New Jersey ACCUTEST LABORATORIES

07/15/14

Technical Report for

Langan Engineering & Environmental

Carroll Gardens, 363-365 Bond Street, Brooklyn, NY

100287501, 365 Bond Street

Accutest Job Number: JB70672

Sampling Dates: 06/30/14 - 07/01/14

Report to:

Langan Engineering & Environmental
619 River Drive, Center #1
Elmwood Park, NJ 07407
cmcmahon@langan.com; ldeckard@langan.com;
cmadsen@langan.com; aforsburg@langan.com
ATTN: Chris McMahon

Total number of pages in report: **1657**

NELAP ACCREDITED TNI LABORATORY

Test results contained within this data package meet the requirements of the National Environmental Laboratory Accreditation Program and/or state specific certification programs as applicable.

Nancy Cole
Laboratory Director

Client Service contact: Tammy McCloskey 732-329-0200

Certifications: NJ(12129), NY(10983), CA, CT, DE, FL, IL, IN, KS, KY, LA, MA, MD, MI, MT, NC, OH VAP (CL0056), PA, RI, SC, TN, VA, WV, DoD ELAP (L-A-B L2248)

This report shall not be reproduced, except in its entirety, without the written approval of Accutest Laboratories. Test results relate only to samples analyzed.

Accutest Laboratories is the sole authority for authorizing edits or modifications to this document. Unauthorized modification of this report is strictly prohibited.

Sections: 1 2 3 4 5 6 7 8 9 10 11 12 13

Table of Contents

Section 1: Sample Summary 5
Section 2: Case Narrative/Conformance Summary 7
Section 3: Summary of Hits 10
Section 4: Sample Results 17
4.1: JB70672-1: 419-PE-8 18
4.2: JB70672-2: 420-PE-7 24
4.3: JB70672-3: 421-PE-29 30
4.4: JB70672-4: 422-DUP-8 36
4.5: JB70672-5: 423-FB-22 42
4.6: JB70672-6: 424-TB-19 48
4.7: JB70672-7: 425-PE-2 50
4.8: JB70672-8: 426-PE-1 56
4.9: JB70672-9: 427-PE-28 62
4.10: JB70672-10: 428-FB-23 68
4.11: JB70672-11: 429-PE-26 74
4.12: JB70672-12: 430-PE-27 80
Section 5: Misc. Forms 86
5.1: Chain of Custody 87
5.2: Sample Tracking Chronicle 91
5.3: Internal Chain of Custody 95
Section 6: GC/MS Volatiles - QC Data Summaries 104
6.1: Method Blank Summary 105
6.2: Blank Spike Summary 114
6.3: Matrix Spike Summary 123
6.4: Matrix Spike/Matrix Spike Duplicate Summary 125
6.5: Duplicate Summary 132
6.6: Instrument Performance Checks (BFB) 134
6.7: Internal Standard Area Summaries 143
6.8: Surrogate Recovery Summaries 148
6.9: Initial and Continuing Calibration Summaries 150
Section 7: GC/MS Volatiles - Raw Data 192
7.1: Samples 193
7.2: Method Blanks 249
7.3: Blank Spikes 259
7.4: Matrix Spike/Matrix Spike Duplicates 282
7.5: Duplicates 324
7.6: Instrument Performance Checks (BFB) 326
7.7: Initial and Continuing Calibarations 344
7.8: Instrument Run Logs 513
Section 8: GC/MS Semi-volatiles - QC Data Summaries 526
8.1: Method Blank Summary 527
8.2: Blank Spike Summary 536

Table of Contents

8.3: Matrix Spike/Matrix Spike Duplicate Summary 545
8.4: Instrument Performance Checks (DFTPP) 551
8.5: Internal Standard Area Summaries 565
8.6: Surrogate Recovery Summaries 569
8.7: Initial and Continuing Calibration Summaries 571
Section 9: GC/MS Semi-volatiles - Raw Data 631
9.1: Samples 632
9.2: Method Blanks 663
9.3: Blank Spikes 669
9.4: Matrix Spike/Matrix Spike Duplicates 686
9.5: Instrument Performance Checks (DFTPP) 708
9.6: Initial and Continuing Calibarations 777
9.7: Instrument Run Logs 1105
9.8: Prep Logs 1121
Section 10: Metals Analysis - QC Data Summaries 1123
10.1: Inst QC MA34389: Al,Sb,As,Ba,Be,Cd,Ca,Cr,Co,Cu,Fe,Pb,Mg,Mn,Ni,K,Se,Ag, Na,Tl,V,Zn 1124
10.2: Inst QC MA34391: Al,Sb,As,Ba,Be,Cd,Ca,Cr,Co,Cu,Fe,Pb,Mg,Mn,Ni,K,Se,Ag, Na,Tl,V,Zn 1170
10.3: Inst QC MA34392: Hg 1196
10.4: Inst QC MA34399: Mg,Tl 1205
10.5: Inst QC MA34401: Al,Sb,As,Ba,Be,Cd,Ca,Cr,Co,Cu,Fe,Pb,Mg,Mn,Ni,K,Se,Ag, Na,Tl,V,Zn 1240
10.6: Inst QC MA34406: Hg 1276
10.7: Inst QC MA34418: Hg 1284
10.8: Inst QC MA34444: Tl 1294
10.9: Prep QC MP80450: Al,Sb,As,Ba,Be,Cd,Ca,Cr,Co,Cu,Fe,Pb,Mg,Mn,Ni,K,Se,Ag, Na,Tl,V,Zn 1323
10.10: Prep QC MP80451: Al,Sb,As,Ba,Be,Cd,Ca,Cr,Co,Cu,Fe,Pb,Mg,Mn,Ni,K,Se,Ag, Na,Tl,V,Zn 1333
10.11: Prep QC MP80467: Al,Sb,As,Ba,Be,Cd,Ca,Cr,Co,Cu,Fe,Pb,Mg,Mn,Ni,K,Se,Ag, Na,Tl,V,Zn 1343
10.12: Prep QC MP80489: Hg 1353
10.13: Prep QC MP80519: Hg 1357
10.14: Prep QC MP80550: Hg 1359
10.15: IDL and Linear Range Summaries 1364
Section 11: Metals Analysis - Raw Data 1374
11.1: Raw Data MA34389 1375
11.2: Raw Data MA34391 1443
11.3: Raw Data MA34392 1482
11.4: Raw Data MA34399 1485
11.5: Raw Data MA34401 1534

Sections:

Table of Contents

11.6: Raw Data MA34406 1580
11.7: Raw Data MA34418 1583
11.8: Raw Data MA34444 1586
11.9: Prep Logs 1632
Section 12: General Chemistry - QC Data Summaries 1652
12.1: Percent Solids Raw Data Summary 1653
Section 13: Misc. Raw Data 1655
13.1: VOA Soil Prep Log 1656

Accutest Laboratories

Sample Summary

Langan Engineering & Environmental

Job No: JB70672

Carroll Gardens, 363-365 Bond Street, Brooklyn, NY
Project No: 100287501, 365 Bond Street

Sample Number	Collected Date	Time	By	Received	Matrix Code	Type	Client Sample ID
JB70672-1	06/30/14	08:10	CBM	07/01/14	SO	Soil	419-PE-8
JB70672-2	06/30/14	08:15	CBM	07/01/14	SO	Soil	420-PE-7
JB70672-3	06/30/14	08:20	CBM	07/01/14	SO	Soil	421-PE-29
JB70672-4	06/30/14	00:00	CBM	07/01/14	SO	Soil	422-DUP-8
JB70672-5	06/30/14	08:25	CBM	07/01/14	AQ	Field Blank Soil	423-FB-22
JB70672-6	07/01/14	10:40	CBM	07/01/14	AQ	Trip Blank Soil	424-TB-19
JB70672-7	07/01/14	07:45	CBM	07/01/14	SO	Soil	425-PE-2
JB70672-8	07/01/14	07:55	CBM	07/01/14	SO	Soil	426-PE-1
JB70672-9	07/01/14	08:05	CBM	07/01/14	SO	Soil	427-PE-28
JB70672-10	07/01/14	08:10	CBM	07/01/14	AQ	Field Blank Soil	428-FB-23
JB70672-11	07/01/14	10:35	CBM	07/01/14	SO	Soil	429-PE-26
JB70672-12	07/01/14	10:40	CBM	07/01/14	SO	Soil	430-PE-27
JB70672-12D	07/01/14	10:40	CBM	07/01/14	SO	Soil Dup/MSD	430-PE-27 MSD

Soil samples reported on a dry weight basis unless otherwise indicated on result page.

Sample Summary
(continued)

Langan Engineering & Environmental

Job No: JB70672

Carroll Gardens, 363-365 Bond Street, Brooklyn, NY
Project No: 100287501, 365 Bond Street

Sample Number	Collected Date	Time	By	Received	Matrix Code	Type	Client Sample ID
JB70672-12S	07/01/14	10:40	CBM	07/01/14	SO	Soil Matrix Spike	430-PE-27 MS

Soil samples reported on a dry weight basis unless otherwise indicated on result page.

CASE NARRATIVE / CONFORMANCE SUMMARY

Client:	Langan Engineering & Environmental	**Job No**	JB70672
Site:	Carroll Gardens, 363-365 Bond Street, Brooklyn, NY	**Report Date**	7/15/2014 12:58:25 P

On 07/01/2014, 9 Sample(s), 1 Trip Blank(s) and 2 Field Blank(s) were received at Accutest Laboratories at a temperature of 4 C. Samples were intact and chemically preserved, unless noted below. An Accutest Job Number of JB70672 was assigned to the project. Laboratory sample ID, client sample ID and dates of sample collection are detailed in the report's Results Summary Section.

Specified quality control criteria were achieved for this job except as noted below. For more information, please refer to the analytical results and QC summary pages.

Volatiles by GCMS By Method SW846 8260C

Matrix: AQ **Batch ID:** V2C5524

- All samples were analyzed within the recommended method holding time.
- All method blanks for this batch meet method specific criteria.
- Sample(s) JB70356-2MS, JB70356-2MSD were used as the QC samples indicated.

Matrix: AQ **Batch ID:** V2C5525

- All samples were analyzed within the recommended method holding time.
- Sample(s) JB70572-7MS, JB70572-7MSD were used as the QC samples indicated.
- All method blanks for this batch meet method specific criteria.

Matrix: SO **Batch ID:** VE9537

- All samples were analyzed within the recommended method holding time.
- Sample(s) JB70672-7MS, JB70672-7MSD were used as the QC samples indicated.
- All method blanks for this batch meet method specific criteria.

Matrix: SO **Batch ID:** VY6390

- All samples were analyzed within the recommended method holding time.
- Sample(s) JB70672-12MS, JB70672-12MSD were used as the QC samples indicated.
- All method blanks for this batch meet method specific criteria.
- Matrix Spike Recovery(s) for Methylcyclohexane are outside control limits. Outside control limits due to high level in sample relative to spike amount.

Matrix: SO **Batch ID:** VY6392

- All samples were analyzed within the recommended method holding time.
- All method blanks for this batch meet method specific criteria.
- Sample(s) JB70845-1DUP, JB70845-2MS were used as the QC samples indicated.
- Matrix Spike Recovery(s) for Methyl Acetate are outside control limits. Outside control limits due to matrix interference.

Extractables by GCMS By Method SW846 8270D

Matrix: AQ **Batch ID:** OP76174

- All samples were extracted within the recommended method holding time.
- Sample(s) JB70753-1MS, JB70753-1MSD were used as the QC samples indicated.
- All method blanks for this batch meet method specific criteria.
- RPD(s) for MS/MSD for 3-Nitroaniline are outside control limits. Analytical precision exceeds in-house control limits.

Matrix: SO **Batch ID:** OP76137

- All samples were extracted within the recommended method holding time.
- Sample(s) JB70672-12MS, JB70672-12MSD were used as the QC samples indicated.
- All method blanks for this batch meet method specific criteria.
- Blank Spike Recovery(s) for 1,4-Dioxane, 2,4,6-Trichlorophenol, 2-Chloronaphthalene, 4-Nitrophenol are outsideof in house control limits.
- Matrix Spike Recovery(s) for 1,1'-Biphenyl, 2,4,5-Trichlorophenol, 2,4,6-Trichlorophenol, 2-Chloronaphthalene, 4-Nitrophenol, Acenaphthene, Benzo(g,h,i)perylene, Dibenzo(a,h)anthracene are outside control limits. Outside of in house control limits, but within the marginal exceedance limits.
- RPD(s) for MS/MSD for Indeno(1,2,3-cd)pyrene are outside control limits. Outside of in house control limits, but within the marginal exceedance limits.
- JB70672-12: Confirmation run for internal standard areas.
- JB70672-7: Confirmation run for internal standard areas.
- JB70672-9 for 2-Fluorobiphenyl: High percent recoveries and no positive found in the sample.
- JB70672-9 for 2,4,6-Tribromophenol: High percent recoveries and no positive found in the sample.
- JB70672-7 for Terphenyl-d14: Outside control limits due to matrix interference.
- JB70672-9 for Nitrobenzene-d5: High percent recoveries and no positive found in the sample.

Metals By Method SW846 6010C

Matrix: AQ **Batch ID:** MP80451

- All samples were digested within the recommended method holding time.
- All method blanks for this batch meet method specific criteria.
- Sample(s) JB70718-4MS, JB70718-4MSD, JB70718-4SDL were used as the QC samples for metals.
- RPD(s) for Serial Dilution for Arsenic, Cadmium, Chromium, Copper, Nickel, Potassium, Selenium, Silver, Vanadium, Zinc are outside control limits. Percent difference acceptable due to low initial sample concentration (< 50 times IDL).

Matrix: AQ **Batch ID:** MP80467

- All samples were digested within the recommended method holding time.
- All method blanks for this batch meet method specific criteria.
- Sample(s) JB70822-3MS, JB70822-3MSD, JB70822-3SDL were used as the QC samples for metals.
- RPD(s) for Serial Dilution for Aluminum, Cadmium, Chromium, Copper, Manganese, Nickel, Vanadium, Zinc are outside control limits. Percent difference acceptable due to low initial sample concentration (< 50 times IDL).

Matrix: SO **Batch ID:** MP80450

- All samples were digested within the recommended method holding time.
- All method blanks for this batch meet method specific criteria.
- Sample(s) JB70672-12MS, JB70672-12MSD, JB70672-12SDL were used as the QC samples for metals.
- Matrix Spike Recovery(s) for Antimony are outside control limits. Spike recovery indicates possible matrix interference and/or sample nonhomogeneity.
- Matrix Spike Duplicate Recovery(s) for Antimony are outside control limits. Spike recovery indicates possible matrix interference and/or sample nonhomogeneity.
- RPD(s) for Serial Dilution for Antimony, Cadmium, Silver are outside control limits. Percent difference acceptable due to low initial sample concentration (< 50 times IDL).

Metals By Method SW846 7470A

Matrix:	AQ	Batch ID:	MP80519

- All samples were digested within the recommended method holding time.
- All method blanks for this batch meet method specific criteria.

Matrix:	AQ	Batch ID:	MP80550

- All samples were digested within the recommended method holding time.
- All method blanks for this batch meet method specific criteria.
- Sample(s) JB71051-1MS, JB71051-1MSD, JB71051-1PS were used as the QC samples for metals.
- MP80550-PS1 for Mercury: Spike recovery indicates possible matrix interference.

Metals By Method SW846 7471B

Matrix:	SO	Batch ID:	MP80489

- All samples were digested within the recommended method holding time.
- All method blanks for this batch meet method specific criteria.
- Sample(s) JB70672-12MS, JB70672-12MSD were used as the QC samples for metals.

Wet Chemistry By Method SM2540 G-97

Matrix:	SO	Batch ID:	GN7729

- The data for SM2540 G-97 meets quality control requirements.

Accutest certifies that data reported for samples received, listed on the associated custody chain or analytical task order, were produced to specifications meeting Accutest's Quality System precision, accuracy and completeness objectives except as noted.

Estimated non-standard method measurement uncertainty data is available on request, based on quality control bias and implicit for standard methods. Acceptable uncertainty requires tested parameter quality control data to meet method criteria.

Accutest Laboratories is not responsible for data quality assumptions if partial reports are used and recommends that this report be used in its entirety. Data release is authorized by Accutest Laboratories indicated via signature on the report cover

Summary of Hits

Job Number: JB70672
Account: Langan Engineering & Environmental
Project: Carroll Gardens, 363-365 Bond Street, Brooklyn, NY
Collected: 06/30/14 thru 07/01/14

Lab Sample ID / Analyte	Client Sample ID	Result/ Qual	RL	MDL	Units	Method
JB70672-1	**419-PE-8**					
Acetone		0.0363	0.014	0.0062	mg/kg	SW846 8260C
Carbon disulfide		0.00063 J	0.0068	0.00019	mg/kg	SW846 8260C
Cyclohexane		0.0055 J	0.0068	0.00035	mg/kg	SW846 8260C
Methylcyclohexane		0.0069	0.0068	0.00022	mg/kg	SW846 8260C
Aluminum		15500	66	1.8	mg/kg	SW846 6010C
Arsenic		6.4	2.7	0.38	mg/kg	SW846 6010C
Barium		51.8	27	0.11	mg/kg	SW846 6010C
Beryllium		0.98	0.27	0.027	mg/kg	SW846 6010C
Cadmium		0.33 B	0.66	0.066	mg/kg	SW846 6010C
Calcium		2730	660	4.0	mg/kg	SW846 6010C
Chromium		33.6	1.3	0.093	mg/kg	SW846 6010C
Cobalt		12.5	6.6	0.080	mg/kg	SW846 6010C
Copper		28.5	3.3	0.20	mg/kg	SW846 6010C
Iron		25900	66	1.3	mg/kg	SW846 6010C
Lead		38.1	2.7	0.28	mg/kg	SW846 6010C
Magnesium		7360	660	4.5	mg/kg	SW846 6010C
Manganese		268	2.0	0.080	mg/kg	SW846 6010C
Mercury		0.096	0.045	0.010	mg/kg	SW846 7471B
Nickel		52.3	5.3	0.13	mg/kg	SW846 6010C
Potassium		3300	1300	5.3	mg/kg	SW846 6010C
Silver		0.20 B	0.66	0.19	mg/kg	SW846 6010C
Sodium		592 B	1300	2.5	mg/kg	SW846 6010C
Vanadium		38.7	6.6	0.12	mg/kg	SW846 6010C
Zinc		79.0	2.7	0.50	mg/kg	SW846 6010C
JB70672-2	**420-PE-7**					
Acetone		0.0596	0.018	0.0080	mg/kg	SW846 8260C
Carbon disulfide		0.0015 J	0.0088	0.00025	mg/kg	SW846 8260C
Cyclohexane		0.0017 J	0.0088	0.00045	mg/kg	SW846 8260C
Methylcyclohexane		0.0031 J	0.0088	0.00029	mg/kg	SW846 8260C
Aluminum		16700	80	2.1	mg/kg	SW846 6010C
Arsenic		11.2	3.2	0.46	mg/kg	SW846 6010C
Barium		44.3	32	0.13	mg/kg	SW846 6010C
Beryllium		0.93	0.32	0.032	mg/kg	SW846 6010C
Cadmium		0.57 B	0.80	0.080	mg/kg	SW846 6010C
Calcium		2640	800	4.8	mg/kg	SW846 6010C
Chromium		33.2	1.6	0.11	mg/kg	SW846 6010C
Cobalt		10.1	8.0	0.096	mg/kg	SW846 6010C
Copper		17.1	4.0	0.24	mg/kg	SW846 6010C
Iron		33900	80	1.5	mg/kg	SW846 6010C
Lead		19.3	3.2	0.34	mg/kg	SW846 6010C
Magnesium		7640	800	5.4	mg/kg	SW846 6010C

Summary of Hits

Job Number: JB70672
Account: Langan Engineering & Environmental
Project: Carroll Gardens, 363-365 Bond Street, Brooklyn, NY
Collected: 06/30/14 thru 07/01/14

Lab Sample ID / Analyte	Client Sample ID	Result/ Qual	RL	MDL	Units	Method
Manganese		399	2.4	0.096	mg/kg	SW846 6010C
Mercury		0.043 B	0.056	0.013	mg/kg	SW846 7471B
Nickel		29.3	6.4	0.16	mg/kg	SW846 6010C
Potassium		3620	1600	6.4	mg/kg	SW846 6010C
Sodium		841 B	1600	3.0	mg/kg	SW846 6010C
Vanadium		38.7	8.0	0.14	mg/kg	SW846 6010C
Zinc		74.7	3.2	0.61	mg/kg	SW846 6010C
JB70672-3	**421-PE-29**					
Acetone		0.0535	0.017	0.0077	mg/kg	SW846 8260C
Carbon disulfide		0.0029 J	0.0084	0.00024	mg/kg	SW846 8260C
Cyclohexane		0.0061 J	0.0084	0.00043	mg/kg	SW846 8260C
Methylcyclohexane		0.0012 J	0.0084	0.00028	mg/kg	SW846 8260C
Benzo(a)pyrene		0.108	0.055	0.017	mg/kg	SW846 8270D
Aluminum		16900	71	1.9	mg/kg	SW846 6010C
Antimony		0.39 B	2.9	0.39	mg/kg	SW846 6010C
Arsenic		10.7	2.9	0.41	mg/kg	SW846 6010C
Barium		38.5	29	0.11	mg/kg	SW846 6010C
Beryllium		0.93	0.29	0.029	mg/kg	SW846 6010C
Cadmium		0.51 B	0.71	0.071	mg/kg	SW846 6010C
Calcium		2390	710	4.3	mg/kg	SW846 6010C
Chromium		32.8	1.4	0.10	mg/kg	SW846 6010C
Cobalt		10.2	7.1	0.086	mg/kg	SW846 6010C
Copper		15.1	3.6	0.21	mg/kg	SW846 6010C
Iron		31200	71	1.4	mg/kg	SW846 6010C
Lead		13.5	2.9	0.30	mg/kg	SW846 6010C
Magnesium		7910	710	4.8	mg/kg	SW846 6010C
Manganese		395	2.1	0.086	mg/kg	SW846 6010C
Mercury		0.024 B	0.055	0.012	mg/kg	SW846 7471B
Nickel		28.3	5.7	0.14	mg/kg	SW846 6010C
Potassium		3800	1400	5.7	mg/kg	SW846 6010C
Sodium		1060 B	1400	2.7	mg/kg	SW846 6010C
Vanadium		36.5	7.1	0.13	mg/kg	SW846 6010C
Zinc		74.8	2.9	0.54	mg/kg	SW846 6010C
JB70672-4	**422-DUP-8**					
Acetone		0.0437	0.017	0.0077	mg/kg	SW846 8260C
Carbon disulfide		0.0066 J	0.0085	0.00024	mg/kg	SW846 8260C
Cyclohexane		0.0076 J	0.0085	0.00044	mg/kg	SW846 8260C
Methylcyclohexane		0.0013 J	0.0085	0.00028	mg/kg	SW846 8260C
Aluminum		16200	75	2.0	mg/kg	SW846 6010C
Arsenic		11.3	3.0	0.43	mg/kg	SW846 6010C
Barium		37.2	30	0.12	mg/kg	SW846 6010C

Summary of Hits

Job Number: JB70672
Account: Langan Engineering & Environmental
Project: Carroll Gardens, 363-365 Bond Street, Brooklyn, NY
Collected: 06/30/14 thru 07/01/14

Lab Sample ID / Analyte	Client Sample ID	Result/ Qual	RL	MDL	Units	Method
Beryllium		0.88	0.30	0.030	mg/kg	SW846 6010C
Cadmium		0.58 B	0.75	0.075	mg/kg	SW846 6010C
Calcium		2830	750	4.5	mg/kg	SW846 6010C
Chromium		32.3	1.5	0.10	mg/kg	SW846 6010C
Cobalt		9.6	7.5	0.090	mg/kg	SW846 6010C
Copper		14.6	3.7	0.22	mg/kg	SW846 6010C
Iron		31900	75	1.4	mg/kg	SW846 6010C
Lead		13.9	3.0	0.31	mg/kg	SW846 6010C
Magnesium		7630	750	5.0	mg/kg	SW846 6010C
Manganese		381	2.2	0.090	mg/kg	SW846 6010C
Mercury		0.022 B	0.051	0.012	mg/kg	SW846 7471B
Nickel		27.5	6.0	0.15	mg/kg	SW846 6010C
Potassium		3740	1500	6.0	mg/kg	SW846 6010C
Sodium		1080 B	1500	2.8	mg/kg	SW846 6010C
Vanadium		34.9	7.5	0.13	mg/kg	SW846 6010C
Zinc		73.5	3.0	0.57	mg/kg	SW846 6010C
JB70672-5	**423-FB-22**					
Aluminum		13.8 B	200	11	ug/l	SW846 6010C
Calcium		70.1 B	5000	19	ug/l	SW846 6010C
Sodium		242 B	10000	19	ug/l	SW846 6010C
JB70672-6	**424-TB-19**					
No hits reported in this sample.						
JB70672-7	**425-PE-2**					
Acetone		0.0484	0.015	0.0069	mg/kg	SW846 8260C
Carbon disulfide		0.0015 J	0.0076	0.00021	mg/kg	SW846 8260C
Cyclohexane		0.0284	0.0076	0.00039	mg/kg	SW846 8260C
Isopropylbenzene		0.0022 J	0.0076	0.00022	mg/kg	SW846 8260C
Methylcyclohexane		4.16	0.94	0.031	mg/kg	SW846 8260C
Toluene		0.00049 J	0.0015	0.00022	mg/kg	SW846 8260C
m,p-Xylene		0.0018	0.0015	0.00074	mg/kg	SW846 8260C
o-Xylene		0.0010 J	0.0015	0.00027	mg/kg	SW846 8260C
Xylene (total)		0.0028	0.0015	0.00027	mg/kg	SW846 8260C
Phenanthrene		0.0311 J	0.050	0.023	mg/kg	SW846 8270D
Pyrene		0.0265 J	0.050	0.019	mg/kg	SW846 8270D
Aluminum		13900	73	1.9	mg/kg	SW846 6010C
Arsenic		10.9	2.9	0.42	mg/kg	SW846 6010C
Barium		78.6	29	0.12	mg/kg	SW846 6010C
Beryllium		0.78	0.29	0.029	mg/kg	SW846 6010C
Cadmium		0.44 B	0.73	0.073	mg/kg	SW846 6010C

Summary of Hits

Job Number: JB70672
Account: Langan Engineering & Environmental
Project: Carroll Gardens, 363-365 Bond Street, Brooklyn, NY
Collected: 06/30/14 thru 07/01/14

Lab Sample ID / Analyte	Client Sample ID	Result/ Qual	RL	MDL	Units	Method
Calcium		7110	730	4.4	mg/kg	SW846 6010C
Chromium		26.5	1.5	0.10	mg/kg	SW846 6010C
Cobalt		9.1	7.3	0.088	mg/kg	SW846 6010C
Copper		21.1	3.7	0.22	mg/kg	SW846 6010C
Iron		26000	73	1.4	mg/kg	SW846 6010C
Lead		59.6	2.9	0.31	mg/kg	SW846 6010C
Magnesium		5850	730	4.9	mg/kg	SW846 6010C
Manganese		287	2.2	0.088	mg/kg	SW846 6010C
Mercury		0.17	0.051	0.011	mg/kg	SW846 7471B
Nickel		29.5	5.9	0.15	mg/kg	SW846 6010C
Potassium		2800	1500	5.8	mg/kg	SW846 6010C
Sodium		659 B	1500	2.8	mg/kg	SW846 6010C
Vanadium		31.9	7.3	0.13	mg/kg	SW846 6010C
Zinc		226	2.9	0.56	mg/kg	SW846 6010C
JB70672-8	**426-PE-1**					
Acetone		0.0386	0.018	0.0080	mg/kg	SW846 8260C
Carbon disulfide		0.0025 J	0.0088	0.00025	mg/kg	SW846 8260C
Cyclohexane		0.0652	0.0088	0.00045	mg/kg	SW846 8260C
Isopropylbenzene		0.0011 J	0.0088	0.00026	mg/kg	SW846 8260C
Methylcyclohexane		0.289	0.0088	0.00029	mg/kg	SW846 8260C
Aluminum		16500	89	2.4	mg/kg	SW846 6010C
Arsenic		11.5	3.6	0.52	mg/kg	SW846 6010C
Barium		39.5	36	0.14	mg/kg	SW846 6010C
Beryllium		0.91	0.36	0.036	mg/kg	SW846 6010C
Cadmium		0.57 B	0.89	0.089	mg/kg	SW846 6010C
Calcium		2720	890	5.4	mg/kg	SW846 6010C
Chromium		32.7	1.8	0.13	mg/kg	SW846 6010C
Cobalt		9.8	8.9	0.11	mg/kg	SW846 6010C
Copper		14.9	4.5	0.27	mg/kg	SW846 6010C
Iron		32500	89	1.7	mg/kg	SW846 6010C
Lead		14.4	3.6	0.38	mg/kg	SW846 6010C
Magnesium		7590	890	6.0	mg/kg	SW846 6010C
Manganese		401	2.7	0.11	mg/kg	SW846 6010C
Mercury		0.029 B	0.054	0.012	mg/kg	SW846 7471B
Nickel		27.9	7.1	0.18	mg/kg	SW846 6010C
Potassium		3710	1800	7.1	mg/kg	SW846 6010C
Sodium		852 B	1800	3.4	mg/kg	SW846 6010C
Vanadium		35.7	8.9	0.16	mg/kg	SW846 6010C
Zinc		79.9	3.6	0.68	mg/kg	SW846 6010C
JB70672-9	**427-PE-28**					
Acetone		0.0310	0.019	0.0085	mg/kg	SW846 8260C

Summary of Hits

Job Number: JB70672
Account: Langan Engineering & Environmental
Project: Carroll Gardens, 363-365 Bond Street, Brooklyn, NY
Collected: 06/30/14 thru 07/01/14

Lab Sample ID / Analyte	Client Sample ID	Result/ Qual	RL	MDL	Units	Method
Carbon disulfide		0.0016 J	0.0093	0.00026	mg/kg	SW846 8260C
Cyclohexane		0.0528	0.0093	0.00048	mg/kg	SW846 8260C
Isopropylbenzene		0.00078 J	0.0093	0.00027	mg/kg	SW846 8260C
Methylcyclohexane		0.182	0.0093	0.00030	mg/kg	SW846 8260C
Aluminum		15300	82	2.2	mg/kg	SW846 6010C
Arsenic		12.0	3.3	0.48	mg/kg	SW846 6010C
Barium		37.0	33	0.13	mg/kg	SW846 6010C
Beryllium		0.90	0.33	0.033	mg/kg	SW846 6010C
Cadmium		0.56 B	0.82	0.082	mg/kg	SW846 6010C
Calcium		5120	820	5.0	mg/kg	SW846 6010C
Chromium		30.4	1.6	0.12	mg/kg	SW846 6010C
Cobalt		9.8	8.2	0.099	mg/kg	SW846 6010C
Copper		15.0	4.1	0.25	mg/kg	SW846 6010C
Iron		31700	82	1.6	mg/kg	SW846 6010C
Lead		14.4	3.3	0.35	mg/kg	SW846 6010C
Magnesium		6920	820	5.6	mg/kg	SW846 6010C
Manganese		404	2.5	0.099	mg/kg	SW846 6010C
Mercury		0.065	0.053	0.012	mg/kg	SW846 7471B
Nickel		27.4	6.6	0.16	mg/kg	SW846 6010C
Potassium		3310	1600	6.6	mg/kg	SW846 6010C
Sodium		679 B	1600	3.1	mg/kg	SW846 6010C
Vanadium		35.3	8.2	0.15	mg/kg	SW846 6010C
Zinc		72.2	3.3	0.62	mg/kg	SW846 6010C
JB70672-10	**428-FB-23**					
Aluminum		17.9 B	200	11	ug/l	SW846 6010C
Calcium		168 B	5000	19	ug/l	SW846 6010C
Iron		17.6 B	100	12	ug/l	SW846 6010C
Manganese		0.60 B	15	0.48	ug/l	SW846 6010C
Sodium		362 B	10000	19	ug/l	SW846 6010C
JB70672-11	**429-PE-26**					
Acetone		0.0411	0.012	0.0053	mg/kg	SW846 8260C
2-Butanone (MEK)		0.0084 J	0.012	0.0051	mg/kg	SW846 8260C
Carbon disulfide		0.00081 J	0.0058	0.00016	mg/kg	SW846 8260C
Cyclohexane		0.0034 J	0.0058	0.00030	mg/kg	SW846 8260C
Methylcyclohexane		0.0615	0.0058	0.00019	mg/kg	SW846 8260C
Benzo(a)anthracene		0.0194 J	0.045	0.015	mg/kg	SW846 8270D
Chrysene		0.0191 J	0.045	0.015	mg/kg	SW846 8270D
Pyrene		0.0218 J	0.045	0.017	mg/kg	SW846 8270D
Aluminum		16700	57	1.5	mg/kg	SW846 6010C
Arsenic		5.7	2.3	0.33	mg/kg	SW846 6010C
Barium		101	23	0.091	mg/kg	SW846 6010C

Summary of Hits

Job Number: JB70672
Account: Langan Engineering & Environmental
Project: Carroll Gardens, 363-365 Bond Street, Brooklyn, NY
Collected: 06/30/14 thru 07/01/14

Lab Sample ID / Analyte	Client Sample ID	Result/ Qual	RL	MDL	Units	Method
Beryllium		1.0	0.23	0.023	mg/kg	SW846 6010C
Cadmium		0.49 B	0.57	0.057	mg/kg	SW846 6010C
Calcium		2910	570	3.4	mg/kg	SW846 6010C
Chromium		33.3	1.1	0.079	mg/kg	SW846 6010C
Cobalt		13.8	5.7	0.068	mg/kg	SW846 6010C
Copper		34.1	2.8	0.17	mg/kg	SW846 6010C
Iron		26500	57	1.1	mg/kg	SW846 6010C
Lead		36.8	2.3	0.24	mg/kg	SW846 6010C
Magnesium		7820	570	3.8	mg/kg	SW846 6010C
Manganese		285	1.7	0.068	mg/kg	SW846 6010C
Mercury		0.092	0.045	0.010	mg/kg	SW846 7471B
Nickel		56.2	4.5	0.11	mg/kg	SW846 6010C
Potassium		3400	1100	4.5	mg/kg	SW846 6010C
Sodium		462 B	1100	2.1	mg/kg	SW846 6010C
Vanadium		41.2	5.7	0.10	mg/kg	SW846 6010C
Zinc		77.6	2.3	0.43	mg/kg	SW846 6010C
JB70672-12	**430-PE-27**					
Acetone		0.0632	0.019	0.0086	mg/kg	SW846 8260C
Carbon disulfide		0.00081 J	0.0094	0.00027	mg/kg	SW846 8260C
Cyclohexane		0.125	0.0094	0.00048	mg/kg	SW846 8260C
Isopropylbenzene		0.0015 J	0.0094	0.00028	mg/kg	SW846 8260C
Methylcyclohexane		0.330	0.0094	0.00031	mg/kg	SW846 8260C
Toluene		0.00071 J	0.0019	0.00027	mg/kg	SW846 8260C
m,p-Xylene		0.0033	0.0019	0.00091	mg/kg	SW846 8260C
o-Xylene		0.0013 J	0.0019	0.00034	mg/kg	SW846 8260C
Xylene (total)		0.0047	0.0019	0.00034	mg/kg	SW846 8260C
Aluminum		17000	74	1.9	mg/kg	SW846 6010C
Antimony		0.46 B	2.9	0.40	mg/kg	SW846 6010C
Arsenic		12.0	2.9	0.43	mg/kg	SW846 6010C
Barium		45.9	29	0.12	mg/kg	SW846 6010C
Beryllium		0.96	0.29	0.029	mg/kg	SW846 6010C
Cadmium		0.43 B	0.74	0.074	mg/kg	SW846 6010C
Calcium		3220	740	4.5	mg/kg	SW846 6010C
Chromium		36.5	1.5	0.10	mg/kg	SW846 6010C
Cobalt		10.4	7.4	0.088	mg/kg	SW846 6010C
Copper		15.2	3.7	0.22	mg/kg	SW846 6010C
Iron		36300	74	1.4	mg/kg	SW846 6010C
Lead		15.8	2.9	0.31	mg/kg	SW846 6010C
Magnesium		7040	740	5.0	mg/kg	SW846 6010C
Manganese		432	2.2	0.088	mg/kg	SW846 6010C
Mercury		0.024 B	0.056	0.013	mg/kg	SW846 7471B
Nickel		29.9	5.9	0.15	mg/kg	SW846 6010C
Potassium		3740	1500	5.9	mg/kg	SW846 6010C

Summary of Hits

Job Number: JB70672
Account: Langan Engineering & Environmental
Project: Carroll Gardens, 363-365 Bond Street, Brooklyn, NY
Collected: 06/30/14 thru 07/01/14

Lab Sample ID / Analyte	Client Sample ID	Result/ Qual	RL	MDL	Units	Method
Silver		0.28 B	0.74	0.21	mg/kg	SW846 6010C
Sodium		840 B	1500	2.8	mg/kg	SW846 6010C
Vanadium		39.2	7.4	0.13	mg/kg	SW846 6010C
Zinc		81.7	2.9	0.56	mg/kg	SW846 6010C

New Jersey ACCUTEST LABORATORIES

Sample Results

Report of Analysis

Accutest Laboratories

Report of Analysis

Client Sample ID: 419-PE-8
Lab Sample ID: JB70672-1
Matrix: SO - Soil
Method: SW846 8260C
Project: Carroll Gardens, 363-365 Bond Street, Brooklyn, NY

Date Sampled: 06/30/14
Date Received: 07/01/14
Percent Solids: 71.1

	File ID	DF	Analyzed	By	Prep Date	Prep Batch	Analytical Batch
Run #1	Y146976.D	1	07/07/14	PS	n/a	n/a	VY6390
Run #2							

	Initial Weight
Run #1	5.2 g
Run #2	

VOA TCL List

CAS No.	Compound	Result	RL	MDL	Units	Q
67-64-1	Acetone	0.0363	0.014	0.0062	mg/kg	
71-43-2	Benzene	ND	0.0014	0.00017	mg/kg	
74-97-5	Bromochloromethane	ND	0.0068	0.00070	mg/kg	
75-27-4	Bromodichloromethane	ND	0.0068	0.00038	mg/kg	
75-25-2	Bromoform	ND	0.0068	0.00035	mg/kg	
74-83-9	Bromomethane	ND	0.0068	0.00065	mg/kg	
78-93-3	2-Butanone (MEK)	ND	0.014	0.0060	mg/kg	
75-15-0	Carbon disulfide	0.00063	0.0068	0.00019	mg/kg	J
56-23-5	Carbon tetrachloride	ND	0.0068	0.00034	mg/kg	
108-90-7	Chlorobenzene	ND	0.0068	0.00027	mg/kg	
75-00-3	Chloroethane	ND	0.0068	0.0013	mg/kg	
67-66-3	Chloroform	ND	0.0068	0.00034	mg/kg	
74-87-3	Chloromethane	ND	0.0068	0.00046	mg/kg	
110-82-7	Cyclohexane	0.0055	0.0068	0.00035	mg/kg	J
96-12-8	1,2-Dibromo-3-chloropropane	ND	0.014	0.0018	mg/kg	
124-48-1	Dibromochloromethane	ND	0.0068	0.00033	mg/kg	
106-93-4	1,2-Dibromoethane	ND	0.0014	0.00074	mg/kg	
95-50-1	1,2-Dichlorobenzene	ND	0.0068	0.00046	mg/kg	
541-73-1	1,3-Dichlorobenzene	ND	0.0068	0.00029	mg/kg	
106-46-7	1,4-Dichlorobenzene	ND	0.0068	0.00034	mg/kg	
75-71-8	Dichlorodifluoromethane	ND	0.0068	0.00048	mg/kg	
75-34-3	1,1-Dichloroethane	ND	0.0068	0.00042	mg/kg	
107-06-2	1,2-Dichloroethane	ND	0.0014	0.00043	mg/kg	
75-35-4	1,1-Dichloroethene	ND	0.0068	0.00039	mg/kg	
156-59-2	cis-1,2-Dichloroethene	ND	0.0068	0.00028	mg/kg	
156-60-5	trans-1,2-Dichloroethene	ND	0.0068	0.00057	mg/kg	
78-87-5	1,2-Dichloropropane	ND	0.0068	0.00059	mg/kg	
10061-01-5	cis-1,3-Dichloropropene	ND	0.0068	0.00031	mg/kg	
10061-02-6	trans-1,3-Dichloropropene	ND	0.0068	0.00037	mg/kg	
100-41-4	Ethylbenzene	ND	0.0014	0.00024	mg/kg	
76-13-1	Freon 113	ND	0.0068	0.00059	mg/kg	
591-78-6	2-Hexanone	ND	0.0068	0.0024	mg/kg	

ND = Not detected MDL = Method Detection Limit
RL = Reporting Limit
E = Indicates value exceeds calibration range

J = Indicates an estimated value
B = Indicates analyte found in associated method blank
N = Indicates presumptive evidence of a compound

Report of Analysis

Client Sample ID:	419-PE-8		
Lab Sample ID:	JB70672-1	**Date Sampled:**	06/30/14
Matrix:	SO - Soil	**Date Received:**	07/01/14
Method:	SW846 8260C	**Percent Solids:**	71.1
Project:	Carroll Gardens, 363-365 Bond Street, Brooklyn, NY		

VOA TCL List

CAS No.	Compound	Result	RL	MDL	Units	Q
98-82-8	Isopropylbenzene	ND	0.0068	0.00020	mg/kg	
79-20-9	Methyl Acetate	ND	0.0068	0.0023	mg/kg	
108-87-2	Methylcyclohexane	0.0069	0.0068	0.00022	mg/kg	
1634-04-4	Methyl Tert Butyl Ether	ND	0.0014	0.00046	mg/kg	
108-10-1	4-Methyl-2-pentanone(MIBK)	ND	0.0068	0.0018	mg/kg	
75-09-2	Methylene chloride	ND	0.0068	0.0023	mg/kg	
100-42-5	Styrene	ND	0.0068	0.00031	mg/kg	
79-34-5	1,1,2,2-Tetrachloroethane	ND	0.0068	0.00046	mg/kg	
127-18-4	Tetrachloroethene	ND	0.0068	0.00055	mg/kg	
108-88-3	Toluene	ND	0.0014	0.00019	mg/kg	
87-61-6	1,2,3-Trichlorobenzene	ND	0.0068	0.00028	mg/kg	
120-82-1	1,2,4-Trichlorobenzene	ND	0.0068	0.00024	mg/kg	
71-55-6	1,1,1-Trichloroethane	ND	0.0068	0.00039	mg/kg	
79-00-5	1,1,2-Trichloroethane	ND	0.0068	0.0011	mg/kg	
79-01-6	Trichloroethene	ND	0.0068	0.00047	mg/kg	
75-69-4	Trichlorofluoromethane	ND	0.0068	0.00030	mg/kg	
75-01-4	Vinyl chloride	ND	0.0068	0.00046	mg/kg	
	m,p-Xylene	ND	0.0014	0.00065	mg/kg	
95-47-6	o-Xylene	ND	0.0014	0.00024	mg/kg	
1330-20-7	Xylene (total)	ND	0.0014	0.00024	mg/kg	

CAS No.	Surrogate Recoveries	Run# 1	Run# 2	Limits
1868-53-7	Dibromofluoromethane	100%		59-130%
17060-07-0	1,2-Dichloroethane-D4	94%		65-123%
2037-26-5	Toluene-D8	106%		77-125%
460-00-4	4-Bromofluorobenzene	100%		71-132%

ND = Not detected MDL = Method Detection Limit
RL = Reporting Limit
E = Indicates value exceeds calibration range

J = Indicates an estimated value
B = Indicates analyte found in associated method blank
N = Indicates presumptive evidence of a compound

Accutest Laboratories

Report of Analysis

Client Sample ID:	419-PE-8		
Lab Sample ID:	JB70672-1	**Date Sampled:**	06/30/14
Matrix:	SO - Soil	**Date Received:**	07/01/14
Method:	SW846 8270D SW846 3550C	**Percent Solids:**	71.1
Project:	Carroll Gardens, 363-365 Bond Street, Brooklyn, NY		

	File ID	DF	Analyzed	By	Prep Date	Prep Batch	Analytical Batch
Run #1	Z93492.D	1	07/11/14	AD	07/02/14	OP76137	EZ4638
Run #2							

	Initial Weight	Final Volume
Run #1	30.6 g	1.0 ml
Run #2		

ABN TCL List (SOM0 2.0)

CAS No.	Compound	Result	RL	MDL	Units	Q
95-57-8	2-Chlorophenol	ND	0.092	0.046	mg/kg	
59-50-7	4-Chloro-3-methyl phenol	ND	0.23	0.046	mg/kg	
120-83-2	2,4-Dichlorophenol	ND	0.23	0.074	mg/kg	
105-67-9	2,4-Dimethylphenol	ND	0.23	0.077	mg/kg	
51-28-5	2,4-Dinitrophenol	ND	0.92	0.056	mg/kg	
534-52-1	4,6-Dinitro-o-cresol	ND	0.92	0.056	mg/kg	
95-48-7	2-Methylphenol	ND	0.092	0.052	mg/kg	
	3&4-Methylphenol	ND	0.092	0.058	mg/kg	
88-75-5	2-Nitrophenol	ND	0.23	0.049	mg/kg	
100-02-7	4-Nitrophenol	ND	0.46	0.078	mg/kg	
87-86-5	Pentachlorophenol	ND	0.46	0.079	mg/kg	
108-95-2	Phenol	ND	0.092	0.048	mg/kg	
58-90-2	2,3,4,6-Tetrachlorophenol	ND	0.23	0.047	mg/kg	
95-95-4	2,4,5-Trichlorophenol	ND	0.23	0.053	mg/kg	
88-06-2	2,4,6-Trichlorophenol	ND	0.23	0.043	mg/kg	
83-32-9	Acenaphthene	ND	0.046	0.013	mg/kg	
208-96-8	Acenaphthylene	ND	0.046	0.015	mg/kg	
98-86-2	Acetophenone	ND	0.23	0.0081	mg/kg	
120-12-7	Anthracene	ND	0.046	0.016	mg/kg	
1912-24-9	Atrazine	ND	0.092	0.0091	mg/kg	
56-55-3	Benzo(a)anthracene	ND	0.046	0.015	mg/kg	
50-32-8	Benzo(a)pyrene	ND	0.046	0.014	mg/kg	
205-99-2	Benzo(b)fluoranthene	ND	0.046	0.015	mg/kg	
191-24-2	Benzo(g,h,i)perylene	ND	0.046	0.017	mg/kg	
207-08-9	Benzo(k)fluoranthene	ND	0.046	0.017	mg/kg	
101-55-3	4-Bromophenyl phenyl ether	ND	0.092	0.017	mg/kg	
85-68-7	Butyl benzyl phthalate	ND	0.092	0.027	mg/kg	
92-52-4	1,1'-Biphenyl	ND	0.092	0.0053	mg/kg	
100-52-7	Benzaldehyde	ND	0.23	0.011	mg/kg	
91-58-7	2-Chloronaphthalene	ND	0.092	0.014	mg/kg	
106-47-8	4-Chloroaniline	ND	0.23	0.015	mg/kg	
86-74-8	Carbazole	ND	0.092	0.021	mg/kg	

ND = Not detected MDL = Method Detection Limit
RL = Reporting Limit
E = Indicates value exceeds calibration range
J = Indicates an estimated value
B = Indicates analyte found in associated method blank
N = Indicates presumptive evidence of a compound

Report of Analysis

Client Sample ID:	419-PE-8		
Lab Sample ID:	JB70672-1	**Date Sampled:**	06/30/14
Matrix:	SO - Soil	**Date Received:**	07/01/14
Method:	SW846 8270D SW846 3550C	**Percent Solids:**	71.1
Project:	Carroll Gardens, 363-365 Bond Street, Brooklyn, NY		

ABN TCL List (SOM0 2.0)

CAS No.	Compound	Result	RL	MDL	Units	Q
105-60-2	Caprolactam	ND	0.092	0.014	mg/kg	
218-01-9	Chrysene	ND	0.046	0.016	mg/kg	
111-91-1	bis(2-Chloroethoxy)methane	ND	0.092	0.019	mg/kg	
111-44-4	bis(2-Chloroethyl)ether	ND	0.092	0.014	mg/kg	
108-60-1	bis(2-Chloroisopropyl)ether	ND	0.092	0.014	mg/kg	
7005-72-3	4-Chlorophenyl phenyl ether	ND	0.092	0.014	mg/kg	
121-14-2	2,4-Dinitrotoluene	ND	0.046	0.020	mg/kg	
606-20-2	2,6-Dinitrotoluene	ND	0.046	0.018	mg/kg	
91-94-1	3,3'-Dichlorobenzidine	ND	0.092	0.012	mg/kg	
123-91-1	1,4-Dioxane	ND	0.046	0.030	mg/kg	
53-70-3	Dibenzo(a,h)anthracene	ND	0.046	0.016	mg/kg	
132-64-9	Dibenzofuran	ND	0.092	0.014	mg/kg	
84-74-2	Di-n-butyl phthalate	ND	0.092	0.010	mg/kg	
117-84-0	Di-n-octyl phthalate	ND	0.092	0.022	mg/kg	
84-66-2	Diethyl phthalate	ND	0.092	0.016	mg/kg	
131-11-3	Dimethyl phthalate	ND	0.092	0.016	mg/kg	
117-81-7	bis(2-Ethylhexyl)phthalate	ND	0.092	0.041	mg/kg	
206-44-0	Fluoranthene	ND	0.046	0.020	mg/kg	
86-73-7	Fluorene	ND	0.046	0.015	mg/kg	
118-74-1	Hexachlorobenzene	ND	0.092	0.015	mg/kg	
87-68-3	Hexachlorobutadiene	ND	0.046	0.013	mg/kg	
77-47-4	Hexachlorocyclopentadiene	ND	0.46	0.047	mg/kg	
67-72-1	Hexachloroethane	ND	0.23	0.013	mg/kg	
193-39-5	Indeno(1,2,3-cd)pyrene	ND	0.046	0.016	mg/kg	
78-59-1	Isophorone	ND	0.092	0.012	mg/kg	
91-57-6	2-Methylnaphthalene	ND	0.092	0.026	mg/kg	
88-74-4	2-Nitroaniline	ND	0.23	0.020	mg/kg	
99-09-2	3-Nitroaniline	ND	0.23	0.018	mg/kg	
100-01-6	4-Nitroaniline	ND	0.23	0.018	mg/kg	
91-20-3	Naphthalene	ND	0.046	0.013	mg/kg	
98-95-3	Nitrobenzene	ND	0.092	0.013	mg/kg	
621-64-7	N-Nitroso-di-n-propylamine	ND	0.092	0.011	mg/kg	
86-30-6	N-Nitrosodiphenylamine	ND	0.23	0.027	mg/kg	
85-01-8	Phenanthrene	ND	0.046	0.021	mg/kg	
129-00-0	Pyrene	ND	0.046	0.018	mg/kg	
95-94-3	1,2,4,5-Tetrachlorobenzene	ND	0.23	0.014	mg/kg	

CAS No.	Surrogate Recoveries	Run# 1	Run# 2	Limits
367-12-4	2-Fluorophenol	72%		13-110%

ND = Not detected MDL = Method Detection Limit
RL = Reporting Limit
E = Indicates value exceeds calibration range
J = Indicates an estimated value
B = Indicates analyte found in associated method blank
N = Indicates presumptive evidence of a compound

Report of Analysis

Client Sample ID:	419-PE-8		
Lab Sample ID:	JB70672-1	**Date Sampled:**	06/30/14
Matrix:	SO - Soil	**Date Received:**	07/01/14
Method:	SW846 8270D SW846 3550C	**Percent Solids:**	71.1
Project:	Carroll Gardens, 363-365 Bond Street, Brooklyn, NY		

ABN TCL List (SOM0 2.0)

CAS No.	Surrogate Recoveries	Run# 1	Run# 2	Limits
4165-62-2	Phenol-d5	69%		15-110%
118-79-6	2,4,6-Tribromophenol	93%		20-123%
4165-60-0	Nitrobenzene-d5	86%		10-110%
321-60-8	2-Fluorobiphenyl	88%		17-110%
1718-51-0	Terphenyl-d14	95%		30-124%

ND = Not detected MDL = Method Detection Limit
RL = Reporting Limit
E = Indicates value exceeds calibration range

J = Indicates an estimated value
B = Indicates analyte found in associated method blank
N = Indicates presumptive evidence of a compound

Report of Analysis

Client Sample ID: 419-PE-8
Lab Sample ID: JB70672-1
Matrix: SO - Soil
Project: Carroll Gardens, 363-365 Bond Street, Brooklyn, NY

Date Sampled: 06/30/14
Date Received: 07/01/14
Percent Solids: 71.1

Metals Analysis

Analyte	Result	RL	MDL	Units	DF	Prep	Analyzed	By	Method	Prep Method
Aluminum	15500	66	1.8	mg/kg	1	07/02/14	07/04/14	RR	SW846 6010C [1]	SW846 3050B [4]
Antimony	0.36 U	2.7	0.36	mg/kg	1	07/02/14	07/04/14	RR	SW846 6010C [1]	SW846 3050B [4]
Arsenic	6.4	2.7	0.38	mg/kg	1	07/02/14	07/04/14	RR	SW846 6010C [1]	SW846 3050B [4]
Barium	51.8	27	0.11	mg/kg	1	07/02/14	07/04/14	RR	SW846 6010C [1]	SW846 3050B [4]
Beryllium	0.98	0.27	0.027	mg/kg	1	07/02/14	07/04/14	RR	SW846 6010C [1]	SW846 3050B [4]
Cadmium	0.33 B	0.66	0.066	mg/kg	1	07/02/14	07/04/14	RR	SW846 6010C [1]	SW846 3050B [4]
Calcium	2730	660	4.0	mg/kg	1	07/02/14	07/04/14	RR	SW846 6010C [1]	SW846 3050B [4]
Chromium	33.6	1.3	0.093	mg/kg	1	07/02/14	07/04/14	RR	SW846 6010C [1]	SW846 3050B [4]
Cobalt	12.5	6.6	0.080	mg/kg	1	07/02/14	07/04/14	RR	SW846 6010C [1]	SW846 3050B [4]
Copper	28.5	3.3	0.20	mg/kg	1	07/02/14	07/04/14	RR	SW846 6010C [1]	SW846 3050B [4]
Iron	25900	66	1.3	mg/kg	1	07/02/14	07/04/14	RR	SW846 6010C [1]	SW846 3050B [4]
Lead	38.1	2.7	0.28	mg/kg	1	07/02/14	07/04/14	RR	SW846 6010C [1]	SW846 3050B [4]
Magnesium	7360	660	4.5	mg/kg	1	07/02/14	07/04/14	RR	SW846 6010C [1]	SW846 3050B [4]
Manganese	268	2.0	0.080	mg/kg	1	07/02/14	07/04/14	RR	SW846 6010C [1]	SW846 3050B [4]
Mercury	0.096	0.045	0.010	mg/kg	1	07/07/14	07/07/14	JW	SW846 7471B [2]	SW846 7471B [5]
Nickel	52.3	5.3	0.13	mg/kg	1	07/02/14	07/04/14	RR	SW846 6010C [1]	SW846 3050B [4]
Potassium	3300	1300	5.3	mg/kg	1	07/02/14	07/04/14	RR	SW846 6010C [1]	SW846 3050B [4]
Selenium	0.44 U	2.7	0.44	mg/kg	1	07/02/14	07/04/14	RR	SW846 6010C [1]	SW846 3050B [4]
Silver	0.20 B	0.66	0.19	mg/kg	1	07/02/14	07/04/14	RR	SW846 6010C [1]	SW846 3050B [4]
Sodium	592 B	1300	2.5	mg/kg	1	07/02/14	07/04/14	RR	SW846 6010C [1]	SW846 3050B [4]
Thallium	0.54 U	1.3	0.54	mg/kg	1	07/02/14	07/11/14	ND	SW846 6010C [3]	SW846 3050B [4]
Vanadium	38.7	6.6	0.12	mg/kg	1	07/02/14	07/04/14	RR	SW846 6010C [1]	SW846 3050B [4]
Zinc	79.0	2.7	0.50	mg/kg	1	07/02/14	07/04/14	RR	SW846 6010C [1]	SW846 3050B [4]

(1) Instrument QC Batch: MA34389
(2) Instrument QC Batch: MA34392
(3) Instrument QC Batch: MA34444
(4) Prep QC Batch: MP80450
(5) Prep QC Batch: MP80489

RL = Reporting Limit
MDL = Method Detection Limit

U = Indicates a result < MDL
B = Indicates a result > = MDL but < RL

Accutest Laboratories

Report of Analysis

Client Sample ID:	420-PE-7		
Lab Sample ID:	JB70672-2	**Date Sampled:**	06/30/14
Matrix:	SO - Soil	**Date Received:**	07/01/14
Method:	SW846 8260C	**Percent Solids:**	59.1
Project:	Carroll Gardens, 363-365 Bond Street, Brooklyn, NY		

	File ID	DF	Analyzed	By	Prep Date	Prep Batch	Analytical Batch
Run #1	Y146982.D	1	07/07/14	PS	n/a	n/a	VY6390
Run #2							

	Initial Weight
Run #1	4.8 g
Run #2	

VOA TCL List

CAS No.	Compound	Result	RL	MDL	Units	Q
67-64-1	Acetone	0.0596	0.018	0.0080	mg/kg	
71-43-2	Benzene	ND	0.0018	0.00022	mg/kg	
74-97-5	Bromochloromethane	ND	0.0088	0.00091	mg/kg	
75-27-4	Bromodichloromethane	ND	0.0088	0.00050	mg/kg	
75-25-2	Bromoform	ND	0.0088	0.00046	mg/kg	
74-83-9	Bromomethane	ND	0.0088	0.00085	mg/kg	
78-93-3	2-Butanone (MEK)	ND	0.018	0.0078	mg/kg	
75-15-0	Carbon disulfide	0.0015	0.0088	0.00025	mg/kg	J
56-23-5	Carbon tetrachloride	ND	0.0088	0.00044	mg/kg	
108-90-7	Chlorobenzene	ND	0.0088	0.00035	mg/kg	
75-00-3	Chloroethane	ND	0.0088	0.0018	mg/kg	
67-66-3	Chloroform	ND	0.0088	0.00045	mg/kg	
74-87-3	Chloromethane	ND	0.0088	0.00060	mg/kg	
110-82-7	Cyclohexane	0.0017	0.0088	0.00045	mg/kg	J
96-12-8	1,2-Dibromo-3-chloropropane	ND	0.018	0.0023	mg/kg	
124-48-1	Dibromochloromethane	ND	0.0088	0.00043	mg/kg	
106-93-4	1,2-Dibromoethane	ND	0.0018	0.00097	mg/kg	
95-50-1	1,2-Dichlorobenzene	ND	0.0088	0.00060	mg/kg	
541-73-1	1,3-Dichlorobenzene	ND	0.0088	0.00038	mg/kg	
106-46-7	1,4-Dichlorobenzene	ND	0.0088	0.00044	mg/kg	
75-71-8	Dichlorodifluoromethane	ND	0.0088	0.00062	mg/kg	
75-34-3	1,1-Dichloroethane	ND	0.0088	0.00055	mg/kg	
107-06-2	1,2-Dichloroethane	ND	0.0018	0.00057	mg/kg	
75-35-4	1,1-Dichloroethene	ND	0.0088	0.00051	mg/kg	
156-59-2	cis-1,2-Dichloroethene	ND	0.0088	0.00036	mg/kg	
156-60-5	trans-1,2-Dichloroethene	ND	0.0088	0.00075	mg/kg	
78-87-5	1,2-Dichloropropane	ND	0.0088	0.00077	mg/kg	
10061-01-5	cis-1,3-Dichloropropene	ND	0.0088	0.00040	mg/kg	
10061-02-6	trans-1,3-Dichloropropene	ND	0.0088	0.00048	mg/kg	
100-41-4	Ethylbenzene	ND	0.0018	0.00031	mg/kg	
76-13-1	Freon 113	ND	0.0088	0.00077	mg/kg	
591-78-6	2-Hexanone	ND	0.0088	0.0031	mg/kg	

ND = Not detected MDL = Method Detection Limit
RL = Reporting Limit
E = Indicates value exceeds calibration range

J = Indicates an estimated value
B = Indicates analyte found in associated method blank
N = Indicates presumptive evidence of a compound

Report of Analysis

Client Sample ID:	420-PE-7		
Lab Sample ID:	JB70672-2	**Date Sampled:**	06/30/14
Matrix:	SO - Soil	**Date Received:**	07/01/14
Method:	SW846 8260C	**Percent Solids:**	59.1
Project:	Carroll Gardens, 363-365 Bond Street, Brooklyn, NY		

VOA TCL List

CAS No.	Compound	Result	RL	MDL	Units	Q
98-82-8	Isopropylbenzene	ND	0.0088	0.00026	mg/kg	
79-20-9	Methyl Acetate	ND	0.0088	0.0029	mg/kg	
108-87-2	Methylcyclohexane	0.0031	0.0088	0.00029	mg/kg	J
1634-04-4	Methyl Tert Butyl Ether	ND	0.0018	0.00060	mg/kg	
108-10-1	4-Methyl-2-pentanone(MIBK)	ND	0.0088	0.0023	mg/kg	
75-09-2	Methylene chloride	ND	0.0088	0.0030	mg/kg	
100-42-5	Styrene	ND	0.0088	0.00041	mg/kg	
79-34-5	1,1,2,2-Tetrachloroethane	ND	0.0088	0.00060	mg/kg	
127-18-4	Tetrachloroethene	ND	0.0088	0.00072	mg/kg	
108-88-3	Toluene	ND	0.0018	0.00025	mg/kg	
87-61-6	1,2,3-Trichlorobenzene	ND	0.0088	0.00036	mg/kg	
120-82-1	1,2,4-Trichlorobenzene	ND	0.0088	0.00032	mg/kg	
71-55-6	1,1,1-Trichloroethane	ND	0.0088	0.00051	mg/kg	
79-00-5	1,1,2-Trichloroethane	ND	0.0088	0.0014	mg/kg	
79-01-6	Trichloroethene	ND	0.0088	0.00062	mg/kg	
75-69-4	Trichlorofluoromethane	ND	0.0088	0.00040	mg/kg	
75-01-4	Vinyl chloride	ND	0.0088	0.00060	mg/kg	
	m,p-Xylene	ND	0.0018	0.00085	mg/kg	
95-47-6	o-Xylene	ND	0.0018	0.00031	mg/kg	
1330-20-7	Xylene (total)	ND	0.0018	0.00031	mg/kg	

CAS No.	Surrogate Recoveries	Run# 1	Run# 2	Limits
1868-53-7	Dibromofluoromethane	103%		59-130%
17060-07-0	1,2-Dichloroethane-D4	99%		65-123%
2037-26-5	Toluene-D8	107%		77-125%
460-00-4	4-Bromofluorobenzene	99%		71-132%

ND = Not detected MDL = Method Detection Limit
RL = Reporting Limit
E = Indicates value exceeds calibration range

J = Indicates an estimated value
B = Indicates analyte found in associated method blank
N = Indicates presumptive evidence of a compound

Accutest Laboratories

Report of Analysis

Client Sample ID:	420-PE-7		
Lab Sample ID:	JB70672-2	**Date Sampled:**	06/30/14
Matrix:	SO - Soil	**Date Received:**	07/01/14
Method:	SW846 8270D SW846 3550C	**Percent Solids:**	59.1
Project:	Carroll Gardens, 363-365 Bond Street, Brooklyn, NY		

	File ID	DF	Analyzed	By	Prep Date	Prep Batch	Analytical Batch
Run #1	Z93493.D	1	07/11/14	AD	07/02/14	OP76137	EZ4638
Run #2							

	Initial Weight	Final Volume
Run #1	30.2 g	1.0 ml
Run #2		

ABN TCL List (SOM0 2.0)

CAS No.	Compound	Result	RL	MDL	Units	Q
95-57-8	2-Chlorophenol	ND	0.11	0.056	mg/kg	
59-50-7	4-Chloro-3-methyl phenol	ND	0.28	0.056	mg/kg	
120-83-2	2,4-Dichlorophenol	ND	0.28	0.090	mg/kg	
105-67-9	2,4-Dimethylphenol	ND	0.28	0.094	mg/kg	
51-28-5	2,4-Dinitrophenol	ND	1.1	0.068	mg/kg	
534-52-1	4,6-Dinitro-o-cresol	ND	1.1	0.068	mg/kg	
95-48-7	2-Methylphenol	ND	0.11	0.064	mg/kg	
	3&4-Methylphenol	ND	0.11	0.071	mg/kg	
88-75-5	2-Nitrophenol	ND	0.28	0.059	mg/kg	
100-02-7	4-Nitrophenol	ND	0.56	0.095	mg/kg	
87-86-5	Pentachlorophenol	ND	0.56	0.096	mg/kg	
108-95-2	Phenol	ND	0.11	0.059	mg/kg	
58-90-2	2,3,4,6-Tetrachlorophenol	ND	0.28	0.058	mg/kg	
95-95-4	2,4,5-Trichlorophenol	ND	0.28	0.065	mg/kg	
88-06-2	2,4,6-Trichlorophenol	ND	0.28	0.053	mg/kg	
83-32-9	Acenaphthene	ND	0.056	0.016	mg/kg	
208-96-8	Acenaphthylene	ND	0.056	0.018	mg/kg	
98-86-2	Acetophenone	ND	0.28	0.0099	mg/kg	
120-12-7	Anthracene	ND	0.056	0.020	mg/kg	
1912-24-9	Atrazine	ND	0.11	0.011	mg/kg	
56-55-3	Benzo(a)anthracene	ND	0.056	0.018	mg/kg	
50-32-8	Benzo(a)pyrene	ND	0.056	0.017	mg/kg	
205-99-2	Benzo(b)fluoranthene	ND	0.056	0.019	mg/kg	
191-24-2	Benzo(g,h,i)perylene	ND	0.056	0.021	mg/kg	
207-08-9	Benzo(k)fluoranthene	ND	0.056	0.021	mg/kg	
101-55-3	4-Bromophenyl phenyl ether	ND	0.11	0.020	mg/kg	
85-68-7	Butyl benzyl phthalate	ND	0.11	0.032	mg/kg	
92-52-4	1,1'-Biphenyl	ND	0.11	0.0065	mg/kg	
100-52-7	Benzaldehyde	ND	0.28	0.013	mg/kg	
91-58-7	2-Chloronaphthalene	ND	0.11	0.017	mg/kg	
106-47-8	4-Chloroaniline	ND	0.28	0.018	mg/kg	
86-74-8	Carbazole	ND	0.11	0.026	mg/kg	

ND = Not detected MDL = Method Detection Limit
RL = Reporting Limit
E = Indicates value exceeds calibration range
J = Indicates an estimated value
B = Indicates analyte found in associated method blank
N = Indicates presumptive evidence of a compound

Report of Analysis

Client Sample ID:	420-PE-7		
Lab Sample ID:	JB70672-2	**Date Sampled:**	06/30/14
Matrix:	SO - Soil	**Date Received:**	07/01/14
Method:	SW846 8270D SW846 3550C	**Percent Solids:**	59.1
Project:	Carroll Gardens, 363-365 Bond Street, Brooklyn, NY		

ABN TCL List (SOM0 2.0)

CAS No.	Compound	Result	RL	MDL	Units	Q
105-60-2	Caprolactam	ND	0.11	0.018	mg/kg	
218-01-9	Chrysene	ND	0.056	0.019	mg/kg	
111-91-1	bis(2-Chloroethoxy)methane	ND	0.11	0.023	mg/kg	
111-44-4	bis(2-Chloroethyl)ether	ND	0.11	0.017	mg/kg	
108-60-1	bis(2-Chloroisopropyl)ether	ND	0.11	0.017	mg/kg	
7005-72-3	4-Chlorophenyl phenyl ether	ND	0.11	0.017	mg/kg	
121-14-2	2,4-Dinitrotoluene	ND	0.056	0.024	mg/kg	
606-20-2	2,6-Dinitrotoluene	ND	0.056	0.021	mg/kg	
91-94-1	3,3'-Dichlorobenzidine	ND	0.11	0.014	mg/kg	
123-91-1	1,4-Dioxane	ND	0.056	0.036	mg/kg	
53-70-3	Dibenzo(a,h)anthracene	ND	0.056	0.019	mg/kg	
132-64-9	Dibenzofuran	ND	0.11	0.017	mg/kg	
84-74-2	Di-n-butyl phthalate	ND	0.11	0.012	mg/kg	
117-84-0	Di-n-octyl phthalate	ND	0.11	0.027	mg/kg	
84-66-2	Diethyl phthalate	ND	0.11	0.019	mg/kg	
131-11-3	Dimethyl phthalate	ND	0.11	0.020	mg/kg	
117-81-7	bis(2-Ethylhexyl)phthalate	ND	0.11	0.049	mg/kg	
206-44-0	Fluoranthene	ND	0.056	0.025	mg/kg	
86-73-7	Fluorene	ND	0.056	0.018	mg/kg	
118-74-1	Hexachlorobenzene	ND	0.11	0.018	mg/kg	
87-68-3	Hexachlorobutadiene	ND	0.056	0.016	mg/kg	
77-47-4	Hexachlorocyclopentadiene	ND	0.56	0.057	mg/kg	
67-72-1	Hexachloroethane	ND	0.28	0.016	mg/kg	
193-39-5	Indeno(1,2,3-cd)pyrene	ND	0.056	0.019	mg/kg	
78-59-1	Isophorone	ND	0.11	0.015	mg/kg	
91-57-6	2-Methylnaphthalene	ND	0.11	0.031	mg/kg	
88-74-4	2-Nitroaniline	ND	0.28	0.025	mg/kg	
99-09-2	3-Nitroaniline	ND	0.28	0.022	mg/kg	
100-01-6	4-Nitroaniline	ND	0.28	0.022	mg/kg	
91-20-3	Naphthalene	ND	0.056	0.015	mg/kg	
98-95-3	Nitrobenzene	ND	0.11	0.016	mg/kg	
621-64-7	N-Nitroso-di-n-propylamine	ND	0.11	0.014	mg/kg	
86-30-6	N-Nitrosodiphenylamine	ND	0.28	0.033	mg/kg	
85-01-8	Phenanthrene	ND	0.056	0.025	mg/kg	
129-00-0	Pyrene	ND	0.056	0.022	mg/kg	
95-94-3	1,2,4,5-Tetrachlorobenzene	ND	0.28	0.017	mg/kg	

CAS No.	Surrogate Recoveries	Run# 1	Run# 2	Limits
367-12-4	2-Fluorophenol	79%		13-110%

ND = Not detected MDL = Method Detection Limit
RL = Reporting Limit
E = Indicates value exceeds calibration range
J = Indicates an estimated value
B = Indicates analyte found in associated method blank
N = Indicates presumptive evidence of a compound

Report of Analysis

Client Sample ID:	420-PE-7		
Lab Sample ID:	JB70672-2	**Date Sampled:**	06/30/14
Matrix:	SO - Soil	**Date Received:**	07/01/14
Method:	SW846 8270D SW846 3550C	**Percent Solids:**	59.1
Project:	Carroll Gardens, 363-365 Bond Street, Brooklyn, NY		

ABN TCL List (SOM0 2.0)

CAS No.	Surrogate Recoveries	Run# 1	Run# 2	Limits
4165-62-2	Phenol-d5	76%		15-110%
118-79-6	2,4,6-Tribromophenol	89%		20-123%
4165-60-0	Nitrobenzene-d5	89%		10-110%
321-60-8	2-Fluorobiphenyl	88%		17-110%
1718-51-0	Terphenyl-d14	97%		30-124%

ND = Not detected MDL = Method Detection Limit
RL = Reporting Limit
E = Indicates value exceeds calibration range

J = Indicates an estimated value
B = Indicates analyte found in associated method blank
N = Indicates presumptive evidence of a compound

Report of Analysis

Client Sample ID: 420-PE-7
Lab Sample ID: JB70672-2
Matrix: SO - Soil
Project: Carroll Gardens, 363-365 Bond Street, Brooklyn, NY

Date Sampled: 06/30/14
Date Received: 07/01/14
Percent Solids: 59.1

Metals Analysis

Analyte	Result	RL	MDL	Units	DF	Prep	Analyzed	By	Method	Prep Method
Aluminum	16700	80	2.1	mg/kg	1	07/02/14	07/04/14	RR	SW846 6010C [1]	SW846 3050B [4]
Antimony	0.43 U	3.2	0.43	mg/kg	1	07/02/14	07/04/14	RR	SW846 6010C [1]	SW846 3050B [4]
Arsenic	11.2	3.2	0.46	mg/kg	1	07/02/14	07/04/14	RR	SW846 6010C [1]	SW846 3050B [4]
Barium	44.3	32	0.13	mg/kg	1	07/02/14	07/04/14	RR	SW846 6010C [1]	SW846 3050B [4]
Beryllium	0.93	0.32	0.032	mg/kg	1	07/02/14	07/04/14	RR	SW846 6010C [1]	SW846 3050B [4]
Cadmium	0.57 B	0.80	0.080	mg/kg	1	07/02/14	07/04/14	RR	SW846 6010C [1]	SW846 3050B [4]
Calcium	2640	800	4.8	mg/kg	1	07/02/14	07/04/14	RR	SW846 6010C [1]	SW846 3050B [4]
Chromium	33.2	1.6	0.11	mg/kg	1	07/02/14	07/04/14	RR	SW846 6010C [1]	SW846 3050B [4]
Cobalt	10.1	8.0	0.096	mg/kg	1	07/02/14	07/04/14	RR	SW846 6010C [1]	SW846 3050B [4]
Copper	17.1	4.0	0.24	mg/kg	1	07/02/14	07/04/14	RR	SW846 6010C [1]	SW846 3050B [4]
Iron	33900	80	1.5	mg/kg	1	07/02/14	07/04/14	RR	SW846 6010C [1]	SW846 3050B [4]
Lead	19.3	3.2	0.34	mg/kg	1	07/02/14	07/04/14	RR	SW846 6010C [1]	SW846 3050B [4]
Magnesium	7640	800	5.4	mg/kg	1	07/02/14	07/07/14	RR	SW846 6010C [3]	SW846 3050B [4]
Manganese	399	2.4	0.096	mg/kg	1	07/02/14	07/04/14	RR	SW846 6010C [1]	SW846 3050B [4]
Mercury	0.043 B	0.056	0.013	mg/kg	1	07/07/14	07/07/14	JW	SW846 7471B [2]	SW846 7471B [5]
Nickel	29.3	6.4	0.16	mg/kg	1	07/02/14	07/04/14	RR	SW846 6010C [1]	SW846 3050B [4]
Potassium	3620	1600	6.4	mg/kg	1	07/02/14	07/04/14	RR	SW846 6010C [1]	SW846 3050B [4]
Selenium	0.53 U	3.2	0.53	mg/kg	1	07/02/14	07/04/14	RR	SW846 6010C [1]	SW846 3050B [4]
Silver	0.22 U	0.80	0.22	mg/kg	1	07/02/14	07/04/14	RR	SW846 6010C [1]	SW846 3050B [4]
Sodium	841 B	1600	3.0	mg/kg	1	07/02/14	07/04/14	RR	SW846 6010C [1]	SW846 3050B [4]
Thallium	0.65 U	1.6	0.65	mg/kg	1	07/02/14	07/04/14	RR	SW846 6010C [1]	SW846 3050B [4]
Vanadium	38.7	8.0	0.14	mg/kg	1	07/02/14	07/04/14	RR	SW846 6010C [1]	SW846 3050B [4]
Zinc	74.7	3.2	0.61	mg/kg	1	07/02/14	07/04/14	RR	SW846 6010C [1]	SW846 3050B [4]

(1) Instrument QC Batch: MA34389
(2) Instrument QC Batch: MA34392
(3) Instrument QC Batch: MA34399
(4) Prep QC Batch: MP80450
(5) Prep QC Batch: MP80489

RL = Reporting Limit
MDL = Method Detection Limit

U = Indicates a result < MDL
B = Indicates a result > = MDL but < RL

Accutest Laboratories

Report of Analysis

Client Sample ID: 421-PE-29
Lab Sample ID: JB70672-3
Matrix: SO - Soil
Method: SW846 8260C
Project: Carroll Gardens, 363-365 Bond Street, Brooklyn, NY

Date Sampled: 06/30/14
Date Received: 07/01/14
Percent Solids: 58.4

	File ID	DF	Analyzed	By	Prep Date	Prep Batch	Analytical Batch
Run #1	Y146983.D	1	07/07/14	PS	n/a	n/a	VY6390
Run #2							

	Initial Weight
Run #1	5.1 g
Run #2	

VOA TCL List

CAS No.	Compound	Result	RL	MDL	Units	Q
67-64-1	Acetone	0.0535	0.017	0.0077	mg/kg	
71-43-2	Benzene	ND	0.0017	0.00021	mg/kg	
74-97-5	Bromochloromethane	ND	0.0084	0.00087	mg/kg	
75-27-4	Bromodichloromethane	ND	0.0084	0.00047	mg/kg	
75-25-2	Bromoform	ND	0.0084	0.00044	mg/kg	
74-83-9	Bromomethane	ND	0.0084	0.00081	mg/kg	
78-93-3	2-Butanone (MEK)	ND	0.017	0.0074	mg/kg	
75-15-0	Carbon disulfide	0.0029	0.0084	0.00024	mg/kg	J
56-23-5	Carbon tetrachloride	ND	0.0084	0.00042	mg/kg	
108-90-7	Chlorobenzene	ND	0.0084	0.00033	mg/kg	
75-00-3	Chloroethane	ND	0.0084	0.0017	mg/kg	
67-66-3	Chloroform	ND	0.0084	0.00043	mg/kg	
74-87-3	Chloromethane	ND	0.0084	0.00058	mg/kg	
110-82-7	Cyclohexane	0.0061	0.0084	0.00043	mg/kg	J
96-12-8	1,2-Dibromo-3-chloropropane	ND	0.017	0.0022	mg/kg	
124-48-1	Dibromochloromethane	ND	0.0084	0.00041	mg/kg	
106-93-4	1,2-Dibromoethane	ND	0.0017	0.00092	mg/kg	
95-50-1	1,2-Dichlorobenzene	ND	0.0084	0.00057	mg/kg	
541-73-1	1,3-Dichlorobenzene	ND	0.0084	0.00037	mg/kg	
106-46-7	1,4-Dichlorobenzene	ND	0.0084	0.00042	mg/kg	
75-71-8	Dichlorodifluoromethane	ND	0.0084	0.00059	mg/kg	
75-34-3	1,1-Dichloroethane	ND	0.0084	0.00053	mg/kg	
107-06-2	1,2-Dichloroethane	ND	0.0017	0.00054	mg/kg	
75-35-4	1,1-Dichloroethene	ND	0.0084	0.00048	mg/kg	
156-59-2	cis-1,2-Dichloroethene	ND	0.0084	0.00035	mg/kg	
156-60-5	trans-1,2-Dichloroethene	ND	0.0084	0.00071	mg/kg	
78-87-5	1,2-Dichloropropane	ND	0.0084	0.00073	mg/kg	
10061-01-5	cis-1,3-Dichloropropene	ND	0.0084	0.00038	mg/kg	
10061-02-6	trans-1,3-Dichloropropene	ND	0.0084	0.00045	mg/kg	
100-41-4	Ethylbenzene	ND	0.0017	0.00029	mg/kg	
76-13-1	Freon 113	ND	0.0084	0.00073	mg/kg	
591-78-6	2-Hexanone	ND	0.0084	0.0030	mg/kg	

ND = Not detected MDL = Method Detection Limit
RL = Reporting Limit
E = Indicates value exceeds calibration range
J = Indicates an estimated value
B = Indicates analyte found in associated method blank
N = Indicates presumptive evidence of a compound

Report of Analysis

Client Sample ID:	421-PE-29		
Lab Sample ID:	JB70672-3	**Date Sampled:**	06/30/14
Matrix:	SO - Soil	**Date Received:**	07/01/14
Method:	SW846 8260C	**Percent Solids:**	58.4
Project:	Carroll Gardens, 363-365 Bond Street, Brooklyn, NY		

VOA TCL List

CAS No.	Compound	Result	RL	MDL	Units	Q
98-82-8	Isopropylbenzene	ND	0.0084	0.00025	mg/kg	
79-20-9	Methyl Acetate	ND	0.0084	0.0028	mg/kg	
108-87-2	Methylcyclohexane	0.0012	0.0084	0.00028	mg/kg	J
1634-04-4	Methyl Tert Butyl Ether	ND	0.0017	0.00058	mg/kg	
108-10-1	4-Methyl-2-pentanone(MIBK)	ND	0.0084	0.0022	mg/kg	
75-09-2	Methylene chloride	ND	0.0084	0.0029	mg/kg	
100-42-5	Styrene	ND	0.0084	0.00039	mg/kg	
79-34-5	1,1,2,2-Tetrachloroethane	ND	0.0084	0.00057	mg/kg	
127-18-4	Tetrachloroethene	ND	0.0084	0.00069	mg/kg	
108-88-3	Toluene	ND	0.0017	0.00024	mg/kg	
87-61-6	1,2,3-Trichlorobenzene	ND	0.0084	0.00035	mg/kg	
120-82-1	1,2,4-Trichlorobenzene	ND	0.0084	0.00030	mg/kg	
71-55-6	1,1,1-Trichloroethane	ND	0.0084	0.00048	mg/kg	
79-00-5	1,1,2-Trichloroethane	ND	0.0084	0.0014	mg/kg	
79-01-6	Trichloroethene	ND	0.0084	0.00059	mg/kg	
75-69-4	Trichlorofluoromethane	ND	0.0084	0.00038	mg/kg	
75-01-4	Vinyl chloride	ND	0.0084	0.00057	mg/kg	
	m,p-Xylene	ND	0.0017	0.00081	mg/kg	
95-47-6	o-Xylene	ND	0.0017	0.00030	mg/kg	
1330-20-7	Xylene (total)	ND	0.0017	0.00030	mg/kg	

CAS No.	Surrogate Recoveries	Run# 1	Run# 2	Limits
1868-53-7	Dibromofluoromethane	103%		59-130%
17060-07-0	1,2-Dichloroethane-D4	99%		65-123%
2037-26-5	Toluene-D8	105%		77-125%
460-00-4	4-Bromofluorobenzene	99%		71-132%

ND = Not detected MDL = Method Detection Limit
RL = Reporting Limit
E = Indicates value exceeds calibration range

J = Indicates an estimated value
B = Indicates analyte found in associated method blank
N = Indicates presumptive evidence of a compound

Accutest Laboratories

Report of Analysis

Client Sample ID:	421-PE-29		
Lab Sample ID:	JB70672-3	**Date Sampled:**	06/30/14
Matrix:	SO - Soil	**Date Received:**	07/01/14
Method:	SW846 8270D SW846 3550C	**Percent Solids:**	58.4
Project:	Carroll Gardens, 363-365 Bond Street, Brooklyn, NY		

	File ID	DF	Analyzed	By	Prep Date	Prep Batch	Analytical Batch
Run #1	Z93494.D	1	07/11/14	AD	07/02/14	OP76137	EZ4638
Run #2							

	Initial Weight	Final Volume
Run #1	31.1 g	1.0 ml
Run #2		

ABN TCL List (SOM0 2.0)

CAS No.	Compound	Result	RL	MDL	Units	Q
95-57-8	2-Chlorophenol	ND	0.11	0.055	mg/kg	
59-50-7	4-Chloro-3-methyl phenol	ND	0.28	0.055	mg/kg	
120-83-2	2,4-Dichlorophenol	ND	0.28	0.089	mg/kg	
105-67-9	2,4-Dimethylphenol	ND	0.28	0.092	mg/kg	
51-28-5	2,4-Dinitrophenol	ND	1.1	0.067	mg/kg	
534-52-1	4,6-Dinitro-o-cresol	ND	1.1	0.067	mg/kg	
95-48-7	2-Methylphenol	ND	0.11	0.063	mg/kg	
	3&4-Methylphenol	ND	0.11	0.070	mg/kg	
88-75-5	2-Nitrophenol	ND	0.28	0.058	mg/kg	
100-02-7	4-Nitrophenol	ND	0.55	0.093	mg/kg	
87-86-5	Pentachlorophenol	ND	0.55	0.094	mg/kg	
108-95-2	Phenol	ND	0.11	0.058	mg/kg	
58-90-2	2,3,4,6-Tetrachlorophenol	ND	0.28	0.057	mg/kg	
95-95-4	2,4,5-Trichlorophenol	ND	0.28	0.064	mg/kg	
88-06-2	2,4,6-Trichlorophenol	ND	0.28	0.052	mg/kg	
83-32-9	Acenaphthene	ND	0.055	0.016	mg/kg	
208-96-8	Acenaphthylene	ND	0.055	0.018	mg/kg	
98-86-2	Acetophenone	ND	0.28	0.0097	mg/kg	
120-12-7	Anthracene	ND	0.055	0.019	mg/kg	
1912-24-9	Atrazine	ND	0.11	0.011	mg/kg	
56-55-3	Benzo(a)anthracene	ND	0.055	0.018	mg/kg	
50-32-8	Benzo(a)pyrene	0.108	0.055	0.017	mg/kg	
205-99-2	Benzo(b)fluoranthene	ND	0.055	0.018	mg/kg	
191-24-2	Benzo(g,h,i)perylene	ND	0.055	0.020	mg/kg	
207-08-9	Benzo(k)fluoranthene	ND	0.055	0.021	mg/kg	
101-55-3	4-Bromophenyl phenyl ether	ND	0.11	0.020	mg/kg	
85-68-7	Butyl benzyl phthalate	ND	0.11	0.032	mg/kg	
92-52-4	1,1'-Biphenyl	ND	0.11	0.0064	mg/kg	
100-52-7	Benzaldehyde	ND	0.28	0.013	mg/kg	
91-58-7	2-Chloronaphthalene	ND	0.11	0.017	mg/kg	
106-47-8	4-Chloroaniline	ND	0.28	0.018	mg/kg	
86-74-8	Carbazole	ND	0.11	0.025	mg/kg	

ND = Not detected MDL = Method Detection Limit
RL = Reporting Limit
E = Indicates value exceeds calibration range

J = Indicates an estimated value
B = Indicates analyte found in associated method blank
N = Indicates presumptive evidence of a compound

Report of Analysis

Client Sample ID:	421-PE-29		
Lab Sample ID:	JB70672-3	**Date Sampled:**	06/30/14
Matrix:	SO - Soil	**Date Received:**	07/01/14
Method:	SW846 8270D SW846 3550C	**Percent Solids:**	58.4
Project:	Carroll Gardens, 363-365 Bond Street, Brooklyn, NY		

ABN TCL List (SOM0 2.0)

CAS No.	Compound	Result	RL	MDL	Units	Q
105-60-2	Caprolactam	ND	0.11	0.017	mg/kg	
218-01-9	Chrysene	ND	0.055	0.019	mg/kg	
111-91-1	bis(2-Chloroethoxy)methane	ND	0.11	0.022	mg/kg	
111-44-4	bis(2-Chloroethyl)ether	ND	0.11	0.017	mg/kg	
108-60-1	bis(2-Chloroisopropyl)ether	ND	0.11	0.016	mg/kg	
7005-72-3	4-Chlorophenyl phenyl ether	ND	0.11	0.017	mg/kg	
121-14-2	2,4-Dinitrotoluene	ND	0.055	0.024	mg/kg	
606-20-2	2,6-Dinitrotoluene	ND	0.055	0.021	mg/kg	
91-94-1	3,3'-Dichlorobenzidine	ND	0.11	0.014	mg/kg	
123-91-1	1,4-Dioxane	ND	0.055	0.036	mg/kg	
53-70-3	Dibenzo(a,h)anthracene	ND	0.055	0.019	mg/kg	
132-64-9	Dibenzofuran	ND	0.11	0.016	mg/kg	
84-74-2	Di-n-butyl phthalate	ND	0.11	0.012	mg/kg	
117-84-0	Di-n-octyl phthalate	ND	0.11	0.027	mg/kg	
84-66-2	Diethyl phthalate	ND	0.11	0.019	mg/kg	
131-11-3	Dimethyl phthalate	ND	0.11	0.019	mg/kg	
117-81-7	bis(2-Ethylhexyl)phthalate	ND	0.11	0.049	mg/kg	
206-44-0	Fluoranthene	ND	0.055	0.024	mg/kg	
86-73-7	Fluorene	ND	0.055	0.018	mg/kg	
118-74-1	Hexachlorobenzene	ND	0.11	0.018	mg/kg	
87-68-3	Hexachlorobutadiene	ND	0.055	0.015	mg/kg	
77-47-4	Hexachlorocyclopentadiene	ND	0.55	0.056	mg/kg	
67-72-1	Hexachloroethane	ND	0.28	0.015	mg/kg	
193-39-5	Indeno(1,2,3-cd)pyrene	ND	0.055	0.019	mg/kg	
78-59-1	Isophorone	ND	0.11	0.015	mg/kg	
91-57-6	2-Methylnaphthalene	ND	0.11	0.031	mg/kg	
88-74-4	2-Nitroaniline	ND	0.28	0.024	mg/kg	
99-09-2	3-Nitroaniline	ND	0.28	0.022	mg/kg	
100-01-6	4-Nitroaniline	ND	0.28	0.021	mg/kg	
91-20-3	Naphthalene	ND	0.055	0.015	mg/kg	
98-95-3	Nitrobenzene	ND	0.11	0.016	mg/kg	
621-64-7	N-Nitroso-di-n-propylamine	ND	0.11	0.013	mg/kg	
86-30-6	N-Nitrosodiphenylamine	ND	0.28	0.033	mg/kg	
85-01-8	Phenanthrene	ND	0.055	0.025	mg/kg	
129-00-0	Pyrene	ND	0.055	0.021	mg/kg	
95-94-3	1,2,4,5-Tetrachlorobenzene	ND	0.28	0.017	mg/kg	

CAS No.	Surrogate Recoveries	Run# 1	Run# 2	Limits
367-12-4	2-Fluorophenol	88%		13-110%

ND = Not detected MDL = Method Detection Limit
RL = Reporting Limit
E = Indicates value exceeds calibration range
J = Indicates an estimated value
B = Indicates analyte found in associated method blank
N = Indicates presumptive evidence of a compound

Report of Analysis

Client Sample ID:	421-PE-29		
Lab Sample ID:	JB70672-3	**Date Sampled:**	06/30/14
Matrix:	SO - Soil	**Date Received:**	07/01/14
Method:	SW846 8270D SW846 3550C	**Percent Solids:**	58.4
Project:	Carroll Gardens, 363-365 Bond Street, Brooklyn, NY		

ABN TCL List (SOM0 2.0)

CAS No.	Surrogate Recoveries	Run# 1	Run# 2	Limits
4165-62-2	Phenol-d5	83%		15-110%
118-79-6	2,4,6-Tribromophenol	113%		20-123%
4165-60-0	Nitrobenzene-d5	102%		10-110%
321-60-8	2-Fluorobiphenyl	105%		17-110%
1718-51-0	Terphenyl-d14	115%		30-124%

ND = Not detected MDL = Method Detection Limit
RL = Reporting Limit
E = Indicates value exceeds calibration range

J = Indicates an estimated value
B = Indicates analyte found in associated method blank
N = Indicates presumptive evidence of a compound

Report of Analysis

Client Sample ID: 421-PE-29
Lab Sample ID: JB70672-3
Matrix: SO - Soil
Project: Carroll Gardens, 363-365 Bond Street, Brooklyn, NY

Date Sampled: 06/30/14
Date Received: 07/01/14
Percent Solids: 58.4

Metals Analysis

Analyte	Result	RL	MDL	Units	DF	Prep	Analyzed	By	Method	Prep Method
Aluminum	16900	71	1.9	mg/kg	1	07/02/14	07/04/14	RR	SW846 6010C [1]	SW846 3050B [4]
Antimony	0.39 B	2.9	0.39	mg/kg	1	07/02/14	07/04/14	RR	SW846 6010C [1]	SW846 3050B [4]
Arsenic	10.7	2.9	0.41	mg/kg	1	07/02/14	07/04/14	RR	SW846 6010C [1]	SW846 3050B [4]
Barium	38.5	29	0.11	mg/kg	1	07/02/14	07/04/14	RR	SW846 6010C [1]	SW846 3050B [4]
Beryllium	0.93	0.29	0.029	mg/kg	1	07/02/14	07/04/14	RR	SW846 6010C [1]	SW846 3050B [4]
Cadmium	0.51 B	0.71	0.071	mg/kg	1	07/02/14	07/04/14	RR	SW846 6010C [1]	SW846 3050B [4]
Calcium	2390	710	4.3	mg/kg	1	07/02/14	07/04/14	RR	SW846 6010C [1]	SW846 3050B [4]
Chromium	32.8	1.4	0.10	mg/kg	1	07/02/14	07/04/14	RR	SW846 6010C [1]	SW846 3050B [4]
Cobalt	10.2	7.1	0.086	mg/kg	1	07/02/14	07/04/14	RR	SW846 6010C [1]	SW846 3050B [4]
Copper	15.1	3.6	0.21	mg/kg	1	07/02/14	07/04/14	RR	SW846 6010C [1]	SW846 3050B [4]
Iron	31200	71	1.4	mg/kg	1	07/02/14	07/04/14	RR	SW846 6010C [1]	SW846 3050B [4]
Lead	13.5	2.9	0.30	mg/kg	1	07/02/14	07/04/14	RR	SW846 6010C [1]	SW846 3050B [4]
Magnesium	7910	710	4.8	mg/kg	1	07/02/14	07/07/14	RR	SW846 6010C [3]	SW846 3050B [4]
Manganese	395	2.1	0.086	mg/kg	1	07/02/14	07/04/14	RR	SW846 6010C [1]	SW846 3050B [4]
Mercury	0.024 B	0.055	0.012	mg/kg	1	07/07/14	07/07/14	JW	SW846 7471B [2]	SW846 7471B [5]
Nickel	28.3	5.7	0.14	mg/kg	1	07/02/14	07/04/14	RR	SW846 6010C [1]	SW846 3050B [4]
Potassium	3800	1400	5.7	mg/kg	1	07/02/14	07/04/14	RR	SW846 6010C [1]	SW846 3050B [4]
Selenium	0.47 U	2.9	0.47	mg/kg	1	07/02/14	07/04/14	RR	SW846 6010C [1]	SW846 3050B [4]
Silver	0.20 U	0.71	0.20	mg/kg	1	07/02/14	07/04/14	RR	SW846 6010C [1]	SW846 3050B [4]
Sodium	1060 B	1400	2.7	mg/kg	1	07/02/14	07/04/14	RR	SW846 6010C [1]	SW846 3050B [4]
Thallium	0.59 U	1.4	0.59	mg/kg	1	07/02/14	07/07/14	RR	SW846 6010C [3]	SW846 3050B [4]
Vanadium	36.5	7.1	0.13	mg/kg	1	07/02/14	07/04/14	RR	SW846 6010C [1]	SW846 3050B [4]
Zinc	74.8	2.9	0.54	mg/kg	1	07/02/14	07/04/14	RR	SW846 6010C [1]	SW846 3050B [4]

(1) Instrument QC Batch: MA34389
(2) Instrument QC Batch: MA34392
(3) Instrument QC Batch: MA34399
(4) Prep QC Batch: MP80450
(5) Prep QC Batch: MP80489

RL = Reporting Limit
MDL = Method Detection Limit

U = Indicates a result < MDL
B = Indicates a result > = MDL but < RL

Accutest Laboratories

Report of Analysis

Client Sample ID:	422-DUP-8		
Lab Sample ID:	JB70672-4	**Date Sampled:**	06/30/14
Matrix:	SO - Soil	**Date Received:**	07/01/14
Method:	SW846 8260C	**Percent Solids:**	56.8
Project:	Carroll Gardens, 363-365 Bond Street, Brooklyn, NY		

	File ID	DF	Analyzed	By	Prep Date	Prep Batch	Analytical Batch
Run #1	Y146984.D	1	07/07/14	PS	n/a	n/a	VY6390
Run #2							

	Initial Weight
Run #1	5.2 g
Run #2	

VOA TCL List

CAS No.	Compound	Result	RL	MDL	Units	Q
67-64-1	Acetone	0.0437	0.017	0.0077	mg/kg	
71-43-2	Benzene	ND	0.0017	0.00021	mg/kg	
74-97-5	Bromochloromethane	ND	0.0085	0.00088	mg/kg	
75-27-4	Bromodichloromethane	ND	0.0085	0.00048	mg/kg	
75-25-2	Bromoform	ND	0.0085	0.00044	mg/kg	
74-83-9	Bromomethane	ND	0.0085	0.00081	mg/kg	
78-93-3	2-Butanone (MEK)	ND	0.017	0.0074	mg/kg	
75-15-0	Carbon disulfide	0.0066	0.0085	0.00024	mg/kg	J
56-23-5	Carbon tetrachloride	ND	0.0085	0.00042	mg/kg	
108-90-7	Chlorobenzene	ND	0.0085	0.00033	mg/kg	
75-00-3	Chloroethane	ND	0.0085	0.0017	mg/kg	
67-66-3	Chloroform	ND	0.0085	0.00043	mg/kg	
74-87-3	Chloromethane	ND	0.0085	0.00058	mg/kg	
110-82-7	Cyclohexane	0.0076	0.0085	0.00044	mg/kg	J
96-12-8	1,2-Dibromo-3-chloropropane	ND	0.017	0.0023	mg/kg	
124-48-1	Dibromochloromethane	ND	0.0085	0.00041	mg/kg	
106-93-4	1,2-Dibromoethane	ND	0.0017	0.00093	mg/kg	
95-50-1	1,2-Dichlorobenzene	ND	0.0085	0.00057	mg/kg	
541-73-1	1,3-Dichlorobenzene	ND	0.0085	0.00037	mg/kg	
106-46-7	1,4-Dichlorobenzene	ND	0.0085	0.00042	mg/kg	
75-71-8	Dichlorodifluoromethane	ND	0.0085	0.00060	mg/kg	
75-34-3	1,1-Dichloroethane	ND	0.0085	0.00053	mg/kg	
107-06-2	1,2-Dichloroethane	ND	0.0017	0.00054	mg/kg	
75-35-4	1,1-Dichloroethene	ND	0.0085	0.00049	mg/kg	
156-59-2	cis-1,2-Dichloroethene	ND	0.0085	0.00035	mg/kg	
156-60-5	trans-1,2-Dichloroethene	ND	0.0085	0.00072	mg/kg	
78-87-5	1,2-Dichloropropane	ND	0.0085	0.00074	mg/kg	
10061-01-5	cis-1,3-Dichloropropene	ND	0.0085	0.00038	mg/kg	
10061-02-6	trans-1,3-Dichloropropene	ND	0.0085	0.00046	mg/kg	
100-41-4	Ethylbenzene	ND	0.0017	0.00030	mg/kg	
76-13-1	Freon 113	ND	0.0085	0.00074	mg/kg	
591-78-6	2-Hexanone	ND	0.0085	0.0030	mg/kg	

ND = Not detected MDL = Method Detection Limit
RL = Reporting Limit
E = Indicates value exceeds calibration range

J = Indicates an estimated value
B = Indicates analyte found in associated method blank
N = Indicates presumptive evidence of a compound

Report of Analysis

Client Sample ID:	422-DUP-8		
Lab Sample ID:	JB70672-4	**Date Sampled:**	06/30/14
Matrix:	SO - Soil	**Date Received:**	07/01/14
Method:	SW846 8260C	**Percent Solids:**	56.8
Project:	Carroll Gardens, 363-365 Bond Street, Brooklyn, NY		

VOA TCL List

CAS No.	Compound	Result	RL	MDL	Units	Q
98-82-8	Isopropylbenzene	ND	0.0085	0.00025	mg/kg	
79-20-9	Methyl Acetate	ND	0.0085	0.0028	mg/kg	
108-87-2	Methylcyclohexane	0.0013	0.0085	0.00028	mg/kg	J
1634-04-4	Methyl Tert Butyl Ether	ND	0.0017	0.00058	mg/kg	
108-10-1	4-Methyl-2-pentanone(MIBK)	ND	0.0085	0.0022	mg/kg	
75-09-2	Methylene chloride	ND	0.0085	0.0029	mg/kg	
100-42-5	Styrene	ND	0.0085	0.00039	mg/kg	
79-34-5	1,1,2,2-Tetrachloroethane	ND	0.0085	0.00058	mg/kg	
127-18-4	Tetrachloroethene	ND	0.0085	0.00069	mg/kg	
108-88-3	Toluene	ND	0.0017	0.00024	mg/kg	
87-61-6	1,2,3-Trichlorobenzene	ND	0.0085	0.00035	mg/kg	
120-82-1	1,2,4-Trichlorobenzene	ND	0.0085	0.00031	mg/kg	
71-55-6	1,1,1-Trichloroethane	ND	0.0085	0.00049	mg/kg	
79-00-5	1,1,2-Trichloroethane	ND	0.0085	0.0014	mg/kg	
79-01-6	Trichloroethene	ND	0.0085	0.00059	mg/kg	
75-69-4	Trichlorofluoromethane	ND	0.0085	0.00038	mg/kg	
75-01-4	Vinyl chloride	ND	0.0085	0.00058	mg/kg	
	m,p-Xylene	ND	0.0017	0.00082	mg/kg	
95-47-6	o-Xylene	ND	0.0017	0.00030	mg/kg	
1330-20-7	Xylene (total)	ND	0.0017	0.00030	mg/kg	

CAS No.	Surrogate Recoveries	Run# 1	Run# 2	Limits
1868-53-7	Dibromofluoromethane	105%		59-130%
17060-07-0	1,2-Dichloroethane-D4	103%		65-123%
2037-26-5	Toluene-D8	107%		77-125%
460-00-4	4-Bromofluorobenzene	99%		71-132%

ND = Not detected MDL = Method Detection Limit
RL = Reporting Limit
E = Indicates value exceeds calibration range

J = Indicates an estimated value
B = Indicates analyte found in associated method blank
N = Indicates presumptive evidence of a compound

Accutest Laboratories

Report of Analysis

Client Sample ID:	422-DUP-8		
Lab Sample ID:	JB70672-4	**Date Sampled:**	06/30/14
Matrix:	SO - Soil	**Date Received:**	07/01/14
Method:	SW846 8270D SW846 3550C	**Percent Solids:**	56.8
Project:	Carroll Gardens, 363-365 Bond Street, Brooklyn, NY		

	File ID	DF	Analyzed	By	Prep Date	Prep Batch	Analytical Batch
Run #1	Z93495.D	1	07/11/14	AD	07/02/14	OP76137	EZ4638
Run #2							

	Initial Weight	Final Volume
Run #1	32.8 g	1.0 ml
Run #2		

ABN TCL List (SOM0 2.0)

CAS No.	Compound	Result	RL	MDL	Units	Q
95-57-8	2-Chlorophenol	ND	0.11	0.054	mg/kg	
59-50-7	4-Chloro-3-methyl phenol	ND	0.27	0.054	mg/kg	
120-83-2	2,4-Dichlorophenol	ND	0.27	0.086	mg/kg	
105-67-9	2,4-Dimethylphenol	ND	0.27	0.090	mg/kg	
51-28-5	2,4-Dinitrophenol	ND	1.1	0.065	mg/kg	
534-52-1	4,6-Dinitro-o-cresol	ND	1.1	0.065	mg/kg	
95-48-7	2-Methylphenol	ND	0.11	0.061	mg/kg	
	3&4-Methylphenol	ND	0.11	0.068	mg/kg	
88-75-5	2-Nitrophenol	ND	0.27	0.057	mg/kg	
100-02-7	4-Nitrophenol	ND	0.54	0.091	mg/kg	
87-86-5	Pentachlorophenol	ND	0.54	0.092	mg/kg	
108-95-2	Phenol	ND	0.11	0.056	mg/kg	
58-90-2	2,3,4,6-Tetrachlorophenol	ND	0.27	0.055	mg/kg	
95-95-4	2,4,5-Trichlorophenol	ND	0.27	0.062	mg/kg	
88-06-2	2,4,6-Trichlorophenol	ND	0.27	0.050	mg/kg	
83-32-9	Acenaphthene	ND	0.054	0.016	mg/kg	
208-96-8	Acenaphthylene	ND	0.054	0.017	mg/kg	
98-86-2	Acetophenone	ND	0.27	0.0094	mg/kg	
120-12-7	Anthracene	ND	0.054	0.019	mg/kg	
1912-24-9	Atrazine	ND	0.11	0.011	mg/kg	
56-55-3	Benzo(a)anthracene	ND	0.054	0.017	mg/kg	
50-32-8	Benzo(a)pyrene	ND	0.054	0.016	mg/kg	
205-99-2	Benzo(b)fluoranthene	ND	0.054	0.018	mg/kg	
191-24-2	Benzo(g,h,i)perylene	ND	0.054	0.020	mg/kg	
207-08-9	Benzo(k)fluoranthene	ND	0.054	0.020	mg/kg	
101-55-3	4-Bromophenyl phenyl ether	ND	0.11	0.019	mg/kg	
85-68-7	Butyl benzyl phthalate	ND	0.11	0.031	mg/kg	
92-52-4	1,1'-Biphenyl	ND	0.11	0.0062	mg/kg	
100-52-7	Benzaldehyde	ND	0.27	0.012	mg/kg	
91-58-7	2-Chloronaphthalene	ND	0.11	0.017	mg/kg	
106-47-8	4-Chloroaniline	ND	0.27	0.017	mg/kg	
86-74-8	Carbazole	ND	0.11	0.025	mg/kg	

ND = Not detected MDL = Method Detection Limit
RL = Reporting Limit
E = Indicates value exceeds calibration range
J = Indicates an estimated value
B = Indicates analyte found in associated method blank
N = Indicates presumptive evidence of a compound

Report of Analysis

Client Sample ID:	422-DUP-8		
Lab Sample ID:	JB70672-4	**Date Sampled:**	06/30/14
Matrix:	SO - Soil	**Date Received:**	07/01/14
Method:	SW846 8270D SW846 3550C	**Percent Solids:**	56.8
Project:	Carroll Gardens, 363-365 Bond Street, Brooklyn, NY		

ABN TCL List (SOM0 2.0)

CAS No.	Compound	Result	RL	MDL	Units	Q
105-60-2	Caprolactam	ND	0.11	0.017	mg/kg	
218-01-9	Chrysene	ND	0.054	0.018	mg/kg	
111-91-1	bis(2-Chloroethoxy)methane	ND	0.11	0.022	mg/kg	
111-44-4	bis(2-Chloroethyl)ether	ND	0.11	0.016	mg/kg	
108-60-1	bis(2-Chloroisopropyl)ether	ND	0.11	0.016	mg/kg	
7005-72-3	4-Chlorophenyl phenyl ether	ND	0.11	0.016	mg/kg	
121-14-2	2,4-Dinitrotoluene	ND	0.054	0.023	mg/kg	
606-20-2	2,6-Dinitrotoluene	ND	0.054	0.020	mg/kg	
91-94-1	3,3'-Dichlorobenzidine	ND	0.11	0.014	mg/kg	
123-91-1	1,4-Dioxane	ND	0.054	0.035	mg/kg	
53-70-3	Dibenzo(a,h)anthracene	ND	0.054	0.018	mg/kg	
132-64-9	Dibenzofuran	ND	0.11	0.016	mg/kg	
84-74-2	Di-n-butyl phthalate	ND	0.11	0.012	mg/kg	
117-84-0	Di-n-octyl phthalate	ND	0.11	0.026	mg/kg	
84-66-2	Diethyl phthalate	ND	0.11	0.018	mg/kg	
131-11-3	Dimethyl phthalate	ND	0.11	0.019	mg/kg	
117-81-7	bis(2-Ethylhexyl)phthalate	ND	0.11	0.047	mg/kg	
206-44-0	Fluoranthene	ND	0.054	0.024	mg/kg	
86-73-7	Fluorene	ND	0.054	0.018	mg/kg	
118-74-1	Hexachlorobenzene	ND	0.11	0.017	mg/kg	
87-68-3	Hexachlorobutadiene	ND	0.054	0.015	mg/kg	
77-47-4	Hexachlorocyclopentadiene	ND	0.54	0.055	mg/kg	
67-72-1	Hexachloroethane	ND	0.27	0.015	mg/kg	
193-39-5	Indeno(1,2,3-cd)pyrene	ND	0.054	0.019	mg/kg	
78-59-1	Isophorone	ND	0.11	0.014	mg/kg	
91-57-6	2-Methylnaphthalene	ND	0.11	0.030	mg/kg	
88-74-4	2-Nitroaniline	ND	0.27	0.024	mg/kg	
99-09-2	3-Nitroaniline	ND	0.27	0.021	mg/kg	
100-01-6	4-Nitroaniline	ND	0.27	0.021	mg/kg	
91-20-3	Naphthalene	ND	0.054	0.015	mg/kg	
98-95-3	Nitrobenzene	ND	0.11	0.016	mg/kg	
621-64-7	N-Nitroso-di-n-propylamine	ND	0.11	0.013	mg/kg	
86-30-6	N-Nitrosodiphenylamine	ND	0.27	0.032	mg/kg	
85-01-8	Phenanthrene	ND	0.054	0.024	mg/kg	
129-00-0	Pyrene	ND	0.054	0.021	mg/kg	
95-94-3	1,2,4,5-Tetrachlorobenzene	ND	0.27	0.016	mg/kg	

CAS No.	Surrogate Recoveries	Run# 1	Run# 2	Limits
367-12-4	2-Fluorophenol	90%		13-110%

ND = Not detected MDL = Method Detection Limit
RL = Reporting Limit
E = Indicates value exceeds calibration range
J = Indicates an estimated value
B = Indicates analyte found in associated method blank
N = Indicates presumptive evidence of a compound

Report of Analysis

Client Sample ID:	422-DUP-8		
Lab Sample ID:	JB70672-4	**Date Sampled:**	06/30/14
Matrix:	SO - Soil	**Date Received:**	07/01/14
Method:	SW846 8270D SW846 3550C	**Percent Solids:**	56.8
Project:	Carroll Gardens, 363-365 Bond Street, Brooklyn, NY		

ABN TCL List (SOM0 2.0)

CAS No.	Surrogate Recoveries	Run# 1	Run# 2	Limits
4165-62-2	Phenol-d5	81%		15-110%
118-79-6	2,4,6-Tribromophenol	109%		20-123%
4165-60-0	Nitrobenzene-d5	102%		10-110%
321-60-8	2-Fluorobiphenyl	101%		17-110%
1718-51-0	Terphenyl-d14	113%		30-124%

ND = Not detected MDL = Method Detection Limit
RL = Reporting Limit
E = Indicates value exceeds calibration range

J = Indicates an estimated value
B = Indicates analyte found in associated method blank
N = Indicates presumptive evidence of a compound

Report of Analysis

Client Sample ID: 422-DUP-8
Lab Sample ID: JB70672-4
Matrix: SO - Soil
Project: Carroll Gardens, 363-365 Bond Street, Brooklyn, NY

Date Sampled: 06/30/14
Date Received: 07/01/14
Percent Solids: 56.8

Metals Analysis

Analyte	Result	RL	MDL	Units	DF	Prep	Analyzed	By	Method	Prep Method
Aluminum	16200	75	2.0	mg/kg	1	07/02/14	07/04/14	RR	SW846 6010C [1]	SW846 3050B [4]
Antimony	0.40 U	3.0	0.40	mg/kg	1	07/02/14	07/04/14	RR	SW846 6010C [1]	SW846 3050B [4]
Arsenic	11.3	3.0	0.43	mg/kg	1	07/02/14	07/04/14	RR	SW846 6010C [1]	SW846 3050B [4]
Barium	37.2	30	0.12	mg/kg	1	07/02/14	07/04/14	RR	SW846 6010C [1]	SW846 3050B [4]
Beryllium	0.88	0.30	0.030	mg/kg	1	07/02/14	07/04/14	RR	SW846 6010C [1]	SW846 3050B [4]
Cadmium	0.58 B	0.75	0.075	mg/kg	1	07/02/14	07/04/14	RR	SW846 6010C [1]	SW846 3050B [4]
Calcium	2830	750	4.5	mg/kg	1	07/02/14	07/04/14	RR	SW846 6010C [1]	SW846 3050B [4]
Chromium	32.3	1.5	0.10	mg/kg	1	07/02/14	07/04/14	RR	SW846 6010C [1]	SW846 3050B [4]
Cobalt	9.6	7.5	0.090	mg/kg	1	07/02/14	07/04/14	RR	SW846 6010C [1]	SW846 3050B [4]
Copper	14.6	3.7	0.22	mg/kg	1	07/02/14	07/04/14	RR	SW846 6010C [1]	SW846 3050B [4]
Iron	31900	75	1.4	mg/kg	1	07/02/14	07/04/14	RR	SW846 6010C [1]	SW846 3050B [4]
Lead	13.9	3.0	0.31	mg/kg	1	07/02/14	07/04/14	RR	SW846 6010C [1]	SW846 3050B [4]
Magnesium	7630	750	5.0	mg/kg	1	07/02/14	07/07/14	RR	SW846 6010C [3]	SW846 3050B [4]
Manganese	381	2.2	0.090	mg/kg	1	07/02/14	07/04/14	RR	SW846 6010C [1]	SW846 3050B [4]
Mercury	0.022 B	0.051	0.012	mg/kg	1	07/07/14	07/07/14	JW	SW846 7471B [2]	SW846 7471B [5]
Nickel	27.5	6.0	0.15	mg/kg	1	07/02/14	07/04/14	RR	SW846 6010C [1]	SW846 3050B [4]
Potassium	3740	1500	6.0	mg/kg	1	07/02/14	07/04/14	RR	SW846 6010C [1]	SW846 3050B [4]
Selenium	0.49 U	3.0	0.49	mg/kg	1	07/02/14	07/04/14	RR	SW846 6010C [1]	SW846 3050B [4]
Silver	0.21 U	0.75	0.21	mg/kg	1	07/02/14	07/04/14	RR	SW846 6010C [1]	SW846 3050B [4]
Sodium	1080 B	1500	2.8	mg/kg	1	07/02/14	07/04/14	RR	SW846 6010C [1]	SW846 3050B [4]
Thallium	0.61 U	1.5	0.61	mg/kg	1	07/02/14	07/04/14	RR	SW846 6010C [1]	SW846 3050B [4]
Vanadium	34.9	7.5	0.13	mg/kg	1	07/02/14	07/04/14	RR	SW846 6010C [1]	SW846 3050B [4]
Zinc	73.5	3.0	0.57	mg/kg	1	07/02/14	07/04/14	RR	SW846 6010C [1]	SW846 3050B [4]

(1) Instrument QC Batch: MA34389
(2) Instrument QC Batch: MA34392
(3) Instrument QC Batch: MA34399
(4) Prep QC Batch: MP80450
(5) Prep QC Batch: MP80489

RL = Reporting Limit
MDL = Method Detection Limit

U = Indicates a result < MDL
B = Indicates a result > = MDL but < RL

Accutest Laboratories

Report of Analysis

Client Sample ID:	423-FB-22		
Lab Sample ID:	JB70672-5	**Date Sampled:**	06/30/14
Matrix:	AQ - Field Blank Soil	**Date Received:**	07/01/14
Method:	SW846 8260C	**Percent Solids:**	n/a
Project:	Carroll Gardens, 363-365 Bond Street, Brooklyn, NY		

	File ID	DF	Analyzed	By	Prep Date	Prep Batch	Analytical Batch
Run #1	2C121220.D	1	07/04/14	TP	n/a	n/a	V2C5525
Run #2							

	Purge Volume
Run #1	5.0 ml
Run #2	

VOA TCL List

CAS No.	Compound	Result	RL	MDL	Units	Q
67-64-1	Acetone	ND	10	3.3	ug/l	
71-43-2	Benzene	ND	1.0	0.28	ug/l	
74-97-5	Bromochloromethane	ND	5.0	0.42	ug/l	
75-27-4	Bromodichloromethane	ND	1.0	0.21	ug/l	
75-25-2	Bromoform	ND	4.0	0.30	ug/l	
74-83-9	Bromomethane	ND	2.0	0.56	ug/l	
78-93-3	2-Butanone (MEK)	ND	10	3.2	ug/l	
75-15-0	Carbon disulfide	ND	2.0	0.18	ug/l	
56-23-5	Carbon tetrachloride	ND	1.0	0.23	ug/l	
108-90-7	Chlorobenzene	ND	1.0	0.35	ug/l	
75-00-3	Chloroethane	ND	1.0	0.39	ug/l	
67-66-3	Chloroform	ND	1.0	0.25	ug/l	
74-87-3	Chloromethane	ND	1.0	0.36	ug/l	
110-82-7	Cyclohexane	ND	5.0	0.18	ug/l	
96-12-8	1,2-Dibromo-3-chloropropane	ND	10	1.3	ug/l	
124-48-1	Dibromochloromethane	ND	1.0	0.19	ug/l	
106-93-4	1,2-Dibromoethane	ND	2.0	0.16	ug/l	
95-50-1	1,2-Dichlorobenzene	ND	1.0	0.20	ug/l	
541-73-1	1,3-Dichlorobenzene	ND	1.0	0.31	ug/l	
106-46-7	1,4-Dichlorobenzene	ND	1.0	0.30	ug/l	
75-71-8	Dichlorodifluoromethane	ND	5.0	0.63	ug/l	
75-34-3	1,1-Dichloroethane	ND	1.0	0.26	ug/l	
107-06-2	1,2-Dichloroethane	ND	1.0	0.22	ug/l	
75-35-4	1,1-Dichloroethene	ND	1.0	0.34	ug/l	
156-59-2	cis-1,2-Dichloroethene	ND	1.0	0.24	ug/l	
156-60-5	trans-1,2-Dichloroethene	ND	1.0	0.38	ug/l	
78-87-5	1,2-Dichloropropane	ND	1.0	0.28	ug/l	
10061-01-5	cis-1,3-Dichloropropene	ND	1.0	0.15	ug/l	
10061-02-6	trans-1,3-Dichloropropene	ND	1.0	0.21	ug/l	
100-41-4	Ethylbenzene	ND	1.0	0.21	ug/l	
76-13-1	Freon 113	ND	5.0	0.77	ug/l	
591-78-6	2-Hexanone	ND	5.0	1.7	ug/l	

ND = Not detected MDL = Method Detection Limit
RL = Reporting Limit
E = Indicates value exceeds calibration range
J = Indicates an estimated value
B = Indicates analyte found in associated method blank
N = Indicates presumptive evidence of a compound

Report of Analysis

Client Sample ID:	423-FB-22		
Lab Sample ID:	JB70672-5	**Date Sampled:**	06/30/14
Matrix:	AQ - Field Blank Soil	**Date Received:**	07/01/14
Method:	SW846 8260C	**Percent Solids:**	n/a
Project:	Carroll Gardens, 363-365 Bond Street, Brooklyn, NY		

VOA TCL List

CAS No.	Compound	Result	RL	MDL	Units	Q
98-82-8	Isopropylbenzene	ND	2.0	0.22	ug/l	
79-20-9	Methyl Acetate	ND	5.0	1.5	ug/l	
108-87-2	Methylcyclohexane	ND	5.0	0.15	ug/l	
1634-04-4	Methyl Tert Butyl Ether	ND	1.0	0.29	ug/l	
108-10-1	4-Methyl-2-pentanone(MIBK)	ND	5.0	1.5	ug/l	
75-09-2	Methylene chloride	ND	2.0	0.86	ug/l	
100-42-5	Styrene	ND	5.0	0.30	ug/l	
79-34-5	1,1,2,2-Tetrachloroethane	ND	1.0	0.20	ug/l	
127-18-4	Tetrachloroethene	ND	1.0	0.25	ug/l	
108-88-3	Toluene	ND	1.0	0.44	ug/l	
87-61-6	1,2,3-Trichlorobenzene	ND	5.0	0.24	ug/l	
120-82-1	1,2,4-Trichlorobenzene	ND	5.0	0.22	ug/l	
71-55-6	1,1,1-Trichloroethane	ND	1.0	0.25	ug/l	
79-00-5	1,1,2-Trichloroethane	ND	1.0	0.21	ug/l	
79-01-6	Trichloroethene	ND	1.0	0.50	ug/l	
75-69-4	Trichlorofluoromethane	ND	5.0	0.33	ug/l	
75-01-4	Vinyl chloride	ND	1.0	0.41	ug/l	
	m,p-Xylene	ND	1.0	0.40	ug/l	
95-47-6	o-Xylene	ND	1.0	0.19	ug/l	
1330-20-7	Xylene (total)	ND	1.0	0.19	ug/l	

CAS No.	Surrogate Recoveries	Run# 1	Run# 2	Limits
1868-53-7	Dibromofluoromethane	105%		79-120%
17060-07-0	1,2-Dichloroethane-D4	109%		72-123%
2037-26-5	Toluene-D8	109%		78-119%
460-00-4	4-Bromofluorobenzene	99%		74-119%

ND = Not detected MDL = Method Detection Limit
RL = Reporting Limit
E = Indicates value exceeds calibration range

J = Indicates an estimated value
B = Indicates analyte found in associated method blank
N = Indicates presumptive evidence of a compound

Accutest Laboratories

Report of Analysis

Client Sample ID:	423-FB-22		
Lab Sample ID:	JB70672-5	**Date Sampled:**	06/30/14
Matrix:	AQ - Field Blank Soil	**Date Received:**	07/01/14
Method:	SW846 8270D SW846 3510C	**Percent Solids:**	n/a
Project:	Carroll Gardens, 363-365 Bond Street, Brooklyn, NY		

	File ID	DF	Analyzed	By	Prep Date	Prep Batch	Analytical Batch
Run #1	M106057.D	1	07/05/14	ALS	07/04/14	OP76174	EM4336
Run #2							

	Initial Volume	Final Volume
Run #1	920 ml	1.0 ml
Run #2		

ABN TCL List (SOM0 2.0)

CAS No.	Compound	Result	RL	MDL	Units	Q
95-57-8	2-Chlorophenol	ND	5.4	1.4	ug/l	
59-50-7	4-Chloro-3-methyl phenol	ND	5.4	1.4	ug/l	
120-83-2	2,4-Dichlorophenol	ND	2.2	1.8	ug/l	
105-67-9	2,4-Dimethylphenol	ND	5.4	2.0	ug/l	
51-28-5	2,4-Dinitrophenol	ND	22	7.1	ug/l	
534-52-1	4,6-Dinitro-o-cresol	ND	22	1.4	ug/l	
95-48-7	2-Methylphenol	ND	2.2	1.4	ug/l	
	3&4-Methylphenol	ND	2.2	1.2	ug/l	
88-75-5	2-Nitrophenol	ND	5.4	2.0	ug/l	
100-02-7	4-Nitrophenol	ND	11	0.99	ug/l	
87-86-5	Pentachlorophenol	ND	11	1.5	ug/l	
108-95-2	Phenol	ND	2.2	0.59	ug/l	
58-90-2	2,3,4,6-Tetrachlorophenol	ND	5.4	1.5	ug/l	
95-95-4	2,4,5-Trichlorophenol	ND	5.4	1.9	ug/l	
88-06-2	2,4,6-Trichlorophenol	ND	5.4	1.7	ug/l	
83-32-9	Acenaphthene	ND	1.1	0.32	ug/l	
208-96-8	Acenaphthylene	ND	1.1	0.22	ug/l	
98-86-2	Acetophenone	ND	2.2	0.40	ug/l	
120-12-7	Anthracene	ND	1.1	0.21	ug/l	
1912-24-9	Atrazine	ND	2.2	0.46	ug/l	
100-52-7	Benzaldehyde	ND	5.4	0.73	ug/l	
56-55-3	Benzo(a)anthracene	ND	1.1	0.23	ug/l	
50-32-8	Benzo(a)pyrene	ND	1.1	0.26	ug/l	
205-99-2	Benzo(b)fluoranthene	ND	1.1	0.24	ug/l	
191-24-2	Benzo(g,h,i)perylene	ND	1.1	0.34	ug/l	
207-08-9	Benzo(k)fluoranthene	ND	1.1	0.24	ug/l	
101-55-3	4-Bromophenyl phenyl ether	ND	2.2	0.27	ug/l	
85-68-7	Butyl benzyl phthalate	ND	2.2	0.24	ug/l	
92-52-4	1,1'-Biphenyl	ND	1.1	0.30	ug/l	
91-58-7	2-Chloronaphthalene	ND	2.2	0.37	ug/l	
106-47-8	4-Chloroaniline	ND	5.4	0.33	ug/l	
86-74-8	Carbazole	ND	1.1	0.18	ug/l	

ND = Not detected MDL = Method Detection Limit
RL = Reporting Limit
E = Indicates value exceeds calibration range

J = Indicates an estimated value
B = Indicates analyte found in associated method blank
N = Indicates presumptive evidence of a compound

Report of Analysis

Client Sample ID:	423-FB-22		
Lab Sample ID:	JB70672-5	**Date Sampled:**	06/30/14
Matrix:	AQ - Field Blank Soil	**Date Received:**	07/01/14
Method:	SW846 8270D SW846 3510C	**Percent Solids:**	n/a
Project:	Carroll Gardens, 363-365 Bond Street, Brooklyn, NY		

ABN TCL List (SOM0 2.0)

CAS No.	Compound	Result	RL	MDL	Units	Q
105-60-2	Caprolactam	ND	2.2	0.44	ug/l	
218-01-9	Chrysene	ND	1.1	0.18	ug/l	
111-91-1	bis(2-Chloroethoxy)methane	ND	2.2	0.46	ug/l	
111-44-4	bis(2-Chloroethyl)ether	ND	2.2	0.47	ug/l	
108-60-1	bis(2-Chloroisopropyl)ether	ND	2.2	0.44	ug/l	
7005-72-3	4-Chlorophenyl phenyl ether	ND	2.2	0.41	ug/l	
121-14-2	2,4-Dinitrotoluene	ND	1.1	0.35	ug/l	
606-20-2	2,6-Dinitrotoluene	ND	1.1	0.28	ug/l	
91-94-1	3,3'-Dichlorobenzidine	ND	2.2	0.61	ug/l	
123-91-1	1,4-Dioxane	ND	1.1	0.78	ug/l	
53-70-3	Dibenzo(a,h)anthracene	ND	1.1	0.30	ug/l	
132-64-9	Dibenzofuran	ND	5.4	0.25	ug/l	
84-74-2	Di-n-butyl phthalate	ND	2.2	0.63	ug/l	
117-84-0	Di-n-octyl phthalate	ND	2.2	0.27	ug/l	
84-66-2	Diethyl phthalate	ND	2.2	0.25	ug/l	
131-11-3	Dimethyl phthalate	ND	2.2	0.28	ug/l	
117-81-7	bis(2-Ethylhexyl)phthalate	ND	2.2	0.60	ug/l	
206-44-0	Fluoranthene	ND	1.1	0.18	ug/l	
86-73-7	Fluorene	ND	1.1	0.30	ug/l	
118-74-1	Hexachlorobenzene	ND	1.1	0.50	ug/l	
87-68-3	Hexachlorobutadiene	ND	1.1	0.42	ug/l	
77-47-4	Hexachlorocyclopentadiene	ND	11	0.52	ug/l	
67-72-1	Hexachloroethane	ND	2.2	0.31	ug/l	
193-39-5	Indeno(1,2,3-cd)pyrene	ND	1.1	0.44	ug/l	
78-59-1	Isophorone	ND	2.2	0.37	ug/l	
91-57-6	2-Methylnaphthalene	ND	1.1	0.32	ug/l	
88-74-4	2-Nitroaniline	ND	5.4	0.34	ug/l	
99-09-2	3-Nitroaniline	ND	5.4	0.28	ug/l	
100-01-6	4-Nitroaniline	ND	5.4	0.33	ug/l	
91-20-3	Naphthalene	ND	1.1	0.29	ug/l	
98-95-3	Nitrobenzene	ND	2.2	0.56	ug/l	
621-64-7	N-Nitroso-di-n-propylamine	ND	2.2	0.41	ug/l	
86-30-6	N-Nitrosodiphenylamine	ND	5.4	0.22	ug/l	
85-01-8	Phenanthrene	ND	1.1	0.20	ug/l	
129-00-0	Pyrene	ND	1.1	0.21	ug/l	
95-94-3	1,2,4,5-Tetrachlorobenzene	ND	2.2	0.48	ug/l	

CAS No.	Surrogate Recoveries	Run# 1	Run# 2	Limits
367-12-4	2-Fluorophenol	49%		10-110%

ND = Not detected MDL = Method Detection Limit
RL = Reporting Limit
E = Indicates value exceeds calibration range
J = Indicates an estimated value
B = Indicates analyte found in associated method blank
N = Indicates presumptive evidence of a compound

Report of Analysis

Client Sample ID:	423-FB-22		
Lab Sample ID:	JB70672-5	**Date Sampled:**	06/30/14
Matrix:	AQ - Field Blank Soil	**Date Received:**	07/01/14
Method:	SW846 8270D SW846 3510C	**Percent Solids:**	n/a
Project:	Carroll Gardens, 363-365 Bond Street, Brooklyn, NY		

ABN TCL List (SOM0 2.0)

CAS No.	Surrogate Recoveries	Run# 1	Run# 2	Limits
4165-62-2	Phenol-d5	37%		10-110%
118-79-6	2,4,6-Tribromophenol	85%		29-139%
4165-60-0	Nitrobenzene-d5	71%		28-131%
321-60-8	2-Fluorobiphenyl	70%		30-121%
1718-51-0	Terphenyl-d14	91%		16-147%

ND = Not detected MDL = Method Detection Limit
RL = Reporting Limit
E = Indicates value exceeds calibration range

J = Indicates an estimated value
B = Indicates analyte found in associated method blank
N = Indicates presumptive evidence of a compound

Report of Analysis

Client Sample ID: 423-FB-22
Lab Sample ID: JB70672-5
Matrix: AQ - Field Blank Soil
Project: Carroll Gardens, 363-365 Bond Street, Brooklyn, NY

Date Sampled: 06/30/14
Date Received: 07/01/14
Percent Solids: n/a

Total Metals Analysis

Analyte	Result	RL	MDL	Units	DF	Prep	Analyzed	By	Method	Prep Method
Aluminum	13.8 B	200	11	ug/l	1	07/03/14	07/03/14	ND	SW846 6010C [1]	SW846 3010A [3]
Antimony	2.6 U	6.0	2.6	ug/l	1	07/03/14	07/03/14	ND	SW846 6010C [1]	SW846 3010A [3]
Arsenic	2.6 U	3.0	2.6	ug/l	1	07/03/14	07/03/14	ND	SW846 6010C [1]	SW846 3010A [3]
Barium	1.0 U	200	1.0	ug/l	1	07/03/14	07/03/14	ND	SW846 6010C [1]	SW846 3010A [3]
Beryllium	0.40 U	1.0	0.40	ug/l	1	07/03/14	07/03/14	ND	SW846 6010C [1]	SW846 3010A [3]
Cadmium	0.70 U	3.0	0.70	ug/l	1	07/03/14	07/03/14	ND	SW846 6010C [1]	SW846 3010A [3]
Calcium	70.1 B	5000	19	ug/l	1	07/03/14	07/03/14	ND	SW846 6010C [1]	SW846 3010A [3]
Chromium	0.89 U	10	0.89	ug/l	1	07/03/14	07/03/14	ND	SW846 6010C [1]	SW846 3010A [3]
Cobalt	0.83 U	50	0.83	ug/l	1	07/03/14	07/03/14	ND	SW846 6010C [1]	SW846 3010A [3]
Copper	1.2 U	10	1.2	ug/l	1	07/03/14	07/03/14	ND	SW846 6010C [1]	SW846 3010A [3]
Iron	12 U	100	12	ug/l	1	07/03/14	07/03/14	ND	SW846 6010C [1]	SW846 3010A [3]
Lead	1.3 U	3.0	1.3	ug/l	1	07/03/14	07/03/14	ND	SW846 6010C [1]	SW846 3010A [3]
Magnesium	41 U	5000	41	ug/l	1	07/03/14	07/03/14	ND	SW846 6010C [1]	SW846 3010A [3]
Manganese	0.48 U	15	0.48	ug/l	1	07/03/14	07/03/14	ND	SW846 6010C [1]	SW846 3010A [3]
Mercury	0.064 U	0.20	0.064	ug/l	1	07/08/14	07/08/14	JW	SW846 7470A [2]	SW846 7470A [4]
Nickel	0.75 U	10	0.75	ug/l	1	07/03/14	07/03/14	ND	SW846 6010C [1]	SW846 3010A [3]
Potassium	50 U	10000	50	ug/l	1	07/03/14	07/03/14	ND	SW846 6010C [1]	SW846 3010A [3]
Selenium	3.6 U	10	3.6	ug/l	1	07/03/14	07/03/14	ND	SW846 6010C [1]	SW846 3010A [3]
Silver	1.2 U	10	1.2	ug/l	1	07/03/14	07/03/14	ND	SW846 6010C [1]	SW846 3010A [3]
Sodium	242 B	10000	19	ug/l	1	07/03/14	07/03/14	ND	SW846 6010C [1]	SW846 3010A [3]
Thallium	1.8 U	2.0	1.8	ug/l	1	07/03/14	07/03/14	ND	SW846 6010C [1]	SW846 3010A [3]
Vanadium	0.87 U	50	0.87	ug/l	1	07/03/14	07/03/14	ND	SW846 6010C [1]	SW846 3010A [3]
Zinc	7.6 U	20	7.6	ug/l	1	07/03/14	07/03/14	ND	SW846 6010C [1]	SW846 3010A [3]

(1) Instrument QC Batch: MA34391
(2) Instrument QC Batch: MA34406
(3) Prep QC Batch: MP80451
(4) Prep QC Batch: MP80519

RL = Reporting Limit
MDL = Method Detection Limit

U = Indicates a result < MDL
B = Indicates a result > = MDL but < RL

Accutest Laboratories

Report of Analysis

Client Sample ID:	424-TB-19		
Lab Sample ID:	JB70672-6	**Date Sampled:**	07/01/14
Matrix:	AQ - Trip Blank Soil	**Date Received:**	07/01/14
Method:	SW846 8260C	**Percent Solids:**	n/a
Project:	Carroll Gardens, 363-365 Bond Street, Brooklyn, NY		

	File ID	DF	Analyzed	By	Prep Date	Prep Batch	Analytical Batch
Run #1	2C121221.D	1	07/04/14	TP	n/a	n/a	V2C5525
Run #2							

	Purge Volume
Run #1	5.0 ml
Run #2	

VOA TCL List

CAS No.	Compound	Result	RL	MDL	Units	Q
67-64-1	Acetone	ND	10	3.3	ug/l	
71-43-2	Benzene	ND	1.0	0.28	ug/l	
74-97-5	Bromochloromethane	ND	5.0	0.42	ug/l	
75-27-4	Bromodichloromethane	ND	1.0	0.21	ug/l	
75-25-2	Bromoform	ND	4.0	0.30	ug/l	
74-83-9	Bromomethane	ND	2.0	0.56	ug/l	
78-93-3	2-Butanone (MEK)	ND	10	3.2	ug/l	
75-15-0	Carbon disulfide	ND	2.0	0.18	ug/l	
56-23-5	Carbon tetrachloride	ND	1.0	0.23	ug/l	
108-90-7	Chlorobenzene	ND	1.0	0.35	ug/l	
75-00-3	Chloroethane	ND	1.0	0.39	ug/l	
67-66-3	Chloroform	ND	1.0	0.25	ug/l	
74-87-3	Chloromethane	ND	1.0	0.36	ug/l	
110-82-7	Cyclohexane	ND	5.0	0.18	ug/l	
96-12-8	1,2-Dibromo-3-chloropropane	ND	10	1.3	ug/l	
124-48-1	Dibromochloromethane	ND	1.0	0.19	ug/l	
106-93-4	1,2-Dibromoethane	ND	2.0	0.16	ug/l	
95-50-1	1,2-Dichlorobenzene	ND	1.0	0.20	ug/l	
541-73-1	1,3-Dichlorobenzene	ND	1.0	0.31	ug/l	
106-46-7	1,4-Dichlorobenzene	ND	1.0	0.30	ug/l	
75-71-8	Dichlorodifluoromethane	ND	5.0	0.63	ug/l	
75-34-3	1,1-Dichloroethane	ND	1.0	0.26	ug/l	
107-06-2	1,2-Dichloroethane	ND	1.0	0.22	ug/l	
75-35-4	1,1-Dichloroethene	ND	1.0	0.34	ug/l	
156-59-2	cis-1,2-Dichloroethene	ND	1.0	0.24	ug/l	
156-60-5	trans-1,2-Dichloroethene	ND	1.0	0.38	ug/l	
78-87-5	1,2-Dichloropropane	ND	1.0	0.28	ug/l	
10061-01-5	cis-1,3-Dichloropropene	ND	1.0	0.15	ug/l	
10061-02-6	trans-1,3-Dichloropropene	ND	1.0	0.21	ug/l	
100-41-4	Ethylbenzene	ND	1.0	0.21	ug/l	
76-13-1	Freon 113	ND	5.0	0.77	ug/l	
591-78-6	2-Hexanone	ND	5.0	1.7	ug/l	

ND = Not detected MDL = Method Detection Limit
RL = Reporting Limit
E = Indicates value exceeds calibration range

J = Indicates an estimated value
B = Indicates analyte found in associated method blank
N = Indicates presumptive evidence of a compound

Report of Analysis

Client Sample ID:	424-TB-19		
Lab Sample ID:	JB70672-6	**Date Sampled:**	07/01/14
Matrix:	AQ - Trip Blank Soil	**Date Received:**	07/01/14
Method:	SW846 8260C	**Percent Solids:**	n/a
Project:	Carroll Gardens, 363-365 Bond Street, Brooklyn, NY		

VOA TCL List

CAS No.	Compound	Result	RL	MDL	Units	Q
98-82-8	Isopropylbenzene	ND	2.0	0.22	ug/l	
79-20-9	Methyl Acetate	ND	5.0	1.5	ug/l	
108-87-2	Methylcyclohexane	ND	5.0	0.15	ug/l	
1634-04-4	Methyl Tert Butyl Ether	ND	1.0	0.29	ug/l	
108-10-1	4-Methyl-2-pentanone(MIBK)	ND	5.0	1.5	ug/l	
75-09-2	Methylene chloride	ND	2.0	0.86	ug/l	
100-42-5	Styrene	ND	5.0	0.30	ug/l	
79-34-5	1,1,2,2-Tetrachloroethane	ND	1.0	0.20	ug/l	
127-18-4	Tetrachloroethene	ND	1.0	0.25	ug/l	
108-88-3	Toluene	ND	1.0	0.44	ug/l	
87-61-6	1,2,3-Trichlorobenzene	ND	5.0	0.24	ug/l	
120-82-1	1,2,4-Trichlorobenzene	ND	5.0	0.22	ug/l	
71-55-6	1,1,1-Trichloroethane	ND	1.0	0.25	ug/l	
79-00-5	1,1,2-Trichloroethane	ND	1.0	0.21	ug/l	
79-01-6	Trichloroethene	ND	1.0	0.50	ug/l	
75-69-4	Trichlorofluoromethane	ND	5.0	0.33	ug/l	
75-01-4	Vinyl chloride	ND	1.0	0.41	ug/l	
	m,p-Xylene	ND	1.0	0.40	ug/l	
95-47-6	o-Xylene	ND	1.0	0.19	ug/l	
1330-20-7	Xylene (total)	ND	1.0	0.19	ug/l	

CAS No.	Surrogate Recoveries	Run# 1	Run# 2	Limits
1868-53-7	Dibromofluoromethane	105%		79-120%
17060-07-0	1,2-Dichloroethane-D4	106%		72-123%
2037-26-5	Toluene-D8	108%		78-119%
460-00-4	4-Bromofluorobenzene	97%		74-119%

ND = Not detected MDL = Method Detection Limit
RL = Reporting Limit
E = Indicates value exceeds calibration range
J = Indicates an estimated value
B = Indicates analyte found in associated method blank
N = Indicates presumptive evidence of a compound

Accutest Laboratories

Report of Analysis

Client Sample ID:	425-PE-2		
Lab Sample ID:	JB70672-7	**Date Sampled:**	07/01/14
Matrix:	SO - Soil	**Date Received:**	07/01/14
Method:	SW846 8260C	**Percent Solids:**	62.1
Project:	Carroll Gardens, 363-365 Bond Street, Brooklyn, NY		

	File ID	DF	Analyzed	By	Prep Date	Prep Batch	Analytical Batch
Run #1	Y146985.D	1	07/07/14	PS	n/a	n/a	VY6390
Run #2	E217225.D	1	07/09/14	OTR	n/a	n/a	VE9537

	Initial Weight	Final Volume	Methanol Aliquot
Run #1	5.3 g		
Run #2	5.1 g	10.0 ml	100 ul

VOA TCL List

CAS No.	Compound	Result	RL	MDL	Units	Q
67-64-1	Acetone	0.0484	0.015	0.0069	mg/kg	
71-43-2	Benzene	ND	0.0015	0.00019	mg/kg	
74-97-5	Bromochloromethane	ND	0.0076	0.00079	mg/kg	
75-27-4	Bromodichloromethane	ND	0.0076	0.00043	mg/kg	
75-25-2	Bromoform	ND	0.0076	0.00040	mg/kg	
74-83-9	Bromomethane	ND	0.0076	0.00073	mg/kg	
78-93-3	2-Butanone (MEK)	ND	0.015	0.0067	mg/kg	
75-15-0	Carbon disulfide	0.0015	0.0076	0.00021	mg/kg	J
56-23-5	Carbon tetrachloride	ND	0.0076	0.00038	mg/kg	
108-90-7	Chlorobenzene	ND	0.0076	0.00030	mg/kg	
75-00-3	Chloroethane	ND	0.0076	0.0015	mg/kg	
67-66-3	Chloroform	ND	0.0076	0.00039	mg/kg	
74-87-3	Chloromethane	ND	0.0076	0.00052	mg/kg	
110-82-7	Cyclohexane	0.0284	0.0076	0.00039	mg/kg	
96-12-8	1,2-Dibromo-3-chloropropane	ND	0.015	0.0020	mg/kg	
124-48-1	Dibromochloromethane	ND	0.0076	0.00037	mg/kg	
106-93-4	1,2-Dibromoethane	ND	0.0015	0.00083	mg/kg	
95-50-1	1,2-Dichlorobenzene	ND	0.0076	0.00051	mg/kg	
541-73-1	1,3-Dichlorobenzene	ND	0.0076	0.00033	mg/kg	
106-46-7	1,4-Dichlorobenzene	ND	0.0076	0.00038	mg/kg	
75-71-8	Dichlorodifluoromethane	ND	0.0076	0.00054	mg/kg	
75-34-3	1,1-Dichloroethane	ND	0.0076	0.00048	mg/kg	
107-06-2	1,2-Dichloroethane	ND	0.0015	0.00049	mg/kg	
75-35-4	1,1-Dichloroethene	ND	0.0076	0.00044	mg/kg	
156-59-2	cis-1,2-Dichloroethene	ND	0.0076	0.00031	mg/kg	
156-60-5	trans-1,2-Dichloroethene	ND	0.0076	0.00064	mg/kg	
78-87-5	1,2-Dichloropropane	ND	0.0076	0.00066	mg/kg	
10061-01-5	cis-1,3-Dichloropropene	ND	0.0076	0.00034	mg/kg	
10061-02-6	trans-1,3-Dichloropropene	ND	0.0076	0.00041	mg/kg	
100-41-4	Ethylbenzene	ND	0.0015	0.00027	mg/kg	
76-13-1	Freon 113	ND	0.0076	0.00066	mg/kg	
591-78-6	2-Hexanone	ND	0.0076	0.0027	mg/kg	

ND = Not detected MDL = Method Detection Limit
RL = Reporting Limit
E = Indicates value exceeds calibration range

J = Indicates an estimated value
B = Indicates analyte found in associated method blank
N = Indicates presumptive evidence of a compound

Report of Analysis

Client Sample ID:	425-PE-2		
Lab Sample ID:	JB70672-7	**Date Sampled:**	07/01/14
Matrix:	SO - Soil	**Date Received:**	07/01/14
Method:	SW846 8260C	**Percent Solids:**	62.1
Project:	Carroll Gardens, 363-365 Bond Street, Brooklyn, NY		

VOA TCL List

CAS No.	Compound	Result	RL	MDL	Units	Q
98-82-8	Isopropylbenzene	0.0022	0.0076	0.00022	mg/kg	J
79-20-9	Methyl Acetate	ND	0.0076	0.0025	mg/kg	
108-87-2	Methylcyclohexane	4.16 [a]	0.94	0.031	mg/kg	
1634-04-4	Methyl Tert Butyl Ether	ND	0.0015	0.00052	mg/kg	
108-10-1	4-Methyl-2-pentanone(MIBK)	ND	0.0076	0.0020	mg/kg	
75-09-2	Methylene chloride	ND	0.0076	0.0026	mg/kg	
100-42-5	Styrene	ND	0.0076	0.00035	mg/kg	
79-34-5	1,1,2,2-Tetrachloroethane	ND	0.0076	0.00052	mg/kg	
127-18-4	Tetrachloroethene	ND	0.0076	0.00062	mg/kg	
108-88-3	Toluene	0.00049	0.0015	0.00022	mg/kg	J
87-61-6	1,2,3-Trichlorobenzene	ND	0.0076	0.00031	mg/kg	
120-82-1	1,2,4-Trichlorobenzene	ND	0.0076	0.00027	mg/kg	
71-55-6	1,1,1-Trichloroethane	ND	0.0076	0.00044	mg/kg	
79-00-5	1,1,2-Trichloroethane	ND	0.0076	0.0012	mg/kg	
79-01-6	Trichloroethene	ND	0.0076	0.00053	mg/kg	
75-69-4	Trichlorofluoromethane	ND	0.0076	0.00034	mg/kg	
75-01-4	Vinyl chloride	ND	0.0076	0.00052	mg/kg	
	m,p-Xylene	0.0018	0.0015	0.00074	mg/kg	
95-47-6	o-Xylene	0.0010	0.0015	0.00027	mg/kg	J
1330-20-7	Xylene (total)	0.0028	0.0015	0.00027	mg/kg	

CAS No.	Surrogate Recoveries	Run# 1	Run# 2	Limits
1868-53-7	Dibromofluoromethane	104%	89%	59-130%
17060-07-0	1,2-Dichloroethane-D4	105%	85%	65-123%
2037-26-5	Toluene-D8	105%	92%	77-125%
460-00-4	4-Bromofluorobenzene	108%	91%	71-132%

(a) Result is from Run# 2

ND = Not detected MDL = Method Detection Limit
RL = Reporting Limit
E = Indicates value exceeds calibration range
J = Indicates an estimated value
B = Indicates analyte found in associated method blank
N = Indicates presumptive evidence of a compound

Accutest Laboratories

Report of Analysis

Client Sample ID:	425-PE-2		
Lab Sample ID:	JB70672-7	**Date Sampled:**	07/01/14
Matrix:	SO - Soil	**Date Received:**	07/01/14
Method:	SW846 8270D SW846 3550C	**Percent Solids:**	62.1
Project:	Carroll Gardens, 363-365 Bond Street, Brooklyn, NY		

	File ID	DF	Analyzed	By	Prep Date	Prep Batch	Analytical Batch
Run #1	Z93496.D	1	07/11/14	AD	07/02/14	OP76137	EZ4638
Run #2 [a]	Z93517.D	1	07/11/14	AV	07/02/14	OP76137	EZ4639

	Initial Weight	Final Volume
Run #1	32.0 g	1.0 ml
Run #2	32.0 g	1.0 ml

ABN TCL List (SOM0 2.0)

CAS No.	Compound	Result	RL	MDL	Units	Q
95-57-8	2-Chlorophenol	ND	0.10	0.050	mg/kg	
59-50-7	4-Chloro-3-methyl phenol	ND	0.25	0.050	mg/kg	
120-83-2	2,4-Dichlorophenol	ND	0.25	0.081	mg/kg	
105-67-9	2,4-Dimethylphenol	ND	0.25	0.085	mg/kg	
51-28-5	2,4-Dinitrophenol	ND	1.0	0.061	mg/kg	
534-52-1	4,6-Dinitro-o-cresol	ND	1.0	0.061	mg/kg	
95-48-7	2-Methylphenol	ND	0.10	0.057	mg/kg	
	3&4-Methylphenol	ND	0.10	0.064	mg/kg	
88-75-5	2-Nitrophenol	ND	0.25	0.053	mg/kg	
100-02-7	4-Nitrophenol	ND	0.50	0.085	mg/kg	
87-86-5	Pentachlorophenol	ND	0.50	0.086	mg/kg	
108-95-2	Phenol	ND	0.10	0.053	mg/kg	
58-90-2	2,3,4,6-Tetrachlorophenol	ND	0.25	0.052	mg/kg	
95-95-4	2,4,5-Trichlorophenol	ND	0.25	0.058	mg/kg	
88-06-2	2,4,6-Trichlorophenol	ND	0.25	0.047	mg/kg	
83-32-9	Acenaphthene	ND	0.050	0.015	mg/kg	
208-96-8	Acenaphthylene	ND	0.050	0.016	mg/kg	
98-86-2	Acetophenone	ND	0.25	0.0089	mg/kg	
120-12-7	Anthracene	ND	0.050	0.018	mg/kg	
1912-24-9	Atrazine	ND	0.10	0.0099	mg/kg	
56-55-3	Benzo(a)anthracene	ND	0.050	0.016	mg/kg	
50-32-8	Benzo(a)pyrene	ND	0.050	0.015	mg/kg	
205-99-2	Benzo(b)fluoranthene	ND	0.050	0.017	mg/kg	
191-24-2	Benzo(g,h,i)perylene	ND	0.050	0.019	mg/kg	
207-08-9	Benzo(k)fluoranthene	ND	0.050	0.019	mg/kg	
101-55-3	4-Bromophenyl phenyl ether	ND	0.10	0.018	mg/kg	
85-68-7	Butyl benzyl phthalate	ND	0.10	0.029	mg/kg	
92-52-4	1,1'-Biphenyl	ND	0.10	0.0058	mg/kg	
100-52-7	Benzaldehyde	ND	0.25	0.012	mg/kg	
91-58-7	2-Chloronaphthalene	ND	0.10	0.016	mg/kg	
106-47-8	4-Chloroaniline	ND	0.25	0.016	mg/kg	
86-74-8	Carbazole	ND	0.10	0.023	mg/kg	

ND = Not detected MDL = Method Detection Limit
RL = Reporting Limit
E = Indicates value exceeds calibration range
J = Indicates an estimated value
B = Indicates analyte found in associated method blank
N = Indicates presumptive evidence of a compound

Report of Analysis

Client Sample ID:	425-PE-2		
Lab Sample ID:	JB70672-7	**Date Sampled:**	07/01/14
Matrix:	SO - Soil	**Date Received:**	07/01/14
Method:	SW846 8270D SW846 3550C	**Percent Solids:**	62.1
Project:	Carroll Gardens, 363-365 Bond Street, Brooklyn, NY		

ABN TCL List (SOM0 2.0)

CAS No.	Compound	Result	RL	MDL	Units	Q
105-60-2	Caprolactam	ND	0.10	0.016	mg/kg	
218-01-9	Chrysene	ND	0.050	0.017	mg/kg	
111-91-1	bis(2-Chloroethoxy)methane	ND	0.10	0.020	mg/kg	
111-44-4	bis(2-Chloroethyl)ether	ND	0.10	0.015	mg/kg	
108-60-1	bis(2-Chloroisopropyl)ether	ND	0.10	0.015	mg/kg	
7005-72-3	4-Chlorophenyl phenyl ether	ND	0.10	0.015	mg/kg	
121-14-2	2,4-Dinitrotoluene	ND	0.050	0.022	mg/kg	
606-20-2	2,6-Dinitrotoluene	ND	0.050	0.019	mg/kg	
91-94-1	3,3'-Dichlorobenzidine	ND	0.10	0.013	mg/kg	
123-91-1	1,4-Dioxane	ND	0.050	0.033	mg/kg	
53-70-3	Dibenzo(a,h)anthracene	ND	0.050	0.017	mg/kg	
132-64-9	Dibenzofuran	ND	0.10	0.015	mg/kg	
84-74-2	Di-n-butyl phthalate	ND	0.10	0.011	mg/kg	
117-84-0	Di-n-octyl phthalate	ND	0.10	0.025	mg/kg	
84-66-2	Diethyl phthalate	ND	0.10	0.017	mg/kg	
131-11-3	Dimethyl phthalate	ND	0.10	0.018	mg/kg	
117-81-7	bis(2-Ethylhexyl)phthalate	ND	0.10	0.044	mg/kg	
206-44-0	Fluoranthene	ND	0.050	0.022	mg/kg	
86-73-7	Fluorene	ND	0.050	0.017	mg/kg	
118-74-1	Hexachlorobenzene	ND	0.10	0.016	mg/kg	
87-68-3	Hexachlorobutadiene	ND	0.050	0.014	mg/kg	
77-47-4	Hexachlorocyclopentadiene	ND	0.50	0.051	mg/kg	
67-72-1	Hexachloroethane	ND	0.25	0.014	mg/kg	
193-39-5	Indeno(1,2,3-cd)pyrene	ND	0.050	0.017	mg/kg	
78-59-1	Isophorone	ND	0.10	0.014	mg/kg	
91-57-6	2-Methylnaphthalene	ND	0.10	0.028	mg/kg	
88-74-4	2-Nitroaniline	ND	0.25	0.022	mg/kg	
99-09-2	3-Nitroaniline	ND	0.25	0.020	mg/kg	
100-01-6	4-Nitroaniline	ND	0.25	0.020	mg/kg	
91-20-3	Naphthalene	ND	0.050	0.014	mg/kg	
98-95-3	Nitrobenzene	ND	0.10	0.015	mg/kg	
621-64-7	N-Nitroso-di-n-propylamine	ND	0.10	0.012	mg/kg	
86-30-6	N-Nitrosodiphenylamine	ND	0.25	0.030	mg/kg	
85-01-8	Phenanthrene	0.0311	0.050	0.023	mg/kg	J
129-00-0	Pyrene	0.0265	0.050	0.019	mg/kg	J
95-94-3	1,2,4,5-Tetrachlorobenzene	ND	0.25	0.015	mg/kg	

CAS No.	Surrogate Recoveries	Run# 1	Run# 2	Limits
367-12-4	2-Fluorophenol	87%	83%	13-110%

ND = Not detected MDL = Method Detection Limit
RL = Reporting Limit
E = Indicates value exceeds calibration range
J = Indicates an estimated value
B = Indicates analyte found in associated method blank
N = Indicates presumptive evidence of a compound

Report of Analysis

Client Sample ID:	425-PE-2		
Lab Sample ID:	JB70672-7	**Date Sampled:**	07/01/14
Matrix:	SO - Soil	**Date Received:**	07/01/14
Method:	SW846 8270D SW846 3550C	**Percent Solids:**	62.1
Project:	Carroll Gardens, 363-365 Bond Street, Brooklyn, NY		

ABN TCL List (SOM0 2.0)

CAS No.	Surrogate Recoveries	Run# 1	Run# 2	Limits
4165-62-2	Phenol-d5	77%	76%	15-110%
118-79-6	2,4,6-Tribromophenol	104%	111%	20-123%
4165-60-0	Nitrobenzene-d5	97%	97%	10-110%
321-60-8	2-Fluorobiphenyl	99%	103%	17-110%
1718-51-0	Terphenyl-d14	120%	133% [b]	30-124%

(a) Confirmation run for internal standard areas.
(b) Outside control limits due to matrix interference.

Report of Analysis

Client Sample ID: 425-PE-2
Lab Sample ID: JB70672-7
Matrix: SO - Soil
Project: Carroll Gardens, 363-365 Bond Street, Brooklyn, NY

Date Sampled: 07/01/14
Date Received: 07/01/14
Percent Solids: 62.1

Metals Analysis

Analyte	Result	RL	MDL	Units	DF	Prep	Analyzed	By	Method	Prep Method
Aluminum	13900	73	1.9	mg/kg	1	07/02/14	07/04/14	RR	SW846 6010C [1]	SW846 3050B [4]
Antimony	0.40 U	2.9	0.40	mg/kg	1	07/02/14	07/04/14	RR	SW846 6010C [1]	SW846 3050B [4]
Arsenic	10.9	2.9	0.42	mg/kg	1	07/02/14	07/04/14	RR	SW846 6010C [1]	SW846 3050B [4]
Barium	78.6	29	0.12	mg/kg	1	07/02/14	07/04/14	RR	SW846 6010C [1]	SW846 3050B [4]
Beryllium	0.78	0.29	0.029	mg/kg	1	07/02/14	07/04/14	RR	SW846 6010C [1]	SW846 3050B [4]
Cadmium	0.44 B	0.73	0.073	mg/kg	1	07/02/14	07/04/14	RR	SW846 6010C [1]	SW846 3050B [4]
Calcium	7110	730	4.4	mg/kg	1	07/02/14	07/04/14	RR	SW846 6010C [1]	SW846 3050B [4]
Chromium	26.5	1.5	0.10	mg/kg	1	07/02/14	07/04/14	RR	SW846 6010C [1]	SW846 3050B [4]
Cobalt	9.1	7.3	0.088	mg/kg	1	07/02/14	07/04/14	RR	SW846 6010C [1]	SW846 3050B [4]
Copper	21.1	3.7	0.22	mg/kg	1	07/02/14	07/04/14	RR	SW846 6010C [1]	SW846 3050B [4]
Iron	26000	73	1.4	mg/kg	1	07/02/14	07/04/14	RR	SW846 6010C [1]	SW846 3050B [4]
Lead	59.6	2.9	0.31	mg/kg	1	07/02/14	07/04/14	RR	SW846 6010C [1]	SW846 3050B [4]
Magnesium	5850	730	4.9	mg/kg	1	07/02/14	07/07/14	RR	SW846 6010C [3]	SW846 3050B [4]
Manganese	287	2.2	0.088	mg/kg	1	07/02/14	07/04/14	RR	SW846 6010C [1]	SW846 3050B [4]
Mercury	0.17	0.051	0.011	mg/kg	1	07/07/14	07/07/14	JW	SW846 7471B [2]	SW846 7471B [5]
Nickel	29.5	5.9	0.15	mg/kg	1	07/02/14	07/04/14	RR	SW846 6010C [1]	SW846 3050B [4]
Potassium	2800	1500	5.8	mg/kg	1	07/02/14	07/04/14	RR	SW846 6010C [1]	SW846 3050B [4]
Selenium	0.48 U	2.9	0.48	mg/kg	1	07/02/14	07/04/14	RR	SW846 6010C [1]	SW846 3050B [4]
Silver	0.20 U	0.73	0.20	mg/kg	1	07/02/14	07/04/14	RR	SW846 6010C [1]	SW846 3050B [4]
Sodium	659 B	1500	2.8	mg/kg	1	07/02/14	07/04/14	RR	SW846 6010C [1]	SW846 3050B [4]
Thallium	0.60 U	1.5	0.60	mg/kg	1	07/02/14	07/04/14	RR	SW846 6010C [1]	SW846 3050B [4]
Vanadium	31.9	7.3	0.13	mg/kg	1	07/02/14	07/04/14	RR	SW846 6010C [1]	SW846 3050B [4]
Zinc	226	2.9	0.56	mg/kg	1	07/02/14	07/04/14	RR	SW846 6010C [1]	SW846 3050B [4]

(1) Instrument QC Batch: MA34389
(2) Instrument QC Batch: MA34392
(3) Instrument QC Batch: MA34399
(4) Prep QC Batch: MP80450
(5) Prep QC Batch: MP80489

RL = Reporting Limit
MDL = Method Detection Limit

U = Indicates a result < MDL
B = Indicates a result > = MDL but < RL

Accutest Laboratories

Report of Analysis

Client Sample ID: 426-PE-1
Lab Sample ID: JB70672-8
Matrix: SO - Soil
Method: SW846 8260C
Project: Carroll Gardens, 363-365 Bond Street, Brooklyn, NY

Date Sampled: 07/01/14
Date Received: 07/01/14
Percent Solids: 53.8

	File ID	DF	Analyzed	By	Prep Date	Prep Batch	Analytical Batch
Run #1	Y146986.D	1	07/07/14	PS	n/a	n/a	VY6390
Run #2							

	Initial Weight
Run #1	5.3 g
Run #2	

VOA TCL List

CAS No.	Compound	Result	RL	MDL	Units	Q
67-64-1	Acetone	0.0386	0.018	0.0080	mg/kg	
71-43-2	Benzene	ND	0.0018	0.00022	mg/kg	
74-97-5	Bromochloromethane	ND	0.0088	0.00091	mg/kg	
75-27-4	Bromodichloromethane	ND	0.0088	0.00049	mg/kg	
75-25-2	Bromoform	ND	0.0088	0.00046	mg/kg	
74-83-9	Bromomethane	ND	0.0088	0.00084	mg/kg	
78-93-3	2-Butanone (MEK)	ND	0.018	0.0077	mg/kg	
75-15-0	Carbon disulfide	0.0025	0.0088	0.00025	mg/kg	J
56-23-5	Carbon tetrachloride	ND	0.0088	0.00044	mg/kg	
108-90-7	Chlorobenzene	ND	0.0088	0.00035	mg/kg	
75-00-3	Chloroethane	ND	0.0088	0.0017	mg/kg	
67-66-3	Chloroform	ND	0.0088	0.00045	mg/kg	
74-87-3	Chloromethane	ND	0.0088	0.00060	mg/kg	
110-82-7	Cyclohexane	0.0652	0.0088	0.00045	mg/kg	
96-12-8	1,2-Dibromo-3-chloropropane	ND	0.018	0.0023	mg/kg	
124-48-1	Dibromochloromethane	ND	0.0088	0.00042	mg/kg	
106-93-4	1,2-Dibromoethane	ND	0.0018	0.00096	mg/kg	
95-50-1	1,2-Dichlorobenzene	ND	0.0088	0.00059	mg/kg	
541-73-1	1,3-Dichlorobenzene	ND	0.0088	0.00038	mg/kg	
106-46-7	1,4-Dichlorobenzene	ND	0.0088	0.00044	mg/kg	
75-71-8	Dichlorodifluoromethane	ND	0.0088	0.00062	mg/kg	
75-34-3	1,1-Dichloroethane	ND	0.0088	0.00055	mg/kg	
107-06-2	1,2-Dichloroethane	ND	0.0018	0.00056	mg/kg	
75-35-4	1,1-Dichloroethene	ND	0.0088	0.00050	mg/kg	
156-59-2	cis-1,2-Dichloroethene	ND	0.0088	0.00036	mg/kg	
156-60-5	trans-1,2-Dichloroethene	ND	0.0088	0.00074	mg/kg	
78-87-5	1,2-Dichloropropane	ND	0.0088	0.00076	mg/kg	
10061-01-5	cis-1,3-Dichloropropene	ND	0.0088	0.00040	mg/kg	
10061-02-6	trans-1,3-Dichloropropene	ND	0.0088	0.00047	mg/kg	
100-41-4	Ethylbenzene	ND	0.0018	0.00031	mg/kg	
76-13-1	Freon 113	ND	0.0088	0.00076	mg/kg	
591-78-6	2-Hexanone	ND	0.0088	0.0031	mg/kg	

ND = Not detected MDL = Method Detection Limit
RL = Reporting Limit
E = Indicates value exceeds calibration range
J = Indicates an estimated value
B = Indicates analyte found in associated method blank
N = Indicates presumptive evidence of a compound

Report of Analysis

Client Sample ID:	426-PE-1		
Lab Sample ID:	JB70672-8	**Date Sampled:**	07/01/14
Matrix:	SO - Soil	**Date Received:**	07/01/14
Method:	SW846 8260C	**Percent Solids:**	53.8
Project:	Carroll Gardens, 363-365 Bond Street, Brooklyn, NY		

VOA TCL List

CAS No.	Compound	Result	RL	MDL	Units	Q
98-82-8	Isopropylbenzene	0.0011	0.0088	0.00026	mg/kg	J
79-20-9	Methyl Acetate	ND	0.0088	0.0029	mg/kg	
108-87-2	Methylcyclohexane	0.289	0.0088	0.00029	mg/kg	
1634-04-4	Methyl Tert Butyl Ether	ND	0.0018	0.00060	mg/kg	
108-10-1	4-Methyl-2-pentanone(MIBK)	ND	0.0088	0.0023	mg/kg	
75-09-2	Methylene chloride	ND	0.0088	0.0030	mg/kg	
100-42-5	Styrene	ND	0.0088	0.00041	mg/kg	
79-34-5	1,1,2,2-Tetrachloroethane	ND	0.0088	0.00060	mg/kg	
127-18-4	Tetrachloroethene	ND	0.0088	0.00072	mg/kg	
108-88-3	Toluene	ND	0.0018	0.00025	mg/kg	
87-61-6	1,2,3-Trichlorobenzene	ND	0.0088	0.00036	mg/kg	
120-82-1	1,2,4-Trichlorobenzene	ND	0.0088	0.00032	mg/kg	
71-55-6	1,1,1-Trichloroethane	ND	0.0088	0.00050	mg/kg	
79-00-5	1,1,2-Trichloroethane	ND	0.0088	0.0014	mg/kg	
79-01-6	Trichloroethene	ND	0.0088	0.00061	mg/kg	
75-69-4	Trichlorofluoromethane	ND	0.0088	0.00039	mg/kg	
75-01-4	Vinyl chloride	ND	0.0088	0.00060	mg/kg	
	m,p-Xylene	ND	0.0018	0.00085	mg/kg	
95-47-6	o-Xylene	ND	0.0018	0.00031	mg/kg	
1330-20-7	Xylene (total)	ND	0.0018	0.00031	mg/kg	

CAS No.	Surrogate Recoveries	Run# 1	Run# 2	Limits
1868-53-7	Dibromofluoromethane	104%		59-130%
17060-07-0	1,2-Dichloroethane-D4	100%		65-123%
2037-26-5	Toluene-D8	106%		77-125%
460-00-4	4-Bromofluorobenzene	102%		71-132%

ND = Not detected MDL = Method Detection Limit
RL = Reporting Limit
E = Indicates value exceeds calibration range

J = Indicates an estimated value
B = Indicates analyte found in associated method blank
N = Indicates presumptive evidence of a compound

Accutest Laboratories

Report of Analysis

Client Sample ID:	426-PE-1		
Lab Sample ID:	JB70672-8	**Date Sampled:**	07/01/14
Matrix:	SO - Soil	**Date Received:**	07/01/14
Method:	SW846 8270D SW846 3550C	**Percent Solids:**	53.8
Project:	Carroll Gardens, 363-365 Bond Street, Brooklyn, NY		

	File ID	DF	Analyzed	By	Prep Date	Prep Batch	Analytical Batch
Run #1	Z93497.D	1	07/11/14	AD	07/02/14	OP76137	EZ4638
Run #2							

	Initial Weight	Final Volume
Run #1	30.3 g	1.0 ml
Run #2		

ABN TCL List (SOM0 2.0)

CAS No.	Compound	Result	RL	MDL	Units	Q
95-57-8	2-Chlorophenol	ND	0.12	0.061	mg/kg	
59-50-7	4-Chloro-3-methyl phenol	ND	0.31	0.061	mg/kg	
120-83-2	2,4-Dichlorophenol	ND	0.31	0.099	mg/kg	
105-67-9	2,4-Dimethylphenol	ND	0.31	0.10	mg/kg	
51-28-5	2,4-Dinitrophenol	ND	1.2	0.075	mg/kg	
534-52-1	4,6-Dinitro-o-cresol	ND	1.2	0.075	mg/kg	
95-48-7	2-Methylphenol	ND	0.12	0.070	mg/kg	
	3&4-Methylphenol	ND	0.12	0.078	mg/kg	
88-75-5	2-Nitrophenol	ND	0.31	0.065	mg/kg	
100-02-7	4-Nitrophenol	ND	0.61	0.10	mg/kg	
87-86-5	Pentachlorophenol	ND	0.61	0.10	mg/kg	
108-95-2	Phenol	ND	0.12	0.064	mg/kg	
58-90-2	2,3,4,6-Tetrachlorophenol	ND	0.31	0.063	mg/kg	
95-95-4	2,4,5-Trichlorophenol	ND	0.31	0.071	mg/kg	
88-06-2	2,4,6-Trichlorophenol	ND	0.31	0.058	mg/kg	
83-32-9	Acenaphthene	ND	0.061	0.018	mg/kg	
208-96-8	Acenaphthylene	ND	0.061	0.020	mg/kg	
98-86-2	Acetophenone	ND	0.31	0.011	mg/kg	
120-12-7	Anthracene	ND	0.061	0.021	mg/kg	
1912-24-9	Atrazine	ND	0.12	0.012	mg/kg	
56-55-3	Benzo(a)anthracene	ND	0.061	0.020	mg/kg	
50-32-8	Benzo(a)pyrene	ND	0.061	0.019	mg/kg	
205-99-2	Benzo(b)fluoranthene	ND	0.061	0.020	mg/kg	
191-24-2	Benzo(g,h,i)perylene	ND	0.061	0.023	mg/kg	
207-08-9	Benzo(k)fluoranthene	ND	0.061	0.023	mg/kg	
101-55-3	4-Bromophenyl phenyl ether	ND	0.12	0.022	mg/kg	
85-68-7	Butyl benzyl phthalate	ND	0.12	0.036	mg/kg	
92-52-4	1,1'-Biphenyl	ND	0.12	0.0071	mg/kg	
100-52-7	Benzaldehyde	ND	0.31	0.014	mg/kg	
91-58-7	2-Chloronaphthalene	ND	0.12	0.019	mg/kg	
106-47-8	4-Chloroaniline	ND	0.31	0.020	mg/kg	
86-74-8	Carbazole	ND	0.12	0.028	mg/kg	

ND = Not detected MDL = Method Detection Limit
RL = Reporting Limit
E = Indicates value exceeds calibration range
J = Indicates an estimated value
B = Indicates analyte found in associated method blank
N = Indicates presumptive evidence of a compound

Report of Analysis

Client Sample ID:	426-PE-1		
Lab Sample ID:	JB70672-8	**Date Sampled:**	07/01/14
Matrix:	SO - Soil	**Date Received:**	07/01/14
Method:	SW846 8270D SW846 3550C	**Percent Solids:**	53.8
Project:	Carroll Gardens, 363-365 Bond Street, Brooklyn, NY		

ABN TCL List (SOM0 2.0)

CAS No.	Compound	Result	RL	MDL	Units	Q
105-60-2	Caprolactam	ND	0.12	0.019	mg/kg	
218-01-9	Chrysene	ND	0.061	0.021	mg/kg	
111-91-1	bis(2-Chloroethoxy)methane	ND	0.12	0.025	mg/kg	
111-44-4	bis(2-Chloroethyl)ether	ND	0.12	0.018	mg/kg	
108-60-1	bis(2-Chloroisopropyl)ether	ND	0.12	0.018	mg/kg	
7005-72-3	4-Chlorophenyl phenyl ether	ND	0.12	0.018	mg/kg	
121-14-2	2,4-Dinitrotoluene	ND	0.061	0.027	mg/kg	
606-20-2	2,6-Dinitrotoluene	ND	0.061	0.023	mg/kg	
91-94-1	3,3'-Dichlorobenzidine	ND	0.12	0.016	mg/kg	
123-91-1	1,4-Dioxane	ND	0.061	0.040	mg/kg	
53-70-3	Dibenzo(a,h)anthracene	ND	0.061	0.021	mg/kg	
132-64-9	Dibenzofuran	ND	0.12	0.018	mg/kg	
84-74-2	Di-n-butyl phthalate	ND	0.12	0.014	mg/kg	
117-84-0	Di-n-octyl phthalate	ND	0.12	0.030	mg/kg	
84-66-2	Diethyl phthalate	ND	0.12	0.021	mg/kg	
131-11-3	Dimethyl phthalate	ND	0.12	0.022	mg/kg	
117-81-7	bis(2-Ethylhexyl)phthalate	ND	0.12	0.054	mg/kg	
206-44-0	Fluoranthene	ND	0.061	0.027	mg/kg	
86-73-7	Fluorene	ND	0.061	0.020	mg/kg	
118-74-1	Hexachlorobenzene	ND	0.12	0.020	mg/kg	
87-68-3	Hexachlorobutadiene	ND	0.061	0.017	mg/kg	
77-47-4	Hexachlorocyclopentadiene	ND	0.61	0.063	mg/kg	
67-72-1	Hexachloroethane	ND	0.31	0.017	mg/kg	
193-39-5	Indeno(1,2,3-cd)pyrene	ND	0.061	0.021	mg/kg	
78-59-1	Isophorone	ND	0.12	0.017	mg/kg	
91-57-6	2-Methylnaphthalene	ND	0.12	0.034	mg/kg	
88-74-4	2-Nitroaniline	ND	0.31	0.027	mg/kg	
99-09-2	3-Nitroaniline	ND	0.31	0.025	mg/kg	
100-01-6	4-Nitroaniline	ND	0.31	0.024	mg/kg	
91-20-3	Naphthalene	ND	0.061	0.017	mg/kg	
98-95-3	Nitrobenzene	ND	0.12	0.018	mg/kg	
621-64-7	N-Nitroso-di-n-propylamine	ND	0.12	0.015	mg/kg	
86-30-6	N-Nitrosodiphenylamine	ND	0.31	0.037	mg/kg	
85-01-8	Phenanthrene	ND	0.061	0.028	mg/kg	
129-00-0	Pyrene	ND	0.061	0.024	mg/kg	
95-94-3	1,2,4,5-Tetrachlorobenzene	ND	0.31	0.019	mg/kg	

CAS No.	Surrogate Recoveries	Run# 1	Run# 2	Limits
367-12-4	2-Fluorophenol	87%		13-110%

ND = Not detected MDL = Method Detection Limit
RL = Reporting Limit
E = Indicates value exceeds calibration range
J = Indicates an estimated value
B = Indicates analyte found in associated method blank
N = Indicates presumptive evidence of a compound

Report of Analysis

Client Sample ID:	426-PE-1		
Lab Sample ID:	JB70672-8	**Date Sampled:**	07/01/14
Matrix:	SO - Soil	**Date Received:**	07/01/14
Method:	SW846 8270D SW846 3550C	**Percent Solids:**	53.8
Project:	Carroll Gardens, 363-365 Bond Street, Brooklyn, NY		

ABN TCL List (SOM0 2.0)

CAS No.	Surrogate Recoveries	Run# 1	Run# 2	Limits
4165-62-2	Phenol-d5	78%		15-110%
118-79-6	2,4,6-Tribromophenol	116%		20-123%
4165-60-0	Nitrobenzene-d5	97%		10-110%
321-60-8	2-Fluorobiphenyl	101%		17-110%
1718-51-0	Terphenyl-d14	110%		30-124%

ND = Not detected MDL = Method Detection Limit
RL = Reporting Limit
E = Indicates value exceeds calibration range

J = Indicates an estimated value
B = Indicates analyte found in associated method blank
N = Indicates presumptive evidence of a compound

Report of Analysis

Client Sample ID: 426-PE-1
Lab Sample ID: JB70672-8
Matrix: SO - Soil
Project: Carroll Gardens, 363-365 Bond Street, Brooklyn, NY

Date Sampled: 07/01/14
Date Received: 07/01/14
Percent Solids: 53.8

Metals Analysis

Analyte	Result	RL	MDL	Units	DF	Prep	Analyzed	By	Method	Prep Method
Aluminum	16500	89	2.4	mg/kg	1	07/02/14	07/04/14	RR	SW846 6010C [1]	SW846 3050B [4]
Antimony	0.48 U	3.6	0.48	mg/kg	1	07/02/14	07/04/14	RR	SW846 6010C [1]	SW846 3050B [4]
Arsenic	11.5	3.6	0.52	mg/kg	1	07/02/14	07/04/14	RR	SW846 6010C [1]	SW846 3050B [4]
Barium	39.5	36	0.14	mg/kg	1	07/02/14	07/04/14	RR	SW846 6010C [1]	SW846 3050B [4]
Beryllium	0.91	0.36	0.036	mg/kg	1	07/02/14	07/04/14	RR	SW846 6010C [1]	SW846 3050B [4]
Cadmium	0.57 B	0.89	0.089	mg/kg	1	07/02/14	07/04/14	RR	SW846 6010C [1]	SW846 3050B [4]
Calcium	2720	890	5.4	mg/kg	1	07/02/14	07/04/14	RR	SW846 6010C [1]	SW846 3050B [4]
Chromium	32.7	1.8	0.13	mg/kg	1	07/02/14	07/04/14	RR	SW846 6010C [1]	SW846 3050B [4]
Cobalt	9.8	8.9	0.11	mg/kg	1	07/02/14	07/04/14	RR	SW846 6010C [1]	SW846 3050B [4]
Copper	14.9	4.5	0.27	mg/kg	1	07/02/14	07/04/14	RR	SW846 6010C [1]	SW846 3050B [4]
Iron	32500	89	1.7	mg/kg	1	07/02/14	07/04/14	RR	SW846 6010C [1]	SW846 3050B [4]
Lead	14.4	3.6	0.38	mg/kg	1	07/02/14	07/04/14	RR	SW846 6010C [1]	SW846 3050B [4]
Magnesium	7590	890	6.0	mg/kg	1	07/02/14	07/07/14	RR	SW846 6010C [3]	SW846 3050B [4]
Manganese	401	2.7	0.11	mg/kg	1	07/02/14	07/04/14	RR	SW846 6010C [1]	SW846 3050B [4]
Mercury	0.029 B	0.054	0.012	mg/kg	1	07/07/14	07/07/14	JW	SW846 7471B [2]	SW846 7471B [5]
Nickel	27.9	7.1	0.18	mg/kg	1	07/02/14	07/04/14	RR	SW846 6010C [1]	SW846 3050B [4]
Potassium	3710	1800	7.1	mg/kg	1	07/02/14	07/04/14	RR	SW846 6010C [1]	SW846 3050B [4]
Selenium	0.59 U	3.6	0.59	mg/kg	1	07/02/14	07/04/14	RR	SW846 6010C [1]	SW846 3050B [4]
Silver	0.25 U	0.89	0.25	mg/kg	1	07/02/14	07/04/14	RR	SW846 6010C [1]	SW846 3050B [4]
Sodium	852 B	1800	3.4	mg/kg	1	07/02/14	07/04/14	RR	SW846 6010C [1]	SW846 3050B [4]
Thallium	0.73 U	1.8	0.73	mg/kg	1	07/02/14	07/04/14	RR	SW846 6010C [1]	SW846 3050B [4]
Vanadium	35.7	8.9	0.16	mg/kg	1	07/02/14	07/04/14	RR	SW846 6010C [1]	SW846 3050B [4]
Zinc	79.9	3.6	0.68	mg/kg	1	07/02/14	07/04/14	RR	SW846 6010C [1]	SW846 3050B [4]

(1) Instrument QC Batch: MA34389
(2) Instrument QC Batch: MA34392
(3) Instrument QC Batch: MA34399
(4) Prep QC Batch: MP80450
(5) Prep QC Batch: MP80489

RL = Reporting Limit
MDL = Method Detection Limit

U = Indicates a result < MDL
B = Indicates a result > = MDL but < RL

Accutest Laboratories

Report of Analysis

Client Sample ID:	427-PE-28		
Lab Sample ID:	JB70672-9	**Date Sampled:**	07/01/14
Matrix:	SO - Soil	**Date Received:**	07/01/14
Method:	SW846 8260C	**Percent Solids:**	57.4
Project:	Carroll Gardens, 363-365 Bond Street, Brooklyn, NY		

	File ID	DF	Analyzed	By	Prep Date	Prep Batch	Analytical Batch
Run #1	Y146980.D	1	07/07/14	PS	n/a	n/a	VY6390
Run #2							

	Initial Weight
Run #1	4.7 g
Run #2	

VOA TCL List

CAS No.	Compound	Result	RL	MDL	Units	Q
67-64-1	Acetone	0.0310	0.019	0.0085	mg/kg	
71-43-2	Benzene	ND	0.0019	0.00023	mg/kg	
74-97-5	Bromochloromethane	ND	0.0093	0.00096	mg/kg	
75-27-4	Bromodichloromethane	ND	0.0093	0.00052	mg/kg	
75-25-2	Bromoform	ND	0.0093	0.00049	mg/kg	
74-83-9	Bromomethane	ND	0.0093	0.00089	mg/kg	
78-93-3	2-Butanone (MEK)	ND	0.019	0.0082	mg/kg	
75-15-0	Carbon disulfide	0.0016	0.0093	0.00026	mg/kg	J
56-23-5	Carbon tetrachloride	ND	0.0093	0.00047	mg/kg	
108-90-7	Chlorobenzene	ND	0.0093	0.00037	mg/kg	
75-00-3	Chloroethane	ND	0.0093	0.0018	mg/kg	
67-66-3	Chloroform	ND	0.0093	0.00047	mg/kg	
74-87-3	Chloromethane	ND	0.0093	0.00064	mg/kg	
110-82-7	Cyclohexane	0.0528	0.0093	0.00048	mg/kg	
96-12-8	1,2-Dibromo-3-chloropropane	ND	0.019	0.0025	mg/kg	
124-48-1	Dibromochloromethane	ND	0.0093	0.00045	mg/kg	
106-93-4	1,2-Dibromoethane	ND	0.0019	0.0010	mg/kg	
95-50-1	1,2-Dichlorobenzene	ND	0.0093	0.00063	mg/kg	
541-73-1	1,3-Dichlorobenzene	ND	0.0093	0.00040	mg/kg	
106-46-7	1,4-Dichlorobenzene	ND	0.0093	0.00047	mg/kg	
75-71-8	Dichlorodifluoromethane	ND	0.0093	0.00065	mg/kg	
75-34-3	1,1-Dichloroethane	ND	0.0093	0.00058	mg/kg	
107-06-2	1,2-Dichloroethane	ND	0.0019	0.00059	mg/kg	
75-35-4	1,1-Dichloroethene	ND	0.0093	0.00053	mg/kg	
156-59-2	cis-1,2-Dichloroethene	ND	0.0093	0.00038	mg/kg	
156-60-5	trans-1,2-Dichloroethene	ND	0.0093	0.00078	mg/kg	
78-87-5	1,2-Dichloropropane	ND	0.0093	0.00081	mg/kg	
10061-01-5	cis-1,3-Dichloropropene	ND	0.0093	0.00042	mg/kg	
10061-02-6	trans-1,3-Dichloropropene	ND	0.0093	0.00050	mg/kg	
100-41-4	Ethylbenzene	ND	0.0019	0.00032	mg/kg	
76-13-1	Freon 113	ND	0.0093	0.00081	mg/kg	
591-78-6	2-Hexanone	ND	0.0093	0.0033	mg/kg	

ND = Not detected MDL = Method Detection Limit
RL = Reporting Limit
E = Indicates value exceeds calibration range
J = Indicates an estimated value
B = Indicates analyte found in associated method blank
N = Indicates presumptive evidence of a compound

Report of Analysis

Client Sample ID:	427-PE-28		
Lab Sample ID:	JB70672-9	**Date Sampled:**	07/01/14
Matrix:	SO - Soil	**Date Received:**	07/01/14
Method:	SW846 8260C	**Percent Solids:**	57.4
Project:	Carroll Gardens, 363-365 Bond Street, Brooklyn, NY		

VOA TCL List

CAS No.	Compound	Result	RL	MDL	Units	Q
98-82-8	Isopropylbenzene	0.00078	0.0093	0.00027	mg/kg	J
79-20-9	Methyl Acetate	ND	0.0093	0.0031	mg/kg	
108-87-2	Methylcyclohexane	0.182	0.0093	0.00030	mg/kg	
1634-04-4	Methyl Tert Butyl Ether	ND	0.0019	0.00064	mg/kg	
108-10-1	4-Methyl-2-pentanone(MIBK)	ND	0.0093	0.0024	mg/kg	
75-09-2	Methylene chloride	ND	0.0093	0.0032	mg/kg	
100-42-5	Styrene	ND	0.0093	0.00043	mg/kg	
79-34-5	1,1,2,2-Tetrachloroethane	ND	0.0093	0.00063	mg/kg	
127-18-4	Tetrachloroethene	ND	0.0093	0.00076	mg/kg	
108-88-3	Toluene	ND	0.0019	0.00026	mg/kg	
87-61-6	1,2,3-Trichlorobenzene	ND	0.0093	0.00038	mg/kg	
120-82-1	1,2,4-Trichlorobenzene	ND	0.0093	0.00034	mg/kg	
71-55-6	1,1,1-Trichloroethane	ND	0.0093	0.00053	mg/kg	
79-00-5	1,1,2-Trichloroethane	ND	0.0093	0.0015	mg/kg	
79-01-6	Trichloroethene	ND	0.0093	0.00065	mg/kg	
75-69-4	Trichlorofluoromethane	ND	0.0093	0.00042	mg/kg	
75-01-4	Vinyl chloride	ND	0.0093	0.00063	mg/kg	
	m,p-Xylene	ND	0.0019	0.00090	mg/kg	
95-47-6	o-Xylene	ND	0.0019	0.00033	mg/kg	
1330-20-7	Xylene (total)	ND	0.0019	0.00033	mg/kg	

CAS No.	Surrogate Recoveries	Run# 1	Run# 2	Limits
1868-53-7	Dibromofluoromethane	102%		59-130%
17060-07-0	1,2-Dichloroethane-D4	99%		65-123%
2037-26-5	Toluene-D8	107%		77-125%
460-00-4	4-Bromofluorobenzene	100%		71-132%

ND = Not detected MDL = Method Detection Limit
RL = Reporting Limit
E = Indicates value exceeds calibration range

J = Indicates an estimated value
B = Indicates analyte found in associated method blank
N = Indicates presumptive evidence of a compound

Accutest Laboratories

Report of Analysis

Client Sample ID:	427-PE-28		
Lab Sample ID:	JB70672-9	**Date Sampled:**	07/01/14
Matrix:	SO - Soil	**Date Received:**	07/01/14
Method:	SW846 8270D SW846 3550C	**Percent Solids:**	57.4
Project:	Carroll Gardens, 363-365 Bond Street, Brooklyn, NY		

	File ID	DF	Analyzed	By	Prep Date	Prep Batch	Analytical Batch
Run #1	Z93498.D	1	07/11/14	AD	07/02/14	OP76137	EZ4638
Run #2							

	Initial Weight	Final Volume
Run #1	31.6 g	1.0 ml
Run #2		

ABN TCL List (SOM0 2.0)

CAS No.	Compound	Result	RL	MDL	Units	Q
95-57-8	2-Chlorophenol	ND	0.11	0.055	mg/kg	
59-50-7	4-Chloro-3-methyl phenol	ND	0.28	0.055	mg/kg	
120-83-2	2,4-Dichlorophenol	ND	0.28	0.089	mg/kg	
105-67-9	2,4-Dimethylphenol	ND	0.28	0.093	mg/kg	
51-28-5	2,4-Dinitrophenol	ND	1.1	0.067	mg/kg	
534-52-1	4,6-Dinitro-o-cresol	ND	1.1	0.067	mg/kg	
95-48-7	2-Methylphenol	ND	0.11	0.063	mg/kg	
	3&4-Methylphenol	ND	0.11	0.070	mg/kg	
88-75-5	2-Nitrophenol	ND	0.28	0.058	mg/kg	
100-02-7	4-Nitrophenol	ND	0.55	0.093	mg/kg	
87-86-5	Pentachlorophenol	ND	0.55	0.094	mg/kg	
108-95-2	Phenol	ND	0.11	0.058	mg/kg	
58-90-2	2,3,4,6-Tetrachlorophenol	ND	0.28	0.057	mg/kg	
95-95-4	2,4,5-Trichlorophenol	ND	0.28	0.064	mg/kg	
88-06-2	2,4,6-Trichlorophenol	ND	0.28	0.052	mg/kg	
83-32-9	Acenaphthene	ND	0.055	0.016	mg/kg	
208-96-8	Acenaphthylene	ND	0.055	0.018	mg/kg	
98-86-2	Acetophenone	ND	0.28	0.0097	mg/kg	
120-12-7	Anthracene	ND	0.055	0.019	mg/kg	
1912-24-9	Atrazine	ND	0.11	0.011	mg/kg	
56-55-3	Benzo(a)anthracene	ND	0.055	0.018	mg/kg	
50-32-8	Benzo(a)pyrene	ND	0.055	0.017	mg/kg	
205-99-2	Benzo(b)fluoranthene	ND	0.055	0.018	mg/kg	
191-24-2	Benzo(g,h,i)perylene	ND	0.055	0.021	mg/kg	
207-08-9	Benzo(k)fluoranthene	ND	0.055	0.021	mg/kg	
101-55-3	4-Bromophenyl phenyl ether	ND	0.11	0.020	mg/kg	
85-68-7	Butyl benzyl phthalate	ND	0.11	0.032	mg/kg	
92-52-4	1,1'-Biphenyl	ND	0.11	0.0064	mg/kg	
100-52-7	Benzaldehyde	ND	0.28	0.013	mg/kg	
91-58-7	2-Chloronaphthalene	ND	0.11	0.017	mg/kg	
106-47-8	4-Chloroaniline	ND	0.28	0.018	mg/kg	
86-74-8	Carbazole	ND	0.11	0.026	mg/kg	

ND = Not detected MDL = Method Detection Limit
RL = Reporting Limit
E = Indicates value exceeds calibration range
J = Indicates an estimated value
B = Indicates analyte found in associated method blank
N = Indicates presumptive evidence of a compound

Report of Analysis

Client Sample ID:	427-PE-28		
Lab Sample ID:	JB70672-9	**Date Sampled:**	07/01/14
Matrix:	SO - Soil	**Date Received:**	07/01/14
Method:	SW846 8270D SW846 3550C	**Percent Solids:**	57.4
Project:	Carroll Gardens, 363-365 Bond Street, Brooklyn, NY		

ABN TCL List (SOM0 2.0)

CAS No.	Compound	Result	RL	MDL	Units	Q
105-60-2	Caprolactam	ND	0.11	0.017	mg/kg	
218-01-9	Chrysene	ND	0.055	0.019	mg/kg	
111-91-1	bis(2-Chloroethoxy)methane	ND	0.11	0.022	mg/kg	
111-44-4	bis(2-Chloroethyl)ether	ND	0.11	0.017	mg/kg	
108-60-1	bis(2-Chloroisopropyl)ether	ND	0.11	0.016	mg/kg	
7005-72-3	4-Chlorophenyl phenyl ether	ND	0.11	0.017	mg/kg	
121-14-2	2,4-Dinitrotoluene	ND	0.055	0.024	mg/kg	
606-20-2	2,6-Dinitrotoluene	ND	0.055	0.021	mg/kg	
91-94-1	3,3'-Dichlorobenzidine	ND	0.11	0.014	mg/kg	
123-91-1	1,4-Dioxane	ND	0.055	0.036	mg/kg	
53-70-3	Dibenzo(a,h)anthracene	ND	0.055	0.019	mg/kg	
132-64-9	Dibenzofuran	ND	0.11	0.016	mg/kg	
84-74-2	Di-n-butyl phthalate	ND	0.11	0.012	mg/kg	
117-84-0	Di-n-octyl phthalate	ND	0.11	0.027	mg/kg	
84-66-2	Diethyl phthalate	ND	0.11	0.019	mg/kg	
131-11-3	Dimethyl phthalate	ND	0.11	0.019	mg/kg	
117-81-7	bis(2-Ethylhexyl)phthalate	ND	0.11	0.049	mg/kg	
206-44-0	Fluoranthene	ND	0.055	0.024	mg/kg	
86-73-7	Fluorene	ND	0.055	0.018	mg/kg	
118-74-1	Hexachlorobenzene	ND	0.11	0.018	mg/kg	
87-68-3	Hexachlorobutadiene	ND	0.055	0.015	mg/kg	
77-47-4	Hexachlorocyclopentadiene	ND	0.55	0.056	mg/kg	
67-72-1	Hexachloroethane	ND	0.28	0.015	mg/kg	
193-39-5	Indeno(1,2,3-cd)pyrene	ND	0.055	0.019	mg/kg	
78-59-1	Isophorone	ND	0.11	0.015	mg/kg	
91-57-6	2-Methylnaphthalene	ND	0.11	0.031	mg/kg	
88-74-4	2-Nitroaniline	ND	0.28	0.024	mg/kg	
99-09-2	3-Nitroaniline	ND	0.28	0.022	mg/kg	
100-01-6	4-Nitroaniline	ND	0.28	0.022	mg/kg	
91-20-3	Naphthalene	ND	0.055	0.015	mg/kg	
98-95-3	Nitrobenzene	ND	0.11	0.016	mg/kg	
621-64-7	N-Nitroso-di-n-propylamine	ND	0.11	0.013	mg/kg	
86-30-6	N-Nitrosodiphenylamine	ND	0.28	0.033	mg/kg	
85-01-8	Phenanthrene	ND	0.055	0.025	mg/kg	
129-00-0	Pyrene	ND	0.055	0.021	mg/kg	
95-94-3	1,2,4,5-Tetrachlorobenzene	ND	0.28	0.017	mg/kg	

CAS No.	Surrogate Recoveries	Run# 1	Run# 2	Limits
367-12-4	2-Fluorophenol	99%		13-110%

ND = Not detected MDL = Method Detection Limit
RL = Reporting Limit
E = Indicates value exceeds calibration range
J = Indicates an estimated value
B = Indicates analyte found in associated method blank
N = Indicates presumptive evidence of a compound

Report of Analysis

Client Sample ID:	427-PE-28		
Lab Sample ID:	JB70672-9	**Date Sampled:**	07/01/14
Matrix:	SO - Soil	**Date Received:**	07/01/14
Method:	SW846 8270D SW846 3550C	**Percent Solids:**	57.4
Project:	Carroll Gardens, 363-365 Bond Street, Brooklyn, NY		

ABN TCL List (SOM0 2.0)

CAS No.	Surrogate Recoveries	Run# 1	Run# 2	Limits
4165-62-2	Phenol-d5	96%		15-110%
118-79-6	2,4,6-Tribromophenol	125% [a]		20-123%
4165-60-0	Nitrobenzene-d5	112% [a]		10-110%
321-60-8	2-Fluorobiphenyl	113% [a]		17-110%
1718-51-0	Terphenyl-d14	122%		30-124%

(a) High percent recoveries and no positive found in the sample.

ND = Not detected MDL = Method Detection Limit
RL = Reporting Limit
E = Indicates value exceeds calibration range

J = Indicates an estimated value
B = Indicates analyte found in associated method blank
N = Indicates presumptive evidence of a compound

Report of Analysis

Client Sample ID: 427-PE-28
Lab Sample ID: JB70672-9
Matrix: SO - Soil
Project: Carroll Gardens, 363-365 Bond Street, Brooklyn, NY

Date Sampled: 07/01/14
Date Received: 07/01/14
Percent Solids: 57.4

Metals Analysis

Analyte	Result	RL	MDL	Units	DF	Prep	Analyzed	By	Method	Prep Method
Aluminum	15300	82	2.2	mg/kg	1	07/02/14	07/04/14	RR	SW846 6010C (1)	SW846 3050B (4)
Antimony	0.44 U	3.3	0.44	mg/kg	1	07/02/14	07/04/14	RR	SW846 6010C (1)	SW846 3050B (4)
Arsenic	12.0	3.3	0.48	mg/kg	1	07/02/14	07/04/14	RR	SW846 6010C (1)	SW846 3050B (4)
Barium	37.0	33	0.13	mg/kg	1	07/02/14	07/04/14	RR	SW846 6010C (1)	SW846 3050B (4)
Beryllium	0.90	0.33	0.033	mg/kg	1	07/02/14	07/04/14	RR	SW846 6010C (1)	SW846 3050B (4)
Cadmium	0.56 B	0.82	0.082	mg/kg	1	07/02/14	07/04/14	RR	SW846 6010C (1)	SW846 3050B (4)
Calcium	5120	820	5.0	mg/kg	1	07/02/14	07/04/14	RR	SW846 6010C (1)	SW846 3050B (4)
Chromium	30.4	1.6	0.12	mg/kg	1	07/02/14	07/04/14	RR	SW846 6010C (1)	SW846 3050B (4)
Cobalt	9.8	8.2	0.099	mg/kg	1	07/02/14	07/04/14	RR	SW846 6010C (1)	SW846 3050B (4)
Copper	15.0	4.1	0.25	mg/kg	1	07/02/14	07/04/14	RR	SW846 6010C (1)	SW846 3050B (4)
Iron	31700	82	1.6	mg/kg	1	07/02/14	07/04/14	RR	SW846 6010C (1)	SW846 3050B (4)
Lead	14.4	3.3	0.35	mg/kg	1	07/02/14	07/04/14	RR	SW846 6010C (1)	SW846 3050B (4)
Magnesium	6920	820	5.6	mg/kg	1	07/02/14	07/08/14	RR	SW846 6010C (3)	SW846 3050B (4)
Manganese	404	2.5	0.099	mg/kg	1	07/02/14	07/04/14	RR	SW846 6010C (1)	SW846 3050B (4)
Mercury	0.065	0.053	0.012	mg/kg	1	07/07/14	07/07/14	JW	SW846 7471B (2)	SW846 7471B (5)
Nickel	27.4	6.6	0.16	mg/kg	1	07/02/14	07/04/14	RR	SW846 6010C (1)	SW846 3050B (4)
Potassium	3310	1600	6.6	mg/kg	1	07/02/14	07/04/14	RR	SW846 6010C (1)	SW846 3050B (4)
Selenium	0.54 U	3.3	0.54	mg/kg	1	07/02/14	07/04/14	RR	SW846 6010C (1)	SW846 3050B (4)
Silver	0.23 U	0.82	0.23	mg/kg	1	07/02/14	07/04/14	RR	SW846 6010C (1)	SW846 3050B (4)
Sodium	679 B	1600	3.1	mg/kg	1	07/02/14	07/04/14	RR	SW846 6010C (1)	SW846 3050B (4)
Thallium	0.67 U	1.6	0.67	mg/kg	1	07/02/14	07/04/14	RR	SW846 6010C (1)	SW846 3050B (4)
Vanadium	35.3	8.2	0.15	mg/kg	1	07/02/14	07/04/14	RR	SW846 6010C (1)	SW846 3050B (4)
Zinc	72.2	3.3	0.62	mg/kg	1	07/02/14	07/04/14	RR	SW846 6010C (1)	SW846 3050B (4)

(1) Instrument QC Batch: MA34389
(2) Instrument QC Batch: MA34392
(3) Instrument QC Batch: MA34399
(4) Prep QC Batch: MP80450
(5) Prep QC Batch: MP80489

RL = Reporting Limit
MDL = Method Detection Limit

U = Indicates a result < MDL
B = Indicates a result > = MDL but < RL

Accutest Laboratories

Report of Analysis

Client Sample ID:	428-FB-23		
Lab Sample ID:	JB70672-10	**Date Sampled:**	07/01/14
Matrix:	AQ - Field Blank Soil	**Date Received:**	07/01/14
Method:	SW846 8260C	**Percent Solids:**	n/a
Project:	Carroll Gardens, 363-365 Bond Street, Brooklyn, NY		

	File ID	DF	Analyzed	By	Prep Date	Prep Batch	Analytical Batch
Run #1	2C121199.D	1	07/03/14	TP	n/a	n/a	V2C5524
Run #2							

	Purge Volume
Run #1	5.0 ml
Run #2	

VOA TCL List

CAS No.	Compound	Result	RL	MDL	Units	Q
67-64-1	Acetone	ND	10	3.3	ug/l	
71-43-2	Benzene	ND	1.0	0.28	ug/l	
74-97-5	Bromochloromethane	ND	5.0	0.42	ug/l	
75-27-4	Bromodichloromethane	ND	1.0	0.21	ug/l	
75-25-2	Bromoform	ND	4.0	0.30	ug/l	
74-83-9	Bromomethane	ND	2.0	0.56	ug/l	
78-93-3	2-Butanone (MEK)	ND	10	3.2	ug/l	
75-15-0	Carbon disulfide	ND	2.0	0.18	ug/l	
56-23-5	Carbon tetrachloride	ND	1.0	0.23	ug/l	
108-90-7	Chlorobenzene	ND	1.0	0.35	ug/l	
75-00-3	Chloroethane	ND	1.0	0.39	ug/l	
67-66-3	Chloroform	ND	1.0	0.25	ug/l	
74-87-3	Chloromethane	ND	1.0	0.36	ug/l	
110-82-7	Cyclohexane	ND	5.0	0.18	ug/l	
96-12-8	1,2-Dibromo-3-chloropropane	ND	10	1.3	ug/l	
124-48-1	Dibromochloromethane	ND	1.0	0.19	ug/l	
106-93-4	1,2-Dibromoethane	ND	2.0	0.16	ug/l	
95-50-1	1,2-Dichlorobenzene	ND	1.0	0.20	ug/l	
541-73-1	1,3-Dichlorobenzene	ND	1.0	0.31	ug/l	
106-46-7	1,4-Dichlorobenzene	ND	1.0	0.30	ug/l	
75-71-8	Dichlorodifluoromethane	ND	5.0	0.63	ug/l	
75-34-3	1,1-Dichloroethane	ND	1.0	0.26	ug/l	
107-06-2	1,2-Dichloroethane	ND	1.0	0.22	ug/l	
75-35-4	1,1-Dichloroethene	ND	1.0	0.34	ug/l	
156-59-2	cis-1,2-Dichloroethene	ND	1.0	0.24	ug/l	
156-60-5	trans-1,2-Dichloroethene	ND	1.0	0.38	ug/l	
78-87-5	1,2-Dichloropropane	ND	1.0	0.28	ug/l	
10061-01-5	cis-1,3-Dichloropropene	ND	1.0	0.15	ug/l	
10061-02-6	trans-1,3-Dichloropropene	ND	1.0	0.21	ug/l	
100-41-4	Ethylbenzene	ND	1.0	0.21	ug/l	
76-13-1	Freon 113	ND	5.0	0.77	ug/l	
591-78-6	2-Hexanone	ND	5.0	1.7	ug/l	

ND = Not detected MDL = Method Detection Limit
RL = Reporting Limit
E = Indicates value exceeds calibration range
J = Indicates an estimated value
B = Indicates analyte found in associated method blank
N = Indicates presumptive evidence of a compound

Report of Analysis

Client Sample ID:	428-FB-23		
Lab Sample ID:	JB70672-10	**Date Sampled:**	07/01/14
Matrix:	AQ - Field Blank Soil	**Date Received:**	07/01/14
Method:	SW846 8260C	**Percent Solids:**	n/a
Project:	Carroll Gardens, 363-365 Bond Street, Brooklyn, NY		

VOA TCL List

CAS No.	Compound	Result	RL	MDL	Units	Q
98-82-8	Isopropylbenzene	ND	2.0	0.22	ug/l	
79-20-9	Methyl Acetate	ND	5.0	1.5	ug/l	
108-87-2	Methylcyclohexane	ND	5.0	0.15	ug/l	
1634-04-4	Methyl Tert Butyl Ether	ND	1.0	0.29	ug/l	
108-10-1	4-Methyl-2-pentanone(MIBK)	ND	5.0	1.5	ug/l	
75-09-2	Methylene chloride	ND	2.0	0.86	ug/l	
100-42-5	Styrene	ND	5.0	0.30	ug/l	
79-34-5	1,1,2,2-Tetrachloroethane	ND	1.0	0.20	ug/l	
127-18-4	Tetrachloroethene	ND	1.0	0.25	ug/l	
108-88-3	Toluene	ND	1.0	0.44	ug/l	
87-61-6	1,2,3-Trichlorobenzene	ND	5.0	0.24	ug/l	
120-82-1	1,2,4-Trichlorobenzene	ND	5.0	0.22	ug/l	
71-55-6	1,1,1-Trichloroethane	ND	1.0	0.25	ug/l	
79-00-5	1,1,2-Trichloroethane	ND	1.0	0.21	ug/l	
79-01-6	Trichloroethene	ND	1.0	0.50	ug/l	
75-69-4	Trichlorofluoromethane	ND	5.0	0.33	ug/l	
75-01-4	Vinyl chloride	ND	1.0	0.41	ug/l	
	m,p-Xylene	ND	1.0	0.40	ug/l	
95-47-6	o-Xylene	ND	1.0	0.19	ug/l	
1330-20-7	Xylene (total)	ND	1.0	0.19	ug/l	

CAS No.	Surrogate Recoveries	Run# 1	Run# 2	Limits
1868-53-7	Dibromofluoromethane	102%		79-120%
17060-07-0	1,2-Dichloroethane-D4	102%		72-123%
2037-26-5	Toluene-D8	106%		78-119%
460-00-4	4-Bromofluorobenzene	97%		74-119%

ND = Not detected MDL = Method Detection Limit
RL = Reporting Limit
E = Indicates value exceeds calibration range
J = Indicates an estimated value
B = Indicates analyte found in associated method blank
N = Indicates presumptive evidence of a compound

Accutest Laboratories

Report of Analysis

Client Sample ID:	428-FB-23		
Lab Sample ID:	JB70672-10	**Date Sampled:**	07/01/14
Matrix:	AQ - Field Blank Soil	**Date Received:**	07/01/14
Method:	SW846 8270D SW846 3510C	**Percent Solids:**	n/a
Project:	Carroll Gardens, 363-365 Bond Street, Brooklyn, NY		

	File ID	DF	Analyzed	By	Prep Date	Prep Batch	Analytical Batch
Run #1	M106058.D	1	07/05/14	ALS	07/04/14	OP76174	EM4336
Run #2							

	Initial Volume	Final Volume
Run #1	920 ml	1.0 ml
Run #2		

ABN TCL List (SOM0 2.0)

CAS No.	Compound	Result	RL	MDL	Units	Q
95-57-8	2-Chlorophenol	ND	5.4	1.4	ug/l	
59-50-7	4-Chloro-3-methyl phenol	ND	5.4	1.4	ug/l	
120-83-2	2,4-Dichlorophenol	ND	2.2	1.8	ug/l	
105-67-9	2,4-Dimethylphenol	ND	5.4	2.0	ug/l	
51-28-5	2,4-Dinitrophenol	ND	22	7.1	ug/l	
534-52-1	4,6-Dinitro-o-cresol	ND	22	1.4	ug/l	
95-48-7	2-Methylphenol	ND	2.2	1.4	ug/l	
	3&4-Methylphenol	ND	2.2	1.2	ug/l	
88-75-5	2-Nitrophenol	ND	5.4	2.0	ug/l	
100-02-7	4-Nitrophenol	ND	11	0.99	ug/l	
87-86-5	Pentachlorophenol	ND	11	1.5	ug/l	
108-95-2	Phenol	ND	2.2	0.59	ug/l	
58-90-2	2,3,4,6-Tetrachlorophenol	ND	5.4	1.5	ug/l	
95-95-4	2,4,5-Trichlorophenol	ND	5.4	1.9	ug/l	
88-06-2	2,4,6-Trichlorophenol	ND	5.4	1.7	ug/l	
83-32-9	Acenaphthene	ND	1.1	0.32	ug/l	
208-96-8	Acenaphthylene	ND	1.1	0.22	ug/l	
98-86-2	Acetophenone	ND	2.2	0.40	ug/l	
120-12-7	Anthracene	ND	1.1	0.21	ug/l	
1912-24-9	Atrazine	ND	2.2	0.46	ug/l	
100-52-7	Benzaldehyde	ND	5.4	0.73	ug/l	
56-55-3	Benzo(a)anthracene	ND	1.1	0.23	ug/l	
50-32-8	Benzo(a)pyrene	ND	1.1	0.26	ug/l	
205-99-2	Benzo(b)fluoranthene	ND	1.1	0.24	ug/l	
191-24-2	Benzo(g,h,i)perylene	ND	1.1	0.34	ug/l	
207-08-9	Benzo(k)fluoranthene	ND	1.1	0.24	ug/l	
101-55-3	4-Bromophenyl phenyl ether	ND	2.2	0.27	ug/l	
85-68-7	Butyl benzyl phthalate	ND	2.2	0.24	ug/l	
92-52-4	1,1'-Biphenyl	ND	1.1	0.30	ug/l	
91-58-7	2-Chloronaphthalene	ND	2.2	0.37	ug/l	
106-47-8	4-Chloroaniline	ND	5.4	0.33	ug/l	
86-74-8	Carbazole	ND	1.1	0.18	ug/l	

ND = Not detected MDL = Method Detection Limit
RL = Reporting Limit
E = Indicates value exceeds calibration range

J = Indicates an estimated value
B = Indicates analyte found in associated method blank
N = Indicates presumptive evidence of a compound

Report of Analysis

Client Sample ID:	428-FB-23		
Lab Sample ID:	JB70672-10	**Date Sampled:**	07/01/14
Matrix:	AQ - Field Blank Soil	**Date Received:**	07/01/14
Method:	SW846 8270D SW846 3510C	**Percent Solids:**	n/a
Project:	Carroll Gardens, 363-365 Bond Street, Brooklyn, NY		

ABN TCL List (SOM0 2.0)

CAS No.	Compound	Result	RL	MDL	Units	Q
105-60-2	Caprolactam	ND	2.2	0.44	ug/l	
218-01-9	Chrysene	ND	1.1	0.18	ug/l	
111-91-1	bis(2-Chloroethoxy)methane	ND	2.2	0.46	ug/l	
111-44-4	bis(2-Chloroethyl)ether	ND	2.2	0.47	ug/l	
108-60-1	bis(2-Chloroisopropyl)ether	ND	2.2	0.44	ug/l	
7005-72-3	4-Chlorophenyl phenyl ether	ND	2.2	0.41	ug/l	
121-14-2	2,4-Dinitrotoluene	ND	1.1	0.35	ug/l	
606-20-2	2,6-Dinitrotoluene	ND	1.1	0.28	ug/l	
91-94-1	3,3'-Dichlorobenzidine	ND	2.2	0.61	ug/l	
123-91-1	1,4-Dioxane	ND	1.1	0.78	ug/l	
53-70-3	Dibenzo(a,h)anthracene	ND	1.1	0.30	ug/l	
132-64-9	Dibenzofuran	ND	5.4	0.25	ug/l	
84-74-2	Di-n-butyl phthalate	ND	2.2	0.63	ug/l	
117-84-0	Di-n-octyl phthalate	ND	2.2	0.27	ug/l	
84-66-2	Diethyl phthalate	ND	2.2	0.25	ug/l	
131-11-3	Dimethyl phthalate	ND	2.2	0.28	ug/l	
117-81-7	bis(2-Ethylhexyl)phthalate	ND	2.2	0.60	ug/l	
206-44-0	Fluoranthene	ND	1.1	0.18	ug/l	
86-73-7	Fluorene	ND	1.1	0.30	ug/l	
118-74-1	Hexachlorobenzene	ND	1.1	0.50	ug/l	
87-68-3	Hexachlorobutadiene	ND	1.1	0.42	ug/l	
77-47-4	Hexachlorocyclopentadiene	ND	11	0.52	ug/l	
67-72-1	Hexachloroethane	ND	2.2	0.31	ug/l	
193-39-5	Indeno(1,2,3-cd)pyrene	ND	1.1	0.44	ug/l	
78-59-1	Isophorone	ND	2.2	0.37	ug/l	
91-57-6	2-Methylnaphthalene	ND	1.1	0.32	ug/l	
88-74-4	2-Nitroaniline	ND	5.4	0.34	ug/l	
99-09-2	3-Nitroaniline	ND	5.4	0.28	ug/l	
100-01-6	4-Nitroaniline	ND	5.4	0.33	ug/l	
91-20-3	Naphthalene	ND	1.1	0.29	ug/l	
98-95-3	Nitrobenzene	ND	2.2	0.56	ug/l	
621-64-7	N-Nitroso-di-n-propylamine	ND	2.2	0.41	ug/l	
86-30-6	N-Nitrosodiphenylamine	ND	5.4	0.22	ug/l	
85-01-8	Phenanthrene	ND	1.1	0.20	ug/l	
129-00-0	Pyrene	ND	1.1	0.21	ug/l	
95-94-3	1,2,4,5-Tetrachlorobenzene	ND	2.2	0.48	ug/l	

CAS No.	Surrogate Recoveries	Run# 1	Run# 2	Limits
367-12-4	2-Fluorophenol	51%		10-110%

ND = Not detected MDL = Method Detection Limit
RL = Reporting Limit
E = Indicates value exceeds calibration range

J = Indicates an estimated value
B = Indicates analyte found in associated method blank
N = Indicates presumptive evidence of a compound

Report of Analysis

Client Sample ID:	428-FB-23		
Lab Sample ID:	JB70672-10	**Date Sampled:**	07/01/14
Matrix:	AQ - Field Blank Soil	**Date Received:**	07/01/14
Method:	SW846 8270D SW846 3510C	**Percent Solids:**	n/a
Project:	Carroll Gardens, 363-365 Bond Street, Brooklyn, NY		

ABN TCL List (SOM0 2.0)

CAS No.	Surrogate Recoveries	Run# 1	Run# 2	Limits
4165-62-2	Phenol-d5	39%		10-110%
118-79-6	2,4,6-Tribromophenol	92%		29-139%
4165-60-0	Nitrobenzene-d5	80%		28-131%
321-60-8	2-Fluorobiphenyl	80%		30-121%
1718-51-0	Terphenyl-d14	90%		16-147%

ND = Not detected MDL = Method Detection Limit
RL = Reporting Limit
E = Indicates value exceeds calibration range

J = Indicates an estimated value
B = Indicates analyte found in associated method blank
N = Indicates presumptive evidence of a compound

Report of Analysis

Client Sample ID: 428-FB-23
Lab Sample ID: JB70672-10
Matrix: AQ - Field Blank Soil
Project: Carroll Gardens, 363-365 Bond Street, Brooklyn, NY

Date Sampled: 07/01/14
Date Received: 07/01/14
Percent Solids: n/a

Total Metals Analysis

Analyte	Result	RL	MDL	Units	DF	Prep	Analyzed	By	Method	Prep Method
Aluminum	17.9 B	200	11	ug/l	1	07/03/14	07/07/14	KK	SW846 6010C [1]	SW846 3010A [3]
Antimony	2.6 U	6.0	2.6	ug/l	1	07/03/14	07/07/14	KK	SW846 6010C [1]	SW846 3010A [3]
Arsenic	2.6 U	3.0	2.6	ug/l	1	07/03/14	07/07/14	KK	SW846 6010C [1]	SW846 3010A [3]
Barium	1.0 U	200	1.0	ug/l	1	07/03/14	07/07/14	KK	SW846 6010C [1]	SW846 3010A [3]
Beryllium	0.40 U	1.0	0.40	ug/l	1	07/03/14	07/07/14	KK	SW846 6010C [1]	SW846 3010A [3]
Cadmium	0.70 U	3.0	0.70	ug/l	1	07/03/14	07/07/14	KK	SW846 6010C [1]	SW846 3010A [3]
Calcium	168 B	5000	19	ug/l	1	07/03/14	07/07/14	KK	SW846 6010C [1]	SW846 3010A [3]
Chromium	0.89 U	10	0.89	ug/l	1	07/03/14	07/07/14	KK	SW846 6010C [1]	SW846 3010A [3]
Cobalt	0.83 U	50	0.83	ug/l	1	07/03/14	07/07/14	KK	SW846 6010C [1]	SW846 3010A [3]
Copper	1.2 U	10	1.2	ug/l	1	07/03/14	07/07/14	KK	SW846 6010C [1]	SW846 3010A [3]
Iron	17.6 B	100	12	ug/l	1	07/03/14	07/07/14	KK	SW846 6010C [1]	SW846 3010A [3]
Lead	1.3 U	3.0	1.3	ug/l	1	07/03/14	07/07/14	KK	SW846 6010C [1]	SW846 3010A [3]
Magnesium	41 U	5000	41	ug/l	1	07/03/14	07/07/14	KK	SW846 6010C [1]	SW846 3010A [3]
Manganese	0.60 B	15	0.48	ug/l	1	07/03/14	07/07/14	KK	SW846 6010C [1]	SW846 3010A [3]
Mercury	0.064 U	0.20	0.064	ug/l	1	07/09/14	07/09/14	DP	SW846 7470A [2]	SW846 7470A [4]
Nickel	0.75 U	10	0.75	ug/l	1	07/03/14	07/07/14	KK	SW846 6010C [1]	SW846 3010A [3]
Potassium	50 U	10000	50	ug/l	1	07/03/14	07/07/14	KK	SW846 6010C [1]	SW846 3010A [3]
Selenium	3.6 U	10	3.6	ug/l	1	07/03/14	07/07/14	KK	SW846 6010C [1]	SW846 3010A [3]
Silver	1.2 U	10	1.2	ug/l	1	07/03/14	07/07/14	KK	SW846 6010C [1]	SW846 3010A [3]
Sodium	362 B	10000	19	ug/l	1	07/03/14	07/07/14	KK	SW846 6010C [1]	SW846 3010A [3]
Thallium	1.8 U	2.0	1.8	ug/l	1	07/03/14	07/07/14	KK	SW846 6010C [1]	SW846 3010A [3]
Vanadium	0.87 U	50	0.87	ug/l	1	07/03/14	07/07/14	KK	SW846 6010C [1]	SW846 3010A [3]
Zinc	7.6 U	20	7.6	ug/l	1	07/03/14	07/07/14	KK	SW846 6010C [1]	SW846 3010A [3]

(1) Instrument QC Batch: MA34401
(2) Instrument QC Batch: MA34418
(3) Prep QC Batch: MP80467
(4) Prep QC Batch: MP80550

RL = Reporting Limit
MDL = Method Detection Limit

U = Indicates a result < MDL
B = Indicates a result > = MDL but < RL

Accutest Laboratories

Report of Analysis

Client Sample ID: 429-PE-26
Lab Sample ID: JB70672-11
Matrix: SO - Soil
Method: SW846 8260C
Project: Carroll Gardens, 363-365 Bond Street, Brooklyn, NY

Date Sampled: 07/01/14
Date Received: 07/01/14
Percent Solids: 73.5

	File ID	DF	Analyzed	By	Prep Date	Prep Batch	Analytical Batch
Run #1	Y147018.D	1	07/08/14	PS	n/a	n/a	VY6392
Run #2							

	Initial Weight
Run #1	5.9 g
Run #2	

VOA TCL List

CAS No.	Compound	Result	RL	MDL	Units	Q
67-64-1	Acetone	0.0411	0.012	0.0053	mg/kg	
71-43-2	Benzene	ND	0.0012	0.00015	mg/kg	
74-97-5	Bromochloromethane	ND	0.0058	0.00060	mg/kg	
75-27-4	Bromodichloromethane	ND	0.0058	0.00032	mg/kg	
75-25-2	Bromoform	ND	0.0058	0.00030	mg/kg	
74-83-9	Bromomethane	ND	0.0058	0.00055	mg/kg	
78-93-3	2-Butanone (MEK)	0.0084	0.012	0.0051	mg/kg	J
75-15-0	Carbon disulfide	0.00081	0.0058	0.00016	mg/kg	J
56-23-5	Carbon tetrachloride	ND	0.0058	0.00029	mg/kg	
108-90-7	Chlorobenzene	ND	0.0058	0.00023	mg/kg	
75-00-3	Chloroethane	ND	0.0058	0.0011	mg/kg	
67-66-3	Chloroform	ND	0.0058	0.00029	mg/kg	
74-87-3	Chloromethane	ND	0.0058	0.00040	mg/kg	
110-82-7	Cyclohexane	0.0034	0.0058	0.00030	mg/kg	J
96-12-8	1,2-Dibromo-3-chloropropane	ND	0.012	0.0015	mg/kg	
124-48-1	Dibromochloromethane	ND	0.0058	0.00028	mg/kg	
106-93-4	1,2-Dibromoethane	ND	0.0012	0.00063	mg/kg	
95-50-1	1,2-Dichlorobenzene	ND	0.0058	0.00039	mg/kg	
541-73-1	1,3-Dichlorobenzene	ND	0.0058	0.00025	mg/kg	
106-46-7	1,4-Dichlorobenzene	ND	0.0058	0.00029	mg/kg	
75-71-8	Dichlorodifluoromethane	ND	0.0058	0.00041	mg/kg	
75-34-3	1,1-Dichloroethane	ND	0.0058	0.00036	mg/kg	
107-06-2	1,2-Dichloroethane	ND	0.0012	0.00037	mg/kg	
75-35-4	1,1-Dichloroethene	ND	0.0058	0.00033	mg/kg	
156-59-2	cis-1,2-Dichloroethene	ND	0.0058	0.00024	mg/kg	
156-60-5	trans-1,2-Dichloroethene	ND	0.0058	0.00049	mg/kg	
78-87-5	1,2-Dichloropropane	ND	0.0058	0.00050	mg/kg	
10061-01-5	cis-1,3-Dichloropropene	ND	0.0058	0.00026	mg/kg	
10061-02-6	trans-1,3-Dichloropropene	ND	0.0058	0.00031	mg/kg	
100-41-4	Ethylbenzene	ND	0.0012	0.00020	mg/kg	
76-13-1	Freon 113	ND	0.0058	0.00050	mg/kg	
591-78-6	2-Hexanone	ND	0.0058	0.0021	mg/kg	

ND = Not detected MDL = Method Detection Limit
RL = Reporting Limit
E = Indicates value exceeds calibration range
J = Indicates an estimated value
B = Indicates analyte found in associated method blank
N = Indicates presumptive evidence of a compound

Report of Analysis

Client Sample ID:	429-PE-26		
Lab Sample ID:	JB70672-11	**Date Sampled:**	07/01/14
Matrix:	SO - Soil	**Date Received:**	07/01/14
Method:	SW846 8260C	**Percent Solids:**	73.5
Project:	Carroll Gardens, 363-365 Bond Street, Brooklyn, NY		

VOA TCL List

CAS No.	Compound	Result	RL	MDL	Units	Q
98-82-8	Isopropylbenzene	ND	0.0058	0.00017	mg/kg	
79-20-9	Methyl Acetate	ND	0.0058	0.0019	mg/kg	
108-87-2	Methylcyclohexane	0.0615	0.0058	0.00019	mg/kg	
1634-04-4	Methyl Tert Butyl Ether	ND	0.0012	0.00040	mg/kg	
108-10-1	4-Methyl-2-pentanone(MIBK)	ND	0.0058	0.0015	mg/kg	
75-09-2	Methylene chloride	ND	0.0058	0.0020	mg/kg	
100-42-5	Styrene	ND	0.0058	0.00027	mg/kg	
79-34-5	1,1,2,2-Tetrachloroethane	ND	0.0058	0.00039	mg/kg	
127-18-4	Tetrachloroethene	ND	0.0058	0.00047	mg/kg	
108-88-3	Toluene	ND	0.0012	0.00016	mg/kg	
87-61-6	1,2,3-Trichlorobenzene	ND	0.0058	0.00024	mg/kg	
120-82-1	1,2,4-Trichlorobenzene	ND	0.0058	0.00021	mg/kg	
71-55-6	1,1,1-Trichloroethane	ND	0.0058	0.00033	mg/kg	
79-00-5	1,1,2-Trichloroethane	ND	0.0058	0.00095	mg/kg	
79-01-6	Trichloroethene	ND	0.0058	0.00040	mg/kg	
75-69-4	Trichlorofluoromethane	ND	0.0058	0.00026	mg/kg	
75-01-4	Vinyl chloride	ND	0.0058	0.00039	mg/kg	
	m,p-Xylene	ND	0.0012	0.00056	mg/kg	
95-47-6	o-Xylene	ND	0.0012	0.00021	mg/kg	
1330-20-7	Xylene (total)	ND	0.0012	0.00021	mg/kg	

CAS No.	Surrogate Recoveries	Run# 1	Run# 2	Limits
1868-53-7	Dibromofluoromethane	105%		59-130%
17060-07-0	1,2-Dichloroethane-D4	103%		65-123%
2037-26-5	Toluene-D8	106%		77-125%
460-00-4	4-Bromofluorobenzene	99%		71-132%

ND = Not detected MDL = Method Detection Limit
RL = Reporting Limit
E = Indicates value exceeds calibration range

J = Indicates an estimated value
B = Indicates analyte found in associated method blank
N = Indicates presumptive evidence of a compound

Accutest Laboratories

Report of Analysis

Client Sample ID:	429-PE-26		
Lab Sample ID:	JB70672-11	**Date Sampled:**	07/01/14
Matrix:	SO - Soil	**Date Received:**	07/01/14
Method:	SW846 8270D SW846 3550C	**Percent Solids:**	73.5
Project:	Carroll Gardens, 363-365 Bond Street, Brooklyn, NY		

	File ID	DF	Analyzed	By	Prep Date	Prep Batch	Analytical Batch
Run #1	Z93499.D	1	07/11/14	AD	07/02/14	OP76137	EZ4638
Run #2							

	Initial Weight	Final Volume
Run #1	30.3 g	1.0 ml
Run #2		

ABN TCL List (SOM0 2.0)

CAS No.	Compound	Result	RL	MDL	Units	Q
95-57-8	2-Chlorophenol	ND	0.090	0.045	mg/kg	
59-50-7	4-Chloro-3-methyl phenol	ND	0.22	0.045	mg/kg	
120-83-2	2,4-Dichlorophenol	ND	0.22	0.072	mg/kg	
105-67-9	2,4-Dimethylphenol	ND	0.22	0.075	mg/kg	
51-28-5	2,4-Dinitrophenol	ND	0.90	0.055	mg/kg	
534-52-1	4,6-Dinitro-o-cresol	ND	0.90	0.055	mg/kg	
95-48-7	2-Methylphenol	ND	0.090	0.051	mg/kg	
	3&4-Methylphenol	ND	0.090	0.057	mg/kg	
88-75-5	2-Nitrophenol	ND	0.22	0.048	mg/kg	
100-02-7	4-Nitrophenol	ND	0.45	0.076	mg/kg	
87-86-5	Pentachlorophenol	ND	0.45	0.077	mg/kg	
108-95-2	Phenol	ND	0.090	0.047	mg/kg	
58-90-2	2,3,4,6-Tetrachlorophenol	ND	0.22	0.046	mg/kg	
95-95-4	2,4,5-Trichlorophenol	ND	0.22	0.052	mg/kg	
88-06-2	2,4,6-Trichlorophenol	ND	0.22	0.042	mg/kg	
83-32-9	Acenaphthene	ND	0.045	0.013	mg/kg	
208-96-8	Acenaphthylene	ND	0.045	0.014	mg/kg	
98-86-2	Acetophenone	ND	0.22	0.0079	mg/kg	
120-12-7	Anthracene	ND	0.045	0.016	mg/kg	
1912-24-9	Atrazine	ND	0.090	0.0088	mg/kg	
56-55-3	Benzo(a)anthracene	0.0194	0.045	0.015	mg/kg	J
50-32-8	Benzo(a)pyrene	ND	0.045	0.014	mg/kg	
205-99-2	Benzo(b)fluoranthene	ND	0.045	0.015	mg/kg	
191-24-2	Benzo(g,h,i)perylene	ND	0.045	0.017	mg/kg	
207-08-9	Benzo(k)fluoranthene	ND	0.045	0.017	mg/kg	
101-55-3	4-Bromophenyl phenyl ether	ND	0.090	0.016	mg/kg	
85-68-7	Butyl benzyl phthalate	ND	0.090	0.026	mg/kg	
92-52-4	1,1'-Biphenyl	ND	0.090	0.0052	mg/kg	
100-52-7	Benzaldehyde	ND	0.22	0.010	mg/kg	
91-58-7	2-Chloronaphthalene	ND	0.090	0.014	mg/kg	
106-47-8	4-Chloroaniline	ND	0.22	0.014	mg/kg	
86-74-8	Carbazole	ND	0.090	0.021	mg/kg	

ND = Not detected MDL = Method Detection Limit
RL = Reporting Limit
E = Indicates value exceeds calibration range
J = Indicates an estimated value
B = Indicates analyte found in associated method blank
N = Indicates presumptive evidence of a compound

Report of Analysis

Client Sample ID:	429-PE-26		
Lab Sample ID:	JB70672-11	**Date Sampled:**	07/01/14
Matrix:	SO - Soil	**Date Received:**	07/01/14
Method:	SW846 8270D SW846 3550C	**Percent Solids:**	73.5
Project:	Carroll Gardens, 363-365 Bond Street, Brooklyn, NY		

ABN TCL List (SOM0 2.0)

CAS No.	Compound	Result	RL	MDL	Units	Q
105-60-2	Caprolactam	ND	0.090	0.014	mg/kg	
218-01-9	Chrysene	0.0191	0.045	0.015	mg/kg	J
111-91-1	bis(2-Chloroethoxy)methane	ND	0.090	0.018	mg/kg	
111-44-4	bis(2-Chloroethyl)ether	ND	0.090	0.014	mg/kg	
108-60-1	bis(2-Chloroisopropyl)ether	ND	0.090	0.013	mg/kg	
7005-72-3	4-Chlorophenyl phenyl ether	ND	0.090	0.014	mg/kg	
121-14-2	2,4-Dinitrotoluene	ND	0.045	0.020	mg/kg	
606-20-2	2,6-Dinitrotoluene	ND	0.045	0.017	mg/kg	
91-94-1	3,3'-Dichlorobenzidine	ND	0.090	0.011	mg/kg	
123-91-1	1,4-Dioxane	ND	0.045	0.029	mg/kg	
53-70-3	Dibenzo(a,h)anthracene	ND	0.045	0.015	mg/kg	
132-64-9	Dibenzofuran	ND	0.090	0.013	mg/kg	
84-74-2	Di-n-butyl phthalate	ND	0.090	0.010	mg/kg	
117-84-0	Di-n-octyl phthalate	ND	0.090	0.022	mg/kg	
84-66-2	Diethyl phthalate	ND	0.090	0.015	mg/kg	
131-11-3	Dimethyl phthalate	ND	0.090	0.016	mg/kg	
117-81-7	bis(2-Ethylhexyl)phthalate	ND	0.090	0.040	mg/kg	
206-44-0	Fluoranthene	ND	0.045	0.020	mg/kg	
86-73-7	Fluorene	ND	0.045	0.015	mg/kg	
118-74-1	Hexachlorobenzene	ND	0.090	0.015	mg/kg	
87-68-3	Hexachlorobutadiene	ND	0.045	0.012	mg/kg	
77-47-4	Hexachlorocyclopentadiene	ND	0.45	0.046	mg/kg	
67-72-1	Hexachloroethane	ND	0.22	0.012	mg/kg	
193-39-5	Indeno(1,2,3-cd)pyrene	ND	0.045	0.016	mg/kg	
78-59-1	Isophorone	ND	0.090	0.012	mg/kg	
91-57-6	2-Methylnaphthalene	ND	0.090	0.025	mg/kg	
88-74-4	2-Nitroaniline	ND	0.22	0.020	mg/kg	
99-09-2	3-Nitroaniline	ND	0.22	0.018	mg/kg	
100-01-6	4-Nitroaniline	ND	0.22	0.018	mg/kg	
91-20-3	Naphthalene	ND	0.045	0.012	mg/kg	
98-95-3	Nitrobenzene	ND	0.090	0.013	mg/kg	
621-64-7	N-Nitroso-di-n-propylamine	ND	0.090	0.011	mg/kg	
86-30-6	N-Nitrosodiphenylamine	ND	0.22	0.027	mg/kg	
85-01-8	Phenanthrene	ND	0.045	0.020	mg/kg	
129-00-0	Pyrene	0.0218	0.045	0.017	mg/kg	J
95-94-3	1,2,4,5-Tetrachlorobenzene	ND	0.22	0.014	mg/kg	

CAS No.	Surrogate Recoveries	Run# 1	Run# 2	Limits
367-12-4	2-Fluorophenol	88%		13-110%

ND = Not detected MDL = Method Detection Limit
RL = Reporting Limit
E = Indicates value exceeds calibration range
J = Indicates an estimated value
B = Indicates analyte found in associated method blank
N = Indicates presumptive evidence of a compound

Report of Analysis

Client Sample ID:	429-PE-26		
Lab Sample ID:	JB70672-11	**Date Sampled:**	07/01/14
Matrix:	SO - Soil	**Date Received:**	07/01/14
Method:	SW846 8270D SW846 3550C	**Percent Solids:**	73.5
Project:	Carroll Gardens, 363-365 Bond Street, Brooklyn, NY		

ABN TCL List (SOM0 2.0)

CAS No.	Surrogate Recoveries	Run# 1	Run# 2	Limits
4165-62-2	Phenol-d5	83%		15-110%
118-79-6	2,4,6-Tribromophenol	104%		20-123%
4165-60-0	Nitrobenzene-d5	104%		10-110%
321-60-8	2-Fluorobiphenyl	107%		17-110%
1718-51-0	Terphenyl-d14	119%		30-124%

ND = Not detected MDL = Method Detection Limit
RL = Reporting Limit
E = Indicates value exceeds calibration range

J = Indicates an estimated value
B = Indicates analyte found in associated method blank
N = Indicates presumptive evidence of a compound

Report of Analysis

Client Sample ID: 429-PE-26
Lab Sample ID: JB70672-11
Matrix: SO - Soil
Project: Carroll Gardens, 363-365 Bond Street, Brooklyn, NY

Date Sampled: 07/01/14
Date Received: 07/01/14
Percent Solids: 73.5

Metals Analysis

Analyte	Result	RL	MDL	Units	DF	Prep	Analyzed	By	Method	Prep Method
Aluminum	16700	57	1.5	mg/kg	1	07/02/14	07/04/14	RR	SW846 6010C [1]	SW846 3050B [4]
Antimony	0.31 U	2.3	0.31	mg/kg	1	07/02/14	07/04/14	RR	SW846 6010C [1]	SW846 3050B [4]
Arsenic	5.7	2.3	0.33	mg/kg	1	07/02/14	07/04/14	RR	SW846 6010C [1]	SW846 3050B [4]
Barium	101	23	0.091	mg/kg	1	07/02/14	07/04/14	RR	SW846 6010C [1]	SW846 3050B [4]
Beryllium	1.0	0.23	0.023	mg/kg	1	07/02/14	07/04/14	RR	SW846 6010C [1]	SW846 3050B [4]
Cadmium	0.49 B	0.57	0.057	mg/kg	1	07/02/14	07/04/14	RR	SW846 6010C [1]	SW846 3050B [4]
Calcium	2910	570	3.4	mg/kg	1	07/02/14	07/04/14	RR	SW846 6010C [1]	SW846 3050B [4]
Chromium	33.3	1.1	0.079	mg/kg	1	07/02/14	07/04/14	RR	SW846 6010C [1]	SW846 3050B [4]
Cobalt	13.8	5.7	0.068	mg/kg	1	07/02/14	07/04/14	RR	SW846 6010C [1]	SW846 3050B [4]
Copper	34.1	2.8	0.17	mg/kg	1	07/02/14	07/04/14	RR	SW846 6010C [1]	SW846 3050B [4]
Iron	26500	57	1.1	mg/kg	1	07/02/14	07/04/14	RR	SW846 6010C [1]	SW846 3050B [4]
Lead	36.8	2.3	0.24	mg/kg	1	07/02/14	07/04/14	RR	SW846 6010C [1]	SW846 3050B [4]
Magnesium	7820	570	3.8	mg/kg	1	07/02/14	07/08/14	RR	SW846 6010C [3]	SW846 3050B [4]
Manganese	285	1.7	0.068	mg/kg	1	07/02/14	07/04/14	RR	SW846 6010C [1]	SW846 3050B [4]
Mercury	0.092	0.045	0.010	mg/kg	1	07/07/14	07/07/14	JW	SW846 7471B [2]	SW846 7471B [5]
Nickel	56.2	4.5	0.11	mg/kg	1	07/02/14	07/04/14	RR	SW846 6010C [1]	SW846 3050B [4]
Potassium	3400	1100	4.5	mg/kg	1	07/02/14	07/04/14	RR	SW846 6010C [1]	SW846 3050B [4]
Selenium	0.37 U	2.3	0.37	mg/kg	1	07/02/14	07/04/14	RR	SW846 6010C [1]	SW846 3050B [4]
Silver	0.16 U	0.57	0.16	mg/kg	1	07/02/14	07/04/14	RR	SW846 6010C [1]	SW846 3050B [4]
Sodium	462 B	1100	2.1	mg/kg	1	07/02/14	07/04/14	RR	SW846 6010C [1]	SW846 3050B [4]
Thallium	0.46 U	1.1	0.46	mg/kg	1	07/02/14	07/08/14	RR	SW846 6010C [3]	SW846 3050B [4]
Vanadium	41.2	5.7	0.10	mg/kg	1	07/02/14	07/04/14	RR	SW846 6010C [1]	SW846 3050B [4]
Zinc	77.6	2.3	0.43	mg/kg	1	07/02/14	07/04/14	RR	SW846 6010C [1]	SW846 3050B [4]

(1) Instrument QC Batch: MA34389
(2) Instrument QC Batch: MA34392
(3) Instrument QC Batch: MA34399
(4) Prep QC Batch: MP80450
(5) Prep QC Batch: MP80489

RL = Reporting Limit
MDL = Method Detection Limit

U = Indicates a result < MDL
B = Indicates a result > = MDL but < RL

Accutest Laboratories

Report of Analysis

Client Sample ID:	430-PE-27		
Lab Sample ID:	JB70672-12	**Date Sampled:**	07/01/14
Matrix:	SO - Soil	**Date Received:**	07/01/14
Method:	SW846 8260C	**Percent Solids:**	56.5
Project:	Carroll Gardens, 363-365 Bond Street, Brooklyn, NY		

	File ID	DF	Analyzed	By	Prep Date	Prep Batch	Analytical Batch
Run #1	Y146975.D	1	07/07/14	PS	n/a	n/a	VY6390
Run #2							

	Initial Weight
Run #1	4.7 g
Run #2	

VOA TCL List

CAS No.	Compound	Result	RL	MDL	Units	Q
67-64-1	Acetone	0.0632	0.019	0.0086	mg/kg	
71-43-2	Benzene	ND	0.0019	0.00024	mg/kg	
74-97-5	Bromochloromethane	ND	0.0094	0.00098	mg/kg	
75-27-4	Bromodichloromethane	ND	0.0094	0.00053	mg/kg	
75-25-2	Bromoform	ND	0.0094	0.00049	mg/kg	
74-83-9	Bromomethane	ND	0.0094	0.00091	mg/kg	
78-93-3	2-Butanone (MEK)	ND	0.019	0.0083	mg/kg	
75-15-0	Carbon disulfide	0.00081	0.0094	0.00027	mg/kg	J
56-23-5	Carbon tetrachloride	ND	0.0094	0.00047	mg/kg	
108-90-7	Chlorobenzene	ND	0.0094	0.00037	mg/kg	
75-00-3	Chloroethane	ND	0.0094	0.0019	mg/kg	
67-66-3	Chloroform	ND	0.0094	0.00048	mg/kg	
74-87-3	Chloromethane	ND	0.0094	0.00065	mg/kg	
110-82-7	Cyclohexane	0.125	0.0094	0.00048	mg/kg	
96-12-8	1,2-Dibromo-3-chloropropane	ND	0.019	0.0025	mg/kg	
124-48-1	Dibromochloromethane	ND	0.0094	0.00046	mg/kg	
106-93-4	1,2-Dibromoethane	ND	0.0019	0.0010	mg/kg	
95-50-1	1,2-Dichlorobenzene	ND	0.0094	0.00064	mg/kg	
541-73-1	1,3-Dichlorobenzene	ND	0.0094	0.00041	mg/kg	
106-46-7	1,4-Dichlorobenzene	ND	0.0094	0.00047	mg/kg	
75-71-8	Dichlorodifluoromethane	ND	0.0094	0.00066	mg/kg	
75-34-3	1,1-Dichloroethane	ND	0.0094	0.00059	mg/kg	
107-06-2	1,2-Dichloroethane	ND	0.0019	0.00060	mg/kg	
75-35-4	1,1-Dichloroethene	ND	0.0094	0.00054	mg/kg	
156-59-2	cis-1,2-Dichloroethene	ND	0.0094	0.00039	mg/kg	
156-60-5	trans-1,2-Dichloroethene	ND	0.0094	0.00080	mg/kg	
78-87-5	1,2-Dichloropropane	ND	0.0094	0.00082	mg/kg	
10061-01-5	cis-1,3-Dichloropropene	ND	0.0094	0.00043	mg/kg	
10061-02-6	trans-1,3-Dichloropropene	ND	0.0094	0.00051	mg/kg	
100-41-4	Ethylbenzene	ND	0.0019	0.00033	mg/kg	
76-13-1	Freon 113	ND	0.0094	0.00082	mg/kg	
591-78-6	2-Hexanone	ND	0.0094	0.0034	mg/kg	

ND = Not detected MDL = Method Detection Limit
RL = Reporting Limit
E = Indicates value exceeds calibration range

J = Indicates an estimated value
B = Indicates analyte found in associated method blank
N = Indicates presumptive evidence of a compound

Report of Analysis

Client Sample ID:	430-PE-27		
Lab Sample ID:	JB70672-12	**Date Sampled:**	07/01/14
Matrix:	SO - Soil	**Date Received:**	07/01/14
Method:	SW846 8260C	**Percent Solids:**	56.5
Project:	Carroll Gardens, 363-365 Bond Street, Brooklyn, NY		

VOA TCL List

CAS No.	Compound	Result	RL	MDL	Units	Q
98-82-8	Isopropylbenzene	0.0015	0.0094	0.00028	mg/kg	J
79-20-9	Methyl Acetate	ND	0.0094	0.0031	mg/kg	
108-87-2	Methylcyclohexane	0.330	0.0094	0.00031	mg/kg	
1634-04-4	Methyl Tert Butyl Ether	ND	0.0019	0.00065	mg/kg	
108-10-1	4-Methyl-2-pentanone(MIBK)	ND	0.0094	0.0025	mg/kg	
75-09-2	Methylene chloride	ND	0.0094	0.0032	mg/kg	
100-42-5	Styrene	ND	0.0094	0.00044	mg/kg	
79-34-5	1,1,2,2-Tetrachloroethane	ND	0.0094	0.00064	mg/kg	
127-18-4	Tetrachloroethene	ND	0.0094	0.00077	mg/kg	
108-88-3	Toluene	0.00071	0.0019	0.00027	mg/kg	J
87-61-6	1,2,3-Trichlorobenzene	ND	0.0094	0.00039	mg/kg	
120-82-1	1,2,4-Trichlorobenzene	ND	0.0094	0.00034	mg/kg	
71-55-6	1,1,1-Trichloroethane	ND	0.0094	0.00054	mg/kg	
79-00-5	1,1,2-Trichloroethane	ND	0.0094	0.0015	mg/kg	
79-01-6	Trichloroethene	ND	0.0094	0.00066	mg/kg	
75-69-4	Trichlorofluoromethane	ND	0.0094	0.00042	mg/kg	
75-01-4	Vinyl chloride	ND	0.0094	0.00064	mg/kg	
	m,p-Xylene	0.0033	0.0019	0.00091	mg/kg	
95-47-6	o-Xylene	0.0013	0.0019	0.00034	mg/kg	J
1330-20-7	Xylene (total)	0.0047	0.0019	0.00034	mg/kg	

CAS No.	Surrogate Recoveries	Run# 1	Run# 2	Limits
1868-53-7	Dibromofluoromethane	102%		59-130%
17060-07-0	1,2-Dichloroethane-D4	100%		65-123%
2037-26-5	Toluene-D8	105%		77-125%
460-00-4	4-Bromofluorobenzene	101%		71-132%

ND = Not detected MDL = Method Detection Limit
RL = Reporting Limit
E = Indicates value exceeds calibration range

J = Indicates an estimated value
B = Indicates analyte found in associated method blank
N = Indicates presumptive evidence of a compound

Accutest Laboratories

Report of Analysis

Client Sample ID:	430-PE-27		
Lab Sample ID:	JB70672-12	**Date Sampled:**	07/01/14
Matrix:	SO - Soil	**Date Received:**	07/01/14
Method:	SW846 8270D SW846 3550C	**Percent Solids:**	56.5
Project:	Carroll Gardens, 363-365 Bond Street, Brooklyn, NY		

	File ID	DF	Analyzed	By	Prep Date	Prep Batch	Analytical Batch
Run #1	Z93500.D	1	07/11/14	AD	07/02/14	OP76137	EZ4638
Run #2 [a]	Z93518.D	1	07/11/14	AV	07/02/14	OP76137	EZ4639

	Initial Weight	Final Volume
Run #1	32.3 g	1.0 ml
Run #2	32.3 g	1.0 ml

ABN TCL List (SOM0 2.0)

CAS No.	Compound	Result	RL	MDL	Units	Q
95-57-8	2-Chlorophenol	ND	0.11	0.055	mg/kg	
59-50-7	4-Chloro-3-methyl phenol	ND	0.27	0.055	mg/kg	
120-83-2	2,4-Dichlorophenol	ND	0.27	0.088	mg/kg	
105-67-9	2,4-Dimethylphenol	ND	0.27	0.092	mg/kg	
51-28-5	2,4-Dinitrophenol	ND	1.1	0.067	mg/kg	
534-52-1	4,6-Dinitro-o-cresol	ND	1.1	0.067	mg/kg	
95-48-7	2-Methylphenol	ND	0.11	0.062	mg/kg	
	3&4-Methylphenol	ND	0.11	0.070	mg/kg	
88-75-5	2-Nitrophenol	ND	0.27	0.058	mg/kg	
100-02-7	4-Nitrophenol	ND	0.55	0.093	mg/kg	
87-86-5	Pentachlorophenol	ND	0.55	0.094	mg/kg	
108-95-2	Phenol	ND	0.11	0.058	mg/kg	
58-90-2	2,3,4,6-Tetrachlorophenol	ND	0.27	0.056	mg/kg	
95-95-4	2,4,5-Trichlorophenol	ND	0.27	0.064	mg/kg	
88-06-2	2,4,6-Trichlorophenol	ND	0.27	0.052	mg/kg	
83-32-9	Acenaphthene	ND	0.055	0.016	mg/kg	
208-96-8	Acenaphthylene	ND	0.055	0.018	mg/kg	
98-86-2	Acetophenone	ND	0.27	0.0096	mg/kg	
120-12-7	Anthracene	ND	0.055	0.019	mg/kg	
1912-24-9	Atrazine	ND	0.11	0.011	mg/kg	
56-55-3	Benzo(a)anthracene	ND	0.055	0.018	mg/kg	
50-32-8	Benzo(a)pyrene	ND	0.055	0.017	mg/kg	
205-99-2	Benzo(b)fluoranthene	ND	0.055	0.018	mg/kg	
191-24-2	Benzo(g,h,i)perylene	ND	0.055	0.020	mg/kg	
207-08-9	Benzo(k)fluoranthene	ND	0.055	0.021	mg/kg	
101-55-3	4-Bromophenyl phenyl ether	ND	0.11	0.020	mg/kg	
85-68-7	Butyl benzyl phthalate	ND	0.11	0.032	mg/kg	
92-52-4	1,1'-Biphenyl	ND	0.11	0.0064	mg/kg	
100-52-7	Benzaldehyde	ND	0.27	0.013	mg/kg	
91-58-7	2-Chloronaphthalene	ND	0.11	0.017	mg/kg	
106-47-8	4-Chloroaniline	ND	0.27	0.018	mg/kg	
86-74-8	Carbazole	ND	0.11	0.025	mg/kg	

ND = Not detected MDL = Method Detection Limit
RL = Reporting Limit
E = Indicates value exceeds calibration range
J = Indicates an estimated value
B = Indicates analyte found in associated method blank
N = Indicates presumptive evidence of a compound

Report of Analysis

Client Sample ID:	430-PE-27		
Lab Sample ID:	JB70672-12	**Date Sampled:**	07/01/14
Matrix:	SO - Soil	**Date Received:**	07/01/14
Method:	SW846 8270D SW846 3550C	**Percent Solids:**	56.5
Project:	Carroll Gardens, 363-365 Bond Street, Brooklyn, NY		

ABN TCL List (SOM0 2.0)

CAS No.	Compound	Result	RL	MDL	Units	Q
105-60-2	Caprolactam	ND	0.11	0.017	mg/kg	
218-01-9	Chrysene	ND	0.055	0.019	mg/kg	
111-91-1	bis(2-Chloroethoxy)methane	ND	0.11	0.022	mg/kg	
111-44-4	bis(2-Chloroethyl)ether	ND	0.11	0.016	mg/kg	
108-60-1	bis(2-Chloroisopropyl)ether	ND	0.11	0.016	mg/kg	
7005-72-3	4-Chlorophenyl phenyl ether	ND	0.11	0.016	mg/kg	
121-14-2	2,4-Dinitrotoluene	ND	0.055	0.024	mg/kg	
606-20-2	2,6-Dinitrotoluene	ND	0.055	0.021	mg/kg	
91-94-1	3,3'-Dichlorobenzidine	ND	0.11	0.014	mg/kg	
123-91-1	1,4-Dioxane	ND	0.055	0.036	mg/kg	
53-70-3	Dibenzo(a,h)anthracene	ND	0.055	0.019	mg/kg	
132-64-9	Dibenzofuran	ND	0.11	0.016	mg/kg	
84-74-2	Di-n-butyl phthalate	ND	0.11	0.012	mg/kg	
117-84-0	Di-n-octyl phthalate	ND	0.11	0.027	mg/kg	
84-66-2	Diethyl phthalate	ND	0.11	0.019	mg/kg	
131-11-3	Dimethyl phthalate	ND	0.11	0.019	mg/kg	
117-81-7	bis(2-Ethylhexyl)phthalate	ND	0.11	0.048	mg/kg	
206-44-0	Fluoranthene	ND	0.055	0.024	mg/kg	
86-73-7	Fluorene	ND	0.055	0.018	mg/kg	
118-74-1	Hexachlorobenzene	ND	0.11	0.018	mg/kg	
87-68-3	Hexachlorobutadiene	ND	0.055	0.015	mg/kg	
77-47-4	Hexachlorocyclopentadiene	ND	0.55	0.056	mg/kg	
67-72-1	Hexachloroethane	ND	0.27	0.015	mg/kg	
193-39-5	Indeno(1,2,3-cd)pyrene	ND	0.055	0.019	mg/kg	
78-59-1	Isophorone	ND	0.11	0.015	mg/kg	
91-57-6	2-Methylnaphthalene	ND	0.11	0.031	mg/kg	
88-74-4	2-Nitroaniline	ND	0.27	0.024	mg/kg	
99-09-2	3-Nitroaniline	ND	0.27	0.022	mg/kg	
100-01-6	4-Nitroaniline	ND	0.27	0.021	mg/kg	
91-20-3	Naphthalene	ND	0.055	0.015	mg/kg	
98-95-3	Nitrobenzene	ND	0.11	0.016	mg/kg	
621-64-7	N-Nitroso-di-n-propylamine	ND	0.11	0.013	mg/kg	
86-30-6	N-Nitrosodiphenylamine	ND	0.27	0.033	mg/kg	
85-01-8	Phenanthrene	ND	0.055	0.025	mg/kg	
129-00-0	Pyrene	ND	0.055	0.021	mg/kg	
95-94-3	1,2,4,5-Tetrachlorobenzene	ND	0.27	0.017	mg/kg	

CAS No.	Surrogate Recoveries	Run# 1	Run# 2	Limits
367-12-4	2-Fluorophenol	87%	79%	13-110%

ND = Not detected MDL = Method Detection Limit
RL = Reporting Limit
E = Indicates value exceeds calibration range
J = Indicates an estimated value
B = Indicates analyte found in associated method blank
N = Indicates presumptive evidence of a compound

Report of Analysis

Client Sample ID:	430-PE-27		
Lab Sample ID:	JB70672-12	**Date Sampled:**	07/01/14
Matrix:	SO - Soil	**Date Received:**	07/01/14
Method:	SW846 8270D SW846 3550C	**Percent Solids:**	56.5
Project:	Carroll Gardens, 363-365 Bond Street, Brooklyn, NY		

ABN TCL List (SOM0 2.0)

CAS No.	Surrogate Recoveries	Run# 1	Run# 2	Limits
4165-62-2	Phenol-d5	77%	74%	15-110%
118-79-6	2,4,6-Tribromophenol	116%	117%	20-123%
4165-60-0	Nitrobenzene-d5	97%	96%	10-110%
321-60-8	2-Fluorobiphenyl	100%	99%	17-110%
1718-51-0	Terphenyl-d14	118%	122%	30-124%

(a) Confirmation run for internal standard areas.

Report of Analysis

Client Sample ID: 430-PE-27
Lab Sample ID: JB70672-12
Matrix: SO - Soil
Project: Carroll Gardens, 363-365 Bond Street, Brooklyn, NY

Date Sampled: 07/01/14
Date Received: 07/01/14
Percent Solids: 56.5

Metals Analysis

Analyte	Result	RL	MDL	Units	DF	Prep	Analyzed	By	Method	Prep Method
Aluminum	17000	74	1.9	mg/kg	1	07/02/14	07/04/14	RR	SW846 6010C [1]	SW846 3050B [3]
Antimony	0.46 B	2.9	0.40	mg/kg	1	07/02/14	07/04/14	RR	SW846 6010C [1]	SW846 3050B [3]
Arsenic	12.0	2.9	0.43	mg/kg	1	07/02/14	07/04/14	RR	SW846 6010C [1]	SW846 3050B [3]
Barium	45.9	29	0.12	mg/kg	1	07/02/14	07/04/14	RR	SW846 6010C [1]	SW846 3050B [3]
Beryllium	0.96	0.29	0.029	mg/kg	1	07/02/14	07/04/14	RR	SW846 6010C [1]	SW846 3050B [3]
Cadmium	0.43 B	0.74	0.074	mg/kg	1	07/02/14	07/04/14	RR	SW846 6010C [1]	SW846 3050B [3]
Calcium	3220	740	4.5	mg/kg	1	07/02/14	07/04/14	RR	SW846 6010C [1]	SW846 3050B [3]
Chromium	36.5	1.5	0.10	mg/kg	1	07/02/14	07/04/14	RR	SW846 6010C [1]	SW846 3050B [3]
Cobalt	10.4	7.4	0.088	mg/kg	1	07/02/14	07/04/14	RR	SW846 6010C [1]	SW846 3050B [3]
Copper	15.2	3.7	0.22	mg/kg	1	07/02/14	07/04/14	RR	SW846 6010C [1]	SW846 3050B [3]
Iron	36300	74	1.4	mg/kg	1	07/02/14	07/04/14	RR	SW846 6010C [1]	SW846 3050B [3]
Lead	15.8	2.9	0.31	mg/kg	1	07/02/14	07/04/14	RR	SW846 6010C [1]	SW846 3050B [3]
Magnesium	7040	740	5.0	mg/kg	1	07/02/14	07/04/14	RR	SW846 6010C [1]	SW846 3050B [3]
Manganese	432	2.2	0.088	mg/kg	1	07/02/14	07/04/14	RR	SW846 6010C [1]	SW846 3050B [3]
Mercury	0.024 B	0.056	0.013	mg/kg	1	07/07/14	07/07/14	JW	SW846 7471B [2]	SW846 7471B [4]
Nickel	29.9	5.9	0.15	mg/kg	1	07/02/14	07/04/14	RR	SW846 6010C [1]	SW846 3050B [3]
Potassium	3740	1500	5.9	mg/kg	1	07/02/14	07/04/14	RR	SW846 6010C [1]	SW846 3050B [3]
Selenium	0.49 U	2.9	0.49	mg/kg	1	07/02/14	07/04/14	RR	SW846 6010C [1]	SW846 3050B [3]
Silver	0.28 B	0.74	0.21	mg/kg	1	07/02/14	07/04/14	RR	SW846 6010C [1]	SW846 3050B [3]
Sodium	840 B	1500	2.8	mg/kg	1	07/02/14	07/04/14	RR	SW846 6010C [1]	SW846 3050B [3]
Thallium	0.60 U	1.5	0.60	mg/kg	1	07/02/14	07/04/14	RR	SW846 6010C [1]	SW846 3050B [3]
Vanadium	39.2	7.4	0.13	mg/kg	1	07/02/14	07/04/14	RR	SW846 6010C [1]	SW846 3050B [3]
Zinc	81.7	2.9	0.56	mg/kg	1	07/02/14	07/04/14	RR	SW846 6010C [1]	SW846 3050B [3]

(1) Instrument QC Batch: MA34389
(2) Instrument QC Batch: MA34392
(3) Prep QC Batch: MP80450
(4) Prep QC Batch: MP80489

RL = Reporting Limit
MDL = Method Detection Limit

U = Indicates a result < MDL
B = Indicates a result > = MDL but < RL

New Jersey ACCUTEST LABORATORIES

Misc. Forms

Custody Documents and Other Forms

Includes the following where applicable:

- Chain of Custody
- Sample Tracking Chronicle
- Internal Chain of Custody

SLC
FB
STB

CHAIN OF CUSTODY

PAGE 1 OF 1

ACCUTEST LABORATORIES
2235 Route 130, Dayton, NJ 08810
TEL. 732-329-0200 FAX: 732-329-3499/3480
www.accutest.com

FED-EX Tracking #:
Bottle Order Control #:
Accutest Quote #:
Accutest Job #: JB70672

Client / Reporting Information

Company Name: Langan
Street Address: 619 River Drive
City: Emerwood Park State: NJ Zip: 07407
Project Contact: McMahon, Deckard E-mail:
Phone #: 201-794-6900 Fax #:
Sampler(s) Name(s): Christine B Madsen Phone #:

Project Information

Project Name: Bond St Redevelopment
Street: 365 Bond St
City: Brooklyn State: NY
Project #: 100287501
Client Purchase Order #:
Project Manager: McCloskey

Billing Information (if different from Report to)

Company Name:
Street Address:
City State Zip:
Attention:

Requested Analysis (see TEST CODE sheet)

VOCs
SVOCs
TAL Metals

Matrix Codes

DW - Drinking Water
GW - Ground Water
WW - Water
SW - Surface Water
SO - Soil
SL- Sludge
SED-Sediment
OI - Oil
LIQ - Other Liquid
AIR - Air
SOL - Other Solid
WP - Wipe
FB-Field Blank
EB-Equipment Blank
RB- Rinse Blank
TB-Trip Blank

Accutest Sample #	Field ID / Point of Collection	MEOH/DI Vial #	Collection Date	Collection Time	Sampled by	Matrix	# of bottles	Number of preserved Bottles: HCl	NaOH	HNO3	H2SO4	NONE	DI Water	MEOH	ENCORE	LAB USE ONLY
1	419-PE-8	—	6/30/14	0810	CBM	S	4					1	2	1		D37
2	420-PE-7	—	6/30/14	0815	CBM	S	4					1	2	1		1473
3	421-PE29	—	6/30/14	0820	CBM	S	4					1	2	1		4991
4	422-DUP8	—	—	—	CBM	S	4					1	2	1		
5	423-FB-22	—	6/30/14	0825	CBM	FB	5	2		1		2				V993
6	424-TB-19	✓	—	—	CBM	TB	2	2				1	2	1		E105
7	425-PE-2	—	7/1/14	0745	CBM	S	4					1	2	1		A20
8	426-PE-1	—	7/1/14	0755	CBM	S	4					1	2	1		
9	427-PE-28	—	7/1/14	0805	CBM	S	4					1	2	1		
10	428-FB-23	—	7/1/14	0810	CBM	FB	5	2		1		2				

D.I.. slurry voc vials frozen storage
Date: 7/1/14 Time: 18:15 Initials: NM

Turnaround Time (Business days)

Approved By (Accutest PM): / Date:

- [X] Std. 10 Business Days
- [ ] 5 Day RUSH
- [ ] 3 Day EMERGENCY
- [ ] 2 Day EMERGENCY
- [ ] 1 Day EMERGENCY
- [ ] other

Emergency & Rush T/A data available VIA Labilink

Data Deliverable Information

- [ ] Commercial "A" (Level 1)
- [ ] Commercial "B" (Level 2)
- [ ] FULLT1 (Level 3+4)
- [ ] NJ Reduced
- [ ] Commercial "C"
- [ ] NYASP Category A
- [X] NYASP Category B
- [ ] State Forms
- [X] EDD Format EQUIS BROWNFIELD
- [ ] Other

Commercial "A" = Results Only
Commercial "B" = Results + QC Summary
NJ Reduced = Results + QC Summary + Partial Raw data

Comments / Special Instructions

electronic copies only
reporting ug/kg to MDL

Sample Custody must be documented below each time samples change possession, including courier delivery.

1 Relinquished by Sampler:	Date Time: 7/1/14 1100	Received By: 1 Chris Laul	Relinquished By: 2 Chris Laul	Date Time: 7/1/14 1645	Received By: 2		
3 Relinquished by Sampler:	Date Time:	Received By: 3	Relinquished By: 4	Date Time:	Received By: 4		
5 Relinquished by:	Date Time:	Received By: 5	Custody Seal #	[ ] Intact [ ] Not Intact	Preserved where applicable [X]	On Ice [X]	Cooler Temp. 4.0°C

ACCUTEST LABORATORIES

CHAIN OF CUSTODY

2235 Route 130, Dayton, NJ 08810
TEL. 732-329-0200 FAX: 732-329-3499/3480
www.accutest.com

PAGE 2 OF 2

FED-EX Tracking #	Bottle Order Control #
Accutest Quote #	Accutest Job # JB70672

Client / Reporting Information

Company Name: Langan
Street Address: 619 River Drive
City / State / Zip: Elmwood Park NJ 07407
Project Contact / E-mail: McMahon, Deckard
Phone #: 201-794-6900 Fax #:
Sampler(s) Name(s) / Phone #: Christine B Maden

Project Information

Project Name: Bond St Redevelopment
Street: 365 Bond St
City / State: Brooklyn NY
Project #: 100282501
Client Purchase Order #:
Project Manager: McCloskey

Billing Information (if different from Report to)

Company Name:
Street Address:
City / State / Zip:
Attention:

Requested Analysis (see TEST CODE sheet)

Accutest Sample #	Field ID / Point of Collection	MEOH/DI Vial #	Collection Date	Collection Time	Sampled by	Matrix	# of bottles	HCl	NaOH	HNO3	H2SO4	NONE	DI Water	MEOH	ENCORE	VOCs	SVOCs	TAL Metals	LAB USE ONLY
11	429-PE-26	–	7/1/14	1035	CBM	S	4					1	2	1		X	X	X	
12	430-PE-27 *	–	7/1/14	1040	CBM	S	4 (7)					1	2	1		X	X	X	

Matrix Codes

DW - Drinking Water
GW - Ground Water
WW - Water
SW - Surface Water
SO - Soil
SL- Sludge
SED-Sediment
OI - Oil
LIQ - Other Liquid
AIR - Air
SOL - Other Solid
WP - Wipe
FB-Field Blank
EB-Equipment Blank
RB- Rinse Blank
TB-Trip Blank

Turnaround Time (Business days)

- [X] Std. 10 Business Days
- [ ] 5 Day RUSH
- [ ] 3 Day EMERGENCY
- [ ] 2 Day EMERGENCY
- [ ] 1 Day EMERGENCY
- [ ] other

Emergency & Rush T/A data available VIA Lablink

Approved By (Accutest PM): / Date:

Data Deliverable Information

- [ ] Commercial "A" (Level 1)
- [ ] Commercial "B" (Level 2)
- [ ] FULLT1 (Level 3+4)
- [ ] NJ Reduced
- [ ] Commercial "C"
- [ ] NYASP Category A
- [X] NYASP Category B
- [ ] State Forms
- [X] EDD Format EQUIS
- [ ] Other BROWNFIELD

Commercial "A" = Results Only
Commercial "B" = Results + QC Summary
NJ Reduced = Results + QC Summary + Partial Raw data

Comments / Special Instructions

report in ug/kg to MDC
* extra volume for MS/MSD
electronic copies only

Sample Custody must be documented below each time samples change possession, including courier delivery.

Relinquished by Sampler:	Date Time:	Received By:	Relinquished By:	Date Time:	Received By:
1 [signature]	7/1/14 1100	1 Chris Laud	2 Chris Laud	7/1/14 1645	2 [signature]
3		3	4		4
Relinquished by:	Date Time:	Received By: 5	Custody Seal #	☐ Intact ☐ Not intact	Preserved where applicable ☐ On Ice ☒ Cooler Temp. 4.0°C IG

JB70672: Chain of Custody
Page 2 of 4

JB70672

SAMPLE #	MEOH VIAL	D.I. VIAL	D.I. VIAL
1	43612	5135	5134
2	43351	5159	5160
3	43360	5141	5142
4	43349	5163	~~5164~~ 5164
5	—		
6	43364	5133	5154
7	43350	5161	5102
8	43353	5155	5156
9	—		
10	43355	5151	5152
11	4362 / 43357	5149 / 5137	5148 / 5138
12			
13			
14			
15			
16			
17			
18			
19			
20			
21			
22			
23			
24			
25			
26			
27			
28			
29			
30			
31			
32			
33			
34			
35			
36			
37			
38			
39			
40			
41			
42			
43			
44			
45			
46			
47			
48			
49			
50			

JB70672: Chain of Custody
Page 3 of 4

Accutest Laboratories Sample Receipt Summary

Accutest Job Number: JB70672 **Client:** **Project:**

Date / Time Received: 7/1/2014 **Delivery Method:** **Airbill #'s:**

Cooler Temps (Initial/Adjusted): #1: (4/3.7); 0

Cooler Security	Y	N		Y	N
1. Custody Seals Present:	☑	☐	3. COC Present:	☑	☐
2. Custody Seals Intact:	☑	☐	4. Smpl Dates/Time OK	☑	☐

Cooler Temperature	Y	N
1. Temp criteria achieved:	☑	☐
2. Cooler temp verification:	IR Gun	
3. Cooler media:	Ice (Bag)	
4. No. Coolers:	1	

Quality Control Preservatio	Y	N	N/A
1. Trip Blank present / cooler:	☐	☑	☐
2. Trip Blank listed on COC:	☐	☑	☐
3. Samples preserved properly:	☑	☐	
4. VOCs headspace free:	☐	☐	☑

Sample Integrity - Documentation	Y	N
1. Sample labels present on bottles:	☑	☐
2. Container labeling complete:	☑	☐
3. Sample container label / COC agree:	☑	☐

Sample Integrity - Condition	Y	N
1. Sample recvd within HT:	☑	☐
2. All containers accounted for:	☑	☐
3. Condition of sample:	Intact	

Sample Integrity - Instructions	Y	N	N/A
1. Analysis requested is clear:	☑	☐	
2. Bottles received for unspecified tests	☐	☑	
3. Sufficient volume recvd for analysis:	☑	☐	
4. Compositing instructions clear:	☐	☐	☑
5. Filtering instructions clear:	☐	☐	☑

Comments

Accutest Laboratories
V:732.329.0200

2235 US Highway 130
F: 732.329.3499

Dayton, New Jersey
www/accutest.com

JB70672: Chain of Custody
Page 4 of 4

Internal Sample Tracking Chronicle

Langan Engineering & Environmental

Job No: JB70672

Carroll Gardens, 363-365 Bond Street, Brooklyn, NY
Project No: 100287501, 365 Bond Street

Sample Number	Method	Analyzed	By	Prepped	By	Test Codes
JB70672-1	Collected: 30-JUN-14 08:10 By: CBM		Received: 01-JUL-14 By: AS			
419-PE-8						
JB70672-1	SM2540 G-97	03-JUL-14 13:20	AC			%SOL
JB70672-1	SW846 6010C	04-JUL-14 03:44	RR	02-JUL-14	WWZ	AG,AL,AS,BA,BE,CA,CD,CO,CR, CU,FE,K,MG,MN,NA,NI,PB,SB, SE,V,ZN
JB70672-1	SW846 7471B	07-JUL-14 15:08	JW	07-JUL-14	JW	HG
JB70672-1	SW846 8260C	07-JUL-14 16:01	PS			VC8260TCL20
JB70672-1	SW846 8270D	11-JUL-14 03:32	AD	02-JUL-14	AQ	AB8270TCL20
JB70672-1	SW846 6010C	11-JUL-14 21:39	ND	02-JUL-14	WWZ	TL
JB70672-2	Collected: 30-JUN-14 08:15 By: CBM		Received: 01-JUL-14 By: AS			
420-PE-7						
JB70672-2	SM2540 G-97	03-JUL-14 13:20	AC			%SOL
JB70672-2	SW846 6010C	04-JUL-14 04:34	RR	02-JUL-14	WWZ	AG,AL,AS,BA,BE,CA,CD,CO,CR, CU,FE,K,MN,NA,NI,PB,SB,SE, TL,V,ZN
JB70672-2	SW846 7471B	07-JUL-14 15:12	JW	07-JUL-14	JW	HG
JB70672-2	SW846 8260C	07-JUL-14 18:53	PS			VC8260TCL20
JB70672-2	SW846 6010C	07-JUL-14 22:29	RR	02-JUL-14	WWZ	MG
JB70672-2	SW846 8270D	11-JUL-14 03:58	AD	02-JUL-14	AQ	AB8270TCL20
JB70672-3	Collected: 30-JUN-14 08:20 By: CBM		Received: 01-JUL-14 By: AS			
421-PE-29						
JB70672-3	SM2540 G-97	03-JUL-14 13:20	AC			%SOL
JB70672-3	SW846 6010C	04-JUL-14 04:40	RR	02-JUL-14	WWZ	AG,AL,AS,BA,BE,CA,CD,CO,CR, CU,FE,K,MN,NA,NI,PB,SB,SE, V,ZN
JB70672-3	SW846 7471B	07-JUL-14 15:13	JW	07-JUL-14	JW	HG
JB70672-3	SW846 8260C	07-JUL-14 19:22	PS			VC8260TCL20
JB70672-3	SW846 6010C	07-JUL-14 22:35	RR	02-JUL-14	WWZ	MG,TL
JB70672-3	SW846 8270D	11-JUL-14 04:23	AD	02-JUL-14	AQ	AB8270TCL20
JB70672-4	Collected: 30-JUN-14 00:00 By: CBM		Received: 01-JUL-14 By: AS			
422-DUP-8						
JB70672-4	SM2540 G-97	03-JUL-14 13:20	AC			%SOL

Internal Sample Tracking Chronicle

Langan Engineering & Environmental

Job No: JB70672

Carroll Gardens, 363-365 Bond Street, Brooklyn, NY
Project No: 100287501, 365 Bond Street

Sample Number	Method	Analyzed	By	Prepped	By	Test Codes
JB70672-4	SW846 6010C	04-JUL-14 04:46	RR	02-JUL-14	WWZ	AG,AL,AS,BA,BE,CA,CD,CO,CR, CU,FE,K,MN,NA,NI,PB,SB,SE, TL,V,ZN
JB70672-4	SW846 7471B	07-JUL-14 15:15	JW	07-JUL-14	JW	HG
JB70672-4	SW846 8260C	07-JUL-14 19:50	PS			VC8260TCL20
JB70672-4	SW846 6010C	07-JUL-14 22:41	RR	02-JUL-14	WWZ	MG
JB70672-4	SW846 8270D	11-JUL-14 04:48	AD	02-JUL-14	AQ	AB8270TCL20
JB70672-5 423-FB-22	Collected: 30-JUN-14 08:25 By: CBM		Received: 01-JUL-14 By: AS			
JB70672-5	SW846 6010C	03-JUL-14 22:14	ND	03-JUL-14	WWZ	AG,AL,AS,BA,BE,CA,CD,CO,CR, CU,FE,K,MG,MN,NA,NI,PB,SB, SE,TL,V,ZN
JB70672-5	SW846 8260C	04-JUL-14 05:44	TP			VC8260TCL20
JB70672-5	SW846 8270D	05-JUL-14 21:05	ALS	04-JUL-14	RM	AB8270TCL20
JB70672-5	SW846 7470A	08-JUL-14 15:53	JW	08-JUL-14	JW	HG
JB70672-6 424-TB-19	Collected: 01-JUL-14 10:40 By: CBM		Received: 01-JUL-14 By: AS			
JB70672-6	SW846 8260C	04-JUL-14 06:13	TP			VC8260TCL20
JB70672-7 425-PE-2	Collected: 01-JUL-14 07:45 By: CBM		Received: 01-JUL-14 By: AS			
JB70672-7	SM2540 G-97	03-JUL-14 13:20	AC			%SOL
JB70672-7	SW846 6010C	04-JUL-14 04:52	RR	02-JUL-14	WWZ	AG,AL,AS,BA,BE,CA,CD,CO,CR, CU,FE,K,MN,NA,NI,PB,SB,SE, TL,V,ZN
JB70672-7	SW846 7471B	07-JUL-14 15:16	JW	07-JUL-14	JW	HG
JB70672-7	SW846 8260C	07-JUL-14 20:18	PS			VC8260TCL20
JB70672-7	SW846 6010C	07-JUL-14 22:48	RR	02-JUL-14	WWZ	MG
JB70672-7	SW846 8260C	09-JUL-14 17:31	OTR			VC8260TCL20
JB70672-7	SW846 8270D	11-JUL-14 05:14	AD	02-JUL-14	AQ	AB8270TCL20
JB70672-7	SW846 8270D	11-JUL-14 16:06	AV	02-JUL-14	AQ	AB8270TCL20
JB70672-8 426-PE-1	Collected: 01-JUL-14 07:55 By: CBM		Received: 01-JUL-14 By: AS			

Internal Sample Tracking Chronicle

Langan Engineering & Environmental

Job No: JB70672

Carroll Gardens, 363-365 Bond Street, Brooklyn, NY
Project No: 100287501, 365 Bond Street

Sample Number	Method	Analyzed	By	Prepped	By	Test Codes
JB70672-8	SM2540 G-97	03-JUL-14 13:20	AC			%SOL
JB70672-8	SW846 6010C	04-JUL-14 04:58	RR	02-JUL-14	WWZ	AG,AL,AS,BA,BE,CA,CD,CO,CR,CU,FE,K,MN,NA,NI,PB,SB,SE,TL,V,ZN
JB70672-8	SW846 7471B	07-JUL-14 15:17	JW	07-JUL-14	JW	HG
JB70672-8	SW846 8260C	07-JUL-14 20:47	PS			VC8260TCL20
JB70672-8	SW846 6010C	07-JUL-14 23:57	RR	02-JUL-14	WWZ	MG
JB70672-8	SW846 8270D	11-JUL-14 05:39	AD	02-JUL-14	AQ	AB8270TCL20
JB70672-9	Collected: 01-JUL-14 08:05 By: CBM		Received: 01-JUL-14 By: AS			
427-PE-28						
JB70672-9	SM2540 G-97	03-JUL-14 13:20	AC			%SOL
JB70672-9	SW846 6010C	04-JUL-14 05:05	RR	02-JUL-14	WWZ	AG,AL,AS,BA,BE,CA,CD,CO,CR,CU,FE,K,MN,NA,NI,PB,SB,SE,TL,V,ZN
JB70672-9	SW846 7471B	07-JUL-14 15:19	JW	07-JUL-14	JW	HG
JB70672-9	SW846 8260C	07-JUL-14 17:56	PS			VC8260TCL20
JB70672-9	SW846 6010C	08-JUL-14 00:04	RR	02-JUL-14	WWZ	MG
JB70672-9	SW846 8270D	11-JUL-14 06:05	AD	02-JUL-14	AQ	AB8270TCL20
JB70672-10	Collected: 01-JUL-14 08:10 By: CBM		Received: 01-JUL-14 By: AS			
428-FB-23						
JB70672-10	SW846 8260C	03-JUL-14 19:44	TP			VC8260TCL20
JB70672-10	SW846 8270D	05-JUL-14 21:34	ALS	04-JUL-14	RM	AB8270TCL20
JB70672-10	SW846 6010C	07-JUL-14 15:53	KK	03-JUL-14	WWZ	AG,AL,AS,BA,BE,CA,CD,CO,CR,CU,FE,K,MG,MN,NA,NI,PB,SB,SE,TL,V,ZN
JB70672-10	SW846 7470A	09-JUL-14 15:21	DP	09-JUL-14	DP	HG
JB70672-11	Collected: 01-JUL-14 10:35 By: CBM		Received: 01-JUL-14 By: AS			
429-PE-26						
JB70672-11	SM2540 G-97	03-JUL-14 13:20	AC			%SOL
JB70672-11	SW846 6010C	04-JUL-14 05:11	RR	02-JUL-14	WWZ	AG,AL,AS,BA,BE,CA,CD,CO,CR,CU,FE,K,MN,NA,NI,PB,SB,SE,V,ZN
JB70672-11	SW846 7471B	07-JUL-14 15:20	JW	07-JUL-14	JW	HG
JB70672-11	SW846 6010C	08-JUL-14 00:10	RR	02-JUL-14	WWZ	MG,TL

Internal Sample Tracking Chronicle

Langan Engineering & Environmental

Job No: JB70672

Carroll Gardens, 363-365 Bond Street, Brooklyn, NY
Project No: 100287501, 365 Bond Street

Sample Number	Method	Analyzed	By	Prepped	By	Test Codes
JB70672-11	SW846 8260C	08-JUL-14 14:51	PS			VC8260TCL20
JB70672-11	SW846 8270D	11-JUL-14 06:30	AD	02-JUL-14	AQ	AB8270TCL20
JB70672-12	Collected: 01-JUL-14 10:40 By: CBM			Received: 01-JUL-14 By: AS		
430-PE-27						
JB70672-12	SM2540 G-97	03-JUL-14 13:20	AC			%SOL
JB70672-12	SW846 6010C	04-JUL-14 03:32	RR	02-JUL-14	WWZ	AG,AL,AS,BA,BE,CA,CD,CO,CR, CU,FE,K,MG,MN,NA,NI,PB,SB, SE,TL,V,ZN
JB70672-12	SW846 7471B	07-JUL-14 15:06	JW	07-JUL-14	JW	HG
JB70672-12	SW846 8260C	07-JUL-14 15:32	PS			VC8260TCL20
JB70672-12	SW846 8270D	11-JUL-14 06:55	AD	02-JUL-14	AQ	AB8270TCL20
JB70672-12	SW846 8270D	11-JUL-14 16:32	AV	02-JUL-14	AQ	AB8270TCL20

Accutest Internal Chain of Custody

Job Number: JB70672
Account: LANGAN Langan Engineering & Environmental
Project: Carroll Gardens, 363-365 Bond Street, Brooklyn, NY
Received: 07/01/14

Sample.Bottle Number	Transfer FROM	Transfer TO	Date/Time	Reason
JB70672-1.1	Secured Storage	Todd Shoemaker	07/02/14 14:00	Retrieve from Storage
JB70672-1.1	Todd Shoemaker	Secured Staging Area	07/02/14 14:01	Return to Storage
JB70672-1.1	Secured Staging Area	Albert Quayson	07/02/14 15:00	Retrieve from Storage
JB70672-1.1	Albert Quayson	Michael Bunza	07/02/14 17:27	Custody Transfer
JB70672-1.1	Michael Bunza	Secured Storage	07/02/14 19:24	Return to Storage
JB70672-1.1	Secured Storage	Gage Donahue	07/03/14 09:17	Retrieve from Storage
JB70672-1.1	Gage Donahue	Secured Staging Area	07/03/14 09:17	Return to Storage
JB70672-1.1	Secured Staging Area	Andrew Csimbok	07/03/14 09:20	Retrieve from Storage
JB70672-1.1	Andrew Csimbok	Secured Storage	07/03/14 11:53	Return to Storage
JB70672-1.1	Secured Storage	Jieyu Wang	07/07/14 08:47	Retrieve from Storage
JB70672-1.1	Jieyu Wang	Secured Storage	07/07/14 11:25	Return to Storage
JB70672-1.1.1	Albert Quayson	Organics Prep	07/02/14 15:02	Extract from JB70672-1.1
JB70672-1.1.1	Ashley Dye	Extract Storage	07/11/14 00:02	Return to Storage
JB70672-1.1.1	Organics Prep	Ashley Dye	07/11/14 00:02	Extract from JB70672-1.1
JB70672-1.1.1	Extract Storage	Ashley Dye	07/11/14 00:03	Retrieve from Storage
JB70672-1.1.1	Ashley Dye	GCMSZ	07/11/14 00:03	Load on Instrument
JB70672-1.1.1	GCMSZ	Ashley Vought	07/14/14 10:42	Unload from Instrument
JB70672-1.1.1	Ashley Vought	Extract Freezer	07/14/14 10:42	Return to Storage
JB70672-1.1.2	Michael Bunza	Metals Digestion	07/02/14 19:23	Digestate from JB70672-1.1
JB70672-1.1.2	Metals Digestion	Michael Bunza	07/02/14 19:23	Digestate from JB70672-1.1
JB70672-1.1.2	Michael Bunza	Metals Digestate Storage	07/02/14 19:23	Return to Storage
JB70672-1.1.2	Metals Digestate Storage	Ryan Rebo	07/03/14 16:30	Retrieve from Storage
JB70672-1.1.2	Ryan Rebo	Metals Digestate Storage	07/03/14 16:31	Return to Storage
JB70672-1.1.2	Metals Digestate Storage	Ryan Rebo	07/07/14 16:39	Retrieve from Storage
JB70672-1.1.2	Ryan Rebo	Metals Digestate Storage	07/07/14 16:39	Return to Storage
JB70672-1.3	Secured Storage	Prashant Shukla	07/07/14 14:37	Retrieve from Storage
JB70672-1.3	Prashant Shukla	GCMSY	07/07/14 14:37	Load on Instrument
JB70672-1.3	GCMSY	Prashant Shukla	07/08/14 09:26	Unload from Instrument
JB70672-1.3	Prashant Shukla		07/08/14 09:27	Depleted
JB70672-2.1	Secured Storage	Todd Shoemaker	07/02/14 14:00	Retrieve from Storage
JB70672-2.1	Todd Shoemaker	Secured Staging Area	07/02/14 14:01	Return to Storage
JB70672-2.1	Secured Staging Area	Albert Quayson	07/02/14 15:00	Retrieve from Storage
JB70672-2.1	Albert Quayson	Michael Bunza	07/02/14 17:27	Custody Transfer
JB70672-2.1	Michael Bunza	Secured Storage	07/02/14 19:24	Return to Storage
JB70672-2.1	Secured Storage	Gage Donahue	07/03/14 09:17	Retrieve from Storage
JB70672-2.1	Gage Donahue	Secured Staging Area	07/03/14 09:17	Return to Storage
JB70672-2.1	Secured Staging Area	Andrew Csimbok	07/03/14 09:20	Retrieve from Storage
JB70672-2.1	Andrew Csimbok	Secured Storage	07/03/14 11:53	Return to Storage
JB70672-2.1	Secured Storage	Jieyu Wang	07/07/14 08:47	Retrieve from Storage
JB70672-2.1	Jieyu Wang	Secured Storage	07/07/14 11:25	Return to Storage

Accutest Internal Chain of Custody

Job Number: JB70672
Account: LANGAN Langan Engineering & Environmental
Project: Carroll Gardens, 363-365 Bond Street, Brooklyn, NY
Received: 07/01/14

Sample.Bottle Number	Transfer FROM	Transfer TO	Date/Time	Reason
JB70672-2.1.1	Albert Quayson	Organics Prep	07/02/14 15:02	Extract from JB70672-2.1
JB70672-2.1.1	Ashley Dye	Extract Storage	07/11/14 00:02	Return to Storage
JB70672-2.1.1	Organics Prep	Ashley Dye	07/11/14 00:02	Extract from JB70672-2.1
JB70672-2.1.1	Extract Storage	Ashley Dye	07/11/14 00:03	Retrieve from Storage
JB70672-2.1.1	Ashley Dye	GCMSZ	07/11/14 00:03	Load on Instrument
JB70672-2.1.1	GCMSZ	Ashley Vought	07/14/14 10:42	Unload from Instrument
JB70672-2.1.1	Ashley Vought	Extract Freezer	07/14/14 10:42	Return to Storage
JB70672-2.1.2	Michael Bunza	Metals Digestion	07/02/14 19:23	Digestate from JB70672-2.1
JB70672-2.1.2	Metals Digestion	Michael Bunza	07/02/14 19:23	Digestate from JB70672-2.1
JB70672-2.1.2	Michael Bunza	Metals Digestate Storage	07/02/14 19:23	Return to Storage
JB70672-2.1.2	Metals Digestate Storage	Ryan Rebo	07/03/14 16:30	Retrieve from Storage
JB70672-2.1.2	Ryan Rebo	Metals Digestate Storage	07/03/14 16:31	Return to Storage
JB70672-2.1.2	Metals Digestate Storage	Ryan Rebo	07/07/14 16:39	Retrieve from Storage
JB70672-2.1.2	Ryan Rebo	Metals Digestate Storage	07/07/14 16:39	Return to Storage
JB70672-2.3	Secured Storage	Prashant Shukla	07/07/14 15:44	Retrieve from Storage
JB70672-2.3	Prashant Shukla	GCMSY	07/07/14 15:44	Load on Instrument
JB70672-2.3	GCMSY	Prashant Shukla	07/08/14 09:26	Unload from Instrument
JB70672-2.3	Prashant Shukla		07/08/14 09:27	Depleted
JB70672-3.1	Secured Storage	Todd Shoemaker	07/02/14 14:00	Retrieve from Storage
JB70672-3.1	Todd Shoemaker	Secured Staging Area	07/02/14 14:01	Return to Storage
JB70672-3.1	Secured Staging Area	Albert Quayson	07/02/14 15:00	Retrieve from Storage
JB70672-3.1	Albert Quayson	Michael Bunza	07/02/14 17:27	Custody Transfer
JB70672-3.1	Michael Bunza	Secured Storage	07/02/14 19:24	Return to Storage
JB70672-3.1	Secured Storage	Gage Donahue	07/03/14 09:17	Retrieve from Storage
JB70672-3.1	Gage Donahue	Secured Staging Area	07/03/14 09:17	Return to Storage
JB70672-3.1	Secured Staging Area	Andrew Csimbok	07/03/14 09:20	Retrieve from Storage
JB70672-3.1	Andrew Csimbok	Secured Storage	07/03/14 11:53	Return to Storage
JB70672-3.1	Secured Storage	Jieyu Wang	07/07/14 08:47	Retrieve from Storage
JB70672-3.1	Jieyu Wang	Secured Storage	07/07/14 11:25	Return to Storage
JB70672-3.1.1	Albert Quayson	Organics Prep	07/02/14 15:02	Extract from JB70672-3.1
JB70672-3.1.1	Ashley Dye	Extract Storage	07/11/14 00:02	Return to Storage
JB70672-3.1.1	Organics Prep	Ashley Dye	07/11/14 00:02	Extract from JB70672-3.1
JB70672-3.1.1	Extract Storage	Ashley Dye	07/11/14 00:03	Retrieve from Storage
JB70672-3.1.1	Ashley Dye	GCMSZ	07/11/14 00:03	Load on Instrument
JB70672-3.1.1	GCMSZ	Ashley Vought	07/14/14 10:42	Unload from Instrument
JB70672-3.1.1	Ashley Vought	Extract Freezer	07/14/14 10:42	Return to Storage
JB70672-3.1.2	Michael Bunza	Metals Digestion	07/02/14 19:23	Digestate from JB70672-3.1
JB70672-3.1.2	Metals Digestion	Michael Bunza	07/02/14 19:23	Digestate from JB70672-3.1

Accutest Internal Chain of Custody

Job Number: JB70672
Account: LANGAN Langan Engineering & Environmental
Project: Carroll Gardens, 363-365 Bond Street, Brooklyn, NY
Received: 07/01/14

Sample.Bottle Number	Transfer FROM	Transfer TO	Date/Time	Reason
JB70672-3.1.2	Michael Bunza	Metals Digestate Storage	07/02/14 19:23	Return to Storage
JB70672-3.1.2	Metals Digestate Storage	Ryan Rebo	07/03/14 16:30	Retrieve from Storage
JB70672-3.1.2	Ryan Rebo	Metals Digestate Storage	07/03/14 16:31	Return to Storage
JB70672-3.1.2	Metals Digestate Storage	Ryan Rebo	07/07/14 16:39	Retrieve from Storage
JB70672-3.1.2	Ryan Rebo	Metals Digestate Storage	07/07/14 16:39	Return to Storage
JB70672-3.3	Secured Storage	Prashant Shukla	07/07/14 15:44	Retrieve from Storage
JB70672-3.3	Prashant Shukla	GCMSY	07/07/14 15:44	Load on Instrument
JB70672-3.3	GCMSY	Prashant Shukla	07/08/14 09:26	Unload from Instrument
JB70672-3.3	Prashant Shukla		07/08/14 09:27	Depleted
JB70672-4.1	Secured Storage	Todd Shoemaker	07/02/14 14:00	Retrieve from Storage
JB70672-4.1	Todd Shoemaker	Secured Staging Area	07/02/14 14:01	Return to Storage
JB70672-4.1	Secured Staging Area	Albert Quayson	07/02/14 15:00	Retrieve from Storage
JB70672-4.1	Albert Quayson	Michael Bunza	07/02/14 17:27	Custody Transfer
JB70672-4.1	Michael Bunza	Secured Storage	07/02/14 19:24	Return to Storage
JB70672-4.1	Secured Storage	Gage Donahue	07/03/14 09:17	Retrieve from Storage
JB70672-4.1	Gage Donahue	Secured Staging Area	07/03/14 09:17	Return to Storage
JB70672-4.1	Secured Staging Area	Andrew Csimbok	07/03/14 09:20	Retrieve from Storage
JB70672-4.1	Andrew Csimbok	Secured Storage	07/03/14 11:53	Return to Storage
JB70672-4.1	Secured Storage	Jieyu Wang	07/07/14 08:47	Retrieve from Storage
JB70672-4.1	Jieyu Wang	Secured Storage	07/07/14 11:25	Return to Storage
JB70672-4.1.1	Albert Quayson	Organics Prep	07/02/14 15:02	Extract from JB70672-4.1
JB70672-4.1.1	Ashley Dye	Extract Storage	07/11/14 00:02	Return to Storage
JB70672-4.1.1	Organics Prep	Ashley Dye	07/11/14 00:02	Extract from JB70672-4.1
JB70672-4.1.1	Extract Storage	Ashley Dye	07/11/14 00:03	Retrieve from Storage
JB70672-4.1.1	Ashley Dye	GCMSZ	07/11/14 00:03	Load on Instrument
JB70672-4.1.1	GCMSZ	Ashley Vought	07/14/14 10:42	Unload from Instrument
JB70672-4.1.1	Ashley Vought	Extract Freezer	07/14/14 10:42	Return to Storage
JB70672-4.1.2	Michael Bunza	Metals Digestion	07/02/14 19:23	Digestate from JB70672-4.1
JB70672-4.1.2	Metals Digestion	Michael Bunza	07/02/14 19:23	Digestate from JB70672-4.1
JB70672-4.1.2	Michael Bunza	Metals Digestate Storage	07/02/14 19:23	Return to Storage
JB70672-4.1.2	Metals Digestate Storage	Ryan Rebo	07/03/14 16:30	Retrieve from Storage
JB70672-4.1.2	Ryan Rebo	Metals Digestate Storage	07/03/14 16:31	Return to Storage
JB70672-4.1.2	Metals Digestate Storage	Ryan Rebo	07/07/14 16:39	Retrieve from Storage
JB70672-4.1.2	Ryan Rebo	Metals Digestate Storage	07/07/14 16:39	Return to Storage
JB70672-4.3	Secured Storage	Prashant Shukla	07/07/14 15:44	Retrieve from Storage
JB70672-4.3	Prashant Shukla	GCMSY	07/07/14 15:44	Load on Instrument
JB70672-4.3	GCMSY	Prashant Shukla	07/08/14 09:26	Unload from Instrument
JB70672-4.3	Prashant Shukla		07/08/14 09:27	Depleted

Accutest Internal Chain of Custody

Job Number: JB70672
Account: LANGAN Langan Engineering & Environmental
Project: Carroll Gardens, 363-365 Bond Street, Brooklyn, NY
Received: 07/01/14

Sample.Bottle Number	Transfer FROM	Transfer TO	Date/Time	Reason
JB70672-5.1	Secured Storage	Brian Johnson	07/04/14 02:37	Retrieve from Storage
JB70672-5.1	Brian Johnson		07/04/14 12:49	Depleted
JB70672-5.1.1	Brian Johnson	Organics Prep	07/04/14 03:40	Extract from JB70672-5.1
JB70672-5.1.1	Organics Prep	Raghava Marthi	07/04/14 13:19	Extract from JB70672-5.1
JB70672-5.1.1	Raghava Marthi	Extract Storage	07/04/14 13:19	Return to Storage
JB70672-5.1.1	Extract Storage	Andrew Lee Smith	07/05/14 13:11	Retrieve from Storage
JB70672-5.1.1	Andrew Lee Smith	GCMSM	07/05/14 13:11	Load on Instrument
JB70672-5.1.1	GCMSM	Saumil Patel	07/07/14 09:44	Unload from Instrument
JB70672-5.1.1	Saumil Patel	Extract Freezer	07/07/14 09:44	Return to Storage
JB70672-5.3	Secured Storage	Gage Donahue	07/02/14 14:39	Retrieve from Storage
JB70672-5.3	Gage Donahue	Secured Staging Area	07/02/14 14:39	Return to Storage
JB70672-5.3	Secured Staging Area	Gina Montenegro	07/03/14 08:42	Retrieve from Storage
JB70672-5.3	Gina Montenegro	Amirah Hillman	07/03/14 12:01	Custody Transfer
JB70672-5.3	Amirah Hillman	Secured Storage	07/03/14 12:19	Return to Storage
JB70672-5.3	Secured Storage	Jieyu Wang	07/08/14 09:12	Retrieve from Storage
JB70672-5.3	Jieyu Wang	Secured Storage	07/08/14 15:41	Return to Storage
JB70672-5.3.1	Amirah Hillman	Metals Digestion	07/03/14 12:07	Digestate from JB70672-5.3
JB70672-5.3.1	Metals Digestion	Amirah Hillman	07/03/14 12:13	Digestate from JB70672-5.3
JB70672-5.3.1	Amirah Hillman	Metals Digestate Storage	07/03/14 12:13	Return to Storage
JB70672-5.3.1	Metals Digestate Storage	Nancy Duan	07/03/14 16:23	Retrieve from Storage
JB70672-5.3.1	Nancy Duan	Metals Digestate Storage	07/03/14 16:23	Return to Storage
JB70672-5.5	Secured Storage	Delaney Caudill	07/03/14 15:18	Retrieve from Storage
JB70672-5.5	Delaney Caudill	GCMS2C	07/03/14 15:18	Load on Instrument
JB70672-5.5	GCMS2C	Toan Pham	07/07/14 09:51	Unload from Instrument
JB70672-5.5	Toan Pham	Secured Storage	07/07/14 09:51	Return to Storage
JB70672-6.1	Secured Storage	Delaney Caudill	07/03/14 15:18	Retrieve from Storage
JB70672-6.1	Delaney Caudill	GCMS2C	07/03/14 15:18	Load on Instrument
JB70672-6.1	GCMS2C	Toan Pham	07/07/14 09:51	Unload from Instrument
JB70672-6.1	Toan Pham	Secured Storage	07/07/14 09:51	Return to Storage
JB70672-7.1	Secured Storage	Todd Shoemaker	07/02/14 14:00	Retrieve from Storage
JB70672-7.1	Todd Shoemaker	Secured Staging Area	07/02/14 14:01	Return to Storage
JB70672-7.1	Secured Staging Area	Albert Quayson	07/02/14 15:00	Retrieve from Storage
JB70672-7.1	Albert Quayson	Michael Bunza	07/02/14 17:27	Custody Transfer
JB70672-7.1	Michael Bunza	Secured Storage	07/02/14 19:24	Return to Storage
JB70672-7.1	Secured Storage	Gage Donahue	07/03/14 09:17	Retrieve from Storage
JB70672-7.1	Gage Donahue	Secured Staging Area	07/03/14 09:17	Return to Storage
JB70672-7.1	Secured Staging Area	Andrew Csimbok	07/03/14 09:20	Retrieve from Storage
JB70672-7.1	Andrew Csimbok	Secured Storage	07/03/14 11:53	Return to Storage

Accutest Internal Chain of Custody

Job Number: JB70672
Account: LANGAN Langan Engineering & Environmental
Project: Carroll Gardens, 363-365 Bond Street, Brooklyn, NY
Received: 07/01/14

Sample.Bottle Number	Transfer FROM	Transfer TO	Date/Time	Reason
JB70672-7.1	Secured Storage	Jieyu Wang	07/07/14 08:47	Retrieve from Storage
JB70672-7.1	Jieyu Wang	Secured Storage	07/07/14 11:25	Return to Storage
JB70672-7.1.1	Albert Quayson	Organics Prep	07/02/14 15:02	Extract from JB70672-7.1
JB70672-7.1.1	Organics Prep	Ashley Dye	07/11/14 00:02	Extract from JB70672-7.1
JB70672-7.1.1	Ashley Dye	Extract Storage	07/11/14 00:02	Return to Storage
JB70672-7.1.1	Extract Storage	Ashley Dye	07/11/14 00:03	Retrieve from Storage
JB70672-7.1.1	Ashley Dye	GCMSZ	07/11/14 00:03	Load on Instrument
JB70672-7.1.1	GCMSZ	Ashley Vought	07/14/14 10:42	Unload from Instrument
JB70672-7.1.1	Ashley Vought	Extract Freezer	07/14/14 10:42	Return to Storage
JB70672-7.1.2	Michael Bunza	Metals Digestion	07/02/14 19:23	Digestate from JB70672-7.1
JB70672-7.1.2	Metals Digestion	Michael Bunza	07/02/14 19:23	Digestate from JB70672-7.1
JB70672-7.1.2	Michael Bunza	Metals Digestate Storage	07/02/14 19:23	Return to Storage
JB70672-7.1.2	Metals Digestate Storage	Ryan Rebo	07/03/14 16:30	Retrieve from Storage
JB70672-7.1.2	Ryan Rebo	Metals Digestate Storage	07/03/14 16:31	Return to Storage
JB70672-7.1.2	Metals Digestate Storage	Ryan Rebo	07/07/14 16:39	Retrieve from Storage
JB70672-7.1.2	Ryan Rebo	Metals Digestate Storage	07/07/14 16:39	Return to Storage
JB70672-7.2	Secured Storage	Prashant Shukla	07/08/14 15:56	Retrieve from Storage
JB70672-7.2	Prashant Shukla	Secured Storage	07/08/14 15:56	Return to Storage
JB70672-7.3	Secured Storage	Prashant Shukla	07/07/14 15:44	Retrieve from Storage
JB70672-7.3	Prashant Shukla	GCMSY	07/07/14 15:44	Load on Instrument
JB70672-7.3	GCMSY	Prashant Shukla	07/08/14 09:26	Unload from Instrument
JB70672-7.3	Prashant Shukla		07/08/14 09:27	Depleted
JB70672-8.1	Secured Storage	Todd Shoemaker	07/02/14 14:00	Retrieve from Storage
JB70672-8.1	Todd Shoemaker	Secured Staging Area	07/02/14 14:01	Return to Storage
JB70672-8.1	Secured Staging Area	Albert Quayson	07/02/14 15:00	Retrieve from Storage
JB70672-8.1	Albert Quayson	Michael Bunza	07/02/14 17:27	Custody Transfer
JB70672-8.1	Michael Bunza	Secured Storage	07/02/14 19:24	Return to Storage
JB70672-8.1	Secured Storage	Gage Donahue	07/03/14 09:17	Retrieve from Storage
JB70672-8.1	Gage Donahue	Secured Staging Area	07/03/14 09:17	Return to Storage
JB70672-8.1	Secured Staging Area	Andrew Csimbok	07/03/14 09:20	Retrieve from Storage
JB70672-8.1	Andrew Csimbok	Secured Storage	07/03/14 11:53	Return to Storage
JB70672-8.1	Secured Storage	Jieyu Wang	07/07/14 08:47	Retrieve from Storage
JB70672-8.1	Jieyu Wang	Secured Storage	07/07/14 11:25	Return to Storage
JB70672-8.1.1	Albert Quayson	Organics Prep	07/02/14 15:02	Extract from JB70672-8.1
JB70672-8.1.1	Organics Prep	Ashley Dye	07/11/14 00:02	Extract from JB70672-8.1
JB70672-8.1.1	Ashley Dye	Extract Storage	07/11/14 00:02	Return to Storage
JB70672-8.1.1	Extract Storage	Ashley Dye	07/11/14 00:03	Retrieve from Storage
JB70672-8.1.1	Ashley Dye	GCMSZ	07/11/14 00:03	Load on Instrument

Accutest Internal Chain of Custody

Job Number: JB70672
Account: LANGAN Langan Engineering & Environmental
Project: Carroll Gardens, 363-365 Bond Street, Brooklyn, NY
Received: 07/01/14

Sample.Bottle Number	Transfer FROM	Transfer TO	Date/Time	Reason
JB70672-8.1.1	GCMSZ	Ashley Vought	07/14/14 10:42	Unload from Instrument
JB70672-8.1.1	Ashley Vought	Extract Freezer	07/14/14 10:42	Return to Storage
JB70672-8.1.2	Michael Bunza	Metals Digestion	07/02/14 19:23	Digestate from JB70672-8.1
JB70672-8.1.2	Metals Digestion	Michael Bunza	07/02/14 19:23	Digestate from JB70672-8.1
JB70672-8.1.2	Michael Bunza	Metals Digestate Storage	07/02/14 19:23	Return to Storage
JB70672-8.1.2	Metals Digestate Storage	Ryan Rebo	07/03/14 16:30	Retrieve from Storage
JB70672-8.1.2	Ryan Rebo	Metals Digestate Storage	07/03/14 16:31	Return to Storage
JB70672-8.1.2	Metals Digestate Storage	Ryan Rebo	07/07/14 16:39	Retrieve from Storage
JB70672-8.1.2	Ryan Rebo	Metals Digestate Storage	07/07/14 16:39	Return to Storage
JB70672-8.3	Secured Storage	Prashant Shukla	07/07/14 16:04	Retrieve from Storage
JB70672-8.3	Prashant Shukla	GCMSY	07/07/14 16:04	Load on Instrument
JB70672-8.3	GCMSY	Prashant Shukla	07/08/14 09:26	Unload from Instrument
JB70672-8.3	Prashant Shukla		07/08/14 09:27	Depleted
JB70672-9.1	Secured Storage	Todd Shoemaker	07/02/14 14:00	Retrieve from Storage
JB70672-9.1	Todd Shoemaker	Secured Staging Area	07/02/14 14:01	Return to Storage
JB70672-9.1	Secured Staging Area	Albert Quayson	07/02/14 15:00	Retrieve from Storage
JB70672-9.1	Albert Quayson	Michael Bunza	07/02/14 17:27	Custody Transfer
JB70672-9.1	Michael Bunza	Secured Storage	07/02/14 19:24	Return to Storage
JB70672-9.1	Secured Storage	Gage Donahue	07/03/14 09:17	Retrieve from Storage
JB70672-9.1	Gage Donahue	Secured Staging Area	07/03/14 09:17	Return to Storage
JB70672-9.1	Secured Staging Area	Andrew Csimbok	07/03/14 09:20	Retrieve from Storage
JB70672-9.1	Andrew Csimbok	Secured Storage	07/03/14 11:53	Return to Storage
JB70672-9.1	Secured Storage	Jieyu Wang	07/07/14 08:47	Retrieve from Storage
JB70672-9.1	Jieyu Wang	Secured Storage	07/07/14 11:25	Return to Storage
JB70672-9.1.1	Albert Quayson	Organics Prep	07/02/14 15:02	Extract from JB70672-9.1
JB70672-9.1.1	Organics Prep	Ashley Dye	07/11/14 00:02	Extract from JB70672-9.1
JB70672-9.1.1	Ashley Dye	Extract Storage	07/11/14 00:02	Return to Storage
JB70672-9.1.1	Extract Storage	Ashley Dye	07/11/14 00:03	Retrieve from Storage
JB70672-9.1.1	Ashley Dye	GCMSZ	07/11/14 00:03	Load on Instrument
JB70672-9.1.1	GCMSZ	Ashley Vought	07/14/14 10:42	Unload from Instrument
JB70672-9.1.1	Ashley Vought	Extract Freezer	07/14/14 10:42	Return to Storage
JB70672-9.1.2	Michael Bunza	Metals Digestion	07/02/14 19:23	Digestate from JB70672-9.1
JB70672-9.1.2	Metals Digestion	Michael Bunza	07/02/14 19:23	Digestate from JB70672-9.1
JB70672-9.1.2	Michael Bunza	Metals Digestate Storage	07/02/14 19:23	Return to Storage
JB70672-9.1.2	Metals Digestate Storage	Ryan Rebo	07/03/14 16:30	Retrieve from Storage
JB70672-9.1.2	Ryan Rebo	Metals Digestate Storage	07/03/14 16:31	Return to Storage
JB70672-9.1.2	Metals Digestate Storage	Ryan Rebo	07/07/14 16:39	Retrieve from Storage
JB70672-9.1.2	Ryan Rebo	Metals Digestate Storage	07/07/14 16:39	Return to Storage

Accutest Internal Chain of Custody

Job Number: JB70672
Account: LANGAN Langan Engineering & Environmental
Project: Carroll Gardens, 363-365 Bond Street, Brooklyn, NY
Received: 07/01/14

Sample.Bottle Number	Transfer FROM	Transfer TO	Date/Time	Reason
JB70672-9.3	Secured Storage	Prashant Shukla	07/07/14 15:44	Retrieve from Storage
JB70672-9.3	Prashant Shukla	GCMSY	07/07/14 15:44	Load on Instrument
JB70672-9.3	GCMSY	Prashant Shukla	07/08/14 09:26	Unload from Instrument
JB70672-9.3	Prashant Shukla		07/08/14 09:27	Depleted
JB70672-10.2	Secured Storage	Brian Johnson	07/04/14 02:37	Retrieve from Storage
JB70672-10.2	Brian Johnson		07/04/14 12:49	Depleted
JB70672-10.2.1	Brian Johnson	Organics Prep	07/04/14 03:40	Extract from JB70672-10.2
JB70672-10.2.1	Organics Prep	Raghava Marthi	07/04/14 13:19	Extract from JB70672-10.2
JB70672-10.2.1	Raghava Marthi	Extract Storage	07/04/14 13:19	Return to Storage
JB70672-10.2.1	Extract Storage	Andrew Lee Smith	07/05/14 13:11	Retrieve from Storage
JB70672-10.2.1	Andrew Lee Smith	GCMSM	07/05/14 13:11	Load on Instrument
JB70672-10.2.1	GCMSM	Saumil Patel	07/07/14 09:44	Unload from Instrument
JB70672-10.2.1	Saumil Patel	Extract Freezer	07/07/14 09:44	Return to Storage
JB70672-10.3	Secured Storage	Vincent Christel	07/03/14 13:23	Retrieve from Storage
JB70672-10.3	Vincent Christel	Secured Staging Area	07/03/14 13:23	Return to Storage
JB70672-10.3	Secured Staging Area	Michael Bunza	07/03/14 19:33	Retrieve from Storage
JB70672-10.3	Michael Bunza	Secured Storage	07/03/14 20:42	Return to Storage
JB70672-10.3	Secured Storage	Jieyu Wang	07/08/14 09:12	Retrieve from Storage
JB70672-10.3	Jieyu Wang	Secured Storage	07/08/14 15:41	Return to Storage
JB70672-10.3	Secured Storage	Gage Donahue	07/09/14 09:25	Retrieve from Storage
JB70672-10.3	Gage Donahue	Secured Staging Area	07/09/14 09:25	Return to Storage
JB70672-10.3	Secured Staging Area	Darshananben Patel	07/09/14 11:25	Retrieve from Storage
JB70672-10.3	Darshananben Patel	Secured Storage	07/09/14 12:42	Return to Storage
JB70672-10.3.1	Michael Bunza	Metals Digestion	07/03/14 19:35	Digestate from JB70672-10.3
JB70672-10.3.1	Metals Digestion	Michael Bunza	07/03/14 19:35	Digestate from JB70672-10.3
JB70672-10.3.1	Michael Bunza	Metals Digestate Storage	07/03/14 19:35	Return to Storage
JB70672-10.4	Secured Storage	Toan Pham	07/07/14 13:19	Retrieve from Storage
JB70672-10.4	Toan Pham	GCMS2C	07/07/14 13:20	Load on Instrument
JB70672-10.4	GCMS2C	Toan Pham	07/08/14 08:35	Unload from Instrument
JB70672-10.4	Toan Pham	Secured Storage	07/08/14 08:35	Return to Storage
JB70672-10.5	Secured Storage	Delaney Caudill	07/03/14 15:18	Retrieve from Storage
JB70672-10.5	Delaney Caudill	GCMS2C	07/03/14 15:18	Load on Instrument
JB70672-10.5	GCMS2C	Toan Pham	07/07/14 09:51	Unload from Instrument
JB70672-10.5	Toan Pham	Secured Storage	07/07/14 09:51	Return to Storage
JB70672-11.1	Secured Storage	Todd Shoemaker	07/02/14 14:00	Retrieve from Storage
JB70672-11.1	Todd Shoemaker	Secured Staging Area	07/02/14 14:01	Return to Storage
JB70672-11.1	Secured Staging Area	Albert Quayson	07/02/14 15:00	Retrieve from Storage

Accutest Internal Chain of Custody

Job Number: JB70672
Account: LANGAN Langan Engineering & Environmental
Project: Carroll Gardens, 363-365 Bond Street, Brooklyn, NY
Received: 07/01/14

Sample.Bottle Number	Transfer FROM	Transfer TO	Date/Time	Reason
JB70672-11.1	Albert Quayson	Michael Bunza	07/02/14 17:27	Custody Transfer
JB70672-11.1	Michael Bunza	Secured Storage	07/02/14 19:24	Return to Storage
JB70672-11.1	Secured Storage	Gage Donahue	07/03/14 09:17	Retrieve from Storage
JB70672-11.1	Gage Donahue	Secured Staging Area	07/03/14 09:17	Return to Storage
JB70672-11.1	Secured Staging Area	Andrew Csimbok	07/03/14 09:20	Retrieve from Storage
JB70672-11.1	Andrew Csimbok	Secured Storage	07/03/14 11:53	Return to Storage
JB70672-11.1	Secured Storage	Jieyu Wang	07/07/14 08:47	Retrieve from Storage
JB70672-11.1	Jieyu Wang	Secured Storage	07/07/14 11:25	Return to Storage
JB70672-11.1.1	Albert Quayson	Organics Prep	07/02/14 15:02	Extract from JB70672-11.1
JB70672-11.1.1	Organics Prep	Ashley Dye	07/11/14 00:02	Extract from JB70672-11.1
JB70672-11.1.1	Ashley Dye	Extract Storage	07/11/14 00:02	Return to Storage
JB70672-11.1.1	Extract Storage	Ashley Dye	07/11/14 00:03	Retrieve from Storage
JB70672-11.1.1	Ashley Dye	GCMSZ	07/11/14 00:03	Load on Instrument
JB70672-11.1.1	GCMSZ	Ashley Vought	07/14/14 10:42	Unload from Instrument
JB70672-11.1.1	Ashley Vought	Extract Freezer	07/14/14 10:42	Return to Storage
JB70672-11.1.2	Michael Bunza	Metals Digestion	07/02/14 19:23	Digestate from JB70672-11.1
JB70672-11.1.2	Metals Digestion	Michael Bunza	07/02/14 19:23	Digestate from JB70672-11.1
JB70672-11.1.2	Michael Bunza	Metals Digestate Storage	07/02/14 19:23	Return to Storage
JB70672-11.1.2	Metals Digestate Storage	Ryan Rebo	07/03/14 16:30	Retrieve from Storage
JB70672-11.1.2	Ryan Rebo	Metals Digestate Storage	07/03/14 16:31	Return to Storage
JB70672-11.1.2	Metals Digestate Storage	Ryan Rebo	07/07/14 16:39	Retrieve from Storage
JB70672-11.1.2	Ryan Rebo	Metals Digestate Storage	07/07/14 16:39	Return to Storage
JB70672-11.3	Secured Storage	Prashant Shukla	07/07/14 18:17	Retrieve from Storage
JB70672-11.3	Prashant Shukla	GCMSY	07/07/14 18:17	Load on Instrument
JB70672-11.3	GCMSY	Prashant Shukla	07/08/14 09:26	Unload from Instrument
JB70672-11.3	Prashant Shukla		07/08/14 09:27	Depleted
JB70672-11.4	Secured Storage	Prashant Shukla	07/08/14 12:10	Retrieve from Storage
JB70672-11.4	Prashant Shukla	GCMSY	07/08/14 12:10	Load on Instrument
JB70672-11.4	GCMSY	Prashant Shukla	07/09/14 09:09	Unload from Instrument
JB70672-11.4	Prashant Shukla		07/09/14 09:09	Depleted
JB70672-12.1	Secured Storage	Todd Shoemaker	07/02/14 14:00	Retrieve from Storage
JB70672-12.1	Todd Shoemaker	Secured Staging Area	07/02/14 14:01	Return to Storage
JB70672-12.1	Secured Staging Area	Albert Quayson	07/02/14 15:00	Retrieve from Storage
JB70672-12.1	Albert Quayson	Michael Bunza	07/02/14 17:27	Custody Transfer
JB70672-12.1	Michael Bunza	Secured Storage	07/02/14 19:24	Return to Storage
JB70672-12.1	Secured Storage	Gage Donahue	07/03/14 09:17	Retrieve from Storage
JB70672-12.1	Gage Donahue	Secured Staging Area	07/03/14 09:17	Return to Storage
JB70672-12.1	Secured Staging Area	Andrew Csimbok	07/03/14 09:20	Retrieve from Storage
JB70672-12.1	Andrew Csimbok	Secured Storage	07/03/14 11:53	Return to Storage

Accutest Internal Chain of Custody

Job Number: JB70672
Account: LANGAN Langan Engineering & Environmental
Project: Carroll Gardens, 363-365 Bond Street, Brooklyn, NY
Received: 07/01/14

Sample.Bottle Number	Transfer FROM	Transfer TO	Date/Time	Reason
JB70672-12.1	Secured Storage	Shirley Grzybowski	07/07/14 10:55	Retrieve from Storage
JB70672-12.1	Shirley Grzybowski	Secured Staging Area	07/07/14 10:55	Return to Storage
JB70672-12.1.1	Albert Quayson	Organics Prep	07/02/14 15:02	Extract from JB70672-12.1
JB70672-12.1.1	Organics Prep	Ashley Dye	07/11/14 00:02	Extract from JB70672-12.1
JB70672-12.1.1	Ashley Dye	Extract Storage	07/11/14 00:02	Return to Storage
JB70672-12.1.1	Extract Storage	Ashley Dye	07/11/14 00:03	Retrieve from Storage
JB70672-12.1.1	Ashley Dye	GCMSZ	07/11/14 00:03	Load on Instrument
JB70672-12.1.1	GCMSZ	Ashley Vought	07/14/14 10:42	Unload from Instrument
JB70672-12.1.1	Ashley Vought	Extract Freezer	07/14/14 10:42	Return to Storage
JB70672-12.1.2	Michael Bunza	Metals Digestion	07/02/14 19:23	Digestate from JB70672-12.1
JB70672-12.1.2	Metals Digestion	Michael Bunza	07/02/14 19:23	Digestate from JB70672-12.1
JB70672-12.1.2	Michael Bunza	Metals Digestate Storage	07/02/14 19:23	Return to Storage
JB70672-12.1.2	Metals Digestate Storage	Ryan Rebo	07/03/14 16:30	Retrieve from Storage
JB70672-12.1.2	Ryan Rebo	Metals Digestate Storage	07/03/14 16:31	Return to Storage
JB70672-12.1.2	Metals Digestate Storage	Ryan Rebo	07/07/14 16:39	Retrieve from Storage
JB70672-12.1.2	Ryan Rebo	Metals Digestate Storage	07/07/14 16:39	Return to Storage
JB70672-12.4	Secured Storage	Prashant Shukla	07/07/14 14:37	Retrieve from Storage
JB70672-12.4	Prashant Shukla	GCMSY	07/07/14 14:37	Load on Instrument
JB70672-12.4	GCMSY	Prashant Shukla	07/08/14 09:26	Unload from Instrument
JB70672-12.4	Prashant Shukla		07/08/14 09:27	Depleted
JB70672-12.6	Secured Storage	Prashant Shukla	07/07/14 14:37	Retrieve from Storage
JB70672-12.6	Prashant Shukla	GCMSY	07/07/14 14:37	Load on Instrument
JB70672-12.6	GCMSY	Prashant Shukla	07/08/14 09:26	Unload from Instrument
JB70672-12.6	Prashant Shukla		07/08/14 09:27	Depleted
JB70672-12.7	Secured Storage	Prashant Shukla	07/07/14 14:37	Retrieve from Storage
JB70672-12.7	Prashant Shukla	GCMSY	07/07/14 14:37	Load on Instrument
JB70672-12.7	GCMSY	Prashant Shukla	07/08/14 09:26	Unload from Instrument
JB70672-12.7	Prashant Shukla		07/08/14 09:27	Depleted

New Jersey ACCUTEST LABORATORIES

GC/MS Volatiles

QC Data Summaries

Includes the following where applicable:

- Method Blank Summaries
- Blank Spike Summaries
- Matrix Spike and Duplicate Summaries
- Instrument Performance Checks (BFB)
- Internal Standard Area Summaries
- Surrogate Recovery Summaries
- Initial and Continuing Calibration Summaries

Method Blank Summary

Job Number: JB70672
Account: LANGAN Langan Engineering & Environmental
Project: Carroll Gardens, 363-365 Bond Street, Brooklyn, NY

Sample	File ID	DF	Analyzed	By	Prep Date	Prep Batch	Analytical Batch
V2C5524-MB	2C121180.D	1	07/03/14	TP	n/a	n/a	V2C5524

The QC reported here applies to the following samples: **Method:** SW846 8260C

JB70672-10

CAS No.	Compound	Result	RL	MDL	Units	Q
67-64-1	Acetone	ND	10	3.3	ug/l	
71-43-2	Benzene	ND	1.0	0.28	ug/l	
74-97-5	Bromochloromethane	ND	5.0	0.42	ug/l	
75-27-4	Bromodichloromethane	ND	1.0	0.21	ug/l	
75-25-2	Bromoform	ND	4.0	0.30	ug/l	
74-83-9	Bromomethane	ND	2.0	0.56	ug/l	
78-93-3	2-Butanone (MEK)	ND	10	3.2	ug/l	
75-15-0	Carbon disulfide	ND	2.0	0.18	ug/l	
56-23-5	Carbon tetrachloride	ND	1.0	0.23	ug/l	
108-90-7	Chlorobenzene	ND	1.0	0.35	ug/l	
75-00-3	Chloroethane	ND	1.0	0.39	ug/l	
67-66-3	Chloroform	ND	1.0	0.25	ug/l	
74-87-3	Chloromethane	ND	1.0	0.36	ug/l	
110-82-7	Cyclohexane	ND	5.0	0.18	ug/l	
96-12-8	1,2-Dibromo-3-chloropropane	ND	10	1.3	ug/l	
124-48-1	Dibromochloromethane	ND	1.0	0.19	ug/l	
106-93-4	1,2-Dibromoethane	ND	2.0	0.16	ug/l	
95-50-1	1,2-Dichlorobenzene	ND	1.0	0.20	ug/l	
541-73-1	1,3-Dichlorobenzene	ND	1.0	0.31	ug/l	
106-46-7	1,4-Dichlorobenzene	ND	1.0	0.30	ug/l	
75-71-8	Dichlorodifluoromethane	ND	5.0	0.63	ug/l	
75-34-3	1,1-Dichloroethane	ND	1.0	0.26	ug/l	
107-06-2	1,2-Dichloroethane	ND	1.0	0.22	ug/l	
75-35-4	1,1-Dichloroethene	ND	1.0	0.34	ug/l	
156-59-2	cis-1,2-Dichloroethene	ND	1.0	0.24	ug/l	
156-60-5	trans-1,2-Dichloroethene	ND	1.0	0.38	ug/l	
78-87-5	1,2-Dichloropropane	ND	1.0	0.28	ug/l	
10061-01-5	cis-1,3-Dichloropropene	ND	1.0	0.15	ug/l	
10061-02-6	trans-1,3-Dichloropropene	ND	1.0	0.21	ug/l	
100-41-4	Ethylbenzene	ND	1.0	0.21	ug/l	
76-13-1	Freon 113	ND	5.0	0.77	ug/l	
591-78-6	2-Hexanone	ND	5.0	1.7	ug/l	
98-82-8	Isopropylbenzene	ND	2.0	0.22	ug/l	
79-20-9	Methyl Acetate	ND	5.0	1.5	ug/l	
108-87-2	Methylcyclohexane	ND	5.0	0.15	ug/l	
1634-04-4	Methyl Tert Butyl Ether	ND	1.0	0.29	ug/l	

Method Blank Summary

Job Number: JB70672
Account: LANGAN Langan Engineering & Environmental
Project: Carroll Gardens, 363-365 Bond Street, Brooklyn, NY

Sample	File ID	DF	Analyzed	By	Prep Date	Prep Batch	Analytical Batch
V2C5524-MB	2C121180.D	1	07/03/14	TP	n/a	n/a	V2C5524

The QC reported here applies to the following samples: **Method:** SW846 8260C

JB70672-10

CAS No.	Compound	Result	RL	MDL	Units	Q
108-10-1	4-Methyl-2-pentanone(MIBK)	ND	5.0	1.5	ug/l	
75-09-2	Methylene chloride	ND	2.0	0.86	ug/l	
100-42-5	Styrene	ND	5.0	0.30	ug/l	
79-34-5	1,1,2,2-Tetrachloroethane	ND	1.0	0.20	ug/l	
127-18-4	Tetrachloroethene	ND	1.0	0.25	ug/l	
108-88-3	Toluene	ND	1.0	0.44	ug/l	
87-61-6	1,2,3-Trichlorobenzene	ND	5.0	0.24	ug/l	
120-82-1	1,2,4-Trichlorobenzene	ND	5.0	0.22	ug/l	
71-55-6	1,1,1-Trichloroethane	ND	1.0	0.25	ug/l	
79-00-5	1,1,2-Trichloroethane	ND	1.0	0.21	ug/l	
79-01-6	Trichloroethene	ND	1.0	0.50	ug/l	
75-69-4	Trichlorofluoromethane	ND	5.0	0.33	ug/l	
75-01-4	Vinyl chloride	ND	1.0	0.41	ug/l	
	m,p-Xylene	ND	1.0	0.40	ug/l	
95-47-6	o-Xylene	ND	1.0	0.19	ug/l	
1330-20-7	Xylene (total)	ND	1.0	0.19	ug/l	

CAS No.	Surrogate Recoveries		Limits
1868-53-7	Dibromofluoromethane	98%	79-120%
17060-07-0	1,2-Dichloroethane-D4	100%	72-123%
2037-26-5	Toluene-D8	109%	78-119%
460-00-4	4-Bromofluorobenzene	97%	74-119%

CAS No.	Tentatively Identified Compounds	R.T.	Est. Conc.	Units	Q
	Total TIC, Volatile		0	ug/l	

Method Blank Summary

Job Number: JB70672
Account: LANGAN Langan Engineering & Environmental
Project: Carroll Gardens, 363-365 Bond Street, Brooklyn, NY

Sample	File ID	DF	Analyzed	By	Prep Date	Prep Batch	Analytical Batch
V2C5525-MB	2C121203.D	1	07/03/14	TP	n/a	n/a	V2C5525

The QC reported here applies to the following samples: **Method:** SW846 8260C

JB70672-5, JB70672-6

CAS No.	Compound	Result	RL	MDL	Units	Q
67-64-1	Acetone	ND	10	3.3	ug/l	
71-43-2	Benzene	ND	1.0	0.28	ug/l	
74-97-5	Bromochloromethane	ND	5.0	0.42	ug/l	
75-27-4	Bromodichloromethane	ND	1.0	0.21	ug/l	
75-25-2	Bromoform	ND	4.0	0.30	ug/l	
74-83-9	Bromomethane	ND	2.0	0.56	ug/l	
78-93-3	2-Butanone (MEK)	ND	10	3.2	ug/l	
75-15-0	Carbon disulfide	ND	2.0	0.18	ug/l	
56-23-5	Carbon tetrachloride	ND	1.0	0.23	ug/l	
108-90-7	Chlorobenzene	ND	1.0	0.35	ug/l	
75-00-3	Chloroethane	ND	1.0	0.39	ug/l	
67-66-3	Chloroform	ND	1.0	0.25	ug/l	
74-87-3	Chloromethane	ND	1.0	0.36	ug/l	
110-82-7	Cyclohexane	ND	5.0	0.18	ug/l	
96-12-8	1,2-Dibromo-3-chloropropane	ND	10	1.3	ug/l	
124-48-1	Dibromochloromethane	ND	1.0	0.19	ug/l	
106-93-4	1,2-Dibromoethane	ND	2.0	0.16	ug/l	
95-50-1	1,2-Dichlorobenzene	ND	1.0	0.20	ug/l	
541-73-1	1,3-Dichlorobenzene	ND	1.0	0.31	ug/l	
106-46-7	1,4-Dichlorobenzene	ND	1.0	0.30	ug/l	
75-71-8	Dichlorodifluoromethane	ND	5.0	0.63	ug/l	
75-34-3	1,1-Dichloroethane	ND	1.0	0.26	ug/l	
107-06-2	1,2-Dichloroethane	ND	1.0	0.22	ug/l	
75-35-4	1,1-Dichloroethene	ND	1.0	0.34	ug/l	
156-59-2	cis-1,2-Dichloroethene	ND	1.0	0.24	ug/l	
156-60-5	trans-1,2-Dichloroethene	ND	1.0	0.38	ug/l	
78-87-5	1,2-Dichloropropane	ND	1.0	0.28	ug/l	
10061-01-5	cis-1,3-Dichloropropene	ND	1.0	0.15	ug/l	
10061-02-6	trans-1,3-Dichloropropene	ND	1.0	0.21	ug/l	
100-41-4	Ethylbenzene	ND	1.0	0.21	ug/l	
76-13-1	Freon 113	ND	5.0	0.77	ug/l	
591-78-6	2-Hexanone	ND	5.0	1.7	ug/l	
98-82-8	Isopropylbenzene	ND	2.0	0.22	ug/l	
79-20-9	Methyl Acetate	ND	5.0	1.5	ug/l	
108-87-2	Methylcyclohexane	ND	5.0	0.15	ug/l	
1634-04-4	Methyl Tert Butyl Ether	ND	1.0	0.29	ug/l	

Method Blank Summary

Job Number: JB70672
Account: LANGAN Langan Engineering & Environmental
Project: Carroll Gardens, 363-365 Bond Street, Brooklyn, NY

Sample	File ID	DF	Analyzed	By	Prep Date	Prep Batch	Analytical Batch
V2C5525-MB	2C121203.D	1	07/03/14	TP	n/a	n/a	V2C5525

The QC reported here applies to the following samples: **Method:** SW846 8260C

JB70672-5, JB70672-6

CAS No.	Compound	Result	RL	MDL	Units	Q
108-10-1	4-Methyl-2-pentanone(MIBK)	ND	5.0	1.5	ug/l	
75-09-2	Methylene chloride	ND	2.0	0.86	ug/l	
100-42-5	Styrene	ND	5.0	0.30	ug/l	
79-34-5	1,1,2,2-Tetrachloroethane	ND	1.0	0.20	ug/l	
127-18-4	Tetrachloroethene	ND	1.0	0.25	ug/l	
108-88-3	Toluene	ND	1.0	0.44	ug/l	
87-61-6	1,2,3-Trichlorobenzene	ND	5.0	0.24	ug/l	
120-82-1	1,2,4-Trichlorobenzene	ND	5.0	0.22	ug/l	
71-55-6	1,1,1-Trichloroethane	ND	1.0	0.25	ug/l	
79-00-5	1,1,2-Trichloroethane	ND	1.0	0.21	ug/l	
79-01-6	Trichloroethene	ND	1.0	0.50	ug/l	
75-69-4	Trichlorofluoromethane	ND	5.0	0.33	ug/l	
75-01-4	Vinyl chloride	ND	1.0	0.41	ug/l	
	m,p-Xylene	ND	1.0	0.40	ug/l	
95-47-6	o-Xylene	ND	1.0	0.19	ug/l	
1330-20-7	Xylene (total)	ND	1.0	0.19	ug/l	

CAS No.	Surrogate Recoveries		Limits
1868-53-7	Dibromofluoromethane	103%	79-120%
17060-07-0	1,2-Dichloroethane-D4	103%	72-123%
2037-26-5	Toluene-D8	109%	78-119%
460-00-4	4-Bromofluorobenzene	99%	74-119%

Method Blank Summary

Job Number: JB70672
Account: LANGAN Langan Engineering & Environmental
Project: Carroll Gardens, 363-365 Bond Street, Brooklyn, NY

Sample	File ID	DF	Analyzed	By	Prep Date	Prep Batch	Analytical Batch
VY6390-MB	Y146972.D	1	07/07/14	PS	n/a	n/a	VY6390

The QC reported here applies to the following samples: **Method:** SW846 8260C

JB70672-1, JB70672-2, JB70672-3, JB70672-4, JB70672-7, JB70672-8, JB70672-9, JB70672-12

CAS No.	Compound	Result	RL	MDL	Units	Q
67-64-1	Acetone	ND	10	4.6	ug/kg	
71-43-2	Benzene	ND	1.0	0.13	ug/kg	
74-97-5	Bromochloromethane	ND	5.0	0.52	ug/kg	
75-27-4	Bromodichloromethane	ND	5.0	0.28	ug/kg	
75-25-2	Bromoform	ND	5.0	0.26	ug/kg	
74-83-9	Bromomethane	ND	5.0	0.48	ug/kg	
78-93-3	2-Butanone (MEK)	ND	10	4.4	ug/kg	
75-15-0	Carbon disulfide	ND	5.0	0.14	ug/kg	
56-23-5	Carbon tetrachloride	ND	5.0	0.25	ug/kg	
108-90-7	Chlorobenzene	ND	5.0	0.20	ug/kg	
75-00-3	Chloroethane	ND	5.0	1.0	ug/kg	
67-66-3	Chloroform	ND	5.0	0.25	ug/kg	
74-87-3	Chloromethane	ND	5.0	0.34	ug/kg	
110-82-7	Cyclohexane	ND	5.0	0.26	ug/kg	
96-12-8	1,2-Dibromo-3-chloropropane	ND	10	1.3	ug/kg	
124-48-1	Dibromochloromethane	ND	5.0	0.24	ug/kg	
106-93-4	1,2-Dibromoethane	ND	1.0	0.55	ug/kg	
95-50-1	1,2-Dichlorobenzene	ND	5.0	0.34	ug/kg	
541-73-1	1,3-Dichlorobenzene	ND	5.0	0.22	ug/kg	
106-46-7	1,4-Dichlorobenzene	ND	5.0	0.25	ug/kg	
75-71-8	Dichlorodifluoromethane	ND	5.0	0.35	ug/kg	
75-34-3	1,1-Dichloroethane	ND	5.0	0.31	ug/kg	
107-06-2	1,2-Dichloroethane	ND	1.0	0.32	ug/kg	
75-35-4	1,1-Dichloroethene	ND	5.0	0.29	ug/kg	
156-59-2	cis-1,2-Dichloroethene	ND	5.0	0.21	ug/kg	
156-60-5	trans-1,2-Dichloroethene	ND	5.0	0.42	ug/kg	
78-87-5	1,2-Dichloropropane	ND	5.0	0.44	ug/kg	
10061-01-5	cis-1,3-Dichloropropene	ND	5.0	0.23	ug/kg	
10061-02-6	trans-1,3-Dichloropropene	ND	5.0	0.27	ug/kg	
100-41-4	Ethylbenzene	ND	1.0	0.18	ug/kg	
76-13-1	Freon 113	ND	5.0	0.44	ug/kg	
591-78-6	2-Hexanone	ND	5.0	1.8	ug/kg	
98-82-8	Isopropylbenzene	ND	5.0	0.15	ug/kg	
79-20-9	Methyl Acetate	ND	5.0	1.7	ug/kg	
108-87-2	Methylcyclohexane	ND	5.0	0.16	ug/kg	
1634-04-4	Methyl Tert Butyl Ether	ND	1.0	0.34	ug/kg	

Method Blank Summary

Job Number: JB70672
Account: LANGAN Langan Engineering & Environmental
Project: Carroll Gardens, 363-365 Bond Street, Brooklyn, NY

Sample	File ID	DF	Analyzed	By	Prep Date	Prep Batch	Analytical Batch
VY6390-MB	Y146972.D	1	07/07/14	PS	n/a	n/a	VY6390

The QC reported here applies to the following samples: **Method:** SW846 8260C

JB70672-1, JB70672-2, JB70672-3, JB70672-4, JB70672-7, JB70672-8, JB70672-9, JB70672-12

CAS No.	Compound	Result	RL	MDL	Units	Q
108-10-1	4-Methyl-2-pentanone(MIBK)	ND	5.0	1.3	ug/kg	
75-09-2	Methylene chloride	ND	5.0	1.7	ug/kg	
100-42-5	Styrene	ND	5.0	0.23	ug/kg	
79-34-5	1,1,2,2-Tetrachloroethane	ND	5.0	0.34	ug/kg	
127-18-4	Tetrachloroethene	ND	5.0	0.41	ug/kg	
108-88-3	Toluene	ND	1.0	0.14	ug/kg	
87-61-6	1,2,3-Trichlorobenzene	ND	5.0	0.21	ug/kg	
120-82-1	1,2,4-Trichlorobenzene	ND	5.0	0.18	ug/kg	
71-55-6	1,1,1-Trichloroethane	ND	5.0	0.29	ug/kg	
79-00-5	1,1,2-Trichloroethane	ND	5.0	0.82	ug/kg	
79-01-6	Trichloroethene	ND	5.0	0.35	ug/kg	
75-69-4	Trichlorofluoromethane	ND	5.0	0.23	ug/kg	
75-01-4	Vinyl chloride	ND	5.0	0.34	ug/kg	
	m,p-Xylene	ND	1.0	0.48	ug/kg	
95-47-6	o-Xylene	ND	1.0	0.18	ug/kg	
1330-20-7	Xylene (total)	ND	1.0	0.18	ug/kg	

CAS No.	Surrogate Recoveries		Limits
1868-53-7	Dibromofluoromethane	98%	59-130%
17060-07-0	1,2-Dichloroethane-D4	89%	65-123%
2037-26-5	Toluene-D8	106%	77-125%
460-00-4	4-Bromofluorobenzene	100%	71-132%

Method Blank Summary

Job Number: JB70672
Account: LANGAN Langan Engineering & Environmental
Project: Carroll Gardens, 363-365 Bond Street, Brooklyn, NY

Sample	File ID	DF	Analyzed	By	Prep Date	Prep Batch	Analytical Batch
VY6392-MB	Y147011.D	1	07/08/14	PS	n/a	n/a	VY6392

The QC reported here applies to the following samples: **Method:** SW846 8260C

JB70672-11

CAS No.	Compound	Result	RL	MDL	Units	Q
67-64-1	Acetone	ND	10	4.6	ug/kg	
71-43-2	Benzene	ND	1.0	0.13	ug/kg	
74-97-5	Bromochloromethane	ND	5.0	0.52	ug/kg	
75-27-4	Bromodichloromethane	ND	5.0	0.28	ug/kg	
75-25-2	Bromoform	ND	5.0	0.26	ug/kg	
74-83-9	Bromomethane	ND	5.0	0.48	ug/kg	
78-93-3	2-Butanone (MEK)	ND	10	4.4	ug/kg	
75-15-0	Carbon disulfide	ND	5.0	0.14	ug/kg	
56-23-5	Carbon tetrachloride	ND	5.0	0.25	ug/kg	
108-90-7	Chlorobenzene	ND	5.0	0.20	ug/kg	
75-00-3	Chloroethane	ND	5.0	1.0	ug/kg	
67-66-3	Chloroform	ND	5.0	0.25	ug/kg	
74-87-3	Chloromethane	ND	5.0	0.34	ug/kg	
110-82-7	Cyclohexane	ND	5.0	0.26	ug/kg	
96-12-8	1,2-Dibromo-3-chloropropane	ND	10	1.3	ug/kg	
124-48-1	Dibromochloromethane	ND	5.0	0.24	ug/kg	
106-93-4	1,2-Dibromoethane	ND	1.0	0.55	ug/kg	
95-50-1	1,2-Dichlorobenzene	ND	5.0	0.34	ug/kg	
541-73-1	1,3-Dichlorobenzene	ND	5.0	0.22	ug/kg	
106-46-7	1,4-Dichlorobenzene	ND	5.0	0.25	ug/kg	
75-71-8	Dichlorodifluoromethane	ND	5.0	0.35	ug/kg	
75-34-3	1,1-Dichloroethane	ND	5.0	0.31	ug/kg	
107-06-2	1,2-Dichloroethane	ND	1.0	0.32	ug/kg	
75-35-4	1,1-Dichloroethene	ND	5.0	0.29	ug/kg	
156-59-2	cis-1,2-Dichloroethene	ND	5.0	0.21	ug/kg	
156-60-5	trans-1,2-Dichloroethene	ND	5.0	0.42	ug/kg	
78-87-5	1,2-Dichloropropane	ND	5.0	0.44	ug/kg	
10061-01-5	cis-1,3-Dichloropropene	ND	5.0	0.23	ug/kg	
10061-02-6	trans-1,3-Dichloropropene	ND	5.0	0.27	ug/kg	
100-41-4	Ethylbenzene	ND	1.0	0.18	ug/kg	
76-13-1	Freon 113	ND	5.0	0.44	ug/kg	
591-78-6	2-Hexanone	ND	5.0	1.8	ug/kg	
98-82-8	Isopropylbenzene	ND	5.0	0.15	ug/kg	
79-20-9	Methyl Acetate	ND	5.0	1.7	ug/kg	
108-87-2	Methylcyclohexane	ND	5.0	0.16	ug/kg	
1634-04-4	Methyl Tert Butyl Ether	ND	1.0	0.34	ug/kg	

Method Blank Summary

Job Number: JB70672
Account: LANGAN Langan Engineering & Environmental
Project: Carroll Gardens, 363-365 Bond Street, Brooklyn, NY

Sample	File ID	DF	Analyzed	By	Prep Date	Prep Batch	Analytical Batch
VY6392-MB	Y147011.D	1	07/08/14	PS	n/a	n/a	VY6392

The QC reported here applies to the following samples: **Method:** SW846 8260C

JB70672-11

CAS No.	Compound	Result	RL	MDL	Units	Q
108-10-1	4-Methyl-2-pentanone(MIBK)	ND	5.0	1.3	ug/kg	
75-09-2	Methylene chloride	ND	5.0	1.7	ug/kg	
100-42-5	Styrene	ND	5.0	0.23	ug/kg	
79-34-5	1,1,2,2-Tetrachloroethane	ND	5.0	0.34	ug/kg	
127-18-4	Tetrachloroethene	ND	5.0	0.41	ug/kg	
108-88-3	Toluene	ND	1.0	0.14	ug/kg	
87-61-6	1,2,3-Trichlorobenzene	ND	5.0	0.21	ug/kg	
120-82-1	1,2,4-Trichlorobenzene	ND	5.0	0.18	ug/kg	
71-55-6	1,1,1-Trichloroethane	ND	5.0	0.29	ug/kg	
79-00-5	1,1,2-Trichloroethane	ND	5.0	0.82	ug/kg	
79-01-6	Trichloroethene	ND	5.0	0.35	ug/kg	
75-69-4	Trichlorofluoromethane	ND	5.0	0.23	ug/kg	
75-01-4	Vinyl chloride	ND	5.0	0.34	ug/kg	
	m,p-Xylene	ND	1.0	0.48	ug/kg	
95-47-6	o-Xylene	ND	1.0	0.18	ug/kg	
1330-20-7	Xylene (total)	ND	1.0	0.18	ug/kg	

CAS No.	Surrogate Recoveries		Limits
1868-53-7	Dibromofluoromethane	102%	59-130%
17060-07-0	1,2-Dichloroethane-D4	96%	65-123%
2037-26-5	Toluene-D8	106%	77-125%
460-00-4	4-Bromofluorobenzene	97%	71-132%

CAS No.	Tentatively Identified Compounds	R.T.	Est. Conc.	Units	Q
	Total TIC, Volatile		0	ug/kg	

Method Blank Summary

Job Number: JB70672
Account: LANGAN Langan Engineering & Environmental
Project: Carroll Gardens, 363-365 Bond Street, Brooklyn, NY

Sample	File ID	DF	Analyzed	By	Prep Date	Prep Batch	Analytical Batch
VE9537-MB	E217210.D	1	07/09/14	OTR	n/a	n/a	VE9537

The QC reported here applies to the following samples: **Method:** SW846 8260C

JB70672-7

CAS No.	Compound	Result	RL	MDL	Units	Q
108-87-2	Methylcyclohexane	ND	250	8.2	ug/kg	

CAS No.	Surrogate Recoveries		Limits
1868-53-7	Dibromofluoromethane	91%	59-130%
17060-07-0	1,2-Dichloroethane-D4	88%	65-123%
2037-26-5	Toluene-D8	92%	77-125%
460-00-4	4-Bromofluorobenzene	89%	71-132%

Blank Spike Summary

Job Number: JB70672
Account: LANGAN Langan Engineering & Environmental
Project: Carroll Gardens, 363-365 Bond Street, Brooklyn, NY

Sample	File ID	DF	Analyzed	By	Prep Date	Prep Batch	Analytical Batch
V2C5524-BS	2C121181.D	1	07/03/14	TP	n/a	n/a	V2C5524

The QC reported here applies to the following samples: **Method:** SW846 8260C

JB70672-10

CAS No.	Compound	Spike ug/l	BSP ug/l	BSP %	Limits
67-64-1	Acetone	50	47.9	96	52-152
71-43-2	Benzene	50	52.4	105	80-121
74-97-5	Bromochloromethane	50	52.4	105	82-125
75-27-4	Bromodichloromethane	50	60.7	121	83-127
75-25-2	Bromoform	50	52.5	105	74-131
74-83-9	Bromomethane	50	49.4	99	45-155
78-93-3	2-Butanone (MEK)	50	46.5	93	67-136
75-15-0	Carbon disulfide	50	54.1	108	69-129
56-23-5	Carbon tetrachloride	50	58.1	116	77-138
108-90-7	Chlorobenzene	50	52.2	104	82-119
75-00-3	Chloroethane	50	60.8	122	61-151
67-66-3	Chloroform	50	53.1	106	79-124
74-87-3	Chloromethane	50	45.1	90	48-148
110-82-7	Cyclohexane	50	48.3	97	72-129
96-12-8	1,2-Dibromo-3-chloropropane	50	53.8	108	66-137
124-48-1	Dibromochloromethane	50	53.9	108	81-127
106-93-4	1,2-Dibromoethane	50	51.8	104	79-122
95-50-1	1,2-Dichlorobenzene	50	53.2	106	81-121
541-73-1	1,3-Dichlorobenzene	50	51.9	104	81-119
106-46-7	1,4-Dichlorobenzene	50	51.9	104	80-116
75-71-8	Dichlorodifluoromethane	50	38.5	77	33-161
75-34-3	1,1-Dichloroethane	50	54.8	110	78-129
107-06-2	1,2-Dichloroethane	50	61.7	123	75-133
75-35-4	1,1-Dichloroethene	50	49.0	98	74-128
156-59-2	cis-1,2-Dichloroethene	50	52.0	104	78-123
156-60-5	trans-1,2-Dichloroethene	50	49.4	99	75-122
78-87-5	1,2-Dichloropropane	50	55.8	112	80-124
10061-01-5	cis-1,3-Dichloropropene	50	56.2	112	75-114
10061-02-6	trans-1,3-Dichloropropene	50	56.9	114	78-123
100-41-4	Ethylbenzene	50	53.4	107	82-120
76-13-1	Freon 113	50	49.5	99	65-150
591-78-6	2-Hexanone	50	50.4	101	65-135
98-82-8	Isopropylbenzene	50	49.9	100	80-124
79-20-9	Methyl Acetate	50	42.4	85	53-137
108-87-2	Methylcyclohexane	50	47.8	96	62-142
1634-04-4	Methyl Tert Butyl Ether	100	111	111	74-123

* = Outside of Control Limits.

Blank Spike Summary

Job Number: JB70672
Account: LANGAN Langan Engineering & Environmental
Project: Carroll Gardens, 363-365 Bond Street, Brooklyn, NY

Sample	File ID	DF	Analyzed	By	Prep Date	Prep Batch	Analytical Batch
V2C5524-BS	2C121181.D	1	07/03/14	TP	n/a	n/a	V2C5524

The QC reported here applies to the following samples: **Method:** SW846 8260C

JB70672-10

CAS No.	Compound	Spike ug/l	BSP ug/l	BSP %	Limits
108-10-1	4-Methyl-2-pentanone(MIBK)	50	50.9	102	68-135
75-09-2	Methylene chloride	50	50.2	100	75-121
100-42-5	Styrene	50	54.4	109	81-123
79-34-5	1,1,2,2-Tetrachloroethane	50	48.8	98	71-123
127-18-4	Tetrachloroethene	50	51.9	104	69-141
108-88-3	Toluene	50	55.0	110	80-122
87-61-6	1,2,3-Trichlorobenzene	50	54.3	109	71-138
120-82-1	1,2,4-Trichlorobenzene	50	54.3	109	77-132
71-55-6	1,1,1-Trichloroethane	50	56.9	114	80-132
79-00-5	1,1,2-Trichloroethane	50	56.9	114	80-127
79-01-6	Trichloroethene	50	55.3	111	82-126
75-69-4	Trichlorofluoromethane	50	52.6	105	63-141
75-01-4	Vinyl chloride	50	47.8	96	53-135
	m,p-Xylene	100	103	103	81-121
95-47-6	o-Xylene	50	53.4	107	82-121
1330-20-7	Xylene (total)	150	156	104	82-121

CAS No.	Surrogate Recoveries	BSP	Limits
1868-53-7	Dibromofluoromethane	101%	79-120%
17060-07-0	1,2-Dichloroethane-D4	100%	72-123%
2037-26-5	Toluene-D8	106%	78-119%
460-00-4	4-Bromofluorobenzene	97%	74-119%

* = Outside of Control Limits.

Blank Spike Summary

Job Number: JB70672
Account: LANGAN Langan Engineering & Environmental
Project: Carroll Gardens, 363-365 Bond Street, Brooklyn, NY

Sample	File ID	DF	Analyzed	By	Prep Date	Prep Batch	Analytical Batch
V2C5525-BS	2C121204.D	1	07/03/14	TP	n/a	n/a	V2C5525

The QC reported here applies to the following samples: **Method:** SW846 8260C

JB70672-5, JB70672-6

CAS No.	Compound	Spike ug/l	BSP ug/l	BSP %	Limits
67-64-1	Acetone	50	51.9	104	52-152
71-43-2	Benzene	50	50.7	101	80-121
74-97-5	Bromochloromethane	50	51.0	102	82-125
75-27-4	Bromodichloromethane	50	60.3	121	83-127
75-25-2	Bromoform	50	50.9	102	74-131
74-83-9	Bromomethane	50	51.1	102	45-155
78-93-3	2-Butanone (MEK)	50	45.7	91	67-136
75-15-0	Carbon disulfide	50	56.1	112	69-129
56-23-5	Carbon tetrachloride	50	57.9	116	77-138
108-90-7	Chlorobenzene	50	52.0	104	82-119
75-00-3	Chloroethane	50	62.8	126	61-151
67-66-3	Chloroform	50	52.7	105	79-124
74-87-3	Chloromethane	50	45.9	92	48-148
110-82-7	Cyclohexane	50	49.8	100	72-129
96-12-8	1,2-Dibromo-3-chloropropane	50	51.3	103	66-137
124-48-1	Dibromochloromethane	50	52.8	106	81-127
106-93-4	1,2-Dibromoethane	50	49.9	100	79-122
95-50-1	1,2-Dichlorobenzene	50	52.1	104	81-121
541-73-1	1,3-Dichlorobenzene	50	52.1	104	81-119
106-46-7	1,4-Dichlorobenzene	50	51.4	103	80-116
75-71-8	Dichlorodifluoromethane	50	39.3	79	33-161
75-34-3	1,1-Dichloroethane	50	55.3	111	78-129
107-06-2	1,2-Dichloroethane	50	59.3	119	75-133
75-35-4	1,1-Dichloroethene	50	50.0	100	74-128
156-59-2	cis-1,2-Dichloroethene	50	52.0	104	78-123
156-60-5	trans-1,2-Dichloroethene	50	48.8	98	75-122
78-87-5	1,2-Dichloropropane	50	55.0	110	80-124
10061-01-5	cis-1,3-Dichloropropene	50	54.0	108	75-114
10061-02-6	trans-1,3-Dichloropropene	50	56.2	112	78-123
100-41-4	Ethylbenzene	50	53.3	107	82-120
76-13-1	Freon 113	50	50.6	101	65-150
591-78-6	2-Hexanone	50	52.1	104	65-135
98-82-8	Isopropylbenzene	50	51.2	102	80-124
79-20-9	Methyl Acetate	50	42.5	85	53-137
108-87-2	Methylcyclohexane	50	45.6	91	62-142
1634-04-4	Methyl Tert Butyl Ether	100	109	109	74-123

* = Outside of Control Limits.

Blank Spike Summary

Job Number: JB70672
Account: LANGAN Langan Engineering & Environmental
Project: Carroll Gardens, 363-365 Bond Street, Brooklyn, NY

Sample	File ID	DF	Analyzed	By	Prep Date	Prep Batch	Analytical Batch
V2C5525-BS	2C121204.D	1	07/03/14	TP	n/a	n/a	V2C5525

The QC reported here applies to the following samples: **Method:** SW846 8260C

JB70672-5, JB70672-6

CAS No.	Compound	Spike ug/l	BSP ug/l	BSP %	Limits
108-10-1	4-Methyl-2-pentanone(MIBK)	50	52.0	104	68-135
75-09-2	Methylene chloride	50	51.0	102	75-121
100-42-5	Styrene	50	54.1	108	81-123
79-34-5	1,1,2,2-Tetrachloroethane	50	50.0	100	71-123
127-18-4	Tetrachloroethene	50	53.6	107	69-141
108-88-3	Toluene	50	57.1	114	80-122
87-61-6	1,2,3-Trichlorobenzene	50	49.7	99	71-138
120-82-1	1,2,4-Trichlorobenzene	50	50.0	100	77-132
71-55-6	1,1,1-Trichloroethane	50	59.0	118	80-132
79-00-5	1,1,2-Trichloroethane	50	59.3	119	80-127
79-01-6	Trichloroethene	50	53.8	108	82-126
75-69-4	Trichlorofluoromethane	50	52.1	104	63-141
75-01-4	Vinyl chloride	50	49.4	99	53-135
	m,p-Xylene	100	102	102	81-121
95-47-6	o-Xylene	50	53.1	106	82-121
1330-20-7	Xylene (total)	150	155	103	82-121

CAS No.	Surrogate Recoveries	BSP	Limits
1868-53-7	Dibromofluoromethane	101%	79-120%
17060-07-0	1,2-Dichloroethane-D4	102%	72-123%
2037-26-5	Toluene-D8	111%	78-119%
460-00-4	4-Bromofluorobenzene	99%	74-119%

* = Outside of Control Limits.

Blank Spike Summary

Job Number: JB70672
Account: LANGAN Langan Engineering & Environmental
Project: Carroll Gardens, 363-365 Bond Street, Brooklyn, NY

Sample	File ID	DF	Analyzed	By	Prep Date	Prep Batch	Analytical Batch
VY6390-BS	Y146973.D	1	07/07/14	PS	n/a	n/a	VY6390

The QC reported here applies to the following samples: **Method:** SW846 8260C

JB70672-1, JB70672-2, JB70672-3, JB70672-4, JB70672-7, JB70672-8, JB70672-9, JB70672-12

CAS No.	Compound	Spike ug/kg	BSP ug/kg	BSP %	Limits
67-64-1	Acetone	50	31.1	62	50-147
71-43-2	Benzene	50	51.9	104	75-122
74-97-5	Bromochloromethane	50	50.3	101	77-127
75-27-4	Bromodichloromethane	50	53.3	107	79-132
75-25-2	Bromoform	50	49.7	99	76-134
74-83-9	Bromomethane	50	48.5	97	56-151
78-93-3	2-Butanone (MEK)	50	42.7	85	68-137
75-15-0	Carbon disulfide	50	49.1	98	70-129
56-23-5	Carbon tetrachloride	50	54.3	109	71-148
108-90-7	Chlorobenzene	50	50.2	100	78-120
75-00-3	Chloroethane	50	62.0	124	64-145
67-66-3	Chloroform	50	51.1	102	75-124
74-87-3	Chloromethane	50	47.9	96	51-139
110-82-7	Cyclohexane	50	51.1	102	67-133
96-12-8	1,2-Dibromo-3-chloropropane	50	49.1	98	69-134
124-48-1	Dibromochloromethane	50	49.7	99	79-130
106-93-4	1,2-Dibromoethane	50	50.2	100	80-122
95-50-1	1,2-Dichlorobenzene	50	50.6	101	76-118
541-73-1	1,3-Dichlorobenzene	50	50.7	101	75-120
106-46-7	1,4-Dichlorobenzene	50	49.8	100	73-116
75-71-8	Dichlorodifluoromethane	50	46.2	92	34-161
75-34-3	1,1-Dichloroethane	50	53.0	106	78-128
107-06-2	1,2-Dichloroethane	50	53.5	107	75-139
75-35-4	1,1-Dichloroethene	50	52.6	105	73-128
156-59-2	cis-1,2-Dichloroethene	50	49.8	100	76-123
156-60-5	trans-1,2-Dichloroethene	50	52.0	104	74-123
78-87-5	1,2-Dichloropropane	50	53.4	107	78-125
10061-01-5	cis-1,3-Dichloropropene	50	50.8	102	75-115
10061-02-6	trans-1,3-Dichloropropene	50	50.1	100	80-125
100-41-4	Ethylbenzene	50	50.4	101	75-122
76-13-1	Freon 113	50	58.4	117	60-155
591-78-6	2-Hexanone	50	47.8	96	69-134
98-82-8	Isopropylbenzene	50	51.1	102	73-123
79-20-9	Methyl Acetate	50	48.8	98	59-133
108-87-2	Methylcyclohexane	50	50.4	101	63-142
1634-04-4	Methyl Tert Butyl Ether	100	96.3	96	75-122

* = Outside of Control Limits.

Blank Spike Summary

Job Number: JB70672
Account: LANGAN Langan Engineering & Environmental
Project: Carroll Gardens, 363-365 Bond Street, Brooklyn, NY

Sample	File ID	DF	Analyzed	By	Prep Date	Prep Batch	Analytical Batch
VY6390-BS	Y146973.D	1	07/07/14	PS	n/a	n/a	VY6390

The QC reported here applies to the following samples: **Method:** SW846 8260C

JB70672-1, JB70672-2, JB70672-3, JB70672-4, JB70672-7, JB70672-8, JB70672-9, JB70672-12

CAS No.	Compound	Spike ug/kg	BSP ug/kg	BSP %	Limits
108-10-1	4-Methyl-2-pentanone(MIBK)	50	52.2	104	72-130
75-09-2	Methylene chloride	50	43.4	87	72-122
100-42-5	Styrene	50	51.9	104	79-123
79-34-5	1,1,2,2-Tetrachloroethane	50	47.6	95	70-117
127-18-4	Tetrachloroethene	50	51.6	103	70-136
108-88-3	Toluene	50	50.1	100	75-122
87-61-6	1,2,3-Trichlorobenzene	50	50.4	101	67-135
120-82-1	1,2,4-Trichlorobenzene	50	52.0	104	64-137
71-55-6	1,1,1-Trichloroethane	50	53.4	107	78-136
79-00-5	1,1,2-Trichloroethane	50	51.4	103	75-123
79-01-6	Trichloroethene	50	53.9	108	81-130
75-69-4	Trichlorofluoromethane	50	52.0	104	57-146
75-01-4	Vinyl chloride	50	49.2	98	55-133
	m,p-Xylene	100	99.8	100	75-122
95-47-6	o-Xylene	50	49.9	100	75-121
1330-20-7	Xylene (total)	150	150	100	75-122

CAS No.	Surrogate Recoveries	BSP	Limits
1868-53-7	Dibromofluoromethane	97%	59-130%
17060-07-0	1,2-Dichloroethane-D4	90%	65-123%
2037-26-5	Toluene-D8	107%	77-125%
460-00-4	4-Bromofluorobenzene	99%	71-132%

* = Outside of Control Limits.

Blank Spike Summary

Job Number: JB70672
Account: LANGAN Langan Engineering & Environmental
Project: Carroll Gardens, 363-365 Bond Street, Brooklyn, NY

Sample	File ID	DF	Analyzed	By	Prep Date	Prep Batch	Analytical Batch
VY6392-BS	Y147012.D	1	07/08/14	PS	n/a	n/a	VY6392

The QC reported here applies to the following samples: **Method:** SW846 8260C

JB70672-11

CAS No.	Compound	Spike ug/kg	BSP ug/kg	BSP %	Limits
67-64-1	Acetone	50	36.7	73	50-147
71-43-2	Benzene	50	49.1	98	75-122
74-97-5	Bromochloromethane	50	49.4	99	77-127
75-27-4	Bromodichloromethane	50	52.5	105	79-132
75-25-2	Bromoform	50	50.1	100	76-134
74-83-9	Bromomethane	50	40.4	81	56-151
78-93-3	2-Butanone (MEK)	50	46.1	92	68-137
75-15-0	Carbon disulfide	50	43.3	87	70-129
56-23-5	Carbon tetrachloride	50	50.2	100	71-148
108-90-7	Chlorobenzene	50	47.9	96	78-120
75-00-3	Chloroethane	50	53.4	107	64-145
67-66-3	Chloroform	50	49.7	99	75-124
74-87-3	Chloromethane	50	38.2	76	51-139
110-82-7	Cyclohexane	50	46.4	93	67-133
96-12-8	1,2-Dibromo-3-chloropropane	50	49.7	99	69-134
124-48-1	Dibromochloromethane	50	49.6	99	79-130
106-93-4	1,2-Dibromoethane	50	49.5	99	80-122
95-50-1	1,2-Dichlorobenzene	50	47.8	96	76-118
541-73-1	1,3-Dichlorobenzene	50	48.0	96	75-120
106-46-7	1,4-Dichlorobenzene	50	47.0	94	73-116
75-71-8	Dichlorodifluoromethane	50	30.8	62	34-161
75-34-3	1,1-Dichloroethane	50	50.5	101	78-128
107-06-2	1,2-Dichloroethane	50	54.6	109	75-139
75-35-4	1,1-Dichloroethene	50	47.9	96	73-128
156-59-2	cis-1,2-Dichloroethene	50	47.6	95	76-123
156-60-5	trans-1,2-Dichloroethene	50	48.7	97	74-123
78-87-5	1,2-Dichloropropane	50	51.8	104	78-125
10061-01-5	cis-1,3-Dichloropropene	50	49.6	99	75-115
10061-02-6	trans-1,3-Dichloropropene	50	50.6	101	80-125
100-41-4	Ethylbenzene	50	46.7	93	75-122
76-13-1	Freon 113	50	55.1	110	60-155
591-78-6	2-Hexanone	50	51.2	102	69-134
98-82-8	Isopropylbenzene	50	45.7	91	73-123
79-20-9	Methyl Acetate	50	51.7	103	59-133
108-87-2	Methylcyclohexane	50	48.2	96	63-142
1634-04-4	Methyl Tert Butyl Ether	100	99.0	99	75-122

* = Outside of Control Limits.

Blank Spike Summary

Job Number: JB70672
Account: LANGAN Langan Engineering & Environmental
Project: Carroll Gardens, 363-365 Bond Street, Brooklyn, NY

Sample	File ID	DF	Analyzed	By	Prep Date	Prep Batch	Analytical Batch
VY6392-BS	Y147012.D	1	07/08/14	PS	n/a	n/a	VY6392

The QC reported here applies to the following samples: **Method:** SW846 8260C

JB70672-11

CAS No.	Compound	Spike ug/kg	BSP ug/kg	BSP %	Limits
108-10-1	4-Methyl-2-pentanone(MIBK)	50	55.8	112	72-130
75-09-2	Methylene chloride	50	43.1	86	72-122
100-42-5	Styrene	50	49.4	99	79-123
79-34-5	1,1,2,2-Tetrachloroethane	50	47.4	95	70-117
127-18-4	Tetrachloroethene	50	47.9	96	70-136
108-88-3	Toluene	50	46.4	93	75-122
87-61-6	1,2,3-Trichlorobenzene	50	48.8	98	67-135
120-82-1	1,2,4-Trichlorobenzene	50	49.8	100	64-137
71-55-6	1,1,1-Trichloroethane	50	49.6	99	78-136
79-00-5	1,1,2-Trichloroethane	50	51.7	103	75-123
79-01-6	Trichloroethene	50	49.9	100	81-130
75-69-4	Trichlorofluoromethane	50	44.5	89	57-146
75-01-4	Vinyl chloride	50	39.9	80	55-133
	m,p-Xylene	100	93.1	93	75-122
95-47-6	o-Xylene	50	47.1	94	75-121
1330-20-7	Xylene (total)	150	140	93	75-122

CAS No.	Surrogate Recoveries	BSP	Limits
1868-53-7	Dibromofluoromethane	101%	59-130%
17060-07-0	1,2-Dichloroethane-D4	95%	65-123%
2037-26-5	Toluene-D8	107%	77-125%
460-00-4	4-Bromofluorobenzene	95%	71-132%

* = Outside of Control Limits.

Blank Spike Summary

Job Number: JB70672
Account: LANGAN Langan Engineering & Environmental
Project: Carroll Gardens, 363-365 Bond Street, Brooklyn, NY

Sample	File ID	DF	Analyzed	By	Prep Date	Prep Batch	Analytical Batch
VE9537-BS	E217211.D	1	07/09/14	OTR	n/a	n/a	VE9537

The QC reported here applies to the following samples: **Method:** SW846 8260C

JB70672-7

CAS No.	Compound	Spike ug/kg	BSP ug/kg	BSP %	Limits
108-87-2	Methylcyclohexane	2500	2590	104	63-142

CAS No.	Surrogate Recoveries	BSP	Limits
1868-53-7	Dibromofluoromethane	92%	59-130%
17060-07-0	1,2-Dichloroethane-D4	86%	65-123%
2037-26-5	Toluene-D8	91%	77-125%
460-00-4	4-Bromofluorobenzene	87%	71-132%

* = Outside of Control Limits.

Matrix Spike Summary

Job Number: JB70672
Account: LANGAN Langan Engineering & Environmental
Project: Carroll Gardens, 363-365 Bond Street, Brooklyn, NY

Sample	File ID	DF	Analyzed	By	Prep Date	Prep Batch	Analytical Batch
JB70845-2MS	Y147019.D	1	07/08/14	PS	n/a	n/a	VY6392
JB70845-2	Y147015.D	1	07/08/14	PS	n/a	n/a	VY6392

The QC reported here applies to the following samples: **Method:** SW846 8260C

JB70672-11

CAS No.	Compound	JB70845-2 ug/kg	Q	Spike ug/kg	MS ug/kg	MS %	Limits
67-64-1	Acetone	27.8		80.3	79.1	64	10-181
71-43-2	Benzene	ND		80.3	69.6	87	45-131
74-97-5	Bromochloromethane	ND		80.3	70.3	88	50-131
75-27-4	Bromodichloromethane	ND		80.3	67.1	84	44-138
75-25-2	Bromoform	ND		80.3	51.9	65	34-140
74-83-9	Bromomethane	ND		80.3	73.2	91	18-152
78-93-3	2-Butanone (MEK)	ND		80.3	76.3	95	25-156
75-15-0	Carbon disulfide	ND		80.3	65.2	81	28-139
56-23-5	Carbon tetrachloride	ND		80.3	67.8	84	33-153
108-90-7	Chlorobenzene	ND		80.3	53.2	66	34-138
75-00-3	Chloroethane	ND		80.3	88.3	110	26-142
67-66-3	Chloroform	ND		80.3	70.8	88	51-129
74-87-3	Chloromethane	ND		80.3	87.4	109	34-134
110-82-7	Cyclohexane	ND		80.3	54.4	68	13-150
96-12-8	1,2-Dibromo-3-chloropropane	ND		80.3	44.5	55	22-145
124-48-1	Dibromochloromethane	ND		80.3	59.5	74	41-137
106-93-4	1,2-Dibromoethane	ND		80.3	60.9	76	41-133
95-50-1	1,2-Dichlorobenzene	ND		80.3	38.0	47	22-140
541-73-1	1,3-Dichlorobenzene	ND		80.3	39.0	49	21-141
106-46-7	1,4-Dichlorobenzene	ND		80.3	37.9	47	20-140
75-71-8	Dichlorodifluoromethane	ND		80.3	91.8	114	10-156
75-34-3	1,1-Dichloroethane	ND		80.3	76.8	96	50-130
107-06-2	1,2-Dichloroethane	ND		80.3	74.3	93	49-136
75-35-4	1,1-Dichloroethene	ND		80.3	77.6	97	32-143
156-59-2	cis-1,2-Dichloroethene	ND		80.3	69.3	86	46-129
156-60-5	trans-1,2-Dichloroethene	ND		80.3	74.1	92	41-131
78-87-5	1,2-Dichloropropane	ND		80.3	69.7	87	46-131
10061-01-5	cis-1,3-Dichloropropene	ND		80.3	63.0	78	40-134
10061-02-6	trans-1,3-Dichloropropene	ND		80.3	61.4	76	37-137
100-41-4	Ethylbenzene	ND		80.3	52.5	65	30-139
76-13-1	Freon 113	ND		80.3	71.6	89	16-157
591-78-6	2-Hexanone	ND		80.3	63.9	80	19-155
98-82-8	Isopropylbenzene	ND		80.3	47.2	59	26-141
79-20-9	Methyl Acetate	ND		80.3	191	238* [a]	17-179
108-87-2	Methylcyclohexane	ND		80.3	41.4	52	10-150
1634-04-4	Methyl Tert Butyl Ether	ND		80.3	72.1	90	45-130

* = Outside of Control Limits.

Matrix Spike Summary

Job Number: JB70672
Account: LANGAN Langan Engineering & Environmental
Project: Carroll Gardens, 363-365 Bond Street, Brooklyn, NY

Sample	File ID	DF	Analyzed	By	Prep Date	Prep Batch	Analytical Batch
JB70845-2MS	Y147019.D	1	07/08/14	PS	n/a	n/a	VY6392
JB70845-2	Y147015.D	1	07/08/14	PS	n/a	n/a	VY6392

The QC reported here applies to the following samples: **Method:** SW846 8260C

JB70672-11

CAS No.	Compound	JB70845-2 ug/kg	Q	Spike ug/kg	MS ug/kg	MS %	Limits
108-10-1	4-Methyl-2-pentanone(MIBK)	ND		80.3	67.3	84	31-140
75-09-2	Methylene chloride	ND		80.3	66.9	83	44-127
100-42-5	Styrene	ND		80.3	50.6	63	30-143
79-34-5	1,1,2,2-Tetrachloroethane	ND		80.3	54.8	68	30-131
127-18-4	Tetrachloroethene	ND		80.3	53.1	66	15-183
108-88-3	Toluene	ND		80.3	58.5	73	38-135
87-61-6	1,2,3-Trichlorobenzene	ND		80.3	20.9	26	10-159
120-82-1	1,2,4-Trichlorobenzene	ND		80.3	23.5	29	10-161
71-55-6	1,1,1-Trichloroethane	ND		80.3	72.0	90	43-142
79-00-5	1,1,2-Trichloroethane	ND		80.3	62.8	78	37-135
79-01-6	Trichloroethene	ND		80.3	65.0	81	29-161
75-69-4	Trichlorofluoromethane	ND		80.3	80.8	101	14-160
75-01-4	Vinyl chloride	ND		80.3	86.8	108	31-140
	m,p-Xylene	ND		161	102	64	29-140
95-47-6	o-Xylene	ND		80.3	52.5	65	31-140
1330-20-7	Xylene (total)	ND		241	154	64	30-140

CAS No.	Surrogate Recoveries	MS	JB70845-2	Limits
1868-53-7	Dibromofluoromethane	101%	104%	59-130%
17060-07-0	1,2-Dichloroethane-D4	91%	103%	65-123%
2037-26-5	Toluene-D8	105%	105%	77-125%
460-00-4	4-Bromofluorobenzene	99%	103%	71-132%

(a) Outside control limits due to matrix interference.

* = Outside of Control Limits.

Matrix Spike/Matrix Spike Duplicate Summary

Job Number: JB70672
Account: LANGAN Langan Engineering & Environmental
Project: Carroll Gardens, 363-365 Bond Street, Brooklyn, NY

Sample	File ID	DF	Analyzed	By	Prep Date	Prep Batch	Analytical Batch
JB70356-2MS	2C121193.D	1	07/03/14	TP	n/a	n/a	V2C5524
JB70356-2MSD	2C121194.D	1	07/03/14	TP	n/a	n/a	V2C5524
JB70356-2	2C121184.D	1	07/03/14	TP	n/a	n/a	V2C5524

The QC reported here applies to the following samples: **Method:** SW846 8260C

JB70672-10

CAS No.	Compound	JB70356-2 ug/l	Q	Spike ug/l	MS ug/l	MS %	Spike ug/l	MSD ug/l	MSD %	RPD	Limits Rec/RPD
67-64-1	Acetone	ND		50	45.4	91	50	44.3	89	2	44-160/20
71-43-2	Benzene	0.60		50	43.2	85	50	42.6	84	1	50-136/12
74-97-5	Bromochloromethane	ND		50	46.6	93	50	47.5	95	2	74-131/11
75-27-4	Bromodichloromethane	ND		50	53.8	108	50	53.0	106	1	74-132/11
75-25-2	Bromoform	ND		50	49.2	98	50	49.3	99	0	68-136/12
74-83-9	Bromomethane	ND		50	47.7	95	50	47.5	95	0	37-157/21
78-93-3	2-Butanone (MEK)	ND		50	43.2	86	50	42.2	84	2	60-145/15
75-15-0	Carbon disulfide	ND		50	38.5	77	50	37.8	76	2	37-143/17
56-23-5	Carbon tetrachloride	ND		50	41.6	83	50	41.6	83	0	46-152/17
108-90-7	Chlorobenzene	ND		50	46.1	92	50	45.4	91	2	70-127/12
75-00-3	Chloroethane	ND		50	45.8	92	50	45.1	90	2	44-147/16
67-66-3	Chloroform	ND		50	45.7	91	50	45.1	90	1	67-129/12
74-87-3	Chloromethane	ND		50	43.9	88	50	44.3	89	1	40-149/19
110-82-7	Cyclohexane	ND		50	33.7	67	50	32.1	64	5	31-153/21
96-12-8	1,2-Dibromo-3-chloropropane	ND		50	49.7	99	50	51.0	102	3	61-144/14
124-48-1	Dibromochloromethane	ND		50	51.1	102	50	51.1	102	0	74-131/10
106-93-4	1,2-Dibromoethane	ND		50	48.6	97	50	48.2	96	1	74-129/10
95-50-1	1,2-Dichlorobenzene	ND		50	48.2	96	50	49.2	98	2	73-126/11
541-73-1	1,3-Dichlorobenzene	ND		50	46.8	94	50	46.9	94	0	71-124/12
106-46-7	1,4-Dichlorobenzene	ND		50	46.6	93	50	46.9	94	1	71-123/12
75-71-8	Dichlorodifluoromethane	ND		50	35.9	72	50	37.8	76	5	20-161/25
75-34-3	1,1-Dichloroethane	ND		50	45.4	91	50	43.9	88	3	61-134/12
107-06-2	1,2-Dichloroethane	ND		50	55.0	110	50	55.9	112	2	68-137/11
75-35-4	1,1-Dichloroethene	ND		50	34.3	69	50	33.9	68	1	40-143/17
156-59-2	cis-1,2-Dichloroethene	ND		50	45.0	90	50	44.7	89	1	59-133/12
156-60-5	trans-1,2-Dichloroethene	ND		50	39.5	79	50	38.7	77	2	55-132/14
78-87-5	1,2-Dichloropropane	ND		50	49.8	100	50	48.0	96	4	70-128/11
10061-01-5	cis-1,3-Dichloropropene	ND		50	52.5	105	50	50.4	101	4	73-127/11
10061-02-6	trans-1,3-Dichloropropene	ND		50	56.6	113	50	54.7	109	3	72-128/11
100-41-4	Ethylbenzene	ND		50	44.8	90	50	44.2	88	1	49-137/13
76-13-1	Freon 113	ND		50	28.9	58	50	29.3	59	1	32-161/23
591-78-6	2-Hexanone	ND		50	51.3	103	50	49.9	100	3	59-145/14
98-82-8	Isopropylbenzene	ND		50	40.4	81	50	39.9	80	1	57-136/14
79-20-9	Methyl Acetate	ND		50	40.8	82	50	39.8	80	2	46-148/15
108-87-2	Methylcyclohexane	ND		50	29.1	58	50	29.5	59	1	30-155/21
1634-04-4	Methyl Tert Butyl Ether	2.2		50	52.8	101	50	53.6	103	2	64-134/11

* = Outside of Control Limits.

Matrix Spike/Matrix Spike Duplicate Summary

Job Number: JB70672
Account: LANGAN Langan Engineering & Environmental
Project: Carroll Gardens, 363-365 Bond Street, Brooklyn, NY

Sample	File ID	DF	Analyzed	By	Prep Date	Prep Batch	Analytical Batch
JB70356-2MS	2C121193.D	1	07/03/14	TP	n/a	n/a	V2C5524
JB70356-2MSD	2C121194.D	1	07/03/14	TP	n/a	n/a	V2C5524
JB70356-2	2C121184.D	1	07/03/14	TP	n/a	n/a	V2C5524

The QC reported here applies to the following samples: **Method:** SW846 8260C

JB70672-10

CAS No.	Compound	JB70356-2 ug/l	Q	Spike ug/l	MS ug/l	MS %	Spike ug/l	MSD ug/l	MSD %	RPD	Limits Rec/RPD
108-10-1	4-Methyl-2-pentanone(MIBK)	ND		50	50.4	101	50	48.4	97	4	63-144/13
75-09-2	Methylene chloride	ND		50	45.1	90	50	44.5	89	1	64-128/11
100-42-5	Styrene	ND		50	48.7	97	50	48.2	96	1	67-130/12
79-34-5	1,1,2,2-Tetrachloroethane	ND		50	49.0	98	50	49.0	98	0	68-131/11
127-18-4	Tetrachloroethene	ND		50	40.8	82	50	40.5	81	1	48-143/15
108-88-3	Toluene	ND		50	47.6	95	50	44.8	90	6	54-137/13
87-61-6	1,2,3-Trichlorobenzene	ND		50	47.0	94	50	49.2	98	5	62-143/13
120-82-1	1,2,4-Trichlorobenzene	ND		50	46.4	93	50	48.1	96	4	66-138/12
71-55-6	1,1,1-Trichloroethane	ND		50	43.1	86	50	42.5	85	1	52-145/16
79-00-5	1,1,2-Trichloroethane	ND		50	55.7	111	50	54.2	108	3	73-130/10
79-01-6	Trichloroethene	0.93		50	44.0	86	50	43.7	86	1	54-141/13
75-69-4	Trichlorofluoromethane	ND		50	39.7	79	50	40.9	82	3	33-159/25
75-01-4	Vinyl chloride	ND		50	40.9	82	50	41.9	84	2	36-149/19
	m,p-Xylene	ND		100	87.2	87	100	86.1	86	1	50-137/12
95-47-6	o-Xylene	ND		50	46.3	93	50	46.0	92	1	60-134/12
1330-20-7	Xylene (total)	ND		150	133	89	150	132	88	1	53-136/12

CAS No.	Surrogate Recoveries	MS	MSD	JB70356-2	Limits
1868-53-7	Dibromofluoromethane	101%	101%	100%	79-120%
17060-07-0	1,2-Dichloroethane-D4	101%	102%	100%	72-123%
2037-26-5	Toluene-D8	109%	105%	107%	78-119%
460-00-4	4-Bromofluorobenzene	97%	97%	96%	74-119%

* = Outside of Control Limits.

Matrix Spike/Matrix Spike Duplicate Summary

Job Number: JB70672
Account: LANGAN Langan Engineering & Environmental
Project: Carroll Gardens, 363-365 Bond Street, Brooklyn, NY

Sample	File ID	DF	Analyzed	By	Prep Date	Prep Batch	Analytical Batch
JB70572-7MS	2C121205.D	1	07/03/14	TP	n/a	n/a	V2C5525
JB70572-7MSD	2C121206.D	1	07/03/14	TP	n/a	n/a	V2C5525
JB70572-7	2C121208.D	1	07/04/14	TP	n/a	n/a	V2C5525

The QC reported here applies to the following samples: **Method:** SW846 8260C

JB70672-5, JB70672-6

CAS No.	Compound	JB70572-7 ug/l	Q	Spike ug/l	MS ug/l	MS %	Spike ug/l	MSD ug/l	MSD %	RPD	Limits Rec/RPD
67-64-1	Acetone	ND		50	51.3	103	50	50.1	100	2	44-160/20
71-43-2	Benzene	ND		50	51.5	103	50	51.5	103	0	50-136/12
74-97-5	Bromochloromethane	ND		50	51.3	103	50	51.7	103	1	74-131/11
75-27-4	Bromodichloromethane	ND		50	58.5	117	50	59.5	119	2	74-132/11
75-25-2	Bromoform	ND		50	53.0	106	50	53.0	106	0	68-136/12
74-83-9	Bromomethane	ND		50	58.0	116	50	60.3	121	4	37-157/21
78-93-3	2-Butanone (MEK)	ND		50	44.0	88	50	44.5	89	1	60-145/15
75-15-0	Carbon disulfide	ND		50	53.7	107	50	54.9	110	2	37-143/17
56-23-5	Carbon tetrachloride	ND		50	58.9	118	50	59.9	120	2	46-152/17
108-90-7	Chlorobenzene	ND		50	52.4	105	50	52.7	105	1	70-127/12
75-00-3	Chloroethane	ND		50	59.2	118	50	60.9	122	3	44-147/16
67-66-3	Chloroform	0.32	J	50	53.5	106	50	53.9	107	1	67-129/12
74-87-3	Chloromethane	ND		50	57.1	114	50	57.5	115	1	40-149/19
110-82-7	Cyclohexane	ND		50	49.1	98	50	49.8	100	1	31-153/21
96-12-8	1,2-Dibromo-3-chloropropane	ND		50	53.2	106	50	53.2	106	0	61-144/14
124-48-1	Dibromochloromethane	ND		50	53.4	107	50	54.3	109	2	74-131/10
106-93-4	1,2-Dibromoethane	ND		50	50.2	100	50	50.7	101	1	74-129/10
95-50-1	1,2-Dichlorobenzene	ND		50	52.4	105	50	53.4	107	2	73-126/11
541-73-1	1,3-Dichlorobenzene	ND		50	51.8	104	50	53.1	106	2	71-124/12
106-46-7	1,4-Dichlorobenzene	ND		50	51.5	103	50	52.8	106	2	71-123/12
75-71-8	Dichlorodifluoromethane	ND		50	55.7	111	50	55.4	111	1	20-161/25
75-34-3	1,1-Dichloroethane	ND		50	54.5	109	50	55.5	111	2	61-134/12
107-06-2	1,2-Dichloroethane	ND		50	59.5	119	50	59.1	118	1	68-137/11
75-35-4	1,1-Dichloroethene	ND		50	48.9	98	50	49.6	99	1	40-143/17
156-59-2	cis-1,2-Dichloroethene	ND		50	52.0	104	50	52.9	106	2	59-133/12
156-60-5	trans-1,2-Dichloroethene	ND		50	49.8	100	50	50.7	101	2	55-132/14
78-87-5	1,2-Dichloropropane	ND		50	54.2	108	50	55.4	111	2	70-128/11
10061-01-5	cis-1,3-Dichloropropene	ND		50	54.0	108	50	55.2	110	2	73-127/11
10061-02-6	trans-1,3-Dichloropropene	ND		50	58.4	117	50	59.4	119	2	72-128/11
100-41-4	Ethylbenzene	ND		50	54.2	108	50	54.7	109	1	49-137/13
76-13-1	Freon 113	ND		50	44.9	90	50	45.4	91	1	32-161/23
591-78-6	2-Hexanone	ND		50	56.1	112	50	55.1	110	2	59-145/14
98-82-8	Isopropylbenzene	ND		50	49.9	100	50	50.5	101	1	57-136/14
79-20-9	Methyl Acetate	ND		50	41.4	83	50	41.3	83	0	46-148/15
108-87-2	Methylcyclohexane	ND		50	46.2	92	50	46.4	93	0	30-155/21
1634-04-4	Methyl Tert Butyl Ether	ND		50	54.0	108	50	54.8	110	1	64-134/11

* = Outside of Control Limits.

Matrix Spike/Matrix Spike Duplicate Summary

Job Number: JB70672
Account: LANGAN Langan Engineering & Environmental
Project: Carroll Gardens, 363-365 Bond Street, Brooklyn, NY

Sample	File ID	DF	Analyzed	By	Prep Date	Prep Batch	Analytical Batch
JB70572-7MS	2C121205.D	1	07/03/14	TP	n/a	n/a	V2C5525
JB70572-7MSD	2C121206.D	1	07/03/14	TP	n/a	n/a	V2C5525
JB70572-7	2C121208.D	1	07/04/14	TP	n/a	n/a	V2C5525

The QC reported here applies to the following samples: **Method:** SW846 8260C

JB70672-5, JB70672-6

CAS No.	Compound	JB70572-7 ug/l	Q	Spike ug/l	MS ug/l	MS %	Spike ug/l	MSD ug/l	MSD %	RPD	Limits Rec/RPD
108-10-1	4-Methyl-2-pentanone(MIBK)	ND		50	53.9	108	50	54.5	109	1	63-144/13
75-09-2	Methylene chloride	ND		50	50.2	100	50	50.7	101	1	64-128/11
100-42-5	Styrene	ND		50	51.3	103	50	51.2	102	0	67-130/12
79-34-5	1,1,2,2-Tetrachloroethane	ND		50	51.1	102	50	51.2	102	0	68-131/11
127-18-4	Tetrachloroethene	17.1		50	64.5	95	50	65.5	97	2	48-143/15
108-88-3	Toluene	ND		50	56.2	112	50	57.6	115	2	54-137/13
87-61-6	1,2,3-Trichlorobenzene	ND		50	50.8	102	50	52.1	104	3	62-143/13
120-82-1	1,2,4-Trichlorobenzene	ND		50	50.7	101	50	51.7	103	2	66-138/12
71-55-6	1,1,1-Trichloroethane	ND		50	58.6	117	50	59.6	119	2	52-145/16
79-00-5	1,1,2-Trichloroethane	ND		50	56.9	114	50	57.8	116	2	73-130/10
79-01-6	Trichloroethene	ND		50	54.6	109	50	55.2	110	1	54-141/13
75-69-4	Trichlorofluoromethane	ND		50	57.7	115	50	58.4	117	1	33-159/25
75-01-4	Vinyl chloride	ND		50	58.2	116	50	58.9	118	1	36-149/19
	m,p-Xylene	ND		100	104	104	100	105	105	1	50-137/12
95-47-6	o-Xylene	ND		50	54.3	109	50	54.6	109	1	60-134/12
1330-20-7	Xylene (total)	ND		150	158	105	150	159	106	1	53-136/12

CAS No.	Surrogate Recoveries	MS	MSD	JB70572-7	Limits
1868-53-7	Dibromofluoromethane	103%	102%	102%	79-120%
17060-07-0	1,2-Dichloroethane-D4	101%	100%	104%	72-123%
2037-26-5	Toluene-D8	108%	109%	109%	78-119%
460-00-4	4-Bromofluorobenzene	96%	96%	98%	74-119%

* = Outside of Control Limits.

Matrix Spike/Matrix Spike Duplicate Summary

Job Number: JB70672
Account: LANGAN Langan Engineering & Environmental
Project: Carroll Gardens, 363-365 Bond Street, Brooklyn, NY

Sample	File ID	DF	Analyzed	By	Prep Date	Prep Batch	Analytical Batch
JB70672-12MS	Y146977.D	1	07/07/14	PS	n/a	n/a	VY6390
JB70672-12MSD	Y146978.D	1	07/07/14	PS	n/a	n/a	VY6390
JB70672-12	Y146975.D	1	07/07/14	PS	n/a	n/a	VY6390

The QC reported here applies to the following samples: **Method:** SW846 8260C

JB70672-1, JB70672-2, JB70672-3, JB70672-4, JB70672-7, JB70672-8, JB70672-9, JB70672-12

CAS No.	Compound	JB70672-12 ug/kg	Q	Spike ug/kg	MS ug/kg	MS %	Spike ug/kg	MSD ug/kg	MSD %	RPD	Limits Rec/RPD
67-64-1	Acetone	63.2		90.3	119	62	92.2	110	51	8	10-181/30
71-43-2	Benzene	ND		90.3	87.3	97	92.2	88.9	96	2	45-131/22
74-97-5	Bromochloromethane	ND		90.3	88.3	98	92.2	89.2	97	1	50-131/21
75-27-4	Bromodichloromethane	ND		90.3	87.5	97	92.2	87.1	94	0	44-138/22
75-25-2	Bromoform	ND		90.3	76.0	84	92.2	74.3	81	2	34-140/24
74-83-9	Bromomethane	ND		90.3	96.0	106	92.2	89.9	98	7	18-152/31
78-93-3	2-Butanone (MEK)	ND		90.3	107	118	92.2	105	114	2	25-156/27
75-15-0	Carbon disulfide	0.81	J	90.3	82.6	91	92.2	84.2	90	2	28-139/25
56-23-5	Carbon tetrachloride	ND		90.3	77.3	86	92.2	75.6	82	2	33-153/25
108-90-7	Chlorobenzene	ND		90.3	78.8	87	92.2	80.2	87	2	34-138/24
75-00-3	Chloroethane	ND		90.3	100	111	92.2	96.0	104	4	26-142/27
67-66-3	Chloroform	ND		90.3	88.0	97	92.2	90.9	99	3	51-129/21
74-87-3	Chloromethane	ND		90.3	98.0	109	92.2	93.6	102	5	34-134/24
110-82-7	Cyclohexane	125		90.3	158	37	92.2	210	92	28	13-150/28
96-12-8	1,2-Dibromo-3-chloropropane	ND		90.3	72.4	80	92.2	71.5	78	1	22-145/29
124-48-1	Dibromochloromethane	ND		90.3	80.5	89	92.2	79.6	86	1	41-137/22
106-93-4	1,2-Dibromoethane	ND		90.3	80.2	89	92.2	80.9	88	1	41-133/22
95-50-1	1,2-Dichlorobenzene	ND		90.3	70.6	78	92.2	72.0	78	2	22-140/27
541-73-1	1,3-Dichlorobenzene	ND		90.3	72.0	80	92.2	73.9	80	3	21-141/27
106-46-7	1,4-Dichlorobenzene	ND		90.3	70.6	78	92.2	72.0	78	2	20-140/27
75-71-8	Dichlorodifluoromethane	ND		90.3	110	122	92.2	102	111	8	10-156/30
75-34-3	1,1-Dichloroethane	ND		90.3	91.8	102	92.2	93.5	101	2	50-130/22
107-06-2	1,2-Dichloroethane	ND		90.3	90.4	100	92.2	91.6	99	1	49-136/21
75-35-4	1,1-Dichloroethene	ND		90.3	89.3	99	92.2	92.7	101	4	32-143/23
156-59-2	cis-1,2-Dichloroethene	ND		90.3	86.1	95	92.2	87.7	95	2	46-129/22
156-60-5	trans-1,2-Dichloroethene	ND		90.3	89.5	99	92.2	91.1	99	2	41-131/22
78-87-5	1,2-Dichloropropane	ND		90.3	88.6	98	92.2	90.0	98	2	46-131/21
10061-01-5	cis-1,3-Dichloropropene	ND		90.3	83.8	93	92.2	84.0	91	0	40-134/23
10061-02-6	trans-1,3-Dichloropropene	ND		90.3	84.1	93	92.2	84.3	91	0	37-137/23
100-41-4	Ethylbenzene	ND		90.3	77.5	86	92.2	79.3	86	2	30-139/26
76-13-1	Freon 113	ND		90.3	88.2	98	92.2	91.7	99	4	16-157/27
591-78-6	2-Hexanone	ND		90.3	93.3	103	92.2	90.7	98	3	19-155/29
98-82-8	Isopropylbenzene	1.5	J	90.3	76.3	83	92.2	79.1	84	4	26-141/26
79-20-9	Methyl Acetate	ND		90.3	91.4	101	92.2	91.2	99	0	17-179/29
108-87-2	Methylcyclohexane	330		90.3	313	-19* [a]	92.2	405	81	26	10-150/30
1634-04-4	Methyl Tert Butyl Ether	ND		90.3	86.0	95	92.2	87.0	94	1	45-130/21

* = Outside of Control Limits.

Matrix Spike/Matrix Spike Duplicate Summary

Job Number: JB70672
Account: LANGAN Langan Engineering & Environmental
Project: Carroll Gardens, 363-365 Bond Street, Brooklyn, NY

Sample	File ID	DF	Analyzed	By	Prep Date	Prep Batch	Analytical Batch
JB70672-12MS	Y146977.D	1	07/07/14	PS	n/a	n/a	VY6390
JB70672-12MSD	Y146978.D	1	07/07/14	PS	n/a	n/a	VY6390
JB70672-12	Y146975.D	1	07/07/14	PS	n/a	n/a	VY6390

The QC reported here applies to the following samples: **Method:** SW846 8260C

JB70672-1, JB70672-2, JB70672-3, JB70672-4, JB70672-7, JB70672-8, JB70672-9, JB70672-12

CAS No.	Compound	JB70672-12 ug/kg	Q	Spike ug/kg	MS ug/kg	MS %	Spike ug/kg	MSD ug/kg	MSD %	RPD	Limits Rec/RPD
108-10-1	4-Methyl-2-pentanone(MIBK)	ND		90.3	86.7	96	92.2	82.7	90	5	31-140/25
75-09-2	Methylene chloride	ND		90.3	77.9	86	92.2	79.2	86	2	44-127/21
100-42-5	Styrene	ND		90.3	76.7	85	92.2	77.6	84	1	30-143/26
79-34-5	1,1,2,2-Tetrachloroethane	ND		90.3	78.1	86	92.2	77.8	84	0	30-131/27
127-18-4	Tetrachloroethene	ND		90.3	81.1	90	92.2	85.4	93	5	15-183/26
108-88-3	Toluene	0.71	J	90.3	81.1	89	92.2	83.9	90	3	38-135/23
87-61-6	1,2,3-Trichlorobenzene	ND		90.3	52.8	58	92.2	53.6	58	2	10-159/33
120-82-1	1,2,4-Trichlorobenzene	ND		90.3	57.1	63	92.2	58.6	64	3	10-161/33
71-55-6	1,1,1-Trichloroethane	ND		90.3	87.2	97	92.2	89.1	97	2	43-142/23
79-00-5	1,1,2-Trichloroethane	ND		90.3	84.6	94	92.2	86.1	93	2	37-135/25
79-01-6	Trichloroethene	ND		90.3	87.8	97	92.2	92.7	101	5	29-161/23
75-69-4	Trichlorofluoromethane	ND		90.3	101	112	92.2	93.3	101	8	14-160/29
75-01-4	Vinyl chloride	ND		90.3	102	113	92.2	94.6	103	8	31-140/24
	m,p-Xylene	3.3		181	155	84	184	159	84	3	29-140/26
95-47-6	o-Xylene	1.3	J	90.3	78.5	85	92.2	80.8	86	3	31-140/24
1330-20-7	Xylene (total)	4.7		271	233	84	277	239	85	3	30-140/25

CAS No.	Surrogate Recoveries	MS	MSD	JB70672-12	Limits
1868-53-7	Dibromofluoromethane	102%	102%	102%	59-130%
17060-07-0	1,2-Dichloroethane-D4	95%	93%	100%	65-123%
2037-26-5	Toluene-D8	107%	107%	105%	77-125%
460-00-4	4-Bromofluorobenzene	101%	100%	101%	71-132%

(a) Outside control limits due to high level in sample relative to spike amount.

* = Outside of Control Limits.

Matrix Spike/Matrix Spike Duplicate Summary

Job Number: JB70672
Account: LANGAN Langan Engineering & Environmental
Project: Carroll Gardens, 363-365 Bond Street, Brooklyn, NY

Sample	File ID	DF	Analyzed	By	Prep Date	Prep Batch	Analytical Batch
JB70672-7MS	E217222.D	1	07/09/14	OTR	n/a	n/a	VE9537
JB70672-7MSD	E217223.D	1	07/09/14	OTR	n/a	n/a	VE9537
JB70672-7	E217225.D	1	07/09/14	OTR	n/a	n/a	VE9537

The QC reported here applies to the following samples: **Method:** SW846 8260C

JB70672-7

CAS No.	Compound	JB70672-7 ug/kg	Q	Spike ug/kg	MS ug/kg	MS %	Spike ug/kg	MSD ug/kg	MSD %	RPD	Limits Rec/RPD
108-87-2	Methylcyclohexane	4160		9420	9040	52	9420	8760	49	3	10-150/30

CAS No.	Surrogate Recoveries	MS	MSD	JB70672-7	Limits
1868-53-7	Dibromofluoromethane	90%	90%	89%	59-130%
17060-07-0	1,2-Dichloroethane-D4	84%	85%	85%	65-123%
2037-26-5	Toluene-D8	92%	92%	92%	77-125%
460-00-4	4-Bromofluorobenzene	89%	89%	91%	71-132%

* = Outside of Control Limits.

Duplicate Summary

Job Number: JB70672
Account: LANGAN Langan Engineering & Environmental
Project: Carroll Gardens, 363-365 Bond Street, Brooklyn, NY

Sample	File ID	DF	Analyzed	By	Prep Date	Prep Batch	Analytical Batch
JB70845-1DUP	Y147017.D	1	07/08/14	PS	n/a	n/a	VY6392
JB70845-1	Y147014.D	1	07/08/14	PS	n/a	n/a	VY6392

The QC reported here applies to the following samples: **Method:** SW846 8260C

JB70672-11

CAS No.	Compound	JB70845-1 ug/kg	Q	DUP ug/kg	Q	RPD	Limits
67-64-1	Acetone	ND		ND		nc	39
71-43-2	Benzene	ND		ND		nc	24
74-97-5	Bromochloromethane	ND		ND		nc	30
75-27-4	Bromodichloromethane	ND		ND		nc	30
75-25-2	Bromoform	ND		ND		nc	30
74-83-9	Bromomethane	ND		ND		nc	30
78-93-3	2-Butanone (MEK)	ND		ND		nc	19
75-15-0	Carbon disulfide	ND		ND		nc	21
56-23-5	Carbon tetrachloride	ND		ND		nc	30
108-90-7	Chlorobenzene	ND		ND		nc	30
75-00-3	Chloroethane	ND		ND		nc	30
67-66-3	Chloroform	ND		ND		nc	30
74-87-3	Chloromethane	ND		ND		nc	30
110-82-7	Cyclohexane	ND		ND		nc	12
96-12-8	1,2-Dibromo-3-chloropropane	ND		ND		nc	30
124-48-1	Dibromochloromethane	ND		ND		nc	30
106-93-4	1,2-Dibromoethane	ND		ND		nc	30
95-50-1	1,2-Dichlorobenzene	ND		ND		nc	30
541-73-1	1,3-Dichlorobenzene	ND		ND		nc	30
106-46-7	1,4-Dichlorobenzene	ND		ND		nc	30
75-71-8	Dichlorodifluoromethane	ND		ND		nc	30
75-34-3	1,1-Dichloroethane	ND		ND		nc	30
107-06-2	1,2-Dichloroethane	ND		ND		nc	30
75-35-4	1,1-Dichloroethene	ND		ND		nc	30
156-59-2	cis-1,2-Dichloroethene	ND		ND		nc	30
156-60-5	trans-1,2-Dichloroethene	ND		ND		nc	30
78-87-5	1,2-Dichloropropane	ND		ND		nc	30
10061-01-5	cis-1,3-Dichloropropene	ND		ND		nc	30
10061-02-6	trans-1,3-Dichloropropene	ND		ND		nc	30
100-41-4	Ethylbenzene	ND		ND		nc	17
76-13-1	Freon 113	ND		ND		nc	30
591-78-6	2-Hexanone	ND		ND		nc	30
98-82-8	Isopropylbenzene	ND		ND		nc	17
79-20-9	Methyl Acetate	ND		ND		nc	30
108-87-2	Methylcyclohexane	ND		ND		nc	11
1634-04-4	Methyl Tert Butyl Ether	ND		ND		nc	16

* = Outside of Control Limits.

Duplicate Summary

Job Number: JB70672
Account: LANGAN Langan Engineering & Environmental
Project: Carroll Gardens, 363-365 Bond Street, Brooklyn, NY

Sample	File ID	DF	Analyzed	By	Prep Date	Prep Batch	Analytical Batch
JB70845-1DUP	Y147017.D	1	07/08/14	PS	n/a	n/a	VY6392
JB70845-1	Y147014.D	1	07/08/14	PS	n/a	n/a	VY6392

The QC reported here applies to the following samples: **Method:** SW846 8260C

JB70672-11

CAS No.	Compound	JB70845-1 ug/kg	Q	DUP ug/kg	Q	RPD	Limits
108-10-1	4-Methyl-2-pentanone(MIBK)	ND		ND		nc	30
75-09-2	Methylene chloride	ND		ND		nc	60
100-42-5	Styrene	ND		ND		nc	30
79-34-5	1,1,2,2-Tetrachloroethane	ND		ND		nc	30
127-18-4	Tetrachloroethene	ND		ND		nc	18
108-88-3	Toluene	ND		ND		nc	33
87-61-6	1,2,3-Trichlorobenzene	ND		ND		nc	30
120-82-1	1,2,4-Trichlorobenzene	ND		ND		nc	30
71-55-6	1,1,1-Trichloroethane	ND		ND		nc	30
79-00-5	1,1,2-Trichloroethane	ND		ND		nc	30
79-01-6	Trichloroethene	ND		ND		nc	17
75-69-4	Trichlorofluoromethane	ND		ND		nc	30
75-01-4	Vinyl chloride	ND		ND		nc	30
	m,p-Xylene	ND		ND		nc	22
95-47-6	o-Xylene	ND		ND		nc	19
1330-20-7	Xylene (total)	ND		ND		nc	25

CAS No.	Surrogate Recoveries	DUP	JB70845-1	Limits
1868-53-7	Dibromofluoromethane	102%	102%	59-130%
17060-07-0	1,2-Dichloroethane-D4	97%	96%	65-123%
2037-26-5	Toluene-D8	106%	106%	77-125%
460-00-4	4-Bromofluorobenzene	97%	99%	71-132%

* = Outside of Control Limits.

Instrument Performance Check (BFB)

Job Number: JB70672
Account: LANGAN Langan Engineering & Environmental
Project: Carroll Gardens, 363-365 Bond Street, Brooklyn, NY

Sample:	V2C5480-BFB	**Injection Date:**	06/05/14
Lab File ID:	2C119185.D	**Injection Time:**	15:32
Instrument ID:	GCMS2C		

m/e	Ion Abundance Criteria	Raw Abundance	% Relative Abundance		Pass/Fail
50	15.0 - 40.0% of mass 95	23000	17.2		Pass
75	30.0 - 60.0% of mass 95	59576	44.6		Pass
95	Base peak, 100% relative abundance	133557	100.0		Pass
96	5.0 - 9.0% of mass 95	8454	6.33		Pass
173	Less than 2.0% of mass 174	0	0.00	(0.00) [a]	Pass
174	50.0 - 120.0% of mass 95	131576	98.5		Pass
175	5.0 - 9.0% of mass 174	9938	7.44	(7.55) [a]	Pass
176	95.0 - 101.0% of mass 174	128570	96.3	(97.7) [a]	Pass
177	5.0 - 9.0% of mass 176	8349	6.25	(6.49) [b]	Pass

(a) Value is % of mass 174
(b) Value is % of mass 176

This check applies to the following Samples, MS, MSD, Blanks, and Standards:

Lab Sample ID	Lab File ID	Date Analyzed	Time Analyzed	Hours Lapsed	Client Sample ID
V2C5480-IC5480	2C119186.D	06/05/14	16:19	00:47	Initial cal 0.2
V2C5480-IC5480	2C119187.D	06/05/14	16:48	01:16	Initial cal 0.5
V2C5480-IC5480	2C119188.D	06/05/14	17:16	01:44	Initial cal 1
V2C5480-IC5480	2C119189.D	06/05/14	17:45	02:13	Initial cal 2
V2C5480-IC5480	2C119190.D	06/05/14	18:14	02:42	Initial cal 5
V2C5480-IC5480	2C119191.D	06/05/14	18:43	03:11	Initial cal 10
V2C5480-IC5480	2C119192.D	06/05/14	19:11	03:39	Initial cal 20
V2C5480-ICC5480	2C119193.D	06/05/14	19:40	04:08	Initial cal 50
V2C5480-IC5480	2C119194.D	06/05/14	20:09	04:37	Initial cal 100
V2C5480-IC5480	2C119195.D	06/05/14	20:37	05:05	Initial cal 200
V2C5480-ICV5480	2C119198.D	06/05/14	22:03	06:31	Initial cal verification 50

Instrument Performance Check (BFB)

Job Number: JB70672
Account: LANGAN Langan Engineering & Environmental
Project: Carroll Gardens, 363-365 Bond Street, Brooklyn, NY

Sample:	V2C5524-BFB	**Injection Date:**	07/03/14
Lab File ID:	2C121177.D	**Injection Time:**	08:11
Instrument ID:	GCMS2C		

m/e	Ion Abundance Criteria	Raw Abundance	% Relative Abundance		Pass/Fail
50	15.0 - 40.0% of mass 95	22405	19.6		Pass
75	30.0 - 60.0% of mass 95	54786	47.9		Pass
95	Base peak, 100% relative abundance	114274	100.0		Pass
96	5.0 - 9.0% of mass 95	7395	6.47		Pass
173	Less than 2.0% of mass 174	0	0.00	(0.00) [a]	Pass
174	50.0 - 120.0% of mass 95	106818	93.5		Pass
175	5.0 - 9.0% of mass 174	7967	6.97	(7.46) [a]	Pass
176	95.0 - 101.0% of mass 174	106221	93.0	(99.4) [a]	Pass
177	5.0 - 9.0% of mass 176	6896	6.03	(6.49) [b]	Pass

(a) Value is % of mass 174
(b) Value is % of mass 176

This check applies to the following Samples, MS, MSD, Blanks, and Standards:

Lab Sample ID	Lab File ID	Date Analyzed	Time Analyzed	Hours Lapsed	Client Sample ID
V2C5524-CC5480	2C121178.D	07/03/14	08:47	00:36	Continuing cal 20
V2C5524-MB	2C121180.D	07/03/14	10:08	01:57	Method Blank
V2C5524-BS	2C121181.D	07/03/14	10:47	02:36	Blank Spike
ZZZZZZ	2C121182.D	07/03/14	11:30	03:19	(unrelated sample)
ZZZZZZ	2C121183.D	07/03/14	11:59	03:48	(unrelated sample)
JB70356-2	2C121184.D	07/03/14	12:28	04:17	(used for QC only; not part of job JB70672)
ZZZZZZ	2C121185.D	07/03/14	12:57	04:46	(unrelated sample)
ZZZZZZ	2C121186.D	07/03/14	13:26	05:15	(unrelated sample)
ZZZZZZ	2C121187.D	07/03/14	13:55	05:44	(unrelated sample)
ZZZZZZ	2C121188.D	07/03/14	14:24	06:13	(unrelated sample)
ZZZZZZ	2C121189.D	07/03/14	14:54	06:43	(unrelated sample)
ZZZZZZ	2C121190.D	07/03/14	15:23	07:12	(unrelated sample)
ZZZZZZ	2C121192.D	07/03/14	16:21	08:10	(unrelated sample)
JB70356-2MS	2C121193.D	07/03/14	16:50	08:39	Matrix Spike
JB70356-2MSD	2C121194.D	07/03/14	17:19	09:08	Matrix Spike Duplicate
ZZZZZZ	2C121196.D	07/03/14	18:17	10:06	(unrelated sample)
ZZZZZZ	2C121197.D	07/03/14	18:46	10:35	(unrelated sample)
ZZZZZZ	2C121198.D	07/03/14	19:15	11:04	(unrelated sample)
JB70672-10	2C121199.D	07/03/14	19:44	11:33	428-FB-23

Instrument Performance Check (BFB)

Job Number: JB70672
Account: LANGAN Langan Engineering & Environmental
Project: Carroll Gardens, 363-365 Bond Street, Brooklyn, NY

Sample:	V2C5525-BFB	**Injection Date:**	07/03/14
Lab File ID:	2C121200.D	**Injection Time:**	20:13
Instrument ID:	GCMS2C		

m/e	Ion Abundance Criteria	Raw Abundance	% Relative Abundance		Pass/Fail
50	15.0 - 40.0% of mass 95	20562	20.2		Pass
75	30.0 - 60.0% of mass 95	49645	48.8		Pass
95	Base peak, 100% relative abundance	101818	100.0		Pass
96	5.0 - 9.0% of mass 95	7106	6.98		Pass
173	Less than 2.0% of mass 174	0	0.00	(0.00) [a]	Pass
174	50.0 - 120.0% of mass 95	95882	94.2		Pass
175	5.0 - 9.0% of mass 174	7798	7.66	(8.13) [a]	Pass
176	95.0 - 101.0% of mass 174	93776	92.1	(97.8) [a]	Pass
177	5.0 - 9.0% of mass 176	6393	6.28	(6.82) [b]	Pass

(a) Value is % of mass 174
(b) Value is % of mass 176

This check applies to the following Samples, MS, MSD, Blanks, and Standards:

Lab Sample ID	Lab File ID	Date Analyzed	Time Analyzed	Hours Lapsed	Client Sample ID
V2C5525-CC5480	2C121201.D	07/03/14	20:42	00:29	Continuing cal 50
V2C5525-MB	2C121203.D	07/03/14	21:39	01:26	Method Blank
V2C5525-BS	2C121204.D	07/03/14	22:08	01:55	Blank Spike
JB70572-7MS	2C121205.D	07/03/14	22:36	02:23	Matrix Spike
JB70572-7MSD	2C121206.D	07/03/14	23:05	02:52	Matrix Spike Duplicate
JB70572-7	2C121208.D	07/04/14	00:02	03:49	(used for QC only; not part of job JB70672)
ZZZZZZ	2C121209.D	07/04/14	00:31	04:18	(unrelated sample)
ZZZZZZ	2C121210.D	07/04/14	00:59	04:46	(unrelated sample)
ZZZZZZ	2C121211.D	07/04/14	01:28	05:15	(unrelated sample)
ZZZZZZ	2C121213.D	07/04/14	02:25	06:12	(unrelated sample)
ZZZZZZ	2C121214.D	07/04/14	02:53	06:40	(unrelated sample)
ZZZZZZ	2C121215.D	07/04/14	03:22	07:09	(unrelated sample)
ZZZZZZ	2C121216.D	07/04/14	03:50	07:37	(unrelated sample)
ZZZZZZ	2C121218.D	07/04/14	04:47	08:34	(unrelated sample)
ZZZZZZ	2C121219.D	07/04/14	05:16	09:03	(unrelated sample)
JB70672-5	2C121220.D	07/04/14	05:44	09:31	423-FB-22
JB70672-6	2C121221.D	07/04/14	06:13	10:00	424-TB-19

Instrument Performance Check (BFB)

Job Number: JB70672
Account: LANGAN Langan Engineering & Environmental
Project: Carroll Gardens, 363-365 Bond Street, Brooklyn, NY

Sample:	VE9527-BFB	**Injection Date:**	07/02/14
Lab File ID:	E217050.D	**Injection Time:**	09:18
Instrument ID:	GCMSE		

m/e	Ion Abundance Criteria	Raw Abundance	% Relative Abundance		Pass/Fail
50	15.0 - 40.0% of mass 95	9934	19.1		Pass
75	30.0 - 60.0% of mass 95	25045	48.2		Pass
95	Base peak, 100% relative abundance	51944	100.0		Pass
96	5.0 - 9.0% of mass 95	3472	6.68		Pass
173	Less than 2.0% of mass 174	0	0.00	(0.00) [a]	Pass
174	50.0 - 120.0% of mass 95	43978	84.7		Pass
175	5.0 - 9.0% of mass 174	3395	6.54	(7.72) [a]	Pass
176	95.0 - 101.0% of mass 174	42936	82.7	(97.6) [a]	Pass
177	5.0 - 9.0% of mass 176	2807	5.40	(6.54) [b]	Pass

(a) Value is % of mass 174
(b) Value is % of mass 176

This check applies to the following Samples, MS, MSD, Blanks, and Standards:

Lab Sample ID	Lab File ID	Date Analyzed	Time Analyzed	Hours Lapsed	Client Sample ID
VE9527-IC9527	E217051.D	07/02/14	09:50	00:32	Initial cal 0.2
VE9527-IC9527	E217052.D	07/02/14	10:21	01:03	Initial cal 0.5
VE9527-IC9527	E217053.D	07/02/14	10:51	01:33	Initial cal 1
VE9527-IC9527	E217054.D	07/02/14	11:21	02:03	Initial cal 2
VE9527-IC9527	E217055.D	07/02/14	11:51	02:33	Initial cal 4
VE9527-IC9527	E217056.D	07/02/14	12:22	03:04	Initial cal 8
VE9527-IC9527	E217057.D	07/02/14	12:53	03:35	Initial cal 20
VE9527-ICC9527	E217058.D	07/02/14	13:24	04:06	Initial cal 50
VE9527-IC9527	E217059.D	07/02/14	13:55	04:37	Initial cal 100
VE9527-IC9527	E217060.D	07/02/14	14:26	05:08	Initial cal 200
VE9527-ICV9527	E217063.D	07/02/14	15:29	06:11	Initial cal verification 50

Instrument Performance Check (BFB)

Job Number: JB70672
Account: LANGAN Langan Engineering & Environmental
Project: Carroll Gardens, 363-365 Bond Street, Brooklyn, NY

Sample:	VE9537-BFB	**Injection Date:**	07/09/14
Lab File ID:	E217208.D	**Injection Time:**	08:52
Instrument ID:	GCMSE		

m/e	Ion Abundance Criteria	Raw Abundance	% Relative Abundance		Pass/Fail
50	15.0 - 40.0% of mass 95	10228	18.6		Pass
75	30.0 - 60.0% of mass 95	26528	48.3		Pass
95	Base peak, 100% relative abundance	54938	100.0		Pass
96	5.0 - 9.0% of mass 95	3720	6.77		Pass
173	Less than 2.0% of mass 174	0	0.00	(0.00) [a]	Pass
174	50.0 - 120.0% of mass 95	48133	87.6		Pass
175	5.0 - 9.0% of mass 174	3759	6.84	(7.81) [a]	Pass
176	95.0 - 101.0% of mass 174	47538	86.5	(98.8) [a]	Pass
177	5.0 - 9.0% of mass 176	3185	5.80	(6.70) [b]	Pass

(a) Value is % of mass 174
(b) Value is % of mass 176

This check applies to the following Samples, MS, MSD, Blanks, and Standards:

Lab Sample ID	Lab File ID	Date Analyzed	Time Analyzed	Hours Lapsed	Client Sample ID
VE9537-CC9527	E217209.D	07/09/14	09:27	00:35	Continuing cal 20
VE9537-MB	E217210.D	07/09/14	10:04	01:12	Method Blank
ZZZZZZ	E217210A.D	07/09/14	10:04	01:12	(unrelated sample)
VE9537-BS	E217211.D	07/09/14	10:34	01:42	Blank Spike
ZZZZZZ	E217213.D	07/09/14	11:34	02:42	(unrelated sample)
ZZZZZZ	E217214.D	07/09/14	12:03	03:11	(unrelated sample)
ZZZZZZ	E217215.D	07/09/14	12:33	03:41	(unrelated sample)
ZZZZZZ	E217216.D	07/09/14	13:03	04:11	(unrelated sample)
ZZZZZZ	E217217.D	07/09/14	13:32	04:40	(unrelated sample)
JB70672-7MS	E217222.D	07/09/14	16:01	07:09	Matrix Spike
JB70672-7MSD	E217223.D	07/09/14	16:31	07:39	Matrix Spike Duplicate
JB70672-7	E217225.D	07/09/14	17:31	08:39	425-PE-2

Instrument Performance Check (BFB)

Job Number: JB70672
Account: LANGAN Langan Engineering & Environmental
Project: Carroll Gardens, 363-365 Bond Street, Brooklyn, NY

Sample:	VY6377-BFB	**Injection Date:**	06/24/14
Lab File ID:	Y146732.D	**Injection Time:**	10:07
Instrument ID:	GCMSY		

m/e	Ion Abundance Criteria	Raw Abundance	% Relative Abundance		Pass/Fail
50	15.0 - 40.0% of mass 95	7405	16.3		Pass
75	30.0 - 60.0% of mass 95	19448	42.8		Pass
95	Base peak, 100% relative abundance	45440	100.0		Pass
96	5.0 - 9.0% of mass 95	3021	6.65		Pass
173	Less than 2.0% of mass 174	0	0.00	(0.00) [a]	Pass
174	50.0 - 120.0% of mass 95	43845	96.5		Pass
175	5.0 - 9.0% of mass 174	3358	7.39	(7.66) [a]	Pass
176	95.0 - 101.0% of mass 174	42872	94.3	(97.8) [a]	Pass
177	5.0 - 9.0% of mass 176	2860	6.29	(6.67) [b]	Pass

(a) Value is % of mass 174
(b) Value is % of mass 176

This check applies to the following Samples, MS, MSD, Blanks, and Standards:

Lab Sample ID	Lab File ID	Date Analyzed	Time Analyzed	Hours Lapsed	Client Sample ID
VY6377-IC6377	Y146733.D	06/24/14	11:30	01:23	Initial cal 0.2
VY6377-IC6377	Y146734.D	06/24/14	11:58	01:51	Initial cal 0.5
VY6377-IC6377	Y146735.D	06/24/14	12:27	02:20	Initial cal 1
VY6377-IC6377	Y146736.D	06/24/14	12:56	02:49	Initial cal 2
VY6377-IC6377	Y146737.D	06/24/14	13:25	03:18	Initial cal 5
VY6377-IC6377	Y146738.D	06/24/14	13:54	03:47	Initial cal 10
VY6377-IC6377	Y146739.D	06/24/14	14:22	04:15	Initial cal 20
VY6377-ICC6377	Y146740.D	06/24/14	14:50	04:43	Initial cal 50
VY6377-IC6377	Y146741.D	06/24/14	15:20	05:13	Initial cal 100
VY6377-IC6377	Y146742.D	06/24/14	15:48	05:41	Initial cal 200

Instrument Performance Check (BFB)

Job Number: JB70672
Account: LANGAN Langan Engineering & Environmental
Project: Carroll Gardens, 363-365 Bond Street, Brooklyn, NY

Sample:	VY6377-BFB2	**Injection Date:**	06/25/14
Lab File ID:	Y146747.D	**Injection Time:**	09:32
Instrument ID:	GCMSY		

m/e	Ion Abundance Criteria	Raw Abundance	% Relative Abundance		Pass/Fail
50	15.0 - 40.0% of mass 95	9478	16.3		Pass
75	30.0 - 60.0% of mass 95	25410	43.6		Pass
95	Base peak, 100% relative abundance	58253	100.0		Pass
96	5.0 - 9.0% of mass 95	3921	6.73		Pass
173	Less than 2.0% of mass 174	0	0.00	(0.00) [a]	Pass
174	50.0 - 120.0% of mass 95	55309	94.9		Pass
175	5.0 - 9.0% of mass 174	4235	7.27	(7.66) [a]	Pass
176	95.0 - 101.0% of mass 174	54496	93.6	(98.5) [a]	Pass
177	5.0 - 9.0% of mass 176	3483	5.98	(6.39) [b]	Pass

(a) Value is % of mass 174
(b) Value is % of mass 176

This check applies to the following Samples, MS, MSD, Blanks, and Standards:

Lab Sample ID	Lab File ID	Date Analyzed	Time Analyzed	Hours Lapsed	Client Sample ID
VY6377-ICV6377	Y146748.D	06/25/14	10:14	00:42	Initial cal verification 50

Instrument Performance Check (BFB)

Job Number: JB70672
Account: LANGAN Langan Engineering & Environmental
Project: Carroll Gardens, 363-365 Bond Street, Brooklyn, NY

Sample:	VY6390-BFB	**Injection Date:**	07/07/14
Lab File ID:	Y146965.D	**Injection Time:**	09:15
Instrument ID:	GCMSY		

m/e	Ion Abundance Criteria	Raw Abundance	% Relative Abundance		Pass/Fail
50	15.0 - 40.0% of mass 95	9104	16.8		Pass
75	30.0 - 60.0% of mass 95	23642	43.6		Pass
95	Base peak, 100% relative abundance	54282	100.0		Pass
96	5.0 - 9.0% of mass 95	3653	6.73		Pass
173	Less than 2.0% of mass 174	0	0.00	(0.00) [a]	Pass
174	50.0 - 120.0% of mass 95	50424	92.9		Pass
175	5.0 - 9.0% of mass 174	4050	7.46	(8.03) [a]	Pass
176	95.0 - 101.0% of mass 174	49106	90.5	(97.4) [a]	Pass
177	5.0 - 9.0% of mass 176	3221	5.93	(6.56) [b]	Pass

(a) Value is % of mass 174
(b) Value is % of mass 176

This check applies to the following Samples, MS, MSD, Blanks, and Standards:

Lab Sample ID	Lab File ID	Date Analyzed	Time Analyzed	Hours Lapsed	Client Sample ID
VY6390-CC6377	Y146966.D	07/07/14	09:58	00:43	Continuing cal 20
VY6389-MB2	Y146968.D	07/07/14	11:15	02:00	Method Blank
VY6389-BS2	Y146969.D	07/07/14	12:00	02:45	Blank Spike
ZZZZZZ	Y146970.D	07/07/14	12:37	03:22	(unrelated sample)
VY6390-MB	Y146972.D	07/07/14	13:48	04:33	Method Blank
VY6390-BS	Y146973.D	07/07/14	14:24	05:09	Blank Spike
JB70672-12	Y146975.D	07/07/14	15:32	06:17	430-PE-27
JB70672-1	Y146976.D	07/07/14	16:01	06:46	419-PE-8
JB70672-12MS	Y146977.D	07/07/14	16:30	07:15	Matrix Spike
JB70672-12MSD	Y146978.D	07/07/14	16:58	07:43	Matrix Spike Duplicate
JB70672-9	Y146980.D	07/07/14	17:56	08:41	427-PE-28
ZZZZZZ	Y146981.D	07/07/14	18:25	09:10	(unrelated sample)
JB70672-2	Y146982.D	07/07/14	18:53	09:38	420-PE-7
JB70672-3	Y146983.D	07/07/14	19:22	10:07	421-PE-29
JB70672-4	Y146984.D	07/07/14	19:50	10:35	422-DUP-8
JB70672-7	Y146985.D	07/07/14	20:18	11:03	425-PE-2
JB70672-8	Y146986.D	07/07/14	20:47	11:32	426-PE-1

Instrument Performance Check (BFB)

Job Number: JB70672
Account: LANGAN Langan Engineering & Environmental
Project: Carroll Gardens, 363-365 Bond Street, Brooklyn, NY

Sample:	VY6392-BFB	**Injection Date:**	07/08/14
Lab File ID:	Y147008.D	**Injection Time:**	09:19
Instrument ID:	GCMSY		

m/e	Ion Abundance Criteria	Raw Abundance	% Relative Abundance		Pass/Fail
50	15.0 - 40.0% of mass 95	8071	18.0		Pass
75	30.0 - 60.0% of mass 95	20258	45.1		Pass
95	Base peak, 100% relative abundance	44920	100.0		Pass
96	5.0 - 9.0% of mass 95	3165	7.05		Pass
173	Less than 2.0% of mass 174	0	0.00	(0.00) [a]	Pass
174	50.0 - 120.0% of mass 95	42189	93.9		Pass
175	5.0 - 9.0% of mass 174	3187	7.09	(7.55) [a]	Pass
176	95.0 - 101.0% of mass 174	40864	91.0	(96.9) [a]	Pass
177	5.0 - 9.0% of mass 176	2754	6.13	(6.74) [b]	Pass

(a) Value is % of mass 174
(b) Value is % of mass 176

This check applies to the following Samples, MS, MSD, Blanks, and Standards:

Lab Sample ID	Lab File ID	Date Analyzed	Time Analyzed	Hours Lapsed	Client Sample ID
VY6392-CC6377	Y147009.D	07/08/14	10:06	00:47	Continuing cal 20
VY6392-MB	Y147011.D	07/08/14	11:12	01:53	Method Blank
VY6392-BS	Y147012.D	07/08/14	11:45	02:26	Blank Spike
JB70845-1	Y147014.D	07/08/14	12:57	03:38	(used for QC only; not part of job JB70672)
JB70845-2	Y147015.D	07/08/14	13:26	04:07	(used for QC only; not part of job JB70672)
ZZZZZZ	Y147016.D	07/08/14	13:54	04:35	(unrelated sample)
JB70845-1DUP	Y147017.D	07/08/14	14:23	05:04	Duplicate
JB70672-11	Y147018.D	07/08/14	14:51	05:32	429-PE-26
JB70845-2MS	Y147019.D	07/08/14	15:20	06:01	Matrix Spike
ZZZZZZ	Y147021.D	07/08/14	16:17	06:58	(unrelated sample)
ZZZZZZ	Y147022.D	07/08/14	16:46	07:27	(unrelated sample)
ZZZZZZ	Y147023.D	07/08/14	17:14	07:55	(unrelated sample)
ZZZZZZ	Y147024.D	07/08/14	17:43	08:24	(unrelated sample)
ZZZZZZ	Y147025.D	07/08/14	18:12	08:53	(unrelated sample)
ZZZZZZ	Y147026.D	07/08/14	18:40	09:21	(unrelated sample)
ZZZZZZ	Y147027.D	07/08/14	19:09	09:50	(unrelated sample)
ZZZZZZ	Y147028.D	07/08/14	19:37	10:18	(unrelated sample)
ZZZZZZ	Y147029.D	07/08/14	20:07	10:48	(unrelated sample)
ZZZZZZ	Y147030.D	07/08/14	20:36	11:17	(unrelated sample)
ZZZZZZ	Y147031.D	07/08/14	21:04	11:45	(unrelated sample)

Volatile Internal Standard Area Summary

Job Number: JB70672
Account: LANGAN Langan Engineering & Environmental
Project: Carroll Gardens, 363-365 Bond Street, Brooklyn, NY

Check Std:	V2C5524-CC5480	**Injection Date:**	07/03/14
Lab File ID:	2C121178.D	**Injection Time:**	08:47
Instrument ID:	GCMS2C	**Method:**	SW846 8260C

	IS 1 AREA	RT	IS 2 AREA	RT	IS 3 AREA	RT	IS 4 AREA	RT	IS 5 AREA	RT
Check Std	203993	7.22	429280	9.73	509738	10.68	457282	13.79	248064	15.98
Upper Limit [a]	407986	7.72	858560	10.23	1019476	11.18	914564	14.29	496128	16.48
Lower Limit [b]	101997	6.72	214640	9.23	254869	10.18	228641	13.29	124032	15.48

Lab Sample ID	IS 1 AREA	RT	IS 2 AREA	RT	IS 3 AREA	RT	IS 4 AREA	RT	IS 5 AREA	RT
V2C5524-MB	182705	7.22	400476	9.74	477401	10.69	437662	13.79	241851	15.98
V2C5524-BS	192250	7.23	393246	9.73	464929	10.68	416473	13.79	236895	15.98
ZZZZZZ	193760	7.23	400741	9.73	487775	10.69	442951	13.79	239458	15.98
ZZZZZZ	187860	7.22	396462	9.74	481042	10.69	442910	13.79	234174	15.98
JB70356-2	176137	7.22	390198	9.74	474429	10.69	423722	13.79	230555	15.98
ZZZZZZ	169017	7.23	369203	9.74	443134	10.69	410166	13.79	230280	15.98
ZZZZZZ	174594	7.23	382872	9.74	463714	10.69	425477	13.79	228392	15.98
ZZZZZZ	173143	7.22	373632	9.74	454932	10.69	418969	13.79	224442	15.98
ZZZZZZ	166490	7.22	364951	9.74	438599	10.69	403898	13.79	215908	15.98
ZZZZZZ	174021	7.23	356428	9.74	427343	10.69	400829	13.79	219175	15.98
ZZZZZZ	151593	7.23	360313	9.74	437187	10.69	392801	13.79	213059	15.98
ZZZZZZ	154811	7.23	351986	9.74	421459	10.69	386908	13.79	214341	15.98
JB70356-2MS	174310	7.23	351960	9.74	422116	10.69	397690	13.79	223905	15.98
JB70356-2MSD	179343	7.23	365529	9.74	435161	10.69	395630	13.79	223769	15.98
ZZZZZZ	149738	7.23	352160	9.74	429267	10.69	395456	13.79	220180	15.98
ZZZZZZ	186892	7.23	365691	9.74	433087	10.69	406434	13.79	220260	15.98
ZZZZZZ	178749	7.23	375649	9.74	448022	10.69	418431	13.79	221854	15.98
JB70672-10	176253	7.23	365856	9.74	438715	10.69	402170	13.79	217486	15.98

IS 1 = Tert Butyl Alcohol-D9
IS 2 = Pentafluorobenzene
IS 3 = 1,4-Difluorobenzene
IS 4 = Chlorobenzene-D5
IS 5 = 1,4-Dichlorobenzene-d4

(a) Upper Limit = +100% of check standard area; Retention time +0.5 minutes.
(b) Lower Limit = -50% of check standard area; Retention time -0.5 minutes.

Volatile Internal Standard Area Summary

Job Number: JB70672
Account: LANGAN Langan Engineering & Environmental
Project: Carroll Gardens, 363-365 Bond Street, Brooklyn, NY

Check Std:	V2C5525-CC5480	**Injection Date:**	07/03/14
Lab File ID:	2C121201.D	**Injection Time:**	20:42
Instrument ID:	GCMS2C	**Method:**	SW846 8260C

	IS 1 AREA	RT	IS 2 AREA	RT	IS 3 AREA	RT	IS 4 AREA	RT	IS 5 AREA	RT
Check Std	172727	7.23	351982	9.74	432926	10.69	399647	13.79	228244	15.98
Upper Limit [a]	345454	7.73	703964	10.24	865852	11.19	799294	14.29	456488	16.48
Lower Limit [b]	86364	6.73	175991	9.24	216463	10.19	199824	13.29	114122	15.48

Lab Sample ID	IS 1 AREA	RT	IS 2 AREA	RT	IS 3 AREA	RT	IS 4 AREA	RT	IS 5 AREA	RT
V2C5525-MB	165730	7.22	348952	9.74	419461	10.69	399860	13.79	218015	15.98
V2C5525-BS	172504	7.23	346348	9.74	423071	10.69	402867	13.79	224240	15.98
JB70572-7MS	189417	7.23	362629	9.74	429343	10.69	399008	13.79	230757	15.98
JB70572-7MSD	185135	7.23	366669	9.74	429816	10.69	402559	13.79	230363	15.98
JB70572-7	170408	7.22	360697	9.74	433781	10.69	412053	13.79	226383	15.98
ZZZZZZ	159189	7.22	354551	9.74	419472	10.69	407500	13.79	215217	15.98
ZZZZZZ	165570	7.22	343393	9.74	408776	10.69	379857	13.79	213802	15.98
ZZZZZZ	159115	7.23	336667	9.74	407829	10.69	379893	13.79	212289	15.98
ZZZZZZ	168201	7.23	330310	9.74	407152	10.69	376737	13.79	204310	15.98
ZZZZZZ	158064	7.22	321032	9.74	396790	10.69	365831	13.79	198193	15.98
ZZZZZZ	162325	7.22	317027	9.74	387045	10.69	359190	13.79	198483	15.98
ZZZZZZ	155616	7.23	315860	9.74	397502	10.69	366782	13.79	195083	15.98
ZZZZZZ	138273	7.22	305220	9.74	369745	10.69	342047	13.79	187811	15.98
ZZZZZZ	145973	7.23	301319	9.74	369399	10.69	333077	13.79	182793	15.98
JB70672-5	140263	7.23	301776	9.74	373543	10.69	346386	13.79	186108	15.98
JB70672-6	138907	7.23	299712	9.74	369610	10.69	338079	13.79	180719	15.98

IS 1 = Tert Butyl Alcohol-D9
IS 2 = Pentafluorobenzene
IS 3 = 1,4-Difluorobenzene
IS 4 = Chlorobenzene-D5
IS 5 = 1,4-Dichlorobenzene-d4

(a) Upper Limit = +100% of check standard area; Retention time +0.5 minutes.
(b) Lower Limit = -50% of check standard area; Retention time -0.5 minutes.

Volatile Internal Standard Area Summary

Job Number: JB70672
Account: LANGAN Langan Engineering & Environmental
Project: Carroll Gardens, 363-365 Bond Street, Brooklyn, NY

Check Std:	VE9537-CC9527	**Injection Date:**	07/09/14
Lab File ID:	E217209.D	**Injection Time:**	09:27
Instrument ID:	GCMSE	**Method:**	SW846 8260C

	IS 1 AREA	RT	IS 2 AREA	RT	IS 3 AREA	RT	IS 4 AREA	RT	IS 5 AREA	RT
Check Std	110923	7.62	195539	9.84	244715	10.76	228962	14.08	128280	16.66
Upper Limit [a]	221846	8.12	391078	10.34	489430	11.26	457924	14.58	256560	17.16
Lower Limit [b]	55462	7.12	97770	9.34	122358	10.26	114481	13.58	64140	16.16

Lab Sample ID	IS 1 AREA	RT	IS 2 AREA	RT	IS 3 AREA	RT	IS 4 AREA	RT	IS 5 AREA	RT
VE9537-MB	104951	7.66	187051	9.84	234419	10.75	222281	14.08	122856	16.66
ZZZZZZ	104951	7.66	187051	9.84	234419	10.75	222281	14.08	122856	16.66
VE9537-BS	112131	7.63	196404	9.85	247597	10.76	232339	14.09	130435	16.66
ZZZZZZ	111848	7.65	193461	9.84	243841	10.75	230268	14.09	133819	16.66
ZZZZZZ	118505	7.66	217939	9.84	274207	10.76	257339	14.09	164252	16.67
ZZZZZZ	128053	7.62	224988	9.84	277519	10.76	260237	14.08	150809	16.66
ZZZZZZ	128887	7.62	220708	9.84	276254	10.76	259454	14.09	141551	16.66
ZZZZZZ	125759	7.62	217201	9.84	272252	10.76	255903	14.09	136374	16.66
JB70672-7MS	114995	7.65	203897	9.84	257097	10.75	240392	14.08	135698	16.66
JB70672-7MSD	112009	7.64	204317	9.84	256832	10.76	241071	14.09	135911	16.66
JB70672-7	112935	7.65	206090	9.84	258916	10.76	242810	14.08	132750	16.66

IS 1 = Tert Butyl Alcohol-D9
IS 2 = Pentafluorobenzene
IS 3 = 1,4-Difluorobenzene
IS 4 = Chlorobenzene-D5
IS 5 = 1,4-Dichlorobenzene-d4

(a) Upper Limit = +100% of check standard area; Retention time +0.5 minutes.
(b) Lower Limit = -50% of check standard area; Retention time -0.5 minutes.

Volatile Internal Standard Area Summary

Job Number: JB70672
Account: LANGAN Langan Engineering & Environmental
Project: Carroll Gardens, 363-365 Bond Street, Brooklyn, NY

Check Std:	VY6390-CC6377	**Injection Date:**	07/07/14
Lab File ID:	Y146966.D	**Injection Time:**	09:58
Instrument ID:	GCMSY	**Method:**	SW846 8260C

	IS 1 AREA	RT	IS 2 AREA	RT	IS 3 AREA	RT	IS 4 AREA	RT	IS 5 AREA	RT
Check Std	60819	7.35	183406	9.52	231843	10.43	197007	13.56	98690	15.85
Upper Limit [a]	121638	7.85	366812	10.02	463686	10.93	394014	14.06	197380	16.35
Lower Limit [b]	30410	6.85	91703	9.02	115922	9.93	98504	13.06	49345	15.35

Lab Sample ID	IS 1 AREA	RT	IS 2 AREA	RT	IS 3 AREA	RT	IS 4 AREA	RT	IS 5 AREA	RT
VY6389-MB2	59456	7.35	174219	9.52	216976	10.44	189471	13.56	92729	15.85
VY6389-BS2	62761	7.35	184951	9.52	226037	10.44	195012	13.56	100368	15.84
ZZZZZZ	58991	7.35	183459	9.52	220633	10.44	193531	13.56	95141	15.84
VY6390-MB	48153	7.36	174648	9.53	211557	10.44	184359	13.56	91155	15.85
VY6390-BS	57774	7.36	178999	9.52	215748	10.44	188446	13.56	95220	15.85
JB70672-12	72268	7.36	177695	9.53	217328	10.44	192192	13.56	94685	15.85
JB70672-1	66691	7.36	177562	9.53	216694	10.44	191120	13.56	94069	15.85
JB70672-12MS	54118	7.35	172878	9.53	213236	10.44	187813	13.56	93631	15.85
JB70672-12MSD	47372	7.36	173470	9.53	214145	10.44	188611	13.56	93359	15.85
JB70672-9	76018	7.35	170156	9.53	206199	10.44	180402	13.56	89377	15.85
ZZZZZZ	62103	7.36	176479	9.53	216421	10.44	190083	13.56	93418	15.85
JB70672-2	63037	7.36	162850	9.53	198308	10.44	174134	13.56	86651	15.85
JB70672-3	65629	7.35	160226	9.53	194590	10.44	170099	13.56	82935	15.85
JB70672-4	78877	7.35	159350	9.53	194759	10.44	170902	13.56	85016	15.85
JB70672-7	67404	7.35	157794	9.53	193227	10.44	167848	13.56	84065	15.85
JB70672-8	57167	7.35	158973	9.53	194080	10.44	172289	13.56	84400	15.85

IS 1 = Tert Butyl Alcohol-D9
IS 2 = Pentafluorobenzene
IS 3 = 1,4-Difluorobenzene
IS 4 = Chlorobenzene-D5
IS 5 = 1,4-Dichlorobenzene-d4

(a) Upper Limit = +100% of check standard area; Retention time +0.5 minutes.
(b) Lower Limit = -50% of check standard area; Retention time -0.5 minutes.

Volatile Internal Standard Area Summary

Job Number: JB70672
Account: LANGAN Langan Engineering & Environmental
Project: Carroll Gardens, 363-365 Bond Street, Brooklyn, NY

Check Std:	VY6392-CC6377	**Injection Date:**	07/08/14
Lab File ID:	Y147009.D	**Injection Time:**	10:06
Instrument ID:	GCMSY	**Method:**	SW846 8260C

	IS 1 AREA	RT	IS 2 AREA	RT	IS 3 AREA	RT	IS 4 AREA	RT	IS 5 AREA	RT
Check Std	56095	7.35	157078	9.52	190124	10.43	165776	13.55	85998	15.84
Upper Limit [a]	112190	7.85	314156	10.02	380248	10.93	331552	14.05	171996	16.34
Lower Limit [b]	28048	6.85	78539	9.02	95062	9.93	82888	13.05	42999	15.34

Lab Sample ID	IS 1 AREA	RT	IS 2 AREA	RT	IS 3 AREA	RT	IS 4 AREA	RT	IS 5 AREA	RT
VY6392-MB	47309	7.36	152505	9.53	185499	10.44	161290	13.56	81726	15.85
VY6392-BS	60091	7.36	161999	9.52	195599	10.44	171518	13.56	90702	15.85
JB70845-1	57530	7.36	164100	9.53	200319	10.44	173193	13.56	86235	15.85
JB70845-2	62761	7.36	153579	9.53	186937	10.44	158687	13.56	73773	15.85
ZZZZZZ	62669	7.36	161498	9.53	195377	10.44	166912	13.56	79904	15.85
JB70845-1DUP	59460	7.36	162173	9.53	196293	10.44	168707	13.56	85522	15.85
JB70672-11	71124	7.36	161361	9.53	198444	10.44	174604	13.56	89242	15.85
JB70845-2MS	47295	7.36	159479	9.53	191512	10.44	162958	13.56	81007	15.85
ZZZZZZ	56721	7.36	160680	9.53	194134	10.44	171750	13.56	86323	15.85
ZZZZZZ	57112	7.35	165359	9.53	197994	10.44	175191	13.56	88185	15.85
ZZZZZZ	62711	7.36	162015	9.53	195480	10.44	173727	13.56	87747	15.85
ZZZZZZ	60710	7.35	157292	9.53	190701	10.44	168180	13.56	84168	15.85
ZZZZZZ	59722	7.35	154000	9.53	186448	10.44	162399	13.56	83216	15.85
ZZZZZZ	57347	7.36	166540	9.53	201554	10.44	177771	13.56	88563	15.85
ZZZZZZ	57101	7.35	154510	9.53	187451	10.44	165634	13.56	83817	15.85
ZZZZZZ	64258	7.36	157289	9.53	192530	10.44	167980	13.56	86617	15.85
ZZZZZZ	59124	7.35	158729	9.53	191534	10.44	168005	13.56	84918	15.85
ZZZZZZ	58651	7.36	157752	9.52	188325	10.44	170005	13.56	87275	15.85
ZZZZZZ	61345	7.36	155220	9.53	189339	10.44	167642	13.56	85299	15.85

IS 1 = Tert Butyl Alcohol-D9
IS 2 = Pentafluorobenzene
IS 3 = 1,4-Difluorobenzene
IS 4 = Chlorobenzene-D5
IS 5 = 1,4-Dichlorobenzene-d4

(a) Upper Limit = +100% of check standard area; Retention time +0.5 minutes.
(b) Lower Limit = -50% of check standard area; Retention time -0.5 minutes.

Volatile Surrogate Recovery Summary

Job Number: JB70672
Account: LANGAN Langan Engineering & Environmental
Project: Carroll Gardens, 363-365 Bond Street, Brooklyn, NY

Method: SW846 8260C **Matrix:** AQ

Samples and QC shown here apply to the above method

Lab Sample ID	Lab File ID	S1	S2	S3	S4
JB70672-5	2C121220.D	105	109	109	99
JB70672-6	2C121221.D	105	106	108	97
JB70672-10	2C121199.D	102	102	106	97
JB70356-2MS	2C121193.D	101	101	109	97
JB70356-2MSD	2C121194.D	101	102	105	97
JB70572-7MS	2C121205.D	103	101	108	96
JB70572-7MSD	2C121206.D	102	100	109	96
V2C5524-BS	2C121181.D	101	100	106	97
V2C5524-MB	2C121180.D	98	100	109	97
V2C5525-BS	2C121204.D	101	102	111	99
V2C5525-MB	2C121203.D	103	103	109	99

Surrogate Compounds	Recovery Limits
S1 = Dibromofluoromethane	79-120%
S2 = 1,2-Dichloroethane-D4	72-123%
S3 = Toluene-D8	78-119%
S4 = 4-Bromofluorobenzene	74-119%

Volatile Surrogate Recovery Summary

Job Number: JB70672
Account: LANGAN Langan Engineering & Environmental
Project: Carroll Gardens, 363-365 Bond Street, Brooklyn, NY

Method: SW846 8260C **Matrix:** SO

Samples and QC shown here apply to the above method

Lab Sample ID	Lab File ID	S1	S2	S3	S4
JB70672-1	Y146976.D	100	94	106	100
JB70672-2	Y146982.D	103	99	107	99
JB70672-3	Y146983.D	103	99	105	99
JB70672-4	Y146984.D	105	103	107	99
JB70672-7	E217225.D	89	85	92	91
JB70672-7	Y146985.D	104	105	105	108
JB70672-8	Y146986.D	104	100	106	102
JB70672-9	Y146980.D	102	99	107	100
JB70672-11	Y147018.D	105	103	106	99
JB70672-12	Y146975.D	102	100	105	101
JB70672-12MS	Y146977.D	102	95	107	101
JB70672-12MSD	Y146978.D	102	93	107	100
JB70672-7MS	E217222.D	90	84	92	89
JB70672-7MSD	E217223.D	90	85	92	89
JB70845-1DUP	Y147017.D	102	97	106	97
JB70845-2MS	Y147019.D	101	91	105	99
VE9537-BS	E217211.D	92	86	91	87
VE9537-MB	E217210.D	91	88	92	89
VY6390-BS	Y146973.D	97	90	107	99
VY6390-MB	Y146972.D	98	89	106	100
VY6392-BS	Y147012.D	101	95	107	95
VY6392-MB	Y147011.D	102	96	106	97

Surrogate Compounds	Recovery Limits
S1 = Dibromofluoromethane	59-130%
S2 = 1,2-Dichloroethane-D4	65-123%
S3 = Toluene-D8	77-125%
S4 = 4-Bromofluorobenzene	71-132%

Initial Calibration Summary

Job Number: JB70672 **Sample:** V2C5480-ICC5480
Account: LANGAN Langan Engineering & Environmental **Lab FileID:** 2C119193.D
Project: Carroll Gardens, 363-365 Bond Street, Brooklyn, NY

Response Factor Report Instrument #1

Method : C:\MSDCHEM\1\METHODS\M2C5480.M (RTE Integrator)
Title : SW846 8260B, Column ZB624 60mX0.25mmX1.4um
Last Update : Mon Jun 09 09:24:56 2014
Response via : Initial Calibration

Calibration Files
1 =2C119188.D 2 =2C119189.D 100 =2C119194.D 50 =2C119193.D
20 =2C119192.D 200 =2C119195.D 5 =2C119190.D 10 =2C119191.D
0.5 =2C119187.D 0.2 =2C119186.D = =

Compound	1	2	100	50	20	200	5	10	0.5	0.2	Avg	%RSD
1) I Tert Butyl Alcohol-d9	----------ISTD----------											
2) tertiary butyl alcohol	1.034	1.097	1.163	1.200	1.194	1.156	1.113	1.309			1.158	7.06
3) ethanol	0.065	0.070	0.069	0.065	0.070	0.048	0.067	0.076			0.066	12.28
4) 1,4-dioxane			0.087	0.075	0.080	0.061	0.070	0.089			0.077	13.57
5) I pentafluorobenzene	----------ISTD----------											
6) FREON 115											0.000#	-1.00
7) FREON 23											0.000#	-1.00
8) FREON 143A											0.000#	-1.00
9) FREON 152A											0.000#	-1.00
10) CHLOROTRIFLUOROETHENE											0.000#	-1.00
11) chlorodifluoromethane	0.343	0.364	0.408	0.421	0.409	0.400	0.365	0.471	0.303	0.334	0.382	12.95
12) dichlorodifluoromethane			0.339	0.395	0.429	0.415	0.399	0.395	0.468		0.406	9.72
13) FREON 114											0.000#	-1.00
14) FREON 142B											0.000#	-1.00
15) chloromethane	0.470	0.509	0.557	0.579	0.565	0.552	0.532	0.613	0.542		0.546	7.50
16) vinyl chloride	0.393	0.436	0.509	0.532	0.524	0.505	0.479	0.569	0.414		0.485	12.16
17) bromomethane	0.269	0.286	0.287	0.323	0.323	0.282	0.306	0.346	0.296	0.321	0.304	7.88
18) chloroethane	0.192	0.193	0.226	0.242	0.247	0.226	0.217	0.265	0.172		0.220	13.64
19) trichlorofluoromethane			0.420	0.536	0.558	0.544	0.531	0.490	0.594		0.525	10.64
20) pentane											0.000#	-1.00
21) ethyl ether			0.166	0.213	0.221	0.210	0.211	0.191	0.220		0.204	9.69
22) 2-CHLOROPROPANE	0.686	0.559	0.606	0.625	0.595	0.592	0.609	0.700			0.621	7.72
23) FREON 123												

Initial Calibration Summary

Job Number: JB70672 **Sample:** V2C5480-ICC5480
Account: LANGAN Langan Engineering & Environmental **Lab FileID:** 2C119193.D
Project: Carroll Gardens, 363-365 Bond Street, Brooklyn, NY

```
                                                                    0.000#  -1.00
24)  FREON 141B
                                                                    0.000#  -1.00
25)  FREON 123A
                                                                    0.000#  -1.00
26)  acrolein
      0.102 0.101       0.105 0.104       0.097 0.113               0.104    4.98
27)  1,1-dichloroethene
      0.248 0.276 0.326 0.337 0.319 0.320 0.300 0.354 0.242         0.302   12.97
28)  acetone
                  0.042 0.044 0.039 0.038 0.032 0.037               0.039   11.11
29)  allyl chloride
                  0.204 0.207 0.203 0.202 0.183 0.225               0.204    6.48
30)  acetonitrile
                  0.044 0.044 0.046 0.034 0.052 0.052               0.045   14.13
31)  iodomethane
            0.540 0.650 0.656 0.624 0.637 0.598 0.681               0.627    7.38
32)  iso-butyl alcohol
                  0.005 0.005 0.005 0.005 0.003 0.004               0.004#  23.46
            ----- Linear regression -----  Coefficient =  0.9951
              Response Ratio = 0.00143 + 0.00472 *A

33)  carbon disulfide
      0.893 1.000 1.123 1.167 1.097 1.102 1.056 1.193 0.896 0.964   1.049   10.16
34)  methylene chloride
      0.298 0.339 0.375 0.388 0.372 0.367 0.352 0.402 0.316 0.363   0.357    8.90
35)  1-CHLOROPROPANE
                  0.636 0.695 0.721 0.605 0.724 0.867               0.708   12.91
36)  methyl acetate
      0.359 0.357 0.391 0.391 0.384 0.364 0.359 0.392 0.299         0.366    8.01
37)  methyl tert butyl ether
      0.855 0.970 1.073 1.109 1.083 1.012 1.028 1.145 0.885 0.955   1.011    9.43
38)  trans-1,2-dichloroethene
      0.281 0.323 0.340 0.359 0.347 0.333 0.336 0.378 0.302         0.333    8.68
39)  di-isopropyl ether
      1.192 1.142 1.261 1.321 1.328 1.184 1.223 1.417 1.063 1.230   1.236    8.19
40)  2-butanone
                  0.058 0.056 0.053 0.053 0.043 0.054               0.053    9.92
41)  1,1-dichloroethane
      0.498 0.576 0.667 0.707 0.678 0.647 0.640 0.721 0.517 0.494   0.615   14.09
42)  chloroprene
            0.436 0.507 0.535 0.525 0.496 0.470 0.572               0.506    8.78
43)  acrylonitrile
      0.130 0.161 0.186 0.190 0.185 0.171 0.167 0.194               0.173   12.11
44)  vinyl acetate
                  0.071 0.070 0.067 0.069       0.062               0.068    5.50
45)  ethyl tert-butyl ether
      1.011 1.002 1.161 1.198 1.181 1.096 1.102 1.281 0.867 0.919   1.082   12.08
46)  ethyl acetate
            0.056 0.068 0.071 0.076 0.070 0.070 0.074               0.069    9.36
47)  2,2-dichloropropane
      0.390 0.430 0.434 0.462 0.451 0.414 0.438 0.499               0.440    7.39
48)  cis-1,2-dichloroethene
      0.280 0.334 0.385 0.402 0.390 0.375 0.372 0.412 0.322         0.363   11.83
49)  propionitrile
      0.054 0.063 0.074 0.073 0.073 0.065 0.068 0.078               0.068   11.18
50)  bromochloromethane
      0.134 0.167 0.203 0.206 0.202 0.197 0.187 0.211               0.188   13.80
51)  tetrahydrofuran
      0.204 0.179 0.177 0.176 0.170 0.158 0.182 0.194 0.166         0.178    7.89
```

Initial Calibration Summary

Job Number: JB70672 **Sample:** V2C5480-ICC5480
Account: LANGAN Langan Engineering & Environmental **Lab FileID:** 2C119193.D
Project: Carroll Gardens, 363-365 Bond Street, Brooklyn, NY

52) chloroform
0.502 0.561 0.606 0.640 0.620 0.590 0.592 0.665 0.550 0.685 0.601 9.17
53) t-butyl formate
0.262 0.266 0.318 0.324 0.330 0.295 0.287 0.344 0.303 10.05
54) dibromofluoromethane (s)
0.344 0.330 0.335 0.344 0.342 0.330 0.318 0.367 0.339 4.26
55) 1,2-dichloroethane-d4 (s)
0.398 0.393 0.389 0.400 0.399 0.375 0.378 0.431 0.395 4.34
56) freon 113
0.260 0.268 0.252 0.258 0.215 0.283 0.256 8.88
57) methacrylonitrile
0.239 0.257 0.301 0.302 0.284 0.287 0.253 0.297 0.277 8.82
58) 1,1,1-trichloroethane
0.391 0.440 0.489 0.511 0.487 0.475 0.464 0.533 0.376 0.463 11.33
59) Cyclohexane
0.377 0.425 0.482 0.497 0.478 0.468 0.452 0.493 0.459 8.88
60) tert amyl alcohol
0.000# -1.00

61) I 1,4-difluorobenzene ----------ISTD----------
62) Di-isobutylene
0.000# -1.00
63) epichlorohydrin
0.034 0.037 0.042 0.040 0.040 0.037 0.039 0.045 0.028 0.038 12.51
64) n-butyl alcohol
0.010 0.013 0.011 0.011 0.009 0.010 0.012 0.011 12.24
65) carbon tetrachloride
0.275 0.331 0.370 0.388 0.374 0.362 0.360 0.407 0.284 0.350 12.87
66) 1,1-dichloropropene
0.292 0.352 0.383 0.405 0.386 0.376 0.377 0.420 0.303 0.299 0.359 12.77
67) hexane
0.330 0.344 0.387 0.403 0.393 0.380 0.358 0.437 0.300 0.420 0.375 11.28
68) tert amyl ethyl ether
0.000# -1.00
69) iso-octane
0.688 0.792 0.759 0.815 0.835 0.717 0.783 0.964 0.680 0.647 0.768 12.07
70) benzene
0.944 1.054 1.111 1.179 1.134 1.072 1.109 1.247 0.985 1.208 1.104 8.59
71) tert-amyl methyl ether
0.188 0.180 0.198 0.204 0.207 0.188 0.197 0.230 0.132 0.192 13.84
72) heptane
0.224 0.271 0.326 0.329 0.323 0.327 0.267 0.356 0.303 14.58
73) isopropyl acetate
0.753 0.758 0.738 0.759 0.736 0.680 0.710 0.814 0.753 0.745 4.95
74) 1,2-dichloroethane
0.288 0.331 0.365 0.386 0.384 0.344 0.363 0.405 0.271 0.348 13.00
75) trichloroethene
0.230 0.252 0.288 0.297 0.284 0.284 0.266 0.310 0.221 0.270 11.18
76) 2-nitropropane
0.139 0.146 0.132 0.134 0.140 0.124 0.147 0.146 0.172 0.142 9.61
77) 2-chloroethyl vinyl ether
0.156 0.161 0.211 0.213 0.209 0.201 0.179 0.216 0.193 12.64
78) methyl methacrylate
0.067 0.091 0.093 0.090 0.088 0.081 0.093 0.086 10.86
79) 1,2-dichloropropane
0.241 0.281 0.307 0.324 0.308 0.296 0.297 0.338 0.211 0.289 13.90
80) dibromomethane
0.152 0.171 0.194 0.201 0.196 0.189 0.185 0.209 0.129 0.181 14.31
81) methylcyclohexane
0.385 0.405 0.466 0.486 0.477 0.451 0.409 0.527 0.451 10.71

Initial Calibration Summary

Job Number: JB70672 **Sample:** V2C5480-ICC5480
Account: LANGAN Langan Engineering & Environmental **Lab FileID:** 2C119193.D
Project: Carroll Gardens, 363-365 Bond Street, Brooklyn, NY

82)	bromodichloromethane												
	0.306	0.344	0.403	0.412	0.390	0.390	0.368	0.416	0.294	0.319	0.364		12.44
83)	cis-1,3-dichloropropene												
	0.367	0.438	0.506	0.522	0.503	0.492	0.467	0.531	0.368	0.403	0.460		13.54
84)	toluene-d8 (s)												
	0.918	0.916	0.949	1.001	0.984	0.918	0.916	1.082			0.961		6.18
85)	4-methyl-2-pentanone												
	0.125	0.132	0.160	0.159	0.151	0.149	0.140	0.161			0.147		9.07
86)	toluene												
	0.549	0.589	0.661	0.694	0.674	0.642	0.643	0.728	0.514	0.535	0.623		11.61
87)	3-methyl-1-butanol												
	0.015	0.016	0.017	0.016	0.016	0.013	0.016	0.018			0.016		9.25
88)	trans-1,3-dichloropropene												
	0.358	0.393	0.466	0.484	0.462	0.450	0.428	0.495	0.344	0.361	0.424		13.21
89)	ethyl methacrylate												
	0.329	0.358	0.441	0.456	0.428	0.418	0.401	0.454			0.411		11.17
90)	1,1,2-trichloroethane												
	0.183	0.208	0.240	0.245	0.238	0.232	0.230	0.246	0.178		0.222		11.82
91)	2-hexanone												
	0.117	0.147	0.147	0.141	0.135	0.147	0.145				0.140		7.75
92)	I chlorobenzene-d5	----------ISTD----------											
93)	tetrachloroethene												
	0.220	0.261	0.303	0.310	0.297	0.300	0.283	0.323	0.219		0.280		13.67
94)	1,3-dichloropropane												
	0.415	0.471	0.545	0.558	0.541	0.525	0.505	0.569	0.387	0.470	0.499		12.39
95)	butyl acetate												
	0.235	0.252	0.295	0.290	0.283	0.287	0.251	0.305			0.275		9.22
96)	3,3-dimethyl-1-butanol												
	0.040	0.042	0.047	0.044	0.044	0.039	0.040	0.046			0.043		6.94
97)	dibromochloromethane												
	0.299	0.345	0.420	0.421	0.397	0.418	0.358	0.408	0.278		0.372		14.66
98)	1,2-dibromoethane												
	0.269	0.299	0.375	0.375	0.356	0.371	0.327	0.370			0.343		11.76
99)	BUTYL ETHER												
											0.000#		-1.00
100)	chlorobenzene												
	0.678	0.773	0.894	0.917	0.883	0.887	0.832	0.930	0.704	0.768	0.827		10.94
101)	1,1,1,2-tetrachloroethane												
	0.253	0.298	0.348	0.353	0.339	0.342	0.321	0.357	0.288		0.322		11.02
102)	ethylbenzene												
	1.115	1.301	1.459	1.525	1.499	1.423	1.388	1.577	1.167	1.249	1.370		11.42
103)	m,p-xylene												
	0.444	0.503	0.575	0.589	0.570	0.567	0.528	0.607	0.436		0.535		11.67
104)	o-xylene												
	0.430	0.511	0.593	0.598	0.576	0.580	0.531	0.602	0.430	0.432	0.528		13.89
105)	styrene												
	0.700	0.799	0.987	1.022	0.981	0.953	0.879	1.023	0.698		0.893		14.69
106)	bromoform												
	0.251	0.283	0.355	0.347	0.320	0.348	0.296	0.333			0.317		11.63
107)	I 1,4-dichlorobenzene-d	----------ISTD----------											
108)	isopropylbenzene												
	2.134	2.449	2.698	2.855	2.769	2.670	2.590	2.924	2.245	2.247	2.558		10.79
109)	4-bromofluorobenzene (s)												
	0.845	0.788	0.780	0.813	0.807	0.777	0.777	0.868			0.807		4.19
110)	cyclohexanone												
	0.145	0.132	0.099	0.117	0.107		0.120	0.114	0.138		0.122		12.96
111)	bromobenzene												
	0.627	0.721	0.773	0.815	0.803	0.764	0.749	0.839	0.594	0.653	0.734		11.37

Initial Calibration Summary

Job Number: JB70672 **Sample:** V2C5480-ICC5480
Account: LANGAN Langan Engineering & Environmental **Lab FileID:** 2C119193.D
Project: Carroll Gardens, 363-365 Bond Street, Brooklyn, NY

```
112)  1,1,2,2-tetrachloroethane
       0.912 0.930 0.969 0.991 0.958 0.945 0.936 1.014 0.743 0.824  0.922    8.81
113)  trans-1,4-dichloro-2-butene
             0.106 0.131 0.134 0.126 0.130 0.115 0.125              0.124    8.09
114)  1,2,3-trichloropropane
       0.215 0.193 0.217 0.225 0.219 0.212 0.220 0.239              0.218    5.99
115)  n-propylbenzene
       2.447 2.803 2.964 3.181 3.133 2.917 2.950 3.354 2.334 2.753  2.884   10.97
116)  2-chlorotoluene
       0.545 0.612 0.684 0.710 0.679 0.686 0.626 0.718 0.543        0.645   10.39
117)  4-chlorotoluene
       1.702 1.778 1.955 2.037 1.987 1.936 1.879 2.136 1.661 1.712  1.878    8.48
118)  1,3,5-trimethylbenzene
       1.836 1.992 2.194 2.313 2.256 2.143 2.122 2.434 1.769 2.001  2.106    9.91
119)  tert-butylbenzene
       1.554 1.777 1.978 2.063 1.977 1.990 1.849 2.088 1.656 1.667  1.860   10.10
120)  pentachloroethane
       0.442 0.454 0.519 0.533 0.515 0.514 0.484 0.551 0.358        0.485   12.33
121)  1,2,4-trimethylbenzene
       1.798 2.045 2.166 2.286 2.259 2.111 2.063 2.377 1.740 1.870  2.071   10.32
122)  sec-butylbenzene
       2.438 2.715 2.959 3.104 3.016 2.911 2.792 3.254 2.459 2.429  2.808   10.45
123)  1,3-dichlorobenzene
       1.237 1.346 1.427 1.484 1.443 1.395 1.358 1.550 1.130 1.255  1.362    9.26
124)  p-isopropyltoluene
       2.023 2.253 2.526 2.651 2.517 2.448 2.305 2.681 1.816 2.040  2.326   12.52
125)  1,2,3-trimethylbenzene
                                                                    0.000#  -1.00
126)  1,4-dichlorobenzene
       1.236 1.376 1.421 1.468 1.421 1.390 1.336 1.509 1.065 1.392  1.361    9.36
127)  1,2-dichlorobenzene
       1.336 1.334 1.407 1.462 1.419 1.353 1.299 1.474 1.138 1.275  1.350    7.38
128)  n-butylbenzene
       1.031 1.158 1.292 1.348 1.279 1.239 1.198 1.367 0.916        1.203   12.34
129)  1,2-dibromo-3-chloropropane
       0.140 0.153 0.175 0.172 0.169 0.166 0.154 0.172              0.163    7.53
130)  1,3,5-trichlorobenzene
       1.016 1.057 1.207 1.264 1.213 1.170 1.089 1.281 0.884 1.090  1.127   10.96
131)  1,2,4-trichlorobenzene
       0.901 0.914 1.126 1.151 1.090 1.092 0.956 1.146              1.047   10.10
132)  hexachlorobutadiene
       0.458 0.543 0.593 0.629 0.623 0.574 0.590 0.659 0.453        0.569   12.72
133)  naphthalene
       2.356 2.345 2.588 2.631 2.498 2.457 2.200 2.566 1.838 2.812  2.429   11.07
134)  1,2,3-trichlorobenzene
       0.904 0.875 1.062 1.089 1.038 1.024 0.927 1.061 0.702 0.946  0.963   12.28
135)  hexachloroethane
       0.366 0.434 0.534 0.549 0.507 0.521 0.473 0.534              0.490   12.78
 ----------------------------------------------------------------------------
 (#) = Out of Range  ###  Number of calibration levels exceeded format  ###

           M2C5480.M         Mon Jun 09 09:26:23 2014   RPT1
```

Initial Calibration Verification

Job Number: JB70672 **Sample:** V2C5480-ICV5480
Account: LANGAN Langan Engineering & Environmental **Lab FileID:** 2C119198.D
Project: Carroll Gardens, 363-365 Bond Street, Brooklyn, NY

Evaluate Continuing Calibration Report

Data File : C:\msdchem\1\DATA\2C119198.D Vial: 14
Acq On : 5 Jun 2014 10:03 pm Operator: toanp
Sample : icv5480-50 Inst : Instrument #1
Misc : MS62067, V2C5480,w,,,,1 Multiplr: 1.00
MS Integration Params: rteint.p

Method : C:\MSDCHEM\1\METHODS\M2C5480.M (RTE Integrator)
Title : SW846 8260B, Column ZB624 60mX0.25mmX1.4um
Last Update : Mon Jun 09 09:24:56 2014
Response via : Multiple Level Calibration

Min. RRF : 0.010 Min. Rel. Area : 50% Max. R.T. Dev 0.50min
Max. RRF Dev : 20% Max. Rel. Area : 200%

		Compound	AvgRF	CCRF	%Dev	Area%	Dev(min)	R.T.
1	I	Tert Butyl Alcohol-d9	1.000	1.000	0.0	110	-0.01	7.40
2		tertiary butyl alcohol	1.158	1.236	-6.7	114	-0.01	7.54
3		ethanol	0.066	0.077	-16.7	131	0.00	6.02
4		1,4-dioxane	0.077	0.091	-18.2	135	0.00	11.57
5	I	pentafluorobenzene	1.000	1.000	0.0	103	0.00	9.88
6		FREON 115		----------NA----------				
7		FREON 23		----------NA----------				
8		FREON 143A		----------NA----------				
9		FREON 152A		----------NA----------				
10		CHLOROTRIFLUOROETHENE		----------NA----------				
11		chlorodifluoromethane	0.382	0.315	17.5	77	0.00	3.75
12		dichlorodifluoromethane	0.406	0.404	0.5	97	0.00	3.74
13		FREON 114		----------NA----------				
14		FREON 142B		----------NA----------				
15		chloromethane	0.546	0.567	-3.8	101	-0.02	4.05
16		vinyl chloride	0.485	0.518	-6.8	101	-0.03	4.32
17		bromomethane	0.304	0.307	-1.0	98	0.00	5.00
18		chloroethane	0.220	0.240	-9.1	103	0.00	5.18
19		trichlorofluoromethane	0.525	0.547	-4.2	102	0.00	5.72
20		pentane		----------NA----------				
21		ethyl ether	0.204	0.220	-7.8	103	0.00	6.17
22		2-CHLOROPROPANE	0.621	0.632	-1.8	104	0.00	6.36
23		FREON 123		----------NA----------				
24		FREON 141B		----------NA----------				
25		FREON 123A		----------NA----------				
26		acrolein	0.104	0.092	11.5	91	-0.02	6.43
27		1,1-dichloroethene	0.302	0.334	-10.6	102	0.00	6.63
28		acetone	0.039	0.043	-10.3	103	0.01	6.68
29		allyl chloride	0.204	0.240	-17.6	120	0.00	7.21
30		acetonitrile	0.045	0.045	0.0	105	0.01	7.16
31		iodomethane	0.627	0.652	-4.0	103	0.00	6.92
		----------	True	Calc.	% Drift	----------		
32		iso-butyl alcohol	500.000	536.115	-7.2	104	0.00	10.16
		----------	AvgRF	CCRF	% Dev	----------		
33		carbon disulfide	1.049	1.182	-12.7	105	-0.01	7.06
34		methylene chloride	0.357	0.377	-5.6	100	0.00	7.42
35		1-CHLOROPROPANE	0.708	0.656	7.3	98	0.00	7.46
36		methyl acetate	0.366	0.335	8.5	89	0.00	7.20
37		methyl tert butyl ether	1.011	1.043	-3.2	98	0.00	7.80

Initial Calibration Verification

Job Number: JB70672 **Sample:** V2C5480-ICV5480
Account: LANGAN Langan Engineering & Environmental **Lab FileID:** 2C119198.D
Project: Carroll Gardens, 363-365 Bond Street, Brooklyn, NY

38		trans-1,2-dichloroethene	0.333	0.341	-2.4	98	0.00	7.85
39		di-isopropyl ether	1.236	1.273	-3.0	100	0.00	8.49
40		2-butanone	0.053	0.056	-5.7	103	0.00	9.27
41		1,1-dichloroethane	0.615	0.692	-12.5	101	0.00	8.48
42		chloroprene	0.506	0.455	10.1	88	0.00	8.60
43		acrylonitrile	0.173	0.185	-6.9	101	0.00	7.79
44		vinyl acetate	0.068	0.074	-8.8	109	0.00	8.49
45		ethyl tert-butyl ether	1.082	1.135	-4.9	98	0.00	9.00
46		ethyl acetate	0.069	0.076	-10.1	111	0.00	9.31
47		2,2-dichloropropane	0.440	0.434	1.4	97	0.00	9.29
48		cis-1,2-dichloroethene	0.363	0.392	-8.0	101	0.00	9.30
49		propionitrile	0.068	0.075	-10.3	105	0.00	9.36
50		bromochloromethane	0.188	0.203	-8.0	102	0.00	9.63
51		tetrahydrofuran	0.178	0.173	2.8	102	0.00	9.67
52		chloroform	0.601	0.622	-3.5	101	0.00	9.70
53		t-butyl formate	0.303	0.324	-6.9	104	0.00	9.73
54	S	dibromofluoromethane (s)	0.339	0.335	1.2	101	0.00	9.91
55	S	1,2-dichloroethane-d4 (s)	0.395	0.388	1.8	100	0.00	10.35
56		freon 113	0.256	0.248	3.1	96	0.00	6.60
57		methacrylonitrile	0.277	0.289	-4.3	99	0.00	9.56
58		1,1,1-trichloroethane	0.463	0.502	-8.4	102	0.00	9.96
59		Cyclohexane	0.459	0.491	-7.0	102	0.00	10.04
60		tert amyl alcohol		----------NA----------				
61	I	1,4-difluorobenzene	1.000	1.000	0.0	103	0.00	10.83
62		Di-isobutylene		----------NA----------				
63		epichlorohydrin	0.038	0.043	-13.2	110	0.00	12.08
64		n-butyl alcohol	0.011	0.013	-18.2	123	0.00	10.98
65		carbon tetrachloride	0.350	0.386	-10.3	102	0.00	10.18
66		1,1-dichloropropene	0.359	0.383	-6.7	97	0.00	10.16
67		hexane	0.375	0.446	-18.9	114	0.00	8.20
68		tert amyl ethyl ether		----------NA----------				
69		iso-octane	0.768	0.689	10.3	87	0.00	10.45
70		benzene	1.104	1.160	-5.1	101	0.00	10.43
71		tert-amyl methyl ether	0.192	0.198	-3.1	100	0.00	10.49
72		heptane	0.303	0.280	7.6	87	0.00	10.64
73		isopropyl acetate	0.745	0.792	-6.3	107	0.00	10.38
74		1,2-dichloroethane	0.348	0.377	-8.3	100	0.00	10.44
75		trichloroethene	0.270	0.296	-9.6	102	0.00	11.18
76		2-nitropropane	0.142	0.136	4.2	105	0.00	11.94
77		2-chloroethyl vinyl ether	0.193	0.211	-9.3	102	0.00	11.97
78		methyl methacrylate	0.086	0.093	-8.1	103	0.00	11.46
79		1,2-dichloropropane	0.289	0.318	-10.0	101	0.00	11.43
80		dibromomethane	0.181	0.194	-7.2	99	0.00	11.59
81		methylcyclohexane	0.451	0.414	8.2	87	0.00	11.40
82		bromodichloromethane	0.364	0.409	-12.4	102	0.00	11.73
83		cis-1,3-dichloropropene	0.460	0.503	-9.3	99	0.00	12.18
84	S	toluene-d8 (s)	0.961	0.989	-2.9	101	0.00	12.47
85		4-methyl-2-pentanone	0.147	0.161	-9.5	104	0.00	12.28
86		toluene	0.623	0.681	-9.3	101	0.00	12.54
87		3-methyl-1-butanol	0.016	0.018	-12.5	116	0.00	12.32
88		trans-1,3-dichloropropene	0.424	0.453	-6.8	96	0.00	12.73
89		ethyl methacrylate	0.411	0.441	-7.3	99	0.00	12.73
90		1,1,2-trichloroethane	0.222	0.241	-8.6	101	0.00	12.93
91		2-hexanone	0.140	0.150	-7.1	105	0.00	13.11
92	I	chlorobenzene-d5	1.000	1.000	0.0	106	0.00	13.91
93		tetrachloroethene	0.280	0.298	-6.4	102	0.00	13.10
94		1,3-dichloropropane	0.499	0.531	-6.4	101	0.00	13.11
95		butyl acetate	0.275	0.282	-2.5	103	0.00	13.19

Initial Calibration Verification

Job Number: JB70672 **Sample:** V2C5480-ICV5480
Account: LANGAN Langan Engineering & Environmental **Lab FileID:** 2C119198.D
Project: Carroll Gardens, 363-365 Bond Street, Brooklyn, NY

96		3,3-dimethyl-1-butanol	0.043	0.045	-4.7	109	0.00	13.28
97		dibromochloromethane	0.372	0.394	-5.9	100	0.00	13.36
98		1,2-dibromoethane	0.343	0.354	-3.2	100	0.00	13.50
99		BUTYL ETHER		----------NA----------				
100		chlorobenzene	0.827	0.891	-7.7	103	0.00	13.95
101		1,1,1,2-tetrachloroethane	0.322	0.334	-3.7	101	0.00	14.00
102		ethylbenzene	1.370	1.448	-5.7	101	0.00	14.00
103		m,p-xylene	0.535	0.557	-4.1	101	0.00	14.10
104		o-xylene	0.528	0.572	-8.3	102	0.00	14.50
105		styrene	0.893	0.972	-8.8	101	0.00	14.51
106		bromoform	0.317	0.329	-3.8	101	0.00	14.75
107	I	1,4-dichlorobenzene-d4	1.000	1.000	0.0	103	0.00	16.10
108		isopropylbenzene	2.558	2.803	-9.6	101	0.00	14.82
109	S	4-bromofluorobenzene (s)	0.807	0.812	-0.6	103	0.00	15.01
110		cyclohexanone	0.122	0.072	41.0#	63	0.00	14.96
111		bromobenzene	0.734	0.805	-9.7	102	0.00	15.19
112		1,1,2,2-tetrachloroethane	0.922	0.954	-3.5	99	0.00	15.10
113		trans-1,4-dichloro-2-bute	0.124	0.129	-4.0	99	0.00	15.14
114		1,2,3-trichloropropane	0.218	0.220	-0.9	100	0.00	15.17
115		n-propylbenzene	2.884	3.260	-13.0	106	0.00	15.20
116		2-chlorotoluene	0.645	0.699	-8.4	101	0.00	15.34
117		4-chlorotoluene	1.878	1.995	-6.2	101	0.00	15.43
118		1,3,5-trimethylbenzene	2.106	2.261	-7.4	101	0.00	15.35
119		tert-butylbenzene	1.860	2.047	-10.1	102	0.00	15.67
120		pentachloroethane	0.485	0.525	-8.2	101	0.00	15.74
121		1,2,4-trimethylbenzene	2.071	2.367	-14.3	107	0.00	15.71
122		sec-butylbenzene	2.808	3.052	-8.7	101	0.00	15.87
123		1,3-dichlorobenzene	1.362	1.460	-7.2	101	0.00	16.05
124		p-isopropyltoluene	2.326	2.604	-12.0	101	0.00	15.99
125		1,2,3-trimethylbenzene		----------NA----------				
126		1,4-dichlorobenzene	1.361	1.443	-6.0	101	0.00	16.12
127		1,2-dichlorobenzene	1.350	1.451	-7.5	102	0.00	16.49
128		n-butylbenzene	1.203	1.362	-13.2	104	0.00	16.37
129		1,2-dibromo-3-chloropropa	0.163	0.174	-6.7	104	0.00	17.22
130		1,3,5-trichlorobenzene	1.127	1.284	-13.9	105	0.00	17.42
131		1,2,4-trichlorobenzene	1.047	1.151	-9.9	103	0.00	18.04
132		hexachlorobutadiene	0.569	0.619	-8.8	101	0.00	18.16
133		naphthalene	2.429	2.576	-6.1	101	0.00	18.32
134		1,2,3-trichlorobenzene	0.963	1.070	-11.1	101	0.00	18.57
135		hexachloroethane	0.490	0.536	-9.4	101	0.00	16.74

(#) = Out of Range SPCC's out = 0 CCC's out = 0
2C119193.D M2C5480.M Mon Jun 09 09:28:51 2014 RPT1

Continuing Calibration Summary

Job Number: JB70672 **Sample:** V2C5524-CC5480
Account: LANGAN Langan Engineering & Environmental **Lab FileID:** 2C121178.D
Project: Carroll Gardens, 363-365 Bond Street, Brooklyn, NY

Evaluate Continuing Calibration Report

Data File : C:\msdchem\1\DATA\v2c5523-24\2C121178.D Vial: 2
Acq On : 3 Jul 2014 8:47 am Operator: toanp
Sample : cc5480-20 Inst : Instrument #1
Misc : MS69894,V2C5524,w,,,,1 Multiplr: 1.00
MS Integration Params: rteint.p

Method : C:\MSDCHEM\1\METHODS\M2C5480.M (RTE Integrator)
Title : SW846 8260B, Column ZB624 60mX0.25mmX1.4um
Last Update : Tue Jul 01 14:19:01 2014
Response via : Multiple Level Calibration

Min. RRF : 0.010 Min. Rel. Area : 50% Max. R.T. Dev 0.50min
Max. RRF Dev : 20% Max. Rel. Area : 200%

		Compound	AvgRF	CCRF	%Dev	Area%	Dev(min)	R.T.
1	I	Tert Butyl Alcohol-d9	1.000	1.000	0.0	115	-0.04	7.22
2		tertiary butyl alcohol	1.158	1.136	1.9	109	-0.04	7.35
3		ethanol	0.066	0.086	-30.3#	140	-0.03	5.83
4		1,4-dioxane	0.077	0.099	-28.6#	141	0.00	11.42
5	I	pentafluorobenzene	1.000	1.000	0.0	116	0.00	9.73
6		FREON 115		----------NA----------				
7		FREON 23		----------NA----------				
8		FREON 143A		----------NA----------				
9		FREON 152A		----------NA----------				
10		CHLOROTRIFLUOROETHENE		----------NA----------				
11		chlorodifluoromethane	0.382	0.445	-16.5	126	0.02	3.62
12		dichlorodifluoromethane	0.406	0.391	3.7	109	0.03	3.62
13		FREON 114		----------NA----------				
14		FREON 142B		----------NA----------				
15		chloromethane	0.546	0.556	-1.8	114	-0.01	3.91
16		vinyl chloride	0.485	0.504	-3.9	112	-0.02	4.18
17		bromomethane	0.304	0.312	-2.6	112	-0.01	4.84
18		chloroethane	0.220	0.238	-8.2	112	0.00	5.03
19		trichlorofluoromethane	0.525	0.556	-5.9	119	0.00	5.57
20		pentane		----------NA----------				
21		ethyl ether	0.204	0.184	9.8	102	-0.02	5.99
22		2-CHLOROPROPANE	0.621	0.597	3.9	117	-0.02	6.20
23		FREON 123		----------NA----------				
24		FREON 141B		----------NA----------				
25		FREON 123A		----------NA----------				
26		acrolein	0.104	0.080	23.1#	89	-0.03	6.26
27		1,1-dichloroethene	0.302	0.283	6.3	103	-0.03	6.45
28		acetone	0.039	0.039	0.0	117	-0.02	6.51
29		allyl chloride	0.204	0.165	19.1	94	-0.02	7.03
30		acetonitrile	0.045	0.037	17.8	93	-0.01	6.99
31		iodomethane	0.627	0.584	6.9	109	-0.04	6.74
		----------	True	Calc.	% Drift	----------		
32		iso-butyl alcohol	200.000	183.565	8.2	107	-0.01	10.00
		----------	AvgRF	CCRF	% Dev	----------		
33		carbon disulfide	1.049	1.059	-1.0	112	-0.04	6.88
34		methylene chloride	0.357	0.343	3.9	107	-0.03	7.25
35		1-CHLOROPROPANE	0.708	0.701	1.0	113	-0.02	7.29
36		methyl acetate	0.366	0.327	10.7	99	-0.02	7.03
37		methyl tert butyl ether	1.011	1.063	-5.1	114	-0.03	7.63

Continuing Calibration Summary

Job Number: JB70672 **Sample:** V2C5524-CC5480
Account: LANGAN Langan Engineering & Environmental **Lab FileID:** 2C121178.D
Project: Carroll Gardens, 363-365 Bond Street, Brooklyn, NY

38		trans-1,2-dichloroethene	0.333	0.318	4.5	106	-0.02	7.67
39		di-isopropyl ether	1.236	1.220	1.3	107	-0.01	8.32
40		2-butanone	0.053	0.045	15.1	99	0.00	9.11
41		1,1-dichloroethane	0.615	0.613	0.3	105	-0.02	8.31
42		chloroprene	0.506	0.487	3.8	108	-0.01	8.44
43		acrylonitrile	0.173	0.151	12.7	95	-0.01	7.62
44		vinyl acetate	0.068	0.062	8.8	107	0.00	8.34
45		ethyl tert-butyl ether	1.082	1.150	-6.3	113	-0.01	8.84
46		ethyl acetate	0.069	0.059	14.5	90	0.00	9.15
47		2,2-dichloropropane	0.440	0.524	-19.1	135	-0.01	9.13
48		cis-1,2-dichloroethene	0.363	0.350	3.6	104	0.00	9.14
49		propionitrile	0.068	0.060	11.8	97	0.00	9.20
50		bromochloromethane	0.188	0.188	0.0	108	0.00	9.47
51		tetrahydrofuran	0.178	0.151	15.2	104	0.00	9.51
52		chloroform	0.601	0.590	1.8	111	0.00	9.54
53		t-butyl formate	0.303	0.324	-6.9	114	0.00	9.58
54	S	dibromofluoromethane (s)	0.339	0.342	-0.9	116	0.00	9.76
55	S	1,2-dichloroethane-d4 (s)	0.395	0.391	1.0	114	0.00	10.19
56		freon 113	0.256	0.226	11.7	104	-0.02	6.44
57		methacrylonitrile	0.277	0.244	11.9	100	0.00	9.40
58		1,1,1-trichloroethane	0.463	0.497	-7.3	119	0.00	9.80
59		Cyclohexane	0.459	0.396	13.7	96	0.00	9.88
60		tert amyl alcohol		----------NA----------				
61	I	1,4-difluorobenzene	1.000	1.000	0.0	111	0.00	10.68
62		Di-isobutylene		----------NA----------				
63		epichlorohydrin	0.038	0.038	0.0	104	0.02	11.95
64		n-butyl alcohol	0.011	0.012	-9.1	124	0.00	10.84
65		carbon tetrachloride	0.350	0.374	-6.9	111	0.00	10.02
66		1,1-dichloropropene	0.359	0.347	3.3	100	0.00	10.00
67		hexane	0.375	0.279	25.6#	79	-0.01	8.04
68		tert amyl ethyl ether		----------NA----------				
69		iso-octane	0.768	0.890	-15.9	118	0.00	10.30
70		benzene	1.104	1.064	3.6	104	0.00	10.28
71		tert-amyl methyl ether	0.192	0.214	-11.5	114	0.00	10.34
72		heptane	0.303	0.173	42.9#	59	0.00	10.50
73		isopropyl acetate	0.745	0.683	8.3	103	0.00	10.23
74		1,2-dichloroethane	0.348	0.392	-12.6	113	0.00	10.29
75		trichloroethene	0.270	0.270	0.0	105	0.00	11.04
76		2-nitropropane	0.142	0.143	-0.7	113	0.02	11.81
77		2-chloroethyl vinyl ether	0.193	0.231	-19.7	123	0.02	11.84
78		methyl methacrylate	0.086	0.079	8.1	97	0.01	11.32
79		1,2-dichloropropane	0.289	0.293	-1.4	105	0.00	11.29
80		dibromomethane	0.181	0.195	-7.7	110	0.01	11.45
81		methylcyclohexane	0.451	0.387	14.2	90	0.01	11.26
82		bromodichloromethane	0.364	0.397	-9.1	113	0.01	11.59
83		cis-1,3-dichloropropene	0.460	0.482	-4.8	106	0.02	12.05
84	S	toluene-d8 (s)	0.961	1.022	-6.3	115	0.02	12.34
85		4-methyl-2-pentanone	0.147	0.141	4.1	103	0.02	12.15
86		toluene	0.623	0.651	-4.5	107	0.02	12.40
87		3-methyl-1-butanol	0.016	0.019	-18.7	129	0.02	12.19
88		trans-1,3-dichloropropene	0.424	0.456	-7.5	109	0.02	12.60
89		ethyl methacrylate	0.411	0.402	2.2	104	0.03	12.61
90		1,1,2-trichloroethane	0.222	0.237	-6.8	110	0.02	12.81
91		2-hexanone	0.140	0.134	4.3	106	0.03	12.98
92	I	chlorobenzene-d5	1.000	1.000	0.0	120	0.03	13.79
93		tetrachloroethene	0.280	0.281	-0.4	113	0.02	12.98
94		1,3-dichloropropane	0.499	0.506	-1.4	112	0.02	12.98
95		butyl acetate	0.275	0.260	5.5	110	0.03	13.06

Continuing Calibration Summary

Job Number: JB70672 **Sample:** V2C5524-CC5480
Account: LANGAN Langan Engineering & Environmental **Lab FileID:** 2C121178.D
Project: Carroll Gardens, 363-365 Bond Street, Brooklyn, NY

96		3,3-dimethyl-1-butanol	0.043	0.045	-4.7	124	0.03	13.16
97		dibromochloromethane	0.372	0.378	-1.6	114	0.03	13.24
98		1,2-dibromoethane	0.343	0.330	3.8	111	0.02	13.37
99		BUTYL ETHER		----------NA----------				
100		chlorobenzene	0.827	0.814	1.6	110	0.03	13.82
101		1,1,1,2-tetrachloroethane	0.322	0.320	0.6	113	0.03	13.88
102		ethylbenzene	1.370	1.393	-1.7	111	0.03	13.88
103		m,p-xylene	0.535	0.515	3.7	108	0.03	13.98
104		o-xylene	0.528	0.525	0.6	109	0.03	14.38
105		styrene	0.893	0.904	-1.2	110	0.03	14.39
106		bromoform	0.317	0.306	3.5	114	0.03	14.63
107	I	1,4-dichlorobenzene-d4	1.000	1.000	0.0	121	0.03	15.98
108		isopropylbenzene	2.558	2.498	2.3	109	0.03	14.70
109	S	4-bromofluorobenzene (s)	0.807	0.797	1.2	120	0.03	14.89
110		cyclohexanone	0.122	0.130	-6.6	148	0.03	14.84
111		bromobenzene	0.734	0.740	-0.8	112	0.03	15.07
112		1,1,2,2-tetrachloroethane	0.922	0.923	-0.1	117	0.03	14.99
113		trans-1,4-dichloro-2-bute	0.124	0.081	34.7#	78	0.03	15.03
114		1,2,3-trichloropropane	0.218	0.217	0.5	120	0.03	15.05
115		n-propylbenzene	2.884	2.917	-1.1	113	0.03	15.08
116		2-chlorotoluene	0.645	0.631	2.2	113	0.03	15.22
117		4-chlorotoluene	1.878	1.883	-0.3	115	0.03	15.31
118		1,3,5-trimethylbenzene	2.106	2.089	0.8	112	0.03	15.23
119		tert-butylbenzene	1.860	1.739	6.5	107	0.03	15.55
120		pentachloroethane	0.485	0.473	2.5	111	0.03	15.63
121		1,2,4-trimethylbenzene	2.071	2.105	-1.6	113	0.03	15.60
122		sec-butylbenzene	2.808	2.769	1.4	111	0.03	15.75
123		1,3-dichlorobenzene	1.362	1.389	-2.0	117	0.03	15.93
124		p-isopropyltoluene	2.326	2.338	-0.5	113	0.03	15.87
125		1,2,3-trimethylbenzene		----------NA----------				
126		1,4-dichlorobenzene	1.361	1.357	0.3	116	0.03	16.01
127		1,2-dichlorobenzene	1.350	1.386	-2.7	119	0.03	16.37
128		n-butylbenzene	1.203	1.231	-2.3	117	0.03	16.26
129		1,2-dibromo-3-chloropropa	0.163	0.167	-2.5	120	0.03	17.10
130		1,3,5-trichlorobenzene	1.127	1.227	-8.9	123	0.03	17.30
131		1,2,4-trichlorobenzene	1.047	1.060	-1.2	118	0.02	17.92
132		hexachlorobutadiene	0.569	0.583	-2.5	114	0.02	18.03
133		naphthalene	2.429	2.257	7.1	110	0.02	18.19
134		1,2,3-trichlorobenzene	0.963	0.970	-0.7	113	0.02	18.43
135		hexachloroethane	0.490	0.398	18.8	95	0.03	16.62

(#) = Out of Range SPCC's out = 0 CCC's out = 0

2C119192.D M2C5480.M Mon Jul 07 11:49:18 2014 RPT1

Continuing Calibration Summary

Job Number: JB70672 **Sample:** V2C5525-CC5480
Account: LANGAN Langan Engineering & Environmental **Lab FileID:** 2C121201.D
Project: Carroll Gardens, 363-365 Bond Street, Brooklyn, NY

Evaluate Continuing Calibration Report

Data File : C:\msdchem\1\DATA\2C121201.D Vial: 25
Acq On : 3 Jul 2014 8:42 pm Operator: toanp
Sample : cc5480-50 Inst : Instrument #1
Misc : MS70080,V2C5525,w,,,,1 Multiplr: 1.00
MS Integration Params: rteint.p

Method : C:\MSDCHEM\1\METHODS\M2C5480.M (RTE Integrator)
Title : SW846 8260B, Column ZB624 60mX0.25mmX1.4um
Last Update : Tue Jul 01 14:19:01 2014
Response via : Multiple Level Calibration

Min. RRF : 0.010 Min. Rel. Area : 50% Max. R.T. Dev 0.50min
Max. RRF Dev : 20% Max. Rel. Area : 200%

		Compound	AvgRF	CCRF	%Dev	Area%	Dev(min)	R.T.
1	I	Tert Butyl Alcohol-d9	1.000	1.000	0.0	100	-0.03	7.23
2		tertiary butyl alcohol	1.158	1.034	10.7	86	-0.04	7.36
3		ethanol	0.066	0.099	-50.0#	150	-0.03	5.84
4		1,4-dioxane	0.077	0.090	-16.9	120	0.00	11.42
5	I	pentafluorobenzene	1.000	1.000	0.0	96	0.00	9.74
6		FREON 115		----------NA----------				
7		FREON 23		----------NA----------				
8		FREON 143A		----------NA----------				
9		FREON 152A		----------NA----------				
10		CHLOROTRIFLUOROETHENE		----------NA----------				
11		chlorodifluoromethane	0.382	0.394	-3.1	89	0.01	3.62
12		dichlorodifluoromethane	0.406	0.425	-4.7	95	0.02	3.61
13		FREON 114		----------NA----------				
14		FREON 142B		----------NA----------				
15		chloromethane	0.546	0.574	-5.1	95	0.00	3.92
16		vinyl chloride	0.485	0.530	-9.3	95	0.00	4.19
17		bromomethane	0.304	0.334	-9.9	99	-0.01	4.84
18		chloroethane	0.220	0.237	-7.7	94	0.00	5.03
19		trichlorofluoromethane	0.525	0.582	-10.9	100	0.00	5.56
20		pentane		----------NA----------				
21		ethyl ether	0.204	0.177	13.2	76	-0.02	6.00
22		2-CHLOROPROPANE	0.621	0.627	-1.0	96	-0.03	6.19
23		FREON 123		----------NA----------				
24		FREON 141B		----------NA----------				
25		FREON 123A		----------NA----------				
26		acrolein	0.104	0.080	23.1#	73	-0.03	6.26
27		1,1-dichloroethene	0.302	0.287	5.0	81	-0.03	6.45
28		acetone	0.039	0.035	10.3	75	-0.01	6.51
29		allyl chloride	0.204	0.163	20.1#	75	-0.02	7.03
30		acetonitrile	0.045	0.038	15.6	83	-0.01	6.99
31		iodomethane	0.627	0.597	4.8	87	-0.03	6.74
		----------	True	Calc.	% Drift	----------		
32		iso-butyl alcohol	500.000	487.069	2.6	88	0.00	10.00
		----------	AvgRF	CCRF	% Dev	----------		
33		carbon disulfide	1.049	1.095	-4.4	90	-0.04	6.88
34		methylene chloride	0.357	0.350	2.0	86	-0.03	7.25
35		1-CHLOROPROPANE	0.708	0.675	4.7	93	-0.02	7.29
36		methyl acetate	0.366	0.311	15.0	76	-0.02	7.03
37		methyl tert butyl ether	1.011	1.077	-6.5	93	-0.02	7.63

Continuing Calibration Summary

Job Number: JB70672 **Sample:** V2C5525-CC5480
Account: LANGAN Langan Engineering & Environmental **Lab FileID:** 2C121201.D
Project: Carroll Gardens, 363-365 Bond Street, Brooklyn, NY

38		trans-1,2-dichloroethene	0.333	0.318	4.5	85	-0.02	7.68
39		di-isopropyl ether	1.236	1.207	2.3	87	-0.01	8.32
40		2-butanone	0.053	0.046	13.2	78	0.00	9.11
41		1,1-dichloroethane	0.615	0.654	-6.3	88	0.00	8.32
42		chloroprene	0.506	0.471	6.9	84	0.00	8.45
43		acrylonitrile	0.173	0.156	9.8	79	-0.02	7.61
44		vinyl acetate	0.068	0.056	17.6	76	0.00	8.33
45		ethyl tert-butyl ether	1.082	1.123	-3.8	89	-0.01	8.84
46		ethyl acetate	0.069	0.059	14.5	80	0.00	9.15
47		2,2-dichloropropane	0.440	0.506	-15.0	105	0.00	9.14
48		cis-1,2-dichloroethene	0.363	0.368	-1.4	87	0.00	9.14
49		propionitrile	0.068	0.062	8.8	81	0.00	9.20
50		bromochloromethane	0.188	0.187	0.5	87	0.00	9.47
51		tetrahydrofuran	0.178	0.153	14.0	83	0.00	9.52
52		chloroform	0.601	0.617	-2.7	92	0.00	9.55
53		t-butyl formate	0.303	0.307	-1.3	91	0.00	9.58
54	S	dibromofluoromethane (s)	0.339	0.348	-2.7	96	0.00	9.76
55	S	1,2-dichloroethane-d4 (s)	0.395	0.406	-2.8	97	0.00	10.20
56		freon 113	0.256	0.225	12.1	80	0.00	6.45
57		methacrylonitrile	0.277	0.255	7.9	81	0.00	9.40
58		1,1,1-trichloroethane	0.463	0.531	-14.7	99	0.00	9.81
59		Cyclohexane	0.459	0.458	0.2	88	0.00	9.89
60		tert amyl alcohol		----------NA----------				
61	I	1,4-difluorobenzene	1.000	1.000	0.0	95	0.00	10.69
62		Di-isobutylene		----------NA----------				
63		epichlorohydrin	0.038	0.035	7.9	82	0.02	11.95
64		n-butyl alcohol	0.011	0.011	0.0	100	0.00	10.84
65		carbon tetrachloride	0.350	0.390	-11.4	95	0.00	10.03
66		1,1-dichloropropene	0.359	0.365	-1.7	85	0.00	10.01
67		hexane	0.375	0.276	26.4#	65	-0.01	8.04
68		tert amyl ethyl ether		----------NA----------				
69		iso-octane	0.768	0.914	-19.0	106	0.00	10.31
70		benzene	1.104	1.077	2.4	87	0.00	10.28
71		tert-amyl methyl ether	0.192	0.185	3.6	86	0.00	10.34
72		heptane	0.303	0.176	41.9#	51	0.00	10.50
73		isopropyl acetate	0.745	0.662	11.1	83	0.00	10.23
74		1,2-dichloroethane	0.348	0.398	-14.4	98	0.00	10.30
75		trichloroethene	0.270	0.285	-5.6	91	0.00	11.04
76		2-nitropropane	0.142	0.145	-2.1	103	0.01	11.80
77		2-chloroethyl vinyl ether	0.193	0.230	-19.2	102	0.02	11.84
78		methyl methacrylate	0.086	0.078	9.3	80	0.02	11.33
79		1,2-dichloropropane	0.289	0.304	-5.2	89	0.01	11.30
80		dibromomethane	0.181	0.197	-8.8	93	0.01	11.45
81		methylcyclohexane	0.451	0.391	13.3	76	0.01	11.26
82		bromodichloromethane	0.364	0.413	-13.5	95	0.01	11.59
83		cis-1,3-dichloropropene	0.460	0.500	-8.7	91	0.02	12.05
84	S	toluene-d8 (s)	0.961	1.069	-11.2	101	0.02	12.34
85		4-methyl-2-pentanone	0.147	0.141	4.1	84	0.02	12.15
86		toluene	0.623	0.688	-10.4	94	0.02	12.41
87		3-methyl-1-butanol	0.016	0.018	-12.5	106	0.02	12.19
88		trans-1,3-dichloropropene	0.424	0.490	-15.6	96	0.02	12.60
89		ethyl methacrylate	0.411	0.425	-3.4	88	0.03	12.61
90		1,1,2-trichloroethane	0.222	0.251	-13.1	97	0.02	12.81
91		2-hexanone	0.140	0.136	2.9	88	0.03	12.98
92	I	chlorobenzene-d5	1.000	1.000	0.0	106	0.03	13.79
93		tetrachloroethene	0.280	0.292	-4.3	99	0.02	12.98
94		1,3-dichloropropane	0.499	0.514	-3.0	97	0.02	12.98
95		butyl acetate	0.275	0.246	10.5	89	0.03	13.06

Continuing Calibration Summary

Job Number: JB70672 **Sample:** V2C5525-CC5480
Account: LANGAN Langan Engineering & Environmental **Lab FileID:** 2C121201.D
Project: Carroll Gardens, 363-365 Bond Street, Brooklyn, NY

96		3,3-dimethyl-1-butanol	0.043	0.043	0.0	104	0.03	13.16
97		dibromochloromethane	0.372	0.395	-6.2	99	0.03	13.24
98		1,2-dibromoethane	0.343	0.339	1.2	96	0.02	13.37
99		BUTYL ETHER		----------NA----------				
100		chlorobenzene	0.827	0.839	-1.5	97	0.02	13.82
101		1,1,1,2-tetrachloroethane	0.322	0.340	-5.6	102	0.03	13.88
102		ethylbenzene	1.370	1.432	-4.5	99	0.03	13.88
103		m,p-xylene	0.535	0.540	-0.9	97	0.03	13.98
104		o-xylene	0.528	0.557	-5.5	98	0.03	14.38
105		styrene	0.893	0.944	-5.7	97	0.03	14.39
106		bromoform	0.317	0.321	-1.3	98	0.03	14.63
107	I	1,4-dichlorobenzene-d4	1.000	1.000	0.0	112	0.03	15.98
108		isopropylbenzene	2.558	2.512	1.8	99	0.03	14.70
109	S	4-bromofluorobenzene (s)	0.807	0.784	2.9	108	0.03	14.89
110		cyclohexanone	0.122	0.042	65.6#	40#	0.03	14.85
111		bromobenzene	0.734	0.740	-0.8	102	0.03	15.07
112		1,1,2,2-tetrachloroethane	0.922	0.909	1.4	103	0.03	14.98
113		trans-1,4-dichloro-2-bute	0.124	0.086	30.6#	72	0.03	15.03
114		1,2,3-trichloropropane	0.218	0.202	7.3	101	0.03	15.05
115		n-propylbenzene	2.884	2.899	-0.5	102	0.03	15.08
116		2-chlorotoluene	0.645	0.649	-0.6	103	0.03	15.22
117		4-chlorotoluene	1.878	1.907	-1.5	105	0.03	15.31
118		1,3,5-trimethylbenzene	2.106	2.109	-0.1	102	0.03	15.23
119		tert-butylbenzene	1.860	1.817	2.3	99	0.03	15.55
120		pentachloroethane	0.485	0.464	4.3	98	0.03	15.63
121		1,2,4-trimethylbenzene	2.071	2.124	-2.6	104	0.03	15.60
122		sec-butylbenzene	2.808	2.844	-1.3	103	0.03	15.75
123		1,3-dichlorobenzene	1.362	1.385	-1.7	105	0.03	15.93
124		p-isopropyltoluene	2.326	2.360	-1.5	100	0.03	15.87
125		1,2,3-trimethylbenzene		----------NA----------				
126		1,4-dichlorobenzene	1.361	1.376	-1.1	105	0.03	16.01
127		1,2-dichlorobenzene	1.350	1.379	-2.1	106	0.03	16.37
128		n-butylbenzene	1.203	1.280	-6.4	107	0.03	16.26
129		1,2-dibromo-3-chloropropa	0.163	0.157	3.7	102	0.02	17.10
130		1,3,5-trichlorobenzene	1.127	1.203	-6.7	107	0.02	17.29
131		1,2,4-trichlorobenzene	1.047	1.020	2.6	99	0.02	17.91
132		hexachlorobutadiene	0.569	0.560	1.6	100	0.02	18.03
133		naphthalene	2.429	2.156	11.2	92	0.02	18.19
134		1,2,3-trichlorobenzene	0.963	0.946	1.8	97	0.02	18.43
135		hexachloroethane	0.490	0.408	16.7	83	0.03	16.62

(#) = Out of Range SPCC's out = 0 CCC's out = 0
2C119193.D M2C5480.M Mon Jul 07 14:27:55 2014 RPT1

Initial Calibration Summary

Job Number: JB70672 **Sample:** VE9527-ICC9527
Account: LANGAN Langan Engineering & Environmental **Lab FileID:** E217058.D
Project: Carroll Gardens, 363-365 Bond Street, Brooklyn, NY

Response Factor Report MSE

Method : C:\msdchem\1\METHODS\ME9527.M (RTE Integrator)
Title : SW846 8260B,ZB624 60m x 0.25mm x 1.4um
Last Update : Thu Jul 03 10:49:42 2014
Response via : Initial Calibration

Calibration Files
4 =E217055.D 2 =E217054.D 20 =E217057.D 50 =E217058.D
100 =E217059.D 1 =E217053.D 200 =E217060.D 0.5 =E217052.D
8 =E217056.D 0.2 =E217051.D = =

Compound	4	2	20	50	100	1	200	0.5	8	0.2	Avg	%RSD
1) Tert Butyl Alcohol-d9	----------ISTD----------											
2) ETHYL ALCOHOL											0.000#	-1.00
3) 1,4-dioxane	0.098		0.119	0.129	0.121		0.121		0.116		0.117	8.94
4) tertiary butyl alcohol	1.071	1.073	1.203	1.236	1.175	0.861	1.139		1.177		1.117	10.63
5) I pentafluorobenzene	----------ISTD----------											
6) freon 23											0.000#	-1.00
7) freon 115											0.000#	-1.00
8) freon 143a											0.000#	-1.00
9) freon 152a											0.000#	-1.00
10) chlorotrifluoroethene											0.000#	-1.00
11) chlorodifluoromethane	0.486	0.509	0.544	0.522	0.504	0.455	0.509	0.361	0.500		0.488	10.94
12) dichlorodifluoromethane	0.505	0.528	0.499	0.524	0.517	0.409	0.483		0.483		0.494	7.71
13) freon 114											0.000#	-1.00
14) freon 142b											0.000#	-1.00
15) chloromethane	0.795	0.826	0.792	0.770	0.759	0.804	0.745	0.780	0.733	0.837	0.784	4.28
16) vinyl chloride	0.670	0.692	0.700	0.679	0.659	0.675	0.643	0.522	0.634		0.653	8.21
17) 1,3-Butadiene											0.000#	-1.00
18) acetaldehyde											0.000#	-1.00
19) bromomethane	0.402	0.442	0.385	0.355	0.320	0.469			0.369		0.392	13.06
20) chloroethane	0.302	0.315	0.312	0.292	0.275	0.316	0.237		0.282		0.292	9.16
21) vinyl bromide											0.000#	-1.00
22) trichlorofluoromethane	0.559	0.576	0.594	0.601	0.579	0.469	0.553		0.547		0.560	7.36
23) pentane												

Initial Calibration Summary

Job Number: JB70672 **Sample:** VE9527-ICC9527
Account: LANGAN Langan Engineering & Environmental **Lab FileID:** E217058.D
Project: Carroll Gardens, 363-365 Bond Street, Brooklyn, NY

```
                                                                    0.000#  -1.00
24)  ethyl ether
      0.231 0.228 0.262 0.257 0.257       0.256       0.243        0.248    5.61
25)  freon 141b
                                                                    0.000#  -1.00
26)  freon 123a
                                                                    0.000#  -1.00
27)  freon 123
                                                                    0.000#  -1.00
28)  2-chloropropane
      0.769 0.982 0.817 0.774 0.739       0.718       0.769        0.795   11.05
29)  acrolein
      0.117 0.132 0.134 0.129       0.134             0.125        0.128    5.17
30)  1,1-dichloroethene
      0.332 0.375 0.398 0.393 0.370 0.314 0.360       0.357        0.362    7.89
31)  isopropyl alcohol
                                                                    0.000#  -1.00
32)  acetone
      0.049       0.062 0.058 0.055       0.057       0.059        0.057    7.92
33)  allyl chloride
      0.583       0.796 0.768 0.740       0.752       0.721        0.727   10.30
34)  acetonitrile
                  0.063 0.044 0.042       0.040       0.049        0.048   19.25
            ----- Linear regression -----  Coefficient =  0.9977
              Response Ratio = 0.05531 + 0.03911 *A

35)  iodomethane
      0.555 0.622 0.663 0.663 0.634 0.488 0.625       0.598        0.606    9.75
36)  iso-butyl alcohol
      0.003       0.004 0.004 0.005       0.004       0.004        0.004#  15.58
         ----- Quadratic regression -----                 Coefficient =  0.9962
              Response Ratio = -0.00462 + 0.00592 *A + -0.00005 *A^2

37)  carbon disulfide
      1.185 1.362 1.434 1.413 1.325       1.269       1.222        1.316    7.20
38)  methylene chloride
      0.408 0.450 0.463 0.463 0.444 0.366 0.437 0.331 0.430        0.421   10.81
39)  1-chloropropane
      0.768       0.862 0.849 0.786       0.785       0.802        0.809    4.72
40)  methyl acetate
      0.597       0.529 0.506 0.485       0.490       0.562        0.528    8.36
41)  methyl tert butyl ether
      1.293 1.431 1.386 1.378 1.343 1.333 1.334 1.262 1.365 0.895  1.302   11.58
42)  trans-1,2-dichloroethene
      0.370 0.391 0.434 0.438 0.412 0.345 0.414       0.387        0.399    7.96
43)  di-isopropyl ether
      1.520 1.500 1.663 1.661 1.590 1.459 1.583 1.404 1.581 1.427  1.539    5.95
44)  ethyl tert-butyl ether
      1.369 1.372 1.534 1.546 1.477 1.232 1.469 1.191 1.448 1.012  1.365   12.55
45)  2-butanone
                  0.064 0.069 0.070       0.069       0.059        0.066    6.71
46)  1,1-dichloroethane
      0.701 0.738 0.828 0.843 0.805 0.708 0.801 0.599 0.772        0.755   10.22
47)  chloroprene
      0.593 0.550 0.688 0.697 0.653 0.487 0.659       0.627        0.619   11.69
48)  acrylonitrile
      0.216 0.233 0.237 0.236 0.231 0.218 0.232       0.230        0.229    3.34
49)  vinyl acetate
      0.057       0.081 0.088 0.084       0.086       0.073        0.078   14.71
50)  ethyl acetate
```

Initial Calibration Summary

Job Number: JB70672 **Sample:** VE9527-ICC9527
Account: LANGAN Langan Engineering & Environmental **Lab FileID:** E217058.D
Project: Carroll Gardens, 363-365 Bond Street, Brooklyn, NY

	0.094	0.072	0.101	0.094	0.090	0.086	0.091			0.089	10.21
51)	2,2-dichloropropane											
	0.504	0.565	0.558	0.555	0.507	0.521	0.482	0.381	0.506	0.509	10.96
52)	cis-1,2-dichloroethene											
	0.403	0.460	0.472	0.477	0.458	0.376	0.453	0.430		0.441	8.05
53)	methyl acrylate											
	0.494	0.582	0.558	0.554	0.537	0.561	0.536	0.391	0.546	0.529	10.74
54)	propionitrile											
	0.088	0.093	0.096	0.098	0.095	0.088	0.094	0.096		0.094	3.84
55)	bromochloromethane											
	0.191	0.191	0.215	0.230	0.219	0.162	0.221	0.213		0.205	10.78
56)	tetrahydrofuran											
	0.227	0.255	0.231	0.229	0.224	0.308	0.224	0.241		0.242	11.82
57)	chloroform											
	0.654	0.727	0.750	0.768	0.725	0.639	0.727	0.707		0.712	6.29
58)	t-butyl formate											
	0.371	0.364	0.437	0.446	0.426	0.291	0.421	0.405		0.395	12.99
59)	Iso-octane											
	1.520	1.589	1.660	1.815	1.588	1.545	1.523	1.370	1.506	1.461	1.558	7.67
60)	dibromofluoromethane (s)											
	0.392	0.424	0.381	0.388	0.370	0.479	0.374	0.384		0.399	9.06
61)	1,2-dichloroethane-d4 (s)											
	0.482	0.543	0.497	0.487	0.467	0.647	0.469	0.491		0.510	11.72
62)	freon 113											
	0.236	0.214	0.279	0.290	0.272	0.253	0.246			0.256	10.44
63)	methacrylonitrile											
	0.369	0.434	0.397	0.394	0.379	0.415	0.376	0.347	0.400	0.390	6.60
64)	1,1,1-trichloroethane											
	0.500	0.576	0.607	0.625	0.581	0.474	0.571	0.542		0.559	9.21
65)	Cyclohexane											
	0.529	0.618	0.638	0.668	0.607	0.507	0.569	0.577		0.589	9.24
66)	tert-amyl methyl ether											
	1.316	1.378	1.453	1.483	1.417	1.248	1.416	1.254	1.383	1.093	1.344	8.78
67)	I 1,4-difluorobenzene	----------ISTD----------										
68)	Di-isobutylene											
										0.000#	-1.00	
69)	tert amyl alcohol											
	0.021	0.029	0.021	0.021	0.020	0.024	0.020	0.021		0.022	14.30	
70)	epichlorohydrin											
	0.049	0.053	0.055	0.055	0.053	0.050	0.054	0.038	0.054	0.051	10.41	
71)	n-butyl alcohol											
	0.015	0.015	0.017	0.017	0.017	0.013	0.017	0.016		0.016	9.76	
72)	tert-amyl ethyl ether											
	0.428	0.490	0.480	0.495	0.477	0.465	0.475	0.448		0.470	4.73	
73)	carbon tetrachloride											
	0.348	0.384	0.419	0.431	0.402	0.315	0.390	0.376		0.383	9.85	
74)	1,1-dichloropropene											
	0.395	0.427	0.469	0.484	0.453	0.345	0.439	0.430		0.430	10.20	
75)	hexane											
	0.442	0.457	0.461	0.503	0.460	0.428	0.426			0.454	5.81	
76)	benzene											
	1.219	1.372	1.421	1.450	1.387	1.186	1.358	1.044	1.330	1.307	10.06	
77)	heptane											
	0.263	0.270	0.274	0.296	0.262	0.217	0.248	0.199	0.258	0.254	11.61	
78)	isopropyl acetate											
	0.801	0.952	0.895	0.901	0.875	0.940	0.869	1.027	0.892	1.236	0.939	12.78
79)	1,2-dichloroethane											
	0.414	0.452	0.472	0.473	0.458	0.372	0.455	0.281	0.450		0.425	14.73
80)	ethyl acrylate											

Initial Calibration Summary

Job Number: JB70672 **Sample:** VE9527-ICC9527
Account: LANGAN Langan Engineering & Environmental **Lab FileID:** E217058.D
Project: Carroll Gardens, 363-365 Bond Street, Brooklyn, NY

	0.508	0.564	0.579	0.597	0.583	0.527	0.577	0.560		0.562	5.36
81)	trichloroethene											
	0.282	0.313	0.343	0.358	0.339	0.262	0.331	0.319		0.318	10.13
82)	2-nitropropane											
										0.000#	-1.00	
83)	2-chloroethyl vinyl ether											
	0.263	0.258	0.301	0.307	0.298	0.211	0.292	0.289		0.278	11.62	
84)	methylcyclohexane											
	0.522	0.527	0.574	0.625	0.565	0.479	0.533	0.519		0.543	8.12	
85)	methyl methacrylate											
	0.377	0.391	0.429	0.448	0.428	0.357	0.415	0.403		0.406	7.38	
86)	1,2-dichloropropane											
	0.345	0.359	0.385	0.400	0.383	0.329	0.375	0.236	0.363	0.353	13.84	
87)	dibromomethane											
	0.200	0.199	0.224	0.231	0.226	0.163	0.224	0.212		0.210	10.67	
88)	bromodichloromethane											
	0.409	0.456	0.472	0.484	0.474	0.378	0.471	0.306	0.447	0.433	13.58	
89)	cis-1,3-dichloropropene											
	0.525	0.598	0.618	0.621	0.610	0.486	0.603	0.416	0.573	0.561	12.66	
90)	toluene-d8 (s)											
	1.270	1.333	1.235	1.250	1.201	1.621	1.191	1.240		1.293	10.80	
91)	4-methyl-2-pentanone											
	0.176	0.178	0.194	0.197	0.194	0.151	0.192	0.184		0.183	8.30	
92)	toluene											
	0.751	0.827	0.888	0.908	0.871	0.695	0.858	0.586	0.822	0.801	13.13	
93)	3-methyl-1-butanol											
	0.024	0.026	0.026	0.026	0.026	0.025	0.026	0.021	0.025	0.025	6.92	
94)	trans-1,3-dichloropropene											
	0.482	0.509	0.571	0.583	0.578	0.407	0.572	0.535		0.529	11.64	
95)	ethyl methacrylate											
	0.488	0.532	0.569	0.570	0.571	0.451	0.565	0.376	0.545	0.518	13.11	
96)	1,1,2-trichloroethane											
	0.265	0.283	0.297	0.299	0.297	0.257	0.294	0.284		0.285	5.59	
97)	2-hexanone											
	0.152	0.153	0.184	0.187	0.187		0.189	0.176		0.176	9.21	
98)	I chlorobenzene-d5	----------	ISTD	----------								
99)	cyclohexanone											
	0.022	0.023	0.022	0.023	0.023	0.021	0.023	0.022	0.021	0.022	2.72	
100)	tetrachloroethene											
	0.330	0.379	0.398	0.421	0.391	0.283	0.385	0.367		0.369	11.76	
101)	1,3-dichloropropane											
	0.560	0.595	0.625	0.644	0.615	0.524	0.609	0.439	0.616	0.581	11.08	
102)	butyl acetate											
	0.314		0.329	0.348	0.333		0.336	0.322		0.330	3.56	
103)	3,3-dimethyl-1-butanol											
	0.057	0.061	0.062	0.064	0.062	0.058	0.063	0.061		0.061	3.87	
104)	dibromochloromethane											
	0.343	0.367	0.400	0.419	0.409	0.337	0.410	0.258	0.381	0.369	13.82	
105)	1,2-dibromoethane											
	0.339	0.358	0.374	0.390	0.377	0.285	0.379	0.352		0.357	9.38	
106)	n-butyl ether											
	1.521	1.710	1.818	1.852	1.741	1.490	1.723	1.370	1.692	1.427	1.634	10.31
107)	chlorobenzene											
	0.899	0.953	1.031	1.061	1.003	0.833	0.998	0.713	0.974	0.701	0.917	13.99
108)	1,1,1,2-tetrachloroethane											
	0.315	0.340	0.371	0.387	0.369	0.299	0.367	0.229	0.350		0.336	14.66
109)	ethylbenzene											
	1.560	1.725	1.853	1.907	1.789	1.448	1.780	1.307	1.714		1.676	11.82
110)	m,p-xylene											

Initial Calibration Summary

Job Number: JB70672 **Sample:** VE9527-ICC9527
Account: LANGAN Langan Engineering & Environmental **Lab FileID:** E217058.D
Project: Carroll Gardens, 363-365 Bond Street, Brooklyn, NY

```
       0.589 0.649 0.697 0.718 0.677 0.542 0.669 0.444 0.655        0.627   13.90
111)  o-xylene
       0.581 0.647 0.699 0.714 0.678 0.521 0.671 0.487 0.657        0.628   12.74
112)  butyl acrylate
                                                                    0.000#  -1.00
113)  styrene
       1.000 1.087 1.213 1.260 1.205 0.892 1.196       1.135        1.123   11.08
114)  bromoform
       0.267 0.272 0.306 0.327 0.321 0.230 0.328       0.290        0.293   11.82

115) I   1,4-dichlorobenzene-d ----------------ISTD---------------------
116)  isopropylbenzene
       2.836 3.170 3.352 3.419 3.155 2.677 3.079 2.198 3.139        3.003   12.64
117)  4-bromofluorobenzene (s)
       0.995 1.053 0.938 0.952 0.907 1.265 0.908       0.961        0.998   11.83
118)  bromobenzene
       0.734 0.798 0.839 0.874 0.833 0.683 0.829 0.528 0.818        0.771   14.04
119)  1,1,2,2-tetrachloroethane
       1.039 1.113 1.096 1.109 1.060 1.072 1.043 0.867 1.099 0.760  1.026   11.48
120)  trans-1,4-dichloro-2-butene
       0.237 0.261 0.301 0.314 0.306       0.304       0.282        0.286    9.89
121)  1,2,3-trichloropropane
       0.257 0.250 0.267 0.276 0.263 0.208 0.263       0.273        0.257    8.35
122)  n-propylbenzene
       3.267 3.657 3.889 3.980 3.710 3.103 3.611 2.780 3.655        3.517   11.08
123)  p-ethyltoluene
       2.670 3.058 3.142 3.217 3.052 3.171 3.036 2.624 2.911        2.987    7.11
124)  2-chlorotoluene
       0.664 0.770 0.779 0.804 0.761 0.573 0.743       0.736        0.729   10.32
125)  4-chlorotoluene
       2.151 2.375 2.468 2.528 2.406 1.992 2.367 1.821 2.383        2.277   10.42
126)  1,3,5-trimethylbenzene
       2.418 2.785 2.759 2.851 2.682 2.252 2.626 2.167 2.685        2.581    9.44
127)  tert-butylbenzene
       2.058 2.383 2.458 2.520 2.355 1.918 2.297 1.748 2.265        2.222   11.68
128)  pentachloroethane
       0.453 0.496 0.542 0.562 0.543 0.408 0.534       0.513        0.506   10.30
129)  1,2,4-trimethylbenzene
       2.390 2.697 2.833 2.899 2.748 2.235 2.681 2.160 2.668 1.955  2.527   12.65
130)  sec-butylbenzene
       3.190 3.663 3.811 3.899 3.613 3.122 3.539 2.775 3.521 2.480  3.361   13.71
131)  1,3-dichlorobenzene
       1.438 1.583 1.678 1.731 1.659 1.345 1.626 1.196 1.588        1.538   11.45
132)  p-isopropyltoluene
       2.635 2.963 3.159 3.292 3.054 2.574 2.992 2.270 2.964 2.215  2.812   13.12
133)  1,4-dichlorobenzene
       1.467 1.631 1.697 1.755 1.683 1.429 1.658 1.351 1.647 1.017  1.534   14.60
134)  benzyl chloride
       1.689 1.741 1.913 1.971 1.872 1.494 1.820 1.551 1.817 1.515  1.738    9.83
135)  p-diethylbenzene
       1.543 1.820 1.841 1.919 1.806 1.685 1.816 1.407 1.733 1.232  1.680   13.06
136)  1,2-dichlorobenzene
       1.414 1.588 1.630 1.694 1.617 1.324 1.608 1.076 1.559        1.501   13.09
137)  n-butylbenzene
       1.371 1.590 1.710 1.770 1.637 1.197 1.621       1.560        1.557   12.01
138)  1,2,4,5-tetramethylbenzene
       2.407 2.779 2.818 2.975 2.835 2.595 2.818 2.310 2.706 1.953  2.620   11.87
139)  1,2-dibromo-3-chloropropane
       0.168 0.185 0.198 0.202 0.201       0.197       0.191        0.192    6.32
140)  1,3,5-trichlorobenzene
```

Initial Calibration Summary

Job Number: JB70672 **Sample:** VE9527-ICC9527
Account: LANGAN Langan Engineering & Environmental **Lab FileID:** E217058.D
Project: Carroll Gardens, 363-365 Bond Street, Brooklyn, NY

```
       1.113 1.277 1.362 1.427 1.371 0.965 1.362       1.282        1.270   12.25
141)  1,2,4-trichlorobenzene
       0.873 0.972 1.145 1.237 1.206       1.209       1.059        1.100   12.51
142)  hexachlorobutadiene
       0.522 0.611 0.666 0.694 0.627 0.470 0.640       0.616        0.606   12.26
143)  naphthalene
       2.295 2.461 2.832 3.008 3.018       2.994       2.725        2.762   10.39
144)  MMT
                                                                    0.000#  -1.00
145)  1,2,3-trichlorobenzene
       0.793 0.888 1.020 1.099 1.086       1.084       0.948        0.988   11.81
146)  hexachloroethane
       0.454 0.513 0.563 0.588 0.559 0.445 0.555       0.516        0.524    9.96
147)  ethyleinimine
                                                                    0.000#  -1.00
 ---------------------------------------------------------------------------
 (#) = Out of Range  ###  Number of calibration levels exceeded format  ###

          ME9527.M          Thu Jul 03 10:50:44 2014   RPT1
```

Initial Calibration Verification

Job Number: JB70672 **Sample:** VE9527-ICV9527
Account: LANGAN Langan Engineering & Environmental **Lab FileID:** E217063.D
Project: Carroll Gardens, 363-365 Bond Street, Brooklyn, NY

Evaluate Continuing Calibration Report

Data File : C:\msdchem\1\DATA\E217063.D Vial: 13
Acq On : 2 Jul 2014 3:29 pm Operator: OksanaT
Sample : icv9527-50 Inst : MSE
Misc : MS69708,VE9527,5,,100,,1 Multiplr: 1.00
MS Integration Params: RTEINT.P

Method : C:\msdchem\1\METHODS\ME9527.M (RTE Integrator)
Title : SW846 8260B,ZB624 60m x 0.25mm x 1.4um
Last Update : Thu Jul 03 10:49:42 2014
Response via : Multiple Level Calibration

Min. RRF : 0.010 Min. Rel. Area : 50% Max. R.T. Dev 0.50min
Max. RRF Dev : 20% Max. Rel. Area : 200%

		Compound	AvgRF	CCRF	%Dev	Area%	Dev(min)	R.T.
1		Tert Butyl Alcohol-d9	1.000	1.000	0.0	107	0.00	7.63
2		ETHYL ALCOHOL		----------NA----------				
3	M	1,4-dioxane	0.117	0.120	-2.6	99	0.00	11.48
4	M	tertiary butyl alcohol	1.117	1.165	-4.3	100	0.00	7.75
5	I	pentafluorobenzene	1.000	1.000	0.0	102	0.00	9.84
6		freon 23		----------NA----------				
7		freon 115		----------NA----------				
8		freon 143a		----------NA----------				
9		freon 152a		----------NA----------				
10	M	chlorotrifluoroethene		----------NA----------				
11	M	chlorodifluoromethane	0.488	0.600	-23.0#	117	0.00	4.31
12	M	dichlorodifluoromethane	0.494	0.414	16.2	81	0.00	4.30
13		freon 114		----------NA----------				
14		freon 142b		----------NA----------				
15	M	chloromethane	0.784	0.712	9.2	94	0.00	4.62
16	M	vinyl chloride	0.653	0.633	3.1	95	0.00	4.90
17		1,3-Butadiene		----------NA----------				
18	M	acetaldehyde		----------NA----------				
19	M	bromomethane	0.392	0.334	14.8	96	0.00	5.53
20	M	chloroethane	0.292	0.340	-16.4	119	0.00	5.71
21	M	vinyl bromide		----------NA----------				
22	M	trichlorofluoromethane	0.560	0.579	-3.4	98	0.00	6.23
23	M	pentane		----------NA----------				
24	M	ethyl ether	0.248	0.281	-13.3	112	0.00	6.61
25		freon 141b		----------NA----------				
26		freon 123a		----------NA----------				
27		freon 123		----------NA----------				
28	m	2-chloropropane	0.795	0.835	-5.0	110	0.00	6.79
29	M	acrolein	0.128	0.121	5.5	96	0.00	6.80
30	M	1,1-dichloroethene	0.362	0.419	-15.7	108	0.00	7.04
31	M	isopropyl alcohol		----------NA----------				
32	M	acetone	0.057	0.059	-3.5	103	0.00	7.01
33	M	allyl chloride	0.727	0.950	-30.7#	126	0.00	7.52
		----------	True	Calc.	% Drift	----------		
34	M	acetonitrile	500.000	483.621	3.3	100	0.00	7.41
		----------	AvgRF	CCRF	% Dev	----------		
35	M	iodomethane	0.606	0.702	-15.8	108	0.00	7.30
		----------	True	Calc.	% Drift	----------		

Initial Calibration Verification

Job Number: JB70672 **Sample:** VE9527-ICV9527
Account: LANGAN Langan Engineering & Environmental **Lab FileID:** E217063.D
Project: Carroll Gardens, 363-365 Bond Street, Brooklyn, NY

36	M	iso-butyl alcohol	500.000	421.863	15.6	98	0.00	10.17
			AvgRF	CCRF	% Dev			
37	M	carbon disulfide	1.316	1.548	-17.6	112	0.00	7.48
38	M	methylene chloride	0.421	0.473	-12.4	104	0.00	7.70
39	m	1-chloropropane	0.809	0.854	-5.6	103	0.00	7.75
40	M	methyl acetate	0.528	0.468	11.4	94	0.00	7.48
41	M	methyl tert butyl ether	1.302	1.364	-4.7	101	0.00	8.05
42	M	trans-1,2-dichloroethene	0.399	0.438	-9.8	102	0.00	8.09
43	M	di-isopropyl ether	1.539	1.598	-3.8	98	0.00	8.64
44	M	ethyl tert-butyl ether	1.365	1.449	-6.2	96	0.00	9.10
45	M	2-butanone	0.066	0.071	-7.6	104	0.00	9.27
46	M	1,1-dichloroethane	0.755	0.868	-15.0	105	0.00	8.62
47	M	chloroprene	0.619	0.619	0.0	90	0.00	8.75
48	M	acrylonitrile	0.229	0.241	-5.2	104	0.00	7.95
49	M	vinyl acetate	0.078	0.090	-15.4	105	0.00	8.59
50	M	ethyl acetate	0.089	0.090	-1.1	98	0.00	9.32
51	M	2,2-dichloropropane	0.509	0.622	-22.2#	114	0.00	9.37
52	M	cis-1,2-dichloroethene	0.441	0.472	-7.0	101	0.00	9.34
53	m	methyl acrylate	0.529	0.559	-5.7	103	0.00	9.39
54	M	propionitrile	0.094	0.097	-3.2	101	0.00	9.33
55	M	bromochloromethane	0.205	0.224	-9.3	99	0.00	9.64
56	M	tetrahydrofuran	0.242	0.231	4.5	103	0.00	9.70
57	M	chloroform	0.712	0.760	-6.7	101	0.00	9.70
58	m	t-butyl formate	0.395	0.429	-8.6	98	0.00	9.74
59	M	Iso-octane	1.558	1.700	-9.1	95	0.00	10.46
60	S	dibromofluoromethane (s)	0.399	0.375	6.0	98	0.00	9.89
61	S	1,2-dichloroethane-d4 (s)	0.510	0.475	6.9	99	0.00	10.30
62	M	freon 113	0.256	0.287	-12.1	101	0.00	7.02
63	M	methacrylonitrile	0.390	0.386	1.0	100	0.00	9.54
64	M	1,1,1-trichloroethane	0.559	0.620	-10.9	101	0.00	9.99
65		Cyclohexane	0.589	0.660	-12.1	101	0.00	10.10
66	M	tert-amyl methyl ether	1.344	1.389	-3.3	95	0.00	10.46
67	I	1,4-difluorobenzene	1.000	1.000	0.0	102	0.00	10.76
68	M	Di-isobutylene		----------NA----------				
69	M	tert amyl alcohol	0.022	0.020	9.1	99	0.00	10.24
70	M	epichlorohydrin	0.051	0.054	-5.9	99	0.00	12.00
71	M	n-butyl alcohol	0.016	0.017	-6.3	98	0.00	10.84
72	M	tert-amyl ethyl ether	0.470	0.486	-3.4	100	0.00	11.30
73	M	carbon tetrachloride	0.383	0.426	-11.2	101	0.00	10.20
74	M	1,1-dichloropropene	0.430	0.458	-6.5	96	0.00	10.16
75	M	hexane	0.454	0.539	-18.7	109	0.00	8.42
76	M	benzene	1.307	1.450	-10.9	102	0.00	10.41
77	M	heptane	0.254	0.290	-14.2	100	0.00	10.62
78	M	isopropyl acetate	0.939	0.865	7.9	98	0.00	10.30
79	M	1,2-dichloroethane	0.425	0.469	-10.4	101	0.00	10.39
80		ethyl acrylate	0.562	0.571	-1.6	98	0.00	11.09
81	M	trichloroethene	0.318	0.348	-9.4	99	0.00	11.13
82	M	2-nitropropane		----------NA----------				
83	M	2-chloroethyl vinyl ether	0.278	0.293	-5.4	97	0.00	11.89
84	M	methylcyclohexane	0.543	0.568	-4.6	93	0.00	11.39
85	M	methyl methacrylate	0.406	0.435	-7.1	99	0.00	11.37
86	M	1,2-dichloropropane	0.353	0.398	-12.7	102	0.00	11.37
87	M	dibromomethane	0.210	0.226	-7.6	100	0.00	11.52
88	M	bromodichloromethane	0.433	0.487	-12.5	103	0.00	11.65
89	M	cis-1,3-dichloropropene	0.561	0.611	-8.9	100	0.00	12.13
90	S	toluene-d8 (s)	1.293	1.221	5.6	100	0.00	12.46
91	M	4-methyl-2-pentanone	0.183	0.200	-9.3	104	0.00	12.21
92	M	toluene	0.801	0.891	-11.2	100	0.00	12.54

Initial Calibration Verification

Job Number: JB70672 **Sample:** VE9527-ICV9527
Account: LANGAN Langan Engineering & Environmental **Lab FileID:** E217063.D
Project: Carroll Gardens, 363-365 Bond Street, Brooklyn, NY

93	M	3-methyl-1-butanol	0.025	0.026	-4.0	99	0.00	12.22
94	M	trans-1,3-dichloropropene	0.529	0.570	-7.8	100	0.00	12.70
95	M	ethyl methacrylate	0.518	0.568	-9.7	102	0.00	12.71
96	M	1,1,2-trichloroethane	0.285	0.297	-4.2	101	0.00	12.93
97	M	2-hexanone	0.176	0.188	-6.8	102	0.00	13.12
98	I	chlorobenzene-d5	1.000	1.000	0.0	104	0.00	14.08
99	M	cyclohexanone	0.022	0.023	-4.5	107	0.00	15.28
100	M	tetrachloroethene	0.369	0.406	-10.0	101	0.00	13.19
101	M	1,3-dichloropropane	0.581	0.622	-7.1	101	0.00	13.13
102	M	butyl acetate	0.330	0.325	1.5	97	0.00	13.21
103	m	3,3-dimethyl-1-butanol	0.061	0.061	0.0	99	0.00	13.29
104	M	dibromochloromethane	0.369	0.408	-10.6	101	0.00	13.43
105	M	1,2-dibromoethane	0.357	0.385	-7.8	103	0.00	13.60
106	M	n-butyl ether	1.634	1.819	-11.3	102	0.00	14.04
107	M	chlorobenzene	0.917	1.040	-13.4	102	0.00	14.12
108	M	1,1,1,2-tetrachloroethane	0.336	0.371	-10.4	100	0.00	14.18
109	M	ethylbenzene	1.676	1.849	-10.3	101	0.00	14.18
110	M	m,p-xylene	0.627	0.700	-11.6	102	0.00	14.30
111	M	o-xylene	0.628	0.692	-10.2	101	0.00	14.76
112	M	butyl acrylate		----------NA----------				
113	M	styrene	1.123	1.233	-9.8	102	0.00	14.76
114	M	bromoform	0.293	0.316	-7.8	101	0.00	15.04
115	I	1,4-dichlorobenzene-d4	1.000	1.000	0.0	106	0.00	16.66
116	M	isopropylbenzene	3.003	3.270	-8.9	102	0.00	15.14
117	S	4-bromofluorobenzene (s)	0.998	0.902	9.6	101	0.00	15.36
118	M	bromobenzene	0.771	0.847	-9.9	103	0.00	15.58
119	M	1,1,2,2-tetrachloroethane	1.026	1.032	-0.6	99	0.00	15.43
120	M	trans-1,4-dichloro-2-bute	0.286	0.310	-8.4	105	0.00	15.48
121	M	1,2,3-trichloropropane	0.257	0.265	-3.1	102	0.00	15.52
122	M	n-propylbenzene	3.517	4.040	-14.9	108	0.00	15.59
123	M	p-ethyltoluene	2.987	3.014	-0.9	100	0.00	15.71
124	M	2-chlorotoluene	0.729	0.766	-5.1	101	0.00	15.76
125	M	4-chlorotoluene	2.277	2.440	-7.2	103	0.00	15.86
126	M	1,3,5-trimethylbenzene	2.581	2.713	-5.1	101	0.00	15.76
127	M	tert-butylbenzene	2.222	2.427	-9.2	102	0.00	16.15
128	M	pentachloroethane	0.506	0.551	-8.9	104	0.00	16.23
129	M	1,2,4-trimethylbenzene	2.527	2.933	-16.1	108	0.00	16.20
130	M	sec-butylbenzene	3.361	3.749	-11.5	102	0.00	16.39
131	M	1,3-dichlorobenzene	1.538	1.657	-7.7	102	0.00	16.60
132	M	p-isopropyltoluene	2.812	3.200	-13.8	103	0.00	16.52
133	M	1,4-dichlorobenzene	1.534	1.700	-10.8	103	0.00	16.69
134		benzyl chloride	1.738	2.303	-32.5#	124	0.00	16.79
135	M	p-diethylbenzene	1.680	1.821	-8.4	101	0.00	16.94
136	M	1,2-dichlorobenzene	1.501	1.617	-7.7	101	0.00	17.12
137	M	n-butylbenzene	1.557	1.769	-13.6	106	0.00	16.98
138	M	1,2,4,5-tetramethylbenzen	2.620	2.821	-7.7	101	0.00	17.80
139	M	1,2-dibromo-3-chloropropa	0.192	0.202	-5.2	106	0.00	17.94
140	m	1,3,5-trichlorobenzene	1.270	1.372	-8.0	102	0.00	18.18
141	M	1,2,4-trichlorobenzene	1.100	1.233	-12.1	106	0.00	18.89
142	M	hexachlorobutadiene	0.606	0.691	-14.0	106	0.00	19.04
143	M	naphthalene	2.762	2.999	-8.6	106	0.00	19.20
144		MMT		----------NA----------				
145	M	1,2,3-trichlorobenzene	0.988	1.090	-10.3	105	0.00	19.47
146	M	hexachloroethane	0.524	0.572	-9.2	103	0.00	17.44
147		ethyleinimine		----------NA----------				

Initial Calibration Verification

Job Number:	JB70672	**Sample:**	VE9527-ICV9527
Account:	LANGAN Langan Engineering & Environmental	**Lab FileID:**	E217063.D
Project:	Carroll Gardens, 363-365 Bond Street, Brooklyn, NY		

```
(#) = Out of Range                SPCC's out = 0  CCC's out = 0
 E217058.D  ME9527.M         Thu Jul 03 10:50:36 2014   RPT1
```

Continuing Calibration Summary

Job Number: JB70672 **Sample:** VE9537-CC9527
Account: LANGAN Langan Engineering & Environmental **Lab FileID:** E217209.D
Project: Carroll Gardens, 363-365 Bond Street, Brooklyn, NY

Evaluate Continuing Calibration Report

Data File : C:\msdchem\1\DATA\E217209.D Vial: 2
Acq On : 9 Jul 2014 9:27 am Operator: OksanaT
Sample : CC9527-20 Inst : MSE
Misc : MS70085,VE9537,5,,100,5,1 Multiplr: 1.00
MS Integration Params: RTEINT.P

Method : C:\msdchem\1\METHODS\ME9527.M (RTE Integrator)
Title : SW846 8260B,ZB624 60m x 0.25mm x 1.4um
Last Update : Thu Jul 03 10:49:42 2014
Response via : Multiple Level Calibration

Min. RRF : 0.010 Min. Rel. Area : 50% Max. R.T. Dev 0.50min
Max. RRF Dev : 20% Max. Rel. Area : 200%

		Compound	AvgRF	CCRF	%Dev	Area%	Dev(min)	R.T.
1		Tert Butyl Alcohol-d9	1.000	1.000	0.0	107	-0.02	7.62
2		ETHYL ALCOHOL		----------NA----------				
3	M	1,4-dioxane	0.117	0.127	-8.5	114	0.00	11.48
4	M	tertiary butyl alcohol	1.117	1.230	-10.1	109	0.00	7.74
5	I	pentafluorobenzene	1.000	1.000	0.0	115	0.00	9.84
6		freon 23		----------NA----------				
7		freon 115		----------NA----------				
8		freon 143a		----------NA----------				
9		freon 152a		----------NA----------				
10	M	chlorotrifluoroethene		----------NA----------				
11	M	chlorodifluoromethane	0.488	0.570	-16.8	121	0.00	4.31
12	M	dichlorodifluoromethane	0.494	0.538	-8.9	124	0.00	4.31
13		freon 114		----------NA----------				
14		freon 142b		----------NA----------				
15	M	chloromethane	0.784	0.817	-4.2	119	0.00	4.63
16	M	vinyl chloride	0.653	0.732	-12.1	120	0.00	4.89
17		1,3-Butadiene		----------NA----------				
18	M	acetaldehyde		----------NA----------				
19	M	bromomethane	0.392	0.420	-7.1	125	0.02	5.55
20	M	chloroethane	0.292	0.322	-10.3	119	0.01	5.72
21	M	vinyl bromide		----------NA----------				
22	M	trichlorofluoromethane	0.560	0.688	-22.9#	133	0.00	6.23
23	M	pentane		----------NA----------				
24	M	ethyl ether	0.248	0.273	-10.1	120	0.00	6.60
25		freon 141b		----------NA----------				
26		freon 123a		----------NA----------				
27		freon 123		----------NA----------				
28	m	2-chloropropane	0.795	0.854	-7.4	120	0.00	6.80
29	M	acrolein	0.128	0.136	-6.3	117	0.00	6.80
30	M	1,1-dichloroethene	0.362	0.420	-16.0	121	0.00	7.04
31	M	isopropyl alcohol		----------NA----------				
32	M	acetone	0.057	0.051	10.5	95	0.00	7.03
33	M	allyl chloride	0.727	0.753	-3.6	109	0.00	7.52
		----------	True	Calc.	% Drift	----------		
34	M	acetonitrile	200.000	165.351	17.3	84	0.00	7.41
		----------	AvgRF	CCRF	% Dev	----------		
35	M	iodomethane	0.606	0.736	-21.5#	128	0.00	7.30
		----------	True	Calc.	% Drift	----------		

Continuing Calibration Summary

Job Number: JB70672 **Sample:** VE9537-CC9527
Account: LANGAN Langan Engineering & Environmental **Lab FileID:** E217209.D
Project: Carroll Gardens, 363-365 Bond Street, Brooklyn, NY

36	M	iso-butyl alcohol	200.000	188.919	5.5	115	0.00	10.17
			AvgRF	CCRF	% Dev			
37	M	carbon disulfide	1.316	1.533	-16.5	123	-0.01	7.46
38	M	methylene chloride	0.421	0.488	-15.9	121	0.00	7.70
39	m	1-chloropropane	0.809	0.865	-6.9	115	0.00	7.75
40	M	methyl acetate	0.528	0.496	6.1	108	0.00	7.48
41	M	methyl tert butyl ether	1.302	1.441	-10.7	120	0.00	8.05
42	M	trans-1,2-dichloroethene	0.399	0.451	-13.0	120	0.00	8.09
43	M	di-isopropyl ether	1.539	1.611	-4.7	112	0.00	8.63
44	M	ethyl tert-butyl ether	1.365	1.612	-18.1	121	0.00	9.09
45	M	2-butanone	0.066	0.063	4.5	114	0.00	9.27
46	M	1,1-dichloroethane	0.755	0.860	-13.9	120	0.00	8.62
47	M	chloroprene	0.619	0.651	-5.2	109	0.00	8.75
48	M	acrylonitrile	0.229	0.239	-4.4	116	0.00	7.95
49	M	vinyl acetate	0.078	0.085	-9.0	121	0.00	8.59
50	M	ethyl acetate	0.089	0.092	-3.4	105	0.00	9.32
51	M	2,2-dichloropropane	0.509	0.686	-34.8#	142	0.00	9.37
52	M	cis-1,2-dichloroethene	0.441	0.502	-13.8	122	0.00	9.34
53	m	methyl acrylate	0.529	0.561	-6.0	116	0.00	9.39
54	M	propionitrile	0.094	0.100	-6.4	120	0.00	9.33
55	M	bromochloromethane	0.205	0.234	-14.1	125	0.00	9.64
56	M	tetrahydrofuran	0.242	0.216	10.7	107	0.00	9.71
57	M	chloroform	0.712	0.783	-10.0	120	0.00	9.69
58	m	t-butyl formate	0.395	0.410	-3.8	108	0.00	9.74
59	M	Iso-octane	1.558	1.799	-15.5	125	0.00	10.46
60	S	dibromofluoromethane (s)	0.399	0.364	8.8	110	0.00	9.88
61	S	1,2-dichloroethane-d4 (s)	0.510	0.450	11.8	104	0.00	10.30
62	M	freon 113	0.256	0.303	-18.4	125	0.00	7.01
63	M	methacrylonitrile	0.390	0.379	2.8	110	0.00	9.54
64	M	1,1,1-trichloroethane	0.559	0.644	-15.2	122	0.00	9.99
65		Cyclohexane	0.589	0.685	-16.3	124	0.00	10.10
66	M	tert-amyl methyl ether	1.344	1.452	-8.0	115	0.00	10.46
67	I	1,4-difluorobenzene	1.000	1.000	0.0	114	0.00	10.76
68	M	Di-isobutylene		----------NA----------				
69	M	tert amyl alcohol		----------NA----------				
70	M	epichlorohydrin	0.051	0.055	-7.8	115	0.00	12.00
71	M	n-butyl alcohol	0.016	0.016	0.0	108	0.00	10.84
72	M	tert-amyl ethyl ether		----------NA----------				
73	M	carbon tetrachloride	0.383	0.457	-19.3	124	0.00	10.21
74	M	1,1-dichloropropene	0.430	0.492	-14.4	120	0.00	10.16
75	M	hexane	0.454	0.503	-10.8	125	0.00	8.42
76	M	benzene	1.307	1.472	-12.6	118	0.00	10.41
77	M	heptane	0.254	0.295	-16.1	123	0.00	10.62
78	M	isopropyl acetate	0.939	0.844	10.1	108	0.00	10.30
79	M	1,2-dichloroethane	0.425	0.484	-13.9	117	0.00	10.39
80		ethyl acrylate		----------NA----------				
81	M	trichloroethene	0.318	0.358	-12.6	119	0.00	11.13
82	M	2-nitropropane		----------NA----------				
83	M	2-chloroethyl vinyl ether	0.278	0.308	-10.8	117	0.00	11.89
84	M	methylcyclohexane	0.543	0.610	-12.3	121	0.00	11.39
85	M	methyl methacrylate	0.406	0.428	-5.4	114	0.00	11.37
86	M	1,2-dichloropropane	0.353	0.405	-14.7	120	0.00	11.37
87	M	dibromomethane	0.210	0.238	-13.3	122	0.00	11.52
88	M	bromodichloromethane	0.433	0.486	-12.2	118	0.00	11.65
89	M	cis-1,3-dichloropropene	0.561	0.638	-13.7	118	0.00	12.13
90	S	toluene-d8 (s)	1.293	1.183	8.5	109	0.00	12.46
91	M	4-methyl-2-pentanone	0.183	0.195	-6.6	115	0.00	12.21
92	M	toluene	0.801	0.917	-14.5	118	0.00	12.54

Continuing Calibration Summary

Job Number: JB70672 **Sample:** VE9537-CC9527
Account: LANGAN Langan Engineering & Environmental **Lab FileID:** E217209.D
Project: Carroll Gardens, 363-365 Bond Street, Brooklyn, NY

93	M	3-methyl-1-butanol	0.025	0.024	4.0	105	0.00	12.22
94	M	trans-1,3-dichloropropene	0.529	0.591	-11.7	118	0.00	12.71
95	M	ethyl methacrylate	0.518	0.556	-7.3	112	0.00	12.71
96	M	1,1,2-trichloroethane	0.285	0.305	-7.0	117	0.00	12.93
97	M	2-hexanone	0.176	0.178	-1.1	111	0.00	13.12
98	I	chlorobenzene-d5	1.000	1.000	0.0	114	0.00	14.08
99	M	cyclohexanone	0.022	0.031	-40.9#	160	0.00	15.28
100	M	tetrachloroethene	0.369	0.426	-15.4	122	0.00	13.19
101	M	1,3-dichloropropane	0.581	0.651	-12.0	119	0.00	13.13
102	M	butyl acetate	0.330	0.329	0.3	114	0.00	13.21
103	m	3,3-dimethyl-1-butanol	0.061	0.057	6.6	105	0.00	13.29
104	M	dibromochloromethane	0.369	0.423	-14.6	121	0.00	13.43
105	M	1,2-dibromoethane	0.357	0.404	-13.2	123	0.00	13.60
106	M	n-butyl ether	1.634	1.784	-9.2	112	0.00	14.04
107	M	chlorobenzene	0.917	1.088	-18.6	121	0.00	14.12
108	M	1,1,1,2-tetrachloroethane	0.336	0.402	-19.6	124	0.00	14.18
109	M	ethylbenzene	1.676	1.920	-14.6	118	0.00	14.19
110	M	m,p-xylene	0.627	0.725	-15.6	119	0.00	14.30
111	M	o-xylene	0.628	0.725	-15.4	119	0.00	14.76
112	M	butyl acrylate		----------NA----------				
113	M	styrene	1.123	1.259	-12.1	119	0.00	14.76
114	M	bromoform	0.293	0.334	-14.0	125	0.00	15.05
115	I	1,4-dichlorobenzene-d4	1.000	1.000	0.0	116	0.00	16.66
116	M	isopropylbenzene	3.003	3.415	-13.7	118	0.00	15.14
117	S	4-bromofluorobenzene (s)	0.998	0.870	12.8	107	0.00	15.36
118	M	bromobenzene	0.771	0.910	-18.0	125	0.00	15.58
119	M	1,1,2,2-tetrachloroethane	1.026	1.110	-8.2	117	0.00	15.43
120	M	trans-1,4-dichloro-2-bute	0.286	0.301	-5.2	116	0.00	15.48
121	M	1,2,3-trichloropropane	0.257	0.284	-10.5	123	0.00	15.52
122	M	n-propylbenzene	3.517	3.971	-12.9	118	0.00	15.59
123	M	p-ethyltoluene		----------NA----------				
124	M	2-chlorotoluene	0.729	0.823	-12.9	122	0.00	15.76
125	M	4-chlorotoluene	2.277	2.528	-11.0	118	0.00	15.87
126	M	1,3,5-trimethylbenzene	2.581	2.905	-12.6	122	0.00	15.76
127	M	tert-butylbenzene	2.222	2.496	-12.3	117	0.00	16.15
128	M	pentachloroethane	0.506	0.576	-13.8	123	0.00	16.24
129	M	1,2,4-trimethylbenzene	2.527	2.906	-15.0	119	0.00	16.20
130	M	sec-butylbenzene	3.361	3.916	-16.5	119	0.00	16.39
131	M	1,3-dichlorobenzene	1.538	1.760	-14.4	121	0.00	16.60
132	M	p-isopropyltoluene	2.812	3.265	-16.1	120	0.00	16.52
133	M	1,4-dichlorobenzene	1.534	1.805	-17.7	123	0.00	16.69
134		benzyl chloride	1.738	2.154	-23.9#	130	0.00	16.79
135	M	p-diethylbenzene		----------NA----------				
136	M	1,2-dichlorobenzene	1.501	1.729	-15.2	123	0.00	17.12
137	M	n-butylbenzene	1.557	1.688	-8.4	114	0.00	16.98
138	M	1,2,4,5-tetramethylbenzen		----------NA----------				
139	M	1,2-dibromo-3-chloropropa	0.192	0.195	-1.6	113	0.00	17.94
140	m	1,3,5-trichlorobenzene	1.270	1.484	-16.9	126	0.00	18.18
141	M	1,2,4-trichlorobenzene	1.100	1.234	-12.2	125	0.00	18.89
142	M	hexachlorobutadiene	0.606	0.729	-20.3#	127	0.00	19.04
143	M	naphthalene	2.762	2.851	-3.2	116	0.00	19.20
144		MMT		----------NA----------				
145	M	1,2,3-trichlorobenzene	0.988	1.069	-8.2	121	0.00	19.47
146	M	hexachloroethane	0.524	0.580	-10.7	119	0.00	17.43
147		ethyleinimine		----------NA----------				

Continuing Calibration Summary

Job Number: JB70672 **Sample:** VE9537-CC9527
Account: LANGAN Langan Engineering & Environmental **Lab FileID:** E217209.D
Project: Carroll Gardens, 363-365 Bond Street, Brooklyn, NY

```
(#) = Out of Range                SPCC's out = 0  CCC's out = 0
 E217057.D  ME9527.M         Wed Jul 09 13:01:35 2014   RPT1
```

Initial Calibration Summary

Job Number: JB70672 **Sample:** VY6377-ICC6377
Account: LANGAN Langan Engineering & Environmental **Lab FileID:** Y146740.D
Project: Carroll Gardens, 363-365 Bond Street, Brooklyn, NY

Response Factor Report MSY

Method : C:\MSDCHEM\1\METHODS\MYS6377.M (RTE Integrator)
Title : Method SW846 8260B, ZB624 60m x 0.25mm x 1.4um
Last Update : Wed Jun 25 11:30:58 2014
Response via : Initial Calibration

Calibration Files
5 =Y146737.D 10 =Y146738.D 0.5 =Y146734.D 50 =Y146740.D
100 =Y146741.D 1 =Y146735.D 200 =Y146742.D 20 =Y146739.D
2 =Y146736.D 0.2 =Y146733.D = =

Compound	5	10	0.5	50	100	1	200	20	2	0.2	Avg	%RSD
1) I Tert Butyl Alcohol-d9	----------ISTD----------											
2) 1,4-dioxane	0.117	0.121	0.129	0.118		0.118	0.115				0.120	3.98
3) ETHANOL											0.000	-1.00
4) tertiary butyl alcohol	1.400	1.367	1.368	1.316	1.266	1.282	1.311	1.286			1.324	3.65
5) I pentafluorobenzene	----------ISTD----------											
6) propene											0.000	-1.00
7) freon 141b											0.000	-1.00
8) freon 142b											0.000	-1.00
9) freon 143a											0.000	-1.00
10) freon 114											0.000	-1.00
11) chlorodifluoromethane	0.309	0.341	0.311	0.310		0.304	0.374	0.326			0.325	7.71
12) dichlorodifluoromethane	0.386	0.397	0.355	0.375		0.366	0.425	0.353			0.380	6.70
13) chloromethane	0.530	0.531	0.504	0.506	0.658	0.499	0.562	0.491			0.535	10.21
14) vinyl chloride	0.491	0.492	0.454	0.459	0.541	0.451	0.517	0.424			0.479	8.10
15) 1,3-butadiene											0.000	-1.00
16) bromomethane	0.370	0.361	0.331	0.324		0.275	0.369	0.369			0.343	10.34
17) chloroethane	0.226	0.228	0.216	0.214	0.233	0.203	0.240	0.204			0.221	6.10
18) Vinyl Bromide											0.000	-1.00
19) trichlorofluoromethane	0.513	0.517	0.461	0.476	0.632	0.465	0.548	0.496			0.514	10.91
20) ethyl ether	0.212	0.212	0.202	0.219	0.193	0.219	0.215	0.193			0.208	5.16
21) 2-chloropropane	0.144	0.155	0.139	0.142		0.140	0.162	0.134			0.145	6.67
22) acrolein	0.093	0.083	0.073		0.077	0.076	0.075	0.077			0.079	8.51
23) 1,1-dichloroethene												

Initial Calibration Summary

Job Number: JB70672 **Sample:** VY6377-ICC6377
Account: LANGAN Langan Engineering & Environmental **Lab FileID:** Y146740.D
Project: Carroll Gardens, 363-365 Bond Street, Brooklyn, NY

	0.533	0.539	0.615	0.487	0.493	0.535	0.492	0.554	0.513		0.529	7.55
24)	acetone											
	0.273	0.235		0.196	0.182			0.235			0.224	16.10
25)	allyl chloride											
	0.196	0.201		0.182	0.184		0.185	0.180			0.188	4.48
26)	acetonitrile											
	0.036	0.033		0.027	0.029		0.028	0.027			0.030	12.10
27)	iodomethane											
	0.676	0.668		0.636	0.654	0.679	0.654	0.717	0.662		0.668	3.58
28)	carbon disulfide											
	1.236	1.239	1.643	1.128	1.138	1.321	1.129	1.296	1.225		1.262	12.63
29)	1-chloropropane											
	0.926	0.779		0.590	0.593		0.584	0.738			0.702	19.69
30)	methylene chloride											
	0.843	0.736		0.560	0.561		0.553	0.663			0.653	18.15
31)	methyl acetate											
	0.044	0.052		0.056	0.059		0.060	0.054			0.054	10.94
32)	methyl tert butyl ether											
	1.158	1.157	1.099	1.096	1.164	1.220	1.143	1.176	1.142	1.146	1.150	3.12
33)	trans-1,2-dichloroethene											
	0.530	0.538	0.595	0.494	0.509	0.519	0.510	0.560	0.519		0.530	5.80
34)	di-isopropyl ether											
	1.283	1.339	1.359	1.305	1.338	1.434	1.344	1.420	1.298	1.633	1.375	7.49
35)	ethyl tert-butyl ether											
	1.222	1.293	1.150	1.269	1.300	1.371	1.302	1.358	1.227	1.372	1.286	5.61
36)	2-butanone											
	0.051	0.053		0.054	0.056		0.050	0.056			0.053	4.64
37)	1,1-dichloroethane											
	0.692	0.691	0.775	0.638	0.659	0.721	0.665	0.718	0.658		0.691	6.12
38)	chloroprene											
	0.480	0.510	0.505	0.467	0.475	0.506	0.479	0.534	0.457		0.490	5.02
39)	acrylonitrile											
	0.131	0.131		0.129	0.137	0.112	0.132	0.134	0.111		0.127	7.80
40)	vinyl acetate											
	0.037	0.045		0.059	0.063		0.063	0.057			0.054	19.67
41)	ethyl acetate											
	0.049	0.054		0.057	0.060		0.059	0.061			0.057	8.20
42)	2,2-dichloropropane											
	0.527	0.530	0.659	0.476	0.479	0.609	0.471	0.564	0.538		0.539	11.80
43)	cis-1,2-dichloroethene											
	0.435	0.434	0.512	0.404	0.420	0.478	0.428	0.458	0.446		0.446	7.31
44)	propionitrile											
	0.052	0.051		0.051	0.054	0.035	0.053	0.052	0.043		0.049	13.59
45)	bromochloromethane											
	0.276	0.278		0.264	0.281	0.282	0.282	0.284	0.274		0.278	2.35
46)	tetrahydrofuran											
	0.051	0.052		0.049	0.052		0.051	0.048			0.051	3.28
47)	chloroform											
	0.687	0.674		0.630	0.655	0.846	0.659	0.705	0.697		0.694	9.50
48)	tert-Butyl Formate											
	0.249	0.255		0.262	0.271		0.267	0.272	0.245		0.260	4.16
49)	isobutyl alcohol											
	0.017	0.014		0.013	0.014		0.013	0.013			0.014	10.17
50)	dibromofluoromethane (s)											
	0.396	0.384		0.348	0.367		0.366	0.398	0.472		0.390	10.27
51)	1,2-dichloroethane-d4 (s)											
	0.429	0.414		0.393	0.415		0.405	0.420			0.413	2.98
52)	freon 113											
	0.256	0.270		0.239	0.249		0.245	0.283	0.230		0.253	7.25
53)	methacrylonitrile											

```
      0.143 0.148       0.142 0.155       0.151 0.146              0.148    3.35
54)  1,1,1-trichloroethane
      0.532 0.549 0.631 0.494 0.505 0.554 0.504 0.576 0.510        0.539    8.15
55)  Cyclohexane
      0.559 0.547 0.650 0.488 0.494 0.582 0.495 0.581 0.561        0.551    9.55
56)  2,2,4-trimethylpentane
      1.420 1.526 1.400 1.144 1.370 1.568 1.361 1.556 1.424        1.419    9.13
57)  tert-amyl methyl ether
      1.208 1.232 1.212 1.216 1.261 1.385 1.246 1.297 1.209        1.252    4.64

58) I   1,4-difluorobenzene   ----------------ISTD---------------------
59)  epichlorohydrin
      0.031 0.032       0.031 0.032       0.031 0.031 0.027        0.031    5.19
60)  n-butyl alcohol
      0.010 0.010       0.010 0.011 0.009 0.010 0.010 0.008        0.010    9.79
61)  carbon tetrachloride
      0.396 0.406 0.449 0.372 0.371 0.434 0.368 0.418 0.380        0.399    7.44
62)  1,1-dichloropropene
      0.399 0.421 0.479 0.375 0.379 0.407 0.380 0.431 0.387        0.406    8.24
63)  hexane
      0.465 0.457       0.344 0.382       0.379 0.458              0.414   12.55
64)  Tert Amyl Alcohol
      0.022 0.021       0.020 0.020       0.019 0.021 0.018        0.020    6.03
65)  benzene
      1.283 1.298 1.490 1.209 1.233 1.398 1.242 1.352 1.286 1.434  1.322    7.04
66)  heptane
      0.256 0.265       0.207 0.232       0.228 0.273 0.256        0.245    9.54
67)  isopropyl acetate
      0.125 0.131       0.133 0.135       0.133 0.140 0.114        0.130    6.58
68)  1,2-dichloroethane
      0.381 0.389 0.308 0.373 0.388 0.379 0.382 0.393 0.362        0.373    7.01
69)  trichloroethene
      0.323 0.329 0.354 0.302 0.304 0.334 0.306 0.335 0.301        0.321    5.87
70)  ethyl acrylate
      0.323 0.366       0.386 0.404       0.398 0.399              0.379    8.06
71)  2-nitropropane
      0.110 0.110       0.103 0.098       0.095 0.101 0.116        0.105    7.18
72)  2-chloroethyl vinyl ether
      0.131 0.137       0.140 0.144       0.141 0.143 0.119        0.136    6.36
73)  methyl methacrylate
      0.212 0.218       0.211 0.221       0.214 0.214 0.188        0.211    5.08
74)  1,2-dichloropropane
      0.339 0.345 0.353 0.319 0.331 0.366 0.333 0.352 0.331        0.341    4.19
75)  methylcyclohexane
      0.521 0.553 0.541 0.483 0.499 0.572 0.497 0.577 0.507        0.528    6.51
76)  Tert-amyl ethyl ether
      0.756 0.781 0.813 0.771 0.797 0.771 0.795 0.852 0.722        0.784    4.68
77)  dibromomethane
      0.200 0.208       0.195 0.203 0.177 0.200 0.204 0.194        0.198    4.72
78)  bromodichloromethane
      0.437 0.439 0.415 0.423 0.444 0.465 0.444 0.456 0.429        0.439    3.55
79)  cis-1,3-dichloropropene
      0.551 0.565 0.527 0.536 0.554 0.584 0.557 0.581 0.542        0.555    3.47
80)  toluene-d8 (s)
      1.187 1.185       1.061 1.082       1.069 1.201 1.309        1.156    7.85
81)  4-methyl-2-pentanone
      0.122 0.127       0.123 0.130       0.124 0.124 0.107        0.122    6.10
82)  toluene
      1.377 1.380 1.815 1.268 1.289 1.530 1.288 1.426 1.425        1.422   11.90
83)  3-methyl-1-butanol
```

Initial Calibration Summary

Job Number: JB70672 **Sample:** VY6377-ICC6377
Account: LANGAN Langan Engineering & Environmental **Lab FileID:** Y146740.D
Project: Carroll Gardens, 363-365 Bond Street, Brooklyn, NY

	0.009	0.009		0.009	0.010		0.009	0.009	0.007		0.009	8.92
84)	trans-1,3-dichloropropene												
	0.498	0.499	0.397	0.487	0.502	0.486	0.499	0.517	0.474		0.484	7.22
85)	ethyl methacrylate												
	0.399	0.403		0.400	0.419	0.392	0.413	0.414	0.362		0.400	4.45
86)	1,1,2-trichloroethane												
	0.253	0.250	0.217	0.244	0.253	0.253	0.252	0.257	0.241		0.247	4.86
87)	2-hexanone												
	0.140	0.140		0.143	0.146		0.135	0.148	0.103		0.136	11.14
88)	I chlorobenzene-d5					----------ISTD----------							
89)	tetrachloroethene												
	0.434	0.440	0.492	0.410	0.417	0.421	0.402	0.442	0.384		0.427	7.22
90)	1,3-dichloropropane												
	0.535	0.546	0.469	0.515	0.537	0.581	0.534	0.546	0.503		0.530	5.93
91)	butyl acetate												
	0.222	0.236		0.247	0.251		0.241	0.261			0.243	5.46
92)	dibromochloromethane												
	0.415	0.426	0.394	0.405	0.429	0.409	0.429	0.424	0.393		0.414	3.43
93)	1,2-dibromoethane												
	0.355	0.356	0.307	0.335	0.355	0.339	0.353	0.348	0.316		0.341	5.33
94)	3,3-Dimethyl-1-Butanol												
	0.041	0.041		0.040	0.041	0.041	0.040	0.039	0.035		0.040	5.08
95)	n-butyl ether												
											0.000	-1.00
96)	chlorobenzene												
	1.064	1.067	1.109	0.979	1.010	1.120	1.018	1.078	1.019		1.052	4.56
97)	1,1,1,2-tetrachloroethane												
	0.388	0.384	0.353	0.367	0.382	0.389	0.384	0.395	0.364		0.379	3.63
98)	ethylbenzene												
	1.711	1.756	2.120	1.588	1.621	1.842	1.632	1.764	1.697	1.783	1.751	8.68
99)	m,p-xylene												
	0.677	0.695	0.807	0.623	0.635	0.713	0.637	0.693	0.648	0.759	0.689	8.56
100)	o-xylene												
	1.411	1.400	1.572	1.294	1.332	1.453	1.341	1.416	1.329	1.430	1.398	5.75
101)	styrene												
	1.105	1.151	1.050	1.093	1.135	1.121	1.146	1.178	1.048	1.018	1.105	4.71
102)	bromoform												
	0.297	0.294	0.255	0.284	0.303	0.277	0.303	0.295	0.266		0.286	5.95
103)	I 1,4-dichlorobenzene-d					----------ISTD----------							
104)	isopropylbenzene												
	3.227	3.272	3.967	2.945	2.956	3.399	2.957	3.228	3.059	3.880	3.289	11.21
105)	4-bromofluorobenzene (s)												
	0.982	0.987		0.892	0.909	1.242	0.903	0.962	1.137		1.002	12.43
106)	cis-1,4-dichloro-2-butene												
											0.000	-1.00
107)	bromobenzene												
	0.923	0.931	0.873	0.879	0.906	0.950	0.914	0.924	0.886		0.910	2.83
108)	cyclohexanone												
	0.179	0.172		0.161	0.162		0.138	0.161	0.148		0.160	8.76
109)	1,1,2,2-tetrachloroethane												
	0.965	0.946	0.891	0.880	0.916	0.969	0.886	0.896	0.895		0.916	3.83
110)	trans-1,4-dichloro-2-butene												
	0.232	0.224		0.217	0.229		0.220	0.223	0.189		0.219	6.48
111)	1,2,3-trichloropropane												
	0.208	0.210		0.192	0.201	0.207	0.193	0.190	0.194		0.199	3.92
112)	n-propylbenzene												
	3.694	3.753	4.500	3.440	3.428	3.871	3.432	3.750	3.537	3.487	3.689	8.84
113)	4-Ethyltoluene												

Initial Calibration Summary

Job Number: JB70672 **Sample:** VY6377-ICC6377
Account: LANGAN Langan Engineering & Environmental **Lab FileID:** Y146740.D
Project: Carroll Gardens, 363-365 Bond Street, Brooklyn, NY

```
       2.949 3.148 3.081 2.953 2.924 3.076 2.913 3.292 2.705        3.005    5.57
114)  2-chlorotoluene
       0.817 0.820 0.874 0.750 0.762 0.813 0.757 0.832 0.802        0.803    5.05
115)  4-chlorotoluene
       2.374 2.426 2.790 2.213 2.229 2.486 2.250 2.417 2.314        2.389    7.46
116)  1,3,5-trimethylbenzene
       2.665 2.721 3.343 2.473 2.470 2.800 2.474 2.705 2.592 2.991  2.723   10.03
117)  tert-butylbenzene
       2.208 2.260 2.740 2.052 2.083 2.381 2.065 2.278 2.108 1.987  2.216    9.96
118)  pentachloroethane
       0.543 0.577       0.509 0.535 0.572 0.558 0.567 0.534        0.549    4.25
119)  1,2,4-trimethylbenzene
       2.678 2.660 3.047 2.488 2.505 2.801 2.490 2.691 2.543 2.988  2.689    7.50
120)  sec-butylbenzene
       3.478 3.542 4.280 3.188 3.194 3.659 3.159 3.562 3.194 3.728  3.498    9.95
121)  1,3-dichlorobenzene
       1.705 1.708 1.756 1.619 1.636 1.711 1.645 1.752 1.660 1.585  1.678    3.41
122)  p-isopropyltoluene
       2.904 2.945 3.263 2.712 2.704 3.104 2.678 2.987 2.773 2.852  2.892    6.56
123)  1,4-dichlorobenzene
       1.727 1.736 1.906 1.641 1.663 1.840 1.665 1.763 1.739        1.742    4.96
124)  1,2-dichlorobenzene
       1.641 1.619 1.659 1.544 1.580 1.690 1.574 1.634 1.567        1.612    3.01
125)  n-butylbenzene
       1.513 1.535 1.729 1.410 1.411 1.489 1.395 1.576 1.404        1.496    7.32
126)  p-Diethylbenzene
       1.649 1.749 1.778 1.658 1.623 1.732 1.617 1.878 1.519        1.689    6.28
127)  1,2-dibromo-3-chloropropane
       0.189 0.179       0.175 0.185       0.173 0.173 0.151        0.175    7.08
128)  1,3,5-Trichlorobenzene
       1.369 1.390 1.475 1.305 1.310 1.421 1.312 1.429 1.331 1.386  1.373    4.23
129)  1,2,4-trichlorobenzene
       1.169 1.195 1.162 1.160 1.159 1.188 1.165 1.217 1.112 0.976  1.151    5.85
130)  1,2,4,5-tetramethylbenzene
       2.471 2.612 2.628 2.578 2.538 2.511 2.510 2.823 2.394 2.719  2.579    4.82
131)  hexachlorobutadiene
       0.690 0.703 0.832 0.645 0.639 0.728 0.626 0.721 0.654        0.693    9.22
132)  naphthalene
       2.433 2.383 2.167 2.389 2.488 2.203 2.381 2.411 2.234        2.343    4.81
133)  1,2,3-trichlorobenzene
       1.078 1.074 1.047 1.065 1.075 1.082 1.047 1.110 1.043        1.069    1.99
134)  hexachloroethane
       0.575 0.574 0.628 0.541 0.550 0.589 0.552 0.566 0.538        0.568    4.95
135)  Benzyl chloride
       1.548 1.657       1.614 1.627 1.714 1.571 1.660 1.485        1.609    4.52
 ----------------------------------------------------------------------------
 (#) = Out of Range  ###  Number of calibration levels exceeded format  ###

          MYS6377.M         Wed Jun 25 11:36:43 2014   RPT1
```

Initial Calibration Verification

Job Number: JB70672 **Sample:** VY6377-ICV6377
Account: LANGAN Langan Engineering & Environmental **Lab FileID:** Y146748.D
Project: Carroll Gardens, 363-365 Bond Street, Brooklyn, NY

Evaluate Continuing Calibration Report

Data File : C:\MSDChem\1\DATA\Y146748.D Vial: 2
Acq On : 25 Jun 2014 10:14 am Operator: prashans
Sample : ICV6377-50 Inst : MSY
Misc : MS69208,VY6377,5.0,,,,1 Multiplr: 1.00
MS Integration Params: RTEINT.P

Method : C:\MSDCHEM\1\METHODS\MYS6377.M (RTE Integrator)
Title : Method SW846 8260B, ZB624 60m x 0.25mm x 1.4um
Last Update : Wed Jun 25 11:30:58 2014
Response via : Multiple Level Calibration

Min. RRF : 0.000 Min. Rel. Area : 50% Max. R.T. Dev 0.50min
Max. RRF Dev : 30% Max. Rel. Area : 200%

		Compound	AvgRF	CCRF	%Dev	Area%	Dev(min)	R.T.
1	I	Tert Butyl Alcohol-d9	1.000	1.000	0.0	108	0.00	7.36
2		1,4-dioxane	0.120	0.118	1.7	100	0.00	11.17
3		ETHANOL		----------NA----------				
4		tertiary butyl alcohol	1.324	1.285	2.9	102	0.00	7.47
5	I	pentafluorobenzene	1.000	1.000	0.0	109	0.00	9.52
6		propene		----------NA----------				
7		freon 141b		----------NA----------				
8		freon 142b		----------NA----------				
9		freon 143a		----------NA----------				
10		freon 114		----------NA----------				
11		chlorodifluoromethane	0.325	0.245	24.6	86	0.00	3.97
12		dichlorodifluoromethane	0.380	0.325	14.5	100	0.00	3.95
13		chloromethane	0.535	0.438	18.1	95	0.00	4.27
14		vinyl chloride	0.479	0.409	14.6	98	0.00	4.53
15		1,3-butadiene		----------NA----------				
16		bromomethane	0.343	0.298	13.1	98	0.00	5.18
17		chloroethane	0.221	0.193	12.7	97	0.00	5.36
18		Vinyl Bromide		----------NA----------				
19		trichlorofluoromethane	0.514	0.435	15.4	103	0.00	5.80
20		ethyl ether	0.208	0.198	4.8	107	0.00	6.20
21		2-chloropropane	0.145	0.128	11.7	100	0.00	6.41
22		acrolein	0.079	0.068	13.9	102	-0.01	6.51
23		1,1-dichloroethene	0.529	0.442	16.4	99	0.00	6.63
24		acetone	0.224	0.178	20.5	99	0.00	6.73
25		allyl chloride	0.188	0.167	11.2	100	0.00	7.17
26		acetonitrile	0.030	0.027	10.0	108	0.00	7.21
27		iodomethane	0.668	0.591	11.5	101	0.00	6.93
28		carbon disulfide	1.262	1.020	19.2	99	0.00	7.03
29		1-chloropropane	0.702	0.548	21.9	101	0.00	7.38
30		methylene chloride	0.653	0.514	21.3	100	0.00	7.37
31		methyl acetate	0.054	0.050	7.4	97	0.00	7.17
32		methyl tert butyl ether	1.150	1.015	11.8	101	-0.01	7.66
33		trans-1,2-dichloroethene	0.530	0.456	14.0	101	0.00	7.71
34		di-isopropyl ether	1.375	1.172	14.8	98	0.00	8.23
35		ethyl tert-butyl ether	1.286	1.107	13.9	95	0.00	8.69
36		2-butanone	0.053	0.054	-1.9	109	0.00	9.02
37		1,1-dichloroethane	0.691	0.595	13.9	102	0.00	8.29
38		chloroprene	0.490	0.375	23.5	88	0.00	8.38
39		acrylonitrile	0.127	0.119	6.3	101	0.00	7.74
40		vinyl acetate	0.054	0.059	-9.3	110	-0.01	8.27
41		ethyl acetate	0.057	0.048	15.8	90	0.00	9.01

Initial Calibration Verification

Job Number: JB70672 **Sample:** VY6377-ICV6377
Account: LANGAN Langan Engineering & Environmental **Lab FileID:** Y146748.D
Project: Carroll Gardens, 363-365 Bond Street, Brooklyn, NY

42		2,2-dichloropropane	0.539	0.444	17.6	102	0.00	9.02
43		cis-1,2-dichloroethene	0.446	0.379	15.0	102	0.00	9.03
44		propionitrile	0.049	0.048	2.0	102	0.00	9.15
45		bromochloromethane	0.278	0.255	8.3	105	0.00	9.35
46		tetrahydrofuran	0.051	0.046	9.8	102	0.00	9.37
47		chloroform	0.694	0.594	14.4	103	0.00	9.39
48		tert-Butyl Formate	0.260	0.244	6.2	102	0.00	9.41
49		isobutyl alcohol	0.014	0.013	7.1	105	0.00	9.84
50	S	dibromofluoromethane (s)	0.390	0.328	15.9	103	0.00	9.60
51	S	1,2-dichloroethane-d4 (s)	0.413	0.347	16.0	96	0.00	10.02
52		freon 113	0.253	0.218	13.8	100	0.00	6.57
53		methacrylonitrile	0.148	0.138	6.8	106	0.00	9.30
54		1,1,1-trichloroethane	0.539	0.456	15.4	101	0.00	9.62
55		Cyclohexane	0.551	0.443	19.6	99	0.00	9.67
56		2,2,4-trimethylpentane	1.419	0.933	34.2#	89	0.00	10.01
57		tert-amyl methyl ether	1.252	1.104	11.8	99	0.00	10.07
58	I	1,4-difluorobenzene	1.000	1.000	0.0	111	0.00	10.43
59		epichlorohydrin	0.031	0.028	9.7	100	0.00	11.72
60		n-butyl alcohol	0.010	0.010	0.0	103	0.00	10.59
61		carbon tetrachloride	0.399	0.333	16.5	99	0.00	9.81
62		1,1-dichloropropene	0.406	0.336	17.2	99	0.00	9.79
63		hexane	0.414	0.319	22.9	103	0.00	7.97
64		Tert Amyl Alcohol	0.020	0.018	10.0	101	0.00	9.96
65		benzene	1.322	1.104	16.5	101	0.00	10.06
66		heptane	0.245	0.173	29.4	93	0.00	10.18
67		isopropyl acetate	0.130	0.119	8.5	99	0.00	9.98
68		1,2-dichloroethane	0.373	0.350	6.2	104	0.00	10.10
69		trichloroethene	0.321	0.274	14.6	101	0.00	10.77
70		ethyl acrylate	0.379	0.352	7.1	101	0.00	10.78
71		2-nitropropane	0.105	0.090	14.3	97	0.00	11.58
72		2-chloroethyl vinyl ether	0.136	0.120	11.8	95	0.00	11.57
73		methyl methacrylate	0.211	0.197	6.6	104	0.00	11.04
74		1,2-dichloropropane	0.341	0.299	12.3	104	0.00	11.05
75		methylcyclohexane	0.528	0.384	27.3	88	0.00	10.95
76		Tert-amyl ethyl ether	0.784	0.726	7.4	105	0.00	10.89
77		dibromomethane	0.198	0.185	6.6	105	0.00	11.22
78		bromodichloromethane	0.439	0.399	9.1	104	0.00	11.34
79		cis-1,3-dichloropropene	0.555	0.504	9.2	104	0.00	11.79
80	S	toluene-d8 (s)	1.156	0.967	16.3	101	0.00	12.05
81		4-methyl-2-pentanone	0.122	0.115	5.7	103	0.00	11.88
82		toluene	1.422	1.160	18.4	102	0.00	12.12
83		3-methyl-1-butanol	0.009	0.009	0.0	101	0.00	11.91
84		trans-1,3-dichloropropene	0.484	0.456	5.8	104	0.00	12.35
85		ethyl methacrylate	0.400	0.379	5.3	105	0.00	12.31
86		1,1,2-trichloroethane	0.247	0.229	7.3	104	0.00	12.56
87		2-hexanone	0.136	0.127	6.6	98	0.00	12.72
88	I	chlorobenzene-d5	1.000	1.000	0.0	108	0.00	13.56
89		tetrachloroethene	0.427	0.373	12.6	98	0.00	12.69
90		1,3-dichloropropane	0.530	0.494	6.8	103	0.00	12.74
91		butyl acetate	0.243	0.219	9.9	95	0.00	12.78
92		dibromochloromethane	0.414	0.395	4.6	105	0.00	13.00
93		1,2-dibromoethane	0.341	0.325	4.7	104	0.00	13.15
94		3,3-Dimethyl-1-Butanol	0.040	0.037	7.5	98	0.00	12.89
95		n-butyl ether		----------NA----------				
96		chlorobenzene	1.052	0.930	11.6	102	0.00	13.58
97		1,1,1,2-tetrachloroethane	0.379	0.354	6.6	104	0.00	13.65
98		ethylbenzene	1.751	1.484	15.2	101	0.00	13.62
99		m,p-xylene	0.689	0.586	14.9	101	0.00	13.73

Initial Calibration Verification

Job Number: JB70672 **Sample:** VY6377-ICV6377
Account: LANGAN Langan Engineering & Environmental **Lab FileID:** Y146748.D
Project: Carroll Gardens, 363-365 Bond Street, Brooklyn, NY

100		o-xylene	1.398	1.220	12.7	101	0.00	14.14
101		styrene	1.105	1.033	6.5	102	0.00	14.16
102		bromoform	0.286	0.278	2.8	105	0.00	14.45
103	I	1,4-dichlorobenzene-d4	1.000	1.000	0.0	106	0.00	15.84
104		isopropylbenzene	3.289	2.801	14.8	101	0.00	14.47
105	S	4-bromofluorobenzene (s)	1.002	0.854	14.8	102	0.00	14.70
106		cis-1,4-dichloro-2-butene		----------NA----------				
107		bromobenzene	0.910	0.855	6.0	103	0.00	14.89
108		cyclohexanone	0.160	0.156	2.5	103	0.00	14.68
109		1,1,2,2-tetrachloroethane	0.916	0.860	6.1	104	0.00	14.82
110		trans-1,4-dichloro-2-bute	0.219	0.212	3.2	104	0.00	14.86
111		1,2,3-trichloropropane	0.199	0.189	5.0	104	0.00	14.89
112		n-propylbenzene	3.689	3.236	12.3	100	0.00	14.88
113		4-Ethyltoluene	3.005	2.694	10.3	97	0.00	14.98
114		2-chlorotoluene	0.803	0.724	9.8	102	0.00	15.04
115		4-chlorotoluene	2.389	2.126	11.0	102	0.00	15.14
116		1,3,5-trimethylbenzene	2.723	2.420	11.1	104	0.00	15.03
117		tert-butylbenzene	2.216	1.957	11.7	101	0.00	15.37
118		pentachloroethane	0.549	0.522	4.9	109	0.00	15.47
119		1,2,4-trimethylbenzene	2.689	2.394	11.0	102	0.00	15.42
120		sec-butylbenzene	3.498	3.042	13.0	101	0.00	15.58
121		1,3-dichlorobenzene	1.678	1.568	6.6	103	0.00	15.78
122		p-isopropyltoluene	2.892	2.583	10.7	101	0.00	15.70
123		1,4-dichlorobenzene	1.742	1.602	8.0	104	0.00	15.87
124		1,2-dichlorobenzene	1.612	1.513	6.1	104	0.00	16.26
125		n-butylbenzene	1.496	1.345	10.1	101	0.00	16.11
126		p-Diethylbenzene	1.689	1.553	8.1	99	0.00	16.08
127		1,2-dibromo-3-chloropropa	0.175	0.170	2.9	103	0.00	17.05
128		1,3,5-Trichlorobenzene	1.373	1.274	7.2	104	0.00	17.20
129		1,2,4-trichlorobenzene	1.151	1.126	2.2	103	0.00	17.84
130		1,2,4,5-tetramethylbenzen	2.579	2.421	6.1	100	0.00	16.86
131		hexachlorobutadiene	0.693	0.613	11.5	101	0.00	17.93
132		naphthalene	2.343	2.351	-0.3	104	0.00	18.12
133		1,2,3-trichlorobenzene	1.069	1.036	3.1	103	0.00	18.37
134		hexachloroethane	0.568	0.514	9.5	101	0.00	16.50
135		Benzyl chloride	1.609	1.564	2.8	103	0.00	15.99

(#) = Out of Range SPCC's out = 0 CCC's out = 0
Y146740.D MYS6377.M Wed Jun 25 11:40:23 2014 RPT1

Continuing Calibration Summary

Job Number: JB70672 **Sample:** VY6390-CC6377
Account: LANGAN Langan Engineering & Environmental **Lab FileID:** Y146966.D
Project: Carroll Gardens, 363-365 Bond Street, Brooklyn, NY

Evaluate Continuing Calibration Report

Data File : C:\MSDChem\1\DATA\Y146966.D Vial: 2
Acq On : 7 Jul 2014 9:58 am Operator: prashans
Sample : CC6377-20 Inst : MSY
Misc : MS70103,VY6390,5.0,,,,1 Multiplr: 1.00
MS Integration Params: RTEINT.P

Method : C:\MSDCHEM\1\METHODS\MYS6377.M (RTE Integrator)
Title : Method SW846 8260B, ZB624 60m x 0.25mm x 1.4um
Last Update : Wed Jun 25 11:30:58 2014
Response via : Multiple Level Calibration

Min. RRF : 0.000 Min. Rel. Area : 50% Max. R.T. Dev 0.50min
Max. RRF Dev : 20% Max. Rel. Area : 200%

		Compound	AvgRF	CCRF	%Dev	Area%	Dev(min)	R.T.
1	I	Tert Butyl Alcohol-d9	1.000	1.000	0.0	102	0.00	7.35
2		1,4-dioxane	0.120	0.123	-2.5	109	0.00	11.17
3		ETHANOL		----------NA----------				
4		tertiary butyl alcohol	1.324	1.409	-6.4	110	0.00	7.48
5	I	pentafluorobenzene	1.000	1.000	0.0	110	0.00	9.52
6		propene		----------NA----------				
7		freon 141b		----------NA----------				
8		freon 142b		----------NA----------				
9		freon 143a		----------NA----------				
10		freon 114		----------NA----------				
11		chlorodifluoromethane	0.325	0.426	-31.1#	126	0.00	3.98
12		dichlorodifluoromethane	0.380	0.450	-18.4	117	0.00	3.95
13		chloromethane	0.535	0.584	-9.2	115	0.00	4.28
14		vinyl chloride	0.479	0.537	-12.1	114	0.00	4.52
15		1,3-butadiene		----------NA----------				
16		bromomethane	0.343	0.387	-12.8	115	0.00	5.19
17		chloroethane	0.221	0.252	-14.0	116	0.00	5.37
18		Vinyl Bromide		----------NA----------				
19		trichlorofluoromethane	0.514	0.571	-11.1	115	0.01	5.81
20		ethyl ether	0.208	0.219	-5.3	112	0.00	6.20
21		2-chloropropane	0.145	0.163	-12.4	111	0.00	6.41
22		acrolein	0.079	0.066	16.5	96	0.00	6.52
23		1,1-dichloroethene	0.529	0.578	-9.3	115	0.00	6.64
24		acetone	0.224	0.221	1.3	104	0.00	6.75
25		allyl chloride	0.188	0.201	-6.9	123	0.00	7.16
26		acetonitrile	0.030	0.032	-6.7	130	0.00	7.22
27		iodomethane	0.668	0.709	-6.1	109	0.00	6.93
28		carbon disulfide	1.262	1.311	-3.9	112	0.00	7.03
29		1-chloropropane	0.702	0.747	-6.4	112	0.00	7.39
30		methylene chloride	0.653	0.593	9.2	99	0.00	7.38
31		methyl acetate	0.054	0.053	1.9	107	0.01	7.18
32		methyl tert butyl ether	1.150	1.156	-0.5	108	-0.01	7.66
33		trans-1,2-dichloroethene	0.530	0.573	-8.1	113	0.00	7.72
34		di-isopropyl ether	1.375	1.398	-1.7	109	0.00	8.23
35		ethyl tert-butyl ether	1.286	1.303	-1.3	106	0.00	8.69
36		2-butanone	0.053	0.054	-1.9	106	0.01	9.03
37		1,1-dichloroethane	0.691	0.738	-6.8	113	0.00	8.29
38		chloroprene	0.490	0.538	-9.8	111	0.00	8.38
39		acrylonitrile	0.127	0.133	-4.7	109	0.00	7.75
40		vinyl acetate	0.054	0.056	-3.7	109	0.01	8.29
41		ethyl acetate	0.057	0.056	1.8	102	0.00	9.02

Continuing Calibration Summary

Job Number: JB70672 **Sample:** VY6390-CC6377
Account: LANGAN Langan Engineering & Environmental **Lab FileID:** Y146966.D
Project: Carroll Gardens, 363-365 Bond Street, Brooklyn, NY

42		2,2-dichloropropane	0.539	0.561	-4.1	110	0.00	9.02
43		cis-1,2-dichloroethene	0.446	0.450	-0.9	108	0.00	9.03
44		propionitrile	0.049	0.052	-6.1	110	0.00	9.16
45		bromochloromethane	0.278	0.282	-1.4	109	0.00	9.35
46		tetrahydrofuran	0.051	0.050	2.0	115	0.01	9.38
47		chloroform	0.694	0.701	-1.0	110	0.00	9.39
48		tert-Butyl Formate	0.260	0.245	5.8	99	0.00	9.41
49		isobutyl alcohol	0.014	0.013	7.1	115	0.00	9.85
50	S	dibromofluoromethane (s)	0.390	0.405	-3.8	112	0.00	9.60
51	S	1,2-dichloroethane-d4 (s)	0.413	0.402	2.7	105	0.00	10.02
52		freon 113	0.253	0.284	-12.3	111	0.00	6.58
53		methacrylonitrile	0.148	0.142	4.1	107	0.00	9.31
54		1,1,1-trichloroethane	0.539	0.562	-4.3	108	0.00	9.62
55		Cyclohexane	0.551	0.573	-4.0	109	0.00	9.66
56		2,2,4-trimethylpentane	1.419	1.495	-5.4	106	-0.01	10.00
57		tert-amyl methyl ether	1.252	1.239	1.0	105	0.00	10.07
58	I	1,4-difluorobenzene	1.000	1.000	0.0	114	0.00	10.43
59		epichlorohydrin	0.031	0.028	9.7	105	0.00	11.72
60		n-butyl alcohol	0.010	0.010	0.0	113	0.00	10.60
61		carbon tetrachloride	0.399	0.402	-0.8	110	0.00	9.81
62		1,1-dichloropropene	0.406	0.416	-2.5	110	0.00	9.80
63		hexane	0.414	0.406	1.9	101	0.00	7.96
64		Tert Amyl Alcohol		----------NA----------				
65		benzene	1.322	1.302	1.5	110	0.00	10.06
66		heptane	0.245	0.242	1.2	101	0.00	10.18
67		isopropyl acetate	0.130	0.128	1.5	105	0.00	9.99
68		1,2-dichloroethane	0.373	0.380	-1.9	110	0.00	10.11
69		trichloroethene	0.321	0.322	-0.3	110	0.00	10.77
70		ethyl acrylate		----------NA----------				
71		2-nitropropane	0.105	0.087	17.1	98	0.00	11.58
72		2-chloroethyl vinyl ether	0.136	0.080	41.2#	64	0.00	11.57
73		methyl methacrylate	0.211	0.191	9.5	102	0.00	11.05
74		1,2-dichloropropane	0.341	0.333	2.3	108	0.00	11.05
75		methylcyclohexane	0.528	0.517	2.1	102	0.00	10.95
76		Tert-amyl ethyl ether		----------NA----------				
77		dibromomethane	0.198	0.194	2.0	109	0.00	11.22
78		bromodichloromethane	0.439	0.427	2.7	107	0.00	11.34
79		cis-1,3-dichloropropene	0.555	0.532	4.1	104	0.00	11.78
80	S	toluene-d8 (s)	1.156	1.208	-4.5	115	0.00	12.05
81		4-methyl-2-pentanone	0.122	0.117	4.1	108	0.00	11.88
82		toluene	1.422	1.318	7.3	106	0.00	12.12
83		3-methyl-1-butanol	0.009	0.009	0.0	106	0.00	11.91
84		trans-1,3-dichloropropene	0.484	0.471	2.7	104	0.00	12.35
85		ethyl methacrylate	0.400	0.369	7.8	102	0.00	12.32
86		1,1,2-trichloroethane	0.247	0.239	3.2	107	0.00	12.56
87		2-hexanone	0.136	0.135	0.7	104	0.00	12.72
88	I	chlorobenzene-d5	1.000	1.000	0.0	112	0.00	13.56
89		tetrachloroethene	0.427	0.411	3.7	104	0.00	12.69
90		1,3-dichloropropane	0.530	0.513	3.2	105	0.00	12.74
91		butyl acetate	0.243	0.217	10.7	93	0.00	12.78
92		dibromochloromethane	0.414	0.394	4.8	104	0.00	13.00
93		1,2-dibromoethane	0.341	0.333	2.3	107	0.00	13.15
94		3,3-Dimethyl-1-Butanol	0.040	0.038	5.0	108	0.00	12.90
95		n-butyl ether		----------NA----------				
96		chlorobenzene	1.052	1.007	4.3	104	0.00	13.59
97		1,1,1,2-tetrachloroethane	0.379	0.371	2.1	105	0.00	13.64
98		ethylbenzene	1.751	1.688	3.6	107	0.00	13.62
99		m,p-xylene	0.689	0.655	4.9	105	0.00	13.73

Continuing Calibration Summary

Job Number: JB70672 **Sample:** VY6390-CC6377
Account: LANGAN Langan Engineering & Environmental **Lab FileID:** Y146966.D
Project: Carroll Gardens, 363-365 Bond Street, Brooklyn, NY

100		o-xylene	1.398	1.333	4.6	105	0.00	14.14
101		styrene	1.105	1.091	1.3	103	0.00	14.16
102		bromoform	0.286	0.274	4.2	104	0.00	14.45
103	I	1,4-dichlorobenzene-d4	1.000	1.000	0.0	105	0.00	15.85
104		isopropylbenzene	3.289	3.262	0.8	106	0.00	14.47
105	S	4-bromofluorobenzene (s)	1.002	0.985	1.7	108	0.00	14.70
106		cis-1,4-dichloro-2-butene	0.000	0.032	0.0	0#	0.00	14.48
107		bromobenzene	0.910	0.936	-2.9	107	0.00	14.89
108		cyclohexanone	0.160	0.170	-6.3	111	0.00	14.69
109		1,1,2,2-tetrachloroethane	0.916	0.920	-0.4	108	0.00	14.82
110		trans-1,4-dichloro-2-bute	0.219	0.219	0.0	104	0.00	14.86
111		1,2,3-trichloropropane	0.199	0.200	-0.5	110	0.00	14.89
112		n-propylbenzene	3.689	3.776	-2.4	106	0.00	14.88
113		4-Ethyltoluene		----------NA----------				
114		2-chlorotoluene	0.803	0.817	-1.7	103	0.00	15.04
115		4-chlorotoluene	2.389	2.390	-0.0	104	0.00	15.14
116		1,3,5-trimethylbenzene	2.723	2.742	-0.7	107	0.00	15.03
117		tert-butylbenzene	2.216	2.275	-2.7	105	0.00	15.37
118		pentachloroethane	0.549	0.585	-6.6	109	0.00	15.47
119		1,2,4-trimethylbenzene	2.689	2.684	0.2	105	0.00	15.42
120		sec-butylbenzene	3.498	3.549	-1.5	105	0.00	15.58
121		1,3-dichlorobenzene	1.678	1.717	-2.3	103	0.00	15.79
122		p-isopropyltoluene	2.892	2.985	-3.2	105	0.00	15.70
123		1,4-dichlorobenzene	1.742	1.752	-0.6	105	0.00	15.87
124		1,2-dichlorobenzene	1.612	1.622	-0.6	104	0.00	16.27
125		n-butylbenzene	1.496	1.496	0.0	100	0.00	16.11
126		p-Diethylbenzene		----------NA----------				
127		1,2-dibromo-3-chloropropa	0.175	0.167	4.6	102	0.00	17.04
128		1,3,5-Trichlorobenzene	1.373	1.405	-2.3	103	0.00	17.20
129		1,2,4-trichlorobenzene	1.151	1.193	-3.6	103	0.00	17.84
130		1,2,4,5-tetramethylbenzen		----------NA----------				
131		hexachlorobutadiene	0.693	0.709	-2.3	103	0.00	17.93
132		naphthalene	2.343	2.350	-0.3	103	0.00	18.12
133		1,2,3-trichlorobenzene	1.069	1.064	0.5	101	0.00	18.37
134		hexachloroethane	0.568	0.575	-1.2	107	0.00	16.50
135		Benzyl chloride	1.609	1.595	0.9	101	0.00	15.99

(#) = Out of Range SPCC's out = 0 CCC's out = 0
Y146739.D MYS6377.M Mon Jul 07 15:11:58 2014 RPT1

Continuing Calibration Summary

Job Number: JB70672 **Sample:** VY6392-CC6377
Account: LANGAN Langan Engineering & Environmental **Lab FileID:** Y147009.D
Project: Carroll Gardens, 363-365 Bond Street, Brooklyn, NY

Evaluate Continuing Calibration Report

Data File : C:\MSDCHEM\1\DATA\Y147009.D Vial: 2
Acq On : 8 Jul 2014 10:06 am Operator: prashans
Sample : CC6377-20 Inst : MSY
Misc : MS70105,VY6392,5.0,,,,1 Multiplr: 1.00
MS Integration Params: RTEINT.P

Method : C:\MSDCHEM\1\METHODS\MYS6377.M (RTE Integrator)
Title : Method SW846 8260B, ZB624 60m x 0.25mm x 1.4um
Last Update : Wed Jun 25 11:30:58 2014
Response via : Multiple Level Calibration

Min. RRF : 0.000 Min. Rel. Area : 50% Max. R.T. Dev 0.50min
Max. RRF Dev : 20% Max. Rel. Area : 200%

		Compound	AvgRF	CCRF	%Dev	Area%	Dev(min)	R.T.
1	I	Tert Butyl Alcohol-d9	1.000	1.000	0.0	94	0.00	7.35
2		1,4-dioxane	0.120	0.116	3.3	95	0.00	11.18
3		ETHANOL		----------NA----------				
4		tertiary butyl alcohol	1.324	1.395	-5.4	100	-0.01	7.46
5	I	pentafluorobenzene	1.000	1.000	0.0	94	0.00	9.52
6		propene		----------NA----------				
7		freon 141b		----------NA----------				
8		freon 142b		----------NA----------				
9		freon 143a		----------NA----------				
10		freon 114		----------NA----------				
11		chlorodifluoromethane	0.325	0.421	-29.5#	106	0.00	3.97
12		dichlorodifluoromethane	0.380	0.491	-29.2#	109	0.00	3.94
13		chloromethane	0.535	0.644	-20.4#	108	-0.01	4.27
14		vinyl chloride	0.479	0.579	-20.9#	106	0.00	4.52
15		1,3-butadiene		----------NA----------				
16		bromomethane	0.343	0.401	-16.9	102	0.00	5.19
17		chloroethane	0.221	0.272	-23.1#	107	0.00	5.37
18		Vinyl Bromide		----------NA----------				
19		trichlorofluoromethane	0.514	0.608	-18.3	105	0.00	5.81
20		ethyl ether	0.208	0.227	-9.1	100	0.00	6.20
21		2-chloropropane	0.145	0.170	-17.2	99	-0.01	6.40
22		acrolein	0.079	0.080	-1.3	101	0.00	6.52
23		1,1-dichloroethene	0.529	0.613	-15.9	105	0.00	6.63
24		acetone	0.224	0.242	-8.0	97	0.00	6.75
25		allyl chloride	0.188	0.216	-14.9	114	0.00	7.17
26		acetonitrile	0.030	0.036	-20.0	125	0.00	7.22
27		iodomethane	0.668	0.740	-10.8	97	0.00	6.93
28		carbon disulfide	1.262	1.385	-9.7	101	0.00	7.03
29		1-chloropropane	0.702	0.821	-17.0	105	0.00	7.38
30		methylene chloride	0.653	0.652	0.2	93	0.00	7.37
31		methyl acetate	0.054	0.061	-13.0	105	0.00	7.18
32		methyl tert butyl ether	1.150	1.223	-6.3	98	-0.01	7.66
33		trans-1,2-dichloroethene	0.530	0.612	-15.5	103	0.00	7.72
34		di-isopropyl ether	1.375	1.497	-8.9	100	0.00	8.23
35		ethyl tert-butyl ether	1.286	1.386	-7.8	96	0.00	8.69
36		2-butanone	0.053	0.060	-13.2	101	0.00	9.03
37		1,1-dichloroethane	0.691	0.768	-11.1	101	0.00	8.29
38		chloroprene	0.490	0.567	-15.7	100	0.00	8.38
39		acrylonitrile	0.127	0.143	-12.6	101	0.00	7.74
40		vinyl acetate	0.054	0.060	-11.1	100	0.00	8.29
41		ethyl acetate	0.057	0.064	-12.3	99	0.00	9.02

Continuing Calibration Summary

Job Number: JB70672 **Sample:** VY6392-CC6377
Account: LANGAN Langan Engineering & Environmental **Lab FileID:** Y147009.D
Project: Carroll Gardens, 363-365 Bond Street, Brooklyn, NY

42		2,2-dichloropropane	0.539	0.593	-10.0	99	-0.01	9.01
43		cis-1,2-dichloroethene	0.446	0.473	-6.1	97	0.00	9.03
44		propionitrile	0.049	0.057	-16.3	103	0.00	9.15
45		bromochloromethane	0.278	0.302	-8.6	100	0.00	9.35
46		tetrahydrofuran	0.051	0.052	-2.0	102	0.00	9.37
47		chloroform	0.694	0.755	-8.8	101	0.00	9.39
48		tert-Butyl Formate	0.260	0.268	-3.1	93	0.00	9.41
49		isobutyl alcohol	0.014	0.014	0.0	106	0.00	9.85
50	S	dibromofluoromethane (s)	0.390	0.399	-2.3	94	0.00	9.60
51	S	1,2-dichloroethane-d4 (s)	0.413	0.408	1.2	92	0.00	10.02
52		freon 113	0.253	0.298	-17.8	99	0.00	6.57
53		methacrylonitrile	0.148	0.154	-4.1	100	0.00	9.31
54		1,1,1-trichloroethane	0.539	0.604	-12.1	99	0.00	9.62
55		Cyclohexane	0.551	0.603	-9.4	98	-0.01	9.66
56		2,2,4-trimethylpentane	1.419	1.614	-13.7	98	-0.01	10.01
57		tert-amyl methyl ether	1.252	1.314	-5.0	96	0.00	10.07
58	I	1,4-difluorobenzene	1.000	1.000	0.0	94	0.00	10.43
59		epichlorohydrin	0.031	0.032	-3.2	98	0.00	11.72
60		n-butyl alcohol	0.010	0.010	0.0	100	0.00	10.60
61		carbon tetrachloride	0.399	0.449	-12.5	101	0.00	9.81
62		1,1-dichloropropene	0.406	0.457	-12.6	99	0.00	9.79
63		hexane	0.414	0.461	-11.4	94	0.00	7.97
64		Tert Amyl Alcohol		----------NA----------				
65		benzene	1.322	1.409	-6.6	97	0.00	10.06
66		heptane	0.245	0.270	-10.2	93	0.00	10.18
67		isopropyl acetate	0.130	0.145	-11.5	97	0.00	9.98
68		1,2-dichloroethane	0.373	0.431	-15.5	103	0.00	10.11
69		trichloroethene	0.321	0.351	-9.3	98	0.00	10.77
70		ethyl acrylate		----------NA----------				
71		2-nitropropane	0.105	0.106	-1.0	98	0.00	11.58
72		2-chloroethyl vinyl ether	0.136	0.121	11.0	79	0.00	11.57
73		methyl methacrylate	0.211	0.219	-3.8	96	0.00	11.04
74		1,2-dichloropropane	0.341	0.372	-9.1	99	0.00	11.05
75		methylcyclohexane	0.528	0.563	-6.6	91	0.00	10.95
76		Tert-amyl ethyl ether		----------NA----------				
77		dibromomethane	0.198	0.213	-7.6	98	0.00	11.22
78		bromodichloromethane	0.439	0.474	-8.0	97	0.00	11.34
79		cis-1,3-dichloropropene	0.555	0.583	-5.0	94	0.00	11.79
80	S	toluene-d8 (s)	1.156	1.232	-6.6	96	0.00	12.05
81		4-methyl-2-pentanone	0.122	0.135	-10.7	102	0.00	11.88
82		toluene	1.422	1.430	-0.6	94	0.00	12.12
83		3-methyl-1-butanol	0.009	0.009	0.0	94	0.00	11.91
84		trans-1,3-dichloropropene	0.484	0.519	-7.2	94	0.00	12.35
85		ethyl methacrylate	0.400	0.405	-1.3	92	0.00	12.31
86		1,1,2-trichloroethane	0.247	0.262	-6.1	96	0.00	12.56
87		2-hexanone	0.136	0.149	-9.6	94	0.00	12.72
88	I	chlorobenzene-d5	1.000	1.000	0.0	94	0.00	13.55
89		tetrachloroethene	0.427	0.437	-2.3	93	0.00	12.69
90		1,3-dichloropropane	0.530	0.550	-3.8	95	0.00	12.74
91		butyl acetate	0.243	0.241	0.8	87	0.00	12.78
92		dibromochloromethane	0.414	0.428	-3.4	95	0.00	13.00
93		1,2-dibromoethane	0.341	0.363	-6.5	98	0.00	13.15
94		3,3-Dimethyl-1-Butanol	0.040	0.039	2.5	95	0.00	12.89
95		n-butyl ether		----------NA----------				
96		chlorobenzene	1.052	1.077	-2.4	94	0.00	13.58
97		1,1,1,2-tetrachloroethane	0.379	0.402	-6.1	96	0.00	13.65
98		ethylbenzene	1.751	1.778	-1.5	95	0.00	13.62
99		m,p-xylene	0.689	0.692	-0.4	94	0.00	13.73

Continuing Calibration Summary

Job Number: JB70672 **Sample:** VY6392-CC6377
Account: LANGAN Langan Engineering & Environmental **Lab FileID:** Y147009.D
Project: Carroll Gardens, 363-365 Bond Street, Brooklyn, NY

100		o-xylene	1.398	1.423	-1.8	94	0.00	14.14
101		styrene	1.105	1.137	-2.9	91	0.00	14.16
102		bromoform	0.286	0.284	0.7	91	0.00	14.45
103	I	1,4-dichlorobenzene-d4	1.000	1.000	0.0	92	0.00	15.84
104		isopropylbenzene	3.289	3.311	-0.7	94	0.00	14.47
105	S	4-bromofluorobenzene (s)	1.002	0.966	3.6	92	0.00	14.70
106		cis-1,4-dichloro-2-butene		----------NA----------				
107		bromobenzene	0.910	0.949	-4.3	94	0.00	14.89
108		cyclohexanone	0.160	0.182	-13.7	104	0.00	14.68
109		1,1,2,2-tetrachloroethane	0.916	0.938	-2.4	96	0.00	14.82
110		trans-1,4-dichloro-2-bute	0.219	0.232	-5.9	96	0.00	14.86
111		1,2,3-trichloropropane	0.199	0.206	-3.5	99	0.00	14.89
112		n-propylbenzene	3.689	3.866	-4.8	95	0.00	14.88
113		4-Ethyltoluene		----------NA----------				
114		2-chlorotoluene	0.803	0.826	-2.9	91	0.00	15.04
115		4-chlorotoluene	2.389	2.422	-1.4	92	0.00	15.14
116		1,3,5-trimethylbenzene	2.723	2.739	-0.6	93	0.00	15.03
117		tert-butylbenzene	2.216	2.275	-2.7	92	0.00	15.37
118		pentachloroethane	0.549	0.582	-6.0	94	0.00	15.47
119		1,2,4-trimethylbenzene	2.689	2.711	-0.8	92	0.00	15.42
120		sec-butylbenzene	3.498	3.611	-3.2	93	0.00	15.58
121		1,3-dichlorobenzene	1.678	1.740	-3.7	91	0.00	15.78
122		p-isopropyltoluene	2.892	3.006	-3.9	92	0.00	15.70
123		1,4-dichlorobenzene	1.742	1.760	-1.0	92	0.00	15.87
124		1,2-dichlorobenzene	1.612	1.672	-3.7	94	0.00	16.26
125		n-butylbenzene	1.496	1.527	-2.1	89	0.00	16.11
126		p-Diethylbenzene		----------NA----------				
127		1,2-dibromo-3-chloropropa	0.175	0.174	0.6	92	0.00	17.05
128		1,3,5-Trichlorobenzene	1.373	1.429	-4.1	92	0.00	17.20
129		1,2,4-trichlorobenzene	1.151	1.220	-6.0	92	0.00	17.84
130		1,2,4,5-tetramethylbenzen		----------NA----------				
131		hexachlorobutadiene	0.693	0.721	-4.0	92	0.00	17.93
132		naphthalene	2.343	2.382	-1.7	91	0.00	18.12
133		1,2,3-trichlorobenzene	1.069	1.111	-3.9	92	0.00	18.36
134		hexachloroethane	0.568	0.584	-2.8	95	0.00	16.50
135		Benzyl chloride	1.609	1.658	-3.0	92	0.00	15.99

(#) = Out of Range SPCC's out = 0 CCC's out = 0
Y146739.D MYS6377.M Wed Jul 09 10:34:08 2014 RPT1

New Jersey ACCUTEST LABORATORIES

GC/MS Volatiles

Raw Data

Quantitation Report (QT Reviewed)

Data Path : C:\MSDCHEM\1\DATA\
Data File : Y146976.D
Acq On : 7 Jul 2014 4:01 pm
Operator : prashans
Sample : JB70672-1
Misc : MS70078,VY6390,5.2,,,,1
ALS Vial : 12 Sample Multiplier: 1

Quant Time: Jul 08 13:08:45 2014
Quant Method : C:\MSDCHEM\1\METHODS\MYS6377.M
Quant Title : Method SW846 8260B, ZB624 60m x 0.25mm x 1.4um
QLast Update : Wed Jun 25 11:30:58 2014
Response via : Initial Calibration

Internal Standards	R.T.	QIon	Response	Conc	Units	Dev(Min)
1) Tert Butyl Alcohol-d9	7.36	65	66691	500.00	ug/L	0.00
5) pentafluorobenzene	9.53	168	177562	50.00	ug/L	0.00
58) 1,4-difluorobenzene	10.44	114	216694	50.00	ug/L	0.00
88) chlorobenzene-d5	13.56	117	191120	50.00	ug/L	0.00
103) 1,4-dichlorobenzene-d4	15.85	152	94069	50.00	ug/L	0.00
System Monitoring Compounds						
50) dibromofluoromethane (s)	9.61	113	68993	49.78	ug/L	0.00
Spiked Amount 50.000	Range 59 - 130		Recovery = 99.56%			
51) 1,2-dichloroethane-d4 (s)	10.02	65	69044	47.13	ug/L	0.00
Spiked Amount 50.000	Range 65 - 123		Recovery = 94.26%			
80) toluene-d8 (s)	12.06	98	265050	52.89	ug/L	0.00
Spiked Amount 50.000	Range 77 - 125		Recovery = 105.78%			
105) 4-bromofluorobenzene (s)	14.70	95	93903	49.82	ug/L	0.00
Spiked Amount 50.000	Range 71 - 132		Recovery = 99.64%			
Target Compounds						Qvalue
24) acetone	6.75	43	21355	26.83	ug/L	94
28) carbon disulfide	7.05	76	2074	0.46	ug/L	84
55) Cyclohexane	9.67	84	7983	4.08	ug/L #	90
75) methylcyclohexane	10.96	83	11679	5.11	ug/L	98

(#) = qualifier out of range (m) = manual integration (+) = signals summed

Quantitation Report (QT Reviewed)

Data Path : C:\MSDCHEM\1\DATA\
Data File : Y146976.D
Acq On : 7 Jul 2014 4:01 pm
Operator : prashans
Sample : JB70672-1
Misc : MS70078,VY6390,5.2,,,,1
ALS Vial : 12 Sample Multiplier: 1

Quant Time: Jul 08 13:08:45 2014
Quant Method : C:\MSDCHEM\1\METHODS\MYS6377.M
Quant Title : Method SW846 8260B, ZB624 60m x 0.25mm x 1.4um
QLast Update : Wed Jun 25 11:30:58 2014
Response via : Initial Calibration

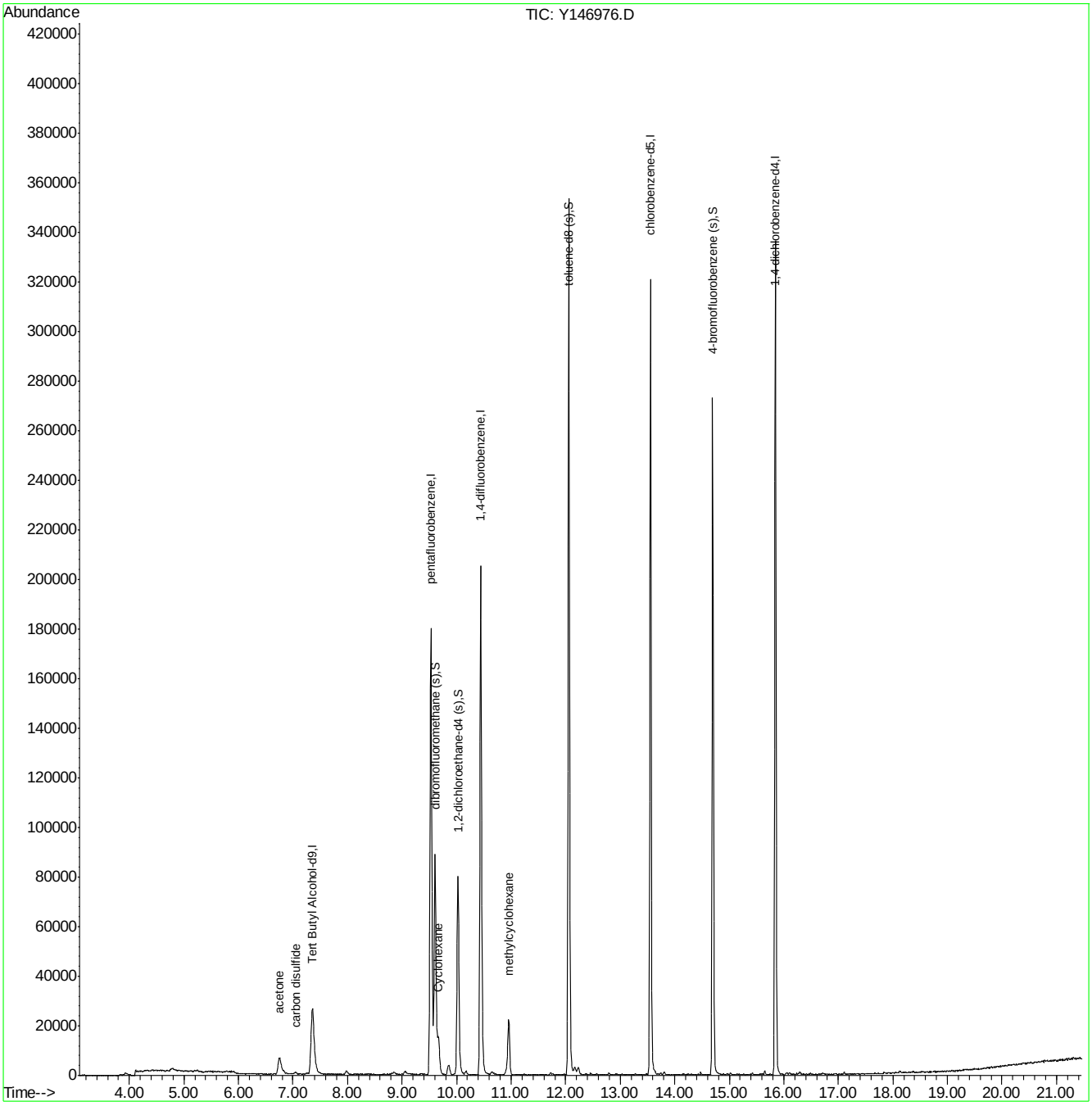

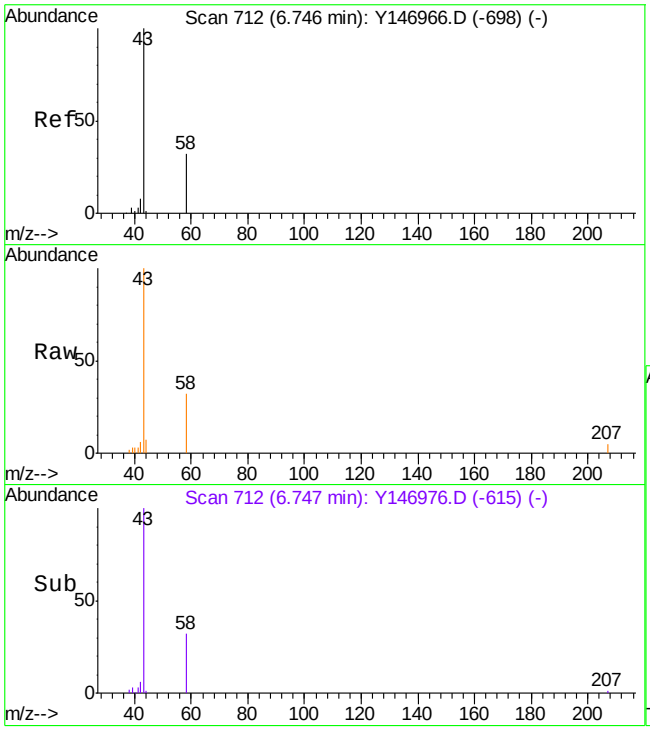

#24
acetone
Concen: 26.83 ug/L
RT: 6.75 min Scan# 712
Delta R.T. 0.01 min
Lab File: Y146976.D
Acq: 7 Jul 2014 4:01 pm

Tgt Ion: 43 Resp: 21355

Ion	Ratio	Lower	Upper
43	100		
58	31.6	0.0	58.3

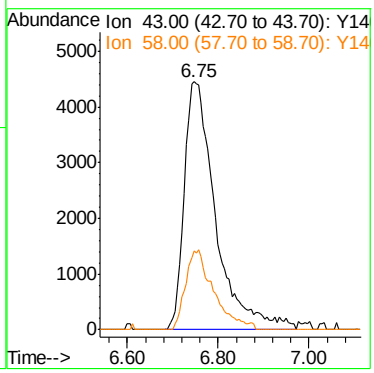

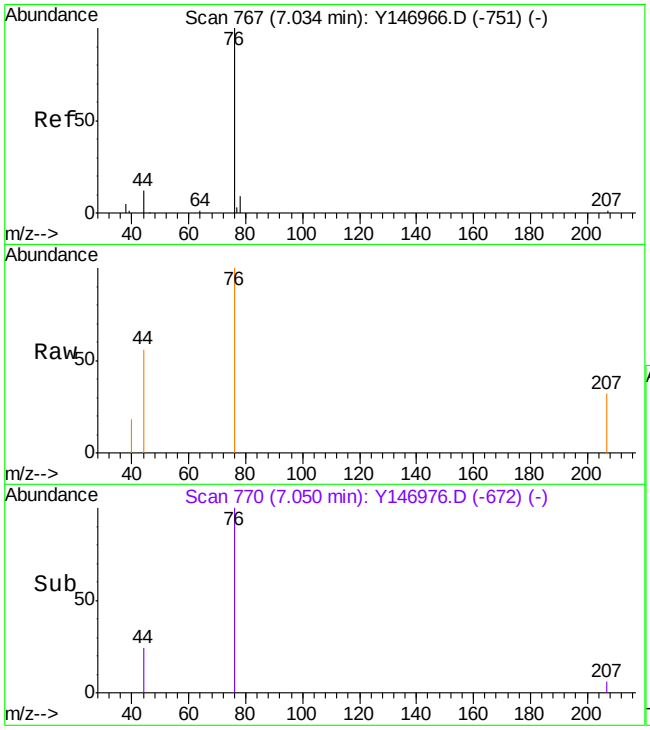

#28
carbon disulfide
Concen: 0.46 ug/L
RT: 7.05 min Scan# 770
Delta R.T. 0.01 min
Lab File: Y146976.D
Acq: 7 Jul 2014 4:01 pm

Tgt Ion: 76 Resp: 2074

Ion	Ratio	Lower	Upper
76	100		
78	0.0	0.0	39.1
44	14.0	0.0	41.1

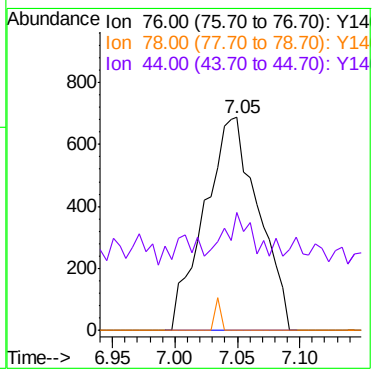

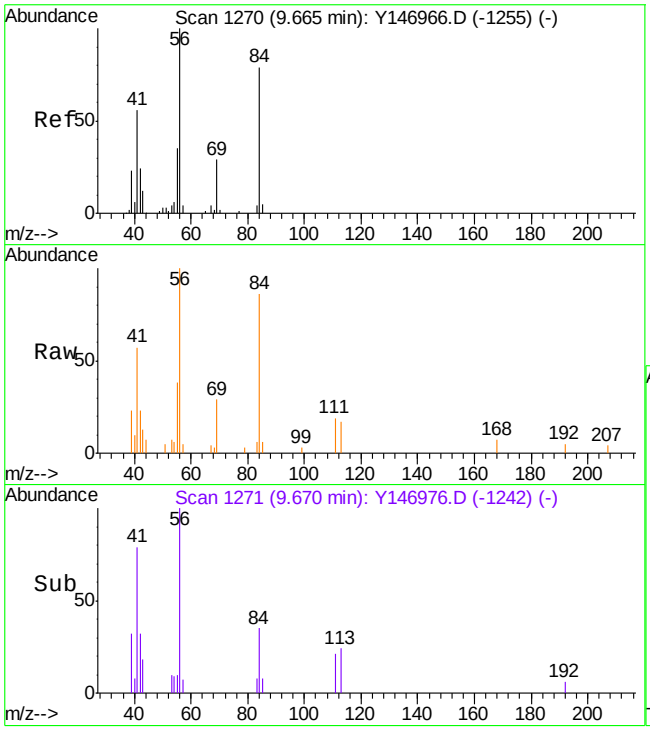

#55
Cyclohexane
Concen: 4.08 ug/L
RT: 9.67 min Scan# 1271
Delta R.T. -0.00 min
Lab File: Y146976.D
Acq: 7 Jul 2014 4:01 pm

Tgt Ion: 84 Resp: 7983

Ion	Ratio	Lower	Upper
84	100		
41	71.7	0.0	0.0#
55	44.4	38.5	71.5
69	36.0	26.2	48.6

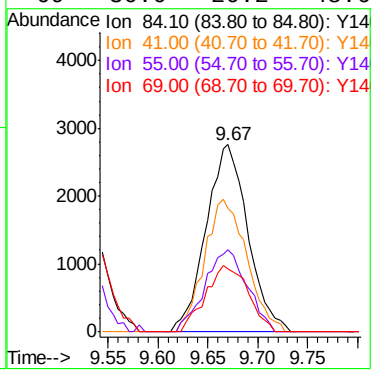

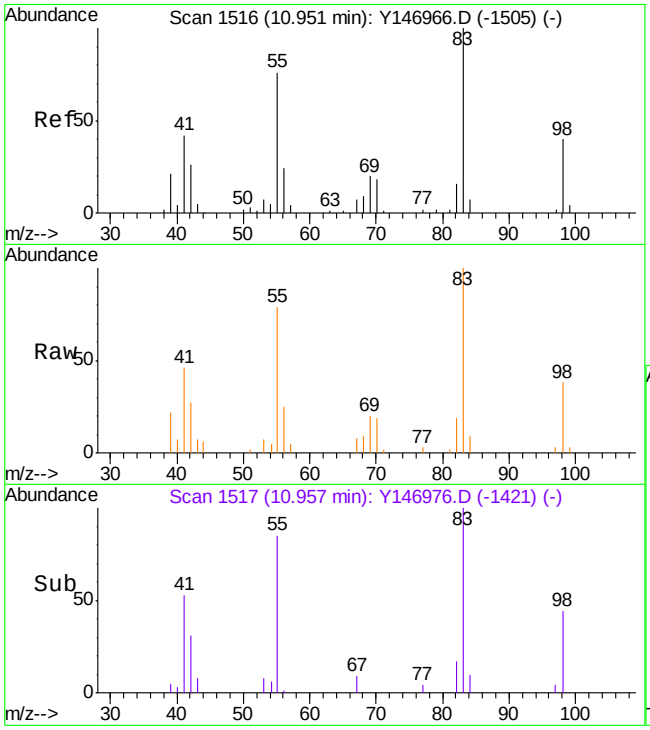

#75
methylcyclohexane
Concen: 5.11 ug/L
RT: 10.96 min Scan# 1517
Delta R.T. -0.00 min
Lab File: Y146976.D
Acq: 7 Jul 2014 4:01 pm

Tgt Ion: 83 Resp: 11679

Ion	Ratio	Lower	Upper
83	100		
55	78.9	47.9	107.9
98	38.4	11.4	71.4

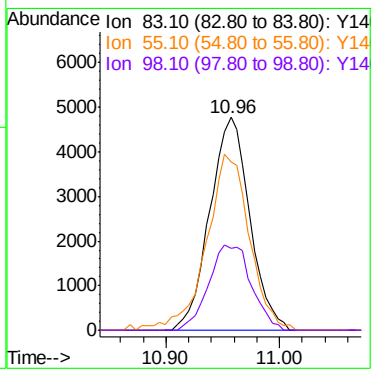

Quantitation Report (QT Reviewed)

Data Path : C:\MSDCHEM\1\DATA\
Data File : Y146982.D
Acq On : 7 Jul 2014 6:53 pm
Operator : prashans
Sample : JB70672-2
Misc : MS70078,VY6390,4.8,,,,1
ALS Vial : 18 Sample Multiplier: 1

Quant Time: Jul 08 13:15:49 2014
Quant Method : C:\MSDCHEM\1\METHODS\MYS6377.M
Quant Title : Method SW846 8260B, ZB624 60m x 0.25mm x 1.4um
QLast Update : Wed Jun 25 11:30:58 2014
Response via : Initial Calibration

Internal Standards	R.T.	QIon	Response	Conc	Units	Dev(Min)
1) Tert Butyl Alcohol-d9	7.36	65	63037	500.00	ug/L	0.00
5) pentafluorobenzene	9.53	168	162850	50.00	ug/L	0.00
58) 1,4-difluorobenzene	10.44	114	198308	50.00	ug/L	0.00
88) chlorobenzene-d5	13.56	117	174134	50.00	ug/L	0.00
103) 1,4-dichlorobenzene-d4	15.85	152	86651	50.00	ug/L	0.00
System Monitoring Compounds						
50) dibromofluoromethane (s)	9.61	113	65211	51.30	ug/L	0.00
Spiked Amount 50.000	Range 59 - 130		Recovery = 102.60%			
51) 1,2-dichloroethane-d4 (s)	10.02	65	66506	49.50	ug/L	0.00
Spiked Amount 50.000	Range 65 - 123		Recovery = 99.00%			
80) toluene-d8 (s)	12.06	98	244552	53.32	ug/L	0.00
Spiked Amount 50.000	Range 77 - 125		Recovery = 106.64%			
105) 4-bromofluorobenzene (s)	14.70	95	85572	49.29	ug/L	0.00
Spiked Amount 50.000	Range 71 - 132		Recovery = 98.58%			
Target Compounds						Qvalue
24) acetone	6.75	43	24670	33.80	ug/L	97
28) carbon disulfide	7.04	76	3477	0.85	ug/L	97
55) Cyclohexane	9.67	84	1755	0.98	ug/L #	89
75) methylcyclohexane	10.95	83	3736	1.78	ug/L	100

(#) = qualifier out of range (m) = manual integration (+) = signals summed

Quantitation Report (QT Reviewed)

Data Path : C:\MSDCHEM\1\DATA\
Data File : Y146982.D
Acq On : 7 Jul 2014 6:53 pm
Operator : prashans
Sample : JB70672-2
Misc : MS70078,VY6390,4.8,,,,1
ALS Vial : 18 Sample Multiplier: 1

Quant Time: Jul 08 13:15:49 2014
Quant Method : C:\MSDCHEM\1\METHODS\MYS6377.M
Quant Title : Method SW846 8260B, ZB624 60m x 0.25mm x 1.4um
QLast Update : Wed Jun 25 11:30:58 2014
Response via : Initial Calibration

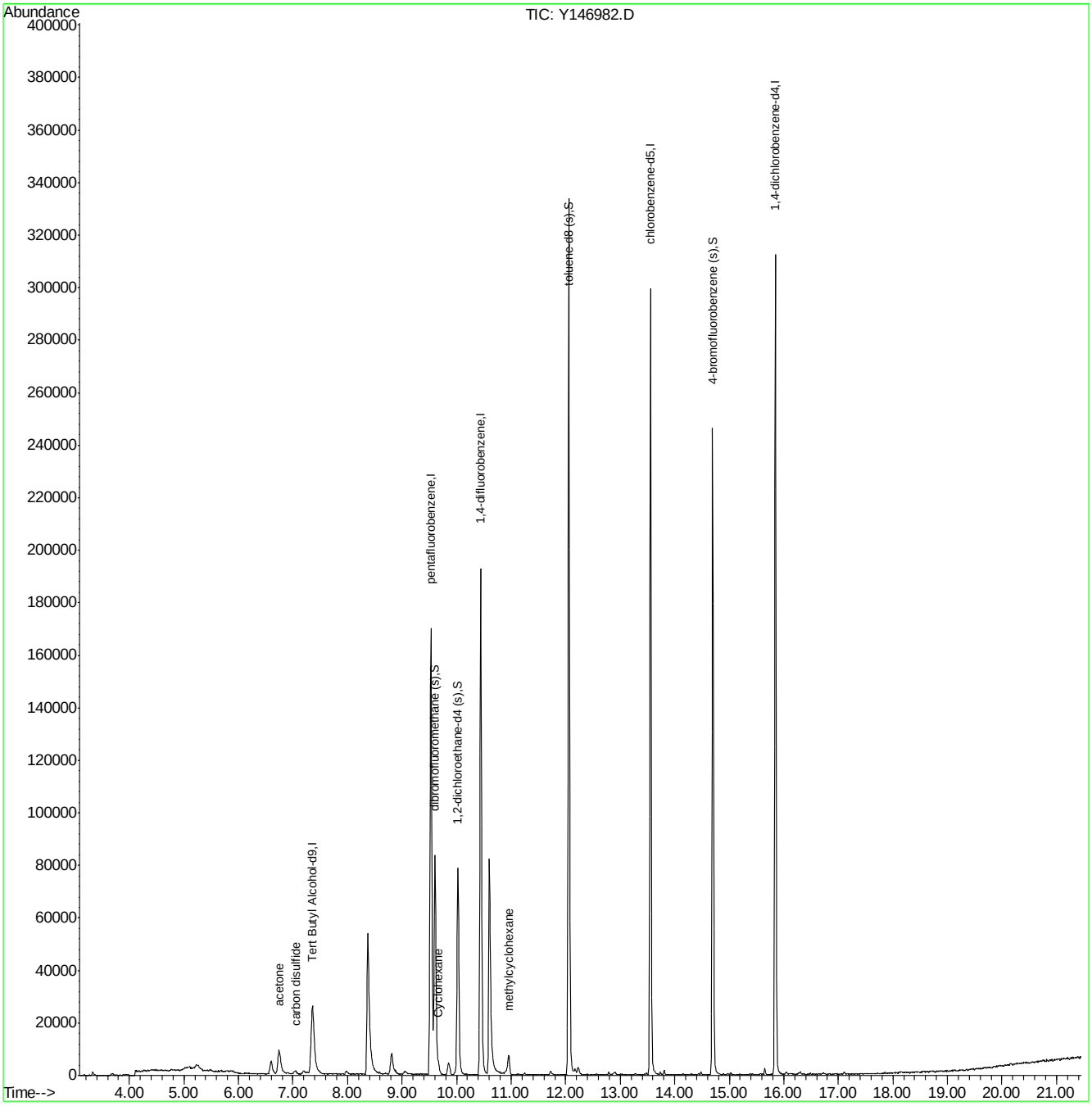

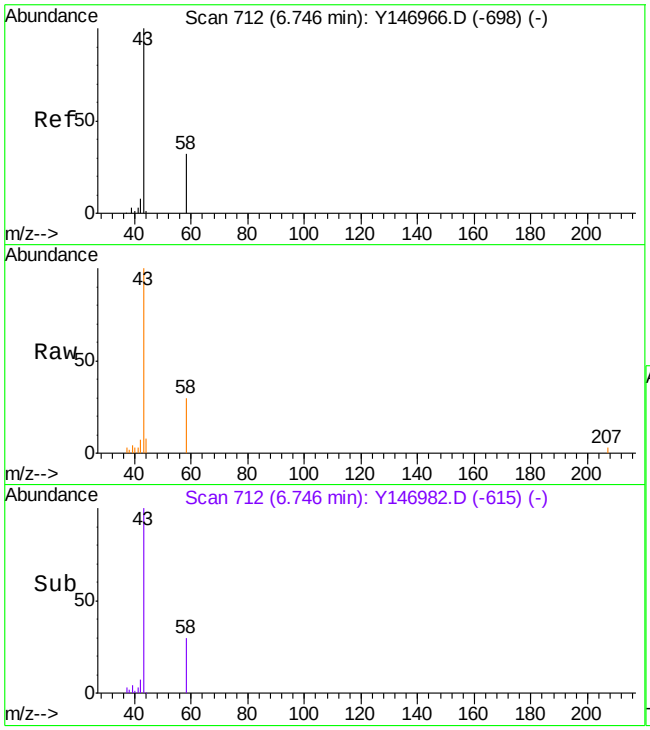

#24
acetone
Concen: 33.80 ug/L
RT: 6.75 min Scan# 712
Delta R.T. 0.01 min
Lab File: Y146982.D
Acq: 7 Jul 2014 6:53 pm

Tgt Ion: 43 Resp: 24670

Ion	Ratio	Lower	Upper
43	100		
58	29.9	0.0	58.3

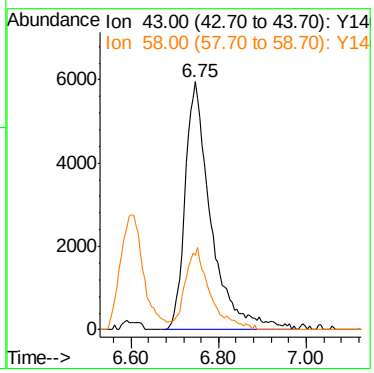

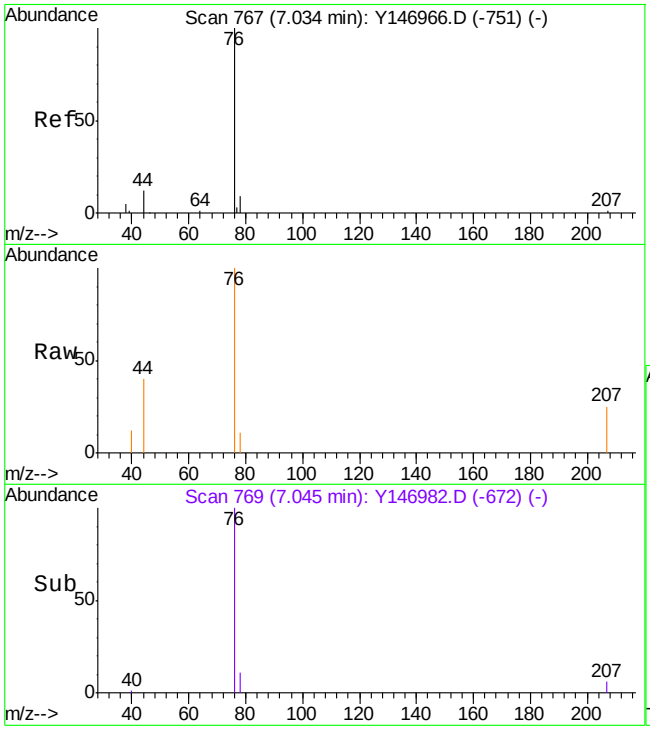

#28
carbon disulfide
Concen: 0.85 ug/L
RT: 7.04 min Scan# 769
Delta R.T. 0.01 min
Lab File: Y146982.D
Acq: 7 Jul 2014 6:53 pm

Tgt Ion: 76 Resp: 3477

Ion	Ratio	Lower	Upper
76	100		
78	11.0	0.0	39.1
44	11.3	0.0	41.1

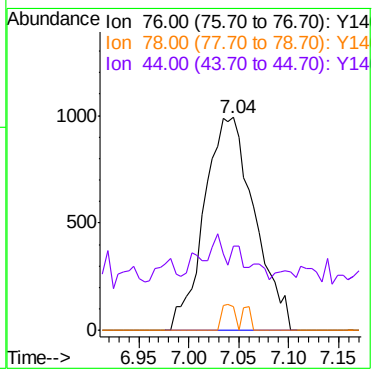

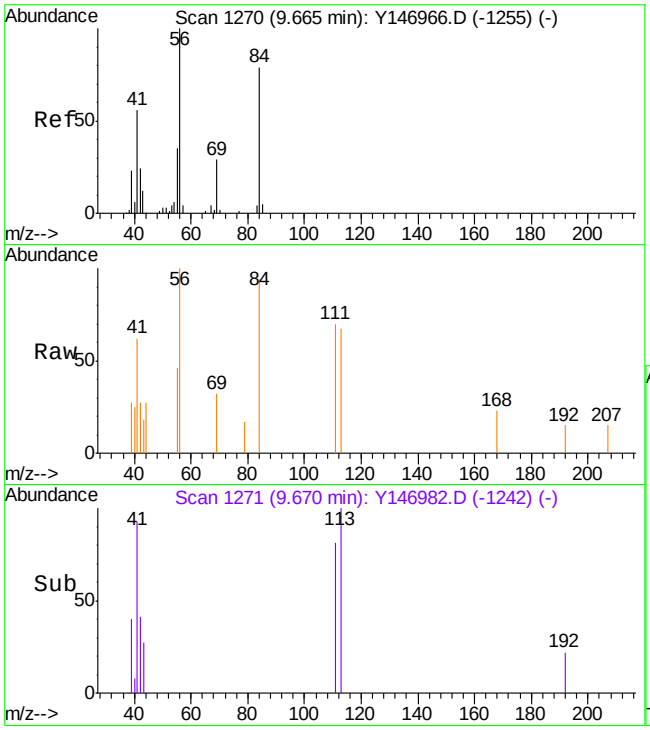

#55
Cyclohexane
Concen: 0.98 ug/L
RT: 9.67 min Scan# 1271
Delta R.T. -0.00 min
Lab File: Y146982.D
Acq: 7 Jul 2014 6:53 pm

Tgt Ion: 84 Resp: 1755

Ion	Ratio	Lower	Upper
84	100		
41	80.9	0.0	0.0#
55	43.0	38.5	71.5
69	35.2	26.2	48.6

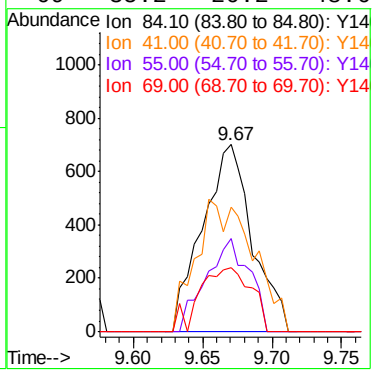

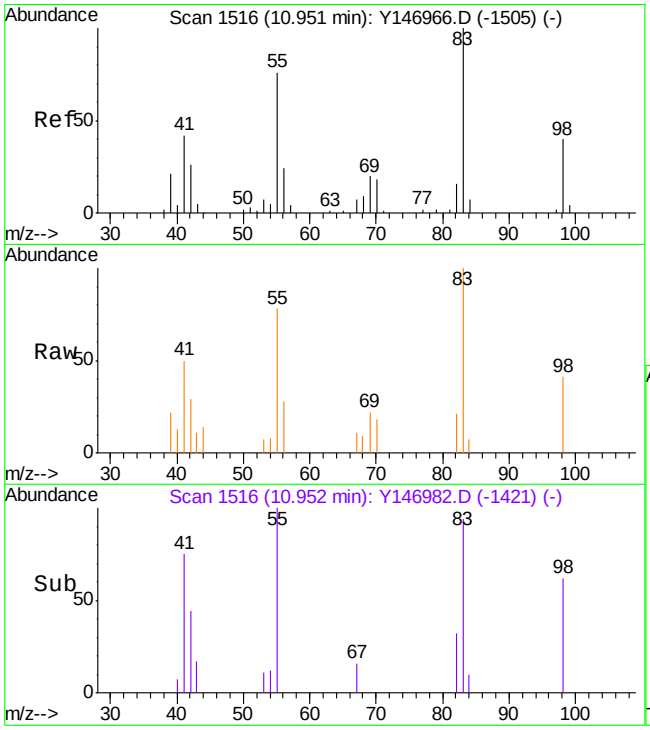

#75
methylcyclohexane
Concen: 1.78 ug/L
RT: 10.95 min Scan# 1516
Delta R.T. -0.01 min
Lab File: Y146982.D
Acq: 7 Jul 2014 6:53 pm

Tgt Ion: 83 Resp: 3736

Ion	Ratio	Lower	Upper
83	100		
55	77.8	47.9	107.9
98	41.0	11.4	71.4

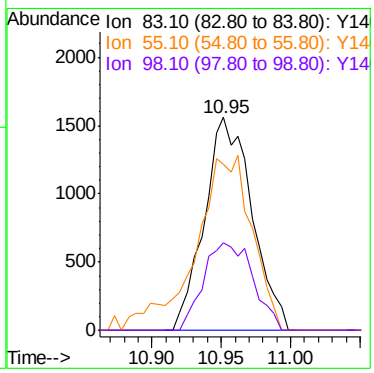

Quantitation Report (QT Reviewed)

Data Path : C:\MSDCHEM\1\DATA\
Data File : Y146983.D
Acq On : 7 Jul 2014 7:22 pm
Operator : prashans
Sample : JB70672-3
Misc : MS70078,VY6390,5.1,,,,1
ALS Vial : 19 Sample Multiplier: 1

Quant Time: Jul 08 13:16:45 2014
Quant Method : C:\MSDCHEM\1\METHODS\MYS6377.M
Quant Title : Method SW846 8260B, ZB624 60m x 0.25mm x 1.4um
QLast Update : Wed Jun 25 11:30:58 2014
Response via : Initial Calibration

Internal Standards	R.T.	QIon	Response	Conc	Units	Dev(Min)
1) Tert Butyl Alcohol-d9	7.35	65	65629	500.00	ug/L	0.00
5) pentafluorobenzene	9.53	168	160226	50.00	ug/L	0.00
58) 1,4-difluorobenzene	10.44	114	194590	50.00	ug/L	0.00
88) chlorobenzene-d5	13.56	117	170099	50.00	ug/L	0.00
103) 1,4-dichlorobenzene-d4	15.85	152	82935	50.00	ug/L	0.00
System Monitoring Compounds						
50) dibromofluoromethane (s)	9.60	113	64371	51.47	ug/L	0.00
Spiked Amount 50.000	Range 59 - 130		Recovery = 102.94%			
51) 1,2-dichloroethane-d4 (s)	10.02	65	65298	49.39	ug/L	0.00
Spiked Amount 50.000	Range 65 - 123		Recovery = 98.78%			
80) toluene-d8 (s)	12.06	98	237335	52.74	ug/L	0.00
Spiked Amount 50.000	Range 77 - 125		Recovery = 105.48%			
105) 4-bromofluorobenzene (s)	14.70	95	82245	49.50	ug/L	0.00
Spiked Amount 50.000	Range 71 - 132		Recovery = 99.00%			
Target Compounds						Qvalue
24) acetone	6.75	43	22907	31.90	ug/L	97
28) carbon disulfide	7.04	76	6994	1.73	ug/L	98
55) Cyclohexane	9.68	84	6400	3.63	ug/L #	91
75) methylcyclohexane	10.96	83	1476	0.72	ug/L	87

(#) = qualifier out of range (m) = manual integration (+) = signals summed

Quantitation Report (QT Reviewed)

Data Path : C:\MSDCHEM\1\DATA\
Data File : Y146983.D
Acq On : 7 Jul 2014 7:22 pm
Operator : prashans
Sample : JB70672-3
Misc : MS70078,VY6390,5.1,,,,1
ALS Vial : 19 Sample Multiplier: 1

Quant Time: Jul 08 13:16:45 2014
Quant Method : C:\MSDCHEM\1\METHODS\MYS6377.M
Quant Title : Method SW846 8260B, ZB624 60m x 0.25mm x 1.4um
QLast Update : Wed Jun 25 11:30:58 2014
Response via : Initial Calibration

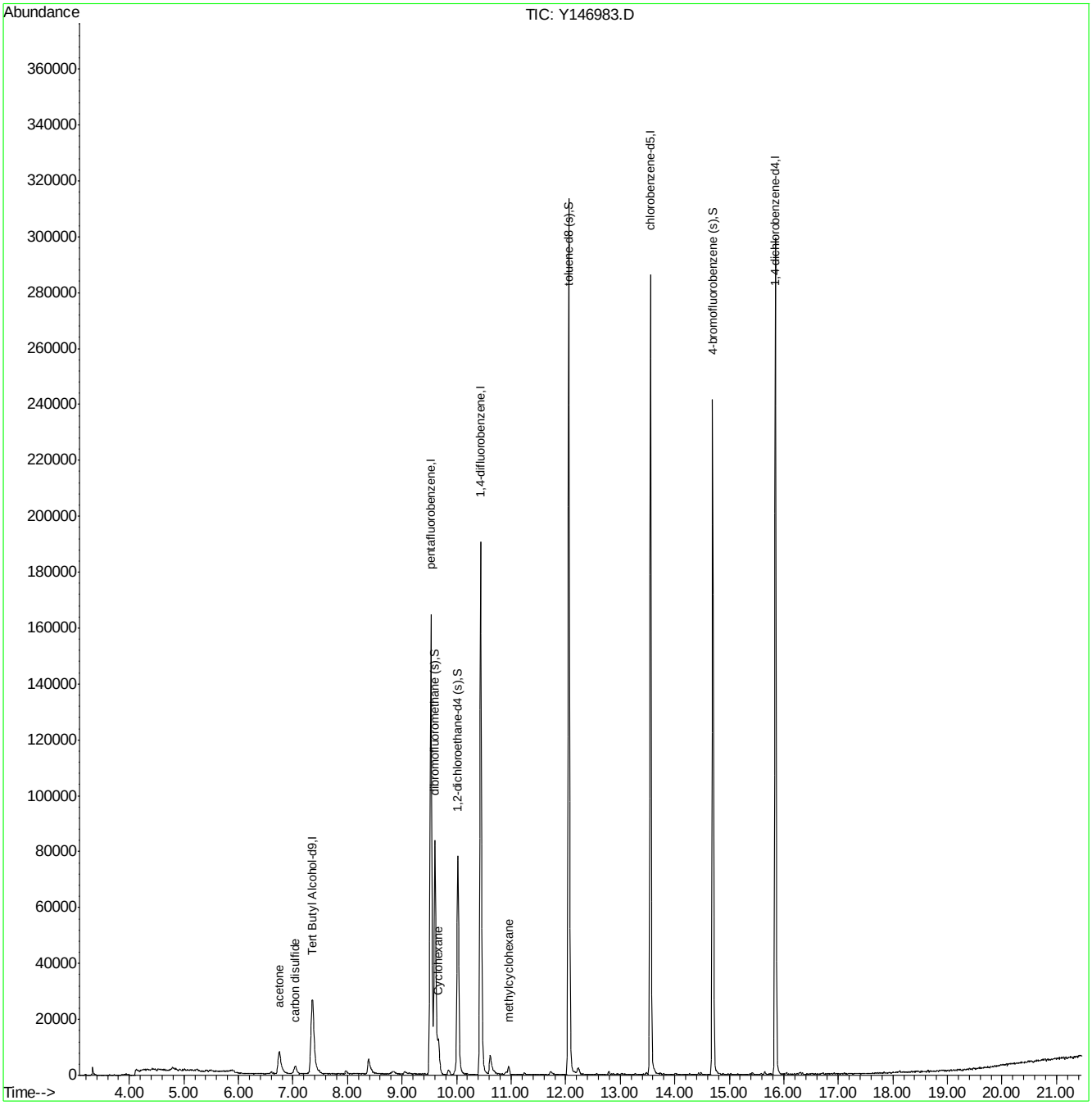

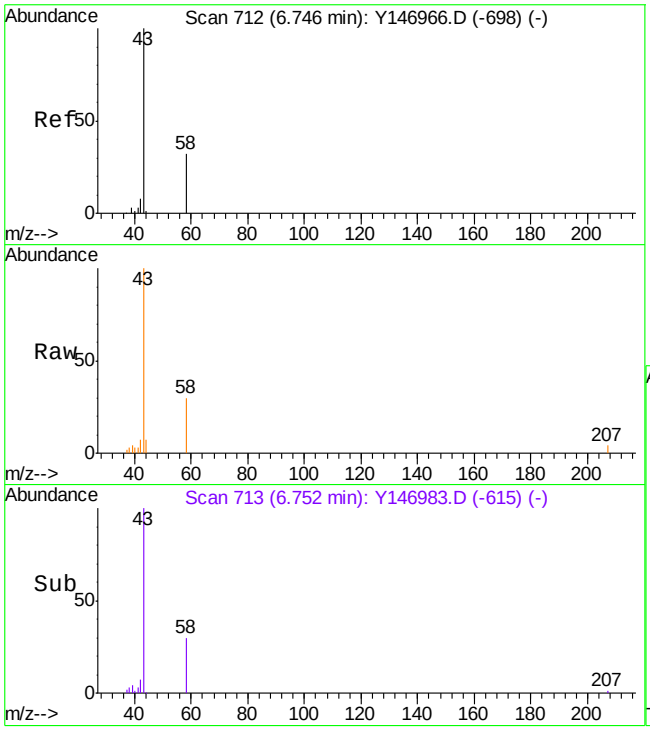

#24
acetone
Concen: 31.90 ug/L
RT: 6.75 min Scan# 713
Delta R.T. 0.01 min
Lab File: Y146983.D
Acq: 7 Jul 2014 7:22 pm

Tgt Ion: 43 Resp: 22907

Ion	Ratio	Lower	Upper
43	100		
58	30.0	0.0	58.3

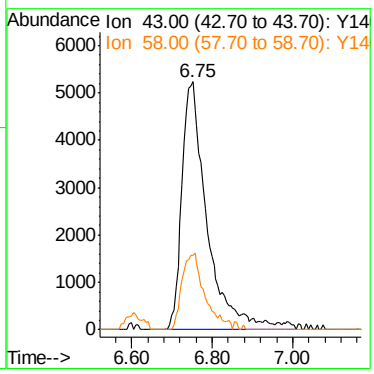

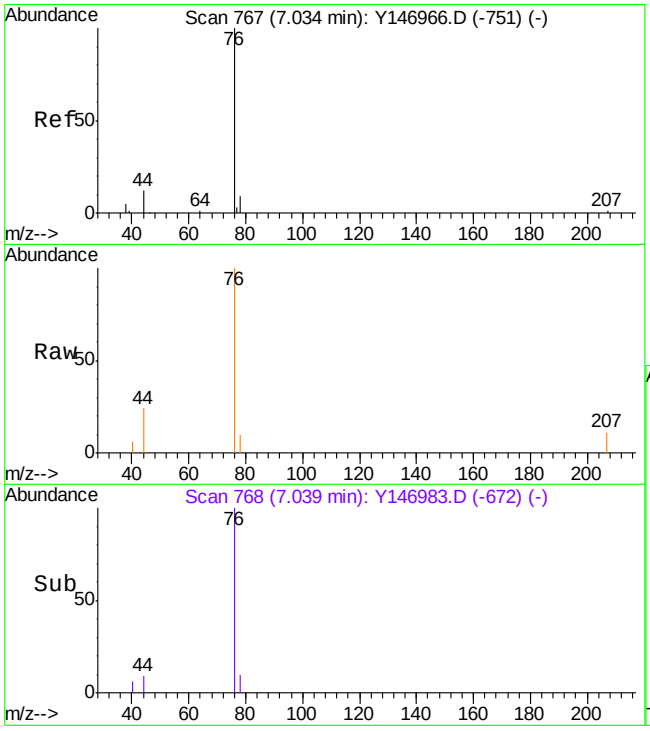

#28
carbon disulfide
Concen: 1.73 ug/L
RT: 7.04 min Scan# 768
Delta R.T. -0.00 min
Lab File: Y146983.D
Acq: 7 Jul 2014 7:22 pm

Tgt Ion: 76 Resp: 6994

Ion	Ratio	Lower	Upper
76	100		
78	10.1	0.0	39.1
44	10.6	0.0	41.1

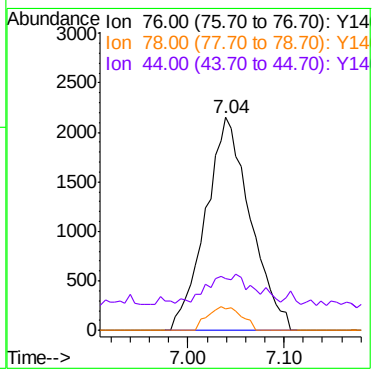

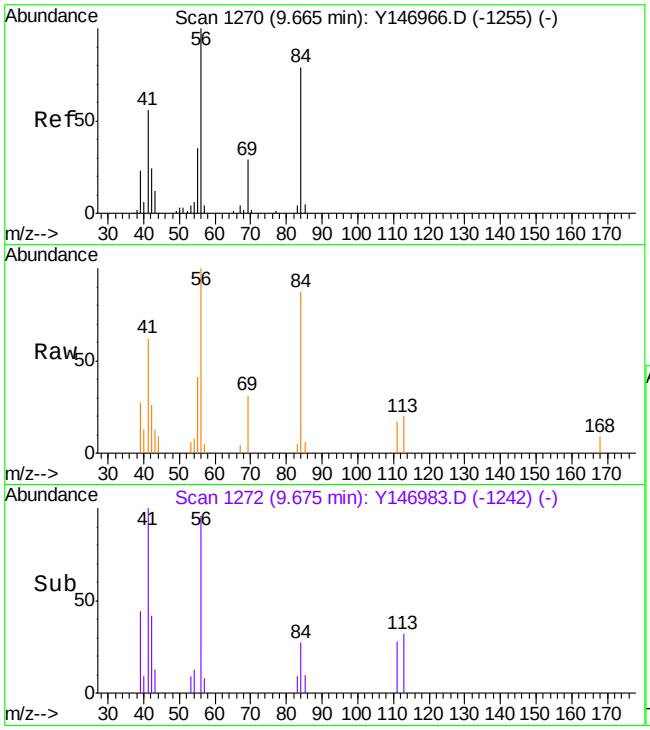

#55
Cyclohexane
Concen: 3.63 ug/L
RT: 9.68 min Scan# 1272
Delta R.T. 0.00 min
Lab File: Y146983.D
Acq: 7 Jul 2014 7:22 pm

Tgt Ion: 84 Resp: 6400

Ion	Ratio	Lower	Upper
84	100		
41	77.6	0.0	0.0#
55	44.7	38.5	71.5
69	37.7	26.2	48.6

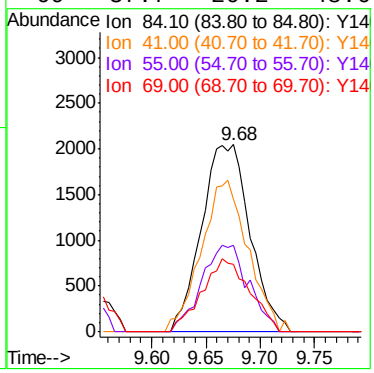

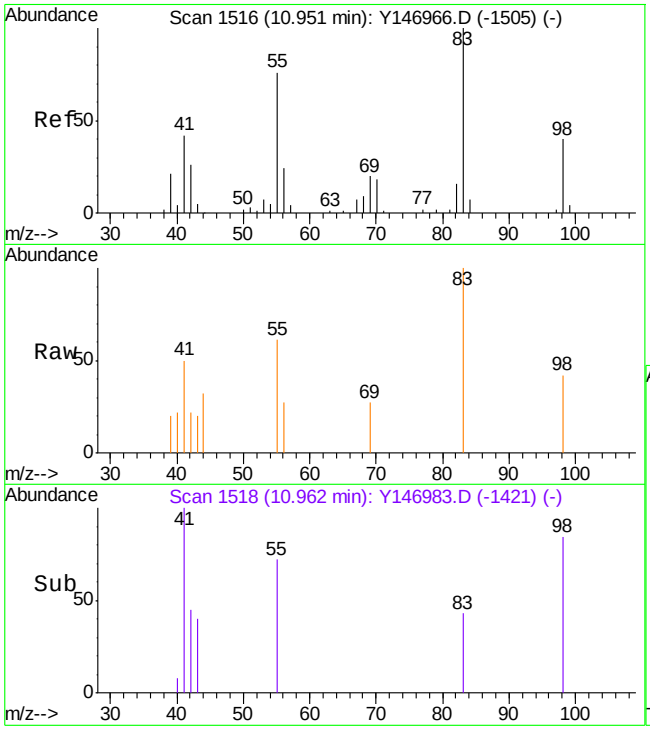

#75
methylcyclohexane
Concen: 0.72 ug/L
RT: 10.96 min Scan# 1518
Delta R.T. 0.00 min
Lab File: Y146983.D
Acq: 7 Jul 2014 7:22 pm

Tgt Ion: 83 Resp: 1476

Ion	Ratio	Lower	Upper
83	100		
55	61.3	47.9	107.9
98	41.9	11.4	71.4

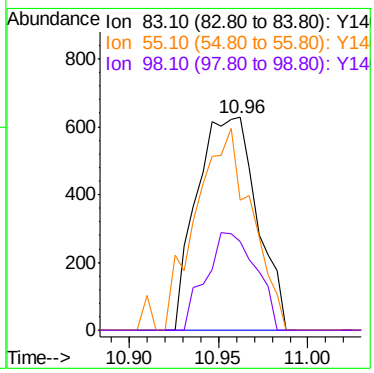

Quantitation Report (QT Reviewed)

Data Path : C:\MSDCHEM\1\DATA\
Data File : Y146984.D
Acq On : 7 Jul 2014 7:50 pm
Operator : prashans
Sample : JB70672-4
Misc : MS70078,VY6390,5.2,,,,1
ALS Vial : 20 Sample Multiplier: 1

Quant Time: Jul 08 13:17:39 2014
Quant Method : C:\MSDCHEM\1\METHODS\MYS6377.M
Quant Title : Method SW846 8260B, ZB624 60m x 0.25mm x 1.4um
QLast Update : Wed Jun 25 11:30:58 2014
Response via : Initial Calibration

Internal Standards	R.T.	QIon	Response	Conc	Units	Dev(Min)
1) Tert Butyl Alcohol-d9	7.35	65	78877	500.00	ug/L	0.00
5) pentafluorobenzene	9.53	168	159350	50.00	ug/L	0.00
58) 1,4-difluorobenzene	10.44	114	194759	50.00	ug/L	0.00
88) chlorobenzene-d5	13.56	117	170902	50.00	ug/L	0.00
103) 1,4-dichlorobenzene-d4	15.85	152	85016	50.00	ug/L	0.00
System Monitoring Compounds						
50) dibromofluoromethane (s)	9.60	113	65068	52.32	ug/L	0.00
Spiked Amount 50.000	Range 59 - 130		Recovery = 104.64%			
51) 1,2-dichloroethane-d4 (s)	10.02	65	67853	51.61	ug/L	0.00
Spiked Amount 50.000	Range 65 - 123		Recovery = 103.22%			
80) toluene-d8 (s)	12.06	98	240333	53.36	ug/L	0.00
Spiked Amount 50.000	Range 77 - 125		Recovery = 106.72%			
105) 4-bromofluorobenzene (s)	14.70	95	84344	49.52	ug/L	0.00
Spiked Amount 50.000	Range 71 - 132		Recovery = 99.04%			
Target Compounds						Qvalue
24) acetone	6.75	43	18453	25.84	ug/L	96
28) carbon disulfide	7.04	76	15623	3.89	ug/L	97
55) Cyclohexane	9.66	84	7898	4.50	ug/L #	90
75) methylcyclohexane	10.96	83	1568	0.76	ug/L	94

(#) = qualifier out of range (m) = manual integration (+) = signals summed

Quantitation Report (QT Reviewed)

Data Path : C:\MSDCHEM\1\DATA\
Data File : Y146984.D
Acq On : 7 Jul 2014 7:50 pm
Operator : prashans
Sample : JB70672-4
Misc : MS70078,VY6390,5.2,,,,1
ALS Vial : 20 Sample Multiplier: 1

Quant Time: Jul 08 13:17:39 2014
Quant Method : C:\MSDCHEM\1\METHODS\MYS6377.M
Quant Title : Method SW846 8260B, ZB624 60m x 0.25mm x 1.4um
QLast Update : Wed Jun 25 11:30:58 2014
Response via : Initial Calibration

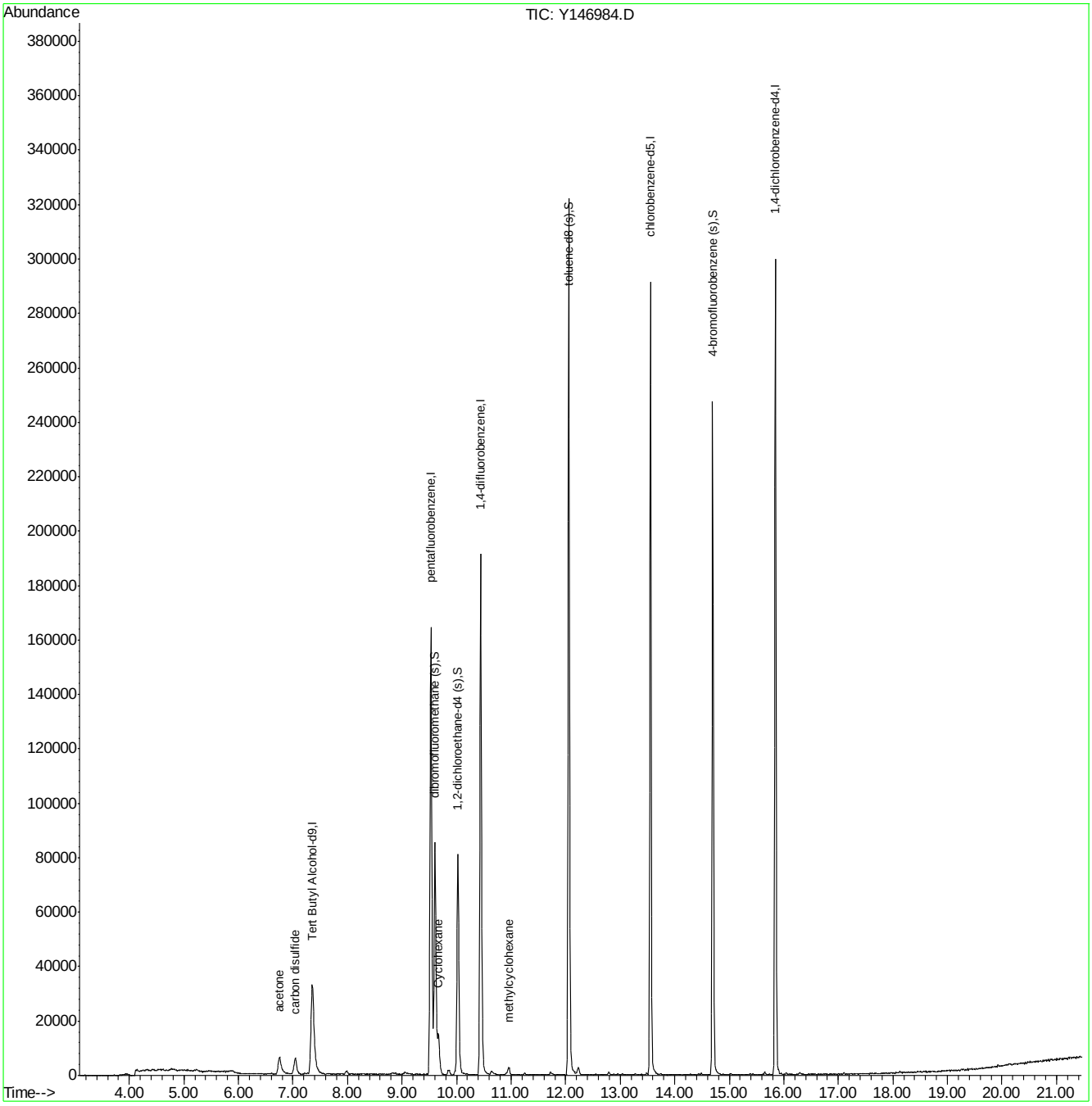

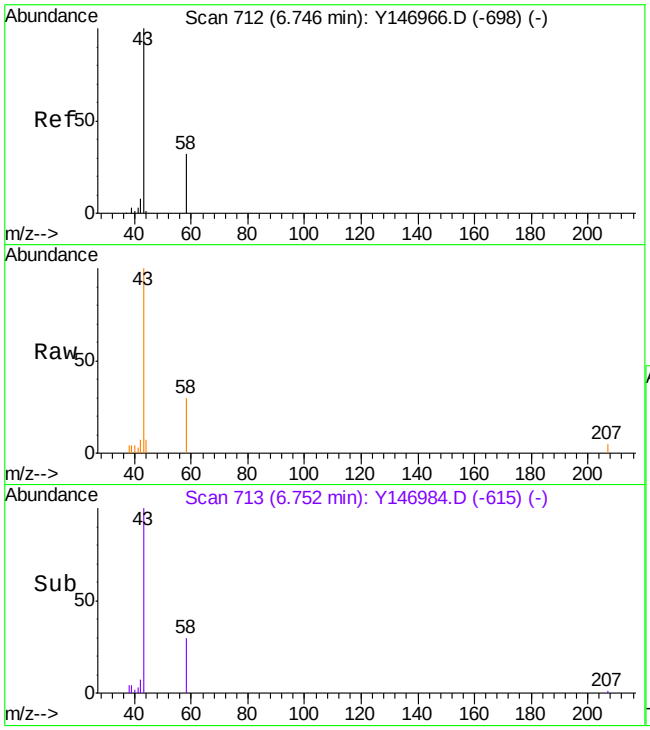

#24
acetone
Concen: 25.84 ug/L
RT: 6.75 min Scan# 713
Delta R.T. 0.01 min
Lab File: Y146984.D
Acq: 7 Jul 2014 7:50 pm

Tgt Ion: 43 Resp: 18453

Ion	Ratio	Lower	Upper
43	100		
58	30.3	0.0	58.3

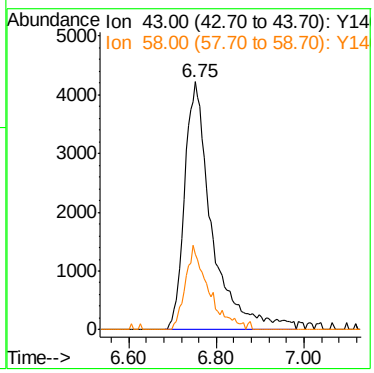

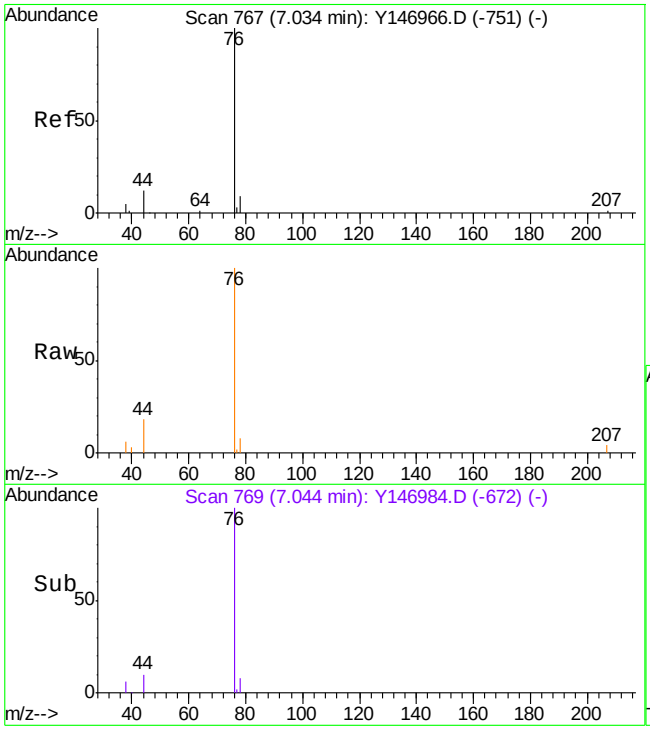

#28
carbon disulfide
Concen: 3.89 ug/L
RT: 7.04 min Scan# 769
Delta R.T. 0.00 min
Lab File: Y146984.D
Acq: 7 Jul 2014 7:50 pm

Tgt Ion: 76 Resp: 15623

Ion	Ratio	Lower	Upper
76	100		
78	8.3	0.0	39.1
44	12.5	0.0	41.1

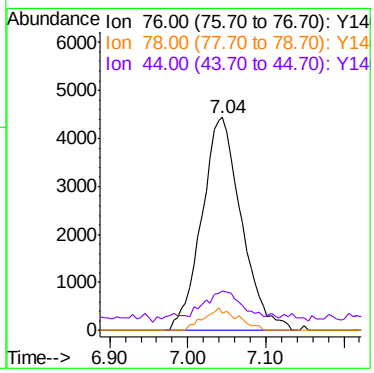

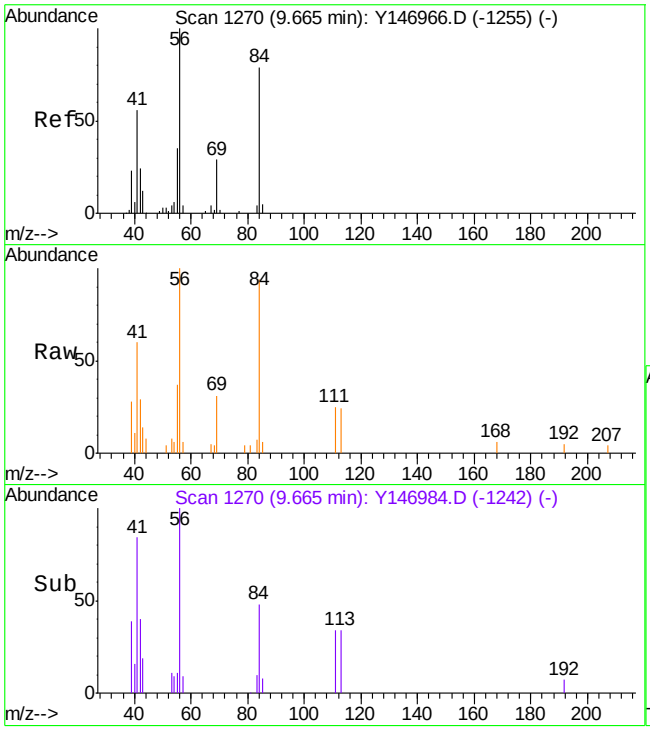

#55
Cyclohexane
Concen: 4.50 ug/L
RT: 9.66 min Scan# 1270
Delta R.T. -0.01 min
Lab File: Y146984.D
Acq: 7 Jul 2014 7:50 pm

Tgt Ion: 84 Resp: 7898

Ion	Ratio	Lower	Upper
84	100		
41	69.4	0.0	0.0#
55	45.1	38.5	71.5
69	34.6	26.2	48.6

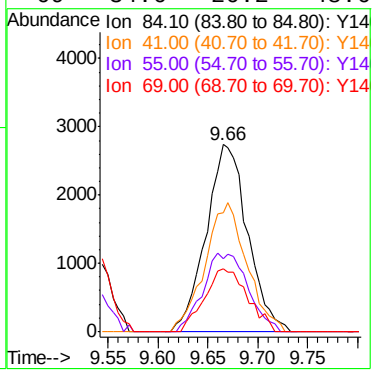

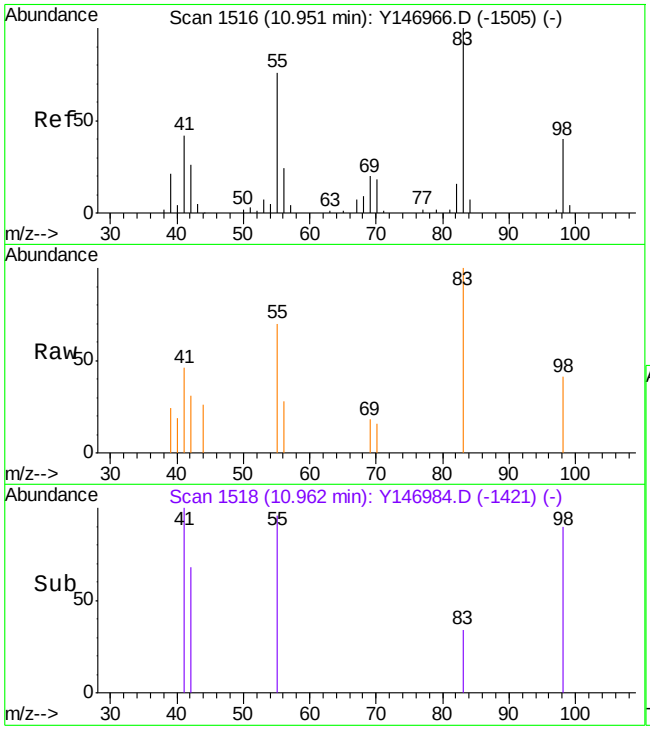

#75
methylcyclohexane
Concen: 0.76 ug/L
RT: 10.96 min Scan# 1518
Delta R.T. 0.00 min
Lab File: Y146984.D
Acq: 7 Jul 2014 7:50 pm

Tgt Ion: 83 Resp: 1568

Ion	Ratio	Lower	Upper
83	100		
55	69.7	47.9	107.9
98	41.5	11.4	71.4

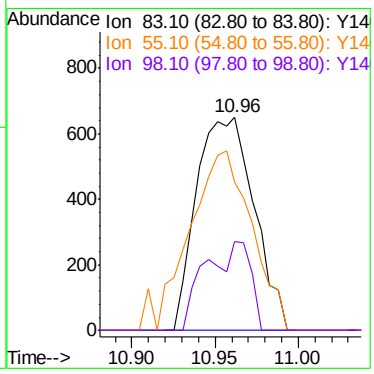

Quantitation Report (QT Reviewed)

Data Path : C:\msdchem\1\DATA\
Data File : 2C121220.D
Acq On : 4 Jul 2014 5:44 am
Operator : toanp
Sample : jb70672-5
Misc : MS70080,V2C5525,w,,,,1
ALS Vial : 44 Sample Multiplier: 1

Quant Time: Jul 07 14:41:50 2014
Quant Method : C:\MSDCHEM\1\METHODS\M2C5480.M
Quant Title : SW846 8260B, Column ZB624 60mX0.25mmX1.4um
QLast Update : Tue Jul 01 14:19:01 2014
Response via : Initial Calibration

Compound	R.T.	QIon	Response	Conc	Units	Dev(Min)
Internal Standards						
1) Tert Butyl Alcohol-d9	7.229	65	140263	500.00	ug/L	-0.03
5) pentafluorobenzene	9.735	168	301776	50.00	ug/L	0.00
61) 1,4-difluorobenzene	10.689	114	373543	50.00	ug/L	0.00
92) chlorobenzene-d5	13.793	117	346386	50.00	ug/L	0.03
107) 1,4-dichlorobenzene-d4	15.985	152	186108	50.00	ug/L	0.03
System Monitoring Compounds						
54) dibromofluoromethane (s)	9.756	113	107183	52.42	ug/L	0.00
Spiked Amount 50.000	Range 79 - 120		Recovery = 104.84%			
55) 1,2-dichloroethane-d4 (s)	10.202	65	130317	54.62	ug/L	0.00
Spiked Amount 50.000	Range 72 - 123		Recovery = 109.24%			
84) toluene-d8 (s)	12.336	98	390639	54.44	ug/L	0.02
Spiked Amount 50.000	Range 78 - 119		Recovery = 108.88%			
109) 4-bromofluorobenzene (s)	14.889	95	148694	49.50	ug/L	0.03
Spiked Amount 50.000	Range 74 - 119		Recovery = 99.00%			
Target Compounds						Qvalue

(#) = qualifier out of range (m) = manual integration (+) = signals summed

Quantitation Report (QT Reviewed)

Data Path : C:\msdchem\1\DATA\
Data File : 2C121220.D
Acq On : 4 Jul 2014 5:44 am
Operator : toanp
Sample : jb70672-5
Misc : MS70080,V2C5525,w,,,,1
ALS Vial : 44 Sample Multiplier: 1

Quant Time: Jul 07 14:41:50 2014
Quant Method : C:\MSDCHEM\1\METHODS\M2C5480.M
Quant Title : SW846 8260B, Column ZB624 60mX0.25mmX1.4um
QLast Update : Tue Jul 01 14:19:01 2014
Response via : Initial Calibration

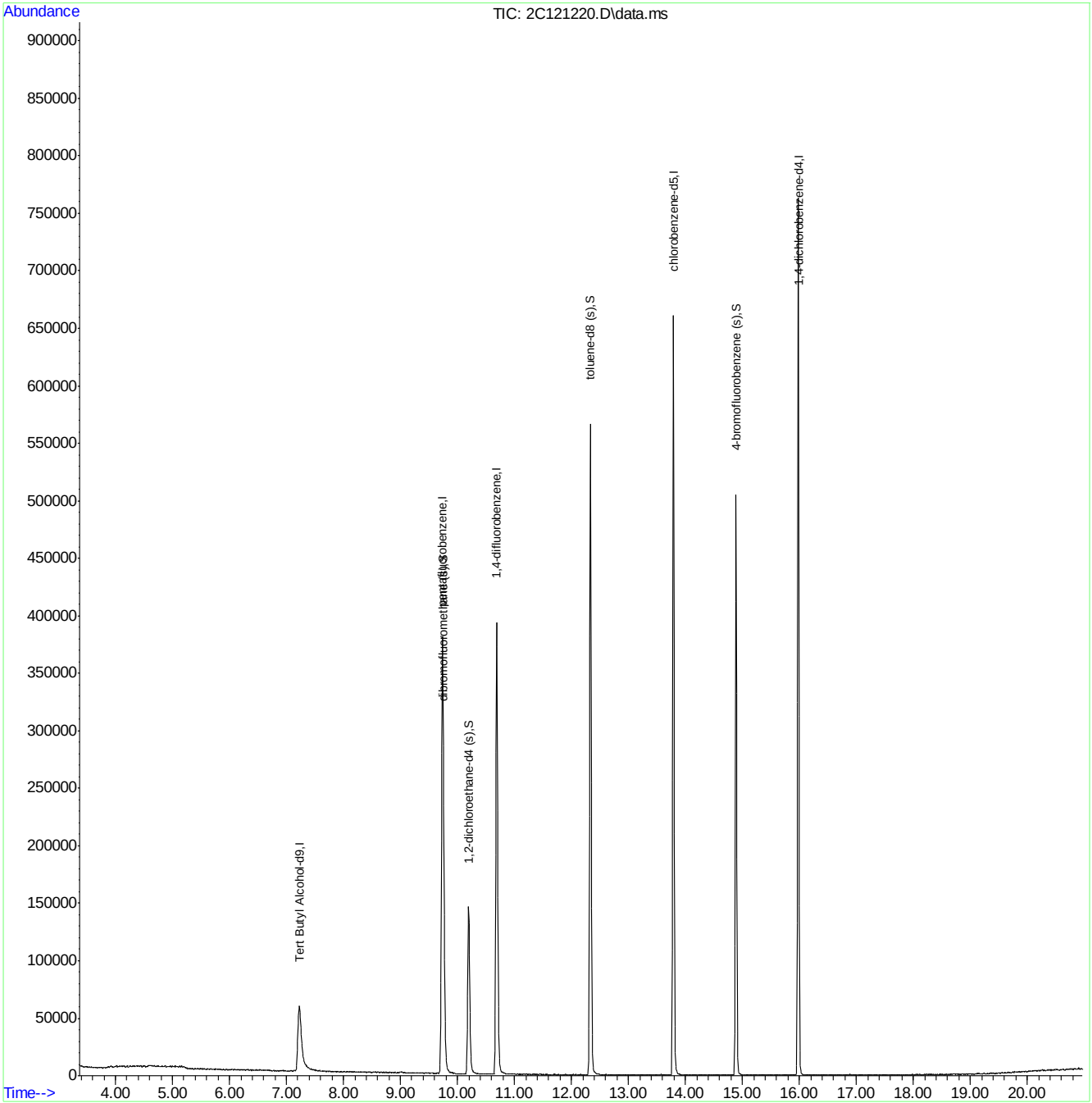

Quantitation Report (QT Reviewed)

Data Path : C:\msdchem\1\DATA\
Data File : 2C121221.D
Acq On : 4 Jul 2014 6:13 am
Operator : toanp
Sample : jb70672-6
Misc : MS70080,V2C5525,w,,,,1
ALS Vial : 45 Sample Multiplier: 1

Quant Time: Jul 07 14:42:14 2014
Quant Method : C:\MSDCHEM\1\METHODS\M2C5480.M
Quant Title : SW846 8260B, Column ZB624 60mX0.25mmX1.4um
QLast Update : Tue Jul 01 14:19:01 2014
Response via : Initial Calibration

Compound	R.T.	QIon	Response	Conc	Units	Dev(Min)
Internal Standards						
1) Tert Butyl Alcohol-d9	7.229	65	138907	500.00	ug/L	-0.03
5) pentafluorobenzene	9.735	168	299712	50.00	ug/L	0.00
61) 1,4-difluorobenzene	10.689	114	369610	50.00	ug/L	0.00
92) chlorobenzene-d5	13.793	117	338079	50.00	ug/L	0.03
107) 1,4-dichlorobenzene-d4	15.980	152	180719	50.00	ug/L	0.03
System Monitoring Compounds						
54) dibromofluoromethane (s)	9.756	113	106657	52.52	ug/L	0.00
Spiked Amount 50.000	Range 79 - 120		Recovery = 105.04%			
55) 1,2-dichloroethane-d4 (s)	10.196	65	126070	53.20	ug/L	0.00
Spiked Amount 50.000	Range 72 - 123		Recovery = 106.40%			
84) toluene-d8 (s)	12.336	98	384072	54.09	ug/L	0.02
Spiked Amount 50.000	Range 78 - 119		Recovery = 108.18%			
109) 4-bromofluorobenzene (s)	14.889	95	141174	48.40	ug/L	0.03
Spiked Amount 50.000	Range 74 - 119		Recovery = 96.80%			
Target Compounds						Qvalue

(#) = qualifier out of range (m) = manual integration (+) = signals summed

Quantitation Report (QT Reviewed)

Data Path : C:\msdchem\1\DATA\
Data File : 2C121221.D
Acq On : 4 Jul 2014 6:13 am
Operator : toanp
Sample : jb70672-6
Misc : MS70080,V2C5525,w,,,,1
ALS Vial : 45 Sample Multiplier: 1

Quant Time: Jul 07 14:42:14 2014
Quant Method : C:\MSDCHEM\1\METHODS\M2C5480.M
Quant Title : SW846 8260B, Column ZB624 60mX0.25mmX1.4um
QLast Update : Tue Jul 01 14:19:01 2014
Response via : Initial Calibration

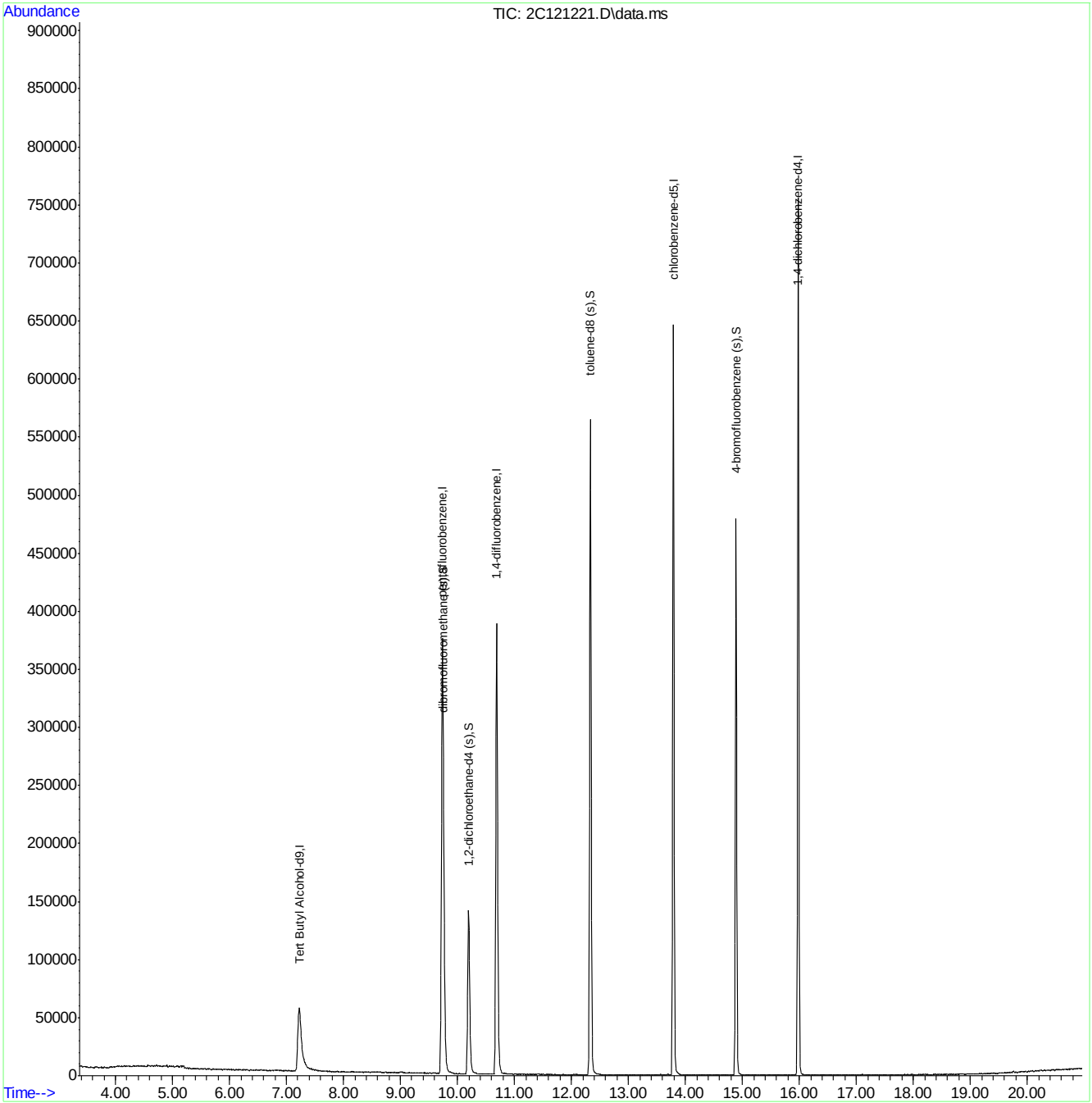

Quantitation Report (QT Reviewed)

Data Path : C:\msdchem\1\DATA\E\ve9537-9538\
Data File : E217225.D
Acq On : 9 Jul 2014 5:31 pm
Operator : OksanaT
Sample : jb70672-7
Misc : MS70078,VE9537,5.1,,100,10,1
ALS Vial : 18 Sample Multiplier: 1

Quant Time: Jul 10 08:24:50 2014
Quant Method : C:\msdchem\1\METHODS\ME9527.M
Quant Title : SW846 8260B,ZB624 60m x 0.25mm x 1.4um
QLast Update : Thu Jul 03 10:49:42 2014
Response via : Initial Calibration

Compound	R.T.	QIon	Response	Conc	Units	Dev(Min)
Internal Standards						
1) Tert Butyl Alcohol-d9	7.648	65	112935	500.00	ug/L	0.02
5) pentafluorobenzene	9.839	168	206090	50.00	ug/L	0.00
67) 1,4-difluorobenzene	10.759	114	258916	50.00	ug/L	0.00
98) chlorobenzene-d5	14.084	117	242810	50.00	ug/L	0.00
115) 1,4-dichlorobenzene-d4	16.661	152	132750	50.00	ug/L	0.00
System Monitoring Compounds						
60) dibromofluoromethane (s)	9.881	113	73432	44.64	ug/L	0.00
Spiked Amount 50.000	Range 59 - 130		Recovery = 89.28%			
61) 1,2-dichloroethane-d4 (s)	10.294	65	89595	42.58	ug/L	0.00
Spiked Amount 50.000	Range 65 - 123		Recovery = 85.16%			
90) toluene-d8 (s)	12.458	98	308939	46.15	ug/L	0.00
Spiked Amount 50.000	Range 77 - 125		Recovery = 92.30%			
117) 4-bromofluorobenzene (s)	15.360	95	120235	45.40	ug/L	0.00
Spiked Amount 50.000	Range 71 - 132		Recovery = 90.80%			
Target Compounds						Qvalue
65) Cyclohexane	10.084	84	2326	0.96	ug/L #	1
84) methylcyclohexane	11.386	83	62127	22.10	ug/L	95
110) m,p-xylene	14.309	106	2610	0.86	ug/L #	79
116) isopropylbenzene	15.140	105	2120	0.27	ug/L	96

(#) = qualifier out of range (m) = manual integration (+) = signals summed

Quantitation Report (QT Reviewed)

Data Path : C:\msdchem\1\DATA\E\ve9537-9538\
Data File : E217225.D
Acq On : 9 Jul 2014 5:31 pm
Operator : OksanaT
Sample : jb70672-7
Misc : MS70078,VE9537,5.1,,100,10,1
ALS Vial : 18 Sample Multiplier: 1

Quant Time: Jul 10 08:24:50 2014
Quant Method : C:\msdchem\1\METHODS\ME9527.M
Quant Title : SW846 8260B,ZB624 60m x 0.25mm x 1.4um
QLast Update : Thu Jul 03 10:49:42 2014
Response via : Initial Calibration

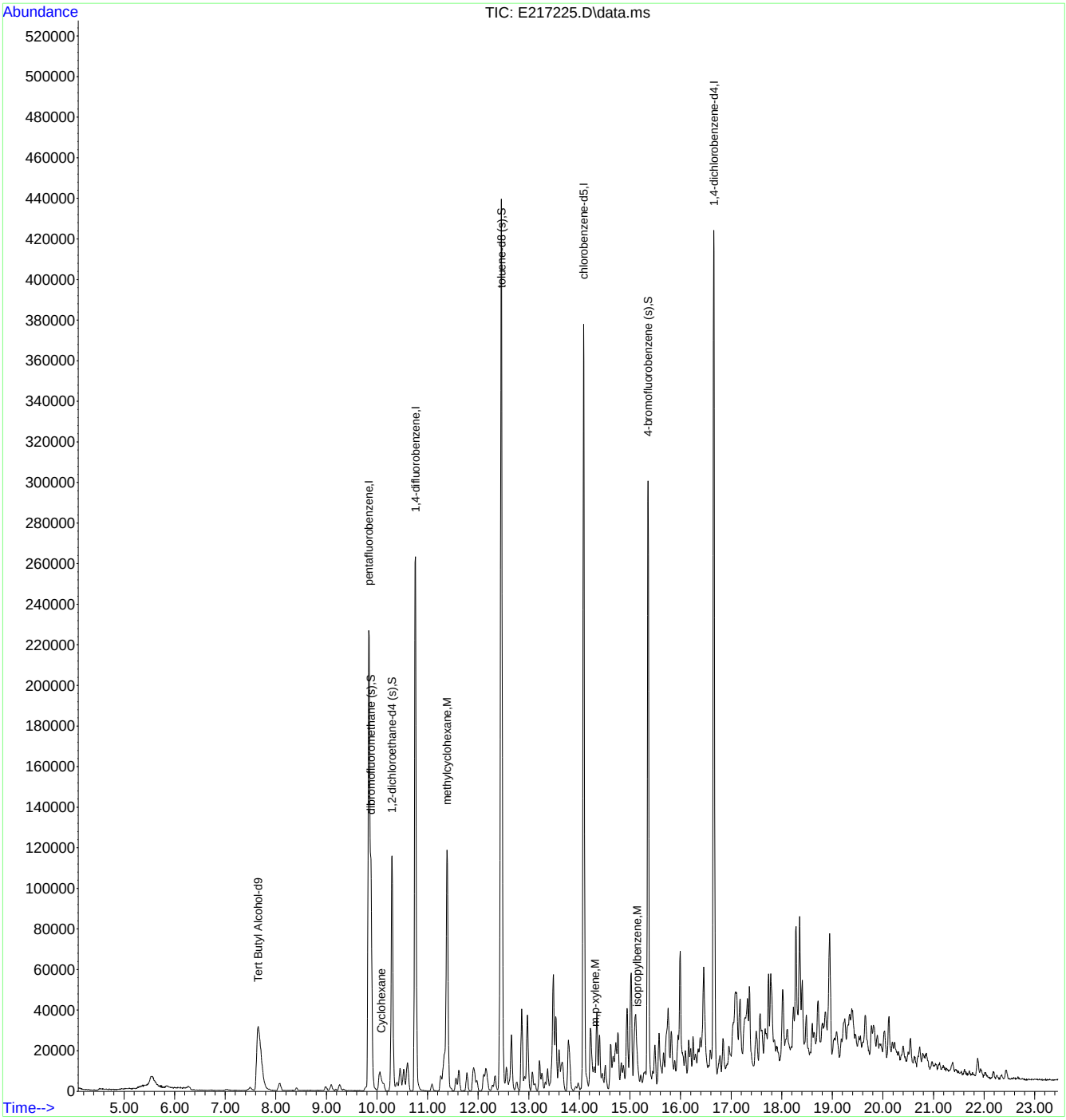

ME9527.M Thu Jul 10 08:48:00 2014 T

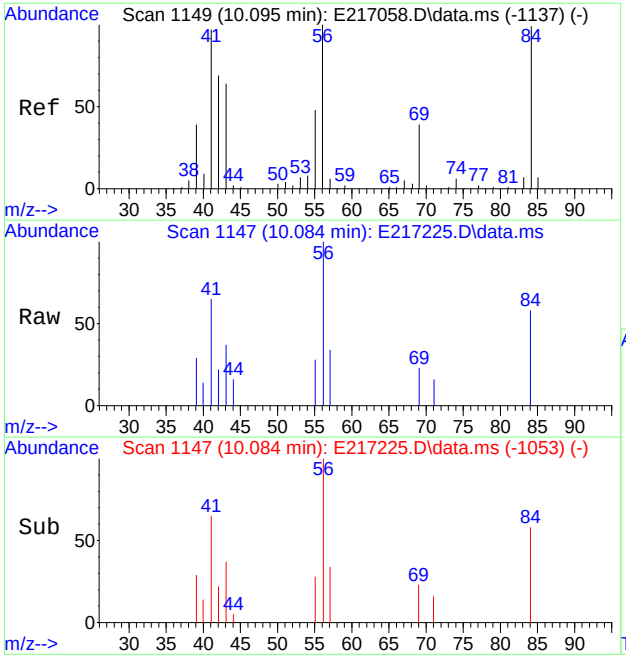

#65
Cyclohexane
Concen: 0.96 ug/L
RT: 10.084 min Scan# 1147
Delta R.T. -0.010 min
Lab File: E217225.D
Acq: 9 Jul 2014 5:31 pm

Tgt Ion: 84 Resp: 2326

Ion	Ratio	Lower	Upper
84	100		
56	0.0	0.0	0.0
41	0.0	133.6	248.2#

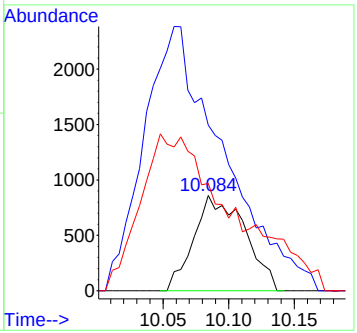

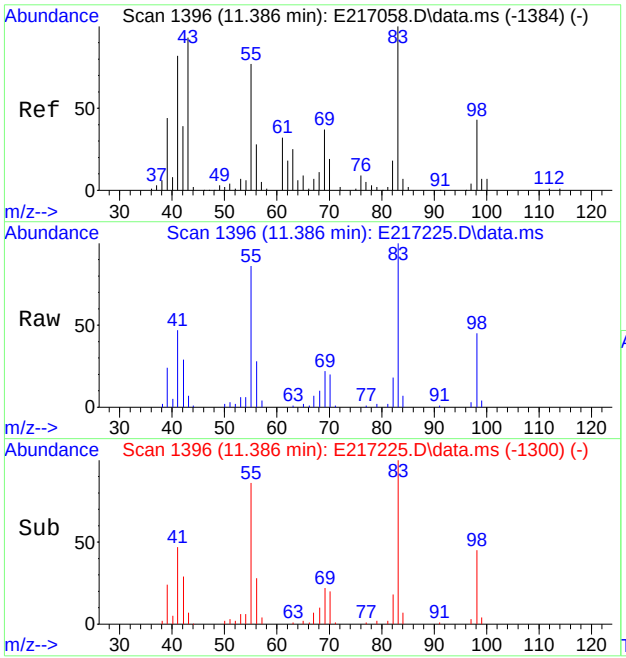

#84
methylcyclohexane
Concen: 22.10 ug/L
RT: 11.386 min Scan# 1396
Delta R.T. 0.000 min
Lab File: E217225.D
Acq: 9 Jul 2014 5:31 pm

Tgt Ion: 83 Resp: 62127

Ion	Ratio	Lower	Upper
83	100		
55	85.3	63.1	117.1

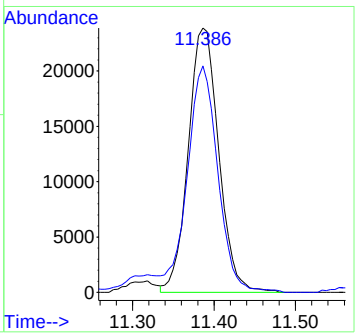

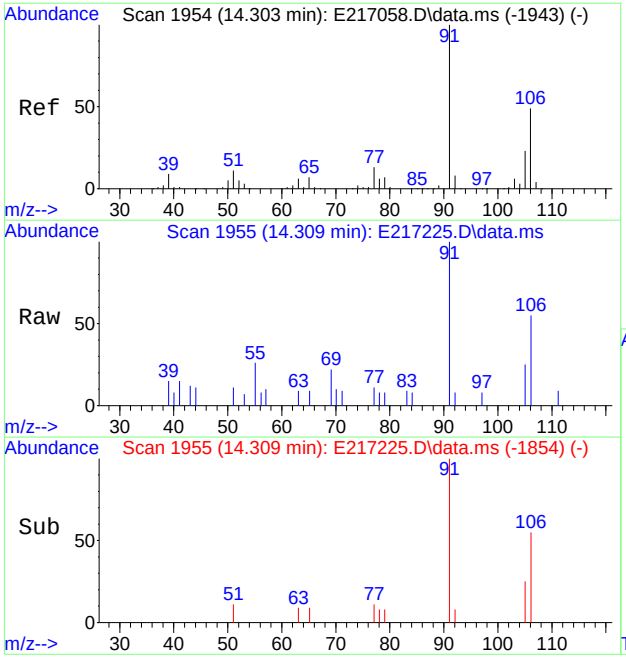

#110
m,p-xylene
Concen: 0.86 ug/L
RT: 14.309 min Scan# 1955
Delta R.T. 0.006 min
Lab File: E217225.D
Acq: 9 Jul 2014 5:31 pm

Tgt Ion:106 Resp: 2610

Ion	Ratio	Lower	Upper
106	100		
91	170.3	173.5	233.5#
77	20.0	0.0	56.5

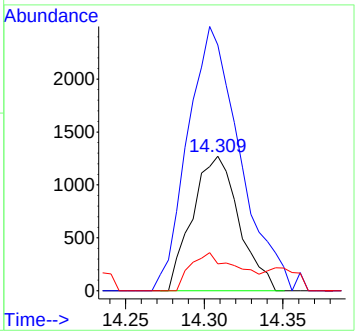

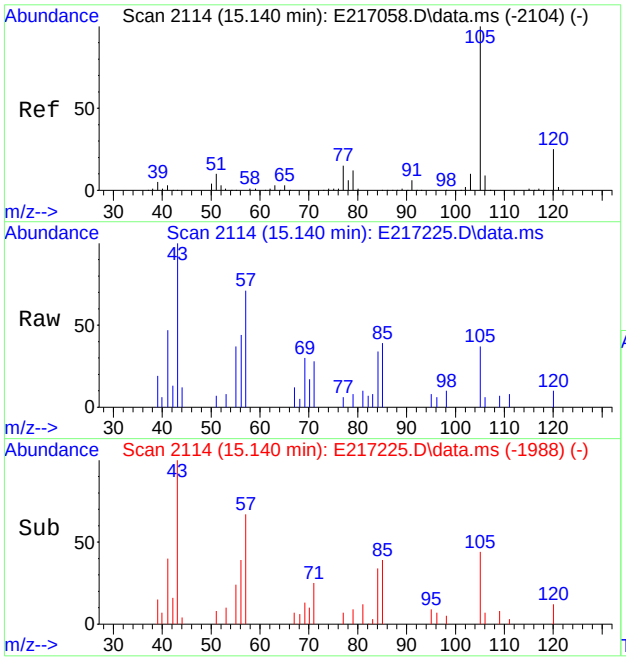

#116
isopropylbenzene
Concen: 0.27 ug/L
RT: 15.140 min Scan# 2114
Delta R.T. 0.000 min
Lab File: E217225.D
Acq: 9 Jul 2014 5:31 pm

Tgt Ion:105 Resp: 2120

Ion	Ratio	Lower	Upper
105	100		
120	26.8	0.0	54.5
77	15.9	0.0	44.7

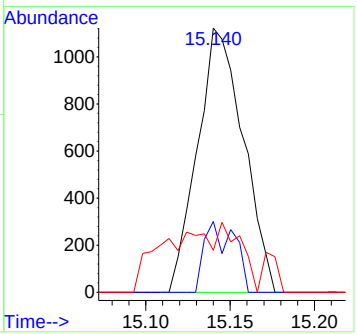

Quantitation Report (QT Reviewed)

Data Path : C:\MSDChem\1\DATA\
Data File : Y146985.D
Acq On : 7 Jul 2014 8:18 pm
Operator : prashans
Sample : JB70672-7
Misc : MS70078,VY6390,5.3,,,,1
ALS Vial : 21 Sample Multiplier: 1

Quant Time: Jul 11 12:31:48 2014
Quant Method : C:\MSDCHEM\1\METHODS\MYS6377.M
Quant Title : Method SW846 8260B, ZB624 60m x 0.25mm x 1.4um
QLast Update : Wed Jun 25 11:30:58 2014
Response via : Initial Calibration

Internal Standards	R.T.	QIon	Response	Conc	Units	Dev(Min)
1) Tert Butyl Alcohol-d9	7.35	65	67404	500.00	ug/L	0.00
5) pentafluorobenzene	9.53	168	157794	50.00	ug/L	0.00
58) 1,4-difluorobenzene	10.44	114	193227	50.00	ug/L	0.00
88) chlorobenzene-d5	13.56	117	167848	50.00	ug/L	0.00
103) 1,4-dichlorobenzene-d4	15.85	152	84065	50.00	ug/L	0.00
System Monitoring Compounds						
50) dibromofluoromethane (s)	9.60	113	64032	51.99	ug/L	0.00
Spiked Amount 50.000	Range 59 - 130		Recovery = 103.98%			
51) 1,2-dichloroethane-d4 (s)	10.02	65	68313	52.47	ug/L	0.00
Spiked Amount 50.000	Range 65 - 123		Recovery = 104.94%			
80) toluene-d8 (s)	12.06	98	234361	52.45	ug/L	0.00
Spiked Amount 50.000	Range 77 - 125		Recovery = 104.90%			
105) 4-bromofluorobenzene (s)	14.70	95	91308	54.21	ug/L	0.00
Spiked Amount 50.000	Range 71 - 132		Recovery = 108.42%			
Target Compounds						Qvalue
24) acetone	6.75	43	22513	31.83	ug/L	100
28) carbon disulfide	7.05	76	4038	1.01	ug/L	91
55) Cyclohexane	9.67	84	32470	18.68	ug/L #	91
75) methylcyclohexane	10.96	83	524749	257.28	ug/L	97
82) toluene	12.13	91	1788	0.33	ug/L	96
99) m,p-xylene	13.73	106	2746	1.19	ug/L	92
100) o-xylene	14.15	91	3102	0.66	ug/L	97
104) isopropylbenzene	14.48	105	7874	1.42	ug/L	96

(#) = qualifier out of range (m) = manual integration (+) = signals summed

Quantitation Report (QT Reviewed)

Data Path : C:\MSDChem\1\DATA\
Data File : Y146985.D
Acq On : 7 Jul 2014 8:18 pm
Operator : prashans
Sample : JB70672-7
Misc : MS70078,VY6390,5.3,,,,1
ALS Vial : 21 Sample Multiplier: 1

Quant Time: Jul 11 12:31:48 2014
Quant Method : C:\MSDCHEM\1\METHODS\MYS6377.M
Quant Title : Method SW846 8260B, ZB624 60m x 0.25mm x 1.4um
QLast Update : Wed Jun 25 11:30:58 2014
Response via : Initial Calibration

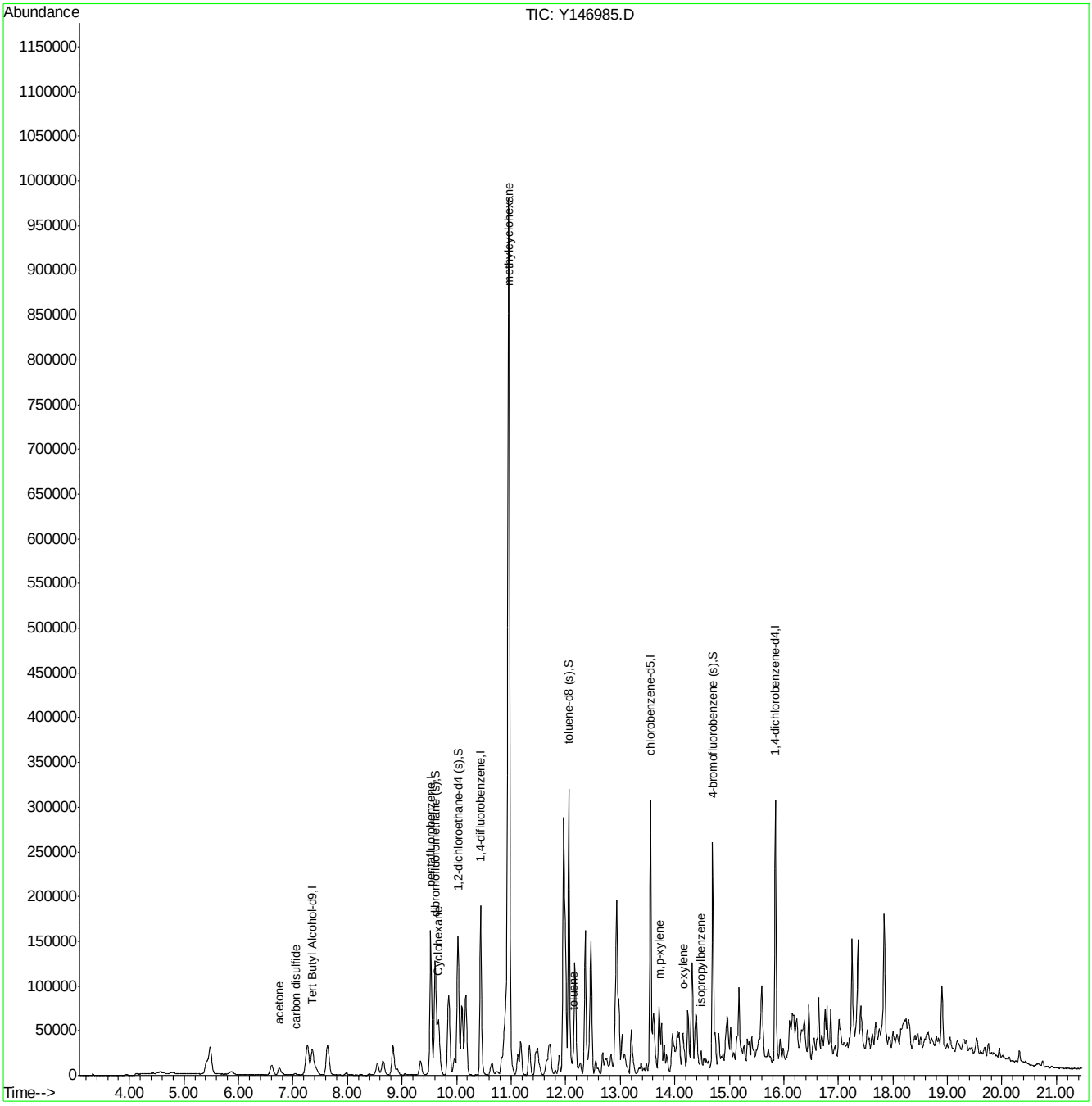

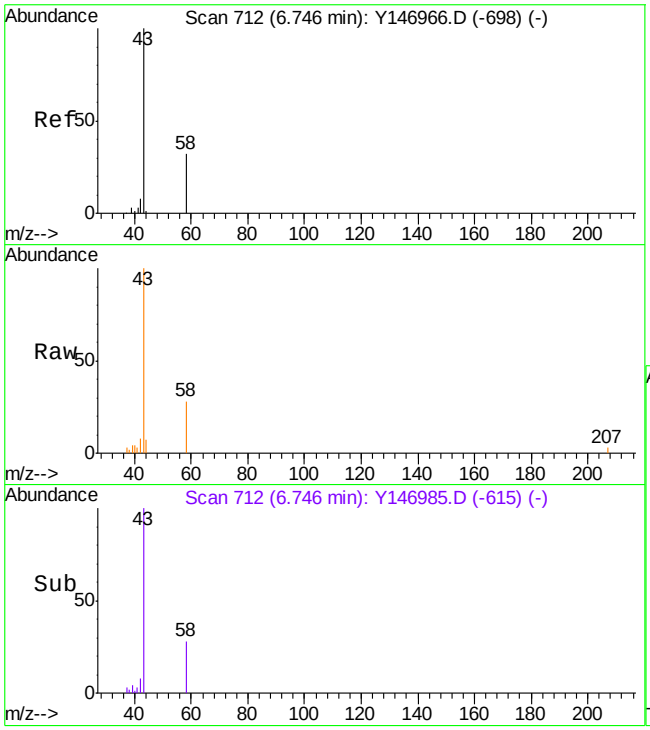

#24
acetone
Concen: 31.83 ug/L
RT: 6.75 min Scan# 712
Delta R.T. 0.01 min
Lab File: Y146985.D
Acq: 7 Jul 2014 8:18 pm

Tgt Ion: 43 Resp: 22513

Ion	Ratio	Lower	Upper
43	100		
58	28.3	0.0	58.3

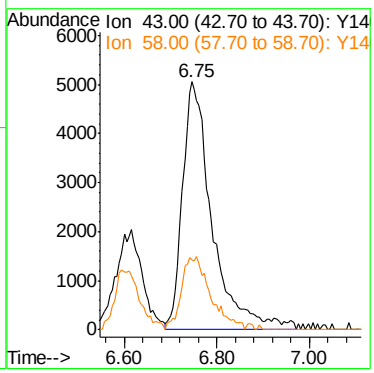

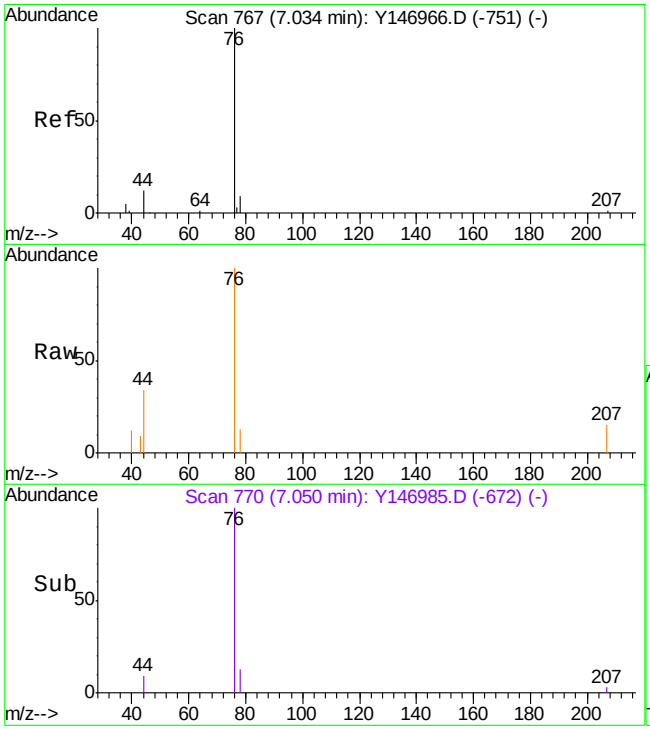

#28
carbon disulfide
Concen: 1.01 ug/L
RT: 7.05 min Scan# 770
Delta R.T. 0.01 min
Lab File: Y146985.D
Acq: 7 Jul 2014 8:18 pm

Tgt Ion: 76 Resp: 4038

Ion	Ratio	Lower	Upper
76	100		
78	12.6	0.0	39.1
44	7.8	0.0	41.1

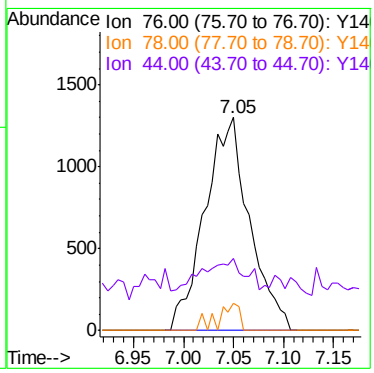

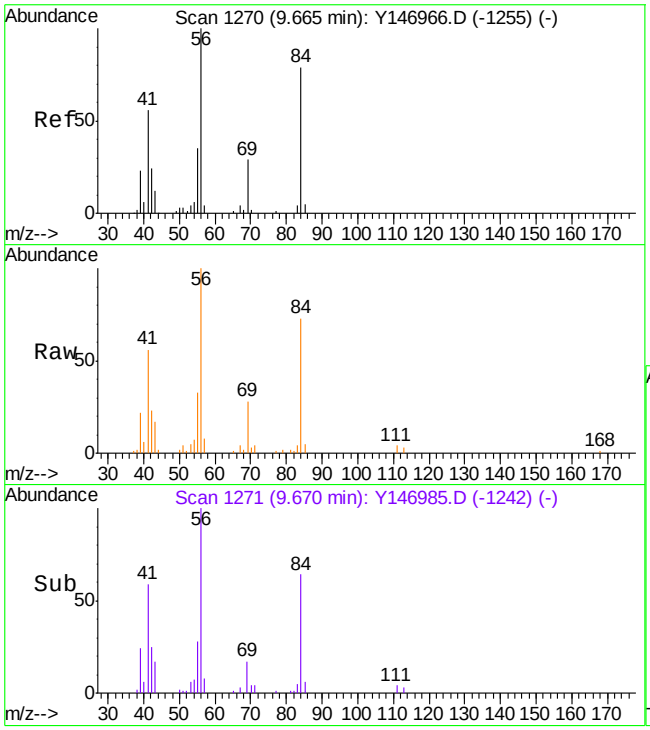

#55
Cyclohexane
Concen: 18.68 ug/L
RT: 9.67 min Scan# 1271
Delta R.T. -0.00 min
Lab File: Y146985.D
Acq: 7 Jul 2014 8:18 pm

Tgt Ion: 84 Resp: 32470

Ion	Ratio	Lower	Upper
84	100		
41	152.6	0.0	0.0#
55	63.0	38.5	71.5
69	40.5	26.2	48.6

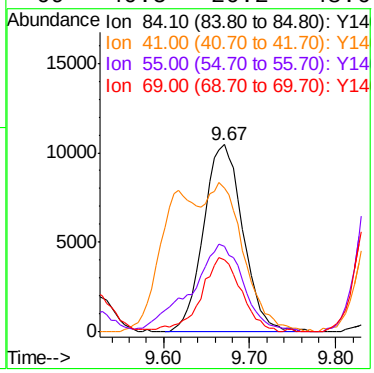

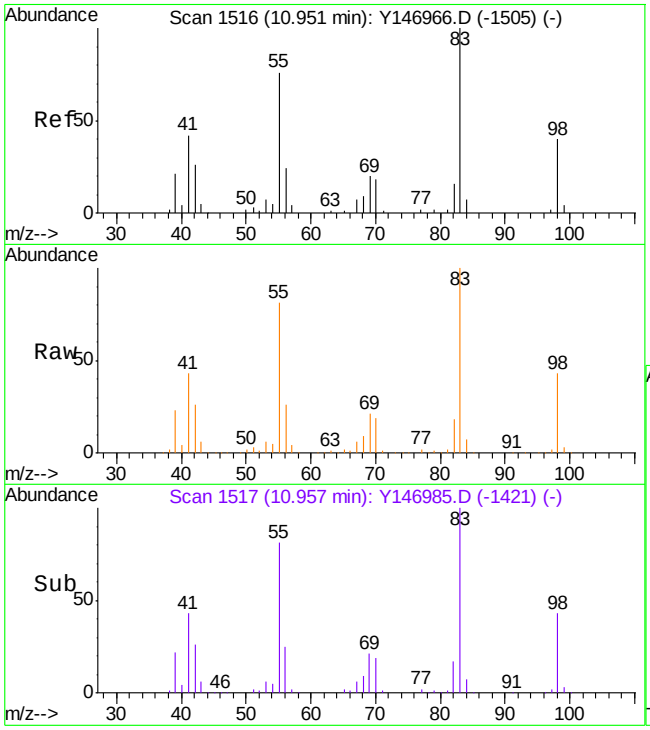

#75
methylcyclohexane
Concen: 257.28 ug/L
RT: 10.96 min Scan# 1517
Delta R.T. -0.00 min
Lab File: Y146985.D
Acq: 7 Jul 2014 8:18 pm

Tgt Ion: 83 Resp: 524749

Ion	Ratio	Lower	Upper
83	100		
55	81.0	47.9	107.9
98	42.5	11.4	71.4

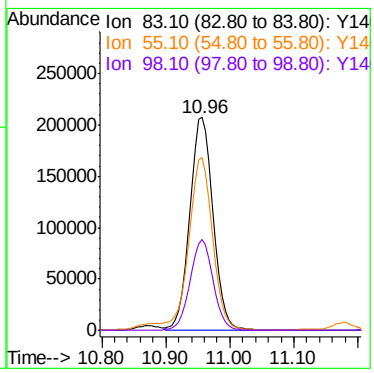

ACCUTEST LABORATORIES JB70672

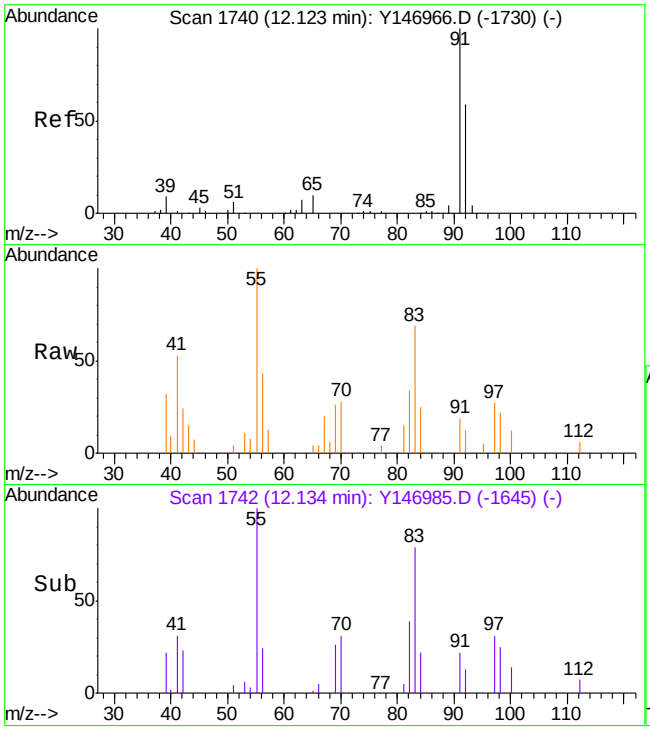

#82
toluene
Concen: 0.33 ug/L
RT: 12.13 min Scan# 1742
Delta R.T. 0.01 min
Lab File: Y146985.D
Acq: 7 Jul 2014 8:18 pm

Tgt Ion: 91 Resp: 1788

Ion	Ratio	Lower	Upper
91	100		
92	60.3	30.0	90.0
65	21.0	0.0	40.6

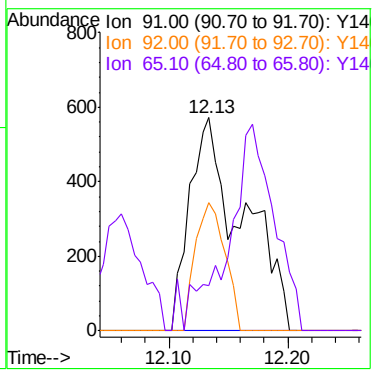

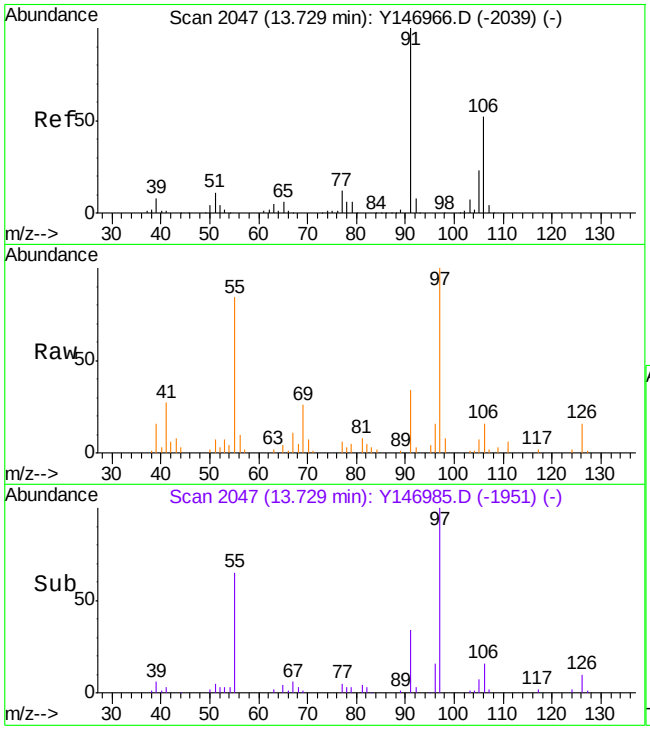

#99
m,p-xylene
Concen: 1.19 ug/L
RT: 13.73 min Scan# 2047
Delta R.T. -0.00 min
Lab File: Y146985.D
Acq: 7 Jul 2014 8:18 pm

Tgt Ion:106 Resp: 2746

Ion	Ratio	Lower	Upper
106	100		
91	208.3	137.2	254.8

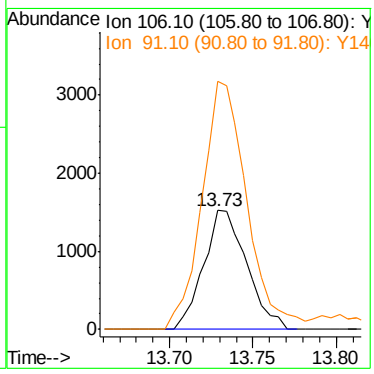

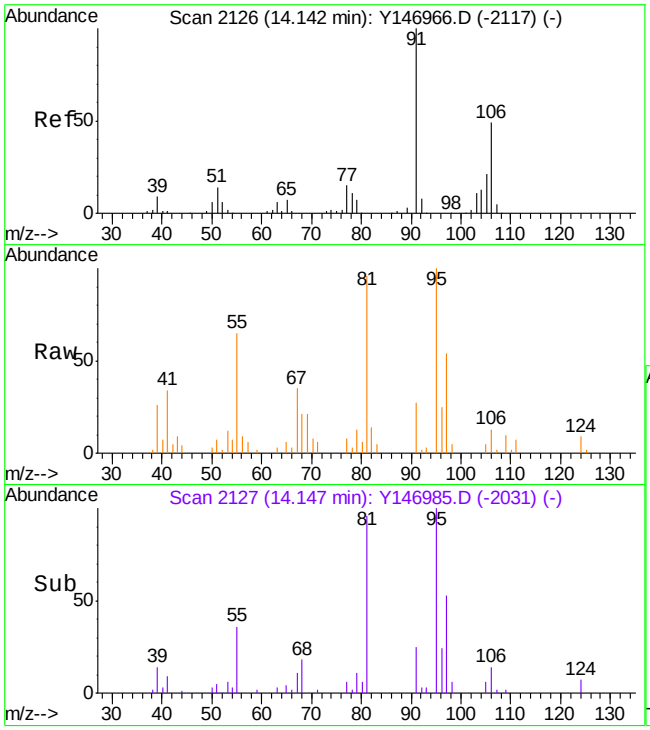

#100
o-xylene
Concen: 0.66 ug/L
RT: 14.15 min Scan# 2127
Delta R.T. -0.00 min
Lab File: Y146985.D
Acq: 7 Jul 2014 8:18 pm

Tgt Ion: 91 Resp: 3102

Ion	Ratio	Lower	Upper
91	100		
106	46.4	33.9	63.0

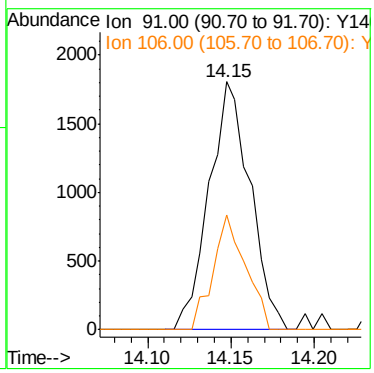

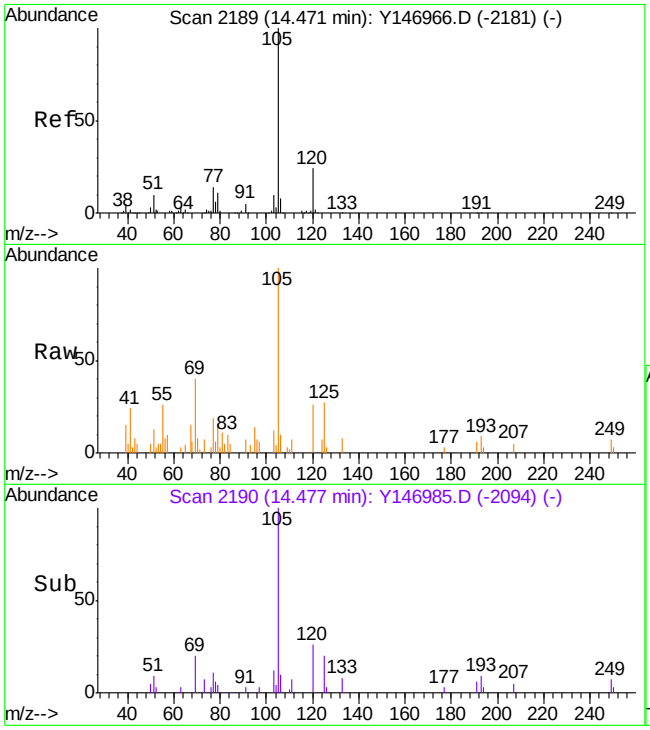

#104
isopropylbenzene
Concen: 1.42 ug/L
RT: 14.48 min Scan# 2190
Delta R.T. -0.00 min
Lab File: Y146985.D
Acq: 7 Jul 2014 8:18 pm

Tgt Ion:105 Resp: 7874

Ion	Ratio	Lower	Upper
105	100		
120	25.7	0.0	56.1
77	18.6	0.0	44.4

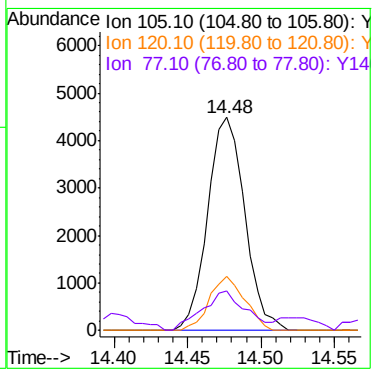

Quantitation Report (QT Reviewed)

Data Path : C:\MSDCHEM\1\DATA\
Data File : Y146986.D
Acq On : 7 Jul 2014 8:47 pm
Operator : prashans
Sample : JB70672-8
Misc : MS70078,VY6390,5.3,,,,1
ALS Vial : 22 Sample Multiplier: 1

Quant Time: Jul 08 13:22:34 2014
Quant Method : C:\MSDCHEM\1\METHODS\MYS6377.M
Quant Title : Method SW846 8260B, ZB624 60m x 0.25mm x 1.4um
QLast Update : Wed Jun 25 11:30:58 2014
Response via : Initial Calibration

Internal Standards	R.T.	QIon	Response	Conc	Units	Dev(Min)
1) Tert Butyl Alcohol-d9	7.35	65	57167	500.00	ug/L	0.00
5) pentafluorobenzene	9.53	168	158973	50.00	ug/L	0.00
58) 1,4-difluorobenzene	10.44	114	194080	50.00	ug/L	0.00
88) chlorobenzene-d5	13.56	117	172289	50.00	ug/L	0.00
103) 1,4-dichlorobenzene-d4	15.85	152	84400	50.00	ug/L	0.00
System Monitoring Compounds						
50) dibromofluoromethane (s)	9.61	113	64455	51.95	ug/L	0.00
Spiked Amount 50.000	Range 59 - 130		Recovery = 103.90%			
51) 1,2-dichloroethane-d4 (s)	10.03	65	65365	49.83	ug/L	0.00
Spiked Amount 50.000	Range 65 - 123		Recovery = 99.66%			
80) toluene-d8 (s)	12.05	98	238061	53.04	ug/L	0.00
Spiked Amount 50.000	Range 77 - 125		Recovery = 106.08%			
105) 4-bromofluorobenzene (s)	14.70	95	86537	51.18	ug/L	0.00
Spiked Amount 50.000	Range 71 - 132		Recovery = 102.36%			
Target Compounds						Qvalue
24) acetone	6.75	43	15682	22.01	ug/L	97
28) carbon disulfide	7.05	76	5699	1.42	ug/L	99
36) 2-butanone	9.05	72	688	4.07	ug/L #	28
55) Cyclohexane	9.67	84	65136	37.20	ug/L #	94
75) methylcyclohexane	10.96	83	337468	164.73	ug/L	98
104) isopropylbenzene	14.48	105	3472	0.63	ug/L	98

(#) = qualifier out of range (m) = manual integration (+) = signals summed

Quantitation Report (QT Reviewed)

Data Path : C:\MSDCHEM\1\DATA\
Data File : Y146986.D
Acq On : 7 Jul 2014 8:47 pm
Operator : prashans
Sample : JB70672-8
Misc : MS70078,VY6390,5.3,,,,1
ALS Vial : 22 Sample Multiplier: 1

Quant Time: Jul 08 13:22:34 2014
Quant Method : C:\MSDCHEM\1\METHODS\MYS6377.M
Quant Title : Method SW846 8260B, ZB624 60m x 0.25mm x 1.4um
QLast Update : Wed Jun 25 11:30:58 2014
Response via : Initial Calibration

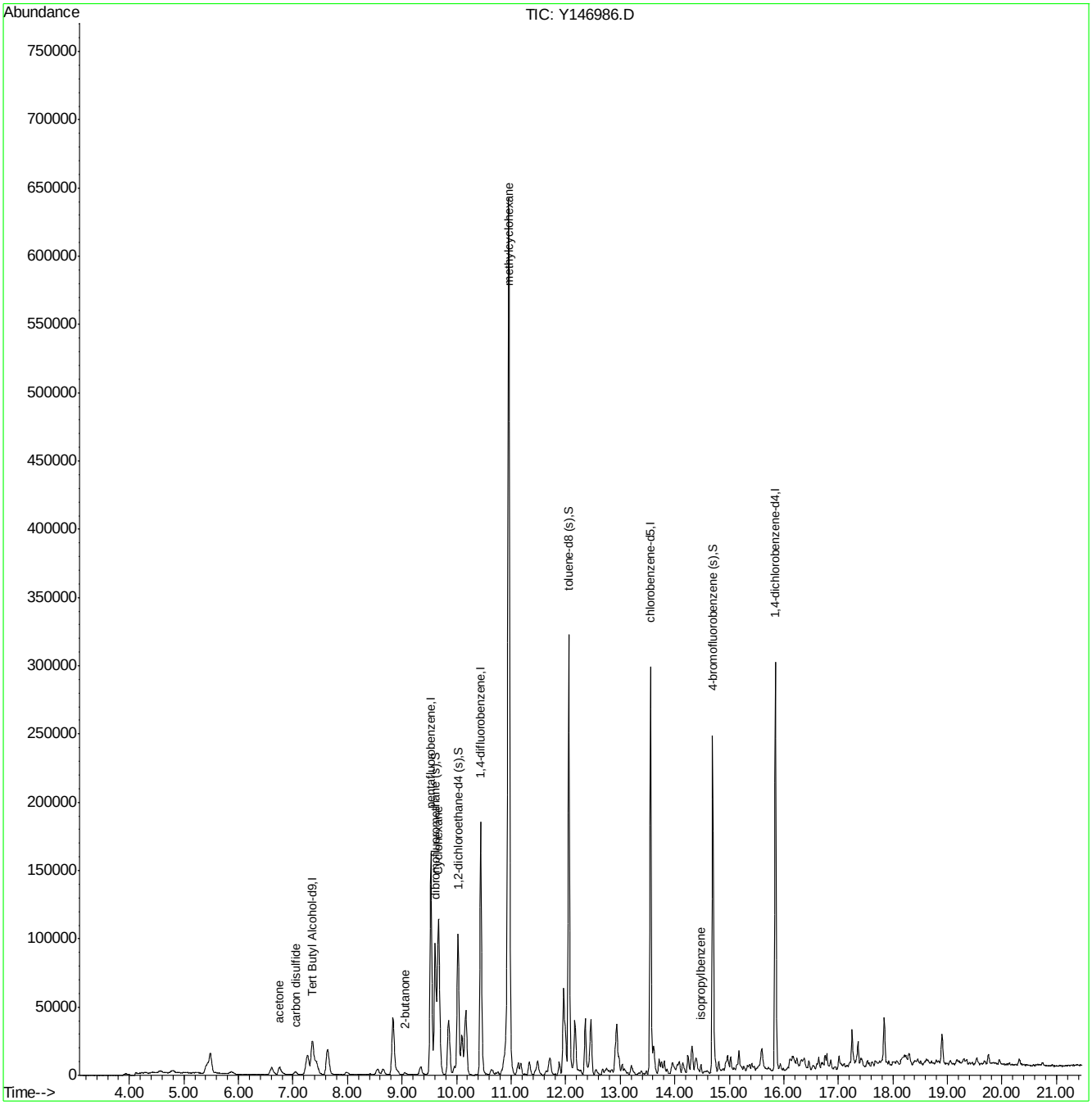

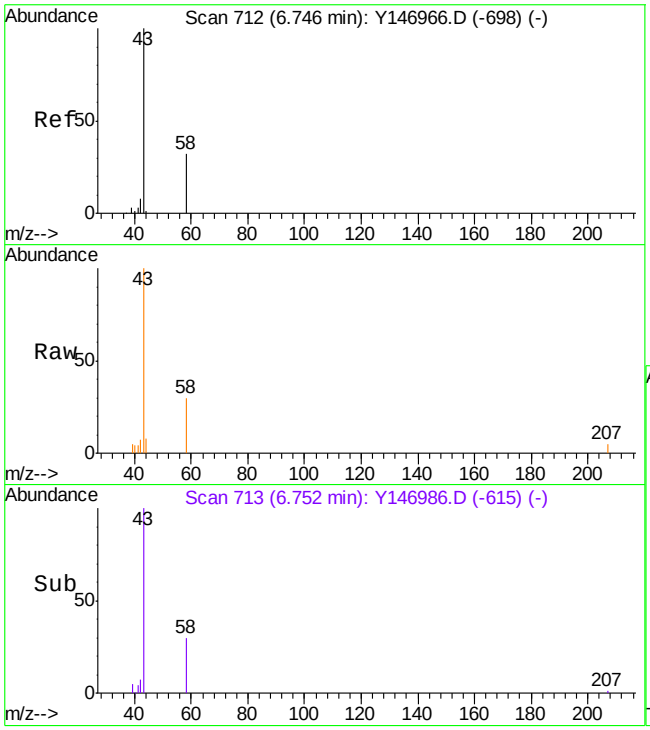

#24
acetone
Concen: 22.01 ug/L
RT: 6.75 min Scan# 713
Delta R.T. 0.01 min
Lab File: Y146986.D
Acq: 7 Jul 2014 8:47 pm

Tgt Ion: 43 Resp: 15682

Ion	Ratio	Lower	Upper
43	100		
58	30.0	0.0	58.3

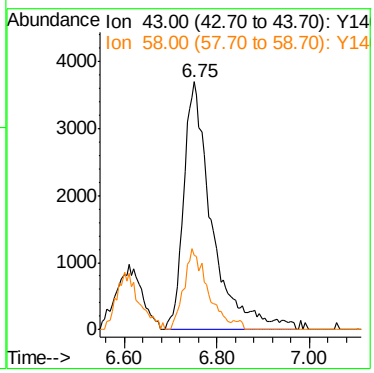

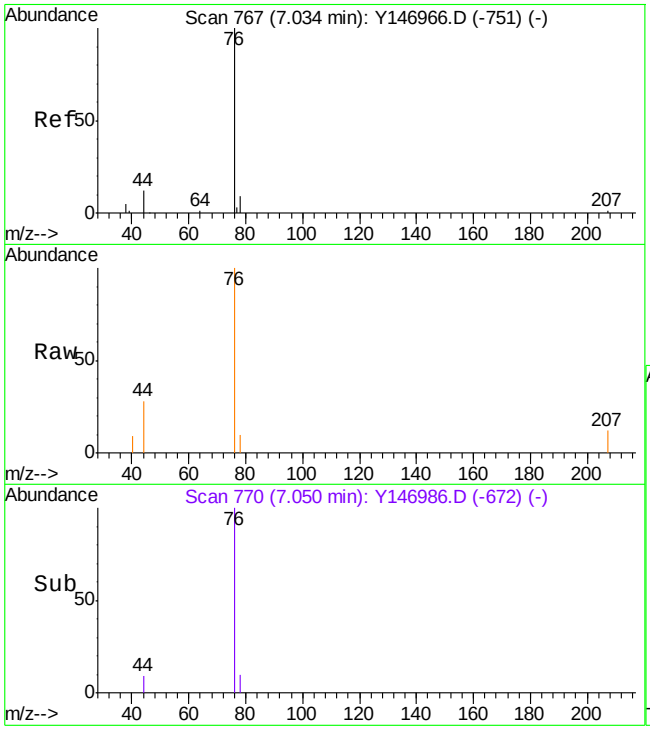

#28
carbon disulfide
Concen: 1.42 ug/L
RT: 7.05 min Scan# 770
Delta R.T. 0.01 min
Lab File: Y146986.D
Acq: 7 Jul 2014 8:47 pm

Tgt Ion: 76 Resp: 5699

Ion	Ratio	Lower	Upper
76	100		
78	9.9	0.0	39.1
44	10.9	0.0	41.1

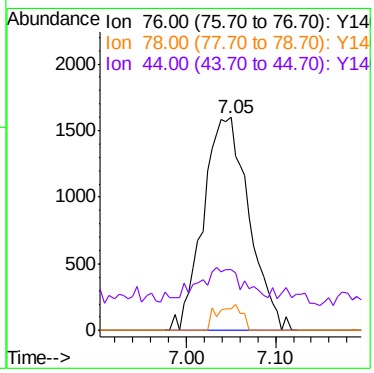

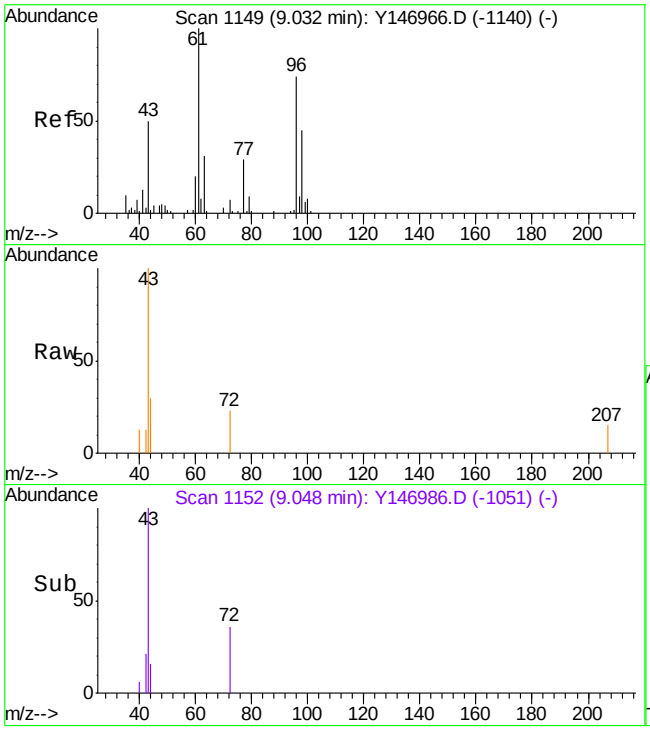

#36
2-butanone
Concen: 4.07 ug/L
RT: 9.05 min Scan# 1152
Delta R.T. 0.03 min
Lab File: Y146986.D
Acq: 7 Jul 2014 8:47 pm

Tgt Ion: 72 Resp: 688

Ion	Ratio	Lower	Upper
72	100		
43	730.1	747.4	1388.0#
57	0.0	31.6	58.6#

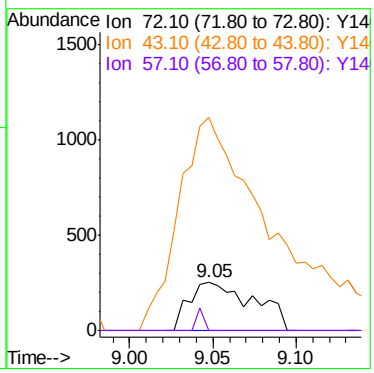

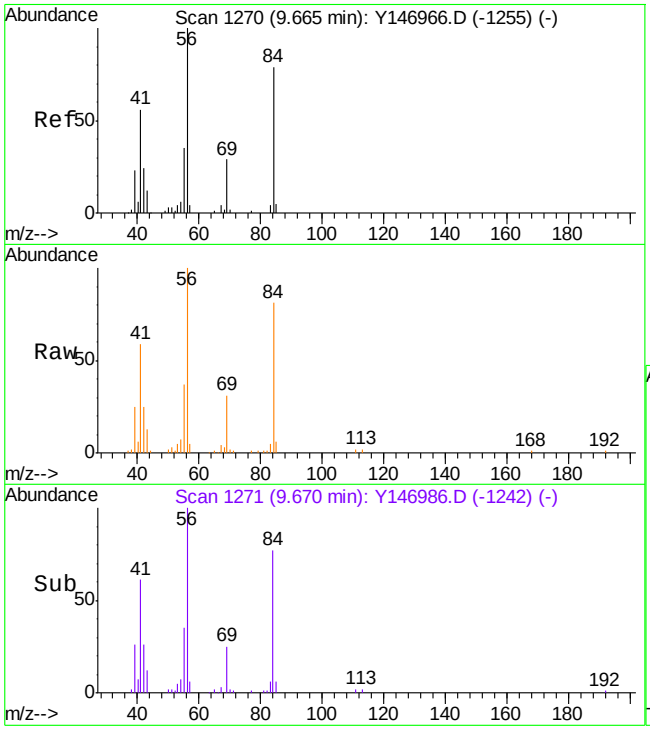

#55
Cyclohexane
Concen: 37.20 ug/L
RT: 9.67 min Scan# 1271
Delta R.T. -0.00 min
Lab File: Y146986.D
Acq: 7 Jul 2014 8:47 pm

Tgt Ion: 84 Resp: 65136

Ion	Ratio	Lower	Upper
84	100		
41	84.2	0.0	0.0#
55	47.9	38.5	71.5
69	38.0	26.2	48.6

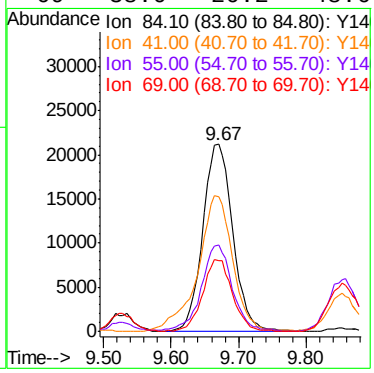

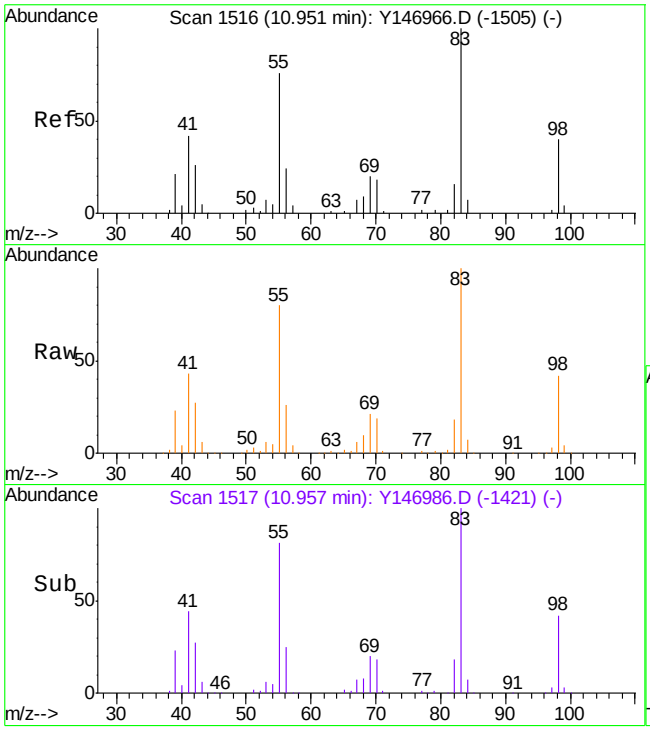

#75
methylcyclohexane
Concen: 164.73 ug/L
RT: 10.96 min Scan# 1517
Delta R.T. -0.00 min
Lab File: Y146986.D
Acq: 7 Jul 2014 8:47 pm

Tgt Ion: 83 Resp: 337468

Ion	Ratio	Lower	Upper
83	100		
55	80.4	47.9	107.9
98	42.2	11.4	71.4

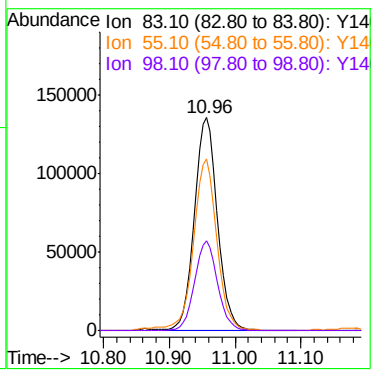

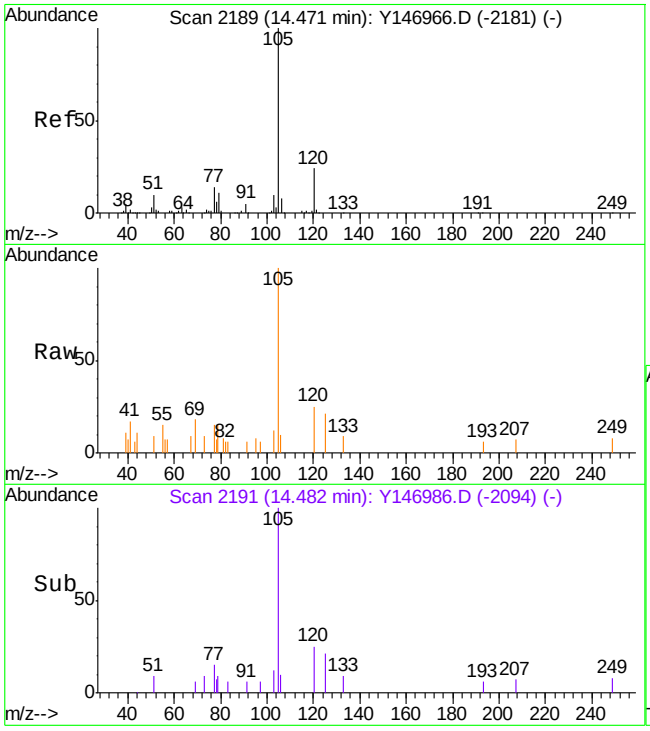

#104
isopropylbenzene
Concen: 0.63 ug/L
RT: 14.48 min Scan# 2191
Delta R.T. 0.00 min
Lab File: Y146986.D
Acq: 7 Jul 2014 8:47 pm

Tgt Ion:105 Resp: 3472

Ion	Ratio	Lower	Upper
105	100		
120	25.2	0.0	56.1
77	15.4	0.0	44.4

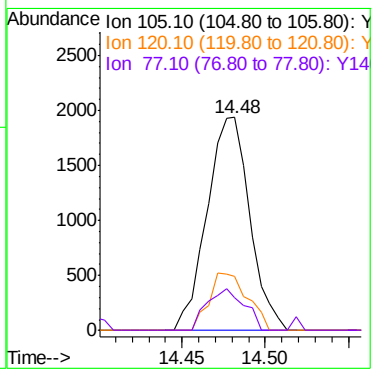

Quantitation Report (QT Reviewed)

Data Path : C:\MSDCHEM\1\DATA\
Data File : Y146980.D
Acq On : 7 Jul 2014 5:56 pm
Operator : prashans
Sample : JB70672-9
Misc : MS70078,VY6390,4.7,,,,1
ALS Vial : 16 Sample Multiplier: 1

Quant Time: Jul 08 13:13:26 2014
Quant Method : C:\MSDCHEM\1\METHODS\MYS6377.M
Quant Title : Method SW846 8260B, ZB624 60m x 0.25mm x 1.4um
QLast Update : Wed Jun 25 11:30:58 2014
Response via : Initial Calibration

Internal Standards	R.T.	QIon	Response	Conc	Units	Dev(Min)
1) Tert Butyl Alcohol-d9	7.35	65	76018	500.00	ug/L	0.00
5) pentafluorobenzene	9.53	168	170156	50.00	ug/L	0.00
58) 1,4-difluorobenzene	10.44	114	206199	50.00	ug/L	0.00
88) chlorobenzene-d5	13.56	117	180402	50.00	ug/L	0.00
103) 1,4-dichlorobenzene-d4	15.85	152	89377	50.00	ug/L	0.00
System Monitoring Compounds						
50) dibromofluoromethane (s)	9.60	113	67786	51.04	ug/L	0.00
Spiked Amount 50.000	Range 59 - 130		Recovery = 102.08%			
51) 1,2-dichloroethane-d4 (s)	10.03	65	69690	49.64	ug/L	0.00
Spiked Amount 50.000	Range 65 - 123		Recovery = 99.28%			
80) toluene-d8 (s)	12.06	98	254127	53.29	ug/L	0.00
Spiked Amount 50.000	Range 77 - 125		Recovery = 106.58%			
105) 4-bromofluorobenzene (s)	14.70	95	89586	50.03	ug/L	0.00
Spiked Amount 50.000	Range 71 - 132		Recovery = 100.06%			
Target Compounds						Qvalue
24) acetone	6.74	43	12757	16.73	ug/L	100
28) carbon disulfide	7.04	76	3610	0.84	ug/L	94
55) Cyclohexane	9.67	84	53388	28.49	ug/L #	93
75) methylcyclohexane	10.96	83	214274	98.45	ug/L	98
104) isopropylbenzene	14.48	105	2479	0.42	ug/L	99

(#) = qualifier out of range (m) = manual integration (+) = signals summed

Quantitation Report (QT Reviewed)

Data Path : C:\MSDCHEM\1\DATA\
Data File : Y146980.D
Acq On : 7 Jul 2014 5:56 pm
Operator : prashans
Sample : JB70672-9
Misc : MS70078,VY6390,4.7,,,,1
ALS Vial : 16 Sample Multiplier: 1

Quant Time: Jul 08 13:13:26 2014
Quant Method : C:\MSDCHEM\1\METHODS\MYS6377.M
Quant Title : Method SW846 8260B, ZB624 60m x 0.25mm x 1.4um
QLast Update : Wed Jun 25 11:30:58 2014
Response via : Initial Calibration

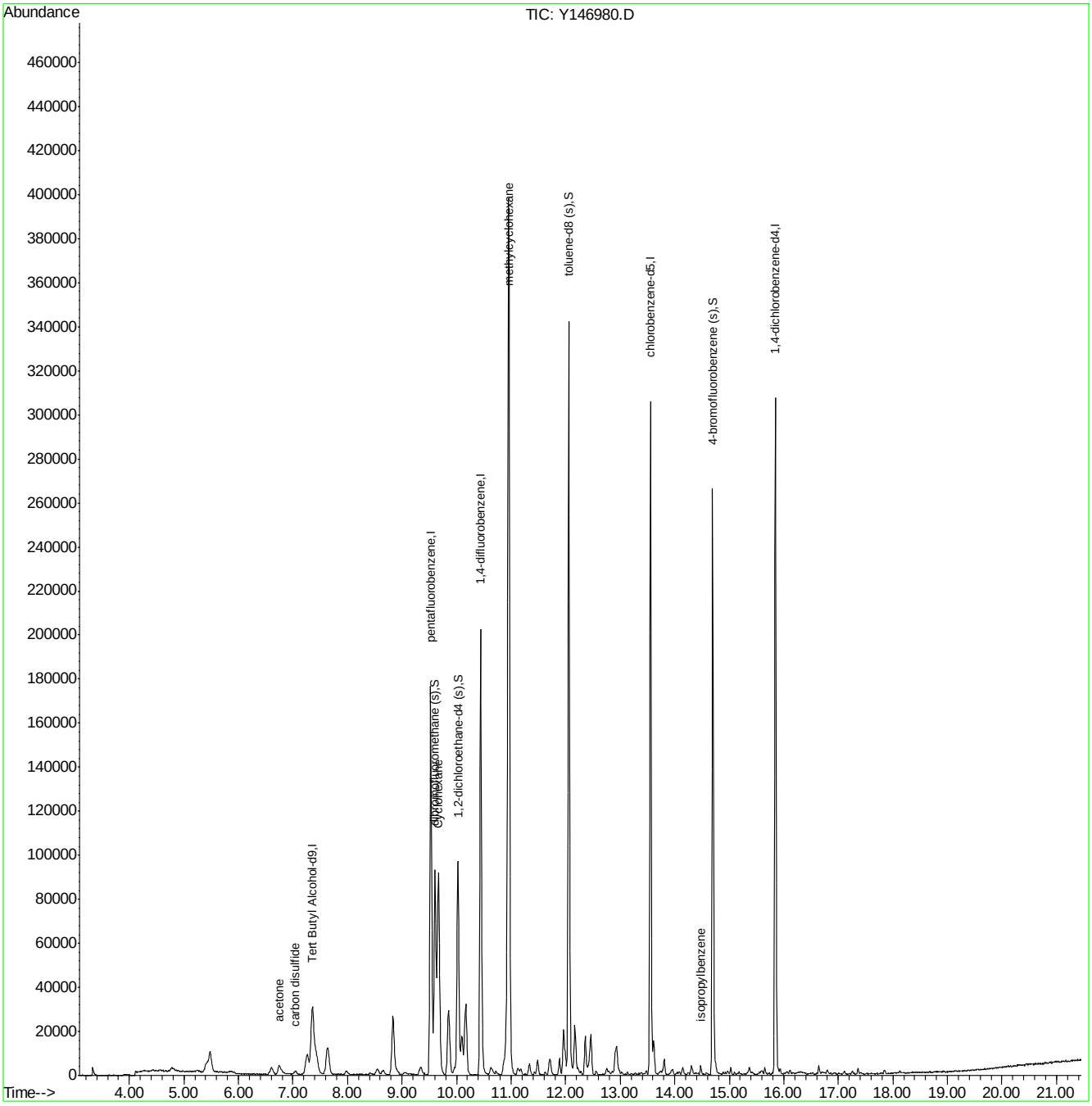

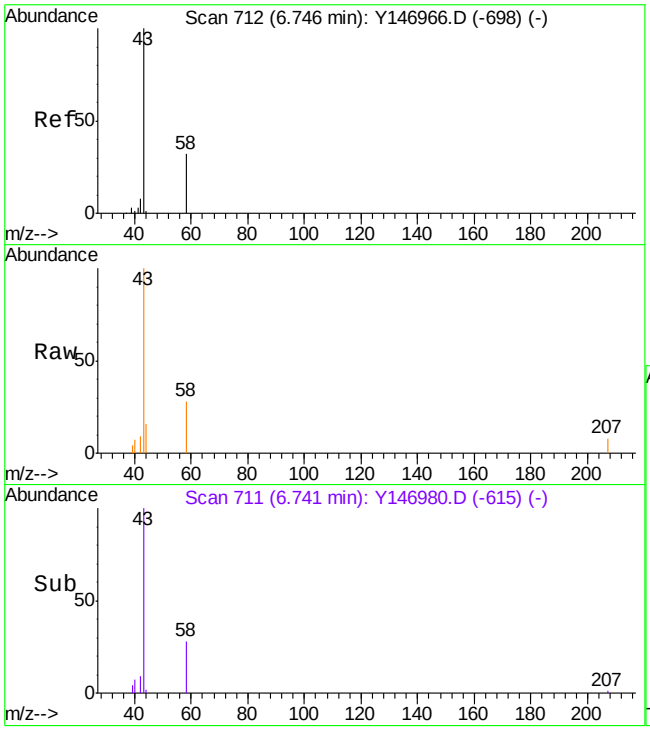

#24
acetone
Concen: 16.73 ug/L
RT: 6.74 min Scan# 711
Delta R.T. 0.00 min
Lab File: Y146980.D
Acq: 7 Jul 2014 5:56 pm

Tgt Ion: 43 Resp: 12757

Ion	Ratio	Lower	Upper
43	100		
58	28.2	0.0	58.3

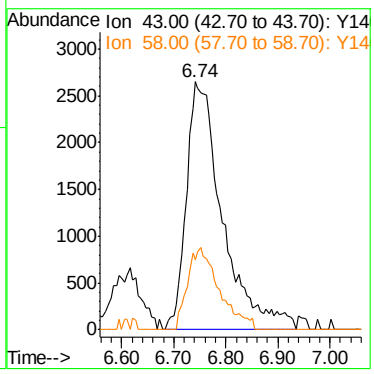

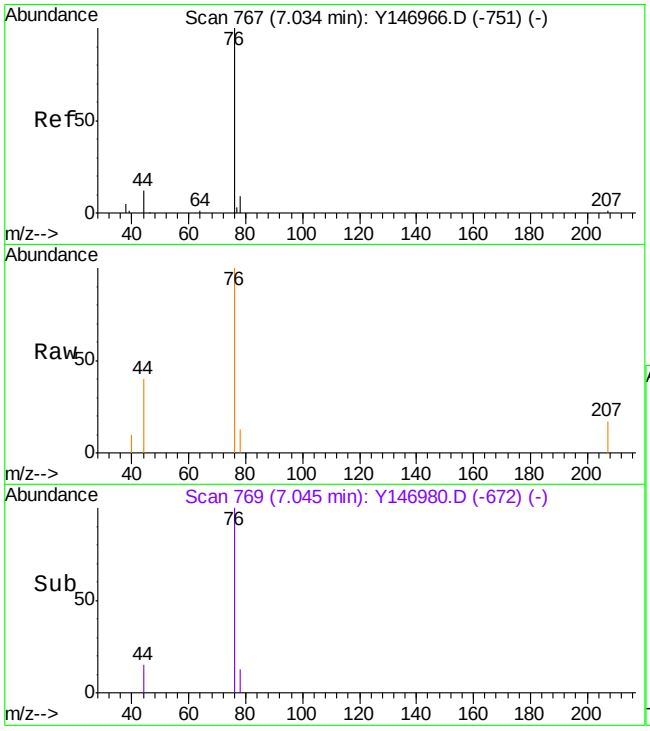

#28
carbon disulfide
Concen: 0.84 ug/L
RT: 7.04 min Scan# 769
Delta R.T. 0.01 min
Lab File: Y146980.D
Acq: 7 Jul 2014 5:56 pm

Tgt Ion: 76 Resp: 3610

Ion	Ratio	Lower	Upper
76	100		
78	13.0	0.0	39.1
44	12.2	0.0	41.1

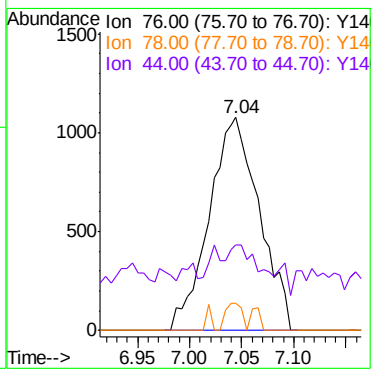

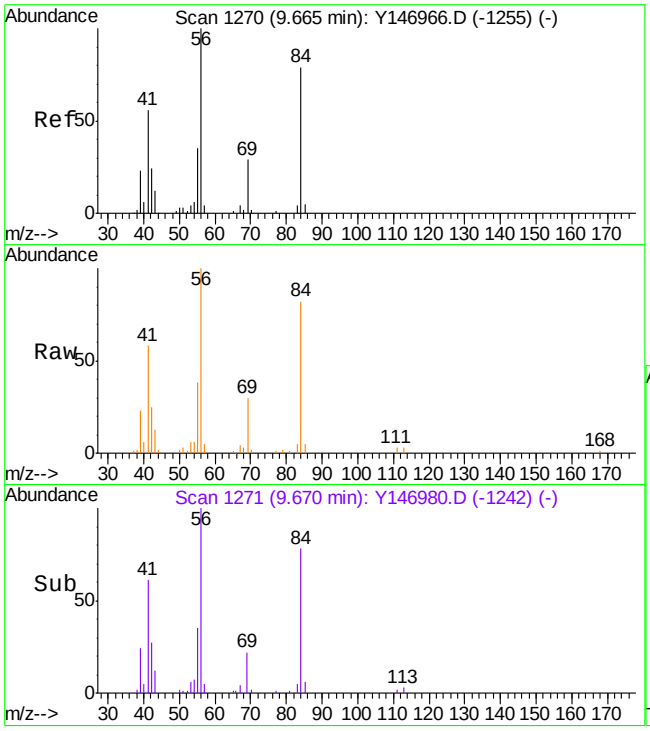

#55
Cyclohexane
Concen: 28.49 ug/L
RT: 9.67 min Scan# 1271
Delta R.T. -0.00 min
Lab File: Y146980.D
Acq: 7 Jul 2014 5:56 pm

Tgt Ion: 84 Resp: 53388

Ion	Ratio	Lower	Upper
84	100		
41	76.9	0.0	0.0#
55	46.6	38.5	71.5
69	37.1	26.2	48.6

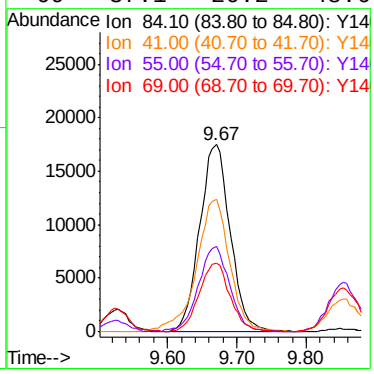

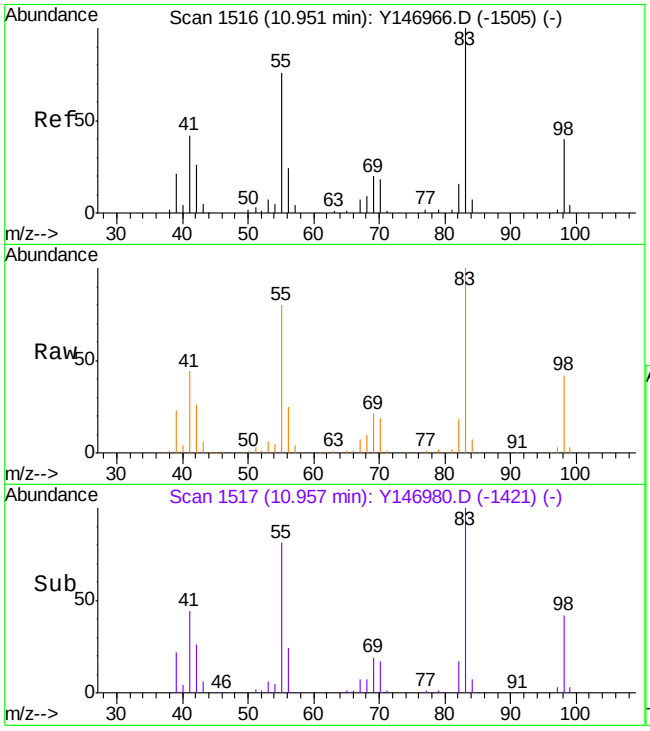

#75
methylcyclohexane
Concen: 98.45 ug/L
RT: 10.96 min Scan# 1517
Delta R.T. -0.00 min
Lab File: Y146980.D
Acq: 7 Jul 2014 5:56 pm

Tgt Ion: 83 Resp: 214274

Ion	Ratio	Lower	Upper
83	100		
55	80.2	47.9	107.9
98	42.0	11.4	71.4

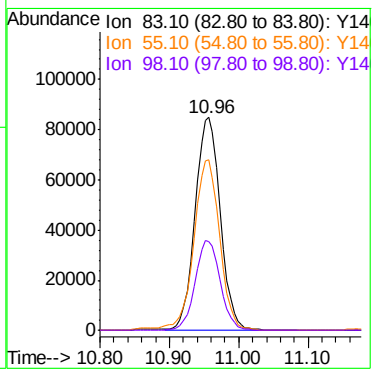

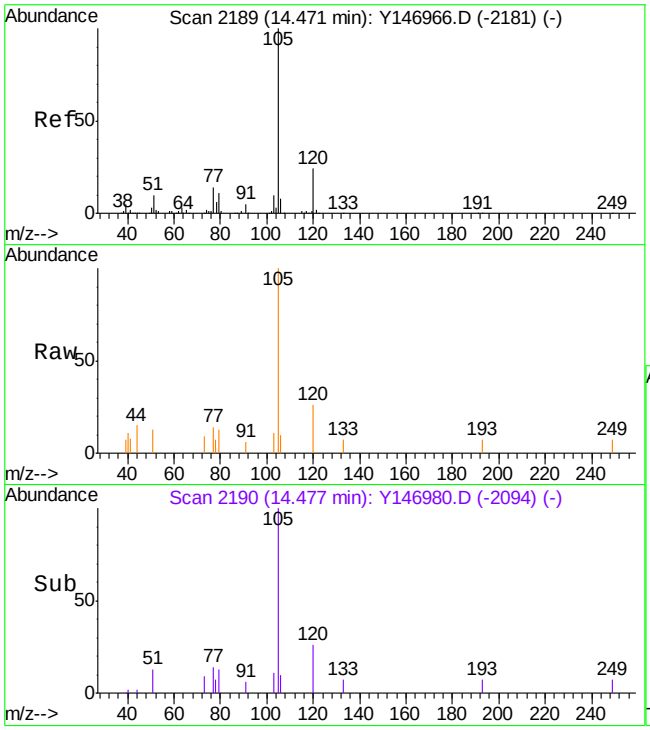

#104
isopropylbenzene
Concen: 0.42 ug/L
RT: 14.48 min Scan# 2190
Delta R.T. -0.00 min
Lab File: Y146980.D
Acq: 7 Jul 2014 5:56 pm

Tgt Ion:105 Resp: 2479

Ion	Ratio	Lower	Upper
105	100		
120	25.6	0.0	56.1
77	14.4	0.0	44.4

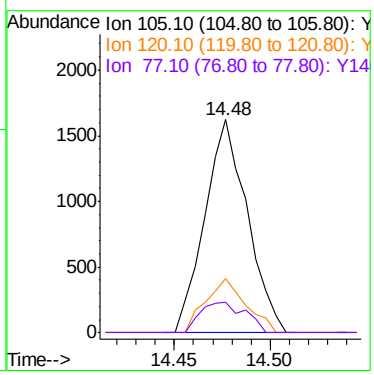

7.1.10

7

Quantitation Report (QT Reviewed)

Data Path : C:\msdchem\1\DATA\v2c5523-24\
Data File : 2C121199.D
Acq On : 3 Jul 2014 7:44 pm
Operator : toanp
Sample : jb70672-10
Misc : MS70080,V2C5524,w,,,,1
ALS Vial : 23 Sample Multiplier: 1

Quant Time: Jul 07 12:11:43 2014
Quant Method : C:\MSDCHEM\1\METHODS\M2C5480.M
Quant Title : SW846 8260B, Column ZB624 60mX0.25mmX1.4um
QLast Update : Tue Jul 01 14:19:01 2014
Response via : Initial Calibration

Compound	R.T.	QIon	Response	Conc	Units	Dev(Min)
Internal Standards						
1) Tert Butyl Alcohol-d9	7.229	65	176253	500.00	ug/L	-0.03
5) pentafluorobenzene	9.735	168	365856	50.00	ug/L	0.00
61) 1,4-difluorobenzene	10.689	114	438715	50.00	ug/L	0.00
92) chlorobenzene-d5	13.793	117	402170	50.00	ug/L	0.03
107) 1,4-dichlorobenzene-d4	15.980	152	217486	50.00	ug/L	0.03
System Monitoring Compounds						
54) dibromofluoromethane (s)	9.761	113	126968	51.22	ug/L	0.00
Spiked Amount 50.000	Range 79 - 120		Recovery = 102.44%			
55) 1,2-dichloroethane-d4 (s)	10.196	65	147307	50.93	ug/L	0.00
Spiked Amount 50.000	Range 72 - 123		Recovery = 101.86%			
84) toluene-d8 (s)	12.336	98	448717	53.24	ug/L	0.02
Spiked Amount 50.000	Range 78 - 119		Recovery = 106.48%			
109) 4-bromofluorobenzene (s)	14.889	95	169515	48.29	ug/L	0.03
Spiked Amount 50.000	Range 74 - 119		Recovery = 96.58%			
Target Compounds						Qvalue

(#) = qualifier out of range (m) = manual integration (+) = signals summed

Quantitation Report (QT Reviewed)

Data Path : C:\msdchem\1\DATA\v2c5523-24\
Data File : 2C121199.D
Acq On : 3 Jul 2014 7:44 pm
Operator : toanp
Sample : jb70672-10
Misc : MS70080,V2C5524,w,,,,1
ALS Vial : 23 Sample Multiplier: 1

Quant Time: Jul 07 12:11:43 2014
Quant Method : C:\MSDCHEM\1\METHODS\M2C5480.M
Quant Title : SW846 8260B, Column ZB624 60mX0.25mmX1.4um
QLast Update : Tue Jul 01 14:19:01 2014
Response via : Initial Calibration

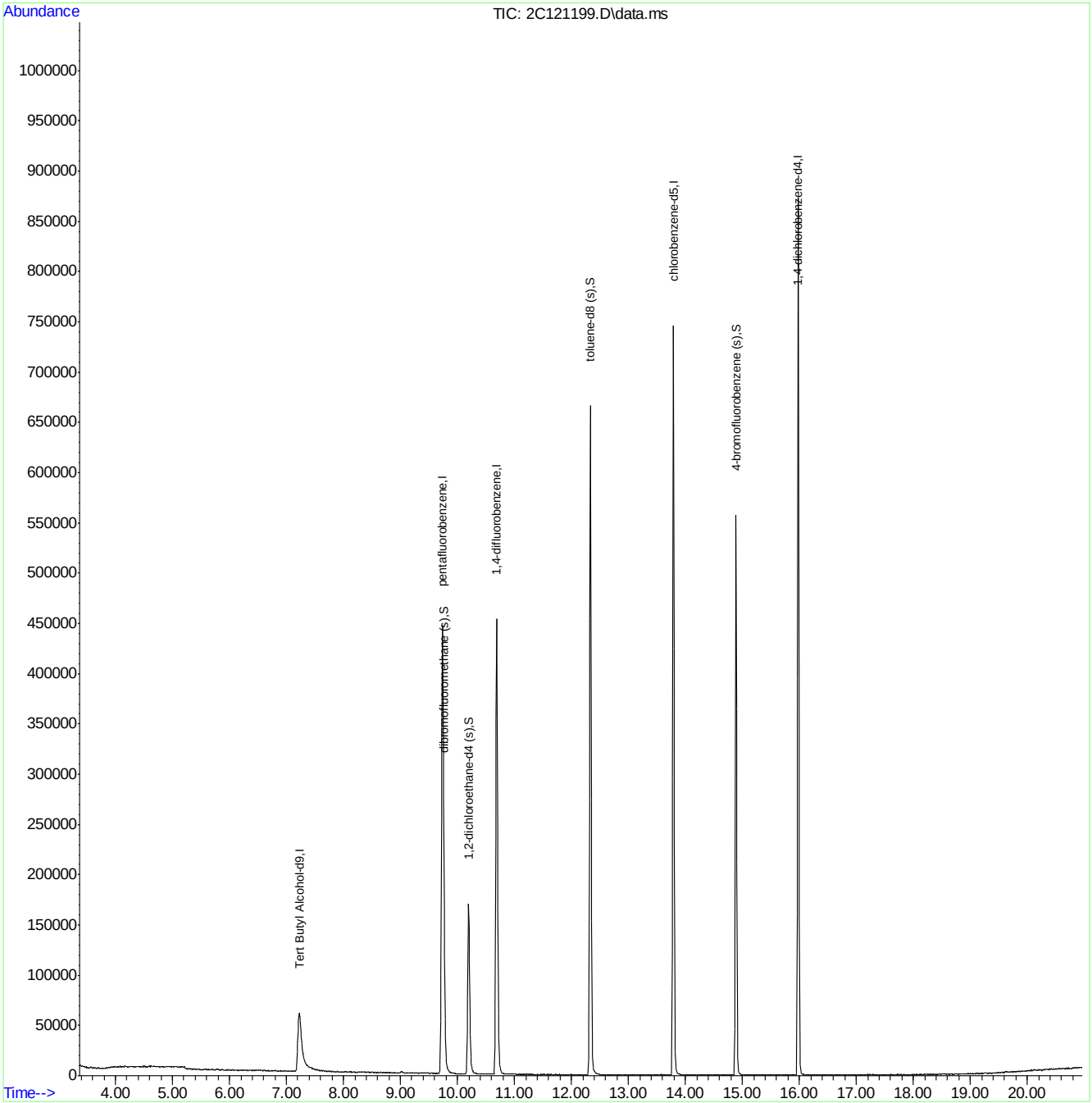

Quantitation Report (QT Reviewed)

Data Path : C:\MSDCHEM\1\DATA\
Data File : Y147018.D
Acq On : 8 Jul 2014 2:51 pm
Operator : prashans
Sample : JB70672-11
Misc : MS70078,VY6392,5.9,,,,1
ALS Vial : 11 Sample Multiplier: 1

Quant Time: Jul 09 10:57:10 2014
Quant Method : C:\MSDCHEM\1\METHODS\MYS6377.M
Quant Title : Method SW846 8260B, ZB624 60m x 0.25mm x 1.4um
QLast Update : Tue Jul 08 13:07:11 2014
Response via : Initial Calibration

Internal Standards	R.T.	QIon	Response	Conc	Units	Dev(Min)
1) Tert Butyl Alcohol-d9	7.36	65	71124	500.00	ug/L	0.00
5) pentafluorobenzene	9.53	168	161361	50.00	ug/L	0.00
58) 1,4-difluorobenzene	10.44	114	198444	50.00	ug/L	0.00
88) chlorobenzene-d5	13.56	117	174604	50.00	ug/L	0.00
103) 1,4-dichlorobenzene-d4	15.85	152	89242	50.00	ug/L	0.00
System Monitoring Compounds						
50) dibromofluoromethane (s)	9.60	113	65808	52.25	ug/L	0.00
Spiked Amount 50.000	Range 59 - 130		Recovery = 104.50%			
51) 1,2-dichloroethane-d4 (s)	10.02	65	68802	51.68	ug/L	0.00
Spiked Amount 50.000	Range 65 - 123		Recovery = 103.36%			
80) toluene-d8 (s)	12.06	98	243923	53.15	ug/L	0.00
Spiked Amount 50.000	Range 77 - 125		Recovery = 106.30%			
105) 4-bromofluorobenzene (s)	14.70	95	88766	49.65	ug/L	0.00
Spiked Amount 50.000	Range 71 - 132		Recovery = 99.30%			
Target Compounds						Qvalue
24) acetone	6.74	43	25786	35.65	ug/L	95
28) carbon disulfide	7.04	76	2873	0.71	ug/L	83
36) 2-butanone	9.05	72	1257	7.32	ug/L #	1
55) Cyclohexane	9.67	84	5253	2.96	ug/L #	88
75) methylcyclohexane	10.96	83	111663	53.31	ug/L	96

(#) = qualifier out of range (m) = manual integration (+) = signals summed

Quantitation Report (QT Reviewed)

Data Path : C:\MSDCHEM\1\DATA\
Data File : Y147018.D
Acq On : 8 Jul 2014 2:51 pm
Operator : prashans
Sample : JB70672-11
Misc : MS70078,VY6392,5.9,,,,1
ALS Vial : 11 Sample Multiplier: 1

Quant Time: Jul 09 10:57:10 2014
Quant Method : C:\MSDCHEM\1\METHODS\MYS6377.M
Quant Title : Method SW846 8260B, ZB624 60m x 0.25mm x 1.4um
QLast Update : Tue Jul 08 13:07:11 2014
Response via : Initial Calibration

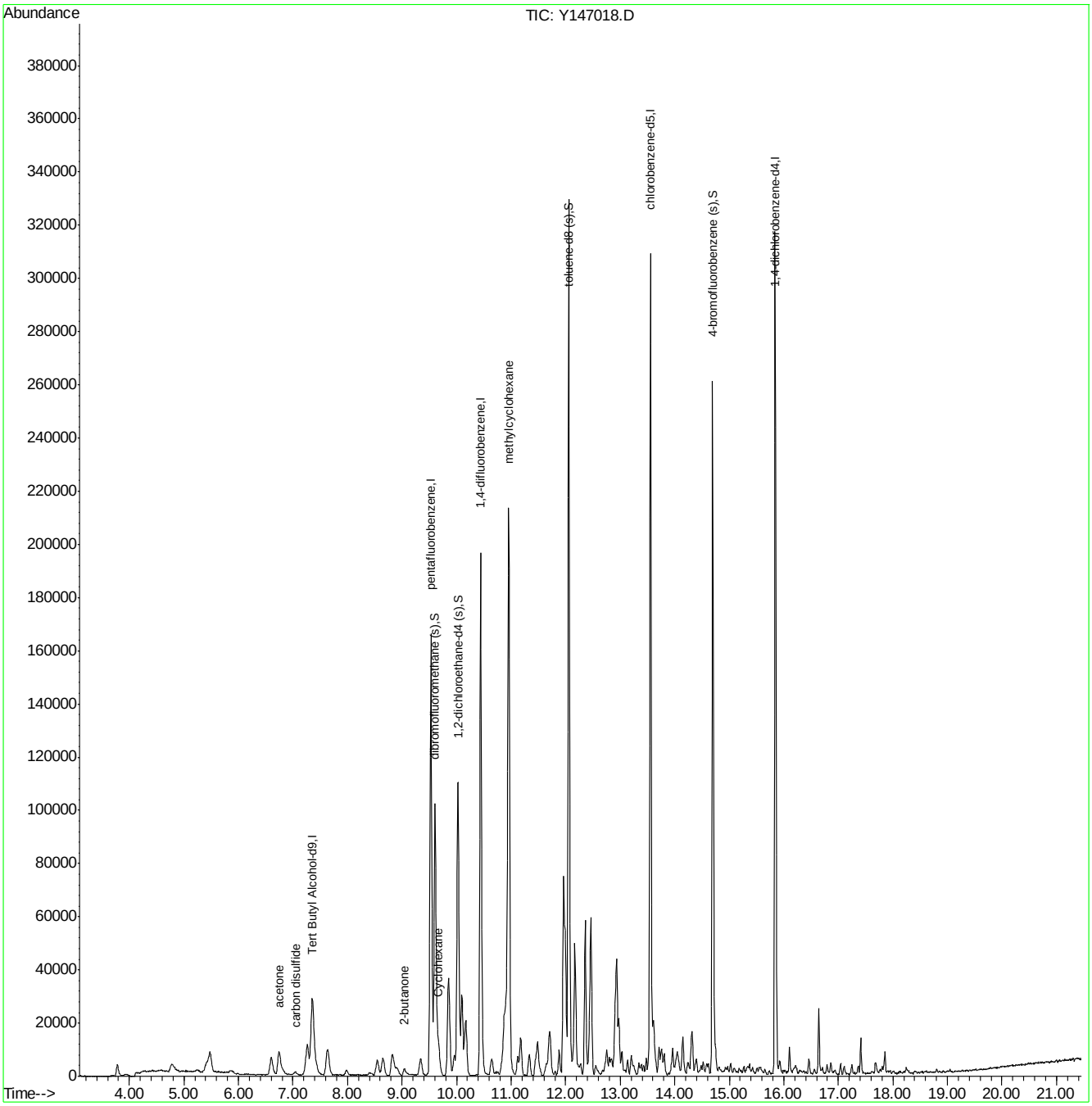

MYS6377.M Wed Jul 09 14:05:52 2014 RPT1 Page: 2

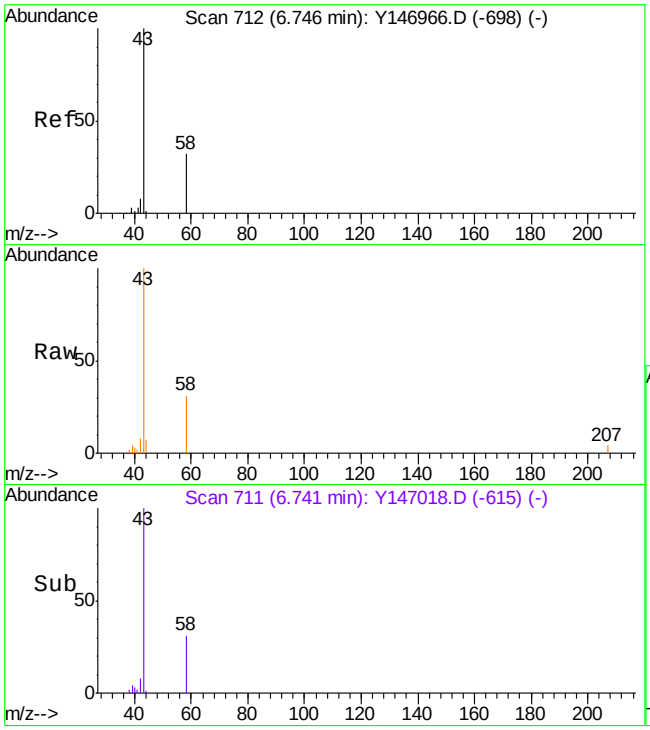

#24
acetone
Concen: 35.65 ug/L
RT: 6.74 min Scan# 711
Delta R.T. 0.00 min
Lab File: Y147018.D
Acq: 8 Jul 2014 2:51 pm

Tgt Ion: 43 Resp: 25786

Ion	Ratio	Lower	Upper
43	100		
58	30.8	0.0	58.3

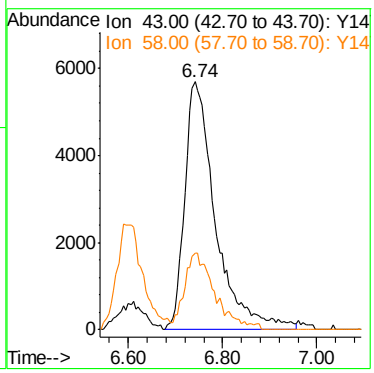

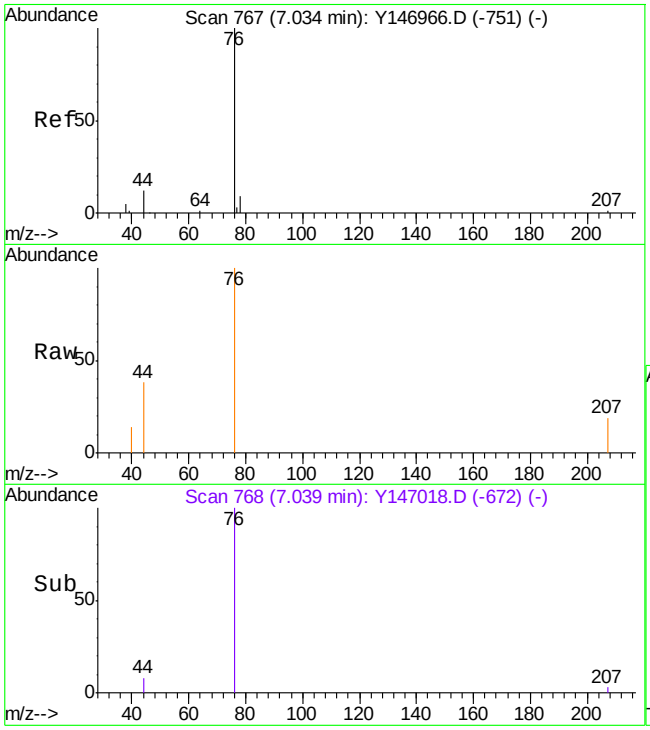

#28
carbon disulfide
Concen: 0.71 ug/L
RT: 7.04 min Scan# 768
Delta R.T. -0.00 min
Lab File: Y147018.D
Acq: 8 Jul 2014 2:51 pm

Tgt Ion: 76 Resp: 2873

Ion	Ratio	Lower	Upper
76	100		
78	0.0	0.0	39.1
44	7.3	0.0	41.1

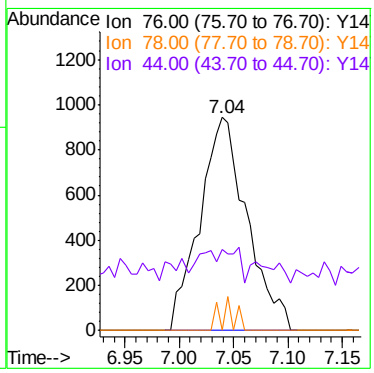

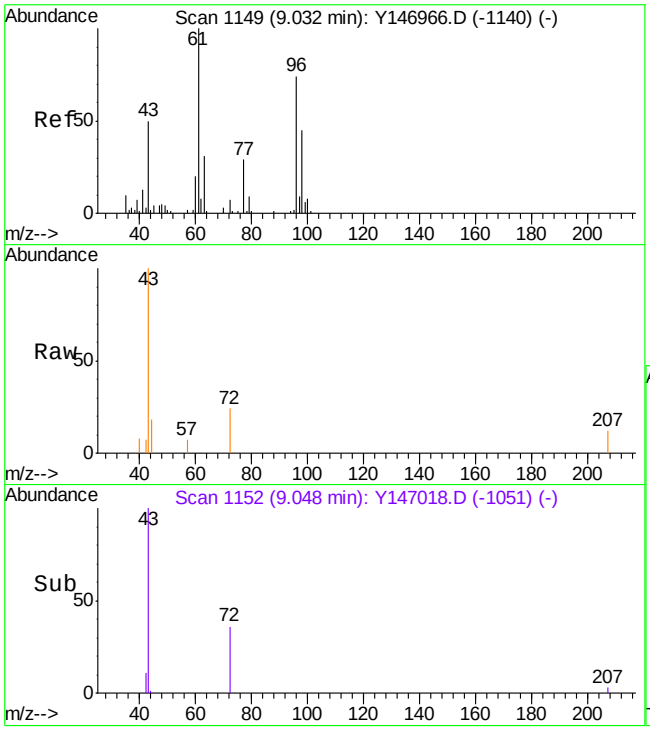

#36
2-butanone
Concen: 7.32 ug/L
RT: 9.05 min Scan# 1152
Delta R.T. 0.03 min
Lab File: Y147018.D
Acq: 8 Jul 2014 2:51 pm

Tgt Ion: 72 Resp: 1257

Ion	Ratio	Lower	Upper
72	100		
43	514.6	747.4	1388.0#
57	0.0	31.6	58.6#

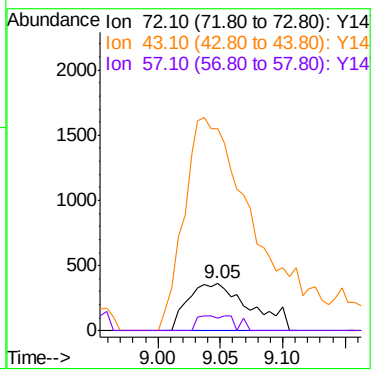

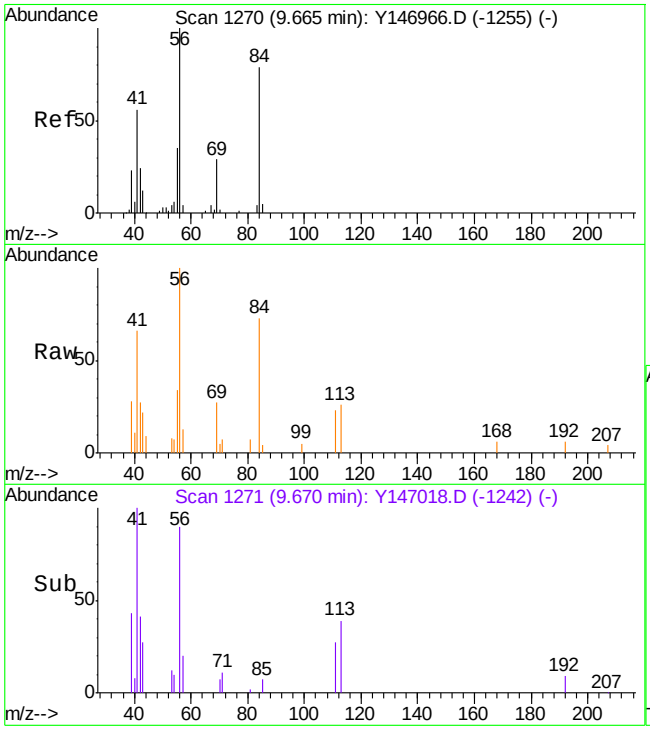

#55
Cyclohexane
Concen: 2.96 ug/L
RT: 9.67 min Scan# 1271
Delta R.T. -0.00 min
Lab File: Y147018.D
Acq: 8 Jul 2014 2:51 pm

Tgt Ion: 84 Resp: 5253

Ion	Ratio	Lower	Upper
84	100		
41	0.0	0.0	0.0
55	49.9	38.5	71.5
69	48.9	26.2	48.6#

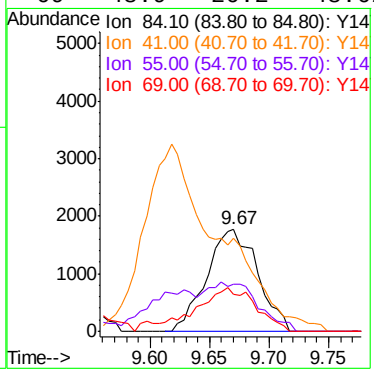

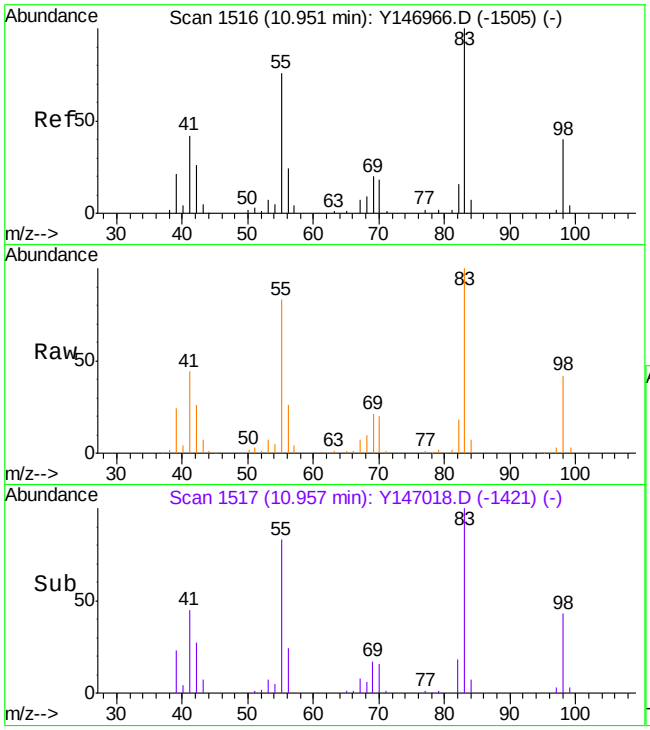

#75
methylcyclohexane
Concen: 53.31 ug/L
RT: 10.96 min Scan# 1517
Delta R.T. -0.00 min
Lab File: Y147018.D
Acq: 8 Jul 2014 2:51 pm

Tgt Ion: 83 Resp: 111663

Ion	Ratio	Lower	Upper
83	100		
55	82.3	47.9	107.9
98	42.1	11.4	71.4

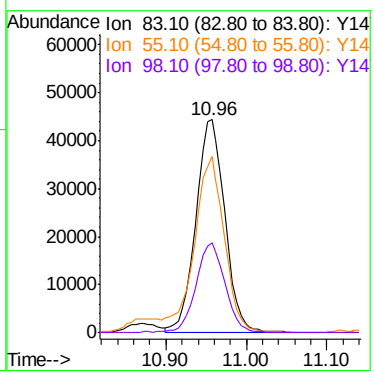

Quantitation Report (QT Reviewed)

Data Path : C:\MSDCHEM\1\DATA\
Data File : Y146975.D
Acq On : 7 Jul 2014 3:32 pm
Operator : prashans
Sample : JB70672-12
Misc : MS70078,VY6390,4.7,,,,1
ALS Vial : 11 Sample Multiplier: 1

Quant Time: Jul 08 13:06:55 2014
Quant Method : C:\MSDCHEM\1\METHODS\MYS6377.M
Quant Title : Method SW846 8260B, ZB624 60m x 0.25mm x 1.4um
QLast Update : Wed Jun 25 11:30:58 2014
Response via : Initial Calibration

Internal Standards	R.T.	QIon	Response	Conc	Units	Dev(Min)
1) Tert Butyl Alcohol-d9	7.36	65	72268	500.00	ug/L	0.00
5) pentafluorobenzene	9.53	168	177695	50.00	ug/L	0.00
58) 1,4-difluorobenzene	10.44	114	217328	50.00	ug/L	0.00
88) chlorobenzene-d5	13.56	117	192192	50.00	ug/L	0.00
103) 1,4-dichlorobenzene-d4	15.85	152	94685	50.00	ug/L	0.00
System Monitoring Compounds						
50) dibromofluoromethane (s)	9.61	113	70909	51.13	ug/L	0.00
Spiked Amount 50.000	Range 59 - 130		Recovery = 102.26%			
51) 1,2-dichloroethane-d4 (s)	10.03	65	73076	49.84	ug/L	0.00
Spiked Amount 50.000	Range 65 - 123		Recovery = 99.68%			
80) toluene-d8 (s)	12.06	98	265031	52.73	ug/L	0.00
Spiked Amount 50.000	Range 77 - 125		Recovery = 105.46%			
105) 4-bromofluorobenzene (s)	14.70	95	95670	50.43	ug/L	0.00
Spiked Amount 50.000	Range 71 - 132		Recovery = 100.86%			
Target Compounds						Qvalue
24) acetone	6.74	43	26714	33.54	ug/L	97
28) carbon disulfide	7.03	76	1939	0.43	ug/L	76
55) Cyclohexane	9.67	84	130375	66.62	ug/L #	95
63) hexane	7.98	57	16514	9.17	ug/L	96
75) methylcyclohexane	10.96	83	402263	175.35	ug/L	99
82) toluene	12.13	91	2338	0.38	ug/L	86
99) m,p-xylene	13.73	106	4691	1.77	ug/L	92
100) o-xylene	14.15	91	3757	0.70	ug/L	95
104) isopropylbenzene	14.48	105	4884	0.78	ug/L	93
116) 1,3,5-trimethylbenzene	15.03	105	41937	8.13	ug/L	97
117) tert-butylbenzene	15.37	119	1658	0.40	ug/L	95
119) 1,2,4-trimethylbenzene	15.42	105	17566	3.45	ug/L	100
120) sec-butylbenzene	15.59	105	2494	0.38	ug/L	74
122) p-isopropyltoluene	15.70	119	1972	0.36	ug/L	93

(#) = qualifier out of range (m) = manual integration (+) = signals summed

Quantitation Report (QT Reviewed)

Data Path : C:\MSDCHEM\1\DATA\
Data File : Y146975.D
Acq On : 7 Jul 2014 3:32 pm
Operator : prashans
Sample : JB70672-12
Misc : MS70078,VY6390,4.7,,,,1
ALS Vial : 11 Sample Multiplier: 1

Quant Time: Jul 08 13:06:55 2014
Quant Method : C:\MSDCHEM\1\METHODS\MYS6377.M
Quant Title : Method SW846 8260B, ZB624 60m x 0.25mm x 1.4um
QLast Update : Wed Jun 25 11:30:58 2014
Response via : Initial Calibration

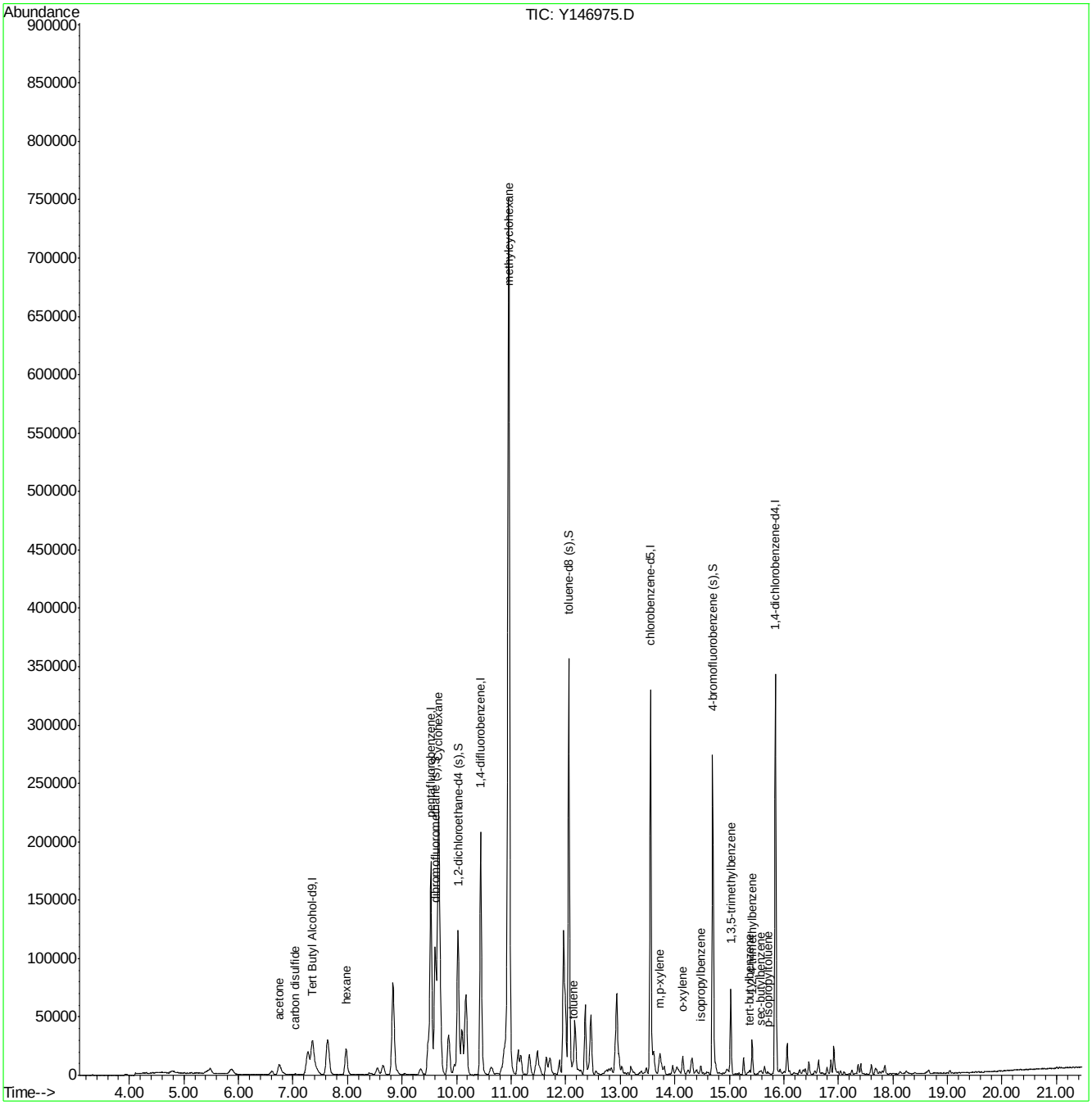

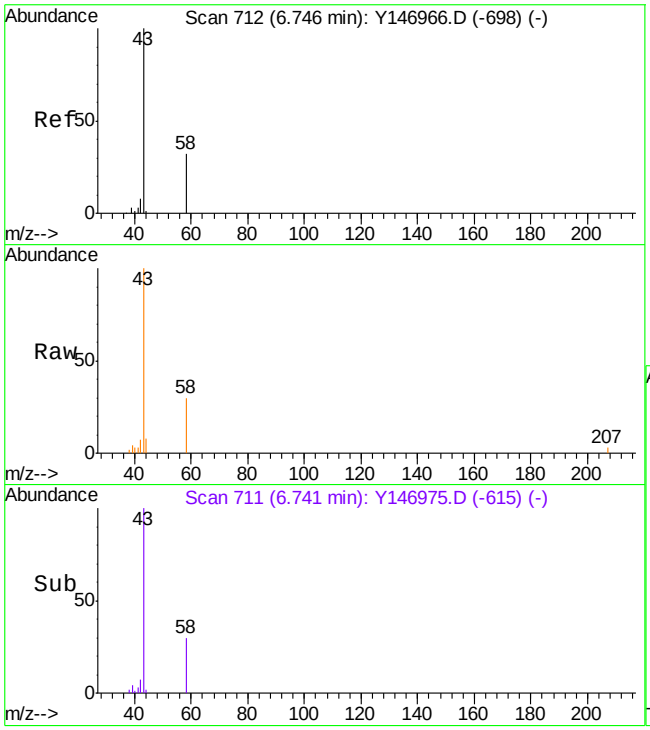

#24
acetone
Concen: 33.54 ug/L
RT: 6.74 min Scan# 711
Delta R.T. 0.00 min
Lab File: Y146975.D
Acq: 7 Jul 2014 3:32 pm

Tgt Ion: 43 Resp: 26714

Ion	Ratio	Lower	Upper
43	100		
58	29.6	0.0	58.3

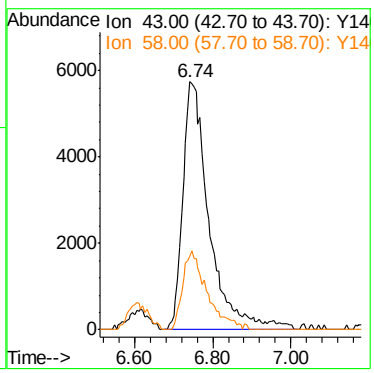

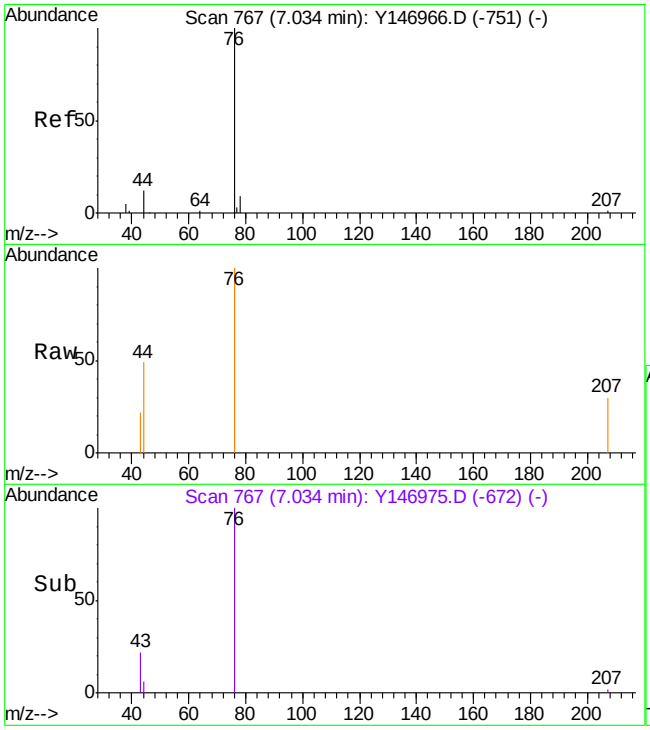

#28
carbon disulfide
Concen: 0.43 ug/L
RT: 7.03 min Scan# 767
Delta R.T. -0.01 min
Lab File: Y146975.D
Acq: 7 Jul 2014 3:32 pm

Tgt Ion: 76 Resp: 1939

Ion	Ratio	Lower	Upper
76	100		
78	0.0	0.0	39.1
44	2.4	0.0	41.1

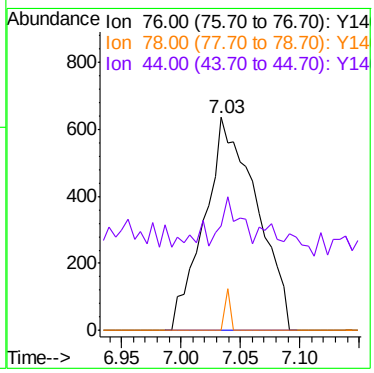

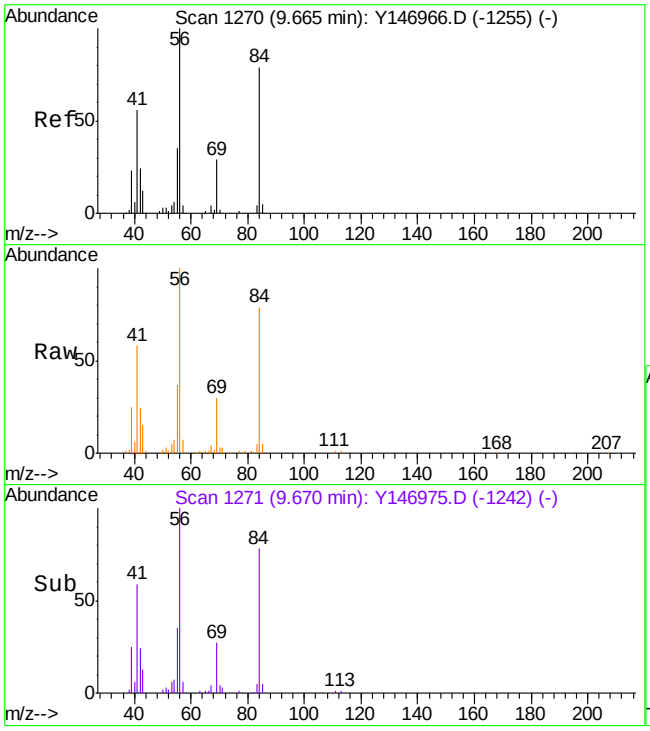

#55
Cyclohexane
Concen: 66.62 ug/L
RT: 9.67 min Scan# 1271
Delta R.T. -0.00 min
Lab File: Y146975.D
Acq: 7 Jul 2014 3:32 pm

Tgt Ion: 84 Resp: 130375

Ion	Ratio	Lower	Upper
84	100		
41	86.1	0.0	0.0#
55	49.7	38.5	71.5
69	38.5	26.2	48.6

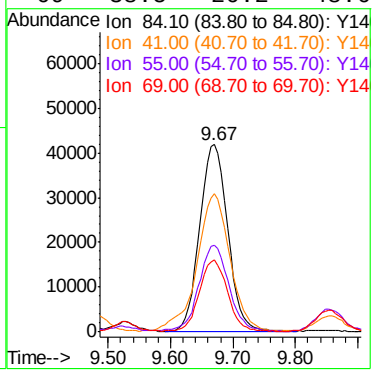

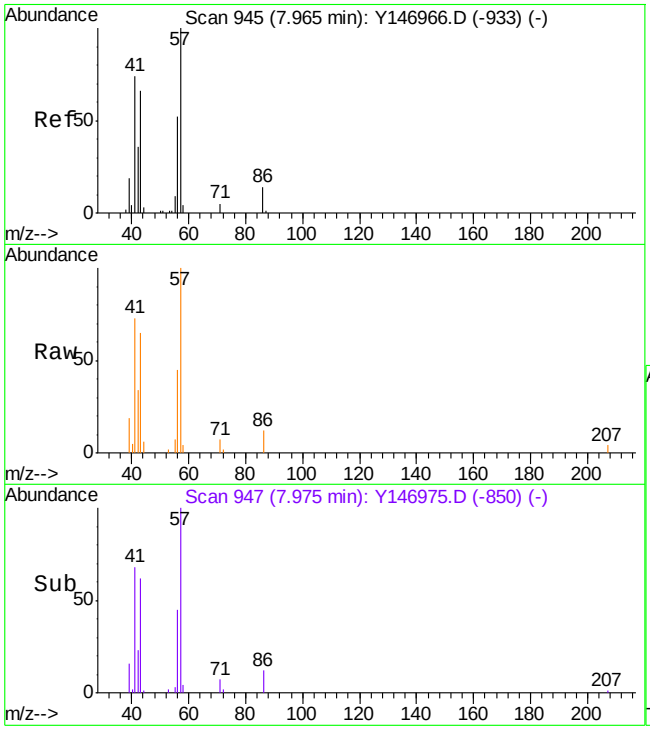

#63
hexane
Concen: 9.17 ug/L
RT: 7.98 min Scan# 947
Delta R.T. 0.01 min
Lab File: Y146975.D
Acq: 7 Jul 2014 3:32 pm

Tgt Ion: 57 Resp: 16514

Ion	Ratio	Lower	Upper
57	100		
56	44.7	20.9	80.9
43	64.5	34.5	94.5

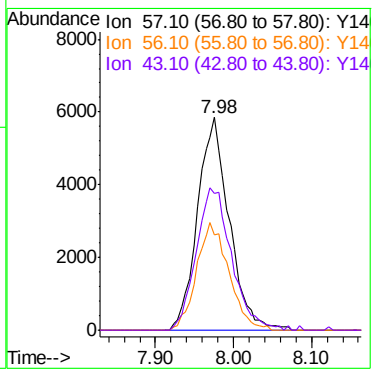

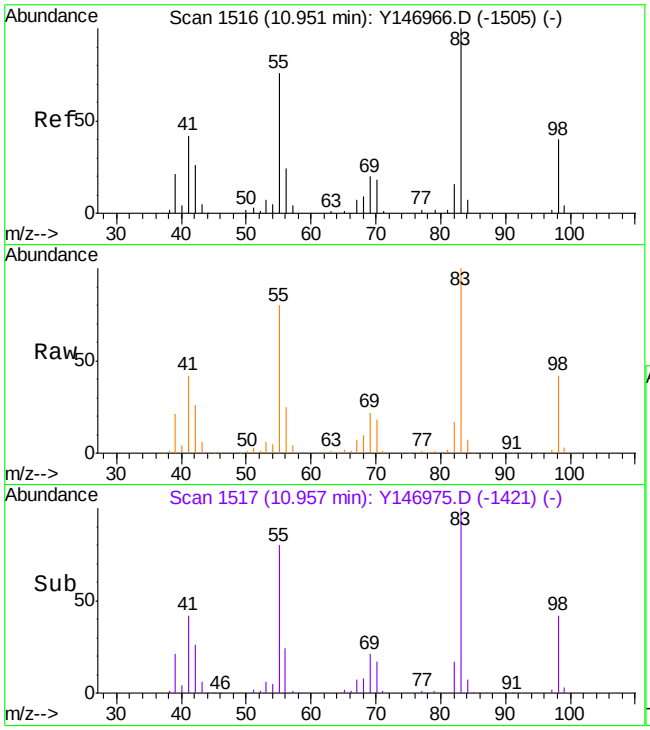

#75
methylcyclohexane
Concen: 175.35 ug/L
RT: 10.96 min Scan# 1517
Delta R.T. -0.00 min
Lab File: Y146975.D
Acq: 7 Jul 2014 3:32 pm

Tgt Ion: 83 Resp: 402263

Ion	Ratio	Lower	Upper
83	100		
55	79.5	47.9	107.9
98	41.8	11.4	71.4

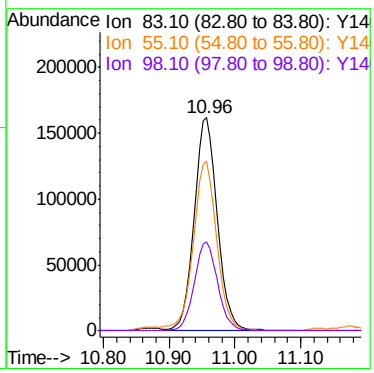

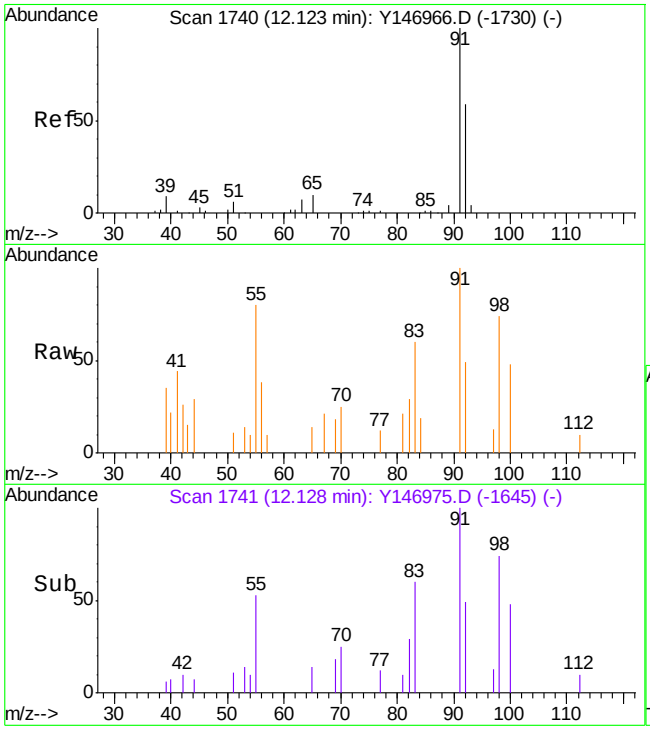

#82
toluene
Concen: 0.38 ug/L
RT: 12.13 min Scan# 1741
Delta R.T. -0.00 min
Lab File: Y146975.D
Acq: 7 Jul 2014 3:32 pm

Tgt Ion: 91 Resp: 2338

Ion	Ratio	Lower	Upper
91	100		
92	49.1	30.0	90.0
65	13.9	0.0	40.6

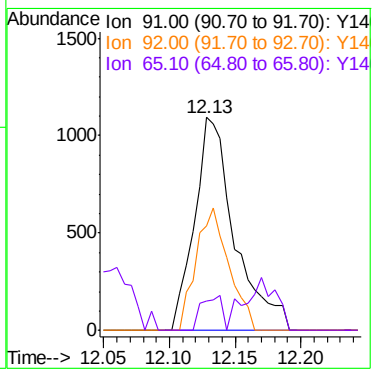

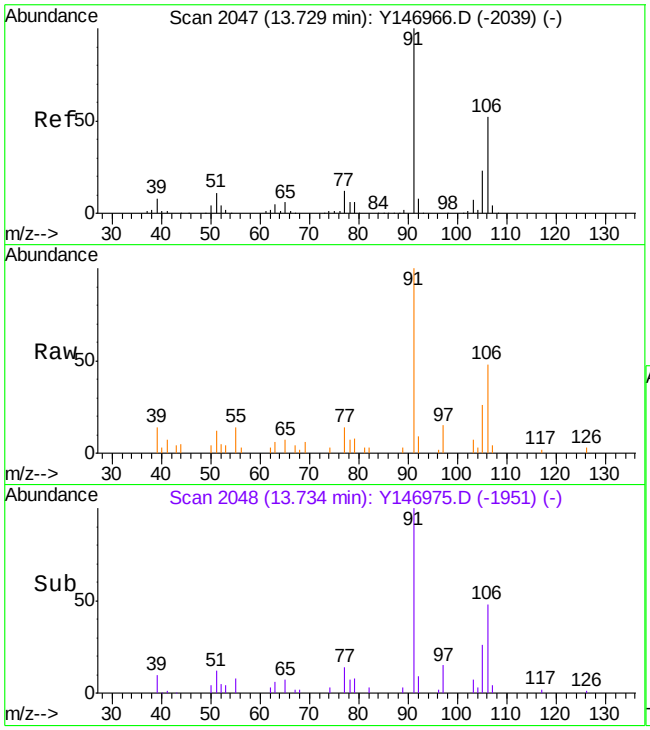

#99
m,p-xylene
Concen: 1.77 ug/L
RT: 13.73 min Scan# 2048
Delta R.T. 0.00 min
Lab File: Y146975.D
Acq: 7 Jul 2014 3:32 pm

Tgt Ion:106 Resp: 4691

Ion	Ratio	Lower	Upper
106	100		
91	208.2	137.2	254.8

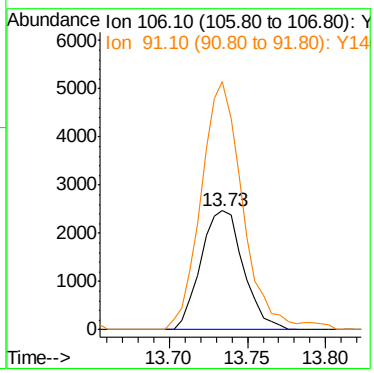

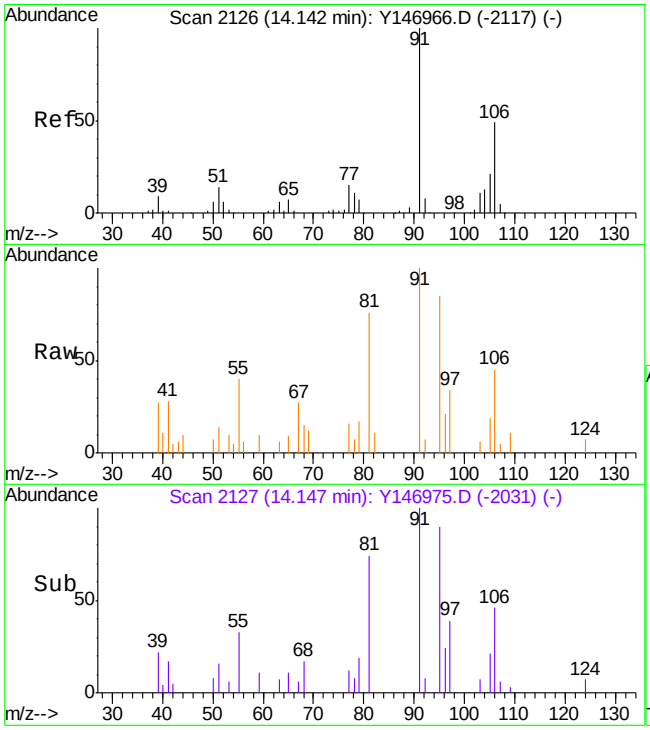

#100
o-xylene
Concen: 0.70 ug/L
RT: 14.15 min Scan# 2127
Delta R.T. -0.00 min
Lab File: Y146975.D
Acq: 7 Jul 2014 3:32 pm

Tgt Ion: 91 Resp: 3757

Ion	Ratio	Lower	Upper
91	100		
106	44.9	33.9	63.0

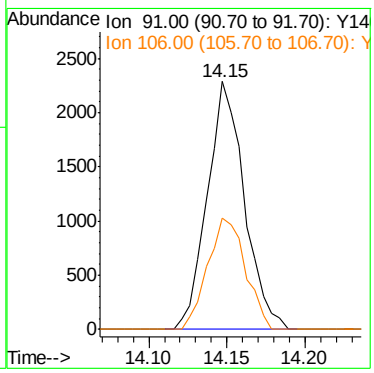

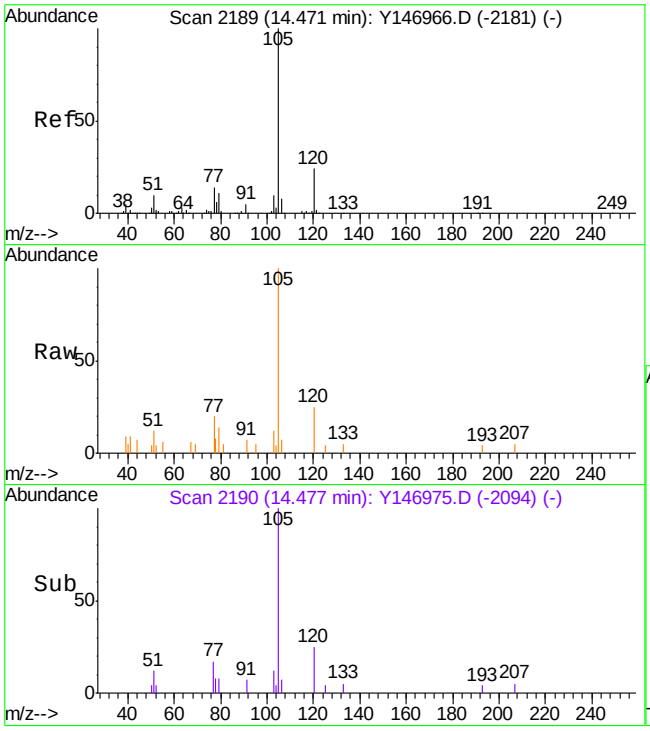

#104
isopropylbenzene
Concen: 0.78 ug/L
RT: 14.48 min Scan# 2190
Delta R.T. -0.00 min
Lab File: Y146975.D
Acq: 7 Jul 2014 3:32 pm

Tgt Ion:105 Resp: 4884

Ion	Ratio	Lower	Upper
105	100		
120	24.7	0.0	56.1
77	20.4	0.0	44.4

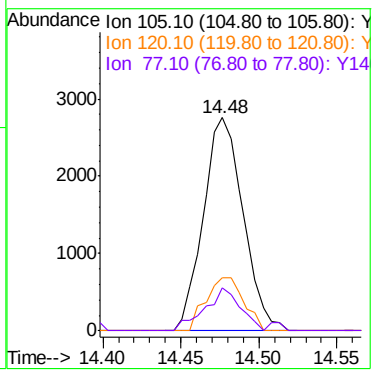

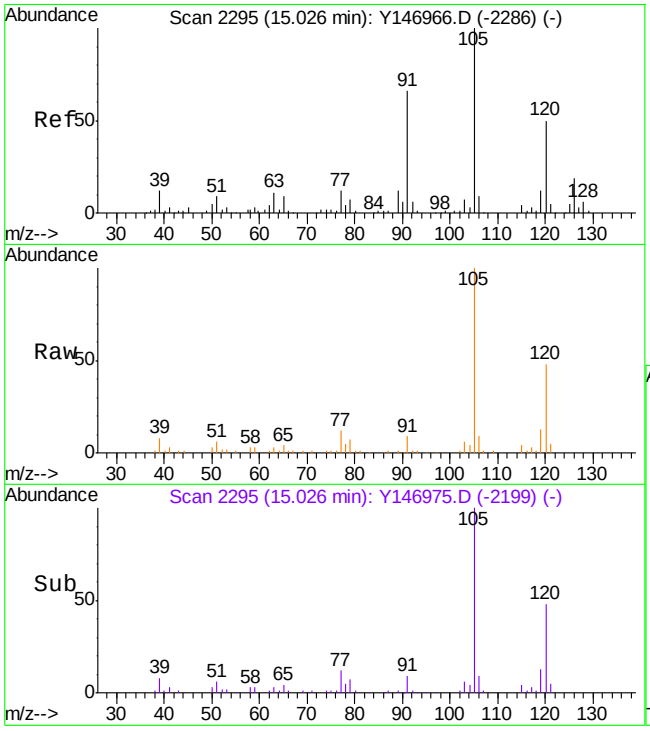

#116
1,3,5-trimethylbenzene
Concen: 8.13 ug/L
RT: 15.03 min Scan# 2295
Delta R.T. -0.00 min
Lab File: Y146975.D
Acq: 7 Jul 2014 3:32 pm

Tgt Ion:105 Resp: 41937

Ion	Ratio	Lower	Upper
105	100		
120	48.4	20.8	80.8
119	12.8	0.0	43.0

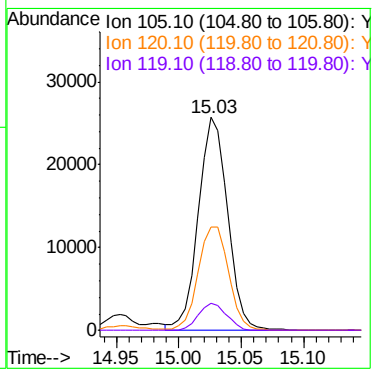

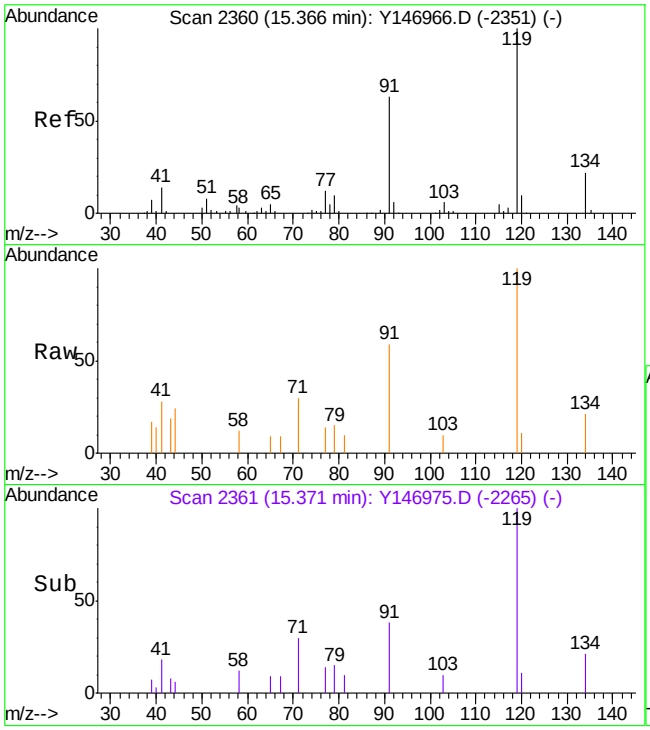

#117
tert-butylbenzene
Concen: 0.40 ug/L
RT: 15.37 min Scan# 2361
Delta R.T. -0.00 min
Lab File: Y146975.D
Acq: 7 Jul 2014 3:32 pm

Tgt Ion:119 Resp: 1658

Ion	Ratio	Lower	Upper
119	100		
91	59.3	33.1	93.1
134	20.9	0.0	52.8

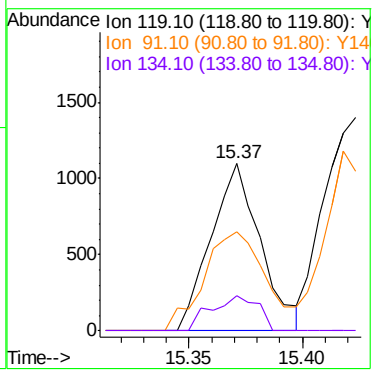

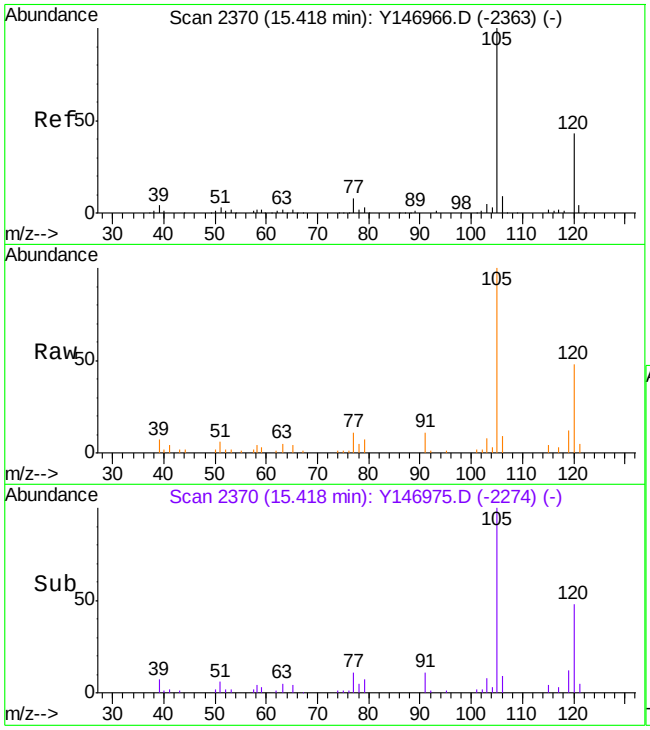

#119
1,2,4-trimethylbenzene
Concen: 3.45 ug/L
RT: 15.42 min Scan# 2370
Delta R.T. -0.00 min
Lab File: Y146975.D
Acq: 7 Jul 2014 3:32 pm

Tgt Ion:105 Resp: 17566

Ion	Ratio	Lower	Upper
105	100		
120	47.6	17.5	77.5
119	12.0	0.0	42.7

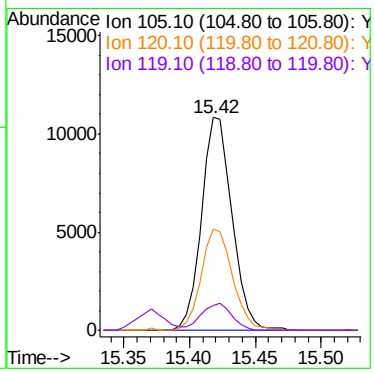

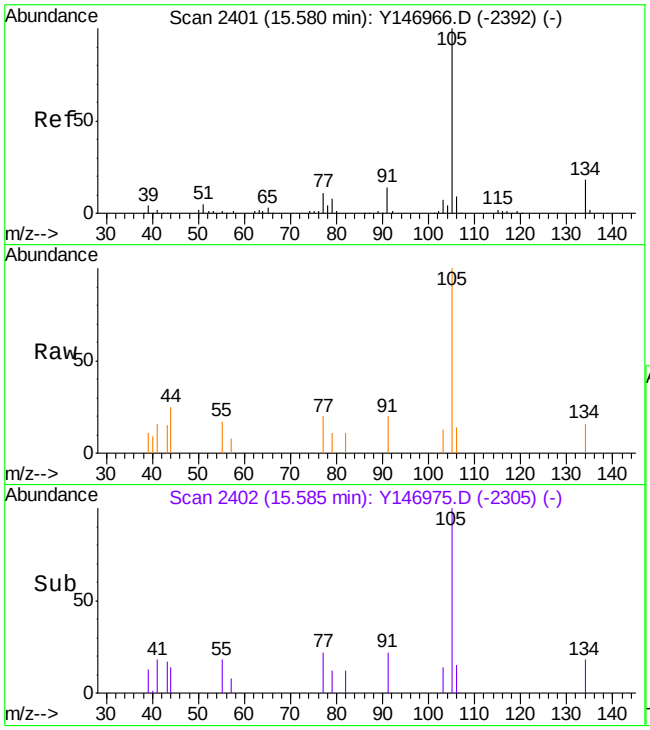

#120
sec-butylbenzene
Concen: 0.38 ug/L
RT: 15.59 min Scan# 2402
Delta R.T. 0.00 min
Lab File: Y146975.D
Acq: 7 Jul 2014 3:32 pm

Tgt Ion:105 Resp: 2494

Ion	Ratio	Lower	Upper
105	100		
134	3.6	0.0	47.7
91	6.8	0.0	44.5

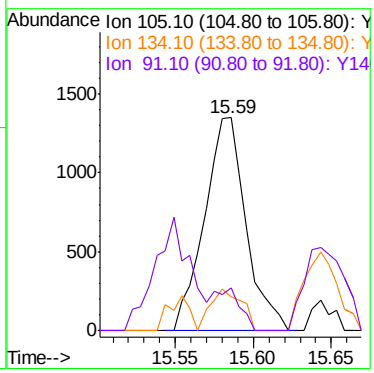

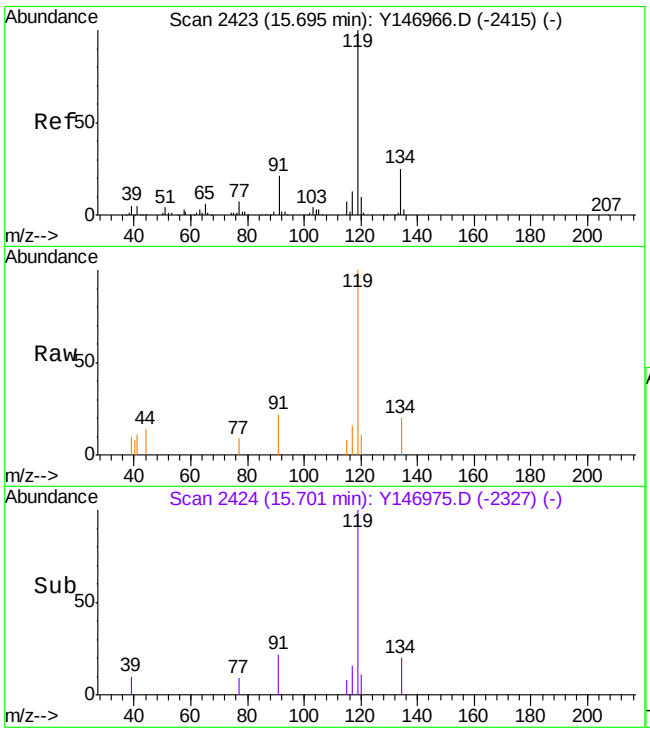

#122
p-isopropyltoluene
Concen: 0.36 ug/L
RT: 15.70 min Scan# 2424
Delta R.T. 0.00 min
Lab File: Y146975.D
Acq: 7 Jul 2014 3:32 pm

Tgt Ion:119 Resp: 1972

Ion	Ratio	Lower	Upper
119	100		
134	20.1	0.0	55.5
91	22.3	0.0	51.3

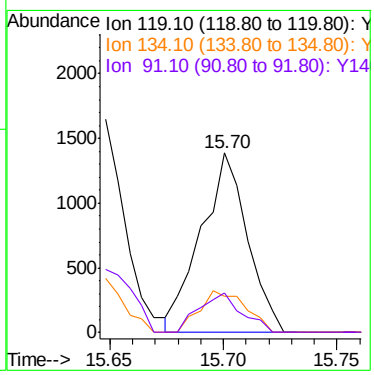

Quantitation Report (QT Reviewed)

Data Path : C:\msdchem\1\DATA\v2c5523-24\
Data File : 2C121180.D
Acq On : 3 Jul 2014 10:08 am
Operator : toanp
Sample : mb
Misc : MS69833,V2C5524,w,,,,1
ALS Vial : 4 Sample Multiplier: 1

Quant Time: Jul 07 11:50:35 2014
Quant Method : C:\MSDCHEM\1\METHODS\M2C5480.M
Quant Title : SW846 8260B, Column ZB624 60mX0.25mmX1.4um
QLast Update : Tue Jul 01 14:19:01 2014
Response via : Initial Calibration

Compound	R.T.	QIon	Response	Conc	Units	Dev(Min)
Internal Standards						
1) Tert Butyl Alcohol-d9	7.224	65	182705	500.00	ug/L	-0.04
5) pentafluorobenzene	9.735	168	400476	50.00	ug/L	0.00
61) 1,4-difluorobenzene	10.690	114	477401	50.00	ug/L	0.00
92) chlorobenzene-d5	13.793	117	437662	50.00	ug/L	0.03
107) 1,4-dichlorobenzene-d4	15.980	152	241851	50.00	ug/L	0.03
System Monitoring Compounds						
54) dibromofluoromethane (s)	9.756	113	132388	48.79	ug/L	0.00
Spiked Amount 50.000	Range 79 - 120		Recovery = 97.58%			
55) 1,2-dichloroethane-d4 (s)	10.197	65	157867	49.86	ug/L	0.00
Spiked Amount 50.000	Range 72 - 123		Recovery = 99.72%			
84) toluene-d8 (s)	12.336	98	500283	54.55	ug/L	0.02
Spiked Amount 50.000	Range 78 - 119		Recovery = 109.10%			
109) 4-bromofluorobenzene (s)	14.889	95	188658	48.33	ug/L	0.03
Spiked Amount 50.000	Range 74 - 119		Recovery = 96.66%			
Target Compounds						Qvalue

(#) = qualifier out of range (m) = manual integration (+) = signals summed

Quantitation Report (QT Reviewed)

Data Path : C:\msdchem\1\DATA\v2c5523-24\
Data File : 2C121180.D
Acq On : 3 Jul 2014 10:08 am
Operator : toanp
Sample : mb
Misc : MS69833,V2C5524,w,,,,1
ALS Vial : 4 Sample Multiplier: 1

Quant Time: Jul 07 11:50:35 2014
Quant Method : C:\MSDCHEM\1\METHODS\M2C5480.M
Quant Title : SW846 8260B, Column ZB624 60mX0.25mmX1.4um
QLast Update : Tue Jul 01 14:19:01 2014
Response via : Initial Calibration

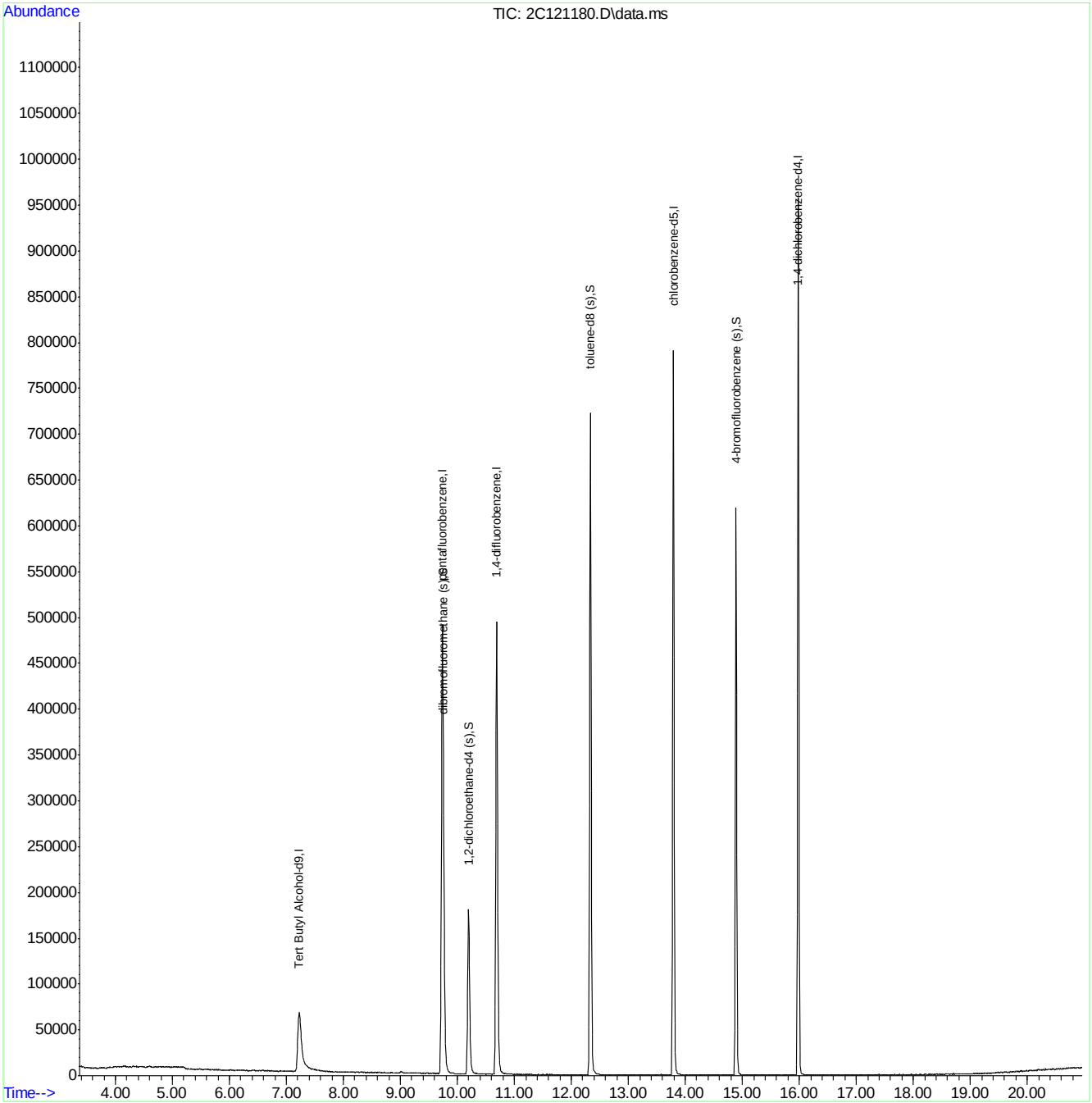

ACCUTEST LABORATORIES JB70672

Quantitation Report (QT Reviewed)

Data Path : C:\msdchem\1\DATA\
Data File : 2C121203.D
Acq On : 3 Jul 2014 9:39 pm
Operator : toanp
Sample : mb
Misc : MS70080,V2C5525,w,,,,1
ALS Vial : 27 Sample Multiplier: 1

Quant Time: Jul 07 14:28:57 2014
Quant Method : C:\MSDCHEM\1\METHODS\M2C5480.M
Quant Title : SW846 8260B, Column ZB624 60mX0.25mmX1.4um
QLast Update : Tue Jul 01 14:19:01 2014
Response via : Initial Calibration

Compound	R.T.	QIon	Response	Conc	Units	Dev(Min)
Internal Standards						
1) Tert Butyl Alcohol-d9	7.224	65	165730	500.00	ug/L	-0.04
5) pentafluorobenzene	9.735	168	348952	50.00	ug/L	0.00
61) 1,4-difluorobenzene	10.690	114	419461	50.00	ug/L	0.00
92) chlorobenzene-d5	13.793	117	399860	50.00	ug/L	0.03
107) 1,4-dichlorobenzene-d4	15.985	152	218015	50.00	ug/L	0.03
System Monitoring Compounds						
54) dibromofluoromethane (s)	9.756	113	121300	51.31	ug/L	0.00
Spiked Amount 50.000	Range 79 - 120		Recovery = 102.62%			
55) 1,2-dichloroethane-d4 (s)	10.197	65	142619	51.70	ug/L	0.00
Spiked Amount 50.000	Range 72 - 123		Recovery = 103.40%			
84) toluene-d8 (s)	12.336	98	438166	54.38	ug/L	0.02
Spiked Amount 50.000	Range 78 - 119		Recovery = 108.76%			
109) 4-bromofluorobenzene (s)	14.889	95	174245	49.52	ug/L	0.03
Spiked Amount 50.000	Range 74 - 119		Recovery = 99.04%			
Target Compounds						Qvalue

(#) = qualifier out of range (m) = manual integration (+) = signals summed

Quantitation Report (QT Reviewed)

Data Path : C:\msdchem\1\DATA\
Data File : 2C121203.D
Acq On : 3 Jul 2014 9:39 pm
Operator : toanp
Sample : mb
Misc : MS70080,V2C5525,w,,,,1
ALS Vial : 27 Sample Multiplier: 1

Quant Time: Jul 07 14:28:57 2014
Quant Method : C:\MSDCHEM\1\METHODS\M2C5480.M
Quant Title : SW846 8260B, Column ZB624 60mX0.25mmX1.4um
QLast Update : Tue Jul 01 14:19:01 2014
Response via : Initial Calibration

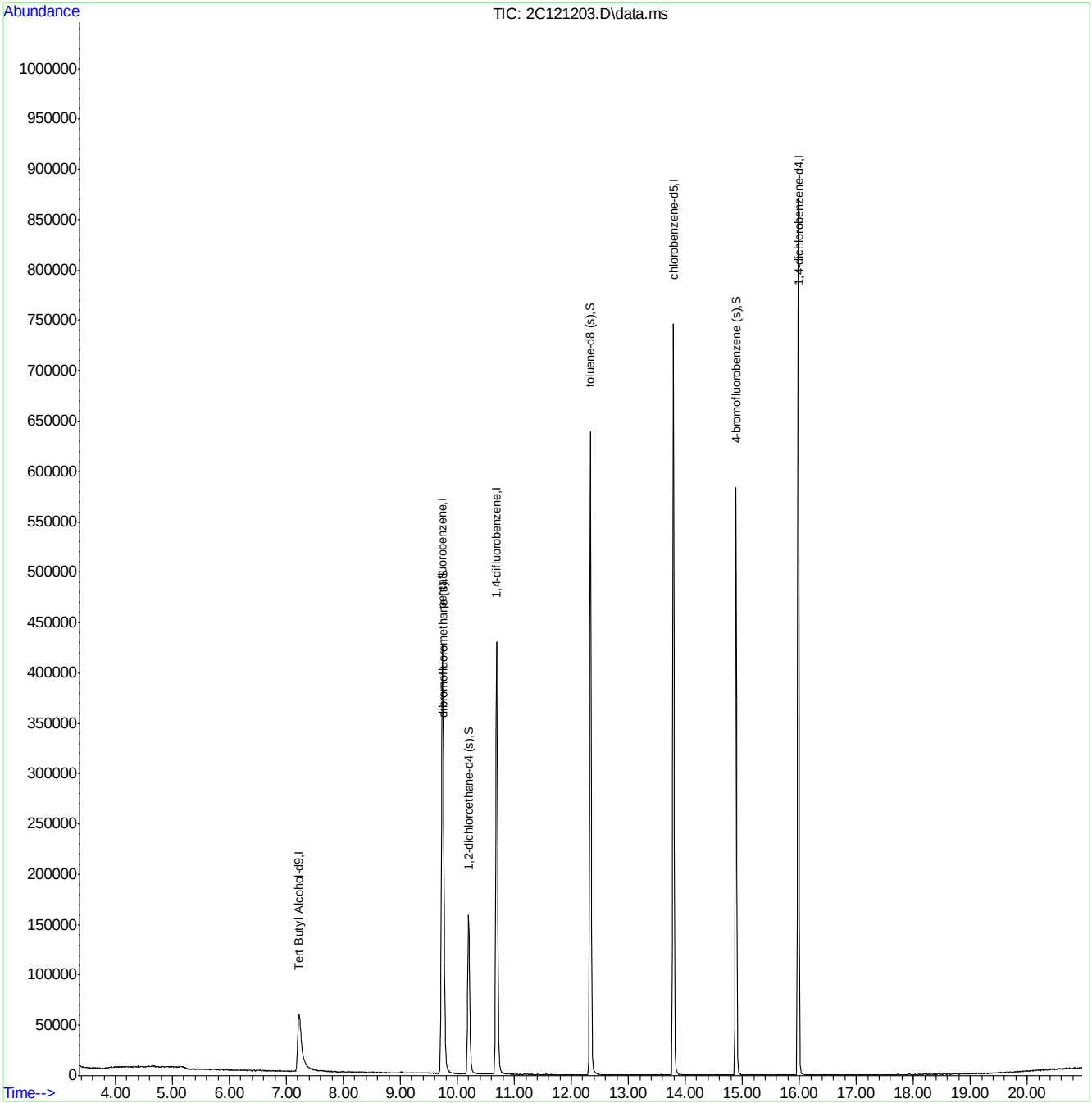

ACCUTEST LABORATORIES JB70672

Quantitation Report (QT Reviewed)

Data Path : C:\MSDCHEM\1\DATA\
Data File : Y146972.D
Acq On : 7 Jul 2014 1:48 pm
Operator : prashans
Sample : MB
Misc : MS70191,VY6390,5.0,,,,1
ALS Vial : 8 Sample Multiplier: 1

Quant Time: Jul 08 13:00:34 2014
Quant Method : C:\MSDCHEM\1\METHODS\MYS6377.M
Quant Title : Method SW846 8260B, ZB624 60m x 0.25mm x 1.4um
QLast Update : Wed Jun 25 11:30:58 2014
Response via : Initial Calibration

Internal Standards	R.T.	QIon	Response	Conc	Units	Dev(Min)
1) Tert Butyl Alcohol-d9	7.36	65	48153	500.00	ug/L	0.00
5) pentafluorobenzene	9.53	168	174648	50.00	ug/L	0.00
58) 1,4-difluorobenzene	10.44	114	211557	50.00	ug/L	0.00
88) chlorobenzene-d5	13.56	117	184359	50.00	ug/L	0.00
103) 1,4-dichlorobenzene-d4	15.85	152	91155	50.00	ug/L	0.00
System Monitoring Compounds						
50) dibromofluoromethane (s)	9.60	113	66646	48.89	ug/L	0.00
Spiked Amount 50.000	Range 59 - 130		Recovery = 97.78%			
51) 1,2-dichloroethane-d4 (s)	10.02	65	63883	44.33	ug/L	0.00
Spiked Amount 50.000	Range 65 - 123		Recovery = 88.66%			
80) toluene-d8 (s)	12.06	98	259690	53.08	ug/L	0.00
Spiked Amount 50.000	Range 77 - 125		Recovery = 106.16%			
105) 4-bromofluorobenzene (s)	14.70	95	90973	49.81	ug/L	0.00
Spiked Amount 50.000	Range 71 - 132		Recovery = 99.62%			

Target Compounds	Qvalue

(#) = qualifier out of range (m) = manual integration (+) = signals summed

Quantitation Report (QT Reviewed)

Data Path : C:\MSDCHEM\1\DATA\
Data File : Y146972.D
Acq On : 7 Jul 2014 1:48 pm
Operator : prashans
Sample : MB
Misc : MS70191,VY6390,5.0,,,,1
ALS Vial : 8 Sample Multiplier: 1

Quant Time: Jul 08 13:00:34 2014
Quant Method : C:\MSDCHEM\1\METHODS\MYS6377.M
Quant Title : Method SW846 8260B, ZB624 60m x 0.25mm x 1.4um
QLast Update : Wed Jun 25 11:30:58 2014
Response via : Initial Calibration

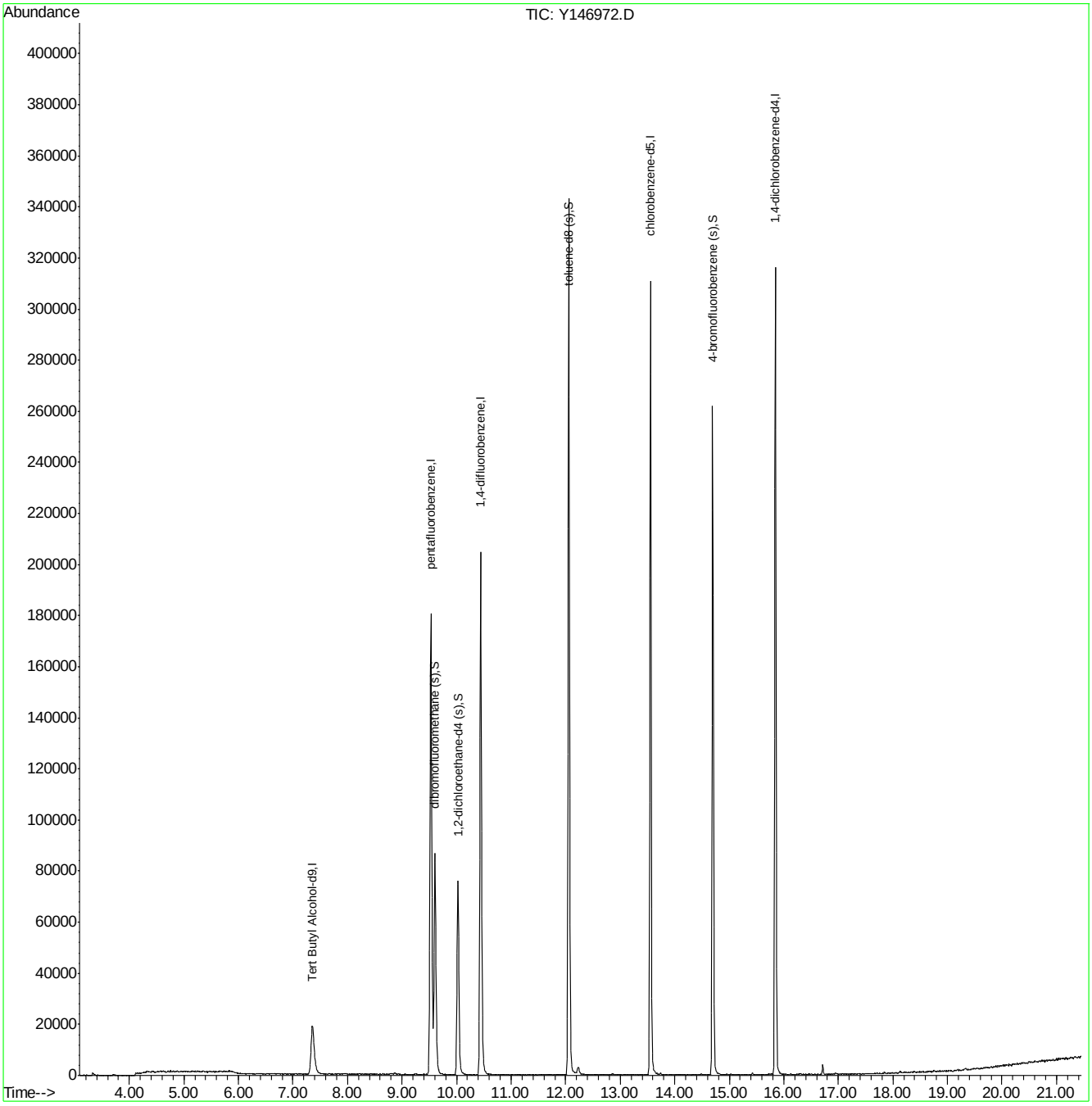

Quantitation Report (QT Reviewed)

Data Path : C:\MSDCHEM\1\DATA\
Data File : Y147011.D
Acq On : 8 Jul 2014 11:12 am
Operator : prashans
Sample : MB
Misc : MS70284,VY6392,5.0,,,,1
ALS Vial : 4 Sample Multiplier: 1

Quant Time: Jul 09 10:34:45 2014
Quant Method : C:\MSDCHEM\1\METHODS\MYS6377.M
Quant Title : Method SW846 8260B, ZB624 60m x 0.25mm x 1.4um
QLast Update : Wed Jun 25 11:30:58 2014
Response via : Initial Calibration

Internal Standards	R.T.	QIon	Response	Conc	Units	Dev(Min)
1) Tert Butyl Alcohol-d9	7.36	65	47309	500.00	ug/L	0.00
5) pentafluorobenzene	9.53	168	152505	50.00	ug/L	0.00
58) 1,4-difluorobenzene	10.44	114	185499	50.00	ug/L	0.00
88) chlorobenzene-d5	13.56	117	161290	50.00	ug/L	0.00
103) 1,4-dichlorobenzene-d4	15.85	152	81726	50.00	ug/L	0.00
System Monitoring Compounds						
50) dibromofluoromethane (s)	9.60	113	60630	50.94	ug/L	0.00
Spiked Amount 50.000	Range 59 - 130		Recovery = 101.88%			
51) 1,2-dichloroethane-d4 (s)	10.03	65	60320	47.94	ug/L	0.00
Spiked Amount 50.000	Range 65 - 123		Recovery = 95.88%			
80) toluene-d8 (s)	12.05	98	227750	53.09	ug/L	0.00
Spiked Amount 50.000	Range 77 - 125		Recovery = 106.18%			
105) 4-bromofluorobenzene (s)	14.70	95	79028	48.26	ug/L	0.00
Spiked Amount 50.000	Range 71 - 132		Recovery = 96.52%			

Target Compounds	Qvalue

(#) = qualifier out of range (m) = manual integration (+) = signals summed

Quantitation Report (QT Reviewed)

Data Path : C:\MSDCHEM\1\DATA\
Data File : Y147011.D
Acq On : 8 Jul 2014 11:12 am
Operator : prashans
Sample : MB
Misc : MS70284,VY6392,5.0,,,,1
ALS Vial : 4 Sample Multiplier: 1

Quant Time: Jul 09 10:34:45 2014
Quant Method : C:\MSDCHEM\1\METHODS\MYS6377.M
Quant Title : Method SW846 8260B, ZB624 60m x 0.25mm x 1.4um
QLast Update : Wed Jun 25 11:30:58 2014
Response via : Initial Calibration

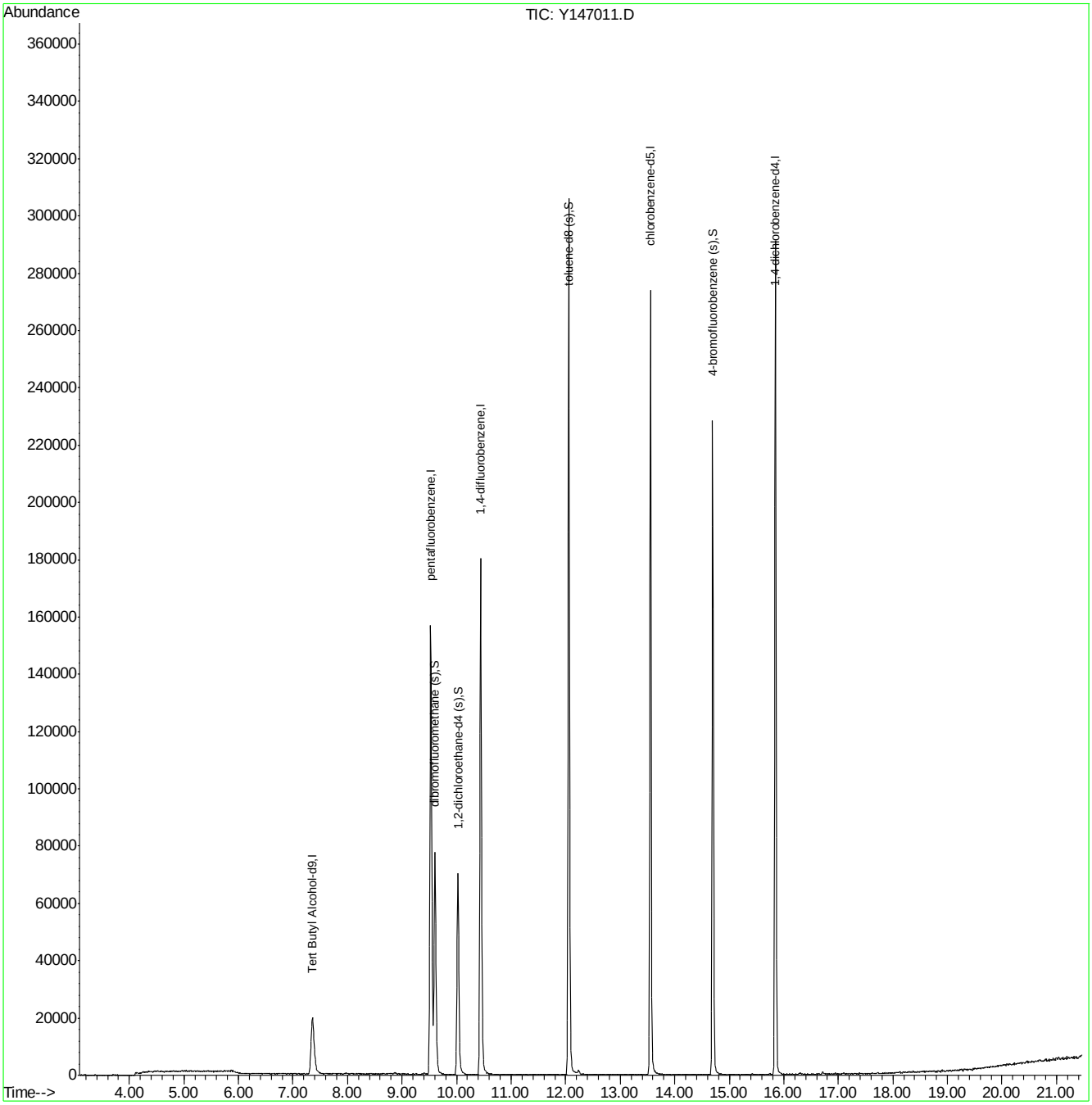

Quantitation Report (QT Reviewed)

Data Path : C:\msdchem\1\DATA\
Data File : E217210.D
Acq On : 9 Jul 2014 10:04 am
Operator : OksanaT
Sample : mb
Misc : MS70312,VE9537,5,,100,5,1
ALS Vial : 3 Sample Multiplier: 1

Quant Time: Jul 09 13:02:00 2014
Quant Method : C:\msdchem\1\METHODS\ME9527.M
Quant Title : SW846 8260B,ZB624 60m x 0.25mm x 1.4um
QLast Update : Thu Jul 03 10:49:42 2014
Response via : Initial Calibration

Internal Standards	R.T.	QIon	Response	Conc	Units	Dev(Min)
1) Tert Butyl Alcohol-d9	7.660	65	104951	500.00	ug/L	0.03
5) pentafluorobenzene	9.840	168	187051	50.00	ug/L	0.00
67) 1,4-difluorobenzene	10.755	114	234419	50.00	ug/L	0.00
98) chlorobenzene-d5	14.085	117	222281	50.00	ug/L	0.00
115) 1,4-dichlorobenzene-d4	16.657	152	122856	50.00	ug/L	0.00
System Monitoring Compounds						
60) dibromofluoromethane (s)	9.881	113	67755	45.38	ug/L	0.00
Spiked Amount 50.000	Range 59 - 130		Recovery = 90.76%			
61) 1,2-dichloroethane-d4 (s)	10.294	65	83614	43.78	ug/L	0.00
Spiked Amount 50.000	Range 65 - 123		Recovery = 87.56%			
90) toluene-d8 (s)	12.459	98	278943	46.03	ug/L	0.00
Spiked Amount 50.000	Range 77 - 125		Recovery = 92.06%			
117) 4-bromofluorobenzene (s)	15.355	95	109108	44.51	ug/L	0.00
Spiked Amount 50.000	Range 71 - 132		Recovery = 89.02%			

Target Compounds	Qvalue

(#) = qualifier out of range (m) = manual integration (+) = signals summed

Quantitation Report (QT Reviewed)

Data Path : C:\msdchem\1\DATA\
Data File : E217210.D
Acq On : 9 Jul 2014 10:04 am
Operator : OksanaT
Sample : mb
Misc : MS70312,VE9537,5,,100,5,1
ALS Vial : 3 Sample Multiplier: 1

Quant Time: Jul 09 13:02:00 2014
Quant Method : C:\msdchem\1\METHODS\ME9527.M
Quant Title : SW846 8260B,ZB624 60m x 0.25mm x 1.4um
QLast Update : Thu Jul 03 10:49:42 2014
Response via : Initial Calibration

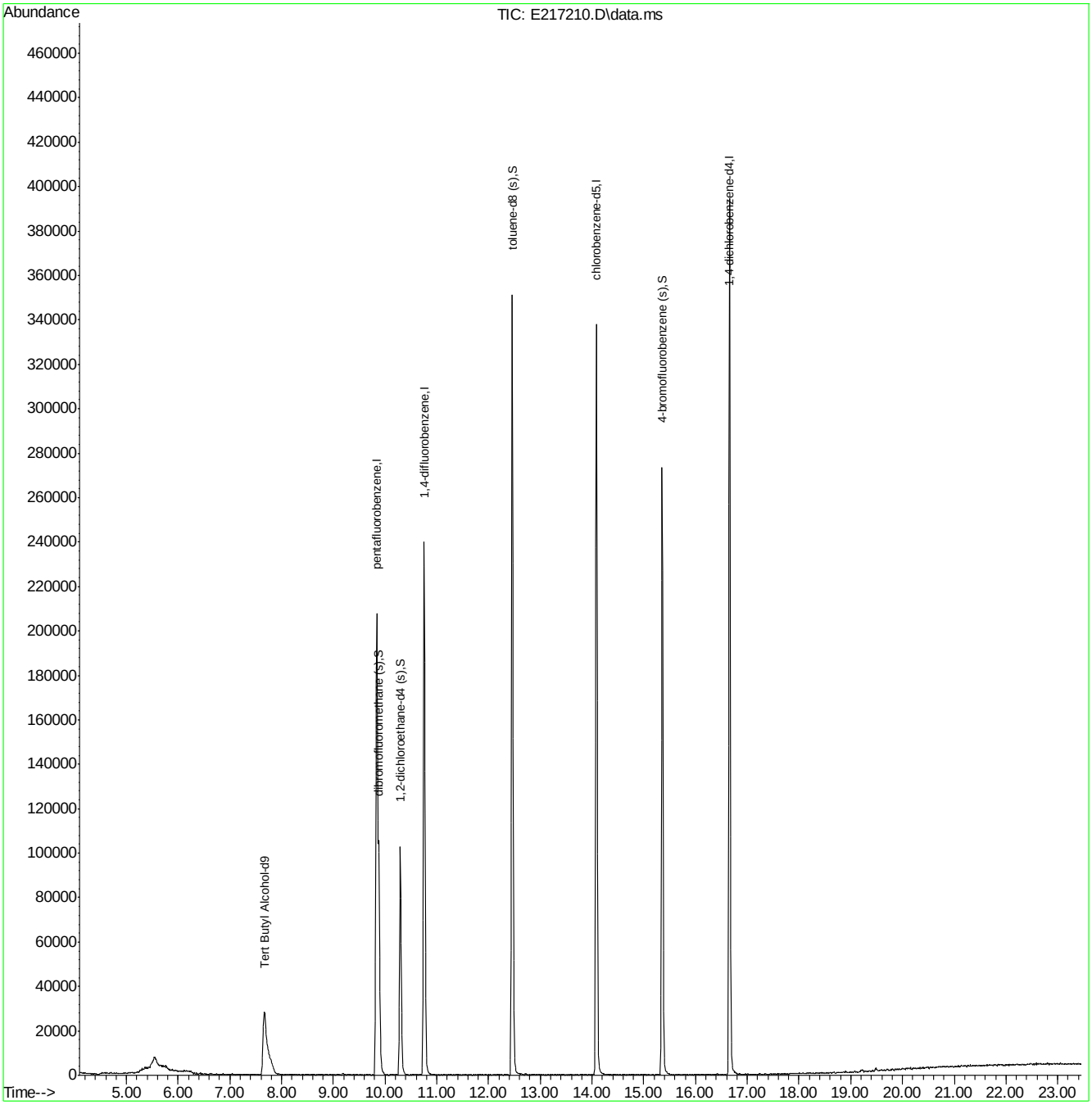

Quantitation Report (QT Reviewed)

Data Path : C:\msdchem\1\DATA\v2c5523-24\
Data File : 2C121181.D
Acq On : 3 Jul 2014 10:47 am
Operator : toanp
Sample : bs
Misc : MS69894,V2C5524,w,,,,1
ALS Vial : 5 Sample Multiplier: 1

Quant Time: Jul 03 11:10:43 2014
Quant Method : C:\MSDCHEM\1\METHODS\M2C5480.M
Quant Title : SW846 8260B, Column ZB624 60mX0.25mmX1.4um
QLast Update : Tue Jul 01 14:19:01 2014
Response via : Initial Calibration

Compound	R.T.	QIon	Response	Conc	Units		Dev(Min)
Internal Standards							
1) Tert Butyl Alcohol-d9	7.229	65	192250	500.00	ug/L		-0.03
5) pentafluorobenzene	9.730	168	393246	50.00	ug/L		0.00
61) 1,4-difluorobenzene	10.684	114	464929	50.00	ug/L		0.00
92) chlorobenzene-d5	13.793	117	416473	50.00	ug/L		0.03
107) 1,4-dichlorobenzene-d4	15.980	152	236895	50.00	ug/L		0.03
System Monitoring Compounds							
54) dibromofluoromethane (s)	9.756	113	134365	50.43	ug/L		0.00
Spiked Amount 50.000	Range 79 - 120		Recovery = 100.86%				
55) 1,2-dichloroethane-d4 (s)	10.197	65	155493	50.01	ug/L		0.00
Spiked Amount 50.000	Range 72 - 123		Recovery = 100.02%				
84) toluene-d8 (s)	12.331	98	475543	53.24	ug/L		0.01
Spiked Amount 50.000	Range 78 - 119		Recovery = 106.48%				
109) 4-bromofluorobenzene (s)	14.889	95	184806	48.33	ug/L		0.03
Spiked Amount 50.000	Range 74 - 119		Recovery = 96.66%				
Target Compounds							Qvalue
2) tertiary butyl alcohol	7.355	59	106923	240.05	ug/L		100
3) ethanol	5.845	45	180431	7082.24	ug/L	#	76
4) 1,4-dioxane	11.413	88	48811	1647.22	ug/L		92
11) chlorodifluoromethane	3.622	51	182709	60.84	ug/L		98
12) dichlorodifluoromethane	3.611	85	122822	38.48	ug/L		97
15) chloromethane	3.921	50	194011	45.14	ug/L		99
16) vinyl chloride	4.193	62	182366	47.85	ug/L		99
17) bromomethane	4.838	94	117961	49.37	ug/L		97
18) chloroethane	5.027	64	105073	60.77	ug/L		97
19) trichlorofluoromethane	5.562	101	216857	52.57	ug/L		94
21) ethyl ether	5.997	74	78687	48.93	ug/L		96
22) 2-CHLOROPROPANE	6.191	43	251221	51.40	ug/L	#	94
26) acrolein	6.254	56	316667	388.74	ug/L		99
27) 1,1-dichloroethene	6.448	96	116616	49.02	ug/L		91
28) acetone	6.506	58	14592	47.89	ug/L		89
29) allyl chloride	7.030	76	78075	48.61	ug/L	#	67
30) acetonitrile	6.983	40	159079	447.11	ug/L		90
31) iodomethane	6.741	142	241261	48.96	ug/L		94
32) iso-butyl alcohol	9.997	74	19199	502.16	ug/L		64
33) carbon disulfide	6.873	76	446658	54.13	ug/L		96
34) methylene chloride	7.250	84	140998	50.20	ug/L		96
35) 1-CHLOROPROPANE	7.281	42	259220	46.55	ug/L		97
36) methyl acetate	7.030	43	122049	42.38	ug/L		98
37) methyl tert butyl ether	7.633	73	883749	111.09	ug/L		99
38) trans-1,2-dichloroethene	7.675	96	129402	49.37	ug/L		99
39) di-isopropyl ether	8.325	45	508886	52.34	ug/L		96
40) 2-butanone	9.096	72	19289	46.47	ug/L	#	83
41) 1,1-dichloroethane	8.314	63	264641	54.75	ug/L		98
42) chloroprene	8.440	53	196372	49.36	ug/L		95
43) acrylonitrile	7.612	53	327636	240.87	ug/L		98
44) vinyl acetate	8.320	86	28069	52.69	ug/L		89
45) ethyl tert-butyl ether	8.844	59	466660	54.84	ug/L		99

Quantitation Report (QT Reviewed)

Data Path : C:\msdchem\1\DATA\v2c5523-24\
Data File : 2C121181.D
Acq On : 3 Jul 2014 10:47 am
Operator : toanp
Sample : bs
Misc : MS69894,V2C5524,w,,,,1
ALS Vial : 5 Sample Multiplier: 1

Quant Time: Jul 03 11:10:43 2014
Quant Method : C:\MSDCHEM\1\METHODS\M2C5480.M
Quant Title : SW846 8260B, Column ZB624 60mX0.25mmX1.4um
QLast Update : Tue Jul 01 14:19:01 2014
Response via : Initial Calibration

	Compound	R.T.	QIon	Response	Conc	Units		Dev(Min)
46)	ethyl acetate	9.143	45	26128	47.81	ug/L		84
47)	2,2-dichloropropane	9.132	77	222798	64.43	ug/L		95
48)	cis-1,2-dichloroethene	9.138	96	148766	52.05	ug/L		96
49)	propionitrile	9.195	54	258460	480.03	ug/L		97
50)	bromochloromethane	9.473	128	77682	52.43	ug/L		99
51)	tetrahydrofuran	9.510	42	62780	44.75	ug/L		94
52)	chloroform	9.541	83	250846	53.05	ug/L		98
53)	t-butyl formate	9.578	59	136160	57.08	ug/L		96
56)	freon 113	6.443	151	99661	49.50	ug/L		95
57)	methacrylonitrile	9.400	41	104670	47.97	ug/L		96
58)	1,1,1-trichloroethane	9.809	97	207268	56.94	ug/L		98
59)	Cyclohexane	9.882	84	174346	48.30	ug/L		91
63)	epichlorohydrin	11.953	57	91234	258.45	ug/L		97
64)	n-butyl alcohol	10.836	56	300264	3018.22	ug/L		100
65)	carbon tetrachloride	10.024	117	189037	58.07	ug/L		98
66)	1,1-dichloropropene	10.003	75	171603	51.36	ug/L		98
67)	hexane	8.031	57	151855	43.54	ug/L		98
69)	iso-octane	10.301	57	448593	62.80	ug/L		97
70)	benzene	10.275	78	537800	52.38	ug/L		100
71)	tert-amyl methyl ether	10.333	87	97276	54.62	ug/L		94
72)	heptane	10.490	57	89776	31.89	ug/L		94
73)	isopropyl acetate	10.228	43	365181	52.74	ug/L		98
74)	1,2-dichloroethane	10.291	62	200089	61.75	ug/L		99
75)	trichloroethene	11.030	95	139164	55.35	ug/L		94
76)	2-nitropropane	11.801	41	46815	35.41	ug/L		96
77)	2-chloroethyl vinyl ether	11.843	63	564684	314.32	ug/L		99
78)	methyl methacrylate	11.324	100	38848	48.47	ug/L	#	80
79)	1,2-dichloropropane	11.292	63	150179	55.85	ug/L		100
80)	dibromomethane	11.450	93	96928	57.69	ug/L		96
81)	methylcyclohexane	11.250	83	200445	47.83	ug/L		94
82)	bromodichloromethane	11.591	83	205669	60.75	ug/L		98
83)	cis-1,3-dichloropropene	12.047	75	240211	56.20	ug/L		93
85)	4-methyl-2-pentanone	12.147	58	69701	50.92	ug/L		98
86)	toluene	12.404	92	318406	54.96	ug/L		99
87)	3-methyl-1-butanol	12.189	55	182632	1220.61	ug/L		99
88)	trans-1,3-dichloropropene	12.603	75	224577	56.94	ug/L		94
89)	ethyl methacrylate	12.608	69	202129	52.94	ug/L		95
90)	1,1,2-trichloroethane	12.808	83	117530	56.92	ug/L		99
91)	2-hexanone	12.981	58	65522	50.38	ug/L		96
93)	tetrachloroethene	12.975	164	120861	51.88	ug/L		95
94)	1,3-dichloropropane	12.981	76	220857	53.18	ug/L		96
95)	butyl acetate	13.065	56	112189	49.02	ug/L		92
96)	3,3-dimethyl-1-butanol	13.159	57	199739	561.95	ug/L		97
97)	dibromochloromethane	13.238	129	166724	53.87	ug/L		97
98)	1,2-dibromoethane	13.374	107	147785	51.75	ug/L		96
100)	chlorobenzene	13.820	112	359256	52.17	ug/L		98
101)	1,1,1,2-tetrachloroethane	13.882	131	141273	52.68	ug/L		97
102)	ethylbenzene	13.877	91	609597	53.41	ug/L		99
103)	m,p-xylene	13.982	106	458124	102.73	ug/L		96
104)	o-xylene	14.375	106	235165	53.45	ug/L		96

Quantitation Report (QT Reviewed)

Data Path : C:\msdchem\1\DATA\v2c5523-24\
Data File : 2C121181.D
Acq On : 3 Jul 2014 10:47 am
Operator : toanp
Sample : bs
Misc : MS69894,V2C5524,w,,,,1
ALS Vial : 5 Sample Multiplier: 1

Quant Time: Jul 03 11:10:43 2014
Quant Method : C:\MSDCHEM\1\METHODS\M2C5480.M
Quant Title : SW846 8260B, Column ZB624 60mX0.25mmX1.4um
QLast Update : Tue Jul 01 14:19:01 2014
Response via : Initial Calibration

Compound	R.T.	QIon	Response	Conc	Units		Dev(Min)
105) styrene	14.386	104	404959	54.41	ug/L		94
106) bromoform	14.627	173	138627	52.54	ug/L		98
108) isopropylbenzene	14.700	105	604460	49.87	ug/L		98
110) cyclohexanone	14.842	55	71784	124.61	ug/L		96
111) bromobenzene	15.067	156	180977	52.06	ug/L		96
112) 1,1,2,2-tetrachloroethane	14.983	83	213322	48.82	ug/L		99
113) trans-1,4-dichloro-2-b...	15.025	88	23749	40.47	ug/L		98
114) 1,2,3-trichloropropane	15.052	110	49592	48.09	ug/L		93
115) n-propylbenzene	15.083	91	732492	53.61	ug/L		97
116) 2-chlorotoluene	15.219	126	154632	50.62	ug/L		98
117) 4-chlorotoluene	15.314	91	459304	51.61	ug/L		99
118) 1,3,5-trimethylbenzene	15.230	105	498989	50.01	ug/L		98
119) tert-butylbenzene	15.555	119	428099	48.58	ug/L		96
120) pentachloroethane	15.628	167	114287	49.69	ug/L		97
121) 1,2,4-trimethylbenzene	15.597	105	533072	54.32	ug/L		97
122) sec-butylbenzene	15.754	105	674537	50.71	ug/L		98
123) 1,3-dichlorobenzene	15.927	146	334969	51.89	ug/L		99
124) p-isopropyltoluene	15.812	119	2318	0.21	ug/L		92
126) 1,4-dichlorobenzene	16.006	146	334529	51.87	ug/L		99
127) 1,2-dichlorobenzene	16.368	146	340091	53.18	ug/L		98
128) n-butylbenzene	16.252	92	318679	55.91	ug/L		99
129) 1,2-dibromo-3-chloropr...	17.102	75	41439	53.78	ug/L		87
130) 1,3,5-trichlorobenzene	17.290	180	302470	56.63	ug/L	#	94
131) 1,2,4-trichlorobenzene	17.914	180	269496	54.33	ug/L		99
132) hexachlorobutadiene	18.035	225	143603	53.25	ug/L		98
133) naphthalene	18.187	128	567503	49.31	ug/L		100
134) 1,2,3-trichlorobenzene	18.433	180	247570	54.27	ug/L		99
135) hexachloroethane	16.619	201	106928	46.08	ug/L		96

(#) = qualifier out of range (m) = manual integration (+) = signals summed

Quantitation Report (QT Reviewed)

Data Path : C:\msdchem\1\DATA\v2c5523-24\
Data File : 2C121181.D
Acq On : 3 Jul 2014 10:47 am
Operator : toanp
Sample : bs
Misc : MS69894,V2C5524,w,,,,1
ALS Vial : 5 Sample Multiplier: 1

Quant Time: Jul 03 11:10:43 2014
Quant Method : C:\MSDCHEM\1\METHODS\M2C5480.M
Quant Title : SW846 8260B, Column ZB624 60mX0.25mmX1.4um
QLast Update : Tue Jul 01 14:19:01 2014
Response via : Initial Calibration

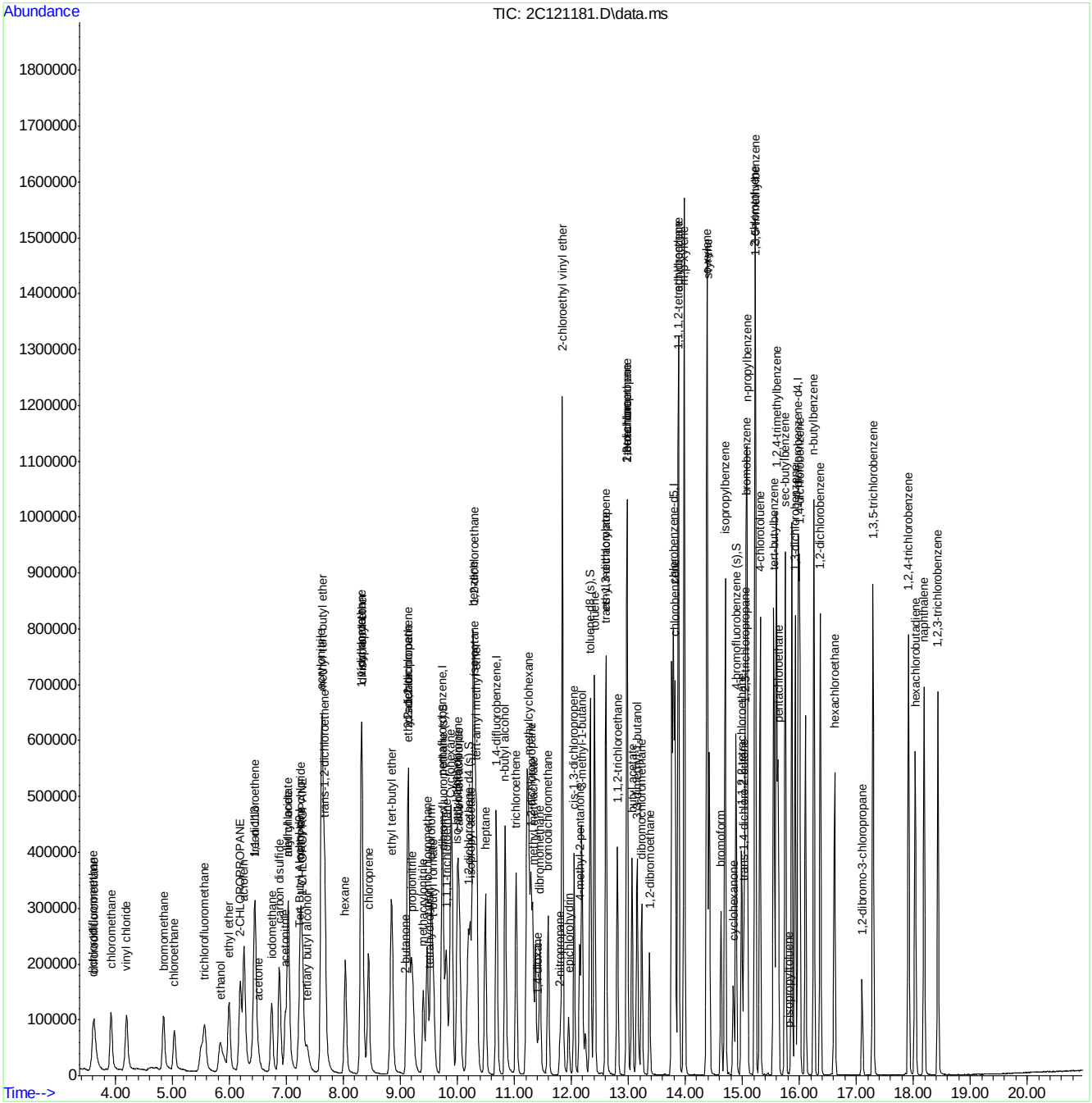

ACCUTEST LABORATORIES JB70672

Manual Integrations APPROVED (compounds with "m" flag)
Kanya Veerawat 07/08/14 04:36

Quantitation Report (QT Reviewed)

Data Path : C:\msdchem\1\DATA\
Data File : 2C121204.D
Acq On : 3 Jul 2014 10:08 pm
Operator : toanp
Sample : bs
Misc : MS70080,V2C5525,w,,,,1
ALS Vial : 28 Sample Multiplier: 1

Quant Time: Jul 07 14:50:56 2014
Quant Method : C:\MSDCHEM\1\METHODS\M2C5480.M
Quant Title : SW846 8260B, Column ZB624 60mX0.25mmX1.4um
QLast Update : Tue Jul 01 14:19:01 2014
Response via : Initial Calibration

Compound	R.T.	QIon	Response	Conc	Units		Dev(Min)
Internal Standards							
1) Tert Butyl Alcohol-d9	7.229	65	172504	500.00	ug/L		-0.03
5) pentafluorobenzene	9.735	168	346348	50.00	ug/L		0.00
61) 1,4-difluorobenzene	10.689	114	423071	50.00	ug/L		0.00
92) chlorobenzene-d5	13.793	117	402867	50.00	ug/L		0.03
107) 1,4-dichlorobenzene-d4	15.980	152	224240	50.00	ug/L		0.03
System Monitoring Compounds							
54) dibromofluoromethane (s)	9.756	113	118537	50.51	ug/L		0.00
Spiked Amount 50.000	Range 79 - 120		Recovery = 101.02%				
55) 1,2-dichloroethane-d4 (s)	10.197	65	139223	50.84	ug/L		0.00
Spiked Amount 50.000	Range 72 - 123		Recovery = 101.68%				
84) toluene-d8 (s)	12.336	98	449410	55.29	ug/L		0.02
Spiked Amount 50.000	Range 78 - 119		Recovery = 110.58%				
109) 4-bromofluorobenzene (s)	14.889	95	179972	49.72	ug/L		0.03
Spiked Amount 50.000	Range 74 - 119		Recovery = 99.44%				
Target Compounds							Qvalue
2) tertiary butyl alcohol	7.360	59	94659	236.85	ug/L		100
3) ethanol	5.840	45	168512	7371.53	ug/L		83
4) 1,4-dioxane	11.418	88	43191	1624.40	ug/L		94
11) chlorodifluoromethane	3.611	51	164953	62.37	ug/L		98
12) dichlorodifluoromethane	3.611	85	110609	39.34	ug/L		99
15) chloromethane	3.921	50	173734	45.89	ug/L		99
16) vinyl chloride	4.188	62	165839	49.40	ug/L		99
17) bromomethane	4.833	94	107550	51.11	ug/L		96
18) chloroethane	5.027	64	95643	62.80	ug/L		97
19) trichlorofluoromethane	5.562	101	189270	52.09	ug/L		95
21) ethyl ether	5.997	74	66453	46.91	ug/L		92
22) 2-CHLOROPROPANE	6.191	43	224511	52.16	ug/L	#	92
26) acrolein	6.259	56	263906	367.84	ug/L		99
27) 1,1-dichloroethene	6.448	96	104826	50.03	ug/L		93
28) acetone	6.511	58	13933	51.92	ug/L	#	81
29) allyl chloride	7.035	76	67960	48.04	ug/L	#	63
30) acetonitrile	6.983	40	154105	491.77	ug/L		87
31) iodomethane	6.741	142	218562	50.36	ug/L		95
32) iso-butyl alcohol	10.003	74	17737	527.49	ug/L		64
33) carbon disulfide	6.878	76	407654	56.09	ug/L		95
34) methylene chloride	7.255	84	126186	51.01	ug/L		95
35) 1-CHLOROPROPANE	7.287	42	234588	47.83	ug/L		97
36) methyl acetate	7.035	43	107683	42.45	ug/L		98
37) methyl tert butyl ether	7.633	73	763364	108.95	ug/L		96
38) trans-1,2-dichloroethene	7.680	96	112644	48.80	ug/L		96
39) di-isopropyl ether	8.325	45	453157	52.92	ug/L		97
40) 2-butanone	9.106	72	16719	45.74	ug/L		96
41) 1,1-dichloroethane	8.314	63	235218	55.26	ug/L		98
42) chloroprene	8.440	53	171241	48.87	ug/L		93
43) acrylonitrile	7.612	53	285695	238.48	ug/L		99
44) vinyl acetate	8.330	86	22930	48.87	ug/L		78
45) ethyl tert-butyl ether	8.844	59	410830	54.82	ug/L		99

Quantitation Report (QT Reviewed)

Data Path : C:\msdchem\1\DATA\
Data File : 2C121204.D
Acq On : 3 Jul 2014 10:08 pm
Operator : toanp
Sample : bs
Misc : MS70080,V2C5525,w,,,,1
ALS Vial : 28 Sample Multiplier: 1

Quant Time: Jul 07 14:50:56 2014
Quant Method : C:\MSDCHEM\1\METHODS\M2C5480.M
Quant Title : SW846 8260B, Column ZB624 60mX0.25mmX1.4um
QLast Update : Tue Jul 01 14:19:01 2014
Response via : Initial Calibration

	Compound	R.T.	QIon	Response	Conc	Units		Dev(Min)
46)	ethyl acetate	9.143	45	21212	44.07	ug/L		76
47)	2,2-dichloropropane	9.137	77	163121	53.56	ug/L		91
48)	cis-1,2-dichloroethene	9.137	96	130853	51.98	ug/L		99
49)	propionitrile	9.195	54	222308	468.79	ug/L		92
50)	bromochloromethane	9.473	128	66502	50.96	ug/L		96
51)	tetrahydrofuran	9.520	42	55622	45.02	ug/L		97
52)	chloroform	9.546	83	219361	52.68	ug/L		97
53)	t-butyl formate	9.583	59	117487	55.92	ug/L		95
56)	freon 113	6.448	151	89669	50.57	ug/L		97
57)	methacrylonitrile	9.405	41	91986	47.87	ug/L		95
58)	1,1,1-trichloroethane	9.809	97	189166	59.01	ug/L		98
59)	Cyclohexane	9.887	84	158486	49.85	ug/L		95
63)	epichlorohydrin	11.958	57	79135	246.35	ug/L		96
64)	n-butyl alcohol	10.841	56	265169	2929.16	ug/L		96
65)	carbon tetrachloride	10.029	117	171593	57.93	ug/L		98
66)	1,1-dichloropropene	10.003	75	151974	49.99	ug/L		97
67)	hexane	8.036	57	122846	38.70	ug/L		98
69)	iso-octane	10.301	57	371480	57.15	ug/L		95
70)	benzene	10.275	78	473290	50.66	ug/L		100
71)	tert-amyl methyl ether	10.333	87	84537	52.16	ug/L		96
72)	heptane	10.495	57	71529	27.92	ug/L		96
73)	isopropyl acetate	10.233	43	330246	52.42	ug/L		97
74)	1,2-dichloroethane	10.291	62	174950	59.33	ug/L		99
75)	trichloroethene	11.035	95	123004	53.76	ug/L		94
76)	2-nitropropane	11.801	41	45554	37.87	ug/L		94
77)	2-chloroethyl vinyl ether	11.848	63	527271	322.53	ug/L		99
78)	methyl methacrylate	11.329	100	34456	47.24	ug/L	#	78
79)	1,2-dichloropropane	11.292	63	134689	55.04	ug/L		100
80)	dibromomethane	11.455	93	86127	56.33	ug/L		97
81)	methylcyclohexane	11.256	83	174017	45.63	ug/L		96
82)	bromodichloromethane	11.591	83	185704	60.28	ug/L		98
83)	cis-1,3-dichloropropene	12.053	75	210172	54.04	ug/L		90
85)	4-methyl-2-pentanone	12.147	58	64831	52.05	ug/L		94
86)	toluene	12.404	92	300899	57.08	ug/L		99
87)	3-methyl-1-butanol	12.189	55	166546	1223.23	ug/L		97
88)	trans-1,3-dichloropropene	12.603	75	201585	56.17	ug/L		95
89)	ethyl methacrylate	12.614	69	186081	53.56	ug/L		94
90)	1,1,2-trichloroethane	12.808	83	111492	59.34	ug/L		99
91)	2-hexanone	12.981	58	61669	52.10	ug/L		97
93)	tetrachloroethene	12.981	164	120821	53.61	ug/L		100
94)	1,3-dichloropropane	12.981	76	208737	51.96	ug/L		91
95)	butyl acetate	13.064	56	104382	47.15	ug/L		91
96)	3,3-dimethyl-1-butanol	13.154	57	181112	526.75	ug/L		98
97)	dibromochloromethane	13.237	129	158171	52.83	ug/L		99
98)	1,2-dibromoethane	13.374	107	137735	49.86	ug/L		97
100)	chlorobenzene	13.825	112	346063	51.95	ug/L		99
101)	1,1,1,2-tetrachloroethane	13.882	131	133941	51.64	ug/L		99
102)	ethylbenzene	13.877	91	588067	53.26	ug/L		98
103)	m,p-xylene	13.982	106	441627	102.37	ug/L		96
104)	o-xylene	14.375	106	225981	53.10	ug/L		96

Quantitation Report (QT Reviewed)

Data Path : C:\msdchem\1\DATA\
Data File : 2C121204.D
Acq On : 3 Jul 2014 10:08 pm
Operator : toanp
Sample : bs
Misc : MS70080,V2C5525,w,,,,1
ALS Vial : 28 Sample Multiplier: 1

Quant Time: Jul 07 14:50:56 2014
Quant Method : C:\MSDCHEM\1\METHODS\M2C5480.M
Quant Title : SW846 8260B, Column ZB624 60mX0.25mmX1.4um
QLast Update : Tue Jul 01 14:19:01 2014
Response via : Initial Calibration

Compound	R.T.	QIon	Response	Conc	Units		Dev(Min)
105) styrene	14.386	104	389819	54.15	ug/L		93
106) bromoform	14.627	173	129797	50.85	ug/L		97
108) isopropylbenzene	14.700	105	586999	51.17	ug/L		98
110) cyclohexanone	14.842	55	65604	120.31	ug/L		93
111) bromobenzene	15.067	156	173588	52.76	ug/L		95
112) 1,1,2,2-tetrachloroethane	14.983	83	206660	49.96	ug/L		100
113) trans-1,4-dichloro-2-b...	15.025	88	18840	33.91	ug/L		96
114) 1,2,3-trichloropropane	15.052	110	48508	49.69	ug/L		91
115) n-propylbenzene	15.083	91	717235	55.46	ug/L		98
116) 2-chlorotoluene	15.219	126	149305	51.63	ug/L		97
117) 4-chlorotoluene	15.314	91	441623	52.42	ug/L		99
118) 1,3,5-trimethylbenzene	15.230	105	485393	51.39	ug/L		98
119) tert-butylbenzene	15.550	119	419266	50.26	ug/L		93
120) pentachloroethane	15.628	167	106118	48.74	ug/L		96
121) 1,2,4-trimethylbenzene	15.597	105	516610	55.61	ug/L		97
122) sec-butylbenzene	15.754	105	651021	51.70	ug/L		99
123) 1,3-dichlorobenzene	15.927	146	318542	52.13	ug/L		99
124) p-isopropyltoluene	15.869	119	555678m	53.27	ug/L		
126) 1,4-dichlorobenzene	16.006	146	313948	51.42	ug/L		99
127) 1,2-dichlorobenzene	16.368	146	315540	52.13	ug/L		99
128) n-butylbenzene	16.252	92	299345	55.48	ug/L		98
129) 1,2-dibromo-3-chloropr...	17.102	75	37410	51.29	ug/L		89
130) 1,3,5-trichlorobenzene	17.290	180	266491	52.71	ug/L	#	94
131) 1,2,4-trichlorobenzene	17.914	180	234785	50.01	ug/L		97
132) hexachlorobutadiene	18.035	225	126792	49.67	ug/L		99
133) naphthalene	18.187	128	497099	45.63	ug/L		100
134) 1,2,3-trichlorobenzene	18.433	180	214627	49.71	ug/L		98
135) hexachloroethane	16.619	201	95864	43.64	ug/L		97

(#) = qualifier out of range (m) = manual integration (+) = signals summed

Quantitation Report (QT Reviewed)

Data Path : C:\msdchem\1\DATA\
Data File : 2C121204.D
Acq On : 3 Jul 2014 10:08 pm
Operator : toanp
Sample : bs
Misc : MS70080,V2C5525,w,,,,1
ALS Vial : 28 Sample Multiplier: 1

Quant Time: Jul 07 14:50:56 2014
Quant Method : C:\MSDCHEM\1\METHODS\M2C5480.M
Quant Title : SW846 8260B, Column ZB624 60mX0.25mmX1.4um
QLast Update : Tue Jul 01 14:19:01 2014
Response via : Initial Calibration

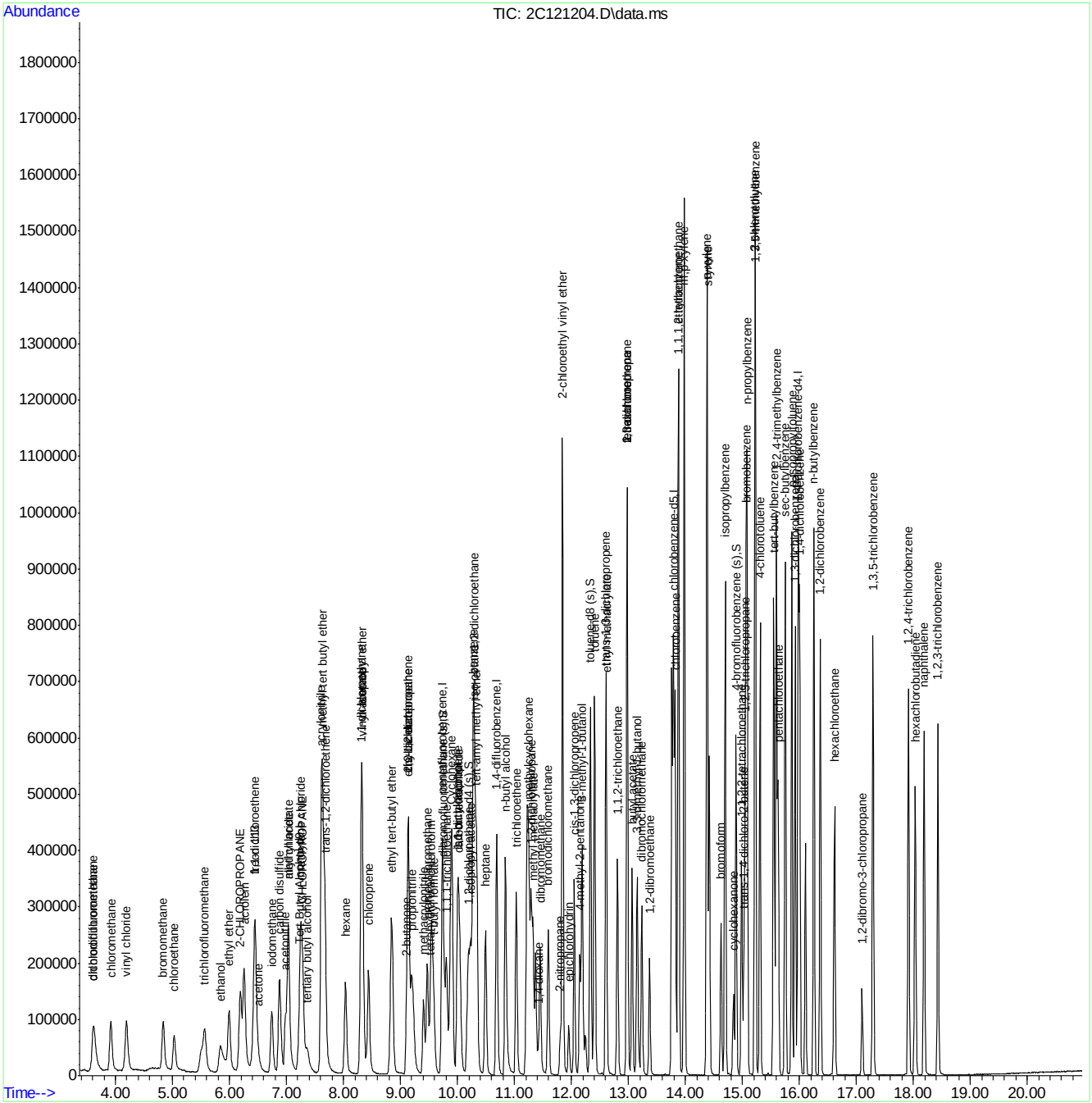

Manual Integration Approval Summary

Sample Number:	V2C5525-BS	**Method:**	SW846 8260C
Lab FileID:	2C121204.D	**Analyst approved:**	07/07/14 14:52 Dezaree Reis
Injection Time:	07/03/14 22:08	**Supervisor approved:**	07/08/14 04:36 Kanya Veerawat

Parameter	CAS	Sig#	R.T. (min.)	Reason
p-Isopropyltoluene	99-87-6		15.87	Missed peak

Quantitation Report (Qedit)

Data Path : C:\msdchem\1\DATA\
Data File : 2C121204.D
Acq On : 3 Jul 2014 10:08 pm
Operator : toanp
Sample : bs
Misc : MS70080,V2C5525,w,,,,1
ALS Vial : 28 Sample Multiplier: 1

Quant Time: Jul 03 22:31:41 2014
Quant Method : C:\MSDCHEM\1\METHODS\M2C5480.M
Quant Title : SW846 8260B, Column ZB624 60mX0.25mmX1.4um
QLast Update : Tue Jul 01 14:19:01 2014
Response via : Initial Calibration

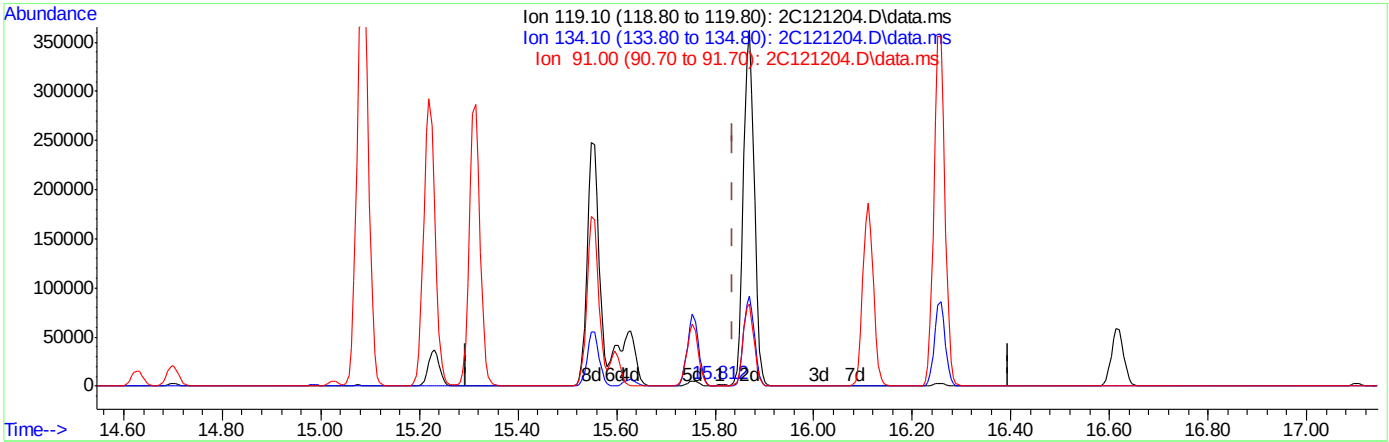

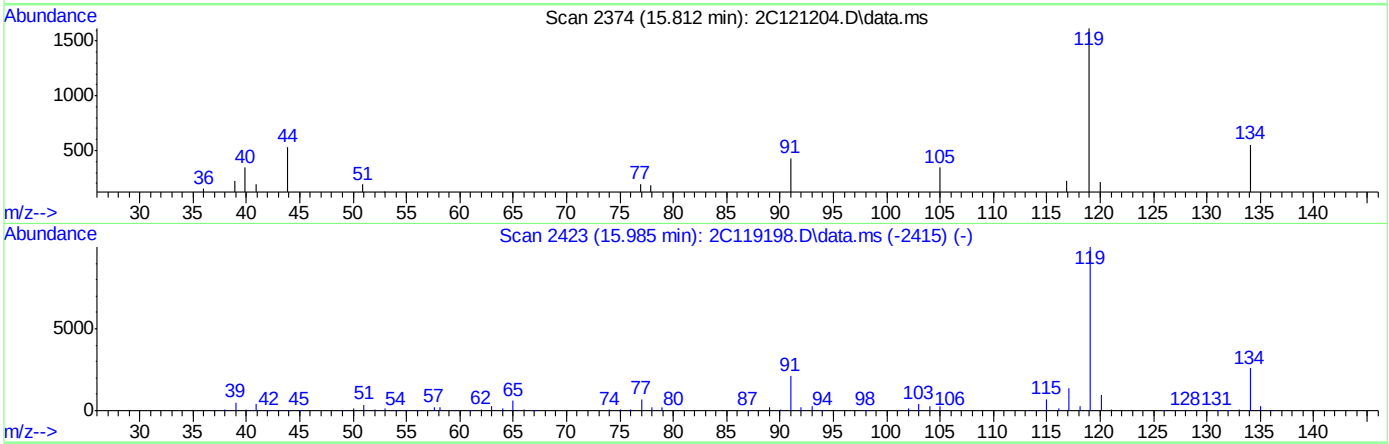

TIC: 2C121204.D\data.ms

(124) p-isopropyltoluene

15.812min (-0.024) 0.23ug/L

response 2349

Ion	Exp%	Act%
119.10	100	100
134.10	25.40	23.05
91.00	20.90	12.52
0.00	0.00	0.00

Quantitation Report (Qedit)

Data Path : C:\msdchem\1\DATA\
Data File : 2C121204.D
Acq On : 3 Jul 2014 10:08 pm
Operator : toanp
Sample : bs
Misc : MS70080,V2C5525,w,,,,1
ALS Vial : 28 Sample Multiplier: 1

Quant Time: Jul 03 22:31:41 2014
Quant Method : C:\MSDCHEM\1\METHODS\M2C5480.M
Quant Title : SW846 8260B, Column ZB624 60mX0.25mmX1.4um
QLast Update : Tue Jul 01 14:19:01 2014
Response via : Initial Calibration

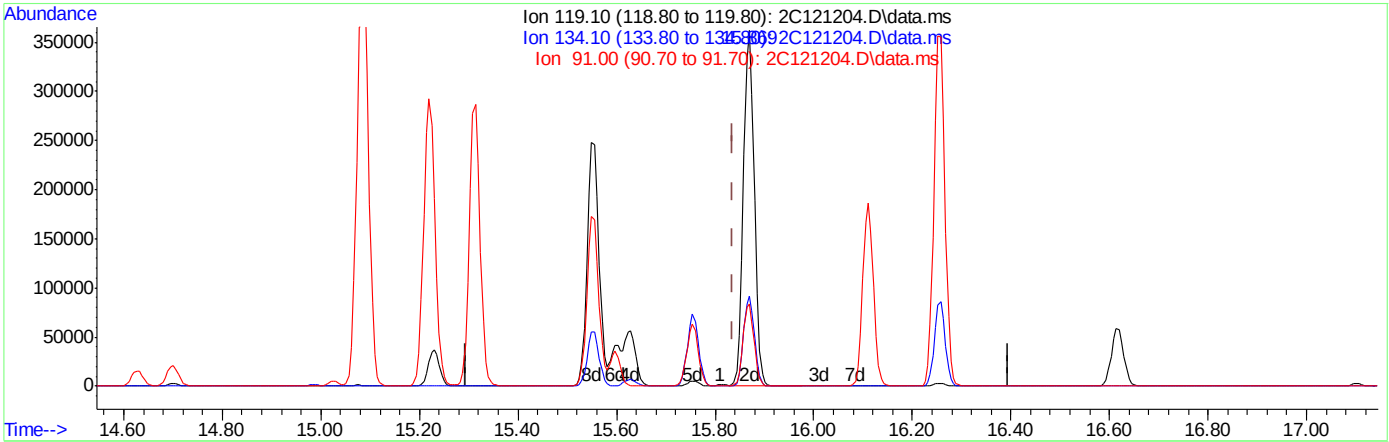

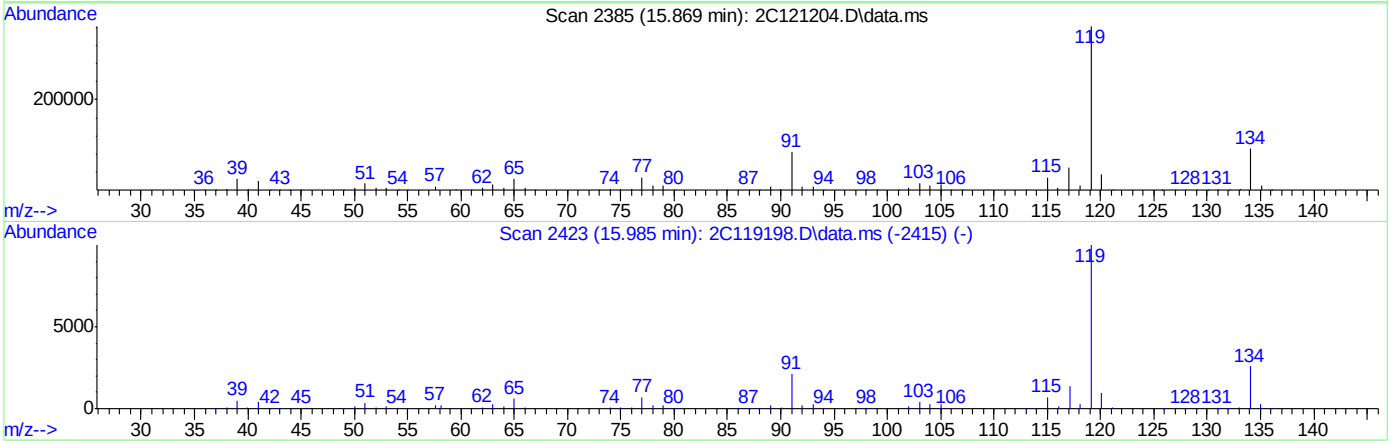

TIC: 2C121204.D\data.ms

(124) p-isopropyltoluene

15.869min (+0.034) 53.27ug/L m

response 555678

Ion	Exp%	Act%
119.10	100	100
134.10	25.40	25.31
91.00	20.90	23.15
0.00	0.00	0.00

Quantitation Report (QT Reviewed)

Data Path : C:\MSDCHEM\1\DATA\
Data File : Y146973.D
Acq On : 7 Jul 2014 2:24 pm
Operator : prashans
Sample : BS
Misc : MS70078,VY6390,5.0,,,,1
ALS Vial : 9 Sample Multiplier: 1

Quant Time: Jul 08 13:09:45 2014
Quant Method : C:\MSDCHEM\1\METHODS\MYS6377.M
Quant Title : Method SW846 8260B, ZB624 60m x 0.25mm x 1.4um
QLast Update : Wed Jun 25 11:30:58 2014
Response via : Initial Calibration

Internal Standards	R.T.	QIon	Response	Conc	Units		Dev(Min)
1) Tert Butyl Alcohol-d9	7.36	65	57774	500.00	ug/L		0.00
5) pentafluorobenzene	9.52	168	178999	50.00	ug/L		0.00
58) 1,4-difluorobenzene	10.44	114	215748	50.00	ug/L		0.00
88) chlorobenzene-d5	13.56	117	188446	50.00	ug/L		0.00
103) 1,4-dichlorobenzene-d4	15.85	152	95220	50.00	ug/L		0.00
System Monitoring Compounds							
50) dibromofluoromethane (s)	9.60	113	68044	48.70	ug/L		0.00
Spiked Amount 50.000	Range 59 - 130		Recovery = 97.40%				
51) 1,2-dichloroethane-d4 (s)	10.02	65	66214	44.83	ug/L		0.00
Spiked Amount 50.000	Range 65 - 123		Recovery = 89.66%				
80) toluene-d8 (s)	12.06	98	266479	53.41	ug/L		0.00
Spiked Amount 50.000	Range 77 - 125		Recovery = 106.82%				
105) 4-bromofluorobenzene (s)	14.70	95	93998	49.27	ug/L		0.00
Spiked Amount 50.000	Range 71 - 132		Recovery = 98.54%				
Target Compounds							Qvalue
2) 1,4-dioxane	11.17	88	17849	1290.22	ug/L	#	99
4) tertiary butyl alcohol	7.47	59	40457	264.38	ug/L		96
11) chlorodifluoromethane	3.97	51	74122	63.74	ug/L		97
12) dichlorodifluoromethane	3.94	85	62829	46.23	ug/L		99
13) chloromethane	4.28	50	91757	47.89	ug/L		99
14) vinyl chloride	4.53	62	84280	49.17	ug/L		100
16) bromomethane	5.19	94	59508	48.50	ug/L		99
17) chloroethane	5.36	64	48993	62.05	ug/L		99
19) trichlorofluoromethane	5.80	101	95558	51.97	ug/L		98
20) ethyl ether	6.20	74	38425	51.56	ug/L		97
21) 2-chloropropane	6.42	63	27507	52.91	ug/L		93
22) acrolein	6.51	56	128469	452.78	ug/L		99
23) 1,1-dichloroethene	6.63	61	99632	52.62	ug/L		99
24) acetone	6.74	43	24991	31.15	ug/L		98
25) allyl chloride	7.17	76	41758	62.02	ug/L		93
26) acetonitrile	7.21	40	57426	535.46	ug/L		89
27) iodomethane	6.93	142	119588	49.98	ug/L		99
28) carbon disulfide	7.03	76	221777	49.10	ug/L		99
29) 1-chloropropane	7.38	42	115594	46.02	ug/L		92
30) methylene chloride	7.37	49	101339	43.37	ug/L		98
31) methyl acetate	7.16	74	9480	48.79	ug/L		93
32) methyl tert butyl ether	7.66	73	396477	96.29	ug/L		100
33) trans-1,2-dichloroethene	7.72	61	98832	52.04	ug/L		98
34) di-isopropyl ether	8.23	45	251295	51.04	ug/L		98
35) ethyl tert-butyl ether	8.69	59	226724	49.24	ug/L		99
36) 2-butanone	9.02	72	8136	42.70	ug/L	#	65
37) 1,1-dichloroethane	8.29	63	131068	53.00	ug/L		97
38) chloroprene	8.38	53	92655	52.80	ug/L		98
39) acrylonitrile	7.74	53	114866	252.59	ug/L		100
40) vinyl acetate	8.28	86	11847	61.32	ug/L		96
41) ethyl acetate	9.01	45	10328	50.75	ug/L		59
42) 2,2-dichloropropane	9.02	77	99773	51.68	ug/L		98
43) cis-1,2-dichloroethene	9.03	96	79543	49.82	ug/L		98

Quantitation Report (QT Reviewed)

Data Path : C:\MSDCHEM\1\DATA\
Data File : Y146973.D
Acq On : 7 Jul 2014 2:24 pm
Operator : prashans
Sample : BS
Misc : MS70078,VY6390,5.0,,,,1
ALS Vial : 9 Sample Multiplier: 1

Quant Time: Jul 08 13:09:45 2014
Quant Method : C:\MSDCHEM\1\METHODS\MYS6377.M
Quant Title : Method SW846 8260B, ZB624 60m x 0.25mm x 1.4um
QLast Update : Wed Jun 25 11:30:58 2014
Response via : Initial Calibration

Internal Standards	R.T.	QIon	Response	Conc	Units		Dev(Min)
44) propionitrile	9.15	54	95394	545.56	ug/L		99
45) bromochloromethane	9.35	130	50015	50.30	ug/L		96
46) tetrahydrofuran	9.37	72	9176	50.73	ug/L		98
47) chloroform	9.40	83	126965	51.10	ug/L		99
48) tert-Butyl Formate	9.41	59	46254	49.66	ug/L		97
49) isobutyl alcohol	9.85	41	24215	483.87	ug/L	#	99
52) freon 113	6.58	151	52891	58.42	ug/L		98
53) methacrylonitrile	9.31	67	26512	50.16	ug/L		96
54) 1,1,1-trichloroethane	9.62	97	103195	53.44	ug/L		94
55) Cyclohexane	9.66	84	100746	51.10	ug/L	#	97
56) 2,2,4-trimethylpentane	10.01	57	252453	49.71	ug/L		97
57) tert-amyl methyl ether	10.07	73	214570	47.88	ug/L		99
59) epichlorohydrin	11.72	57	32753	247.36	ug/L		97
60) n-butyl alcohol	10.60	56	106370	2545.50	ug/L		97
61) carbon tetrachloride	9.81	117	93515	54.27	ug/L		99
62) 1,1-dichloropropene	9.80	75	91427	52.15	ug/L		99
63) hexane	7.97	57	89708	50.19	ug/L		100
64) Tert Amyl Alcohol	9.96	73	20070	231.13	ug/L	#	94
65) benzene	10.06	78	296429	51.95	ug/L		99
66) heptane	10.18	57	54431	51.43	ug/L		99
67) isopropyl acetate	9.98	61	28724	51.17	ug/L		96
68) 1,2-dichloroethane	10.11	62	86059	53.49	ug/L		99
69) trichloroethene	10.77	95	74584	53.89	ug/L		99
70) ethyl acrylate	10.70	55	636	0.39	ug/L	#	67
71) 2-nitropropane	11.58	41	20331	44.97	ug/L	#	30
72) 2-chloroethyl vinyl ether	11.57	63	102768	174.51	ug/L		99
73) methyl methacrylate	11.04	69	47175	51.81	ug/L		99
74) 1,2-dichloropropane	11.05	63	78611	53.41	ug/L		99
75) methylcyclohexane	10.95	83	114703	50.37	ug/L		95
76) Tert-amyl ethyl ether	10.89	59	179395	53.02	ug/L		100
77) dibromomethane	11.22	93	44385	52.03	ug/L		98
78) bromodichloromethane	11.34	83	101009	53.31	ug/L		99
79) cis-1,3-dichloropropene	11.79	75	121708	50.80	ug/L		99
81) 4-methyl-2-pentanone	11.88	58	27563	52.16	ug/L		99
82) toluene	12.13	91	307226	50.07	ug/L		98
83) 3-methyl-1-butanol	11.91	70	37923	969.91	ug/L		99
84) trans-1,3-dichloropropene	12.35	75	104698	50.10	ug/L		99
85) ethyl methacrylate	12.32	69	87022	50.37	ug/L		99
86) 1,1,2-trichloroethane	12.56	83	54722	51.42	ug/L		99
87) 2-hexanone	12.72	58	28148	47.82	ug/L		99
89) tetrachloroethene	12.69	166	83088	51.65	ug/L		99
90) 1,3-dichloropropane	12.74	76	99981	50.09	ug/L		100
91) butyl acetate	12.78	56	46244	50.46	ug/L		97
92) dibromochloromethane	13.00	129	77477	49.68	ug/L		99
93) 1,2-dibromoethane	13.15	107	64483	50.23	ug/L		99
94) 3,3-Dimethyl-1-Butanol	12.89	57	69998	465.55	ug/L		100
96) chlorobenzene	13.59	112	199075	50.23	ug/L		99
97) 1,1,1,2-tetrachloroethane	13.65	131	71711	50.26	ug/L		98
98) ethylbenzene	13.62	91	332416	50.36	ug/L		99
99) m,p-xylene	13.73	106	258945	99.78	ug/L		99

Quantitation Report (QT Reviewed)

Data Path : C:\MSDCHEM\1\DATA\
Data File : Y146973.D
Acq On : 7 Jul 2014 2:24 pm
Operator : prashans
Sample : BS
Misc : MS70078,VY6390,5.0,,,,1
ALS Vial : 9 Sample Multiplier: 1

Quant Time: Jul 08 13:09:45 2014
Quant Method : C:\MSDCHEM\1\METHODS\MYS6377.M
Quant Title : Method SW846 8260B, ZB624 60m x 0.25mm x 1.4um
QLast Update : Wed Jun 25 11:30:58 2014
Response via : Initial Calibration

Internal Standards	R.T.	QIon	Response	Conc	Units	Dev(Min)
100) o-xylene	14.14	91	262959	49.92	ug/L	98
101) styrene	14.16	104	216200	51.93	ug/L	99
102) bromoform	14.45	173	53562	49.72	ug/L	98
104) isopropylbenzene	14.48	105	320321	51.14	ug/L	99
107) bromobenzene	14.89	156	89280	51.54	ug/L	96
108) cyclohexanone	14.69	55	123237	404.14	ug/L	99
109) 1,1,2,2-tetrachloroethane	14.82	83	83059	47.60	ug/L	99
110) trans-1,4-dichloro-2-buten	14.86	53	21192	50.81	ug/L	99
111) 1,2,3-trichloropropane	14.89	110	18770	49.45	ug/L	98
112) n-propylbenzene	14.88	91	390417	55.57	ug/L	99
114) 2-chlorotoluene	15.04	126	79238	51.82	ug/L	98
115) 4-chlorotoluene	15.14	91	229086	50.36	ug/L	99
116) 1,3,5-trimethylbenzene	15.03	105	264341	50.97	ug/L	100
117) tert-butylbenzene	15.37	119	222906	52.81	ug/L	98
118) pentachloroethane	15.47	167	56221	53.76	ug/L	98
119) 1,2,4-trimethylbenzene	15.42	105	270642	52.85	ug/L	99
120) sec-butylbenzene	15.58	105	342659	51.43	ug/L	100
121) 1,3-dichlorobenzene	15.78	146	161846	50.66	ug/L	99
122) p-isopropyltoluene	15.70	119	290259	52.70	ug/L	99
123) 1,4-dichlorobenzene	15.87	146	165380	49.84	ug/L	99
124) 1,2-dichlorobenzene	16.27	146	155368	50.61	ug/L	99
125) n-butylbenzene	16.11	92	150249	52.74	ug/L	99
127) 1,2-dibromo-3-chloropropan	17.05	157	16345	49.06	ug/L	94
128) 1,3,5-Trichlorobenzene	17.20	180	134623	51.49	ug/L	100
129) 1,2,4-trichlorobenzene	17.84	180	113850	51.96	ug/L	100
131) hexachlorobutadiene	17.93	225	67492	51.14	ug/L	98
132) naphthalene	18.12	128	223958	50.19	ug/L	100
133) 1,2,3-trichlorobenzene	18.37	180	102680	50.44	ug/L	98
134) hexachloroethane	16.50	119	56028	51.79	ug/L	98
135) Benzyl chloride	15.99	91	167953	54.80	ug/L	99

(#) = qualifier out of range (m) = manual integration (+) = signals summed

Quantitation Report (QT Reviewed)

Data Path : C:\MSDCHEM\1\DATA\
Data File : Y146973.D
Acq On : 7 Jul 2014 2:24 pm
Operator : prashans
Sample : BS
Misc : MS70078,VY6390,5.0,,,,1
ALS Vial : 9 Sample Multiplier: 1

Quant Time: Jul 08 13:09:45 2014
Quant Method : C:\MSDCHEM\1\METHODS\MYS6377.M
Quant Title : Method SW846 8260B, ZB624 60m x 0.25mm x 1.4um
QLast Update : Wed Jun 25 11:30:58 2014
Response via : Initial Calibration

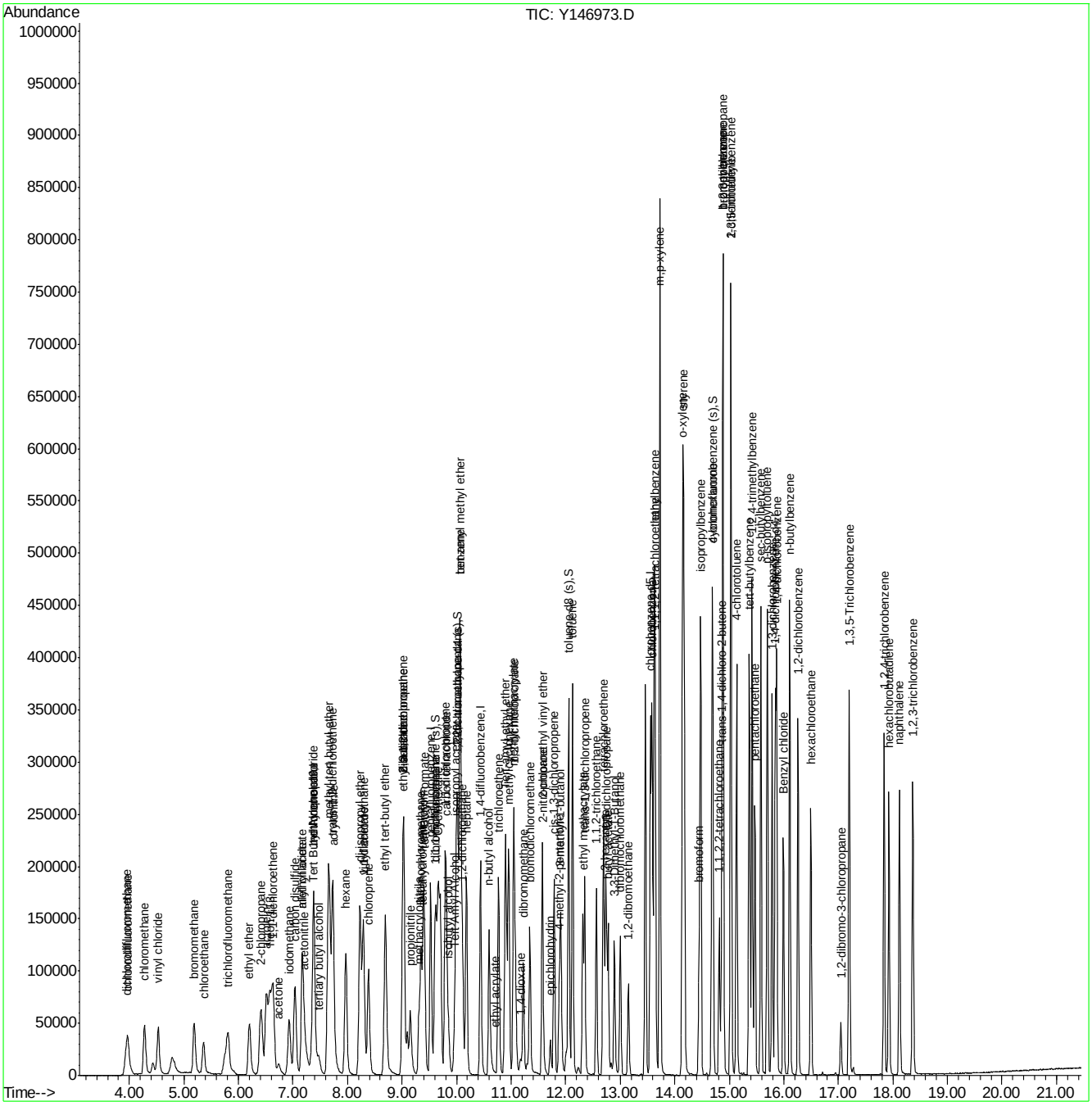

Quantitation Report (QT Reviewed)

Data Path : C:\MSDCHEM\1\DATA\
Data File : Y147012.D
Acq On : 8 Jul 2014 11:45 am
Operator : prashans
Sample : BS
Misc : MS70284,VY6392,5.0,,,,1
ALS Vial : 5 Sample Multiplier: 1

Quant Time: Jul 09 10:35:19 2014
Quant Method : C:\MSDCHEM\1\METHODS\MYS6377.M
Quant Title : Method SW846 8260B, ZB624 60m x 0.25mm x 1.4um
QLast Update : Wed Jun 25 11:30:58 2014
Response via : Initial Calibration

Internal Standards	R.T.	QIon	Response	Conc	Units		Dev(Min)
1) Tert Butyl Alcohol-d9	7.36	65	60091	500.00	ug/L		0.00
5) pentafluorobenzene	9.52	168	161999	50.00	ug/L		0.00
58) 1,4-difluorobenzene	10.44	114	195599	50.00	ug/L		0.00
88) chlorobenzene-d5	13.56	117	171518	50.00	ug/L		0.00
103) 1,4-dichlorobenzene-d4	15.85	152	90702	50.00	ug/L		0.00
System Monitoring Compounds							
50) dibromofluoromethane (s)	9.60	113	63852	50.50	ug/L		0.00
Spiked Amount 50.000	Range 59 - 130		Recovery = 101.00%				
51) 1,2-dichloroethane-d4 (s)	10.02	65	63689	47.65	ug/L		0.00
Spiked Amount 50.000	Range 65 - 123		Recovery = 95.30%				
80) toluene-d8 (s)	12.05	98	241700	53.43	ug/L		0.00
Spiked Amount 50.000	Range 77 - 125		Recovery = 106.86%				
105) 4-bromofluorobenzene (s)	14.70	95	86076	47.37	ug/L		0.00
Spiked Amount 50.000	Range 71 - 132		Recovery = 94.74%				
Target Compounds							Qvalue
2) 1,4-dioxane	11.17	88	18216	1265.98	ug/L	#	96
4) tertiary butyl alcohol	7.46	59	41393	260.07	ug/L		96
11) chlorodifluoromethane	3.97	51	55079	52.33	ug/L		97
12) dichlorodifluoromethane	3.94	85	37875	30.80	ug/L		97
13) chloromethane	4.27	50	66199	38.18	ug/L		99
14) vinyl chloride	4.53	62	61924	39.92	ug/L		97
16) bromomethane	5.19	94	44892	40.43	ug/L		99
17) chloroethane	5.36	64	38133	53.36	ug/L		97
19) trichlorofluoromethane	5.81	101	74055	44.51	ug/L		99
20) ethyl ether	6.20	74	34121	50.59	ug/L		98
21) 2-chloropropane	6.41	63	22210	47.20	ug/L		87
22) acrolein	6.51	56	124123	483.37	ug/L		99
23) 1,1-dichloroethene	6.64	61	82015	47.86	ug/L		99
24) acetone	6.75	43	26647	36.70	ug/L		98
25) allyl chloride	7.17	76	35578	58.39	ug/L		90
26) acetonitrile	7.21	40	54152	557.91	ug/L		91
27) iodomethane	6.93	142	99407	45.91	ug/L		98
28) carbon disulfide	7.04	76	177163	43.34	ug/L		99
29) 1-chloropropane	7.38	42	99439	43.74	ug/L		98
30) methylene chloride	7.38	49	91237	43.14	ug/L		93
31) methyl acetate	7.18	74	9092	51.70	ug/L	#	84
32) methyl tert butyl ether	7.66	73	369060	99.03	ug/L		98
33) trans-1,2-dichloroethene	7.72	61	83784	48.75	ug/L		98
34) di-isopropyl ether	8.23	45	235384	52.82	ug/L		97
35) ethyl tert-butyl ether	8.70	59	211885	50.84	ug/L		98
36) 2-butanone	9.02	72	7945	46.08	ug/L	#	59
37) 1,1-dichloroethane	8.30	63	112926	50.45	ug/L		98
38) chloroprene	8.38	53	80345	50.59	ug/L		99
39) acrylonitrile	7.74	53	110461	268.39	ug/L		98
40) vinyl acetate	8.28	86	11048	63.19	ug/L		93
41) ethyl acetate	9.01	45	10512	57.07	ug/L		95
42) 2,2-dichloropropane	9.02	77	84560	48.39	ug/L		99
43) cis-1,2-dichloroethene	9.03	96	68820	47.63	ug/L		99

Quantitation Report (QT Reviewed)

Data Path : C:\MSDCHEM\1\DATA\
Data File : Y147012.D
Acq On : 8 Jul 2014 11:45 am
Operator : prashans
Sample : BS
Misc : MS70284,VY6392,5.0,,,,1
ALS Vial : 5 Sample Multiplier: 1

Quant Time: Jul 09 10:35:19 2014
Quant Method : C:\MSDCHEM\1\METHODS\MYS6377.M
Quant Title : Method SW846 8260B, ZB624 60m x 0.25mm x 1.4um
QLast Update : Wed Jun 25 11:30:58 2014
Response via : Initial Calibration

Internal Standards	R.T.	QIon	Response	Conc	Units		Dev(Min)
44) propionitrile	9.15	54	91885	580.64	ug/L		100
45) bromochloromethane	9.35	130	44426	49.37	ug/L		95
46) tetrahydrofuran	9.37	72	8469	51.74	ug/L		91
47) chloroform	9.40	83	111647	49.65	ug/L		99
48) tert-Butyl Formate	9.41	59	44968	53.34	ug/L		97
49) isobutyl alcohol	9.85	41	25257	557.66	ug/L	#	99
52) freon 113	6.58	151	45178	55.14	ug/L		99
53) methacrylonitrile	9.31	67	24779	51.80	ug/L		95
54) 1,1,1-trichloroethane	9.62	97	86696	49.61	ug/L		99
55) Cyclohexane	9.67	84	82720	46.36	ug/L	#	96
56) 2,2,4-trimethylpentane	10.01	57	227097	49.41	ug/L		99
57) tert-amyl methyl ether	10.07	73	202939	50.03	ug/L		99
59) epichlorohydrin	11.72	57	32424	270.10	ug/L		99
60) n-butyl alcohol	10.60	56	112155	2960.42	ug/L		96
61) carbon tetrachloride	9.81	117	78493	50.24	ug/L		98
62) 1,1-dichloropropene	9.80	75	76147	47.91	ug/L		97
63) hexane	7.97	57	68932	42.54	ug/L		98
65) benzene	10.06	78	253958	49.09	ug/L		99
66) heptane	10.18	57	49430	51.52	ug/L		99
67) isopropyl acetate	9.99	61	27585	54.20	ug/L		98
68) 1,2-dichloroethane	10.11	62	79588	54.56	ug/L		98
69) trichloroethene	10.77	95	62591	49.88	ug/L		98
71) 2-nitropropane	11.58	41	20414	49.81	ug/L	#	66
72) 2-chloroethyl vinyl ether	11.57	63	118434	221.83	ug/L		99
73) methyl methacrylate	11.04	69	43507	52.70	ug/L		99
74) 1,2-dichloropropane	11.05	63	69138	51.81	ug/L		98
75) methylcyclohexane	10.95	83	99595	48.24	ug/L		97
77) dibromomethane	11.22	93	39845	51.52	ug/L		98
78) bromodichloromethane	11.34	83	90210	52.51	ug/L		99
79) cis-1,3-dichloropropene	11.79	75	107627	49.55	ug/L		99
81) 4-methyl-2-pentanone	11.88	58	26715	55.77	ug/L		97
82) toluene	12.13	91	258003	46.38	ug/L		99
83) 3-methyl-1-butanol	11.91	70	39304	1108.78	ug/L		96
84) trans-1,3-dichloropropene	12.35	75	95955	50.65	ug/L		99
85) ethyl methacrylate	12.32	69	78939	50.40	ug/L		94
86) 1,1,2-trichloroethane	12.56	83	49874	51.70	ug/L		99
87) 2-hexanone	12.72	58	27332	51.22	ug/L		97
89) tetrachloroethene	12.69	166	70147	47.91	ug/L		98
90) 1,3-dichloropropane	12.74	76	90912	50.04	ug/L		99
91) butyl acetate	12.78	56	42817	51.34	ug/L		99
92) dibromochloromethane	13.00	129	70376	49.58	ug/L		99
93) 1,2-dibromoethane	13.15	107	57874	49.53	ug/L		98
94) 3,3-Dimethyl-1-Butanol	12.89	57	71408	521.80	ug/L		99
96) chlorobenzene	13.59	112	172780	47.90	ug/L		99
97) 1,1,1,2-tetrachloroethane	13.64	131	63937	49.23	ug/L		99
98) ethylbenzene	13.62	91	280742	46.73	ug/L		99
99) m,p-xylene	13.73	106	219974	93.13	ug/L		98
100) o-xylene	14.15	91	225755	47.09	ug/L		100
101) styrene	14.16	104	187192	49.40	ug/L		99
102) bromoform	14.45	173	49140	50.11	ug/L		99

Quantitation Report (QT Reviewed)

Data Path : C:\MSDCHEM\1\DATA\
Data File : Y147012.D
Acq On : 8 Jul 2014 11:45 am
Operator : prashans
Sample : BS
Misc : MS70284,VY6392,5.0,,,,1
ALS Vial : 5 Sample Multiplier: 1

Quant Time: Jul 09 10:35:19 2014
Quant Method : C:\MSDCHEM\1\METHODS\MYS6377.M
Quant Title : Method SW846 8260B, ZB624 60m x 0.25mm x 1.4um
QLast Update : Wed Jun 25 11:30:58 2014
Response via : Initial Calibration

Internal Standards	R.T.	QIon	Response	Conc	Units	Dev(Min)
104) isopropylbenzene	14.47	105	272671	45.70	ug/L	98
107) bromobenzene	14.89	156	80828	48.99	ug/L	97
108) cyclohexanone	14.69	55	141304	486.47	ug/L	99
109) 1,1,2,2-tetrachloroethane	14.82	83	78782	47.40	ug/L	99
110) trans-1,4-dichloro-2-buten	14.86	53	20378	51.30	ug/L	94
111) 1,2,3-trichloropropane	14.89	110	17672	48.88	ug/L	97
112) n-propylbenzene	14.88	91	333500	49.83	ug/L	100
114) 2-chlorotoluene	15.04	126	68681	47.15	ug/L	95
115) 4-chlorotoluene	15.14	91	203619	46.99	ug/L	99
116) 1,3,5-trimethylbenzene	15.03	105	229465	46.45	ug/L	99
117) tert-butylbenzene	15.37	119	193307	48.08	ug/L	99
118) pentachloroethane	15.47	167	51020	51.21	ug/L	96
119) 1,2,4-trimethylbenzene	15.42	105	239747	49.15	ug/L	100
120) sec-butylbenzene	15.58	105	297810	46.93	ug/L	99
121) 1,3-dichlorobenzene	15.78	146	145976	47.96	ug/L	99
122) p-isopropyltoluene	15.70	119	250926	47.83	ug/L	99
123) 1,4-dichlorobenzene	15.87	146	148558	47.00	ug/L	100
124) 1,2-dichlorobenzene	16.27	146	139724	47.78	ug/L	99
125) n-butylbenzene	16.11	92	132443	48.81	ug/L	97
127) 1,2-dibromo-3-chloropropan	17.05	157	15773	49.70	ug/L	99
128) 1,3,5-Trichlorobenzene	17.20	180	121214	48.67	ug/L	99
129) 1,2,4-trichlorobenzene	17.84	180	103891	49.78	ug/L	99
131) hexachlorobutadiene	17.93	225	59585	47.39	ug/L	99
132) naphthalene	18.12	128	211468	49.75	ug/L	99
133) 1,2,3-trichlorobenzene	18.37	180	94561	48.77	ug/L	97
134) hexachloroethane	16.50	119	48569	47.13	ug/L	98
135) Benzyl chloride	15.99	91	162653	55.71	ug/L	99

(#) = qualifier out of range (m) = manual integration (+) = signals summed

Quantitation Report (QT Reviewed)

Data Path : C:\MSDCHEM\1\DATA\
Data File : Y147012.D
Acq On : 8 Jul 2014 11:45 am
Operator : prashans
Sample : BS
Misc : MS70284,VY6392,5.0,,,,1
ALS Vial : 5 Sample Multiplier: 1

Quant Time: Jul 09 10:35:19 2014
Quant Method : C:\MSDCHEM\1\METHODS\MYS6377.M
Quant Title : Method SW846 8260B, ZB624 60m x 0.25mm x 1.4um
QLast Update : Wed Jun 25 11:30:58 2014
Response via : Initial Calibration

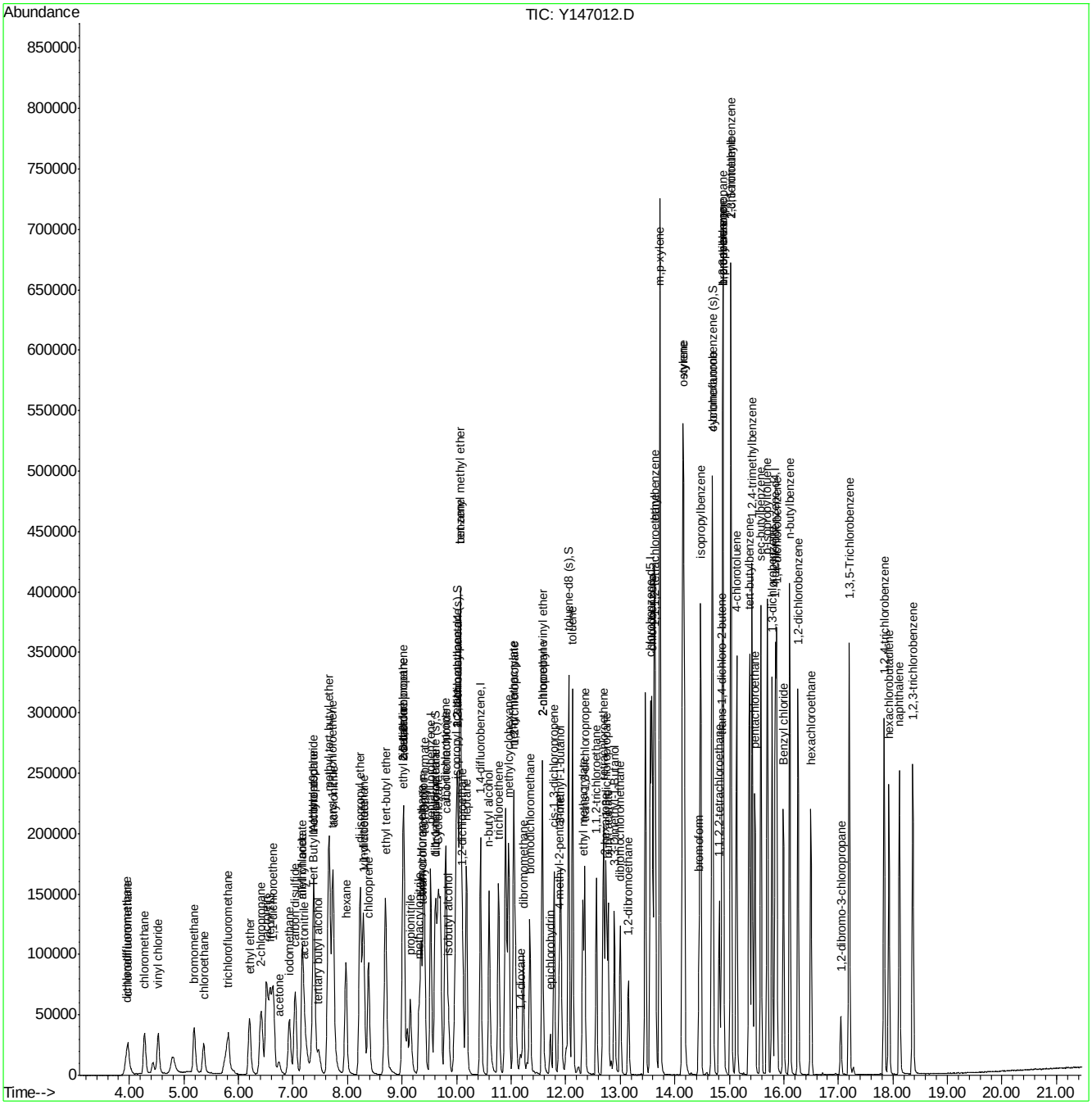

Quantitation Report (QT Reviewed)

Data Path : C:\msdchem\1\DATA\
Data File : E217211.D
Acq On : 9 Jul 2014 10:34 am
Operator : OksanaT
Sample : bs
Misc : MS70312,VE9537,5,,100,5,1
ALS Vial : 4 Sample Multiplier: 1

Quant Time: Jul 09 13:03:03 2014
Quant Method : C:\msdchem\1\METHODS\ME9527.M
Quant Title : SW846 8260B,ZB624 60m x 0.25mm x 1.4um
QLast Update : Thu Jul 03 10:49:42 2014
Response via : Initial Calibration

Internal Standards	R.T.	QIon	Response	Conc	Units		Dev(Min)
1) Tert Butyl Alcohol-d9	7.628	65	112131	500.00	ug/L		0.00
5) pentafluorobenzene	9.845	168	196404	50.00	ug/L		0.00
67) 1,4-difluorobenzene	10.760	114	247597	50.00	ug/L		0.00
98) chlorobenzene-d5	14.085	117	232339	50.00	ug/L		0.00
115) 1,4-dichlorobenzene-d4	16.657	152	130435	50.00	ug/L		0.00
System Monitoring Compounds							
60) dibromofluoromethane (s)	9.887	113	71845	45.82	ug/L		0.00
Spiked Amount 50.000	Range 59 - 130		Recovery = 91.64%				
61) 1,2-dichloroethane-d4 (s)	10.300	65	86677	43.23	ug/L		0.00
Spiked Amount 50.000	Range 65 - 123		Recovery = 86.46%				
90) toluene-d8 (s)	12.459	98	291304	45.51	ug/L		0.00
Spiked Amount 50.000	Range 77 - 125		Recovery = 91.02%				
117) 4-bromofluorobenzene (s)	15.355	95	113598	43.65	ug/L		0.00
Spiked Amount 50.000	Range 71 - 132		Recovery = 87.30%				
Target Compounds							Qvalue
3) 1,4-dioxane	11.481	88	34660	1318.23	ug/L		93
4) tertiary butyl alcohol	7.743	59	66615	265.93	ug/L		88
11) chlorodifluoromethane	4.303	51	108148	56.45	ug/L		96
12) dichlorodifluoromethane	4.298	85	79300	40.90	ug/L		100
15) chloromethane	4.628	50	128885	41.84	ug/L		99
16) vinyl chloride	4.894	62	116092	45.29	ug/L		99
19) bromomethane	5.537	94	63514	41.27	ug/L		97
20) chloroethane	5.715	64	62941	54.97	ug/L		98
22) trichlorofluoromethane	6.227	101	115499	52.53	ug/L		97
24) ethyl ether	6.599	74	49667	51.04	ug/L		98
28) 2-chloropropane	6.787	43	146570	46.91	ug/L		99
29) acrolein	6.802	56	224797	445.57	ug/L		99
30) 1,1-dichloroethene	7.032	96	72998	51.27	ug/L		99
32) acetone	7.022	58	10506	47.25	ug/L		91
33) allyl chloride	7.519	41	155332	54.41	ug/L		94
34) acetonitrile	7.414	40	87730	500.32	ug/L		98
35) iodomethane	7.294	142	125044	52.54	ug/L		98
36) iso-butyl alcohol	10.164	74	9047	461.55	ug/L		84
37) carbon disulfide	7.461	76	268390	51.93	ug/L		98
38) methylene chloride	7.696	84	85384	51.58	ug/L		99
39) 1-chloropropane	7.749	42	141875	44.67	ug/L		99
40) methyl acetate	7.482	43	84701	40.82	ug/L		98
41) methyl tert butyl ether	8.052	73	510819	99.88	ug/L		98
42) trans-1,2-dichloroethene	8.089	96	79988	51.05	ug/L		99
43) di-isopropyl ether	8.637	45	299153	49.49	ug/L		98
44) ethyl tert-butyl ether	9.092	59	275391	51.36	ug/L		99
45) 2-butanone	9.270	72	12562	48.33	ug/L	#	95
46) 1,1-dichloroethane	8.622	63	157289	53.03	ug/L		99
47) chloroprene	8.747	53	115177	47.34	ug/L		97
48) acrylonitrile	7.953	53	215373	239.32	ug/L		99
49) vinyl acetate	8.590	86	17507	57.10	ug/L		97
50) ethyl acetate	9.312	45	17416	49.56	ug/L		95
51) 2,2-dichloropropane	9.364	77	114657	57.38	ug/L		100

Quantitation Report (QT Reviewed)

Data Path : C:\msdchem\1\DATA\
Data File : E217211.D
Acq On : 9 Jul 2014 10:34 am
Operator : OksanaT
Sample : bs
Misc : MS70312,VE9537,5,,100,5,1
ALS Vial : 4 Sample Multiplier: 1

Quant Time: Jul 09 13:03:03 2014
Quant Method : C:\msdchem\1\METHODS\ME9527.M
Quant Title : SW846 8260B,ZB624 60m x 0.25mm x 1.4um
QLast Update : Thu Jul 03 10:49:42 2014
Response via : Initial Calibration

Internal Standards	R.T.	QIon	Response	Conc	Units		Dev(Min)
52) cis-1,2-dichloroethene	9.343	96	87903	50.74	ug/L		100
53) methyl acrylate	9.390	55	99019	47.68	ug/L		99
54) propionitrile	9.322	54	175326	476.94	ug/L		90
55) bromochloromethane	9.641	128	41915	51.97	ug/L		97
56) tetrahydrofuran	9.699	42	39974	42.01	ug/L		100
57) chloroform	9.694	83	141753	50.69	ug/L		100
58) t-butyl formate	9.741	59	78689	50.68	ug/L		100
59) Iso-octane	10.462	57	317826	51.94	ug/L		99
62) freon 113	7.006	151	56875	56.61	ug/L		99
63) methacrylonitrile	9.537	41	68638	44.79	ug/L		95
64) 1,1,1-trichloroethane	9.986	97	116890	53.20	ug/L		98
65) Cyclohexane	10.096	84	122700	53.03	ug/L	#	95
66) tert-amyl methyl ether	10.457	73	269030	50.95	ug/L		100
70) epichlorohydrin	11.994	57	61848	243.52	ug/L		97
71) n-butyl alcohol	10.838	56	195352	2477.27	ug/L		97
73) carbon tetrachloride	10.206	117	104928	55.31	ug/L		97
74) 1,1-dichloropropene	10.159	75	107832	50.62	ug/L		99
75) hexane	8.413	57	122370	54.46	ug/L		96
76) benzene	10.410	78	338079	52.22	ug/L		99
77) heptane	10.614	57	68483	54.44	ug/L		99
78) isopropyl acetate	10.300	43	203427	43.76	ug/L		99
79) 1,2-dichloroethane	10.389	62	110801	52.62	ug/L		99
81) trichloroethene	11.126	95	81600	51.75	ug/L		98
83) 2-chloroethyl vinyl ether	11.884	63	363188	264.29	ug/L		99
84) methylcyclohexane	11.393	83	139539	51.90	ug/L		97
85) methyl methacrylate	11.366	69	101248	50.35	ug/L		97
86) 1,2-dichloropropane	11.361	63	93316	53.45	ug/L		100
87) dibromomethane	11.518	93	53613	51.60	ug/L		97
88) bromodichloromethane	11.649	83	112904	52.66	ug/L		99
89) cis-1,3-dichloropropene	12.130	75	143697	51.71	ug/L		96
91) 4-methyl-2-pentanone	12.208	58	46108	50.78	ug/L		94
92) toluene	12.538	92	208749	52.65	ug/L		97
93) 3-methyl-1-butanol	12.213	55	115300	934.10	ug/L		99
94) trans-1,3-dichloropropene	12.705	75	133517	50.92	ug/L		96
95) ethyl methacrylate	12.710	69	130041	50.65	ug/L		98
96) 1,1,2-trichloroethane	12.935	83	70280	49.87	ug/L		97
97) 2-hexanone	13.113	58	43303	49.80	ug/L		99
99) cyclohexanone	15.277	55	59690	582.97	ug/L		97
100) tetrachloroethene	13.186	166	91898	53.55	ug/L		99
101) 1,3-dichloropropane	13.134	76	140047	51.89	ug/L		98
102) butyl acetate	13.212	56	73558	47.91	ug/L		98
103) 3,3-dimethyl-1-butanol	13.296	57	130716	459.93	ug/L		98
104) dibromochloromethane	13.432	129	89636	52.21	ug/L		98
105) 1,2-dibromoethane	13.599	107	85481	51.57	ug/L		100
106) n-butyl ether	14.038	57	426065	56.10	ug/L		100
107) chlorobenzene	14.122	112	232962	54.70	ug/L		98
108) 1,1,1,2-tetrachloroethane	14.179	131	83465	53.40	ug/L		100
109) ethylbenzene	14.184	91	411923	52.90	ug/L		99
110) m,p-xylene	14.305	106	311065	106.82	ug/L		98
111) o-xylene	14.765	106	154584	52.95	ug/L		97

Quantitation Report (QT Reviewed)

Data Path : C:\msdchem\1\DATA\
Data File : E217211.D
Acq On : 9 Jul 2014 10:34 am
Operator : OksanaT
Sample : bs
Misc : MS70312,VE9537,5,,100,5,1
ALS Vial : 4 Sample Multiplier: 1

Quant Time: Jul 09 13:03:03 2014
Quant Method : C:\msdchem\1\METHODS\ME9527.M
Quant Title : SW846 8260B,ZB624 60m x 0.25mm x 1.4um
QLast Update : Thu Jul 03 10:49:42 2014
Response via : Initial Calibration

Internal Standards	R.T.	QIon	Response	Conc Units	Dev(Min)
113) styrene	14.765	104	270797	51.87 ug/L	99
114) bromoform	15.042	173	72368	53.20 ug/L	98
116) isopropylbenzene	15.141	105	413909	52.84 ug/L	99
118) bromobenzene	15.580	156	109216	54.33 ug/L	99
119) 1,1,2,2-tetrachloroethane	15.434	83	130125	48.63 ug/L	99
120) trans-1,4-dichloro-2-b...	15.476	53	37307	49.97 ug/L	97
121) 1,2,3-trichloropropane	15.518	110	33092	49.32 ug/L #	83
122) n-propylbenzene	15.596	91	507069	55.27 ug/L	100
124) 2-chlorotoluene	15.758	126	98425	51.77 ug/L	97
125) 4-chlorotoluene	15.863	91	307736	51.81 ug/L	98
126) 1,3,5-trimethylbenzene	15.763	105	348601	51.78 ug/L	99
127) tert-butylbenzene	16.150	119	308385	53.19 ug/L	98
128) pentachloroethane	16.234	167	70692	53.53 ug/L	99
129) 1,2,4-trimethylbenzene	16.197	105	368306	55.88 ug/L	99
130) sec-butylbenzene	16.391	105	470903	53.70 ug/L	100
131) 1,3-dichlorobenzene	16.600	146	211871	52.80 ug/L	98
132) p-isopropyltoluene	16.521	119	400955	54.66 ug/L	99
133) 1,4-dichlorobenzene	16.689	146	217257	54.31 ug/L	98
134) benzyl chloride	16.793	91	286461	63.17 ug/L	99
136) 1,2-dichlorobenzene	17.117	146	208101	53.14 ug/L	100
137) n-butylbenzene	16.976	92	214675	52.86 ug/L	100
139) 1,2-dibromo-3-chloropr...	17.933	75	24532	49.06 ug/L	97
140) 1,3,5-trichlorobenzene	18.179	180	183570	55.41 ug/L	98
141) 1,2,4-trichlorobenzene	18.890	180	156298	54.46 ug/L	100
142) hexachlorobutadiene	19.036	225	88727	56.15 ug/L	100
143) naphthalene	19.198	128	361511	50.18 ug/L	99
145) 1,2,3-trichlorobenzene	19.475	180	136456	52.93 ug/L	98
146) hexachloroethane	17.431	119	71410	52.22 ug/L	98

(#) = qualifier out of range (m) = manual integration (+) = signals summed

Quantitation Report (QT Reviewed)

Data Path : C:\msdchem\1\DATA\
Data File : E217211.D
Acq On : 9 Jul 2014 10:34 am
Operator : OksanaT
Sample : bs
Misc : MS70312,VE9537,5,,100,5,1
ALS Vial : 4 Sample Multiplier: 1

Quant Time: Jul 09 13:03:03 2014
Quant Method : C:\msdchem\1\METHODS\ME9527.M
Quant Title : SW846 8260B,ZB624 60m x 0.25mm x 1.4um
QLast Update : Thu Jul 03 10:49:42 2014
Response via : Initial Calibration

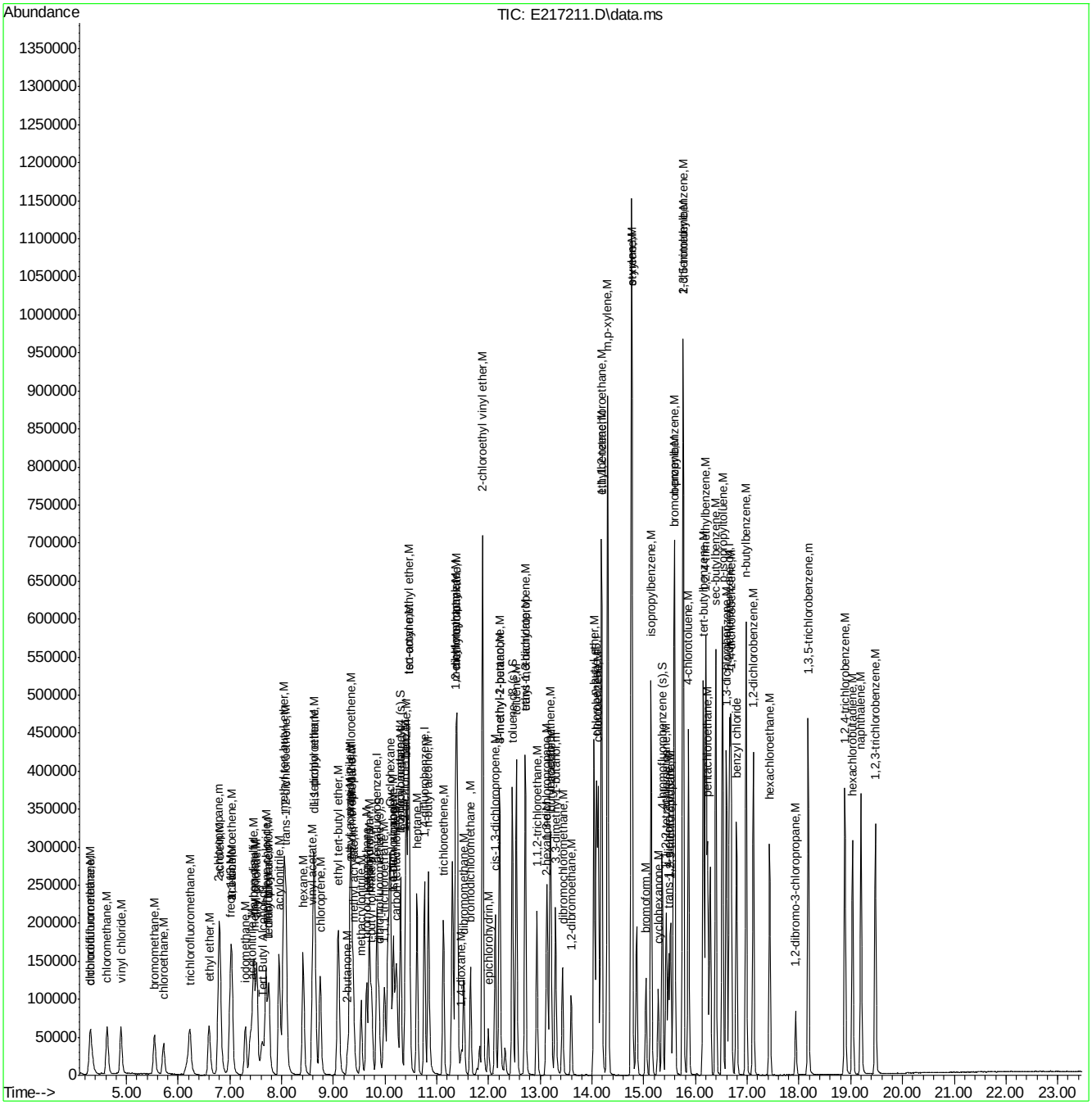

Quantitation Report (QT Reviewed)

Data Path : C:\msdchem\1\DATA\v2c5523-24\
Data File : 2C121193.D
Acq On : 3 Jul 2014 4:50 pm
Operator : toanp
Sample : jb70356-2ms
Misc : MS70104,V2C5524,w,,,,1
ALS Vial : 17 Sample Multiplier: 1

Quant Time: Jul 07 12:07:28 2014
Quant Method : C:\MSDCHEM\1\METHODS\M2C5480.M
Quant Title : SW846 8260B, Column ZB624 60mX0.25mmX1.4um
QLast Update : Tue Jul 01 14:19:01 2014
Response via : Initial Calibration

Compound	R.T.	QIon	Response	Conc	Units		Dev(Min)
Internal Standards							
1) Tert Butyl Alcohol-d9	7.234	65	174310	500.00	ug/L		-0.03
5) pentafluorobenzene	9.735	168	351960	50.00	ug/L		0.00
61) 1,4-difluorobenzene	10.689	114	422116	50.00	ug/L		0.00
92) chlorobenzene-d5	13.793	117	397690	50.00	ug/L		0.03
107) 1,4-dichlorobenzene-d4	15.980	152	223905	50.00	ug/L		0.03
System Monitoring Compounds							
54) dibromofluoromethane (s)	9.756	113	120112	50.37	ug/L		0.00
Spiked Amount 50.000	Range 79 - 120		Recovery = 100.74%				
55) 1,2-dichloroethane-d4 (s)	10.202	65	140853	50.62	ug/L		0.00
Spiked Amount 50.000	Range 72 - 123		Recovery = 101.24%				
84) toluene-d8 (s)	12.336	98	443975	54.75	ug/L		0.02
Spiked Amount 50.000	Range 78 - 119		Recovery = 109.50%				
109) 4-bromofluorobenzene (s)	14.889	95	175588	48.59	ug/L		0.03
Spiked Amount 50.000	Range 74 - 119		Recovery = 97.18%				
Target Compounds							Qvalue
2) tertiary butyl alcohol	7.365	59	91886	227.53	ug/L		100
3) ethanol	5.845	45	153760	6656.52	ug/L		83
4) 1,4-dioxane	11.423	88	36215	1347.93	ug/L		92
11) chlorodifluoromethane	3.627	51	96174	35.78	ug/L		98
12) dichlorodifluoromethane	3.616	85	102668	35.94	ug/L		94
15) chloromethane	3.926	50	168994	43.93	ug/L		99
16) vinyl chloride	4.198	62	139402	40.87	ug/L		97
17) bromomethane	4.843	94	102109	47.75	ug/L		98
18) chloroethane	5.032	64	70824	45.77	ug/L		96
19) trichlorofluoromethane	5.567	101	146537	39.69	ug/L		94
21) ethyl ether	6.002	74	60275	41.87	ug/L		97
22) 2-CHLOROPROPANE	6.196	43	170177	38.91	ug/L	#	92
26) acrolein	6.259	56	273405	375.00	ug/L		100
27) 1,1-dichloroethene	6.453	96	73019	34.30	ug/L		89
28) acetone	6.505	58	12390	45.44	ug/L		95
29) allyl chloride	7.035	76	48863	33.99	ug/L	#	80
30) acetonitrile	6.988	40	135666	426.03	ug/L		94
31) iodomethane	6.741	142	178540	40.48	ug/L		93
32) iso-butyl alcohol	10.008	74	13926	404.09	ug/L		64
33) carbon disulfide	6.878	76	284142	38.47	ug/L		96
34) methylene chloride	7.250	84	113297	45.07	ug/L		97
35) 1-CHLOROPROPANE	7.287	42	193185	38.76	ug/L		96
36) methyl acetate	7.035	43	105153	40.80	ug/L		98
37) methyl tert butyl ether	7.638	73	375807	52.78	ug/L		100
38) trans-1,2-dichloroethene	7.685	96	92744	39.54	ug/L		97
39) di-isopropyl ether	8.330	45	385067	44.25	ug/L		97
40) 2-butanone	9.111	72	16035	43.17	ug/L		94
41) 1,1-dichloroethane	8.314	63	196251	45.37	ug/L		95
42) chloroprene	8.445	53	121056	34.00	ug/L		93
43) acrylonitrile	7.617	53	273874	224.96	ug/L		98
44) vinyl acetate	8.330	86	18439	38.67	ug/L		74
45) ethyl tert-butyl ether	8.849	59	360360	47.32	ug/L		99

Quantitation Report (QT Reviewed)

Data Path : C:\msdchem\1\DATA\v2c5523-24\
Data File : 2C121193.D
Acq On : 3 Jul 2014 4:50 pm
Operator : toanp
Sample : jb70356-2ms
Misc : MS70104,V2C5524,w,,,,1
ALS Vial : 17 Sample Multiplier: 1

Quant Time: Jul 07 12:07:28 2014
Quant Method : C:\MSDCHEM\1\METHODS\M2C5480.M
Quant Title : SW846 8260B, Column ZB624 60mX0.25mmX1.4um
QLast Update : Tue Jul 01 14:19:01 2014
Response via : Initial Calibration

Compound	R.T.	QIon	Response	Conc	Units		Dev(Min)
46) ethyl acetate	9.153	45	19010	38.86	ug/L		77
47) 2,2-dichloropropane	9.137	77	147899	47.79	ug/L		91
48) cis-1,2-dichloroethene	9.143	96	115134	45.00	ug/L		97
49) propionitrile	9.200	54	218394	453.19	ug/L		97
50) bromochloromethane	9.473	128	61760	46.58	ug/L		93
51) tetrahydrofuran	9.520	42	49210	39.19	ug/L		97
52) chloroform	9.546	83	193474	45.72	ug/L		98
53) t-butyl formate	9.583	59	39091	18.31	ug/L		97
56) freon 113	6.442	151	52050	28.89	ug/L		95
57) methacrylonitrile	9.405	41	89749	45.96	ug/L		94
58) 1,1,1-trichloroethane	9.808	97	140291	43.06	ug/L		99
59) Cyclohexane	9.887	84	108737	33.66	ug/L		95
63) epichlorohydrin	11.958	57	63021	196.63	ug/L		96
64) n-butyl alcohol	10.847	56	230389	2550.73	ug/L		97
65) carbon tetrachloride	10.034	117	123061	41.64	ug/L		98
66) 1,1-dichloropropene	10.002	75	116536	38.42	ug/L		95
67) hexane	8.042	57	79828	25.21	ug/L		98
69) iso-octane	10.301	57	253550	39.10	ug/L		92
70) benzene	10.275	78	403158	43.25	ug/L		98
71) tert-amyl methyl ether	10.338	87	74908	46.32	ug/L		91
72) heptane	10.495	57	49557	19.39	ug/L		95
73) isopropyl acetate	10.233	43	266449	42.39	ug/L		96
74) 1,2-dichloroethane	10.296	62	161733	54.97	ug/L		97
75) trichloroethene	11.035	95	100412	43.98	ug/L		94
76) 2-nitropropane	11.806	41	42160	35.12	ug/L		93
78) methyl methacrylate	11.329	100	32948	45.28	ug/L	#	74
79) 1,2-dichloropropane	11.297	63	121473	49.75	ug/L		99
80) dibromomethane	11.455	93	80867	53.01	ug/L		94
81) methylcyclohexane	11.256	83	110861	29.13	ug/L		98
82) bromodichloromethane	11.591	83	165322	53.78	ug/L		97
83) cis-1,3-dichloropropene	12.052	75	203804	52.52	ug/L		90
85) 4-methyl-2-pentanone	12.152	58	62627	50.39	ug/L		94
86) toluene	12.409	92	250354	47.60	ug/L		99
87) 3-methyl-1-butanol	12.189	55	148065	1089.95	ug/L		98
88) trans-1,3-dichloropropene	12.608	75	202756	56.62	ug/L		89
89) ethyl methacrylate	12.613	69	181388	52.32	ug/L		92
90) 1,1,2-trichloroethane	12.807	83	104332	55.65	ug/L		98
91) 2-hexanone	12.980	58	60607	51.32	ug/L		90
93) tetrachloroethene	12.980	164	90824	40.83	ug/L		96
94) 1,3-dichloropropane	12.980	76	198609	50.09	ug/L		92
95) butyl acetate	13.064	56	93700	42.88	ug/L		91
96) 3,3-dimethyl-1-butanol	13.159	57	169482	499.35	ug/L		97
97) dibromochloromethane	13.237	129	150933	51.07	ug/L		99
98) 1,2-dibromoethane	13.374	107	132542	48.61	ug/L		95
100) chlorobenzene	13.825	112	303216	46.11	ug/L		99
101) 1,1,1,2-tetrachloroethane	13.882	131	123845	48.36	ug/L		98
102) ethylbenzene	13.877	91	488059	44.78	ug/L		98
103) m,p-xylene	13.982	106	371168	87.16	ug/L		94
104) o-xylene	14.375	106	194479	46.29	ug/L		96
105) styrene	14.386	104	346425	48.75	ug/L		93

Quantitation Report (QT Reviewed)

Data Path : C:\msdchem\1\DATA\v2c5523-24\
Data File : 2C121193.D
Acq On : 3 Jul 2014 4:50 pm
Operator : toanp
Sample : jb70356-2ms
Misc : MS70104,V2C5524,w,,,,1
ALS Vial : 17 Sample Multiplier: 1

Quant Time: Jul 07 12:07:28 2014
Quant Method : C:\MSDCHEM\1\METHODS\M2C5480.M
Quant Title : SW846 8260B, Column ZB624 60mX0.25mmX1.4um
QLast Update : Tue Jul 01 14:19:01 2014
Response via : Initial Calibration

Compound	R.T.	QIon	Response	Conc	Units		Dev(Min)
106) bromoform	14.627	173	123844	49.15	ug/L		98
108) isopropylbenzene	14.700	105	462256	40.35	ug/L		99
110) cyclohexanone	14.842	55	64968	119.32	ug/L		94
111) bromobenzene	15.067	156	154759	47.10	ug/L		93
112) 1,1,2,2-tetrachloroethane	14.983	83	202293	48.98	ug/L		100
113) trans-1,4-dichloro-2-b...	15.025	88	18743	33.79	ug/L		94
114) 1,2,3-trichloropropane	15.052	110	45987	47.18	ug/L		95
115) n-propylbenzene	15.083	91	534660	41.40	ug/L		97
116) 2-chlorotoluene	15.219	126	130285	45.12	ug/L		98
117) 4-chlorotoluene	15.314	91	384800	45.75	ug/L		98
118) 1,3,5-trimethylbenzene	15.230	105	405404	42.98	ug/L		97
119) tert-butylbenzene	15.550	119	320610	38.49	ug/L		92
120) pentachloroethane	15.628	167	97702	44.94	ug/L		95
121) 1,2,4-trimethylbenzene	15.597	105	416126	44.86	ug/L		98
122) sec-butylbenzene	15.754	105	494285	39.31	ug/L		97
123) 1,3-dichlorobenzene	15.927	146	285748	46.83	ug/L		99
126) 1,4-dichlorobenzene	16.006	146	284201	46.62	ug/L		99
127) 1,2-dichlorobenzene	16.373	146	291066	48.16	ug/L		99
128) n-butylbenzene	16.252	92	223754	41.53	ug/L		97
129) 1,2-dibromo-3-chloropr...	17.102	75	36208	49.72	ug/L		87
130) 1,3,5-trichlorobenzene	17.290	180	243461	48.22	ug/L	#	94
131) 1,2,4-trichlorobenzene	17.914	180	217308	46.35	ug/L		99
132) hexachlorobutadiene	18.035	225	96624	37.91	ug/L		99
133) naphthalene	18.187	128	485926	44.67	ug/L		99
134) 1,2,3-trichlorobenzene	18.433	180	202747	47.03	ug/L		99
135) hexachloroethane	16.619	201	72739	33.16	ug/L		97

(#) = qualifier out of range (m) = manual integration (+) = signals summed

Quantitation Report (QT Reviewed)

Data Path : C:\msdchem\1\DATA\v2c5523-24\
Data File : 2C121193.D
Acq On : 3 Jul 2014 4:50 pm
Operator : toanp
Sample : jb70356-2ms
Misc : MS70104,V2C5524,w,,,,1
ALS Vial : 17 Sample Multiplier: 1

Quant Time: Jul 07 12:07:28 2014
Quant Method : C:\MSDCHEM\1\METHODS\M2C5480.M
Quant Title : SW846 8260B, Column ZB624 60mX0.25mmX1.4um
QLast Update : Tue Jul 01 14:19:01 2014
Response via : Initial Calibration

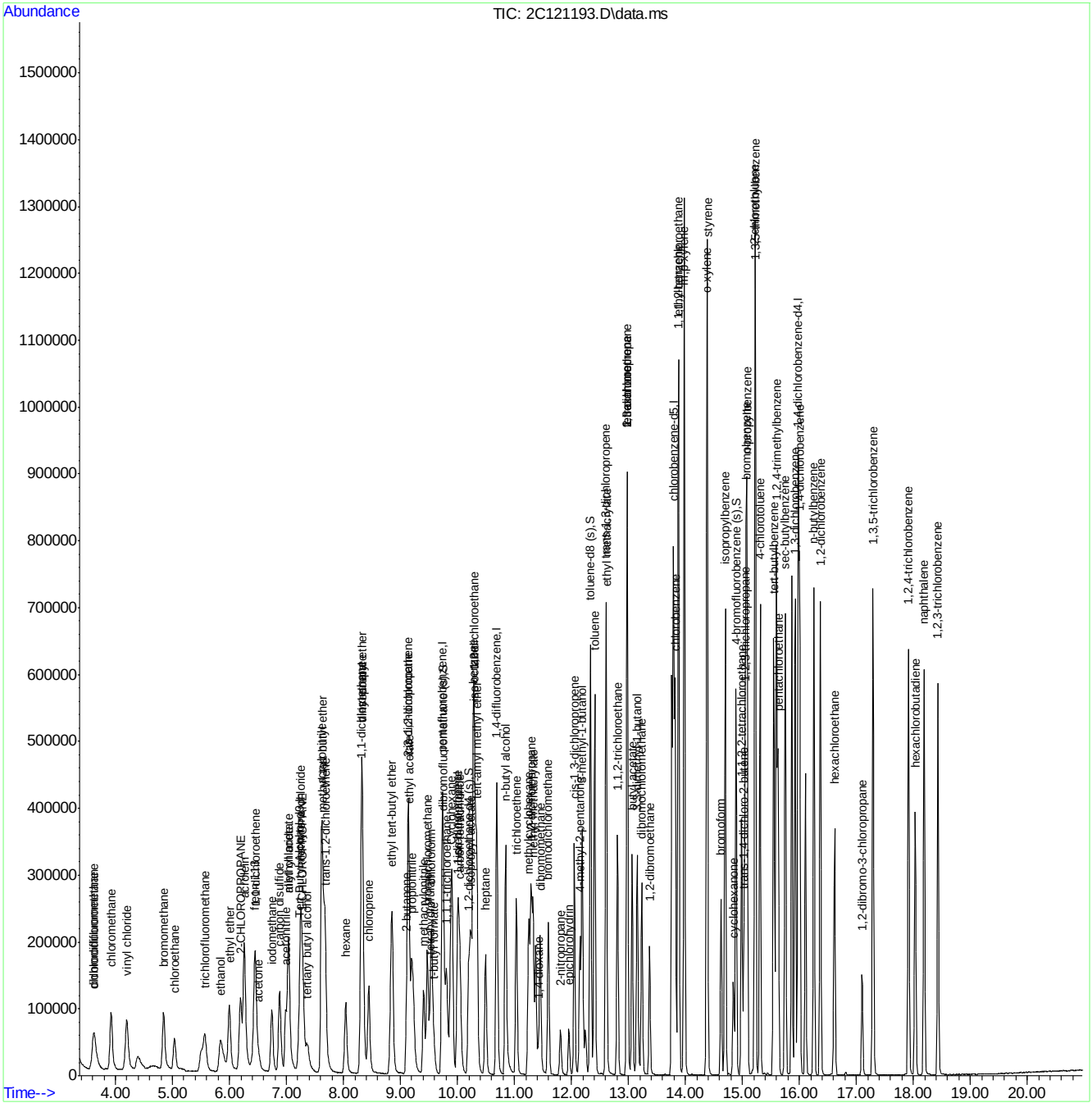

Quantitation Report (QT Reviewed)

Data Path : C:\msdchem\1\DATA\v2c5523-24\
Data File : 2C121194.D
Acq On : 3 Jul 2014 5:19 pm
Operator : toanp
Sample : jb70356-2msd
Misc : MS70104,V2C5524,w,,,,1
ALS Vial : 18 Sample Multiplier: 1

Quant Time: Jul 07 12:07:41 2014
Quant Method : C:\MSDCHEM\1\METHODS\M2C5480.M
Quant Title : SW846 8260B, Column ZB624 60mX0.25mmX1.4um
QLast Update : Tue Jul 01 14:19:01 2014
Response via : Initial Calibration

Compound	R.T.	QIon	Response	Conc	Units		Dev(Min)
Internal Standards							
1) Tert Butyl Alcohol-d9	7.229	65	179343	500.00	ug/L		-0.03
5) pentafluorobenzene	9.735	168	365529	50.00	ug/L		0.00
61) 1,4-difluorobenzene	10.689	114	435161	50.00	ug/L		0.00
92) chlorobenzene-d5	13.793	117	395630	50.00	ug/L		0.03
107) 1,4-dichlorobenzene-d4	15.979	152	223769	50.00	ug/L		0.03
System Monitoring Compounds							
54) dibromofluoromethane (s)	9.756	113	125607	50.72	ug/L		0.00
Spiked Amount 50.000	Range 79 - 120		Recovery = 101.44%				
55) 1,2-dichloroethane-d4 (s)	10.196	65	147702	51.11	ug/L		0.00
Spiked Amount 50.000	Range 72 - 123		Recovery = 102.22%				
84) toluene-d8 (s)	12.336	98	438675	52.47	ug/L		0.02
Spiked Amount 50.000	Range 78 - 119		Recovery = 104.94%				
109) 4-bromofluorobenzene (s)	14.889	95	175149	48.49	ug/L		0.03
Spiked Amount 50.000	Range 74 - 119		Recovery = 96.98%				
Target Compounds							Qvalue
2) tertiary butyl alcohol	7.365	59	95127	228.94	ug/L		100
3) ethanol	5.845	45	162275	6828.00	ug/L		83
4) 1,4-dioxane	11.413	88	38966	1409.62	ug/L		95
11) chlorodifluoromethane	3.616	51	100620	36.05	ug/L		97
12) dichlorodifluoromethane	3.611	85	112180	37.81	ug/L		98
15) chloromethane	3.921	50	177147	44.34	ug/L		98
16) vinyl chloride	4.188	62	148292	41.86	ug/L		98
17) bromomethane	4.838	94	105501	47.50	ug/L		99
18) chloroethane	5.032	64	72524	45.12	ug/L		97
19) trichlorofluoromethane	5.567	101	156658	40.85	ug/L		93
21) ethyl ether	5.997	74	64094	42.87	ug/L		92
22) 2-CHLOROPROPANE	6.191	43	173174	38.12	ug/L	#	93
26) acrolein	6.254	56	279150	368.67	ug/L		99
27) 1,1-dichloroethene	6.448	96	75060	33.95	ug/L		93
28) acetone	6.505	58	12553	44.33	ug/L		88
29) allyl chloride	7.040	76	50356	33.73	ug/L	#	67
30) acetonitrile	6.982	40	151916	459.35	ug/L		90
31) iodomethane	6.741	142	182931	39.94	ug/L		93
32) iso-butyl alcohol	10.008	74	14400	402.27	ug/L		65
33) carbon disulfide	6.878	76	289712	37.77	ug/L		97
34) methylene chloride	7.255	84	116146	44.49	ug/L		99
35) 1-CHLOROPROPANE	7.287	42	194593	37.60	ug/L	#	92
36) methyl acetate	7.035	43	106607	39.82	ug/L		98
37) methyl tert butyl ether	7.633	73	396238	53.59	ug/L		99
38) trans-1,2-dichloroethene	7.680	96	94402	38.75	ug/L		92
39) di-isopropyl ether	8.325	45	396042	43.82	ug/L		99
40) 2-butanone	9.106	72	16275	42.19	ug/L		97
41) 1,1-dichloroethane	8.314	63	197247	43.91	ug/L		99
42) chloroprene	8.440	53	125882	34.04	ug/L		95
43) acrylonitrile	7.612	53	281337	222.51	ug/L		99
44) vinyl acetate	8.330	86	19528	39.44	ug/L		75
45) ethyl tert-butyl ether	8.844	59	377893	47.78	ug/L		99

Quantitation Report (QT Reviewed)

Data Path : C:\msdchem\1\DATA\v2c5523-24\
Data File : 2C121194.D
Acq On : 3 Jul 2014 5:19 pm
Operator : toanp
Sample : jb70356-2msd
Misc : MS70104,V2C5524,w,,,,1
ALS Vial : 18 Sample Multiplier: 1

Quant Time: Jul 07 12:07:41 2014
Quant Method : C:\MSDCHEM\1\METHODS\M2C5480.M
Quant Title : SW846 8260B, Column ZB624 60mX0.25mmX1.4um
QLast Update : Tue Jul 01 14:19:01 2014
Response via : Initial Calibration

Compound	R.T.	QIon	Response	Conc	Units		Dev(Min)
46) ethyl acetate	9.148	45	19373	38.14	ug/L		88
47) 2,2-dichloropropane	9.137	77	153162	47.65	ug/L		92
48) cis-1,2-dichloroethene	9.137	96	118762	44.70	ug/L		97
49) propionitrile	9.195	54	225062	449.69	ug/L		93
50) bromochloromethane	9.473	128	65471	47.54	ug/L		92
51) tetrahydrofuran	9.515	42	48334	37.07	ug/L		98
52) chloroform	9.546	83	198015	45.06	ug/L		98
53) t-butyl formate	9.578	59	31550	14.23	ug/L		92
56) freon 113	6.442	151	54884	29.33	ug/L		97
57) methacrylonitrile	9.405	41	91296	45.02	ug/L		96
58) 1,1,1-trichloroethane	9.808	97	143665	42.46	ug/L		97
59) Cyclohexane	9.892	84	107795	32.13	ug/L	#	74
63) epichlorohydrin	11.953	57	59366	179.68	ug/L		94
64) n-butyl alcohol	10.841	56	235939	2533.87	ug/L		96
65) carbon tetrachloride	10.029	117	126754	41.60	ug/L		98
66) 1,1-dichloropropene	10.002	75	123354	39.45	ug/L		96
67) hexane	8.042	57	82535	25.28	ug/L		93
69) iso-octane	10.301	57	264451	39.56	ug/L		92
70) benzene	10.275	78	409847	42.65	ug/L		100
71) tert-amyl methyl ether	10.333	87	78544	47.12	ug/L		95
72) heptane	10.495	57	50754	19.26	ug/L		91
73) isopropyl acetate	10.228	43	261680	40.38	ug/L		95
74) 1,2-dichloroethane	10.296	62	169634	55.93	ug/L		97
75) trichloroethene	11.035	95	102902	43.72	ug/L		96
76) 2-nitropropane	11.806	41	40610	32.82	ug/L		94
78) methyl methacrylate	11.324	100	33497	44.65	ug/L	#	80
79) 1,2-dichloropropane	11.292	63	120827	48.00	ug/L		99
80) dibromomethane	11.450	93	83075	52.82	ug/L		94
81) methylcyclohexane	11.256	83	115846	29.53	ug/L		98
82) bromodichloromethane	11.591	83	167929	52.99	ug/L		99
83) cis-1,3-dichloropropene	12.052	75	201496	50.37	ug/L		91
85) 4-methyl-2-pentanone	12.147	58	62010	48.40	ug/L		92
86) toluene	12.404	92	242802	44.78	ug/L		97
87) 3-methyl-1-butanol	12.189	55	147014	1049.77	ug/L		98
88) trans-1,3-dichloropropene	12.603	75	201974	54.71	ug/L		93
89) ethyl methacrylate	12.613	69	183401	51.32	ug/L		95
90) 1,1,2-trichloroethane	12.807	83	104795	54.22	ug/L		99
91) 2-hexanone	12.980	58	60767	49.92	ug/L		96
93) tetrachloroethene	12.975	164	89623	40.50	ug/L		98
94) 1,3-dichloropropane	12.980	76	197542	50.08	ug/L		92
95) butyl acetate	13.064	56	93591	43.05	ug/L		91
96) 3,3-dimethyl-1-butanol	13.159	57	171776	508.74	ug/L		96
97) dibromochloromethane	13.237	129	150262	51.11	ug/L		98
98) 1,2-dibromoethane	13.374	107	130886	48.25	ug/L		95
100) chlorobenzene	13.819	112	297276	45.44	ug/L		97
101) 1,1,1,2-tetrachloroethane	13.882	131	123487	48.48	ug/L		96
102) ethylbenzene	13.877	91	479009	44.18	ug/L		97
103) m,p-xylene	13.982	106	364730	86.09	ug/L		95
104) o-xylene	14.375	106	192184	45.98	ug/L		97
105) styrene	14.386	104	340592	48.18	ug/L		92

Quantitation Report (QT Reviewed)

Data Path : C:\msdchem\1\DATA\v2c5523-24\
Data File : 2C121194.D
Acq On : 3 Jul 2014 5:19 pm
Operator : toanp
Sample : jb70356-2msd
Misc : MS70104,V2C5524,w,,,,1
ALS Vial : 18 Sample Multiplier: 1

Quant Time: Jul 07 12:07:41 2014
Quant Method : C:\MSDCHEM\1\METHODS\M2C5480.M
Quant Title : SW846 8260B, Column ZB624 60mX0.25mmX1.4um
QLast Update : Tue Jul 01 14:19:01 2014
Response via : Initial Calibration

Compound	R.T.	QIon	Response	Conc	Units		Dev(Min)
106) bromoform	14.627	173	123665	49.34	ug/L		97
108) isopropylbenzene	14.700	105	456435	39.87	ug/L		99
110) cyclohexanone	14.842	55	65018	119.49	ug/L		94
111) bromobenzene	15.067	156	154745	47.13	ug/L		96
112) 1,1,2,2-tetrachloroethane	14.989	83	202127	48.97	ug/L		99
113) trans-1,4-dichloro-2-b...	15.025	88	18867	34.03	ug/L		94
114) 1,2,3-trichloropropane	15.051	110	46090	47.32	ug/L		99
115) n-propylbenzene	15.083	91	529947	41.06	ug/L		96
116) 2-chlorotoluene	15.219	126	127119	44.05	ug/L		95
117) 4-chlorotoluene	15.314	91	380082	45.21	ug/L		98
118) 1,3,5-trimethylbenzene	15.230	105	397702	42.19	ug/L		96
119) tert-butylbenzene	15.550	119	317351	38.13	ug/L		94
120) pentachloroethane	15.628	167	98592	45.38	ug/L		96
121) 1,2,4-trimethylbenzene	15.597	105	416829	44.96	ug/L		96
122) sec-butylbenzene	15.754	105	492900	39.23	ug/L		99
123) 1,3-dichlorobenzene	15.927	146	286149	46.93	ug/L		99
126) 1,4-dichlorobenzene	16.006	146	286018	46.95	ug/L		99
127) 1,2-dichlorobenzene	16.373	146	297154	49.19	ug/L		100
128) n-butylbenzene	16.257	92	228821	42.50	ug/L		99
129) 1,2-dibromo-3-chloropr...	17.102	75	37084	50.95	ug/L		83
130) 1,3,5-trichlorobenzene	17.290	180	248909	49.33	ug/L	#	94
131) 1,2,4-trichlorobenzene	17.919	180	225239	48.07	ug/L		99
132) hexachlorobutadiene	18.035	225	98273	38.58	ug/L		99
133) naphthalene	18.187	128	506988	46.64	ug/L		100
134) 1,2,3-trichlorobenzene	18.433	180	212017	49.21	ug/L		99
135) hexachloroethane	16.619	201	75177	34.30	ug/L		97

(#) = qualifier out of range (m) = manual integration (+) = signals summed

Quantitation Report (QT Reviewed)

Data Path : C:\msdchem\1\DATA\v2c5523-24\
Data File : 2C121194.D
Acq On : 3 Jul 2014 5:19 pm
Operator : toanp
Sample : jb70356-2msd
Misc : MS70104,V2C5524,w,,,,1
ALS Vial : 18 Sample Multiplier: 1

Quant Time: Jul 07 12:07:41 2014
Quant Method : C:\MSDCHEM\1\METHODS\M2C5480.M
Quant Title : SW846 8260B, Column ZB624 60mX0.25mmX1.4um
QLast Update : Tue Jul 01 14:19:01 2014
Response via : Initial Calibration

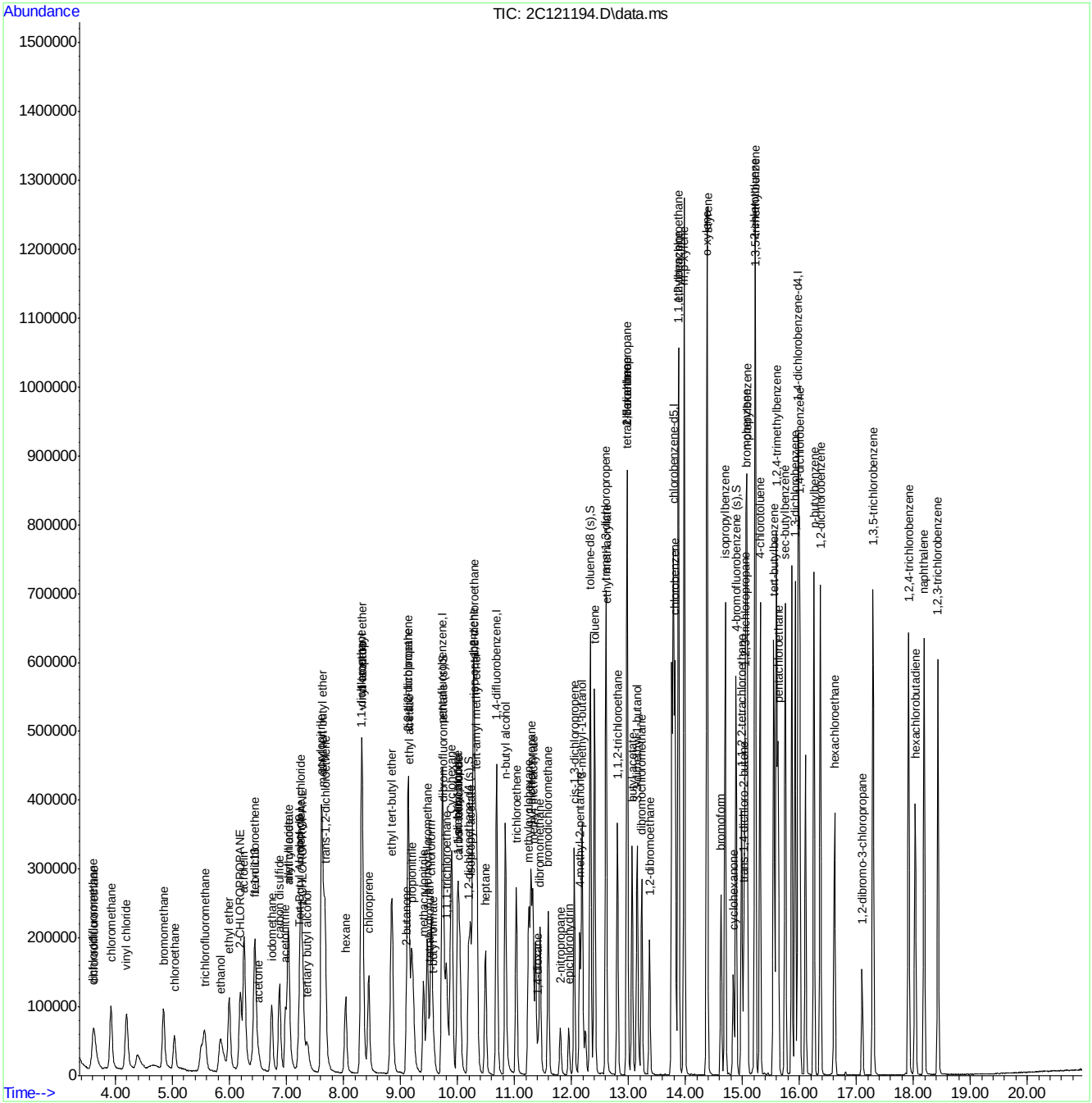

Manual Integrations APPROVED (compounds with "m" flag)
Kanya Veerawat 07/08/14 04:38

Quantitation Report (QT Reviewed)

Data Path : C:\msdchem\1\DATA\
Data File : 2C121205.D
Acq On : 3 Jul 2014 10:36 pm
Operator : toanp
Sample : jb70572-7ms
Misc : MS69995,V2C5525,w,,,,1
ALS Vial : 29 Sample Multiplier: 1

Quant Time: Jul 07 14:51:12 2014
Quant Method : C:\MSDCHEM\1\METHODS\M2C5480.M
Quant Title : SW846 8260B, Column ZB624 60mX0.25mmX1.4um
QLast Update : Tue Jul 01 14:19:01 2014
Response via : Initial Calibration

Compound	R.T.	QIon	Response	Conc	Units		Dev(Min)
Internal Standards							
1) Tert Butyl Alcohol-d9	7.234	65	189417	500.00	ug/L		-0.03
5) pentafluorobenzene	9.735	168	362629	50.00	ug/L		0.00
61) 1,4-difluorobenzene	10.689	114	429343	50.00	ug/L		0.00
92) chlorobenzene-d5	13.793	117	399008	50.00	ug/L		0.03
107) 1,4-dichlorobenzene-d4	15.980	152	230757	50.00	ug/L		0.03
System Monitoring Compounds							
54) dibromofluoromethane (s)	9.756	113	126034	51.30	ug/L		0.00
Spiked Amount 50.000	Range 79 - 120		Recovery = 102.60%				
55) 1,2-dichloroethane-d4 (s)	10.202	65	145306	50.68	ug/L		0.00
Spiked Amount 50.000	Range 72 - 123		Recovery = 101.36%				
84) toluene-d8 (s)	12.336	98	447000	54.20	ug/L		0.02
Spiked Amount 50.000	Range 78 - 119		Recovery = 108.40%				
109) 4-bromofluorobenzene (s)	14.889	95	178346	47.88	ug/L		0.03
Spiked Amount 50.000	Range 74 - 119		Recovery = 95.76%				
Target Compounds							Qvalue
2) tertiary butyl alcohol	7.360	59	105333	240.02	ug/L		100
3) ethanol	5.845	45	166079	6616.40	ug/L		76
4) 1,4-dioxane	11.413	88	37344	1279.09	ug/L		95
11) chlorodifluoromethane	3.627	51	151570	54.74	ug/L		97
12) dichlorodifluoromethane	3.616	85	163916	55.69	ug/L		96
15) chloromethane	3.936	50	226272	57.09	ug/L		98
16) vinyl chloride	4.198	62	204458	58.18	ug/L		98
17) bromomethane	4.864	94	127870	58.04	ug/L		97
18) chloroethane	5.058	64	94320	59.16	ug/L		100
19) trichlorofluoromethane	5.567	101	219438	57.68	ug/L		97
21) ethyl ether	5.992	74	67118	45.26	ug/L		98
22) 2-CHLOROPROPANE	6.196	43	235792	52.32	ug/L	#	91
26) acrolein	6.259	56	280615	373.57	ug/L		98
27) 1,1-dichloroethene	6.453	96	107198	48.87	ug/L		91
28) acetone	6.505	58	14412	51.30	ug/L	#	84
29) allyl chloride	7.040	76	62362	42.11	ug/L	#	82
30) acetonitrile	6.988	40	130542	397.88	ug/L		94
31) iodomethane	6.747	142	226149	49.77	ug/L		94
32) iso-butyl alcohol	10.003	74	17813	505.34	ug/L		64
33) carbon disulfide	6.883	76	408545	53.69	ug/L		96
34) methylene chloride	7.250	84	130098	50.23	ug/L		98
35) 1-CHLOROPROPANE	7.292	42	255433	49.74	ug/L		97
36) methyl acetate	7.040	43	110058	41.44	ug/L		99
37) methyl tert butyl ether	7.633	73	396185	54.01	ug/L		98
38) trans-1,2-dichloroethene	7.680	96	120364	49.80	ug/L		97
39) di-isopropyl ether	8.330	45	440139	49.09	ug/L		90
40) 2-butanone	9.101	72	16830	43.97	ug/L		92
41) 1,1-dichloroethane	8.314	63	242763	54.47	ug/L		99
42) chloroprene	8.445	53	164662	44.89	ug/L		95
43) acrylonitrile	7.612	53	293702	234.15	ug/L		99
44) vinyl acetate	8.330	86	18239	37.13	ug/L		80
45) ethyl tert-butyl ether	8.844	59	411455	52.43	ug/L		99

Quantitation Report (QT Reviewed)

Data Path : C:\msdchem\1\DATA\
Data File : 2C121205.D
Acq On : 3 Jul 2014 10:36 pm
Operator : toanp
Sample : jb70572-7ms
Misc : MS69995,V2C5525,w,,,,1
ALS Vial : 29 Sample Multiplier: 1

Quant Time: Jul 07 14:51:12 2014
Quant Method : C:\MSDCHEM\1\METHODS\M2C5480.M
Quant Title : SW846 8260B, Column ZB624 60mX0.25mmX1.4um
QLast Update : Tue Jul 01 14:19:01 2014
Response via : Initial Calibration

	Compound	R.T.	QIon	Response	Conc	Units		Dev(Min)
46)	ethyl acetate	9.153	45	19704	39.10	ug/L		82
47)	2,2-dichloropropane	9.132	77	181123	56.80	ug/L		92
48)	cis-1,2-dichloroethene	9.137	96	137105	52.02	ug/L		94
49)	propionitrile	9.200	54	232958	469.19	ug/L		96
50)	bromochloromethane	9.473	128	70067	51.29	ug/L		95
51)	tetrahydrofuran	9.515	42	52163	40.32	ug/L		96
52)	chloroform	9.546	83	233474	53.55	ug/L		97
53)	t-butyl formate	9.809	59	2505	1.14	ug/L	#	24
56)	freon 113	6.453	151	83355	44.90	ug/L		92
57)	methacrylonitrile	9.405	41	96386	47.91	ug/L		96
58)	1,1,1-trichloroethane	9.809	97	196536	58.55	ug/L		96
59)	Cyclohexane	9.887	84	163543	49.13	ug/L		94
63)	epichlorohydrin	11.953	57	22779	69.88	ug/L		99
64)	n-butyl alcohol	10.841	56	259977	2829.86	ug/L		97
65)	carbon tetrachloride	10.029	117	177135	58.93	ug/L		97
66)	1,1-dichloropropene	10.003	75	165185	53.54	ug/L		97
67)	hexane	8.042	57	123573	38.36	ug/L		97
69)	iso-octane	10.307	57	407312	61.75	ug/L		96
70)	benzene	10.275	78	488561	51.53	ug/L		99
71)	tert-amyl methyl ether	10.338	87	84514	51.39	ug/L		93
72)	heptane	10.490	57	72925	28.05	ug/L		94
73)	isopropyl acetate	10.233	43	276859	43.30	ug/L		97
74)	1,2-dichloroethane	10.296	62	178085	59.51	ug/L		96
75)	trichloroethene	11.035	95	126786	54.60	ug/L		96
76)	2-nitropropane	11.806	41	42730	35.00	ug/L		93
78)	methyl methacrylate	11.324	100	34360	46.42	ug/L	#	76
79)	1,2-dichloropropane	11.292	63	134484	54.15	ug/L		99
80)	dibromomethane	11.455	93	88066	56.76	ug/L		96
81)	methylcyclohexane	11.256	83	178672	46.16	ug/L		99
82)	bromodichloromethane	11.591	83	182938	58.51	ug/L		100
83)	cis-1,3-dichloropropene	12.053	75	213241	54.02	ug/L		92
85)	4-methyl-2-pentanone	12.147	58	68187	53.94	ug/L		98
86)	toluene	12.404	92	300551	56.18	ug/L		98
87)	3-methyl-1-butanol	12.189	55	180661	1307.51	ug/L		99
88)	trans-1,3-dichloropropene	12.603	75	212677	58.39	ug/L		94
89)	ethyl methacrylate	12.614	69	192699	54.65	ug/L		94
90)	1,1,2-trichloroethane	12.808	83	108436	56.87	ug/L		99
91)	2-hexanone	12.981	58	67372	56.09	ug/L		94
93)	tetrachloroethene	12.975	164	143870	64.46	ug/L		97
94)	1,3-dichloropropane	12.981	76	205163	51.57	ug/L		93
95)	butyl acetate	13.064	56	97668	44.55	ug/L		92
96)	3,3-dimethyl-1-butanol	13.154	57	227387	667.74	ug/L		99
97)	dibromochloromethane	13.237	129	158472	53.45	ug/L		99
98)	1,2-dibromoethane	13.374	107	137438	50.23	ug/L		97
100)	chlorobenzene	13.819	112	345687	52.40	ug/L		98
101)	1,1,1,2-tetrachloroethane	13.882	131	138045	53.73	ug/L		97
102)	ethylbenzene	13.877	91	592978	54.23	ug/L		98
103)	m,p-xylene	13.982	106	443405	103.78	ug/L		95
104)	o-xylene	14.375	106	229028	54.33	ug/L		98
105)	styrene	14.386	104	365597	51.27	ug/L		92

Quantitation Report (QT Reviewed)

Data Path : C:\msdchem\1\DATA\
Data File : 2C121205.D
Acq On : 3 Jul 2014 10:36 pm
Operator : toanp
Sample : jb70572-7ms
Misc : MS69995,V2C5525,w,,,,1
ALS Vial : 29 Sample Multiplier: 1

Quant Time: Jul 07 14:51:12 2014
Quant Method : C:\MSDCHEM\1\METHODS\M2C5480.M
Quant Title : SW846 8260B, Column ZB624 60mX0.25mmX1.4um
QLast Update : Tue Jul 01 14:19:01 2014
Response via : Initial Calibration

Compound	R.T.	QIon	Response	Conc	Units		Dev(Min)
106) bromoform	14.627	173	134103	53.05	ug/L		98
108) isopropylbenzene	14.700	105	588766	49.87	ug/L		99
110) cyclohexanone	14.842	55	66154	117.89	ug/L		95
111) bromobenzene	15.067	156	172974	51.08	ug/L		94
112) 1,1,2,2-tetrachloroethane	14.983	83	217457	51.09	ug/L		98
113) trans-1,4-dichloro-2-b...	15.025	88	26481	46.32	ug/L	#	89
114) 1,2,3-trichloropropane	15.052	110	49381	49.16	ug/L		92
115) n-propylbenzene	15.083	91	685275	51.49	ug/L		97
116) 2-chlorotoluene	15.219	126	152458	51.23	ug/L		95
117) 4-chlorotoluene	15.314	91	448102	51.69	ug/L		99
118) 1,3,5-trimethylbenzene	15.230	105	492987	50.72	ug/L		97
119) tert-butylbenzene	15.550	119	416187	48.49	ug/L		93
120) pentachloroethane	15.628	167	111766	49.88	ug/L		97
121) 1,2,4-trimethylbenzene	15.597	105	496679	51.95	ug/L		97
122) sec-butylbenzene	15.754	105	661250	51.03	ug/L		98
123) 1,3-dichlorobenzene	15.927	146	325898	51.83	ug/L		99
124) p-isopropyltoluene	15.869	119	552411m	51.46	ug/L		
126) 1,4-dichlorobenzene	16.006	146	323765	51.53	ug/L		99
127) 1,2-dichlorobenzene	16.373	146	326610	52.43	ug/L		99
128) n-butylbenzene	16.252	92	301011	54.21	ug/L		99
129) 1,2-dibromo-3-chloropr...	17.102	75	39900	53.16	ug/L		94
130) 1,3,5-trichlorobenzene	17.296	180	284442	54.67	ug/L		96
131) 1,2,4-trichlorobenzene	17.919	180	245095	50.73	ug/L		98
132) hexachlorobutadiene	18.035	225	131719	50.15	ug/L		98
133) naphthalene	18.187	128	536106	47.82	ug/L		100
134) 1,2,3-trichlorobenzene	18.433	180	225767	50.81	ug/L		99
135) hexachloroethane	16.619	201	107058	47.36	ug/L		98

(#) = qualifier out of range (m) = manual integration (+) = signals summed

Quantitation Report (QT Reviewed)

Data Path : C:\msdchem\1\DATA\
Data File : 2C121205.D
Acq On : 3 Jul 2014 10:36 pm
Operator : toanp
Sample : jb70572-7ms
Misc : MS69995,V2C5525,w,,,,1
ALS Vial : 29 Sample Multiplier: 1

Quant Time: Jul 07 14:51:12 2014
Quant Method : C:\MSDCHEM\1\METHODS\M2C5480.M
Quant Title : SW846 8260B, Column ZB624 60mX0.25mmX1.4um
QLast Update : Tue Jul 01 14:19:01 2014
Response via : Initial Calibration

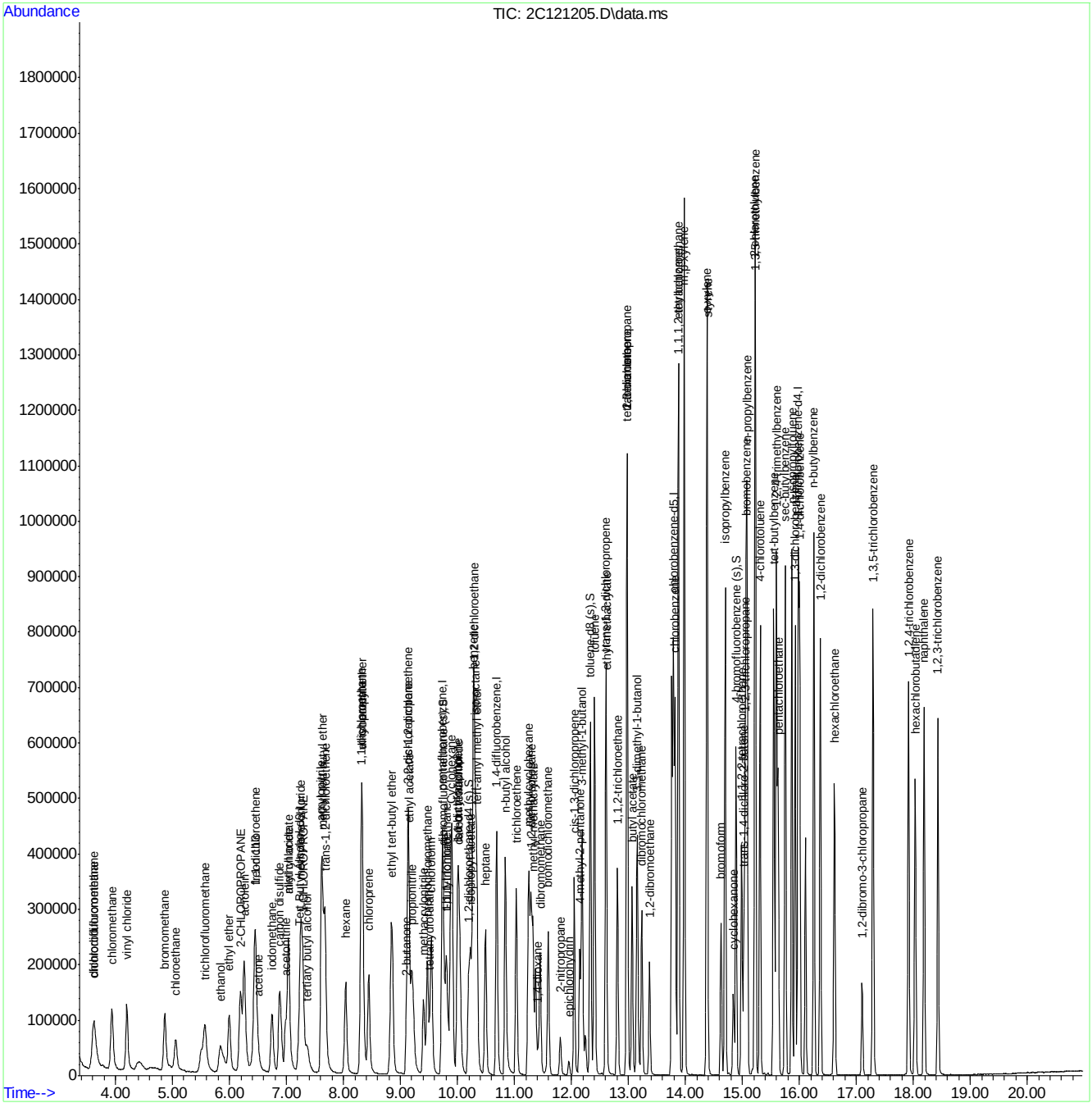

Manual Integration Approval Summary

Sample Number:	JB70572-7MS	**Method:**	SW846 8260C
Lab FileID:	2C121205.D	**Analyst approved:**	07/07/14 14:52 Dezaree Reis
Injection Time:	07/03/14 22:36	**Supervisor approved:**	07/08/14 04:38 Kanya Veerawat

Parameter	CAS	Sig#	R.T. (min.)	Reason
p-Isopropyltoluene	99-87-6		15.87	Missed peak

Quantitation Report (Qedit)

Data Path : C:\msdchem\1\DATA\
Data File : 2C121205.D
Acq On : 3 Jul 2014 10:36 pm
Operator : toanp
Sample : jb70572-7ms
Misc : MS69995,V2C5525,w,,,,1
ALS Vial : 29 Sample Multiplier: 1

Quant Time: Jul 07 14:29:27 2014
Quant Method : C:\MSDCHEM\1\METHODS\M2C5480.M
Quant Title : SW846 8260B, Column ZB624 60mX0.25mmX1.4um
QLast Update : Tue Jul 01 14:19:01 2014
Response via : Initial Calibration

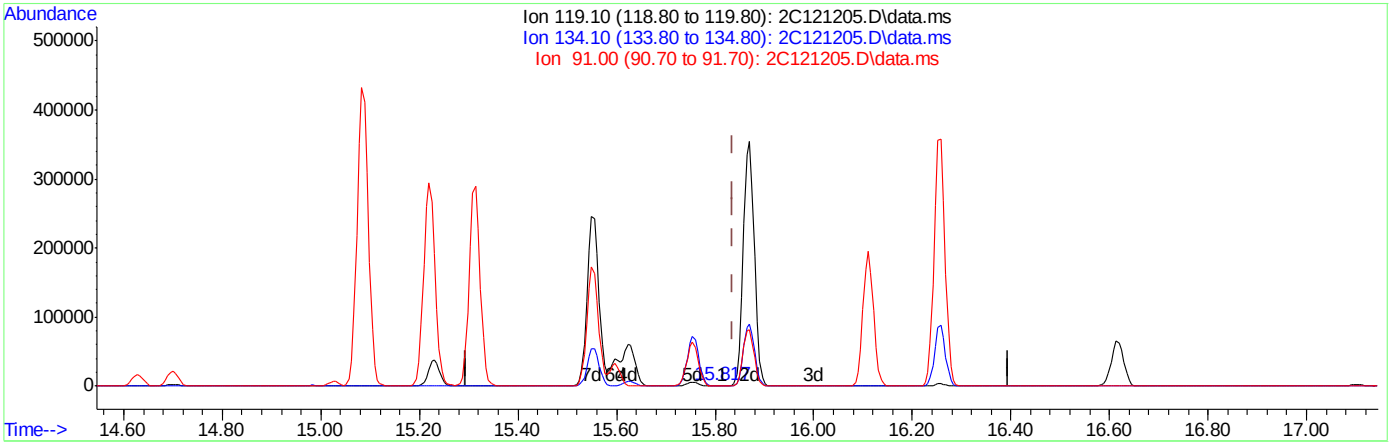

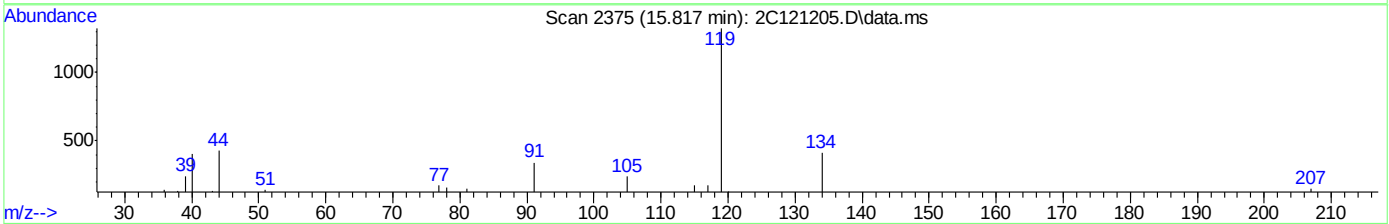

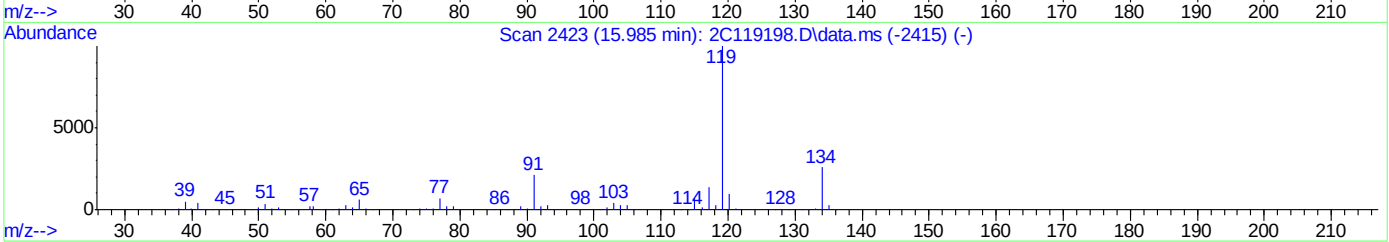

TIC: 2C121205.D\data.ms

(124) p-isopropyltoluene

15.817min (-0.019) 0.18ug/L

response 1940

Ion	Exp%	Act%
119.10	100	100
134.10	25.40	20.86
91.00	20.90	5.22
0.00	0.00	0.00

Quantitation Report (Qedit)

Data Path : C:\msdchem\1\DATA\
Data File : 2C121205.D
Acq On : 3 Jul 2014 10:36 pm
Operator : toanp
Sample : jb70572-7ms
Misc : MS69995,V2C5525,w,,,,1
ALS Vial : 29 Sample Multiplier: 1

Quant Time: Jul 07 14:29:27 2014
Quant Method : C:\MSDCHEM\1\METHODS\M2C5480.M
Quant Title : SW846 8260B, Column ZB624 60mX0.25mmX1.4um
QLast Update : Tue Jul 01 14:19:01 2014
Response via : Initial Calibration

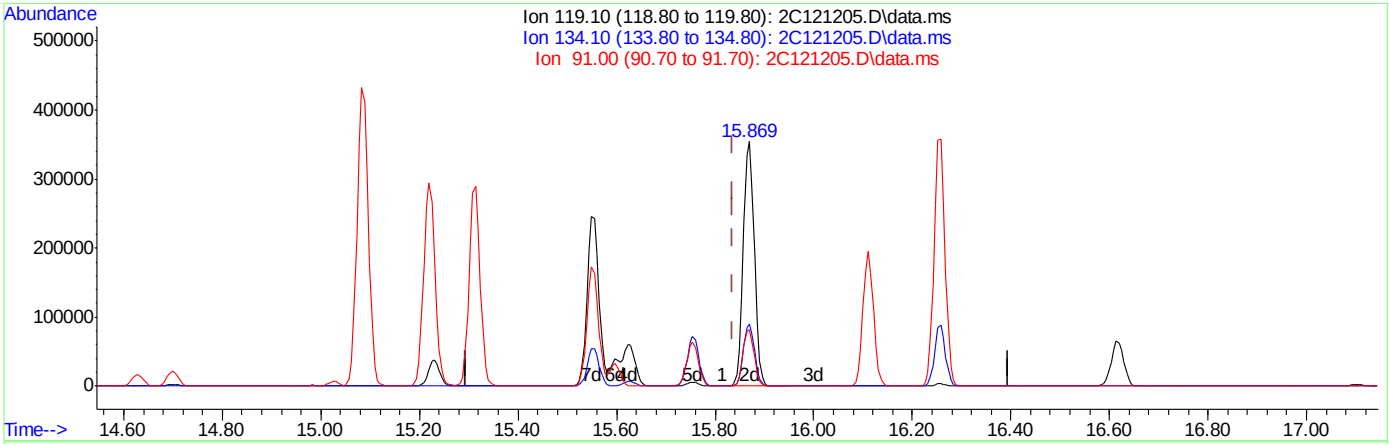

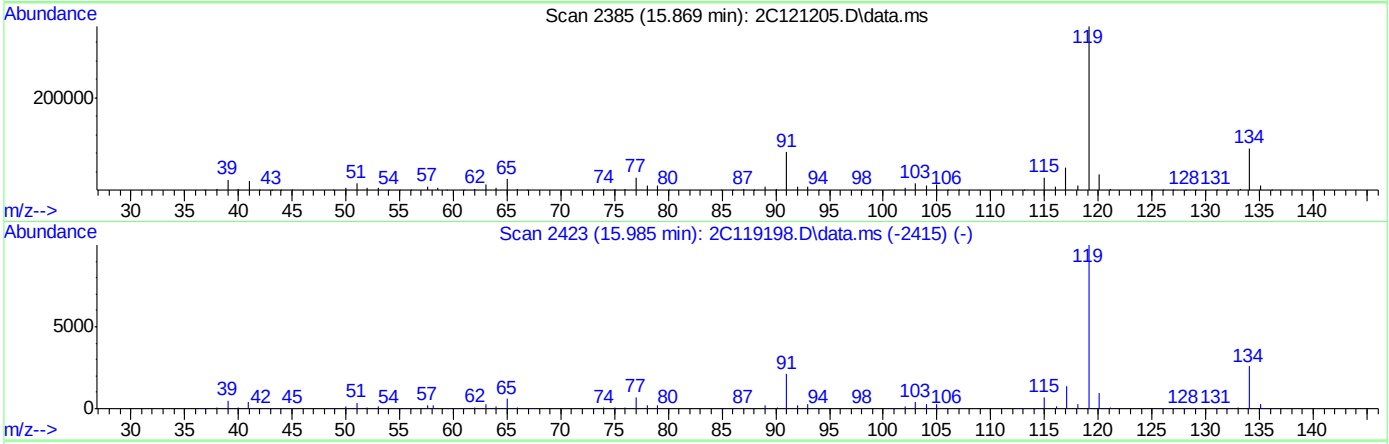

TIC: 2C121205.D\data.ms

(124) p-isopropyltoluene

15.869min (+0.034) 51.46ug/L m

response 552411

Ion	Exp%	Act%
119.10	100	100
134.10	25.40	25.42
91.00	20.90	23.14
0.00	0.00	0.00

Manual Integrations APPROVED (compounds with "m" flag)
Kanya Veerawat 07/08/14 04:38

Quantitation Report (QT Reviewed)

Data Path : C:\msdchem\1\DATA\
Data File : 2C121206.D
Acq On : 3 Jul 2014 11:05 pm
Operator : toanp
Sample : jb70572-7msd
Misc : MS69995,V2C5525,w,,,,1
ALS Vial : 30 Sample Multiplier: 1

Quant Time: Jul 07 14:51:28 2014
Quant Method : C:\MSDCHEM\1\METHODS\M2C5480.M
Quant Title : SW846 8260B, Column ZB624 60mX0.25mmX1.4um
QLast Update : Tue Jul 01 14:19:01 2014
Response via : Initial Calibration

Compound	R.T.	QIon	Response	Conc	Units		Dev(Min)
Internal Standards							
1) Tert Butyl Alcohol-d9	7.234	65	185135	500.00	ug/L		-0.03
5) pentafluorobenzene	9.735	168	366669	50.00	ug/L		0.00
61) 1,4-difluorobenzene	10.689	114	429816	50.00	ug/L		0.00
92) chlorobenzene-d5	13.793	117	402559	50.00	ug/L		0.03
107) 1,4-dichlorobenzene-d4	15.980	152	230363	50.00	ug/L		0.03
System Monitoring Compounds							
54) dibromofluoromethane (s)	9.756	113	126914	51.09	ug/L		0.00
Spiked Amount 50.000	Range 79 - 120		Recovery = 102.18%				
55) 1,2-dichloroethane-d4 (s)	10.197	65	144991	50.02	ug/L		0.00
Spiked Amount 50.000	Range 72 - 123		Recovery = 100.04%				
84) toluene-d8 (s)	12.336	98	450821	54.60	ug/L		0.02
Spiked Amount 50.000	Range 78 - 119		Recovery = 109.20%				
109) 4-bromofluorobenzene (s)	14.889	95	177603	47.77	ug/L		0.03
Spiked Amount 50.000	Range 74 - 119		Recovery = 95.54%				
Target Compounds							Qvalue
2) tertiary butyl alcohol	7.370	59	101643	236.97	ug/L		100
3) ethanol	5.834	45	142677	5815.56	ug/L	#	74
4) 1,4-dioxane	11.418	88	36981	1295.96	ug/L		92
11) chlorodifluoromethane	3.622	51	154958	55.34	ug/L		96
12) dichlorodifluoromethane	3.611	85	164952	55.42	ug/L		97
15) chloromethane	3.936	50	230395	57.49	ug/L		98
16) vinyl chloride	4.198	62	209219	58.87	ug/L		98
17) bromomethane	4.870	94	134284	60.28	ug/L		99
18) chloroethane	5.053	64	98142	60.87	ug/L		98
19) trichlorofluoromethane	5.567	101	224650	58.40	ug/L		94
21) ethyl ether	5.992	74	68418	45.62	ug/L		93
22) 2-CHLOROPROPANE	6.196	43	242965	53.32	ug/L	#	92
26) acrolein	6.254	56	281586	370.73	ug/L		100
27) 1,1-dichloroethene	6.453	96	110065	49.62	ug/L		93
28) acetone	6.505	58	14220	50.06	ug/L		89
29) allyl chloride	7.035	76	65006	43.41	ug/L	#	79
30) acetonitrile	6.983	40	134585	405.68	ug/L		88
31) iodomethane	6.741	142	232493	50.60	ug/L		94
32) iso-butyl alcohol	10.008	74	17963	503.94	ug/L		64
33) carbon disulfide	6.878	76	422216	54.87	ug/L		96
34) methylene chloride	7.255	84	132666	50.65	ug/L		96
35) 1-CHLOROPROPANE	7.287	42	256469	49.40	ug/L	#	91
36) methyl acetate	7.030	43	110890	41.30	ug/L		99
37) methyl tert butyl ether	7.638	73	406753	54.84	ug/L		99
38) trans-1,2-dichloroethene	7.675	96	124020	50.75	ug/L		98
39) di-isopropyl ether	8.325	45	446855	49.29	ug/L		93
40) 2-butanone	9.106	72	17216	44.49	ug/L		93
41) 1,1-dichloroethane	8.314	63	250305	55.54	ug/L		98
42) chloroprene	8.440	53	167566	45.17	ug/L		94
43) acrylonitrile	7.612	53	294747	232.40	ug/L		99
44) vinyl acetate	8.325	86	18547	37.34	ug/L		59
45) ethyl tert-butyl ether	8.844	59	422582	53.26	ug/L		100

Quantitation Report (QT Reviewed)

Data Path : C:\msdchem\1\DATA\
Data File : 2C121206.D
Acq On : 3 Jul 2014 11:05 pm
Operator : toanp
Sample : jb70572-7msd
Misc : MS69995,V2C5525,w,,,,1
ALS Vial : 30 Sample Multiplier: 1

Quant Time: Jul 07 14:51:28 2014
Quant Method : C:\MSDCHEM\1\METHODS\M2C5480.M
Quant Title : SW846 8260B, Column ZB624 60mX0.25mmX1.4um
QLast Update : Tue Jul 01 14:19:01 2014
Response via : Initial Calibration

	Compound	R.T.	QIon	Response	Conc	Units		Dev(Min)
46)	ethyl acetate	9.143	45	19621	38.50	ug/L	#	55
47)	2,2-dichloropropane	9.137	77	185672	57.59	ug/L		88
48)	cis-1,2-dichloroethene	9.137	96	140944	52.88	ug/L		99
49)	propionitrile	9.195	54	233125	464.36	ug/L		95
50)	bromochloromethane	9.468	128	71435	51.71	ug/L		95
51)	tetrahydrofuran	9.510	42	50721	38.78	ug/L		94
52)	chloroform	9.541	83	237426	53.86	ug/L		97
53)	t-butyl formate	9.798	59	2673	1.20	ug/L	#	24
56)	freon 113	6.453	151	85299	45.44	ug/L		95
57)	methacrylonitrile	9.405	41	95538	46.96	ug/L		95
58)	1,1,1-trichloroethane	9.803	97	202314	59.61	ug/L		97
59)	Cyclohexane	9.887	84	167496	49.76	ug/L		94
63)	epichlorohydrin	11.953	57	22414	68.68	ug/L		96
64)	n-butyl alcohol	10.841	56	249286	2710.50	ug/L		96
65)	carbon tetrachloride	10.023	117	180156	59.87	ug/L		97
66)	1,1-dichloropropene	10.003	75	169434	54.86	ug/L		96
67)	hexane	8.036	57	120094	37.24	ug/L		96
69)	iso-octane	10.301	57	396880	60.10	ug/L		96
70)	benzene	10.275	78	488823	51.50	ug/L		99
71)	tert-amyl methyl ether	10.338	87	86605	52.60	ug/L		96
72)	heptane	10.495	57	71021	27.29	ug/L		95
73)	isopropyl acetate	10.228	43	280773	43.86	ug/L		95
74)	1,2-dichloroethane	10.291	62	177136	59.13	ug/L		97
75)	trichloroethene	11.030	95	128304	55.20	ug/L		93
76)	2-nitropropane	11.801	41	43914	35.93	ug/L		96
78)	methyl methacrylate	11.329	100	34745	46.89	ug/L	#	85
79)	1,2-dichloropropane	11.292	63	137687	55.38	ug/L		99
80)	dibromomethane	11.450	93	87258	56.17	ug/L		96
81)	methylcyclohexane	11.250	83	179754	46.39	ug/L		98
82)	bromodichloromethane	11.591	83	186139	59.47	ug/L		100
83)	cis-1,3-dichloropropene	12.047	75	218254	55.23	ug/L		89
85)	4-methyl-2-pentanone	12.147	58	69012	54.53	ug/L		97
86)	toluene	12.404	92	308277	57.56	ug/L		99
87)	3-methyl-1-butanol	12.184	55	177951	1286.48	ug/L		99
88)	trans-1,3-dichloropropene	12.603	75	216724	59.44	ug/L		96
89)	ethyl methacrylate	12.614	69	196851	55.77	ug/L		94
90)	1,1,2-trichloroethane	12.808	83	110410	57.84	ug/L		96
91)	2-hexanone	12.981	58	66248	55.09	ug/L		92
93)	tetrachloroethene	12.975	164	147571	65.53	ug/L		98
94)	1,3-dichloropropane	12.981	76	209893	52.29	ug/L		92
95)	butyl acetate	13.064	56	96270	43.52	ug/L		89
96)	3,3-dimethyl-1-butanol	13.154	57	229344	667.54	ug/L		97
97)	dibromochloromethane	13.237	129	162338	54.27	ug/L		100
98)	1,2-dibromoethane	13.374	107	139968	50.71	ug/L		96
100)	chlorobenzene	13.819	112	350718	52.69	ug/L		97
101)	1,1,1,2-tetrachloroethane	13.882	131	140559	54.23	ug/L		96
102)	ethylbenzene	13.877	91	603029	54.66	ug/L		99
103)	m,p-xylene	13.982	106	451360	104.71	ug/L		96
104)	o-xylene	14.375	106	232338	54.63	ug/L		94
105)	styrene	14.386	104	368523	51.23	ug/L		92

Quantitation Report (QT Reviewed)

Data Path : C:\msdchem\1\DATA\
Data File : 2C121206.D
Acq On : 3 Jul 2014 11:05 pm
Operator : toanp
Sample : jb70572-7msd
Misc : MS69995,V2C5525,w,,,,1
ALS Vial : 30 Sample Multiplier: 1

Quant Time: Jul 07 14:51:28 2014
Quant Method : C:\MSDCHEM\1\METHODS\M2C5480.M
Quant Title : SW846 8260B, Column ZB624 60mX0.25mmX1.4um
QLast Update : Tue Jul 01 14:19:01 2014
Response via : Initial Calibration

Compound	R.T.	QIon	Response	Conc	Units		Dev(Min)
106) bromoform	14.627	173	135215	53.02	ug/L		98
108) isopropylbenzene	14.700	105	595100	50.49	ug/L		99
110) cyclohexanone	14.842	55	63744	113.79	ug/L		96
111) bromobenzene	15.067	156	172902	51.15	ug/L		96
112) 1,1,2,2-tetrachloroethane	14.983	83	217615	51.21	ug/L		99
113) trans-1,4-dichloro-2-b...	15.025	88	26613	46.63	ug/L		97
114) 1,2,3-trichloropropane	15.052	110	49084	48.95	ug/L		96
115) n-propylbenzene	15.083	91	685094	51.56	ug/L		98
116) 2-chlorotoluene	15.219	126	152045	51.18	ug/L		95
117) 4-chlorotoluene	15.314	91	451086	52.12	ug/L		99
118) 1,3,5-trimethylbenzene	15.230	105	496074	51.12	ug/L		98
119) tert-butylbenzene	15.550	119	419183	48.92	ug/L		95
120) pentachloroethane	15.628	167	113257	50.64	ug/L		97
121) 1,2,4-trimethylbenzene	15.597	105	499891	52.38	ug/L		96
122) sec-butylbenzene	15.754	105	665763	51.47	ug/L		98
123) 1,3-dichlorobenzene	15.927	146	333594	53.14	ug/L		99
124) p-isopropyltoluene	15.869	119	562122m	52.45	ug/L		
126) 1,4-dichlorobenzene	16.006	146	331302	52.82	ug/L		99
127) 1,2-dichlorobenzene	16.373	146	332165	53.42	ug/L		99
128) n-butylbenzene	16.252	92	304173	54.88	ug/L		99
129) 1,2-dibromo-3-chloropr...	17.102	75	39890	53.24	ug/L		92
130) 1,3,5-trichlorobenzene	17.290	180	293890	56.58	ug/L	#	94
131) 1,2,4-trichlorobenzene	17.919	180	249290	51.68	ug/L		99
132) hexachlorobutadiene	18.035	225	135747	51.77	ug/L		100
133) naphthalene	18.187	128	549221	49.07	ug/L		100
134) 1,2,3-trichlorobenzene	18.433	180	230908	52.06	ug/L		100
135) hexachloroethane	16.619	201	108375	48.03	ug/L		98

(#) = qualifier out of range (m) = manual integration (+) = signals summed

Quantitation Report (QT Reviewed)

Data Path : C:\msdchem\1\DATA\
Data File : 2C121206.D
Acq On : 3 Jul 2014 11:05 pm
Operator : toanp
Sample : jb70572-7msd
Misc : MS69995,V2C5525,w,,,,1
ALS Vial : 30 Sample Multiplier: 1

Quant Time: Jul 07 14:51:28 2014
Quant Method : C:\MSDCHEM\1\METHODS\M2C5480.M
Quant Title : SW846 8260B, Column ZB624 60mX0.25mmX1.4um
QLast Update : Tue Jul 01 14:19:01 2014
Response via : Initial Calibration

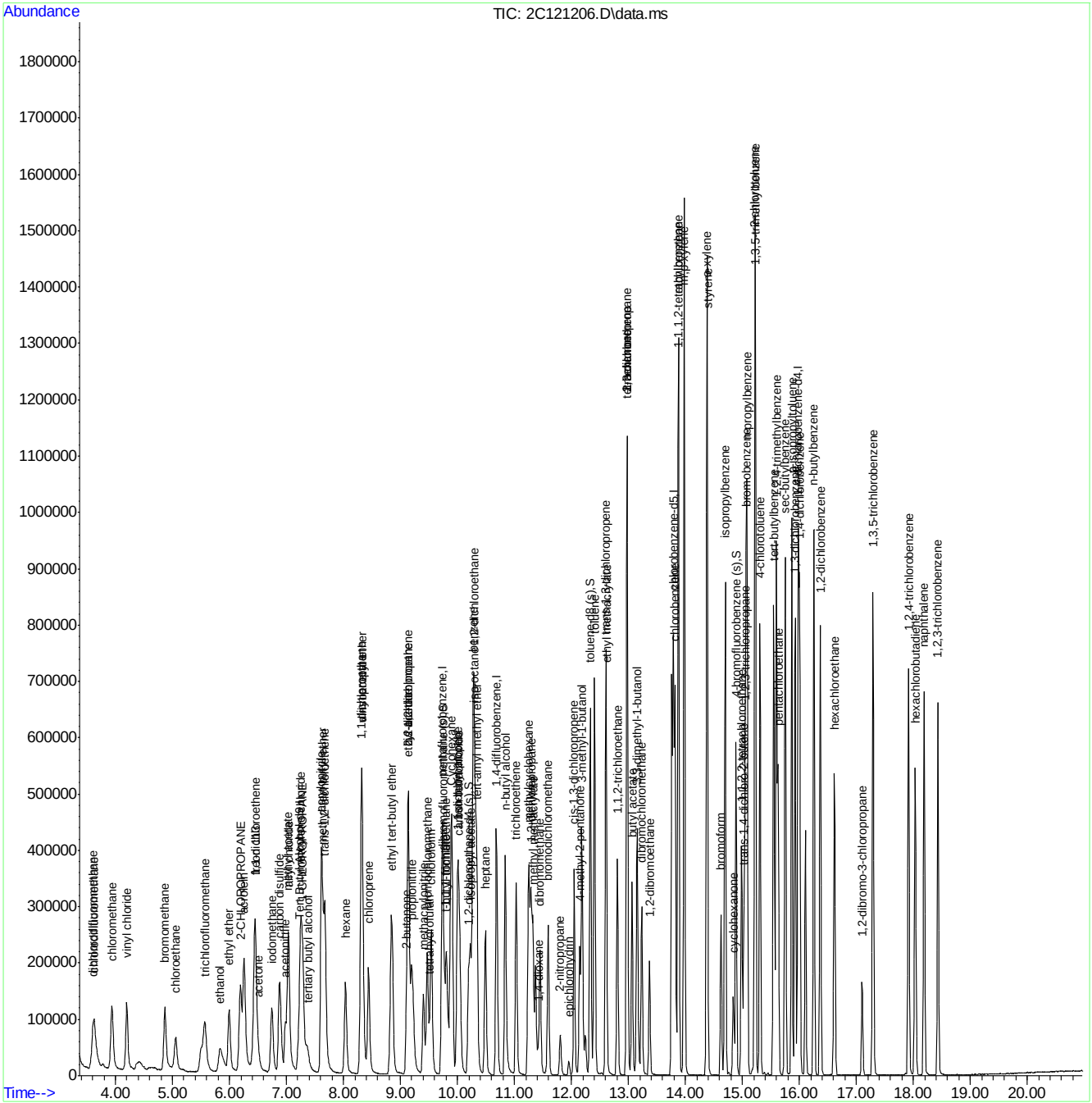

Manual Integration Approval Summary

Sample Number:	JB70572-7MSD	**Method:**	SW846 8260C
Lab FileID:	2C121206.D	**Analyst approved:**	07/07/14 14:52 Dezaree Reis
Injection Time:	07/03/14 23:05	**Supervisor approved:**	07/08/14 04:38 Kanya Veerawat

Parameter	CAS	Sig#	R.T. (min.)	Reason
p-Isopropyltoluene	99-87-6		15.87	Missed peak

Quantitation Report (Qedit)

Data Path : C:\msdchem\1\DATA\
Data File : 2C121206.D
Acq On : 3 Jul 2014 11:05 pm
Operator : toanp
Sample : jb70572-7msd
Misc : MS69995,V2C5525,w,,,,1
ALS Vial : 30 Sample Multiplier: 1

Quant Time: Jul 07 14:29:38 2014
Quant Method : C:\MSDCHEM\1\METHODS\M2C5480.M
Quant Title : SW846 8260B, Column ZB624 60mX0.25mmX1.4um
QLast Update : Tue Jul 01 14:19:01 2014
Response via : Initial Calibration

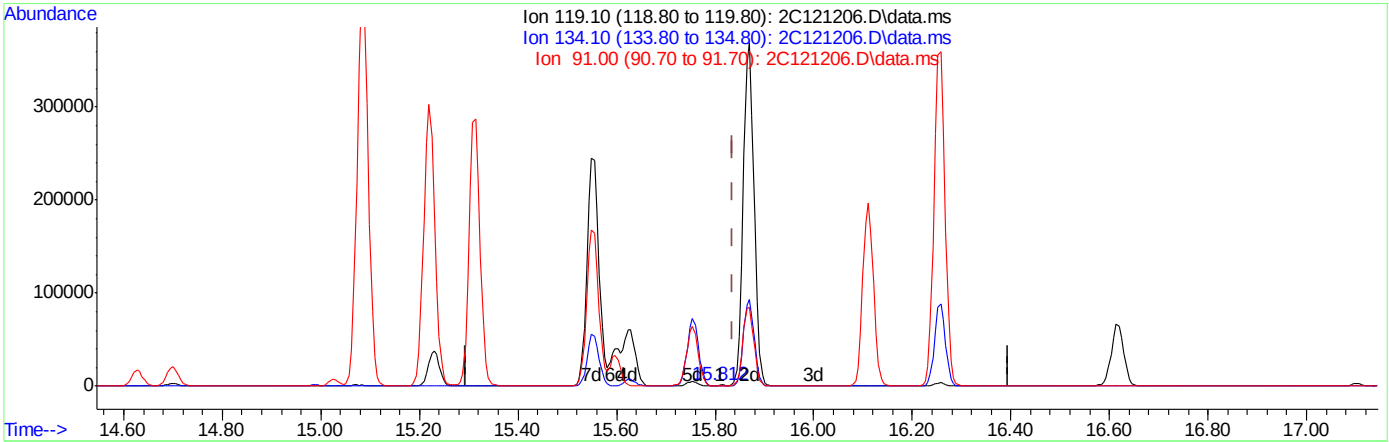

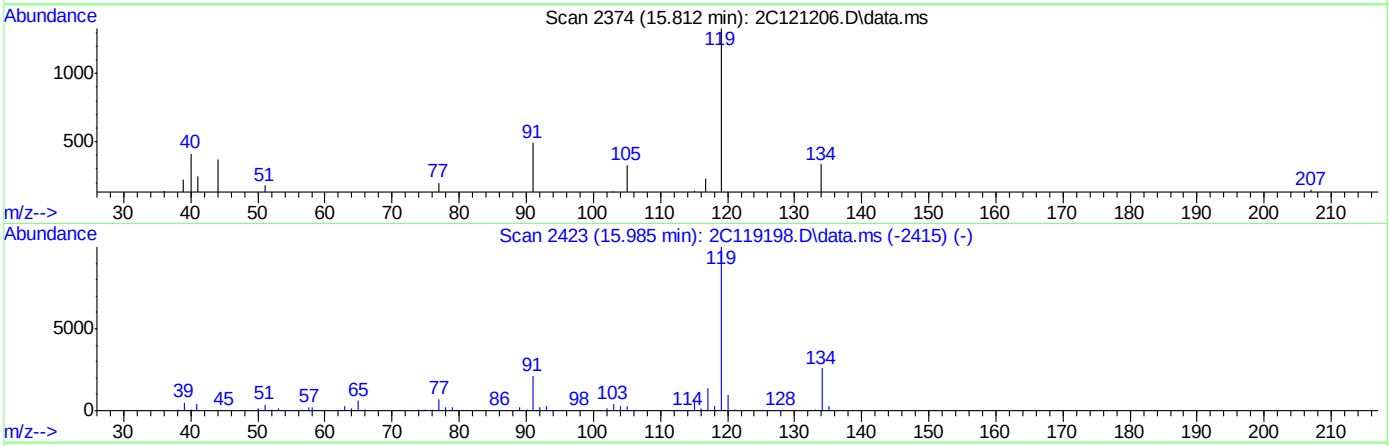

TIC: 2C121206.D\data.ms

(124) p-isopropyltoluene

15.812min (-0.024) 0.18ug/L

response 1884

Ion	Exp%	Act%
119.10	100	100
134.10	25.40	16.37
91.00	20.90	17.22
0.00	0.00	0.00

Quantitation Report (Qedit)

Data Path : C:\msdchem\1\DATA\
Data File : 2C121206.D
Acq On : 3 Jul 2014 11:05 pm
Operator : toanp
Sample : jb70572-7msd
Misc : MS69995,V2C5525,w,,,,1
ALS Vial : 30 Sample Multiplier: 1

Quant Time: Jul 07 14:29:38 2014
Quant Method : C:\MSDCHEM\1\METHODS\M2C5480.M
Quant Title : SW846 8260B, Column ZB624 60mX0.25mmX1.4um
QLast Update : Tue Jul 01 14:19:01 2014
Response via : Initial Calibration

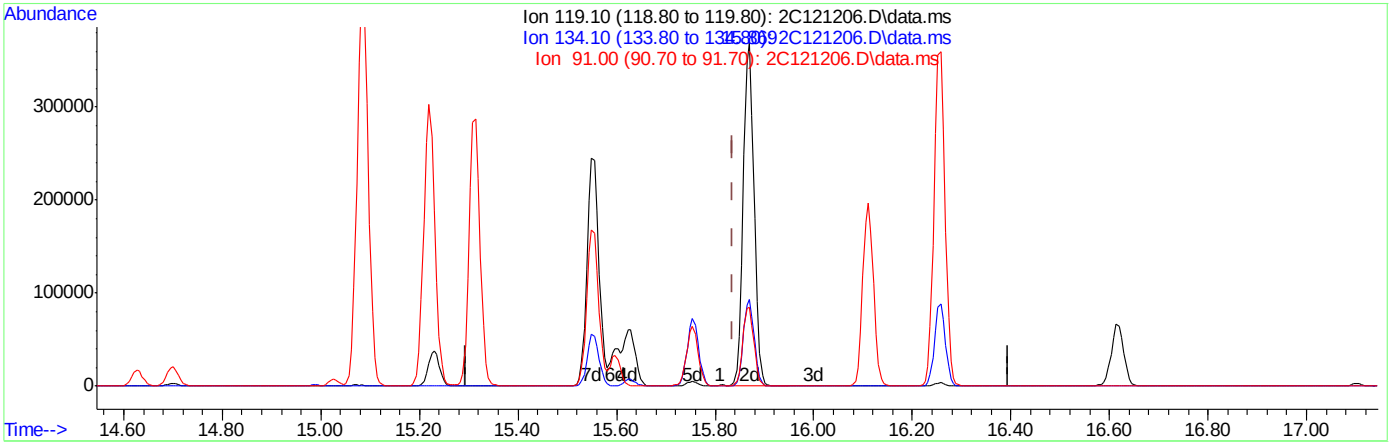

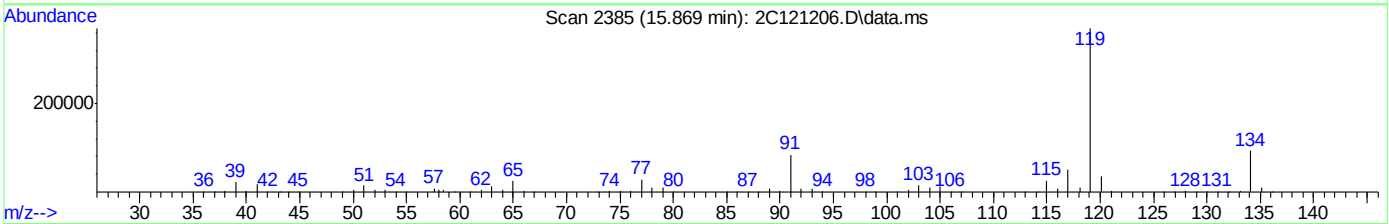

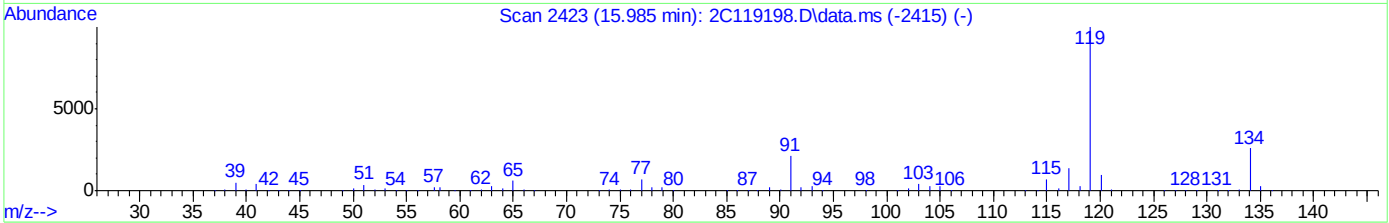

TIC: 2C121206.D\data.ms

(124) p-isopropyltoluene

15.869min (+0.034) 52.45ug/L m

response 562122

Ion	Exp%	Act%
119.10	100	100
134.10	25.40	25.26
91.00	20.90	22.92
0.00	0.00	0.00

Quantitation Report (QT Reviewed)

Data Path : C:\MSDCHEM\1\DATA\
Data File : Y146977.D
Acq On : 7 Jul 2014 4:30 pm
Operator : prashans
Sample : JB70672-12MS
Misc : MS70078,VY6390,4.9,,,,1
ALS Vial : 13 Sample Multiplier: 1

Quant Time: Jul 08 13:36:03 2014
Quant Method : C:\MSDCHEM\1\METHODS\MYS6377.M
Quant Title : Method SW846 8260B, ZB624 60m x 0.25mm x 1.4um
QLast Update : Wed Jun 25 11:30:58 2014
Response via : Initial Calibration

Internal Standards	R.T.	QIon	Response	Conc	Units		Dev(Min)
1) Tert Butyl Alcohol-d9	7.35	65	54118	500.00	ug/L		0.00
5) pentafluorobenzene	9.53	168	172878	50.00	ug/L		0.00
58) 1,4-difluorobenzene	10.44	114	213236	50.00	ug/L		0.00
88) chlorobenzene-d5	13.56	117	187813	50.00	ug/L		0.00
103) 1,4-dichlorobenzene-d4	15.85	152	93631	50.00	ug/L		0.00
System Monitoring Compounds							
50) dibromofluoromethane (s)	9.61	113	68729	50.94	ug/L		0.00
Spiked Amount 50.000	Range 59 - 130		Recovery = 101.88%				
51) 1,2-dichloroethane-d4 (s)	10.03	65	67443	47.28	ug/L		0.00
Spiked Amount 50.000	Range 65 - 123		Recovery = 94.56%				
80) toluene-d8 (s)	12.06	98	263181	53.37	ug/L		0.00
Spiked Amount 50.000	Range 77 - 125		Recovery = 106.74%				
105) 4-bromofluorobenzene (s)	14.70	95	94564	50.41	ug/L		0.00
Spiked Amount 50.000	Range 71 - 132		Recovery = 100.82%				
Target Compounds							Qvalue
2) 1,4-dioxane	11.18	88	16744	1292.11	ug/L	#	95
4) tertiary butyl alcohol	7.47	59	37816	263.82	ug/L		98
11) chlorodifluoromethane	3.98	51	62156	55.34	ug/L		98
12) dichlorodifluoromethane	3.95	85	80233	61.13	ug/L		98
13) chloromethane	4.29	50	100424	54.27	ug/L		98
14) vinyl chloride	4.54	62	93724	56.62	ug/L		99
16) bromomethane	5.19	94	62971	53.14	ug/L		99
17) chloroethane	5.36	64	42317	55.49	ug/L		97
19) trichlorofluoromethane	5.82	101	98886	55.69	ug/L		98
20) ethyl ether	6.21	74	36131	50.20	ug/L		99
21) 2-chloropropane	6.42	63	26186	52.15	ug/L		93
22) acrolein	6.52	56	35554	129.74	ug/L		99
23) 1,1-dichloroethene	6.64	61	90444	49.45	ug/L		98
24) acetone	6.74	43	51048	65.88	ug/L		96
25) allyl chloride	7.18	76	32295	49.67	ug/L		97
26) acetonitrile	7.22	40	46277	446.78	ug/L		95
27) iodomethane	6.93	142	111893	48.42	ug/L		99
28) carbon disulfide	7.04	76	199387	45.71	ug/L		99
29) 1-chloropropane	7.39	42	116058	47.84	ug/L		99
30) methylene chloride	7.38	49	97302	43.11	ug/L		100
31) methyl acetate	7.17	74	9501	50.63	ug/L	#	15
32) methyl tert butyl ether	7.66	73	189392	47.62	ug/L		88
33) trans-1,2-dichloroethene	7.72	61	90868	49.54	ug/L		98
34) di-isopropyl ether	8.23	45	233714	49.15	ug/L		99
35) ethyl tert-butyl ether	8.70	59	218109	49.04	ug/L		100
36) 2-butanone	9.02	72	10883	59.15	ug/L	#	73
37) 1,1-dichloroethane	8.31	63	121381	50.82	ug/L		100
38) chloroprene	8.39	53	77595	45.78	ug/L		98
39) acrylonitrile	7.75	53	100618	229.09	ug/L		98
40) vinyl acetate	8.29	86	7930	42.50	ug/L		99
41) ethyl acetate	9.02	45	9360	47.62	ug/L	#	33
42) 2,2-dichloropropane	9.02	77	88397	47.41	ug/L		99
43) cis-1,2-dichloroethene	9.04	96	73536	47.69	ug/L		99

Quantitation Report (QT Reviewed)

Data Path : C:\MSDCHEM\1\DATA\
Data File : Y146977.D
Acq On : 7 Jul 2014 4:30 pm
Operator : prashans
Sample : JB70672-12MS
Misc : MS70078,VY6390,4.9,,,,1
ALS Vial : 13 Sample Multiplier: 1

Quant Time: Jul 08 13:36:03 2014
Quant Method : C:\MSDCHEM\1\METHODS\MYS6377.M
Quant Title : Method SW846 8260B, ZB624 60m x 0.25mm x 1.4um
QLast Update : Wed Jun 25 11:30:58 2014
Response via : Initial Calibration

Internal Standards	R.T.	QIon	Response	Conc	Units		Dev(Min)
44) propionitrile	9.16	54	83617	495.14	ug/L		94
45) bromochloromethane	9.35	130	46951	48.89	ug/L		98
46) tetrahydrofuran	9.38	72	8149	46.65	ug/L	#	74
47) chloroform	9.40	83	116983	48.75	ug/L		99
48) tert-Butyl Formate	9.41	59	41731	46.39	ug/L		84
49) isobutyl alcohol	9.85	41	27487	568.70	ug/L	#	78
52) freon 113	6.59	151	42711	48.85	ug/L		93
53) methacrylonitrile	9.31	67	23953	46.93	ug/L		98
54) 1,1,1-trichloroethane	9.62	97	90023	48.27	ug/L		96
55) Cyclohexane	9.66	84	166729	87.57	ug/L	#	99
56) 2,2,4-trimethylpentane	10.02	57	180062	36.71	ug/L	#	81
57) tert-amyl methyl ether	10.08	73	205634	47.51	ug/L		98
59) epichlorohydrin	11.72	57	30580	233.67	ug/L		96
60) n-butyl alcohol	10.60	56	103532	2506.78	ug/L		96
61) carbon tetrachloride	9.81	117	72878	42.79	ug/L		99
62) 1,1-dichloropropene	9.80	75	81982	47.31	ug/L		99
63) hexane	7.97	57	83519	47.27	ug/L		99
65) benzene	10.07	78	272488	48.31	ug/L		100
66) heptane	10.18	57	45647	43.64	ug/L	#	85
67) isopropyl acetate	9.99	61	25317	45.63	ug/L	#	30
68) 1,2-dichloroethane	10.11	62	79583	50.05	ug/L		99
69) trichloroethene	10.77	95	66488	48.61	ug/L		98
71) 2-nitropropane	11.58	41	19771	44.25	ug/L	#	78
72) 2-chloroethyl vinyl ether	11.57	63	152765	262.47	ug/L		99
73) methyl methacrylate	11.05	69	41026	45.59	ug/L		89
74) 1,2-dichloropropane	11.06	63	71345	49.04	ug/L		99
75) methylcyclohexane	10.96	83	390398	173.45	ug/L		99
77) dibromomethane	11.22	93	39754	47.15	ug/L		99
78) bromodichloromethane	11.35	83	90765	48.47	ug/L		99
79) cis-1,3-dichloropropene	11.79	75	109913	46.42	ug/L		98
81) 4-methyl-2-pentanone	11.88	58	25083	48.03	ug/L		97
82) toluene	12.13	91	272217	44.89	ug/L		100
83) 3-methyl-1-butanol	11.91	70	44418	1149.41	ug/L	#	84
84) trans-1,3-dichloropropene	12.35	75	96162	46.56	ug/L		96
85) ethyl methacrylate	12.32	69	82792	48.48	ug/L		96
86) 1,1,2-trichloroethane	12.57	83	49259	46.84	ug/L		98
87) 2-hexanone	12.72	58	30066	51.68	ug/L		95
89) tetrachloroethene	12.69	166	72002	44.91	ug/L		99
90) 1,3-dichloropropane	12.75	76	90774	45.63	ug/L		98
91) butyl acetate	12.78	56	34478	37.75	ug/L		90
92) dibromochloromethane	13.00	129	69301	44.59	ug/L		100
93) 1,2-dibromoethane	13.15	107	56837	44.42	ug/L		100
94) 3,3-Dimethyl-1-Butanol	12.90	57	62704	418.44	ug/L		90
96) chlorobenzene	13.59	112	172308	43.62	ug/L		100
97) 1,1,1,2-tetrachloroethane	13.65	131	63626	44.74	ug/L		99
98) ethylbenzene	13.62	91	282419	42.93	ug/L		98
99) m,p-xylene	13.73	106	221544	85.65	ug/L		99
100) o-xylene	14.15	91	228163	43.46	ug/L		100
101) styrene	14.16	104	176229	42.47	ug/L		99
102) bromoform	14.45	173	45211	42.11	ug/L		98

Quantitation Report (QT Reviewed)

Data Path : C:\MSDCHEM\1\DATA\
Data File : Y146977.D
Acq On : 7 Jul 2014 4:30 pm
Operator : prashans
Sample : JB70672-12MS
Misc : MS70078,VY6390,4.9,,,,1
ALS Vial : 13 Sample Multiplier: 1

Quant Time: Jul 08 13:36:03 2014
Quant Method : C:\MSDCHEM\1\METHODS\MYS6377.M
Quant Title : Method SW846 8260B, ZB624 60m x 0.25mm x 1.4um
QLast Update : Wed Jun 25 11:30:58 2014
Response via : Initial Calibration

Internal Standards	R.T.	QIon	Response	Conc Units	Dev(Min)
104) isopropylbenzene	14.48	105	260354	42.27 ug/L	100
107) bromobenzene	14.89	156	74736	43.88 ug/L	96
108) cyclohexanone	14.69	55	151108	503.95 ug/L	98
109) 1,1,2,2-tetrachloroethane	14.82	83	74188	43.24 ug/L	99
110) trans-1,4-dichloro-2-buten	14.86	53	17581	42.87 ug/L	94
111) 1,2,3-trichloropropane	14.89	110	16365	43.85 ug/L	99
112) n-propylbenzene	14.88	91	285709	41.36 ug/L	99
114) 2-chlorotoluene	15.04	126	62974	41.88 ug/L	89
115) 4-chlorotoluene	15.14	91	182548	40.81 ug/L	98
116) 1,3,5-trimethylbenzene	15.03	105	251824	49.38 ug/L	98
117) tert-butylbenzene	15.37	119	170570	41.10 ug/L	98
118) pentachloroethane	15.47	167	43315	42.12 ug/L	98
119) 1,2,4-trimethylbenzene	15.42	105	223117	44.31 ug/L	99
120) sec-butylbenzene	15.58	105	249051	38.02 ug/L	99
121) 1,3-dichlorobenzene	15.79	146	125182	39.84 ug/L	98
122) p-isopropyltoluene	15.70	119	212133	39.17 ug/L	99
123) 1,4-dichlorobenzene	15.87	146	127548	39.09 ug/L	99
124) 1,2-dichlorobenzene	16.27	146	117997	39.09 ug/L	99
125) n-butylbenzene	16.11	92	98300	35.09 ug/L	97
127) 1,2-dibromo-3-chloropropan	17.05	157	13138	40.10 ug/L	96
128) 1,3,5-Trichlorobenzene	17.20	180	85407	33.22 ug/L	100
129) 1,2,4-trichlorobenzene	17.84	180	68089	31.60 ug/L	100
131) hexachlorobutadiene	17.93	225	37499	28.89 ug/L	100
132) naphthalene	18.12	128	148179	33.77 ug/L	99
133) 1,2,3-trichlorobenzene	18.37	180	58550	29.25 ug/L	98
134) hexachloroethane	16.50	119	37283	35.05 ug/L	99
135) Benzyl chloride	15.99	91	119645	39.70 ug/L	99

(#) = qualifier out of range (m) = manual integration (+) = signals summed

Quantitation Report (QT Reviewed)

Data Path : C:\MSDCHEM\1\DATA\
Data File : Y146977.D
Acq On : 7 Jul 2014 4:30 pm
Operator : prashans
Sample : JB70672-12MS
Misc : MS70078,VY6390,4.9,,,,1
ALS Vial : 13 Sample Multiplier: 1

Quant Time: Jul 08 13:36:03 2014
Quant Method : C:\MSDCHEM\1\METHODS\MYS6377.M
Quant Title : Method SW846 8260B, ZB624 60m x 0.25mm x 1.4um
QLast Update : Wed Jun 25 11:30:58 2014
Response via : Initial Calibration

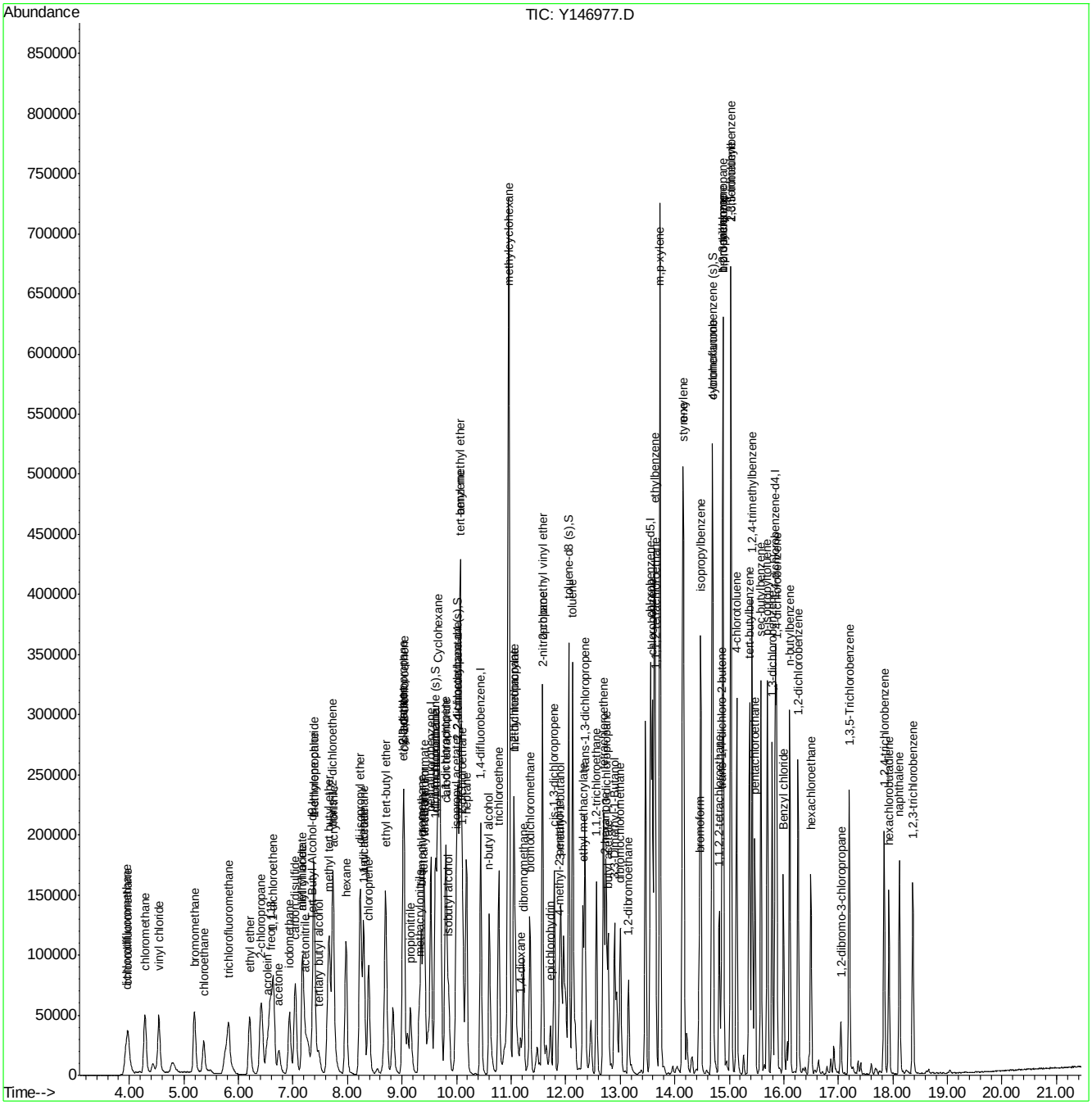

Quantitation Report (QT Reviewed)

Data Path : C:\MSDCHEM\1\DATA\
Data File : Y146978.D
Acq On : 7 Jul 2014 4:58 pm
Operator : prashans
Sample : JB70672-12MSD
Misc : MS70078,VY6390,4.8,,,,1
ALS Vial : 14 Sample Multiplier: 1

Quant Time: Jul 08 13:35:47 2014
Quant Method : C:\MSDCHEM\1\METHODS\MYS6377.M
Quant Title : Method SW846 8260B, ZB624 60m x 0.25mm x 1.4um
QLast Update : Wed Jun 25 11:30:58 2014
Response via : Initial Calibration

Internal Standards	R.T.	QIon	Response	Conc	Units		Dev(Min)
1) Tert Butyl Alcohol-d9	7.36	65	47372	500.00	ug/L		0.00
5) pentafluorobenzene	9.53	168	173470	50.00	ug/L		0.00
58) 1,4-difluorobenzene	10.44	114	214145	50.00	ug/L		0.00
88) chlorobenzene-d5	13.56	117	188611	50.00	ug/L		0.00
103) 1,4-dichlorobenzene-d4	15.85	152	93359	50.00	ug/L		0.00
System Monitoring Compounds							
50) dibromofluoromethane (s)	9.60	113	69170	51.09	ug/L		0.00
Spiked Amount 50.000	Range 59 - 130		Recovery = 102.18%				
51) 1,2-dichloroethane-d4 (s)	10.03	65	66434	46.42	ug/L		0.00
Spiked Amount 50.000	Range 65 - 123		Recovery = 92.84%				
80) toluene-d8 (s)	12.06	98	265164	53.54	ug/L		0.00
Spiked Amount 50.000	Range 77 - 125		Recovery = 107.08%				
105) 4-bromofluorobenzene (s)	14.70	95	93909	50.21	ug/L		0.00
Spiked Amount 50.000	Range 71 - 132		Recovery = 100.42%				
Target Compounds							Qvalue
2) 1,4-dioxane	11.18	88	16453	1450.46	ug/L	#	98
4) tertiary butyl alcohol	7.47	59	36638	292.00	ug/L		97
11) chlorodifluoromethane	3.97	51	64805	57.50	ug/L		97
12) dichlorodifluoromethane	3.94	85	72512	55.06	ug/L		97
13) chloromethane	4.28	50	94246	50.76	ug/L		97
14) vinyl chloride	4.54	62	85275	51.34	ug/L		98
16) bromomethane	5.19	94	57993	48.77	ug/L		98
17) chloroethane	5.36	64	39837	52.06	ug/L		97
19) trichlorofluoromethane	5.82	101	90128	50.58	ug/L		95
20) ethyl ether	6.21	74	35455	49.09	ug/L		99
21) 2-chloropropane	6.42	63	26384	52.37	ug/L		95
22) acrolein	6.52	56	33284	121.05	ug/L		97
23) 1,1-dichloroethene	6.64	61	92318	50.31	ug/L		99
24) acetone	6.74	43	46460	59.75	ug/L		94
25) allyl chloride	7.18	76	32540	49.87	ug/L		93
26) acetonitrile	7.22	40	47130	453.46	ug/L		98
27) iodomethane	6.93	142	110005	47.44	ug/L		99
28) carbon disulfide	7.04	76	199920	45.68	ug/L		100
29) 1-chloropropane	7.38	42	119831	49.23	ug/L		99
30) methylene chloride	7.38	49	97224	42.93	ug/L		97
31) methyl acetate	7.18	74	9315	49.47	ug/L	#	1
32) methyl tert butyl ether	7.66	73	188365	47.20	ug/L		85
33) trans-1,2-dichloroethene	7.72	61	90895	49.39	ug/L		99
34) di-isopropyl ether	8.24	45	239335	50.16	ug/L		98
35) ethyl tert-butyl ether	8.70	59	221109	49.55	ug/L		99
36) 2-butanone	9.02	72	10471	56.71	ug/L	#	72
37) 1,1-dichloroethane	8.30	63	121549	50.72	ug/L		97
38) chloroprene	8.39	53	79831	46.94	ug/L		98
39) acrylonitrile	7.75	53	96465	218.88	ug/L		97
40) vinyl acetate	8.29	86	7304	39.01	ug/L		91
41) ethyl acetate	9.02	45	8957	45.41	ug/L	#	26
42) 2,2-dichloropropane	9.02	77	89258	47.70	ug/L		98
43) cis-1,2-dichloroethene	9.03	96	73574	47.55	ug/L		99

Quantitation Report (QT Reviewed)

Data Path : C:\MSDCHEM\1\DATA\
Data File : Y146978.D
Acq On : 7 Jul 2014 4:58 pm
Operator : prashans
Sample : JB70672-12MSD
Misc : MS70078,VY6390,4.8,,,,1
ALS Vial : 14 Sample Multiplier: 1

Quant Time: Jul 08 13:35:47 2014
Quant Method : C:\MSDCHEM\1\METHODS\MYS6377.M
Quant Title : Method SW846 8260B, ZB624 60m x 0.25mm x 1.4um
QLast Update : Wed Jun 25 11:30:58 2014
Response via : Initial Calibration

Internal Standards	R.T.	QIon	Response	Conc	Units		Dev(Min)
44) propionitrile	9.15	54	80763	476.61	ug/L		96
45) bromochloromethane	9.35	130	46625	48.38	ug/L		97
46) tetrahydrofuran	9.38	72	7954	45.38	ug/L	#	71
47) chloroform	9.40	83	118682	49.29	ug/L		99
48) tert-Butyl Formate	9.42	59	41886	46.40	ug/L		75
49) isobutyl alcohol	9.85	41	31285	645.07	ug/L	#	68
52) freon 113	6.57	151	43634	49.73	ug/L		99
53) methacrylonitrile	9.31	67	23089	45.08	ug/L		97
54) 1,1,1-trichloroethane	9.63	97	90445	48.33	ug/L		98
55) Cyclohexane	9.67	84	217931	114.07	ug/L	#	98
56) 2,2,4-trimethylpentane	10.02	57	185528	37.69	ug/L		85
57) tert-amyl methyl ether	10.07	73	205340	47.28	ug/L		98
59) epichlorohydrin	11.72	57	30256	230.21	ug/L		98
60) n-butyl alcohol	10.60	56	101917	2457.20	ug/L		99
61) carbon tetrachloride	9.81	117	70171	41.03	ug/L		98
62) 1,1-dichloropropene	9.80	75	82552	47.44	ug/L		98
63) hexane	7.97	57	89356	50.36	ug/L		96
65) benzene	10.07	78	273115	48.22	ug/L		100
66) heptane	10.18	57	46363	44.14	ug/L	#	77
67) isopropyl acetate	9.99	61	24305	43.62	ug/L	#	30
68) 1,2-dichloroethane	10.11	62	79365	49.70	ug/L		98
69) trichloroethene	10.77	95	69053	50.27	ug/L		99
71) 2-nitropropane	11.58	41	17401	38.78	ug/L	#	81
72) 2-chloroethyl vinyl ether	11.57	63	147325	252.05	ug/L		99
73) methyl methacrylate	11.05	69	38983	43.13	ug/L		91
74) 1,2-dichloropropane	11.06	63	71342	48.83	ug/L		99
75) methylcyclohexane	10.96	83	496656	219.72	ug/L		99
77) dibromomethane	11.22	93	39662	46.84	ug/L		98
78) bromodichloromethane	11.35	83	88880	47.26	ug/L		99
79) cis-1,3-dichloropropene	11.79	75	108370	45.57	ug/L		99
81) 4-methyl-2-pentanone	11.88	58	23527	44.86	ug/L		92
82) toluene	12.13	91	277005	45.48	ug/L		99
83) 3-methyl-1-butanol	11.91	70	45189	1164.40	ug/L	#	83
84) trans-1,3-dichloropropene	12.35	75	94812	45.71	ug/L		98
85) ethyl methacrylate	12.32	69	81467	47.51	ug/L		97
86) 1,1,2-trichloroethane	12.57	83	49340	46.71	ug/L		99
87) 2-hexanone	12.72	58	28728	49.17	ug/L		99
89) tetrachloroethene	12.69	166	74575	46.32	ug/L		98
90) 1,3-dichloropropane	12.75	76	88640	44.37	ug/L		99
91) butyl acetate	12.78	56	32485	35.42	ug/L		97
92) dibromochloromethane	13.01	129	67427	43.20	ug/L		98
93) 1,2-dibromoethane	13.15	107	56403	43.90	ug/L		99
94) 3,3-Dimethyl-1-Butanol	12.90	57	61377	407.86	ug/L		89
96) chlorobenzene	13.59	112	172458	43.48	ug/L		99
97) 1,1,1,2-tetrachloroethane	13.65	131	62848	44.01	ug/L		100
98) ethylbenzene	13.62	91	284340	43.04	ug/L		99
99) m,p-xylene	13.73	106	223580	86.07	ug/L		99
100) o-xylene	14.15	91	231083	43.83	ug/L		98
101) styrene	14.16	104	175389	42.09	ug/L		99
102) bromoform	14.45	173	43485	40.33	ug/L		100

Quantitation Report (QT Reviewed)

Data Path : C:\MSDCHEM\1\DATA\
Data File : Y146978.D
Acq On : 7 Jul 2014 4:58 pm
Operator : prashans
Sample : JB70672-12MSD
Misc : MS70078,VY6390,4.8,,,,1
ALS Vial : 14 Sample Multiplier: 1

Quant Time: Jul 08 13:35:47 2014
Quant Method : C:\MSDCHEM\1\METHODS\MYS6377.M
Quant Title : Method SW846 8260B, ZB624 60m x 0.25mm x 1.4um
QLast Update : Wed Jun 25 11:30:58 2014
Response via : Initial Calibration

Internal Standards	R.T.	QIon	Response	Conc Units	Dev(Min)
104) isopropylbenzene	14.48	105	263364	42.89 ug/L	100
107) bromobenzene	14.89	156	74249	43.72 ug/L	95
108) cyclohexanone	14.69	55	142520	476.69 ug/L	99
109) 1,1,2,2-tetrachloroethane	14.82	83	72227	42.22 ug/L	98
110) trans-1,4-dichloro-2-buten	14.86	53	17237	42.15 ug/L	91
111) 1,2,3-trichloropropane	14.90	110	16133	43.35 ug/L	90
112) n-propylbenzene	14.88	91	289662	42.05 ug/L	99
114) 2-chlorotoluene	15.04	126	64622	43.10 ug/L	98
115) 4-chlorotoluene	15.14	91	182845	41.00 ug/L	99
116) 1,3,5-trimethylbenzene	15.03	105	261199	51.37 ug/L	99
117) tert-butylbenzene	15.37	119	173058	41.82 ug/L	99
118) pentachloroethane	15.47	167	41500	40.47 ug/L	98
119) 1,2,4-trimethylbenzene	15.42	105	226894	45.19 ug/L	99
120) sec-butylbenzene	15.58	105	255011	39.04 ug/L	100
121) 1,3-dichlorobenzene	15.79	146	125573	40.09 ug/L	98
122) p-isopropyltoluene	15.70	119	213479	39.53 ug/L	99
123) 1,4-dichlorobenzene	15.87	146	127073	39.06 ug/L	99
124) 1,2-dichlorobenzene	16.27	146	117554	39.06 ug/L	100
125) n-butylbenzene	16.11	92	100421	35.95 ug/L	98
127) 1,2-dibromo-3-chloropropan	17.05	157	12663	38.76 ug/L	96
128) 1,3,5-Trichlorobenzene	17.20	180	86657	33.81 ug/L	99
129) 1,2,4-trichlorobenzene	17.84	180	68326	31.81 ug/L	99
131) hexachlorobutadiene	17.93	225	37796	29.21 ug/L	99
132) naphthalene	18.12	128	144528	33.03 ug/L	100
133) 1,2,3-trichlorobenzene	18.37	180	58019	29.07 ug/L	99
134) hexachloroethane	16.50	119	37119	34.99 ug/L	99
135) Benzyl chloride	15.99	91	112994	37.60 ug/L	99

(#) = qualifier out of range (m) = manual integration (+) = signals summed

Quantitation Report (QT Reviewed)

Data Path : C:\MSDCHEM\1\DATA\
Data File : Y146978.D
Acq On : 7 Jul 2014 4:58 pm
Operator : prashans
Sample : JB70672-12MSD
Misc : MS70078,VY6390,4.8,,,,1
ALS Vial : 14 Sample Multiplier: 1

Quant Time: Jul 08 13:35:47 2014
Quant Method : C:\MSDCHEM\1\METHODS\MYS6377.M
Quant Title : Method SW846 8260B, ZB624 60m x 0.25mm x 1.4um
QLast Update : Wed Jun 25 11:30:58 2014
Response via : Initial Calibration

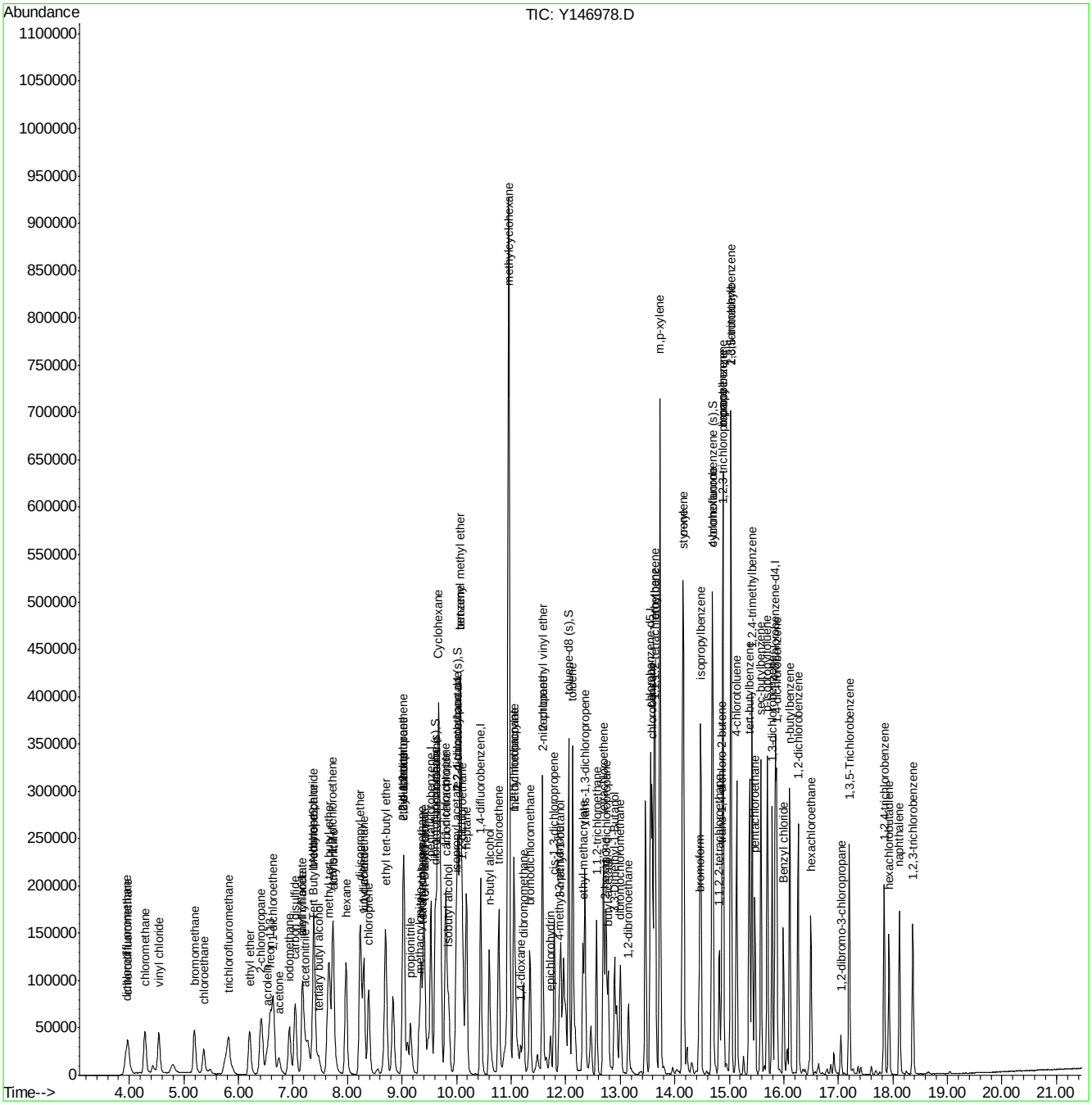

Quantitation Report (QT Reviewed)

Data Path : C:\MSDCHEM\1\DATA\
Data File : Y147019.D
Acq On : 8 Jul 2014 3:20 pm
Operator : prashans
Sample : JB70845-2MS
Misc : MS70151,VY6392,3.6,,,,1
ALS Vial : 12 Sample Multiplier: 1

Quant Time: Jul 09 10:58:27 2014
Quant Method : C:\MSDCHEM\1\METHODS\MYS6377.M
Quant Title : Method SW846 8260B, ZB624 60m x 0.25mm x 1.4um
QLast Update : Tue Jul 08 13:07:11 2014
Response via : Initial Calibration

Internal Standards	R.T.	QIon	Response	Conc	Units	Dev(Min)
1) Tert Butyl Alcohol-d9	7.36	65	47295	500.00	ug/L	0.00
5) pentafluorobenzene	9.53	168	159479	50.00	ug/L	0.00
58) 1,4-difluorobenzene	10.44	114	191512	50.00	ug/L	0.00
88) chlorobenzene-d5	13.56	117	162958	50.00	ug/L	0.00
103) 1,4-dichlorobenzene-d4	15.85	152	81007	50.00	ug/L	0.00
System Monitoring Compounds						
50) dibromofluoromethane (s)	9.60	113	62565	50.26	ug/L	0.00
Spiked Amount 50.000	Range 59 - 130		Recovery = 100.52%			
51) 1,2-dichloroethane-d4 (s)	10.02	65	59630	45.32	ug/L	0.00
Spiked Amount 50.000	Range 65 - 123		Recovery = 90.64%			
80) toluene-d8 (s)	12.06	98	232464	52.49	ug/L	0.00
Spiked Amount 50.000	Range 77 - 125		Recovery = 104.98%			
105) 4-bromofluorobenzene (s)	14.70	95	80255	49.45	ug/L	0.00
Spiked Amount 50.000	Range 71 - 132		Recovery = 98.90%			
Target Compounds						Qvalue
2) 1,4-dioxane	11.17	88	15130	1336.00	ug/L	97
4) tertiary butyl alcohol	7.47	59	36048	287.77	ug/L	97
11) chlorodifluoromethane	3.98	51	62874	60.68	ug/L	99
12) dichlorodifluoromethane	3.94	85	69255	57.20	ug/L	98
13) chloromethane	4.28	50	92877	54.41	ug/L	100
14) vinyl chloride	4.53	62	82552	54.06	ug/L	99
16) bromomethane	5.19	94	49814	45.57	ug/L	98
17) chloroethane	5.37	64	38695	55.00	ug/L	94
19) trichlorofluoromethane	5.82	101	82437	50.33	ug/L	98
20) ethyl ether	6.21	74	30972	46.64	ug/L	95
21) 2-chloropropane	6.42	63	24037	51.89	ug/L	89
22) acrolein	6.52	56	33216	131.40	ug/L	99
23) 1,1-dichloroethene	6.64	61	81492	48.30	ug/L	96
24) acetone	6.74	43	35212	49.26	ug/L	99
25) allyl chloride	7.18	76	29303	48.85	ug/L	95
26) acetonitrile	7.22	40	42265	442.33	ug/L	93
27) iodomethane	6.93	142	82973	38.92	ug/L	99
28) carbon disulfide	7.04	76	163281	40.58	ug/L	99
29) 1-chloropropane	7.39	42	103740	46.36	ug/L	92
30) methylene chloride	7.38	49	86705	41.65	ug/L	95
31) methyl acetate	7.17	74	20613	119.07	ug/L	90
32) methyl tert butyl ether	7.66	73	164638	44.88	ug/L	99
33) trans-1,2-dichloroethene	7.72	61	78081	46.15	ug/L	98
34) di-isopropyl ether	8.24	45	213686	48.71	ug/L	98
35) ethyl tert-butyl ether	8.70	59	195975	47.77	ug/L	98
36) 2-butanone	9.02	72	8066	47.52	ug/L #	1
37) 1,1-dichloroethane	8.30	63	105391	47.83	ug/L	97
38) chloroprene	8.39	53	72229	46.20	ug/L	97
39) acrylonitrile	7.75	53	82217	202.92	ug/L	99
42) 2,2-dichloropropane	9.02	77	77508	45.06	ug/L	98
43) cis-1,2-dichloroethene	9.04	96	61439	43.19	ug/L	97
44) propionitrile	9.15	54	64573	414.50	ug/L	96
45) bromochloromethane	9.35	130	38769	43.76	ug/L	97

Quantitation Report (QT Reviewed)

Data Path : C:\MSDCHEM\1\DATA\
Data File : Y147019.D
Acq On : 8 Jul 2014 3:20 pm
Operator : prashans
Sample : JB70845-2MS
Misc : MS70151,VY6392,3.6,,,,1
ALS Vial : 12 Sample Multiplier: 1

Quant Time: Jul 09 10:58:27 2014
Quant Method : C:\MSDCHEM\1\METHODS\MYS6377.M
Quant Title : Method SW846 8260B, ZB624 60m x 0.25mm x 1.4um
QLast Update : Tue Jul 08 13:07:11 2014
Response via : Initial Calibration

Internal Standards	R.T.	QIon	Response	Conc Units		Dev(Min)
46) tetrahydrofuran	9.38	72	6843	42.47 ug/L		92
47) chloroform	9.40	83	97657	44.12 ug/L		99
48) tert-Butyl Formate	9.41	59	1662	2.00 ug/L	#	1
49) isobutyl alcohol	9.86	41	18571	416.51 ug/L	#	99
52) freon 113	6.58	151	35979	44.60 ug/L		99
53) methacrylonitrile	9.31	67	16517	35.08 ug/L		92
54) 1,1,1-trichloroethane	9.63	97	77176	44.86 ug/L		98
55) Cyclohexane	9.67	84	59555	33.91 ug/L	#	95
56) 2,2,4-trimethylpentane	10.01	57	89757	19.84 ug/L	#	85
57) tert-amyl methyl ether	10.07	73	177035	44.34 ug/L		98
59) epichlorohydrin	11.72	57	24395	207.55 ug/L		98
60) n-butyl alcohol	10.60	56	81668	2201.70 ug/L		96
61) carbon tetrachloride	9.81	117	64562	42.21 ug/L		98
62) 1,1-dichloropropene	9.80	75	64249	41.29 ug/L		97
63) hexane	7.97	57	42581	26.84 ug/L		97
65) benzene	10.07	78	219699	43.37 ug/L		99
66) heptane	10.18	57	19286	20.53 ug/L		99
67) isopropyl acetate	9.99	61	7848	15.75 ug/L	#	22
68) 1,2-dichloroethane	10.11	62	66120	46.30 ug/L		100
69) trichloroethene	10.77	95	49755	40.50 ug/L		98
71) 2-nitropropane	11.58	41	15708	39.14 ug/L	#	65
72) 2-chloroethyl vinyl ether	11.57	63	103576	198.14 ug/L		99
73) methyl methacrylate	11.05	69	45820	56.69 ug/L		95
74) 1,2-dichloropropane	11.06	63	56730	43.42 ug/L		99
75) methylcyclohexane	10.95	83	52072	25.76 ug/L		98
77) dibromomethane	11.22	93	31287	41.32 ug/L		98
78) bromodichloromethane	11.34	83	70243	41.76 ug/L		99
79) cis-1,3-dichloropropene	11.79	75	83412	39.22 ug/L		98
81) 4-methyl-2-pentanone	11.88	58	19660	41.92 ug/L		97
82) toluene	12.13	91	198558	36.46 ug/L		97
83) 3-methyl-1-butanol	11.91	70	28229	813.35 ug/L		96
84) trans-1,3-dichloropropene	12.35	75	70915	38.23 ug/L		99
85) ethyl methacrylate	12.32	69	10516	6.86 ug/L		90
86) 1,1,2-trichloroethane	12.56	83	36937	39.10 ug/L		96
87) 2-hexanone	12.72	58	20782	39.77 ug/L		97
89) tetrachloroethene	12.69	166	45967	33.04 ug/L		99
90) 1,3-dichloropropane	12.74	76	68389	39.62 ug/L		98
91) butyl acetate	12.78	56	5627	7.10 ug/L		97
92) dibromochloromethane	13.00	129	49982	37.06 ug/L		100
93) 1,2-dibromoethane	13.15	107	42131	37.95 ug/L		100
94) 3,3-Dimethyl-1-Butanol	12.90	57	49957	384.23 ug/L		99
96) chlorobenzene	13.59	112	113607	33.15 ug/L		100
97) 1,1,1,2-tetrachloroethane	13.65	131	45424	36.82 ug/L		99
98) ethylbenzene	13.62	91	186691	32.70 ug/L		99
99) m,p-xylene	13.73	106	142308	63.41 ug/L		98
100) o-xylene	14.15	91	148813	32.67 ug/L		99
101) styrene	14.16	104	113384	31.50 ug/L		98
102) bromoform	14.45	173	30105	32.31 ug/L		99
104) isopropylbenzene	14.48	105	156726	29.41 ug/L		99
107) bromobenzene	14.89	156	45224	30.69 ug/L		95

Quantitation Report (QT Reviewed)

Data Path : C:\MSDCHEM\1\DATA\
Data File : Y147019.D
Acq On : 8 Jul 2014 3:20 pm
Operator : prashans
Sample : JB70845-2MS
Misc : MS70151,VY6392,3.6,,,,1
ALS Vial : 12 Sample Multiplier: 1

Quant Time: Jul 09 10:58:27 2014
Quant Method : C:\MSDCHEM\1\METHODS\MYS6377.M
Quant Title : Method SW846 8260B, ZB624 60m x 0.25mm x 1.4um
QLast Update : Tue Jul 08 13:07:11 2014
Response via : Initial Calibration

Internal Standards	R.T.	QIon	Response	Conc Units	Dev(Min)
108) cyclohexanone	14.69	55	125808	484.96 ug/L	98
109) 1,1,2,2-tetrachloroethane	14.82	83	50621	34.10 ug/L	95
110) trans-1,4-dichloro-2-buten	14.86	53	12181	34.33 ug/L	93
111) 1,2,3-trichloropropane	14.89	110	11425	35.38 ug/L	100
112) n-propylbenzene	14.88	91	165662	27.72 ug/L	100
114) 2-chlorotoluene	15.04	126	36438	28.01 ug/L	93
115) 4-chlorotoluene	15.14	91	104913	27.11 ug/L	99
116) 1,3,5-trimethylbenzene	15.03	105	117575	26.65 ug/L	99
117) tert-butylbenzene	15.37	119	94573	26.34 ug/L	98
118) pentachloroethane	15.47	167	26954	30.29 ug/L	98
119) 1,2,4-trimethylbenzene	15.42	105	116301	26.69 ug/L	99
120) sec-butylbenzene	15.58	105	128254	22.63 ug/L	100
121) 1,3-dichlorobenzene	15.79	146	66098	24.32 ug/L	99
122) p-isopropyltoluene	15.70	119	107768	23.00 ug/L	99
123) 1,4-dichlorobenzene	15.87	146	66675	23.62 ug/L	99
124) 1,2-dichlorobenzene	16.26	146	61847	23.68 ug/L	98
125) n-butylbenzene	16.11	92	45949	18.96 ug/L	98
127) 1,2-dibromo-3-chloropropan	17.05	157	7862	27.74 ug/L	96
128) 1,3,5-Trichlorobenzene	17.20	180	35748	16.07 ug/L	100
129) 1,2,4-trichlorobenzene	17.84	180	27244	14.62 ug/L	100
131) hexachlorobutadiene	17.93	225	15187	13.53 ug/L	99
132) naphthalene	18.12	128	66360	17.48 ug/L	99
133) 1,2,3-trichlorobenzene	18.37	180	22568	13.03 ug/L	98
134) hexachloroethane	16.50	119	19883	21.60 ug/L	98
135) Benzyl chloride	15.99	91	73427	28.16 ug/L	99

(#) = qualifier out of range (m) = manual integration (+) = signals summed

Quantitation Report (QT Reviewed)

Data Path : C:\MSDCHEM\1\DATA\
Data File : Y147019.D
Acq On : 8 Jul 2014 3:20 pm
Operator : prashans
Sample : JB70845-2MS
Misc : MS70151,VY6392,3.6,,,,1
ALS Vial : 12 Sample Multiplier: 1

Quant Time: Jul 09 10:58:27 2014
Quant Method : C:\MSDCHEM\1\METHODS\MYS6377.M
Quant Title : Method SW846 8260B, ZB624 60m x 0.25mm x 1.4um
QLast Update : Tue Jul 08 13:07:11 2014
Response via : Initial Calibration

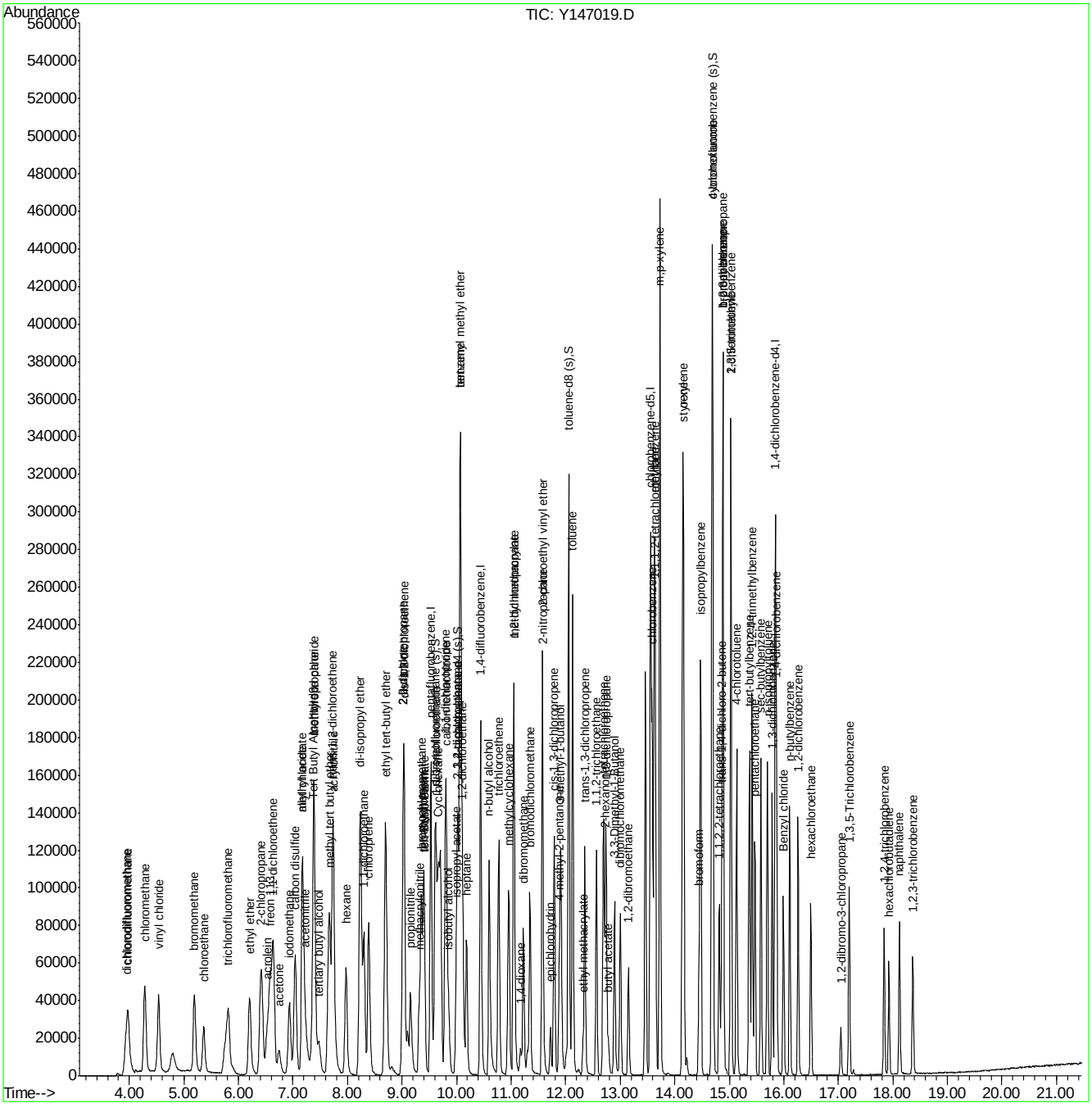

Quantitation Report (QT Reviewed)

Data Path : C:\msdchem\1\DATA\E\ve9537-9538\
Data File : E217222.D
Acq On : 9 Jul 2014 4:01 pm
Operator : OksanaT
Sample : jb70672-7ms
Misc : MS70078,VE9537,5.1,,100,10,1
ALS Vial : 15 Sample Multiplier: 1

Quant Time: Jul 10 08:22:40 2014
Quant Method : C:\msdchem\1\METHODS\ME9527.M
Quant Title : SW846 8260B,ZB624 60m x 0.25mm x 1.4um
QLast Update : Thu Jul 03 10:49:42 2014
Response via : Initial Calibration

Compound	R.T.	QIon	Response	Conc	Units		Dev(Min)
Internal Standards							
1) Tert Butyl Alcohol-d9	7.653	65	114995	500.00	ug/L		0.02
5) pentafluorobenzene	9.839	168	203897	50.00	ug/L		0.00
67) 1,4-difluorobenzene	10.754	114	257097	50.00	ug/L		0.00
98) chlorobenzene-d5	14.084	117	240392	50.00	ug/L		0.00
115) 1,4-dichlorobenzene-d4	16.656	152	135698	50.00	ug/L		0.00
System Monitoring Compounds							
60) dibromofluoromethane (s)	9.880	113	73348	45.06	ug/L		0.00
Spiked Amount 50.000	Range 59 - 130		Recovery = 90.12%				
61) 1,2-dichloroethane-d4 (s)	10.293	65	87676	42.12	ug/L		0.00
Spiked Amount 50.000	Range 65 - 123		Recovery = 84.24%				
90) toluene-d8 (s)	12.458	98	305243	45.93	ug/L		0.00
Spiked Amount 50.000	Range 77 - 125		Recovery = 91.86%				
117) 4-bromofluorobenzene (s)	15.359	95	120624	44.56	ug/L		0.00
Spiked Amount 50.000	Range 71 - 132		Recovery = 89.12%				
Target Compounds							Qvalue
3) 1,4-dioxane	11.475	88	32396	1201.44	ug/L		98
4) tertiary butyl alcohol	7.768	59	61178	238.14	ug/L	#	48
11) chlorodifluoromethane	4.292	51	74795	37.61	ug/L		99
12) dichlorodifluoromethane	4.286	85	72538	36.03	ug/L		99
15) chloromethane	4.616	50	104030	32.53	ug/L		98
16) vinyl chloride	4.882	62	98341	36.96	ug/L		99
19) bromomethane	5.494	94	21348	13.36	ug/L		98
20) chloroethane	5.656	64	17383	14.62	ug/L		96
22) trichlorofluoromethane	6.189	101	85261	37.35	ug/L		99
24) ethyl ether	6.592	74	44121	43.67	ug/L		96
28) 2-chloropropane	6.770	43	118855	36.64	ug/L		98
29) acrolein	6.796	56	224694	429.00	ug/L		99
30) 1,1-dichloroethene	7.015	96	58252	39.41	ug/L		98
32) acetone	7.021	58	8930	38.68	ug/L		94
33) allyl chloride	7.507	41	132868	44.83	ug/L		87
34) acetonitrile	7.397	40	94992	524.87	ug/L		98
35) iodomethane	7.282	142	108919	44.08	ug/L		98
36) iso-butyl alcohol	10.408	74	24454	1326.51	ug/L		89
37) carbon disulfide	7.449	76	224166	41.78	ug/L		97
38) methylene chloride	7.685	84	76681	44.62	ug/L		99
39) 1-chloropropane	7.737	42	131463	39.87	ug/L		96
40) methyl acetate	7.476	43	87106	40.44	ug/L		99
41) methyl tert butyl ether	8.051	73	235628	44.38	ug/L		98
42) trans-1,2-dichloroethene	8.077	96	66393	40.82	ug/L		99
43) di-isopropyl ether	8.636	45	261738	41.71	ug/L		98
44) ethyl tert-butyl ether	9.096	59	252934	45.44	ug/L		99
45) 2-butanone	9.274	72	10981	40.70	ug/L	#	98
46) 1,1-dichloroethane	8.610	63	130289	42.31	ug/L		98
47) chloroprene	8.735	53	95856	37.95	ug/L		97
48) acrylonitrile	7.946	53	198824	212.81	ug/L		100
49) vinyl acetate	8.589	86	14713	46.22	ug/L		77
50) ethyl acetate	9.311	45	14836	40.67	ug/L		95
51) 2,2-dichloropropane	9.363	77	97857	47.18	ug/L		98
52) cis-1,2-dichloroethene	9.331	96	76702	42.65	ug/L		99
53) methyl acrylate	9.389	55	91985	42.66	ug/L		99
54) propionitrile	9.326	54	161210	422.42	ug/L		77
55) bromochloromethane	9.635	128	38449	45.92	ug/L		96
56) tetrahydrofuran	9.703	42	36287	36.73	ug/L		96
57) chloroform	9.687	83	119362	41.11	ug/L		100
58) t-butyl formate	9.739	59	70635	43.82	ug/L		99

Quantitation Report (QT Reviewed)

Data Path : C:\msdchem\1\DATA\E\ve9537-9538\
Data File : E217222.D
Acq On : 9 Jul 2014 4:01 pm
Operator : OksanaT
Sample : jb70672-7ms
Misc : MS70078,VE9537,5.1,,100,10,1
ALS Vial : 15 Sample Multiplier: 1

Quant Time: Jul 10 08:22:40 2014
Quant Method : C:\msdchem\1\METHODS\ME9527.M
Quant Title : SW846 8260B,ZB624 60m x 0.25mm x 1.4um
QLast Update : Thu Jul 03 10:49:42 2014
Response via : Initial Calibration

	Compound	R.T.	QIon	Response	Conc	Units		Dev(Min)
59)	Iso-octane	10.456	57	264428	41.63	ug/L		99
62)	freon 113	6.995	151	43099	41.33	ug/L		94
63)	methacrylonitrile	9.530	41	60976	38.33	ug/L		98
64)	1,1,1-trichloroethane	9.980	97	92588	40.59	ug/L		99
65)	Cyclohexane	10.095	84	97881	40.75	ug/L	#	96
66)	tert-amyl methyl ether	10.456	73	245632	44.81	ug/L		99
70)	epichlorohydrin	11.993	57	60942	231.09	ug/L		97
71)	n-butyl alcohol	10.842	56	177652	2169.57	ug/L		97
73)	carbon tetrachloride	10.205	117	81512	41.38	ug/L		98
74)	1,1-dichloropropene	10.158	75	89279	40.36	ug/L		98
75)	hexane	8.406	57	88727	38.03	ug/L		99
76)	benzene	10.408	78	281976	41.94	ug/L		99
77)	heptane	10.612	57	54243	41.53	ug/L		97
78)	isopropyl acetate	10.299	43	183284	37.97	ug/L		99
79)	1,2-dichloroethane	10.382	62	98511	45.06	ug/L		99
81)	trichloroethene	11.125	95	66894	40.85	ug/L		96
83)	2-chloroethyl vinyl ether	11.883	63	324796	227.62	ug/L		99
84)	methylcyclohexane	11.386	83	134013	48.00	ug/L		98
85)	methyl methacrylate	11.365	69	94149	45.09	ug/L		93
86)	1,2-dichloropropane	11.360	63	80259	44.27	ug/L		98
87)	dibromomethane	11.517	93	48851	45.28	ug/L		98
88)	bromodichloromethane	11.647	83	97140	43.64	ug/L		98
89)	cis-1,3-dichloropropene	12.128	75	130845	45.34	ug/L		95
91)	4-methyl-2-pentanone	12.207	58	40799	43.28	ug/L		93
92)	toluene	12.536	92	175013	42.51	ug/L		97
93)	3-methyl-1-butanol	12.223	55	101668	793.23	ug/L		95
94)	trans-1,3-dichloropropene	12.704	75	125492	46.09	ug/L		93
95)	ethyl methacrylate	12.714	69	122249	45.86	ug/L		96
96)	1,1,2-trichloroethane	12.934	83	64748	44.25	ug/L		98
97)	2-hexanone	13.111	58	38456	42.59	ug/L		95
99)	cyclohexanone	15.281	55	45392	428.48	ug/L		98
100)	tetrachloroethene	13.185	166	72478	40.82	ug/L		99
101)	1,3-dichloropropane	13.132	76	127531	45.67	ug/L		98
102)	butyl acetate	13.211	56	69442	43.71	ug/L		97
103)	3,3-dimethyl-1-butanol	13.300	57	126393	429.82	ug/L		96
104)	dibromochloromethane	13.430	129	80741	45.46	ug/L		98
105)	1,2-dibromoethane	13.598	107	78301	45.65	ug/L		99
106)	n-butyl ether	14.037	57	328073	41.75	ug/L		99
107)	chlorobenzene	14.120	112	198741	45.10	ug/L		97
108)	1,1,1,2-tetrachloroethane	14.178	131	73358	45.36	ug/L		99
109)	ethylbenzene	14.183	91	339879	42.18	ug/L		98
110)	m,p-xylene	14.303	106	260534	86.47	ug/L		99
111)	o-xylene	14.763	106	131936	43.67	ug/L		99
113)	styrene	14.763	104	234941	43.49	ug/L		99
114)	bromoform	15.040	173	64725	45.99	ug/L		99
116)	isopropylbenzene	15.140	105	337479	41.41	ug/L		99
118)	bromobenzene	15.579	156	95122	45.48	ug/L		100
119)	1,1,2,2-tetrachloroethane	15.433	83	120320	43.22	ug/L		100
120)	trans-1,4-dichloro-2-b...	15.480	53	35752	46.03	ug/L		95
121)	1,2,3-trichloropropane	15.521	110	30552	43.77	ug/L		91
122)	n-propylbenzene	15.595	91	390659	40.93	ug/L		100
124)	2-chlorotoluene	15.762	126	83007	41.96	ug/L		91
125)	4-chlorotoluene	15.861	91	259091	41.93	ug/L		98
126)	1,3,5-trimethylbenzene	15.762	105	293213	41.86	ug/L		99
127)	tert-butylbenzene	16.149	119	282971	46.92	ug/L		98
128)	pentachloroethane	16.232	167	60602	44.11	ug/L		99
129)	1,2,4-trimethylbenzene	16.201	105	299926	43.74	ug/L		100
130)	sec-butylbenzene	16.395	105	378409	41.48	ug/L		99

Quantitation Report (QT Reviewed)

Data Path : C:\msdchem\1\DATA\E\ve9537-9538\
Data File : E217222.D
Acq On : 9 Jul 2014 4:01 pm
Operator : OksanaT
Sample : jb70672-7ms
Misc : MS70078,VE9537,5.1,,100,10,1
ALS Vial : 15 Sample Multiplier: 1

Quant Time: Jul 10 08:22:40 2014
Quant Method : C:\msdchem\1\METHODS\ME9527.M
Quant Title : SW846 8260B,ZB624 60m x 0.25mm x 1.4um
QLast Update : Thu Jul 03 10:49:42 2014
Response via : Initial Calibration

Compound	R.T.	QIon	Response	Conc	Units	Dev(Min)
131) 1,3-dichlorobenzene	16.598	146	182967	43.83	ug/L	98
132) p-isopropyltoluene	16.520	119	322107	42.21	ug/L	100
133) 1,4-dichlorobenzene	16.687	146	188043	45.18	ug/L	99
134) benzyl chloride	16.792	91	259511	55.01	ug/L	98
136) 1,2-dichlorobenzene	17.116	146	183403	45.01	ug/L	99
137) n-butylbenzene	16.975	92	166544	39.41	ug/L	98
139) 1,2-dibromo-3-chloropr...	17.937	75	21723	41.76	ug/L	88
140) 1,3,5-trichlorobenzene	18.182	180	153752	44.61	ug/L	99
141) 1,2,4-trichlorobenzene	18.888	180	136408	45.68	ug/L	99
142) hexachlorobutadiene	19.040	225	69648	42.37	ug/L	98
143) naphthalene	19.197	128	347905	46.42	ug/L	99
145) 1,2,3-trichlorobenzene	19.474	180	124142	46.28	ug/L	99
146) hexachloroethane	17.435	119	59134	41.56	ug/L	99

(#) = qualifier out of range (m) = manual integration (+) = signals summed

Quantitation Report (QT Reviewed)

Data Path : C:\msdchem\1\DATA\E\ve9537-9538\
Data File : E217222.D
Acq On : 9 Jul 2014 4:01 pm
Operator : OksanaT
Sample : jb70672-7ms
Misc : MS70078,VE9537,5.1,,100,10,1
ALS Vial : 15 Sample Multiplier: 1

Quant Time: Jul 10 08:22:40 2014
Quant Method : C:\msdchem\1\METHODS\ME9527.M
Quant Title : SW846 8260B,ZB624 60m x 0.25mm x 1.4um
QLast Update : Thu Jul 03 10:49:42 2014
Response via : Initial Calibration

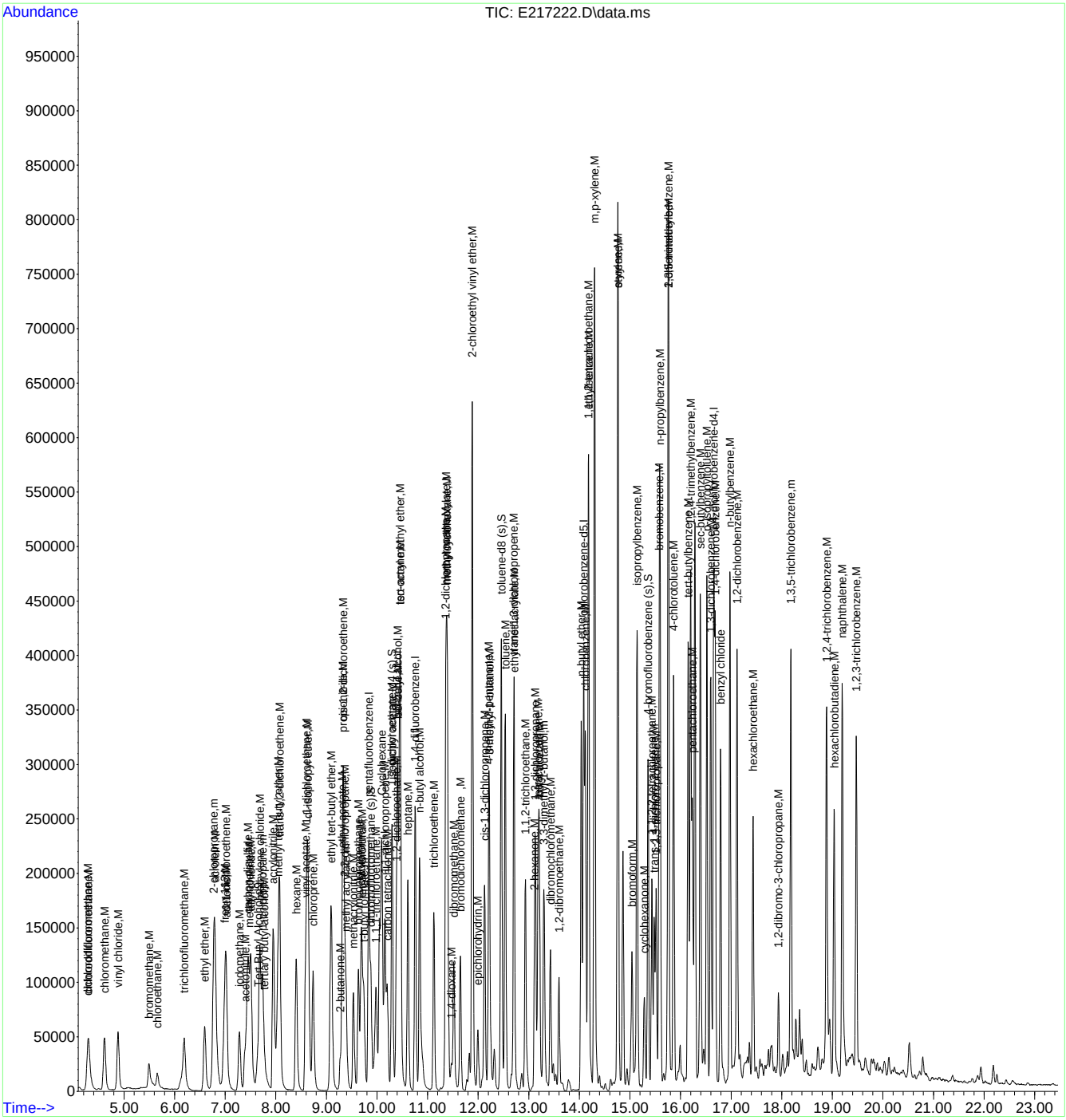

Quantitation Report (QT Reviewed)

Data Path : C:\msdchem\1\DATA\E\ve9537-9538\
Data File : E217223.D
Acq On : 9 Jul 2014 4:31 pm
Operator : OksanaT
Sample : jb70672-7msd
Misc : MS70078,VE9537,5.1,,100,10,1
ALS Vial : 16 Sample Multiplier: 1

Quant Time: Jul 10 08:23:03 2014
Quant Method : C:\msdchem\1\METHODS\ME9527.M
Quant Title : SW846 8260B,ZB624 60m x 0.25mm x 1.4um
QLast Update : Thu Jul 03 10:49:42 2014
Response via : Initial Calibration

Compound	R.T.	QIon	Response	Conc	Units	Dev(Min)
Internal Standards						
1) Tert Butyl Alcohol-d9	7.641	65	112009	500.00	ug/L	0.00
5) pentafluorobenzene	9.842	168	204317	50.00	ug/L	0.00
67) 1,4-difluorobenzene	10.756	114	256832	50.00	ug/L	0.00
98) chlorobenzene-d5	14.087	117	241071	50.00	ug/L	0.00
115) 1,4-dichlorobenzene-d4	16.659	152	135911	50.00	ug/L	0.00
System Monitoring Compounds						
60) dibromofluoromethane (s)	9.883	113	73542	45.09	ug/L	0.00
Spiked Amount 50.000	Range 59 - 130		Recovery = 90.18%			
61) 1,2-dichloroethane-d4 (s)	10.296	65	88269	42.31	ug/L	0.00
Spiked Amount 50.000	Range 65 - 123		Recovery = 84.62%			
90) toluene-d8 (s)	12.461	98	304668	45.89	ug/L	0.00
Spiked Amount 50.000	Range 77 - 125		Recovery = 91.78%			
117) 4-bromofluorobenzene (s)	15.357	95	120693	44.51	ug/L	0.00
Spiked Amount 50.000	Range 71 - 132		Recovery = 89.02%			
Target Compounds						Qvalue
3) 1,4-dioxane	11.478	88	28445	1083.03	ug/L	97
4) tertiary butyl alcohol	7.756	59	59277	236.89	ug/L	94
11) chlorodifluoromethane	4.300	51	73304	36.78	ug/L	97
12) dichlorodifluoromethane	4.295	85	70770	35.08	ug/L	98
15) chloromethane	4.619	50	112505	35.11	ug/L	99
16) vinyl chloride	4.891	62	95692	35.89	ug/L	96
19) bromomethane	5.502	94	24051	15.02	ug/L	96
20) chloroethane	5.680	64	35673	29.95	ug/L	97
22) trichlorofluoromethane	6.203	101	78348	34.25	ug/L	97
24) ethyl ether	6.595	74	43356	42.83	ug/L	99
28) 2-chloropropane	6.778	43	114695	35.29	ug/L	98
29) acrolein	6.799	56	223384	425.62	ug/L	100
30) 1,1-dichloroethene	7.024	96	57350	38.72	ug/L	99
32) acetone	7.018	58	9212	39.82	ug/L	93
33) allyl chloride	7.515	41	128982	43.43	ug/L	87
34) acetonitrile	7.400	40	90326	494.45	ug/L	99
35) iodomethane	7.285	142	108334	43.75	ug/L	100
36) iso-butyl alcohol	10.411	74	24627	1335.17	ug/L	91
37) carbon disulfide	7.452	76	210052	39.07	ug/L	99
38) methylene chloride	7.693	84	78142	45.37	ug/L	98
39) 1-chloropropane	7.745	42	131082	39.67	ug/L	98
40) methyl acetate	7.478	43	87046	40.33	ug/L	98
41) methyl tert butyl ether	8.048	73	236210	44.40	ug/L	98
42) trans-1,2-dichloroethene	8.080	96	67315	41.30	ug/L	98
43) di-isopropyl ether	8.639	45	263574	41.91	ug/L	96
44) ethyl tert-butyl ether	9.094	59	252595	45.28	ug/L	99
45) 2-butanone	9.272	72	10774	39.85	ug/L #	94
46) 1,1-dichloroethane	8.618	63	130132	42.17	ug/L	98
47) chloroprene	8.744	53	93465	36.93	ug/L	97
48) acrylonitrile	7.949	53	199632	213.24	ug/L	99
49) vinyl acetate	8.592	86	14225	44.60	ug/L	71
50) ethyl acetate	9.314	45	15897	43.49	ug/L	88
51) 2,2-dichloropropane	9.361	77	94633	45.53	ug/L	100
52) cis-1,2-dichloroethene	9.340	96	76516	42.45	ug/L	99
53) methyl acrylate	9.392	55	91179	42.20	ug/L	99
54) propionitrile	9.324	54	160160	418.81	ug/L	93
55) bromochloromethane	9.638	128	38738	46.17	ug/L	97
56) tetrahydrofuran	9.706	42	36076	36.45	ug/L	97
57) chloroform	9.695	83	120670	41.48	ug/L	99
58) t-butyl formate	9.737	59	69858	43.25	ug/L	99

Quantitation Report (QT Reviewed)

Data Path : C:\msdchem\1\DATA\E\ve9537-9538\
Data File : E217223.D
Acq On : 9 Jul 2014 4:31 pm
Operator : OksanaT
Sample : jb70672-7msd
Misc : MS70078,VE9537,5.1,,100,10,1
ALS Vial : 16 Sample Multiplier: 1

Quant Time: Jul 10 08:23:03 2014
Quant Method : C:\msdchem\1\METHODS\ME9527.M
Quant Title : SW846 8260B,ZB624 60m x 0.25mm x 1.4um
QLast Update : Thu Jul 03 10:49:42 2014
Response via : Initial Calibration

	Compound	R.T.	QIon	Response	Conc	Units		Dev(Min)
59)	Iso-octane	10.458	57	255918	40.20	ug/L		99
62)	freon 113	6.998	151	41161	39.39	ug/L		96
63)	methacrylonitrile	9.533	41	61205	38.40	ug/L		98
64)	1,1,1-trichloroethane	9.983	97	91627	40.08	ug/L		99
65)	Cyclohexane	10.092	84	95998	39.88	ug/L	#	96
66)	tert-amyl methyl ether	10.458	73	246247	44.83	ug/L		99
70)	epichlorohydrin	11.995	57	59382	225.41	ug/L		96
71)	n-butyl alcohol	10.840	56	175189	2141.70	ug/L		97
73)	carbon tetrachloride	10.208	117	80134	40.72	ug/L		99
74)	1,1-dichloropropene	10.160	75	87946	39.80	ug/L		97
75)	hexane	8.409	57	85353	36.62	ug/L		99
76)	benzene	10.411	78	281424	41.91	ug/L		98
77)	heptane	10.615	57	52470	40.21	ug/L		98
78)	isopropyl acetate	10.302	43	182048	37.75	ug/L		99
79)	1,2-dichloroethane	10.385	62	99150	45.40	ug/L		97
81)	trichloroethene	11.128	95	67265	41.12	ug/L		98
83)	2-chloroethyl vinyl ether	11.886	63	322912	226.54	ug/L		99
84)	methylcyclohexane	11.384	83	129634	46.48	ug/L		97
85)	methyl methacrylate	11.368	69	92274	44.24	ug/L		94
86)	1,2-dichloropropane	11.363	63	80294	44.34	ug/L		99
87)	dibromomethane	11.520	93	49073	45.53	ug/L		98
88)	bromodichloromethane	11.650	83	98425	44.26	ug/L		99
89)	cis-1,3-dichloropropene	12.126	75	131100	45.48	ug/L		97
91)	4-methyl-2-pentanone	12.210	58	40827	43.35	ug/L		92
92)	toluene	12.539	92	175458	42.67	ug/L		98
93)	3-methyl-1-butanol	12.220	55	101406	792.00	ug/L		95
94)	trans-1,3-dichloropropene	12.706	75	126502	46.51	ug/L		93
95)	ethyl methacrylate	12.712	69	123056	46.21	ug/L		97
96)	1,1,2-trichloroethane	12.931	83	64932	44.42	ug/L		99
97)	2-hexanone	13.114	58	38194	42.35	ug/L		99
99)	cyclohexanone	15.284	55	41804	393.50	ug/L		97
100)	tetrachloroethene	13.187	166	72147	40.52	ug/L		97
101)	1,3-dichloropropane	13.130	76	127066	45.38	ug/L		98
102)	butyl acetate	13.208	56	69009	43.32	ug/L		100
103)	3,3-dimethyl-1-butanol	13.297	57	122717	416.14	ug/L		96
104)	dibromochloromethane	13.428	129	81905	45.98	ug/L		98
105)	1,2-dibromoethane	13.595	107	79118	46.00	ug/L		100
106)	n-butyl ether	14.040	57	329490	41.81	ug/L		99
107)	chlorobenzene	14.118	112	200405	45.35	ug/L		99
108)	1,1,1,2-tetrachloroethane	14.176	131	75135	46.33	ug/L		99
109)	ethylbenzene	14.186	91	339177	41.98	ug/L		100
110)	m,p-xylene	14.301	106	260661	86.27	ug/L		99
111)	o-xylene	14.761	106	131003	43.24	ug/L		99
113)	styrene	14.766	104	233943	43.19	ug/L		98
114)	bromoform	15.043	173	64926	46.00	ug/L		97
116)	isopropylbenzene	15.143	105	332472	40.74	ug/L		98
118)	bromobenzene	15.582	156	95099	45.40	ug/L		100
119)	1,1,2,2-tetrachloroethane	15.435	83	120336	43.16	ug/L		99
120)	trans-1,4-dichloro-2-b...	15.477	53	34891	44.85	ug/L		96
121)	1,2,3-trichloropropane	15.519	110	30700	43.91	ug/L		83
122)	n-propylbenzene	15.598	91	387501	40.53	ug/L		99
124)	2-chlorotoluene	15.760	126	83942	42.37	ug/L		92
125)	4-chlorotoluene	15.864	91	261325	42.23	ug/L		97
126)	1,3,5-trimethylbenzene	15.760	105	290632	41.43	ug/L		99
127)	tert-butylbenzene	16.152	119	243770	40.35	ug/L		99
128)	pentachloroethane	16.235	167	60905	44.26	ug/L		98
129)	1,2,4-trimethylbenzene	16.199	105	295845	43.08	ug/L		100
130)	sec-butylbenzene	16.392	105	370002	40.50	ug/L		98

Quantitation Report (QT Reviewed)

Data Path : C:\msdchem\1\DATA\E\ve9537-9538\
Data File : E217223.D
Acq On : 9 Jul 2014 4:31 pm
Operator : OksanaT
Sample : jb70672-7msd
Misc : MS70078,VE9537,5.1,,100,10,1
ALS Vial : 16 Sample Multiplier: 1

Quant Time: Jul 10 08:23:03 2014
Quant Method : C:\msdchem\1\METHODS\ME9527.M
Quant Title : SW846 8260B,ZB624 60m x 0.25mm x 1.4um
QLast Update : Thu Jul 03 10:49:42 2014
Response via : Initial Calibration

Compound	R.T.	QIon	Response	Conc	Units	Dev(Min)
131) 1,3-dichlorobenzene	16.596	146	182599	43.67	ug/L	97
132) p-isopropyltoluene	16.523	119	316452	41.40	ug/L	99
133) 1,4-dichlorobenzene	16.685	146	188133	45.13	ug/L	99
134) benzyl chloride	16.790	91	254431	53.85	ug/L	99
136) 1,2-dichlorobenzene	17.119	146	184574	45.23	ug/L	99
137) n-butylbenzene	16.978	92	164744	38.93	ug/L	99
139) 1,2-dibromo-3-chloropr...	17.934	75	21696	41.64	ug/L	91
140) 1,3,5-trichlorobenzene	18.180	180	151678	43.94	ug/L	99
141) 1,2,4-trichlorobenzene	18.886	180	135845	45.43	ug/L	99
142) hexachlorobutadiene	19.038	225	67827	41.19	ug/L	97
143) naphthalene	19.200	128	340494	45.36	ug/L	100
145) 1,2,3-trichlorobenzene	19.477	180	125443	46.70	ug/L	98
146) hexachloroethane	17.433	119	58447	41.01	ug/L	99

(#) = qualifier out of range (m) = manual integration (+) = signals summed

Quantitation Report (QT Reviewed)

Data Path : C:\msdchem\1\DATA\E\ve9537-9538\
Data File : E217223.D
Acq On : 9 Jul 2014 4:31 pm
Operator : OksanaT
Sample : jb70672-7msd
Misc : MS70078,VE9537,5.1,,100,10,1
ALS Vial : 16 Sample Multiplier: 1

Quant Time: Jul 10 08:23:03 2014
Quant Method : C:\msdchem\1\METHODS\ME9527.M
Quant Title : SW846 8260B,ZB624 60m x 0.25mm x 1.4um
QLast Update : Thu Jul 03 10:49:42 2014
Response via : Initial Calibration

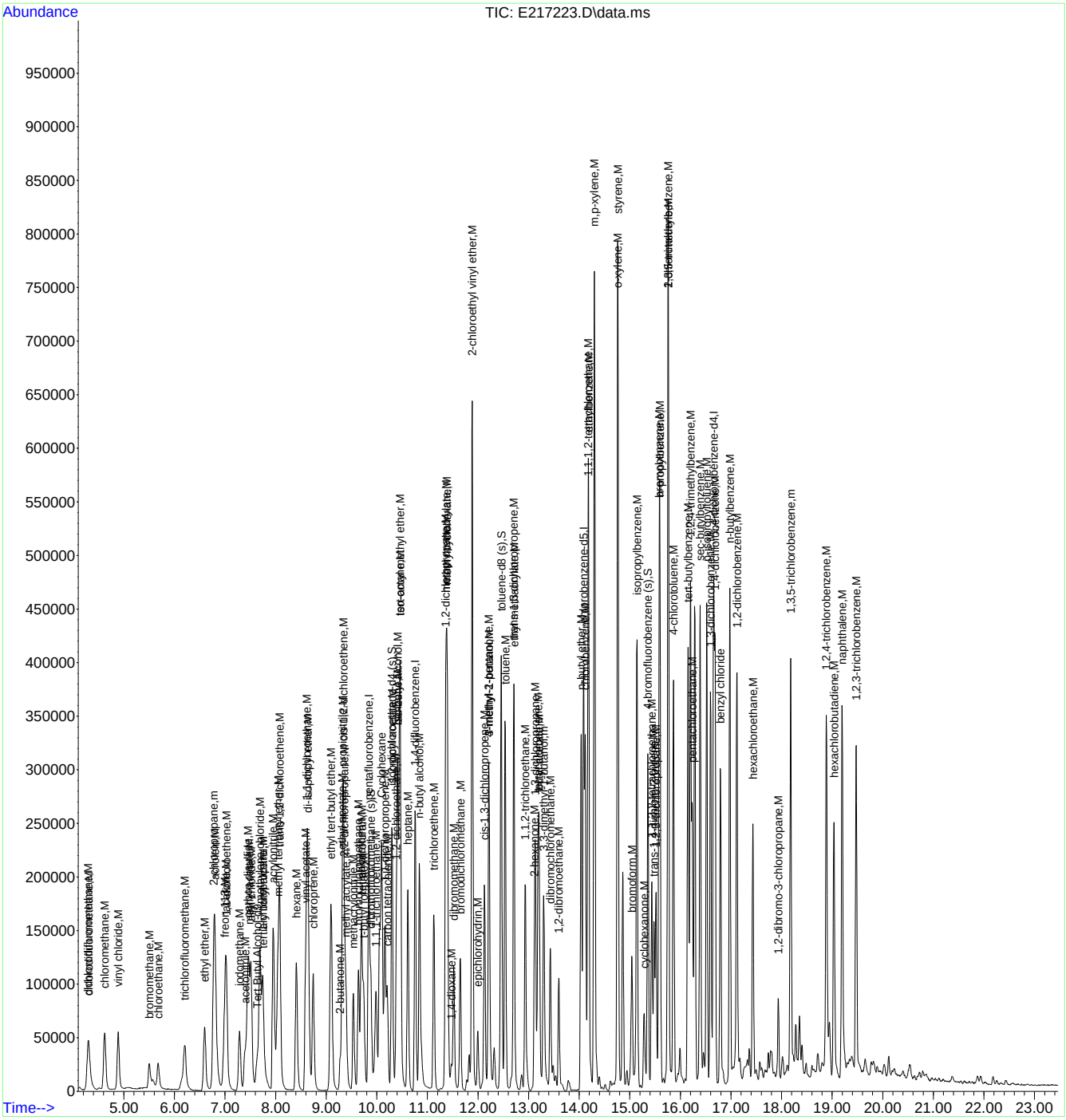

Quantitation Report (QT Reviewed)

Data Path : C:\MSDCHEM\1\DATA\
Data File : Y147017.D
Acq On : 8 Jul 2014 2:23 pm
Operator : prashans
Sample : JB70845-1DUP
Misc : MS70151,VY6392,5.8,,,,1
ALS Vial : 10 Sample Multiplier: 1

Quant Time: Jul 09 10:56:20 2014
Quant Method : C:\MSDCHEM\1\METHODS\MYS6377.M
Quant Title : Method SW846 8260B, ZB624 60m x 0.25mm x 1.4um
QLast Update : Tue Jul 08 13:07:11 2014
Response via : Initial Calibration

Internal Standards	R.T.	QIon	Response	Conc	Units	Dev(Min)
1) Tert Butyl Alcohol-d9	7.36	65	59460	500.00	ug/L	0.00
5) pentafluorobenzene	9.53	168	162173	50.00	ug/L	0.00
58) 1,4-difluorobenzene	10.44	114	196293	50.00	ug/L	0.00
88) chlorobenzene-d5	13.56	117	168707	50.00	ug/L	0.00
103) 1,4-dichlorobenzene-d4	15.85	152	85522	50.00	ug/L	0.00
System Monitoring Compounds						
50) dibromofluoromethane (s)	9.60	113	64664	51.09	ug/L	0.00
Spiked Amount 50.000	Range 59 - 130		Recovery = 102.18%			
51) 1,2-dichloroethane-d4 (s)	10.03	65	64769	48.40	ug/L	0.00
Spiked Amount 50.000	Range 65 - 123		Recovery = 96.80%			
80) toluene-d8 (s)	12.06	98	240875	53.06	ug/L	0.00
Spiked Amount 50.000	Range 77 - 125		Recovery = 106.12%			
105) 4-bromofluorobenzene (s)	14.70	95	83308	48.62	ug/L	0.00
Spiked Amount 50.000	Range 71 - 132		Recovery = 97.24%			

Target Compounds	Qvalue

(#) = qualifier out of range (m) = manual integration (+) = signals summed

Quantitation Report (QT Reviewed)

Data Path : C:\MSDCHEM\1\DATA\
Data File : Y147017.D
Acq On : 8 Jul 2014 2:23 pm
Operator : prashans
Sample : JB70845-1DUP
Misc : MS70151,VY6392,5.8,,,,1
ALS Vial : 10 Sample Multiplier: 1

Quant Time: Jul 09 10:56:20 2014
Quant Method : C:\MSDCHEM\1\METHODS\MYS6377.M
Quant Title : Method SW846 8260B, ZB624 60m x 0.25mm x 1.4um
QLast Update : Tue Jul 08 13:07:11 2014
Response via : Initial Calibration

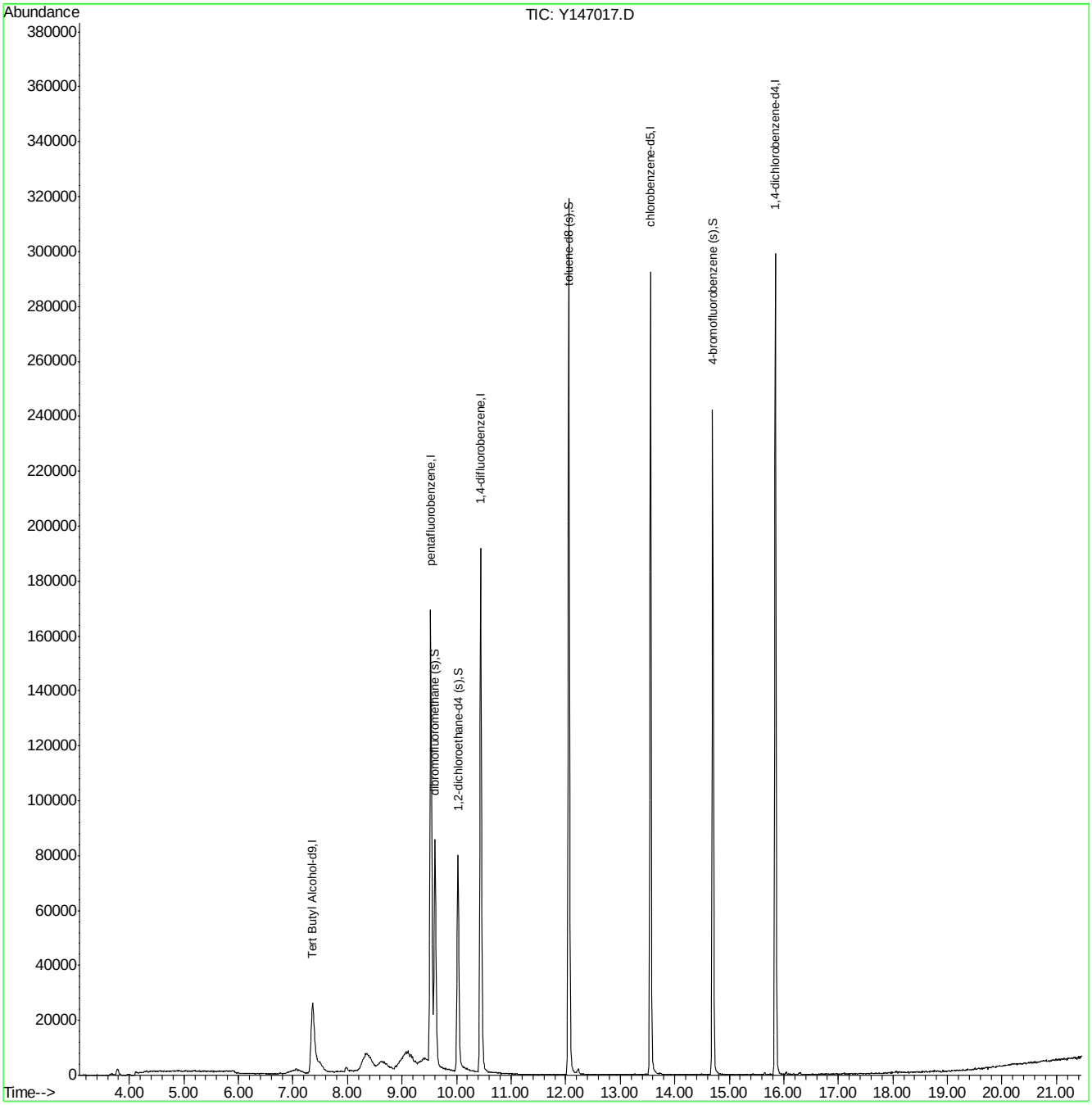

SW-846 Method 8260

Data File : C:\msdchem\1\DATA\2C119185.D Vial: 1
Acq On : 5 Jun 2014 3:32 pm Operator: toanp
Sample : bfb Inst : Instrument #1
Misc : MS68133, V2C5480,w,,,,1 Multiplr: 1.00
MS Integration Params: rteint.p

Method : C:\MSDCHEM\1\METHODS\M2C5480.M (RTE Integrator)
Title : SW846 8260B, Column ZB624 60mX0.25mmX1.4um

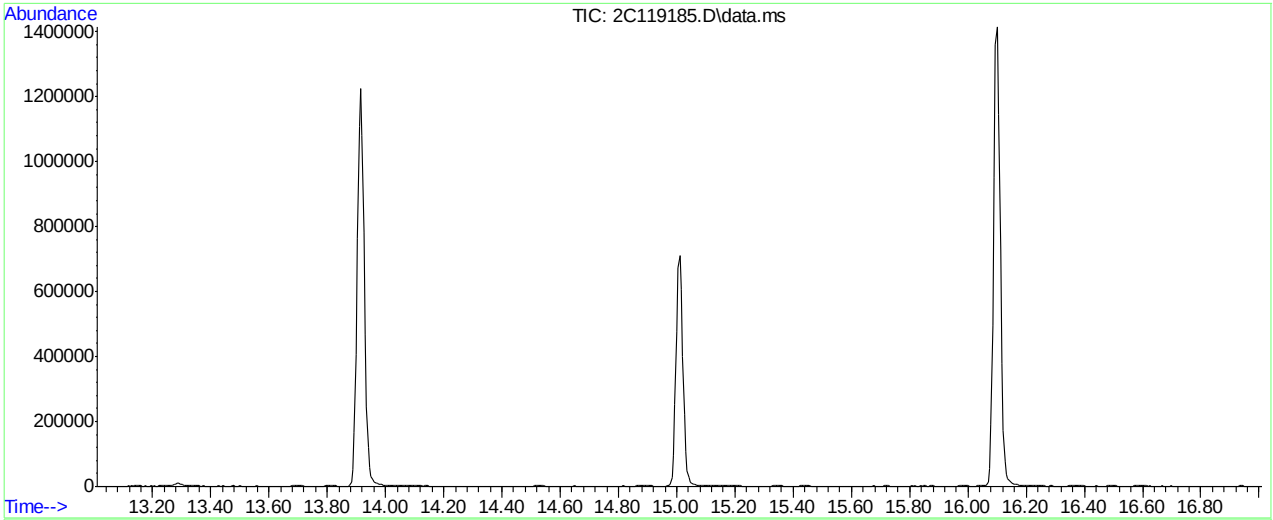

AutoFind: Scans 2236, 2237, 2238; Background Corrected with Scan 2227

Target Mass	Rel. to Mass	Lower Limit%	Upper Limit%	Rel. Abn%	Raw Abn	Result Pass/Fail
50	95	15	40	17.2	23000	PASS
75	95	30	60	44.6	59576	PASS
95	95	100	100	100.0	133557	PASS
96	95	5	9	6.3	8454	PASS
173	174	0.00	2	0.0	0	PASS
174	95	50	120	98.5	131576	PASS
175	174	5	9	7.6	9938	PASS
176	174	95	101	97.7	128570	PASS
177	176	5	9	6.5	8349	PASS

2C119185.D M2C5480.M Fri Jun 06 10:47:54 2014 RPT1

Average of 15.005 to 15.015 min.: 2C119185.D\data.ms
bfb
Modified:subtracted

m/z	abund.	m/z	abund.	m/z	abund.	m/z	abund.
36.00	1244	49.00	4950	63.00	3745	76.95	776
37.00	6009	50.00	23000	64.00	331	77.95	663
38.00	5046	51.00	6960	67.00	365	78.90	2699
39.00	2050	52.00	269	68.00	12069	79.90	843
39.95	94	55.00	277	69.00	12385	80.90	2702
41.10	53	56.00	1709	70.00	867	81.90	567
43.95	461	57.00	2909	72.00	656	82.80	42
45.00	1086	57.95	151	73.00	5010	86.00	69
46.10	44	60.00	1069	74.00	18789	86.95	6450
47.00	2051	61.00	5093	75.00	59576	87.95	5843
48.00	716	62.00	5128	76.00	4759	90.90	430

Average of 15.005 to 15.015 min.: 2C119185.D\data.ms
bfb
Modified:subtracted

m/z	abund.	m/z	abund.	m/z	abund.	m/z	abund.
92.00	3122	115.90	361	140.90	1068	160.90	51
93.00	4891	116.90	706	142.00	42	173.90	131576
94.00	14089	117.90	375	142.90	1085	174.95	9938
95.00	133557	118.90	542	145.90	128	175.90	128570
96.00	8454	127.85	402	146.75	89	176.90	8349
97.05	315	128.80	131	147.90	275	177.85	251
103.85	498	129.95	423	149.90	52		
104.90	163	130.90	149	152.90	44		
105.90	438	134.90	210	154.95	291		
106.90	134	136.90	205	156.90	229		
114.90	112	140.00	163	158.85	158		

SW-846 Method 8260

Data File : C:\msdchem\1\DATA\v2c5523-24\2C121177.D Vial: 1
Acq On : 3 Jul 2014 8:11 am Operator: toanp
Sample : bfb Inst : Instrument #1
Misc : MS69894,V2C5524,w,,,,1 Multiplr: 1.00
MS Integration Params: rteint.p

Method : C:\MSDCHEM\1\METHODS\M2C5480.M (RTE Integrator)
Title : SW846 8260B, Column ZB624 60mX0.25mmX1.4um

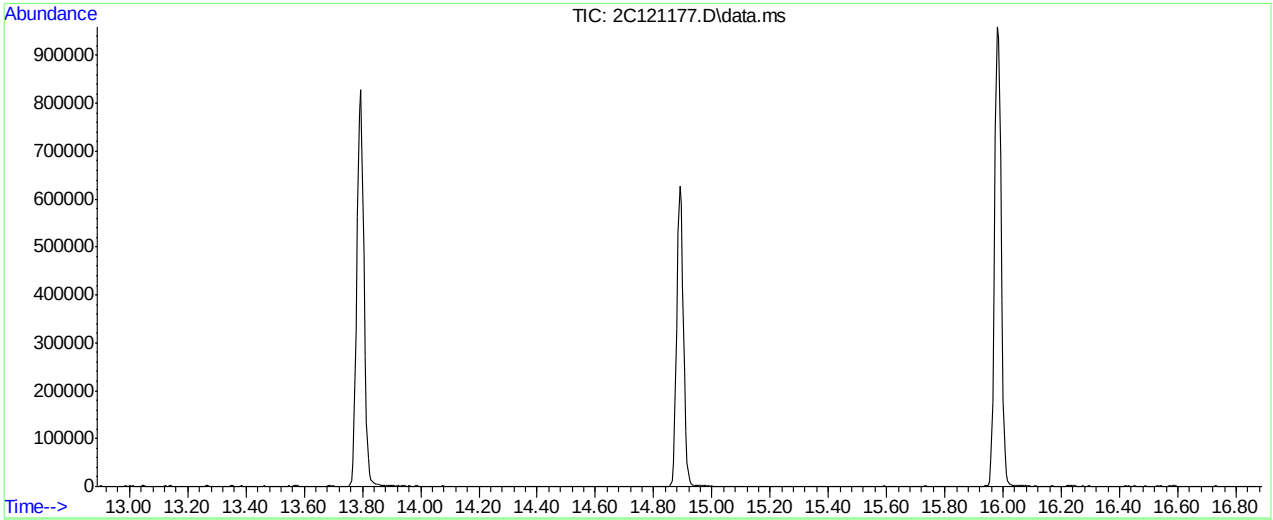

AutoFind: Scans 2197, 2198, 2199; Background Corrected with Scan 2189

Target Mass	Rel. to Mass	Lower Limit%	Upper Limit%	Rel. Abn%	Raw Abn	Result Pass/Fail
50	95	15	40	19.6	22405	PASS
75	95	30	60	47.9	54786	PASS
95	95	100	100	100.0	114274	PASS
96	95	5	9	6.5	7395	PASS
173	174	0.00	2	0.0	0	PASS
174	95	50	120	93.5	106818	PASS
175	174	5	9	7.5	7967	PASS
176	174	95	101	99.4	106221	PASS
177	176	5	9	6.5	6896	PASS

2C121177.D M2C5480.M Mon Jul 07 11:47:51 2014 RPT1

Average of 14.884 to 14.894 min.: 2C121177.D\data.ms
bfb
Modified:subtracted

m/z	abund.	m/z	abund.	m/z	abund.	m/z	abund.
36.00	996	52.00	336	67.00	172	78.90	3195
37.00	5968	54.95	281	68.00	11935	79.90	920
38.00	5285	56.00	1701	69.00	11230	80.90	3208
39.00	2162	57.00	3007	70.00	956	81.90	686
44.00	658	57.90	45	72.00	584	85.90	105
45.00	1068	60.00	944	73.00	4757	86.95	5677
47.00	1671	61.00	4914	74.00	18229	87.90	5230
47.95	611	62.00	5062	75.00	54786	90.90	490
49.00	4756	63.00	3977	76.00	4330	92.00	3124
50.00	22405	63.95	410	76.90	742	93.00	4528
51.00	7174	65.00	155	77.90	575	94.00	12572

Average of 14.884 to 14.894 min.: 2C121177.D\data.ms
bfb
Modified:subtracted

m/z	abund.	m/z	abund.	m/z	abund.	m/z	abund.
95.00	114274	115.85	375	136.90	171	154.90	223
96.00	7395	116.90	655	139.90	55	156.90	216
96.95	218	117.90	401	140.90	1311	159.00	61
103.90	525	118.85	599	141.85	185	160.90	135
104.70	63	123.80	42	142.90	1250	171.90	263
104.90	63	127.85	429	144.80	102	173.90	106818
105.90	490	128.85	187	145.85	173	174.90	7967
106.90	52	129.85	411	146.90	43	175.90	106221
109.80	49	130.85	169	147.85	286	176.90	6896
113.00	44	134.90	191	149.85	93	177.90	183
114.85	105	136.70	45	152.85	98		

SW-846 Method 8260

Data File : C:\msdchem\1\DATA\2C121200.D Vial: 24
Acq On : 3 Jul 2014 8:13 pm Operator: toanp
Sample : bfb Inst : Instrument #1
Misc : MS70080,V2C5525,w,,,,1 Multiplr: 1.00
MS Integration Params: rteint.p

Method : C:\MSDCHEM\1\METHODS\M2C5480.M (RTE Integrator)
Title : SW846 8260B, Column ZB624 60mX0.25mmX1.4um

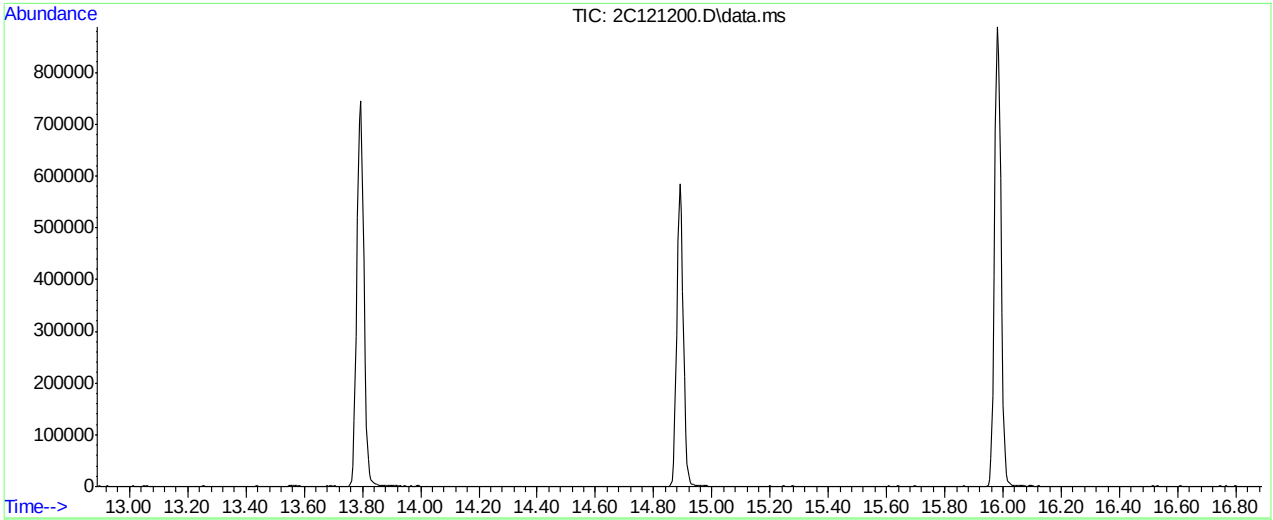

AutoFind: Scans 2197, 2198, 2199; Background Corrected with Scan 2189

Target Mass	Rel. to Mass	Lower Limit%	Upper Limit%	Rel. Abn%	Raw Abn	Result Pass/Fail
50	95	15	40	20.2	20562	PASS
75	95	30	60	48.8	49645	PASS
95	95	100	100	100.0	101818	PASS
96	95	5	9	7.0	7106	PASS
173	174	0.00	2	0.0	0	PASS
174	95	50	120	94.2	95882	PASS
175	174	5	9	8.1	7798	PASS
176	174	95	101	97.8	93776	PASS
177	176	5	9	6.8	6393	PASS

2C121200.D M2C5480.M Mon Jul 07 14:26:09 2014 RPT1

Average of 14.884 to 14.894 min.: 2C121200.D\data.ms
bfb
Modified:subtracted

m/z	abund.	m/z	abund.	m/z	abund.	m/z	abund.
36.00	939	50.00	20562	63.95	333	77.00	681
37.00	5893	51.00	6618	65.00	107	77.95	468
38.00	4893	52.00	265	66.95	183	78.90	3209
39.00	1976	54.95	311	68.00	10813	79.90	1102
40.00	11	56.00	1568	69.00	10571	80.90	3482
44.00	740	57.00	2831	70.00	842	81.90	848
45.00	969	58.05	116	71.95	614	83.00	43
46.00	57	60.00	981	73.00	4381	85.95	115
47.05	1617	61.00	4933	74.00	16604	86.90	5028
48.00	709	62.00	4989	75.00	49645	87.90	4674
49.00	4431	63.00	3797	76.00	4127	90.85	385

Average of 14.884 to 14.894 min.: 2C121200.D\data.ms
bfb
Modified:subtracted

m/z	abund.	m/z	abund.	m/z	abund.	m/z	abund.
91.95	2830	110.85	93	131.00	132	148.80	43
93.00	3910	112.90	40	134.85	171	149.90	48
94.00	11841	114.80	97	136.85	235	154.85	225
95.00	101818	115.00	49	140.00	51	156.90	142
96.00	7106	115.85	400	140.90	1092	158.85	93
97.00	262	116.85	745	141.95	116	160.90	110
103.90	579	117.85	449	142.90	1158	171.00	43
104.85	173	118.90	568	144.95	156	171.90	274
105.90	479	127.85	388	145.90	177	172.10	178
106.80	60	128.80	206	146.80	46	173.90	95882
109.90	43	129.95	415	147.85	286	174.90	7798

Average of 14.884 to 14.894 min.: 2C121200.D\data.ms
bfb
Modified:subtracted

m/z	abund.	m/z	abund.	m/z	abund.	m/z	abund.
175.90	93776						
176.90	6393						
177.90	116						

SW-846 Method 8260

Data File : C:\msdchem\1\DATA\E217050.D Vial: 1
Acq On : 2 Jul 2014 9:18 am Operator: OksanaT
Sample : bfb Inst : MSE
Misc : MS69708,VE9527,5,,100,,1 Multiplr: 1.00
MS Integration Params: RTEINT.P

Method : C:\msdchem\1\METHODS\ME9527.M (RTE Integrator)
Title : SW846 8260B,ZB624 60m x 0.25mm x 1.4um

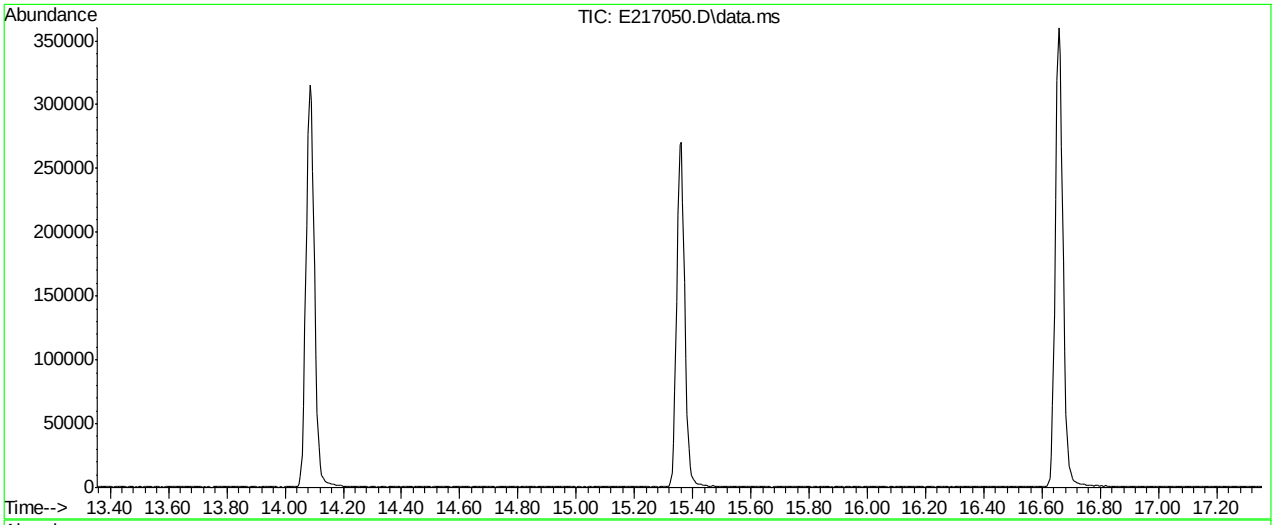

AutoFind: Scans 2154, 2155, 2156; Background Corrected with Scan 2145

Target Mass	Rel. to Mass	Lower Limit%	Upper Limit%	Rel. Abn%	Raw Abn	Result Pass/Fail
50	95	15	40	19.1	9934	PASS
75	95	30	60	48.2	25045	PASS
95	95	100	100	100.0	51944	PASS
96	95	5	9	6.7	3472	PASS
173	174	0.00	2	0.0	0	PASS
174	95	50	120	84.7	43978	PASS
175	174	5	9	7.7	3395	PASS
176	174	95	101	97.6	42936	PASS
177	176	5	9	6.5	2807	PASS

E217050.D ME9527.M Thu Jul 03 07:59:41 2014 RPT1

Average of 15.350 to 15.360 min.: E217050.D\data.ms
bfb
Modified:subtracted

m/z	abund.	m/z	abund.	m/z	abund.	m/z	abund.
36.05	575	51.05	3223	68.05	4978	79.95	337
37.05	2906	52.05	109	69.05	5073	80.95	1086
38.05	2381	55.05	151	70.00	382	81.90	242
39.05	955	56.05	692	72.00	315	86.95	2462
43.05	53	57.05	1309	73.00	2243	87.95	2508
44.05	188	60.05	528	74.05	8069	90.95	205
45.05	564	61.05	2346	75.05	25045	92.00	1299
47.00	838	62.05	2258	76.05	2093	93.00	1949
48.00	314	63.05	1721	77.00	364	94.05	5937
49.05	2259	64.05	181	78.00	268	95.05	51944
50.05	9934	66.95	64	78.95	1050	96.05	3472

Average of 15.350 to 15.360 min.: E217050.D\data.ms
bfb
Modified:subtracted

m/z	abund.	m/z	abund.	m/z	abund.	m/z	abund.
104.00	178	173.95	43978				
105.90	135	174.95	3395				
115.90	166	175.95	42936				
116.95	256	176.95	2807				
117.95	124						
118.85	161						
127.90	167						
129.90	112						
140.95	391						
142.95	461						
154.95	59						

SW-846 Method 8260

Data File : C:\msdchem\1\DATA\E217208.D Vial: 1
Acq On : 9 Jul 2014 8:52 am Operator: OksanaT
Sample : BFB Inst : MSE
Misc : MS70085,VE9537,5,,100,5,1 Multiplr: 1.00
MS Integration Params: RTEINT.P

Method : C:\msdchem\1\METHODS\ME9527.M (RTE Integrator)
Title : SW846 8260B,ZB624 60m x 0.25mm x 1.4um

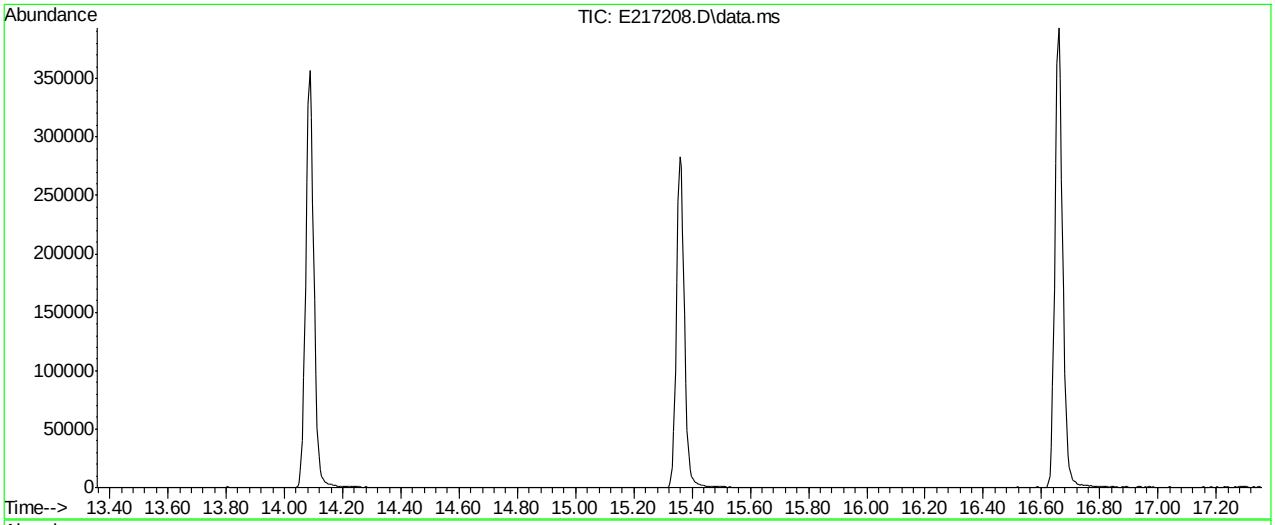

AutoFind: Scans 2154, 2155, 2156; Background Corrected with Scan 2145

Target Mass	Rel. to Mass	Lower Limit%	Upper Limit%	Rel. Abn%	Raw Abn	Result Pass/Fail
50	95	15	40	18.6	10228	PASS
75	95	30	60	48.3	26528	PASS
95	95	100	100	100.0	54938	PASS
96	95	5	9	6.8	3720	PASS
173	174	0.00	2	0.0	0	PASS
174	95	50	120	87.6	48133	PASS
175	174	5	9	7.8	3759	PASS
176	174	95	101	98.8	47538	PASS
177	176	5	9	6.7	3185	PASS

E217208.D ME9527.M Wed Jul 09 13:00:38 2014 RPT1

Average of 15.352 to 15.362 min.: E217208.D\data.ms
BFB
Modified:subtracted

m/z	abund.	m/z	abund.	m/z	abund.	m/z	abund.
36.05	659	52.05	51	69.05	5251	80.95	1176
37.05	2902	55.00	110	70.05	339	81.95	231
38.05	2393	56.05	726	72.05	307	86.95	2535
39.05	926	57.05	1458	73.05	2371	88.00	2470
44.05	287	60.05	480	74.05	8542	90.95	177
45.05	527	61.05	2379	75.05	26528	92.00	1401
47.05	881	62.05	2357	76.05	2157	93.05	2174
48.05	377	63.05	1811	77.00	313	94.05	6331
49.05	2379	64.05	117	78.00	279	95.05	54938
50.05	10228	67.05	66	78.95	1126	96.05	3720
51.05	3246	68.05	4997	79.95	345	103.95	189

Average of 15.352 to 15.362 min.: E217208.D\data.ms
BFB
Modified:subtracted

m/z	abund.	m/z	abund.	m/z	abund.	m/z	abund.
105.95	203	175.95	47538				
115.85	54	176.95	3185				
116.95	290						
117.95	105						
118.90	271						
127.95	116						
129.90	183						
140.95	442						
142.95	472						
173.95	48133						
174.95	3759						

SW-846 Method 8260

Data File : C:\MSDChem\1\DATA\Y146732.D Vial: 1
Acq On : 24 Jun 2014 10:07 am Operator: prashans
Sample : BFB Inst : MSY
Misc : MS69428,VY6377,5.0,,,,1 Multiplr: 1.00
MS Integration Params: RTEINT.P

Method : C:\MSDCHEM\1\METHODS\MYS6377.M (RTE Integrator)
Title : Method SW846 8260B, ZB624 60m x 0.25mm x 1.4um

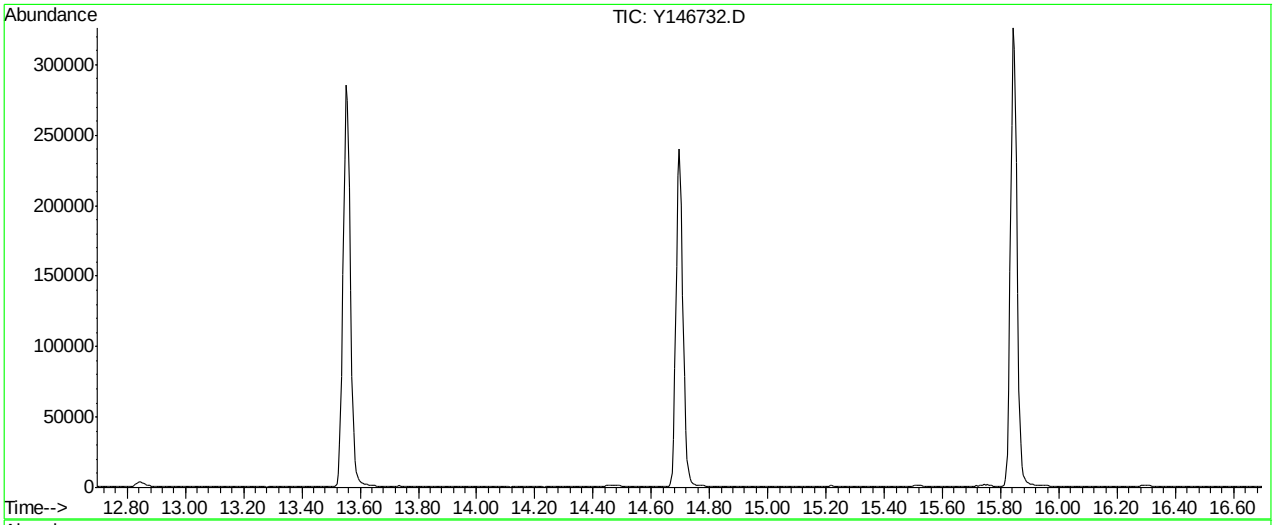

AutoFind: Scans 2231, 2232, 2233; Background Corrected with Scan 2222

Target Mass	Rel. to Mass	Lower Limit%	Upper Limit%	Rel. Abn%	Raw Abn	Result Pass/Fail
50	95	15	40	16.3	7405	PASS
75	95	30	60	42.8	19448	PASS
95	95	100	100	100.0	45440	PASS
96	95	5	9	6.6	3021	PASS
173	174	0.00	2	0.0	0	PASS
174	95	50	120	96.5	43845	PASS
175	174	5	9	7.7	3358	PASS
176	174	95	101	97.8	42872	PASS
177	176	5	9	6.7	2860	PASS

Y146732.D MYS6377.M Wed Jun 25 11:35:55 2014 RPT1

Average of 14.692 to 14.702 min.: Y146732.D
BFB
Modified:subtracted

m/z	abund.	m/z	abund.	m/z	abund.	m/z	abund.
36.10	384	50.10	7405	67.20	53	78.95	874
37.10	1873	51.10	2280	68.05	3787	80.00	262
38.10	1622	52.05	115	69.05	3738	80.95	834
39.10	696	55.10	179	70.05	317	81.95	177
40.05	108	56.05	572	72.05	191	86.00	40
43.10	79	57.05	1004	73.05	1661	87.00	2421
44.05	108	60.05	373	74.10	6211	88.00	2392
45.10	346	61.05	1602	75.10	19448	90.95	142
47.10	736	62.10	1684	76.10	1578	92.00	1056
48.05	229	63.05	1196	77.00	296	93.05	1587
49.10	1479	64.10	103	78.00	243	94.05	4676

Average of 14.692 to 14.702 min.: Y146732.D
BFB
Modified:subtracted

m/z	abund.	m/z	abund.	m/z	abund.	m/z	abund.
95.10	45440	135.00	39	178.00	35		
96.05	3021	137.00	35				
97.05	77	140.90	321				
103.95	166	142.95	376				
105.95	138	147.95	83				
115.90	85	154.90	75				
116.95	218	156.90	36				
117.95	89	174.00	43845				
119.00	212	175.00	3358				
127.90	192	176.00	42872				
129.95	134	177.00	2860				

SW-846 Method 8260

Data File : C:\MSDChem\1\DATA\Y146747.D Vial: 1
Acq On : 25 Jun 2014 9:32 am Operator: prashans
Sample : BFB2 Inst : MSY
Misc : MS69208,VY6377,5.0,,,,1 Multiplr: 1.00
MS Integration Params: RTEINT.P

Method : C:\MSDCHEM\1\METHODS\MYS6377.M (RTE Integrator)
Title : Method SW846 8260B, ZB624 60m x 0.25mm x 1.4um

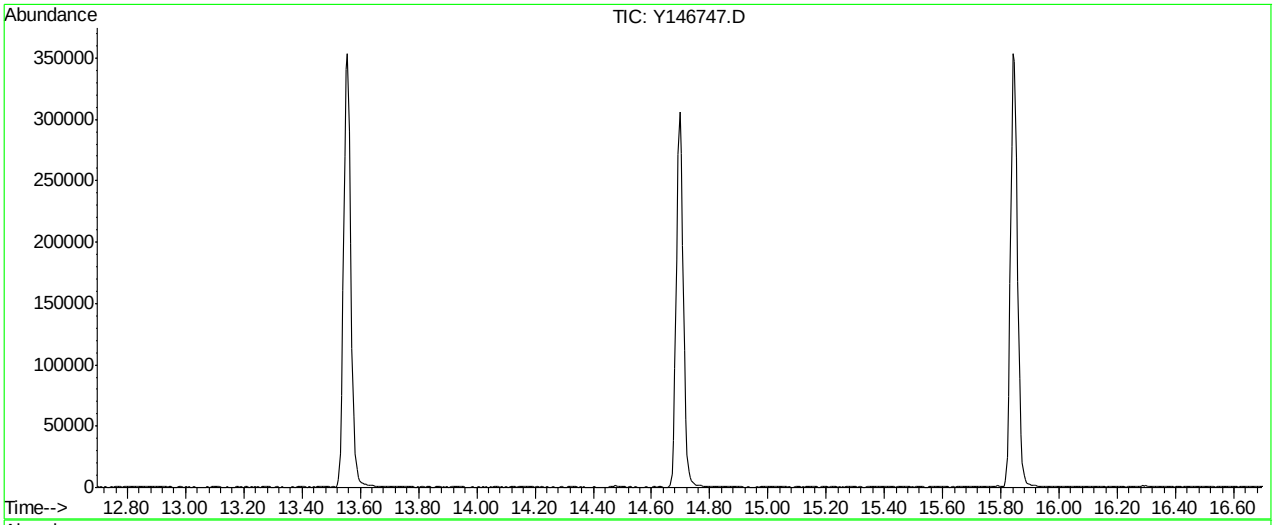

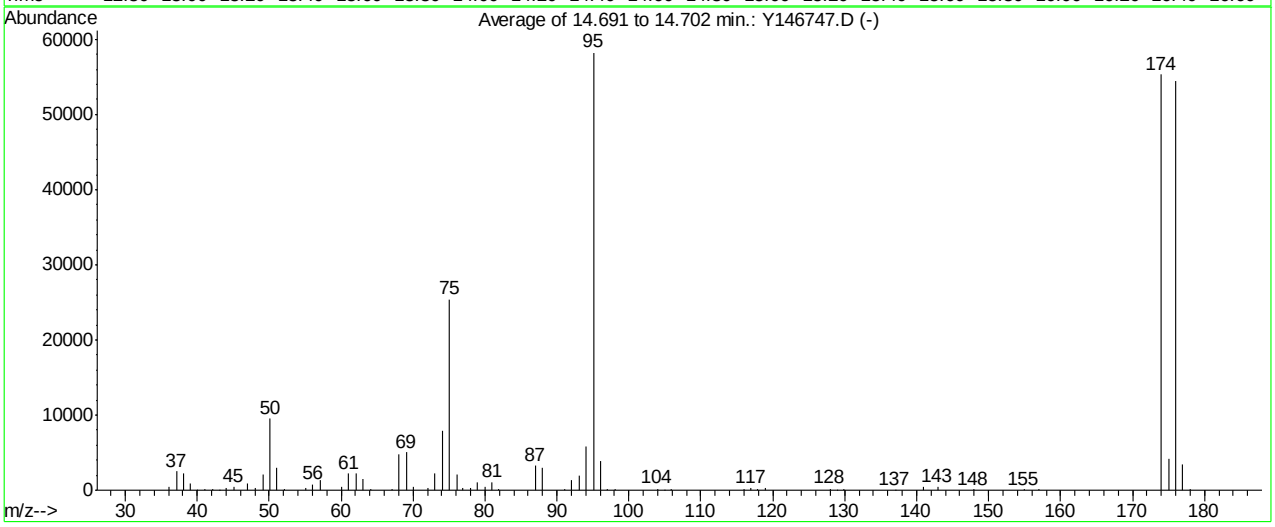

AutoFind: Scans 2231, 2232, 2233; Background Corrected with Scan 2222

Target Mass	Rel. to Mass	Lower Limit%	Upper Limit%	Rel. Abn%	Raw Abn	Result Pass/Fail
50	95	15	40	16.3	9478	PASS
75	95	30	60	43.6	25410	PASS
95	95	100	100	100.0	58253	PASS
96	95	5	9	6.7	3921	PASS
173	174	0.00	2	0.0	0	PASS
174	95	50	120	94.9	55309	PASS
175	174	5	9	7.7	4235	PASS
176	174	95	101	98.5	54496	PASS
177	176	5	9	6.4	3483	PASS

Y146747.D MYS6377.M Wed Jun 25 11:36:22 2014 RPT1

Average of 14.691 to 14.702 min.: Y146747.D
BFB2
Modified:subtracted

m/z	abund.	m/z	abund.	m/z	abund.	m/z	abund.
36.10	501	48.05	300	63.10	1542	76.95	364
37.10	2482	49.10	2025	64.10	159	77.95	304
38.10	2189	50.10	9478	67.10	175	78.95	1054
39.10	892	51.10	2917	68.05	4833	80.00	381
40.00	62	52.05	125	69.05	5064	80.95	1092
41.10	129	55.10	359	70.10	421	81.95	228
42.15	146	56.05	766	72.05	282	87.00	3233
43.10	42	57.05	1339	73.05	2236	88.00	2973
44.05	345	60.05	442	74.10	7969	91.00	168
45.10	425	61.05	2222	75.10	25410	92.00	1275
47.05	919	62.10	2212	76.10	2153	93.05	2006

Average of 14.691 to 14.702 min.: Y146747.D
BFB2
Modified:subtracted

m/z	abund.	m/z	abund.	m/z	abund.	m/z	abund.
94.10	5869	118.95	234	175.00	4235		
95.10	58253	127.95	209	176.00	54496		
96.05	3921	128.90	73	177.00	3483		
97.05	122	129.90	179	178.00	80		
98.05	82	137.00	39				
103.95	202	140.95	430				
104.90	34	142.95	437				
105.95	180	147.95	118				
115.95	166	154.95	148				
116.95	290	156.95	109				
117.90	162	174.00	55309				

SW-846 Method 8260

Data File : C:\MSDCHEM\1\DATA\Y146965.D Vial: 1
Acq On : 7 Jul 2014 9:15 am Operator: prashans
Sample : BFB Inst : MSY
Misc : MS70103,VY6390,5.0,,,,1 Multiplr: 1.00
MS Integration Params: RTEINT.P

Method : C:\MSDCHEM\1\METHODS\MYS6377.M (RTE Integrator)
Title : Method SW846 8260B, ZB624 60m x 0.25mm x 1.4um

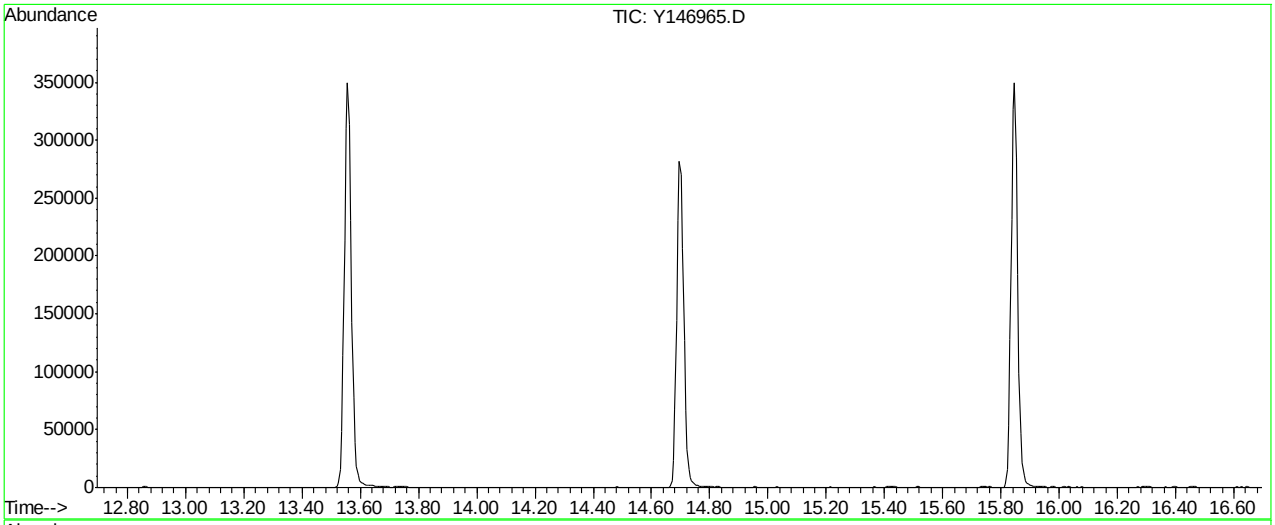

AutoFind: Scans 2231, 2232, 2233; Background Corrected with Scan 2223

Target Mass	Rel. to Mass	Lower Limit%	Upper Limit%	Rel. Abn%	Raw Abn	Result Pass/Fail
50	95	15	40	16.8	9104	PASS
75	95	30	60	43.6	23642	PASS
95	95	100	100	100.0	54282	PASS
96	95	5	9	6.7	3653	PASS
173	174	0.00	2	0.0	0	PASS
174	95	50	120	92.9	50424	PASS
175	174	5	9	8.0	4050	PASS
176	174	95	101	97.4	49106	PASS
177	176	5	9	6.6	3221	PASS

Y146965.D MYS6377.M Mon Jul 07 15:10:35 2014 RPT1

Average of 14.691 to 14.702 min.: Y146965.D
BFB
Modified:subtracted

m/z	abund.	m/z	abund.	m/z	abund.	m/z	abund.
36.10	489	50.10	9104	67.10	52	78.95	1095
37.10	2340	51.10	2787	68.05	4711	80.05	301
38.10	2124	52.05	134	69.10	4561	80.95	1011
39.10	866	55.00	181	70.05	376	81.95	214
40.05	55	56.05	679	72.05	285	87.00	2847
43.10	35	57.10	1188	73.05	1980	88.00	2945
44.10	201	60.10	443	74.10	7187	91.00	168
45.10	388	61.10	2060	75.10	23642	92.05	1236
47.10	916	62.05	2013	76.10	2033	93.05	1869
48.00	284	63.05	1504	77.00	344	94.10	5523
49.10	1935	64.05	134	78.00	247	95.10	54282

Average of 14.691 to 14.702 min.: Y146965.D
BFB
Modified:subtracted

m/z	abund.	m/z	abund.	m/z	abund.	m/z	abund.
96.10	3653	130.95	67	177.90	75		
97.00	49	134.90	76				
103.95	181	140.90	434				
105.95	159	142.95	414				
115.95	143	147.90	118				
116.90	269	154.95	83				
117.95	166	157.00	111				
118.90	227	174.00	50424				
127.95	189	175.00	4050				
128.95	71	176.00	49106				
129.85	171	177.00	3221				

SW-846 Method 8260

Data File : C:\MSDCHEM\1\DATA\Y147008.D Vial: 1
Acq On : 8 Jul 2014 9:19 am Operator: prashans
Sample : BFB Inst : MSY
Misc : MS70105,VY6392,5.0,,,,1 Multiplr: 1.00
MS Integration Params: RTEINT.P

Method : C:\MSDCHEM\1\METHODS\MYS6377.M (RTE Integrator)
Title : Method SW846 8260B, ZB624 60m x 0.25mm x 1.4um

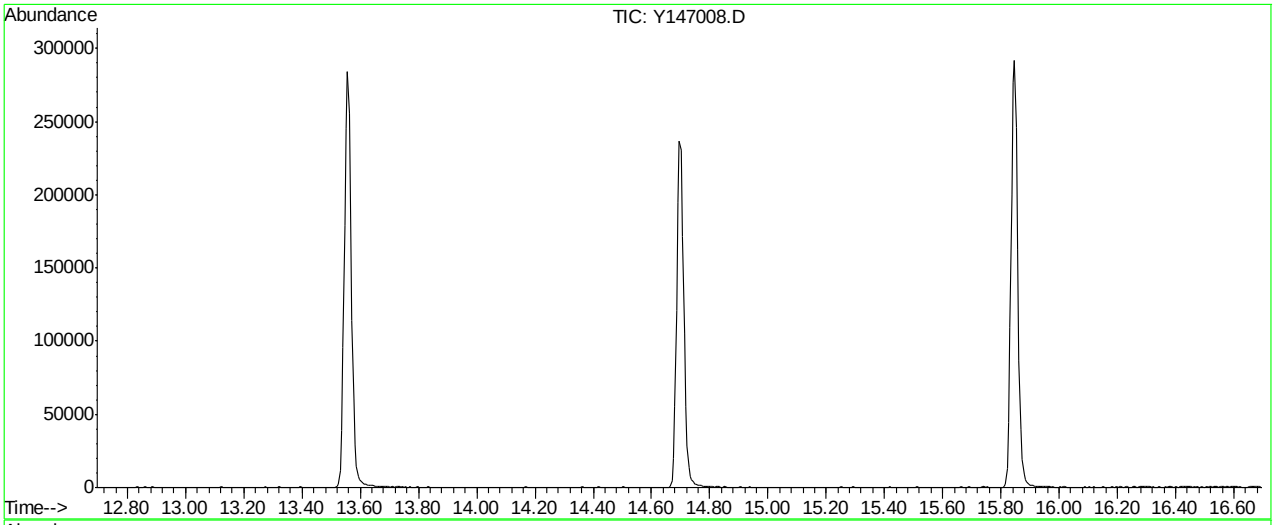

AutoFind: Scans 2231, 2232, 2233; Background Corrected with Scan 2223

Target Mass	Rel. to Mass	Lower Limit%	Upper Limit%	Rel. Abn%	Raw Abn	Result Pass/Fail
50	95	15	40	18.0	8071	PASS
75	95	30	60	45.1	20258	PASS
95	95	100	100	100.0	44920	PASS
96	95	5	9	7.0	3165	PASS
173	174	0.00	2	0.0	0	PASS
174	95	50	120	93.9	42189	PASS
175	174	5	9	7.6	3187	PASS
176	174	95	101	96.9	40864	PASS
177	176	5	9	6.7	2754	PASS

Y147008.D MYS6377.M Wed Jul 09 10:32:59 2014 RPT1

Average of 14.691 to 14.702 min.: Y147008.D
BFB
Modified:subtracted

m/z	abund.	m/z	abund.	m/z	abund.	m/z	abund.
36.10	391	51.10	2470	67.15	89	78.90	960
37.10	2220	52.00	52	68.10	4168	80.05	288
38.10	1852	55.05	108	69.05	4042	80.95	962
39.10	708	56.00	591	70.05	327	81.95	203
40.00	53	57.10	1121	72.10	229	87.00	2439
44.05	230	60.05	336	73.10	1841	88.00	2260
45.05	350	61.05	1783	74.05	6516	90.95	123
47.10	711	62.10	1715	75.10	20258	92.00	1102
48.05	263	63.10	1350	76.10	1687	93.05	1605
49.10	1773	64.00	126	77.00	340	94.10	4790
50.10	8071	67.00	54	78.05	210	95.10	44920

Average of 14.691 to 14.702 min.: Y147008.D
BFB
Modified:subtracted

m/z	abund.	m/z	abund.	m/z	abund.	m/z	abund.
96.10	3165	140.95	318				
103.95	201	142.95	352				
105.95	172	147.90	37				
115.95	124	154.85	82				
117.00	230	157.00	57				
117.95	121	174.00	42189				
118.95	200	175.00	3187				
127.95	95	176.00	40864				
128.80	43	176.95	2754				
129.00	43	177.90	34				
129.90	150						

Quantitation Report (QT Reviewed)

Data Path : C:\msdchem\1\DATA\
Data File : 2C119186.D
Acq On : 5 Jun 2014 4:19 pm
Operator : toanp
Sample : ic5480-0.2
Misc : MS68133, V2C5480,w,,,,1
ALS Vial : 2 Sample Multiplier: 1

Quant Time: Jun 09 09:08:33 2014
Quant Method : C:\MSDCHEM\1\METHODS\M2C5480.M
Quant Title : SW846 8260B, Column ZB624 60mX0.25mmX1.4um
QLast Update : Fri Jun 06 09:26:57 2014
Response via : Initial Calibration

Compound	R.T.	QIon	Response	Conc	Units		Dev(Min)
Internal Standards							
1) Tert Butyl Alcohol-d9	7.429	65	212829	500.00	ug/L		0.02
5) pentafluorobenzene	9.888	168	390976	50.00	ug/L		0.00
61) 1,4-difluorobenzene	10.837	114	483674	50.00	ug/L		0.00
92) chlorobenzene-d5	13.914	117	407644	50.00	ug/L		0.00
107) 1,4-dichlorobenzene-d4	16.101	152	212755	50.00	ug/L		0.00
System Monitoring Compounds							
54) dibromofluoromethane (s)	0.000	113	0d	0.00	ug/L		
Spiked Amount 50.000	Range 79 - 120		Recovery =	0.00%#			
55) 1,2-dichloroethane-d4 (s)	0.000	65	0d	0.00	ug/L		
Spiked Amount 50.000	Range 72 - 123		Recovery =	0.00%#			
84) toluene-d8 (s)	0.000	98	0d	0.00	ug/L		
Spiked Amount 50.000	Range 78 - 119		Recovery =	0.00%#			
109) 4-bromofluorobenzene (s)	0.000	95	0d	0.00	ug/L		
Spiked Amount 50.000	Range 74 - 119		Recovery =	0.00%#			
Target Compounds							Qvalue
11) chlorodifluoromethane	3.769	51	522	0.17	ug/L		67
17) bromomethane	4.996	94	502	0.21	ug/L	#	75
33) carbon disulfide	7.072	76	1508	0.18	ug/L		75
34) methylene chloride	7.450	84	568	0.20	ug/L	#	53
37) methyl tert butyl ether	7.822	73	1494	0.19	ug/L		53
39) di-isopropyl ether	8.498	45	1924	0.20	ug/L	#	44
41) 1,1-dichloroethane	8.498	63	772	0.15	ug/L	#	50
45) ethyl tert-butyl ether	9.012	59	1438	0.17	ug/L		98
66) 1,1-dichloropropene	10.176	75	579	0.17	ug/L	#	47
67) hexane	8.210	57	813	0.22	ug/L		84
69) iso-octane	10.449	57	1251	0.17	ug/L	#	64
70) benzene	10.438	78	2337	0.22	ug/L		79
82) bromodichloromethane	11.738	83	617	0.17	ug/L		90
83) cis-1,3-dichloropropene	12.200	75	779	0.18	ug/L	#	68
86) toluene	12.551	92	1036	0.17	ug/L		92
88) trans-1,3-dichloropropene	12.761	75	699	0.17	ug/L		98
94) 1,3-dichloropropane	13.123	76	766	0.19	ug/L		92
100) chlorobenzene	13.951	112	1253	0.19	ug/L		84
102) ethylbenzene	14.009	91	2037	0.18	ug/L		91
104) o-xylene	14.496	106	704	0.16	ug/L		92
108) isopropylbenzene	14.821	105	1912	0.18	ug/L		94
111) bromobenzene	15.199	156	556	0.18	ug/L	#	78
112) 1,1,2,2-tetrachloroethane	15.104	83	701	0.18	ug/L		82
115) n-propylbenzene	15.209	91	2343	0.19	ug/L		91
117) 4-chlorotoluene	15.435	91	1457	0.18	ug/L		87
118) 1,3,5-trimethylbenzene	15.346	105	1703	0.19	ug/L		93
119) tert-butylbenzene	15.671	119	1419	0.18	ug/L		97
121) 1,2,4-trimethylbenzene	15.713	105	1591	0.18	ug/L		78
122) sec-butylbenzene	15.875	105	2067	0.17	ug/L		95
123) 1,3-dichlorobenzene	16.053	146	1068	0.18	ug/L		78
124) p-isopropyltoluene	15.985	119	1736	0.18	ug/L		88
126) 1,4-dichlorobenzene	16.122	146	1185m	0.21	ug/L		

Quantitation Report (QT Reviewed)

Data Path : C:\msdchem\1\DATA\
Data File : 2C119186.D
Acq On : 5 Jun 2014 4:19 pm
Operator : toanp
Sample : ic5480-0.2
Misc : MS68133, V2C5480,w,,,,1
ALS Vial : 2 Sample Multiplier: 1

Quant Time: Jun 09 09:08:33 2014
Quant Method : C:\MSDCHEM\1\METHODS\M2C5480.M
Quant Title : SW846 8260B, Column ZB624 60mX0.25mmX1.4um
QLast Update : Fri Jun 06 09:26:57 2014
Response via : Initial Calibration

Compound	R.T.	QIon	Response	Conc	Units	Dev(Min)
127) 1,2-dichlorobenzene	16.489	146	1085	0.19	ug/L	88
130) 1,3,5-trichlorobenzene	17.417	180	928	0.19	ug/L	96
133) naphthalene	18.324	128	2393	0.23	ug/L	84
134) 1,2,3-trichlorobenzene	18.570	180	805	0.20	ug/L	90

(#) = qualifier out of range (m) = manual integration (+) = signals summed

Quantitation Report (QT Reviewed)

Data Path : C:\msdchem\1\DATA\
Data File : 2C119186.D
Acq On : 5 Jun 2014 4:19 pm
Operator : toanp
Sample : ic5480-0.2
Misc : MS68133, V2C5480,w,,,,1
ALS Vial : 2 Sample Multiplier: 1

Quant Time: Jun 09 09:08:33 2014
Quant Method : C:\MSDCHEM\1\METHODS\M2C5480.M
Quant Title : SW846 8260B, Column ZB624 60mX0.25mmX1.4um
QLast Update : Fri Jun 06 09:26:57 2014
Response via : Initial Calibration

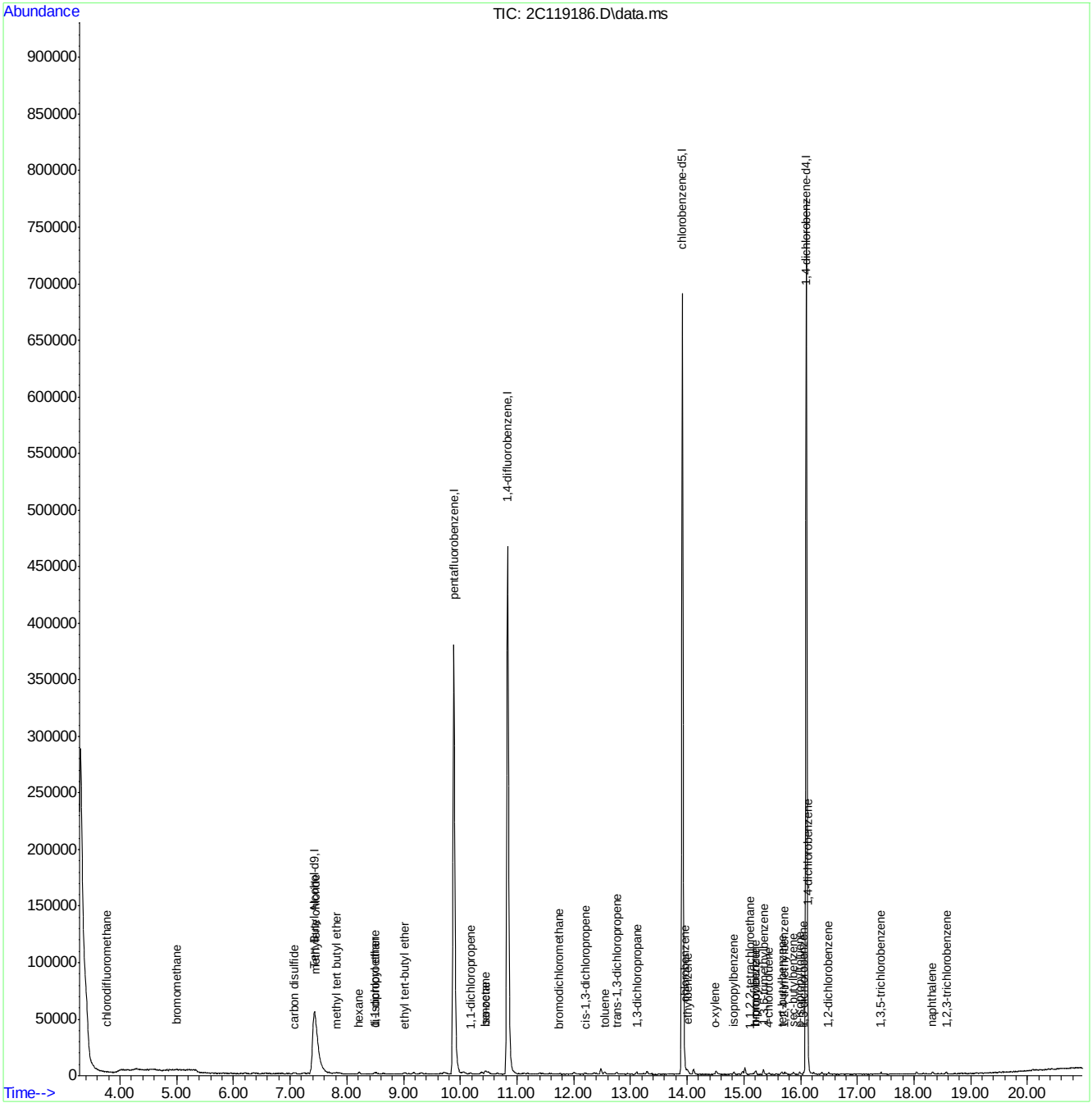

Quantitation Report (Qedit)

Data Path : C:\msdchem\1\DATA\
Data File : 2C119186.D
Acq On : 5 Jun 2014 4:19 pm
Operator : toanp
Sample : ic5480-0.2
Misc : MS68133, V2C5480,w,,,,1
ALS Vial : 2 Sample Multiplier: 1

Quant Time: Jun 06 10:35:10 2014
Quant Method : C:\MSDCHEM\1\METHODS\M2C5480.M
Quant Title : SW846 8260B, Column ZB624 60mX0.25mmX1.4um
QLast Update : Fri Jun 06 09:26:57 2014
Response via : Initial Calibration

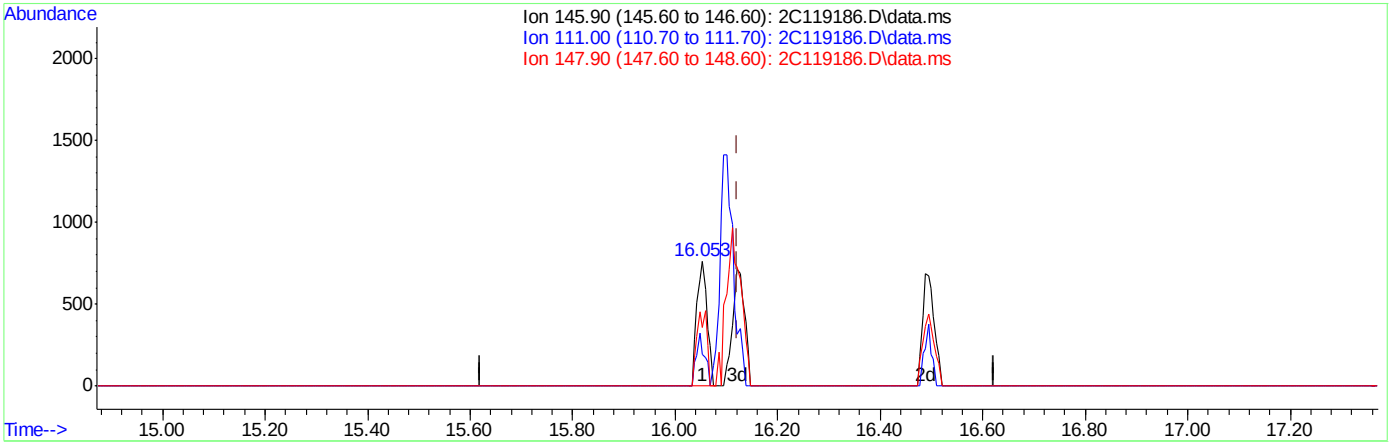

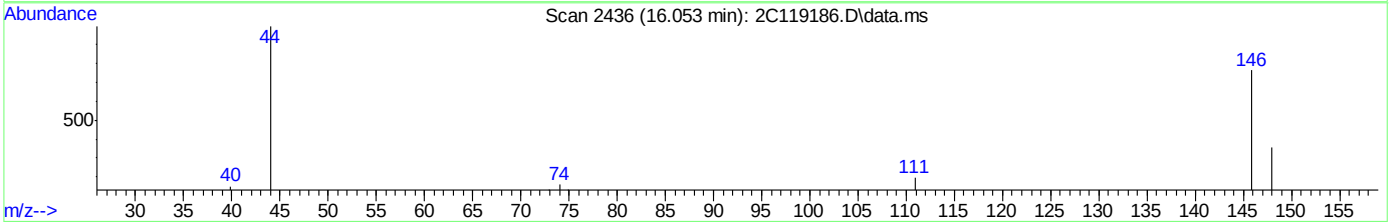

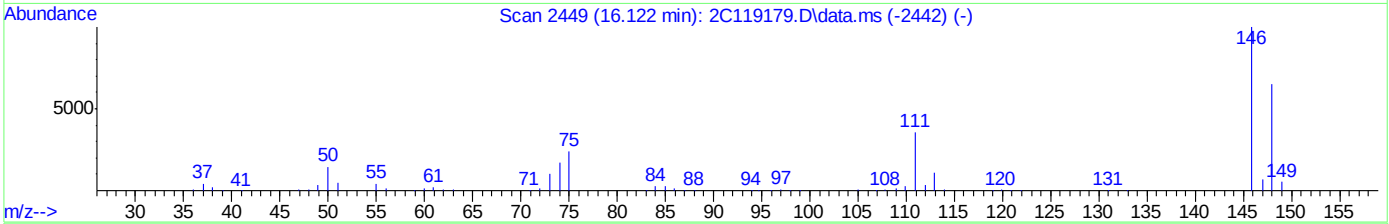

TIC: 2C119186.D\data.ms

(126) 1,4-dichlorobenzene

16.053min (-0.068) 0.19ug/L

response 1068

Ion	Exp%	Act%
145.90	100	100
111.00	35.70	25.39
147.90	65.00	46.73
0.00	0.00	0.00

ACCUTEST LABORATORIES JB70672

Quantitation Report (Qedit)

Data Path : C:\msdchem\1\DATA\
Data File : 2C119186.D
Acq On : 5 Jun 2014 4:19 pm
Operator : toanp
Sample : ic5480-0.2
Misc : MS68133, V2C5480,w,,,,1
ALS Vial : 2 Sample Multiplier: 1

Quant Time: Jun 09 09:08:33 2014
Quant Method : C:\MSDCHEM\1\METHODS\M2C5480.M
Quant Title : SW846 8260B, Column ZB624 60mX0.25mmX1.4um
QLast Update : Fri Jun 06 09:26:57 2014
Response via : Initial Calibration

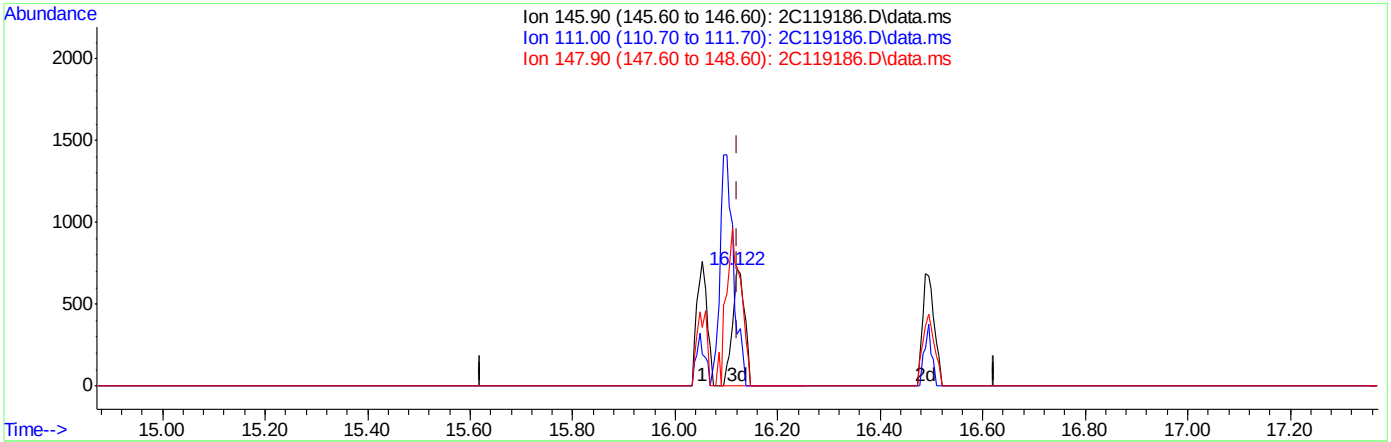

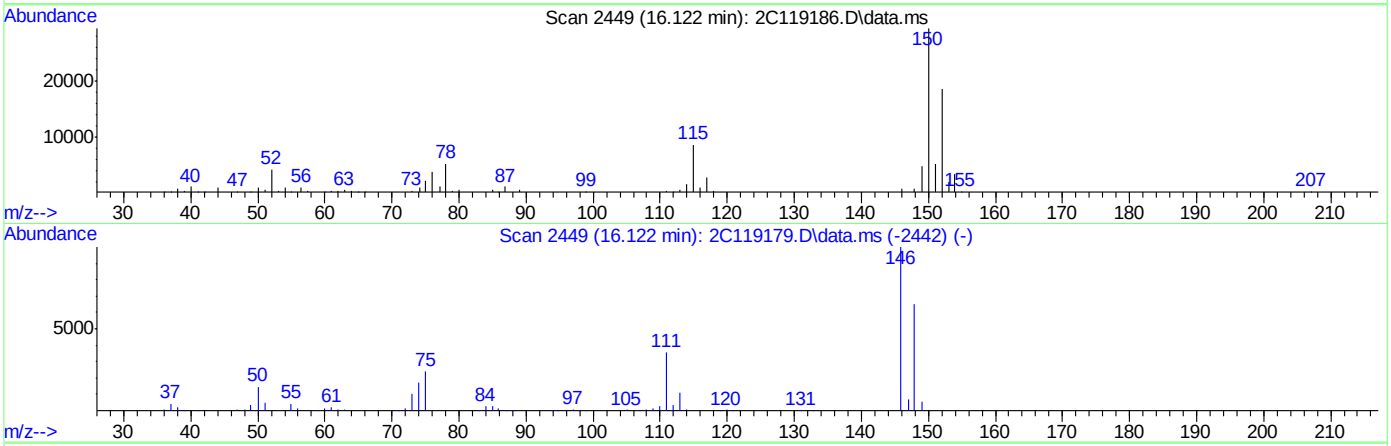

TIC: 2C119186.D\data.ms

(126) 1,4-dichlorobenzene

16.122min (-0.000) 0.21ug/L m

response 1185

Ion	Exp%	Act%
145.90	100	100
111.00	35.70	44.04
147.90	65.00	102.24#
0.00	0.00	0.00

Quantitation Report (QT Reviewed)

Data Path : C:\msdchem\1\DATA\
Data File : 2C119187.D
Acq On : 5 Jun 2014 4:48 pm
Operator : toanp
Sample : ic5480-0.5
Misc : MS68133, V2C5480,w,,,,1
ALS Vial : 3 Sample Multiplier: 1

Quant Time: Jun 06 10:35:18 2014
Quant Method : C:\MSDCHEM\1\METHODS\M2C5480.M
Quant Title : SW846 8260B, Column ZB624 60mX0.25mmX1.4um
QLast Update : Fri Jun 06 09:26:57 2014
Response via : Initial Calibration

Compound	R.T.	QIon	Response	Conc	Units		Dev(Min)
Internal Standards							
1) Tert Butyl Alcohol-d9	7.403	65	192246	500.00	ug/L		-0.01
5) pentafluorobenzene	9.888	168	380300	50.00	ug/L		0.00
61) 1,4-difluorobenzene	10.837	114	467318	50.00	ug/L		0.00
92) chlorobenzene-d5	13.914	117	394131	50.00	ug/L		0.00
107) 1,4-dichlorobenzene-d4	16.101	152	208309	50.00	ug/L		0.00
System Monitoring Compounds							
54) dibromofluoromethane (s)	0.000	113	0d	0.00	ug/L		
Spiked Amount 50.000	Range 79 - 120		Recovery =	0.00%#			
55) 1,2-dichloroethane-d4 (s)	0.000	65	0d	0.00	ug/L		
Spiked Amount 50.000	Range 72 - 123		Recovery =	0.00%#			
84) toluene-d8 (s)	0.000	98	0d	0.00	ug/L		
Spiked Amount 50.000	Range 78 - 119		Recovery =	0.00%#			
109) 4-bromofluorobenzene (s)	0.000	95	0d	0.00	ug/L		
Spiked Amount 50.000	Range 74 - 119		Recovery =	0.00%#			
Target Compounds							Qvalue
11) chlorodifluoromethane	3.748	51	1152	0.40	ug/L		67
15) chloromethane	4.037	50	2063	0.50	ug/L		85
16) vinyl chloride	4.299	62	1574	0.43	ug/L		71
17) bromomethane	4.996	94	1125	0.49	ug/L		93
18) chloroethane	5.201	64	653	0.39	ug/L	#	45
27) 1,1-dichloroethene	6.642	96	920	0.39	ug/L	#	45
31) iodomethane	6.920	142	1587	0.34	ug/L		90
33) carbon disulfide	7.067	76	3409	0.43	ug/L		79
34) methylene chloride	7.445	84	1202	0.44	ug/L		99
36) methyl acetate	7.303	43	1137	0.41	ug/L		63
37) methyl tert butyl ether	7.817	73	3364	0.44	ug/L		99
38) trans-1,2-dichloroethene	7.880	96	1148	0.45	ug/L		80
39) di-isopropyl ether	8.509	45	4044	0.43	ug/L	#	37
41) 1,1-dichloroethane	8.498	63	1967	0.40	ug/L		79
45) ethyl tert-butyl ether	9.017	59	3299	0.40	ug/L		96
48) cis-1,2-dichloroethene	9.316	96	1225	0.44	ug/L	#	73
51) tetrahydrofuran	9.715	42	630	0.46	ug/L	#	36
52) chloroform	9.699	83	2091	0.46	ug/L		73
58) 1,1,1-trichloroethane	9.972	97	1429	0.41	ug/L	#	31
60) tert amyl alcohol	10.501	55	987	2.29	ug/L	#	89
63) epichlorohydrin	12.121	57	658	1.85	ug/L		54
65) carbon tetrachloride	10.181	117	1325	0.40	ug/L		92
66) 1,1-dichloropropene	10.176	75	1416	0.42	ug/L		70
67) hexane	8.215	57	1400	0.40	ug/L		83
69) iso-octane	10.465	57	3180	0.44	ug/L	#	66
70) benzene	10.444	78	4601	0.45	ug/L		87
71) tert-amyl methyl ether	10.491	87	616	0.34	ug/L	#	34
73) isopropyl acetate	10.402	43	3520	0.51	ug/L		87
74) 1,2-dichloroethane	10.465	62	1265	0.39	ug/L		87
75) trichloroethene	11.188	95	1035	0.41	ug/L		87
76) 2-nitropropane	11.954	41	806	0.61	ug/L	#	79
79) 1,2-dichloropropane	11.440	63	985	0.36	ug/L		96

Quantitation Report (QT Reviewed)

Data Path : C:\msdchem\1\DATA\
Data File : 2C119187.D
Acq On : 5 Jun 2014 4:48 pm
Operator : toanp
Sample : ic5480-0.5
Misc : MS68133, V2C5480,w,,,,1
ALS Vial : 3 Sample Multiplier: 1

Quant Time: Jun 06 10:35:18 2014
Quant Method : C:\MSDCHEM\1\METHODS\M2C5480.M
Quant Title : SW846 8260B, Column ZB624 60mX0.25mmX1.4um
QLast Update : Fri Jun 06 09:26:57 2014
Response via : Initial Calibration

Compound	R.T.	QIon	Response	Conc	Units		Dev(Min)
80) dibromomethane	11.602	93	601	0.36	ug/L		94
82) bromodichloromethane	11.733	83	1375	0.40	ug/L		95
83) cis-1,3-dichloropropene	12.200	75	1719	0.40	ug/L		88
86) toluene	12.551	92	2401	0.41	ug/L		96
88) trans-1,3-dichloropropene	12.745	75	1608	0.41	ug/L		85
90) 1,1,2-trichloroethane	12.939	83	831	0.40	ug/L		84
93) tetrachloroethene	13.107	164	865	0.39	ug/L		89
94) 1,3-dichloropropane	13.112	76	1524	0.39	ug/L		95
97) dibromochloromethane	13.369	129	1095	0.37	ug/L		88
100) chlorobenzene	13.946	112	2775	0.43	ug/L		97
101) 1,1,1,2-tetrachloroethane	14.004	131	1135	0.45	ug/L		89
102) ethylbenzene	14.004	91	4600	0.43	ug/L		95
103) m,p-xylene	14.108	106	3434	0.81	ug/L		99
104) o-xylene	14.502	106	1693	0.41	ug/L		92
105) styrene	14.517	104	2751	0.39	ug/L		94
108) isopropylbenzene	14.822	105	4676	0.44	ug/L		98
110) cyclohexanone	14.974	55	2883	6.20	ug/L		94
111) bromobenzene	15.199	156	1237	0.40	ug/L	#	72
112) 1,1,2,2-tetrachloroethane	15.105	83	1548	0.40	ug/L		91
115) n-propylbenzene	15.210	91	4862	0.40	ug/L		95
116) 2-chlorotoluene	15.341	126	1131	0.42	ug/L		93
117) 4-chlorotoluene	15.435	91	3461	0.44	ug/L		95
118) 1,3,5-trimethylbenzene	15.346	105	3686	0.42	ug/L		97
119) tert-butylbenzene	15.671	119	3449	0.45	ug/L		94
120) pentachloroethane	15.744	167	745	0.37	ug/L		91
121) 1,2,4-trimethylbenzene	15.718	105	3625	0.42	ug/L		92
122) sec-butylbenzene	15.870	105	5122	0.44	ug/L		92
123) 1,3-dichlorobenzene	16.048	146	2354	0.41	ug/L		90
124) p-isopropyltoluene	15.985	119	3782	0.39	ug/L		96
126) 1,4-dichlorobenzene	16.127	146	2219	0.40	ug/L		83
127) 1,2-dichlorobenzene	16.494	146	2371	0.42	ug/L		86
128) n-butylbenzene	16.373	92	1909	0.38	ug/L		91
130) 1,3,5-trichlorobenzene	17.422	180	1842	0.39	ug/L		97
132) hexachlorobutadiene	18.167	225	944	0.40	ug/L		93
133) naphthalene	18.324	128	3829	0.38	ug/L		100
134) 1,2,3-trichlorobenzene	18.576	180	1462	0.36	ug/L		85

(#) = qualifier out of range (m) = manual integration (+) = signals summed

Quantitation Report (QT Reviewed)

Data Path : C:\msdchem\1\DATA\
Data File : 2C119187.D
Acq On : 5 Jun 2014 4:48 pm
Operator : toanp
Sample : ic5480-0.5
Misc : MS68133, V2C5480,w,,,,1
ALS Vial : 3 Sample Multiplier: 1

Quant Time: Jun 06 10:35:18 2014
Quant Method : C:\MSDCHEM\1\METHODS\M2C5480.M
Quant Title : SW846 8260B, Column ZB624 60mX0.25mmX1.4um
QLast Update : Fri Jun 06 09:26:57 2014
Response via : Initial Calibration

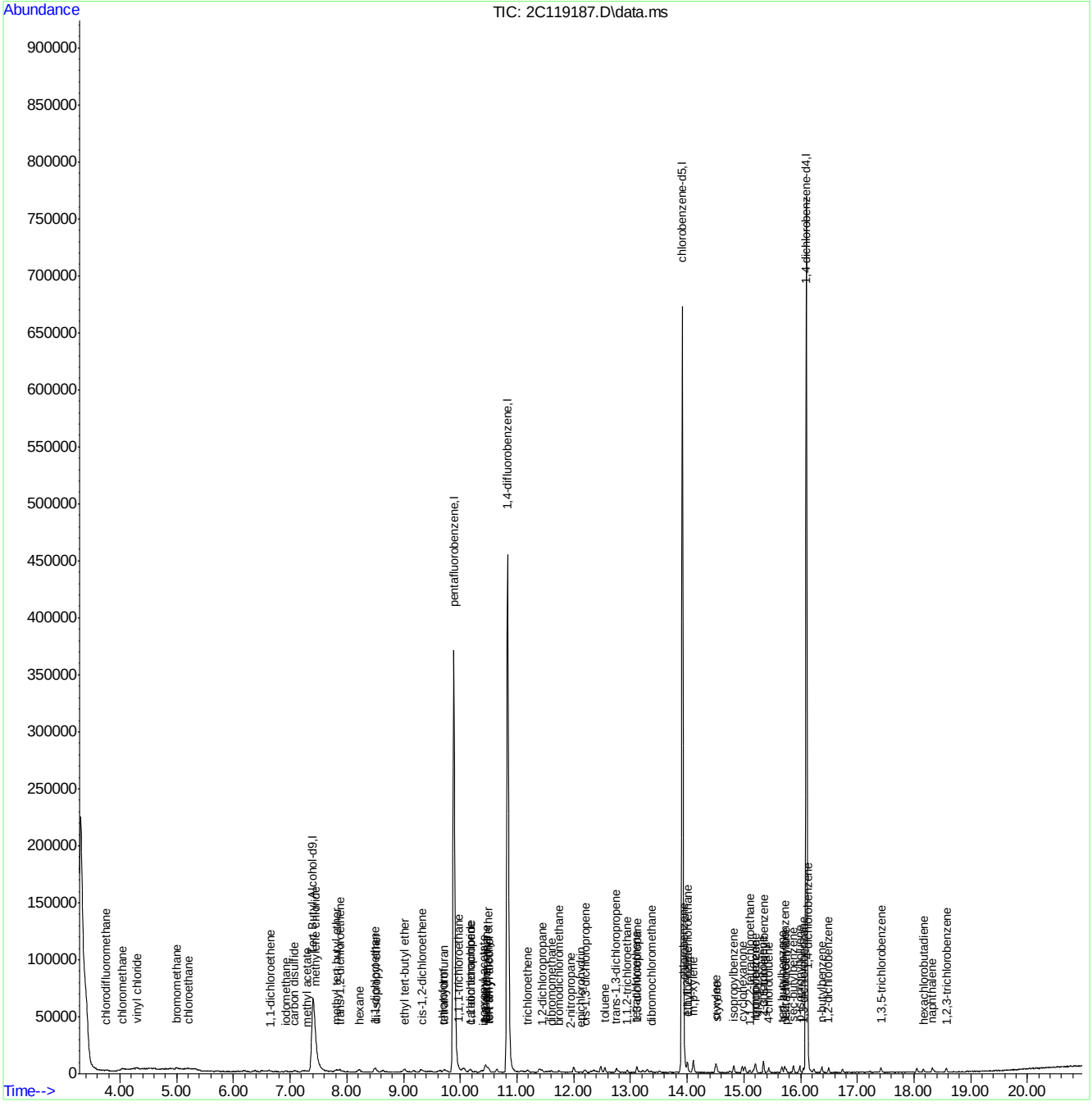

Quantitation Report (QT Reviewed)

Data Path : C:\msdchem\1\DATA\
Data File : 2C119188.D
Acq On : 5 Jun 2014 5:16 pm
Operator : toanp
Sample : ic5480-1
Misc : MS68133, V2C5480,w,,,,1
ALS Vial : 4 Sample Multiplier: 1

Quant Time: Jun 06 10:34:59 2014
Quant Method : C:\MSDCHEM\1\METHODS\M2C5480.M
Quant Title : SW846 8260B, Column ZB624 60mX0.25mmX1.4um
QLast Update : Fri Jun 06 09:26:57 2014
Response via : Initial Calibration

Compound	R.T.	QIon	Response	Conc	Units		Dev(Min)
Internal Standards							
1) Tert Butyl Alcohol-d9	7.403	65	184266	500.00	ug/L		-0.01
5) pentafluorobenzene	9.883	168	377120	50.00	ug/L		0.00
61) 1,4-difluorobenzene	10.837	114	463214	50.00	ug/L		0.00
92) chlorobenzene-d5	13.915	117	394362	50.00	ug/L		0.00
107) 1,4-dichlorobenzene-d4	16.101	152	206883	50.00	ug/L		0.00
System Monitoring Compounds							
54) dibromofluoromethane (s)	9.919	113	2597	1.02	ug/L		0.01
Spiked Amount 50.000	Range 79 - 120		Recovery = 2.04%#				
55) 1,2-dichloroethane-d4 (s)	10.360	65	3001	1.01	ug/L		0.01
Spiked Amount 50.000	Range 72 - 123		Recovery = 2.02%#				
84) toluene-d8 (s)	12.473	98	8505	0.96	ug/L		0.00
Spiked Amount 50.000	Range 78 - 119		Recovery = 1.92%#				
109) 4-bromofluorobenzene (s)	15.016	95	3495	1.05	ug/L		0.00
Spiked Amount 50.000	Range 74 - 119		Recovery = 2.10%#				
Target Compounds							Qvalue
2) tertiary butyl alcohol	7.555	59	1906	4.46	ug/L	#	100
3) ethanol	6.024	45	2382	180.12	ug/L	#	1
11) chlorodifluoromethane	3.759	51	2584	0.90	ug/L		85
15) chloromethane	4.031	50	3543	0.86	ug/L		93
16) vinyl chloride	4.299	62	2966	0.81	ug/L		90
17) bromomethane	5.007	94	2031	0.89	ug/L		76
18) chloroethane	5.201	64	1445	0.87	ug/L		71
22) 2-CHLOROPROPANE	6.365	43	5172	1.10	ug/L	#	73
26) acrolein	6.427	56	770613	986.67	ug/L		99
27) 1,1-dichloroethene	6.616	96	1872	0.80	ug/L	#	66
33) carbon disulfide	7.067	76	6739	0.85	ug/L		87
34) methylene chloride	7.424	84	2250	0.84	ug/L		91
36) methyl acetate	7.277	43	2705	0.98	ug/L		63
37) methyl tert butyl ether	7.833	73	6450	0.85	ug/L		93
38) trans-1,2-dichloroethene	7.854	96	2121	0.84	ug/L		88
39) di-isopropyl ether	8.493	45	8994	0.96	ug/L	#	37
41) 1,1-dichloroethane	8.493	63	3757	0.78	ug/L		92
43) acrylonitrile	7.864	53	4901	3.76	ug/L		86
45) ethyl tert-butyl ether	9.012	59	7624	0.93	ug/L		92
47) 2,2-dichloropropane	9.295	77	2942	0.89	ug/L		81
48) cis-1,2-dichloroethene	9.311	96	2110	0.77	ug/L		86
49) propionitrile	9.411	54	4081	7.90	ug/L		85
50) bromochloromethane	9.636	128	1011	0.71	ug/L		79
51) tetrahydrofuran	9.699	42	1537	1.14	ug/L	#	36
52) chloroform	9.710	83	3783	0.83	ug/L		94
53) t-butyl formate	9.741	59	1975	0.86	ug/L		92
57) methacrylonitrile	9.610	41	1803	0.86	ug/L		78
58) 1,1,1-trichloroethane	9.966	97	2946	0.84	ug/L	#	58
59) Cyclohexane	10.040	84	2841	0.82	ug/L	#	63
63) epichlorohydrin	12.106	57	1596	4.54	ug/L		84
65) carbon tetrachloride	10.187	117	2552	0.79	ug/L		85
66) 1,1-dichloropropene	10.166	75	2706	0.81	ug/L		97

Quantitation Report (QT Reviewed)

Data Path : C:\msdchem\1\DATA\
Data File : 2C119188.D
Acq On : 5 Jun 2014 5:16 pm
Operator : toanp
Sample : ic5480-1
Misc : MS68133, V2C5480,w,,,,1
ALS Vial : 4 Sample Multiplier: 1

Quant Time: Jun 06 10:34:59 2014
Quant Method : C:\MSDCHEM\1\METHODS\M2C5480.M
Quant Title : SW846 8260B, Column ZB624 60mX0.25mmX1.4um
QLast Update : Fri Jun 06 09:26:57 2014
Response via : Initial Calibration

Compound	R.T.	QIon	Response	Conc	Units		Dev(Min)
67) hexane	8.205	57	3056	0.88	ug/L		80
69) iso-octane	10.438	57	6372	0.90	ug/L		87
70) benzene	10.438	78	8749	0.86	ug/L		92
71) tert-amyl methyl ether	10.486	87	1741	0.98	ug/L	#	63
72) heptane	10.638	57	2072	0.74	ug/L		93
73) isopropyl acetate	10.402	43	6972	1.03	ug/L		96
74) 1,2-dichloroethane	10.470	62	2667	0.83	ug/L		85
75) trichloroethene	11.193	95	2135	0.85	ug/L		83
76) 2-nitropropane	11.943	41	1288	0.98	ug/L	#	78
77) 2-chloroethyl vinyl ether	11.990	63	7210	4.03	ug/L		97
79) 1,2-dichloropropane	11.445	63	2233	0.83	ug/L		89
80) dibromomethane	11.602	93	1411	0.84	ug/L		91
81) methylcyclohexane	11.398	83	3564	0.85	ug/L		96
82) bromodichloromethane	11.733	83	2837	0.83	ug/L		97
83) cis-1,3-dichloropropene	12.200	75	3398	0.80	ug/L		92
85) 4-methyl-2-pentanone	12.300	58	1162	0.85	ug/L	#	69
86) toluene	12.546	92	5086	0.88	ug/L		85
87) 3-methyl-1-butanol	12.342	55	2778	18.64	ug/L		84
88) trans-1,3-dichloropropene	12.745	75	3312	0.84	ug/L		86
89) ethyl methacrylate	12.751	69	3046	0.80	ug/L		80
90) 1,1,2-trichloroethane	12.939	83	1695	0.82	ug/L		92
93) tetrachloroethene	13.107	164	1732	0.79	ug/L		93
94) 1,3-dichloropropane	13.112	76	3272	0.83	ug/L		98
95) butyl acetate	13.201	56	1850	0.67	ug/L	#	74
96) 3,3-dimethyl-1-butanol	13.285	57	3166	9.41	ug/L		97
97) dibromochloromethane	13.364	129	2361	0.81	ug/L		87
98) 1,2-dibromoethane	13.511	107	2122	0.78	ug/L		99
100) chlorobenzene	13.951	112	5347	0.82	ug/L		84
101) 1,1,1,2-tetrachloroethane	14.004	131	1992	0.78	ug/L		96
102) ethylbenzene	14.004	91	8793	0.81	ug/L		91
103) m,p-xylene	14.108	106	7002	1.66	ug/L		98
104) o-xylene	14.496	106	3391	0.81	ug/L		96
105) styrene	14.517	104	5522	0.78	ug/L		96
106) bromoform	14.753	173	1983	0.79	ug/L		95
108) isopropylbenzene	14.822	105	8831	0.83	ug/L		93
110) cyclohexanone	14.968	55	6003	13.01	ug/L		98
111) bromobenzene	15.194	156	2594	0.85	ug/L		93
112) 1,1,2,2-tetrachloroethane	15.105	83	3775	0.99	ug/L		88
114) 1,2,3-trichloropropane	15.173	110	890	0.99	ug/L		89
115) n-propylbenzene	15.204	91	10126	0.85	ug/L		96
116) 2-chlorotoluene	15.346	126	2253	0.84	ug/L		94
117) 4-chlorotoluene	15.435	91	7042	0.91	ug/L		96
118) 1,3,5-trimethylbenzene	15.346	105	7598	0.87	ug/L		99
119) tert-butylbenzene	15.671	119	6428	0.84	ug/L		98
120) pentachloroethane	15.744	167	1827	0.91	ug/L		90
121) 1,2,4-trimethylbenzene	15.713	105	7439	0.87	ug/L		98
122) sec-butylbenzene	15.875	105	10087	0.87	ug/L		98
123) 1,3-dichlorobenzene	16.048	146	5119	0.91	ug/L		96
124) p-isopropyltoluene	15.986	119	8371	0.87	ug/L		96
126) 1,4-dichlorobenzene	16.127	146	5114	0.92	ug/L		85

Quantitation Report (QT Reviewed)

Data Path : C:\msdchem\1\DATA\
Data File : 2C119188.D
Acq On : 5 Jun 2014 5:16 pm
Operator : toanp
Sample : ic5480-1
Misc : MS68133, V2C5480,w,,,,1
ALS Vial : 4 Sample Multiplier: 1

Quant Time: Jun 06 10:34:59 2014
Quant Method : C:\MSDCHEM\1\METHODS\M2C5480.M
Quant Title : SW846 8260B, Column ZB624 60mX0.25mmX1.4um
QLast Update : Fri Jun 06 09:26:57 2014
Response via : Initial Calibration

Compound	R.T.	QIon	Response	Conc	Units		Dev(Min)
127) 1,2-dichlorobenzene	16.489	146	5527	0.99	ug/L		97
128) n-butylbenzene	16.374	92	4267	0.86	ug/L		96
129) 1,2-dibromo-3-chloropr...	17.228	75	580	0.86	ug/L	#	76
130) 1,3,5-trichlorobenzene	17.422	180	4203	0.90	ug/L	#	92
131) 1,2,4-trichlorobenzene	18.046	180	3726	0.86	ug/L		91
132) hexachlorobutadiene	18.161	225	1897	0.81	ug/L		93
133) naphthalene	18.319	128	9747	0.97	ug/L		97
134) 1,2,3-trichlorobenzene	18.565	180	3740	0.94	ug/L		98
135) hexachloroethane	16.741	201	1513	0.75	ug/L		94

(#) = qualifier out of range (m) = manual integration (+) = signals summed

7.7.3

7

Quantitation Report (QT Reviewed)

Data Path : C:\msdchem\1\DATA\
Data File : 2C119188.D
Acq On : 5 Jun 2014 5:16 pm
Operator : toanp
Sample : ic5480-1
Misc : MS68133, V2C5480,w,,,,1
ALS Vial : 4 Sample Multiplier: 1

Quant Time: Jun 06 10:34:59 2014
Quant Method : C:\MSDCHEM\1\METHODS\M2C5480.M
Quant Title : SW846 8260B, Column ZB624 60mX0.25mmX1.4um
QLast Update : Fri Jun 06 09:26:57 2014
Response via : Initial Calibration

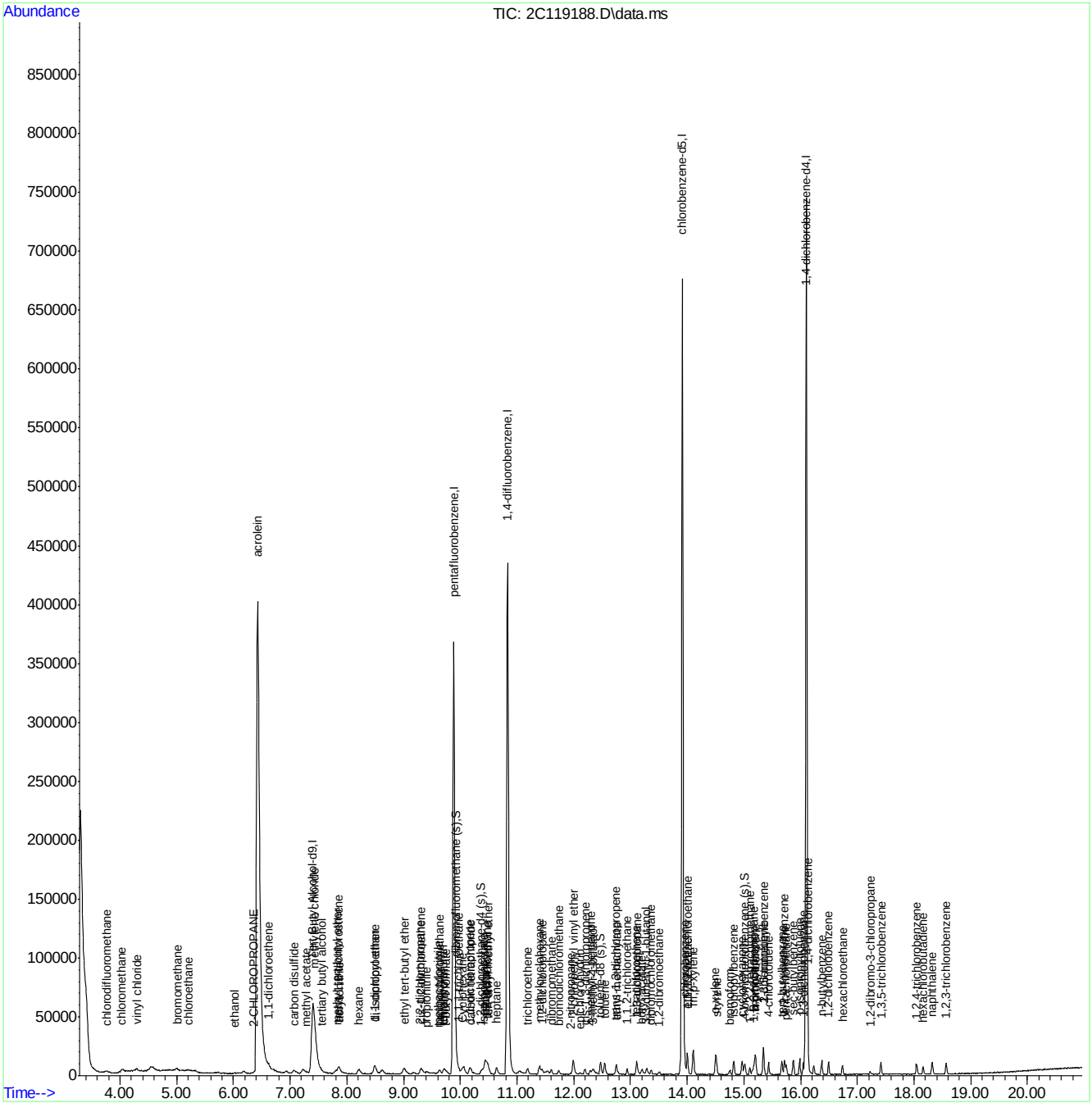

ACCUTEST LABORATORIES JB70672

Quantitation Report (QT Reviewed)

Data Path : C:\msdchem\1\DATA\
Data File : 2C119189.D
Acq On : 5 Jun 2014 5:45 pm
Operator : toanp
Sample : ic5480-2
Misc : MS68133, V2C5480,w,,,,1
ALS Vial : 5 Sample Multiplier: 1

Quant Time: Jun 06 10:36:09 2014
Quant Method : C:\MSDCHEM\1\METHODS\M2C5480.M
Quant Title : SW846 8260B, Column ZB624 60mX0.25mmX1.4um
QLast Update : Fri Jun 06 09:26:57 2014
Response via : Initial Calibration

Compound	R.T.	QIon	Response	Conc	Units		Dev(Min)
Internal Standards							
1) Tert Butyl Alcohol-d9	7.408	65	185070	500.00	ug/L		0.00
5) pentafluorobenzene	9.888	168	375433	50.00	ug/L		0.00
61) 1,4-difluorobenzene	10.837	114	462546	50.00	ug/L		0.00
92) chlorobenzene-d5	13.915	117	388787	50.00	ug/L		0.00
107) 1,4-dichlorobenzene-d4	16.101	152	207099	50.00	ug/L		0.00
System Monitoring Compounds							
54) dibromofluoromethane (s)	9.925	113	4953	1.95	ug/L		0.02
Spiked Amount 50.000	Range 79 - 120		Recovery = 3.90%#				
55) 1,2-dichloroethane-d4 (s)	10.360	65	5907	1.99	ug/L		0.01
Spiked Amount 50.000	Range 72 - 123		Recovery = 3.98%#				
84) toluene-d8 (s)	12.473	98	16944	1.91	ug/L		0.00
Spiked Amount 50.000	Range 78 - 119		Recovery = 3.82%#				
109) 4-bromofluorobenzene (s)	15.010	95	6531	1.95	ug/L		0.00
Spiked Amount 50.000	Range 74 - 119		Recovery = 3.90%#				
Target Compounds							Qvalue
2) tertiary butyl alcohol	7.565	59	4060	9.47	ug/L	#	100
3) ethanol	6.060	45	5196	391.21	ug/L	#	1
11) chlorodifluoromethane	3.759	51	5467	1.91	ug/L		98
12) dichlorodifluoromethane	3.753	85	5086	1.67	ug/L		93
15) chloromethane	4.042	50	7640	1.86	ug/L		99
16) vinyl chloride	4.294	62	6543	1.80	ug/L		96
17) bromomethane	4.991	94	4292	1.88	ug/L		90
18) chloroethane	5.190	64	2896	1.75	ug/L		95
19) trichlorofluoromethane	5.720	101	6302	1.60	ug/L		98
21) ethyl ether	6.181	74	2488	1.62	ug/L		91
22) 2-CHLOROPROPANE	6.370	43	8399	1.80	ug/L	#	75
26) acrolein	6.427	56	1512566	1945.35	ug/L		99
27) 1,1-dichloroethene	6.627	96	4147	1.78	ug/L		90
31) iodomethane	6.931	142	8108	1.78	ug/L		93
33) carbon disulfide	7.062	76	15022	1.91	ug/L		83
34) methylene chloride	7.434	84	5090	1.90	ug/L		84
36) methyl acetate	7.261	43	5368	1.96	ug/L		93
37) methyl tert butyl ether	7.812	73	14568	1.92	ug/L		95
38) trans-1,2-dichloroethene	7.859	96	4845	1.94	ug/L		99
39) di-isopropyl ether	8.493	45	17157	1.85	ug/L	#	37
41) 1,1-dichloroethane	8.493	63	8650	1.79	ug/L		100
42) chloroprene	8.624	53	6545	1.79	ug/L		92
43) acrylonitrile	7.838	53	12072	9.30	ug/L		88
45) ethyl tert-butyl ether	9.012	59	15054	1.85	ug/L		97
46) ethyl acetate	9.343	45	843	1.62	ug/L	#	1
47) 2,2-dichloropropane	9.295	77	6463	1.96	ug/L		94
48) cis-1,2-dichloroethene	9.306	96	5016	1.84	ug/L		96
49) propionitrile	9.395	54	9425	18.34	ug/L		91
50) bromochloromethane	9.641	128	2504	1.77	ug/L		91
51) tetrahydrofuran	9.704	42	2695	2.01	ug/L		91
52) chloroform	9.710	83	8426	1.87	ug/L		99
53) t-butyl formate	9.746	59	3994	1.75	ug/L		92

Quantitation Report (QT Reviewed)

Data Path : C:\msdchem\1\DATA\
Data File : 2C119189.D
Acq On : 5 Jun 2014 5:45 pm
Operator : toanp
Sample : ic5480-2
Misc : MS68133, V2C5480,w,,,,1
ALS Vial : 5 Sample Multiplier: 1

Quant Time: Jun 06 10:36:09 2014
Quant Method : C:\MSDCHEM\1\METHODS\M2C5480.M
Quant Title : SW846 8260B, Column ZB624 60mX0.25mmX1.4um
QLast Update : Fri Jun 06 09:26:57 2014
Response via : Initial Calibration

Compound	R.T.	QIon	Response	Conc	Units		Dev(Min)
57) methacrylonitrile	9.594	41	3857	1.85	ug/L		90
58) 1,1,1-trichloroethane	9.972	97	6608	1.90	ug/L		85
59) Cyclohexane	10.045	84	6380	1.85	ug/L		99
63) epichlorohydrin	12.100	57	3379	9.62	ug/L		92
64) n-butyl alcohol	11.020	56	9291	93.87	ug/L		96
65) carbon tetrachloride	10.187	117	6124	1.89	ug/L		97
66) 1,1-dichloropropene	10.171	75	6510	1.96	ug/L		96
67) hexane	8.215	57	6357	1.83	ug/L		95
69) iso-octane	10.454	57	14658	2.06	ug/L		80
70) benzene	10.438	78	19496	1.91	ug/L		98
71) tert-amyl methyl ether	10.486	87	3338	1.88	ug/L	#	76
72) heptane	10.638	57	5006	1.79	ug/L		91
73) isopropyl acetate	10.391	43	14029	2.07	ug/L		96
74) 1,2-dichloroethane	10.459	62	6118	1.90	ug/L		95
75) trichloroethene	11.183	95	4668	1.87	ug/L		80
76) 2-nitropropane	11.943	41	2699	2.05	ug/L		79
77) 2-chloroethyl vinyl ether	11.985	63	14939	8.36	ug/L		96
78) methyl methacrylate	11.482	100	1240	1.56	ug/L	#	60
79) 1,2-dichloropropane	11.440	63	5192	1.94	ug/L		94
80) dibromomethane	11.602	93	3160	1.89	ug/L		96
81) methylcyclohexane	11.398	83	7486	1.80	ug/L		99
82) bromodichloromethane	11.739	83	6360	1.86	ug/L		92
83) cis-1,3-dichloropropene	12.190	75	8106	1.91	ug/L		96
85) 4-methyl-2-pentanone	12.289	58	2451	1.80	ug/L	#	80
86) toluene	12.541	92	10898	1.89	ug/L		100
87) 3-methyl-1-butanol	12.331	55	6097	40.96	ug/L		98
88) trans-1,3-dichloropropene	12.740	75	7270	1.85	ug/L		92
89) ethyl methacrylate	12.751	69	6624	1.74	ug/L		96
90) 1,1,2-trichloroethane	12.939	83	3841	1.87	ug/L		89
91) 2-hexanone	13.123	58	2170	1.68	ug/L		93
93) tetrachloroethene	13.107	164	4062	1.87	ug/L		93
94) 1,3-dichloropropane	13.112	76	7325	1.89	ug/L		97
95) butyl acetate	13.201	56	3925	1.61	ug/L		88
96) 3,3-dimethyl-1-butanol	13.280	57	6544	19.72	ug/L		95
97) dibromochloromethane	13.364	129	5367	1.86	ug/L		89
98) 1,2-dibromoethane	13.506	107	4651	1.74	ug/L		99
100) chlorobenzene	13.946	112	12026	1.87	ug/L		84
101) 1,1,1,2-tetrachloroethane	14.004	131	4631	1.85	ug/L		94
102) ethylbenzene	14.004	91	20233	1.90	ug/L		99
103) m,p-xylene	14.103	106	15641	3.76	ug/L		99
104) o-xylene	14.502	106	7947	1.93	ug/L		86
105) styrene	14.512	104	12427	1.79	ug/L		99
106) bromoform	14.753	173	4405	1.79	ug/L		97
108) isopropylbenzene	14.816	105	20284	1.91	ug/L		96
110) cyclohexanone	14.968	55	10901	23.60	ug/L		97
111) bromobenzene	15.194	156	5973	1.97	ug/L		94
112) 1,1,2,2-tetrachloroethane	15.105	83	7705	2.02	ug/L		98
113) trans-1,4-dichloro-2-b...	15.147	88	876	1.67	ug/L	#	73
114) 1,2,3-trichloropropane	15.173	110	1597	1.77	ug/L		89
115) n-propylbenzene	15.204	91	23223	1.94	ug/L		96

Quantitation Report (QT Reviewed)

Data Path : C:\msdchem\1\DATA\
Data File : 2C119189.D
Acq On : 5 Jun 2014 5:45 pm
Operator : toanp
Sample : ic5480-2
Misc : MS68133, V2C5480,w,,,,1
ALS Vial : 5 Sample Multiplier: 1

Quant Time: Jun 06 10:36:09 2014
Quant Method : C:\MSDCHEM\1\METHODS\M2C5480.M
Quant Title : SW846 8260B, Column ZB624 60mX0.25mmX1.4um
QLast Update : Fri Jun 06 09:26:57 2014
Response via : Initial Calibration

Compound	R.T.	QIon	Response	Conc	Units	Dev(Min)
116) 2-chlorotoluene	15.341	126	5073	1.90	ug/L	92
117) 4-chlorotoluene	15.435	91	14728	1.89	ug/L	96
118) 1,3,5-trimethylbenzene	15.346	105	16500	1.89	ug/L	97
119) tert-butylbenzene	15.671	119	14720	1.91	ug/L	95
120) pentachloroethane	15.744	167	3757	1.87	ug/L	94
121) 1,2,4-trimethylbenzene	15.713	105	16940	1.97	ug/L	99
122) sec-butylbenzene	15.870	105	22492	1.93	ug/L	97
123) 1,3-dichlorobenzene	16.048	146	11148	1.98	ug/L	93
124) p-isopropyltoluene	15.986	119	18667	1.94	ug/L	97
126) 1,4-dichlorobenzene	16.127	146	11397	2.04	ug/L	96
127) 1,2-dichlorobenzene	16.494	146	11053	1.98	ug/L	98
128) n-butylbenzene	16.373	92	9591	1.92	ug/L	88
129) 1,2-dibromo-3-chloropr...	17.228	75	1265	1.88	ug/L	86
130) 1,3,5-trichlorobenzene	17.417	180	8757	1.88	ug/L	98
131) 1,2,4-trichlorobenzene	18.046	180	7573	1.75	ug/L	94
132) hexachlorobutadiene	18.161	225	4498	1.91	ug/L	98
133) naphthalene	18.319	128	19427	1.93	ug/L	97
134) 1,2,3-trichlorobenzene	18.565	180	7246	1.82	ug/L	99
135) hexachloroethane	16.741	201	3598	1.77	ug/L	83

(#) = qualifier out of range (m) = manual integration (+) = signals summed

Quantitation Report (QT Reviewed)

Data Path : C:\msdchem\1\DATA\
Data File : 2C119189.D
Acq On : 5 Jun 2014 5:45 pm
Operator : toanp
Sample : ic5480-2
Misc : MS68133, V2C5480,w,,,,1
ALS Vial : 5 Sample Multiplier: 1

Quant Time: Jun 06 10:36:09 2014
Quant Method : C:\MSDCHEM\1\METHODS\M2C5480.M
Quant Title : SW846 8260B, Column ZB624 60mX0.25mmX1.4um
QLast Update : Fri Jun 06 09:26:57 2014
Response via : Initial Calibration

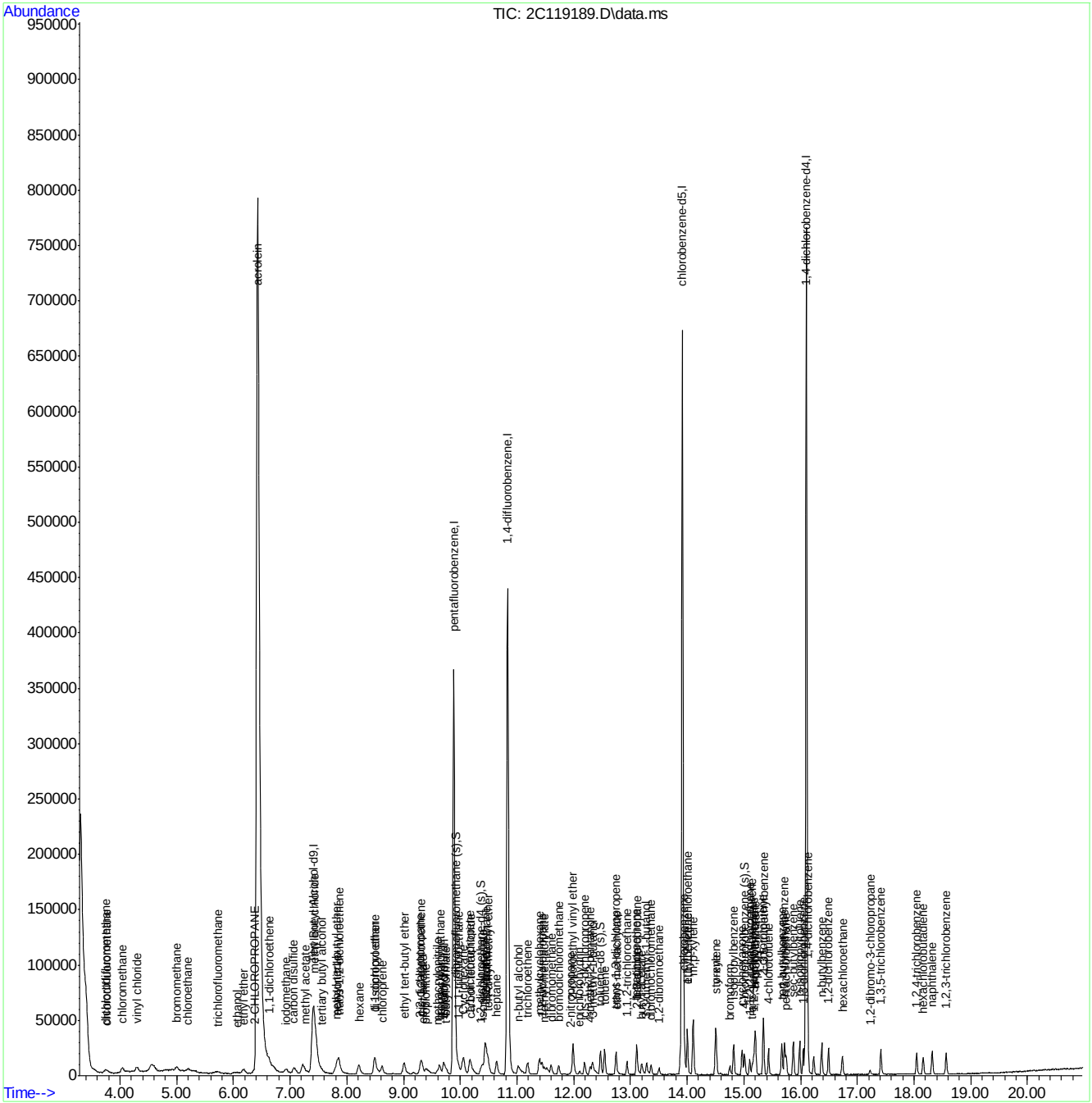

Quantitation Report (QT Reviewed)

Data Path : C:\msdchem\1\DATA\
Data File : 2C119190.D
Acq On : 5 Jun 2014 6:14 pm
Operator : toanp
Sample : ic5480-5
Misc : MS68133, V2C5480,w,,,,1
ALS Vial : 6 Sample Multiplier: 1

Quant Time: Jun 06 10:38:53 2014
Quant Method : C:\MSDCHEM\1\METHODS\M2C5480.M
Quant Title : SW846 8260B, Column ZB624 60mX0.25mmX1.4um
QLast Update : Fri Jun 06 09:26:57 2014
Response via : Initial Calibration

Compound	R.T.	QIon	Response	Conc	Units		Dev(Min)
Internal Standards							
1) Tert Butyl Alcohol-d9	7.403	65	186364	500.00	ug/L		-0.01
5) pentafluorobenzene	9.888	168	375826	50.00	ug/L		0.00
61) 1,4-difluorobenzene	10.837	114	462259	50.00	ug/L		0.00
92) chlorobenzene-d5	13.915	117	391619	50.00	ug/L		0.00
107) 1,4-dichlorobenzene-d4	16.101	152	206768	50.00	ug/L		0.00
System Monitoring Compounds							
54) dibromofluoromethane (s)	9.919	113	11949	4.69	ug/L		0.01
Spiked Amount 50.000	Range 79 - 120		Recovery =	9.38%#			
55) 1,2-dichloroethane-d4 (s)	10.360	65	14214	4.78	ug/L		0.01
Spiked Amount 50.000	Range 72 - 123		Recovery =	9.56%#			
84) toluene-d8 (s)	12.467	98	42366	4.77	ug/L		0.00
Spiked Amount 50.000	Range 78 - 119		Recovery =	9.54%#			
109) 4-bromofluorobenzene (s)	15.010	95	16066	4.81	ug/L		0.00
Spiked Amount 50.000	Range 74 - 119		Recovery =	9.62%#			
Target Compounds							Qvalue
2) tertiary butyl alcohol	7.555	59	10375	24.03	ug/L		100
3) ethanol	6.045	45	12414	928.16	ug/L	#	21
4) 1,4-dioxane	11.571	88	3278	114.12	ug/L	#	77
11) chlorodifluoromethane	3.748	51	13710	4.78	ug/L		96
12) dichlorodifluoromethane	3.754	85	14862	4.87	ug/L		95
15) chloromethane	4.042	50	20004	4.87	ug/L		98
16) vinyl chloride	4.299	62	18000	4.94	ug/L		95
17) bromomethane	5.001	94	11490	5.03	ug/L		99
18) chloroethane	5.201	64	8152	4.93	ug/L		96
19) trichlorofluoromethane	5.730	101	18398	4.67	ug/L		96
21) ethyl ether	6.176	74	7165	4.66	ug/L		94
22) 2-CHLOROPROPANE	6.370	43	22901	4.91	ug/L	#	96
26) acrolein	6.454	56	36539	46.94	ug/L		97
27) 1,1-dichloroethene	6.637	96	11278	4.84	ug/L		96
28) acetone	6.732	58	1185	4.07	ug/L	#	46
29) allyl chloride	7.219	76	6896	4.60	ug/L		92
30) acetonitrile	7.214	40	19365	56.94	ug/L	#	1
31) iodomethane	6.926	142	22462	4.93	ug/L		98
32) iso-butyl alcohol	10.161	74	968	12.09	ug/L		64
33) carbon disulfide	7.067	76	39685	5.03	ug/L		97
34) methylene chloride	7.434	84	13219	4.92	ug/L		98
35) 1-CHLOROPROPANE	7.466	42	27193	5.11	ug/L	#	83
36) methyl acetate	7.245	43	13497	4.91	ug/L		97
37) methyl tert butyl ether	7.806	73	38636	5.08	ug/L		97
38) trans-1,2-dichloroethene	7.864	96	12638	5.05	ug/L		95
39) di-isopropyl ether	8.488	45	45964	4.95	ug/L	#	40
40) 2-butanone	9.301	72	1609	4.06	ug/L	#	83
41) 1,1-dichloroethane	8.483	63	24055	4.99	ug/L		98
42) chloroprene	8.619	53	17682	4.83	ug/L		97
43) acrylonitrile	7.817	53	31380	24.14	ug/L		97
45) ethyl tert-butyl ether	9.007	59	41421	5.09	ug/L		99
46) ethyl acetate	9.322	45	2638	5.05	ug/L	#	69

Quantitation Report (QT Reviewed)

Data Path : C:\msdchem\1\DATA\
Data File : 2C119190.D
Acq On : 5 Jun 2014 6:14 pm
Operator : toanp
Sample : ic5480-5
Misc : MS68133, V2C5480,w,,,,1
ALS Vial : 6 Sample Multiplier: 1

Quant Time: Jun 06 10:38:53 2014
Quant Method : C:\MSDCHEM\1\METHODS\M2C5480.M
Quant Title : SW846 8260B, Column ZB624 60mX0.25mmX1.4um
QLast Update : Fri Jun 06 09:26:57 2014
Response via : Initial Calibration

	Compound	R.T.	QIon	Response	Conc	Units		Dev(Min)
47)	2,2-dichloropropane	9.295	77	16445	4.98	ug/L		95
48)	cis-1,2-dichloroethene	9.306	96	13970	5.11	ug/L		91
49)	propionitrile	9.379	54	25416	49.39	ug/L		91
50)	bromochloromethane	9.631	128	7026	4.96	ug/L		95
51)	tetrahydrofuran	9.694	42	6826	5.09	ug/L		96
52)	chloroform	9.704	83	22248	4.92	ug/L		98
53)	t-butyl formate	9.746	59	10777	4.73	ug/L		95
56)	freon 113	6.621	151	8082	4.20	ug/L		91
57)	methacrylonitrile	9.584	41	9500	4.56	ug/L		97
58)	1,1,1-trichloroethane	9.967	97	17437	5.01	ug/L		95
59)	Cyclohexane	10.040	84	16977	4.92	ug/L	#	78
62)	Di-isobutylene	10.449	57	36197	5.30	ug/L		96
63)	epichlorohydrin	12.100	57	8944	25.48	ug/L		98
64)	n-butyl alcohol	11.005	56	23432	236.90	ug/L		99
65)	carbon tetrachloride	10.187	117	16642	5.14	ug/L		95
66)	1,1-dichloropropene	10.161	75	17437	5.25	ug/L		100
67)	hexane	8.205	57	16555	4.77	ug/L		96
69)	iso-octane	10.449	57	36197	5.10	ug/L		94
70)	benzene	10.433	78	51264	5.02	ug/L		98
71)	tert-amyl methyl ether	10.491	87	9121	5.15	ug/L		97
72)	heptane	10.643	57	12333	4.41	ug/L		96
73)	isopropyl acetate	10.386	43	32805	4.84	ug/L		97
74)	1,2-dichloroethane	10.449	62	16799	5.21	ug/L		97
75)	trichloroethene	11.183	95	12309	4.92	ug/L		97
76)	2-nitropropane	11.948	41	6789	5.16	ug/L		92
77)	2-chloroethyl vinyl ether	11.980	63	41267	23.10	ug/L		98
78)	methyl methacrylate	11.477	100	3749	4.70	ug/L	#	78
79)	1,2-dichloropropane	11.440	63	13723	5.13	ug/L		98
80)	dibromomethane	11.597	93	8547	5.12	ug/L		95
81)	methylcyclohexane	11.398	83	18892	4.53	ug/L		98
82)	bromodichloromethane	11.728	83	17012	4.99	ug/L		99
83)	cis-1,3-dichloropropene	12.190	75	21599	5.08	ug/L		97
85)	4-methyl-2-pentanone	12.289	58	6468	4.75	ug/L		94
86)	toluene	12.541	92	29733	5.16	ug/L		98
87)	3-methyl-1-butanol	12.321	55	15054	101.19	ug/L		99
88)	trans-1,3-dichloropropene	12.735	75	19804	5.05	ug/L		99
89)	ethyl methacrylate	12.740	69	18555	4.89	ug/L		95
90)	1,1,2-trichloroethane	12.939	83	10613	5.17	ug/L		96
91)	2-hexanone	13.118	58	6789	5.25	ug/L		96
93)	tetrachloroethene	13.107	164	11080	5.06	ug/L		93
94)	1,3-dichloropropane	13.107	76	19771	5.06	ug/L		97
95)	butyl acetate	13.191	56	9813	4.20	ug/L		95
96)	3,3-dimethyl-1-butanol	13.280	57	15611	46.71	ug/L		96
97)	dibromochloromethane	13.364	129	14031	4.82	ug/L		99
98)	1,2-dibromoethane	13.506	107	12820	4.77	ug/L		99
100)	chlorobenzene	13.946	112	32585	5.03	ug/L		94
101)	1,1,1,2-tetrachloroethane	14.004	131	12562	4.98	ug/L		97
102)	ethylbenzene	14.004	91	54339	5.06	ug/L		99
103)	m,p-xylene	14.103	106	41374	9.87	ug/L		98
104)	o-xylene	14.497	106	20808	5.03	ug/L		94

Quantitation Report (QT Reviewed)

Data Path : C:\msdchem\1\DATA\
Data File : 2C119190.D
Acq On : 5 Jun 2014 6:14 pm
Operator : toanp
Sample : ic5480-5
Misc : MS68133, V2C5480,w,,,,1
ALS Vial : 6 Sample Multiplier: 1

Quant Time: Jun 06 10:38:53 2014
Quant Method : C:\MSDCHEM\1\METHODS\M2C5480.M
Quant Title : SW846 8260B, Column ZB624 60mX0.25mmX1.4um
QLast Update : Fri Jun 06 09:26:57 2014
Response via : Initial Calibration

Compound	R.T.	QIon	Response	Conc	Units		Dev(Min)
105) styrene	14.507	104	34415	4.92	ug/L		95
106) bromoform	14.753	173	11576	4.67	ug/L		99
108) isopropylbenzene	14.822	105	53561	5.06	ug/L		99
110) cyclohexanone	14.968	55	24871	53.93	ug/L		97
111) bromobenzene	15.194	156	15483	5.10	ug/L		96
112) 1,1,2,2-tetrachloroethane	15.105	83	19345	5.07	ug/L		98
113) trans-1,4-dichloro-2-b...	15.147	88	2379	4.54	ug/L	#	88
114) 1,2,3-trichloropropane	15.173	110	4551	5.06	ug/L		100
115) n-propylbenzene	15.204	91	61006	5.12	ug/L		99
116) 2-chlorotoluene	15.335	126	12940	4.85	ug/L		99
117) 4-chlorotoluene	15.435	91	38854	5.00	ug/L		98
118) 1,3,5-trimethylbenzene	15.346	105	43870	5.04	ug/L		97
119) tert-butylbenzene	15.671	119	38239	4.97	ug/L		98
120) pentachloroethane	15.744	167	10009	4.99	ug/L		95
121) 1,2,4-trimethylbenzene	15.713	105	42660	4.98	ug/L		97
122) sec-butylbenzene	15.870	105	57728	4.97	ug/L		98
123) 1,3-dichlorobenzene	16.048	146	28087	4.98	ug/L		99
124) p-isopropyltoluene	15.986	119	47660	4.95	ug/L		98
126) 1,4-dichlorobenzene	16.122	146	27618	4.96	ug/L		97
127) 1,2-dichlorobenzene	16.489	146	26868	4.81	ug/L		99
128) n-butylbenzene	16.374	92	24771	4.98	ug/L		94
129) 1,2-dibromo-3-chloropr...	17.223	75	3189	4.74	ug/L		87
130) 1,3,5-trichlorobenzene	17.417	180	22520	4.83	ug/L		96
131) 1,2,4-trichlorobenzene	18.046	180	19759	4.56	ug/L		98
132) hexachlorobutadiene	18.161	225	12193	5.18	ug/L		99
133) naphthalene	18.319	128	45485	4.53	ug/L		99
134) 1,2,3-trichlorobenzene	18.570	180	19161	4.81	ug/L		98
135) hexachloroethane	16.741	201	9778	4.83	ug/L		97

(#) = qualifier out of range (m) = manual integration (+) = signals summed

Quantitation Report (QT Reviewed)

Data Path : C:\msdchem\1\DATA\
Data File : 2C119190.D
Acq On : 5 Jun 2014 6:14 pm
Operator : toanp
Sample : ic5480-5
Misc : MS68133, V2C5480,w,,,,1
ALS Vial : 6 Sample Multiplier: 1

Quant Time: Jun 06 10:38:53 2014
Quant Method : C:\MSDCHEM\1\METHODS\M2C5480.M
Quant Title : SW846 8260B, Column ZB624 60mX0.25mmX1.4um
QLast Update : Fri Jun 06 09:26:57 2014
Response via : Initial Calibration

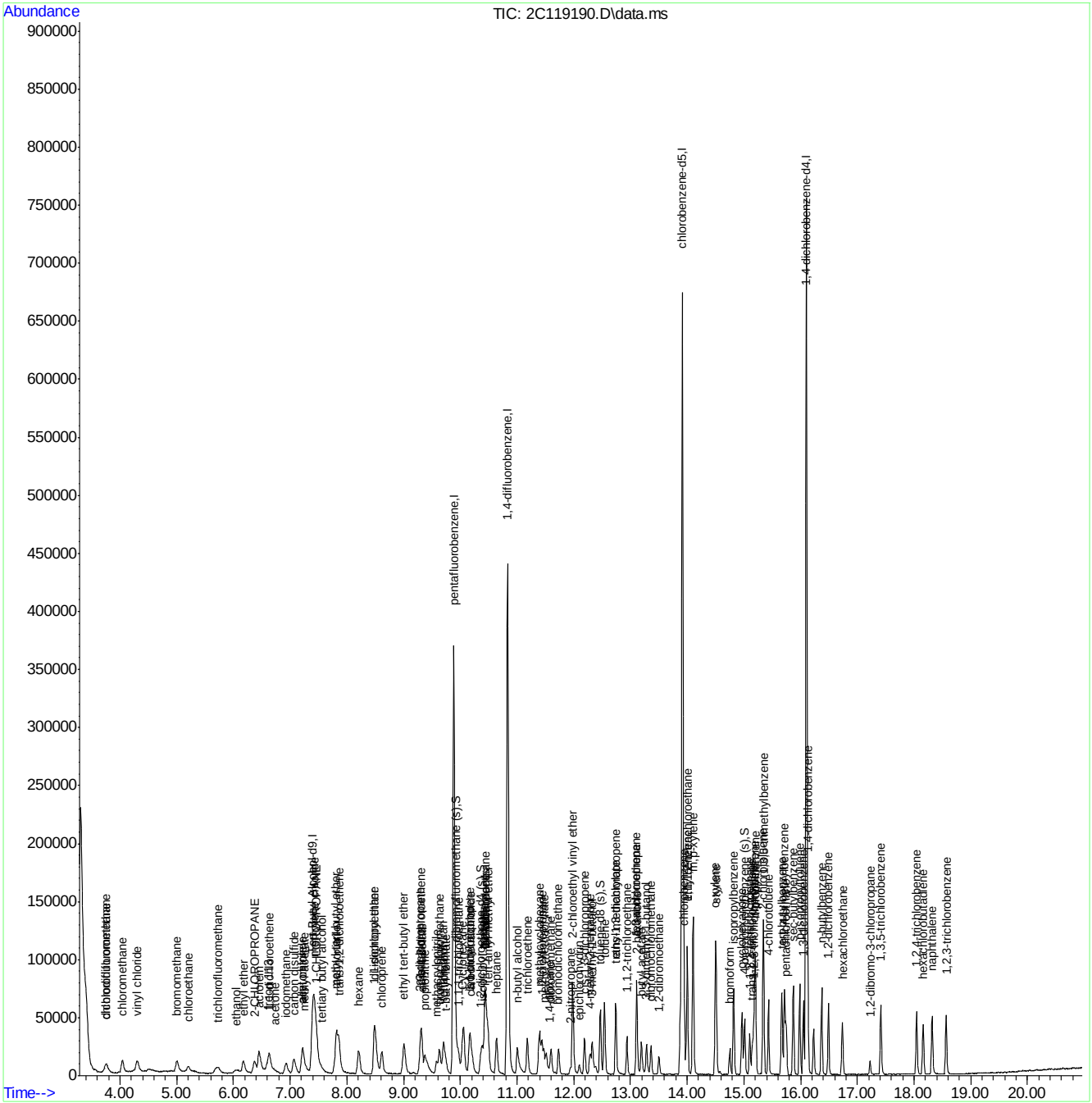

Quantitation Report (QT Reviewed)

Data Path : C:\msdchem\1\DATA\
Data File : 2C119191.D
Acq On : 5 Jun 2014 6:43 pm
Operator : toanp
Sample : ic5480-10
Misc : MS68133, V2C5480,w,,,,1
ALS Vial : 7 Sample Multiplier: 1

Quant Time: Jun 06 10:39:20 2014
Quant Method : C:\MSDCHEM\1\METHODS\M2C5480.M
Quant Title : SW846 8260B, Column ZB624 60mX0.25mmX1.4um
QLast Update : Fri Jun 06 09:26:57 2014
Response via : Initial Calibration

Compound	R.T.	QIon	Response	Conc	Units		Dev(Min)
Internal Standards							
1) Tert Butyl Alcohol-d9	7.397	65	178934	500.00	ug/L		-0.02
5) pentafluorobenzene	9.882	168	360961	50.00	ug/L		0.00
61) 1,4-difluorobenzene	10.837	114	445892	50.00	ug/L		0.00
92) chlorobenzene-d5	13.914	117	376831	50.00	ug/L		0.00
107) 1,4-dichlorobenzene-d4	16.101	152	202268	50.00	ug/L		0.00
System Monitoring Compounds							
54) dibromofluoromethane (s)	9.914	113	26473	10.82	ug/L		0.00
Spiked Amount 50.000	Range 79 - 120		Recovery = 21.64%#				
55) 1,2-dichloroethane-d4 (s)	10.354	65	31102	10.90	ug/L		0.00
Spiked Amount 50.000	Range 72 - 123		Recovery = 21.80%#				
84) toluene-d8 (s)	12.467	98	96507	11.27	ug/L		0.00
Spiked Amount 50.000	Range 78 - 119		Recovery = 22.54%#				
109) 4-bromofluorobenzene (s)	15.010	95	35115	10.76	ug/L		0.00
Spiked Amount 50.000	Range 74 - 119		Recovery = 21.52%#				
Target Compounds							Qvalue
2) tertiary butyl alcohol	7.534	59	23421	56.50	ug/L		100
3) ethanol	6.029	45	27233	2120.69	ug/L	#	20
4) 1,4-dioxane	11.571	88	7971	289.01	ug/L	#	80
11) chlorodifluoromethane	3.753	51	34023	12.34	ug/L		98
12) dichlorodifluoromethane	3.738	85	33821	11.54	ug/L		98
15) chloromethane	4.042	50	44223	11.21	ug/L		98
16) vinyl chloride	4.304	62	41093	11.75	ug/L		97
17) bromomethane	5.001	94	24950	11.38	ug/L		96
18) chloroethane	5.190	64	19144	12.06	ug/L		99
19) trichlorofluoromethane	5.730	101	42883	11.32	ug/L		94
21) ethyl ether	6.176	74	15879	10.76	ug/L		91
22) 2-CHLOROPROPANE	6.370	43	50501	11.26	ug/L	#	97
26) acrolein	6.438	56	81275	108.72	ug/L		98
27) 1,1-dichloroethene	6.627	96	25569	11.42	ug/L		95
28) acetone	6.710	58	2701	9.66	ug/L	#	83
29) allyl chloride	7.209	76	16242	11.29	ug/L	#	81
30) acetonitrile	7.193	40	37254	114.05	ug/L	#	32
31) iodomethane	6.925	142	49138	11.23	ug/L		98
32) iso-butyl alcohol	10.160	74	2787	66.62	ug/L		64
33) carbon disulfide	7.067	76	86117	11.37	ug/L		98
34) methylene chloride	7.434	84	28989	11.24	ug/L		99
35) 1-CHLOROPROPANE	7.460	42	62624	12.25	ug/L		98
36) methyl acetate	7.224	43	28276	10.71	ug/L		97
37) methyl tert butyl ether	7.806	73	82645	11.32	ug/L		96
38) trans-1,2-dichloroethene	7.853	96	27272	11.34	ug/L		97
39) di-isopropyl ether	8.488	45	102269	11.46	ug/L	#	51
40) 2-butanone	9.300	72	3885	10.20	ug/L	#	1
41) 1,1-dichloroethane	8.488	63	52036	11.23	ug/L		99
42) chloroprene	8.608	53	41274	11.74	ug/L		98
43) acrylonitrile	7.801	53	69894	55.98	ug/L		97
44) vinyl acetate	8.509	86	4449	9.10	ug/L		56
45) ethyl tert-butyl ether	9.002	59	92488	11.84	ug/L		97

Quantitation Report (QT Reviewed)

Data Path : C:\msdchem\1\DATA\
Data File : 2C119191.D
Acq On : 5 Jun 2014 6:43 pm
Operator : toanp
Sample : ic5480-10
Misc : MS68133, V2C5480,w,,,,1
ALS Vial : 7 Sample Multiplier: 1

Quant Time: Jun 06 10:39:20 2014
Quant Method : C:\MSDCHEM\1\METHODS\M2C5480.M
Quant Title : SW846 8260B, Column ZB624 60mX0.25mmX1.4um
QLast Update : Fri Jun 06 09:26:57 2014
Response via : Initial Calibration

Compound	R.T.	QIon	Response	Conc	Units	Dev(Min)
46) ethyl acetate	9.316	45	5377	10.72	ug/L	79
47) 2,2-dichloropropane	9.290	77	36011	11.35	ug/L	97
48) cis-1,2-dichloroethene	9.306	96	29765	11.34	ug/L	98
49) propionitrile	9.369	54	56052	113.41	ug/L	92
50) bromochloromethane	9.631	128	15211	11.19	ug/L	94
51) tetrahydrofuran	9.683	42	14025	10.89	ug/L	98
52) chloroform	9.699	83	48039	11.07	ug/L	99
53) t-butyl formate	9.741	59	24852	11.35	ug/L	98
56) freon 113	6.611	151	20418	11.05	ug/L	98
57) methacrylonitrile	9.578	41	21432	10.70	ug/L	99
58) 1,1,1-trichloroethane	9.966	97	38500	11.52	ug/L	97
59) Cyclohexane	10.040	84	35615	10.75	ug/L	90
62) Di-isobutylene	10.443	57	85966	13.05	ug/L	98
63) epichlorohydrin	12.090	57	19874	58.70	ug/L	99
64) n-butyl alcohol	10.999	56	53127	556.83	ug/L	99
65) carbon tetrachloride	10.181	117	36295	11.63	ug/L	99
66) 1,1-dichloropropene	10.160	75	37436	11.68	ug/L	98
67) hexane	8.205	57	38927	11.64	ug/L	99
69) iso-octane	10.443	57	85966	12.55	ug/L	98
70) benzene	10.433	78	111168	11.29	ug/L	98
71) tert-amyl methyl ether	10.480	87	20476	11.99	ug/L	90
72) heptane	10.637	57	31720	11.75	ug/L	98
73) isopropyl acetate	10.381	43	72630	11.10	ug/L	99
74) 1,2-dichloroethane	10.449	62	36148	11.63	ug/L	97
75) trichloroethene	11.183	95	27645	11.46	ug/L	95
76) 2-nitropropane	11.938	41	12986	10.24	ug/L	92
77) 2-chloroethyl vinyl ether	11.980	63	96215	55.84	ug/L	98
78) methyl methacrylate	11.471	100	8297	10.79	ug/L	93
79) 1,2-dichloropropane	11.440	63	30173	11.70	ug/L	99
80) dibromomethane	11.597	93	18659	11.58	ug/L	93
81) methylcyclohexane	11.398	83	47023	11.70	ug/L	96
82) bromodichloromethane	11.733	83	37094	11.27	ug/L	100
83) cis-1,3-dichloropropene	12.184	75	47387	11.56	ug/L	96
85) 4-methyl-2-pentanone	12.284	58	14344	10.93	ug/L	92
86) toluene	12.541	92	64951	11.69	ug/L	98
87) 3-methyl-1-butanol	12.320	55	32195	224.36	ug/L	97
88) trans-1,3-dichloropropene	12.735	75	44136	11.67	ug/L	99
89) ethyl methacrylate	12.740	69	40495	11.06	ug/L	97
90) 1,1,2-trichloroethane	12.934	83	21904	11.06	ug/L	100
91) 2-hexanone	13.112	58	12913	10.35	ug/L	97
93) tetrachloroethene	13.107	164	24333	11.54	ug/L	100
94) 1,3-dichloropropane	13.107	76	42886	11.41	ug/L	100
95) butyl acetate	13.186	56	22990	10.43	ug/L	92
96) 3,3-dimethyl-1-butanol	13.280	57	34598	107.58	ug/L	93
97) dibromochloromethane	13.364	129	30749	10.98	ug/L	100
98) 1,2-dibromoethane	13.500	107	27890	10.79	ug/L	93
100) chlorobenzene	13.946	112	70126	11.26	ug/L	99
101) 1,1,1,2-tetrachloroethane	14.004	131	26873	11.08	ug/L	99
102) ethylbenzene	13.998	91	118889	11.51	ug/L	99
103) m,p-xylene	14.103	106	91551	22.69	ug/L	95

Quantitation Report (QT Reviewed)

Data Path : C:\msdchem\1\DATA\
Data File : 2C119191.D
Acq On : 5 Jun 2014 6:43 pm
Operator : toanp
Sample : ic5480-10
Misc : MS68133, V2C5480,w,,,,1
ALS Vial : 7 Sample Multiplier: 1

Quant Time: Jun 06 10:39:20 2014
Quant Method : C:\MSDCHEM\1\METHODS\M2C5480.M
Quant Title : SW846 8260B, Column ZB624 60mX0.25mmX1.4um
QLast Update : Fri Jun 06 09:26:57 2014
Response via : Initial Calibration

Compound	R.T.	QIon	Response	Conc	Units		Dev(Min)
104) o-xylene	14.496	106	45380	11.40	ug/L		96
105) styrene	14.507	104	77132	11.45	ug/L		97
106) bromoform	14.753	173	25115	10.52	ug/L		99
108) isopropylbenzene	14.816	105	118286	11.43	ug/L		98
110) cyclohexanone	14.963	55	46109	102.20	ug/L		98
111) bromobenzene	15.188	156	33932	11.43	ug/L		94
112) 1,1,2,2-tetrachloroethane	15.105	83	41040	11.00	ug/L		99
113) trans-1,4-dichloro-2-b...	15.146	88	5072	9.89	ug/L	#	87
114) 1,2,3-trichloropropane	15.167	110	9679	10.99	ug/L		94
115) n-propylbenzene	15.204	91	135697	11.63	ug/L		99
116) 2-chlorotoluene	15.340	126	29062	11.14	ug/L		94
117) 4-chlorotoluene	15.430	91	86394	11.37	ug/L		97
118) 1,3,5-trimethylbenzene	15.346	105	98453	11.56	ug/L		97
119) tert-butylbenzene	15.671	119	84464	11.23	ug/L		98
120) pentachloroethane	15.744	167	22291	11.35	ug/L		96
121) 1,2,4-trimethylbenzene	15.713	105	96142	11.47	ug/L		97
122) sec-butylbenzene	15.870	105	131648	11.59	ug/L		99
123) 1,3-dichlorobenzene	16.048	146	62716	11.38	ug/L		96
124) p-isopropyltoluene	15.985	119	108470	11.53	ug/L		100
126) 1,4-dichlorobenzene	16.127	146	61027	11.19	ug/L		96
127) 1,2-dichlorobenzene	16.489	146	59636	10.92	ug/L		99
128) n-butylbenzene	16.373	92	55286	11.36	ug/L		96
129) 1,2-dibromo-3-chloropr...	17.228	75	6952	10.57	ug/L		96
130) 1,3,5-trichlorobenzene	17.417	180	51837	11.37	ug/L		99
131) 1,2,4-trichlorobenzene	18.046	180	46370	10.95	ug/L		94
132) hexachlorobutadiene	18.161	225	26653	11.58	ug/L		98
133) naphthalene	18.319	128	103819	10.56	ug/L		99
134) 1,2,3-trichlorobenzene	18.565	180	42933	11.02	ug/L		97
135) hexachloroethane	16.740	201	21612	10.91	ug/L		95

(#) = qualifier out of range (m) = manual integration (+) = signals summed

Quantitation Report (QT Reviewed)

Data Path : C:\msdchem\1\DATA\
Data File : 2C119191.D
Acq On : 5 Jun 2014 6:43 pm
Operator : toanp
Sample : ic5480-10
Misc : MS68133, V2C5480,w,,,,1
ALS Vial : 7 Sample Multiplier: 1

Quant Time: Jun 06 10:39:20 2014
Quant Method : C:\MSDCHEM\1\METHODS\M2C5480.M
Quant Title : SW846 8260B, Column ZB624 60mX0.25mmX1.4um
QLast Update : Fri Jun 06 09:26:57 2014
Response via : Initial Calibration

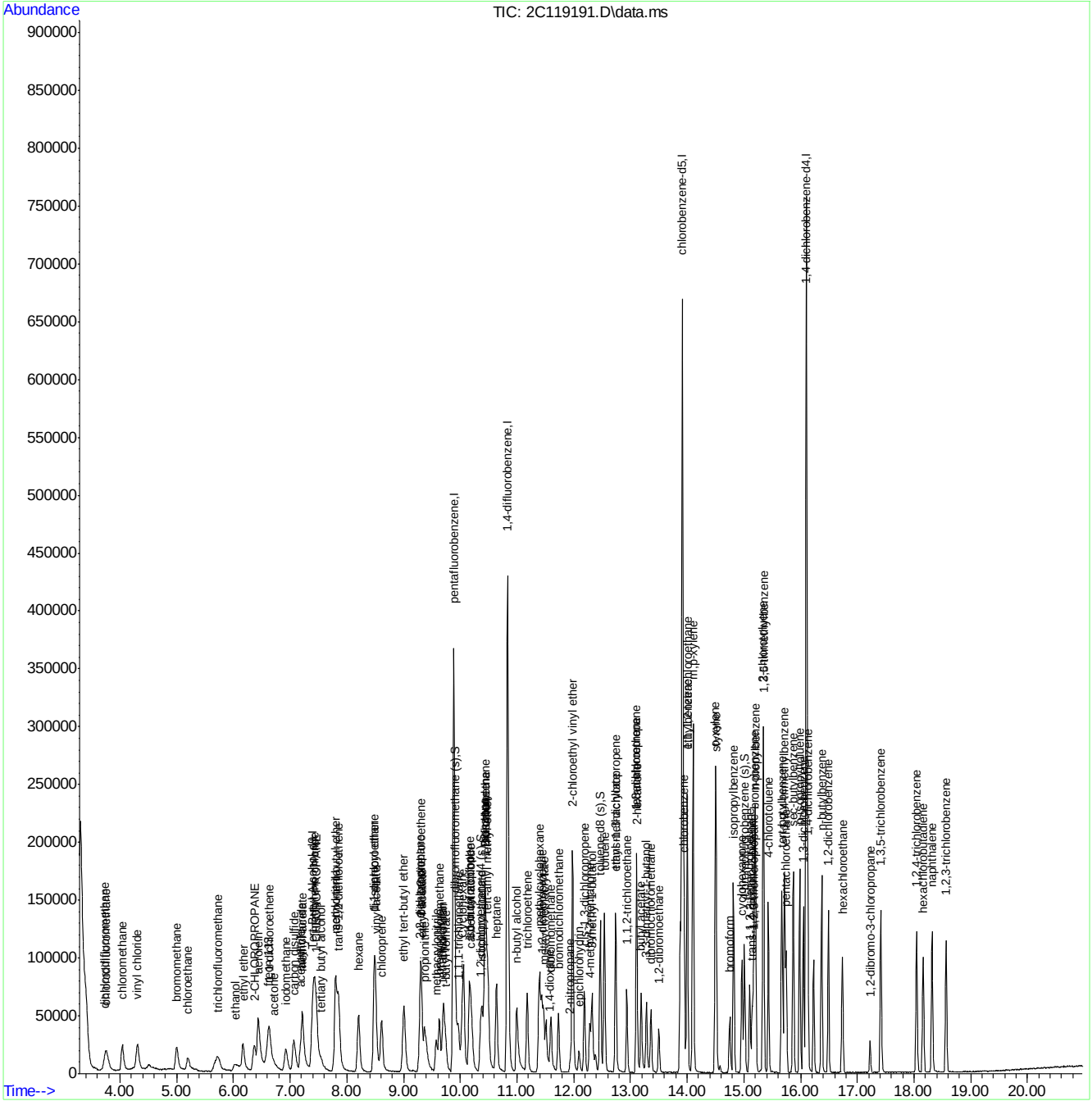

ACCUTEST LABORATORIES JB70672

Quantitation Report (QT Reviewed)

Data Path : C:\msdchem\1\DATA\
Data File : 2C119192.D
Acq On : 5 Jun 2014 7:11 pm
Operator : toanp
Sample : ic5480-20
Misc : MS68133, V2C5480,w,,,,1
ALS Vial : 8 Sample Multiplier: 1

Quant Time: Jun 06 10:39:40 2014
Quant Method : C:\MSDCHEM\1\METHODS\M2C5480.M
Quant Title : SW846 8260B, Column ZB624 60mX0.25mmX1.4um
QLast Update : Fri Jun 06 09:26:57 2014
Response via : Initial Calibration

Compound	R.T.	QIon	Response	Conc	Units		Dev(Min)
Internal Standards							
1) Tert Butyl Alcohol-d9	7.403	65	177239	500.00	ug/L		-0.01
5) pentafluorobenzene	9.883	168	369253	50.00	ug/L		0.00
61) 1,4-difluorobenzene	10.837	114	460043	50.00	ug/L		0.00
92) chlorobenzene-d5	13.915	117	382076	50.00	ug/L		0.00
107) 1,4-dichlorobenzene-d4	16.101	152	204396	50.00	ug/L		0.00
System Monitoring Compounds							
54) dibromofluoromethane (s)	9.914	113	126326	50.49	ug/L		0.00
Spiked Amount 50.000	Range 79 - 120		Recovery = 100.98%				
55) 1,2-dichloroethane-d4 (s)	10.349	65	147249	50.44	ug/L		0.00
Spiked Amount 50.000	Range 72 - 123		Recovery = 100.88%				
84) toluene-d8 (s)	12.467	98	452630	51.22	ug/L		0.00
Spiked Amount 50.000	Range 78 - 119		Recovery = 102.44%				
109) 4-bromofluorobenzene (s)	15.010	95	165041	50.03	ug/L		0.00
Spiked Amount 50.000	Range 74 - 119		Recovery = 100.06%				
Target Compounds							Qvalue
2) tertiary butyl alcohol	7.544	59	42327	103.08	ug/L		100
3) ethanol	6.019	45	49888	3922.03	ug/L	#	29
4) 1,4-dioxane	11.576	88	14240	521.26	ug/L		92
11) chlorodifluoromethane	3.754	51	60482	21.45	ug/L		99
12) dichlorodifluoromethane	3.738	85	61332	20.46	ug/L		97
15) chloromethane	4.047	50	83511	20.70	ug/L		98
16) vinyl chloride	4.309	62	77377	21.62	ug/L		99
17) bromomethane	5.001	94	47688	21.26	ug/L		94
18) chloroethane	5.195	64	36422	22.43	ug/L		95
19) trichlorofluoromethane	5.725	101	80366	20.75	ug/L		97
21) ethyl ether	6.171	74	31073	20.58	ug/L		95
22) 2-CHLOROPROPANE	6.370	43	87812	19.14	ug/L	#	93
26) acrolein	6.433	56	153905	201.25	ug/L		99
27) 1,1-dichloroethene	6.632	96	47109	20.57	ug/L		98
28) acetone	6.700	58	5739	20.06	ug/L		86
29) allyl chloride	7.214	76	30047	20.41	ug/L	#	80
30) acetonitrile	7.182	40	67476	201.93	ug/L		77
31) iodomethane	6.931	142	92208	20.60	ug/L		97
32) iso-butyl alcohol	10.161	74	7522	200.67	ug/L		92
33) carbon disulfide	7.067	76	162020	20.91	ug/L		99
34) methylene chloride	7.429	84	54924	20.82	ug/L		98
35) 1-CHLOROPROPANE	7.460	42	106520	20.37	ug/L		99
36) methyl acetate	7.219	43	56644	20.98	ug/L		96
37) methyl tert butyl ether	7.812	73	159925	21.41	ug/L		98
38) trans-1,2-dichloroethene	7.854	96	51291	20.84	ug/L		96
39) di-isopropyl ether	8.493	45	196123	21.48	ug/L		86
40) 2-butanone	9.285	72	7854	20.15	ug/L	#	63
41) 1,1-dichloroethane	8.483	63	100139	21.13	ug/L		98
42) chloroprene	8.614	53	77554	21.57	ug/L		96
43) acrylonitrile	7.791	53	136851	107.15	ug/L		99
44) vinyl acetate	8.498	86	9895	19.78	ug/L		92
45) ethyl tert-butyl ether	9.007	59	174411	21.83	ug/L		99

Quantitation Report (QT Reviewed)

Data Path : C:\msdchem\1\DATA\
Data File : 2C119192.D
Acq On : 5 Jun 2014 7:11 pm
Operator : toanp
Sample : ic5480-20
Misc : MS68133, V2C5480,w,,,,1
ALS Vial : 8 Sample Multiplier: 1

Quant Time: Jun 06 10:39:40 2014
Quant Method : C:\MSDCHEM\1\METHODS\M2C5480.M
Quant Title : SW846 8260B, Column ZB624 60mX0.25mmX1.4um
QLast Update : Fri Jun 06 09:26:57 2014
Response via : Initial Calibration

Compound	R.T.	QIon	Response	Conc	Units	Dev(Min)
46) ethyl acetate	9.311	45	11260	21.94	ug/L	89
47) 2,2-dichloropropane	9.290	77	66567	20.50	ug/L	96
48) cis-1,2-dichloroethene	9.301	96	57566	21.45	ug/L	99
49) propionitrile	9.364	54	107359	212.35	ug/L	95
50) bromochloromethane	9.631	128	29881	21.48	ug/L	96
51) tetrahydrofuran	9.683	42	25087	19.04	ug/L	95
52) chloroform	9.699	83	91549	20.62	ug/L	98
53) t-butyl formate	9.736	59	48775	21.78	ug/L	99
56) freon 113	6.606	151	37178	19.67	ug/L	97
57) methacrylonitrile	9.573	41	41916	20.46	ug/L	97
58) 1,1,1-trichloroethane	9.961	97	71907	21.04	ug/L	97
59) Cyclohexane	10.040	84	70585	20.82	ug/L	90
62) Di-isobutylene	10.449	57	153667	22.62	ug/L	97
63) epichlorohydrin	12.090	57	36914	105.68	ug/L	98
64) n-butyl alcohol	10.989	56	100247	1018.37	ug/L	98
65) carbon tetrachloride	10.182	117	68828	21.37	ug/L	99
66) 1,1-dichloropropene	10.161	75	71043	21.49	ug/L	98
67) hexane	8.210	57	72344	20.96	ug/L	97
69) iso-octane	10.449	57	153667	21.74	ug/L	98
70) benzene	10.428	78	208680	20.54	ug/L	100
71) tert-amyl methyl ether	10.486	87	38084	21.61	ug/L	97
72) heptane	10.638	57	59432	21.34	ug/L	99
73) isopropyl acetate	10.381	43	135456	20.07	ug/L	99
74) 1,2-dichloroethane	10.449	62	70637	22.03	ug/L	99
75) trichloroethene	11.178	95	52204	20.98	ug/L	97
76) 2-nitropropane	11.938	41	25781	19.71	ug/L	96
77) 2-chloroethyl vinyl ether	11.975	63	192393	108.23	ug/L	98
78) methyl methacrylate	11.466	100	16580	20.91	ug/L	91
79) 1,2-dichloropropane	11.435	63	56716	21.31	ug/L	94
80) dibromomethane	11.592	93	36064	21.69	ug/L	97
81) methylcyclohexane	11.398	83	87856	21.18	ug/L	97
82) bromodichloromethane	11.728	83	71791	21.14	ug/L	100
83) cis-1,3-dichloropropene	12.184	75	92493	21.87	ug/L	99
85) 4-methyl-2-pentanone	12.284	58	27836	20.55	ug/L	97
86) toluene	12.536	92	123966	21.63	ug/L	99
87) 3-methyl-1-butanol	12.315	55	59400	401.21	ug/L	98
88) trans-1,3-dichloropropene	12.735	75	85049	21.79	ug/L	99
89) ethyl methacrylate	12.740	69	78740	20.84	ug/L	98
90) 1,1,2-trichloroethane	12.934	83	43801	21.44	ug/L	98
91) 2-hexanone	13.112	58	25913	20.13	ug/L	90
93) tetrachloroethene	13.102	164	45424	21.25	ug/L	98
94) 1,3-dichloropropane	13.107	76	82681	21.70	ug/L	98
95) butyl acetate	13.186	56	43215	19.46	ug/L	99
96) 3,3-dimethyl-1-butanol	13.280	57	66809	204.88	ug/L	98
97) dibromochloromethane	13.364	129	60687	21.37	ug/L	98
98) 1,2-dibromoethane	13.500	107	54461	20.79	ug/L	96
100) chlorobenzene	13.946	112	134938	21.36	ug/L	98
101) 1,1,1,2-tetrachloroethane	14.004	131	51829	21.07	ug/L	97
102) ethylbenzene	13.998	91	229055	21.88	ug/L	99
103) m,p-xylene	14.103	106	174193	42.58	ug/L	96

Quantitation Report (QT Reviewed)

Data Path : C:\msdchem\1\DATA\
Data File : 2C119192.D
Acq On : 5 Jun 2014 7:11 pm
Operator : toanp
Sample : ic5480-20
Misc : MS68133, V2C5480,w,,,,1
ALS Vial : 8 Sample Multiplier: 1

Quant Time: Jun 06 10:39:40 2014
Quant Method : C:\MSDCHEM\1\METHODS\M2C5480.M
Quant Title : SW846 8260B, Column ZB624 60mX0.25mmX1.4um
QLast Update : Fri Jun 06 09:26:57 2014
Response via : Initial Calibration

Compound	R.T.	QIon	Response	Conc	Units	Dev(Min)
104) o-xylene	14.497	106	87966	21.79	ug/L	100
105) styrene	14.507	104	149900	21.96	ug/L	99
106) bromoform	14.753	173	48974	20.23	ug/L	96
108) isopropylbenzene	14.816	105	226374	21.65	ug/L	99
110) cyclohexanone	14.963	55	87534	192.00	ug/L	99
111) bromobenzene	15.189	156	65634	21.88	ug/L	98
112) 1,1,2,2-tetrachloroethane	15.105	83	78327	20.78	ug/L	100
113) trans-1,4-dichloro-2-b...	15.141	88	10298	19.87	ug/L	98
114) 1,2,3-trichloropropane	15.168	110	17888	20.10	ug/L	89
115) n-propylbenzene	15.204	91	256161	21.73	ug/L	98
116) 2-chlorotoluene	15.341	126	55552	21.07	ug/L	95
117) 4-chlorotoluene	15.430	91	162472	21.16	ug/L	98
118) 1,3,5-trimethylbenzene	15.346	105	184482	21.43	ug/L	98
119) tert-butylbenzene	15.666	119	161624	21.26	ug/L	98
120) pentachloroethane	15.744	167	42131	21.23	ug/L	98
121) 1,2,4-trimethylbenzene	15.713	105	184724	21.81	ug/L	98
122) sec-butylbenzene	15.870	105	246572	21.48	ug/L	99
123) 1,3-dichlorobenzene	16.048	146	117965	21.18	ug/L	97
124) p-isopropyltoluene	15.986	119	205760	21.64	ug/L	99
126) 1,4-dichlorobenzene	16.122	146	116146	21.08	ug/L	98
127) 1,2-dichlorobenzene	16.489	146	116025	21.03	ug/L	99
128) n-butylbenzene	16.374	92	104568	21.26	ug/L	98
129) 1,2-dibromo-3-chloropr...	17.223	75	13841	20.82	ug/L	92
130) 1,3,5-trichlorobenzene	17.417	180	99203	21.53	ug/L	100
131) 1,2,4-trichlorobenzene	18.046	180	89132	20.83	ug/L	98
132) hexachlorobutadiene	18.161	225	50940	21.89	ug/L	99
133) naphthalene	18.319	128	204239	20.57	ug/L	99
134) 1,2,3-trichlorobenzene	18.565	180	84826	21.55	ug/L	98
135) hexachloroethane	16.741	201	41484	20.72	ug/L	98

(#) = qualifier out of range (m) = manual integration (+) = signals summed

Quantitation Report (QT Reviewed)

Data Path : C:\msdchem\1\DATA\
Data File : 2C119192.D
Acq On : 5 Jun 2014 7:11 pm
Operator : toanp
Sample : ic5480-20
Misc : MS68133, V2C5480,w,,,,1
ALS Vial : 8 Sample Multiplier: 1

Quant Time: Jun 06 10:39:40 2014
Quant Method : C:\MSDCHEM\1\METHODS\M2C5480.M
Quant Title : SW846 8260B, Column ZB624 60mX0.25mmX1.4um
QLast Update : Fri Jun 06 09:26:57 2014
Response via : Initial Calibration

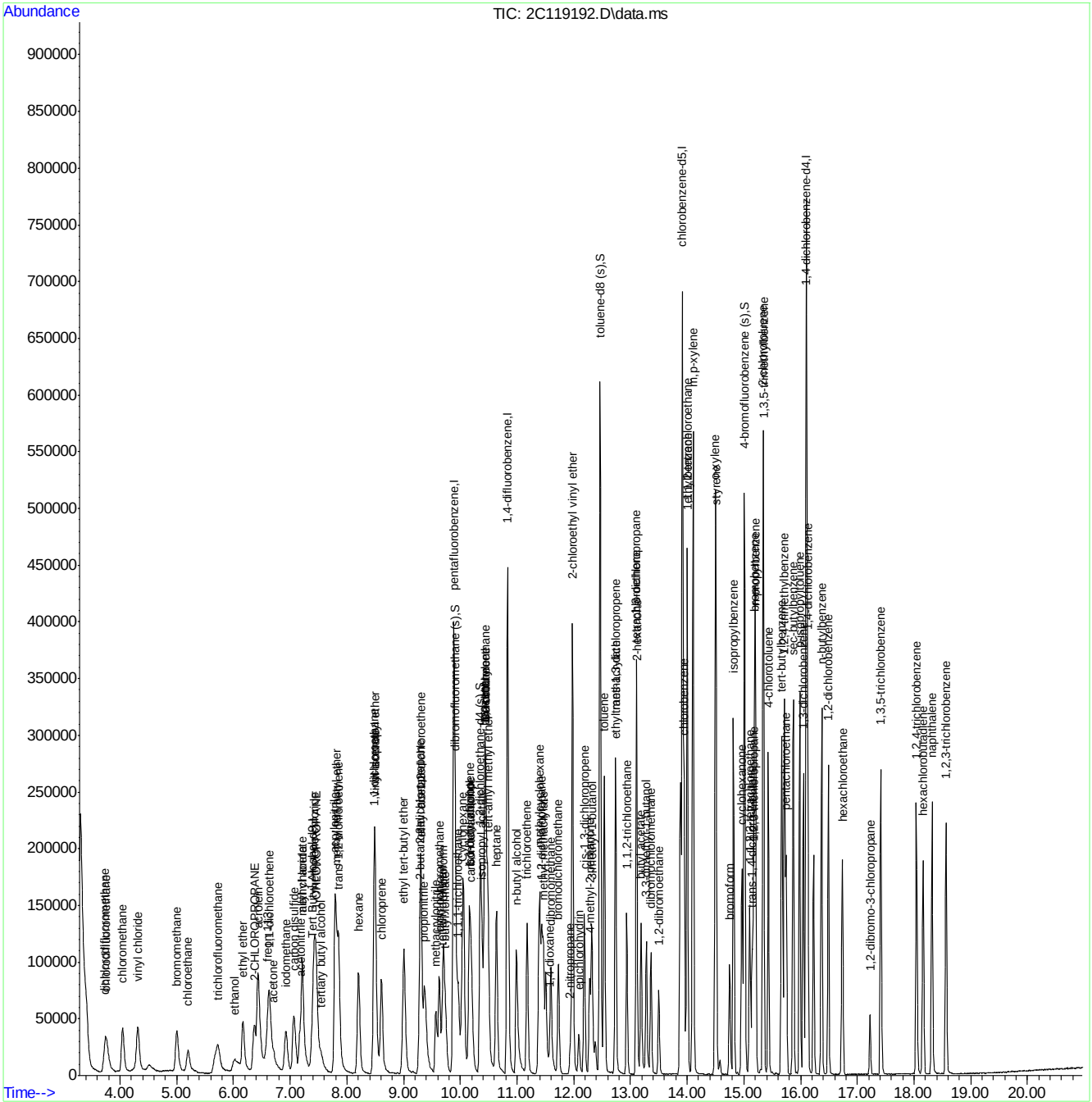

Quantitation Report (QT Reviewed)

Data Path : C:\msdchem\1\DATA\
Data File : 2C119193.D
Acq On : 5 Jun 2014 7:40 pm
Operator : toanp
Sample : icc5480-50
Misc : MS68133, V2C5480,w,,,,1
ALS Vial : 9 Sample Multiplier: 1

Quant Time: Jun 06 10:40:05 2014
Quant Method : C:\MSDCHEM\1\METHODS\M2C5480.M
Quant Title : SW846 8260B, Column ZB624 60mX0.25mmX1.4um
QLast Update : Fri Jun 06 09:26:57 2014
Response via : Initial Calibration

Compound	R.T.	QIon	Response	Conc	Units		Dev(Min)
Internal Standards							
1) Tert Butyl Alcohol-d9	7.402	65	173544	500.00	ug/L		-0.01
5) pentafluorobenzene	9.882	168	368445	50.00	ug/L		0.00
61) 1,4-difluorobenzene	10.837	114	457001	50.00	ug/L		0.00
92) chlorobenzene-d5	13.914	117	378625	50.00	ug/L		0.00
107) 1,4-dichlorobenzene-d4	16.101	152	203400	50.00	ug/L		0.00
System Monitoring Compounds							
54) dibromofluoromethane (s)	9.914	113	126891	50.83	ug/L		0.00
Spiked Amount 50.000	Range 79 - 120		Recovery = 101.66%				
55) 1,2-dichloroethane-d4 (s)	10.349	65	147210	50.54	ug/L		0.00
Spiked Amount 50.000	Range 72 - 123		Recovery = 101.08%				
84) toluene-d8 (s)	12.462	98	457449	52.11	ug/L		0.00
Spiked Amount 50.000	Range 78 - 119		Recovery = 104.22%				
109) 4-bromofluorobenzene (s)	15.010	95	165351	50.37	ug/L		0.00
Spiked Amount 50.000	Range 74 - 119		Recovery = 100.74%				
Target Compounds							Qvalue
2) tertiary butyl alcohol	7.544	59	104130	258.98	ug/L		100
3) ethanol	6.024	45	113383	9103.59	ug/L	#	28
4) 1,4-dioxane	11.571	88	32428	1212.30	ug/L		100
11) chlorodifluoromethane	3.753	51	155033	55.10	ug/L		100
12) dichlorodifluoromethane	3.753	85	158070	52.85	ug/L		100
15) chloromethane	4.057	50	213269	52.97	ug/L		100
16) vinyl chloride	4.320	62	196091	54.91	ug/L		100
17) bromomethane	5.001	94	119141	53.22	ug/L		100
18) chloroethane	5.195	64	89194	55.06	ug/L		100
19) trichlorofluoromethane	5.719	101	205430	53.15	ug/L		100
21) ethyl ether	6.165	74	81434	54.04	ug/L		100
22) 2-CHLOROPROPANE	6.370	43	230415	50.34	ug/L	#	100
26) acrolein	6.427	56	385176	504.78	ug/L		100
27) 1,1-dichloroethene	6.632	96	124260	54.39	ug/L		100
28) acetone	6.684	58	16130	56.51	ug/L		100
29) allyl chloride	7.208	76	76371	52.00	ug/L		100
30) acetonitrile	7.166	40	162281	486.70	ug/L		100
31) iodomethane	6.925	142	241759	54.14	ug/L		100
32) iso-butyl alcohol	10.155	74	19018	531.78	ug/L		100
33) carbon disulfide	7.067	76	429935	55.61	ug/L		100
34) methylene chloride	7.429	84	142849	54.28	ug/L		100
35) 1-CHLOROPROPANE	7.460	42	256015	49.07	ug/L		100
36) methyl acetate	7.203	43	143927	53.43	ug/L		100
37) methyl tert butyl ether	7.806	73	408543	54.81	ug/L		100
38) trans-1,2-dichloroethene	7.853	96	132143	53.81	ug/L		100
39) di-isopropyl ether	8.488	45	486688	53.43	ug/L		100
40) 2-butanone	9.269	72	20775	53.42	ug/L		100
41) 1,1-dichloroethane	8.482	63	260497	55.08	ug/L		100
42) chloroprene	8.608	53	197243	54.99	ug/L		100
43) acrylonitrile	7.785	53	349186	273.99	ug/L		100
44) vinyl acetate	8.493	86	25947	51.98	ug/L		100
45) ethyl tert-butyl ether	9.007	59	441577	55.38	ug/L		100

Quantitation Report (QT Reviewed)

Data Path : C:\msdchem\1\DATA\
Data File : 2C119193.D
Acq On : 5 Jun 2014 7:40 pm
Operator : toanp
Sample : icc5480-50
Misc : MS68133, V2C5480,w,,,,1
ALS Vial : 9 Sample Multiplier: 1

Quant Time: Jun 06 10:40:05 2014
Quant Method : C:\MSDCHEM\1\METHODS\M2C5480.M
Quant Title : SW846 8260B, Column ZB624 60mX0.25mmX1.4um
QLast Update : Fri Jun 06 09:26:57 2014
Response via : Initial Calibration

Compound	R.T.	QIon	Response	Conc	Units	Dev(Min)
46) ethyl acetate	9.306	45	26168	51.10	ug/L	100
47) 2,2-dichloropropane	9.290	77	170330	52.57	ug/L	100
48) cis-1,2-dichloroethene	9.295	96	148007	55.26	ug/L	100
49) propionitrile	9.358	54	270306	535.82	ug/L	100
50) bromochloromethane	9.631	128	76009	54.76	ug/L	100
51) tetrahydrofuran	9.673	42	64698	49.22	ug/L	100
52) chloroform	9.699	83	235830	53.24	ug/L	100
53) t-butyl formate	9.736	59	119368	53.41	ug/L	100
56) freon 113	6.611	151	98840	52.40	ug/L	100
57) methacrylonitrile	9.563	41	111310	54.45	ug/L	100
58) 1,1,1-trichloroethane	9.961	97	188230	55.19	ug/L	100
59) Cyclohexane	10.040	84	183272	54.19	ug/L	100
62) Di-isobutylene	10.449	57	372621	55.21	ug/L	100
63) epichlorohydrin	12.090	57	92425	266.36	ug/L	100
64) n-butyl alcohol	10.983	56	245314	2508.65	ug/L	100
65) carbon tetrachloride	10.181	117	177254	55.40	ug/L	100
66) 1,1-dichloropropene	10.155	75	184968	56.32	ug/L	100
67) hexane	8.205	57	184396	53.78	ug/L	100
69) iso-octane	10.449	57	372621	53.07	ug/L	100
70) benzene	10.428	78	538748	53.38	ug/L	100
71) tert-amyl methyl ether	10.485	87	93058	53.16	ug/L	100
72) heptane	10.637	57	150461	54.37	ug/L	100
73) isopropyl acetate	10.380	43	346829	51.72	ug/L	100
74) 1,2-dichloroethane	10.443	62	176211	55.32	ug/L	100
75) trichloroethene	11.177	95	135925	55.00	ug/L	100
76) 2-nitropropane	11.938	41	61119	47.03	ug/L	100
77) 2-chloroethyl vinyl ether	11.974	63	487805	276.23	ug/L	100
78) methyl methacrylate	11.466	100	42408	53.83	ug/L	100
79) 1,2-dichloropropane	11.434	63	147855	55.94	ug/L	100
80) dibromomethane	11.592	93	91736	55.54	ug/L	100
81) methylcyclohexane	11.392	83	222262	53.95	ug/L	100
82) bromodichloromethane	11.728	83	188124	55.76	ug/L	100
83) cis-1,3-dichloropropene	12.184	75	238334	56.73	ug/L	100
85) 4-methyl-2-pentanone	12.278	58	72805	54.11	ug/L	100
86) toluene	12.535	92	316977	55.67	ug/L	100
87) 3-methyl-1-butanol	12.315	55	147303	1001.57	ug/L	100
88) trans-1,3-dichloropropene	12.729	75	221050	57.02	ug/L	100
89) ethyl methacrylate	12.735	69	208181	55.47	ug/L	100
90) 1,1,2-trichloroethane	12.934	83	111981	55.17	ug/L	100
91) 2-hexanone	13.107	58	67082	52.47	ug/L	100
93) tetrachloroethene	13.107	164	117550	55.50	ug/L	100
94) 1,3-dichloropropane	13.107	76	211288	55.97	ug/L	100
95) butyl acetate	13.185	56	109906	50.16	ug/L	100
96) 3,3-dimethyl-1-butanol	13.275	57	164848	510.15	ug/L	100
97) dibromochloromethane	13.364	129	159376	56.65	ug/L	100
98) 1,2-dibromoethane	13.500	107	141894	54.65	ug/L	100
100) chlorobenzene	13.946	112	347222	55.46	ug/L	100
101) 1,1,1,2-tetrachloroethane	14.003	131	133643	54.82	ug/L	100
102) ethylbenzene	13.998	91	577338	55.64	ug/L	100
103) m,p-xylene	14.103	106	446136	110.04	ug/L	100

Quantitation Report (QT Reviewed)

Data Path : C:\msdchem\1\DATA\
Data File : 2C119193.D
Acq On : 5 Jun 2014 7:40 pm
Operator : toanp
Sample : icc5480-50
Misc : MS68133, V2C5480,w,,,,1
ALS Vial : 9 Sample Multiplier: 1

Quant Time: Jun 06 10:40:05 2014
Quant Method : C:\MSDCHEM\1\METHODS\M2C5480.M
Quant Title : SW846 8260B, Column ZB624 60mX0.25mmX1.4um
QLast Update : Fri Jun 06 09:26:57 2014
Response via : Initial Calibration

Compound	R.T.	QIon	Response	Conc	Units	Dev(Min)
104) o-xylene	14.496	106	226478	56.62	ug/L	100
105) styrene	14.507	104	386935	57.19	ug/L	100
106) bromoform	14.748	173	131484	54.81	ug/L	100
108) isopropylbenzene	14.816	105	580663	55.80	ug/L	100
110) cyclohexanone	14.963	55	238770	526.29	ug/L	100
111) bromobenzene	15.188	156	165729	55.53	ug/L	100
112) 1,1,2,2-tetrachloroethane	15.104	83	201550	53.72	ug/L	100
113) trans-1,4-dichloro-2-b...	15.141	88	27227	52.80	ug/L	100
114) 1,2,3-trichloropropane	15.167	110	45849	51.78	ug/L	100
115) n-propylbenzene	15.204	91	647003	55.15	ug/L	100
116) 2-chlorotoluene	15.340	126	144433	55.06	ug/L	100
117) 4-chlorotoluene	15.430	91	414388	54.23	ug/L	100
118) 1,3,5-trimethylbenzene	15.346	105	470486	54.91	ug/L	100
119) tert-butylbenzene	15.671	119	419602	55.46	ug/L	100
120) pentachloroethane	15.744	167	108358	54.87	ug/L	100
121) 1,2,4-trimethylbenzene	15.713	105	465005	55.18	ug/L	100
122) sec-butylbenzene	15.870	105	631399	55.28	ug/L	100
123) 1,3-dichlorobenzene	16.043	146	301822	54.46	ug/L	100
124) p-isopropyltoluene	15.985	119	539150	56.98	ug/L	100
126) 1,4-dichlorobenzene	16.122	146	298599	54.47	ug/L	100
127) 1,2-dichlorobenzene	16.489	146	297294	54.15	ug/L	100
128) n-butylbenzene	16.368	92	274118	56.01	ug/L	100
129) 1,2-dibromo-3-chloropr...	17.223	75	34973	52.86	ug/L	100
130) 1,3,5-trichlorobenzene	17.417	180	257167	56.07	ug/L	100
131) 1,2,4-trichlorobenzene	18.046	180	234109	54.97	ug/L	100
132) hexachlorobutadiene	18.161	225	127947	55.26	ug/L	100
133) naphthalene	18.318	128	535158	54.16	ug/L	100
134) 1,2,3-trichlorobenzene	18.565	180	221469	56.55	ug/L	100
135) hexachloroethane	16.740	201	111607	56.02	ug/L	100

(#) = qualifier out of range (m) = manual integration (+) = signals summed

Quantitation Report (QT Reviewed)

Data Path : C:\msdchem\1\DATA\
Data File : 2C119193.D
Acq On : 5 Jun 2014 7:40 pm
Operator : toanp
Sample : icc5480-50
Misc : MS68133, V2C5480,w,,,,1
ALS Vial : 9 Sample Multiplier: 1

Quant Time: Jun 06 10:40:05 2014
Quant Method : C:\MSDCHEM\1\METHODS\M2C5480.M
Quant Title : SW846 8260B, Column ZB624 60mX0.25mmX1.4um
QLast Update : Fri Jun 06 09:26:57 2014
Response via : Initial Calibration

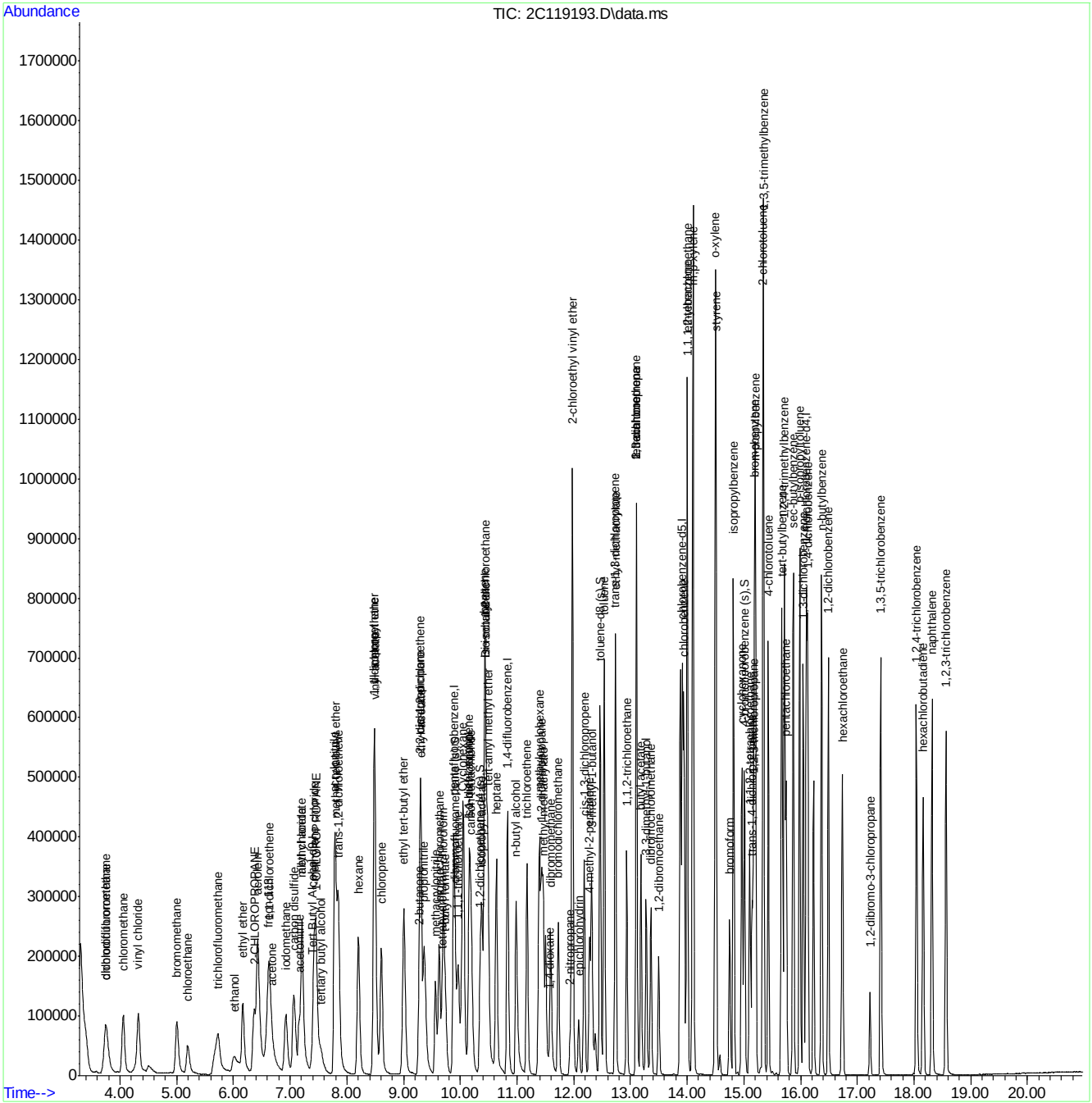

Manual Integrations APPROVED (compounds with "m" flag)
Jessica Reitan-Chu
06/09/14 11:43

Quantitation Report (QT Reviewed)

Data Path : C:\msdchem\1\DATA\
Data File : 2C119194.D
Acq On : 5 Jun 2014 8:09 pm
Operator : toanp
Sample : ic5480-100
Misc : MS68133, V2C5480,w,,,,1
ALS Vial : 10 Sample Multiplier: 1

Quant Time: Jun 06 10:41:26 2014
Quant Method : C:\MSDCHEM\1\METHODS\M2C5480.M
Quant Title : SW846 8260B, Column ZB624 60mX0.25mmX1.4um
QLast Update : Fri Jun 06 09:26:57 2014
Response via : Initial Calibration

Compound	R.T.	QIon	Response	Conc	Units	Dev(Min)
Internal Standards						
1) Tert Butyl Alcohol-d9	7.413	65	193047	500.00	ug/L	0.00
5) pentafluorobenzene	9.883	168	366378	50.00	ug/L	0.00
61) 1,4-difluorobenzene	10.837	114	454186	50.00	ug/L	0.00
92) chlorobenzene-d5	13.914	117	370616	50.00	ug/L	0.00
107) 1,4-dichlorobenzene-d4	16.101	152	204523	50.00	ug/L	0.00
System Monitoring Compounds						
54) dibromofluoromethane (s)	9.909	113	245374	98.85	ug/L	0.00
Spiked Amount 50.000	Range 79 - 120		Recovery = 197.70%#			
55) 1,2-dichloroethane-d4 (s)	10.349	65	285190	98.46	ug/L	0.00
Spiked Amount 50.000	Range 72 - 123		Recovery = 196.92%#			
84) toluene-d8 (s)	12.462	98	862358	98.83	ug/L	0.00
Spiked Amount 50.000	Range 78 - 119		Recovery = 197.66%#			
109) 4-bromofluorobenzene (s)	15.010	95	319207	96.70	ug/L	0.00
Spiked Amount 50.000	Range 74 - 119		Recovery = 193.40%#			
Target Compounds						Qvalue
2) tertiary butyl alcohol	7.544	59	224559	502.08	ug/L	100
3) ethanol	6.018	45	264903	19120.44	ug/L #	28
4) 1,4-dioxane	11.566	88	83603	2809.69	ug/L	91
11) chlorodifluoromethane	3.753	51	298976	106.86	ug/L	98
12) dichlorodifluoromethane	3.748	85	289643	97.39	ug/L	99
15) chloromethane	4.063	50	408050	101.93	ug/L	100
16) vinyl chloride	4.330	62	373143	105.09	ug/L	100
17) bromomethane	5.001	94	210190	94.42	ug/L	99
18) chloroethane	5.190	64	165614	102.81	ug/L	98
19) trichlorofluoromethane	5.720	101	392898	102.23	ug/L	95
21) ethyl ether	6.165	74	155970	104.09	ug/L	92
22) 2-CHLOROPROPANE	6.364	43	443748	97.50	ug/L #	96
27) 1,1-dichloroethene	6.627	96	238702	105.07	ug/L	98
28) acetone	6.679	58	31075	109.48	ug/L	95
29) allyl chloride	7.209	76	149678	102.49	ug/L	91
30) acetonitrile	7.161	40	325193	980.80	ug/L	95
31) iodomethane	6.925	142	476291	107.25	ug/L	98
32) iso-butyl alcohol	10.155	74	38158	1088.47	ug/L	72
33) carbon disulfide	7.062	76	823242	107.08	ug/L	98
34) methylene chloride	7.424	84	274762	104.99	ug/L	98
35) 1-CHLOROPROPANE	7.460	42	465815	89.78	ug/L	99
36) methyl acetate	7.203	43	286610	106.99	ug/L	99
37) methyl tert butyl ether	7.806	73	786215	106.08	ug/L	99
38) trans-1,2-dichloroethene	7.848	96	249439	102.15	ug/L	99
39) di-isopropyl ether	8.488	45	923876	102.00	ug/L	94
40) 2-butanone	9.264	72	42233	109.22	ug/L #	84
41) 1,1-dichloroethane	8.483	63	488816	103.94	ug/L	100
42) chloroprene	8.603	53	371324	104.10	ug/L	100
43) acrylonitrile	7.780	53	682670	538.68	ug/L	100
44) vinyl acetate	8.488	86	51865	104.50	ug/L	94
45) ethyl tert-butyl ether	9.002	59	850833	107.32	ug/L	98
46) ethyl acetate	9.301	45	49947	98.09	ug/L	92

Quantitation Report (QT Reviewed)

Data Path : C:\msdchem\1\DATA\
Data File : 2C119194.D
Acq On : 5 Jun 2014 8:09 pm
Operator : toanp
Sample : ic5480-100
Misc : MS68133, V2C5480,w,,,,1
ALS Vial : 10 Sample Multiplier: 1

Quant Time: Jun 06 10:41:26 2014
Quant Method : C:\MSDCHEM\1\METHODS\M2C5480.M
Quant Title : SW846 8260B, Column ZB624 60mX0.25mmX1.4um
QLast Update : Fri Jun 06 09:26:57 2014
Response via : Initial Calibration

	Compound	R.T.	QIon	Response	Conc	Units		Dev(Min)
47)	2,2-dichloropropane	9.295	77	317679	98.61	ug/L		99
48)	cis-1,2-dichloroethene	9.295	96	282140	105.94	ug/L		100
49)	propionitrile	9.358	54	544349	1085.14	ug/L		93
50)	bromochloromethane	9.626	128	148975	107.93	ug/L		98
51)	tetrahydrofuran	9.673	42	130055	99.51	ug/L		98
52)	chloroform	9.699	83	444379	100.88	ug/L		100
53)	t-butyl formate	9.736	59	233129	104.90	ug/L		99
56)	freon 113	6.606	151	190330	101.48	ug/L		99
57)	methacrylonitrile	9.563	41	220830	108.63	ug/L		99
58)	1,1,1-trichloroethane	9.961	97	358568	105.73	ug/L		99
59)	Cyclohexane	10.045	84	353449	105.09	ug/L	#	77
62)	Di-isobutylene	10.449	57	689861	102.84	ug/L		97
63)	epichlorohydrin	12.090	57	189484	549.46	ug/L		100
64)	n-butyl alcohol	10.984	56	571464	5880.16	ug/L		96
65)	carbon tetrachloride	10.181	117	336172	105.72	ug/L		100
66)	1,1-dichloropropene	10.155	75	347975	106.62	ug/L		99
67)	hexane	8.200	57	351148	103.05	ug/L		98
69)	iso-octane	10.449	57	689861	98.87	ug/L		100
70)	benzene	10.428	78	1009563	100.65	ug/L		99
71)	tert-amyl methyl ether	10.485	87	179771	103.32	ug/L		92
72)	heptane	10.638	57	295864	107.58	ug/L		98
73)	isopropyl acetate	10.381	43	670318	100.58	ug/L		100
74)	1,2-dichloroethane	10.444	62	331711	104.79	ug/L		98
75)	trichloroethene	11.178	95	261998	106.66	ug/L		100
76)	2-nitropropane	11.938	41	120104	93.00	ug/L		95
77)	2-chloroethyl vinyl ether	11.975	63	957712	545.69	ug/L		99
78)	methyl methacrylate	11.461	100	82550	105.43	ug/L		92
79)	1,2-dichloropropane	11.434	63	278829	106.14	ug/L		98
80)	dibromomethane	11.592	93	176490	107.52	ug/L		99
81)	methylcyclohexane	11.398	83	423025	103.32	ug/L		97
82)	bromodichloromethane	11.728	83	365684	109.06	ug/L		100
83)	cis-1,3-dichloropropene	12.184	75	460063	110.18	ug/L		99
85)	4-methyl-2-pentanone	12.279	58	144957	108.40	ug/L		96
86)	toluene	12.536	92	600774	106.16	ug/L		98
87)	3-methyl-1-butanol	12.315	55	317404	2171.53	ug/L		98
88)	trans-1,3-dichloropropene	12.730	75	423646	109.96	ug/L		97
89)	ethyl methacrylate	12.735	69	400612	107.40	ug/L		99
90)	1,1,2-trichloroethane	12.934	83	218098	108.12	ug/L		99
91)	2-hexanone	13.102	58	133659	105.19	ug/L		98
93)	tetrachloroethene	13.102	164	224727	108.40	ug/L		99
94)	1,3-dichloropropane	13.107	76	403928	109.30	ug/L		99
95)	butyl acetate	13.186	56	218753	102.15	ug/L		97
96)	3,3-dimethyl-1-butanol	13.280	57	349826	1105.99	ug/L		97
97)	dibromochloromethane	13.359	129	310957	112.91	ug/L		100
98)	1,2-dibromoethane	13.500	107	277836	109.33	ug/L		96
100)	chlorobenzene	13.946	112	662316	108.08	ug/L		99
101)	1,1,1,2-tetrachloroethane	14.004	131	257847	108.05	ug/L		99
102)	ethylbenzene	13.998	91	1081434	106.47	ug/L		100
103)	m,p-xylene	14.103	106	851859	214.65	ug/L		97
104)	o-xylene	14.496	106	439262	112.19	ug/L		96

Quantitation Report (QT Reviewed)

Data Path : C:\msdchem\1\DATA\
Data File : 2C119194.D
Acq On : 5 Jun 2014 8:09 pm
Operator : toanp
Sample : ic5480-100
Misc : MS68133, V2C5480,w,,,,1
ALS Vial : 10 Sample Multiplier: 1

Quant Time: Jun 06 10:41:26 2014
Quant Method : C:\MSDCHEM\1\METHODS\M2C5480.M
Quant Title : SW846 8260B, Column ZB624 60mX0.25mmX1.4um
QLast Update : Fri Jun 06 09:26:57 2014
Response via : Initial Calibration

Compound	R.T.	QIon	Response	Conc	Units	Dev(Min)
105) styrene	14.507	104	731306	110.42	ug/L	99
106) bromoform	14.748	173	263476	112.21	ug/L	98
108) isopropylbenzene	14.816	105	1103424	105.45	ug/L	99
110) cyclohexanone	14.963	55	404569	886.85	ug/L	99
111) bromobenzene	15.188	156	316085	105.32	ug/L	99
112) 1,1,2,2-tetrachloroethane	15.105	83	396550	105.12	ug/L	100
113) trans-1,4-dichloro-2-b...	15.141	88	53708m	103.58	ug/L	
114) 1,2,3-trichloropropane	15.168	110	88960	99.92	ug/L	96
115) n-propylbenzene	15.204	91	1212220	102.77	ug/L	99
116) 2-chlorotoluene	15.341	126	279766	106.07	ug/L	98
117) 4-chlorotoluene	15.430	91	799798	104.09	ug/L	100
118) 1,3,5-trimethylbenzene	15.346	105	897429	104.17	ug/L	98
119) tert-butylbenzene	15.671	119	809047	106.34	ug/L	99
120) pentachloroethane	15.744	167	212366	106.94	ug/L	99
121) 1,2,4-trimethylbenzene	15.713	105	885872	104.55	ug/L	99
122) sec-butylbenzene	15.870	105	1210302	105.38	ug/L	100
123) 1,3-dichlorobenzene	16.048	146	583513	104.70	ug/L	99
124) p-isopropyltoluene	15.985	119	1033346	108.61	ug/L	99
126) 1,4-dichlorobenzene	16.122	146	581130	105.43	ug/L	99
127) 1,2-dichlorobenzene	16.489	146	575432	104.23	ug/L	100
128) n-butylbenzene	16.368	92	528429	107.38	ug/L	99
129) 1,2-dibromo-3-chloropr...	17.223	75	71508	107.49	ug/L	97
130) 1,3,5-trichlorobenzene	17.417	180	493886	107.10	ug/L	100
131) 1,2,4-trichlorobenzene	18.041	180	460644	107.57	ug/L	99
132) hexachlorobutadiene	18.161	225	242675	104.24	ug/L	99
133) naphthalene	18.319	128	1058666	106.55	ug/L	100
134) 1,2,3-trichlorobenzene	18.565	180	434576	110.35	ug/L	98
135) hexachloroethane	16.740	201	218278	108.95	ug/L	99

(#) = qualifier out of range (m) = manual integration (+) = signals summed

Quantitation Report (QT Reviewed)

Data Path : C:\msdchem\1\DATA\
Data File : 2C119194.D
Acq On : 5 Jun 2014 8:09 pm
Operator : toanp
Sample : ic5480-100
Misc : MS68133, V2C5480,w,,,,1
ALS Vial : 10 Sample Multiplier: 1

Quant Time: Jun 06 10:41:26 2014
Quant Method : C:\MSDCHEM\1\METHODS\M2C5480.M
Quant Title : SW846 8260B, Column ZB624 60mX0.25mmX1.4um
QLast Update : Fri Jun 06 09:26:57 2014
Response via : Initial Calibration

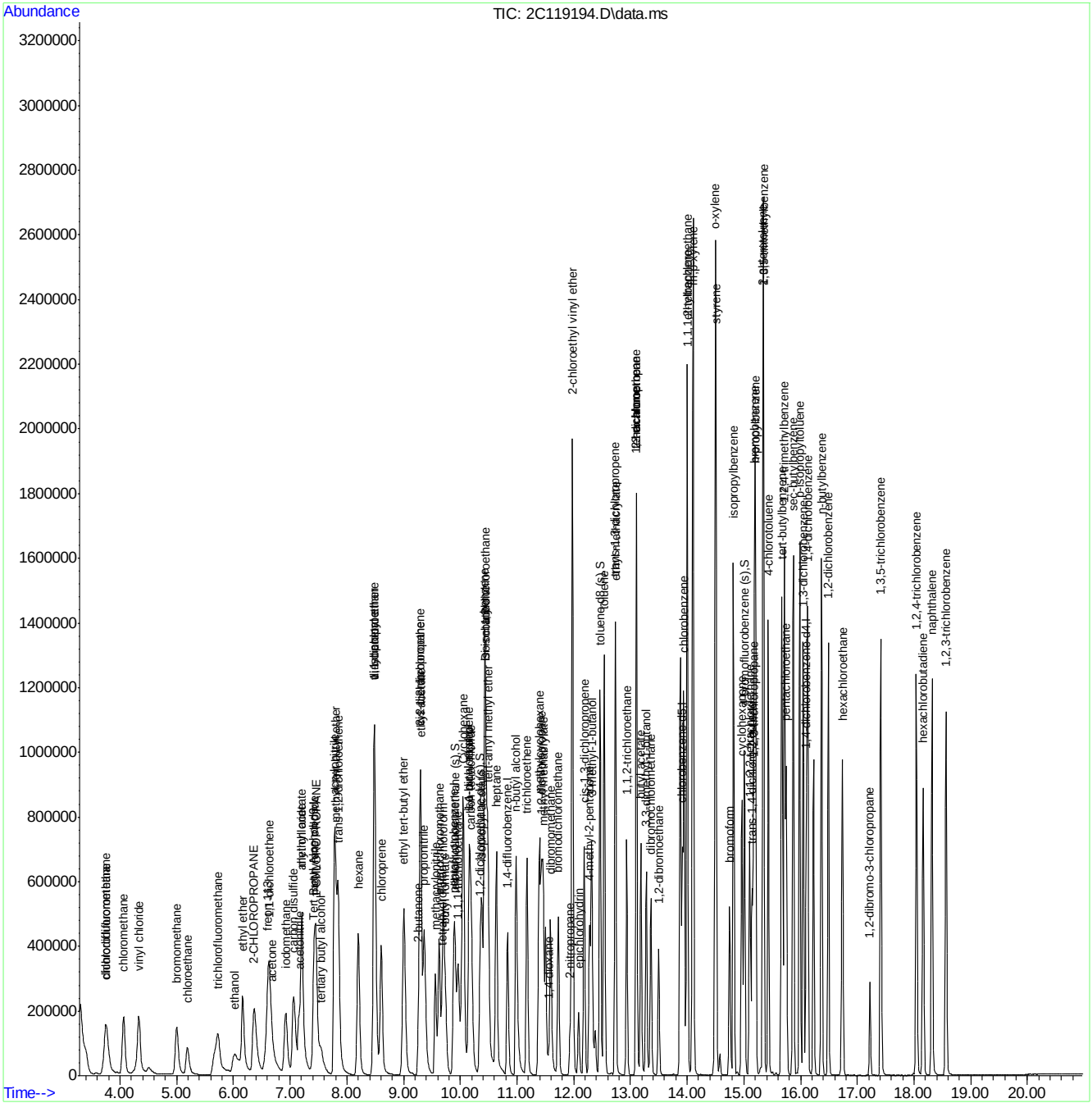

Manual Integration Approval Summary

Sample Number:	V2C5480-IC5480	**Method:**	SW846 8260B
Lab FileID:	2C119194.D	**Analyst approved:**	06/06/14 11:06 Robert Szot
Injection Time:	06/05/14 20:09	**Supervisor approved:**	06/09/14 11:43 Jessica Reitan-Chu

Parameter	CAS	Sig#	R.T. (min.)	Reason
trans-1,4-Dichloro-2-Butene	110-57-6		15.14	Missed peak

Quantitation Report (Qedit)

Data Path : C:\msdchem\1\DATA\
Data File : 2C119194.D
Acq On : 5 Jun 2014 8:09 pm
Operator : toanp
Sample : ic5480-100
Misc : MS68133, V2C5480,w,,,,1
ALS Vial : 10 Sample Multiplier: 1

Quant Time: Jun 05 20:32:45 2014
Quant Method : C:\MSDCHEM\1\METHODS\M2C5480.M
Quant Title : SW846 8260B, Column ZB624 60mX0.25mmX1.4um
QLast Update : Thu Jun 05 14:45:30 2014
Response via : Initial Calibration

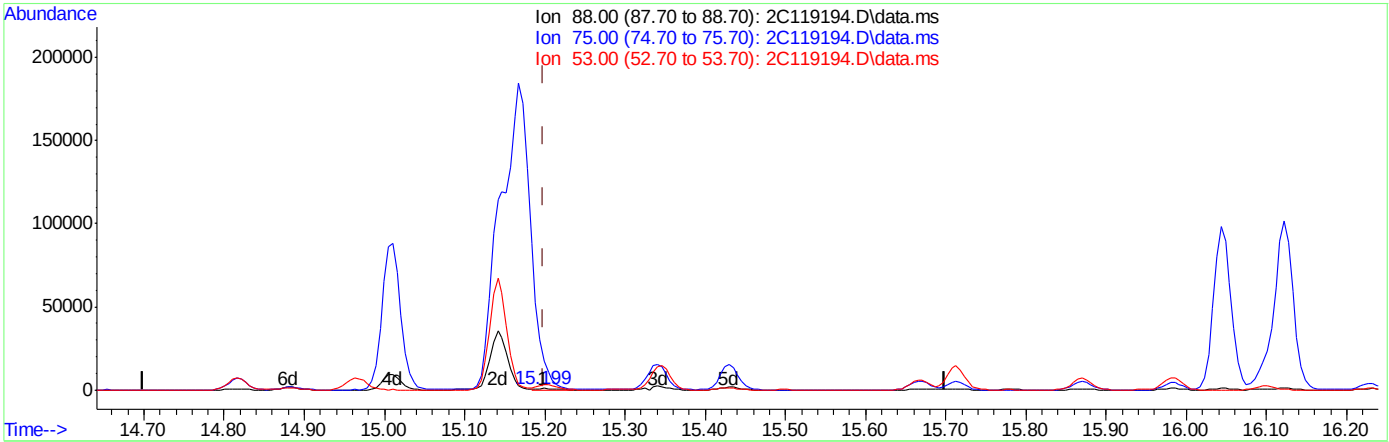

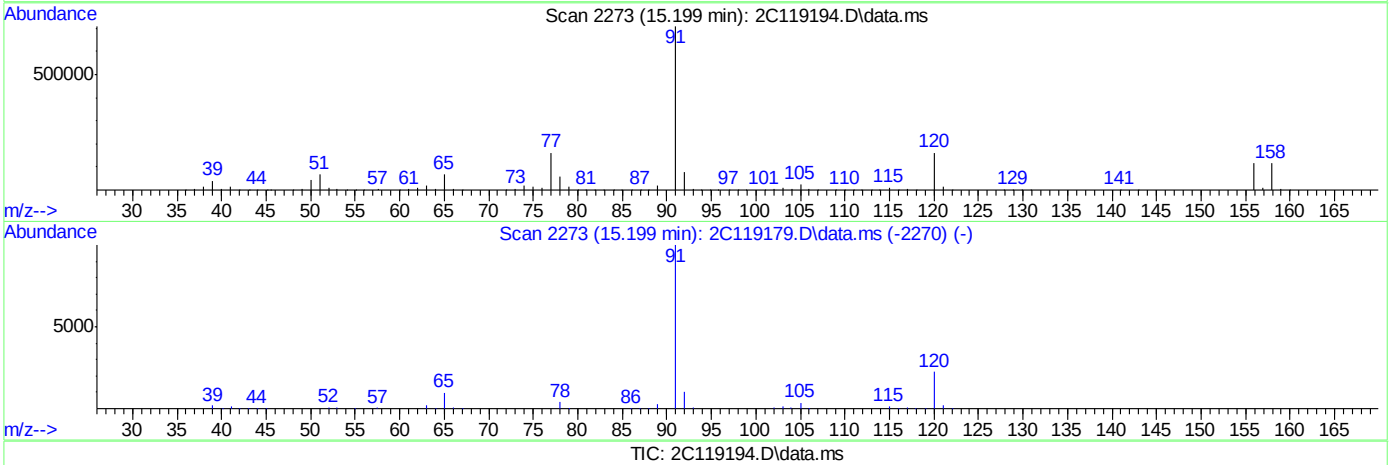

TIC: 2C119194.D\data.ms

(113) trans-1,4-dichloro-2-butene

15.199min (-0.000) 4.53ug/L

response 1273

Ion	Exp%	Act%
88.00	100	100
75.00	2260.30	2115.92#
53.00	416.30	400.00
0.00	0.00	0.00

ACCUTEST LABORATORIES JB70672

Quantitation Report (Qedit)

Data Path : C:\msdchem\1\DATA\
Data File : 2C119194.D
Acq On : 5 Jun 2014 8:09 pm
Operator : toanp
Sample : ic5480-100
Misc : MS68133, V2C5480,w,,,,1
ALS Vial : 10 Sample Multiplier: 1

Quant Time: Jun 05 20:32:45 2014
Quant Method : C:\MSDCHEM\1\METHODS\M2C5480.M
Quant Title : SW846 8260B, Column ZB624 60mX0.25mmX1.4um
QLast Update : Thu Jun 05 14:45:30 2014
Response via : Initial Calibration

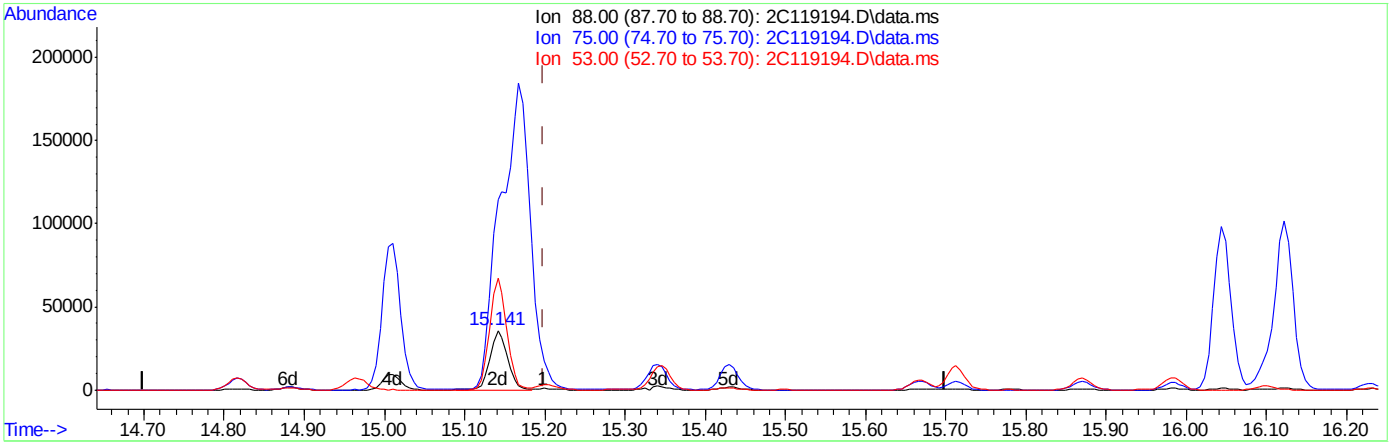

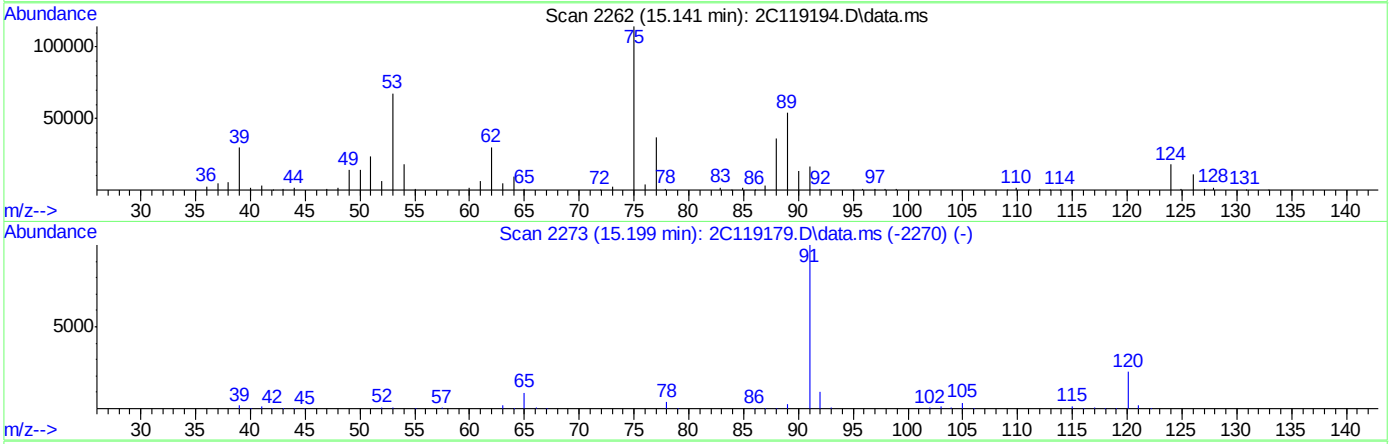

TIC: 2C119194.D\data.ms

(113) trans-1,4-dichloro-2-butene

15.141min (-0.058) 191.28ug/L m

response 53708

Ion	Exp%	Act%
88.00	100	100
75.00	2260.30	319.46#
53.00	416.30	188.52#
0.00	0.00	0.00

Manual Integrations APPROVED (compounds with "m" flag)
Jessica Reitan-Chu 06/09/14 11:43

Quantitation Report (QT Reviewed)

Data Path : C:\msdchem\1\DATA\
Data File : 2C119195.D
Acq On : 5 Jun 2014 8:37 pm
Operator : toanp
Sample : ic5480-200
Misc : MS68133, V2C5480,w,,,,1
ALS Vial : 11 Sample Multiplier: 1

Quant Time: Jun 06 10:43:43 2014
Quant Method : C:\MSDCHEM\1\METHODS\M2C5480.M
Quant Title : SW846 8260B, Column ZB624 60mX0.25mmX1.4um
QLast Update : Fri Jun 06 09:26:57 2014
Response via : Initial Calibration

Compound	R.T.	QIon	Response	Conc	Units	Dev(Min)
Internal Standards						
1) Tert Butyl Alcohol-d9	7.413	65	158549	500.00	ug/L	0.00
5) pentafluorobenzene	9.883	168	376515	50.00	ug/L	0.00
61) 1,4-difluorobenzene	10.837	114	467644	50.00	ug/L	0.00
92) chlorobenzene-d5	13.915	117	375806	50.00	ug/L	0.00
107) 1,4-dichlorobenzene-d4	16.101	152	204446	50.00	ug/L	0.00
System Monitoring Compounds						
54) dibromofluoromethane (s)	9.909	113	496917	194.79	ug/L	0.00
Spiked Amount 50.000	Range 79 - 120		Recovery =	389.58%#		
55) 1,2-dichloroethane-d4 (s)	10.349	65	564201	189.54	ug/L	0.00
Spiked Amount 50.000	Range 72 - 123		Recovery =	379.08%#		
84) toluene-d8 (s)	12.467	98	1716362	191.05	ug/L	0.00
Spiked Amount 50.000	Range 78 - 119		Recovery =	382.10%#		
109) 4-bromofluorobenzene (s)	15.010	95	635754	192.66	ug/L	0.00
Spiked Amount 50.000	Range 74 - 119		Recovery =	385.32%#		
Target Compounds						Qvalue
2) tertiary butyl alcohol	7.549	59	366704	998.29	ug/L	100
3) ethanol	6.019	45	305833	26877.88	ug/L #	31
4) 1,4-dioxane	11.571	88	97114	3973.91	ug/L	92
11) chlorodifluoromethane	3.754	51	603111	209.76	ug/L	98
12) dichlorodifluoromethane	3.738	85	600600	196.51	ug/L	99
15) chloromethane	4.073	50	830658	201.90	ug/L	99
16) vinyl chloride	4.346	62	760565	208.42	ug/L	100
17) bromomethane	5.001	94	424117	185.40	ug/L	99
18) chloroethane	5.190	64	339916	205.32	ug/L	98
19) trichlorofluoromethane	5.720	101	799057	202.30	ug/L	95
21) ethyl ether	6.165	74	317599	206.25	ug/L	99
22) 2-CHLOROPROPANE	6.370	43	891318	190.56	ug/L #	97
26) acrolein	6.443	56	898	1.15	ug/L #	1
27) 1,1-dichloroethene	6.632	96	481507	206.24	ug/L	99
28) acetone	6.674	58	57889	198.45	ug/L	93
29) allyl chloride	7.209	76	304008	202.56	ug/L	93
30) acetonitrile	7.151	40	514960	1511.32	ug/L	91
31) iodomethane	6.926	142	959744	210.30	ug/L	99
32) iso-butyl alcohol	10.161	74	69837	1950.37	ug/L	33
33) carbon disulfide	7.067	76	1659315	210.01	ug/L	99
34) methylene chloride	7.429	84	552763	205.54	ug/L	97
35) 1-CHLOROPROPANE	7.455	42	911631	170.98	ug/L	98
36) methyl acetate	7.203	43	548816	199.36	ug/L	98
37) methyl tert butyl ether	7.806	73	1524244	200.12	ug/L	99
38) trans-1,2-dichloroethene	7.848	96	501691	199.92	ug/L	98
39) di-isopropyl ether	8.488	45	1782874	191.53	ug/L	95
40) 2-butanone	9.264	72	79540	200.15	ug/L	95
41) 1,1-dichloroethane	8.477	63	974964	201.73	ug/L	99
42) chloroprene	8.603	53	746351	203.60	ug/L	98
43) acrylonitrile	7.780	53	1288027	989.00	ug/L	99
44) vinyl acetate	8.488	86	103692	203.29	ug/L	79
45) ethyl tert-butyl ether	9.007	59	1650211	202.54	ug/L	97

Quantitation Report (QT Reviewed)

Data Path : C:\msdchem\1\DATA\
Data File : 2C119195.D
Acq On : 5 Jun 2014 8:37 pm
Operator : toanp
Sample : ic5480-200
Misc : MS68133, V2C5480,w,,,,1
ALS Vial : 11 Sample Multiplier: 1

Quant Time: Jun 06 10:43:43 2014
Quant Method : C:\MSDCHEM\1\METHODS\M2C5480.M
Quant Title : SW846 8260B, Column ZB624 60mX0.25mmX1.4um
QLast Update : Fri Jun 06 09:26:57 2014
Response via : Initial Calibration

	Compound	R.T.	QIon	Response	Conc	Units	Dev(Min)
46)	ethyl acetate	9.301	45	105723	202.04	ug/L	86
47)	2,2-dichloropropane	9.295	77	623461	188.31	ug/L	97
48)	cis-1,2-dichloroethene	9.295	96	564098	206.12	ug/L	99
49)	propionitrile	9.358	54	981944	1904.76	ug/L	87
50)	bromochloromethane	9.626	128	296162	208.78	ug/L	98
51)	tetrahydrofuran	9.673	42	237350	176.71	ug/L	99
52)	chloroform	9.699	83	889326	196.45	ug/L	99
53)	t-butyl formate	9.736	59	444607	194.67	ug/L	98
56)	freon 113	6.606	151	388867	201.75	ug/L	98
57)	methacrylonitrile	9.558	41	431535	206.57	ug/L	98
58)	1,1,1-trichloroethane	9.961	97	714727	205.08	ug/L	99
59)	Cyclohexane	10.040	84	704208	203.75	ug/L	97
62)	Di-isobutylene	10.449	57	1342013	194.31	ug/L	96
63)	epichlorohydrin	12.085	57	345827	973.97	ug/L	98
64)	n-butyl alcohol	10.984	56	802686	8021.66	ug/L	96
65)	carbon tetrachloride	10.182	117	676532	206.63	ug/L	99
66)	1,1-dichloropropene	10.155	75	703090	209.22	ug/L	99
67)	hexane	8.200	57	710928	202.64	ug/L	98
69)	iso-octane	10.449	57	1342013	186.80	ug/L	99
70)	benzene	10.428	78	2004801	194.12	ug/L	100
71)	tert-amyl methyl ether	10.486	87	352188	196.60	ug/L	93
72)	heptane	10.638	57	612432	216.28	ug/L	98
73)	isopropyl acetate	10.381	43	1272712	185.47	ug/L	99
74)	1,2-dichloroethane	10.444	62	643004	197.28	ug/L	98
75)	trichloroethene	11.178	95	530590	209.79	ug/L	99
76)	2-nitropropane	11.938	41	231304	173.95	ug/L	98
77)	2-chloroethyl vinyl ether	11.975	63	1877489	1038.99	ug/L	98
78)	methyl methacrylate	11.461	100	165386	205.16	ug/L	93
79)	1,2-dichloropropane	11.435	63	554625	205.04	ug/L	99
80)	dibromomethane	11.592	93	354385	209.69	ug/L	99
81)	methylcyclohexane	11.393	83	843849	200.17	ug/L	97
82)	bromodichloromethane	11.728	83	728750	211.09	ug/L	99
83)	cis-1,3-dichloropropene	12.184	75	920366	214.08	ug/L	98
85)	4-methyl-2-pentanone	12.279	58	278463	202.25	ug/L	95
86)	toluene	12.536	92	1201689	206.24	ug/L	97
87)	3-methyl-1-butanol	12.315	55	493731	3280.66	ug/L	97
88)	trans-1,3-dichloropropene	12.730	75	841914	212.23	ug/L	94
89)	ethyl methacrylate	12.735	69	782301	203.70	ug/L	98
90)	1,1,2-trichloroethane	12.934	83	433531	208.74	ug/L	99
91)	2-hexanone	13.102	58	253382	193.68	ug/L	94
93)	tetrachloroethene	13.102	164	451489	214.77	ug/L	98
94)	1,3-dichloropropane	13.107	76	789753	210.76	ug/L	97
95)	butyl acetate	13.186	56	431723	198.94	ug/L	96
96)	3,3-dimethyl-1-butanol	13.275	57	585387	1825.16	ug/L	97
97)	dibromochloromethane	13.359	129	628098	224.92	ug/L	100
98)	1,2-dibromoethane	13.500	107	558100	216.58	ug/L	95
100)	chlorobenzene	13.946	112	1333850	214.66	ug/L	99
101)	1,1,1,2-tetrachloroethane	14.004	131	513892	212.37	ug/L	100
102)	ethylbenzene	13.998	91	2139121	207.70	ug/L	97
103)	m,p-xylene	14.103	106	1704476	423.56	ug/L	93

Quantitation Report (QT Reviewed)

Data Path : C:\msdchem\1\DATA\
Data File : 2C119195.D
Acq On : 5 Jun 2014 8:37 pm
Operator : toanp
Sample : ic5480-200
Misc : MS68133, V2C5480,w,,,,1
ALS Vial : 11 Sample Multiplier: 1

Quant Time: Jun 06 10:43:43 2014
Quant Method : C:\MSDCHEM\1\METHODS\M2C5480.M
Quant Title : SW846 8260B, Column ZB624 60mX0.25mmX1.4um
QLast Update : Fri Jun 06 09:26:57 2014
Response via : Initial Calibration

Compound	R.T.	QIon	Response	Conc	Units	Dev(Min)
104) o-xylene	14.497	106	872148	219.67	ug/L	91
105) styrene	14.507	104	1431874	213.22	ug/L	99
106) bromoform	14.748	173	522437	219.42	ug/L	96
108) isopropylbenzene	14.816	105	2183840	208.79	ug/L	98
111) bromobenzene	15.189	156	624555	208.19	ug/L	99
112) 1,1,2,2-tetrachloroethane	15.105	83	772751	204.91	ug/L	98
113) trans-1,4-dichloro-2-b...	15.141	88	105541m	203.61	ug/L	
114) 1,2,3-trichloropropane	15.168	110	173632	195.10	ug/L	95
115) n-propylbenzene	15.204	91	2385435	202.30	ug/L	98
116) 2-chlorotoluene	15.341	126	560778	212.69	ug/L	92
117) 4-chlorotoluene	15.430	91	1583544	206.17	ug/L	99
118) 1,3,5-trimethylbenzene	15.346	105	1752857	203.54	ug/L	98
119) tert-butylbenzene	15.671	119	1627662	214.03	ug/L	99
120) pentachloroethane	15.744	167	420458	211.81	ug/L	99
121) 1,2,4-trimethylbenzene	15.713	105	1726067	203.79	ug/L	99
122) sec-butylbenzene	15.870	105	2380495	207.35	ug/L	99
123) 1,3-dichlorobenzene	16.048	146	1140714	204.76	ug/L	99
124) p-isopropyltoluene	15.986	119	2001844	210.48	ug/L	98
126) 1,4-dichlorobenzene	16.122	146	1136857	206.32	ug/L	99
127) 1,2-dichlorobenzene	16.489	146	1106118	200.43	ug/L	99
128) n-butylbenzene	16.374	92	1013468	206.01	ug/L	96
129) 1,2-dibromo-3-chloropr...	17.223	75	135761	204.16	ug/L	98
130) 1,3,5-trichlorobenzene	17.417	180	957181	207.64	ug/L	98
131) 1,2,4-trichlorobenzene	18.046	180	892612	208.52	ug/L	99
132) hexachlorobutadiene	18.161	225	469296	201.65	ug/L	97
133) naphthalene	18.319	128	2009408	202.30	ug/L	100
134) 1,2,3-trichlorobenzene	18.565	180	837720	212.80	ug/L	97
135) hexachloroethane	16.741	201	426395	212.91	ug/L	99

(#) = qualifier out of range (m) = manual integration (+) = signals summed

Quantitation Report (QT Reviewed)

Data Path : C:\msdchem\1\DATA\
Data File : 2C119195.D
Acq On : 5 Jun 2014 8:37 pm
Operator : toanp
Sample : ic5480-200
Misc : MS68133, V2C5480,w,,,,1
ALS Vial : 11 Sample Multiplier: 1

Quant Time: Jun 06 10:43:43 2014
Quant Method : C:\MSDCHEM\1\METHODS\M2C5480.M
Quant Title : SW846 8260B, Column ZB624 60mX0.25mmX1.4um
QLast Update : Fri Jun 06 09:26:57 2014
Response via : Initial Calibration

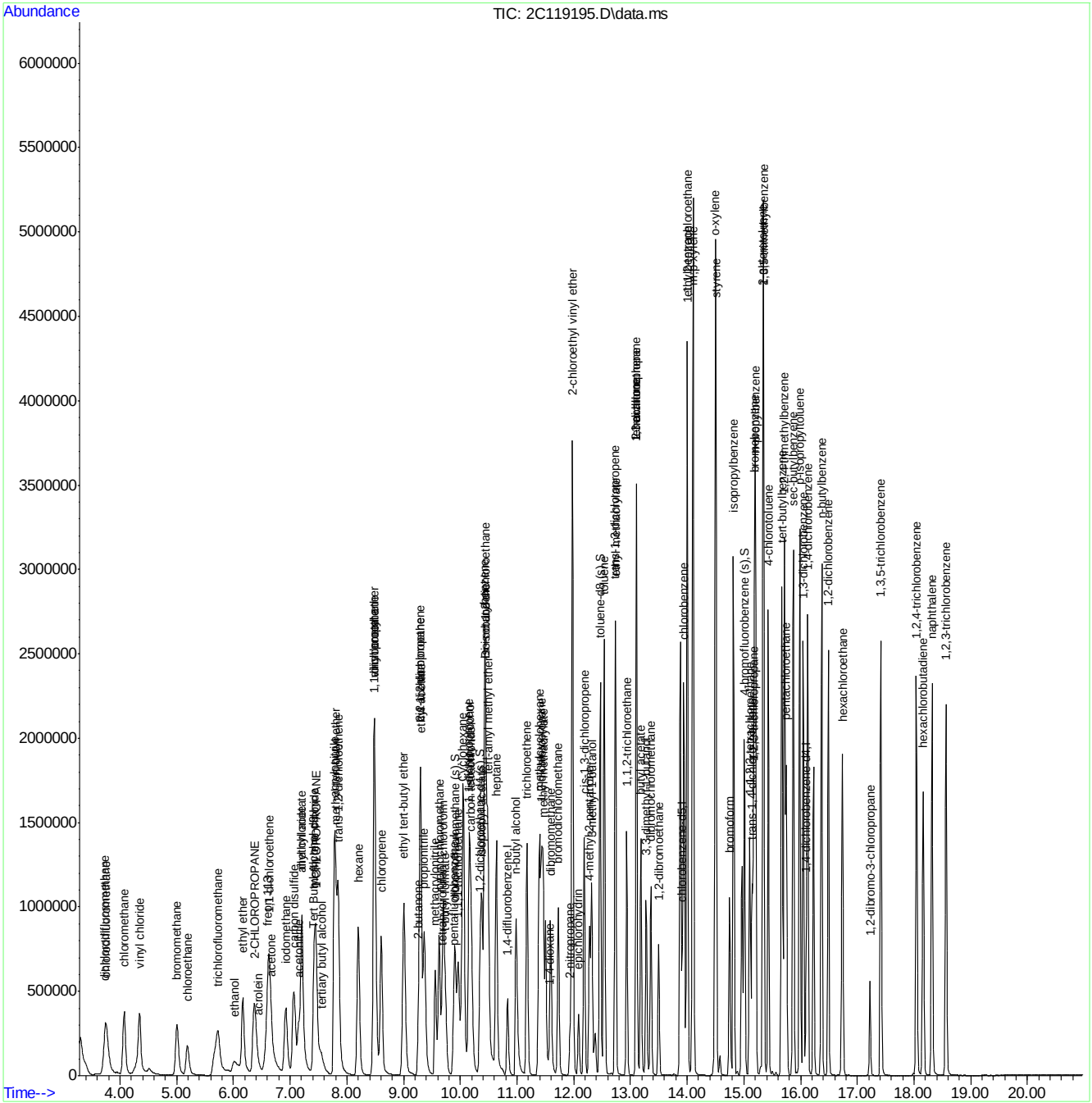

Manual Integration Approval Summary

Sample Number:	V2C5480-IC5480	**Method:**	SW846 8260B
Lab FileID:	2C119195.D	**Analyst approved:**	06/06/14 11:06 Robert Szot
Injection Time:	06/05/14 20:37	**Supervisor approved:**	06/09/14 11:43 Jessica Reitan-Chu

Parameter	CAS	Sig#	R.T. (min.)	Reason
trans-1,4-Dichloro-2-Butene	110-57-6		15.14	Missed peak

Quantitation Report (Qedit)

Data Path : C:\msdchem\1\DATA\
Data File : 2C119195.D
Acq On : 5 Jun 2014 8:37 pm
Operator : toanp
Sample : ic5480-200
Misc : MS68133, V2C5480,w,,,,1
ALS Vial : 11 Sample Multiplier: 1

Quant Time: Jun 05 21:01:19 2014
Quant Method : C:\MSDCHEM\1\METHODS\M2C5480.M
Quant Title : SW846 8260B, Column ZB624 60mX0.25mmX1.4um
QLast Update : Thu Jun 05 14:45:30 2014
Response via : Initial Calibration

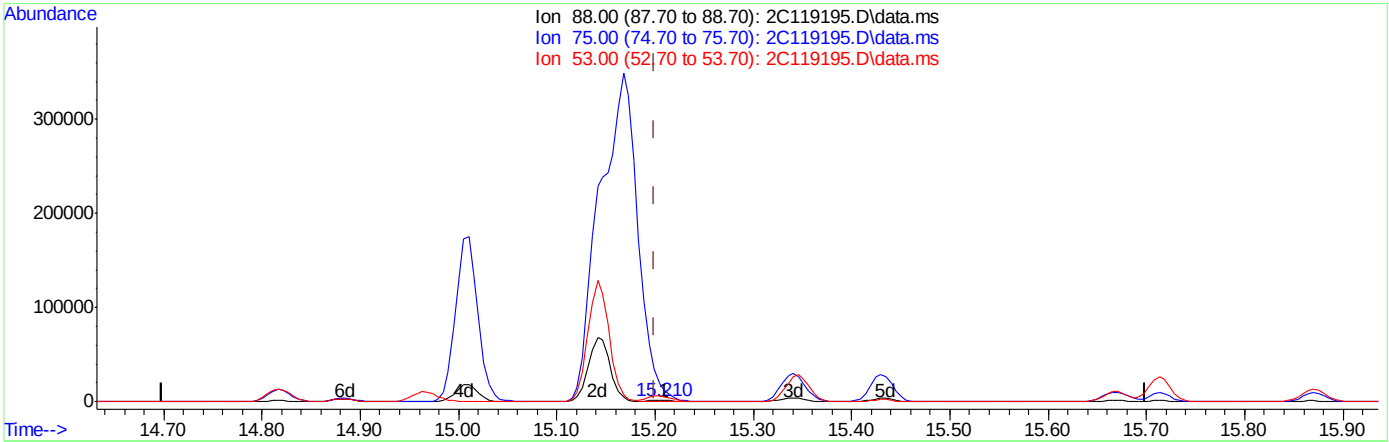

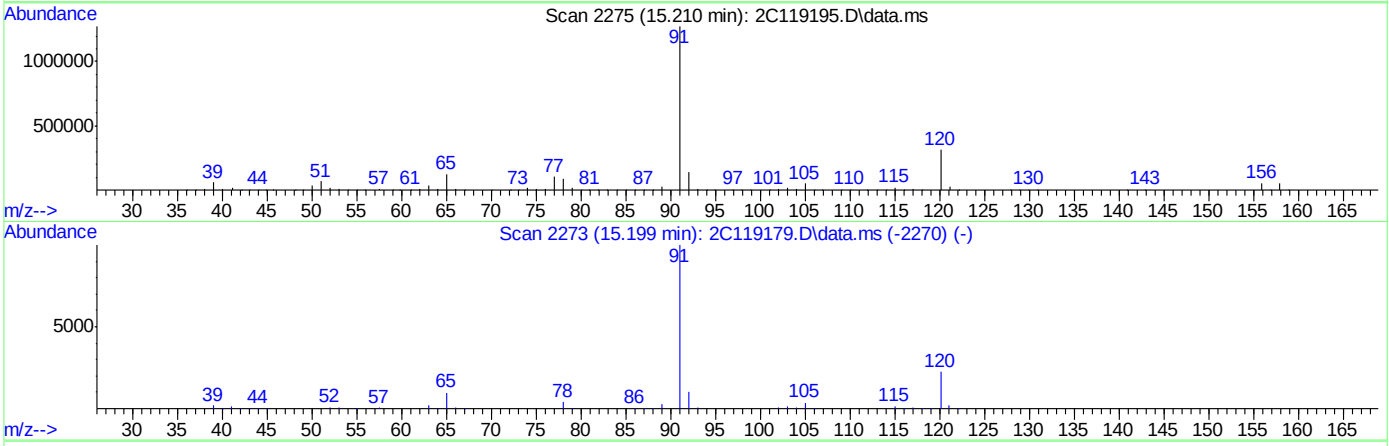

TIC: 2C119195.D\data.ms

(113) trans-1,4-dichloro-2-butene

15.210min (+0.011) 7.96ug/L

response 2235

Ion	Exp%	Act%
88.00	100	100
75.00	2260.30	826.93#
53.00	416.30	392.36
0.00	0.00	0.00

Quantitation Report (Qedit)

Data Path : C:\msdchem\1\DATA\
Data File : 2C119195.D
Acq On : 5 Jun 2014 8:37 pm
Operator : toanp
Sample : ic5480-200
Misc : MS68133, V2C5480,w,,,,1
ALS Vial : 11 Sample Multiplier: 1

Quant Time: Jun 05 21:01:19 2014
Quant Method : C:\MSDCHEM\1\METHODS\M2C5480.M
Quant Title : SW846 8260B, Column ZB624 60mX0.25mmX1.4um
QLast Update : Thu Jun 05 14:45:30 2014
Response via : Initial Calibration

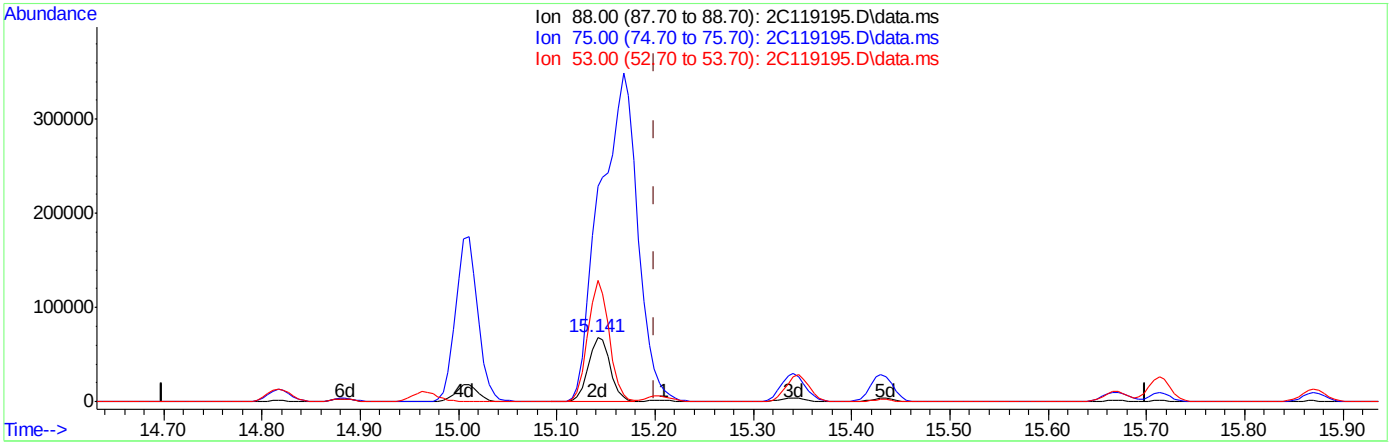

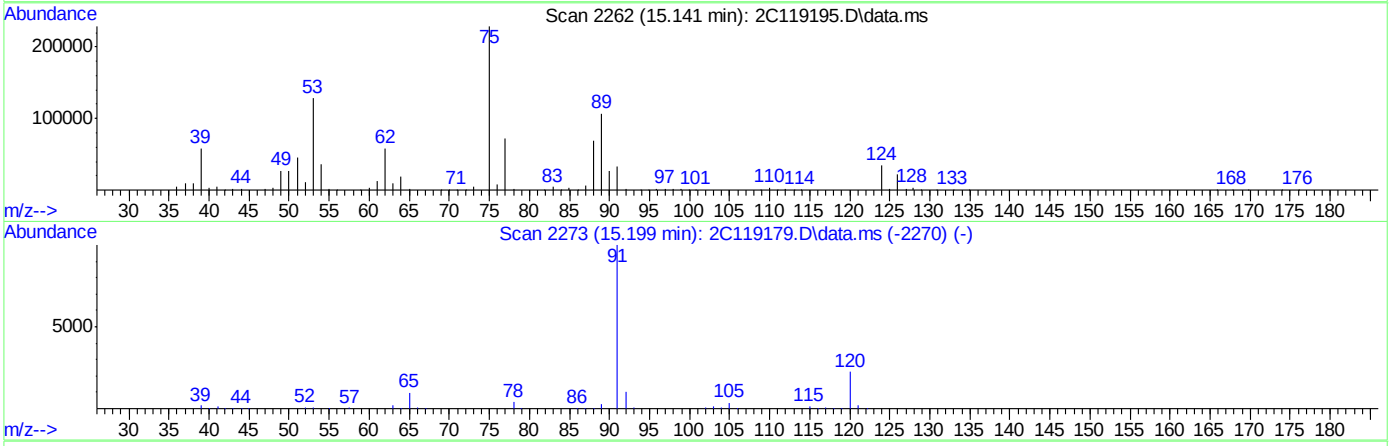

TIC: 2C119195.D\data.ms

(113) trans-1,4-dichloro-2-butene

15.141min (-0.058) 376.02ug/L m

response 105541

Ion	Exp%	Act%
88.00	100	100
75.00	2260.30	334.04#
53.00	416.30	188.62#
0.00	0.00	0.00

ACCUTEST LABORATORIES JB70672

Quantitation Report (QT Reviewed)

Data Path : C:\msdchem\1\DATA\
Data File : 2C119198.D
Acq On : 5 Jun 2014 10:03 pm
Operator : toanp
Sample : icv5480-50
Misc : MS68133, V2C5480,w,,,,1
ALS Vial : 14 Sample Multiplier: 1

Quant Time: Jun 09 09:28:11 2014
Quant Method : C:\MSDCHEM\1\METHODS\M2C5480.M
Quant Title : SW846 8260B, Column ZB624 60mX0.25mmX1.4um
QLast Update : Mon Jun 09 09:24:56 2014
Response via : Initial Calibration

Compound	R.T.	QIon	Response	Conc	Units		Dev(Min)
Internal Standards							
1) Tert Butyl Alcohol-d9	7.403	65	191453	500.00	ug/L		-0.01
5) pentafluorobenzene	9.883	168	381043	50.00	ug/L		0.00
61) 1,4-difluorobenzene	10.832	114	469153	50.00	ug/L		0.00
92) chlorobenzene-d5	13.914	117	402382	50.00	ug/L		0.00
107) 1,4-dichlorobenzene-d4	16.101	152	209501	50.00	ug/L		0.00
System Monitoring Compounds							
54) dibromofluoromethane (s)	9.909	113	127618	49.43	ug/L		0.00
Spiked Amount 50.000	Range 79 - 120		Recovery = 98.86%				
55) 1,2-dichloroethane-d4 (s)	10.349	65	147937	49.11	ug/L		0.00
Spiked Amount 50.000	Range 72 - 123		Recovery = 98.22%				
84) toluene-d8 (s)	12.467	98	463896	51.47	ug/L		0.00
Spiked Amount 50.000	Range 78 - 119		Recovery = 102.94%				
109) 4-bromofluorobenzene (s)	15.010	95	170093	50.30	ug/L		0.00
Spiked Amount 50.000	Range 74 - 119		Recovery = 100.60%				
Target Compounds							Qvalue
2) tertiary butyl alcohol	7.539	59	118281	266.66	ug/L		100
3) ethanol	6.018	45	148055	5835.62	ug/L		96
4) 1,4-dioxane	11.566	88	43654	1479.32	ug/L		94
11) chlorodifluoromethane	3.753	51	120013	41.24	ug/L		96
12) dichlorodifluoromethane	3.743	85	153887	49.75	ug/L		99
15) chloromethane	4.052	50	216112	51.89	ug/L		99
16) vinyl chloride	4.320	62	197268	53.42	ug/L		98
17) bromomethane	4.996	94	117028	50.55	ug/L		97
18) chloroethane	5.185	64	91499	54.61	ug/L		98
19) trichlorofluoromethane	5.720	101	208547	52.17	ug/L		95
21) ethyl ether	6.165	74	83862	53.81	ug/L		93
22) 2-CHLOROPROPANE	6.364	43	240662	50.82	ug/L	#	95
26) acrolein	6.427	56	350645	444.24	ug/L		100
27) 1,1-dichloroethene	6.627	96	127355	55.25	ug/L		99
28) acetone	6.684	58	16538	56.02	ug/L		95
29) allyl chloride	7.209	76	91481	58.78	ug/L		97
30) acetonitrile	7.161	40	170619	494.90	ug/L		97
31) iodomethane	6.915	142	248397	52.02	ug/L		99
32) iso-butyl alcohol	10.160	74	19824	536.12	ug/L		97
33) carbon disulfide	7.057	76	450412	56.33	ug/L		99
34) methylene chloride	7.424	84	143490	52.72	ug/L		99
35) 1-CHLOROPROPANE	7.460	42	249872	46.31	ug/L		99
36) methyl acetate	7.203	43	127717	45.77	ug/L		98
37) methyl tert butyl ether	7.801	73	794968	103.13	ug/L		99
38) trans-1,2-dichloroethene	7.848	96	129882	51.14	ug/L		100
39) di-isopropyl ether	8.488	45	484979	51.48	ug/L		95
40) 2-butanone	9.269	72	21453	53.34	ug/L		96
41) 1,1-dichloroethane	8.477	63	263653	56.30	ug/L		99
42) chloroprene	8.603	53	173541	45.02	ug/L		99
43) acrylonitrile	7.785	53	351760	266.89	ug/L		99
44) vinyl acetate	8.493	86	28296	54.82	ug/L		92
45) ethyl tert-butyl ether	9.002	59	432444	52.45	ug/L		98

Quantitation Report (QT Reviewed)

Data Path : C:\msdchem\1\DATA\
Data File : 2C119198.D
Acq On : 5 Jun 2014 10:03 pm
Operator : toanp
Sample : icv5480-50
Misc : MS68133, V2C5480,w,,,,1
ALS Vial : 14 Sample Multiplier: 1

Quant Time: Jun 09 09:28:11 2014
Quant Method : C:\MSDCHEM\1\METHODS\M2C5480.M
Quant Title : SW846 8260B, Column ZB624 60mX0.25mmX1.4um
QLast Update : Mon Jun 09 09:24:56 2014
Response via : Initial Calibration

	Compound	R.T.	QIon	Response	Conc	Units	Dev(Min)
46)	ethyl acetate	9.306	45	28994	54.75	ug/L	95
47)	2,2-dichloropropane	9.290	77	165392	49.36	ug/L	99
48)	cis-1,2-dichloroethene	9.295	96	149525	53.99	ug/L	98
49)	propionitrile	9.358	54	284509	545.33	ug/L	99
50)	bromochloromethane	9.626	128	77184	53.77	ug/L	99
51)	tetrahydrofuran	9.673	42	65944	48.51	ug/L	98
52)	chloroform	9.699	83	237167	51.77	ug/L	99
53)	t-butyl formate	9.730	59	123641	53.49	ug/L	99
56)	freon 113	6.600	151	94454	48.42	ug/L	94
57)	methacrylonitrile	9.563	41	109961	52.01	ug/L	98
58)	1,1,1-trichloroethane	9.961	97	191094	54.18	ug/L	97
59)	Cyclohexane	10.040	84	187229	53.53	ug/L	98
63)	epichlorohydrin	12.085	57	101239	284.21	ug/L	98
64)	n-butyl alcohol	10.984	56	300545	2993.84	ug/L	98
65)	carbon tetrachloride	10.181	117	180889	55.07	ug/L	99
66)	1,1-dichloropropene	10.155	75	179877	53.36	ug/L	96
67)	hexane	8.200	57	209342	59.48	ug/L	97
69)	iso-octane	10.449	57	323414	44.87	ug/L	98
70)	benzene	10.428	78	544299	52.53	ug/L	99
71)	tert-amyl methyl ether	10.486	87	92660	51.56	ug/L	92
72)	heptane	10.638	57	131363	46.24	ug/L	99
73)	isopropyl acetate	10.381	43	371661	53.20	ug/L	99
74)	1,2-dichloroethane	10.444	62	176739	54.05	ug/L	99
75)	trichloroethene	11.178	95	138680	54.66	ug/L	99
76)	2-nitropropane	11.938	41	63962	47.95	ug/L	98
77)	2-chloroethyl vinyl ether	11.975	63	495703	273.44	ug/L	100
78)	methyl methacrylate	11.461	100	43559	53.86	ug/L	95
79)	1,2-dichloropropane	11.435	63	149401	55.06	ug/L	100
80)	dibromomethane	11.592	93	91104	53.73	ug/L	97
81)	methylcyclohexane	11.398	83	194063	45.89	ug/L	99
82)	bromodichloromethane	11.728	83	191887	56.17	ug/L	100
83)	cis-1,3-dichloropropene	12.184	75	235831	54.68	ug/L	99
85)	4-methyl-2-pentanone	12.279	58	75564	54.71	ug/L	99
86)	toluene	12.536	92	319288	54.62	ug/L	99
87)	3-methyl-1-butanol	12.315	55	170230	1127.48	ug/L	99
88)	trans-1,3-dichloropropene	12.730	75	212518	53.40	ug/L	99
89)	ethyl methacrylate	12.735	69	206904	53.70	ug/L	100
90)	1,1,2-trichloroethane	12.934	83	113266	54.36	ug/L	99
91)	2-hexanone	13.107	58	70282	53.55	ug/L	95
93)	tetrachloroethene	13.102	164	119774	53.21	ug/L	99
94)	1,3-dichloropropane	13.107	76	213720	53.27	ug/L	99
95)	butyl acetate	13.186	56	113584	51.37	ug/L	100
96)	3,3-dimethyl-1-butanol	13.280	57	180325	525.10	ug/L	97
97)	dibromochloromethane	13.359	129	158739	53.09	ug/L	98
98)	1,2-dibromoethane	13.500	107	142455	51.63	ug/L	97
100)	chlorobenzene	13.946	112	358436	53.88	ug/L	99
101)	1,1,1,2-tetrachloroethane	14.004	131	134459	51.90	ug/L	99
102)	ethylbenzene	13.998	91	582681	52.84	ug/L	99
103)	m,p-xylene	14.103	106	448390	104.07	ug/L	100
104)	o-xylene	14.496	106	230119	54.13	ug/L	96

Quantitation Report (QT Reviewed)

Data Path : C:\msdchem\1\DATA\
Data File : 2C119198.D
Acq On : 5 Jun 2014 10:03 pm
Operator : toanp
Sample : icv5480-50
Misc : MS68133, V2C5480,w,,,,1
ALS Vial : 14 Sample Multiplier: 1

Quant Time: Jun 09 09:28:11 2014
Quant Method : C:\MSDCHEM\1\METHODS\M2C5480.M
Quant Title : SW846 8260B, Column ZB624 60mX0.25mmX1.4um
QLast Update : Mon Jun 09 09:24:56 2014
Response via : Initial Calibration

Compound	R.T.	QIon	Response	Conc	Units	Dev(Min)
105) styrene	14.507	104	391023	54.38	ug/L	100
106) bromoform	14.748	173	132354	51.92	ug/L	98
108) isopropylbenzene	14.816	105	587140	54.78	ug/L	100
110) cyclohexanone	14.963	55	150870	296.14	ug/L	99
111) bromobenzene	15.188	156	168611	54.85	ug/L	97
112) 1,1,2,2-tetrachloroethane	15.105	83	199764	51.69	ug/L	99
113) trans-1,4-dichloro-2-b...	15.141	88	26990	52.00	ug/L	98
114) 1,2,3-trichloropropane	15.168	110	46064	50.51	ug/L	96
115) n-propylbenzene	15.204	91	683058	56.53	ug/L	99
116) 2-chlorotoluene	15.335	126	146434	54.20	ug/L	99
117) 4-chlorotoluene	15.430	91	417864	53.09	ug/L	99
118) 1,3,5-trimethylbenzene	15.346	105	473650	53.67	ug/L	100
119) tert-butylbenzene	15.671	119	428771	55.02	ug/L	100
120) pentachloroethane	15.744	167	109975	54.07	ug/L	99
121) 1,2,4-trimethylbenzene	15.713	105	495925	57.14	ug/L	99
122) sec-butylbenzene	15.870	105	639363	54.35	ug/L	100
123) 1,3-dichlorobenzene	16.048	146	305862	53.58	ug/L	98
124) p-isopropyltoluene	15.985	119	545546	55.98	ug/L	99
126) 1,4-dichlorobenzene	16.122	146	302373	53.01	ug/L	99
127) 1,2-dichlorobenzene	16.489	146	304038	53.76	ug/L	99
128) n-butylbenzene	16.368	92	285379	56.61	ug/L	99
129) 1,2-dibromo-3-chloropr...	17.223	75	36431	53.46	ug/L	100
130) 1,3,5-trichlorobenzene	17.417	180	268965	56.94	ug/L	100
131) 1,2,4-trichlorobenzene	18.041	180	241176	54.98	ug/L	99
132) hexachlorobutadiene	18.161	225	129683	54.38	ug/L	99
133) naphthalene	18.319	128	539668	53.02	ug/L	99
134) 1,2,3-trichlorobenzene	18.565	180	224262	55.59	ug/L	98
135) hexachloroethane	16.740	201	112293	54.72	ug/L	97

(#) = qualifier out of range (m) = manual integration (+) = signals summed

Quantitation Report (QT Reviewed)

Data Path : C:\msdchem\1\DATA\
Data File : 2C119198.D
Acq On : 5 Jun 2014 10:03 pm
Operator : toanp
Sample : icv5480-50
Misc : MS68133, V2C5480,w,,,,1
ALS Vial : 14 Sample Multiplier: 1

Quant Time: Jun 09 09:28:11 2014
Quant Method : C:\MSDCHEM\1\METHODS\M2C5480.M
Quant Title : SW846 8260B, Column ZB624 60mX0.25mmX1.4um
QLast Update : Mon Jun 09 09:24:56 2014
Response via : Initial Calibration

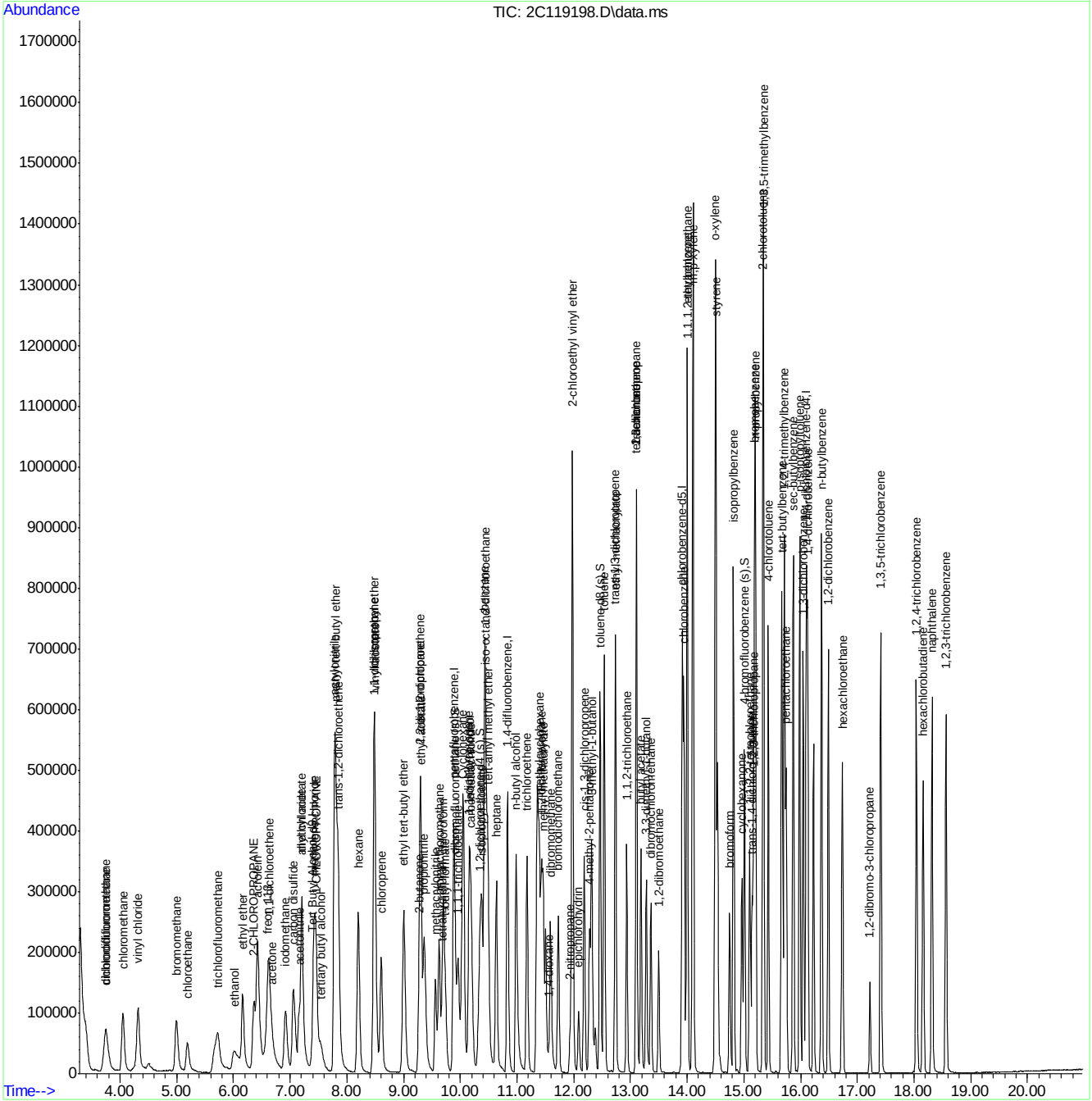

Manual Integrations APPROVED (compounds with "m" flag)
Kanya Veerawat 07/07/14 16:50

Quantitation Report (QT Reviewed)

Data Path : C:\msdchem\1\DATA\v2c5523-24\
Data File : 2C121178.D
Acq On : 3 Jul 2014 8:47 am
Operator : toanp
Sample : cc5480-20
Misc : MS69894,V2C5524,w,,,,1
ALS Vial : 2 Sample Multiplier: 1

Quant Time: Jul 07 11:48:25 2014
Quant Method : C:\MSDCHEM\1\METHODS\M2C5480.M
Quant Title : SW846 8260B, Column ZB624 60mX0.25mmX1.4um
QLast Update : Tue Jul 01 14:19:01 2014
Response via : Initial Calibration

Compound	R.T.	QIon	Response	Conc	Units		Dev(Min)
Internal Standards							
1) Tert Butyl Alcohol-d9	7.224	65	203993	500.00	ug/L		-0.04
5) pentafluorobenzene	9.730	168	429280	50.00	ug/L		0.00
61) 1,4-difluorobenzene	10.684	114	509738	50.00	ug/L		0.00
92) chlorobenzene-d5	13.793	117	457282	50.00	ug/L		0.03
107) 1,4-dichlorobenzene-d4	15.980	152	248064	50.00	ug/L		0.03
System Monitoring Compounds							
54) dibromofluoromethane (s)	9.756	113	146639	50.42	ug/L		0.00
Spiked Amount 50.000	Range 79 - 120		Recovery = 100.84%				
55) 1,2-dichloroethane-d4 (s)	10.191	65	167646	49.40	ug/L		0.00
Spiked Amount 50.000	Range 72 - 123		Recovery = 98.80%				
84) toluene-d8 (s)	12.336	98	520768	53.18	ug/L		0.02
Spiked Amount 50.000	Range 78 - 119		Recovery = 106.36%				
109) 4-bromofluorobenzene (s)	14.889	95	197594	49.35	ug/L		0.03
Spiked Amount 50.000	Range 74 - 119		Recovery = 98.70%				
Target Compounds							Qvalue
2) tertiary butyl alcohol	7.355	59	46345	98.06	ug/L		100
3) ethanol	5.834	45	69837	2583.43	ug/L	#	68
4) 1,4-dioxane	11.418	88	20144	640.66	ug/L		88
11) chlorodifluoromethane	3.622	51	76427	23.31	ug/L		97
12) dichlorodifluoromethane	3.616	85	67077	19.25	ug/L		99
15) chloromethane	3.910	50	95512	20.36	ug/L		99
16) vinyl chloride	4.177	62	86496	20.79	ug/L		99
17) bromomethane	4.838	94	53513	20.52	ug/L		95
18) chloroethane	5.032	64	40835	21.63	ug/L		98
19) trichlorofluoromethane	5.567	101	95433	21.19	ug/L		97
21) ethyl ether	5.992	74	31588	17.99	ug/L		92
22) 2-CHLOROPROPANE	6.196	43	102431	19.20	ug/L	#	92
26) acrolein	6.259	56	137515	154.64	ug/L		96
27) 1,1-dichloroethene	6.448	96	48669	18.74	ug/L		96
28) acetone	6.505	58	6735	20.25	ug/L		90
29) allyl chloride	7.035	76	28356	16.17	ug/L	#	65
30) acetonitrile	6.988	40	63000	162.20	ug/L		88
31) iodomethane	6.736	142	100247	18.64	ug/L		96
32) iso-butyl alcohol	9.997	74	8052	183.57	ug/L		64
33) carbon disulfide	6.878	76	181885	20.19	ug/L		97
34) methylene chloride	7.250	84	58832	19.19	ug/L		98
35) 1-CHLOROPROPANE	7.287	42	120443	19.81	ug/L		97
36) methyl acetate	7.035	43	56107	17.85	ug/L		94
37) methyl tert butyl ether	7.627	73	182475	21.01	ug/L		98
38) trans-1,2-dichloroethene	7.675	96	54554	19.07	ug/L		96
39) di-isopropyl ether	8.325	45	209573	19.75	ug/L		92
40) 2-butanone	9.111	72	7738	17.08	ug/L	#	85
41) 1,1-dichloroethane	8.309	63	105335	19.96	ug/L		98
42) chloroprene	8.440	53	83632	19.26	ug/L		93
43) acrylonitrile	7.617	53	130055	87.59	ug/L		97
44) vinyl acetate	8.335	86	10604	18.23	ug/L		94
45) ethyl tert-butyl ether	8.844	59	197446	21.26	ug/L		99

Quantitation Report (QT Reviewed)

Data Path : C:\msdchem\1\DATA\v2c5523-24\
Data File : 2C121178.D
Acq On : 3 Jul 2014 8:47 am
Operator : toanp
Sample : cc5480-20
Misc : MS69894,V2C5524,w,,,,1
ALS Vial : 2 Sample Multiplier: 1

Quant Time: Jul 07 11:48:25 2014
Quant Method : C:\MSDCHEM\1\METHODS\M2C5480.M
Quant Title : SW846 8260B, Column ZB624 60mX0.25mmX1.4um
QLast Update : Tue Jul 01 14:19:01 2014
Response via : Initial Calibration

	Compound	R.T.	QIon	Response	Conc	Units		Dev(Min)
46)	ethyl acetate	9.148	45	10101	16.93	ug/L		81
47)	2,2-dichloropropane	9.132	77	90061	23.86	ug/L		89
48)	cis-1,2-dichloroethene	9.137	96	60049	19.24	ug/L		96
49)	propionitrile	9.200	54	103615	176.29	ug/L		96
50)	bromochloromethane	9.468	128	32205	19.91	ug/L		98
51)	tetrahydrofuran	9.515	42	26005	16.98	ug/L		98
52)	chloroform	9.541	83	101373	19.64	ug/L		97
53)	t-butyl formate	9.583	59	55679	21.38	ug/L		92
56)	freon 113	6.437	151	38764	17.64	ug/L		94
57)	methacrylonitrile	9.405	41	41874	17.58	ug/L		94
58)	1,1,1-trichloroethane	9.803	97	85286	21.46	ug/L		100
59)	Cyclohexane	9.882	84	68015	17.26	ug/L		93
63)	epichlorohydrin	11.953	57	38384	99.18	ug/L		95
64)	n-butyl alcohol	10.841	56	124632	1142.66	ug/L		99
65)	carbon tetrachloride	10.023	117	76247	21.36	ug/L		97
66)	1,1-dichloropropene	10.002	75	70775	19.32	ug/L		96
67)	hexane	8.036	57	56914	14.88	ug/L		97
69)	iso-octane	10.296	57	181398	23.16	ug/L		96
70)	benzene	10.275	78	216952	19.27	ug/L		100
71)	tert-amyl methyl ether	10.338	87	43543	22.30	ug/L		92
72)	heptane	10.495	57	35273	11.43	ug/L		92
73)	isopropyl acetate	10.228	43	139182	18.33	ug/L		99
74)	1,2-dichloroethane	10.291	62	80016	22.52	ug/L		99
75)	trichloroethene	11.035	95	55066	19.97	ug/L		98
76)	2-nitropropane	11.806	41	29150	20.11	ug/L		94
77)	2-chloroethyl vinyl ether	11.843	63	235760	119.69	ug/L		98
78)	methyl methacrylate	11.324	100	16036	18.25	ug/L	#	90
79)	1,2-dichloropropane	11.292	63	59793	20.28	ug/L		99
80)	dibromomethane	11.455	93	39798	21.60	ug/L		98
81)	methylcyclohexane	11.256	83	78841	17.16	ug/L		98
82)	bromodichloromethane	11.591	83	80881	21.79	ug/L		95
83)	cis-1,3-dichloropropene	12.053	75	98212	20.96	ug/L		93
85)	4-methyl-2-pentanone	12.147	58	28775	19.17	ug/L		96
86)	toluene	12.404	92	132696	20.89	ug/L		97
87)	3-methyl-1-butanol	12.189	55	76687	467.48	ug/L		99
88)	trans-1,3-dichloropropene	12.603	75	92888	21.48	ug/L		98
89)	ethyl methacrylate	12.614	69	82003	19.59	ug/L		96
90)	1,1,2-trichloroethane	12.807	83	48303	21.34	ug/L		99
91)	2-hexanone	12.981	58	27414	19.22	ug/L		99
93)	tetrachloroethene	12.975	164	51436	20.11	ug/L		99
94)	1,3-dichloropropane	12.981	76	92634	20.32	ug/L		96
95)	butyl acetate	13.064	56	47475	18.89	ug/L		88
96)	3,3-dimethyl-1-butanol	13.159	57	82646	211.77	ug/L		95
97)	dibromochloromethane	13.237	129	69171	20.36	ug/L		99
98)	1,2-dibromoethane	13.374	107	60411	19.27	ug/L		99
100)	chlorobenzene	13.825	112	148915	19.70	ug/L		98
101)	1,1,1,2-tetrachloroethane	13.882	131	58604	19.90	ug/L		97
102)	ethylbenzene	13.877	91	254839	20.33	ug/L		97
103)	m,p-xylene	13.982	106	188231	38.44	ug/L		93
104)	o-xylene	14.375	106	96118	19.90	ug/L		97

Quantitation Report (QT Reviewed)

Data Path : C:\msdchem\1\DATA\v2c5523-24\
Data File : 2C121178.D
Acq On : 3 Jul 2014 8:47 am
Operator : toanp
Sample : cc5480-20
Misc : MS69894,V2C5524,w,,,,1
ALS Vial : 2 Sample Multiplier: 1

Quant Time: Jul 07 11:48:25 2014
Quant Method : C:\MSDCHEM\1\METHODS\M2C5480.M
Quant Title : SW846 8260B, Column ZB624 60mX0.25mmX1.4um
QLast Update : Tue Jul 01 14:19:01 2014
Response via : Initial Calibration

Compound	R.T.	QIon	Response	Conc	Units	Dev(Min)
105) styrene	14.386	104	165346	20.23	ug/L	95
106) bromoform	14.627	173	55892	19.29	ug/L	98
108) isopropylbenzene	14.700	105	247825	19.53	ug/L	98
110) cyclohexanone	14.842	55	129430	214.56	ug/L	96
111) bromobenzene	15.067	156	73430	20.17	ug/L	93
112) 1,1,2,2-tetrachloroethane	14.989	83	91556	20.01	ug/L	100
113) trans-1,4-dichloro-2-b...	15.025	88	8058	13.11	ug/L	87
114) 1,2,3-trichloropropane	15.052	110	21507	19.92	ug/L	95
115) n-propylbenzene	15.083	91	289481	20.23	ug/L	97
116) 2-chlorotoluene	15.219	126	62585	19.56	ug/L	95
117) 4-chlorotoluene	15.314	91	186844	20.05	ug/L	98
118) 1,3,5-trimethylbenzene	15.230	105	207280	19.84	ug/L	97
119) tert-butylbenzene	15.555	119	172581	18.70	ug/L	97
120) pentachloroethane	15.628	167	46970	19.50	ug/L	96
121) 1,2,4-trimethylbenzene	15.597	105	208894	20.33	ug/L	97
122) sec-butylbenzene	15.754	105	274784	19.73	ug/L	99
123) 1,3-dichlorobenzene	15.927	146	137777	20.38	ug/L	98
124) p-isopropyltoluene	15.869	119	231946m	20.10	ug/L	
126) 1,4-dichlorobenzene	16.006	146	134617	19.93	ug/L	98
127) 1,2-dichlorobenzene	16.373	146	137523	20.54	ug/L	98
128) n-butylbenzene	16.257	92	122189	20.47	ug/L	97
129) 1,2-dibromo-3-chloropr...	17.102	75	16583	20.55	ug/L	85
130) 1,3,5-trichlorobenzene	17.296	180	121737	21.77	ug/L	97
131) 1,2,4-trichlorobenzene	17.919	180	105205	20.25	ug/L	99
132) hexachlorobutadiene	18.035	225	57849	20.49	ug/L	96
133) naphthalene	18.187	128	223936	18.58	ug/L	100
134) 1,2,3-trichlorobenzene	18.433	180	96215	20.14	ug/L	98
135) hexachloroethane	16.619	201	39483	16.25	ug/L	98

(#) = qualifier out of range (m) = manual integration (+) = signals summed

Quantitation Report (QT Reviewed)

Data Path : C:\msdchem\1\DATA\v2c5523-24\
Data File : 2C121178.D
Acq On : 3 Jul 2014 8:47 am
Operator : toanp
Sample : cc5480-20
Misc : MS69894,V2C5524,w,,,,1
ALS Vial : 2 Sample Multiplier: 1

Quant Time: Jul 07 11:48:25 2014
Quant Method : C:\MSDCHEM\1\METHODS\M2C5480.M
Quant Title : SW846 8260B, Column ZB624 60mX0.25mmX1.4um
QLast Update : Tue Jul 01 14:19:01 2014
Response via : Initial Calibration

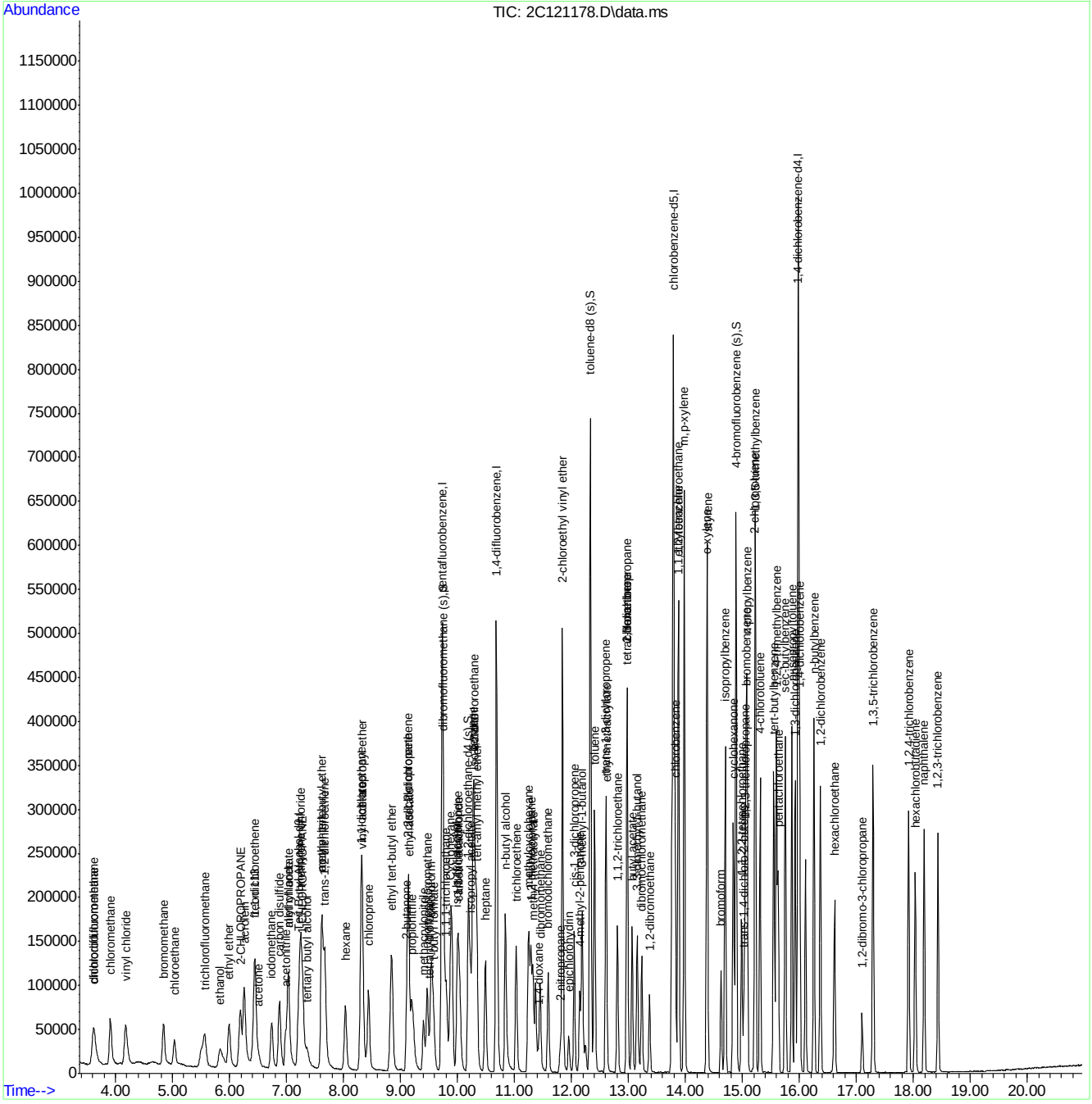

ACCUTEST LABORATORIES JB70672

Manual Integration Approval Summary

Sample Number:	V2C5524-CC5480	**Method:**	SW846 8260C
Lab FileID:	2C121178.D	**Analyst approved:**	07/07/14 12:20 Dezaree Reis
Injection Time:	07/03/14 08:47	**Supervisor approved:**	07/07/14 16:50 Kanya Veerawat

Parameter	CAS	Sig#	R.T. (min.)	Reason
p-Isopropyltoluene	99-87-6		15.87	Missed peak

Quantitation Report (Qedit)

Data Path : C:\msdchem\1\DATA\v2c5523-24\
Data File : 2C121178.D
Acq On : 3 Jul 2014 8:47 am
Operator : toanp
Sample : cc5480-20
Misc : MS69894,V2C5524,w,,,,1
ALS Vial : 2 Sample Multiplier: 1

Quant Time: Jul 03 09:10:54 2014
Quant Method : C:\MSDCHEM\1\METHODS\M2C5480.M
Quant Title : SW846 8260B, Column ZB624 60mX0.25mmX1.4um
QLast Update : Tue Jul 01 14:19:01 2014
Response via : Initial Calibration

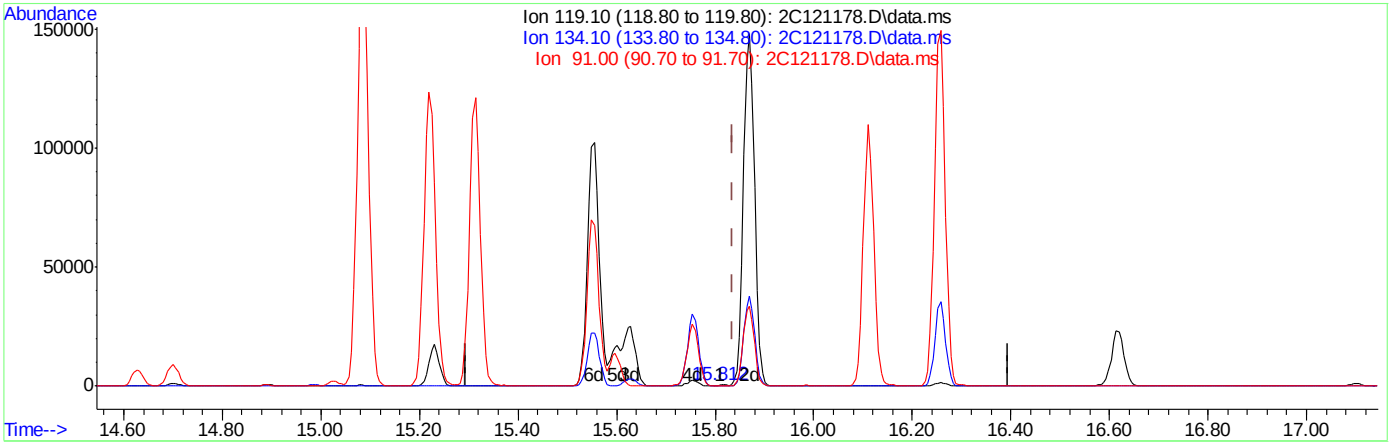

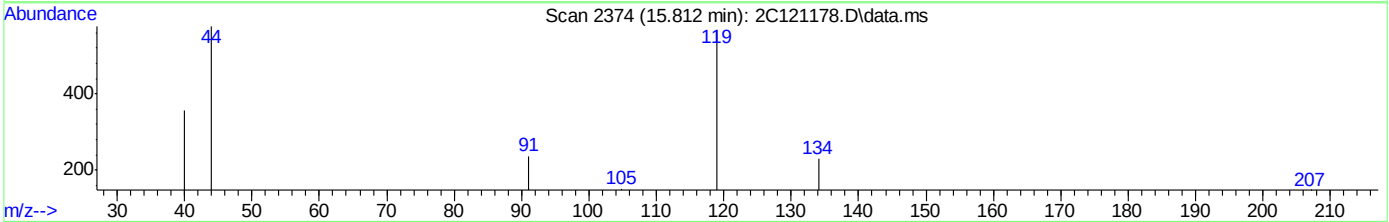

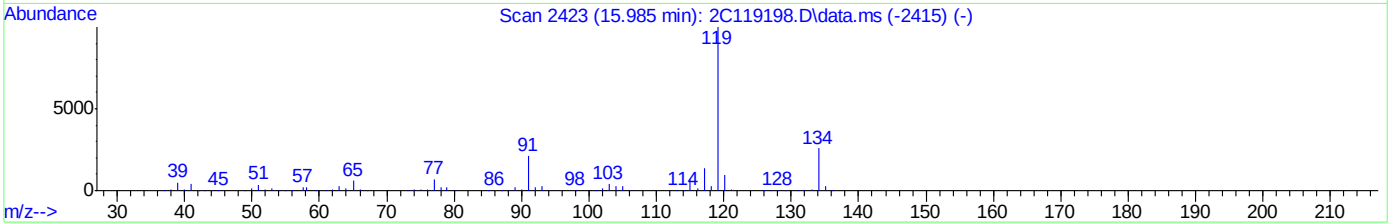

TIC: 2C121178.D\data.ms

(124) p-isopropyltoluene

15.812min (-0.024) 0.07ug/L

response 789

Ion	Exp%	Act%
119.10	100	100
134.10	25.40	40.25
91.00	20.90	17.40
0.00	0.00	0.00

Quantitation Report (Qedit)

Data Path : C:\msdchem\1\DATA\v2c5523-24\
Data File : 2C121178.D
Acq On : 3 Jul 2014 8:47 am
Operator : toanp
Sample : cc5480-20
Misc : MS69894,V2C5524,w,,,,1
ALS Vial : 2 Sample Multiplier: 1

Quant Time: Jul 03 09:10:54 2014
Quant Method : C:\MSDCHEM\1\METHODS\M2C5480.M
Quant Title : SW846 8260B, Column ZB624 60mX0.25mmX1.4um
QLast Update : Tue Jul 01 14:19:01 2014
Response via : Initial Calibration

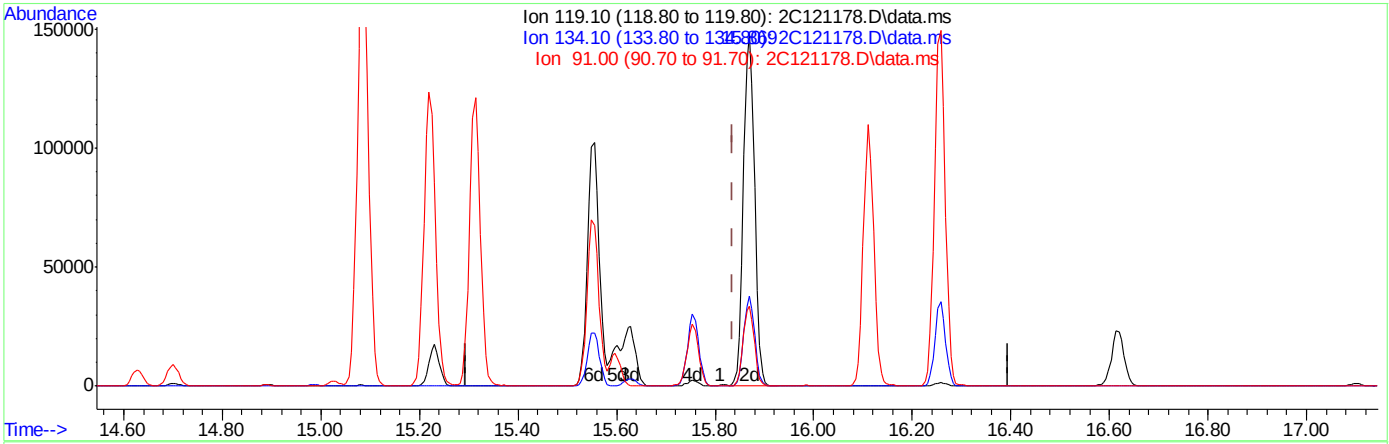

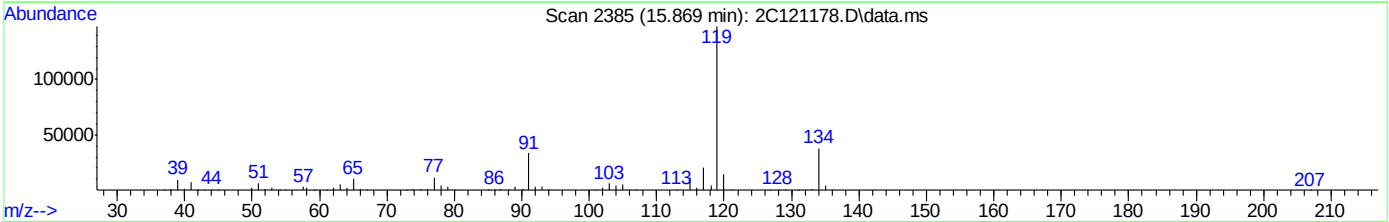

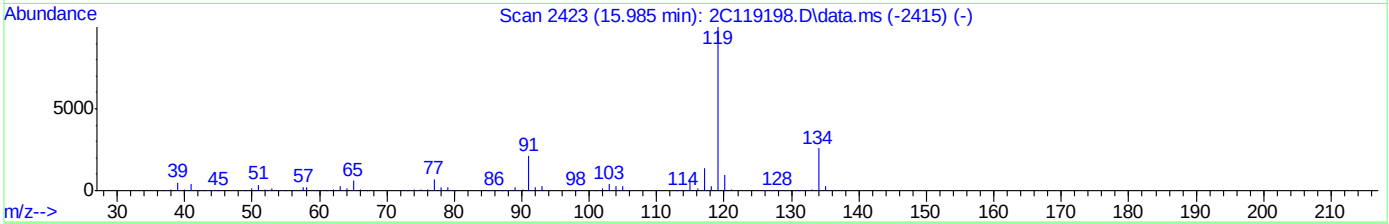

TIC: 2C121178.D\data.ms

(124) p-isopropyltoluene

15.869min (+0.034) 20.10ug/L m

response 231946

Ion	Exp%	Act%
119.10	100	100
134.10	25.40	25.46
91.00	20.90	22.65
0.00	0.00	0.00

ACCUTEST LABORATORIES JB70672

Manual Integrations APPROVED (compounds with "m" flag)
Kanya Veerawat 07/08/14 04:36

Quantitation Report (QT Reviewed)

Data Path : C:\msdchem\1\DATA\
Data File : 2C121201.D
Acq On : 3 Jul 2014 8:42 pm
Operator : toanp
Sample : cc5480-50
Misc : MS70080,V2C5525,w,,,,1
ALS Vial : 25 Sample Multiplier: 1

Quant Time: Jul 07 14:27:10 2014
Quant Method : C:\MSDCHEM\1\METHODS\M2C5480.M
Quant Title : SW846 8260B, Column ZB624 60mX0.25mmX1.4um
QLast Update : Tue Jul 01 14:19:01 2014
Response via : Initial Calibration

Compound	R.T.	QIon	Response	Conc	Units		Dev(Min)
Internal Standards							
1) Tert Butyl Alcohol-d9	7.229	65	172727	500.00	ug/L		-0.03
5) pentafluorobenzene	9.735	168	351982	50.00	ug/L		0.00
61) 1,4-difluorobenzene	10.689	114	432926	50.00	ug/L		0.00
92) chlorobenzene-d5	13.793	117	399647	50.00	ug/L		0.03
107) 1,4-dichlorobenzene-d4	15.979	152	228244	50.00	ug/L		0.03
System Monitoring Compounds							
54) dibromofluoromethane (s)	9.756	113	122404	51.33	ug/L		0.00
Spiked Amount 50.000	Range 79 - 120		Recovery = 102.66%				
55) 1,2-dichloroethane-d4 (s)	10.196	65	142887	51.35	ug/L		0.00
Spiked Amount 50.000	Range 72 - 123		Recovery = 102.70%				
84) toluene-d8 (s)	12.336	98	462859	55.65	ug/L		0.02
Spiked Amount 50.000	Range 78 - 119		Recovery = 111.30%				
109) 4-bromofluorobenzene (s)	14.889	95	178888	48.56	ug/L		0.03
Spiked Amount 50.000	Range 74 - 119		Recovery = 97.12%				
Target Compounds							Qvalue
2) tertiary butyl alcohol	7.360	59	89266	223.06	ug/L		100
3) ethanol	5.839	45	170530	7450.18	ug/L		82
4) 1,4-dioxane	11.418	88	38881	1460.42	ug/L		91
11) chlorodifluoromethane	3.616	51	138567	51.55	ug/L		96
12) dichlorodifluoromethane	3.606	85	149589	52.36	ug/L		99
15) chloromethane	3.921	50	202164	52.55	ug/L		98
16) vinyl chloride	4.193	62	186631	54.71	ug/L		99
17) bromomethane	4.838	94	117715	55.04	ug/L		98
18) chloroethane	5.032	64	83519	53.97	ug/L		96
19) trichlorofluoromethane	5.562	101	204800	55.47	ug/L		96
21) ethyl ether	5.997	74	62139	43.17	ug/L		87
22) 2-CHLOROPROPANE	6.191	43	220592	50.43	ug/L	#	93
26) acrolein	6.259	56	282727	387.77	ug/L		100
27) 1,1-dichloroethene	6.448	96	101053	47.46	ug/L		87
28) acetone	6.511	58	12171	44.63	ug/L	#	83
29) allyl chloride	7.035	76	57269	39.84	ug/L	#	69
30) acetonitrile	6.988	40	135095	424.21	ug/L		92
31) iodomethane	6.741	142	210148	47.64	ug/L		93
32) iso-butyl alcohol	10.002	74	16683	487.07	ug/L		64
33) carbon disulfide	6.878	76	385440	52.18	ug/L		96
34) methylene chloride	7.250	84	123346	49.06	ug/L		97
35) 1-CHLOROPROPANE	7.287	42	237721	47.70	ug/L		98
36) methyl acetate	7.035	43	109517	42.49	ug/L		99
37) methyl tert butyl ether	7.633	73	378996	53.23	ug/L		98
38) trans-1,2-dichloroethene	7.680	96	112091	47.78	ug/L		94
39) di-isopropyl ether	8.325	45	424713	48.81	ug/L		97
40) 2-butanone	9.106	72	16276	43.81	ug/L	#	88
41) 1,1-dichloroethane	8.319	63	230336	53.24	ug/L		99
42) chloroprene	8.445	53	165919	46.60	ug/L		95
43) acrylonitrile	7.612	53	274614	225.56	ug/L		99
44) vinyl acetate	8.330	86	19823	41.57	ug/L		77
45) ethyl tert-butyl ether	8.844	59	395183	51.88	ug/L		99

Quantitation Report (QT Reviewed)

Data Path : C:\msdchem\1\DATA\
Data File : 2C121201.D
Acq On : 3 Jul 2014 8:42 pm
Operator : toanp
Sample : cc5480-50
Misc : MS70080,V2C5525,w,,,,1
ALS Vial : 25 Sample Multiplier: 1

Quant Time: Jul 07 14:27:10 2014
Quant Method : C:\MSDCHEM\1\METHODS\M2C5480.M
Quant Title : SW846 8260B, Column ZB624 60mX0.25mmX1.4um
QLast Update : Tue Jul 01 14:19:01 2014
Response via : Initial Calibration

	Compound	R.T.	QIon	Response	Conc	Units		Dev(Min)
46)	ethyl acetate	9.153	45	20819	42.56	ug/L		79
47)	2,2-dichloropropane	9.137	77	178177	57.57	ug/L		92
48)	cis-1,2-dichloroethene	9.143	96	129488	50.61	ug/L		94
49)	propionitrile	9.200	54	218577	453.54	ug/L		98
50)	bromochloromethane	9.473	128	65848	49.66	ug/L		94
51)	tetrahydrofuran	9.520	42	53980	42.99	ug/L		98
52)	chloroform	9.546	83	217090	51.30	ug/L		97
53)	t-butyl formate	9.583	59	108151	50.65	ug/L		94
56)	freon 113	6.448	151	79044	43.87	ug/L		95
57)	methacrylonitrile	9.405	41	89676	45.92	ug/L		95
58)	1,1,1-trichloroethane	9.808	97	186800	57.34	ug/L		97
59)	Cyclohexane	9.887	84	161246	49.91	ug/L		93
63)	epichlorohydrin	11.953	57	75955	231.07	ug/L		97
64)	n-butyl alcohol	10.841	56	246178	2657.48	ug/L		97
65)	carbon tetrachloride	10.029	117	168909	55.73	ug/L		97
66)	1,1-dichloropropene	10.008	75	158093	50.82	ug/L		97
67)	hexane	8.036	57	119387	36.76	ug/L		99
69)	iso-octane	10.307	57	395614	59.48	ug/L		97
70)	benzene	10.275	78	466117	48.75	ug/L		99
71)	tert-amyl methyl ether	10.338	87	80263	48.40	ug/L		95
72)	heptane	10.495	57	76379	29.14	ug/L		93
73)	isopropyl acetate	10.233	43	286427	44.43	ug/L		96
74)	1,2-dichloroethane	10.296	62	172218	57.08	ug/L		97
75)	trichloroethene	11.035	95	123383	52.70	ug/L		95
76)	2-nitropropane	11.801	41	62685	50.92	ug/L		91
77)	2-chloroethyl vinyl ether	11.843	63	497724	297.53	ug/L		98
78)	methyl methacrylate	11.329	100	33972	45.52	ug/L	#	75
79)	1,2-dichloropropane	11.297	63	131457	52.50	ug/L		100
80)	dibromomethane	11.455	93	85449	54.61	ug/L		95
81)	methylcyclohexane	11.256	83	169301	43.38	ug/L		96
82)	bromodichloromethane	11.591	83	178733	56.69	ug/L		99
83)	cis-1,3-dichloropropene	12.052	75	216473	54.39	ug/L		92
85)	4-methyl-2-pentanone	12.152	58	61036	47.89	ug/L		93
86)	toluene	12.409	92	297831	55.21	ug/L		98
87)	3-methyl-1-butanol	12.189	55	155617	1116.94	ug/L		97
88)	trans-1,3-dichloropropene	12.603	75	212176	57.77	ug/L		95
89)	ethyl methacrylate	12.613	69	184102	51.78	ug/L		94
90)	1,1,2-trichloroethane	12.807	83	108838	56.61	ug/L		99
91)	2-hexanone	12.980	58	58871	48.61	ug/L		89
93)	tetrachloroethene	12.975	164	116860	52.27	ug/L		97
94)	1,3-dichloropropane	12.980	76	205302	51.52	ug/L		93
95)	butyl acetate	13.064	56	98121	44.68	ug/L		89
96)	3,3-dimethyl-1-butanol	13.159	57	170815	500.81	ug/L		100
97)	dibromochloromethane	13.237	129	157666	53.09	ug/L		99
98)	1,2-dibromoethane	13.374	107	135561	49.47	ug/L		94
100)	chlorobenzene	13.819	112	335315	50.74	ug/L		96
101)	1,1,1,2-tetrachloroethane	13.882	131	135980	52.84	ug/L		99
102)	ethylbenzene	13.877	91	572315	52.25	ug/L		99
103)	m,p-xylene	13.982	106	431709	100.88	ug/L		93
104)	o-xylene	14.375	106	222784	52.77	ug/L		95

Quantitation Report (QT Reviewed)

Data Path : C:\msdchem\1\DATA\
Data File : 2C121201.D
Acq On : 3 Jul 2014 8:42 pm
Operator : toanp
Sample : cc5480-50
Misc : MS70080,V2C5525,w,,,,1
ALS Vial : 25 Sample Multiplier: 1

Quant Time: Jul 07 14:27:10 2014
Quant Method : C:\MSDCHEM\1\METHODS\M2C5480.M
Quant Title : SW846 8260B, Column ZB624 60mX0.25mmX1.4um
QLast Update : Tue Jul 01 14:19:01 2014
Response via : Initial Calibration

Compound	R.T.	QIon	Response	Conc	Units		Dev(Min)
105) styrene	14.386	104	377092	52.80	ug/L		93
106) bromoform	14.627	173	128223	50.64	ug/L		100
108) isopropylbenzene	14.700	105	573450	49.11	ug/L		99
110) cyclohexanone	14.847	55	96588	174.02	ug/L		96
111) bromobenzene	15.067	156	168840	50.41	ug/L		95
112) 1,1,2,2-tetrachloroethane	14.983	83	207413	49.27	ug/L		99
113) trans-1,4-dichloro-2-b...	15.025	88	19655	34.76	ug/L		94
114) 1,2,3-trichloropropane	15.051	110	46172	46.47	ug/L		96
115) n-propylbenzene	15.083	91	661774	50.27	ug/L		97
116) 2-chlorotoluene	15.219	126	148113	50.32	ug/L		96
117) 4-chlorotoluene	15.314	91	435178	50.75	ug/L		99
118) 1,3,5-trimethylbenzene	15.230	105	481291	50.06	ug/L		98
119) tert-butylbenzene	15.550	119	414693	48.84	ug/L		94
120) pentachloroethane	15.628	167	106014	47.84	ug/L		94
121) 1,2,4-trimethylbenzene	15.597	105	484794	51.27	ug/L		96
122) sec-butylbenzene	15.754	105	649059	50.64	ug/L		99
123) 1,3-dichlorobenzene	15.927	146	316146	50.83	ug/L		100
124) p-isopropyltoluene	15.869	119	538658m	50.73	ug/L		
126) 1,4-dichlorobenzene	16.006	146	313991	50.53	ug/L		99
127) 1,2-dichlorobenzene	16.367	146	314734	51.08	ug/L		98
128) n-butylbenzene	16.257	92	292083	53.18	ug/L		98
129) 1,2-dibromo-3-chloropr...	17.096	75	35817	48.25	ug/L		78
130) 1,3,5-trichlorobenzene	17.290	180	274522	53.34	ug/L	#	94
131) 1,2,4-trichlorobenzene	17.914	180	232817	48.72	ug/L		99
132) hexachlorobutadiene	18.035	225	127748	49.17	ug/L		98
133) naphthalene	18.187	128	492136	44.38	ug/L		100
134) 1,2,3-trichlorobenzene	18.433	180	215920	49.13	ug/L		99
135) hexachloroethane	16.619	201	93093	41.64	ug/L		95

(#) = qualifier out of range (m) = manual integration (+) = signals summed

Quantitation Report (QT Reviewed)

Data Path : C:\msdchem\1\DATA\
Data File : 2C121201.D
Acq On : 3 Jul 2014 8:42 pm
Operator : toanp
Sample : cc5480-50
Misc : MS70080,V2C5525,w,,,,1
ALS Vial : 25 Sample Multiplier: 1

Quant Time: Jul 07 14:27:10 2014
Quant Method : C:\MSDCHEM\1\METHODS\M2C5480.M
Quant Title : SW846 8260B, Column ZB624 60mX0.25mmX1.4um
QLast Update : Tue Jul 01 14:19:01 2014
Response via : Initial Calibration

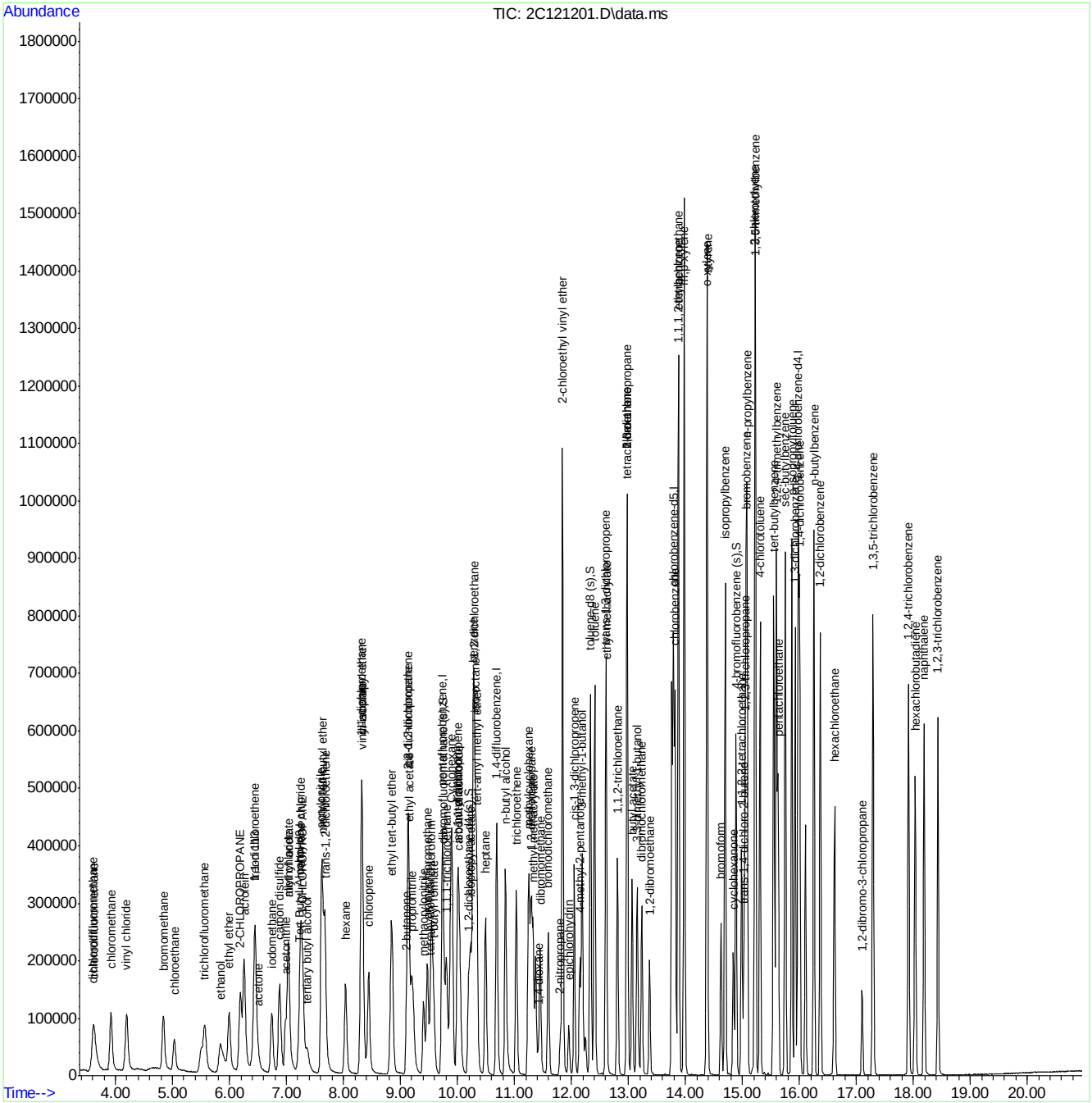

Manual Integration Approval Summary

Sample Number:	V2C5525-CC5480	**Method:**	SW846 8260C
Lab FileID:	2C121201.D	**Analyst approved:**	07/07/14 14:48 Dezaree Reis
Injection Time:	07/03/14 20:42	**Supervisor approved:**	07/08/14 04:36 Kanya Veerawat

Parameter	CAS	Sig#	R.T. (min.)	Reason
p-Isopropyltoluene	99-87-6		15.87	Missed peak

Quantitation Report (Qedit)

Data Path : C:\msdchem\1\DATA\
Data File : 2C121201.D
Acq On : 3 Jul 2014 8:42 pm
Operator : toanp
Sample : cc5480-50
Misc : MS70080,V2C5525,w,,,,1
ALS Vial : 25 Sample Multiplier: 1

Quant Time: Jul 03 21:05:31 2014
Quant Method : C:\MSDCHEM\1\METHODS\M2C5480.M
Quant Title : SW846 8260B, Column ZB624 60mX0.25mmX1.4um
QLast Update : Tue Jul 01 14:19:01 2014
Response via : Initial Calibration

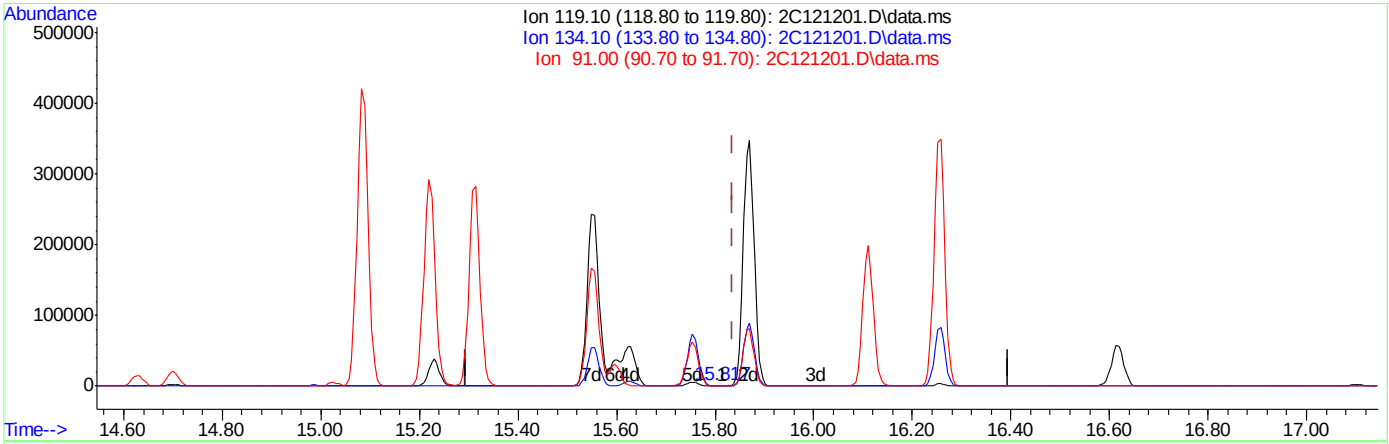

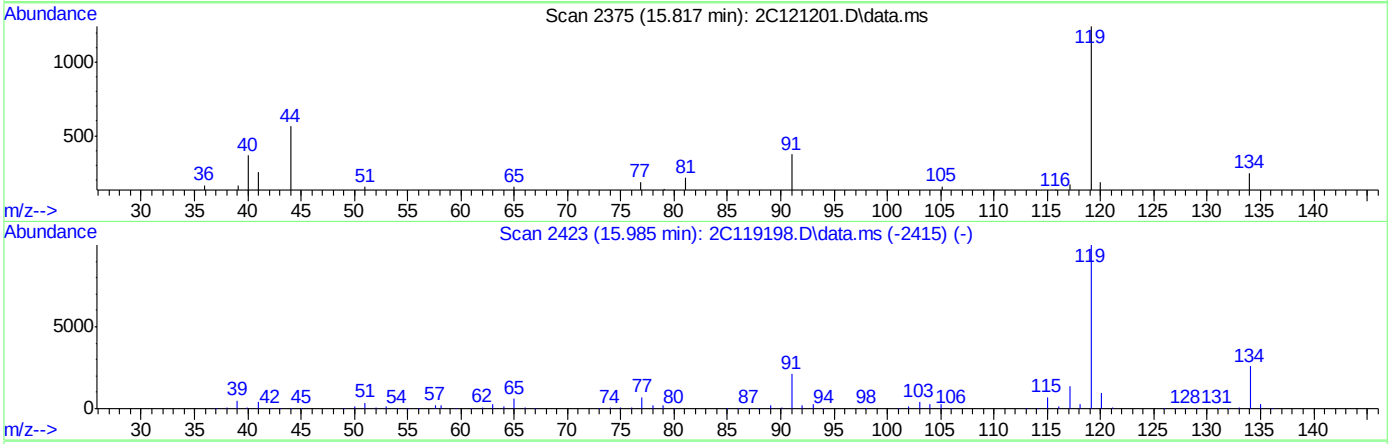

TIC: 2C121201.D\data.ms

(124) p-isopropyltoluene

15.817min (-0.019) 0.16ug/L

response 1670

Ion	Exp%	Act%
119.10	100	100
134.10	25.40	0.00
91.00	20.90	5.52
0.00	0.00	0.00

Quantitation Report (Qedit)

Data Path : C:\msdchem\1\DATA\
Data File : 2C121201.D
Acq On : 3 Jul 2014 8:42 pm
Operator : toanp
Sample : cc5480-50
Misc : MS70080,V2C5525,w,,,,1
ALS Vial : 25 Sample Multiplier: 1

Quant Time: Jul 03 21:05:31 2014
Quant Method : C:\MSDCHEM\1\METHODS\M2C5480.M
Quant Title : SW846 8260B, Column ZB624 60mX0.25mmX1.4um
QLast Update : Tue Jul 01 14:19:01 2014
Response via : Initial Calibration

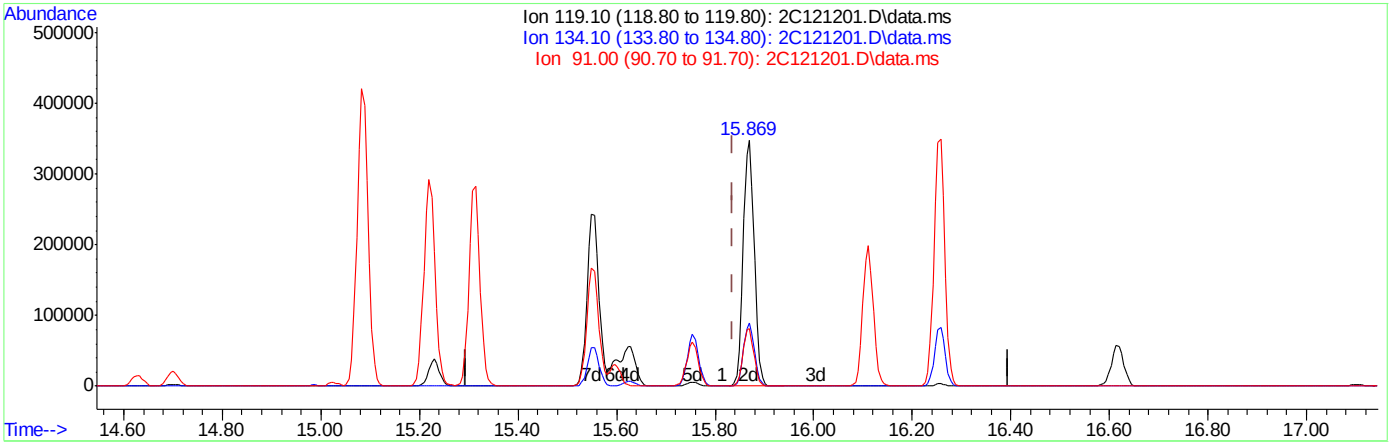

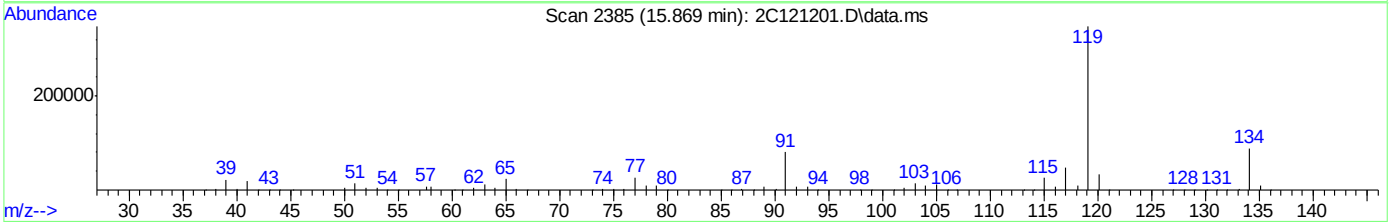

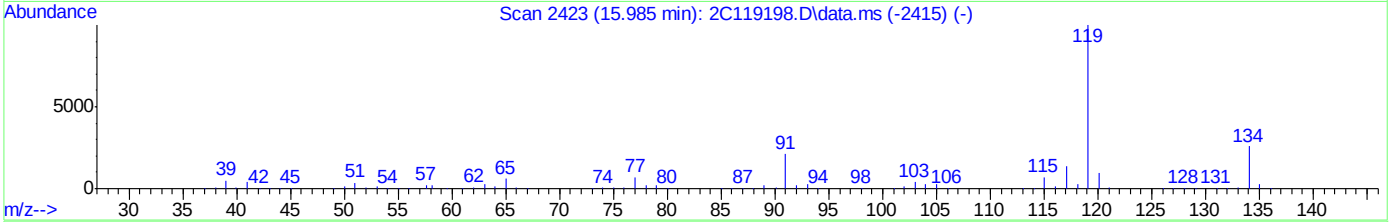

TIC: 2C121201.D\data.ms

(124) p-isopropyltoluene

15.869min (+0.034) 50.73ug/L m

response 538658

Ion	Exp%	Act%
119.10	100	100
134.10	25.40	25.53
91.00	20.90	23.19
0.00	0.00	0.00

ACCUTEST LABORATORIES JB70672

Quantitation Report (QT Reviewed)

Data Path : C:\msdchem\1\DATA\
Data File : E217051.D
Acq On : 2 Jul 2014 9:50 am
Operator : OksanaT
Sample : ic9527-0.2
Misc : MS69708,VE9527,5,,100,,1
ALS Vial : 2 Sample Multiplier: 1

Quant Time: Jul 03 10:48:45 2014
Quant Method : C:\msdchem\1\METHODS\ME9527.M
Quant Title : SW846 8260B,ZB624 60m x 0.25mm x 1.4um
QLast Update : Thu Jul 03 07:56:59 2014
Response via : Initial Calibration

Internal Standards	R.T.	QIon	Response	Conc	Units		Dev(Min)
1) Tert Butyl Alcohol-d9	7.623	65	108179	500.00	ug/L		0.00
5) pentafluorobenzene	9.845	168	177417	50.00	ug/L		0.00
67) 1,4-difluorobenzene	10.760	114	222763	50.00	ug/L		0.00
98) chlorobenzene-d5	14.085	117	206534	50.00	ug/L		0.00
115) 1,4-dichlorobenzene-d4	16.657	152	110592	50.00	ug/L		0.00
System Monitoring Compounds							
60) dibromofluoromethane (s)	9.892	113	739	0.52	ug/L		0.00
Spiked Amount 50.000	Range 59 - 130		Recovery = 1.04%#				
61) 1,2-dichloroethane-d4 (s)	10.305	65	847	0.45	ug/L		0.00
Spiked Amount 50.000	Range 65 - 123		Recovery = 0.90%#				
90) toluene-d8 (s)	12.470	98	3146	0.55	ug/L		0.01
Spiked Amount 50.000	Range 77 - 125		Recovery = 1.10%#				
117) 4-bromofluorobenzene (s)	15.366	95	1296	0.56	ug/L		0.00
Spiked Amount 50.000	Range 71 - 132		Recovery = 1.12%#				
Target Compounds							Qvalue
15) chloromethane	4.602	50	594	0.21	ug/L	#	51
41) methyl tert butyl ether	8.063	73	635	0.14	ug/L		77
43) di-isopropyl ether	8.643	45	1013	0.19	ug/L		70
44) ethyl tert-butyl ether	9.103	59	718	0.15	ug/L	#	40
59) Iso-octane	10.462	57	1037	0.19	ug/L	#	59
66) tert-amyl methyl ether	10.457	73	776	0.16	ug/L		53
78) isopropyl acetate	10.311	43	1101	0.26	ug/L	#	62
106) n-butyl ether	14.049	57	1179	0.18	ug/L	#	67
107) chlorobenzene	14.127	112	579	0.15	ug/L	#	73
119) 1,1,2,2-tetrachloroethane	15.445	83	336	0.15	ug/L	#	25
129) 1,2,4-trimethylbenzene	16.208	105	865	0.15	ug/L		87
130) sec-butylbenzene	16.396	105	1097	0.15	ug/L		71
132) p-isopropyltoluene	16.527	119	980	0.16	ug/L		60
133) 1,4-dichlorobenzene	16.694	146	450	0.13	ug/L	#	49
134) benzyl chloride	16.799	91	670	0.17	ug/L	#	57
135) p-diethylbenzene	16.945	119	545	0.15	ug/L	#	52
138) 1,2,4,5-tetramethylben...	17.813	119	864	0.15	ug/L		98

(#) = qualifier out of range (m) = manual integration (+) = signals summed

Quantitation Report (QT Reviewed)

Data Path : C:\msdchem\1\DATA\
Data File : E217051.D
Acq On : 2 Jul 2014 9:50 am
Operator : OksanaT
Sample : ic9527-0.2
Misc : MS69708,VE9527,5,,100,,1
ALS Vial : 2 Sample Multiplier: 1

Quant Time: Jul 03 10:48:45 2014
Quant Method : C:\msdchem\1\METHODS\ME9527.M
Quant Title : SW846 8260B,ZB624 60m x 0.25mm x 1.4um
QLast Update : Thu Jul 03 07:56:59 2014
Response via : Initial Calibration

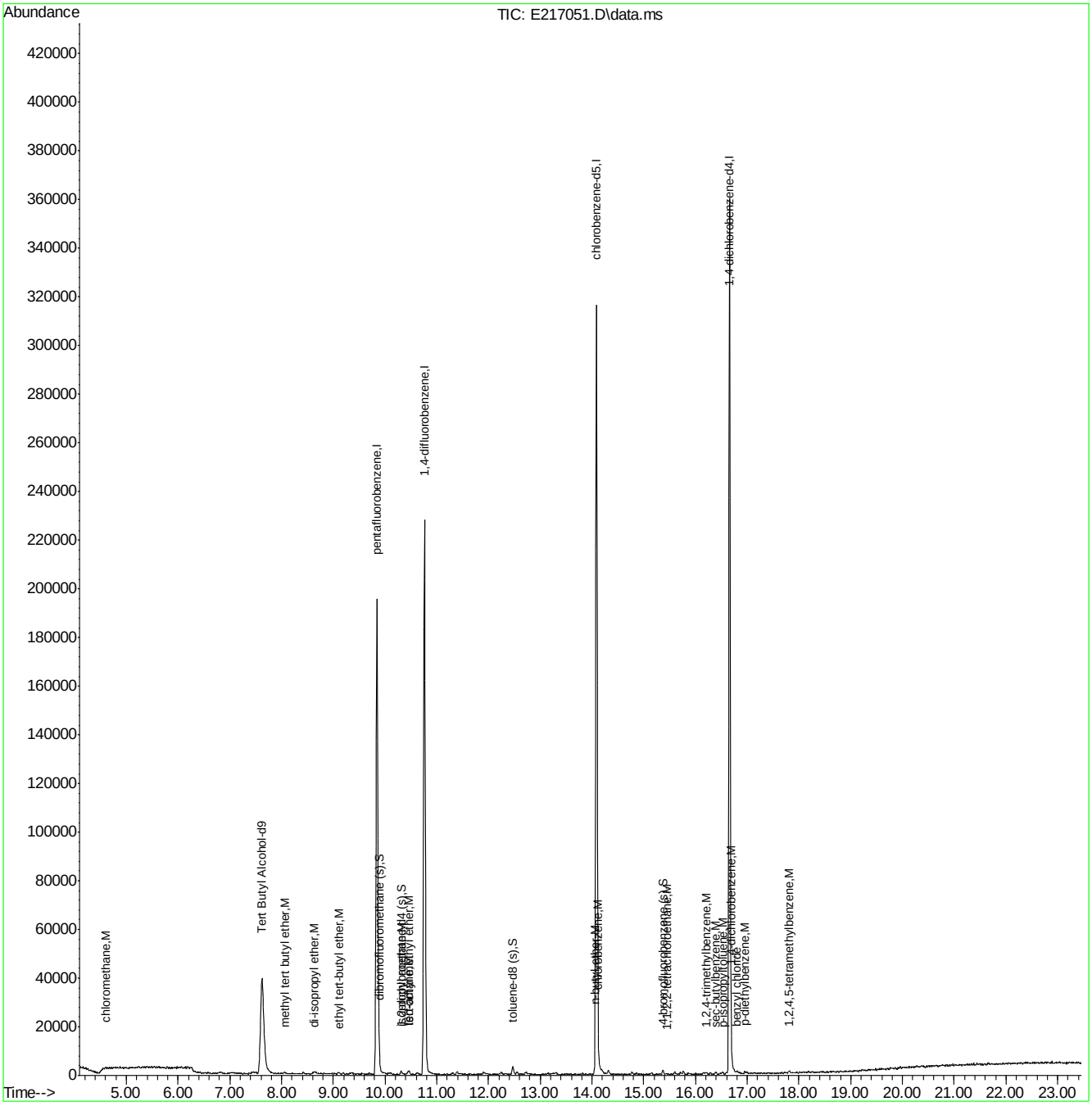

Quantitation Report (QT Reviewed)

Data Path : C:\msdchem\1\DATA\
Data File : E217052.D
Acq On : 2 Jul 2014 10:21 am
Operator : OksanaT
Sample : ic9527-0.5
Misc : MS69708,VE9527,5,,100,,1
ALS Vial : 3 Sample Multiplier: 1

Quant Time: Jul 03 08:30:22 2014
Quant Method : C:\msdchem\1\METHODS\ME9527.M
Quant Title : SW846 8260B,ZB624 60m x 0.25mm x 1.4um
QLast Update : Thu Jul 03 07:56:59 2014
Response via : Initial Calibration

Internal Standards	R.T.	QIon	Response	Conc	Units	Dev(Min)
1) Tert Butyl Alcohol-d9	7.622	65	106882	500.00	ug/L	-0.01
5) pentafluorobenzene	9.844	168	176001	50.00	ug/L	0.00
67) 1,4-difluorobenzene	10.759	114	220445	50.00	ug/L	0.00
98) chlorobenzene-d5	14.084	117	208067	50.00	ug/L	0.00
115) 1,4-dichlorobenzene-d4	16.656	152	112125	50.00	ug/L	0.00
System Monitoring Compounds						
60) dibromofluoromethane (s)	9.886	113	1026	0.73	ug/L	0.00
Spiked Amount 50.000	Range 59 - 130		Recovery =	1.46%#		
61) 1,2-dichloroethane-d4 (s)	10.304	65	1293	0.70	ug/L	0.00
Spiked Amount 50.000	Range 65 - 123		Recovery =	1.40%#		
90) toluene-d8 (s)	12.468	98	4356	0.76	ug/L	0.01
Spiked Amount 50.000	Range 77 - 125		Recovery =	1.52%#		
117) 4-bromofluorobenzene (s)	15.364	95	1601	0.68	ug/L	0.00
Spiked Amount 50.000	Range 71 - 132		Recovery =	1.36%#		
Target Compounds						Qvalue
11) chlorodifluoromethane	4.318	51	635	0.37	ug/L	66
15) chloromethane	4.605	50	1372	0.50	ug/L	65
16) vinyl chloride	4.882	62	918	0.40	ug/L #	49
38) methylene chloride	7.690	84	582	0.39	ug/L #	31
41) methyl tert butyl ether	8.056	73	2221	0.48	ug/L #	64
43) di-isopropyl ether	8.641	45	2471	0.46	ug/L	79
44) ethyl tert-butyl ether	9.096	59	2097	0.43	ug/L	81
46) 1,1-dichloroethane	8.615	63	1054	0.40	ug/L #	50
51) 2,2-dichloropropane	9.363	77	671	0.37	ug/L #	47
53) methyl acrylate	9.441	55	689	0.37	ug/L #	68
59) Iso-octane	10.461	57	2412	0.44	ug/L #	82
63) methacrylonitrile	9.556	41	611	0.45	ug/L #	29
66) tert-amyl methyl ether	10.455	73	2207	0.47	ug/L	96
70) epichlorohydrin	12.008	57	421	1.86	ug/L	56
76) benzene	10.419	78	2302	0.40	ug/L	98
77) heptane	10.623	57	439	0.39	ug/L #	59
78) isopropyl acetate	10.314	43	2265	0.54	ug/L #	69
79) 1,2-dichloroethane	10.403	62	620	0.33	ug/L #	50
86) 1,2-dichloropropane	11.370	63	520	0.33	ug/L #	43
88) bromodichloromethane	11.653	83	675	0.35	ug/L	92
89) cis-1,3-dichloropropene	12.139	75	917	0.37	ug/L #	62
92) toluene	12.541	92	1291	0.37	ug/L	97
93) 3-methyl-1-butanol	12.238	55	917	8.33	ug/L #	79
95) ethyl methacrylate	12.730	69	828	0.36	ug/L	82
99) cyclohexanone	15.297	55	448	4.92	ug/L #	22
101) 1,3-dichloropropane	13.137	76	913	0.38	ug/L	90
104) dibromochloromethane	13.430	129	537	0.35	ug/L	80
106) n-butyl ether	14.047	57	2851	0.42	ug/L #	67
107) chlorobenzene	14.115	112	1483	0.39	ug/L	86
108) 1,1,1,2-tetrachloroethane	14.183	131	476	0.34	ug/L	85
109) ethylbenzene	14.188	91	2719	0.40	ug/L	96
110) m,p-xylene	14.303	106	1849	0.71	ug/L	82
111) o-xylene	14.763	106	1014	0.39	ug/L	85

Quantitation Report (QT Reviewed)

Data Path : C:\msdchem\1\DATA\
Data File : E217052.D
Acq On : 2 Jul 2014 10:21 am
Operator : OksanaT
Sample : ic9527-0.5
Misc : MS69708,VE9527,5,,100,,1
ALS Vial : 3 Sample Multiplier: 1

Quant Time: Jul 03 08:30:22 2014
Quant Method : C:\msdchem\1\METHODS\ME9527.M
Quant Title : SW846 8260B,ZB624 60m x 0.25mm x 1.4um
QLast Update : Thu Jul 03 07:56:59 2014
Response via : Initial Calibration

Internal Standards	R.T.	QIon	Response	Conc	Units		Dev(Min)
116) isopropylbenzene	15.145	105	2464	0.37	ug/L		96
118) bromobenzene	15.584	156	592	0.34	ug/L	#	63
119) 1,1,2,2-tetrachloroethane	15.438	83	972	0.42	ug/L		95
122) n-propylbenzene	15.605	91	3117	0.39	ug/L		91
123) p-ethyltoluene	15.710	105	2942	0.44	ug/L		85
125) 4-chlorotoluene	15.872	91	2042	0.40	ug/L		91
126) 1,3,5-trimethylbenzene	15.762	105	2430	0.42	ug/L		99
127) tert-butylbenzene	16.149	119	1960	0.33	ug/L		93
129) 1,2,4-trimethylbenzene	16.206	105	2422	0.43	ug/L		90
130) sec-butylbenzene	16.389	105	3111	0.41	ug/L		97
131) 1,3-dichlorobenzene	16.598	146	1341	0.39	ug/L		97
132) p-isopropyltoluene	16.525	119	2545	0.40	ug/L		88
133) 1,4-dichlorobenzene	16.687	146	1515	0.44	ug/L		86
134) benzyl chloride	16.797	91	1739	0.45	ug/L	#	65
135) p-diethylbenzene	16.943	119	1578	0.42	ug/L		90
136) 1,2-dichlorobenzene	17.121	146	1207	0.36	ug/L		87
138) 1,2,4,5-tetramethylben...	17.811	119	2590	0.44	ug/L		92

(#) = qualifier out of range (m) = manual integration (+) = signals summed

Quantitation Report (QT Reviewed)

Data Path : C:\msdchem\1\DATA\
Data File : E217052.D
Acq On : 2 Jul 2014 10:21 am
Operator : OksanaT
Sample : ic9527-0.5
Misc : MS69708,VE9527,5,,100,,1
ALS Vial : 3 Sample Multiplier: 1

Quant Time: Jul 03 08:30:22 2014
Quant Method : C:\msdchem\1\METHODS\ME9527.M
Quant Title : SW846 8260B,ZB624 60m x 0.25mm x 1.4um
QLast Update : Thu Jul 03 07:56:59 2014
Response via : Initial Calibration

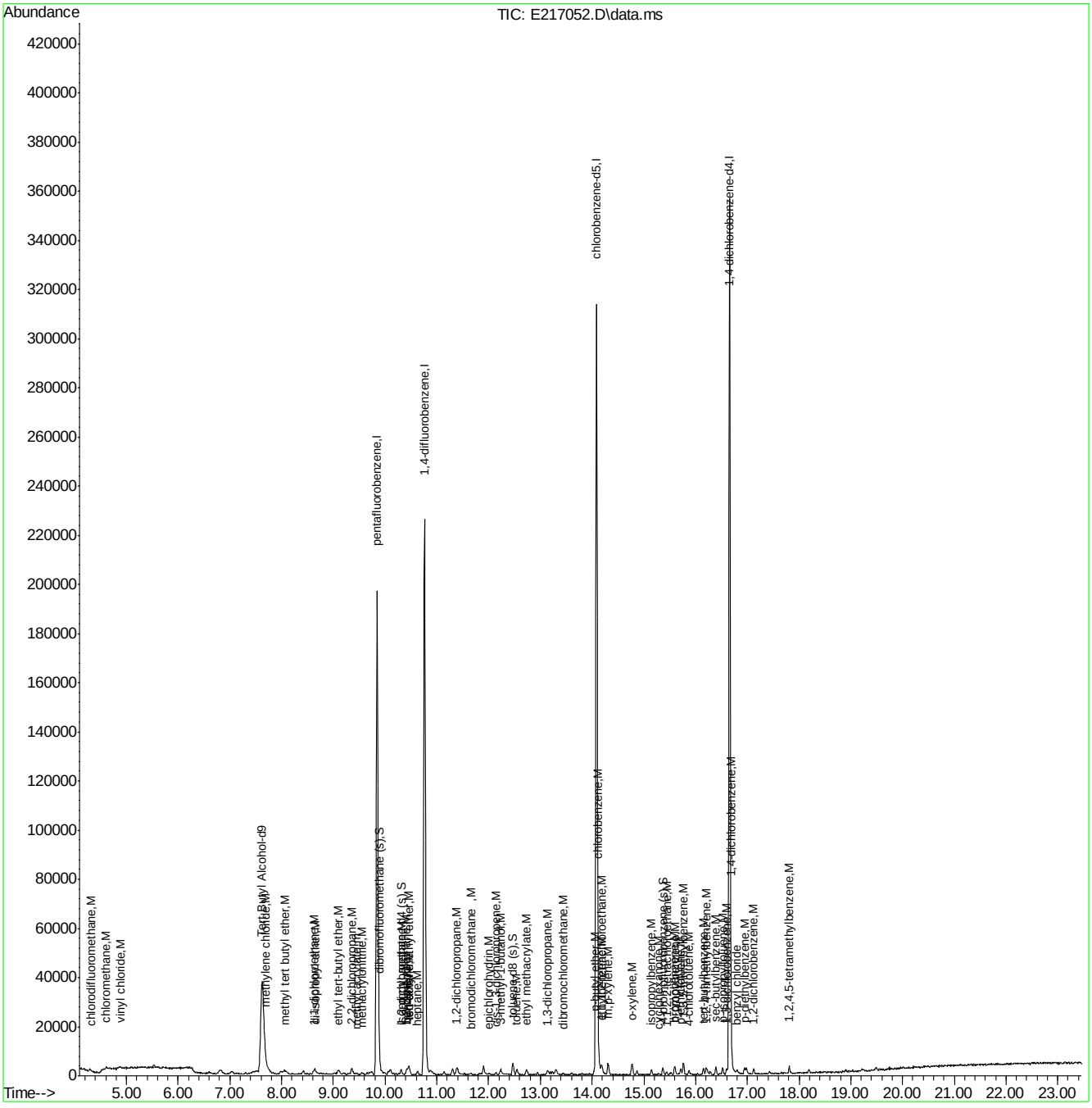

Manual Integrations APPROVED (compounds with "m" flag)
Jessica Reitan-Chu 07/03/14 11:20

Quantitation Report (QT Reviewed)

Data Path : C:\msdchem\1\DATA\
Data File : E217053.D
Acq On : 2 Jul 2014 10:51 am
Operator : OksanaT
Sample : ic9527-1
Misc : MS69708,VE9527,5,,100,,1
ALS Vial : 4 Sample Multiplier: 1

Quant Time: Jul 03 08:30:27 2014
Quant Method : C:\msdchem\1\METHODS\ME9527.M
Quant Title : SW846 8260B,ZB624 60m x 0.25mm x 1.4um
QLast Update : Thu Jul 03 07:56:59 2014
Response via : Initial Calibration

Internal Standards	R.T.	QIon	Response	Conc	Units		Dev(Min)
1) Tert Butyl Alcohol-d9	7.628	65	105711	500.00	ug/L		0.00
5) pentafluorobenzene	9.844	168	173261	50.00	ug/L		0.00
67) 1,4-difluorobenzene	10.759	114	219676	50.00	ug/L		0.00
98) chlorobenzene-d5	14.084	117	206079	50.00	ug/L		0.00
115) 1,4-dichlorobenzene-d4	16.656	152	111396	50.00	ug/L		0.00
System Monitoring Compounds							
60) dibromofluoromethane (s)	9.881	113	1660	1.20	ug/L		0.00
Spiked Amount 50.000	Range 59 - 130		Recovery = 2.40%#				
61) 1,2-dichloroethane-d4 (s)	10.304	65	2241	1.23	ug/L		0.00
Spiked Amount 50.000	Range 65 - 123		Recovery = 2.46%#				
90) toluene-d8 (s)	12.464	98	7121	1.25	ug/L		0.00
Spiked Amount 50.000	Range 77 - 125		Recovery = 2.50%#				
117) 4-bromofluorobenzene (s)	15.360	95	2818	1.21	ug/L		0.00
Spiked Amount 50.000	Range 71 - 132		Recovery = 2.42%#				
Target Compounds							Qvalue
4) tertiary butyl alcohol	7.753	59	910	3.85	ug/L	#	62
11) chlorodifluoromethane	4.297	51	1578	0.93	ug/L		66
12) dichlorodifluoromethane	4.287	85	1419	0.83	ug/L	#	50
15) chloromethane	4.611	50	2785	1.02	ug/L		91
16) vinyl chloride	4.862	62	2338	1.03	ug/L		84
19) bromomethane	5.536	94	1626	1.20	ug/L		82
20) chloroethane	5.704	64	1096	1.08	ug/L	#	45
22) trichlorofluoromethane	6.227	101	1626	0.84	ug/L		93
29) acrolein	6.796	56	464658	1046.32	ug/L		99
30) 1,1-dichloroethene	7.026	96	1089	0.87	ug/L		88
35) iodomethane	7.298	142	1691	0.81	ug/L		88
38) methylene chloride	7.696	84	1270	0.87	ug/L		98
41) methyl tert butyl ether	8.051	73	4620	1.02	ug/L		78
42) trans-1,2-dichloroethene	8.083	96	1196	0.87	ug/L	#	67
43) di-isopropyl ether	8.637	45	5055	0.95	ug/L		85
44) ethyl tert-butyl ether	9.102	59	4269	0.90	ug/L		93
46) 1,1-dichloroethane	8.626	63	2455	0.94	ug/L		87
47) chloroprene	8.741	53	1687	0.79	ug/L		83
48) acrylonitrile	7.968	53	3783	4.76	ug/L		91
51) 2,2-dichloropropane	9.363	77	1807	1.03	ug/L		77
52) cis-1,2-dichloroethene	9.342	96	1304	0.85	ug/L		94
53) methyl acrylate	9.421	55	1945	1.07	ug/L	#	68
54) propionitrile	9.348	54	3066	9.45	ug/L	#	54
55) bromochloromethane	9.640	128	563	0.79	ug/L	#	65
56) tetrahydrofuran	9.719	42	1068	1.27	ug/L	#	40
57) chloroform	9.693	83	2213	0.90	ug/L		99
58) t-butyl formate	9.745	59	1008	0.74	ug/L	#	59
59) Iso-octane	10.461	57	5354	0.99	ug/L	#	90
63) methacrylonitrile	9.552	41	1438	1.06	ug/L		87
64) 1,1,1-trichloroethane	9.986	97	1641	0.85	ug/L		83
65) Cyclohexane	10.090	84	1757	0.79	ug/L	#	49
66) tert-amyl methyl ether	10.456	73	4325	0.93	ug/L		93
69) tert amyl alcohol	10.252	55	522	5.39	ug/L	#	46

Quantitation Report (QT Reviewed)

Data Path : C:\msdchem\1\DATA\
Data File : E217053.D
Acq On : 2 Jul 2014 10:51 am
Operator : OksanaT
Sample : ic9527-1
Misc : MS69708,VE9527,5,,100,,1
ALS Vial : 4 Sample Multiplier: 1

Quant Time: Jul 03 08:30:27 2014
Quant Method : C:\msdchem\1\METHODS\ME9527.M
Quant Title : SW846 8260B,ZB624 60m x 0.25mm x 1.4um
QLast Update : Thu Jul 03 07:56:59 2014
Response via : Initial Calibration

Internal Standards	R.T.	QIon	Response	Conc	Units		Dev(Min)
70) epichlorohydrin	12.004	57	1092	4.85	ug/L		56
71) n-butyl alcohol	10.869	56	2813	40.18	ug/L		92
72) tert-amyl ethyl ether	11.303	87	2041	0.99	ug/L	#	95
73) carbon tetrachloride	10.210	117	1382	0.82	ug/L	#	74
74) 1,1-dichloropropene	10.168	75	1517	0.80	ug/L		83
76) benzene	10.419	78	5210	0.91	ug/L		95
77) heptane	10.618	57	955	0.86	ug/L		89
78) isopropyl acetate	10.315	43	4128	0.99	ug/L		78
79) 1,2-dichloroethane	10.393	62	1636	0.88	ug/L		88
80) ethyl acrylate	11.110	55	2314	0.94	ug/L	#	70
81) trichloroethene	11.130	95	1152	0.82	ug/L		86
83) 2-chloroethyl vinyl ether	11.894	63	4625	3.78	ug/L		97
84) methylcyclohexane	11.387	83	2104	0.88	ug/L		81
85) methyl methacrylate	11.381	69	1570	0.88	ug/L	#	53
86) 1,2-dichloropropane	11.366	63	1445	0.93	ug/L		97
87) dibromomethane	11.528	93	716	0.78	ug/L		86
88) bromodichloromethane	11.653	83	1659	0.87	ug/L		90
89) cis-1,3-dichloropropene	12.134	75	2137	0.87	ug/L		93
91) 4-methyl-2-pentanone	12.218	58	663	0.82	ug/L	#	13
92) toluene	12.542	92	3055	0.87	ug/L		98
93) 3-methyl-1-butanol	12.228	55	2203	20.07	ug/L		80
94) trans-1,3-dichloropropene	12.715	75	1786	0.77	ug/L		94
95) ethyl methacrylate	12.730	69	1980	0.87	ug/L		88
96) 1,1,2-trichloroethane	12.945	83	1128	0.90	ug/L		85
99) cyclohexanone	15.287	55	879	9.75	ug/L		93
100) tetrachloroethene	13.195	166	1168	0.77	ug/L		96
101) 1,3-dichloropropane	13.138	76	2161	0.91	ug/L		90
103) 3,3-dimethyl-1-butanol	13.305	57	2407	9.63	ug/L		87
104) dibromochloromethane	13.436	129	1391	0.92	ug/L		86
105) 1,2-dibromoethane	13.603	107	1173	0.80	ug/L		97
106) n-butyl ether	14.042	57	6142	0.92	ug/L	#	90
107) chlorobenzene	14.121	112	3434	0.92	ug/L		99
108) 1,1,1,2-tetrachloroethane	14.184	131	1232	0.90	ug/L		80
109) ethylbenzene	14.194	91	5967	0.90	ug/L		98
110) m,p-xylene	14.309	106	4469	1.74	ug/L		94
111) o-xylene	14.764	106	2148	0.84	ug/L		96
113) styrene	14.774	104	3678	0.80	ug/L		97
114) bromoform	15.046	173	950	0.79	ug/L		94
116) isopropylbenzene	15.146	105	5965	0.89	ug/L		92
118) bromobenzene	15.585	156	1521	0.89	ug/L		94
119) 1,1,2,2-tetrachloroethane	15.438	83	2388	1.04	ug/L		92
121) 1,2,3-trichloropropane	15.522	110	464	0.81	ug/L	#	85
122) n-propylbenzene	15.600	91	6914	0.88	ug/L		97
123) p-ethyltoluene	15.710	105	7064	1.06	ug/L		97
124) 2-chlorotoluene	15.768	126	1277	0.79	ug/L	#	68
125) 4-chlorotoluene	15.872	91	4437	0.87	ug/L		91
126) 1,3,5-trimethylbenzene	15.762	105	5018	0.88	ug/L		97
127) tert-butylbenzene	16.155	119	4273m	0.73	ug/L		
128) pentachloroethane	16.238	167	910	0.81	ug/L		83
129) 1,2,4-trimethylbenzene	16.202	105	4979	0.88	ug/L		96

Quantitation Report (QT Reviewed)

Data Path : C:\msdchem\1\DATA\
Data File : E217053.D
Acq On : 2 Jul 2014 10:51 am
Operator : OksanaT
Sample : ic9527-1
Misc : MS69708,VE9527,5,,100,,1
ALS Vial : 4 Sample Multiplier: 1

Quant Time: Jul 03 08:30:27 2014
Quant Method : C:\msdchem\1\METHODS\ME9527.M
Quant Title : SW846 8260B,ZB624 60m x 0.25mm x 1.4um
QLast Update : Thu Jul 03 07:56:59 2014
Response via : Initial Calibration

Internal Standards	R.T.	QIon	Response	Conc	Units		Dev(Min)
130) sec-butylbenzene	16.390	105	6955	0.93	ug/L		94
131) 1,3-dichlorobenzene	16.599	146	2997	0.87	ug/L		90
132) p-isopropyltoluene	16.521	119	5734	0.92	ug/L		97
133) 1,4-dichlorobenzene	16.683	146	3183	0.93	ug/L		96
134) benzyl chloride	16.798	91	3328	0.86	ug/L	#	85
135) p-diethylbenzene	16.944	119	3754	1.00	ug/L		95
136) 1,2-dichlorobenzene	17.122	146	2949	0.88	ug/L		97
137) n-butylbenzene	16.981	92	2666	0.77	ug/L		92
138) 1,2,4,5-tetramethylben...	17.807	119	5782	0.99	ug/L		97
140) 1,3,5-trichlorobenzene	18.183	180	2151	0.76	ug/L		94
142) hexachlorobutadiene	19.035	225	1048	0.78	ug/L		76
146) hexachloroethane	17.435	119	992	0.85	ug/L		85

(#) = qualifier out of range (m) = manual integration (+) = signals summed

Quantitation Report (QT Reviewed)

Data Path : C:\msdchem\1\DATA\
Data File : E217053.D
Acq On : 2 Jul 2014 10:51 am
Operator : OksanaT
Sample : ic9527-1
Misc : MS69708,VE9527,5,,100,,1
ALS Vial : 4 Sample Multiplier: 1

Quant Time: Jul 03 08:30:27 2014
Quant Method : C:\msdchem\1\METHODS\ME9527.M
Quant Title : SW846 8260B,ZB624 60m x 0.25mm x 1.4um
QLast Update : Thu Jul 03 07:56:59 2014
Response via : Initial Calibration

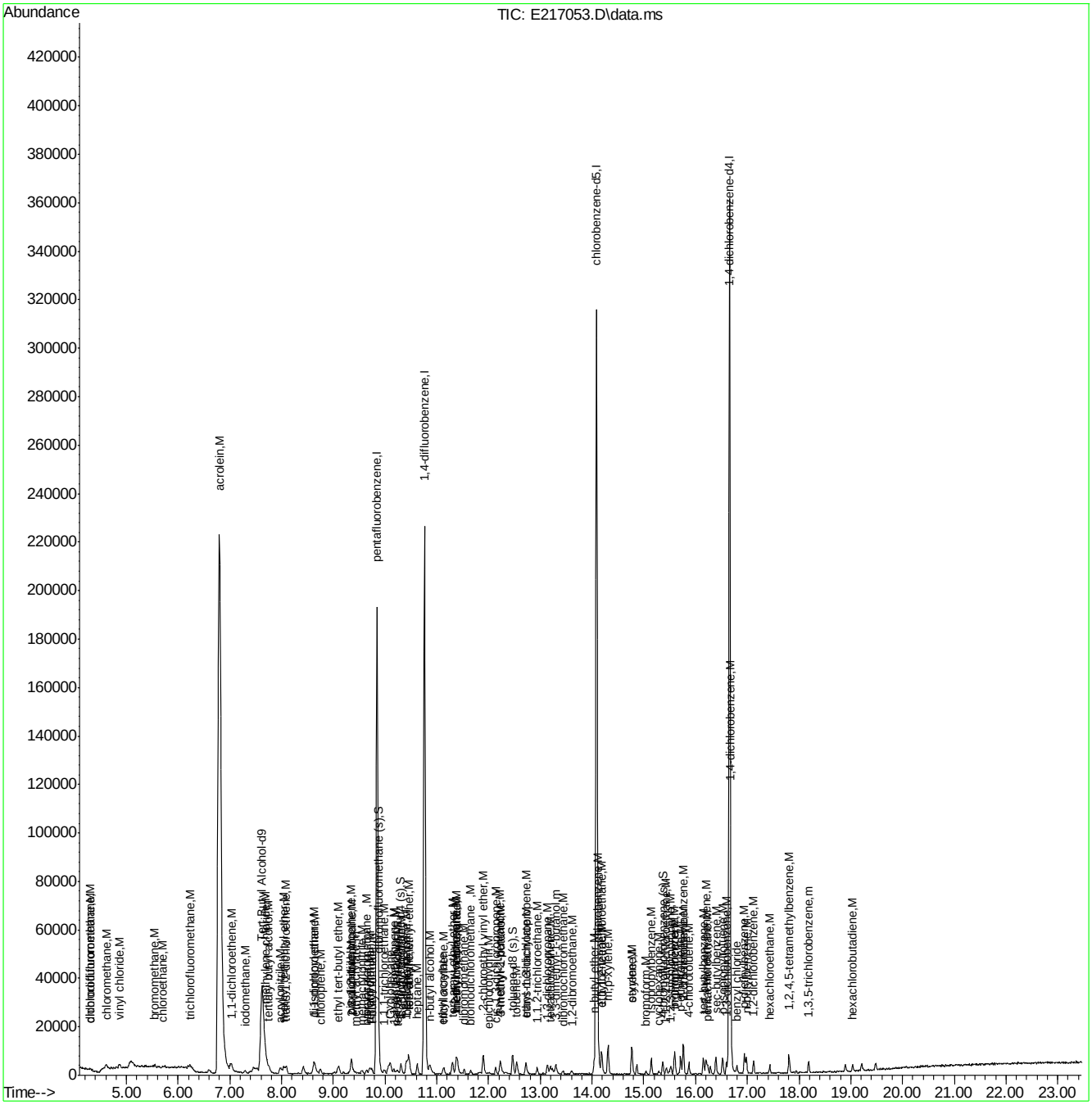

Manual Integration Approval Summary

Sample Number:	VE9527-IC9527	**Method:**	SW846 8260B
Lab FileID:	E217053.D	**Analyst approved:**	07/03/14 08:40 Henny Salim
Injection Time:	07/02/14 10:51	**Supervisor approved:**	07/03/14 11:20 Jessica Reitan-Chu

Parameter	CAS	Sig#	R.T. (min.)	Reason
tert-Butylbenzene	98-06-6		16.15	Poor instrument integration

Quantitation Report (Qedit)

Data Path : C:\msdchem\1\DATA\
Data File : E217053.D
Acq On : 2 Jul 2014 10:51 am
Operator : OksanaT
Sample : ic9527-1
Misc : MS69708,VE9527,5,,100,,1
ALS Vial : 4 Sample Multiplier: 1

Quant Time: Jul 03 08:11:43 2014
Quant Method : C:\msdchem\1\METHODS\ME9527.M
Quant Title : SW846 8260B,ZB624 60m x 0.25mm x 1.4um
QLast Update : Thu Jul 03 07:56:59 2014
Response via : Initial Calibration

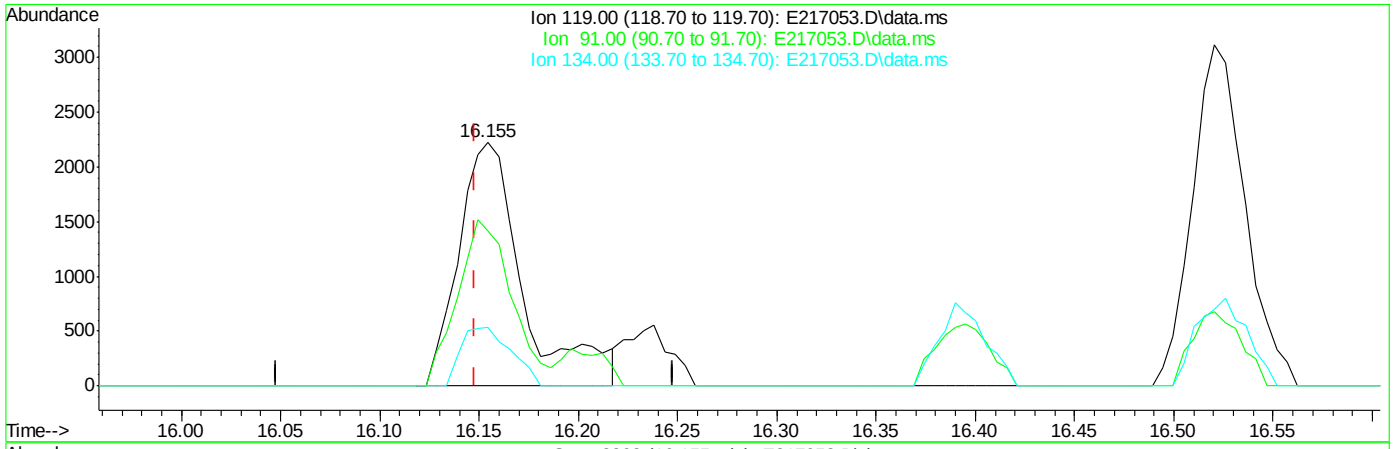

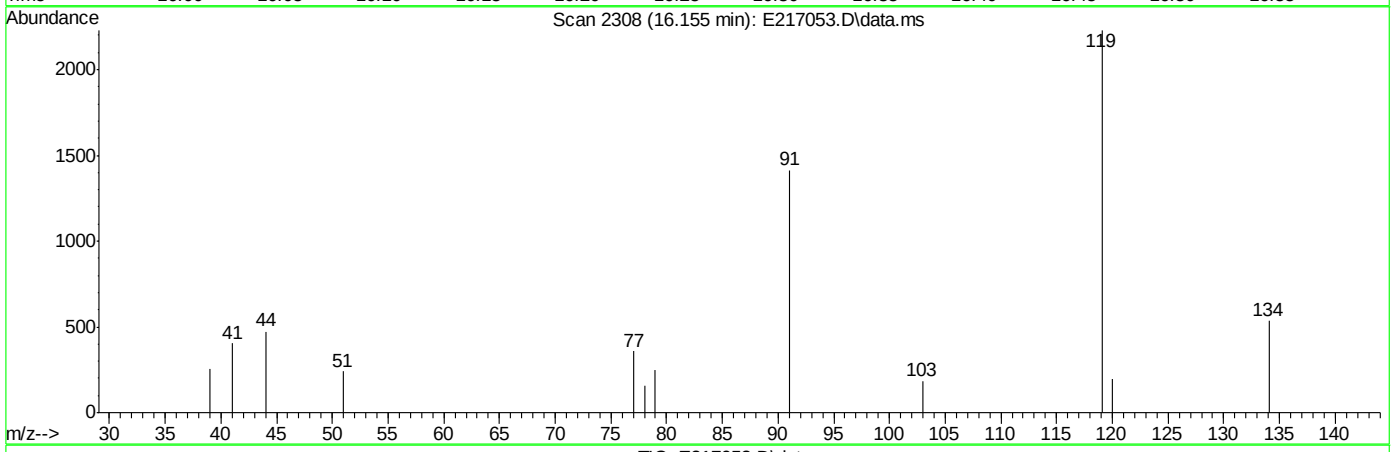

TIC: E217053.D\data.ms

(127) tert-butylbenzene (M)

16.155min (+0.007) 0.85ug/L

response 5010

Ion	Exp%	Act%
119.00	100	100
91.00	63.80	63.39
134.00	22.70	24.05
0.00	0.00	0.00

Quantitation Report (Qedit)

Data Path : C:\msdchem\1\DATA\
Data File : E217053.D
Acq On : 2 Jul 2014 10:51 am
Operator : OksanaT
Sample : ic9527-1
Misc : MS69708,VE9527,5,,100,,1
ALS Vial : 4 Sample Multiplier: 1

Quant Time: Jul 03 08:11:43 2014
Quant Method : C:\msdchem\1\METHODS\ME9527.M
Quant Title : SW846 8260B,ZB624 60m x 0.25mm x 1.4um
QLast Update : Thu Jul 03 07:56:59 2014
Response via : Initial Calibration

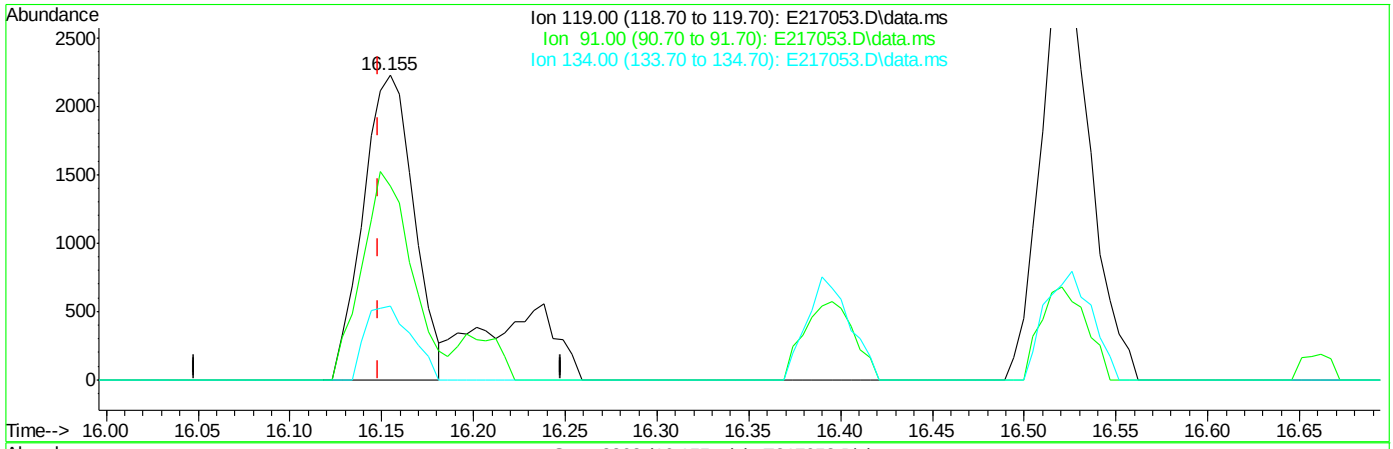

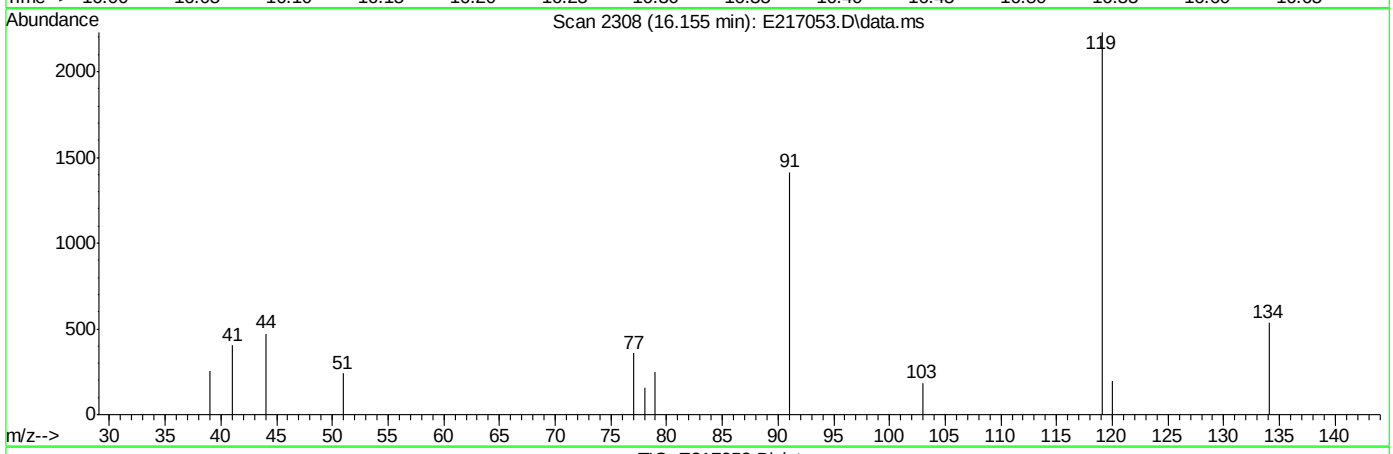

TIC: E217053.D\data.ms

(127) tert-butylbenzene (M)

16.155min (+0.007) 0.73ug/L m

response 4273

Ion	Exp%	Act%
119.00	100	100
91.00	63.80	63.39
134.00	22.70	24.05
0.00	0.00	0.00

Quantitation Report (QT Reviewed)

Data Path : C:\msdchem\1\DATA\
Data File : E217054.D
Acq On : 2 Jul 2014 11:21 am
Operator : OksanaT
Sample : ic9527-2
Misc : MS69708,VE9527,5,,100,,1
ALS Vial : 5 Sample Multiplier: 1

Quant Time: Jul 03 08:30:31 2014
Quant Method : C:\msdchem\1\METHODS\ME9527.M
Quant Title : SW846 8260B,ZB624 60m x 0.25mm x 1.4um
QLast Update : Thu Jul 03 07:56:59 2014
Response via : Initial Calibration

Internal Standards	R.T.	QIon	Response	Conc	Units		Dev(Min)
1) Tert Butyl Alcohol-d9	7.628	65	103109	500.00	ug/L		0.00
5) pentafluorobenzene	9.844	168	170956	50.00	ug/L		0.00
67) 1,4-difluorobenzene	10.759	114	214882	50.00	ug/L		0.00
98) chlorobenzene-d5	14.084	117	202522	50.00	ug/L		0.00
115) 1,4-dichlorobenzene-d4	16.656	152	109584	50.00	ug/L		0.00
System Monitoring Compounds							
60) dibromofluoromethane (s)	9.886	113	2897	2.12	ug/L		0.00
Spiked Amount 50.000	Range 59 - 130		Recovery = 4.24%#				
61) 1,2-dichloroethane-d4 (s)	10.304	65	3714	2.06	ug/L		0.00
Spiked Amount 50.000	Range 65 - 123		Recovery = 4.12%#				
90) toluene-d8 (s)	12.463	98	11460	2.06	ug/L		0.00
Spiked Amount 50.000	Range 77 - 125		Recovery = 4.12%#				
117) 4-bromofluorobenzene (s)	15.365	95	4616	2.02	ug/L		0.00
Spiked Amount 50.000	Range 71 - 132		Recovery = 4.04%#				
Target Compounds							Qvalue
4) tertiary butyl alcohol	7.737	59	2213	9.60	ug/L	#	78
11) chlorodifluoromethane	4.308	51	3478	2.08	ug/L		92
12) dichlorodifluoromethane	4.297	85	3613	2.14	ug/L		91
15) chloromethane	4.595	50	5651	2.10	ug/L		99
16) vinyl chloride	4.867	62	4730	2.12	ug/L		98
19) bromomethane	5.521	94	3020	2.25	ug/L		87
20) chloroethane	5.709	64	2156	2.16	ug/L		89
22) trichlorofluoromethane	6.221	101	3939	2.06	ug/L		89
24) ethyl ether	6.603	74	1556	1.84	ug/L		89
28) 2-chloropropane	6.786	43	6717	2.47	ug/L	#	1
29) acrolein	6.796	56	903886	2062.81	ug/L		100
30) 1,1-dichloroethene	7.026	96	2565	2.07	ug/L		90
35) iodomethane	7.293	142	4252	2.05	ug/L		97
37) carbon disulfide	7.465	76	9311	2.16	ug/L		89
38) methylene chloride	7.695	84	3078	2.14	ug/L		99
41) methyl tert butyl ether	8.046	73	9785	2.20	ug/L		94
42) trans-1,2-dichloroethene	8.088	96	2673	1.96	ug/L		95
43) di-isopropyl ether	8.642	45	10260	1.95	ug/L		93
44) ethyl tert-butyl ether	9.091	59	9380	2.00	ug/L		96
46) 1,1-dichloroethane	8.621	63	5047	1.95	ug/L		96
47) chloroprene	8.746	53	3761	1.78	ug/L		98
48) acrylonitrile	7.967	53	7969	10.17	ug/L		97
50) ethyl acetate	9.332	45	489	1.53	ug/L	#	1
51) 2,2-dichloropropane	9.363	77	3863	2.22	ug/L		90
52) cis-1,2-dichloroethene	9.342	96	3143	2.08	ug/L		95
53) methyl acrylate	9.415	55	3978	2.21	ug/L	#	78
54) propionitrile	9.342	54	6367	19.90	ug/L	#	60
55) bromochloromethane	9.640	128	1307	1.86	ug/L		99
56) tetrahydrofuran	9.713	42	1742	2.10	ug/L		79
57) chloroform	9.693	83	4971	2.04	ug/L		97
58) t-butyl formate	9.740	59	2490	1.84	ug/L	#	81
59) Iso-octane	10.461	57	10868	2.04	ug/L		92
62) freon 113	7.000	151	1460	1.67	ug/L		80

Quantitation Report (QT Reviewed)

Data Path : C:\msdchem\1\DATA\
Data File : E217054.D
Acq On : 2 Jul 2014 11:21 am
Operator : OksanaT
Sample : ic9527-2
Misc : MS69708,VE9527,5,,100,,1
ALS Vial : 5 Sample Multiplier: 1

Quant Time: Jul 03 08:30:31 2014
Quant Method : C:\msdchem\1\METHODS\ME9527.M
Quant Title : SW846 8260B,ZB624 60m x 0.25mm x 1.4um
QLast Update : Thu Jul 03 07:56:59 2014
Response via : Initial Calibration

Internal Standards	R.T.	QIon	Response	Conc	Units		Dev(Min)
63) methacrylonitrile	9.551	41	2968	2.23	ug/L		98
64) 1,1,1-trichloroethane	9.985	97	3937	2.06	ug/L		93
65) Cyclohexane	10.095	84	4226	1.93	ug/L	#	75
66) tert-amyl methyl ether	10.456	73	9420	2.05	ug/L		98
69) tert amyl alcohol	10.242	55	1255	13.25	ug/L	#	36
70) epichlorohydrin	12.009	57	2263	10.27	ug/L		90
71) n-butyl alcohol	10.858	56	6496	94.86	ug/L		97
72) tert-amyl ethyl ether	11.298	87	4208	2.08	ug/L	#	88
73) carbon tetrachloride	10.205	117	3298	2.00	ug/L		98
74) 1,1-dichloropropene	10.163	75	3668	1.98	ug/L		92
75) hexane	8.417	57	3928	2.01	ug/L		98
76) benzene	10.414	78	11791	2.10	ug/L		98
77) heptane	10.618	57	2323	2.13	ug/L		90
78) isopropyl acetate	10.304	43	8179	2.01	ug/L		91
79) 1,2-dichloroethane	10.393	62	3885	2.13	ug/L		94
80) ethyl acrylate	11.104	55	4847	2.01	ug/L	#	80
81) trichloroethene	11.136	95	2693	1.97	ug/L		91
83) 2-chloroethyl vinyl ether	11.894	63	11101	9.27	ug/L		98
84) methylcyclohexane	11.386	83	4528	1.94	ug/L		87
85) methyl methacrylate	11.371	69	3362	1.93	ug/L		96
86) 1,2-dichloropropane	11.371	63	3085	2.04	ug/L		96
87) dibromomethane	11.522	93	1714	1.90	ug/L		97
88) bromodichloromethane	11.653	83	3921	2.11	ug/L		94
89) cis-1,3-dichloropropene	12.134	75	5138	2.13	ug/L		94
91) 4-methyl-2-pentanone	12.223	58	1530	1.94	ug/L	#	63
92) toluene	12.542	92	7105	2.06	ug/L		98
93) 3-methyl-1-butanol	12.223	55	4461	41.55	ug/L		95
94) trans-1,3-dichloropropene	12.714	75	4375	1.92	ug/L		95
95) ethyl methacrylate	12.720	69	4569	2.05	ug/L		93
96) 1,1,2-trichloroethane	12.939	83	2429	1.99	ug/L		95
97) 2-hexanone	13.133	58	1317	1.69	ug/L		92
99) cyclohexanone	15.281	55	1854	20.93	ug/L		94
100) tetrachloroethene	13.190	166	3074	2.07	ug/L		92
101) 1,3-dichloropropane	13.138	76	4818	2.07	ug/L		97
103) 3,3-dimethyl-1-butanol	13.300	57	4907	19.98	ug/L		90
104) dibromochloromethane	13.431	129	2971	2.00	ug/L		93
105) 1,2-dibromoethane	13.603	107	2900	2.02	ug/L		94
106) n-butyl ether	14.042	57	13849	2.11	ug/L	#	94
107) chlorobenzene	14.121	112	7718	2.09	ug/L		96
108) 1,1,1,2-tetrachloroethane	14.178	131	2755	2.04	ug/L		93
109) ethylbenzene	14.189	91	13974	2.13	ug/L		96
110) m,p-xylene	14.304	106	10516	4.18	ug/L		99
111) o-xylene	14.764	106	5243	2.08	ug/L		88
113) styrene	14.769	104	8804	1.95	ug/L		96
114) bromoform	15.041	173	2202	1.87	ug/L		94
116) isopropylbenzene	15.140	105	13894	2.11	ug/L		100
118) bromobenzene	15.585	156	3498	2.07	ug/L		95
119) 1,1,2,2-tetrachloroethane	15.433	83	4879	2.17	ug/L		98
120) trans-1,4-dichloro-2-b...	15.485	53	1142	1.82	ug/L		95
121) 1,2,3-trichloropropane	15.517	110	1095	1.94	ug/L	#	72

Quantitation Report (QT Reviewed)

Data Path : C:\msdchem\1\DATA\
Data File : E217054.D
Acq On : 2 Jul 2014 11:21 am
Operator : OksanaT
Sample : ic9527-2
Misc : MS69708,VE9527,5,,100,,1
ALS Vial : 5 Sample Multiplier: 1

Quant Time: Jul 03 08:30:31 2014
Quant Method : C:\msdchem\1\METHODS\ME9527.M
Quant Title : SW846 8260B,ZB624 60m x 0.25mm x 1.4um
QLast Update : Thu Jul 03 07:56:59 2014
Response via : Initial Calibration

Internal Standards	R.T.	QIon	Response	Conc	Units		Dev(Min)
122) n-propylbenzene	15.600	91	16031	2.07	ug/L		97
123) p-ethyltoluene	15.710	105	13405	2.04	ug/L		96
124) 2-chlorotoluene	15.762	126	3376	2.11	ug/L	#	80
125) 4-chlorotoluene	15.867	91	10412	2.08	ug/L		95
126) 1,3,5-trimethylbenzene	15.762	105	12207	2.17	ug/L		97
127) tert-butylbenzene	16.154	119	10444	1.81	ug/L		97
128) pentachloroethane	16.238	167	2172	1.96	ug/L		97
129) 1,2,4-trimethylbenzene	16.201	105	11822	2.13	ug/L		93
130) sec-butylbenzene	16.390	105	16057	2.18	ug/L		99
131) 1,3-dichlorobenzene	16.599	146	6941	2.06	ug/L		95
132) p-isopropyltoluene	16.520	119	12987	2.11	ug/L		99
133) 1,4-dichlorobenzene	16.688	146	7148	2.13	ug/L		94
134) benzyl chloride	16.797	91	7632	2.00	ug/L		96
135) p-diethylbenzene	16.944	119	7976	2.17	ug/L		98
136) 1,2-dichlorobenzene	17.122	146	6961	2.12	ug/L		97
137) n-butylbenzene	16.980	92	6970	2.04	ug/L		98
138) 1,2,4,5-tetramethylben...	17.801	119	12182	2.12	ug/L		97
139) 1,2-dibromo-3-chloropr...	17.937	75	810	1.93	ug/L		81
140) 1,3,5-trichlorobenzene	18.183	180	5598	2.01	ug/L		98
141) 1,2,4-trichlorobenzene	18.894	180	4261	1.77	ug/L		92
142) hexachlorobutadiene	19.035	225	2678	2.02	ug/L		98
143) naphthalene	19.208	128	10789	1.78	ug/L		98
145) 1,2,3-trichlorobenzene	19.479	180	3892	1.80	ug/L		94
146) hexachloroethane	17.435	119	2247	1.96	ug/L		94

(#) = qualifier out of range (m) = manual integration (+) = signals summed

7.7.17

7

ACCUTEST LABORATORIES JB70672

Quantitation Report (QT Reviewed)

Data Path : C:\msdchem\1\DATA\
Data File : E217054.D
Acq On : 2 Jul 2014 11:21 am
Operator : OksanaT
Sample : ic9527-2
Misc : MS69708,VE9527,5,,100,,1
ALS Vial : 5 Sample Multiplier: 1

Quant Time: Jul 03 08:30:31 2014
Quant Method : C:\msdchem\1\METHODS\ME9527.M
Quant Title : SW846 8260B,ZB624 60m x 0.25mm x 1.4um
QLast Update : Thu Jul 03 07:56:59 2014
Response via : Initial Calibration

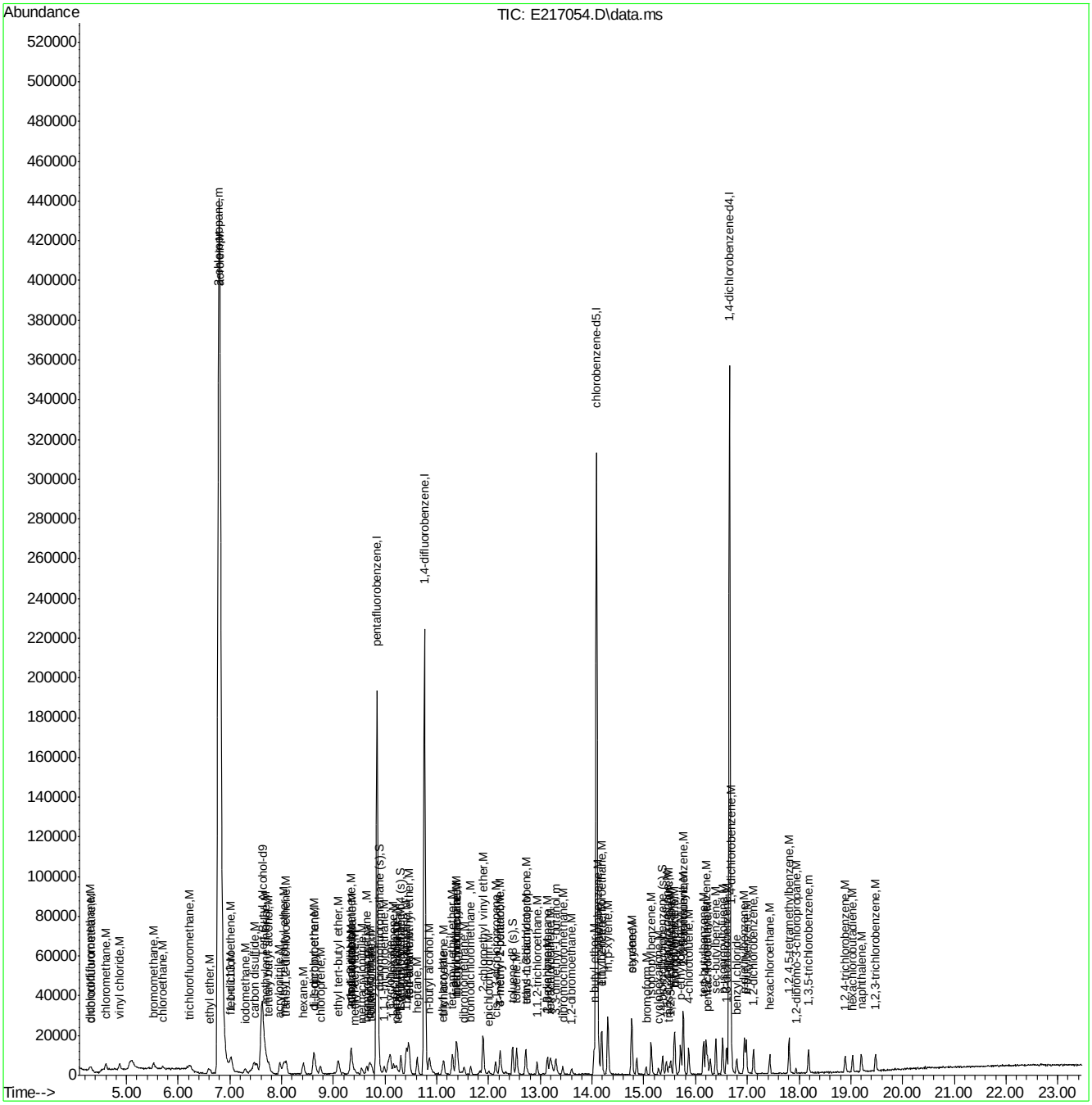

Quantitation Report (QT Reviewed)

Data Path : C:\msdchem\1\DATA\
Data File : E217055.D
Acq On : 2 Jul 2014 11:51 am
Operator : OksanaT
Sample : ic9527-4
Misc : MS69708,VE9527,5,,100,,1
ALS Vial : 6 Sample Multiplier: 1

Quant Time: Jul 03 08:31:12 2014
Quant Method : C:\msdchem\1\METHODS\ME9527.M
Quant Title : SW846 8260B,ZB624 60m x 0.25mm x 1.4um
QLast Update : Thu Jul 03 07:56:59 2014
Response via : Initial Calibration

Internal Standards	R.T.	QIon	Response	Conc	Units	Dev(Min)
1) Tert Butyl Alcohol-d9	7.618	65	106438	500.00	ug/L	-0.01
5) pentafluorobenzene	9.845	168	175030	50.00	ug/L	0.00
67) 1,4-difluorobenzene	10.760	114	219194	50.00	ug/L	0.00
98) chlorobenzene-d5	14.085	117	203444	50.00	ug/L	0.00
115) 1,4-dichlorobenzene-d4	16.657	152	110849	50.00	ug/L	0.00
System Monitoring Compounds						
60) dibromofluoromethane (s)	9.881	113	5494	3.93	ug/L	0.00
Spiked Amount 50.000	Range 59 - 130		Recovery =	7.86%#		
61) 1,2-dichloroethane-d4 (s)	10.305	65	6756	3.66	ug/L	0.00
Spiked Amount 50.000	Range 65 - 123		Recovery =	7.32%#		
90) toluene-d8 (s)	12.464	98	22268	3.93	ug/L	0.00
Spiked Amount 50.000	Range 77 - 125		Recovery =	7.86%#		
117) 4-bromofluorobenzene (s)	15.360	95	8822	3.81	ug/L	0.00
Spiked Amount 50.000	Range 71 - 132		Recovery =	7.62%#		
Target Compounds						Qvalue
3) 1,4-dioxane	11.486	88	2086	83.58	ug/L #	89
4) tertiary butyl alcohol	7.748	59	4560	19.16	ug/L	83
11) chlorodifluoromethane	4.303	51	6804	3.98	ug/L	95
12) dichlorodifluoromethane	4.298	85	7072	4.09	ug/L	89
15) chloromethane	4.606	50	11135	4.05	ug/L	99
16) vinyl chloride	4.878	62	9388	4.11	ug/L	92
19) bromomethane	5.532	94	5633	4.11	ug/L	95
20) chloroethane	5.715	64	4232	4.15	ug/L	94
22) trichlorofluoromethane	6.227	101	7827	3.99	ug/L	97
24) ethyl ether	6.593	74	3235	3.73	ug/L	92
28) 2-chloropropane	6.797	43	10767	3.87	ug/L	94
29) acrolein	6.813	56	16340	36.42	ug/L	96
30) 1,1-dichloroethene	7.032	96	4654	3.67	ug/L	90
32) acetone	7.006	58	683	3.45	ug/L #	1
33) allyl chloride	7.524	41	8164	1.97	ug/L	95
35) iodomethane	7.299	142	7772	3.66	ug/L	94
36) iso-butyl alcohol	10.164	74	447	23.28	ug/L #	100
37) carbon disulfide	7.471	76	16594	3.76	ug/L	99
38) methylene chloride	7.696	84	5717	3.88	ug/L	92
39) 1-chloropropane	7.754	42	10756	3.87	ug/L #	87
40) methyl acetate	7.492	43	8363	0.63	ug/L #	85
41) methyl tert butyl ether	8.057	73	18100	3.97	ug/L	95
42) trans-1,2-dichloroethene	8.094	96	5186	3.71	ug/L	99
43) di-isopropyl ether	8.632	45	21286	3.95	ug/L	81
44) ethyl tert-butyl ether	9.097	59	19174	3.98	ug/L	96
46) 1,1-dichloroethane	8.622	63	9819	3.71	ug/L	98
47) chloroprene	8.747	53	8305	3.83	ug/L	98
48) acrylonitrile	7.963	53	15145	18.88	ug/L	100
49) vinyl acetate	8.606	86	799	2.92	ug/L	99
50) ethyl acetate	9.327	45	1310	4.01	ug/L #	36
51) 2,2-dichloropropane	9.369	77	7057	3.96	ug/L	94
52) cis-1,2-dichloroethene	9.348	96	5637	3.65	ug/L	90
53) methyl acrylate	9.411	55	6916	3.76	ug/L #	88

Quantitation Report (QT Reviewed)

Data Path : C:\msdchem\1\DATA\
Data File : E217055.D
Acq On : 2 Jul 2014 11:51 am
Operator : OksanaT
Sample : ic9527-4
Misc : MS69708,VE9527,5,,100,,1
ALS Vial : 6 Sample Multiplier: 1

Quant Time: Jul 03 08:31:12 2014
Quant Method : C:\msdchem\1\METHODS\ME9527.M
Quant Title : SW846 8260B,ZB624 60m x 0.25mm x 1.4um
QLast Update : Thu Jul 03 07:56:59 2014
Response via : Initial Calibration

Internal Standards	R.T.	QIon	Response	Conc	Units		Dev(Min)
54) propionitrile	9.333	54	12319	37.60	ug/L		78
55) bromochloromethane	9.641	128	2674	3.72	ug/L		99
56) tetrahydrofuran	9.714	42	3178	3.75	ug/L		85
57) chloroform	9.693	83	9152	3.67	ug/L		95
58) t-butyl formate	9.735	59	5200	3.76	ug/L		87
59) Iso-octane	10.462	57	21281	3.90	ug/L		97
62) freon 113	7.001	151	3303	3.69	ug/L		90
63) methacrylonitrile	9.542	41	5169	3.79	ug/L		95
64) 1,1,1-trichloroethane	9.986	97	7007	3.57	ug/L		96
65) Cyclohexane	10.101	84	7405	3.30	ug/L	#	67
66) tert-amyl methyl ether	10.457	73	18424	3.92	ug/L		99
69) tert amyl alcohol	10.242	55	1884	19.49	ug/L		83
70) epichlorohydrin	12.004	57	4329	19.25	ug/L		94
71) n-butyl alcohol	10.849	56	13062	186.99	ug/L		91
72) tert-amyl ethyl ether	11.298	87	7500	3.64	ug/L		96
73) carbon tetrachloride	10.211	117	6104	3.63	ug/L		97
74) 1,1-dichloropropene	10.164	75	6925	3.67	ug/L		95
75) hexane	8.418	57	7743	3.88	ug/L		95
76) benzene	10.415	78	21379	3.73	ug/L		97
77) heptane	10.619	57	4606	4.14	ug/L		92
78) isopropyl acetate	10.300	43	14041	3.38	ug/L		97
79) 1,2-dichloroethane	10.394	62	7252	3.89	ug/L		98
80) ethyl acrylate	11.100	55	8904	3.61	ug/L	#	87
81) trichloroethene	11.126	95	4945	3.54	ug/L		92
83) 2-chloroethyl vinyl ether	11.889	63	23084	18.90	ug/L		98
84) methylcyclohexane	11.387	83	9151	3.84	ug/L		92
85) methyl methacrylate	11.377	69	6615	3.72	ug/L		99
86) 1,2-dichloropropane	11.366	63	6042	3.91	ug/L		96
87) dibromomethane	11.523	93	3499	3.80	ug/L		88
88) bromodichloromethane	11.654	83	7171	3.78	ug/L		97
89) cis-1,3-dichloropropene	12.135	75	9212	3.74	ug/L		97
91) 4-methyl-2-pentanone	12.218	58	3091	3.85	ug/L	#	87
92) toluene	12.543	92	13164	3.75	ug/L		95
93) 3-methyl-1-butanol	12.224	55	8305	75.83	ug/L		95
94) trans-1,3-dichloropropene	12.710	75	8447	3.64	ug/L		95
95) ethyl methacrylate	12.715	69	8559	3.77	ug/L		95
96) 1,1,2-trichloroethane	12.940	83	4654	3.73	ug/L		91
97) 2-hexanone	13.123	58	2674	3.37	ug/L		93
99) cyclohexanone	15.287	55	3515	39.51	ug/L		94
100) tetrachloroethene	13.191	166	5370	3.60	ug/L		94
101) 1,3-dichloropropane	13.133	76	9117	3.89	ug/L		98
102) butyl acetate	13.217	56	5111	3.82	ug/L		95
103) 3,3-dimethyl-1-butanol	13.301	57	9328	37.81	ug/L		96
104) dibromochloromethane	13.431	129	5589	3.75	ug/L		98
105) 1,2-dibromoethane	13.599	107	5516	3.83	ug/L		99
106) n-butyl ether	14.043	57	24760	3.75	ug/L		97
107) chlorobenzene	14.121	112	14635	3.95	ug/L		92
108) 1,1,1,2-tetrachloroethane	14.179	131	5126	3.78	ug/L		93
109) ethylbenzene	14.189	91	25395	3.86	ug/L		99
110) m,p-xylene	14.304	106	19172	7.58	ug/L		94

Quantitation Report (QT Reviewed)

Data Path : C:\msdchem\1\DATA\
Data File : E217055.D
Acq On : 2 Jul 2014 11:51 am
Operator : OksanaT
Sample : ic9527-4
Misc : MS69708,VE9527,5,,100,,1
ALS Vial : 6 Sample Multiplier: 1

Quant Time: Jul 03 08:31:12 2014
Quant Method : C:\msdchem\1\METHODS\ME9527.M
Quant Title : SW846 8260B,ZB624 60m x 0.25mm x 1.4um
QLast Update : Thu Jul 03 07:56:59 2014
Response via : Initial Calibration

Internal Standards	R.T.	QIon	Response	Conc	Units		Dev(Min)
111) o-xylene	14.764	106	9462	3.73	ug/L		98
113) styrene	14.770	104	16281	3.59	ug/L		98
114) bromoform	15.042	173	4351	3.68	ug/L		99
116) isopropylbenzene	15.141	105	25150	3.78	ug/L		98
118) bromobenzene	15.585	156	6507	3.81	ug/L		95
119) 1,1,2,2-tetrachloroethane	15.434	83	9211	4.05	ug/L		95
120) trans-1,4-dichloro-2-b...	15.486	53	2099	3.31	ug/L		93
121) 1,2,3-trichloropropane	15.522	110	2283	4.00	ug/L	#	71
122) n-propylbenzene	15.596	91	28969	3.70	ug/L		99
123) p-ethyltoluene	15.711	105	23674	3.56	ug/L		99
124) 2-chlorotoluene	15.758	126	5890	3.65	ug/L		99
125) 4-chlorotoluene	15.868	91	19072	3.77	ug/L		99
126) 1,3,5-trimethylbenzene	15.758	105	21443	3.77	ug/L		100
127) tert-butylbenzene	16.150	119	18246	3.12	ug/L		97
128) pentachloroethane	16.233	167	4016	3.58	ug/L		95
129) 1,2,4-trimethylbenzene	16.202	105	21192	3.78	ug/L		99
130) sec-butylbenzene	16.390	105	28292	3.80	ug/L		99
131) 1,3-dichlorobenzene	16.599	146	12749	3.74	ug/L		99
132) p-isopropyltoluene	16.521	119	23371	3.75	ug/L		96
133) 1,4-dichlorobenzene	16.683	146	13012	3.83	ug/L		97
134) benzyl chloride	16.793	91	14975	3.89	ug/L		99
135) p-diethylbenzene	16.945	119	13683	3.67	ug/L		96
136) 1,2-dichlorobenzene	17.117	146	12540	3.77	ug/L		98
137) n-butylbenzene	16.981	92	12161	3.52	ug/L		93
138) 1,2,4,5-tetramethylben...	17.807	119	21342	3.67	ug/L		99
139) 1,2-dibromo-3-chloropr...	17.938	75	1489	3.50	ug/L		97
140) 1,3,5-trichlorobenzene	18.184	180	9869	3.51	ug/L		97
141) 1,2,4-trichlorobenzene	18.895	180	7738	3.17	ug/L		99
142) hexachlorobutadiene	19.036	225	4627	3.45	ug/L		96
143) naphthalene	19.203	128	20351	3.32	ug/L		98
145) 1,2,3-trichlorobenzene	19.480	180	7034	3.21	ug/L		98
146) hexachloroethane	17.431	119	4029	3.47	ug/L		99

(#) = qualifier out of range (m) = manual integration (+) = signals summed

7.7.18

7

Quantitation Report (QT Reviewed)

Data Path : C:\msdchem\1\DATA\
Data File : E217055.D
Acq On : 2 Jul 2014 11:51 am
Operator : OksanaT
Sample : ic9527-4
Misc : MS69708,VE9527,5,,100,,1
ALS Vial : 6 Sample Multiplier: 1

Quant Time: Jul 03 08:31:12 2014
Quant Method : C:\msdchem\1\METHODS\ME9527.M
Quant Title : SW846 8260B,ZB624 60m x 0.25mm x 1.4um
QLast Update : Thu Jul 03 07:56:59 2014
Response via : Initial Calibration

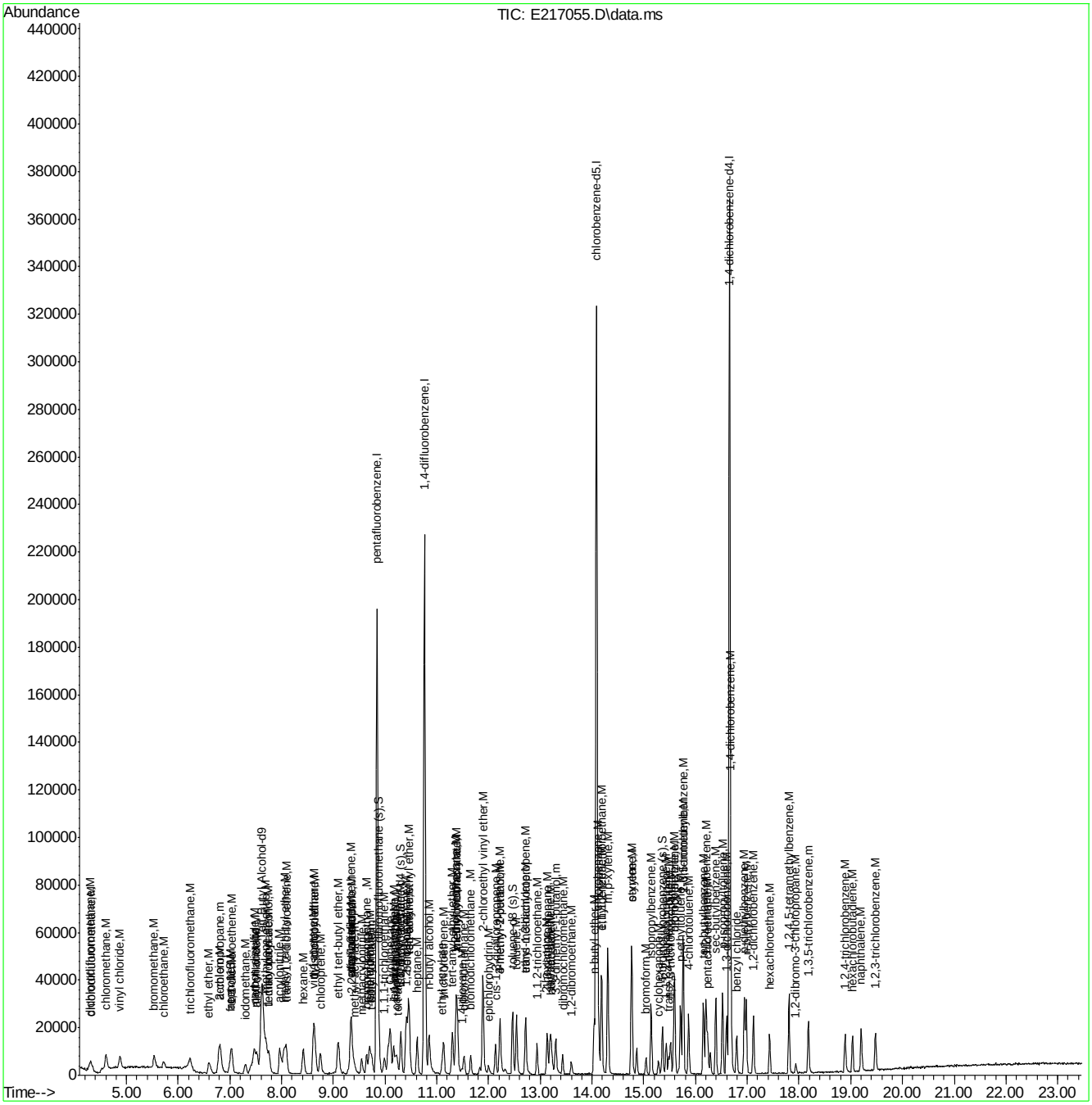

ACCUTEST LABORATORIES JB70672

Quantitation Report (QT Reviewed)

Data Path : C:\msdchem\1\DATA\
Data File : E217056.D
Acq On : 2 Jul 2014 12:22 pm
Operator : OksanaT
Sample : ic9527-8
Misc : MS69708,VE9527,5,,100,,1
ALS Vial : 7 Sample Multiplier: 1

Quant Time: Jul 03 08:19:04 2014
Quant Method : C:\msdchem\1\METHODS\ME9527.M
Quant Title : SW846 8260B,ZB624 60m x 0.25mm x 1.4um
QLast Update : Thu Jul 03 07:56:59 2014
Response via : Initial Calibration

Internal Standards	R.T.	QIon	Response	Conc	Units	Dev(Min)
1) Tert Butyl Alcohol-d9	7.622	65	101998	500.00	ug/L	-0.01
5) pentafluorobenzene	9.844	168	168787	50.00	ug/L	0.00
67) 1,4-difluorobenzene	10.759	114	212794	50.00	ug/L	0.00
98) chlorobenzene-d5	14.084	117	195039	50.00	ug/L	0.00
115) 1,4-dichlorobenzene-d4	16.656	152	105814	50.00	ug/L	0.00
System Monitoring Compounds						
60) dibromofluoromethane (s)	9.886	113	10382	7.71	ug/L	0.00
Spiked Amount 50.000	Range 59 - 130		Recovery = 15.42%#			
61) 1,2-dichloroethane-d4 (s)	10.304	65	13264	7.45	ug/L	0.00
Spiked Amount 50.000	Range 65 - 123		Recovery = 14.90%#			
90) toluene-d8 (s)	12.463	98	42219	7.67	ug/L	0.00
Spiked Amount 50.000	Range 77 - 125		Recovery = 15.34%#			
117) 4-bromofluorobenzene (s)	15.359	95	16276	7.37	ug/L	0.00
Spiked Amount 50.000	Range 71 - 132		Recovery = 14.74%#			
Target Compounds						Qvalue
3) 1,4-dioxane	11.480	88	4713	197.06	ug/L #	94
4) tertiary butyl alcohol	7.747	59	9607	42.13	ug/L	95
11) chlorodifluoromethane	4.312	51	13503	8.20	ug/L	95
12) dichlorodifluoromethane	4.302	85	13047	7.83	ug/L	95
15) chloromethane	4.611	50	19791	7.47	ug/L	93
16) vinyl chloride	4.882	62	17109	7.77	ug/L	97
19) bromomethane	5.541	94	9966	7.54	ug/L	99
20) chloroethane	5.719	64	7628	7.75	ug/L	88
22) trichlorofluoromethane	6.236	101	14784	7.82	ug/L	96
24) ethyl ether	6.602	74	6570	7.86	ug/L	98
28) 2-chloropropane	6.801	43	20771	7.74	ug/L	100
29) acrolein	6.806	56	33873	78.30	ug/L	100
30) 1,1-dichloroethene	7.036	96	9640	7.88	ug/L	98
32) acetone	7.026	58	1596	8.35	ug/L #	42
33) allyl chloride	7.528	41	19471	4.88	ug/L	98
34) acetonitrile	7.423	40	13135	57.23	ug/L	97
35) iodomethane	7.298	142	16154	7.90	ug/L	96
36) iso-butyl alcohol	10.163	74	974	57.73	ug/L #	100
37) carbon disulfide	7.475	76	33007	7.76	ug/L	98
38) methylene chloride	7.705	84	11600	8.15	ug/L	98
39) 1-chloropropane	7.753	42	21647	8.07	ug/L #	92
40) methyl acetate	7.486	43	15185	5.03	ug/L	91
41) methyl tert butyl ether	8.051	73	36872	8.39	ug/L	97
42) trans-1,2-dichloroethene	8.092	96	10449	7.76	ug/L	98
43) di-isopropyl ether	8.636	45	42709	8.22	ug/L	89
44) ethyl tert-butyl ether	9.096	59	39115	8.43	ug/L	99
45) 2-butanone	9.279	72	1602	7.17	ug/L #	90
46) 1,1-dichloroethane	8.620	63	20859	8.17	ug/L	99
47) chloroprene	8.751	53	16926	8.10	ug/L	97
48) acrylonitrile	7.962	53	31018	40.10	ug/L	99
49) vinyl acetate	8.605	86	1974	7.49	ug/L #	98
50) ethyl acetate	9.321	45	2459	7.80	ug/L	80
51) 2,2-dichloropropane	9.363	77	13654	7.95	ug/L	95

Quantitation Report (QT Reviewed)

Data Path : C:\msdchem\1\DATA\
Data File : E217056.D
Acq On : 2 Jul 2014 12:22 pm
Operator : OksanaT
Sample : ic9527-8
Misc : MS69708,VE9527,5,,100,,1
ALS Vial : 7 Sample Multiplier: 1

Quant Time: Jul 03 08:19:04 2014
Quant Method : C:\msdchem\1\METHODS\ME9527.M
Quant Title : SW846 8260B,ZB624 60m x 0.25mm x 1.4um
QLast Update : Thu Jul 03 07:56:59 2014
Response via : Initial Calibration

Internal Standards	R.T.	QIon	Response	Conc	Units		Dev(Min)
52) cis-1,2-dichloroethene	9.342	96	11607	7.80	ug/L		97
53) methyl acrylate	9.405	55	14740	8.30	ug/L		96
54) propionitrile	9.331	54	25821	81.73	ug/L		91
55) bromochloromethane	9.645	128	5758	8.31	ug/L		96
56) tetrahydrofuran	9.708	42	6505	7.95	ug/L		94
57) chloroform	9.697	83	19086	7.94	ug/L		99
58) t-butyl formate	9.739	59	10950	8.21	ug/L		92
59) Iso-octane	10.455	57	40669	7.73	ug/L		97
62) freon 113	7.015	151	6646	7.70	ug/L		98
63) methacrylonitrile	9.546	41	10795	8.20	ug/L		100
64) 1,1,1-trichloroethane	9.990	97	14625	7.74	ug/L		98
65) Cyclohexane	10.100	84	15583	7.20	ug/L	#	75
66) tert-amyl methyl ether	10.461	73	37350	8.23	ug/L		98
69) tert amyl alcohol	10.236	55	3514	37.45	ug/L		91
70) epichlorohydrin	12.003	57	9263	42.44	ug/L		99
71) n-butyl alcohol	10.848	56	27746	409.15	ug/L		97
72) tert-amyl ethyl ether	11.302	87	15263	7.64	ug/L		97
73) carbon tetrachloride	10.210	117	12814	7.86	ug/L		99
74) 1,1-dichloropropene	10.163	75	14631	7.99	ug/L		96
75) hexane	8.422	57	14488	7.48	ug/L		96
76) benzene	10.414	78	45288	8.14	ug/L		97
77) heptane	10.617	57	8768	8.12	ug/L		92
78) isopropyl acetate	10.299	43	30373	7.53	ug/L		98
79) 1,2-dichloroethane	10.387	62	15324	8.47	ug/L		99
80) ethyl acrylate	11.098	55	19068	7.97	ug/L	#	81
81) trichloroethene	11.130	95	10846	8.00	ug/L		96
83) 2-chloroethyl vinyl ether	11.888	63	49277	41.57	ug/L		98
84) methylcyclohexane	11.386	83	17686	7.65	ug/L		94
85) methyl methacrylate	11.370	69	13721	7.94	ug/L		97
86) 1,2-dichloropropane	11.365	63	12356	8.23	ug/L		96
87) dibromomethane	11.522	93	7220	8.09	ug/L		96
88) bromodichloromethane	11.653	83	15213	8.26	ug/L		98
89) cis-1,3-dichloropropene	12.134	75	19514	8.17	ug/L		97
91) 4-methyl-2-pentanone	12.212	58	6281	8.05	ug/L	#	87
92) toluene	12.536	92	27978	8.21	ug/L		98
93) 3-methyl-1-butanol	12.222	55	17168	161.47	ug/L		96
94) trans-1,3-dichloropropene	12.709	75	18208	8.08	ug/L		99
95) ethyl methacrylate	12.714	69	18550	8.41	ug/L		99
96) 1,1,2-trichloroethane	12.933	83	9669	7.98	ug/L		96
97) 2-hexanone	13.122	58	5977	7.76	ug/L		94
99) cyclohexanone	15.281	55	6672	78.23	ug/L		96
100) tetrachloroethene	13.190	166	11458	8.02	ug/L		98
101) 1,3-dichloropropane	13.132	76	19212	8.55	ug/L		97
102) butyl acetate	13.216	56	10056	7.85	ug/L		97
103) 3,3-dimethyl-1-butanol	13.294	57	19148	80.96	ug/L		97
104) dibromochloromethane	13.430	129	11891	8.32	ug/L		98
105) 1,2-dibromoethane	13.603	107	10998	7.97	ug/L		96
106) n-butyl ether	14.037	57	52816	8.34	ug/L		94
107) chlorobenzene	14.120	112	30398	8.57	ug/L		98
108) 1,1,1,2-tetrachloroethane	14.178	131	10922	8.39	ug/L		95

Quantitation Report (QT Reviewed)

Data Path : C:\msdchem\1\DATA\
Data File : E217056.D
Acq On : 2 Jul 2014 12:22 pm
Operator : OksanaT
Sample : ic9527-8
Misc : MS69708,VE9527,5,,100,,1
ALS Vial : 7 Sample Multiplier: 1

Quant Time: Jul 03 08:19:04 2014
Quant Method : C:\msdchem\1\METHODS\ME9527.M
Quant Title : SW846 8260B,ZB624 60m x 0.25mm x 1.4um
QLast Update : Thu Jul 03 07:56:59 2014
Response via : Initial Calibration

Internal Standards	R.T.	QIon	Response	Conc	Units	Dev(Min)
109) ethylbenzene	14.183	91	53474	8.48	ug/L	99
110) m,p-xylene	14.303	106	40854	16.85	ug/L	94
111) o-xylene	14.763	106	20487	8.43	ug/L	99
113) styrene	14.769	104	35421	8.15	ug/L	98
114) bromoform	15.046	173	9038	7.98	ug/L	98
116) isopropylbenzene	15.145	105	53136	8.36	ug/L	99
118) bromobenzene	15.579	156	13845	8.49	ug/L	96
119) 1,1,2,2-tetrachloroethane	15.432	83	18606	8.57	ug/L	98
120) trans-1,4-dichloro-2-b...	15.480	53	4767	7.87	ug/L	96
121) 1,2,3-trichloropropane	15.521	110	4621	8.49	ug/L	84
122) n-propylbenzene	15.595	91	61887	8.29	ug/L	98
123) p-ethyltoluene	15.710	105	49276	7.75	ug/L	99
124) 2-chlorotoluene	15.757	126	12457	8.08	ug/L	95
125) 4-chlorotoluene	15.866	91	40345	8.36	ug/L	99
126) 1,3,5-trimethylbenzene	15.762	105	45454	8.38	ug/L	99
127) tert-butylbenzene	16.149	119	38353	6.88	ug/L	99
128) pentachloroethane	16.232	167	8682	8.10	ug/L	96
129) 1,2,4-trimethylbenzene	16.201	105	45168	8.45	ug/L	98
130) sec-butylbenzene	16.389	105	59613	8.38	ug/L	98
131) 1,3-dichlorobenzene	16.598	146	26891	8.26	ug/L	96
132) p-isopropyltoluene	16.520	119	50180	8.43	ug/L	98
133) 1,4-dichlorobenzene	16.687	146	27891	8.59	ug/L	99
134) benzyl chloride	16.797	91	30769	8.36	ug/L	100
135) p-diethylbenzene	16.943	119	29348	8.25	ug/L	96
136) 1,2-dichlorobenzene	17.121	146	26402	8.31	ug/L	98
137) n-butylbenzene	16.975	92	26410	8.02	ug/L	94
138) 1,2,4,5-tetramethylben...	17.801	119	45818	8.26	ug/L	98
139) 1,2-dibromo-3-chloropr...	17.931	75	3229	7.96	ug/L	95
140) 1,3,5-trichlorobenzene	18.182	180	21702	8.07	ug/L	99
141) 1,2,4-trichlorobenzene	18.888	180	17936	7.70	ug/L	95
142) hexachlorobutadiene	19.035	225	10425	8.13	ug/L	98
143) naphthalene	19.197	128	46132	7.89	ug/L	99
145) 1,2,3-trichlorobenzene	19.479	180	16046	7.67	ug/L	99
146) hexachloroethane	17.435	119	8740	7.88	ug/L	99

(#) = qualifier out of range (m) = manual integration (+) = signals summed

7.7.19

7

Quantitation Report (QT Reviewed)

Data Path : C:\msdchem\1\DATA\
Data File : E217056.D
Acq On : 2 Jul 2014 12:22 pm
Operator : OksanaT
Sample : ic9527-8
Misc : MS69708,VE9527,5,,100,,1
ALS Vial : 7 Sample Multiplier: 1

Quant Time: Jul 03 08:19:04 2014
Quant Method : C:\msdchem\1\METHODS\ME9527.M
Quant Title : SW846 8260B,ZB624 60m x 0.25mm x 1.4um
QLast Update : Thu Jul 03 07:56:59 2014
Response via : Initial Calibration

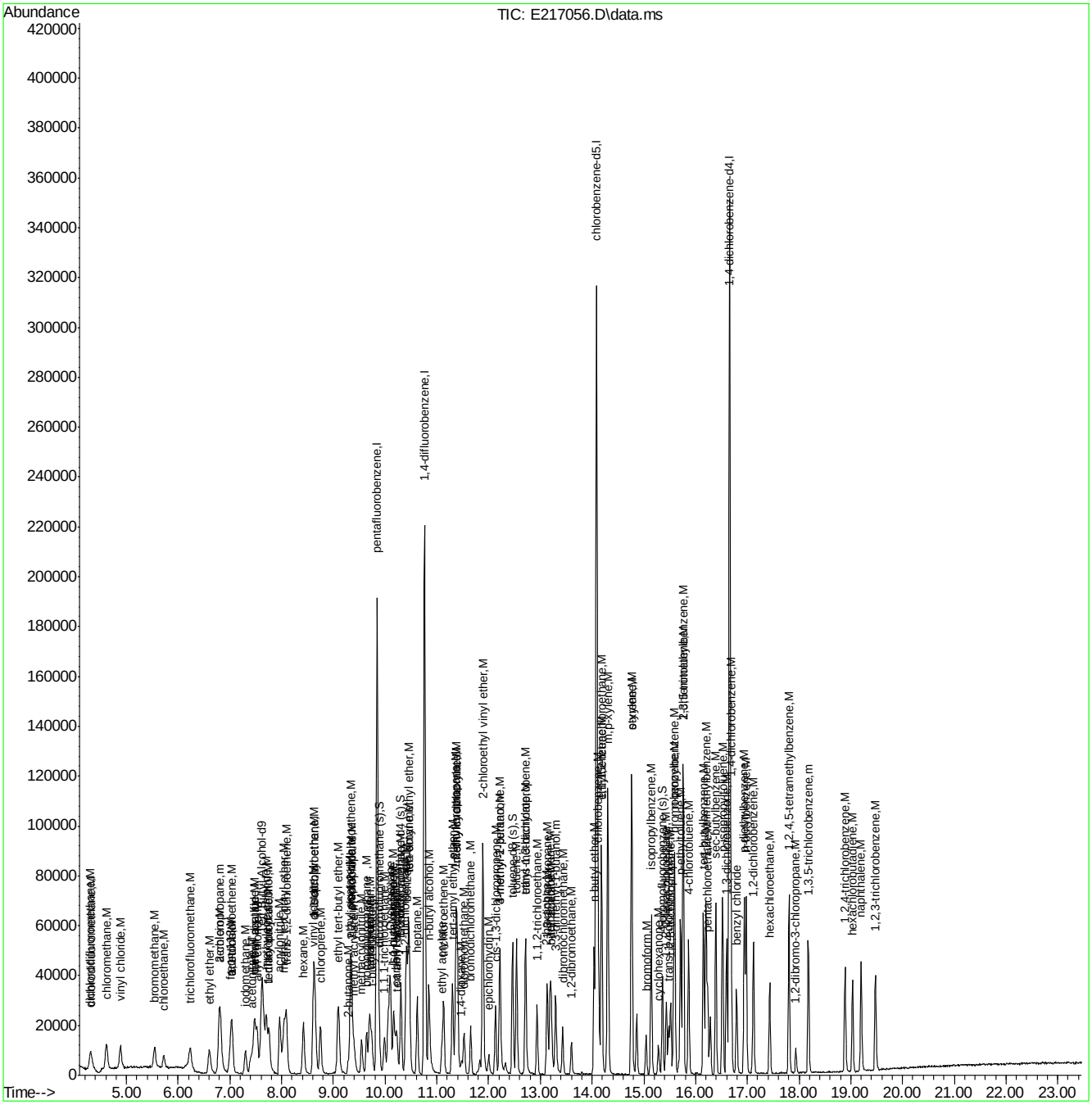

Quantitation Report (QT Reviewed)

Data Path : C:\msdchem\1\DATA\
Data File : E217057.D
Acq On : 2 Jul 2014 12:53 pm
Operator : OksanaT
Sample : ic9527-20
Misc : MS69708,VE9527,5,,100,,1
ALS Vial : 8 Sample Multiplier: 1

Quant Time: Jul 03 08:21:27 2014
Quant Method : C:\msdchem\1\METHODS\ME9527.M
Quant Title : SW846 8260B,ZB624 60m x 0.25mm x 1.4um
QLast Update : Thu Jul 03 07:56:59 2014
Response via : Initial Calibration

Internal Standards	R.T.	QIon	Response	Conc	Units		Dev(Min)
1) Tert Butyl Alcohol-d9	7.623	65	103863	500.00	ug/L		0.00
5) pentafluorobenzene	9.845	168	169882	50.00	ug/L		0.00
67) 1,4-difluorobenzene	10.760	114	214258	50.00	ug/L		0.00
98) chlorobenzene-d5	14.085	117	200275	50.00	ug/L		0.00
115) 1,4-dichlorobenzene-d4	16.657	152	110897	50.00	ug/L		0.00
System Monitoring Compounds							
60) dibromofluoromethane (s)	9.882	113	64730	47.73	ug/L		0.00
Spiked Amount 50.000	Range 59 - 130		Recovery = 95.46%				
61) 1,2-dichloroethane-d4 (s)	10.300	65	84357	47.06	ug/L		0.00
Spiked Amount 50.000	Range 65 - 123		Recovery = 94.12%				
90) toluene-d8 (s)	12.459	98	264533	47.76	ug/L		0.00
Spiked Amount 50.000	Range 77 - 125		Recovery = 95.52%				
117) 4-bromofluorobenzene (s)	15.355	95	104042	44.97	ug/L		0.00
Spiked Amount 50.000	Range 71 - 132		Recovery = 89.94%				
Target Compounds							Qvalue
3) 1,4-dioxane	11.481	88	12341	506.73	ug/L		94
4) tertiary butyl alcohol	7.738	59	24989	107.61	ug/L		83
11) chlorodifluoromethane	4.303	51	36947	22.29	ug/L		97
12) dichlorodifluoromethane	4.298	85	33934	20.23	ug/L		100
15) chloromethane	4.617	50	53843	20.18	ug/L		99
16) vinyl chloride	4.884	62	47569	21.47	ug/L		98
19) bromomethane	5.537	94	26192	19.68	ug/L		98
20) chloroethane	5.715	64	21182	21.39	ug/L		98
22) trichlorofluoromethane	6.227	101	40338	21.21	ug/L		99
24) ethyl ether	6.604	74	17808	21.16	ug/L		97
28) 2-chloropropane	6.792	43	55498	20.54	ug/L		100
29) acrolein	6.808	56	90861	208.67	ug/L		100
30) 1,1-dichloroethene	7.043	96	27060	21.97	ug/L		98
32) acetone	7.006	58	4198	21.83	ug/L		90
33) allyl chloride	7.529	41	54117	13.47	ug/L		91
34) acetonitrile	7.419	40	42979	186.07	ug/L		96
35) iodomethane	7.299	142	45024	21.87	ug/L		99
36) iso-butyl alcohol	10.164	74	2906	179.11	ug/L		100
37) carbon disulfide	7.471	76	97470	22.78	ug/L		99
38) methylene chloride	7.696	84	31482	21.99	ug/L		97
39) 1-chloropropane	7.754	42	58597	21.71	ug/L	#	96
40) methyl acetate	7.482	43	35937	17.72	ug/L		97
41) methyl tert butyl ether	8.047	73	94190	21.29	ug/L		99
42) trans-1,2-dichloroethene	8.088	96	29486	21.76	ug/L		100
43) di-isopropyl ether	8.637	45	113001	21.61	ug/L		97
44) ethyl tert-butyl ether	9.092	59	104226	22.31	ug/L		100
45) 2-butanone	9.280	72	4349	19.35	ug/L	#	100
46) 1,1-dichloroethane	8.622	63	56252	21.88	ug/L		98
47) chloroprene	8.747	53	46783	22.23	ug/L		97
48) acrylonitrile	7.952	53	80405	103.27	ug/L		97
49) vinyl acetate	8.595	86	5494	20.72	ug/L		94
50) ethyl acetate	9.312	45	6850	21.60	ug/L		98
51) 2,2-dichloropropane	9.364	77	37888	21.92	ug/L		98

Quantitation Report (QT Reviewed)

Data Path : C:\msdchem\1\DATA\
Data File : E217057.D
Acq On : 2 Jul 2014 12:53 pm
Operator : OksanaT
Sample : ic9527-20
Misc : MS69708,VE9527,5,,100,,1
ALS Vial : 8 Sample Multiplier: 1

Quant Time: Jul 03 08:21:27 2014
Quant Method : C:\msdchem\1\METHODS\ME9527.M
Quant Title : SW846 8260B,ZB624 60m x 0.25mm x 1.4um
QLast Update : Thu Jul 03 07:56:59 2014
Response via : Initial Calibration

Internal Standards	R.T.	QIon	Response	Conc Units		Dev(Min)
52) cis-1,2-dichloroethene	9.343	96	32083	21.41 ug/L		99
53) methyl acrylate	9.395	55	37908	21.22 ug/L		98
54) propionitrile	9.327	54	65147	204.89 ug/L		97
55) bromochloromethane	9.641	128	14592	20.92 ug/L		89
56) tetrahydrofuran	9.704	42	15713	19.08 ug/L		99
57) chloroform	9.693	83	50958	21.07 ug/L		98
58) t-butyl formate	9.740	59	29702	22.12 ug/L		98
59) Iso-octane	10.462	57	112802	21.31 ug/L		98
62) freon 113	7.006	151	18967	21.83 ug/L		96
63) methacrylonitrile	9.537	41	26964	20.35 ug/L		100
64) 1,1,1-trichloroethane	9.986	97	41228	21.67 ug/L		98
65) Cyclohexane	10.096	84	43322	19.90 ug/L	#	79
66) tert-amyl methyl ether	10.457	73	98768	21.63 ug/L		99
69) tert amyl alcohol	10.237	55	9136	96.71 ug/L	#	66
70) epichlorohydrin	11.999	57	23442	106.66 ug/L		99
71) n-butyl alcohol	10.838	56	72356	1059.70 ug/L		99
72) tert-amyl ethyl ether	11.298	87	41122	20.43 ug/L		100
73) carbon tetrachloride	10.211	117	35916	21.88 ug/L		100
74) 1,1-dichloropropene	10.164	75	40193	21.80 ug/L		98
75) hexane	8.418	57	39530	20.27 ug/L		97
76) benzene	10.415	78	121778	21.74 ug/L		99
77) heptane	10.619	57	23490	21.60 ug/L		98
78) isopropyl acetate	10.300	43	76740	18.91 ug/L		98
79) 1,2-dichloroethane	10.389	62	40451	22.20 ug/L		98
80) ethyl acrylate	11.094	55	49629	20.61 ug/L	#	82
81) trichloroethene	11.131	95	29420	21.56 ug/L		98
83) 2-chloroethyl vinyl ether	11.889	63	129148	108.19 ug/L		99
84) methylcyclohexane	11.387	83	49181	21.14 ug/L		98
85) methyl methacrylate	11.366	69	36733	21.11 ug/L		99
86) 1,2-dichloropropane	11.366	63	32971	21.82 ug/L		99
87) dibromomethane	11.523	93	19162	21.31 ug/L		97
88) bromodichloromethane	11.649	83	40458	21.81 ug/L		97
89) cis-1,3-dichloropropene	12.130	75	52995	22.04 ug/L		98
91) 4-methyl-2-pentanone	12.208	58	16623	21.16 ug/L		99
92) toluene	12.537	92	76111	22.19 ug/L		94
93) 3-methyl-1-butanol	12.218	55	44212	412.97 ug/L		97
94) trans-1,3-dichloropropene	12.710	75	48969	21.58 ug/L		97
95) ethyl methacrylate	12.715	69	48798	21.96 ug/L		98
96) 1,1,2-trichloroethane	12.935	83	25483	20.90 ug/L		96
97) 2-hexanone	13.118	58	15752	20.31 ug/L		94
99) cyclohexanone	15.282	55	17592	200.87 ug/L		97
100) tetrachloroethene	13.186	166	31894	21.75 ug/L		96
101) 1,3-dichloropropane	13.133	76	50106	21.72 ug/L		100
102) butyl acetate	13.212	56	26369	20.04 ug/L		98
103) 3,3-dimethyl-1-butanol	13.295	57	49555	204.05 ug/L		99
104) dibromochloromethane	13.431	129	32074	21.85 ug/L		99
105) 1,2-dibromoethane	13.599	107	29966	21.16 ug/L		98
106) n-butyl ether	14.038	57	145611	22.40 ug/L		98
107) chlorobenzene	14.121	112	82601	22.67 ug/L		99
108) 1,1,1,2-tetrachloroethane	14.179	131	29737	22.25 ug/L		98

Quantitation Report (QT Reviewed)

Data Path : C:\msdchem\1\DATA\
Data File : E217057.D
Acq On : 2 Jul 2014 12:53 pm
Operator : OksanaT
Sample : ic9527-20
Misc : MS69708,VE9527,5,,100,,1
ALS Vial : 8 Sample Multiplier: 1

Quant Time: Jul 03 08:21:27 2014
Quant Method : C:\msdchem\1\METHODS\ME9527.M
Quant Title : SW846 8260B,ZB624 60m x 0.25mm x 1.4um
QLast Update : Thu Jul 03 07:56:59 2014
Response via : Initial Calibration

Internal Standards	R.T.	QIon	Response	Conc Units	Dev(Min)
109) ethylbenzene	14.184	91	148452	22.91 ug/L	100
110) m,p-xylene	14.304	106	111657	44.84 ug/L	97
111) o-xylene	14.759	106	55993	22.43 ug/L	100
113) styrene	14.765	104	97147	21.78 ug/L	99
114) bromoform	15.042	173	24523	21.10 ug/L	98
116) isopropylbenzene	15.141	105	148675	22.32 ug/L	99
118) bromobenzene	15.580	156	37212	21.77 ug/L	96
119) 1,1,2,2-tetrachloroethane	15.434	83	48633	21.37 ug/L	99
120) trans-1,4-dichloro-2-b...	15.476	53	13351	21.03 ug/L	94
121) 1,2,3-trichloropropane	15.517	110	11853	20.78 ug/L #	79
122) n-propylbenzene	15.596	91	172517	22.05 ug/L	99
123) p-ethyltoluene	15.711	105	139370	20.92 ug/L	100
124) 2-chlorotoluene	15.758	126	34573	21.39 ug/L	97
125) 4-chlorotoluene	15.862	91	109487	21.66 ug/L	97
126) 1,3,5-trimethylbenzene	15.758	105	122400	21.52 ug/L	99
127) tert-butylbenzene	16.150	119	109013	18.66 ug/L	97
128) pentachloroethane	16.234	167	24035	21.41 ug/L	98
129) 1,2,4-trimethylbenzene	16.202	105	125660	22.42 ug/L	99
130) sec-butylbenzene	16.390	105	169058	22.68 ug/L	99
131) 1,3-dichlorobenzene	16.594	146	74428	21.81 ug/L	97
132) p-isopropyltoluene	16.521	119	140149	22.47 ug/L	99
133) 1,4-dichlorobenzene	16.683	146	75278	22.13 ug/L	100
134) benzyl chloride	16.793	91	84878	22.01 ug/L	100
135) p-diethylbenzene	16.939	119	81684	21.92 ug/L	98
136) 1,2-dichlorobenzene	17.117	146	72315	21.72 ug/L	100
137) n-butylbenzene	16.976	92	75850	21.97 ug/L	99
138) 1,2,4,5-tetramethylben...	17.802	119	125018	21.52 ug/L	97
139) 1,2-dibromo-3-chloropr...	17.933	75	8805	20.71 ug/L	97
140) 1,3,5-trichlorobenzene	18.178	180	60408	21.45 ug/L	99
141) 1,2,4-trichlorobenzene	18.889	180	50784	20.81 ug/L	99
142) hexachlorobutadiene	19.036	225	29535	21.98 ug/L	97
143) naphthalene	19.198	128	125619	20.51 ug/L	99
145) 1,2,3-trichlorobenzene	19.475	180	45253	20.64 ug/L	97
146) hexachloroethane	17.431	119	24968	21.47 ug/L	98

(#) = qualifier out of range (m) = manual integration (+) = signals summed

Quantitation Report (QT Reviewed)

Data Path : C:\msdchem\1\DATA\
Data File : E217057.D
Acq On : 2 Jul 2014 12:53 pm
Operator : OksanaT
Sample : ic9527-20
Misc : MS69708,VE9527,5,,100,,1
ALS Vial : 8 Sample Multiplier: 1

Quant Time: Jul 03 08:21:27 2014
Quant Method : C:\msdchem\1\METHODS\ME9527.M
Quant Title : SW846 8260B,ZB624 60m x 0.25mm x 1.4um
QLast Update : Thu Jul 03 07:56:59 2014
Response via : Initial Calibration

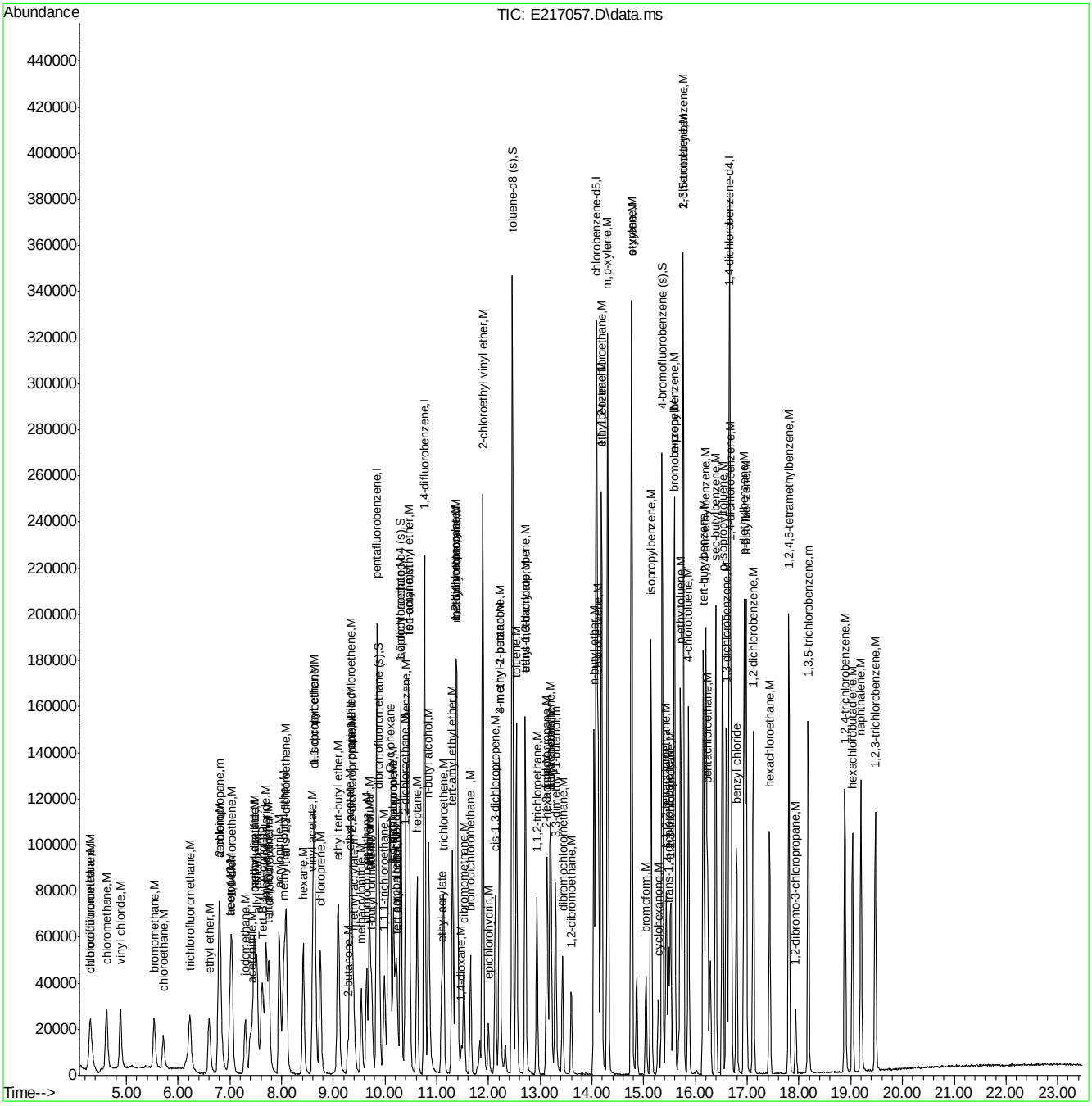

ACCUTEST LABORATORIES JB70672

Quantitation Report (QT Reviewed)

Data Path : C:\msdchem\1\DATA\
Data File : E217058.D
Acq On : 2 Jul 2014 1:24 pm
Operator : OksanaT
Sample : icc9527-50
Misc : MS69708,VE9527,5,,100,,1
ALS Vial : 9 Sample Multiplier: 1

Quant Time: Jul 03 08:23:14 2014
Quant Method : C:\msdchem\1\METHODS\ME9527.M
Quant Title : SW846 8260B,ZB624 60m x 0.25mm x 1.4um
QLast Update : Thu Jul 03 07:56:59 2014
Response via : Initial Calibration

Internal Standards	R.T.	QIon	Response	Conc	Units	Dev(Min)
1) Tert Butyl Alcohol-d9	7.632	65	105259	500.00	ug/L	0.00
5) pentafluorobenzene	9.844	168	175697	50.00	ug/L	0.00
67) 1,4-difluorobenzene	10.759	114	223020	50.00	ug/L	0.00
98) chlorobenzene-d5	14.084	117	204125	50.00	ug/L	0.00
115) 1,4-dichlorobenzene-d4	16.656	152	113322	50.00	ug/L	0.00
System Monitoring Compounds						
60) dibromofluoromethane (s)	9.885	113	68201	48.63	ug/L	0.00
Spiked Amount 50.000	Range 59 - 130		Recovery = 97.26%			
61) 1,2-dichloroethane-d4 (s)	10.299	65	85616	46.18	ug/L	0.00
Spiked Amount 50.000	Range 65 - 123		Recovery = 92.36%			
90) toluene-d8 (s)	12.458	98	278812	48.36	ug/L	0.00
Spiked Amount 50.000	Range 77 - 125		Recovery = 96.72%			
117) 4-bromofluorobenzene (s)	15.359	95	107939	45.66	ug/L	0.00
Spiked Amount 50.000	Range 71 - 132		Recovery = 91.32%			
Target Compounds						Qvalue
3) 1,4-dioxane	11.475	88	34041	1379.22	ug/L	100
4) tertiary butyl alcohol	7.747	59	65048	276.40	ug/L	100
11) chlorodifluoromethane	4.302	51	91666	53.47	ug/L	100
12) dichlorodifluoromethane	4.302	85	92084	53.09	ug/L	100
15) chloromethane	4.626	50	135216	49.01	ug/L	100
16) vinyl chloride	4.898	62	119257	52.03	ug/L	100
19) bromomethane	5.531	94	62337	45.28	ug/L	100
20) chloroethane	5.708	64	51220	50.00	ug/L	100
22) trichlorofluoromethane	6.226	101	105607	53.69	ug/L	100
24) ethyl ether	6.602	74	45112	51.82	ug/L	100
28) 2-chloropropane	6.796	43	135903	48.64	ug/L	100
29) acrolein	6.806	56	225822	501.46	ug/L	100
30) 1,1-dichloroethene	7.036	96	69136	54.28	ug/L	100
32) acetone	7.021	58	10247	51.51	ug/L	100
33) allyl chloride	7.522	41	134874	32.47	ug/L	99
34) acetonitrile	7.407	40	77469	324.29	ug/L	100
35) iodomethane	7.298	142	116463	54.70	ug/L	100
36) iso-butyl alcohol	10.163	74	7652	462.30	ug/L	100
37) carbon disulfide	7.470	76	248325	56.11	ug/L	99
38) methylene chloride	7.695	84	81425	54.98	ug/L	100
39) 1-chloropropane	7.752	42	149152	53.42	ug/L #	99
40) methyl acetate	7.486	43	88837	48.43	ug/L	100
41) methyl tert butyl ether	8.050	73	242132	52.92	ug/L	100
42) trans-1,2-dichloroethene	8.087	96	76937	54.89	ug/L	100
43) di-isopropyl ether	8.636	45	291800	53.95	ug/L	100
44) ethyl tert-butyl ether	9.096	59	271607	56.21	ug/L	100
45) 2-butanone	9.279	72	12152	52.27	ug/L #	100
46) 1,1-dichloroethane	8.620	63	148103	55.71	ug/L	100
47) chloroprene	8.746	53	122519	56.30	ug/L	100
48) acrylonitrile	7.951	53	207225	257.35	ug/L	100
49) vinyl acetate	8.594	86	15383	56.08	ug/L	100
50) ethyl acetate	9.316	45	16445	50.13	ug/L	93
51) 2,2-dichloropropane	9.363	77	97473	54.53	ug/L	100

Quantitation Report (QT Reviewed)

Data Path : C:\msdchem\1\DATA\
Data File : E217058.D
Acq On : 2 Jul 2014 1:24 pm
Operator : OksanaT
Sample : icc9527-50
Misc : MS69708,VE9527,5,,100,,1
ALS Vial : 9 Sample Multiplier: 1

Quant Time: Jul 03 08:23:14 2014
Quant Method : C:\msdchem\1\METHODS\ME9527.M
Quant Title : SW846 8260B,ZB624 60m x 0.25mm x 1.4um
QLast Update : Thu Jul 03 07:56:59 2014
Response via : Initial Calibration

Internal Standards	R.T.	QIon	Response	Conc	Units		Dev(Min)
52) cis-1,2-dichloroethene	9.342	96	83771	54.05	ug/L		100
53) methyl acrylate	9.394	55	97272	52.64	ug/L		100
54) propionitrile	9.326	54	172179	523.58	ug/L		100
55) bromochloromethane	9.640	128	40367	55.95	ug/L		100
56) tetrahydrofuran	9.703	42	40161	47.15	ug/L		100
57) chloroform	9.692	83	134964	53.95	ug/L		100
58) t-butyl formate	9.739	59	78275	56.36	ug/L		100
59) Iso-octane	10.461	57	318948	58.25	ug/L		100
62) freon 113	7.010	151	50980	56.73	ug/L		100
63) methacrylonitrile	9.535	41	69222	50.51	ug/L		100
64) 1,1,1-trichloroethane	9.985	97	109801	55.80	ug/L		100
65) Cyclohexane	10.095	84	117448	52.16	ug/L	#	84
66) tert-amyl methyl ether	10.455	73	260513	55.16	ug/L		100
69) tert amyl alcohol	10.236	55	23163	235.55	ug/L		70
70) epichlorohydrin	11.998	57	61797	270.14	ug/L		100
71) n-butyl alcohol	10.837	56	193025	2715.91	ug/L		100
72) tert-amyl ethyl ether	11.302	87	110330	52.66	ug/L		99
73) carbon tetrachloride	10.204	117	96138	56.27	ug/L		100
74) 1,1-dichloropropene	10.163	75	107974	56.27	ug/L		100
75) hexane	8.416	57	112195	55.27	ug/L		100
76) benzene	10.414	78	323307	55.44	ug/L		100
77) heptane	10.617	57	65954	58.26	ug/L		100
78) isopropyl acetate	10.299	43	201049	47.59	ug/L		100
79) 1,2-dichloroethane	10.387	62	105477	55.61	ug/L		100
80) ethyl acrylate	11.088	55	133081	53.10	ug/L		100
81) trichloroethene	11.130	95	79875	56.23	ug/L		100
83) 2-chloroethyl vinyl ether	11.888	63	342793	275.89	ug/L		100
84) methylcyclohexane	11.386	83	139342	57.53	ug/L		100
85) methyl methacrylate	11.365	69	99985	55.20	ug/L		100
86) 1,2-dichloropropane	11.365	63	89141	56.68	ug/L		100
87) dibromomethane	11.522	93	51443	54.97	ug/L		100
88) bromodichloromethane	11.653	83	107863	55.86	ug/L		100
89) cis-1,3-dichloropropene	12.128	75	138456	55.31	ug/L		100
91) 4-methyl-2-pentanone	12.207	58	43867	53.64	ug/L		100
92) toluene	12.536	92	202466	56.70	ug/L		100
93) 3-methyl-1-butanol	12.217	55	117411	1053.62	ug/L		100
94) trans-1,3-dichloropropene	12.709	75	130041	55.06	ug/L		100
95) ethyl methacrylate	12.709	69	127046	54.94	ug/L		100
96) 1,1,2-trichloroethane	12.933	83	66781	52.61	ug/L		100
97) 2-hexanone	13.116	58	41782	51.77	ug/L		100
99) cyclohexanone	15.276	55	45990	515.22	ug/L		100
100) tetrachloroethene	13.190	166	85843	57.42	ug/L		100
101) 1,3-dichloropropane	13.132	76	131399	55.88	ug/L		100
102) butyl acetate	13.211	56	71106	53.01	ug/L		100
103) 3,3-dimethyl-1-butanol	13.294	57	131343	530.63	ug/L		100
104) dibromochloromethane	13.430	129	85563	57.18	ug/L		100
105) 1,2-dibromoethane	13.597	107	79541	55.10	ug/L		100
106) n-butyl ether	14.037	57	378129	57.07	ug/L		100
107) chlorobenzene	14.120	112	216543	58.30	ug/L		100
108) 1,1,1,2-tetrachloroethane	14.178	131	79004	57.99	ug/L		100

Quantitation Report (QT Reviewed)

Data Path : C:\msdchem\1\DATA\
Data File : E217058.D
Acq On : 2 Jul 2014 1:24 pm
Operator : OksanaT
Sample : icc9527-50
Misc : MS69708,VE9527,5,,100,,1
ALS Vial : 9 Sample Multiplier: 1

Quant Time: Jul 03 08:23:14 2014
Quant Method : C:\msdchem\1\METHODS\ME9527.M
Quant Title : SW846 8260B,ZB624 60m x 0.25mm x 1.4um
QLast Update : Thu Jul 03 07:56:59 2014
Response via : Initial Calibration

Internal Standards	R.T.	QIon	Response	Conc	Units	Dev(Min)
109) ethylbenzene	14.183	91	389194	58.94	ug/L	100
110) m,p-xylene	14.303	106	293248	115.55	ug/L	100
111) o-xylene	14.763	106	145803	57.30	ug/L	100
113) styrene	14.763	104	257101	56.54	ug/L	100
114) bromoform	15.040	173	66695	56.29	ug/L	100
116) isopropylbenzene	15.140	105	387414	56.93	ug/L	100
118) bromobenzene	15.579	156	99055	56.71	ug/L	100
119) 1,1,2,2-tetrachloroethane	15.432	83	125620	54.02	ug/L	100
120) trans-1,4-dichloro-2-b...	15.479	53	35558	54.81	ug/L	100
121) 1,2,3-trichloropropane	15.521	110	31310	53.71	ug/L	100
122) n-propylbenzene	15.594	91	450975	56.40	ug/L	100
123) p-ethyltoluene	15.709	105	364559	53.56	ug/L	100
124) 2-chlorotoluene	15.757	126	91086	55.14	ug/L	100
125) 4-chlorotoluene	15.861	91	286450	55.45	ug/L	100
126) 1,3,5-trimethylbenzene	15.762	105	323106	55.59	ug/L	100
127) tert-butylbenzene	16.149	119	285575	47.84	ug/L	100
128) pentachloroethane	16.232	167	63709	55.53	ug/L	100
129) 1,2,4-trimethylbenzene	16.201	105	328520	57.37	ug/L	100
130) sec-butylbenzene	16.389	105	441794	57.99	ug/L	100
131) 1,3-dichlorobenzene	16.598	146	196182	56.27	ug/L	100
132) p-isopropyltoluene	16.520	119	373040	58.53	ug/L	100
133) 1,4-dichlorobenzene	16.687	146	198854	57.21	ug/L	100
134) benzyl chloride	16.792	91	223337	56.69	ug/L	100
135) p-diethylbenzene	16.943	119	217423	57.09	ug/L	100
136) 1,2-dichlorobenzene	17.116	146	191919	56.41	ug/L	100
137) n-butylbenzene	16.975	92	200608	56.85	ug/L	100
138) 1,2,4,5-tetramethylben...	17.806	119	337126	56.78	ug/L	100
139) 1,2-dibromo-3-chloropr...	17.931	75	22851	52.60	ug/L	100
140) 1,3,5-trichlorobenzene	18.177	180	161757	56.20	ug/L	100
141) 1,2,4-trichlorobenzene	18.888	180	140226	56.24	ug/L	100
142) hexachlorobutadiene	19.034	225	78687	57.32	ug/L	100
143) naphthalene	19.197	128	340829	54.45	ug/L	100
145) 1,2,3-trichlorobenzene	19.474	180	124537	55.60	ug/L	100
146) hexachloroethane	17.429	119	66634	56.08	ug/L	100

(#) = qualifier out of range (m) = manual integration (+) = signals summed

Quantitation Report (QT Reviewed)

Data Path : C:\msdchem\1\DATA\
Data File : E217058.D
Acq On : 2 Jul 2014 1:24 pm
Operator : OksanaT
Sample : icc9527-50
Misc : MS69708,VE9527,5,,100,,1
ALS Vial : 9 Sample Multiplier: 1

Quant Time: Jul 03 08:23:14 2014
Quant Method : C:\msdchem\1\METHODS\ME9527.M
Quant Title : SW846 8260B,ZB624 60m x 0.25mm x 1.4um
QLast Update : Thu Jul 03 07:56:59 2014
Response via : Initial Calibration

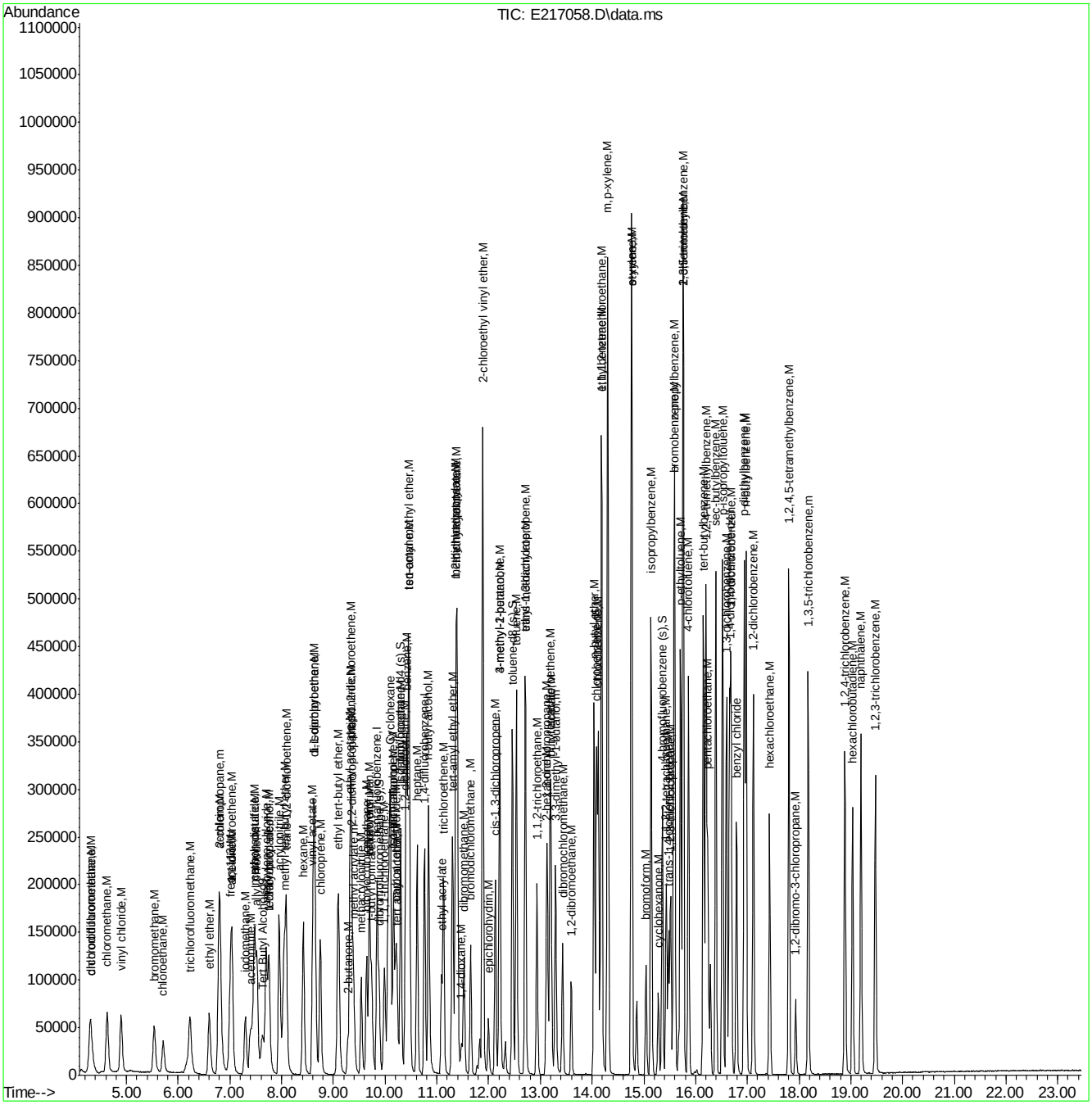

Quantitation Report (QT Reviewed)

Data Path : C:\msdchem\1\DATA\
Data File : E217059.D
Acq On : 2 Jul 2014 1:55 pm
Operator : OksanaT
Sample : ic9527-100
Misc : MS69708,VE9527,5,,100,,1
ALS Vial : 10 Sample Multiplier: 1

Quant Time: Jul 03 08:25:49 2014
Quant Method : C:\msdchem\1\METHODS\ME9527.M
Quant Title : SW846 8260B,ZB624 60m x 0.25mm x 1.4um
QLast Update : Thu Jul 03 07:56:59 2014
Response via : Initial Calibration

Internal Standards	R.T.	QIon	Response	Conc	Units		Dev(Min)
1) Tert Butyl Alcohol-d9	7.633	65	110699	500.00	ug/L		0.00
5) pentafluorobenzene	9.844	168	178781	50.00	ug/L		0.00
67) 1,4-difluorobenzene	10.759	114	225791	50.00	ug/L		0.00
98) chlorobenzene-d5	14.084	117	214242	50.00	ug/L		0.00
115) 1,4-dichlorobenzene-d4	16.656	152	120099	50.00	ug/L		0.00
System Monitoring Compounds							
60) dibromofluoromethane (s)	9.886	113	132289	92.70	ug/L		0.00
Spiked Amount 50.000	Range 59 - 130		Recovery = 185.40%#				
61) 1,2-dichloroethane-d4 (s)	10.299	65	167118	88.59	ug/L		0.00
Spiked Amount 50.000	Range 65 - 123		Recovery = 177.18%#				
90) toluene-d8 (s)	12.458	98	542186	92.88	ug/L		0.00
Spiked Amount 50.000	Range 77 - 125		Recovery = 185.76%#				
117) 4-bromofluorobenzene (s)	15.354	95	217901	86.97	ug/L		0.00
Spiked Amount 50.000	Range 71 - 132		Recovery = 173.94%#				
Target Compounds							Qvalue
3) 1,4-dioxane	11.475	88	67041	2582.77	ug/L		99
4) tertiary butyl alcohol	7.748	59	130118	525.72	ug/L		95
11) chlorodifluoromethane	4.308	51	180324	103.37	ug/L		96
12) dichlorodifluoromethane	4.302	85	184750	104.67	ug/L		99
15) chloromethane	4.637	50	271568	96.73	ug/L		98
16) vinyl chloride	4.909	62	235707	101.07	ug/L		97
19) bromomethane	5.531	94	114358	81.64	ug/L		96
20) chloroethane	5.703	64	98482	94.48	ug/L		97
22) trichlorofluoromethane	6.226	101	207067	103.45	ug/L		98
24) ethyl ether	6.603	74	92056	103.92	ug/L		98
28) 2-chloropropane	6.791	43	264340	92.98	ug/L	#	90
30) 1,1-dichloroethene	7.037	96	132181	101.98	ug/L		99
32) acetone	7.016	58	19599	96.83	ug/L		91
33) allyl chloride	7.523	41	264636	62.61	ug/L		95
34) acetonitrile	7.403	40	151697	624.06	ug/L		99
35) iodomethane	7.298	142	226631	104.60	ug/L		100
36) iso-butyl alcohol	10.163	74	17904	1068.31	ug/L		100
37) carbon disulfide	7.476	76	473811	105.22	ug/L		99
38) methylene chloride	7.701	84	158780	105.37	ug/L		99
39) 1-chloropropane	7.753	42	281087	98.94	ug/L	#	97
40) methyl acetate	7.476	43	173474	96.95	ug/L		99
41) methyl tert butyl ether	8.051	73	480357	103.18	ug/L		99
42) trans-1,2-dichloroethene	8.087	96	147349	103.32	ug/L		99
43) di-isopropyl ether	8.636	45	568697	103.33	ug/L		97
44) ethyl tert-butyl ether	9.096	59	528258	107.44	ug/L		100
45) 2-butanone	9.274	72	24853	105.05	ug/L	#	96
46) 1,1-dichloroethane	8.621	63	287732	106.36	ug/L		99
47) chloroprene	8.746	53	233509	105.44	ug/L		99
48) acrylonitrile	7.952	53	413304	504.42	ug/L		100
49) vinyl acetate	8.589	86	29987	107.44	ug/L		88
50) ethyl acetate	9.311	45	32146	96.31	ug/L		98
51) 2,2-dichloropropane	9.363	77	181261	99.66	ug/L		99
52) cis-1,2-dichloroethene	9.342	96	163766	103.84	ug/L		98

Quantitation Report (QT Reviewed)

Data Path : C:\msdchem\1\DATA\
Data File : E217059.D
Acq On : 2 Jul 2014 1:55 pm
Operator : OksanaT
Sample : ic9527-100
Misc : MS69708,VE9527,5,,100,,1
ALS Vial : 10 Sample Multiplier: 1

Quant Time: Jul 03 08:25:49 2014
Quant Method : C:\msdchem\1\METHODS\ME9527.M
Quant Title : SW846 8260B,ZB624 60m x 0.25mm x 1.4um
QLast Update : Thu Jul 03 07:56:59 2014
Response via : Initial Calibration

Internal Standards	R.T.	QIon	Response	Conc	Units		Dev(Min)
53) methyl acrylate	9.394	55	191975	102.09	ug/L		99
54) propionitrile	9.326	54	341090	1019.32	ug/L		99
55) bromochloromethane	9.640	128	78370	106.76	ug/L		98
56) tetrahydrofuran	9.703	42	79981	92.28	ug/L		99
57) chloroform	9.692	83	259149	101.80	ug/L		99
58) t-butyl formate	9.739	59	152492	107.90	ug/L		99
59) Iso-octane	10.461	57	567736	101.91	ug/L		100
62) freon 113	7.010	151	97300	106.40	ug/L		97
63) methacrylonitrile	9.536	41	135510	97.16	ug/L		97
64) 1,1,1-trichloroethane	9.985	97	207725	103.74	ug/L		99
65) Cyclohexane	10.100	84	216945	94.69	ug/L	#	81
66) tert-amyl methyl ether	10.456	73	506587	105.41	ug/L		98
69) tert amyl alcohol	10.236	55	44454	446.51	ug/L		72
70) epichlorohydrin	11.993	57	120764	521.42	ug/L		98
71) n-butyl alcohol	10.837	56	383658	5331.92	ug/L		100
72) tert-amyl ethyl ether	11.303	87	215582	101.64	ug/L		100
73) carbon tetrachloride	10.205	117	181581	104.97	ug/L		98
74) 1,1-dichloropropene	10.163	75	204434	105.23	ug/L		98
75) hexane	8.417	57	207759	101.08	ug/L		98
76) benzene	10.414	78	626344	106.09	ug/L		99
77) heptane	10.618	57	118316	103.23	ug/L		99
78) isopropyl acetate	10.299	43	395311	92.42	ug/L		99
79) 1,2-dichloroethane	10.388	62	206754	107.68	ug/L		99
80) ethyl acrylate	11.088	55	263365	103.79	ug/L		100
81) trichloroethene	11.125	95	152956	106.36	ug/L		98
83) 2-chloroethyl vinyl ether	11.888	63	672780	534.82	ug/L		100
84) methylcyclohexane	11.386	83	255266	104.11	ug/L		100
85) methyl methacrylate	11.365	69	193282	105.41	ug/L		98
86) 1,2-dichloropropane	11.365	63	172862	108.57	ug/L		98
87) dibromomethane	11.522	93	102174	107.84	ug/L		99
88) bromodichloromethane	11.653	83	213853	109.38	ug/L		99
89) cis-1,3-dichloropropene	12.129	75	275273	108.62	ug/L		97
91) 4-methyl-2-pentanone	12.207	58	87579	105.78	ug/L		99
92) toluene	12.536	92	393460	108.83	ug/L		97
93) 3-methyl-1-butanol	12.218	55	232146	2057.66	ug/L		99
94) trans-1,3-dichloropropene	12.704	75	260878	109.11	ug/L		97
95) ethyl methacrylate	12.709	69	257971	110.18	ug/L		99
96) 1,1,2-trichloroethane	12.934	83	134007	104.28	ug/L		100
97) 2-hexanone	13.112	58	84556	103.47	ug/L		96
99) cyclohexanone	15.281	55	96453	1029.52	ug/L		96
100) tetrachloroethene	13.190	166	167544	106.78	ug/L		99
101) 1,3-dichloropropane	13.132	76	263546	106.78	ug/L		99
102) butyl acetate	13.206	56	142744	101.40	ug/L		100
103) 3,3-dimethyl-1-butanol	13.295	57	265903	1023.54	ug/L		99
104) dibromochloromethane	13.430	129	175265	111.60	ug/L		98
105) 1,2-dibromoethane	13.598	107	161542	106.61	ug/L		98
106) n-butyl ether	14.037	57	746117	107.30	ug/L		100
107) chlorobenzene	14.121	112	429629	110.21	ug/L		98
108) 1,1,1,2-tetrachloroethane	14.178	131	158220	110.65	ug/L		98
109) ethylbenzene	14.183	91	766351	110.58	ug/L		99

Quantitation Report (QT Reviewed)

Data Path : C:\msdchem\1\DATA\
Data File : E217059.D
Acq On : 2 Jul 2014 1:55 pm
Operator : OksanaT
Sample : ic9527-100
Misc : MS69708,VE9527,5,,100,,1
ALS Vial : 10 Sample Multiplier: 1

Quant Time: Jul 03 08:25:49 2014
Quant Method : C:\msdchem\1\METHODS\ME9527.M
Quant Title : SW846 8260B,ZB624 60m x 0.25mm x 1.4um
QLast Update : Thu Jul 03 07:56:59 2014
Response via : Initial Calibration

Internal Standards	R.T.	QIon	Response	Conc Units	Dev(Min)
110) m,p-xylene	14.304	106	579846	217.69 ug/L	98
111) o-xylene	14.758	106	290345	108.71 ug/L	98
113) styrene	14.764	104	516264	108.18 ug/L	99
114) bromoform	15.041	173	137690	110.73 ug/L	100
116) isopropylbenzene	15.140	105	757823	105.08 ug/L	98
118) bromobenzene	15.579	156	200154	108.13 ug/L	99
119) 1,1,2,2-tetrachloroethane	15.433	83	254727	103.35 ug/L	98
120) trans-1,4-dichloro-2-b...	15.480	53	73435	106.82 ug/L	95
121) 1,2,3-trichloropropane	15.516	110	63126	102.18 ug/L	94
122) n-propylbenzene	15.595	91	891073	105.16 ug/L	100
123) p-ethyltoluene	15.710	105	733160	101.64 ug/L	99
124) 2-chlorotoluene	15.757	126	182822	104.43 ug/L	98
125) 4-chlorotoluene	15.861	91	577997	105.57 ug/L	98
126) 1,3,5-trimethylbenzene	15.762	105	644250	104.60 ug/L	99
127) tert-butylbenzene	16.154	119	565612	89.41 ug/L	99
128) pentachloroethane	16.233	167	130317	107.17 ug/L	99
129) 1,2,4-trimethylbenzene	16.201	105	660113	108.77 ug/L	100
130) sec-butylbenzene	16.395	105	867908	107.50 ug/L	100
131) 1,3-dichlorobenzene	16.599	146	398429	107.83 ug/L	98
132) p-isopropyltoluene	16.520	119	733593	108.61 ug/L	100
133) 1,4-dichlorobenzene	16.688	146	404370	109.77 ug/L	99
134) benzyl chloride	16.792	91	449588	107.67 ug/L	99
135) p-diethylbenzene	16.938	119	433898	107.51 ug/L	99
136) 1,2-dichlorobenzene	17.116	146	388489	107.73 ug/L	99
137) n-butylbenzene	16.975	92	393120	105.12 ug/L	100
138) 1,2,4,5-tetramethylben...	17.801	119	680929	108.21 ug/L	99
139) 1,2-dibromo-3-chloropr...	17.937	75	48387	105.09 ug/L	95
140) 1,3,5-trichlorobenzene	18.177	180	329311	107.95 ug/L	100
141) 1,2,4-trichlorobenzene	18.888	180	289640	109.60 ug/L	98
142) hexachlorobutadiene	19.035	225	150500	103.44 ug/L	99
143) naphthalene	19.197	128	724915	109.28 ug/L	100
145) 1,2,3-trichlorobenzene	19.474	180	260786	109.86 ug/L	98
146) hexachloroethane	17.430	119	134350	106.69 ug/L	100

(#) = qualifier out of range (m) = manual integration (+) = signals summed

Quantitation Report (QT Reviewed)

Data Path : C:\msdchem\1\DATA\
Data File : E217059.D
Acq On : 2 Jul 2014 1:55 pm
Operator : OksanaT
Sample : ic9527-100
Misc : MS69708,VE9527,5,,100,,1
ALS Vial : 10 Sample Multiplier: 1

Quant Time: Jul 03 08:25:49 2014
Quant Method : C:\msdchem\1\METHODS\ME9527.M
Quant Title : SW846 8260B,ZB624 60m x 0.25mm x 1.4um
QLast Update : Thu Jul 03 07:56:59 2014
Response via : Initial Calibration

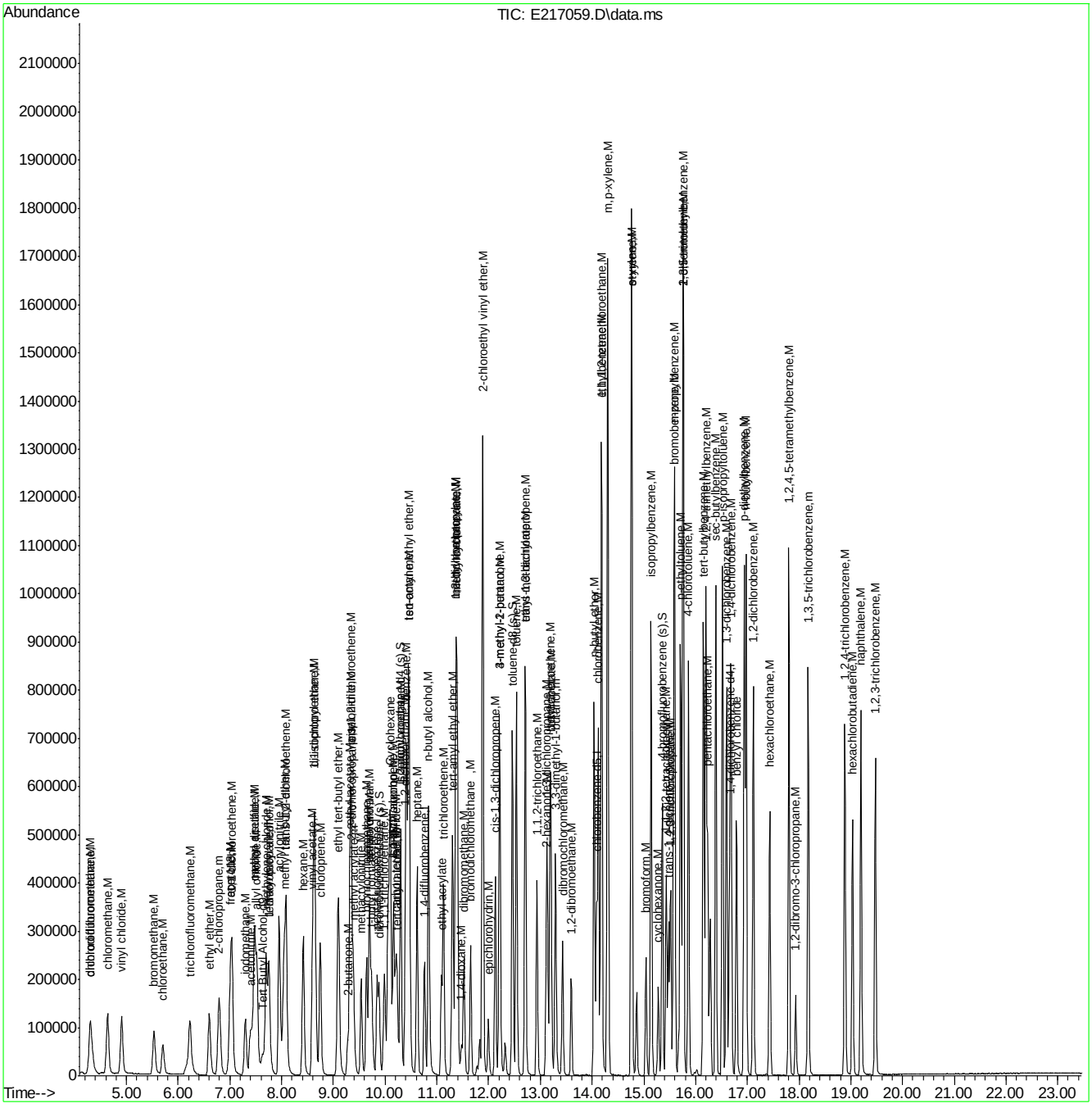

ACCUTEST LABORATORIES JB70672

Manual Integrations APPROVED (compounds with "m" flag)
Jessica Reitan-Chu 07/03/14 11:20

Quantitation Report (QT Reviewed)

Data Path : C:\msdchem\1\DATA\
Data File : E217060.D
Acq On : 2 Jul 2014 2:26 pm
Operator : OksanaT
Sample : ic9527-200
Misc : MS69708,VE9527,5,,100,,1
ALS Vial : 11 Sample Multiplier: 1

Quant Time: Jul 03 08:26:45 2014
Quant Method : C:\msdchem\1\METHODS\ME9527.M
Quant Title : SW846 8260B,ZB624 60m x 0.25mm x 1.4um
QLast Update : Thu Jul 03 07:56:59 2014
Response via : Initial Calibration

Internal Standards	R.T.	QIon	Response	Conc	Units		Dev(Min)
1) Tert Butyl Alcohol-d9	7.648	65	116426	500.00	ug/L		0.02
5) pentafluorobenzene	9.844	168	182197	50.00	ug/L		0.00
67) 1,4-difluorobenzene	10.759	114	232859	50.00	ug/L		0.00
98) chlorobenzene-d5	14.084	117	220623	50.00	ug/L		0.00
115) 1,4-dichlorobenzene-d4	16.656	152	125952	50.00	ug/L		0.00
System Monitoring Compounds							
60) dibromofluoromethane (s)	9.886	113	272840	187.60	ug/L		0.00
Spiked Amount 50.000	Range 59 - 130		Recovery = 375.20%#				
61) 1,2-dichloroethane-d4 (s)	10.299	65	341959	177.87	ug/L		0.00
Spiked Amount 50.000	Range 65 - 123		Recovery = 355.74%#				
90) toluene-d8 (s)	12.458	98	1109745	184.35	ug/L		0.00
Spiked Amount 50.000	Range 77 - 125		Recovery = 368.70%#				
117) 4-bromofluorobenzene (s)	15.355	95	457583	174.14	ug/L		0.00
Spiked Amount 50.000	Range 71 - 132		Recovery = 348.28%#				
Target Compounds							Qvalue
3) 1,4-dioxane	11.475	88	140451	5144.75	ug/L		98
4) tertiary butyl alcohol	7.758	59	265282	1019.10	ug/L		83
11) chlorodifluoromethane	4.308	51	370934	208.65	ug/L		95
12) dichlorodifluoromethane	4.297	85	351916	195.64	ug/L		100
15) chloromethane	4.648	50	543233	189.86	ug/L		98
16) vinyl chloride	4.914	62	468568	197.15	ug/L		99
20) chloroethane	5.688	64	172854	162.72	ug/L		97
22) trichlorofluoromethane	6.216	101	402801	197.47	ug/L		99
24) ethyl ether	6.603	74	186631	206.73	ug/L		98
28) 2-chloropropane	6.786	43	523353	180.63	ug/L	#	89
30) 1,1-dichloroethene	7.037	96	262217	198.52	ug/L		100
32) acetone	7.011	58	41446	200.92	ug/L	#	86
33) allyl chloride	7.518	41	548222	127.27	ug/L		86
34) acetonitrile	7.408	40	293911m	1186.43	ug/L		
35) iodomethane	7.293	142	455609	206.35	ug/L		99
36) iso-butyl alcohol	10.158	74	28709	1683.25	ug/L		100
37) carbon disulfide	7.476	76	924713	201.50	ug/L		99
38) methylene chloride	7.696	84	318561	207.43	ug/L		96
39) 1-chloropropane	7.753	42	571921	197.53	ug/L	#	97
40) methyl acetate	7.481	43	357188	200.34	ug/L		98
41) methyl tert butyl ether	8.051	73	971979	204.87	ug/L		99
42) trans-1,2-dichloroethene	8.088	96	301455	207.41	ug/L		98
43) di-isopropyl ether	8.642	45	1154010	205.76	ug/L		94
44) ethyl tert-butyl ether	9.097	59	1070762	213.70	ug/L		99
45) 2-butanone	9.269	72	50163	208.06	ug/L	#	98
46) 1,1-dichloroethane	8.621	63	583987	211.82	ug/L		100
47) chloroprene	8.746	53	480414	212.87	ug/L		100
48) acrylonitrile	7.952	53	844219	1011.02	ug/L		100
49) vinyl acetate	8.590	86	62621	220.15	ug/L		87
50) ethyl acetate	9.311	45	62537	183.85	ug/L		98
51) 2,2-dichloropropane	9.363	77	350963	189.34	ug/L		98
52) cis-1,2-dichloroethene	9.342	96	330279	205.50	ug/L		98
53) methyl acrylate	9.389	55	390446	203.74	ug/L		99

Quantitation Report (QT Reviewed)

Data Path : C:\msdchem\1\DATA\
Data File : E217060.D
Acq On : 2 Jul 2014 2:26 pm
Operator : OksanaT
Sample : ic9527-200
Misc : MS69708,VE9527,5,,100,,1
ALS Vial : 11 Sample Multiplier: 1

Quant Time: Jul 03 08:26:45 2014
Quant Method : C:\msdchem\1\METHODS\ME9527.M
Quant Title : SW846 8260B,ZB624 60m x 0.25mm x 1.4um
QLast Update : Thu Jul 03 07:56:59 2014
Response via : Initial Calibration

Internal Standards	R.T.	QIon	Response	Conc Units	Dev(Min)
54) propionitrile	9.327	54	686797	2013.97 ug/L	98
55) bromochloromethane	9.640	128	161076	215.30 ug/L	100
56) tetrahydrofuran	9.703	42	162949	184.47 ug/L	99
57) chloroform	9.693	83	529678	204.17 ug/L	99
58) t-butyl formate	9.740	59	306880	213.07 ug/L	97
59) Iso-octane	10.461	57	1109722	195.46 ug/L	100
62) freon 113	7.005	151	184636	198.12 ug/L	96
63) methacrylonitrile	9.536	41	273994	192.78 ug/L	97
64) 1,1,1-trichloroethane	9.985	97	416383	204.05 ug/L	100
65) Cyclohexane	10.100	84	414449	177.50 ug/L #	77
66) tert-amyl methyl ether	10.461	73	1032157	210.73 ug/L	99
69) tert amyl alcohol	10.242	55	91643	892.56 ug/L	96
70) epichlorohydrin	11.998	57	249761	1045.66 ug/L	99
71) n-butyl alcohol	10.843	56	796049	10727.36 ug/L	99
72) tert-amyl ethyl ether	11.303	87	442492	202.29 ug/L	100
73) carbon tetrachloride	10.210	117	362898	203.41 ug/L	100
74) 1,1-dichloropropene	10.163	75	409140	204.20 ug/L	99
75) hexane	8.412	57	398257	187.89 ug/L	99
76) benzene	10.414	78	1264619	207.70 ug/L	99
77) heptane	10.613	57	230606	195.09 ug/L	99
78) isopropyl acetate	10.299	43	809310	183.46 ug/L	99
79) 1,2-dichloroethane	10.388	62	423587	213.91 ug/L	99
80) ethyl acrylate	11.089	55	537029	205.21 ug/L	100
81) trichloroethene	11.125	95	308691	208.14 ug/L	97
83) 2-chloroethyl vinyl ether	11.888	63	1358381	1047.06 ug/L	99
84) methylcyclohexane	11.392	83	496381	196.29 ug/L	100
85) methyl methacrylate	11.366	69	386349	204.30 ug/L	97
86) 1,2-dichloropropane	11.366	63	349017	212.56 ug/L	99
87) dibromomethane	11.522	93	208615	213.50 ug/L	99
88) bromodichloromethane	11.653	83	439082	217.77 ug/L	99
89) cis-1,3-dichloropropene	12.129	75	562094	215.06 ug/L	98
91) 4-methyl-2-pentanone	12.207	58	179299	209.99 ug/L	100
92) toluene	12.537	92	799314	214.38 ug/L	98
93) 3-methyl-1-butanol	12.218	55	480708	4131.50 ug/L	99
94) trans-1,3-dichloropropene	12.704	75	532453	215.93 ug/L	97
95) ethyl methacrylate	12.709	69	526325	217.98 ug/L	99
96) 1,1,2-trichloroethane	12.934	83	274115	206.83 ug/L	99
97) 2-hexanone	13.112	58	176484	209.42 ug/L	96
99) cyclohexanone	15.281	55	199326	2066.03 ug/L	97
100) tetrachloroethene	13.190	166	339786	210.30 ug/L	99
101) 1,3-dichloropropane	13.133	76	537364	211.42 ug/L	99
102) butyl acetate	13.206	56	296231	204.34 ug/L	99
103) 3,3-dimethyl-1-butanol	13.295	57	559454	2091.21 ug/L	98
104) dibromochloromethane	13.431	129	361467	223.51 ug/L	99
105) 1,2-dibromoethane	13.598	107	334601	214.44 ug/L	99
106) n-butyl ether	14.037	57	1520215	212.30 ug/L	99
107) chlorobenzene	14.121	112	880789	219.41 ug/L	99
108) 1,1,1,2-tetrachloroethane	14.178	131	324135	220.13 ug/L	100
109) ethylbenzene	14.183	91	1571274	220.16 ug/L	100
110) m,p-xylene	14.304	106	1180988	430.55 ug/L	98

Quantitation Report (QT Reviewed)

Data Path : C:\msdchem\1\DATA\
Data File : E217060.D
Acq On : 2 Jul 2014 2:26 pm
Operator : OksanaT
Sample : ic9527-200
Misc : MS69708,VE9527,5,,100,,1
ALS Vial : 11 Sample Multiplier: 1

Quant Time: Jul 03 08:26:45 2014
Quant Method : C:\msdchem\1\METHODS\ME9527.M
Quant Title : SW846 8260B,ZB624 60m x 0.25mm x 1.4um
QLast Update : Thu Jul 03 07:56:59 2014
Response via : Initial Calibration

Internal Standards	R.T.	QIon	Response	Conc Units	Dev(Min)
111) o-xylene	14.764	106	591725	215.14 ug/L	99
113) styrene	14.764	104	1055760	214.82 ug/L	99
114) bromoform	15.041	173	289733	226.26 ug/L	99
116) isopropylbenzene	15.140	105	1551162	205.08 ug/L	98
118) bromobenzene	15.579	156	417796	215.22 ug/L	90
119) 1,1,2,2-tetrachloroethane	15.433	83	525474	203.30 ug/L	100
120) trans-1,4-dichloro-2-b...	15.480	53	153185	212.46 ug/L	97
121) 1,2,3-trichloropropane	15.517	110	132447	204.42 ug/L #	68
122) n-propylbenzene	15.595	91	1819383	204.73 ug/L	100
123) p-ethyltoluene	15.710	105	1529418	202.18 ug/L	99
124) 2-chlorotoluene	15.757	126	374349	203.90 ug/L	98
125) 4-chlorotoluene	15.862	91	1192401	207.67 ug/L	99
126) 1,3,5-trimethylbenzene	15.762	105	1323100	204.83 ug/L	100
127) tert-butylbenzene	16.154	119	1157350m	174.44 ug/L	
128) pentachloroethane	16.233	167	268872	210.84 ug/L	98
129) 1,2,4-trimethylbenzene	16.201	105	1350745	212.23 ug/L	100
130) sec-butylbenzene	16.390	105	1783098	210.59 ug/L	100
131) 1,3-dichlorobenzene	16.599	146	819174	211.40 ug/L	97
132) p-isopropyltoluene	16.520	119	1507352	212.80 ug/L	100
133) 1,4-dichlorobenzene	16.688	146	835330	216.23 ug/L	99
134) benzyl chloride	16.792	91	916914	209.39 ug/L	99
135) p-diethylbenzene	16.944	119	914954	216.16 ug/L	99
136) 1,2-dichlorobenzene	17.116	146	810342	214.28 ug/L	99
137) n-butylbenzene	16.980	92	816432	208.17 ug/L	99
138) 1,2,4,5-tetramethylben...	17.806	119	1419839	215.15 ug/L	100
139) 1,2-dibromo-3-chloropr...	17.932	75	99130	205.30 ug/L	98
140) 1,3,5-trichlorobenzene	18.178	180	686373	214.55 ug/L	99
141) 1,2,4-trichlorobenzene	18.883	180	609140	219.80 ug/L	99
142) hexachlorobutadiene	19.035	225	322517	211.37 ug/L	100
143) naphthalene	19.197	128	1508400	216.82 ug/L	99
145) 1,2,3-trichlorobenzene	19.474	180	546287	219.43 ug/L	99
146) hexachloroethane	17.435	119	279786	211.86 ug/L	100

(#) = qualifier out of range (m) = manual integration (+) = signals summed

Quantitation Report (QT Reviewed)

Data Path : C:\msdchem\1\DATA\
Data File : E217060.D
Acq On : 2 Jul 2014 2:26 pm
Operator : OksanaT
Sample : ic9527-200
Misc : MS69708,VE9527,5,,100,,1
ALS Vial : 11 Sample Multiplier: 1

Quant Time: Jul 03 08:26:45 2014
Quant Method : C:\msdchem\1\METHODS\ME9527.M
Quant Title : SW846 8260B,ZB624 60m x 0.25mm x 1.4um
QLast Update : Thu Jul 03 07:56:59 2014
Response via : Initial Calibration

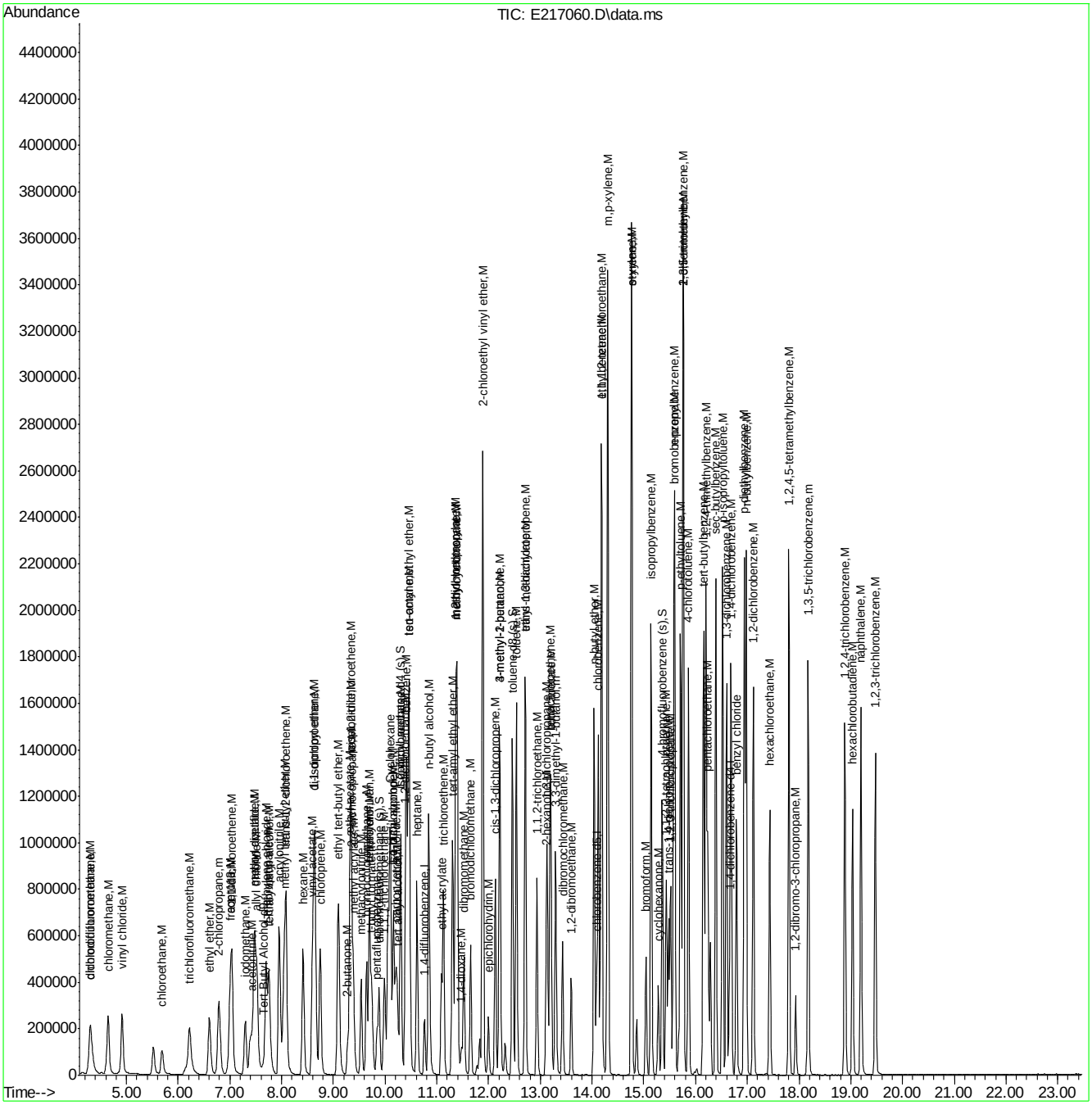

Manual Integration Approval Summary

Sample Number:	VE9527-IC9527	**Method:**	SW846 8260B
Lab FileID:	E217060.D	**Analyst approved:**	07/03/14 08:40 Henny Salim
Injection Time:	07/02/14 14:26	**Supervisor approved:**	07/03/14 11:20 Jessica Reitan-Chu

Parameter	CAS	Sig#	R.T. (min.)	Reason
Acetonitrile	75-05-8		7.41	Poor instrument integration
tert-Butylbenzene	98-06-6		16.15	Poor instrument integration

Quantitation Report (Qedit)

Data Path : C:\msdchem\1\DATA\
Data File : E217060.D
Acq On : 2 Jul 2014 2:26 pm
Operator : OksanaT
Sample : ic9527-200
Misc : MS69708,VE9527,5,,100,,1
ALS Vial : 11 Sample Multiplier: 1

Quant Time: Jul 03 07:59:06 2014
Quant Method : C:\msdchem\1\METHODS\ME9527.M
Quant Title : SW846 8260B,ZB624 60m x 0.25mm x 1.4um
QLast Update : Thu Jul 03 07:56:59 2014
Response via : Initial Calibration

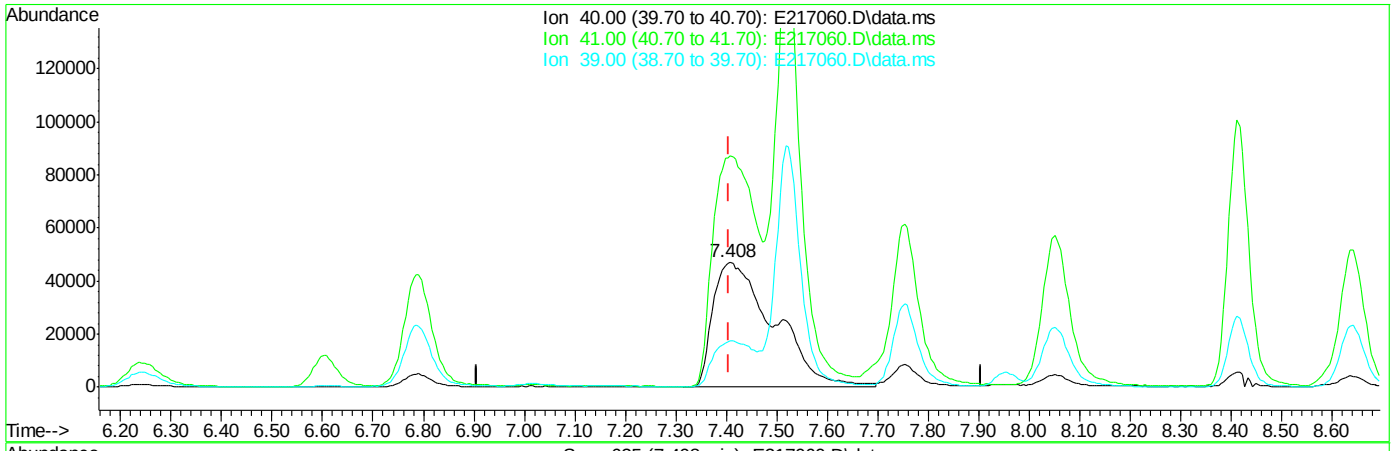

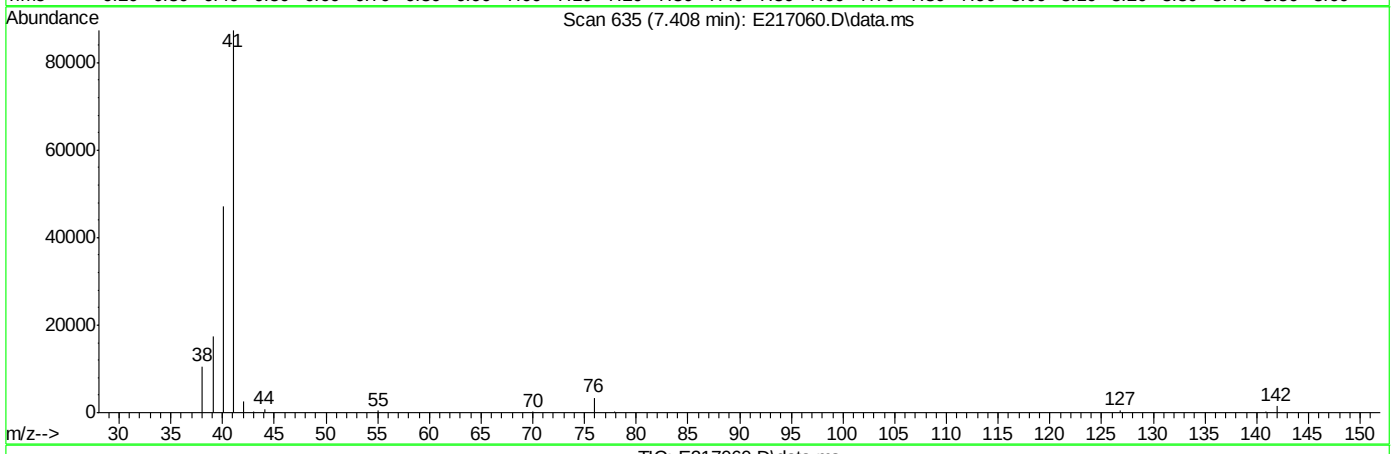

TIC: E217060.D\data.ms

(34) acetonitrile (M)

7.408min (+0.001) 1599.53ug/L

response 396246

Ion	Exp%	Act%
40.00	100	100
41.00	184.00	184.85
39.00	36.60	36.27
0.00	0.00	0.00

E217060.D edits: acetonitrile

Quantitation Report (Qedit)

Data Path : C:\msdchem\1\DATA\
Data File : E217060.D
Acq On : 2 Jul 2014 2:26 pm
Operator : OksanaT
Sample : ic9527-200
Misc : MS69708,VE9527,5,,100,,1
ALS Vial : 11 Sample Multiplier: 1

Quant Time: Jul 03 07:59:06 2014
Quant Method : C:\msdchem\1\METHODS\ME9527.M
Quant Title : SW846 8260B,ZB624 60m x 0.25mm x 1.4um
QLast Update : Thu Jul 03 07:56:59 2014
Response via : Initial Calibration

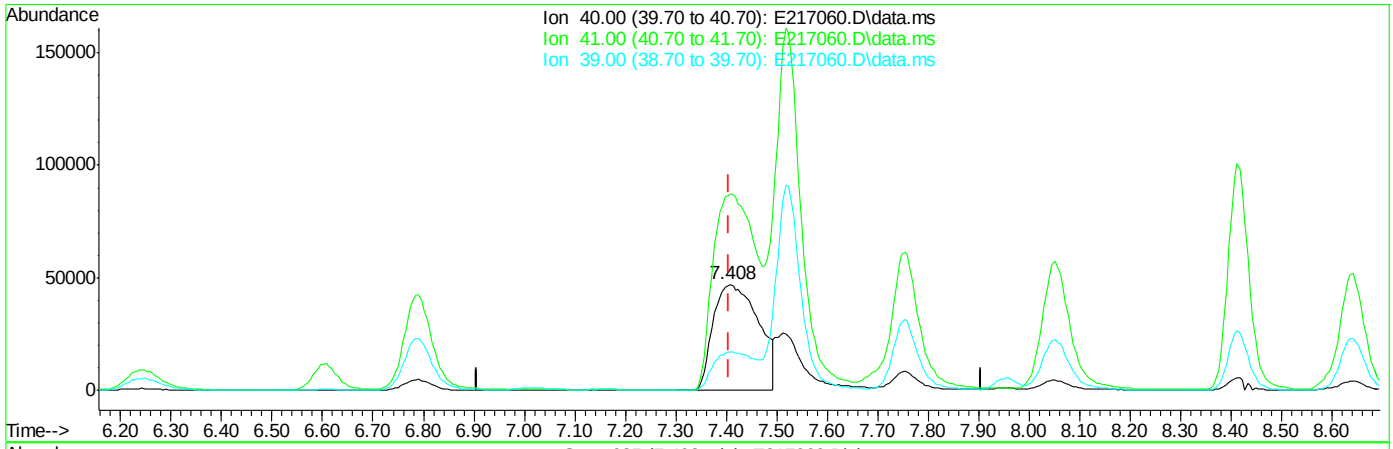

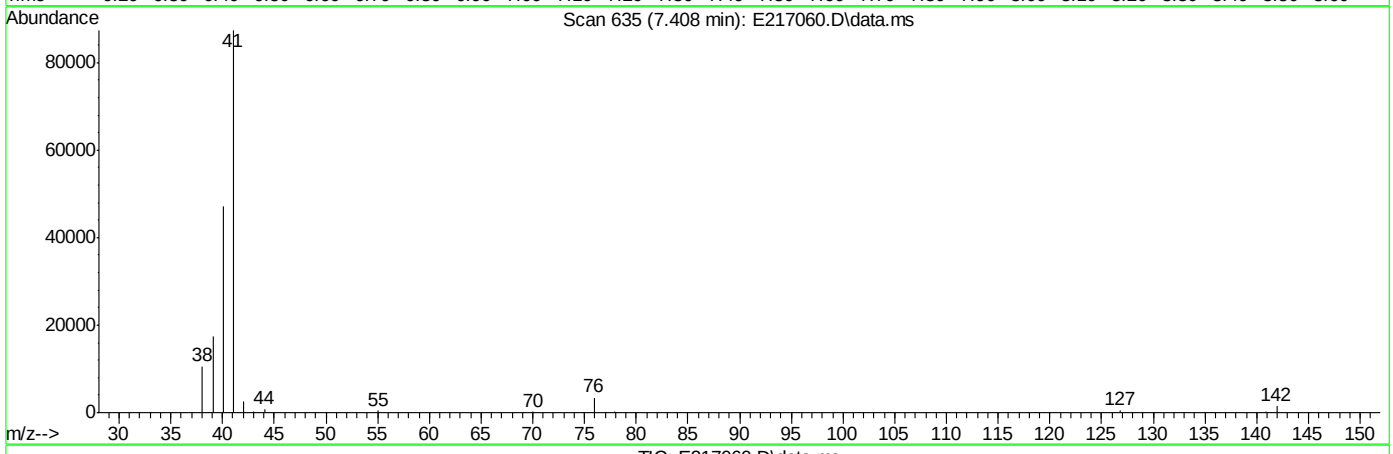

TIC: E217060.D\data.ms

(34) acetonitrile (M)

7.408min (+0.001) 1186.43ug/L m

response 293911

Ion	Exp%	Act%
40.00	100	100
41.00	184.00	185.55
39.00	36.60	36.80
0.00	0.00	0.00

Quantitation Report (Qedit)

Data Path : C:\msdchem\1\DATA\
Data File : E217060.D
Acq On : 2 Jul 2014 2:26 pm
Operator : OksanaT
Sample : ic9527-200
Misc : MS69708,VE9527,5,,100,,1
ALS Vial : 11 Sample Multiplier: 1

Quant Time: Jul 03 07:59:06 2014
Quant Method : C:\msdchem\1\METHODS\ME9527.M
Quant Title : SW846 8260B,ZB624 60m x 0.25mm x 1.4um
QLast Update : Thu Jul 03 07:56:59 2014
Response via : Initial Calibration

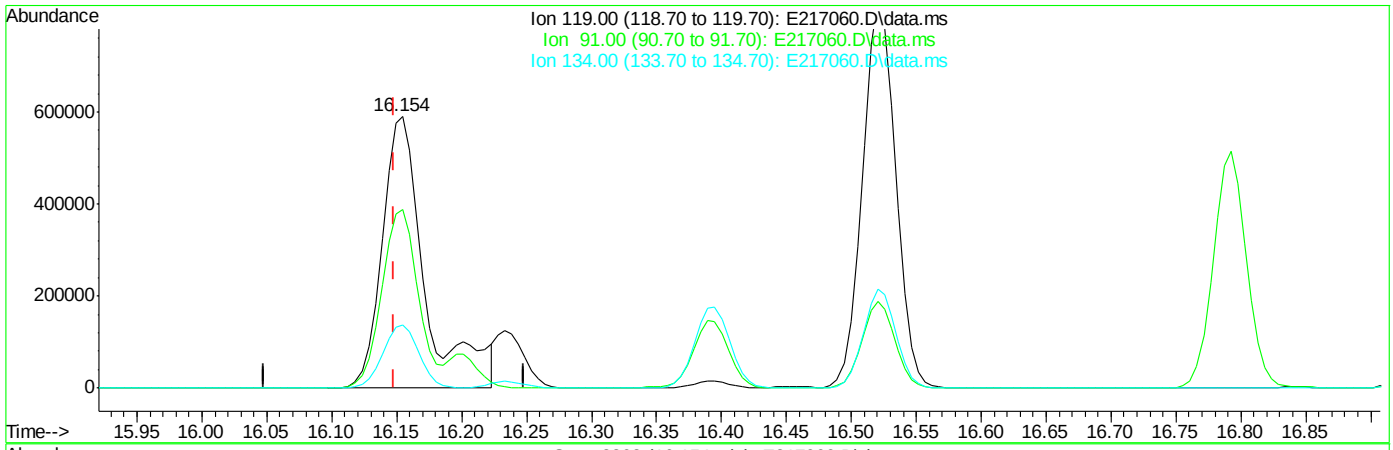

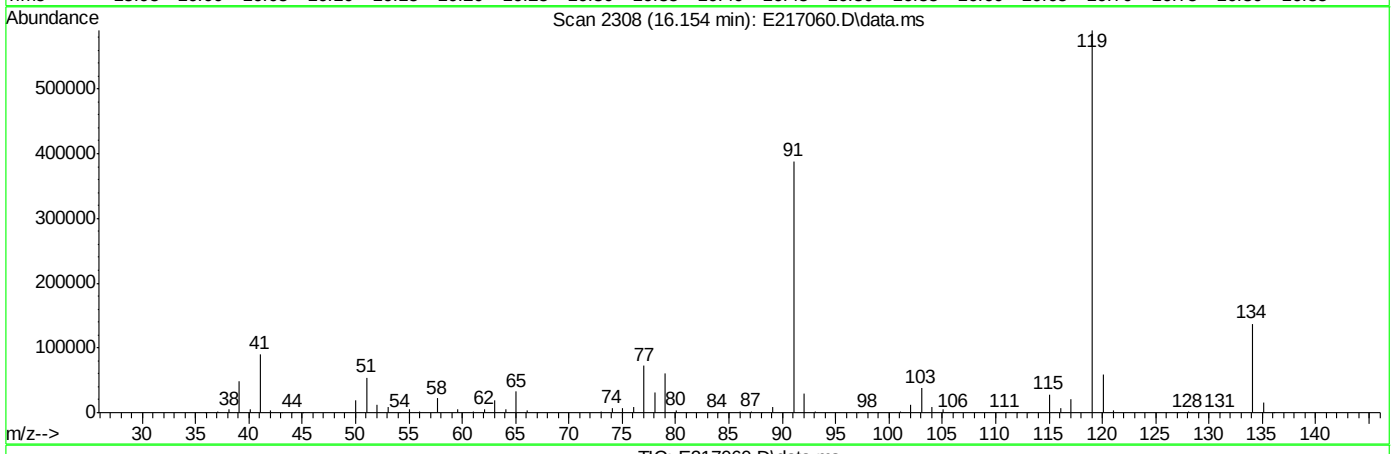

TIC: E217060.D\data.ms

(127) tert-butylbenzene (M)

16.154min (+0.006) 203.80ug/L

response 1352109

Ion	Exp%	Act%
119.00	100	100
91.00	63.80	65.75
134.00	22.70	23.32
0.00	0.00	0.00

E217060.D edits: tert-butylbenzene

Quantitation Report (Qedit)

Data Path : C:\msdchem\1\DATA\
Data File : E217060.D
Acq On : 2 Jul 2014 2:26 pm
Operator : OksanaT
Sample : ic9527-200
Misc : MS69708,VE9527,5,,100,,1
ALS Vial : 11 Sample Multiplier: 1

Quant Time: Jul 03 07:59:06 2014
Quant Method : C:\msdchem\1\METHODS\ME9527.M
Quant Title : SW846 8260B,ZB624 60m x 0.25mm x 1.4um
QLast Update : Thu Jul 03 07:56:59 2014
Response via : Initial Calibration

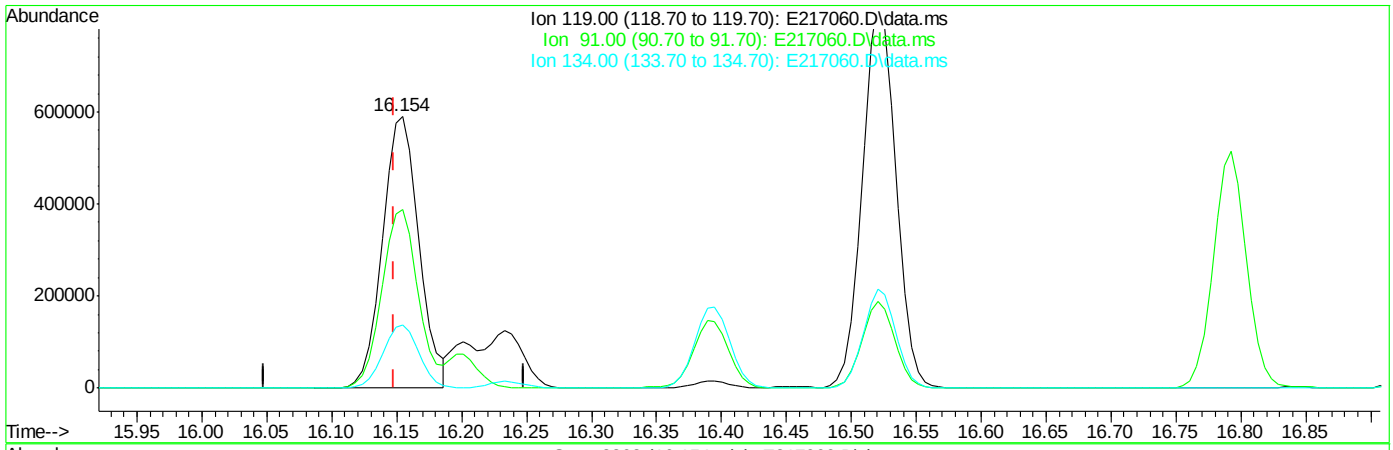

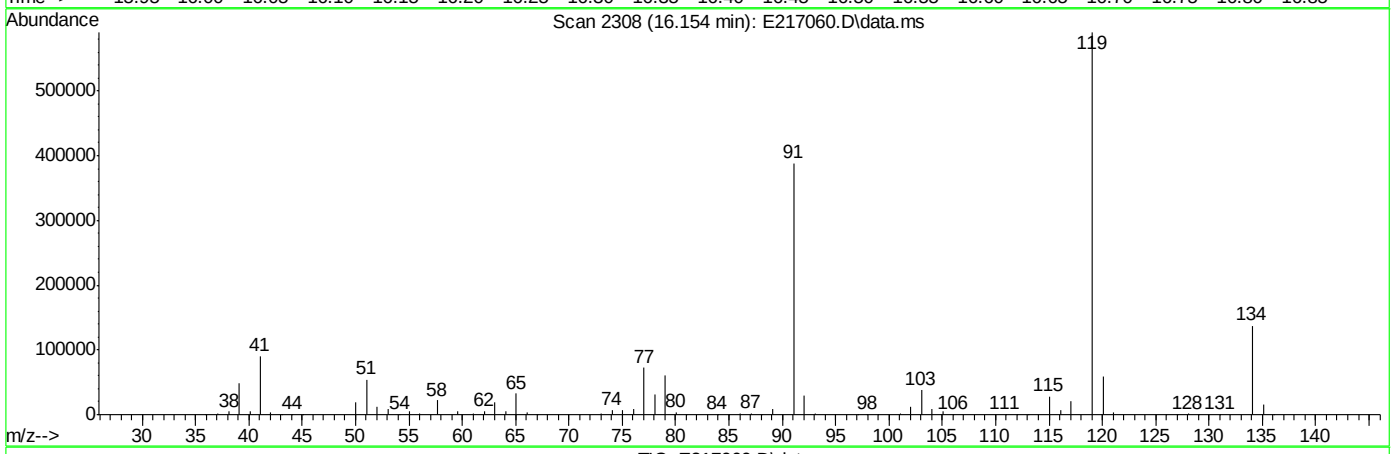

TIC: E217060.D\data.ms

(127) tert-butylbenzene (M)

16.154min (+0.006) 174.44ug/L m

response 1157350

Ion	Exp%	Act%
119.00	100	100
91.00	63.80	65.78
134.00	22.70	23.32
0.00	0.00	0.00

Quantitation Report (QT Reviewed)

Data Path : C:\msdchem\1\DATA\
Data File : E217063.D
Acq On : 2 Jul 2014 3:29 pm
Operator : OksanaT
Sample : icv9527-50
Misc : MS69708,VE9527,5,,100,,1
ALS Vial : 13 Sample Multiplier: 1

Quant Time: Jul 03 10:50:12 2014
Quant Method : C:\msdchem\1\METHODS\ME9527.M
Quant Title : SW846 8260B,ZB624 60m x 0.25mm x 1.4um
QLast Update : Thu Jul 03 10:49:42 2014
Response via : Initial Calibration

Internal Standards	R.T.	QIon	Response	Conc	Units	Dev(Min)
1) Tert Butyl Alcohol-d9	7.633	65	112168	500.00	ug/L	0.00
5) pentafluorobenzene	9.844	168	178993	50.00	ug/L	0.00
67) 1,4-difluorobenzene	10.759	114	227411	50.00	ug/L	0.00
98) chlorobenzene-d5	14.084	117	212527	50.00	ug/L	0.00
115) 1,4-dichlorobenzene-d4	16.656	152	120449	50.00	ug/L	0.00
System Monitoring Compounds						
60) dibromofluoromethane (s)	9.886	113	67094	46.96	ug/L	0.00
Spiked Amount 50.000	Range 59 - 130		Recovery = 93.92%			
61) 1,2-dichloroethane-d4 (s)	10.299	65	85060	46.54	ug/L	0.00
Spiked Amount 50.000	Range 65 - 123		Recovery = 93.08%			
90) toluene-d8 (s)	12.458	98	277752	47.24	ug/L	0.00
Spiked Amount 50.000	Range 77 - 125		Recovery = 94.48%			
117) 4-bromofluorobenzene (s)	15.360	95	108679	45.23	ug/L	0.00
Spiked Amount 50.000	Range 71 - 132		Recovery = 90.46%			
Target Compounds						Qvalue
3) 1,4-dioxane	11.475	88	33782	1284.42	ug/L	97
4) tertiary butyl alcohol	7.748	59	65361	260.84	ug/L	95
11) chlorodifluoromethane	4.308	51	107481	61.56	ug/L	96
12) dichlorodifluoromethane	4.303	85	74171	41.97	ug/L	99
15) chloromethane	4.621	50	127434	45.40	ug/L	98
16) vinyl chloride	4.899	62	113364	48.53	ug/L	98
19) bromomethane	5.531	94	59798	42.64	ug/L	97
20) chloroethane	5.709	64	60872	58.33	ug/L	100
22) trichlorofluoromethane	6.232	101	103664	51.73	ug/L	98
24) ethyl ether	6.608	74	50337	56.76	ug/L	97
28) 2-chloropropane	6.791	43	149382	52.46	ug/L	97
29) acrolein	6.801	56	217324	472.65	ug/L	98
30) 1,1-dichloroethene	7.042	96	74972	57.78	ug/L	98
32) acetone	7.011	58	10545	52.03	ug/L	95
33) allyl chloride	7.523	41	170075	65.37	ug/L	94
34) acetonitrile	7.408	40	77614	483.62	ug/L	100
35) iodomethane	7.303	142	125695	57.95	ug/L	99
36) iso-butyl alcohol	10.168	74	7520	421.86	ug/L	84
37) carbon disulfide	7.476	76	277058	58.82	ug/L	100
38) methylene chloride	7.695	84	84704	56.14	ug/L	98
39) 1-chloropropane	7.753	42	152890	52.82	ug/L	99
40) methyl acetate	7.481	43	83823	44.33	ug/L	100
41) methyl tert butyl ether	8.051	73	488058	104.71	ug/L	100
42) trans-1,2-dichloroethene	8.088	96	78483	54.97	ug/L	98
43) di-isopropyl ether	8.637	45	286050	51.92	ug/L	99
44) ethyl tert-butyl ether	9.097	59	259439	53.09	ug/L	99
45) 2-butanone	9.274	72	12697	53.61	ug/L #	95
46) 1,1-dichloroethane	8.621	63	155410	57.49	ug/L	100
47) chloroprene	8.746	53	110824	49.98	ug/L	99
48) acrylonitrile	7.952	53	215252	262.45	ug/L	100
49) vinyl acetate	8.589	86	16140	57.76	ug/L	90
50) ethyl acetate	9.316	45	16142	50.40	ug/L	99
51) 2,2-dichloropropane	9.368	77	111290	61.12	ug/L	99

Quantitation Report (QT Reviewed)

Data Path : C:\msdchem\1\DATA\
Data File : E217063.D
Acq On : 2 Jul 2014 3:29 pm
Operator : OksanaT
Sample : icv9527-50
Misc : MS69708,VE9527,5,,100,,1
ALS Vial : 13 Sample Multiplier: 1

Quant Time: Jul 03 10:50:12 2014
Quant Method : C:\msdchem\1\METHODS\ME9527.M
Quant Title : SW846 8260B,ZB624 60m x 0.25mm x 1.4um
QLast Update : Thu Jul 03 10:49:42 2014
Response via : Initial Calibration

Internal Standards	R.T.	QIon	Response	Conc	Units		Dev(Min)
52) cis-1,2-dichloroethene	9.342	96	84421	53.47	ug/L		97
53) methyl acrylate	9.395	55	100103	52.89	ug/L		99
54) propionitrile	9.327	54	173371	517.49	ug/L		96
55) bromochloromethane	9.640	128	40137	54.61	ug/L		99
56) tetrahydrofuran	9.703	42	41382	47.72	ug/L		99
57) chloroform	9.698	83	136070	53.39	ug/L		100
58) t-butyl formate	9.740	59	76707	54.21	ug/L		99
59) Iso-octane	10.461	57	304320	54.57	ug/L		100
62) freon 113	7.016	151	51376	56.12	ug/L		96
63) methacrylonitrile	9.536	41	69060	49.45	ug/L		99
64) 1,1,1-trichloroethane	9.991	97	110984	55.42	ug/L		99
65) Cyclohexane	10.100	84	118190	56.05	ug/L	#	98
66) tert-amyl methyl ether	10.456	73	248564	51.66	ug/L		99
69) tert amyl alcohol	10.236	55	45713	455.42	ug/L		80
70) epichlorohydrin	11.998	57	61257	262.61	ug/L		99
71) n-butyl alcohol	10.838	56	188381	2600.92	ug/L		100
72) tert-amyl ethyl ether	11.303	87	221114	103.52	ug/L		97
73) carbon tetrachloride	10.205	117	96855	55.59	ug/L		99
74) 1,1-dichloropropene	10.163	75	104129	53.22	ug/L		98
75) hexane	8.417	57	122521	59.37	ug/L		98
76) benzene	10.414	78	329859	55.47	ug/L		99
77) heptane	10.618	57	66004	57.12	ug/L		98
78) isopropyl acetate	10.299	43	196786	46.09	ug/L		100
79) 1,2-dichloroethane	10.388	62	106713	55.18	ug/L		99
80) ethyl acrylate	11.088	55	129830	50.82	ug/L	#	82
81) trichloroethene	11.130	95	79156	54.65	ug/L		98
83) 2-chloroethyl vinyl ether	11.888	63	332843	263.71	ug/L		100
84) methylcyclohexane	11.386	83	129279	52.35	ug/L		99
85) methyl methacrylate	11.366	69	98887	53.54	ug/L		100
86) 1,2-dichloropropane	11.366	63	90590	56.49	ug/L		100
87) dibromomethane	11.522	93	51373	53.84	ug/L		98
88) bromodichloromethane	11.653	83	110842	56.29	ug/L		99
89) cis-1,3-dichloropropene	12.129	75	139028	54.47	ug/L		99
91) 4-methyl-2-pentanone	12.207	58	45429	54.48	ug/L		98
92) toluene	12.537	92	202664	55.66	ug/L		97
93) 3-methyl-1-butanol	12.218	55	116691	1029.29	ug/L		99
94) trans-1,3-dichloropropene	12.704	75	129614	53.82	ug/L		98
95) ethyl methacrylate	12.709	69	129065	54.73	ug/L		98
96) 1,1,2-trichloroethane	12.934	83	67632	52.25	ug/L		100
97) 2-hexanone	13.117	58	42706	53.47	ug/L		98
99) cyclohexanone	15.276	55	49301	526.39	ug/L		97
100) tetrachloroethene	13.190	166	86389	55.03	ug/L		99
101) 1,3-dichloropropane	13.133	76	132265	53.58	ug/L		99
102) butyl acetate	13.211	56	69112	49.21	ug/L		99
103) 3,3-dimethyl-1-butanol	13.295	57	129594	498.49	ug/L		98
104) dibromochloromethane	13.431	129	86747	55.24	ug/L		98
105) 1,2-dibromoethane	13.598	107	81720	53.89	ug/L		98
106) n-butyl ether	14.037	57	386591	55.64	ug/L		100
107) chlorobenzene	14.121	112	220958	56.72	ug/L		97
108) 1,1,1,2-tetrachloroethane	14.178	131	78863	55.16	ug/L		99

Quantitation Report (QT Reviewed)

Data Path : C:\msdchem\1\DATA\
Data File : E217063.D
Acq On : 2 Jul 2014 3:29 pm
Operator : OksanaT
Sample : icv9527-50
Misc : MS69708,VE9527,5,,100,,1
ALS Vial : 13 Sample Multiplier: 1

Quant Time: Jul 03 10:50:12 2014
Quant Method : C:\msdchem\1\METHODS\ME9527.M
Quant Title : SW846 8260B,ZB624 60m x 0.25mm x 1.4um
QLast Update : Thu Jul 03 10:49:42 2014
Response via : Initial Calibration

Internal Standards	R.T.	QIon	Response	Conc	Units	Dev(Min)
109) ethylbenzene	14.183	91	392894	55.16	ug/L	100
110) m,p-xylene	14.304	106	297656	111.75	ug/L	100
111) o-xylene	14.764	106	147055	55.06	ug/L	97
113) styrene	14.764	104	261943	54.85	ug/L	100
114) bromoform	15.041	173	67165	53.98	ug/L	98
116) isopropylbenzene	15.140	105	393838	54.45	ug/L	98
118) bromobenzene	15.579	156	102079	54.99	ug/L	99
119) 1,1,2,2-tetrachloroethane	15.433	83	124359	50.33	ug/L	100
120) trans-1,4-dichloro-2-b...	15.480	53	37315	54.12	ug/L	95
121) 1,2,3-trichloropropane	15.517	110	31954	51.57	ug/L	90
122) n-propylbenzene	15.595	91	486612	57.44	ug/L	100
123) p-ethyltoluene	15.710	105	363078	50.46	ug/L	99
124) 2-chlorotoluene	15.757	126	92241	52.54	ug/L	99
125) 4-chlorotoluene	15.862	91	293951	53.60	ug/L	99
126) 1,3,5-trimethylbenzene	15.762	105	326821	52.57	ug/L	99
127) tert-butylbenzene	16.149	119	292275	54.59	ug/L	98
128) pentachloroethane	16.233	167	66394	54.44	ug/L	99
129) 1,2,4-trimethylbenzene	16.201	105	353306	58.05	ug/L	99
130) sec-butylbenzene	16.390	105	451578	55.77	ug/L	99
131) 1,3-dichlorobenzene	16.599	146	199532	53.85	ug/L	97
132) p-isopropyltoluene	16.520	119	385491	56.91	ug/L	100
133) 1,4-dichlorobenzene	16.688	146	204747	55.42	ug/L	99
134) benzyl chloride	16.792	91	277424	66.25	ug/L	99
135) p-diethylbenzene	16.939	119	219294	54.18	ug/L	99
136) 1,2-dichlorobenzene	17.116	146	194735	53.85	ug/L	99
137) n-butylbenzene	16.980	92	213106	56.82	ug/L	98
138) 1,2,4,5-tetramethylben...	17.801	119	339799	53.84	ug/L	99
139) 1,2-dibromo-3-chloropr...	17.937	75	24282	52.59	ug/L	93
140) 1,3,5-trichlorobenzene	18.178	180	165301	54.03	ug/L	100
141) 1,2,4-trichlorobenzene	18.889	180	148488	56.03	ug/L	99
142) hexachlorobutadiene	19.035	225	83224	57.03	ug/L	97
143) naphthalene	19.197	128	361173	54.29	ug/L	99
145) 1,2,3-trichlorobenzene	19.474	180	131343	55.17	ug/L	98
146) hexachloroethane	17.435	119	68917	54.57	ug/L	99

(#) = qualifier out of range (m) = manual integration (+) = signals summed

Quantitation Report (QT Reviewed)

Data Path : C:\msdchem\1\DATA\
Data File : E217063.D
Acq On : 2 Jul 2014 3:29 pm
Operator : OksanaT
Sample : icv9527-50
Misc : MS69708,VE9527,5,,100,,1
ALS Vial : 13 Sample Multiplier: 1

Quant Time: Jul 03 10:50:12 2014
Quant Method : C:\msdchem\1\METHODS\ME9527.M
Quant Title : SW846 8260B,ZB624 60m x 0.25mm x 1.4um
QLast Update : Thu Jul 03 10:49:42 2014
Response via : Initial Calibration

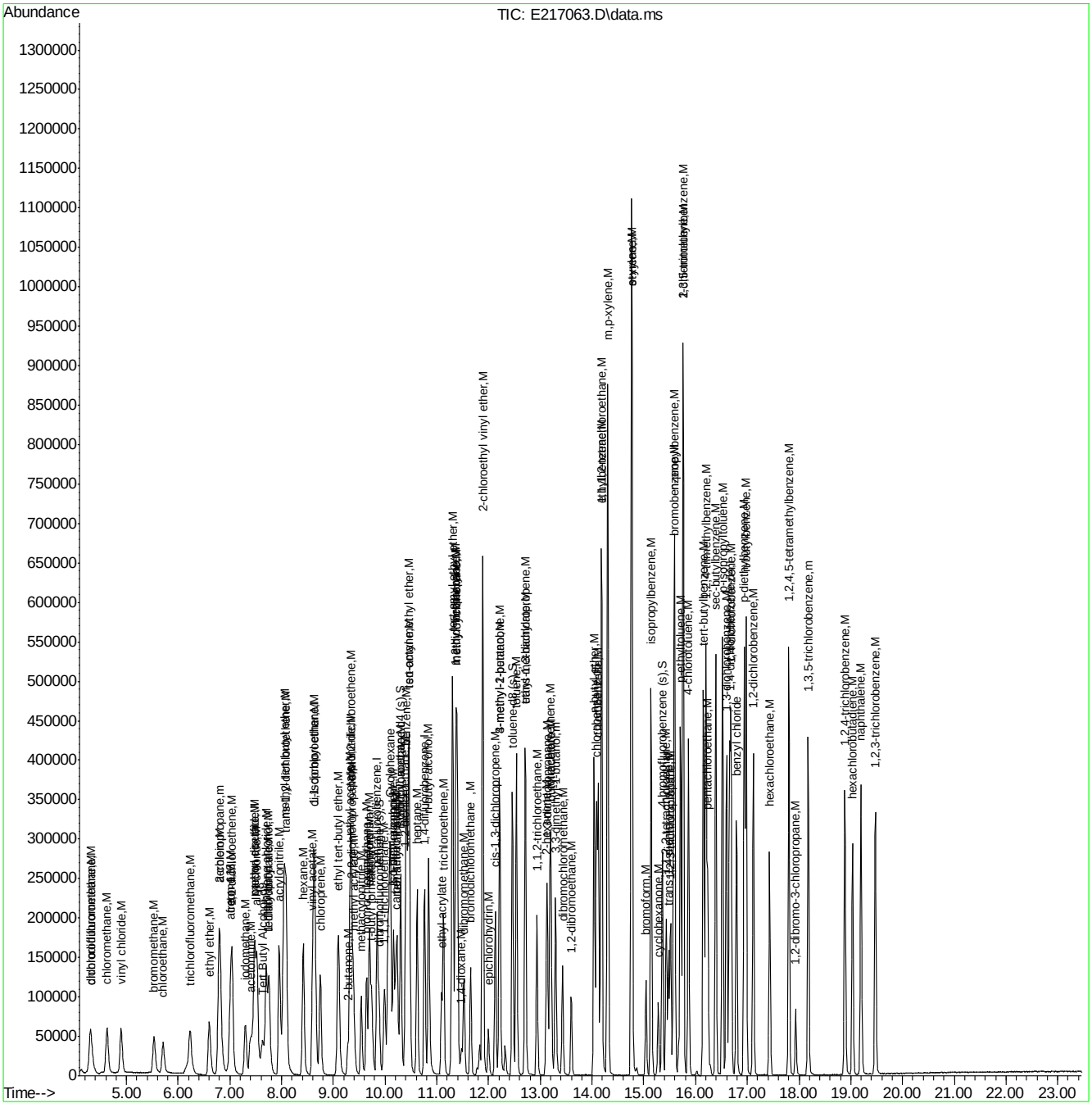

Manual Integrations APPROVED (compounds with "m" flag)
Kanya Veerawat 07/09/14 14:32

Quantitation Report (QT Reviewed)

Data Path : C:\msdchem\1\DATA\
Data File : E217209.D
Acq On : 9 Jul 2014 9:27 am
Operator : OksanaT
Sample : CC9527-20
Misc : MS70312,VE9537,5,,100,5,1
ALS Vial : 2 Sample Multiplier: 1

Quant Time: Jul 09 13:01:22 2014
Quant Method : C:\msdchem\1\METHODS\ME9527.M
Quant Title : SW846 8260B,ZB624 60m x 0.25mm x 1.4um
QLast Update : Thu Jul 03 10:49:42 2014
Response via : Initial Calibration

Internal Standards	R.T.	QIon	Response	Conc	Units		Dev(Min)
1) Tert Butyl Alcohol-d9	7.617	65	110923	500.00	ug/L		-0.02
5) pentafluorobenzene	9.844	168	195539	50.00	ug/L		0.00
67) 1,4-difluorobenzene	10.759	114	244715	50.00	ug/L		0.00
98) chlorobenzene-d5	14.084	117	228962	50.00	ug/L		0.00
115) 1,4-dichlorobenzene-d4	16.656	152	128280	50.00	ug/L		0.00
System Monitoring Compounds							
60) dibromofluoromethane (s)	9.881	113	71119	45.56	ug/L		0.00
Spiked Amount 50.000	Range 59 - 130		Recovery = 91.12%				
61) 1,2-dichloroethane-d4 (s)	10.299	65	88018	44.09	ug/L		0.00
Spiked Amount 50.000	Range 65 - 123		Recovery = 88.18%				
90) toluene-d8 (s)	12.458	98	289460	45.75	ug/L		0.00
Spiked Amount 50.000	Range 77 - 125		Recovery = 91.50%				
117) 4-bromofluorobenzene (s)	15.359	95	111616	43.61	ug/L		0.00
Spiked Amount 50.000	Range 71 - 132		Recovery = 87.22%				
Target Compounds							Qvalue
3) 1,4-dioxane	11.475	88	14120	542.88	ug/L		95
4) tertiary butyl alcohol	7.742	59	27285	110.11	ug/L		97
11) chlorodifluoromethane	4.307	51	44549	23.36	ug/L		98
12) dichlorodifluoromethane	4.307	85	42080	21.80	ug/L		100
15) chloromethane	4.626	50	63913	20.84	ug/L		99
16) vinyl chloride	4.893	62	57280	22.45	ug/L		99
19) bromomethane	5.547	94	32844	21.44	ug/L		100
20) chloroethane	5.719	64	25160	22.07	ug/L		98
22) trichlorofluoromethane	6.231	101	53794	24.57	ug/L		99
24) ethyl ether	6.597	74	21380	22.07	ug/L		96
28) 2-chloropropane	6.796	43	66798	21.47	ug/L		98
29) acrolein	6.801	56	106371	211.77	ug/L		97
30) 1,1-dichloroethene	7.037	96	32815	23.15	ug/L		96
32) acetone	7.026	58	4001	18.07	ug/L		95
33) allyl chloride	7.523	41	58931	20.73	ug/L		98
34) acetonitrile	7.413	40	36107	165.35	ug/L		95
35) iodomethane	7.303	142	57584	24.30	ug/L		98
36) iso-butyl alcohol	10.168	74	3338	188.92	ug/L		51
37) carbon disulfide	7.460	76	119877	23.30	ug/L		100
38) methylene chloride	7.695	84	38189	23.17	ug/L		99
39) 1-chloropropane	7.753	42	67659	21.39	ug/L		99
40) methyl acetate	7.481	43	38764	18.77	ug/L		99
41) methyl tert butyl ether	8.051	73	112731	22.14	ug/L		99
42) trans-1,2-dichloroethene	8.087	96	35314	22.64	ug/L		98
43) di-isopropyl ether	8.631	45	126025	20.94	ug/L		93
44) ethyl tert-butyl ether	9.091	59	126079	23.62	ug/L		98
45) 2-butanone	9.274	72	4937	19.08	ug/L	#	91
46) 1,1-dichloroethane	8.621	63	67263	22.78	ug/L		99
47) chloroprene	8.746	53	50955	21.04	ug/L		98
48) acrylonitrile	7.951	53	93457	104.31	ug/L		98
49) vinyl acetate	8.594	86	6664	21.83	ug/L		74
50) ethyl acetate	9.316	45	7199	20.58	ug/L		94
51) 2,2-dichloropropane	9.368	77	53647	26.97	ug/L		98

Quantitation Report (QT Reviewed)

Data Path : C:\msdchem\1\DATA\
Data File : E217209.D
Acq On : 9 Jul 2014 9:27 am
Operator : OksanaT
Sample : CC9527-20
Misc : MS70312,VE9537,5,,100,5,1
ALS Vial : 2 Sample Multiplier: 1

Quant Time: Jul 09 13:01:22 2014
Quant Method : C:\msdchem\1\METHODS\ME9527.M
Quant Title : SW846 8260B,ZB624 60m x 0.25mm x 1.4um
QLast Update : Thu Jul 03 10:49:42 2014
Response via : Initial Calibration

Internal Standards	R.T.	QIon	Response	Conc	Units		Dev(Min)
52) cis-1,2-dichloroethene	9.342	96	39263	22.76	ug/L		98
53) methyl acrylate	9.394	55	43861	21.21	ug/L		99
54) propionitrile	9.326	54	78232	213.75	ug/L		96
55) bromochloromethane	9.640	128	18304	22.80	ug/L		95
56) tetrahydrofuran	9.708	42	16890	17.83	ug/L		98
57) chloroform	9.692	83	61216	21.99	ug/L		99
58) t-butyl formate	9.739	59	32059	20.74	ug/L		95
59) Iso-octane	10.461	57	140676	23.09	ug/L		99
62) freon 113	7.005	151	23662	23.66	ug/L		99
63) methacrylonitrile	9.535	41	29621	19.42	ug/L		95
64) 1,1,1-trichloroethane	9.985	97	50407	23.04	ug/L		98
65) Cyclohexane	10.100	84	53586	23.26	ug/L	#	91
66) tert-amyl methyl ether	10.456	73	113601	21.61	ug/L		98
70) epichlorohydrin	11.998	57	27016	107.63	ug/L		99
71) n-butyl alcohol	10.837	56	78096	1002.00	ug/L		97
73) carbon tetrachloride	10.210	117	44689	23.84	ug/L		99
74) 1,1-dichloropropene	10.158	75	48113	22.85	ug/L		98
75) hexane	8.417	57	49275	22.19	ug/L		99
76) benzene	10.414	78	144092	22.52	ug/L		98
77) heptane	10.618	57	28837	23.19	ug/L		98
78) isopropyl acetate	10.299	43	82645	17.99	ug/L		97
79) 1,2-dichloroethane	10.388	62	47369	22.76	ug/L		98
81) trichloroethene	11.130	95	35061	22.50	ug/L		97
83) 2-chloroethyl vinyl ether	11.888	63	150791	111.02	ug/L		99
84) methylcyclohexane	11.391	83	59723	22.47	ug/L		97
85) methyl methacrylate	11.365	69	41861	21.06	ug/L		99
86) 1,2-dichloropropane	11.365	63	39653	22.98	ug/L		95
87) dibromomethane	11.522	93	23299	22.69	ug/L		99
88) bromodichloromethane	11.653	83	47551	22.44	ug/L		98
89) cis-1,3-dichloropropene	12.129	75	62435	22.73	ug/L		95
91) 4-methyl-2-pentanone	12.212	58	19043	21.22	ug/L		91
92) toluene	12.536	92	89738	22.90	ug/L		96
93) 3-methyl-1-butanol	12.217	55	46487	381.05	ug/L		99
94) trans-1,3-dichloropropene	12.709	75	57896	22.34	ug/L		99
95) ethyl methacrylate	12.714	69	54426	21.45	ug/L		96
96) 1,1,2-trichloroethane	12.934	83	29830	21.42	ug/L		97
97) 2-hexanone	13.117	58	17412	20.26	ug/L		99
99) cyclohexanone	15.281	55	28175	279.24	ug/L		97
100) tetrachloroethene	13.190	166	39032	23.08	ug/L		98
101) 1,3-dichloropropane	13.132	76	59610	22.41	ug/L		99
102) butyl acetate	13.211	56	30148	19.92	ug/L		96
103) 3,3-dimethyl-1-butanol	13.294	57	52247	186.54	ug/L		99
104) dibromochloromethane	13.430	129	38732	22.89	ug/L		100
105) 1,2-dibromoethane	13.598	107	36984	22.64	ug/L		98
106) n-butyl ether	14.037	57	163354	21.82	ug/L		98
107) chlorobenzene	14.120	112	99641	23.74	ug/L		97
108) 1,1,1,2-tetrachloroethane	14.178	131	36840	23.92	ug/L		96
109) ethylbenzene	14.188	91	175851	22.92	ug/L		99
110) m,p-xylene	14.303	106	132825	46.29	ug/L		96
111) o-xylene	14.763	106	66363	23.06	ug/L		99

Quantitation Report (QT Reviewed)

Data Path : C:\msdchem\1\DATA\
Data File : E217209.D
Acq On : 9 Jul 2014 9:27 am
Operator : OksanaT
Sample : CC9527-20
Misc : MS70312,VE9537,5,,100,5,1
ALS Vial : 2 Sample Multiplier: 1

Quant Time: Jul 09 13:01:22 2014
Quant Method : C:\msdchem\1\METHODS\ME9527.M
Quant Title : SW846 8260B,ZB624 60m x 0.25mm x 1.4um
QLast Update : Thu Jul 03 10:49:42 2014
Response via : Initial Calibration

Internal Standards	R.T.	QIon	Response	Conc Units	Dev(Min)
113) styrene	14.763	104	115338	22.42 ug/L	98
114) bromoform	15.046	173	30584	22.82 ug/L	99
116) isopropylbenzene	15.140	105	175214	22.74 ug/L	99
118) bromobenzene	15.584	156	46691	23.62 ug/L	94
119) 1,1,2,2-tetrachloroethane	15.433	83	56972	21.65 ug/L	99
120) trans-1,4-dichloro-2-b...	15.480	53	15441	21.03 ug/L	99
121) 1,2,3-trichloropropane	15.522	110	14593	22.11 ug/L	93
122) n-propylbenzene	15.595	91	203737	22.58 ug/L	100
124) 2-chlorotoluene	15.757	126	42240	22.59 ug/L	97
125) 4-chlorotoluene	15.867	91	129718	22.21 ug/L	98
126) 1,3,5-trimethylbenzene	15.762	105	149069	22.51 ug/L	99
127) tert-butylbenzene	16.154	119	128066m	22.46 ug/L	
128) pentachloroethane	16.238	167	29562	22.76 ug/L	98
129) 1,2,4-trimethylbenzene	16.201	105	149118	23.00 ug/L	98
130) sec-butylbenzene	16.395	105	200952	23.30 ug/L	99
131) 1,3-dichlorobenzene	16.599	146	90328	22.89 ug/L	98
132) p-isopropyltoluene	16.520	119	167522	23.22 ug/L	100
133) 1,4-dichlorobenzene	16.687	146	92609	23.54 ug/L	97
134) benzyl chloride	16.792	91	110523	24.78 ug/L	99
136) 1,2-dichlorobenzene	17.116	146	88694	23.03 ug/L	99
137) n-butylbenzene	16.980	92	86590	21.68 ug/L	99
139) 1,2-dibromo-3-chloropr...	17.937	75	9988	20.31 ug/L	91
140) 1,3,5-trichlorobenzene	18.183	180	76166	23.38 ug/L	97
141) 1,2,4-trichlorobenzene	18.888	180	63302	22.43 ug/L	100
142) hexachlorobutadiene	19.040	225	37417	24.08 ug/L	97
143) naphthalene	19.197	128	146265	20.64 ug/L	99
145) 1,2,3-trichlorobenzene	19.474	180	54859	21.64 ug/L	98
146) hexachloroethane	17.435	119	29777	22.14 ug/L	99

(#) = qualifier out of range (m) = manual integration (+) = signals summed

Quantitation Report (QT Reviewed)

Data Path : C:\msdchem\1\DATA\
Data File : E217209.D
Acq On : 9 Jul 2014 9:27 am
Operator : OksanaT
Sample : CC9527-20
Misc : MS70312,VE9537,5,,100,5,1
ALS Vial : 2 Sample Multiplier: 1

Quant Time: Jul 09 13:01:22 2014
Quant Method : C:\msdchem\1\METHODS\ME9527.M
Quant Title : SW846 8260B,ZB624 60m x 0.25mm x 1.4um
QLast Update : Thu Jul 03 10:49:42 2014
Response via : Initial Calibration

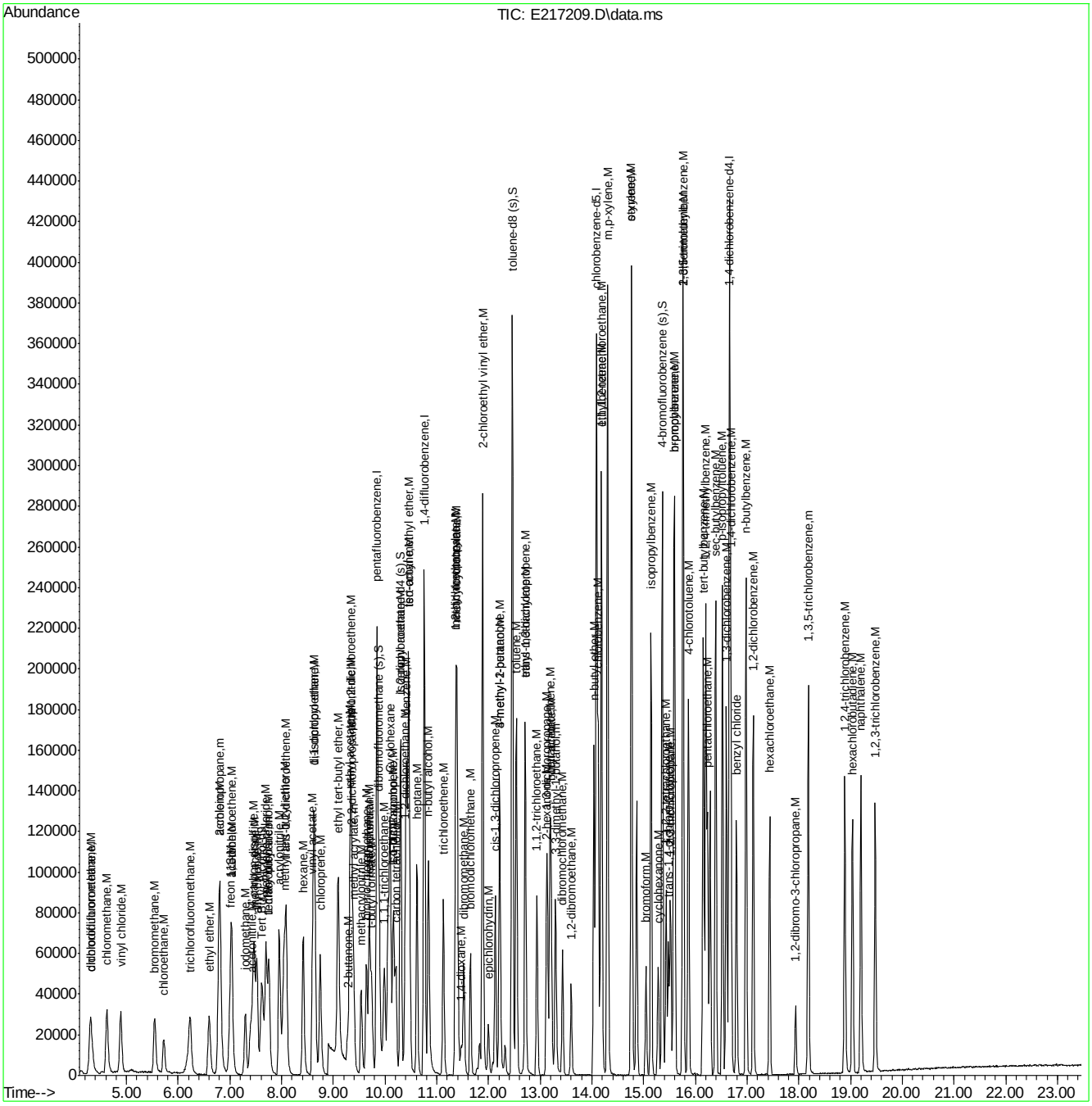

Manual Integration Approval Summary

Sample Number:	VE9537-CC9527	**Method:**	SW846 8260C
Lab FileID:	E217209.D	**Analyst approved:**	07/09/14 13:10 Henny Salim
Injection Time:	07/09/14 09:27	**Supervisor approved:**	07/09/14 14:32 Kanya Veerawat

Parameter	CAS	Sig#	R.T. (min.)	Reason
tert-Butylbenzene	98-06-6		16.15	Poor instrument integration

Quantitation Report (Qedit)

Data Path : C:\msdchem\1\DATA\
Data File : E217209.D
Acq On : 9 Jul 2014 9:27 am
Operator : OksanaT
Sample : CC9527-20
Misc : MS70085,VE9537,5,,100,5,1
ALS Vial : 2 Sample Multiplier: 1

Quant Time: Jul 09 13:00:07 2014
Quant Method : C:\msdchem\1\METHODS\ME9527.M
Quant Title : SW846 8260B,ZB624 60m x 0.25mm x 1.4um
QLast Update : Thu Jul 03 10:49:42 2014
Response via : Initial Calibration

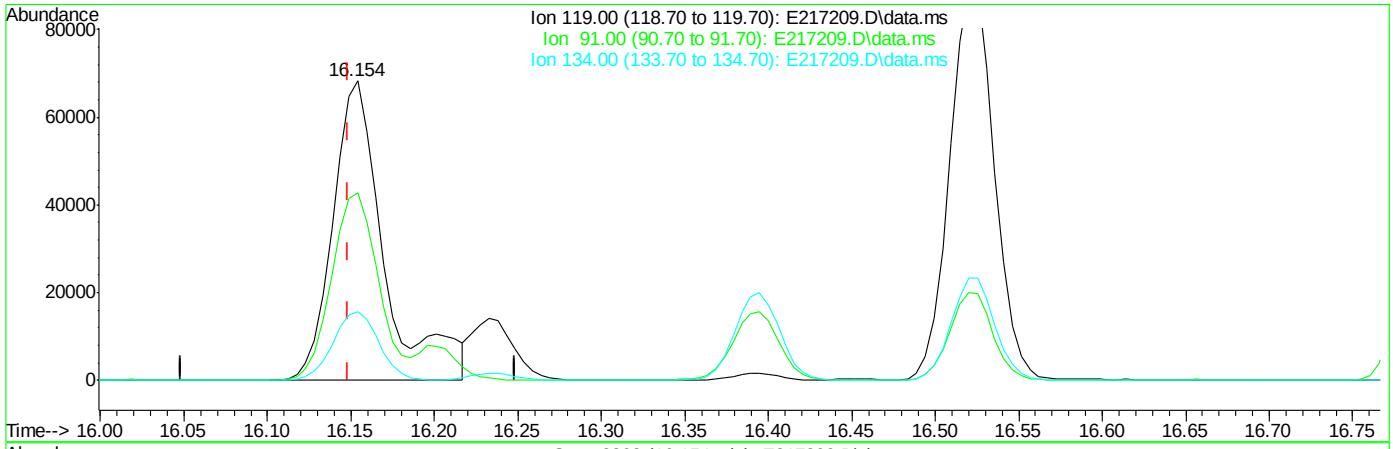

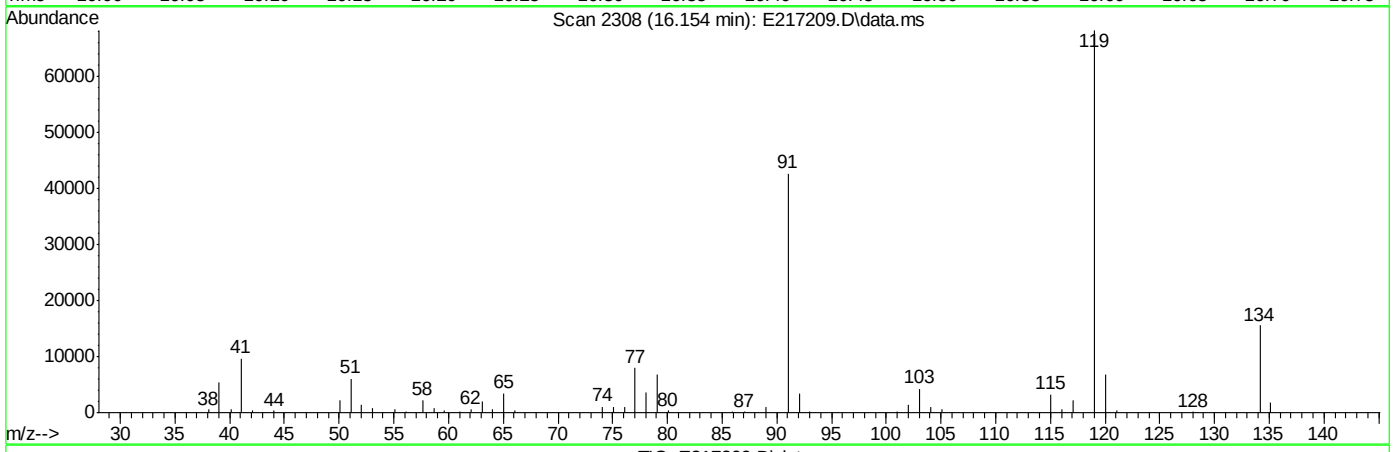

TIC: E217209.D\data.ms

(127) tert-butylbenzene (M)

16.154min (+0.006) 25.60ug/L

response 145974

Ion	Exp%	Act%
119.00	100	100
91.00	63.80	62.60
134.00	22.70	22.81
0.00	0.00	0.00

E217209.D edits: tert-butylbenzene

Quantitation Report (Qedit)

Data Path : C:\msdchem\1\DATA\
Data File : E217209.D
Acq On : 9 Jul 2014 9:27 am
Operator : OksanaT
Sample : CC9527-20
Misc : MS70085,VE9537,5,,100,5,1
ALS Vial : 2 Sample Multiplier: 1

Quant Time: Jul 09 13:00:07 2014
Quant Method : C:\msdchem\1\METHODS\ME9527.M
Quant Title : SW846 8260B,ZB624 60m x 0.25mm x 1.4um
QLast Update : Thu Jul 03 10:49:42 2014
Response via : Initial Calibration

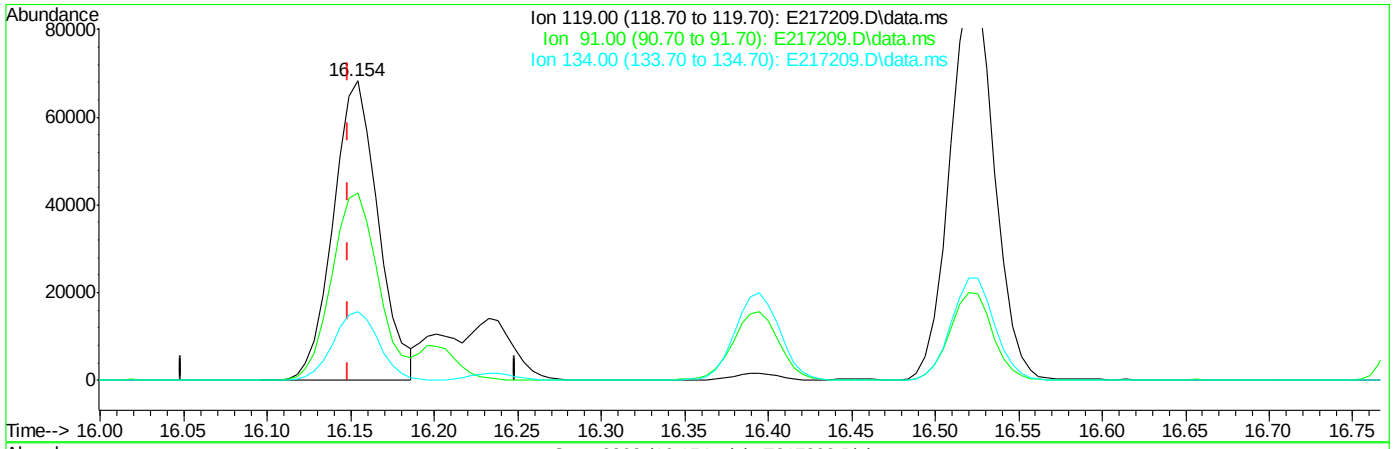

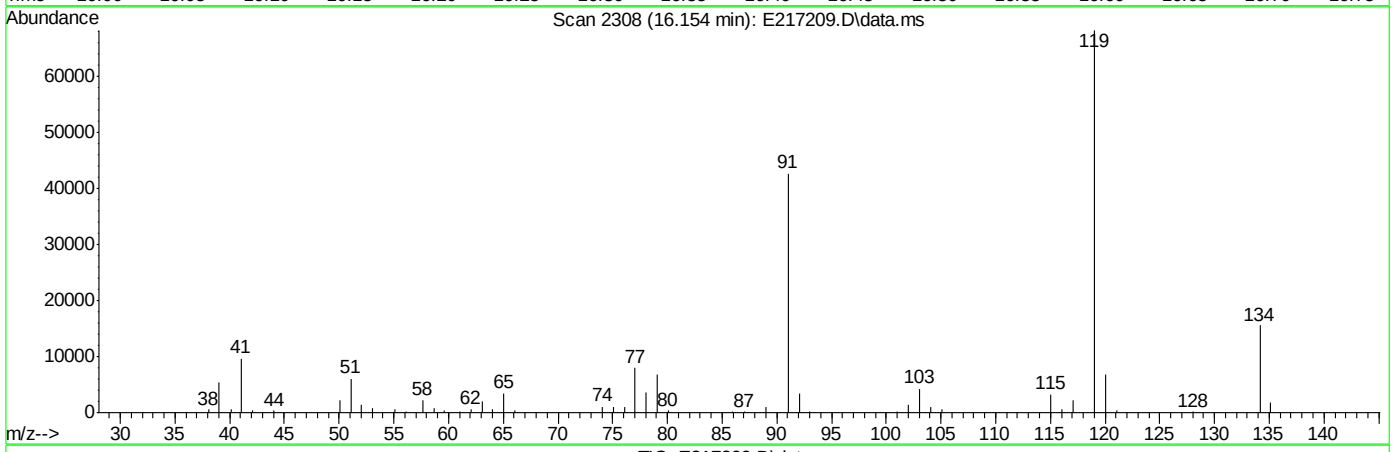

TIC: E217209.D\data.ms

(127) tert-butylbenzene (M)

16.154min (+0.006) 22.46ug/L m

response 128066

Ion	Exp%	Act%
119.00	100	100
91.00	63.80	62.60
134.00	22.70	22.81
0.00	0.00	0.00

E217209.D edits: tert-butylbenzene

Quantitation Report (QT Reviewed)

Data Path : C:\MSDCHEM\1\DATA\
Data File : Y146733.D
Acq On : 24 Jun 2014 11:30 am
Operator : prashans
Sample : IC6377-0.2
Misc : MS69208,VY6377,5.0,,,,1
ALS Vial : 2 Sample Multiplier: 1

Quant Time: Jun 24 14:34:44 2014
Quant Method : C:\MSDCHEM\1\METHODS\MYS6377.M
Quant Title : Method SW846 8260B, ZB624 60m x 0.25mm x 1.4um
QLast Update : Tue Jun 24 14:19:47 2014
Response via : Initial Calibration

Internal Standards	R.T.	QIon	Response	Conc	Units		Dev(Min)
1) Tert Butyl Alcohol-d9	7.35	65	59489	500.00	ug/L		-0.01
5) pentafluorobenzene	9.52	168	163613	50.00	ug/L		-0.02
58) 1,4-difluorobenzene	10.43	114	196462	50.00	ug/L		-0.01
88) chlorobenzene-d5	13.56	117	172152	50.00	ug/L		0.00
103) 1,4-dichlorobenzene-d4	15.84	152	90195	50.00	ug/L		0.00
System Monitoring Compounds							
50) dibromofluoromethane (s)	9.59	113	736	0.43	ug/L		-0.02
Spiked Amount 50.000	Range 59 - 130		Recovery = 0.86%#				
51) 1,2-dichloroethane-d4 (s)	10.03	65	988	0.44	ug/L		0.00
Spiked Amount 50.000	Range 65 - 123		Recovery = 0.88%#				
80) toluene-d8 (s)	12.06	98	2266	0.50	ug/L		0.00
Spiked Amount 50.000	Range 77 - 125		Recovery = 1.00%#				
105) 4-bromofluorobenzene (s)	14.70	95	1199	0.70	ug/L		0.00
Spiked Amount 50.000	Range 71 - 132		Recovery = 1.40%#				
Target Compounds							Qvalue
28) carbon disulfide	7.03	76	846	0.20	ug/L		72
32) methyl tert butyl ether	7.67	73	750	0.15	ug/L		54
34) di-isopropyl ether	8.23	45	1069	0.25	ug/L		77
35) ethyl tert-butyl ether	8.69	59	898	0.19	ug/L		67
47) chloroform	9.39	83	767	0.25	ug/L		95
57) tert-amyl methyl ether	10.08	73	1034	0.21	ug/L		63
65) benzene	10.07	78	1127	0.22	ug/L		79
75) methylcyclohexane	10.95	83	437	0.26	ug/L		90
82) toluene	12.13	91	1607	0.31	ug/L		92
96) chlorobenzene	13.59	112	639	0.18	ug/L		79
98) ethylbenzene	13.63	91	1228	0.21	ug/L		92
99) m,p-xylene	13.73	106	1045	0.47	ug/L	#	55
100) o-xylene	14.15	91	985	0.20	ug/L		88
101) styrene	14.17	104	701	0.20	ug/L		92
104) isopropylbenzene	14.48	105	1400	0.25	ug/L		91
112) n-propylbenzene	14.89	91	1258	0.20	ug/L		91
116) 1,3,5-trimethylbenzene	15.03	105	1079	0.22	ug/L		90
117) tert-butylbenzene	15.37	119	717	0.18	ug/L		89
119) 1,2,4-trimethylbenzene	15.42	105	1078	0.23	ug/L		97
120) sec-butylbenzene	15.58	105	1345	0.23	ug/L		77
121) 1,3-dichlorobenzene	15.79	146	572	0.17	ug/L	#	70
122) p-isopropyltoluene	15.70	119	1029	0.21	ug/L		93
123) 1,4-dichlorobenzene	15.87	146	593	0.18	ug/L		73
124) 1,2-dichlorobenzene	16.27	146	449	0.14	ug/L		80
125) n-butylbenzene	16.11	92	476	0.20	ug/L	#	73
126) p-Diethylbenzene	16.08	119	650	0.24	ug/L	#	59
128) 1,3,5-Trichlorobenzene	17.21	180	500	0.19	ug/L	#	76
129) 1,2,4-trichlorobenzene	17.84	180	352	0.16	ug/L		82
130) 1,2,4,5-tetramethylbenzene	16.86	119	981	0.23	ug/L	#	86

(#) = qualifier out of range (m) = manual integration (+) = signals summed

Quantitation Report (QT Reviewed)

Data Path : C:\MSDCHEM\1\DATA\
Data File : Y146733.D
Acq On : 24 Jun 2014 11:30 am
Operator : prashans
Sample : IC6377-0.2
Misc : MS69208,VY6377,5.0,,,,1
ALS Vial : 2 Sample Multiplier: 1

Quant Time: Jun 24 14:34:44 2014
Quant Method : C:\MSDCHEM\1\METHODS\MYS6377.M
Quant Title : Method SW846 8260B, ZB624 60m x 0.25mm x 1.4um
QLast Update : Tue Jun 24 14:19:47 2014
Response via : Initial Calibration

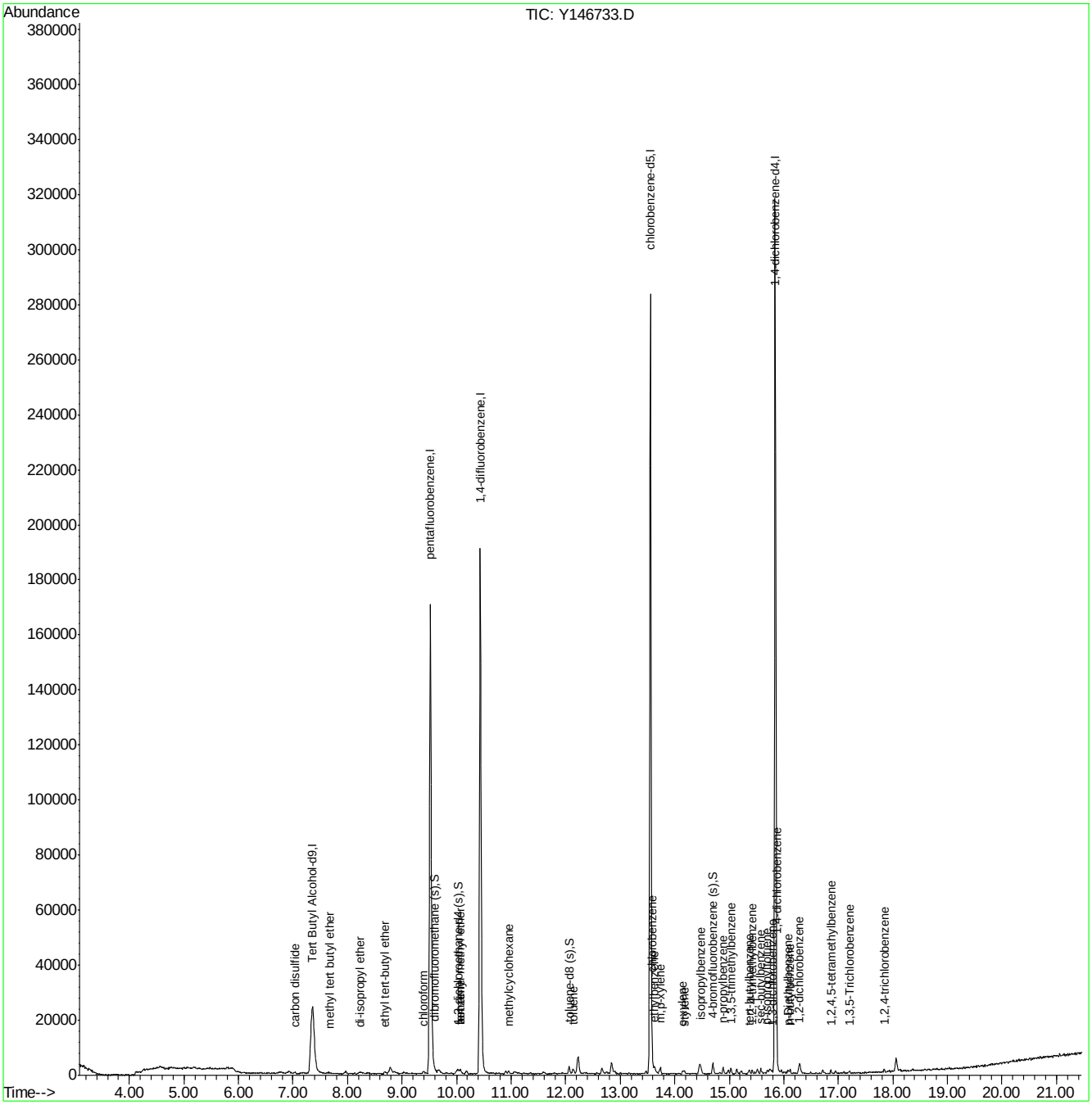

Quantitation Report (QT Reviewed)

Data Path : C:\MSDCHEM\1\DATA\
Data File : Y146734.D
Acq On : 24 Jun 2014 11:58 am
Operator : prashans
Sample : IC6377-0.5
Misc : MS69208,VY6377,5.0,,,,1
ALS Vial : 3 Sample Multiplier: 1

Quant Time: Jun 24 14:38:20 2014
Quant Method : C:\MSDCHEM\1\METHODS\MYS6377.M
Quant Title : Method SW846 8260B, ZB624 60m x 0.25mm x 1.4um
QLast Update : Tue Jun 24 14:19:47 2014
Response via : Initial Calibration

Internal Standards	R.T.	QIon	Response	Conc	Units		Dev(Min)
1) Tert Butyl Alcohol-d9	7.36	65	57858	500.00	ug/L		0.00
5) pentafluorobenzene	9.52	168	177108	50.00	ug/L		-0.01
58) 1,4-difluorobenzene	10.44	114	212902	50.00	ug/L		0.00
88) chlorobenzene-d5	13.56	117	185760	50.00	ug/L		0.00
103) 1,4-dichlorobenzene-d4	15.85	152	94022	50.00	ug/L		0.00
System Monitoring Compounds							
50) dibromofluoromethane (s)	9.60	113	955	0.51	ug/L		0.00
Spiked Amount 50.000	Range 59 - 130		Recovery = 1.02%#				
51) 1,2-dichloroethane-d4 (s)	10.02	65	1051	0.43	ug/L		-0.01
Spiked Amount 50.000	Range 65 - 123		Recovery = 0.86%#				
80) toluene-d8 (s)	12.06	98	2993	0.62	ug/L		0.00
Spiked Amount 50.000	Range 77 - 125		Recovery = 1.24%#				
105) 4-bromofluorobenzene (s)	14.70	95	1342	0.75	ug/L		0.00
Spiked Amount 50.000	Range 71 - 132		Recovery = 1.50%#				
Target Compounds							Qvalue
13) chloromethane	4.26	50	1355	0.73	ug/L		85
14) vinyl chloride	4.51	62	1183	0.70	ug/L		84
16) bromomethane	5.18	94	979	0.70	ug/L		78
17) chloroethane	5.36	64	502	0.65	ug/L		45
19) trichlorofluoromethane	5.80	101	1202	0.43	ug/L		81
23) 1,1-dichloroethene	6.64	61	1089	0.48	ug/L		80
28) carbon disulfide	7.04	76	2909	0.65	ug/L		90
32) methyl tert butyl ether	7.68	73	1946	0.36	ug/L		87
33) trans-1,2-dichloroethene	7.72	61	1054	0.47	ug/L		92
34) di-isopropyl ether	8.23	45	2407	0.51	ug/L		89
35) ethyl tert-butyl ether	8.69	59	2036	0.39	ug/L		98
37) 1,1-dichloroethane	8.30	63	1373	0.45	ug/L		85
38) chloroprene	8.38	53	894	0.42	ug/L		92
42) 2,2-dichloropropane	9.02	77	1168	0.42	ug/L		74
43) cis-1,2-dichloroethene	9.04	96	906	0.51	ug/L	#	71
47) chloroform	9.40	83	1689	0.51	ug/L		94
54) 1,1,1-trichloroethane	9.61	97	1117	0.37	ug/L		83
55) Cyclohexane	9.66	84	1151	0.59	ug/L	#	88
56) 2,2,4-trimethylpentane	10.02	57	2480	0.55	ug/L		87
57) tert-amyl methyl ether	10.07	73	2147	0.41	ug/L		97
61) carbon tetrachloride	9.82	117	956	0.42	ug/L		92
62) 1,1-dichloropropene	9.80	75	1020	0.57	ug/L		89
65) benzene	10.07	78	3172	0.58	ug/L		91
68) 1,2-dichloroethane	10.13	62	655	0.25	ug/L	#	47
69) trichloroethene	10.77	95	754	0.51	ug/L		95
72) 2-chloroethyl vinyl ether	11.59	63	1111	8.37	ug/L		92
74) 1,2-dichloropropane	11.06	63	752	0.58	ug/L		68
75) methylcyclohexane	10.95	83	1152	0.64	ug/L		86
76) Tert-amyl ethyl ether	10.91	59	1731	0.56	ug/L	#	91
78) bromodichloromethane	11.35	83	883	0.36	ug/L		92
79) cis-1,3-dichloropropene	11.80	75	1123	0.47	ug/L		94
82) toluene	12.13	91	3864	0.68	ug/L		99
84) trans-1,3-dichloropropene	12.37	75	845	0.35	ug/L		88

Quantitation Report (QT Reviewed)

Data Path : C:\MSDCHEM\1\DATA\
Data File : Y146734.D
Acq On : 24 Jun 2014 11:58 am
Operator : prashans
Sample : IC6377-0.5
Misc : MS69208,VY6377,5.0,,,,1
ALS Vial : 3 Sample Multiplier: 1

Quant Time: Jun 24 14:38:20 2014
Quant Method : C:\MSDCHEM\1\METHODS\MYS6377.M
Quant Title : Method SW846 8260B, ZB624 60m x 0.25mm x 1.4um
QLast Update : Tue Jun 24 14:19:47 2014
Response via : Initial Calibration

Internal Standards	R.T.	QIon	Response	Conc	Units		Dev(Min)
86) 1,1,2-trichloroethane	12.57	83	463	0.44	ug/L		97
89) tetrachloroethene	12.69	166	914	0.55	ug/L		94
90) 1,3-dichloropropane	12.76	76	871	0.43	ug/L		88
92) dibromochloromethane	13.01	129	732	0.39	ug/L		81
93) 1,2-dibromoethane	13.16	107	571	0.43	ug/L		91
96) chlorobenzene	13.59	112	2061	0.53	ug/L		86
97) 1,1,1,2-tetrachloroethane	13.65	131	656	0.38	ug/L		90
98) ethylbenzene	13.63	91	3938	0.61	ug/L		95
99) m,p-xylene	13.73	106	2998	1.26	ug/L		79
100) o-xylene	14.15	91	2920	0.56	ug/L		92
101) styrene	14.17	104	1950	0.52	ug/L		90
102) bromoform	14.46	173	473	0.36	ug/L		87
104) isopropylbenzene	14.48	105	3730	0.64	ug/L		93
107) bromobenzene	14.90	156	821	0.44	ug/L		81
109) 1,1,2,2-tetrachloroethane	14.81	83	838	0.54	ug/L		74
112) n-propylbenzene	14.89	91	4231	0.65	ug/L		95
113) 4-Ethyltoluene	14.98	105	2897	0.57	ug/L		97
114) 2-chlorotoluene	15.04	126	822	0.54	ug/L	#	86
115) 4-chlorotoluene	15.14	91	2623	0.58	ug/L		92
116) 1,3,5-trimethylbenzene	15.03	105	3143	0.62	ug/L		99
117) tert-butylbenzene	15.37	119	2576	0.63	ug/L		92
119) 1,2,4-trimethylbenzene	15.42	105	2865	0.59	ug/L		91
120) sec-butylbenzene	15.58	105	4024	0.67	ug/L		96
121) 1,3-dichlorobenzene	15.79	146	1651	0.47	ug/L		89
122) p-isopropyltoluene	15.70	119	3068	0.61	ug/L		94
123) 1,4-dichlorobenzene	15.87	146	1792	0.52	ug/L		89
124) 1,2-dichlorobenzene	16.27	146	1560	0.48	ug/L		84
125) n-butylbenzene	16.11	92	1626	0.65	ug/L		81
126) p-Diethylbenzene	16.08	119	1672	0.60	ug/L	#	81
128) 1,3,5-Trichlorobenzene	17.20	180	1387	0.52	ug/L	#	85
129) 1,2,4-trichlorobenzene	17.84	180	1093	0.48	ug/L		99
130) 1,2,4,5-tetramethylbenzene	16.86	119	2471	0.57	ug/L	#	96
131) hexachlorobutadiene	17.93	225	782	0.54	ug/L		91
132) naphthalene	18.13	128	2037	0.52	ug/L		87
133) 1,2,3-trichlorobenzene	18.37	180	984	0.49	ug/L		89
134) hexachloroethane	16.50	119	590	0.50	ug/L		91

(#) = qualifier out of range (m) = manual integration (+) = signals summed

Quantitation Report (QT Reviewed)

Data Path : C:\MSDCHEM\1\DATA\
Data File : Y146734.D
Acq On : 24 Jun 2014 11:58 am
Operator : prashans
Sample : IC6377-0.5
Misc : MS69208,VY6377,5.0,,,,1
ALS Vial : 3 Sample Multiplier: 1

Quant Time: Jun 24 14:38:20 2014
Quant Method : C:\MSDCHEM\1\METHODS\MYS6377.M
Quant Title : Method SW846 8260B, ZB624 60m x 0.25mm x 1.4um
QLast Update : Tue Jun 24 14:19:47 2014
Response via : Initial Calibration

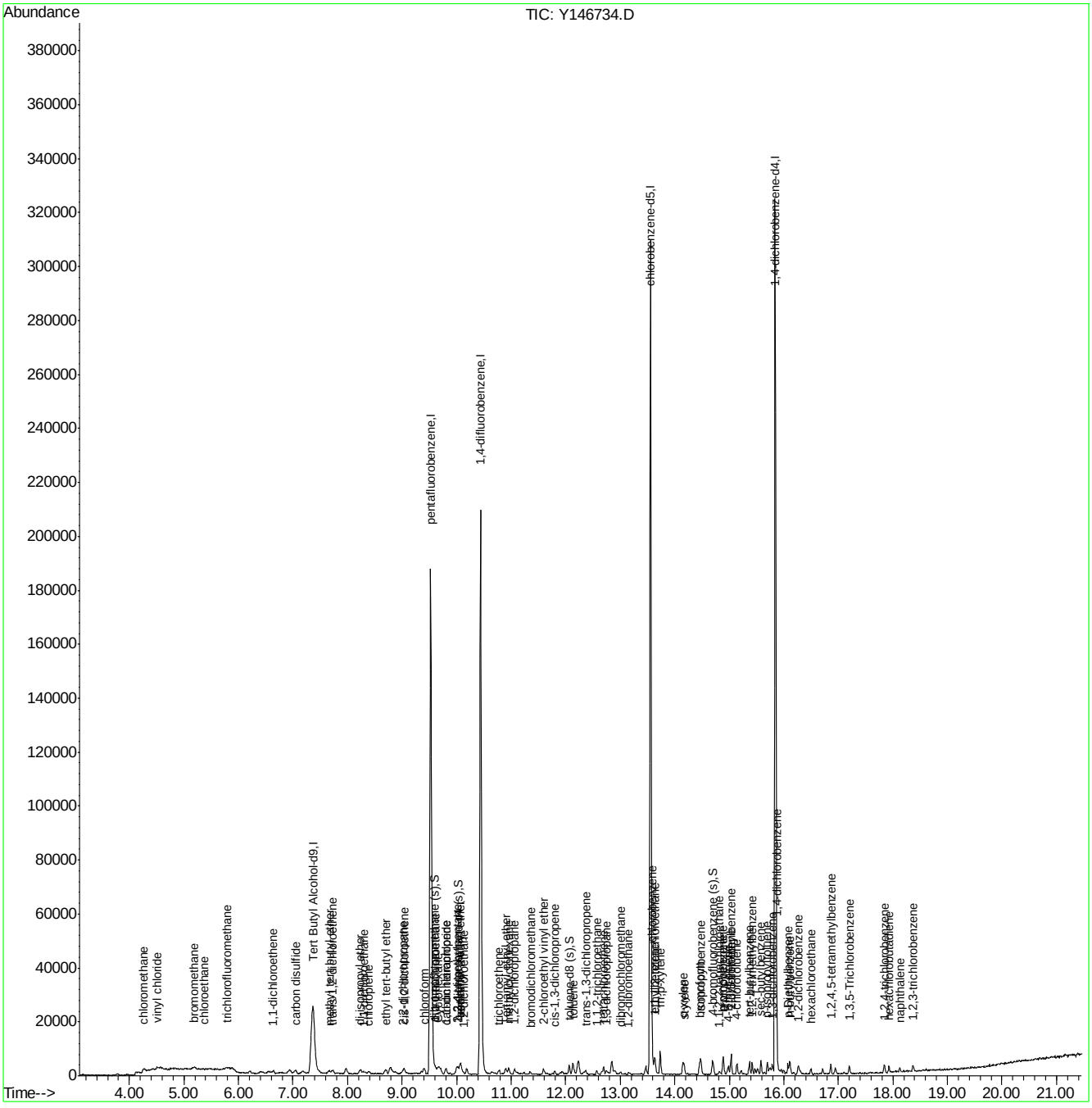

Quantitation Report (QT Reviewed)

Data Path : C:\MSDCHEM\1\DATA\
Data File : Y146735.D
Acq On : 24 Jun 2014 12:27 pm
Operator : prashans
Sample : IC6377-1
Misc : MS69208,VY6377,5.0,,,,1
ALS Vial : 4 Sample Multiplier: 1

Quant Time: Jun 24 14:43:14 2014
Quant Method : C:\MSDCHEM\1\METHODS\MYS6377.M
Quant Title : Method SW846 8260B, ZB624 60m x 0.25mm x 1.4um
QLast Update : Tue Jun 24 14:19:47 2014
Response via : Initial Calibration

Internal Standards	R.T.	QIon	Response	Conc	Units		Dev(Min)
1) Tert Butyl Alcohol-d9	7.36	65	59972	500.00	ug/L		0.00
5) pentafluorobenzene	9.52	168	173758	50.00	ug/L		-0.01
58) 1,4-difluorobenzene	10.44	114	209136	50.00	ug/L		0.00
88) chlorobenzene-d5	13.56	117	182071	50.00	ug/L		0.00
103) 1,4-dichlorobenzene-d4	15.85	152	94334	50.00	ug/L		0.00
System Monitoring Compounds							
50) dibromofluoromethane (s)	9.61	113	1761	0.96	ug/L		0.00
Spiked Amount 50.000	Range 59 - 130		Recovery = 1.92%#				
51) 1,2-dichloroethane-d4 (s)	10.03	65	1888	0.79	ug/L		0.00
Spiked Amount 50.000	Range 65 - 123		Recovery = 1.58%#				
80) toluene-d8 (s)	12.06	98	6015	1.26	ug/L		0.00
Spiked Amount 50.000	Range 77 - 125		Recovery = 2.52%#				
105) 4-bromofluorobenzene (s)	14.70	95	2343	1.30	ug/L		0.00
Spiked Amount 50.000	Range 71 - 132		Recovery = 2.60%#				
Target Compounds							Qvalue
2) 1,4-dioxane	11.18	88	237	18.58	ug/L	#	35
4) tertiary butyl alcohol	7.47	59	759	4.35	ug/L		44
11) chlorodifluoromethane	3.96	51	1216	0.88	ug/L	#	61
12) dichlorodifluoromethane	3.95	85	1511	0.76	ug/L		90
13) chloromethane	4.27	50	2286	1.26	ug/L		96
14) vinyl chloride	4.51	62	1881	1.13	ug/L		88
16) bromomethane	5.18	94	1653	1.21	ug/L		74
17) chloroethane	5.36	64	810	1.08	ug/L		54
19) trichlorofluoromethane	5.81	101	2195	0.79	ug/L		80
20) ethyl ether	6.20	74	671	0.86	ug/L		85
22) acrolein	6.51	56	535185	2105.24	ug/L		99
23) 1,1-dichloroethene	6.63	61	1859	0.83	ug/L		91
27) iodomethane	6.93	142	2360	0.81	ug/L		85
28) carbon disulfide	7.04	76	4591	1.05	ug/L		95
32) methyl tert butyl ether	7.68	73	4240	0.80	ug/L		89
33) trans-1,2-dichloroethene	7.72	61	1805	0.82	ug/L		95
34) di-isopropyl ether	8.24	45	4982	1.08	ug/L		96
35) ethyl tert-butyl ether	8.70	59	4765	0.93	ug/L		90
37) 1,1-dichloroethane	8.31	63	2505	0.84	ug/L		96
38) chloroprene	8.39	53	1758	0.83	ug/L		90
39) acrylonitrile	7.79	53	1945	5.03	ug/L		90
42) 2,2-dichloropropane	9.02	77	2116	0.77	ug/L		87
43) cis-1,2-dichloroethene	9.04	96	1660	0.94	ug/L		99
44) propionitrile	9.18	54	1215	7.33	ug/L		88
45) bromochloromethane	9.36	130	979	0.81	ug/L		89
47) chloroform	9.40	83	2939	0.90	ug/L		91
48) tert-Butyl Formate	9.41	59	852	1.03	ug/L	#	57
54) 1,1,1-trichloroethane	9.62	97	1925	0.64	ug/L		76
55) Cyclohexane	9.67	84	2022	1.05	ug/L	#	92
56) 2,2,4-trimethylpentane	10.01	57	5449	1.23	ug/L		94
57) tert-amyl methyl ether	10.08	73	4814	0.93	ug/L		91
59) epichlorohydrin	11.74	57	570	5.37	ug/L		53
60) n-butyl alcohol	10.64	56	1816	61.75	ug/L		91

Quantitation Report (QT Reviewed)

Data Path : C:\MSDCHEM\1\DATA\
Data File : Y146735.D
Acq On : 24 Jun 2014 12:27 pm
Operator : prashans
Sample : IC6377-1
Misc : MS69208,VY6377,5.0,,,,1
ALS Vial : 4 Sample Multiplier: 1

Quant Time: Jun 24 14:43:14 2014
Quant Method : C:\MSDCHEM\1\METHODS\MYS6377.M
Quant Title : Method SW846 8260B, ZB624 60m x 0.25mm x 1.4um
QLast Update : Tue Jun 24 14:19:47 2014
Response via : Initial Calibration

Internal Standards	R.T.	QIon	Response	Conc	Units		Dev(Min)
61) carbon tetrachloride	9.81	117	1817	0.82	ug/L		88
62) 1,1-dichloropropene	9.80	75	1703	0.97	ug/L		95
65) benzene	10.07	78	5848	1.09	ug/L		98
66) heptane	10.19	57	1186	1.62	ug/L		95
68) 1,2-dichloroethane	10.12	62	1585	0.62	ug/L		93
69) trichloroethene	10.77	95	1398	0.97	ug/L		91
72) 2-chloroethyl vinyl ether	11.59	63	2636	20.22	ug/L		96
74) 1,2-dichloropropane	11.06	63	1529	1.19	ug/L		80
75) methylcyclohexane	10.96	83	2394	1.35	ug/L		89
76) Tert-amyl ethyl ether	10.89	59	3224	1.05	ug/L	#	92
77) dibromomethane	11.23	93	742	0.75	ug/L		84
78) bromodichloromethane	11.34	83	1945	0.80	ug/L		92
79) cis-1,3-dichloropropene	11.80	75	2443	1.03	ug/L		95
82) toluene	12.13	91	6398	1.15	ug/L		98
84) trans-1,3-dichloropropene	12.36	75	2031	0.87	ug/L		97
85) ethyl methacrylate	12.33	69	1641	1.13	ug/L		95
86) 1,1,2-trichloroethane	12.57	83	1057	1.02	ug/L		95
89) tetrachloroethene	12.70	166	1533	0.94	ug/L		97
90) 1,3-dichloropropane	12.75	76	2116	1.07	ug/L		95
92) dibromochloromethane	13.01	129	1488	0.81	ug/L		98
93) 1,2-dibromoethane	13.16	107	1234	0.94	ug/L		99
94) 3,3-Dimethyl-1-Butanol	12.90	57	1509	14.81	ug/L	#	68
96) chlorobenzene	13.59	112	4078	1.08	ug/L		87
97) 1,1,1,2-tetrachloroethane	13.65	131	1418	0.84	ug/L		73
98) ethylbenzene	13.63	91	6708	1.06	ug/L		94
99) m,p-xylene	13.73	106	5191	2.23	ug/L		87
100) o-xylene	14.15	91	5290	1.03	ug/L		94
101) styrene	14.17	104	4083	1.11	ug/L		93
102) bromoform	14.46	173	1008	0.78	ug/L		87
104) isopropylbenzene	14.48	105	6413	1.10	ug/L		97
107) bromobenzene	14.90	156	1792	0.96	ug/L		88
108) cyclohexanone	14.69	55	3068	19.92	ug/L		92
109) 1,1,2,2-tetrachloroethane	14.82	83	1829	1.17	ug/L		85
111) 1,2,3-trichloropropane	14.90	110	390	0.94	ug/L		82
112) n-propylbenzene	14.88	91	7303	1.11	ug/L		99
113) 4-Ethyltoluene	14.98	105	5803	1.13	ug/L		98
114) 2-chlorotoluene	15.04	126	1534	1.01	ug/L		99
115) 4-chlorotoluene	15.14	91	4690	1.04	ug/L		95
116) 1,3,5-trimethylbenzene	15.03	105	5282	1.04	ug/L		96
117) tert-butylbenzene	15.37	119	4493	1.10	ug/L		88
118) pentachloroethane	15.48	167	1079	0.87	ug/L		85
119) 1,2,4-trimethylbenzene	15.42	105	5284	1.09	ug/L		93
120) sec-butylbenzene	15.58	105	6903	1.15	ug/L		99
121) 1,3-dichlorobenzene	15.79	146	3229	0.93	ug/L		98
122) p-isopropyltoluene	15.70	119	5856	1.15	ug/L		89
123) 1,4-dichlorobenzene	15.87	146	3472	1.01	ug/L		95
124) 1,2-dichlorobenzene	16.27	146	3189	0.98	ug/L		96
125) n-butylbenzene	16.11	92	2810	1.11	ug/L		88
126) p-Diethylbenzene	16.08	119	3268	1.17	ug/L	#	78
128) 1,3,5-Trichlorobenzene	17.20	180	2681	1.00	ug/L		96

Quantitation Report (QT Reviewed)

Data Path : C:\MSDCHEM\1\DATA\
Data File : Y146735.D
Acq On : 24 Jun 2014 12:27 pm
Operator : prashans
Sample : IC6377-1
Misc : MS69208,VY6377,5.0,,,,1
ALS Vial : 4 Sample Multiplier: 1

Quant Time: Jun 24 14:43:14 2014
Quant Method : C:\MSDCHEM\1\METHODS\MYS6377.M
Quant Title : Method SW846 8260B, ZB624 60m x 0.25mm x 1.4um
QLast Update : Tue Jun 24 14:19:47 2014
Response via : Initial Calibration

Internal Standards	R.T.	QIon	Response	Conc	Units	Dev(Min)
129) 1,2,4-trichlorobenzene	17.84	180	2242	0.98	ug/L	89
130) 1,2,4,5-tetramethylbenzene	16.86	119	4738	1.08	ug/L	95
131) hexachlorobutadiene	17.93	225	1374	0.94	ug/L	91
132) naphthalene	18.13	128	4156	1.06	ug/L	95
133) 1,2,3-trichlorobenzene	18.37	180	2041	1.02	ug/L	96
134) hexachloroethane	16.50	119	1112	0.93	ug/L	92
135) Benzyl chloride	16.00	91	3234	1.12	ug/L	96

(#) = qualifier out of range (m) = manual integration (+) = signals summed

Quantitation Report (QT Reviewed)

Data Path : C:\MSDCHEM\1\DATA\
Data File : Y146735.D
Acq On : 24 Jun 2014 12:27 pm
Operator : prashans
Sample : IC6377-1
Misc : MS69208,VY6377,5.0,,,,1
ALS Vial : 4 Sample Multiplier: 1

Quant Time: Jun 24 14:43:14 2014
Quant Method : C:\MSDCHEM\1\METHODS\MYS6377.M
Quant Title : Method SW846 8260B, ZB624 60m x 0.25mm x 1.4um
QLast Update : Tue Jun 24 14:19:47 2014
Response via : Initial Calibration

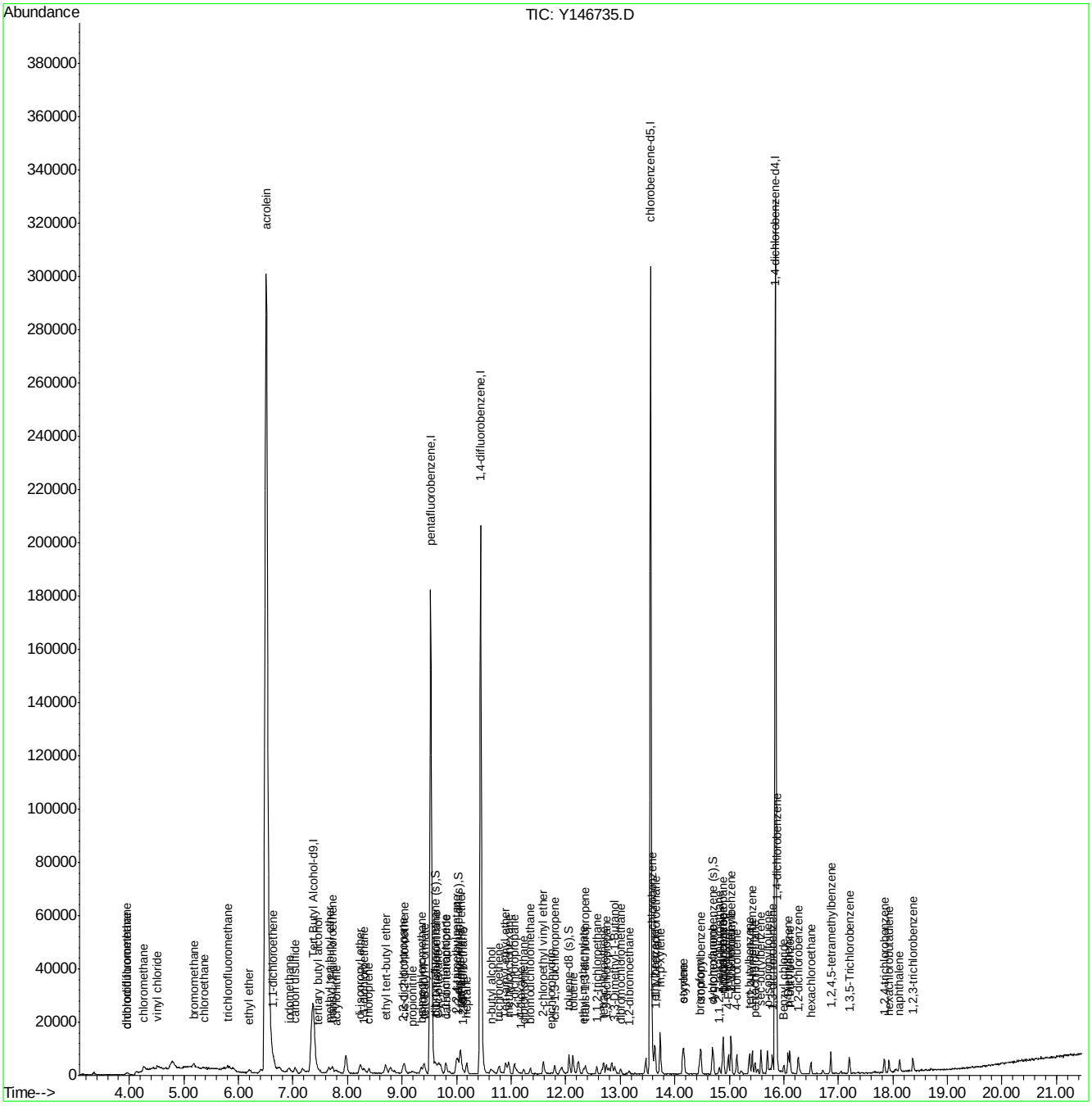

Quantitation Report (QT Reviewed)

Data Path : C:\MSDCHEM\1\DATA\
Data File : Y146736.D
Acq On : 24 Jun 2014 12:56 pm
Operator : prashans
Sample : IC6377-2
Misc : MS69208,VY6377,5.0,,,,1
ALS Vial : 5 Sample Multiplier: 1

Quant Time: Jun 24 14:52:41 2014
Quant Method : C:\MSDCHEM\1\METHODS\MYS6377.M
Quant Title : Method SW846 8260B, ZB624 60m x 0.25mm x 1.4um
QLast Update : Tue Jun 24 14:19:47 2014
Response via : Initial Calibration

Internal Standards	R.T.	QIon	Response	Conc	Units		Dev(Min)
1) Tert Butyl Alcohol-d9	7.36	65	55673	500.00	ug/L		0.00
5) pentafluorobenzene	9.52	168	169892	50.00	ug/L		-0.01
58) 1,4-difluorobenzene	10.44	114	206825	50.00	ug/L		0.00
88) chlorobenzene-d5	13.56	117	181126	50.00	ug/L		0.00
103) 1,4-dichlorobenzene-d4	15.85	152	92632	50.00	ug/L		0.00
System Monitoring Compounds							
50) dibromofluoromethane (s)	9.61	113	3206	1.80	ug/L		0.00
Spiked Amount 50.000	Range 59 - 130		Recovery = 3.60%#				
51) 1,2-dichloroethane-d4 (s)	10.03	65	3270	1.40	ug/L		0.00
Spiked Amount 50.000	Range 65 - 123		Recovery = 2.80%#				
80) toluene-d8 (s)	12.06	98	10833	2.29	ug/L		0.00
Spiked Amount 50.000	Range 77 - 125		Recovery = 4.58%#				
105) 4-bromofluorobenzene (s)	14.70	95	4213	2.38	ug/L		0.00
Spiked Amount 50.000	Range 71 - 132		Recovery = 4.76%#				
Target Compounds							Qvalue
4) tertiary butyl alcohol	7.48	59	1432	8.83	ug/L	#	64
11) chlorodifluoromethane	3.97	51	2217	1.64	ug/L	#	86
12) dichlorodifluoromethane	3.94	85	2402	1.23	ug/L		90
13) chloromethane	4.26	50	3338	1.88	ug/L		96
14) vinyl chloride	4.51	62	2882	1.77	ug/L		91
16) bromomethane	5.18	94	2508	1.87	ug/L		90
17) chloroethane	5.36	64	1384	1.88	ug/L		79
19) trichlorofluoromethane	5.80	101	3372	1.24	ug/L		86
20) ethyl ether	6.20	74	1312	1.72	ug/L		81
21) 2-chloropropane	6.42	63	914	1.79	ug/L	#	35
22) acrolein	6.51	56	261460	1051.90	ug/L		99
23) 1,1-dichloroethene	6.64	61	3484	1.59	ug/L		96
27) iodomethane	6.93	142	4496	1.58	ug/L		83
28) carbon disulfide	7.04	76	8322	1.94	ug/L		92
30) methylene chloride	7.38	49	10499	4.62	ug/L		93
32) methyl tert butyl ether	7.66	73	7764	1.51	ug/L		94
33) trans-1,2-dichloroethene	7.72	61	3527	1.63	ug/L		95
34) di-isopropyl ether	8.23	45	8823	1.96	ug/L		92
35) ethyl tert-butyl ether	8.70	59	8335	1.66	ug/L		97
37) 1,1-dichloroethane	8.30	63	4472	1.53	ug/L		97
38) chloroprene	8.39	53	3105	1.51	ug/L		92
39) acrylonitrile	7.78	53	3771	9.97	ug/L		82
42) 2,2-dichloropropane	9.02	77	3657	1.36	ug/L		95
43) cis-1,2-dichloroethene	9.04	96	3029	1.76	ug/L	#	71
44) propionitrile	9.19	54	2890	17.83	ug/L		71
45) bromochloromethane	9.36	130	1861	1.58	ug/L		94
47) chloroform	9.40	83	4737	1.48	ug/L		97
48) tert-Butyl Formate	9.41	59	1665	2.06	ug/L		86
49) isobutyl alcohol	9.86	41	1046	22.56	ug/L	#	74
52) freon 113	6.57	151	1563	1.55	ug/L		77
54) 1,1,1-trichloroethane	9.62	97	3466	1.18	ug/L		89
55) Cyclohexane	9.67	84	3812	2.03	ug/L	#	98
56) 2,2,4-trimethylpentane	10.01	57	9677	2.24	ug/L		98

Quantitation Report (QT Reviewed)

Data Path : C:\MSDCHEM\1\DATA\
Data File : Y146736.D
Acq On : 24 Jun 2014 12:56 pm
Operator : prashans
Sample : IC6377-2
Misc : MS69208,VY6377,5.0,,,,1
ALS Vial : 5 Sample Multiplier: 1

Quant Time: Jun 24 14:52:41 2014
Quant Method : C:\MSDCHEM\1\METHODS\MYS6377.M
Quant Title : Method SW846 8260B, ZB624 60m x 0.25mm x 1.4um
QLast Update : Tue Jun 24 14:19:47 2014
Response via : Initial Calibration

Internal Standards	R.T.	QIon	Response	Conc	Units		Dev(Min)
57) tert-amyl methyl ether	10.08	73	8213	1.63	ug/L		95
59) epichlorohydrin	11.74	57	1127	10.74	ug/L		53
60) n-butyl alcohol	10.63	56	3268	112.36	ug/L		96
61) carbon tetrachloride	9.82	117	3147	1.43	ug/L		96
62) 1,1-dichloropropene	9.80	75	3200	1.84	ug/L		90
63) hexane	7.97	57	4984	4.37	ug/L		98
64) Tert Amyl Alcohol	9.97	73	757	10.81	ug/L	#	68
65) benzene	10.07	78	10635	2.01	ug/L		98
66) heptane	10.18	57	2116	2.92	ug/L		91
67) isopropyl acetate	9.99	61	940	2.05	ug/L	#	84
68) 1,2-dichloroethane	10.11	62	2997	1.19	ug/L		94
69) trichloroethene	10.78	95	2487	1.74	ug/L		87
71) 2-nitropropane	11.59	41	959	2.19	ug/L	#	4
72) 2-chloroethyl vinyl ether	11.58	63	4936	38.28	ug/L		92
73) methyl methacrylate	11.07	69	1556	2.10	ug/L		86
74) 1,2-dichloropropane	11.06	63	2739	2.16	ug/L		84
75) methylcyclohexane	10.96	83	4192	2.38	ug/L		91
76) Tert-amyl ethyl ether	10.90	59	5970	1.97	ug/L	#	96
77) dibromomethane	11.23	93	1608	1.65	ug/L		89
78) bromodichloromethane	11.35	83	3550	1.48	ug/L		96
79) cis-1,3-dichloropropene	11.79	75	4481	1.91	ug/L		94
81) 4-methyl-2-pentanone	11.89	58	882	2.07	ug/L	#	41
82) toluene	12.13	91	11792	2.14	ug/L		95
83) 3-methyl-1-butanol	11.93	70	1204	41.72	ug/L		91
84) trans-1,3-dichloropropene	12.36	75	3923	1.70	ug/L		92
85) ethyl methacrylate	12.33	69	2997	2.08	ug/L		91
86) 1,1,2-trichloroethane	12.57	83	1993	1.94	ug/L		98
87) 2-hexanone	12.74	58	856	2.33	ug/L	#	68
89) tetrachloroethene	12.70	166	2780	1.72	ug/L		94
90) 1,3-dichloropropane	12.75	76	3646	1.85	ug/L		94
91) butyl acetate	12.79	56	1379	2.12	ug/L	#	46
92) dibromochloromethane	13.01	129	2850	1.56	ug/L		94
93) 1,2-dibromoethane	13.16	107	2289	1.76	ug/L		92
94) 3,3-Dimethyl-1-Butanol	12.90	57	2555	25.21	ug/L	#	70
96) chlorobenzene	13.59	112	7380	1.96	ug/L		90
97) 1,1,1,2-tetrachloroethane	13.65	131	2640	1.57	ug/L		89
98) ethylbenzene	13.63	91	12297	1.96	ug/L		96
99) m,p-xylene	13.73	106	9387	4.05	ug/L		84
100) o-xylene	14.15	91	9631	1.88	ug/L		98
101) styrene	14.17	104	7592	2.07	ug/L		92
102) bromoform	14.46	173	1925	1.50	ug/L		86
104) isopropylbenzene	14.48	105	11334	1.98	ug/L		99
107) bromobenzene	14.89	156	3284	1.80	ug/L		96
108) cyclohexanone	14.69	55	5467	36.16	ug/L		86
109) 1,1,2,2-tetrachloroethane	14.82	83	3316	2.16	ug/L		91
110) trans-1,4-dichloro-2-buten	14.87	53	700	1.69	ug/L	#	59
111) 1,2,3-trichloropropane	14.90	110	720	1.77	ug/L		94
112) n-propylbenzene	14.88	91	13106	2.03	ug/L		99
113) 4-Ethyltoluene	14.98	105	10023	1.99	ug/L	#	95
114) 2-chlorotoluene	15.04	126	2970	1.99	ug/L	#	71

Quantitation Report (QT Reviewed)

Data Path : C:\MSDCHEM\1\DATA\
Data File : Y146736.D
Acq On : 24 Jun 2014 12:56 pm
Operator : prashans
Sample : IC6377-2
Misc : MS69208,VY6377,5.0,,,,1
ALS Vial : 5 Sample Multiplier: 1

Quant Time: Jun 24 14:52:41 2014
Quant Method : C:\MSDCHEM\1\METHODS\MYS6377.M
Quant Title : Method SW846 8260B, ZB624 60m x 0.25mm x 1.4um
QLast Update : Tue Jun 24 14:19:47 2014
Response via : Initial Calibration

Internal Standards	R.T.	QIon	Response	Conc	Units		Dev(Min)
115) 4-chlorotoluene	15.14	91	8574	1.94	ug/L		95
116) 1,3,5-trimethylbenzene	15.03	105	9604	1.92	ug/L		89
117) tert-butylbenzene	15.37	119	7809	1.94	ug/L		89
118) pentachloroethane	15.47	167	1977	1.63	ug/L		97
119) 1,2,4-trimethylbenzene	15.42	105	9424	1.97	ug/L		87
120) sec-butylbenzene	15.58	105	11836	2.01	ug/L		97
121) 1,3-dichlorobenzene	15.79	146	6150	1.79	ug/L		97
122) p-isopropyltoluene	15.70	119	10276	2.06	ug/L		90
123) 1,4-dichlorobenzene	15.87	146	6443	1.90	ug/L		97
124) 1,2-dichlorobenzene	16.27	146	5806	1.82	ug/L		96
125) n-butylbenzene	16.11	92	5203	2.10	ug/L		95
126) p-Diethylbenzene	16.08	119	5629	2.05	ug/L	#	75
127) 1,2-dibromo-3-chloropropan	17.06	157	558	1.75	ug/L	#	78
128) 1,3,5-Trichlorobenzene	17.20	180	4933	1.87	ug/L		99
129) 1,2,4-trichlorobenzene	17.84	180	4122	1.84	ug/L		97
130) 1,2,4,5-tetramethylbenzene	16.86	119	8872	2.07	ug/L		98
131) hexachlorobutadiene	17.93	225	2424	1.70	ug/L		97
132) naphthalene	18.13	128	8278	2.16	ug/L		99
133) 1,2,3-trichlorobenzene	18.37	180	3865	1.96	ug/L		97
134) hexachloroethane	16.50	119	1992	1.70	ug/L		96
135) Benzyl chloride	16.00	91	5501	1.94	ug/L		97

(#) = qualifier out of range (m) = manual integration (+) = signals summed

Quantitation Report (QT Reviewed)

Data Path : C:\MSDCHEM\1\DATA\
Data File : Y146736.D
Acq On : 24 Jun 2014 12:56 pm
Operator : prashans
Sample : IC6377-2
Misc : MS69208,VY6377,5.0,,,,1
ALS Vial : 5 Sample Multiplier: 1

Quant Time: Jun 24 14:52:41 2014
Quant Method : C:\MSDCHEM\1\METHODS\MYS6377.M
Quant Title : Method SW846 8260B, ZB624 60m x 0.25mm x 1.4um
QLast Update : Tue Jun 24 14:19:47 2014
Response via : Initial Calibration

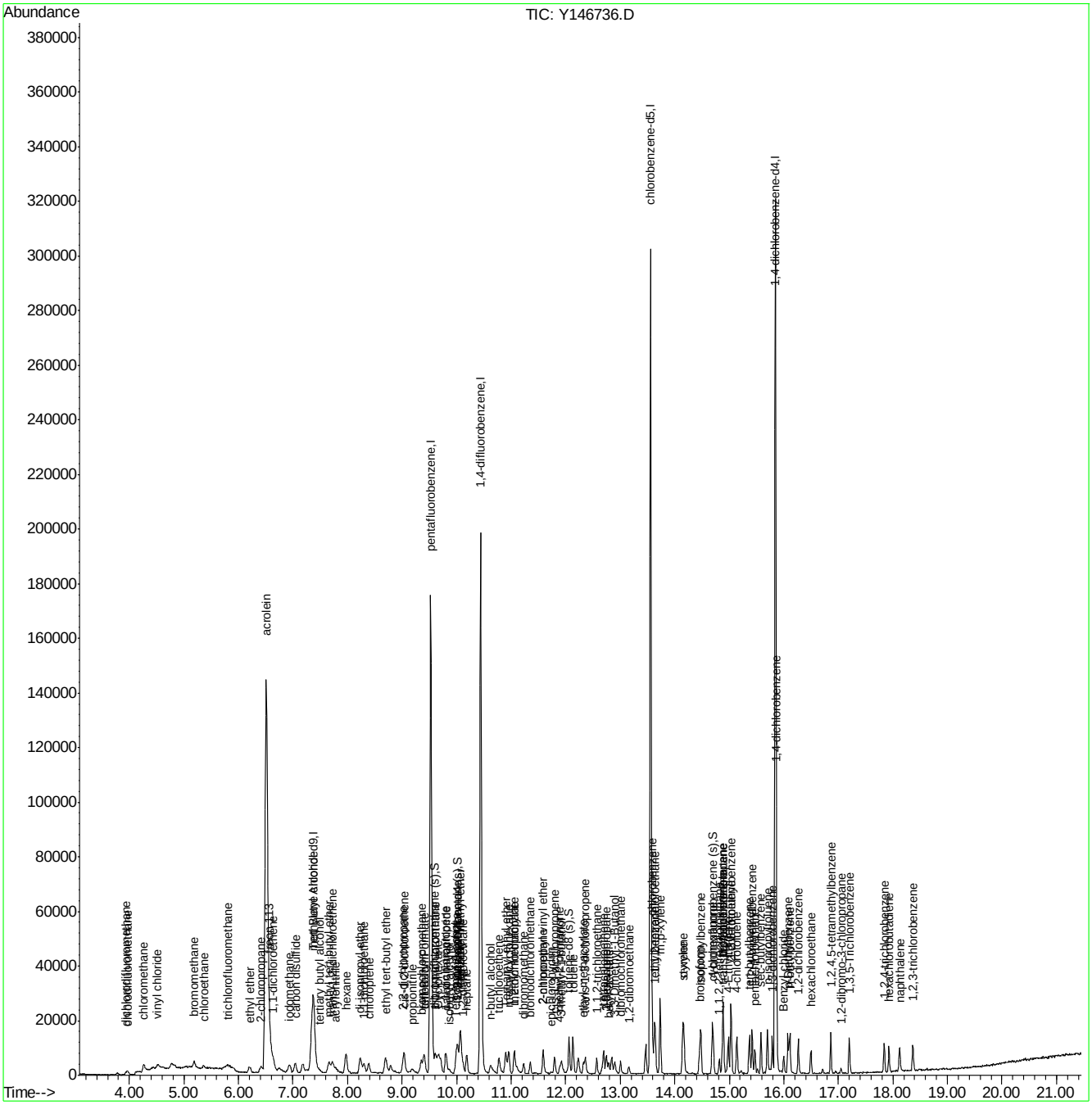

ACCUTEST LABORATORIES JB70672

Quantitation Report (QT Reviewed)

Data Path : C:\MSDCHEM\1\DATA\
Data File : Y146737.D
Acq On : 24 Jun 2014 1:25 pm
Operator : prashans
Sample : IC6377-5
Misc : MS69208,VY6377,5.0,,,,1
ALS Vial : 6 Sample Multiplier: 1

Quant Time: Jun 25 11:08:56 2014
Quant Method : C:\MSDCHEM\1\METHODS\MYS6377.M
Quant Title : Method SW846 8260B, ZB624 60m x 0.25mm x 1.4um
QLast Update : Wed Jun 25 11:08:24 2014
Response via : Initial Calibration

Internal Standards	R.T.	QIon	Response	Conc	Units		Dev(Min)
1) Tert Butyl Alcohol-d9	7.35	65	61905	500.00	ug/L		0.00
5) pentafluorobenzene	9.52	168	177420	50.00	ug/L		0.00
58) 1,4-difluorobenzene	10.44	114	215095	50.00	ug/L		0.00
88) chlorobenzene-d5	13.56	117	182964	50.00	ug/L		0.00
103) 1,4-dichlorobenzene-d4	15.85	152	94626	50.00	ug/L		0.00
System Monitoring Compounds							
50) dibromofluoromethane (s)	9.60	113	7021	5.07	ug/L		0.00
Spiked Amount 50.000	Range 59 - 130		Recovery = 10.14%#				
51) 1,2-dichloroethane-d4 (s)	10.03	65	7604	5.19	ug/L		0.00
Spiked Amount 50.000	Range 65 - 123		Recovery = 10.38%#				
80) toluene-d8 (s)	12.06	98	25527	5.13	ug/L		0.00
Spiked Amount 50.000	Range 77 - 125		Recovery = 10.26%#				
105) 4-bromofluorobenzene (s)	14.70	95	9296	4.90	ug/L		0.00
Spiked Amount 50.000	Range 71 - 132		Recovery = 9.80%#				
Target Compounds							Qvalue
2) 1,4-dioxane	11.18	88	1814	122.38	ug/L	#	95
4) tertiary butyl alcohol	7.47	59	4332	26.42	ug/L		84
11) chlorodifluoromethane	3.96	51	5484	4.76	ug/L		96
12) dichlorodifluoromethane	3.94	85	6847	5.08	ug/L		97
13) chloromethane	4.27	50	9409	4.95	ug/L		99
14) vinyl chloride	4.51	62	8716	5.13	ug/L		96
16) bromomethane	5.19	94	6572	4.99	ug/L		96
17) chloroethane	5.37	64	4017	5.13	ug/L		85
19) trichlorofluoromethane	5.81	101	9109	5.00	ug/L		92
20) ethyl ether	6.20	74	3764	5.10	ug/L		98
21) 2-chloropropane	6.40	63	2549	4.95	ug/L		74
22) acrolein	6.52	56	16519	58.74	ug/L		87
23) 1,1-dichloroethene	6.64	61	9461	5.04	ug/L		97
24) acetone	6.75	43	4839	6.44	ug/L		99
25) allyl chloride	7.18	76	3483	5.22	ug/L		77
26) acetonitrile	7.25	40	6391	60.12	ug/L	#	72
27) iodomethane	6.93	142	11987	5.05	ug/L		99
28) carbon disulfide	7.04	76	21937	4.90	ug/L		98
29) 1-chloropropane	7.38	42	16421	4.53	ug/L	#	84
30) methylene chloride	7.38	49	14960	4.63	ug/L		95
31) methyl acetate	7.20	74	778	4.04	ug/L	#	58
32) methyl tert butyl ether	7.66	73	20537	5.03	ug/L		98
33) trans-1,2-dichloroethene	7.72	61	9401	4.99	ug/L		98
34) di-isopropyl ether	8.24	45	22763	4.66	ug/L		97
35) ethyl tert-butyl ether	8.70	59	21679	4.75	ug/L		99
36) 2-butanone	9.04	72	899	4.76	ug/L	#	61
37) 1,1-dichloroethane	8.30	63	12272	5.01	ug/L		97
38) chloroprene	8.38	53	8517	4.90	ug/L		95
39) acrylonitrile	7.76	53	11614	25.77	ug/L		98
40) vinyl acetate	8.31	86	658	3.44	ug/L	#	15
41) ethyl acetate	9.02	45	862	4.27	ug/L	#	10
42) 2,2-dichloropropane	9.02	77	9356	4.89	ug/L		96
43) cis-1,2-dichloroethene	9.04	96	7715	4.87	ug/L		95

Quantitation Report (QT Reviewed)

Data Path : C:\MSDCHEM\1\DATA\
Data File : Y146737.D
Acq On : 24 Jun 2014 1:25 pm
Operator : prashans
Sample : IC6377-5
Misc : MS69208,VY6377,5.0,,,,1
ALS Vial : 6 Sample Multiplier: 1

Quant Time: Jun 25 11:08:56 2014
Quant Method : C:\MSDCHEM\1\METHODS\MYS6377.M
Quant Title : Method SW846 8260B, ZB624 60m x 0.25mm x 1.4um
QLast Update : Wed Jun 25 11:08:24 2014
Response via : Initial Calibration

Internal Standards	R.T.	QIon	Response	Conc	Units		Dev(Min)
44) propionitrile	9.17	54	9211	51.07	ug/L		84
45) bromochloromethane	9.35	130	4904	4.98	ug/L		89
46) tetrahydrofuran	9.38	72	904	5.04	ug/L	#	87
47) chloroform	9.40	83	12186	4.95	ug/L		99
48) tert-Butyl Formate	9.41	59	4414	4.78	ug/L		97
49) isobutyl alcohol	9.86	41	2966	55.61	ug/L	#	91
52) freon 113	6.58	151	4534	5.05	ug/L		97
53) methacrylonitrile	9.33	67	2542	4.85	ug/L		94
54) 1,1,1-trichloroethane	9.62	97	9441	4.93	ug/L		97
55) Cyclohexane	9.67	84	9909	5.07	ug/L	#	95
56) 2,2,4-trimethylpentane	10.01	57	25192	5.00	ug/L		91
57) tert-amyl methyl ether	10.07	73	21428	4.82	ug/L		97
59) epichlorohydrin	11.73	57	3310	25.07	ug/L		92
60) n-butyl alcohol	10.61	56	10380	249.15	ug/L		93
61) carbon tetrachloride	9.81	117	8508	4.95	ug/L		94
62) 1,1-dichloropropene	9.80	75	8577	4.91	ug/L		100
63) hexane	7.97	57	10003	5.61	ug/L		97
64) Tert Amyl Alcohol	9.97	73	2353	27.18	ug/L	#	75
65) benzene	10.07	78	27602	4.85	ug/L		98
66) heptane	10.19	57	5502	5.21	ug/L		88
67) isopropyl acetate	9.99	61	2685	4.80	ug/L		94
68) 1,2-dichloroethane	10.11	62	8201	5.11	ug/L		98
69) trichloroethene	10.77	95	6945	5.03	ug/L		97
70) ethyl acrylate	10.79	55	6953	4.26	ug/L		98
71) 2-nitropropane	11.58	41	2363	5.24	ug/L	#	71
72) 2-chloroethyl vinyl ether	11.58	63	14086	23.99	ug/L		98
73) methyl methacrylate	11.05	69	4550	5.01	ug/L		93
74) 1,2-dichloropropane	11.06	63	7301	4.98	ug/L		96
75) methylcyclohexane	10.96	83	11202	4.93	ug/L		97
76) Tert-amyl ethyl ether	10.90	59	16259	4.82	ug/L		98
77) dibromomethane	11.23	93	4304	5.06	ug/L		97
78) bromodichloromethane	11.35	83	9395	4.97	ug/L		99
79) cis-1,3-dichloropropene	11.79	75	11842	4.96	ug/L		97
81) 4-methyl-2-pentanone	11.89	58	2629	4.99	ug/L	#	84
82) toluene	12.13	91	29617	4.84	ug/L		99
83) 3-methyl-1-butanol	11.92	70	3977	102.02	ug/L		97
84) trans-1,3-dichloropropene	12.36	75	10706	5.14	ug/L		98
85) ethyl methacrylate	12.32	69	8589	4.99	ug/L		93
86) 1,1,2-trichloroethane	12.57	83	5443	5.13	ug/L		97
87) 2-hexanone	12.74	58	3003	5.12	ug/L		98
89) tetrachloroethene	12.70	166	7946	5.09	ug/L		98
90) 1,3-dichloropropane	12.75	76	9797	5.05	ug/L		97
91) butyl acetate	12.79	56	4066	4.57	ug/L	#	74
92) dibromochloromethane	13.00	129	7595	5.02	ug/L		95
93) 1,2-dibromoethane	13.15	107	6500	5.21	ug/L		95
94) 3,3-Dimethyl-1-Butanol	12.90	57	7482	51.25	ug/L	#	98
96) chlorobenzene	13.59	112	19470	5.06	ug/L		96
97) 1,1,1,2-tetrachloroethane	13.65	131	7101	5.13	ug/L		97
98) ethylbenzene	13.63	91	31311	4.89	ug/L		96
99) m,p-xylene	13.73	106	24764	9.83	ug/L		99

Quantitation Report (QT Reviewed)

Data Path : C:\MSDCHEM\1\DATA\
Data File : Y146737.D
Acq On : 24 Jun 2014 1:25 pm
Operator : prashans
Sample : IC6377-5
Misc : MS69208,VY6377,5.0,,,,1
ALS Vial : 6 Sample Multiplier: 1

Quant Time: Jun 25 11:08:56 2014
Quant Method : C:\MSDCHEM\1\METHODS\MYS6377.M
Quant Title : Method SW846 8260B, ZB624 60m x 0.25mm x 1.4um
QLast Update : Wed Jun 25 11:08:24 2014
Response via : Initial Calibration

Internal Standards	R.T.	QIon	Response	Conc	Units		Dev(Min)
100) o-xylene	14.15	91	25812	5.05	ug/L		97
101) styrene	14.17	104	20225	5.00	ug/L		99
102) bromoform	14.45	173	5426	5.19	ug/L		95
104) isopropylbenzene	14.48	105	30534	4.91	ug/L		97
107) bromobenzene	14.89	156	8737	5.08	ug/L		94
108) cyclohexanone	14.69	55	16950	55.93	ug/L		100
109) 1,1,2,2-tetrachloroethane	14.82	83	9134	5.27	ug/L		98
110) trans-1,4-dichloro-2-buten	14.86	53	2196	5.30	ug/L		95
111) 1,2,3-trichloropropane	14.89	110	1965	5.21	ug/L		92
112) n-propylbenzene	14.88	91	34954	5.01	ug/L		99
113) 4-Ethyltoluene	14.98	105	27906	4.91	ug/L		98
114) 2-chlorotoluene	15.04	126	7735	5.09	ug/L		96
115) 4-chlorotoluene	15.14	91	22462	4.97	ug/L		99
116) 1,3,5-trimethylbenzene	15.03	105	25220	4.89	ug/L		100
117) tert-butylbenzene	15.37	119	20898	4.98	ug/L		98
118) pentachloroethane	15.47	167	5135	4.94	ug/L		95
119) 1,2,4-trimethylbenzene	15.42	105	25342	4.98	ug/L		98
120) sec-butylbenzene	15.58	105	32913	4.97	ug/L		95
121) 1,3-dichlorobenzene	15.79	146	16133	5.08	ug/L		99
122) p-isopropyltoluene	15.70	119	27477	5.02	ug/L		100
123) 1,4-dichlorobenzene	15.87	146	16345	4.96	ug/L		98
124) 1,2-dichlorobenzene	16.27	146	15527	5.09	ug/L		97
125) n-butylbenzene	16.11	92	14316	5.06	ug/L		98
126) p-Diethylbenzene	16.08	119	15608	4.88	ug/L	#	78
127) 1,2-dibromo-3-chloropropan	17.05	157	1792	5.41	ug/L		97
128) 1,3,5-Trichlorobenzene	17.20	180	12950	4.98	ug/L		99
129) 1,2,4-trichlorobenzene	17.84	180	11060	5.08	ug/L		96
130) 1,2,4,5-tetramethylbenzene	16.86	119	23382	4.79	ug/L		99
131) hexachlorobutadiene	17.93	225	6532	4.98	ug/L		97
132) naphthalene	18.12	128	23022	5.19	ug/L		99
133) 1,2,3-trichlorobenzene	18.37	180	10205	5.04	ug/L		99
134) hexachloroethane	16.50	119	5439	5.06	ug/L		97
135) Benzyl chloride	16.00	91	14644	4.81	ug/L		99

(#) = qualifier out of range (m) = manual integration (+) = signals summed

Quantitation Report (QT Reviewed)

Data Path : C:\MSDCHEM\1\DATA\
Data File : Y146737.D
Acq On : 24 Jun 2014 1:25 pm
Operator : prashans
Sample : IC6377-5
Misc : MS69208,VY6377,5.0,,,,1
ALS Vial : 6 Sample Multiplier: 1

Quant Time: Jun 25 11:08:56 2014
Quant Method : C:\MSDCHEM\1\METHODS\MYS6377.M
Quant Title : Method SW846 8260B, ZB624 60m x 0.25mm x 1.4um
QLast Update : Wed Jun 25 11:08:24 2014
Response via : Initial Calibration

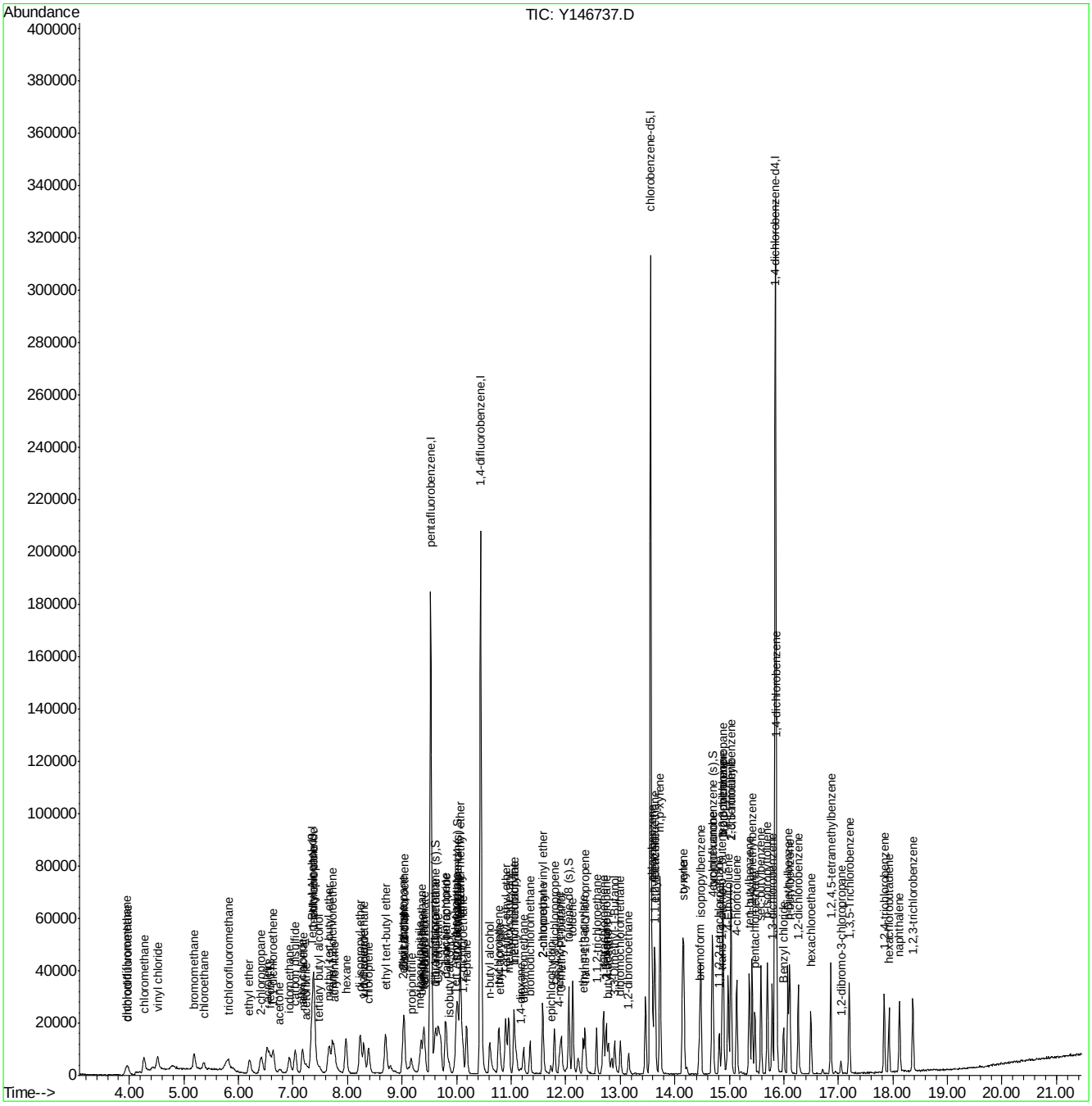

Quantitation Report (QT Reviewed)

Data Path : C:\MSDCHEM\1\DATA\
Data File : Y146738.D
Acq On : 24 Jun 2014 1:54 pm
Operator : prashans
Sample : IC6377-10
Misc : MS69208,VY6377,5.0,,,,1
ALS Vial : 7 Sample Multiplier: 1

Quant Time: Jun 25 11:10:28 2014
Quant Method : C:\MSDCHEM\1\METHODS\MYS6377.M
Quant Title : Method SW846 8260B, ZB624 60m x 0.25mm x 1.4um
QLast Update : Wed Jun 25 11:08:24 2014
Response via : Initial Calibration

Internal Standards	R.T.	QIon	Response	Conc	Units		Dev(Min)
1) Tert Butyl Alcohol-d9	7.35	65	63341	500.00	ug/L		0.00
5) pentafluorobenzene	9.53	168	183361	50.00	ug/L		0.00
58) 1,4-difluorobenzene	10.44	114	220142	50.00	ug/L		0.00
88) chlorobenzene-d5	13.56	117	186912	50.00	ug/L		0.00
103) 1,4-dichlorobenzene-d4	15.85	152	97128	50.00	ug/L		0.00
System Monitoring Compounds							
50) dibromofluoromethane (s)	9.60	113	14073	9.83	ug/L		0.00
Spiked Amount 50.000	Range 59 - 130		Recovery = 19.66%#				
51) 1,2-dichloroethane-d4 (s)	10.03	65	15168	10.03	ug/L		0.00
Spiked Amount 50.000	Range 65 - 123		Recovery = 20.06%#				
80) toluene-d8 (s)	12.06	98	52185	10.25	ug/L		0.00
Spiked Amount 50.000	Range 77 - 125		Recovery = 20.50%#				
105) 4-bromofluorobenzene (s)	14.70	95	19168	9.85	ug/L		0.00
Spiked Amount 50.000	Range 71 - 132		Recovery = 19.70%#				
Target Compounds							Qvalue
2) 1,4-dioxane	11.18	88	3827	252.32	ug/L	#	97
4) tertiary butyl alcohol	7.47	59	8658	51.61	ug/L		91
11) chlorodifluoromethane	3.96	51	12487	10.48	ug/L		98
12) dichlorodifluoromethane	3.95	85	14549	10.45	ug/L		96
13) chloromethane	4.27	50	19489	9.93	ug/L		96
14) vinyl chloride	4.52	62	18054	10.28	ug/L		99
16) bromomethane	5.19	94	13224	9.71	ug/L		98
17) chloroethane	5.36	64	8348	10.32	ug/L		96
19) trichlorofluoromethane	5.79	101	18960	10.07	ug/L		98
20) ethyl ether	6.20	74	7775	10.18	ug/L		91
21) 2-chloropropane	6.42	63	5699	10.70	ug/L		92
22) acrolein	6.52	56	30353	104.43	ug/L		98
23) 1,1-dichloroethene	6.64	61	19748	10.18	ug/L		95
24) acetone	6.74	43	8632	11.12	ug/L		95
25) allyl chloride	7.17	76	7362	10.67	ug/L		94
26) acetonitrile	7.23	40	12011	109.33	ug/L	#	82
27) iodomethane	6.93	142	24512	10.00	ug/L		98
28) carbon disulfide	7.04	76	45431	9.82	ug/L		97
29) 1-chloropropane	7.38	42	28559	10.04	ug/L	#	88
30) methylene chloride	7.38	49	26988	10.41	ug/L		99
31) methyl acetate	7.19	74	1912	9.61	ug/L	#	70
32) methyl tert butyl ether	7.66	73	42419	10.06	ug/L		99
33) trans-1,2-dichloroethene	7.72	61	19736	10.15	ug/L		98
34) di-isopropyl ether	8.23	45	49086	9.73	ug/L		98
35) ethyl tert-butyl ether	8.70	59	47405	10.05	ug/L		98
36) 2-butanone	9.03	72	1932	9.90	ug/L	#	92
37) 1,1-dichloroethane	8.30	63	25348	10.01	ug/L		97
38) chloroprene	8.38	53	18697	10.40	ug/L		94
39) acrylonitrile	7.75	53	23931	51.37	ug/L		97
40) vinyl acetate	8.29	86	1645	8.31	ug/L	#	36
41) ethyl acetate	9.03	45	1998	9.58	ug/L	#	1
42) 2,2-dichloropropane	9.02	77	19420	9.82	ug/L		99
43) cis-1,2-dichloroethene	9.04	96	15908	9.73	ug/L		94

Quantitation Report (QT Reviewed)

Data Path : C:\MSDCHEM\1\DATA\
Data File : Y146738.D
Acq On : 24 Jun 2014 1:54 pm
Operator : prashans
Sample : IC6377-10
Misc : MS69208,VY6377,5.0,,,,1
ALS Vial : 7 Sample Multiplier: 1

Quant Time: Jun 25 11:10:28 2014
Quant Method : C:\MSDCHEM\1\METHODS\MYS6377.M
Quant Title : Method SW846 8260B, ZB624 60m x 0.25mm x 1.4um
QLast Update : Wed Jun 25 11:08:24 2014
Response via : Initial Calibration

Internal Standards	R.T.	QIon	Response	Conc	Units		Dev(Min)
44) propionitrile	9.16	54	18605	99.82	ug/L		89
45) bromochloromethane	9.35	130	10213	10.03	ug/L		94
46) tetrahydrofuran	9.38	72	1917	10.35	ug/L		92
47) chloroform	9.40	83	24725	9.71	ug/L		99
48) tert-Butyl Formate	9.42	59	9364	9.81	ug/L		97
49) isobutyl alcohol	9.86	41	5106	97.30	ug/L	#	99
52) freon 113	6.58	151	9885	10.66	ug/L		97
53) methacrylonitrile	9.31	67	5437	10.04	ug/L		92
54) 1,1,1-trichloroethane	9.62	97	20145	10.18	ug/L		96
55) Cyclohexane	9.67	84	20059	9.93	ug/L	#	95
56) 2,2,4-trimethylpentane	10.01	57	55953	10.75	ug/L		89
57) tert-amyl methyl ether	10.07	73	45179	9.84	ug/L		93
59) epichlorohydrin	11.73	57	7043	52.13	ug/L		97
60) n-butyl alcohol	10.60	56	22238	521.55	ug/L		95
61) carbon tetrachloride	9.82	117	17893	10.18	ug/L		97
62) 1,1-dichloropropene	9.80	75	18523	10.35	ug/L		98
63) hexane	7.97	57	20130	11.04	ug/L		98
64) Tert Amyl Alcohol	9.97	73	4652	52.50	ug/L	#	93
65) benzene	10.07	78	57128	9.81	ug/L		100
66) heptane	10.18	57	11650	10.79	ug/L		92
67) isopropyl acetate	9.99	61	5747	10.03	ug/L		99
68) 1,2-dichloroethane	10.11	62	17149	10.45	ug/L		99
69) trichloroethene	10.77	95	14470	10.25	ug/L		98
70) ethyl acrylate	10.79	55	16128	9.66	ug/L		97
71) 2-nitropropane	11.58	41	4853	10.52	ug/L	#	78
72) 2-chloroethyl vinyl ether	11.57	63	30201	50.26	ug/L		98
73) methyl methacrylate	11.05	69	9596	10.33	ug/L		98
74) 1,2-dichloropropane	11.06	63	15192	10.12	ug/L		97
75) methylcyclohexane	10.96	83	24353	10.48	ug/L		99
76) Tert-amyl ethyl ether	10.90	59	34366	9.95	ug/L		98
77) dibromomethane	11.22	93	9149	10.51	ug/L		94
78) bromodichloromethane	11.34	83	19348	10.01	ug/L		99
79) cis-1,3-dichloropropene	11.79	75	24877	10.18	ug/L		96
81) 4-methyl-2-pentanone	11.88	58	5591	10.37	ug/L		95
82) toluene	12.13	91	60764	9.71	ug/L		99
83) 3-methyl-1-butanol	11.92	70	8128	203.73	ug/L		98
84) trans-1,3-dichloropropene	12.35	75	21984	10.31	ug/L		96
85) ethyl methacrylate	12.32	69	17745	10.07	ug/L		99
86) 1,1,2-trichloroethane	12.57	83	11028	10.16	ug/L		96
87) 2-hexanone	12.73	58	6150	10.24	ug/L		98
89) tetrachloroethene	12.69	166	16444	10.31	ug/L		99
90) 1,3-dichloropropane	12.75	76	20421	10.31	ug/L		99
91) butyl acetate	12.78	56	8836	9.72	ug/L	#	84
92) dibromochloromethane	13.00	129	15933	10.30	ug/L		99
93) 1,2-dibromoethane	13.15	107	13319	10.46	ug/L		97
94) 3,3-Dimethyl-1-Butanol	12.90	57	15147	101.57	ug/L		99
96) chlorobenzene	13.59	112	39897	10.15	ug/L		98
97) 1,1,1,2-tetrachloroethane	13.65	131	14366	10.15	ug/L		100
98) ethylbenzene	13.62	91	65662	10.03	ug/L		99
99) m,p-xylene	13.73	106	51978	20.19	ug/L		100

Quantitation Report (QT Reviewed)

Data Path : C:\MSDCHEM\1\DATA\
Data File : Y146738.D
Acq On : 24 Jun 2014 1:54 pm
Operator : prashans
Sample : IC6377-10
Misc : MS69208,VY6377,5.0,,,,1
ALS Vial : 7 Sample Multiplier: 1

Quant Time: Jun 25 11:10:28 2014
Quant Method : C:\MSDCHEM\1\METHODS\MYS6377.M
Quant Title : Method SW846 8260B, ZB624 60m x 0.25mm x 1.4um
QLast Update : Wed Jun 25 11:08:24 2014
Response via : Initial Calibration

Internal Standards	R.T.	QIon	Response	Conc	Units		Dev(Min)
100) o-xylene	14.15	91	52327	10.01	ug/L		99
101) styrene	14.16	104	43021	10.42	ug/L		99
102) bromoform	14.45	173	10980	10.28	ug/L		97
104) isopropylbenzene	14.48	105	63558	9.95	ug/L		99
107) bromobenzene	14.89	156	18078	10.23	ug/L		99
108) cyclohexanone	14.69	55	33477	107.63	ug/L		98
109) 1,1,2,2-tetrachloroethane	14.82	83	18380	10.33	ug/L		98
110) trans-1,4-dichloro-2-buten	14.86	53	4350	10.23	ug/L		95
111) 1,2,3-trichloropropane	14.90	110	4073	10.52	ug/L		92
112) n-propylbenzene	14.88	91	72911	10.17	ug/L		99
113) 4-Ethyltoluene	14.98	105	61155	10.48	ug/L		99
114) 2-chlorotoluene	15.04	126	15923	10.21	ug/L		98
115) 4-chlorotoluene	15.14	91	47125	10.16	ug/L		99
116) 1,3,5-trimethylbenzene	15.03	105	52852	9.99	ug/L		99
117) tert-butylbenzene	15.37	119	43907	10.20	ug/L		99
118) pentachloroethane	15.47	167	11212	10.51	ug/L		96
119) 1,2,4-trimethylbenzene	15.42	105	51677	9.89	ug/L		98
120) sec-butylbenzene	15.58	105	68800	10.12	ug/L		99
121) 1,3-dichlorobenzene	15.79	146	33181	10.18	ug/L		97
122) p-isopropyltoluene	15.70	119	57204	10.18	ug/L		99
123) 1,4-dichlorobenzene	15.87	146	33720	9.96	ug/L		98
124) 1,2-dichlorobenzene	16.27	146	31451	10.04	ug/L		97
125) n-butylbenzene	16.11	92	29822	10.26	ug/L		94
126) p-Diethylbenzene	16.08	119	33968	10.35	ug/L	#	80
127) 1,2-dibromo-3-chloropropan	17.05	157	3476	10.23	ug/L		98
128) 1,3,5-Trichlorobenzene	17.20	180	26998	10.12	ug/L		99
129) 1,2,4-trichlorobenzene	17.84	180	23219	10.39	ug/L		98
130) 1,2,4,5-tetramethylbenzene	16.86	119	50742	10.13	ug/L		100
131) hexachlorobutadiene	17.93	225	13648	10.14	ug/L		98
132) naphthalene	18.12	128	46298	10.17	ug/L		99
133) 1,2,3-trichlorobenzene	18.37	180	20867	10.05	ug/L		99
134) hexachloroethane	16.50	119	11150	10.10	ug/L		99
135) Benzyl chloride	15.99	91	32179	10.29	ug/L		99

(#) = qualifier out of range (m) = manual integration (+) = signals summed

Quantitation Report (QT Reviewed)

Data Path : C:\MSDCHEM\1\DATA\
Data File : Y146738.D
Acq On : 24 Jun 2014 1:54 pm
Operator : prashans
Sample : IC6377-10
Misc : MS69208,VY6377,5.0,,,,1
ALS Vial : 7 Sample Multiplier: 1

Quant Time: Jun 25 11:10:28 2014
Quant Method : C:\MSDCHEM\1\METHODS\MYS6377.M
Quant Title : Method SW846 8260B, ZB624 60m x 0.25mm x 1.4um
QLast Update : Wed Jun 25 11:08:24 2014
Response via : Initial Calibration

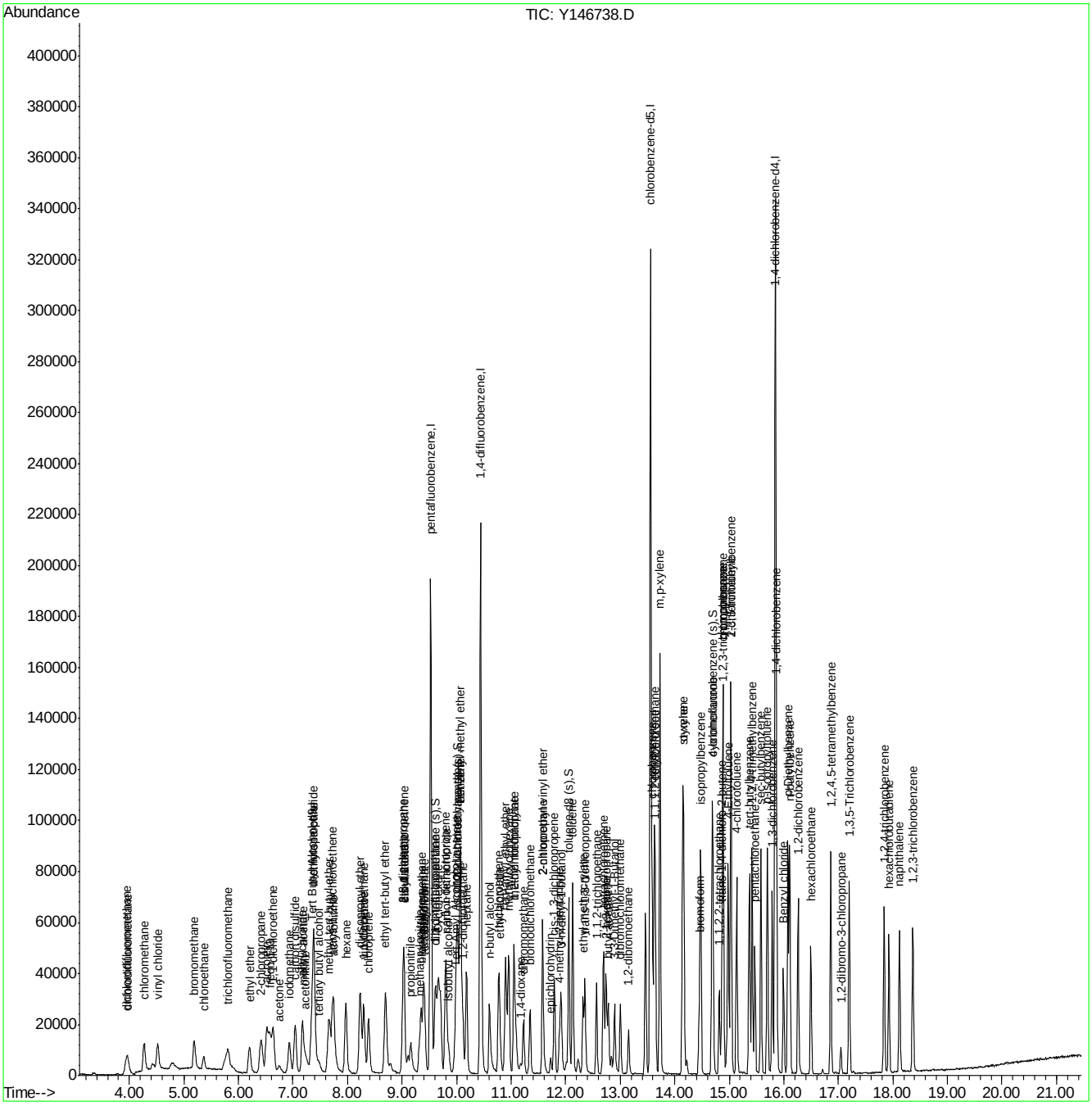

Quantitation Report (QT Reviewed)

Data Path : C:\MSDCHEM\1\DATA\
Data File : Y146739.D
Acq On : 24 Jun 2014 2:22 pm
Operator : prashans
Sample : IC6377-20
Misc : MS69208,VY6377,5.0,,,,1
ALS Vial : 8 Sample Multiplier: 1

Quant Time: Jun 24 15:10:07 2014
Quant Method : C:\MSDCHEM\1\METHODS\MYS6377.M
Quant Title : Method SW846 8260B, ZB624 60m x 0.25mm x 1.4um
QLast Update : Tue Jun 24 14:29:34 2014
Response via : Initial Calibration

Internal Standards	R.T.	QIon	Response	Conc	Units		Dev(Min)
1) Tert Butyl Alcohol-d9	7.35	65	59638	500.00	ug/L		-0.01
5) pentafluorobenzene	9.52	168	166352	50.00	ug/L		-0.01
58) 1,4-difluorobenzene	10.44	114	203105	50.00	ug/L		0.00
88) chlorobenzene-d5	13.56	117	176645	50.00	ug/L		0.00
103) 1,4-dichlorobenzene-d4	15.85	152	93758	50.00	ug/L		0.00
System Monitoring Compounds							
50) dibromofluoromethane (s)	9.60	113	66276	37.91	ug/L		0.00
Spiked Amount 50.000	Range 59 - 130		Recovery = 75.82%				
51) 1,2-dichloroethane-d4 (s)	10.02	65	69908	30.59	ug/L		-0.01
Spiked Amount 50.000	Range 65 - 123		Recovery = 61.18%#				
80) toluene-d8 (s)	12.06	98	243868	52.56	ug/L		0.00
Spiked Amount 50.000	Range 77 - 125		Recovery = 105.12%				
105) 4-bromofluorobenzene (s)	14.70	95	90240	48.23	ug/L		0.00
Spiked Amount 50.000	Range 71 - 132		Recovery = 96.46%				
Target Compounds							Qvalue
2) 1,4-dioxane	11.18	88	6864	541.20	ug/L	#	86
4) tertiary butyl alcohol	7.47	59	15633	90.03	ug/L		92
11) chlorodifluoromethane	3.97	51	24874	17.73	ug/L		93
12) dichlorodifluoromethane	3.94	85	28285	14.81	ug/L		97
13) chloromethane	4.27	50	37392	20.52	ug/L		97
14) vinyl chloride	4.52	62	34433	21.97	ug/L		96
16) bromomethane	5.19	94	24568	17.81	ug/L		95
17) chloroethane	5.37	64	15974	22.19	ug/L		93
19) trichlorofluoromethane	5.81	101	36484	13.75	ug/L		95
20) ethyl ether	6.20	74	14304	19.13	ug/L		90
21) 2-chloropropane	6.42	63	10753	21.49	ug/L		98
22) acrolein	6.52	56	50225	206.36	ug/L		99
23) 1,1-dichloroethene	6.64	61	36832	17.13	ug/L		92
24) acetone	6.74	43	15629	35.65	ug/L		85
25) allyl chloride	7.18	76	11975	19.61	ug/L	#	77
26) acetonitrile	7.22	40	18097	218.49	ug/L		87
27) iodomethane	6.93	142	47703	17.07	ug/L		86
28) carbon disulfide	7.04	76	86227	20.52	ug/L		91
29) 1-chloropropane	7.38	42	49116	17.73	ug/L		94
30) methylene chloride	7.38	49	44106	19.80	ug/L		92
31) methyl acetate	7.18	74	3617	20.44	ug/L		94
32) methyl tert butyl ether	7.66	73	78282	15.51	ug/L		91
33) trans-1,2-dichloroethene	7.72	61	37243	17.59	ug/L		97
34) di-isopropyl ether	8.23	45	94515	21.39	ug/L		92
35) ethyl tert-butyl ether	8.70	59	90376	18.44	ug/L		98
36) 2-butanone	9.02	72	3715	25.77	ug/L	#	79
37) 1,1-dichloroethane	8.30	63	47786	16.69	ug/L		98
38) chloroprene	8.38	53	35508	17.60	ug/L		88
39) acrylonitrile	7.75	53	44436	119.94	ug/L		95
40) vinyl acetate	8.29	86	3785	19.35	ug/L		82
41) ethyl acetate	9.01	45	4051	25.43	ug/L		49
42) 2,2-dichloropropane	9.02	77	37525	13.74	ug/L		98
43) cis-1,2-dichloroethene	9.03	96	30505	17.33	ug/L		91

Quantitation Report (QT Reviewed)

Data Path : C:\MSDCHEM\1\DATA\
Data File : Y146739.D
Acq On : 24 Jun 2014 2:22 pm
Operator : prashans
Sample : IC6377-20
Misc : MS69208,VY6377,5.0,,,,1
ALS Vial : 8 Sample Multiplier: 1

Quant Time: Jun 24 15:10:07 2014
Quant Method : C:\MSDCHEM\1\METHODS\MYS6377.M
Quant Title : Method SW846 8260B, ZB624 60m x 0.25mm x 1.4um
QLast Update : Tue Jun 24 14:29:34 2014
Response via : Initial Calibration

Internal Standards	R.T.	QIon	Response	Conc	Units		Dev(Min)
44) propionitrile	9.16	54	34671	218.51	ug/L		94
45) bromochloromethane	9.35	130	18921	16.43	ug/L		97
46) tetrahydrofuran	9.38	72	3203	19.29	ug/L	#	74
47) chloroform	9.40	83	46886	14.95	ug/L		96
48) tert-Butyl Formate	9.41	59	18126	22.92	ug/L		90
49) isobutyl alcohol	9.85	41	8462	186.38	ug/L	#	72
52) freon 113	6.58	151	18843	19.06	ug/L		89
53) methacrylonitrile	9.31	67	9683	20.46	ug/L		97
54) 1,1,1-trichloroethane	9.63	97	38323	13.36	ug/L		99
55) Cyclohexane	9.67	84	38640	21.05	ug/L	#	97
56) 2,2,4-trimethylpentane	10.02	57	103533	24.50	ug/L		96
57) tert-amyl methyl ether	10.07	73	86305	17.45	ug/L		94
59) epichlorohydrin	11.72	57	12558	121.85	ug/L		94
60) n-butyl alcohol	10.60	56	39464	1381.68	ug/L		99
61) carbon tetrachloride	9.81	117	33976	15.77	ug/L		97
62) 1,1-dichloropropene	9.79	75	34976	21.09	ug/L		97
63) hexane	7.97	57	37194	33.24	ug/L		96
64) Tert Amyl Alcohol	9.96	73	8395	122.07	ug/L	#	76
65) benzene	10.07	78	109878	21.11	ug/L		99
66) heptane	10.18	57	22176	31.16	ug/L		95
67) isopropyl acetate	9.99	61	11345	25.15	ug/L	#	91
68) 1,2-dichloroethane	10.11	62	31912	12.87	ug/L		96
69) trichloroethene	10.77	95	27196	18.96	ug/L		96
70) ethyl acrylate	10.79	55	32415	25.54	ug/L		95
71) 2-nitropropane	11.58	41	8236	19.14	ug/L	#	1
72) 2-chloroethyl vinyl ether	11.57	63	57921	471.28	ug/L		94
73) methyl methacrylate	11.05	69	17368	23.82	ug/L	#	76
74) 1,2-dichloropropane	11.06	63	28610	22.99	ug/L		79
75) methylcyclohexane	10.96	83	46844	27.10	ug/L		95
76) Tert-amyl ethyl ether	10.90	59	69206	23.27	ug/L		99
77) dibromomethane	11.22	93	16577	17.31	ug/L		95
78) bromodichloromethane	11.34	83	37034	15.75	ug/L		97
79) cis-1,3-dichloropropene	11.79	75	47218	20.52	ug/L		88
81) 4-methyl-2-pentanone	11.88	58	10043	24.06	ug/L		99
82) toluene	12.13	91	115825	20.55	ug/L		99
83) 3-methyl-1-butanol	11.91	70	14919	526.49	ug/L		95
84) trans-1,3-dichloropropene	12.35	75	42042	18.51	ug/L		92
85) ethyl methacrylate	12.32	69	33609	23.80	ug/L		95
86) 1,1,2-trichloroethane	12.56	83	20841	20.65	ug/L		99
87) 2-hexanone	12.73	58	12040	33.34	ug/L	#	79
89) tetrachloroethene	12.69	166	31208	19.75	ug/L		98
90) 1,3-dichloropropane	12.75	76	38574	20.12	ug/L		97
91) butyl acetate	12.78	56	18442	29.12	ug/L	#	83
92) dibromochloromethane	13.01	129	29947	16.83	ug/L		95
93) 1,2-dibromoethane	13.15	107	24617	19.37	ug/L		98
94) 3,3-Dimethyl-1-Butanol	12.90	57	27555	278.73	ug/L		94
96) chlorobenzene	13.59	112	76177	20.15	ug/L		95
97) 1,1,1,2-tetrachloroethane	13.65	131	27893	17.03	ug/L		92
98) ethylbenzene	13.62	91	124660	20.33	ug/L		97
99) m,p-xylene	13.73	106	97955	43.34	ug/L		89

Quantitation Report (QT Reviewed)

Data Path : C:\MSDCHEM\1\DATA\
Data File : Y146739.D
Acq On : 24 Jun 2014 2:22 pm
Operator : prashans
Sample : IC6377-20
Misc : MS69208,VY6377,5.0,,,,1
ALS Vial : 8 Sample Multiplier: 1

Quant Time: Jun 24 15:10:07 2014
Quant Method : C:\MSDCHEM\1\METHODS\MYS6377.M
Quant Title : Method SW846 8260B, ZB624 60m x 0.25mm x 1.4um
QLast Update : Tue Jun 24 14:29:34 2014
Response via : Initial Calibration

Internal Standards	R.T.	QIon	Response	Conc	Units		Dev(Min)
100) o-xylene	14.15	91	100037	20.04	ug/L		96
101) styrene	14.16	104	83252	23.29	ug/L		94
102) bromoform	14.45	173	20815	16.63	ug/L		99
104) isopropylbenzene	14.48	105	121056	20.93	ug/L		96
107) bromobenzene	14.89	156	34671	18.77	ug/L		99
108) cyclohexanone	14.69	55	60404	394.69	ug/L		93
109) 1,1,2,2-tetrachloroethane	14.82	83	33607	21.64	ug/L		96
110) trans-1,4-dichloro-2-buten	14.86	53	8347	19.89	ug/L	#	69
111) 1,2,3-trichloropropane	14.89	110	7139	17.32	ug/L		78
112) n-propylbenzene	14.88	91	140624	21.56	ug/L		99
113) 4-Ethyltoluene	14.98	105	123453	24.18	ug/L	#	96
114) 2-chlorotoluene	15.04	126	31205	20.67	ug/L		92
115) 4-chlorotoluene	15.14	91	90631	20.25	ug/L		97
116) 1,3,5-trimethylbenzene	15.03	105	101445	20.03	ug/L		94
117) tert-butylbenzene	15.37	119	85449	20.97	ug/L		92
118) pentachloroethane	15.47	167	21253	17.28	ug/L		98
119) 1,2,4-trimethylbenzene	15.42	105	100917	20.88	ug/L		97
120) sec-butylbenzene	15.58	105	133569	22.42	ug/L		97
121) 1,3-dichlorobenzene	15.79	146	65690	18.93	ug/L		99
122) p-isopropyltoluene	15.70	119	112016	22.16	ug/L		97
123) 1,4-dichlorobenzene	15.87	146	66120	19.31	ug/L		97
124) 1,2-dichlorobenzene	16.26	146	61273	18.96	ug/L		98
125) n-butylbenzene	16.11	92	59091	23.51	ug/L		100
126) p-Diethylbenzene	16.08	119	70445	25.35	ug/L	#	81
127) 1,2-dibromo-3-chloropropan	17.05	157	6477	20.05	ug/L		85
128) 1,3,5-Trichlorobenzene	17.20	180	53601	20.06	ug/L		100
129) 1,2,4-trichlorobenzene	17.84	180	45657	20.10	ug/L		99
130) 1,2,4,5-tetramethylbenzene	16.86	119	105863	24.36	ug/L		96
131) hexachlorobutadiene	17.93	225	27038	17.03	ug/L		95
132) naphthalene	18.12	128	90413	23.29	ug/L		99
133) 1,2,3-trichlorobenzene	18.37	180	41613	20.83	ug/L		97
134) hexachloroethane	16.50	119	21243	17.92	ug/L		99
135) Benzyl chloride	15.99	91	62265	21.68	ug/L		97

(#) = qualifier out of range (m) = manual integration (+) = signals summed

Quantitation Report (QT Reviewed)

Data Path : C:\MSDCHEM\1\DATA\
Data File : Y146739.D
Acq On : 24 Jun 2014 2:22 pm
Operator : prashans
Sample : IC6377-20
Misc : MS69208,VY6377,5.0,,,,1
ALS Vial : 8 Sample Multiplier: 1

Quant Time: Jun 24 15:10:07 2014
Quant Method : C:\MSDCHEM\1\METHODS\MYS6377.M
Quant Title : Method SW846 8260B, ZB624 60m x 0.25mm x 1.4um
QLast Update : Tue Jun 24 14:29:34 2014
Response via : Initial Calibration

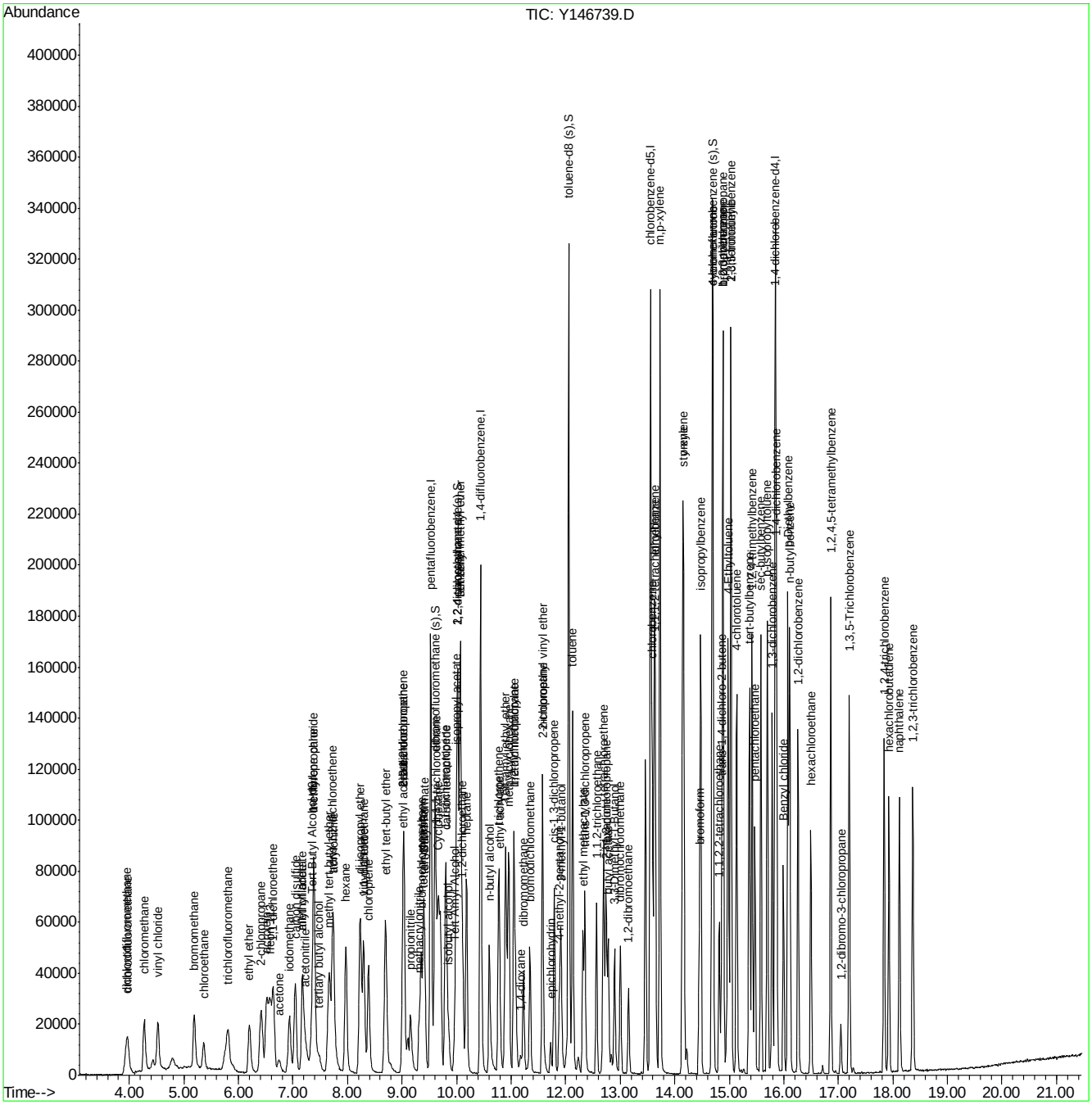

ACCUTEST LABORATORIES JB70672

Quantitation Report (QT Reviewed)

Data Path : C:\MSDCHEM\1\DATA\
Data File : Y146740.D
Acq On : 24 Jun 2014 2:50 pm
Operator : prashans
Sample : ICC6377-50
Misc : MS69208,VY6377,5.0,,,,1
ALS Vial : 9 Sample Multiplier: 1

Quant Time: Jun 24 15:14:13 2014
Quant Method : C:\MSDCHEM\1\METHODS\MYS6377.M
Quant Title : Method SW846 8260B, ZB624 60m x 0.25mm x 1.4um
QLast Update : Tue Jun 24 14:29:34 2014
Response via : Initial Calibration

Internal Standards	R.T.	QIon	Response	Conc	Units		Dev(Min)
1) Tert Butyl Alcohol-d9	7.36	65	63501	500.00	ug/L		0.00
5) pentafluorobenzene	9.52	168	181502	50.00	ug/L		-0.01
58) 1,4-difluorobenzene	10.44	114	217710	50.00	ug/L		0.00
88) chlorobenzene-d5	13.56	117	189139	50.00	ug/L		0.00
103) 1,4-dichlorobenzene-d4	15.85	152	97949	50.00	ug/L		0.00
System Monitoring Compounds							
50) dibromofluoromethane (s)	9.60	113	63236	33.16	ug/L		0.00
Spiked Amount 50.000	Range 59 - 130		Recovery = 66.32%				
51) 1,2-dichloroethane-d4 (s)	10.02	65	71350	28.61	ug/L		-0.01
Spiked Amount 50.000	Range 65 - 123		Recovery = 57.22%#				
80) toluene-d8 (s)	12.06	98	231001	46.44	ug/L		0.00
Spiked Amount 50.000	Range 77 - 125		Recovery = 92.88%				
105) 4-bromofluorobenzene (s)	14.70	95	87361	44.69	ug/L		0.00
Spiked Amount 50.000	Range 71 - 132		Recovery = 89.38%				
Target Compounds							Qvalue
2) 1,4-dioxane	11.17	88	20431	1512.92	ug/L	#	86
4) tertiary butyl alcohol	7.47	59	43430	234.90	ug/L		93
11) chlorodifluoromethane	3.97	51	56393	36.84	ug/L		92
12) dichlorodifluoromethane	3.94	85	64506	30.97	ug/L		97
13) chloromethane	4.28	50	91475	46.02	ug/L		97
14) vinyl chloride	4.53	62	82470	48.22	ug/L		98
16) bromomethane	5.19	94	60027	39.88	ug/L		100
17) chloroethane	5.36	64	39232	49.94	ug/L		96
19) trichlorofluoromethane	5.80	101	83760	28.94	ug/L		99
20) ethyl ether	6.20	74	36673	44.96	ug/L		90
21) 2-chloropropane	6.41	63	25308	46.36	ug/L		96
22) acrolein	6.52	56	133232	501.73	ug/L		99
23) 1,1-dichloroethene	6.64	61	88465	37.72	ug/L		94
24) acetone	6.74	43	35540	74.31	ug/L		88
25) allyl chloride	7.17	76	33012	49.54	ug/L	#	80
26) acetonitrile	7.22	40	49255	545.02	ug/L		93
27) iodomethane	6.93	142	115469	37.86	ug/L		86
28) carbon disulfide	7.04	76	204740	44.67	ug/L		92
29) 1-chloropropane	7.39	42	107088	35.43	ug/L	#	92
30) methylene chloride	7.38	49	101698	41.85	ug/L		93
31) methyl acetate	7.17	74	10134	52.48	ug/L		92
32) methyl tert butyl ether	7.67	73	198901	36.13	ug/L		91
33) trans-1,2-dichloroethene	7.72	61	89616	38.80	ug/L		98
34) di-isopropyl ether	8.23	45	236854	49.14	ug/L		92
35) ethyl tert-butyl ether	8.70	59	230268	43.06	ug/L		98
36) 2-butanone	9.02	72	9785	62.21	ug/L	#	79
37) 1,1-dichloroethane	8.30	63	115775	37.07	ug/L		97
38) chloroprene	8.38	53	84746	38.49	ug/L		88
39) acrylonitrile	7.74	53	116887	289.17	ug/L		92
40) vinyl acetate	8.28	86	10730	50.27	ug/L		48
41) ethyl acetate	9.01	45	10429	60.00	ug/L	#	34
42) 2,2-dichloropropane	9.02	77	86352	28.97	ug/L		95
43) cis-1,2-dichloroethene	9.03	96	73293	38.17	ug/L		94

Quantitation Report (QT Reviewed)

Data Path : C:\MSDCHEM\1\DATA\
Data File : Y146740.D
Acq On : 24 Jun 2014 2:50 pm
Operator : prashans
Sample : ICC6377-50
Misc : MS69208,VY6377,5.0,,,,1
ALS Vial : 9 Sample Multiplier: 1

Quant Time: Jun 24 15:14:13 2014
Quant Method : C:\MSDCHEM\1\METHODS\MYS6377.M
Quant Title : Method SW846 8260B, ZB624 60m x 0.25mm x 1.4um
QLast Update : Tue Jun 24 14:29:34 2014
Response via : Initial Calibration

Internal Standards	R.T.	QIon	Response	Conc Units		Dev(Min)
44) propionitrile	9.15	54	93075	537.63 ug/L		97
45) bromochloromethane	9.35	130	47901	38.12 ug/L		96
46) tetrahydrofuran	9.37	72	8870	48.96 ug/L		86
47) chloroform	9.40	83	114272	33.40 ug/L		96
48) tert-Butyl Formate	9.41	59	47475	55.03 ug/L		88
49) isobutyl alcohol	9.85	41	24047	485.43 ug/L	#	77
52) freon 113	6.58	151	43296	40.13 ug/L		84
53) methacrylonitrile	9.31	67	25822	50.02 ug/L		97
54) 1,1,1-trichloroethane	9.62	97	89600	28.63 ug/L		97
55) Cyclohexane	9.67	84	88521	44.19 ug/L	#	95
56) 2,2,4-trimethylpentane	10.02	57	207607	45.02 ug/L		97
57) tert-amyl methyl ether	10.07	73	220779	40.91 ug/L		95
59) epichlorohydrin	11.72	57	34032	308.07 ug/L		97
60) n-butyl alcohol	10.60	56	113407	3704.14 ug/L		98
61) carbon tetrachloride	9.81	117	80983	35.06 ug/L		97
62) 1,1-dichloropropene	9.80	75	81682	45.96 ug/L		97
63) hexane	7.97	57	74895	62.44 ug/L		95
64) Tert Amyl Alcohol	9.96	73	21698	294.34 ug/L	#	90
65) benzene	10.06	78	263111	47.17 ug/L		99
66) heptane	10.18	57	45047	59.06 ug/L		94
67) isopropyl acetate	9.98	61	29037	60.05 ug/L	#	93
68) 1,2-dichloroethane	10.11	62	81210	30.56 ug/L		98
69) trichloroethene	10.77	95	65656	42.70 ug/L		96
70) ethyl acrylate	10.78	55	84042	61.77 ug/L		96
71) 2-nitropropane	11.58	41	22428	48.62 ug/L	#	1
72) 2-chloroethyl vinyl ether	11.57	63	152663	1158.83 ug/L		94
73) methyl methacrylate	11.05	69	45856	58.67 ug/L	#	71
74) 1,2-dichloropropane	11.05	63	69415	52.04 ug/L		76
75) methylcyclohexane	10.96	83	105230	56.80 ug/L		95
76) Tert-amyl ethyl ether	10.90	59	167940	52.68 ug/L		98
77) dibromomethane	11.22	93	42440	41.34 ug/L		96
78) bromodichloromethane	11.35	83	92194	36.58 ug/L		99
79) cis-1,3-dichloropropene	11.79	75	116599	47.27 ug/L		89
81) 4-methyl-2-pentanone	11.88	58	26828	59.96 ug/L		96
82) toluene	12.13	91	276013	45.69 ug/L		98
83) 3-methyl-1-butanol	11.91	70	41233	1357.49 ug/L		96
84) trans-1,3-dichloropropene	12.35	75	106048	43.57 ug/L		94
85) ethyl methacrylate	12.32	69	87149	57.58 ug/L		95
86) 1,1,2-trichloroethane	12.57	83	53072	49.05 ug/L		99
87) 2-hexanone	12.72	58	31177	80.55 ug/L	#	77
89) tetrachloroethene	12.69	166	77517	45.81 ug/L		100
90) 1,3-dichloropropane	12.75	76	97424	47.46 ug/L		97
91) butyl acetate	12.78	56	46807	69.02 ug/L		88
92) dibromochloromethane	13.00	129	76656	40.22 ug/L		96
93) 1,2-dibromoethane	13.15	107	63404	46.60 ug/L		99
94) 3,3-Dimethyl-1-Butanol	12.89	57	76455	722.30 ug/L		93
96) chlorobenzene	13.59	112	185180	45.75 ug/L		95
97) 1,1,1,2-tetrachloroethane	13.65	131	69494	39.63 ug/L		94
98) ethylbenzene	13.62	91	300299	45.73 ug/L		96
99) m,p-xylene	13.73	106	235635	97.37 ug/L		88

Quantitation Report (QT Reviewed)

Data Path : C:\MSDCHEM\1\DATA\
Data File : Y146740.D
Acq On : 24 Jun 2014 2:50 pm
Operator : prashans
Sample : ICC6377-50
Misc : MS69208,VY6377,5.0,,,,1
ALS Vial : 9 Sample Multiplier: 1

Quant Time: Jun 24 15:14:13 2014
Quant Method : C:\MSDCHEM\1\METHODS\MYS6377.M
Quant Title : Method SW846 8260B, ZB624 60m x 0.25mm x 1.4um
QLast Update : Tue Jun 24 14:29:34 2014
Response via : Initial Calibration

Internal Standards	R.T.	QIon	Response	Conc	Units		Dev(Min)
100) o-xylene	14.15	91	244656	45.77	ug/L		96
101) styrene	14.16	104	206805	54.03	ug/L		93
102) bromoform	14.45	173	53799	40.15	ug/L		98
104) isopropylbenzene	14.48	105	288439	47.73	ug/L		97
107) bromobenzene	14.89	156	86078	44.61	ug/L		99
108) cyclohexanone	14.69	55	157946	987.90	ug/L		92
109) 1,1,2,2-tetrachloroethane	14.82	83	86195	53.13	ug/L		98
110) trans-1,4-dichloro-2-buten	14.86	53	21267	48.50	ug/L	#	64
111) 1,2,3-trichloropropane	14.89	110	18848	43.77	ug/L		80
112) n-propylbenzene	14.88	91	336966	49.46	ug/L		99
113) 4-Ethyltoluene	14.98	105	289209	54.23	ug/L	#	97
114) 2-chlorotoluene	15.04	126	73462	46.58	ug/L		90
115) 4-chlorotoluene	15.14	91	216755	46.37	ug/L		96
116) 1,3,5-trimethylbenzene	15.03	105	242267	45.78	ug/L		94
117) tert-butylbenzene	15.37	119	200990	47.22	ug/L		90
118) pentachloroethane	15.47	167	49829	38.78	ug/L		96
119) 1,2,4-trimethylbenzene	15.42	105	243680	48.25	ug/L		97
120) sec-butylbenzene	15.58	105	312291	50.19	ug/L		96
121) 1,3-dichlorobenzene	15.78	146	158598	43.76	ug/L		100
122) p-isopropyltoluene	15.70	119	265645	50.30	ug/L		96
123) 1,4-dichlorobenzene	15.87	146	160693	44.92	ug/L		98
124) 1,2-dichlorobenzene	16.27	146	151199	44.79	ug/L		98
125) n-butylbenzene	16.11	92	138116	52.60	ug/L		97
126) p-Diethylbenzene	16.08	119	162412	55.94	ug/L	#	81
127) 1,2-dibromo-3-chloropropan	17.05	157	17155	50.84	ug/L		93
128) 1,3,5-Trichlorobenzene	17.20	180	127802	45.79	ug/L		99
129) 1,2,4-trichlorobenzene	17.84	180	113666	47.89	ug/L		98
130) 1,2,4,5-tetramethylbenzene	16.86	119	252508	55.63	ug/L		96
131) hexachlorobutadiene	17.93	225	63188	38.10	ug/L		98
132) naphthalene	18.12	128	234040	57.70	ug/L		99
133) 1,2,3-trichlorobenzene	18.37	180	104293	49.96	ug/L		96
134) hexachloroethane	16.50	119	52952	42.76	ug/L		98
135) Benzyl chloride	15.99	91	158084	52.69	ug/L		96

(#) = qualifier out of range (m) = manual integration (+) = signals summed

7.7.33

7

Quantitation Report (QT Reviewed)

Data Path : C:\MSDCHEM\1\DATA\
Data File : Y146740.D
Acq On : 24 Jun 2014 2:50 pm
Operator : prashans
Sample : ICC6377-50
Misc : MS69208,VY6377,5.0,,,,1
ALS Vial : 9 Sample Multiplier: 1

Quant Time: Jun 24 15:14:13 2014
Quant Method : C:\MSDCHEM\1\METHODS\MYS6377.M
Quant Title : Method SW846 8260B, ZB624 60m x 0.25mm x 1.4um
QLast Update : Tue Jun 24 14:29:34 2014
Response via : Initial Calibration

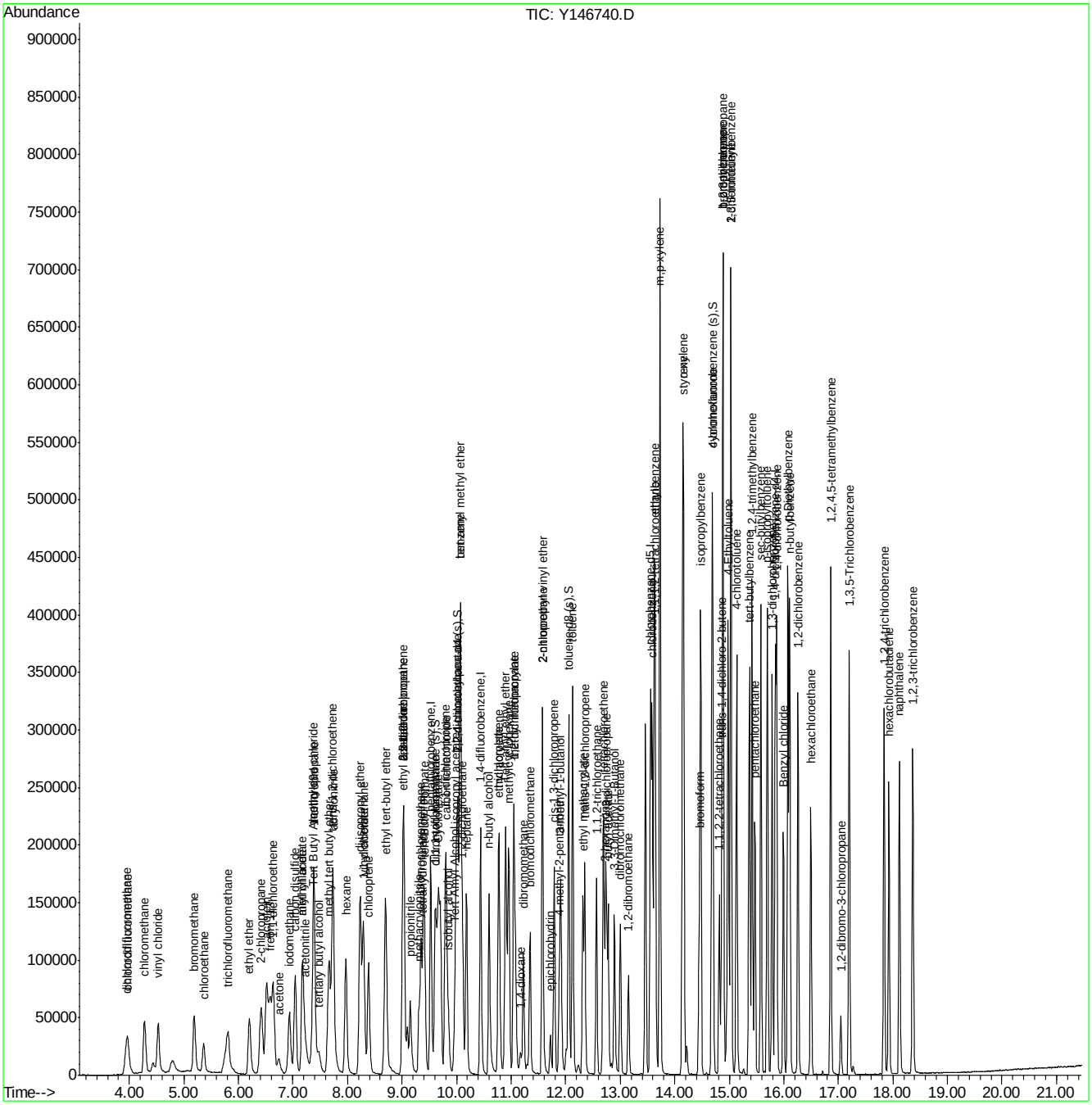

Quantitation Report (QT Reviewed)

Data Path : C:\MSDCHEM\1\DATA\
Data File : Y146741.D
Acq On : 24 Jun 2014 3:20 pm
Operator : prashans
Sample : IC6377-100
Misc : MS69208,VY6377,5.0,,,,1
ALS Vial : 10 Sample Multiplier: 1

Quant Time: Jun 25 11:22:52 2014
Quant Method : C:\MSDCHEM\1\METHODS\MYS6377.M
Quant Title : Method SW846 8260B, ZB624 60m x 0.25mm x 1.4um
QLast Update : Tue Jun 24 15:27:34 2014
Response via : Initial Calibration

Internal Standards	R.T.	QIon	Response	Conc	Units		Dev(Min)
1) Tert Butyl Alcohol-d9	7.36	65	67146	500.00	ug/L		0.00
5) pentafluorobenzene	9.52	168	180076	50.00	ug/L		0.00
58) 1,4-difluorobenzene	10.44	114	219394	50.00	ug/L		0.00
88) chlorobenzene-d5	13.56	117	188166	50.00	ug/L		0.00
103) 1,4-dichlorobenzene-d4	15.85	152	98986	50.00	ug/L		0.00
System Monitoring Compounds							
50) dibromofluoromethane (s)	9.60	113	132329	91.95	ug/L		0.00
Spiked Amount 50.000	Range 59 - 130		Recovery = 183.90%#				
51) 1,2-dichloroethane-d4 (s)	10.02	65	149367	97.25	ug/L		0.00
Spiked Amount 50.000	Range 65 - 123		Recovery = 194.50%#				
80) toluene-d8 (s)	12.06	98	474639	86.17	ug/L		0.00
Spiked Amount 50.000	Range 77 - 125		Recovery = 172.34%#				
105) 4-bromofluorobenzene (s)	14.70	95	179891	87.93	ug/L		0.00
Spiked Amount 50.000	Range 71 - 132		Recovery = 175.86%#				
Target Compounds							Qvalue
2) 1,4-dioxane	11.17	88	39688	2453.38	ug/L	#	98
4) tertiary butyl alcohol	7.47	59	88362	493.70	ug/L		97
11) chlorodifluoromethane	3.97	51	111579	94.46	ug/L		97
12) dichlorodifluoromethane	3.94	85	134982	97.30	ug/L		97
13) chloromethane	4.28	50	182215	92.64	ug/L		99
14) vinyl chloride	4.53	62	165144	94.20	ug/L		100
16) bromomethane	5.18	94	116661	85.40	ug/L		100
17) chloroethane	5.36	64	77179	95.45	ug/L		96
19) trichlorofluoromethane	5.81	101	171367	90.12	ug/L		96
20) ethyl ether	6.20	74	78779	106.93	ug/L		97
21) 2-chloropropane	6.42	63	51248	96.85	ug/L		99
23) 1,1-dichloroethene	6.64	61	177575	91.42	ug/L		99
24) acetone	6.74	43	65443	66.97	ug/L		94
25) allyl chloride	7.17	76	66345	97.09	ug/L		95
26) acetonitrile	7.21	40	103017	949.50	ug/L		92
27) iodomethane	6.93	142	235667	97.23	ug/L		99
28) carbon disulfide	7.04	76	409842	87.66	ug/L		100
29) 1-chloropropane	7.38	42	213614	78.24	ug/L		100
30) methylene chloride	7.38	49	202120	80.11	ug/L		99
31) methyl acetate	7.17	74	21243	114.43	ug/L		96
32) methyl tert butyl ether	7.66	73	419394	101.33	ug/L		99
33) trans-1,2-dichloroethene	7.72	61	183316	94.89	ug/L		99
34) di-isopropyl ether	8.23	45	481948	96.70	ug/L		99
35) ethyl tert-butyl ether	8.70	59	468117	101.34	ug/L		100
36) 2-butanone	9.02	72	20157	105.06	ug/L	#	99
37) 1,1-dichloroethane	8.29	63	237417	94.31	ug/L		97
38) chloroprene	8.38	53	170970	96.10	ug/L		99
39) acrylonitrile	7.74	53	246747	546.44	ug/L		99
40) vinyl acetate	8.28	86	22520	126.36	ug/L		88
41) ethyl acetate	9.01	45	21690	108.80	ug/L		58
42) 2,2-dichloropropane	9.02	77	172591	85.94	ug/L		98
43) cis-1,2-dichloroethene	9.03	96	151333	92.91	ug/L		96
44) propionitrile	9.15	54	195105	1082.28	ug/L		95

Quantitation Report (QT Reviewed)

Data Path : C:\MSDCHEM\1\DATA\
Data File : Y146741.D
Acq On : 24 Jun 2014 3:20 pm
Operator : prashans
Sample : IC6377-100
Misc : MS69208,VY6377,5.0,,,,1
ALS Vial : 10 Sample Multiplier: 1

Quant Time: Jun 25 11:22:52 2014
Quant Method : C:\MSDCHEM\1\METHODS\MYS6377.M
Quant Title : Method SW846 8260B, ZB624 60m x 0.25mm x 1.4um
QLast Update : Tue Jun 24 15:27:34 2014
Response via : Initial Calibration

Internal Standards	R.T.	QIon	Response	Conc	Units		Dev(Min)
45) bromochloromethane	9.35	130	101315	101.76	ug/L		98
46) tetrahydrofuran	9.37	72	18670	103.56	ug/L		100
47) chloroform	9.40	83	235982	92.76	ug/L		99
48) tert-Butyl Formate	9.41	59	97661	105.67	ug/L		99
49) isobutyl alcohol	9.85	41	50334	934.97	ug/L	#	99
52) freon 113	6.58	151	89530	97.35	ug/L		98
53) methacrylonitrile	9.31	67	55850	107.07	ug/L		99
54) 1,1,1-trichloroethane	9.62	97	181860	91.91	ug/L		98
55) Cyclohexane	9.67	84	177993	87.22	ug/L	#	99
56) 2,2,4-trimethylpentane	10.02	57	493467	95.53	ug/L		97
57) tert-amyl methyl ether	10.07	73	454177	100.82	ug/L		99
59) epichlorohydrin	11.72	57	69807	522.66	ug/L		96
60) n-butyl alcohol	10.59	56	233969	5617.46	ug/L		99
61) carbon tetrachloride	9.81	117	162601	90.83	ug/L		99
62) 1,1-dichloropropene	9.80	75	166218	91.49	ug/L		98
63) hexane	7.97	57	167705	82.14	ug/L		99
64) Tert Amyl Alcohol	9.96	73	43537	483.89	ug/L	#	98
65) benzene	10.06	78	540951	91.75	ug/L		99
66) heptane	10.18	57	102005	92.54	ug/L		99
67) isopropyl acetate	9.98	61	59350	104.23	ug/L		99
68) 1,2-dichloroethane	10.11	62	170234	105.04	ug/L		98
69) trichloroethene	10.77	95	133183	93.32	ug/L		100
70) ethyl acrylate	10.78	55	177064	109.00	ug/L		100
71) 2-nitropropane	11.58	41	43188	91.07	ug/L		94
72) 2-chloroethyl vinyl ether	11.57	63	315028	534.85	ug/L		99
73) methyl methacrylate	11.04	69	96887	105.96	ug/L		92
74) 1,2-dichloropropane	11.05	63	145437	96.46	ug/L		100
75) methylcyclohexane	10.96	83	218990	93.06	ug/L		99
76) Tert-amyl ethyl ether	10.90	59	349723	102.09	ug/L		100
77) dibromomethane	11.22	93	88969	103.22	ug/L		99
78) bromodichloromethane	11.34	83	194816	101.42	ug/L		99
79) cis-1,3-dichloropropene	11.79	75	243138	99.83	ug/L		99
81) 4-methyl-2-pentanone	11.88	58	57064	107.89	ug/L		98
82) toluene	12.13	91	565702	88.25	ug/L		100
83) 3-methyl-1-butanol	11.91	70	85248	2185.89	ug/L		99
84) trans-1,3-dichloropropene	12.35	75	220109	104.56	ug/L		100
85) ethyl methacrylate	12.32	69	183928	105.84	ug/L		99
86) 1,1,2-trichloroethane	12.56	83	110920	103.18	ug/L		99
87) 2-hexanone	12.72	58	64069	108.29	ug/L		96
89) tetrachloroethene	12.69	166	157053	96.74	ug/L		99
90) 1,3-dichloropropane	12.74	76	202084	101.79	ug/L		100
91) butyl acetate	12.78	56	94321	98.13	ug/L		96
92) dibromochloromethane	13.00	129	161444	104.85	ug/L		99
93) 1,2-dibromoethane	13.15	107	133602	105.51	ug/L		98
94) 3,3-Dimethyl-1-Butanol	12.89	57	156022	1048.30	ug/L		99
96) chlorobenzene	13.59	112	380001	95.13	ug/L		100
97) 1,1,1,2-tetrachloroethane	13.65	131	143579	101.19	ug/L		99
98) ethylbenzene	13.62	91	609903	90.95	ug/L		99
99) m,p-xylene	13.73	106	477684	181.00	ug/L		99
100) o-xylene	14.15	91	501151	94.31	ug/L		100

Quantitation Report (QT Reviewed)

Data Path : C:\MSDCHEM\1\DATA\
Data File : Y146741.D
Acq On : 24 Jun 2014 3:20 pm
Operator : prashans
Sample : IC6377-100
Misc : MS69208,VY6377,5.0,,,,1
ALS Vial : 10 Sample Multiplier: 1

Quant Time: Jun 25 11:22:52 2014
Quant Method : C:\MSDCHEM\1\METHODS\MYS6377.M
Quant Title : Method SW846 8260B, ZB624 60m x 0.25mm x 1.4um
QLast Update : Tue Jun 24 15:27:34 2014
Response via : Initial Calibration

Internal Standards	R.T.	QIon	Response	Conc	Units	Dev(Min)
101) styrene	14.16	104	427068	103.66	ug/L	100
102) bromoform	14.45	173	114115	108.04	ug/L	99
104) isopropylbenzene	14.48	105	585152	87.67	ug/L	100
107) bromobenzene	14.89	156	179308	99.61	ug/L	99
108) cyclohexanone	14.68	55	320520	985.97	ug/L	98
109) 1,1,2,2-tetrachloroethane	14.82	83	181423	99.58	ug/L	100
110) trans-1,4-dichloro-2-buten	14.85	53	45255	105.42	ug/L	96
111) 1,2,3-trichloropropane	14.89	110	39702	100.21	ug/L	94
112) n-propylbenzene	14.88	91	678703	91.15	ug/L	100
113) 4-Ethyltoluene	14.98	105	578858	96.55	ug/L	100
114) 2-chlorotoluene	15.04	126	150835	93.46	ug/L	98
115) 4-chlorotoluene	15.14	91	441297	91.61	ug/L	99
116) 1,3,5-trimethylbenzene	15.03	105	488960	88.66	ug/L	99
117) tert-butylbenzene	15.37	119	412449	92.54	ug/L	99
118) pentachloroethane	15.47	167	105889	97.26	ug/L	96
119) 1,2,4-trimethylbenzene	15.42	105	495885	91.53	ug/L	99
120) sec-butylbenzene	15.58	105	632415	89.28	ug/L	100
121) 1,3-dichlorobenzene	15.78	146	323820	96.98	ug/L	99
122) p-isopropyltoluene	15.70	119	535222	91.90	ug/L	99
123) 1,4-dichlorobenzene	15.87	146	329320	94.29	ug/L	99
124) 1,2-dichlorobenzene	16.26	146	312834	97.45	ug/L	99
125) n-butylbenzene	16.11	92	279413	92.73	ug/L	99
126) p-Diethylbenzene	16.08	119	321257	94.97	ug/L	99
127) 1,2-dibromo-3-chloropropan	17.05	157	36572	106.60	ug/L	95
128) 1,3,5-Trichlorobenzene	17.20	180	259439	94.42	ug/L	99
129) 1,2,4-trichlorobenzene	17.84	180	229427	101.00	ug/L	99
130) 1,2,4,5-tetramethylbenzene	16.86	119	502472	97.94	ug/L	100
131) hexachlorobutadiene	17.93	225	126418	89.90	ug/L	98
132) naphthalene	18.12	128	492456	107.38	ug/L	100
133) 1,2,3-trichlorobenzene	18.37	180	212732	100.34	ug/L	99
134) hexachloroethane	16.50	119	108980	96.11	ug/L	100
135) Benzyl chloride	15.99	91	322169	100.93	ug/L	100

(#) = qualifier out of range (m) = manual integration (+) = signals summed

Quantitation Report (QT Reviewed)

Data Path : C:\MSDCHEM\1\DATA\
Data File : Y146741.D
Acq On : 24 Jun 2014 3:20 pm
Operator : prashans
Sample : IC6377-100
Misc : MS69208,VY6377,5.0,,,,1
ALS Vial : 10 Sample Multiplier: 1

Quant Time: Jun 25 11:22:52 2014
Quant Method : C:\MSDCHEM\1\METHODS\MYS6377.M
Quant Title : Method SW846 8260B, ZB624 60m x 0.25mm x 1.4um
QLast Update : Tue Jun 24 15:27:34 2014
Response via : Initial Calibration

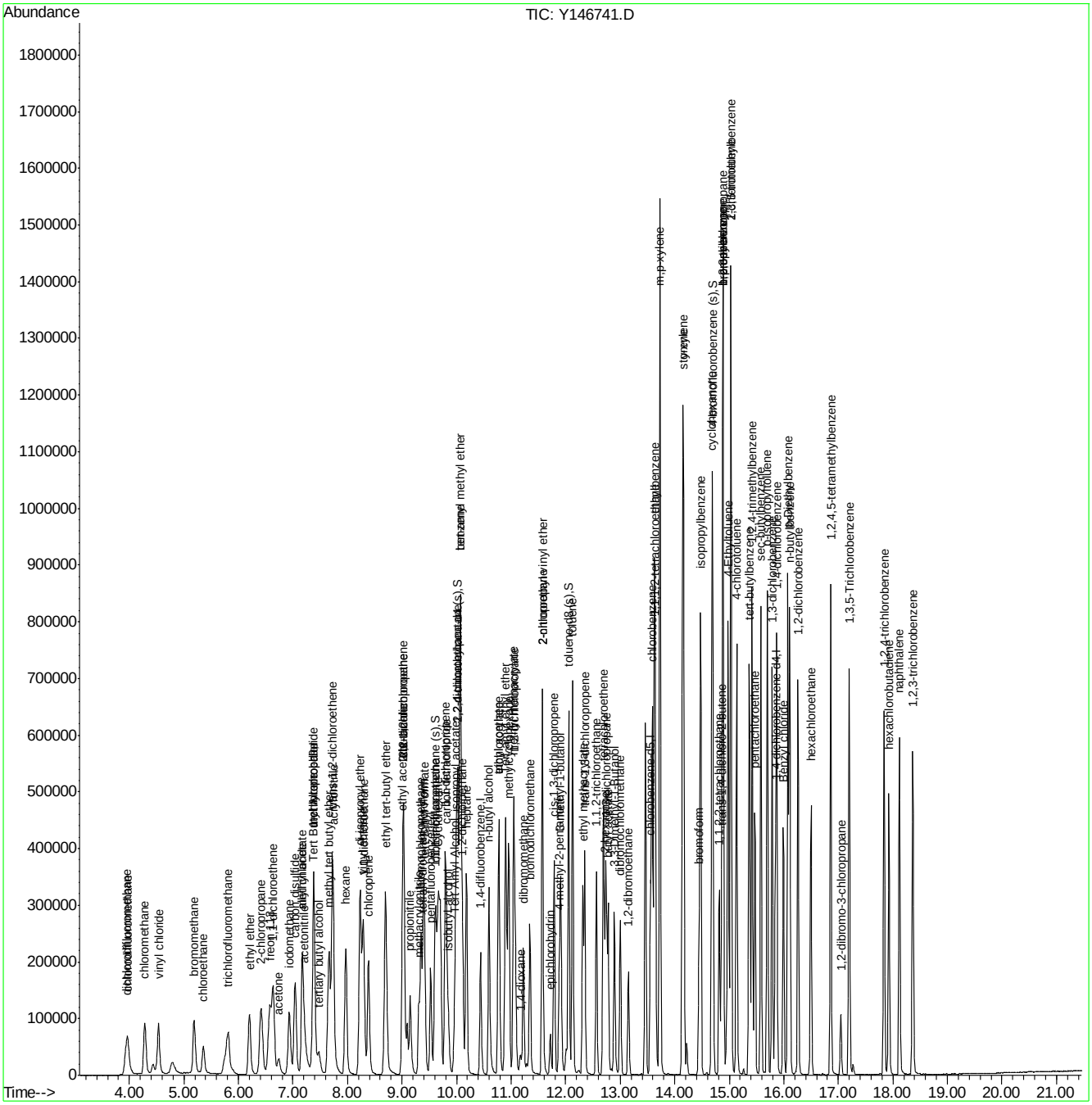

Quantitation Report (QT Reviewed)

Data Path : C:\MSDCHEM\1\DATA\
Data File : Y146742.D
Acq On : 24 Jun 2014 3:48 pm
Operator : prashans
Sample : IC6377-200
Misc : MS69208,VY6377,5.0,,,,1
ALS Vial : 11 Sample Multiplier: 1

Quant Time: Jun 25 11:31:40 2014
Quant Method : C:\MSDCHEM\1\METHODS\MYS6377.M
Quant Title : Method SW846 8260B, ZB624 60m x 0.25mm x 1.4um
QLast Update : Tue Jun 24 16:47:20 2014
Response via : Initial Calibration

Internal Standards	R.T.	QIon	Response	Conc	Units	Dev(Min)
1) Tert Butyl Alcohol-d9	7.37	65	66768	500.00	ug/L	0.02
5) pentafluorobenzene	9.52	168	181001	50.00	ug/L	0.00
58) 1,4-difluorobenzene	10.44	114	221569	50.00	ug/L	0.00
88) chlorobenzene-d5	13.56	117	189432	50.00	ug/L	0.00
103) 1,4-dichlorobenzene-d4	15.85	152	100082	50.00	ug/L	0.00
System Monitoring Compounds						
50) dibromofluoromethane (s)	9.60	113	265213	185.83	ug/L	0.00
Spiked Amount 50.000	Range 59 - 130		Recovery = 371.66%#			
51) 1,2-dichloroethane-d4 (s)	10.02	65	293232	190.99	ug/L	0.00
Spiked Amount 50.000	Range 65 - 123		Recovery = 381.98%#			
80) toluene-d8 (s)	12.06	98	947714	173.37	ug/L	0.00
Spiked Amount 50.000	Range 77 - 125		Recovery = 346.74%#			
105) 4-bromofluorobenzene (s)	14.70	95	361461	177.80	ug/L	0.00
Spiked Amount 50.000	Range 71 - 132		Recovery = 355.60%#			
Target Compounds						Qvalue
2) 1,4-dioxane	11.17	88	78986	4928.68	ug/L #	98
4) tertiary butyl alcohol	7.47	59	171201	963.68	ug/L	96
11) chlorodifluoromethane	3.97	51	219865	186.91	ug/L	99
12) dichlorodifluoromethane	3.94	85	264783	190.75	ug/L	97
13) chloromethane	4.29	50	361006	184.55	ug/L	100
14) vinyl chloride	4.54	62	326438	186.79	ug/L	99
16) bromomethane	5.18	94	199274	148.23	ug/L	100
17) chloroethane	5.35	64	147138	182.23	ug/L	96
19) trichlorofluoromethane	5.81	101	336411	178.52	ug/L	98
20) ethyl ether	6.20	74	158830	212.39	ug/L	99
21) 2-chloropropane	6.42	63	101094	191.08	ug/L	99
22) acrolein	6.52	56	5508	19.07	ug/L	98
23) 1,1-dichloroethene	6.64	61	356331	184.49	ug/L	99
25) allyl chloride	7.17	76	134122	196.42	ug/L	96
26) acetonitrile	7.21	40	202955	1880.05	ug/L	99
27) iodomethane	6.94	142	473779	195.25	ug/L	99
28) carbon disulfide	7.04	76	817449	176.67	ug/L	99
29) 1-chloropropane	7.38	42	422966	161.13	ug/L	100
30) methylene chloride	7.37	49	400390	164.42	ug/L	99
31) methyl acetate	7.17	74	43786	228.08	ug/L	92
32) methyl tert butyl ether	7.66	73	827881	198.70	ug/L	99
33) trans-1,2-dichloroethene	7.72	61	369331	191.42	ug/L	99
34) di-isopropyl ether	8.23	45	972924	194.92	ug/L	100
35) ethyl tert-butyl ether	8.70	59	942751	202.74	ug/L	100
36) 2-butanone	9.02	72	36374	186.72	ug/L	87
37) 1,1-dichloroethane	8.29	63	481487	191.64	ug/L	98
38) chloroprene	8.38	53	346818	194.89	ug/L	99
39) acrylonitrile	7.74	53	479610	1042.86	ug/L	100
40) vinyl acetate	8.28	86	45838	243.06	ug/L	94
41) ethyl acetate	9.01	45	43058	211.17	ug/L	64
42) 2,2-dichloropropane	9.02	77	341286	172.10	ug/L	97
43) cis-1,2-dichloroethene	9.03	96	309847	190.95	ug/L	97
44) propionitrile	9.15	54	384028	2090.72	ug/L	96

Quantitation Report (QT Reviewed)

Data Path : C:\MSDCHEM\1\DATA\
Data File : Y146742.D
Acq On : 24 Jun 2014 3:48 pm
Operator : prashans
Sample : IC6377-200
Misc : MS69208,VY6377,5.0,,,,1
ALS Vial : 11 Sample Multiplier: 1

Quant Time: Jun 25 11:31:40 2014
Quant Method : C:\MSDCHEM\1\METHODS\MYS6377.M
Quant Title : Method SW846 8260B, ZB624 60m x 0.25mm x 1.4um
QLast Update : Tue Jun 24 16:47:20 2014
Response via : Initial Calibration

Internal Standards	R.T.	QIon	Response	Conc Units	Dev(Min)
45) bromochloromethane	9.35	130	204189	203.52 ug/L	99
46) tetrahydrofuran	9.37	72	36967	202.56 ug/L	93
47) chloroform	9.40	83	477140	188.55 ug/L	99
48) tert-Butyl Formate	9.41	59	193385	206.22 ug/L	99
49) isobutyl alcohol	9.85	41	96228	1797.82 ug/L #	97
52) freon 113	6.58	151	177252	192.59 ug/L	100
53) methacrylonitrile	9.31	67	109601	206.13 ug/L	99
54) 1,1,1-trichloroethane	9.62	97	364580	185.19 ug/L	99
55) Cyclohexane	9.67	84	358518	177.61 ug/L #	99
56) 2,2,4-trimethylpentane	10.02	57	985040	190.78 ug/L	96
57) tert-amyl methyl ether	10.07	73	902397	199.09 ug/L	99
59) epichlorohydrin	11.72	57	136448	1004.00 ug/L	96
60) n-butyl alcohol	10.60	56	458197	10704.21 ug/L	100
61) carbon tetrachloride	9.81	117	325791	182.29 ug/L	99
62) 1,1-dichloropropene	9.80	75	336484	185.37 ug/L	98
63) hexane	7.97	57	336100	168.00 ug/L	99
64) Tert Amyl Alcohol	9.96	73	84708	937.28 ug/L #	98
65) benzene	10.06	78	1100949	186.61 ug/L	99
66) heptane	10.18	57	202350	184.06 ug/L	99
67) isopropyl acetate	9.98	61	118269	204.23 ug/L	97
68) 1,2-dichloroethane	10.11	62	338942	205.79 ug/L	98
69) trichloroethene	10.77	95	271442	189.91 ug/L	99
70) ethyl acrylate	10.78	55	352741	211.22 ug/L	99
71) 2-nitropropane	11.58	41	83795	177.60 ug/L	100
72) 2-chloroethyl vinyl ether	11.57	63	626675	1041.41 ug/L	99
73) methyl methacrylate	11.04	69	189951	203.67 ug/L	90
74) 1,2-dichloropropane	11.05	63	295362	194.83 ug/L	99
75) methylcyclohexane	10.96	83	440401	186.94 ug/L	100
76) Tert-amyl ethyl ether	10.90	59	704441	203.08 ug/L	100
77) dibromomethane	11.22	93	177387	202.84 ug/L	97
78) bromodichloromethane	11.34	83	393193	202.32 ug/L	100
79) cis-1,3-dichloropropene	11.79	75	493796	200.79 ug/L	99
81) 4-methyl-2-pentanone	11.88	58	110311	203.84 ug/L	98
82) toluene	12.13	91	1141366	178.93 ug/L	99
83) 3-methyl-1-butanol	11.91	70	165062	4126.97 ug/L	98
84) trans-1,3-dichloropropene	12.35	75	442221	206.83 ug/L	99
85) ethyl methacrylate	12.31	69	366134	206.89 ug/L	99
86) 1,1,2-trichloroethane	12.56	83	223197	204.78 ug/L	99
87) 2-hexanone	12.72	58	119382	197.08 ug/L	99
89) tetrachloroethene	12.69	166	304449	187.04 ug/L	100
90) 1,3-dichloropropane	12.74	76	404515	201.95 ug/L	99
91) butyl acetate	12.78	56	182699	189.52 ug/L	98
92) dibromochloromethane	13.00	129	324768	208.26 ug/L	99
93) 1,2-dibromoethane	13.15	107	267722	208.59 ug/L	99
94) 3,3-Dimethyl-1-Butanol	12.89	57	304240	2016.59 ug/L	99
96) chlorobenzene	13.59	112	771224	192.95 ug/L	99
97) 1,1,1,2-tetrachloroethane	13.65	131	291029	203.44 ug/L	99
98) ethylbenzene	13.62	91	1236424	185.01 ug/L	99
99) m,p-xylene	13.73	106	965117	367.13 ug/L	98
100) o-xylene	14.15	91	1016157	191.16 ug/L	99

Quantitation Report (QT Reviewed)

Data Path : C:\MSDCHEM\1\DATA\
Data File : Y146742.D
Acq On : 24 Jun 2014 3:48 pm
Operator : prashans
Sample : IC6377-200
Misc : MS69208,VY6377,5.0,,,,1
ALS Vial : 11 Sample Multiplier: 1

Quant Time: Jun 25 11:31:40 2014
Quant Method : C:\MSDCHEM\1\METHODS\MYS6377.M
Quant Title : Method SW846 8260B, ZB624 60m x 0.25mm x 1.4um
QLast Update : Tue Jun 24 16:47:20 2014
Response via : Initial Calibration

Internal Standards	R.T.	QIon	Response	Conc	Units	Dev(Min)
101) styrene	14.16	104	868644	208.59	ug/L	99
102) bromoform	14.45	173	229589	213.77	ug/L	99
104) isopropylbenzene	14.48	105	1183830	177.86	ug/L	99
107) bromobenzene	14.89	156	365718	201.04	ug/L	98
108) cyclohexanone	14.69	55	550946	1680.16	ug/L	98
109) 1,1,2,2-tetrachloroethane	14.82	83	354780	192.71	ug/L	98
110) trans-1,4-dichloro-2-buten	14.86	53	87980	200.88	ug/L	97
111) 1,2,3-trichloropropane	14.89	110	77200	192.66	ug/L	95
112) n-propylbenzene	14.88	91	1374093	184.33	ug/L	100
113) 4-Ethyltoluene	14.98	105	1166251	193.23	ug/L	97
114) 2-chlorotoluene	15.04	126	302895	187.15	ug/L	94
115) 4-chlorotoluene	15.14	91	900720	186.90	ug/L	100
116) 1,3,5-trimethylbenzene	15.03	105	990364	179.88	ug/L	100
117) tert-butylbenzene	15.37	119	826702	184.98	ug/L	99
118) pentachloroethane	15.47	167	223307	203.65	ug/L	97
119) 1,2,4-trimethylbenzene	15.42	105	996882	183.73	ug/L	99
120) sec-butylbenzene	15.58	105	1264774	178.72	ug/L	99
121) 1,3-dichlorobenzene	15.79	146	658531	195.71	ug/L	98
122) p-isopropyltoluene	15.70	119	1072005	183.70	ug/L	100
123) 1,4-dichlorobenzene	15.87	146	666506	190.11	ug/L	99
124) 1,2-dichlorobenzene	16.27	146	630051	194.73	ug/L	99
125) n-butylbenzene	16.11	92	558506	185.01	ug/L	97
126) p-Diethylbenzene	16.08	119	647424	190.49	ug/L	99
127) 1,2-dibromo-3-chloropropan	17.05	157	69322	197.68	ug/L	96
128) 1,3,5-Trichlorobenzene	17.20	180	525313	190.27	ug/L	99
129) 1,2,4-trichlorobenzene	17.84	180	466536	202.92	ug/L	100
130) 1,2,4,5-tetramethylbenzene	16.86	119	1004912	194.17	ug/L	100
131) hexachlorobutadiene	17.93	225	250564	178.49	ug/L	99
132) naphthalene	18.12	128	953245	203.70	ug/L	99
133) 1,2,3-trichlorobenzene	18.37	180	419274	195.51	ug/L	99
134) hexachloroethane	16.50	119	220960	193.67	ug/L	100
135) Benzyl chloride	15.99	91	628808	194.58	ug/L	99

(#) = qualifier out of range (m) = manual integration (+) = signals summed

Quantitation Report (QT Reviewed)

Data Path : C:\MSDCHEM\1\DATA\
Data File : Y146742.D
Acq On : 24 Jun 2014 3:48 pm
Operator : prashans
Sample : IC6377-200
Misc : MS69208,VY6377,5.0,,,,1
ALS Vial : 11 Sample Multiplier: 1

Quant Time: Jun 25 11:31:40 2014
Quant Method : C:\MSDCHEM\1\METHODS\MYS6377.M
Quant Title : Method SW846 8260B, ZB624 60m x 0.25mm x 1.4um
QLast Update : Tue Jun 24 16:47:20 2014
Response via : Initial Calibration

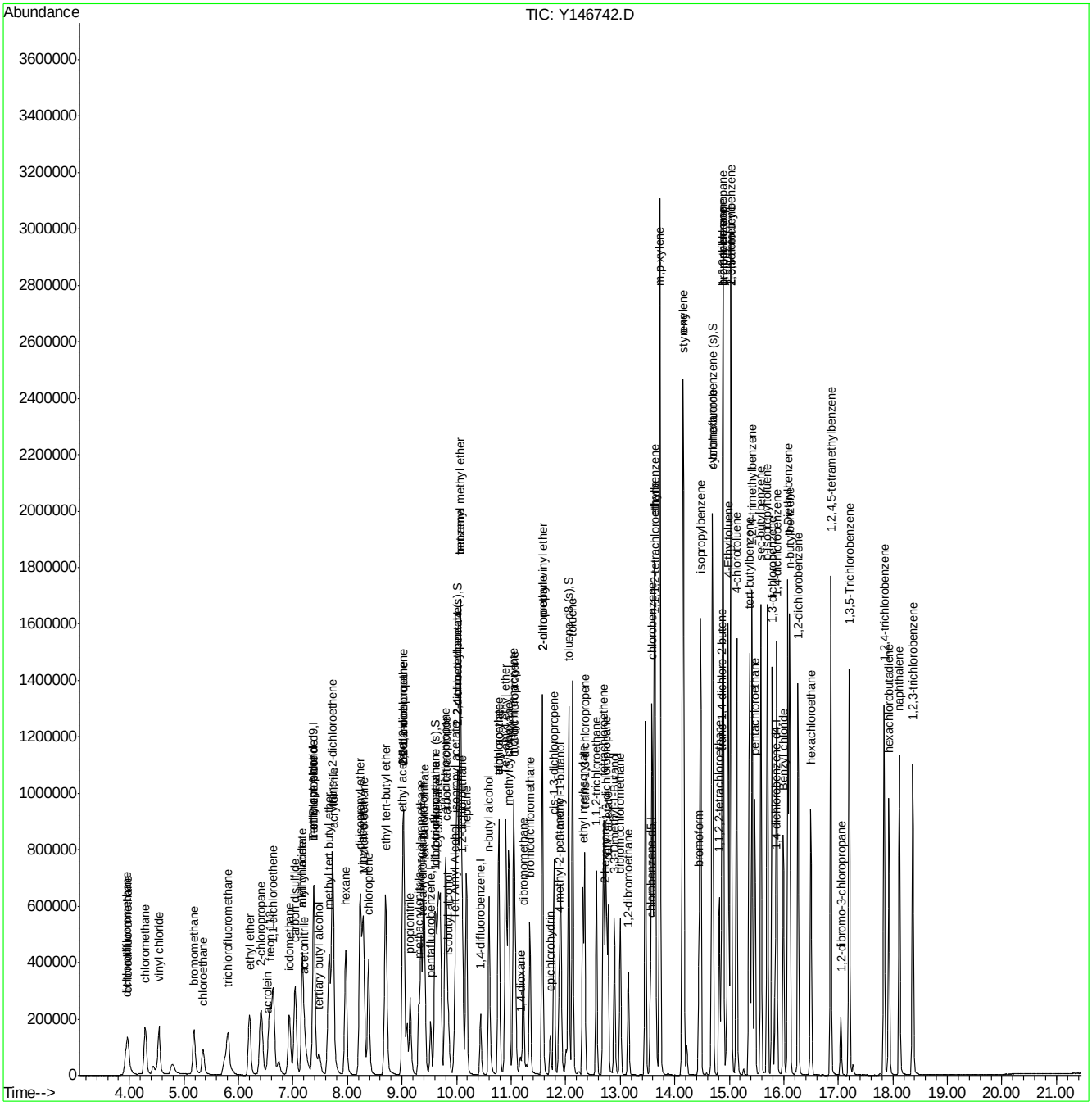

Quantitation Report (QT Reviewed)

Data Path : C:\MSDCHEM\1\DATA\
Data File : Y146748.D
Acq On : 25 Jun 2014 10:14 am
Operator : prashans
Sample : ICV6377-50
Misc : MS69208,VY6377,5.0,,,,1
ALS Vial : 2 Sample Multiplier: 1

Quant Time: Jun 25 11:32:09 2014
Quant Method : C:\MSDCHEM\1\METHODS\MYS6377.M
Quant Title : Method SW846 8260B, ZB624 60m x 0.25mm x 1.4um
QLast Update : Wed Jun 25 11:30:58 2014
Response via : Initial Calibration

Internal Standards	R.T.	QIon	Response	Conc	Units	Dev(Min)
1) Tert Butyl Alcohol-d9	7.36	65	68728	500.00	ug/L	0.00
5) pentafluorobenzene	9.52	168	198040	50.00	ug/L	0.00
58) 1,4-difluorobenzene	10.43	114	241592	50.00	ug/L	0.00
88) chlorobenzene-d5	13.56	117	203426	50.00	ug/L	0.00
103) 1,4-dichlorobenzene-d4	15.84	152	103861	50.00	ug/L	0.00
System Monitoring Compounds						
50) dibromofluoromethane (s)	9.60	113	64968	42.03	ug/L	0.00
Spiked Amount 50.000	Range 59 - 130		Recovery = 84.06%			
51) 1,2-dichloroethane-d4 (s)	10.02	65	68676	42.03	ug/L	0.00
Spiked Amount 50.000	Range 65 - 123		Recovery = 84.06%			
80) toluene-d8 (s)	12.05	98	233499	41.79	ug/L	0.00
Spiked Amount 50.000	Range 77 - 125		Recovery = 83.58%			
105) 4-bromofluorobenzene (s)	14.70	95	88673	42.61	ug/L	0.00
Spiked Amount 50.000	Range 71 - 132		Recovery = 85.22%			
Target Compounds						Qvalue
2) 1,4-dioxane	11.17	88	20347	1236.37	ug/L	99
4) tertiary butyl alcohol	7.47	59	44166	242.62	ug/L	98
11) chlorodifluoromethane	3.97	51	48440	37.65	ug/L	98
12) dichlorodifluoromethane	3.95	85	64393	42.83	ug/L	99
13) chloromethane	4.27	50	86822	40.96	ug/L	100
14) vinyl chloride	4.53	62	81054	42.74	ug/L	98
16) bromomethane	5.18	94	59004	43.46	ug/L	97
17) chloroethane	5.36	64	38187	43.71	ug/L	98
19) trichlorofluoromethane	5.80	101	86131	42.34	ug/L	99
20) ethyl ether	6.20	74	39267	47.62	ug/L	95
21) 2-chloropropane	6.41	63	25350	44.07	ug/L	98
22) acrolein	6.51	56	135401	431.33	ug/L	100
23) 1,1-dichloroethene	6.63	61	87533	41.78	ug/L	97
24) acetone	6.73	43	35190	39.64	ug/L	91
25) allyl chloride	7.17	76	32996	44.30	ug/L	95
26) acetonitrile	7.21	40	53156	447.99	ug/L	98
27) iodomethane	6.93	142	117016	44.21	ug/L	100
28) carbon disulfide	7.03	76	202038	40.43	ug/L	99
29) 1-chloropropane	7.38	42	108427	39.02	ug/L #	92
30) methylene chloride	7.37	49	101879	39.41	ug/L	98
31) methyl acetate	7.17	74	9816	45.66	ug/L	94
32) methyl tert butyl ether	7.66	73	401986	88.24	ug/L	99
33) trans-1,2-dichloroethene	7.71	61	90372	43.01	ug/L	98
34) di-isopropyl ether	8.23	45	232021	42.59	ug/L	99
35) ethyl tert-butyl ether	8.69	59	219158	43.02	ug/L	100
36) 2-butanone	9.02	72	10698	50.75	ug/L #	87
37) 1,1-dichloroethane	8.29	63	117741	43.03	ug/L	97
38) chloroprene	8.38	53	74187	38.21	ug/L	99
39) acrylonitrile	7.74	53	117947	234.42	ug/L	99
40) vinyl acetate	8.27	86	11770	55.07	ug/L	94
41) ethyl acetate	9.01	45	9431	41.88	ug/L	100
42) 2,2-dichloropropane	9.02	77	87895	41.15	ug/L	99
43) cis-1,2-dichloroethene	9.03	96	75023	42.47	ug/L	98

Quantitation Report (QT Reviewed)

Data Path : C:\MSDCHEM\1\DATA\
Data File : Y146748.D
Acq On : 25 Jun 2014 10:14 am
Operator : prashans
Sample : ICV6377-50
Misc : MS69208,VY6377,5.0,,,,1
ALS Vial : 2 Sample Multiplier: 1

Quant Time: Jun 25 11:32:09 2014
Quant Method : C:\MSDCHEM\1\METHODS\MYS6377.M
Quant Title : Method SW846 8260B, ZB624 60m x 0.25mm x 1.4um
QLast Update : Wed Jun 25 11:30:58 2014
Response via : Initial Calibration

Internal Standards	R.T.	QIon	Response	Conc	Units		Dev(Min)
44) propionitrile	9.15	54	95262	492.42	ug/L		99
45) bromochloromethane	9.35	130	50501	45.90	ug/L		95
46) tetrahydrofuran	9.37	72	9061	45.28	ug/L		96
47) chloroform	9.39	83	117673	42.81	ug/L		100
48) tert-Butyl Formate	9.41	59	48379	46.94	ug/L		99
49) isobutyl alcohol	9.84	41	25364	458.10	ug/L	#	99
52) freon 113	6.57	151	43144	43.07	ug/L		99
53) methacrylonitrile	9.30	67	27299	46.69	ug/L		99
54) 1,1,1-trichloroethane	9.62	97	90274	42.26	ug/L		98
55) Cyclohexane	9.67	84	87699	40.21	ug/L	#	98
56) 2,2,4-trimethylpentane	10.01	57	184714	32.87	ug/L		94
57) tert-amyl methyl ether	10.07	73	218693	44.11	ug/L		99
59) epichlorohydrin	11.72	57	33894	228.60	ug/L		97
60) n-butyl alcohol	10.59	56	116281	2485.01	ug/L		99
61) carbon tetrachloride	9.81	117	80379	41.66	ug/L		100
62) 1,1-dichloropropene	9.79	75	81226	41.37	ug/L		98
63) hexane	7.97	57	77096	38.52	ug/L		100
64) Tert Amyl Alcohol	9.96	73	43935	451.83	ug/L	#	79
65) benzene	10.06	78	266811	41.76	ug/L		99
66) heptane	10.18	57	41869	35.33	ug/L		99
67) isopropyl acetate	9.98	61	28808	45.83	ug/L	#	22
68) 1,2-dichloroethane	10.10	62	84582	46.95	ug/L		99
69) trichloroethene	10.77	95	66276	42.77	ug/L		98
70) ethyl acrylate	10.78	55	84989	46.37	ug/L		99
71) 2-nitropropane	11.58	41	21690	42.85	ug/L	#	76
72) 2-chloroethyl vinyl ether	11.57	63	144626	219.32	ug/L		99
73) methyl methacrylate	11.04	69	47592	46.68	ug/L		96
74) 1,2-dichloropropane	11.05	63	72168	43.79	ug/L		100
75) methylcyclohexane	10.95	83	92739	36.37	ug/L		98
76) Tert-amyl ethyl ether	10.89	59	350840	92.60	ug/L		99
77) dibromomethane	11.22	93	44612	46.70	ug/L		97
78) bromodichloromethane	11.34	83	96314	45.39	ug/L		99
79) cis-1,3-dichloropropene	11.79	75	121713	45.37	ug/L		98
81) 4-methyl-2-pentanone	11.88	58	27744	46.89	ug/L		99
82) toluene	12.12	91	280190	40.78	ug/L		100
83) 3-methyl-1-butanol	11.91	70	41692	952.24	ug/L		99
84) trans-1,3-dichloropropene	12.35	75	110118	47.06	ug/L		99
85) ethyl methacrylate	12.31	69	91633	47.36	ug/L		99
86) 1,1,2-trichloroethane	12.56	83	55303	46.41	ug/L		98
87) 2-hexanone	12.72	58	30662	46.52	ug/L		99
89) tetrachloroethene	12.69	166	75947	43.73	ug/L		98
90) 1,3-dichloropropane	12.74	76	100585	46.68	ug/L		99
91) butyl acetate	12.78	56	44486	44.97	ug/L		98
92) dibromochloromethane	13.00	129	80386	47.75	ug/L		100
93) 1,2-dibromoethane	13.15	107	66053	47.66	ug/L		99
94) 3,3-Dimethyl-1-Butanol	12.89	57	75125	462.86	ug/L		98
96) chlorobenzene	13.58	112	189183	44.22	ug/L		98
97) 1,1,1,2-tetrachloroethane	13.65	131	72041	46.77	ug/L		98
98) ethylbenzene	13.62	91	301927	42.37	ug/L		100
99) m,p-xylene	13.73	106	238320	85.07	ug/L		97

Quantitation Report (QT Reviewed)

Data Path : C:\MSDCHEM\1\DATA\
Data File : Y146748.D
Acq On : 25 Jun 2014 10:14 am
Operator : prashans
Sample : ICV6377-50
Misc : MS69208,VY6377,5.0,,,,1
ALS Vial : 2 Sample Multiplier: 1

Quant Time: Jun 25 11:32:09 2014
Quant Method : C:\MSDCHEM\1\METHODS\MYS6377.M
Quant Title : Method SW846 8260B, ZB624 60m x 0.25mm x 1.4um
QLast Update : Wed Jun 25 11:30:58 2014
Response via : Initial Calibration

Internal Standards	R.T.	QIon	Response	Conc	Units		Dev(Min)
100) o-xylene	14.14	91	248110	43.63	ug/L		99
101) styrene	14.16	104	210111	46.75	ug/L		99
102) bromoform	14.45	173	56563	48.64	ug/L		99
104) isopropylbenzene	14.47	105	290886	42.58	ug/L		99
107) bromobenzene	14.89	156	88813	47.01	ug/L		98
108) cyclohexanone	14.68	55	162108	487.39	ug/L		99
109) 1,1,2,2-tetrachloroethane	14.82	83	89365	46.96	ug/L		99
110) trans-1,4-dichloro-2-buten	14.86	53	22044	48.46	ug/L		96
111) 1,2,3-trichloropropane	14.89	110	19670	47.51	ug/L		94
112) n-propylbenzene	14.88	91	336095	43.86	ug/L		100
113) 4-Ethyltoluene	14.98	105	279775	44.83	ug/L		98
114) 2-chlorotoluene	15.04	126	75235	45.11	ug/L		97
115) 4-chlorotoluene	15.14	91	220776	44.50	ug/L		100
116) 1,3,5-trimethylbenzene	15.03	105	251342	44.43	ug/L		100
117) tert-butylbenzene	15.37	119	203243	44.15	ug/L		99
118) pentachloroethane	15.47	167	54248	47.55	ug/L		97
119) 1,2,4-trimethylbenzene	15.42	105	248617	44.51	ug/L		100
120) sec-butylbenzene	15.58	105	315915	43.47	ug/L		99
121) 1,3-dichlorobenzene	15.78	146	162867	46.73	ug/L		100
122) p-isopropyltoluene	15.70	119	268261	44.65	ug/L		99
123) 1,4-dichlorobenzene	15.87	146	166377	45.97	ug/L		99
124) 1,2-dichlorobenzene	16.26	146	157179	46.94	ug/L		99
125) n-butylbenzene	16.11	92	139662	44.95	ug/L		98
126) p-Diethylbenzene	16.08	119	161304	45.97	ug/L	#	81
127) 1,2-dibromo-3-chloropropan	17.05	157	17666	48.61	ug/L		96
128) 1,3,5-Trichlorobenzene	17.20	180	132347	46.41	ug/L		99
129) 1,2,4-trichlorobenzene	17.84	180	116903	48.92	ug/L		99
130) 1,2,4,5-tetramethylbenzene	16.86	119	251428	46.94	ug/L		100
131) hexachlorobutadiene	17.93	225	63674	44.23	ug/L		98
132) naphthalene	18.12	128	244178	50.17	ug/L		99
133) 1,2,3-trichlorobenzene	18.37	180	107624	48.47	ug/L		97
134) hexachloroethane	16.50	119	53383	45.24	ug/L		99
135) Benzyl chloride	15.99	91	162435	48.59	ug/L		99

(#) = qualifier out of range (m) = manual integration (+) = signals summed

Quantitation Report (QT Reviewed)

Data Path : C:\MSDCHEM\1\DATA\
Data File : Y146748.D
Acq On : 25 Jun 2014 10:14 am
Operator : prashans
Sample : ICV6377-50
Misc : MS69208,VY6377,5.0,,,,1
ALS Vial : 2 Sample Multiplier: 1

Quant Time: Jun 25 11:32:09 2014
Quant Method : C:\MSDCHEM\1\METHODS\MYS6377.M
Quant Title : Method SW846 8260B, ZB624 60m x 0.25mm x 1.4um
QLast Update : Wed Jun 25 11:30:58 2014
Response via : Initial Calibration

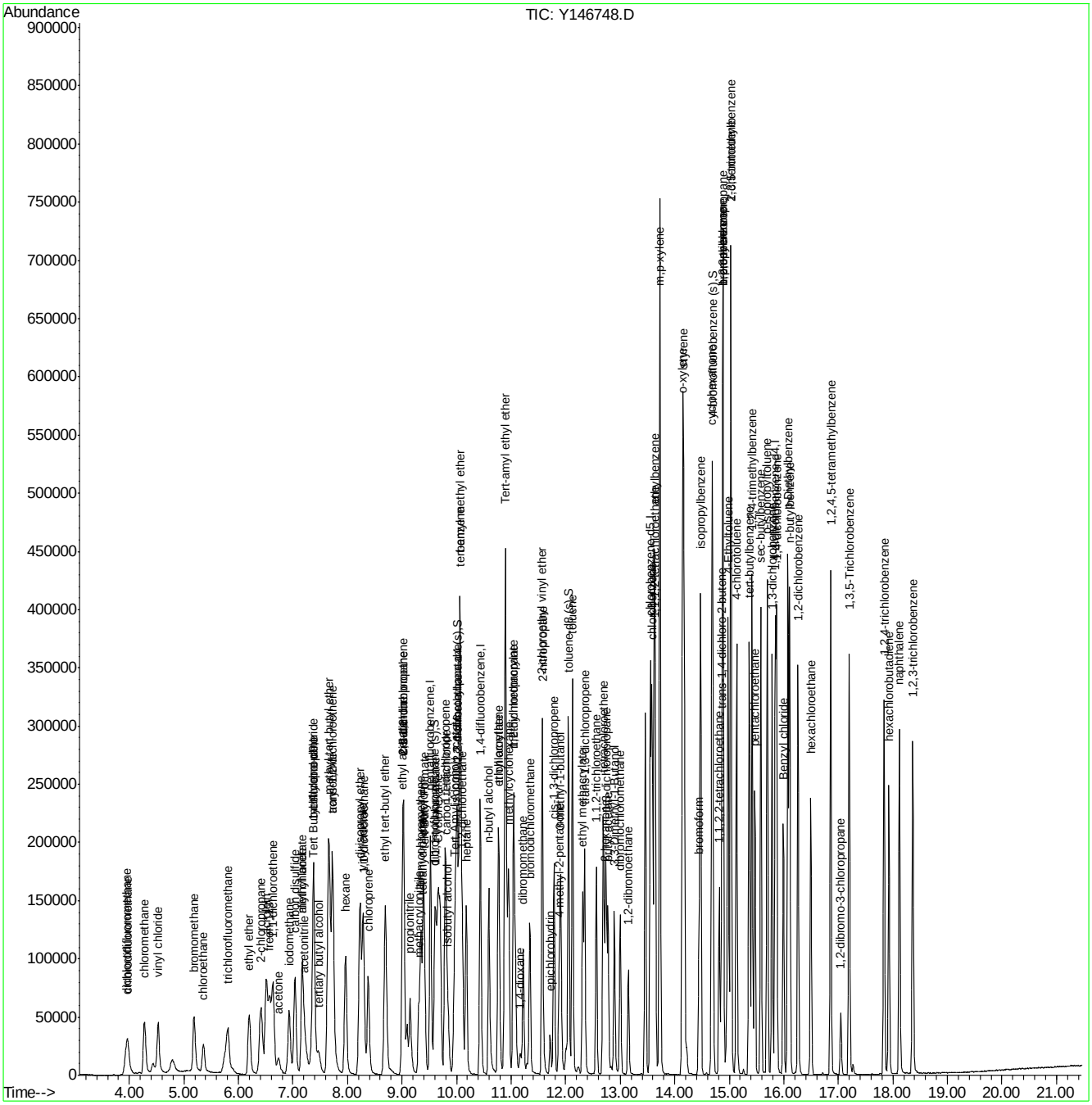

Quantitation Report (Not Reviewed)

Data Path : C:\MSDCHEM\1\DATA\
Data File : Y146966.D
Acq On : 7 Jul 2014 9:58 am
Operator : prashans
Sample : CC6377-20
Misc : MS70103,VY6390,5.0,,,,1
ALS Vial : 2 Sample Multiplier: 1

Quant Time: Jul 07 10:21:26 2014
Quant Method : C:\MSDCHEM\1\METHODS\MYS6377.M
Quant Title : Method SW846 8260B, ZB624 60m x 0.25mm x 1.4um
QLast Update : Wed Jun 25 11:30:58 2014
Response via : Initial Calibration

Internal Standards	R.T.	QIon	Response	Conc	Units		Dev(Min)
1) Tert Butyl Alcohol-d9	7.35	65	60819	500.00	ug/L		0.00
5) pentafluorobenzene	9.52	168	183406	50.00	ug/L		0.00
58) 1,4-difluorobenzene	10.43	114	231843	50.00	ug/L		0.00
88) chlorobenzene-d5	13.56	117	197007	50.00	ug/L		0.00
103) 1,4-dichlorobenzene-d4	15.85	152	98690	50.00	ug/L		0.00
System Monitoring Compounds							
50) dibromofluoromethane (s)	9.60	113	74246	51.87	ug/L		0.00
Spiked Amount 50.000	Range 59 - 130		Recovery = 103.74%				
51) 1,2-dichloroethane-d4 (s)	10.02	65	73662	48.68	ug/L		0.00
Spiked Amount 50.000	Range 65 - 123		Recovery = 97.36%				
80) toluene-d8 (s)	12.05	98	280073	52.24	ug/L		0.00
Spiked Amount 50.000	Range 77 - 125		Recovery = 104.48%				
105) 4-bromofluorobenzene (s)	14.70	95	97172	49.15	ug/L		0.00
Spiked Amount 50.000	Range 71 - 132		Recovery = 98.30%				
Target Compounds							Qvalue
2) 1,4-dioxane	11.17	88	7495	514.65	ug/L	#	97
4) tertiary butyl alcohol	7.48	59	17144	106.43	ug/L		97
11) chlorodifluoromethane	3.98	51	31258	26.23	ug/L		98
12) dichlorodifluoromethane	3.95	85	33047	23.73	ug/L		98
13) chloromethane	4.28	50	42874	21.84	ug/L		98
14) vinyl chloride	4.52	62	39417	22.44	ug/L		97
16) bromomethane	5.19	94	28371	22.57	ug/L		94
17) chloroethane	5.37	64	18467	22.83	ug/L		96
19) trichlorofluoromethane	5.81	101	41909	22.25	ug/L		95
20) ethyl ether	6.20	74	16059	21.03	ug/L		95
21) 2-chloropropane	6.41	63	11978	22.49	ug/L		93
22) acrolein	6.52	56	48317	166.20	ug/L		98
23) 1,1-dichloroethene	6.64	61	42369	21.84	ug/L		99
24) acetone	6.75	43	16239	19.75	ug/L		92
25) allyl chloride	7.16	76	14756	21.39	ug/L		87
26) acetonitrile	7.22	40	23497	213.83	ug/L		98
27) iodomethane	6.93	142	52042	21.23	ug/L		98
28) carbon disulfide	7.03	76	96172	20.78	ug/L		97
29) 1-chloropropane	7.39	42	54809	21.30	ug/L		96
30) methylene chloride	7.38	49	43495	18.17	ug/L		98
31) methyl acetate	7.18	74	3882	19.50	ug/L	#	83
32) methyl tert butyl ether	7.66	73	84825	20.11	ug/L		99
33) trans-1,2-dichloroethene	7.72	61	42004	21.59	ug/L		98
34) di-isopropyl ether	8.23	45	102550	20.33	ug/L		95
35) ethyl tert-butyl ether	8.69	59	95565	20.25	ug/L		96
36) 2-butanone	9.03	72	3951	20.24	ug/L	#	85
37) 1,1-dichloroethane	8.29	63	54121	21.36	ug/L		98
38) chloroprene	8.38	53	39481	21.96	ug/L		99
39) acrylonitrile	7.75	53	48640	104.39	ug/L		99
40) vinyl acetate	8.29	86	4111	20.77	ug/L		76
41) ethyl acetate	9.02	45	4130	19.80	ug/L	#	1
42) 2,2-dichloropropane	9.02	77	41140	20.80	ug/L		97
43) cis-1,2-dichloroethene	9.03	96	32977	20.16	ug/L		96

Quantitation Report (Not Reviewed)

Data Path : C:\MSDCHEM\1\DATA\
Data File : Y146966.D
Acq On : 7 Jul 2014 9:58 am
Operator : prashans
Sample : CC6377-20
Misc : MS70103,VY6390,5.0,,,,1
ALS Vial : 2 Sample Multiplier: 1

Quant Time: Jul 07 10:21:26 2014
Quant Method : C:\MSDCHEM\1\METHODS\MYS6377.M
Quant Title : Method SW846 8260B, ZB624 60m x 0.25mm x 1.4um
QLast Update : Wed Jun 25 11:30:58 2014
Response via : Initial Calibration

Internal Standards	R.T.	QIon	Response	Conc Units		Dev(Min)
44) propionitrile	9.16	54	38196	213.19 ug/L		95
45) bromochloromethane	9.35	130	20682	20.30 ug/L		92
46) tetrahydrofuran	9.38	72	3674	19.83 ug/L		94
47) chloroform	9.39	83	51431	20.20 ug/L		99
48) tert-Butyl Formate	9.41	59	17999	18.86 ug/L		97
49) isobutyl alcohol	9.85	41	9699	189.15 ug/L	#	96
52) freon 113	6.58	151	20863	22.49 ug/L		97
53) methacrylonitrile	9.31	67	10408	19.22 ug/L		94
54) 1,1,1-trichloroethane	9.62	97	41260	20.85 ug/L		96
55) Cyclohexane	9.66	84	42025	20.81 ug/L	#	98
56) 2,2,4-trimethylpentane	10.00	57	109645	21.07 ug/L		95
57) tert-amyl methyl ether	10.07	73	90895	19.79 ug/L		97
59) epichlorohydrin	11.72	57	13170	92.56 ug/L		93
60) n-butyl alcohol	10.60	56	44441	989.67 ug/L		99
61) carbon tetrachloride	9.81	117	37313	20.15 ug/L		97
62) 1,1-dichloropropene	9.80	75	38551	20.46 ug/L		95
63) hexane	7.96	57	37649	19.60 ug/L		99
64) Tert Amyl Alcohol	9.80	73	4571	48.99 ug/L	#	1
65) benzene	10.06	78	120787	19.70 ug/L		99
66) heptane	10.18	57	22462	19.75 ug/L		96
67) isopropyl acetate	9.99	61	11857	19.65 ug/L	#	27
68) 1,2-dichloroethane	10.11	62	35255	20.39 ug/L		97
69) trichloroethene	10.77	95	29846	20.07 ug/L		97
70) ethyl acrylate	10.95	55	29252	16.63 ug/L	#	73
71) 2-nitropropane	11.58	41	8082	16.64 ug/L	#	48
72) 2-chloroethyl vinyl ether	11.57	63	36913	58.33 ug/L		99
73) methyl methacrylate	11.05	69	17750	18.14 ug/L		95
74) 1,2-dichloropropane	11.05	63	30925	19.55 ug/L		99
75) methylcyclohexane	10.95	83	47932	19.59 ug/L		98
76) Tert-amyl ethyl ether	10.77	59	2314	0.64 ug/L	#	31
77) dibromomethane	11.22	93	17997	19.63 ug/L		97
78) bromodichloromethane	11.34	83	39604	19.45 ug/L		99
79) cis-1,3-dichloropropene	11.78	75	49314	19.16 ug/L		99
81) 4-methyl-2-pentanone	11.88	58	10826	19.07 ug/L		95
82) toluene	12.12	91	122269	18.54 ug/L		98
83) 3-methyl-1-butanol	11.91	70	15849	377.21 ug/L		98
84) trans-1,3-dichloropropene	12.35	75	43683	19.45 ug/L		97
85) ethyl methacrylate	12.32	69	34176	18.41 ug/L		96
86) 1,1,2-trichloroethane	12.56	83	22198	19.41 ug/L		99
87) 2-hexanone	12.72	58	12487	19.74 ug/L		96
89) tetrachloroethene	12.69	166	32426	19.28 ug/L		99
90) 1,3-dichloropropane	12.74	76	40458	19.39 ug/L		99
91) butyl acetate	12.78	56	17072	17.82 ug/L		97
92) dibromochloromethane	13.00	129	31078	19.06 ug/L		99
93) 1,2-dibromoethane	13.15	107	26238	19.55 ug/L		96
94) 3,3-Dimethyl-1-Butanol	12.90	57	29789	189.51 ug/L		99
96) chlorobenzene	13.59	112	79379	19.16 ug/L		98
97) 1,1,1,2-tetrachloroethane	13.64	131	29261	19.62 ug/L		98
98) ethylbenzene	13.62	91	133000	19.27 ug/L		98
99) m,p-xylene	13.73	106	103207	38.04 ug/L		99

Quantitation Report (Not Reviewed)

Data Path : C:\MSDCHEM\1\DATA\
Data File : Y146966.D
Acq On : 7 Jul 2014 9:58 am
Operator : prashans
Sample : CC6377-20
Misc : MS70103,VY6390,5.0,,,,1
ALS Vial : 2 Sample Multiplier: 1

Quant Time: Jul 07 10:21:26 2014
Quant Method : C:\MSDCHEM\1\METHODS\MYS6377.M
Quant Title : Method SW846 8260B, ZB624 60m x 0.25mm x 1.4um
QLast Update : Wed Jun 25 11:30:58 2014
Response via : Initial Calibration

Internal Standards	R.T.	QIon	Response	Conc	Units		Dev(Min)
100) o-xylene	14.14	91	105022	19.07	ug/L		100
101) styrene	14.16	104	85970	19.75	ug/L		99
102) bromoform	14.45	173	21578	19.16	ug/L		100
104) isopropylbenzene	14.47	105	128765	19.84	ug/L		98
107) bromobenzene	14.89	156	36964	20.59	ug/L		99
108) cyclohexanone	14.69	55	67013	212.03	ug/L		96
109) 1,1,2,2-tetrachloroethane	14.82	83	36312	20.08	ug/L		99
110) trans-1,4-dichloro-2-buten	14.86	53	8648	20.01	ug/L		96
111) 1,2,3-trichloropropane	14.89	110	7880	20.03	ug/L		98
112) n-propylbenzene	14.88	91	149070	20.47	ug/L		97
113) 4-Ethyltoluene	14.95	105	805	0.14	ug/L	#	53
114) 2-chlorotoluene	15.04	126	32271	20.36	ug/L		98
115) 4-chlorotoluene	15.14	91	94343	20.01	ug/L		100
116) 1,3,5-trimethylbenzene	15.03	105	108253	20.14	ug/L		99
117) tert-butylbenzene	15.37	119	89797	20.53	ug/L		100
118) pentachloroethane	15.47	167	23105	21.32	ug/L		95
119) 1,2,4-trimethylbenzene	15.42	105	105965	19.96	ug/L		99
120) sec-butylbenzene	15.58	105	140097	20.29	ug/L		100
121) 1,3-dichlorobenzene	15.79	146	67800	20.47	ug/L		98
122) p-isopropyltoluene	15.70	119	117839	20.64	ug/L		100
123) 1,4-dichlorobenzene	15.87	146	69154	20.11	ug/L		98
124) 1,2-dichlorobenzene	16.27	146	64021	20.12	ug/L		99
125) n-butylbenzene	16.11	92	59045	20.00	ug/L		96
126) p-Diethylbenzene	16.11	119	1296	0.39	ug/L	#	1
127) 1,2-dibromo-3-chloropropan	17.04	157	6583	19.06	ug/L		94
128) 1,3,5-Trichlorobenzene	17.20	180	55451	20.46	ug/L		99
129) 1,2,4-trichlorobenzene	17.84	180	47099	20.74	ug/L		98
131) hexachlorobutadiene	17.93	225	27974	20.45	ug/L		100
132) naphthalene	18.12	128	92782	20.06	ug/L		99
133) 1,2,3-trichlorobenzene	18.37	180	42003	19.91	ug/L		99
134) hexachloroethane	16.50	119	22707	20.25	ug/L		98
135) Benzyl chloride	15.99	91	62953	19.82	ug/L		99

(#) = qualifier out of range (m) = manual integration (+) = signals summed

Quantitation Report (Not Reviewed)

Data Path : C:\MSDCHEM\1\DATA\
Data File : Y146966.D
Acq On : 7 Jul 2014 9:58 am
Operator : prashans
Sample : CC6377-20
Misc : MS70103,VY6390,5.0,,,,1
ALS Vial : 2 Sample Multiplier: 1

Quant Time: Jul 07 10:21:26 2014
Quant Method : C:\MSDCHEM\1\METHODS\MYS6377.M
Quant Title : Method SW846 8260B, ZB624 60m x 0.25mm x 1.4um
QLast Update : Wed Jun 25 11:30:58 2014
Response via : Initial Calibration

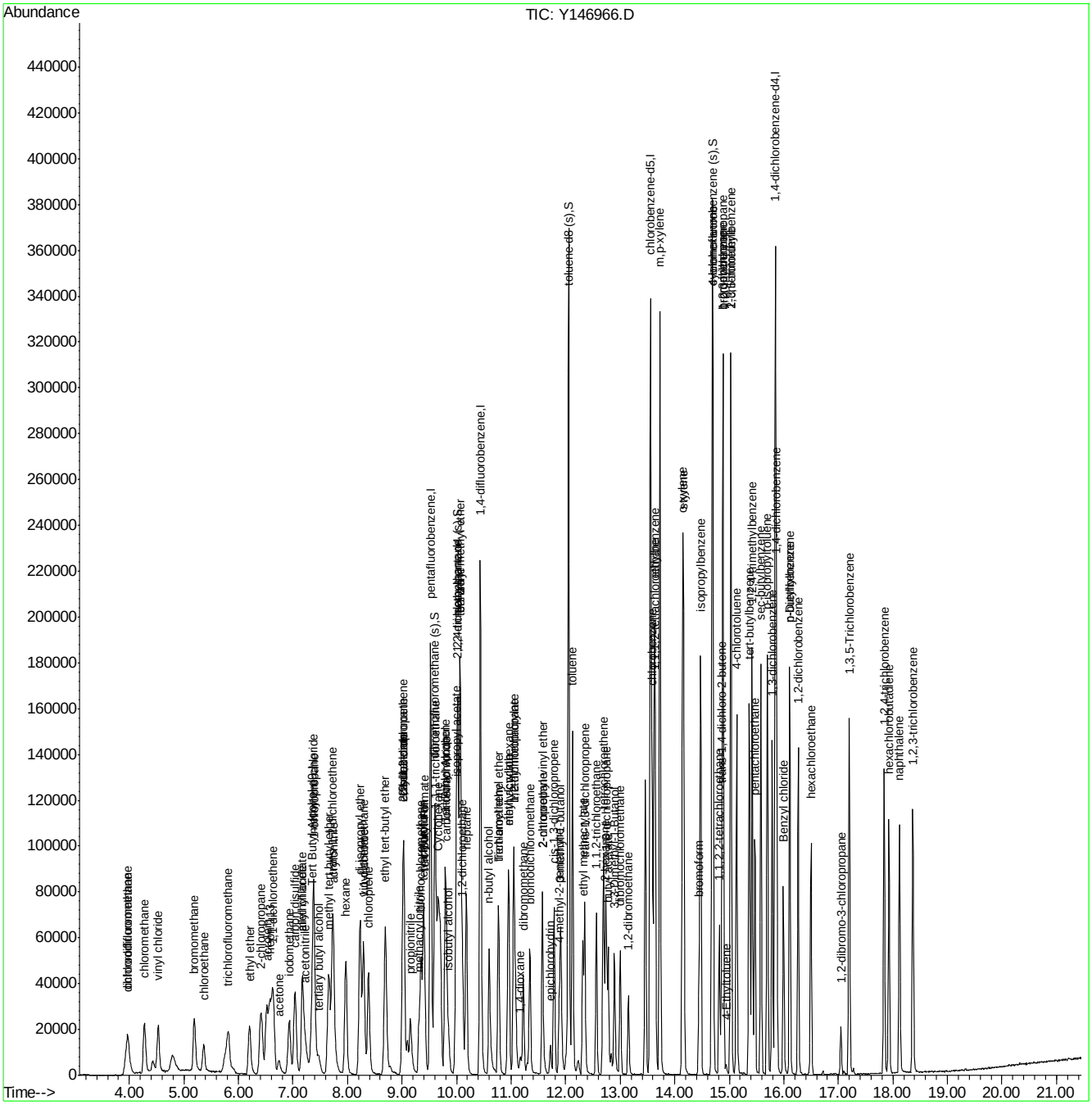

Quantitation Report (QT Reviewed)

Data Path : C:\MSDCHEM\1\DATA\
Data File : Y147009.D
Acq On : 8 Jul 2014 10:06 am
Operator : prashans
Sample : CC6377-20
Misc : MS70105,VY6392,5.0,,,,1
ALS Vial : 2 Sample Multiplier: 1

Quant Time: Jul 09 10:33:41 2014
Quant Method : C:\MSDCHEM\1\METHODS\MYS6377.M
Quant Title : Method SW846 8260B, ZB624 60m x 0.25mm x 1.4um
QLast Update : Wed Jun 25 11:30:58 2014
Response via : Initial Calibration

Internal Standards	R.T.	QIon	Response	Conc	Units		Dev(Min)
1) Tert Butyl Alcohol-d9	7.35	65	56095	500.00	ug/L		0.00
5) pentafluorobenzene	9.52	168	157078	50.00	ug/L		0.00
58) 1,4-difluorobenzene	10.43	114	190124	50.00	ug/L		0.00
88) chlorobenzene-d5	13.55	117	165776	50.00	ug/L		0.00
103) 1,4-dichlorobenzene-d4	15.84	152	85998	50.00	ug/L		0.00
System Monitoring Compounds							
50) dibromofluoromethane (s)	9.60	113	62600	51.06	ug/L		0.00
Spiked Amount 50.000	Range 59 - 130		Recovery = 102.12%				
51) 1,2-dichloroethane-d4 (s)	10.02	65	64117	49.47	ug/L		0.00
Spiked Amount 50.000	Range 65 - 123		Recovery = 98.94%				
80) toluene-d8 (s)	12.05	98	234190	53.26	ug/L		0.00
Spiked Amount 50.000	Range 77 - 125		Recovery = 106.52%				
105) 4-bromofluorobenzene (s)	14.70	95	83047	48.20	ug/L		0.00
Spiked Amount 50.000	Range 71 - 132		Recovery = 96.40%				
Target Compounds							Qvalue
2) 1,4-dioxane	11.18	88	6509	484.59	ug/L	#	93
4) tertiary butyl alcohol	7.46	59	15650	105.33	ug/L		98
11) chlorodifluoromethane	3.97	51	26429	25.90	ug/L		99
12) dichlorodifluoromethane	3.94	85	30830	25.85	ug/L		94
13) chloromethane	4.27	50	40440	24.05	ug/L		99
14) vinyl chloride	4.52	62	36371	24.18	ug/L		97
16) bromomethane	5.19	94	25174	23.38	ug/L		95
17) chloroethane	5.37	64	17061	24.62	ug/L		97
19) trichlorofluoromethane	5.81	101	38170	23.66	ug/L		96
20) ethyl ether	6.20	74	14277	21.83	ug/L		100
21) 2-chloropropane	6.40	63	10662	23.37	ug/L		87
22) acrolein	6.52	56	50510	202.86	ug/L		97
23) 1,1-dichloroethene	6.63	61	38506	23.17	ug/L		99
24) acetone	6.75	43	15231	21.63	ug/L		98
25) allyl chloride	7.17	76	13602	23.02	ug/L		99
26) acetonitrile	7.22	40	22633	240.49	ug/L		91
27) iodomethane	6.93	142	46496	22.15	ug/L		98
28) carbon disulfide	7.03	76	87034	21.96	ug/L		97
29) 1-chloropropane	7.38	42	51609	23.41	ug/L		98
30) methylene chloride	7.37	49	40942	19.97	ug/L		96
31) methyl acetate	7.18	74	3809	22.34	ug/L	#	83
32) methyl tert butyl ether	7.66	73	76865	21.27	ug/L		99
33) trans-1,2-dichloroethene	7.72	61	38443	23.07	ug/L		98
34) di-isopropyl ether	8.23	45	94074	21.77	ug/L		98
35) ethyl tert-butyl ether	8.69	59	87069	21.55	ug/L		98
36) 2-butanone	9.03	72	3762	22.50	ug/L	#	80
37) 1,1-dichloroethane	8.29	63	48240	22.23	ug/L		95
38) chloroprene	8.38	53	35629	23.14	ug/L		98
39) acrylonitrile	7.74	53	44940	112.61	ug/L		97
40) vinyl acetate	8.29	86	3800	22.41	ug/L		49
41) ethyl acetate	9.02	45	4005	22.42	ug/L	#	1
42) 2,2-dichloropropane	9.01	77	37236	21.98	ug/L		96
43) cis-1,2-dichloroethene	9.03	96	29691	21.19	ug/L		99

Quantitation Report (QT Reviewed)

Data Path : C:\MSDCHEM\1\DATA\
Data File : Y147009.D
Acq On : 8 Jul 2014 10:06 am
Operator : prashans
Sample : CC6377-20
Misc : MS70105,VY6392,5.0,,,,1
ALS Vial : 2 Sample Multiplier: 1

Quant Time: Jul 09 10:33:41 2014
Quant Method : C:\MSDCHEM\1\METHODS\MYS6377.M
Quant Title : Method SW846 8260B, ZB624 60m x 0.25mm x 1.4um
QLast Update : Wed Jun 25 11:30:58 2014
Response via : Initial Calibration

Internal Standards	R.T.	QIon	Response	Conc	Units		Dev(Min)
44) propionitrile	9.15	54	35589	231.94	ug/L		92
45) bromochloromethane	9.35	130	18997	21.77	ug/L		98
46) tetrahydrofuran	9.37	72	3256	20.51	ug/L	#	87
47) chloroform	9.39	83	47426	21.75	ug/L		98
48) tert-Butyl Formate	9.41	59	16833	20.59	ug/L		96
49) isobutyl alcohol	9.85	41	8972	204.30	ug/L	#	96
52) freon 113	6.57	151	18709	23.55	ug/L		99
53) methacrylonitrile	9.31	67	9677	20.87	ug/L		89
54) 1,1,1-trichloroethane	9.62	97	37977	22.41	ug/L		98
55) Cyclohexane	9.66	84	37893	21.90	ug/L	#	97
56) 2,2,4-trimethylpentane	10.01	57	101422	22.76	ug/L		96
57) tert-amyl methyl ether	10.07	73	82571	21.00	ug/L		98
59) epichlorohydrin	11.72	57	12287	105.30	ug/L		94
60) n-butyl alcohol	10.60	56	39593	1075.18	ug/L		96
61) carbon tetrachloride	9.81	117	34169	22.50	ug/L		100
62) 1,1-dichloropropene	9.79	75	34765	22.50	ug/L		97
63) hexane	7.97	57	35087	22.27	ug/L		97
65) benzene	10.06	78	107129	21.30	ug/L		98
66) heptane	10.18	57	20547	22.03	ug/L		98
67) isopropyl acetate	9.98	61	10998	22.23	ug/L	#	27
68) 1,2-dichloroethane	10.11	62	32767	23.11	ug/L		99
69) trichloroethene	10.77	95	26693	21.89	ug/L		99
71) 2-nitropropane	11.58	41	8099	20.33	ug/L	#	31
72) 2-chloroethyl vinyl ether	11.57	63	46047	88.73	ug/L		99
73) methyl methacrylate	11.04	69	16681	20.79	ug/L		87
74) 1,2-dichloropropane	11.05	63	28320	21.83	ug/L		98
75) methylcyclohexane	10.95	83	42832	21.34	ug/L		98
77) dibromomethane	11.22	93	16182	21.53	ug/L		99
78) bromodichloromethane	11.34	83	36030	21.58	ug/L		98
79) cis-1,3-dichloropropene	11.79	75	44324	21.00	ug/L		97
81) 4-methyl-2-pentanone	11.88	58	10248	22.01	ug/L		98
82) toluene	12.12	91	108767	20.12	ug/L		99
83) 3-methyl-1-butanol	11.91	70	13996	406.20	ug/L		95
84) trans-1,3-dichloropropene	12.35	75	39493	21.44	ug/L		98
85) ethyl methacrylate	12.31	69	30816	20.24	ug/L		93
86) 1,1,2-trichloroethane	12.56	83	19952	21.28	ug/L		98
87) 2-hexanone	12.72	58	11359	21.90	ug/L		97
89) tetrachloroethene	12.69	166	28972	20.47	ug/L		95
90) 1,3-dichloropropane	12.74	76	36487	20.78	ug/L		100
91) butyl acetate	12.78	56	15953	19.79	ug/L		97
92) dibromochloromethane	13.00	129	28348	20.66	ug/L		99
93) 1,2-dibromoethane	13.15	107	24044	21.29	ug/L		96
94) 3,3-Dimethyl-1-Butanol	12.89	57	26124	197.51	ug/L		98
96) chlorobenzene	13.58	112	71444	20.49	ug/L		97
97) 1,1,1,2-tetrachloroethane	13.65	131	26638	21.22	ug/L		95
98) ethylbenzene	13.62	91	117913	20.30	ug/L		100
99) m,p-xylene	13.73	106	91750	40.19	ug/L		99
100) o-xylene	14.14	91	94337	20.36	ug/L		100
101) styrene	14.16	104	75403	20.59	ug/L		99
102) bromoform	14.45	173	18860	19.90	ug/L		97

Quantitation Report (QT Reviewed)

Data Path : C:\MSDCHEM\1\DATA\
Data File : Y147009.D
Acq On : 8 Jul 2014 10:06 am
Operator : prashans
Sample : CC6377-20
Misc : MS70105,VY6392,5.0,,,,1
ALS Vial : 2 Sample Multiplier: 1

Quant Time: Jul 09 10:33:41 2014
Quant Method : C:\MSDCHEM\1\METHODS\MYS6377.M
Quant Title : Method SW846 8260B, ZB624 60m x 0.25mm x 1.4um
QLast Update : Wed Jun 25 11:30:58 2014
Response via : Initial Calibration

Internal Standards	R.T.	QIon	Response	Conc	Units	Dev(Min)
104) isopropylbenzene	14.47	105	113884	20.13	ug/L	99
107) bromobenzene	14.89	156	32633	20.86	ug/L	98
108) cyclohexanone	14.68	55	62571	227.20	ug/L	97
109) 1,1,2,2-tetrachloroethane	14.82	83	32271	20.48	ug/L	100
110) trans-1,4-dichloro-2-buten	14.86	53	7988	21.21	ug/L	92
111) 1,2,3-trichloropropane	14.89	110	7087	20.67	ug/L	96
112) n-propylbenzene	14.88	91	132972	20.96	ug/L	99
114) 2-chlorotoluene	15.04	126	28425	20.58	ug/L	100
115) 4-chlorotoluene	15.14	91	83332	20.28	ug/L	100
116) 1,3,5-trimethylbenzene	15.03	105	94206	20.11	ug/L	100
117) tert-butylbenzene	15.37	119	78263	20.53	ug/L	97
118) pentachloroethane	15.47	167	20018	21.19	ug/L	96
119) 1,2,4-trimethylbenzene	15.42	105	93257	20.16	ug/L	98
120) sec-butylbenzene	15.58	105	124204	20.64	ug/L	99
121) 1,3-dichlorobenzene	15.78	146	59869	20.75	ug/L	98
122) p-isopropyltoluene	15.70	119	103393	20.79	ug/L	99
123) 1,4-dichlorobenzene	15.87	146	60540	20.20	ug/L	98
124) 1,2-dichlorobenzene	16.26	146	57518	20.75	ug/L	99
125) n-butylbenzene	16.11	92	52541	20.42	ug/L	97
127) 1,2-dibromo-3-chloropropan	17.05	157	5987	19.90	ug/L	98
128) 1,3,5-Trichlorobenzene	17.20	180	49168	20.82	ug/L	99
129) 1,2,4-trichlorobenzene	17.84	180	41959	21.20	ug/L	99
131) hexachlorobutadiene	17.93	225	24807	20.81	ug/L	97
132) naphthalene	18.12	128	81931	20.33	ug/L	100
133) 1,2,3-trichlorobenzene	18.36	180	38222	20.79	ug/L	98
134) hexachloroethane	16.50	119	20098	20.57	ug/L	98
135) Benzyl chloride	15.99	91	57034	20.60	ug/L	99

(#) = qualifier out of range (m) = manual integration (+) = signals summed

Quantitation Report (QT Reviewed)

Data Path : C:\MSDCHEM\1\DATA\
Data File : Y147009.D
Acq On : 8 Jul 2014 10:06 am
Operator : prashans
Sample : CC6377-20
Misc : MS70105,VY6392,5.0,,,,1
ALS Vial : 2 Sample Multiplier: 1

Quant Time: Jul 09 10:33:41 2014
Quant Method : C:\MSDCHEM\1\METHODS\MYS6377.M
Quant Title : Method SW846 8260B, ZB624 60m x 0.25mm x 1.4um
QLast Update : Wed Jun 25 11:30:58 2014
Response via : Initial Calibration

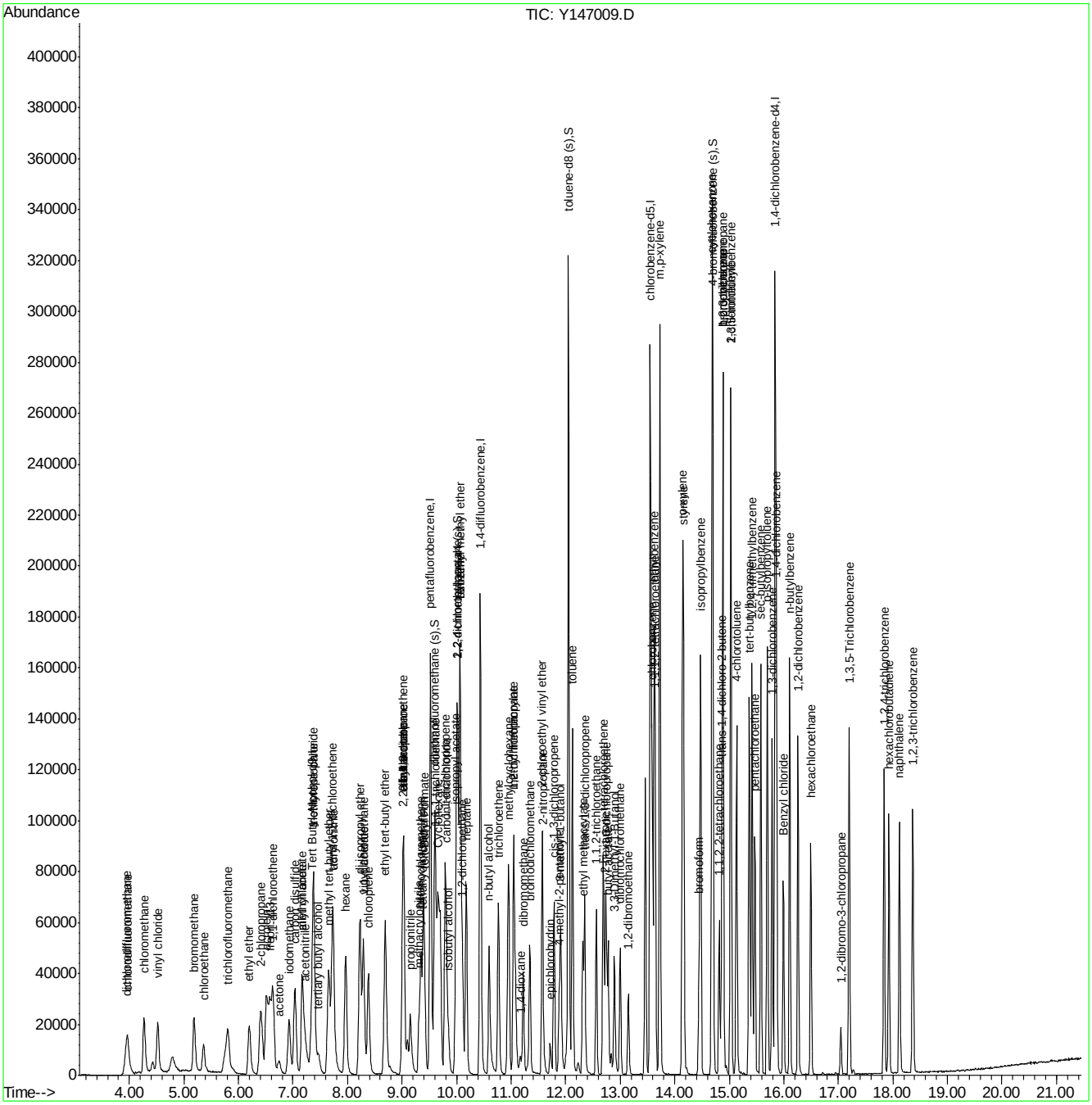

ACCUTEST LABORATORIES JB70672

ACCUTEST.

VOLATILE ANALYSIS LOG

Batch ID: V2C5480

Print Analyst Name: [illegible]

Analyst Signature: [illegible]

Date: 6.5.14

Columns: ZB624 (30m x 0.25 x 1.4)

Method V8260

Initial Cal. Method V2C5480

Standard Data

Lot #	Description	Conc.
VQ94180	35 SURR	50 ppb
	20 VBA5	
	19 VBA5	
	43 VBA5	
	05 BFB/EVEN	50 ppb
	39 Hexane	100 ppb

Standard Data

Lot #	Description	Conc.
VQ94180	31 A	50 ppb
	34 B	
	46 C	
	48 Acrolein	50 ppb
	40 IS ONLY	25/100 ppb
	45 Methanol	10000 ppb
	44 Methanol	

Manually integrated chromatographic peaks in the following reportable files have been reviewed and verified to comply with the criteria of Accutest SOP EQA044.

Supervisor Signature: [signature] Date: 6/6/14

R	Data File	Sample ID	Test	MTX	Vial #	ALS #	Samp. Amt (ml or g)	MOH amt. (ul)	Secondary dilution	L+	IS	SU	Status (Data)	Comments	pH* <2
	V2C19185	BFB	8260 initial cal.	W		1							ok		
	V2C19186	ICS480-0.2				2	5				✓		ok	A,B,C,Acr, Sur, EthAir 1 liter volume	
	V2C19187	ICS480-0.5				3	5				✓		ok	2.5 liter volume	
	V2C19188	ICS480-1				4	5				✓		ok	A,B,C,Acr,Sur,EthAir 2 liter 500ml 4 liter 200ml	
	V2C19189	ICS480-2				5	5				✓		ok	4 liter 500ml 200 liter 200ml	
	V2C19190	ICS480-5				6	5				✓		ok	A,B,C,Acr,Sur, EthAir 10 liter 500ml	
	V2C19191	ICS480-10				7	5				✓		ok	10 liter 500ml	
	V2C19192	ICS480-20				8	5				✓		ok	10 liter 500ml hr 25 liter 500ml	
	V2C19193	ICS480-50				9	5				✓		ok	25 liter 500ml	
	V2C19194	ICS480-100				10	5				✓		ok	100 liter 500ml	
	V2C19195	ICS480-200				11	5				✓		ok	100 liter 500ml	
	V2C19196	LB				12							—		
	V2C19197	LB				13							—		
	V2C19198	ICV5480-50				14	5				✓		ok	25 liter 500ml Ex) A,B,C,Acr, Ethnisor Steam	

6/5/14

MTX = Matrix Designate W for water, S for soil, O for oil. L+ =Library Search. IS = Internal Standard Area. SU = Surrogate.
Sample Amt = Volume (ML) or Weight (g); MOH amt.= volume (ul) extract injected * IF pH > 2, comment on sample result.

All strike outs must be initialed, dated and reason code applied as follows: 1 = reviewer correction error; 2 = transcription error; 3 = computer miscalculation; 4 = analyst's correction error

Form: OR001-9
Rev. Date: 2/14/2007

53

7.8.1

7

ACCUTEST. VOLATILE ANALYSIS LOG

Batch ID: V2C5524

Print Analyst Name: Delaney Caudill

Analyst Signature: Delaney Caudill

Date: 7/3/14

Columns: ZB624 (60m x 0.25mm x 1.4 µm)

Method 8260C

Initial Cal. Method M7C5480

Standard Data

Lot #	Description	Conc.
VO14-1564-63	Ex Acro	1000 ppm
-62	Ex A	100
-94	B	
-84	C	
-95	Hexane	100
-92	Ex Ethanol	100 ppb

Standard Data

Lot #	Description	Conc.
VO14-1561-81	Acrolein	1000 ppm
-71	A	100
-78	B	
-92	C	
-76	INT SUPER	100/100
-75	Ethanol	1000 ppb

Manually integrated chromatographic peaks in the following reportable files have been reviewed and verified to comply with the criteria of Accutest SOP EQA044.

Supervisor Signature: [signature] Date: 7/9/14

R	Data File	Sample ID	Test	MTX	Vial #	ALS #	Samp. Amt (ml or g)	MOH amt. (ul)	Secondary dilution	L+	IS	SU	Status (Data)	Comments	pH* <2
	2C121177	BFB											ok	8:11 am	
	121178	CC5480-20											ok	20µL/100 mL Acro, A,B,C, Ethanol	
	121179	lb													
	121180	mb										/	ok		
	121181	bs										/	ok	50µL/100 mL EXACRO, EXA, B, C, ETHANOL	
R	121182	JB70057-1	69673 BTXM	IN	1		0.5/50		100X			/	ok		✓
R	121183	JB70057-2	69673 STD	EF	11		5		1X			/	ok		✓
	121184	JB70356-2	~~69673~~ BTXMT+EDB	IG	1							/	ok		✓
	121185	JB70356-3		GW	2							/	ok		✓
R	121186	JB70310-12	69833 TCL20+	GW	1		0.5/50		100X			/	ok		✓
R	121187	JB70310-1			2		1/50		50X			/	ok		✓
R	121188	JB70310-2			1		5		1X			/	ok		✓
R	121189	JB70310-8			2							/	ok		✓
	121190	JB70289-4	69813 SL		8							/	ok		✓
R	121191	JB70310-9	69833 TCL20+	GW	1		5/50		10X			/	NOT USED		✓
R	121192	JB70310-9			1		25/50		20X			/	ok		✓
	121193	JB70356-2ms	7010 & BTXMT+EDB	GW	1/2		5		DC 5 1X			W	ok		✓

MTX = Matrix Designate W for water, S for soil, O for oil. L+ =Library Search. IS = Internal Standard Area. SU = Surrogate.

Sample Amt = Volume (ML) or Weight (g); MOH amt.= volume (ul) extract injected * IF pH > 2, comment on sample result

All strike outs must be initialed, dated and reason code applied as follows: 1 = reviewer correction error; 2 = transcription error; 3 = computer miscalculation; 4 = analyst's correction error

Form: OR001-9

Rev. Date: 2/14/2007

ACCUTEST.

VOLATILE ANALYSIS LOG

Batch ID: V2C5524

Date: 7/8/14

Print Analyst Name: Delaney Caudill

Analyst Signature: Delaney Caudill

Columns: ZB624(60m x 0.25mm x 1.4µm)

Method 8260C

Initial Cal. Method M2C5480

Standard Data

Lot #	Description	Conc.
	Ref 797	

Standard Data

Lot #	Description	Conc.
	Ref 247	

Manually integrated chromatographic peaks in the following reportable files have been reviewed and verified to comply with the criteria of Accutest SOP EQA044.

Supervisor Signature: [signature] Date: 7/9/14

R	Data File	Sample ID	Test	MTX	Vial #	ALS #	Samp. Amt (ml or g)	MOH amt. (ul)	Secondary dilution	L+	IS	SU	Status (Data)	Comments	pH* <2
	2C121194	JB70356-2MSD	69833 BTXMT,+EHL	GW	1/2		5		1X		W	a			✓
	121195	lb													✓
R	121196	JB70410-7	69902 BTXM	GW	1						W	a			✓
R	121197	JB70410-3			2		10/50		5X		W	a			✓
	121198	JB70410-9			2		5		1X		W	a			✓
	121199	JB70672-10	70080 TCL20	SB	5						W	a		7:44pm	✓

MTX = Matrix Designate W for water, S for soil, O for oil. L+ =Library Search. IS = Internal Standard Area. SU = Surrogate.
Sample Amt = Volume (ML) or Weight (g); MOH amt.= volume (ul) extract injected * IF pH > 2, comment on sample result.

All strike outs must be initialed, dated and reason code applied as follows: 1 = reviewer correction error; 2 = transcription error; 3 = computer miscalculation; 4 = analyst's correction error

Form: OR001-9
Rev. Date: 2/14/2007

ACCUTEST

VOLATILE ANALYSIS LOG

Batch ID: V2C5575

Print Analyst Name: Delaney Caudill
Analyst Signature: Delaney Caudill

Date: 7/3/14

Columns: ZB624 (60m x 0.15mm x 1.4µm)

Method 8260C

Initial Cal. Method M2C5480

Standard Data

Lot #	Description	Conc.
VOA-1801-63	Ex Acro	1000ppm
-62	Ex A	100
-64	B	
-84	C	
-95	Hex	100
-99	Ex Ethanol	1000ppm

Standard Data

Lot #	Description	Conc.
VOA-1801-51	Acrolein	1000ppm
-71	A	100
-73	B	
-92	C	
-76	IS	50/mL
-75	Ethanol	1000ppm

Manually integrated chromatographic peaks in the following reportable files have been reviewed and verified to comply with the criteria of Accutest SOP EQA044.

Supervisor Signature: [signature] Date: 7/9/14

R	Data File	Sample ID	Test	MTX	Vial #	ALS #	Samp. Amt (ml or g)	MOH amt. (ul)	Secondary dilution	L+	IS	SU	Status (Data)	Comments	pH* < 2
	20121200	BFB					5		1x				OK	8:13 pm	
	121201	CC5480-50									W		OK	50µL/100mL Acro, A, B, C, Ethanol	
	121202	lb													
	121203	mb									W		OK		
	121204	BS									W		OK	50µL/100mL Ex Acro, Ex (A, B, C) Hex, Ethanol	
	127205	JB70572-7ms	~~70~~ 69995 STD	6 W	2/3/4		5		1x		W		OK		✓
	121206	JB70572-7msD			2/3/4						W		OK		✓
	121207	lb					5		1x						
	121208	JB70572-7	69995 STD	6 W	5						W		OK		✓
	121209	JB70572-2			1		5/50		10X		W		OK	RR 1x too dilute	✓
	121210	JB70572-5			2		10/50		5X		W		OK	1X CTP 7/7/14 ~~RR 1X too dilute~~	✓
	121211	JB70572-6			1				5X		W		OK	DL 50X tetrachloroethene data not ~~matched~~	✓
	121212	JB70572-9			2		5/50		10X		W		OK	RR 1x/10 ~~too dilute~~ matched CTP 7/5/14	✓
	121213	JB70572-1			1		5		1x		W		OK		✓
	121214	JB70572-3			2						W		OK		✓
	121215	JB70572-4			1						W		OK		✓
	121216	JB70572-8			1						W		OK		✓

MTX = Matrix Designate W for water, S for soil, O for oil. L+ = Library Search. IS = Internal Standard Area. SU = Surrogate.
Sample Amt = Volume (ML) or Weight (g); MOH amt. = volume (ul) extract injected * IF pH > 2, comment on sample result.

All strike outs must be initialed, dated and reason code applied as follows: 1 = reviewer correction error; 2 = transcription error; 3 = computer miscalculation; 4 = analyst's correction error

Form: OR001-9
Rev. Date: 2/14/2007

251

7.8.3

7

ACCUTEST

VOLATILE ANALYSIS LOG

Batch ID: V2C5525

Print Analyst Name: Delaney Caudill
Analyst Signature: Delaney Caudill

Date: 7/3/14

Standard Data

Lot #	Description	Conc.
	Ref 251	

Standard Data

Lot #	Description	Conc.
	Ref ~~251~~ 251	

Columns: ZB624 (60m x 0.25mm x 1.4µm)

Method 8260C

Initial Cal. Method M2C5480

Manually integrated chromatographic peaks in the following reportable files have been reviewed and verified to comply with the criteria of Accutest SOP EQA044.

Supervisor Signature: [signature] Date: 7/9/14

R	Data File	Sample ID	Test	MTX	Vial #	ALS #	Samp. Amt (ml or g)	MOH amt. (ul)	Secondary dilution	L+	IS	SU	Status (Data)	Comments	pH* < 2
	2C121217	JB70572-9	69995 STD	GW	1		5		1x		W		CL	@ 7/15/14 ~~RL 10x tetrachloroethene~~	✓
	121218	JB70572-10		WFB	2		5		1x		W		CL		✓
	121219	JB70572-11		WTB	2		5		1x		W		CL		✓
	121220	JB70672-5	70080 TCL20	SFB	5		5		1x		W		CL		✓
	121221	JB70672-6		STB	1		5		1x		W		CL	6:13 am	✓

[initials] 7/3/14

MTX = Matrix Designate W for water, S for soil, O for oil. L+ =Library Search. IS = Internal Standard Area. SU = Surrogate.
Sample Amt = Volume (ML) or Weight (g); MOH amt.= volume (ul) extract injected * IF pH > 2, comment on sample result.

All strike outs must be initialed, dated and reason code applied as follows: 1 = reviewer correction error; 2 = transcription error; 3 = computer miscalculation; 4 = analyst's correction error

Form: OR001-9
Rev. Date: 2/14/2007

253

7.8.3

7

ACCUTEST

VOLATILE ANALYSIS LOG

Batch ID: VE ~~VA~~ 9527 (OP 7/2)

Date: 7/2/2014

Print Analyst Name: Ousana

Analyst Signature: O. Parasnevaa

Standard Data

Lot #	Description	Conc.
1014-1861 62	ExtA	100ppm
1014-1861 61	ExtB	
1014-1861 84	Exte	
1014-1861 63	Extaur	1000ppm
1014-1861 81	acrolein	
1014-1861 65	Hexanal 100ppm	

Standard Data

Lot #	Description	Conc.
1014-1861 59	Int/surr	200/2000ppm
1014-1861 71	A Std	100ppm
1014-1861 78	B	
1014-1861 92	C	
1014-1861 66	Surr	
1014-1861 69	NYSUR	

Columns: ZB-624 (60mx0.25mmx1.4mm)

Method V8260B

Initial Cal. Method ME9527

Manually integrated chromatographic peaks in the following reportable files have been reviewed and verified to comply with the criteria of Accutest SOP EQA044.

Supervisor Signature: MA Date: 7/3/14

R	Data File	Sample ID	Test	MTX	Vial #	ALS #	Samp. Amt (ml or g)	MOH amt. (ul)	Secondary dilution	L+	IS	SU	Status (Data)	Comments	pH* < 2
7E	217050	BPB	8260			1	5ml						OK	S 25ml → 50ml	
	217051	IC9527-0.2				2					✓		OK	A 0.2ml B 0.2ml C 0.2ml N 0.2ml S 0.2ml Acr 0.2ml	
	217052	IC9527-0.5				3					✓		OK	0.5ml 0.5ml 0.5ml 0.5ml 0.5ml 0.5ml	
	217053	IC9527-1				4					✓		OK	1ml 1ml 1ml 1ml 10ml 100ml	
	217054	IC9527-2				5					✓		OK	2ml 2ml 2ml 2ml 2ml 200ml	
	217055	IC9527-4				6					✓		OK	4ml 4ml 4ml 4ml 4ml 4ml	
	217056	IC9527-8				7					✓		OK	8ml 8ml 8ml 8ml 8ml 8ml	
	217057	IC9527-20				8					✓		OK	20ml 20ml 20ml 20ml 20ml 20ml	
	217058	IC9527-50				9					✓		OK	50ml 50ml 50ml 50ml 50ml 50ml	
	217059	IC9527-100				10					✓		OK	100ml 100ml 100ml 100ml 100ml	
	217060	IC9527-200				11					✓		OK	200ml 200ml 200ml 200ml 200ml	
	217061	IB				12									
	217062	ICV 9527-50				13					✓		OK		
	217063	not Run				14									

MS 7/2/14

MTX = Matrix Designate W for water, S for soil, O for oil. L+ = Library Search. IS = Internal Standard Area. SU = Surrogate.
Sample Amt = Volume (ML) or Weight (g); MOH amt. = volume (ul) extract injected * IF pH > 2, comment on sample result.

All strike outs must be initialed, dated and reason code applied as follows: 1 = reviewer correction error; 2 = transcription error; 3 = computer miscalculation; 4 = analyst's correction error

Form: OR001-9
Rev. Date: 2/14/2007

285

7.8.4

7

ACCUTEST.

VOLATILE ANALYSIS LOG

Batch ID: VE9537 (opened 7/9)

Print Analyst Name: Ousama

Analyst Signature: O Barakat

Date: 7/9/2014

Columns: ZB-624 (30m x 0.45mm x 1.8µm)

Method: V8260B C

Initial Cal. Method: ME9527 (opened 7/9)

Standard Data

Lot #	Description	Conc.
LO14-1861 100	EstA	100 ppm
LO14-1861 94	EstB	"
LO14-1861 97	EstC	"
LO14-1861 63	Estaer	1000ppm
LO14-1861 81	acrolein	"

Standard Data

Lot #	Description	Conc.
LO14-1861 85	DMF/Gaz	250 ppm/1000ppm
LO14-1861 71	A std	100 ppm
LO14-1861 78	B	"
LO14-1861 112	C	"
LO14-1861 95	Hexanol	"

Manually integrated chromatographic peaks in the following reportable files have been reviewed and verified to comply with the criteria of Accutest SOP EQA044.

Supervisor Signature: MO Date: 7/10/14

R	Data File	Sample ID	Test	MTX	Vial #	ALS #	Samp. Amt (ml or g)	MOH amt. (ul)	Secondary dilution	L+	IS	SU	Status (Data)	Comments	pH* <2
VE	217D098	BFB				1							OK	8:52am	
	217D99	CC9527-20				2							OK	A.B.C.acr. 10ml→5ml	
	217D10	MB	63823			3					W	W	OK	JB253296-9B	
	217D121	BS				4					W	W	OK	EstA. EstB. EstC. Estaer 5ml→5ml	
	217D132	DB				5					W	W	OK		
	217D13	JB71123-1	70312 STAR	S	1	6	10.2/10ml	100µl			W	W	OK/DL	R50x	11:34am
	217D14	JB71123-4				7		100µl			W	W	OK/DL	R 100x	
DL	217D15	JB71123-4				8		10µl			W	W	OK/DL		
DL	217D16	JB71123-4				9		1µl			W	W	OK		
DL	217D17	JB71123-1				10		2µl			W	W	OK		
	217D18	JB71009-1	70361 STAR	S	2	11	10/10ml	100µl			W	W	OK/DL	not need. R100x / R10x Y-core already ran	
	217D19	JB71009-3				12					W	W	OK/DL	not need. R10x	
	217D20	JB71009-7				13					W	W	not need		
DL	217D21	JB71009-3mb		S	2	14	10/10ml	100µl					not need	A.B.C.acr. 5ml→5ml	
	217D22	JB70672-7mb / JB71009-3mb	70078 need	S	2	15	10/5.1/10ml	1µl			W	W	OK		
	217D23	JB70672-7mb		L	2	16	5.1/10ml	100µl			W	W	OK		
	217D24	BS				17					W	W	OK		

MTX = Matrix Designate W for water, S for soil, O for oil. L+ =Library Search. IS = Internal Standard Area. SU = Surrogate.
Sample Amt = Volume (ML) or Weight (g); MOH amt.= volume (ul) extract injected * IF pH > 2, comment on sample result.
All strike outs must be initialed, dated and reason code applied as follows: 1 = reviewer correction error; 2 = transcription error; 3 = computer miscalculation; 4 = analyst's correction error

Form: OR001-9
Rev. Date: 2/14/2007

ACCUTEST

VOLATILE ANALYSIS LOG

Batch ID: VE9537 op 7/9

Print Analyst Name: Ousame

Date: 7/9/2014

Analyst Signature: O. Parashuera

Columns: ZB-624 (60m x 0.18mm x 1.4µm)

Method VR8260C

Initial Cal. Method ME9527

Standard Data

Lot #	Description	Conc.

Standard Data

Lot #	Description	Conc.

see page 13

Manually integrated chromatographic peaks in the following reportable files have been reviewed and verified to comply with the criteria of Accutest SOP EQA044.

Supervisor Signature: M Date: 7/10/14

R	Data File	Sample ID	Test	MTX	Vial #	ALS #	Samp. Amt (ml or g)	MOH amt. (ul)	Secondary dilution	L+	IS	SU	Status (Data)	Comments	pH* < 2
7E	217225	JB70672-7	70078 TCL20	S	2	18	5.1/10mL	100			W		OK	+y 5:31pm	-
	217226	JB				19					W		OK		

M 7/10/14

MTX = Matrix Designate W for water, S for soil, O for oil. L+ =Library Search. IS = Internal Standard Area. SU = Surrogate.
Sample Amt = Volume (ML) or Weight (g); MOH amt.= volume (ul) extract injected * IF pH > 2, comment on sample result.
All strike outs must be initialed, dated and reason code applied as follows: 1 = reviewer correction error; 2 = transcription error; 3 = computer miscalculation; 4 = analyst's correction error

15

Form: OR001-9
Rev. Date: 2/14/2007

Instrument Run Log VE9537 page 2 of 2

520 of 1657
ACCUTEST LABORATORIES
JB70672

ACCUTEST

VOLATILE ANALYSIS LOG

Batch ID: VY6377

Print Analyst Name: Prashant B Shah

Analyst Signature: [signature]

Date: 6/24/14

Columns: 2B 624

Method V8260C only

Initial Cal. Method MYS6377

Standard Data

Lot #	Description	Conc.
5 14-1861-81	Acrolein	1000 PPM
63	Ext. Acrolein	↓
59	IMI	250/2500 PPM
66	Surr.	100 PPM
69	S	↓
65	Ext Hex	↓

Standard Data

Lot #	Description	Conc.
0 14-1861-71	Std A	100 PPM
78	↓ B	↓
79	↓ C	↓
62	Ext A	↓
61	↓ B	↓
70	↓ C	↓

Manually integrated chromatographic peaks in the following reportable files have been reviewed and verified to comply with the criteria of Accutest SOP EQA044.

Supervisor Signature: [signature] Date: 6/25/14

R	Data File	Sample ID	Test	MTX	Vial #	ALS #	Samp. Amt (ml or g)	MOH amt. (ul)	Secondary dilution	L+	IS	SU	Status (Data)	Comments	pH* < 2
	146732	BFB	TUNE	SC		1							OK	10:07 AM	
	146733	IC6377-0.2	IC 8260			2	5						OK	0.4 ml Std A+B+C+AC+S+Sur / 200 ml DI H2O	
	146734	IC6377-0.5	IC 8260			3	5						OK	1 ml Std A+B+C+AC+S+Sur / 200 ml DI H2O	
	146735	IC6377-1	IC 8260			4	5						OK	1 ml Std A+B+C+S+Sur + 200 ml AC / 100 ml DI H2O	
	146736	IC6377-2	IC 8260			5	5						OK	2 ml Std A+B+C+S+Sur + 100 ml AC / 100 ml DI H2O	
	146737	IC6377-5	IC 8260			6	5						OK	5 ml Std A+B+C+AC+S+Sur / 100 ml DI H2O	
	146738	IC6377-10	IC 8260			7	5						OK	5 ml Std A+B+C+AC+S+Sur / 50 ml DI H2O	
	146739	IC6377-20	IC 8260			8	5						OK	10 ml Std A+B+C+AC+S+Sur 25 ml / 50 ml DI H2O	
	146740	IC6377-50	IC 8260			9	5						OK	25 ml Std A+B+C+AC+S+Sur / 50 ml DI H2O	
	146741	IC6377-100	IC 8260			10	5						OK	50 ml Std A+B+C+S+Sur + 0.5 ml / 50 ml DI H2O	
	146742	IC6377-200	IC 8260			11	5						OK	100 ml Std A+B+C+S+Sur + 1.0 ml AC / 50 ml DI H2O	
	146743	IB				12							-	CLO	
	146744	IB				13							-	CLO	
	146745	ICV6377-50	ICV 8260			14	5						NU	↓ recoveries 25 ml Ext A+B+C+AC+S+Hex+Sur / 50 ml DI H2O	
	146746	IB				15							-		
	146747	BFB 2				16							OK		
	146748	ICV6377-50	ICV 8260			17	5						OK	25 ml Ext A+B+C+AC+S+Hex+Sur / 50 ml DI H2O	

MTX = Matrix Designate W for water, S for soil, O for oil. L+ =Library Search. IS = Internal Standard Area. SU = Surrogate.
Sample Amt = Volume (ML) or Weight (g); MOH amt.= volume (ul) extract injected * IF pH > 2, comment on sample result.

All strike outs must be initialed, dated and reason code applied as follows: 1 = reviewer correction error; 2 = transcription error; 3 = computer miscalculation; 4 = analyst's correction error

1

Form: OR001-9
Rev. Date: 2/14/2007

7.8.6

7

ACCUTEST

VOLATILE ANALYSIS LOG

Batch ID: VY6390/VY6389

Date: 7/7/14

Print Analyst Name: Prashant B Shukla

Analyst Signature:

Standard Data

Lot #	Description	Conc.
VM-1861-81	Acrolein	1000 PPM
63	Ext Acrolein	↓
85	Int Std.	250/50 PPM
95	Ext Hexane	100 PPM

Standard Data

Lot #	Description	Conc.
VM-1861-71	Std A	100 PPM
78	B	
98	C	
62	Ext A	
94	B	

Columns: 2B 62H

Method V8260C

Initial Cal. Method MYS6377

Manually integrated chromatographic peaks in the following reportable files have been reviewed and verified to comply with the criteria of Accutest SOP EQA044.

Supervisor Signature: Prater Date: 7/9/14

R	Data File	Sample ID	Test	MTX	Vial #	ALS #	Samp. Amt (ml or g)	MOH amt. (ul)	Secondary dilution	L+	IS	SU	Status (Data)	Comments	pH* <2
	Y														
	VH6965	BFB				1							ok	9:15 AM.	
	VH6966	CC6377.20				2					✓		ok	10µl VOA 1B1C1A2 / 50mL DI H2O	
	VH6967	MB2				3							ok		
	VH6968	MB2				4					✓		ok	VY6389	
	VH6969	BS2				5					✓		ok	25µl EXT A1B1C1A2 + hexane 50mL H2O	
DL	VH6970	JB70755-3	08270103 STAR		2	6	10.5/10	5	20X		✓		ok		
	VH6971	IB				7							ok		

7/7/14

MTX = Matrix Designate W for water, S for soil, O for oil. L+ =Library Search. IS = Internal Standard Area. SU = Surrogate.
Sample Amt = Volume (ML) or Weight (g); MOH amt.= volume (ul) extract injected * IF pH > 2, comment on sample result.

All strike outs must be initialed, dated and reason code applied as follows: 1 = reviewer correction error; 2 = transcription error; 3 = computer miscalculation; 4 = analyst's correction error

Form: OR001-9
Rev. Date: 2/14/2007

ACCUTEST

VOLATILE ANALYSIS LOG

Batch ID: VY6390

Print Analyst Name: Prashant B Shukla

Analyst Signature:

Date: 7/7/14

Columns: 2B 624

Method V8260C

Initial Cal. Method MYS6377

Standard Data

Lot #	Description	Conc.
1861-81	Acrolein	1000 PPM
63	Ext Acrolein	1000 PPM
85	Int Surr	25/2500 PPM
95	Ext Hexane	100 PPM

Standard Data

Lot #	Description	Conc.
1861-71	Std A	100 PPM
78	B	
98	C	
62	Ext A	
94	B	

Manually integrated chromatographic peaks in the following reportable files have been reviewed and verified to comply with the criteria of Accutest SOP EQA044.

Supervisor Signature: Dated Date: 7/9/14

R	Data File	Sample ID	Test	MTX	Vial #	ALS #	Samp. Amt (ml or g)	MOH amt. (ul)	Secondary dilution	L+	IS	SU	Status (Data)	Comments	pH* <2
	1h6972	MB				8				1			Ok		
	1h6973	BS				9							Ok	25/Ext A+B+C+Ac+Hexane	50 ml DI H2O
	1h6974	IB				10							do		
	1h6975	JB70672-12	MS 70078 TCL 20	SL	4	11	4.7						Ok	3:32	
	1h6976	JB70672-1			3	12	5.2						Ok		
	1h6977	JB70672-12MS			6	13	4.9						Ok	2.5/SS2 A+B+C+Ac	5ml Sample
	1h6978	JB70672-12MSD			7	14	4.8						Ok	↓	
	1h6979	IB				15							do		
	1h6980	JB70672-9			3	16	4.7						Ok		
	1h6981	JB70889-1	MS 70191 TCL 20+	SO	1	17	4.6			1			Ok		
	1h6982	JB70672-2	MS 70078 TCL 20	SL	3	18	4.8						Ok		
	1h6983	JB70672-3			3	19	5.1						Ok		
	1h6984	JB70672-4			3	20	5.2						Ok		
	1h6985	JB70672-7			3	21	5.3						Ok/DL	SME	
	1h6986	JB70672-8			3	22	5.3						Ok	8:47 PM	
	1h6987	IB				23							—	Clean up Blank	

MTX = Matrix Designate W for water, S for soil, O for oil. L+ =Library Search. IS = Internal Standard Area. SU = Surrogate.
Sample Amt = Volume (ML) or Weight (g); MOH amt.= volume (ul) extract injected * IF pH > 2, comment on sample result.

All strike outs must be initialed, dated and reason code applied as follows: 1 = reviewer correction error; 2 = transcription error; 3 = computer miscalculation; 4 = analyst's correction error

Form: OR001-9
Rev. Date: 2/14/2007

ACCUTEST

VOLATILE ANALYSIS LOG

Batch ID: VY6392

Date: 7/8/14

Print Analyst Name: Prashant B Shukla

Analyst Signature:

Columns: ZB 624

Method V8260 C

Initial Cal. Method MY56377

Standard Data

Lot #	Description	Conc.
0w-186-81	Acrolein	1000 PPM
63	Ext Acrolein	↓
85	Inst Surr.	250/500 PPM
95	Ext Mixc-	100 PPM

Standard Data

Lot #	Description	Conc.
0w-186-71	372 A	100 PPM
78	B	
98	C	
62	Ext A	
94	B	

Manually integrated chromatographic peaks in the following reportable files have been reviewed and verified to comply with the criteria of Accutest SOP EQA044.

Supervisor Signature: Dated Date: 7/9/14

R	Data File	Sample ID	Test	MTX	Vial #	ALS #	Samp. Amt (ml or g)	MOH amt. (ul)	Secondary dilution	L+	IS	SU	Status (Data)	Comments	pH* <2
	Y														
	147008	BFB				1							On	9:19 AM	
	147009	CL6377-20				2					✓		On	#11,12,13,14,15 ↑ 10,1 Std A1B1C1A2C	Sent to Lab
	147010	IB				3							Qo		
	147011	MB				4					✓		On		
	147012	BS				5					✓		On	BS1 EXT A1B1C1A2 Surr	Sent to Lab
	147013	IB				6							Qo		
	147014	JB70845-1	MS70151 TCL20	S	9	7	5.9				✓		On		
	147015	JB70845-2			9	8	4.0				✓		On		
	147016	JB70845-3			9	9	4.3				✓		On		
	147017	JB70845-1Dup	↓		10	10	5.8				✓		On		
R	147018	JB70622-11	MS70078 TCL20		4	11	5.9				✓		On		2.5
	147019	JB70845-2MS	MS70151 TCL20		10	12	3.6				✓		On		3.2
	147020	IB				13							Qo		
	147021	JB71033-1	MS70284 PM+10		4	14	5.5				✓		On		
	147022	JB71033-3			4	15	4.5				✓		On		
	147023	JB71033-5			4	16	5.3				✓		RR	OFS RR	
	147024	JB71033-7	↓		4	17	4.6				✓		On		

MTX = Matrix Designate W for water, S for soil, O for oil. L+ =Library Search. IS = Internal Standard Area. SU = Surrogate.
Sample Amt = Volume (ML) or Weight (g); MOH amt.= volume (ul) extract injected * IF pH > 2, comment on sample result.

All strike outs must be initialed, dated and reason code applied as follows: 1 = reviewer correction error; 2 = transcription error; 3 = computer miscalculation; 4 = analyst's correction error

Form: OR001-9
Rev. Date: 2/14/2007

47

ACCUTEST

VOLATILE ANALYSIS LOG

Batch ID: VY6392/VY6393

Date: 7/8/14

Print Analyst Name: Prashant B Shukla

Analyst Signature:

Columns: 2B 624

Method V 8260 C

Initial Cal. Method MYS 6377

Standard Data		
Lot #	Description	Conc.
OW-1861-81	Acrolein	1000 PPM
63	Ext Acrolein	↓
85	Int Surr.	250/2500 PPM
95	Ext Hex	100 PPM

Standard Data		
Lot #	Description	Conc.
OW-1861-71	Std A	100 PPM
78	B	
98	C	
62	Ext A	
94	B	
97	C	

Manually integrated chromatographic peaks in the following reportable files have been reviewed and verified to comply with the criteria of Accutest SOP EQA044.

Supervisor Signature: Dpater Date: 7/9/14

R	Data File	Sample ID	Test	MTX	Vial #	ALS #	Samp. Amt (ml or g)	MOH amt. (ul)	Secondary dilution	L+	IS	SU	Status (Data)	Comments	pH* < 2
	147025	JB71033-9	MS70284 PPL+10	SLL	4	18	4.9				✓	✓	on		
	147026	JB71033-11			4	19	5.5				✓	✓	on		
	147027	JB71033-13			4	20	4.7				✓	✓	on		
	147028	JB71033-15			4	21	5.9				✓	✓	on		
	147029	JB71033-17			4	22	5.3				✓	✓	on		
	147030	JB71033-19			4	23	4.6				✓	✓	on		
	147031	JB71033-21			4	24	6.0				✓	✓	on	9.04 PM	
	147032	IB				25							c/o		
	147033	BFB2				26							on	10.01 PM	
	147034	CC6377-50				27					✓	✓	on	25 µl std A+B+C+AC / 50 ml DI H2O	
	147035	IB				28							c/o		
	147036	MB2				29					✓	✓	on		
	147037	JB71033-24	MS70284 PPL+10	SLL	4	30	5.2				✓	✓	on		
	147038	JB71033-25	↓	↓	4	31	5.0				✓	✓	on		
	147039	IB				32							—	Clean up Blank	

7/8/14

MTX = Matrix Designate W for water, S for soil, O for oil. L+ = Library Search. IS = Internal Standard Area. SU = Surrogate.
Sample Amt = Volume (ML) or Weight (g); MOH amt. = volume (ul) extract injected * IF pH > 2, comment on sample result.

All strike outs must be initialed, dated and reason code applied as follows: 1 = reviewer correction error; 2 = transcription error; 3 = computer miscalculation; 4 = analyst's correction error

Form: OR001-9
Rev. Date: 2/14/2007

New Jersey ACCUTEST LABORATORIES

GC/MS Semi-volatiles

QC Data Summaries

Includes the following where applicable:

- Method Blank Summaries
- Blank Spike Summaries
- Matrix Spike and Duplicate Summaries
- Instrument Performance Checks (DFTPP)
- Internal Standard Area Summaries
- Surrogate Recovery Summaries
- Initial and Continuing Calibration Summaries

Method Blank Summary

Job Number: JB70672
Account: LANGAN Langan Engineering & Environmental
Project: Carroll Gardens, 363-365 Bond Street, Brooklyn, NY

Sample	File ID	DF	Analyzed	By	Prep Date	Prep Batch	Analytical Batch
OP76137-MB1	6P8513.D	1	07/07/14	AV	07/02/14	OP76137	E6P367

The QC reported here applies to the following samples: **Method:** SW846 8270D

JB70672-1, JB70672-2, JB70672-3, JB70672-4, JB70672-7, JB70672-8, JB70672-9, JB70672-11, JB70672-12

CAS No.	Compound	Result	RL	MDL	Units	Q
95-57-8	2-Chlorophenol	ND	57	29	ug/kg	
59-50-7	4-Chloro-3-methyl phenol	ND	140	29	ug/kg	
120-83-2	2,4-Dichlorophenol	ND	140	46	ug/kg	
105-67-9	2,4-Dimethylphenol	ND	140	48	ug/kg	
51-28-5	2,4-Dinitrophenol	ND	570	35	ug/kg	
534-52-1	4,6-Dinitro-o-cresol	ND	570	35	ug/kg	
95-48-7	2-Methylphenol	ND	57	33	ug/kg	
	3&4-Methylphenol	ND	57	36	ug/kg	
88-75-5	2-Nitrophenol	ND	140	30	ug/kg	
100-02-7	4-Nitrophenol	ND	290	48	ug/kg	
87-86-5	Pentachlorophenol	ND	290	49	ug/kg	
108-95-2	Phenol	ND	57	30	ug/kg	
58-90-2	2,3,4,6-Tetrachlorophenol	ND	140	29	ug/kg	
95-95-4	2,4,5-Trichlorophenol	ND	140	33	ug/kg	
88-06-2	2,4,6-Trichlorophenol	ND	140	27	ug/kg	
83-32-9	Acenaphthene	ND	29	8.3	ug/kg	
208-96-8	Acenaphthylene	ND	29	9.1	ug/kg	
98-86-2	Acetophenone	ND	140	5.0	ug/kg	
120-12-7	Anthracene	ND	29	10	ug/kg	
1912-24-9	Atrazine	ND	57	5.6	ug/kg	
56-55-3	Benzo(a)anthracene	ND	29	9.3	ug/kg	
50-32-8	Benzo(a)pyrene	ND	29	8.7	ug/kg	
205-99-2	Benzo(b)fluoranthene	ND	29	9.5	ug/kg	
191-24-2	Benzo(g,h,i)perylene	ND	29	11	ug/kg	
207-08-9	Benzo(k)fluoranthene	ND	29	11	ug/kg	
101-55-3	4-Bromophenyl phenyl ether	ND	57	10	ug/kg	
85-68-7	Butyl benzyl phthalate	ND	57	17	ug/kg	
92-52-4	1,1'-Biphenyl	ND	57	3.3	ug/kg	
100-52-7	Benzaldehyde	ND	140	6.6	ug/kg	
91-58-7	2-Chloronaphthalene	ND	57	8.9	ug/kg	
106-47-8	4-Chloroaniline	ND	140	9.1	ug/kg	
86-74-8	Carbazole	ND	57	13	ug/kg	
105-60-2	Caprolactam	ND	57	9.0	ug/kg	
218-01-9	Chrysene	ND	29	9.7	ug/kg	
111-91-1	bis(2-Chloroethoxy)methane	ND	57	12	ug/kg	
111-44-4	bis(2-Chloroethyl)ether	ND	57	8.6	ug/kg	

Method Blank Summary

Job Number: JB70672
Account: LANGAN Langan Engineering & Environmental
Project: Carroll Gardens, 363-365 Bond Street, Brooklyn, NY

Sample	File ID	DF	Analyzed	By	Prep Date	Prep Batch	Analytical Batch
OP76137-MB1	6P8513.D	1	07/07/14	AV	07/02/14	OP76137	E6P367

The QC reported here applies to the following samples: **Method:** SW846 8270D

JB70672-1, JB70672-2, JB70672-3, JB70672-4, JB70672-7, JB70672-8, JB70672-9, JB70672-11, JB70672-12

CAS No.	Compound	Result	RL	MDL	Units	Q
108-60-1	bis(2-Chloroisopropyl)ether	ND	57	8.5	ug/kg	
7005-72-3	4-Chlorophenyl phenyl ether	ND	57	8.6	ug/kg	
121-14-2	2,4-Dinitrotoluene	ND	29	12	ug/kg	
606-20-2	2,6-Dinitrotoluene	ND	29	11	ug/kg	
91-94-1	3,3'-Dichlorobenzidine	ND	57	7.3	ug/kg	
123-91-1	1,4-Dioxane	ND	29	19	ug/kg	
53-70-3	Dibenzo(a,h)anthracene	ND	29	9.7	ug/kg	
132-64-9	Dibenzofuran	ND	57	8.5	ug/kg	
84-74-2	Di-n-butyl phthalate	ND	57	6.3	ug/kg	
117-84-0	Di-n-octyl phthalate	ND	57	14	ug/kg	
84-66-2	Diethyl phthalate	ND	57	9.7	ug/kg	
131-11-3	Dimethyl phthalate	ND	57	10	ug/kg	
117-81-7	bis(2-Ethylhexyl)phthalate	ND	57	25	ug/kg	
206-44-0	Fluoranthene	ND	29	13	ug/kg	
86-73-7	Fluorene	ND	29	9.4	ug/kg	
118-74-1	Hexachlorobenzene	ND	57	9.3	ug/kg	
87-68-3	Hexachlorobutadiene	ND	29	7.9	ug/kg	
77-47-4	Hexachlorocyclopentadiene	ND	290	29	ug/kg	
67-72-1	Hexachloroethane	ND	140	7.9	ug/kg	
193-39-5	Indeno(1,2,3-cd)pyrene	ND	29	9.9	ug/kg	
78-59-1	Isophorone	ND	57	7.7	ug/kg	
91-57-6	2-Methylnaphthalene	ND	57	16	ug/kg	
88-74-4	2-Nitroaniline	ND	140	13	ug/kg	
99-09-2	3-Nitroaniline	ND	140	11	ug/kg	
100-01-6	4-Nitroaniline	ND	140	11	ug/kg	
91-20-3	Naphthalene	ND	29	7.8	ug/kg	
98-95-3	Nitrobenzene	ND	57	8.3	ug/kg	
621-64-7	N-Nitroso-di-n-propylamine	ND	57	7.0	ug/kg	
86-30-6	N-Nitrosodiphenylamine	ND	140	17	ug/kg	
85-01-8	Phenanthrene	ND	29	13	ug/kg	
129-00-0	Pyrene	ND	29	11	ug/kg	
95-94-3	1,2,4,5-Tetrachlorobenzene	ND	140	8.8	ug/kg	

Method Blank Summary

Job Number: JB70672
Account: LANGAN Langan Engineering & Environmental
Project: Carroll Gardens, 363-365 Bond Street, Brooklyn, NY

Sample	File ID	DF	Analyzed	By	Prep Date	Prep Batch	Analytical Batch
OP76137-MB1	6P8513.D	1	07/07/14	AV	07/02/14	OP76137	E6P367

The QC reported here applies to the following samples: **Method:** SW846 8270D

JB70672-1, JB70672-2, JB70672-3, JB70672-4, JB70672-7, JB70672-8, JB70672-9, JB70672-11, JB70672-12

CAS No.	Surrogate Recoveries		Limits
367-12-4	2-Fluorophenol	90%	13-110%
4165-62-2	Phenol-d5	90%	15-110%
118-79-6	2,4,6-Tribromophenol	96%	20-123%
4165-60-0	Nitrobenzene-d5	100%	10-110%
321-60-8	2-Fluorobiphenyl	91%	17-110%
1718-51-0	Terphenyl-d14	100%	30-124%

CAS No.	Tentatively Identified Compounds	R.T.	Est. Conc.	Units	Q
	system artifact/aldol-condensation	3.22	860	ug/kg	J
	Total TIC, Semi-Volatile		0	ug/kg	

Method Blank Summary

Job Number: JB70672
Account: LANGAN Langan Engineering & Environmental
Project: Carroll Gardens, 363-365 Bond Street, Brooklyn, NY

Sample	File ID	DF	Analyzed	By	Prep Date	Prep Batch	Analytical Batch
OP76137-MB1	Z93488.D	1	07/11/14	AD	07/02/14	OP76137	EZ4638

The QC reported here applies to the following samples: **Method:** SW846 8270D

JB70672-1, JB70672-2, JB70672-3, JB70672-4, JB70672-7, JB70672-8, JB70672-9, JB70672-11, JB70672-12

CAS No.	Compound	Result	RL	MDL	Units	Q
95-57-8	2-Chlorophenol	ND	57	29	ug/kg	
59-50-7	4-Chloro-3-methyl phenol	ND	140	29	ug/kg	
120-83-2	2,4-Dichlorophenol	ND	140	46	ug/kg	
105-67-9	2,4-Dimethylphenol	ND	140	48	ug/kg	
51-28-5	2,4-Dinitrophenol	ND	570	35	ug/kg	
534-52-1	4,6-Dinitro-o-cresol	ND	570	35	ug/kg	
95-48-7	2-Methylphenol	ND	57	33	ug/kg	
	3&4-Methylphenol	ND	57	36	ug/kg	
88-75-5	2-Nitrophenol	ND	140	30	ug/kg	
100-02-7	4-Nitrophenol	ND	290	48	ug/kg	
87-86-5	Pentachlorophenol	ND	290	49	ug/kg	
108-95-2	Phenol	ND	57	30	ug/kg	
58-90-2	2,3,4,6-Tetrachlorophenol	ND	140	29	ug/kg	
95-95-4	2,4,5-Trichlorophenol	ND	140	33	ug/kg	
88-06-2	2,4,6-Trichlorophenol	ND	140	27	ug/kg	
83-32-9	Acenaphthene	ND	29	8.3	ug/kg	
208-96-8	Acenaphthylene	ND	29	9.1	ug/kg	
98-86-2	Acetophenone	ND	140	5.0	ug/kg	
120-12-7	Anthracene	ND	29	10	ug/kg	
1912-24-9	Atrazine	ND	57	5.6	ug/kg	
56-55-3	Benzo(a)anthracene	ND	29	9.3	ug/kg	
50-32-8	Benzo(a)pyrene	ND	29	8.7	ug/kg	
205-99-2	Benzo(b)fluoranthene	ND	29	9.5	ug/kg	
191-24-2	Benzo(g,h,i)perylene	ND	29	11	ug/kg	
207-08-9	Benzo(k)fluoranthene	ND	29	11	ug/kg	
101-55-3	4-Bromophenyl phenyl ether	ND	57	10	ug/kg	
85-68-7	Butyl benzyl phthalate	ND	57	17	ug/kg	
92-52-4	1,1'-Biphenyl	ND	57	3.3	ug/kg	
100-52-7	Benzaldehyde	ND	140	6.6	ug/kg	
91-58-7	2-Chloronaphthalene	ND	57	8.9	ug/kg	
106-47-8	4-Chloroaniline	ND	140	9.1	ug/kg	
86-74-8	Carbazole	ND	57	13	ug/kg	
105-60-2	Caprolactam	ND	57	9.0	ug/kg	
218-01-9	Chrysene	ND	29	9.7	ug/kg	
111-91-1	bis(2-Chloroethoxy)methane	ND	57	12	ug/kg	
111-44-4	bis(2-Chloroethyl)ether	ND	57	8.6	ug/kg	

Method Blank Summary

Job Number: JB70672
Account: LANGAN Langan Engineering & Environmental
Project: Carroll Gardens, 363-365 Bond Street, Brooklyn, NY

Sample	File ID	DF	Analyzed	By	Prep Date	Prep Batch	Analytical Batch
OP76137-MB1	Z93488.D	1	07/11/14	AD	07/02/14	OP76137	EZ4638

The QC reported here applies to the following samples: **Method:** SW846 8270D

JB70672-1, JB70672-2, JB70672-3, JB70672-4, JB70672-7, JB70672-8, JB70672-9, JB70672-11, JB70672-12

CAS No.	Compound	Result	RL	MDL	Units	Q
108-60-1	bis(2-Chloroisopropyl)ether	ND	57	8.5	ug/kg	
7005-72-3	4-Chlorophenyl phenyl ether	ND	57	8.6	ug/kg	
121-14-2	2,4-Dinitrotoluene	ND	29	12	ug/kg	
606-20-2	2,6-Dinitrotoluene	ND	29	11	ug/kg	
91-94-1	3,3'-Dichlorobenzidine	ND	57	7.3	ug/kg	
123-91-1	1,4-Dioxane	ND	29	19	ug/kg	
53-70-3	Dibenzo(a,h)anthracene	ND	29	9.7	ug/kg	
132-64-9	Dibenzofuran	ND	57	8.5	ug/kg	
84-74-2	Di-n-butyl phthalate	ND	57	6.3	ug/kg	
117-84-0	Di-n-octyl phthalate	ND	57	14	ug/kg	
84-66-2	Diethyl phthalate	ND	57	9.7	ug/kg	
131-11-3	Dimethyl phthalate	ND	57	10	ug/kg	
117-81-7	bis(2-Ethylhexyl)phthalate	ND	57	25	ug/kg	
206-44-0	Fluoranthene	ND	29	13	ug/kg	
86-73-7	Fluorene	ND	29	9.4	ug/kg	
118-74-1	Hexachlorobenzene	ND	57	9.3	ug/kg	
87-68-3	Hexachlorobutadiene	ND	29	7.9	ug/kg	
77-47-4	Hexachlorocyclopentadiene	ND	290	29	ug/kg	
67-72-1	Hexachloroethane	ND	140	7.9	ug/kg	
193-39-5	Indeno(1,2,3-cd)pyrene	ND	29	9.9	ug/kg	
78-59-1	Isophorone	ND	57	7.7	ug/kg	
91-57-6	2-Methylnaphthalene	ND	57	16	ug/kg	
88-74-4	2-Nitroaniline	ND	140	13	ug/kg	
99-09-2	3-Nitroaniline	ND	140	11	ug/kg	
100-01-6	4-Nitroaniline	ND	140	11	ug/kg	
91-20-3	Naphthalene	ND	29	7.8	ug/kg	
98-95-3	Nitrobenzene	ND	57	8.3	ug/kg	
621-64-7	N-Nitroso-di-n-propylamine	ND	57	7.0	ug/kg	
86-30-6	N-Nitrosodiphenylamine	ND	140	17	ug/kg	
85-01-8	Phenanthrene	ND	29	13	ug/kg	
129-00-0	Pyrene	ND	29	11	ug/kg	
95-94-3	1,2,4,5-Tetrachlorobenzene	ND	140	8.8	ug/kg	

Method Blank Summary

Job Number: JB70672
Account: LANGAN Langan Engineering & Environmental
Project: Carroll Gardens, 363-365 Bond Street, Brooklyn, NY

Sample	File ID	DF	Analyzed	By	Prep Date	Prep Batch	Analytical Batch
OP76137-MB1	Z93488.D	1	07/11/14	AD	07/02/14	OP76137	EZ4638

The QC reported here applies to the following samples: **Method:** SW846 8270D

JB70672-1, JB70672-2, JB70672-3, JB70672-4, JB70672-7, JB70672-8, JB70672-9, JB70672-11, JB70672-12

CAS No.	Surrogate Recoveries		Limits
367-12-4	2-Fluorophenol	102%	13-110%
4165-62-2	Phenol-d5	92%	15-110%
118-79-6	2,4,6-Tribromophenol	104%	20-123%
4165-60-0	Nitrobenzene-d5	105%	10-110%
321-60-8	2-Fluorobiphenyl	106%	17-110%
1718-51-0	Terphenyl-d14	116%	30-124%

Method Blank Summary

Job Number: JB70672
Account: LANGAN Langan Engineering & Environmental
Project: Carroll Gardens, 363-365 Bond Street, Brooklyn, NY

Sample	File ID	DF	Analyzed	By	Prep Date	Prep Batch	Analytical Batch
OP76174-MB1	M106041.D	1	07/05/14	ALS	07/04/14	OP76174	EM4336

The QC reported here applies to the following samples: **Method:** SW846 8270D

JB70672-5, JB70672-10

CAS No.	Compound	Result	RL	MDL	Units	Q
95-57-8	2-Chlorophenol	ND	5.0	1.3	ug/l	
59-50-7	4-Chloro-3-methyl phenol	ND	5.0	1.3	ug/l	
120-83-2	2,4-Dichlorophenol	ND	2.0	1.6	ug/l	
105-67-9	2,4-Dimethylphenol	ND	5.0	1.8	ug/l	
51-28-5	2,4-Dinitrophenol	ND	20	6.5	ug/l	
534-52-1	4,6-Dinitro-o-cresol	ND	20	1.3	ug/l	
95-48-7	2-Methylphenol	ND	2.0	1.3	ug/l	
	3&4-Methylphenol	ND	2.0	1.1	ug/l	
88-75-5	2-Nitrophenol	ND	5.0	1.9	ug/l	
100-02-7	4-Nitrophenol	ND	10	0.91	ug/l	
87-86-5	Pentachlorophenol	ND	10	1.4	ug/l	
108-95-2	Phenol	ND	2.0	0.55	ug/l	
58-90-2	2,3,4,6-Tetrachlorophenol	ND	5.0	1.4	ug/l	
95-95-4	2,4,5-Trichlorophenol	ND	5.0	1.7	ug/l	
88-06-2	2,4,6-Trichlorophenol	ND	5.0	1.5	ug/l	
83-32-9	Acenaphthene	ND	1.0	0.30	ug/l	
208-96-8	Acenaphthylene	ND	1.0	0.20	ug/l	
98-86-2	Acetophenone	ND	2.0	0.36	ug/l	
120-12-7	Anthracene	ND	1.0	0.19	ug/l	
1912-24-9	Atrazine	ND	2.0	0.42	ug/l	
100-52-7	Benzaldehyde	ND	5.0	0.67	ug/l	
56-55-3	Benzo(a)anthracene	ND	1.0	0.22	ug/l	
50-32-8	Benzo(a)pyrene	ND	1.0	0.24	ug/l	
205-99-2	Benzo(b)fluoranthene	ND	1.0	0.22	ug/l	
191-24-2	Benzo(g,h,i)perylene	ND	1.0	0.31	ug/l	
207-08-9	Benzo(k)fluoranthene	ND	1.0	0.22	ug/l	
101-55-3	4-Bromophenyl phenyl ether	ND	2.0	0.25	ug/l	
85-68-7	Butyl benzyl phthalate	ND	2.0	0.22	ug/l	
92-52-4	1,1'-Biphenyl	ND	1.0	0.27	ug/l	
91-58-7	2-Chloronaphthalene	ND	2.0	0.34	ug/l	
106-47-8	4-Chloroaniline	ND	5.0	0.30	ug/l	
86-74-8	Carbazole	ND	1.0	0.17	ug/l	
105-60-2	Caprolactam	ND	2.0	0.41	ug/l	
218-01-9	Chrysene	ND	1.0	0.16	ug/l	
111-91-1	bis(2-Chloroethoxy)methane	ND	2.0	0.42	ug/l	
111-44-4	bis(2-Chloroethyl)ether	ND	2.0	0.43	ug/l	

Method Blank Summary

Job Number: JB70672
Account: LANGAN Langan Engineering & Environmental
Project: Carroll Gardens, 363-365 Bond Street, Brooklyn, NY

Sample	File ID	DF	Analyzed	By	Prep Date	Prep Batch	Analytical Batch
OP76174-MB1	M106041.D	1	07/05/14	ALS	07/04/14	OP76174	EM4336

The QC reported here applies to the following samples: **Method:** SW846 8270D

JB70672-5, JB70672-10

CAS No.	Compound	Result	RL	MDL	Units	Q
108-60-1	bis(2-Chloroisopropyl)ether	ND	2.0	0.41	ug/l	
7005-72-3	4-Chlorophenyl phenyl ether	ND	2.0	0.38	ug/l	
121-14-2	2,4-Dinitrotoluene	ND	1.0	0.32	ug/l	
606-20-2	2,6-Dinitrotoluene	ND	1.0	0.26	ug/l	
91-94-1	3,3'-Dichlorobenzidine	ND	2.0	0.56	ug/l	
123-91-1	1,4-Dioxane	ND	1.0	0.72	ug/l	
53-70-3	Dibenzo(a,h)anthracene	ND	1.0	0.28	ug/l	
132-64-9	Dibenzofuran	ND	5.0	0.23	ug/l	
84-74-2	Di-n-butyl phthalate	ND	2.0	0.58	ug/l	
117-84-0	Di-n-octyl phthalate	ND	2.0	0.25	ug/l	
84-66-2	Diethyl phthalate	ND	2.0	0.23	ug/l	
131-11-3	Dimethyl phthalate	ND	2.0	0.26	ug/l	
117-81-7	bis(2-Ethylhexyl)phthalate	ND	2.0	0.55	ug/l	
206-44-0	Fluoranthene	ND	1.0	0.16	ug/l	
86-73-7	Fluorene	ND	1.0	0.27	ug/l	
118-74-1	Hexachlorobenzene	ND	1.0	0.46	ug/l	
87-68-3	Hexachlorobutadiene	ND	1.0	0.39	ug/l	
77-47-4	Hexachlorocyclopentadiene	ND	10	0.48	ug/l	
67-72-1	Hexachloroethane	ND	2.0	0.29	ug/l	
193-39-5	Indeno(1,2,3-cd)pyrene	ND	1.0	0.40	ug/l	
78-59-1	Isophorone	ND	2.0	0.34	ug/l	
91-57-6	2-Methylnaphthalene	ND	1.0	0.29	ug/l	
88-74-4	2-Nitroaniline	ND	5.0	0.32	ug/l	
99-09-2	3-Nitroaniline	ND	5.0	0.26	ug/l	
100-01-6	4-Nitroaniline	ND	5.0	0.30	ug/l	
91-20-3	Naphthalene	ND	1.0	0.27	ug/l	
98-95-3	Nitrobenzene	ND	2.0	0.52	ug/l	
621-64-7	N-Nitroso-di-n-propylamine	ND	2.0	0.38	ug/l	
86-30-6	N-Nitrosodiphenylamine	ND	5.0	0.21	ug/l	
85-01-8	Phenanthrene	ND	1.0	0.19	ug/l	
129-00-0	Pyrene	ND	1.0	0.19	ug/l	
95-94-3	1,2,4,5-Tetrachlorobenzene	ND	2.0	0.44	ug/l	

Method Blank Summary

Job Number: JB70672
Account: LANGAN Langan Engineering & Environmental
Project: Carroll Gardens, 363-365 Bond Street, Brooklyn, NY

Sample	File ID	DF	Analyzed	By	Prep Date	Prep Batch	Analytical Batch
OP76174-MB1	M106041.D	1	07/05/14	ALS	07/04/14	OP76174	EM4336

The QC reported here applies to the following samples: **Method:** SW846 8270D

JB70672-5, JB70672-10

CAS No.	Surrogate Recoveries		Limits
367-12-4	2-Fluorophenol	50%	10-110%
4165-62-2	Phenol-d5	33%	10-110%
118-79-6	2,4,6-Tribromophenol	87%	29-139%
4165-60-0	Nitrobenzene-d5	81%	28-131%
321-60-8	2-Fluorobiphenyl	76%	30-121%
1718-51-0	Terphenyl-d14	84%	16-147%

CAS No.	Tentatively Identified Compounds	R.T.	Est. Conc.	Units	Q
	Total TIC, Semi-Volatile		0	ug/l	

Blank Spike Summary

Job Number: JB70672
Account: LANGAN Langan Engineering & Environmental
Project: Carroll Gardens, 363-365 Bond Street, Brooklyn, NY

Sample	File ID	DF	Analyzed	By	Prep Date	Prep Batch	Analytical Batch
OP76137-BS1	6P8514.D	1	07/07/14	AV	07/02/14	OP76137	E6P367

The QC reported here applies to the following samples: **Method:** SW846 8270D

JB70672-1, JB70672-2, JB70672-3, JB70672-4, JB70672-7, JB70672-8, JB70672-9, JB70672-11, JB70672-12

CAS No.	Compound	Spike ug/kg	BSP ug/kg	BSP %	Limits
95-57-8	2-Chlorophenol	1430	1230	86	37-110
59-50-7	4-Chloro-3-methyl phenol	1430	1320	92	44-125
120-83-2	2,4-Dichlorophenol	1430	1310	92	41-120
105-67-9	2,4-Dimethylphenol	1430	1580	111	43-137
51-28-5	2,4-Dinitrophenol	2860	1950	68	21-147
534-52-1	4,6-Dinitro-o-cresol	1430	1120	78	37-136
95-48-7	2-Methylphenol	1430	1330	93	40-110
	3&4-Methylphenol	1430	1310	92	39-111
88-75-5	2-Nitrophenol	1430	1320	92	36-117
100-02-7	4-Nitrophenol	1430	1610	113	26-143
87-86-5	Pentachlorophenol	1430	1160	81	21-123
108-95-2	Phenol	1430	1220	85	36-112
58-90-2	2,3,4,6-Tetrachlorophenol	1430	1240	87	40-121
95-95-4	2,4,5-Trichlorophenol	1430	1330	93	48-120
88-06-2	2,4,6-Trichlorophenol	1430	1350	95	48-119
83-32-9	Acenaphthene	1430	1150	81	46-110
208-96-8	Acenaphthylene	1430	964	67	43-103
98-86-2	Acetophenone	1430	1260	88	35-120
120-12-7	Anthracene	1430	1140	80	56-118
1912-24-9	Atrazine	1430	1380	97	57-151
56-55-3	Benzo(a)anthracene	1430	1170	82	56-117
50-32-8	Benzo(a)pyrene	1430	1140	80	56-124
205-99-2	Benzo(b)fluoranthene	1430	1240	87	53-127
191-24-2	Benzo(g,h,i)perylene	1430	935	65	52-126
207-08-9	Benzo(k)fluoranthene	1430	1080	76	51-122
101-55-3	4-Bromophenyl phenyl ether	1430	1260	88	51-121
85-68-7	Butyl benzyl phthalate	1430	1310	92	52-133
92-52-4	1,1'-Biphenyl	1430	1200	84	42-122
100-52-7	Benzaldehyde	1430	857	60	30-119
91-58-7	2-Chloronaphthalene	1430	1120	78	42-110
106-47-8	4-Chloroaniline	1430	664	46	32-102
86-74-8	Carbazole	1430	1060	74	53-119
105-60-2	Caprolactam	1430	1240	87	35-144
218-01-9	Chrysene	1430	1180	83	54-121
111-91-1	bis(2-Chloroethoxy)methane	1430	1250	88	40-118
111-44-4	bis(2-Chloroethyl)ether	1430	1190	83	33-110

* = Outside of Control Limits.

Blank Spike Summary

Job Number: JB70672
Account: LANGAN Langan Engineering & Environmental
Project: Carroll Gardens, 363-365 Bond Street, Brooklyn, NY

Sample	File ID	DF	Analyzed	By	Prep Date	Prep Batch	Analytical Batch
OP76137-BS1	6P8514.D	1	07/07/14	AV	07/02/14	OP76137	E6P367

The QC reported here applies to the following samples: **Method:** SW846 8270D

JB70672-1, JB70672-2, JB70672-3, JB70672-4, JB70672-7, JB70672-8, JB70672-9, JB70672-11, JB70672-12

CAS No.	Compound	Spike ug/kg	BSP ug/kg	BSP %	Limits
108-60-1	bis(2-Chloroisopropyl)ether	1430	1140	80	30-108
7005-72-3	4-Chlorophenyl phenyl ether	1430	1180	83	48-116
121-14-2	2,4-Dinitrotoluene	1430	1210	85	51-126
606-20-2	2,6-Dinitrotoluene	1430	1190	83	52-126
91-94-1	3,3'-Dichlorobenzidine	2860	1800	63	49-115
123-91-1	1,4-Dioxane	1430	969	68	10-110
53-70-3	Dibenzo(a,h)anthracene	1430	1080	76	53-126
132-64-9	Dibenzofuran	1430	1080	76	45-114
84-74-2	Di-n-butyl phthalate	1430	1220	85	56-125
117-84-0	Di-n-octyl phthalate	1430	1450	102	49-145
84-66-2	Diethyl phthalate	1430	1130	79	52-118
131-11-3	Dimethyl phthalate	1430	1170	82	54-114
117-81-7	bis(2-Ethylhexyl)phthalate	1430	1370	96	52-138
206-44-0	Fluoranthene	1430	1120	78	55-119
86-73-7	Fluorene	1430	1140	80	51-114
118-74-1	Hexachlorobenzene	1430	1150	81	47-122
87-68-3	Hexachlorobutadiene	1430	1320	92	28-117
77-47-4	Hexachlorocyclopentadiene	2860	2760	97	22-126
67-72-1	Hexachloroethane	1430	1220	85	28-103
193-39-5	Indeno(1,2,3-cd)pyrene	1430	1090	76	53-128
78-59-1	Isophorone	1430	1170	82	37-117
91-57-6	2-Methylnaphthalene	1430	1090	76	34-114
88-74-4	2-Nitroaniline	1430	1250	88	46-135
99-09-2	3-Nitroaniline	1430	778	54	44-114
100-01-6	4-Nitroaniline	1430	1020	71	44-128
91-20-3	Naphthalene	1430	1110	78	37-104
98-95-3	Nitrobenzene	1430	1290	90	34-117
621-64-7	N-Nitroso-di-n-propylamine	1430	1230	86	35-115
86-30-6	N-Nitrosodiphenylamine	1430	1210	85	51-114
85-01-8	Phenanthrene	1430	1110	78	55-113
129-00-0	Pyrene	1430	1230	86	54-120
95-94-3	1,2,4,5-Tetrachlorobenzene	1430	1140	80	38-112

* = Outside of Control Limits.

Blank Spike Summary

Job Number: JB70672
Account: LANGAN Langan Engineering & Environmental
Project: Carroll Gardens, 363-365 Bond Street, Brooklyn, NY

Sample	File ID	DF	Analyzed	By	Prep Date	Prep Batch	Analytical Batch
OP76137-BS1	6P8514.D	1	07/07/14	AV	07/02/14	OP76137	E6P367

The QC reported here applies to the following samples: **Method:** SW846 8270D

JB70672-1, JB70672-2, JB70672-3, JB70672-4, JB70672-7, JB70672-8, JB70672-9, JB70672-11, JB70672-12

CAS No.	Surrogate Recoveries	BSP	Limits
367-12-4	2-Fluorophenol	77%	13-110%
4165-62-2	Phenol-d5	76%	15-110%
118-79-6	2,4,6-Tribromophenol	90%	20-123%
4165-60-0	Nitrobenzene-d5	90%	10-110%
321-60-8	2-Fluorobiphenyl	80%	17-110%
1718-51-0	Terphenyl-d14	89%	30-124%

* = Outside of Control Limits.

Blank Spike Summary

Job Number: JB70672
Account: LANGAN Langan Engineering & Environmental
Project: Carroll Gardens, 363-365 Bond Street, Brooklyn, NY

Sample	File ID	DF	Analyzed	By	Prep Date	Prep Batch	Analytical Batch
OP76137-BS1	Z93489.D	1	07/11/14	AD	07/02/14	OP76137	EZ4638

The QC reported here applies to the following samples: **Method:** SW846 8270D

JB70672-1, JB70672-2, JB70672-3, JB70672-4, JB70672-7, JB70672-8, JB70672-9, JB70672-11, JB70672-12

CAS No.	Compound	Spike ug/kg	BSP ug/kg	BSP %	Limits
95-57-8	2-Chlorophenol	1430	1520	106	37-110
59-50-7	4-Chloro-3-methyl phenol	1430	1600	112	44-125
120-83-2	2,4-Dichlorophenol	1430	1670	117	41-120
105-67-9	2,4-Dimethylphenol	1430	1880	132	43-137
51-28-5	2,4-Dinitrophenol	2860	2810	98	21-147
534-52-1	4,6-Dinitro-o-cresol	1430	1460	102	37-136
95-48-7	2-Methylphenol	1430	1490	104	40-110
	3&4-Methylphenol	1430	1410	99	39-111
88-75-5	2-Nitrophenol	1430	1570	110	36-117
100-02-7	4-Nitrophenol	1430	2160	151* [a]	26-143
87-86-5	Pentachlorophenol	1430	1430	100	21-123
108-95-2	Phenol	1430	1450	102	36-112
58-90-2	2,3,4,6-Tetrachlorophenol	1430	1550	109	40-121
95-95-4	2,4,5-Trichlorophenol	1430	1620	113	48-120
88-06-2	2,4,6-Trichlorophenol	1430	1770	124* [a]	48-119
83-32-9	Acenaphthene	1430	1570	110	46-110
208-96-8	Acenaphthylene	1430	1230	86	43-103
98-86-2	Acetophenone	1430	1440	101	35-120
120-12-7	Anthracene	1430	1470	103	56-118
1912-24-9	Atrazine	1430	1530	107	57-151
56-55-3	Benzo(a)anthracene	1430	1280	90	56-117
50-32-8	Benzo(a)pyrene	1430	1510	106	56-124
205-99-2	Benzo(b)fluoranthene	1430	1620	113	53-127
191-24-2	Benzo(g,h,i)perylene	1430	1640	115	52-126
207-08-9	Benzo(k)fluoranthene	1430	1430	100	51-122
101-55-3	4-Bromophenyl phenyl ether	1430	1580	111	51-121
85-68-7	Butyl benzyl phthalate	1430	1430	100	52-133
92-52-4	1,1'-Biphenyl	1430	1730	121	42-122
100-52-7	Benzaldehyde	1430	861	60	30-119
91-58-7	2-Chloronaphthalene	1430	1620	113* [a]	42-110
106-47-8	4-Chloroaniline	1430	864	60	32-102
86-74-8	Carbazole	1430	1380	97	53-119
105-60-2	Caprolactam	1430	1470	103	35-144
218-01-9	Chrysene	1430	1400	98	54-121
111-91-1	bis(2-Chloroethoxy)methane	1430	1490	104	40-118
111-44-4	bis(2-Chloroethyl)ether	1430	1320	92	33-110

* = Outside of Control Limits.

Blank Spike Summary

Job Number: JB70672
Account: LANGAN Langan Engineering & Environmental
Project: Carroll Gardens, 363-365 Bond Street, Brooklyn, NY

Sample	File ID	DF	Analyzed	By	Prep Date	Prep Batch	Analytical Batch
OP76137-BS1	Z93489.D	1	07/11/14	AD	07/02/14	OP76137	EZ4638

The QC reported here applies to the following samples: **Method:** SW846 8270D

JB70672-1, JB70672-2, JB70672-3, JB70672-4, JB70672-7, JB70672-8, JB70672-9, JB70672-11, JB70672-12

CAS No.	Compound	Spike ug/kg	BSP ug/kg	BSP %	Limits
108-60-1	bis(2-Chloroisopropyl)ether	1430	1290	90	30-108
7005-72-3	4-Chlorophenyl phenyl ether	1430	1540	108	48-116
121-14-2	2,4-Dinitrotoluene	1430	1450	102	51-126
606-20-2	2,6-Dinitrotoluene	1430	1430	100	52-126
91-94-1	3,3'-Dichlorobenzidine	2860	2110	74	49-115
123-91-1	1,4-Dioxane	1430	1670	117* [a]	10-110
53-70-3	Dibenzo(a,h)anthracene	1430	1710	120	53-126
132-64-9	Dibenzofuran	1430	1420	99	45-114
84-74-2	Di-n-butyl phthalate	1430	1530	107	56-125
117-84-0	Di-n-octyl phthalate	1430	1650	116	49-145
84-66-2	Diethyl phthalate	1430	1610	113	52-118
131-11-3	Dimethyl phthalate	1430	1500	105	54-114
117-81-7	bis(2-Ethylhexyl)phthalate	1430	1490	104	52-138
206-44-0	Fluoranthene	1430	1410	99	55-119
86-73-7	Fluorene	1430	1550	109	51-114
118-74-1	Hexachlorobenzene	1430	1410	99	47-122
87-68-3	Hexachlorobutadiene	1430	1500	105	28-117
77-47-4	Hexachlorocyclopentadiene	2860	3200	112	22-126
67-72-1	Hexachloroethane	1430	1380	97	28-103
193-39-5	Indeno(1,2,3-cd)pyrene	1430	1600	112	53-128
78-59-1	Isophorone	1430	1390	97	37-117
91-57-6	2-Methylnaphthalene	1430	1370	96	34-114
88-74-4	2-Nitroaniline	1430	1660	116	46-135
99-09-2	3-Nitroaniline	1430	1060	74	44-114
100-01-6	4-Nitroaniline	1430	1350	95	44-128
91-20-3	Naphthalene	1430	1440	101	37-104
98-95-3	Nitrobenzene	1430	1520	106	34-117
621-64-7	N-Nitroso-di-n-propylamine	1430	1350	95	35-115
86-30-6	N-Nitrosodiphenylamine	1430	1540	108	51-114
85-01-8	Phenanthrene	1430	1440	101	55-113
129-00-0	Pyrene	1430	1340	94	54-120
95-94-3	1,2,4,5-Tetrachlorobenzene	1430	1400	98	38-112

* = Outside of Control Limits.

Blank Spike Summary

Job Number: JB70672
Account: LANGAN Langan Engineering & Environmental
Project: Carroll Gardens, 363-365 Bond Street, Brooklyn, NY

Sample	File ID	DF	Analyzed	By	Prep Date	Prep Batch	Analytical Batch
OP76137-BS1	Z93489.D	1	07/11/14	AD	07/02/14	OP76137	EZ4638

The QC reported here applies to the following samples: **Method:** SW846 8270D

JB70672-1, JB70672-2, JB70672-3, JB70672-4, JB70672-7, JB70672-8, JB70672-9, JB70672-11, JB70672-12

CAS No.	Surrogate Recoveries	BSP	Limits
367-12-4	2-Fluorophenol	102%	13-110%
4165-62-2	Phenol-d5	94%	15-110%
118-79-6	2,4,6-Tribromophenol	109%	20-123%
4165-60-0	Nitrobenzene-d5	105%	10-110%
321-60-8	2-Fluorobiphenyl	106%	17-110%
1718-51-0	Terphenyl-d14	96%	30-124%

(a) Outside of in house control limits.

* = Outside of Control Limits.

Blank Spike Summary

Job Number: JB70672
Account: LANGAN Langan Engineering & Environmental
Project: Carroll Gardens, 363-365 Bond Street, Brooklyn, NY

Sample	File ID	DF	Analyzed	By	Prep Date	Prep Batch	Analytical Batch
OP76174-BS1	M106042.D	1	07/05/14	ALS	07/04/14	OP76174	EM4336

The QC reported here applies to the following samples: **Method:** SW846 8270D

JB70672-5, JB70672-10

CAS No.	Compound	Spike ug/l	BSP ug/l	BSP %	Limits
95-57-8	2-Chlorophenol	50	45.5	91	42-110
59-50-7	4-Chloro-3-methyl phenol	50	55.8	112	49-120
120-83-2	2,4-Dichlorophenol	50	55.7	111	47-114
105-67-9	2,4-Dimethylphenol	50	53.5	107	48-129
51-28-5	2,4-Dinitrophenol	100	110	110	26-153
534-52-1	4,6-Dinitro-o-cresol	50	58.0	116	44-132
95-48-7	2-Methylphenol	50	47.8	96	39-110
	3&4-Methylphenol	50	46.2	92	36-110
88-75-5	2-Nitrophenol	50	53.3	107	45-110
100-02-7	4-Nitrophenol	50	40.0	80	10-110
87-86-5	Pentachlorophenol	50	38.9	78	32-122
108-95-2	Phenol	50	27.3	55	10-110
58-90-2	2,3,4,6-Tetrachlorophenol	50	53.5	107	47-119
95-95-4	2,4,5-Trichlorophenol	50	54.1	108	52-119
88-06-2	2,4,6-Trichlorophenol	50	56.8	114	51-118
83-32-9	Acenaphthene	50	43.3	87	46-108
208-96-8	Acenaphthylene	50	36.7	73	44-101
98-86-2	Acetophenone	50	47.1	94	39-125
120-12-7	Anthracene	50	46.9	94	60-117
1912-24-9	Atrazine	50	64.8	130	58-153
100-52-7	Benzaldehyde	50	50.8	102	32-119
56-55-3	Benzo(a)anthracene	50	47.8	96	59-116
50-32-8	Benzo(a)pyrene	50	49.1	98	61-122
205-99-2	Benzo(b)fluoranthene	50	50.2	100	56-129
191-24-2	Benzo(g,h,i)perylene	50	47.6	95	54-126
207-08-9	Benzo(k)fluoranthene	50	49.4	99	53-124
101-55-3	4-Bromophenyl phenyl ether	50	43.1	86	55-120
85-68-7	Butyl benzyl phthalate	50	57.9	116	42-138
92-52-4	1,1'-Biphenyl	50	45.3	91	41-123
91-58-7	2-Chloronaphthalene	50	38.1	76	38-107
106-47-8	4-Chloroaniline	50	35.2	70	38-110
86-74-8	Carbazole	50	47.7	95	55-121
105-60-2	Caprolactam	50	15.8	32	10-113
218-01-9	Chrysene	50	49.8	100	58-121
111-91-1	bis(2-Chloroethoxy)methane	50	48.4	97	48-117
111-44-4	bis(2-Chloroethyl)ether	50	45.1	90	40-108

* = Outside of Control Limits.

Blank Spike Summary

Job Number: JB70672
Account: LANGAN Langan Engineering & Environmental
Project: Carroll Gardens, 363-365 Bond Street, Brooklyn, NY

Sample	File ID	DF	Analyzed	By	Prep Date	Prep Batch	Analytical Batch
OP76174-BS1	M106042.D	1	07/05/14	ALS	07/04/14	OP76174	EM4336

The QC reported here applies to the following samples: **Method:** SW846 8270D

JB70672-5, JB70672-10

CAS No.	Compound	Spike ug/l	BSP ug/l	BSP %	Limits
108-60-1	bis(2-Chloroisopropyl)ether	50	45.0	90	37-107
7005-72-3	4-Chlorophenyl phenyl ether	50	43.7	87	48-117
121-14-2	2,4-Dinitrotoluene	50	55.3	111	53-129
606-20-2	2,6-Dinitrotoluene	50	54.1	108	57-126
91-94-1	3,3'-Dichlorobenzidine	100	62.3	62	41-109
123-91-1	1,4-Dioxane	50	19.8	40	10-110
53-70-3	Dibenzo(a,h)anthracene	50	47.6	95	57-126
132-64-9	Dibenzofuran	50	42.8	86	46-112
84-74-2	Di-n-butyl phthalate	50	52.8	106	54-127
117-84-0	Di-n-octyl phthalate	50	61.3	123	55-142
84-66-2	Diethyl phthalate	50	50.7	101	35-130
131-11-3	Dimethyl phthalate	50	50.5	101	26-132
117-81-7	bis(2-Ethylhexyl)phthalate	50	61.5	123	58-135
206-44-0	Fluoranthene	50	49.1	98	59-120
86-73-7	Fluorene	50	46.1	92	53-114
118-74-1	Hexachlorobenzene	50	40.8	82	52-120
87-68-3	Hexachlorobutadiene	50	29.7	59	10-111
77-47-4	Hexachlorocyclopentadiene	100	61.7	62	10-116
67-72-1	Hexachloroethane	50	29.4	59	14-110
193-39-5	Indeno(1,2,3-cd)pyrene	50	47.4	95	56-127
78-59-1	Isophorone	50	45.7	91	45-119
91-57-6	2-Methylnaphthalene	50	39.7	79	30-112
88-74-4	2-Nitroaniline	50	52.3	105	46-136
99-09-2	3-Nitroaniline	50	43.3	87	46-113
100-01-6	4-Nitroaniline	50	47.9	96	47-129
91-20-3	Naphthalene	50	38.5	77	35-101
98-95-3	Nitrobenzene	50	45.1	90	40-115
621-64-7	N-Nitroso-di-n-propylamine	50	47.6	95	40-118
86-30-6	N-Nitrosodiphenylamine	50	48.5	97	54-112
85-01-8	Phenanthrene	50	45.3	91	58-113
129-00-0	Pyrene	50	50.1	100	56-120
95-94-3	1,2,4,5-Tetrachlorobenzene	50	35.9	72	28-111

* = Outside of Control Limits.

Blank Spike Summary

Job Number: JB70672
Account: LANGAN Langan Engineering & Environmental
Project: Carroll Gardens, 363-365 Bond Street, Brooklyn, NY

Sample	File ID	DF	Analyzed	By	Prep Date	Prep Batch	Analytical Batch
OP76174-BS1	M106042.D	1	07/05/14	ALS	07/04/14	OP76174	EM4336

The QC reported here applies to the following samples: **Method:** SW846 8270D

JB70672-5, JB70672-10

CAS No.	Surrogate Recoveries	BSP	Limits
367-12-4	2-Fluorophenol	64%	10-110%
4165-62-2	Phenol-d5	48%	10-110%
118-79-6	2,4,6-Tribromophenol	109%	29-139%
4165-60-0	Nitrobenzene-d5	97%	28-131%
321-60-8	2-Fluorobiphenyl	91%	30-121%
1718-51-0	Terphenyl-d14	101%	16-147%

* = Outside of Control Limits.

Matrix Spike/Matrix Spike Duplicate Summary

Job Number: JB70672
Account: LANGAN Langan Engineering & Environmental
Project: Carroll Gardens, 363-365 Bond Street, Brooklyn, NY

Sample	File ID	DF	Analyzed	By	Prep Date	Prep Batch	Analytical Batch
OP76137-MS	Z93490.D	1	07/11/14	AD	07/02/14	OP76137	EZ4638
OP76137-MSD	Z93491.D	1	07/11/14	AD	07/02/14	OP76137	EZ4638
JB70672-12	Z93500.D	1	07/11/14	AD	07/02/14	OP76137	EZ4638
JB70672-12 [a]	Z93518.D	1	07/11/14	AV	07/02/14	OP76137	EZ4639

The QC reported here applies to the following samples: **Method:** SW846 8270D

JB70672-1, JB70672-2, JB70672-3, JB70672-4, JB70672-7, JB70672-8, JB70672-9, JB70672-11, JB70672-12

CAS No.	Compound	JB70672-12 ug/kg	Q	Spike ug/kg	MS ug/kg	MS %	Spike ug/kg	MSD ug/kg	MSD %	RPD	Limits Rec/RPD
95-57-8	2-Chlorophenol	ND		2810	2570	91	2710	2250	83	13	16-104/44
59-50-7	4-Chloro-3-methyl phenol	ND		2810	2810	100	2710	2370	88	17	25-118/41
120-83-2	2,4-Dichlorophenol	ND		2810	3000	107	2710	2500	92	18	20-111/42
105-67-9	2,4-Dimethylphenol	ND		2810	3370	120	2710	2930	108	14	21-124/40
51-28-5	2,4-Dinitrophenol	ND		5620	4870	87	5410	4090	76	17	10-110/54
534-52-1	4,6-Dinitro-o-cresol	ND		2810	3090	110	2710	2330	86	28	10-111/55
95-48-7	2-Methylphenol	ND		2810	2490	89	2710	2330	86	7	19-105/42
	3&4-Methylphenol	ND		2810	2470	88	2710	2140	79	14	17-108/43
88-75-5	2-Nitrophenol	ND		2810	2680	95	2710	2280	84	16	11-103/44
100-02-7	4-Nitrophenol	ND		2810	4500	160* [b]	2710	3570	132	23	10-141/48
87-86-5	Pentachlorophenol	ND		2810	2760	98	2710	2310	85	18	10-114/47
108-95-2	Phenol	ND		2810	2530	90	2710	2200	81	14	16-105/42
58-90-2	2,3,4,6-Tetrachlorophenol	ND		2810	3040	108	2710	2520	93	19	20-116/42
95-95-4	2,4,5-Trichlorophenol	ND		2810	3360	120* [b]	2710	2710	100	21	24-116/42
88-06-2	2,4,6-Trichlorophenol	ND		2810	3610	128* [b]	2710	2800	103	25	21-117/40
83-32-9	Acenaphthene	ND		2810	3030	108* [b]	2710	2370	88	24	25-106/38
208-96-8	Acenaphthylene	ND		2810	2340	83	2710	1890	70	21	21-110/39
98-86-2	Acetophenone	ND		2810	2420	86	2710	2180	81	10	13-117/43
120-12-7	Anthracene	ND		2810	2980	106	2710	2340	86	24	27-123/40
1912-24-9	Atrazine	ND		2810	2940	105	2710	2390	88	21	31-147/39
56-55-3	Benzo(a)anthracene	ND		2810	2590	92	2710	2080	77	22	22-127/44
50-32-8	Benzo(a)pyrene	ND		2810	3040	107	2710	2350	85	26	22-132/42
205-99-2	Benzo(b)fluoranthene	ND		2810	3250	116	2710	2470	91	27	17-141/45
191-24-2	Benzo(g,h,i)perylene	ND		2810	3790	135* [b]	2710	2720	101	33	23-129/42
207-08-9	Benzo(k)fluoranthene	ND		2810	3110	111	2710	2450	91	24	20-124/44
101-55-3	4-Bromophenyl phenyl ether	ND		2810	3160	112	2710	2410	89	27	30-116/38
85-68-7	Butyl benzyl phthalate	ND		2810	2810	100	2710	2210	82	24	26-134/40
92-52-4	1,1'-Biphenyl	ND		2810	3360	120* [b]	2710	2720	101	21	22-114/41
100-52-7	Benzaldehyde	ND		2810	2260	80	2710	1960	72	14	10-115/42
91-58-7	2-Chloronaphthalene	ND		2810	3130	111* [b]	2710	2420	89	26	24-101/40
106-47-8	4-Chloroaniline	ND		2810	2270	81	2710	1830	68	21	15-110/44
86-74-8	Carbazole	ND		2810	2510	89	2710	2050	76	20	27-123/38
105-60-2	Caprolactam	ND		2810	2390	85	2710	2210	82	8	10-141/42
218-01-9	Chrysene	ND		2810	2790	99	2710	2260	84	21	21-131/42
111-91-1	bis(2-Chloroethoxy)methane	ND		2810	2600	93	2710	2200	81	17	21-108/40
111-44-4	bis(2-Chloroethyl)ether	ND		2810	2190	78	2710	1900	70	14	13-104/44

* = Outside of Control Limits.

Matrix Spike/Matrix Spike Duplicate Summary

Job Number: JB70672
Account: LANGAN Langan Engineering & Environmental
Project: Carroll Gardens, 363-365 Bond Street, Brooklyn, NY

Sample	File ID	DF	Analyzed	By	Prep Date	Prep Batch	Analytical Batch
OP76137-MS	Z93490.D	1	07/11/14	AD	07/02/14	OP76137	EZ4638
OP76137-MSD	Z93491.D	1	07/11/14	AD	07/02/14	OP76137	EZ4638
JB70672-12	Z93500.D	1	07/11/14	AD	07/02/14	OP76137	EZ4638
JB70672-12 [a]	Z93518.D	1	07/11/14	AV	07/02/14	OP76137	EZ4639

The QC reported here applies to the following samples: **Method:** SW846 8270D

JB70672-1, JB70672-2, JB70672-3, JB70672-4, JB70672-7, JB70672-8, JB70672-9, JB70672-11, JB70672-12

CAS No.	Compound	JB70672-12 ug/kg	Q	Spike ug/kg	MS ug/kg	MS %	Spike ug/kg	MSD ug/kg	MSD %	RPD	Limits Rec/RPD
108-60-1	bis(2-Chloroisopropyl)ether	ND		2810	2090	74	2710	1870	69	11	13-110/42
7005-72-3	4-Chlorophenyl phenyl ether	ND		2810	2870	102	2710	2310	85	22	27-111/38
121-14-2	2,4-Dinitrotoluene	ND		2810	2840	101	2710	2160	80	27	20-124/40
606-20-2	2,6-Dinitrotoluene	ND		2810	2800	100	2710	2290	85	20	24-122/38
91-94-1	3,3'-Dichlorobenzidine	ND		5620	5160	92	5410	4120	76	22	10-121/45
123-91-1	1,4-Dioxane	ND		2810	2600	93	2710	1780	66	37	10-110/48
53-70-3	Dibenzo(a,h)anthracene	ND		2810	3730	133* [b]	2710	2710	100	32	26-129/42
132-64-9	Dibenzofuran	ND		2810	2730	97	2710	2160	80	23	21-114/39
84-74-2	Di-n-butyl phthalate	ND		2810	2770	99	2710	2280	84	19	29-127/39
117-84-0	Di-n-octyl phthalate	ND		2810	3140	112	2710	2430	90	25	25-140/43
84-66-2	Diethyl phthalate	ND		2810	3020	107	2710	2390	88	23	32-115/37
131-11-3	Dimethyl phthalate	ND		2810	2930	104	2710	2380	88	21	29-115/37
117-81-7	bis(2-Ethylhexyl)phthalate	ND		2810	3140	112	2710	2410	89	26	26-140/43
206-44-0	Fluoranthene	ND		2810	2250	80	2710	1920	71	16	16-134/44
86-73-7	Fluorene	ND		2810	2900	103	2710	2260	84	25	24-116/39
118-74-1	Hexachlorobenzene	ND		2810	2910	104	2710	2240	83	26	24-118/41
87-68-3	Hexachlorobutadiene	ND		2810	2520	90	2710	2140	79	16	15-110/42
77-47-4	Hexachlorocyclopentadiene	ND		5620	4830	86	5410	3750	69	25	10-110/52
67-72-1	Hexachloroethane	ND		2810	2180	78	2710	1990	74	9	11-110/46
193-39-5	Indeno(1,2,3-cd)pyrene	ND		2810	3420	122	2710	2140	79	46* [c]	23-132/43
78-59-1	Isophorone	ND		2810	2500	89	2710	2130	79	16	22-105/41
91-57-6	2-Methylnaphthalene	ND		2810	2300	82	2710	1920	71	18	16-108/40
88-74-4	2-Nitroaniline	ND		2810	3270	116	2710	2590	96	23	23-130/39
99-09-2	3-Nitroaniline	ND		2810	2500	89	2710	2090	77	18	19-116/40
100-01-6	4-Nitroaniline	ND		2810	2360	84	2710	1900	70	22	18-124/42
91-20-3	Naphthalene	ND		2810	2400	85	2710	2080	77	14	13-103/41
98-95-3	Nitrobenzene	ND		2810	2590	92	2710	2270	84	13	14-109/41
621-64-7	N-Nitroso-di-n-propylamine	ND		2810	2260	80	2710	2040	75	10	11-113/41
86-30-6	N-Nitrosodiphenylamine	ND		2810	3340	119	2710	2560	95	26	26-119/38
85-01-8	Phenanthrene	ND		2810	2840	101	2710	2260	84	23	19-126/42
129-00-0	Pyrene	ND		2810	2900	103	2710	2090	77	32	17-136/45
95-94-3	1,2,4,5-Tetrachlorobenzene	ND		2810	2690	96	2710	2180	81	21	22-110/41

* = Outside of Control Limits.

Matrix Spike/Matrix Spike Duplicate Summary

Job Number: JB70672
Account: LANGAN Langan Engineering & Environmental
Project: Carroll Gardens, 363-365 Bond Street, Brooklyn, NY

Sample	File ID	DF	Analyzed	By	Prep Date	Prep Batch	Analytical Batch
OP76137-MS	Z93490.D	1	07/11/14	AD	07/02/14	OP76137	EZ4638
OP76137-MSD	Z93491.D	1	07/11/14	AD	07/02/14	OP76137	EZ4638
JB70672-12	Z93500.D	1	07/11/14	AD	07/02/14	OP76137	EZ4638
JB70672-12 [a]	Z93518.D	1	07/11/14	AV	07/02/14	OP76137	EZ4639

The QC reported here applies to the following samples: **Method:** SW846 8270D

JB70672-1, JB70672-2, JB70672-3, JB70672-4, JB70672-7, JB70672-8, JB70672-9, JB70672-11, JB70672-12

CAS No.	Surrogate Recoveries	MS	MSD	JB70672-12	JB70672-12	Limits
367-12-4	2-Fluorophenol	81%	73%	87%	79%	13-110%
4165-62-2	Phenol-d5	80%	73%	77%	74%	15-110%
118-79-6	2,4,6-Tribromophenol	119%	92%	116%	117%	20-123%
4165-60-0	Nitrobenzene-d5	89%	82%	97%	96%	10-110%
321-60-8	2-Fluorobiphenyl	103%	87%	100%	99%	17-110%
1718-51-0	Terphenyl-d14	97%	74%	118%	122%	30-124%

(a) Confirmation run for internal standard areas.
(b) Outside of in house control limits, but within the marginal exceedance limits.
(c) Analytical precision exceeds in-house control limits.

* = Outside of Control Limits.

Matrix Spike/Matrix Spike Duplicate Summary

Job Number: JB70672
Account: LANGAN Langan Engineering & Environmental
Project: Carroll Gardens, 363-365 Bond Street, Brooklyn, NY

Sample	File ID	DF	Analyzed	By	Prep Date	Prep Batch	Analytical Batch
OP76174-MS	M106060.D	1	07/05/14	ALS	07/04/14	OP76174	EM4336
OP76174-MSD	M106061.D	1	07/05/14	ALS	07/04/14	OP76174	EM4336
JB70753-1	M106044.D	1	07/05/14	ALS	07/04/14	OP76174	EM4336

The QC reported here applies to the following samples: **Method:** SW846 8270D

JB70672-5, JB70672-10

CAS No.	Compound	JB70753-1 ug/l	Q	Spike ug/l	MS ug/l	MS %	Spike ug/l	MSD ug/l	MSD %	RPD	Limits Rec/RPD
95-57-8	2-Chlorophenol	ND		105	73.8	70	105	83.6	79	12	30-106/33
59-50-7	4-Chloro-3-methyl phenol	ND		105	92.3	88	105	111	105	18	40-130/28
120-83-2	2,4-Dichlorophenol	ND		105	91.0	86	105	110	105	19	27-128/34
105-67-9	2,4-Dimethylphenol	ND		105	88.4	84	105	107	102	19	32-145/31
51-28-5	2,4-Dinitrophenol	ND		211	173	82	211	221	105	24	10-162/43
534-52-1	4,6-Dinitro-o-cresol	ND		105	94.0	89	105	111	105	17	10-147/42
95-48-7	2-Methylphenol	ND		105	85.8	82	105	101	96	16	29-111/29
	3&4-Methylphenol	ND		105	86.4	82	105	102	97	17	26-114/29
88-75-5	2-Nitrophenol	ND		105	82.6	78	105	96.8	92	16	27-121/35
100-02-7	4-Nitrophenol	ND		105	94.9	90	105	108	103	13	10-135/37
87-86-5	Pentachlorophenol	ND		105	80.2	76	105	96.5	92	18	21-133/35
108-95-2	Phenol	ND		105	70.6	67	105	79.8	76	12	10-110/33
58-90-2	2,3,4,6-Tetrachlorophenol	ND		105	90.5	86	105	109	104	19	30-128/33
95-95-4	2,4,5-Trichlorophenol	ND		105	91.1	87	105	107	102	16	35-128/30
88-06-2	2,4,6-Trichlorophenol	ND		105	96.0	91	105	114	108	17	31-130/34
83-32-9	Acenaphthene	ND		105	77.8	74	105	93.5	89	18	41-112/29
208-96-8	Acenaphthylene	ND		105	61.5	58	105	72.2	69	16	42-101/29
98-86-2	Acetophenone	ND		105	75.7	72	105	87.4	83	14	24-142/31
120-12-7	Anthracene	ND		105	82.1	78	105	96.3	91	16	52-122/26
1912-24-9	Atrazine	ND		105	77.4	74	105	93.7	89	19	42-160/26
100-52-7	Benzaldehyde	ND		105	52.9	50	105	49.9	47	6	17-130/33
56-55-3	Benzo(a)anthracene	ND		105	81.5	77	105	98.2	93	19	50-122/26
50-32-8	Benzo(a)pyrene	ND		105	86.5	82	105	103	98	17	51-127/27
205-99-2	Benzo(b)fluoranthene	ND		105	86.2	82	105	105	100	20	47-132/31
191-24-2	Benzo(g,h,i)perylene	ND		105	84.6	80	105	103	98	20	47-129/29
207-08-9	Benzo(k)fluoranthene	ND		105	82.0	78	105	96.8	92	17	43-130/29
101-55-3	4-Bromophenyl phenyl ether	ND		105	79.9	76	105	95.0	90	17	51-122/26
85-68-7	Butyl benzyl phthalate	ND		105	96.7	92	105	119	113	21	37-145/29
92-52-4	1,1'-Biphenyl	ND		105	82.0	78	105	95.0	90	15	40-122/30
91-58-7	2-Chloronaphthalene	ND		105	69.8	66	105	81.9	78	16	36-108/30
106-47-8	4-Chloroaniline	ND		105	41.0	39	105	55.5	53	30	24-110/32
86-74-8	Carbazole	ND		105	76.6	73	105	92.2	88	18	47-128/25
105-60-2	Caprolactam	ND		105	52.8	50	105	58.1	55	10	10-110/44
218-01-9	Chrysene	ND		105	83.8	80	105	102	97	20	51-124/27
111-91-1	bis(2-Chloroethoxy)methane	ND		105	77.8	74	105	90.0	86	15	43-120/31
111-44-4	bis(2-Chloroethyl)ether	ND		105	72.9	69	105	77.6	74	6	33-115/34

* = Outside of Control Limits.

Matrix Spike/Matrix Spike Duplicate Summary

Job Number: JB70672
Account: LANGAN Langan Engineering & Environmental
Project: Carroll Gardens, 363-365 Bond Street, Brooklyn, NY

Sample	File ID	DF	Analyzed	By	Prep Date	Prep Batch	Analytical Batch
OP76174-MS	M106060.D	1	07/05/14	ALS	07/04/14	OP76174	EM4336
OP76174-MSD	M106061.D	1	07/05/14	ALS	07/04/14	OP76174	EM4336
JB70753-1	M106044.D	1	07/05/14	ALS	07/04/14	OP76174	EM4336

The QC reported here applies to the following samples: **Method:** SW846 8270D

JB70672-5, JB70672-10

CAS No.	Compound	JB70753-1 ug/l	Q	Spike ug/l	MS ug/l	MS %	Spike ug/l	MSD ug/l	MSD %	RPD	Limits Rec/RPD
108-60-1	bis(2-Chloroisopropyl)ether	ND		105	72.0	68	105	77.1	73	7	28-114/33
7005-72-3	4-Chlorophenyl phenyl ether	ND		105	81.2	77	105	95.6	91	16	46-118/29
121-14-2	2,4-Dinitrotoluene	ND		105	88.3	84	105	107	102	19	49-129/27
606-20-2	2,6-Dinitrotoluene	ND		105	89.8	85	105	108	103	18	52-129/26
91-94-1	3,3'-Dichlorobenzidine	ND		211	98.5	47	211	137	65	33	14-119/33
123-91-1	1,4-Dioxane	ND		105	50.7	48	105	44.9	43	12	10-110/36
53-70-3	Dibenzo(a,h)anthracene	ND		105	83.6	79	105	101	96	19	49-130/28
132-64-9	Dibenzofuran	ND		105	75.3	72	105	90.2	86	18	44-114/28
84-74-2	Di-n-butyl phthalate	ND		105	87.9	84	105	104	99	17	47-131/27
117-84-0	Di-n-octyl phthalate	ND		105	105	100	105	125	119	17	47-148/29
84-66-2	Diethyl phthalate	ND		105	84.1	80	105	101	96	18	32-131/29
131-11-3	Dimethyl phthalate	ND		105	83.4	79	105	99.3	94	17	26-132/33
117-81-7	bis(2-Ethylhexyl)phthalate	ND		105	103	98	105	121	115	16	48-144/27
206-44-0	Fluoranthene	ND		105	79.7	76	105	94.9	90	17	51-123/27
86-73-7	Fluorene	ND		105	83.3	79	105	100	95	18	50-116/26
118-74-1	Hexachlorobenzene	ND		105	72.0	68	105	85.6	81	17	45-123/26
87-68-3	Hexachlorobutadiene	ND		105	52.0	49	105	62.2	59	18	10-113/35
77-47-4	Hexachlorocyclopentadiene	ND		211	75.2	36	211	91.8	44	20	10-113/37
67-72-1	Hexachloroethane	ND		105	56.7	54	105	55.9	53	1	15-110/37
193-39-5	Indeno(1,2,3-cd)pyrene	ND		105	82.0	78	105	98.9	94	19	48-131/27
78-59-1	Isophorone	ND		105	73.3	70	105	87.2	83	17	42-119/30
91-57-6	2-Methylnaphthalene	ND		105	69.8	66	105	82.8	79	17	22-120/32
88-74-4	2-Nitroaniline	ND		105	84.8	81	105	104	99	20	43-138/29
99-09-2	3-Nitroaniline	ND		105	46.4	44	105	63.2	60	31* [a]	34-116/26
100-01-6	4-Nitroaniline	ND		105	71.4	68	105	87.4	83	20	36-131/28
91-20-3	Naphthalene	ND		105	63.1	60	105	73.9	70	16	25-108/32
98-95-3	Nitrobenzene	ND		105	71.7	68	105	82.0	78	13	29-128/32
621-64-7	N-Nitroso-di-n-propylamine	ND		105	77.2	73	105	88.8	84	14	35-120/31
86-30-6	N-Nitrosodiphenylamine	ND		105	86.2	82	105	103	98	18	46-120/26
85-01-8	Phenanthrene	ND		105	79.3	75	105	94.9	90	18	51-117/25
129-00-0	Pyrene	ND		105	86.5	82	105	104	99	18	45-130/29
95-94-3	1,2,4,5-Tetrachlorobenzene	ND		105	68.6	65	105	81.9	78	18	29-109/31

* = Outside of Control Limits.

Matrix Spike/Matrix Spike Duplicate Summary

Job Number: JB70672
Account: LANGAN Langan Engineering & Environmental
Project: Carroll Gardens, 363-365 Bond Street, Brooklyn, NY

Sample	File ID	DF	Analyzed	By	Prep Date	Prep Batch	Analytical Batch
OP76174-MS	M106060.D	1	07/05/14	ALS	07/04/14	OP76174	EM4336
OP76174-MSD	M106061.D	1	07/05/14	ALS	07/04/14	OP76174	EM4336
JB70753-1	M106044.D	1	07/05/14	ALS	07/04/14	OP76174	EM4336

The QC reported here applies to the following samples: **Method:** SW846 8270D

JB70672-5, JB70672-10

CAS No.	Surrogate Recoveries	MS	MSD	JB70753-1	Limits
367-12-4	2-Fluorophenol	60%	65%	7%* [b]	10-110%
4165-62-2	Phenol-d5	62%	72%	24%	10-110%
118-79-6	2,4,6-Tribromophenol	88%	102%	11%* [b]	29-139%
4165-60-0	Nitrobenzene-d5	71%	83%	74%	28-131%
321-60-8	2-Fluorobiphenyl	74%	84%	71%	30-121%
1718-51-0	Terphenyl-d14	81%	97%	53%	16-147%

(a) Analytical precision exceeds in-house control limits.
(b) There is no sample left to reextract.

* = Outside of Control Limits.

Instrument Performance Check (DFTPP)

Job Number: JB70672
Account: LANGAN Langan Engineering & Environmental
Project: Carroll Gardens, 363-365 Bond Street, Brooklyn, NY

Sample:	E6P357-DFTPP	**Injection Date:**	06/26/14
Lab File ID:	6P8272.D	**Injection Time:**	14:55
Instrument ID:	GCMS6P		

m/e	Ion Abundance Criteria	Raw Abundance	% Relative Abundance		Pass/Fail
51	30.0 - 60.0% of mass 198	42873	39.6		Pass
68	Less than 2.0% of mass 69	807	0.75	(1.64) [a]	Pass
69	Mass 69 relative abundance	49257	45.5		Pass
70	Less than 2.0% of mass 69	0	0.00	(0.00) [a]	Pass
127	40.0 - 60.0% of mass 198	54181	50.0		Pass
197	Less than 1.0% of mass 198	865	0.80		Pass
198	Base peak, 100% relative abundance	108309	100.0		Pass
199	5.0 - 9.0% of mass 198	7564	6.98		Pass
275	10.0 - 30.0% of mass 198	25824	23.8		Pass
365	1.0 - 100.0% of mass 198	3072	2.84		Pass
441	Present, but less than mass 443	12025	11.1	(71.6) [b]	Pass
442	40.0 - 100.0% of mass 198	85371	78.8		Pass
443	17.0 - 23.0% of mass 442	16799	15.5	(19.7) [c]	Pass

(a) Value is % of mass 69
(b) Value is % of mass 443
(c) Value is % of mass 442

This check applies to the following Samples, MS, MSD, Blanks, and Standards:

Lab Sample ID	Lab File ID	Date Analyzed	Time Analyzed	Hours Lapsed	Client Sample ID
E6P357-IC357	6P8273.D	06/26/14	15:08	00:13	Initial cal 100
E6P357-IC357	6P8274.D	06/26/14	15:36	00:41	Initial cal 1
E6P357-IC357	6P8275.D	06/26/14	16:04	01:09	Initial cal 80
E6P357-IC357	6P8276.D	06/26/14	16:33	01:38	Initial cal 10
E6P357-ICC357	6P8277.D	06/26/14	17:01	02:06	Initial cal 50
E6P357-IC357	6P8278.D	06/26/14	17:29	02:34	Initial cal 5
E6P357-IC357	6P8279.D	06/26/14	17:58	03:03	Initial cal 2
E6P357-IC357	6P8280.D	06/26/14	18:25	03:30	Initial cal 25

Instrument Performance Check (DFTPP)

Job Number: JB70672
Account: LANGAN Langan Engineering & Environmental
Project: Carroll Gardens, 363-365 Bond Street, Brooklyn, NY

Sample:	E6P358-DFTPP	**Injection Date:**	06/26/14
Lab File ID:	6P8281.D	**Injection Time:**	18:48
Instrument ID:	GCMS6P		

m/e	Ion Abundance Criteria	Raw Abundance	% Relative Abundance		Pass/Fail
51	30.0 - 60.0% of mass 198	55737	38.9		Pass
68	Less than 2.0% of mass 69	1030	0.72	(1.65) [a]	Pass
69	Mass 69 relative abundance	62368	43.5		Pass
70	Less than 2.0% of mass 69	439	0.31	(0.70) [a]	Pass
127	40.0 - 60.0% of mass 198	67653	47.2		Pass
197	Less than 1.0% of mass 198	714	0.50		Pass
198	Base peak, 100% relative abundance	143371	100.0		Pass
199	5.0 - 9.0% of mass 198	9456	6.60		Pass
275	10.0 - 30.0% of mass 198	35560	24.8		Pass
365	1.0 - 100.0% of mass 198	4377	3.05		Pass
441	Present, but less than mass 443	18287	12.8	(73.9) [b]	Pass
442	40.0 - 100.0% of mass 198	130093	90.7		Pass
443	17.0 - 23.0% of mass 442	24733	17.3	(19.0) [c]	Pass

(a) Value is % of mass 69
(b) Value is % of mass 443
(c) Value is % of mass 442

This check applies to the following Samples, MS, MSD, Blanks, and Standards:

Lab Sample ID	Lab File ID	Date Analyzed	Time Analyzed	Hours Lapsed	Client Sample ID
E6P358-IC358	6P8282.D	06/26/14	19:01	00:13	Initial cal 100
E6P358-IC358	6P8283.D	06/26/14	19:30	00:42	Initial cal 1
E6P358-IC358	6P8284.D	06/26/14	19:58	01:10	Initial cal 80
E6P358-IC358	6P8285.D	06/26/14	20:26	01:38	Initial cal 10
E6P358-ICC358	6P8286.D	06/26/14	20:54	02:06	Initial cal 50
E6P358-IC358	6P8287.D	06/26/14	21:23	02:35	Initial cal 5
E6P358-IC358	6P8288.D	06/26/14	21:51	03:03	Initial cal 2
E6P358-IC358	6P8289.D	06/26/14	22:19	03:31	Initial cal 25
E6P358-ICV357	6P8290.D	06/26/14	22:47	03:59	Initial cal verification 50
E6P358-ICV358	6P8291A.D	06/26/14	23:15	04:27	Initial cal verification 50
E6P358-ICV357	6P8291.D	06/26/14	23:15	04:27	Initial cal verification 50
E6P358-ICV357	6P8292B.D	06/26/14	23:44	04:56	Initial cal verification 50
E6P358-ICV358	6P8292A.D	06/26/14	23:44	04:56	Initial cal verification 50
E6P358-ICV357	6P8293.D	06/27/14	00:12	05:24	Initial cal verification 50
E6P358-ICV358	6P8294A.D	06/27/14	00:40	05:52	Initial cal verification 50
E6P358-ICV357	6P8294.D	06/27/14	00:40	05:52	Initial cal verification 50
E6P358-ICV358	6P8295.D	06/27/14	01:08	06:20	Initial cal verification 50
E6P358-ICV357	6P8296.D	06/27/14	01:36	06:48	Initial cal verification 50

Instrument Performance Check (DFTPP)

Job Number: JB70672
Account: LANGAN Langan Engineering & Environmental
Project: Carroll Gardens, 363-365 Bond Street, Brooklyn, NY

Sample:	E6P367-DFTPP	**Injection Date:**	07/07/14
Lab File ID:	6P8508.D	**Injection Time:**	08:52
Instrument ID:	GCMS6P		

m/e	Ion Abundance Criteria	Raw Abundance	% Relative Abundance		Pass/Fail
51	30.0 - 60.0% of mass 198	60557	45.2		Pass
68	Less than 2.0% of mass 69	946	0.71	(1.44) [a]	Pass
69	Mass 69 relative abundance	65550	48.9		Pass
70	Less than 2.0% of mass 69	434	0.32	(0.66) [a]	Pass
127	40.0 - 60.0% of mass 198	69160	51.6		Pass
197	Less than 1.0% of mass 198	330	0.25		Pass
198	Base peak, 100% relative abundance	134008	100.0		Pass
199	5.0 - 9.0% of mass 198	8775	6.55		Pass
275	10.0 - 30.0% of mass 198	32637	24.4		Pass
365	1.0 - 100.0% of mass 198	4399	3.28		Pass
441	Present, but less than mass 443	14133	10.5	(71.9) [b]	Pass
442	40.0 - 100.0% of mass 198	98299	73.4		Pass
443	17.0 - 23.0% of mass 442	19651	14.7	(20.0) [c]	Pass

(a) Value is % of mass 69
(b) Value is % of mass 443
(c) Value is % of mass 442

This check applies to the following Samples, MS, MSD, Blanks, and Standards:

Lab Sample ID	Lab File ID	Date Analyzed	Time Analyzed	Hours Lapsed	Client Sample ID
E6P367-CC357	6P8509.D	07/07/14	09:04	00:12	Continuing cal 50
E6P367-CC358	6P8510.D	07/07/14	09:36	00:44	Continuing cal 50
OP76137-MB1	6P8513.D	07/07/14	11:00	02:08	Method Blank
OP76137-BS1	6P8514.D	07/07/14	11:28	02:36	Blank Spike
ZZZZZZ	6P8515.D	07/07/14	11:56	03:04	(unrelated sample)
ZZZZZZ	6P8516.D	07/07/14	12:24	03:32	(unrelated sample)
ZZZZZZ	6P8517.D	07/07/14	12:52	04:00	(unrelated sample)
ZZZZZZ	6P8518.D	07/07/14	13:20	04:28	(unrelated sample)
ZZZZZZ	6P8519.D	07/07/14	13:49	04:57	(unrelated sample)
OP76040A-MB1	6P8520.D	07/07/14	14:17	05:25	Method Blank
OP76040A-BS1	6P8521.D	07/07/14	14:45	05:53	Blank Spike
OP76040A-BSD	6P8522.D	07/07/14	15:13	06:21	Blank Spike Duplicate
ZZZZZZ	6P8523.D	07/07/14	15:42	06:50	(unrelated sample)
ZZZZZZ	6P8524.D	07/07/14	16:10	07:18	(unrelated sample)
ZZZZZZ	6P8527.D	07/07/14	17:35	08:43	(unrelated sample)
ZZZZZZ	6P8529.D	07/07/14	18:32	09:40	(unrelated sample)
ZZZZZZ	6P8530.D	07/07/14	19:00	10:08	(unrelated sample)
ZZZZZZ	6P8531.D	07/07/14	19:28	10:36	(unrelated sample)
ZZZZZZ	6P8532.D	07/07/14	19:56	11:04	(unrelated sample)

Instrument Performance Check (DFTPP)

Job Number: JB70672
Account: LANGAN Langan Engineering & Environmental
Project: Carroll Gardens, 363-365 Bond Street, Brooklyn, NY

Sample:	E6P367-DFTPP	**Injection Date:**	07/07/14
Lab File ID:	6P8508.D	**Injection Time:**	08:52
Instrument ID:	GCMS6P		

Lab Sample ID	Lab File ID	Date Analyzed	Time Analyzed	Hours Lapsed	Client Sample ID
ZZZZZZ	6P8533.D	07/07/14	20:25	11:33	(unrelated sample)

Instrument Performance Check (DFTPP)

Job Number: JB70672
Account: LANGAN Langan Engineering & Environmental
Project: Carroll Gardens, 363-365 Bond Street, Brooklyn, NY

Sample:	EM4300-DFTPP	**Injection Date:**	06/12/14
Lab File ID:	M105035.D	**Injection Time:**	09:52
Instrument ID:	GCMSM		

m/e	Ion Abundance Criteria	Raw Abundance	% Relative Abundance		Pass/Fail
51	30.0 - 60.0% of mass 198	13811	33.8		Pass
68	Less than 2.0% of mass 69	0	0.00	(0.00) [a]	Pass
69	Mass 69 relative abundance	18716	45.8		Pass
70	Less than 2.0% of mass 69	0	0.00	(0.00) [a]	Pass
127	40.0 - 60.0% of mass 198	20549	50.3		Pass
197	Less than 1.0% of mass 198	0	0.00		Pass
198	Base peak, 100% relative abundance	40824	100.0		Pass
199	5.0 - 9.0% of mass 198	3002	7.35		Pass
275	10.0 - 30.0% of mass 198	10521	25.8		Pass
365	1.0 - 100.0% of mass 198	1331	3.26		Pass
441	Present, but less than mass 443	5152	12.6	(79.5) [b]	Pass
442	40.0 - 100.0% of mass 198	34101	83.5		Pass
443	17.0 - 23.0% of mass 442	6479	15.9	(19.0) [c]	Pass

(a) Value is % of mass 69
(b) Value is % of mass 443
(c) Value is % of mass 442

This check applies to the following Samples, MS, MSD, Blanks, and Standards:

Lab Sample ID	Lab File ID	Date Analyzed	Time Analyzed	Hours Lapsed	Client Sample ID
EM4300-IC4300	M105036.D	06/12/14	10:09	00:17	Initial cal 100
EM4300-IC4300	M105037.D	06/12/14	11:07	01:15	Initial cal 1
EM4300-IC4300	M105038.D	06/12/14	11:42	01:50	Initial cal 80
EM4300-ICC4300	M105039.D	06/12/14	12:11	02:19	Initial cal 50
EM4300-IC4300	M105040.D	06/12/14	12:40	02:48	Initial cal 25
EM4300-IC4300	M105041.D	06/12/14	13:10	03:18	Initial cal 10
EM4300-IC4300	M105042.D	06/12/14	13:40	03:48	Initial cal 5
EM4300-IC4300	M105043.D	06/12/14	14:10	04:18	Initial cal 2

Instrument Performance Check (DFTPP)

Job Number: JB70672
Account: LANGAN Langan Engineering & Environmental
Project: Carroll Gardens, 363-365 Bond Street, Brooklyn, NY

Sample:	EM4301-DFTPP	**Injection Date:**	06/12/14
Lab File ID:	M105045.D	**Injection Time:**	14:35
Instrument ID:	GCMSM		

m/e	Ion Abundance Criteria	Raw Abundance	% Relative Abundance		Pass/Fail
51	30.0 - 60.0% of mass 198	11315	37.9		Pass
68	Less than 2.0% of mass 69	0	0.00	(0.00) [a]	Pass
69	Mass 69 relative abundance	15288	51.2		Pass
70	Less than 2.0% of mass 69	78	0.26	(0.51) [a]	Pass
127	40.0 - 60.0% of mass 198	15691	52.6		Pass
197	Less than 1.0% of mass 198	0	0.00		Pass
198	Base peak, 100% relative abundance	29848	100.0		Pass
199	5.0 - 9.0% of mass 198	2069	6.93		Pass
275	10.0 - 30.0% of mass 198	7401	24.8		Pass
365	1.0 - 100.0% of mass 198	852	2.85		Pass
441	Present, but less than mass 443	3697	12.4	(79.1) [b]	Pass
442	40.0 - 100.0% of mass 198	23090	77.4		Pass
443	17.0 - 23.0% of mass 442	4672	15.7	(20.2) [c]	Pass

(a) Value is % of mass 69
(b) Value is % of mass 443
(c) Value is % of mass 442

This check applies to the following Samples, MS, MSD, Blanks, and Standards:

Lab Sample ID	Lab File ID	Date Analyzed	Time Analyzed	Hours Lapsed	Client Sample ID
EM4301-IC4301	M105046.D	06/12/14	14:49	00:14	Initial cal 100
EM4301-IC4301	M105047.D	06/12/14	15:19	00:44	Initial cal 80
EM4301-ICC4301	M105048.D	06/12/14	15:49	01:14	Initial cal 50
EM4301-IC4301	M105049.D	06/12/14	16:18	01:43	Initial cal 25
EM4301-IC4301	M105050.D	06/12/14	16:48	02:13	Initial cal 10
EM4301-IC4301	M105051.D	06/12/14	17:17	02:42	Initial cal 5
EM4301-IC4301	M105052.D	06/12/14	17:47	03:12	Initial cal 2
EM4301-IC4301	M105053.D	06/12/14	18:16	03:41	Initial cal 1
EM4301-ICV4300	M105054.D	06/12/14	18:45	04:10	Initial cal verification 50
EM4301-ICV4301	M105054A.D	06/12/14	18:45	04:10	Initial cal verification 50
EM4301-ICV4300	M105055.D	06/12/14	19:15	04:40	Initial cal verification 50
EM4301-ICV4301	M105055A.D	06/12/14	19:15	04:40	Initial cal verification 50
EM4301-ICV4300	M105056.D	06/12/14	19:44	05:09	Initial cal verification 50
EM4301-ICV4300	M105057.D	06/12/14	20:14	05:39	Initial cal verification 50
EM4301-ICV4301	M105059A.D	06/12/14	21:12	06:37	Initial cal verification 50
EM4301-ICV4300	M105059.D	06/12/14	21:12	06:37	Initial cal verification 50
EM4301-ICV4301	M105060.D	06/12/14	21:42	07:07	Initial cal verification 50

Instrument Performance Check (DFTPP)

Job Number: JB70672
Account: LANGAN Langan Engineering & Environmental
Project: Carroll Gardens, 363-365 Bond Street, Brooklyn, NY

Sample:	EM4302-DFTPP	**Injection Date:**	06/13/14
Lab File ID:	M105063.D	**Injection Time:**	09:39
Instrument ID:	GCMSM		

m/e	Ion Abundance Criteria	Raw Abundance	% Relative Abundance		Pass/Fail
51	30.0 - 60.0% of mass 198	18660	35.4		Pass
68	Less than 2.0% of mass 69	0	0.00	(0.00) [a]	Pass
69	Mass 69 relative abundance	24667	46.8		Pass
70	Less than 2.0% of mass 69	0	0.00	(0.00) [a]	Pass
127	40.0 - 60.0% of mass 198	28253	53.6		Pass
197	Less than 1.0% of mass 198	0	0.00		Pass
198	Base peak, 100% relative abundance	52752	100.0		Pass
199	5.0 - 9.0% of mass 198	3640	6.90		Pass
275	10.0 - 30.0% of mass 198	12891	24.4		Pass
365	1.0 - 100.0% of mass 198	1571	2.98		Pass
441	Present, but less than mass 443	6430	12.2	(79.1) [b]	Pass
442	40.0 - 100.0% of mass 198	43745	82.9		Pass
443	17.0 - 23.0% of mass 442	8125	15.4	(18.6) [c]	Pass

(a) Value is % of mass 69
(b) Value is % of mass 443
(c) Value is % of mass 442

This check applies to the following Samples, MS, MSD, Blanks, and Standards:

Lab Sample ID	Lab File ID	Date Analyzed	Time Analyzed	Hours Lapsed	Client Sample ID
EM4302-ICV4300	M105064.D	06/13/14	09:54	00:15	Initial cal verification 50

Instrument Performance Check (DFTPP)

Job Number: JB70672
Account: LANGAN Langan Engineering & Environmental
Project: Carroll Gardens, 363-365 Bond Street, Brooklyn, NY

Sample:	EM4336-DFTPP	**Injection Date:**	07/05/14
Lab File ID:	M106036.D	**Injection Time:**	11:12
Instrument ID:	GCMSM		

m/e	Ion Abundance Criteria	Raw Abundance	% Relative Abundance		Pass/Fail
51	30.0 - 60.0% of mass 198	16230	35.6		Pass
68	Less than 2.0% of mass 69	162	0.36	(0.73) [a]	Pass
69	Mass 69 relative abundance	22211	48.7		Pass
70	Less than 2.0% of mass 69	341	0.75	(1.54) [a]	Pass
127	40.0 - 60.0% of mass 198	23083	50.7		Pass
197	Less than 1.0% of mass 198	0	0.00		Pass
198	Base peak, 100% relative abundance	45570	100.0		Pass
199	5.0 - 9.0% of mass 198	3300	7.24		Pass
275	10.0 - 30.0% of mass 198	9054	19.9		Pass
365	1.0 - 100.0% of mass 198	976	2.14		Pass
441	Present, but less than mass 443	3583	7.86	(63.0) [b]	Pass
442	40.0 - 100.0% of mass 198	30011	65.9		Pass
443	17.0 - 23.0% of mass 442	5691	12.5	(19.0) [c]	Pass

(a) Value is % of mass 69
(b) Value is % of mass 443
(c) Value is % of mass 442

This check applies to the following Samples, MS, MSD, Blanks, and Standards:

Lab Sample ID	Lab File ID	Date Analyzed	Time Analyzed	Hours Lapsed	Client Sample ID
EM4336-CC4300	M106037.D	07/05/14	11:27	00:15	Continuing cal 50
EM4336-CC4301	M106038.D	07/05/14	11:56	00:44	Continuing cal 50
OP76174-MB1	M106041.D	07/05/14	13:23	02:11	Method Blank
OP76174-BS1	M106042.D	07/05/14	13:52	02:40	Blank Spike
ZZZZZZ	M106043.D	07/05/14	14:20	03:08	(unrelated sample)
JB70753-1	M106044.D	07/05/14	14:49	03:37	(used for QC only; not part of job JB70672)
ZZZZZZ	M106048.D	07/05/14	16:45	05:33	(unrelated sample)
ZZZZZZ	M106049.D	07/05/14	17:13	06:01	(unrelated sample)
ZZZZZZ	M106050.D	07/05/14	17:42	06:30	(unrelated sample)
ZZZZZZ	M106051.D	07/05/14	18:11	06:59	(unrelated sample)
ZZZZZZ	M106052.D	07/05/14	18:40	07:28	(unrelated sample)
ZZZZZZ	M106053.D	07/05/14	19:09	07:57	(unrelated sample)
ZZZZZZ	M106054.D	07/05/14	19:38	08:26	(unrelated sample)
ZZZZZZ	M106055.D	07/05/14	20:07	08:55	(unrelated sample)
ZZZZZZ	M106056.D	07/05/14	20:36	09:24	(unrelated sample)
JB70672-5	M106057.D	07/05/14	21:05	09:53	423-FB-22
JB70672-10	M106058.D	07/05/14	21:34	10:22	428-FB-23
ZZZZZZ	M106059.D	07/05/14	22:02	10:50	(unrelated sample)
OP76174-MS	M106060.D	07/05/14	22:31	11:19	Matrix Spike

Instrument Performance Check (DFTPP)

Job Number: JB70672
Account: LANGAN Langan Engineering & Environmental
Project: Carroll Gardens, 363-365 Bond Street, Brooklyn, NY

Sample:	EM4336-DFTPP	**Injection Date:**	07/05/14
Lab File ID:	M106036.D	**Injection Time:**	11:12
Instrument ID:	GCMSM		

Lab Sample ID	Lab File ID	Date Analyzed	Time Analyzed	Hours Lapsed	Client Sample ID
OP76174-MSD	M106061.D	07/05/14	23:00	11:48	Matrix Spike Duplicate

Instrument Performance Check (DFTPP)

Job Number: JB70672
Account: LANGAN Langan Engineering & Environmental
Project: Carroll Gardens, 363-365 Bond Street, Brooklyn, NY

Sample:	EZ4614-DFTPP	**Injection Date:**	06/23/14
Lab File ID:	Z92842.D	**Injection Time:**	14:00
Instrument ID:	GCMSZ		

m/e	Ion Abundance Criteria	Raw Abundance	% Relative Abundance		Pass/Fail
51	30.0 - 60.0% of mass 198	32604	35.2		Pass
68	Less than 2.0% of mass 69	72	0.08	(0.20) [a]	Pass
69	Mass 69 relative abundance	36887	39.8		Pass
70	Less than 2.0% of mass 69	132	0.14	(0.36) [a]	Pass
127	40.0 - 60.0% of mass 198	48108	51.9		Pass
197	Less than 1.0% of mass 198	47	0.05		Pass
198	Base peak, 100% relative abundance	92726	100.0		Pass
199	5.0 - 9.0% of mass 198	6037	6.51		Pass
275	10.0 - 30.0% of mass 198	23643	25.5		Pass
365	1.0 - 100.0% of mass 198	4829	5.21		Pass
441	Present, but less than mass 443	12728	13.7	(73.3) [b]	Pass
442	40.0 - 100.0% of mass 198	92528	99.8		Pass
443	17.0 - 23.0% of mass 442	17376	18.7	(18.8) [c]	Pass

(a) Value is % of mass 69
(b) Value is % of mass 443
(c) Value is % of mass 442

This check applies to the following Samples, MS, MSD, Blanks, and Standards:

Lab Sample ID	Lab File ID	Date Analyzed	Time Analyzed	Hours Lapsed	Client Sample ID
EZ4614-IC4614	Z92843A.D	06/23/14	14:11	00:11	Initial cal 100
EZ4614-IC4614	Z92844.D	06/23/14	14:37	00:37	Initial cal 80
EZ4614-ICC4614	Z92845.D	06/23/14	15:03	01:03	Initial cal 50
EZ4614-IC4614	Z92846.D	06/23/14	15:29	01:29	Initial cal 25
EZ4614-IC4614	Z92847.D	06/23/14	15:55	01:55	Initial cal 10
EZ4614-IC4614	Z92848.D	06/23/14	16:21	02:21	Initial cal 5
EZ4614-IC4614	Z92849.D	06/23/14	16:46	02:46	Initial cal 2
EZ4614-IC4614	Z92850.D	06/23/14	17:12	03:12	Initial cal 1
EZ4614-ICV4614	Z92853.D	06/23/14	18:30	04:30	Initial cal verification 50
EZ4614-ICV4614	Z92855.D	06/23/14	19:21	05:21	Initial cal verification 50
EZ4614-ICV4614	Z92856.D	06/23/14	19:47	05:47	Initial cal verification 50

Instrument Performance Check (DFTPP)

Job Number: JB70672
Account: LANGAN Langan Engineering & Environmental
Project: Carroll Gardens, 363-365 Bond Street, Brooklyn, NY

Sample:	EZ4615-DFTPP	**Injection Date:**	06/24/14
Lab File ID:	Z92861.D	**Injection Time:**	11:23
Instrument ID:	GCMSZ		

m/e	Ion Abundance Criteria	Raw Abundance	% Relative Abundance		Pass/Fail
51	30.0 - 60.0% of mass 198	30743	40.6		Pass
68	Less than 2.0% of mass 69	129	0.17	(0.39) [a]	Pass
69	Mass 69 relative abundance	33090	43.7		Pass
70	Less than 2.0% of mass 69	73	0.10	(0.22) [a]	Pass
127	40.0 - 60.0% of mass 198	41680	55.1		Pass
197	Less than 1.0% of mass 198	0	0.00		Pass
198	Base peak, 100% relative abundance	75682	100.0		Pass
199	5.0 - 9.0% of mass 198	4679	6.18		Pass
275	10.0 - 30.0% of mass 198	18031	23.8		Pass
365	1.0 - 100.0% of mass 198	4376	5.78		Pass
441	Present, but less than mass 443	10077	13.3	(79.3) [b]	Pass
442	40.0 - 100.0% of mass 198	63669	84.1		Pass
443	17.0 - 23.0% of mass 442	12704	16.8	(20.0) [c]	Pass

(a) Value is % of mass 69
(b) Value is % of mass 443
(c) Value is % of mass 442

This check applies to the following Samples, MS, MSD, Blanks, and Standards:

Lab Sample ID	Lab File ID	Date Analyzed	Time Analyzed	Hours Lapsed	Client Sample ID
EZ4615-ICC4615	Z92862.D	06/24/14	11:35	00:12	Initial cal 50
EZ4615-IC4615	Z92863.D	06/24/14	12:01	00:38	Initial cal 100
EZ4615-IC4615	Z92864.D	06/24/14	12:27	01:04	Initial cal 1
EZ4615-IC4615	Z92865.D	06/24/14	12:53	01:30	Initial cal 2
EZ4615-IC4615	Z92866.D	06/24/14	13:18	01:55	Initial cal 5
EZ4615-IC4615	Z92867.D	06/24/14	13:44	02:21	Initial cal 10
EZ4615-IC4615	Z92868.D	06/24/14	14:36	03:13	Initial cal 25
EZ4615-IC4615	Z92869.D	06/24/14	15:02	03:39	Initial cal 80
EZ4615-ICV4615	Z92870.D	06/24/14	15:28	04:05	Initial cal verification 50
EZ4615-ICV4615	Z92871A.D	06/24/14	15:56	04:33	Initial cal verification 50
EZ4615-ICV4615	Z92872.D	06/24/14	16:23	05:00	Initial cal verification 50
EZ4615-ICV4615	Z92873.D	06/24/14	16:49	05:26	Initial cal verification 50
EZ4615-ICV4615	Z92874.D	06/24/14	17:16	05:53	Initial cal verification 50
EZ4615-ICV4615	Z92878.D	06/24/14	17:43	06:20	Initial cal verification 100

Instrument Performance Check (DFTPP)

Job Number: JB70672
Account: LANGAN Langan Engineering & Environmental
Project: Carroll Gardens, 363-365 Bond Street, Brooklyn, NY

Sample:	EZ4638-DFTPP	**Injection Date:**	07/10/14
Lab File ID:	Z93480.D	**Injection Time:**	22:37
Instrument ID:	GCMSZ		

m/e	Ion Abundance Criteria	Raw Abundance	% Relative Abundance		Pass/Fail
51	30.0 - 60.0% of mass 198	23085	37.2		Pass
68	Less than 2.0% of mass 69	117	0.19	(0.41) [a]	Pass
69	Mass 69 relative abundance	28308	45.6		Pass
70	Less than 2.0% of mass 69	186	0.30	(0.66) [a]	Pass
127	40.0 - 60.0% of mass 198	32808	52.9		Pass
197	Less than 1.0% of mass 198	148	0.24		Pass
198	Base peak, 100% relative abundance	62021	100.0		Pass
199	5.0 - 9.0% of mass 198	4338	6.99		Pass
275	10.0 - 30.0% of mass 198	14141	22.8		Pass
365	1.0 - 100.0% of mass 198	2923	4.71		Pass
441	Present, but less than mass 443	9226	14.9	(73.2) [b]	Pass
442	40.0 - 100.0% of mass 198	61074	98.5		Pass
443	17.0 - 23.0% of mass 442	12602	20.3	(20.6) [c]	Pass

(a) Value is % of mass 69
(b) Value is % of mass 443
(c) Value is % of mass 442

This check applies to the following Samples, MS, MSD, Blanks, and Standards:

Lab Sample ID	Lab File ID	Date Analyzed	Time Analyzed	Hours Lapsed	Client Sample ID
EZ4638-CC4615	Z93481.D	07/10/14	22:51	00:14	Continuing cal 25
EZ4638-CC4614	Z93482.D	07/10/14	23:17	00:40	Continuing cal 25
OP76137-MB1	Z93488.D	07/11/14	01:51	03:14	Method Blank
OP76137-BS1	Z93489.D	07/11/14	02:16	03:39	Blank Spike
OP76137-MS	Z93490.D	07/11/14	02:42	04:05	Matrix Spike
OP76137-MSD	Z93491.D	07/11/14	03:07	04:30	Matrix Spike Duplicate
JB70672-1	Z93492.D	07/11/14	03:32	04:55	419-PE-8
JB70672-2	Z93493.D	07/11/14	03:58	05:21	420-PE-7
JB70672-3	Z93494.D	07/11/14	04:23	05:46	421-PE-29
JB70672-4	Z93495.D	07/11/14	04:48	06:11	422-DUP-8
JB70672-7	Z93496.D	07/11/14	05:14	06:37	425-PE-2
JB70672-8	Z93497.D	07/11/14	05:39	07:02	426-PE-1
JB70672-9	Z93498.D	07/11/14	06:05	07:28	427-PE-28
JB70672-11	Z93499.D	07/11/14	06:30	07:53	429-PE-26
JB70672-12	Z93500.D	07/11/14	06:55	08:18	430-PE-27
ZZZZZZ	Z93501.D	07/11/14	07:20	08:43	(unrelated sample)
ZZZZZZ	Z93502.D	07/11/14	07:46	09:09	(unrelated sample)
ZZZZZZ	Z93503.D	07/11/14	08:11	09:34	(unrelated sample)
ZZZZZZ	Z93504.D	07/11/14	08:37	10:00	(unrelated sample)

Instrument Performance Check (DFTPP)

Job Number: JB70672
Account: LANGAN Langan Engineering & Environmental
Project: Carroll Gardens, 363-365 Bond Street, Brooklyn, NY

Sample:	EZ4638-DFTPP	**Injection Date:**	07/10/14
Lab File ID:	Z93480.D	**Injection Time:**	22:37
Instrument ID:	GCMSZ		

Lab Sample ID	Lab File ID	Date Analyzed	Time Analyzed	Hours Lapsed	Client Sample ID
ZZZZZZ	Z93505.D	07/11/14	09:02	10:25	(unrelated sample)
ZZZZZZ	Z93506.D	07/11/14	09:28	10:51	(unrelated sample)

Instrument Performance Check (DFTPP)

Job Number: JB70672
Account: LANGAN Langan Engineering & Environmental
Project: Carroll Gardens, 363-365 Bond Street, Brooklyn, NY

Sample:	EZ4639-DFTPP	**Injection Date:**	07/11/14
Lab File ID:	Z93507.D	**Injection Time:**	10:44
Instrument ID:	GCMSZ		

m/e	Ion Abundance Criteria	Raw Abundance	% Relative Abundance		Pass/Fail
51	30.0 - 60.0% of mass 198	28284	40.0		Pass
68	Less than 2.0% of mass 69	0	0.00	(0.00) [a]	Pass
69	Mass 69 relative abundance	32579	46.1		Pass
70	Less than 2.0% of mass 69	155	0.22	(0.48) [a]	Pass
127	40.0 - 60.0% of mass 198	37759	53.4		Pass
197	Less than 1.0% of mass 198	0	0.00		Pass
198	Base peak, 100% relative abundance	70664	100.0		Pass
199	5.0 - 9.0% of mass 198	4698	6.65		Pass
275	10.0 - 30.0% of mass 198	15940	22.6		Pass
365	1.0 - 100.0% of mass 198	2994	4.24		Pass
441	Present, but less than mass 443	8610	12.2	(71.6) [b]	Pass
442	40.0 - 100.0% of mass 198	58157	82.3		Pass
443	17.0 - 23.0% of mass 442	12032	17.0	(20.7) [c]	Pass

(a) Value is % of mass 69
(b) Value is % of mass 443
(c) Value is % of mass 442

This check applies to the following Samples, MS, MSD, Blanks, and Standards:

Lab Sample ID	Lab File ID	Date Analyzed	Time Analyzed	Hours Lapsed	Client Sample ID
EZ4639-CC4615	Z93508.D	07/11/14	10:55	00:11	Continuing cal 50
EZ4639-CC4614	Z93509.D	07/11/14	11:23	00:39	Continuing cal 50
ZZZZZZ	Z93515.D	07/11/14	15:15	04:31	(unrelated sample)
JB70672-7	Z93517.D	07/11/14	16:06	05:22	425-PE-2
JB70672-12	Z93518.D	07/11/14	16:32	05:48	430-PE-27
ZZZZZZ	Z93519.D	07/11/14	16:58	06:14	(unrelated sample)
ZZZZZZ	Z93524.D	07/11/14	17:50	07:06	(unrelated sample)
OP76247-LS8	Z93526.D	07/11/14	18:41	07:57	Leachate Spike
OP76247-MS	Z93526.D	07/11/14	18:41	07:57	Matrix Spike
OP76247-MSD	Z93527.D	07/11/14	19:07	08:23	Matrix Spike Duplicate
JB70803-1	Z93528.D	07/11/14	19:33	08:49	(used for QC only; not part of job JB70672)
ZZZZZZ	Z93529.D	07/11/14	19:58	09:14	(unrelated sample)
ZZZZZZ	Z93530.D	07/11/14	20:24	09:40	(unrelated sample)
ZZZZZZ	Z93531.D	07/11/14	20:49	10:05	(unrelated sample)
JB70845-1A	Z93532.D	07/11/14	21:15	10:31	(used for QC only; not part of job JB70672)
ZZZZZZ	Z93533.D	07/11/14	21:41	10:57	(unrelated sample)

Semivolatile Internal Standard Area Summary

Job Number: JB70672
Account: LANGAN Langan Engineering & Environmental
Project: Carroll Gardens, 363-365 Bond Street, Brooklyn, NY

Check Std:	E6P367-CC357	**Injection Date:**	07/07/14
Lab File ID:	6P8509.D	**Injection Time:**	09:04
Instrument ID:	GCMS6P	**Method:**	SW846 8270D

	IS 1 AREA	RT	IS 2 AREA	RT	IS 3 AREA	RT	IS 4 AREA	RT	IS 5 AREA	RT	IS 6 AREA	RT
Check Std	238997	4.50	964678	5.57	616585	7.62	1025731	9.79	1020699	13.99	1002592	16.12
Upper Limit [a]	477994	5.00	1929356	6.07	1233170	8.12	2051462	10.29	2041398	14.49	2005184	16.62
Lower Limit [b]	119499	4.00	482339	5.07	308293	7.12	512866	9.29	510350	13.49	501296	15.62

Lab Sample ID	IS 1 AREA	RT	IS 2 AREA	RT	IS 3 AREA	RT	IS 4 AREA	RT	IS 5 AREA	RT	IS 6 AREA	RT
OP76137-MB1	258450	4.50	1044829	5.57	621525	7.61	966308	9.78	919186	13.98	782761	16.11
OP76137-BS1	292659	4.50	1137615	5.57	689592	7.61	1083464	9.79	1003750	13.99	942532	16.11
ZZZZZZ	278523	4.50	1100948	5.57	669357	7.61	1035120	9.78	984114	13.99	846294	16.11
ZZZZZZ	264015	4.49	1064077	5.57	615982	7.61	970285	9.78	878329	13.99	755691	16.12
ZZZZZZ	242843	4.50	963896	5.57	584714	7.61	890289	9.78	842189	13.98	694297	16.11
ZZZZZZ	269403	4.50	1043663	5.57	613309	7.61	928391	9.78	883185	13.99	763294	16.11
ZZZZZZ	244610	4.50	947916	5.57	565237	7.61	895133	9.79	851846	13.99	731572	16.12
OP76040A-MB1	218043	4.50	899284	5.57	538434	7.61	848177	9.79	842985	13.99	740746	16.11
OP76040A-BS1	215042	4.50	809347	5.57	498207	7.61	775853	9.79	738425	13.99	651799	16.12
OP76040A-BSD [c]	221176	4.50	838858	5.57	518771	7.61	818811	9.79	807882	13.99	730945	16.12
ZZZZZZ	220378	4.50	851395	5.57	511035	7.61	811322	9.79	802070	14.00	773945	16.14
ZZZZZZ	237400	4.50	952159	5.57	581703	7.62	906987	9.79	893719	13.99	855224	16.12
ZZZZZZ	212188	4.50	852940	5.57	536541	7.62	882301	9.79	924663	13.99	819285	16.12
ZZZZZZ	211701	4.50	857005	5.57	533248	7.62	882031	9.79	922466	13.99	824835	16.12
ZZZZZZ	204672	4.50	826933	5.57	519524	7.61	853370	9.79	903135	13.99	794887	16.12
ZZZZZZ	206781	4.50	828210	5.57	521815	7.61	858820	9.79	921642	13.99	812117	16.12
ZZZZZZ	209142	4.50	777116	5.58	513302	7.61	863410	9.79	918888	13.99	816822	16.12
ZZZZZZ	215466	4.50	839540	5.57	527404	7.61	871660	9.78	908238	13.99	824523	16.11

IS 1 = 1,4-Dichlorobenzene-d4
IS 2 = Naphthalene-d8
IS 3 = Acenaphthene-D10
IS 4 = Phenanthrene-d10
IS 5 = Chrysene-d12
IS 6 = Perylene-d12

(a) Upper Limit = +100% of check standard area; Retention time +0.5 minutes.
(b) Lower Limit = -50% of check standard area; Retention time -0.5 minutes.
(c) corr-raw data.

Semivolatile Internal Standard Area Summary

Job Number: JB70672
Account: LANGAN Langan Engineering & Environmental
Project: Carroll Gardens, 363-365 Bond Street, Brooklyn, NY

Check Std:	EM4336-CC4300	**Injection Date:**	07/05/14
Lab File ID:	M106037.D	**Injection Time:**	11:27
Instrument ID:	GCMSM	**Method:**	SW846 8270D

	IS 1 AREA	RT	IS 2 AREA	RT	IS 3 AREA	RT	IS 4 AREA	RT	IS 5 AREA	RT	IS 6 AREA	RT
Check Std	133053	4.73	499753	5.87	320184	8.23	547826	10.85	513138	16.04	416639	18.65
Upper Limit [a]	266106	5.23	999506	6.37	640368	8.73	1095652	11.35	1026276	16.54	833278	19.15
Lower Limit [b]	66527	4.23	249877	5.37	160092	7.73	273913	10.35	256569	15.54	208320	18.15

Lab Sample ID	IS 1 AREA	RT	IS 2 AREA	RT	IS 3 AREA	RT	IS 4 AREA	RT	IS 5 AREA	RT	IS 6 AREA	RT
OP76174-MB1	113432	4.73	420242	5.87	253184	8.22	446554	10.85	438089	16.02	347022	18.65
OP76174-BS1	121065	4.73	435147	5.88	264480	8.23	470412	10.85	443510	16.03	340472	18.65
ZZZZZZ	127236	4.73	469006	5.87	289183	8.22	514962	10.85	474335	16.02	353900	18.65
JB70753-1	121877	4.73	449783	5.87	276532	8.22	498565	10.85	478073	16.03	362316	18.65
ZZZZZZ	114306	4.73	424780	5.87	264383	8.22	459974	10.85	419414	16.02	327091	18.65
ZZZZZZ	119801	4.73	442978	5.87	274172	8.22	486236	10.85	454887	16.02	363557	18.65
ZZZZZZ	136246	4.73	498899	5.87	305874	8.22	536724	10.85	485016	16.03	377044	18.65
ZZZZZZ	128574	4.73	470012	5.87	291882	8.22	509707	10.85	471655	16.03	357796	18.65
ZZZZZZ	123178	4.73	453084	5.87	277632	8.22	486006	10.85	447429	16.03	353997	18.65
ZZZZZZ	130281	4.73	482710	5.87	289972	8.23	512358	10.85	465733	16.03	356256	18.65
ZZZZZZ	138682	4.73	480999	5.87	298338	8.24	511420	10.87	473121	16.03	370427	18.65
ZZZZZZ	139920	4.73	517905	5.87	313803	8.22	551324	10.85	511987	16.02	374199	18.65
ZZZZZZ	123046	4.73	448925	5.87	276765	8.22	488300	10.85	461664	16.02	348727	18.65
JB70672-5	127879	4.73	479462	5.87	291619	8.22	520882	10.85	490280	16.02	375684	18.65
JB70672-10	112003	4.73	411258	5.87	245923	8.22	445741	10.85	427985	16.02	329940	18.65
ZZZZZZ	123784	4.73	469558	5.87	285960	8.22	493113	10.85	462869	16.03	351023	18.65
OP76174-MS	135103	4.73	506766	5.87	305727	8.23	522560	10.85	483534	16.04	357815	18.65
OP76174-MSD	122758	4.73	456939	5.87	281117	8.23	486411	10.85	438642	16.04	321825	18.66

IS 1 = 1,4-Dichlorobenzene-d4
IS 2 = Naphthalene-d8
IS 3 = Acenaphthene-D10
IS 4 = Phenanthrene-d10
IS 5 = Chrysene-d12
IS 6 = Perylene-d12

(a) Upper Limit = +100% of check standard area; Retention time +0.5 minutes.
(b) Lower Limit = -50% of check standard area; Retention time -0.5 minutes.

Semivolatile Internal Standard Area Summary

Job Number: JB70672
Account: LANGAN Langan Engineering & Environmental
Project: Carroll Gardens, 363-365 Bond Street, Brooklyn, NY

Check Std:	EZ4638-CC4615	**Injection Date:**	07/10/14
Lab File ID:	Z93481.D	**Injection Time:**	22:51
Instrument ID:	GCMSZ	**Method:**	SW846 8270D

	IS 1 AREA	RT	IS 2 AREA	RT	IS 3 AREA	RT	IS 4 AREA	RT	IS 5 AREA	RT	IS 6 AREA	RT
Check Std	147080	3.13	596149	4.42	384973	6.45	639752	8.22	609045	11.81	466131	13.84
Upper Limit [a]	294160	3.63	1192298	4.92	769946	6.95	1279504	8.72	1218090	12.31	932262	14.34
Lower Limit [b]	73540	2.63	298075	3.92	192487	5.95	319876	7.72	304523	11.31	233066	13.34

Lab Sample ID	IS 1 AREA	RT	IS 2 AREA	RT	IS 3 AREA	RT	IS 4 AREA	RT	IS 5 AREA	RT	IS 6 AREA	RT
OP76137-MB1	126142	3.12	500385	4.42	296142	6.45	518105	8.21	507525	11.81	424678	13.83
OP76137-BS1	140568	3.13	531121	4.43	316214	6.45	536385	8.21	600174	11.81	388190	13.83
OP76137-MS	120736	3.13	439483	4.43	220124	6.45	327287	8.21	284441*	11.81	192610*	13.83
OP76137-MSD	113610	3.13	426071	4.43	225100	6.45	351904	8.21	363211	11.81	255866	13.83
JB70672-1	116779	3.13	456302	4.42	266400	6.45	477872	8.21	473436	11.81	372682	13.83
JB70672-2	122138	3.13	483458	4.42	281123	6.45	519429	8.21	498001	11.81	362783	13.83
JB70672-3	121936	3.13	457981	4.42	259614	6.45	411831	8.21	374972	11.81	287175	13.83
JB70672-4	111156	3.12	431737	4.42	254974	6.45	437277	8.21	412308	11.81	320246	13.83
JB70672-7	111741	3.13	405281	4.42	209890	6.45	331292	8.21	277753*	11.81	249311	13.83
JB70672-8	110028	3.12	414617	4.42	221662	6.45	346509	8.21	361707	11.81	312427	13.83
JB70672-9	105744	3.12	430464	4.42	246678	6.45	419446	8.21	406248	11.81	334743	13.83
JB70672-11	108895	3.13	404526	4.42	210578	6.45	377274	8.21	342448	11.81	286680	13.83
JB70672-12	109064	3.13	411234	4.42	214745	6.45	320601	8.21	266705*	11.81	224476*	13.83
ZZZZZZ	106032	3.13	429691	4.42	258112	6.45	426466	8.21	253207*	11.81	175955*	13.83
ZZZZZZ	102461	3.13	412034	4.42	254857	6.45	430864	8.21	435780	11.81	361161	13.83
ZZZZZZ	109464	3.13	421549	4.42	247883	6.45	407939	8.21	281423*	11.81	203367*	13.83
ZZZZZZ	101272	3.13	411000	4.42	242707	6.45	421634	8.21	357673	11.81	261648	13.83
ZZZZZZ	107060	3.13	420455	4.42	255932	6.45	432099	8.21	302992*	11.80	178338*	13.83
ZZZZZZ	109239	3.13	457256	4.42	291451	6.45	523434	8.21	498364	11.81	282171	13.83

IS 1 = 1,4-Dichlorobenzene-d4
IS 2 = Naphthalene-d8
IS 3 = Acenaphthene-D10
IS 4 = Phenanthrene-d10
IS 5 = Chrysene-d12
IS 6 = Perylene-d12

(a) Upper Limit = +100% of check standard area; Retention time +0.5 minutes.
(b) Lower Limit = -50% of check standard area; Retention time -0.5 minutes.

Semivolatile Internal Standard Area Summary

Job Number: JB70672
Account: LANGAN Langan Engineering & Environmental
Project: Carroll Gardens, 363-365 Bond Street, Brooklyn, NY

Check Std:	EZ4639-CC4615	**Injection Date:**	07/11/14
Lab File ID:	Z93508.D	**Injection Time:**	10:55
Instrument ID:	GCMSZ	**Method:**	SW846 8270D

	IS 1 AREA	RT	IS 2 AREA	RT	IS 3 AREA	RT	IS 4 AREA	RT	IS 5 AREA	RT	IS 6 AREA	RT
Check Std	170943	3.11	688420	4.40	442240	6.43	723236	8.20	800186	11.79	545238	13.81
Upper Limit [a]	341886	3.61	1376840	4.90	884480	6.93	1446472	8.70	1600372	12.29	1090476	14.31
Lower Limit [b]	85472	2.61	344210	3.90	221120	5.93	361618	7.70	400093	11.29	272619	13.31

Lab Sample ID	IS 1 AREA	RT	IS 2 AREA	RT	IS 3 AREA	RT	IS 4 AREA	RT	IS 5 AREA	RT	IS 6 AREA	RT
ZZZZZZ	118727	3.11	480489	4.40	291298	6.43	489793	8.20	330639*	11.79	198450*	13.81
JB70672-7 [c]	129266	3.11	474586	4.40	244672	6.43	375944	8.20	264801*	11.79	225482*	13.81
JB70672-12 [c]	124710	3.11	460959	4.40	249156	6.43	369068	8.20	274857*	11.79	227938*	13.81
ZZZZZZ	121563	3.11	494216	4.40	287302	6.43	459891	8.20	268876*	11.79	187893*	13.81
ZZZZZZ	123563	3.11	485870	4.40	286759	6.43	477099	8.20	309007*	11.79	188404*	13.81
OP76247-LS8	127782	3.11	522806	4.40	325023	6.43	535251	8.20	614548	11.80	374166	13.82
OP76247-MS	127782	3.11	522806	4.40	325023	6.43	535251	8.20	614548	11.80	374166	13.82
OP76247-MSD	123273	3.11	486457	4.40	299813	6.43	505909	8.20	574453	11.79	362545	13.82
JB70803-1	147441	3.11	586383	4.40	359071	6.43	618787	8.20	611174	11.79	489268	13.81
ZZZZZZ	130353	3.11	512850	4.40	318366	6.43	548948	8.20	540442	11.79	444649	13.81
ZZZZZZ	126531	3.11	500427	4.40	299993	6.43	533373	8.20	505432	11.79	402256	13.81
ZZZZZZ	134347	3.11	527429	4.40	317183	6.43	572256	8.20	552203	11.79	457332	13.81
JB70845-1A	142158	3.11	554284	4.40	340710	6.43	615133	8.20	614403	11.79	511124	13.81
ZZZZZZ	152237	3.11	578642	4.40	337045	6.43	512084	8.20	353380[d]	11.79	263794[d]	13.81

IS 1 = 1,4-Dichlorobenzene-d4
IS 2 = Naphthalene-d8
IS 3 = Acenaphthene-D10
IS 4 = Phenanthrene-d10
IS 5 = Chrysene-d12
IS 6 = Perylene-d12

(a) Upper Limit = +100% of check standard area; Retention time +0.5 minutes.
(b) Lower Limit = -50% of check standard area; Retention time -0.5 minutes.
(c) Confirmation run for internal standard areas.
(d) Outside of control limits.

Semivolatile Surrogate Recovery Summary

Job Number: JB70672
Account: LANGAN Langan Engineering & Environmental
Project: Carroll Gardens, 363-365 Bond Street, Brooklyn, NY

Method: SW846 8270D **Matrix:** AQ

Samples and QC shown here apply to the above method

Lab Sample ID	Lab File ID	S1	S2	S3	S4	S5	S6
JB70672-5	M106057.D	49	37	85	71	70	91
JB70672-10	M106058.D	51	39	92	80	80	90
OP76174-BS1	M106042.D	64	48	109	97	91	101
OP76174-MB1	M106041.D	50	33	87	81	76	84
OP76174-MS	M106060.D	60	62	88	71	74	81
OP76174-MSD	M106061.D	65	72	102	83	84	97

Surrogate Compounds	Recovery Limits
S1 = 2-Fluorophenol	10-110%
S2 = Phenol-d5	10-110%
S3 = 2,4,6-Tribromophenol	29-139%
S4 = Nitrobenzene-d5	28-131%
S5 = 2-Fluorobiphenyl	30-121%
S6 = Terphenyl-d14	16-147%

Semivolatile Surrogate Recovery Summary

Job Number: JB70672
Account: LANGAN Langan Engineering & Environmental
Project: Carroll Gardens, 363-365 Bond Street, Brooklyn, NY

Method: SW846 8270D **Matrix:** SO

Samples and QC shown here apply to the above method

Lab Sample ID	Lab File ID	S1	S2	S3	S4	S5	S6
JB70672-1	Z93492.D	72	69	93	86	88	95
JB70672-2	Z93493.D	79	76	89	89	88	97
JB70672-3	Z93494.D	88	83	113	102	105	115
JB70672-4	Z93495.D	90	81	109	102	101	113
JB70672-7	Z93517.D	83	76	111	97	103	133* [a]
JB70672-7	Z93496.D	87	77	104	97	99	120
JB70672-8	Z93497.D	87	78	116	97	101	110
JB70672-9	Z93498.D	99	96	125* [b]	112* [b]	113* [b]	122
JB70672-11	Z93499.D	88	83	104	104	107	119
JB70672-12	Z93518.D	79	74	117	96	99	122
JB70672-12	Z93500.D	87	77	116	97	100	118
OP76137-BS1	6P8514.D	77	76	90	90	80	89
OP76137-BS1	Z93489.D	102	94	109	105	106	96
OP76137-MB1	6P8513.D	90	90	96	100	91	100
OP76137-MB1	Z93488.D	102	92	104	105	106	116
OP76137-MS	Z93490.D	81	80	119	89	103	97
OP76137-MSD	Z93491.D	73	73	92	82	87	74

Surrogate Compounds	Recovery Limits
S1 = 2-Fluorophenol	13-110%
S2 = Phenol-d5	15-110%
S3 = 2,4,6-Tribromophenol	20-123%
S4 = Nitrobenzene-d5	10-110%
S5 = 2-Fluorobiphenyl	17-110%
S6 = Terphenyl-d14	30-124%

(a) Outside control limits due to matrix interference.
(b) High percent recoveries and no positive found in the sample.

Initial Calibration Summary

Job Number: JB70672 **Sample:** E6P357-ICC357
Account: LANGAN Langan Engineering & Environmental **Lab FileID:** 6P8277.D
Project: Carroll Gardens, 363-365 Bond Street, Brooklyn, NY

Response Factor Report MS6P

Method : C:\MSDCHEM\1\METHODS\M6P357.M (RTE Integrator)
Title : Semi Volatile GC/MS, ZB-5MSi 30m x .25mm x .25um
Last Update : Tue Jul 01 15:56:51 2014
Response via : Initial Calibration

Calibration Files
100 =6p8273.D 80 =6p8275.D 50 =6p8277.D 25 =6p8280.D
10 =6p8276.D 5 =6p8278.D 2 =6p8279.D 1 =6p8274.D

Compound	100	80	50	25	10	5	2	1	Avg	%RSD
1) I 1,4-Dichlorobenzene-d	ISTD									
2) 1,4-Dioxane	0.659	0.673	0.604	0.649	0.683	0.671	0.579		0.645	6.06
3) Pyridine	1.797	1.825	1.531	1.598	1.887	1.866	1.862	1.165	1.691	14.80
4) N-Nitrosodim	1.072	1.093	0.958	0.996	1.151	1.087	1.070	1.097	1.066	5.69
5) 2-Fluorophen	1.511	1.556	1.337	1.431	1.631	1.625	1.508	1.678	1.535	7.36
6) Indene	2.330	2.427	2.195	2.467	2.933	3.098	3.075	3.018	2.693	13.86
7) Cumene	3.607	3.762	3.323	3.631	4.238	4.433	4.204	4.293	3.937	10.27
8) Phenol-d5	1.821	1.884	1.690	1.809	2.059	2.147	1.922	2.032	1.920	7.86
9) Phenol	2.024	2.142	1.966	2.157	2.587	2.586	2.481	2.460	2.300	11.09
10) Aniline	1.903	2.033	2.280	2.510	2.800	2.976	2.979	3.120	2.575	18.03
11) bis(2-Chloro	1.528	1.577	1.412	1.514	1.737	1.843	1.743	1.787	1.643	9.41
12) 2-Chlorophen	1.425	1.504	1.320	1.439	1.680	1.731	1.623	1.660	1.548	9.46
13) Decane	1.540	1.628	1.481	1.647	1.923	2.019	1.922	1.816	1.747	11.41
14) 1,3-Dichloro	1.548	1.632	1.431	1.555	1.839	1.894	1.911	1.828	1.705	10.85
15) 1,4-Dichloro	1.543	1.619	1.438	1.575	1.830	1.918	1.878	1.933	1.717	11.31
16) Benzyl alcoh	0.985	1.021	0.926	1.045	1.210	1.198	1.114	1.206	1.088	10.12
17) 1,2-Dichloro	1.411	1.493	1.347	1.481	1.775	1.831	1.809	1.864	1.626	13.10
18) Acetophenone	1.947	2.021	1.890	2.127	2.518	2.676	2.644	2.631	2.307	14.81
19) 2-Methylphen	1.212	1.264	1.212	1.368	1.566	1.583	1.469	1.493	1.396	10.98
20) 2,2'-oxybis(	0.468	0.489	0.461	0.491	0.590	0.606	0.583	0.659	0.543	13.81
21) 3&4-Methylph	1.258	1.318	1.289	1.477	1.673	1.613	1.615	1.564	1.476	11.22
22) n-Nitroso-di	0.977	1.020	0.981	1.115	1.292	1.402	1.423	1.403	1.202	16.56
23) Hexachloroet	0.551	0.573	0.513	0.550	0.653	0.676	0.616	0.602	0.592	9.38
24) I Naphthalene-d8	ISTD									
25) Nitrobenzene	0.427	0.437	0.394	0.411	0.475	0.472	0.473	0.498	0.448	8.09
26) Nitrobenzene	0.463	0.475	0.425	0.452	0.540	0.530	0.520	0.539	0.493	9.09
27) Quinoline	0.747	0.748	0.655	0.699	0.830	0.827	0.809	0.851	0.771	9.05
28) Isophorone	0.770	0.798	0.718	0.764	0.896	0.908	0.863	0.974	0.836	10.45
29) 2-Nitropheno	0.197	0.207	0.183	0.190	0.226	0.221	0.202	0.215	0.205	7.26
30) 2,4-Dimethyl	0.366	0.370	0.335	0.361	0.357	0.347	0.328	0.309	0.347	6.12
31) Benzoic Acid	0.300	0.361	0.286	0.247	0.278	0.221			0.282	17.00
32) bis(2-Chloro	0.441	0.457	0.411	0.444	0.505	0.515	0.505	0.506	0.473	8.28
33) 2,4-Dichloro	0.294	0.310	0.269	0.285	0.338	0.335	0.308	0.323	0.308	7.86
34) 2,6-Dichloro	0.279	0.291	0.264	0.283	0.335	0.333	0.308	0.341	0.304	9.61
35) 1,3,5-Trichl	0.310	0.329	0.303	0.340	0.402	0.407	0.409	0.419	0.365	13.41
36) 1,2,4-Trichl	0.308	0.321	0.293	0.312	0.381	0.391	0.385	0.384	0.347	12.03
37) 1,2,3-Trichl	0.300	0.316	0.291	0.312	0.379	0.383	0.386	0.399	0.346	12.96
38) Naphthalene	0.990	1.039	0.944	1.041	1.218	1.267	1.234	1.283	1.127	12.15
39) 4-Chloroanil	0.401	0.427	0.417	0.447	0.512	0.510	0.497	0.505	0.465	9.96
40) 2,3-Dichloro	0.365	0.375	0.344	0.368	0.433	0.441	0.428	0.460	0.402	10.81
41) Caprolactam	0.195	0.200	0.173	0.177	0.204	0.211	0.198	0.183	0.193	7.03
42) Hexachlorobu	0.162	0.171	0.159	0.172	0.208	0.208	0.199	0.204	0.185	11.55
43) 4-Chloro-3-m	0.353	0.364	0.320	0.322	0.388	0.390	0.362	0.385	0.361	7.70
44) 2-Methylnaph	0.579	0.603	0.554	0.587	0.702	0.724	0.676	0.731	0.644	11.09
45) 1-Methylnaph	0.579	0.612	0.554	0.596	0.708	0.746	0.722	0.744	0.657	12.16

Initial Calibration Summary

Job Number: JB70672 **Sample:** E6P357-ICC357
Account: LANGAN Langan Engineering & Environmental **Lab FileID:** 6P8277.D
Project: Carroll Gardens, 363-365 Bond Street, Brooklyn, NY

46)	Dimethylnaph	0.619	0.646	0.594	0.641	0.767	0.770	0.766	0.785	0.698	11.50
47)	I Acenaphthene-d10	----------	ISTD	----------							
48)	Hexachlorocy	0.291	0.308	0.268	0.278	0.326	0.282			0.292	7.30
49)	2,4,6-Trichl	0.346	0.363	0.316	0.345	0.433	0.418	0.397	0.424	0.380	11.43
50)	2,4,5-Trichl	0.398	0.416	0.364	0.375	0.439	0.442	0.417	0.433	0.411	7.06
51)	2-Fluorobiph	1.152	1.227	1.093	1.193	1.441	1.465	1.466	1.514	1.319	12.80
52)	2-Chloronaph	1.063	1.146	1.011	1.101	1.376	1.396	1.348	1.442	1.235	13.93
53)	Biphenyl	1.307	1.409	1.240	1.363	1.679	1.727	1.687	1.746	1.520	13.80
54)	2-Nitroanili	0.417	0.436	0.363	0.379	0.461	0.449	0.402	0.464	0.421	8.93
55)	Dimethylphth	1.223	1.278	1.125	1.191	1.429	1.453	1.422	1.533	1.332	11.00
56)	Acenaphthyle	1.707	1.802	1.555	1.691	2.040	2.062	1.981	2.107	1.868	11.02
57)	2,6-Dinitrot	0.311	0.324	0.273	0.282	0.337	0.317	0.288	0.300	0.304	7.29
58)	3-Nitroanili	0.353	0.368	0.311	0.318	0.379	0.365	0.318	0.328	0.342	7.79
59)	Acenaphthene	1.040	1.093	0.960	1.022	1.254	1.287	1.291	1.374	1.165	13.21
60)	2,4-Dinitrop	0.202	0.208	0.164	0.136	0.155	0.167			0.172	16.22
61)	4-Nitropheno	0.203	0.203	0.167	0.153	0.146	0.156			0.171	14.74
62)	Dibenzofuran	1.423	1.527	1.349	1.515	1.881	1.951	1.899	2.070	1.702	16.26
63)	2,4-Dinitrot	0.382	0.404	0.356	0.379	0.472	0.450	0.382	0.404	0.404	9.65
64)	2,3,4,6-Tetr	0.318	0.340	0.288	0.295	0.354	0.353	0.321	0.311	0.322	7.68
65)	Diethylphtha	1.156	1.230	1.081	1.152	1.404	1.427	1.375	1.688	1.314	15.12
66)	Fluorene	1.254	1.329	1.162	1.266	1.530	1.545	1.505	1.595	1.398	11.72
67)	4-Chlorophen	0.570	0.611	0.552	0.601	0.727	0.734	0.721	0.759	0.659	12.72
68)	4-Nitroanili	0.352	0.369	0.318	0.324	0.378	0.365	0.319	0.348	0.347	6.81
69)	I Phenanthrene-d10	----------	ISTD	----------							
70)	4,6-Dinitro-	0.178	0.181	0.143	0.128	0.146				0.155	14.91
71)	n-Nitrosodip	0.548	0.565	0.490	0.518	0.628	0.628	0.596	0.625	0.575	9.28
72)	1,2-Diphenyl	0.958	0.992	0.843	0.908	1.081	1.087	1.051	1.158	1.010	10.33
73)	2,4,6-Tribro	0.111	0.116	0.095	0.098	0.112	0.110	0.103	0.107	0.106	6.86
74)	4-Bromopheny	0.209	0.216	0.190	0.195	0.235	0.235	0.235	0.252	0.221	9.97
75)	Hexachlorobe	0.239	0.247	0.217	0.231	0.281	0.279	0.288	0.313	0.262	12.60
76)	Pentachlorop	0.155	0.159	0.138	0.140	0.162	0.146			0.150	6.76
77)	Phenanthrene	1.120	1.172	1.012	1.075	1.295	1.365	1.352	1.435	1.228	12.55
78)	Anthracene	1.134	1.174	1.037	1.119	1.309	1.366	1.323	1.355	1.227	10.25
79)	Carbazole	1.131	1.170	1.003	1.076	1.300	1.323	1.247	1.345	1.199	10.37
80)	Di-n-butylph	1.267	1.318	1.148	1.211	1.416	1.392	1.296	1.436	1.310	7.75
81)	Fluoranthene	1.276	1.329	1.160	1.206	1.459	1.463	1.437	1.507	1.355	9.64
82)	Octadecane	0.548	0.570	0.492	0.537	0.643	0.667	0.609	0.679	0.593	11.32
83)	I Chrysene-d12	----------	ISTD	----------							
84)	Pyrene	1.368	1.435	1.164	1.222	1.451	1.495	1.419	1.514	1.384	9.16
85)	Butyl steara	0.417	0.442	0.496	0.512	0.429	0.410	0.346	0.436	0.436	11.80
86)	Terphenyl-d1	0.891	0.957	0.761	0.792	0.942	0.949	0.897	0.971	0.895	8.78
87)	Butylbenzylp	0.614	0.631	0.512	0.511	0.599	0.570	0.519	0.592	0.569	8.52
88)	Benzo[a]anth	1.215	1.255	1.015	1.051	1.268	1.281	1.252	1.368	1.213	9.89
89)	3,3'-Dichlor	0.438	0.466	0.373	0.397	0.481	0.472	0.393	0.476	0.437	9.90
90)	Chrysene	1.207	1.254	1.010	1.045	1.277	1.294	1.229	1.371	1.211	10.19
91)	bis(2-Ethylh		0.875	0.712	0.710	0.839	0.803	0.686		0.771	10.20
92)	I Perylene-d12	----------	ISTD	----------							
93)	Di-n-octylph		1.477	1.178	1.203	1.518	1.416	1.160		1.325	12.28
94)	Benzo[b]fluo	1.272	1.308	1.019	1.135	1.427	1.492	1.191	1.506	1.294	13.52
95)	Benzo[k]fluo	1.097	1.271	1.049	1.134	1.502	1.541	1.387	1.648	1.329	16.91
96)	Benzo[a]pyre	1.138	1.210	0.972	1.023	1.327	1.333	1.160	1.462	1.203	13.73
97)	Indeno[1,2,3	1.307	1.358	0.985	1.017	1.310	1.101	0.910	1.104	1.136	14.85
98)	Dibenz(a,h)a	1.142	1.199	0.917	0.942	1.201	1.141	0.925	1.052	1.065	11.48
99)	Dibenz[a,h]a	1.271	1.348	1.037	1.093	1.435	1.261	1.001	1.235	1.210	12.65
100)	7,12-Dimethy	0.537	0.589	0.495	0.546	0.548	0.410	0.287	0.336	0.469	23.67
101)	Benzo[g,h,i]	1.272	1.314	1.023	1.063	1.401	1.384	1.271	1.527	1.282	13.21

Initial Calibration Summary

Job Number: JB70672
Account: LANGAN Langan Engineering & Environmental
Project: Carroll Gardens, 363-365 Bond Street, Brooklyn, NY

Sample: E6P357-ICC357
Lab FileID: 6P8277.D

(#) = Out of Range ### Number of calibration levels exceeded format ###

M6P357.M Tue Jul 01 16:02:57 2014 RPT1

Initial Calibration Summary

Job Number: JB70672 **Sample:** E6P358-ICC358
Account: LANGAN Langan Engineering & Environmental **Lab FileID:** 6P8286.D
Project: Carroll Gardens, 363-365 Bond Street, Brooklyn, NY

Response Factor Report MS6P

Method : C:\MSDCHEM\1\METHODS\M6P357eph.M (RTE Integrator)
Title : Semi Volatile GC/MS, ZB-5MSi 30m x .25mm x .25um
Last Update : Wed Jul 02 08:48:16 2014
Response via : Initial Calibration

Calibration Files
100 =6p8282.D 80 =6p8284.D 50 =6p8286.D 25 =6p8289.D
10 =6p8285.D 5 =6p8287.D 2 =6p8288.D 1 =6p8283.D

Compound	100	80	50	25	10	5	2	1	Avg	%RSD
102) 1,4-Dichlorobenzene-d	ISTD									
103) Benzaldehyde	1.147	1.199	1.216	1.258	1.412	1.334	1.412	1.284	1.283	7.61
104) Phenanthrene-d10a	ISTD									
105) Atrazine	0.118	0.121	0.118	0.123	0.135	0.109	0.125	0.096	0.118	9.63
106) o-terphenyl	0.542	0.561	0.581	0.609	0.703	0.634	0.754	0.713	0.637	12.23
107) Chrysene-d12a	ISTD									
108) Benzidine	0.486	0.512	0.667	0.743	0.742	0.539			0.615	19.01
109) 1-chlorooctа	0.363	0.369	0.369	0.378	0.410	0.356	0.366	0.351	0.370	4.83
110) Acenaphthene-d10a	ISTD									
111) 1,2,4,5-Tetr	0.550	0.563	0.545	0.546	0.631	0.541	0.616	0.603	0.574	6.31
112) I Naphthalene-d8a	ISTD									
113) Hydroquinone	0.389	0.383	0.321	0.307	0.268				0.334	15.53

(#) = Out of Range ### Number of calibration levels exceeded format ###

M6P357eph.M Wed Jul 02 08:48:43 2014 RPT1

Initial Calibration Verification

Job Number: JB70672 **Sample:** E6P358-ICV357
Account: LANGAN Langan Engineering & Environmental **Lab FileID:** 6P8290.D
Project: Carroll Gardens, 363-365 Bond Street, Brooklyn, NY

Evaluate Continuing Calibration Report

Data File : C:\msdchem\1\DATA\e6p357\6p8290.D Vial: 18
Acq On : 26 Jun 2014 10:47 pm Operator: samtap
Sample : icv357-50 Inst : MS6P
Misc : op75816,e6p358 Multiplr: 1.00
MS Integration Params: RTEINT.P

Method : C:\MSDCHEM\1\METHODS\M6P357.M (RTE Integrator)
Title : Semi Volatile GC/MS, ZB-5MSi 30m x .25mm x .25um
Last Update : Wed Jul 02 11:37:14 2014
Response via : Multiple Level Calibration

Min. RRF : 0.050 Min. Rel. Area : 50% Max. R.T. Dev 0.50min
Max. RRF Dev : 30% Max. Rel. Area : 202%

		Compound	AvgRF	CCRF	%Dev	Area%	Dev(min)	R.T.
1	I	1,4-Dichlorobenzene-d4	1.000	1.000	0.0	85	0.00	4.53
9	t	Phenol	2.300	1.975	14.1	86	-0.01	4.27
12	t	2-Chlorophenol	1.548	1.416	8.5	91	-0.01	4.37
19	t	2-Methylphenol	1.396	1.363	2.4	96	-0.01	4.73
21	t	3&4-Methylphenol	1.476	1.437	2.6	95	-0.01	4.85
24	I	Naphthalene-d8	1.000	1.000	0.0	83	-0.01	5.60
29	t	2-Nitrophenol	0.205	0.192	6.3	86	-0.01	5.25
30	t	2,4-Dimethylphenol	0.347	0.378	-8.9	93	-0.01	5.30
31		Benzoic Acid	0.282	0.238	15.6	69	-0.04	5.40
33	t	2,4-Dichlorophenol	0.308	0.298	3.2	91	-0.01	5.47
34		2,6-Dichlorophenol	0.304	0.296	2.6	93	-0.02	5.69
43	t	4-Chloro-3-methylphenol	0.361	0.339	6.1	87	-0.02	6.18
47	I	Acenaphthene-d10	1.000	1.000	0.0	78	-0.01	7.65
49	t	2,4,6-Trichlorophenol	0.380	0.375	1.3	92	-0.02	6.68
50	t	2,4,5-Trichlorophenol	0.411	0.405	1.5	86	-0.03	6.72
61	t	4-Nitrophenol	0.171	0.166	2.9	77	-0.02	7.88
64		2,3,4,6-Tetrachlorophenol	0.322	0.309	4.0	83	-0.02	8.12
69	I	Phenanthrene-d10	1.000	1.000	0.0	76	-0.02	9.82
70	t	4,6-Dinitro-2-methylpheno	0.155	0.132	14.8	71	-0.02	8.52
76	t	Pentachlorophenol	0.150	0.148	1.3	82	-0.01	9.56
83	I	Chrysene-d12	1.000	1.000	0.0	78	-0.02	14.01
92	I	Perylene-d12	1.000	1.000	0.0	71	-0.01	16.13

(#) = Out of Range SPCC's out = 0 CCC's out = 0
6p8286.D M6P357.M Wed Jul 02 13:54:30 2014 RPT1

Initial Calibration Verification

Job Number: JB70672 **Sample:** E6P358-ICV358
Account: LANGAN Langan Engineering & Environmental **Lab FileID:** 6P8291A.D
Project: Carroll Gardens, 363-365 Bond Street, Brooklyn, NY

Evaluate Continuing Calibration Report

Data File : C:\msdchem\1\DATA\e6p357\6p8291A.D Vial: 19
Acq On : 26 Jun 2014 11:15 pm Operator: samtap
Sample : icv358-50 Inst : MS6P
Misc : op75816,e6p358 Multiplr: 1.00
MS Integration Params: RTEINT.P

Method : C:\MSDCHEM\1\METHODS\M6P357.M (RTE Integrator)
Title : Semi Volatile GC/MS, ZB-5MSi 30m x .25mm x .25um
Last Update : Wed Jul 02 11:37:14 2014
Response via : Multiple Level Calibration

Min. RRF : 0.050 Min. Rel. Area : 50% Max. R.T. Dev 0.50min
Max. RRF Dev : 30% Max. Rel. Area : 202%

	Compound	AvgRF	CCRF	%Dev	Area%	Dev(min)	R.T.
106	Chrysene-d12a	1.000	1.000	0.0	113	0.00	14.02
107	Benzidine	0.615	0.689	-12.0	117	-0.01	11.99
108	Acenaphthene-d10a	1.000	1.000	0.0	127	0.00	7.65
109	1,2,4,5-Tetrachlorobenzen	0.574	0.456	20.6	106	0.00	6.55

(#) = Out of Range SPCC's out = 0 CCC's out = 0
6p8286.D M6P357.M Wed Jul 02 13:54:35 2014 RPT1

8.7.4

Initial Calibration Verification

Job Number: JB70672 **Sample:** E6P358-ICV357
Account: LANGAN Langan Engineering & Environmental **Lab FileID:** 6P8291.D
Project: Carroll Gardens, 363-365 Bond Street, Brooklyn, NY

Evaluate Continuing Calibration Report

Data File : C:\msdchem\1\DATA\e6p357\6p8291.D Vial: 19
Acq On : 26 Jun 2014 11:15 pm Operator: samtap
Sample : icv357-50 Inst : MS6P
Misc : op75816,e6p358 Multiplr: 1.00
MS Integration Params: RTEINT.P

Method : C:\MSDCHEM\1\METHODS\M6P357.M (RTE Integrator)
Title : Semi Volatile GC/MS, ZB-5MSi 30m x .25mm x .25um
Last Update : Wed Jul 02 11:37:14 2014
Response via : Multiple Level Calibration

Min. RRF : 0.050 Min. Rel. Area : 50% Max. R.T. Dev 0.50min
Max. RRF Dev : 30% Max. Rel. Area : 202%

		Compound	AvgRF	CCRF	%Dev	Area%	Dev(min)	R.T.
1	I	1,4-Dichlorobenzene-d4	1.000	1.000	0.0	96	0.00	4.53
4	t	N-Nitrosodimethylamine	1.066	0.932	12.6	93	0.00	2.29
11	t	bis(2-Chloroethyl)ether	1.643	1.474	10.3	100	-0.01	4.33
14	t	1,3-Dichlorobenzene	1.705	1.391	18.4	94	0.00	4.48
15	t	1,4-Dichlorobenzene	1.717	1.409	17.9	94	0.00	4.54
17	t	1,2-Dichlorobenzene	1.626	1.350	17.0	96	0.00	4.66
20	t	2,2'-oxybis(1-Chloropropa	0.543	0.474	12.7	99	-0.01	4.74
22	t	n-Nitroso-di-n-propylamin	1.202	1.090	9.3	107	-0.02	4.84
23	t	Hexachloroethane	0.592	0.497	16.0	93	0.00	4.93
24	I	Naphthalene-d8	1.000	1.000	0.0	97	0.00	5.61
26	t	Nitrobenzene	0.493	0.404	18.1	93	-0.01	4.98
28	t	Isophorone	0.836	0.675	19.3	92	-0.02	5.18
32	t	bis(2-Chloroethoxy)methan	0.473	0.431	8.9	102	-0.01	5.38
36	t	1,2,4-Trichlorobenzene	0.347	0.284	18.2	95	0.00	5.55
38	t	Naphthalene	1.127	0.918	18.5	95	-0.01	5.62
42	t	Hexachlorobutadiene	0.185	0.156	15.7	95	0.00	5.76
47	I	Acenaphthene-d10	1.000	1.000	0.0	94	-0.01	7.65
48	t	Hexachlorocyclopentadiene	0.292	0.216	26.0	76	0.00	6.54
52	t	2-Chloronaphthalene	1.235	0.987	20.1	91	-0.02	6.92
55	t	Dimethylphthalate	1.332	1.126	15.5	94	-0.01	7.32
56	t	Acenaphthylene	1.868	1.335	28.5	80	-0.02	7.45
57	t	2,6-Dinitrotoluene	0.304	0.251	17.4	86	-0.02	7.38
59	t	Acenaphthene	1.165	1.011	13.2	99	-0.02	7.69
63	t	2,4-Dinitrotoluene	0.404	0.339	16.1	89	-0.02	7.93
65	t	Diethylphthalate	1.314	1.085	17.4	94	-0.02	8.31
66	t	Fluorene	1.398	1.180	15.6	95	-0.02	8.42
67	t	4-Chlorophenyl-phenylethe	0.659	0.569	13.7	97	-0.01	8.45
69	I	Phenanthrene-d10	1.000	1.000	0.0	93	-0.02	9.82
71	t	n-Nitrosodiphenylamine	0.575	0.489	15.0	92	-0.02	8.62
72	t	1,2-Diphenylhydrazine	1.010	0.872	13.7	96	-0.01	8.68
74	t	4-Bromophenyl-phenylether	0.221	0.197	10.9	96	-0.01	9.17
75	t	Hexachlorobenzene	0.262	0.215	17.9	92	-0.02	9.24
77	t	Phenanthrene	1.228	1.010	17.8	92	-0.02	9.85
78	t	Anthracene	1.227	1.024	16.5	91	-0.02	9.93
80	t	Di-n-butylphthalate	1.310	1.147	12.4	93	-0.02	10.85
81	t	Fluoranthene	1.355	1.142	15.7	91	-0.02	11.72
83	I	Chrysene-d12	1.000	1.000	0.0	90	-0.01	14.02
84	t	Pyrene	1.384	1.212	12.4	94	-0.02	12.07
87	t	Butylbenzylphthalate	0.569	0.523	8.1	92	-0.01	13.24
88	t	Benzo[a]anthracene	1.213	1.018	16.1	91	-0.01	14.00
90	t	Chrysene	1.211	1.085	10.4	97	-0.02	14.06
91	t	bis(2-Ethylhexyl)phthalat	0.771	0.723	6.2	92	0.00	14.22

Initial Calibration Verification

Job Number: JB70672 **Sample:** E6P358-ICV357
Account: LANGAN Langan Engineering & Environmental **Lab FileID:** 6P8291.D
Project: Carroll Gardens, 363-365 Bond Street, Brooklyn, NY

92	I	Perylene-d12	1.000	1.000	0.0	89	-0.01	16.13
93	t	Di-n-octylphthalate	1.325	1.226	7.5	93	-0.02	15.20
94	t	Benzo[b]fluoranthene	1.294	1.099	15.1	96	-0.02	15.61
95	t	Benzo[k]fluoranthene	1.329	1.117	16.0	95	-0.03	15.65
96	t	Benzo[a]pyrene	1.203	1.031	14.3	94	-0.02	16.05
97	t	Indeno[1,2,3-cd]pyrene	1.136	0.998	12.1	90	-0.03	17.60
99	t	Dibenz[a,h]anthracene	1.210	1.108	8.4	95	-0.03	17.65
101	t	Benzo[g,h,i]perylene	1.282	1.122	12.5	98	-0.04	18.01

(#) = Out of Range SPCC's out = 0 CCC's out = 0
6p8286.D M6P357.M Wed Jul 02 13:54:33 2014 RPT1

8.7.5

8

Initial Calibration Verification

Job Number: JB70672 **Sample:** E6P358-ICV357
Account: LANGAN Langan Engineering & Environmental **Lab FileID:** 6P8292B.D
Project: Carroll Gardens, 363-365 Bond Street, Brooklyn, NY

Evaluate Continuing Calibration Report

Data File : C:\msdchem\1\DATA\e6p357\6p8292B.D Vial: 20
Acq On : 26 Jun 2014 11:44 pm Operator: samtap
Sample : icv357-50 Inst : MS6P
Misc : op75816,e6p358 Multiplr: 1.00
MS Integration Params: RTEINT.P

Method : C:\MSDCHEM\1\METHODS\M6P357.M (RTE Integrator)
Title : Semi Volatile GC/MS, ZB-5MSi 30m x .25mm x .25um
Last Update : Wed Jul 02 11:37:14 2014
Response via : Multiple Level Calibration

Min. RRF : 0.050 Min. Rel. Area : 50% Max. R.T. Dev 0.50min
Max. RRF Dev : 30% Max. Rel. Area : 202%

	Compound	AvgRF	CCRF	%Dev	Area%	Dev(min)	R.T.
47 I	Acenaphthene-d10	1.000	1.000	0.0	102	-0.01	7.65
60 t	2,4-Dinitrophenol	0.172	0.136	20.9	84	-0.02	7.75

(#) = Out of Range SPCC's out = 0 CCC's out = 0
6p8286.D M6P357.M Wed Jul 02 14:47:49 2014 RPT1

Initial Calibration Verification

Job Number: JB70672 **Sample:** E6P358-ICV358
Account: LANGAN Langan Engineering & Environmental **Lab FileID:** 6P8292A.D
Project: Carroll Gardens, 363-365 Bond Street, Brooklyn, NY

Evaluate Continuing Calibration Report

Data File : C:\msdchem\1\DATA\e6p357\6p8292a.D Vial: 20
Acq On : 26 Jun 2014 11:44 pm Operator: samtap
Sample : icv358-50 Inst : MS6P
Misc : op75816,e6p358 Multiplr: 1.00
MS Integration Params: RTEINT.P

Method : C:\MSDCHEM\1\METHODS\M6P357.M (RTE Integrator)
Title : Semi Volatile GC/MS, ZB-5MSi 30m x .25mm x .25um
Last Update : Wed Jul 02 11:37:14 2014
Response via : Multiple Level Calibration

Min. RRF : 0.050 Min. Rel. Area : 50% Max. R.T. Dev 0.50min
Max. RRF Dev : 30% Max. Rel. Area : 202%

	Compound	AvgRF	CCRF	%Dev	Area%	Dev(min)	R.T.
102	1,4-Dichlorobenzene-d4a	1.000	1.000	0.0	126	0.00	4.53
103	Benzaldehyde	1.283	1.378	-7.4	143	0.00	4.19
104	Phenanthrene-d10a	1.000	1.000	0.0	124	0.00	9.82
105	Atrazine	0.118	0.134	-13.6	140	0.02	9.48

(#) = Out of Range SPCC's out = 0 CCC's out = 0
6p8286.D M6P357.M Wed Jul 02 13:54:39 2014 RPT1

8.7.7

Initial Calibration Verification

Job Number: JB70672 **Sample:** E6P358-ICV357
Account: LANGAN Langan Engineering & Environmental **Lab FileID:** 6P8293.D
Project: Carroll Gardens, 363-365 Bond Street, Brooklyn, NY

Evaluate Continuing Calibration Report

Data File : C:\msdchem\1\DATA\e6p357\6p8293.D Vial: 21
Acq On : 27 Jun 2014 12:12 am Operator: samtap
Sample : icv357-50 Inst : MS6P
Misc : op75816,e6p358 Multiplr: 1.00
MS Integration Params: RTEINT.P

Method : C:\MSDCHEM\1\METHODS\M6P357.M (RTE Integrator)
Title : Semi Volatile GC/MS, ZB-5MSi 30m x .25mm x .25um
Last Update : Wed Jul 02 11:37:14 2014
Response via : Multiple Level Calibration

Min. RRF : 0.050 Min. Rel. Area : 50% Max. R.T. Dev 0.50min
Max. RRF Dev : 30% Max. Rel. Area : 202%

		Compound	AvgRF	CCRF	%Dev	Area%	Dev(min)	R.T.
1	I	1,4-Dichlorobenzene-d4	1.000	1.000	0.0	93	0.00	4.53
5	S	2-Fluorophenol	1.535	1.314	14.4	91	0.00	3.53
8	S	Phenol-d5	1.920	1.616	15.8	89	-0.01	4.26
24	I	Naphthalene-d8	1.000	1.000	0.0	92	-0.01	5.60
25	S	Nitrobenzene-d5	0.448	0.371	17.2	87	-0.01	4.96
47	I	Acenaphthene-d10	1.000	1.000	0.0	88	-0.01	7.65
51	S	2-Fluorobiphenyl	1.319	1.088	17.5	87	-0.02	6.78
69	I	Phenanthrene-d10	1.000	1.000	0.0	89	-0.02	9.82
73	S	2,4,6-Tribromophenol	0.106	0.088	17.0	82	-0.01	8.78
83	I	Chrysene-d12	1.000	1.000	0.0	90	-0.02	14.01
86	S	Terphenyl-d14	0.895	0.755	15.6	89	-0.01	12.39
92	I	Perylene-d12	1.000	1.000	0.0	78	-0.02	16.13

(#) = Out of Range SPCC's out = 0 CCC's out = 0
6p8286.D M6P357.M Wed Jul 02 13:54:41 2014 RPT1

Initial Calibration Verification

Job Number: JB70672 **Sample:** E6P358-ICV357
Account: LANGAN Langan Engineering & Environmental **Lab FileID:** 6P8294.D
Project: Carroll Gardens, 363-365 Bond Street, Brooklyn, NY

Evaluate Continuing Calibration Report

Data File : C:\msdchem\1\DATA\e6p357\6p8294.D Vial: 22
Acq On : 27 Jun 2014 12:40 am Operator: samtap
Sample : icv357-50 Inst : MS6P
Misc : op75816,e6p358 Multiplr: 1.00
MS Integration Params: RTEINT.P

Method : C:\MSDCHEM\1\METHODS\M6P357.M (RTE Integrator)
Title : Semi Volatile GC/MS, ZB-5MSi 30m x .25mm x .25um
Last Update : Wed Jul 02 11:37:14 2014
Response via : Multiple Level Calibration

Min. RRF : 0.050 Min. Rel. Area : 50% Max. R.T. Dev 0.50min
Max. RRF Dev : 30% Max. Rel. Area : 202%

	Compound	AvgRF	CCRF	%Dev	Area%	Dev(min)	R.T.
83 I	Chrysene-d12	1.000	1.000	0.0	87	-0.02	14.01
89 t	3,3'-Dichlorobenzidine	0.437	0.381	12.8	89	-0.02	14.01

(#) = Out of Range SPCC's out = 0 CCC's out = 0
6p8286.D M6P357.M Wed Jul 02 13:54:43 2014 RPT1

8.7.9

Initial Calibration Verification

Job Number: JB70672 **Sample:** E6P358-ICV358
Account: LANGAN Langan Engineering & Environmental **Lab FileID:** 6P8294A.D
Project: Carroll Gardens, 363-365 Bond Street, Brooklyn, NY

Evaluate Continuing Calibration Report

Data File : C:\msdchem\1\DATA\e6p357\6p8294a.D Vial: 22
Acq On : 27 Jun 2014 12:40 am Operator: samtap
Sample : icv358-50 Inst : MS6P
Misc : op75816,e6p358 Multiplr: 1.00
MS Integration Params: RTEINT.P

Method : C:\MSDCHEM\1\METHODS\M6P357.M (RTE Integrator)
Title : Semi Volatile GC/MS, ZB-5MSi 30m x .25mm x .25um
Last Update : Wed Jul 02 11:37:14 2014
Response via : Multiple Level Calibration

Min. RRF : 0.050 Min. Rel. Area : 50% Max. R.T. Dev 0.50min
Max. RRF Dev : 30% Max. Rel. Area : 202%

	Compound	AvgRF	CCRF	%Dev	Area%	Dev(min)	R.T.
106	Chrysene-d12a	1.000	1.000	0.0	108	0.00	14.01
107	Benzidine	0.615	0.714	-16.1	116	-0.01	11.99

(#) = Out of Range SPCC's out = 0 CCC's out = 0
6p8286.D M6P357.M Wed Jul 02 13:54:45 2014 RPT1

8.7.10

8

Initial Calibration Verification

Job Number: JB70672 **Sample:** E6P358-ICV358
Account: LANGAN Langan Engineering & Environmental **Lab FileID:** 6P8295.D
Project: Carroll Gardens, 363-365 Bond Street, Brooklyn, NY

Evaluate Continuing Calibration Report

```
  Data File : C:\msdchem\1\DATA\e6p357\6p8295.D            Vial: 23
  Acq On    : 27 Jun 2014   1:08 am                    Operator: samtap
  Sample    : icv358-50                                Inst    : MS6P
  Misc      : op75816,e6p358                           Multiplr: 1.00
  MS Integration Params: RTEINT.P

  Method       : C:\MSDCHEM\1\METHODS\M6P357.M (RTE Integrator)
  Title        : Semi Volatile  GC/MS, ZB-5MSi 30m x .25mm x .25um
  Last Update  : Wed Jul 02 11:37:14 2014
  Response via : Multiple Level Calibration

  Min. RRF     :   0.050  Min. Rel. Area :  50%  Max. R.T. Dev  0.50min
  Max. RRF Dev :  30%     Max. Rel. Area : 202%
```

	Compound	AvgRF	CCRF	%Dev	Area%	Dev(min)	R.T.
112 I	Naphthalene-d8a	1.000	1.000	0.0	120	0.00	5.60
113	Hydroquinone	0.334	0.425	-27.2	159	0.00	6.02

```
    (#) = Out of Range              SPCC's out = 0  CCC's out = 0
     6p8286.D   M6P357.M         Wed Jul 02 13:54:47 2014   RPT1
```

8.7.11

8

Initial Calibration Verification

Job Number: JB70672 **Sample:** E6P358-ICV357
Account: LANGAN Langan Engineering & Environmental **Lab FileID:** 6P8296.D
Project: Carroll Gardens, 363-365 Bond Street, Brooklyn, NY

Evaluate Continuing Calibration Report

Data File : C:\msdchem\1\DATA\e6p357\6p8296.D Vial: 24
Acq On : 27 Jun 2014 1:36 am Operator: samtap
Sample : icv357-50 Inst : MS6P
Misc : op75816,e6p358 Multiplr: 1.00
MS Integration Params: RTEINT.P

Method : C:\MSDCHEM\1\METHODS\M6P357.M (RTE Integrator)
Title : Semi Volatile GC/MS, ZB-5MSi 30m x .25mm x .25um
Last Update : Wed Jul 02 11:37:14 2014
Response via : Multiple Level Calibration

Min. RRF : 0.050 Min. Rel. Area : 50% Max. R.T. Dev 0.50min
Max. RRF Dev : 30% Max. Rel. Area : 202%

		Compound	AvgRF	CCRF	%Dev	Area%	Dev(min)	R.T.
1	I	1,4-Dichlorobenzene-d4	1.000	1.000	0.0	98	0.00	4.54
3	t	Pyridine	1.691	1.839	-8.8	117	0.10	2.43
10	t	Aniline	2.575	2.581	-0.2	110	0.00	4.29
16	t	Benzyl alcohol	1.088	0.948	12.9	100	0.00	4.64
24	I	Naphthalene-d8	1.000	1.000	0.0	89	0.00	5.61
39	t	4-Chloroaniline	0.465	0.434	6.7	92	-0.01	5.68
44	t	2-Methylnaphthalene	0.644	0.626	2.8	100	0.00	6.35
47	I	Acenaphthene-d10	1.000	1.000	0.0	93	-0.01	7.65
54	t	2-Nitroaniline	0.421	0.386	8.3	99	-0.02	7.06
58	t	3-Nitroaniline	0.342	0.320	6.4	96	-0.02	7.61
62	t	Dibenzofuran	1.702	1.628	4.3	113	-0.02	7.93
68	t	4-Nitroaniline	0.347	0.285	17.9	84	-0.03	8.47
69	I	Phenanthrene-d10	1.000	1.000	0.0	91	-0.02	9.82
79	t	Carbazole	1.199	1.080	9.9	98	-0.02	10.21
83	I	Chrysene-d12	1.000	1.000	0.0	89	-0.02	14.01
92	I	Perylene-d12	1.000	1.000	0.0	73	-0.01	16.13

(#) = Out of Range SPCC's out = 0 CCC's out = 0
6p8286.D M6P357.M Wed Jul 02 13:54:49 2014 RPT1

8.7.12

8

Continuing Calibration Summary

Job Number: JB70672 **Sample:** E6P367-CC357
Account: LANGAN Langan Engineering & Environmental **Lab FileID:** 6P8509.D
Project: Carroll Gardens, 363-365 Bond Street, Brooklyn, NY

Evaluate Continuing Calibration Report

Data File : C:\msdchem\1\DATA\e6p367\6p8509.D Vial: 2
Acq On : 7 Jul 2014 9:04 am Operator: ashleyv
Sample : cc357-50 Inst : MS6P
Misc : op75816,e6p367 Multiplr: 1.00
MS Integration Params: RTEINT.P

Method : C:\MSDCHEM\1\METHODS\M6P357.M (RTE Integrator)
Title : Semi Volatile GC/MS, ZB-5MSi 30m x .25mm x .25um
Last Update : Mon Jul 07 16:28:20 2014
Response via : Multiple Level Calibration

Min. RRF : 0.050 Min. Rel. Area : 50% Max. R.T. Dev 0.50min
Max. RRF Dev : 20% Max. Rel. Area : 202%

		Compound	AvgRF	CCRF	%Dev	Area%	Dev(min)	R.T.
1	I	1,4-Dichlorobenzene-d4	1.000	1.000	0.0	102	-0.03	4.50
2		1,4-Dioxane	0.645	0.581	9.9	98	-0.05	1.94
3	t	Pyridine	1.691	1.491	11.8	99	-0.04	2.29
4	t	N-Nitrosodimethylamine	1.066	0.942	11.6	100	-0.03	2.26
5	S	2-Fluorophenol	1.535	1.337	12.9	102	-0.02	3.51
6	t	Indene	2.693	2.459	8.7	114	-0.04	4.70
7	t	Cumene	3.937	3.611	8.3	111	-0.04	3.89
8	S	Phenol-d5	1.920	1.766	8.0	106	-0.02	4.26
9	t	Phenol	2.300	2.138	7.0	111	-0.02	4.27
10	t	Aniline	2.575	2.011	21.9#	90	-0.03	4.25
11	t	bis(2-Chloroethyl)ether	1.643	1.478	10.0	107	-0.04	4.30
12	t	2-Chlorophenol	1.548	1.391	10.1	107	-0.03	4.35
13	t	Decane	1.747	1.691	3.2	116	-0.04	4.38
14	t	1,3-Dichlorobenzene	1.705	1.544	9.4	110	-0.03	4.46
15	t	1,4-Dichlorobenzene	1.717	1.550	9.7	110	-0.04	4.51
16	t	Benzyl alcohol	1.088	1.023	6.0	112	-0.03	4.62
17	t	1,2-Dichlorobenzene	1.626	1.437	11.6	109	-0.04	4.63
18	t	Acetophenone	2.307	2.188	5.2	118	-0.04	4.81
19	t	2-Methylphenol	1.396	1.355	2.9	114	-0.02	4.72
20	t	2,2'-oxybis(1-Chloropropa	0.543	0.495	8.8	109	-0.04	4.71
21	t	3&4-Methylphenol	1.476	1.496	-1.4	118	-0.03	4.84
22	t	n-Nitroso-di-n-propylamin	1.202	1.190	1.0	124	-0.04	4.82
23	t	Hexachloroethane	0.592	0.595	-0.5	118	-0.04	4.89
24	I	Naphthalene-d8	1.000	1.000	0.0	102	-0.04	5.57
25	S	Nitrobenzene-d5	0.448	0.465	-3.8	120	-0.04	4.94
26	t	Nitrobenzene	0.493	0.507	-2.8	122	-0.04	4.95
27	t	Quinoline	0.771	0.688	10.8	107	-0.04	5.93
28	t	Isophorone	0.836	0.792	5.3	113	-0.04	5.16
29	t	2-Nitrophenol	0.205	0.187	8.8	104	-0.04	5.23
30	t	2,4-Dimethylphenol	0.347	0.367	-5.8	112	-0.03	5.28
31		Benzoic Acid	0.282	0.253	10.3	90	-0.04	5.40
32	t	bis(2-Chloroethoxy)methan	0.473	0.426	9.9	106	-0.04	5.34
33	t	2,4-Dichlorophenol	0.308	0.287	6.8	109	-0.03	5.45
34		2,6-Dichlorophenol	0.304	0.287	5.6	111	-0.04	5.66
35	t	1,3,5-Trichlorobenzene	0.365	0.334	8.5	112	-0.04	5.23
36	t	1,2,4-Trichlorobenzene	0.347	0.324	6.6	113	-0.04	5.52
37	t	1,2,3-Trichlorobenzene	0.346	0.323	6.6	113	-0.04	5.73
38	t	Naphthalene	1.127	1.001	11.2	108	-0.04	5.59
39	t	4-Chloroaniline	0.465	0.407	12.5	100	-0.04	5.65
40	t	2,3-Dichloroaniline	0.402	0.373	7.2	111	-0.04	6.65
41	t	Caprolactam	0.193	0.187	3.1	111	-0.04	6.04

8.7.13

8

Continuing Calibration Summary

Job Number: JB70672 **Sample:** E6P367-CC357
Account: LANGAN Langan Engineering & Environmental **Lab FileID:** 6P8509.D
Project: Carroll Gardens, 363-365 Bond Street, Brooklyn, NY

42	t	Hexachlorobutadiene	0.185	0.190	-2.7	122	-0.04	5.72
43	t	4-Chloro-3-methylphenol	0.361	0.357	1.1	114	-0.02	6.18
44	t	2-Methylnaphthalene	0.644	0.587	8.9	108	-0.04	6.31
45	t	1-Methylnaphthalene	0.657	0.589	10.4	109	-0.04	6.42
46	t	Dimethylnaphthalene	0.698	0.636	8.9	109	-0.04	7.07
47	I	Acenaphthene-d10	1.000	1.000	0.0	103	-0.04	7.62
48	t	Hexachlorocyclopentadiene	0.292	0.296	-1.4	114	-0.05	6.50
49	t	2,4,6-Trichlorophenol	0.380	0.361	5.0	118	-0.04	6.66
50	t	2,4,5-Trichlorophenol	0.411	0.390	5.1	110	-0.04	6.71
51	S	2-Fluorobiphenyl	1.319	1.163	11.8	110	-0.05	6.75
52	t	2-Chloronaphthalene	1.235	1.076	12.9	110	-0.05	6.89
53	t	Biphenyl	1.520	1.327	12.7	110	-0.04	6.87
54	t	2-Nitroaniline	0.421	0.436	-3.6	124	-0.04	7.03
55	t	Dimethylphthalate	1.332	1.233	7.4	113	-0.04	7.29
56	t	Acenaphthylene	1.868	1.649	11.7	109	-0.05	7.42
57	t	2,6-Dinitrotoluene	0.304	0.297	2.3	112	-0.04	7.35
58	t	3-Nitroaniline	0.342	0.315	7.9	104	-0.04	7.58
59	t	Acenaphthene	1.165	1.005	13.7	108	-0.05	7.66
60	t	2,4-Dinitrophenol	0.172	0.128	25.6#	81	-0.03	7.73
61	t	4-Nitrophenol	0.171	0.213	-24.6#	131	-0.01	7.89
62	t	Dibenzofuran	1.702	1.476	13.3	113	-0.05	7.90
63	t	2,4-Dinitrotoluene	0.404	0.405	-0.2	117	-0.04	7.92
64		2,3,4,6-Tetrachlorophenol	0.322	0.304	5.6	109	-0.04	8.10
65	t	Diethylphthalate	1.314	1.202	8.5	115	-0.05	8.28
66	t	Fluorene	1.398	1.236	11.6	110	-0.05	8.39
67	t	4-Chlorophenyl-phenylethe	0.659	0.597	9.4	111	-0.05	8.41
68	t	4-Nitroaniline	0.347	0.298	14.1	97	-0.04	8.46
69	I	Phenanthrene-d10	1.000	1.000	0.0	105	-0.04	9.79
70	t	4,6-Dinitro-2-methylpheno	0.155	0.127	18.1	93	-0.03	8.50
71	t	n-Nitrosodiphenylamine	0.575	0.509	11.5	108	-0.04	8.60
72	t	1,2-Diphenylhydrazine	1.010	0.977	3.3	121	-0.04	8.64
73	S	2,4,6-Tribromophenol	0.106	0.106	0.0	116	-0.04	8.75
74	t	4-Bromophenyl-phenylether	0.221	0.209	5.4	115	-0.05	9.13
75	t	Hexachlorobenzene	0.262	0.236	9.9	114	-0.04	9.22
76	t	Pentachlorophenol	0.150	0.125	16.7	95	-0.03	9.54
77	t	Phenanthrene	1.228	1.055	14.1	109	-0.04	9.83
78	t	Anthracene	1.227	1.086	11.5	109	-0.04	9.91
79	t	Carbazole	1.199	1.027	14.3	107	-0.03	10.19
80	t	Di-n-butylphthalate	1.310	1.223	6.6	111	-0.05	10.82
81	t	Fluoranthene	1.355	1.205	11.1	109	-0.04	11.69
82	t	Octadecane	0.593	0.560	5.6	119	-0.05	9.76
83	I	Chrysene-d12	1.000	1.000	0.0	101	-0.04	13.99
84	t	Pyrene	1.384	1.273	8.0	110	-0.04	12.04
85		Butyl stearate	0.436	0.571	-31.0#	116	-0.05	13.38
86	S	Terphenyl-d14	0.895	0.852	4.8	113	-0.04	12.36
87	t	Butylbenzylphthalate	0.569	0.571	-0.4	113	-0.05	13.20
88	t	Benzo[a]anthracene	1.213	1.140	6.0	113	-0.04	13.98
89	t	3,3'-Dichlorobenzidine	0.437	0.406	7.1	110	-0.04	13.99
90	t	Chrysene	1.211	1.065	12.1	106	-0.04	14.04
91	t	bis(2-Ethylhexyl)phthalat	0.771	0.777	-0.8	110	-0.05	14.17
92	I	Perylene-d12	1.000	1.000	0.0	94	-0.03	16.12
93	t	Di-n-octylphthalate	1.325	1.392	-5.1	111	-0.05	15.16
94	t	Benzo[b]fluoranthene	1.294	1.214	6.2	112	-0.04	15.60
95	t	Benzo[k]fluoranthene	1.329	1.146	13.8	103	-0.04	15.64
96	t	Benzo[a]pyrene	1.203	1.068	11.2	103	-0.04	16.04
97	t	Indeno[1,2,3-cd]pyrene	1.136	1.112	2.1	106	-0.05	17.59

Continuing Calibration Summary

Job Number: JB70672 **Sample:** E6P367-CC357
Account: LANGAN Langan Engineering & Environmental **Lab FileID:** 6P8509.D
Project: Carroll Gardens, 363-365 Bond Street, Brooklyn, NY

98	t	Dibenz(a,h)acridine	1.065	0.982	7.8	101	-0.04	17.26
99	t	Dibenz[a,h]anthracene	1.210	1.116	7.8	101	-0.05	17.63
100	t	7,12-Dimethylbenz(a)anthr	0.469	0.564	-20.3#	107	-0.04	15.60
101	t	Benzo[g,h,i]perylene	1.282	1.066	16.8	98	-0.05	18.00

(#) = Out of Range SPCC's out = 0 CCC's out = 0
6p8286.D M6P357.M Tue Jul 08 12:16:26 2014 RPT1

Continuing Calibration Summary

Job Number: JB70672 **Sample:** E6P367-CC358
Account: LANGAN Langan Engineering & Environmental **Lab FileID:** 6P8510.D
Project: Carroll Gardens, 363-365 Bond Street, Brooklyn, NY

Evaluate Continuing Calibration Report

Data File : C:\msdchem\1\DATA\e6p367\6p8510.D Vial: 3
Acq On : 7 Jul 2014 9:36 am Operator: ashleyv
Sample : cc358-50 Inst : MS6P
Misc : op75816,e6p367 Multiplr: 1.00
MS Integration Params: RTEINT.P

Method : C:\msdchem\1\METHODS\M6P357eph.M (RTE Integrator)
Title : Semi Volatile GC/MS, ZB-5MSi 30m x .25mm x .25um
Last Update : Tue Jul 08 12:13:21 2014
Response via : Multiple Level Calibration

Min. RRF : 0.050 Min. Rel. Area : 50% Max. R.T. Dev 0.50min
Max. RRF Dev : 30% Max. Rel. Area : 202%

		Compound	AvgRF	CCRF	%Dev	Area%	Dev(min)	R.T.
102		1,4-Dichlorobenzene-d4a	1.000	1.000	0.0	114	-0.03	4.49
103		Benzaldehyde	1.283	0.719	44.0#	68	-0.03	4.16
104		Phenanthrene-d10a	1.000	1.000	0.0	116	-0.04	9.78
105		Atrazine	0.118	0.120	-1.7	118	0.00	9.45
106	s	o-terphenyl	0.637	0.627	1.6	126	-0.05	10.44
107		Chrysene-d12a	1.000	1.000	0.0	115	-0.03	13.99
108		Benzidine	0.615	0.379	38.4#	66	-0.04	11.96
109	s	1-chlorooctadecane	0.370	0.408	-10.3	128	-0.05	11.66
110		Acenaphthene-d10a	1.000	1.000	0.0	124	-0.04	7.61
111		1,2,4,5-Tetrachlorobenzen	0.574	0.578	-0.7	131	-0.04	6.51
112	I	Naphthalene-d8a	1.000	1.000	0.0	117	-0.04	5.57
113		Hydroquinone	0.334	0.408	-22.2	148	0.00	6.02

(#) = Out of Range SPCC's out = 0 CCC's out = 0
6p8286.D M6P357eph.M Tue Jul 08 12:17:09 2014 RPT1

8.7.14

8

Initial Calibration Summary

Job Number: JB70672 **Sample:** EM4300-ICC4300
Account: LANGAN Langan Engineering & Environmental **Lab FileID:** M105039.D
Project: Carroll Gardens, 363-365 Bond Street, Brooklyn, NY

Response Factor Report Instrument #1

Method : C:\msdchem\1\METHODS\MM4300.M (RTE Integrator)
Title : Semi Volatile GC/MS, rtx-5ms 30mx0.25mmx0.25um
Last Update : Mon Jun 16 13:03:47 2014
Response via : Initial Calibration

Calibration Files
2 =m105043.D 5 =m105042.D 100 =m105036.D 50 =m105039.D
1 =m105037.D 10 =m105041.D 80 =m105038.D 25 =m105040.D

Compound	2	5	100	50	1	10	80	25	Avg	%RSD
1) I 1,4-Dichlorobenzene-d	ISTD									
2) 1,4-Dioxane	0.675	0.775	0.656	0.629	1.005	0.718	0.676	0.634	0.721	17.23
3) Pyridine	1.780	1.849	1.771	1.651	2.043	1.781	1.795	1.637	1.788	7.03
4) N-Nitrosodim	0.646	0.668	0.640	0.591	0.759	0.646	0.634	0.590	0.647	8.19
5) 2-Fluorophen	1.419	1.453	1.435	1.363	1.440	1.459	1.484	1.351	1.425	3.26
6) Indene	2.661	2.932	2.470	2.376	2.918	2.726	2.533	2.487	2.638	7.90
7) Cumene	3.955	4.041	3.614	3.447	4.032	3.892	3.637	3.601	3.777	6.05
8) Phenol-d5	1.842	1.951	1.835	1.697	2.028	1.930	1.862	1.710	1.857	6.15
9) Phenol	1.991	2.150	2.147	2.006	2.194	2.092	2.181	2.044	2.101	3.78
10) Aniline	2.487	2.635	2.313	2.083	2.842	2.550	2.372	2.240	2.440	9.83
11) bis(2-Chloro	1.488	1.569	1.389	1.304	1.610	1.491	1.416	1.354	1.452	7.28
12) 2-Chlorophen	1.607	1.680	1.541	1.447	1.596	1.634	1.567	1.484	1.569	4.91
13) Decane	1.258	1.268	1.051	1.052	1.328	1.222	1.090	1.091	1.170	9.46
14) 1,3-Dichloro	1.690	1.786	1.587	1.500	1.642	1.726	1.617	1.548	1.637	5.78
15) 1,4-Dichloro	1.685	1.859	1.616	1.547	1.901	1.779	1.621	1.603	1.702	7.63
16) Benzyl alcoh	1.004	1.137	1.057	0.965	1.193	1.116	1.061	1.002	1.067	7.27
17) 1,2-Dichloro	1.585	1.689	1.505	1.430	1.703	1.695	1.533	1.476	1.577	6.84
18) Acetophenone	2.279	2.444	2.053	1.972	2.445	2.367	2.101	2.057	2.215	8.63
19) 2-Methylphen	1.342	1.489	1.380	1.311	1.500	1.466	1.401	1.335	1.403	5.27
20) 2,2'-oxybis(	0.470	0.523	0.443	0.419	0.472	0.472	0.453	0.440	0.462	6.67
21) 3&4-Methylph	1.484	1.656	1.432	1.343	1.623	1.552	1.445	1.405	1.492	7.31
22) n-Nitroso-di	1.113	1.203	0.959	0.914	1.302	1.144	0.996	0.974	1.076	12.67
23) Hexachloroet	0.613	0.603	0.565	0.534	0.598	0.610	0.571	0.542	0.580	5.33
24) I Naphthalene-d8	ISTD									
25) Nitrobenzene	0.405	0.456	0.401	0.386	0.420	0.431	0.421	0.397	0.415	5.38
26) Nitrobenzene	0.465	0.499	0.445	0.430	0.481	0.496	0.465	0.457	0.467	5.13
27) Quinoline	0.819	0.894	0.822	0.794	0.925	0.863	0.843	0.802	0.845	5.44
28) Isophorone	0.798	0.870	0.768	0.743	0.864	0.849	0.800	0.765	0.807	6.03
29) 2-Nitropheno	0.200	0.210	0.217	0.216	0.186	0.217	0.227	0.216	0.211	5.92
30) 2,4-Dimethyl	0.433	0.434	0.411	0.384	0.450	0.430	0.425	0.387	0.419	5.56
31) Benzoic acid		0.202	0.321	0.292		0.241	0.330	0.273	0.277	17.70
32) bis(2-Chloro	0.451	0.486	0.432	0.423	0.512	0.485	0.451	0.434	0.459	6.89
33) 2,4-Dichloro	0.296	0.332	0.318	0.306	0.303	0.323	0.331	0.312	0.315	4.21
34) 2,6-Dichloro	0.318	0.343	0.309	0.300	0.325	0.329	0.319	0.304	0.319	4.47
35) 1,3,5-Trichl	0.422	0.434	0.366	0.366	0.400	0.414	0.381	0.384	0.396	6.51
36) 1,2,4-Trichl	0.380	0.404	0.352	0.348	0.390	0.388	0.363	0.354	0.372	5.60
37) 1,2,3-Trichl	0.387	0.398	0.358	0.348	0.422	0.388	0.365	0.357	0.378	6.66
38) Naphthalene	1.310	1.331	1.146	1.136	1.277	1.279	1.201	1.159	1.230	6.38
39) 4-Chloroanil	0.518	0.602	0.515	0.496	0.570	0.563	0.528	0.513	0.538	6.73
40) 2,3-Dichloro	0.399	0.441	0.395	0.384	0.424	0.431	0.411	0.388	0.409	5.11
41) Caprolactam	0.157	0.167	0.162	0.155	0.183	0.164	0.166	0.158	0.164	5.45
42) Hexachlorobu	0.223	0.241	0.201	0.199	0.219	0.214	0.207	0.206	0.214	6.48
43) 4-Chloro-3-m	0.340	0.395	0.367	0.348	0.362	0.378	0.381	0.353	0.365	5.09
44) 2-Methylnaph	0.706	0.719	0.647	0.629	0.725	0.696	0.666	0.639	0.678	5.59
45) 1-Methylnaph	0.804	0.861	0.738	0.713	0.821	0.799	0.764	0.737	0.780	6.43

Initial Calibration Summary

Job Number: JB70672 **Sample:** EM4300-ICC4300
Account: LANGAN Langan Engineering & Environmental **Lab FileID:** M105039.D
Project: Carroll Gardens, 363-365 Bond Street, Brooklyn, NY

```
46) Dimethylnaph 0.693 0.751 0.681 0.655 0.738 0.741 0.700 0.668 0.703   5.11

47) I   Acenaphthene-d10      ----------------ISTD---------------------
48) Hexachlorocy 0.286 0.329 0.374 0.357 0.277 0.360 0.386 0.352 0.340  11.70
49) 2,4,6-Trichl 0.379 0.415 0.382 0.364 0.394 0.409 0.392 0.369 0.388   4.66
50) 2,4,5-Trichl 0.400 0.450 0.423 0.398 0.407 0.446 0.430 0.409 0.420   4.79
51) 2-Fluorobiph 1.409 1.507 1.305 1.281 1.472 1.436 1.365 1.320 1.387   5.92
52) 2-Chloronaph 1.335 1.405 1.232 1.199 1.352 1.382 1.280 1.229 1.302   5.94
53) Biphenyl     1.654 1.753 1.535 1.511 1.783 1.715 1.605 1.545 1.637   6.41
54) 2-Nitroanili 0.309 0.372 0.369 0.352 0.324 0.376 0.388 0.357 0.356   7.58
55) Dimethylphth 1.426 1.483 1.328 1.278 1.441 1.401 1.370 1.301 1.379   5.23
56) Acenaphthyle 1.969 2.106 1.935 1.885 2.032 2.107 1.997 1.892 1.990   4.38
57) 2,6-Dinitrot 0.248 0.288 0.328 0.317 0.229 0.326 0.332 0.312 0.298  13.19
58) 3-Nitroanili 0.300 0.348 0.370 0.351 0.328 0.371 0.381 0.350 0.350   7.47
59) Acenaphthene 1.248 1.370 1.165 1.141 1.328 1.254 1.209 1.161 1.234   6.65
60) 2,4-Dinitrop       0.082 0.204 0.182       0.115 0.202 0.154 0.156  31.60
         ----- Quadratic regression -----              Coefficient =  0.9994
              Response Ratio = -0.03296 + 0.18069 *A + 0.00632 *A^2

61) 4-Nitropheno 0.164 0.176 0.210 0.194 0.154 0.197 0.209 0.192 0.187  10.92
62) Dibenzofuran 1.889 1.992 1.669 1.635 1.987 1.903 1.729 1.704 1.814   8.00
63) 2,4-Dinitrot 0.311 0.423 0.442 0.424 0.319 0.454 0.452 0.432 0.407  14.23
64) 2,3,4,6-Tetr 0.284 0.327 0.342 0.323 0.279 0.342 0.351 0.323 0.321   8.26
65) Diethylphtha 1.293 1.445 1.311 1.268 1.370 1.400 1.358 1.287 1.342   4.61
66) Fluorene     1.412 1.527 1.374 1.325 1.431 1.460 1.401 1.343 1.409   4.62
67) 4-Chlorophen 0.682 0.757 0.652 0.632 0.708 0.709 0.676 0.652 0.684   5.89
68) 4-Nitroanili 0.317 0.369 0.378 0.353 0.341 0.379 0.391 0.367 0.362   6.67

69) I   Phenanthrene-d10      ----------------ISTD---------------------
70) 4,6-Dinitro-             0.165 0.153       0.104 0.167 0.133 0.144  18.20
71) n-Nitrosodip 0.513 0.580 0.538 0.531 0.564 0.570 0.561 0.534 0.549   4.19
72) 1,2-Diphenyl 0.887 0.963 0.857 0.845 0.892 0.919 0.887 0.852 0.888   4.41
73) 2,4,6-Tribro 0.075 0.091 0.095 0.093 0.066 0.096 0.098 0.092 0.088  12.89
74) 4-Bromopheny 0.213 0.223 0.204 0.200 0.205 0.209 0.213 0.196 0.208   4.07
75) Hexachlorobe 0.228 0.256 0.217 0.212 0.223 0.237 0.225 0.217 0.227   6.16
76) Pentachlorop 0.106 0.131 0.154 0.149 0.111 0.146 0.160 0.148 0.138  14.52
77) Phenanthrene 1.229 1.276 1.164 1.132 1.321 1.235 1.195 1.165 1.215   5.20
78) Anthracene   1.169 1.294 1.197 1.151 1.169 1.281 1.227 1.180 1.208   4.45
79) Carbazole    1.096 1.203 1.142 1.090 1.212 1.153 1.161 1.120 1.147   3.93
80) Di-n-butylph 1.066 1.265 1.343 1.279 1.227 1.291 1.375 1.293 1.267   7.36
81) Fluoranthene 1.200 1.305 1.289 1.239 1.359 1.316 1.308 1.247 1.283   3.96
82) Octadecane   0.368 0.441 0.403 0.391 0.377 0.422 0.423 0.403 0.404   6.12

83) I   Chrysene-d12          ----------------ISTD---------------------
84) Pyrene       1.346 1.458 1.334 1.333 1.426 1.409 1.386 1.348 1.380   3.43
85) Butyl steara 0.183 0.263 0.299 0.300 0.247 0.286 0.306 0.289 0.272  15.13
86) Terphenyl-d1 0.854 0.927 0.887 0.885 0.892 0.918 0.927 0.881 0.896   2.87
87) Butylbenzylp 0.458 0.516 0.608 0.591 0.527 0.560 0.628 0.570 0.557   9.92
88) Benzo[a]anth 1.188 1.271 1.197 1.200 1.378 1.258 1.243 1.199 1.242   5.12
89) 3,3'-Dichlor 0.323 0.403 0.436 0.429 0.396 0.434 0.457 0.430 0.414   9.97
90) Chrysene     1.189 1.260 1.132 1.121 1.228 1.196 1.172 1.131 1.179   4.21
91) bis(2-Ethylh 0.536 0.707 0.835 0.817 0.665 0.763 0.854 0.781 0.745  14.22

92) I   Perylene-d12          ----------------ISTD---------------------
93) Di-n-octylph 0.855 1.302 1.839 1.576       1.448 1.822 1.491 1.476  22.77
         ----- Quadratic regression -----              Coefficient =  0.9990
              Response Ratio = -0.02613 + 1.43679 *A + 0.17290 *A^2

94) Benzo[b]fluo 1.257 1.462 1.443 1.297 1.621 1.475 1.482 1.312 1.419   8.56
95) Benzo[k]fluo 1.343 1.501 1.342 1.272 1.595 1.478 1.386 1.290 1.401   8.08
```

8.7.15

8

Initial Calibration Summary

Job Number: JB70672 **Sample:** EM4300-ICC4300
Account: LANGAN Langan Engineering & Environmental **Lab FileID:** M105039.D
Project: Carroll Gardens, 363-365 Bond Street, Brooklyn, NY

```
 96) Benzo[a]pyre 1.118 1.280 1.258 1.152 1.388 1.304 1.294 1.144 1.242   7.61
 97) Indeno[1,2,3 0.917 1.043 1.162 1.047 1.334 1.159 1.205 1.019 1.111  11.72
 98) Dibenz(a,h)a 0.836 1.031 1.076 0.977 0.984 1.079 1.115 0.956 1.007   8.85
 99) Dibenz[a,h]a 1.019 1.130 1.199 1.100 1.324 1.212 1.254 1.073 1.164   8.70
100) 7,12-Dimethy 0.498 0.645 0.719 0.643 0.603 0.695 0.731 0.624 0.645  11.60
101) Benzo[g,h,i] 1.010 1.145 1.148 1.030 1.210 1.213 1.193 1.032 1.123   7.64
 ---------------------------------------------------------------------------
 (#) = Out of Range  ###  Number of calibration levels exceeded format  ###

          MM4300.M          Mon Jun 16 13:15:50 2014   MSM
```

8.7.15

8

Initial Calibration Summary

Job Number: JB70672 **Sample:** EM4301-ICC4301
Account: LANGAN Langan Engineering & Environmental **Lab FileID:** M105048.D
Project: Carroll Gardens, 363-365 Bond Street, Brooklyn, NY

Response Factor Report Instrument #1

Method : C:\msdchem\1\METHODS\MM4300.M (RTE Integrator)
Title : Semi Volatile GC/MS, rtx-5ms 30mx0.25mmx0.25um
Last Update : Mon Jun 16 16:09:49 2014
Response via : Initial Calibration

Calibration Files
2 =m105052.D 5 =m105051.D 100 =m105046.D 50 =m105126.D
1 =m105053.D 10 =m105050.D 80 =m105047.D 25 =m105170.D

Compound	2	5	100	50	1	10	80	25	Avg	%RSD
102) I 1,4-Dichlorobenzene-d	ISTD									
103) Benzaldehyde	1.134	1.202	0.893	1.086	1.095	1.221	0.958	1.184	1.096	10.71
104) I Acenaphthene-d10a	ISTD									
105) 1,2,4,5-Tetr	0.640	0.630	0.572	0.596	0.630	0.620	0.577	0.591	0.607	4.28
106) Atrazine	0.147	0.196	0.213	0.210	0.165	0.212	0.214	0.203	0.195	13.00
107) I Chrysene-d12a	ISTD									
108) Benzidine	0.607		0.561		0.745	0.448	0.660	0.604		18.34
109) 1-chloroocta	0.188	0.238	0.263	0.268	0.177	0.268	0.270	0.267	0.242	15.89
110) I Phenanthrene-d10a	ISTD									
111) o-terphenyl	0.576	0.631	0.594	0.621	0.560	0.645	0.613	0.616	0.607	4.67

(#) = Out of Range ### Number of calibration levels exceeded format ###

MM4300.M Tue Jun 17 09:42:10 2014 MSM

8.7.16

8

Initial Calibration Verification

Job Number: JB70672 **Sample:** EM4301-ICV4301
Account: LANGAN Langan Engineering & Environmental **Lab FileID:** M105054A.D
Project: Carroll Gardens, 363-365 Bond Street, Brooklyn, NY

Evaluate Continuing Calibration Report

Data File : C:\msdchem\1\DATA\em4301\m105054a.D Vial: 10
Acq On : 12 Jun 2014 6:45 pm Operator: saumilp
Sample : ICV4301-50 Inst : Instrument #1
Misc : op73826,em4301 Multiplr: 1.00
MS Integration Params: RTEINT.P

Method : C:\msdchem\1\METHODS\MM4300.M (RTE Integrator)
Title : Semi Volatile GC/MS, rtx-5ms 30mx0.25mmx0.25um
Last Update : Fri Jun 13 08:41:49 2014
Response via : Multiple Level Calibration

Min. RRF : 0.050 Min. Rel. Area : 50% Max. R.T. Dev 0.50min
Max. RRF Dev : 30% Max. Rel. Area : 200%

	Compound	AvgRF	CCRF	%Dev	Area%	Dev(min)	R.T.
104 I	Acenaphthene-d10a	1.000	1.000	0.0	108	0.00	8.49
105 I	1,2,4,5-Tetrachlorobenzen	0.607	0.600	1.2	109	0.00	7.17

(#) = Out of Range SPCC's out = 0 CCC's out = 0
m105048.D MM4300.M Fri Jun 13 09:11:13 2014 MSM

8.7.17

8

Initial Calibration Verification

Job Number: JB70672 **Sample:** EM4301-ICV4300
Account: LANGAN Langan Engineering & Environmental **Lab FileID:** M105054.D
Project: Carroll Gardens, 363-365 Bond Street, Brooklyn, NY

Evaluate Continuing Calibration Report

Data File : C:\msdchem\1\DATA\em4301\m105054.D Vial: 10
Acq On : 12 Jun 2014 6:45 pm Operator: saumilp
Sample : ICV4300-50 Inst : Instrument #1
Misc : op73826,em4301 Multiplr: 1.00
MS Integration Params: RTEINT.P

Method : C:\msdchem\1\METHODS\MM4300.M (RTE Integrator)
Title : Semi Volatile GC/MS, rtx-5ms 30mx0.25mmx0.25um
Last Update : Fri Jun 13 08:41:49 2014
Response via : Multiple Level Calibration

Min. RRF : 0.050 Min. Rel. Area : 50% Max. R.T. Dev 0.50min
Max. RRF Dev : 30% Max. Rel. Area : 200%

		Compound	AvgRF	CCRF	%Dev	Area%	Dev(min)	R.T.
1	I	1,4-Dichlorobenzene-d4	1.000	1.000	0.0	84	0.00	4.90
3	t	Pyridine	1.788	1.453	18.7	74	-0.02	2.78
4	t	N-Nitrosodimethylamine	0.647	0.546	15.6	78	0.00	2.75
11	t	bis(2-Chloroethyl)ether	1.452	1.351	7.0	87	0.00	4.68
14	t	1,3-Dichlorobenzene	1.637	1.404	14.2	79	0.00	4.86
15	t	1,4-Dichlorobenzene	1.702	1.420	16.6	77	0.00	4.92
16	t	Benzyl alcohol	1.067	0.895	16.1	78	0.00	5.01
17	t	1,2-Dichlorobenzene	1.577	1.356	14.0	80	0.00	5.05
20	t	2,2'-oxybis(1-Chloropropa	0.462	0.429	7.1	86	0.00	5.12
22	t	n-Nitroso-di-n-propylamin	1.076	0.948	11.9	87	0.00	5.23
23	t	Hexachloroethane	0.580	0.508	12.4	80	0.00	5.34
24	I	Naphthalene-d8	1.000	1.000	0.0	85	0.00	6.09
26	t	Nitrobenzene	0.467	0.395	15.4	78	-0.11	5.39
28	t	Isophorone	0.807	0.674	16.5	77	0.00	5.60
32	t	bis(2-Chloroethoxy)methan	0.459	0.434	5.4	88	0.00	5.82
36	t	1,2,4-Trichlorobenzene	0.372	0.320	14.0	78	0.00	6.03
38	t	Naphthalene	1.230	1.038	15.6	78	0.00	6.11
42	t	Hexachlorobutadiene	0.214	0.188	12.1	80	0.00	6.25
44	t	2-Methylnaphthalene	0.678	0.575	15.2	78	0.00	6.94
47	I	Acenaphthene-d10	1.000	1.000	0.0	85	0.00	8.49
48	t	Hexachlorocyclopentadiene	0.340	0.278	18.2	66	0.00	7.17
52	t	2-Chloronaphthalene	1.302	1.121	13.9	79	0.00	7.62
54	t	2-Nitroaniline	0.356	0.320	10.1	77	0.00	7.78
55	t	Dimethylphthalate	1.379	1.227	11.0	81	0.00	8.09
56	t	Acenaphthylene	1.990	1.500	24.6	67	0.00	8.26
57	t	2,6-Dinitrotoluene	0.298	0.268	10.1	72	0.00	8.17
58	t	3-Nitroaniline	0.350	0.277	20.9	67	0.00	8.43
59	t	Acenaphthene	1.234	1.096	11.2	81	0.00	8.55
62	t	Dibenzofuran	1.814	1.569	13.5	81	0.00	8.84
63	t	2,4-Dinitrotoluene	0.407	0.337	17.2	67	0.00	8.83
65	t	Diethylphthalate	1.342	1.221	9.0	82	0.01	9.30
66	t	Fluorene	1.409	1.255	10.9	80	0.00	9.43
67	t	4-Chlorophenyl-phenylethe	0.684	0.633	7.5	85	0.00	9.46
68	t	4-Nitroaniline	0.362	0.322	11.0	77	0.02	9.48
69	I	Phenanthrene-d10	1.000	1.000	0.0	86	0.00	11.14
71	t	n-Nitrosodiphenylamine	0.549	0.509	7.3	82	0.00	9.67
72	t	1,2-Diphenylhydrazine	0.888	0.797	10.2	81	0.00	9.74
74	t	4-Bromophenyl-phenylether	0.208	0.199	4.3	86	0.00	10.35
75	t	Hexachlorobenzene	0.227	0.201	11.5	81	0.00	10.44

8.7.18

8

Initial Calibration Verification

Job Number: JB70672 **Sample:** EM4301-ICV4300
Account: LANGAN Langan Engineering & Environmental **Lab FileID:** M105054.D
Project: Carroll Gardens, 363-365 Bond Street, Brooklyn, NY

77	t	Phenanthrene	1.215	1.024	15.7	78	0.00	11.19
78	t	Anthracene	1.208	1.039	14.0	78	0.00	11.28
79	t	Carbazole	1.147	0.993	13.4	78	0.00	11.62
80	t	Di-n-butylphthalate	1.267	1.214	4.2	82	0.00	12.43
81	t	Fluoranthene	1.283	1.143	10.9	79	0.00	13.49
83	I	Chrysene-d12	1.000	1.000	0.0	91	0.00	16.33
84	t	Pyrene	1.380	1.171	15.1	80	0.01	13.92
87	t	Butylbenzylphthalate	0.557	0.528	5.2	81	0.00	15.38
88	t	Benzo[a]anthracene	1.242	1.055	15.1	80	0.00	16.31
90	t	Chrysene	1.179	1.063	9.8	86	0.06	16.38
91	t	bis(2-Ethylhexyl)phthalat	0.745	0.713	4.3	79	0.00	16.60
92	I	Perylene-d12	1.000	1.000	0.0	93	0.00	18.96
93	t	Di-n-octylphthalate	1.580	1.347	14.7	79	0.00	17.83
94	t	Benzo[b]fluoranthene	1.419	1.126	20.6	81	0.01	18.31
95	t	Benzo[k]fluoranthene	1.401	1.154	17.6	84	0.01	18.36
96	t	Benzo[a]pyrene	1.242	1.075	13.4	87	-0.10	18.86
97	t	Indeno[1,2,3-cd]pyrene	1.111	0.931	16.2	83	0.02	20.76
99	t	Dibenz[a,h]anthracene	1.164	1.002	13.9	85	0.02	20.82
101	t	Benzo[g,h,i]perylene	1.123	1.001	10.9	90	0.02	21.26

(#) = Out of Range SPCC's out = 0 CCC's out = 0
m105048.D MM4300.M Fri Jun 13 09:11:11 2014 MSM

8.7.18

8

Initial Calibration Verification

Job Number: JB70672 **Sample:** EM4301-ICV4301
Account: LANGAN Langan Engineering & Environmental **Lab FileID:** M105055A.D
Project: Carroll Gardens, 363-365 Bond Street, Brooklyn, NY

Evaluate Continuing Calibration Report

Data File : C:\msdchem\1\DATA\em4301\m105055a.D Vial: 11
Acq On : 12 Jun 2014 7:15 pm Operator: saumilp
Sample : ICV4301-50 Inst : Instrument #1
Misc : op73826,em4301 Multiplr: 1.00
MS Integration Params: RTEINT.P

Method : C:\msdchem\1\METHODS\MM4300.M (RTE Integrator)
Title : Semi Volatile GC/MS, rtx-5ms 30mx0.25mmx0.25um
Last Update : Fri Jun 13 08:41:49 2014
Response via : Multiple Level Calibration

Min. RRF : 0.050 Min. Rel. Area : 50% Max. R.T. Dev 0.50min
Max. RRF Dev : 30% Max. Rel. Area : 200%

	Compound	AvgRF	CCRF	%Dev	Area%	Dev(min)	R.T.
102 I	1,4-Dichlorobenzene-d4a	1.000	1.000	0.0	98	0.00	4.90
103 t	Benzaldehyde	1.096	1.199	-9.4	109	0.00	4.56
104 I	Acenaphthene-d10a	1.000	1.000	0.0	98	0.00	8.49
106 t	Atrazine	0.195	0.193	1.0	90	0.01	10.71

(#) = Out of Range SPCC's out = 0 CCC's out = 0
m105048.D MM4300.M Fri Jun 13 09:11:17 2014 MSM

8.7.19

8

Initial Calibration Verification

Job Number: JB70672 **Sample:** EM4301-ICV4300
Account: LANGAN Langan Engineering & Environmental **Lab FileID:** M105055.D
Project: Carroll Gardens, 363-365 Bond Street, Brooklyn, NY

Evaluate Continuing Calibration Report

Data File : C:\msdchem\1\DATA\em4301\m105055.D Vial: 11
Acq On : 12 Jun 2014 7:15 pm Operator: saumilp
Sample : ICV4300-50 Inst : Instrument #1
Misc : op73826,em4301 Multiplr: 1.00
MS Integration Params: RTEINT.P

Method : C:\msdchem\1\METHODS\MM4300.M (RTE Integrator)
Title : Semi Volatile GC/MS, rtx-5ms 30mx0.25mmx0.25um
Last Update : Fri Jun 13 08:41:49 2014
Response via : Multiple Level Calibration

Min. RRF : 0.050 Min. Rel. Area : 50% Max. R.T. Dev 0.50min
Max. RRF Dev : 30% Max. Rel. Area : 200%

		Compound	AvgRF	CCRF	%Dev	Area%	Dev(min)	R.T.
1	I	1,4-Dichlorobenzene-d4	1.000	1.000	0.0	78	0.00	4.90
2	t	1,4-Dioxane	0.721	0.580	19.6	72	0.00	2.47
6	t	Indene	2.638	2.369	10.2	78	0.21	5.12
7	t	Cumene	3.777	3.239	14.2	74	0.00	4.30
13	t	Decane	1.170	0.983	16.0	73	0.00	4.77
18	t	Acetophenone	2.215	1.981	10.6	79	0.00	5.23
24	I	Naphthalene-d8	1.000	1.000	0.0	79	0.00	6.09
27	t	Quinoline	0.845	0.728	13.8	72	0.00	6.48
40	t	2,3-Dichloroaniline	0.409	0.324	20.8	66	0.00	7.33
41	t	Caprolactam	0.164	0.135	17.7	69	-0.02	6.53
45	t	1-Methylnaphthalene	0.780	0.663	15.0	73	-0.10	7.08
46	t	Dimethylnaphthalene	0.703	0.605	13.9	73	0.00	7.83
47	I	Acenaphthene-d10	1.000	1.000	0.0	76	0.00	8.49
53	t	Biphenyl	1.637	1.436	12.3	73	0.00	7.60
69	I	Phenanthrene-d10	1.000	1.000	0.0	75	0.00	11.14
82	t	Octadecane	0.404	0.394	2.5	75	0.00	11.13
83	I	Chrysene-d12	1.000	1.000	0.0	79	0.00	16.32
92	I	Perylene-d12	1.000	1.000	0.0	75	0.00	18.95
100	t	7,12-Dimethylbenz(a)anthr	0.645	0.441	31.6#	52	0.00	18.32

(#) = Out of Range SPCC's out = 0 CCC's out = 0
m105048.D MM4300.M Fri Jun 13 09:11:15 2014 MSM

8.7.20

8

Initial Calibration Verification

Job Number: JB70672 **Sample:** EM4301-ICV4300
Account: LANGAN Langan Engineering & Environmental **Lab FileID:** M105056.D
Project: Carroll Gardens, 363-365 Bond Street, Brooklyn, NY

Evaluate Continuing Calibration Report

Data File : C:\msdchem\1\DATA\em4301\m105056.D Vial: 12
Acq On : 12 Jun 2014 7:44 pm Operator: saumilp
Sample : ICV4300-50 Inst : Instrument #1
Misc : op73826,em4301 Multiplr: 1.00
MS Integration Params: RTEINT.P

Method : C:\msdchem\1\METHODS\MM4300.M (RTE Integrator)
Title : Semi Volatile GC/MS, rtx-5ms 30mx0.25mmx0.25um
Last Update : Fri Jun 13 08:41:49 2014
Response via : Multiple Level Calibration

Min. RRF : 0.050 Min. Rel. Area : 50% Max. R.T. Dev 0.50min
Max. RRF Dev : 30% Max. Rel. Area : 200%

		Compound	AvgRF	CCRF	%Dev	Area%	Dev(min)	R.T.
1	I	1,4-Dichlorobenzene-d4	1.000	1.000	0.0	90	0.00	4.90
5	S	2-Fluorophenol	1.425	1.215	14.7	80	0.00	3.90
8	S	Phenol-d5	1.857	1.487	19.9	79	0.00	4.61
24	I	Naphthalene-d8	1.000	1.000	0.0	90	0.00	6.09
25	S	Nitrobenzene-d5	0.415	0.357	14.0	83	0.00	5.37
47	I	Acenaphthene-d10	1.000	1.000	0.0	87	0.00	8.49
51	S	2-Fluorobiphenyl	1.387	1.196	13.8	81	0.00	7.45
69	I	Phenanthrene-d10	1.000	1.000	0.0	86	0.00	11.13
73	S	2,4,6-Tribromophenol	0.088	0.078	11.4	72	0.00	9.85
83	I	Chrysene-d12	1.000	1.000	0.0	88	0.00	16.32
86	S	Terphenyl-d14	0.896	0.808	9.8	80	0.00	14.32

(#) = Out of Range SPCC's out = 0 CCC's out = 0
m105048.D MM4300.M Fri Jun 13 09:11:19 2014 MSM

8.7.21
8

Initial Calibration Verification

Job Number: JB70672 **Sample:** EM4301-ICV4300
Account: LANGAN Langan Engineering & Environmental **Lab FileID:** M105057.D
Project: Carroll Gardens, 363-365 Bond Street, Brooklyn, NY

Evaluate Continuing Calibration Report

Data File : C:\msdchem\1\DATA\em4301\m105057.D Vial: 13
Acq On : 12 Jun 2014 8:14 pm Operator: saumilp
Sample : ICV4300-50 Inst : Instrument #1
Misc : op73826,em4301 Multiplr: 1.00
MS Integration Params: RTEINT.P

Method : C:\msdchem\1\METHODS\MM4300.M (RTE Integrator)
Title : Semi Volatile GC/MS, rtx-5ms 30mx0.25mmx0.25um
Last Update : Fri Jun 13 08:41:49 2014
Response via : Multiple Level Calibration

Min. RRF : 0.050 Min. Rel. Area : 50% Max. R.T. Dev 0.50min
Max. RRF Dev : 30% Max. Rel. Area : 200%

		Compound	AvgRF	CCRF	%Dev	Area%	Dev(min)	R.T.
1	I	1,4-Dichlorobenzene-d4	1.000	1.000	0.0	121	0.00	4.90
10	t	Aniline	2.440	2.275	6.8	132	0.00	4.64
24	I	Naphthalene-d8	1.000	1.000	0.0	124	0.00	6.08
39	t	4-Chloroaniline	0.538	0.503	6.5	126	0.00	6.16

(#) = Out of Range SPCC's out = 0 CCC's out = 0
m105048.D MM4300.M Fri Jun 13 09:11:21 2014 MSM

8.7.22
8

Initial Calibration Verification

Job Number: JB70672 **Sample:** EM4301-ICV4300
Account: LANGAN Langan Engineering & Environmental **Lab FileID:** M105059.D
Project: Carroll Gardens, 363-365 Bond Street, Brooklyn, NY

Evaluate Continuing Calibration Report

Data File : C:\msdchem\1\DATA\em4301\m105059.D Vial: 15
Acq On : 12 Jun 2014 9:12 pm Operator: saumilp
Sample : ICV4300-50 Inst : Instrument #1
Misc : op73826,em4301 Multiplr: 1.00
MS Integration Params: RTEINT.P

Method : C:\msdchem\1\METHODS\MM4300.M (RTE Integrator)
Title : Semi Volatile GC/MS, rtx-5ms 30mx0.25mmx0.25um
Last Update : Fri Jun 13 08:41:49 2014
Response via : Multiple Level Calibration

Min. RRF : 0.050 Min. Rel. Area : 50% Max. R.T. Dev 0.50min
Max. RRF Dev : 30% Max. Rel. Area : 200%

	Compound	AvgRF	CCRF	%Dev	Area%	Dev(min)	R.T.
83 I	Chrysene-d12	1.000	1.000	0.0	131	0.00	16.33
89 t	3,3'-Dichlorobenzidine	0.414	0.370	10.6	113	0.00	16.33

(#) = Out of Range SPCC's out = 0 CCC's out = 0
m105048.D MM4300.M Fri Jun 13 09:11:23 2014 MSM

8.7.23

8

Initial Calibration Verification

Job Number: JB70672 **Sample:** EM4301-ICV4301
Account: LANGAN Langan Engineering & Environmental **Lab FileID:** M105059A.D
Project: Carroll Gardens, 363-365 Bond Street, Brooklyn, NY

Evaluate Continuing Calibration Report

Data File : C:\msdchem\1\DATA\em4301\m105059a.D Vial: 15
Acq On : 12 Jun 2014 9:12 pm Operator: saumilp
Sample : ICV4301-50 Inst : Instrument #1
Misc : op73826,em4301 Multiplr: 1.00
MS Integration Params: RTEINT.P

Method : C:\msdchem\1\METHODS\MM4300.M (RTE Integrator)
Title : Semi Volatile GC/MS, rtx-5ms 30mx0.25mmx0.25um
Last Update : Fri Jun 13 08:41:49 2014
Response via : Multiple Level Calibration

Min. RRF : 0.050 Min. Rel. Area : 50% Max. R.T. Dev 0.50min
Max. RRF Dev : 30% Max. Rel. Area : 200%

	Compound	AvgRF	CCRF	%Dev	Area%	Dev(min)	R.T.
107 I	Chrysene-d12a	1.000	1.000	0.0	154	0.00	16.33
108 t	Benzidine	0.604	0.703	-16.4	193	0.00	13.82

(#) = Out of Range SPCC's out = 0 CCC's out = 0
m105048.D MM4300.M Fri Jun 13 09:11:25 2014 MSM

8.7.24

8

Initial Calibration Verification

Job Number: JB70672 **Sample:** EM4301-ICV4301
Account: LANGAN Langan Engineering & Environmental **Lab FileID:** M105060.D
Project: Carroll Gardens, 363-365 Bond Street, Brooklyn, NY

Evaluate Continuing Calibration Report

```
  Data File : C:\msdchem\1\DATA\em4301\m105060.D          Vial: 16
  Acq On    : 12 Jun 2014   9:42 pm                   Operator: saumilp
  Sample    : ICV4301-50                              Inst    : Instrument #1
  Misc      : op73826,em4301                          Multiplr: 1.00
  MS Integration Params: RTEINT.P

  Method       : C:\msdchem\1\METHODS\MM4300.M (RTE Integrator)
  Title        : Semi Volatile GC/MS, rtx-5ms 30mx0.25mmx0.25um
  Last Update  : Mon Jun 16 13:03:47 2014
  Response via : Multiple Level Calibration

  Min. RRF     :   0.050  Min. Rel. Area :  50%  Max. R.T. Dev  0.50min
  Max. RRF Dev :  30%     Max. Rel. Area : 200%
```

	Compound	AvgRF	CCRF	%Dev	Area%	Dev(min)	R.T.
112 I	Naphthalene-d8a	1.000	1.000	0.0	129	0.00	6.08
113	hydroquinone	0.406	0.453	-11.6	135	0.00	6.54

```
    (#) = Out of Range              SPCC's out = 0  CCC's out = 0
     m105126.D  MM4300.M         Mon Jun 16 13:22:53 2014   MSM
```

Initial Calibration Verification

Job Number: JB70672 **Sample:** EM4302-ICV4300
Account: LANGAN Langan Engineering & Environmental **Lab FileID:** M105064.D
Project: Carroll Gardens, 363-365 Bond Street, Brooklyn, NY

Evaluate Continuing Calibration Report

Data File : C:\msdchem\1\DATA\em4302\m105064.D Vial: 2
Acq On : 13 Jun 2014 9:54 am Operator: saumilp
Sample : ICV4300-50 Inst : Instrument #1
Misc : op73826,em4302 Multiplr: 1.00
MS Integration Params: RTEINT.P

Method : C:\msdchem\1\METHODS\MM4300.M (RTE Integrator)
Title : Semi Volatile GC/MS, rtx-5ms 30mx0.25mmx0.25um
Last Update : Fri Jun 13 08:41:49 2014
Response via : Multiple Level Calibration

Min. RRF : 0.050 Min. Rel. Area : 50% Max. R.T. Dev 0.50min
Max. RRF Dev : 30% Max. Rel. Area : 200%

		Compound	AvgRF	CCRF	%Dev	Area%	Dev(min)	R.T.
1	I	1,4-Dichlorobenzene-d4	1.000	1.000	0.0	127	0.00	4.90
9	t	Phenol	2.101	1.888	10.1	119	0.00	4.62
12	t	2-Chlorophenol	1.569	1.519	3.2	133	0.00	4.74
19	t	2-Methylphenol	1.403	1.356	3.3	131	0.00	5.10
21	t	3&4-Methylphenol	1.492	1.418	5.0	134	0.00	5.22
24	I	Naphthalene-d8	1.000	1.000	0.0	123	0.00	6.08
29	t	2-Nitrophenol	0.211	0.208	1.4	119	0.00	5.69
30	t	2,4-Dimethylphenol	0.419	0.437	-4.3	140	0.00	5.72
31	t	Benzoic acid	0.277	0.257	7.2	109	0.05	5.82
33	t	2,4-Dichlorophenol	0.315	0.325	-3.2	131	0.00	5.92
34	t	2,6-Dichlorophenol	0.319	0.319	0.0	131	0.00	6.17
43	t	4-Chloro-3-methylphenol	0.365	0.370	-1.4	131	0.00	6.73
47	I	Acenaphthene-d10	1.000	1.000	0.0	120	0.00	8.49
49	t	2,4,6-Trichlorophenol	0.388	0.406	-4.6	135	0.00	7.33
50	t	2,4,5-Trichlorophenol	0.420	0.433	-3.1	131	0.00	7.37
		----------	True	Calc.	% Drift	----------		
60	t	2,4-Dinitrophenol	100.000	78.012	22.0	80	0.00	8.60
		----------	AvgRF	CCRF	% Dev	----------		
61	t	4-Nitrophenol	0.187	0.209	-11.8	130	0.00	8.73
64	t	2,3,4,6-Tetrachlorophenol	0.321	0.327	-1.9	122	0.00	9.05
69	I	Phenanthrene-d10	1.000	1.000	0.0	124	0.00	11.14
70	t	4,6-Dinitro-2-methylpheno	0.144	0.130	9.7	105	0.00	9.53
76	t	Pentachlorophenol	0.138	0.152	-10.1	126	0.00	10.81

(#) = Out of Range SPCC's out = 0 CCC's out = 0
m105048.D MM4300.M Fri Jun 13 10:23:05 2014 MSM

8.7.26

8

Continuing Calibration Summary

Job Number: JB70672 **Sample:** EM4336-CC4300
Account: LANGAN Langan Engineering & Environmental **Lab FileID:** M106037.D
Project: Carroll Gardens, 363-365 Bond Street, Brooklyn, NY

Evaluate Continuing Calibration Report

Data File : C:\msdchem\1\DATA\em4336\m106037.D Vial: 2
Acq On : 5 Jul 2014 11:27 am Operator: andrews1
Sample : cc4300-50 Inst : Instrument #1
Misc : op73826,em4336 Multiplr: 1.00
MS Integration Params: RTEINT.P

Method : C:\msdchem\1\METHODS\MM4300.M (RTE Integrator)
Title : Semi Volatile GC/MS, rtx-5ms 30mx0.25mmx0.25um
Last Update : Mon Jul 07 12:59:16 2014
Response via : Multiple Level Calibration

Min. RRF : 0.050 Min. Rel. Area : 50% Max. R.T. Dev 0.50min
Max. RRF Dev : 20% Max. Rel. Area : 200%

		Compound	AvgRF	CCRF	%Dev	Area%	Dev(min)	R.T.
1	I	1,4-Dichlorobenzene-d4	1.000	1.000	0.0	117	0.00	4.73
2	t	1,4-Dioxane	0.721	0.571	20.8#	106	0.00	2.29
3	t	Pyridine	1.788	1.546	13.5	110	0.00	2.62
4	t	N-Nitrosodimethylamine	0.647	0.596	7.9	118	0.00	2.58
5	S	2-Fluorophenol	1.425	1.291	9.4	111	0.00	3.80
6	t	Indene	2.638	2.364	10.4	117	0.00	4.93
7	t	Cumene	3.777	3.430	9.2	117	0.00	4.13
8	S	Phenol-d5	1.857	1.692	8.9	117	0.00	4.51
9	t	Phenol	2.101	1.878	10.6	110	0.00	4.52
10	t	Aniline	2.440	2.018	17.3	114	0.00	4.49
11	t	bis(2-Chloroethyl)ether	1.452	1.343	7.5	121	0.00	4.52
12	t	2-Chlorophenol	1.569	1.361	13.3	110	0.00	4.59
13	t	Decane	1.170	1.039	11.2	116	0.00	4.60
14	t	1,3-Dichlorobenzene	1.637	1.506	8.0	118	0.00	4.69
15	t	1,4-Dichlorobenzene	1.702	1.521	10.6	115	0.00	4.74
16	t	Benzyl alcohol	1.067	0.944	11.5	115	0.00	4.85
17	t	1,2-Dichlorobenzene	1.577	1.414	10.3	116	0.00	4.87
18	t	Acetophenone	2.215	1.997	9.8	119	0.00	5.06
19	t	2-Methylphenol	1.403	1.329	5.3	119	0.00	4.97
20	t	2,2'-oxybis(1-Chloropropa	0.462	0.445	3.7	125	0.00	4.95
21	t	3&4-Methylphenol	1.492	1.457	2.3	127	0.00	5.10
22	t	n-Nitroso-di-n-propylamin	1.076	1.046	2.8	134	0.00	5.06
23	t	Hexachloroethane	0.580	0.570	1.7	125	0.00	5.14
24	I	Naphthalene-d8	1.000	1.000	0.0	124	0.00	5.87
25	S	Nitrobenzene-d5	0.415	0.414	0.2	133	0.00	5.19
26	t	Nitrobenzene	0.467	0.439	6.0	127	0.00	5.20
27	t	Quinoline	0.845	0.745	11.8	116	0.00	6.27
28	t	Isophorone	0.807	0.743	7.9	124	0.00	5.42
29	t	2-Nitrophenol	0.211	0.205	2.8	118	0.00	5.50
30	t	2,4-Dimethylphenol	0.419	0.370	11.7	119	0.00	5.56
31	t	Benzoic acid	0.277	0.267	3.6	114	0.00	5.69
32	t	bis(2-Chloroethoxy)methan	0.459	0.411	10.5	121	0.00	5.61
33	t	2,4-Dichlorophenol	0.315	0.312	1.0	126	0.00	5.77
34	t	2,6-Dichlorophenol	0.319	0.302	5.3	125	0.00	5.98
35	t	1,3,5-Trichlorobenzene	0.396	0.360	9.1	122	0.00	5.51
36	t	1,2,4-Trichlorobenzene	0.372	0.345	7.3	123	0.00	5.82
37	t	1,2,3-Trichlorobenzene	0.378	0.342	9.5	122	0.00	6.05
38	t	Naphthalene	1.230	1.064	13.5	116	0.00	5.90
39	t	4-Chloroaniline	0.538	0.456	15.2	114	0.00	5.96
40	t	2,3-Dichloroaniline	0.409	0.377	7.8	122	0.00	7.09
41	t	Caprolactam	0.164	0.151	7.9	121	0.00	6.37

Continuing Calibration Summary

Job Number: JB70672 **Sample:** EM4336-CC4300
Account: LANGAN Langan Engineering & Environmental **Lab FileID:** M106037.D
Project: Carroll Gardens, 363-365 Bond Street, Brooklyn, NY

42	t	Hexachlorobutadiene	0.214	0.189	11.7	117	0.00	6.03
43	t	4-Chloro-3-methylphenol	0.365	0.356	2.5	127	0.00	6.59
44	t	2-Methylnaphthalene	0.678	0.602	11.2	119	0.00	6.71
45	t	1-Methylnaphthalene	0.780	0.688	11.8	120	0.00	6.84
46	t	Dimethylnaphthalene	0.703	0.650	7.5	123	0.00	7.58
47	I	Acenaphthene-d10	1.000	1.000	0.0	132	0.00	8.23
48	t	Hexachlorocyclopentadiene	0.340	0.306	10.0	113	0.00	6.92
49	t	2,4,6-Trichlorophenol	0.388	0.370	4.6	134	0.00	7.11
50	t	2,4,5-Trichlorophenol	0.420	0.390	7.1	129	0.00	7.22
51	S	2-Fluorobiphenyl	1.387	1.227	11.5	126	0.00	7.21
52	t	2-Chloronaphthalene	1.302	1.087	16.5	119	0.00	7.37
53	t	Biphenyl	1.637	1.397	14.7	122	0.00	7.35
54	t	2-Nitroaniline	0.356	0.343	3.7	129	0.00	7.55
55	t	Dimethylphthalate	1.379	1.247	9.6	129	0.00	7.83
56	t	Acenaphthylene	1.990	1.745	12.3	122	0.00	8.00
57	t	2,6-Dinitrotoluene	0.298	0.299	-0.3	125	0.00	7.92
58	t	3-Nitroaniline	0.350	0.322	8.0	121	0.00	8.19
59	t	Acenaphthene	1.234	1.053	14.7	122	0.00	8.28
			True	Calc.	% Drift			
60	t	2,4-Dinitrophenol	100.000	89.783	10.2	117	0.00	8.38
			AvgRF	CCRF	% Dev			
61	t	4-Nitrophenol	0.187	0.176	5.9	120	0.00	8.66
62	t	Dibenzofuran	1.814	1.544	14.9	124	0.00	8.57
63	t	2,4-Dinitrotoluene	0.407	0.412	-1.2	128	0.00	8.58
64	t	2,3,4,6-Tetrachlorophenol	0.321	0.288	10.3	117	0.00	8.82
65	t	Diethylphthalate	1.342	1.225	8.7	127	0.00	9.03
66	t	Fluorene	1.409	1.248	11.4	124	0.00	9.15
67	t	4-Chlorophenyl-phenylethe	0.684	0.608	11.1	127	0.00	9.18
68	t	4-Nitroaniline	0.362	0.325	10.2	122	0.00	9.25
69	I	Phenanthrene-d10	1.000	1.000	0.0	135	0.00	10.85
70	t	4,6-Dinitro-2-methylpheno	0.144	0.136	5.6	120	0.00	9.30
71	t	n-Nitrosodiphenylamine	0.549	0.501	8.7	127	0.00	9.41
72	t	1,2-Diphenylhydrazine	0.888	0.790	11.0	126	0.00	9.46
73	S	2,4,6-Tribromophenol	0.088	0.087	1.1	126	0.00	9.59
74	t	4-Bromophenyl-phenylether	0.208	0.179	13.9	120	0.00	10.06
75	t	Hexachlorobenzene	0.227	0.189	16.7	120	0.00	10.15
76	t	Pentachlorophenol	0.138	0.100	27.5#	91	0.00	10.57
77	t	Phenanthrene	1.215	1.065	12.3	127	0.00	10.90
78	t	Anthracene	1.208	1.106	8.4	129	0.00	11.00
79	t	Carbazole	1.147	1.029	10.3	127	0.00	11.35
80	t	Di-n-butylphthalate	1.267	1.237	2.4	130	0.00	12.14
81	t	Fluoranthene	1.283	1.179	8.1	128	0.00	13.19
82	t	Octadecane	0.404	0.397	1.7	137	0.00	10.84
83	I	Chrysene-d12	1.000	1.000	0.0	130	0.00	16.04
84	t	Pyrene	1.380	1.310	5.1	127	0.00	13.62
85		Butyl stearate	0.272	0.446	-64.0#	192	0.00	15.33
86	S	Terphenyl-d14	0.896	0.823	8.1	120	0.00	14.03
87	t	Butylbenzylphthalate	0.557	0.603	-8.3	132	0.00	15.08
88	t	Benzo[a]anthracene	1.242	1.131	8.9	122	0.00	16.01
89	t	3,3'-Dichlorobenzidine	0.414	0.393	5.1	119	0.00	16.04
90	t	Chrysene	1.179	1.069	9.3	123	0.00	16.08
91	t	bis(2-Ethylhexyl)phthalat	0.745	0.856	-14.9	136	0.00	16.30
92	I	Perylene-d12	1.000	1.000	0.0	119	0.00	18.65

Continuing Calibration Summary

Job Number: JB70672 **Sample:** EM4336-CC4300
Account: LANGAN Langan Engineering & Environmental **Lab FileID:** M106037.D
Project: Carroll Gardens, 363-365 Bond Street, Brooklyn, NY

			True	Calc.	% Drift			
93	t	Di-n-octylphthalate	50.000	55.273	-10.5	139	0.00	17.53

			AvgRF	CCRF	% Dev			
94	t	Benzo[b]fluoranthene	1.419	1.292	8.9	119	0.00	18.02
95	t	Benzo[k]fluoranthene	1.401	1.181	15.7	111	0.00	18.07
96	t	Benzo[a]pyrene	1.242	1.121	9.7	116	0.00	18.56
97	t	Indeno[1,2,3-cd]pyrene	1.111	0.990	10.9	113	0.00	20.40
98	t	Dibenz(a,h)acridine	1.007	0.893	11.3	109	0.00	20.02
99	t	Dibenz[a,h]anthracene	1.164	1.011	13.1	110	0.00	20.44
100	t	7,12-Dimethylbenz(a)anthr	0.645	0.625	3.1	116	0.00	18.03
101	t	Benzo[g,h,i]perylene	1.123	0.960	14.5	111	0.00	20.86

(#) = Out of Range SPCC's out = 0 CCC's out = 0
m106037.D MM4300.M Mon Jul 07 13:00:40 2014 MSM

8.7.27

8

Continuing Calibration Summary

Job Number: JB70672 **Sample:** EM4336-CC4301
Account: LANGAN Langan Engineering & Environmental **Lab FileID:** M106038.D
Project: Carroll Gardens, 363-365 Bond Street, Brooklyn, NY

Evaluate Continuing Calibration Report

Data File : C:\msdchem\1\DATA\em4336\m106038.D Vial: 3
Acq On : 5 Jul 2014 11:56 am Operator: andrews1
Sample : cc4301-50 Inst : Instrument #1
Misc : op73826,em4336 Multiplr: 1.00
MS Integration Params: RTEINT.P

Method : C:\msdchem\1\METHODS\MM4300.M (RTE Integrator)
Title : Semi Volatile GC/MS, rtx-5ms 30mx0.25mmx0.25um
Last Update : Mon Jul 07 12:59:16 2014
Response via : Multiple Level Calibration

Min. RRF : 0.050 Min. Rel. Area : 50% Max. R.T. Dev 0.50min
Max. RRF Dev : 20% Max. Rel. Area : 200%

		Compound	AvgRF	CCRF	%Dev	Area%	Dev(min)	R.T.
102	I	1,4-Dichlorobenzene-d4a	1.000	1.000	0.0	145	0.00	4.73
103	t	Benzaldehyde	1.096	1.106	-0.9	148	-0.01	4.40
104	I	Acenaphthene-d10a	1.000	1.000	0.0	150	0.00	8.22
105	I	1,2,4,5-Tetrachlorobenzen	0.607	0.581	4.3	146	-0.02	6.93
106	t	Atrazine	0.195	0.218	-11.8	156	-0.03	10.46
107	I	Chrysene-d12a	1.000	1.000	0.0	148	-0.01	16.02
108	t	Benzidine	0.604	0.537	11.1	141	0.02	13.53
109	I	Naphthalene-d8a	1.000	1.000	0.0	147	0.00	5.87
110		hydroquinone	0.406	0.411	-1.2	139	0.07	6.40

(#) = Out of Range SPCC's out = 0 CCC's out = 0
m106037.D MM4300.M Mon Jul 07 13:02:15 2014 MSM

8.7.28

8

Initial Calibration Summary

Job Number: JB70672 **Sample:** EZ4614-ICC4614
Account: LANGAN Langan Engineering & Environmental **Lab FileID:** Z92845.D
Project: Carroll Gardens, 363-365 Bond Street, Brooklyn, NY

Response Factor Report MSZ

Method : C:\msdchem\1\METHODS\MZ4615eph.M (RTE Integrator)
Title : Semi Volatile GC/MS, ZB-5MS 15m x .25mm x .25um
Last Update : Wed Jun 25 15:21:47 2014
Response via : Initial Calibration

Calibration Files
100 =z92843a.D 80 =z92844.D 50 =z92845.D 25 =z92846.D
10 =z92847.D 5 =z92848.D 2 =z92849.D 1 =z92850.D

Compound	100	80	50	25	10	5	2	1	Avg	%RSD
102) 1,4-Dichlorobenzene-d	ISTD									
103) Benzaldehyde	1.035	1.103	0.983	0.960	1.056	0.983	1.576	1.198	1.112	18.25
104) Phenanthrene-d10a	ISTD									
105) Atrazine	0.105	0.105	0.104	0.104	0.111	0.099	0.129	0.109	0.108	8.61
106) o-terphenyl	0.610	0.595	0.574	0.555	0.613	0.566	0.780	0.589	0.610	11.73
107) Chrysene-d12a	ISTD									
108) Benzidine	0.612	0.511	0.675	0.681	0.778	0.652	0.720	0.571	0.650	13.01
109) 1-chlorooctа	0.309	0.241	0.308	0.291	0.335	0.308	0.397	0.324	0.314	13.94
110) Acenaphthene-d10a	ISTD									
111) 1,2,4,5-Tetr	0.565	0.528	0.536	0.540	0.612	0.556	0.770	0.618	0.591	13.54
112) I Naphthalene-d8a	ISTD									
113) Hydroquinone	0.329	0.356	0.315	0.293	0.291	0.215			0.300	16.04

(#) = Out of Range ### Number of calibration levels exceeded format ###

MZ4615eph.M Fri Jun 27 12:55:10 2014 RTE

8.7.29

8

Initial Calibration Verification

Job Number: JB70672 **Sample:** EZ4614-ICV4614
Account: LANGAN Langan Engineering & Environmental **Lab FileID:** Z92853.D
Project: Carroll Gardens, 363-365 Bond Street, Brooklyn, NY

Evaluate Continuing Calibration Report

Data File : C:\msdchem\1\DATA\ez4614\z92853.D Vial: 21
Acq On : 23 Jun 2014 6:30 pm Operator: ashleyv
Sample : icv4614-50 Inst : MSZ
Misc : op75490,ez4614 Multiplr: 1.00
MS Integration Params: RTEINT.P

Method : C:\MSDCHEM\1\METHODS\MZ4615.M (RTE Integrator)
Title : Semi Volatile GC/MS, ZB-5MS 15m x .25mm x .25um
Last Update : Wed Jun 25 15:21:47 2014
Response via : Multiple Level Calibration

Min. RRF : 0.050 Min. Rel. Area : 50% Max. R.T. Dev 0.50min
Max. RRF Dev : 30% Max. Rel. Area : 202%

	Compound	AvgRF	CCRF	%Dev	Area%	Dev(min)	R.T.
102	1,4-Dichlorobenzene-d4a	1.000	1.000	0.0	115	0.02	3.36
103	Benzaldehyde	1.112	1.025	7.8	120	0.00	2.97
104	Phenanthrene-d10a	1.000	1.000	0.0	104	0.02	8.50
105	Atrazine	0.108	0.105	2.8	105	0.01	8.23

(#) = Out of Range SPCC's out = 0 CCC's out = 0
z92845.D MZ4615.M Wed Jun 25 15:48:24 2014 RTE

8.7.30

8

Initial Calibration Verification

Job Number: JB70672 **Sample:** EZ4614-ICV4614
Account: LANGAN Langan Engineering & Environmental **Lab FileID:** Z92855.D
Project: Carroll Gardens, 363-365 Bond Street, Brooklyn, NY

Evaluate Continuing Calibration Report

Data File : C:\msdchem\1\DATA\ez4614\z92855.D Vial: 23
Acq On : 23 Jun 2014 7:21 pm Operator: ashleyv
Sample : icv4614-50 Inst : MSZ
Misc : op75490,ez4614 Multiplr: 1.00
MS Integration Params: RTEINT.P

Method : C:\MSDCHEM\1\METHODS\MZ4615.M (RTE Integrator)
Title : Semi Volatile GC/MS, ZB-5MS 15m x .25mm x .25um
Last Update : Wed Jun 25 15:21:47 2014
Response via : Multiple Level Calibration

Min. RRF : 0.050 Min. Rel. Area : 50% Max. R.T. Dev 0.50min
Max. RRF Dev : 30% Max. Rel. Area : 202%

	Compound	AvgRF	CCRF	%Dev	Area%	Dev(min)	R.T.
107	Chrysene-d12a	1.000	1.000	0.0	224#	0.03	12.16
108	Benzidine	0.650	0.620	4.6	206#	0.00	10.31

(#) = Out of Range SPCC's out = 0 CCC's out = 0
z92845.D MZ4615.M Wed Jun 25 15:48:26 2014 RTE

8.7.31

8

Initial Calibration Verification

Job Number: JB70672 **Sample:** EZ4614-ICV4614
Account: LANGAN Langan Engineering & Environmental **Lab FileID:** Z92856.D
Project: Carroll Gardens, 363-365 Bond Street, Brooklyn, NY

Evaluate Continuing Calibration Report

Data File : C:\msdchem\1\DATA\ez4614\z92856.D Vial: 24
Acq On : 23 Jun 2014 7:47 pm Operator: ashleyv
Sample : icv4614-50 Inst : MSZ
Misc : op75490,ez4614 Multiplr: 1.00
MS Integration Params: RTEINT.P

Method : C:\MSDCHEM\1\METHODS\MZ4615.M (RTE Integrator)
Title : Semi Volatile GC/MS, ZB-5MS 15m x .25mm x .25um
Last Update : Wed Jun 25 15:21:47 2014
Response via : Multiple Level Calibration

Min. RRF : 0.050 Min. Rel. Area : 50% Max. R.T. Dev 0.50min
Max. RRF Dev : 30% Max. Rel. Area : 202%

	Compound	AvgRF	CCRF	%Dev	Area%	Dev(min)	R.T.
112 I	Naphthalene-d8a	1.000	1.000	0.0	91	0.02	4.68
113	Hydroquinone	0.300	0.378	-26.0	110	-0.04	5.24

(#) = Out of Range SPCC's out = 0 CCC's out = 0
z92845.D MZ4615.M Wed Jun 25 15:48:28 2014 RTE

8.7.32

8

Initial Calibration Summary

Job Number: JB70672 **Sample:** EZ4615-ICC4615
Account: LANGAN Langan Engineering & Environmental **Lab FileID:** Z92862.D
Project: Carroll Gardens, 363-365 Bond Street, Brooklyn, NY

Response Factor Report MSZ

Method : C:\msdchem\1\METHODS\MZ4615.M (RTE Integrator)
Title : Semi Volatile GC/MS, ZB-5MS 15m x .25mm x .25um
Last Update : Wed Jun 25 15:21:47 2014
Response via : Initial Calibration

Calibration Files
100 =z92863.D 80 =z92869.D 50 =z92862.D 25 =z92868.D
10 =z92867.D 5 =z92866.D 2 =z92865.D 1 =z92864.D

Compound	100	80	50	25	10	5	2	1	Avg	%RSD
1) I 1,4-Dichlorobenzene-d	ISTD									
2) 1,4-Dioxane	0.266	0.317	0.256	0.311	0.254	0.262	0.113	0.235	0.252	24.93
3) Pyridine	0.836	0.942	0.774	0.836	0.838	0.826	0.819	0.773	0.830	6.30
4) N-Nitrosodim	0.474	0.541	0.455	0.491	0.506	0.481	0.471	0.413	0.479	7.80
5) 2-Fluorophen	1.174	1.152	1.090	1.013	0.988	0.984	0.899	0.844	1.018	11.40
6) Indene	2.429	2.381	2.364	2.214	2.251	2.281	2.306	2.080	2.288	4.82
7) Cumene	3.397	3.371	3.223	3.100	3.026	3.081	2.952	2.981	3.141	5.45
8) Phenol-d5	1.663	1.647	1.538	1.437	1.372	1.380	1.303	1.177	1.440	11.68
9) Phenol	1.919	1.894	1.785	1.615	1.575	1.547	1.519	1.510	1.670	10.15
10) Aniline	1.827	1.811	1.772	1.702	1.759	1.785	1.752	1.743	1.769	2.24
11) bis(2-Chloro	1.111	1.091	1.093	1.070	1.029	1.152	1.101	1.050	1.087	3.49
12) 2-Chlorophen	1.482	1.450	1.391	1.324	1.301	1.346	1.287	1.211	1.349	6.59
13) Decane	1.483	1.500	1.456	1.566	1.475	1.543	1.476	1.554	1.507	2.77
14) 1,3-Dichloro	1.654	1.605	1.612	1.529	1.493	1.534	1.489	1.405	1.540	5.24
15) 1,4-Dichloro	1.697	1.668	1.663	1.548	1.547	1.558	1.521	1.600	1.600	4.20
16) Benzyl alcoh	1.022	1.021	0.975	0.869	0.817	0.897	0.823	0.770	0.899	10.79
17) 1,2-Dichloro	1.626	1.607	1.561	1.460	1.464	1.476	1.488	1.408	1.511	5.13
18) Acetophenone	2.156	2.194	2.119	2.022	1.970	1.987	1.964	1.712	2.015	7.50
19) 2-Methylphen	1.296	1.278	1.252	1.158	1.145	1.230	1.059	1.087	1.188	7.48
20) 2,2'-oxybis(	0.457	0.448	0.437	0.441	0.415	0.436	0.433	0.475	0.443	4.05
21) 3&4-Methylph	1.378	1.359	1.351	1.259	1.229	1.298	1.117	1.119	1.264	8.17
22) n-Nitroso-di	1.057	1.082	1.048	0.994	1.000	1.033	0.982	0.948	1.018	4.37
23) Hexachloroet	0.596	0.575	0.576	0.565	0.574	0.573	0.511	0.618	0.573	5.29
24) I Naphthalene-d8	ISTD									
25) Nitrobenzene	0.379	0.376	0.375	0.370	0.351	0.353	0.360	0.357	0.365	3.02
26) Nitrobenzene	0.402	0.390	0.386	0.388	0.366	0.353	0.380	0.396	0.383	4.23
27) Quinoline	0.745	0.742	0.733	0.709	0.687	0.700	0.677	0.650	0.705	4.78
28) Isophorone	0.652	0.658	0.657	0.639	0.617	0.635	0.611	0.595	0.633	3.66
29) 2-Nitropheno	0.218	0.213	0.206	0.197	0.183	0.177	0.170	0.157	0.190	11.39
30) 2,4-Dimethyl	0.380	0.370	0.351	0.334	0.325	0.310	0.300	0.300	0.334	9.22
31) Benzoic Acid	0.302	0.310	0.307	0.281	0.247	0.245	0.239	0.225	0.269	12.71
32) bis(2-Chloro	0.348	0.341	0.345	0.342	0.323	0.324	0.349	0.291	0.333	5.98
33) 2,4-Dichloro	0.318	0.309	0.302	0.288	0.281	0.266	0.271	0.252	0.286	7.93
34) 2,6-Dichloro	0.328	0.317	0.305	0.292	0.274	0.284	0.254	0.262	0.289	9.04
35) 1,3,5-Trichl	0.392	0.379	0.371	0.352	0.334	0.333	0.333	0.318	0.352	7.45
36) 1,2,4-Trichl	0.359	0.347	0.344	0.329	0.313	0.322	0.332	0.307	0.332	5.32
37) 1,2,3-Trichl	0.372	0.356	0.350	0.336	0.327	0.328	0.311	0.282	0.333	8.43
38) Naphthalene	1.103	1.086	1.058	1.015	0.971	1.004	1.006	1.004	1.031	4.47
39) 4-Chloroanil	0.470	0.467	0.456	0.432	0.420	0.425	0.436	0.381	0.436	6.63
40) 2,3-Dichloro	0.409	0.402	0.396	0.379	0.364	0.380	0.369	0.355	0.382	5.02
41) Caprolactam	0.145	0.173	0.171	0.182	0.175	0.184	0.188	0.195	0.177	8.51
42) Hexachlorobu	0.227	0.224	0.215	0.212	0.200	0.212	0.212	0.195	0.212	5.08
43) 4-Chloro-3-m	0.342	0.349	0.345	0.328	0.322	0.328	0.311	0.275	0.325	7.38
44) 2-Methylnaph	0.667	0.662	0.636	0.615	0.596	0.593	0.617	0.571	0.620	5.45
45) 1-Methylnaph	0.674	0.647	0.640	0.618	0.596	0.588	0.659	0.590	0.626	5.32

Initial Calibration Summary

Job Number: JB70672 **Sample:** EZ4615-ICC4615
Account: LANGAN Langan Engineering & Environmental **Lab FileID:** Z92862.D
Project: Carroll Gardens, 363-365 Bond Street, Brooklyn, NY

```
46) Dimethylnaph 0.721 0.712 0.689 0.651 0.652 0.630 0.666 0.590 0.664   6.51

47) I   Acenaphthene-d10      ----------------ISTD--------------------
48) Hexachlorocy 0.352 0.327 0.304 0.231 0.167 0.118             0.250  37.61
         ----- Quadratic regression -----                Coefficient =  0.9994
              Response Ratio = -0.05058 + 0.26660 *A + 0.01908 *A^2

49) 2,4,6-Trichl 0.377 0.354 0.357 0.343 0.324 0.306 0.325 0.283 0.334   9.11
50) 2,4,5-Trichl 0.403 0.386 0.395 0.365 0.348 0.365 0.357 0.320 0.367   7.36
51) 2-Fluorobiph 1.278 1.206 1.207 1.176 1.149 1.150 1.153 1.082 1.175   4.88
52) 2-Chloronaph 1.210 1.160 1.133 1.079 1.027 1.074 1.033 0.957 1.084   7.50
53) Biphenyl     1.629 1.552 1.487 1.420 1.379 1.387 1.288 1.319 1.433   8.12
54) 2-Nitroanili 0.408 0.390 0.392 0.387 0.393 0.374 0.388 0.334 0.383   5.73
55) Dimethylphth 1.265 1.242 1.257 1.241 1.245 1.290 1.235 1.207 1.248   1.92
56) Acenaphthyle 1.871 1.790 1.789 1.726 1.703 1.739 1.751 1.609 1.747   4.35
57) 2,6-Dinitrot 0.281 0.277 0.282 0.278 0.267 0.262 0.238 0.255 0.267   5.79
58) 3-Nitroanili 0.300 0.341 0.353 0.319 0.319 0.334 0.293 0.311 0.321   6.30
59) Acenaphthene 1.146 1.102 1.113 1.047 1.026 1.068 1.075 1.076 1.082   3.51
60) 2,4-Dinitrop 0.175 0.186 0.182 0.144 0.102 0.084             0.145  30.01
           ----- Linear regression -----  Coefficient =  0.9958
              Response Ratio = -0.03332 + 0.18699 *A

61) 4-Nitropheno 0.253 0.252 0.246 0.249 0.228 0.213 0.168 0.210 0.227  13.07
62) Dibenzofuran 1.655 1.575 1.606 1.526 1.506 1.516 1.485 1.397 1.533   5.15
63) 2,4-Dinitrot 0.350 0.400 0.425 0.407 0.378 0.383 0.347 0.340 0.379   8.18
64) 2,3,4,6-Tetr 0.344 0.326 0.337 0.309 0.291 0.296 0.291 0.291 0.311   7.08
65) Diethylphtha 1.259 1.428 1.422 1.389 1.353 1.407 1.368 1.201 1.353   6.03
66) Fluorene     1.384 1.339 1.331 1.234 1.225 1.209 1.201 1.133 1.257   6.76
67) 4-Chlorophen 0.636 0.604 0.598 0.548 0.570 0.555 0.499 0.546 0.569   7.47
68) 4-Nitroanili 0.272 0.330 0.344 0.325 0.315 0.318 0.286 0.310 0.313   7.55

69) I   Phenanthrene-d10      ----------------ISTD--------------------
70) 4,6-Dinitro- 0.142 0.149 0.148 0.122 0.102                   0.132  15.13
71) n-Nitrosodip 0.527 0.526 0.516 0.473 0.450 0.460 0.458 0.451 0.483   7.13
72) 1,2-Diphenyl 0.869 0.835 0.816 0.765 0.737 0.727 0.714 0.645 0.764   9.59
73) 2,4,6-Tribro 0.132 0.129 0.126 0.113 0.110 0.096 0.092 0.094 0.112  14.66
74) 4-Bromopheny 0.242 0.228 0.224 0.205 0.188 0.187 0.182 0.176 0.204  12.02
75) Hexachlorobe 0.274 0.278 0.268 0.245 0.237 0.240 0.260 0.237 0.255   6.69
76) Pentachlorop 0.170 0.169 0.159 0.133 0.114 0.101             0.141  20.94
         ----- Quadratic regression -----                Coefficient =  0.9993
              Response Ratio = -0.02223 + 0.15742 *A + 0.00362 *A^2

77) Phenanthrene 1.187 1.178 1.150 1.062 1.008 1.024 1.044 1.092 1.093   6.43
78) Anthracene   1.184 1.167 1.146 1.062 1.004 1.027 1.028 1.068 1.086   6.43
79) Carbazole    1.042 1.097 1.079 1.008 0.951 0.933 0.970 1.045 1.015   5.93
80) Di-n-butylph 1.494 1.494 1.446 1.364 1.238 1.224 1.211 1.216 1.336   9.59
81) Fluoranthene 1.282 1.341 1.269 1.198 1.112 1.113 1.131 1.100 1.193   7.85
82) Octadecane   0.563 0.495 0.486 0.470 0.439 0.430 0.420 0.412 0.464  10.81

83) I   Chrysene-d12          ----------------ISTD--------------------
84) Pyrene       1.108 1.093 1.153 1.148 1.116 1.118 1.135 1.168 1.130   2.26
85) Butyl steara 0.457 0.407 0.422 0.440 0.436 0.438 0.441 0.358 0.425   7.27
86) Terphenyl-d1 0.756 0.741 0.781 0.779 0.753 0.733 0.761 0.787 0.761   2.57
87) Butylbenzylp 0.611 0.531 0.567 0.586 0.565 0.564 0.528 0.519 0.559   5.61
88) Benzo[a]anth 1.171 0.990 1.054 1.056 1.055 1.061 1.102 1.188 1.085   6.09
89) 3,3'-Dichlor 0.434 0.425 0.436 0.425 0.408 0.410 0.406 0.404 0.419   3.12
90) Chrysene     0.875 0.838 0.894 0.903 0.912 0.926 0.948 0.974 0.909   4.65
91) bis(2-Ethylh 0.739 0.650 0.691 0.730 0.701 0.694 0.682 0.670 0.695   4.21

92) I   Perylene-d12          ----------------ISTD--------------------
```

Initial Calibration Summary

Job Number: JB70672 **Sample:** EZ4615-ICC4615
Account: LANGAN Langan Engineering & Environmental **Lab FileID:** Z92862.D
Project: Carroll Gardens, 363-365 Bond Street, Brooklyn, NY

```
 93) Di-n-octylph 2.219 1.874 1.778 1.575 1.455 1.420 1.353 1.251 1.616  19.92
 94) Benzo[b]fluo       1.597 1.505 1.274 1.214 1.161 1.161 1.097 1.287  14.78
 95) Benzo[k]fluo 1.388 1.303 1.232 1.147 1.067 1.095 1.077 0.978 1.161  11.76
 96) Benzo[a]pyre 1.299 1.199 1.149 1.067 1.014 0.979 0.991 0.936 1.079  11.62
 97) Indeno[1,2,3 1.379 1.299 1.184 1.172 1.081 1.040 1.014 0.920 1.136  13.43
 98) Dibenz(a,h)a 1.101 1.004 0.922 0.882 0.813 0.771 0.745 0.693 0.866  15.99
 99) Dibenz[a,h]a 1.102 1.061 0.936 0.947 0.858 0.839 0.716 0.736 0.899  15.52
100) 7,12-Dimethy 0.811 0.735 0.685 0.573 0.495 0.475             0.629  21.58
             ----- Linear regression -----  Coefficient =  0.9931
               Response Ratio = -0.10434 + 0.81777 *A

101) Benzo[g,h,i] 0.998 0.933 0.873 0.885 0.840 0.846 0.839 0.771 0.873   7.85
 ----------------------------------------------------------------------------
 (#) = Out of Range  ###  Number of calibration levels exceeded format  ###

          MZ4615.M          Wed Jun 25 15:22:35 2014   RTE
```

8.7.33

8

Initial Calibration Verification

Job Number: JB70672 **Sample:** EZ4615-ICV4615
Account: LANGAN Langan Engineering & Environmental **Lab FileID:** Z92870.D
Project: Carroll Gardens, 363-365 Bond Street, Brooklyn, NY

Evaluate Continuing Calibration Report

Data File : C:\msdchem\1\DATA\ez4615\z92870.D Vial: 12
Acq On : 24 Jun 2014 3:28 pm Operator: ashleyv
Sample : icv4615-50 Inst : MSZ
Misc : op75490,ez4615 Multiplr: 1.00
MS Integration Params: RTEINT.P

Method : C:\msdchem\1\METHODS\MZ4615.M (RTE Integrator)
Title : Semi Volatile GC/MS, ZB-5MS 15m x .25mm x .25um
Last Update : Wed Jun 25 15:21:47 2014
Response via : Multiple Level Calibration

Min. RRF : 0.050 Min. Rel. Area : 50% Max. R.T. Dev 0.50min
Max. RRF Dev : 30% Max. Rel. Area : 202%

		Compound	AvgRF	CCRF	%Dev	Area%	Dev(min)	R.T.
1	I	1,4-Dichlorobenzene-d4	1.000	1.000	0.0	118	0.00	3.34
3	t	Pyridine	0.830	0.844	-1.7	129	0.01	1.57
4	t	N-Nitrosodimethylamine	0.479	0.518	-8.1	135	0.00	1.54
11	t	bis(2-Chloroethyl)ether	1.087	1.065	2.0	115	-0.01	3.09
14	t	1,3-Dichlorobenzene	1.540	1.462	5.1	107	0.00	3.29
15	t	1,4-Dichlorobenzene	1.600	1.501	6.2	107	0.00	3.36
16	t	Benzyl alcohol	0.899	0.838	6.8	102	0.00	3.49
17	t	1,2-Dichlorobenzene	1.511	1.434	5.1	109	0.00	3.50
20	t	2,2'-oxybis(1-Chloropropa	0.443	0.399	9.9	108	0.00	3.60
22	t	n-Nitroso-di-n-propylamin	1.018	0.905	11.1	102	-0.01	3.74
23	t	Hexachloroethane	0.573	0.542	5.4	111	0.00	3.83
24	I	Naphthalene-d8	1.000	1.000	0.0	110	0.00	4.66
26	t	Nitrobenzene	0.383	0.373	2.6	106	0.00	3.91
28	t	Isophorone	0.633	0.605	4.4	101	-0.01	4.16
32	t	bis(2-Chloroethoxy)methan	0.333	0.343	-3.0	109	0.00	4.41
36	t	1,2,4-Trichlorobenzene	0.332	0.333	-0.3	106	0.00	4.60
38	t	Naphthalene	1.031	1.017	1.4	105	0.00	4.68
42	t	Hexachlorobutadiene	0.212	0.205	3.3	104	0.00	4.83
44	t	2-Methylnaphthalene	0.620	0.581	6.3	100	0.00	5.47
47	I	Acenaphthene-d10	1.000	1.000	0.0	99	0.00	6.70
		----------	True	Calc.	% Drift	----------		
48	t	Hexachlorocyclopentadiene	100.000	93.884	6.2	74	0.00	5.67
		----------	AvgRF	CCRF	% Dev	----------		
52	t	2-Chloronaphthalene	1.084	1.080	0.4	94	0.00	6.04
54	t	2-Nitroaniline	0.383	0.373	2.6	94	0.00	6.19
55	t	Dimethylphthalate	1.248	1.252	-0.3	98	0.00	6.43
56	t	Acenaphthylene	1.747	1.495	14.4	82	0.00	6.53
57	t	2,6-Dinitrotoluene	0.267	0.256	4.1	89	0.00	6.49
58	t	3-Nitroaniline	0.321	0.292	9.0	81	0.00	6.69
59	t	Acenaphthene	1.082	1.108	-2.4	98	0.00	6.73
62	t	Dibenzofuran	1.533	1.510	1.5	93	0.00	6.95
63	t	2,4-Dinitrotoluene	0.379	0.341	10.0	79	0.00	6.97
65	t	Diethylphthalate	1.353	1.342	0.8	93	-0.01	7.27
66	t	Fluorene	1.257	1.263	-0.5	94	0.00	7.35
67	t	4-Chlorophenyl-phenylethe	0.569	0.574	-0.9	95	0.00	7.38
68	t	4-Nitroaniline	0.313	0.292	6.7	84	-0.02	7.43
69	I	Phenanthrene-d10	1.000	1.000	0.0	95	0.00	8.47
71	t	n-Nitrosodiphenylamine	0.483	0.483	0.0	89	0.00	7.53

8.7.34

8

Initial Calibration Verification

Job Number: JB70672 **Sample:** EZ4615-ICV4615
Account: LANGAN Langan Engineering & Environmental **Lab FileID:** Z92870.D
Project: Carroll Gardens, 363-365 Bond Street, Brooklyn, NY

72	t	1,2-Diphenylhydrazine	0.764	0.762	0.3	89	0.00	7.56
74	t	4-Bromophenyl-phenylether	0.204	0.209	-2.5	89	0.00	7.96
75	t	Hexachlorobenzene	0.255	0.236	7.5	84	0.00	8.02
77	t	Phenanthrene	1.093	1.059	3.1	88	0.00	8.50
78	t	Anthracene	1.086	1.058	2.6	88	0.00	8.57
79	t	Carbazole	1.015	0.936	7.8	83	0.00	8.80
80	t	Di-n-butylphthalate	1.336	1.241	7.1	82	0.00	9.29
81	t	Fluoranthene	1.193	1.068	10.5	80	0.00	10.05
83	I	Chrysene-d12	1.000	1.000	0.0	85	0.00	12.13
84	t	Pyrene	1.130	1.026	9.2	76	0.00	10.36
87	t	Butylbenzylphthalate	0.559	0.507	9.3	76	0.00	11.39
88	t	Benzo[a]anthracene	1.085	0.947	12.7	76	0.00	12.12
89	t	3,3'-Dichlorobenzidine	0.419	0.598	-42.7#	116	0.00	12.14
90	t	Chrysene	0.909	0.822	9.6	78	-0.01	12.17
91	t	bis(2-Ethylhexyl)phthalat	0.695	0.610	12.2	75	0.00	12.30
92	I	Perylene-d12	1.000	1.000	0.0	75	0.00	14.17
93	t	Di-n-octylphthalate	1.616	1.514	6.3	64	0.00	13.25
94	t	Benzo[b]fluoranthene	1.287	1.181	8.2	59	-0.02	13.66
95	t	Benzo[k]fluoranthene	1.161	1.115	4.0	68	-0.02	13.70
96	t	Benzo[a]pyrene	1.079	1.116	-3.4	73	-0.01	14.09
97	t	Indeno[1,2,3-cd]pyrene	1.136	1.347	-18.6	86	-0.01	15.51
99	t	Dibenz[a,h]anthracene	0.899	1.072	-19.2	86	-0.02	15.54
101	t	Benzo[g,h,i]perylene	0.873	1.031	-18.1	89	-0.02	15.86

(#) = Out of Range SPCC's out = 0 CCC's out = 0
z92845.D MZ4615.M Wed Jun 25 15:28:24 2014 RTE

8.7.34

8

Initial Calibration Verification

Job Number: JB70672 **Sample:** EZ4615-ICV4615
Account: LANGAN Langan Engineering & Environmental **Lab FileID:** Z92871A.D
Project: Carroll Gardens, 363-365 Bond Street, Brooklyn, NY

Evaluate Continuing Calibration Report

Data File : C:\msdchem\1\DATA\ez4615\z92871a.D Vial: 13
Acq On : 24 Jun 2014 3:56 pm Operator: ashleyv
Sample : icv4615-50 Inst : MSZ
Misc : op75490,ez4615 Multiplr: 1.00
MS Integration Params: RTEINT.P

Method : C:\MSDCHEM\1\METHODS\MZ4615.M (RTE Integrator)
Title : Semi Volatile GC/MS, ZB-5MS 15m x .25mm x .25um
Last Update : Wed Jun 25 09:02:03 2014
Response via : Multiple Level Calibration

Min. RRF : 0.050 Min. Rel. Area : 50% Max. R.T. Dev 0.50min
Max. RRF Dev : 30% Max. Rel. Area : 202%

		Compound	AvgRF	CCRF	%Dev	Area%	Dev(min)	R.T.
1	I	1,4-Dichlorobenzene-d4	1.000	1.000	0.0	77	0.00	3.34
9	t	Phenol	1.670	1.505	9.9	65	0.00	3.04
12	t	2-Chlorophenol	1.349	1.383	-2.5	76	0.00	3.16
19	t	2-Methylphenol	1.188	1.173	1.3	72	0.00	3.60
21	t	3&4-Methylphenol	1.264	1.227	2.9	70	0.00	3.76
24	I	Naphthalene-d8	1.000	1.000	0.0	70	0.00	4.66
29	t	2-Nitrophenol	0.190	0.204	-7.4	69	0.00	4.25
30	t	2,4-Dimethylphenol	0.334	0.402	-20.4	80	0.00	4.33
31		Benzoic Acid	0.267	0.247	7.5	57	0.04	4.49
33	t	2,4-Dichlorophenol	0.286	0.312	-9.1	73	0.00	4.52
34		2,6-Dichlorophenol	0.289	0.308	-6.6	71	0.00	4.77
43	t	4-Chloro-3-methylphenol	0.325	0.342	-5.2	70	0.00	5.37
47	I	Acenaphthene-d10	1.000	1.000	0.0	66	0.00	6.70
49	t	2,4,6-Trichlorophenol	0.334	0.376	-12.6	69	0.00	5.83
50	t	2,4,5-Trichlorophenol	0.367	0.404	-10.1	67	0.00	5.88
61	t	4-Nitrophenol	0.228	0.233	-2.2	62	-0.01	6.97
64		2,3,4,6-Tetrachlorophenol	0.311	0.328	-5.5	64	0.00	7.12
69	I	Phenanthrene-d10	1.000	1.000	0.0	67	0.00	8.47
70	t	4,6-Dinitro-2-methylpheno	0.132	0.119	9.8	54	0.00	7.46
			True	Calc.	% Drift			
76	t	Pentachlorophenol	100.000	96.060	3.9	60	0.00	8.28

(#) = Out of Range SPCC's out = 0 CCC's out = 0
z92845.D MZ4615.M Wed Jun 25 10:54:08 2014 RTE

8.7.35

8

Initial Calibration Verification

Job Number: JB70672 **Sample:** EZ4615-ICV4615
Account: LANGAN Langan Engineering & Environmental **Lab FileID:** Z92872.D
Project: Carroll Gardens, 363-365 Bond Street, Brooklyn, NY

Evaluate Continuing Calibration Report

Data File : C:\msdchem\1\DATA\ez4615\z92872.D Vial: 14
Acq On : 24 Jun 2014 4:23 pm Operator: ashleyv
Sample : icv4615-50 Inst : MSZ
Misc : op75490,ez4615 Multiplr: 1.00
MS Integration Params: RTEINT.P

Method : C:\MSDCHEM\1\METHODS\MZ4615.M (RTE Integrator)
Title : Semi Volatile GC/MS, ZB-5MS 15m x .25mm x .25um
Last Update : Wed Jun 25 15:21:47 2014
Response via : Multiple Level Calibration

Min. RRF : 0.050 Min. Rel. Area : 50% Max. R.T. Dev 0.50min
Max. RRF Dev : 30% Max. Rel. Area : 202%

		Compound	AvgRF	CCRF	%Dev	Area%	Dev(min)	R.T.
1	I	1,4-Dichlorobenzene-d4	1.000	1.000	0.0	100	0.00	3.34
2		1,4-Dioxane	0.252	0.309	-22.6	121	0.01	1.42
6	t	Indene	2.288	2.331	-1.9	99	0.00	3.59
7	t	Cumene	3.141	3.176	-1.1	99	0.00	2.65
13	t	Decane	1.507	1.439	4.5	99	0.00	3.19
18	t	Acetophenone	2.015	1.913	5.1	90	0.00	3.74
24	I	Naphthalene-d8	1.000	1.000	0.0	94	0.00	4.66
27	t	Quinoline	0.705	0.686	2.7	88	-0.02	5.06
40	t	2,3-Dichloroaniline	0.382	0.334	12.6	80	0.00	5.82
41	t	Caprolactam	0.177	0.151	14.7	83	-0.06	5.14
45	t	1-Methylnaphthalene	0.626	0.595	5.0	88	0.00	5.59
46	t	Dimethylnaphthalene	0.664	0.643	3.2	88	0.00	6.21
47	I	Acenaphthene-d10	1.000	1.000	0.0	83	0.00	6.70
		----------	True	Calc.	% Drift	----------		
48	t	Hexachlorocyclopentadiene	100.000	108.082	-8.1	56	0.00	5.67
		----------	AvgRF	CCRF	% Dev	----------		
53	t	Biphenyl	1.433	1.522	-6.2	85	0.00	6.03
69	I	Phenanthrene-d10	1.000	1.000	0.0	82	0.00	8.47
83	I	Chrysene-d12	1.000	1.000	0.0	67	-0.01	12.13
92	I	Perylene-d12	1.000	1.000	0.0	70	-0.01	14.16

(#) = Out of Range SPCC's out = 0 CCC's out = 0
z92845.D MZ4615.M Fri Jun 27 13:10:40 2014 RTE

Initial Calibration Verification

Job Number: JB70672 **Sample:** EZ4615-ICV4615
Account: LANGAN Langan Engineering & Environmental **Lab FileID:** Z92873.D
Project: Carroll Gardens, 363-365 Bond Street, Brooklyn, NY

Evaluate Continuing Calibration Report

Data File : C:\msdchem\1\DATA\ez4615\z92873.D Vial: 15
Acq On : 24 Jun 2014 4:49 pm Operator: ashleyv
Sample : icv4615-50 Inst : MSZ
Misc : op75490,ez4615 Multiplr: 1.00
MS Integration Params: RTEINT.P

Method : C:\MSDCHEM\1\METHODS\MZ4615.M (RTE Integrator)
Title : Semi Volatile GC/MS, ZB-5MS 15m x .25mm x .25um
Last Update : Wed Jun 25 09:02:03 2014
Response via : Multiple Level Calibration

Min. RRF : 0.050 Min. Rel. Area : 50% Max. R.T. Dev 0.50min
Max. RRF Dev : 30% Max. Rel. Area : 202%

		Compound	AvgRF	CCRF	%Dev	Area%	Dev(min)	R.T.
1	I	1,4-Dichlorobenzene-d4	1.000	1.000	0.0	117	0.00	3.34
10	t	Aniline	1.769	1.945	-9.9	128	0.00	3.05
24	I	Naphthalene-d8	1.000	1.000	0.0	122	0.00	4.66
39	t	4-Chloroaniline	0.436	0.450	-3.2	120	0.00	4.77

(#) = Out of Range SPCC's out = 0 CCC's out = 0
z92845.D MZ4615.M Wed Jun 25 10:54:12 2014 RTE

8.7.37

8

Initial Calibration Verification

Job Number: JB70672 **Sample:** EZ4615-ICV4615
Account: LANGAN Langan Engineering & Environmental **Lab FileID:** Z92874.D
Project: Carroll Gardens, 363-365 Bond Street, Brooklyn, NY

Evaluate Continuing Calibration Report

Data File : C:\msdchem\1\DATA\ez4615\z92874.D Vial: 16
Acq On : 24 Jun 2014 5:16 pm Operator: ashleyv
Sample : icv4615-50 Inst : MSZ
Misc : op75490,ez4615 Multiplr: 1.00
MS Integration Params: RTEINT.P

Method : C:\MSDCHEM\1\METHODS\MZ4615.M (RTE Integrator)
Title : Semi Volatile GC/MS, ZB-5MS 15m x .25mm x .25um
Last Update : Wed Jun 25 09:02:03 2014
Response via : Multiple Level Calibration

Min. RRF : 0.050 Min. Rel. Area : 50% Max. R.T. Dev 0.50min
Max. RRF Dev : 30% Max. Rel. Area : 202%

		Compound	AvgRF	CCRF	%Dev	Area%	Dev(min)	R.T.
1	I	1,4-Dichlorobenzene-d4	1.000	1.000	0.0	121	0.00	3.34
5	S	2-Fluorophenol	1.018	0.970	4.7	108	0.00	2.30
8	S	Phenol-d5	1.440	1.245	13.5	98	0.00	3.03
24	I	Naphthalene-d8	1.000	1.000	0.0	114	0.00	4.66
25	S	Nitrobenzene-d5	0.365	0.357	2.2	109	0.00	3.89
47	I	Acenaphthene-d10	1.000	1.000	0.0	102	0.00	6.70
51	S	2-Fluorobiphenyl	1.175	1.189	-1.2	101	0.00	5.92
69	I	Phenanthrene-d10	1.000	1.000	0.0	103	0.00	8.47
73	S	2,4,6-Tribromophenol	0.112	0.103	8.0	84	0.00	7.65
83	I	Chrysene-d12	1.000	1.000	0.0	79	0.00	12.13
86	S	Terphenyl-d14	0.761	0.850	-11.7	86	0.00	10.63
92	I	Perylene-d12	1.000	1.000	0.0	93	0.00	14.16

(#) = Out of Range SPCC's out = 0 CCC's out = 0
z92845.D MZ4615.M Wed Jun 25 10:54:14 2014 RTE

8.7.38

8

Initial Calibration Verification

Job Number: JB70672 **Sample:** EZ4615-ICV4615
Account: LANGAN Langan Engineering & Environmental **Lab FileID:** Z92878.D
Project: Carroll Gardens, 363-365 Bond Street, Brooklyn, NY

Evaluate Continuing Calibration Report

Data File : C:\msdchem\1\DATA\ez4615\z92878.D Vial: 20
Acq On : 24 Jun 2014 5:43 pm Operator: ashleyv
Sample : icv4615-100 Inst : MSZ
Misc : op75490,ez4615 Multiplr: 1.00
MS Integration Params: RTEINT.P

Method : C:\MSDCHEM\1\METHODS\MZ4615.M (RTE Integrator)
Title : Semi Volatile GC/MS, ZB-5MS 15m x .25mm x .25um
Last Update : Wed Jun 25 09:02:03 2014
Response via : Multiple Level Calibration

Min. RRF : 0.050 Min. Rel. Area : 50% Max. R.T. Dev 0.50min
Max. RRF Dev : 30% Max. Rel. Area : 202%

	Compound	AvgRF	CCRF	%Dev	Area%	Dev(min)	R.T.
47 I	Acenaphthene-d10	1.000	1.000	0.0	77	0.00	6.70
		True	Calc.	% Drift			
60 t	2,4-Dinitrophenol	200.000	190.794	4.6	72	0.00	6.83

(#) = Out of Range SPCC's out = 0 CCC's out = 0
z92843a.D MZ4615.M Wed Jun 25 10:54:38 2014 RTE

Continuing Calibration Summary

Job Number: JB70672 **Sample:** EZ4638-CC4615
Account: LANGAN Langan Engineering & Environmental **Lab FileID:** Z93481.D
Project: Carroll Gardens, 363-365 Bond Street, Brooklyn, NY

Evaluate Continuing Calibration Report

Data File : C:\msdchem\1\DATA\ez4638\z93481.D Vial: 2
Acq On : 10 Jul 2014 10:51 pm Operator: ashleyd
Sample : cc4615-25 Inst : MSZ
Misc : op76211,ez4638 Multiplr: 1.00
MS Integration Params: RTEINT.P

Method : C:\MSDCHEM\1\METHODS\MZ4615.M (RTE Integrator)
Title : Semi Volatile GC/MS, ZB-5MS 15m x .25mm x .25um
Last Update : Fri Jul 11 08:30:32 2014
Response via : Multiple Level Calibration

Min. RRF : 0.050 Min. Rel. Area : 50% Max. R.T. Dev 0.50min
Max. RRF Dev : 20% Max. Rel. Area : 202%

		Compound	AvgRF	CCRF	%Dev	Area%	Dev(min)	R.T.
1	I	1,4-Dichlorobenzene-d4	1.000	1.000	0.0	81	0.00	3.13
2		1,4-Dioxane	0.252	0.269	-6.7	70	0.00	1.27
3	t	Pyridine	0.830	0.691	16.7	67	0.00	1.41
4	t	N-Nitrosodimethylamine	0.479	0.379	20.9#	62	0.00	1.39
5	S	2-Fluorophenol	1.018	0.920	9.6	73	0.00	2.11
6	t	Indene	2.288	2.197	4.0	80	0.00	3.37
7	t	Cumene	3.141	3.084	1.8	80	0.00	2.45
8	S	Phenol-d5	1.440	1.378	4.3	77	0.00	2.83
9	t	Phenol	1.670	1.517	9.2	76	0.00	2.84
10	t	Aniline	1.769	1.559	11.9	74	0.00	2.84
11	t	bis(2-Chloroethyl)ether	1.087	0.976	10.2	74	0.00	2.89
12	t	2-Chlorophenol	1.349	1.264	6.3	77	0.00	2.94
13	t	Decane	1.507	1.655	-9.8	85	0.00	2.98
14	t	1,3-Dichlorobenzene	1.540	1.497	2.8	79	0.00	3.07
15	t	1,4-Dichlorobenzene	1.600	1.546	3.4	81	0.00	3.14
16	t	Benzyl alcohol	0.899	0.881	2.0	82	0.00	3.27
17	t	1,2-Dichlorobenzene	1.511	1.477	2.3	82	0.00	3.29
18	t	Acetophenone	2.015	1.951	3.2	78	0.00	3.52
19	t	2-Methylphenol	1.188	1.093	8.0	76	0.00	3.40
20	t	2,2'-oxybis(1-Chloropropa	0.443	0.407	8.1	75	0.00	3.40
21	t	3&4-Methylphenol	1.264	1.143	9.6	73	0.00	3.56
22	t	n-Nitroso-di-n-propylamin	1.018	0.975	4.2	79	0.00	3.53
23	t	Hexachloroethane	0.573	0.589	-2.8	84	0.00	3.61
24	I	Naphthalene-d8	1.000	1.000	0.0	81	0.00	4.42
25	S	Nitrobenzene-d5	0.365	0.380	-4.1	83	0.00	3.67
26	t	Nitrobenzene	0.383	0.379	1.0	79	0.00	3.69
27	t	Quinoline	0.705	0.687	2.6	78	0.00	4.83
28	t	Isophorone	0.633	0.627	0.9	79	0.00	3.94
29	t	2-Nitrophenol	0.190	0.197	-3.7	81	0.00	4.02
30	t	2,4-Dimethylphenol	0.334	0.323	3.3	78	0.00	4.11
31		Benzoic Acid	0.269	0.236	12.3	68	0.00	4.27
32	t	bis(2-Chloroethoxy)methan	0.333	0.317	4.8	75	0.00	4.19
33	t	2,4-Dichlorophenol	0.286	0.293	-2.4	82	0.00	4.31
34		2,6-Dichlorophenol	0.289	0.283	2.1	78	0.00	4.54
35	t	1,3,5-Trichlorobenzene	0.352	0.357	-1.4	82	0.00	4.03
36	t	1,2,4-Trichlorobenzene	0.332	0.340	-2.4	83	0.00	4.37
37	t	1,2,3-Trichlorobenzene	0.333	0.347	-4.2	83	0.00	4.62
38	t	Naphthalene	1.031	1.010	2.0	80	0.00	4.45
39	t	4-Chloroaniline	0.436	0.409	6.2	76	0.00	4.54
40	t	2,3-Dichloroaniline	0.382	0.378	1.0	80	0.00	5.58
41	t	Caprolactam	0.177	0.172	2.8	76	0.00	4.93

Continuing Calibration Summary

Job Number: JB70672 **Sample:** EZ4638-CC4615
Account: LANGAN Langan Engineering & Environmental **Lab FileID:** Z93481.D
Project: Carroll Gardens, 363-365 Bond Street, Brooklyn, NY

42	t	Hexachlorobutadiene	0.212	0.225	-6.1	86	0.00	4.61
43	t	4-Chloro-3-methylphenol	0.325	0.330	-1.5	81	0.00	5.15
44	t	2-Methylnaphthalene	0.620	0.619	0.2	81	0.00	5.24
45	t	1-Methylnaphthalene	0.626	0.633	-1.1	83	0.00	5.35
46	t	Dimethylnaphthalene	0.664	0.645	2.9	80	0.00	5.97
47	I	Acenaphthene-d10	1.000	1.000	0.0	81	0.00	6.45
		----------	True	Calc.	% Drift	----------		
48	t	Hexachlorocyclopentadiene	50.000	46.853	6.3	81	0.00	5.43
		----------	AvgRF	CCRF	% Dev	----------		
49	t	2,4,6-Trichlorophenol	0.334	0.329	1.5	78	0.00	5.60
50	t	2,4,5-Trichlorophenol	0.367	0.365	0.5	81	0.00	5.65
51	S	2-Fluorobiphenyl	1.175	1.159	1.4	80	0.00	5.69
52	t	2-Chloronaphthalene	1.084	1.070	1.3	80	0.00	5.80
53	t	Biphenyl	1.433	1.410	1.6	80	0.00	5.79
54	t	2-Nitroaniline	0.383	0.411	-7.3	86	0.00	5.96
55	t	Dimethylphthalate	1.248	1.206	3.4	79	0.00	6.19
56	t	Acenaphthylene	1.747	1.661	4.9	78	0.00	6.28
57	t	2,6-Dinitrotoluene	0.267	0.255	4.5	74	0.00	6.26
58	t	3-Nitroaniline	0.321	0.325	-1.2	82	0.00	6.45
59	t	Acenaphthene	1.082	1.031	4.7	80	0.00	6.49
		----------	True	Calc.	% Drift	----------		
60	t	2,4-Dinitrophenol	50.000	41.309	17.4	72	0.00	6.59
		----------	AvgRF	CCRF	% Dev	----------		
61	t	4-Nitrophenol	0.227	0.262	-15.4	85	0.00	6.75
62	t	Dibenzofuran	1.533	1.441	6.0	76	0.00	6.70
63	t	2,4-Dinitrotoluene	0.379	0.379	0.0	75	0.00	6.74
64		2,3,4,6-Tetrachlorophenol	0.311	0.302	2.9	79	0.00	6.88
65	t	Diethylphthalate	1.353	1.381	-2.1	80	0.00	7.04
66	t	Fluorene	1.257	1.196	4.9	78	0.00	7.11
67	t	4-Chlorophenyl-phenylethe	0.569	0.534	6.2	79	0.00	7.13
68	t	4-Nitroaniline	0.313	0.293	6.4	73	0.00	7.19
69	I	Phenanthrene-d10	1.000	1.000	0.0	78	0.00	8.22
70	t	4,6-Dinitro-2-methylpheno	0.132	0.118	10.6	75	0.00	7.23
71	t	n-Nitrosodiphenylamine	0.483	0.462	4.3	76	0.00	7.28
72	t	1,2-Diphenylhydrazine	0.764	0.835	-9.3	85	0.00	7.31
73	S	2,4,6-Tribromophenol	0.112	0.116	-3.6	79	0.00	7.40
74	t	4-Bromophenyl-phenylether	0.204	0.199	2.5	75	0.00	7.70
75	t	Hexachlorobenzene	0.255	0.245	3.9	78	0.00	7.77
		----------	True	Calc.	% Drift	----------		
76	t	Pentachlorophenol	50.000	45.618	8.8	75	0.00	8.03
		----------	AvgRF	CCRF	% Dev	----------		
77	t	Phenanthrene	1.093	1.050	3.9	77	0.00	8.24
78	t	Anthracene	1.086	1.041	4.1	76	0.00	8.30
79	t	Carbazole	1.015	0.954	6.0	74	0.00	8.53
80	t	Di-n-butylphthalate	1.336	1.339	-0.2	76	0.00	9.03
81	t	Fluoranthene	1.193	1.087	8.9	70	0.00	9.76
82	t	Octadecane	0.464	0.465	-0.2	77	0.00	8.19
83	I	Chrysene-d12	1.000	1.000	0.0	69	0.00	11.81
84	t	Pyrene	1.130	1.189	-5.2	71	0.00	10.06
85		Butyl stearate	0.425	0.459	-8.0	71	0.00	11.26
86	S	Terphenyl-d14	0.761	0.766	-0.7	67	0.00	10.33

Continuing Calibration Summary

Job Number: JB70672 **Sample:** EZ4638-CC4615
Account: LANGAN Langan Engineering & Environmental **Lab FileID:** Z93481.D
Project: Carroll Gardens, 363-365 Bond Street, Brooklyn, NY

87	t	Butylbenzylphthalate	0.559	0.603	-7.9	71	0.00	11.09
88	t	Benzo[a]anthracene	1.085	1.017	6.3	66	0.00	11.80
89	t	3,3'-Dichlorobenzidine	0.419	0.392	6.4	63	0.00	11.82
90	t	Chrysene	0.909	0.886	2.5	67	0.00	11.85
91	t	bis(2-Ethylhexyl)phthalat	0.695	0.742	-6.8	70	0.00	12.00
92	I	Perylene-d12	1.000	1.000	0.0	65	0.00	13.84
93	t	Di-n-octylphthalate	1.616	1.644	-1.7	68	0.00	12.95
94	t	Benzo[b]fluoranthene	1.287	1.260	2.1	64	0.00	13.34
95	t	Benzo[k]fluoranthene	1.161	1.143	1.6	65	0.00	13.37
96	t	Benzo[a]pyrene	1.079	1.040	3.6	63	0.00	13.76
97	t	Indeno[1,2,3-cd]pyrene	1.136	1.080	4.9	60	0.00	15.14
98	t	Dibenz(a,h)acridine	0.866	0.829	4.3	61	0.00	14.88
99	t	Dibenz[a,h]anthracene	0.899	0.890	1.0	61	0.00	15.17
		----------	True	Calc.	% Drift	----------		
100	t	7,12-Dimethylbenz(a)anthr	25.000	21.696	13.2	61	0.00	13.33
		----------	AvgRF	CCRF	% Dev	----------		
101	t	Benzo[g,h,i]perylene	0.873	0.817	6.4	60	0.00	15.46

(#) = Out of Range SPCC's out = 0 CCC's out = 0
z92846.D MZ4615.M Fri Jul 11 10:55:41 2014 RTE

8.7.40

8

Continuing Calibration Summary

Job Number: JB70672 **Sample:** EZ4638-CC4614
Account: LANGAN Langan Engineering & Environmental **Lab FileID:** Z93482.D
Project: Carroll Gardens, 363-365 Bond Street, Brooklyn, NY

Evaluate Continuing Calibration Report

Data File : C:\msdchem\1\DATA\ez4638\z93482.D Vial: 3
Acq On : 10 Jul 2014 11:17 pm Operator: ashleyd
Sample : cc4614-25 Inst : MSZ
Misc : op76211,ez4638 Multiplr: 1.00
MS Integration Params: RTEINT.P

Method : C:\MSDCHEM\1\METHODS\MZ4615.M (RTE Integrator)
Title : Semi Volatile GC/MS, ZB-5MS 15m x .25mm x .25um
Last Update : Fri Jul 11 08:30:32 2014
Response via : Multiple Level Calibration

Min. RRF : 0.050 Min. Rel. Area : 50% Max. R.T. Dev 0.50min
Max. RRF Dev : 20% Max. Rel. Area : 202%

		Compound	AvgRF	CCRF	%Dev	Area%	Dev(min)	R.T.
102		1,4-Dichlorobenzene-d4a	1.000	1.000	0.0	64	0.00	3.13
103		Benzaldehyde	1.112	0.921	17.2	61	-0.11	2.75
104		Phenanthrene-d10a	1.000	1.000	0.0	65	0.00	8.21
105		Atrazine	0.108	0.103	4.6	64	-0.12	7.96
106		Chrysene-d12a	1.000	1.000	0.0	66	0.00	11.81
107		Benzidine	0.650	0.443	31.8#	43#	-0.21	10.00
108		Acenaphthene-d10a	1.000	1.000	0.0	65	0.00	6.45
109		1,2,4,5-Tetrachlorobenzen	0.591	0.516	12.7	62	-0.26	5.44
110	I	Naphthalene-d8a	1.000	1.000	0.0	62	0.00	4.42
111		Hydroquinone	0.300	0.288	4.0	60	-0.35	5.00
112		Chrysene-d12b	1.000	1.000	0.0	66	0.00	11.81
113		2,3,7,8-TCDD	----------NA----------					

(#) = Out of Range SPCC's out = 0 CCC's out = 0
z92846.D MZ4615.M Fri Jul 11 10:55:43 2014 RTE

8.7.41

8

Continuing Calibration Summary

Job Number: JB70672 **Sample:** EZ4639-CC4615
Account: LANGAN Langan Engineering & Environmental **Lab FileID:** Z93508.D
Project: Carroll Gardens, 363-365 Bond Street, Brooklyn, NY

Evaluate Continuing Calibration Report

Data File : C:\msdchem\1\DATA\ez4639\z93508.D Vial: 2
Acq On : 11 Jul 2014 10:55 am Operator: ashleyv
Sample : cc4615-50 Inst : MSZ
Misc : op76211,ez4639 Multiplr: 1.00
MS Integration Params: RTEINT.P

Method : C:\MSDCHEM\1\METHODS\MZ4615.M (RTE Integrator)
Title : Semi Volatile GC/MS, ZB-5MS 15m x .25mm x .25um
Last Update : Fri Jul 11 16:32:08 2014
Response via : Multiple Level Calibration

Min. RRF : 0.050 Min. Rel. Area : 50% Max. R.T. Dev 0.50min
Max. RRF Dev : 20% Max. Rel. Area : 202%

		Compound	AvgRF	CCRF	%Dev	Area%	Dev(min)	R.T.
1	I	1,4-Dichlorobenzene-d4	1.000	1.000	0.0	71	0.00	3.11
2		1,4-Dioxane	0.252	0.294	-16.7	81	0.00	1.25
3	t	Pyridine	0.830	0.779	6.1	71	0.00	1.39
4	t	N-Nitrosodimethylamine	0.479	0.453	5.4	70	0.00	1.38
5	S	2-Fluorophenol	1.018	0.977	4.0	63	0.00	2.09
6	t	Indene	2.288	2.241	2.1	67	0.00	3.35
7	t	Cumene	3.141	3.191	-1.6	70	0.00	2.43
8	S	Phenol-d5	1.440	1.470	-2.1	68	0.00	2.82
9	t	Phenol	1.670	1.632	2.3	65	0.00	2.83
10	t	Aniline	1.769	1.509	14.7	60	0.00	2.82
11	t	bis(2-Chloroethyl)ether	1.087	0.959	11.8	62	0.00	2.88
12	t	2-Chlorophenol	1.349	1.309	3.0	67	0.00	2.93
13	t	Decane	1.507	1.586	-5.2	77	0.00	2.96
14	t	1,3-Dichlorobenzene	1.540	1.543	-0.2	68	0.00	3.06
15	t	1,4-Dichlorobenzene	1.600	1.616	-1.0	69	0.00	3.12
16	t	Benzyl alcohol	0.899	0.927	-3.1	67	0.00	3.26
17	t	1,2-Dichlorobenzene	1.511	1.589	-5.2	72	0.00	3.27
18	t	Acetophenone	2.015	2.018	-0.1	67	0.00	3.51
19	t	2-Methylphenol	1.188	1.144	3.7	65	0.00	3.38
20	t	2,2'-oxybis(1-Chloropropa	0.443	0.408	7.9	66	0.00	3.38
21	t	3&4-Methylphenol	1.264	1.232	2.5	64	0.00	3.54
22	t	n-Nitroso-di-n-propylamin	1.018	0.993	2.5	67	0.00	3.51
23	t	Hexachloroethane	0.573	0.588	-2.6	72	0.00	3.59
24	I	Naphthalene-d8	1.000	1.000	0.0	68	0.00	4.40
25	S	Nitrobenzene-d5	0.365	0.381	-4.4	69	0.00	3.66
26	t	Nitrobenzene	0.383	0.398	-3.9	70	0.00	3.67
27	t	Quinoline	0.705	0.673	4.5	63	0.00	4.82
28	t	Isophorone	0.633	0.615	2.8	64	0.00	3.92
29	t	2-Nitrophenol	0.190	0.201	-5.8	67	0.00	4.01
30	t	2,4-Dimethylphenol	0.334	0.349	-4.5	68	0.00	4.09
31		Benzoic Acid	0.269	0.293	-8.9	65	0.00	4.29
32	t	bis(2-Chloroethoxy)methan	0.333	0.316	5.1	62	0.00	4.17
33	t	2,4-Dichlorophenol	0.286	0.290	-1.4	66	0.00	4.29
34		2,6-Dichlorophenol	0.289	0.312	-8.0	70	0.00	4.53
35	t	1,3,5-Trichlorobenzene	0.352	0.383	-8.8	71	0.00	4.01
36	t	1,2,4-Trichlorobenzene	0.332	0.347	-4.5	69	0.00	4.35
37	t	1,2,3-Trichlorobenzene	0.333	0.359	-7.8	70	0.00	4.60
38	t	Naphthalene	1.031	1.032	-0.1	67	0.00	4.43
39	t	4-Chloroaniline	0.436	0.431	1.1	65	0.00	4.52
40	t	2,3-Dichloroaniline	0.382	0.385	-0.8	67	0.00	5.56
41	t	Caprolactam	0.177	0.166	6.2	66	0.00	4.94

Continuing Calibration Summary

Job Number: JB70672 **Sample:** EZ4639-CC4615
Account: LANGAN Langan Engineering & Environmental **Lab FileID:** Z93508.D
Project: Carroll Gardens, 363-365 Bond Street, Brooklyn, NY

42	t	Hexachlorobutadiene	0.212	0.234	-10.4	74	0.00	4.59
43	t	4-Chloro-3-methylphenol	0.325	0.330	-1.5	65	0.00	5.14
44	t	2-Methylnaphthalene	0.620	0.635	-2.4	68	0.00	5.22
45	t	1-Methylnaphthalene	0.626	0.639	-2.1	68	0.00	5.33
46	t	Dimethylnaphthalene	0.664	0.689	-3.8	68	0.00	5.95
47	I	Acenaphthene-d10	1.000	1.000	0.0	67	0.00	6.43
		----------	True	Calc.	% Drift	----------		
48	t	Hexachlorocyclopentadiene	100.000	99.785	0.2	65	0.00	5.41
		----------	AvgRF	CCRF	% Dev	----------		
49	t	2,4,6-Trichlorophenol	0.334	0.347	-3.9	66	0.00	5.59
50	t	2,4,5-Trichlorophenol	0.367	0.368	-0.3	63	0.00	5.64
51	S	2-Fluorobiphenyl	1.175	1.218	-3.7	68	0.00	5.67
52	t	2-Chloronaphthalene	1.084	1.184	-9.2	70	0.00	5.78
53	t	Biphenyl	1.433	1.571	-9.6	71	0.00	5.78
54	t	2-Nitroaniline	0.383	0.423	-10.4	73	0.00	5.94
55	t	Dimethylphthalate	1.248	1.229	1.5	66	0.00	6.18
56	t	Acenaphthylene	1.747	1.751	-0.2	66	0.00	6.26
57	t	2,6-Dinitrotoluene	0.267	0.264	1.1	63	0.00	6.24
58	t	3-Nitroaniline	0.321	0.332	-3.4	64	0.00	6.43
59	t	Acenaphthene	1.082	1.066	1.5	65	0.00	6.47
		----------	True	Calc.	% Drift	----------		
60	t	2,4-Dinitrophenol	100.000	90.610	9.4	58	0.00	6.58
		----------	AvgRF	CCRF	% Dev	----------		
61	t	4-Nitrophenol	0.227	0.295	-30.0#	81	0.00	6.73
62	t	Dibenzofuran	1.533	1.515	1.2	64	0.00	6.68
63	t	2,4-Dinitrotoluene	0.379	0.387	-2.1	61	0.00	6.72
64		2,3,4,6-Tetrachlorophenol	0.311	0.309	0.6	62	0.00	6.86
65	t	Diethylphthalate	1.353	1.434	-6.0	68	0.00	7.02
66	t	Fluorene	1.257	1.258	-0.1	64	0.00	7.09
67	t	4-Chlorophenyl-phenylethe	0.569	0.568	0.2	64	0.00	7.11
68	t	4-Nitroaniline	0.313	0.305	2.6	60	0.00	7.18
69	I	Phenanthrene-d10	1.000	1.000	0.0	65	0.00	8.20
70	t	4,6-Dinitro-2-methylpheno	0.132	0.130	1.5	58	0.00	7.22
71	t	n-Nitrosodiphenylamine	0.483	0.492	-1.9	62	0.00	7.27
72	t	1,2-Diphenylhydrazine	0.764	0.871	-14.0	70	0.00	7.30
73	S	2,4,6-Tribromophenol	0.112	0.125	-11.6	65	0.00	7.39
74	t	4-Bromophenyl-phenylether	0.204	0.227	-11.3	66	0.00	7.69
75	t	Hexachlorobenzene	0.255	0.262	-2.7	64	0.00	7.75
		----------	True	Calc.	% Drift	----------		
76	t	Pentachlorophenol	100.000	97.799	2.2	63	0.00	8.02
		----------	AvgRF	CCRF	% Dev	----------		
77	t	Phenanthrene	1.093	1.106	-1.2	63	0.00	8.22
78	t	Anthracene	1.086	1.101	-1.4	63	0.00	8.29
79	t	Carbazole	1.015	1.012	0.3	61	0.00	8.52
80	t	Di-n-butylphthalate	1.336	1.442	-7.9	65	0.00	9.01
81	t	Fluoranthene	1.193	1.173	1.7	60	0.00	9.74
82	t	Octadecane	0.464	0.492	-6.0	66	0.00	8.18
83	I	Chrysene-d12	1.000	1.000	0.0	63	0.00	11.79
84	t	Pyrene	1.130	1.116	1.2	61	0.00	10.04
85		Butyl stearate	0.425	0.432	-1.6	65	0.00	11.24
86	S	Terphenyl-d14	0.761	0.734	3.5	59	0.00	10.31

Continuing Calibration Summary

Job Number: JB70672 **Sample:** EZ4639-CC4615
Account: LANGAN Langan Engineering & Environmental **Lab FileID:** Z93508.D
Project: Carroll Gardens, 363-365 Bond Street, Brooklyn, NY

87	t	Butylbenzylphthalate	0.559	0.561	-0.4	63	0.00	11.07
88	t	Benzo[a]anthracene	1.085	0.981	9.6	59	0.00	11.78
89	t	3,3'-Dichlorobenzidine	0.419	0.390	6.9	56	0.00	11.80
90	t	Chrysene	0.909	0.829	8.8	59	0.00	11.83
91	t	bis(2-Ethylhexyl)phthalat	0.695	0.706	-1.6	65	0.00	11.98
92	I	Perylene-d12	1.000	1.000	0.0	62	0.00	13.81
93	t	Di-n-octylphthalate	1.616	1.802	-11.5	63	0.00	12.93
94	t	Benzo[b]fluoranthene	1.287	1.412	-9.7	58	0.00	13.32
95	t	Benzo[k]fluoranthene	1.161	1.170	-0.8	59	0.00	13.36
96	t	Benzo[a]pyrene	1.079	1.086	-0.6	58	0.00	13.74
97	t	Indeno[1,2,3-cd]pyrene	1.136	1.191	-4.8	62	0.00	15.12
98	t	Dibenz(a,h)acridine	0.866	0.889	-2.7	60	0.00	14.86
99	t	Dibenz[a,h]anthracene	0.899	0.967	-7.6	64	0.00	15.15
		----------	True	Calc.	% Drift	----------		
100	t	7,12-Dimethylbenz(a)anthr	50.000	44.296	11.4	58	0.00	13.32
		----------	AvgRF	CCRF	% Dev	----------		
101	t	Benzo[g,h,i]perylene	0.873	0.888	-1.7	63	0.00	15.44

(#) = Out of Range SPCC's out = 0 CCC's out = 0
z93509.D MZ4615.M Fri Jul 11 16:33:18 2014 RTE

8.7.42

8

Continuing Calibration Summary

Job Number: JB70672 **Sample:** EZ4639-CC4614
Account: LANGAN Langan Engineering & Environmental **Lab FileID:** Z93509.D
Project: Carroll Gardens, 363-365 Bond Street, Brooklyn, NY

Evaluate Continuing Calibration Report

Data File : C:\msdchem\1\DATA\ez4639\z93509.D Vial: 3
Acq On : 11 Jul 2014 11:23 am Operator: ashleyv
Sample : cc4614-50 Inst : MSZ
Misc : op76211,ez4639 Multiplr: 1.00
MS Integration Params: RTEINT.P

Method : C:\MSDCHEM\1\METHODS\MZ4615.M (RTE Integrator)
Title : Semi Volatile GC/MS, ZB-5MS 15m x .25mm x .25um
Last Update : Fri Jul 11 16:32:08 2014
Response via : Multiple Level Calibration

Min. RRF : 0.050 Min. Rel. Area : 50% Max. R.T. Dev 0.50min
Max. RRF Dev : 20% Max. Rel. Area : 202%

		Compound	AvgRF	CCRF	%Dev	Area%	Dev(min)	R.T.
102		1,4-Dichlorobenzene-d4a	1.000	1.000	0.0	68	0.00	3.11
103		Benzaldehyde	1.112	0.895	19.5	62	0.00	2.73
104		Phenanthrene-d10a	1.000	1.000	0.0	67	0.00	8.20
105		Atrazine	0.108	0.101	6.5	66	0.00	7.95
106		Chrysene-d12a	1.000	1.000	0.0	70	0.00	11.79
107		Benzidine	0.650	0.426	34.5#	44#	0.00	9.98
108		Acenaphthene-d10a	1.000	1.000	0.0	72	0.00	6.43
109		1,2,4,5-Tetrachlorobenzen	0.591	0.489	17.3	66	0.00	5.42
110	I	Naphthalene-d8a	1.000	1.000	0.0	65	0.00	4.40
111		Hydroquinone	0.300	0.318	-6.0	66	0.00	4.99
112		Chrysene-d12b	1.000	1.000	0.0	70	0.00	11.79
113		2,3,7,8-TCDD	----------NA----------					

(#) = Out of Range SPCC's out = 0 CCC's out = 0
z93509.D MZ4615.M Fri Jul 11 16:33:20 2014 RTE

8.7.43

8

New Jersey ACCUTEST LABORATORIES

GC/MS Semi-volatiles

Raw Data

Quantitation Report (QT Reviewed)

Data Path : C:\msdchem\1\DATA\ez4638\
Data File : z93492.D
Acq On : 11 Jul 2014 3:32 am
Operator : ashleyd
Sample : jb70672-1
Misc : op76137,ez4638,30.6
ALS Vial : 13 Sample Multiplier: 1

Quant Time: Jul 11 11:35:52 2014
Quant Method : C:\MSDCHEM\1\METHODS\MZ4615.M
Quant Title : Semi Volatile GC/MS, ZB-5MS 15m x .25mm x .25um
QLast Update : Mon Jul 07 12:49:37 2014
Response via : Initial Calibration

Compound	R.T.	QIon	Response	Conc	Units	Dev(Min)
Internal Standards						
1) 1,4-Dichlorobenzene-d4	3.128	152	116779	40.00	ppb	-0.11
24) Naphthalene-d8	4.420	136	456302	40.00	ppb	-0.12
47) Acenaphthene-d10	6.451	164	266400	40.00	ppb	-0.12
69) Phenanthrene-d10	8.213	188	477872	40.00	ppb	-0.13
83) Chrysene-d12	11.809	240	473436	40.00	ppb	-0.16
92) Perylene-d12	13.828	264	372682	40.00	ppb	-0.17
102) 1,4-Dichlorobenzene-d4a	3.128	152	116779	40.00	ppb	-0.11
104) Phenanthrene-d10a	8.213	188	477872	40.00	ppb	-0.13
106) Chrysene-d12a	11.809	240	473436	40.00	ppb	-0.16
108) Acenaphthene-d10a	6.451	164	266400	40.00	ppb	-0.12
110) Naphthalene-d8a	4.420	136	456302	40.00	ppb	0.02
112) Chrysene-d12b	11.809	240	473436	40.00	ppb	0.21
System Monitoring Compounds						
5) 2-Fluorophenol	2.113	112	107348	36.12	ppb	-0.09
Spiked Amount 50.000			Recovery = 72.24%			
8) Phenol-d5	2.834	99	144458	34.37	ppb	-0.11
Spiked Amount 50.000			Recovery = 68.74%			
25) Nitrobenzene-d5	3.673	82	179779	43.17	ppb	-0.11
Spiked Amount 50.000			Recovery = 86.34%			
51) 2-Fluorobiphenyl	5.681	172	345556	44.15	ppb	-0.12
Spiked Amount 50.000			Recovery = 88.30%			
73) 2,4,6-Tribromophenol	7.401	330	62207	46.68	ppb	-0.13
Spiked Amount 50.000			Recovery = 93.36%			
86) Terphenyl-d14	10.334	244	429345	47.66	ppb	-0.14
Spiked Amount 50.000			Recovery = 95.32%			
Target Compounds						Qvalue

(#) = qualifier out of range (m) = manual integration (+) = signals summed

Quantitation Report (QT Reviewed)

Data Path : C:\msdchem\1\DATA\ez4638\
Data File : z93492.D
Acq On : 11 Jul 2014 3:32 am
Operator : ashleyd
Sample : jb70672-1
Misc : op76137,ez4638,30.6
ALS Vial : 13 Sample Multiplier: 1

Quant Time: Jul 11 11:35:52 2014
Quant Method : C:\MSDCHEM\1\METHODS\MZ4615.M
Quant Title : Semi Volatile GC/MS, ZB-5MS 15m x .25mm x .25um
QLast Update : Mon Jul 07 12:49:37 2014
Response via : Initial Calibration

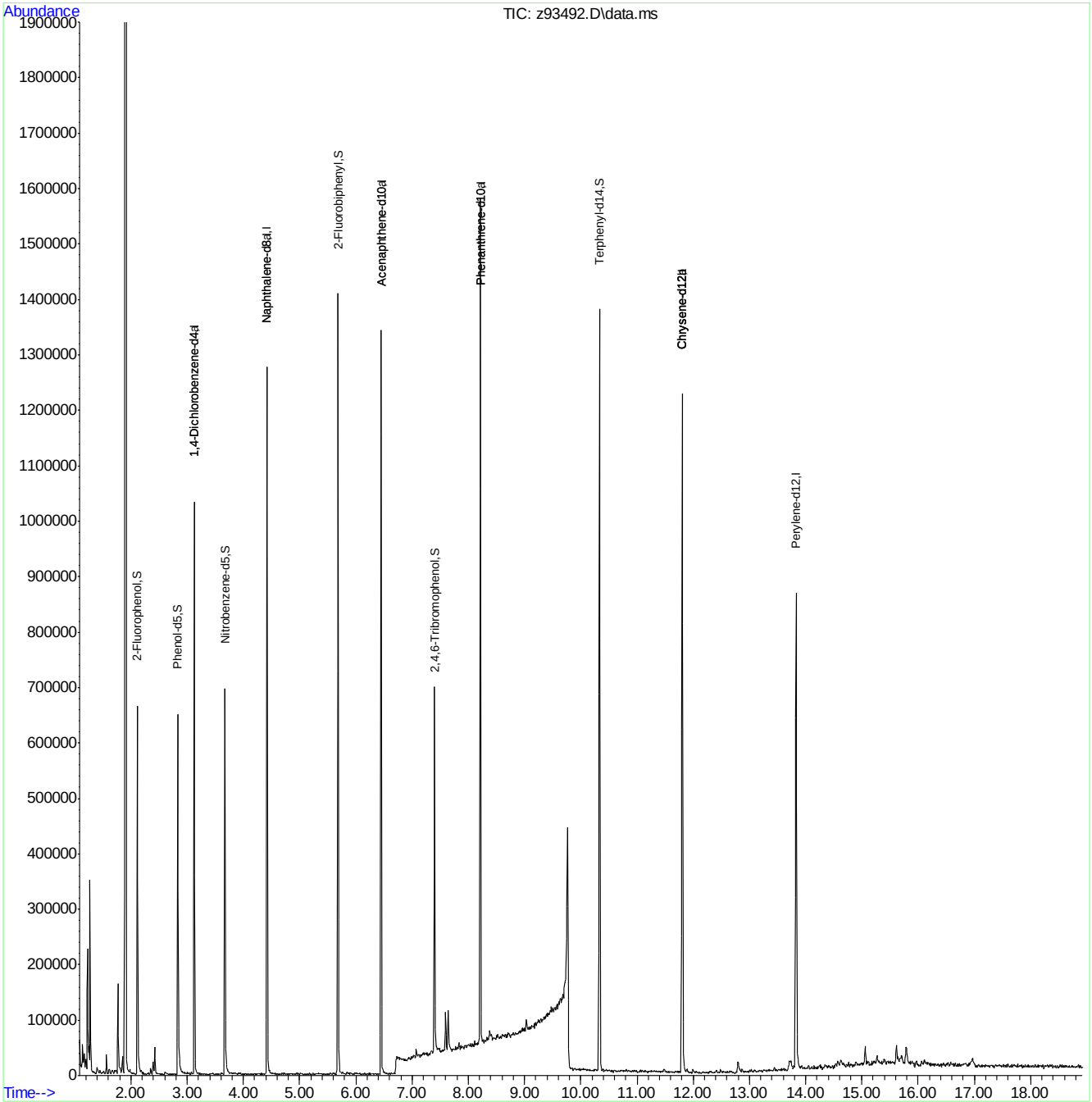

Quantitation Report (QT Reviewed)

Data Path : C:\msdchem\1\DATA\ez4638\
Data File : z93493.D
Acq On : 11 Jul 2014 3:58 am
Operator : ashleyd
Sample : jb70672-2
Misc : op76137,ez4638,30.2
ALS Vial : 14 Sample Multiplier: 1

Quant Time: Jul 11 11:36:59 2014
Quant Method : C:\MSDCHEM\1\METHODS\MZ4615.M
Quant Title : Semi Volatile GC/MS, ZB-5MS 15m x .25mm x .25um
QLast Update : Mon Jul 07 12:49:37 2014
Response via : Initial Calibration

Compound	R.T.	QIon	Response	Conc	Units	Dev(Min)
Internal Standards						
1) 1,4-Dichlorobenzene-d4	3.128	152	122138	40.00	ppb	-0.11
24) Naphthalene-d8	4.421	136	483458	40.00	ppb	-0.12
47) Acenaphthene-d10	6.451	164	281123	40.00	ppb	-0.12
69) Phenanthrene-d10	8.214	188	519429	40.00	ppb	-0.13
83) Chrysene-d12	11.809	240	498001	40.00	ppb	-0.16
92) Perylene-d12	13.834	264	362783	40.00	ppb	-0.16
102) 1,4-Dichlorobenzene-d4a	3.128	152	122138	40.00	ppb	-0.11
104) Phenanthrene-d10a	8.214	188	519429	40.00	ppb	-0.13
106) Chrysene-d12a	11.809	240	498001	40.00	ppb	-0.16
108) Acenaphthene-d10a	6.451	164	281123	40.00	ppb	-0.12
110) Naphthalene-d8a	4.421	136	483458	40.00	ppb	0.02
112) Chrysene-d12b	11.809	240	498001	40.00	ppb	0.21
System Monitoring Compounds						
5) 2-Fluorophenol	2.118	112	122993	39.57	ppb	-0.09
Spiked Amount 50.000			Recovery = 79.14%			
8) Phenol-d5	2.845	99	167255	38.05	ppb	-0.09
Spiked Amount 50.000			Recovery = 76.10%			
25) Nitrobenzene-d5	3.673	82	195855	44.39	ppb	-0.11
Spiked Amount 50.000			Recovery = 88.78%			
51) 2-Fluorobiphenyl	5.682	172	364182	44.10	ppb	-0.12
Spiked Amount 50.000			Recovery = 88.20%			
73) 2,4,6-Tribromophenol	7.402	330	64716	44.67	ppb	-0.13
Spiked Amount 50.000			Recovery = 89.34%			
86) Terphenyl-d14	10.335	244	457975	48.33	ppb	-0.14
Spiked Amount 50.000			Recovery = 96.66%			
Target Compounds						Qvalue

(#) = qualifier out of range (m) = manual integration (+) = signals summed

Quantitation Report (QT Reviewed)

Data Path : C:\msdchem\1\DATA\ez4638\
Data File : z93493.D
Acq On : 11 Jul 2014 3:58 am
Operator : ashleyd
Sample : jb70672-2
Misc : op76137,ez4638,30.2
ALS Vial : 14 Sample Multiplier: 1

Quant Time: Jul 11 11:36:59 2014
Quant Method : C:\MSDCHEM\1\METHODS\MZ4615.M
Quant Title : Semi Volatile GC/MS, ZB-5MS 15m x .25mm x .25um
QLast Update : Mon Jul 07 12:49:37 2014
Response via : Initial Calibration

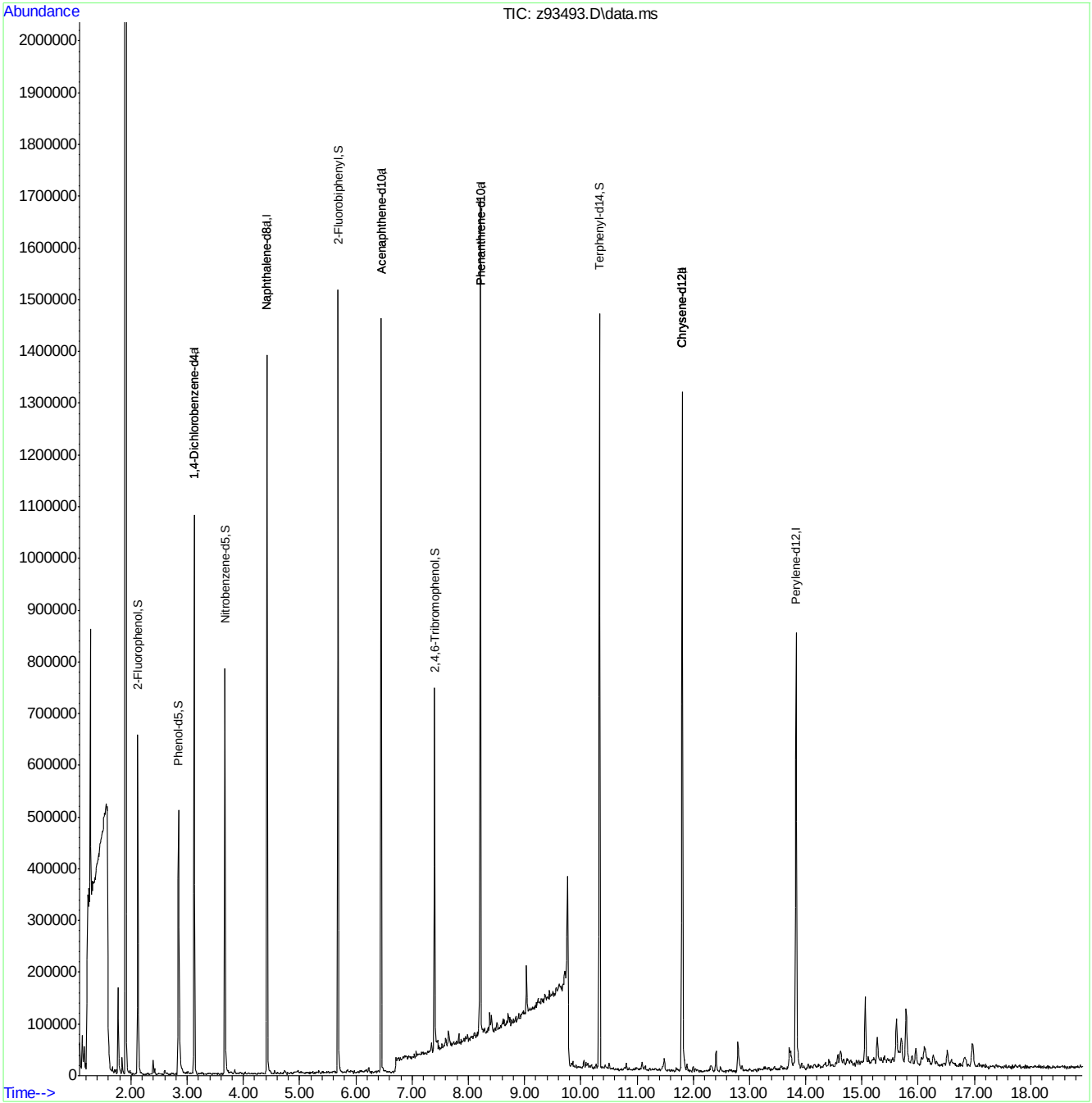

Quantitation Report (QT Reviewed)

Data Path : C:\msdchem\1\DATA\ez4638\
Data File : z93494.D
Acq On : 11 Jul 2014 4:23 am
Operator : ashleyd
Sample : jb70672-3
Misc : op76137,ez4638,31.1
ALS Vial : 15 Sample Multiplier: 1

Quant Time: Jul 11 11:37:50 2014
Quant Method : C:\MSDCHEM\1\METHODS\MZ4615.M
Quant Title : Semi Volatile GC/MS, ZB-5MS 15m x .25mm x .25um
QLast Update : Mon Jul 07 12:49:37 2014
Response via : Initial Calibration

Compound	R.T.	QIon	Response	Conc	Units	Dev(Min)
Internal Standards						
1) 1,4-Dichlorobenzene-d4	3.128	152	121936	40.00	ppb	-0.11
24) Naphthalene-d8	4.421	136	457981	40.00	ppb	-0.12
47) Acenaphthene-d10	6.451	164	259614	40.00	ppb	-0.12
69) Phenanthrene-d10	8.214	188	411831	40.00	ppb	-0.13
83) Chrysene-d12	11.809	240	374972	40.00	ppb	-0.16
92) Perylene-d12	13.828	264	287175	40.00	ppb	-0.17
102) 1,4-Dichlorobenzene-d4a	3.128	152	121936	40.00	ppb	-0.11
104) Phenanthrene-d10a	8.214	188	411831	40.00	ppb	-0.13
106) Chrysene-d12a	11.809	240	374972	40.00	ppb	-0.16
108) Acenaphthene-d10a	6.451	164	259614	40.00	ppb	-0.12
110) Naphthalene-d8a	4.421	136	457981	40.00	ppb	0.02
112) Chrysene-d12b	11.809	240	374972	40.00	ppb	0.21
System Monitoring Compounds						
5) 2-Fluorophenol	2.113	112	136522	44.00	ppb	-0.09
Spiked Amount 50.000			Recovery = 88.00%			
8) Phenol-d5	2.834	99	181484	41.36	ppb	-0.11
Spiked Amount 50.000			Recovery = 82.72%			
25) Nitrobenzene-d5	3.673	82	213457	51.07	ppb	-0.11
Spiked Amount 50.000			Recovery = 102.14%			
51) 2-Fluorobiphenyl	5.681	172	398974	52.31	ppb	-0.12
Spiked Amount 50.000			Recovery = 104.62%			
73) 2,4,6-Tribromophenol	7.402	330	64859	56.47	ppb	-0.13
Spiked Amount 50.000			Recovery = 112.94%			
86) Terphenyl-d14	10.334	244	409361	57.37	ppb	-0.14
Spiked Amount 50.000			Recovery = 114.74%			
Target Compounds						Qvalue
96) Benzo[a]pyrene	13.866	252	15212	1.96	ppb	80

(#) = qualifier out of range (m) = manual integration (+) = signals summed

Quantitation Report (QT Reviewed)

Data Path : C:\msdchem\1\DATA\ez4638\
Data File : z93494.D
Acq On : 11 Jul 2014 4:23 am
Operator : ashleyd
Sample : jb70672-3
Misc : op76137,ez4638,31.1
ALS Vial : 15 Sample Multiplier: 1

Quant Time: Jul 11 11:37:50 2014
Quant Method : C:\MSDCHEM\1\METHODS\MZ4615.M
Quant Title : Semi Volatile GC/MS, ZB-5MS 15m x .25mm x .25um
QLast Update : Mon Jul 07 12:49:37 2014
Response via : Initial Calibration

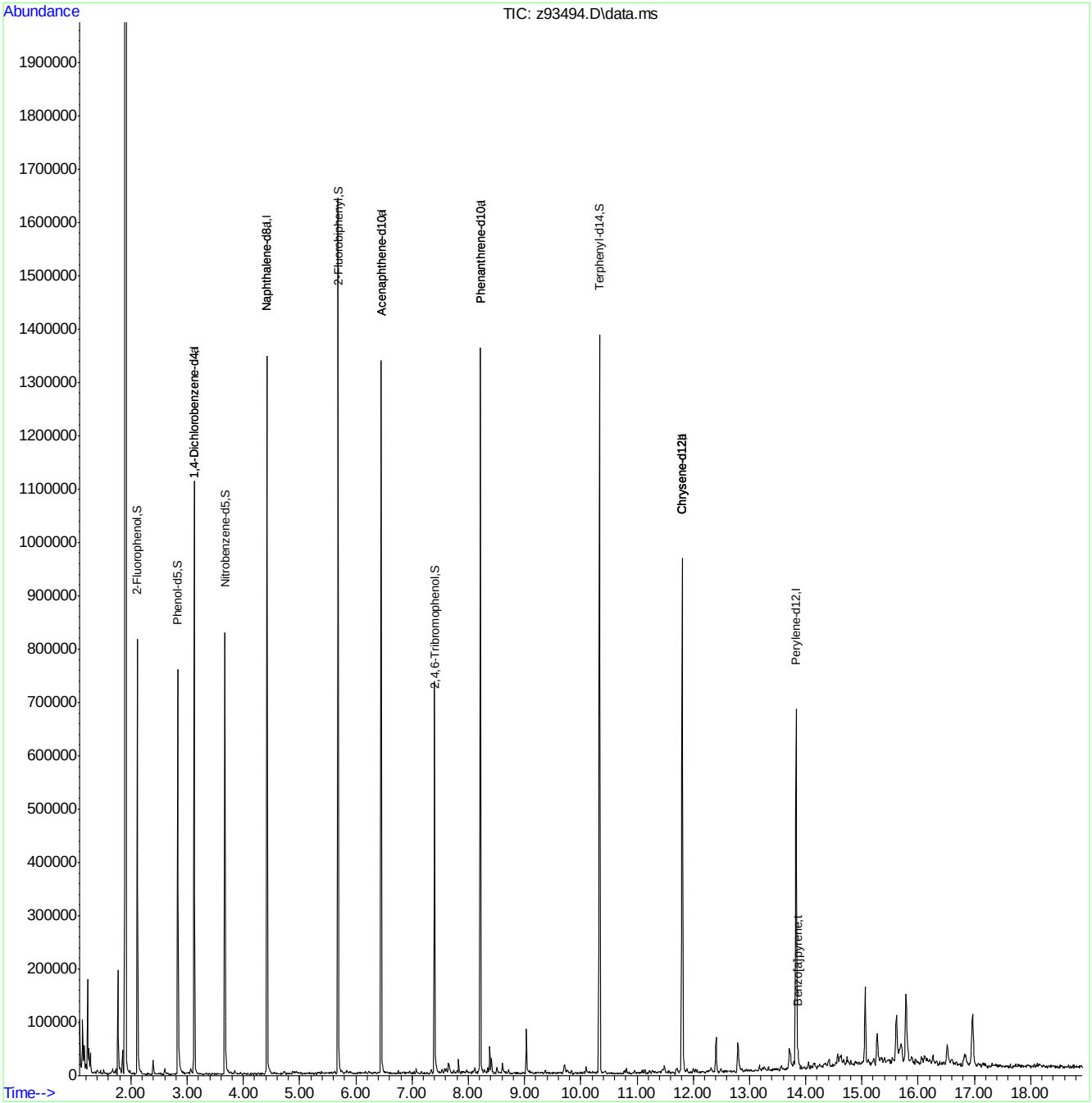

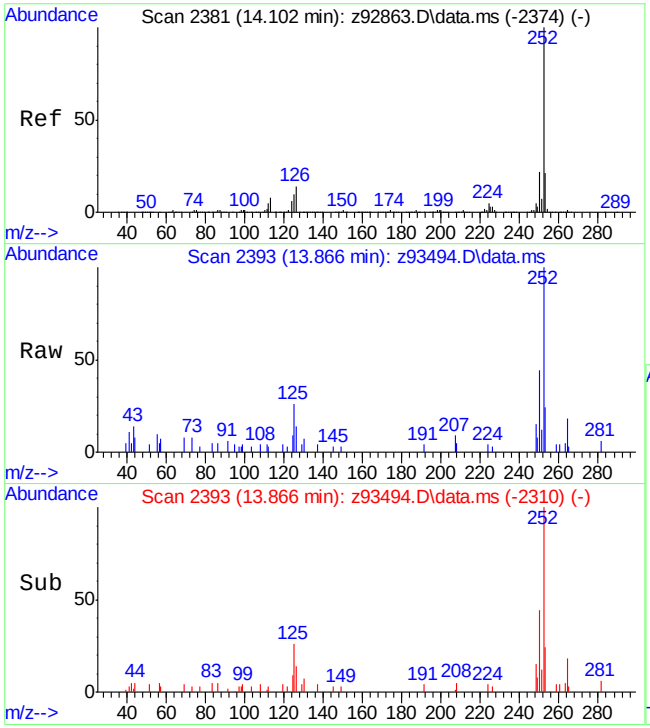

#96
Benzo[a]pyrene
Concen: 1.96 ppb
RT: 13.866 min Scan# 2393
Delta R.T. -0.057 min
Lab File: z93494.D
Acq: 11 Jul 2014 4:23 am

Tgt Ion:252 Resp: 15212

Ion	Ratio	Lower	Upper
252	100		
253	25.5	0.0	50.7
125	24.5	0.0	39.8

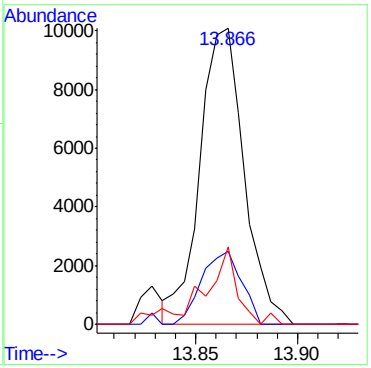

Quantitation Report (QT Reviewed)

Data Path : C:\msdchem\1\DATA\ez4638\
Data File : z93495.D
Acq On : 11 Jul 2014 4:48 am
Operator : ashleyd
Sample : jb70672-4
Misc : op76137,ez4638,32.8
ALS Vial : 16 Sample Multiplier: 1

Quant Time: Jul 11 12:14:10 2014
Quant Method : C:\MSDCHEM\1\METHODS\MZ4615.M
Quant Title : Semi Volatile GC/MS, ZB-5MS 15m x .25mm x .25um
QLast Update : Mon Jul 07 12:49:37 2014
Response via : Initial Calibration

Compound	R.T.	QIon	Response	Conc	Units	Dev(Min)
Internal Standards						
1) 1,4-Dichlorobenzene-d4	3.123	152	111156	40.00	ppb	-0.11
24) Naphthalene-d8	4.421	136	431737	40.00	ppb	-0.12
47) Acenaphthene-d10	6.451	164	254974	40.00	ppb	-0.12
69) Phenanthrene-d10	8.214	188	437277	40.00	ppb	-0.13
83) Chrysene-d12	11.809	240	412308	40.00	ppb	-0.16
92) Perylene-d12	13.828	264	320246	40.00	ppb	-0.17
102) 1,4-Dichlorobenzene-d4a	3.123	152	111156	40.00	ppb	-0.11
104) Phenanthrene-d10a	8.214	188	437277	40.00	ppb	-0.13
106) Chrysene-d12a	11.809	240	412308	40.00	ppb	-0.16
108) Acenaphthene-d10a	6.451	164	254974	40.00	ppb	-0.12
110) Naphthalene-d8a	4.421	136	431737	40.00	ppb	0.02
112) Chrysene-d12b	11.809	240	412308	40.00	ppb	0.21
System Monitoring Compounds						
5) 2-Fluorophenol	2.113	112	126898	44.86	ppb	-0.09
Spiked Amount 50.000			Recovery = 89.72%			
8) Phenol-d5	2.834	99	163012	40.75	ppb	-0.11
Spiked Amount 50.000			Recovery = 81.50%			
25) Nitrobenzene-d5	3.673	82	201492	51.14	ppb	-0.11
Spiked Amount 50.000			Recovery = 102.28%			
51) 2-Fluorobiphenyl	5.682	172	379381	50.65	ppb	-0.12
Spiked Amount 50.000			Recovery = 101.30%			
73) 2,4,6-Tribromophenol	7.402	330	66671	54.67	ppb	-0.13
Spiked Amount 50.000			Recovery = 109.34%			
86) Terphenyl-d14	10.335	244	441401	56.26	ppb	-0.14
Spiked Amount 50.000			Recovery = 112.52%			
Target Compounds						Qvalue

(#) = qualifier out of range (m) = manual integration (+) = signals summed

Quantitation Report (QT Reviewed)

Data Path : C:\msdchem\1\DATA\ez4638\
Data File : z93495.D
Acq On : 11 Jul 2014 4:48 am
Operator : ashleyd
Sample : jb70672-4
Misc : op76137,ez4638,32.8
ALS Vial : 16 Sample Multiplier: 1

Quant Time: Jul 11 12:14:10 2014
Quant Method : C:\MSDCHEM\1\METHODS\MZ4615.M
Quant Title : Semi Volatile GC/MS, ZB-5MS 15m x .25mm x .25um
QLast Update : Mon Jul 07 12:49:37 2014
Response via : Initial Calibration

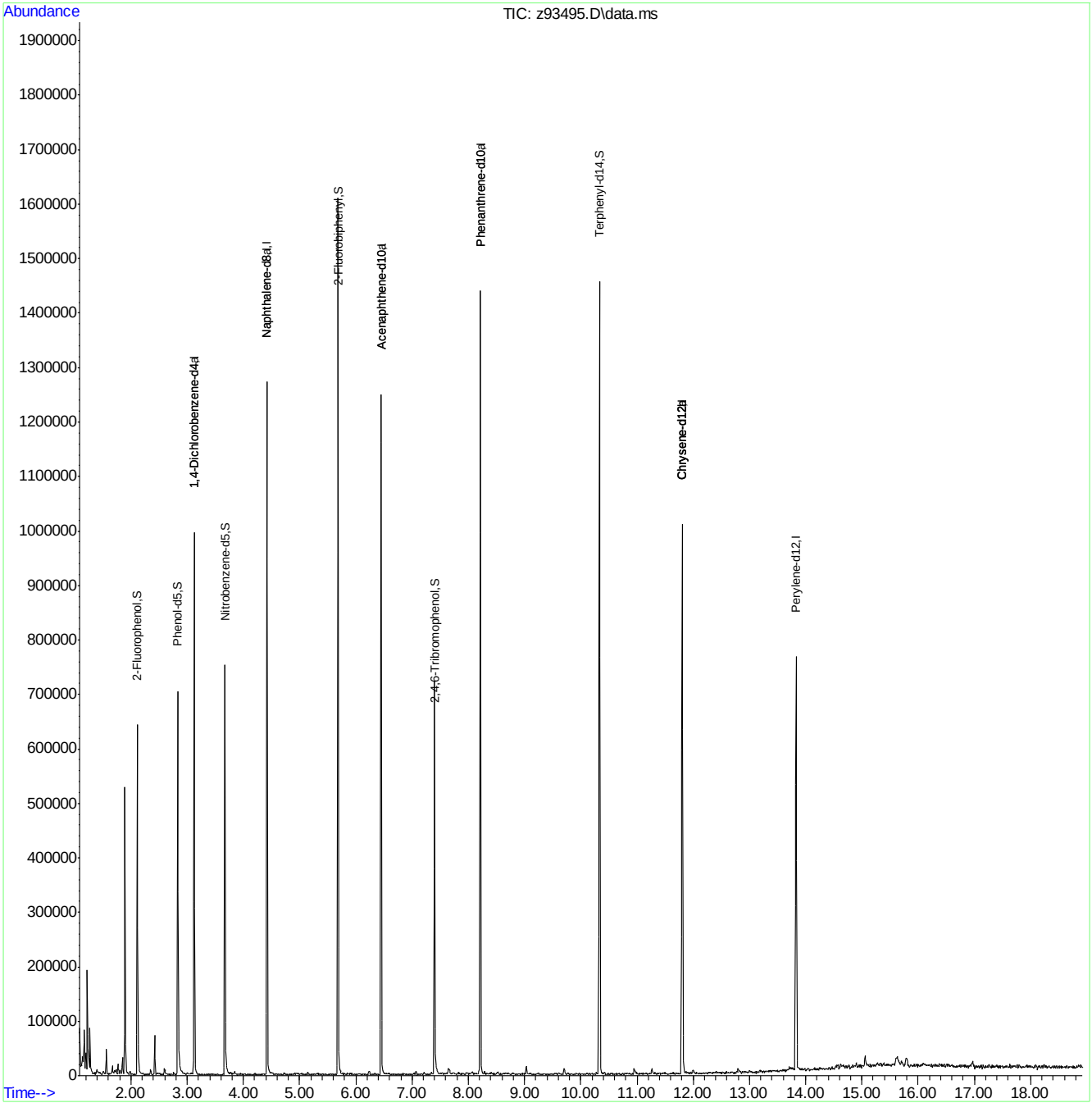

Quantitation Report (QT Reviewed)

Data Path : C:\msdchem\1\DATA\em4336\
Data File : m106057.D
Acq On : 5 Jul 2014 9:05 pm
Operator : andrews1
Sample : jb70672-5
Misc : op76174,em4336,920
ALS Vial : 22 Sample Multiplier: 1

Quant Time: Jul 07 13:38:16 2014
Quant Method : C:\msdchem\1\METHODS\MM4300.M
Quant Title : Semi Volatile GC/MS, rtx-5ms 30mx0.25mmx0.25um
QLast Update : Mon Jul 07 13:36:02 2014
Response via : Initial Calibration

Compound	R.T.	QIon	Response	Conc	Units	Dev(Min)
Internal Standards						
1) 1,4-Dichlorobenzene-d4	4.731	152	127879	40.00	ppb	0.00
24) Naphthalene-d8	5.869	136	479462	40.00	ppb	0.00
47) Acenaphthene-d10	8.219	164	291619	40.00	ppb	0.00
69) Phenanthrene-d10	10.848	188	520882	40.00	ppb	0.00
83) Chrysene-d12	16.024	240	490280	40.00	ppb	-0.01
92) Perylene-d12	18.652	264	375684	40.00	ppb	0.00
102) 1,4-Dichlorobenzene-d4a	4.731	152	127879	40.00	ppb	0.00
104) Acenaphthene-d10a	8.219	164	291619	40.00	ppb	0.00
107) Chrysene-d12a	16.024	240	490280	40.00	ppb	-0.01
109) Naphthalene-d8a	5.869	136	479462	40.00	ppb	0.00
System Monitoring Compounds						
5) 2-Fluorophenol	3.791	112	112176	24.62	ppb	0.00
Spiked Amount 50.000			Recovery = 49.24%			
8) Phenol-d5	4.517	99	109097	18.38	ppb	0.00
Spiked Amount 50.000			Recovery = 36.76%			
25) Nitrobenzene-d5	5.185	82	177489	35.71	ppb	0.00
Spiked Amount 50.000			Recovery = 71.42%			
51) 2-Fluorobiphenyl	7.204	172	354191	35.03	ppb	0.00
Spiked Amount 50.000			Recovery = 70.06%			
73) 2,4,6-Tribromophenol	9.587	330	48501	42.31	ppb	0.00
Spiked Amount 50.000			Recovery = 84.62%			
86) Terphenyl-d14	14.026	244	500859	45.58	ppb	0.00
Spiked Amount 50.000			Recovery = 91.16%			
Target Compounds						Qvalue

(#) = qualifier out of range (m) = manual integration (+) = signals summed

Quantitation Report (QT Reviewed)

Data Path : C:\msdchem\1\DATA\em4336\
Data File : m106057.D
Acq On : 5 Jul 2014 9:05 pm
Operator : andrews1
Sample : jb70672-5
Misc : op76174,em4336,920
ALS Vial : 22 Sample Multiplier: 1

Quant Time: Jul 07 13:38:16 2014
Quant Method : C:\msdchem\1\METHODS\MM4300.M
Quant Title : Semi Volatile GC/MS, rtx-5ms 30mx0.25mmx0.25um
QLast Update : Mon Jul 07 13:36:02 2014
Response via : Initial Calibration

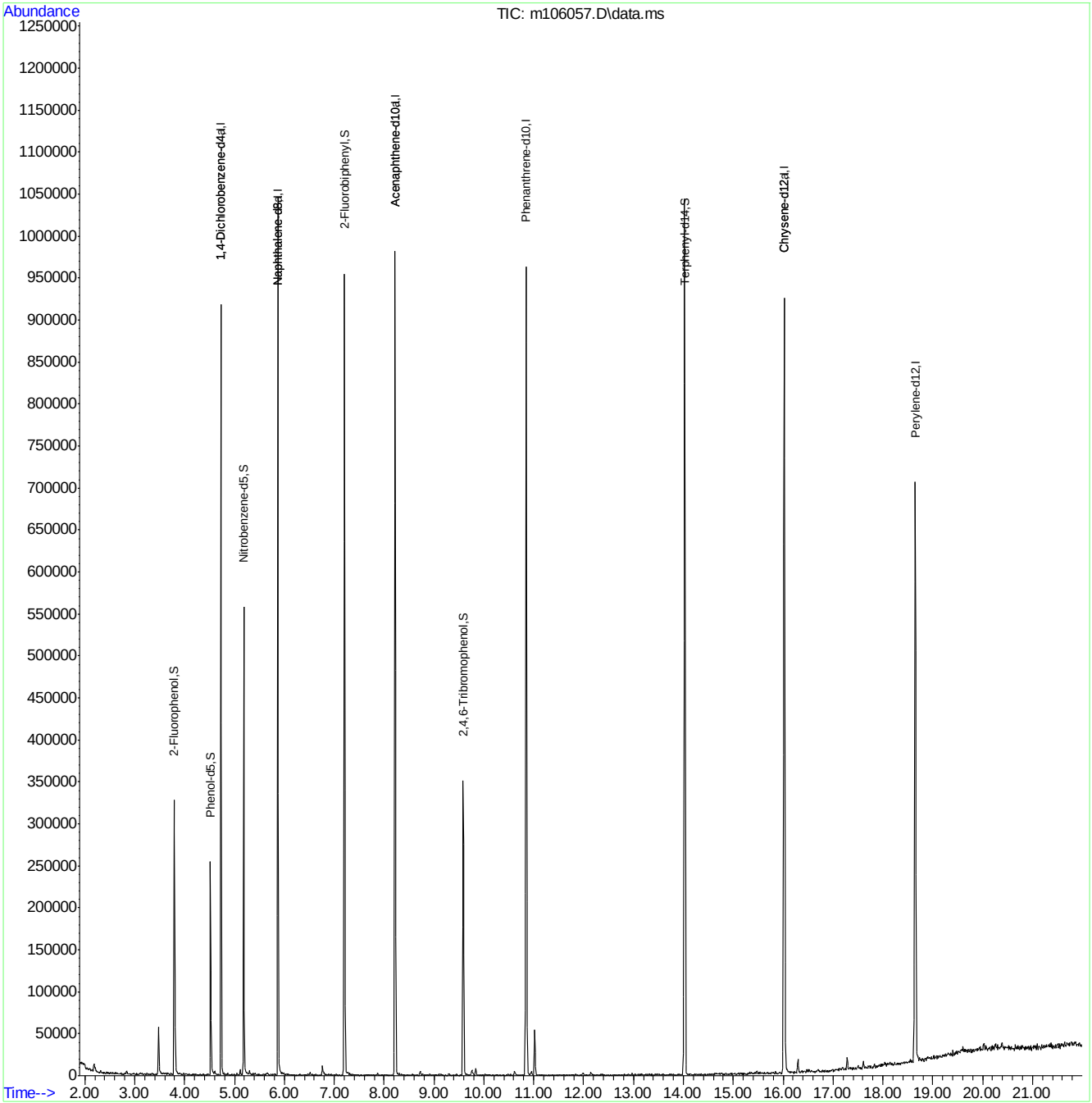

Quantitation Report (QT Reviewed)

Data Path : C:\msdchem\1\DATA\ez4638\
Data File : z93496.D
Acq On : 11 Jul 2014 5:14 am
Operator : ashleyd
Sample : jb70672-7
Misc : op76137,ez4638,32.0
ALS Vial : 17 Sample Multiplier: 1

Quant Time: Jul 11 12:16:01 2014
Quant Method : C:\MSDCHEM\1\METHODS\MZ4615.M
Quant Title : Semi Volatile GC/MS, ZB-5MS 15m x .25mm x .25um
QLast Update : Fri Jul 11 08:30:32 2014
Response via : Initial Calibration

Compound	R.T.	QIon	Response	Conc	Units	Dev(Min)
Internal Standards						
1) 1,4-Dichlorobenzene-d4	3.128	152	111741	40.00	ppb	0.00
24) Naphthalene-d8	4.421	136	405281	40.00	ppb	0.00
47) Acenaphthene-d10	6.451	164	209890	40.00	ppb	0.00
69) Phenanthrene-d10	8.214	188	331292	40.00	ppb	0.00
83) Chrysene-d12	11.809	240	277753	40.00	ppb	0.00
92) Perylene-d12	13.834	264	249311	40.00	ppb	0.00
102) 1,4-Dichlorobenzene-d4a	3.128	152	111741	40.00	ppb	0.00
104) Phenanthrene-d10a	8.214	188	331292	40.00	ppb	0.00
106) Chrysene-d12a	11.809	240	277753	40.00	ppb	0.00
108) Acenaphthene-d10a	6.451	164	209890	40.00	ppb	0.00
110) Naphthalene-d8a	4.421	136	405281	40.00	ppb	0.00
112) Chrysene-d12b	11.809	240	277753	40.00	ppb	0.00
System Monitoring Compounds						
5) 2-Fluorophenol	2.113	112	123418	43.40	ppb	0.00
Spiked Amount 50.000			Recovery =	86.80%		
8) Phenol-d5	2.834	99	154376	38.39	ppb	0.00
Spiked Amount 50.000			Recovery =	76.78%		
25) Nitrobenzene-d5	3.673	82	179409	48.51	ppb	0.00
Spiked Amount 50.000			Recovery =	97.02%		
51) 2-Fluorobiphenyl	5.681	172	304173	49.33	ppb	0.00
Spiked Amount 50.000			Recovery =	98.66%		
73) 2,4,6-Tribromophenol	7.402	330	48220	52.19	ppb	0.00
Spiked Amount 50.000			Recovery =	104.38%		
86) Terphenyl-d14	10.335	244	317319	60.04	ppb	0.00
Spiked Amount 50.000			Recovery =	120.08%		
Target Compounds						Qvalue
77) Phenanthrene	8.240	178	5590	0.62	ppb	93
84) Pyrene	10.057	202	4123	0.53	ppb	79

(#) = qualifier out of range (m) = manual integration (+) = signals summed

Quantitation Report (QT Reviewed)

Data Path : C:\msdchem\1\DATA\ez4638\
Data File : z93496.D
Acq On : 11 Jul 2014 5:14 am
Operator : ashleyd
Sample : jb70672-7
Misc : op76137,ez4638,32.0
ALS Vial : 17 Sample Multiplier: 1

Quant Time: Jul 11 12:16:01 2014
Quant Method : C:\MSDCHEM\1\METHODS\MZ4615.M
Quant Title : Semi Volatile GC/MS, ZB-5MS 15m x .25mm x .25um
QLast Update : Fri Jul 11 08:30:32 2014
Response via : Initial Calibration

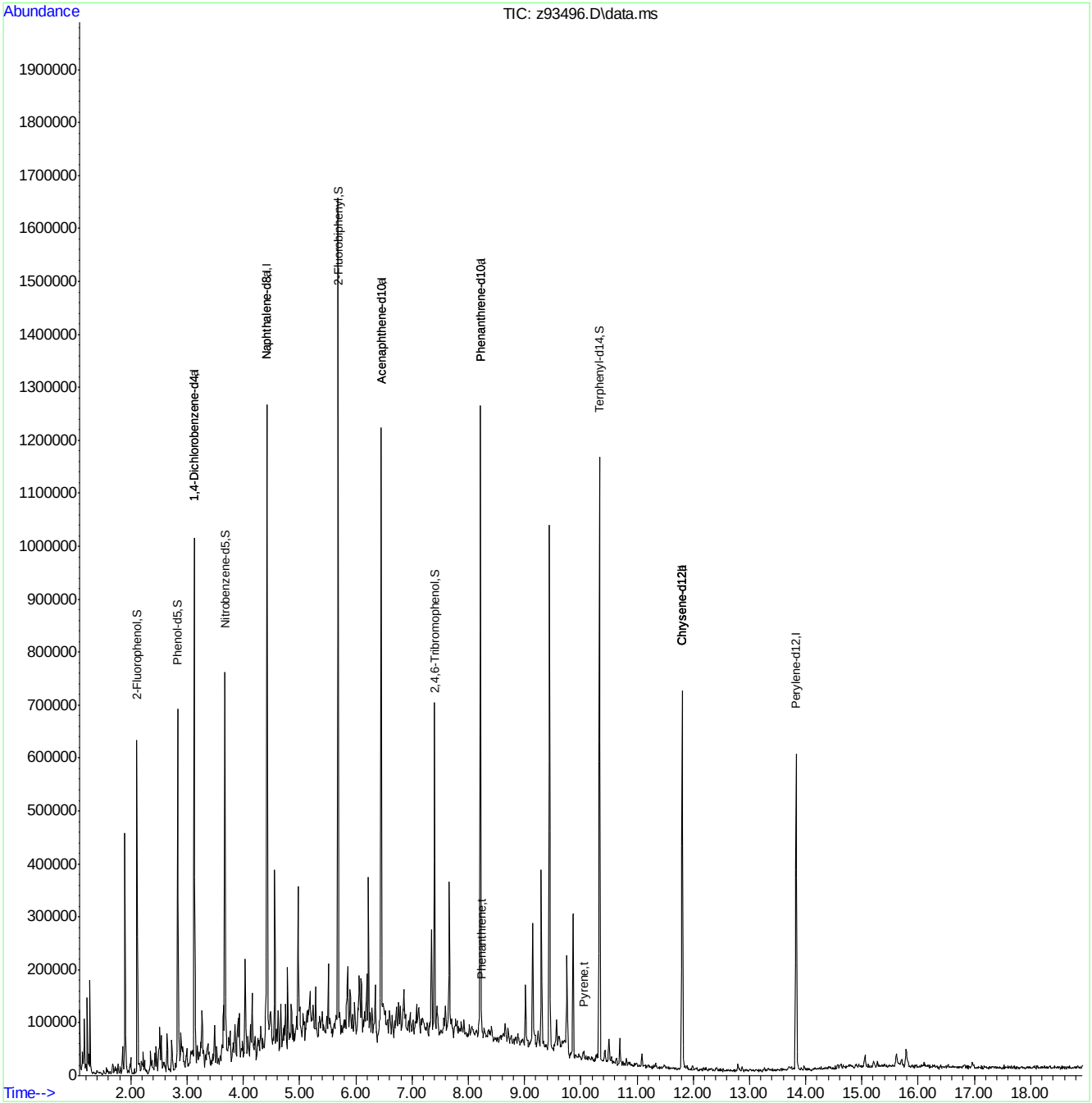

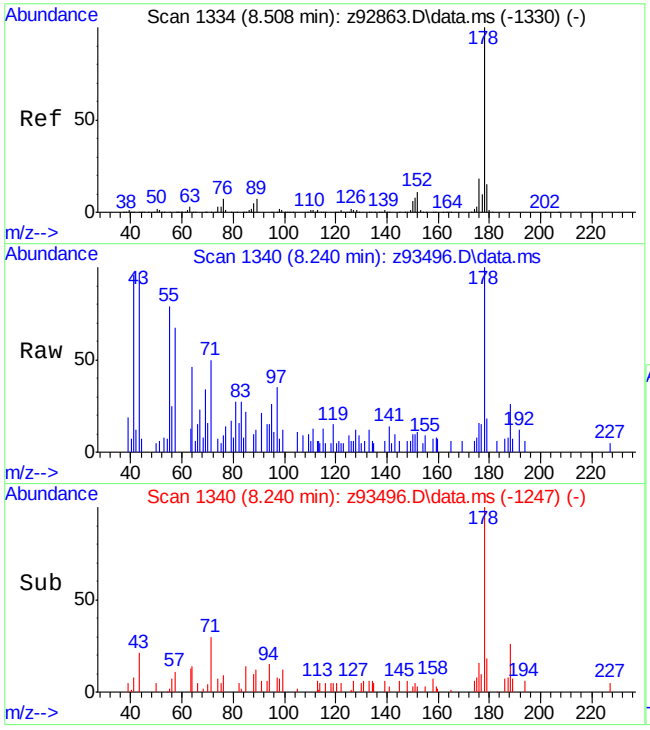

#77
Phenanthrene
Concen: 0.62 ppb
RT: 8.240 min Scan# 1340
Delta R.T. -0.004 min
Lab File: z93496.D
Acq: 11 Jul 2014 5:14 am

Tgt Ion:178 Resp: 5590

Ion	Ratio	Lower	Upper
178	100		
179	10.7	0.0	44.7
176	15.7	0.0	48.1

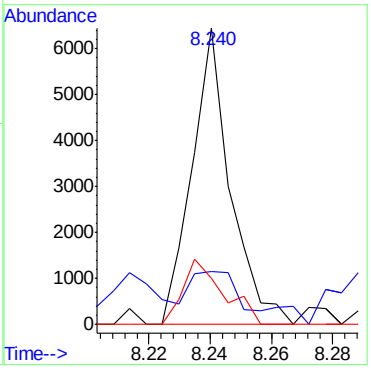

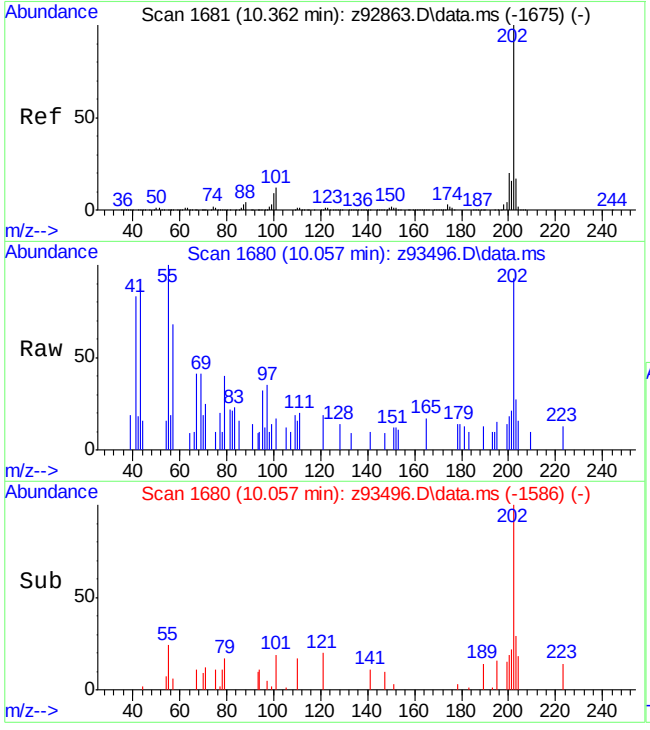

#84
Pyrene
Concen: 0.53 ppb
RT: 10.057 min Scan# 1680
Delta R.T. 0.002 min
Lab File: z93496.D
Acq: 11 Jul 2014 5:14 am

Tgt Ion:202 Resp: 4123

Ion	Ratio	Lower	Upper
202	100		
101	18.9	0.0	41.7
100	0.0	0.0	38.9

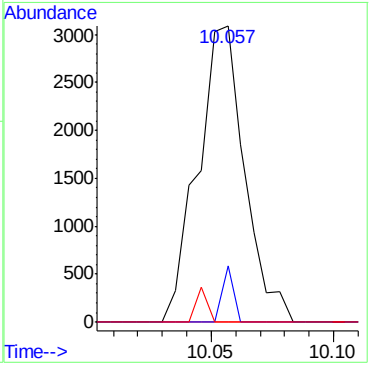

Quantitation Report (QT Reviewed)

Data Path : C:\msdchem\1\DATA\ez4639\
Data File : z93517.D
Acq On : 11 Jul 2014 4:06 pm
Operator : ashleyv
Sample : jb70672-7
Misc : op76137,ez4639,32.0
ALS Vial : 11 Sample Multiplier: 1

Quant Time: Jul 11 16:49:16 2014
Quant Method : C:\MSDCHEM\1\METHODS\MZ4615.M
Quant Title : Semi Volatile GC/MS, ZB-5MS 15m x .25mm x .25um
QLast Update : Fri Jul 11 08:30:32 2014
Response via : Initial Calibration

Compound	R.T.	QIon	Response	Conc	Units	Dev(Min)
Internal Standards						
1) 1,4-Dichlorobenzene-d4	3.106	152	129266	40.00	ppb	-0.02
24) Naphthalene-d8	4.405	136	474586	40.00	ppb	-0.02
47) Acenaphthene-d10	6.435	164	244672	40.00	ppb	-0.01
69) Phenanthrene-d10	8.198	188	375944	40.00	ppb	-0.02
83) Chrysene-d12	11.788	240	264801	40.00	ppb	-0.03
92) Perylene-d12	13.812	264	225482	40.00	ppb	-0.03
102) 1,4-Dichlorobenzene-d4a	3.106	152	129266	40.00	ppb	-0.02
104) Phenanthrene-d10a	8.198	188	375944	40.00	ppb	-0.02
106) Chrysene-d12a	11.788	240	264801	40.00	ppb	-0.03
108) Acenaphthene-d10a	6.435	164	244672	40.00	ppb	-0.01
110) Naphthalene-d8a	4.405	136	474586	40.00	ppb	-0.02
112) Chrysene-d12b	11.788	240	264801	40.00	ppb	-0.03
System Monitoring Compounds						
5) 2-Fluorophenol	2.097	112	135906	41.31	ppb	-0.01
Spiked Amount 50.000			Recovery = 82.62%			
8) Phenol-d5	2.813	99	177067	38.06	ppb	-0.02
Spiked Amount 50.000			Recovery = 76.12%			
25) Nitrobenzene-d5	3.651	82	210586	48.62	ppb	-0.02
Spiked Amount 50.000			Recovery = 97.24%			
51) 2-Fluorobiphenyl	5.665	172	369424	51.40	ppb	-0.02
Spiked Amount 50.000			Recovery = 102.80%			
73) 2,4,6-Tribromophenol	7.386	330	58044	55.36	ppb	-0.01
Spiked Amount 50.000			Recovery = 110.72%			
86) Terphenyl-d14	10.319	244	335896	66.66	ppb	-0.01
Spiked Amount 50.000			Recovery = 133.32%			
Target Compounds						Qvalue
77) Phenanthrene	8.224	178	6975	0.68	ppb	91
84) Pyrene	10.030	202	3441	0.46	ppb	87

(#) = qualifier out of range (m) = manual integration (+) = signals summed

Quantitation Report (QT Reviewed)

Data Path : C:\msdchem\1\DATA\ez4639\
Data File : z93517.D
Acq On : 11 Jul 2014 4:06 pm
Operator : ashleyv
Sample : jb70672-7
Misc : op76137,ez4639,32.0
ALS Vial : 11 Sample Multiplier: 1

Quant Time: Jul 11 16:49:16 2014
Quant Method : C:\MSDCHEM\1\METHODS\MZ4615.M
Quant Title : Semi Volatile GC/MS, ZB-5MS 15m x .25mm x .25um
QLast Update : Fri Jul 11 08:30:32 2014
Response via : Initial Calibration

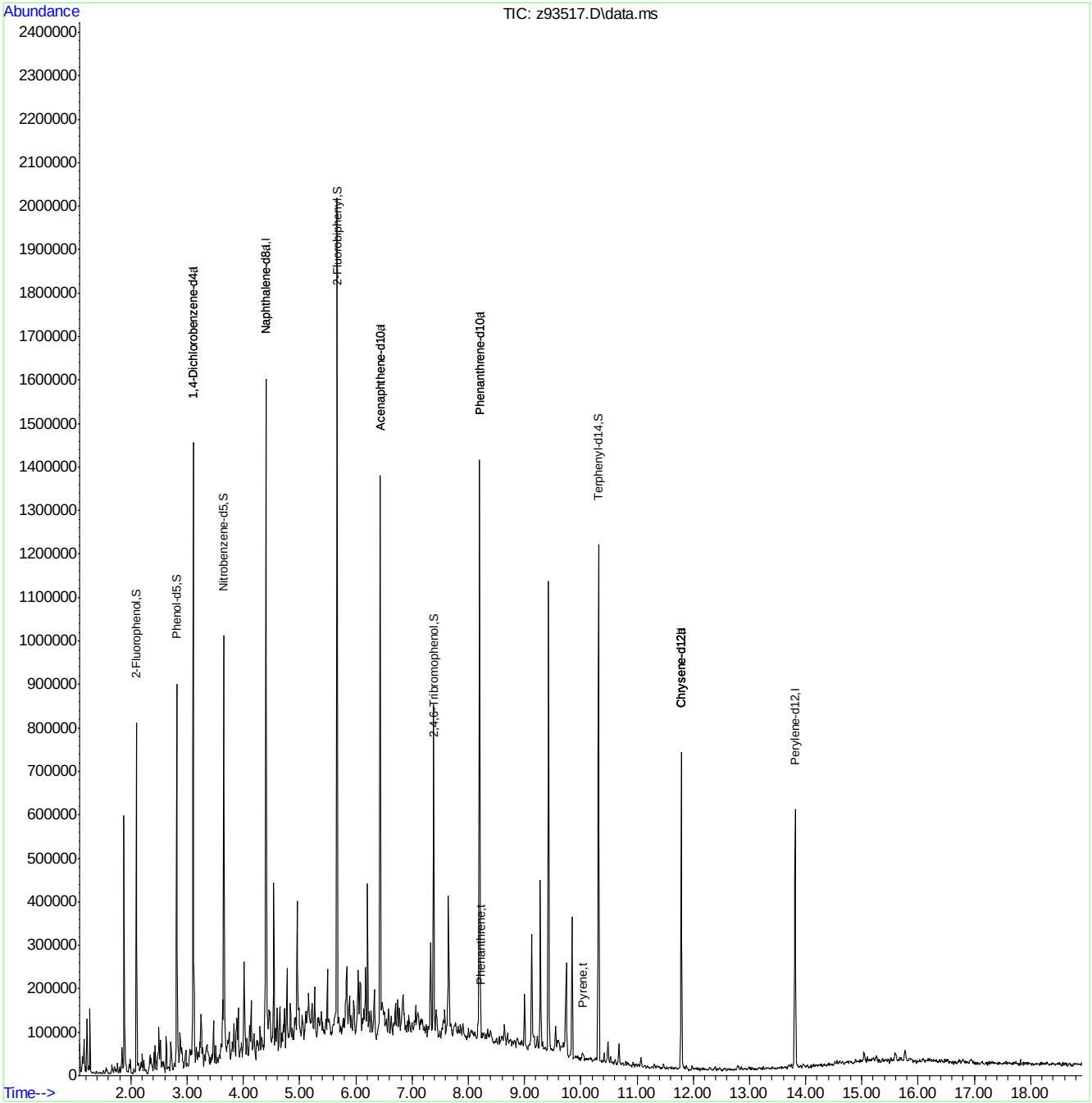

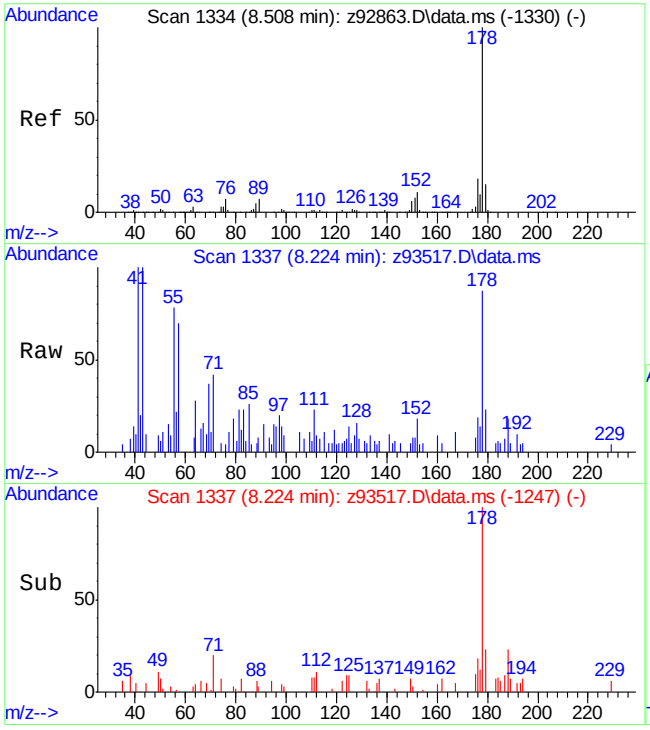

#77
Phenanthrene
Concen: 0.68 ppb
RT: 8.224 min Scan# 1337
Delta R.T. -0.020 min
Lab File: z93517.D
Acq: 11 Jul 2014 4:06 pm

Tgt Ion:178 Resp: 6975

Ion	Ratio	Lower	Upper
178	100		
179	18.4	0.0	44.7
176	22.3	0.0	48.1

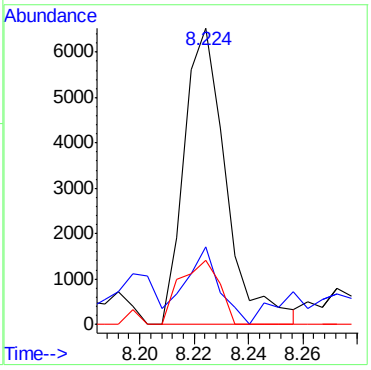

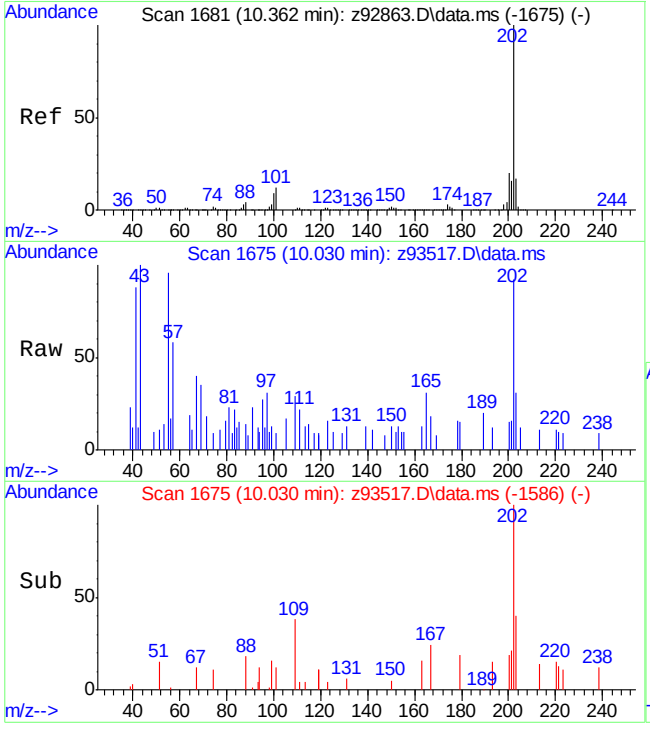

#84
Pyrene
Concen: 0.46 ppb
RT: 10.030 min Scan# 1675
Delta R.T. -0.025 min
Lab File: z93517.D
Acq: 11 Jul 2014 4:06 pm

Tgt Ion:202 Resp: 3441

Ion	Ratio	Lower	Upper
202	100		
101	10.0	0.0	41.7
100	0.0	0.0	38.9

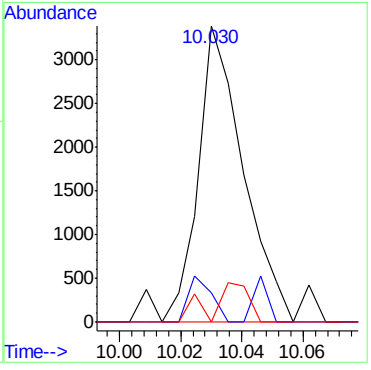

Quantitation Report (QT Reviewed)

Data Path : C:\msdchem\1\DATA\ez4638\
Data File : z93497.D
Acq On : 11 Jul 2014 5:39 am
Operator : ashleyd
Sample : jb70672-8
Misc : op76137,ez4638,30.3
ALS Vial : 18 Sample Multiplier: 1

Quant Time: Jul 11 12:17:49 2014
Quant Method : C:\MSDCHEM\1\METHODS\MZ4615.M
Quant Title : Semi Volatile GC/MS, ZB-5MS 15m x .25mm x .25um
QLast Update : Mon Jul 07 12:49:37 2014
Response via : Initial Calibration

Compound	R.T.	QIon	Response	Conc	Units	Dev(Min)
Internal Standards						
1) 1,4-Dichlorobenzene-d4	3.122	152	110028	40.00	ppb	-0.11
24) Naphthalene-d8	4.421	136	414617	40.00	ppb	-0.12
47) Acenaphthene-d10	6.451	164	221662	40.00	ppb	-0.12
69) Phenanthrene-d10	8.214	188	346509	40.00	ppb	-0.13
83) Chrysene-d12	11.809	240	361707	40.00	ppb	-0.16
92) Perylene-d12	13.828	264	312427	40.00	ppb	-0.17
102) 1,4-Dichlorobenzene-d4a	3.122	152	110028	40.00	ppb	-0.11
104) Phenanthrene-d10a	8.214	188	346509	40.00	ppb	-0.13
106) Chrysene-d12a	11.809	240	361707	40.00	ppb	-0.16
108) Acenaphthene-d10a	6.451	164	221662	40.00	ppb	-0.12
110) Naphthalene-d8a	4.421	136	414617	40.00	ppb	0.02
112) Chrysene-d12b	11.809	240	361707	40.00	ppb	0.21
System Monitoring Compounds						
5) 2-Fluorophenol	2.118	112	121288	43.32	ppb	-0.09
Spiked Amount 50.000			Recovery = 86.64%			
8) Phenol-d5	2.845	99	154005	38.89	ppb	-0.09
Spiked Amount 50.000			Recovery = 77.78%			
25) Nitrobenzene-d5	3.673	82	183832	48.58	ppb	-0.11
Spiked Amount 50.000			Recovery = 97.16%			
51) 2-Fluorobiphenyl	5.681	172	327893	50.35	ppb	-0.12
Spiked Amount 50.000			Recovery = 100.70%			
73) 2,4,6-Tribromophenol	7.402	330	56220	58.18	ppb	-0.13
Spiked Amount 50.000			Recovery = 116.36%			
86) Terphenyl-d14	10.334	244	378679	55.02	ppb	-0.14
Spiked Amount 50.000			Recovery = 110.04%			
Target Compounds						Qvalue

(#) = qualifier out of range (m) = manual integration (+) = signals summed

Quantitation Report (QT Reviewed)

Data Path : C:\msdchem\1\DATA\ez4638\
Data File : z93497.D
Acq On : 11 Jul 2014 5:39 am
Operator : ashleyd
Sample : jb70672-8
Misc : op76137,ez4638,30.3
ALS Vial : 18 Sample Multiplier: 1

Quant Time: Jul 11 12:17:49 2014
Quant Method : C:\MSDCHEM\1\METHODS\MZ4615.M
Quant Title : Semi Volatile GC/MS, ZB-5MS 15m x .25mm x .25um
QLast Update : Mon Jul 07 12:49:37 2014
Response via : Initial Calibration

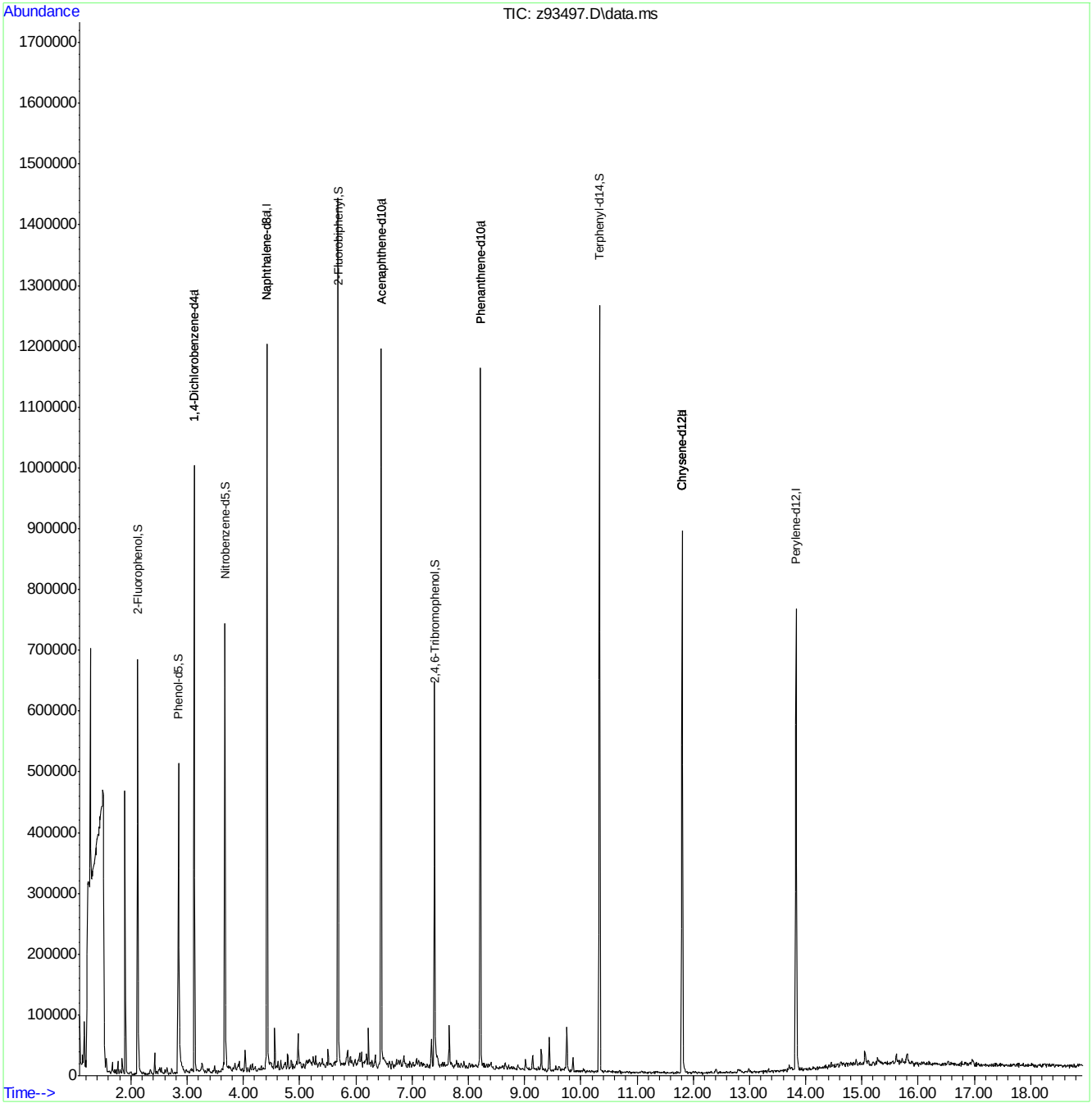

Quantitation Report (QT Reviewed)

Data Path : C:\msdchem\1\DATA\ez4638\
Data File : z93498.D
Acq On : 11 Jul 2014 6:05 am
Operator : ashleyd
Sample : jb70672-9
Misc : op76137,ez4638,31.6
ALS Vial : 19 Sample Multiplier: 1

Quant Time: Jul 11 12:18:59 2014
Quant Method : C:\MSDCHEM\1\METHODS\MZ4615.M
Quant Title : Semi Volatile GC/MS, ZB-5MS 15m x .25mm x .25um
QLast Update : Mon Jul 07 12:49:37 2014
Response via : Initial Calibration

Compound	R.T.	QIon	Response	Conc	Units	Dev(Min)
Internal Standards						
1) 1,4-Dichlorobenzene-d4	3.122	152	105744	40.00	ppb	-0.11
24) Naphthalene-d8	4.421	136	430464	40.00	ppb	-0.12
47) Acenaphthene-d10	6.451	164	246678	40.00	ppb	-0.12
69) Phenanthrene-d10	8.214	188	419446	40.00	ppb	-0.13
83) Chrysene-d12	11.809	240	406248	40.00	ppb	-0.16
92) Perylene-d12	13.834	264	334743	40.00	ppb	-0.16
102) 1,4-Dichlorobenzene-d4a	3.122	152	105744	40.00	ppb	-0.11
104) Phenanthrene-d10a	8.214	188	419446	40.00	ppb	-0.13
106) Chrysene-d12a	11.809	240	406248	40.00	ppb	-0.16
108) Acenaphthene-d10a	6.451	164	246678	40.00	ppb	-0.12
110) Naphthalene-d8a	4.421	136	430464	40.00	ppb	0.02
112) Chrysene-d12b	11.809	240	406248	40.00	ppb	0.21
System Monitoring Compounds						
5) 2-Fluorophenol	2.113	112	133532	49.62	ppb	-0.09
Spiked Amount 50.000			Recovery = 99.24%			
8) Phenol-d5	2.834	99	182756	48.02	ppb	-0.11
Spiked Amount 50.000			Recovery = 96.04%			
25) Nitrobenzene-d5	3.673	82	220479	56.12	ppb	-0.11
Spiked Amount 50.000			Recovery = 112.24%			
51) 2-Fluorobiphenyl	5.681	172	410115	56.59	ppb	-0.12
Spiked Amount 50.000			Recovery = 113.18%			
73) 2,4,6-Tribromophenol	7.402	330	73015	62.42	ppb	-0.13
Spiked Amount 50.000			Recovery = 124.84%			
86) Terphenyl-d14	10.334	244	472345	61.10	ppb	-0.14
Spiked Amount 50.000			Recovery = 122.20%			
Target Compounds						Qvalue

(#) = qualifier out of range (m) = manual integration (+) = signals summed

Quantitation Report (QT Reviewed)

Data Path : C:\msdchem\1\DATA\ez4638\
Data File : z93498.D
Acq On : 11 Jul 2014 6:05 am
Operator : ashleyd
Sample : jb70672-9
Misc : op76137,ez4638,31.6
ALS Vial : 19 Sample Multiplier: 1

Quant Time: Jul 11 12:18:59 2014
Quant Method : C:\MSDCHEM\1\METHODS\MZ4615.M
Quant Title : Semi Volatile GC/MS, ZB-5MS 15m x .25mm x .25um
QLast Update : Mon Jul 07 12:49:37 2014
Response via : Initial Calibration

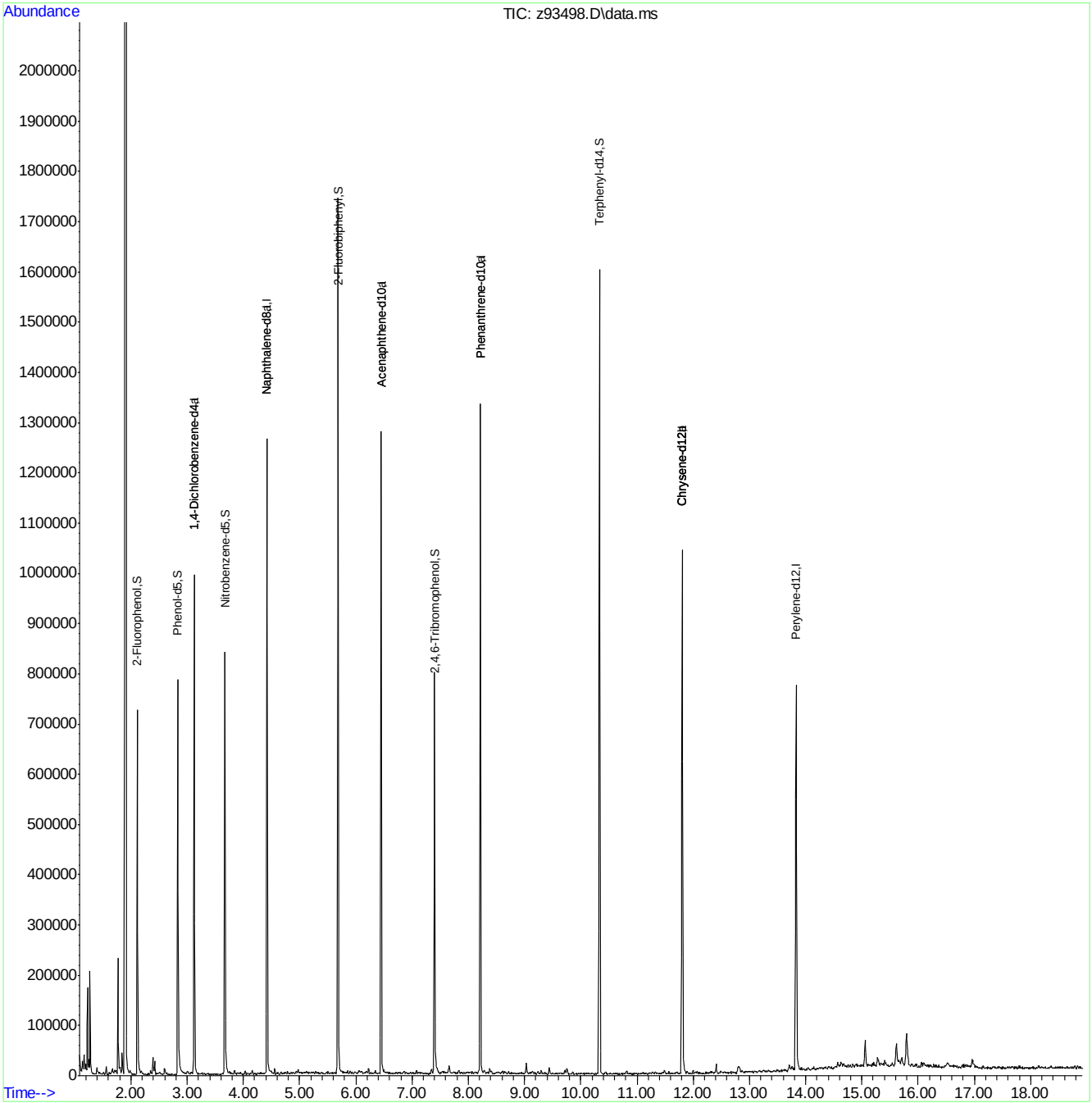

Quantitation Report (QT Reviewed)

Data Path : C:\msdchem\1\DATA\em4336\
Data File : m106058.D
Acq On : 5 Jul 2014 9:34 pm
Operator : andrews1
Sample : jb70672-10
Misc : op76174,em4336,920
ALS Vial : 23 Sample Multiplier: 1

Quant Time: Jul 07 13:40:04 2014
Quant Method : C:\msdchem\1\METHODS\MM4300.M
Quant Title : Semi Volatile GC/MS, rtx-5ms 30mx0.25mmx0.25um
QLast Update : Mon Jul 07 13:36:02 2014
Response via : Initial Calibration

Compound	R.T.	QIon	Response	Conc	Units	Dev(Min)
Internal Standards						
1) 1,4-Dichlorobenzene-d4	4.728	152	112003	40.00	ppb	0.00
24) Naphthalene-d8	5.871	136	411258	40.00	ppb	0.00
47) Acenaphthene-d10	8.222	164	245923	40.00	ppb	0.00
69) Phenanthrene-d10	10.850	188	445741	40.00	ppb	0.00
83) Chrysene-d12	16.021	240	427985	40.00	ppb	-0.01
92) Perylene-d12	18.650	264	329940	40.00	ppb	0.00
102) 1,4-Dichlorobenzene-d4a	4.728	152	112003	40.00	ppb	0.00
104) Acenaphthene-d10a	8.222	164	245923	40.00	ppb	0.00
107) Chrysene-d12a	16.021	240	427985	40.00	ppb	-0.01
109) Naphthalene-d8a	5.871	136	411258	40.00	ppb	0.00
System Monitoring Compounds						
5) 2-Fluorophenol	3.793	112	101842	25.52	ppb	0.00
Spiked Amount 50.000			Recovery = 51.04%			
8) Phenol-d5	4.520	99	100241	19.28	ppb	0.01
Spiked Amount 50.000			Recovery = 38.56%			
25) Nitrobenzene-d5	5.182	82	170653	40.03	ppb	0.00
Spiked Amount 50.000			Recovery = 80.06%			
51) 2-Fluorobiphenyl	7.207	172	340089	39.88	ppb	0.00
Spiked Amount 50.000			Recovery = 79.76%			
73) 2,4,6-Tribromophenol	9.589	330	45312	46.19	ppb	0.00
Spiked Amount 50.000			Recovery = 92.38%			
86) Terphenyl-d14	14.029	244	433416	45.19	ppb	0.00
Spiked Amount 50.000			Recovery = 90.38%			
Target Compounds						Qvalue

(#) = qualifier out of range (m) = manual integration (+) = signals summed

Quantitation Report (QT Reviewed)

Data Path : C:\msdchem\1\DATA\em4336\
Data File : m106058.D
Acq On : 5 Jul 2014 9:34 pm
Operator : andrews1
Sample : jb70672-10
Misc : op76174,em4336,920
ALS Vial : 23 Sample Multiplier: 1

Quant Time: Jul 07 13:40:04 2014
Quant Method : C:\msdchem\1\METHODS\MM4300.M
Quant Title : Semi Volatile GC/MS, rtx-5ms 30mx0.25mmx0.25um
QLast Update : Mon Jul 07 13:36:02 2014
Response via : Initial Calibration

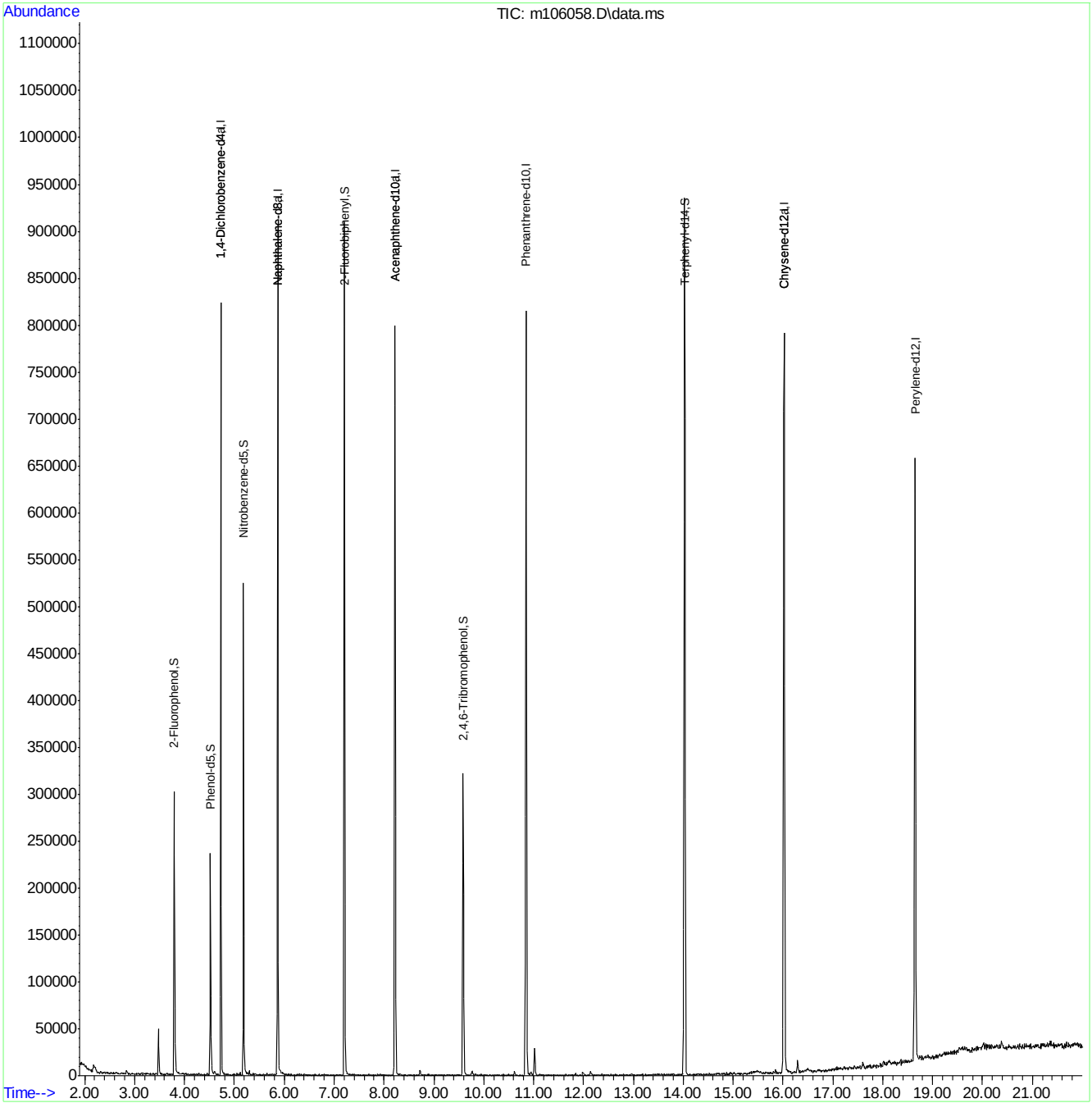

Quantitation Report (QT Reviewed)

Data Path : C:\msdchem\1\DATA\ez4638\
Data File : z93499.D
Acq On : 11 Jul 2014 6:30 am
Operator : ashleyd
Sample : jb70672-11
Misc : op76137,ez4638,30.3
ALS Vial : 20 Sample Multiplier: 1

Quant Time: Jul 11 12:20:07 2014
Quant Method : C:\MSDCHEM\1\METHODS\MZ4615.M
Quant Title : Semi Volatile GC/MS, ZB-5MS 15m x .25mm x .25um
QLast Update : Mon Jul 07 12:49:37 2014
Response via : Initial Calibration

Compound	R.T.	QIon	Response	Conc	Units	Dev(Min)
Internal Standards						
1) 1,4-Dichlorobenzene-d4	3.128	152	108895	40.00	ppb	-0.11
24) Naphthalene-d8	4.421	136	404526	40.00	ppb	-0.12
47) Acenaphthene-d10	6.451	164	210578	40.00	ppb	-0.12
69) Phenanthrene-d10	8.214	188	377274	40.00	ppb	-0.13
83) Chrysene-d12	11.809	240	342448	40.00	ppb	-0.16
92) Perylene-d12	13.834	264	286680	40.00	ppb	-0.16
102) 1,4-Dichlorobenzene-d4a	3.128	152	108895	40.00	ppb	-0.11
104) Phenanthrene-d10a	8.214	188	377274	40.00	ppb	-0.13
106) Chrysene-d12a	11.809	240	342448	40.00	ppb	-0.16
108) Acenaphthene-d10a	6.451	164	210578	40.00	ppb	-0.12
110) Naphthalene-d8a	4.421	136	404526	40.00	ppb	0.02
112) Chrysene-d12b	11.809	240	342448	40.00	ppb	0.21
System Monitoring Compounds						
5) 2-Fluorophenol	2.113	112	121427	43.82	ppb	-0.09
Spiked Amount 50.000			Recovery = 87.64%			
8) Phenol-d5	2.834	99	162254	41.40	ppb	-0.11
Spiked Amount 50.000			Recovery = 82.80%			
25) Nitrobenzene-d5	3.673	82	191585	51.89	ppb	-0.11
Spiked Amount 50.000			Recovery = 103.78%			
51) 2-Fluorobiphenyl	5.681	172	331926	53.66	ppb	-0.12
Spiked Amount 50.000			Recovery = 107.32%			
73) 2,4,6-Tribromophenol	7.402	330	54802	52.09	ppb	-0.13
Spiked Amount 50.000			Recovery = 104.18%			
86) Terphenyl-d14	10.334	244	386685	59.34	ppb	-0.14
Spiked Amount 50.000			Recovery = 118.68%			
Target Compounds						Qvalue
84) Pyrene	10.057	202	4701	0.49	ppb	86
88) Benzo[a]anthracene	11.798	228	4012	0.43	ppb	70
90) Chrysene	11.846	228	3318	0.43	ppb	72

(#) = qualifier out of range (m) = manual integration (+) = signals summed

Quantitation Report (QT Reviewed)

Data Path : C:\msdchem\1\DATA\ez4638\
Data File : z93499.D
Acq On : 11 Jul 2014 6:30 am
Operator : ashleyd
Sample : jb70672-11
Misc : op76137,ez4638,30.3
ALS Vial : 20 Sample Multiplier: 1

Quant Time: Jul 11 12:20:07 2014
Quant Method : C:\MSDCHEM\1\METHODS\MZ4615.M
Quant Title : Semi Volatile GC/MS, ZB-5MS 15m x .25mm x .25um
QLast Update : Mon Jul 07 12:49:37 2014
Response via : Initial Calibration

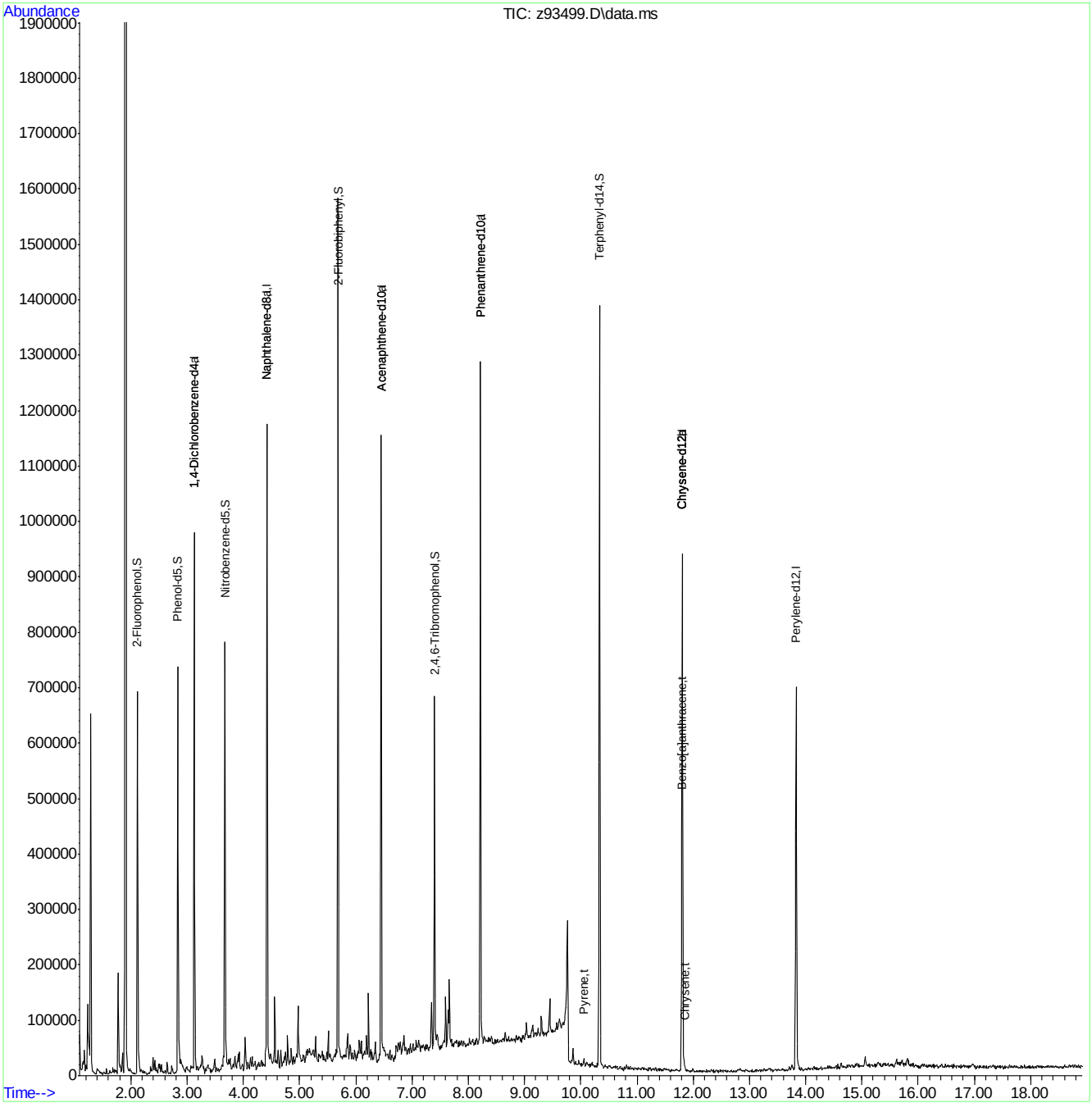

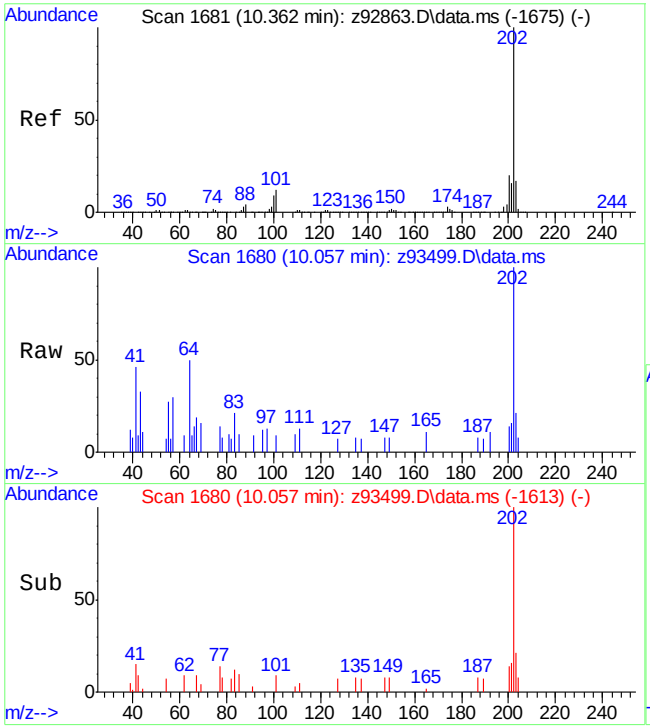

#84
Pyrene
Concen: 0.49 ppb
RT: 10.057 min Scan# 1680
Delta R.T. -0.143 min
Lab File: z93499.D
Acq: 11 Jul 2014 6:30 am

Tgt Ion:202 Resp: 4701

Ion	Ratio	Lower	Upper
202	100		
101	9.1	0.0	41.7
100	0.0	0.0	38.9

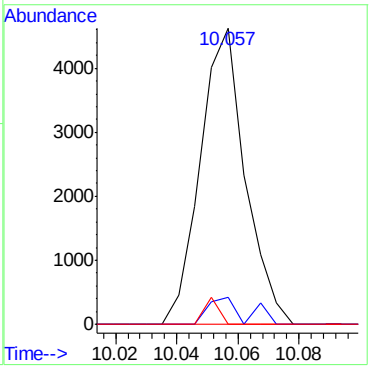

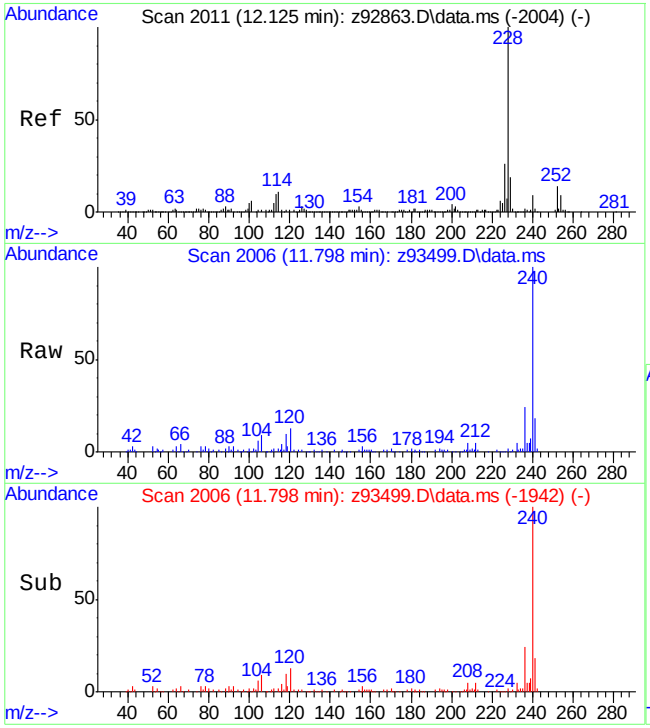

#88
Benzo[a]anthracene
Concen: 0.43 ppb
RT: 11.798 min Scan# 2006
Delta R.T. -0.159 min
Lab File: z93499.D
Acq: 11 Jul 2014 6:30 am

Tgt Ion:228 Resp: 4012

Ion	Ratio	Lower	Upper
228	100		
229	13.4	0.0	49.1
226	4.0	0.0	55.7

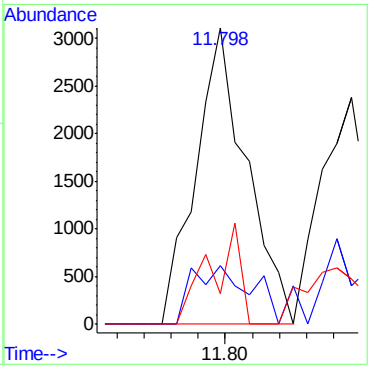

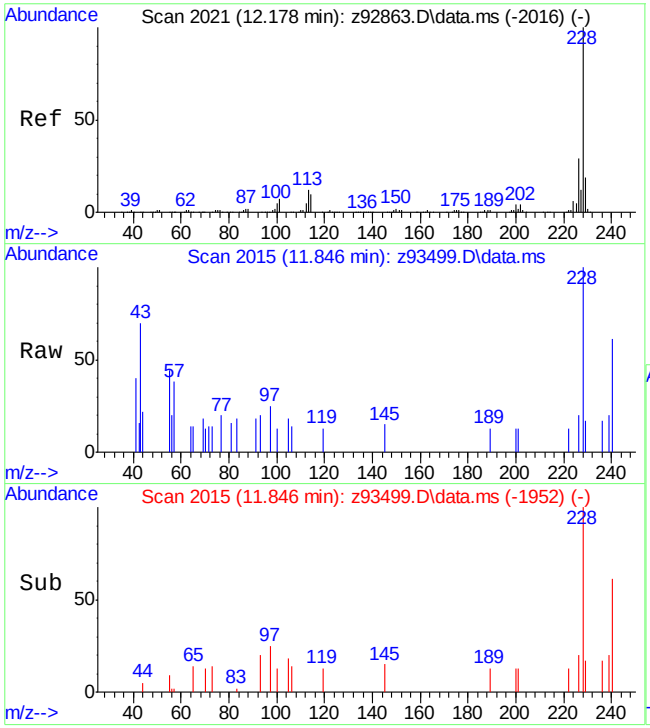

#90
Chrysene
Concen: 0.43 ppb
RT: 11.846 min Scan# 2015
Delta R.T. -0.164 min
Lab File: z93499.D
Acq: 11 Jul 2014 6:30 am

Tgt Ion:228 Resp: 3318

Ion	Ratio	Lower	Upper
228	100		
226	11.8	0.0	58.6
229	8.2	0.0	48.6

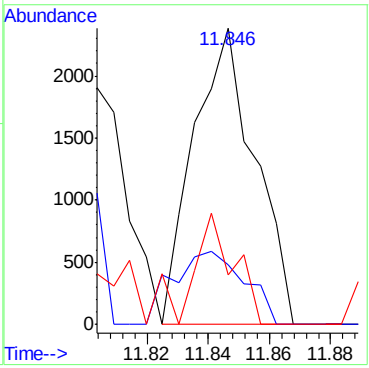

Quantitation Report (QT Reviewed)

Data Path : C:\msdchem\1\DATA\ez4638\
Data File : z93500.D
Acq On : 11 Jul 2014 6:55 am
Operator : ashleyd
Sample : jb70672-12
Misc : op76137,ez4638,32.3
ALS Vial : 21 Sample Multiplier: 1

Quant Time: Jul 14 15:20:59 2014
Quant Method : C:\MSDCHEM\1\METHODS\MZ4615.M
Quant Title : Semi Volatile GC/MS, ZB-5MS 15m x .25mm x .25um
QLast Update : Fri Jul 11 08:30:32 2014
Response via : Initial Calibration

Compound	R.T.	QIon	Response	Conc	Units	Dev(Min)
Internal Standards						
1) 1,4-Dichlorobenzene-d4	3.128	152	109064	40.00	ppb	0.00
24) Naphthalene-d8	4.421	136	411234	40.00	ppb	0.00
47) Acenaphthene-d10	6.451	164	214745	40.00	ppb	0.00
69) Phenanthrene-d10	8.214	188	320601	40.00	ppb	0.00
83) Chrysene-d12	11.809	240	266705	40.00	ppb	0.00
92) Perylene-d12	13.834	264	224476	40.00	ppb	0.00
102) 1,4-Dichlorobenzene-d4a	3.128	152	109064	40.00	ppb	0.00
104) Phenanthrene-d10a	8.214	188	320601	40.00	ppb	0.00
106) Chrysene-d12a	11.809	240	266705	40.00	ppb	0.00
108) Acenaphthene-d10a	6.451	164	214745	40.00	ppb	0.00
110) Naphthalene-d8a	4.421	136	411234	40.00	ppb	0.00
112) Chrysene-d12b	11.809	240	266705	40.00	ppb	0.00
System Monitoring Compounds						
5) 2-Fluorophenol	2.113	112	120586	43.45	ppb	0.00
Spiked Amount 50.000			Recovery = 86.90%			
8) Phenol-d5	2.834	99	151493	38.60	ppb	0.00
Spiked Amount 50.000			Recovery = 77.20%			
25) Nitrobenzene-d5	3.673	82	181722	48.42	ppb	0.00
Spiked Amount 50.000			Recovery = 96.84%			
51) 2-Fluorobiphenyl	5.681	172	313958	49.77	ppb	0.00
Spiked Amount 50.000			Recovery = 99.54%			
73) 2,4,6-Tribromophenol	7.402	330	51712	57.84	ppb	0.00
Spiked Amount 50.000			Recovery = 115.68%			
86) Terphenyl-d14	10.335	244	298682	58.85	ppb	0.00
Spiked Amount 50.000			Recovery = 117.70%			
Target Compounds						Qvalue

(#) = qualifier out of range (m) = manual integration (+) = signals summed

Quantitation Report (QT Reviewed)

Data Path : C:\msdchem\1\DATA\ez4638\
Data File : z93500.D
Acq On : 11 Jul 2014 6:55 am
Operator : ashleyd
Sample : jb70672-12
Misc : op76137,ez4638,32.3
ALS Vial : 21 Sample Multiplier: 1

Quant Time: Jul 14 15:20:59 2014
Quant Method : C:\MSDCHEM\1\METHODS\MZ4615.M
Quant Title : Semi Volatile GC/MS, ZB-5MS 15m x .25mm x .25um
QLast Update : Fri Jul 11 08:30:32 2014
Response via : Initial Calibration

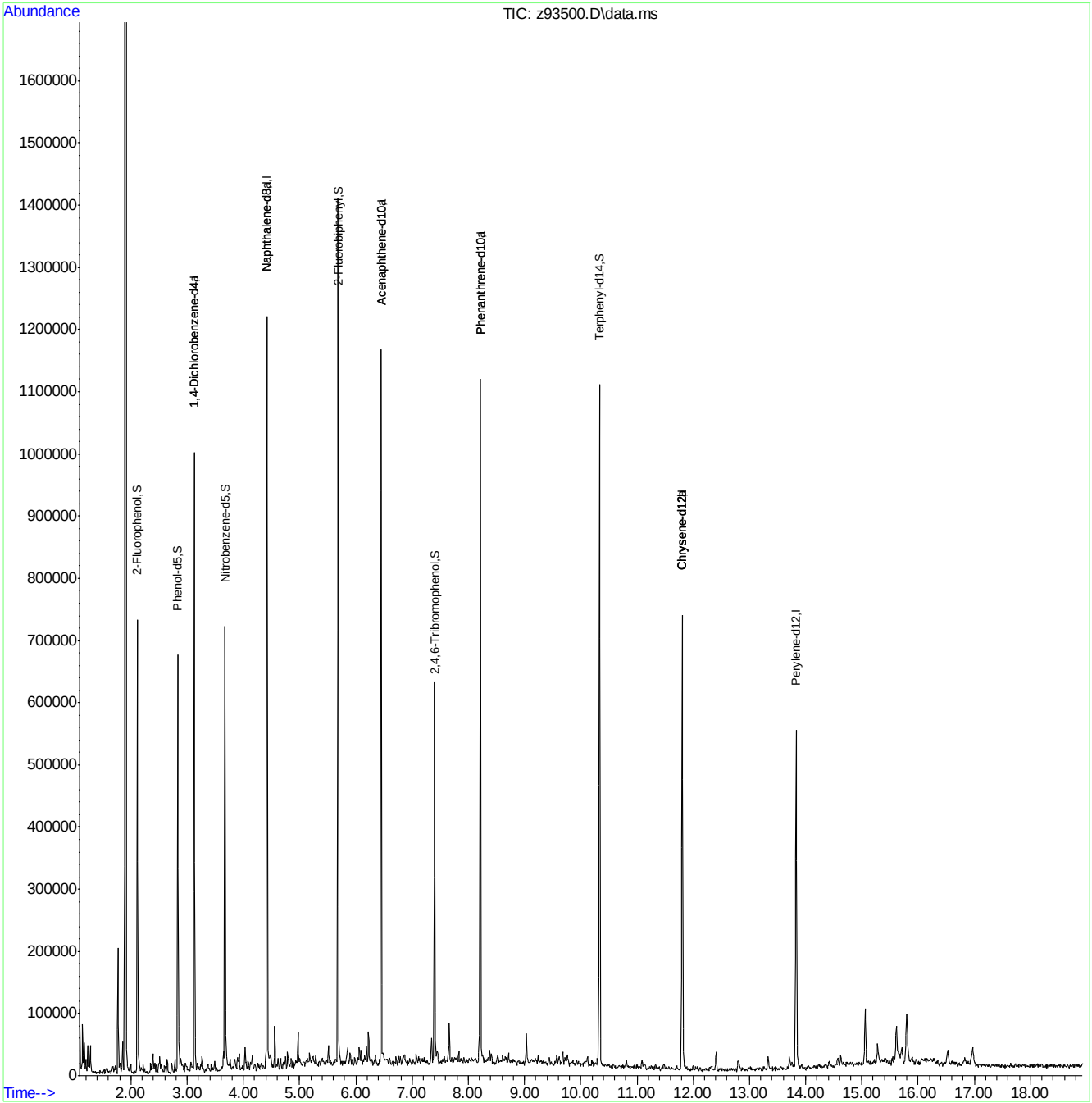

Quantitation Report (QT Reviewed)

Data Path : C:\msdchem\1\DATA\ez4639\
Data File : z93518.D
Acq On : 11 Jul 2014 4:32 pm
Operator : ashleyv
Sample : jb70672-12
Misc : op76137,ez4639,32.3
ALS Vial : 12 Sample Multiplier: 1

Quant Time: Jul 12 14:03:54 2014
Quant Method : C:\MSDCHEM\1\METHODS\MZ4615.M
Quant Title : Semi Volatile GC/MS, ZB-5MS 15m x .25mm x .25um
QLast Update : Fri Jul 11 08:30:32 2014
Response via : Initial Calibration

Compound	R.T.	QIon	Response	Conc	Units	Dev(Min)
Internal Standards						
1) 1,4-Dichlorobenzene-d4	3.106	152	124710	40.00	ppb	-0.02
24) Naphthalene-d8	4.405	136	460959	40.00	ppb	-0.02
47) Acenaphthene-d10	6.429	164	249156	40.00	ppb	-0.02
69) Phenanthrene-d10	8.198	188	369068	40.00	ppb	-0.02
83) Chrysene-d12	11.788	240	274857	40.00	ppb	-0.03
92) Perylene-d12	13.812	264	227938	40.00	ppb	-0.03
102) 1,4-Dichlorobenzene-d4a	3.106	152	124710	40.00	ppb	-0.02
104) Phenanthrene-d10a	8.198	188	369068	40.00	ppb	-0.02
106) Chrysene-d12a	11.788	240	274857	40.00	ppb	-0.03
108) Acenaphthene-d10a	6.429	164	249156	40.00	ppb	-0.02
110) Naphthalene-d8a	4.405	136	460959	40.00	ppb	-0.02
112) Chrysene-d12b	11.788	240	274857	40.00	ppb	-0.03
System Monitoring Compounds						
5) 2-Fluorophenol	2.097	112	126038	39.71	ppb	-0.01
Spiked Amount 50.000			Recovery = 79.42%			
8) Phenol-d5	2.818	99	166899	37.19	ppb	-0.01
Spiked Amount 50.000			Recovery = 74.38%			
25) Nitrobenzene-d5	3.651	82	201251	47.84	ppb	-0.02
Spiked Amount 50.000			Recovery = 95.68%			
51) 2-Fluorobiphenyl	5.665	172	363391	49.65	ppb	-0.02
Spiked Amount 50.000			Recovery = 99.30%			
73) 2,4,6-Tribromophenol	7.380	330	60266	58.55	ppb	-0.02
Spiked Amount 50.000			Recovery = 117.10%			
86) Terphenyl-d14	10.313	244	318827	60.96	ppb	-0.02
Spiked Amount 50.000			Recovery = 121.92%			
Target Compounds						Qvalue

(#) = qualifier out of range (m) = manual integration (+) = signals summed

Quantitation Report (QT Reviewed)

Data Path : C:\msdchem\1\DATA\ez4639\
Data File : z93518.D
Acq On : 11 Jul 2014 4:32 pm
Operator : ashleyv
Sample : jb70672-12
Misc : op76137,ez4639,32.3
ALS Vial : 12 Sample Multiplier: 1

Quant Time: Jul 12 14:03:54 2014
Quant Method : C:\MSDCHEM\1\METHODS\MZ4615.M
Quant Title : Semi Volatile GC/MS, ZB-5MS 15m x .25mm x .25um
QLast Update : Fri Jul 11 08:30:32 2014
Response via : Initial Calibration

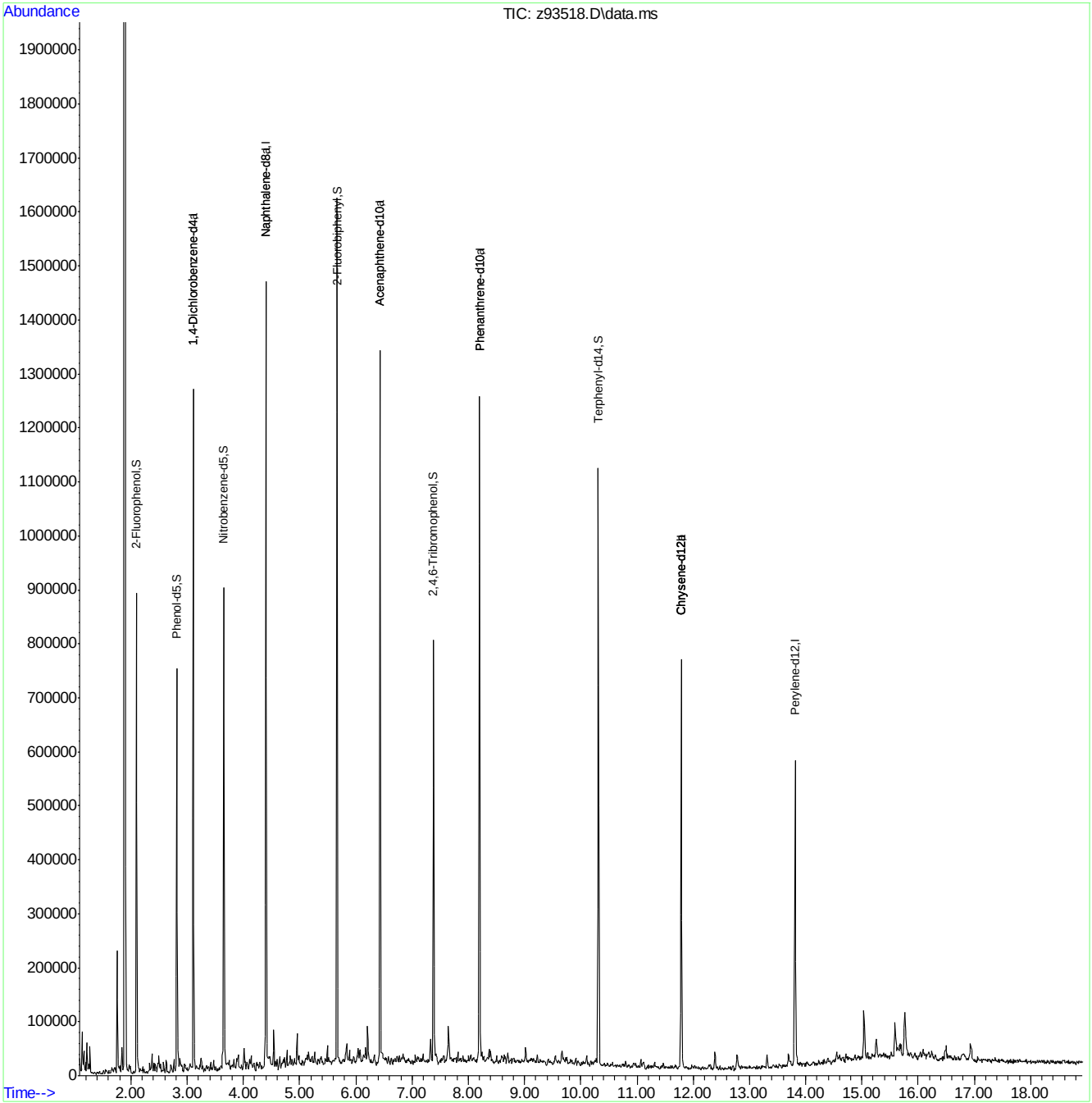

Quantitation Report (QT Reviewed)

Data Path : C:\msdchem\1\DATA\e6p367\
Data File : 6p8513.D
Acq On : 7 Jul 2014 11:00 am
Operator : ashleyv
Sample : op76137-mb1
Misc : op76137,e6p367,35.0
ALS Vial : 6 Sample Multiplier: 1

Quant Time: Jul 08 11:03:46 2014
Quant Method : C:\MSDCHEM\1\METHODS\M6P357.M
Quant Title : Semi Volatile GC/MS, ZB-5MSi 30m x .25mm x .25um
QLast Update : Fri Jun 27 22:47:50 2014
Response via : Initial Calibration

Compound	R.T.	QIon	Response	Conc	Units	Dev(Min)
Internal Standards						
1) 1,4-Dichlorobenzene-d4	4.498	152	258450	40.00	ppb	-0.03
24) Naphthalene-d8	5.568	136	1044829	40.00	ppb	-0.04
47) Acenaphthene-d10	7.611	164	621525	40.00	ppb	-0.05
69) Phenanthrene-d10	9.783	188	966308	40.00	ppb	-0.05
83) Chrysene-d12	13.982	240	919186	40.00	ppb	-0.05
92) Perylene-d12	16.105	264	782761	40.00	ppb	-0.04
102) 1,4-Dichlorobenzene-d4a	4.498	152	258450	40.00	ppb	-0.03
104) Phenanthrene-d10a	9.783	188	966308	40.00	ppb	-0.04
106) Chrysene-d12a	13.982	240	919186	40.00	ppb	-0.03
108) Acenaphthene-d10a	7.611	164	621525	40.00	ppb	-0.04
110) Naphthalene-d8a	5.568	136	1044829	40.00	ppb	-0.04
System Monitoring Compounds						
5) 2-Fluorophenol	3.514	112	445217	44.90	ppb	-0.02
Spiked Amount 50.000			Recovery = 89.80%			
8) Phenol-d5	4.252	99	559573	45.10	ppb	-0.02
Spiked Amount 50.000			Recovery = 90.20%			
25) Nitrobenzene-d5	4.932	82	587574	50.18	ppb	-0.04
Spiked Amount 50.000			Recovery = 100.36%			
51) 2-Fluorobiphenyl	6.745	172	929147	45.34	ppb	-0.05
Spiked Amount 50.000			Recovery = 90.68%			
73) 2,4,6-Tribromophenol	8.740	330	122927	47.83	ppb	-0.05
Spiked Amount 50.000			Recovery = 95.66%			
86) Terphenyl-d14	12.361	244	1031709	50.17	ppb	-0.04
Spiked Amount 50.000			Recovery = 100.34%			
Target Compounds						Qvalue

(#) = qualifier out of range (m) = manual integration (+) = signals summed

Quantitation Report (QT Reviewed)

Data Path : C:\msdchem\1\DATA\e6p367\
Data File : 6p8513.D
Acq On : 7 Jul 2014 11:00 am
Operator : ashleyv
Sample : op76137-mb1
Misc : op76137,e6p367,35.0
ALS Vial : 6 Sample Multiplier: 1

Quant Time: Jul 08 11:03:46 2014
Quant Method : C:\MSDCHEM\1\METHODS\M6P357.M
Quant Title : Semi Volatile GC/MS, ZB-5MSi 30m x .25mm x .25um
QLast Update : Fri Jun 27 22:47:50 2014
Response via : Initial Calibration

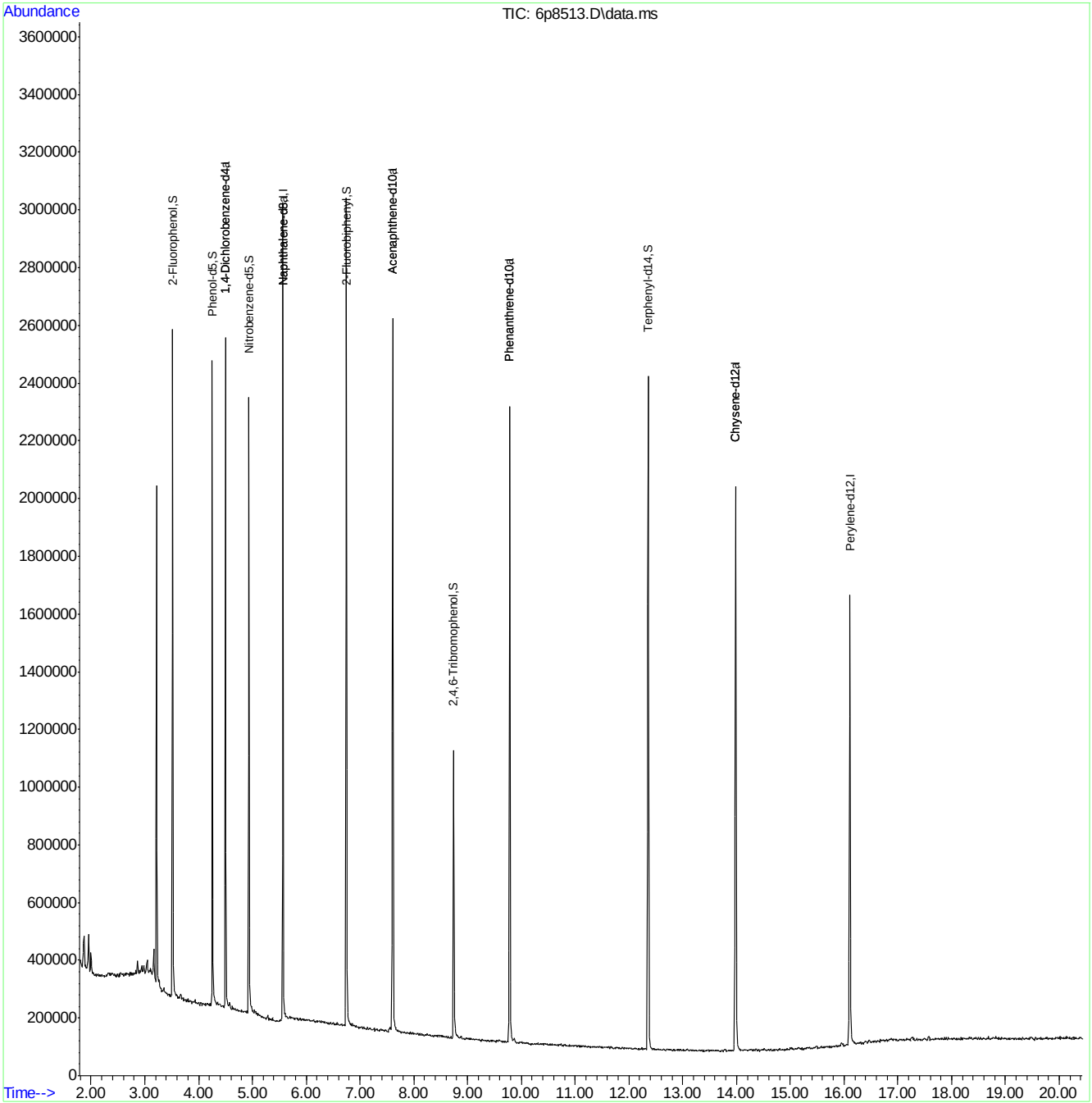

Quantitation Report (QT Reviewed)

Data Path : C:\msdchem\1\DATA\ez4638\
Data File : z93488.D
Acq On : 11 Jul 2014 1:51 am
Operator : ashleyd
Sample : op76137-mb1
Misc : op76137,ez4638,35.0
ALS Vial : 9 Sample Multiplier: 1

Quant Time: Jul 11 11:09:07 2014
Quant Method : C:\MSDCHEM\1\METHODS\MZ4615.M
Quant Title : Semi Volatile GC/MS, ZB-5MS 15m x .25mm x .25um
QLast Update : Mon Jul 07 12:49:37 2014
Response via : Initial Calibration

Compound	R.T.	QIon	Response	Conc	Units	Dev(Min)
Internal Standards						
1) 1,4-Dichlorobenzene-d4	3.122	152	126142	40.00	ppb	-0.11
24) Naphthalene-d8	4.421	136	500385	40.00	ppb	-0.12
47) Acenaphthene-d10	6.451	164	296142	40.00	ppb	-0.12
69) Phenanthrene-d10	8.214	188	518105	40.00	ppb	-0.13
83) Chrysene-d12	11.809	240	507525	40.00	ppb	-0.16
92) Perylene-d12	13.834	264	424678	40.00	ppb	-0.16
102) 1,4-Dichlorobenzene-d4a	3.122	152	126142	40.00	ppb	-0.11
104) Phenanthrene-d10a	8.214	188	518105	40.00	ppb	-0.13
106) Chrysene-d12a	11.809	240	507525	40.00	ppb	-0.16
108) Acenaphthene-d10a	6.451	164	296142	40.00	ppb	-0.12
110) Naphthalene-d8a	4.421	136	500385	40.00	ppb	0.02
112) Chrysene-d12b	11.809	240	507525	40.00	ppb	0.21
System Monitoring Compounds						
5) 2-Fluorophenol	2.107	112	163238	50.85	ppb	-0.10
Spiked Amount 50.000			Recovery = 101.70%			
8) Phenol-d5	2.829	99	209688	46.19	ppb	-0.11
Spiked Amount 50.000			Recovery = 92.38%			
25) Nitrobenzene-d5	3.673	82	240638	52.69	ppb	-0.11
Spiked Amount 50.000			Recovery = 105.38%			
51) 2-Fluorobiphenyl	5.681	172	460576	52.94	ppb	-0.12
Spiked Amount 50.000			Recovery = 105.88%			
73) 2,4,6-Tribromophenol	7.402	330	75482	52.24	ppb	-0.13
Spiked Amount 50.000			Recovery = 104.48%			
86) Terphenyl-d14	10.334	244	562501	58.24	ppb	-0.14
Spiked Amount 50.000			Recovery = 116.48%			
Target Compounds						Qvalue

(#) = qualifier out of range (m) = manual integration (+) = signals summed

Quantitation Report (QT Reviewed)

Data Path : C:\msdchem\1\DATA\ez4638\
Data File : z93488.D
Acq On : 11 Jul 2014 1:51 am
Operator : ashleyd
Sample : op76137-mb1
Misc : op76137,ez4638,35.0
ALS Vial : 9 Sample Multiplier: 1

Quant Time: Jul 11 11:09:07 2014
Quant Method : C:\MSDCHEM\1\METHODS\MZ4615.M
Quant Title : Semi Volatile GC/MS, ZB-5MS 15m x .25mm x .25um
QLast Update : Mon Jul 07 12:49:37 2014
Response via : Initial Calibration

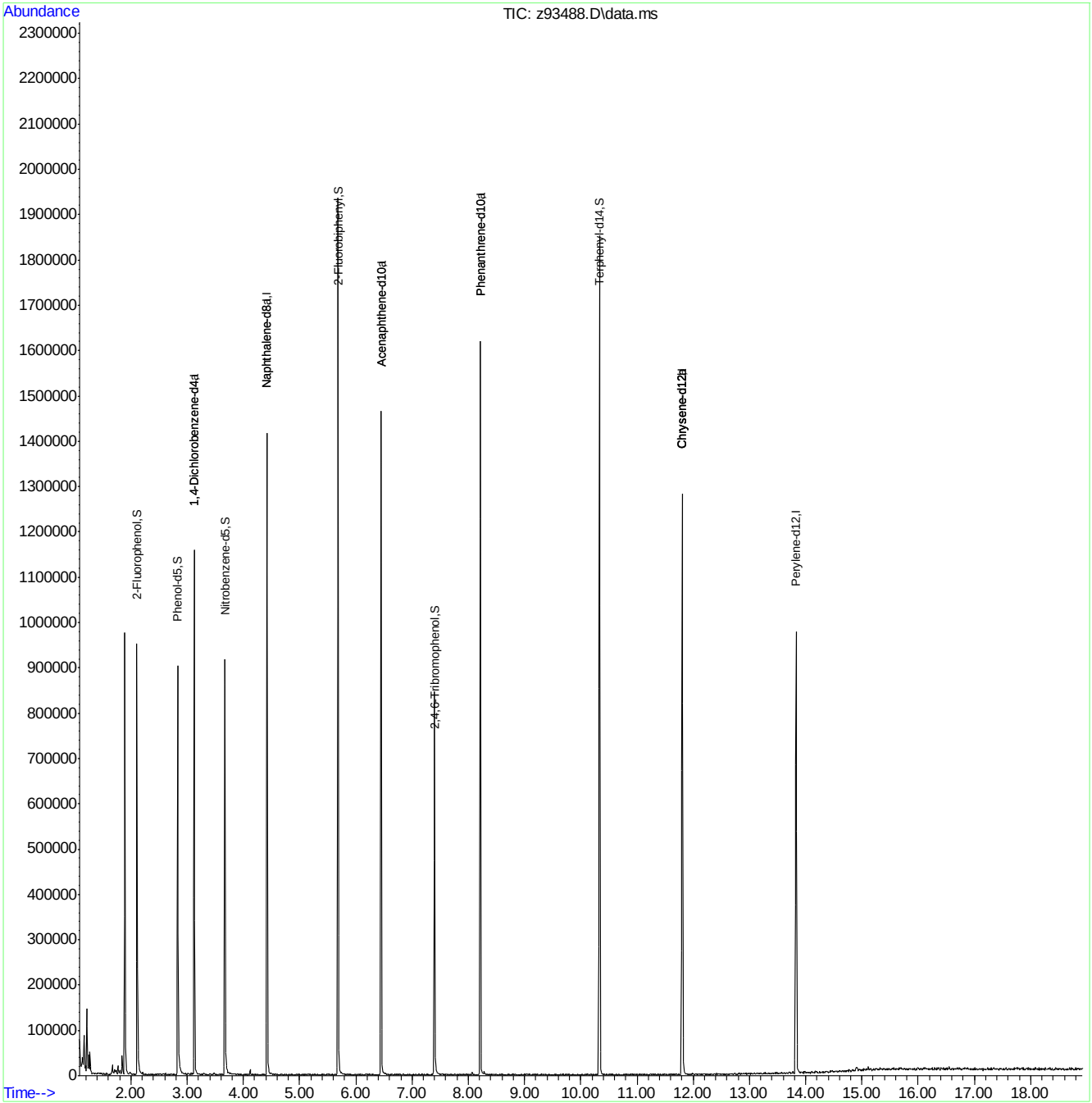

Quantitation Report (QT Reviewed)

Data Path : C:\msdchem\1\DATA\em4336\
Data File : m106041.D
Acq On : 5 Jul 2014 1:23 pm
Operator : andrews1
Sample : op76174-mb1
Misc : op76174,em4336,1000
ALS Vial : 6 Sample Multiplier: 1

Quant Time: Jul 07 13:03:26 2014
Quant Method : C:\msdchem\1\METHODS\MM4300.M
Quant Title : Semi Volatile GC/MS, rtx-5ms 30mx0.25mmx0.25um
QLast Update : Mon Jul 07 12:59:16 2014
Response via : Initial Calibration

Compound	R.T.	QIon	Response	Conc	Units	Dev(Min)
Internal Standards						
1) 1,4-Dichlorobenzene-d4	4.731	152	113432	40.00	ppb	0.00
24) Naphthalene-d8	5.869	136	420242	40.00	ppb	0.00
47) Acenaphthene-d10	8.219	164	253184	40.00	ppb	0.00
69) Phenanthrene-d10	10.848	188	446554	40.00	ppb	0.00
83) Chrysene-d12	16.024	240	438089	40.00	ppb	-0.01
92) Perylene-d12	18.652	264	347022	40.00	ppb	0.00
102) 1,4-Dichlorobenzene-d4a	4.731	152	113432	40.00	ppb	0.00
104) Acenaphthene-d10a	8.219	164	253184	40.00	ppb	0.00
107) Chrysene-d12a	16.024	240	438089	40.00	ppb	-0.01
109) Naphthalene-d8a	5.869	136	420242	40.00	ppb	0.00
System Monitoring Compounds						
5) 2-Fluorophenol	3.796	112	100894	24.96	ppb	0.00
Spiked Amount 50.000			Recovery = 49.92%			
8) Phenol-d5	4.522	99	87006	16.52	ppb	0.02
Spiked Amount 50.000			Recovery = 33.04%			
25) Nitrobenzene-d5	5.185	82	175910	40.38	ppb	0.00
Spiked Amount 50.000			Recovery = 80.76%			
51) 2-Fluorobiphenyl	7.204	172	335658	38.24	ppb	0.00
Spiked Amount 50.000			Recovery = 76.48%			
73) 2,4,6-Tribromophenol	9.587	330	42964	43.71	ppb	0.00
Spiked Amount 50.000			Recovery = 87.42%			
86) Terphenyl-d14	14.026	244	412447	42.01	ppb	0.00
Spiked Amount 50.000			Recovery = 84.02%			
Target Compounds						Qvalue

(#) = qualifier out of range (m) = manual integration (+) = signals summed

Quantitation Report (QT Reviewed)

Data Path : C:\msdchem\1\DATA\em4336\
Data File : m106041.D
Acq On : 5 Jul 2014 1:23 pm
Operator : andrews1
Sample : op76174-mb1
Misc : op76174,em4336,1000
ALS Vial : 6 Sample Multiplier: 1

Quant Time: Jul 07 13:03:26 2014
Quant Method : C:\msdchem\1\METHODS\MM4300.M
Quant Title : Semi Volatile GC/MS, rtx-5ms 30mx0.25mmx0.25um
QLast Update : Mon Jul 07 12:59:16 2014
Response via : Initial Calibration

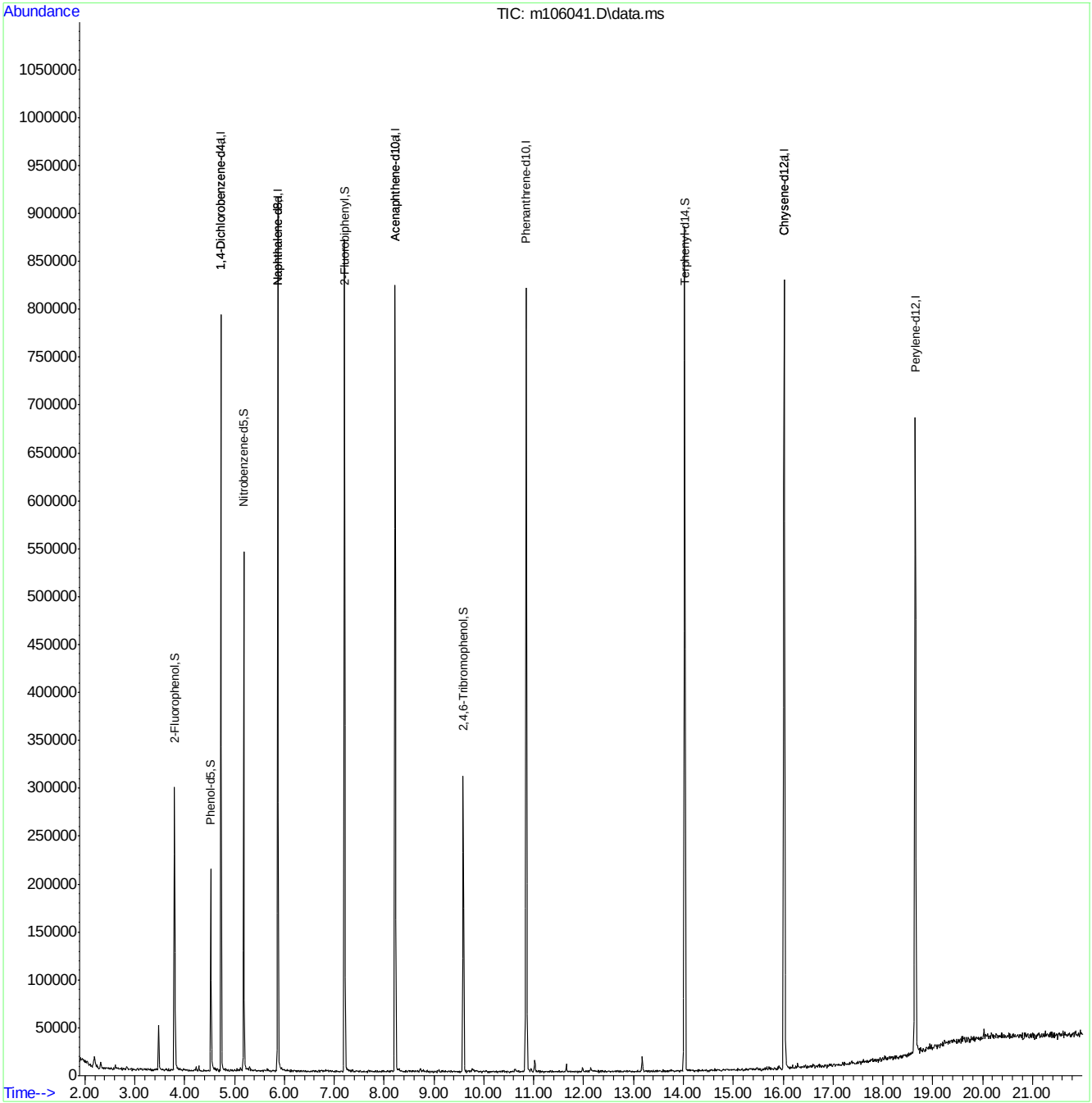

Manual Integrations APPROVED (compounds with "m" flag)
Kristin Weiler
07/08/14 14:24

Quantitation Report (QT Reviewed)

Data Path : C:\msdchem\1\DATA\e6p367\
Data File : 6p8514.D
Acq On : 7 Jul 2014 11:28 am
Operator : ashleyv
Sample : op76137-bs1
Misc : op76137,e6p367,35.0
ALS Vial : 7 Sample Multiplier: 1

Quant Time: Jul 08 11:04:21 2014
Quant Method : C:\MSDCHEM\1\METHODS\M6P357.M
Quant Title : Semi Volatile GC/MS, ZB-5MSi 30m x .25mm x .25um
QLast Update : Fri Jun 27 22:47:50 2014
Response via : Initial Calibration

Compound	R.T.	QIon	Response	Conc	Units		Dev(Min)
Internal Standards							
1) 1,4-Dichlorobenzene-d4	4.499	152	292659	40.00	ppb		-0.03
24) Naphthalene-d8	5.568	136	1137615	40.00	ppb		-0.04
47) Acenaphthene-d10	7.612	164	689592	40.00	ppb		-0.05
69) Phenanthrene-d10	9.789	188	1083464	40.00	ppb		-0.04
83) Chrysene-d12	13.993	240	1003750	40.00	ppb		-0.04
92) Perylene-d12	16.111	264	942532	40.00	ppb		-0.03
102) 1,4-Dichlorobenzene-d4a	4.499	152	292659	40.00	ppb		-0.03
104) Phenanthrene-d10a	9.789	188	1083464	40.00	ppb		-0.03
106) Chrysene-d12a	13.993	240	1003750	40.00	ppb		-0.02
108) Acenaphthene-d10a	7.612	164	689592	40.00	ppb		-0.04
110) Naphthalene-d8a	5.568	136	1137615	40.00	ppb		-0.04
System Monitoring Compounds							
5) 2-Fluorophenol	3.515	112	430484	38.34	ppb		-0.02
Spiked Amount 50.000			Recovery = 76.68%				
8) Phenol-d5	4.258	99	537217	38.23	ppb		-0.02
Spiked Amount 50.000			Recovery = 76.46%				
25) Nitrobenzene-d5	4.937	82	575395	45.13	ppb		-0.04
Spiked Amount 50.000			Recovery = 90.26%				
51) 2-Fluorobiphenyl	6.751	172	905250	39.81	ppb		-0.05
Spiked Amount 50.000			Recovery = 79.62%				
73) 2,4,6-Tribromophenol	8.746	330	129336	44.88	ppb		-0.04
Spiked Amount 50.000			Recovery = 89.76%				
86) Terphenyl-d14	12.361	244	1002426	44.64	ppb		-0.04
Spiked Amount 50.000			Recovery = 89.28%				
Target Compounds							Qvalue
2) 1,4-Dioxane	1.969	88	160086	33.91	ppb		90
3) Pyridine	2.306	79	477053	38.55	ppb		86
4) N-Nitrosodimethylamine	2.274	74	306362	39.30	ppb		69
6) Indene	4.697	116	876803	44.50	ppb		99
7) Cumene	3.889	105	1204642	41.82	ppb		95
9) Phenol	4.269	94	720015	42.78	ppb	#	45
10) Aniline	4.253	93	548473	29.11	ppb		93
11) bis(2-Chloroethyl)ether	4.301	93	501008	41.68	ppb		93
12) 2-Chlorophenol	4.349	128	489151	43.19	ppb		86
13) Decane	4.381	43	569084	44.52	ppb		91
14) 1,3-Dichlorobenzene	4.456	146	473342	37.95	ppb		95
15) 1,4-Dichlorobenzene	4.509	146	490467	39.05	ppb		96
16) Benzyl alcohol	4.616	108	316258	39.72	ppb		83
17) 1,2-Dichlorobenzene	4.627	146	461821	38.81	ppb		98
18) Acetophenone	4.814	105	743586	44.06	ppb		92
19) 2-Methylphenol	4.718	108	474746	46.49	ppb		97
20) 2,2'-oxybis(1-Chloropr...	4.713	121	158559	39.90	ppb		96
21) 3&4-Methylphenol	4.836	108	494414	45.79	ppb		96
22) n-Nitroso-di-n-propyla...	4.820	70	379193	43.13	ppb		88
23) Hexachloroethane	4.895	201	185056	42.74	ppb		85
26) Nitrobenzene	4.953	77	634002	45.22	ppb		98
27) Quinoline	5.927	129	932152	42.53	ppb		97

Quantitation Report (QT Reviewed)

Data Path : C:\msdchem\1\DATA\e6p367\
Data File : 6p8514.D
Acq On : 7 Jul 2014 11:28 am
Operator : ashleyv
Sample : op76137-bs1
Misc : op76137,e6p367,35.0
ALS Vial : 7 Sample Multiplier: 1

Quant Time: Jul 08 11:04:21 2014
Quant Method : C:\MSDCHEM\1\METHODS\M6P357.M
Quant Title : Semi Volatile GC/MS, ZB-5MSi 30m x .25mm x .25um
QLast Update : Fri Jun 27 22:47:50 2014
Response via : Initial Calibration

Compound	R.T.	QIon	Response	Conc	Units	Dev(Min)
28) Isophorone	5.157	82	975002	40.99	ppb	96
29) 2-Nitrophenol	5.226	139	268790	46.04	ppb	85
30) 2,4-Dimethylphenol	5.280	107	546708	55.47	ppb	95
31) Benzoic Acid	5.397	105	320333m	39.92	ppb	
32) bis(2-Chloroethoxy)met...	5.344	93	586216	43.59	ppb	99
33) 2,4-Dichlorophenol	5.451	162	400556	45.74	ppb	95
34) 2,6-Dichlorophenol	5.665	162	393219	45.42	ppb	98
36) 1,2,4-Trichlorobenzene	5.520	180	404737	41.02	ppb	99
38) Naphthalene	5.590	128	1246486	38.89	ppb	99
39) 4-Chloroaniline	5.654	127	307133	23.25	ppb	95
40) 2,3-Dichloroaniline	6.649	161	445646	38.99	ppb	96
41) Caprolactam	6.039	55	237466	43.36	ppb	94
42) Hexachlorobutadiene	5.718	225	243374	46.17	ppb	98
43) 4-Chloro-3-methylphenol	6.184	107	474721	46.29	ppb	99
44) 2-Methylnaphthalene	6.312	141	701370	38.27	ppb	94
45) 1-Methylnaphthalene	6.424	141	786389	42.06	ppb	96
46) Dimethylnaphthalene	7.071	156	831340	41.85	ppb	97
48) Hexachlorocyclopentadiene	6.504	237	486407	96.49	ppb	100
49) 2,4,6-Trichlorophenol	6.660	196	310619	47.38	ppb	96
50) 2,4,5-Trichlorophenol	6.713	196	330489	46.70	ppb	98
52) 2-Chloronaphthalene	6.890	162	833116	39.12	ppb	99
53) Biphenyl	6.874	154	1102226	42.07	ppb	98
54) 2-Nitroaniline	7.034	65	318249	43.82	ppb	88
55) Dimethylphthalate	7.285	163	940373	40.96	ppb	100
56) Acenaphthylene	7.419	152	1086565	33.74	ppb	100
57) 2,6-Dinitrotoluene	7.355	165	218534	41.67	ppb	81
58) 3-Nitroaniline	7.580	138	160609	27.22	ppb	94
59) Acenaphthene	7.660	153	808873	40.27	ppb	100
60) 2,4-Dinitrophenol	7.735	184	202857	68.40	ppb	84
61) 4-Nitrophenol	7.884	109	166420	56.30	ppb	89
62) Dibenzofuran	7.900	168	1111098	37.87	ppb	92
63) 2,4-Dinitrotoluene	7.911	165	293552	42.20	ppb	96
64) 2,3,4,6-Tetrachlorophenol	8.098	232	241699	43.48	ppb	94
65) Diethylphthalate	8.280	149	898101	39.64	ppb	99
66) Fluorene	8.387	166	963511	39.97	ppb	98
67) 4-Chlorophenyl-phenyle...	8.409	204	471028	41.44	ppb	98
68) 4-Nitroaniline	8.457	138	214187	35.83	ppb	80
70) 4,6-Dinitro-2-methylph...	8.505	198	164084	39.07	ppb	93
71) n-Nitrosodiphenylamine	8.590	169	657891	42.25	ppb	98
72) 1,2-Diphenylhydrazine	8.639	77	1254272	45.86	ppb	95
74) 4-Bromophenyl-phenylether	9.131	248	263027	43.97	ppb	93
75) Hexachlorobenzene	9.216	284	286763	40.42	ppb	99
76) Pentachlorophenol	9.537	266	165390	40.73	ppb	98
77) Phenanthrene	9.826	178	1287005	38.69	ppb	99
78) Anthracene	9.901	178	1329525	40.00	ppb	99
79) Carbazole	10.184	167	1209360	37.22	ppb	98
80) Di-n-butylphthalate	10.815	149	1515852	42.71	ppb	99
81) Fluoranthene	11.693	202	1438504	39.20	ppb	95
82) Octadecane	9.756	57	782624	48.70	ppb	95
84) Pyrene	12.040	202	1492828	43.00	ppb	96

Quantitation Report (QT Reviewed)

Data Path : C:\msdchem\1\DATA\e6p367\
Data File : 6p8514.D
Acq On : 7 Jul 2014 11:28 am
Operator : ashleyv
Sample : op76137-bs1
Misc : op76137,e6p367,35.0
ALS Vial : 7 Sample Multiplier: 1

Quant Time: Jul 08 11:04:21 2014
Quant Method : C:\MSDCHEM\1\METHODS\M6P357.M
Quant Title : Semi Volatile GC/MS, ZB-5MSi 30m x .25mm x .25um
QLast Update : Fri Jun 27 22:47:50 2014
Response via : Initial Calibration

Compound	R.T.	QIon	Response	Conc	Units		Dev(Min)
87) Butylbenzylphthalate	13.201	149	655905	45.97	ppb		92
88) Benzo[a]anthracene	13.977	228	1247585	40.98	ppb		99
89) 3,3'-Dichlorobenzidine	13.993	252	692448	63.15	ppb		99
90) Chrysene	14.035	228	1252557	41.22	ppb		100
91) bis(2-Ethylhexyl)phtha...	14.174	149	927431	47.95	ppb		99
93) Di-n-octylphthalate	15.164	149	1585225	50.76	ppb		95
94) Benzo[b]fluoranthene	15.592	252	1325627	43.48	ppb		98
95) Benzo[k]fluoranthene	15.635	252	1182409	37.77	ppb		97
96) Benzo[a]pyrene	16.036	252	1126693	39.74	ppb		98
97) Indeno[1,2,3-cd]pyrene	17.581	276	1021156	38.13	ppb		94
99) Dibenz[a,h]anthracene	17.619	278	1077068	37.77	ppb		95
100) 7,12-Dimethylbenz(a)an...	15.597	256	688042	62.31	ppb		99
101) Benzo[g,h,i]perylene	17.993	276	988727	32.73	ppb		96
103) Benzaldehyde	4.167	105	281378	29.98	ppb		91
105) Atrazine	9.452	215	155112	48.44	ppb	#	84
107) Benzidine	11.960	184	487881	31.62	ppb		78
109) 1,2,4,5-Tetrachloroben...	6.515	216	396132	40.00	ppb	#	34

(#) = qualifier out of range (m) = manual integration (+) = signals summed

Quantitation Report (QT Reviewed)

Data Path : C:\msdchem\1\DATA\e6p367\
Data File : 6p8514.D
Acq On : 7 Jul 2014 11:28 am
Operator : ashleyv
Sample : op76137-bs1
Misc : op76137,e6p367,35.0
ALS Vial : 7 Sample Multiplier: 1

Quant Time: Jul 08 11:04:21 2014
Quant Method : C:\MSDCHEM\1\METHODS\M6P357.M
Quant Title : Semi Volatile GC/MS, ZB-5MSi 30m x .25mm x .25um
QLast Update : Fri Jun 27 22:47:50 2014
Response via : Initial Calibration

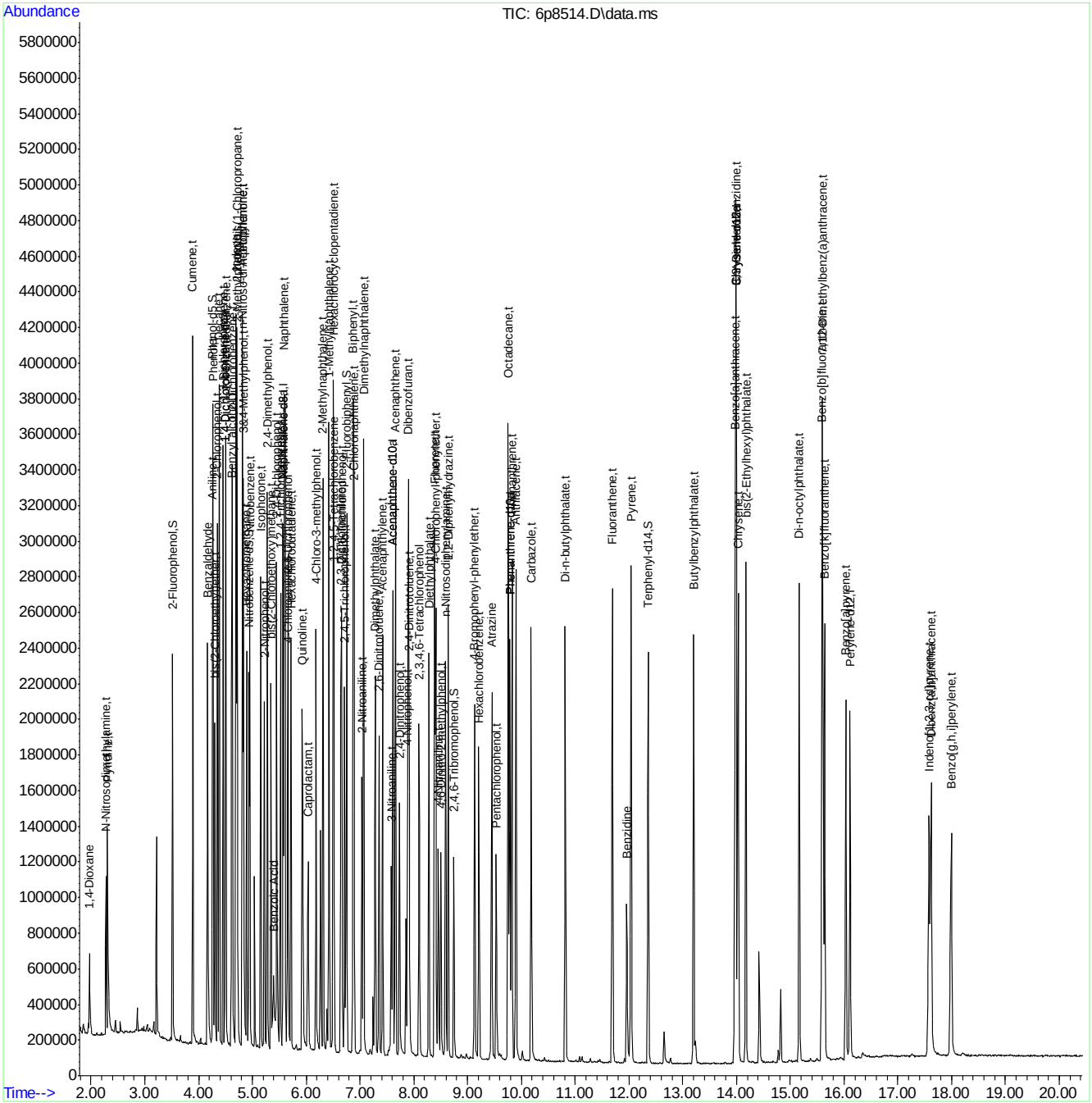

Manual Integration Approval Summary

Sample Number:	OP76137-BS1	**Method:**	SW846 8270D
Lab FileID:	6P8514.D	**Analyst approved:**	07/08/14 11:40 Andrew Lee Smith
Injection Time:	07/07/14 11:28	**Supervisor approved:**	07/08/14 14:24 Kristin Weiler

Parameter	CAS	Sig#	R.T. (min.)	Reason
Benzoic acid	65-85-0		5.40	Poor instrument integration

Quantitation Report (Qedit)

Data Path : C:\msdchem\1\DATA\e6p367\
Data File : 6p8514.D
Acq On : 7 Jul 2014 11:28 am
Operator : ashleyv
Sample : op76137-bs1
Misc : op76137,e6p367,35.0
ALS Vial : 7 Sample Multiplier: 1

Quant Time: Jul 07 11:48:56 2014
Quant Method : C:\MSDCHEM\1\METHODS\M6P357.M
Quant Title : Semi Volatile GC/MS, ZB-5MSi 30m x .25mm x .25um
QLast Update : Fri Jun 27 22:47:50 2014
Response via : Initial Calibration

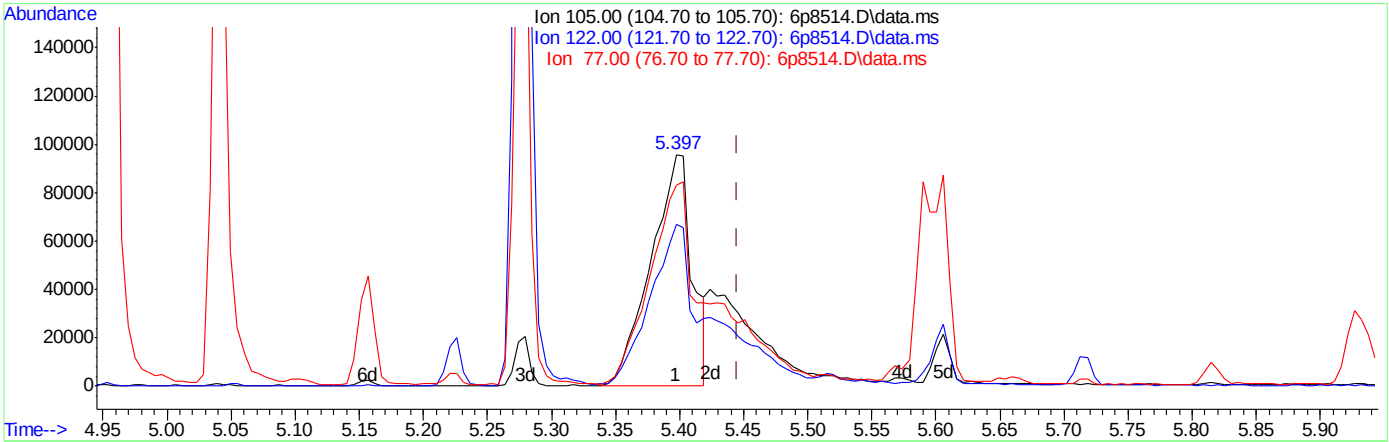

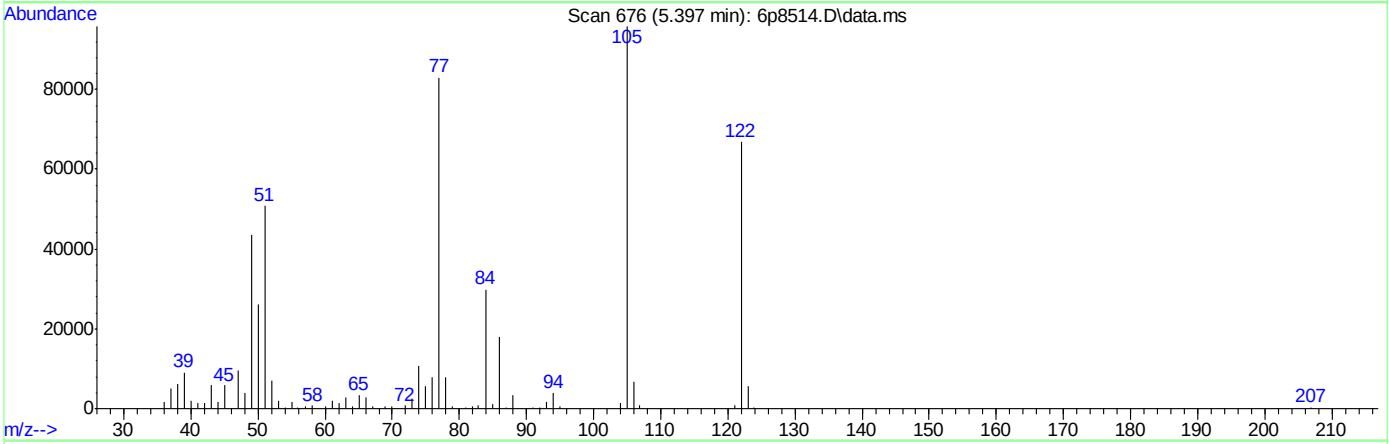

TIC: 6p8514.D\data.ms

(31) Benzoic Acid

5.397min (-0.048) 26.67ppb

response 214034

Ion	Exp%	Act%
105.00	100	100
122.00	71.30	65.44
77.00	82.00	83.74
0.00	0.00	0.00

Quantitation Report (Qedit)

Data Path : C:\msdchem\1\DATA\e6p367\
Data File : 6p8514.D
Acq On : 7 Jul 2014 11:28 am
Operator : ashleyv
Sample : op76137-bs1
Misc : op76137,e6p367,35.0
ALS Vial : 7 Sample Multiplier: 1

Quant Time: Jul 07 11:48:56 2014
Quant Method : C:\MSDCHEM\1\METHODS\M6P357.M
Quant Title : Semi Volatile GC/MS, ZB-5MSi 30m x .25mm x .25um
QLast Update : Fri Jun 27 22:47:50 2014
Response via : Initial Calibration

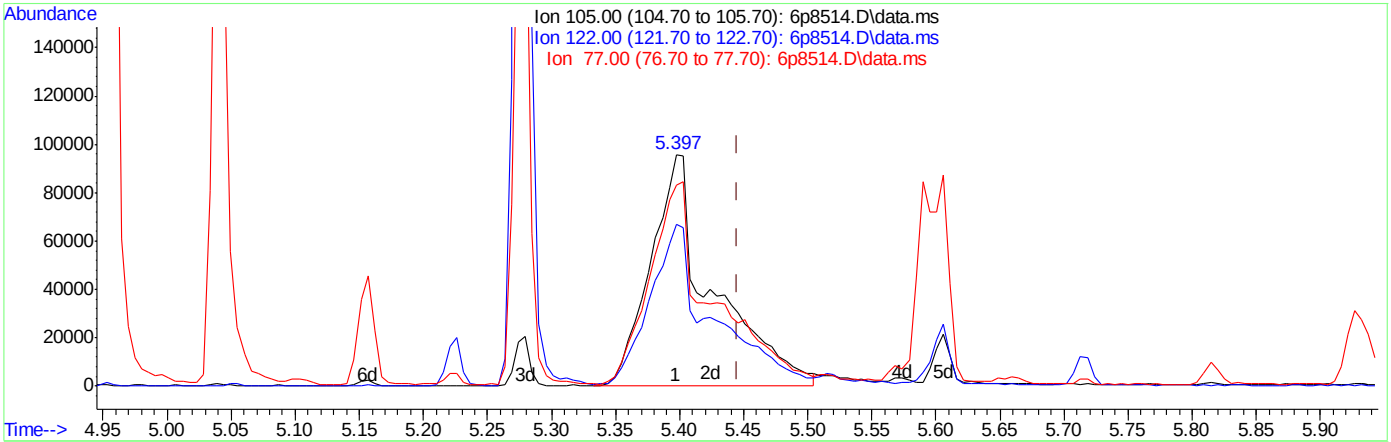

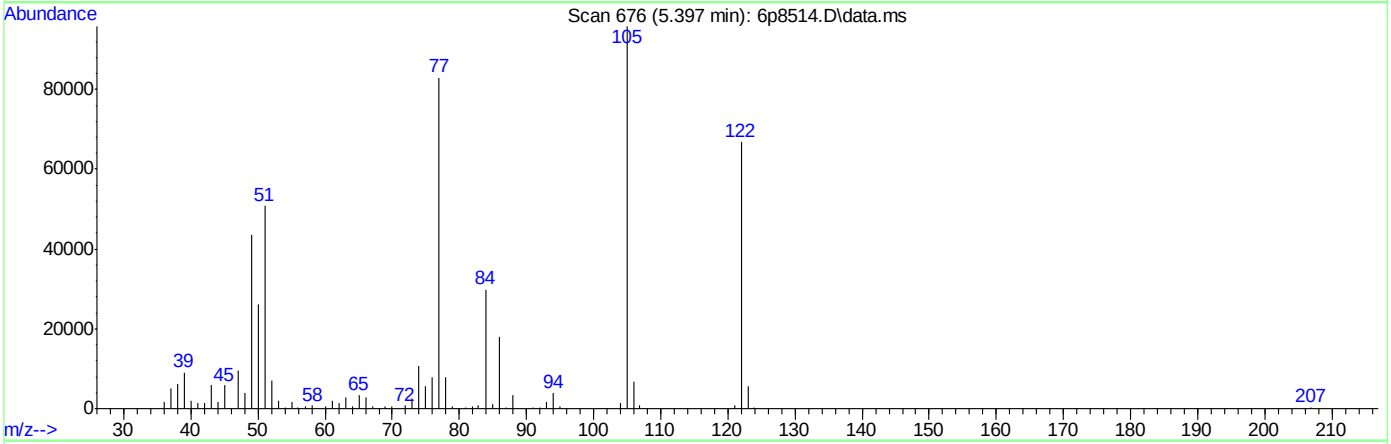

TIC: 6p8514.D\data.ms

(31) Benzoic Acid

5.397min (-0.048) 39.92ppb m

response 320333

Ion	Exp%	Act%
105.00	100	100
122.00	71.30	43.72#
77.00	82.00	55.95#
0.00	0.00	0.00

Manual Integrations APPROVED (compounds with "m" flag)
Nina Pandya
07/11/14 15:14

Quantitation Report (QT Reviewed)

Data Path : C:\msdchem\1\DATA\ez4638\
Data File : z93489.D
Acq On : 11 Jul 2014 2:16 am
Operator : ashleyd
Sample : op76137-bs1
Misc : op76137,ez4638,35.0
ALS Vial : 10 Sample Multiplier: 1

Quant Time: Jul 11 15:58:47 2014
Quant Method : C:\MSDCHEM\1\METHODS\MZ4615.M
Quant Title : Semi Volatile GC/MS, ZB-5MS 15m x .25mm x .25um
QLast Update : Fri Jul 11 11:13:40 2014
Response via : Initial Calibration

Compound	R.T.	QIon	Response	Conc	Units		Dev(Min)
Internal Standards							
1) 1,4-Dichlorobenzene-d4	3.128	152	140568	40.00	ppb		0.00
24) Naphthalene-d8	4.426	136	531121	40.00	ppb		0.00
47) Acenaphthene-d10	6.451	164	316214	40.00	ppb		0.00
69) Phenanthrene-d10	8.214	188	536385	40.00	ppb		0.00
83) Chrysene-d12	11.814	240	600174	40.00	ppb		0.00
92) Perylene-d12	13.834	264	388190	40.00	ppb		0.00
102) 1,4-Dichlorobenzene-d4a	3.128	152	140568	40.00	ppb		0.00
104) Phenanthrene-d10a	8.214	188	536385	40.00	ppb		0.00
106) Chrysene-d12a	11.814	240	600174	40.00	ppb		0.00
108) Acenaphthene-d10a	6.451	164	316214	40.00	ppb		0.00
110) Naphthalene-d8a	4.426	136	531121	40.00	ppb		0.00
112) Chrysene-d12b	11.814	240	600174	40.00	ppb		0.00
System Monitoring Compounds							
5) 2-Fluorophenol	2.113	112	182974	51.15	ppb		0.00
Spiked Amount 50.000			Recovery =	102.30%			
8) Phenol-d5	2.834	99	238427	47.13	ppb		0.00
Spiked Amount 50.000			Recovery =	94.26%			
25) Nitrobenzene-d5	3.673	82	254090	52.42	ppb		0.00
Spiked Amount 50.000			Recovery =	104.84%			
51) 2-Fluorobiphenyl	5.687	172	492986	53.07	ppb		0.00
Spiked Amount 50.000			Recovery =	106.14%			
73) 2,4,6-Tribromophenol	7.402	330	81595	54.55	ppb		0.00
Spiked Amount 50.000			Recovery =	109.10%			
86) Terphenyl-d14	10.335	244	547265	47.92	ppb		0.00
Spiked Amount 50.000			Recovery =	95.84%			
Target Compounds							Qvalue
2) 1,4-Dioxane	1.274	88	51846	58.59	ppb		97
3) Pyridine	1.413	79	145871	49.99	ppb		89
4) N-Nitrosodimethylamine	1.392	74	93775	55.71	ppb	#	54
6) Indene	3.368	116	428954	53.34	ppb		98
7) Cumene	2.455	105	596578	54.04	ppb		96
9) Phenol	2.845	94	297884	50.75	ppb		74
10) Aniline	2.839	93	217212	34.94	ppb		90
11) bis(2-Chloroethyl)ether	2.893	93	177171	46.37	ppb		92
12) 2-Chlorophenol	2.946	128	251646	53.08	ppb		93
13) Decane	2.984	43	297778	56.24	ppb		91
14) 1,3-Dichlorobenzene	3.074	146	260378	48.11	ppb		98
15) 1,4-Dichlorobenzene	3.144	146	269984	48.01	ppb		97
16) Benzyl alcohol	3.272	108	145589	46.07	ppb		79
17) 1,2-Dichlorobenzene	3.288	146	257323	48.45	ppb		98
18) Acetophenone	3.523	105	356753	50.37	ppb		94
19) 2-Methylphenol	3.400	108	218470	52.32	ppb		98
20) 2,2'-oxybis(1-Chloropr...	3.395	121	70261	45.15	ppb	#	76
21) 3&4-Methylphenol	3.561	108	219119	49.34	ppb		97
22) n-Nitroso-di-n-propyla...	3.529	70	168731	47.16	ppb		74
23) Hexachloroethane	3.609	201	97384	48.32	ppb		98
26) Nitrobenzene	3.694	77	269796	53.10	ppb		94

Quantitation Report (QT Reviewed)

Data Path : C:\msdchem\1\DATA\ez4638\
Data File : z93489.D
Acq On : 11 Jul 2014 2:16 am
Operator : ashleyd
Sample : op76137-bs1
Misc : op76137,ez4638,35.0
ALS Vial : 10 Sample Multiplier: 1

Quant Time: Jul 11 15:58:47 2014
Quant Method : C:\MSDCHEM\1\METHODS\MZ4615.M
Quant Title : Semi Volatile GC/MS, ZB-5MS 15m x .25mm x .25um
QLast Update : Fri Jul 11 11:13:40 2014
Response via : Initial Calibration

Compound	R.T.	QIon	Response	Conc	Units		Dev(Min)
27) Quinoline	4.837	129	484362	51.72	ppb		97
28) Isophorone	3.940	82	408016	48.54	ppb		89
29) 2-Nitrophenol	4.025	139	138860	55.02	ppb		84
30) 2,4-Dimethylphenol	4.111	107	292239	65.91	ppb		92
31) Benzoic Acid	4.303	105	182001m	50.87	ppb		
32) bis(2-Chloroethoxy)met...	4.196	93	230612	52.16	ppb		98
33) 2,4-Dichlorophenol	4.303	162	221584	58.39	ppb		98
34) 2,6-Dichlorophenol	4.544	162	222802	57.97	ppb		99
36) 1,2,4-Trichlorobenzene	4.373	180	226664	51.49	ppb		100
38) Naphthalene	4.447	128	690208	50.42	ppb		99
39) 4-Chloroaniline	4.544	127	174992	30.24	ppb		92
40) 2,3-Dichloroaniline	5.585	161	243178	47.98	ppb		97
41) Caprolactam	4.960	55	120883	51.53	ppb		96
42) Hexachlorobutadiene	4.602	225	148376	52.67	ppb		96
43) 4-Chloro-3-methylphenol	5.153	107	242269	56.15	ppb		93
44) 2-Methylnaphthalene	5.238	141	393311	47.80	ppb		93
45) 1-Methylnaphthalene	5.350	141	455860	54.81	ppb		94
46) Dimethylnaphthalene	5.975	156	480600	54.53	ppb		98
48) Hexachlorocyclopentadiene	5.436	237	267686	112.11	ppb		97
49) 2,4,6-Trichlorophenol	5.601	196	163731	62.07	ppb		98
50) 2,4,5-Trichlorophenol	5.655	196	165064	56.85	ppb		97
52) 2-Chloronaphthalene	5.799	162	487049	56.82	ppb		92
53) Biphenyl	5.794	154	687719	60.72	ppb		100
54) 2-Nitroaniline	5.959	65	176587	58.27	ppb		88
55) Dimethylphthalate	6.194	163	517485	52.46	ppb		98
56) Acenaphthylene	6.280	152	596974	43.22	ppb		98
57) 2,6-Dinitrotoluene	6.258	165	105758	50.03	ppb		75
58) 3-Nitroaniline	6.456	138	94120	37.05	ppb		95
59) Acenaphthene	6.488	153	468332	54.78	ppb		99
60) 2,4-Dinitrophenol	6.595	184	134726	98.27	ppb	#	52
61) 4-Nitrophenol	6.750	109	135602	75.48	ppb		78
62) Dibenzofuran	6.702	168	601364	49.61	ppb		89
63) 2,4-Dinitrotoluene	6.745	165	152070	50.77	ppb		73
64) 2,3,4,6-Tetrachlorophenol	6.883	232	133191	54.24	ppb		90
65) Diethylphthalate	7.044	149	601465	56.22	ppb		99
66) Fluorene	7.108	166	539925	54.34	ppb		98
67) 4-Chlorophenyl-phenyle...	7.129	204	243344	54.05	ppb		88
68) 4-Nitroaniline	7.193	138	116754	47.25	ppb	#	72
70) 4,6-Dinitro-2-methylph...	7.236	198	90995	51.22	ppb		77
71) n-Nitrosodiphenylamine	7.289	169	348025	53.76	ppb		99
72) 1,2-Diphenylhydrazine	7.322	77	612920	59.85	ppb		98
74) 4-Bromophenyl-phenylether	7.712	248	151060	55.25	ppb		97
75) Hexachlorobenzene	7.770	284	169026	49.47	ppb		86
76) Pentachlorophenol	8.032	266	96407	49.89	ppb		99
77) Phenanthrene	8.246	178	737487	50.31	ppb		100
78) Anthracene	8.304	178	747789	51.36	ppb		98
79) Carbazole	8.534	167	659697	48.45	ppb		96
80) Di-n-butylphthalate	9.031	149	960930	53.64	ppb		97
81) Fluoranthene	9.758	202	790933	49.43	ppb		96
82) Octadecane	8.192	57	381987	61.35	ppb		84

Quantitation Report (QT Reviewed)

Data Path : C:\msdchem\1\DATA\ez4638\
Data File : z93489.D
Acq On : 11 Jul 2014 2:16 am
Operator : ashleyd
Sample : op76137-bs1
Misc : op76137,ez4638,35.0
ALS Vial : 10 Sample Multiplier: 1

Quant Time: Jul 11 15:58:47 2014
Quant Method : C:\MSDCHEM\1\METHODS\MZ4615.M
Quant Title : Semi Volatile GC/MS, ZB-5MS 15m x .25mm x .25um
QLast Update : Fri Jul 11 11:13:40 2014
Response via : Initial Calibration

Compound	R.T.	QIon	Response	Conc	Units		Dev(Min)
84) Pyrene	10.057	202	797895	47.07	ppb		97
87) Butylbenzylphthalate	11.093	149	418731	49.93	ppb		97
88) Benzo[a]anthracene	11.798	228	729481	44.82	ppb		99
89) 3,3'-Dichlorobenzidine	11.820	252	462943	73.72	ppb		97
90) Chrysene	11.852	228	668092	49.00	ppb		99
91) bis(2-Ethylhexyl)phtha...	12.001	149	544577	52.25	ppb		97
93) Di-n-octylphthalate	12.947	149	904801	57.71	ppb		94
94) Benzo[b]fluoranthene	13.342	252	706362	56.56	ppb		97
95) Benzo[k]fluoranthene	13.374	252	564006	50.06	ppb		99
96) Benzo[a]pyrene	13.759	252	553048	52.81	ppb		98
97) Indeno[1,2,3-cd]pyrene	15.143	276	618990	56.13	ppb		98
99) Dibenz[a,h]anthracene	15.169	278	523047	59.94	ppb		97
100) 7,12-Dimethylbenz(a)an...	13.337	256	348956	49.07	ppb		95
101) Benzo[g,h,i]perylene	15.458	276	486117	57.38	ppb		99
103) Benzaldehyde	2.749	105	117727	30.13	ppb	#	78
105) Atrazine	7.968	215	77485	53.45	ppb		87
107) Benzidine	9.993	184	263221	26.99	ppb		100
109) 1,2,4,5-Tetrachloroben...	5.441	216	229234	49.10	ppb		98

(#) = qualifier out of range (m) = manual integration (+) = signals summed

Quantitation Report (QT Reviewed)

Data Path : C:\msdchem\1\DATA\ez4638\
Data File : z93489.D
Acq On : 11 Jul 2014 2:16 am
Operator : ashleyd
Sample : op76137-bs1
Misc : op76137,ez4638,35.0
ALS Vial : 10 Sample Multiplier: 1

Quant Time: Jul 11 15:58:47 2014
Quant Method : C:\MSDCHEM\1\METHODS\MZ4615.M
Quant Title : Semi Volatile GC/MS, ZB-5MS 15m x .25mm x .25um
QLast Update : Fri Jul 11 11:13:40 2014
Response via : Initial Calibration

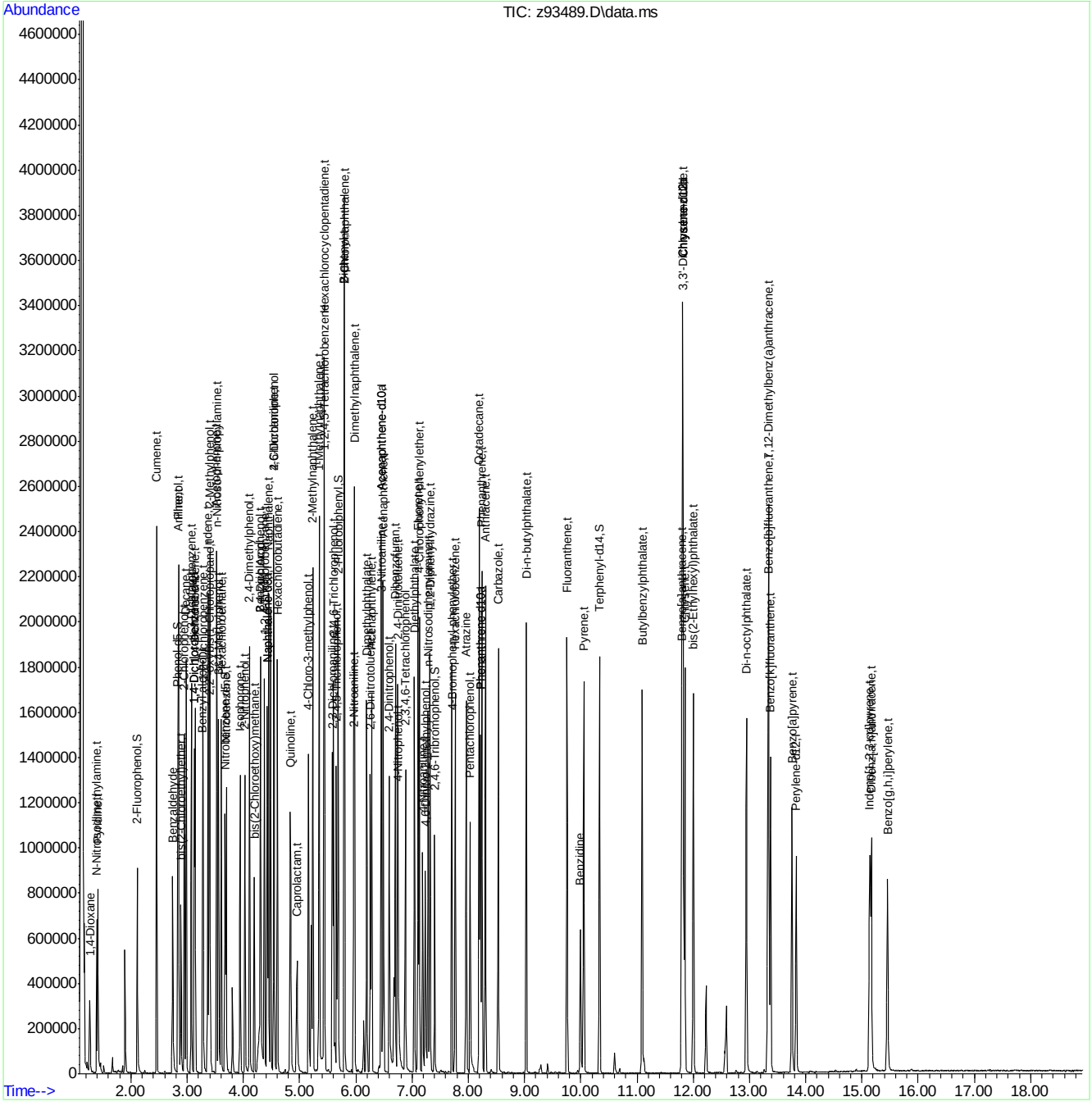

Manual Integration Approval Summary

Sample Number:	OP76137-BS1	**Method:**	SW846 8270D
Lab FileID:	Z93489.D	**Analyst approved:**	07/11/14 12:33 Ashley Vought
Injection Time:	07/11/14 02:16	**Supervisor approved:**	07/11/14 15:14 Nina Pandya

Parameter	CAS	Sig#	R.T. (min.)	Reason
Benzoic acid	65-85-0		4.30	Poor instrument integration

Quantitation Report (Qedit)

Data Path : C:\msdchem\1\DATA\ez4638\
Data File : z93489.D
Acq On : 11 Jul 2014 2:16 am
Operator : ashleyd
Sample : op76137-bs1
Misc : op76137,ez4638,35.0
ALS Vial : 10 Sample Multiplier: 1

Quant Time: Jul 11 11:13:50 2014
Quant Method : C:\MSDCHEM\1\METHODS\MZ4615.M
Quant Title : Semi Volatile GC/MS, ZB-5MS 15m x .25mm x .25um
QLast Update : Fri Jul 11 11:13:40 2014
Response via : Initial Calibration

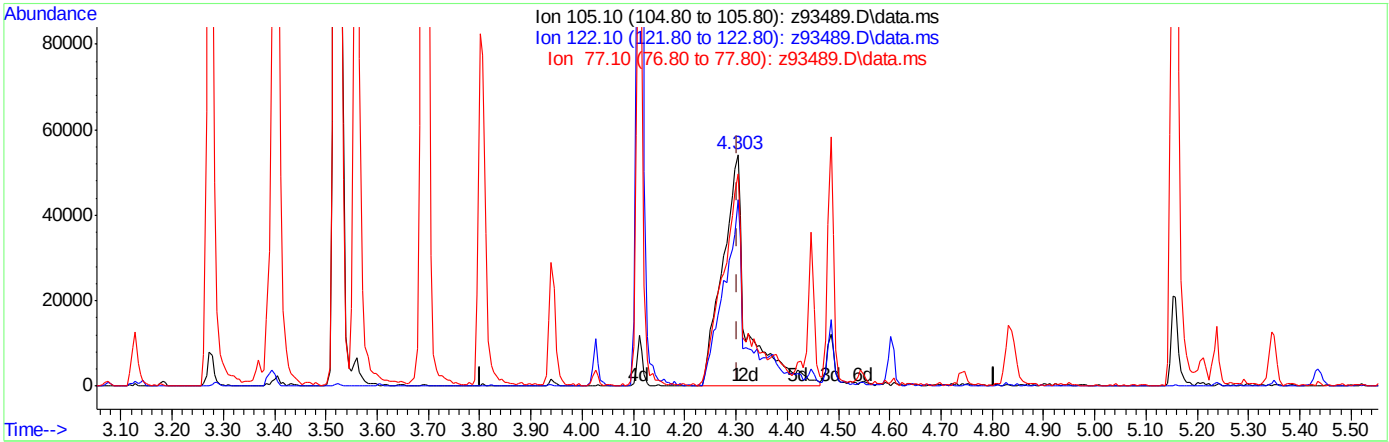

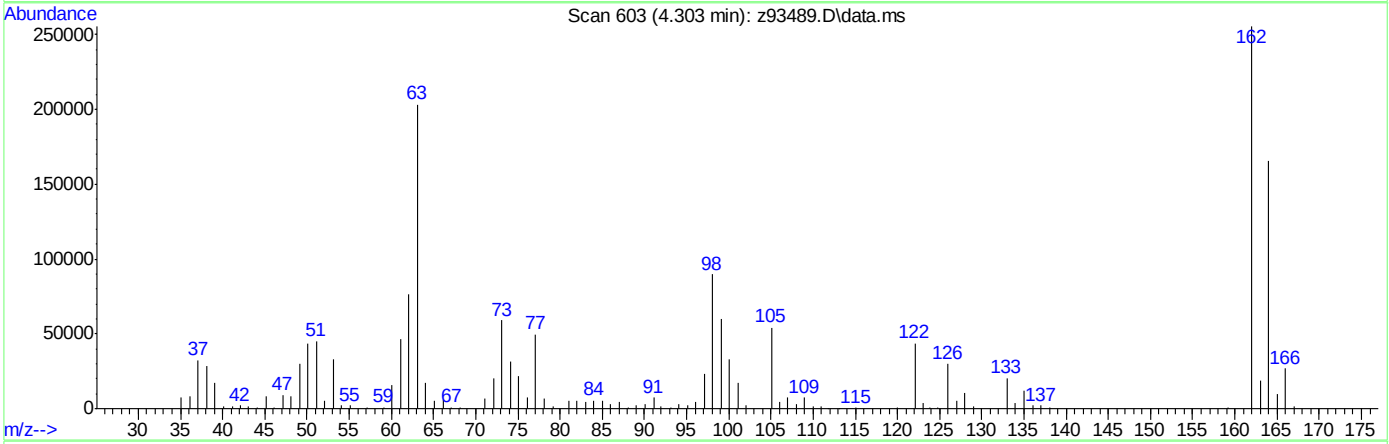

TIC: z93489.D\data.ms

(31) Benzoic Acid

4.303min (0.000) 50.87ppb m

response 182001

Ion	Exp%	Act%
105.10	100	100
122.10	69.00	55.00
77.10	35.20	68.00#
0.00	0.00	0.00

Quantitation Report (QT Reviewed)

Data Path : C:\msdchem\1\DATA\em4336\
Data File : m106042.D
Acq On : 5 Jul 2014 1:52 pm
Operator : andrews1
Sample : op76174-bs1
Misc : op76174,em4336,1000
ALS Vial : 7 Sample Multiplier: 1

Quant Time: Jul 07 13:04:28 2014
Quant Method : C:\msdchem\1\METHODS\MM4300.M
Quant Title : Semi Volatile GC/MS, rtx-5ms 30mx0.25mmx0.25um
QLast Update : Mon Jul 07 12:59:16 2014
Response via : Initial Calibration

Compound	R.T.	QIon	Response	Conc	Units		Dev(Min)
Internal Standards							
1) 1,4-Dichlorobenzene-d4	4.732	152	121065	40.00	ppb		0.00
24) Naphthalene-d8	5.875	136	435147	40.00	ppb		0.00
47) Acenaphthene-d10	8.226	164	264480	40.00	ppb		0.00
69) Phenanthrene-d10	10.854	188	470412	40.00	ppb		0.00
83) Chrysene-d12	16.031	240	443510	40.00	ppb		0.00
92) Perylene-d12	18.653	264	340472	40.00	ppb		0.00
102) 1,4-Dichlorobenzene-d4a	4.732	152	121065	40.00	ppb		0.00
104) Acenaphthene-d10a	8.226	164	264480	40.00	ppb		0.00
107) Chrysene-d12a	16.031	240	443510	40.00	ppb		0.00
109) Naphthalene-d8a	5.875	136	435147	40.00	ppb		0.00
System Monitoring Compounds							
5) 2-Fluorophenol	3.797	112	137139	31.79	ppb		0.00
Spiked Amount 50.000			Recovery = 63.58%				
8) Phenol-d5	4.513	99	133674	23.79	ppb		0.00
Spiked Amount 50.000			Recovery = 47.58%				
25) Nitrobenzene-d5	5.186	82	219050	48.56	ppb		0.00
Spiked Amount 50.000			Recovery = 97.12%				
51) 2-Fluorobiphenyl	7.211	172	419329	45.73	ppb		0.00
Spiked Amount 50.000			Recovery = 91.46%				
73) 2,4,6-Tribromophenol	9.593	330	56416	54.49	ppb		0.00
Spiked Amount 50.000			Recovery = 108.98%				
86) Terphenyl-d14	14.027	244	502808	50.59	ppb		0.00
Spiked Amount 50.000			Recovery = 101.18%				
Target Compounds							Qvalue
2) 1,4-Dioxane	2.291	88	43110	19.76	ppb		96
3) Pyridine	2.611	79	91562	16.92	ppb		98
4) N-Nitrosodimethylamine	2.579	42	50196	25.65	ppb		96
6) Indene	4.935	116	334868	41.94	ppb		98
7) Cumene	4.128	105	361803	31.65	ppb		99
9) Phenol	4.524	94	173617	27.31	ppb	#	64
10) Aniline	4.486	93	203613	27.57	ppb		99
11) bis(2-Chloroethyl)ether	4.524	93	198069	45.06	ppb		97
12) 2-Chlorophenol	4.598	128	216057	45.49	ppb		98
13) Decane	4.604	43	81110	22.90	ppb		86
14) 1,3-Dichlorobenzene	4.689	146	147136	29.70	ppb		97
15) 1,4-Dichlorobenzene	4.743	146	153231	29.75	ppb		95
16) Benzyl alcohol	4.849	108	127680	39.54	ppb		95
17) 1,2-Dichlorobenzene	4.865	146	154239	32.31	ppb		99
18) Acetophenone	5.052	105	315685	47.09	ppb		95
19) 2-Methylphenol	4.972	108	203039	47.82	ppb		98
20) 2,2'-oxybis(1-Chloropr...	4.946	121	62931	45.04	ppb		86
21) 3&4-Methylphenol	5.101	108	208459	46.15	ppb	#	82
22) n-Nitroso-di-n-propyla...	5.052	70	155114	47.64	ppb		97
23) Hexachloroethane	5.143	201	51572	29.40	ppb		91
26) Nitrobenzene	5.202	77	229223	45.09	ppb		96
27) Quinoline	6.270	129	452357	49.19	ppb		98
28) Isophorone	5.421	82	401565	45.74	ppb		98

Quantitation Report (QT Reviewed)

Data Path : C:\msdchem\1\DATA\em4336\
Data File : m106042.D
Acq On : 5 Jul 2014 1:52 pm
Operator : andrews1
Sample : op76174-bs1
Misc : op76174,em4336,1000
ALS Vial : 7 Sample Multiplier: 1

Quant Time: Jul 07 13:04:28 2014
Quant Method : C:\msdchem\1\METHODS\MM4300.M
Quant Title : Semi Volatile GC/MS, rtx-5ms 30mx0.25mmx0.25um
QLast Update : Mon Jul 07 12:59:16 2014
Response via : Initial Calibration

Compound	R.T.	QIon	Response	Conc	Units	Dev(Min)
29) 2-Nitrophenol	5.496	139	122332	53.27	ppb	94
30) 2,4-Dimethylphenol	5.555	107	243992	53.52	ppb	96
31) Benzoic acid	5.688	105	98298	32.67	ppb	87
32) bis(2-Chloroethoxy)met...	5.619	93	241653	48.36	ppb	98
33) 2,4-Dichlorophenol	5.768	162	191063	55.72	ppb	97
34) 2,6-Dichlorophenol	5.977	162	188302	54.34	ppb	98
36) 1,2,4-Trichlorobenzene	5.816	180	142795	35.24	ppb	97
38) Naphthalene	5.896	128	514602	38.46	ppb	99
39) 4-Chloroaniline	5.961	127	206144	35.21	ppb	99
40) 2,3-Dichloroaniline	7.093	161	225580	50.70	ppb	100
41) Caprolactam	6.351	55	28254	15.83	ppb	93
42) Hexachlorobutadiene	6.030	225	69091	29.70	ppb	97
43) 4-Chloro-3-methylphenol	6.575	107	221736	55.78	ppb	94
44) 2-Methylnaphthalene	6.708	141	292719	39.68	ppb	100
45) 1-Methylnaphthalene	6.837	142	390218	46.01	ppb	98
46) Dimethylnaphthalene	7.579	156	341043	44.58	ppb	97
48) Hexachlorocyclopentadiene	6.922	237	138873	61.73	ppb	98
49) 2,4,6-Trichlorophenol	7.114	196	145614	56.78	ppb	99
50) 2,4,5-Trichlorophenol	7.211	196	150444	54.13	ppb	98
52) 2-Chloronaphthalene	7.371	162	327920	38.10	ppb	99
53) Biphenyl	7.350	154	490794	45.33	ppb	97
54) 2-Nitroaniline	7.542	65	123150	52.33	ppb	89
55) Dimethylphthalate	7.830	163	460563	50.53	ppb	99
56) Acenaphthylene	7.996	152	482777	36.69	ppb	99
57) 2,6-Dinitrotoluene	7.921	165	106442	54.10	ppb	96
58) 3-Nitroaniline	8.194	138	100257	43.35	ppb	100
59) Acenaphthene	8.279	153	353083	43.26	ppb	94
60) 2,4-Dinitrophenol	8.375	184	135873	110.38	ppb	88
61) 4-Nitrophenol	8.664	109	49432	40.00	ppb	91
62) Dibenzofuran	8.568	168	512945	42.78	ppb	99
63) 2,4-Dinitrotoluene	8.584	165	148857	55.30	ppb	78
64) 2,3,4,6-Tetrachlorophenol	8.819	232	113645	53.47	ppb	98
65) Diethylphthalate	9.027	149	449554	50.68	ppb	99
66) Fluorene	9.155	166	429966	46.15	ppb	98
67) 4-Chlorophenyl-phenyle...	9.182	204	197412	43.67	ppb	96
68) 4-Nitroaniline	9.241	138	114572	47.91	ppb	98
70) 4,6-Dinitro-2-methylph...	9.299	198	98368	57.97	ppb	98
71) n-Nitrosodiphenylamine	9.406	169	313214	48.52	ppb	97
72) 1,2-Diphenylhydrazine	9.465	77	476956	45.68	ppb	96
74) 4-Bromophenyl-phenylether	10.058	248	105302	43.14	ppb	93
75) Hexachlorobenzene	10.154	284	108989	40.85	ppb	98
76) Pentachlorophenol	10.566	266	63096	38.89	ppb	96
77) Phenanthrene	10.897	178	646477	45.26	ppb	99
78) Anthracene	10.993	178	666649	46.91	ppb	99
79) Carbazole	11.351	167	643830	47.72	ppb	99
80) Di-n-butylphthalate	12.141	149	787467	52.84	ppb	100
81) Fluoranthene	13.194	202	740305	49.07	ppb	97
82) Octadecane	10.838	57	238601	50.28	ppb	96
84) Pyrene	13.621	202	766069	50.07	ppb	99
87) Butylbenzylphthalate	15.085	149	357848	57.93	ppb	98

Quantitation Report (QT Reviewed)

Data Path : C:\msdchem\1\DATA\em4336\
Data File : m106042.D
Acq On : 5 Jul 2014 1:52 pm
Operator : andrews1
Sample : op76174-bs1
Misc : op76174,em4336,1000
ALS Vial : 7 Sample Multiplier: 1

Quant Time: Jul 07 13:04:28 2014
Quant Method : C:\msdchem\1\METHODS\MM4300.M
Quant Title : Semi Volatile GC/MS, rtx-5ms 30mx0.25mmx0.25um
QLast Update : Mon Jul 07 12:59:16 2014
Response via : Initial Calibration

Compound	R.T.	QIon	Response	Conc	Units	Dev(Min)
88) Benzo[a]anthracene	16.014	228	657841	47.78	ppb	99
89) 3,3'-Dichlorobenzidine	16.041	252	285435	62.25	ppb	98
90) Chrysene	16.084	228	651289	49.83	ppb	98
91) bis(2-Ethylhexyl)phtha...	16.303	149	507522	61.46	ppb	98
93) Di-n-octylphthalate	17.532	149	878870	61.29	ppb	100
94) Benzo[b]fluoranthene	18.018	252	605889	50.18	ppb	94
95) Benzo[k]fluoranthene	18.071	252	588877	49.38	ppb	98
96) Benzo[a]pyrene	18.557	252	519027	49.08	ppb	98
97) Indeno[1,2,3-cd]pyrene	20.390	276	448060	47.39	ppb	96
99) Dibenz[a,h]anthracene	20.438	278	471428	47.58	ppb	98
100) 7,12-Dimethylbenz(a)an...	18.023	256	299723	54.61	ppb	97
101) Benzo[g,h,i]perylene	20.865	276	455189	47.64	ppb	96
103) Benzaldehyde	4.401	105	168610	50.81	ppb	93
105) 1,2,4,5-Tetrachloroben...	6.933	216	144210	35.93	ppb	98
106) Atrazine	10.459	215	83580	64.84	ppb	95
108) Benzidine	13.536	184	178779	26.69	ppb	98

(#) = qualifier out of range (m) = manual integration (+) = signals summed

Quantitation Report (QT Reviewed)

Data Path : C:\msdchem\1\DATA\em4336\
Data File : m106042.D
Acq On : 5 Jul 2014 1:52 pm
Operator : andrews1
Sample : op76174-bs1
Misc : op76174,em4336,1000
ALS Vial : 7 Sample Multiplier: 1

Quant Time: Jul 07 13:04:28 2014
Quant Method : C:\msdchem\1\METHODS\MM4300.M
Quant Title : Semi Volatile GC/MS, rtx-5ms 30mx0.25mmx0.25um
QLast Update : Mon Jul 07 12:59:16 2014
Response via : Initial Calibration

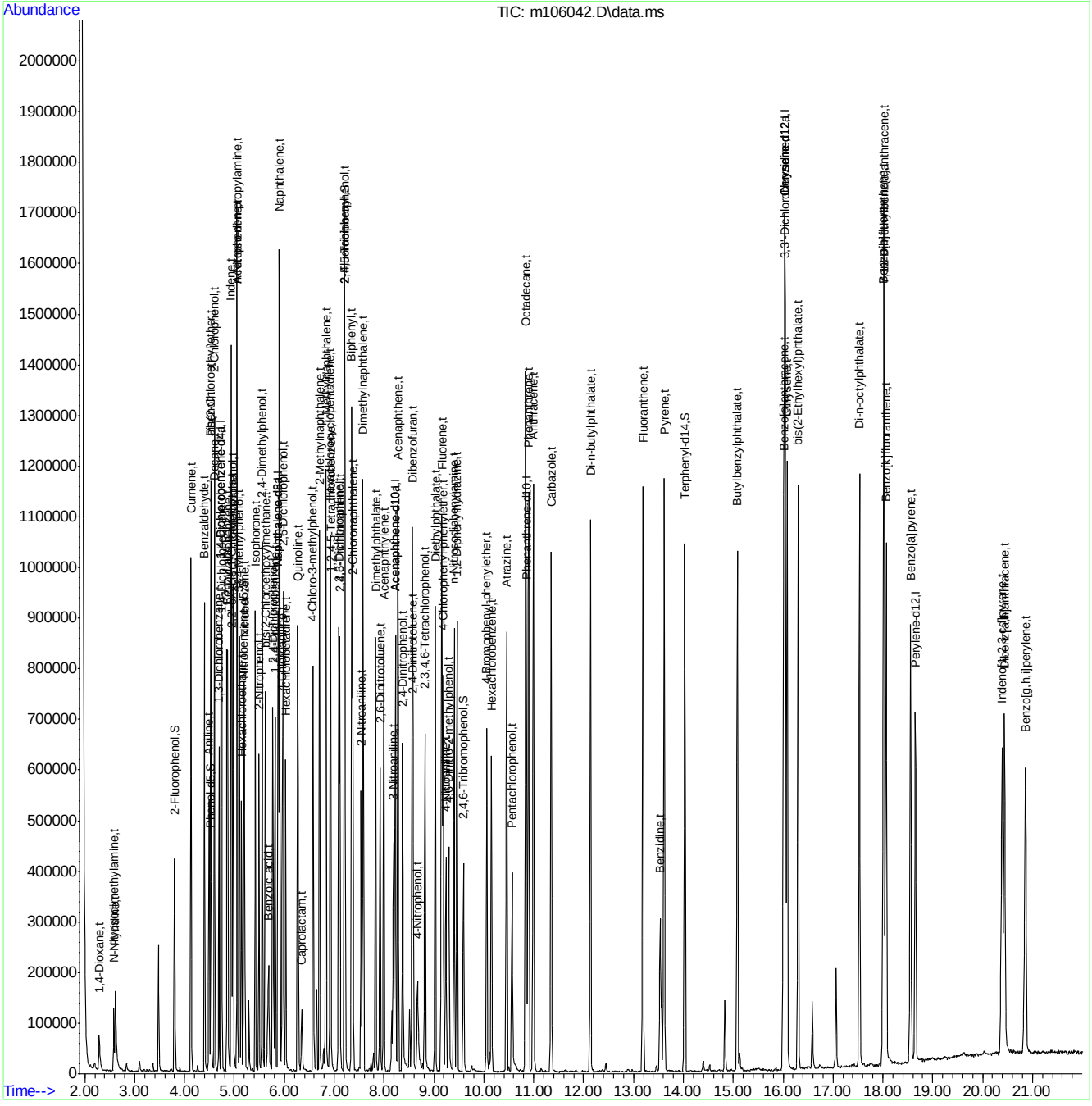

Manual Integrations APPROVED (compounds with "m" flag)
Owen McKenna 07/13/14 21:44

Quantitation Report (QT Reviewed)

Data Path : C:\msdchem\1\DATA\ez4638\
Data File : z93490.D
Acq On : 11 Jul 2014 2:42 am
Operator : ashleyd
Sample : op76137-ms
Misc : op76137,ez4638,31.5
ALS Vial : 11 Sample Multiplier: 1

Quant Time: Jul 11 11:19:29 2014
Quant Method : C:\MSDCHEM\1\METHODS\MZ4615.M
Quant Title : Semi Volatile GC/MS, ZB-5MS 15m x .25mm x .25um
QLast Update : Fri Jul 11 11:17:49 2014
Response via : Initial Calibration

Compound	R.T.	QIon	Response	Conc	Units		Dev(Min)
Internal Standards							
1) 1,4-Dichlorobenzene-d4	3.128	152	120736	40.00	ppb		0.00
24) Naphthalene-d8	4.426	136	439483	40.00	ppb		0.00
47) Acenaphthene-d10	6.451	164	220124	40.00	ppb		0.00
69) Phenanthrene-d10	8.214	188	327287	40.00	ppb		0.00
83) Chrysene-d12	11.814	240	284441	40.00	ppb		0.00
92) Perylene-d12	13.834	264	192610	40.00	ppb		0.00
102) 1,4-Dichlorobenzene-d4a	3.128	152	120736	40.00	ppb		0.00
104) Phenanthrene-d10a	8.214	188	327287	40.00	ppb		0.00
106) Chrysene-d12a	11.814	240	284441	40.00	ppb		0.00
108) Acenaphthene-d10a	6.451	164	220124	40.00	ppb		0.00
110) Naphthalene-d8a	4.426	136	439483	40.00	ppb		0.00
112) Chrysene-d12b	11.814	240	284441	40.00	ppb		0.00
System Monitoring Compounds							
5) 2-Fluorophenol	2.118	112	123944	40.34	ppb		0.00
Spiked Amount 50.000			Recovery = 80.68%				
8) Phenol-d5	2.839	99	174607	40.18	ppb		0.00
Spiked Amount 50.000			Recovery = 80.36%				
25) Nitrobenzene-d5	3.673	82	179286	44.70	ppb		0.00
Spiked Amount 50.000			Recovery = 89.40%				
51) 2-Fluorobiphenyl	5.687	172	331728	51.30	ppb		0.00
Spiked Amount 50.000			Recovery = 102.60%				
73) 2,4,6-Tribromophenol	7.402	330	54149	59.33	ppb		0.00
Spiked Amount 50.000			Recovery = 118.66%				
86) Terphenyl-d14	10.335	244	263484	48.68	ppb		0.00
Spiked Amount 50.000			Recovery = 97.36%				
Target Compounds							Qvalue
2) 1,4-Dioxane	1.279	88	35177	46.28	ppb		99
3) Pyridine	1.418	79	99836	39.83	ppb		84
4) N-Nitrosodimethylamine	1.402	74	69005	47.73	ppb	#	66
6) Indene	3.368	116	298154	43.17	ppb		97
7) Cumene	2.449	105	377525	39.81	ppb		94
9) Phenol	2.850	94	226875	45.00	ppb		88
10) Aniline	2.845	93	217778	40.78	ppb		94
11) bis(2-Chloroethyl)ether	2.887	93	127793	38.94	ppb		88
12) 2-Chlorophenol	2.952	128	186124	45.71	ppb		97
13) Decane	2.978	43	176230	38.75	ppb		89
14) 1,3-Dichlorobenzene	3.074	146	180670	38.86	ppb		97
15) 1,4-Dichlorobenzene	3.139	146	185211	38.34	ppb		97
16) Benzyl alcohol	3.277	108	105969	39.04	ppb		78
17) 1,2-Dichlorobenzene	3.283	146	177562	38.92	ppb		96
18) Acetophenone	3.523	105	262433	43.14	ppb		95
19) 2-Methylphenol	3.406	108	159178	44.38	ppb		99
20) 2,2'-oxybis(1-Chloropr...	3.395	121	49698	37.18	ppb	#	72
21) 3&4-Methylphenol	3.561	108	167885	44.01	ppb		92
22) n-Nitroso-di-n-propyla...	3.529	70	123339	40.14	ppb		73
23) Hexachloroethane	3.609	201	67297	38.88	ppb		97
26) Nitrobenzene	3.694	77	193670	46.07	ppb		96

Quantitation Report (QT Reviewed)

Data Path : C:\msdchem\1\DATA\ez4638\
Data File : z93490.D
Acq On : 11 Jul 2014 2:42 am
Operator : ashleyd
Sample : op76137-ms
Misc : op76137,ez4638,31.5
ALS Vial : 11 Sample Multiplier: 1

Quant Time: Jul 11 11:19:29 2014
Quant Method : C:\MSDCHEM\1\METHODS\MZ4615.M
Quant Title : Semi Volatile GC/MS, ZB-5MS 15m x .25mm x .25um
QLast Update : Fri Jul 11 11:17:49 2014
Response via : Initial Calibration

Compound	R.T.	QIon	Response	Conc	Units		Dev(Min)
27) Quinoline	4.837	129	375281	48.43	ppb		97
28) Isophorone	3.940	82	310074	44.58	ppb		87
29) 2-Nitrophenol	4.025	139	99585	47.68	ppb		81
30) 2,4-Dimethylphenol	4.111	107	219882	59.94	ppb		95
31) Benzoic Acid	4.298	105	102221	34.53	ppb	#	65
32) bis(2-Chloroethoxy)met...	4.191	93	169094	46.22	ppb		98
33) 2,4-Dichlorophenol	4.303	162	167707	53.41	ppb		95
34) 2,6-Dichlorophenol	4.544	162	167820	52.77	ppb		97
36) 1,2,4-Trichlorobenzene	4.373	180	157914	43.35	ppb		95
38) Naphthalene	4.447	128	484559	42.78	ppb		98
39) 4-Chloroaniline	4.544	127	193251	40.36	ppb		91
40) 2,3-Dichloroaniline	5.585	161	193380	46.11	ppb		98
41) Caprolactam	4.950	55	82431	42.47	ppb		93
42) Hexachlorobutadiene	4.602	225	104524	44.84	ppb		97
43) 4-Chloro-3-methylphenol	5.153	107	178685	50.05	ppb		88
44) 2-Methylnaphthalene	5.238	141	278903	40.97	ppb		93
45) 1-Methylnaphthalene	5.350	141	318134	46.23	ppb		92
46) Dimethylnaphthalene	5.975	156	341175	46.78	ppb		96
48) Hexachlorocyclopentadiene	5.430	237	134300	85.92	ppb		98
49) 2,4,6-Trichlorophenol	5.601	196	117914	64.21	ppb		97
50) 2,4,5-Trichlorophenol	5.655	196	120750	59.74	ppb		99
52) 2-Chloronaphthalene	5.799	162	332786	55.77	ppb		92
53) Biphenyl	5.794	154	470900	59.73	ppb		98
54) 2-Nitroaniline	5.959	65	122665	58.15	ppb		83
55) Dimethylphthalate	6.194	163	358139	52.16	ppb		98
56) Acenaphthylene	6.280	152	401186	41.73	ppb		98
57) 2,6-Dinitrotoluene	6.258	165	73369	49.86	ppb		73
58) 3-Nitroaniline	6.456	138	78715	44.52	ppb		96
59) Acenaphthene	6.488	153	320850	53.91	ppb		98
60) 2,4-Dinitrophenol	6.595	184	81900	86.72	ppb	#	41
61) 4-Nitrophenol	6.750	109	100129	80.07	ppb	#	66
62) Dibenzofuran	6.702	168	409881	48.57	ppb		86
63) 2,4-Dinitrotoluene	6.745	165	105336	50.52	ppb		79
64) 2,3,4,6-Tetrachlorophenol	6.883	232	92378	54.04	ppb		91
65) Diethylphthalate	7.044	149	400211	53.74	ppb		99
66) Fluorene	7.108	166	356478	51.54	ppb		98
67) 4-Chlorophenyl-phenyle...	7.129	204	159991	51.05	ppb		83
68) 4-Nitroaniline	7.188	138	72398	42.09	ppb	#	37
70) 4,6-Dinitro-2-methylph...	7.236	198	59583	54.96	ppb		86
71) n-Nitrosodiphenylamine	7.284	169	235100	59.52	ppb		99
72) 1,2-Diphenylhydrazine	7.322	77	430727	68.94	ppb		96
74) 4-Bromophenyl-phenylether	7.706	248	93827	56.24	ppb	#	79
75) Hexachlorobenzene	7.770	284	107855	51.74	ppb		91
76) Pentachlorophenol	8.032	266	57873	49.19	ppb		92
77) Phenanthrene	8.246	178	452109	50.54	ppb		98
78) Anthracene	8.305	178	470682	52.98	ppb		96
79) Carbazole	8.534	167	371196	44.68	ppb		96
80) Di-n-butylphthalate	9.031	149	538856	49.30	ppb		97
81) Fluoranthene	9.758	202	391074	40.06	ppb		93
82) Octadecane	8.192	57	237118m	62.41	ppb		

Quantitation Report (QT Reviewed)

Data Path : C:\msdchem\1\DATA\ez4638\
Data File : z93490.D
Acq On : 11 Jul 2014 2:42 am
Operator : ashleyd
Sample : op76137-ms
Misc : op76137,ez4638,31.5
ALS Vial : 11 Sample Multiplier: 1

Quant Time: Jul 11 11:19:29 2014
Quant Method : C:\MSDCHEM\1\METHODS\MZ4615.M
Quant Title : Semi Volatile GC/MS, ZB-5MS 15m x .25mm x .25um
QLast Update : Fri Jul 11 11:17:49 2014
Response via : Initial Calibration

Compound	R.T.	QIon	Response	Conc	Units		Dev(Min)
84) Pyrene	10.057	202	414761	51.63	ppb		94
85) Butyl stearate	11.093	56	12273	4.06	ppb	#	57
87) Butylbenzylphthalate	11.093	149	198717	50.00	ppb		88
88) Benzo[a]anthracene	11.798	228	355416	46.08	ppb		99
89) 3,3'-Dichlorobenzidine	11.820	252	273345	91.85	ppb		98
90) Chrysene	11.852	228	321423	49.74	ppb		98
91) bis(2-Ethylhexyl)phtha...	12.001	149	276397	55.95	ppb		96
93) Di-n-octylphthalate	12.947	149	435414	55.97	ppb		91
94) Benzo[b]fluoranthene	13.337	252	358360	57.83	ppb		95
95) Benzo[k]fluoranthene	13.374	252	309585	55.38	ppb		98
96) Benzo[a]pyrene	13.759	252	280816	54.04	ppb		98
97) Indeno[1,2,3-cd]pyrene	15.143	276	333027	60.87	ppb		92
99) Dibenz[a,h]anthracene	15.169	278	287710	66.45	ppb		95
100) 7,12-Dimethylbenz(a)an...	13.332	256	184488	51.95	ppb		96
101) Benzo[g,h,i]perylene	15.458	276	283179	67.37	ppb		95
103) Benzaldehyde	2.743	105	135122	40.27	ppb	#	79
105) Atrazine	7.968	215	46310	52.36	ppb		87
107) Benzidine	9.998	184	254703	55.11	ppb		99
109) 1,2,4,5-Tetrachloroben...	5.441	216	155560	47.86	ppb		98

(#) = qualifier out of range (m) = manual integration (+) = signals summed

Quantitation Report (QT Reviewed)

Data Path : C:\msdchem\1\DATA\ez4638\
Data File : z93490.D
Acq On : 11 Jul 2014 2:42 am
Operator : ashleyd
Sample : op76137-ms
Misc : op76137,ez4638,31.5
ALS Vial : 11 Sample Multiplier: 1

Quant Time: Jul 11 11:19:29 2014
Quant Method : C:\MSDCHEM\1\METHODS\MZ4615.M
Quant Title : Semi Volatile GC/MS, ZB-5MS 15m x .25mm x .25um
QLast Update : Fri Jul 11 11:17:49 2014
Response via : Initial Calibration

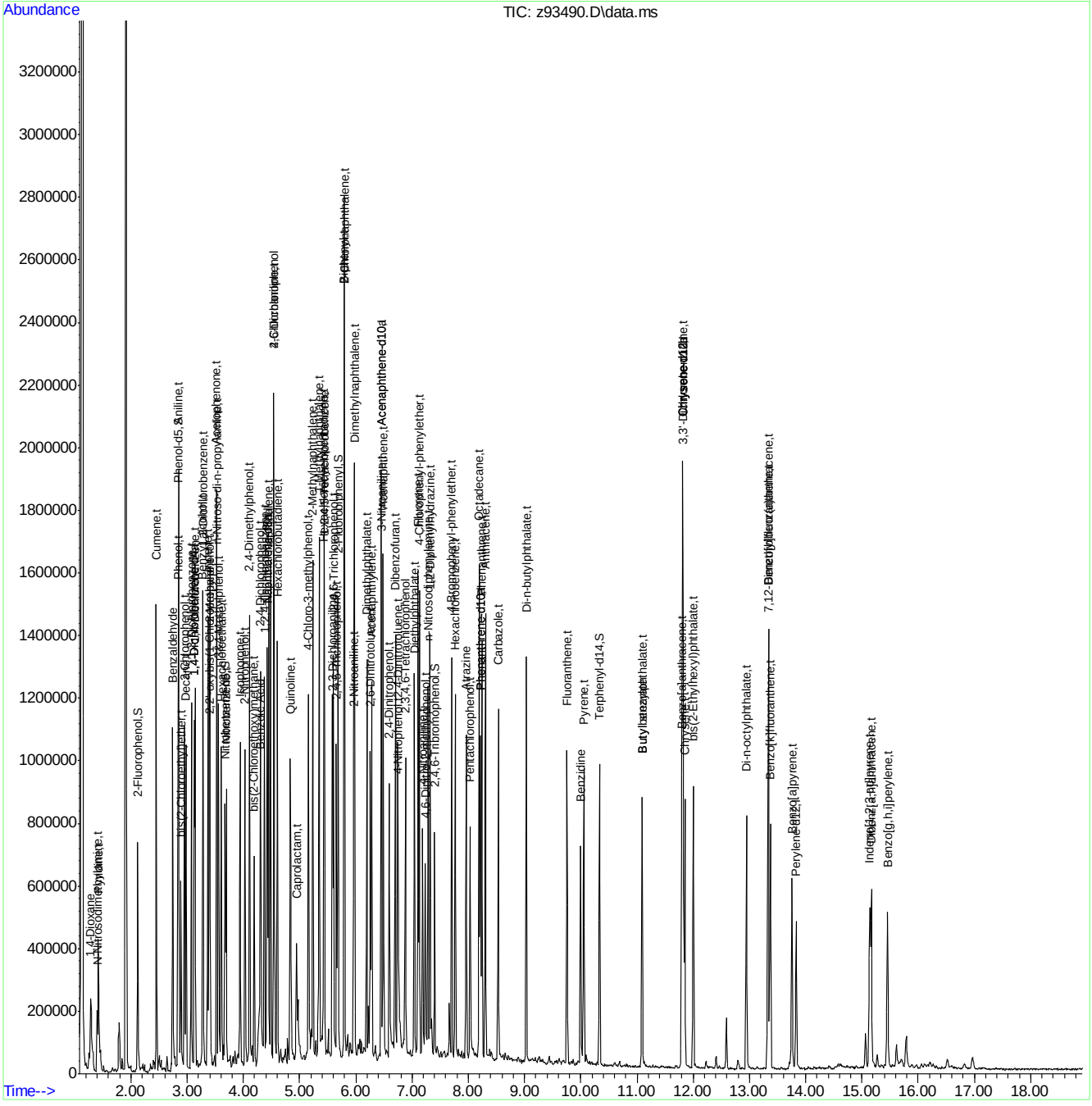

ACCUTEST LABORATORIES JB70672

Manual Integration Approval Summary

Sample Number:	OP76137-MS	**Method:**	SW846 8270D
Lab FileID:	Z93490.D	**Analyst approved:**	07/11/14 12:33 Ashley Vought
Injection Time:	07/11/14 02:42	**Supervisor approved:**	07/13/14 21:44 Owen McKenna

Parameter	CAS	Sig#	R.T. (min.)	Reason
Octadecane	593-45-3		8.19	Poor instrument integration

Quantitation Report (Qedit)

Data Path : C:\msdchem\1\DATA\ez4638\
Data File : z93490.D
Acq On : 11 Jul 2014 2:42 am
Operator : ashleyd
Sample : op76137-ms
Misc : op76137,ez4638,31.5
ALS Vial : 11 Sample Multiplier: 1

Quant Time: Jul 11 11:17:52 2014
Quant Method : C:\MSDCHEM\1\METHODS\MZ4615.M
Quant Title : Semi Volatile GC/MS, ZB-5MS 15m x .25mm x .25um
QLast Update : Fri Jul 11 11:17:49 2014
Response via : Initial Calibration

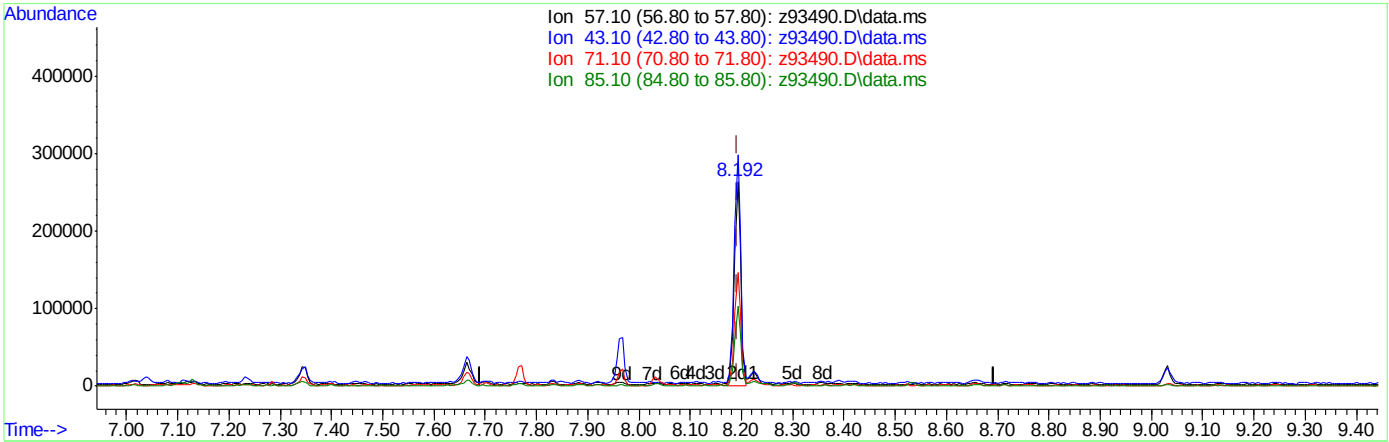

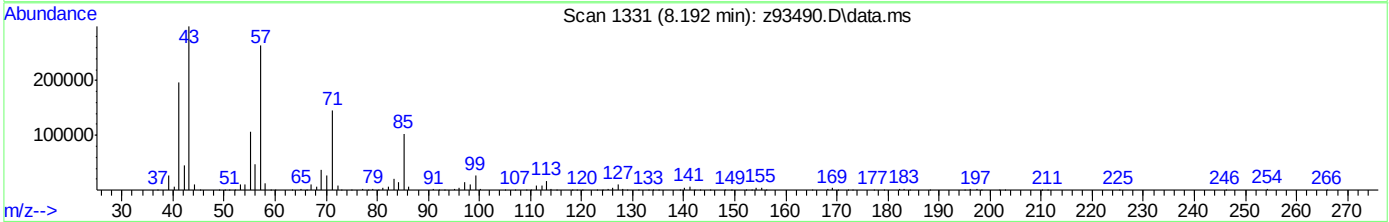

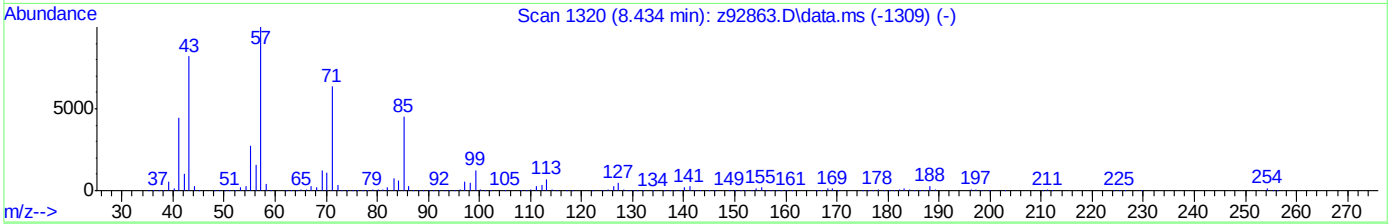

TIC: z93490.D\data.ms

(82) Octadecane (t)

8.192min (0.000) 62.41ppb m

response 237118

Ion	Exp%	Act%
57.10	100	100
43.10	81.90	113.25#
71.10	63.50	55.43
85.10	45.10	39.00

Manual Integrations APPROVED (compounds with "m" flag)
Owen McKenna 07/13/14 21:44

Quantitation Report (QT Reviewed)

Data Path : C:\msdchem\1\DATA\ez4638\
Data File : z93491.D
Acq On : 11 Jul 2014 3:07 am
Operator : ashleyd
Sample : op76137-msd
Misc : op76137,ez4638,32.7
ALS Vial : 12 Sample Multiplier: 1

Quant Time: Jul 11 11:21:21 2014
Quant Method : C:\MSDCHEM\1\METHODS\MZ4615.M
Quant Title : Semi Volatile GC/MS, ZB-5MS 15m x .25mm x .25um
QLast Update : Fri Jul 11 11:19:47 2014
Response via : Initial Calibration

Compound	R.T.	QIon	Response	Conc	Units		Dev(Min)
Internal Standards							
1) 1,4-Dichlorobenzene-d4	3.128	152	113610	40.00	ppb		0.00
24) Naphthalene-d8	4.426	136	426071	40.00	ppb		0.00
47) Acenaphthene-d10	6.451	164	225100	40.00	ppb		0.00
69) Phenanthrene-d10	8.214	188	351904	40.00	ppb		0.00
83) Chrysene-d12	11.814	240	363211	40.00	ppb		0.00
92) Perylene-d12	13.834	264	255866	40.00	ppb		0.00
102) 1,4-Dichlorobenzene-d4a	3.128	152	113610	40.00	ppb		0.00
104) Phenanthrene-d10a	8.214	188	351904	40.00	ppb		0.00
106) Chrysene-d12a	11.814	240	363211	40.00	ppb		0.00
108) Acenaphthene-d10a	6.451	164	225100	40.00	ppb		0.00
110) Naphthalene-d8a	4.426	136	426071	40.00	ppb		0.00
112) Chrysene-d12b	11.814	240	363211	40.00	ppb		0.00
System Monitoring Compounds							
5) 2-Fluorophenol	2.118	112	105550	36.51	ppb		0.00
Spiked Amount 50.000			Recovery = 73.02%				
8) Phenol-d5	2.839	99	148341	36.28	ppb		0.00
Spiked Amount 50.000			Recovery = 72.56%				
25) Nitrobenzene-d5	3.673	82	160117	41.18	ppb		0.00
Spiked Amount 50.000			Recovery = 82.36%				
51) 2-Fluorobiphenyl	5.687	172	288395	43.61	ppb		0.00
Spiked Amount 50.000			Recovery = 87.22%				
73) 2,4,6-Tribromophenol	7.402	330	45263	46.12	ppb		0.00
Spiked Amount 50.000			Recovery = 92.24%				
86) Terphenyl-d14	10.334	244	256274	37.08	ppb		0.00
Spiked Amount 50.000			Recovery = 74.16%				
Target Compounds							Qvalue
2) 1,4-Dioxane	1.274	88	23538	32.91	ppb		89
3) Pyridine	1.413	79	77295	32.77	ppb		82
4) N-Nitrosodimethylamine	1.397	74	52951	38.92	ppb	#	43
6) Indene	3.368	116	260987	40.16	ppb		97
7) Cumene	2.455	105	326616	36.61	ppb		96
9) Phenol	2.850	94	193220	40.73	ppb		89
10) Aniline	2.845	93	179325	35.69	ppb		87
11) bis(2-Chloroethyl)ether	2.893	93	108152	35.02	ppb		94
12) 2-Chlorophenol	2.951	128	159463	41.62	ppb		96
13) Decane	2.978	43	159199	37.20	ppb		82
14) 1,3-Dichlorobenzene	3.074	146	154305	35.28	ppb		95
15) 1,4-Dichlorobenzene	3.144	146	159896	35.18	ppb		98
16) Benzyl alcohol	3.277	108	91147	35.69	ppb		78
17) 1,2-Dichlorobenzene	3.288	146	151788	35.36	ppb		96
18) Acetophenone	3.523	105	230143	40.20	ppb		94
19) 2-Methylphenol	3.406	108	145276	43.05	ppb		97
20) 2,2'-oxybis(1-Chloropr...	3.395	121	43461	34.56	ppb	#	72
21) 3&4-Methylphenol	3.561	108	142150	39.60	ppb		96
22) n-Nitroso-di-n-propyla...	3.528	70	109020	37.70	ppb		75
23) Hexachloroethane	3.609	201	59866	36.76	ppb		97
26) Nitrobenzene	3.694	77	171101	41.98	ppb		95

Quantitation Report (QT Reviewed)

Data Path : C:\msdchem\1\DATA\ez4638\
Data File : z93491.D
Acq On : 11 Jul 2014 3:07 am
Operator : ashleyd
Sample : op76137-msd
Misc : op76137,ez4638,32.7
ALS Vial : 12 Sample Multiplier: 1

Quant Time: Jul 11 11:21:21 2014
Quant Method : C:\MSDCHEM\1\METHODS\MZ4615.M
Quant Title : Semi Volatile GC/MS, ZB-5MS 15m x .25mm x .25um
QLast Update : Fri Jul 11 11:19:47 2014
Response via : Initial Calibration

	Compound	R.T.	QIon	Response	Conc	Units		Dev(Min)
27)	Quinoline	4.832	129	309734	41.23	ppb		98
28)	Isophorone	3.940	82	264845	39.28	ppb		88
29)	2-Nitrophenol	4.025	139	85105	42.03	ppb		80
30)	2,4-Dimethylphenol	4.111	107	192732	54.19	ppb		92
31)	Benzoic Acid	4.292	105	114623m	39.93	ppb		
32)	bis(2-Chloroethoxy)met...	4.191	93	144072	40.62	ppb		98
33)	2,4-Dichlorophenol	4.303	162	140643	46.20	ppb		96
34)	2,6-Dichlorophenol	4.543	162	143788	46.64	ppb		97
36)	1,2,4-Trichlorobenzene	4.373	180	145433	41.18	ppb		99
38)	Naphthalene	4.447	128	422504	38.48	ppb		99
39)	4-Chloroaniline	4.543	127	157280	33.89	ppb		93
40)	2,3-Dichloroaniline	5.580	161	158834	39.07	ppb		94
41)	Caprolactam	4.944	55	76762	40.79	ppb		91
42)	Hexachlorobutadiene	4.602	225	89551	39.63	ppb		98
43)	4-Chloro-3-methylphenol	5.152	107	151408	43.75	ppb		94
44)	2-Methylnaphthalene	5.238	141	234137	35.47	ppb		92
45)	1-Methylnaphthalene	5.350	141	274336	41.12	ppb		92
46)	Dimethylnaphthalene	5.975	156	283492	40.09	ppb		99
48)	Hexachlorocyclopentadiene	5.430	237	105552	69.34	ppb		97
49)	2,4,6-Trichlorophenol	5.601	196	96989	51.65	ppb		97
50)	2,4,5-Trichlorophenol	5.655	196	103477	50.06	ppb		100
52)	2-Chloronaphthalene	5.799	162	272952	44.73	ppb		92
53)	Biphenyl	5.794	154	405857	50.34	ppb		99
54)	2-Nitroaniline	5.959	65	103054	47.77	ppb		86
55)	Dimethylphthalate	6.194	163	309353	44.06	ppb		98
56)	Acenaphthylene	6.280	152	342606	34.85	ppb		98
57)	2,6-Dinitrotoluene	6.258	165	63540	42.23	ppb		81
58)	3-Nitroaniline	6.451	138	69686	38.54	ppb		86
59)	Acenaphthene	6.488	153	266207	43.74	ppb		97
60)	2,4-Dinitrophenol	6.595	184	72009	75.56	ppb	#	37
61)	4-Nitrophenol	6.755	109	84416	66.01	ppb	#	65
62)	Dibenzofuran	6.702	168	344571	39.93	ppb		88
63)	2,4-Dinitrotoluene	6.745	165	85220	39.97	ppb		79
64)	2,3,4,6-Tetrachlorophenol	6.883	232	81319	46.52	ppb		91
65)	Diethylphthalate	7.038	149	336239	44.15	ppb		99
66)	Fluorene	7.108	166	295839	41.82	ppb		99
67)	4-Chlorophenyl-phenyle...	7.129	204	136597	42.62	ppb		86
68)	4-Nitroaniline	7.188	138	61896	35.19	ppb	#	38
70)	4,6-Dinitro-2-methylph...	7.236	198	50260	43.12	ppb		87
71)	n-Nitrosodiphenylamine	7.284	169	200648	47.24	ppb		98
72)	1,2-Diphenylhydrazine	7.316	77	361556	53.82	ppb		91
74)	4-Bromophenyl-phenylether	7.706	248	79743	44.46	ppb	#	81
75)	Hexachlorobenzene	7.770	284	92897	41.45	ppb		85
76)	Pentachlorophenol	8.032	266	52852	42.76	ppb		98
77)	Phenanthrene	8.246	178	401866	41.78	ppb		100
78)	Anthracene	8.304	178	412326	43.17	ppb		98
79)	Carbazole	8.534	167	338508	37.90	ppb		96
80)	Di-n-butylphthalate	9.031	149	494604	42.09	ppb		97
81)	Fluoranthene	9.758	202	372645	35.50	ppb		90
82)	Octadecane	8.192	57	203481m	49.81	ppb		

Quantitation Report (QT Reviewed)

Data Path : C:\msdchem\1\DATA\ez4638\
Data File : z93491.D
Acq On : 11 Jul 2014 3:07 am
Operator : ashleyd
Sample : op76137-msd
Misc : op76137,ez4638,32.7
ALS Vial : 12 Sample Multiplier: 1

Quant Time: Jul 11 11:21:21 2014
Quant Method : C:\MSDCHEM\1\METHODS\MZ4615.M
Quant Title : Semi Volatile GC/MS, ZB-5MS 15m x .25mm x .25um
QLast Update : Fri Jul 11 11:19:47 2014
Response via : Initial Calibration

Compound	R.T.	QIon	Response	Conc	Units		Dev(Min)
84) Pyrene	10.051	202	396004	38.61	ppb		97
85) Butyl stearate	11.093	56	12870	3.34	ppb	#	56
87) Butylbenzylphthalate	11.093	149	207565	40.90	ppb		86
88) Benzo[a]anthracene	11.798	228	378541	38.44	ppb		98
89) 3,3'-Dichlorobenzidine	11.820	252	289112	76.08	ppb		96
90) Chrysene	11.852	228	344389	41.73	ppb		97
91) bis(2-Ethylhexyl)phtha...	12.001	149	280865	44.53	ppb		97
93) Di-n-octylphthalate	12.947	149	464530	44.95	ppb		94
94) Benzo[b]fluoranthene	13.337	252	375885	45.66	ppb		96
95) Benzo[k]fluoranthene	13.374	252	335873	45.23	ppb		97
96) Benzo[a]pyrene	13.759	252	299669	43.41	ppb		97
97) Indeno[1,2,3-cd]pyrene	15.143	276	286755	39.45	ppb		84
99) Dibenz[a,h]anthracene	15.169	278	288386	50.14	ppb		95
100) 7,12-Dimethylbenz(a)an...	13.331	256	194244	42.24	ppb		94
101) Benzo[g,h,i]perylene	15.458	276	280126	50.17	ppb		96
103) Benzaldehyde	2.748	105	114495	36.26	ppb	#	78
105) Atrazine	7.968	215	41947	44.11	ppb		89
107) Benzidine	9.998	184	275284m	46.65	ppb		
109) 1,2,4,5-Tetrachloroben...	5.441	216	133639	40.21	ppb		99

(#) = qualifier out of range (m) = manual integration (+) = signals summed

Quantitation Report (QT Reviewed)

Data Path : C:\msdchem\1\DATA\ez4638\
Data File : z93491.D
Acq On : 11 Jul 2014 3:07 am
Operator : ashleyd
Sample : op76137-msd
Misc : op76137,ez4638,32.7
ALS Vial : 12 Sample Multiplier: 1

Quant Time: Jul 11 11:21:21 2014
Quant Method : C:\MSDCHEM\1\METHODS\MZ4615.M
Quant Title : Semi Volatile GC/MS, ZB-5MS 15m x .25mm x .25um
QLast Update : Fri Jul 11 11:19:47 2014
Response via : Initial Calibration

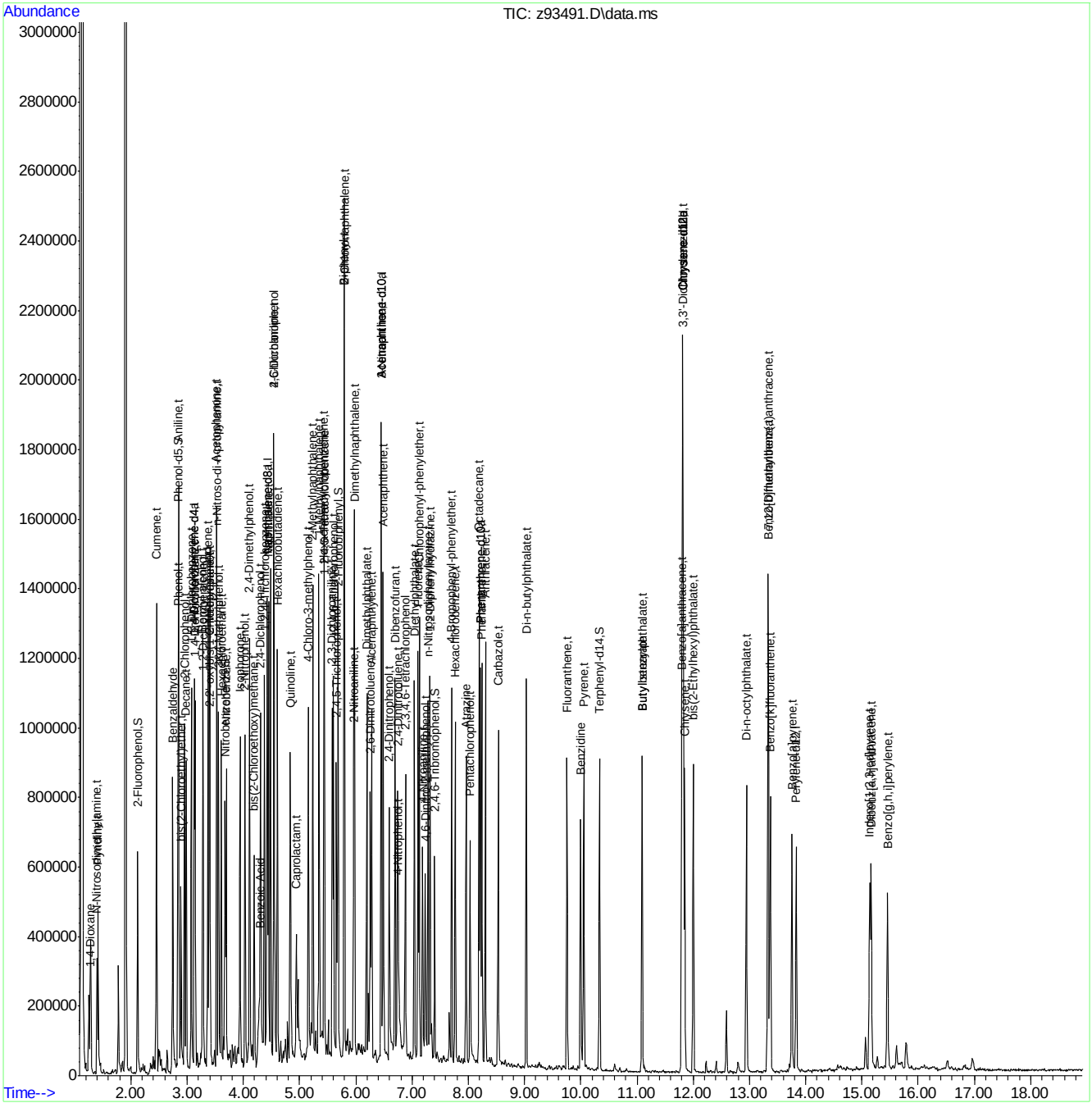

MZ4615.M Fri Jul 11 11:21:28 2014 RTE Page: 4

Manual Integration Approval Summary

Sample Number: OP76137-MSD
Lab FileID: Z93491.D
Injection Time: 07/11/14 03:07
Method: SW846 8270D
Analyst approved: 07/11/14 12:33 Ashley Vought
Supervisor approved: 07/13/14 21:44 Owen McKenna

Parameter	CAS	Sig#	R.T. (min.)	Reason
Benzoic acid	65-85-0		4.29	Poor instrument integration
Octadecane	593-45-3		8.19	Poor instrument integration
Benzidine	92-87-5		10.00	Poor instrument integration

Quantitation Report (Qedit)

Data Path : C:\msdchem\1\DATA\ez4638\
Data File : z93491.D
Acq On : 11 Jul 2014 3:07 am
Operator : ashleyd
Sample : op76137-msd
Misc : op76137,ez4638,32.7
ALS Vial : 12 Sample Multiplier: 1

Quant Time: Jul 11 11:19:51 2014
Quant Method : C:\MSDCHEM\1\METHODS\MZ4615.M
Quant Title : Semi Volatile GC/MS, ZB-5MS 15m x .25mm x .25um
QLast Update : Fri Jul 11 11:19:47 2014
Response via : Initial Calibration

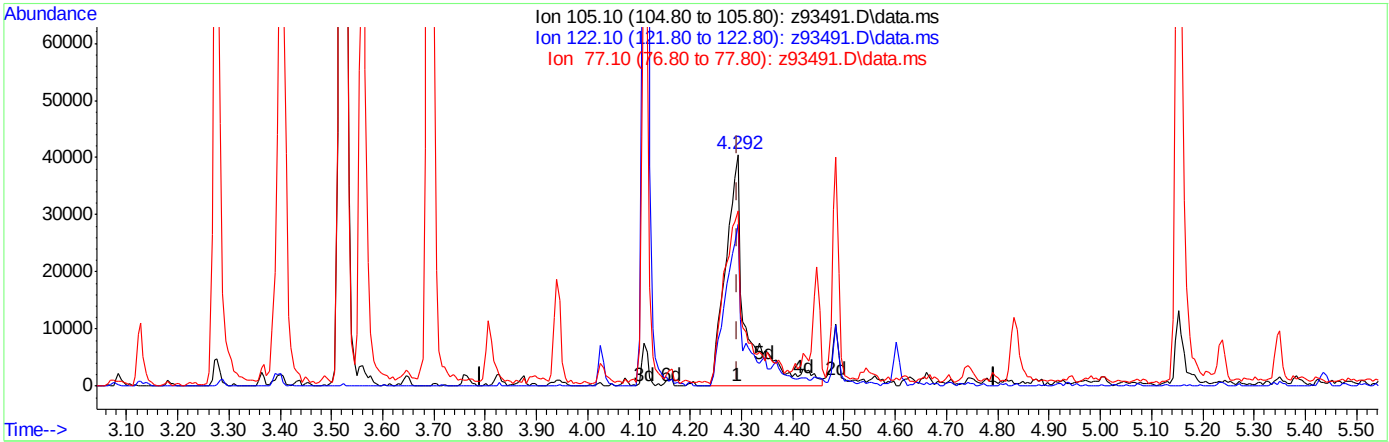

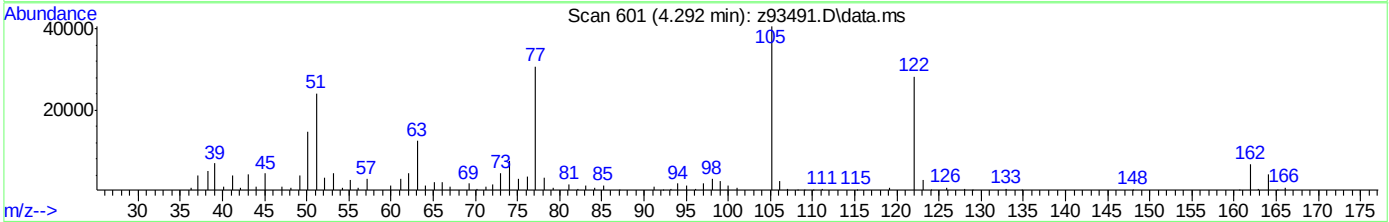

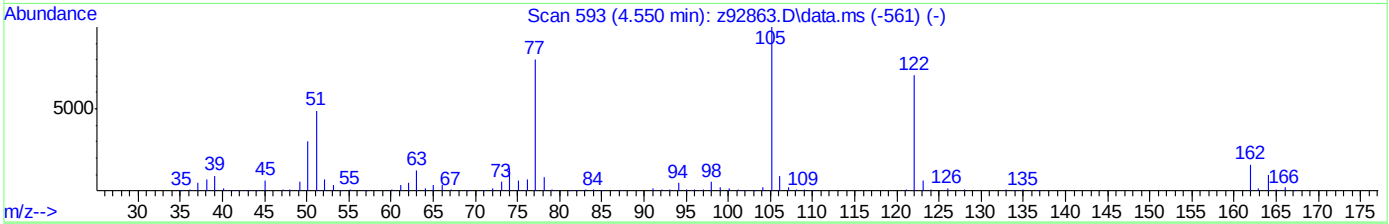

TIC: z93491.D\data.ms

(31) Benzoic Acid

4.292min (0.000) 39.93ppb m

response 114623

Ion	Exp%	Act%
105.10	100	100
122.10	69.00	47.89#
77.10	35.20	66.33#
0.00	0.00	0.00

Quantitation Report (Qedit)

Data Path : C:\msdchem\1\DATA\ez4638\
Data File : z93491.D
Acq On : 11 Jul 2014 3:07 am
Operator : ashleyd
Sample : op76137-msd
Misc : op76137,ez4638,32.7
ALS Vial : 12 Sample Multiplier: 1

Quant Time: Jul 11 11:19:51 2014
Quant Method : C:\MSDCHEM\1\METHODS\MZ4615.M
Quant Title : Semi Volatile GC/MS, ZB-5MS 15m x .25mm x .25um
QLast Update : Fri Jul 11 11:19:47 2014
Response via : Initial Calibration

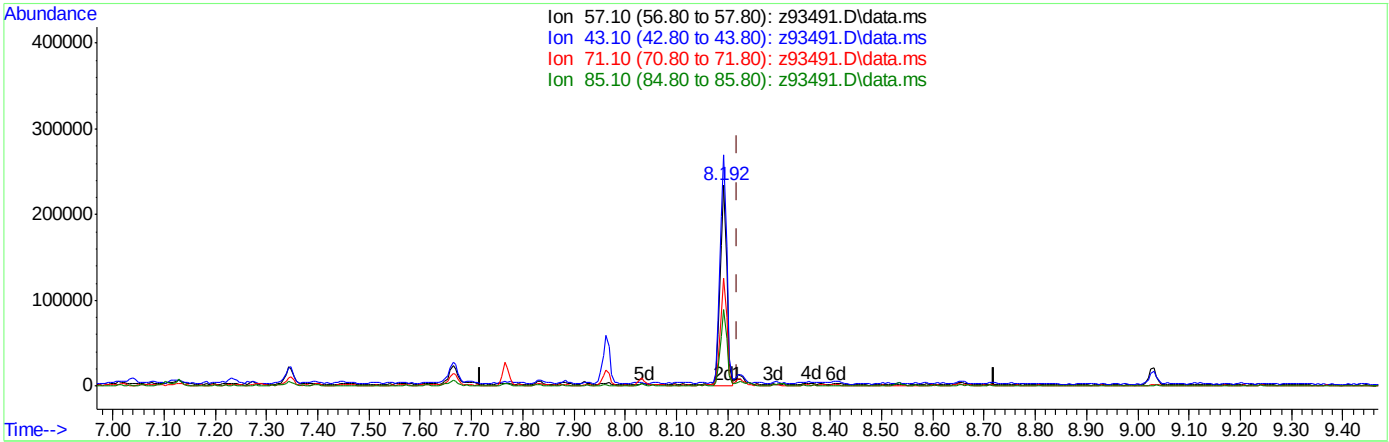

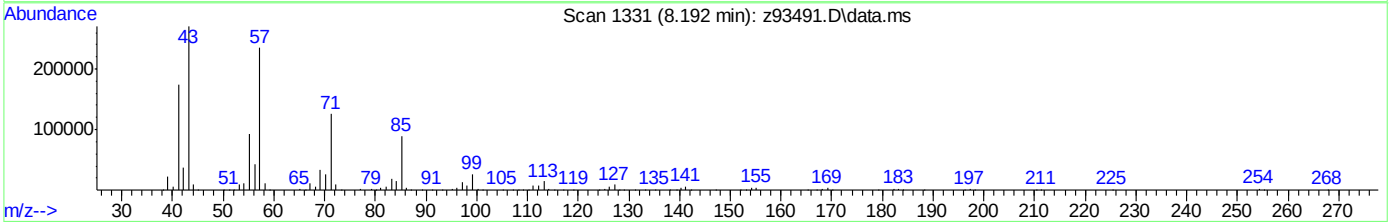

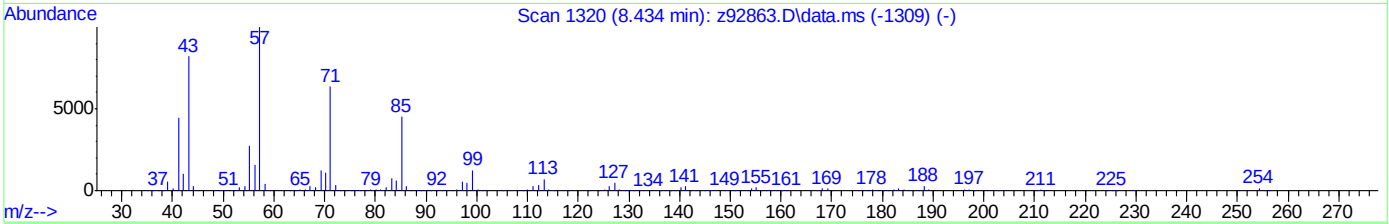

TIC: z93491.D\data.ms

(82) Octadecane (t)

8.192min (-0.027) 49.81ppb m

response 203481

Ion	Exp%	Act%
57.10	100	100
43.10	81.90	115.23#
71.10	63.50	53.54
85.10	45.10	38.10

Quantitation Report (Qedit)

Data Path : C:\msdchem\1\DATA\ez4638\
Data File : z93491.D
Acq On : 11 Jul 2014 3:07 am
Operator : ashleyd
Sample : op76137-msd
Misc : op76137,ez4638,32.7
ALS Vial : 12 Sample Multiplier: 1

Quant Time: Jul 11 11:19:51 2014
Quant Method : C:\MSDCHEM\1\METHODS\MZ4615.M
Quant Title : Semi Volatile GC/MS, ZB-5MS 15m x .25mm x .25um
QLast Update : Fri Jul 11 11:19:47 2014
Response via : Initial Calibration

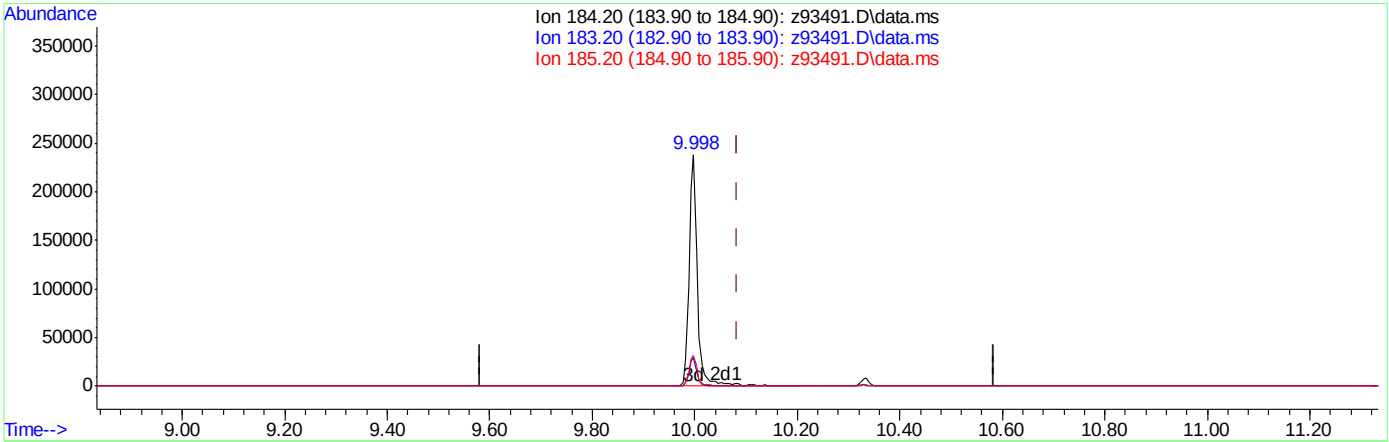

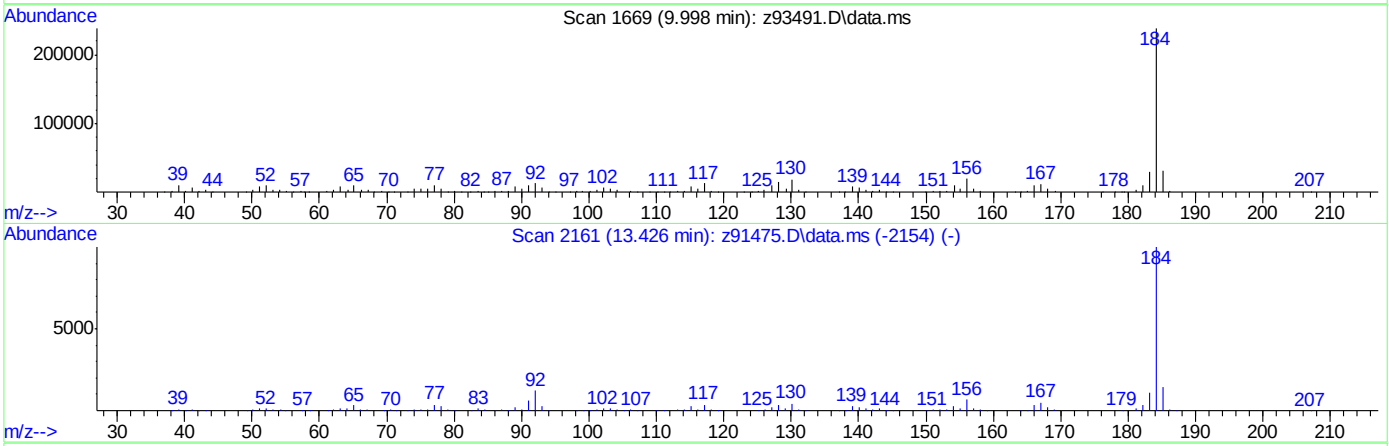

TIC: z93491.D\data.ms

(107) Benzidine

9.998min (-0.085) 46.65ppb m

response 275284

Ion	Exp%	Act%
184.20	100	100
183.20	12.00	12.25
185.20	13.60	13.33
0.00	0.00	0.00

Quantitation Report (QT Reviewed)

Data Path : C:\msdchem\1\DATA\em4336\
Data File : m106060.D
Acq On : 5 Jul 2014 10:31 pm
Operator : andrews1
Sample : op76174-ms
Misc : op76174,em4336,475
ALS Vial : 25 Sample Multiplier: 1

Quant Time: Jul 07 13:42:34 2014
Quant Method : C:\msdchem\1\METHODS\MM4300.M
Quant Title : Semi Volatile GC/MS, rtx-5ms 30mx0.25mmx0.25um
QLast Update : Mon Jul 07 13:36:02 2014
Response via : Initial Calibration

Compound	R.T.	QIon	Response	Conc	Units		Dev(Min)
Internal Standards							
1) 1,4-Dichlorobenzene-d4	4.727	152	135103	40.00	ppb		0.00
24) Naphthalene-d8	5.870	136	506766	40.00	ppb		0.00
47) Acenaphthene-d10	8.226	164	305727	40.00	ppb		0.00
69) Phenanthrene-d10	10.855	188	522560	40.00	ppb		0.00
83) Chrysene-d12	16.037	240	483534	40.00	ppb		0.00
92) Perylene-d12	18.654	264	357815	40.00	ppb		0.00
102) 1,4-Dichlorobenzene-d4a	4.727	152	135103	40.00	ppb		0.00
104) Acenaphthene-d10a	8.226	164	305727	40.00	ppb		0.00
107) Chrysene-d12a	16.037	240	483534	40.00	ppb		0.00
109) Naphthalene-d8a	5.870	136	506766	40.00	ppb		0.00
System Monitoring Compounds							
5) 2-Fluorophenol	3.792	112	144117	29.93	ppb		0.00
Spiked Amount 50.000			Recovery = 59.86%				
8) Phenol-d5	4.508	99	195087	31.11	ppb		0.00
Spiked Amount 50.000			Recovery = 62.22%				
25) Nitrobenzene-d5	5.187	82	186257	35.46	ppb		0.00
Spiked Amount 50.000			Recovery = 70.92%				
51) 2-Fluorobiphenyl	7.206	172	391719	36.95	ppb		0.00
Spiked Amount 50.000			Recovery = 73.90%				
73) 2,4,6-Tribromophenol	9.594	330	50350	43.78	ppb		0.00
Spiked Amount 50.000			Recovery = 87.56%				
86) Terphenyl-d14	14.033	244	440807	40.68	ppb		0.00
Spiked Amount 50.000			Recovery = 81.36%				
Target Compounds							Qvalue
2) 1,4-Dioxane	2.286	88	58662	24.09	ppb		95
3) Pyridine	2.606	79	104846	17.36	ppb		99
4) N-Nitrosodimethylamine	2.574	42	64000	29.30	ppb		89
6) Indene	4.936	116	304664	34.19	ppb		99
7) Cumene	4.129	105	465649	36.50	ppb		99
9) Phenol	4.519	94	237806	33.52	ppb		84
10) Aniline	4.482	93	176051	21.36	ppb		93
11) bis(2-Chloroethyl)ether	4.524	93	169942	34.64	ppb		98
12) 2-Chlorophenol	4.594	128	185733	35.04	ppb		98
13) Decane	4.604	43	100831	25.51	ppb		90
14) 1,3-Dichlorobenzene	4.685	146	146345	26.47	ppb		99
15) 1,4-Dichlorobenzene	4.743	146	148594	25.86	ppb		99
16) Benzyl alcohol	4.850	108	125202	34.75	ppb		99
17) 1,2-Dichlorobenzene	4.866	146	145751	27.36	ppb		100
18) Acetophenone	5.053	105	268958	35.95	ppb		94
19) 2-Methylphenol	4.968	108	193077	40.74	ppb		96
20) 2,2'-oxybis(1-Chloropr...	4.946	121	53334	34.21	ppb		91
21) 3&4-Methylphenol	5.096	108	206948	41.06	ppb	#	65
22) n-Nitroso-di-n-propyla...	5.053	70	133159	36.65	ppb		96
23) Hexachloroethane	5.144	201	52725	26.93	ppb	#	81
26) Nitrobenzene	5.203	77	201740	34.07	ppb		99
27) Quinoline	6.266	129	422743	39.48	ppb		97
28) Isophorone	5.416	82	355802	34.80	ppb		98

Quantitation Report (QT Reviewed)

Data Path : C:\msdchem\1\DATA\em4336\
Data File : m106060.D
Acq On : 5 Jul 2014 10:31 pm
Operator : andrews1
Sample : op76174-ms
Misc : op76174,em4336,475
ALS Vial : 25 Sample Multiplier: 1

Quant Time: Jul 07 13:42:34 2014
Quant Method : C:\msdchem\1\METHODS\MM4300.M
Quant Title : Semi Volatile GC/MS, rtx-5ms 30mx0.25mmx0.25um
QLast Update : Mon Jul 07 13:36:02 2014
Response via : Initial Calibration

Compound	R.T.	QIon	Response	Conc	Units	Dev(Min)
29) 2-Nitrophenol	5.491	139	104940	39.24	ppb	96
30) 2,4-Dimethylphenol	5.555	107	223015	42.00	ppb	99
31) Benzoic acid	5.700	105	154757	44.17	ppb	83
32) bis(2-Chloroethoxy)met...	5.614	93	215198	36.98	ppb	98
33) 2,4-Dichlorophenol	5.764	162	172644	43.24	ppb	95
34) 2,6-Dichlorophenol	5.972	162	171149	42.41	ppb	99
36) 1,2,4-Trichlorobenzene	5.812	180	131326	27.83	ppb	98
38) Naphthalene	5.892	128	467230	29.99	ppb	99
39) 4-Chloroaniline	5.956	127	132911	19.49	ppb	95
40) 2,3-Dichloroaniline	7.088	161	189824	36.63	ppb	99
41) Caprolactam	6.367	55	52108	25.07	ppb	96
42) Hexachlorobutadiene	6.031	225	66899	24.69	ppb	100
43) 4-Chloro-3-methylphenol	6.576	107	202936	43.84	ppb	92
44) 2-Methylnaphthalene	6.704	141	284719	33.14	ppb	99
45) 1-Methylnaphthalene	6.832	142	386442	39.13	ppb	97
46) Dimethylnaphthalene	7.580	156	369841	41.51	ppb	99
48) Hexachlorocyclopentadiene	6.923	237	92852	35.70	ppb	98
49) 2,4,6-Trichlorophenol	7.115	196	135123	45.58	ppb	99
50) 2,4,5-Trichlorophenol	7.206	196	139006	43.27	ppb	95
52) 2-Chloronaphthalene	7.372	162	329952	33.16	ppb	99
53) Biphenyl	7.350	154	487420	38.95	ppb	97
54) 2-Nitroaniline	7.543	65	109514	40.26	ppb	91
55) Dimethylphthalate	7.831	163	417341	39.61	ppb	99
56) Acenaphthylene	7.997	152	444040	29.19	ppb	99
57) 2,6-Dinitrotoluene	7.922	165	96972	42.63	ppb	97
58) 3-Nitroaniline	8.189	138	58948	22.05	ppb	91
59) Acenaphthene	8.280	153	348824	36.97	ppb	95
60) 2,4-Dinitrophenol	8.371	184	111225	81.96	ppb	83
61) 4-Nitrophenol	8.654	109	64366	45.06	ppb	86
62) Dibenzofuran	8.563	168	495710	35.76	ppb	98
63) 2,4-Dinitrotoluene	8.584	165	130559	41.96	ppb	80
64) 2,3,4,6-Tetrachlorophenol	8.819	232	105580	42.97	ppb	97
65) Diethylphthalate	9.028	149	409671	39.95	ppb	99
66) Fluorene	9.156	166	425936	39.55	ppb	96
67) 4-Chlorophenyl-phenyle...	9.183	204	201511	38.57	ppb	98
68) 4-Nitroaniline	9.236	138	93727	33.91	ppb	93
70) 4,6-Dinitro-2-methylph...	9.300	198	84179	44.66	ppb	97
71) n-Nitrosodiphenylamine	9.407	169	293490	40.93	ppb	96
72) 1,2-Diphenylhydrazine	9.460	77	338191	29.16	ppb	99
74) 4-Bromophenyl-phenylether	10.064	248	102923	37.96	ppb	97
75) Hexachlorobenzene	10.155	284	101305	34.18	ppb	96
76) Pentachlorophenol	10.566	266	68660	38.10	ppb	96
77) Phenanthrene	10.897	178	598047	37.69	ppb	99
78) Anthracene	10.994	178	615756	39.00	ppb	99
79) Carbazole	11.352	167	545059	36.37	ppb	99
80) Di-n-butylphthalate	12.142	149	691348	41.76	ppb	99
81) Fluoranthene	13.248	202	634256	37.84	ppb	98
82) Octadecane	10.839	57	239660	45.46	ppb	96
84) Pyrene	13.627	202	685402	41.09	ppb	99
87) Butylbenzylphthalate	15.086	149	309229	45.92	ppb	96

Quantitation Report (QT Reviewed)

Data Path : C:\msdchem\1\DATA\em4336\
Data File : m106060.D
Acq On : 5 Jul 2014 10:31 pm
Operator : andrews1
Sample : op76174-ms
Misc : op76174,em4336,475
ALS Vial : 25 Sample Multiplier: 1

Quant Time: Jul 07 13:42:34 2014
Quant Method : C:\msdchem\1\METHODS\MM4300.M
Quant Title : Semi Volatile GC/MS, rtx-5ms 30mx0.25mmx0.25um
QLast Update : Mon Jul 07 13:36:02 2014
Response via : Initial Calibration

Compound	R.T.	QIon	Response	Conc	Units	Dev(Min)
88) Benzo[a]anthracene	16.015	228	581016	38.71	ppb	100
89) 3,3'-Dichlorobenzidine	16.047	252	233791	46.77	ppb	96
90) Chrysene	16.085	228	567499	39.83	ppb	100
91) bis(2-Ethylhexyl)phtha...	16.298	149	438494	48.70	ppb	98
93) Di-n-octylphthalate	17.527	149	729419	49.97	ppb	100
94) Benzo[b]fluoranthene	18.013	252	519648	40.95	ppb	97
95) Benzo[k]fluoranthene	18.067	252	488111	38.95	ppb	98
96) Benzo[a]pyrene	18.558	252	456850	41.11	ppb	97
97) Indeno[1,2,3-cd]pyrene	20.390	276	386921	38.94	ppb	99
99) Dibenz[a,h]anthracene	20.439	278	413614	39.72	ppb	99
100) 7,12-Dimethylbenz(a)an...	18.024	256	269542	46.73	ppb	96
101) Benzo[g,h,i]perylene	20.861	276	403594	40.19	ppb	95
103) Benzaldehyde	4.396	105	93061	25.13	ppb	90
105) 1,2,4,5-Tetrachloroben...	6.934	216	151203	32.59	ppb	97
106) Atrazine	10.470	215	54753	36.75	ppb	96

(#) = qualifier out of range (m) = manual integration (+) = signals summed

Quantitation Report (QT Reviewed)

Data Path : C:\msdchem\1\DATA\em4336\
Data File : m106060.D
Acq On : 5 Jul 2014 10:31 pm
Operator : andrews1
Sample : op76174-ms
Misc : op76174,em4336,475
ALS Vial : 25 Sample Multiplier: 1

Quant Time: Jul 07 13:42:34 2014
Quant Method : C:\msdchem\1\METHODS\MM4300.M
Quant Title : Semi Volatile GC/MS, rtx-5ms 30mx0.25mmx0.25um
QLast Update : Mon Jul 07 13:36:02 2014
Response via : Initial Calibration

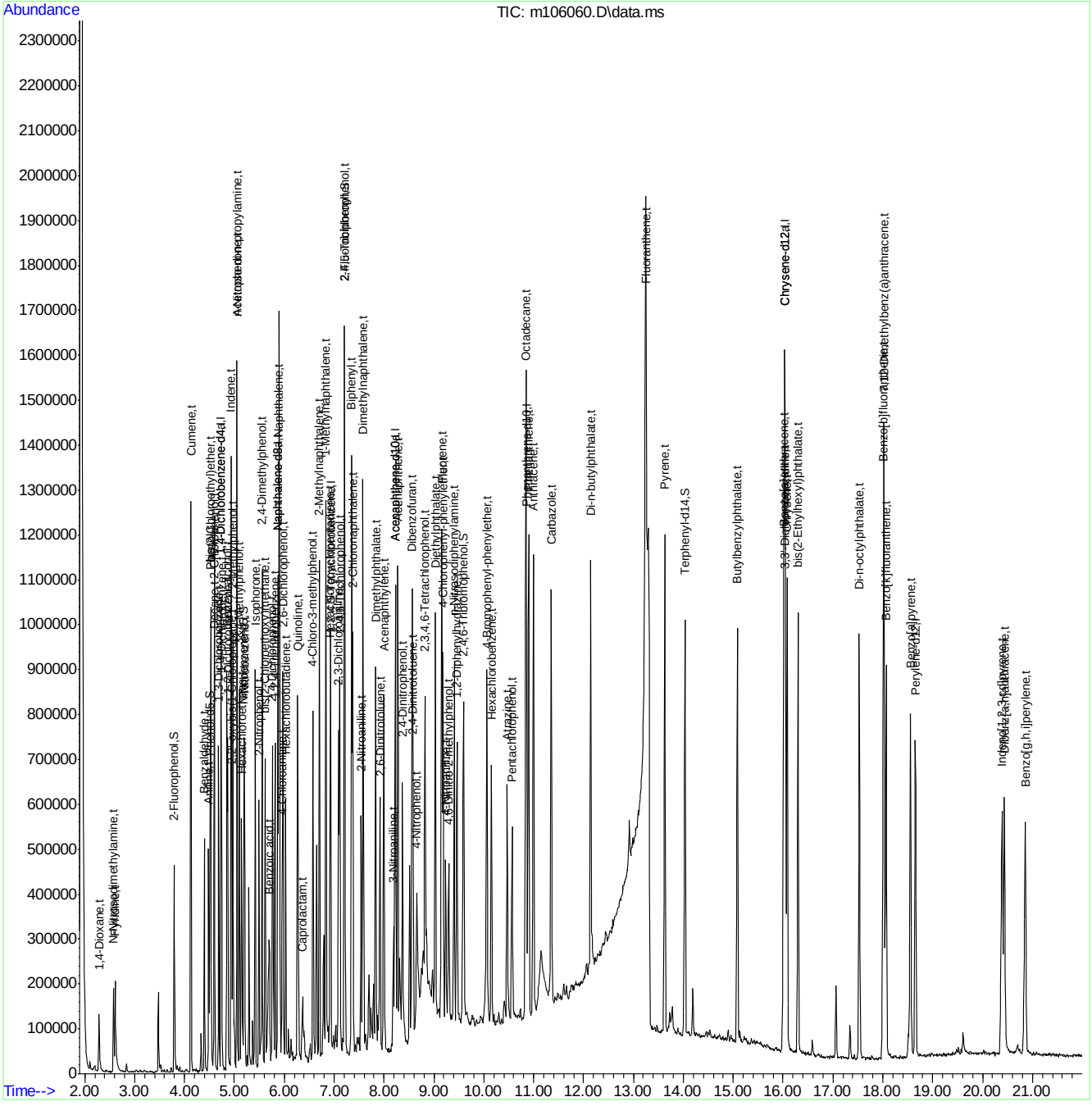

MM4300.M Mon Jul 07 13:42:39 2014 MSM Page: 4

Quantitation Report (QT Reviewed)

Data Path : C:\msdchem\1\DATA\em4336\
Data File : m106061.D
Acq On : 5 Jul 2014 11:00 pm
Operator : andrews1
Sample : op76174-msd
Misc : op76174,em4336,475
ALS Vial : 26 Sample Multiplier: 1

Quant Time: Jul 07 13:43:23 2014
Quant Method : C:\msdchem\1\METHODS\MM4300.M
Quant Title : Semi Volatile GC/MS, rtx-5ms 30mx0.25mmx0.25um
QLast Update : Mon Jul 07 13:36:02 2014
Response via : Initial Calibration

Compound	R.T.	QIon	Response	Conc	Units		Dev(Min)
Internal Standards							
1) 1,4-Dichlorobenzene-d4	4.727	152	122758	40.00	ppb		0.00
24) Naphthalene-d8	5.870	136	456939	40.00	ppb		0.00
47) Acenaphthene-d10	8.226	164	281117	40.00	ppb		0.00
69) Phenanthrene-d10	10.854	188	486411	40.00	ppb		0.00
83) Chrysene-d12	16.036	240	438642	40.00	ppb		0.00
92) Perylene-d12	18.659	264	321825	40.00	ppb		0.00
102) 1,4-Dichlorobenzene-d4a	4.727	152	122758	40.00	ppb		0.00
104) Acenaphthene-d10a	8.226	164	281117	40.00	ppb		0.00
107) Chrysene-d12a	16.036	240	438642	40.00	ppb		0.00
109) Naphthalene-d8a	5.870	136	456939	40.00	ppb		0.00
System Monitoring Compounds							
5) 2-Fluorophenol	3.792	112	141860	32.43	ppb		0.00
Spiked Amount 50.000			Recovery = 64.86%				
8) Phenol-d5	4.508	99	203856	35.77	ppb		0.00
Spiked Amount 50.000			Recovery = 71.54%				
25) Nitrobenzene-d5	5.186	82	196223	41.43	ppb		0.00
Spiked Amount 50.000			Recovery = 82.86%				
51) 2-Fluorobiphenyl	7.211	172	411607	42.23	ppb		0.00
Spiked Amount 50.000			Recovery = 84.46%				
73) 2,4,6-Tribromophenol	9.593	330	54520	50.93	ppb		0.00
Spiked Amount 50.000			Recovery = 101.86%				
86) Terphenyl-d14	14.033	244	476809	48.50	ppb		0.00
Spiked Amount 50.000			Recovery = 97.00%				
Target Compounds							Qvalue
2) 1,4-Dioxane	2.285	88	47220	21.34	ppb		98
3) Pyridine	2.606	79	113460	20.67	ppb		98
4) N-Nitrosodimethylamine	2.579	42	53734	27.07	ppb		100
6) Indene	4.935	116	284006	35.08	ppb		98
7) Cumene	4.128	105	391756	33.79	ppb		99
9) Phenol	4.518	94	244244	37.89	ppb		88
10) Aniline	4.481	93	203630	27.19	ppb		96
11) bis(2-Chloroethyl)ether	4.524	93	164411	36.88	ppb		97
12) 2-Chlorophenol	4.593	128	191351	39.73	ppb		96
13) Decane	4.604	43	84475	23.53	ppb		87
14) 1,3-Dichlorobenzene	4.689	146	133875	26.65	ppb		96
15) 1,4-Dichlorobenzene	4.743	146	139578	26.73	ppb		99
16) Benzyl alcohol	4.850	108	130414	39.83	ppb		96
17) 1,2-Dichlorobenzene	4.866	146	136738	28.25	ppb		99
18) Acetophenone	5.053	105	282276	41.53	ppb		99
19) 2-Methylphenol	4.967	108	205771	47.79	ppb		97
20) 2,2'-oxybis(1-Chloropr...	4.946	121	51858	36.61	ppb		95
21) 3&4-Methylphenol	5.095	108	220840	48.22	ppb	#	83
22) n-Nitroso-di-n-propyla...	5.053	70	139296	42.20	ppb		94
23) Hexachloroethane	5.143	201	47253	26.56	ppb		90
26) Nitrobenzene	5.202	77	207858	38.94	ppb		96
27) Quinoline	6.265	129	427785	44.30	ppb		100
28) Isophorone	5.416	82	381707	41.41	ppb		98

Quantitation Report (QT Reviewed)

Data Path : C:\msdchem\1\DATA\em4336\
Data File : m106061.D
Acq On : 5 Jul 2014 11:00 pm
Operator : andrews1
Sample : op76174-msd
Misc : op76174,em4336,475
ALS Vial : 26 Sample Multiplier: 1

Quant Time: Jul 07 13:43:23 2014
Quant Method : C:\msdchem\1\METHODS\MM4300.M
Quant Title : Semi Volatile GC/MS, rtx-5ms 30mx0.25mmx0.25um
QLast Update : Mon Jul 07 13:36:02 2014
Response via : Initial Calibration

Compound	R.T.	QIon	Response	Conc	Units	Dev(Min)
29) 2-Nitrophenol	5.491	139	110831	45.96	ppb	95
30) 2,4-Dimethylphenol	5.555	107	243238	50.81	ppb	98
31) Benzoic acid	5.704	105	172990	54.76	ppb	97
32) bis(2-Chloroethoxy)met...	5.614	93	224311	42.75	ppb	99
33) 2,4-Dichlorophenol	5.763	162	188651	52.40	ppb	95
34) 2,6-Dichlorophenol	5.977	162	184476	50.70	ppb	95
36) 1,2,4-Trichlorobenzene	5.811	180	142866	33.58	ppb	96
38) Naphthalene	5.891	128	493277	35.11	ppb	100
39) 4-Chloroaniline	5.955	127	162023	26.35	ppb	95
40) 2,3-Dichloroaniline	7.088	161	216246	46.28	ppb	99
41) Caprolactam	6.372	55	51717	27.59	ppb	95
42) Hexachlorobutadiene	6.030	225	72199	29.55	ppb	99
43) 4-Chloro-3-methylphenol	6.575	107	220876	52.91	ppb	92
44) 2-Methylnaphthalene	6.703	141	304655	39.33	ppb	96
45) 1-Methylnaphthalene	6.832	142	398225	44.72	ppb	97
46) Dimethylnaphthalene	7.579	156	393806	49.02	ppb	98
48) Hexachlorocyclopentadiene	6.922	237	104235	43.59	ppb	98
49) 2,4,6-Trichlorophenol	7.115	196	147640	54.16	ppb	98
50) 2,4,5-Trichlorophenol	7.206	196	149458	50.60	ppb	96
52) 2-Chloronaphthalene	7.371	162	355791	38.89	ppb	98
53) Biphenyl	7.350	154	519240	45.12	ppb	99
54) 2-Nitroaniline	7.542	65	123509	49.38	ppb	90
55) Dimethylphthalate	7.831	163	457067	47.18	ppb	99
56) Acenaphthylene	7.996	152	479547	34.28	ppb	99
57) 2,6-Dinitrotoluene	7.921	165	107117	51.22	ppb	99
58) 3-Nitroaniline	8.188	138	73852	30.04	ppb	94
59) Acenaphthene	8.279	153	385288	44.41	ppb	95
60) 2,4-Dinitrophenol	8.375	184	136312	105.00	ppb	86
61) 4-Nitrophenol	8.653	109	67181	51.15	ppb	91
62) Dibenzofuran	8.568	168	546257	42.86	ppb	98
63) 2,4-Dinitrotoluene	8.584	165	144834	50.62	ppb	80
64) 2,3,4,6-Tetrachlorophenol	8.819	232	116826	51.72	ppb	97
65) Diethylphthalate	9.033	149	451274	47.86	ppb	99
66) Fluorene	9.155	166	470665	47.53	ppb	96
67) 4-Chlorophenyl-phenyle...	9.182	204	218210	45.42	ppb	96
68) 4-Nitroaniline	9.241	138	105479	41.50	ppb	97
70) 4,6-Dinitro-2-methylph...	9.300	198	92334	52.63	ppb	98
71) n-Nitrosodiphenylamine	9.406	169	326643	48.94	ppb	96
72) 1,2-Diphenylhydrazine	9.460	77	364841	33.79	ppb	99
74) 4-Bromophenyl-phenylether	10.064	248	113843	45.10	ppb	94
75) Hexachlorobenzene	10.154	284	112149	40.65	ppb	96
76) Pentachlorophenol	10.566	266	76915	45.85	ppb	95
77) Phenanthrene	10.902	178	665904	45.08	ppb	99
78) Anthracene	10.998	178	672468	45.76	ppb	99
79) Carbazole	11.351	167	610928	43.79	ppb	100
80) Di-n-butylphthalate	12.147	149	758768	49.23	ppb	100
81) Fluoranthene	13.242	202	703451	45.09	ppb	98
82) Octadecane	10.838	57	257084	52.39	ppb	97
84) Pyrene	13.632	202	749767	49.55	ppb	99
87) Butylbenzylphthalate	15.085	149	344456	56.38	ppb	98

Quantitation Report (QT Reviewed)

Data Path : C:\msdchem\1\DATA\em4336\
Data File : m106061.D
Acq On : 5 Jul 2014 11:00 pm
Operator : andrews1
Sample : op76174-msd
Misc : op76174,em4336,475
ALS Vial : 26 Sample Multiplier: 1

Quant Time: Jul 07 13:43:23 2014
Quant Method : C:\msdchem\1\METHODS\MM4300.M
Quant Title : Semi Volatile GC/MS, rtx-5ms 30mx0.25mmx0.25um
QLast Update : Mon Jul 07 13:36:02 2014
Response via : Initial Calibration

Compound	R.T.	QIon	Response	Conc	Units	Dev(Min)
88) Benzo[a]anthracene	16.020	228	635379	46.66	ppb	99
89) 3,3'-Dichlorobenzidine	16.047	252	295243	65.10	ppb	98
90) Chrysene	16.084	228	624926	48.35	ppb	99
91) bis(2-Ethylhexyl)phtha...	16.303	149	469770	57.52	ppb	96
93) Di-n-octylphthalate	17.532	149	801228	59.42	ppb	100
94) Benzo[b]fluoranthene	18.018	252	569160	49.87	ppb	93
95) Benzo[k]fluoranthene	18.071	252	518175	45.97	ppb	98
96) Benzo[a]pyrene	18.558	252	488965	48.92	ppb	99
97) Indeno[1,2,3-cd]pyrene	20.395	276	419717	46.96	ppb	97
99) Dibenz[a,h]anthracene	20.443	278	449618	48.01	ppb	98
100) 7,12-Dimethylbenz(a)an...	18.029	256	284519	54.84	ppb	96
101) Benzo[g,h,i]perylene	20.860	276	439927	48.71	ppb	98
103) Benzaldehyde	4.401	105	79690	23.68	ppb	94
105) 1,2,4,5-Tetrachloroben...	6.933	216	165945	38.90	ppb	96
106) Atrazine	10.475	215	60995	44.52	ppb	93

(#) = qualifier out of range (m) = manual integration (+) = signals summed

Quantitation Report (QT Reviewed)

Data Path : C:\msdchem\1\DATA\em4336\
Data File : m106061.D
Acq On : 5 Jul 2014 11:00 pm
Operator : andrews1
Sample : op76174-msd
Misc : op76174,em4336,475
ALS Vial : 26 Sample Multiplier: 1

Quant Time: Jul 07 13:43:23 2014
Quant Method : C:\msdchem\1\METHODS\MM4300.M
Quant Title : Semi Volatile GC/MS, rtx-5ms 30mx0.25mmx0.25um
QLast Update : Mon Jul 07 13:36:02 2014
Response via : Initial Calibration

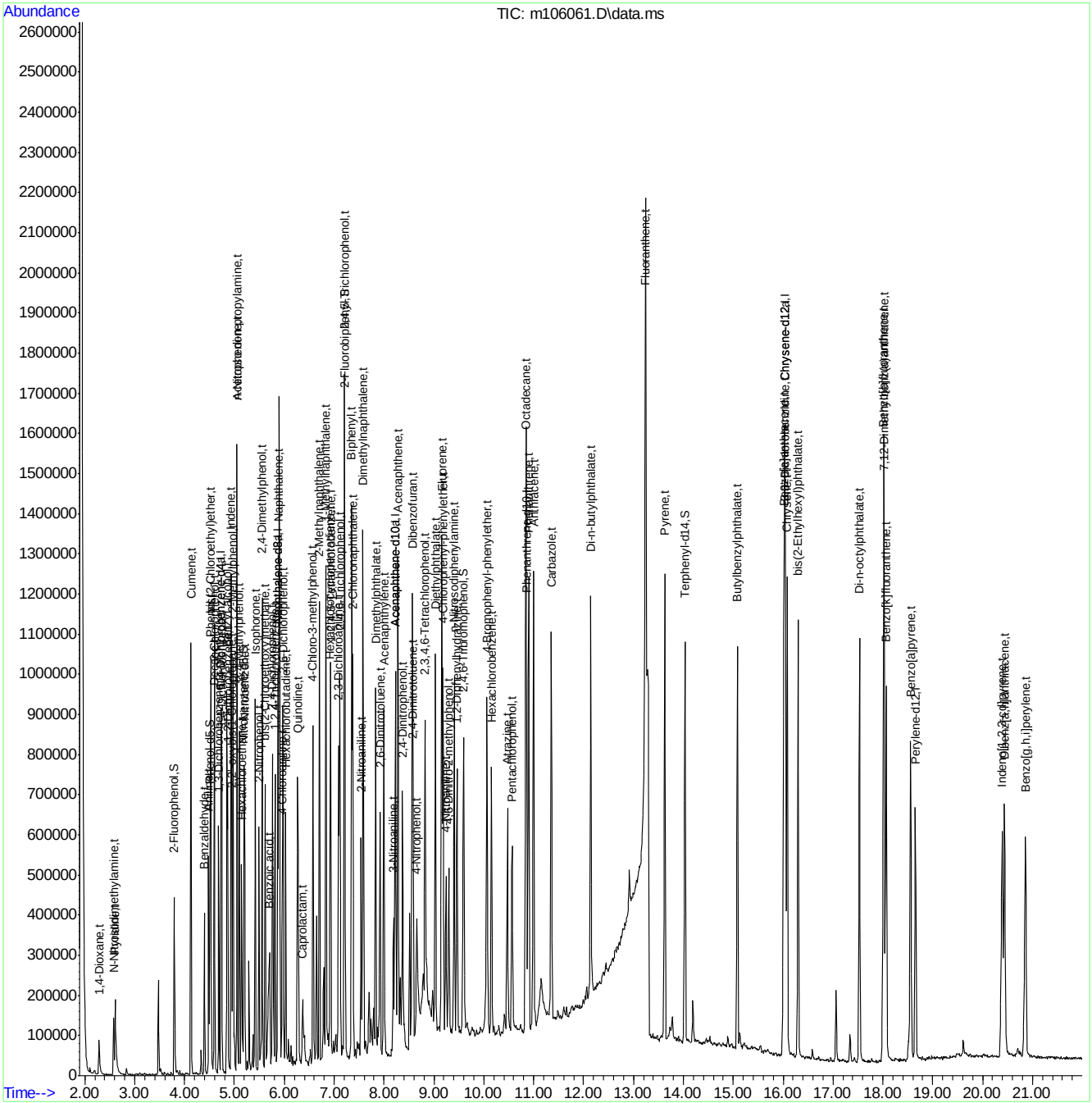

ACCUTEST LABORATORIES JB70672

DFTPP

Data File : C:\msdchem\1\DATA\e6p357\6p8272.D Vial: 1
Acq On : 26 Jun 2014 2:55 pm Operator: samtap
Sample : dftpp Inst : MS6P
Misc : op75816,e6p357 Multiplr: 1.00
MS Integration Params: events.e

Method : C:\MSDCHEM\1\METHODS\DFTPP6P.M (ChemStation Integrator)
Title : zebron ZB-5msi 30mx0.25mmx0.25um

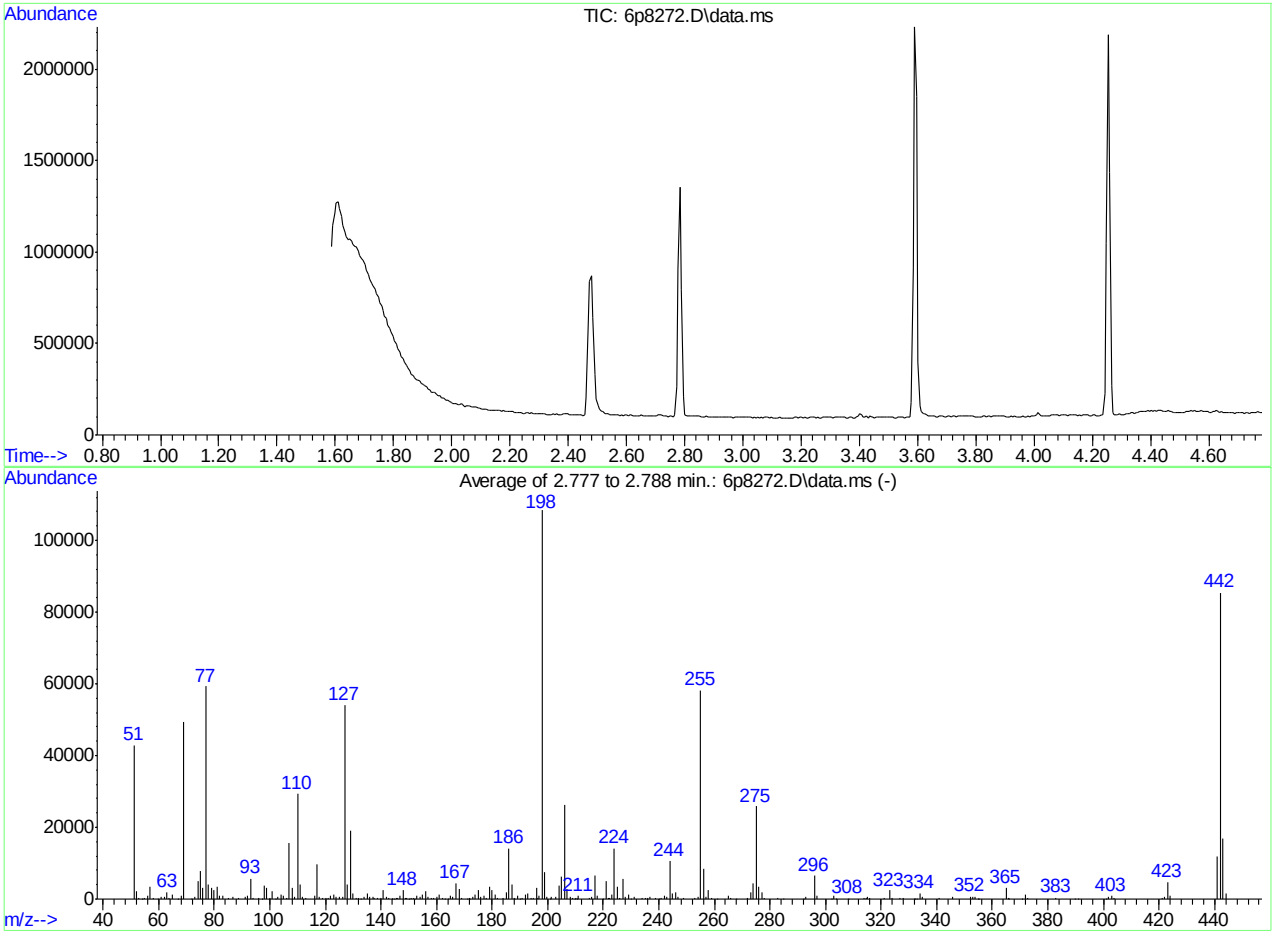

AutoFind: Scans 209, 210, 211; Background Corrected with Scan 205

Target Mass	Rel. to Mass	Lower Limit%	Upper Limit%	Rel. Abn%	Raw Abn	Result Pass/Fail
51	198	30	60	39.6	42873	PASS
68	69	0.00	2	1.6	807	PASS
69	198	0.00	100	45.5	49257	PASS
70	69	0.00	2	0.0	0	PASS
127	198	40	60	50.0	54181	PASS
197	198	0.00	1	0.8	865	PASS
198	198	100	100	100.0	108309	PASS
199	198	5	9	7.0	7564	PASS
275	198	10	30	23.8	25824	PASS
365	198	1	100	2.8	3072	PASS
441	443	0.01	100	71.6	12025	PASS
442	198	40	100	78.8	85371	PASS
443	442	17	23	19.7	16799	PASS

6p8272.D DFTPP6P.M Tue Jul 01 10:50:56 2014 RPT1

Average of 2.777 to 2.788 min.: 6p8272.D\data.ms
dftpp
Modified:subtracted

m/z	abund.	m/z	abund.	m/z	abund.	m/z	abund.
51.00	42873	63.00	1937	77.00	59317	91.90	906
51.95	2188	63.90	247	78.00	4135	93.00	5662
52.90	214	65.00	1184	78.95	3017	93.95	239
54.05	15	66.95	136	80.00	2494	96.00	300
55.00	272	68.00	807	80.90	3374	97.00	58
56.00	919	69.00	49257	82.00	920	98.00	3630
57.00	3325	71.80	72	82.95	839	99.00	3087
58.05	234	72.90	582	84.90	357	100.00	356
59.85	26	74.00	4873	86.90	587	100.95	2329
60.95	720	75.00	7786	88.90	196	101.90	105
61.95	707	76.00	3133	91.00	786	102.95	768

Average of 2.777 to 2.788 min.: 6p8272.D\data.ms
dftpp
Modified:subtracted

m/z	abund.	m/z	abund.	m/z	abund.	m/z	abund.
103.90	1209	117.00	9593	128.00	3999	138.90	249
105.00	1019	117.95	737	129.00	19138	140.00	278
105.95	395	118.95	232	129.95	1558	140.90	2367
107.00	15497	120.00	248	130.95	446	141.95	772
108.00	3014	121.00	185	131.95	247	142.95	470
109.05	664	121.95	1014	132.70	68	143.85	161
110.00	29315	123.00	1152	133.95	710	144.10	90
111.00	3925	123.95	528	135.00	1475	144.95	167
111.90	644	124.90	532	135.95	668	145.75	232
113.00	207	126.10	692	137.00	778	146.00	290
116.00	898	127.00	54181	137.70	214	147.00	1089

Average of 2.777 to 2.788 min.: 6p8272.D\data.ms
dftpp
Modified:subtracted

m/z	abund.	m/z	abund.	m/z	abund.	m/z	abund.
148.00	2535	157.00	562	168.00	2699	178.95	3463
148.90	198	158.00	423	169.00	387	180.00	2532
149.05	471	158.95	283	171.10	96	181.00	1112
149.95	161	159.95	668	171.80	230	182.05	308
150.90	394	161.00	1375	172.00	117	183.80	338
151.85	202	161.95	436	172.95	670	185.00	1737
152.10	98	163.00	82	174.00	1120	186.00	14153
152.95	815	164.00	158	175.00	2426	187.00	4048
154.00	564	164.90	1060	175.95	485	187.90	131
155.00	1354	165.90	729	176.90	955	188.05	272
156.00	2139	166.95	4425	177.95	318	189.00	833

Average of 2.777 to 2.788 min.: 6p8272.D\data.ms
dftpp
Modified:subtracted

m/z	abund.	m/z	abund.	m/z	abund.	m/z	abund.
190.00	69	199.85	485	210.30	190	222.95	1336
190.95	406	200.80	104	210.50	108	224.00	14154
191.95	1210	201.45	736	211.00	871	225.00	3364
193.00	1426	202.95	640	214.90	322	225.90	390
194.00	408	204.00	3826	215.90	581	226.95	5781
194.90	297	205.00	6287	216.95	6721	228.00	682
196.00	3038	206.00	26267	217.90	948	228.95	1213
196.60	314	206.95	2884	219.90	107	229.90	67
197.00	865	208.00	488	220.95	5089	230.95	558
197.95	108309	208.90	308	221.80	271	233.95	348
198.90	7564	209.90	111	222.10	230	235.05	307

Average of 2.777 to 2.788 min.: 6p8272.D\data.ms
dftpp
Modified:subtracted

m/z	abund.	m/z	abund.	m/z	abund.	m/z	abund.
235.85	277	248.85	417	268.00	75	292.95	625
236.95	549	252.90	309	271.90	213	296.00	6434
238.90	259	254.05	504	272.95	1931	297.00	822
239.90	88	255.00	58197	273.95	4428	302.10	78

M6P357.M Tue Jul 01 10:50:44 2014 RPT1 Page: 0

ACCUTEST LABORATORIES
JB70672

240.95	319	255.95	8443	275.00	25824	302.95	920
241.95	897	256.95	655	276.00	3376	303.80	96
243.00	737	257.95	2603	276.95	1950	308.00	94
244.00	10602	258.95	450	277.95	361	313.95	441
245.00	1547	261.10	73	282.85	220	314.70	184
245.95	1961	264.90	927	284.90	153	314.95	707
246.85	495	265.85	332	292.00	67	315.85	476

Average of 2.777 to 2.788 min.: 6p8272.D\data.ms
dftpp
Modified:subtracted

m/z	abund.	m/z	abund.	m/z	abund.	m/z	abund.
320.95	187	345.85	515	372.90	318	424.00	972
322.95	2356	351.95	701	382.95	365	440.95	12025
323.95	473	352.95	549	389.80	78	442.00	85371
326.90	266	353.95	688	391.00	94	443.00	16799
327.85	242	354.80	127	400.90	75	443.95	1601
331.80	88	355.00	103	401.90	583		
332.00	78	364.90	3072	402.90	913		
332.90	74	365.80	111	403.95	267		
333.95	1616	366.00	346	420.95	472		
334.85	505	370.90	96	421.90	742		
341.05	306	372.00	1186	423.00	4698		

Quantitation Report (Qedit)

Data Path : C:\msdchem\1\DATA\e6p357\
Data File : 6p8272.D
Acq On : 26 Jun 2014 2:55 pm
Operator : samtap
Sample : dftpp
Misc : op75816,e6p357
ALS Vial : 1 Sample Multiplier: 1

Quant Time: Jun 26 15:00:42 2014
Quant Method : C:\MSDCHEM\1\METHODS\DFTPP6P.M
Quant Title : zebron ZB-5msi 30mx0.25mmx0.25um
QLast Update : Wed Jun 04 08:53:31 2014
Response via : Initial Calibration

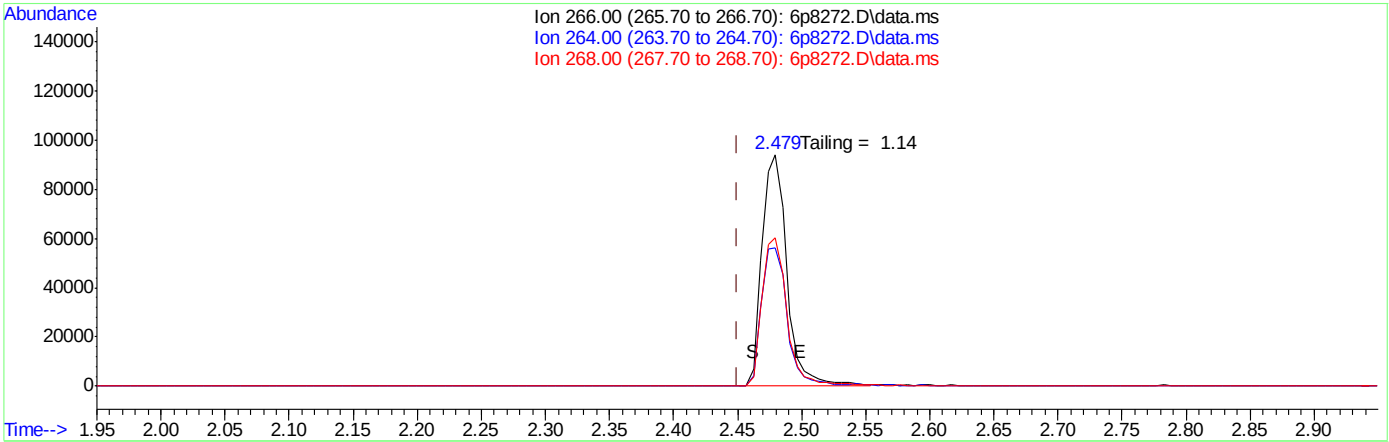

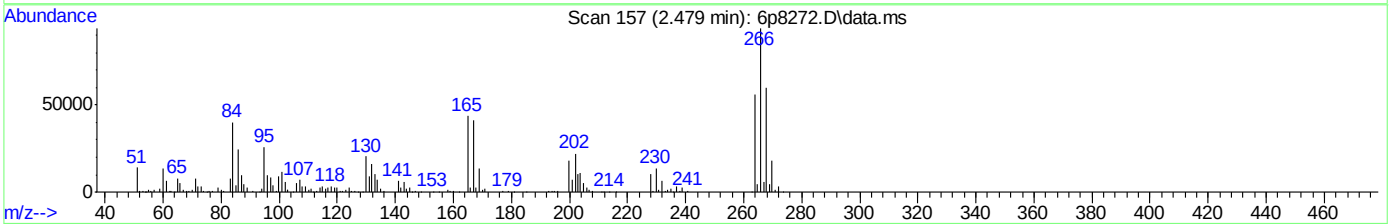

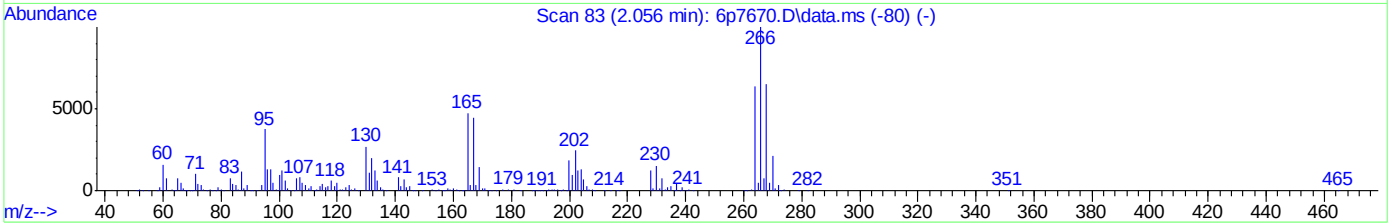

TIC: 6p8272.D\data.ms

(1) Pentachlorophenol

2.480min (+0.030) 77.61

response 1275980

Ion	Exp%	Act%
266.00	100	100
264.00	0.00	61.86#
268.00	0.00	63.62#
0.00	0.00	0.00

Quantitation Report (Qedit)

Data Path : C:\msdchem\1\DATA\e6p357\
Data File : 6p8272.D
Acq On : 26 Jun 2014 2:55 pm
Operator : samtap
Sample : dftpp
Misc : op75816,e6p357
ALS Vial : 1 Sample Multiplier: 1

Quant Time: Jun 26 15:00:42 2014
Quant Method : C:\MSDCHEM\1\METHODS\DFTPP6P.M
Quant Title : zebron ZB-5msi 30mx0.25mmx0.25um
QLast Update : Wed Jun 04 08:53:31 2014
Response via : Initial Calibration

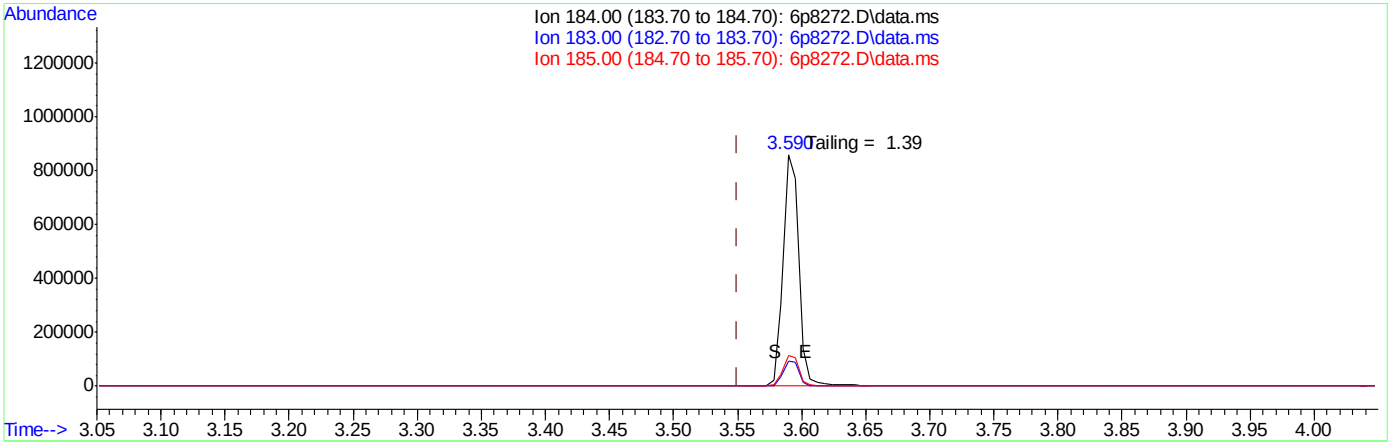

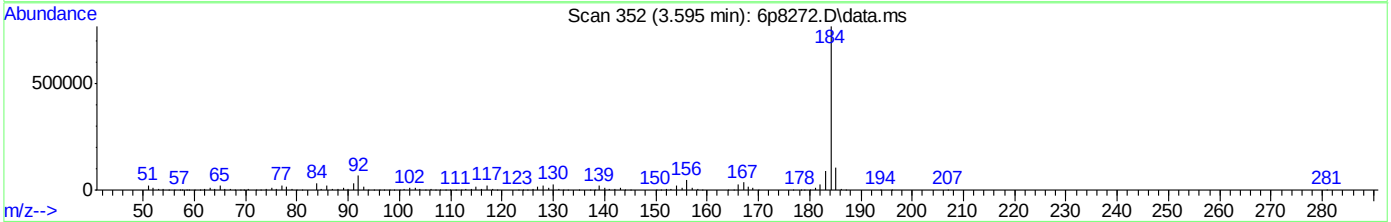

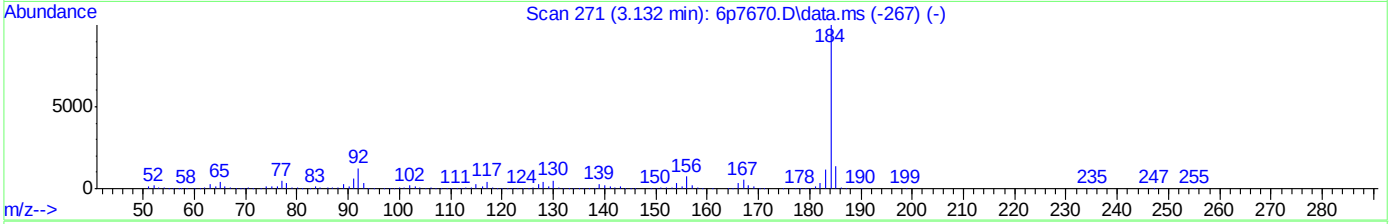

TIC: 6p8272.D\data.ms

(2) Benzidine

3.594min (+0.044) 83.01

response 7405715

Ion	Exp%	Act%
184.00	100	100
183.00	0.00	11.06#
185.00	0.00	13.92#
0.00	0.00	0.00

Quantitation Report (Qedit)

Data Path : C:\msdchem\1\DATA\e6p357\
Data File : 6p8272.D
Acq On : 26 Jun 2014 2:55 pm
Operator : samtap
Sample : dftpp
Misc : op75816,e6p357
ALS Vial : 1 Sample Multiplier: 1

Quant Time: Jun 26 15:00:42 2014
Quant Method : C:\MSDCHEM\1\METHODS\DFTPP6P.M
Quant Title : zebron ZB-5msi 30mx0.25mmx0.25um
QLast Update : Wed Jun 04 08:53:31 2014
Response via : Initial Calibration

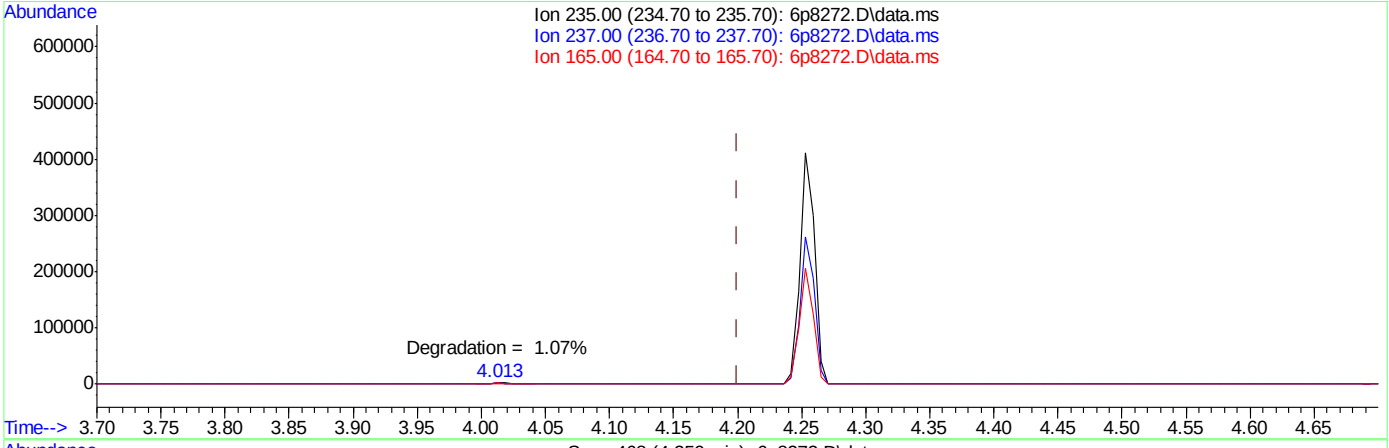

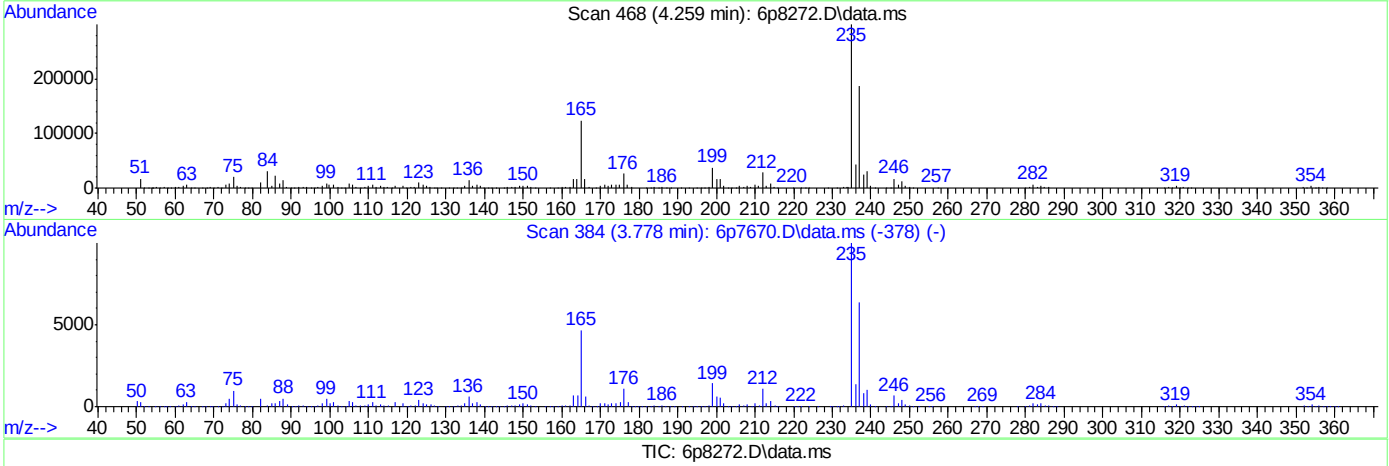

TIC: 6p8272.D\data.ms

(3) PP-DDT

4.257min (+0.057) 80.93

response 3209830

Ion	Exp%	Act%
235.00	100	100
237.00	0.00	63.22#
165.00	0.00	48.59#
0.00	0.00	0.00

DFTPP

Data File : C:\msdchem\1\DATA\e6p357\6p8281.D Vial: 1
Acq On : 26 Jun 2014 6:48 pm Operator: samtap
Sample : dftpp Inst : MS6P
Misc : op75816,e6p358 Multiplr: 1.00
MS Integration Params: events.e

Method : C:\MSDCHEM\1\METHODS\DFTPP6P.M (ChemStation Integrator)
Title : zebron ZB-5msi 30mx0.25mmx0.25um

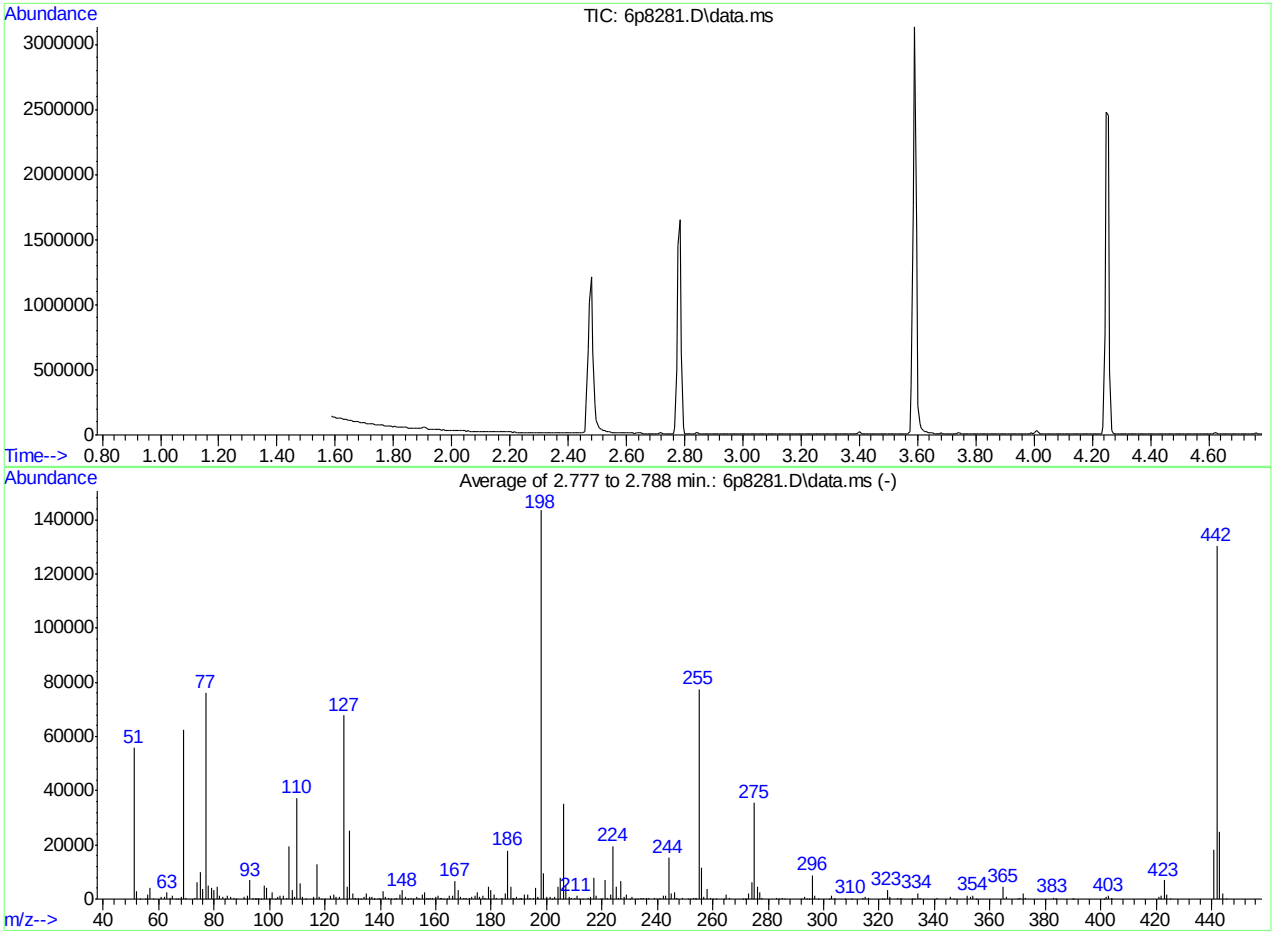

AutoFind: Scans 209, 210, 211; Background Corrected with Scan 205

Target Mass	Rel. to Mass	Lower Limit%	Upper Limit%	Rel. Abn%	Raw Abn	Result Pass/Fail
51	198	30	60	38.9	55737	PASS
68	69	0.00	2	1.7	1030	PASS
69	198	0.00	100	43.5	62368	PASS
70	69	0.00	2	0.7	439	PASS
127	198	40	60	47.2	67653	PASS
197	198	0.00	1	0.5	714	PASS
198	198	100	100	100.0	143371	PASS
199	198	5	9	6.6	9456	PASS
275	198	10	30	24.8	35560	PASS
365	198	1	100	3.1	4377	PASS
441	443	0.01	100	73.9	18287	PASS
442	198	40	100	90.7	130093	PASS
443	442	17	23	19.0	24733	PASS

6p8281.D DFTPP6P.M Wed Jul 02 12:56:03 2014 RPT1

Average of 2.777 to 2.788 min.: 6p8281.D\data.ms
dftpp
Modified:subtracted

m/z	abund.	m/z	abund.	m/z	abund.	m/z	abund.
50.95	55737	64.95	1157	78.00	4927	91.00	1010
52.00	3023	65.95	154	79.00	4272	91.95	1114
53.10	68	67.10	77	80.00	3330	93.00	6858
55.05	82	68.05	1030	81.00	4681	93.95	490
56.00	1777	69.00	62368	81.95	1310	94.70	75
57.00	4190	69.95	439	82.95	1007	94.90	189
57.95	193	72.95	560	83.90	55	95.20	72
61.00	748	74.00	6121	84.90	1101	95.95	428
62.00	678	75.00	9820	85.90	754	96.95	222
63.00	2329	76.00	3671	87.00	637	98.00	5165
64.00	248	77.00	76061	87.85	88	99.00	4320

Average of 2.777 to 2.788 min.: 6p8281.D\data.ms
dftpp
Modified:subtracted

m/z	abund.	m/z	abund.	m/z	abund.	m/z	abund.
100.00	427	111.00	5728	125.00	714	136.00	765
101.00	2626	111.95	649	127.00	67653	136.95	988
102.00	93	113.00	174	128.00	4686	137.70	175
102.95	894	115.95	952	129.00	25090	137.90	138
103.95	1392	117.00	12703	130.00	2131	138.95	171
105.00	1398	118.00	982	130.80	116	139.90	238
106.05	510	118.90	70	131.00	268	141.00	2850
107.00	19604	119.95	201	131.95	290	141.95	1033
108.00	3324	121.95	1151	132.95	150	142.90	594
109.15	669	123.00	1731	133.90	718	144.00	75
110.00	37362	123.95	790	135.00	1939	144.85	161

Average of 2.777 to 2.788 min.: 6p8281.D\data.ms
dftpp
Modified:subtracted

m/z	abund.	m/z	abund.	m/z	abund.	m/z	abund.
145.90	517	156.00	2653	164.95	1290	175.95	692
147.00	1740	156.90	234	166.05	1123	177.00	1178
148.00	3140	157.10	175	166.95	6724	178.00	467
149.00	821	157.95	545	168.00	3393	179.00	4515
149.80	79	158.95	298	169.00	771	180.00	3307
150.00	110	159.95	1007	169.95	228	180.95	1675
151.05	434	161.00	1368	170.90	296	181.90	276
152.10	87	161.80	265	171.95	602	183.90	328
152.95	890	162.00	270	173.05	724	184.95	2145
153.95	626	162.90	76	174.00	1194	186.00	17908
155.00	1645	164.00	169	175.00	2638	187.00	4682

Average of 2.777 to 2.788 min.: 6p8281.D\data.ms
dftpp
Modified:subtracted

m/z	abund.	m/z	abund.	m/z	abund.	m/z	abund.
188.00	444	196.80	450	207.00	4794	219.40	71
188.20	75	197.00	714	208.00	1007	220.00	82
188.95	990	198.00	143371	208.95	321	221.00	6847
189.85	215	199.00	9456	210.05	469	221.80	294
190.80	156	199.90	725	210.95	1219	222.95	1877
190.95	391	201.45	662	211.85	187	224.00	19560
192.00	1496	202.00	126	213.10	69	225.00	4714
193.00	1790	203.00	884	214.95	288	225.95	483
193.95	498	204.00	4396	215.95	733	226.95	6783
195.05	276	205.00	8046	217.00	8025	227.90	953
196.00	4291	206.00	35328	217.90	1174	228.95	1735

Average of 2.777 to 2.788 min.: 6p8281.D\data.ms
dftpp
Modified:subtracted

m/z	abund.	m/z	abund.	m/z	abund.	m/z	abund.
229.85	187	241.95	1115	254.05	453	270.70	103
230.95	708	242.95	1130	255.00	77376	271.80	90
232.00	93	244.00	15165	256.00	11659	272.05	205
233.00	67	245.00	2066	256.90	790	273.00	2238

M6P357.M Wed Jul 02 11:52:39 2014 RPT1 Page: 0

ACCUTEST LABORATORIES
JB70672

233.90	430	246.00	2481	258.00	3931	273.95	6215
235.00	505	246.95	477	259.00	636	275.00	35560
235.95	372	249.00	632	259.95	177	276.00	4679
236.95	599	250.90	68	261.00	117	277.00	2658
238.90	390	252.00	206	264.00	77	277.95	329
239.80	222	252.90	489	264.95	1842	282.90	387
240.90	335	253.70	114	265.90	323	283.90	173

Average of 2.777 to 2.788 min.: 6p8281.D\data.ms
dftpp
Modified:subtracted

m/z	abund.	m/z	abund.	m/z	abund.	m/z	abund.
285.00	481	303.95	363	327.85	332	354.00	1420
285.90	79	307.80	77	331.90	88	355.05	200
291.95	201	310.00	82	332.05	156	364.95	4377
292.95	739	314.00	535	332.90	210	365.90	681
293.90	131	314.90	905	334.00	2161	370.00	102
294.90	69	316.00	638	334.95	526	370.95	332
296.00	8794	321.00	172	340.95	352	372.00	1890
296.95	1397	322.00	73	345.90	845	373.00	565
297.90	88	323.00	3321	346.90	74	382.95	560
302.00	99	324.00	789	351.95	1094	383.70	82
302.95	1124	326.85	541	352.85	673	383.85	174

Average of 2.777 to 2.788 min.: 6p8281.D\data.ms
dftpp
Modified:subtracted

m/z	abund.	m/z	abund.	m/z	abund.	m/z	abund.
389.90	98	441.00	18287				
390.10	69	442.00	130093				
401.00	94	443.00	24733				
402.00	949	444.00	2188				
402.95	1154	445.10	86				
403.95	329						
420.90	994						
422.00	1079						
423.00	6866						
423.95	1620						
425.10	177						

Quantitation Report (Qedit)

Data Path : C:\msdchem\1\DATA\e6p357\
Data File : 6p8281.D
Acq On : 26 Jun 2014 6:48 pm
Operator : samtap
Sample : dftpp
Misc : op75816,e6p358
ALS Vial : 1 Sample Multiplier: 1

Quant Time: Jun 26 18:54:18 2014
Quant Method : C:\MSDCHEM\1\METHODS\DFTPP6P.M
Quant Title : zebron ZB-5msi 30mx0.25mmx0.25um
QLast Update : Wed Jun 04 08:53:31 2014
Response via : Initial Calibration

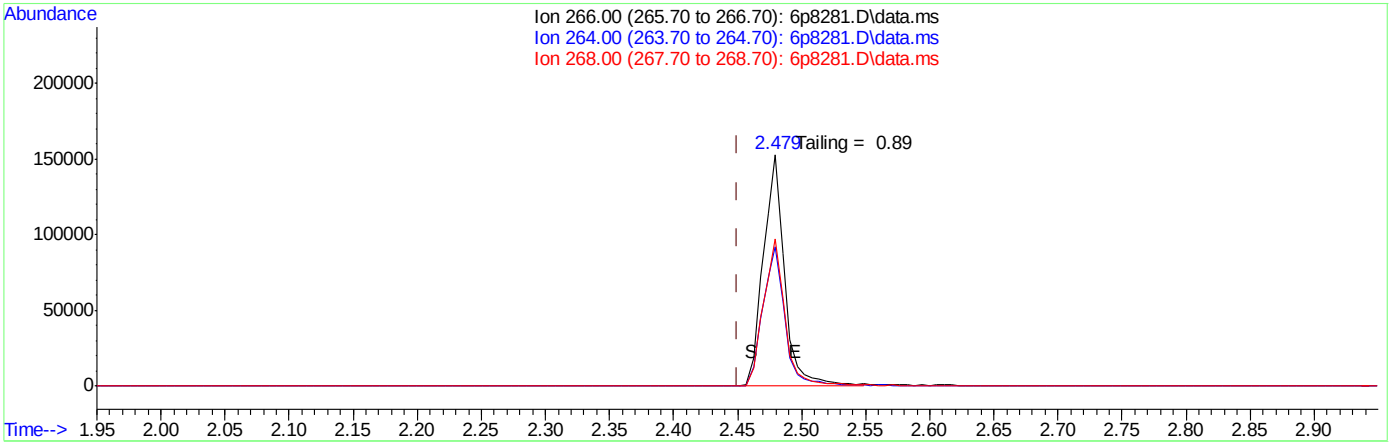

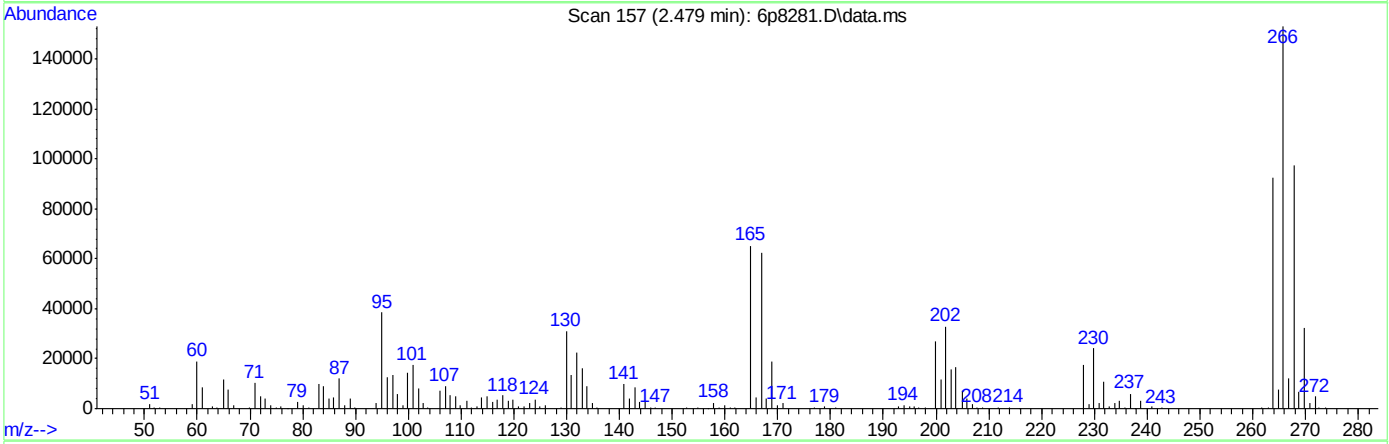

TIC: 6p8281.D\data.ms

(1) Pentachlorophenol

2.481min (+0.031) 106.39

response 1749108

Ion	Exp%	Act%
266.00	100	100
264.00	0.00	63.59#
268.00	0.00	64.59#
0.00	0.00	0.00

Quantitation Report (Qedit)

Data Path : C:\msdchem\1\DATA\e6p357\
Data File : 6p8281.D
Acq On : 26 Jun 2014 6:48 pm
Operator : samtap
Sample : dftpp
Misc : op75816,e6p358
ALS Vial : 1 Sample Multiplier: 1

Quant Time: Jun 26 18:54:18 2014
Quant Method : C:\MSDCHEM\1\METHODS\DFTPP6P.M
Quant Title : zebron ZB-5msi 30mx0.25mmx0.25um
QLast Update : Wed Jun 04 08:53:31 2014
Response via : Initial Calibration

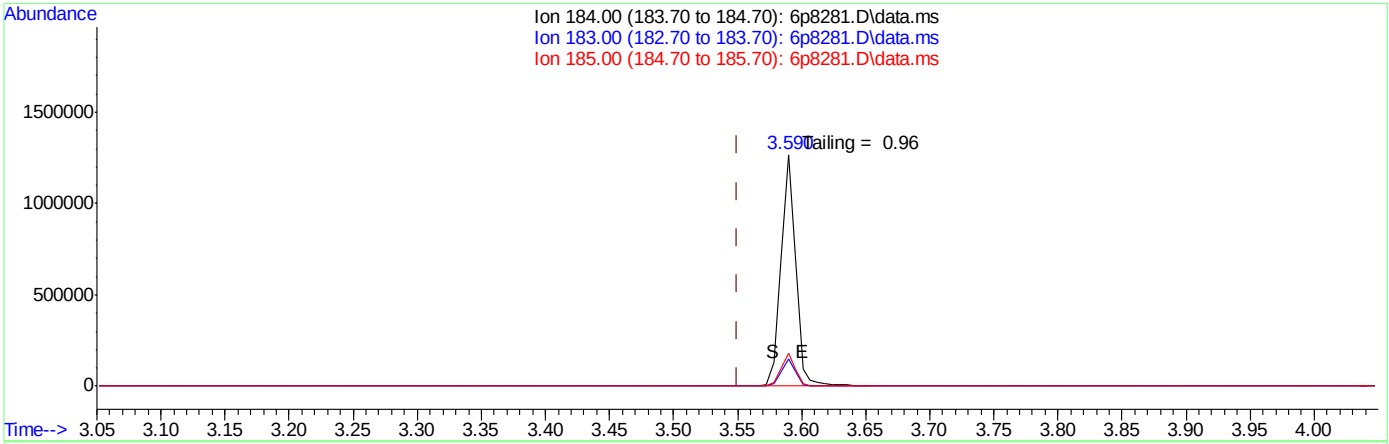

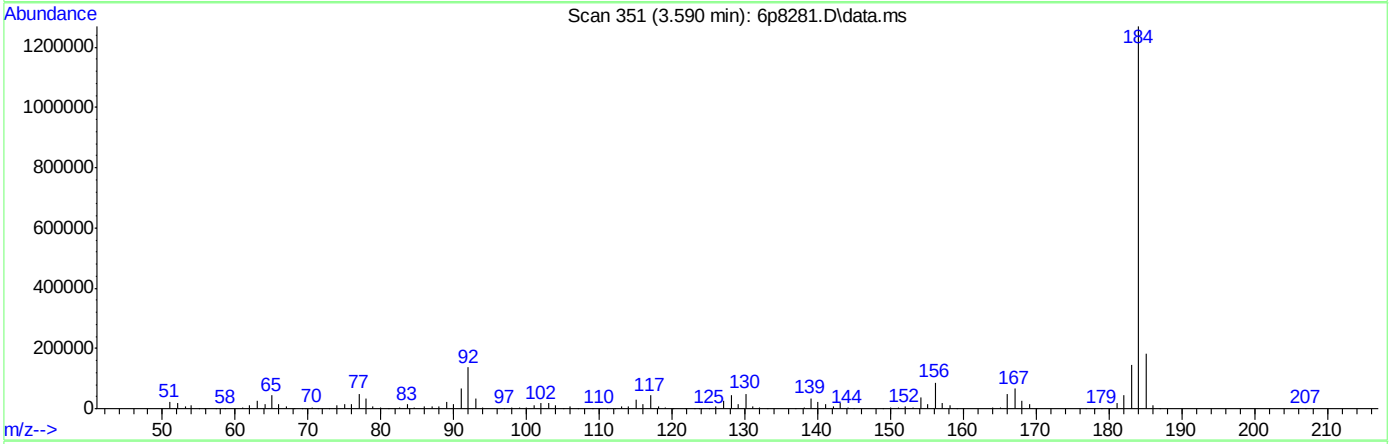

TIC: 6p8281.D\data.ms

(2) Benzidine

3.592min (+0.042) 114.37

response 10203543

Ion	Exp%	Act%
184.00	100	100
183.00	0.00	11.12#
185.00	0.00	13.91#
0.00	0.00	0.00

Quantitation Report (Qedit)

Data Path : C:\msdchem\1\DATA\e6p357\
Data File : 6p8281.D
Acq On : 26 Jun 2014 6:48 pm
Operator : samtap
Sample : dftpp
Misc : op75816,e6p358
ALS Vial : 1 Sample Multiplier: 1

Quant Time: Jun 26 18:54:18 2014
Quant Method : C:\MSDCHEM\1\METHODS\DFTPP6P.M
Quant Title : zebron ZB-5msi 30mx0.25mmx0.25um
QLast Update : Wed Jun 04 08:53:31 2014
Response via : Initial Calibration

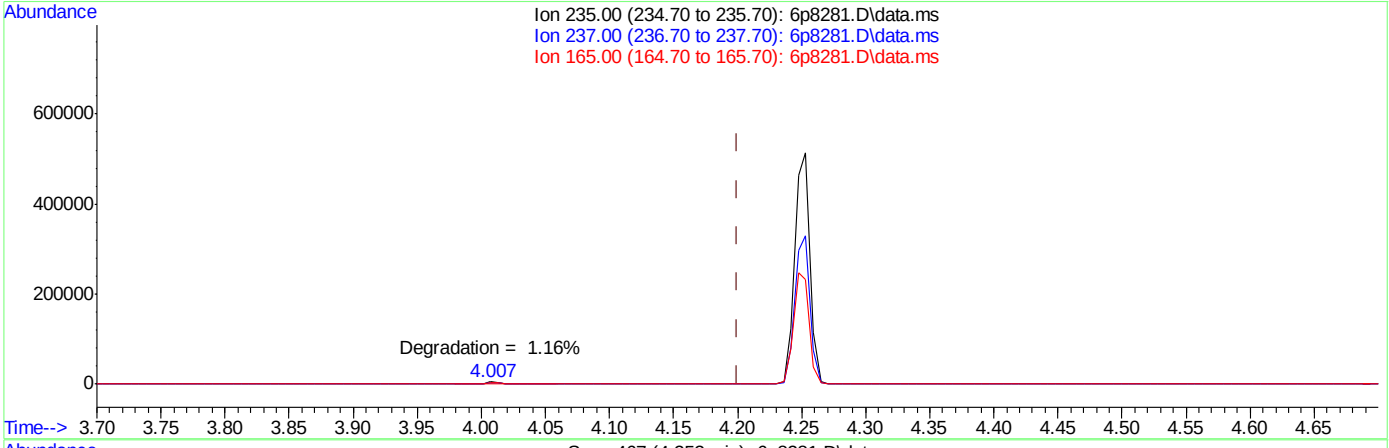

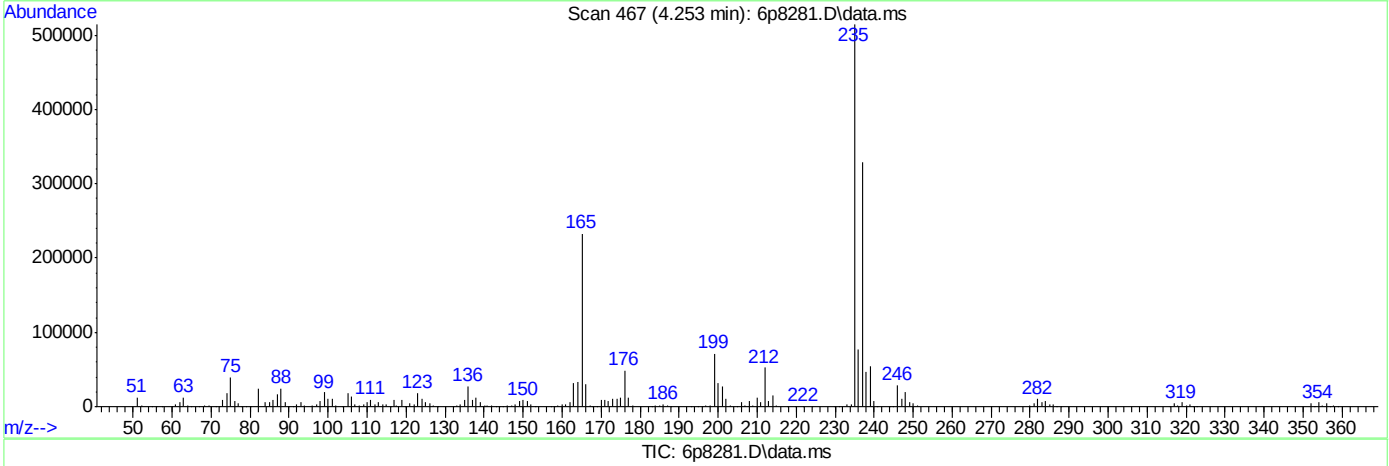

TIC: 6p8281.D\data.ms

(3) PP-DDT

4.253min (+0.053) 106.52

response 4224835

Ion	Exp%	Act%
235.00	100	100
237.00	0.00	64.07#
165.00	0.00	49.24#
0.00	0.00	0.00

9.5.2.3

9

ACCUTEST LABORATORIES
JB70672

6P8281.D edits: PP-DDT

DFTPP

Data File : C:\msdchem\1\DATA\e6p367\6p8508.D Vial: 1
Acq On : 7 Jul 2014 8:52 am Operator: ashleyv
Sample : dftpp Inst : MS6P
Misc : op75816,e6p367 Multiplr: 1.00
MS Integration Params: events.e

Method : C:\MSDCHEM\1\METHODS\DFTPP6P.M (ChemStation Integrator)
Title : zebron ZB-5msi 30mx0.25mmx0.25um

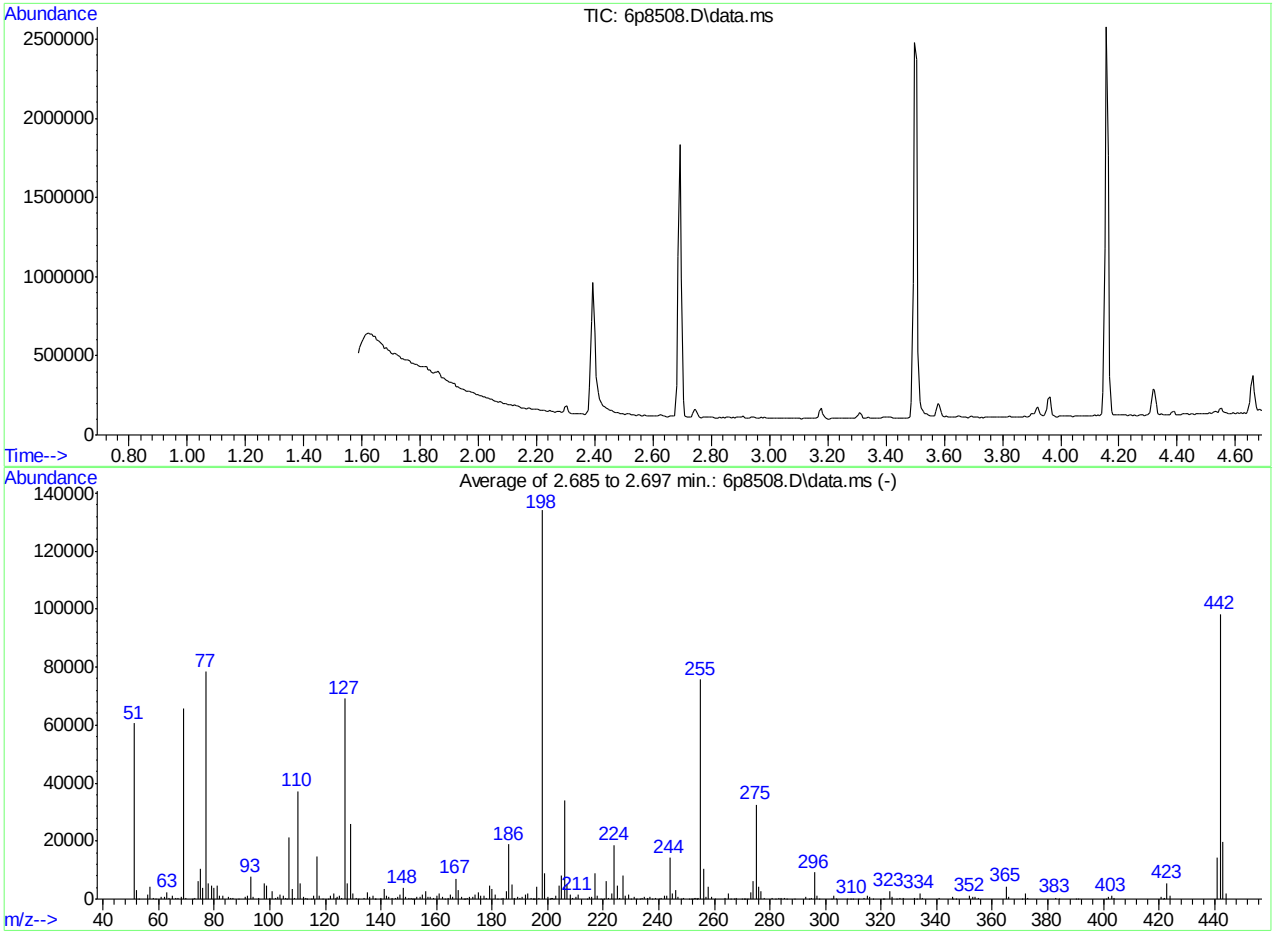

AutoFind: Scans 193, 194, 195; Background Corrected with Scan 189

Target Mass	Rel. to Mass	Lower Limit%	Upper Limit%	Rel. Abn%	Raw Abn	Result Pass/Fail
51	198	30	60	45.2	60557	PASS
68	69	0.00	2	1.4	946	PASS
69	198	0.00	100	48.9	65550	PASS
70	69	0.00	2	0.7	434	PASS
127	198	40	60	51.6	69160	PASS
197	198	0.00	1	0.2	330	PASS
198	198	100	100	100.0	134008	PASS
199	198	5	9	6.5	8775	PASS
275	198	10	30	24.4	32637	PASS
365	198	1	100	3.3	4399	PASS
441	443	0.01	100	71.9	14133	PASS
442	198	40	100	73.4	98299	PASS
443	442	17	23	20.0	19651	PASS

6p8508.D DFTPP6P.M Tue Jul 08 12:10:10 2014 RPT1

Average of 2.685 to 2.697 min.: 6p8508.D\data.ms
dftpp
Modified:subtracted

m/z	abund.	m/z	abund.	m/z	abund.	m/z	abund.
51.00	60557	64.95	1237	77.00	78430	91.00	691
51.95	3246	66.00	336	77.95	5325	91.90	1257
52.95	197	66.95	242	79.00	4763	93.00	7553
56.00	1579	67.95	946	79.95	3959	93.85	682
57.00	4429	69.00	65550	81.00	4714	95.95	273
57.95	215	69.95	434	81.90	1090	97.95	5591
58.90	59	72.10	113	83.00	1057	99.00	4796
60.95	830	73.00	543	85.00	779	99.90	562
62.00	871	74.00	6203	85.90	341	101.00	2536
63.00	2508	75.00	10639	86.90	568	102.05	354
63.90	285	76.00	3711	88.85	13	102.95	736

Average of 2.685 to 2.697 min.: 6p8508.D\data.ms
dftpp
Modified:subtracted

m/z	abund.	m/z	abund.	m/z	abund.	m/z	abund.
103.85	1703	113.20	118	124.90	1046	137.00	1037
105.00	1300	114.90	111	125.90	370	137.75	193
105.85	475	115.95	1127	127.00	69160	138.00	95
106.20	139	117.00	14645	127.95	5240	140.00	408
107.00	21212	117.95	1187	129.00	26110	141.00	3547
107.95	3394	119.05	3	129.90	1995	141.90	1035
109.00	334	121.00	121	130.90	321	142.90	685
110.00	37274	121.95	1227	131.85	82	144.05	287
111.00	5398	122.95	1865	134.00	504	145.05	241
112.00	779	123.90	335	134.95	2239	145.95	691
112.90	284	124.05	662	135.95	809	147.00	1657

Average of 2.685 to 2.697 min.: 6p8508.D\data.ms
dftpp
Modified:subtracted

m/z	abund.	m/z	abund.	m/z	abund.	m/z	abund.
147.90	3815	157.00	597	167.95	3145	177.95	333
148.90	866	157.90	657	168.90	711	179.00	4498
149.95	242	159.00	253	169.90	73	180.00	3482
150.95	318	160.05	1146	170.20	161	180.95	1701
151.40	183	160.95	1760	170.90	364	181.85	53
151.70	150	162.00	631	171.90	697	182.95	184
152.00	23	163.00	203	172.95	836	183.90	524
152.95	787	164.05	293	173.95	1374	185.00	2660
154.00	725	164.95	1400	175.00	2480	186.00	18840
154.95	1478	165.95	711	175.85	1031	187.00	5143
156.00	2543	167.00	7155	176.90	1142	187.80	138

Average of 2.685 to 2.697 min.: 6p8508.D\data.ms
dftpp
Modified:subtracted

m/z	abund.	m/z	abund.	m/z	abund.	m/z	abund.
188.05	464	196.70	330	206.00	33912	219.10	163
189.00	816	198.00	134008	207.00	4956	220.20	100
189.85	217	198.90	8775	207.95	1495	221.00	6379
190.90	778	200.00	851	209.00	252	221.70	425
191.95	1671	200.90	80	210.05	667	222.95	1916
193.00	1760	201.20	365	210.95	1375	224.00	18618
193.90	441	201.55	488	214.10	83	225.00	4712
194.70	115	202.00	105	214.95	597	225.95	557
194.90	122	203.00	1044	215.95	870	227.00	8173
195.20	105	204.00	4809	216.95	8993	227.90	1223
195.95	4259	205.00	8070	218.00	1129	228.95	1455

Average of 2.685 to 2.697 min.: 6p8508.D\data.ms
dftpp
Modified:subtracted

m/z	abund.	m/z	abund.	m/z	abund.	m/z	abund.
229.95	205	240.85	393	252.20	72	263.85	379
231.00	748	242.00	1085	252.80	269	264.95	1767
232.00	80	243.00	995	253.15	335	265.85	154
233.00	103	244.00	14191	253.80	151	267.00	73

DFTPP6P.M Tue Jul 08 12:09:59 2014 RPT1 Page: 0

ACCUTEST LABORATORIES
JB70672

233.95	515	245.00	1828	254.00	497	267.85	369
234.90	609	246.00	3063	255.00	75693	269.80	122
235.90	406	246.95	659	256.00	10486	270.70	107
236.95	739	247.90	108	257.00	781	270.90	70
237.80	77	248.95	557	257.90	4298	271.90	176
238.95	425	251.05	184	258.95	677	272.95	2230
239.95	143	251.80	158	260.00	67	273.95	6216

Average of 2.685 to 2.697 min.: 6p8508.D\data.ms
dftpp
Modified:subtracted

m/z	abund.	m/z	abund.	m/z	abund.	m/z	abund.
275.00	32637	292.85	715	309.80	119	326.85	586
276.00	4330	293.90	133	311.90	81	327.85	256
276.90	2779	294.85	241	313.95	516	331.95	270
277.95	487	295.95	9227	314.90	1095	332.90	134
280.90	316	296.95	1235	315.95	680	333.95	2113
281.90	103	297.90	186	316.90	95	334.90	421
283.05	399	302.00	94	320.80	67	341.05	545
283.90	255	302.95	1152	321.05	173	345.70	117
285.05	517	303.95	192	323.00	2794	345.90	645
286.00	74	308.00	87	324.00	600	347.10	98
288.95	153	309.00	77	325.70	70	351.95	1143

Average of 2.685 to 2.697 min.: 6p8508.D\data.ms
dftpp
Modified:subtracted

m/z	abund.	m/z	abund.	m/z	abund.	m/z	abund.
352.85	705	390.90	84	442.00	98299		
353.95	789	401.00	80	443.00	19651		
354.95	299	401.90	657	444.00	1799		
364.90	4399	402.85	1125				
365.90	814	403.95	468				
370.75	160	420.90	887				
372.00	1864	421.70	119				
372.85	432	421.90	566				
382.85	438	422.95	5453				
384.00	93	423.95	1248				
390.00	136	440.95	14133				

Quantitation Report (Qedit)

Data Path : C:\msdchem\1\DATA\e6p367\
Data File : 6p8508.D
Acq On : 7 Jul 2014 8:52 am
Operator : ashleyv
Sample : dftpp
Misc : op75816,e6p367
ALS Vial : 1 Sample Multiplier: 1

Quant Time: Jul 07 08:57:37 2014
Quant Method : C:\MSDCHEM\1\METHODS\DFTPP6P.M
Quant Title : zebron ZB-5msi 30mx0.25mmx0.25um
QLast Update : Wed Jun 04 08:53:31 2014
Response via : Initial Calibration

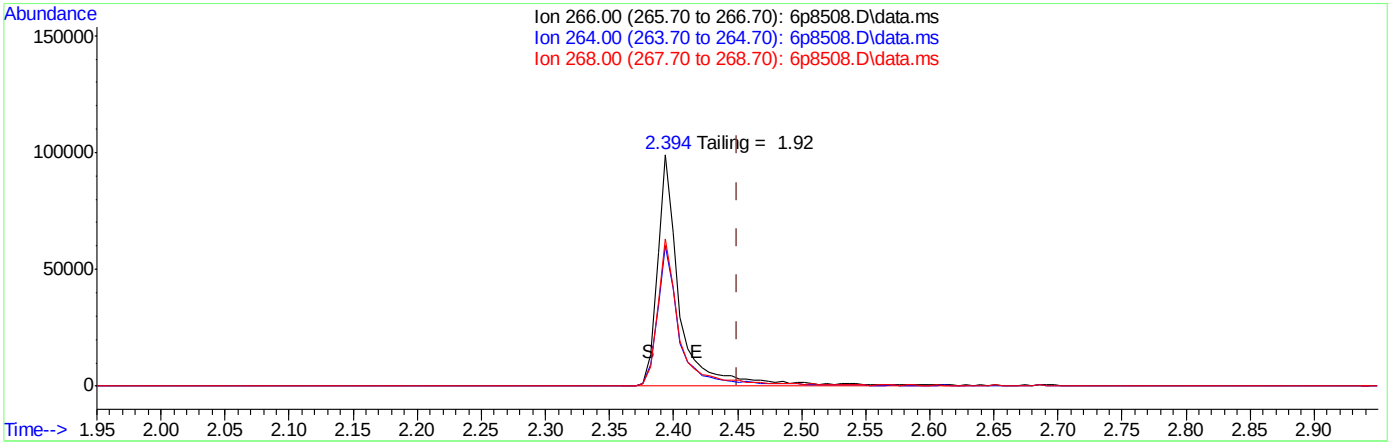

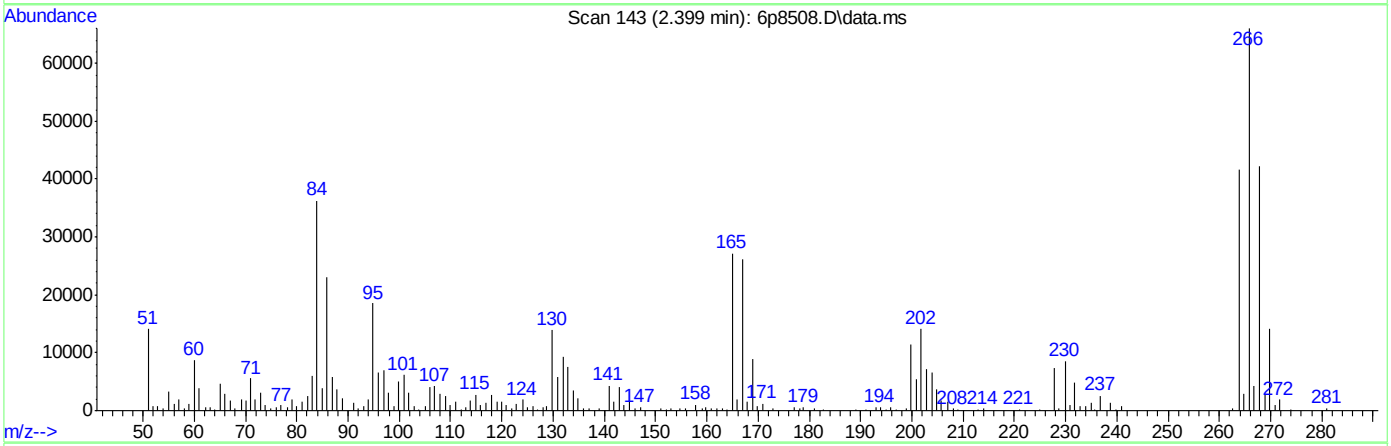

TIC: 6p8508.D\data.ms

(1) Pentachlorophenol

2.397min (-0.053) 69.51

response 1142724

Ion	Exp%	Act%
266.00	100	100
264.00	0.00	61.48#
268.00	0.00	66.35#
0.00	0.00	0.00

ACCUTEST LABORATORIES JB70672

Quantitation Report (Qedit)

Data Path : C:\msdchem\1\DATA\e6p367\
Data File : 6p8508.D
Acq On : 7 Jul 2014 8:52 am
Operator : ashleyv
Sample : dftpp
Misc : op75816,e6p367
ALS Vial : 1 Sample Multiplier: 1

Quant Time: Jul 07 08:57:37 2014
Quant Method : C:\MSDCHEM\1\METHODS\DFTPP6P.M
Quant Title : zebron ZB-5msi 30mx0.25mmx0.25um
QLast Update : Wed Jun 04 08:53:31 2014
Response via : Initial Calibration

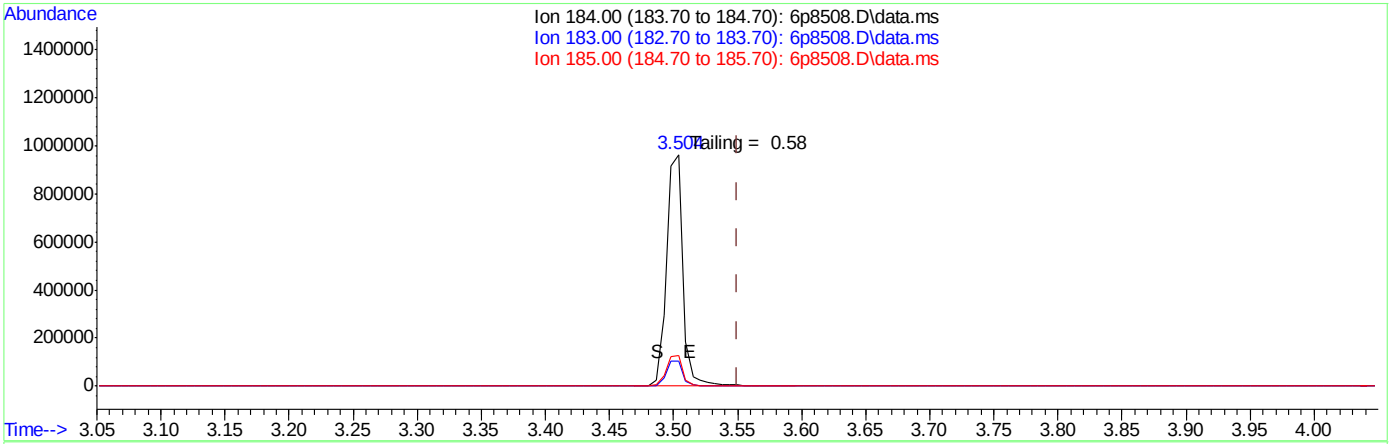

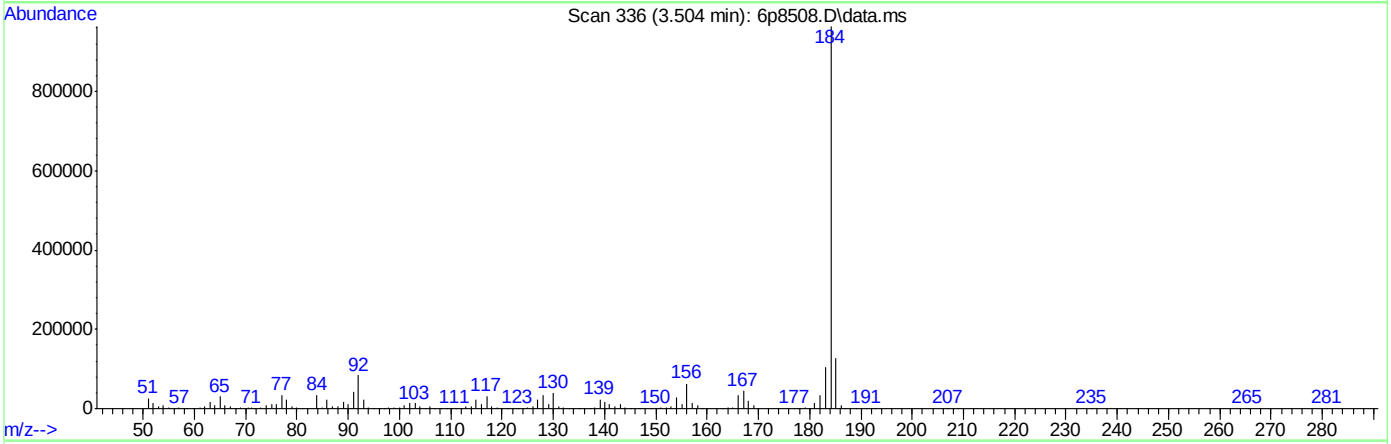

TIC: 6p8508.D\data.ms

(2) Benzidine

3.503min (-0.047) 95.47

response 8517296

Ion	Exp%	Act%
184.00	100	100
183.00	0.00	10.89#
185.00	0.00	13.29#
0.00	0.00	0.00

Quantitation Report (Qedit)

Data Path : C:\msdchem\1\DATA\e6p367\
Data File : 6p8508.D
Acq On : 7 Jul 2014 8:52 am
Operator : ashleyv
Sample : dftpp
Misc : op75816,e6p367
ALS Vial : 1 Sample Multiplier: 1

Quant Time: Jul 07 08:57:37 2014
Quant Method : C:\MSDCHEM\1\METHODS\DFTPP6P.M
Quant Title : zebron ZB-5msi 30mx0.25mmx0.25um
QLast Update : Wed Jun 04 08:53:31 2014
Response via : Initial Calibration

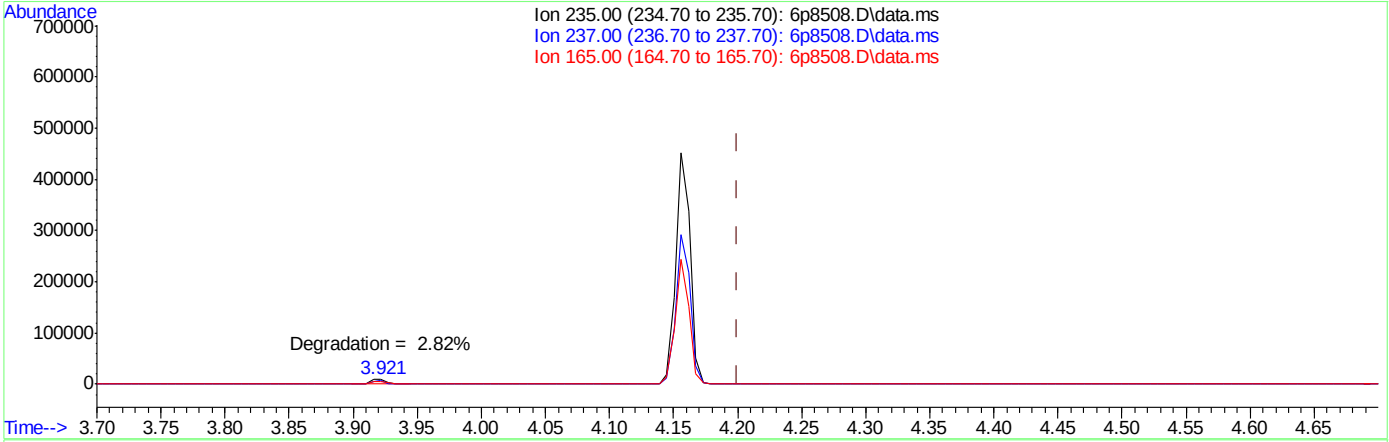

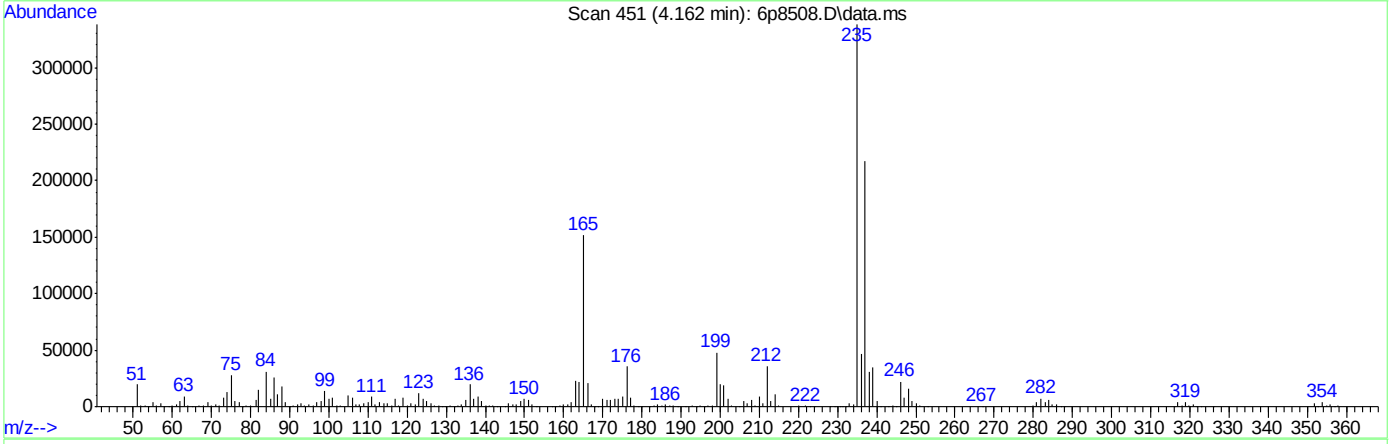

TIC: 6p8508.D\data.ms

(3) PP-DDT

4.160min (-0.040) 89.43

response 3546988

Ion	Exp%	Act%
235.00	100	100
237.00	0.00	64.63#
165.00	0.00	52.13#
0.00	0.00	0.00

DFTPPR

Data Path : C:\msdchem\1\DATA\em4300\
Data File : m105035.D
Acq On : 12 Jun 2014 9:52 am
Operator : saumilp
Sample : DFTPP
Misc : op73826,em4300
ALS Vial : 1 Sample Multiplier: 1

Integration File: rteint.p

Method : C:\msdchem\1\METHODS\DFTPPm.M
Title : Semi Volatile Extractables by GC/MS rxi-5silms 30mFri Jun 07 07:24:58 2013
Last Update : Fri Jun 07 07:24:58 2013

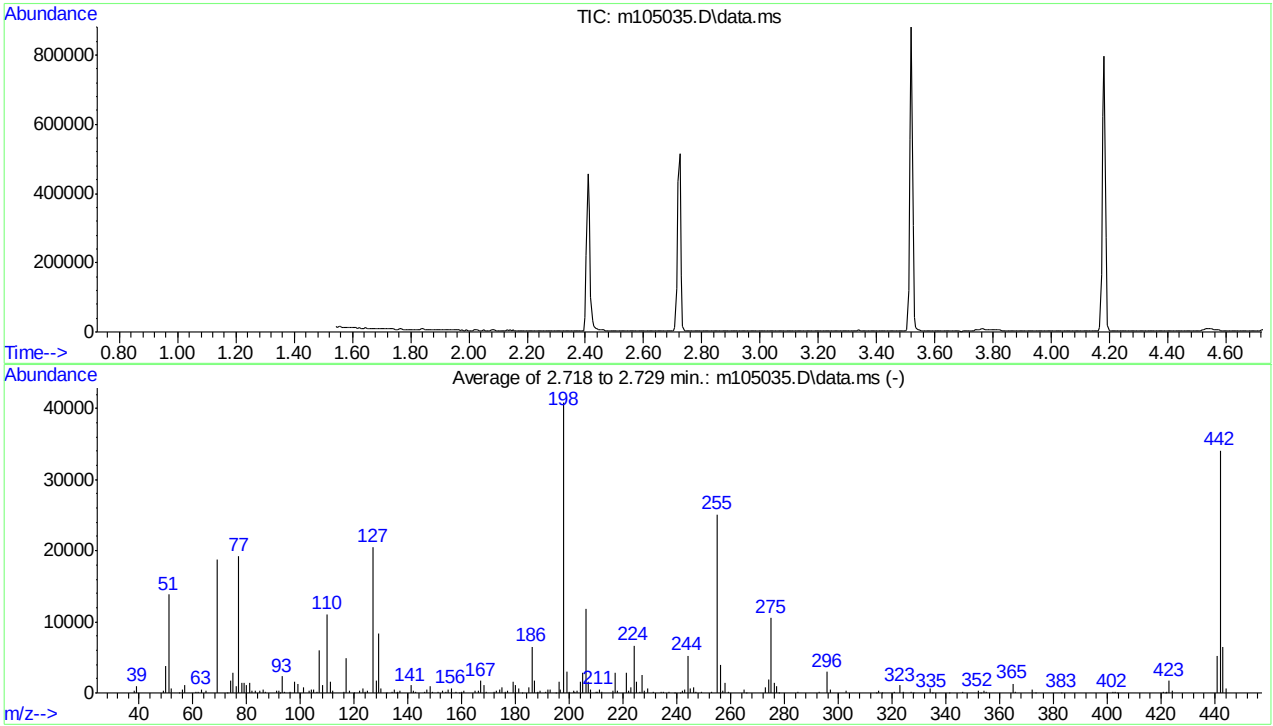

AutoFind: Scans 221, 222, 223; Background Corrected with Scan 216

Target Mass	Rel. to Mass	Lower Limit%	Upper Limit%	Rel. Abn%	Raw Abn	Result Pass/Fail
51	198	30	60	33.8	13811	PASS
68	69	0.00	2	0.0	0	PASS
69	198	0.00	100	45.8	18716	PASS
70	69	0.00	2	0.0	0	PASS
127	198	40	60	50.3	20549	PASS
197	198	0.00	1	0.0	0	PASS
198	198	100	100	100.0	40824	PASS
199	198	5	9	7.4	3002	PASS
275	198	10	30	25.8	10521	PASS
365	198	1	100	3.3	1331	PASS
441	443	0.10	100	79.5	5152	PASS
442	198	40	100	83.5	34101	PASS
443	442	17	23	19.0	6479	PASS

Average of 2.718 to 2.729 min.: m105035.D\data.ms
DFTPP
Modified:subtracted

m/z	abund.	m/z	abund.	m/z	abund.	m/z	abund.
37.95	243	63.00	526	80.95	1421	95.95	145
39.00	990	65.00	249	82.00	295	97.90	1618
49.00	244	68.95	18716	83.00	305	99.00	1241
50.00	3826	72.80	69	84.90	347	101.00	765
50.95	13811	74.00	1812	85.90	428	103.00	277
52.00	575	75.00	2789	87.00	114	103.90	428
55.00	76	76.05	960	90.95	266	104.90	425
55.95	430	77.00	19288	91.95	358	106.00	130
57.00	1092	78.00	1359	92.30	76	107.00	5967
61.00	172	78.95	1447	93.00	2348	108.00	1083
61.90	203	79.95	1048	94.00	112	110.00	11114

Average of 2.718 to 2.729 min.: m105035.D\data.ms
DFTPP
Modified:subtracted

m/z	abund.	m/z	abund.	m/z	abund.	m/z	abund.
111.00	1528	128.00	1747	142.95	175	159.00	81
111.95	277	129.00	8382	145.90	183	159.90	229
115.90	154	130.00	711	146.95	456	160.90	390
116.95	4841	131.80	77	148.00	899	164.90	369
118.00	326	133.95	173	148.95	194	166.00	356
119.90	80	134.95	536	151.00	84	167.00	1733
122.00	375	135.80	72	152.90	282	168.00	1075
123.00	676	136.00	92	153.90	183	168.90	85
123.95	206	136.95	251	155.00	517	171.95	146
124.90	253	140.95	1086	156.00	649	172.90	272
127.00	20549	141.90	310	157.90	207	174.00	420

Average of 2.718 to 2.729 min.: m105035.D\data.ms
DFTPP
Modified:subtracted

m/z	abund.	m/z	abund.	m/z	abund.	m/z	abund.
175.00	824	188.90	329	201.80	86	215.95	379
176.10	194	190.95	155	202.95	264	216.90	2793
176.90	389	192.00	464	204.00	1653	217.95	387
178.95	1627	193.00	509	205.00	2799	221.00	2796
180.00	1032	195.00	80	206.00	11894	221.95	298
180.95	691	196.00	1564	207.00	1525	222.95	794
182.20	70	196.60	521	207.90	412	224.00	6625
185.00	801	197.90	40824	210.05	168	225.00	1622
186.00	6462	198.90	3002	210.50	125	226.05	175
187.00	1733	199.90	91	211.00	527	227.00	2576
188.00	204	201.35	246	212.00	93	227.95	283

Average of 2.718 to 2.729 min.: m105035.D\data.ms
DFTPP
Modified:subtracted

m/z	abund.	m/z	abund.	m/z	abund.	m/z	abund.
228.95	575	245.95	850	273.00	811	314.00	72
230.95	191	246.90	106	274.00	1913	314.90	387
233.90	147	249.00	116	275.00	10521	316.00	79
234.90	95	252.90	84	276.00	1411	320.90	90
237.00	129	255.00	25128	277.00	918	323.00	1052
239.00	77	256.00	3994	278.00	67	324.00	182
241.00	83	256.95	291	284.90	86	326.90	203
241.95	264	258.00	1397	292.85	160	327.90	67
242.95	463	258.90	160	295.95	2955	334.00	651
244.00	5265	264.95	475	297.00	468	334.90	70
245.00	695	265.80	76	303.00	388	341.00	68

Average of 2.718 to 2.729 min.: m105035.D\data.ms
DFTPP
Modified:subtracted

m/z	abund.	m/z	abund.	m/z	abund.	m/z	abund.
346.00	116	403.00	126				
352.00	303	403.90	69				
353.00	67	420.95	155				
353.95	251	421.80	67				

DFTPPm.M Thu Jun 12 12:27:17 2014 MSM

355.10	86	421.95	218
364.95	1331	423.00	1697
365.90	139	423.95	357
372.00	457	441.00	5152
373.10	78	442.00	34101
383.00	74	443.00	6479
402.00	129	444.00	582

Quantitation Report (Qedit)

Data Path : C:\msdchem\1\DATA\em4300\
Data File : m105035.D
Acq On : 12 Jun 2014 9:52 am
Operator : saumilp
Sample : DFTPP
Misc : op73826,em4300
ALS Vial : 1 Sample Multiplier: 1

Quant Time: Jun 12 12:26:37 2014
Quant Method : C:\msdchem\1\METHODS\DFTPPm.M
Quant Title : Semi Volatile Extractables by GC/MS rxi-5silms 30mFri Jun 07 07:24:58 2013
QLast Update : Fri Jun 07 07:24:58 2013
Response via : Initial Calibration

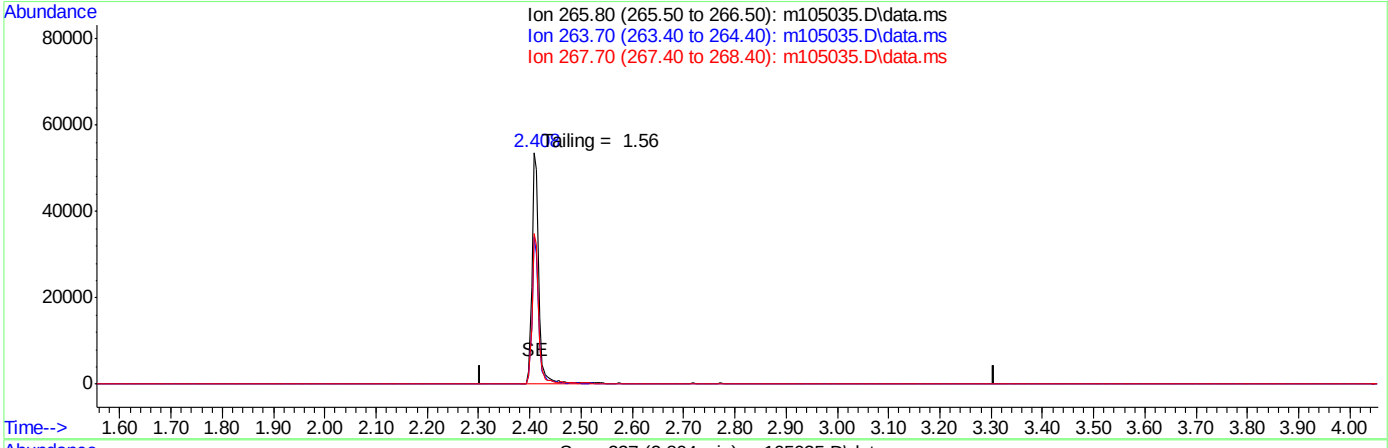

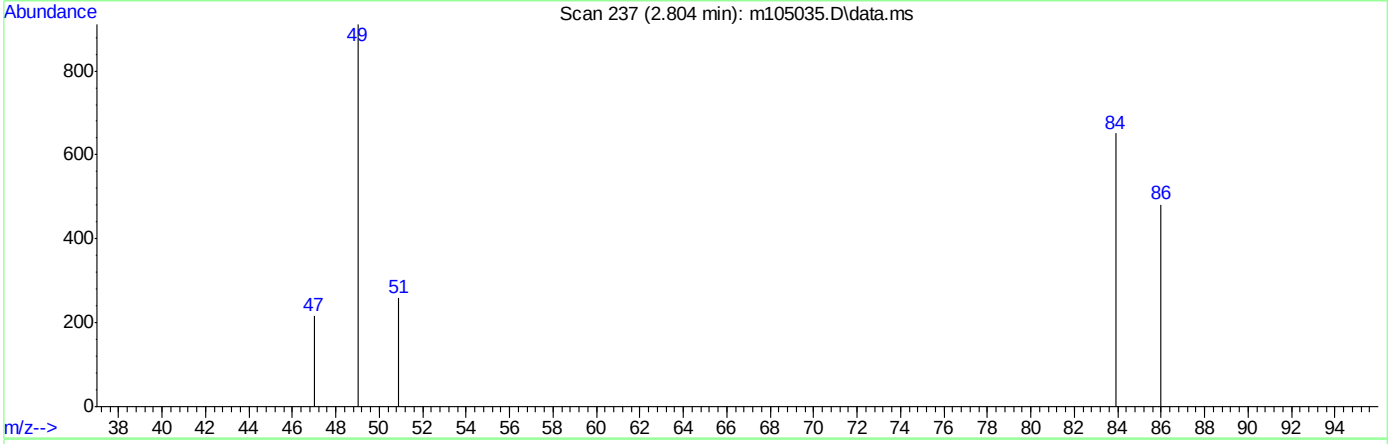

TIC: m105035.D\data.ms

(1) Pentachlorophenol (MC)

2.805min (-2.805) 0.00ng

response 0

Ion	Exp%	Act%
265.80	100	0.00
263.70	64.70	0.00#
267.70	64.60	0.00#
0.00	0.00	0.00

Quantitation Report (Qedit)

Data Path : C:\msdchem\1\DATA\em4300\
Data File : m105035.D
Acq On : 12 Jun 2014 9:52 am
Operator : saumilp
Sample : DFTPP
Misc : op73826,em4300
ALS Vial : 1 Sample Multiplier: 1

Quant Time: Jun 12 12:26:37 2014
Quant Method : C:\msdchem\1\METHODS\DFTPPm.M
Quant Title : Semi Volatile Extractables by GC/MS rxi-5silms 30mFri Jun 07 07:24:58 2013
QLast Update : Fri Jun 07 07:24:58 2013
Response via : Initial Calibration

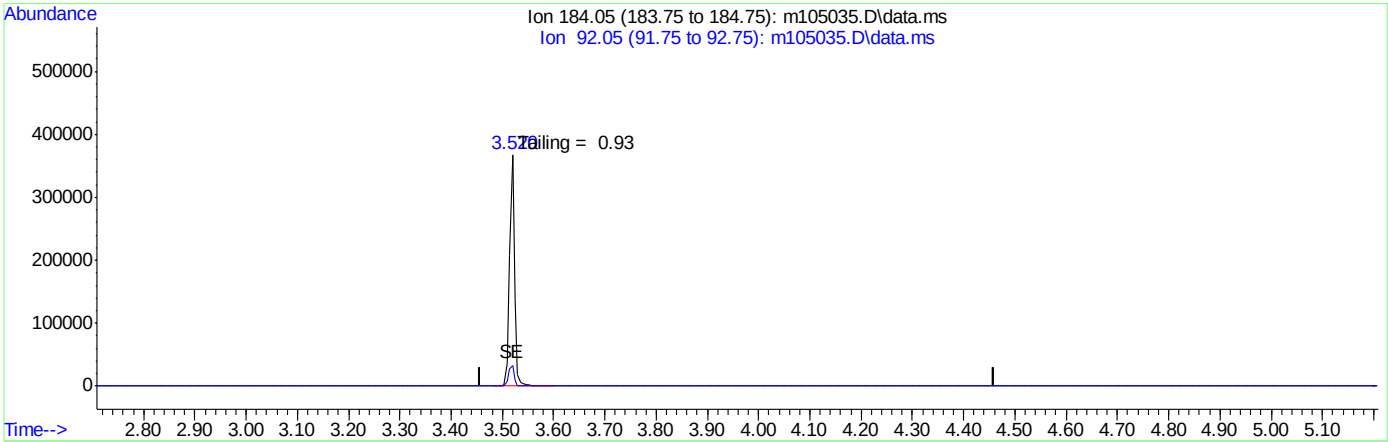

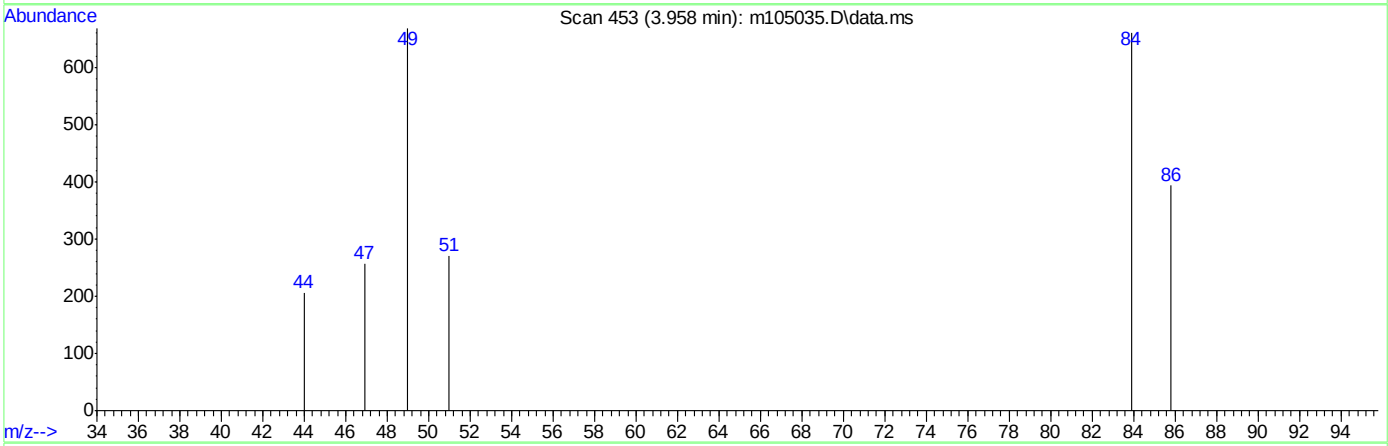

TIC: m105035.D\data.ms

(2) Benzidine (M)

3.959min (-3.959) 0.00ng

response 0

Ion	Exp%	Act%
184.05	100	0.00
92.05	11.60	0.00#
0.00	0.00	0.00
0.00	0.00	0.00

Quantitation Report (Qedit)

Data Path : C:\msdchem\1\DATA\em4300\
Data File : m105035.D
Acq On : 12 Jun 2014 9:52 am
Operator : saumilp
Sample : DFTPP
Misc : op73826,em4300
ALS Vial : 1 Sample Multiplier: 1

Quant Time: Jun 12 12:26:37 2014
Quant Method : C:\msdchem\1\METHODS\DFTPPm.M
Quant Title : Semi Volatile Extractables by GC/MS rxi-5silms 30mFri Jun 07 07:24:58 2013
QLast Update : Fri Jun 07 07:24:58 2013
Response via : Initial Calibration

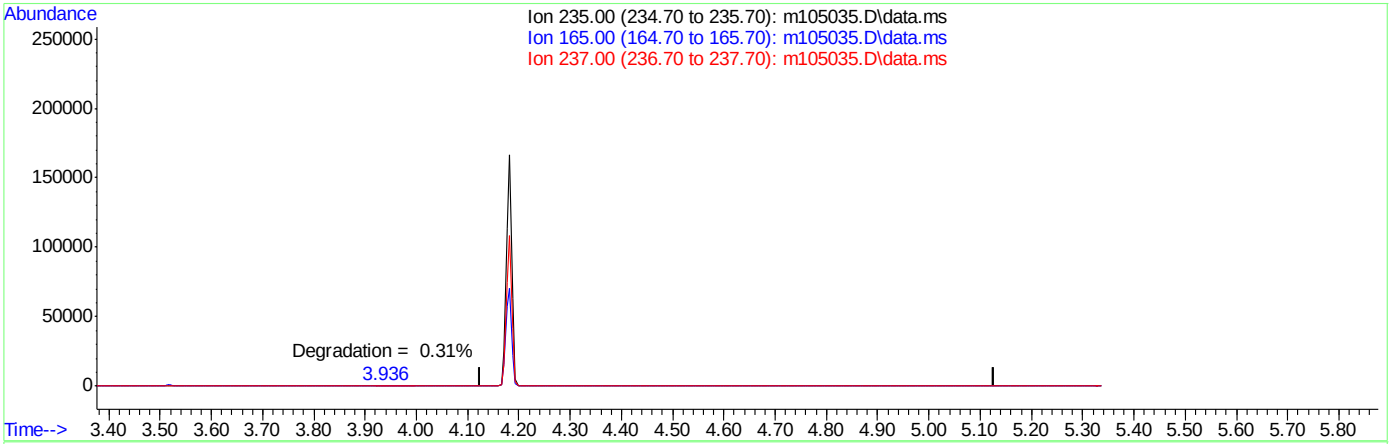

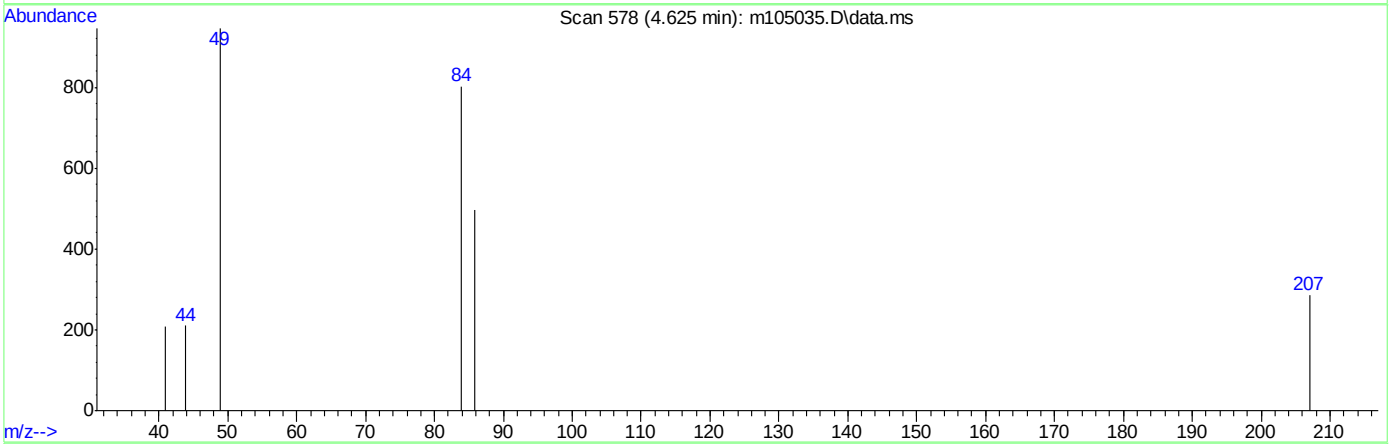

TIC: m105035.D\data.ms

(3) PP-DDT (MC)

4.627min (-4.627) 0.00ppb

response 0

Ion	Exp%	Act%
235.00	100	0.00
165.00	58.00	0.00#
237.00	62.20	0.00#
0.00	0.00	0.00

9.5.4.3

9

DFTPPR

Data Path : C:\msdchem\1\DATA\em4301\
Data File : m105045.D
Acq On : 12 Jun 2014 2:35 pm
Operator : saumilp
Sample : DFTPP
Misc : op73826,em4301
ALS Vial : 1 Sample Multiplier: 1

Integration File: rteint.p

Method : C:\msdchem\1\METHODS\DFTPPm.M
Title : Semi Volatile Extractables by GC/MS rxi-5silms 30mFri Jun 07 07:24:58 2013
Last Update : Fri Jun 07 07:24:58 2013

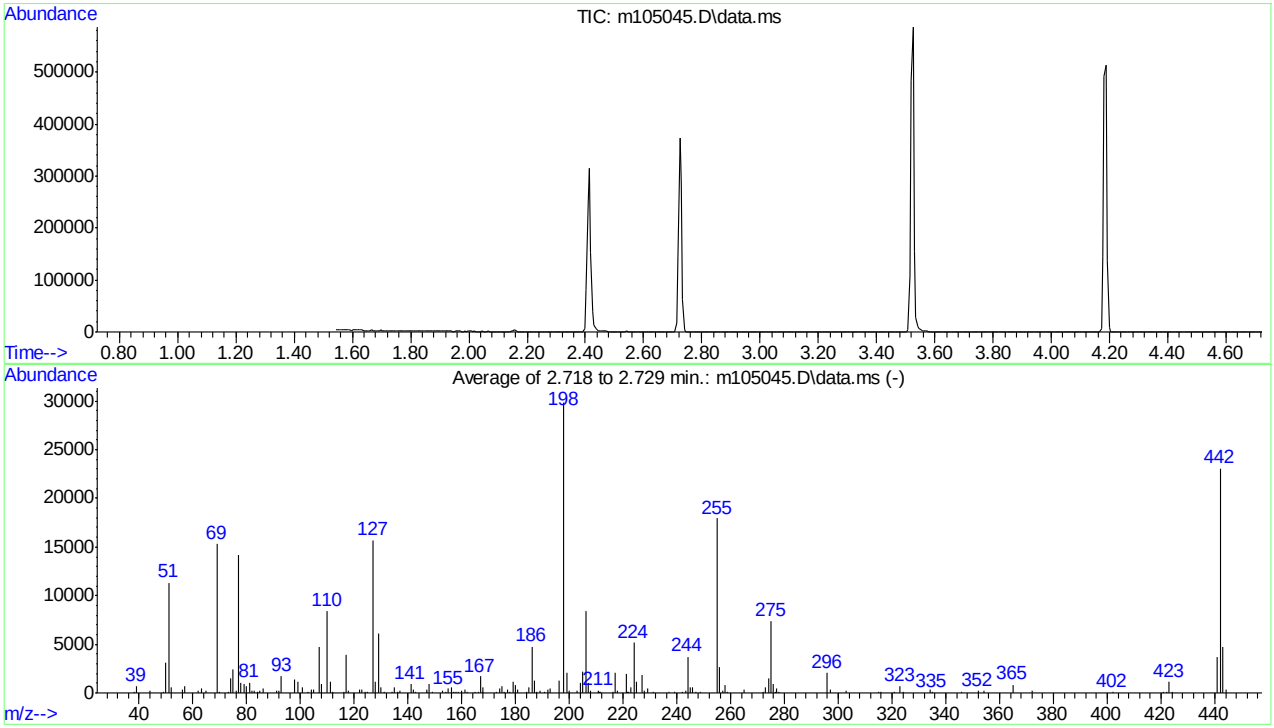

AutoFind: Scans 221, 222, 223; Background Corrected with Scan 217

Target Mass	Rel. to Mass	Lower Limit%	Upper Limit%	Rel. Abn%	Raw Abn	Result Pass/Fail
51	198	30	60	37.9	11315	PASS
68	69	0.00	2	0.0	0	PASS
69	198	0.00	100	51.2	15288	PASS
70	69	0.00	2	0.5	78	PASS
127	198	40	60	52.6	15691	PASS
197	198	0.00	1	0.0	0	PASS
198	198	100	100	100.0	29848	PASS
199	198	5	9	6.9	2069	PASS
275	198	10	30	24.8	7401	PASS
365	198	1	100	2.9	852	PASS
441	443	0.10	100	79.1	3697	PASS
442	198	40	100	77.4	23090	PASS
443	442	17	23	20.2	4672	PASS

Average of 2.718 to 2.729 min.: m105045.D\data.ms
DFTPP
Modified:subtracted

m/z	abund.	m/z	abund.	m/z	abund.	m/z	abund.
38.00	149	65.00	197	80.95	1078	100.90	528
38.95	705	68.95	15288	81.90	282	103.00	104
44.00	177	69.90	78	82.95	248	103.85	370
48.90	174	73.00	78	83.90	138	105.00	377
50.00	3102	74.00	1523	84.95	290	107.00	4755
51.00	11315	75.00	2394	85.95	448	108.00	889
52.00	582	76.00	187	91.00	182	110.00	8435
55.95	403	77.00	14119	92.00	285	110.95	1189
56.95	737	78.00	1032	93.00	1761	111.80	70
61.95	193	78.95	948	97.95	1357	116.00	106
63.00	463	79.90	693	99.00	1119	117.00	3905

Average of 2.718 to 2.729 min.: m105045.D\data.ms
DFTPP
Modified:subtracted

m/z	abund.	m/z	abund.	m/z	abund.	m/z	abund.
118.00	194	135.00	525	154.00	82	167.00	1711
121.95	365	136.00	69	154.95	425	167.80	155
122.95	380	136.95	187	156.00	550	168.00	623
123.90	90	140.95	903	156.90	69	172.90	127
124.90	104	141.95	358	158.00	91	173.95	473
127.00	15691	142.90	85	158.70	69	175.00	639
127.95	1174	146.80	82	159.95	187	175.95	170
129.00	6135	147.00	349	161.00	316	176.85	347
129.95	637	147.95	876	162.00	77	177.90	76
131.00	115	148.90	84	164.95	146	178.90	1160
133.90	76	152.95	218	166.00	109	179.95	762

Average of 2.718 to 2.729 min.: m105045.D\data.ms
DFTPP
Modified:subtracted

m/z	abund.	m/z	abund.	m/z	abund.	m/z	abund.
180.95	361	197.90	29848	211.20	113	227.00	1872
184.00	75	198.90	2069	211.50	86	227.95	229
184.95	588	199.95	184	216.00	83	228.95	450
186.00	4780	202.95	214	216.95	2043	231.00	121
187.00	1243	204.00	1057	217.90	289	236.90	76
188.00	68	205.00	2155	221.00	1991	239.00	68
188.90	247	206.00	8455	221.70	117	242.00	112
190.90	87	207.00	1096	222.00	113	243.10	243
191.95	402	207.95	202	223.00	548	244.00	3692
192.95	446	210.60	93	224.00	5165	245.00	526
196.00	1293	210.95	256	225.00	1169	245.95	603

Average of 2.718 to 2.729 min.: m105045.D\data.ms
DFTPP
Modified:subtracted

m/z	abund.	m/z	abund.	m/z	abund.	m/z	abund.
246.90	69	275.00	7401	322.95	709	421.90	86
248.90	148	276.00	951	324.00	158	423.00	1100
255.00	17929	276.80	67	333.95	359	424.10	150
255.95	2602	276.95	493	334.90	77	441.00	3697
256.95	223	277.90	68	345.90	90	442.00	23090
257.90	842	296.00	2045	351.95	191	443.00	4672
258.80	89	296.95	368	354.00	186	444.05	366
264.95	334	302.90	240	364.95	852		
271.90	67	314.95	150	371.95	279		
272.95	628	315.90	66	402.00	111		
274.05	1476	321.00	68	420.95	169		

Quantitation Report (Qedit)

Data Path : C:\msdchem\1\DATA\em4301\
Data File : m105045.D
Acq On : 12 Jun 2014 2:35 pm
Operator : saumilp
Sample : DFTPP
Misc : op73826,em4301
ALS Vial : 1 Sample Multiplier: 1

Quant Time: Jun 12 14:42:32 2014
Quant Method : C:\msdchem\1\METHODS\DFTPPm.M
Quant Title : Semi Volatile Extractables by GC/MS rxi-5silms 30mFri Jun 07 07:24:58 2013
QLast Update : Fri Jun 07 07:24:58 2013
Response via : Initial Calibration

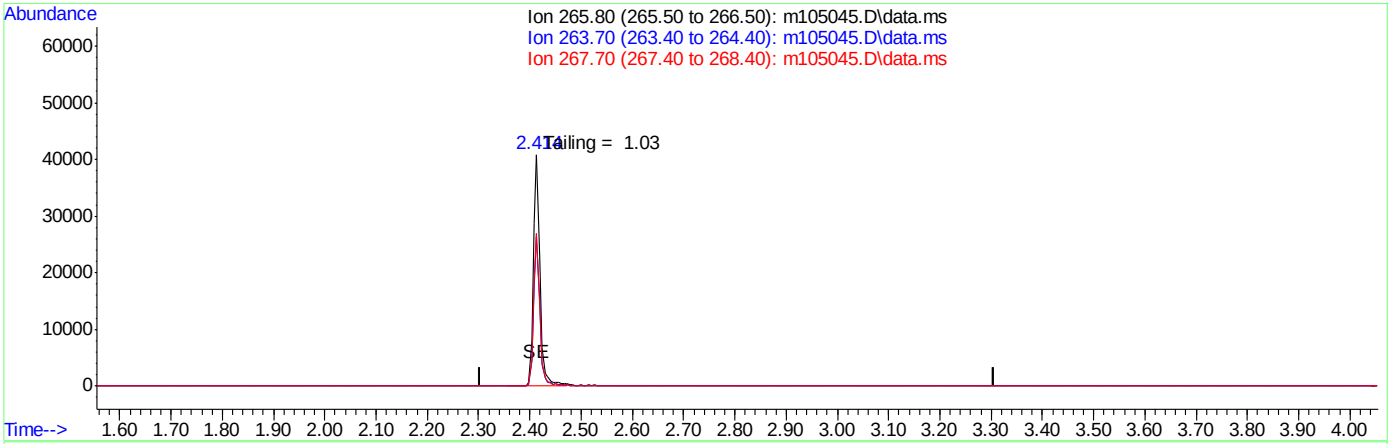

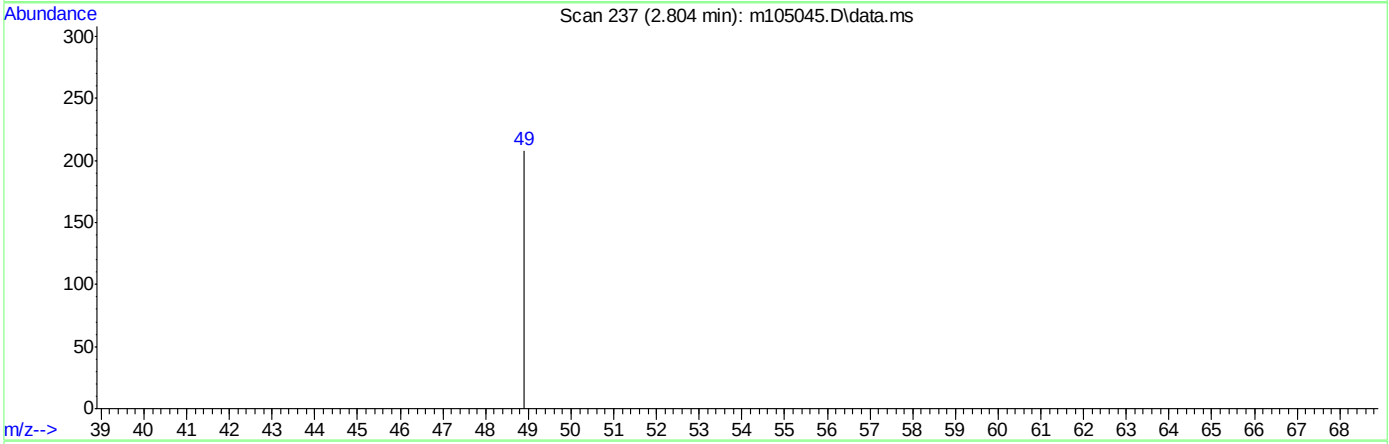

TIC: m105045.D\data.ms

(1) Pentachlorophenol (MC)

2.805min (-2.805) 0.00ng

response 0

Ion	Exp%	Act%
265.80	100	0.00
263.70	64.70	0.00#
267.70	64.60	0.00#
0.00	0.00	0.00

Quantitation Report (Qedit)

Data Path : C:\msdchem\1\DATA\em4301\
Data File : m105045.D
Acq On : 12 Jun 2014 2:35 pm
Operator : saumilp
Sample : DFTPP
Misc : op73826,em4301
ALS Vial : 1 Sample Multiplier: 1

Quant Time: Jun 12 14:42:32 2014
Quant Method : C:\msdchem\1\METHODS\DFTPPm.M
Quant Title : Semi Volatile Extractables by GC/MS rxi-5silms 30mFri Jun 07 07:24:58 2013
QLast Update : Fri Jun 07 07:24:58 2013
Response via : Initial Calibration

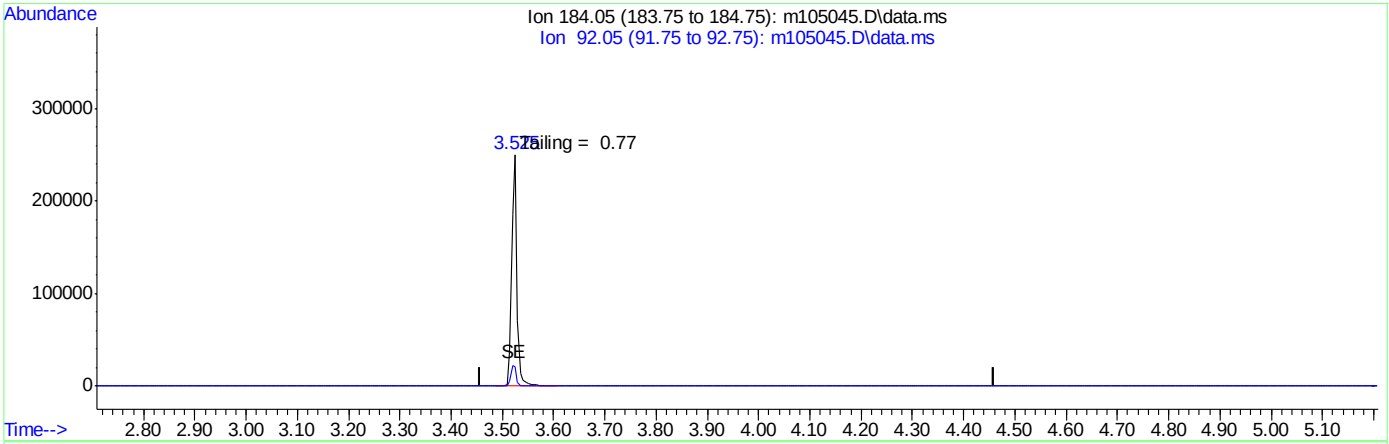

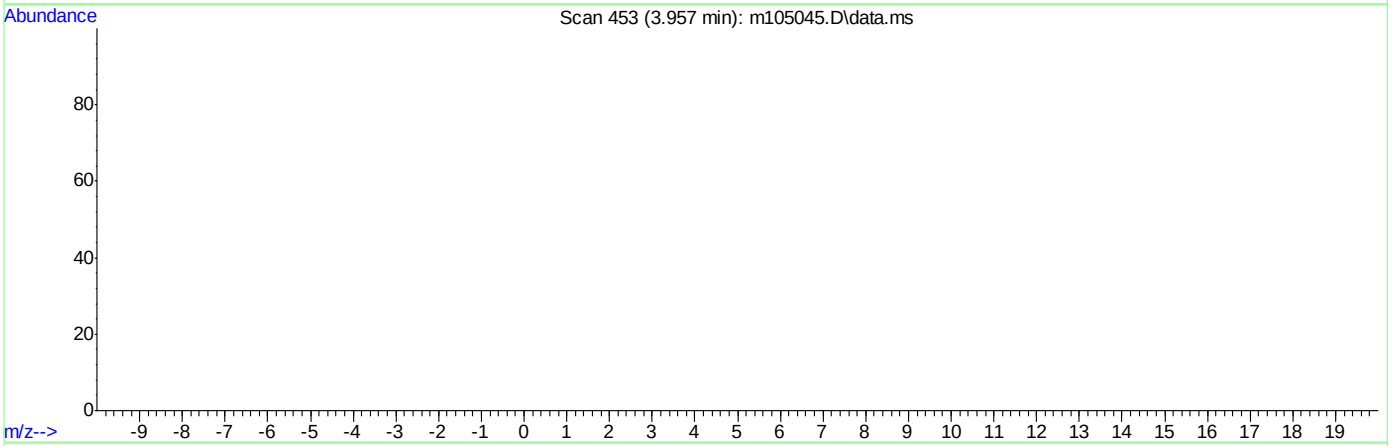

TIC: m105045.D\data.ms

(2) Benzidine (M)

3.959min (-3.959) 0.00ng

response 0

Ion	Exp%	Act%
184.05	100	0.00
92.05	11.60	0.00#
0.00	0.00	0.00
0.00	0.00	0.00

Quantitation Report (Qedit)

Data Path : C:\msdchem\1\DATA\em4301\
Data File : m105045.D
Acq On : 12 Jun 2014 2:35 pm
Operator : saumilp
Sample : DFTPP
Misc : op73826,em4301
ALS Vial : 1 Sample Multiplier: 1

Quant Time: Jun 12 14:42:32 2014
Quant Method : C:\msdchem\1\METHODS\DFTPPm.M
Quant Title : Semi Volatile Extractables by GC/MS rxi-5silms 30mFri Jun 07 07:24:58 2013
QLast Update : Fri Jun 07 07:24:58 2013
Response via : Initial Calibration

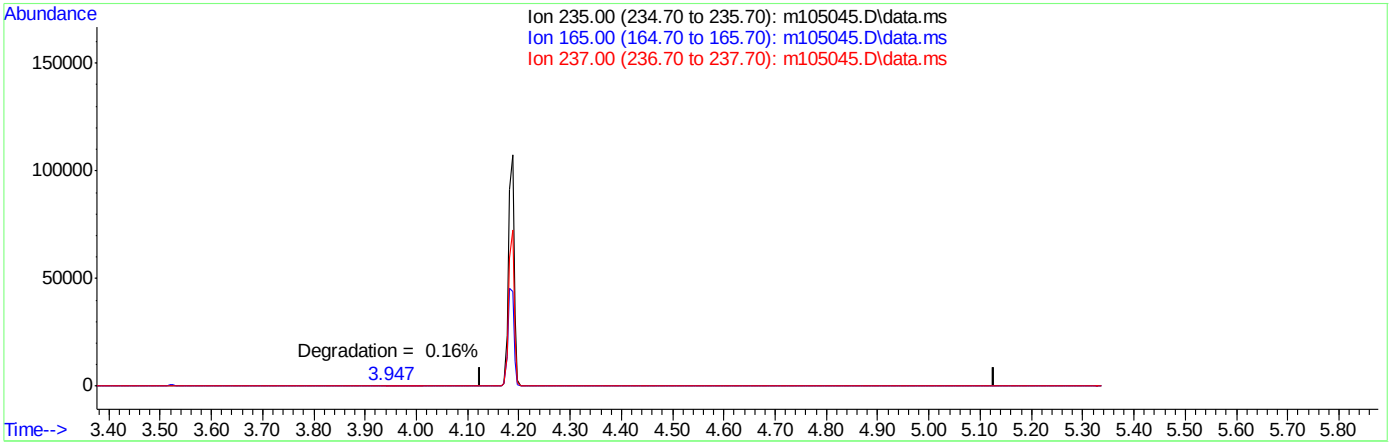

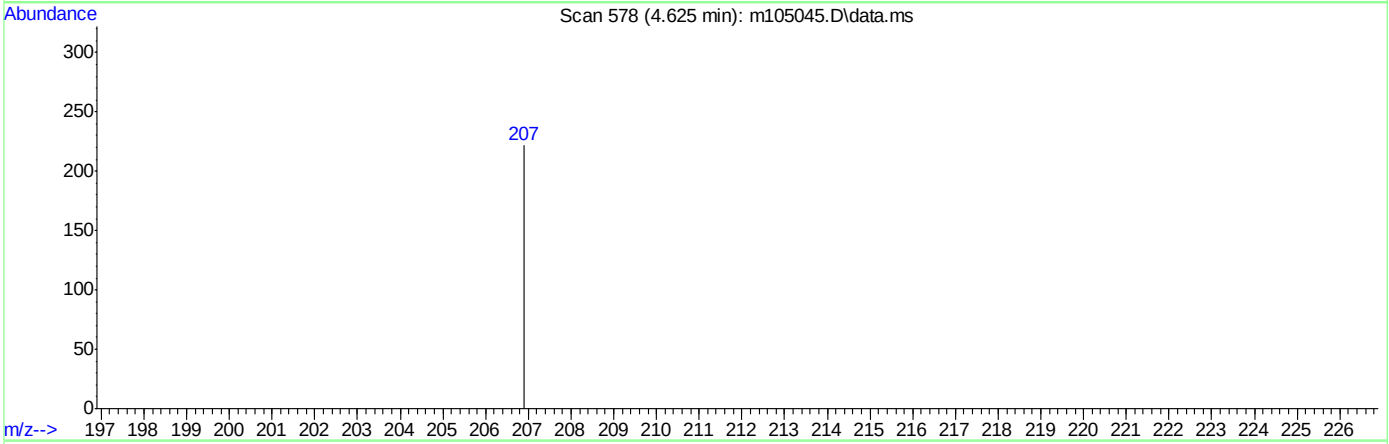

TIC: m105045.D\data.ms

(3) PP-DDT (MC)

4.627min (-4.627) 0.00ppb

response 0

Ion	Exp%	Act%
235.00	100	0.00
165.00	58.00	0.00#
237.00	62.20	0.00#
0.00	0.00	0.00

ACCUTEST LABORATORIES JB70672

DFTPPR

Data Path : C:\msdchem\1\DATA\em4302\
Data File : m105063.D
Acq On : 13 Jun 2014 9:39 am
Operator : saumilp
Sample : DFTPP
Misc : op73826,em4302
ALS Vial : 1 Sample Multiplier: 1

Integration File: rteint.p

Method : C:\msdchem\1\METHODS\DFTPPm.M
Title : Semi Volatile Extractables by GC/MS rxi-5silms 30mFri Jun 07 07:24:58 2013
Last Update : Fri Jun 07 07:24:58 2013

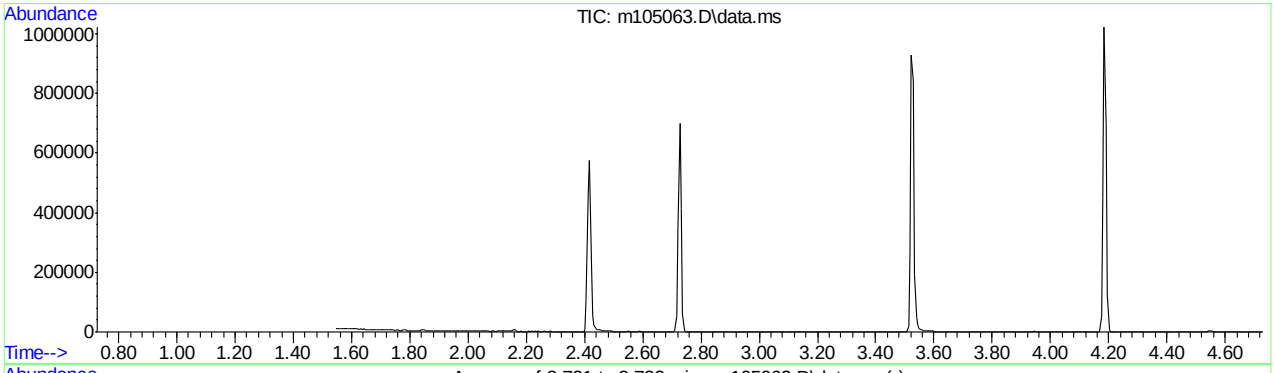

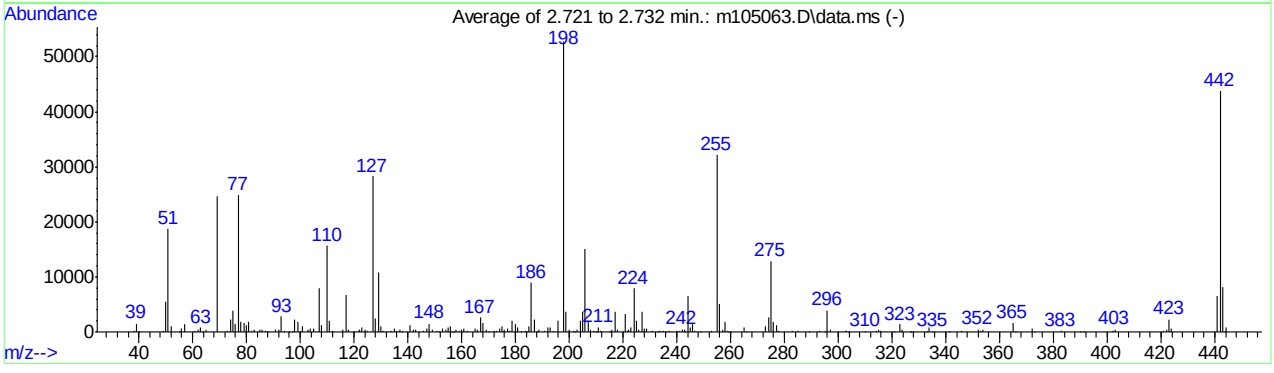

AutoFind: Scans 221, 222, 223; Background Corrected with Scan 217

Target Mass	Rel. to Mass	Lower Limit%	Upper Limit%	Rel. Abn%	Raw Abn	Result Pass/Fail
51	198	30	60	35.4	18660	PASS
68	69	0.00	2	0.0	0	PASS
69	198	0.00	100	46.8	24667	PASS
70	69	0.00	2	0.0	0	PASS
127	198	40	60	53.6	28253	PASS
197	198	0.00	1	0.0	0	PASS
198	198	100	100	100.0	52752	PASS
199	198	5	9	6.9	3640	PASS
275	198	10	30	24.4	12891	PASS
365	198	1	100	3.0	1571	PASS
441	443	0.10	100	79.1	6430	PASS
442	198	40	100	82.9	43745	PASS
443	442	17	23	18.6	8125	PASS

Average of 2.721 to 2.732 min.: m105063.D\data.ms
DFTPP
Modified:subtracted

m/z	abund.	m/z	abund.	m/z	abund.	m/z	abund.
38.10	296	61.90	383	79.00	1670	93.00	2774
39.00	1490	62.95	773	79.95	1297	94.00	279
40.00	72	63.90	69	80.95	1877	96.00	82
49.00	179	65.00	441	81.95	291	97.20	81
50.00	5431	69.00	24667	82.95	464	98.00	2196
51.00	18660	73.05	199	84.95	337	99.00	1933
52.00	940	74.00	2337	85.95	396	100.10	66
55.00	67	75.00	3834	87.00	191	101.00	940
55.95	607	76.00	1492	88.00	77	102.80	331
57.00	1494	77.00	24849	90.95	443	103.90	715
60.90	162	78.00	1938	91.95	490	105.00	541

Average of 2.721 to 2.732 min.: m105063.D\data.ms
DFTPP
Modified:subtracted

m/z	abund.	m/z	abund.	m/z	abund.	m/z	abund.
107.00	7994	122.95	729	137.00	361	153.00	521
107.95	1306	123.95	359	137.90	87	154.05	391
110.00	15649	124.95	256	141.00	1252	155.00	740
110.95	2096	127.00	28253	142.00	442	156.00	1039
111.90	197	128.00	2363	142.75	363	156.80	105
116.00	350	129.00	10706	146.00	110	157.10	85
117.00	6703	130.00	1091	147.00	595	158.00	395
117.90	478	130.90	148	147.95	1506	158.95	280
120.00	68	133.85	273	149.00	396	159.95	467
121.80	166	135.00	586	151.00	186	161.00	624
122.00	458	135.95	306	151.70	73	161.95	189

Average of 2.721 to 2.732 min.: m105063.D\data.ms
DFTPP
Modified:subtracted

m/z	abund.	m/z	abund.	m/z	abund.	m/z	abund.
164.95	525	176.95	530	187.80	97	201.90	90
166.00	456	177.75	167	188.90	462	202.95	409
166.95	2623	178.90	2021	190.95	233	204.00	2072
167.95	1654	179.95	1521	192.00	767	205.00	3654
168.95	333	180.95	749	192.95	857	206.00	14981
169.90	73	181.90	89	193.95	244	207.00	2028
171.90	119	183.85	198	196.00	2039	207.90	476
172.95	261	184.30	81	197.95	52752	209.00	122
173.95	644	185.05	991	198.90	3640	210.00	97
175.00	1052	186.00	8897	199.90	325	210.30	89
175.95	386	187.00	2333	201.45	296	210.85	874

Average of 2.721 to 2.732 min.: m105063.D\data.ms
DFTPP
Modified:subtracted

m/z	abund.	m/z	abund.	m/z	abund.	m/z	abund.
211.60	178	225.00	2080	240.00	160	255.00	32146
214.90	81	226.00	361	240.75	248	256.00	5187
216.00	425	226.95	3638	241.95	477	257.00	406
216.95	3667	227.95	593	242.80	87	257.95	1812
217.95	439	228.95	632	242.95	402	258.90	221
220.00	71	231.00	249	244.00	6498	259.10	79
221.00	3249	233.10	79	244.95	886	260.00	68
221.60	186	233.95	172	245.90	1337	265.00	768
222.05	379	235.00	138	246.85	191	265.90	97
222.95	896	235.90	82	248.90	84	273.00	1007
224.00	7883	237.00	244	252.95	240	274.00	2699

Average of 2.721 to 2.732 min.: m105063.D\data.ms
DFTPP
Modified:subtracted

m/z	abund.	m/z	abund.	m/z	abund.	m/z	abund.
275.00	12891	302.80	115	327.10	76	365.80	107
276.00	1749	303.05	241	327.80	72	372.00	694
277.00	1289	303.80	73	332.80	68	373.00	106
277.80	170	310.10	100	333.95	742	382.95	174

DFTPPm.M Fri Jun 13 10:21:28 2014 MSM

283.00	150	314.05	180	335.10	94	389.90	78
285.05	264	315.00	440	341.10	80	391.20	78
289.00	94	316.05	224	345.90	181	401.95	243
292.90	210	321.00	76	352.00	421	402.90	488
294.90	109	323.00	1357	353.00	226	420.85	294
295.95	3916	323.95	320	353.95	336	422.00	333
297.00	432	326.80	93	364.90	1571	423.00	2268

Average of 2.721 to 2.732 min.: m105063.D\data.ms
DFTPP
Modified:subtracted

m/z	abund.	m/z	abund.	m/z	abund.	m/z	abund.
423.95	542						
441.00	6430						
442.00	43745						
443.00	8125						
443.80	94						
444.05	842						

Quantitation Report (Qedit)

Data Path : C:\msdchem\1\DATA\em4302\
Data File : m105063.D
Acq On : 13 Jun 2014 9:39 am
Operator : saumilp
Sample : DFTPP
Misc : op73826,em4302
ALS Vial : 1 Sample Multiplier: 1

Quant Time: Jun 13 09:47:37 2014
Quant Method : C:\msdchem\1\METHODS\DFTPPm.M
Quant Title : Semi Volatile Extractables by GC/MS rxi-5silms 30mFri Jun 07 07:24:58 2013
QLast Update : Fri Jun 07 07:24:58 2013
Response via : Initial Calibration

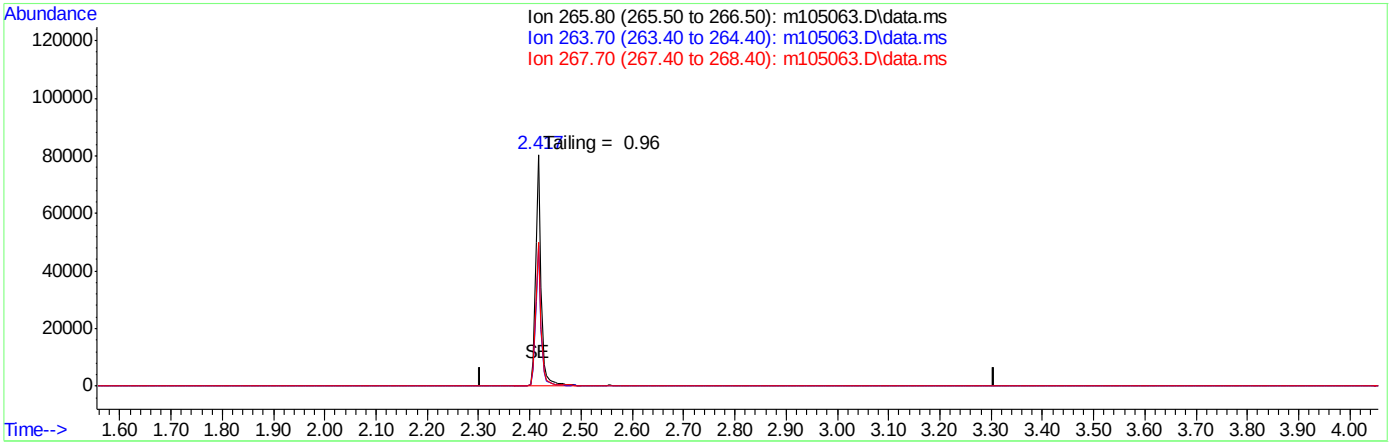

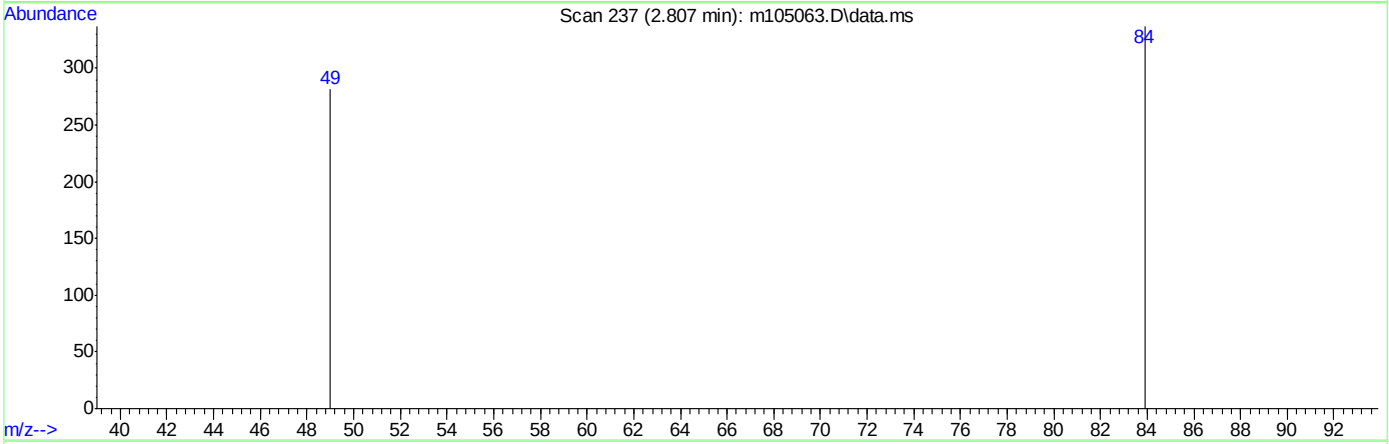

TIC: m105063.D\data.ms

(1) Pentachlorophenol (MC)

2.805min (-2.805) 0.00ng

response 0

Ion	Exp%	Act%
265.80	100	0.00
263.70	64.70	0.00#
267.70	64.60	0.00#
0.00	0.00	0.00

Quantitation Report (Qedit)

Data Path : C:\msdchem\1\DATA\em4302\
Data File : m105063.D
Acq On : 13 Jun 2014 9:39 am
Operator : saumilp
Sample : DFTPP
Misc : op73826,em4302
ALS Vial : 1 Sample Multiplier: 1

Quant Time: Jun 13 09:47:37 2014
Quant Method : C:\msdchem\1\METHODS\DFTPPm.M
Quant Title : Semi Volatile Extractables by GC/MS rxi-5silms 30mFri Jun 07 07:24:58 2013
QLast Update : Fri Jun 07 07:24:58 2013
Response via : Initial Calibration

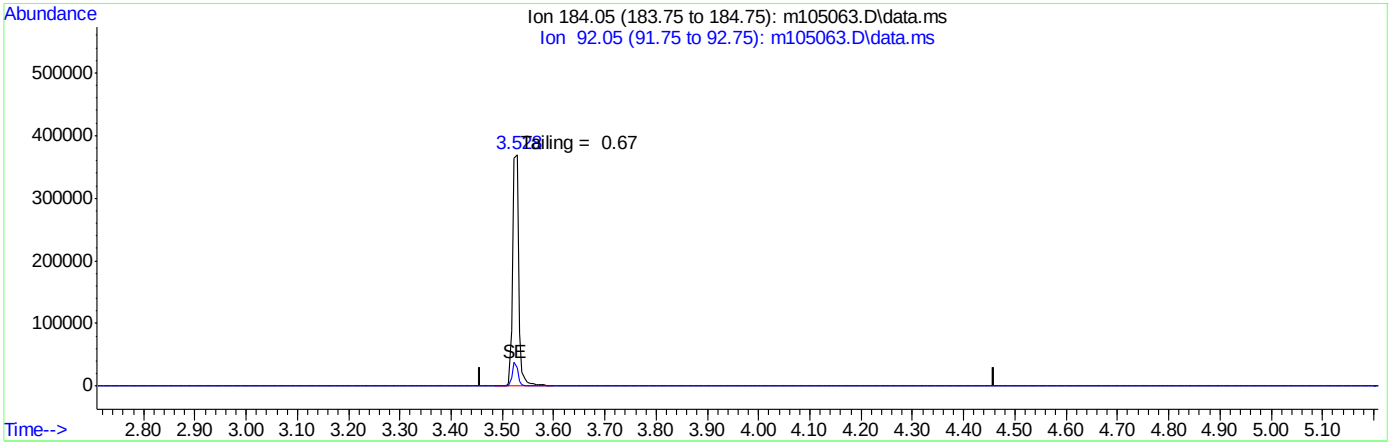

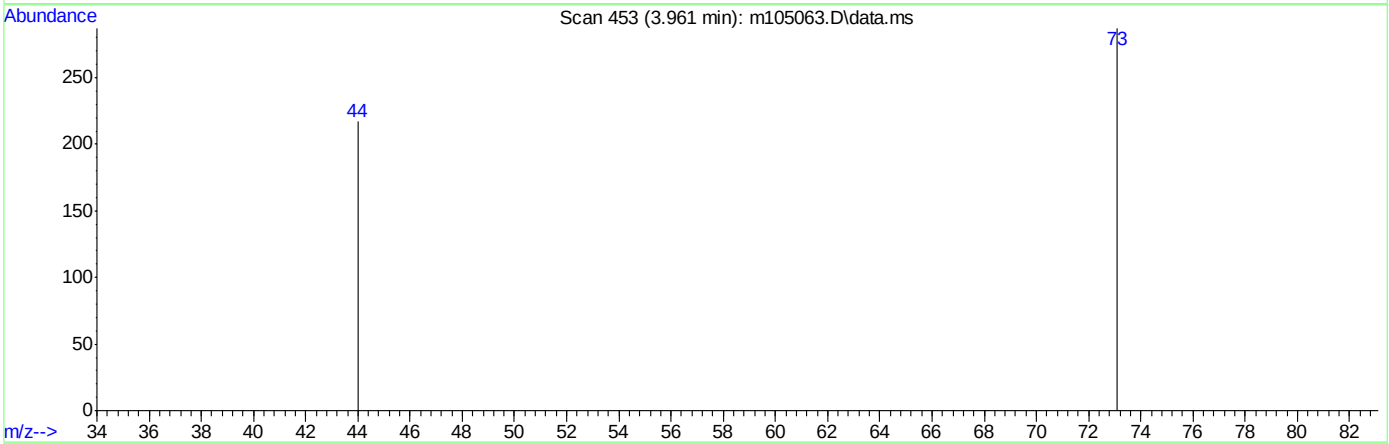

TIC: m105063.D\data.ms

(2) Benzidine (M)

3.959min (-3.959) 0.00ng

response 0

Ion	Exp%	Act%
184.05	100	0.00
92.05	11.60	0.00#
0.00	0.00	0.00
0.00	0.00	0.00

Quantitation Report (Qedit)

Data Path : C:\msdchem\1\DATA\em4302\
Data File : m105063.D
Acq On : 13 Jun 2014 9:39 am
Operator : saumilp
Sample : DFTPP
Misc : op73826,em4302
ALS Vial : 1 Sample Multiplier: 1

Quant Time: Jun 13 09:47:37 2014
Quant Method : C:\msdchem\1\METHODS\DFTPPm.M
Quant Title : Semi Volatile Extractables by GC/MS rxi-5silms 30mFri Jun 07 07:24:58 2013
QLast Update : Fri Jun 07 07:24:58 2013
Response via : Initial Calibration

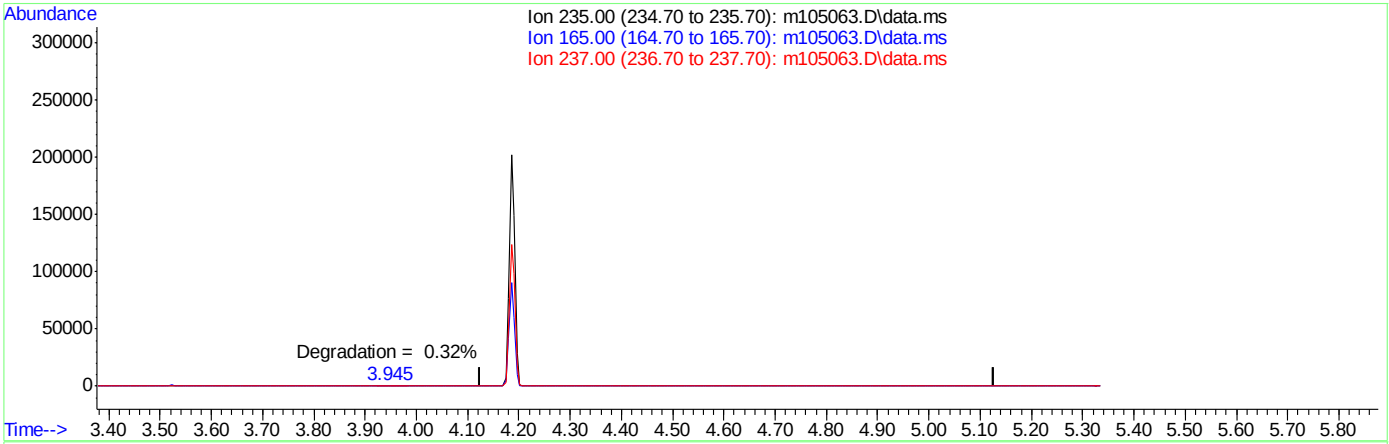

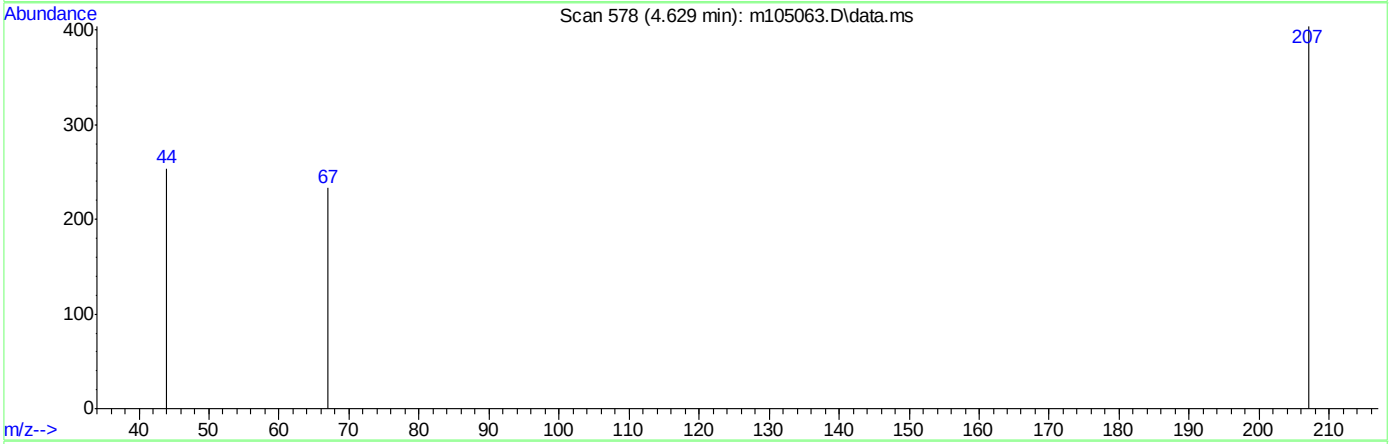

TIC: m105063.D\data.ms

(3) PP-DDT (MC)

4.627min (-4.627) 0.00ppb

response 0

Ion	Exp%	Act%
235.00	100	0.00
165.00	58.00	0.00#
237.00	62.20	0.00#
0.00	0.00	0.00

9.5.6.3

9

DFTPPR

Data Path : C:\msdchem\1\DATA\em4336\
Data File : m106036.D
Acq On : 5 Jul 2014 11:12 am
Operator : andrews1
Sample : DFTPP
Misc : op73826,em4336
ALS Vial : 1 Sample Multiplier: 1

Integration File: rteint.p

Method : C:\msdchem\1\METHODS\DFTPPm.M
Title : Semi Volatile Extractables by GC/MS rxi-5silms 30mFri Jun 07 07:24:58 2013
Last Update : Fri Jun 07 07:24:58 2013

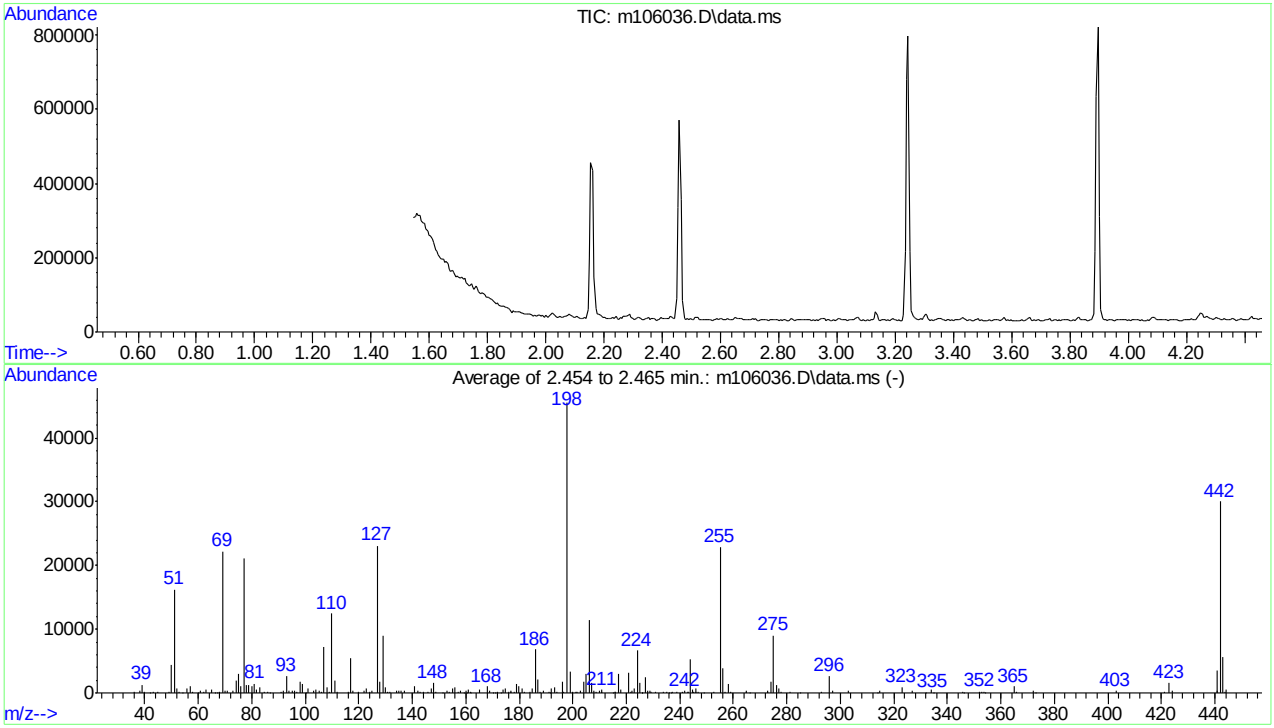

AutoFind: Scans 171, 172, 173; Background Corrected with Scan 166

Target Mass	Rel. to Mass	Lower Limit%	Upper Limit%	Rel. Abn%	Raw Abn	Result Pass/Fail
51	198	30	60	35.6	16230	PASS
68	69	0.00	2	0.7	162	PASS
69	198	0.00	100	48.7	22211	PASS
70	69	0.00	2	1.5	341	PASS
127	198	40	60	50.7	23083	PASS
197	198	0.00	1	0.0	0	PASS
198	198	100	100	100.0	45570	PASS
199	198	5	9	7.2	3300	PASS
275	198	10	30	19.9	9054	PASS
365	198	1	100	2.1	976	PASS
441	443	0.10	100	63.0	3583	PASS
442	198	40	100	65.9	30011	PASS
443	442	17	23	19.0	5691	PASS

Average of 2.454 to 2.465 min.: m106036.D\data.ms
DFTPP
Modified:subtracted

m/z	abund.	m/z	abund.	m/z	abund.	m/z	abund.
35.90	165	53.00	128	66.95	27	79.00	1196
38.05	384	54.10	93	68.00	162	79.95	994
39.00	1266	55.95	761	69.00	22211	81.00	1454
40.00	186	57.00	1024	70.10	341	81.90	450
42.00	8	58.00	145	71.05	296	83.05	862
43.00	151	60.00	67	73.05	322	84.85	124
45.00	183	60.95	272	74.00	1877	85.90	140
49.00	135	61.85	184	75.00	3075	86.90	30
50.00	4370	63.00	589	76.00	1100	90.95	127
51.00	16230	65.00	483	77.00	21191	91.95	416
52.00	781	66.10	83	78.00	1281	93.00	2649

Average of 2.454 to 2.465 min.: m106036.D\data.ms
DFTPP
Modified:subtracted

m/z	abund.	m/z	abund.	m/z	abund.	m/z	abund.
93.95	335	105.90	140	121.95	288	135.00	388
94.95	375	107.00	7191	123.00	627	135.95	343
96.05	281	107.95	883	123.95	254	136.95	353
97.00	98	109.05	242	124.95	379	140.95	1062
98.00	1809	109.95	12451	127.00	23083	141.95	428
98.95	1437	110.95	1946	128.00	1767	143.00	159
100.00	71	111.95	250	128.95	9029	144.00	107
101.00	695	115.95	230	129.95	857	145.95	213
102.95	307	117.00	5426	130.95	169	147.05	647
104.00	462	117.95	439	131.80	133	147.95	1532
105.00	368	119.90	185	134.00	386	148.90	240

Average of 2.454 to 2.465 min.: m106036.D\data.ms
DFTPP
Modified:subtracted

m/z	abund.	m/z	abund.	m/z	abund.	m/z	abund.
151.20	71	161.70	98	175.90	123	187.00	2065
152.90	434	161.90	74	176.70	186	187.90	233
154.00	103	165.00	467	177.00	387	188.95	355
155.00	695	167.95	984	177.95	144	191.00	105
156.00	859	168.95	298	178.95	1448	191.40	82
157.10	147	170.30	76	179.95	1065	192.00	732
157.95	370	170.90	87	180.95	732	193.00	814
159.10	83	171.90	194	181.95	175	194.10	119
159.90	303	172.90	82	183.80	117	195.95	1825
160.70	73	173.95	516	185.00	785	196.60	102
160.95	488	174.95	742	186.00	6829	197.90	45570

Average of 2.454 to 2.465 min.: m106036.D\data.ms
DFTPP
Modified:subtracted

m/z	abund.	m/z	abund.	m/z	abund.	m/z	abund.
198.90	3300	210.00	273	223.00	625	234.90	101
200.00	228	210.60	192	224.00	6618	235.90	73
201.15	172	210.90	509	225.00	1591	236.90	70
201.60	142	215.00	67	225.80	85	237.10	100
202.90	386	215.80	240	226.00	82	239.00	101
204.00	1736	216.00	108	226.95	2496	240.90	117
205.00	3012	216.90	2942	227.90	432	241.95	302
206.00	11483	217.90	474	228.90	381	242.90	183
207.00	1557	221.00	3214	229.10	148	243.10	126
208.05	407	221.60	178	230.90	258	244.00	5234
208.90	132	222.00	288	233.95	165	244.90	527

Average of 2.454 to 2.465 min.: m106036.D\data.ms
DFTPP
Modified:subtracted

m/z	abund.	m/z	abund.	m/z	abund.	m/z	abund.
245.10	117	264.80	94	285.10	80	334.80	80
245.80	132	265.00	396	292.90	211	345.90	161
245.95	790	265.90	68	295.95	2681	346.10	81
246.95	211	272.80	311	296.95	282	352.05	189

DFTPPm.M Mon Jul 07 12:57:33 2014 MSM

249.10	84	273.00	222	303.00	443	353.00	94
252.90	95	273.95	1827	313.90	70	353.80	156
255.00	22932	275.00	9054	314.85	363	354.00	89
255.95	3958	275.95	1318	322.95	934	364.90	976
257.00	227	276.90	721	326.90	278	365.80	149
258.00	1394	277.70	102	332.00	76	371.90	308
258.90	251	281.00	120	333.90	557	373.00	69

Average of 2.454 to 2.465 min.: m106036.D\data.ms
DFTPP
Modified:subtracted

m/z	abund.	m/z	abund.	m/z	abund.	m/z	abund.
402.95	336						
420.95	248						
422.95	1510						
423.95	282						
440.80	400						
441.00	3583						
442.00	30011						
443.00	5691						
443.80	155						
444.00	477						

Quantitation Report (Qedit)

Data Path : C:\msdchem\1\DATA\em4336\
Data File : m106036.D
Acq On : 5 Jul 2014 11:12 am
Operator : andrews1
Sample : DFTPP
Misc : op73826,em4336
ALS Vial : 1 Sample Multiplier: 1

Quant Time: Jul 05 11:22:24 2014
Quant Method : C:\msdchem\1\METHODS\DFTPPm.M
Quant Title : Semi Volatile Extractables by GC/MS rxi-5silms 30mFri Jun 07 07:24:58 2013
QLast Update : Fri Jun 07 07:24:58 2013
Response via : Initial Calibration

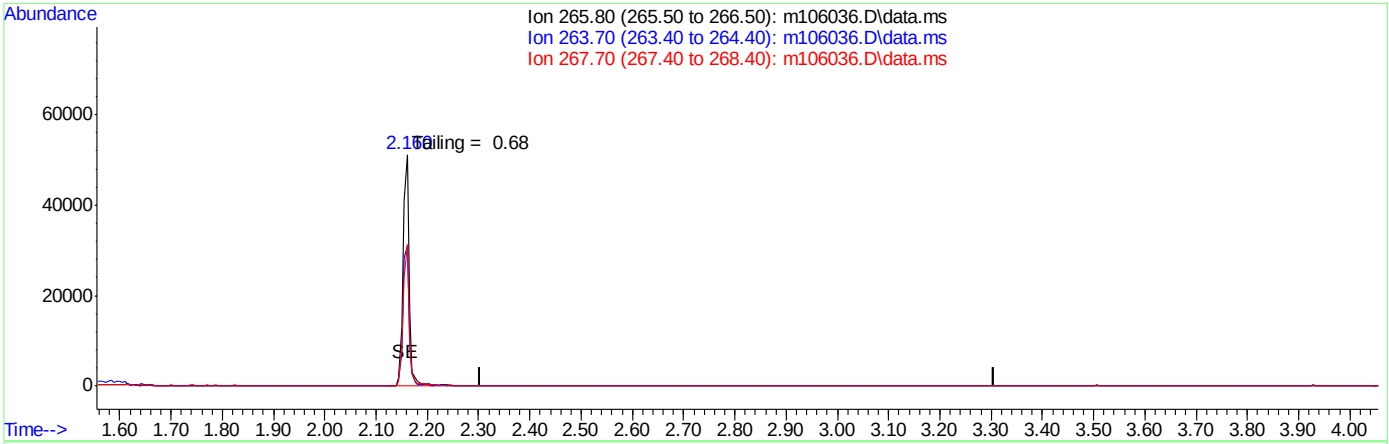

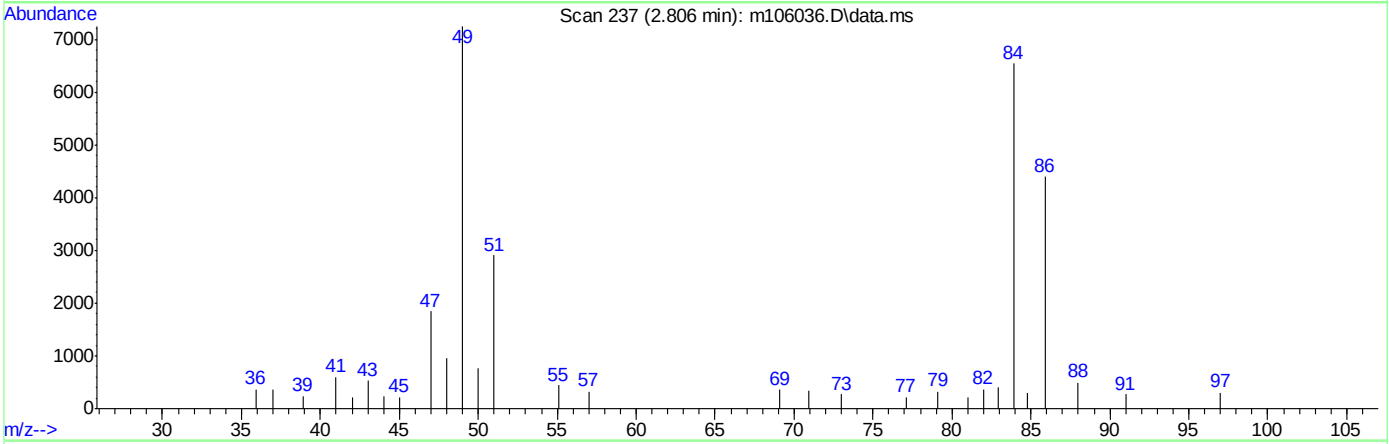

TIC: m106036.D\data.ms

(1) Pentachlorophenol (MC)

2.805min (-2.805) 0.00ng

response 0

Ion	Exp%	Act%
265.80	100	0.00
263.70	64.70	0.00#
267.70	64.60	0.00#
0.00	0.00	0.00

Quantitation Report (Qedit)

Data Path : C:\msdchem\1\DATA\em4336\
Data File : m106036.D
Acq On : 5 Jul 2014 11:12 am
Operator : andrews1
Sample : DFTPP
Misc : op73826,em4336
ALS Vial : 1 Sample Multiplier: 1

Quant Time: Jul 05 11:22:24 2014
Quant Method : C:\msdchem\1\METHODS\DFTPPm.M
Quant Title : Semi Volatile Extractables by GC/MS rxi-5silms 30mFri Jun 07 07:24:58 2013
QLast Update : Fri Jun 07 07:24:58 2013
Response via : Initial Calibration

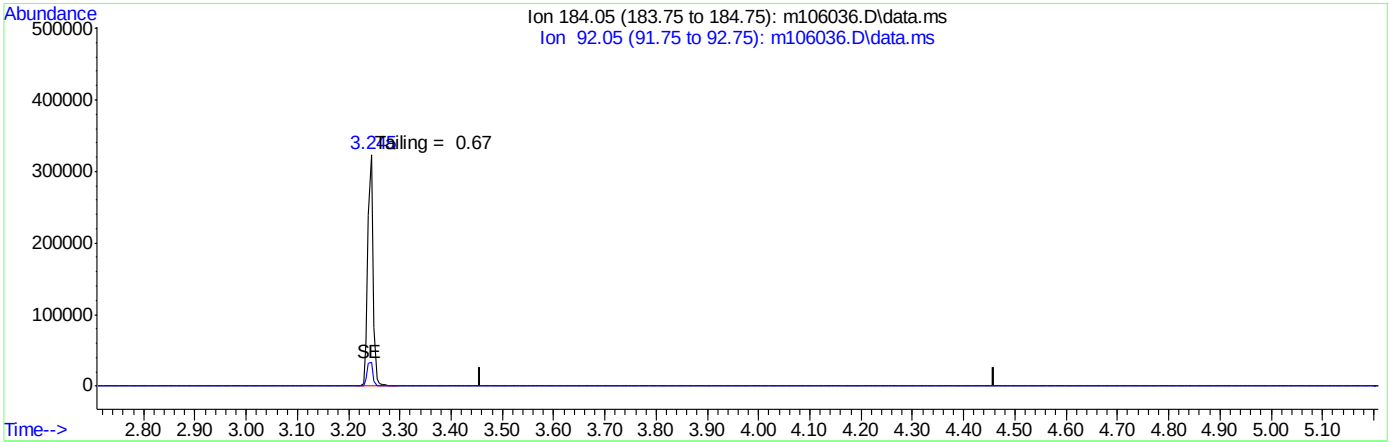

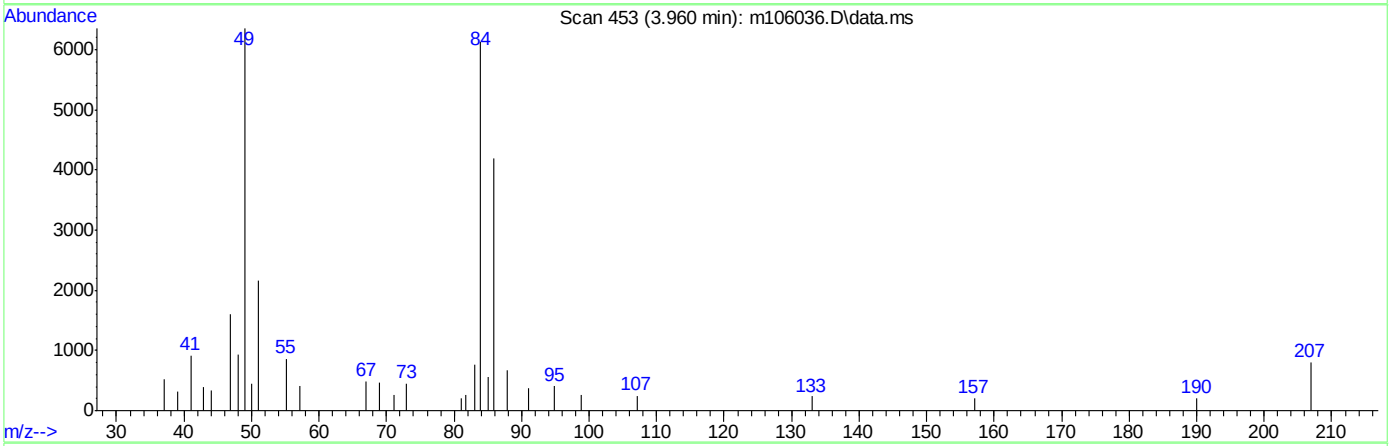

TIC: m106036.D\data.ms

(2) Benzidine (M)

3.959min (-3.959) 0.00ng

response 0

Ion	Exp%	Act%
184.05	100	0.00
92.05	11.60	0.00#
0.00	0.00	0.00
0.00	0.00	0.00

Quantitation Report (Qedit)

Data Path : C:\msdchem\1\DATA\em4336\
Data File : m106036.D
Acq On : 5 Jul 2014 11:12 am
Operator : andrews1
Sample : DFTPP
Misc : op73826,em4336
ALS Vial : 1 Sample Multiplier: 1

Quant Time: Jul 05 11:22:24 2014
Quant Method : C:\msdchem\1\METHODS\DFTPPm.M
Quant Title : Semi Volatile Extractables by GC/MS rxi-5silms 30mFri Jun 07 07:24:58 2013
QLast Update : Fri Jun 07 07:24:58 2013
Response via : Initial Calibration

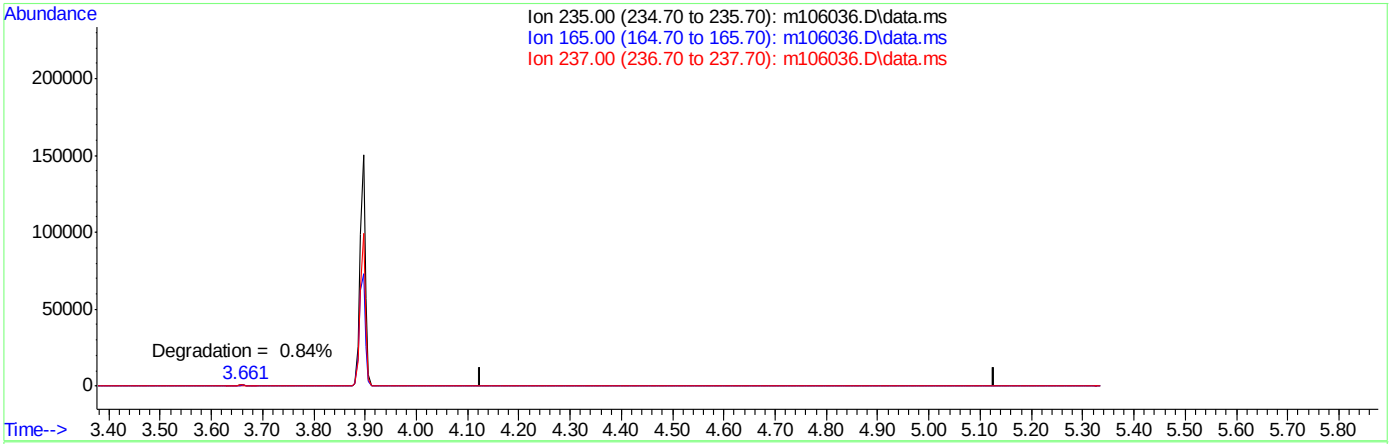

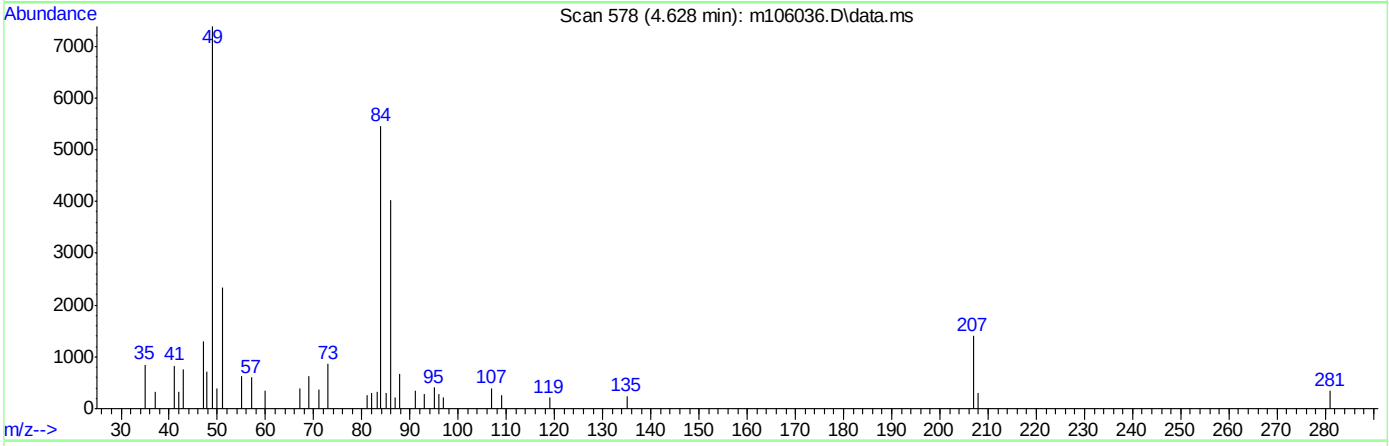

TIC: m106036.D\data.ms

(3) PP-DDT (MC)

4.627min (-4.627) 0.00ppb

response 0

Ion	Exp%	Act%
235.00	100	0.00
165.00	58.00	0.00#
237.00	62.20	0.00#
0.00	0.00	0.00

DFTPP

Data Path : C:\msdchem\1\DATA\ez4614\
Data File : z92842.D
Acq On : 23 Jun 2014 2:00 pm
Operator : ashleyv
Sample : dftpp
Misc : op75490,ez4614
ALS Vial : 1 Sample Multiplier: 1

Integration File: events.e

Method : C:\msdchem\1\METHODS\dftppz.m
Title : column rtx-5msi 30mx0.25mmx0.25um
Last Update : Sun Feb 23 14:24:12 2014

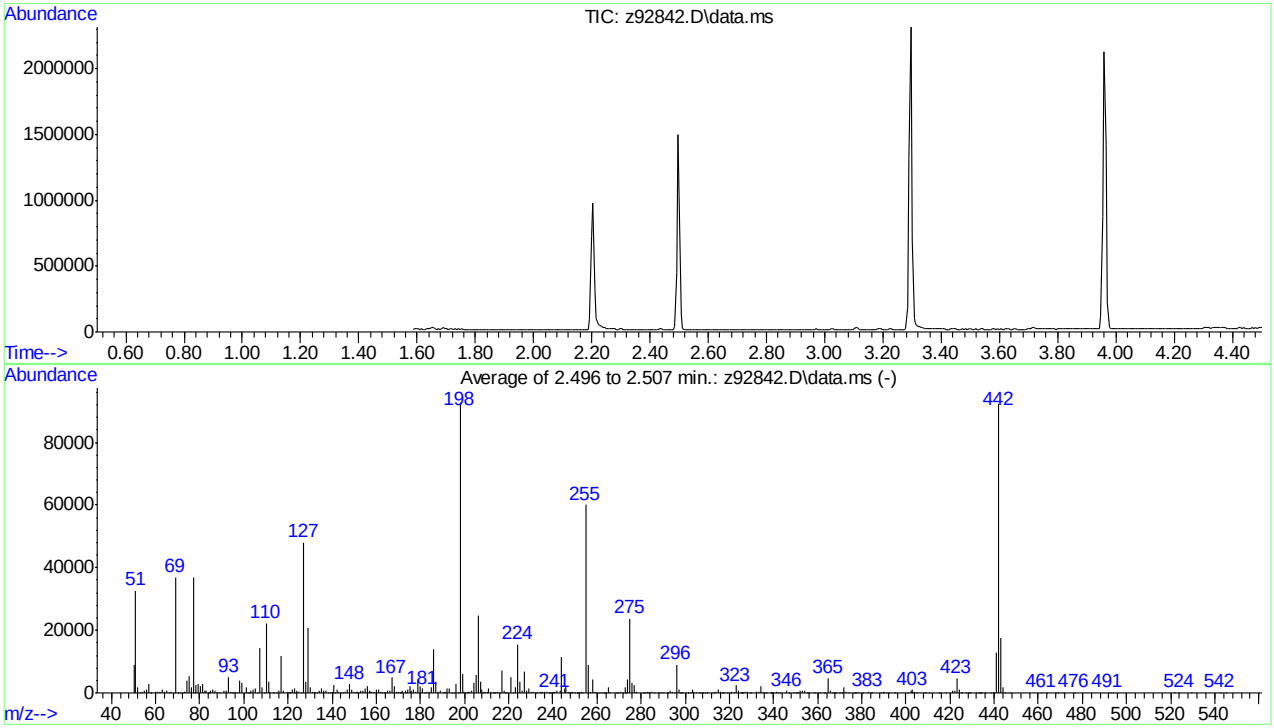

AutoFind: Scans 160, 161, 162; Background Corrected with Scan 155

Target Mass	Rel. to Mass	Lower Limit%	Upper Limit%	Rel. Abn%	Raw Abn	Result Pass/Fail
51	198	30	60	35.2	32604	PASS
68	69	0.00	2	0.2	72	PASS
69	198	0.00	100	39.8	36887	PASS
70	69	0.00	2	0.4	132	PASS
127	198	40	60	51.9	48108	PASS
197	198	0.00	1	0.1	47	PASS
198	198	100	100	100.0	92726	PASS
199	198	5	9	6.5	6037	PASS
275	198	10	30	25.5	23643	PASS
365	198	1	100	5.2	4829	PASS
441	443	0.01	100	73.3	12728	PASS
442	198	40	100	99.8	92528	PASS
443	442	17	23	18.8	17376	PASS

Average of 2.496 to 2.507 min.: z92842.D\data.ms
dftpp
Modified:subtracted

m/z	abund.	m/z	abund.	m/z	abund.	m/z	abund.
50.10	8880	61.10	475	71.15	92	80.10	1990
51.10	32604	62.15	468	72.15	51	81.10	3020
52.10	1718	63.20	1253	73.00	297	82.10	613
53.10	33	64.05	204	73.10	224	83.10	665
54.10	198	65.05	788	74.10	3852	84.00	50
55.10	684	66.15	54	75.10	5430	84.30	69
56.10	913	67.20	290	76.10	1864	85.10	691
57.05	2848	68.40	72	77.05	36881	86.05	919
58.00	120	69.10	36887	77.80	84	87.00	633
58.15	97	70.00	89	78.05	2365	88.00	200
60.10	459	70.20	132	79.10	2698	88.95	101

Average of 2.496 to 2.507 min.: z92842.D\data.ms
dftpp
Modified:subtracted

m/z	abund.	m/z	abund.	m/z	abund.	m/z	abund.
91.00	906	101.85	17	111.05	3431	122.05	966
92.10	595	102.10	88	112.05	450	123.00	1315
93.10	5054	102.80	64	113.10	168	123.20	128
94.05	246	103.05	644	113.30	43	124.00	609
94.30	130	104.05	1189	115.05	44	125.10	531
95.10	50	105.00	1500	116.05	760	125.80	50
96.00	341	106.10	114	117.10	11913	127.10	48108
97.15	157	107.10	14177	118.05	801	128.10	3642
98.00	3954	108.05	1977	120.00	221	129.05	20804
99.05	3215	109.05	58	120.30	43	130.05	1835
100.95	1805	110.10	22346	121.20	191	131.00	349

Average of 2.496 to 2.507 min.: z92842.D\data.ms
dftpp
Modified:subtracted

m/z	abund.	m/z	abund.	m/z	abund.	m/z	abund.
131.90	253	141.20	123	151.40	207	161.10	1231
132.20	112	142.05	999	151.80	94	162.00	310
133.00	57	143.00	507	153.00	737	162.80	54
134.00	633	143.95	148	154.05	633	163.80	59
135.00	1391	145.00	95	155.10	1310	164.20	19
136.10	662	145.95	418	156.05	2174	165.00	715
137.05	869	147.05	1034	157.05	706	166.05	865
138.05	31	148.00	2785	157.60	192	167.05	4898
139.05	88	149.05	1165	158.05	523	168.00	2184
140.05	248	150.10	239	159.05	467	169.05	378
141.00	2471	151.10	437	160.10	926	169.70	78

Average of 2.496 to 2.507 min.: z92842.D\data.ms
dftpp
Modified:subtracted

m/z	abund.	m/z	abund.	m/z	abund.	m/z	abund.
170.10	206	178.05	215	189.10	844	199.00	6037
170.90	185	179.05	4179	190.05	61	199.90	301
171.20	92	180.05	2313	191.00	199	200.10	133
171.95	571	181.05	1328	191.15	99	201.10	184
173.10	667	182.00	167	192.00	1299	201.50	279
173.80	41	182.95	196	193.10	1311	202.05	227
174.10	1125	184.00	350	194.00	190	203.00	706
175.10	2092	185.05	1884	195.00	17	204.00	3360
175.60	29	186.10	13919	196.00	2902	205.10	5833
176.05	660	187.10	3731	196.90	47	206.10	24793
177.05	910	188.00	396	198.00	92726	207.10	3441

Average of 2.496 to 2.507 min.: z92842.D\data.ms
dftpp
Modified:subtracted

m/z	abund.	m/z	abund.	m/z	abund.	m/z	abund.
208.05	1010	216.10	103	227.00	6972	237.05	538
208.30	103	217.00	7004	228.10	788	238.40	89
209.10	370	218.00	744	229.05	1347	238.60	16
210.10	206	218.40	22	230.05	192	239.00	123

dftppz.m Wed Jun 25 16:02:37 2014 RTE

ACCUTEST LABORATORIES
JB70672

210.40	51	218.90	190	231.00	511	239.80	168
210.95	1424	221.05	5085	232.05	162	240.10	135
211.85	292	222.10	23	232.90	71	240.95	350
212.80	22	223.05	1676	234.00	482	242.05	800
213.15	36	224.10	15419	234.80	30	243.15	774
213.90	18	225.10	3723	235.05	541	244.10	11303
215.05	347	226.10	602	236.00	297	245.15	1503

Average of 2.496 to 2.507 min.: z92842.D\data.ms
dftpp
Modified:subtracted

m/z	abund.	m/z	abund.	m/z	abund.	m/z	abund.
246.05	2281	252.15	141	262.00	63	272.60	38
247.05	540	253.05	397	263.05	54	273.00	1669
247.30	52	253.70	24	263.70	99	273.20	140
248.00	47	255.00	60001	264.00	2	274.00	4453
248.20	56	256.00	8923	265.00	1804	275.00	23643
249.00	432	257.00	418	265.85	91	276.05	3298
249.90	103	258.05	4155	268.80	68	277.05	2382
250.80	38	258.95	499	269.10	37	278.05	511
251.10	61	259.80	57	269.90	71	281.10	95
251.30	27	260.10	45	271.00	241	281.70	60
251.90	65	261.00	33	272.00	109	282.10	21

Average of 2.496 to 2.507 min.: z92842.D\data.ms
dftpp
Modified:subtracted

m/z	abund.	m/z	abund.	m/z	abund.	m/z	abund.
282.95	260	292.90	565	303.05	1089	312.10	35
283.20	25	294.05	327	304.00	301	313.20	74
284.00	263	294.95	126	305.00	38	314.05	539
285.00	379	296.00	9016	306.10	37	314.95	1041
285.95	115	297.05	1143	306.80	20	316.05	416
287.40	24	297.90	68	307.20	20	316.70	54
287.90	82	298.20	69	307.70	30	316.90	46
289.00	57	298.70	30	308.00	66	317.50	23
290.05	92	301.05	78	309.05	120	318.80	24
291.80	35	301.30	22	309.90	82	320.70	37
292.00	39	302.05	143	310.10	168	321.00	339

Average of 2.496 to 2.507 min.: z92842.D\data.ms
dftpp
Modified:subtracted

m/z	abund.	m/z	abund.	m/z	abund.	m/z	abund.
322.05	77	332.05	268	342.15	120	353.05	724
323.10	2422	333.05	293	342.95	70	354.10	900
324.05	570	334.10	2025	345.60	39	355.00	102
325.05	64	335.05	373	346.05	560	355.80	51
325.50	18	336.30	30	346.90	26	356.00	24
325.90	56	336.90	19	347.20	24	358.40	35
326.40	18	338.90	31	349.20	21	358.90	110
326.95	441	339.10	44	350.00	75	360.30	46
327.95	413	339.60	24	350.60	23	361.00	16
329.00	106	340.00	38	351.00	115	362.60	22
329.70	22	341.15	461	352.05	822	363.30	29

Average of 2.496 to 2.507 min.: z92842.D\data.ms
dftpp
Modified:subtracted

m/z	abund.	m/z	abund.	m/z	abund.	m/z	abund.
365.00	4829	374.00	17	389.90	38	405.00	87
366.00	660	376.40	35	390.05	299	408.20	36
366.80	19	376.70	108	391.10	115	408.80	20
367.20	21	377.70	18	392.00	90	410.30	45
367.60	20	378.30	42	394.80	19	414.95	94
368.30	45	380.70	23	395.40	23	415.60	21
370.05	118	382.95	364	401.00	59	418.20	23
370.90	161	383.85	91	402.10	581	421.00	640
371.10	25	384.70	38	402.70	87	422.00	637
372.10	1624	388.70	26	402.95	911	423.00	4833
373.10	496	389.80	101	404.00	422	424.00	1072

Average of 2.496 to 2.507 min.: z92842.D\data.ms

dftppz.m Wed Jun 25 16:02:37 2014 RTE

dftpp
Modified:subtracted

m/z	abund.	m/z	abund.	m/z	abund.	m/z	abund.
425.00	107	434.30	22	446.95	47	523.80	22
425.30	24	435.70	36	461.30	32	529.20	19
427.40	65	436.10	18	463.90	20	542.50	23
428.30	22	438.45	59	467.90	16	544.90	16
428.60	18	439.30	95	468.70	24		
429.30	17	439.90	23	471.60	26		
431.60	22	441.00	12728	476.30	17		
432.60	42	442.00	92528	491.60	29		
433.10	16	443.00	17376	492.90	25		
433.60	23	444.00	1758	493.70	16		
433.80	17	445.00	104	521.50	21		

Quantitation Report (Qedit)

Data Path : C:\msdchem\1\DATA\ez4614\
Data File : z92842.D
Acq On : 23 Jun 2014 2:00 pm
Operator : ashleyv
Sample : dftpp
Misc : op75490,ez4614
ALS Vial : 1 Sample Multiplier: 1

Quant Time: Jun 25 16:02:05 2014
Quant Method : C:\msdchem\1\METHODS\dftppz.m
Quant Title : column rtx-5msi 30mx0.25mmx0.25um
QLast Update : Sun Feb 23 14:24:12 2014
Response via : Initial Calibration

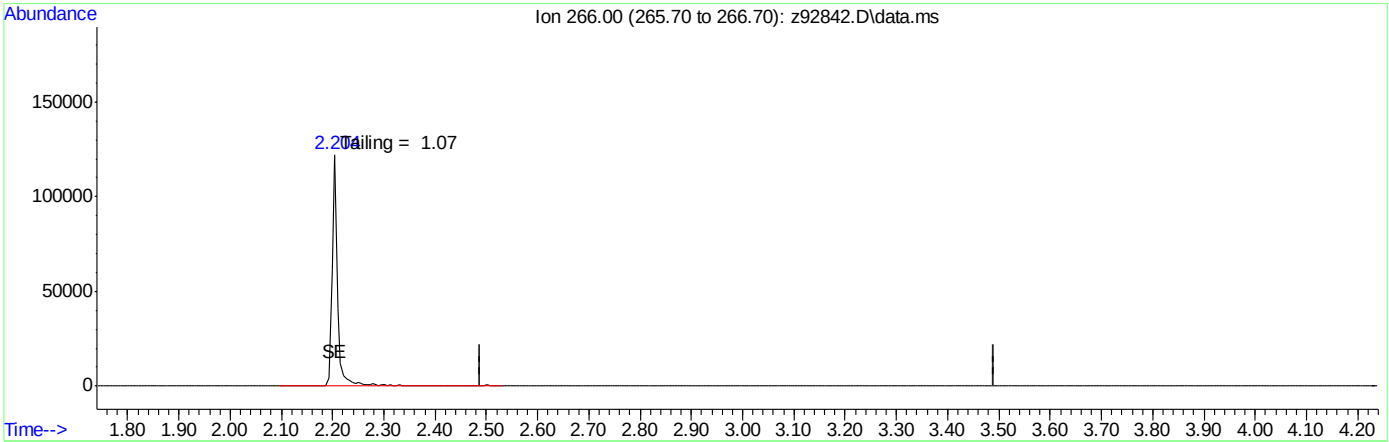

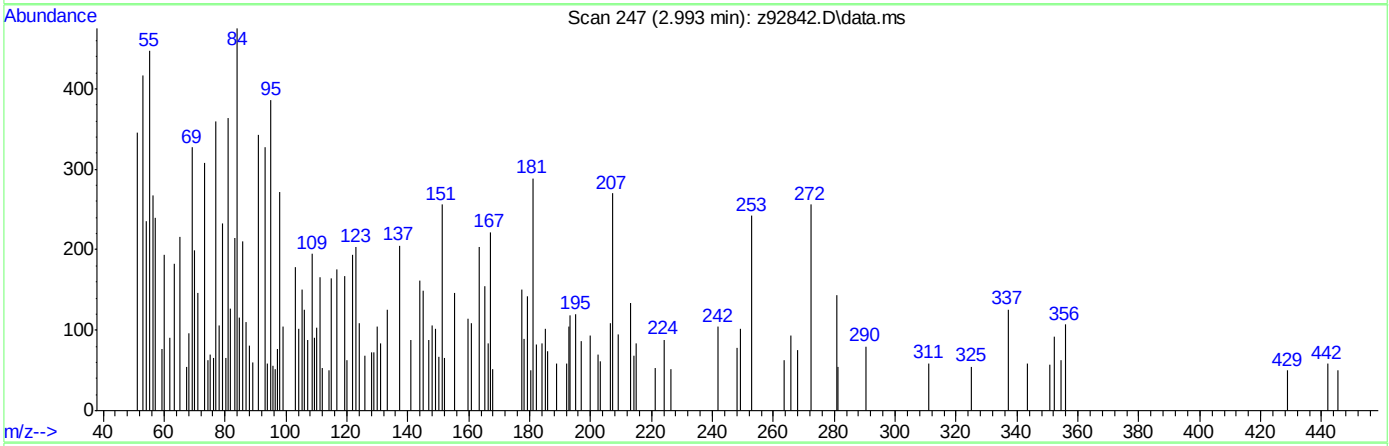

TIC: z92842.D\data.ms

(1) Pentachlorophenol

2.990min (-2.990) 0.00

response 0

Ion	Exp%	Act%
266.00	100	0.00
0.00	0.00	0.00
0.00	0.00	0.00
0.00	0.00	0.00

Quantitation Report (Qedit)

Data Path : C:\msdchem\1\DATA\ez4614\
Data File : z92842.D
Acq On : 23 Jun 2014 2:00 pm
Operator : ashleyv
Sample : dftpp
Misc : op75490,ez4614
ALS Vial : 1 Sample Multiplier: 1

Quant Time: Jun 25 16:02:05 2014
Quant Method : C:\msdchem\1\METHODS\dftppz.m
Quant Title : column rtx-5msi 30mx0.25mmx0.25um
QLast Update : Sun Feb 23 14:24:12 2014
Response via : Initial Calibration

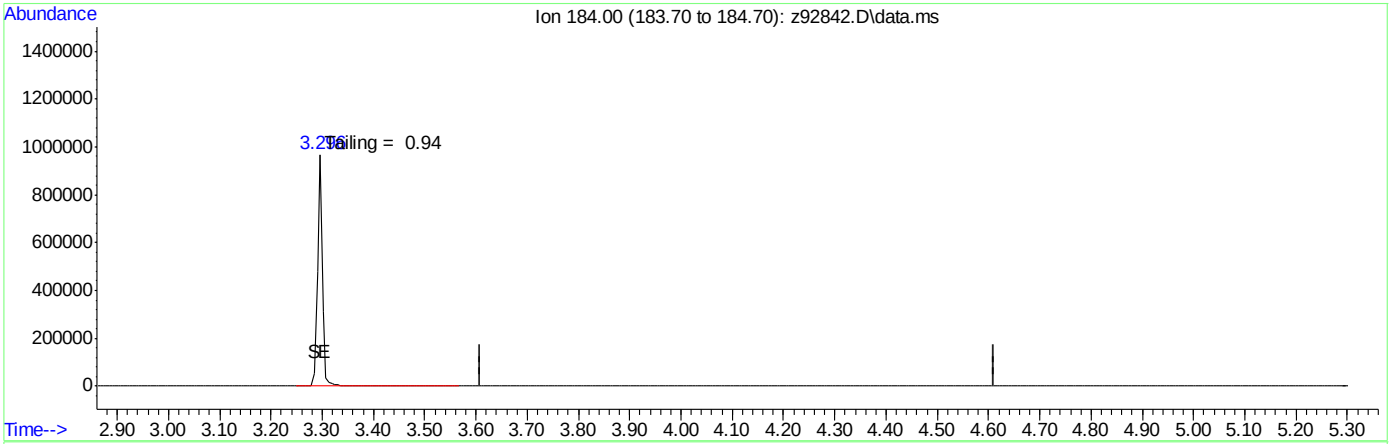

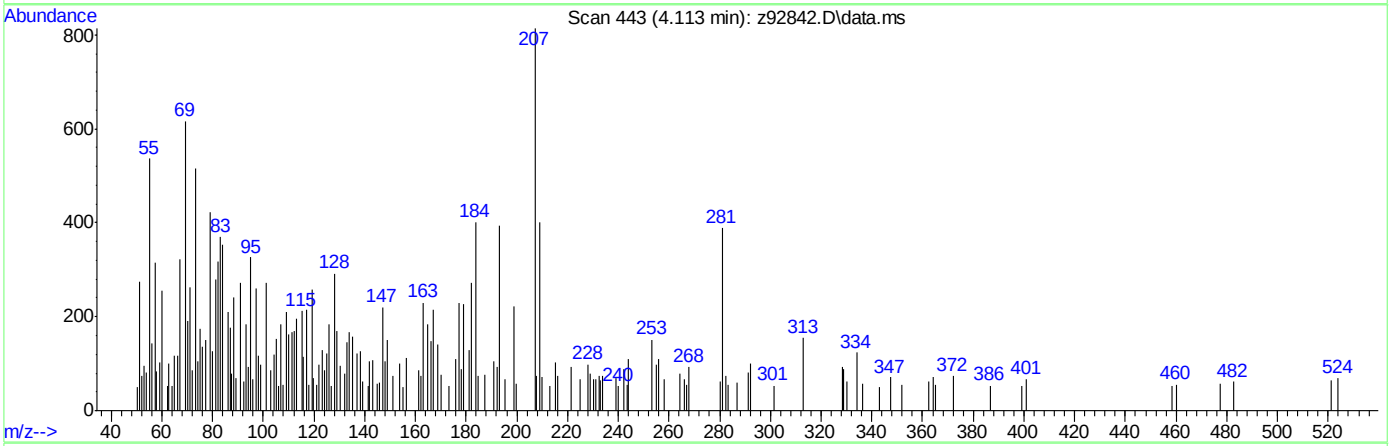

TIC: z92842.D\data.ms

(2) Benzidine

4.110min (-4.110) 0.00

response 0

Ion	Exp%	Act%
184.00	100	0.00
0.00	0.00	0.00
0.00	0.00	0.00
0.00	0.00	0.00

Quantitation Report (Qedit)

Data Path : C:\msdchem\1\DATA\ez4614\
Data File : z92842.D
Acq On : 23 Jun 2014 2:00 pm
Operator : ashleyv
Sample : dftpp
Misc : op75490,ez4614
ALS Vial : 1 Sample Multiplier: 1

Quant Time: Jun 25 16:02:05 2014
Quant Method : C:\msdchem\1\METHODS\dftppz.m
Quant Title : column rtx-5msi 30mx0.25mmx0.25um
QLast Update : Sun Feb 23 14:24:12 2014
Response via : Initial Calibration

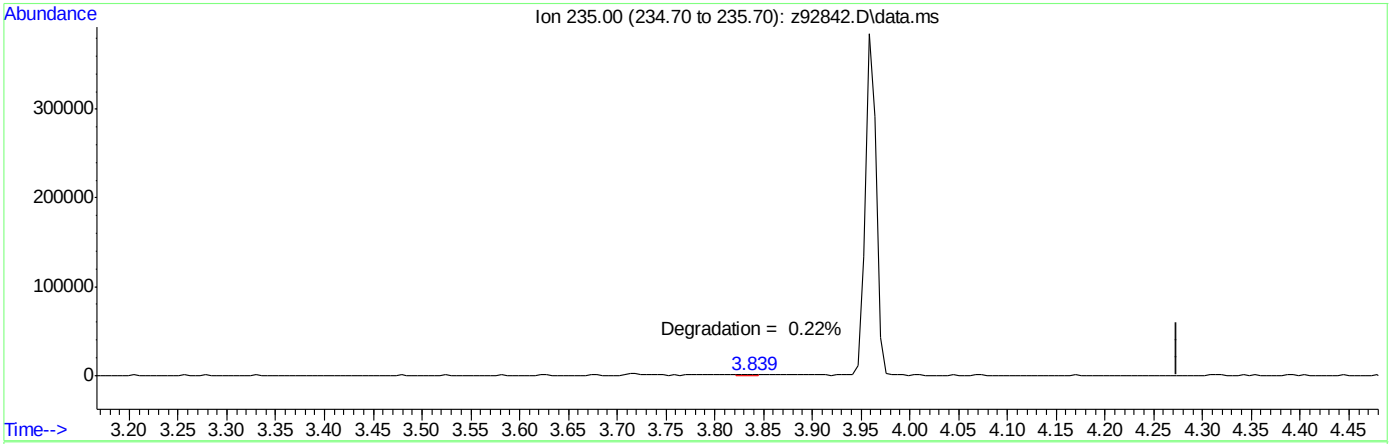

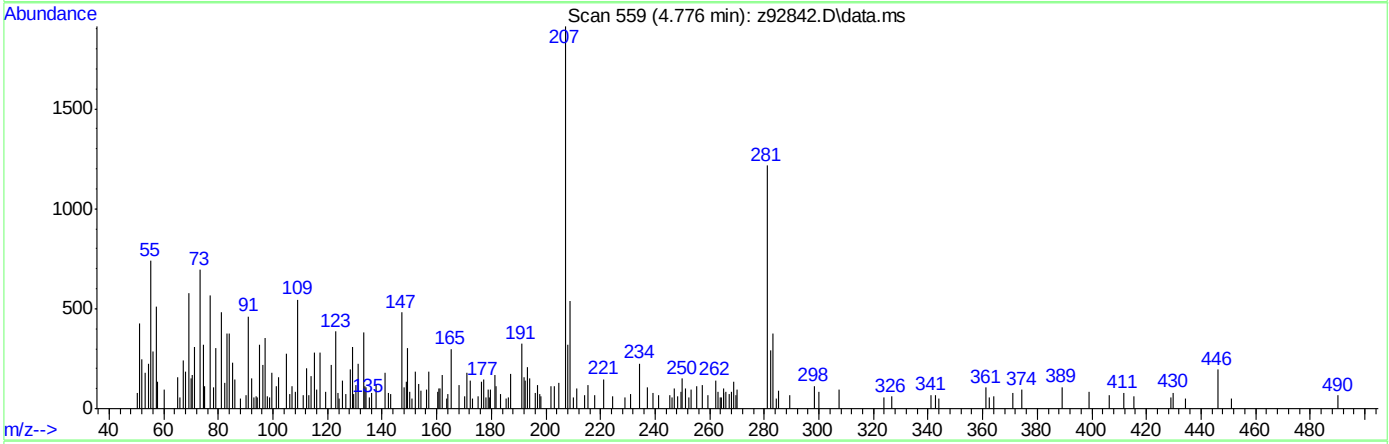

TIC: z92842.D\data.ms

(3) PP-DDT

4.773min (-4.773) 0.00

response 0

Ion	Exp%	Act%
235.00	100	0.00
0.00	0.00	0.00
0.00	0.00	0.00
0.00	0.00	0.00

9.5.8.3

DFTPP

Data Path : C:\msdchem\1\DATA\ez4615\
Data File : z92861.D
Acq On : 24 Jun 2014 11:23 am
Operator : ashleyv
Sample : dftpp
Misc : op75490,ez4615
ALS Vial : 1 Sample Multiplier: 1

Integration File: events.e

Method : C:\msdchem\1\METHODS\dftppz.m
Title : column rtx-5msi 30mx0.25mmx0.25um
Last Update : Sun Feb 23 14:24:12 2014

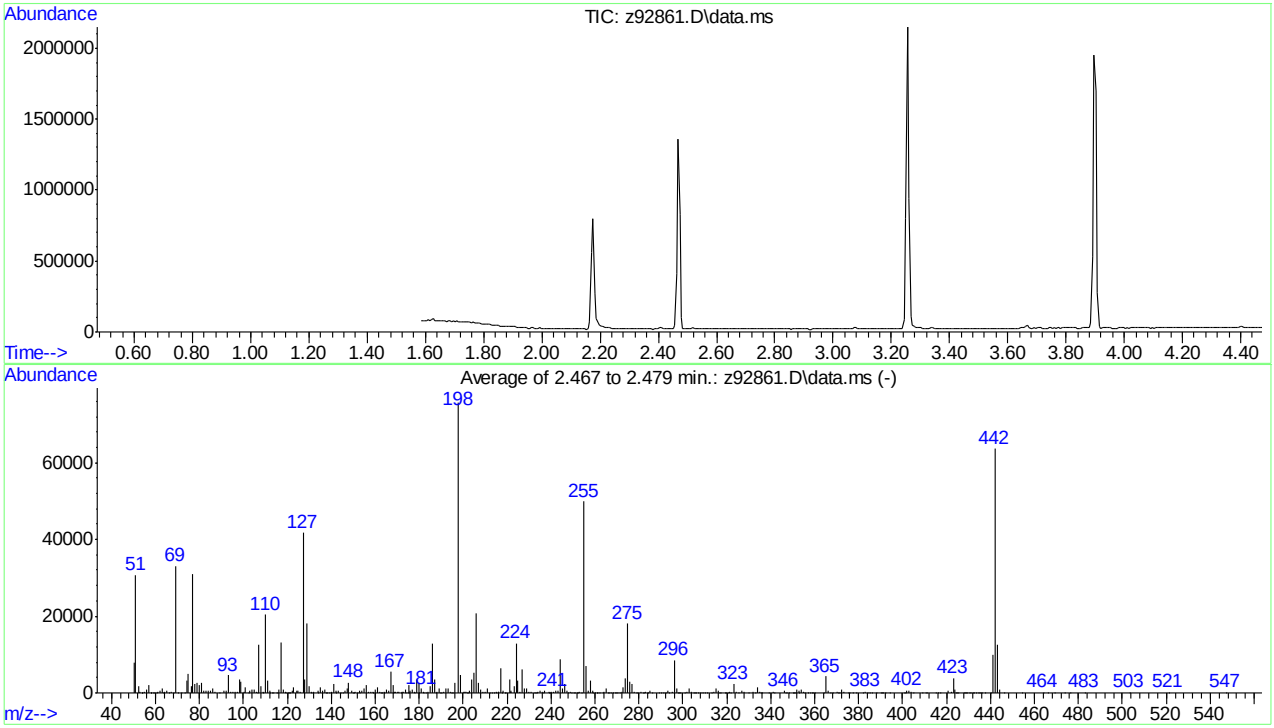

AutoFind: Scans 155, 156, 157; Background Corrected with Scan 150

Target Mass	Rel. to Mass	Lower Limit%	Upper Limit%	Rel. Abn%	Raw Abn	Result Pass/Fail
51	198	30	60	40.6	30743	PASS
68	69	0.00	2	0.4	129	PASS
69	198	0.00	100	43.7	33090	PASS
70	69	0.00	2	0.2	73	PASS
127	198	40	60	55.1	41680	PASS
197	198	0.00	1	0.0	0	PASS
198	198	100	100	100.0	75682	PASS
199	198	5	9	6.2	4679	PASS
275	198	10	30	23.8	18031	PASS
365	198	1	100	5.8	4376	PASS
441	443	0.01	100	79.3	10077	PASS
442	198	40	100	84.1	63669	PASS
443	442	17	23	20.0	12704	PASS

Average of 2.467 to 2.479 min.: z92861.D\data.ms
dftpp
Modified:subtracted

m/z	abund.	m/z	abund.	m/z	abund.	m/z	abund.
50.10	7802	59.20	20	68.05	129	80.05	1939
51.05	30743	59.70	50	69.10	33090	81.10	2637
52.20	1703	60.30	38	70.05	73	82.00	669
53.10	205	61.05	425	72.00	76	83.05	529
54.00	61	62.10	519	73.05	129	84.00	578
54.10	9	63.10	1313	74.10	3317	85.10	641
55.10	294	63.80	54	75.00	5017	86.00	1147
56.10	923	64.10	200	76.10	1769	86.95	273
57.05	2038	65.05	461	77.10	31072	88.90	72
58.00	37	66.00	107	78.10	2251	91.05	495
58.20	38	67.05	195	79.10	2683	92.10	725

Average of 2.467 to 2.479 min.: z92861.D\data.ms
dftpp
Modified:subtracted

m/z	abund.	m/z	abund.	m/z	abund.	m/z	abund.
93.10	4573	104.00	963	112.15	479	120.50	57
94.05	377	105.10	978	113.10	48	121.10	29
95.10	272	106.00	169	113.75	60	122.05	681
96.15	157	106.20	70	115.10	139	123.00	1534
97.10	287	107.05	12674	115.40	94	124.05	680
98.10	3579	108.05	1706	116.10	1003	125.05	554
99.00	2800	108.90	36	117.10	13119	125.95	311
100.10	344	109.15	302	118.05	809	127.10	41680
101.05	1442	110.05	20322	119.10	180	128.00	3460
102.20	27	111.00	3102	119.40	62	129.00	18020
102.95	461	111.90	46	120.00	134	130.00	1753

Average of 2.467 to 2.479 min.: z92861.D\data.ms
dftpp
Modified:subtracted

m/z	abund.	m/z	abund.	m/z	abund.	m/z	abund.
130.80	42	139.95	287	150.00	128	159.00	292
131.05	309	141.05	2223	150.20	145	159.20	86
132.05	213	142.10	718	151.05	302	160.05	910
134.00	504	142.40	34	151.85	94	161.10	1360
134.20	54	143.05	638	152.70	18	162.05	229
135.00	1540	144.15	122	153.05	693	162.35	58
136.10	520	145.05	115	153.95	450	163.10	79
137.05	874	146.05	571	155.00	1120	164.00	180
137.80	97	147.00	1183	156.05	1961	164.15	69
138.10	33	148.00	2726	157.05	438	165.00	773
139.00	95	149.05	481	157.95	344	166.05	704

Average of 2.467 to 2.479 min.: z92861.D\data.ms
dftpp
Modified:subtracted

m/z	abund.	m/z	abund.	m/z	abund.	m/z	abund.
167.00	5423	174.00	963	181.05	1039	189.80	137
168.00	2133	174.80	31	181.90	148	190.15	75
168.20	49	175.10	2089	182.10	212	191.05	328
168.90	320	175.30	48	183.10	110	192.00	1038
169.10	178	176.05	575	184.05	340	193.10	1034
170.15	224	177.00	825	185.05	1797	194.15	213
170.90	170	177.80	23	186.10	12862	194.90	107
171.50	19	178.05	366	187.05	3433	195.15	94
172.00	447	178.95	3426	187.80	21	196.00	2598
172.95	387	179.80	70	188.15	373	198.00	75682
173.70	18	180.05	2753	189.00	1160	199.00	4679

Average of 2.467 to 2.479 min.: z92861.D\data.ms
dftpp
Modified:subtracted

m/z	abund.	m/z	abund.	m/z	abund.	m/z	abund.
200.05	397	208.95	235	217.80	59	227.00	6063
200.85	203	210.00	173	218.05	658	228.00	1161
201.50	371	211.00	1151	219.00	59	229.00	1130
201.70	53	212.00	103	219.40	38	229.95	236

dftppz.m Wed Jun 25 12:51:36 2014 RTE

202.30	58	213.10	28	221.05	3555	231.10	447
203.05	579	214.30	35	221.70	456	232.40	65
204.10	3641	215.10	240	221.90	415	233.00	42
205.00	5305	215.30	28	223.05	1660	233.40	25
206.05	20776	215.90	304	224.10	12883	234.05	347
207.05	2736	216.05	289	225.00	3266	234.95	501
208.05	892	217.00	6329	225.90	221	236.05	328

Average of 2.467 to 2.479 min.: z92861.D\data.ms
dftpp
Modified:subtracted

m/z	abund.	m/z	abund.	m/z	abund.	m/z	abund.
236.70	22	246.00	2294	255.00	49942	263.95	235
237.10	560	247.00	465	256.00	6937	265.00	1252
238.95	301	247.90	45	257.05	648	265.95	76
239.20	24	248.90	301	258.00	3323	266.20	149
239.70	24	249.30	29	258.80	26	267.20	72
239.95	191	250.10	19	259.05	629	268.10	32
241.10	370	250.90	9	259.95	143	269.00	74
242.05	649	251.90	9	260.80	41	269.70	90
243.00	512	252.30	45	261.20	38	270.05	96
244.05	8830	253.05	304	262.10	17	271.00	133
245.10	1176	253.70	83	263.70	25	272.00	226

Average of 2.467 to 2.479 min.: z92861.D\data.ms
dftpp
Modified:subtracted

m/z	abund.	m/z	abund.	m/z	abund.	m/z	abund.
272.95	1462	283.00	220	295.05	187	305.20	31
274.00	3942	283.80	39	296.00	8579	305.80	29
275.00	18031	284.05	115	297.00	1234	307.10	31
276.00	2987	285.10	462	297.90	22	307.95	102
277.00	2325	286.05	101	298.10	21	308.85	111
278.00	296	289.05	141	298.95	46	310.05	104
279.00	137	290.00	61	301.00	85	311.00	19
279.30	51	291.00	82	301.95	188	313.00	136
281.05	206	292.10	100	303.00	1161	314.00	300
282.00	22	293.00	500	304.05	268	315.00	1173
282.40	33	293.90	133	304.90	25	316.05	507

Average of 2.467 to 2.479 min.: z92861.D\data.ms
dftpp
Modified:subtracted

m/z	abund.	m/z	abund.	m/z	abund.	m/z	abund.
316.80	57	327.95	231	346.00	550	354.00	856
317.10	46	329.90	34	346.70	59	355.10	202
319.10	31	332.05	229	347.10	55	355.30	18
319.90	24	332.90	141	348.20	19	357.00	84
320.60	53	334.00	1402	350.10	22	358.05	48
321.15	185	335.00	325	350.40	20	358.85	112
321.85	99	335.60	19	350.90	37	359.10	29
323.00	2245	336.20	32	351.10	56	359.90	67
324.10	368	338.85	64	352.05	873	363.90	23
325.05	21	340.95	362	352.60	33	365.00	4376
327.00	630	341.80	26	353.05	613	366.05	666

Average of 2.467 to 2.479 min.: z92861.D\data.ms
dftpp
Modified:subtracted

m/z	abund.	m/z	abund.	m/z	abund.	m/z	abund.
367.10	46	381.90	17	401.00	27	417.10	22
368.15	70	383.10	384	401.20	70	420.90	561
370.05	168	384.15	100	401.95	617	422.05	342
370.95	146	385.00	41	403.05	614	423.00	3823
371.25	78	385.90	36	403.95	270	424.00	752
372.05	982	388.10	21	404.85	71	424.20	43
373.00	317	389.95	93	409.10	23	424.85	74
375.30	20	390.40	36	410.40	18	425.40	23
375.90	24	390.95	86	410.80	55	428.00	72
377.10	45	392.05	95	415.30	25	428.30	30
378.70	20	394.10	27	416.10	25	428.80	42

Average of 2.467 to 2.479 min.: z92861.D\data.ms

dftppz.m Wed Jun 25 12:51:36 2014 RTE

dftpp
Modified:subtracted

m/z	abund.	m/z	abund.	m/z	abund.	m/z	abund.
429.20	62	439.90	44	476.10	17		
430.60	46	441.00	10077	482.90	18		
431.10	17	442.00	63669	503.20	36		
432.00	47	443.00	12704	521.20	29		
432.55	57	444.05	985	547.00	18		
433.40	27	446.20	25				
434.50	25	454.40	20				
435.00	21	463.90	30				
435.30	17	466.10	18				
435.90	82	469.10	25				
437.30	44	473.80	25				

Quantitation Report (Qedit)

Data Path : C:\msdchem\1\DATA\ez4615\
Data File : z92861.D
Acq On : 24 Jun 2014 11:23 am
Operator : ashleyv
Sample : dftpp
Misc : op75490,ez4615
ALS Vial : 1 Sample Multiplier: 1

Quant Time: Jun 24 11:32:26 2014
Quant Method : C:\msdchem\1\METHODS\dftppz.m
Quant Title : column rtx-5msi 30mx0.25mmx0.25um
QLast Update : Sun Feb 23 14:24:12 2014
Response via : Initial Calibration

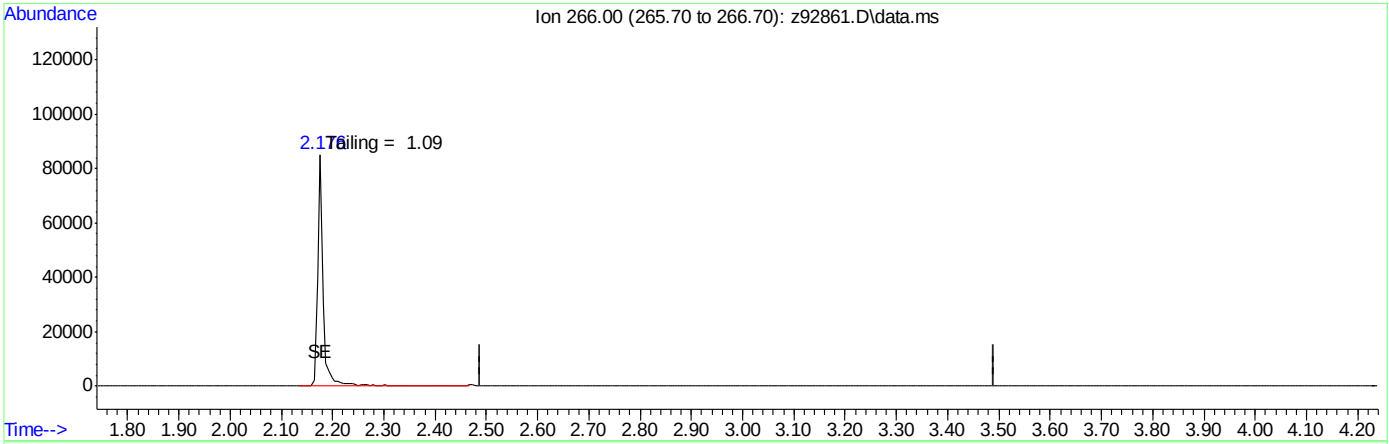

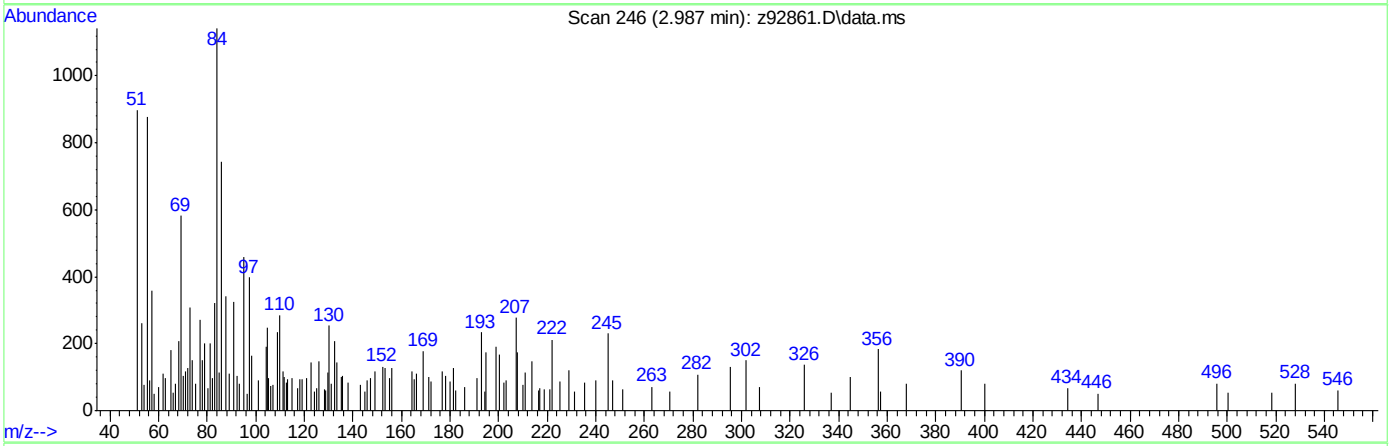

TIC: z92861.D\data.ms

(1) Pentachlorophenol

2.990min (-2.990) 0.00

response 0

Ion	Exp%	Act%
266.00	100	0.00
0.00	0.00	0.00
0.00	0.00	0.00
0.00	0.00	0.00

9.5.9.1

9

Quantitation Report (Qedit)

Data Path : C:\msdchem\1\DATA\ez4615\
Data File : z92861.D
Acq On : 24 Jun 2014 11:23 am
Operator : ashleyv
Sample : dftpp
Misc : op75490,ez4615
ALS Vial : 1 Sample Multiplier: 1

Quant Time: Jun 24 11:32:26 2014
Quant Method : C:\msdchem\1\METHODS\dftppz.m
Quant Title : column rtx-5msi 30mx0.25mmx0.25um
QLast Update : Sun Feb 23 14:24:12 2014
Response via : Initial Calibration

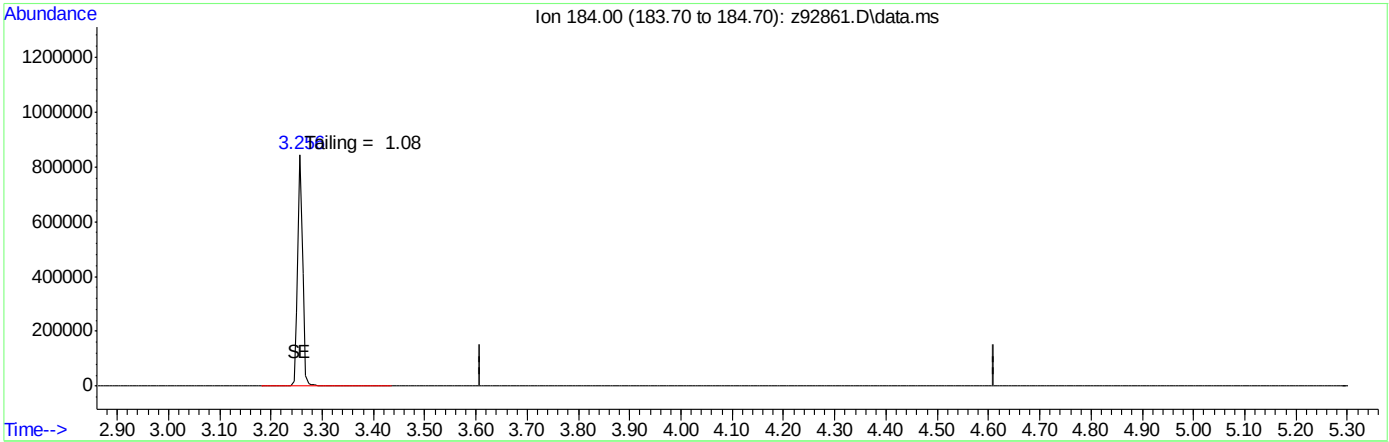

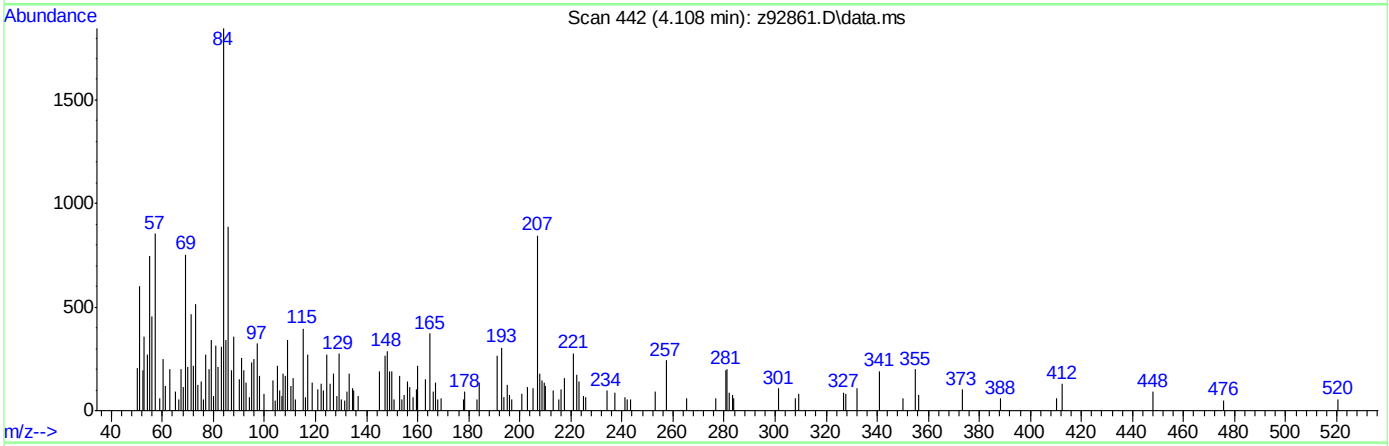

TIC: z92861.D\data.ms

(2) Benzidine

4.110min (-4.110) 0.00

response 0

Ion	Exp%	Act%
184.00	100	0.00
0.00	0.00	0.00
0.00	0.00	0.00
0.00	0.00	0.00

Quantitation Report (Qedit)

Data Path : C:\msdchem\1\DATA\ez4615\
Data File : z92861.D
Acq On : 24 Jun 2014 11:23 am
Operator : ashleyv
Sample : dftpp
Misc : op75490,ez4615
ALS Vial : 1 Sample Multiplier: 1

Quant Time: Jun 24 11:32:26 2014
Quant Method : C:\msdchem\1\METHODS\dftppz.m
Quant Title : column rtx-5msi 30mx0.25mmx0.25um
QLast Update : Sun Feb 23 14:24:12 2014
Response via : Initial Calibration

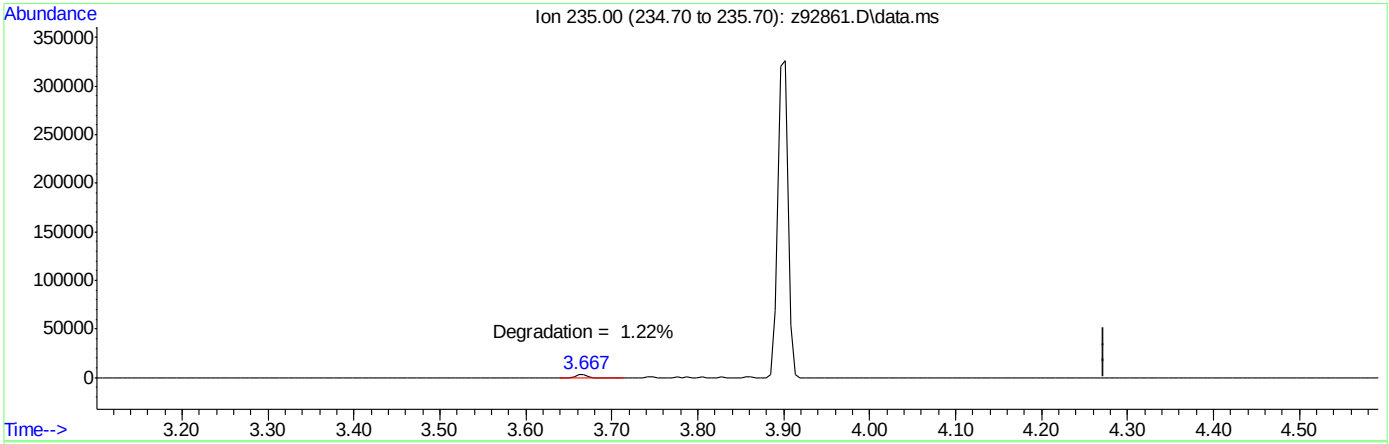

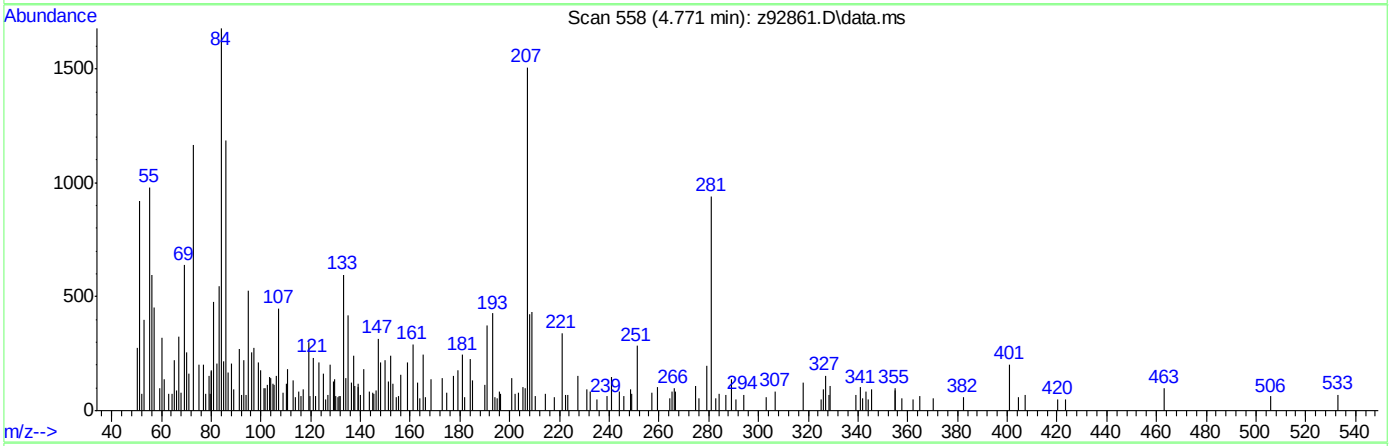

TIC: z92861.D\data.ms

(3) PP-DDT

4.773min (-4.773) 0.00

response 0

Ion	Exp%	Act%
235.00	100	0.00
0.00	0.00	0.00
0.00	0.00	0.00
0.00	0.00	0.00

DFTPP

Data Path : C:\msdchem\1\DATA\ez4638\
Data File : z93480.D
Acq On : 10 Jul 2014 10:37 pm
Operator : ashleyd
Sample : dftpp
Misc : op76211,ez4638
ALS Vial : 1 Sample Multiplier: 1

Integration File: events.e

Method : C:\MSDCHEM\1\METHODS\DFTPPZ.M
Title : column rtx-5msi 30mx0.25mmx0.25um
Last Update : Fri Jul 04 07:30:26 2014

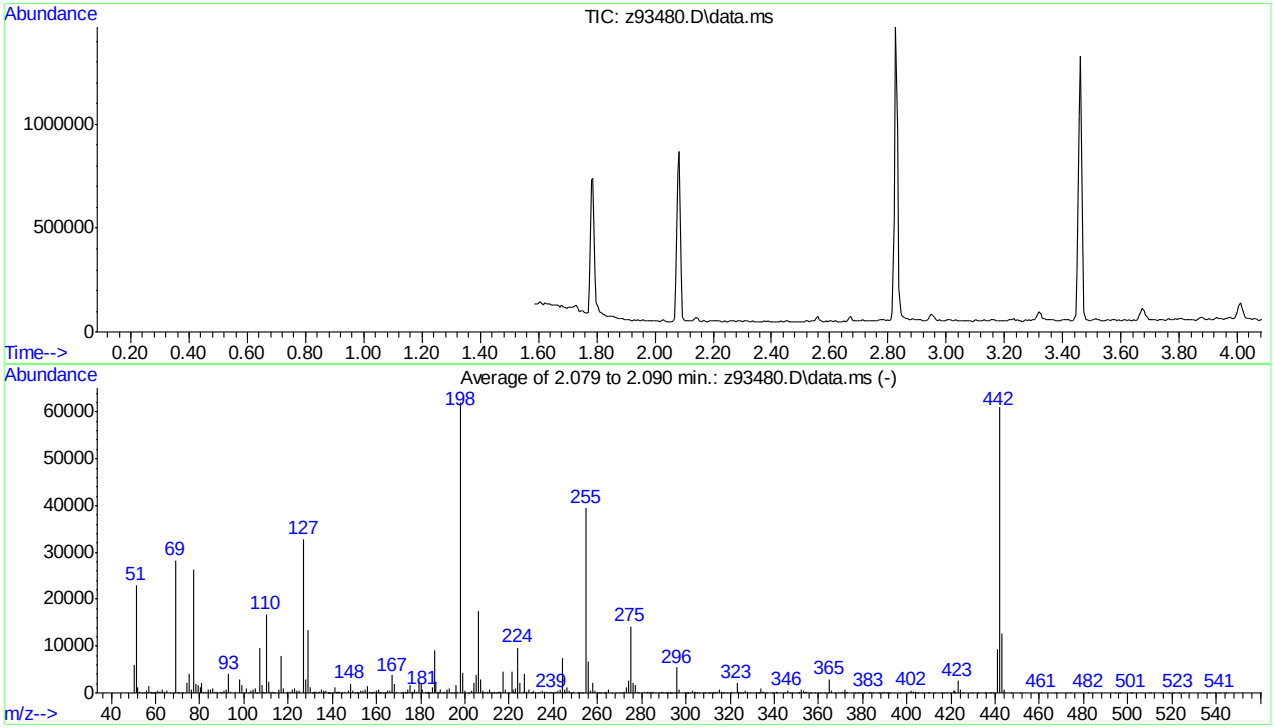

AutoFind: Scans 87, 88, 89; Background Corrected with Scan 83
AUTOFIND via AUTOINTEGRATE

Target Mass	Rel. to Mass	Lower Limit%	Upper Limit%	Rel. Abn%	Raw Abn	Result Pass/Fail
51	198	30	60	37.2	23085	PASS
68	69	0.00	2	0.4	117	PASS
69	198	0.00	100	45.6	28308	PASS
70	69	0.00	2	0.7	186	PASS
127	198	40	60	52.9	32808	PASS
197	198	0.00	1	0.2	148	PASS
198	198	100	100	100.0	62021	PASS
199	198	5	9	7.0	4338	PASS
275	198	10	30	22.8	14141	PASS
365	198	1	100	4.7	2923	PASS
441	443	0.01	100	73.2	9226	PASS
442	198	40	100	98.5	61074	PASS
443	442	17	23	20.6	12602	PASS

Average of 2.079 to 2.090 min.: z93480.D\data.ms
dftpp
Modified:subtracted

m/z	abund.	m/z	abund.	m/z	abund.	m/z	abund.
50.10	5897	59.10	14	69.05	28308	80.05	1220
51.10	23085	59.25	85	69.95	186	81.00	2119
52.00	1116	60.10	359	70.80	40	82.00	364
53.05	184	60.95	418	71.95	6	83.00	202
54.05	96	61.85	149	72.20	31	84.00	652
55.10	65	62.10	128	74.10	2242	85.00	654
56.05	404	63.15	831	75.10	4074	86.00	888
57.10	1503	64.10	310	76.20	744	86.95	283
57.80	61	65.10	438	77.10	26422	88.00	197
58.10	138	66.50	55	78.10	1823	89.20	166
58.30	5	68.10	117	79.10	1758	90.00	29

Average of 2.079 to 2.090 min.: z93480.D\data.ms
dftpp
Modified:subtracted

m/z	abund.	m/z	abund.	m/z	abund.	m/z	abund.
91.05	464	104.10	743	112.85	181	123.10	853
92.05	635	105.10	973	113.20	50	124.05	410
93.10	3998	105.80	65	113.60	34	124.95	392
94.10	296	106.15	86	115.05	63	127.10	32808
96.05	223	107.05	9658	116.00	777	128.10	2767
98.10	2768	108.10	1800	117.00	7953	129.00	13411
99.10	1632	108.80	218	118.00	896	130.05	1264
99.90	63	109.30	111	119.20	116	130.90	91
101.00	951	110.05	16784	120.05	148	131.20	35
102.00	63	111.05	2287	121.05	151	132.05	130
103.05	473	111.95	219	122.00	629	132.40	74

Average of 2.079 to 2.090 min.: z93480.D\data.ms
dftpp
Modified:subtracted

m/z	abund.	m/z	abund.	m/z	abund.	m/z	abund.
132.65	141	139.20	18	147.05	497	157.10	335
133.80	251	140.20	16	148.00	1932	157.30	46
134.10	165	141.05	1239	149.05	392	157.95	55
135.00	682	141.70	82	150.05	110	158.20	162
136.05	374	142.05	271	151.20	148	159.00	348
136.30	68	142.50	40	151.50	120	160.10	577
137.05	587	142.75	254	152.00	105	160.80	111
137.90	102	143.00	145	152.95	579	161.05	689
138.10	86	144.00	91	154.00	548	161.80	47
138.40	49	144.20	29	155.05	755	162.10	293
138.70	18	145.95	331	156.10	1428	163.10	25

Average of 2.079 to 2.090 min.: z93480.D\data.ms
dftpp
Modified:subtracted

m/z	abund.	m/z	abund.	m/z	abund.	m/z	abund.
163.90	85	173.60	68	182.70	58	190.00	61
164.20	36	174.15	630	182.90	40	190.90	279
165.00	506	175.10	1585	183.20	45	192.05	782
165.95	431	176.05	250	184.00	231	193.05	1008
167.05	3745	176.80	69	184.30	51	193.95	105
168.00	1841	177.05	665	185.10	1168	195.00	83
169.00	221	177.95	268	186.05	9126	196.05	1797
170.85	105	179.00	2344	187.05	2458	196.70	148
171.95	298	180.00	1809	187.90	159	198.00	62021
173.05	263	180.95	757	188.20	40	199.00	4338
173.30	61	182.10	173	189.00	654	200.00	486

Average of 2.079 to 2.090 min.: z93480.D\data.ms
dftpp
Modified:subtracted

m/z	abund.	m/z	abund.	m/z	abund.	m/z	abund.
201.50	114	211.05	747	218.10	678	228.00	344
201.90	91	211.70	103	219.20	127	229.00	728
203.10	471	212.00	70	220.00	38	229.85	71
204.00	2188	212.95	133	221.10	4471	230.45	123

DFTPPZ.M Fri Jul 11 10:48:59 2014 RTE

205.05	3927	213.20	39	222.00	667	231.05	395
206.10	17395	214.10	34	222.30	119	232.00	130
207.10	2791	214.70	62	222.90	952	232.90	74
208.10	501	215.30	167	224.00	9623	234.05	327
209.10	206	215.90	231	225.00	2279	234.95	458
210.05	234	216.20	227	226.20	272	236.05	286
210.30	29	217.00	4638	227.05	4021	237.00	240

Average of 2.079 to 2.090 min.: z93480.D\data.ms
dftpp
Modified:subtracted

m/z	abund.	m/z	abund.	m/z	abund.	m/z	abund.
238.15	89	247.10	381	256.00	6635	266.70	36
239.15	218	247.95	61	257.00	482	268.30	33
239.80	75	248.20	17	258.00	2273	269.85	79
240.10	54	249.05	321	259.05	473	270.80	67
241.00	181	251.00	30	260.05	121	272.05	146
242.05	489	251.20	36	260.30	20	273.00	1322
243.05	647	251.80	39	261.10	36	274.10	2747
244.10	7505	252.00	62	261.60	25	275.00	14141
245.05	744	252.80	57	262.80	117	276.00	2240
245.30	90	253.05	126	263.80	131	276.95	1626
246.05	1152	255.00	39418	265.00	818	278.10	337

Average of 2.079 to 2.090 min.: z93480.D\data.ms
dftpp
Modified:subtracted

m/z	abund.	m/z	abund.	m/z	abund.	m/z	abund.
278.80	22	289.10	196	297.00	724	304.90	106
281.05	145	289.90	18	299.20	66	306.10	28
282.00	24	290.90	60	300.10	33	307.80	110
282.90	191	291.10	27	300.50	57	308.40	18
283.20	118	291.75	70	300.75	8	308.80	47
284.05	153	292.80	112	301.10	49	310.30	26
284.80	102	293.10	320	302.00	71	310.60	27
285.05	297	293.50	24	302.80	186	310.90	24
286.00	29	293.80	19	303.05	466	312.00	35
287.90	25	295.00	50	303.85	171	312.50	60
288.60	27	296.00	5442	304.10	29	313.20	42

Average of 2.079 to 2.090 min.: z93480.D\data.ms
dftpp
Modified:subtracted

m/z	abund.	m/z	abund.	m/z	abund.	m/z	abund.
314.05	324	325.70	26	335.05	208	351.10	34
314.95	690	326.95	457	336.30	31	352.05	798
315.95	309	328.10	230	338.90	17	353.00	510
316.85	72	329.00	18	339.50	32	353.80	124
317.30	69	331.70	22	340.90	56	354.10	301
318.50	21	332.05	129	341.15	190	354.85	229
320.85	249	332.90	22	344.80	24	356.10	24
323.05	2076	333.10	99	345.90	583	356.70	22
324.00	241	333.30	84	346.90	115	358.05	114
324.20	111	334.00	996	348.20	22	359.95	71
324.80	24	334.80	216	350.60	18	361.00	22

Average of 2.079 to 2.090 min.: z93480.D\data.ms
dftpp
Modified:subtracted

m/z	abund.	m/z	abund.	m/z	abund.	m/z	abund.
362.90	39	373.15	239	387.80	21	403.10	275
364.30	36	376.50	70	388.90	20	404.00	352
365.00	2923	377.60	20	390.00	185	405.00	19
365.95	497	377.90	39	390.80	57	405.20	17
367.30	24	379.20	46	391.10	40	406.90	16
369.10	17	380.80	23	391.90	125	409.30	29
369.85	80	382.70	60	392.10	29	410.00	25
371.10	192	383.00	321	397.05	83	412.80	24
371.70	91	383.90	30	400.85	215	415.80	51
372.10	844	384.90	33	402.00	568	416.60	17
372.70	23	387.40	22	402.85	152	418.30	34

Average of 2.079 to 2.090 min.: z93480.D\data.ms

DFTPPZ.M Fri Jul 11 10:48:59 2014 RTE

dftpp
Modified:subtracted

m/z	abund.	m/z	abund.	m/z	abund.	m/z	abund.
419.70	42	435.40	27	451.20	24	509.70	47
421.00	516	435.90	31	461.00	31	510.75	48
421.70	55	437.50	31	467.40	22	514.90	17
421.95	387	438.10	30	472.30	18	518.80	18
423.05	2577	439.15	99	473.90	24	520.90	33
424.10	646	441.00	9226	482.30	19	523.10	51
425.05	75	442.00	61074	494.40	18	525.10	23
428.70	55	443.00	12602	496.30	18	534.40	16
430.00	33	443.90	205	496.50	39	537.00	17
431.80	60	444.10	703	501.45	61	539.40	26
432.20	33	447.30	28	502.00	22	541.50	38

Average of 2.079 to 2.090 min.: z93480.D\data.ms
dftpp
Modified:subtracted

m/z	abund.	m/z	abund.	m/z	abund.	m/z	abund.
544.30	31						

Quantitation Report (Qedit)

Data Path : C:\msdchem\1\DATA\ez4638\
Data File : z93480.D
Acq On : 10 Jul 2014 10:37 pm
Operator : ashleyd
Sample : dftpp
Misc : op76211,ez4638
ALS Vial : 1 Sample Multiplier: 1

Quant Time: Jul 10 22:42:53 2014
Quant Method : C:\MSDCHEM\1\METHODS\DFTPPZ.M
Quant Title : column rtx-5msi 30mx0.25mmx0.25um
QLast Update : Fri Jul 04 07:30:26 2014
Response via : Initial Calibration

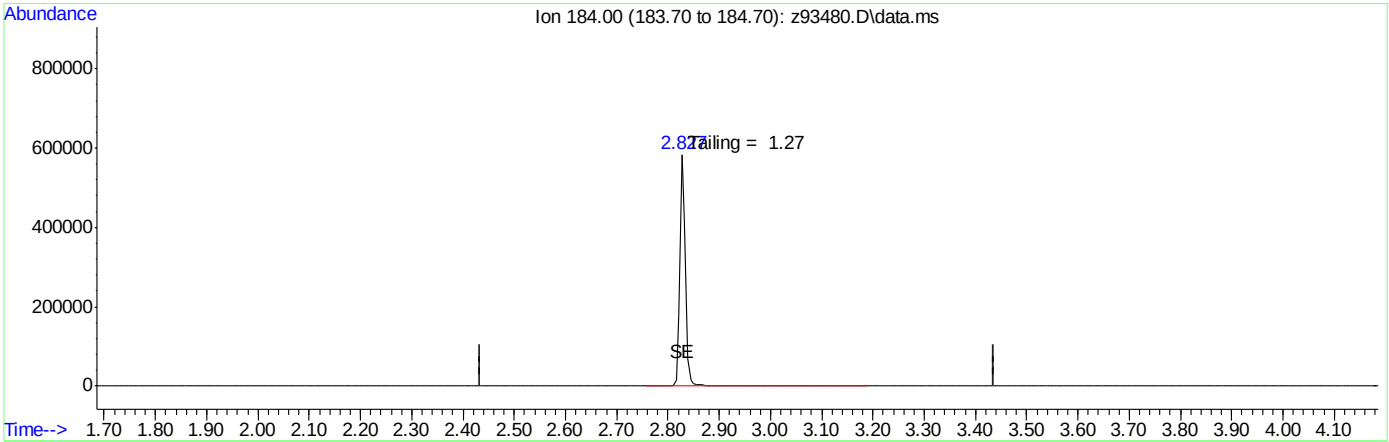

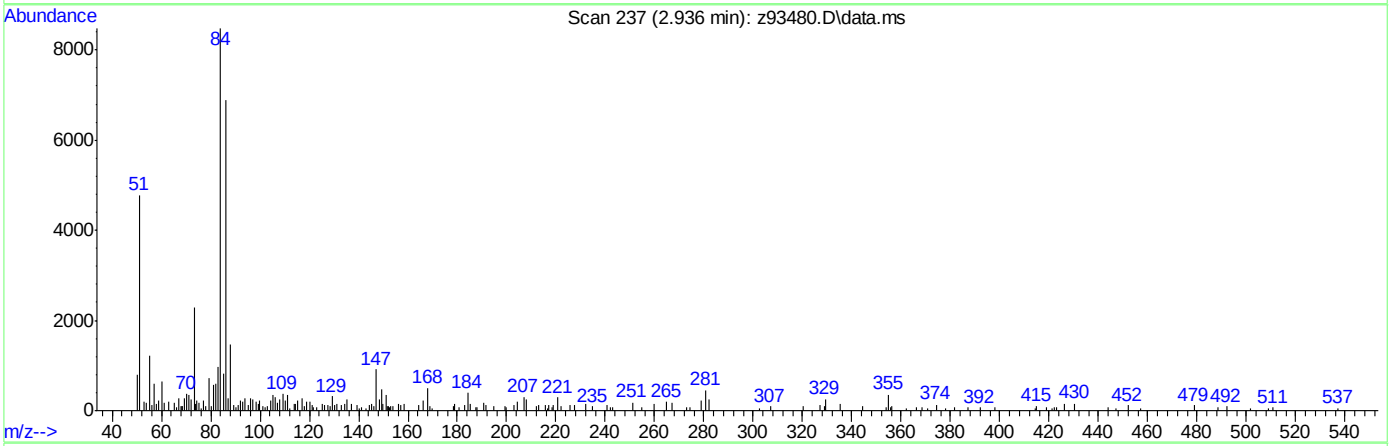

TIC: z93480.D\data.ms

(2) Benzidine

2.936min (-2.936) 0.00

response 0

Ion	Exp%	Act%
184.00	100	0.00
0.00	0.00	0.00
0.00	0.00	0.00
0.00	0.00	0.00

Quantitation Report (Qedit)

Data Path : C:\msdchem\1\DATA\ez4638\
Data File : z93480.D
Acq On : 10 Jul 2014 10:37 pm
Operator : ashleyd
Sample : dftpp
Misc : op76211,ez4638
ALS Vial : 1 Sample Multiplier: 1

Quant Time: Jul 10 22:42:53 2014
Quant Method : C:\MSDCHEM\1\METHODS\DFTPPZ.M
Quant Title : column rtx-5msi 30mx0.25mmx0.25um
QLast Update : Fri Jul 04 07:30:26 2014
Response via : Initial Calibration

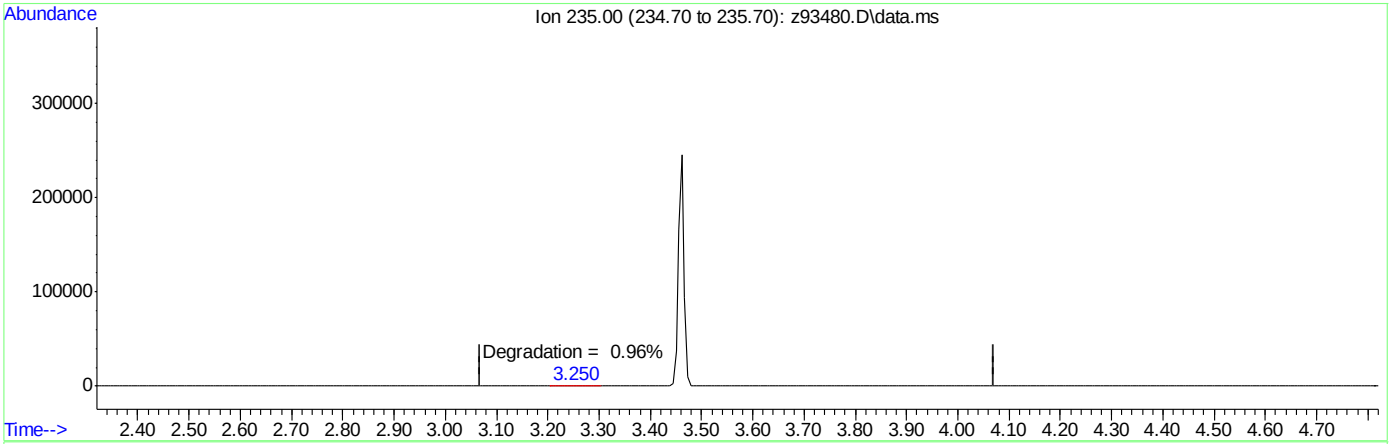

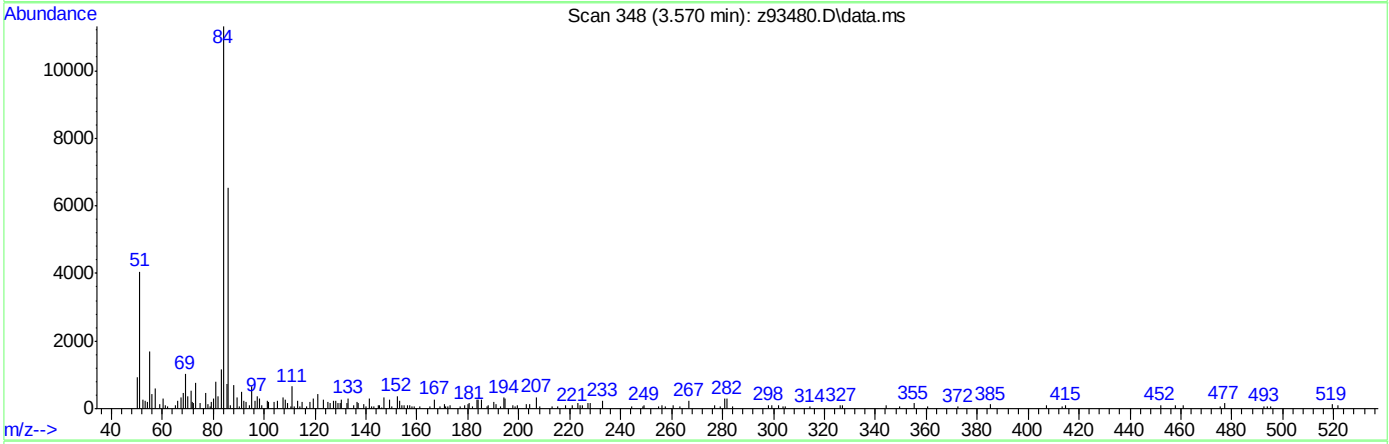

TIC: z93480.D\data.ms

(3) PP-DDT

3.570min (-3.570) 0.00

response 0

Ion	Exp%	Act%
235.00	100	0.00
0.00	0.00	0.00
0.00	0.00	0.00
0.00	0.00	0.00

Quantitation Report (Qedit)

Data Path : C:\msdchem\1\DATA\ez4638\
Data File : z93480.D
Acq On : 10 Jul 2014 10:37 pm
Operator : ashleyd
Sample : dftpp
Misc : op76211,ez4638
ALS Vial : 1 Sample Multiplier: 1

Quant Time: Jul 10 22:42:53 2014
Quant Method : C:\MSDCHEM\1\METHODS\DFTPPZ.M
Quant Title : column rtx-5msi 30mx0.25mmx0.25um
QLast Update : Fri Jul 04 07:30:26 2014
Response via : Initial Calibration

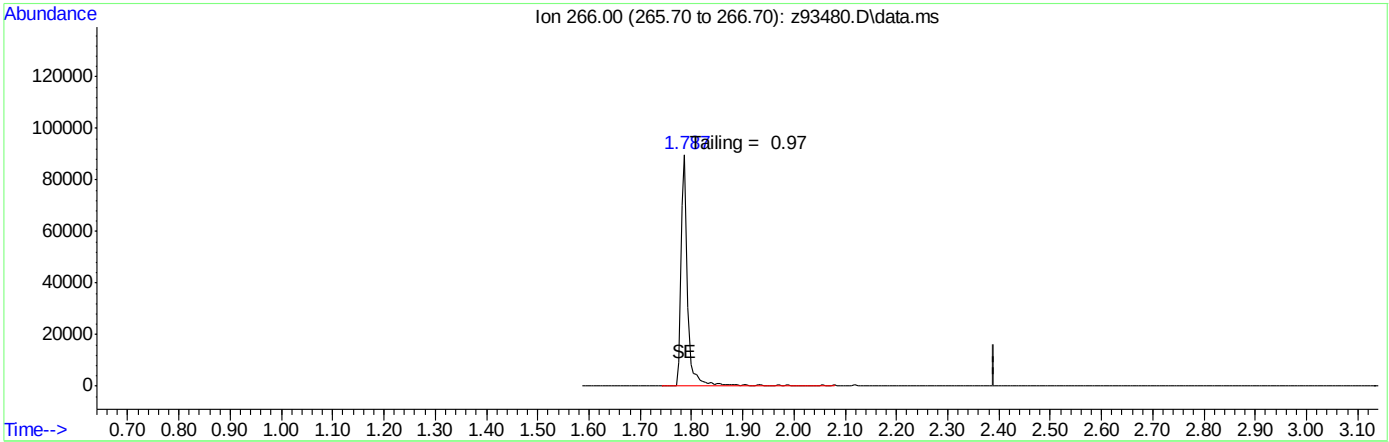

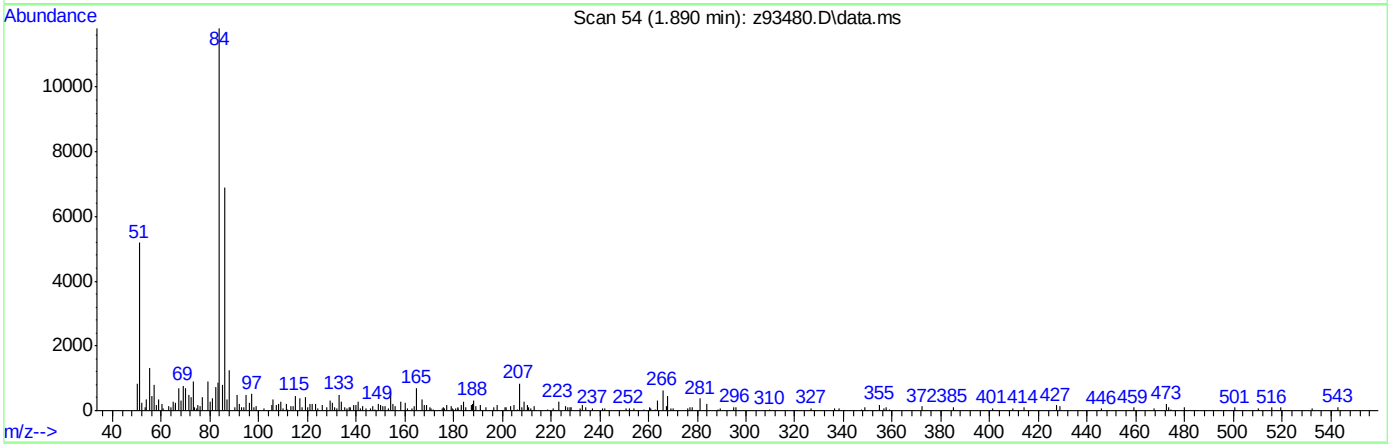

TIC: z93480.D\data.ms

(1) Pentachlorophenol

1.890min (-1.890) 0.00

response 0

Ion	Exp%	Act%
266.00	100	0.00
0.00	0.00	0.00
0.00	0.00	0.00
0.00	0.00	0.00

DFTPP

Data Path : C:\msdchem\1\DATA\ez4639\
Data File : z93507.D
Acq On : 11 Jul 2014 10:44 am
Operator : ashleyv
Sample : dftpp
Misc : op76211,ez4639
ALS Vial : 1 Sample Multiplier: 1

Integration File: events.e

Method : C:\MSDCHEM\1\METHODS\DFTPPZ.M
Title : column rtx-5msi 30mx0.25mmx0.25um
Last Update : Fri Jul 04 07:30:26 2014

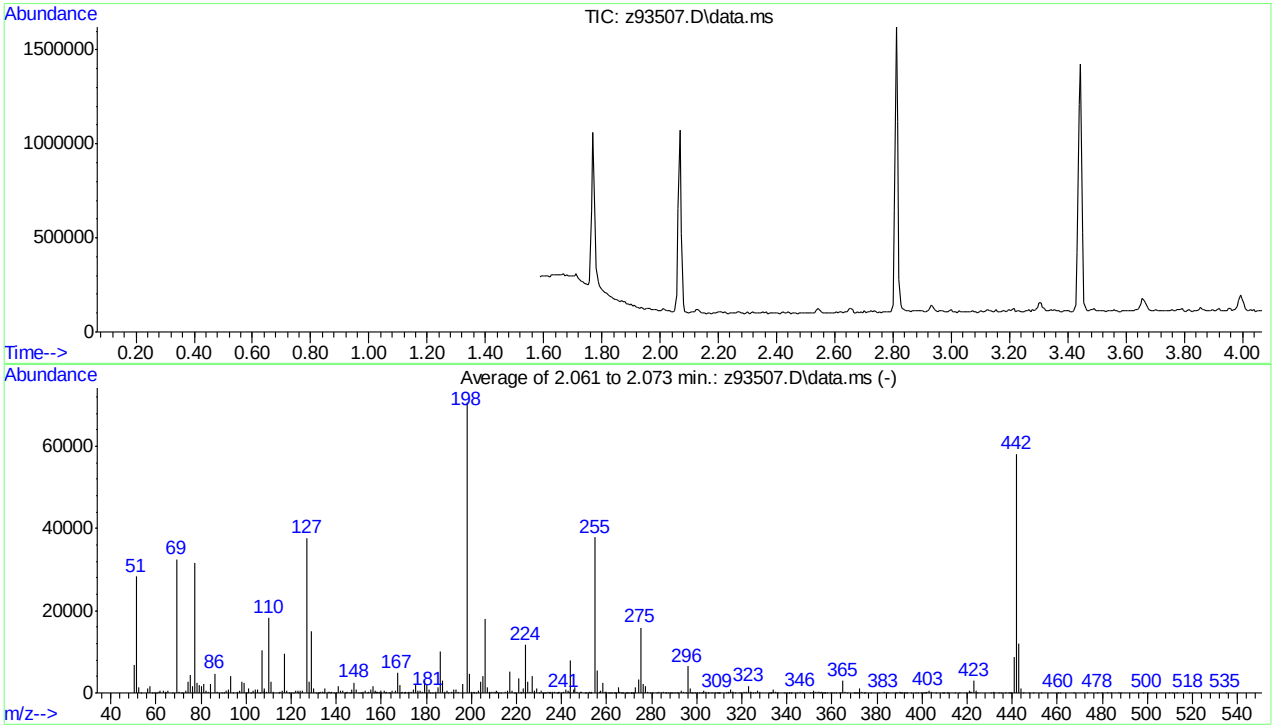

AutoFind: Scans 84, 85, 86; Background Corrected with Scan 80
AUTOFIND via AUTOINTEGRATE

Target Mass	Rel. to Mass	Lower Limit%	Upper Limit%	Rel. Abn%	Raw Abn	Result Pass/Fail
51	198	30	60	40.0	28284	PASS
68	69	0.00	2	0.0	0	PASS
69	198	0.00	100	46.1	32579	PASS
70	69	0.00	2	0.5	155	PASS
127	198	40	60	53.4	37759	PASS
197	198	0.00	1	0.0	0	PASS
198	198	100	100	100.0	70664	PASS
199	198	5	9	6.6	4698	PASS
275	198	10	30	22.6	15940	PASS
365	198	1	100	4.2	2994	PASS
441	443	0.01	100	71.6	8610	PASS
442	198	40	100	82.3	58157	PASS
443	442	17	23	20.7	12032	PASS

Average of 2.061 to 2.073 min.: z93507.D\data.ms
dftpp
Modified:subtracted

m/z	abund.	m/z	abund.	m/z	abund.	m/z	abund.
50.10	6921	63.05	567	75.10	4385	87.00	168
51.10	28284	64.00	69	76.20	1645	89.10	63
52.10	1245	64.15	242	77.05	31648	90.20	20
53.10	109	65.05	632	78.15	2443	91.15	489
56.10	984	67.10	65	79.05	1877	92.05	733
57.10	1704	69.05	32579	80.10	1696	93.05	4180
58.10	145	70.10	155	81.10	2210	94.05	33
59.05	13	71.10	134	82.05	566	96.15	162
60.50	61	71.80	110	83.10	403	97.10	483
61.10	374	73.00	453	84.00	2240	98.10	2860
61.95	424	74.05	2842	86.00	4717	99.05	2457

Average of 2.061 to 2.073 min.: z93507.D\data.ms
dftpp
Modified:subtracted

m/z	abund.	m/z	abund.	m/z	abund.	m/z	abund.
99.95	60	109.10	161	121.00	146	132.10	77
100.20	145	110.05	18160	122.00	563	132.30	104
101.05	1106	111.05	2866	122.90	662	133.00	246
102.10	13	112.05	325	123.10	112	133.80	265
103.00	519	114.30	62	124.00	558	134.10	171
104.00	926	115.05	258	125.10	659	134.30	61
105.00	886	116.10	518	127.10	37759	135.10	1062
106.10	144	117.05	9538	128.05	2652	136.20	322
107.10	10407	118.05	589	129.05	15056	137.05	387
107.90	482	119.05	15	130.05	1225	137.50	70
108.10	1238	119.85	145	131.00	37	138.05	188

Average of 2.061 to 2.073 min.: z93507.D\data.ms
dftpp
Modified:subtracted

m/z	abund.	m/z	abund.	m/z	abund.	m/z	abund.
139.05	73	148.05	2541	156.60	124	162.05	271
139.95	110	149.05	711	157.05	478	163.20	48
141.00	1719	150.00	132	157.60	63	163.80	119
142.10	525	150.70	70	157.90	178	164.95	484
143.05	643	151.00	59	158.10	267	166.10	629
144.05	27	151.90	189	158.90	16	167.05	4784
144.40	54	152.90	530	159.15	217	168.10	1845
145.00	161	153.80	32	159.70	43	168.90	105
146.00	73	154.05	199	159.95	445	169.05	205
146.20	134	155.05	888	161.05	664	170.00	19
147.05	757	156.05	1715	161.90	114	170.20	70

Average of 2.061 to 2.073 min.: z93507.D\data.ms
dftpp
Modified:subtracted

m/z	abund.	m/z	abund.	m/z	abund.	m/z	abund.
170.85	238	180.10	1893	190.95	295	203.00	514
171.60	47	181.00	735	192.10	885	204.05	2848
171.90	122	181.90	113	193.10	888	205.10	4146
172.05	247	182.80	144	194.00	298	206.05	17987
173.00	373	184.00	184	196.00	2068	207.05	1445
174.05	704	185.10	1402	198.00	70664	207.80	92
175.10	1966	186.05	10207	199.00	4698	208.10	288
176.05	668	187.10	3086	200.05	361	209.00	280
177.00	549	188.05	237	200.90	48	209.95	391
178.05	290	189.05	678	201.30	247	210.40	78
179.00	3054	189.85	111	202.00	102	211.00	612

Average of 2.061 to 2.073 min.: z93507.D\data.ms
dftpp
Modified:subtracted

m/z	abund.	m/z	abund.	m/z	abund.	m/z	abund.
211.55	321	222.10	146	231.90	89	239.00	267
212.10	49	223.00	1197	232.30	20	239.95	147
213.00	64	224.05	11700	233.05	79	240.95	275
215.15	158	225.05	2613	234.10	206	242.05	743

DFTPPZ.M Fri Jul 11 16:26:11 2014 RTE

216.10	427	225.95	165	234.40	60	243.00	542
217.00	5112	227.00	4198	234.80	30	243.30	200
218.05	551	228.00	597	235.10	246	244.00	7845
219.00	96	229.00	993	235.90	283	245.15	945
219.70	66	229.95	127	236.95	338	245.95	1356
221.05	3605	231.10	461	237.90	87	247.00	405
221.90	391	231.60	48	238.20	79	248.10	186

Average of 2.061 to 2.073 min.: z93507.D\data.ms
dftpp
Modified:subtracted

m/z	abund.	m/z	abund.	m/z	abund.	m/z	abund.
248.95	227	257.05	427	265.00	1281	271.10	31
250.15	102	258.05	2429	265.80	170	271.50	24
250.80	100	259.05	348	266.10	127	272.10	58
251.70	60	259.70	156	266.70	105	272.95	1448
252.10	190	260.90	28	267.05	146	274.00	3225
252.70	75	261.10	56	268.60	26	275.00	15940
253.00	101	261.60	19	268.90	45	276.00	2236
253.45	179	262.10	31	269.10	47	276.95	1695
254.95	37861	263.20	146	269.75	82	278.00	290
256.00	5538	263.80	65	270.50	40	279.10	42
256.90	187	264.00	109	270.90	58	280.00	23

Average of 2.061 to 2.073 min.: z93507.D\data.ms
dftpp
Modified:subtracted

m/z	abund.	m/z	abund.	m/z	abund.	m/z	abund.
280.20	35	290.05	60	300.10	17	309.40	19
282.00	58	291.00	43	300.90	30	309.90	16
283.00	183	291.80	50	302.10	113	310.20	57
284.00	134	293.10	474	302.40	40	312.90	70
284.95	362	293.90	166	303.05	618	313.90	247
285.90	22	294.90	41	304.15	162	314.20	42
286.10	43	296.05	6527	304.80	23	315.00	700
287.00	32	297.00	1156	305.00	18	315.90	193
288.00	43	297.80	65	306.30	29	316.10	221
288.40	39	298.10	37	308.10	115	317.00	7
289.05	69	299.10	40	308.85	53	319.05	44

Average of 2.061 to 2.073 min.: z93507.D\data.ms
dftpp
Modified:subtracted

m/z	abund.	m/z	abund.	m/z	abund.	m/z	abund.
319.50	38	332.20	99	341.05	99	353.90	217
321.05	252	332.80	17	341.80	56	354.10	165
321.90	240	333.00	46	342.00	101	354.90	45
323.10	1682	333.80	228	344.20	37	355.25	176
324.00	282	334.10	925	346.00	328	355.80	22
324.20	303	334.95	262	347.00	57	356.10	37
325.10	40	335.20	140	347.20	48	356.60	22
325.80	34	336.00	18	350.20	45	357.00	75
327.00	633	338.70	20	351.10	53	357.70	63
328.10	350	339.85	61	352.00	637	359.40	22
332.00	37	340.80	20	352.95	404	359.95	43

Average of 2.061 to 2.073 min.: z93507.D\data.ms
dftpp
Modified:subtracted

m/z	abund.	m/z	abund.	m/z	abund.	m/z	abund.
360.90	40	371.80	86	388.80	17	398.20	32
362.00	23	372.05	1201	389.90	184	399.70	25
363.10	55	373.05	418	390.10	48	400.70	18
363.70	17	374.10	36	390.70	41	401.00	17
364.95	2994	374.50	37	391.30	33	401.80	86
365.90	242	377.20	30	392.05	81	402.10	223
366.90	39	380.80	20	392.30	19	403.00	603
369.90	24	383.00	208	393.10	31	404.00	238
370.20	56	383.95	76	393.30	27	406.00	28
370.80	47	384.60	77	395.35	60	409.10	34
371.10	130	388.20	24	397.00	17	409.40	16

Average of 2.061 to 2.073 min.: z93507.D\data.ms

DFTPPZ.M Fri Jul 11 16:26:11 2014 RTE

ACCUTEST LABORATORIES
JB70672

dftpp
Modified:subtracted

m/z	abund.	m/z	abund.	m/z	abund.	m/z	abund.
409.60	35	424.60	25	441.00	8610	473.00	60
411.00	31	430.40	45	442.00	58157	477.80	30
411.40	18	431.20	16	443.00	12032	479.90	21
414.40	38	432.00	162	444.00	1200	482.30	19
416.60	48	433.70	32	444.80	71	483.60	20
419.40	27	435.10	68	447.10	22	487.00	24
420.90	520	436.80	62	449.10	23	488.30	27
421.60	180	438.20	41	452.80	21	498.20	37
422.00	260	438.80	22	460.50	65	500.10	49
423.00	2931	439.20	57	461.30	18	509.30	33
423.95	610	439.60	42	467.30	17	510.90	27

Average of 2.061 to 2.073 min.: z93507.D\data.ms
dftpp
Modified:subtracted

m/z	abund.	m/z	abund.	m/z	abund.	m/z	abund.
513.20	21						
518.30	36						
523.60	25						
534.70	26						

9.5.11
9

Quantitation Report (Qedit)

Data Path : C:\msdchem\1\DATA\ez4639\
Data File : z93507.D
Acq On : 11 Jul 2014 10:44 am
Operator : ashleyv
Sample : dftpp
Misc : op76211,ez4639
ALS Vial : 1 Sample Multiplier: 1

Quant Time: Jul 11 10:49:20 2014
Quant Method : C:\MSDCHEM\1\METHODS\DFTPPZ.M
Quant Title : column rtx-5msi 30mx0.25mmx0.25um
QLast Update : Fri Jul 04 07:30:26 2014
Response via : Initial Calibration

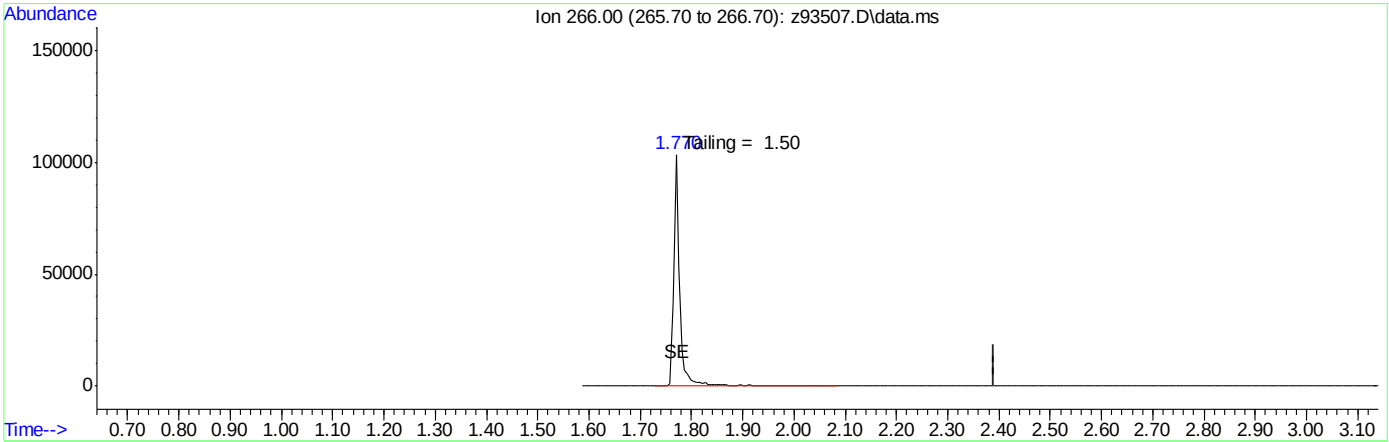

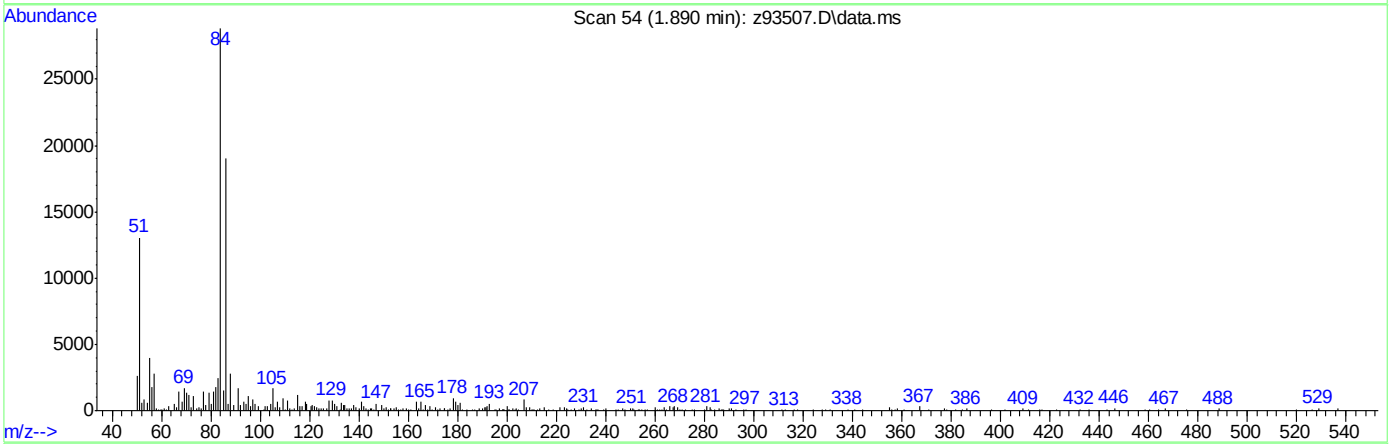

TIC: z93507.D\data.ms

(1) Pentachlorophenol

1.890min (-1.890) 0.00

response 0

Ion	Exp%	Act%
266.00	100	0.00
0.00	0.00	0.00
0.00	0.00	0.00
0.00	0.00	0.00

Quantitation Report (Qedit)

Data Path : C:\msdchem\1\DATA\ez4639\
Data File : z93507.D
Acq On : 11 Jul 2014 10:44 am
Operator : ashleyv
Sample : dftpp
Misc : op76211,ez4639
ALS Vial : 1 Sample Multiplier: 1

Quant Time: Jul 11 10:49:20 2014
Quant Method : C:\MSDCHEM\1\METHODS\DFTPPZ.M
Quant Title : column rtx-5msi 30mx0.25mmx0.25um
QLast Update : Fri Jul 04 07:30:26 2014
Response via : Initial Calibration

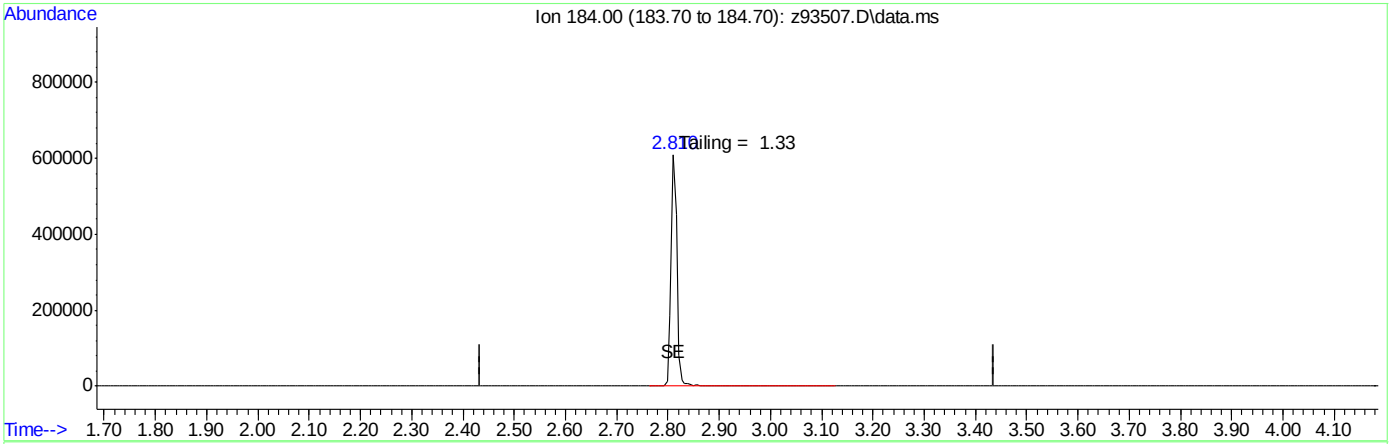

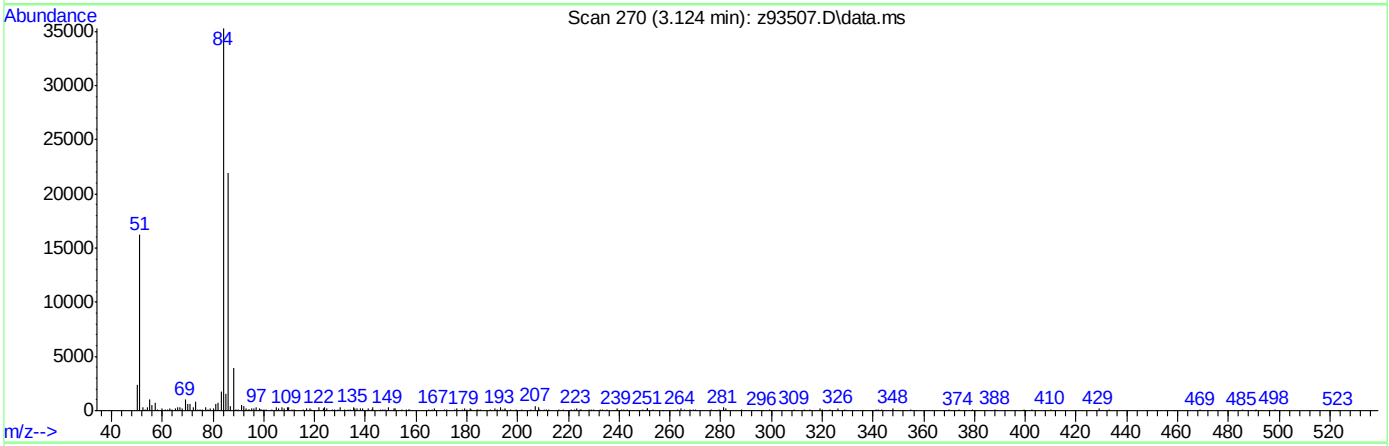

TIC: z93507.D\data.ms

(2) Benzidine

2.936min (-2.936) 0.00

response 0

Ion	Exp%	Act%
184.00	100	0.00
0.00	0.00	0.00
0.00	0.00	0.00
0.00	0.00	0.00

ACCUTEST LABORATORIES
JB70672

Quantitation Report (Qedit)

Data Path : C:\msdchem\1\DATA\ez4639\
Data File : z93507.D
Acq On : 11 Jul 2014 10:44 am
Operator : ashleyv
Sample : dftpp
Misc : op76211,ez4639
ALS Vial : 1 Sample Multiplier: 1

Quant Time: Jul 11 10:49:20 2014
Quant Method : C:\MSDCHEM\1\METHODS\DFTPPZ.M
Quant Title : column rtx-5msi 30mx0.25mmx0.25um
QLast Update : Fri Jul 04 07:30:26 2014
Response via : Initial Calibration

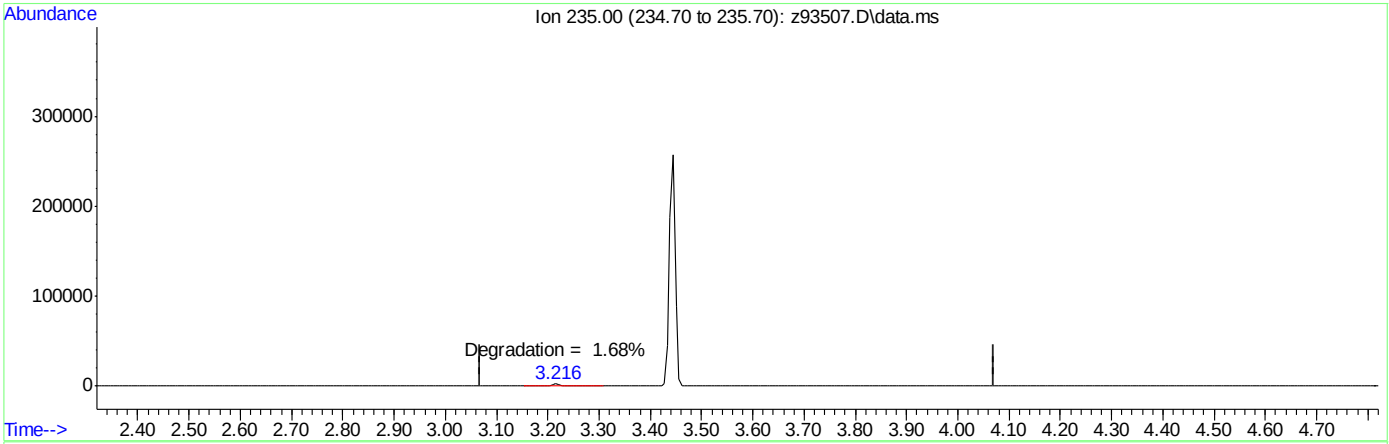

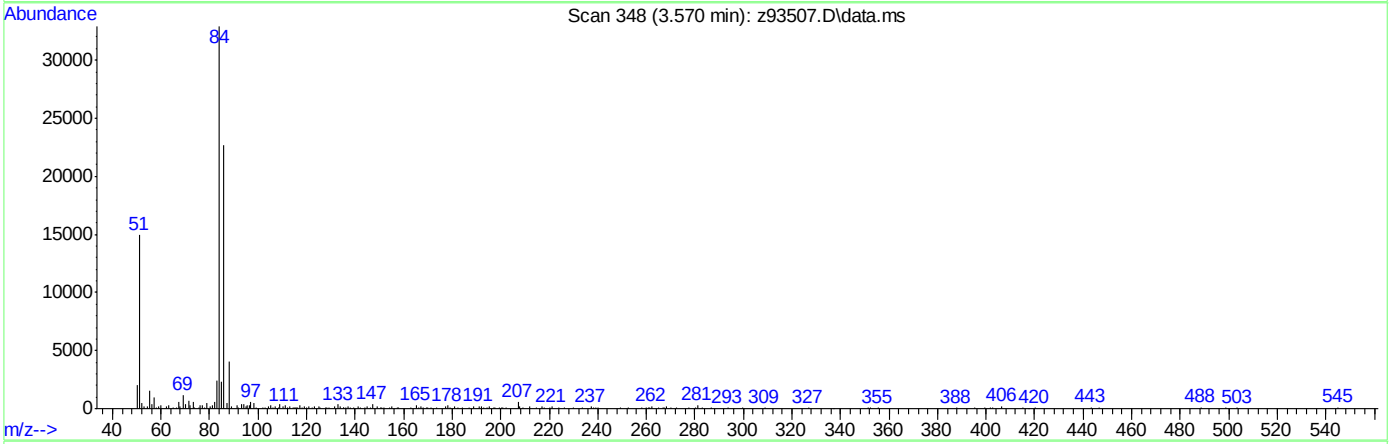

TIC: z93507.D\data.ms

(3) PP-DDT

3.570min (-3.570) 0.00

response 0

Ion	Exp%	Act%
235.00	100	0.00
0.00	0.00	0.00
0.00	0.00	0.00
0.00	0.00	0.00

Quantitation Report (QT Reviewed)

Data Path : C:\msdchem\1\DATA\e6p357\
Data File : 6p8273.D
Acq On : 26 Jun 2014 3:08 pm
Operator : samtap
Sample : ic357-100
Misc : op75816,e6p357
ALS Vial : 2 Sample Multiplier: 1

Quant Time: Jun 26 16:11:52 2014
Quant Method : C:\MSDCHEM\1\METHODS\M6P357.M
Quant Title : Semi Volatile GC/MS, ZB-5MSi 30m x .25mm x .25um
QLast Update : Thu Jun 26 16:10:46 2014
Response via : Initial Calibration

Compound	R.T.	QIon	Response	Conc	Units		Dev(Min)
Internal Standards							
1) 1,4-Dichlorobenzene-d4	4.531	152	220178	40.00	ppb		0.00
24) Naphthalene-d8	5.611	136	896578	40.00	ppb		0.00
47) Acenaphthene-d10	7.660	164	553775	40.00	ppb		0.00
69) Phenanthrene-d10	9.831	188	884116	40.00	ppb		0.00
83) Chrysene-d12	14.030	240	871212	40.00	ppb		0.00
92) Perylene-d12	16.143	264	982814	40.00	ppb		0.00
102) 1,4-Dichlorobenzene-d4a	4.531	152	220178	40.00	ppb		0.00
104) Phenanthrene-d10a	9.831	188	884116	40.00	ppb		0.00
107) Chrysene-d12a	14.030	240	871212	40.00	ppb		0.00
110) Acenaphthene-d10a	7.660	164	553775	40.00	ppb		0.00
112) Naphthalene-d8a	5.611	136	896578	40.00	ppb		0.00
System Monitoring Compounds							
5) 2-Fluorophenol	3.530	112	831713	106.34	ppb		0.00
Spiked Amount 50.000			Recovery	= 212.68%			
8) Phenol-d5	4.274	99	1002189	98.12	ppb		0.00
Spiked Amount 50.000			Recovery	= 196.24%			
25) Nitrobenzene-d5	4.975	82	956294	98.52	ppb		0.00
Spiked Amount 50.000			Recovery	= 197.04%			
51) 2-Fluorobiphenyl	6.798	172	1595297	93.97	ppb		0.00
Spiked Amount 50.000			Recovery	= 187.94%			
73) 2,4,6-Tribromophenol	8.788	330	244814	116.41	ppb		0.00
Spiked Amount 50.000			Recovery	= 232.82%			
86) Terphenyl-d14	12.404	244	1940096	113.03	ppb		0.00
Spiked Amount 50.000			Recovery	= 226.06%			
106) o-terphenyl	0.000	230	0	0.00	ppb		
Spiked Amount 50.000			Recovery	= 0.00%			
109) 1-chlorooctadecane	0.000	57	0d	0.00	ppb		
Spiked Amount 50.000			Recovery	= 0.00%			
Target Compounds							Qvalue
2) 1,4-Dioxane	1.995	88	362804	103.31	ppb		92
3) Pyridine	2.332	79	989119	114.32	ppb		99
4) N-Nitrosodimethylamine	2.290	74	590279	107.05	ppb		97
6) Indene	4.734	116	1282650	93.90	ppb		97
7) Cumene	3.926	105	1985721	98.79	ppb		99
9) Phenol	4.285	94	1114136	91.84	ppb	#	26
10) Aniline	4.285	93	1047320	81.47	ppb	#	24
11) bis(2-Chloroethyl)ether	4.338	93	841333	99.16	ppb		100
12) 2-Chlorophenol	4.381	128	784599	98.77	ppb		98
13) Decane	4.418	43	847656	98.90	ppb		98
14) 1,3-Dichlorobenzene	4.488	146	851886	97.03	ppb		97
15) 1,4-Dichlorobenzene	4.547	146	849148	95.65	ppb		99
16) Benzyl alcohol	4.648	108	542017	100.69	ppb		99
17) 1,2-Dichlorobenzene	4.664	146	776404	94.03	ppb		99
18) Acetophenone	4.852	105	1071909	89.59	ppb		91
19) 2-Methylphenol	4.739	108	667227	88.33	ppb		99
20) 2,2'-oxybis(1-Chloropr...	4.750	121	257547	94.59	ppb		95
21) 3&4-Methylphenol	4.862	108	692592	85.84	ppb		99

Quantitation Report (QT Reviewed)

Data Path : C:\msdchem\1\DATA\e6p357\
Data File : 6p8273.D
Acq On : 26 Jun 2014 3:08 pm
Operator : samtap
Sample : ic357-100
Misc : op75816,e6p357
ALS Vial : 2 Sample Multiplier: 1

Quant Time: Jun 26 16:11:52 2014
Quant Method : C:\MSDCHEM\1\METHODS\M6P357.M
Quant Title : Semi Volatile GC/MS, ZB-5MSi 30m x .25mm x .25um
QLast Update : Thu Jun 26 16:10:46 2014
Response via : Initial Calibration

Compound	R.T.	QIon	Response	Conc	Units	Dev(Min)
22) n-Nitroso-di-n-propyla...	4.857	70	537834	82.97	ppb	97
23) Hexachloroethane	4.932	201	303448	95.73	ppb	95
26) Nitrobenzene	4.991	77	1036772	98.83	ppb	95
27) Quinoline	5.969	129	1674185	104.73	ppb	99
28) Isophorone	5.194	82	1727004	101.13	ppb	99
29) 2-Nitrophenol	5.263	139	442627	104.15	ppb	97
30) 2,4-Dimethylphenol	5.306	107	821259	112.39	ppb	99
31) Benzoic Acid	5.445	105	673250	102.91	ppb	98
32) bis(2-Chloroethoxy)met...	5.386	93	989297	98.28	ppb	99
33) 2,4-Dichlorophenol	5.483	162	659473	103.15	ppb	97
34) 2,6-Dichlorophenol	5.702	162	625100	96.13	ppb	99
35) 1,3,5-Trichlorobenzene	5.274	180	694310	91.55	ppb	99
36) 1,2,4-Trichlorobenzene	5.558	180	689909	95.06	ppb	98
37) 1,2,3-Trichlorobenzene	5.777	180	672761	94.23	ppb	100
38) Naphthalene	5.632	128	2218637	95.00	ppb	99
39) 4-Chloroaniline	5.691	127	899613	92.04	ppb	99
40) 2,3-Dichloroaniline	6.686	161	818168	97.24	ppb	98
41) Caprolactam	6.082	55	437732	114.48	ppb	97
42) Hexachlorobutadiene	5.761	225	362941	93.14	ppb	99
43) 4-Chloro-3-methylphenol	6.205	107	791906	107.90	ppb	98
44) 2-Methylnaphthalene	6.355	141	1297299	96.97	ppb	99
45) 1-Methylnaphthalene	6.467	141	1297957	95.54	ppb	98
46) Dimethylnaphthalene	7.114	156	1387185	99.34	ppb	99
48) Hexachlorocyclopentadiene	6.547	237	806069	183.24	ppb	100
49) 2,4,6-Trichlorophenol	6.697	196	478691	100.95	ppb	100
50) 2,4,5-Trichlorophenol	6.750	196	551111	105.95	ppb	99
52) 2-Chloronaphthalene	6.938	162	1470993	93.19	ppb	98
53) Biphenyl	6.916	154	1810132	94.35	ppb	98
54) 2-Nitroaniline	7.077	65	577669	111.64	ppb	94
55) Dimethylphthalate	7.328	163	1693388	99.93	ppb	99
56) Acenaphthylene	7.467	152	2362977	101.77	ppb	99
57) 2,6-Dinitrotoluene	7.398	165	429927	113.29	ppb	98
58) 3-Nitroaniline	7.622	138	488163	111.89	ppb	97
59) Acenaphthene	7.708	153	1439770	97.02	ppb	99
60) 2,4-Dinitrophenol	7.767	184	559516	222.43	ppb	97
61) 4-Nitrophenol	7.900	109	281240	122.61	ppb	94
62) Dibenzofuran	7.948	168	1969494	91.23	ppb	98
63) 2,4-Dinitrotoluene	7.954	165	529355	104.08	ppb	89
64) 2,3,4,6-Tetrachlorophenol	8.136	232	439660	111.85	ppb	95
65) Diethylphthalate	8.328	149	1600734	82.02	ppb	98
66) Fluorene	8.435	166	1736507	99.42	ppb	98
67) 4-Chlorophenyl-phenyle...	8.457	204	789410	94.26	ppb	98
68) 4-Nitroaniline	8.499	138	487408	112.63	ppb	98
70) 4,6-Dinitro-2-methylph...	8.537	198	393333	113.58	ppb	96
71) n-Nitrosodiphenylamine	8.638	169	1212099	102.28	ppb	98
72) 1,2-Diphenylhydrazine	8.687	77	2116591	101.65	ppb	99
74) 4-Bromophenyl-phenylether	9.179	248	462279	101.91	ppb	97
75) Hexachlorobenzene	9.259	284	529269	97.85	ppb	99
76) Pentachlorophenol	9.569	266	684698	211.71	ppb	97
77) Phenanthrene	9.869	178	2475508	96.25	ppb	100

Quantitation Report (QT Reviewed)

Data Path : C:\msdchem\1\DATA\e6p357\
Data File : 6p8273.D
Acq On : 26 Jun 2014 3:08 pm
Operator : samtap
Sample : ic357-100
Misc : op75816,e6p357
ALS Vial : 2 Sample Multiplier: 1

Quant Time: Jun 26 16:11:52 2014
Quant Method : C:\MSDCHEM\1\METHODS\M6P357.M
Quant Title : Semi Volatile GC/MS, ZB-5MSi 30m x .25mm x .25um
QLast Update : Thu Jun 26 16:10:46 2014
Response via : Initial Calibration

Compound	R.T.	QIon	Response	Conc	Units	Dev(Min)
78) Anthracene	9.949	178	2505438	100.07	ppb	99
79) Carbazole	10.222	167	2500298	103.87	ppb	100
80) Di-n-butylphthalate	10.869	149	2799775	112.11	ppb	99
81) Fluoranthene	11.735	202	2820507	105.96	ppb	99
82) Octadecane	9.810	57	1210193	109.87	ppb	99
84) Pyrene	12.083	202	2980263	107.73	ppb	98
85) Butyl stearate	13.436	56	907601	109.59	ppb	98
87) Butylbenzylphthalate	13.249	149	1337415	139.18	ppb	98
88) Benzo[a]anthracene	14.014	228	2646913	116.38	ppb	100
89) 3,3'-Dichlorobenzidine	14.030	252	953721	124.87	ppb	99
90) Chrysene	14.078	228	2628195	113.86	ppb	98
91) bis(2-Ethylhexyl)phtha...	14.222	149	1849241	144.96	ppb	99
93) Di-n-octylphthalate	15.217	149	3285523	155.38	ppb	100
94) Benzo[b]fluoranthene	15.634	252	3124779	130.78	ppb	96
95) Benzo[k]fluoranthene	15.683	252	2694580	98.99	ppb	99
96) Benzo[a]pyrene	16.073	252	2796755	134.25	ppb	99
97) Indeno[1,2,3-cd]pyrene	17.635	276	3212373	177.84	ppb	100
98) Dibenz(a,h)acridine	17.298	279	2805574	179.08	ppb	100
99) Dibenz[a,h]anthracene	17.678	278	3122028	157.89	ppb	98
100) 7,12-Dimethylbenz(a)an...	15.645	256	1319134	120.49	ppb	98
101) Benzo[g,h,i]perylene	18.057	276	3126103	138.49	ppb	98

(#) = qualifier out of range (m) = manual integration (+) = signals summed

Quantitation Report (QT Reviewed)

Data Path : C:\msdchem\1\DATA\e6p357\
Data File : 6p8273.D
Acq On : 26 Jun 2014 3:08 pm
Operator : samtap
Sample : ic357-100
Misc : op75816,e6p357
ALS Vial : 2 Sample Multiplier: 1

Quant Time: Jun 26 16:11:52 2014
Quant Method : C:\MSDCHEM\1\METHODS\M6P357.M
Quant Title : Semi Volatile GC/MS, ZB-5MSi 30m x .25mm x .25um
QLast Update : Thu Jun 26 16:10:46 2014
Response via : Initial Calibration

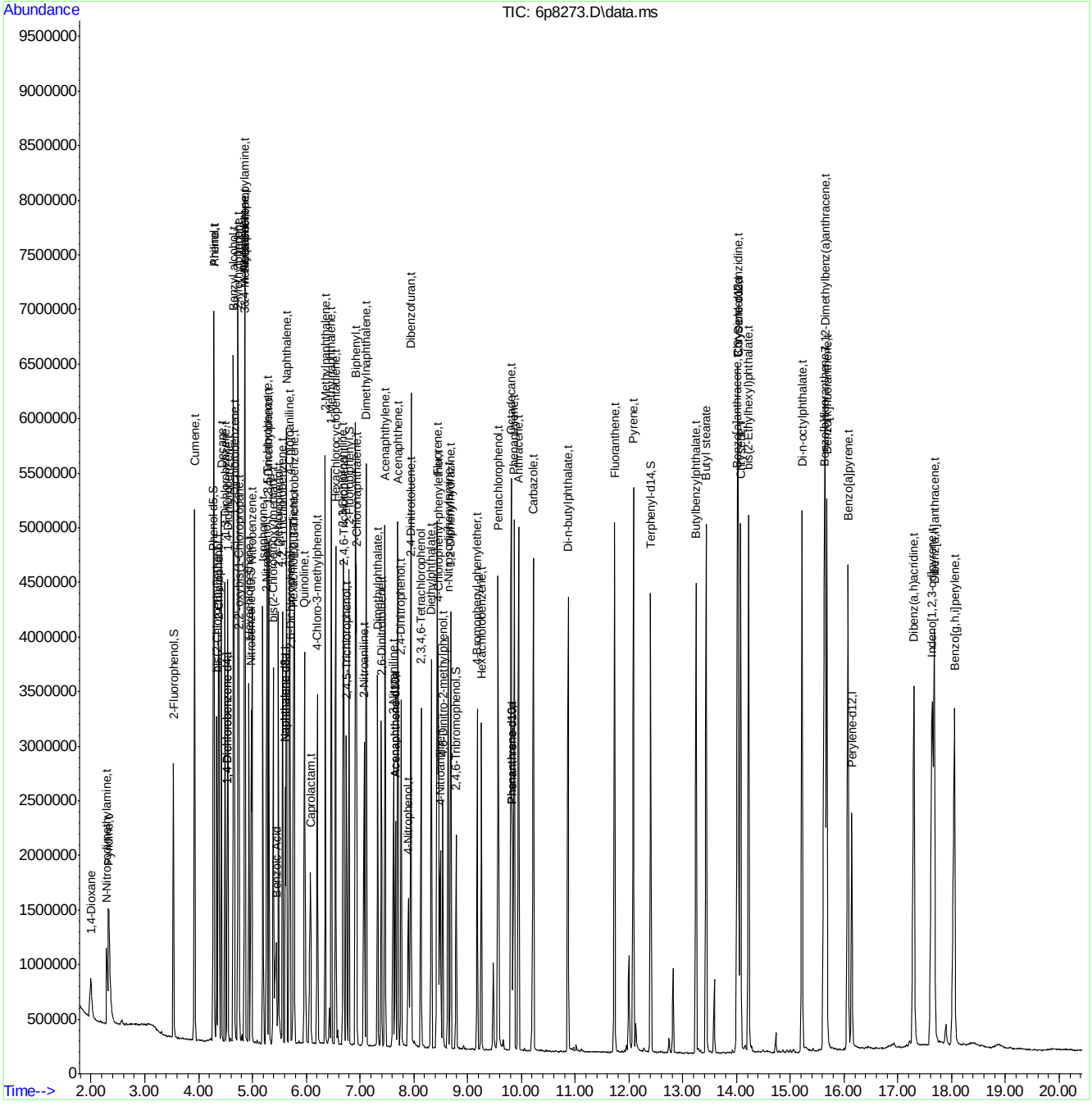

Manual Integrations APPROVED (compounds with "m" flag)
Nina Pandya
07/02/14 15:14

Quantitation Report (QT Reviewed)

Data Path : C:\msdchem\1\DATA\e6p357\
Data File : 6p8274.D
Acq On : 26 Jun 2014 3:36 pm
Operator : samtap
Sample : ic357-1
Misc : op75816,e6p357
ALS Vial : 3 Sample Multiplier: 1

Quant Time: Jun 26 23:08:55 2014
Quant Method : C:\MSDCHEM\1\METHODS\M6P357.M
Quant Title : Semi Volatile GC/MS, ZB-5MSi 30m x .25mm x .25um
QLast Update : Thu Jun 26 16:12:01 2014
Response via : Initial Calibration

Compound	R.T.	QIon	Response	Conc	Units	Dev(Min)
Internal Standards						
1) 1,4-Dichlorobenzene-d4	4.531	152	309596	40.00	ppb	0.00
24) Naphthalene-d8	5.606	136	1228027	40.00	ppb	0.00
47) Acenaphthene-d10	7.654	164	752835	40.00	ppb	0.00
69) Phenanthrene-d10	9.826	188	1259484	40.00	ppb	0.00
83) Chrysene-d12	14.019	240	1367120	40.00	ppb	-0.01
92) Perylene-d12	16.137	264	1282838	40.00	ppb	0.00
102) 1,4-Dichlorobenzene-d4a	4.531	152	309596	40.00	ppb	0.00
104) Phenanthrene-d10a	9.826	188	1259484	40.00	ppb	0.00
107) Chrysene-d12a	14.019	240	1367120	40.00	ppb	-0.01
110) Acenaphthene-d10a	7.654	164	752835	40.00	ppb	0.00
112) Naphthalene-d8a	5.606	136	1228027	40.00	ppb	0.00
System Monitoring Compounds						
5) 2-Fluorophenol	3.530	112	12987	1.18	ppb	0.00
Spiked Amount 50.000			Recovery =	2.36%		
8) Phenol-d5	4.269	99	15727	1.10	ppb	0.00
Spiked Amount 50.000			Recovery =	2.20%		
25) Nitrobenzene-d5	4.969	82	15275	1.15	ppb	0.00
Spiked Amount 50.000			Recovery =	2.30%		
51) 2-Fluorobiphenyl	6.788	172	28498	1.23	ppb	-0.01
Spiked Amount 50.000			Recovery =	2.46%		
73) 2,4,6-Tribromophenol	8.783	330	3376	1.13	ppb	0.00
Spiked Amount 50.000			Recovery =	2.26%		
86) Terphenyl-d14	12.398	244	33178	1.23	ppb	0.00
Spiked Amount 50.000			Recovery =	2.46%		
106) o-terphenyl	0.000	230	0	0.00	ppb	
Spiked Amount 50.000			Recovery =	0.00%		
109) 1-chlorooctadecane	0.000	57	0	0.00	ppb	
Spiked Amount 50.000			Recovery =	0.00%		
Target Compounds						Qvalue
3) Pyridine	2.375	79	9017	0.74	ppb	87
4) N-Nitrosodimethylamine	2.311	74	8489	1.09	ppb	84
6) Indene	4.729	116	23361	1.22	ppb	97
7) Cumene	3.926	105	33231	1.18	ppb	97
9) Phenol	4.279	94	19038	1.12	ppb #	11
10) Aniline	4.285	93	24151	1.34	ppb	95
11) bis(2-Chloroethyl)ether	4.333	93	13832	1.16	ppb	95
12) 2-Chlorophenol	4.375	128	12850	1.15	ppb	95
13) Decane	4.418	43	14059	1.17	ppb	97
14) 1,3-Dichlorobenzene	4.488	146	14151	1.15	ppb	94
15) 1,4-Dichlorobenzene	4.541	146	14961	1.20	ppb	93
16) Benzyl alcohol	4.638	108	9338	1.23	ppb	92
17) 1,2-Dichlorobenzene	4.664	146	14429	1.24	ppb	91
18) Acetophenone	4.846	105	20361	1.21	ppb	98
19) 2-Methylphenol	4.734	108	11556	1.09	ppb	97
20) 2,2'-oxybis(1-Chloropr...	4.745	121	5103	1.33	ppb	99
21) 3&4-Methylphenol	4.857	108	12102	1.07	ppb	94
22) n-Nitroso-di-n-propyla...	4.846	70	10859	1.19	ppb	95

Quantitation Report (QT Reviewed)

Data Path : C:\msdchem\1\DATA\e6p357\
Data File : 6p8274.D
Acq On : 26 Jun 2014 3:36 pm
Operator : samtap
Sample : ic357-1
Misc : op75816,e6p357
ALS Vial : 3 Sample Multiplier: 1

Quant Time: Jun 26 23:08:55 2014
Quant Method : C:\MSDCHEM\1\METHODS\M6P357.M
Quant Title : Semi Volatile GC/MS, ZB-5MSi 30m x .25mm x .25um
QLast Update : Thu Jun 26 16:12:01 2014
Response via : Initial Calibration

Compound	R.T.	QIon	Response	Conc	Units		Dev(Min)
23) Hexachloroethane	4.932	201	4660	1.05	ppb		96
26) Nitrobenzene	4.985	77	16553	1.15	ppb		98
27) Quinoline	5.964	129	26124	1.19	ppb		97
28) Isophorone	5.188	82	29906	1.28	ppb		95
29) 2-Nitrophenol	5.258	139	6614	1.14	ppb		93
30) 2,4-Dimethylphenol	5.301	107	9475	0.95	ppb		91
32) bis(2-Chloroethoxy)met...	5.381	93	15521	1.13	ppb		91
33) 2,4-Dichlorophenol	5.488	162	9927	1.13	ppb		94
34) 2,6-Dichlorophenol	5.691	162	10478	1.18	ppb		95
35) 1,3,5-Trichlorobenzene	5.269	180	12852	1.24	ppb		92
36) 1,2,4-Trichlorobenzene	5.558	180	11786	1.19	ppb		95
37) 1,2,3-Trichlorobenzene	5.771	180	12238	1.25	ppb		98
38) Naphthalene	5.627	128	39398	1.23	ppb		99
39) 4-Chloroaniline	5.681	127	15503	1.16	ppb		88
40) 2,3-Dichloroaniline	6.681	161	14127	1.23	ppb		99
41) Caprolactam	6.007	55	5621	1.07	ppb		93
42) Hexachlorobutadiene	5.761	225	6268	1.17	ppb		91
43) 4-Chloro-3-methylphenol	6.199	107	11832	1.18	ppb		89
44) 2-Methylnaphthalene	6.349	141	22449	1.23	ppb		98
45) 1-Methylnaphthalene	6.461	141	22826	1.23	ppb		95
46) Dimethylnaphthalene	7.103	156	24092	1.26	ppb		98
48) Hexachlorocyclopentadiene	6.547	237	9331	1.56	ppb		96
49) 2,4,6-Trichlorophenol	6.691	196	7983	1.24	ppb		96
50) 2,4,5-Trichlorophenol	6.756	196	8141	1.15	ppb		95
52) 2-Chloronaphthalene	6.927	162	27149	1.27	ppb		98
53) Biphenyl	6.911	154	32855	1.26	ppb		95
54) 2-Nitroaniline	7.066	65	8727	1.24	ppb		94
55) Dimethylphthalate	7.317	163	28850	1.25	ppb		99
56) Acenaphthylene	7.456	152	39647	1.26	ppb		99
57) 2,6-Dinitrotoluene	7.381	165	5651	1.10	ppb		87
58) 3-Nitroaniline	7.611	138	6169	1.04	ppb		93
59) Acenaphthene	7.697	153	25869	1.28	ppb		97
61) 4-Nitrophenol	7.932	109	2334	0.75	ppb	#	1
62) Dibenzofuran	7.938	168	38956	1.33	ppb		99
63) 2,4-Dinitrotoluene	7.938	165	7595	1.10	ppb		76
64) 2,3,4,6-Tetrachlorophenol	8.136	232	5861	1.10	ppb		94
65) Diethylphthalate	8.312	149	31766	1.20	ppb		99
66) Fluorene	8.424	166	30012	1.26	ppb		94
67) 4-Chlorophenyl-phenyle...	8.451	204	14285	1.25	ppb		96
68) 4-Nitroaniline	8.478	138	6559	1.11	ppb		96
70) 4,6-Dinitro-2-methylph...	8.537	198	2513	0.51	ppb		92
71) n-Nitrosodiphenylamine	8.628	169	19691	1.17	ppb		98
72) 1,2-Diphenylhydrazine	8.676	77	36471	1.23	ppb		97
74) 4-Bromophenyl-phenylether	9.173	248	7944	1.23	ppb		97
75) Hexachlorobenzene	9.248	284	9859	1.28	ppb		91
76) Pentachlorophenol	9.580	266	8394	1.82	ppb		95
77) Phenanthrene	9.858	178	45183	1.23	ppb		97
78) Anthracene	9.933	178	42668	1.20	ppb		97
79) Carbazole	10.211	167	42347	1.23	ppb		97
80) Di-n-butylphthalate	10.858	149	45228	1.27	ppb		97

Quantitation Report (QT Reviewed)

Data Path : C:\msdchem\1\DATA\e6p357\
Data File : 6p8274.D
Acq On : 26 Jun 2014 3:36 pm
Operator : samtap
Sample : ic357-1
Misc : op75816,e6p357
ALS Vial : 3 Sample Multiplier: 1

Quant Time: Jun 26 23:08:55 2014
Quant Method : C:\MSDCHEM\1\METHODS\M6P357.M
Quant Title : Semi Volatile GC/MS, ZB-5MSi 30m x .25mm x .25um
QLast Update : Thu Jun 26 16:12:01 2014
Response via : Initial Calibration

Compound	R.T.	QIon	Response	Conc	Units	Dev(Min)
81) Fluoranthene	11.725	202	47443	1.25	ppb	98
82) Octadecane	9.804	57	21394	1.36	ppb	97
84) Pyrene	12.067	202	51747	1.19	ppb	96
85) Butyl stearate	13.425	56	14915	1.15	ppb	91
87) Butylbenzylphthalate	13.238	149	20229	1.34	ppb	94
88) Benzo[a]anthracene	14.003	228	46767	1.31	ppb	98
89) 3,3'-Dichlorobenzidine	14.019	252	16274	1.36	ppb	90
90) Chrysene	14.057	228	46842	1.29	ppb	98
91) bis(2-Ethylhexyl)phtha...	14.217	149	28106	1.40	ppb	99
93) Di-n-octylphthalate	15.206	149	47803	1.73	ppb	97
94) Benzo[b]fluoranthene	15.608	252	48310m	1.55	ppb	
95) Benzo[k]fluoranthene	15.650	252	52852	1.49	ppb	97
96) Benzo[a]pyrene	16.052	252	46873	1.72	ppb	99
97) Indeno[1,2,3-cd]pyrene	17.597	276	35400m	1.50	ppb	
98) Dibenz(a,h)acridine	17.276	279	33753	1.65	ppb	93
99) Dibenz[a,h]anthracene	17.640	278	39608	1.53	ppb	95
100) 7,12-Dimethylbenz(a)an...	15.613	256	10766	0.75	ppb	96
101) Benzo[g,h,i]perylene	18.004	276	48960	1.66	ppb	96

(#) = qualifier out of range (m) = manual integration (+) = signals summed

Quantitation Report (QT Reviewed)

Data Path : C:\msdchem\1\DATA\e6p357\
Data File : 6p8274.D
Acq On : 26 Jun 2014 3:36 pm
Operator : samtap
Sample : ic357-1
Misc : op75816,e6p357
ALS Vial : 3 Sample Multiplier: 1

Quant Time: Jun 26 23:08:55 2014
Quant Method : C:\MSDCHEM\1\METHODS\M6P357.M
Quant Title : Semi Volatile GC/MS, ZB-5MSi 30m x .25mm x .25um
QLast Update : Thu Jun 26 16:12:01 2014
Response via : Initial Calibration

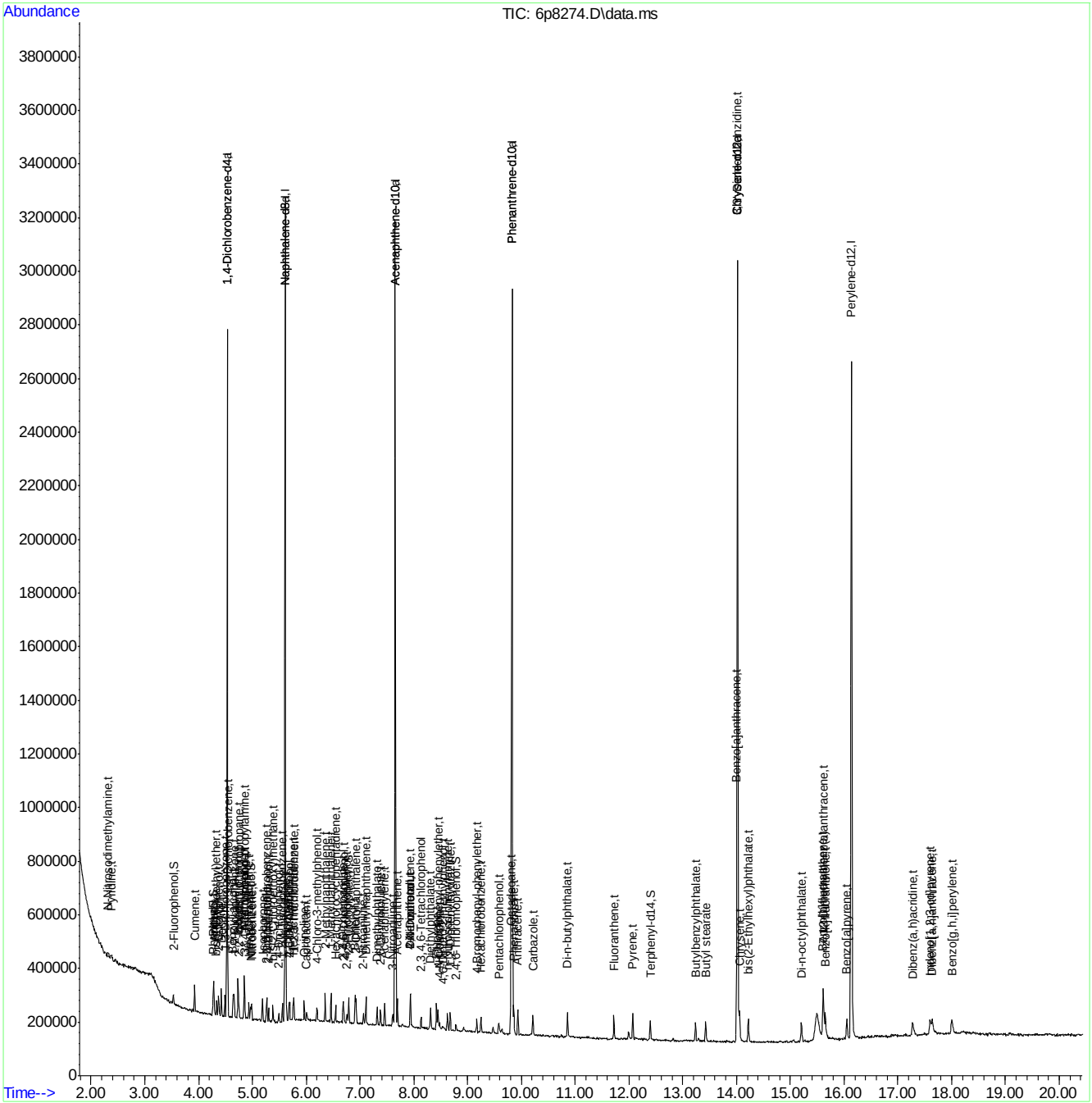

ACCUTEST LABORATORIES JB70672

Manual Integration Approval Summary

Sample Number:	E6P357-IC357	**Method:**	SW846 8270D
Lab FileID:	6P8274.D	**Analyst approved:**	07/01/14 10:59 Andrew Lee Smith
Injection Time:	06/26/14 15:36	**Supervisor approved:**	07/02/14 15:14 Nina Pandya

Parameter	CAS	Sig#	R.T. (min.)	Reason
Benzo(b)fluoranthene	205-99-2		15.61	Overlapping peak
Indeno(1,2,3-cd)pyrene	193-39-5		17.60	Poor instrument integration

Quantitation Report (Qedit)

Data Path : C:\msdchem\1\DATA\e6p357\
Data File : 6p8274.D
Acq On : 26 Jun 2014 3:36 pm
Operator : samtap
Sample : ic357-1
Misc : op75816,e6p357
ALS Vial : 3 Sample Multiplier: 1

Quant Time: Jun 26 23:08:55 2014
Quant Method : C:\MSDCHEM\1\METHODS\M6P357.M
Quant Title : Semi Volatile GC/MS, ZB-5MSi 30m x .25mm x .25um
QLast Update : Thu Jun 26 16:12:01 2014
Response via : Initial Calibration

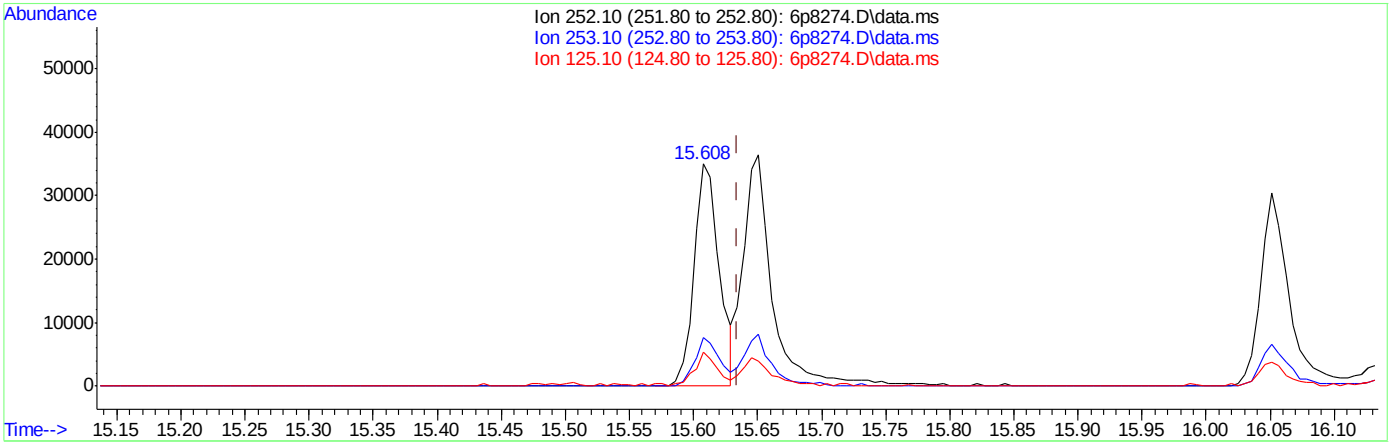

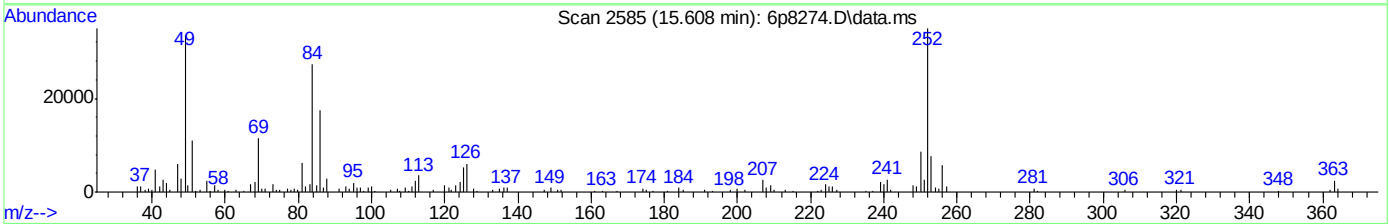

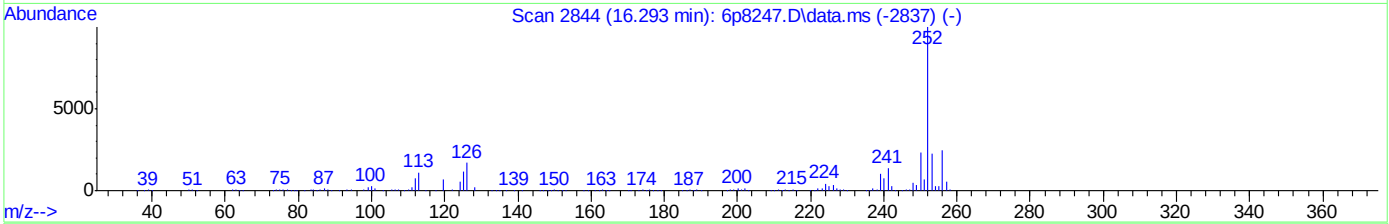

TIC: 6p8274.D\data.ms

(94) Benzo[b]fluoranthene (t)

15.608min (-0.027) 1.55ppb m

response 48310

Ion	Exp%	Act%
252.10	100	100
253.10	22.30	21.73
125.10	11.30	15.23
0.00	0.00	0.00

Quantitation Report (Qedit)

Data Path : C:\msdchem\1\DATA\e6p357\
Data File : 6p8274.D
Acq On : 26 Jun 2014 3:36 pm
Operator : samtap
Sample : ic357-1
Misc : op75816,e6p357
ALS Vial : 3 Sample Multiplier: 1

Quant Time: Jun 26 23:08:55 2014
Quant Method : C:\MSDCHEM\1\METHODS\M6P357.M
Quant Title : Semi Volatile GC/MS, ZB-5MSi 30m x .25mm x .25um
QLast Update : Thu Jun 26 16:12:01 2014
Response via : Initial Calibration

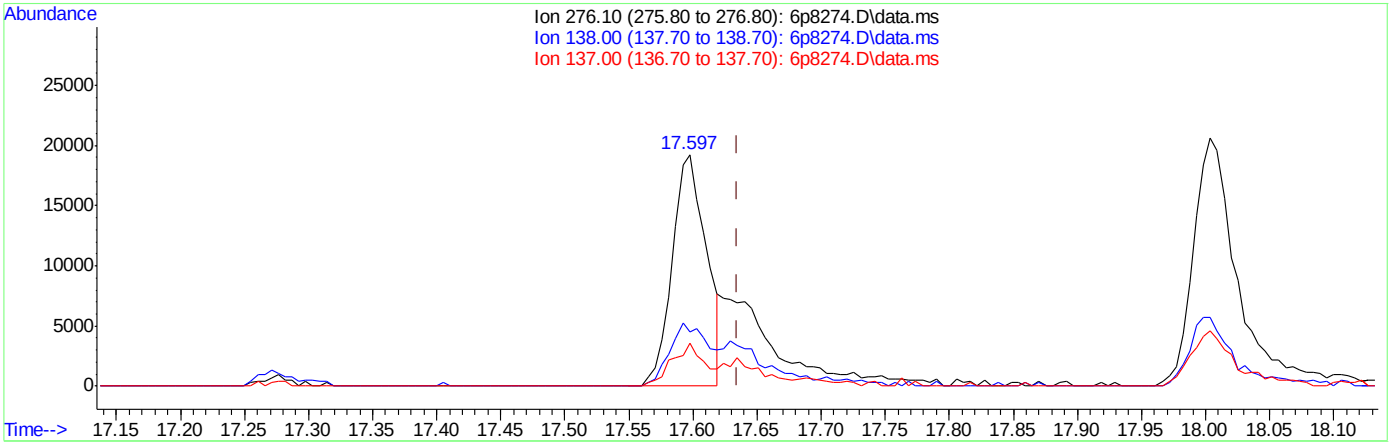

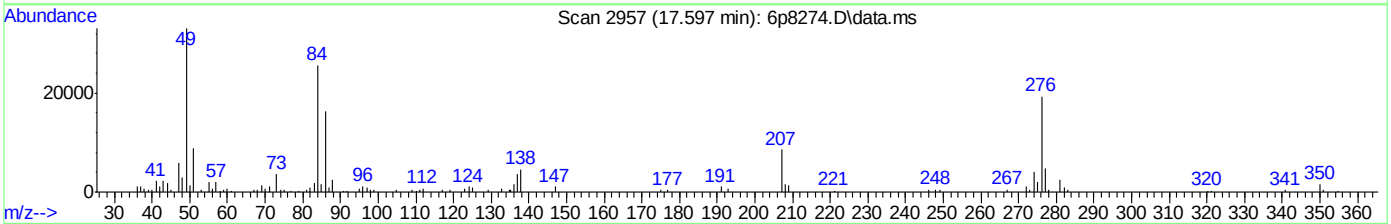

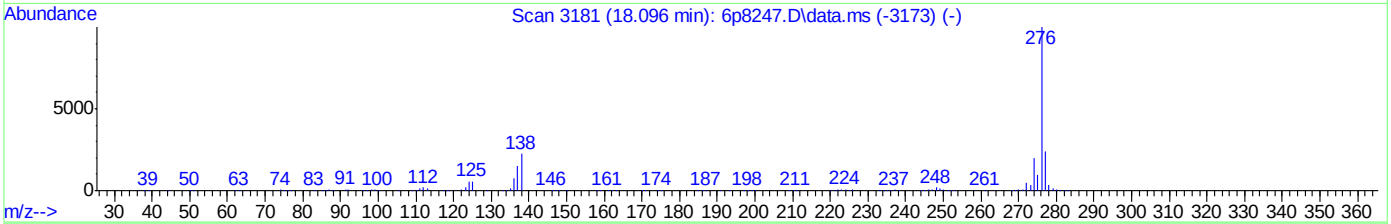

TIC: 6p8274.D\data.ms

(97) Indeno[1,2,3-cd]pyrene (t)

17.597min (-0.037) 1.50ppb m

response 35400

Ion	Exp%	Act%
276.10	100	100
138.00	19.80	23.52
137.00	14.00	18.65
0.00	0.00	0.00

ACCUTEST LABORATORIES JB70672

Manual Integrations APPROVED (compounds with "m" flag)
Nina Pandya
07/02/14 15:14

Quantitation Report (QT Reviewed)

Data Path : C:\msdchem\1\DATA\e6p357\
Data File : 6p8275.D
Acq On : 26 Jun 2014 4:04 pm
Operator : samtap
Sample : ic357-80
Misc : op75816,e6p357
ALS Vial : 4 Sample Multiplier: 1

Quant Time: Jun 26 18:49:45 2014
Quant Method : C:\MSDCHEM\1\METHODS\M6P357.M
Quant Title : Semi Volatile GC/MS, ZB-5MSi 30m x .25mm x .25um
QLast Update : Thu Jun 26 16:15:41 2014
Response via : Initial Calibration

Compound	R.T.	QIon	Response	Conc	Units		Dev(Min)
Internal Standards							
1) 1,4-Dichlorobenzene-d4	4.531	152	218514	40.00	ppb		0.00
24) Naphthalene-d8	5.611	136	882399	40.00	ppb		0.00
47) Acenaphthene-d10	7.660	164	534622	40.00	ppb		0.00
69) Phenanthrene-d10	9.831	188	866960	40.00	ppb		0.00
83) Chrysene-d12	14.030	240	839638	40.00	ppb		0.00
92) Perylene-d12	16.143	264	886426	40.00	ppb		0.00
102) 1,4-Dichlorobenzene-d4a	4.531	152	218514	40.00	ppb		0.00
104) Phenanthrene-d10a	9.831	188	866960	40.00	ppb		0.00
107) Chrysene-d12a	14.030	240	839638	40.00	ppb		0.00
110) Acenaphthene-d10a	7.660	164	534622	40.00	ppb		0.00
112) Naphthalene-d8a	5.611	136	882399	40.00	ppb		0.00
System Monitoring Compounds							
5) 2-Fluorophenol	3.525	112	679895	79.44	ppb		0.00
Spiked Amount 50.000			Recovery = 158.88%				
8) Phenol-d5	4.274	99	823284	78.41	ppb		0.00
Spiked Amount 50.000			Recovery = 156.82%				
25) Nitrobenzene-d5	4.975	82	771061	77.79	ppb		0.00
Spiked Amount 50.000			Recovery = 155.58%				
51) 2-Fluorobiphenyl	6.799	172	1311519	76.35	ppb		0.00
Spiked Amount 50.000			Recovery = 152.70%				
73) 2,4,6-Tribromophenol	8.788	330	201448	83.86	ppb		0.00
Spiked Amount 50.000			Recovery = 167.72%				
86) Terphenyl-d14	12.404	244	1606648	83.25	ppb		0.00
Spiked Amount 50.000			Recovery = 166.50%				
106) o-terphenyl	0.000	230	0	0.00	ppb		
Spiked Amount 50.000			Recovery = 0.00%				
109) 1-chlorooctadecane	0.000	57	0d	0.00	ppb		
Spiked Amount 50.000			Recovery = 0.00%				
Target Compounds							Qvalue
2) 1,4-Dioxane	1.979	88	294126m	90.09	ppb		
3) Pyridine	2.322	79	797613	88.69	ppb		99
4) N-Nitrosodimethylamine	2.290	74	477467	81.03	ppb		95
6) Indene	4.734	116	1060550	75.56	ppb		98
7) Cumene	3.926	105	1644210	77.84	ppb		100
9) Phenol	4.285	94	936127	76.64	ppb	#	18
10) Aniline	4.285	93	888423	69.43	ppb	#	45
11) bis(2-Chloroethyl)ether	4.338	93	689085	77.69	ppb		98
12) 2-Chlorophenol	4.376	128	657453	78.97	ppb		95
13) Decane	4.424	43	711425	78.28	ppb		99
14) 1,3-Dichlorobenzene	4.488	146	713277	78.87	ppb		96
15) 1,4-Dichlorobenzene	4.547	146	707509	77.04	ppb		100
16) Benzyl alcohol	4.643	108	446107	76.49	ppb		95
17) 1,2-Dichlorobenzene	4.664	146	652562	76.08	ppb		99
18) Acetophenone	4.852	105	883072	74.16	ppb		91
19) 2-Methylphenol	4.739	108	552210	75.48	ppb		98
20) 2,2'-oxybis(1-Chloropr...	4.750	121	213582	72.96	ppb		98
21) 3&4-Methylphenol	4.857	108	575816	75.50	ppb		99

Quantitation Report (QT Reviewed)

Data Path : C:\msdchem\1\DATA\e6p357\
Data File : 6p8275.D
Acq On : 26 Jun 2014 4:04 pm
Operator : samtap
Sample : ic357-80
Misc : op75816,e6p357
ALS Vial : 4 Sample Multiplier: 1

Quant Time: Jun 26 18:49:45 2014
Quant Method : C:\MSDCHEM\1\METHODS\M6P357.M
Quant Title : Semi Volatile GC/MS, ZB-5MSi 30m x .25mm x .25um
QLast Update : Thu Jun 26 16:15:41 2014
Response via : Initial Calibration

Compound	R.T.	QIon	Response	Conc	Units	Dev(Min)
22) n-Nitroso-di-n-propyla...	4.857	70	445868	72.33	ppb	96
23) Hexachloroethane	4.932	201	250339	79.48	ppb	96
26) Nitrobenzene	4.991	77	838518	77.89	ppb	93
27) Quinoline	5.969	129	1320299	77.59	ppb	98
28) Isophorone	5.194	82	1408006	76.49	ppb	98
29) 2-Nitrophenol	5.263	139	364865	80.31	ppb	100
30) 2,4-Dimethylphenol	5.306	107	652894	85.87	ppb	99
31) Benzoic Acid	5.435	105	636672m	94.26	ppb	
32) bis(2-Chloroethoxy)met...	5.386	93	806023	78.43	ppb	99
33) 2,4-Dichlorophenol	5.483	162	547461	80.82	ppb	98
34) 2,6-Dichlorophenol	5.697	162	514191	77.33	ppb	99
35) 1,3,5-Trichlorobenzene	5.274	180	579788	74.95	ppb	99
36) 1,2,4-Trichlorobenzene	5.558	180	567090	76.58	ppb	99
37) 1,2,3-Trichlorobenzene	5.777	180	556835	75.41	ppb	99
38) Naphthalene	5.633	128	1833089	75.97	ppb	99
39) 4-Chloroaniline	5.686	127	754033	76.74	ppb	98
40) 2,3-Dichloroaniline	6.686	161	662155	75.91	ppb	99
41) Caprolactam	6.071	55	352109	83.30	ppb	98
42) Hexachlorobutadiene	5.761	225	301980	76.82	ppb	99
43) 4-Chloro-3-methylphenol	6.205	107	642320	80.30	ppb	96
44) 2-Methylnaphthalene	6.355	141	1063300	76.36	ppb	99
45) 1-Methylnaphthalene	6.467	141	1079216	76.46	ppb	98
46) Dimethylnaphthalene	7.114	156	1140884	76.33	ppb	99
48) Hexachlorocyclopentadiene	6.552	237	659591	162.54	ppb	99
49) 2,4,6-Trichlorophenol	6.697	196	388076	77.89	ppb	99
50) 2,4,5-Trichlorophenol	6.745	196	444996	80.72	ppb	97
52) 2-Chloronaphthalene	6.932	162	1225156	76.31	ppb	99
53) Biphenyl	6.916	154	1506063	76.68	ppb	99
54) 2-Nitroaniline	7.071	65	466130	80.84	ppb	100
55) Dimethylphthalate	7.328	163	1366042	76.99	ppb	99
56) Acenaphthylene	7.467	152	1927059	78.12	ppb	100
57) 2,6-Dinitrotoluene	7.398	165	346789	83.98	ppb	99
58) 3-Nitroaniline	7.622	138	393036	84.36	ppb	93
59) Acenaphthene	7.708	153	1169203	76.27	ppb	100
60) 2,4-Dinitrophenol	7.767	184	445156	173.35	ppb	99
61) 4-Nitrophenol	7.895	109	216638	91.46	ppb	97
62) Dibenzofuran	7.948	168	1632412	74.35	ppb	98
63) 2,4-Dinitrotoluene	7.948	165	431509	81.32	ppb	95
64) 2,3,4,6-Tetrachlorophenol	8.136	232	363043	84.83	ppb	99
65) Diethylphthalate	8.328	149	1315640	53.04	ppb	98
66) Fluorene	8.435	166	1421359	77.50	ppb	97
67) 4-Chlorophenyl-phenyle...	8.457	204	652854	76.28	ppb	98
68) 4-Nitroaniline	8.494	138	394371	83.51	ppb	99
70) 4,6-Dinitro-2-methylph...	8.537	198	313166	84.77	ppb	99
71) n-Nitrosodiphenylamine	8.638	169	978809	78.46	ppb	99
72) 1,2-Diphenylhydrazine	8.687	77	1720672	77.51	ppb	99
74) 4-Bromophenyl-phenylether	9.179	248	375359	77.61	ppb	95
75) Hexachlorobenzene	9.259	284	429075	75.73	ppb	97
76) Pentachlorophenol	9.569	266	551892	163.08	ppb	95
77) Phenanthrene	9.869	178	2031746	76.79	ppb	100

Quantitation Report (QT Reviewed)

Data Path : C:\msdchem\1\DATA\e6p357\
Data File : 6p8275.D
Acq On : 26 Jun 2014 4:04 pm
Operator : samtap
Sample : ic357-80
Misc : op75816,e6p357
ALS Vial : 4 Sample Multiplier: 1

Quant Time: Jun 26 18:49:45 2014
Quant Method : C:\MSDCHEM\1\METHODS\M6P357.M
Quant Title : Semi Volatile GC/MS, ZB-5MSi 30m x .25mm x .25um
QLast Update : Thu Jun 26 16:15:41 2014
Response via : Initial Calibration

Compound	R.T.	QIon	Response	Conc	Units	Dev(Min)
78) Anthracene	9.949	178	2035798	77.62	ppb	99
79) Carbazole	10.222	167	2029405	78.26	ppb	99
80) Di-n-butylphthalate	10.869	149	2284616	78.98	ppb	99
81) Fluoranthene	11.735	202	2304224	78.55	ppb	99
82) Octadecane	9.810	57	989189	77.07	ppb	99
84) Pyrene	12.083	202	2410264	80.98	ppb	97
85) Butyl stearate	13.436	56	742214	74.18	ppb	97
87) Butylbenzylphthalate	13.249	149	1060255	84.84	ppb	97
88) Benzo[a]anthracene	14.014	228	2107511	80.74	ppb	99
89) 3,3'-Dichlorobenzidine	14.030	252	782970	84.36	ppb	98
90) Chrysene	14.073	228	2106364	80.85	ppb	99
91) bis(2-Ethylhexyl)phtha...	14.228	149	1469656	86.27	ppb	96
93) Di-n-octylphthalate	15.217	149	2618984	83.78	ppb	99
94) Benzo[b]fluoranthene	15.629	252	2318724	79.26	ppb	97
95) Benzo[k]fluoranthene	15.677	252	2253915	75.23	ppb	99
96) Benzo[a]pyrene	16.073	252	2145280	78.41	ppb	99
97) Indeno[1,2,3-cd]pyrene	17.635	276	2406869	96.12	ppb	99
98) Dibenz(a,h)acridine	17.298	279	2125206	90.68	ppb	99
99) Dibenz[a,h]anthracene	17.672	278	2389440	89.19	ppb	98
100) 7,12-Dimethylbenz(a)an...	15.645	256	1044165	97.23	ppb	99
101) Benzo[g,h,i]perylene	18.047	276	2329640	83.49	ppb	100

(#) = qualifier out of range (m) = manual integration (+) = signals summed

Quantitation Report (QT Reviewed)

Data Path : C:\msdchem\1\DATA\e6p357\
Data File : 6p8275.D
Acq On : 26 Jun 2014 4:04 pm
Operator : samtap
Sample : ic357-80
Misc : op75816,e6p357
ALS Vial : 4 Sample Multiplier: 1

Quant Time: Jun 26 18:49:45 2014
Quant Method : C:\MSDCHEM\1\METHODS\M6P357.M
Quant Title : Semi Volatile GC/MS, ZB-5MSi 30m x .25mm x .25um
QLast Update : Thu Jun 26 16:15:41 2014
Response via : Initial Calibration

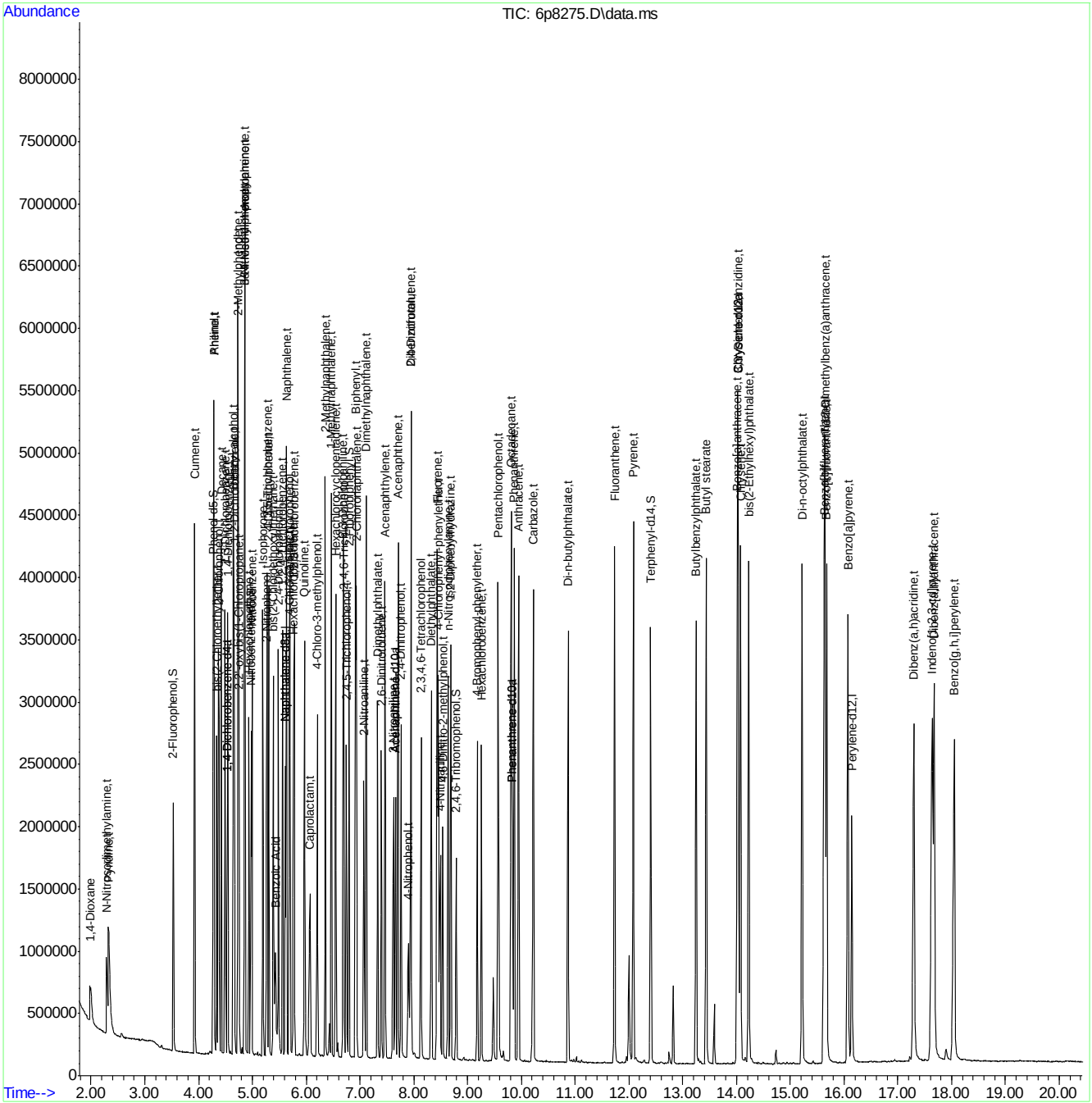

ACCUTEST LABORATORIES JB70672

Manual Integration Approval Summary

Sample Number:	E6P357-IC357	**Method:**	SW846 8270D
Lab FileID:	6P8275.D	**Analyst approved:**	07/01/14 10:59 Andrew Lee Smith
Injection Time:	06/26/14 16:04	**Supervisor approved:**	07/02/14 15:14 Nina Pandya

Parameter	CAS	Sig#	R.T. (min.)	Reason
1,4-Dioxane	123-91-1		1.98	Poor instrument integration
Benzoic Acid	65-85-0		5.43	Poor instrument integration

Quantitation Report (Qedit)

Data Path : C:\msdchem\1\DATA\e6p357\
Data File : 6p8275.D
Acq On : 26 Jun 2014 4:04 pm
Operator : samtap
Sample : ic357-80
Misc : op75816,e6p357
ALS Vial : 4 Sample Multiplier: 1

Quant Time: Jun 26 18:48:34 2014
Quant Method : C:\MSDCHEM\1\METHODS\M6P357.M
Quant Title : Semi Volatile GC/MS, ZB-5MSi 30m x .25mm x .25um
QLast Update : Thu Jun 26 16:15:41 2014
Response via : Initial Calibration

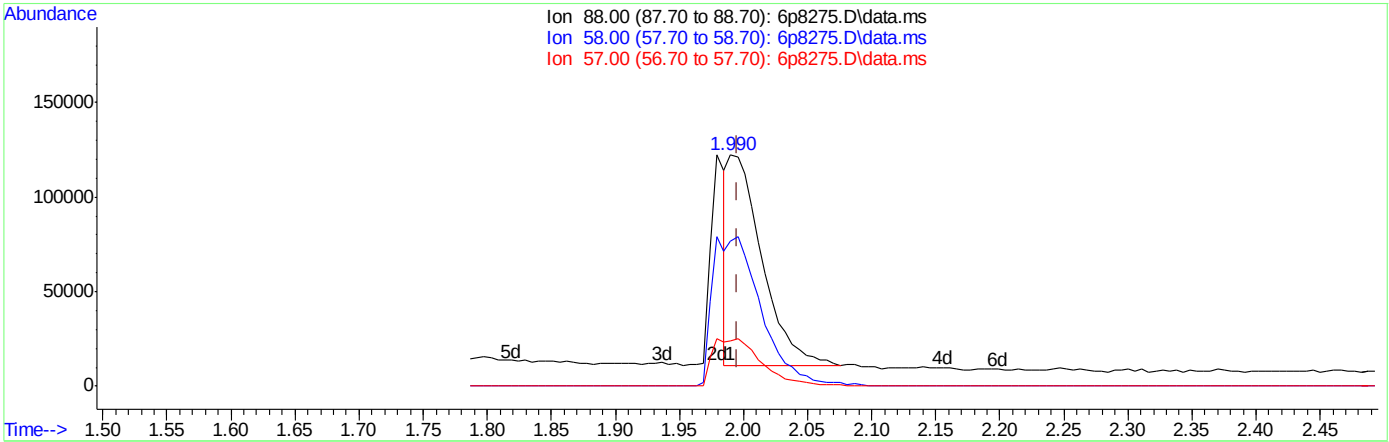

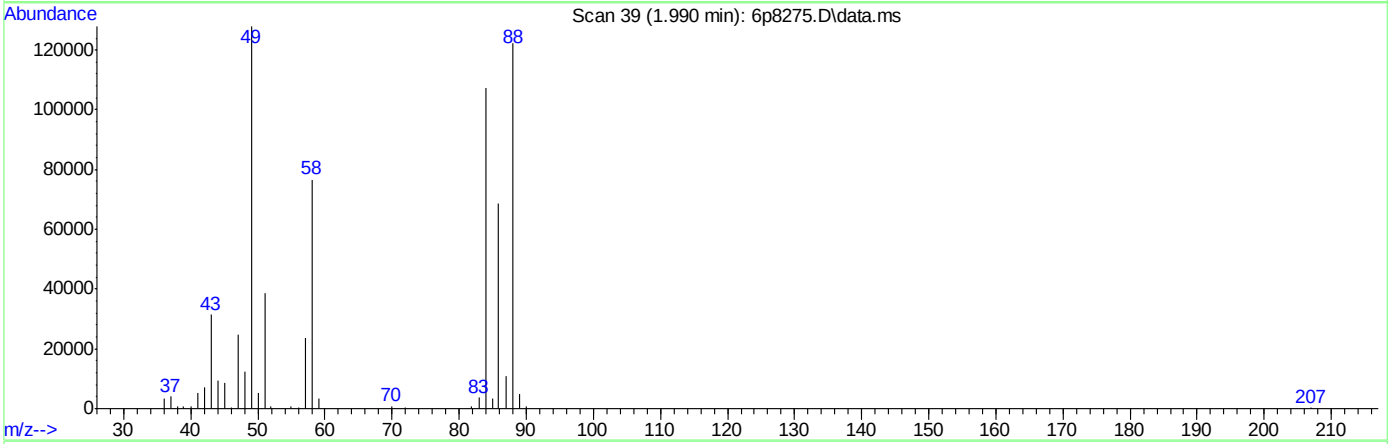

TIC: 6p8275.D\data.ms

(2) 1,4-Dioxane

1.990min (-0.005) 62.07ppb

response 202658

Ion	Exp%	Act%
88.00	100	100
58.00	66.20	71.17
57.00	22.60	22.51
0.00	0.00	0.00

ACCUTEST LABORATORIES JB70672

Quantitation Report (Qedit)

Data Path : C:\msdchem\1\DATA\e6p357\
Data File : 6p8275.D
Acq On : 26 Jun 2014 4:04 pm
Operator : samtap
Sample : ic357-80
Misc : op75816,e6p357
ALS Vial : 4 Sample Multiplier: 1

Quant Time: Jun 26 18:48:34 2014
Quant Method : C:\MSDCHEM\1\METHODS\M6P357.M
Quant Title : Semi Volatile GC/MS, ZB-5MSi 30m x .25mm x .25um
QLast Update : Thu Jun 26 16:15:41 2014
Response via : Initial Calibration

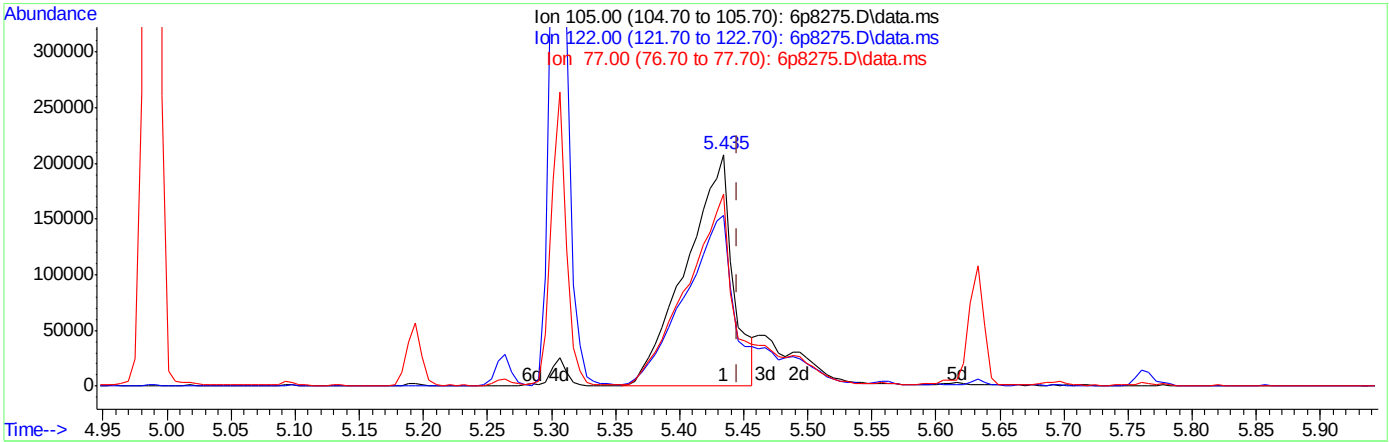

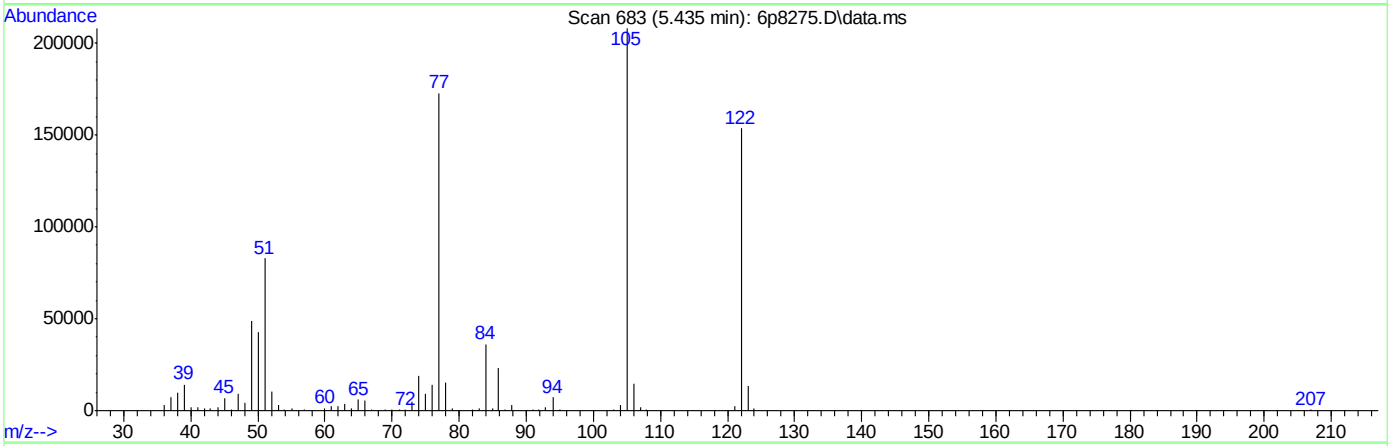

TIC: 6p8275.D\data.ms

(31) Benzoic Acid

5.435min (-0.011) 77.61ppb

response 524165

Ion	Exp%	Act%
105.00	100	100
122.00	71.30	73.24
77.00	82.00	77.88
0.00	0.00	0.00

Quantitation Report (Qedit)

Data Path : C:\msdchem\1\DATA\e6p357\
Data File : 6p8275.D
Acq On : 26 Jun 2014 4:04 pm
Operator : samtap
Sample : ic357-80
Misc : op75816,e6p357
ALS Vial : 4 Sample Multiplier: 1

Quant Time: Jun 26 18:49:45 2014
Quant Method : C:\MSDCHEM\1\METHODS\M6P357.M
Quant Title : Semi Volatile GC/MS, ZB-5MSi 30m x .25mm x .25um
QLast Update : Thu Jun 26 16:15:41 2014
Response via : Initial Calibration

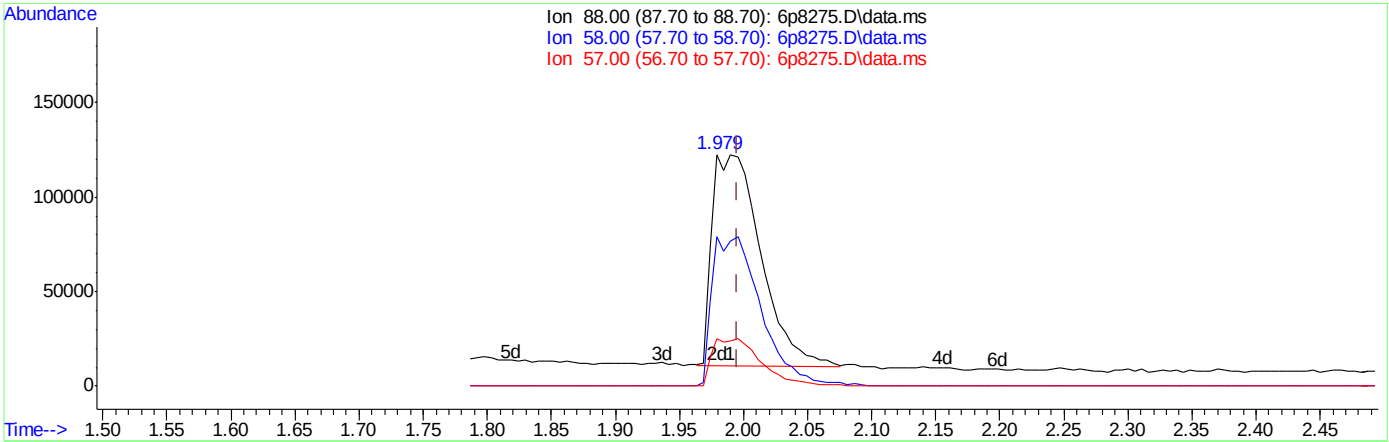

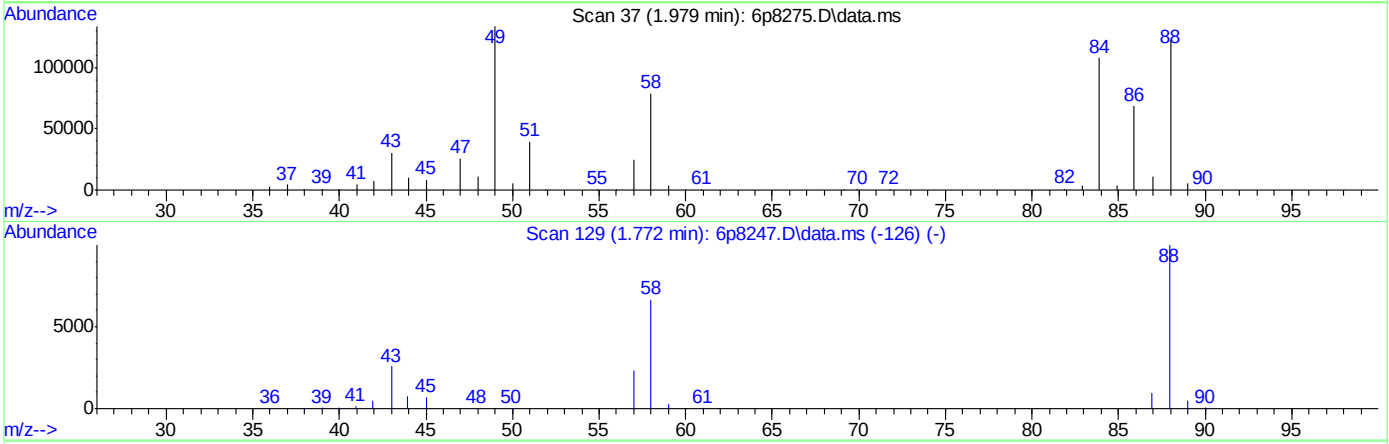

TIC: 6p8275.D\data.ms

(2) 1,4-Dioxane

1.979min (-0.016) 90.09ppb m

response 294126

Ion	Exp%	Act%
88.00	100	100
58.00	66.20	49.04
57.00	22.60	15.51
0.00	0.00	0.00

Quantitation Report (Qedit)

Data Path : C:\msdchem\1\DATA\e6p357\
Data File : 6p8275.D
Acq On : 26 Jun 2014 4:04 pm
Operator : samtap
Sample : ic357-80
Misc : op75816,e6p357
ALS Vial : 4 Sample Multiplier: 1

Quant Time: Jun 26 18:49:45 2014
Quant Method : C:\MSDCHEM\1\METHODS\M6P357.M
Quant Title : Semi Volatile GC/MS, ZB-5MSi 30m x .25mm x .25um
QLast Update : Thu Jun 26 16:15:41 2014
Response via : Initial Calibration

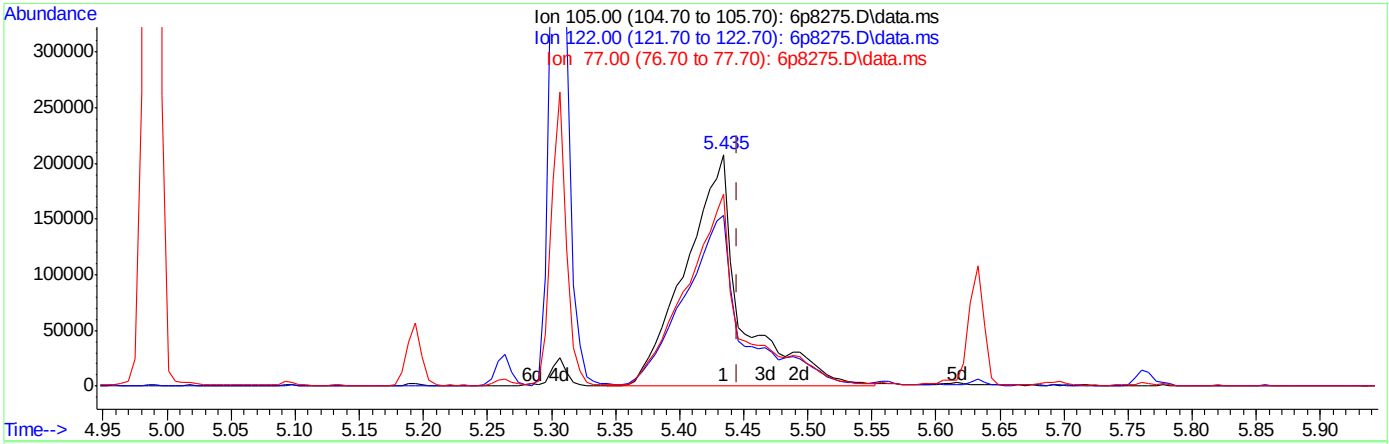

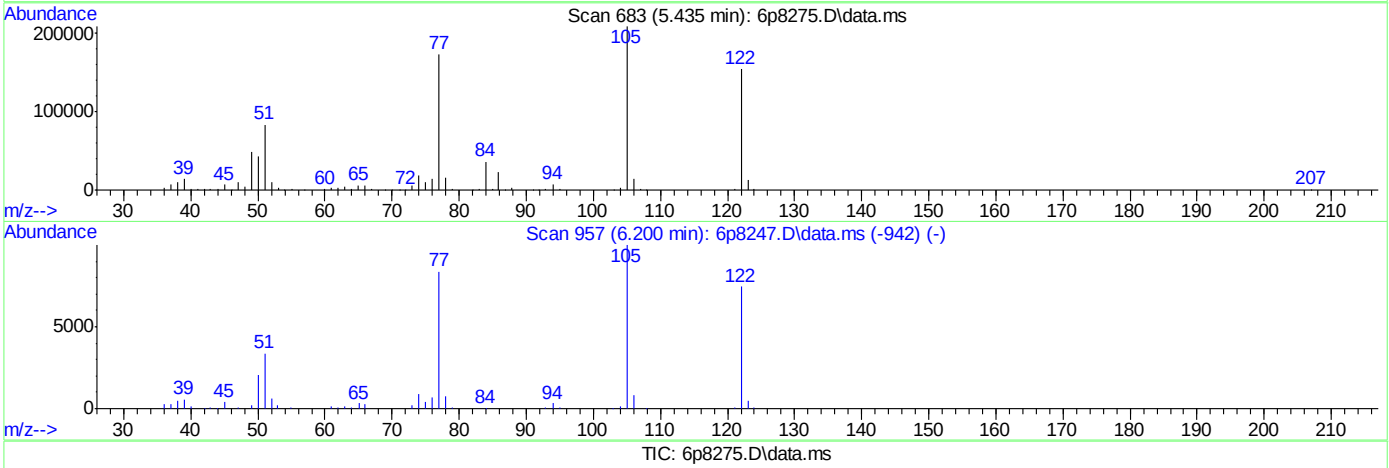

TIC: 6p8275.D\data.ms

(31) Benzoic Acid

5.435min (-0.011) 94.26ppb m

response 636672

Ion	Exp%	Act%
105.00	100	100
122.00	71.30	60.30
77.00	82.00	64.12
0.00	0.00	0.00

ACCUTEST LABORATORIES JB70672

Manual Integrations APPROVED (compounds with "m" flag)
Nina Pandya
07/02/14 15:14

Quantitation Report (QT Reviewed)

Data Path : C:\msdchem\1\DATA\e6p357\
Data File : 6p8276.D
Acq On : 26 Jun 2014 4:33 pm
Operator : samtap
Sample : ic357-10
Misc : op75816,e6p357
ALS Vial : 5 Sample Multiplier: 1

Quant Time: Jun 26 18:55:58 2014
Quant Method : C:\MSDCHEM\1\METHODS\M6P357.M
Quant Title : Semi Volatile GC/MS, ZB-5MSi 30m x .25mm x .25um
QLast Update : Thu Jun 26 18:50:07 2014
Response via : Initial Calibration

Compound	R.T.	QIon	Response	Conc	Units	Dev(Min)
Internal Standards						
1) 1,4-Dichlorobenzene-d4	4.531	152	255682	40.00	ppb	0.00
24) Naphthalene-d8	5.606	136	1020473	40.00	ppb	0.00
47) Acenaphthene-d10	7.654	164	613875	40.00	ppb	0.00
69) Phenanthrene-d10	9.821	188	1030515	40.00	ppb	-0.01
83) Chrysene-d12	14.019	240	1103272	40.00	ppb	-0.01
92) Perylene-d12	16.137	264	1047707	40.00	ppb	0.00
102) 1,4-Dichlorobenzene-d4a	4.531	152	255682	40.00	ppb	0.00
104) Phenanthrene-d10a	9.821	188	1030515	40.00	ppb	-0.01
107) Chrysene-d12a	14.019	240	1103272	40.00	ppb	-0.01
110) Acenaphthene-d10a	7.654	164	613875	40.00	ppb	0.00
112) Naphthalene-d8a	5.606	136	1020473	40.00	ppb	0.00
System Monitoring Compounds						
5) 2-Fluorophenol	3.525	112	104233	10.41	ppb	0.00
Spiked Amount 50.000			Recovery = 20.82%			
8) Phenol-d5	4.263	99	131604	10.71	ppb	-0.01
Spiked Amount 50.000			Recovery = 21.42%			
25) Nitrobenzene-d5	4.964	82	121192	10.57	ppb	-0.01
Spiked Amount 50.000			Recovery = 21.14%			
51) 2-Fluorobiphenyl	6.788	172	221186	11.21	ppb	-0.01
Spiked Amount 50.000			Recovery = 22.42%			
73) 2,4,6-Tribromophenol	8.778	330	28751	10.07	ppb	-0.01
Spiked Amount 50.000			Recovery = 20.14%			
86) Terphenyl-d14	12.393	244	259815	10.14	ppb	-0.01
Spiked Amount 50.000			Recovery = 20.28%			
106) o-terphenyl	0.000	230	0	0.00	ppb	
Spiked Amount 50.000			Recovery = 0.00%			
109) 1-chlorooctadecane	0.000	57	0	0.00	ppb	
Spiked Amount 50.000			Recovery = 0.00%			
Target Compounds						Qvalue
2) 1,4-Dioxane	2.001	88	43643	10.23	ppb	93
3) Pyridine	2.343	79	120627	11.46	ppb	100
4) N-Nitrosodimethylamine	2.300	74	73552	10.67	ppb	97
6) Indene	4.729	116	187480	11.42	ppb	98
7) Cumene	3.926	105	270898	10.96	ppb	99
9) Phenol	4.274	94	165364	11.57	ppb	57
10) Aniline	4.285	93	178962	11.95	ppb	97
11) bis(2-Chloroethyl)ether	4.333	93	111037	10.70	ppb	99
12) 2-Chlorophenol	4.376	128	107400	11.03	ppb	99
13) Decane	4.418	43	122924	11.56	ppb	96
14) 1,3-Dichlorobenzene	4.488	146	117546	11.11	ppb	97
15) 1,4-Dichlorobenzene	4.541	146	116956	10.88	ppb	97
16) Benzyl alcohol	4.638	108	77366	11.34	ppb	99
17) 1,2-Dichlorobenzene	4.659	146	113474	11.31	ppb	99
18) Acetophenone	4.846	105	160927	11.55	ppb	91
19) 2-Methylphenol	4.734	108	100068	11.69	ppb	98
20) 2,2'-oxybis(1-Chloropr...	4.745	121	37685	11.00	ppb	94
21) 3&4-Methylphenol	4.852	108	106946	11.98	ppb	98

Quantitation Report (QT Reviewed)

Data Path : C:\msdchem\1\DATA\e6p357\
Data File : 6p8276.D
Acq On : 26 Jun 2014 4:33 pm
Operator : samtap
Sample : ic357-10
Misc : op75816,e6p357
ALS Vial : 5 Sample Multiplier: 1

Quant Time: Jun 26 18:55:58 2014
Quant Method : C:\MSDCHEM\1\METHODS\M6P357.M
Quant Title : Semi Volatile GC/MS, ZB-5MSi 30m x .25mm x .25um
QLast Update : Thu Jun 26 18:50:07 2014
Response via : Initial Calibration

Compound	R.T.	QIon	Response	Conc	Units		Dev(Min)
22) n-Nitroso-di-n-propyla...	4.846	70	82559	11.45	ppb		93
23) Hexachloroethane	4.932	201	41720	11.32	ppb		90
26) Nitrobenzene	4.980	77	137802	11.07	ppb		99
27) Quinoline	5.959	129	211702	10.76	ppb		98
28) Isophorone	5.183	82	228558	10.74	ppb		99
29) 2-Nitrophenol	5.258	139	57705	10.98	ppb		95
30) 2,4-Dimethylphenol	5.301	107	91004	10.35	ppb		95
31) Benzoic Acid	5.381	105	71000	8.50	ppb		96
32) bis(2-Chloroethoxy)met...	5.376	93	128718	10.83	ppb		100
33) 2,4-Dichlorophenol	5.477	162	86294	11.02	ppb		97
34) 2,6-Dichlorophenol	5.691	162	85389	11.10	ppb		98
35) 1,3,5-Trichlorobenzene	5.269	180	102473	11.45	ppb		98
36) 1,2,4-Trichlorobenzene	5.552	180	97224	11.35	ppb		97
37) 1,2,3-Trichlorobenzene	5.772	180	96569	11.31	ppb		98
38) Naphthalene	5.627	128	310766	11.14	ppb		99
39) 4-Chloroaniline	5.681	127	130634	11.50	ppb		99
40) 2,3-Dichloroaniline	6.681	161	110549	10.96	ppb		99
41) Caprolactam	6.012	55	52113	10.66	ppb		95
42) Hexachlorobutadiene	5.761	225	53037	11.67	ppb		94
43) 4-Chloro-3-methylphenol	6.194	107	98903	10.69	ppb		91
44) 2-Methylnaphthalene	6.349	141	179035	11.12	ppb		99
45) 1-Methylnaphthalene	6.462	141	180511	11.06	ppb		99
46) Dimethylnaphthalene	7.103	156	195729	11.32	ppb		100
48) Hexachlorocyclopentadiene	6.542	237	100089	21.48	ppb		99
49) 2,4,6-Trichlorophenol	6.686	196	66445	11.61	ppb		98
50) 2,4,5-Trichlorophenol	6.734	196	67380	10.64	ppb		97
52) 2-Chloronaphthalene	6.927	162	211140	11.45	ppb		96
53) Biphenyl	6.911	154	257685	11.43	ppb		98
54) 2-Nitroaniline	7.061	65	70688	10.68	ppb		97
55) Dimethylphthalate	7.317	163	219334	10.77	ppb		99
56) Acenaphthylene	7.456	152	313121	11.05	ppb		99
57) 2,6-Dinitrotoluene	7.382	165	51779	10.92	ppb		96
58) 3-Nitroaniline	7.601	138	58095	10.86	ppb		97
59) Acenaphthene	7.697	153	192484	10.94	ppb		95
60) 2,4-Dinitrophenol	7.756	184	47721	16.18	ppb		97
61) 4-Nitrophenol	7.900	109	22466	8.26	ppb	#	42
62) Dibenzofuran	7.938	168	288739	11.45	ppb		99
63) 2,4-Dinitrotoluene	7.933	165	72450	11.89	ppb		91
64) 2,3,4,6-Tetrachlorophenol	8.125	232	54317	11.05	ppb		98
65) Diethylphthalate	8.312	149	215425	7.56	ppb		99
66) Fluorene	8.425	166	234853	11.15	ppb		98
67) 4-Chlorophenyl-phenyle...	8.446	204	111584	11.35	ppb		99
68) 4-Nitroaniline	8.467	138	57971	10.69	ppb		96
70) 4,6-Dinitro-2-methylph...	8.521	198	37544	8.55	ppb		96
71) n-Nitrosodiphenylamine	8.622	169	161670	10.90	ppb		98
72) 1,2-Diphenylhydrazine	8.676	77	278468	10.55	ppb		99
74) 4-Bromophenyl-phenylether	9.173	248	60564	10.53	ppb		99
75) Hexachlorobenzene	9.248	284	72395	10.75	ppb		97
76) Pentachlorophenol	9.564	266	83274	20.70	ppb		97
77) Phenanthrene	9.858	178	333583	10.61	ppb		99

Quantitation Report (QT Reviewed)

Data Path : C:\msdchem\1\DATA\e6p357\
Data File : 6p8276.D
Acq On : 26 Jun 2014 4:33 pm
Operator : samtap
Sample : ic357-10
Misc : op75816,e6p357
ALS Vial : 5 Sample Multiplier: 1

Quant Time: Jun 26 18:55:58 2014
Quant Method : C:\MSDCHEM\1\METHODS\M6P357.M
Quant Title : Semi Volatile GC/MS, ZB-5MSi 30m x .25mm x .25um
QLast Update : Thu Jun 26 18:50:07 2014
Response via : Initial Calibration

Compound	R.T.	QIon	Response	Conc	Units	Dev(Min)
78) Anthracene	9.933	178	337114	10.81	ppb	99
79) Carbazole	10.211	167	334992	10.87	ppb	99
80) Di-n-butylphthalate	10.858	149	364839	10.64	ppb	99
81) Fluoranthene	11.719	202	375920	10.83	ppb	97
82) Octadecane	9.805	57	165632	10.86	ppb	99
84) Pyrene	12.067	202	400211	10.20	ppb	95
85) Butyl stearate	13.426	56	118379	9.17	ppb	93
87) Butylbenzylphthalate	13.238	149	165258	9.91	ppb	96
88) Benzo[a]anthracene	14.003	228	349752	10.17	ppb	99
89) 3,3'-Dichlorobenzidine	14.014	252	132570	10.72	ppb	97
90) Chrysene	14.057	228	352195	10.26	ppb	99
91) bis(2-Ethylhexyl)phtha...	14.217	149	231363	9.95	ppb	97
93) Di-n-octylphthalate	15.207	149	397509	10.51	ppb	98
94) Benzo[b]fluoranthene	15.613	252	373896	10.84	ppb	98
95) Benzo[k]fluoranthene	15.651	252	393406	11.28	ppb	98
96) Benzo[a]pyrene	16.052	252	347642	10.80	ppb	98
97) Indeno[1,2,3-cd]pyrene	17.597	276	343208	11.04	ppb	96
98) Dibenz(a,h)acridine	17.277	279	314692	10.99	ppb	99
99) Dibenz[a,h]anthracene	17.646	278	375915	11.54	ppb	95
100) 7,12-Dimethylbenz(a)an...	15.618	256	143533	10.73	ppb	98
101) Benzo[g,h,i]perylene	18.009	276	366973m	11.01	ppb	

(#) = qualifier out of range (m) = manual integration (+) = signals summed

Quantitation Report (QT Reviewed)

Data Path : C:\msdchem\1\DATA\e6p357\
Data File : 6p8276.D
Acq On : 26 Jun 2014 4:33 pm
Operator : samtap
Sample : ic357-10
Misc : op75816,e6p357
ALS Vial : 5 Sample Multiplier: 1

Quant Time: Jun 26 18:55:58 2014
Quant Method : C:\MSDCHEM\1\METHODS\M6P357.M
Quant Title : Semi Volatile GC/MS, ZB-5MSi 30m x .25mm x .25um
QLast Update : Thu Jun 26 18:50:07 2014
Response via : Initial Calibration

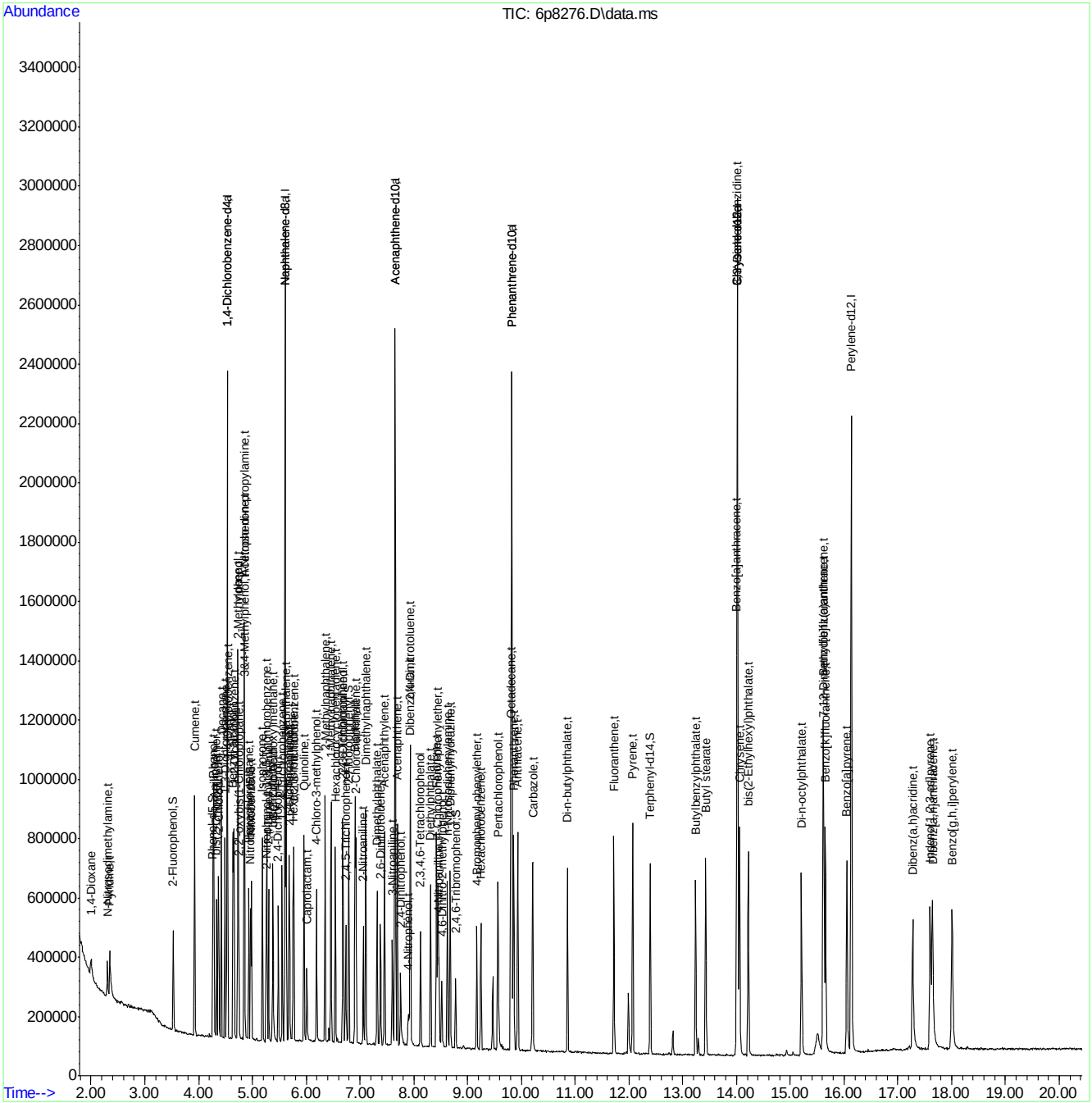

Manual Integration Approval Summary

Sample Number:	E6P357-IC357	**Method:**	SW846 8270D
Lab FileID:	6P8276.D	**Analyst approved:**	07/01/14 10:59 Andrew Lee Smith
Injection Time:	06/26/14 16:33	**Supervisor approved:**	07/02/14 15:14 Nina Pandya

Parameter	CAS	Sig#	R.T. (min.)	Reason
Benzo(g,h,i)perylene	191-24-2		18.01	Overlapping peak

Quantitation Report (Qedit)

Data Path : C:\msdchem\1\DATA\e6p357\
Data File : 6p8276.D
Acq On : 26 Jun 2014 4:33 pm
Operator : samtap
Sample : ic357-10
Misc : op75816,e6p357
ALS Vial : 5 Sample Multiplier: 1

Quant Time: Jun 26 18:54:59 2014
Quant Method : C:\MSDCHEM\1\METHODS\M6P357.M
Quant Title : Semi Volatile GC/MS, ZB-5MSi 30m x .25mm x .25um
QLast Update : Thu Jun 26 18:50:07 2014
Response via : Initial Calibration

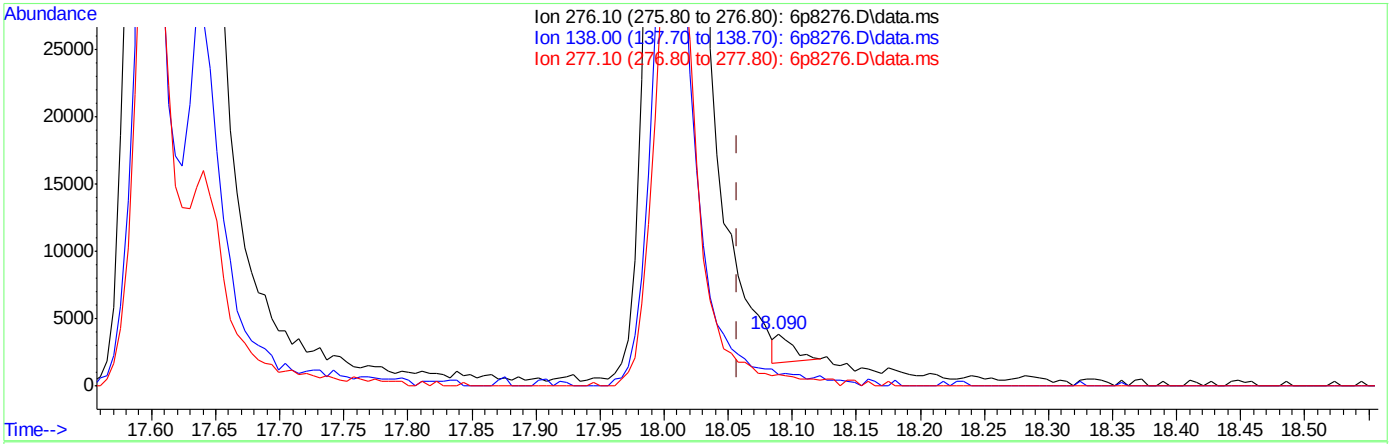

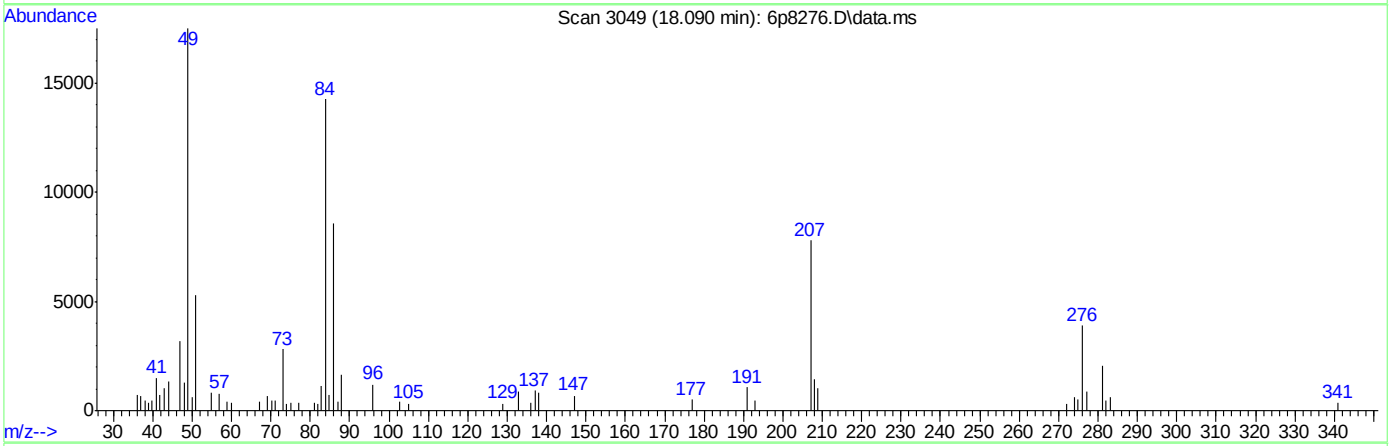

TIC: 6p8276.D\data.ms

(101) Benzo[g,h,i]perylene (t)

18.090min (+0.032) 0.06ppb

response 1915

Ion	Exp%	Act%
276.10	100	100
138.00	25.50	0.00
277.10	22.80	22.58
0.00	0.00	0.00

Quantitation Report (Qedit)

Data Path : C:\msdchem\1\DATA\e6p357\
Data File : 6p8276.D
Acq On : 26 Jun 2014 4:33 pm
Operator : samtap
Sample : ic357-10
Misc : op75816,e6p357
ALS Vial : 5 Sample Multiplier: 1

Quant Time: Jun 26 18:54:59 2014
Quant Method : C:\MSDCHEM\1\METHODS\M6P357.M
Quant Title : Semi Volatile GC/MS, ZB-5MSi 30m x .25mm x .25um
QLast Update : Thu Jun 26 18:50:07 2014
Response via : Initial Calibration

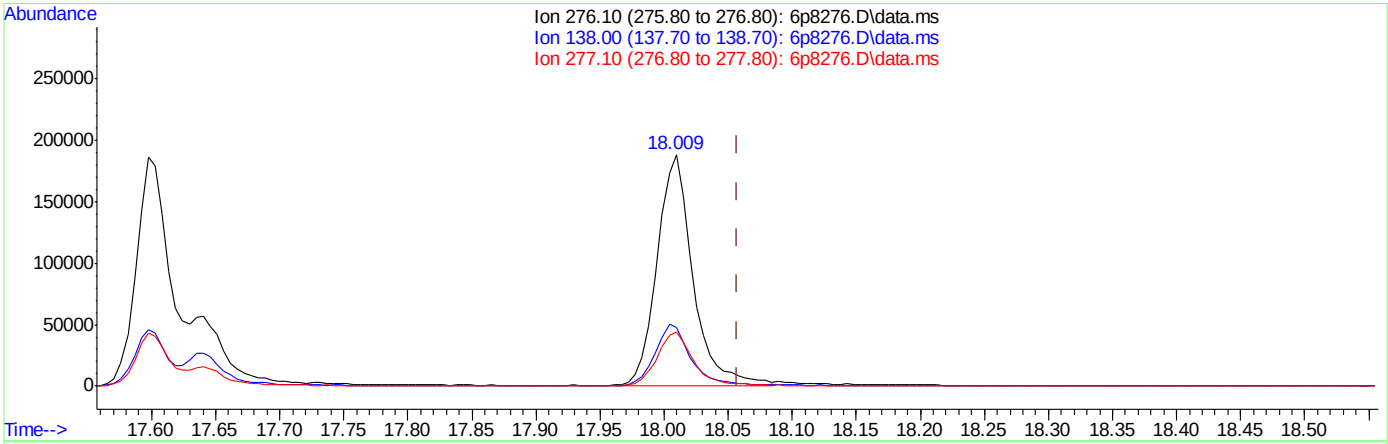

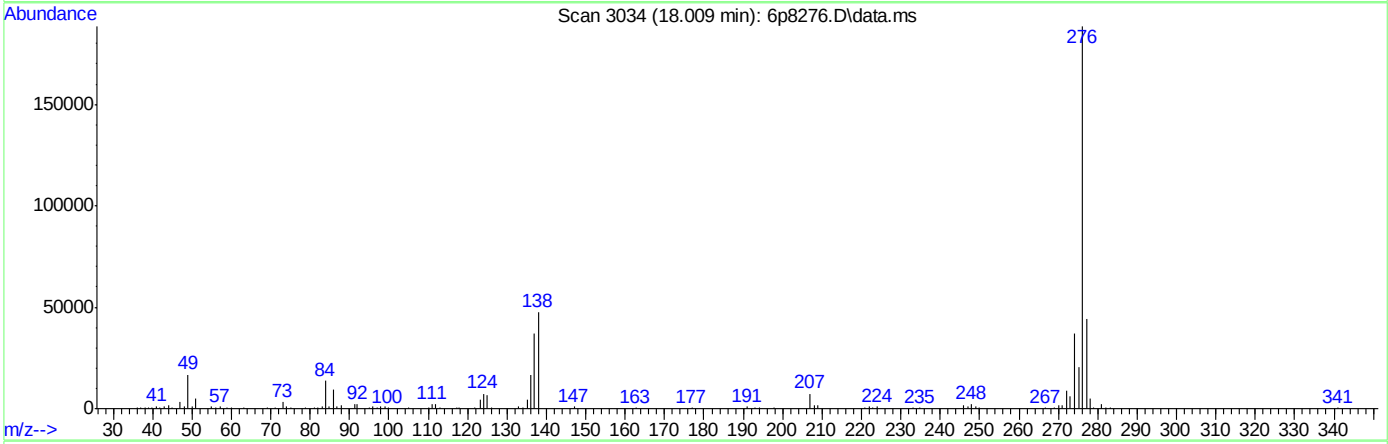

TIC: 6p8276.D\data.ms

(101) Benzo[g,h,i]perylene (t)

18.009min (-0.048) 11.01ppb m

response 366973

Ion	Exp%	Act%
276.10	100	100
138.00	25.50	25.29
277.10	22.80	23.51
0.00	0.00	0.00

Quantitation Report (QT Reviewed)

Data Path : C:\msdchem\1\DATA\e6p357\
Data File : 6p8277.D
Acq On : 26 Jun 2014 5:01 pm
Operator : samtap
Sample : icc357-50
Misc : op75816,e6p357
ALS Vial : 6 Sample Multiplier: 1

Quant Time: Jun 26 18:57:08 2014
Quant Method : C:\MSDCHEM\1\METHODS\M6P357.M
Quant Title : Semi Volatile GC/MS, ZB-5MSi 30m x .25mm x .25um
QLast Update : Thu Jun 26 18:56:10 2014
Response via : Initial Calibration

Compound	R.T.	QIon	Response	Conc	Units		Dev(Min)
Internal Standards							
1) 1,4-Dichlorobenzene-d4	4.531	152	234728	40.00	ppb		0.00
24) Naphthalene-d8	5.606	136	945346	40.00	ppb		0.00
47) Acenaphthene-d10	7.654	164	598665	40.00	ppb		0.00
69) Phenanthrene-d10	9.826	188	981342	40.00	ppb		0.00
83) Chrysene-d12	14.024	240	1010428	40.00	ppb		0.00
92) Perylene-d12	16.137	264	1068240	40.00	ppb		0.00
102) 1,4-Dichlorobenzene-d4a	4.531	152	234728	40.00	ppb		0.00
104) Phenanthrene-d10a	9.826	188	981342	40.00	ppb		0.00
107) Chrysene-d12a	14.024	240	1010428	40.00	ppb		0.00
110) Acenaphthene-d10a	7.654	164	598665	40.00	ppb		0.00
112) Naphthalene-d8a	5.606	136	945346	40.00	ppb		0.00
System Monitoring Compounds							
5) 2-Fluorophenol	3.525	112	392275	42.32	ppb		0.00
Spiked Amount 50.000			Recovery = 84.64%				
8) Phenol-d5	4.269	99	495983	43.36	ppb		0.00
Spiked Amount 50.000			Recovery = 86.72%				
25) Nitrobenzene-d5	4.969	82	465724	43.36	ppb		0.00
Spiked Amount 50.000			Recovery = 86.72%				
51) 2-Fluorobiphenyl	6.793	172	817611	41.50	ppb		0.00
Spiked Amount 50.000			Recovery = 83.00%				
73) 2,4,6-Tribromophenol	8.783	330	116253	42.69	ppb		0.00
Spiked Amount 50.000			Recovery = 85.38%				
86) Terphenyl-d14	12.398	244	961137	40.85	ppb		0.00
Spiked Amount 50.000			Recovery = 81.70%				
106) o-terphenyl	0.000	230	0	0.00	ppb		
Spiked Amount 50.000			Recovery = 0.00%				
109) 1-chlorooctadecane	0.000	57	0d	0.00	ppb		
Spiked Amount 50.000			Recovery = 0.00%				
Target Compounds							Qvalue
2) 1,4-Dioxane	2.001	88	177103	44.96	ppb		99
3) Pyridine	2.332	79	449118	45.17	ppb		99
4) N-Nitrosodimethylamine	2.295	74	281230	43.84	ppb		95
6) Indene	4.729	116	644058	41.54	ppb		98
7) Cumene	3.926	105	975138	42.16	ppb		99
9) Phenol	4.279	94	576850	42.63	ppb	#	15
10) Aniline	4.285	93	668938	46.84	ppb		94
11) bis(2-Chloroethyl)ether	4.333	93	414417	42.89	ppb		98
12) 2-Chlorophenol	4.375	128	387367	42.45	ppb		97
13) Decane	4.418	43	434541	43.17	ppb		98
14) 1,3-Dichlorobenzene	4.488	146	419799	42.28	ppb		97
15) 1,4-Dichlorobenzene	4.541	146	421896	42.03	ppb		98
16) Benzyl alcohol	4.643	108	271808	42.26	ppb		97
17) 1,2-Dichlorobenzene	4.659	146	395140	41.79	ppb		99
18) Acetophenone	4.846	105	554535	42.05	ppb		92
19) 2-Methylphenol	4.734	108	355637	43.77	ppb		98
20) 2,2'-oxybis(1-Chloropr...	4.745	121	135161	42.14	ppb		93
21) 3&4-Methylphenol	4.857	108	378254	44.41	ppb		99

ACCUTEST LABORATORIES JB70672

Quantitation Report (QT Reviewed)

Data Path : C:\msdchem\1\DATA\e6p357\
Data File : 6p8277.D
Acq On : 26 Jun 2014 5:01 pm
Operator : samtap
Sample : icc357-50
Misc : op75816,e6p357
ALS Vial : 6 Sample Multiplier: 1

Quant Time: Jun 26 18:57:08 2014
Quant Method : C:\MSDCHEM\1\METHODS\M6P357.M
Quant Title : Semi Volatile GC/MS, ZB-5MSi 30m x .25mm x .25um
QLast Update : Thu Jun 26 18:56:10 2014
Response via : Initial Calibration

Compound	R.T.	QIon	Response	Conc	Units	Dev(Min)
22) n-Nitroso-di-n-propyla...	4.852	70	287784	42.24	ppb	96
23) Hexachloroethane	4.932	201	150390	43.30	ppb	91
26) Nitrobenzene	4.985	77	502037	42.62	ppb	94
27) Quinoline	5.964	129	774524	41.85	ppb	97
28) Isophorone	5.189	82	848523	42.40	ppb	98
29) 2-Nitrophenol	5.258	139	216598	43.64	ppb	97
30) 2,4-Dimethylphenol	5.301	107	395778	48.25	ppb	97
31) Benzoic Acid	5.408	105	337507	45.32	ppb	83
32) bis(2-Chloroethoxy)met...	5.381	93	486048	43.43	ppb	100
33) 2,4-Dichlorophenol	5.477	162	317921	42.94	ppb	96
34) 2,6-Dichlorophenol	5.691	162	312227	42.88	ppb	99
35) 1,3,5-Trichlorobenzene	5.269	180	358123	41.99	ppb	99
36) 1,2,4-Trichlorobenzene	5.558	180	346419	42.51	ppb	99
37) 1,2,3-Trichlorobenzene	5.771	180	343310	42.29	ppb	98
38) Naphthalene	5.627	128	1115279	42.19	ppb	99
39) 4-Chloroaniline	5.681	127	492293	45.41	ppb	98
40) 2,3-Dichloroaniline	6.681	161	405944	42.62	ppb	97
41) Caprolactam	6.050	55	204434	44.55	ppb	98
42) Hexachlorobutadiene	5.761	225	187713	43.13	ppb	98
43) 4-Chloro-3-methylphenol	6.199	107	378310	43.54	ppb	95
44) 2-Methylnaphthalene	6.354	141	654793	42.93	ppb	98
45) 1-Methylnaphthalene	6.461	141	654132	42.36	ppb	99
46) Dimethylnaphthalene	7.109	156	701838	42.70	ppb	98
48) Hexachlorocyclopentadiene	6.547	237	401483	86.75	ppb	100
49) 2,4,6-Trichlorophenol	6.691	196	236564	41.07	ppb	99
50) 2,4,5-Trichlorophenol	6.740	196	272496	43.58	ppb	99
52) 2-Chloronaphthalene	6.927	162	756882	40.91	ppb	100
53) Biphenyl	6.911	154	927785	41.01	ppb	99
54) 2-Nitroaniline	7.066	65	271667	41.51	ppb	95
55) Dimethylphthalate	7.323	163	841548	41.72	ppb	99
56) Acenaphthylene	7.462	152	1163602	41.25	ppb	99
57) 2,6-Dinitrotoluene	7.387	165	204492	43.42	ppb	98
58) 3-Nitroaniline	7.611	138	233085	43.92	ppb	91
59) Acenaphthene	7.697	153	718108	41.07	ppb	98
60) 2,4-Dinitrophenol	7.756	184	244972	89.46	ppb	99
61) 4-Nitrophenol	7.884	109	125272	48.93	ppb	97
62) Dibenzofuran	7.938	168	1009720	39.91	ppb	99
63) 2,4-Dinitrotoluene	7.938	165	266751	43.26	ppb	88
64) 2,3,4,6-Tetrachlorophenol	8.125	232	215399	44.02	ppb	98
65) Diethylphthalate	8.317	149	808947	30.62	ppb	98
66) Fluorene	8.424	166	869217	41.37	ppb	98
67) 4-Chlorophenyl-phenyle...	8.451	204	412805	41.94	ppb	99
68) 4-Nitroaniline	8.478	138	238216	44.43	ppb	99
70) 4,6-Dinitro-2-methylph...	8.526	198	174922	43.40	ppb	96
71) n-Nitrosodiphenylamine	8.628	169	601392	41.83	ppb	99
72) 1,2-Diphenylhydrazine	8.681	77	1033596	40.68	ppb	98
74) 4-Bromophenyl-phenylether	9.173	248	232575	42.03	ppb	98
75) Hexachlorobenzene	9.248	284	266343	40.92	ppb	97
76) Pentachlorophenol	9.564	266	337657	87.38	ppb	96
77) Phenanthrene	9.858	178	1241723	40.96	ppb	99

Quantitation Report (QT Reviewed)

Data Path : C:\msdchem\1\DATA\e6p357\
Data File : 6p8277.D
Acq On : 26 Jun 2014 5:01 pm
Operator : samtap
Sample : icc357-50
Misc : op75816,e6p357
ALS Vial : 6 Sample Multiplier: 1

Quant Time: Jun 26 18:57:08 2014
Quant Method : C:\MSDCHEM\1\METHODS\M6P357.M
Quant Title : Semi Volatile GC/MS, ZB-5MSi 30m x .25mm x .25um
QLast Update : Thu Jun 26 18:56:10 2014
Response via : Initial Calibration

Compound	R.T.	QIon	Response	Conc	Units	Dev(Min)
78) Anthracene	9.938	178	1272529	42.18	ppb	99
79) Carbazole	10.211	167	1230420	41.20	ppb	98
80) Di-n-butylphthalate	10.858	149	1408148	42.59	ppb	100
81) Fluoranthene	11.725	202	1423306	42.36	ppb	99
82) Octadecane	9.804	57	603842	40.86	ppb	99
84) Pyrene	12.072	202	1470406	40.76	ppb	96
85) Butyl stearate	13.425	56	626644	53.90	ppb	96
87) Butylbenzylphthalate	13.244	149	646668	42.43	ppb	96
88) Benzo[a]anthracene	14.008	228	1281636	40.57	ppb	98
89) 3,3'-Dichlorobenzidine	14.019	252	471192	41.03	ppb	98
90) Chrysene	14.062	228	1275688	40.37	ppb	99
91) bis(2-Ethylhexyl)phtha...	14.217	149	899243	42.29	ppb	98
93) Di-n-octylphthalate	15.207	149	1572466	40.09	ppb	99
94) Benzo[b]fluoranthene	15.618	252	1360990	38.06	ppb	99
95) Benzo[k]fluoranthene	15.661	252	1401308	38.42	ppb	99
96) Benzo[a]pyrene	16.057	252	1298033	38.94	ppb	99
97) Indeno[1,2,3-cd]pyrene	17.613	276	1315290	40.65	ppb	96
98) Dibenz(a,h)acridine	17.282	279	1225085	41.16	ppb	100
99) Dibenz[a,h]anthracene	17.651	278	1384209	40.43	ppb	98
100) 7,12-Dimethylbenz(a)an...	15.629	256	661608	47.81	ppb	99
101) Benzo[g,h,i]perylene	18.025	276	1365582	39.38	ppb	99

(#) = qualifier out of range (m) = manual integration (+) = signals summed

Quantitation Report (QT Reviewed)

Data Path : C:\msdchem\1\DATA\e6p357\
Data File : 6p8277.D
Acq On : 26 Jun 2014 5:01 pm
Operator : samtap
Sample : icc357-50
Misc : op75816,e6p357
ALS Vial : 6 Sample Multiplier: 1

Quant Time: Jun 26 18:57:08 2014
Quant Method : C:\MSDCHEM\1\METHODS\M6P357.M
Quant Title : Semi Volatile GC/MS, ZB-5MSi 30m x .25mm x .25um
QLast Update : Thu Jun 26 18:56:10 2014
Response via : Initial Calibration

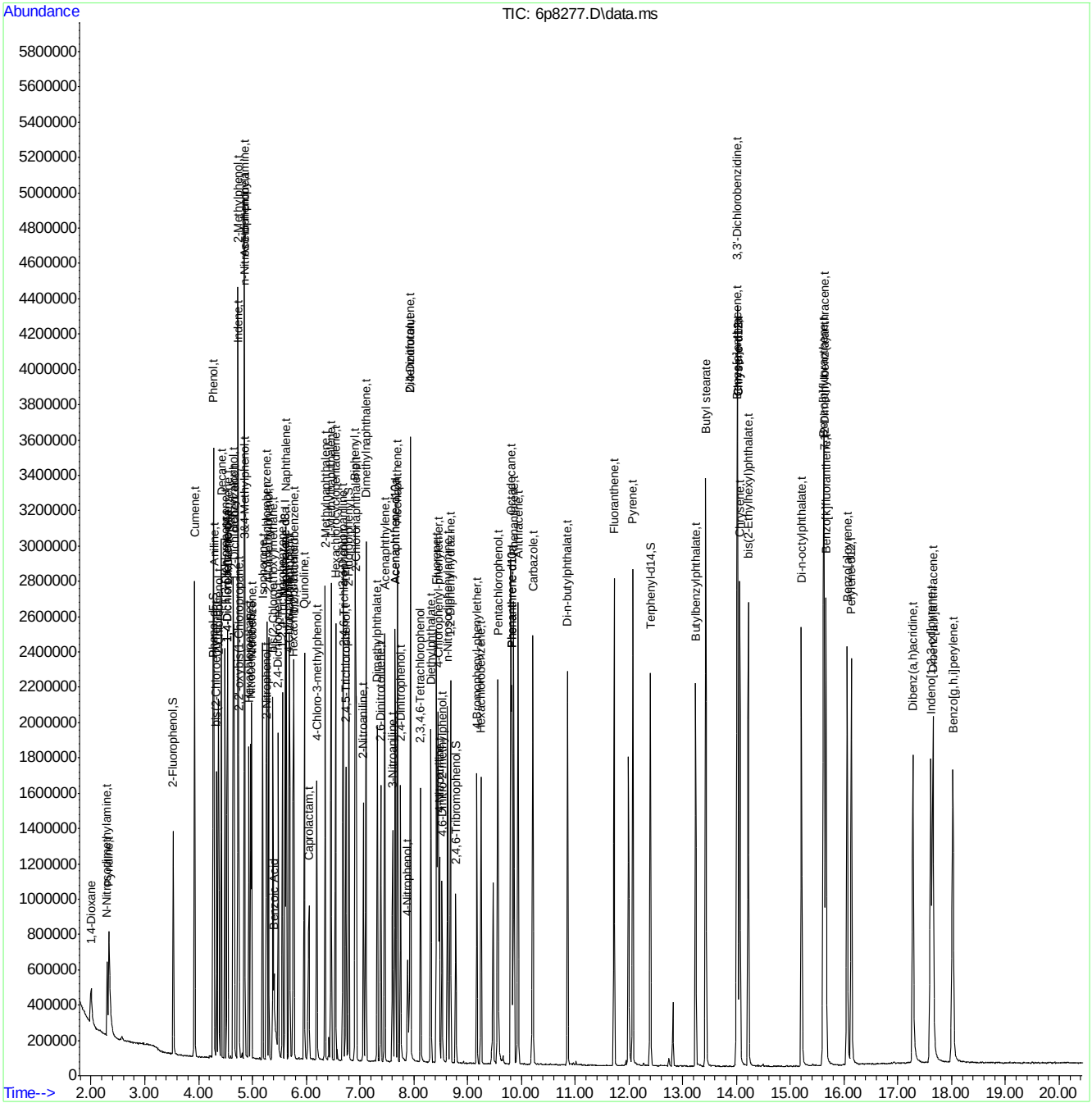

Manual Integrations APPROVED (compounds with "m" flag)
Nina Pandya
07/02/14 15:14

Quantitation Report (QT Reviewed)

Data Path : C:\msdchem\1\DATA\e6p357\
Data File : 6p8278.D
Acq On : 26 Jun 2014 5:29 pm
Operator : samtap
Sample : ic357-5
Misc : op75816,e6p357
ALS Vial : 7 Sample Multiplier: 1

Quant Time: Jun 26 18:59:22 2014
Quant Method : C:\MSDCHEM\1\METHODS\M6P357.M
Quant Title : Semi Volatile GC/MS, ZB-5MSi 30m x .25mm x .25um
QLast Update : Thu Jun 26 18:57:15 2014
Response via : Initial Calibration

Compound	R.T.	QIon	Response	Conc	Units	Dev(Min)
Internal Standards						
1) 1,4-Dichlorobenzene-d4	4.531	152	226656	40.00	ppb	0.00
24) Naphthalene-d8	5.606	136	927018	40.00	ppb	0.00
47) Acenaphthene-d10	7.649	164	560376	40.00	ppb	-0.01
69) Phenanthrene-d10	9.821	188	931631	40.00	ppb	-0.01
83) Chrysene-d12	14.014	240	993351	40.00	ppb	-0.02
92) Perylene-d12	16.132	264	918111	40.00	ppb	-0.01
102) 1,4-Dichlorobenzene-d4a	4.531	152	226656	40.00	ppb	0.00
104) Phenanthrene-d10a	9.821	188	931631	40.00	ppb	-0.01
107) Chrysene-d12a	14.014	240	993351	40.00	ppb	-0.02
110) Acenaphthene-d10a	7.649	164	560376	40.00	ppb	-0.01
112) Naphthalene-d8a	5.606	136	927018	40.00	ppb	0.00
System Monitoring Compounds						
5) 2-Fluorophenol	3.525	112	46036	5.28	ppb	0.00
Spiked Amount 50.000			Recovery = 10.56%			
8) Phenol-d5	4.263	99	60827	5.63	ppb	-0.01
Spiked Amount 50.000			Recovery = 11.26%			
25) Nitrobenzene-d5	4.964	82	54684	5.31	ppb	-0.01
Spiked Amount 50.000			Recovery = 10.62%			
51) 2-Fluorobiphenyl	6.788	172	102650	5.73	ppb	-0.01
Spiked Amount 50.000			Recovery = 11.46%			
73) 2,4,6-Tribromophenol	8.778	330	12780	5.07	ppb	-0.01
Spiked Amount 50.000			Recovery = 10.14%			
86) Terphenyl-d14	12.393	244	117871	5.26	ppb	-0.01
Spiked Amount 50.000			Recovery = 10.52%			
106) o-terphenyl	0.000	230	0	0.00	ppb	
Spiked Amount 50.000			Recovery = 0.00%			
109) 1-chlorooctadecane	0.000	57	0	0.00	ppb	
Spiked Amount 50.000			Recovery = 0.00%			
Target Compounds						Qvalue
2) 1,4-Dioxane	1.996	88	19007	5.10	ppb	89
3) Pyridine	2.349	79	52862	5.60	ppb	98
4) N-Nitrosodimethylamine	2.306	74	30802	5.08	ppb	92
6) Indene	4.729	116	87782	6.03	ppb	98
7) Cumene	3.926	105	125583	5.77	ppb	100
9) Phenol	4.274	94	73276	5.75	ppb	51
10) Aniline	4.279	93	84307	6.18	ppb	80
11) bis(2-Chloroethyl)ether	4.333	93	52228	5.73	ppb	96
12) 2-Chlorophenol	4.376	128	49054	5.71	ppb	97
13) Decane	4.418	43	57214	6.02	ppb	97
14) 1,3-Dichlorobenzene	4.488	146	53673	5.75	ppb	96
15) 1,4-Dichlorobenzene	4.542	146	54340	5.76	ppb	99
16) Benzyl alcohol	4.638	108	33930	5.61	ppb	98
17) 1,2-Dichlorobenzene	4.659	146	51875	5.84	ppb	99
18) Acetophenone	4.841	105	75811	6.12	ppb	97
19) 2-Methylphenol	4.729	108	44844	5.84	ppb	97
20) 2,2'-oxybis(1-Chloropr...	4.745	121	17176	5.69	ppb	93
21) 3&4-Methylphenol	4.852	108	45689	5.66	ppb	100

Quantitation Report (QT Reviewed)

Data Path : C:\msdchem\1\DATA\e6p357\
Data File : 6p8278.D
Acq On : 26 Jun 2014 5:29 pm
Operator : samtap
Sample : ic357-5
Misc : op75816,e6p357
ALS Vial : 7 Sample Multiplier: 1

Quant Time: Jun 26 18:59:22 2014
Quant Method : C:\MSDCHEM\1\METHODS\M6P357.M
Quant Title : Semi Volatile GC/MS, ZB-5MSi 30m x .25mm x .25um
QLast Update : Thu Jun 26 18:57:15 2014
Response via : Initial Calibration

Compound	R.T.	QIon	Response	Conc	Units	Dev(Min)
22) n-Nitroso-di-n-propyla...	4.846	70	39714	6.20	ppb	96
23) Hexachloroethane	4.932	201	19160	5.84	ppb	88
26) Nitrobenzene	4.980	77	61445	5.45	ppb	95
27) Quinoline	5.959	129	95845	5.43	ppb	99
28) Isophorone	5.183	82	105201	5.50	ppb	99
29) 2-Nitrophenol	5.258	139	25564	5.37	ppb	99
30) 2,4-Dimethylphenol	5.301	107	40169	5.02	ppb	99
31) Benzoic Acid	5.371	105	25640m	3.58	ppb	
32) bis(2-Chloroethoxy)met...	5.376	93	59621	5.55	ppb	98
33) 2,4-Dichlorophenol	5.483	162	38815	5.47	ppb	96
34) 2,6-Dichlorophenol	5.691	162	38571	5.53	ppb	99
35) 1,3,5-Trichlorobenzene	5.269	180	47161	5.79	ppb	98
36) 1,2,4-Trichlorobenzene	5.552	180	45308	5.82	ppb	98
37) 1,2,3-Trichlorobenzene	5.772	180	44435	5.73	ppb	99
38) Naphthalene	5.627	128	146785	5.81	ppb	98
39) 4-Chloroaniline	5.681	127	59088	5.64	ppb	96
40) 2,3-Dichloroaniline	6.681	161	51134	5.61	ppb	99
41) Caprolactam	6.002	55	24450	5.53	ppb	92
42) Hexachlorobutadiene	5.756	225	24085	5.78	ppb	98
43) 4-Chloro-3-methylphenol	6.194	107	45202	5.42	ppb	99
44) 2-Methylnaphthalene	6.349	141	83951	5.75	ppb	99
45) 1-Methylnaphthalene	6.462	141	86483	5.86	ppb	95
46) Dimethylnaphthalene	7.104	156	89170	5.67	ppb	98
48) Hexachlorocyclopentadiene	6.542	237	39528	9.37	ppb	94
49) 2,4,6-Trichlorophenol	6.686	196	29288	5.60	ppb	96
50) 2,4,5-Trichlorophenol	6.740	196	30930	5.40	ppb	100
52) 2-Chloronaphthalene	6.922	162	97782	5.82	ppb	98
53) Biphenyl	6.906	154	120957	5.89	ppb	96
54) 2-Nitroaniline	7.061	65	31457	5.28	ppb	99
55) Dimethylphthalate	7.312	163	101791	5.54	ppb	99
56) Acenaphthylene	7.457	152	144467	5.64	ppb	99
57) 2,6-Dinitrotoluene	7.382	165	22237	5.16	ppb	99
58) 3-Nitroaniline	7.606	138	25583	5.26	ppb	92
59) Acenaphthene	7.692	153	90125	5.68	ppb	98
60) 2,4-Dinitrophenol	7.761	184	11701	4.66	ppb	95
61) 4-Nitrophenol	7.911	109	10941m	4.58	ppb	
62) Dibenzofuran	7.933	168	136657	5.97	ppb	97
63) 2,4-Dinitrotoluene	7.933	165	31520	5.59	ppb	88
64) 2,3,4,6-Tetrachlorophenol	8.130	232	24718	5.51	ppb	97
65) Diethylphthalate	8.312	149	99931	4.32	ppb	99
66) Fluorene	8.419	166	108189	5.66	ppb	100
67) 4-Chlorophenyl-phenyle...	8.446	204	51398	5.73	ppb	98
68) 4-Nitroaniline	8.467	138	25600	5.20	ppb	99
70) 4,6-Dinitro-2-methylph...	8.521	198	13628	3.66	ppb	94
71) n-Nitrosodiphenylamine	8.623	169	73179	5.51	ppb	98
72) 1,2-Diphenylhydrazine	8.676	77	126642	5.42	ppb	99
74) 4-Bromophenyl-phenylether	9.168	248	27377	5.35	ppb	91
75) Hexachlorobenzene	9.243	284	32453	5.42	ppb	95
76) Pentachlorophenol	9.569	266	34070	9.53	ppb	93
77) Phenanthrene	9.853	178	158942	5.69	ppb	100

Quantitation Report (QT Reviewed)

Data Path : C:\msdchem\1\DATA\e6p357\
Data File : 6p8278.D
Acq On : 26 Jun 2014 5:29 pm
Operator : samtap
Sample : ic357-5
Misc : op75816,e6p357
ALS Vial : 7 Sample Multiplier: 1

Quant Time: Jun 26 18:59:22 2014
Quant Method : C:\MSDCHEM\1\METHODS\M6P357.M
Quant Title : Semi Volatile GC/MS, ZB-5MSi 30m x .25mm x .25um
QLast Update : Thu Jun 26 18:57:15 2014
Response via : Initial Calibration

Compound	R.T.	QIon	Response	Conc	Units	Dev(Min)
78) Anthracene	9.933	178	159028	5.70	ppb	98
79) Carbazole	10.206	167	154091	5.60	ppb	98
80) Di-n-butylphthalate	10.858	149	162109	5.30	ppb	98
81) Fluoranthene	11.719	202	170426	5.48	ppb	100
82) Octadecane	9.799	57	77711	5.71	ppb	99
84) Pyrene	12.067	202	185677	5.40	ppb	98
85) Butyl stearate	13.426	56	50964	4.40	ppb	96
87) Butylbenzylphthalate	13.238	149	70781	4.85	ppb	97
88) Benzo[a]anthracene	13.998	228	159117	5.29	ppb	98
89) 3,3'-Dichlorobenzidine	14.014	252	58575	5.35	ppb	97
90) Chrysene	14.051	228	160622	5.34	ppb	99
91) bis(2-Ethylhexyl)phtha...	14.217	149	99731	4.96	ppb	97
93) Di-n-octylphthalate	15.201	149	162553	5.07	ppb	97
94) Benzo[b]fluoranthene	15.608	252	171205	5.80	ppb	98
95) Benzo[k]fluoranthene	15.645	252	176822	5.87	ppb	98
96) Benzo[a]pyrene	16.052	252	153033	5.55	ppb	99
97) Indeno[1,2,3-cd]pyrene	17.598	276	126318m	4.69	ppb	
98) Dibenz(a,h)acridine	17.271	279	130890	5.27	ppb	98
99) Dibenz[a,h]anthracene	17.635	278	144746	5.08	ppb	96
100) 7,12-Dimethylbenz(a)an...	15.613	256	47046	3.98	ppb	95
101) Benzo[g,h,i]perylene	18.004	276	158808	5.52	ppb	97

(#) = qualifier out of range (m) = manual integration (+) = signals summed

Quantitation Report (QT Reviewed)

Data Path : C:\msdchem\1\DATA\e6p357\
Data File : 6p8278.D
Acq On : 26 Jun 2014 5:29 pm
Operator : samtap
Sample : ic357-5
Misc : op75816,e6p357
ALS Vial : 7 Sample Multiplier: 1

Quant Time: Jun 26 18:59:22 2014
Quant Method : C:\MSDCHEM\1\METHODS\M6P357.M
Quant Title : Semi Volatile GC/MS, ZB-5MSi 30m x .25mm x .25um
QLast Update : Thu Jun 26 18:57:15 2014
Response via : Initial Calibration

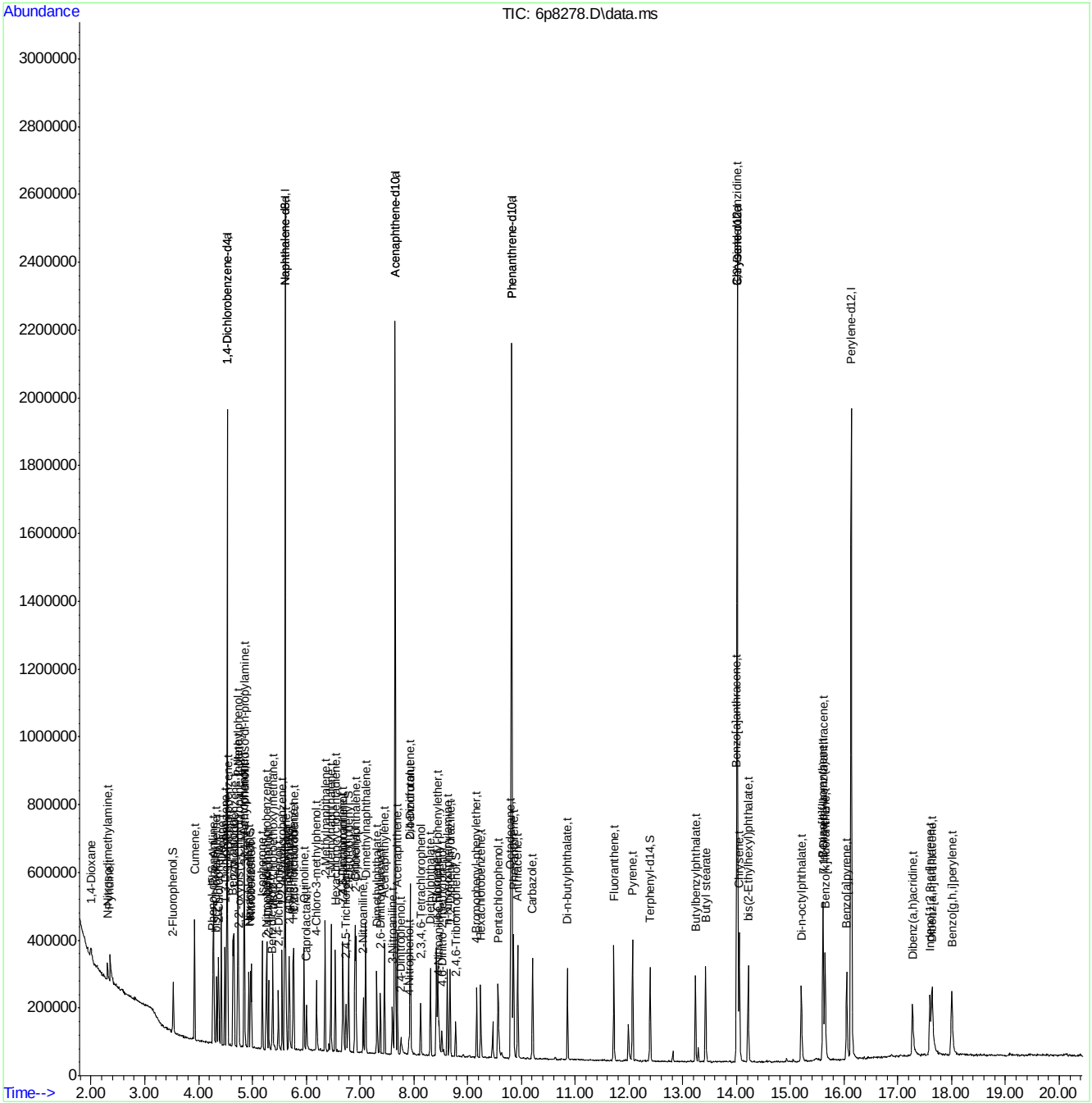

ACCUTEST LABORATORIES JB70672

Manual Integration Approval Summary

Sample Number: E6P357-IC357
Lab FileID: 6P8278.D
Injection Time: 06/26/14 17:29
Method: SW846 8270D
Analyst approved: 07/01/14 10:59 Andrew Lee Smith
Supervisor approved: 07/02/14 15:14 Nina Pandya

Parameter	CAS	Sig#	R.T. (min.)	Reason
Benzoic Acid	65-85-0		5.37	Poor instrument integration
4-Nitrophenol	100-02-7		7.91	Poor instrument integration
Indeno(1,2,3-cd)pyrene	193-39-5		17.60	Overlapping peak

Quantitation Report (Qedit)

Data Path : C:\msdchem\1\DATA\e6p357\
Data File : 6p8278.D
Acq On : 26 Jun 2014 5:29 pm
Operator : samtap
Sample : ic357-5
Misc : op75816,e6p357
ALS Vial : 7 Sample Multiplier: 1

Quant Time: Jun 26 18:57:27 2014
Quant Method : C:\MSDCHEM\1\METHODS\M6P357.M
Quant Title : Semi Volatile GC/MS, ZB-5MSi 30m x .25mm x .25um
QLast Update : Thu Jun 26 18:57:15 2014
Response via : Initial Calibration

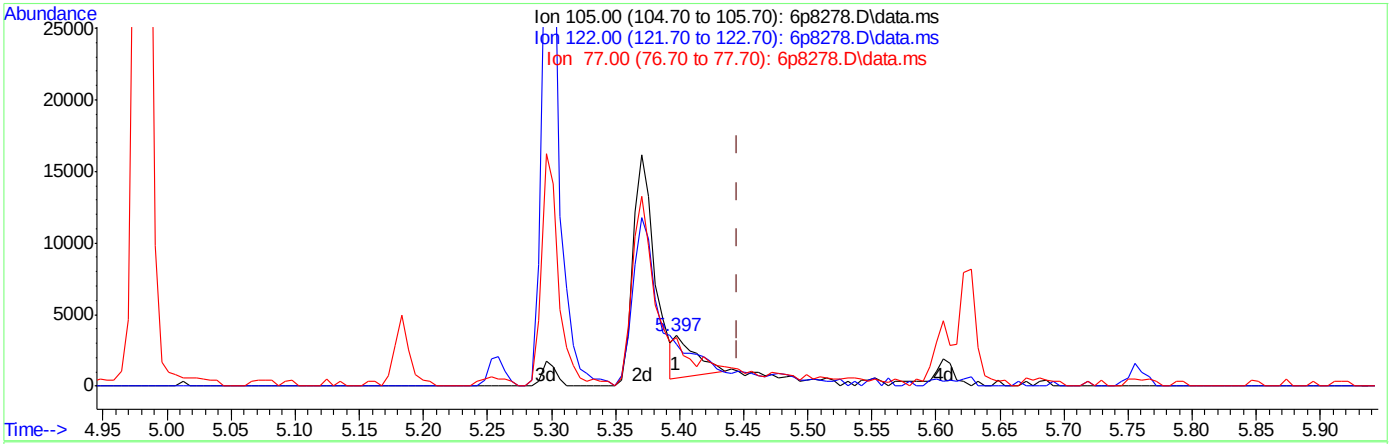

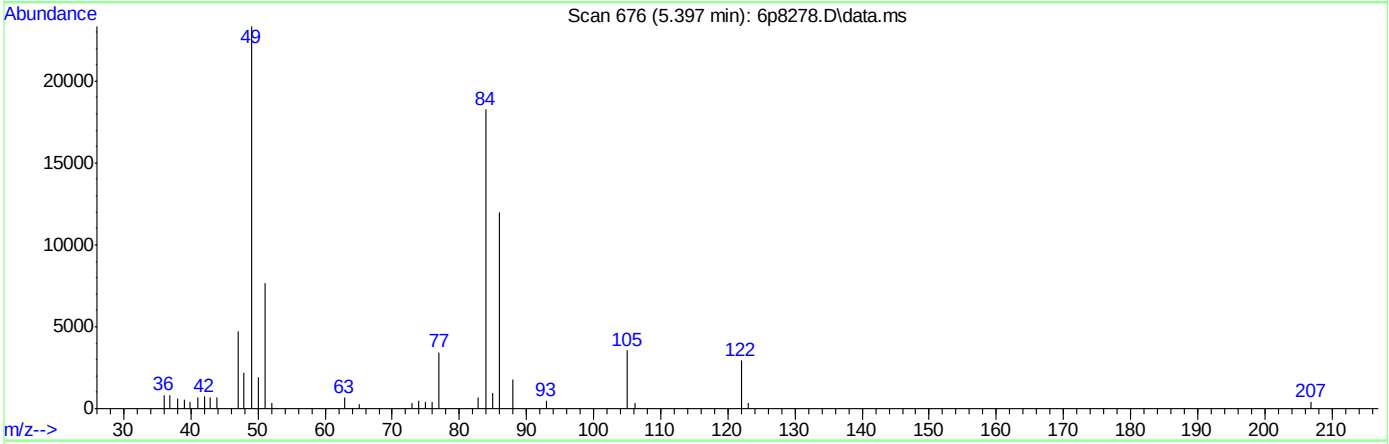

TIC: 6p8278.D\data.ms

(31) Benzoic Acid

5.397min (-0.048) 0.50ppb

response 3575

Ion	Exp%	Act%
105.00	100	100
122.00	71.30	0.00#
77.00	82.00	62.01
0.00	0.00	0.00

Quantitation Report (Qedit)

Data Path : C:\msdchem\1\DATA\e6p357\
Data File : 6p8278.D
Acq On : 26 Jun 2014 5:29 pm
Operator : samtap
Sample : ic357-5
Misc : op75816,e6p357
ALS Vial : 7 Sample Multiplier: 1

Quant Time: Jun 26 18:57:27 2014
Quant Method : C:\MSDCHEM\1\METHODS\M6P357.M
Quant Title : Semi Volatile GC/MS, ZB-5MSi 30m x .25mm x .25um
QLast Update : Thu Jun 26 18:57:15 2014
Response via : Initial Calibration

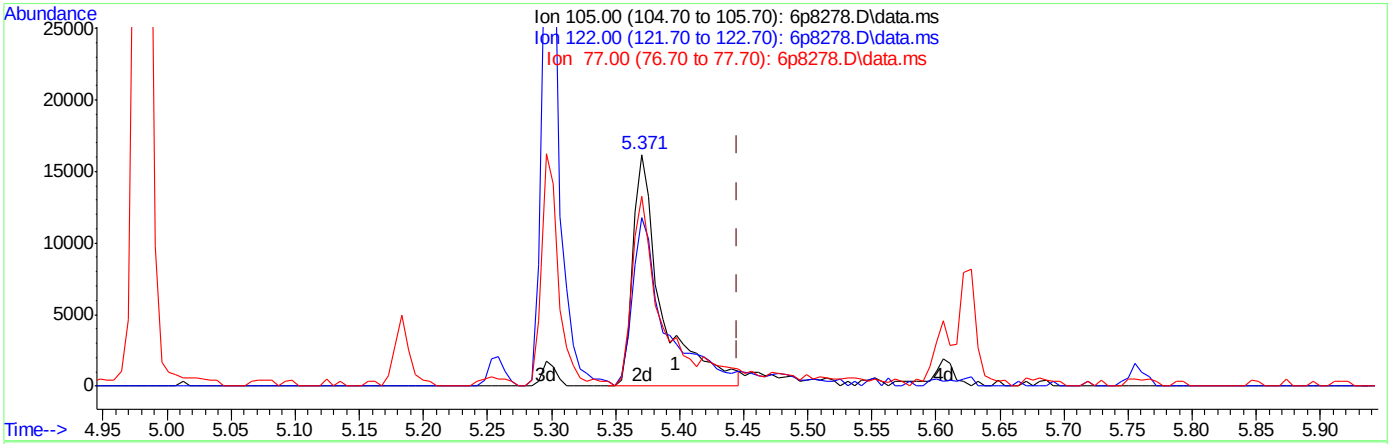

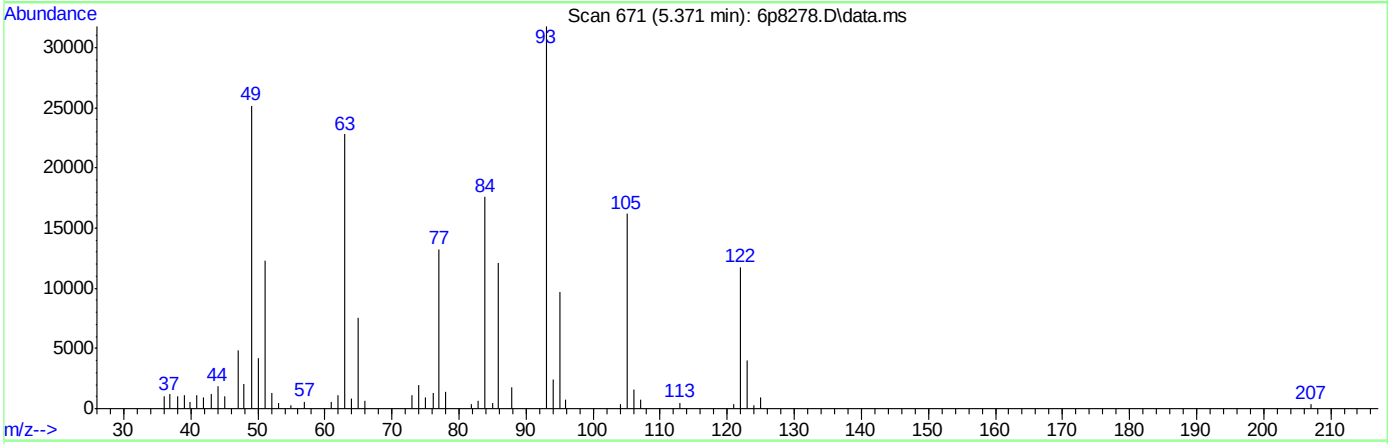

TIC: 6p8278.D\data.ms

(31) Benzoic Acid

5.371min (-0.075) 3.58ppb m

response 25640

Ion	Exp%	Act%
105.00	100	100
122.00	71.30	0.00#
77.00	82.00	8.65#
0.00	0.00	0.00

Quantitation Report (Qedit)

Data Path : C:\msdchem\1\DATA\e6p357\
Data File : 6p8278.D
Acq On : 26 Jun 2014 5:29 pm
Operator : samtap
Sample : ic357-5
Misc : op75816,e6p357
ALS Vial : 7 Sample Multiplier: 1

Quant Time: Jun 26 18:57:27 2014
Quant Method : C:\MSDCHEM\1\METHODS\M6P357.M
Quant Title : Semi Volatile GC/MS, ZB-5MSi 30m x .25mm x .25um
QLast Update : Thu Jun 26 18:57:15 2014
Response via : Initial Calibration

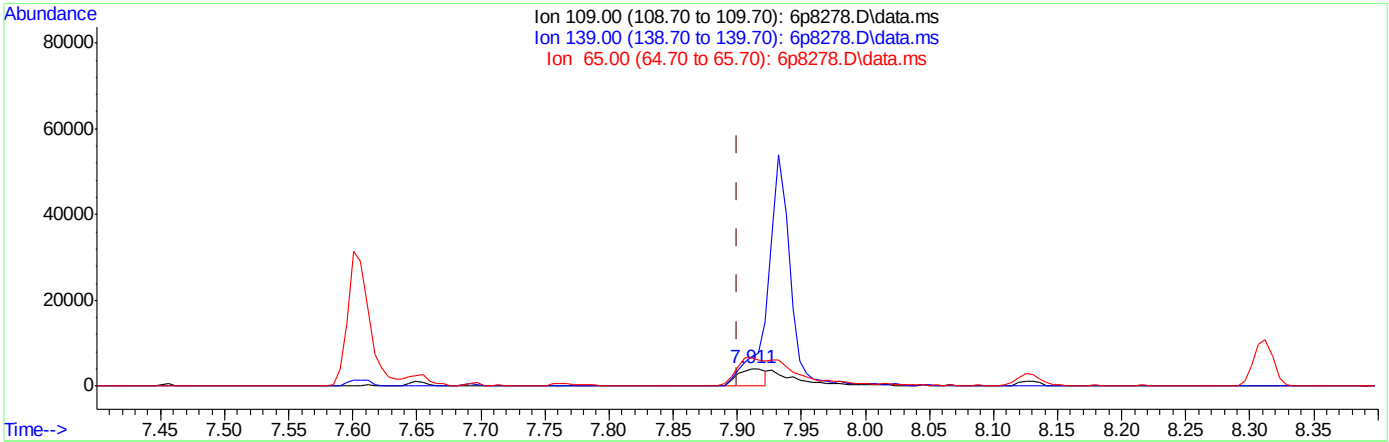

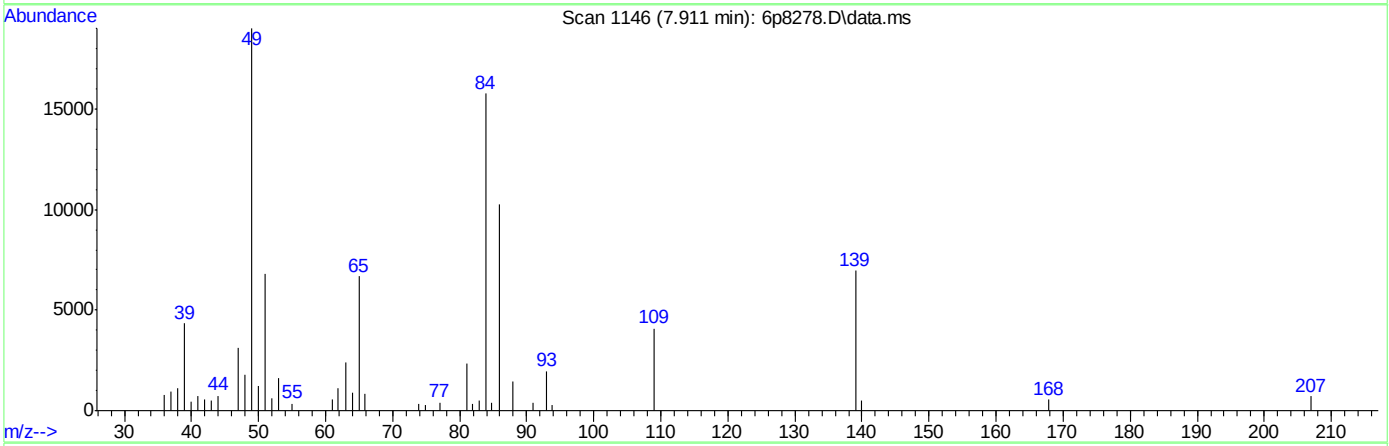

TIC: 6p8278.D\data.ms

(61) 4-Nitrophenol (t)

7.911min (+0.011) 2.57ppb

response 6130

Ion	Exp%	Act%
109.00	100	100
139.00	142.60	0.00#
65.00	156.90	146.55
0.00	0.00	0.00

Quantitation Report (Qedit)

Data Path : C:\msdchem\1\DATA\e6p357\
Data File : 6p8278.D
Acq On : 26 Jun 2014 5:29 pm
Operator : samtap
Sample : ic357-5
Misc : op75816,e6p357
ALS Vial : 7 Sample Multiplier: 1

Quant Time: Jun 26 18:57:27 2014
Quant Method : C:\MSDCHEM\1\METHODS\M6P357.M
Quant Title : Semi Volatile GC/MS, ZB-5MSi 30m x .25mm x .25um
QLast Update : Thu Jun 26 18:57:15 2014
Response via : Initial Calibration

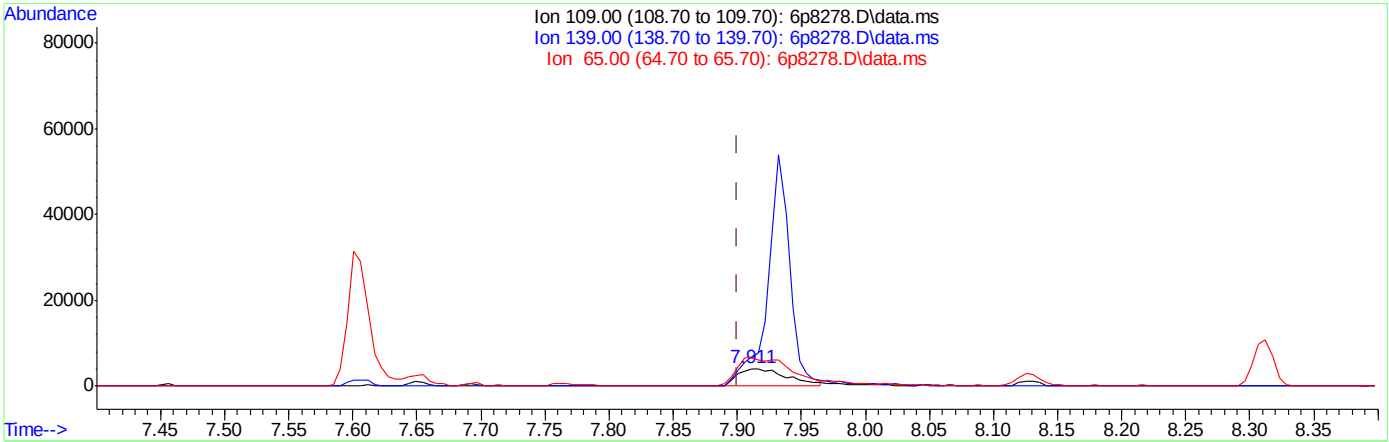

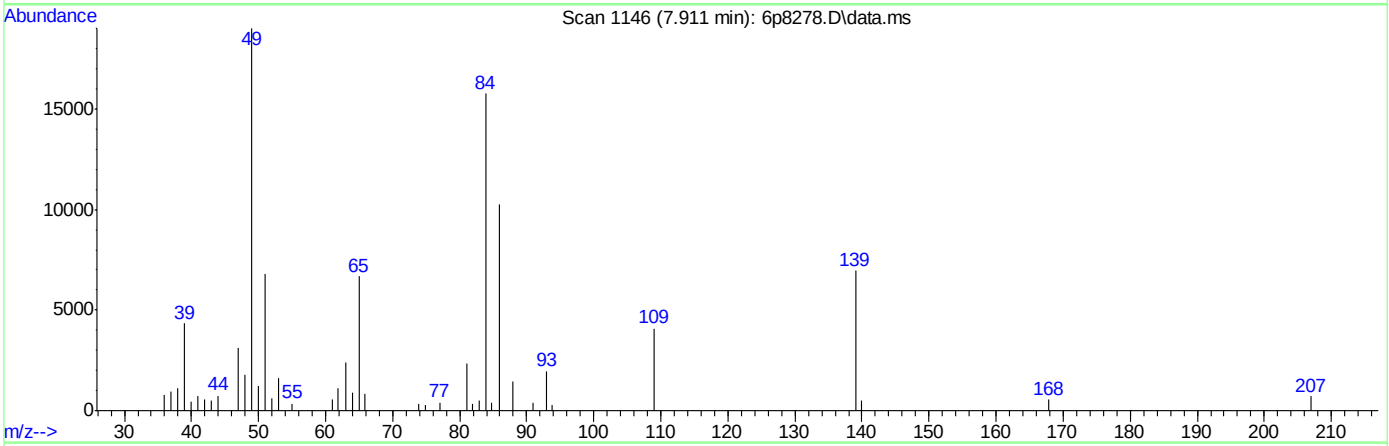

TIC: 6p8278.D\data.ms

(61) 4-Nitrophenol (t)

7.911min (+0.011) 4.58ppb m

response 10941

Ion	Exp%	Act%
109.00	100	100
139.00	142.60	170.09
65.00	156.90	163.29
0.00	0.00	0.00

Quantitation Report (Qedit)

Data Path : C:\msdchem\1\DATA\e6p357\
Data File : 6p8278.D
Acq On : 26 Jun 2014 5:29 pm
Operator : samtap
Sample : ic357-5
Misc : op75816,e6p357
ALS Vial : 7 Sample Multiplier: 1

Quant Time: Jun 26 18:57:27 2014
Quant Method : C:\MSDCHEM\1\METHODS\M6P357.M
Quant Title : Semi Volatile GC/MS, ZB-5MSi 30m x .25mm x .25um
QLast Update : Thu Jun 26 18:57:15 2014
Response via : Initial Calibration

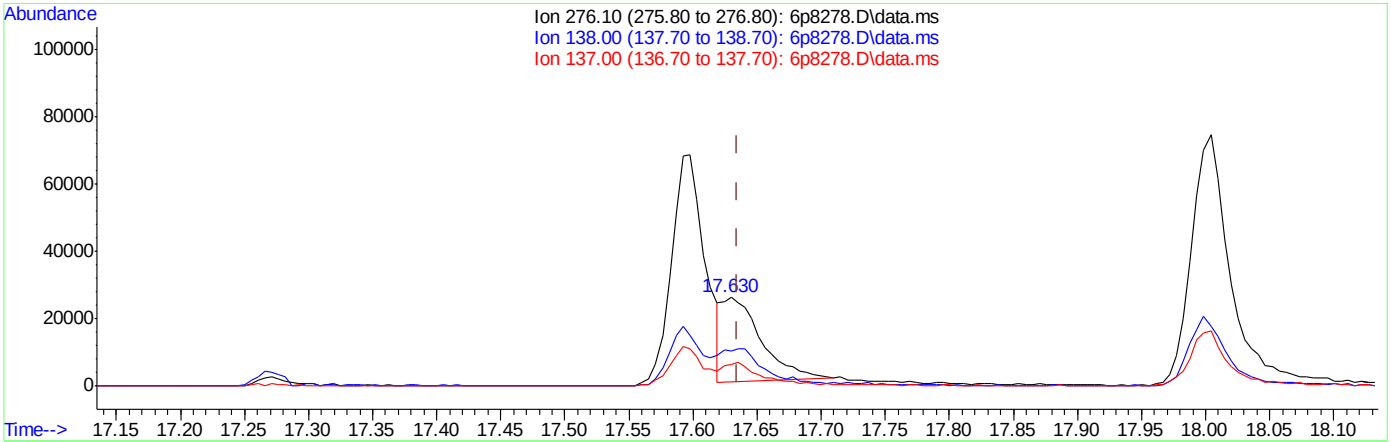

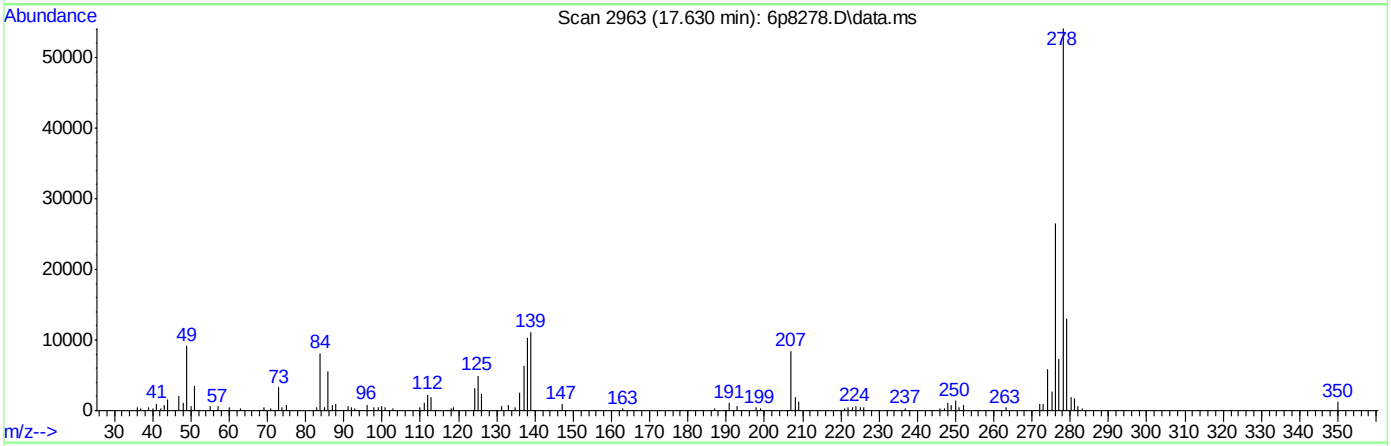

TIC: 6p8278.D\data.ms

(97) Indeno[1,2,3-cd]pyrene (t)

17.630min (-0.005) 1.96ppb

response 52893

Ion	Exp%	Act%
276.10	100	100
138.00	19.80	39.89
137.00	14.00	31.07
0.00	0.00	0.00

9.6.6.6

6

Quantitation Report (Qedit)

Data Path : C:\msdchem\1\DATA\e6p357\
Data File : 6p8278.D
Acq On : 26 Jun 2014 5:29 pm
Operator : samtap
Sample : ic357-5
Misc : op75816,e6p357
ALS Vial : 7 Sample Multiplier: 1

Quant Time: Jun 26 18:59:22 2014
Quant Method : C:\MSDCHEM\1\METHODS\M6P357.M
Quant Title : Semi Volatile GC/MS, ZB-5MSi 30m x .25mm x .25um
QLast Update : Thu Jun 26 18:57:15 2014
Response via : Initial Calibration

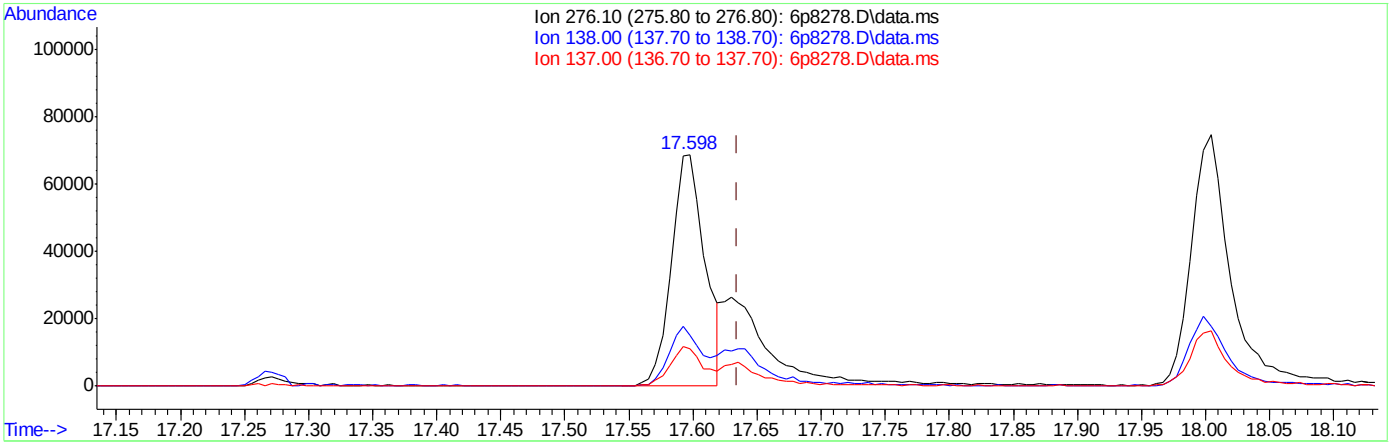

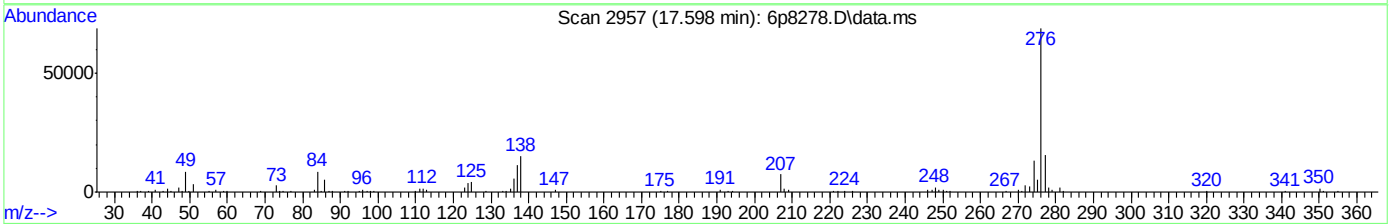

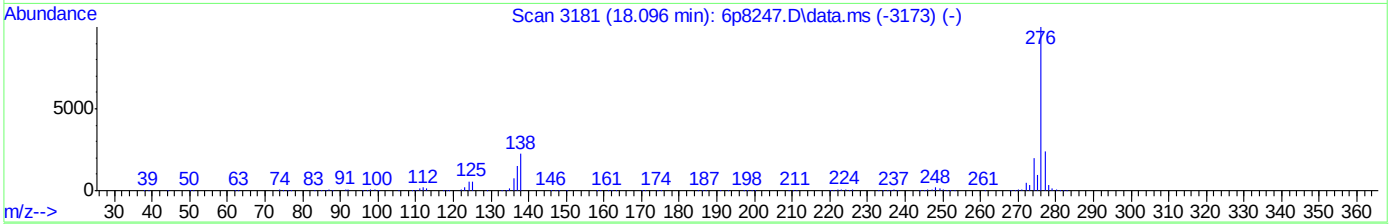

TIC: 6p8278.D\data.ms

(97) Indeno[1,2,3-cd]pyrene (t)

17.598min (-0.037) 4.69ppb m

response 126318

Ion	Exp%	Act%
276.10	100	100
138.00	19.80	22.08
137.00	14.00	16.37
0.00	0.00	0.00

6P8279.D

Manual Integrations APPROVED (compounds with "m" flag)

Nina Pandya
07/02/14 15:14

Quantitation Report (QT Reviewed)

Data Path : C:\msdchem\1\DATA\e6p357\
Data File : 6p8279.D
Acq On : 26 Jun 2014 5:58 pm
Operator : samtap
Sample : ic357-2
Misc : op75816,e6p357
ALS Vial : 8 Sample Multiplier: 1

Quant Time: Jun 26 19:00:53 2014
Quant Method : C:\MSDCHEM\1\METHODS\M6P357.M
Quant Title : Semi Volatile GC/MS, ZB-5MSi 30m x .25mm x .25um
QLast Update : Thu Jun 26 18:59:37 2014
Response via : Initial Calibration

Compound	R.T.	QIon	Response	Conc	Units	Dev(Min)
Internal Standards						
1) 1,4-Dichlorobenzene-d4	4.531	152	293994	40.00	ppb	0.00
24) Naphthalene-d8	5.606	136	1215208	40.00	ppb	0.00
47) Acenaphthene-d10	7.654	164	744144	40.00	ppb	0.00
69) Phenanthrene-d10	9.820	188	1246250	40.00	ppb	-0.01
83) Chrysene-d12	14.019	240	1355162	40.00	ppb	-0.01
92) Perylene-d12	16.137	264	1268361	40.00	ppb	0.00
102) 1,4-Dichlorobenzene-d4a	4.531	152	293994	40.00	ppb	0.00
104) Phenanthrene-d10a	9.820	188	1246250	40.00	ppb	-0.01
107) Chrysene-d12a	14.019	240	1355162	40.00	ppb	-0.01
110) Acenaphthene-d10a	7.654	164	744144	40.00	ppb	0.00
112) Naphthalene-d8a	5.606	136	1215208	40.00	ppb	0.00
System Monitoring Compounds						
5) 2-Fluorophenol	3.525	112	22166	1.94	ppb	0.00
Spiked Amount 50.000			Recovery =	3.88%		
8) Phenol-d5	4.263	99	28256	1.98	ppb	-0.01
Spiked Amount 50.000			Recovery =	3.96%		
25) Nitrobenzene-d5	4.964	82	28744	2.11	ppb	-0.01
Spiked Amount 50.000			Recovery =	4.22%		
51) 2-Fluorobiphenyl	6.788	172	54541	2.25	ppb	-0.01
Spiked Amount 50.000			Recovery =	4.50%		
73) 2,4,6-Tribromophenol	8.783	330	6416	1.90	ppb	0.00
Spiked Amount 50.000			Recovery =	3.80%		
86) Terphenyl-d14	12.393	244	60788	1.97	ppb	-0.01
Spiked Amount 50.000			Recovery =	3.94%		
106) o-terphenyl	0.000	230	0	0.00	ppb	
Spiked Amount 50.000			Recovery =	0.00%		
109) 1-chlorooctadecane	0.000	57	0	0.00	ppb	
Spiked Amount 50.000			Recovery =	0.00%		
Target Compounds						Qvalue
2) 1,4-Dioxane	1.990	88	8510	1.75	ppb	87
3) Pyridine	2.354	79	27373	2.20	ppb	95
4) N-Nitrosodimethylamine	2.306	74	15729	1.99	ppb	99
6) Indene	4.729	116	45205	2.33	ppb	95
7) Cumene	3.926	105	61799	2.14	ppb	98
9) Phenol	4.274	94	36470	2.16	ppb	47
10) Aniline	4.279	93	43791	2.39	ppb	77
11) bis(2-Chloroethyl)ether	4.333	93	25627	2.12	ppb	98
12) 2-Chlorophenol	4.376	128	23854	2.10	ppb	96
13) Decane	4.418	43	28247	2.23	ppb	97
14) 1,3-Dichlorobenzene	4.488	146	28094	2.27	ppb	98
15) 1,4-Dichlorobenzene	4.541	146	27609	2.21	ppb	98
16) Benzyl alcohol	4.638	108	16376	2.05	ppb	93
17) 1,2-Dichlorobenzene	4.659	146	26597	2.25	ppb	99
18) Acetophenone	4.841	105	38868	2.34	ppb	95
19) 2-Methylphenol	4.734	108	21597	2.12	ppb	99
20) 2,2'-oxybis(1-Chloropr...	4.745	121	8563	2.15	ppb	99
21) 3&4-Methylphenol	4.852	108	23745	2.23	ppb	97

Quantitation Report (QT Reviewed)

Data Path : C:\msdchem\1\DATA\e6p357\
Data File : 6p8279.D
Acq On : 26 Jun 2014 5:58 pm
Operator : samtap
Sample : ic357-2
Misc : op75816,e6p357
ALS Vial : 8 Sample Multiplier: 1

Quant Time: Jun 26 19:00:53 2014
Quant Method : C:\MSDCHEM\1\METHODS\M6P357.M
Quant Title : Semi Volatile GC/MS, ZB-5MSi 30m x .25mm x .25um
QLast Update : Thu Jun 26 18:59:37 2014
Response via : Initial Calibration

Compound	R.T.	QIon	Response	Conc	Units	Dev(Min)
22) n-Nitroso-di-n-propyla...	4.846	70	20914	2.43	ppb	98
23) Hexachloroethane	4.932	201	9062	2.08	ppb	88
26) Nitrobenzene	4.980	77	31576	2.11	ppb	97
27) Quinoline	5.959	129	49131	2.10	ppb	99
28) Isophorone	5.183	82	52422	2.06	ppb	98
29) 2-Nitrophenol	5.258	139	12276	1.95	ppb	96
30) 2,4-Dimethylphenol	5.301	107	19950	1.90	ppb	99
32) bis(2-Chloroethoxy)met...	5.376	93	30697	2.15	ppb	97
33) 2,4-Dichlorophenol	5.483	162	18718	1.99	ppb	89
34) 2,6-Dichlorophenol	5.691	162	18742	2.02	ppb	98
35) 1,3,5-Trichlorobenzene	5.269	180	24864	2.28	ppb	94
36) 1,2,4-Trichlorobenzene	5.552	180	23391	2.24	ppb	99
37) 1,2,3-Trichlorobenzene	5.772	180	23431	2.26	ppb	98
38) Naphthalene	5.627	128	74980	2.21	ppb	98
39) 4-Chloroaniline	5.681	127	30192	2.16	ppb	98
40) 2,3-Dichloroaniline	6.681	161	25997	2.14	ppb	99
41) Caprolactam	6.002	55	12014	2.04	ppb	88
42) Hexachlorobutadiene	5.756	225	12114	2.17	ppb	95
43) 4-Chloro-3-methylphenol	6.194	107	22003	1.99	ppb	98
44) 2-Methylnaphthalene	6.349	141	41078	2.10	ppb	99
45) 1-Methylnaphthalene	6.462	141	43847	2.21	ppb	96
46) Dimethylnaphthalene	7.103	156	46554	2.22	ppb	97
48) Hexachlorocyclopentadiene	6.542	237	18612	3.36	ppb	99
49) 2,4,6-Trichlorophenol	6.692	196	14758	2.09	ppb	99
50) 2,4,5-Trichlorophenol	6.750	196	15522	2.02	ppb	94
52) 2-Chloronaphthalene	6.922	162	50140	2.20	ppb	97
53) Biphenyl	6.905	154	62766	2.24	ppb	99
54) 2-Nitroaniline	7.061	65	14942	1.88	ppb	96
55) Dimethylphthalate	7.312	163	52906	2.14	ppb	99
56) Acenaphthylene	7.456	152	73697	2.13	ppb	98
57) 2,6-Dinitrotoluene	7.382	165	10720	1.86	ppb	95
58) 3-Nitroaniline	7.606	138	11815	1.81	ppb	94
59) Acenaphthene	7.692	153	48043	2.24	ppb	99
62) Dibenzofuran	7.932	168	70656	2.26	ppb	97
63) 2,4-Dinitrotoluene	7.932	165	14203	1.86	ppb	66
64) 2,3,4,6-Tetrachlorophenol	8.130	232	11950	1.98	ppb	92
65) Diethylphthalate	8.312	149	51156	1.70	ppb	99
66) Fluorene	8.419	166	55998	2.17	ppb	98
67) 4-Chlorophenyl-phenyle...	8.446	204	26833	2.21	ppb	97
68) 4-Nitroaniline	8.473	138	11866	1.80	ppb	85
70) 4,6-Dinitro-2-methylph...	8.521	198	5607	1.13	ppb	86
71) n-Nitrosodiphenylamine	8.622	169	37169	2.06	ppb	95
72) 1,2-Diphenylhydrazine	8.676	77	65496	2.07	ppb	100
74) 4-Bromophenyl-phenylether	9.168	248	14615	2.12	ppb	91
75) Hexachlorobenzene	9.243	284	17939	2.21	ppb	98
76) Pentachlorophenol	9.574	266	15785	3.33	ppb	94
77) Phenanthrene	9.853	178	84236	2.21	ppb	99
78) Anthracene	9.933	178	82446	2.17	ppb	97
79) Carbazole	10.211	167	77701	2.08	ppb	98
80) Di-n-butylphthalate	10.858	149	80755	1.96	ppb	99

Quantitation Report (QT Reviewed)

Data Path : C:\msdchem\1\DATA\e6p357\
Data File : 6p8279.D
Acq On : 26 Jun 2014 5:58 pm
Operator : samtap
Sample : ic357-2
Misc : op75816,e6p357
ALS Vial : 8 Sample Multiplier: 1

Quant Time: Jun 26 19:00:53 2014
Quant Method : C:\MSDCHEM\1\METHODS\M6P357.M
Quant Title : Semi Volatile GC/MS, ZB-5MSi 30m x .25mm x .25um
QLast Update : Thu Jun 26 18:59:37 2014
Response via : Initial Calibration

Compound	R.T.	QIon	Response	Conc	Units	Dev(Min)
81) Fluoranthene	11.719	202	89544	2.12	ppb	99
82) Octadecane	9.799	57	37941	2.04	ppb	96
84) Pyrene	12.067	202	96137	2.03	ppb	99
85) Butyl stearate	13.425	56	23462	1.51	ppb	98
87) Butylbenzylphthalate	13.238	149	35153	1.77	ppb	97
88) Benzo[a]anthracene	14.003	228	84854	2.05	ppb	98
89) 3,3'-Dichlorobenzidine	14.014	252	26659	1.77	ppb	87
90) Chrysene	14.051	228	83286	2.01	ppb	98
91) bis(2-Ethylhexyl)phtha...	14.217	149	46475	1.70	ppb	93
93) Di-n-octylphthalate	15.207	149	73571	1.66	ppb	99
94) Benzo[b]fluoranthene	15.608	252	75558m	1.81	ppb	
95) Benzo[k]fluoranthene	15.645	252	87954	2.06	ppb	98
96) Benzo[a]pyrene	16.052	252	73595	1.90	ppb	99
97) Indeno[1,2,3-cd]pyrene	17.592	276	57711m	1.56	ppb	
98) Dibenz(a,h)acridine	17.271	279	58688	1.70	ppb	98
99) Dibenz[a,h]anthracene	17.640	278	63501	1.61	ppb	98
100) 7,12-Dimethylbenz(a)an...	15.613	256	18231	1.15	ppb	97
101) Benzo[g,h,i]perylene	18.004	276	80611	2.00	ppb	98

(#) = qualifier out of range (m) = manual integration (+) = signals summed

Quantitation Report (QT Reviewed)

Data Path : C:\msdchem\1\DATA\e6p357\
Data File : 6p8279.D
Acq On : 26 Jun 2014 5:58 pm
Operator : samtap
Sample : ic357-2
Misc : op75816,e6p357
ALS Vial : 8 Sample Multiplier: 1

Quant Time: Jun 26 19:00:53 2014
Quant Method : C:\MSDCHEM\1\METHODS\M6P357.M
Quant Title : Semi Volatile GC/MS, ZB-5MSi 30m x .25mm x .25um
QLast Update : Thu Jun 26 18:59:37 2014
Response via : Initial Calibration

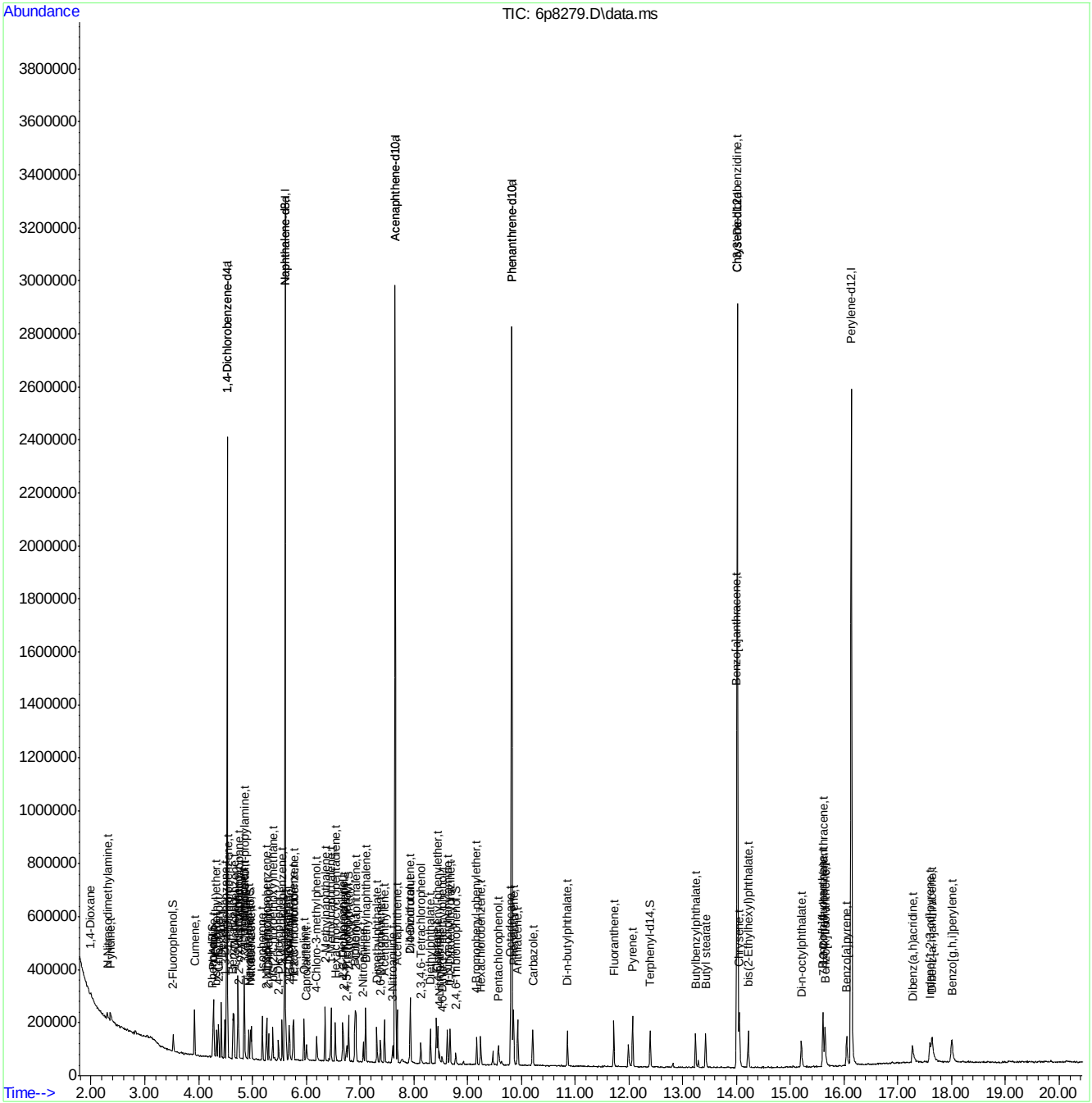

ACCUTEST LABORATORIES JB70672

Manual Integration Approval Summary

Sample Number:	E6P357-IC357	**Method:**	SW846 8270D
Lab FileID:	6P8279.D	**Analyst approved:**	07/01/14 10:59 Andrew Lee Smith
Injection Time:	06/26/14 17:58	**Supervisor approved:**	07/02/14 15:14 Nina Pandya

Parameter	CAS	Sig#	R.T. (min.)	Reason
Benzo(b)fluoranthene	205-99-2		15.61	Overlapping peak
Indeno(1,2,3-cd)pyrene	193-39-5		17.59	Overlapping peak

Quantitation Report (Qedit)

Data Path : C:\msdchem\1\DATA\e6p357\
Data File : 6p8279.D
Acq On : 26 Jun 2014 5:58 pm
Operator : samtap
Sample : ic357-2
Misc : op75816,e6p357
ALS Vial : 8 Sample Multiplier: 1

Quant Time: Jun 26 18:59:48 2014
Quant Method : C:\MSDCHEM\1\METHODS\M6P357.M
Quant Title : Semi Volatile GC/MS, ZB-5MSi 30m x .25mm x .25um
QLast Update : Thu Jun 26 18:59:37 2014
Response via : Initial Calibration

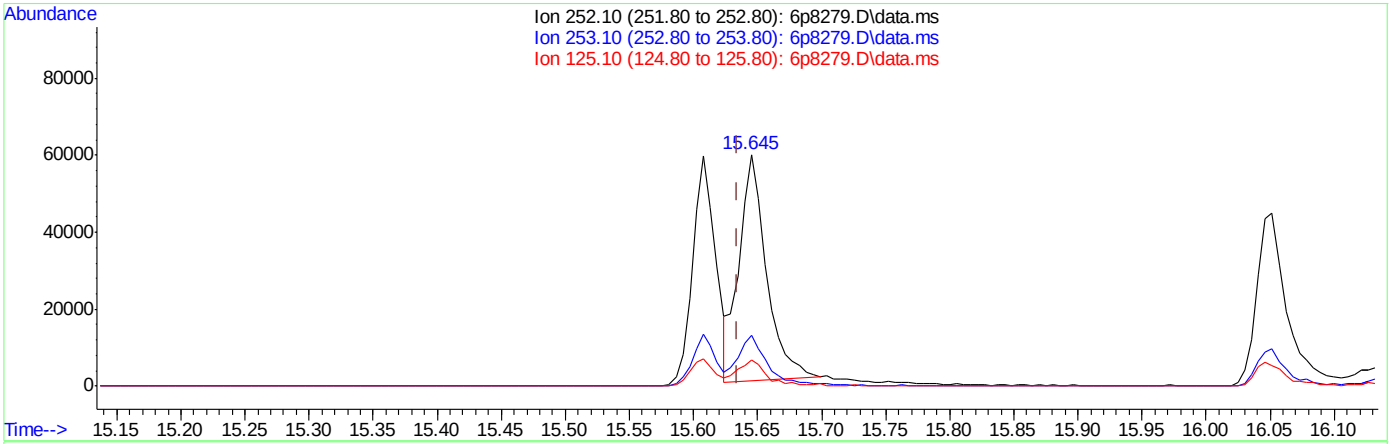

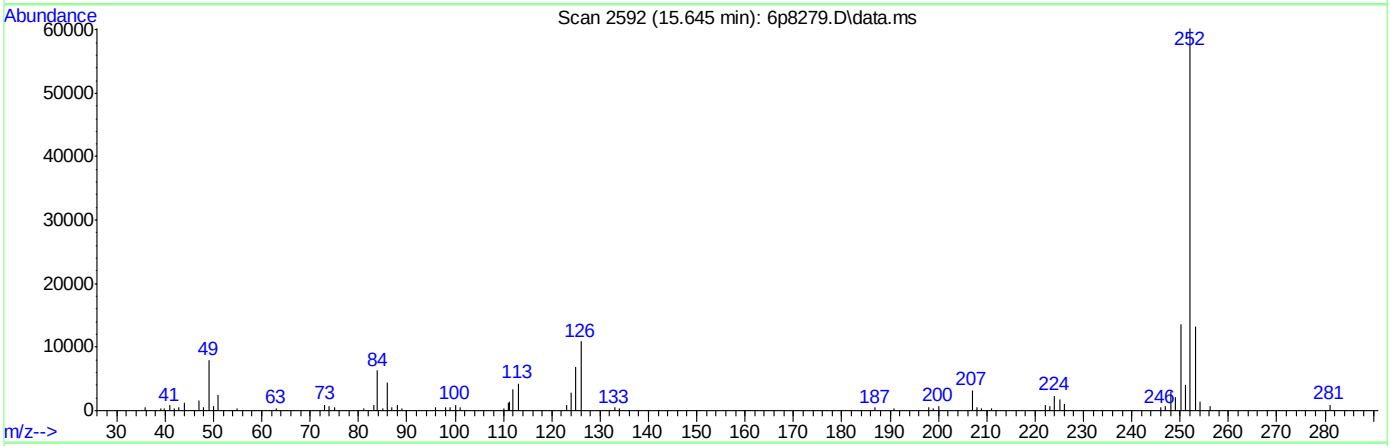

TIC: 6p8279.D\data.ms

(94) Benzo[b]fluoranthene (t)

15.645min (+0.011) 2.11ppb

response 87954

Ion	Exp%	Act%
252.10	100	100
253.10	22.30	22.31
125.10	11.30	10.97
0.00	0.00	0.00

9.6.7.2

9

Quantitation Report (Qedit)

Data Path : C:\msdchem\1\DATA\e6p357\
Data File : 6p8279.D
Acq On : 26 Jun 2014 5:58 pm
Operator : samtap
Sample : ic357-2
Misc : op75816,e6p357
ALS Vial : 8 Sample Multiplier: 1

Quant Time: Jun 26 18:59:48 2014
Quant Method : C:\MSDCHEM\1\METHODS\M6P357.M
Quant Title : Semi Volatile GC/MS, ZB-5MSi 30m x .25mm x .25um
QLast Update : Thu Jun 26 18:59:37 2014
Response via : Initial Calibration

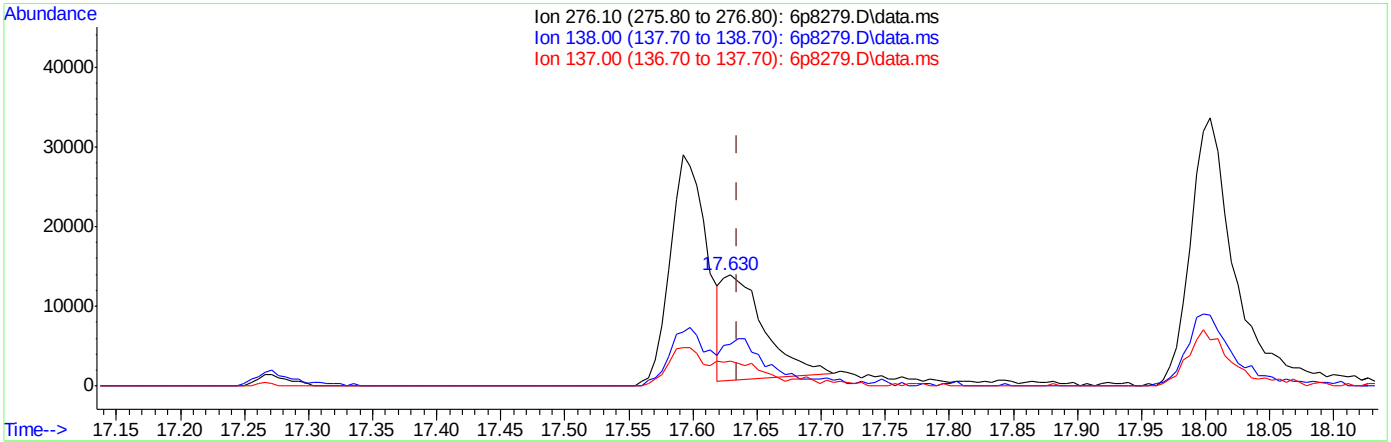

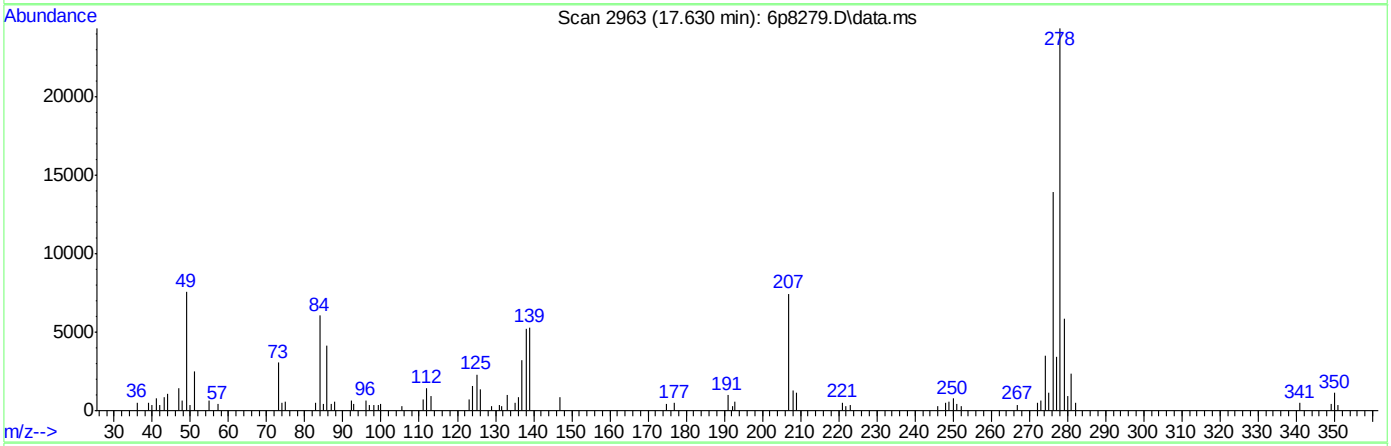

TIC: 6p8279.D\data.ms

(97) Indeno[1,2,3-cd]pyrene (t)

17.630min (-0.005) 0.81ppb

response 29798

Ion	Exp%	Act%
276.10	100	100
138.00	19.80	43.62
137.00	14.00	20.56
0.00	0.00	0.00

ACCUTEST LABORATORIES JB70672

Quantitation Report (Qedit)

Data Path : C:\msdchem\1\DATA\e6p357\
Data File : 6p8279.D
Acq On : 26 Jun 2014 5:58 pm
Operator : samtap
Sample : ic357-2
Misc : op75816,e6p357
ALS Vial : 8 Sample Multiplier: 1

Quant Time: Jun 26 19:00:53 2014
Quant Method : C:\MSDCHEM\1\METHODS\M6P357.M
Quant Title : Semi Volatile GC/MS, ZB-5MSi 30m x .25mm x .25um
QLast Update : Thu Jun 26 18:59:37 2014
Response via : Initial Calibration

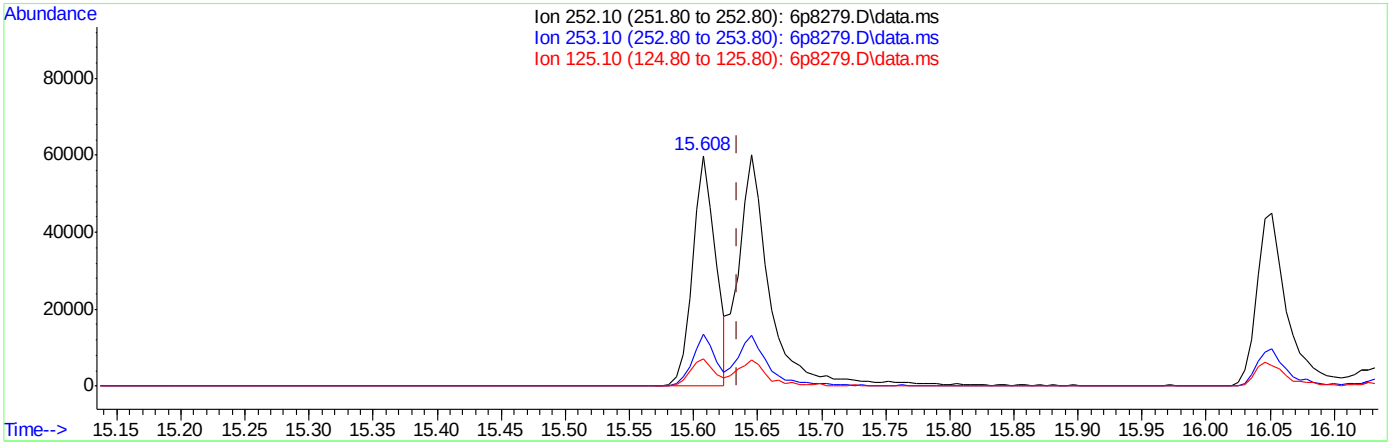

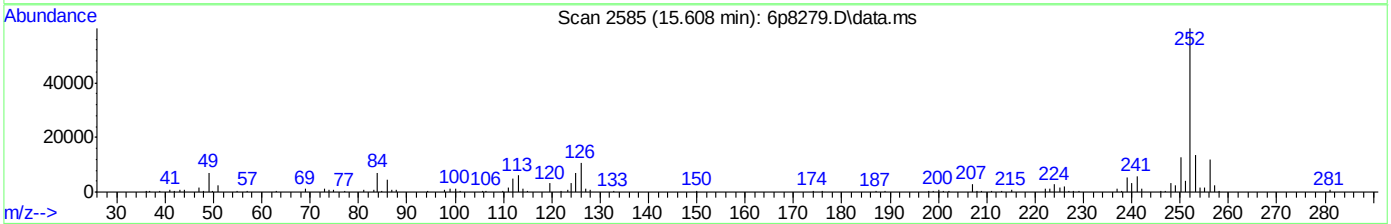

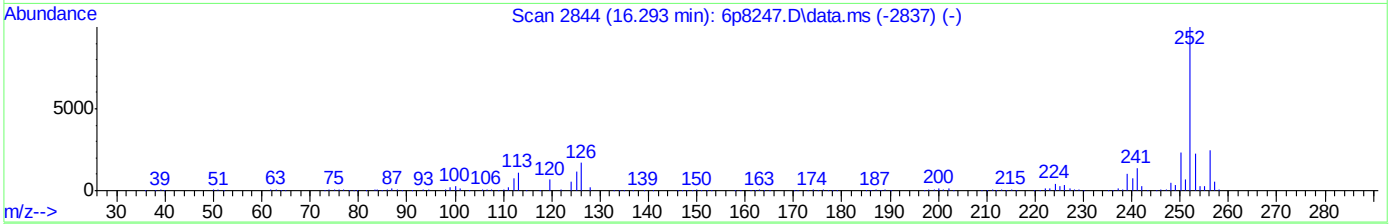

TIC: 6p8279.D\data.ms

(94) Benzo[b]fluoranthene (t)

15.608min (-0.027) 1.81ppb m

response 75558

Ion	Exp%	Act%
252.10	100	100
253.10	22.30	22.62
125.10	11.30	11.92
0.00	0.00	0.00

Quantitation Report (Qedit)

Data Path : C:\msdchem\1\DATA\e6p357\
Data File : 6p8279.D
Acq On : 26 Jun 2014 5:58 pm
Operator : samtap
Sample : ic357-2
Misc : op75816,e6p357
ALS Vial : 8 Sample Multiplier: 1

Quant Time: Jun 26 19:00:53 2014
Quant Method : C:\MSDCHEM\1\METHODS\M6P357.M
Quant Title : Semi Volatile GC/MS, ZB-5MSi 30m x .25mm x .25um
QLast Update : Thu Jun 26 18:59:37 2014
Response via : Initial Calibration

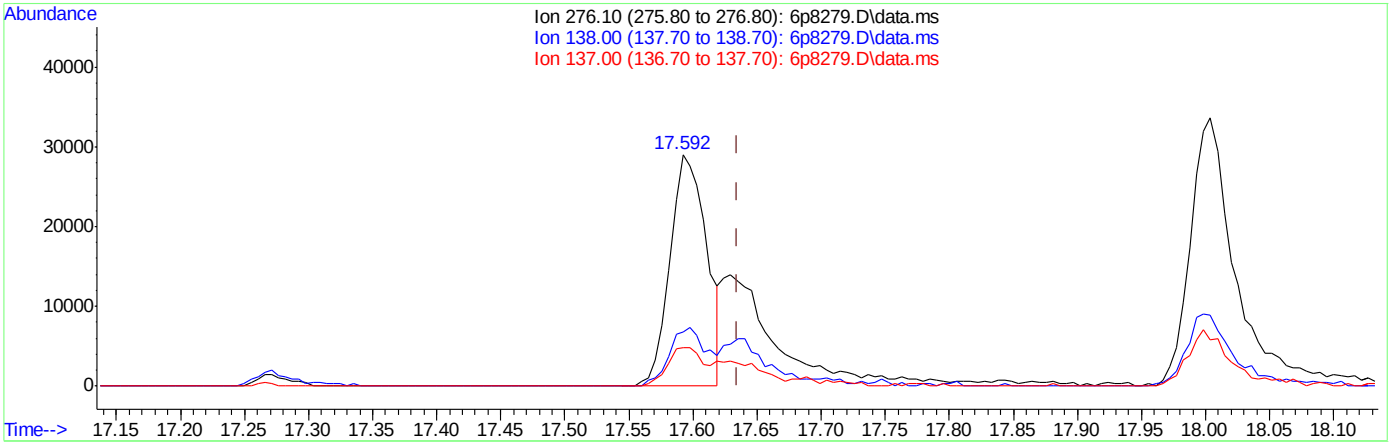



TIC: 6p8279.D\data.ms

(97) Indeno[1,2,3-cd]pyrene (t)

17.592min (-0.043) 1.56ppb m

response 57711

Ion	Exp%	Act%
276.10	100	100
138.00	19.80	23.43
137.00	14.00	16.66
0.00	0.00	0.00

9.6.7.5

9

Manual Integrations APPROVED (compounds with "m" flag)
Nina Pandya
07/02/14 15:14

Quantitation Report (QT Reviewed)

Data Path : C:\msdchem\1\DATA\e6p357\
Data File : 6p8280.D
Acq On : 26 Jun 2014 6:25 pm
Operator : samtap
Sample : ic357-25
Misc : op75816,e6p357
ALS Vial : 9 Sample Multiplier: 1

Quant Time: Jun 26 19:02:05 2014
Quant Method : C:\MSDCHEM\1\METHODS\M6P357.M
Quant Title : Semi Volatile GC/MS, ZB-5MSi 30m x .25mm x .25um
QLast Update : Thu Jun 26 19:01:04 2014
Response via : Initial Calibration

Compound	R.T.	QIon	Response	Conc	Units	Dev(Min)
Internal Standards						
1) 1,4-Dichlorobenzene-d4	4.531	152	204837	40.00	ppb	0.00
24) Naphthalene-d8	5.606	136	830866	40.00	ppb	0.00
47) Acenaphthene-d10	7.654	164	519640	40.00	ppb	0.00
69) Phenanthrene-d10	9.821	188	857094	40.00	ppb	-0.01
83) Chrysene-d12	14.019	240	914294	40.00	ppb	-0.01
92) Perylene-d12	16.137	264	925464	40.00	ppb	0.00
102) 1,4-Dichlorobenzene-d4a	4.531	152	204837	40.00	ppb	0.00
104) Phenanthrene-d10a	9.821	188	857094	40.00	ppb	-0.01
107) Chrysene-d12a	14.019	240	914294	40.00	ppb	-0.01
110) Acenaphthene-d10a	7.654	164	519640	40.00	ppb	0.00
112) Naphthalene-d8a	5.606	136	830866	40.00	ppb	0.00
System Monitoring Compounds						
5) 2-Fluorophenol	3.525	112	183257	23.15	ppb	0.00
Spiked Amount 50.000			Recovery = 46.30%			
8) Phenol-d5	4.263	99	231539	23.33	ppb	-0.01
Spiked Amount 50.000			Recovery = 46.66%			
25) Nitrobenzene-d5	4.964	82	213597	22.78	ppb	-0.01
Spiked Amount 50.000			Recovery = 45.56%			
51) 2-Fluorobiphenyl	6.788	172	387570	22.50	ppb	-0.01
Spiked Amount 50.000			Recovery = 45.00%			
73) 2,4,6-Tribromophenol	8.778	330	52456	22.71	ppb	-0.01
Spiked Amount 50.000			Recovery = 45.42%			
86) Terphenyl-d14	12.393	244	452683	21.81	ppb	-0.01
Spiked Amount 50.000			Recovery = 43.62%			
106) o-terphenyl	0.000	230	0	0.00	ppb	
Spiked Amount 50.000			Recovery = 0.00%			
109) 1-chlorooctadecane	0.000	57	0	0.00	ppb	
Spiked Amount 50.000			Recovery = 0.00%			
Target Compounds						Qvalue
2) 1,4-Dioxane	1.996	88	83034	25.01	ppb	99
3) Pyridine	2.333	79	204576	23.28	ppb	98
4) N-Nitrosodimethylamine	2.295	74	127538	23.22	ppb	96
6) Indene	4.729	116	315823	22.86	ppb	98
7) Cumene	3.926	105	464902	22.94	ppb	99
9) Phenol	4.274	94	276149	23.24	ppb	49
10) Aniline	4.279	93	321326	24.60	ppb	79
11) bis(2-Chloroethyl)ether	4.333	93	193857	22.89	ppb	99
12) 2-Chlorophenol	4.376	128	184212	23.11	ppb	98
13) Decane	4.419	43	210889	23.53	ppb	97
14) 1,3-Dichlorobenzene	4.488	146	199045	22.70	ppb	98
15) 1,4-Dichlorobenzene	4.542	146	201632	22.85	ppb	98
16) Benzyl alcohol	4.638	108	133761	23.97	ppb	100
17) 1,2-Dichlorobenzene	4.659	146	189585	22.71	ppb	100
18) Acetophenone	4.841	105	272294	23.06	ppb	93
19) 2-Methylphenol	4.734	108	175110	24.45	ppb	99
20) 2,2'-oxybis(1-Chloropr...	4.745	121	62815	22.39	ppb	99
21) 3&4-Methylphenol	4.852	108	189042	25.08	ppb	98

Quantitation Report (QT Reviewed)

Data Path : C:\msdchem\1\DATA\e6p357\
Data File : 6p8280.D
Acq On : 26 Jun 2014 6:25 pm
Operator : samtap
Sample : ic357-25
Misc : op75816,e6p357
ALS Vial : 9 Sample Multiplier: 1

Quant Time: Jun 26 19:02:05 2014
Quant Method : C:\MSDCHEM\1\METHODS\M6P357.M
Quant Title : Semi Volatile GC/MS, ZB-5MSi 30m x .25mm x .25um
QLast Update : Thu Jun 26 19:01:04 2014
Response via : Initial Calibration

Compound	R.T.	QIon	Response	Conc	Units	Dev(Min)
22) n-Nitroso-di-n-propyla...	4.846	70	142771	23.21	ppb	93
23) Hexachloroethane	4.932	201	70443	23.10	ppb	87
26) Nitrobenzene	4.980	77	234505	22.77	ppb	98
27) Quinoline	5.959	129	362841	22.52	ppb	99
28) Isophorone	5.183	82	396560	22.72	ppb	99
29) 2-Nitrophenol	5.258	139	98841	22.99	ppb	98
30) 2,4-Dimethylphenol	5.296	107	187312	26.28	ppb	99
31) Benzoic Acid	5.376	105	128100m	20.94	ppb	
32) bis(2-Chloroethoxy)met...	5.376	93	230569	23.38	ppb	99
33) 2,4-Dichlorophenol	5.478	162	148223	23.03	ppb	96
34) 2,6-Dichlorophenol	5.691	162	147133	23.17	ppb	99
35) 1,3,5-Trichlorobenzene	5.269	180	176760	23.29	ppb	97
36) 1,2,4-Trichlorobenzene	5.552	180	162278	22.38	ppb	97
37) 1,2,3-Trichlorobenzene	5.772	180	162256	22.50	ppb	96
38) Naphthalene	5.627	128	540479	23.03	ppb	98
39) 4-Chloroaniline	5.681	127	232169	24.06	ppb	98
40) 2,3-Dichloroaniline	6.681	161	191339	22.83	ppb	99
41) Caprolactam	6.028	55	91769	22.77	ppb	98
42) Hexachlorobutadiene	5.761	225	89139	23.09	ppb	97
43) 4-Chloro-3-methylphenol	6.194	107	167299	22.14	ppb	94
44) 2-Methylnaphthalene	6.349	141	304684	22.65	ppb	98
45) 1-Methylnaphthalene	6.462	141	309602	22.55	ppb	100
46) Dimethylnaphthalene	7.104	156	332638	22.85	ppb	99
48) Hexachlorocyclopentadiene	6.542	237	180877	46.74	ppb	100
49) 2,4,6-Trichlorophenol	6.686	196	112146	22.61	ppb	98
50) 2,4,5-Trichlorophenol	6.734	196	121904	22.67	ppb	98
52) 2-Chloronaphthalene	6.927	162	357511	22.16	ppb	98
53) Biphenyl	6.906	154	442546	22.32	ppb	98
54) 2-Nitroaniline	7.061	65	123130	22.30	ppb	96
55) Dimethylphthalate	7.317	163	386752	22.18	ppb	99
56) Acenaphthylene	7.457	152	549123	22.51	ppb	99
57) 2,6-Dinitrotoluene	7.382	165	91623	23.01	ppb	96
58) 3-Nitroaniline	7.601	138	103127	22.95	ppb	99
59) Acenaphthene	7.697	153	331926	21.79	ppb	98
60) 2,4-Dinitrophenol	7.751	184	88194	38.33	ppb	97
61) 4-Nitrophenol	7.890	109	49678	22.71	ppb	95
62) Dibenzofuran	7.938	168	492130	22.20	ppb	99
63) 2,4-Dinitrotoluene	7.933	165	122966	23.31	ppb	90
64) 2,3,4,6-Tetrachlorophenol	8.125	232	95864	22.73	ppb	95
65) Diethylphthalate	8.312	149	374209	18.13	ppb	100
66) Fluorene	8.425	166	411077	22.54	ppb	98
67) 4-Chlorophenyl-phenyle...	8.446	204	195053	22.68	ppb	99
68) 4-Nitroaniline	8.467	138	105372	23.23	ppb	97
70) 4,6-Dinitro-2-methylph...	8.521	198	68708	20.05	ppb	98
71) n-Nitrosodiphenylamine	8.623	169	277256	22.28	ppb	98
72) 1,2-Diphenylhydrazine	8.676	77	486386	22.26	ppb	99
74) 4-Bromophenyl-phenylether	9.168	248	104305	21.79	ppb	93
75) Hexachlorobenzene	9.248	284	123672	21.88	ppb	98
76) Pentachlorophenol	9.564	266	149788	45.89	ppb	97
77) Phenanthrene	9.853	178	575748	21.70	ppb	99

Quantitation Report (QT Reviewed)

Data Path : C:\msdchem\1\DATA\e6p357\
Data File : 6p8280.D
Acq On : 26 Jun 2014 6:25 pm
Operator : samtap
Sample : ic357-25
Misc : op75816,e6p357
ALS Vial : 9 Sample Multiplier: 1

Quant Time: Jun 26 19:02:05 2014
Quant Method : C:\MSDCHEM\1\METHODS\M6P357.M
Quant Title : Semi Volatile GC/MS, ZB-5MSi 30m x .25mm x .25um
QLast Update : Thu Jun 26 19:01:04 2014
Response via : Initial Calibration

Compound	R.T.	QIon	Response	Conc	Units	Dev(Min)
78) Anthracene	9.933	178	599319	22.66	ppb	99
79) Carbazole	10.206	167	576348	22.28	ppb	99
80) Di-n-butylphthalate	10.858	149	648647	22.90	ppb	99
81) Fluoranthene	11.719	202	646117	22.11	ppb	98
82) Octadecane	9.799	57	287797	22.48	ppb	98
84) Pyrene	12.067	202	698206	21.78	ppb	97
85) Butyl stearate	13.426	56	292519	28.81	ppb	98
87) Butylbenzylphthalate	13.238	149	292223	22.15	ppb	98
88) Benzo[a]anthracene	14.003	228	600393	21.44	ppb	100
89) 3,3'-Dichlorobenzidine	14.014	252	226712	22.60	ppb	97
90) Chrysene	14.057	228	597377	21.36	ppb	99
91) bis(2-Ethylhexyl)phtha...	14.217	149	405706	22.53	ppb	98
93) Di-n-octylphthalate	15.201	149	695832	22.11	ppb	98
94) Benzo[b]fluoranthene	15.613	252	656372	21.83	ppb	98
95) Benzo[k]fluoranthene	15.651	252	655850	20.99	ppb	99
96) Benzo[a]pyrene	16.052	252	591872	21.08	ppb	99
97) Indeno[1,2,3-cd]pyrene	17.598	276	587986	22.46	ppb	95
98) Dibenz(a,h)acridine	17.277	279	544757	22.01	ppb	100
99) Dibenz[a,h]anthracene	17.640	278	632033	22.51	ppb	97
100) 7,12-Dimethylbenz(a)an...	15.619	256	316026	28.88	ppb	100
101) Benzo[g,h,i]perylene	18.009	276	615131	20.91	ppb	98

(#) = qualifier out of range (m) = manual integration (+) = signals summed

Quantitation Report (QT Reviewed)

Data Path : C:\msdchem\1\DATA\e6p357\
Data File : 6p8280.D
Acq On : 26 Jun 2014 6:25 pm
Operator : samtap
Sample : ic357-25
Misc : op75816,e6p357
ALS Vial : 9 Sample Multiplier: 1

Quant Time: Jun 26 19:02:05 2014
Quant Method : C:\MSDCHEM\1\METHODS\M6P357.M
Quant Title : Semi Volatile GC/MS, ZB-5MSi 30m x .25mm x .25um
QLast Update : Thu Jun 26 19:01:04 2014
Response via : Initial Calibration

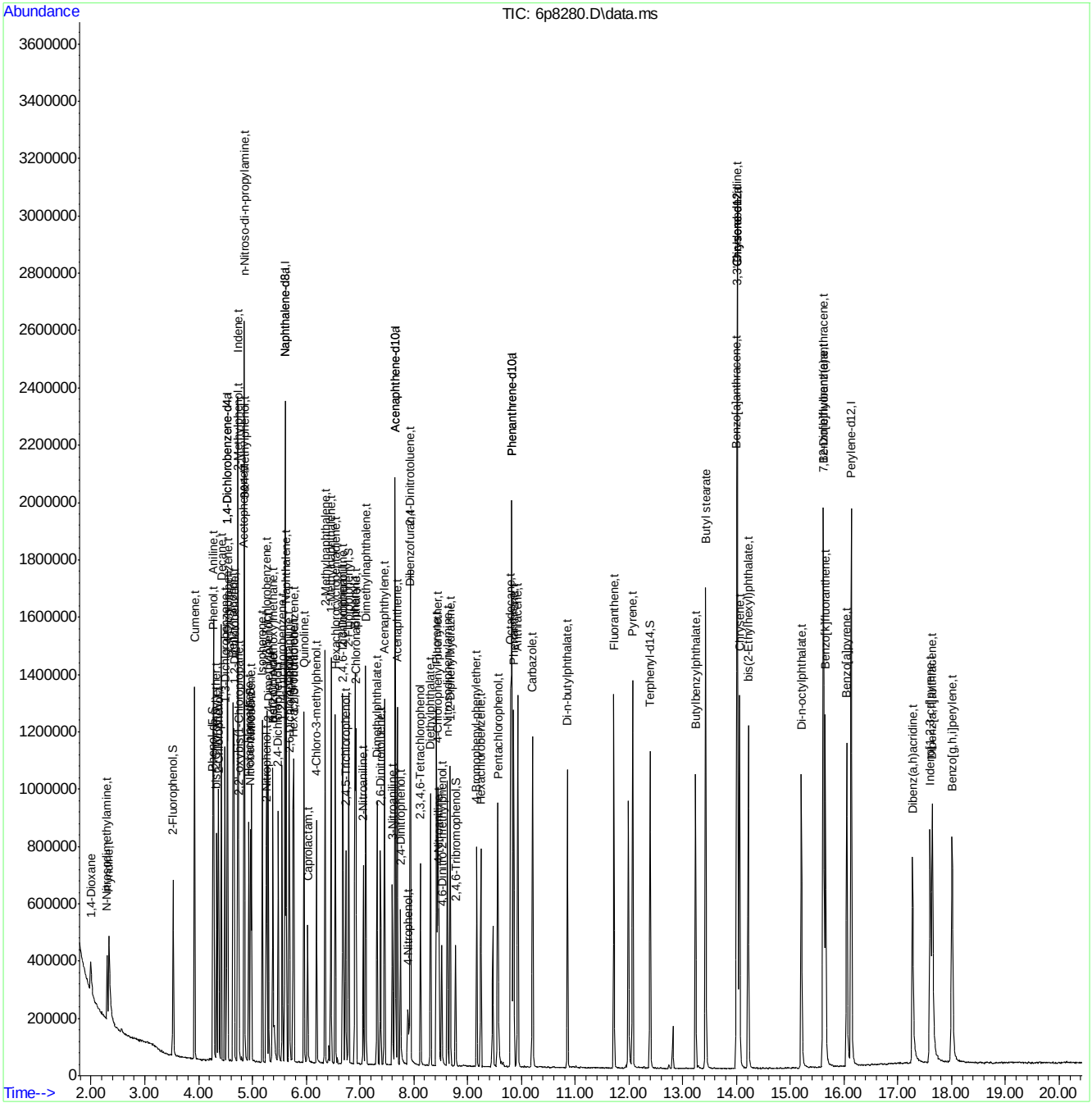

Manual Integration Approval Summary

Sample Number:	E6P357-IC357	**Method:**	SW846 8270D
Lab FileID:	6P8280.D	**Analyst approved:**	07/01/14 10:59 Andrew Lee Smith
Injection Time:	06/26/14 18:25	**Supervisor approved:**	07/02/14 15:14 Nina Pandya

Parameter	CAS	Sig#	R.T. (min.)	Reason
Benzoic Acid	65-85-0		5.38	Poor instrument integration

Quantitation Report (Qedit)

Data Path : C:\msdchem\1\DATA\e6p357\
Data File : 6p8280.D
Acq On : 26 Jun 2014 6:25 pm
Operator : samtap
Sample : ic357-25
Misc : op75816,e6p357
ALS Vial : 9 Sample Multiplier: 1

Quant Time: Jun 26 19:01:13 2014
Quant Method : C:\MSDCHEM\1\METHODS\M6P357.M
Quant Title : Semi Volatile GC/MS, ZB-5MSi 30m x .25mm x .25um
QLast Update : Thu Jun 26 19:01:04 2014
Response via : Initial Calibration

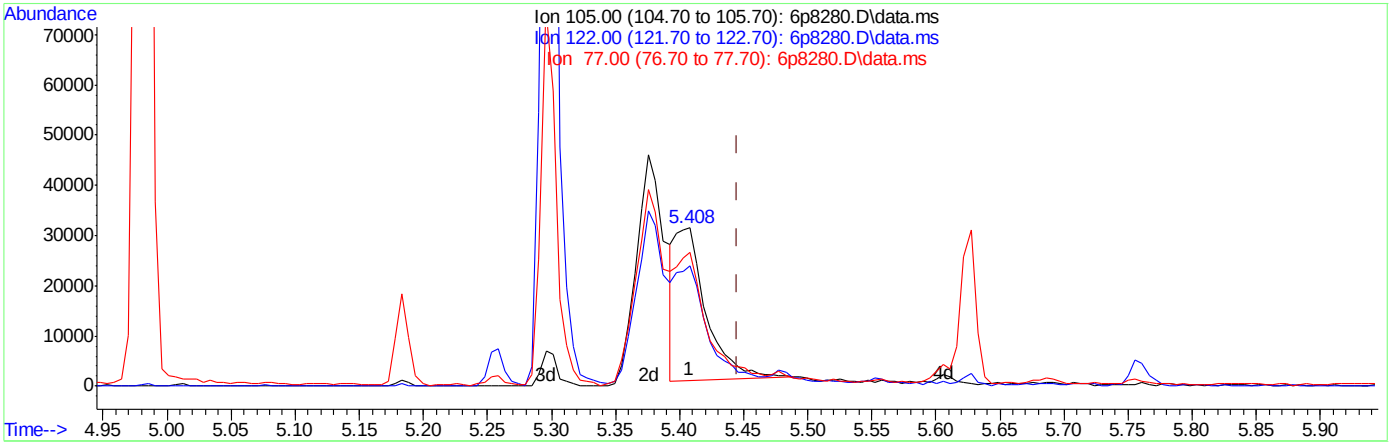

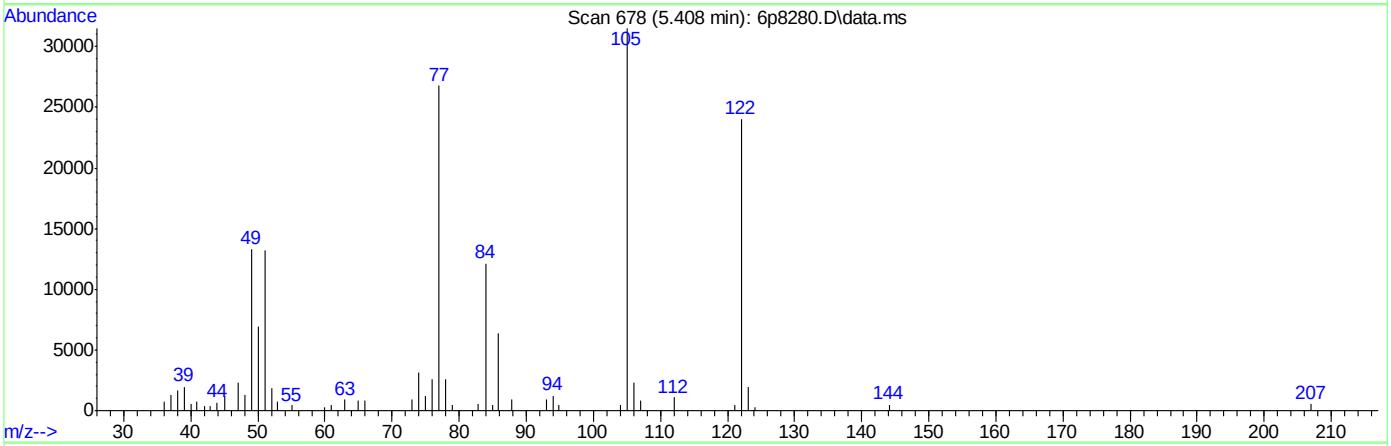

TIC: 6p8280.D\data.ms

(31) Benzoic Acid

5.408min (-0.037) 8.61ppb

response 52681

Ion	Exp%	Act%
105.00	100	100
122.00	71.30	79.29
77.00	82.00	86.86
0.00	0.00	0.00

Quantitation Report (Qedit)

Data Path : C:\msdchem\1\DATA\e6p357\
Data File : 6p8280.D
Acq On : 26 Jun 2014 6:25 pm
Operator : samtap
Sample : ic357-25
Misc : op75816,e6p357
ALS Vial : 9 Sample Multiplier: 1

Quant Time: Jun 26 19:01:13 2014
Quant Method : C:\MSDCHEM\1\METHODS\M6P357.M
Quant Title : Semi Volatile GC/MS, ZB-5MSi 30m x .25mm x .25um
QLast Update : Thu Jun 26 19:01:04 2014
Response via : Initial Calibration

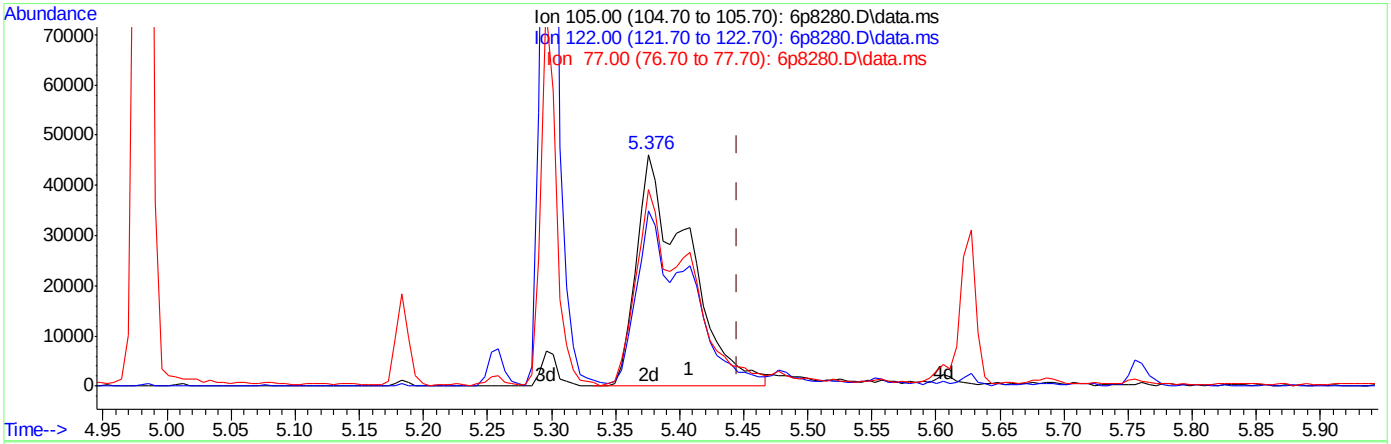

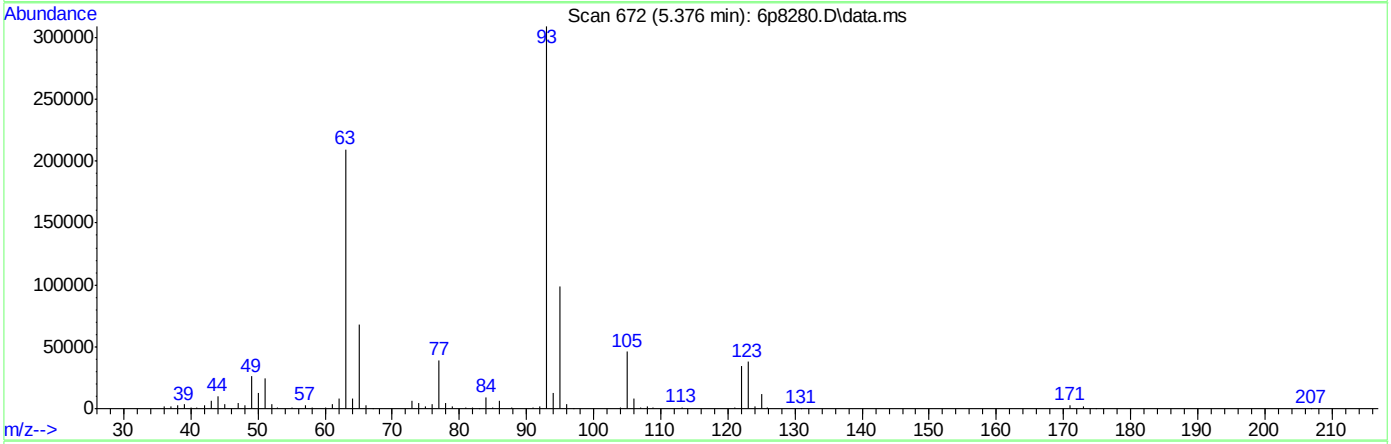

TIC: 6p8280.D\data.ms

(31) Benzoic Acid

5.376min (-0.069) 20.94ppb m

response 128100

Ion	Exp%	Act%
105.00	100	100
122.00	71.30	32.61#
77.00	82.00	35.72#
0.00	0.00	0.00

9.6.8.3

9

ACCUTEST LABORATORIES JB70672

Manual Integrations APPROVED (compounds with "m" flag)
Nina Pandya
07/02/14 15:01

Quantitation Report (QT Reviewed)

Data Path : C:\msdchem\1\DATA\e6p357\
Data File : 6p8282.D
Acq On : 26 Jun 2014 7:01 pm
Operator : samtap
Sample : ic358-100
Misc : op75816,e6p358
ALS Vial : 10 Sample Multiplier: 1

Quant Time: Jul 02 08:34:59 2014
Quant Method : C:\MSDCHEM\1\METHODS\M6P357.M
Quant Title : Semi Volatile GC/MS, ZB-5MSi 30m x .25mm x .25um
QLast Update : Thu Jun 26 23:22:31 2014
Response via : Initial Calibration

Compound	R.T.	QIon	Response	Conc	Units	Dev(Min)
Internal Standards						
1) 1,4-Dichlorobenzene-d4	4.525	152	219920	40.00	ppb	0.00
24) Naphthalene-d8	5.606	136	882122	40.00	ppb	0.00
47) Acenaphthene-d10	7.654	164	472933	40.00	ppb	0.00
69) Phenanthrene-d10	9.820	188	914953	40.00	ppb	-0.01
83) Chrysene-d12	14.014	240	908896	40.00	ppb	-0.02
92) Perylene-d12	16.132	264	889956	40.00	ppb	-0.01
102) 1,4-Dichlorobenzene-d4a	4.525	152	219920	40.00	ppb	0.00
104) Phenanthrene-d10a	9.820	188	914953	40.00	ppb	0.00
107) Chrysene-d12a	14.014	240	908896	40.00	ppb	0.00
110) Acenaphthene-d10a	7.654	164	472933	40.00	ppb	0.00
112) Naphthalene-d8a	5.606	136	882122	40.00	ppb	0.00
System Monitoring Compounds						
5) 2-Fluorophenol	0.000	112	0	0.00	ppb	
Spiked Amount 50.000			Recovery =	0.00%		
8) Phenol-d5	0.000	99	0	0.00	ppb	
Spiked Amount 50.000			Recovery =	0.00%		
25) Nitrobenzene-d5	0.000	82	0	0.00	ppb	
Spiked Amount 50.000			Recovery =	0.00%		
51) 2-Fluorobiphenyl	0.000	172	0d	0.00	ppb	
Spiked Amount 50.000			Recovery =	0.00%		
73) 2,4,6-Tribromophenol	0.000	330	0	0.00	ppb	
Spiked Amount 50.000			Recovery =	0.00%		
86) Terphenyl-d14	0.000	244	0	0.00	ppb	
Spiked Amount 50.000			Recovery =	0.00%		
106) o-terphenyl	10.484	230	1238727	99.77	ppb	0.00
Spiked Amount 50.000			Recovery =	199.54%		
109) 1-chlorooctadecane	11.703	57	824521	196.70	ppb	0.00
Spiked Amount 50.000			Recovery =	393.40%		
Target Compounds						Qvalue
103) Benzaldehyde	4.194	105	630370	287.84	ppb	94
105) Atrazine	9.489	215	269397m	61.44	ppb	
108) Benzidine	11.997	184	1103477	98.52	ppb	78
111) 1,2,4,5-Tetrachloroben...	6.552	216	650422	97.65	ppb #	34
113) Hydroquinone	6.028	110	858825	200.87	ppb	95

(#) = qualifier out of range (m) = manual integration (+) = signals summed

Quantitation Report (QT Reviewed)

Data Path : C:\msdchem\1\DATA\e6p357\
Data File : 6p8282.D
Acq On : 26 Jun 2014 7:01 pm
Operator : samtap
Sample : ic358-100
Misc : op75816,e6p358
ALS Vial : 10 Sample Multiplier: 1

Quant Time: Jul 02 08:34:59 2014
Quant Method : C:\MSDCHEM\1\METHODS\M6P357.M
Quant Title : Semi Volatile GC/MS, ZB-5MSi 30m x .25mm x .25um
QLast Update : Thu Jun 26 23:22:31 2014
Response via : Initial Calibration

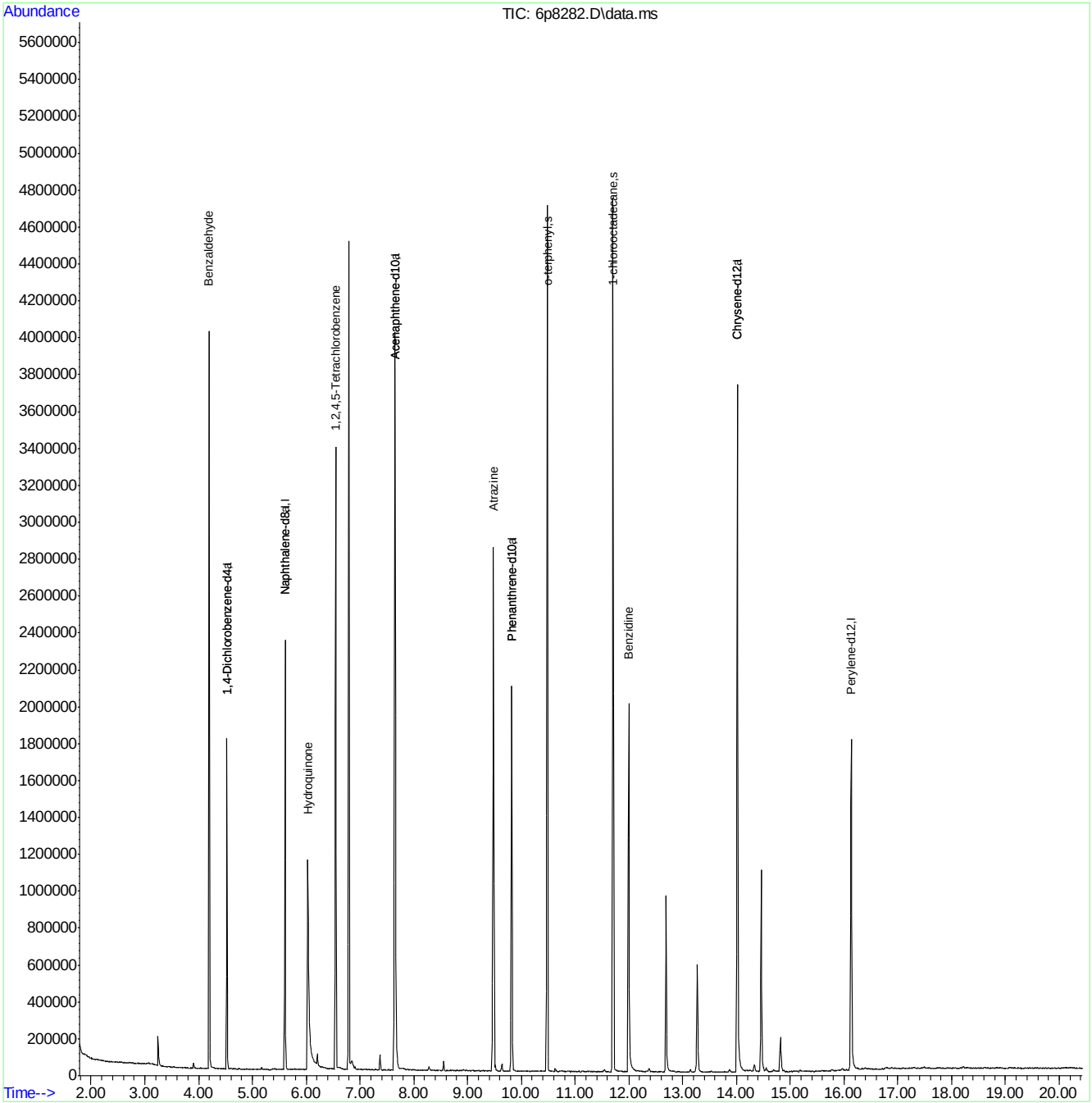

Manual Integration Approval Summary

Sample Number:	E6P358-IC358	**Method:**	SW846 8270D
Lab FileID:	6P8282.D	**Analyst approved:**	07/02/14 13:09 Samta Patel
Injection Time:	06/26/14 19:01	**Supervisor approved:**	07/02/14 15:01 Nina Pandya

Parameter	CAS	Sig#	R.T. (min.)	Reason
Atrazine	1912-24-9		9.49	Poor instrument integration

Quantitation Report (Qedit)

Data Path : C:\msdchem\1\DATA\e6p357\
Data File : 6p8282.D
Acq On : 26 Jun 2014 7:01 pm
Operator : samtap
Sample : ic358-100
Misc : op75816,e6p358
ALS Vial : 10 Sample Multiplier: 1

Quant Time: Jun 27 22:38:44 2014
Quant Method : C:\MSDCHEM\1\METHODS\M6P357.M
Quant Title : Semi Volatile GC/MS, ZB-5MSi 30m x .25mm x .25um
QLast Update : Thu Jun 26 23:22:31 2014
Response via : Initial Calibration

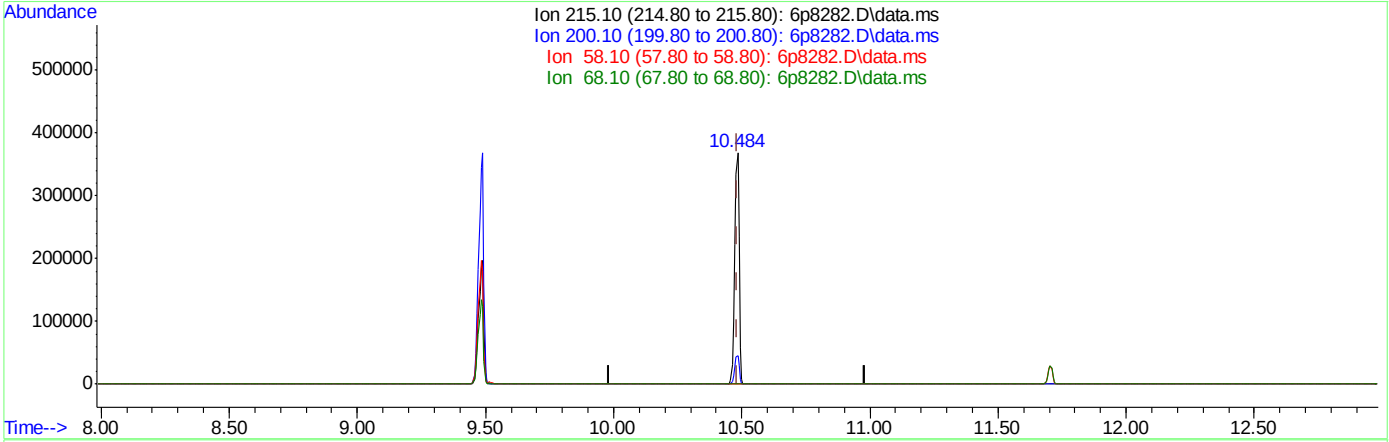

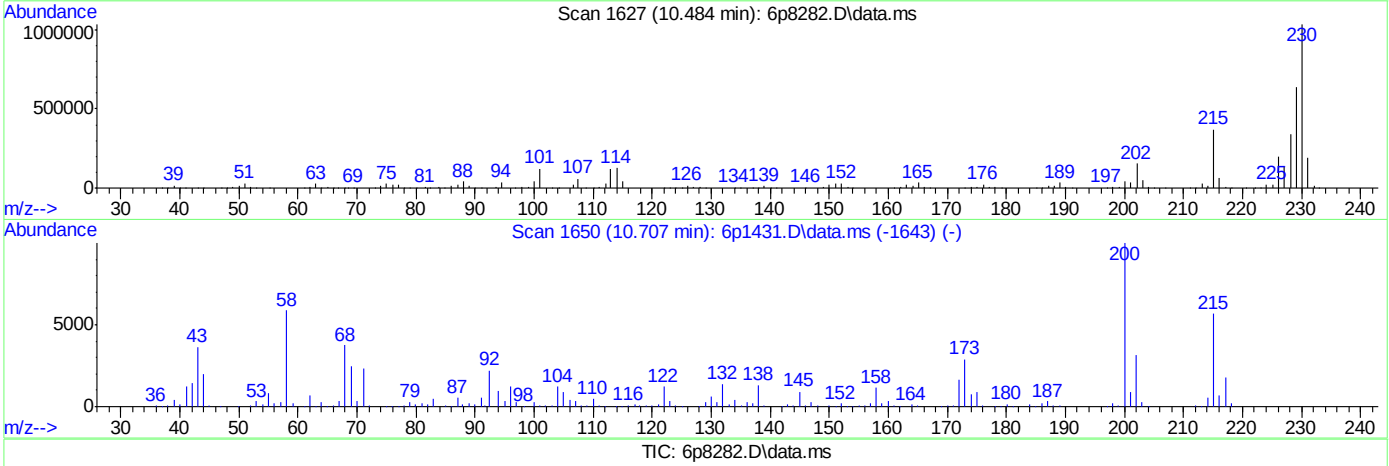

TIC: 6p8282.D\data.ms

(105) Atrazine

10.484min (0.000) 100.00ppb

response 438502

Ion	Exp%	Act%
215.10	100	100
200.10	171.10	12.39#
58.10	117.80	0.00#
68.10	43.80	0.25#

Quantitation Report (Qedit)

Data Path : C:\msdchem\1\DATA\e6p357\
Data File : 6p8282.D
Acq On : 26 Jun 2014 7:01 pm
Operator : samtap
Sample : ic358-100
Misc : op75816,e6p358
ALS Vial : 10 Sample Multiplier: 1

Quant Time: Jun 27 22:38:44 2014
Quant Method : C:\MSDCHEM\1\METHODS\M6P357.M
Quant Title : Semi Volatile GC/MS, ZB-5MSi 30m x .25mm x .25um
QLast Update : Thu Jun 26 23:22:31 2014
Response via : Initial Calibration

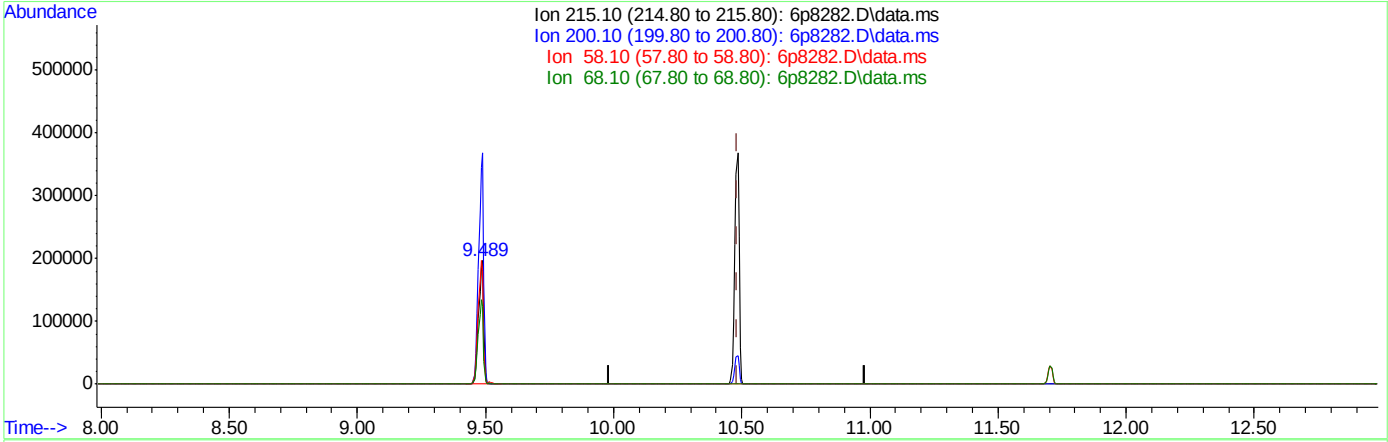

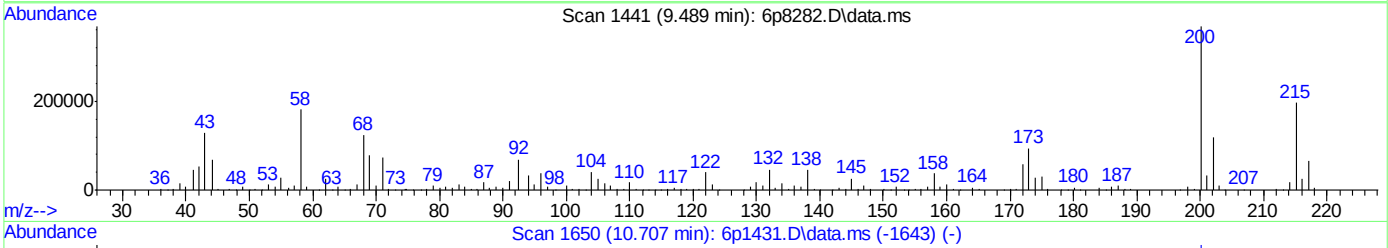

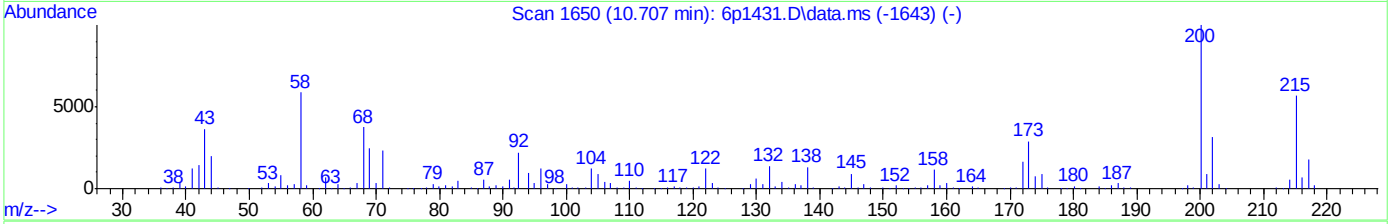

TIC: 6p8282.D\data.ms

(105) Atrazine

9.489min (-0.995) 61.44ppb m

response 269397

Ion	Exp%	Act%
215.10	100	100
200.10	171.10	187.56
58.10	117.80	92.25
68.10	43.80	63.17

9.6.93

6

ACCUTEST LABORATORIES
JB70672

Manual Integrations APPROVED (compounds with "m" flag)
Nina Pandya
07/02/14 15:01

Quantitation Report (QT Reviewed)

Data Path : C:\msdchem\1\DATA\e6p357\
Data File : 6p8283.D
Acq On : 26 Jun 2014 7:30 pm
Operator : samtap
Sample : ic358-1
Misc : op75816,e6p358
ALS Vial : 11 Sample Multiplier: 1

Quant Time: Jul 02 08:38:46 2014
Quant Method : C:\MSDCHEM\1\METHODS\M6P357.M
Quant Title : Semi Volatile GC/MS, ZB-5MSi 30m x .25mm x .25um
QLast Update : Thu Jun 26 23:22:31 2014
Response via : Initial Calibration

Compound	R.T.	QIon	Response	Conc	Units	Dev(Min)
Internal Standards						
1) 1,4-Dichlorobenzene-d4	4.531	152	238251	40.00	ppb	0.00
24) Naphthalene-d8	5.606	136	938125	40.00	ppb	0.00
47) Acenaphthene-d10	7.649	164	557005	40.00	ppb	-0.01
69) Phenanthrene-d10	9.821	188	931094	40.00	ppb	-0.01
83) Chrysene-d12	14.014	240	974731	40.00	ppb	-0.02
92) Perylene-d12	16.132	264	922966	40.00	ppb	-0.01
102) 1,4-Dichlorobenzene-d4a	4.531	152	238251	40.00	ppb	0.00
104) Phenanthrene-d10a	9.821	188	931094	40.00	ppb	0.00
107) Chrysene-d12a	14.014	240	974731	40.00	ppb	0.00
110) Acenaphthene-d10a	7.649	164	557005	40.00	ppb	0.00
112) Naphthalene-d8a	5.606	136	938125	40.00	ppb	0.00
System Monitoring Compounds						
5) 2-Fluorophenol	0.000	112	0	0.00	ppb	
Spiked Amount 50.000			Recovery =	0.00%		
8) Phenol-d5	0.000	99	0	0.00	ppb	
Spiked Amount 50.000			Recovery =	0.00%		
25) Nitrobenzene-d5	0.000	82	0	0.00	ppb	
Spiked Amount 50.000			Recovery =	0.00%		
51) 2-Fluorobiphenyl	0.000	172	0d	0.00	ppb	
Spiked Amount 50.000			Recovery =	0.00%		
73) 2,4,6-Tribromophenol	0.000	330	0	0.00	ppb	
Spiked Amount 50.000			Recovery =	0.00%		
86) Terphenyl-d14	0.000	244	0	0.00	ppb	
Spiked Amount 50.000			Recovery =	0.00%		
106) o-terphenyl	10.478	230	16593	1.31	ppb	0.00
Spiked Amount 50.000			Recovery =	2.62%		
109) 1-chlorooctadecane	11.698	57	8554	1.90	ppb	0.00
Spiked Amount 50.000			Recovery =	3.80%		
Target Compounds						Qvalue
103) Benzaldehyde	4.199	105	7650	3.22	ppb	93
105) Atrazine	9.468	215	2246m	0.50	ppb	
108) Benzidine	11.997	184	8564	0.71	ppb	76
111) 1,2,4,5-Tetrachloroben...	6.547	216	8398	1.07	ppb #	30

(#) = qualifier out of range (m) = manual integration (+) = signals summed

Quantitation Report (QT Reviewed)

Data Path : C:\msdchem\1\DATA\e6p357\
Data File : 6p8283.D
Acq On : 26 Jun 2014 7:30 pm
Operator : samtap
Sample : ic358-1
Misc : op75816,e6p358
ALS Vial : 11 Sample Multiplier: 1

Quant Time: Jul 02 08:38:46 2014
Quant Method : C:\MSDCHEM\1\METHODS\M6P357.M
Quant Title : Semi Volatile GC/MS, ZB-5MSi 30m x .25mm x .25um
QLast Update : Thu Jun 26 23:22:31 2014
Response via : Initial Calibration

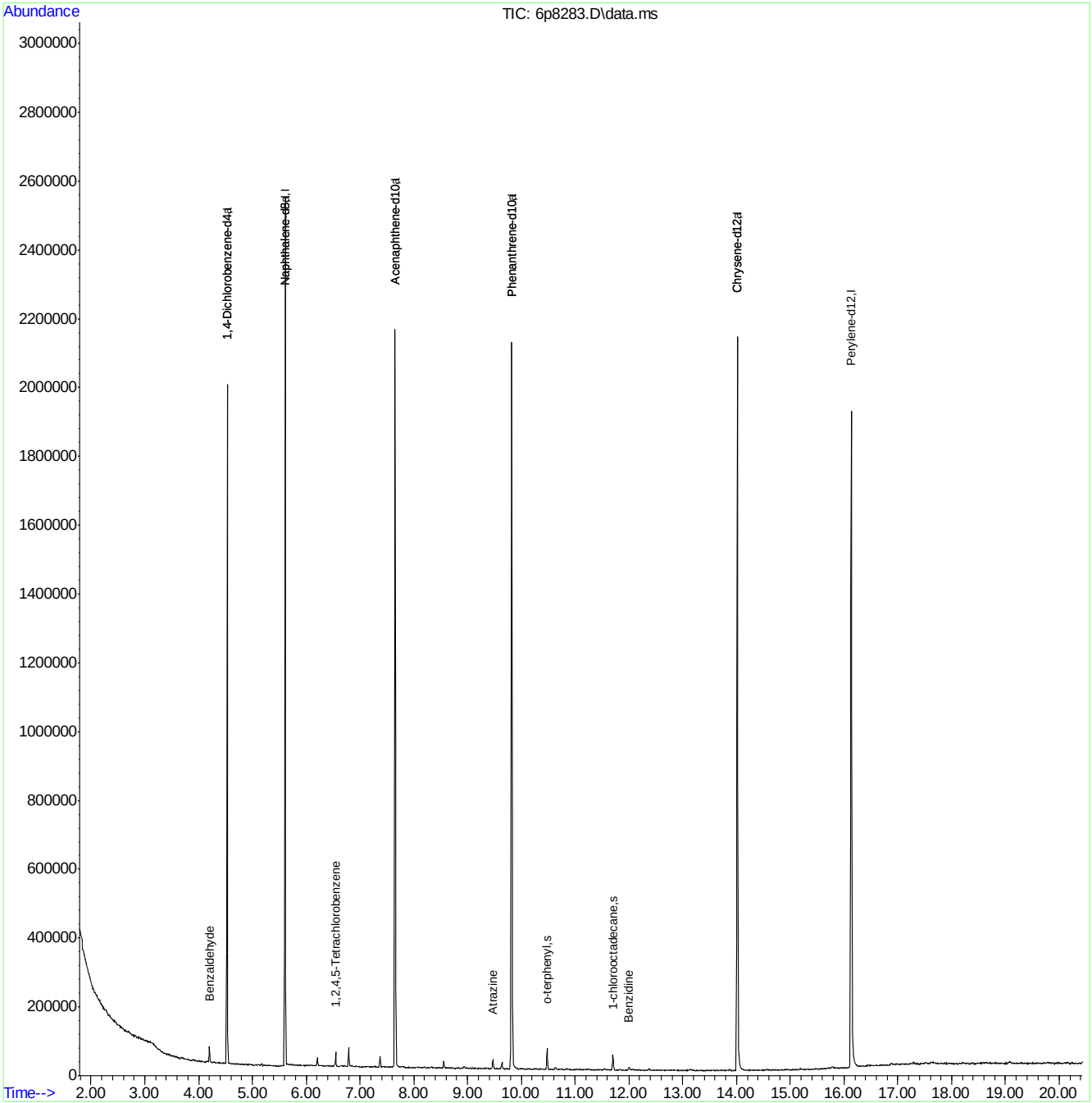

Manual Integration Approval Summary

Sample Number:	E6P358-IC358	**Method:**	SW846 8270D
Lab FileID:	6P8283.D	**Analyst approved:**	07/02/14 13:09 Samta Patel
Injection Time:	06/26/14 19:30	**Supervisor approved:**	07/02/14 15:01 Nina Pandya

Parameter	CAS	Sig#	R.T. (min.)	Reason
Atrazine	1912-24-9		9.47	Poor instrument integration

Quantitation Report (Qedit)

Data Path : C:\msdchem\1\DATA\e6p357\
Data File : 6p8283.D
Acq On : 26 Jun 2014 7:30 pm
Operator : samtap
Sample : ic358-1
Misc : op75816,e6p358
ALS Vial : 11 Sample Multiplier: 1

Quant Time: Jun 27 22:39:09 2014
Quant Method : C:\MSDCHEM\1\METHODS\M6P357.M
Quant Title : Semi Volatile GC/MS, ZB-5MSi 30m x .25mm x .25um
QLast Update : Thu Jun 26 23:22:31 2014
Response via : Initial Calibration

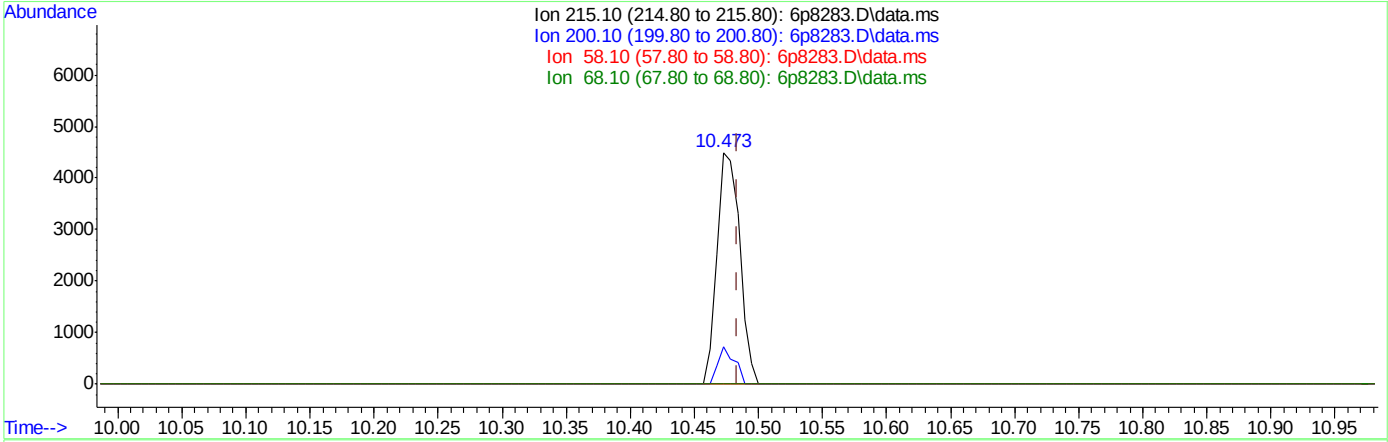

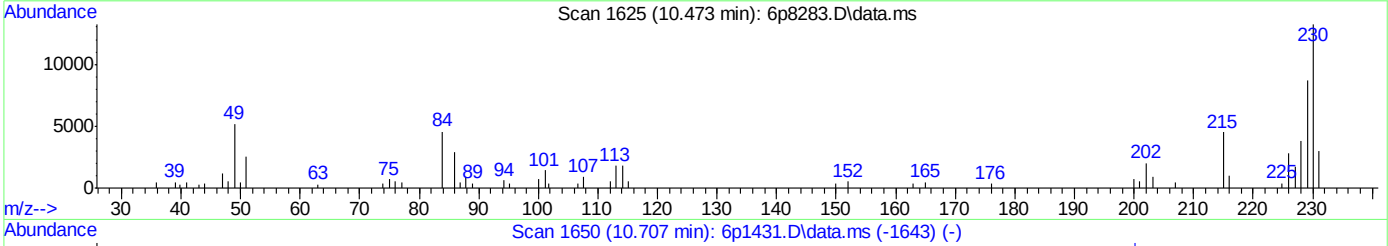

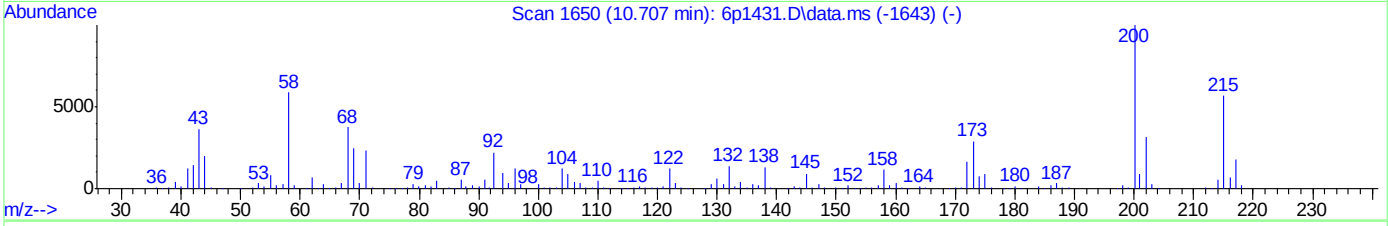

TIC: 6p8283.D\data.ms

(105) Atrazine

10.473min (-0.011) 1.22ppb

response 5448

Ion	Exp%	Act%
215.10	100	100
200.10	171.10	15.95#
58.10	117.80	0.00#
68.10	43.80	0.00#

Quantitation Report (Qedit)

Data Path : C:\msdchem\1\DATA\e6p357\
Data File : 6p8283.D
Acq On : 26 Jun 2014 7:30 pm
Operator : samtap
Sample : ic358-1
Misc : op75816,e6p358
ALS Vial : 11 Sample Multiplier: 1

Quant Time: Jun 27 22:39:09 2014
Quant Method : C:\MSDCHEM\1\METHODS\M6P357.M
Quant Title : Semi Volatile GC/MS, ZB-5MSi 30m x .25mm x .25um
QLast Update : Thu Jun 26 23:22:31 2014
Response via : Initial Calibration

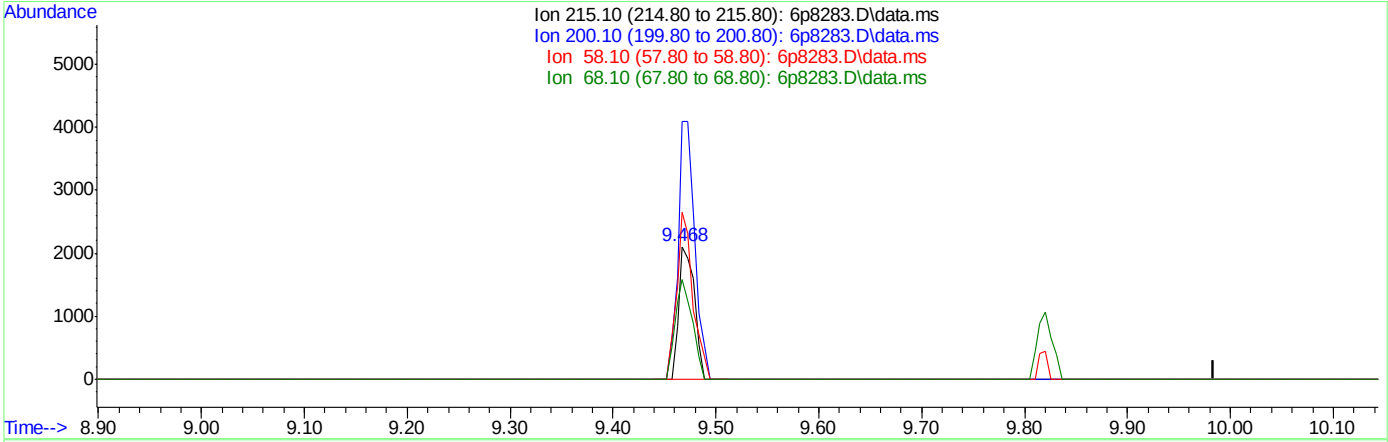

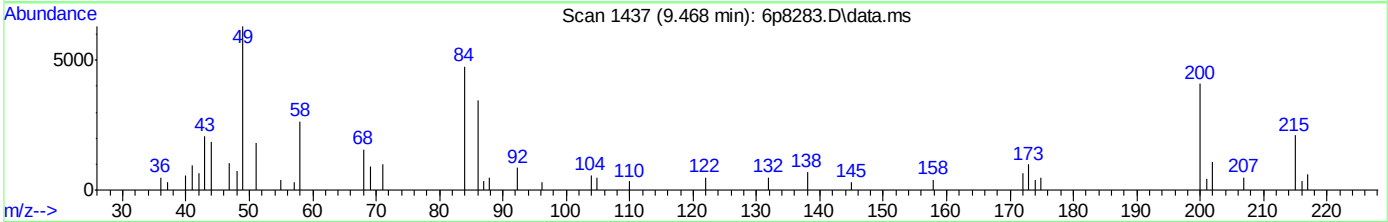

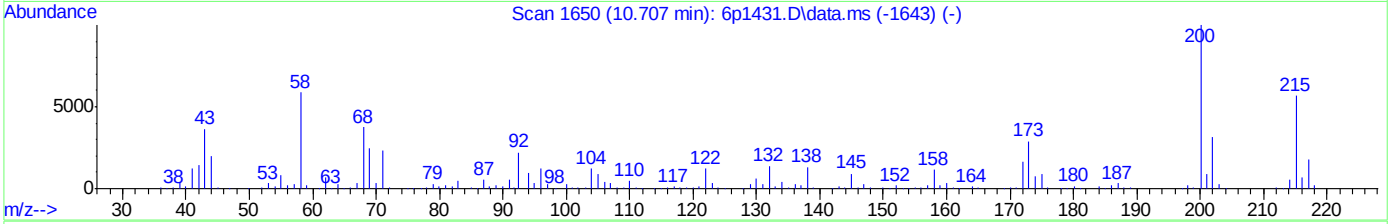

TIC: 6p8283.D\data.ms

(105) Atrazine

9.468min (-1.016) 0.50ppb m

response 2246

Ion	Exp%	Act%
215.10	100	100
200.10	171.10	194.73
58.10	117.80	125.68
68.10	43.80	74.75#

ACCUTEST LABORATORIES JB70672

Manual Integrations APPROVED (compounds with "m" flag)
Nina Pandya
07/02/14 15:01

Quantitation Report (QT Reviewed)

Data Path : C:\msdchem\1\DATA\e6p357\
Data File : 6p8284.D
Acq On : 26 Jun 2014 7:58 pm
Operator : samtap
Sample : ic358-80
Misc : op75816,e6p358
ALS Vial : 12 Sample Multiplier: 1

Quant Time: Jul 02 08:39:35 2014
Quant Method : C:\MSDCHEM\1\METHODS\M6P357.M
Quant Title : Semi Volatile GC/MS, ZB-5MSi 30m x .25mm x .25um
QLast Update : Fri Jun 27 22:40:35 2014
Response via : Initial Calibration

Compound	R.T.	QIon	Response	Conc	Units	Dev(Min)
Internal Standards						
1) 1,4-Dichlorobenzene-d4	4.531	152	227254	40.00	ppb	0.00
24) Naphthalene-d8	5.606	136	914283	40.00	ppb	0.00
47) Acenaphthene-d10	7.654	164	496392	40.00	ppb	0.00
69) Phenanthrene-d10	9.820	188	936474	40.00	ppb	-0.01
83) Chrysene-d12	14.014	240	940298	40.00	ppb	-0.02
92) Perylene-d12	16.137	264	900420	40.00	ppb	0.00
102) 1,4-Dichlorobenzene-d4a	4.531	152	227254	40.00	ppb	0.00
104) Phenanthrene-d10a	9.820	188	936474	40.00	ppb	0.00
107) Chrysene-d12a	14.014	240	940298	40.00	ppb	0.00
110) Acenaphthene-d10a	7.654	164	496392	40.00	ppb	0.00
112) Naphthalene-d8a	5.606	136	914283	40.00	ppb	0.00
System Monitoring Compounds						
5) 2-Fluorophenol	0.000	112	0	0.00	ppb	
Spiked Amount 50.000			Recovery =	0.00%		
8) Phenol-d5	0.000	99	0	0.00	ppb	
Spiked Amount 50.000			Recovery =	0.00%		
25) Nitrobenzene-d5	0.000	82	0	0.00	ppb	
Spiked Amount 50.000			Recovery =	0.00%		
51) 2-Fluorobiphenyl	0.000	172	0d	0.00	ppb	
Spiked Amount 50.000			Recovery =	0.00%		
73) 2,4,6-Tribromophenol	0.000	330	0	0.00	ppb	
Spiked Amount 50.000			Recovery =	0.00%		
86) Terphenyl-d14	0.000	244	0	0.00	ppb	
Spiked Amount 50.000			Recovery =	0.00%		
106) o-terphenyl	10.484	230	1050642	82.68	ppb	0.00
Spiked Amount 50.000			Recovery =	165.36%		
109) 1-chlorooctadecane	11.703	57	694420	80.88	ppb	0.00
Spiked Amount 50.000			Recovery =	161.76%		
Target Compounds						Qvalue
103) Benzaldehyde	4.194	105	544960	83.66	ppb	93
105) Atrazine	9.483	215	226893m	50.55	ppb	
108) Benzidine	11.997	184	963490	83.15	ppb	78
111) 1,2,4,5-Tetrachloroben...	6.547	216	559142	79.98	ppb #	34
113) Hydroquinone	6.034	110	700916	79.57	ppb	95

(#) = qualifier out of range (m) = manual integration (+) = signals summed

Quantitation Report (QT Reviewed)

Data Path : C:\msdchem\1\DATA\e6p357\
Data File : 6p8284.D
Acq On : 26 Jun 2014 7:58 pm
Operator : samtap
Sample : ic358-80
Misc : op75816,e6p358
ALS Vial : 12 Sample Multiplier: 1

Quant Time: Jul 02 08:39:35 2014
Quant Method : C:\MSDCHEM\1\METHODS\M6P357.M
Quant Title : Semi Volatile GC/MS, ZB-5MSi 30m x .25mm x .25um
QLast Update : Fri Jun 27 22:40:35 2014
Response via : Initial Calibration

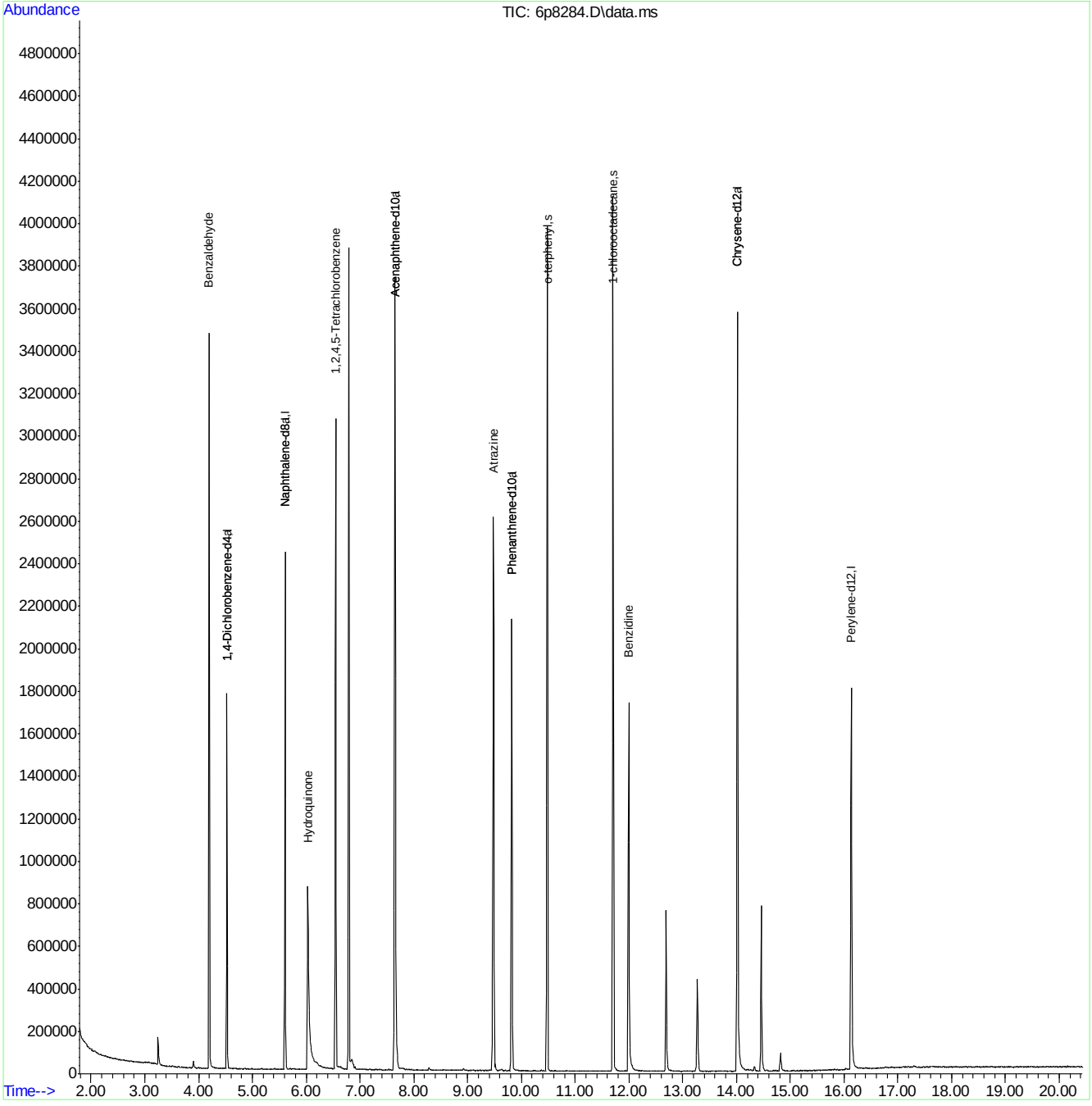

9.6.11

Manual Integration Approval Summary

Sample Number:	E6P358-IC358	**Method:**	SW846 8270D
Lab FileID:	6P8284.D	**Analyst approved:**	07/02/14 13:09 Samta Patel
Injection Time:	06/26/14 19:58	**Supervisor approved:**	07/02/14 15:01 Nina Pandya

Parameter	CAS	Sig#	R.T. (min.)	Reason
Atrazine	1912-24-9		9.48	Poor instrument integration

Quantitation Report (Qedit)

Data Path : C:\msdchem\1\DATA\e6p357\
Data File : 6p8284.D
Acq On : 26 Jun 2014 7:58 pm
Operator : samtap
Sample : ic358-80
Misc : op75816,e6p358
ALS Vial : 12 Sample Multiplier: 1

Quant Time: Jun 27 22:41:03 2014
Quant Method : C:\MSDCHEM\1\METHODS\M6P357.M
Quant Title : Semi Volatile GC/MS, ZB-5MSi 30m x .25mm x .25um
QLast Update : Fri Jun 27 22:40:35 2014
Response via : Initial Calibration

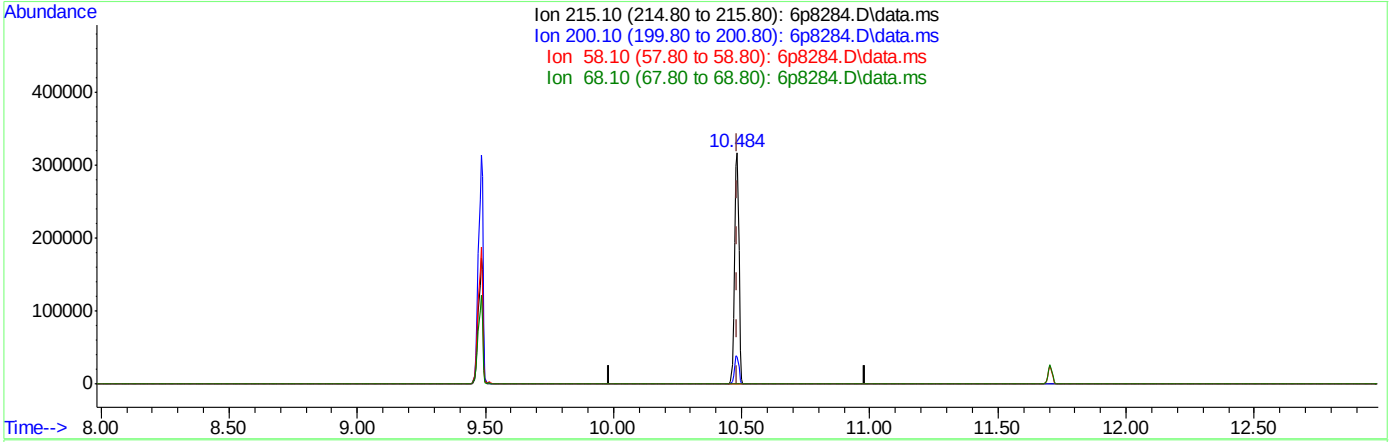

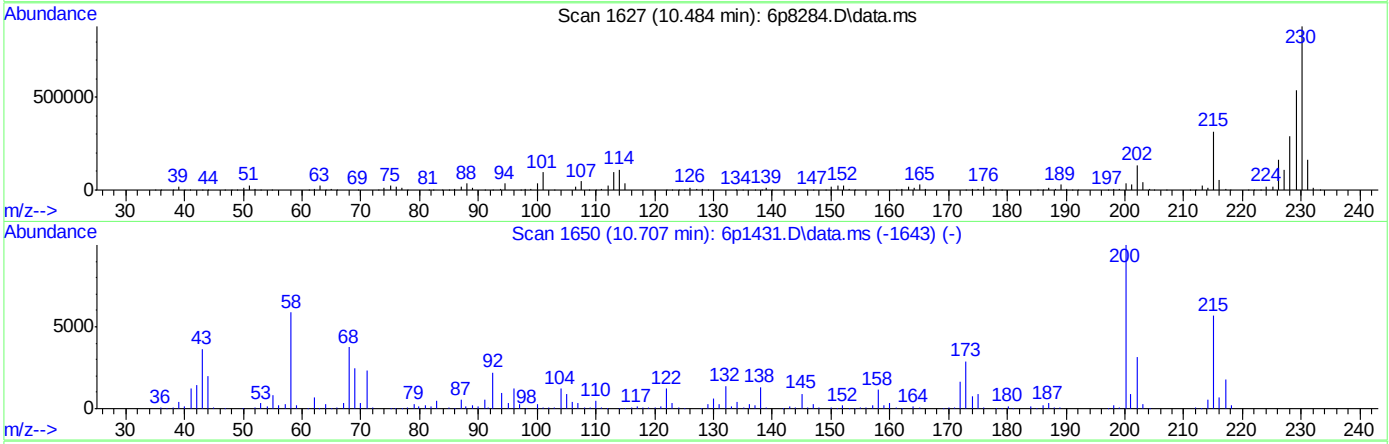

TIC: 6p8284.D\data.ms

(105) Atrazine

10.484min (-0.000) 83.49ppb

response 374728

Ion	Exp%	Act%
215.10	100	100
200.10	171.10	12.02#
58.10	117.80	0.00#
68.10	43.80	0.00#

ACCUTEST LABORATORIES JB70672

Quantitation Report (Qedit)

Data Path : C:\msdchem\1\DATA\e6p357\
Data File : 6p8284.D
Acq On : 26 Jun 2014 7:58 pm
Operator : samtap
Sample : ic358-80
Misc : op75816,e6p358
ALS Vial : 12 Sample Multiplier: 1

Quant Time: Jun 27 22:41:03 2014
Quant Method : C:\MSDCHEM\1\METHODS\M6P357.M
Quant Title : Semi Volatile GC/MS, ZB-5MSi 30m x .25mm x .25um
QLast Update : Fri Jun 27 22:40:35 2014
Response via : Initial Calibration

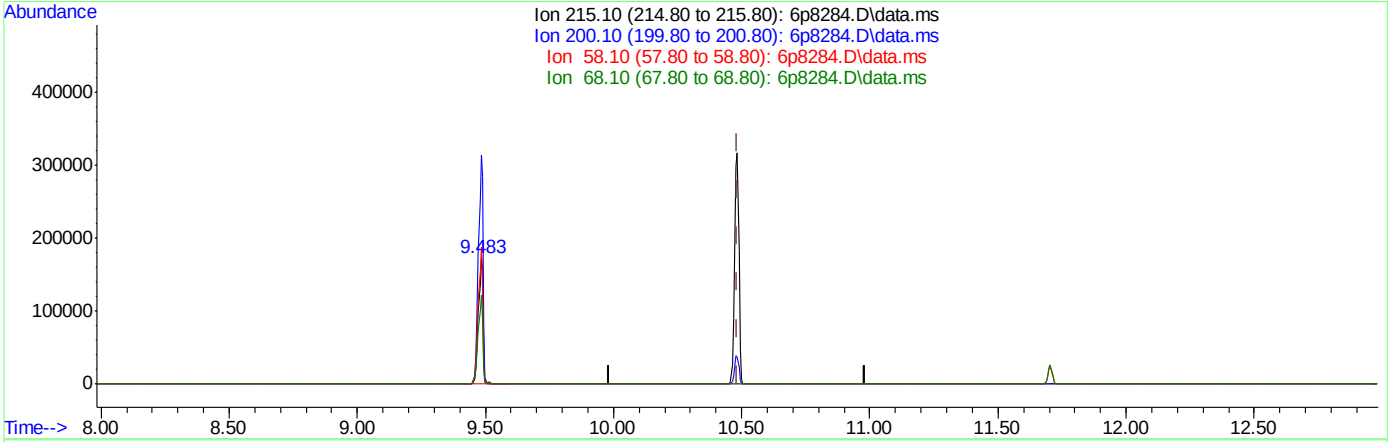

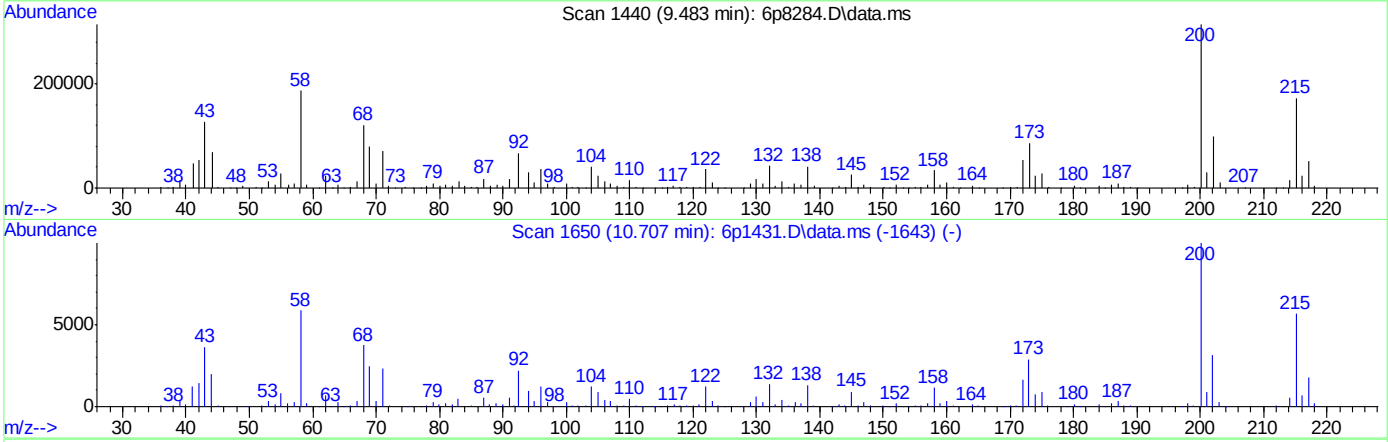

TIC: 6p8284.D\data.ms

(105) Atrazine

9.483min (-1.001) 50.55ppb m

response 226893

Ion	Exp%	Act%
215.10	100	100
200.10	171.10	181.58
58.10	117.80	108.14
68.10	43.80	70.31

Manual Integrations APPROVED (compounds with "m" flag)
Nina Pandya
07/02/14 15:01

Quantitation Report (QT Reviewed)

Data Path : C:\msdchem\1\DATA\e6p357\
Data File : 6p8285.D
Acq On : 26 Jun 2014 8:26 pm
Operator : samtap
Sample : ic358-10
Misc : op75816,e6p358
ALS Vial : 13 Sample Multiplier: 1

Quant Time: Jul 02 08:40:26 2014
Quant Method : C:\MSDCHEM\1\METHODS\M6P357.M
Quant Title : Semi Volatile GC/MS, ZB-5MSi 30m x .25mm x .25um
QLast Update : Fri Jun 27 22:40:35 2014
Response via : Initial Calibration

Compound	R.T.	QIon	Response	Conc	Units		Dev(Min)
Internal Standards							
1) 1,4-Dichlorobenzene-d4	4.531	152	252706	40.00	ppb		0.00
24) Naphthalene-d8	5.606	136	987398	40.00	ppb		0.00
47) Acenaphthene-d10	7.654	164	578321	40.00	ppb		0.00
69) Phenanthrene-d10	9.821	188	980097	40.00	ppb		-0.01
83) Chrysene-d12	14.014	240	1032588	40.00	ppb		-0.02
92) Perylene-d12	16.137	264	982366	40.00	ppb		0.00
102) 1,4-Dichlorobenzene-d4a	4.531	152	252706	40.00	ppb		0.00
104) Phenanthrene-d10a	9.821	188	980097	40.00	ppb		0.00
107) Chrysene-d12a	14.014	240	1032588	40.00	ppb		0.00
110) Acenaphthene-d10a	7.654	164	578321	40.00	ppb		0.00
112) Naphthalene-d8a	5.606	136	987398	40.00	ppb		0.00
System Monitoring Compounds							
5) 2-Fluorophenol	0.000	112	0	0.00	ppb		
Spiked Amount 50.000			Recovery =	0.00%			
8) Phenol-d5	0.000	99	0	0.00	ppb		
Spiked Amount 50.000			Recovery =	0.00%			
25) Nitrobenzene-d5	0.000	82	0	0.00	ppb		
Spiked Amount 50.000			Recovery =	0.00%			
51) 2-Fluorobiphenyl	0.000	172	0d	0.00	ppb		
Spiked Amount 50.000			Recovery =	0.00%			
73) 2,4,6-Tribromophenol	0.000	330	0	0.00	ppb		
Spiked Amount 50.000			Recovery =	0.00%			
86) Terphenyl-d14	0.000	244	0	0.00	ppb		
Spiked Amount 50.000			Recovery =	0.00%			
106) o-terphenyl	10.479	230	172177	12.95	ppb		0.00
Spiked Amount 50.000			Recovery =	25.90%			
109) 1-chlorooctadecane	11.698	57	105717	11.21	ppb		0.00
Spiked Amount 50.000			Recovery =	22.42%			
Target Compounds							Qvalue
103) Benzaldehyde	4.199	105	89204	12.32	ppb		96
105) Atrazine	9.468	215	33061m	7.04	ppb		
108) Benzidine	11.987	184	191647	15.06	ppb		78
111) 1,2,4,5-Tetrachloroben...	6.547	216	91215	11.20	ppb	#	33
113) Hydroquinone	6.055	110	66168	6.96	ppb		96

(#) = qualifier out of range (m) = manual integration (+) = signals summed

9.6.12
9

Quantitation Report (QT Reviewed)

Data Path : C:\msdchem\1\DATA\e6p357\
Data File : 6p8285.D
Acq On : 26 Jun 2014 8:26 pm
Operator : samtap
Sample : ic358-10
Misc : op75816,e6p358
ALS Vial : 13 Sample Multiplier: 1

Quant Time: Jul 02 08:40:26 2014
Quant Method : C:\MSDCHEM\1\METHODS\M6P357.M
Quant Title : Semi Volatile GC/MS, ZB-5MSi 30m x .25mm x .25um
QLast Update : Fri Jun 27 22:40:35 2014
Response via : Initial Calibration

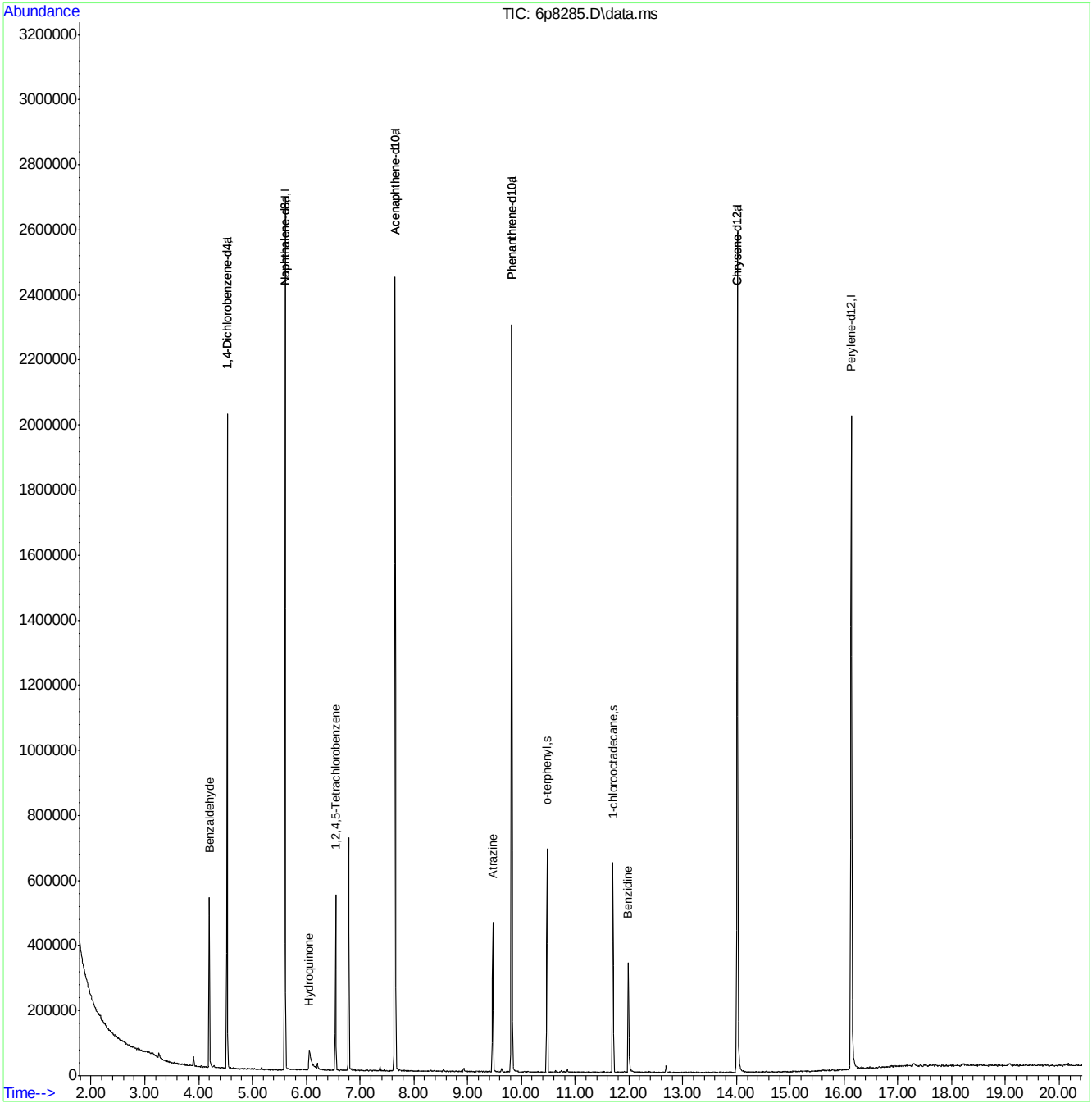

Manual Integration Approval Summary

Sample Number:	E6P358-IC358	**Method:**	SW846 8270D
Lab FileID:	6P8285.D	**Analyst approved:**	07/02/14 13:09 Samta Patel
Injection Time:	06/26/14 20:26	**Supervisor approved:**	07/02/14 15:01 Nina Pandya

Parameter	CAS	Sig#	R.T. (min.)	Reason
Atrazine	1912-24-9		9.47	Poor instrument integration

Quantitation Report (Qedit)

Data Path : C:\msdchem\1\DATA\e6p357\
Data File : 6p8285.D
Acq On : 26 Jun 2014 8:26 pm
Operator : samtap
Sample : ic358-10
Misc : op75816,e6p358
ALS Vial : 13 Sample Multiplier: 1

Quant Time: Jun 27 22:41:27 2014
Quant Method : C:\MSDCHEM\1\METHODS\M6P357.M
Quant Title : Semi Volatile GC/MS, ZB-5MSi 30m x .25mm x .25um
QLast Update : Fri Jun 27 22:40:35 2014
Response via : Initial Calibration

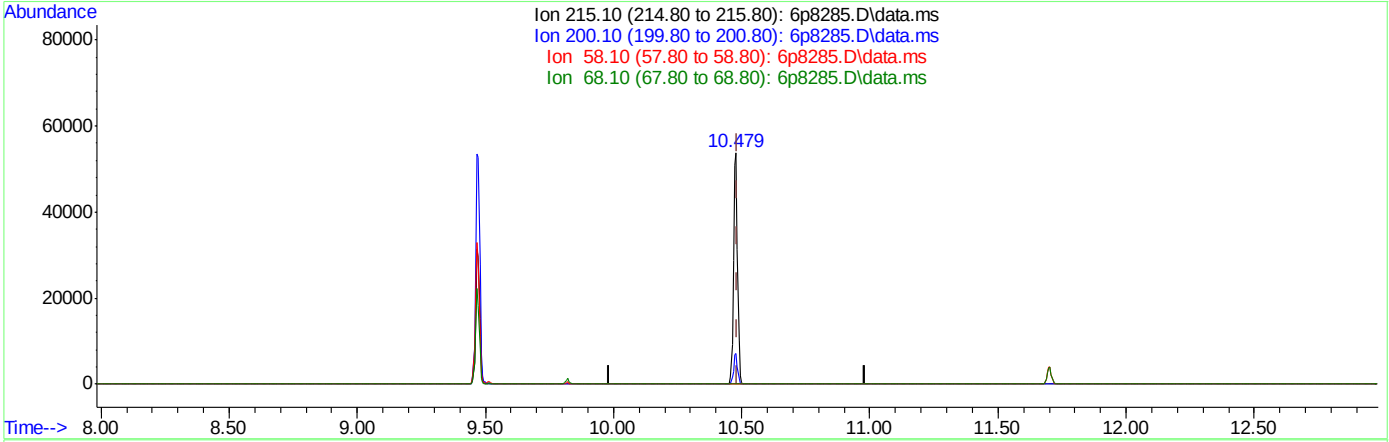

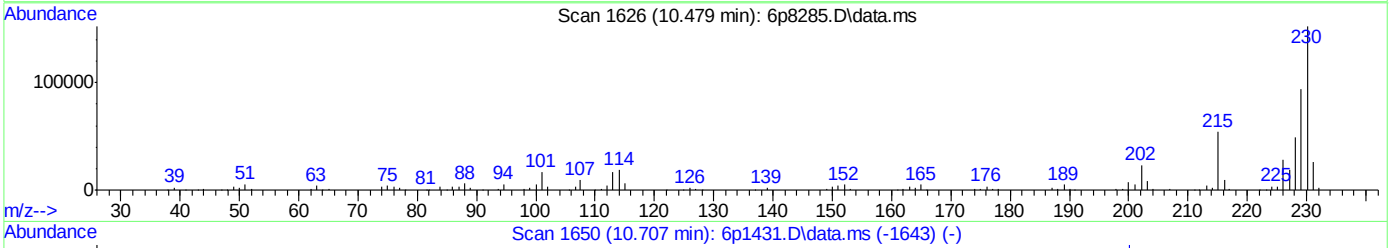

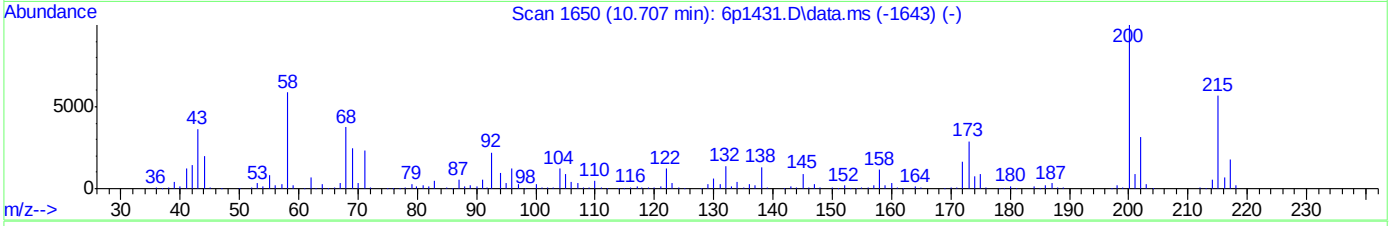

TIC: 6p8285.D\data.ms

(105) Atrazine

10.479min (-0.005) 12.87ppb

response 60454

Ion	Exp%	Act%
215.10	100	100
200.10	171.10	13.10#
58.10	117.80	0.00#
68.10	43.80	0.00#

Quantitation Report (Qedit)

Data Path : C:\msdchem\1\DATA\e6p357\
Data File : 6p8285.D
Acq On : 26 Jun 2014 8:26 pm
Operator : samtap
Sample : ic358-10
Misc : op75816,e6p358
ALS Vial : 13 Sample Multiplier: 1

Quant Time: Jun 27 22:41:27 2014
Quant Method : C:\MSDCHEM\1\METHODS\M6P357.M
Quant Title : Semi Volatile GC/MS, ZB-5MSi 30m x .25mm x .25um
QLast Update : Fri Jun 27 22:40:35 2014
Response via : Initial Calibration

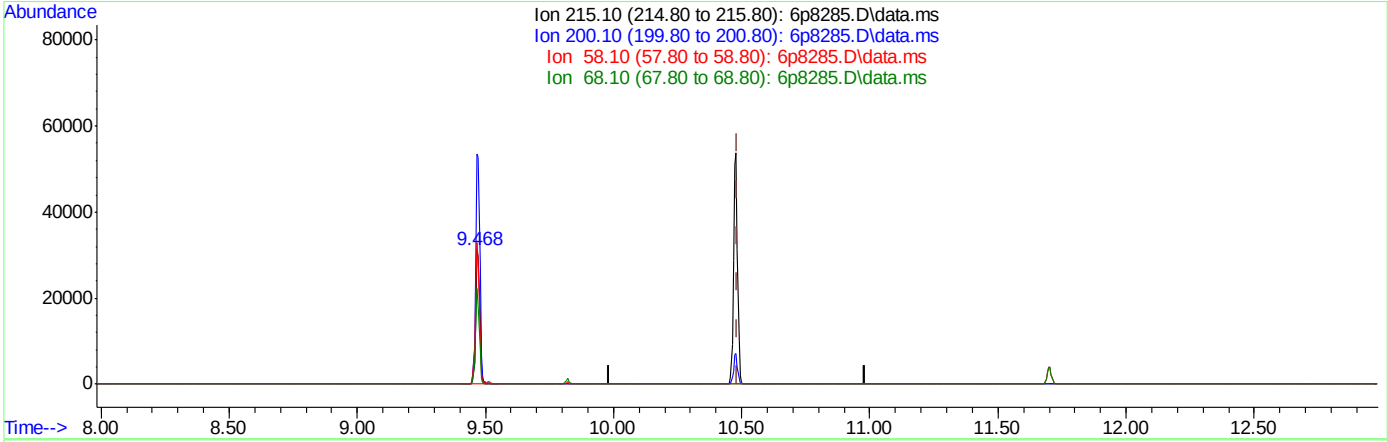

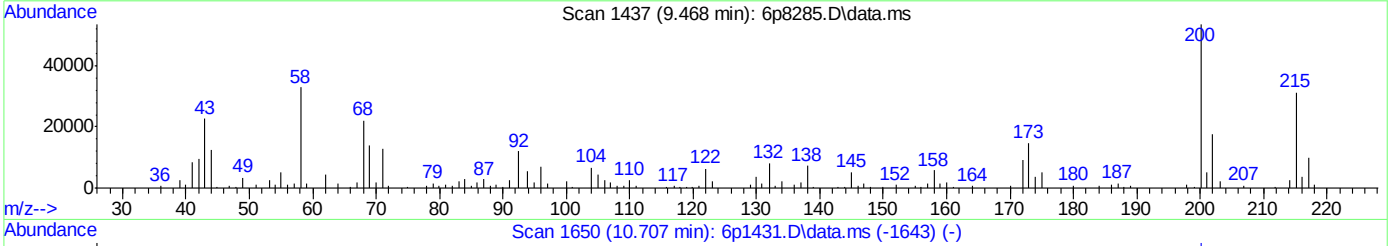

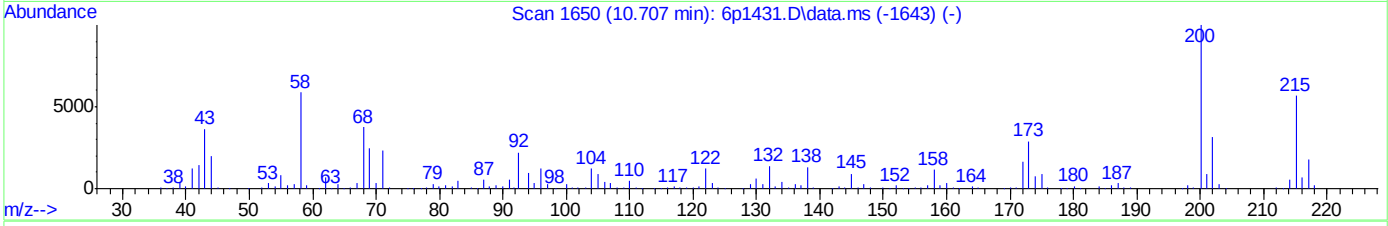

TIC: 6p8285.D\data.ms

(105) Atrazine

9.468min (-1.016) 7.04ppb m

response 33061

Ion	Exp%	Act%
215.10	100	100
200.10	171.10	170.77
58.10	117.80	105.14
68.10	43.80	70.72

Manual Integrations APPROVED (compounds with "m" flag)
Nina Pandya
07/02/14 15:01

Quantitation Report (QT Reviewed)

Data Path : C:\msdchem\1\DATA\e6p357\
Data File : 6p8286.D
Acq On : 26 Jun 2014 8:54 pm
Operator : samtap
Sample : icc358-50
Misc : op75816,e6p358
ALS Vial : 14 Sample Multiplier: 1

Quant Time: Jul 02 08:40:59 2014
Quant Method : C:\MSDCHEM\1\METHODS\M6P357.M
Quant Title : Semi Volatile GC/MS, ZB-5MSi 30m x .25mm x .25um
QLast Update : Fri Jun 27 22:40:35 2014
Response via : Initial Calibration

Compound	R.T.	QIon	Response	Conc	Units	Dev(Min)
Internal Standards						
1) 1,4-Dichlorobenzene-d4	4.531	152	196791	40.00	ppb	0.00
24) Naphthalene-d8	5.606	136	779492	40.00	ppb	0.00
47) Acenaphthene-d10	7.654	164	440204	40.00	ppb	0.00
69) Phenanthrene-d10	9.820	188	783943	40.00	ppb	-0.01
83) Chrysene-d12	14.019	240	808109	40.00	ppb	-0.01
92) Perylene-d12	16.137	264	762340	40.00	ppb	0.00
102) 1,4-Dichlorobenzene-d4a	4.531	152	196791	40.00	ppb	0.00
104) Phenanthrene-d10a	9.820	188	783943	40.00	ppb	0.00
107) Chrysene-d12a	14.019	240	808109	40.00	ppb	0.00
110) Acenaphthene-d10a	7.654	164	440204	40.00	ppb	0.00
112) Naphthalene-d8a	5.606	136	779492	40.00	ppb	0.00
System Monitoring Compounds						
5) 2-Fluorophenol	0.000	112	0	0.00	ppb	
Spiked Amount 50.000			Recovery =	0.00%		
8) Phenol-d5	0.000	99	0	0.00	ppb	
Spiked Amount 50.000			Recovery =	0.00%		
25) Nitrobenzene-d5	0.000	82	0	0.00	ppb	
Spiked Amount 50.000			Recovery =	0.00%		
51) 2-Fluorobiphenyl	0.000	172	0d	0.00	ppb	
Spiked Amount 50.000			Recovery =	0.00%		
73) 2,4,6-Tribromophenol	0.000	330	0	0.00	ppb	
Spiked Amount 50.000			Recovery =	0.00%		
86) Terphenyl-d14	0.000	244	0	0.00	ppb	
Spiked Amount 50.000			Recovery =	0.00%		
106) o-terphenyl	10.478	230	569116	53.50	ppb	0.00
Spiked Amount 50.000			Recovery =	107.00%		
109) 1-chlorooctadecane	11.703	57	372670	50.51	ppb	0.00
Spiked Amount 50.000			Recovery =	101.02%		
Target Compounds						Qvalue
103) Benzaldehyde	4.199	105	299207	53.04	ppb	96
105) Atrazine	9.478	215	115916m	30.85	ppb	
108) Benzidine	11.997	184	673518	67.63	ppb	78
111) 1,2,4,5-Tetrachloroben...	6.547	216	300115	48.41	ppb #	34
113) Hydroquinone	6.039	110	312658	41.63	ppb	94

(#) = qualifier out of range (m) = manual integration (+) = signals summed

9.6.13

9

Quantitation Report (QT Reviewed)

Data Path : C:\msdchem\1\DATA\e6p357\
Data File : 6p8286.D
Acq On : 26 Jun 2014 8:54 pm
Operator : samtap
Sample : icc358-50
Misc : op75816,e6p358
ALS Vial : 14 Sample Multiplier: 1

Quant Time: Jul 02 08:40:59 2014
Quant Method : C:\MSDCHEM\1\METHODS\M6P357.M
Quant Title : Semi Volatile GC/MS, ZB-5MSi 30m x .25mm x .25um
QLast Update : Fri Jun 27 22:40:35 2014
Response via : Initial Calibration

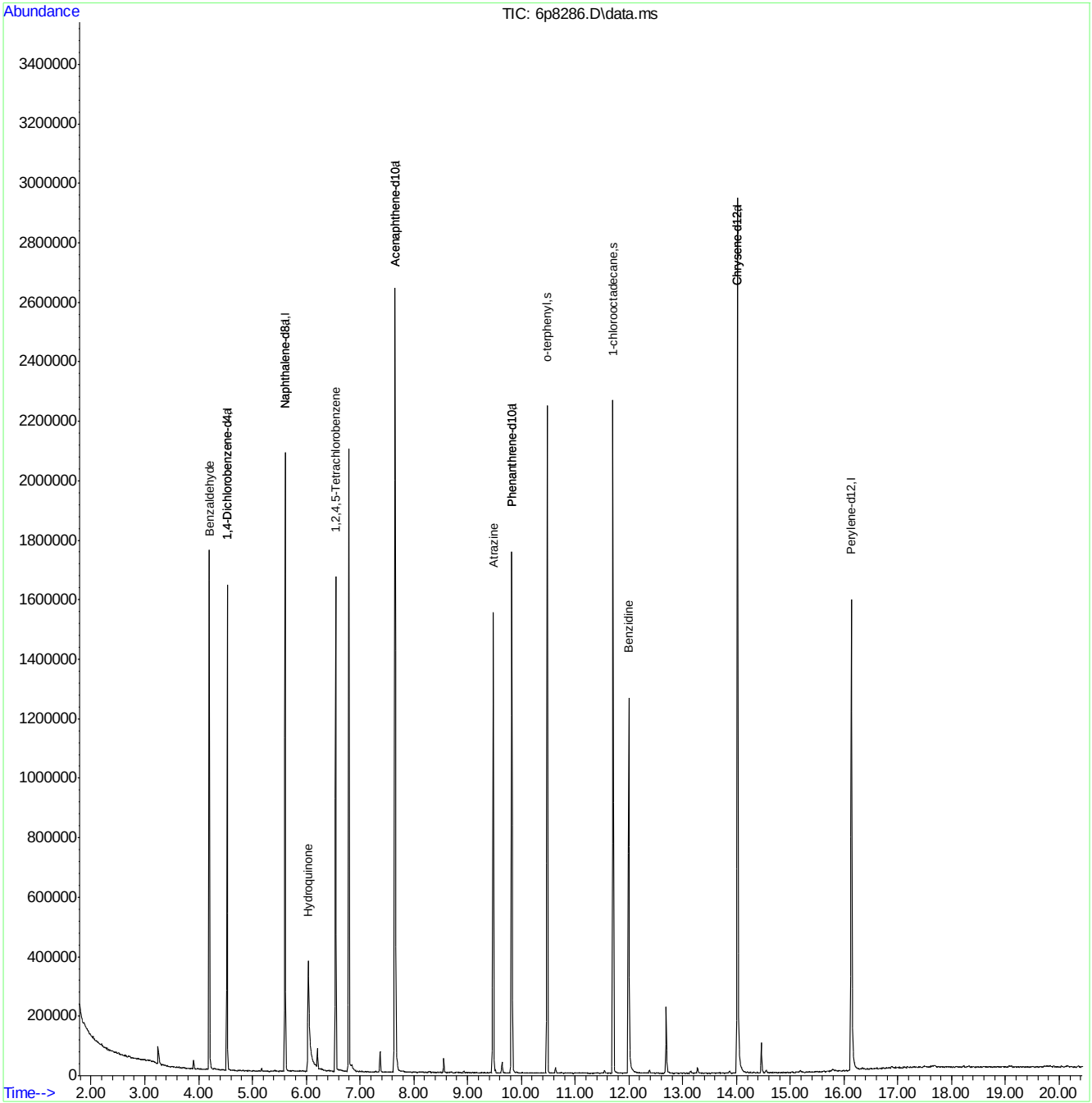

Manual Integration Approval Summary

Sample Number:	E6P358-ICC358	**Method:**	SW846 8270D
Lab FileID:	6P8286.D	**Analyst approved:**	07/02/14 13:09 Samta Patel
Injection Time:	06/26/14 20:54	**Supervisor approved:**	07/02/14 15:01 Nina Pandya

Parameter	CAS	Sig#	R.T. (min.)	Reason
Atrazine	1912-24-9		9.48	Poor instrument integration

Quantitation Report (Qedit)

Data Path : C:\msdchem\1\DATA\e6p357\
Data File : 6p8286.D
Acq On : 26 Jun 2014 8:54 pm
Operator : samtap
Sample : icc358-50
Misc : op75816,e6p358
ALS Vial : 14 Sample Multiplier: 1

Quant Time: Jun 27 22:41:54 2014
Quant Method : C:\MSDCHEM\1\METHODS\M6P357.M
Quant Title : Semi Volatile GC/MS, ZB-5MSi 30m x .25mm x .25um
QLast Update : Fri Jun 27 22:40:35 2014
Response via : Initial Calibration

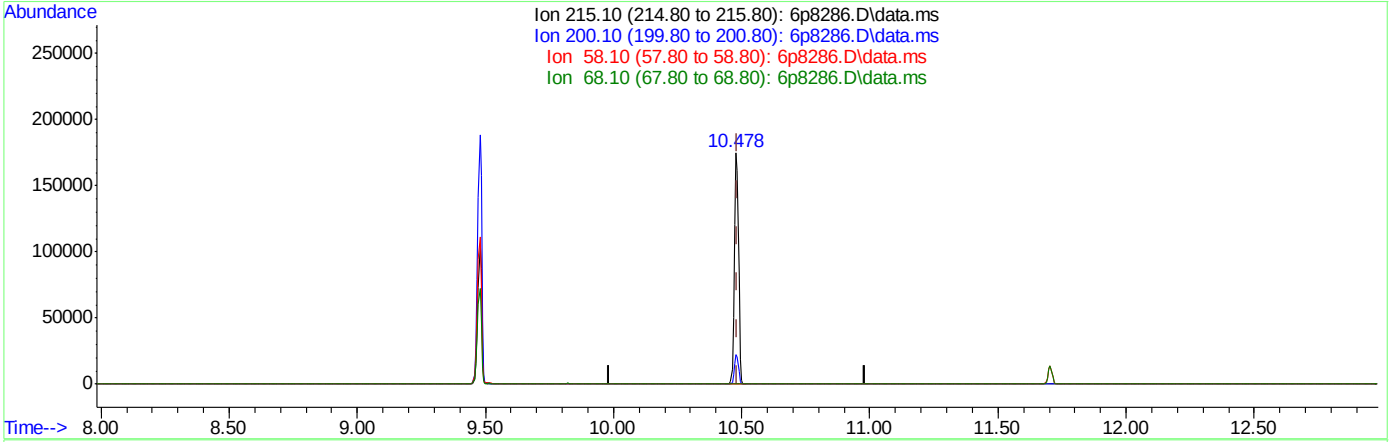

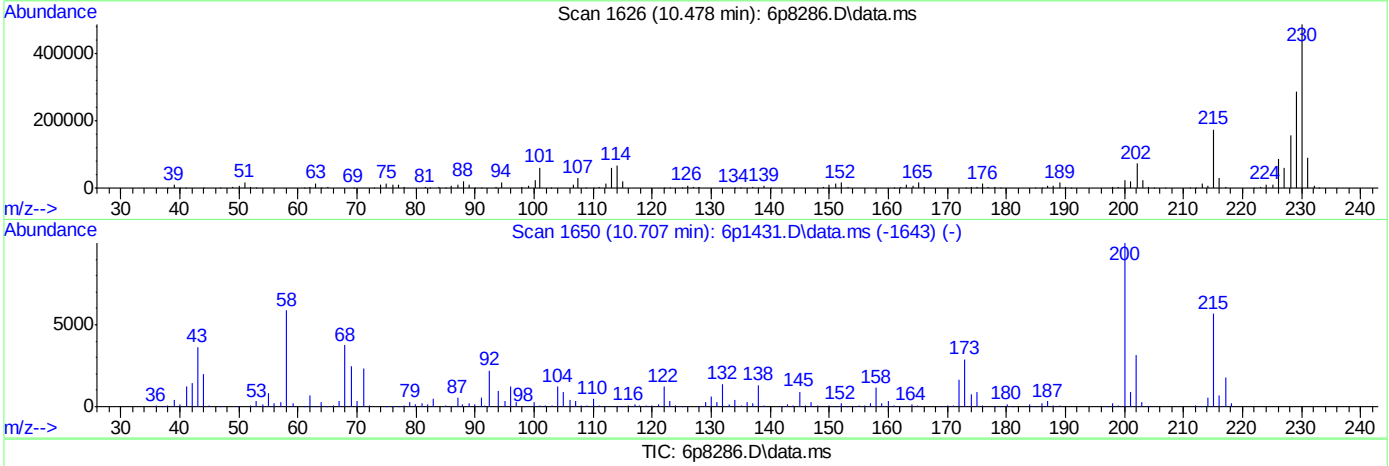

TIC: 6p8286.D\data.ms

(105) Atrazine

10.478min (-0.006) 53.51ppb

response 201037

Ion	Exp%	Act%
215.10	100	100
200.10	171.10	13.01#
58.10	117.80	0.00#
68.10	43.80	0.00#

Quantitation Report (Qedit)

Data Path : C:\msdchem\1\DATA\e6p357\
Data File : 6p8286.D
Acq On : 26 Jun 2014 8:54 pm
Operator : samtap
Sample : icc358-50
Misc : op75816,e6p358
ALS Vial : 14 Sample Multiplier: 1

Quant Time: Jun 27 22:41:54 2014
Quant Method : C:\MSDCHEM\1\METHODS\M6P357.M
Quant Title : Semi Volatile GC/MS, ZB-5MSi 30m x .25mm x .25um
QLast Update : Fri Jun 27 22:40:35 2014
Response via : Initial Calibration

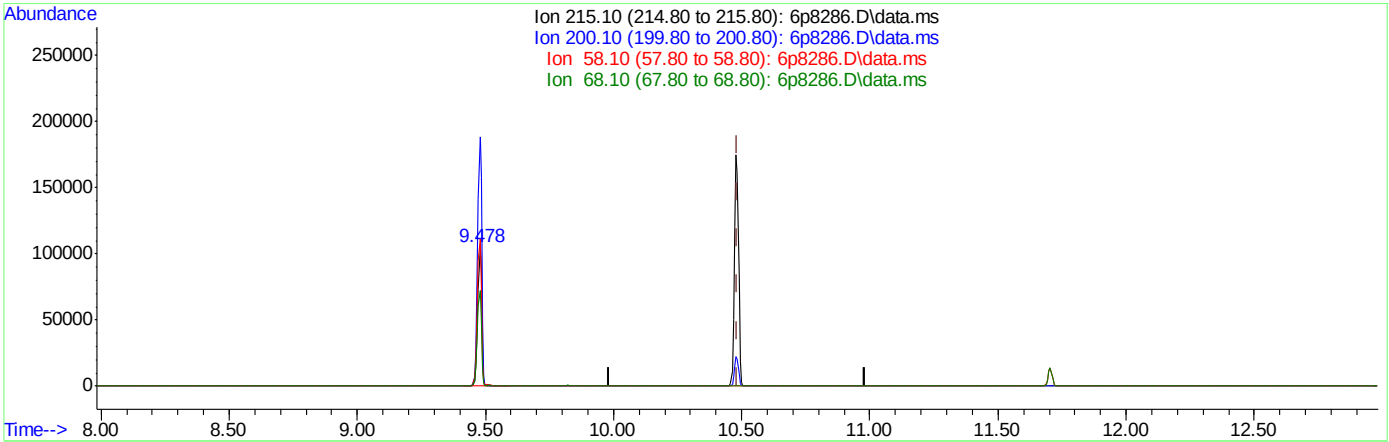

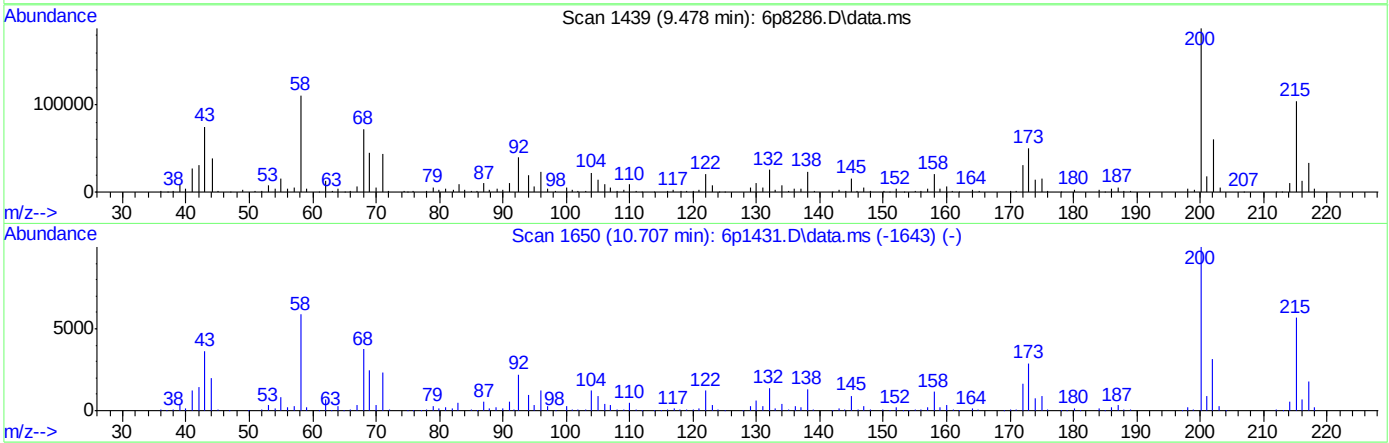

TIC: 6p8286.D\data.ms

(105) Atrazine

9.478min (-1.006) 30.85ppb m

response 115916

Ion	Exp%	Act%
215.10	100	100
200.10	171.10	179.45
58.10	117.80	106.24
68.10	43.80	68.87

Manual Integrations APPROVED (compounds with "m" flag)
Nina Pandya
07/02/14 15:01

Quantitation Report (QT Reviewed)

Data Path : C:\msdchem\1\DATA\e6p357\
Data File : 6p8287.D
Acq On : 26 Jun 2014 9:23 pm
Operator : samtap
Sample : ic358-5
Misc : op75816,e6p358
ALS Vial : 15 Sample Multiplier: 1

Quant Time: Jul 02 08:41:50 2014
Quant Method : C:\MSDCHEM\1\METHODS\M6P357.M
Quant Title : Semi Volatile GC/MS, ZB-5MSi 30m x .25mm x .25um
QLast Update : Fri Jun 27 22:40:35 2014
Response via : Initial Calibration

Compound	R.T.	QIon	Response	Conc	Units		Dev(Min)
Internal Standards							
1) 1,4-Dichlorobenzene-d4	4.531	152	231590	40.00	ppb		0.00
24) Naphthalene-d8	5.606	136	920430	40.00	ppb		0.00
47) Acenaphthene-d10	7.654	164	547183	40.00	ppb		0.00
69) Phenanthrene-d10	9.821	188	929330	40.00	ppb		-0.01
83) Chrysene-d12	14.014	240	977640	40.00	ppb		-0.02
92) Perylene-d12	16.137	264	909773	40.00	ppb		0.00
102) 1,4-Dichlorobenzene-d4a	4.531	152	231590	40.00	ppb		0.00
104) Phenanthrene-d10a	9.821	188	929330	40.00	ppb		0.00
107) Chrysene-d12a	14.014	240	977640	40.00	ppb		0.00
110) Acenaphthene-d10a	7.654	164	547183	40.00	ppb		0.00
112) Naphthalene-d8a	5.606	136	920430	40.00	ppb		0.00
System Monitoring Compounds							
5) 2-Fluorophenol	0.000	112	0	0.00	ppb		
Spiked Amount 50.000			Recovery =	0.00%			
8) Phenol-d5	0.000	99	0	0.00	ppb		
Spiked Amount 50.000			Recovery =	0.00%			
25) Nitrobenzene-d5	0.000	82	0	0.00	ppb		
Spiked Amount 50.000			Recovery =	0.00%			
51) 2-Fluorobiphenyl	0.000	172	0d	0.00	ppb		
Spiked Amount 50.000			Recovery =	0.00%			
73) 2,4,6-Tribromophenol	0.000	330	0	0.00	ppb		
Spiked Amount 50.000			Recovery =	0.00%			
86) Terphenyl-d14	0.000	244	0	0.00	ppb		
Spiked Amount 50.000			Recovery =	0.00%			
106) o-terphenyl	10.479	230	73614	5.84	ppb		0.00
Spiked Amount 50.000			Recovery =	11.68%			
109) 1-chlorooctadecane	11.698	57	43502	4.87	ppb		0.00
Spiked Amount 50.000			Recovery =	9.74%			
Target Compounds							Qvalue
103) Benzaldehyde	4.199	105	38626	5.82	ppb		96
105) Atrazine	9.468	215	12694m	2.85	ppb		
108) Benzidine	11.992	184	65879	5.47	ppb		78
111) 1,2,4,5-Tetrachloroben...	6.547	216	37009	4.80	ppb	#	33

(#) = qualifier out of range (m) = manual integration (+) = signals summed

9.6.14

9

ACCUTEST LABORATORIES JB70672

Quantitation Report (QT Reviewed)

Data Path : C:\msdchem\1\DATA\e6p357\
Data File : 6p8287.D
Acq On : 26 Jun 2014 9:23 pm
Operator : samtap
Sample : ic358-5
Misc : op75816,e6p358
ALS Vial : 15 Sample Multiplier: 1

Quant Time: Jul 02 08:41:50 2014
Quant Method : C:\MSDCHEM\1\METHODS\M6P357.M
Quant Title : Semi Volatile GC/MS, ZB-5MSi 30m x .25mm x .25um
QLast Update : Fri Jun 27 22:40:35 2014
Response via : Initial Calibration

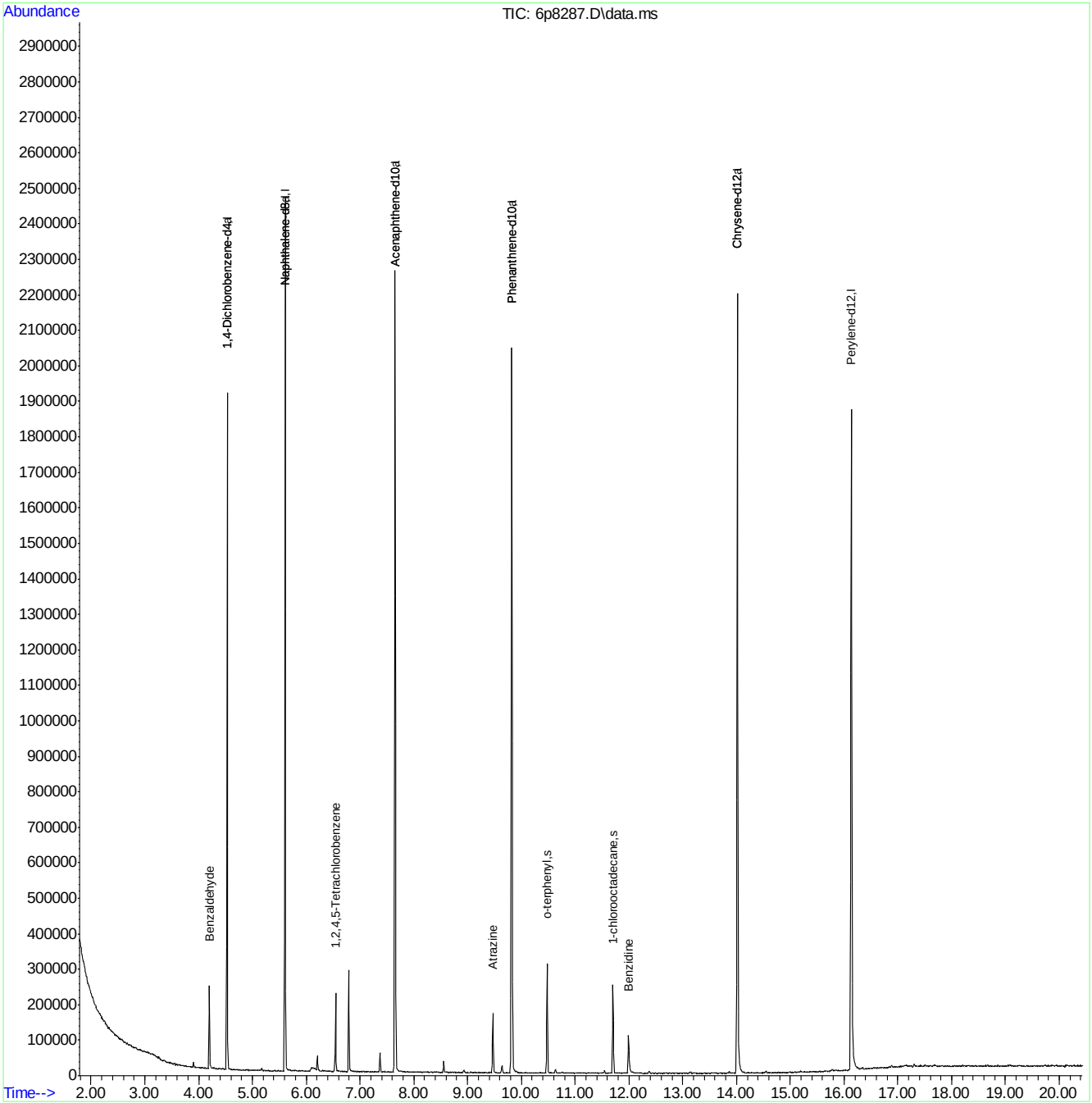

9.6.14

Manual Integration Approval Summary

Sample Number:	E6P358-IC358	**Method:**	SW846 8270D
Lab FileID:	6P8287.D	**Analyst approved:**	07/02/14 13:09 Samta Patel
Injection Time:	06/26/14 21:23	**Supervisor approved:**	07/02/14 15:01 Nina Pandya

Parameter	CAS	Sig#	R.T. (min.)	Reason
Atrazine	1912-24-9		9.47	Poor instrument integration

Quantitation Report (Qedit)

Data Path : C:\msdchem\1\DATA\e6p357\
Data File : 6p8287.D
Acq On : 26 Jun 2014 9:23 pm
Operator : samtap
Sample : ic358-5
Misc : op75816,e6p358
ALS Vial : 15 Sample Multiplier: 1

Quant Time: Jun 27 22:42:21 2014
Quant Method : C:\MSDCHEM\1\METHODS\M6P357.M
Quant Title : Semi Volatile GC/MS, ZB-5MSi 30m x .25mm x .25um
QLast Update : Fri Jun 27 22:40:35 2014
Response via : Initial Calibration

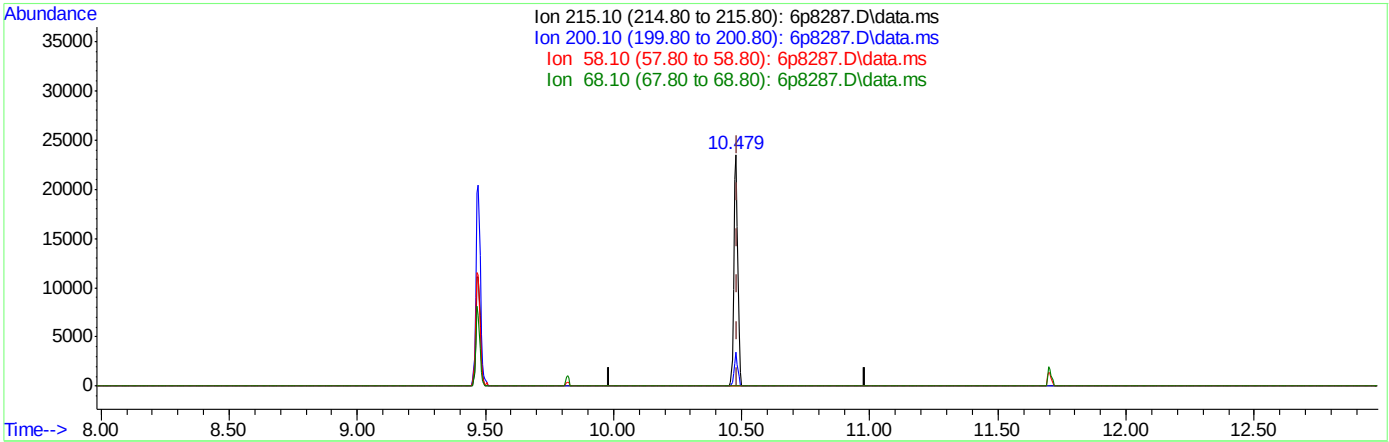

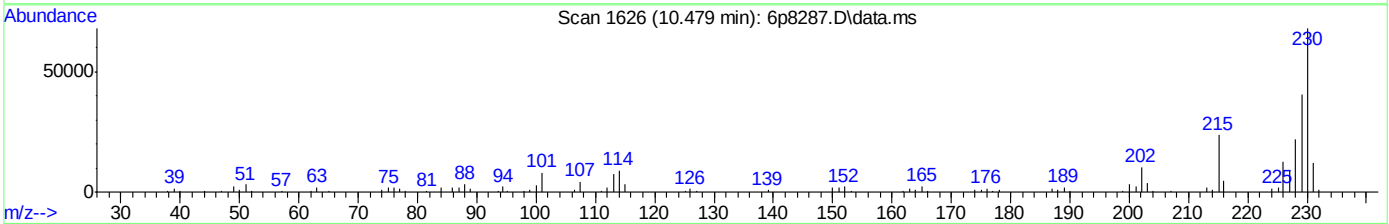

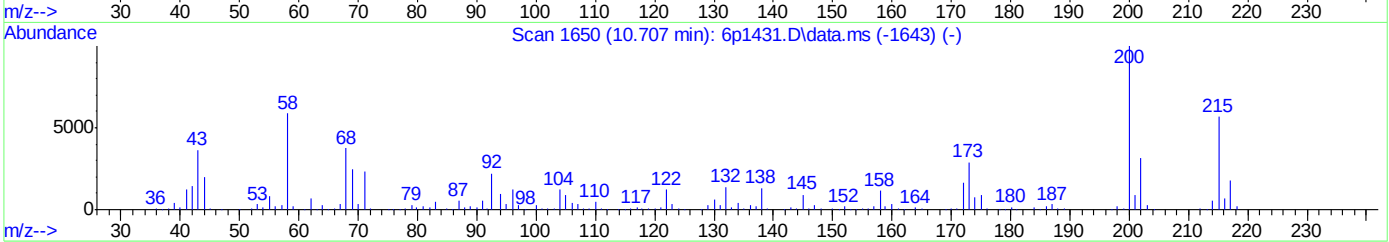

TIC: 6p8287.D\data.ms

(105) Atrazine

10.479min (-0.005) 5.80ppb

response 25844

Ion	Exp%	Act%
215.10	100	100
200.10	171.10	14.62#
58.10	117.80	0.00#
68.10	43.80	0.00#

Quantitation Report (Qedit)

Data Path : C:\msdchem\1\DATA\e6p357\
Data File : 6p8287.D
Acq On : 26 Jun 2014 9:23 pm
Operator : samtap
Sample : ic358-5
Misc : op75816,e6p358
ALS Vial : 15 Sample Multiplier: 1

Quant Time: Jun 27 22:42:21 2014
Quant Method : C:\MSDCHEM\1\METHODS\M6P357.M
Quant Title : Semi Volatile GC/MS, ZB-5MSi 30m x .25mm x .25um
QLast Update : Fri Jun 27 22:40:35 2014
Response via : Initial Calibration

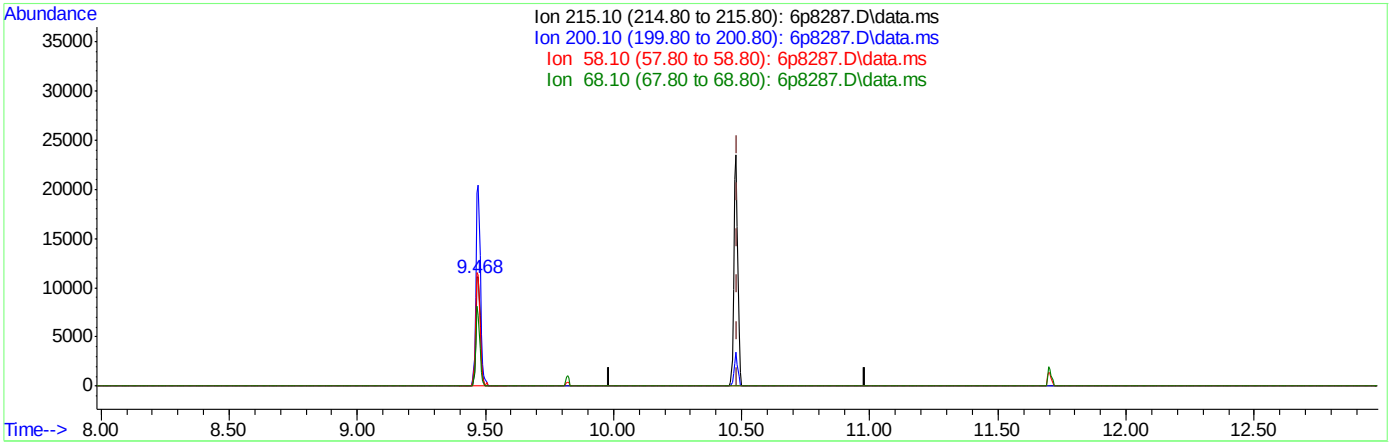

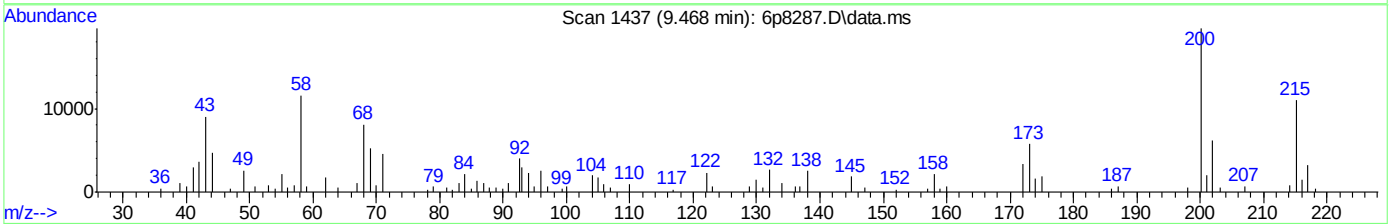

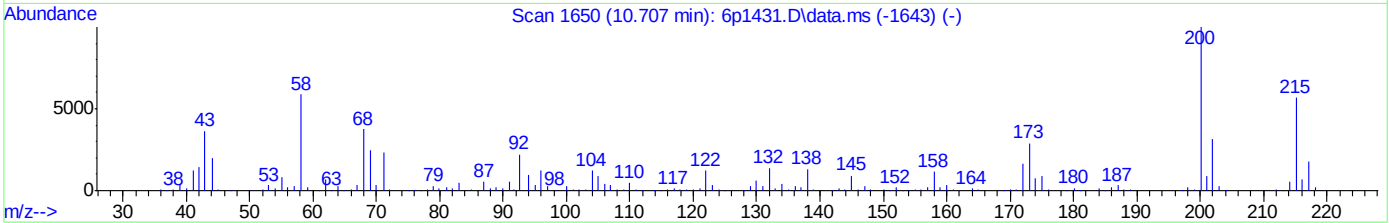

TIC: 6p8287.D\data.ms

(105) Atrazine

9.468min (-1.016) 2.85ppb m

response 12694

Ion	Exp%	Act%
215.10	100	100
200.10	171.10	177.21
58.10	117.80	104.40
68.10	43.80	73.15

6P8288.D

Manual Integrations APPROVED (compounds with "m" flag)

Nina Pandya
07/02/14 15:01

Quantitation Report (QT Reviewed)

Data Path : C:\msdchem\1\DATA\e6p357\
Data File : 6p8288.D
Acq On : 26 Jun 2014 9:51 pm
Operator : samtap
Sample : ic358-2
Misc : op75816,e6p358
ALS Vial : 16 Sample Multiplier: 1

Quant Time: Jul 02 08:42:28 2014
Quant Method : C:\MSDCHEM\1\METHODS\M6P357.M
Quant Title : Semi Volatile GC/MS, ZB-5MSi 30m x .25mm x .25um
QLast Update : Fri Jun 27 22:40:35 2014
Response via : Initial Calibration

Compound	R.T.	QIon	Response	Conc	Units		Dev(Min)
Internal Standards							
1) 1,4-Dichlorobenzene-d4	4.525	152	241593	40.00	ppb		0.00
24) Naphthalene-d8	5.606	136	970048	40.00	ppb		0.00
47) Acenaphthene-d10	7.649	164	585024	40.00	ppb		-0.01
69) Phenanthrene-d10	9.821	188	986144	40.00	ppb		-0.01
83) Chrysene-d12	14.014	240	1046211	40.00	ppb		-0.02
92) Perylene-d12	16.132	264	971806	40.00	ppb		-0.01
102) 1,4-Dichlorobenzene-d4a	4.525	152	241593	40.00	ppb		0.00
104) Phenanthrene-d10a	9.821	188	986144	40.00	ppb		0.00
107) Chrysene-d12a	14.014	240	1046211	40.00	ppb		0.00
110) Acenaphthene-d10a	7.649	164	585024	40.00	ppb		0.00
112) Naphthalene-d8a	5.606	136	970048	40.00	ppb		0.00
System Monitoring Compounds							
5) 2-Fluorophenol	0.000	112	0	0.00	ppb		
Spiked Amount 50.000			Recovery =	0.00%			
8) Phenol-d5	0.000	99	0	0.00	ppb		
Spiked Amount 50.000			Recovery =	0.00%			
25) Nitrobenzene-d5	0.000	82	0	0.00	ppb		
Spiked Amount 50.000			Recovery =	0.00%			
51) 2-Fluorobiphenyl	0.000	172	0d	0.00	ppb		
Spiked Amount 50.000			Recovery =	0.00%			
73) 2,4,6-Tribromophenol	0.000	330	0	0.00	ppb		
Spiked Amount 50.000			Recovery =	0.00%			
86) Terphenyl-d14	0.000	244	0	0.00	ppb		
Spiked Amount 50.000			Recovery =	0.00%			
106) o-terphenyl	10.473	230	37160	2.78	ppb		-0.01
Spiked Amount 50.000			Recovery =	5.56%			
109) 1-chlorooctadecane	11.698	57	19166	2.01	ppb		0.00
Spiked Amount 50.000			Recovery =	4.02%			
Target Compounds							Qvalue
103) Benzaldehyde	4.199	105	17061	2.46	ppb		98
105) Atrazine	9.468	215	6154m	1.30	ppb		
108) Benzidine	11.992	184	24864	1.93	ppb		79
111) 1,2,4,5-Tetrachloroben...	6.547	216	18015	2.19	ppb	#	30

(#) = qualifier out of range (m) = manual integration (+) = signals summed

Quantitation Report (QT Reviewed)

Data Path : C:\msdchem\1\DATA\e6p357\
Data File : 6p8288.D
Acq On : 26 Jun 2014 9:51 pm
Operator : samtap
Sample : ic358-2
Misc : op75816,e6p358
ALS Vial : 16 Sample Multiplier: 1

Quant Time: Jul 02 08:42:28 2014
Quant Method : C:\MSDCHEM\1\METHODS\M6P357.M
Quant Title : Semi Volatile GC/MS, ZB-5MSi 30m x .25mm x .25um
QLast Update : Fri Jun 27 22:40:35 2014
Response via : Initial Calibration

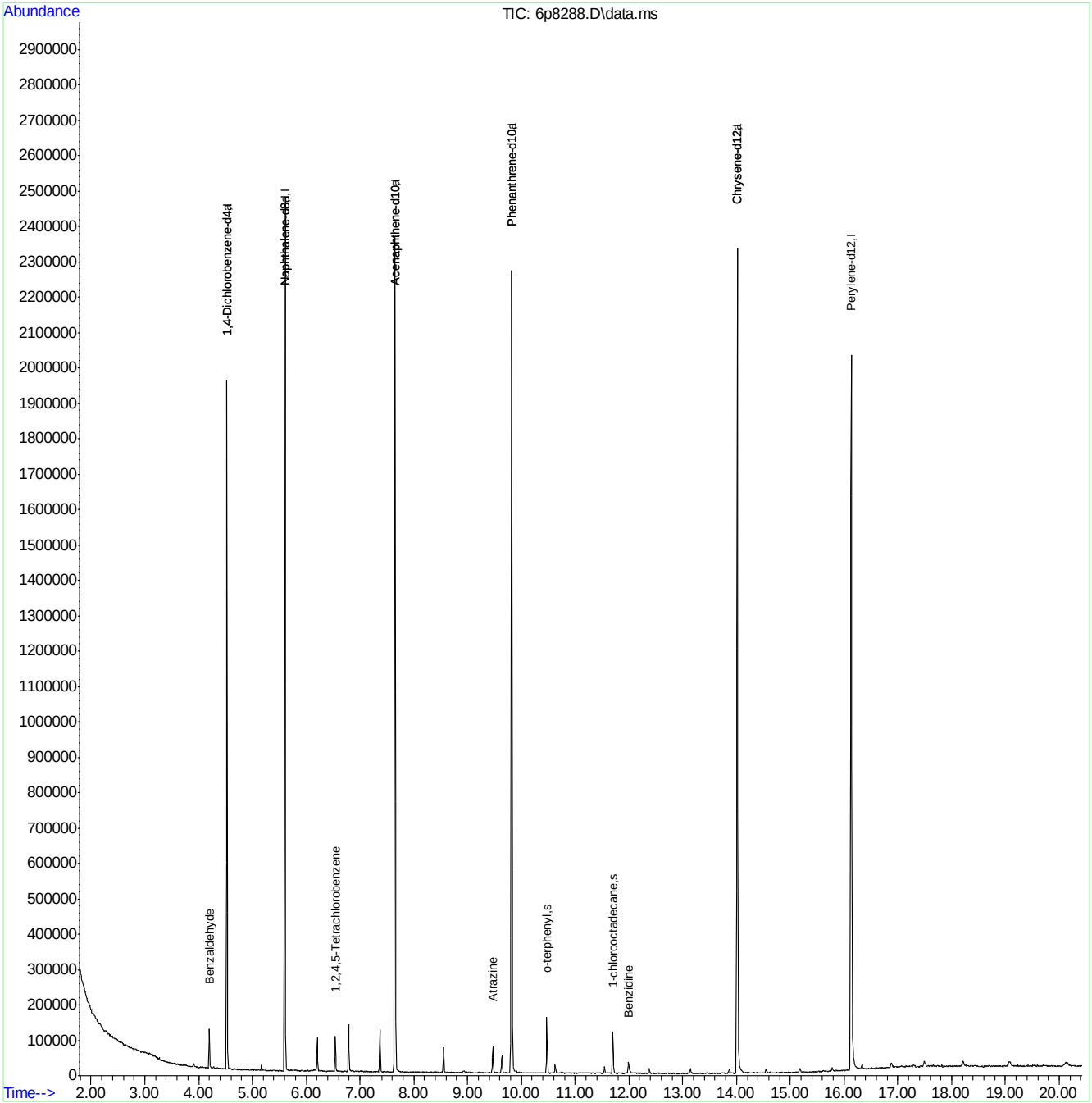

Manual Integration Approval Summary

Sample Number:	E6P358-IC358	**Method:**	SW846 8270D
Lab FileID:	6P8288.D	**Analyst approved:**	07/02/14 13:09 Samta Patel
Injection Time:	06/26/14 21:51	**Supervisor approved:**	07/02/14 15:01 Nina Pandya

Parameter	CAS	Sig#	R.T. (min.)	Reason
Atrazine	1912-24-9		9.47	Poor instrument integration

Quantitation Report (Qedit)

Data Path : C:\msdchem\1\DATA\e6p357\
Data File : 6p8288.D
Acq On : 26 Jun 2014 9:51 pm
Operator : samtap
Sample : ic358-2
Misc : op75816,e6p358
ALS Vial : 16 Sample Multiplier: 1

Quant Time: Jun 27 22:42:54 2014
Quant Method : C:\MSDCHEM\1\METHODS\M6P357.M
Quant Title : Semi Volatile GC/MS, ZB-5MSi 30m x .25mm x .25um
QLast Update : Fri Jun 27 22:40:35 2014
Response via : Initial Calibration

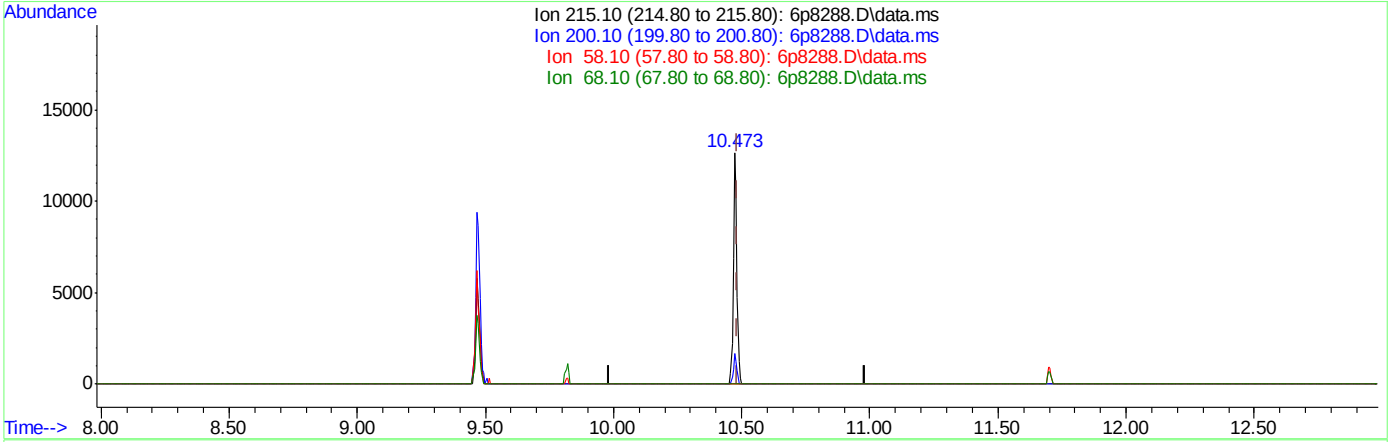

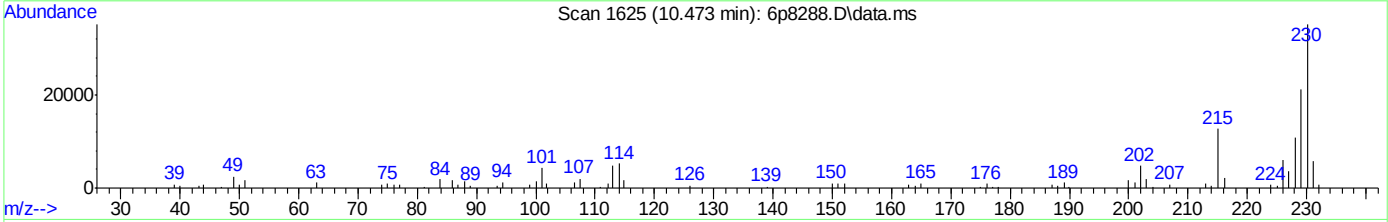

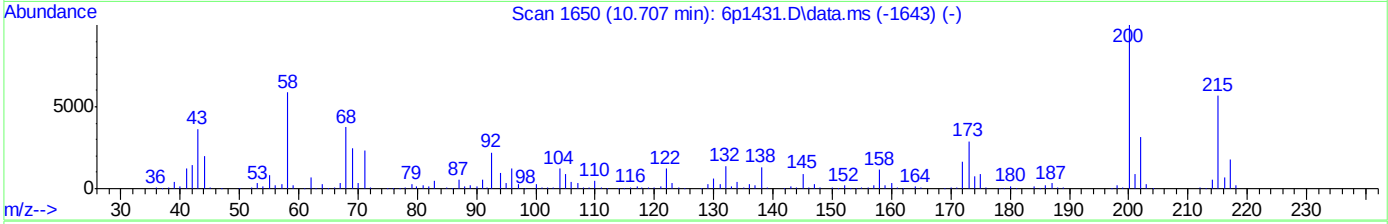

TIC: 6p8288.D\data.ms

(105) Atrazine

10.473min (-0.011) 2.66ppb

response 12555

Ion	Exp%	Act%
215.10	100	100
200.10	171.10	13.17#
58.10	117.80	0.00#
68.10	43.80	0.00#

Quantitation Report (Qedit)

Data Path : C:\msdchem\1\DATA\e6p357\
Data File : 6p8288.D
Acq On : 26 Jun 2014 9:51 pm
Operator : samtap
Sample : ic358-2
Misc : op75816,e6p358
ALS Vial : 16 Sample Multiplier: 1

Quant Time: Jun 27 22:42:54 2014
Quant Method : C:\MSDCHEM\1\METHODS\M6P357.M
Quant Title : Semi Volatile GC/MS, ZB-5MSi 30m x .25mm x .25um
QLast Update : Fri Jun 27 22:40:35 2014
Response via : Initial Calibration

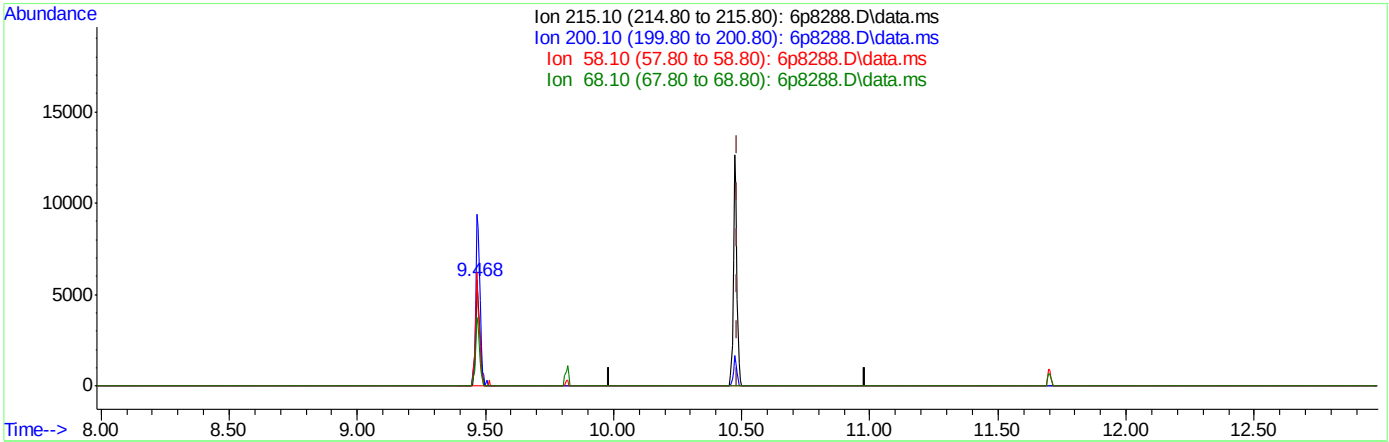

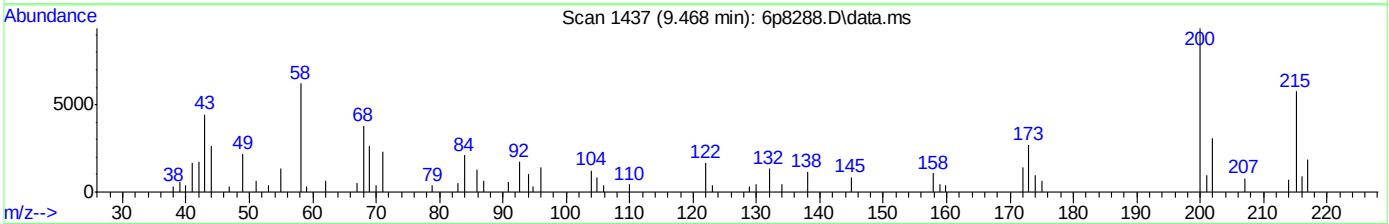

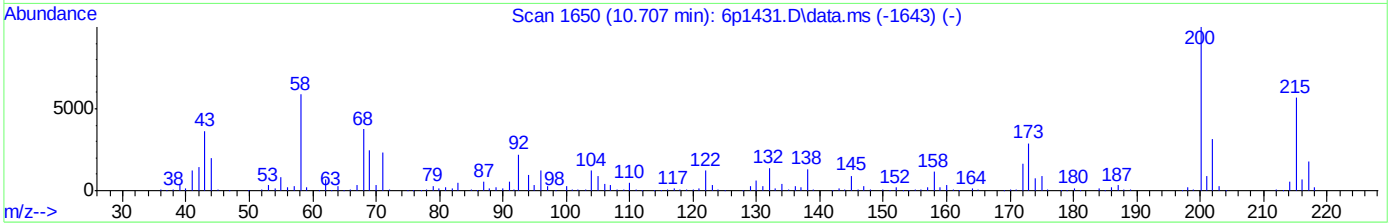

TIC: 6p8288.D\data.ms

(105) Atrazine

9.468min (-1.016) 1.30ppb m

response 6154

Ion	Exp%	Act%
215.10	100	100
200.10	171.10	162.36
58.10	117.80	107.76
68.10	43.80	65.58

6P8288.D edits: Atrazine

Manual Integrations APPROVED (compounds with "m" flag)
Nina Pandya
07/02/14 15:01

Quantitation Report (QT Reviewed)

Data Path : C:\msdchem\1\DATA\e6p357\
Data File : 6p8289.D
Acq On : 26 Jun 2014 10:19 pm
Operator : samtap
Sample : ic358-25
Misc : op75816,e6p358
ALS Vial : 17 Sample Multiplier: 1

Quant Time: Jul 02 08:43:13 2014
Quant Method : C:\MSDCHEM\1\METHODS\M6P357.M
Quant Title : Semi Volatile GC/MS, ZB-5MSi 30m x .25mm x .25um
QLast Update : Fri Jun 27 22:40:35 2014
Response via : Initial Calibration

Compound	R.T.	QIon	Response	Conc	Units	Dev(Min)
Internal Standards						
1) 1,4-Dichlorobenzene-d4	4.525	152	269291	40.00	ppb	0.00
24) Naphthalene-d8	5.600	136	1051192	40.00	ppb	-0.01
47) Acenaphthene-d10	7.649	164	619731	40.00	ppb	-0.01
69) Phenanthrene-d10	9.821	188	1047404	40.00	ppb	-0.01
83) Chrysene-d12	14.014	240	1075633	40.00	ppb	-0.02
92) Perylene-d12	16.132	264	1010402	40.00	ppb	-0.01
102) 1,4-Dichlorobenzene-d4a	4.525	152	269291	40.00	ppb	0.00
104) Phenanthrene-d10a	9.821	188	1047404	40.00	ppb	0.00
107) Chrysene-d12a	14.014	240	1075633	40.00	ppb	0.00
110) Acenaphthene-d10a	7.649	164	619731	40.00	ppb	0.00
112) Naphthalene-d8a	5.600	136	1051192	40.00	ppb	0.00
System Monitoring Compounds						
5) 2-Fluorophenol	0.000	112	0	0.00	ppb	
Spiked Amount 50.000			Recovery =	0.00%		
8) Phenol-d5	0.000	99	0	0.00	ppb	
Spiked Amount 50.000			Recovery =	0.00%		
25) Nitrobenzene-d5	0.000	82	0	0.00	ppb	
Spiked Amount 50.000			Recovery =	0.00%		
51) 2-Fluorobiphenyl	0.000	172	0d	0.00	ppb	
Spiked Amount 50.000			Recovery =	0.00%		
73) 2,4,6-Tribromophenol	0.000	330	0	0.00	ppb	
Spiked Amount 50.000			Recovery =	0.00%		
86) Terphenyl-d14	0.000	244	0	0.00	ppb	
Spiked Amount 50.000			Recovery =	0.00%		
106) o-terphenyl	10.473	230	398969	28.07	ppb	-0.01
Spiked Amount 50.000			Recovery =	56.14%		
109) 1-chlorooctadecane	11.698	57	253871	25.85	ppb	0.00
Spiked Amount 50.000			Recovery =	51.70%		
Target Compounds						Qvalue
103) Benzaldehyde	4.194	105	211775	27.44	ppb	96
105) Atrazine	9.473	215	80567m	16.05	ppb	
108) Benzidine	11.987	184	499395	37.68	ppb	79
111) 1,2,4,5-Tetrachloroben...	6.547	216	211465	24.23	ppb #	35
113) Hydroquinone	6.039	110	201766	19.92	ppb	97

(#) = qualifier out of range (m) = manual integration (+) = signals summed

Quantitation Report (QT Reviewed)

Data Path : C:\msdchem\1\DATA\e6p357\
Data File : 6p8289.D
Acq On : 26 Jun 2014 10:19 pm
Operator : samtap
Sample : ic358-25
Misc : op75816,e6p358
ALS Vial : 17 Sample Multiplier: 1

Quant Time: Jul 02 08:43:13 2014
Quant Method : C:\MSDCHEM\1\METHODS\M6P357.M
Quant Title : Semi Volatile GC/MS, ZB-5MSi 30m x .25mm x .25um
QLast Update : Fri Jun 27 22:40:35 2014
Response via : Initial Calibration

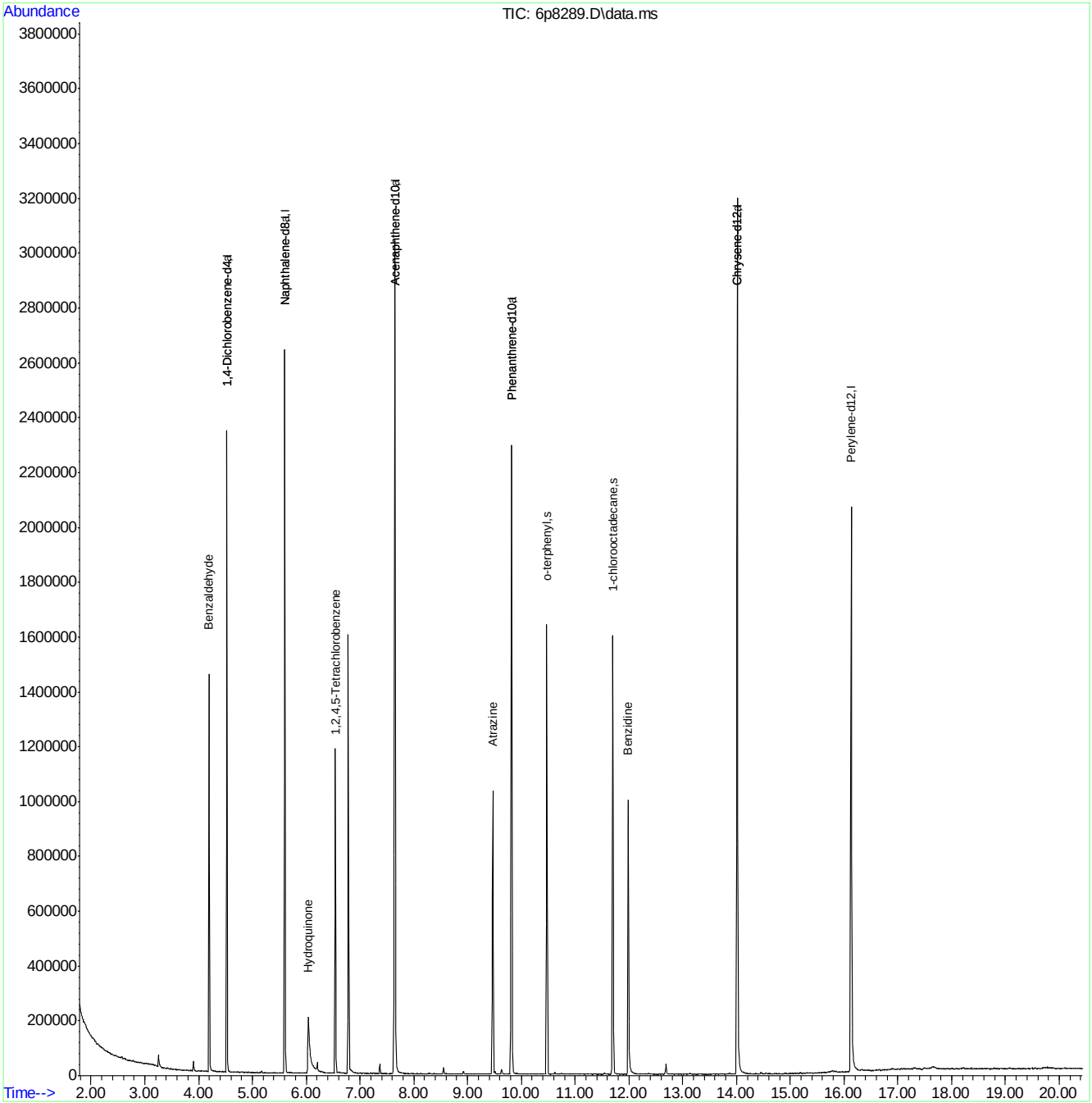

ACCUTEST LABORATORIES JB70672

Manual Integration Approval Summary

Sample Number:	E6P358-IC358	**Method:**	SW846 8270D
Lab FileID:	6P8289.D	**Analyst approved:**	07/02/14 13:09 Samta Patel
Injection Time:	06/26/14 22:19	**Supervisor approved:**	07/02/14 15:01 Nina Pandya

Parameter	CAS	Sig#	R.T. (min.)	Reason
Atrazine	1912-24-9		9.47	Poor instrument integration

Quantitation Report (Qedit)

Data Path : C:\msdchem\1\DATA\e6p357\
Data File : 6p8289.D
Acq On : 26 Jun 2014 10:19 pm
Operator : samtap
Sample : ic358-25
Misc : op75816,e6p358
ALS Vial : 17 Sample Multiplier: 1

Quant Time: Jun 27 22:43:38 2014
Quant Method : C:\MSDCHEM\1\METHODS\M6P357.M
Quant Title : Semi Volatile GC/MS, ZB-5MSi 30m x .25mm x .25um
QLast Update : Fri Jun 27 22:40:35 2014
Response via : Initial Calibration

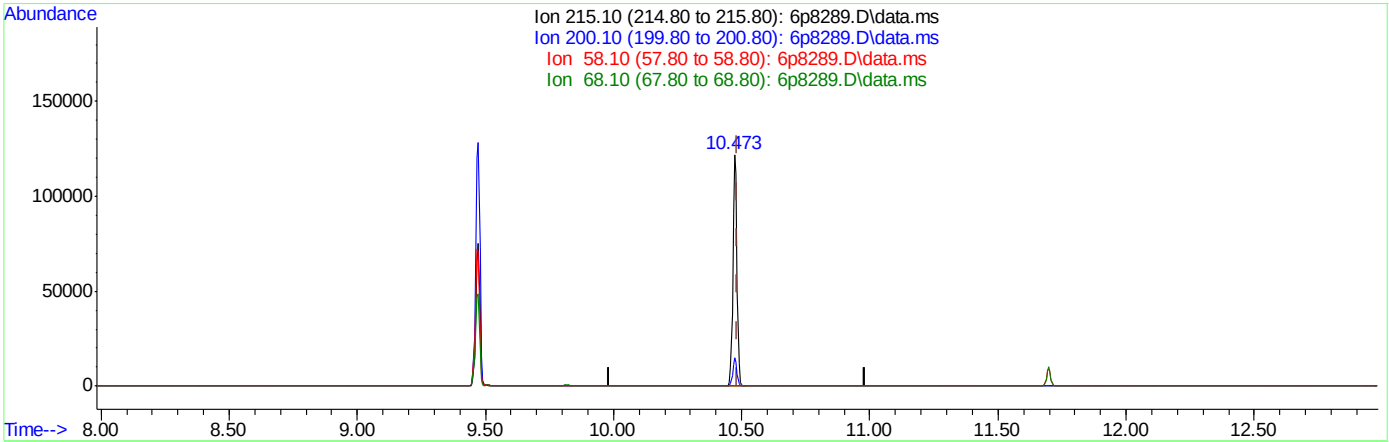

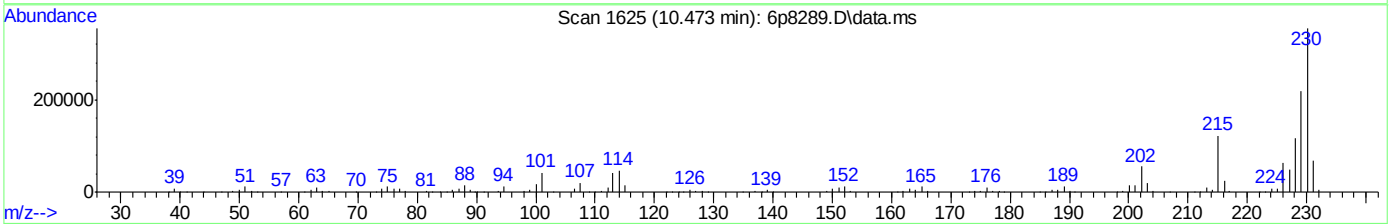

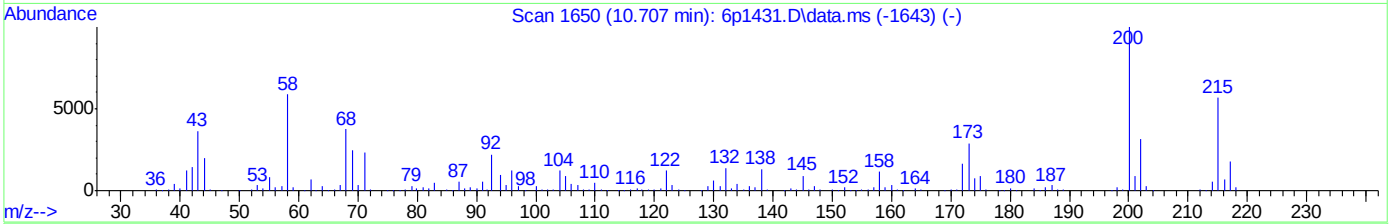

TIC: 6p8289.D\data.ms

(105) Atrazine

10.473min (-0.011) 28.15ppb

response 141291

Ion	Exp%	Act%
215.10	100	100
200.10	171.10	12.45#
58.10	117.80	0.00#
68.10	43.80	0.00#

Quantitation Report (Qedit)

Data Path : C:\msdchem\1\DATA\e6p357\
Data File : 6p8289.D
Acq On : 26 Jun 2014 10:19 pm
Operator : samtap
Sample : ic358-25
Misc : op75816,e6p358
ALS Vial : 17 Sample Multiplier: 1

Quant Time: Jun 27 22:43:38 2014
Quant Method : C:\MSDCHEM\1\METHODS\M6P357.M
Quant Title : Semi Volatile GC/MS, ZB-5MSi 30m x .25mm x .25um
QLast Update : Fri Jun 27 22:40:35 2014
Response via : Initial Calibration

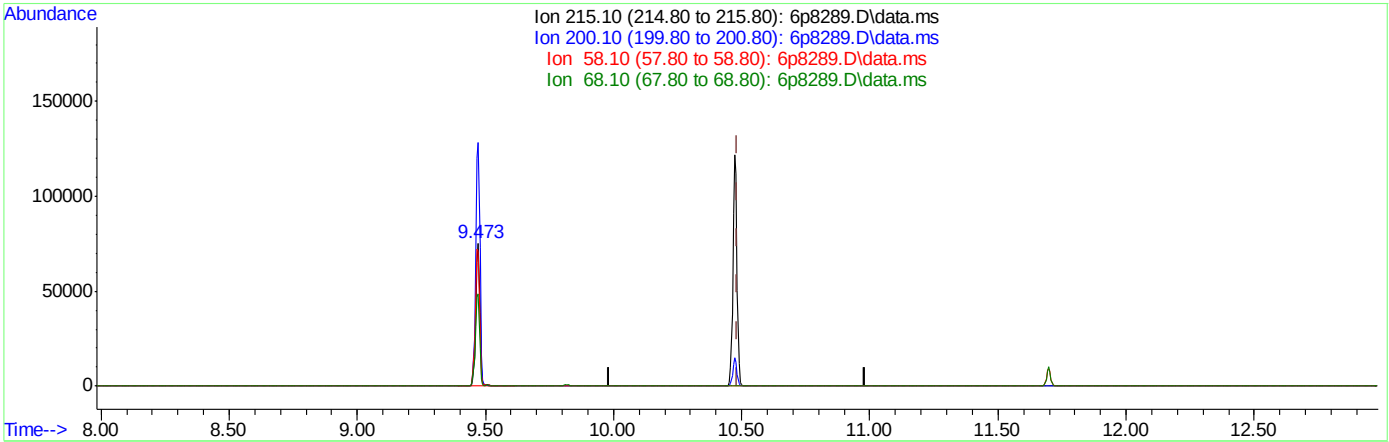

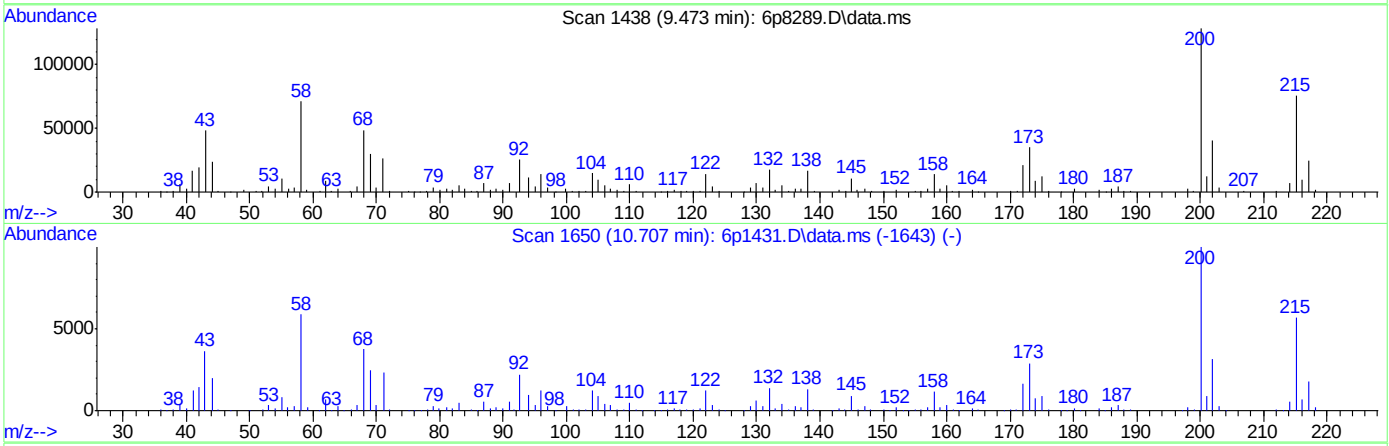

TIC: 6p8289.D\data.ms

(105) Atrazine

9.473min (-1.011) 16.05ppb m

response 80567

Ion	Exp%	Act%
215.10	100	100
200.10	171.10	170.41
58.10	117.80	94.01
68.10	43.80	64.47

Quantitation Report (QT Reviewed)

Data Path : C:\msdchem\1\DATA\e6p357\
Data File : 6p8290.D
Acq On : 26 Jun 2014 10:47 pm
Operator : samtap
Sample : icv357-50
Misc : op75816,e6p358
ALS Vial : 18 Sample Multiplier: 1

Quant Time: Jul 02 14:48:27 2014
Quant Method : C:\MSDCHEM\1\METHODS\M6P357.M
Quant Title : Semi Volatile GC/MS, ZB-5MSi 30m x .25mm x .25um
QLast Update : Wed Jul 02 11:37:14 2014
Response via : Initial Calibration

Compound	R.T.	QIon	Response	Conc	Units	Dev(Min)
Internal Standards						
1) 1,4-Dichlorobenzene-d4	4.525	152	199912	40.00	ppb	0.00
24) Naphthalene-d8	5.600	136	780570	40.00	ppb	-0.01
47) Acenaphthene-d10	7.649	164	465353	40.00	ppb	-0.01
69) Phenanthrene-d10	9.815	188	749272	40.00	ppb	-0.02
83) Chrysene-d12	14.009	240	786081	40.00	ppb	-0.02
92) Perylene-d12	16.132	264	761680	40.00	ppb	-0.01
102) 1,4-Dichlorobenzene-d4a	4.525	152	199912	40.00	ppb	0.00
104) Phenanthrene-d10a	9.815	188	749272	40.00	ppb	0.00
106) Chrysene-d12a	14.009	240	786081	40.00	ppb	0.00
108) Acenaphthene-d10a	7.649	164	465353	40.00	ppb	0.00
110) Naphthalene-d8a	5.600	136	780570	40.00	ppb	0.00
System Monitoring Compounds						
5) 2-Fluorophenol	0.000	112	0	0.00	ppb	
Spiked Amount 50.000			Recovery = 0.00%			
8) Phenol-d5	0.000	99	0d	0.00	ppb	
Spiked Amount 50.000			Recovery = 0.00%			
25) Nitrobenzene-d5	0.000	82	0d	0.00	ppb	
Spiked Amount 50.000			Recovery = 0.00%			
51) 2-Fluorobiphenyl	0.000	172	0	0.00	ppb	
Spiked Amount 50.000			Recovery = 0.00%			
73) 2,4,6-Tribromophenol	0.000	330	0	0.00	ppb	
Spiked Amount 50.000			Recovery = 0.00%			
86) Terphenyl-d14	0.000	244	0	0.00	ppb	
Spiked Amount 50.000			Recovery = 0.00%			
Target Compounds						Qvalue
9) Phenol	4.274	94	493589	42.93	ppb	68
12) 2-Chlorophenol	4.370	128	353744	45.73	ppb	94
19) 2-Methylphenol	4.729	108	340714	48.84	ppb	98
21) 3&4-Methylphenol	4.852	108	359075	48.68	ppb	99
29) 2-Nitrophenol	5.253	139	186897	46.66	ppb	92
30) 2,4-Dimethylphenol	5.296	107	368338	54.47	ppb	98
31) Benzoic Acid	5.403	105	231923	42.12	ppb	98
33) 2,4-Dichlorophenol	5.472	162	290278	48.31	ppb	97
34) 2,6-Dichlorophenol	5.686	162	289029	48.66	ppb	100
43) 4-Chloro-3-methylphenol	6.183	107	331018	47.04	ppb	98
49) 2,4,6-Trichlorophenol	6.681	196	217949	49.27	ppb	96
50) 2,4,5-Trichlorophenol	6.724	196	235484	49.31	ppb	97
61) 4-Nitrophenol	7.879	109	96514	48.39	ppb	98
64) 2,3,4,6-Tetrachlorophenol	8.120	232	179464	47.84	ppb	96
70) 4,6-Dinitro-2-methylph...	8.515	198	123634	42.57	ppb	98
76) Pentachlorophenol	9.558	266	137880	49.11	ppb	97

(#) = qualifier out of range (m) = manual integration (+) = signals summed

Quantitation Report (QT Reviewed)

Data Path : C:\msdchem\1\DATA\e6p357\
Data File : 6p8290.D
Acq On : 26 Jun 2014 10:47 pm
Operator : samtap
Sample : icv357-50
Misc : op75816,e6p358
ALS Vial : 18 Sample Multiplier: 1

Quant Time: Jul 02 14:48:27 2014
Quant Method : C:\MSDCHEM\1\METHODS\M6P357.M
Quant Title : Semi Volatile GC/MS, ZB-5MSi 30m x .25mm x .25um
QLast Update : Wed Jul 02 11:37:14 2014
Response via : Initial Calibration

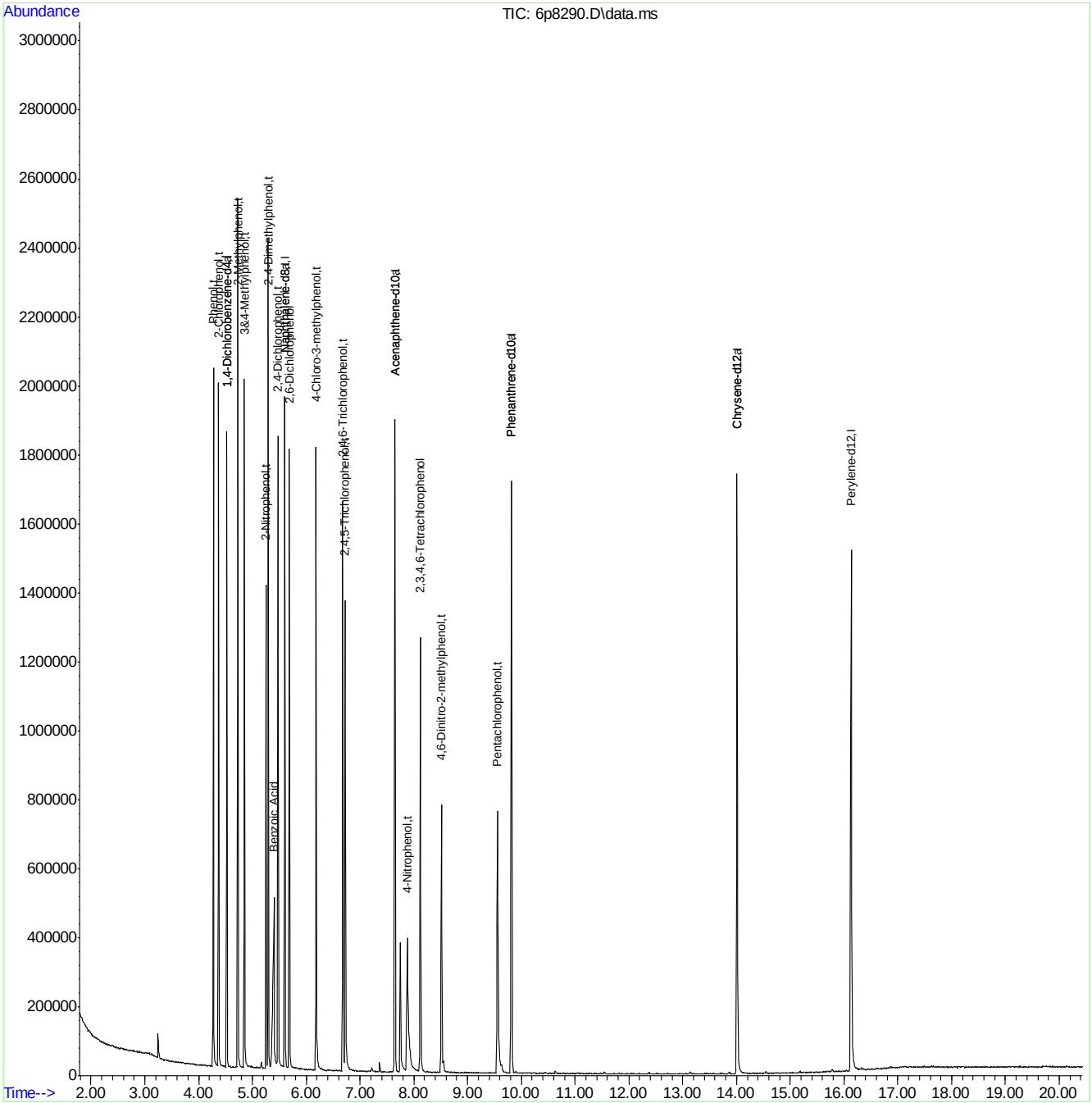

ACCUTEST LABORATORIES JB70672

Quantitation Report (QT Reviewed)

Data Path : C:\msdchem\1\DATA\e6p357\
Data File : 6p8291.D
Acq On : 26 Jun 2014 11:15 pm
Operator : samtap
Sample : icv357-50
Misc : op75816,e6p358
ALS Vial : 19 Sample Multiplier: 1

Quant Time: Jul 02 13:46:48 2014
Quant Method : C:\MSDCHEM\1\METHODS\M6P357.M
Quant Title : Semi Volatile GC/MS, ZB-5MSi 30m x .25mm x .25um
QLast Update : Wed Jul 02 11:37:14 2014
Response via : Initial Calibration

Compound	R.T.	QIon	Response	Conc	Units	Dev(Min)
Internal Standards						
1) 1,4-Dichlorobenzene-d4	4.525	152	225718	40.00	ppb	0.00
24) Naphthalene-d8	5.606	136	921424	40.00	ppb	0.00
47) Acenaphthene-d10	7.649	164	560309	40.00	ppb	-0.01
69) Phenanthrene-d10	9.815	188	909263	40.00	ppb	-0.02
83) Chrysene-d12	14.019	240	913409	40.00	ppb	-0.01
92) Perylene-d12	16.132	264	950024	40.00	ppb	-0.01
102) 1,4-Dichlorobenzene-d4a	4.525	152	225718	40.00	ppb	0.00
104) Phenanthrene-d10a	9.815	188	909263	40.00	ppb	0.00
106) Chrysene-d12a	14.019	240	913409	40.00	ppb	0.00
108) Acenaphthene-d10a	7.649	164	560309	40.00	ppb	0.00
110) Naphthalene-d8a	5.606	136	921424	40.00	ppb	0.00
System Monitoring Compounds						
5) 2-Fluorophenol	0.000	112	0	0.00	ppb	
Spiked Amount 50.000			Recovery =	0.00%		
8) Phenol-d5	0.000	99	0d	0.00	ppb	
Spiked Amount 50.000			Recovery =	0.00%		
25) Nitrobenzene-d5	0.000	82	0d	0.00	ppb	
Spiked Amount 50.000			Recovery =	0.00%		
51) 2-Fluorobiphenyl	0.000	172	0	0.00	ppb	
Spiked Amount 50.000			Recovery =	0.00%		
73) 2,4,6-Tribromophenol	0.000	330	0	0.00	ppb	
Spiked Amount 50.000			Recovery =	0.00%		
86) Terphenyl-d14	0.000	244	0	0.00	ppb	
Spiked Amount 50.000			Recovery =	0.00%		
Target Compounds						Qvalue
4) N-Nitrosodimethylamine	2.290	74	262928	43.73	ppb	94
11) bis(2-Chloroethyl)ether	4.328	93	415793	44.85	ppb	100
14) 1,3-Dichlorobenzene	4.483	146	392520	40.80	ppb	97
15) 1,4-Dichlorobenzene	4.542	146	397473	41.03	ppb	99
17) 1,2-Dichlorobenzene	4.659	146	380802	41.49	ppb	99
20) 2,2'-oxybis(1-Chloropr...	4.739	121	133746	43.63	ppb	99
22) n-Nitroso-di-n-propyla...	4.841	70	307600	45.37	ppb	96
23) Hexachloroethane	4.927	201	140335	42.02	ppb	96
26) Nitrobenzene	4.980	77	465270	40.98	ppb	95
28) Isophorone	5.178	82	777392	40.35	ppb	99
32) bis(2-Chloroethoxy)met...	5.376	93	496550	45.58	ppb	100
36) 1,2,4-Trichlorobenzene	5.552	180	327477	40.97	ppb	99
38) Naphthalene	5.622	128	1057233	40.73	ppb	99
42) Hexachlorobutadiene	5.756	225	179149	41.96	ppb	99
48) Hexachlorocyclopentadiene	6.542	237	151734	37.04	ppb	100
52) 2-Chloronaphthalene	6.922	162	691301	39.95	ppb	100
55) Dimethylphthalate	7.317	163	788820	42.29	ppb	100
56) Acenaphthylene	7.451	152	935329	35.74	ppb	100
57) 2,6-Dinitrotoluene	7.382	165	176104	41.33	ppb	96
59) Acenaphthene	7.692	153	708347	43.40	ppb	99
63) 2,4-Dinitrotoluene	7.933	165	237252	41.97	ppb	85
65) Diethylphthalate	8.312	149	759818	41.28	ppb	99

Quantitation Report (QT Reviewed)

Data Path : C:\msdchem\1\DATA\e6p357\
Data File : 6p8291.D
Acq On : 26 Jun 2014 11:15 pm
Operator : samtap
Sample : icv357-50
Misc : op75816,e6p358
ALS Vial : 19 Sample Multiplier: 1

Quant Time: Jul 02 13:46:48 2014
Quant Method : C:\MSDCHEM\1\METHODS\M6P357.M
Quant Title : Semi Volatile GC/MS, ZB-5MSi 30m x .25mm x .25um
QLast Update : Wed Jul 02 11:37:14 2014
Response via : Initial Calibration

Compound	R.T.	QIon	Response	Conc	Units	Dev(Min)
66) Fluorene	8.419	166	826177	42.18	ppb	97
67) 4-Chlorophenyl-phenyle...	8.446	204	398546	43.16	ppb	98
71) n-Nitrosodiphenylamine	8.623	169	555518	42.51	ppb	99
72) 1,2-Diphenylhydrazine	8.676	77	990617	43.16	ppb	99
74) 4-Bromophenyl-phenylether	9.168	248	223370	44.49	ppb	98
75) Hexachlorobenzene	9.243	284	244830	41.12	ppb	94
77) Phenanthrene	9.853	178	1148357	41.13	ppb	99
78) Anthracene	9.933	178	1164260	41.74	ppb	98
80) Di-n-butylphthalate	10.853	149	1303888	43.77	ppb	100
81) Fluoranthene	11.719	202	1297673	42.14	ppb	99
84) Pyrene	12.067	202	1383331	43.78	ppb	98
87) Butylbenzylphthalate	13.238	149	596613	45.95	ppb	98
88) Benzo[a]anthracene	14.003	228	1161861	41.94	ppb	99
90) Chrysene	14.057	228	1238365	44.79	ppb	99
91) bis(2-Ethylhexyl)phtha...	14.217	149	825387	46.89	ppb	96
93) Di-n-octylphthalate	15.201	149	1455904	46.25	ppb	99
94) Benzo[b]fluoranthene	15.613	252	1305647	42.49	ppb	97
95) Benzo[k]fluoranthene	15.651	252	1326208	42.03	ppb	97
96) Benzo[a]pyrene	16.052	252	1224366	42.84	ppb	98
97) Indeno[1,2,3-cd]pyrene	17.603	276	1184843	43.90	ppb	96
99) Dibenz[a,h]anthracene	17.646	278	1316042	45.79	ppb	98
101) Benzo[g,h,i]perylene	18.015	276	1332401	43.76	ppb	99

(#) = qualifier out of range (m) = manual integration (+) = signals summed

Quantitation Report (QT Reviewed)

Data Path : C:\msdchem\1\DATA\e6p357\
Data File : 6p8291.D
Acq On : 26 Jun 2014 11:15 pm
Operator : samtap
Sample : icv357-50
Misc : op75816,e6p358
ALS Vial : 19 Sample Multiplier: 1

Quant Time: Jul 02 13:46:48 2014
Quant Method : C:\MSDCHEM\1\METHODS\M6P357.M
Quant Title : Semi Volatile GC/MS, ZB-5MSi 30m x .25mm x .25um
QLast Update : Wed Jul 02 11:37:14 2014
Response via : Initial Calibration

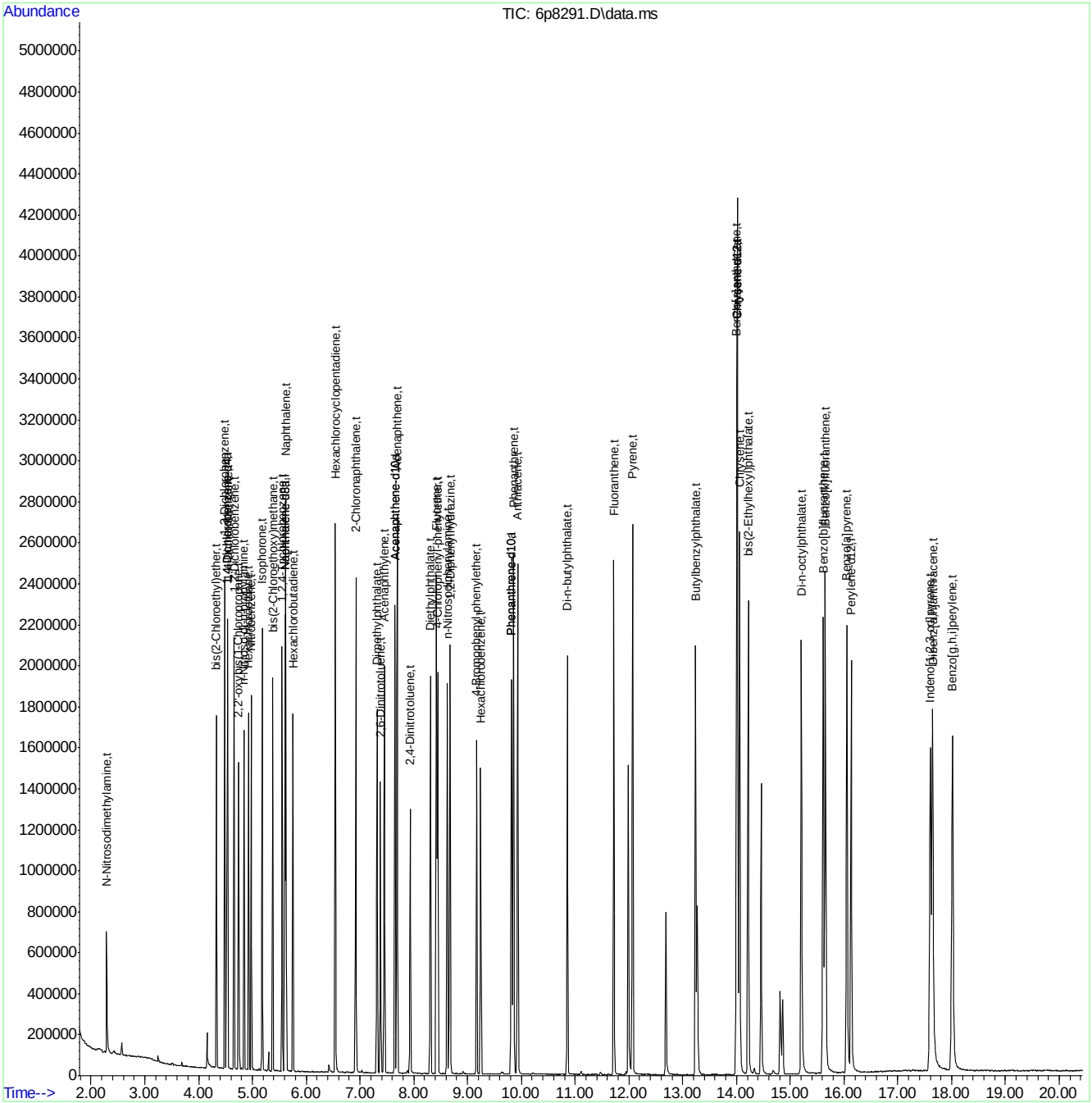

ACCUTEST LABORATORIES JB70672

Quantitation Report (QT Reviewed)

Data Path : C:\msdchem\1\DATA\e6p357\
Data File : 6p8291A.D
Acq On : 26 Jun 2014 11:15 pm
Operator : samtap
Sample : icv358-50
Misc : op75816,e6p358
ALS Vial : 19 Sample Multiplier: 1

Quant Time: Jul 02 13:37:54 2014
Quant Method : C:\MSDCHEM\1\METHODS\M6P357.M
Quant Title : Semi Volatile GC/MS, ZB-5MSi 30m x .25mm x .25um
QLast Update : Wed Jul 02 11:37:14 2014
Response via : Initial Calibration

Compound	R.T.	QIon	Response	Conc	Units	Dev(Min)
Internal Standards						
1) 1,4-Dichlorobenzene-d4	4.525	152	225718	40.00	ppb	0.00
24) Naphthalene-d8	5.606	136	921424	40.00	ppb	0.00
47) Acenaphthene-d10	7.649	164	560309	40.00	ppb	-0.01
69) Phenanthrene-d10	9.815	188	909263	40.00	ppb	-0.02
83) Chrysene-d12	14.019	240	913409	40.00	ppb	-0.01
92) Perylene-d12	16.132	264	950024	40.00	ppb	-0.01
102) 1,4-Dichlorobenzene-d4a	4.525	152	225718	40.00	ppb	0.00
104) Phenanthrene-d10a	9.815	188	909263	40.00	ppb	0.00
106) Chrysene-d12a	14.019	240	913409	40.00	ppb	0.00
108) Acenaphthene-d10a	7.649	164	560309	40.00	ppb	0.00
110) Naphthalene-d8a	5.606	136	921424	40.00	ppb	0.00
System Monitoring Compounds						
5) 2-Fluorophenol	0.000	112	0	0.00	ppb	
Spiked Amount 50.000			Recovery =	0.00%		
8) Phenol-d5	0.000	99	0d	0.00	ppb	
Spiked Amount 50.000			Recovery =	0.00%		
25) Nitrobenzene-d5	0.000	82	0d	0.00	ppb	
Spiked Amount 50.000			Recovery =	0.00%		
51) 2-Fluorobiphenyl	0.000	172	0	0.00	ppb	
Spiked Amount 50.000			Recovery =	0.00%		
73) 2,4,6-Tribromophenol	0.000	330	0	0.00	ppb	
Spiked Amount 50.000			Recovery =	0.00%		
86) Terphenyl-d14	0.000	244	0	0.00	ppb	
Spiked Amount 50.000			Recovery =	0.00%		
Target Compounds						Qvalue
107) Benzidine	11.987	184	786944	56.05	ppb	79
109) 1,2,4,5-Tetrachloroben...	6.547	216	319169	39.66	ppb #	34

(#) = qualifier out of range (m) = manual integration (+) = signals summed

Quantitation Report (QT Reviewed)

Data Path : C:\msdchem\1\DATA\e6p357\
Data File : 6p8291A.D
Acq On : 26 Jun 2014 11:15 pm
Operator : samtap
Sample : icv358-50
Misc : op75816,e6p358
ALS Vial : 19 Sample Multiplier: 1

Quant Time: Jul 02 13:37:54 2014
Quant Method : C:\MSDCHEM\1\METHODS\M6P357.M
Quant Title : Semi Volatile GC/MS, ZB-5MSi 30m x .25mm x .25um
QLast Update : Wed Jul 02 11:37:14 2014
Response via : Initial Calibration

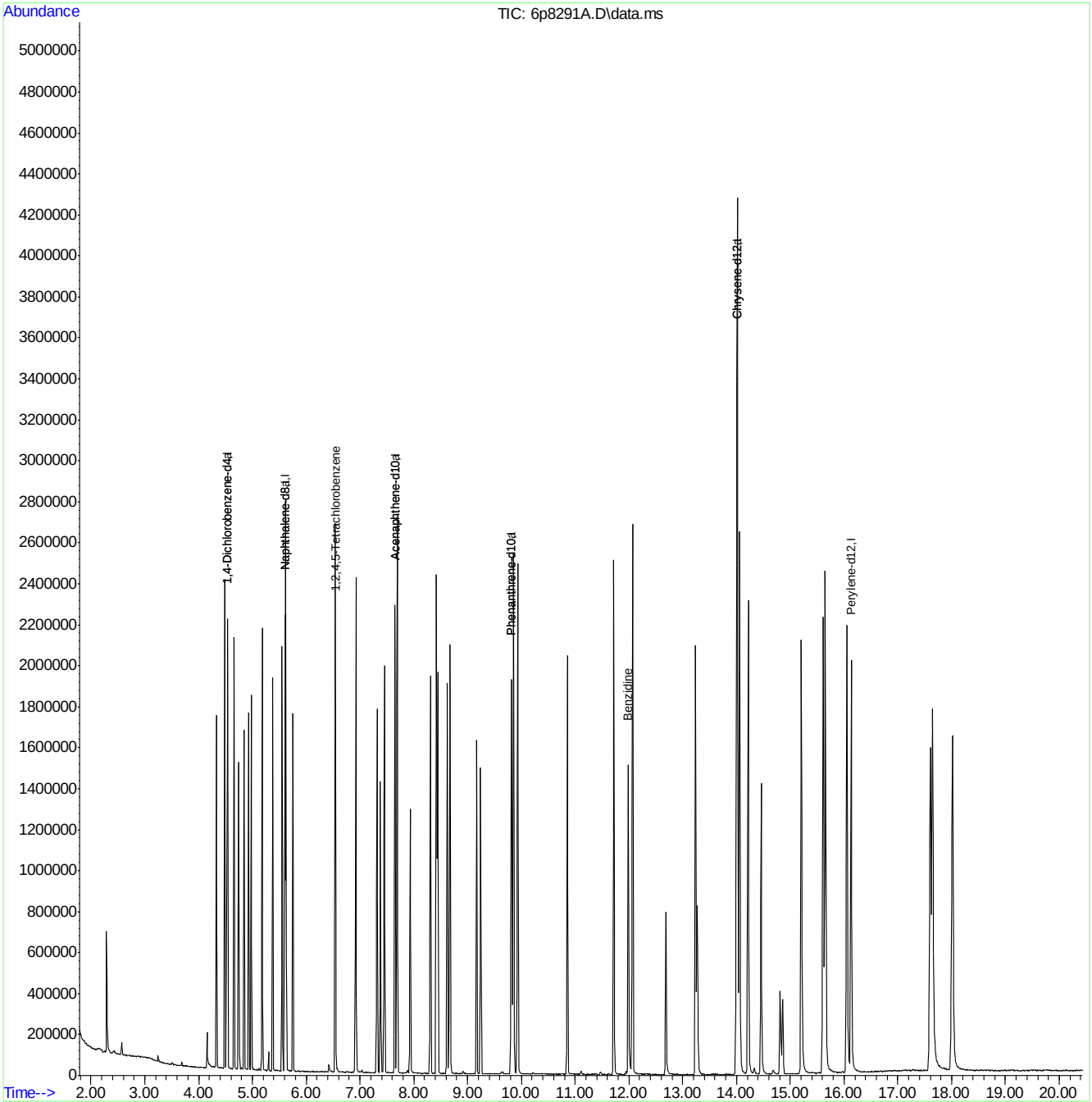

Quantitation Report (QT Reviewed)

Data Path : C:\msdchem\1\DATA\e6p357\
Data File : 6p8292B.D
Acq On : 26 Jun 2014 11:44 pm
Operator : samtap
Sample : icv357-50
Misc : op75816,e6p358
ALS Vial : 20 Sample Multiplier: 1

Quant Time: Jul 02 14:47:05 2014
Quant Method : C:\MSDCHEM\1\METHODS\M6P357.M
Quant Title : Semi Volatile GC/MS, ZB-5MSi 30m x .25mm x .25um
QLast Update : Wed Jul 02 11:37:14 2014
Response via : Initial Calibration

Compound	R.T.	QIon	Response	Conc	Units	Dev(Min)
Internal Standards						
1) 1,4-Dichlorobenzene-d4	4.525	152	248067	40.00	ppb	0.00
24) Naphthalene-d8	5.600	136	999877	40.00	ppb	-0.01
47) Acenaphthene-d10	7.649	164	611151	40.00	ppb	-0.01
69) Phenanthrene-d10	9.820	188	972290	40.00	ppb	-0.01
83) Chrysene-d12	14.014	240	1046214	40.00	ppb	-0.02
92) Perylene-d12	16.132	264	948354	40.00	ppb	-0.01
102) 1,4-Dichlorobenzene-d4a	4.525	152	248067	40.00	ppb	0.00
104) Phenanthrene-d10a	9.820	188	972290	40.00	ppb	0.00
106) Chrysene-d12a	14.014	240	1046214	40.00	ppb	0.00
108) Acenaphthene-d10a	7.649	164	611151	40.00	ppb	0.00
110) Naphthalene-d8a	5.600	136	999877	40.00	ppb	0.00
System Monitoring Compounds						
5) 2-Fluorophenol	0.000	112	0	0.00	ppb	
Spiked Amount 50.000			Recovery =	0.00%		
8) Phenol-d5	0.000	99	0d	0.00	ppb	
Spiked Amount 50.000			Recovery =	0.00%		
25) Nitrobenzene-d5	0.000	82	0	0.00	ppb	
Spiked Amount 50.000			Recovery =	0.00%		
51) 2-Fluorobiphenyl	0.000	172	0	0.00	ppb	
Spiked Amount 50.000			Recovery =	0.00%		
73) 2,4,6-Tribromophenol	0.000	330	0	0.00	ppb	
Spiked Amount 50.000			Recovery =	0.00%		
86) Terphenyl-d14	0.000	244	0	0.00	ppb	
Spiked Amount 50.000			Recovery =	0.00%		
Target Compounds						Qvalue
60) 2,4-Dinitrophenol	7.750	184	103742	39.47	ppb	98

(#) = qualifier out of range (m) = manual integration (+) = signals summed

Quantitation Report (QT Reviewed)

Data Path : C:\msdchem\1\DATA\e6p357\
Data File : 6p8292B.D
Acq On : 26 Jun 2014 11:44 pm
Operator : samtap
Sample : icv357-50
Misc : op75816,e6p358
ALS Vial : 20 Sample Multiplier: 1

Quant Time: Jul 02 14:47:05 2014
Quant Method : C:\MSDCHEM\1\METHODS\M6P357.M
Quant Title : Semi Volatile GC/MS, ZB-5MSi 30m x .25mm x .25um
QLast Update : Wed Jul 02 11:37:14 2014
Response via : Initial Calibration

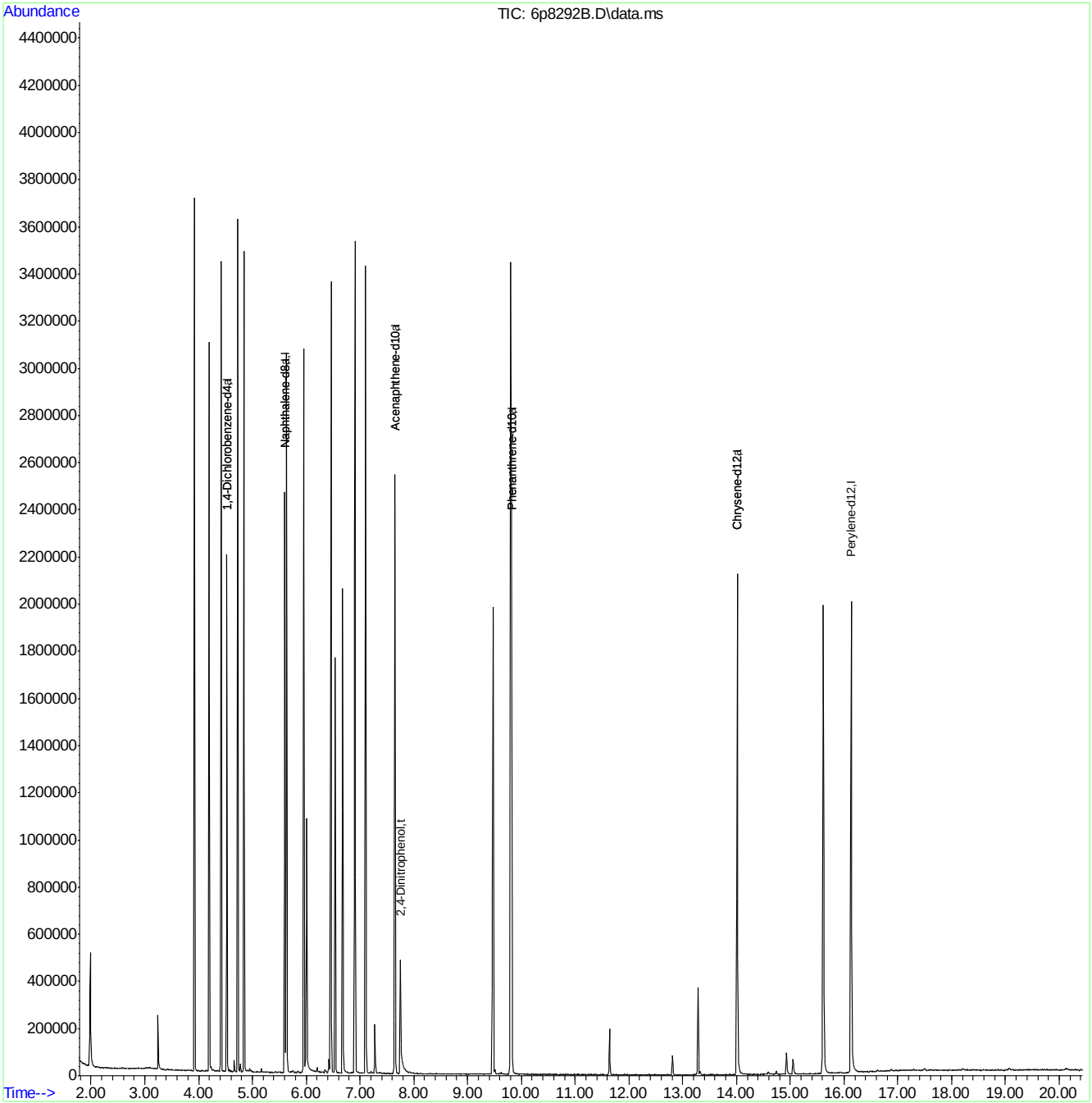

ACCUTEST LABORATORIES JB70672

9.6.20 9

Quantitation Report (QT Reviewed)

Data Path : C:\msdchem\1\DATA\e6p357\
Data File : 6p8292a.D
Acq On : 26 Jun 2014 11:44 pm
Operator : samtap
Sample : icv358-50
Misc : op75816,e6p358
ALS Vial : 20 Sample Multiplier: 1

Quant Time: Jul 02 13:44:15 2014
Quant Method : C:\MSDCHEM\1\METHODS\M6P357.M
Quant Title : Semi Volatile GC/MS, ZB-5MSi 30m x .25mm x .25um
QLast Update : Wed Jul 02 11:37:14 2014
Response via : Initial Calibration

Compound	R.T.	QIon	Response	Conc	Units	Dev(Min)
Internal Standards						
1) 1,4-Dichlorobenzene-d4	4.525	152	248067	40.00	ppb	0.00
24) Naphthalene-d8	5.600	136	999877	40.00	ppb	-0.01
47) Acenaphthene-d10	7.649	164	611151	40.00	ppb	-0.01
69) Phenanthrene-d10	9.820	188	972290	40.00	ppb	-0.01
83) Chrysene-d12	14.014	240	1046214	40.00	ppb	-0.02
92) Perylene-d12	16.132	264	948354	40.00	ppb	-0.01
102) 1,4-Dichlorobenzene-d4a	4.525	152	248067	40.00	ppb	0.00
104) Phenanthrene-d10a	9.820	188	972290	40.00	ppb	0.00
106) Chrysene-d12a	14.014	240	1046214	40.00	ppb	0.00
108) Acenaphthene-d10a	7.649	164	611151	40.00	ppb	0.00
110) Naphthalene-d8a	5.600	136	999877	40.00	ppb	0.00
System Monitoring Compounds						
5) 2-Fluorophenol	0.000	112	0	0.00	ppb	
Spiked Amount 50.000			Recovery =	0.00%		
8) Phenol-d5	0.000	99	0d	0.00	ppb	
Spiked Amount 50.000			Recovery =	0.00%		
25) Nitrobenzene-d5	0.000	82	0	0.00	ppb	
Spiked Amount 50.000			Recovery =	0.00%		
51) 2-Fluorobiphenyl	0.000	172	0	0.00	ppb	
Spiked Amount 50.000			Recovery =	0.00%		
73) 2,4,6-Tribromophenol	0.000	330	0	0.00	ppb	
Spiked Amount 50.000			Recovery =	0.00%		
86) Terphenyl-d14	0.000	244	0	0.00	ppb	
Spiked Amount 50.000			Recovery =	0.00%		
Target Compounds						Qvalue
103) Benzaldehyde	4.194	105	427401	53.72	ppb	96
105) Atrazine	9.478	215	162823	56.66	ppb	85

(#) = qualifier out of range (m) = manual integration (+) = signals summed

Quantitation Report (QT Reviewed)

Data Path : C:\msdchem\1\DATA\e6p357\
Data File : 6p8292a.D
Acq On : 26 Jun 2014 11:44 pm
Operator : samtap
Sample : icv358-50
Misc : op75816,e6p358
ALS Vial : 20 Sample Multiplier: 1

Quant Time: Jul 02 13:44:15 2014
Quant Method : C:\MSDCHEM\1\METHODS\M6P357.M
Quant Title : Semi Volatile GC/MS, ZB-5MSi 30m x .25mm x .25um
QLast Update : Wed Jul 02 11:37:14 2014
Response via : Initial Calibration

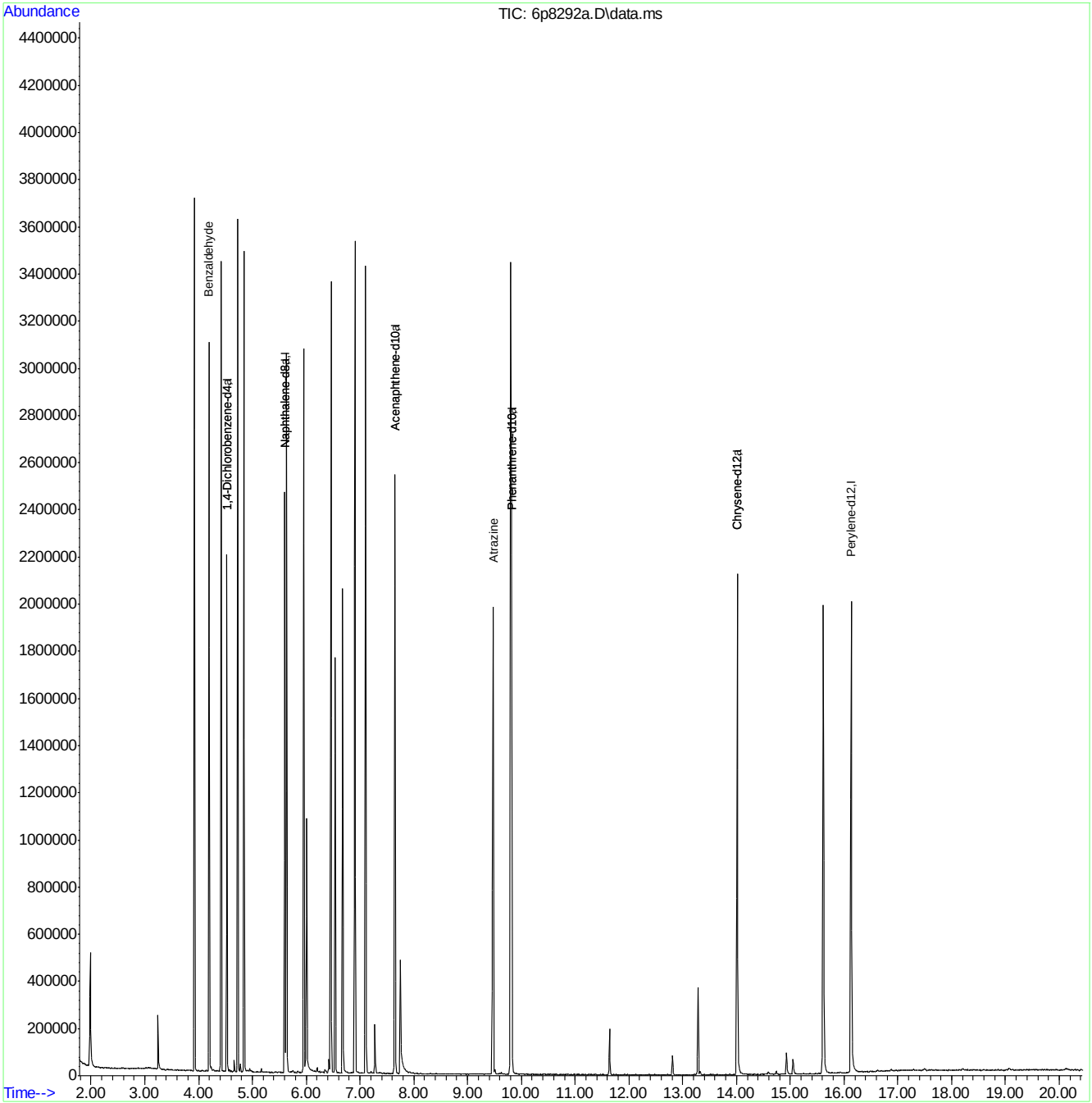

9.6.21

Quantitation Report (QT Reviewed)

Data Path : C:\msdchem\1\DATA\e6p357\
Data File : 6p8293.D
Acq On : 27 Jun 2014 12:12 am
Operator : samtap
Sample : icv357-50
Misc : op75816,e6p358
ALS Vial : 21 Sample Multiplier: 1

Quant Time: Jul 02 13:45:28 2014
Quant Method : C:\MSDCHEM\1\METHODS\M6P357.M
Quant Title : Semi Volatile GC/MS, ZB-5MSi 30m x .25mm x .25um
QLast Update : Fri Jun 27 22:48:40 2014
Response via : Initial Calibration

Compound	R.T.	QIon	Response	Conc	Units	Dev(Min)
Internal Standards						
1) 1,4-Dichlorobenzene-d4	4.525	152	218226	40.00	ppb	0.00
24) Naphthalene-d8	5.600	136	870133	40.00	ppb	-0.01
47) Acenaphthene-d10	7.649	164	524457	40.00	ppb	-0.01
69) Phenanthrene-d10	9.815	188	872376	40.00	ppb	-0.02
83) Chrysene-d12	14.008	240	906237	40.00	ppb	-0.02
92) Perylene-d12	16.127	264	832897	40.00	ppb	-0.02
102) 1,4-Dichlorobenzene-d4a	4.525	152	218226	40.00	ppb	0.00
104) Phenanthrene-d10a	9.815	188	872376	40.00	ppb	0.00
107) Chrysene-d12a	14.008	240	906237	40.00	ppb	0.00
110) Acenaphthene-d10a	7.649	164	524457	40.00	ppb	0.00
112) Naphthalene-d8a	5.600	136	870133	40.00	ppb	0.00
System Monitoring Compounds						
5) 2-Fluorophenol	3.525	112	358464	42.82	ppb	0.00
Spiked Amount 50.000			Recovery = 85.64%			
8) Phenol-d5	4.263	99	440777	42.07	ppb	-0.01
Spiked Amount 50.000			Recovery = 84.14%			
25) Nitrobenzene-d5	4.964	82	403335	41.36	ppb	-0.01
Spiked Amount 50.000			Recovery = 82.72%			
51) 2-Fluorobiphenyl	6.782	172	713386	41.25	ppb	-0.02
Spiked Amount 50.000			Recovery = 82.50%			
73) 2,4,6-Tribromophenol	8.778	330	95522	41.17	ppb	-0.01
Spiked Amount 50.000			Recovery = 82.34%			
86) Terphenyl-d14	12.393	244	855750	42.20	ppb	-0.01
Spiked Amount 50.000			Recovery = 84.40%			
106) o-terphenyl	0.000	230	0	0.00	ppb	
Spiked Amount 50.000			Recovery = 0.00%			
109) 1-chlorooctadecane	0.000	57	0	0.00	ppb	
Spiked Amount 50.000			Recovery = 0.00%			
Target Compounds						Qvalue

(#) = qualifier out of range (m) = manual integration (+) = signals summed

Quantitation Report (QT Reviewed)

Data Path : C:\msdchem\1\DATA\e6p357\
Data File : 6p8293.D
Acq On : 27 Jun 2014 12:12 am
Operator : samtap
Sample : icv357-50
Misc : op75816,e6p358
ALS Vial : 21 Sample Multiplier: 1

Quant Time: Jul 02 13:45:28 2014
Quant Method : C:\MSDCHEM\1\METHODS\M6P357.M
Quant Title : Semi Volatile GC/MS, ZB-5MSi 30m x .25mm x .25um
QLast Update : Fri Jun 27 22:48:40 2014
Response via : Initial Calibration

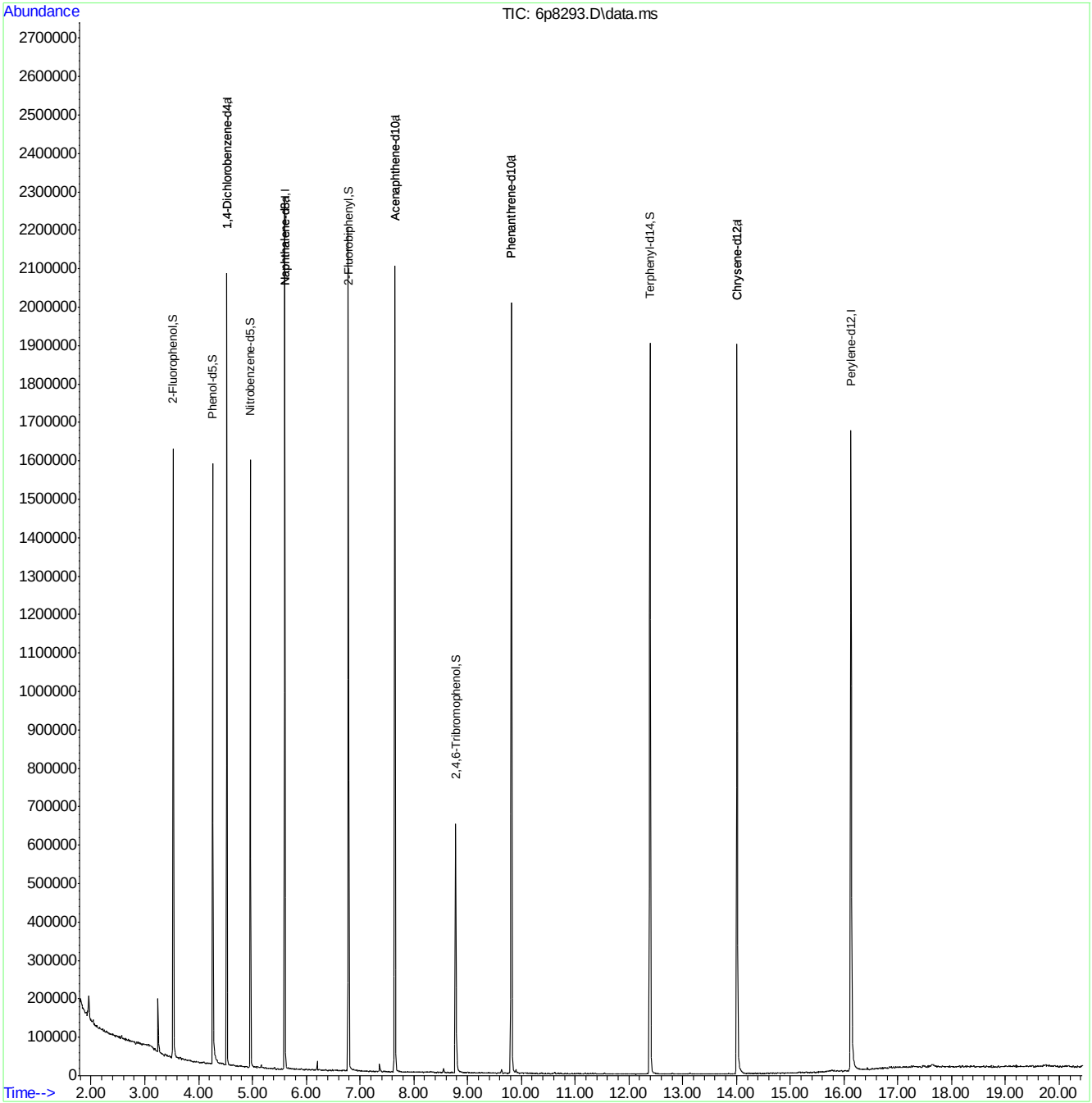

Quantitation Report (QT Reviewed)

Data Path : C:\msdchem\1\DATA\e6p357\
Data File : 6p8294.D
Acq On : 27 Jun 2014 12:40 am
Operator : samtap
Sample : icv357-50
Misc : op75816,e6p358
ALS Vial : 22 Sample Multiplier: 1

Quant Time: Jul 02 13:47:35 2014
Quant Method : C:\MSDCHEM\1\METHODS\M6P357.M
Quant Title : Semi Volatile GC/MS, ZB-5MSi 30m x .25mm x .25um
QLast Update : Fri Jun 27 22:48:40 2014
Response via : Initial Calibration

Compound		R.T.	QIon	Response	Conc	Units	Dev(Min)
Internal Standards							
1) 1,4-Dichlorobenzene-d4		4.525	152	208829	40.00	ppb	0.00
24) Naphthalene-d8		5.600	136	817418	40.00	ppb	-0.01
47) Acenaphthene-d10		7.649	164	502373	40.00	ppb	-0.01
69) Phenanthrene-d10		9.815	188	836267	40.00	ppb	-0.02
83) Chrysene-d12		14.008	240	876338	40.00	ppb	-0.02
92) Perylene-d12		16.132	264	870377	40.00	ppb	-0.01
102) 1,4-Dichlorobenzene-d4a		4.525	152	208829	40.00	ppb	0.00
104) Phenanthrene-d10a		9.815	188	836267	40.00	ppb	0.00
107) Chrysene-d12a		14.008	240	876338	40.00	ppb	0.00
110) Acenaphthene-d10a		7.649	164	502373	40.00	ppb	0.00
112) Naphthalene-d8a		5.600	136	817418	40.00	ppb	0.00
System Monitoring Compounds							
5) 2-Fluorophenol		0.000	112	0	0.00	ppb	
Spiked Amount	50.000			Recovery	=	0.00%	
8) Phenol-d5		0.000	99	0	0.00	ppb	
Spiked Amount	50.000			Recovery	=	0.00%	
25) Nitrobenzene-d5		0.000	82	0	0.00	ppb	
Spiked Amount	50.000			Recovery	=	0.00%	
51) 2-Fluorobiphenyl		0.000	172	0	0.00	ppb	
Spiked Amount	50.000			Recovery	=	0.00%	
73) 2,4,6-Tribromophenol		0.000	330	0	0.00	ppb	
Spiked Amount	50.000			Recovery	=	0.00%	
86) Terphenyl-d14		0.000	244	0	0.00	ppb	
Spiked Amount	50.000			Recovery	=	0.00%	
106) o-terphenyl		0.000	230	0	0.00	ppb	
Spiked Amount	50.000			Recovery	=	0.00%	
109) 1-chlorooctadecane		0.000	57	0	0.00	ppb	
Spiked Amount	50.000			Recovery	=	0.00%	
Target Compounds							Qvalue
89) 3,3'-Dichlorobenzidine		14.014	252	417878	43.65	ppb	99

(#) = qualifier out of range (m) = manual integration (+) = signals summed

Quantitation Report (QT Reviewed)

Data Path : C:\msdchem\1\DATA\e6p357\
Data File : 6p8294.D
Acq On : 27 Jun 2014 12:40 am
Operator : samtap
Sample : icv357-50
Misc : op75816,e6p358
ALS Vial : 22 Sample Multiplier: 1

Quant Time: Jul 02 13:47:35 2014
Quant Method : C:\MSDCHEM\1\METHODS\M6P357.M
Quant Title : Semi Volatile GC/MS, ZB-5MSi 30m x .25mm x .25um
QLast Update : Fri Jun 27 22:48:40 2014
Response via : Initial Calibration

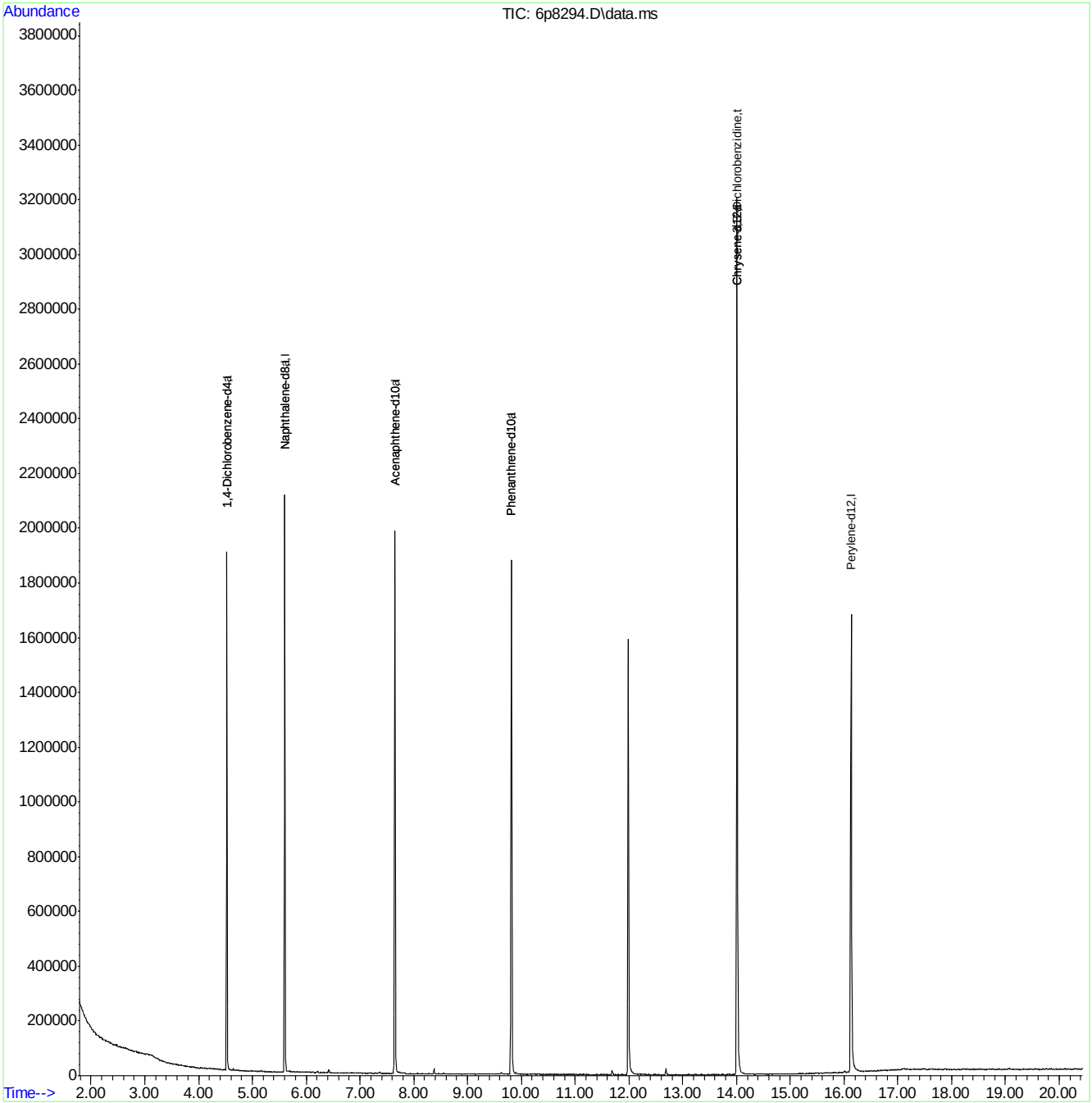

ACCUTEST LABORATORIES JB70672

Quantitation Report (QT Reviewed)

Data Path : C:\msdchem\1\DATA\e6p357\
Data File : 6p8294a.D
Acq On : 27 Jun 2014 12:40 am
Operator : samtap
Sample : icv358-50
Misc : op75816,e6p358
ALS Vial : 22 Sample Multiplier: 1

Quant Time: Jul 02 13:49:12 2014
Quant Method : C:\MSDCHEM\1\METHODS\M6P357.M
Quant Title : Semi Volatile GC/MS, ZB-5MSi 30m x .25mm x .25um
QLast Update : Wed Jul 02 11:37:14 2014
Response via : Initial Calibration

Compound	R.T.	QIon	Response	Conc	Units	Dev(Min)
Internal Standards						
1) 1,4-Dichlorobenzene-d4	4.525	152	208829	40.00	ppb	0.00
24) Naphthalene-d8	5.600	136	817418	40.00	ppb	-0.01
47) Acenaphthene-d10	7.649	164	502373	40.00	ppb	-0.01
69) Phenanthrene-d10	9.815	188	836267	40.00	ppb	-0.02
83) Chrysene-d12	14.008	240	876338	40.00	ppb	-0.02
92) Perylene-d12	16.132	264	870377	40.00	ppb	-0.01
102) 1,4-Dichlorobenzene-d4a	4.525	152	208829	40.00	ppb	0.00
104) Phenanthrene-d10a	9.815	188	836267	40.00	ppb	0.00
106) Chrysene-d12a	14.008	240	876338	40.00	ppb	0.00
108) Acenaphthene-d10a	7.649	164	502373	40.00	ppb	0.00
110) Naphthalene-d8a	5.600	136	817418	40.00	ppb	0.00
System Monitoring Compounds						
5) 2-Fluorophenol	0.000	112	0	0.00	ppb	
Spiked Amount 50.000			Recovery =	0.00%		
8) Phenol-d5	0.000	99	0	0.00	ppb	
Spiked Amount 50.000			Recovery =	0.00%		
25) Nitrobenzene-d5	0.000	82	0	0.00	ppb	
Spiked Amount 50.000			Recovery =	0.00%		
51) 2-Fluorobiphenyl	0.000	172	0	0.00	ppb	
Spiked Amount 50.000			Recovery =	0.00%		
73) 2,4,6-Tribromophenol	0.000	330	0	0.00	ppb	
Spiked Amount 50.000			Recovery =	0.00%		
86) Terphenyl-d14	0.000	244	0	0.00	ppb	
Spiked Amount 50.000			Recovery =	0.00%		
Target Compounds						Qvalue
107) Benzidine	11.987	184	782206	58.07	ppb	79

(#) = qualifier out of range (m) = manual integration (+) = signals summed

Quantitation Report (QT Reviewed)

Data Path : C:\msdchem\1\DATA\e6p357\
Data File : 6p8294a.D
Acq On : 27 Jun 2014 12:40 am
Operator : samtap
Sample : icv358-50
Misc : op75816,e6p358
ALS Vial : 22 Sample Multiplier: 1

Quant Time: Jul 02 13:49:12 2014
Quant Method : C:\MSDCHEM\1\METHODS\M6P357.M
Quant Title : Semi Volatile GC/MS, ZB-5MSi 30m x .25mm x .25um
QLast Update : Wed Jul 02 11:37:14 2014
Response via : Initial Calibration

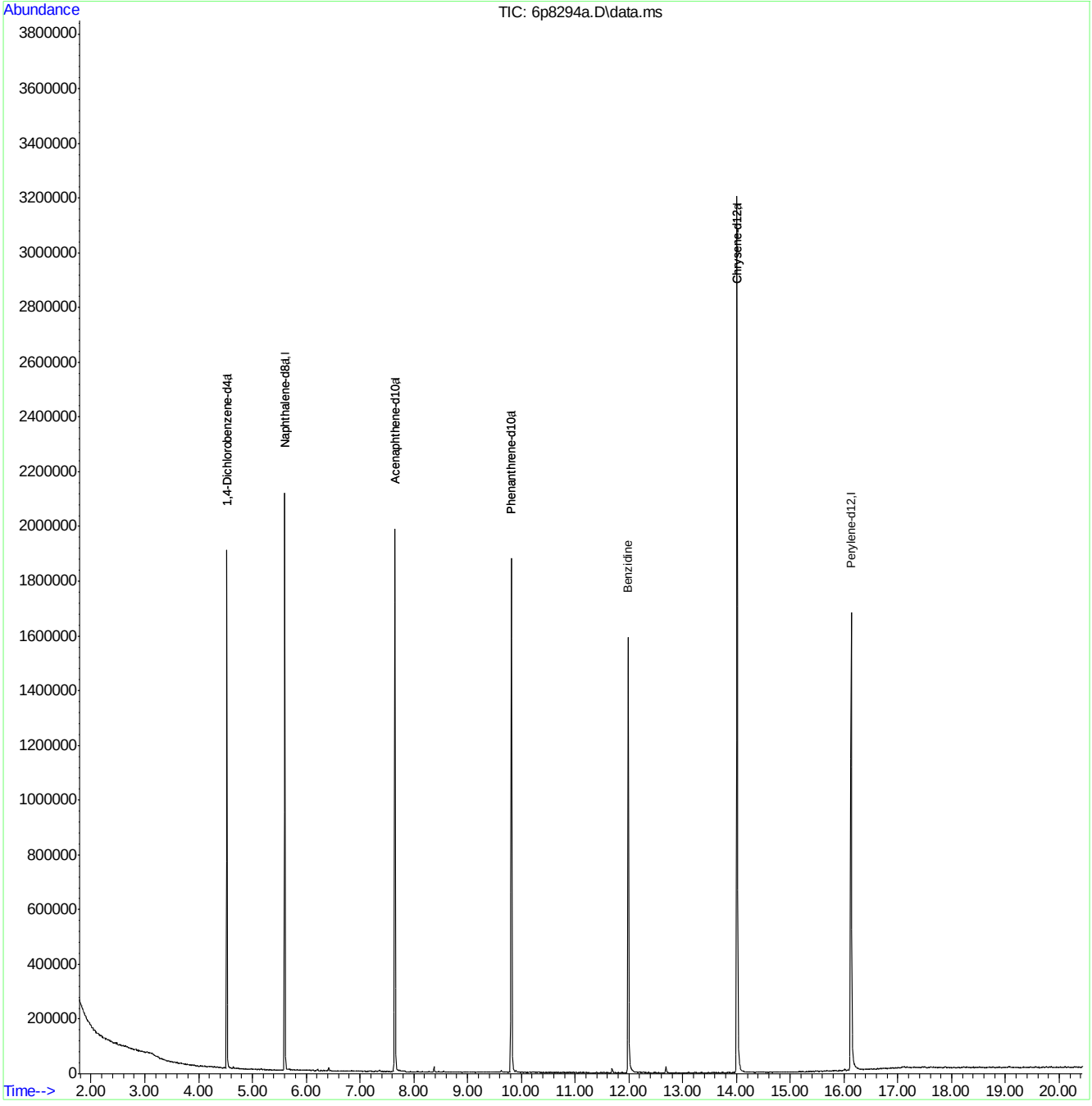

Quantitation Report (QT Reviewed)

Data Path : C:\msdchem\1\DATA\e6p357\
Data File : 6p8295.D
Acq On : 27 Jun 2014 1:08 am
Operator : samtap
Sample : icv358-50
Misc : op75816,e6p358
ALS Vial : 23 Sample Multiplier: 1

Quant Time: Jul 02 13:50:12 2014
Quant Method : C:\MSDCHEM\1\METHODS\M6P357.M
Quant Title : Semi Volatile GC/MS, ZB-5MSi 30m x .25mm x .25um
QLast Update : Fri Jun 27 22:48:40 2014
Response via : Initial Calibration

Compound	R.T.	QIon	Response	Conc	Units	Dev(Min)
Internal Standards						
1) 1,4-Dichlorobenzene-d4	4.525	152	241183	40.00	ppb	0.00
24) Naphthalene-d8	5.601	136	933869	40.00	ppb	-0.01
47) Acenaphthene-d10	7.644	164	566887	40.00	ppb	-0.02
69) Phenanthrene-d10	9.815	188	936559	40.00	ppb	-0.02
83) Chrysene-d12	14.009	240	1017637	40.00	ppb	-0.02
92) Perylene-d12	16.132	264	981699	40.00	ppb	-0.01
102) 1,4-Dichlorobenzene-d4a	4.525	152	241183	40.00	ppb	0.00
104) Phenanthrene-d10a	9.815	188	936559	40.00	ppb	0.00
107) Chrysene-d12a	14.009	240	1017637	40.00	ppb	0.00
110) Acenaphthene-d10a	7.644	164	566887	40.00	ppb	-0.01
112) Naphthalene-d8a	5.601	136	933869	40.00	ppb	0.00
System Monitoring Compounds						
5) 2-Fluorophenol	0.000	112	0	0.00	ppb	
Spiked Amount 50.000			Recovery =	0.00%		
8) Phenol-d5	0.000	99	0	0.00	ppb	
Spiked Amount 50.000			Recovery =	0.00%		
25) Nitrobenzene-d5	0.000	82	0	0.00	ppb	
Spiked Amount 50.000			Recovery =	0.00%		
51) 2-Fluorobiphenyl	0.000	172	0	0.00	ppb	
Spiked Amount 50.000			Recovery =	0.00%		
73) 2,4,6-Tribromophenol	0.000	330	0	0.00	ppb	
Spiked Amount 50.000			Recovery =	0.00%		
86) Terphenyl-d14	0.000	244	0	0.00	ppb	
Spiked Amount 50.000			Recovery =	0.00%		
106) o-terphenyl	0.000	230	0	0.00	ppb	
Spiked Amount 50.000			Recovery =	0.00%		
109) 1-chlorooctadecane	0.000	57	0	0.00	ppb	
Spiked Amount 50.000			Recovery =	0.00%		
Target Compounds						Qvalue
113) Hydroquinone	6.023	110	496522	63.72	ppb	95

(#) = qualifier out of range (m) = manual integration (+) = signals summed

Quantitation Report (QT Reviewed)

Data Path : C:\msdchem\1\DATA\e6p357\
Data File : 6p8295.D
Acq On : 27 Jun 2014 1:08 am
Operator : samtap
Sample : icv358-50
Misc : op75816,e6p358
ALS Vial : 23 Sample Multiplier: 1

Quant Time: Jul 02 13:50:12 2014
Quant Method : C:\MSDCHEM\1\METHODS\M6P357.M
Quant Title : Semi Volatile GC/MS, ZB-5MSi 30m x .25mm x .25um
QLast Update : Fri Jun 27 22:48:40 2014
Response via : Initial Calibration

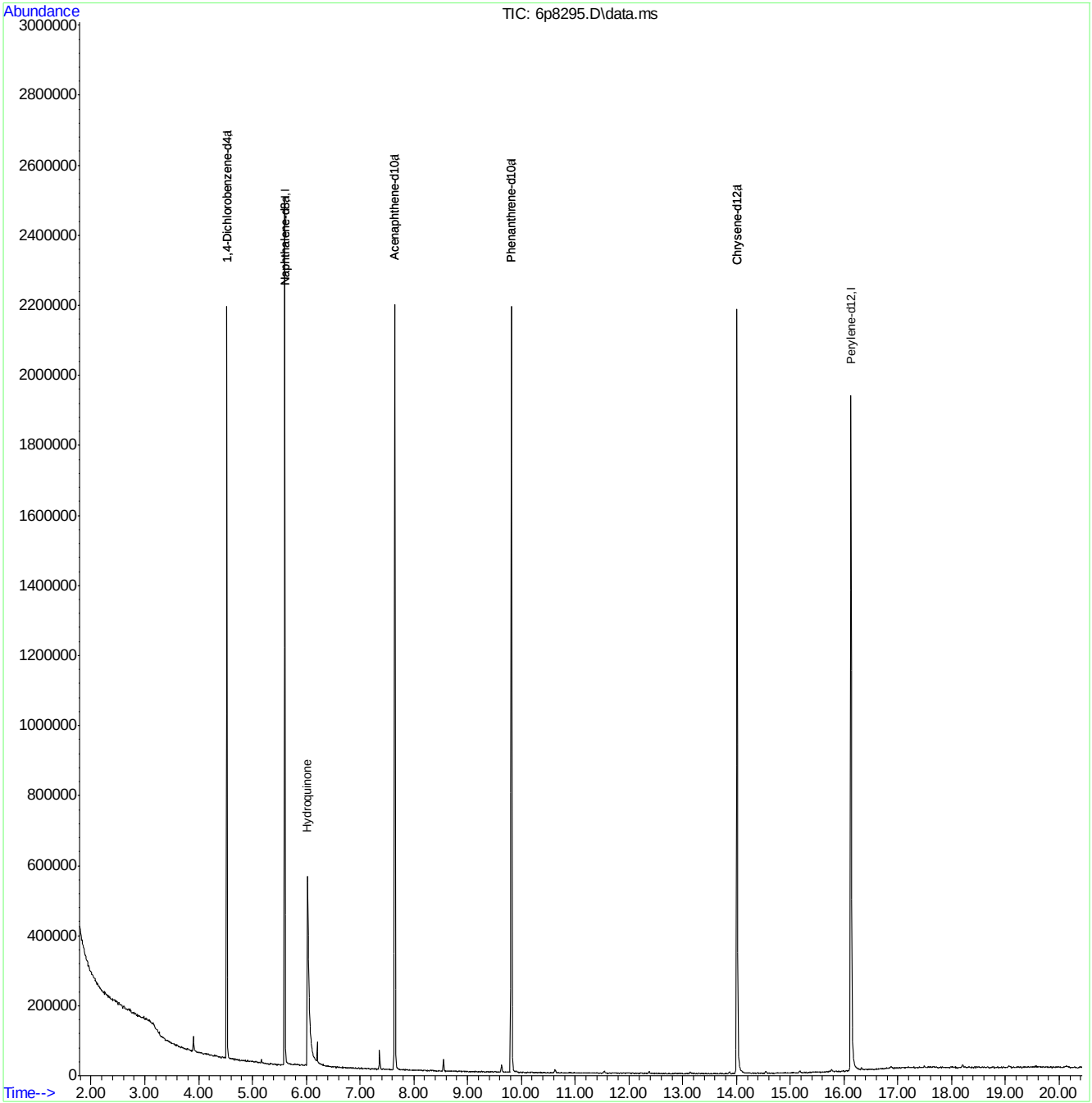

ACCUTEST LABORATORIES JB70672

Quantitation Report (QT Reviewed)

Data Path : C:\msdchem\1\DATA\e6p357\
Data File : 6p8296.D
Acq On : 27 Jun 2014 1:36 am
Operator : samtap
Sample : icv357-50
Misc : op75816,e6p358
ALS Vial : 24 Sample Multiplier: 1

Quant Time: Jul 02 13:53:12 2014
Quant Method : C:\MSDCHEM\1\METHODS\M6P357.M
Quant Title : Semi Volatile GC/MS, ZB-5MSi 30m x .25mm x .25um
QLast Update : Fri Jun 27 22:48:40 2014
Response via : Initial Calibration

Compound	R.T.	QIon	Response	Conc	Units	Dev(Min)
Internal Standards						
1) 1,4-Dichlorobenzene-d4	4.536	152	228921	40.00	ppb	0.00
24) Naphthalene-d8	5.606	136	836752	40.00	ppb	0.00
47) Acenaphthene-d10	7.649	164	559179	40.00	ppb	-0.01
69) Phenanthrene-d10	9.815	188	893612	40.00	ppb	-0.02
83) Chrysene-d12	14.008	240	897274	40.00	ppb	-0.02
92) Perylene-d12	16.132	264	784234	40.00	ppb	-0.01
102) 1,4-Dichlorobenzene-d4a	4.536	152	228921	40.00	ppb	0.01
104) Phenanthrene-d10a	9.815	188	893612	40.00	ppb	0.00
107) Chrysene-d12a	14.008	240	897274	40.00	ppb	0.00
110) Acenaphthene-d10a	7.649	164	559179	40.00	ppb	0.00
112) Naphthalene-d8a	5.606	136	836752	40.00	ppb	0.00
System Monitoring Compounds						
5) 2-Fluorophenol	0.000	112	0	0.00	ppb	
Spiked Amount 50.000			Recovery =	0.00%		
8) Phenol-d5	0.000	99	0	0.00	ppb	
Spiked Amount 50.000			Recovery =	0.00%		
25) Nitrobenzene-d5	0.000	82	0	0.00	ppb	
Spiked Amount 50.000			Recovery =	0.00%		
51) 2-Fluorobiphenyl	0.000	172	0	0.00	ppb	
Spiked Amount 50.000			Recovery =	0.00%		
73) 2,4,6-Tribromophenol	0.000	330	0	0.00	ppb	
Spiked Amount 50.000			Recovery =	0.00%		
86) Terphenyl-d14	0.000	244	0	0.00	ppb	
Spiked Amount 50.000			Recovery =	0.00%		
106) o-terphenyl	0.000	230	0	0.00	ppb	
Spiked Amount 50.000			Recovery =	0.00%		
109) 1-chlorooctadecane	0.000	57	0	0.00	ppb	
Spiked Amount 50.000			Recovery =	0.00%		
Target Compounds						Qvalue
3) Pyridine	2.429	79	526185	54.36	ppb	98
10) Aniline	4.290	93	738513	50.11	ppb	96
16) Benzyl alcohol	4.643	108	271334	43.57	ppb	97
39) 4-Chloroaniline	5.681	127	453604	46.68	ppb	98
44) 2-Methylnaphthalene	6.349	141	654454	48.55	ppb	96
54) 2-Nitroaniline	7.061	65	269883	45.83	ppb	96
58) 3-Nitroaniline	7.606	138	223658	46.74	ppb	98
62) Dibenzofuran	7.932	168	1137775	47.82	ppb	99
68) 4-Nitroaniline	8.467	138	199043	41.06	ppb	96
79) Carbazole	10.206	167	1206842	45.04	ppb	99

(#) = qualifier out of range (m) = manual integration (+) = signals summed

Quantitation Report (QT Reviewed)

Data Path : C:\msdchem\1\DATA\e6p357\
Data File : 6p8296.D
Acq On : 27 Jun 2014 1:36 am
Operator : samtap
Sample : icv357-50
Misc : op75816,e6p358
ALS Vial : 24 Sample Multiplier: 1

Quant Time: Jul 02 13:53:12 2014
Quant Method : C:\MSDCHEM\1\METHODS\M6P357.M
Quant Title : Semi Volatile GC/MS, ZB-5MSi 30m x .25mm x .25um
QLast Update : Fri Jun 27 22:48:40 2014
Response via : Initial Calibration

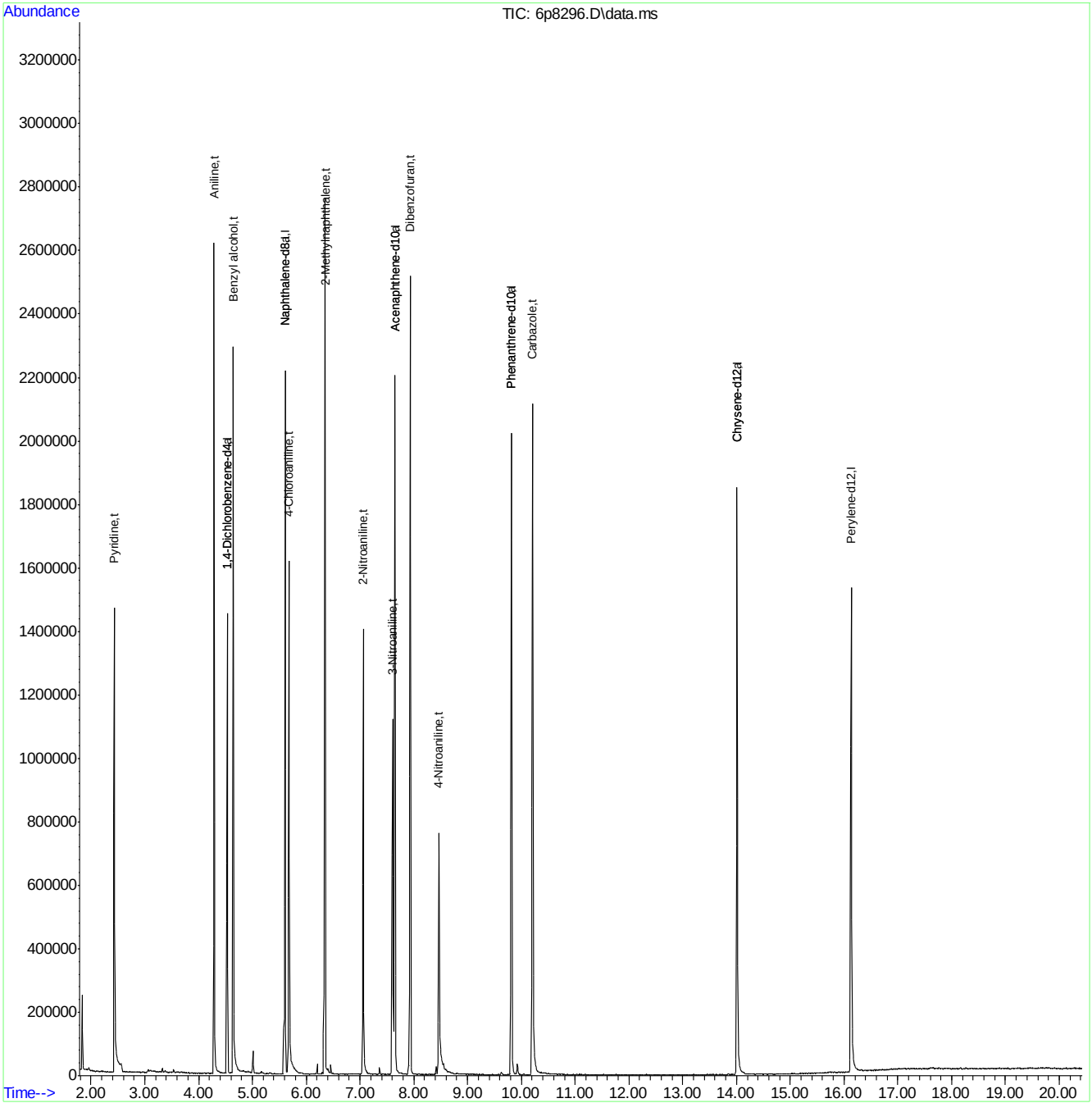

ACCUTEST LABORATORIES JB70672

Manual Integrations APPROVED (compounds with "m" flag)
Nina Pandya
07/08/14 16:56

Quantitation Report (QT Reviewed)

Data Path : C:\msdchem\1\DATA\e6p367\
Data File : 6p8509.D
Acq On : 7 Jul 2014 9:04 am
Operator : ashleyv
Sample : cc357-50
Misc : op75816,e6p367
ALS Vial : 2 Sample Multiplier: 1

Quant Time: Jul 08 12:11:18 2014
Quant Method : C:\MSDCHEM\1\METHODS\M6P357.M
Quant Title : Semi Volatile GC/MS, ZB-5MSi 30m x .25mm x .25um
QLast Update : Mon Jul 07 09:33:27 2014
Response via : Initial Calibration

Compound	R.T.	QIon	Response	Conc	Units	Dev(Min)
Internal Standards						
1) 1,4-Dichlorobenzene-d4	4.499	152	238997	40.00	ppb	0.00
24) Naphthalene-d8	5.568	136	964678	40.00	ppb	0.00
47) Acenaphthene-d10	7.617	164	616585	40.00	ppb	0.00
69) Phenanthrene-d10	9.788	188	1025731	40.00	ppb	0.00
83) Chrysene-d12	13.992	240	1020699	40.00	ppb	0.00
92) Perylene-d12	16.116	264	1002592	40.00	ppb	0.00
102) 1,4-Dichlorobenzene-d4a	4.499	152	238997	40.00	ppb	0.00
104) Phenanthrene-d10a	9.788	188	1025731	40.00	ppb	0.00
106) Chrysene-d12a	13.992	240	1020699	40.00	ppb	0.00
108) Acenaphthene-d10a	7.617	164	616585	40.00	ppb	0.00
110) Naphthalene-d8a	5.568	136	964678	40.00	ppb	0.00
System Monitoring Compounds						
5) 2-Fluorophenol	3.509	112	399445	43.57	ppb	0.00
Spiked Amount 50.000			Recovery = 87.14%			
8) Phenol-d5	4.258	99	527441	45.97	ppb	0.00
Spiked Amount 50.000			Recovery = 91.94%			
25) Nitrobenzene-d5	4.937	82	560204	51.81	ppb	0.00
Spiked Amount 50.000			Recovery = 103.62%			
51) 2-Fluorobiphenyl	6.750	172	896524	44.10	ppb	0.00
Spiked Amount 50.000			Recovery = 88.20%			
73) 2,4,6-Tribromophenol	8.751	330	135284	49.59	ppb	0.00
Spiked Amount 50.000			Recovery = 99.18%			
86) Terphenyl-d14	12.361	244	1086531	47.58	ppb	0.00
Spiked Amount 50.000			Recovery = 95.16%			
Target Compounds						Qvalue
2) 1,4-Dioxane	1.942	88	173659	45.04	ppb	93
3) Pyridine	2.290	79	445440	44.08	ppb	90
4) N-Nitrosodimethylamine	2.258	74	281325	44.19	ppb	72
6) Indene	4.697	116	734542	45.65	ppb	99
7) Cumene	3.889	105	1078735	45.86	ppb	96
9) Phenol	4.269	94	638621	46.46	ppb	51
10) Aniline	4.253	93	600822	39.05	ppb	92
11) bis(2-Chloroethyl)ether	4.301	93	441691	45.00	ppb	95
12) 2-Chlorophenol	4.349	128	415678	44.94	ppb	92
13) Decane	4.381	43	505263	48.40	ppb	93
14) 1,3-Dichlorobenzene	4.456	146	461293	45.29	ppb	97
15) 1,4-Dichlorobenzene	4.509	146	463184	45.16	ppb	97
16) Benzyl alcohol	4.616	108	305713	47.02	ppb	88
17) 1,2-Dichlorobenzene	4.627	146	429154	44.16	ppb	98
18) Acetophenone	4.814	105	653512	47.42	ppb	91
19) 2-Methylphenol	4.718	108	404833	48.54	ppb	99
20) 2,2'-oxybis(1-Chloropr...	4.713	121	147916	45.58	ppb	96
21) 3&4-Methylphenol	4.836	108	447059	50.70	ppb	98
22) n-Nitroso-di-n-propyla...	4.820	70	355626	49.54	ppb	89
23) Hexachloroethane	4.894	201	177607	50.23	ppb	83
26) Nitrobenzene	4.953	77	611014	51.40	ppb	98
27) Quinoline	5.932	129	829213	44.61	ppb	98

Quantitation Report (QT Reviewed)

Data Path : C:\msdchem\1\DATA\e6p367\
Data File : 6p8509.D
Acq On : 7 Jul 2014 9:04 am
Operator : ashleyv
Sample : cc357-50
Misc : op75816,e6p367
ALS Vial : 2 Sample Multiplier: 1

Quant Time: Jul 08 12:11:18 2014
Quant Method : C:\MSDCHEM\1\METHODS\M6P357.M
Quant Title : Semi Volatile GC/MS, ZB-5MSi 30m x .25mm x .25um
QLast Update : Mon Jul 07 09:33:27 2014
Response via : Initial Calibration

Compound	R.T.	QIon	Response	Conc	Units		Dev(Min)
28) Isophorone	5.156	82	955451	47.37	ppb		96
29) 2-Nitrophenol	5.226	139	225694	45.59	ppb		73
30) 2,4-Dimethylphenol	5.279	107	442306	52.92	ppb		95
31) Benzoic Acid	5.403	105	304770m	44.79	ppb		
32) bis(2-Chloroethoxy)met...	5.344	93	514196	45.08	ppb		99
33) 2,4-Dichlorophenol	5.451	162	346472	46.65	ppb		95
34) 2,6-Dichlorophenol	5.659	162	345826	47.11	ppb		98
35) 1,3,5-Trichlorobenzene	5.231	180	402775	45.78	ppb		98
36) 1,2,4-Trichlorobenzene	5.520	180	391122	46.74	ppb		100
37) 1,2,3-Trichlorobenzene	5.734	180	389116	46.68	ppb		96
38) Naphthalene	5.590	128	1207267	44.42	ppb		99
39) 4-Chloroaniline	5.654	127	491361	43.86	ppb		95
40) 2,3-Dichloroaniline	6.649	161	449307	46.36	ppb		95
41) Caprolactam	6.039	55	225965	48.65	ppb		93
42) Hexachlorobutadiene	5.718	225	229635	51.37	ppb		98
43) 4-Chloro-3-methylphenol	6.183	107	430689	49.52	ppb		99
44) 2-Methylnaphthalene	6.312	141	707986	45.55	ppb		95
45) 1-Methylnaphthalene	6.424	141	710285	44.80	ppb		96
46) Dimethylnaphthalene	7.071	156	766333	45.50	ppb		97
48) Hexachlorocyclopentadiene	6.499	237	456983	101.38	ppb		99
49) 2,4,6-Trichlorophenol	6.659	196	278561	47.52	ppb		97
50) 2,4,5-Trichlorophenol	6.713	196	300929	47.56	ppb		98
52) 2-Chloronaphthalene	6.889	162	829586	43.57	ppb		98
53) Biphenyl	6.873	154	1022865	43.67	ppb		98
54) 2-Nitroaniline	7.034	65	336393	51.80	ppb		87
55) Dimethylphthalate	7.285	163	950253	46.29	ppb		99
56) Acenaphthylene	7.419	152	1270714	44.13	ppb		99
57) 2,6-Dinitrotoluene	7.355	165	228722	48.78	ppb		81
58) 3-Nitroaniline	7.585	138	242592	45.98	ppb		91
59) Acenaphthene	7.660	153	774755	43.13	ppb		100
60) 2,4-Dinitrophenol	7.735	184	197606	74.52	ppb		82
61) 4-Nitrophenol	7.890	109	164512	62.25	ppb	#	62
62) Dibenzofuran	7.900	168	1137739	43.37	ppb		90
63) 2,4-Dinitrotoluene	7.916	165	312397	50.22	ppb		84
64) 2,3,4,6-Tetrachlorophenol	8.098	232	234053	47.09	ppb		94
65) Diethylphthalate	8.280	149	926409	45.73	ppb		99
66) Fluorene	8.387	166	952572	44.20	ppb		100
67) 4-Chlorophenyl-phenyle...	8.408	204	460196	45.29	ppb		98
68) 4-Nitroaniline	8.457	138	229996	43.03	ppb	#	70
70) 4,6-Dinitro-2-methylph...	8.505	198	162708	40.93	ppb		91
71) n-Nitrosodiphenylamine	8.596	169	652413	44.26	ppb		99
72) 1,2-Diphenylhydrazine	8.644	77	1252244	48.36	ppb		99
74) 4-Bromophenyl-phenylether	9.131	248	267855	47.29	ppb		92
75) Hexachlorobenzene	9.216	284	303068	45.12	ppb		98
76) Pentachlorophenol	9.537	266	321693	83.69	ppb		97
77) Phenanthrene	9.826	178	1352965	42.96	ppb		100
78) Anthracene	9.906	178	1392488	44.26	ppb		99
79) Carbazole	10.190	167	1317019	42.82	ppb		99
80) Di-n-butylphthalate	10.821	149	1568618	46.68	ppb		99
81) Fluoranthene	11.693	202	1545294	44.48	ppb		96

Quantitation Report (QT Reviewed)

Data Path : C:\msdchem\1\DATA\e6p367\
Data File : 6p8509.D
Acq On : 7 Jul 2014 9:04 am
Operator : ashleyv
Sample : cc357-50
Misc : op75816,e6p367
ALS Vial : 2 Sample Multiplier: 1

Quant Time: Jul 08 12:11:18 2014
Quant Method : C:\MSDCHEM\1\METHODS\M6P357.M
Quant Title : Semi Volatile GC/MS, ZB-5MSi 30m x .25mm x .25um
QLast Update : Mon Jul 07 09:33:27 2014
Response via : Initial Calibration

Compound	R.T.	QIon	Response	Conc	Units	Dev(Min)
82) Octadecane	9.756	57	718211	47.21	ppb	94
84) Pyrene	12.040	202	1624171	46.00	ppb	97
85) Butyl stearate	13.383	56	727943	65.41	ppb	98
87) Butylbenzylphthalate	13.201	149	729006	50.25	ppb	92
88) Benzo[a]anthracene	13.976	228	1453901	46.96	ppb	98
89) 3,3'-Dichlorobenzidine	13.992	252	518398	46.49	ppb	97
90) Chrysene	14.035	228	1358573	43.97	ppb	99
91) bis(2-Ethylhexyl)phtha...	14.174	149	991139	50.39	ppb	99
93) Di-n-octylphthalate	15.164	149	1744474	52.51	ppb	95
94) Benzo[b]fluoranthene	15.597	252	1520992	46.90	ppb	97
95) Benzo[k]fluoranthene	15.640	252	1436562	43.14	ppb	98
96) Benzo[a]pyrene	16.036	252	1338956	44.39	ppb	98
97) Indeno[1,2,3-cd]pyrene	17.587	276	1393793	48.93	ppb	95
98) Dibenz(a,h)acridine	17.255	279	1231267	46.13	ppb	98
99) Dibenz[a,h]anthracene	17.630	278	1398201	46.10	ppb	93
100) 7,12-Dimethylbenz(a)an...	15.602	256	707003	60.19	ppb	100
101) Benzo[g,h,i]perylene	18.004	276	1336127	41.58	ppb	94

(#) = qualifier out of range (m) = manual integration (+) = signals summed

Quantitation Report (QT Reviewed)

Data Path : C:\msdchem\1\DATA\e6p367\
Data File : 6p8509.D
Acq On : 7 Jul 2014 9:04 am
Operator : ashleyv
Sample : cc357-50
Misc : op75816,e6p367
ALS Vial : 2 Sample Multiplier: 1

Quant Time: Jul 08 12:11:18 2014
Quant Method : C:\MSDCHEM\1\METHODS\M6P357.M
Quant Title : Semi Volatile GC/MS, ZB-5MSi 30m x .25mm x .25um
QLast Update : Mon Jul 07 09:33:27 2014
Response via : Initial Calibration

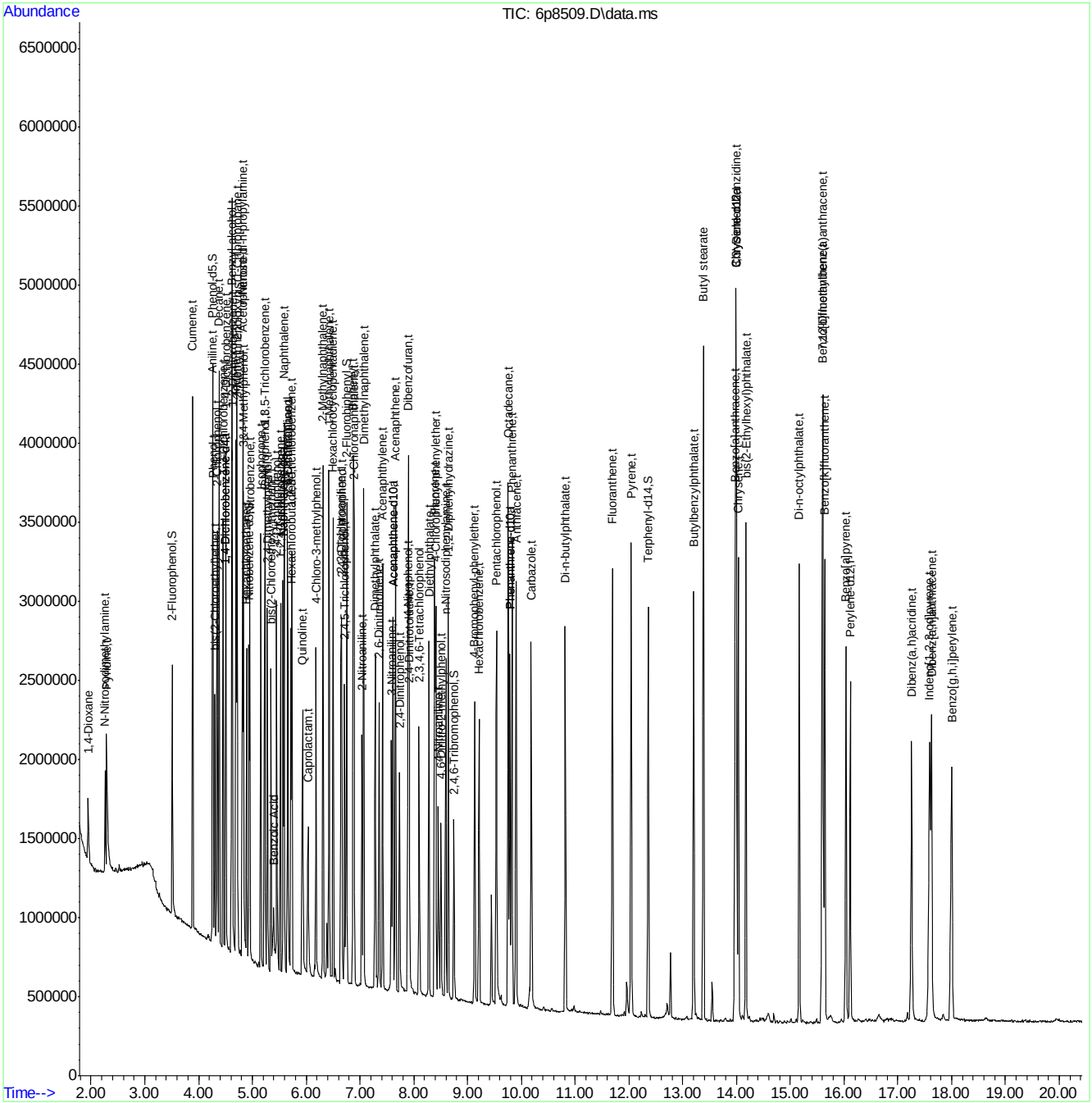

ACCUTEST LABORATORIES JB70672

Manual Integration Approval Summary

Sample Number:	E6P367-CC357	**Method:**	SW846 8270D
Lab FileID:	6P8509.D	**Analyst approved:**	07/08/14 12:17 Andrew Lee Smith
Injection Time:	07/07/14 09:04	**Supervisor approved:**	07/08/14 16:56 Nina Pandya

Parameter	CAS	Sig#	R.T. (min.)	Reason
Benzoic Acid	65-85-0		5.40	Poor instrument integration

Quantitation Report (Qedit)

Data Path : C:\msdchem\1\DATA\e6p367\
Data File : 6p8509.D
Acq On : 7 Jul 2014 9:04 am
Operator : ashleyv
Sample : cc357-50
Misc : op75816,e6p367
ALS Vial : 2 Sample Multiplier: 1

Quant Time: Jul 07 09:31:50 2014
Quant Method : C:\MSDCHEM\1\METHODS\M6P357.M
Quant Title : Semi Volatile GC/MS, ZB-5MSi 30m x .25mm x .25um
QLast Update : Thu Jul 03 13:27:07 2014
Response via : Initial Calibration

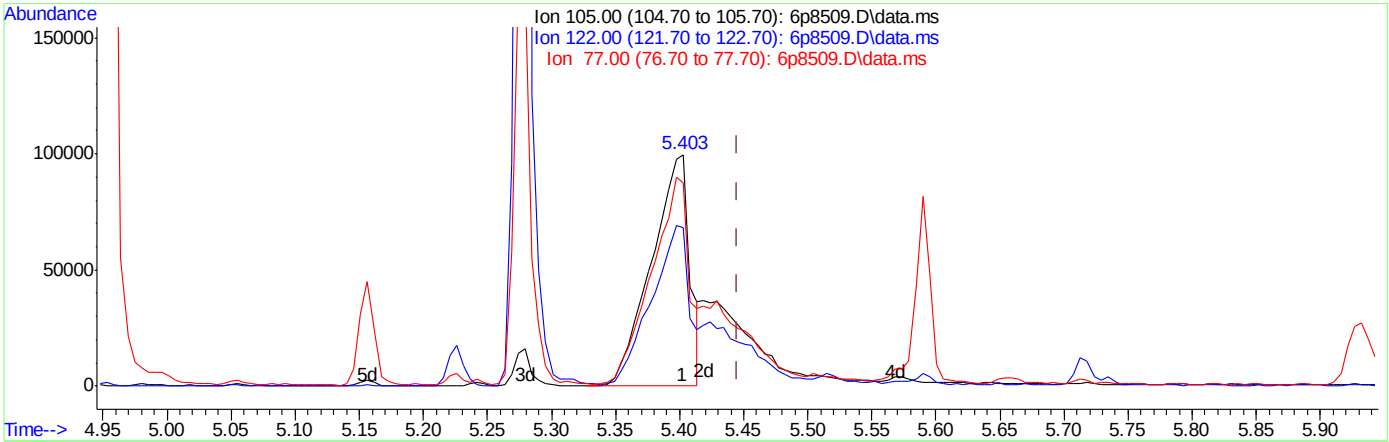

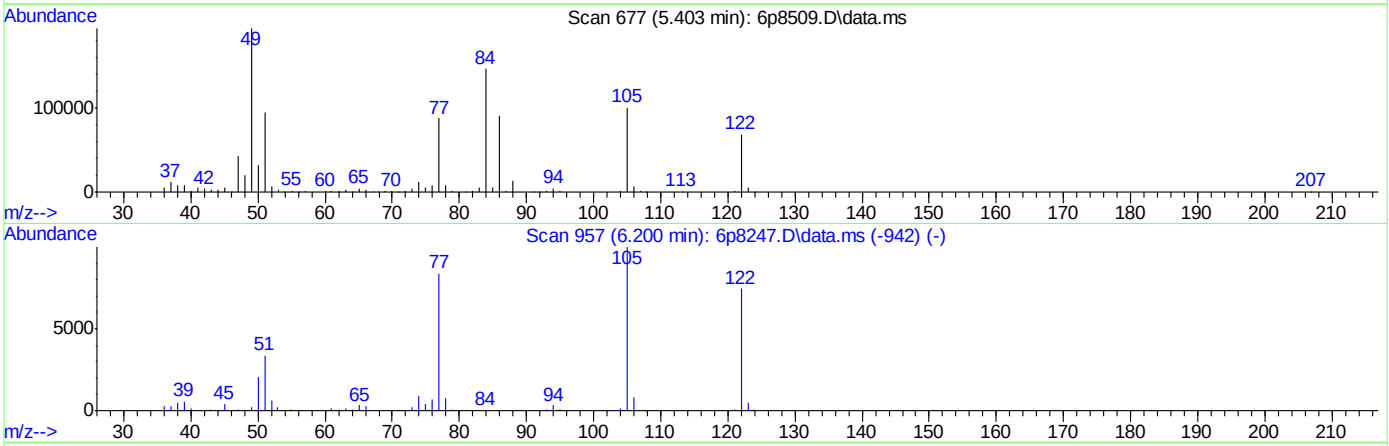

TIC: 6p8509.D\data.ms

(31) Benzoic Acid

5.403min (-0.043) 30.21ppb

response 205558

Ion	Exp%	Act%
105.00	100	100
122.00	71.30	67.63
77.00	82.00	88.08
0.00	0.00	0.00

Quantitation Report (Qedit)

Data Path : C:\msdchem\1\DATA\e6p367\
Data File : 6p8509.D
Acq On : 7 Jul 2014 9:04 am
Operator : ashleyv
Sample : cc357-50
Misc : op75816,e6p367
ALS Vial : 2 Sample Multiplier: 1

Quant Time: Jul 07 09:33:33 2014
Quant Method : C:\MSDCHEM\1\METHODS\M6P357.M
Quant Title : Semi Volatile GC/MS, ZB-5MSi 30m x .25mm x .25um
QLast Update : Mon Jul 07 09:33:27 2014
Response via : Initial Calibration

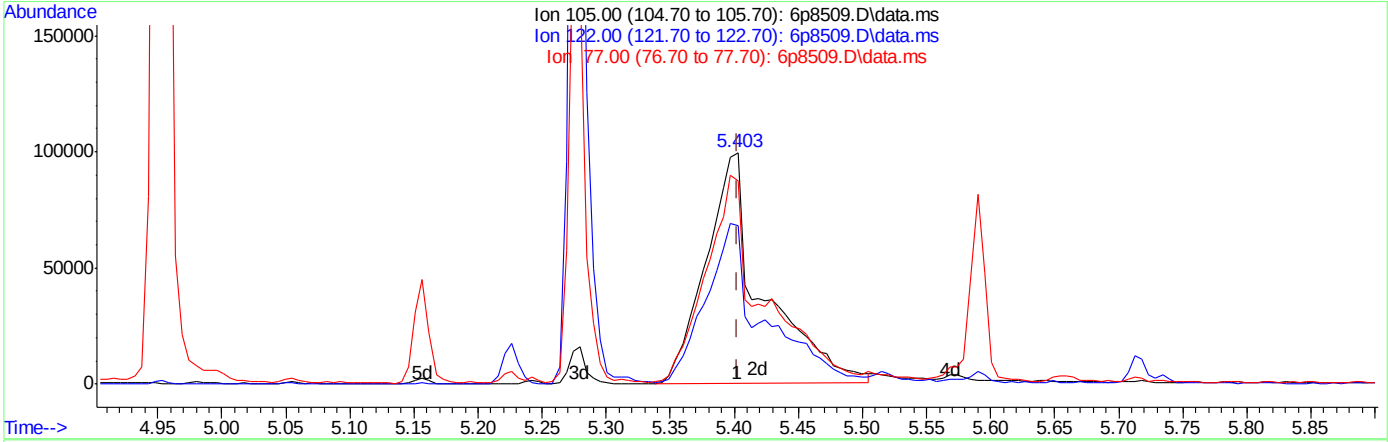

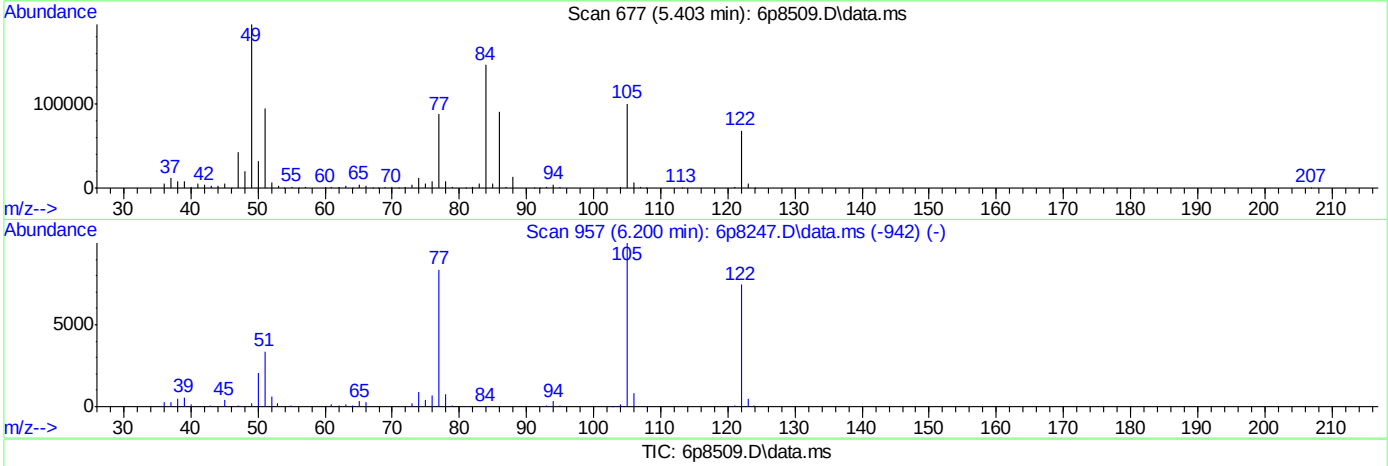

TIC: 6p8509.D\data.ms

(31) Benzoic Acid

5.403min (0.000) 44.79ppb m

response 304770

Ion	Exp%	Act%
105.00	100	100
122.00	71.30	45.61#
77.00	82.00	59.41#
0.00	0.00	0.00

Quantitation Report (QT Reviewed)

Data Path : C:\msdchem\1\DATA\e6p367\
Data File : 6p8510.D
Acq On : 7 Jul 2014 9:36 am
Operator : ashleyv
Sample : cc358-50
Misc : op75816,e6p367
ALS Vial : 3 Sample Multiplier: 1

Quant Time: Jul 08 12:15:33 2014
Quant Method : C:\msdchem\1\METHODS\M6P357eph.M
Quant Title : Semi Volatile GC/MS, ZB-5MSi 30m x .25mm x .25um
QLast Update : Tue Jul 08 12:13:21 2014
Response via : Initial Calibration

Compound	R.T.	QIon	Response	Conc	Units	Dev(Min)
Internal Standards						
1) 1,4-Dichlorobenzene-d4	4.493	152	225264	40.00	ppb	0.00
24) Naphthalene-d8	5.568	136	909893	40.00	ppb	0.00
47) Acenaphthene-d10	7.611	164	545594	40.00	ppb	0.00
69) Phenanthrene-d10	9.783	188	911633	40.00	ppb	0.00
83) Chrysene-d12	13.987	240	933183	40.00	ppb	0.00
92) Perylene-d12	16.110	264	923976	40.00	ppb	0.00
102) 1,4-Dichlorobenzene-d4a	4.493	152	225264	40.00	ppb	0.00
104) Phenanthrene-d10a	9.783	188	911633	40.00	ppb	0.00
107) Chrysene-d12a	13.987	240	933183	40.00	ppb	0.00
110) Acenaphthene-d10a	7.611	164	545594	40.00	ppb	0.00
112) Naphthalene-d8a	5.568	136	909893	40.00	ppb	0.00
System Monitoring Compounds						
5) 2-Fluorophenol	0.000	112	0	0.00	ppb	
Spiked Amount 50.000			Recovery = 0.00%			
8) Phenol-d5	0.000	99	0d	0.00	ppb	
Spiked Amount 50.000			Recovery = 0.00%			
25) Nitrobenzene-d5	0.000	82	0d	0.00	ppb	
Spiked Amount 50.000			Recovery = 0.00%			
51) 2-Fluorobiphenyl	0.000	172	0d	0.00	ppb	
Spiked Amount 50.000			Recovery = 0.00%			
73) 2,4,6-Tribromophenol	0.000	330	0	0.00	ppb	
Spiked Amount 50.000			Recovery = 0.00%			
86) Terphenyl-d14	0.000	244	0d	0.00	ppb	
Spiked Amount 50.000			Recovery = 0.00%			
106) o-terphenyl	10.436	230	714877	49.25	ppb	0.00
Spiked Amount 50.000			Recovery = 98.50%			
109) 1-chlorooctadecane	11.655	57	475859	55.10	ppb	0.00
Spiked Amount 50.000			Recovery = 110.20%			
Target Compounds						Qvalue
103) Benzaldehyde	4.162	105	202367	28.01	ppb	87
105) Atrazine	9.451	215	136966	50.83	ppb #	79
108) Benzidine	11.960	184	442504	30.85	ppb	78
111) 1,2,4,5-Tetrachloroben...	6.510	216	394499	50.35	ppb #	33
113) Hydroquinone	6.023	110	463949	61.11	ppb	93

(#) = qualifier out of range (m) = manual integration (+) = signals summed

Quantitation Report (QT Reviewed)

Data Path : C:\msdchem\1\DATA\e6p367\
Data File : 6p8510.D
Acq On : 7 Jul 2014 9:36 am
Operator : ashleyv
Sample : cc358-50
Misc : op75816,e6p367
ALS Vial : 3 Sample Multiplier: 1

Quant Time: Jul 08 12:15:33 2014
Quant Method : C:\msdchem\1\METHODS\M6P357eph.M
Quant Title : Semi Volatile GC/MS, ZB-5MSi 30m x .25mm x .25um
QLast Update : Tue Jul 08 12:13:21 2014
Response via : Initial Calibration

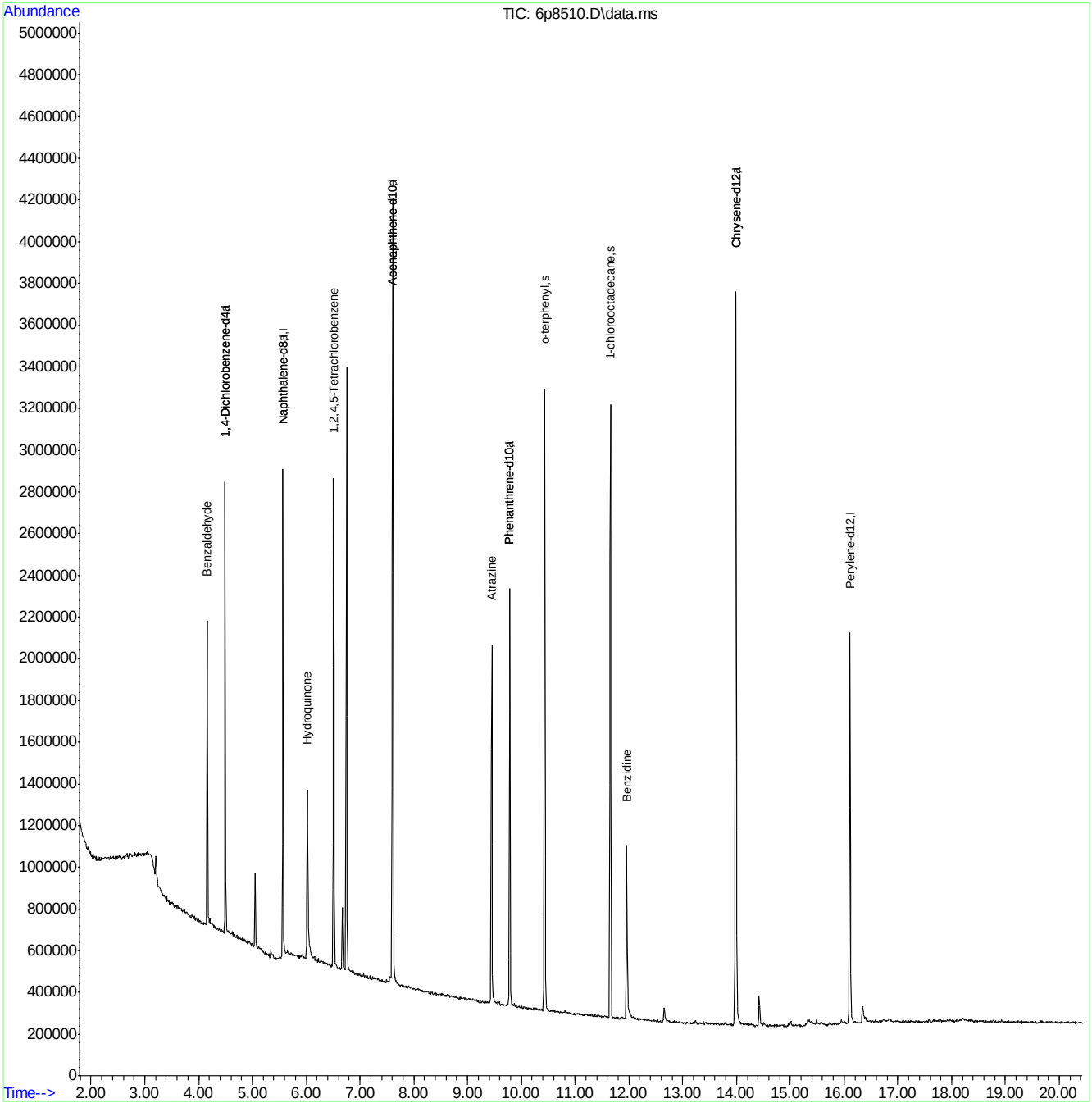

ACCUTEST LABORATORIES JB70672

Quantitation Report (QT Reviewed)

Data Path : C:\msdchem\1\DATA\em4300\
Data File : m105036.D
Acq On : 12 Jun 2014 10:09 am
Operator : saumilp
Sample : IC4300-100
Misc : op73826,em4300
ALS Vial : 2 Sample Multiplier: 1

Quant Time: Jun 12 13:03:50 2014
Quant Method : C:\msdchem\1\METHODS\MM4300.M
Quant Title : Semi Volatile GC/MS, rtx-5ms 30mx0.25mmx0.25um
QLast Update : Thu Jun 12 12:37:14 2014
Response via : Initial Calibration

Compound	R.T.	QIon	Response	Conc	Units		Dev(Min)
Internal Standards							
1) 1,4-Dichlorobenzene-d4	4.906	152	86877	40.00	ppb		0.00
24) Naphthalene-d8	6.092	136	325619	40.00	ppb		0.00
47) Acenaphthene-d10	8.496	164	198975	40.00	ppb		0.00
69) Phenanthrene-d10	11.146	188	340270	40.00	ppb		0.00
83) Chrysene-d12	16.339	240	346408	40.00	ppb		0.00
92) Perylene-d12	18.956	264	274515	40.00	ppb		0.00
102) 1,4-Dichlorobenzene-d4a	4.906	152	86877	40.00	ppb		0.00
104) Acenaphthene-d10a	8.496	164	198975	40.00	ppb		0.00
107) Chrysene-d12a	16.339	240	346408	40.00	ppb		0.00
110) Phenanthrene-d10a	11.146	188	340270	40.00	ppb		0.00
112) Naphthalene-d8a	6.092	136	325619	40.00	ppb		0.00
System Monitoring Compounds							
5) 2-Fluorophenol	3.902	112	311699	100.30	ppb		0.00
Spiked Amount 50.000			Recovery	=	200.60%		
8) Phenol-d5	4.618	99	398540	98.90	ppb		0.00
Spiked Amount 50.000			Recovery	=	197.80%		
25) Nitrobenzene-d5	5.377	82	326440	98.52	ppb		0.00
Spiked Amount 50.000			Recovery	=	197.04%		
51) 2-Fluorobiphenyl	7.460	172	649125	96.24	ppb		0.00
Spiked Amount 50.000			Recovery	=	192.48%		
73) 2,4,6-Tribromophenol	9.864	330	80552	108.04	ppb		0.00
Spiked Amount 50.000			Recovery	=	216.08%		
86) Terphenyl-d14	14.335	244	768437	98.83	ppb		0.00
Spiked Amount 50.000			Recovery	=	197.66%		
109) 1-chlorooctadecane	0.000	57	0	0.00	ppb		
Spiked Amount 50.000			Recovery	=	0.00%		
111) o-terphenyl	0.000	230	0	0.00	ppb		
Spiked Amount 50.000			Recovery	=	0.00%		
Target Compounds							Qvalue
2) 1,4-Dioxane	2.470	88	142411	88.43	ppb		98
3) Pyridine	2.780	79	384636	97.57	ppb		98
4) N-Nitrosodimethylamine	2.748	42	138928	97.52	ppb		92
6) Indene	5.120	116	536520	95.96	ppb		99
7) Cumene	4.297	105	784836	98.13	ppb		99
9) Phenol	4.629	94	466378	100.71	ppb		98
10) Aniline	4.645	93	502406	96.28	ppb		100
11) bis(2-Chloroethyl)ether	4.693	93	301711	97.18	ppb		99
12) 2-Chlorophenol	4.741	128	334743	100.23	ppb		99
13) Decane	4.778	43	228257	92.99	ppb		96
14) 1,3-Dichlorobenzene	4.864	146	344659	100.03	ppb		98
15) 1,4-Dichlorobenzene	4.922	146	351006	96.68	ppb		98
16) Benzyl alcohol	5.013	108	229485	98.85	ppb		98
17) 1,2-Dichlorobenzene	5.045	146	326807	97.53	ppb		96
18) Acetophenone	5.243	105	445810	95.79	ppb		96
19) 2-Methylphenol	5.109	108	299778	98.73	ppb		99
20) 2,2'-oxybis(1-Chloropr...	5.125	121	96320	99.20	ppb		98
21) 3&4-Methylphenol	5.238	108	310921	98.01	ppb	#	78

Quantitation Report (QT Reviewed)

Data Path : C:\msdchem\1\DATA\em4300\
Data File : m105036.D
Acq On : 12 Jun 2014 10:09 am
Operator : saumilp
Sample : IC4300-100
Misc : op73826,em4300
ALS Vial : 2 Sample Multiplier: 1

Quant Time: Jun 12 13:03:50 2014
Quant Method : C:\msdchem\1\METHODS\MM4300.M
Quant Title : Semi Volatile GC/MS, rtx-5ms 30mx0.25mmx0.25um
QLast Update : Thu Jun 12 12:37:14 2014
Response via : Initial Calibration

Compound	R.T.	QIon	Response	Conc	Units	Dev(Min)
22) n-Nitroso-di-n-propyla...	5.243	70	208296	91.96	ppb	99
23) Hexachloroethane	5.344	201	122727	99.64	ppb	98
26) Nitrobenzene	5.393	77	362022	97.66	ppb	99
27) Quinoline	6.504	129	669492	97.21	ppb	99
28) Isophorone	5.617	82	624815	96.72	ppb	99
29) 2-Nitrophenol	5.697	139	176656	102.65	ppb	93
30) 2,4-Dimethylphenol	5.729	107	334340	98.39	ppb	99
31) Benzoic acid	5.852	105	261575	112.44	ppb	91
32) bis(2-Chloroethoxy)met...	5.820	93	352015	95.11	ppb	99
33) 2,4-Dichlorophenol	5.937	162	258672	101.03	ppb	95
34) 2,6-Dichlorophenol	6.183	162	251353	98.49	ppb	98
35) 1,3,5-Trichlorobenzene	5.708	180	297649	96.63	ppb	98
36) 1,2,4-Trichlorobenzene	6.028	180	286640	96.89	ppb	99
37) 1,2,3-Trichlorobenzene	6.279	180	291395	95.96	ppb	99
38) Naphthalene	6.114	128	932549	96.28	ppb	99
39) 4-Chloroaniline	6.167	127	419435	97.70	ppb	98
40) 2,3-Dichloroaniline	7.332	161	321284	97.83	ppb	98
41) Caprolactam	6.600	55	132201	97.51	ppb	98
42) Hexachlorobutadiene	6.258	225	163745	97.33	ppb	99
43) 4-Chloro-3-methylphenol	6.749	107	299090	100.83	ppb	98
44) 2-Methylnaphthalene	6.947	141	526442	97.03	ppb	99
45) 1-Methylnaphthalene	7.081	142	600587	97.22	ppb	99
46) Dimethylnaphthalene	7.845	156	554667	98.24	ppb	99
48) Hexachlorocyclopentadiene	7.171	237	372395	214.68	ppb	99
49) 2,4,6-Trichlorophenol	7.337	196	189791	99.68	ppb	99
50) 2,4,5-Trichlorophenol	7.391	196	210483	102.08	ppb	96
52) 2-Chloronaphthalene	7.631	162	612810	97.31	ppb	99
53) Biphenyl	7.610	154	763319	95.41	ppb	99
54) 2-Nitroaniline	7.786	65	183671	103.07	ppb	96
55) Dimethylphthalate	8.096	163	660628	98.07	ppb	99
56) Acenaphthylene	8.267	152	962386	98.60	ppb	99
57) 2,6-Dinitrotoluene	8.176	165	163398	108.89	ppb	98
58) 3-Nitroaniline	8.443	138	184243	103.62	ppb	97
59) Acenaphthene	8.555	153	579435	96.20	ppb	99
60) 2,4-Dinitrophenol	8.619	184	202803	259.72	ppb	88
61) 4-Nitrophenol	8.753	109	104260	109.50	ppb	99
62) Dibenzofuran	8.844	168	830216	95.10	ppb	99
63) 2,4-Dinitrotoluene	8.844	165	219785	107.98	ppb	98
64) 2,3,4,6-Tetrachlorophenol	9.068	232	170014	105.55	ppb	96
65) Diethylphthalate	9.308	149	652300	98.82	ppb	99
66) Fluorene	9.437	166	683338	99.36	ppb	99
67) 4-Chlorophenyl-phenyle...	9.463	204	324515	97.81	ppb	99
68) 4-Nitroaniline	9.501	138	187792	103.28	ppb	99
70) 4,6-Dinitro-2-methylph...	9.554	198	140623	128.07	ppb	98
71) n-Nitrosodiphenylamine	9.682	169	457842	98.10	ppb	98
72) 1,2-Diphenylhydrazine	9.746	77	729400	98.52	ppb	99
74) 4-Bromophenyl-phenylether	10.350	248	173131	99.22	ppb	98
75) Hexachlorobenzene	10.446	284	184486	98.88	ppb	97
76) Pentachlorophenol	10.820	266	262312	215.28	ppb	97
77) Phenanthrene	11.194	178	990179	96.76	ppb	100

Quantitation Report (QT Reviewed)

Data Path : C:\msdchem\1\DATA\em4300\
Data File : m105036.D
Acq On : 12 Jun 2014 10:09 am
Operator : saumilp
Sample : IC4300-100
Misc : op73826,em4300
ALS Vial : 2 Sample Multiplier: 1

Quant Time: Jun 12 13:03:50 2014
Quant Method : C:\msdchem\1\METHODS\MM4300.M
Quant Title : Semi Volatile GC/MS, rtx-5ms 30mx0.25mmx0.25um
QLast Update : Thu Jun 12 12:37:14 2014
Response via : Initial Calibration

Compound	R.T.	QIon	Response	Conc	Units	Dev(Min)
78) Anthracene	11.290	178	1017917	100.89	ppb	100
79) Carbazole	11.627	167	971620	99.20	ppb	100
80) Di-n-butylphthalate	12.434	149	1142823	102.86	ppb	100
81) Fluoranthene	13.497	202	1096740	99.27	ppb	99
82) Octadecane	11.130	57	342529	101.00	ppb	98
84) Pyrene	13.929	202	1155156	97.40	ppb	100
85) Butyl stearate	15.628	56	258806	103.69	ppb	95
87) Butylbenzylphthalate	15.388	149	526430	103.34	ppb	100
88) Benzo[a]anthracene	16.323	228	1036918	95.43	ppb	100
89) 3,3'-Dichlorobenzidine	16.344	252	377771	101.55	ppb	99
90) Chrysene	16.392	228	980429	97.31	ppb	100
91) bis(2-Ethylhexyl)phtha...	16.606	149	723442	105.36	ppb	98
93) Di-n-octylphthalate	17.840	149	1261806	109.50	ppb	100
94) Benzo[b]fluoranthene	18.321	252	990494	98.80	ppb	99
95) Benzo[k]fluoranthene	18.385	252	921334	95.98	ppb	99
96) Benzo[a]pyrene	18.871	252	863616	98.84	ppb	98
97) Indeno[1,2,3-cd]pyrene	20.778	276	797683	97.90	ppb	96
98) Dibenz(a,h)acridine	20.377	279	738181	103.64	ppb	98
99) Dibenz[a,h]anthracene	20.831	278	822976	98.34	ppb	99
100) 7,12-Dimethylbenz(a)an...	18.342	256	493604	106.70	ppb	99
101) Benzo[g,h,i]perylene	21.280	276	788048	100.26	ppb	99

(#) = qualifier out of range (m) = manual integration (+) = signals summed

Quantitation Report (QT Reviewed)

Data Path : C:\msdchem\1\DATA\em4300\
Data File : m105036.D
Acq On : 12 Jun 2014 10:09 am
Operator : saumilp
Sample : IC4300-100
Misc : op73826,em4300
ALS Vial : 2 Sample Multiplier: 1

Quant Time: Jun 12 13:03:50 2014
Quant Method : C:\msdchem\1\METHODS\MM4300.M
Quant Title : Semi Volatile GC/MS, rtx-5ms 30mx0.25mmx0.25um
QLast Update : Thu Jun 12 12:37:14 2014
Response via : Initial Calibration

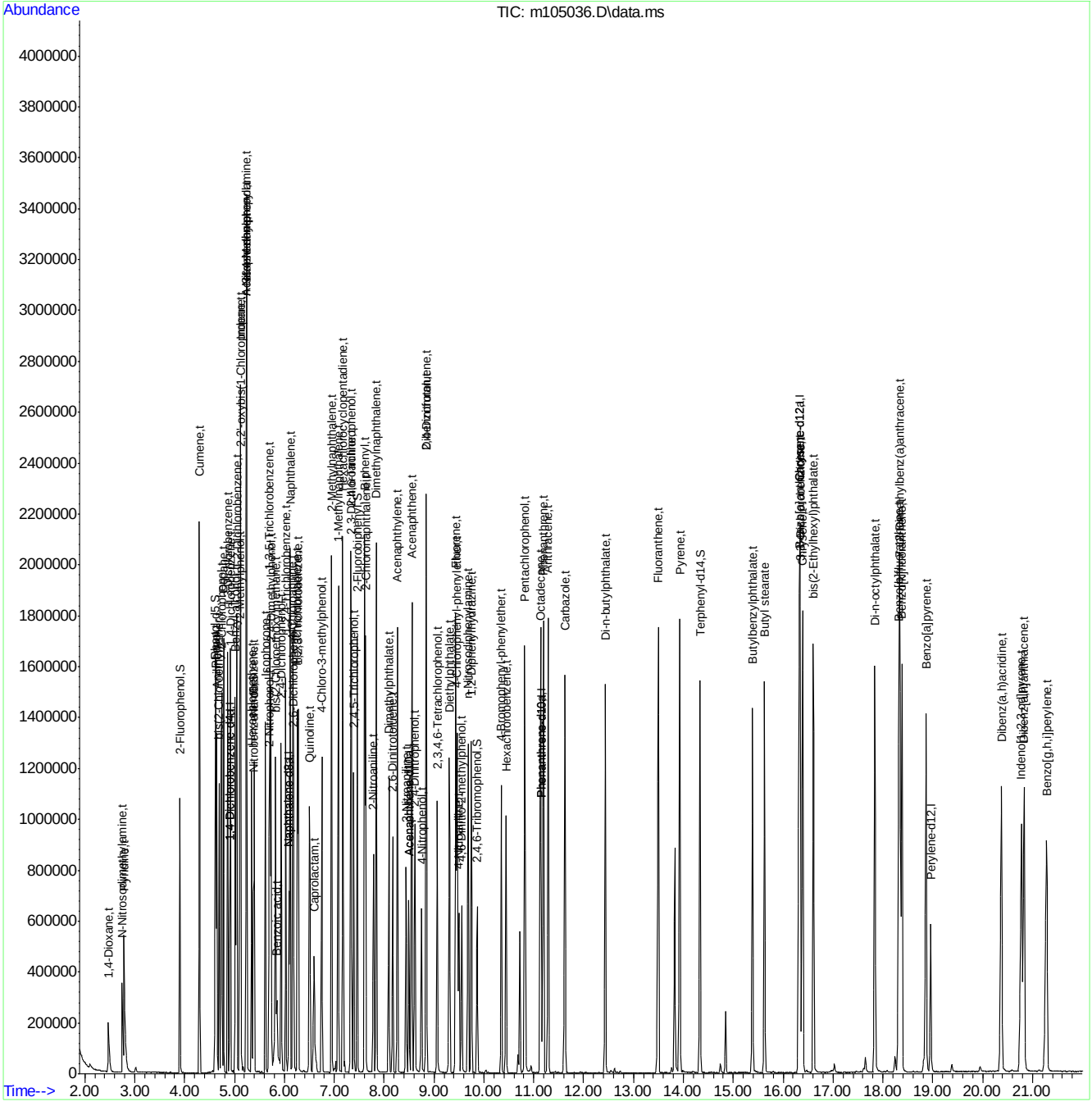

ACCUTEST LABORATORIES JB70672

Manual Integrations APPROVED (compounds with "m" flag)
Nina Pandya
06/16/14 13:29

Quantitation Report (QT Reviewed)

Data Path : C:\msdchem\1\DATA\em4300\
Data File : m105037.D
Acq On : 12 Jun 2014 11:07 am
Operator : saumilp
Sample : IC4300-1
Misc : op73826,em4300
ALS Vial : 3 Sample Multiplier: 1

Quant Time: Jun 12 11:31:37 2014
Quant Method : C:\msdchem\1\METHODS\MM4300.M
Quant Title : Semi Volatile GC/MS, rtx-5ms 30mx0.25mmx0.25um
QLast Update : Thu Jun 12 11:01:57 2014
Response via : Initial Calibration

Compound	R.T.	QIon	Response	Conc	Units		Dev(Min)
Internal Standards							
1) 1,4-Dichlorobenzene-d4	4.902	152	93585	40.00	ppb		0.00
24) Naphthalene-d8	6.082	136	349559	40.00	ppb		-0.01
47) Acenaphthene-d10	8.492	164	210503	40.00	ppb		0.00
69) Phenanthrene-d10	11.136	188	364766	40.00	ppb		-0.01
83) Chrysene-d12	16.323	240	372717	40.00	ppb		-0.02
92) Perylene-d12	18.951	264	306563	40.00	ppb		0.00
102) 1,4-Dichlorobenzene-d4a	4.902	152	93585	40.00	ppb		0.00
104) Acenaphthene-d10a	8.492	164	210503	40.00	ppb		0.00
107) Chrysene-d12a	16.323	240	372717	40.00	ppb		-0.02
110) Phenanthrene-d10a	11.136	188	364766	40.00	ppb		-0.01
112) Naphthalene-d8a	6.082	136	349559	40.00	ppb		-0.01
System Monitoring Compounds							
5) 2-Fluorophenol	3.897	112	3370	1.00	ppb		0.00
Spiked Amount 50.000			Recovery =	2.00%			
8) Phenol-d5	4.602	99	4744	1.11	ppb		-0.02
Spiked Amount 50.000			Recovery =	2.22%			
25) Nitrobenzene-d5	5.366	82	3670	1.05	ppb		-0.01
Spiked Amount 50.000			Recovery =	2.10%			
51) 2-Fluorobiphenyl	7.450	172	7746	1.13	ppb		-0.01
Spiked Amount 50.000			Recovery =	2.26%			
73) 2,4,6-Tribromophenol	9.848	330	599	0.69	ppb		-0.02
Spiked Amount 50.000			Recovery =	1.38%			
86) Terphenyl-d14	14.320	244	8309	1.00	ppb		-0.02
Spiked Amount 50.000			Recovery =	2.00%			
109) 1-chlorooctadecane	0.000	57	0	0.00	ppb		
Spiked Amount 50.000			Recovery =	0.00%			
111) o-terphenyl	0.000	230	0	0.00	ppb		
Spiked Amount 50.000			Recovery =	0.00%			
Target Compounds							Qvalue
2) 1,4-Dioxane	2.482	88	2352	1.53	ppb		89
3) Pyridine	2.813	79	4779	1.15	ppb		96
4) N-Nitrosodimethylamine	2.759	42	1776	1.19	ppb		95
6) Indene	5.115	116	6826	1.18	ppb		93
7) Cumene	4.293	105	9433	1.12	ppb		94
9) Phenol	4.613	94	5134	1.02	ppb		86
10) Aniline	4.640	93	6649	1.23	ppb		99
11) bis(2-Chloroethyl)ether	4.688	93	3766	1.16	ppb		98
12) 2-Chlorophenol	4.736	128	3734	1.04	ppb		93
13) Decane	4.773	43	3107	1.26	ppb		96
14) 1,3-Dichlorobenzene	4.859	146	3842	1.03	ppb		92
15) 1,4-Dichlorobenzene	4.918	146	4448	1.18	ppb		95
16) Benzyl alcohol	5.008	108	2792	1.13	ppb		87
17) 1,2-Dichlorobenzene	5.046	146	3985	1.13	ppb		86
18) Acetophenone	5.233	105	5720	1.19	ppb		97
19) 2-Methylphenol	5.099	108	3510	1.09	ppb		99
20) 2,2'-oxybis(1-Chloropr...	5.121	121	1104	1.06	ppb		88
21) 3&4-Methylphenol	5.222	108	3797	1.13	ppb	#	65

Quantitation Report (QT Reviewed)

Data Path : C:\msdchem\1\DATA\em4300\
Data File : m105037.D
Acq On : 12 Jun 2014 11:07 am
Operator : saumilp
Sample : IC4300-1
Misc : op73826,em4300
ALS Vial : 3 Sample Multiplier: 1

Quant Time: Jun 12 11:31:37 2014
Quant Method : C:\msdchem\1\METHODS\MM4300.M
Quant Title : Semi Volatile GC/MS, rtx-5ms 30mx0.25mmx0.25um
QLast Update : Thu Jun 12 11:01:57 2014
Response via : Initial Calibration

Compound	R.T.	QIon	Response	Conc	Units		Dev(Min)
22) n-Nitroso-di-n-propyla...	5.228	70	3047	1.36	ppb		97
23) Hexachloroethane	5.340	201	1400	1.06	ppb		90
26) Nitrobenzene	5.388	77	4204	1.08	ppb		97
27) Quinoline	6.483	129	8085	1.12	ppb		93
28) Isophorone	5.601	82	7554	1.13	ppb		92
29) 2-Nitrophenol	5.687	139	1628	0.86	ppb		91
30) 2,4-Dimethylphenol	5.719	107	3929	1.09	ppb		95
31) Benzoic acid	5.751	105	1746	0.62	ppb	#	64
32) bis(2-Chloroethoxy)met...	5.810	93	4477	1.18	ppb		89
33) 2,4-Dichlorophenol	5.927	162	2650	0.95	ppb		89
34) 2,6-Dichlorophenol	6.168	162	2844	1.05	ppb		89
35) 1,3,5-Trichlorobenzene	5.703	180	3499	1.10	ppb		96
36) 1,2,4-Trichlorobenzene	6.023	180	3407	1.11	ppb		86
37) 1,2,3-Trichlorobenzene	6.269	180	3686	1.18	ppb		90
38) Naphthalene	6.109	128	11162	1.11	ppb		97
39) 4-Chloroaniline	6.157	127	4981	1.11	ppb		95
40) 2,3-Dichloroaniline	7.322	161	3705	1.07	ppb		96
41) Caprolactam	6.520	55	1603	1.13	ppb		87
42) Hexachlorobutadiene	6.253	225	1914	1.09	ppb		92
43) 4-Chloro-3-methylphenol	6.729	107	3163	0.99	ppb		78
44) 2-Methylnaphthalene	6.937	141	6332	1.12	ppb		94
45) 1-Methylnaphthalene	7.071	142	7177	1.11	ppb		95
46) Dimethylnaphthalene	7.829	156	6452	1.08	ppb		90
48) Hexachlorocyclopentadiene	7.167	237	2919	1.48	ppb		80
49) 2,4,6-Trichlorophenol	7.327	196	2075	1.03	ppb		86
50) 2,4,5-Trichlorophenol	7.375	196	2144	0.96	ppb		84
52) 2-Chloronaphthalene	7.615	162	7116	1.10	ppb		94
53) Biphenyl	7.594	154	9385	1.16	ppb		98
54) 2-Nitroaniline	7.770	65	1703	0.88	ppb		90
55) Dimethylphthalate	8.075	163	7584	1.09	ppb		98
56) Acenaphthylene	8.257	152	10692	1.05	ppb		99
57) 2,6-Dinitrotoluene	8.155	165	1207	0.70	ppb		71
58) 3-Nitroaniline	8.422	138	1727	0.89	ppb		98
59) Acenaphthene	8.540	153	6989	1.14	ppb		93
60) 2,4-Dinitrophenol	8.598	184	427	0.40	ppb		72
61) 4-Nitrophenol	8.721	109	809	0.73	ppb	#	80
62) Dibenzofuran	8.833	168	10457	1.19	ppb		94
63) 2,4-Dinitrotoluene	8.823	165	1679	0.72	ppb		94
64) 2,3,4,6-Tetrachlorophenol	9.058	232	1468	0.82	ppb		92
65) Diethylphthalate	9.288	149	7211	1.04	ppb		96
66) Fluorene	9.426	166	7530	1.04	ppb		92
67) 4-Chlorophenyl-phenyle...	9.453	204	3724	1.08	ppb		91
68) 4-Nitroaniline	9.458	138	1793	0.90	ppb		90
70) 4,6-Dinitro-2-methylph...	9.523	198	289	0.19	ppb	#	36
71) n-Nitrosodiphenylamine	9.667	169	5144	1.05	ppb		94
72) 1,2-Diphenylhydrazine	9.731	77	8137	1.04	ppb		91
74) 4-Bromophenyl-phenylether	10.340	248	1867	1.01	ppb		88
75) Hexachlorobenzene	10.431	284	2037	1.03	ppb		95
76) Pentachlorophenol	10.810	266	2017	1.43	ppb		80
77) Phenanthrene	11.179	178	12047	1.13	ppb		96

Quantitation Report (QT Reviewed)

Data Path : C:\msdchem\1\DATA\em4300\
Data File : m105037.D
Acq On : 12 Jun 2014 11:07 am
Operator : saumilp
Sample : IC4300-1
Misc : op73826,em4300
ALS Vial : 3 Sample Multiplier: 1

Quant Time: Jun 12 11:31:37 2014
Quant Method : C:\msdchem\1\METHODS\MM4300.M
Quant Title : Semi Volatile GC/MS, rtx-5ms 30mx0.25mmx0.25um
QLast Update : Thu Jun 12 11:01:57 2014
Response via : Initial Calibration

Compound	R.T.	QIon	Response	Conc	Units	Dev(Min)
78) Anthracene	11.275	178	10660	0.98	ppb	93
79) Carbazole	11.606	167	11054	1.06	ppb	97
80) Di-n-butylphthalate	12.423	149	11191	0.91	ppb	98
81) Fluoranthene	13.481	202	12389	1.05	ppb	99
82) Octadecane	11.125	57	3441	0.94	ppb	87
84) Pyrene	13.908	202	13283	1.07	ppb	95
85) Butyl stearate	15.618	56	2306	0.83	ppb	88
87) Butylbenzylphthalate	15.378	149	4906	0.87	ppb	99
88) Benzo[a]anthracene	16.302	228	12844	1.15	ppb	96
89) 3,3'-Dichlorobenzidine	16.328	252	3690	0.91	ppb	88
90) Chrysene	16.366	228	11444	1.08	ppb	91
91) bis(2-Ethylhexyl)phtha...	16.601	149	6194	0.80	ppb	93
93) Di-n-octylphthalate	17.824	149	11334	0.80	ppb	96
94) Benzo[b]fluoranthene	18.300	252	12426	1.12	ppb	97
95) Benzo[k]fluoranthene	18.348	252	12223	1.19	ppb	99
96) Benzo[a]pyrene	18.845	252	10639	1.10	ppb	97
97) Indeno[1,2,3-cd]pyrene	20.736	276	10226m	1.15	ppb	
98) Dibenz(a,h)acridine	20.356	279	7540	0.91	ppb	96
99) Dibenz[a,h]anthracene	20.800	278	10151	1.10	ppb	91
100) 7,12-Dimethylbenz(a)an...	18.310	256	4622	0.84	ppb	90
101) Benzo[g,h,i]perylene	21.233	276	9277	1.05	ppb	93

(#) = qualifier out of range (m) = manual integration (+) = signals summed

9.6.30

6

Quantitation Report (QT Reviewed)

Data Path : C:\msdchem\1\DATA\em4300\
Data File : m105037.D
Acq On : 12 Jun 2014 11:07 am
Operator : saumilp
Sample : IC4300-1
Misc : op73826,em4300
ALS Vial : 3 Sample Multiplier: 1

Quant Time: Jun 12 11:31:37 2014
Quant Method : C:\msdchem\1\METHODS\MM4300.M
Quant Title : Semi Volatile GC/MS, rtx-5ms 30mx0.25mmx0.25um
QLast Update : Thu Jun 12 11:01:57 2014
Response via : Initial Calibration

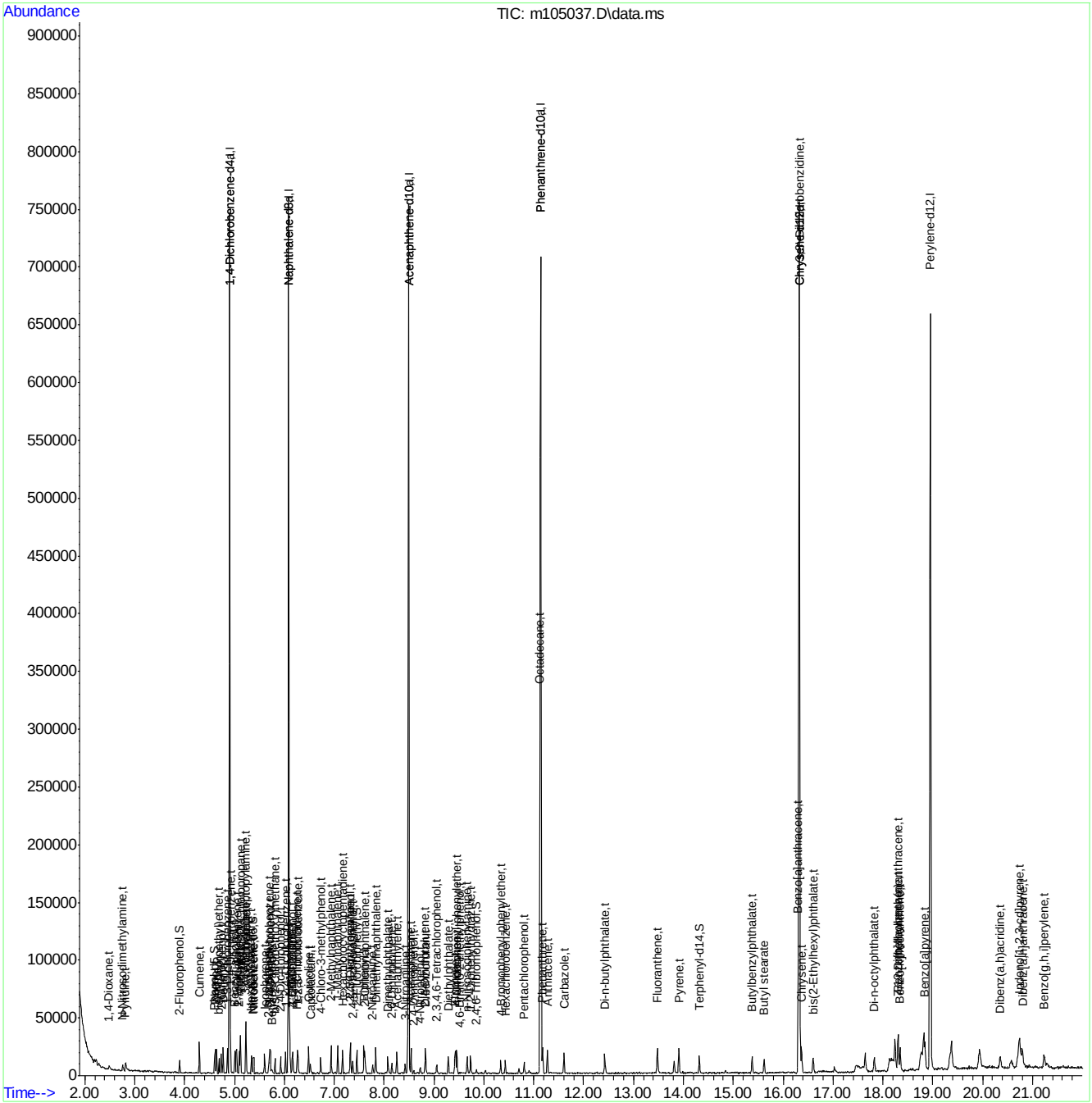

ACCUTEST LABORATORIES
JB70672

Manual Integration Approval Summary

Sample Number:	EM4300-IC4300	**Method:**	SW846 8270D
Lab FileID:	M105037.D	**Analyst approved:**	06/12/14 15:11 Saumil Patel
Injection Time:	06/12/14 11:07	**Supervisor approved:**	06/16/14 13:29 Nina Pandya

Parameter	CAS	Sig#	R.T. (min.)	Reason
Indeno(1,2,3-cd)pyrene	193-39-5		20.74	Poor instrument integration

Quantitation Report (Qedit)

Data Path : C:\msdchem\1\DATA\em4300\
Data File : m105037.D
Acq On : 12 Jun 2014 11:07 am
Operator : saumilp
Sample : IC4300-1
Misc : op73826,em4300
ALS Vial : 3 Sample Multiplier: 1

Quant Time: Jun 12 11:31:37 2014
Quant Method : C:\msdchem\1\METHODS\MM4300.M
Quant Title : Semi Volatile GC/MS, rtx-5ms 30mx0.25mmx0.25um
QLast Update : Thu Jun 12 11:01:57 2014
Response via : Initial Calibration

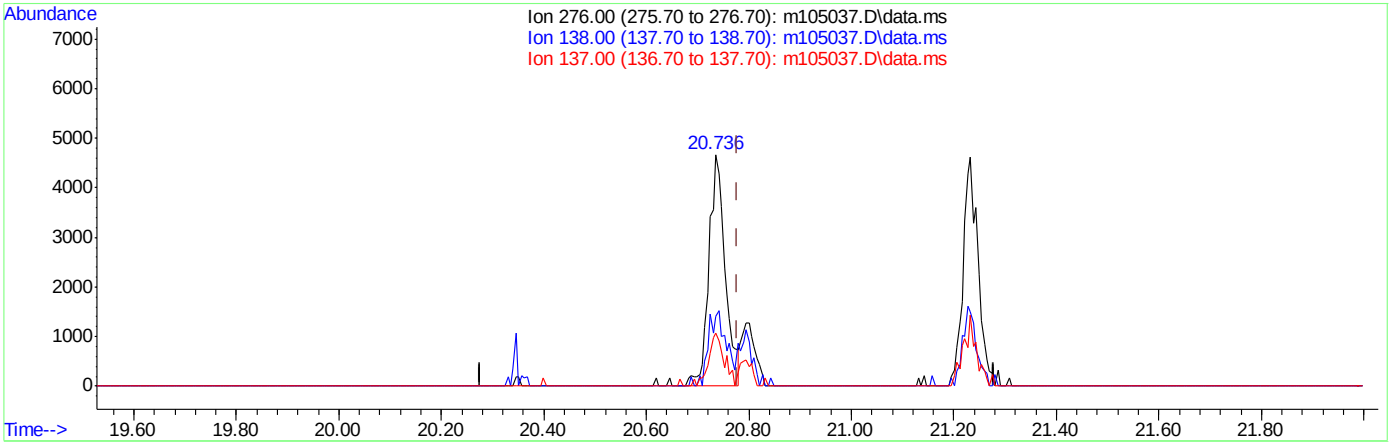

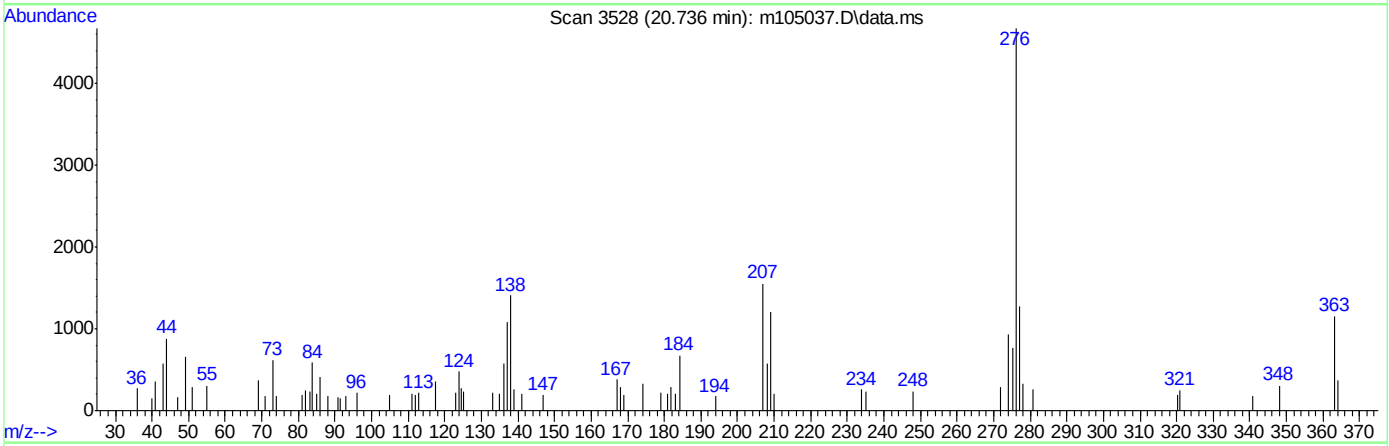

TIC: m105037.D\data.ms

(97) Indeno[1,2,3-cd]pyrene (t)

20.736min (-0.042) 1.15ppb m

response 10226

Ion	Exp%	Act%
276.00	100	100
138.00	28.40	30.17
137.00	20.40	23.13
0.00	0.00	0.00

ACCUTEST LABORATORIES JB70672

Quantitation Report (QT Reviewed)

Data Path : C:\msdchem\1\DATA\em4300\
Data File : m105038.D
Acq On : 12 Jun 2014 11:42 am
Operator : saumilp
Sample : IC4300-80
Misc : op73826,em4300
ALS Vial : 4 Sample Multiplier: 1

Quant Time: Jun 12 12:35:59 2014
Quant Method : C:\msdchem\1\METHODS\MM4300.M
Quant Title : Semi Volatile GC/MS, rtx-5ms 30mx0.25mmx0.25um
QLast Update : Thu Jun 12 12:30:53 2014
Response via : Initial Calibration

Compound	R.T.	QIon	Response	Conc	Units	Dev(Min)
Internal Standards						
1) 1,4-Dichlorobenzene-d4	4.902	152	87364	40.00	ppb	0.00
24) Naphthalene-d8	6.088	136	317909	40.00	ppb	0.00
47) Acenaphthene-d10	8.498	164	193247	40.00	ppb	0.00
69) Phenanthrene-d10	11.142	188	328476	40.00	ppb	0.00
83) Chrysene-d12	16.335	240	327542	40.00	ppb	0.01
92) Perylene-d12	18.958	264	264777	40.00	ppb	0.00
102) 1,4-Dichlorobenzene-d4a	4.902	152	87364	40.00	ppb	0.00
104) Acenaphthene-d10a	8.498	164	193247	40.00	ppb	0.00
107) Chrysene-d12a	16.335	240	327542	40.00	ppb	0.01
110) Phenanthrene-d10a	11.142	188	328476	40.00	ppb	0.00
112) Naphthalene-d8a	6.088	136	317909	40.00	ppb	0.00
System Monitoring Compounds						
5) 2-Fluorophenol	3.898	112	259352	82.59	ppb	0.00
Spiked Amount 50.000			Recovery =	165.18%		
8) Phenol-d5	4.614	99	325285	77.11	ppb	0.01
Spiked Amount 50.000			Recovery =	154.22%		
25) Nitrobenzene-d5	5.373	82	267679	82.05	ppb	0.00
Spiked Amount 50.000			Recovery =	164.10%		
51) 2-Fluorobiphenyl	7.461	172	527651	78.66	ppb	0.01
Spiked Amount 50.000			Recovery =	157.32%		
73) 2,4,6-Tribromophenol	9.860	330	64104	97.35	ppb	0.01
Spiked Amount 50.000			Recovery =	194.70%		
86) Terphenyl-d14	14.331	244	607348	83.38	ppb	0.01
Spiked Amount 50.000			Recovery =	166.76%		
109) 1-chlorooctadecane	0.000	57	0	0.00	ppb	
Spiked Amount 50.000			Recovery =	0.00%		
111) o-terphenyl	0.000	230	0	0.00	ppb	
Spiked Amount 50.000			Recovery =	0.00%		
Target Compounds						Qvalue
2) 1,4-Dioxane	2.472	88	118039	65.08	ppb	99
3) Pyridine	2.782	79	313634	75.31	ppb	99
4) N-Nitrosodimethylamine	2.744	42	110792	72.53	ppb	100
6) Indene	5.121	116	442578	75.22	ppb	98
7) Cumene	4.293	105	635422	76.11	ppb	98
9) Phenol	4.625	94	381037	80.37	ppb	100
10) Aniline	4.646	93	414482	73.63	ppb	98
11) bis(2-Chloroethyl)ether	4.689	93	247332	75.52	ppb	98
12) 2-Chlorophenol	4.742	128	273768	79.91	ppb	96
13) Decane	4.774	43	190411	73.29	ppb	97
14) 1,3-Dichlorobenzene	4.860	146	282524	80.12	ppb	98
15) 1,4-Dichlorobenzene	4.918	146	283321	73.76	ppb	97
16) Benzyl alcohol	5.015	108	185314	75.42	ppb	96
17) 1,2-Dichlorobenzene	5.047	146	267819	76.45	ppb	97
18) Acetophenone	5.239	105	367178	74.76	ppb	96
19) 2-Methylphenol	5.105	108	244765	77.81	ppb	99
20) 2,2'-oxybis(1-Chloropr...	5.127	121	79233	79.26	ppb	99
21) 3&4-Methylphenol	5.234	108	252478	75.69	ppb	89

ACCUTEST LABORATORIES JB70672

Quantitation Report (QT Reviewed)

Data Path : C:\msdchem\1\DATA\em4300\
Data File : m105038.D
Acq On : 12 Jun 2014 11:42 am
Operator : saumilp
Sample : IC4300-80
Misc : op73826,em4300
ALS Vial : 4 Sample Multiplier: 1

Quant Time: Jun 12 12:35:59 2014
Quant Method : C:\msdchem\1\METHODS\MM4300.M
Quant Title : Semi Volatile GC/MS, rtx-5ms 30mx0.25mmx0.25um
QLast Update : Thu Jun 12 12:30:53 2014
Response via : Initial Calibration

Compound	R.T.	QIon	Response	Conc	Units	Dev(Min)
22) n-Nitroso-di-n-propyla...	5.239	70	174050	70.48	ppb	97
23) Hexachloroethane	5.340	201	99696	78.47	ppb	94
26) Nitrobenzene	5.394	77	295865	80.42	ppb	94
27) Quinoline	6.500	129	535726	77.14	ppb	100
28) Isophorone	5.613	82	508381	78.39	ppb	100
29) 2-Nitrophenol	5.693	139	144153	89.95	ppb	96
30) 2,4-Dimethylphenol	5.725	107	270260	79.05	ppb	99
31) Benzoic acid	5.843	105	209940	101.38	ppb	97
32) bis(2-Chloroethoxy)met...	5.821	93	286804	76.40	ppb	98
33) 2,4-Dichlorophenol	5.933	162	210526	85.31	ppb	98
34) 2,6-Dichlorophenol	6.179	162	203041	80.56	ppb	98
35) 1,3,5-Trichlorobenzene	5.709	180	242545	79.68	ppb	99
36) 1,2,4-Trichlorobenzene	6.030	180	231015	78.35	ppb	99
37) 1,2,3-Trichlorobenzene	6.275	180	231898	74.84	ppb	97
38) Naphthalene	6.115	128	763367	79.29	ppb	98
39) 4-Chloroaniline	6.169	127	336013	77.92	ppb	98
40) 2,3-Dichloroaniline	7.328	161	261081	80.25	ppb	99
41) Caprolactam	6.585	55	105315	76.63	ppb	97
42) Hexachlorobutadiene	6.259	225	131673	78.86	ppb	99
43) 4-Chloro-3-methylphenol	6.745	107	241941	83.48	ppb	98
44) 2-Methylnaphthalene	6.943	141	423511	77.72	ppb	99
45) 1-Methylnaphthalene	7.077	142	485450	78.36	ppb	99
46) Dimethylnaphthalene	7.841	156	444903	78.86	ppb	99
48) Hexachlorocyclopentadiene	7.173	237	298452	189.60	ppb	97
49) 2,4,6-Trichlorophenol	7.338	196	151410	80.79	ppb	100
50) 2,4,5-Trichlorophenol	7.387	196	166094	82.79	ppb	99
52) 2-Chloronaphthalene	7.627	162	494863	79.28	ppb	98
53) Biphenyl	7.606	154	620213	77.39	ppb	99
54) 2-Nitroaniline	7.782	65	149981	89.61	ppb	94
55) Dimethylphthalate	8.092	163	529601	79.17	ppb	99
56) Acenaphthylene	8.263	152	771790	80.55	ppb	100
57) 2,6-Dinitrotoluene	8.172	165	128359	95.26	ppb	100
58) 3-Nitroaniline	8.439	138	147076	87.16	ppb	99
59) Acenaphthene	8.551	153	467320	77.60	ppb	99
60) 2,4-Dinitrophenol	8.610	184	156114	264.42	ppb	93
61) 4-Nitrophenol	8.743	109	80686	91.94	ppb	95
62) Dibenzofuran	8.840	168	668328	75.68	ppb	99
63) 2,4-Dinitrotoluene	8.840	165	174702	95.05	ppb	100
64) 2,3,4,6-Tetrachlorophenol	9.064	232	135675	90.48	ppb	97
65) Diethylphthalate	9.304	149	524983	81.05	ppb	98
66) Fluorene	9.433	166	541379	79.91	ppb	98
67) 4-Chlorophenyl-phenyle...	9.459	204	261240	79.52	ppb	99
68) 4-Nitroaniline	9.497	138	151243	87.17	ppb	95
70) 4,6-Dinitro-2-methylph...	9.550	198	109558	135.45	ppb	97
71) n-Nitrosodiphenylamine	9.678	169	368754	81.47	ppb	99
72) 1,2-Diphenylhydrazine	9.748	77	582591	81.09	ppb	98
74) 4-Bromophenyl-phenylether	10.346	248	139689	83.33	ppb	99
75) Hexachlorobenzene	10.442	284	147563	81.63	ppb	98
76) Pentachlorophenol	10.816	266	209580	192.78	ppb	99
77) Phenanthrene	11.190	178	784955	76.93	ppb	99

Quantitation Report (QT Reviewed)

Data Path : C:\msdchem\1\DATA\em4300\
Data File : m105038.D
Acq On : 12 Jun 2014 11:42 am
Operator : saumilp
Sample : IC4300-80
Misc : op73826,em4300
ALS Vial : 4 Sample Multiplier: 1

Quant Time: Jun 12 12:35:59 2014
Quant Method : C:\msdchem\1\METHODS\MM4300.M
Quant Title : Semi Volatile GC/MS, rtx-5ms 30mx0.25mmx0.25um
QLast Update : Thu Jun 12 12:30:53 2014
Response via : Initial Calibration

Compound	R.T.	QIon	Response	Conc	Units	Dev(Min)
78) Anthracene	11.286	178	806313	83.01	ppb	100
79) Carbazole	11.623	167	763002	78.93	ppb	99
80) Di-n-butylphthalate	12.430	149	903025	85.56	ppb	99
81) Fluoranthene	13.493	202	859458	79.05	ppb	100
82) Octadecane	11.131	57	278145	86.85	ppb	98
84) Pyrene	13.925	202	907699	80.34	ppb	100
85) Butyl stearate	15.624	56	200707	89.73	ppb	97
87) Butylbenzylphthalate	15.384	149	411212	88.54	ppb	98
88) Benzo[a]anthracene	16.319	228	814456	77.23	ppb	100
89) 3,3'-Dichlorobenzidine	16.340	252	299469	87.89	ppb	99
90) Chrysene	16.388	228	767942	79.47	ppb	99
91) bis(2-Ethylhexyl)phtha...	16.607	149	559564	91.11	ppb	99
93) Di-n-octylphthalate	17.836	149	965033	87.89	ppb	99
94) Benzo[b]fluoranthene	18.317	252	784541	77.35	ppb	99
95) Benzo[k]fluoranthene	18.381	252	733777	75.48	ppb	99
96) Benzo[a]pyrene	18.867	252	685228	78.23	ppb	99
97) Indeno[1,2,3-cd]pyrene	20.774	276	638270	77.24	ppb	95
98) Dibenz(a,h)acridine	20.373	279	590633	86.65	ppb	99
99) Dibenz[a,h]anthracene	20.827	278	663941	79.49	ppb	99
100) 7,12-Dimethylbenz(a)an...	18.338	256	386991	88.43	ppb	97
101) Benzo[g,h,i]perylene	21.276	276	631557	80.90	ppb	98

(#) = qualifier out of range (m) = manual integration (+) = signals summed

Quantitation Report (QT Reviewed)

Data Path : C:\msdchem\1\DATA\em4300\
Data File : m105038.D
Acq On : 12 Jun 2014 11:42 am
Operator : saumilp
Sample : IC4300-80
Misc : op73826,em4300
ALS Vial : 4 Sample Multiplier: 1

Quant Time: Jun 12 12:35:59 2014
Quant Method : C:\msdchem\1\METHODS\MM4300.M
Quant Title : Semi Volatile GC/MS, rtx-5ms 30mx0.25mmx0.25um
QLast Update : Thu Jun 12 12:30:53 2014
Response via : Initial Calibration

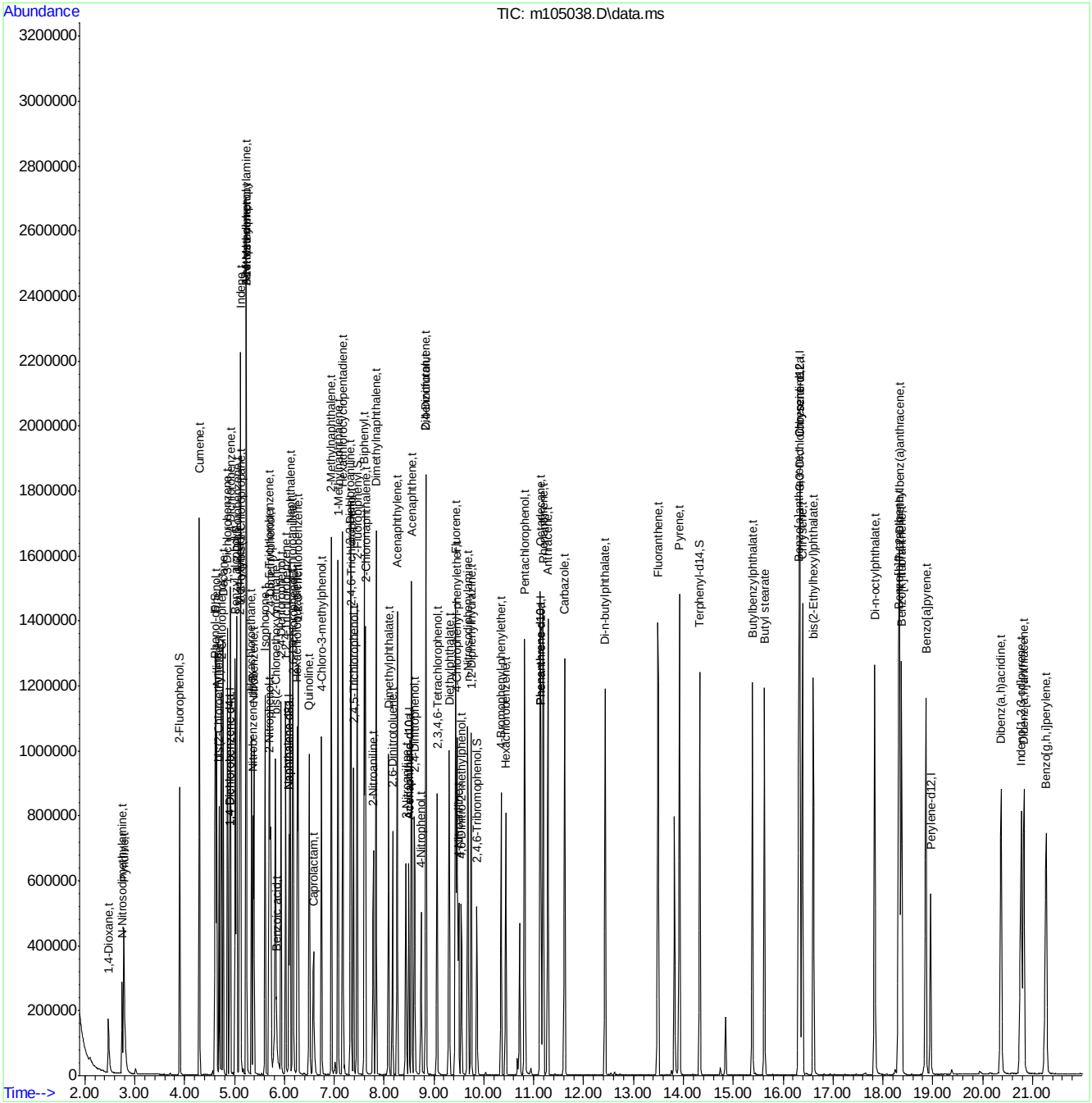

Quantitation Report (QT Reviewed)

Data Path : C:\msdchem\1\DATA\em4300\
Data File : m105039.D
Acq On : 12 Jun 2014 12:11 pm
Operator : saumilp
Sample : ICC4300-50
Misc : op73826,em4300
ALS Vial : 5 Sample Multiplier: 1

Quant Time: Jun 12 12:36:59 2014
Quant Method : C:\msdchem\1\METHODS\MM4300.M
Quant Title : Semi Volatile GC/MS, rtx-5ms 30mx0.25mmx0.25um
QLast Update : Thu Jun 12 12:36:09 2014
Response via : Initial Calibration

Compound	R.T.	QIon	Response	Conc	Units		Dev(Min)
Internal Standards							
1) 1,4-Dichlorobenzene-d4	4.903	152	113449	40.00	ppb		0.00
24) Naphthalene-d8	6.089	136	402706	40.00	ppb		0.00
47) Acenaphthene-d10	8.493	164	242937	40.00	ppb		0.00
69) Phenanthrene-d10	11.143	188	407063	40.00	ppb		0.00
83) Chrysene-d12	16.335	240	396068	40.00	ppb		0.00
92) Perylene-d12	18.958	264	349199	40.00	ppb		0.00
102) 1,4-Dichlorobenzene-d4a	4.903	152	113449	40.00	ppb		0.00
104) Acenaphthene-d10a	8.493	164	242937	40.00	ppb		0.00
107) Chrysene-d12a	16.335	240	396068	40.00	ppb		0.00
110) Phenanthrene-d10a	11.143	188	407063	40.00	ppb		0.00
112) Naphthalene-d8a	6.089	136	402706	40.00	ppb		0.00
System Monitoring Compounds							
5) 2-Fluorophenol	3.899	112	193352	46.91	ppb		0.00
Spiked Amount 50.000			Recovery = 93.82%				
8) Phenol-d5	4.609	99	240650	44.47	ppb		0.00
Spiked Amount 50.000			Recovery = 88.94%				
25) Nitrobenzene-d5	5.373	82	194406	46.64	ppb		0.00
Spiked Amount 50.000			Recovery = 93.28%				
51) 2-Fluorobiphenyl	7.457	172	389144	46.41	ppb		0.00
Spiked Amount 50.000			Recovery = 92.82%				
73) 2,4,6-Tribromophenol	9.861	330	47136	53.87	ppb		0.00
Spiked Amount 50.000			Recovery = 107.74%				
86) Terphenyl-d14	14.327	244	438248	49.07	ppb		0.00
Spiked Amount 50.000			Recovery = 98.14%				
109) 1-chlorooctadecane	0.000	57	0	0.00	ppb		
Spiked Amount 50.000			Recovery = 0.00%				
111) o-terphenyl	0.000	230	0	0.00	ppb		
Spiked Amount 50.000			Recovery = 0.00%				
Target Compounds							Qvalue
2) 1,4-Dioxane	2.473	88	89261	40.41	ppb		98
3) Pyridine	2.782	79	234169	44.16	ppb		98
4) N-Nitrosodimethylamine	2.750	42	83788	43.60	ppb		92
6) Indene	5.117	116	336949	45.00	ppb		99
7) Cumene	4.294	105	488848	45.83	ppb		99
9) Phenol	4.620	94	284454	46.13	ppb		99
10) Aniline	4.642	93	295369	41.51	ppb		100
11) bis(2-Chloroethyl)ether	4.690	93	184887	44.30	ppb		99
12) 2-Chlorophenol	4.738	128	205162	46.13	ppb		99
13) Decane	4.775	43	149208	45.50	ppb		96
14) 1,3-Dichlorobenzene	4.861	146	212648	46.42	ppb		98
15) 1,4-Dichlorobenzene	4.919	146	219442	45.17	ppb		98
16) Benzyl alcohol	5.010	108	136848	43.72	ppb		98
17) 1,2-Dichlorobenzene	5.048	146	202834	45.26	ppb		96
18) Acetophenone	5.240	105	279673	44.83	ppb		96
19) 2-Methylphenol	5.101	108	185905	45.93	ppb		99
20) 2,2'-oxybis(1-Chloropr...	5.122	121	59472	45.96	ppb		98
21) 3&4-Methylphenol	5.229	108	190465	44.78	ppb	#	79

Quantitation Report (QT Reviewed)

Data Path : C:\msdchem\1\DATA\em4300\
Data File : m105039.D
Acq On : 12 Jun 2014 12:11 pm
Operator : saumilp
Sample : ICC4300-50
Misc : op73826,em4300
ALS Vial : 5 Sample Multiplier: 1

Quant Time: Jun 12 12:36:59 2014
Quant Method : C:\msdchem\1\METHODS\MM4300.M
Quant Title : Semi Volatile GC/MS, rtx-5ms 30mx0.25mmx0.25um
QLast Update : Thu Jun 12 12:36:09 2014
Response via : Initial Calibration

Compound	R.T.	QIon	Response	Conc	Units	Dev(Min)
22) n-Nitroso-di-n-propyla...	5.235	70	129627	42.09	ppb	99
23) Hexachloroethane	5.341	201	75797	46.24	ppb	98
26) Nitrobenzene	5.389	77	216630	46.40	ppb	99
27) Quinoline	6.495	129	399695	45.98	ppb	99
28) Isophorone	5.608	82	373878	45.82	ppb	99
29) 2-Nitrophenol	5.689	139	108541	51.34	ppb	93
30) 2,4-Dimethylphenol	5.721	107	193493	44.86	ppb	99
31) Benzoic acid	5.827	105	146902	51.42	ppb	91
32) bis(2-Chloroethoxy)met...	5.817	93	212864	45.44	ppb	99
33) 2,4-Dichlorophenol	5.929	162	154043	48.21	ppb	95
34) 2,6-Dichlorophenol	6.175	162	151229	47.26	ppb	98
35) 1,3,5-Trichlorobenzene	5.705	180	184293	47.86	ppb	98
36) 1,2,4-Trichlorobenzene	6.025	180	175344	47.27	ppb	99
37) 1,2,3-Trichlorobenzene	6.276	180	175019	45.57	ppb	98
38) Naphthalene	6.111	128	571899	47.03	ppb	99
39) 4-Chloroaniline	6.164	127	249529	46.08	ppb	98
40) 2,3-Dichloroaniline	7.329	161	193537	46.92	ppb	98
41) Caprolactam	6.570	55	77887	45.38	ppb	98
42) Hexachlorobutadiene	6.255	225	100388	47.69	ppb	99
43) 4-Chloro-3-methylphenol	6.741	107	175018	46.99	ppb	98
44) 2-Methylnaphthalene	6.944	141	316481	46.29	ppb	99
45) 1-Methylnaphthalene	7.078	142	358905	46.05	ppb	99
46) Dimethylnaphthalene	7.841	156	329636	46.35	ppb	99
48) Hexachlorocyclopentadiene	7.168	237	216886	103.23	ppb	99
49) 2,4,6-Trichlorophenol	7.334	196	110397	46.70	ppb	99
50) 2,4,5-Trichlorophenol	7.382	196	120813	47.35	ppb	96
52) 2-Chloronaphthalene	7.622	162	364211	46.55	ppb	99
53) Biphenyl	7.601	154	458712	46.03	ppb	99
54) 2-Nitroaniline	7.783	65	106927	48.86	ppb	96
55) Dimethylphthalate	8.087	163	387941	46.29	ppb	99
56) Acenaphthylene	8.258	152	572410	47.41	ppb	99
57) 2,6-Dinitrotoluene	8.167	165	96161	53.37	ppb	98
58) 3-Nitroaniline	8.434	138	106495	48.75	ppb	97
59) Acenaphthene	8.547	153	346540	46.24	ppb	99
60) 2,4-Dinitrophenol	8.605	184	110242	121.99	ppb	88
61) 4-Nitrophenol	8.739	109	58780	50.75	ppb	99
62) Dibenzofuran	8.840	168	496427	45.53	ppb	99
63) 2,4-Dinitrotoluene	8.835	165	128710	52.42	ppb	98
64) 2,3,4,6-Tetrachlorophenol	9.059	232	98228	49.93	ppb	96
65) Diethylphthalate	9.300	149	385030	47.08	ppb	99
66) Fluorene	9.433	166	402414	47.27	ppb	99
67) 4-Chlorophenyl-phenyle...	9.460	204	191952	46.57	ppb	99
68) 4-Nitroaniline	9.487	138	107076	47.67	ppb	99
70) 4,6-Dinitro-2-methylph...	9.546	198	77623	62.91	ppb	98
71) n-Nitrosodiphenylamine	9.674	169	270109	47.86	ppb	98
72) 1,2-Diphenylhydrazine	9.743	77	429786	48.05	ppb	99
74) 4-Bromophenyl-phenylether	10.347	248	101575	48.23	ppb	98
75) Hexachlorobenzene	10.438	284	108094	47.93	ppb	97
76) Pentachlorophenol	10.812	266	151287	105.12	ppb	97
77) Phenanthrene	11.186	178	576062	46.15	ppb	100

Quantitation Report (QT Reviewed)

Data Path : C:\msdchem\1\DATA\em4300\
Data File : m105039.D
Acq On : 12 Jun 2014 12:11 pm
Operator : saumilp
Sample : ICC4300-50
Misc : op73826,em4300
ALS Vial : 5 Sample Multiplier: 1

Quant Time: Jun 12 12:36:59 2014
Quant Method : C:\msdchem\1\METHODS\MM4300.M
Quant Title : Semi Volatile GC/MS, rtx-5ms 30mx0.25mmx0.25um
QLast Update : Thu Jun 12 12:36:09 2014
Response via : Initial Calibration

Compound	R.T.	QIon	Response	Conc	Units	Dev(Min)
78) Anthracene	11.282	178	585696	48.06	ppb	100
79) Carbazole	11.618	167	554531	46.50	ppb	100
80) Di-n-butylphthalate	12.430	149	650807	48.63	ppb	100
81) Fluoranthene	13.488	202	630469	46.98	ppb	99
82) Octadecane	11.127	57	199072	48.77	ppb	98
84) Pyrene	13.921	202	659786	48.23	ppb	100
85) Butyl stearate	15.620	56	148589	52.80	ppb	95
87) Butylbenzylphthalate	15.379	149	292506	50.29	ppb	100
88) Benzo[a]anthracene	16.314	228	593912	47.12	ppb	100
89) 3,3'-Dichlorobenzidine	16.335	252	212284	49.88	ppb	99
90) Chrysene	16.384	228	554978	47.60	ppb	100
91) bis(2-Ethylhexyl)phtha...	16.603	149	404508	52.06	ppb	98
93) Di-n-octylphthalate	17.831	149	688090	46.01	ppb	100
94) Benzo[b]fluoranthene	18.312	252	566187	42.80	ppb	99
95) Benzo[k]fluoranthene	18.371	252	555182	44.13	ppb	99
96) Benzo[a]pyrene	18.862	252	502822	43.85	ppb	98
97) Indeno[1,2,3-cd]pyrene	20.764	276	457071	42.43	ppb	97
98) Dibenz(a,h)acridine	20.369	279	426245	46.14	ppb	98
99) Dibenz[a,h]anthracene	20.818	278	480141	43.68	ppb	99
100) 7,12-Dimethylbenz(a)an...	18.333	256	280715	46.99	ppb	99
101) Benzo[g,h,i]perylene	21.266	276	449474	43.49	ppb	99

(#) = qualifier out of range (m) = manual integration (+) = signals summed

Quantitation Report (QT Reviewed)

Data Path : C:\msdchem\1\DATA\em4300\
Data File : m105039.D
Acq On : 12 Jun 2014 12:11 pm
Operator : saumilp
Sample : ICC4300-50
Misc : op73826,em4300
ALS Vial : 5 Sample Multiplier: 1

Quant Time: Jun 12 12:36:59 2014
Quant Method : C:\msdchem\1\METHODS\MM4300.M
Quant Title : Semi Volatile GC/MS, rtx-5ms 30mx0.25mmx0.25um
QLast Update : Thu Jun 12 12:36:09 2014
Response via : Initial Calibration

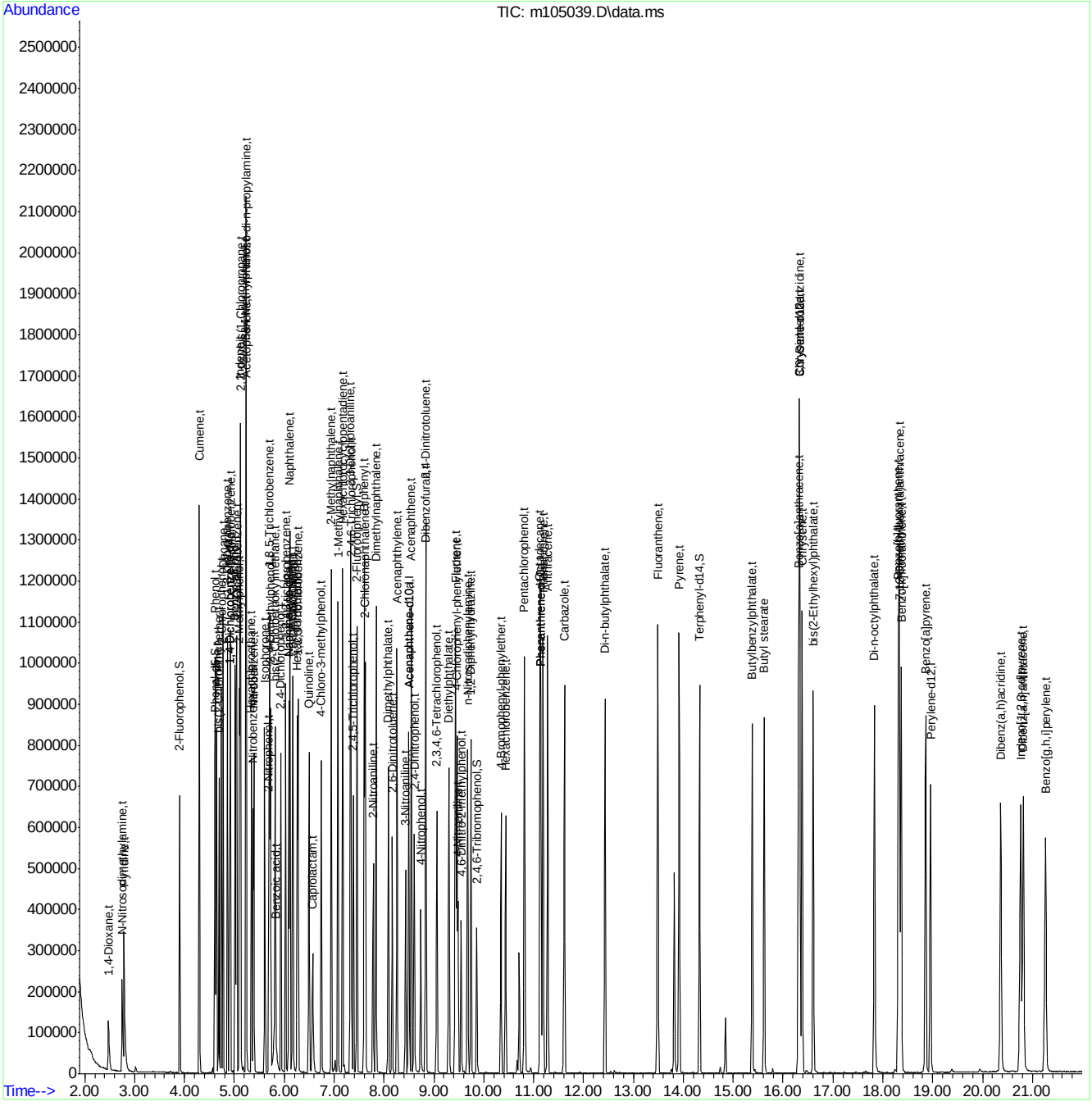

ACCUTEST LABORATORIES JB70672

Quantitation Report (QT Reviewed)

Data Path : C:\msdchem\1\DATA\em4300\
Data File : m105040.D
Acq On : 12 Jun 2014 12:40 pm
Operator : saumilp
Sample : IC4300-25
Misc : op73826,em4300
ALS Vial : 6 Sample Multiplier: 1

Quant Time: Jun 12 13:06:56 2014
Quant Method : C:\msdchem\1\METHODS\MM4300.M
Quant Title : Semi Volatile GC/MS, rtx-5ms 30mx0.25mmx0.25um
QLast Update : Thu Jun 12 13:04:04 2014
Response via : Initial Calibration

Compound	R.T.	QIon	Response	Conc	Units	Dev(Min)
Internal Standards						
1) 1,4-Dichlorobenzene-d4	4.906	152	100794	40.00	ppb	0.00
24) Naphthalene-d8	6.086	136	354887	40.00	ppb	0.00
47) Acenaphthene-d10	8.490	164	213939	40.00	ppb	0.00
69) Phenanthrene-d10	11.140	188	361916	40.00	ppb	0.00
83) Chrysene-d12	16.327	240	361873	40.00	ppb	-0.01
92) Perylene-d12	18.955	264	316861	40.00	ppb	0.00
102) 1,4-Dichlorobenzene-d4a	4.906	152	100794	40.00	ppb	0.00
104) Acenaphthene-d10a	8.490	164	213939	40.00	ppb	0.00
107) Chrysene-d12a	16.327	240	361873	40.00	ppb	-0.01
110) Phenanthrene-d10a	11.140	188	361916	40.00	ppb	0.00
112) Naphthalene-d8a	6.086	136	354887	40.00	ppb	0.00
System Monitoring Compounds						
5) 2-Fluorophenol	3.901	112	85078	23.60	ppb	0.00
Spiked Amount 50.000			Recovery = 47.20%			
8) Phenol-d5	4.606	99	107734	23.04	ppb	-0.01
Spiked Amount 50.000			Recovery = 46.08%			
25) Nitrobenzene-d5	5.370	82	88032	24.38	ppb	0.00
Spiked Amount 50.000			Recovery = 48.76%			
51) 2-Fluorobiphenyl	7.454	172	176518	24.34	ppb	0.00
Spiked Amount 50.000			Recovery = 48.68%			
73) 2,4,6-Tribromophenol	9.852	330	20753	26.17	ppb	-0.01
Spiked Amount 50.000			Recovery = 52.34%			
86) Terphenyl-d14	14.324	244	199237	24.53	ppb	-0.01
Spiked Amount 50.000			Recovery = 49.06%			
109) 1-chlorooctadecane	0.000	57	0	0.00	ppb	
Spiked Amount 50.000			Recovery = 0.00%			
111) o-terphenyl	0.000	230	0	0.00	ppb	
Spiked Amount 50.000			Recovery = 0.00%			
Target Compounds						Qvalue
2) 1,4-Dioxane	2.475	88	39963	21.39	ppb	97
3) Pyridine	2.785	79	103094	22.54	ppb	99
4) N-Nitrosodimethylamine	2.753	42	37159	22.48	ppb	94
6) Indene	5.119	116	156692	24.16	ppb	100
7) Cumene	4.297	105	226871	24.45	ppb	100
9) Phenol	4.617	94	128736	23.96	ppb	98
10) Aniline	4.644	93	141082	23.30	ppb	94
11) bis(2-Chloroethyl)ether	4.687	93	85269	23.67	ppb	99
12) 2-Chlorophenol	4.740	128	93464	24.12	ppb	95
13) Decane	4.777	43	68721	24.13	ppb	95
14) 1,3-Dichlorobenzene	4.857	146	97538	24.40	ppb	98
15) 1,4-Dichlorobenzene	4.916	146	101009	23.98	ppb	98
16) Benzyl alcohol	5.007	108	63114	23.43	ppb	95
17) 1,2-Dichlorobenzene	5.044	146	92975	23.92	ppb	98
18) Acetophenone	5.231	105	129557	23.99	ppb	85
19) 2-Methylphenol	5.098	108	84093	23.87	ppb	96
20) 2,2'-oxybis(1-Chloropr...	5.125	121	27734	24.62	ppb	97
21) 3&4-Methylphenol	5.226	108	88504	24.05	ppb	99

Quantitation Report (QT Reviewed)

Data Path : C:\msdchem\1\DATA\em4300\
Data File : m105040.D
Acq On : 12 Jun 2014 12:40 pm
Operator : saumilp
Sample : IC4300-25
Misc : op73826,em4300
ALS Vial : 6 Sample Multiplier: 1

Quant Time: Jun 12 13:06:56 2014
Quant Method : C:\msdchem\1\METHODS\MM4300.M
Quant Title : Semi Volatile GC/MS, rtx-5ms 30mx0.25mmx0.25um
QLast Update : Thu Jun 12 13:04:04 2014
Response via : Initial Calibration

Compound	R.T.	QIon	Response	Conc	Units	Dev(Min)
22) n-Nitroso-di-n-propyla...	5.231	70	61368	23.35	ppb	99
23) Hexachloroethane	5.338	201	34154	23.90	ppb	91
26) Nitrobenzene	5.386	77	101294	25.07	ppb	97
27) Quinoline	6.487	129	177979	23.71	ppb	98
28) Isophorone	5.605	82	169577	24.09	ppb	98
29) 2-Nitrophenol	5.691	139	47946	25.56	ppb	97
30) 2,4-Dimethylphenol	5.718	107	85783	23.16	ppb	97
31) Benzoic acid	5.803	105	60638	23.92	ppb	97
32) bis(2-Chloroethoxy)met...	5.814	93	96291	23.87	ppb	100
33) 2,4-Dichlorophenol	5.931	162	69263	24.82	ppb	94
34) 2,6-Dichlorophenol	6.172	162	67384	24.23	ppb	99
35) 1,3,5-Trichlorobenzene	5.702	180	85130	25.36	ppb	96
36) 1,2,4-Trichlorobenzene	6.027	180	78475	24.34	ppb	98
37) 1,2,3-Trichlorobenzene	6.273	180	79197	23.93	ppb	97
38) Naphthalene	6.108	128	257097	24.35	ppb	100
39) 4-Chloroaniline	6.161	127	113895	24.34	ppb	100
40) 2,3-Dichloroaniline	7.326	161	85987	24.02	ppb	98
41) Caprolactam	6.546	55	35111	23.76	ppb	99
42) Hexachlorobutadiene	6.252	225	45659	24.90	ppb	97
43) 4-Chloro-3-methylphenol	6.738	107	78214	24.19	ppb	99
44) 2-Methylnaphthalene	6.941	141	141634	23.95	ppb	99
45) 1-Methylnaphthalene	7.074	142	163401	24.27	ppb	98
46) Dimethylnaphthalene	7.833	156	148139	24.07	ppb	98
48) Hexachlorocyclopentadiene	7.171	237	94245	50.53	ppb	97
49) 2,4,6-Trichlorophenol	7.331	196	49373	24.12	ppb	97
50) 2,4,5-Trichlorophenol	7.379	196	54689	24.67	ppb	99
52) 2-Chloronaphthalene	7.619	162	164295	24.26	ppb	99
53) Biphenyl	7.598	154	206624	24.02	ppb	99
54) 2-Nitroaniline	7.774	65	47697	24.89	ppb	95
55) Dimethylphthalate	8.084	163	174025	24.03	ppb	99
56) Acenaphthylene	8.255	152	252926	24.10	ppb	99
57) 2,6-Dinitrotoluene	8.159	165	41744	25.87	ppb	95
58) 3-Nitroaniline	8.426	138	46766	24.46	ppb	96
59) Acenaphthene	8.544	153	155293	23.98	ppb	100
60) 2,4-Dinitrophenol	8.597	184	41258	49.14	ppb	85
61) 4-Nitrophenol	8.730	109	25708	25.11	ppb	91
62) Dibenzofuran	8.832	168	227909	24.28	ppb	99
63) 2,4-Dinitrotoluene	8.827	165	57699	26.36	ppb	98
64) 2,3,4,6-Tetrachlorophenol	9.056	232	43146	24.91	ppb	98
65) Diethylphthalate	9.297	149	172149	24.26	ppb	99
66) Fluorene	9.425	166	179640	24.29	ppb	98
67) 4-Chlorophenyl-phenyle...	9.457	204	87192	24.44	ppb	99
68) 4-Nitroaniline	9.473	138	49038	25.08	ppb	96
70) 4,6-Dinitro-2-methylph...	9.537	198	29988	25.68	ppb	96
71) n-Nitrosodiphenylamine	9.671	169	120706	24.32	ppb	100
72) 1,2-Diphenylhydrazine	9.740	77	192759	24.48	ppb	98
74) 4-Bromophenyl-phenylether	10.344	248	44354	23.90	ppb	98
75) Hexachlorobenzene	10.435	284	49087	24.74	ppb	95
76) Pentachlorophenol	10.809	266	66838	51.57	ppb	97
77) Phenanthrene	11.183	178	263600	24.22	ppb	99

Quantitation Report (QT Reviewed)

Data Path : C:\msdchem\1\DATA\em4300\
Data File : m105040.D
Acq On : 12 Jun 2014 12:40 pm
Operator : saumilp
Sample : IC4300-25
Misc : op73826,em4300
ALS Vial : 6 Sample Multiplier: 1

Quant Time: Jun 12 13:06:56 2014
Quant Method : C:\msdchem\1\METHODS\MM4300.M
Quant Title : Semi Volatile GC/MS, rtx-5ms 30mx0.25mmx0.25um
QLast Update : Thu Jun 12 13:04:04 2014
Response via : Initial Calibration

	Compound	R.T.	QIon	Response	Conc	Units	Dev(Min)
78)	Anthracene	11.279	178	266867	24.87	ppb	98
79)	Carbazole	11.610	167	253362	24.32	ppb	99
80)	Di-n-butylphthalate	12.427	149	292428	24.75	ppb	100
81)	Fluoranthene	13.485	202	282165	24.01	ppb	98
82)	Octadecane	11.124	57	91054	25.24	ppb	99
84)	Pyrene	13.912	202	304927	24.61	ppb	99
85)	Butyl stearate	15.617	56	65345	25.06	ppb	96
87)	Butylbenzylphthalate	15.376	149	128865	24.22	ppb	99
88)	Benzo[a]anthracene	16.311	228	271149	23.89	ppb	98
89)	3,3'-Dichlorobenzidine	16.327	252	97148	25.00	ppb	97
90)	Chrysene	16.375	228	255867	24.31	ppb	99
91)	bis(2-Ethylhexyl)phtha...	16.599	149	176661	24.63	ppb	99
93)	Di-n-octylphthalate	17.828	149	295305	22.20	ppb	99
94)	Benzo[b]fluoranthene	18.304	252	259825	22.45	ppb	98
95)	Benzo[k]fluoranthene	18.357	252	255408	23.05	ppb	99
96)	Benzo[a]pyrene	18.854	252	226542	22.46	ppb	97
97)	Indeno[1,2,3-cd]pyrene	20.756	276	201811	21.46	ppb	98
98)	Dibenz(a,h)acridine	20.355	279	189368	23.03	ppb	95
99)	Dibenz[a,h]anthracene	20.809	278	212522	22.00	ppb	98
100)	7,12-Dimethylbenz(a)an...	18.320	256	123567	23.14	ppb	97
101)	Benzo[g,h,i]perylene	21.247	276	204451	22.54	ppb	99

(#) = qualifier out of range (m) = manual integration (+) = signals summed

Quantitation Report (QT Reviewed)

Data Path : C:\msdchem\1\DATA\em4300\
Data File : m105040.D
Acq On : 12 Jun 2014 12:40 pm
Operator : saumilp
Sample : IC4300-25
Misc : op73826,em4300
ALS Vial : 6 Sample Multiplier: 1

Quant Time: Jun 12 13:06:56 2014
Quant Method : C:\msdchem\1\METHODS\MM4300.M
Quant Title : Semi Volatile GC/MS, rtx-5ms 30mx0.25mmx0.25um
QLast Update : Thu Jun 12 13:04:04 2014
Response via : Initial Calibration

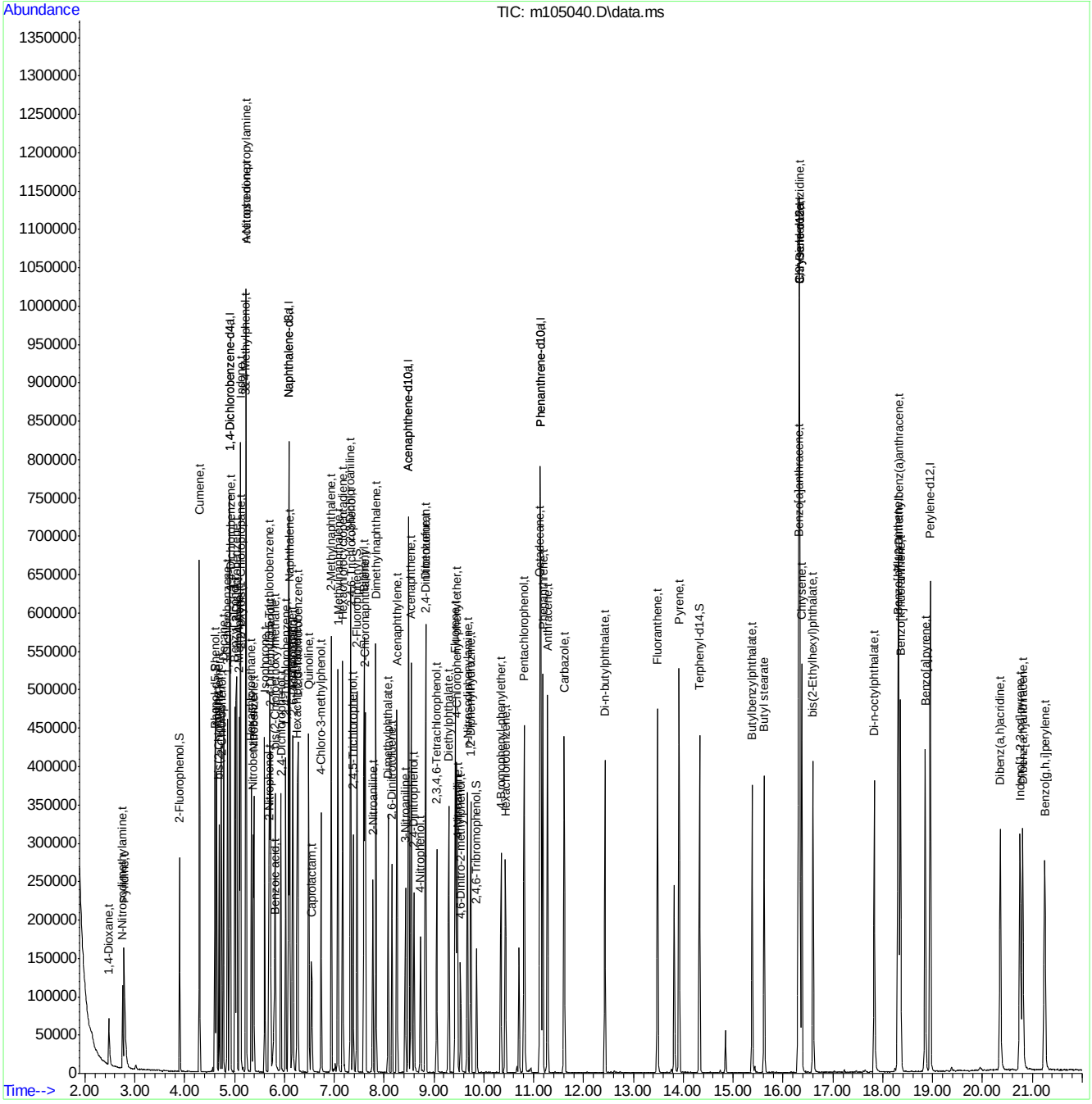

ACCUTEST LABORATORIES JB70672

Quantitation Report (QT Reviewed)

Data Path : C:\msdchem\1\DATA\em4300\
Data File : m105041.D
Acq On : 12 Jun 2014 1:10 pm
Operator : saumilp
Sample : IC4300-10
Misc : op73826,em4300
ALS Vial : 7 Sample Multiplier: 1

Quant Time: Jun 12 13:33:37 2014
Quant Method : C:\msdchem\1\METHODS\MM4300.M
Quant Title : Semi Volatile GC/MS, rtx-5ms 30mx0.25mmx0.25um
QLast Update : Thu Jun 12 13:07:09 2014
Response via : Initial Calibration

Compound	R.T.	QIon	Response	Conc	Units		Dev(Min)
Internal Standards							
1) 1,4-Dichlorobenzene-d4	4.901	152	89086	40.00	ppb		0.00
24) Naphthalene-d8	6.087	136	321562	40.00	ppb		0.00
47) Acenaphthene-d10	8.491	164	190952	40.00	ppb		0.00
69) Phenanthrene-d10	11.136	188	332682	40.00	ppb		0.00
83) Chrysene-d12	16.323	240	334492	40.00	ppb		0.00
92) Perylene-d12	18.951	264	271039	40.00	ppb		0.00
102) 1,4-Dichlorobenzene-d4a	4.901	152	89086	40.00	ppb		0.00
104) Acenaphthene-d10a	8.491	164	190952	40.00	ppb		0.00
107) Chrysene-d12a	16.323	240	334492	40.00	ppb		0.00
110) Phenanthrene-d10a	11.136	188	332682	40.00	ppb		0.00
112) Naphthalene-d8a	6.087	136	321562	40.00	ppb		0.00
System Monitoring Compounds							
5) 2-Fluorophenol	3.897	112	32483	10.31	ppb		0.00
Spiked Amount 50.000			Recovery = 20.62%				
8) Phenol-d5	4.608	99	42980	10.57	ppb		0.00
Spiked Amount 50.000			Recovery = 21.14%				
25) Nitrobenzene-d5	5.366	82	34636	10.64	ppb		0.00
Spiked Amount 50.000			Recovery = 21.28%				
51) 2-Fluorobiphenyl	7.455	172	68539	10.65	ppb		0.00
Spiked Amount 50.000			Recovery = 21.30%				
73) 2,4,6-Tribromophenol	9.854	330	7966	10.83	ppb		0.00
Spiked Amount 50.000			Recovery = 21.66%				
86) Terphenyl-d14	14.320	244	76792	10.27	ppb		0.00
Spiked Amount 50.000			Recovery = 20.54%				
109) 1-chlorooctadecane	0.000	57	0	0.00	ppb		
Spiked Amount 50.000			Recovery = 0.00%				
111) o-terphenyl	0.000	230	0	0.00	ppb		
Spiked Amount 50.000			Recovery = 0.00%				
Target Compounds							Qvalue
2) 1,4-Dioxane	2.476	88	15987	9.97	ppb		97
3) Pyridine	2.791	79	39671	10.01	ppb		95
4) N-Nitrosodimethylamine	2.754	42	14394	10.06	ppb		96
6) Indene	5.115	116	60713	10.66	ppb		99
7) Cumene	4.298	105	86689	10.62	ppb		97
9) Phenol	4.613	94	46599	9.90	ppb		85
10) Aniline	4.640	93	56800	10.76	ppb		100
11) bis(2-Chloroethyl)ether	4.688	93	33206	10.54	ppb		98
12) 2-Chlorophenol	4.736	128	36386	10.70	ppb		98
13) Decane	4.773	43	27220	10.89	ppb		99
14) 1,3-Dichlorobenzene	4.859	146	38435	10.93	ppb		97
15) 1,4-Dichlorobenzene	4.917	146	39621	10.73	ppb		100
16) Benzyl alcohol	5.008	108	24862	10.58	ppb		93
17) 1,2-Dichlorobenzene	5.046	146	37756	11.08	ppb		93
18) Acetophenone	5.233	105	52720	11.14	ppb		93
19) 2-Methylphenol	5.099	108	32648	10.58	ppb		99
20) 2,2'-oxybis(1-Chloropr...	5.120	121	10509	10.59	ppb	#	84
21) 3&4-Methylphenol	5.222	108	34569	10.71	ppb		90

Quantitation Report (QT Reviewed)

Data Path : C:\msdchem\1\DATA\em4300\
Data File : m105041.D
Acq On : 12 Jun 2014 1:10 pm
Operator : saumilp
Sample : IC4300-10
Misc : op73826,em4300
ALS Vial : 7 Sample Multiplier: 1

Quant Time: Jun 12 13:33:37 2014
Quant Method : C:\msdchem\1\METHODS\MM4300.M
Quant Title : Semi Volatile GC/MS, rtx-5ms 30mx0.25mmx0.25um
QLast Update : Thu Jun 12 13:07:09 2014
Response via : Initial Calibration

Compound	R.T.	QIon	Response	Conc	Units	Dev(Min)
22) n-Nitroso-di-n-propyla...	5.233	70	25473	11.11	ppb	96
23) Hexachloroethane	5.339	201	13575	10.84	ppb	93
26) Nitrobenzene	5.387	77	39852	10.88	ppb	98
27) Quinoline	6.483	129	69363	10.30	ppb	98
28) Isophorone	5.607	82	68227	10.77	ppb	99
29) 2-Nitrophenol	5.687	139	17431	10.21	ppb	94
30) 2,4-Dimethylphenol	5.719	107	34542	10.45	ppb	94
31) Benzoic acid	5.777	105	19348	8.50	ppb	94
32) bis(2-Chloroethoxy)met...	5.815	93	39004	10.77	ppb	98
33) 2,4-Dichlorophenol	5.927	162	25974	10.29	ppb	95
34) 2,6-Dichlorophenol	6.173	162	26455	10.56	ppb	99
35) 1,3,5-Trichlorobenzene	5.703	180	33294	10.91	ppb	99
36) 1,2,4-Trichlorobenzene	6.023	180	31187	10.73	ppb	97
37) 1,2,3-Trichlorobenzene	6.269	180	31197	10.49	ppb	98
38) Naphthalene	6.109	128	102824	10.81	ppb	99
39) 4-Chloroaniline	6.157	127	45240	10.73	ppb	97
40) 2,3-Dichloroaniline	7.321	161	34618	10.76	ppb	94
41) Caprolactam	6.531	55	13187	9.95	ppb	96
42) Hexachlorobutadiene	6.253	225	17228	10.38	ppb	98
43) 4-Chloro-3-methylphenol	6.734	107	30399	10.44	ppb	98
44) 2-Methylnaphthalene	6.942	141	55918	10.52	ppb	99
45) 1-Methylnaphthalene	7.070	142	64269	10.60	ppb	99
46) Dimethylnaphthalene	7.834	156	59532	10.76	ppb	98
48) Hexachlorocyclopentadiene	7.166	237	34368	20.60	ppb	98
49) 2,4,6-Trichlorophenol	7.327	196	19532	10.76	ppb	91
50) 2,4,5-Trichlorophenol	7.375	196	21268	10.78	ppb	98
52) 2-Chloronaphthalene	7.620	162	65978	10.98	ppb	98
53) Biphenyl	7.599	154	81873	10.75	ppb	98
54) 2-Nitroaniline	7.770	65	17942	10.50	ppb	90
55) Dimethylphthalate	8.080	163	66874	10.43	ppb	98
56) Acenaphthylene	8.256	152	100602	10.82	ppb	98
57) 2,6-Dinitrotoluene	8.155	165	15567	10.74	ppb	96
58) 3-Nitroaniline	8.422	138	17700	10.42	ppb	93
59) Acenaphthene	8.545	153	59857	10.44	ppb	93
60) 2,4-Dinitrophenol	8.593	184	11007	14.74	ppb	93
61) 4-Nitrophenol	8.721	109	9416	10.30	ppb	95
62) Dibenzofuran	8.833	168	90851	10.91	ppb	99
63) 2,4-Dinitrotoluene	8.822	165	21673	10.98	ppb	95
64) 2,3,4,6-Tetrachlorophenol	9.052	232	16344	10.58	ppb	99
65) Diethylphthalate	9.293	149	66832	10.61	ppb	99
66) Fluorene	9.426	166	69703	10.62	ppb	98
67) 4-Chlorophenyl-phenyle...	9.458	204	33849	10.68	ppb	97
68) 4-Nitroaniline	9.464	138	18108	10.37	ppb	98
70) 4,6-Dinitro-2-methylph...	9.533	198	8668	8.03	ppb	95
71) n-Nitrosodiphenylamine	9.667	169	47379	10.44	ppb	97
72) 1,2-Diphenylhydrazine	9.736	77	76454	10.61	ppb	97
74) 4-Bromophenyl-phenylether	10.340	248	17350	10.26	ppb	97
75) Hexachlorobenzene	10.430	284	19711	10.83	ppb	99
76) Pentachlorophenol	10.804	266	24280	20.25	ppb	97
77) Phenanthrene	11.178	178	102730	10.33	ppb	98

ACCUTEST LABORATORIES JB70672

Quantitation Report (QT Reviewed)

Data Path : C:\msdchem\1\DATA\em4300\
Data File : m105041.D
Acq On : 12 Jun 2014 1:10 pm
Operator : saumilp
Sample : IC4300-10
Misc : op73826,em4300
ALS Vial : 7 Sample Multiplier: 1

Quant Time: Jun 12 13:33:37 2014
Quant Method : C:\msdchem\1\METHODS\MM4300.M
Quant Title : Semi Volatile GC/MS, rtx-5ms 30mx0.25mmx0.25um
QLast Update : Thu Jun 12 13:07:09 2014
Response via : Initial Calibration

Compound	R.T.	QIon	Response	Conc	Units	Dev(Min)
78) Anthracene	11.275	178	106503	10.81	ppb	98
79) Carbazole	11.611	167	95906	10.07	ppb	99
80) Di-n-butylphthalate	12.423	149	107351	9.90	ppb	98
81) Fluoranthene	13.481	202	109467	10.21	ppb	96
82) Octadecane	11.125	57	35089	10.56	ppb	98
84) Pyrene	13.908	202	117863	10.32	ppb	100
85) Butyl stearate	15.618	56	23880	9.90	ppb	97
87) Butylbenzylphthalate	15.377	149	46867	9.59	ppb	98
88) Benzo[a]anthracene	16.307	228	105178	10.11	ppb	99
89) 3,3'-Dichlorobenzidine	16.328	252	36312	10.11	ppb	99
90) Chrysene	16.371	228	99978	10.33	ppb	99
91) bis(2-Ethylhexyl)phtha...	16.601	149	63831	9.66	ppb	97
93) Di-n-octylphthalate	17.824	149	98100	8.82	ppb	99
94) Benzo[b]fluoranthene	18.299	252	99913	10.30	ppb	96
95) Benzo[k]fluoranthene	18.348	252	100165	10.74	ppb	96
96) Benzo[a]pyrene	18.844	252	88332	10.45	ppb	98
97) Indeno[1,2,3-cd]pyrene	20.746	276	78530	10.05	ppb	99
98) Dibenz(a,h)acridine	20.356	279	73104	10.56	ppb	98
99) Dibenz[a,h]anthracene	20.800	278	82103	10.18	ppb	98
100) 7,12-Dimethylbenz(a)an...	18.315	256	47122	10.47	ppb	99
101) Benzo[g,h,i]perylene	21.238	276	82196	10.80	ppb	98

(#) = qualifier out of range (m) = manual integration (+) = signals summed

9.6.34

9

Quantitation Report (QT Reviewed)

Data Path : C:\msdchem\1\DATA\em4300\
Data File : m105041.D
Acq On : 12 Jun 2014 1:10 pm
Operator : saumilp
Sample : IC4300-10
Misc : op73826,em4300
ALS Vial : 7 Sample Multiplier: 1

Quant Time: Jun 12 13:33:37 2014
Quant Method : C:\msdchem\1\METHODS\MM4300.M
Quant Title : Semi Volatile GC/MS, rtx-5ms 30mx0.25mmx0.25um
QLast Update : Thu Jun 12 13:07:09 2014
Response via : Initial Calibration

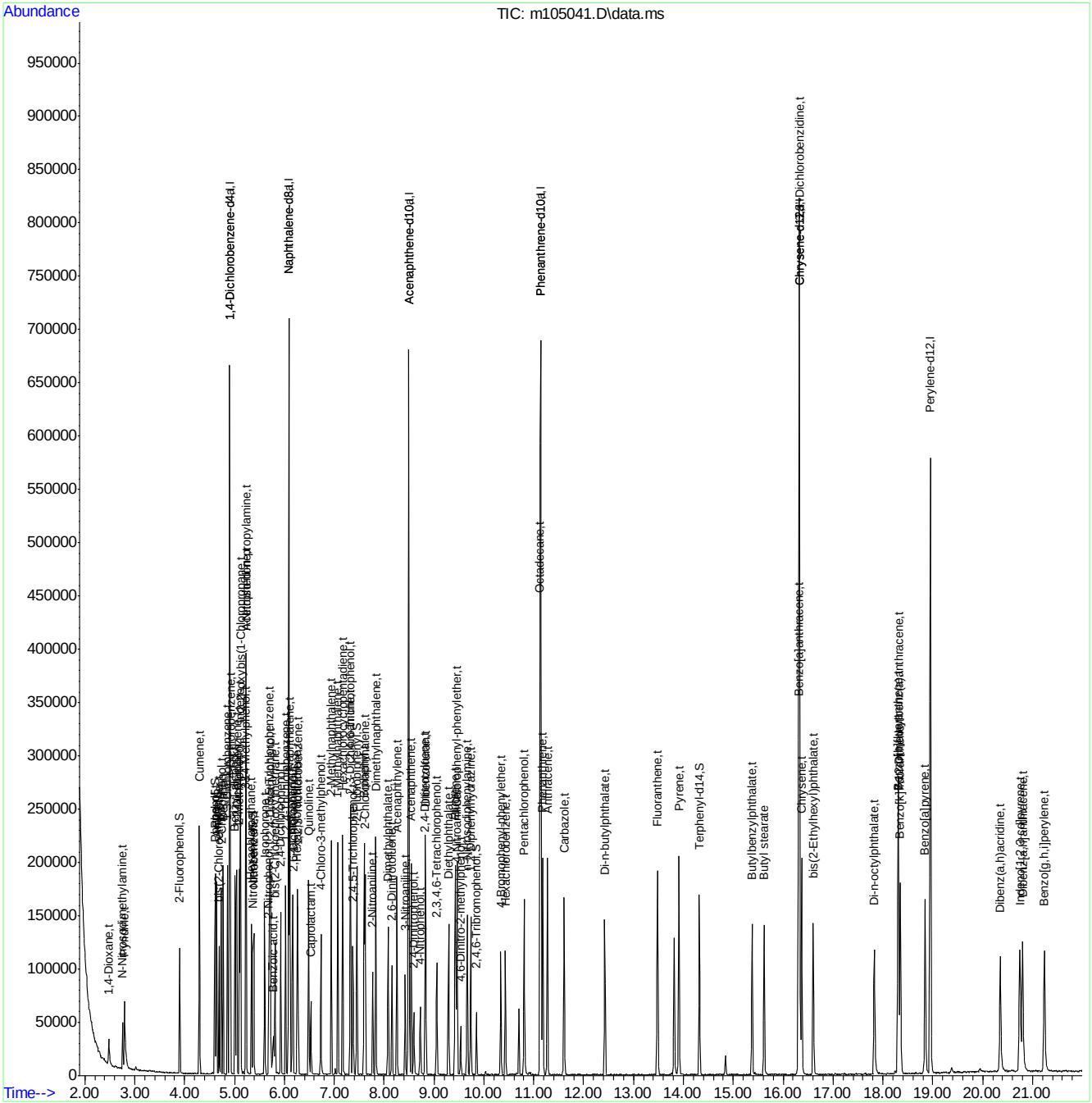

Quantitation Report (QT Reviewed)

Data Path : C:\msdchem\1\DATA\em4300\
Data File : m105042.D
Acq On : 12 Jun 2014 1:40 pm
Operator : saumilp
Sample : IC4300-5
Misc : op73826,em4300
ALS Vial : 8 Sample Multiplier: 1

Quant Time: Jun 12 14:40:23 2014
Quant Method : C:\msdchem\1\METHODS\MM4300.M
Quant Title : Semi Volatile GC/MS, rtx-5ms 30mx0.25mmx0.25um
QLast Update : Thu Jun 12 14:39:28 2014
Response via : Initial Calibration

Compound	R.T.	QIon	Response	Conc	Units		Dev(Min)
Internal Standards							
1) 1,4-Dichlorobenzene-d4	4.906	152	83164	40.00	ppb		0.00
24) Naphthalene-d8	6.086	136	303065	40.00	ppb		0.00
47) Acenaphthene-d10	8.490	164	182696	40.00	ppb		0.00
69) Phenanthrene-d10	11.140	188	321500	40.00	ppb		0.00
83) Chrysene-d12	16.322	240	326948	40.00	ppb		0.00
92) Perylene-d12	18.950	264	269319	40.00	ppb		0.00
102) 1,4-Dichlorobenzene-d4a	4.906	152	83164	40.00	ppb		0.00
104) Acenaphthene-d10a	8.490	164	182696	40.00	ppb		0.00
107) Chrysene-d12a	16.322	240	326948	40.00	ppb		0.00
110) Phenanthrene-d10a	11.140	188	321500	40.00	ppb		0.00
112) Naphthalene-d8a	6.086	136	303065	40.00	ppb		0.00
System Monitoring Compounds							
5) 2-Fluorophenol	3.896	112	15100	5.10	ppb		0.00
Spiked Amount 50.000			Recovery	=	10.20%		
8) Phenol-d5	4.606	99	20285	5.25	ppb		0.00
Spiked Amount 50.000			Recovery	=	10.50%		
25) Nitrobenzene-d5	5.370	82	17290	5.50	ppb		0.00
Spiked Amount 50.000			Recovery	=	11.00%		
51) 2-Fluorobiphenyl	7.454	172	34413	5.43	ppb		0.00
Spiked Amount 50.000			Recovery	=	10.86%		
73) 2,4,6-Tribromophenol	9.852	330	3654	5.16	ppb		0.00
Spiked Amount 50.000			Recovery	=	10.32%		
86) Terphenyl-d14	14.318	244	37883	5.17	ppb		0.00
Spiked Amount 50.000			Recovery	=	10.34%		
109) 1-chlorooctadecane	0.000	57	0	0.00	ppb		
Spiked Amount 50.000			Recovery	=	0.00%		
111) o-terphenyl	0.000	230	0	0.00	ppb		
Spiked Amount 50.000			Recovery	=	0.00%		
Target Compounds							Qvalue
2) 1,4-Dioxane	2.475	88	8053	5.37	ppb		94
3) Pyridine	2.795	79	19224	5.17	ppb		94
4) N-Nitrosodimethylamine	2.753	42	6940	5.16	ppb		96
6) Indene	5.119	116	30484	5.56	ppb		97
7) Cumene	4.297	105	42004	5.35	ppb		98
9) Phenol	4.617	94	22348	5.12	ppb		84
10) Aniline	4.638	93	27394	5.40	ppb		94
11) bis(2-Chloroethyl)ether	4.686	93	16313	5.40	ppb		99
12) 2-Chlorophenol	4.735	128	17460	5.35	ppb		96
13) Decane	4.772	43	13181	5.42	ppb		96
14) 1,3-Dichlorobenzene	4.857	146	18568	5.46	ppb		96
15) 1,4-Dichlorobenzene	4.916	146	19323	5.46	ppb		96
16) Benzyl alcohol	5.007	108	11822	5.33	ppb		97
17) 1,2-Dichlorobenzene	5.044	146	17561	5.36	ppb		98
18) Acetophenone	5.231	105	25410	5.52	ppb		90
19) 2-Methylphenol	5.098	108	15481	5.31	ppb		99
20) 2,2'-oxybis(1-Chloropr...	5.119	121	5432	5.66	ppb		86
21) 3&4-Methylphenol	5.226	108	17215	5.55	ppb	#	86

Quantitation Report (QT Reviewed)

Data Path : C:\msdchem\1\DATA\em4300\
Data File : m105042.D
Acq On : 12 Jun 2014 1:40 pm
Operator : saumilp
Sample : IC4300-5
Misc : op73826,em4300
ALS Vial : 8 Sample Multiplier: 1

Quant Time: Jun 12 14:40:23 2014
Quant Method : C:\msdchem\1\METHODS\MM4300.M
Quant Title : Semi Volatile GC/MS, rtx-5ms 30mx0.25mmx0.25um
QLast Update : Thu Jun 12 14:39:28 2014
Response via : Initial Calibration

Compound	R.T.	QIon	Response	Conc	Units	Dev(Min)
22) n-Nitroso-di-n-propyla...	5.231	70	12508	5.59	ppb	93
23) Hexachloroethane	5.338	201	6273	5.21	ppb	98
26) Nitrobenzene	5.386	77	18917	5.34	ppb	92
27) Quinoline	6.481	129	33876	5.29	ppb	99
28) Isophorone	5.605	82	32944	5.39	ppb	96
29) 2-Nitrophenol	5.685	139	7946	4.97	ppb	94
30) 2,4-Dimethylphenol	5.718	107	16432	5.18	ppb	95
31) Benzoic acid	5.766	105	7649	3.65	ppb	71
32) bis(2-Chloroethoxy)met...	5.814	93	18410	5.29	ppb	97
33) 2,4-Dichlorophenol	5.926	162	12589	5.27	ppb	91
34) 2,6-Dichlorophenol	6.172	162	13008	5.39	ppb	95
35) 1,3,5-Trichlorobenzene	5.702	180	16454	5.49	ppb	98
36) 1,2,4-Trichlorobenzene	6.022	180	15321	5.43	ppb	98
37) 1,2,3-Trichlorobenzene	6.273	180	15075	5.27	ppb	95
38) Naphthalene	6.108	128	50422	5.41	ppb	98
39) 4-Chloroaniline	6.161	127	22818	5.60	ppb	99
40) 2,3-Dichloroaniline	7.326	161	16696	5.39	ppb	96
41) Caprolactam	6.524	55	6330	5.09	ppb	92
42) Hexachlorobutadiene	6.252	225	9146	5.64	ppb	91
43) 4-Chloro-3-methylphenol	6.733	107	14969	5.41	ppb	99
44) 2-Methylnaphthalene	6.941	141	27250	5.30	ppb	96
45) 1-Methylnaphthalene	7.069	142	32600	5.52	ppb	98
46) Dimethylnaphthalene	7.833	156	28433	5.34	ppb	98
48) Hexachlorocyclopentadiene	7.165	237	15004	9.65	ppb	92
49) 2,4,6-Trichlorophenol	7.326	196	9469	5.35	ppb	96
50) 2,4,5-Trichlorophenol	7.374	196	10280	5.35	ppb	94
52) 2-Chloronaphthalene	7.619	162	32090	5.40	ppb	93
53) Biphenyl	7.598	154	40022	5.35	ppb	99
54) 2-Nitroaniline	7.769	65	8503	5.23	ppb	85
55) Dimethylphthalate	8.079	163	33870	5.38	ppb	97
56) Acenaphthylene	8.255	152	48096	5.29	ppb	99
57) 2,6-Dinitrotoluene	8.159	165	6583	4.84	ppb	95
58) 3-Nitroaniline	8.421	138	7953	4.98	ppb	97
59) Acenaphthene	8.544	153	31280	5.55	ppb	95
60) 2,4-Dinitrophenol	8.597	184	3736	11.70	ppb	83
61) 4-Nitrophenol	8.725	109	4016	4.70	ppb	96
62) Dibenzofuran	8.832	168	45480	5.49	ppb	98
63) 2,4-Dinitrotoluene	8.821	165	9664	5.20	ppb	97
64) 2,3,4,6-Tetrachlorophenol	9.051	232	7461	5.08	ppb	94
65) Diethylphthalate	9.286	149	32991	5.38	ppb	100
66) Fluorene	9.425	166	34870	5.42	ppb	96
67) 4-Chlorophenyl-phenyle...	9.457	204	17297	5.54	ppb	99
68) 4-Nitroaniline	9.462	138	8416	5.09	ppb	96
70) 4,6-Dinitro-2-methylph...	9.532	198	3281	2.83	ppb	98
71) n-Nitrosodiphenylamine	9.665	169	23306	5.28	ppb	99
72) 1,2-Diphenylhydrazine	9.735	77	38706	5.42	ppb	98
74) 4-Bromophenyl-phenylether	10.338	248	8947	5.36	ppb	96
75) Hexachlorobenzene	10.429	284	10284	5.64	ppb	96
76) Pentachlorophenol	10.803	266	10512	9.48	ppb	88
77) Phenanthrene	11.177	178	51287	5.25	ppb	99

Quantitation Report (QT Reviewed)

Data Path : C:\msdchem\1\DATA\em4300\
Data File : m105042.D
Acq On : 12 Jun 2014 1:40 pm
Operator : saumilp
Sample : IC4300-5
Misc : op73826,em4300
ALS Vial : 8 Sample Multiplier: 1

Quant Time: Jun 12 14:40:23 2014
Quant Method : C:\msdchem\1\METHODS\MM4300.M
Quant Title : Semi Volatile GC/MS, rtx-5ms 30mx0.25mmx0.25um
QLast Update : Thu Jun 12 14:39:28 2014
Response via : Initial Calibration

Compound	R.T.	QIon	Response	Conc	Units	Dev(Min)
78) Anthracene	11.273	178	51995	5.35	ppb	99
79) Carbazole	11.610	167	48340	5.24	ppb	98
80) Di-n-butylphthalate	12.427	149	50848	4.99	ppb	98
81) Fluoranthene	13.480	202	52432	5.08	ppb	99
82) Octadecane	11.124	57	17737	5.47	ppb	98
84) Pyrene	13.907	202	59602	5.28	ppb	98
85) Butyl stearate	15.617	56	10752	4.84	ppb	96
87) Butylbenzylphthalate	15.376	149	21081	4.63	ppb	89
88) Benzo[a]anthracene	16.306	228	51932	5.12	ppb	99
89) 3,3'-Dichlorobenzidine	16.327	252	16479	4.88	ppb	94
90) Chrysene	16.370	228	51487	5.34	ppb	96
91) bis(2-Ethylhexyl)phtha...	16.599	149	28875	4.74	ppb	98
93) Di-n-octylphthalate	17.828	149	43841	4.12	ppb	99
94) Benzo[b]fluoranthene	18.298	252	49225	5.15	ppb	99
95) Benzo[k]fluoranthene	18.346	252	50544	5.36	ppb	96
96) Benzo[a]pyrene	18.849	252	43100	5.15	ppb	97
97) Indeno[1,2,3-cd]pyrene	20.740	276	35108	4.69	ppb	93
98) Dibenz(a,h)acridine	20.355	279	34693	5.12	ppb	80
99) Dibenz[a,h]anthracene	20.798	278	38058	4.86	ppb	96
100) 7,12-Dimethylbenz(a)an...	18.309	256	21715	5.00	ppb	98
101) Benzo[g,h,i]perylene	21.236	276	38533	5.10	ppb	96

(#) = qualifier out of range (m) = manual integration (+) = signals summed

Quantitation Report (QT Reviewed)

Data Path : C:\msdchem\1\DATA\em4300\
Data File : m105042.D
Acq On : 12 Jun 2014 1:40 pm
Operator : saumilp
Sample : IC4300-5
Misc : op73826,em4300
ALS Vial : 8 Sample Multiplier: 1

Quant Time: Jun 12 14:40:23 2014
Quant Method : C:\msdchem\1\METHODS\MM4300.M
Quant Title : Semi Volatile GC/MS, rtx-5ms 30mx0.25mmx0.25um
QLast Update : Thu Jun 12 14:39:28 2014
Response via : Initial Calibration

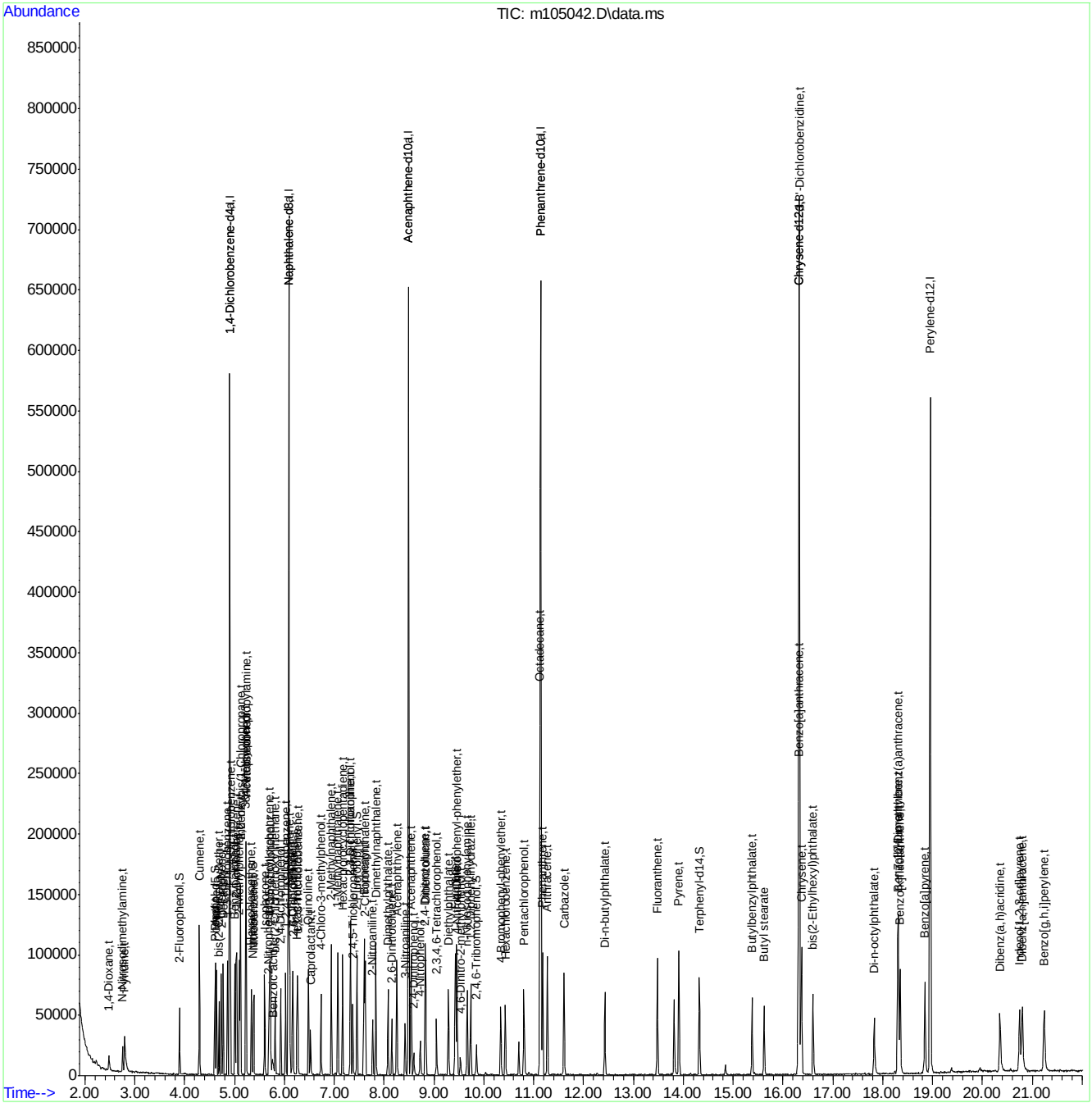

Quantitation Report (QT Reviewed)

Data Path : C:\msdchem\1\DATA\em4300\
Data File : m105043.D
Acq On : 12 Jun 2014 2:10 pm
Operator : saumilp
Sample : IC4300-2
Misc : op73826,em4300
ALS Vial : 9 Sample Multiplier: 1

Quant Time: Jun 16 13:05:21 2014
Quant Method : C:\msdchem\1\METHODS\MM4300.M
Quant Title : Semi Volatile GC/MS, rtx-5ms 30mx0.25mmx0.25um
QLast Update : Mon Jun 16 13:03:47 2014
Response via : Initial Calibration

Compound	R.T.	QIon	Response	Conc	Units	Dev(Min)
Internal Standards						
1) 1,4-Dichlorobenzene-d4	4.904	152	90995	40.00	ppb	0.00
24) Naphthalene-d8	6.085	136	325763	40.00	ppb	0.00
47) Acenaphthene-d10	8.489	164	192900	40.00	ppb	0.00
69) Phenanthrene-d10	11.138	188	337459	40.00	ppb	-0.01
83) Chrysene-d12	16.325	240	340864	40.00	ppb	-0.03
92) Perylene-d12	18.954	264	282658	40.00	ppb	-0.03
102) 1,4-Dichlorobenzene-d4a	4.904	152	90995	40.00	ppb	0.00
104) Acenaphthene-d10a	8.489	164	192900	40.00	ppb	0.00
107) Chrysene-d12a	16.325	240	340864	40.00	ppb	-0.03
110) Phenanthrene-d10a	11.138	188	337459	40.00	ppb	-0.01
112) Naphthalene-d8a	6.085	136	325763	40.00	ppb	0.00
System Monitoring Compounds						
5) 2-Fluorophenol	3.900	112	6455	1.99	ppb	0.00
Spiked Amount 50.000			Recovery =	3.98%		
8) Phenol-d5	4.605	99	8382	1.98	ppb	0.00
Spiked Amount 50.000			Recovery =	3.96%		
25) Nitrobenzene-d5	5.369	82	6591	1.95	ppb	0.00
Spiked Amount 50.000			Recovery =	3.90%		
51) 2-Fluorobiphenyl	7.452	172	13591	2.03	ppb	0.00
Spiked Amount 50.000			Recovery =	4.06%		
73) 2,4,6-Tribromophenol	9.851	330	1270	1.71	ppb	-0.01
Spiked Amount 50.000			Recovery =	3.42%		
86) Terphenyl-d14	14.322	244	14552	1.90	ppb	-0.01
Spiked Amount 50.000			Recovery =	3.80%		
109) 1-chlorooctadecane	0.000	57	0	0.00	ppb	
Spiked Amount 50.000			Recovery =	0.00%		
111) o-terphenyl	0.000	230	0	0.00	ppb	
Spiked Amount 50.000			Recovery =	0.00%		
Target Compounds						Qvalue
2) 1,4-Dioxane	2.479	88	3072	1.87	ppb	86
3) Pyridine	2.805	79	8098	1.99	ppb	95
4) N-Nitrosodimethylamine	2.756	42	2940	2.00	ppb	88
6) Indene	5.118	116	12108	2.02	ppb	94
7) Cumene	4.295	105	17995	2.09	ppb	96
9) Phenol	4.615	94	9059	1.90	ppb	99
10) Aniline	4.642	93	11317	2.04	ppb	91
11) bis(2-Chloroethyl)ether	4.685	93	6770	2.05	ppb	98
12) 2-Chlorophenol	4.738	128	7312	2.05	ppb	95
13) Decane	4.776	43	5725	2.15	ppb	96
14) 1,3-Dichlorobenzene	4.861	146	7691	2.07	ppb	98
15) 1,4-Dichlorobenzene	4.915	146	7667	1.98	ppb	89
16) Benzyl alcohol	5.005	108	4568	1.88	ppb	92
17) 1,2-Dichlorobenzene	5.043	146	7211	2.01	ppb	91
18) Acetophenone	5.230	105	10368	2.06	ppb	84
19) 2-Methylphenol	5.096	108	6104	1.91	ppb	99
20) 2,2'-oxybis(1-Chloropr...	5.123	121	2139	2.04	ppb	89
21) 3&4-Methylphenol	5.224	108	6750	1.99	ppb	97

ACCUTEST LABORATORIES JB70672

Quantitation Report (QT Reviewed)

Data Path : C:\msdchem\1\DATA\em4300\
Data File : m105043.D
Acq On : 12 Jun 2014 2:10 pm
Operator : saumilp
Sample : IC4300-2
Misc : op73826,em4300
ALS Vial : 9 Sample Multiplier: 1

Quant Time: Jun 16 13:05:21 2014
Quant Method : C:\msdchem\1\METHODS\MM4300.M
Quant Title : Semi Volatile GC/MS, rtx-5ms 30mx0.25mmx0.25um
QLast Update : Mon Jun 16 13:03:47 2014
Response via : Initial Calibration

Compound	R.T.	QIon	Response	Conc	Units		Dev(Min)
22) n-Nitroso-di-n-propyla...	5.230	70	5063	2.07	ppb		97
23) Hexachloroethane	5.342	201	2791	2.12	ppb		88
26) Nitrobenzene	5.385	77	7580	1.99	ppb		97
27) Quinoline	6.485	129	13334	1.94	ppb		96
28) Isophorone	5.604	82	13004	1.98	ppb		97
29) 2-Nitrophenol	5.689	139	3262	1.90	ppb		80
30) 2,4-Dimethylphenol	5.721	107	7047	2.06	ppb		86
31) Benzoic acid	5.753	105	2382	1.06	ppb	#	71
32) bis(2-Chloroethoxy)met...	5.812	93	7344	1.96	ppb		98
33) 2,4-Dichlorophenol	5.930	162	4816	1.88	ppb		93
34) 2,6-Dichlorophenol	6.170	162	5177	2.00	ppb		89
35) 1,3,5-Trichlorobenzene	5.705	180	6866	2.13	ppb		87
36) 1,2,4-Trichlorobenzene	6.026	180	6185	2.04	ppb		83
37) 1,2,3-Trichlorobenzene	6.272	180	6303	2.05	ppb		89
38) Naphthalene	6.106	128	21342	2.13	ppb		98
39) 4-Chloroaniline	6.159	127	8432	1.92	ppb		95
40) 2,3-Dichloroaniline	7.324	161	6506	1.95	ppb		90
41) Caprolactam	6.517	55	2558	1.91	ppb		79
42) Hexachlorobutadiene	6.256	225	3626	2.08	ppb		93
43) 4-Chloro-3-methylphenol	6.731	107	5535	1.86	ppb		94
44) 2-Methylnaphthalene	6.939	141	11493	2.08	ppb		97
45) 1-Methylnaphthalene	7.073	142	13098	2.06	ppb		99
46) Dimethylnaphthalene	7.831	156	11281	1.97	ppb		98
48) Hexachlorocyclopentadiene	7.169	237	5521	3.36	ppb		96
49) 2,4,6-Trichlorophenol	7.329	196	3652	1.95	ppb		98
50) 2,4,5-Trichlorophenol	7.372	196	3856	1.90	ppb		93
52) 2-Chloronaphthalene	7.618	162	12873	2.05	ppb		94
53) Biphenyl	7.596	154	15950	2.02	ppb		100
54) 2-Nitroaniline	7.767	65	2984	1.74	ppb	#	78
55) Dimethylphthalate	8.077	163	13756	2.07	ppb		96
56) Acenaphthylene	8.253	152	18990	1.98	ppb		98
57) 2,6-Dinitrotoluene	8.157	165	2388	1.66	ppb		92
58) 3-Nitroaniline	8.419	138	2892	1.71	ppb		93
59) Acenaphthene	8.542	153	12035	2.02	ppb		89
61) 4-Nitrophenol	8.724	109	1583	1.76	ppb	#	79
62) Dibenzofuran	8.830	168	18219	2.08	ppb		96
63) 2,4-Dinitrotoluene	8.825	165	3003	1.53	ppb		89
64) 2,3,4,6-Tetrachlorophenol	9.055	232	2744	1.77	ppb		89
65) Diethylphthalate	9.290	149	12470	1.93	ppb		97
66) Fluorene	9.423	166	13620	2.00	ppb		98
67) 4-Chlorophenyl-phenyle...	9.455	204	6581	2.00	ppb		95
68) 4-Nitroaniline	9.461	138	3053	1.75	ppb		96
71) n-Nitrosodiphenylamine	9.664	169	8663	1.87	ppb		98
72) 1,2-Diphenylhydrazine	9.733	77	14965	2.00	ppb		98
74) 4-Bromophenyl-phenylether	10.337	248	3589	2.05	ppb		85
75) Hexachlorobenzene	10.428	284	3846	2.01	ppb		99
76) Pentachlorophenol	10.807	266	3585	3.08	ppb		97
77) Phenanthrene	11.181	178	20732	2.02	ppb		99
78) Anthracene	11.272	178	19727	1.94	ppb		95
79) Carbazole	11.608	167	18492	1.91	ppb		98

Quantitation Report (QT Reviewed)

Data Path : C:\msdchem\1\DATA\em4300\
Data File : m105043.D
Acq On : 12 Jun 2014 2:10 pm
Operator : saumilp
Sample : IC4300-2
Misc : op73826,em4300
ALS Vial : 9 Sample Multiplier: 1

Quant Time: Jun 16 13:05:21 2014
Quant Method : C:\msdchem\1\METHODS\MM4300.M
Quant Title : Semi Volatile GC/MS, rtx-5ms 30mx0.25mmx0.25um
QLast Update : Mon Jun 16 13:03:47 2014
Response via : Initial Calibration

Compound	R.T.	QIon	Response	Conc	Units	Dev(Min)
80) Di-n-butylphthalate	12.426	149	17981	1.68	ppb	99
81) Fluoranthene	13.478	202	20245	1.87	ppb	98
82) Octadecane	11.122	57	6209	1.82	ppb	94
84) Pyrene	13.905	202	22943	1.95	ppb	95
85) Butyl stearate	15.620	56	3114	1.35	ppb	91
87) Butylbenzylphthalate	15.380	149	7801	1.64	ppb	91
88) Benzo[a]anthracene	16.309	228	20246	1.91	ppb	97
89) 3,3'-Dichlorobenzidine	16.331	252	5508	1.56	ppb	94
90) Chrysene	16.368	228	20272	2.02	ppb	97
91) bis(2-Ethylhexyl)phtha...	16.598	149	9137	1.44	ppb	100
93) Di-n-octylphthalate	17.827	149	12086	1.91	ppb	83
94) Benzo[b]fluoranthene	18.302	252	17758	1.77	ppb	93
95) Benzo[k]fluoranthene	18.345	252	18982	1.92	ppb	97
96) Benzo[a]pyrene	18.847	252	15807	1.80	ppb	91
97) Indeno[1,2,3-cd]pyrene	20.743	276	12957	1.65	ppb	94
98) Dibenz(a,h)acridine	20.353	279	11812	1.66	ppb	92
99) Dibenz[a,h]anthracene	20.802	278	14401	1.75	ppb	94
100) 7,12-Dimethylbenz(a)an...	18.313	256	7041	1.55	ppb	95
101) Benzo[g,h,i]perylene	21.240	276	14268	1.80	ppb	97

(#) = qualifier out of range (m) = manual integration (+) = signals summed

9.6.36

6

Quantitation Report (QT Reviewed)

Data Path : C:\msdchem\1\DATA\em4300\
Data File : m105043.D
Acq On : 12 Jun 2014 2:10 pm
Operator : saumilp
Sample : IC4300-2
Misc : op73826,em4300
ALS Vial : 9 Sample Multiplier: 1

Quant Time: Jun 16 13:05:21 2014
Quant Method : C:\msdchem\1\METHODS\MM4300.M
Quant Title : Semi Volatile GC/MS, rtx-5ms 30mx0.25mmx0.25um
QLast Update : Mon Jun 16 13:03:47 2014
Response via : Initial Calibration

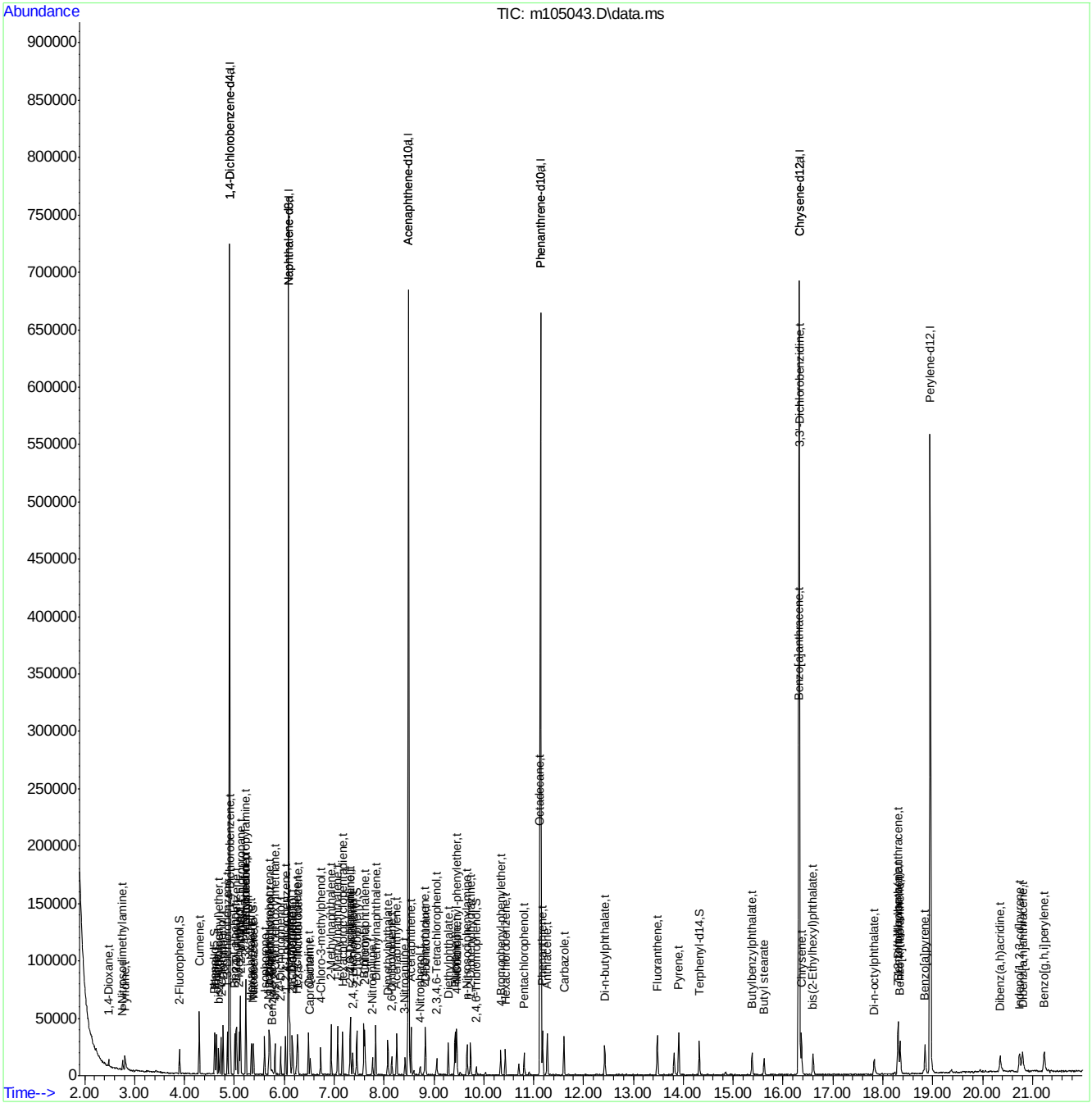

Quantitation Report (QT Reviewed)

Data Path : C:\msdchem\1\DATA\em4301\
Data File : m105046.D
Acq On : 12 Jun 2014 2:49 pm
Operator : saumilp
Sample : IC4301-100
Misc : op73826,em4301
ALS Vial : 2 Sample Multiplier: 1

Quant Time: Jun 13 08:30:21 2014
Quant Method : C:\msdchem\1\METHODS\MM4300.M
Quant Title : Semi Volatile GC/MS, rtx-5ms 30mx0.25mmx0.25um
QLast Update : Thu Jun 12 16:44:42 2014
Response via : Initial Calibration

Compound	R.T.	QIon	Response	Conc	Units	Dev(Min)
Internal Standards						
1) 1,4-Dichlorobenzene-d4	4.902	152	94936	40.00	ppb	0.00
24) Naphthalene-d8	6.088	136	344763	40.00	ppb	0.00
47) Acenaphthene-d10	8.497	164	205794	40.00	ppb	0.00
69) Phenanthrene-d10	11.142	188	363706	40.00	ppb	0.00
83) Chrysene-d12	16.324	240	369531	40.00	ppb	0.00
92) Perylene-d12	18.957	264	337286	40.00	ppb	0.00
102) 1,4-Dichlorobenzene-d4a	4.902	152	94936	40.00	ppb	0.00
104) Acenaphthene-d10a	8.497	164	205794	40.00	ppb	0.00
107) Chrysene-d12a	16.324	240	369531	40.00	ppb	0.00
110) Phenanthrene-d10a	11.142	188	363706	40.00	ppb	0.00
112) Naphthalene-d8a	6.088	136	344763	40.00	ppb	0.00
System Monitoring Compounds						
5) 2-Fluorophenol	0.000	112	0	0.00	ppb	
Spiked Amount 50.000			Recovery =	0.00%		
8) Phenol-d5	0.000	99	0	0.00	ppb	
Spiked Amount 50.000			Recovery =	0.00%		
25) Nitrobenzene-d5	0.000	82	0	0.00	ppb	
Spiked Amount 50.000			Recovery =	0.00%		
51) 2-Fluorobiphenyl	0.000	172	0d	0.00	ppb	
Spiked Amount 50.000			Recovery =	0.00%		
73) 2,4,6-Tribromophenol	0.000	330	0	0.00	ppb	
Spiked Amount 50.000			Recovery =	0.00%		
86) Terphenyl-d14	0.000	244	0	0.00	ppb	
Spiked Amount 50.000			Recovery =	0.00%		
109) 1-chlorooctadecane	13.482	57	242886	100.00	ppb	0.00
Spiked Amount 50.000			Recovery =	200.00%		
111) o-terphenyl	11.959	230	539995	100.00	ppb	0.00
Spiked Amount 50.000			Recovery =	200.00%		
Target Compounds						Qvalue
103) Benzaldehyde	4.560	105	211927	100.00	ppb	100
105) 1,2,4,5-Tetrachloroben...	7.178	216	294513	100.00	ppb	100
106) Atrazine	10.730	215	109412	100.00	ppb	100
108) Benzidine	13.824	184	418245	100.00	ppb	100
113) hydroquinone	6.553	110	393738	100.00	ppb	100

(#) = qualifier out of range (m) = manual integration (+) = signals summed

Quantitation Report (QT Reviewed)

Data Path : C:\msdchem\1\DATA\em4301\
Data File : m105046.D
Acq On : 12 Jun 2014 2:49 pm
Operator : saumilp
Sample : IC4301-100
Misc : op73826,em4301
ALS Vial : 2 Sample Multiplier: 1

Quant Time: Jun 13 08:30:21 2014
Quant Method : C:\msdchem\1\METHODS\MM4300.M
Quant Title : Semi Volatile GC/MS, rtx-5ms 30mx0.25mmx0.25um
QLast Update : Thu Jun 12 16:44:42 2014
Response via : Initial Calibration

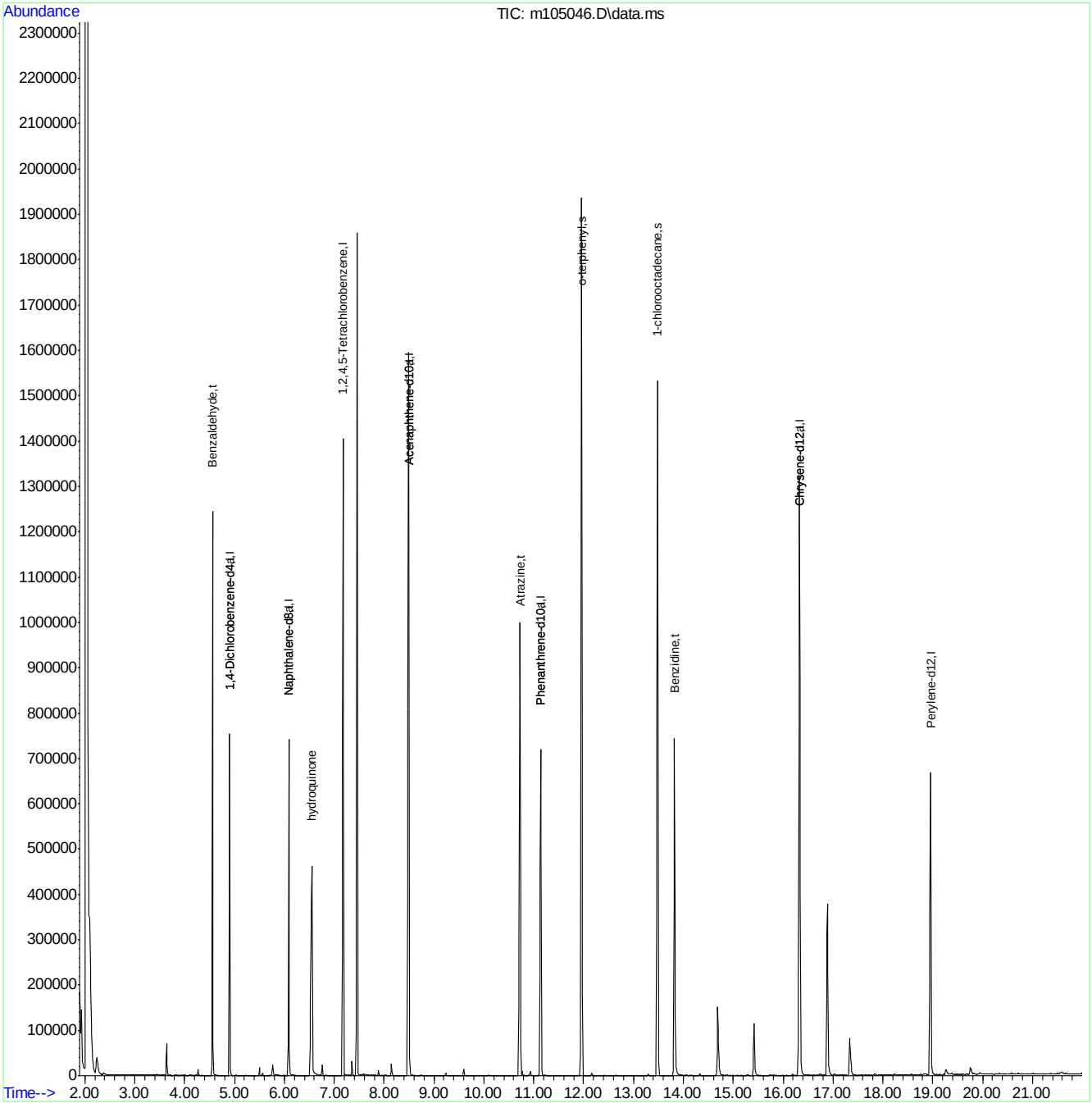

ACCUTEST LABORATORIES JB70672

Quantitation Report (QT Reviewed)

Data Path : C:\msdchem\1\DATA\em4301\
Data File : m105047.D
Acq On : 12 Jun 2014 3:19 pm
Operator : saumilp
Sample : IC4301-80
Misc : op73826,em4301
ALS Vial : 3 Sample Multiplier: 1

Quant Time: Jun 12 15:42:34 2014
Quant Method : C:\msdchem\1\METHODS\MM4300.M
Quant Title : Semi Volatile GC/MS, rtx-5ms 30mx0.25mmx0.25um
QLast Update : Thu Jun 12 15:16:25 2014
Response via : Initial Calibration

Compound	R.T.	QIon	Response	Conc	Units	Dev(Min)
Internal Standards						
1) 1,4-Dichlorobenzene-d4	4.901	152	102234	40.00	ppb	0.00
24) Naphthalene-d8	6.087	136	376690	40.00	ppb	0.00
47) Acenaphthene-d10	8.496	164	226235	40.00	ppb	0.00
69) Phenanthrene-d10	11.141	188	394458	40.00	ppb	0.00
83) Chrysene-d12	16.323	240	406683	40.00	ppb	0.00
92) Perylene-d12	18.956	264	365617	40.00	ppb	0.00
102) 1,4-Dichlorobenzene-d4a	4.901	152	102234	40.00	ppb	0.00
104) Acenaphthene-d10a	8.496	164	226235	40.00	ppb	0.00
107) Chrysene-d12a	16.323	240	406683	40.00	ppb	0.00
110) Phenanthrene-d10a	11.141	188	394458	40.00	ppb	0.00
112) Naphthalene-d8a	6.087	136	376690	40.00	ppb	0.00
System Monitoring Compounds						
5) 2-Fluorophenol	0.000	112	0	0.00	ppb	
Spiked Amount 50.000			Recovery =	0.00%		
8) Phenol-d5	0.000	99	0	0.00	ppb	
Spiked Amount 50.000			Recovery =	0.00%		
25) Nitrobenzene-d5	0.000	82	0	0.00	ppb	
Spiked Amount 50.000			Recovery =	0.00%		
51) 2-Fluorobiphenyl	0.000	172	0d	0.00	ppb	
Spiked Amount 50.000			Recovery =	0.00%		
73) 2,4,6-Tribromophenol	0.000	330	0	0.00	ppb	
Spiked Amount 50.000			Recovery =	0.00%		
86) Terphenyl-d14	0.000	244	0	0.00	ppb	
Spiked Amount 50.000			Recovery =	0.00%		
109) 1-chlorooctadecane	13.481	57	219704	82.19	ppb	0.00
Spiked Amount 50.000			Recovery =	164.38%		
111) o-terphenyl	11.958	230	483300	82.52	ppb	0.00
Spiked Amount 50.000			Recovery =	165.04%		
Target Compounds						Qvalue
103) Benzaldehyde	4.559	105	195806	85.80	ppb	99
105) 1,2,4,5-Tetrachloroben...	7.177	216	261207	80.68	ppb	99
106) Atrazine	10.724	215	97013	80.66	ppb	91
108) Benzidine	13.823	184	364470	79.18	ppb	99
113) hydroquinone	6.552	110	347236	80.71	ppb	99

(#) = qualifier out of range (m) = manual integration (+) = signals summed

Quantitation Report (QT Reviewed)

Data Path : C:\msdchem\1\DATA\em4301\
Data File : m105047.D
Acq On : 12 Jun 2014 3:19 pm
Operator : saumilp
Sample : IC4301-80
Misc : op73826,em4301
ALS Vial : 3 Sample Multiplier: 1

Quant Time: Jun 12 15:42:34 2014
Quant Method : C:\msdchem\1\METHODS\MM4300.M
Quant Title : Semi Volatile GC/MS, rtx-5ms 30mx0.25mmx0.25um
QLast Update : Thu Jun 12 15:16:25 2014
Response via : Initial Calibration

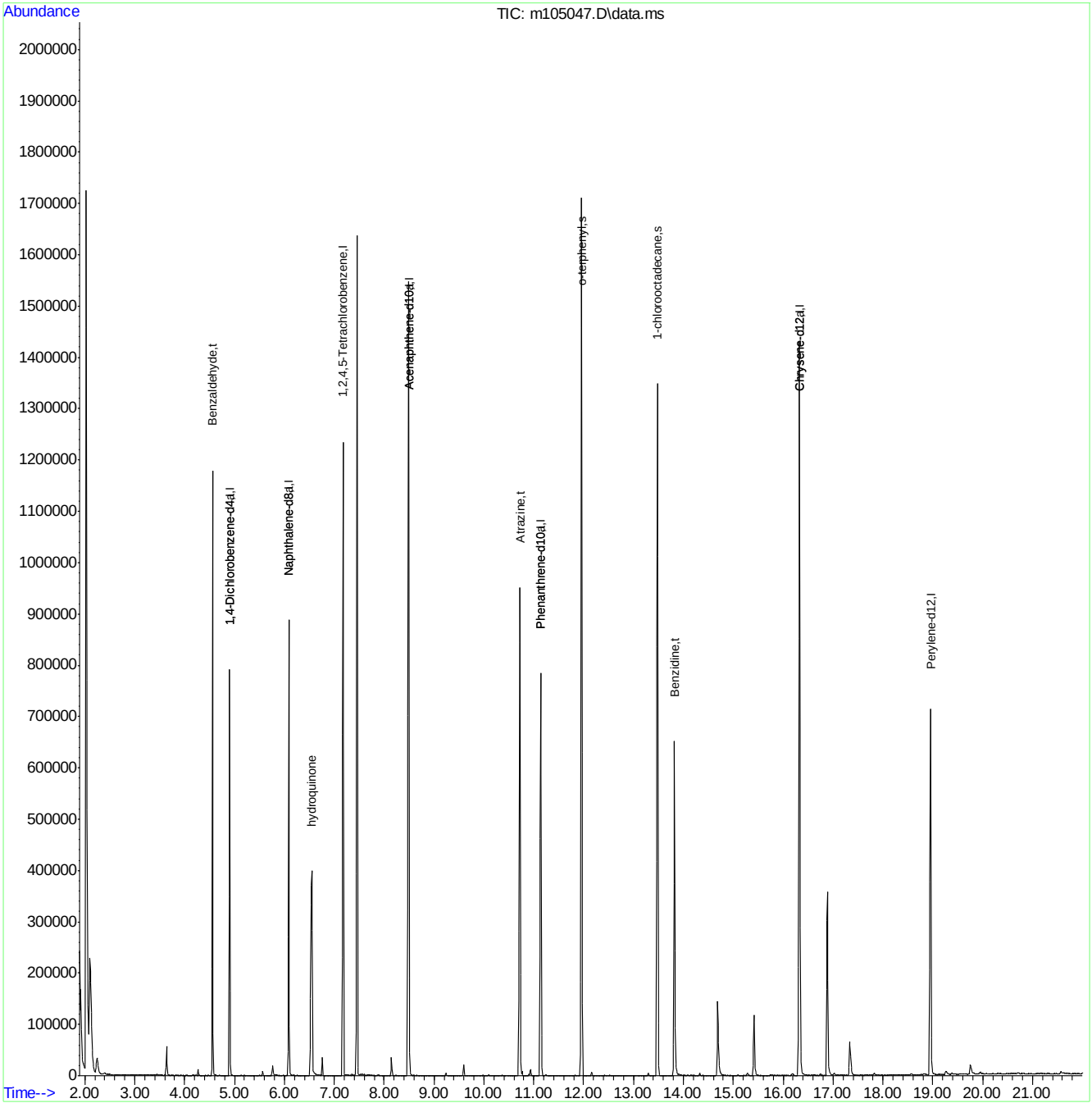

Quantitation Report (QT Reviewed)

Data Path : C:\msdchem\1\DATA\em4301\
Data File : m105048.D
Acq On : 12 Jun 2014 3:49 pm
Operator : saumilp
Sample : ICC4301-50
Misc : op73826,em4301
ALS Vial : 4 Sample Multiplier: 1

Quant Time: Jun 12 16:11:53 2014
Quant Method : C:\msdchem\1\METHODS\MM4300.M
Quant Title : Semi Volatile GC/MS, rtx-5ms 30mx0.25mmx0.25um
QLast Update : Thu Jun 12 15:16:25 2014
Response via : Initial Calibration

Compound	R.T.	QIon	Response	Conc	Units	Dev(Min)
Internal Standards						
1) 1,4-Dichlorobenzene-d4	4.901	152	90258	40.00	ppb	0.00
24) Naphthalene-d8	6.087	136	326701	40.00	ppb	0.00
47) Acenaphthene-d10	8.491	164	189607	40.00	ppb	0.00
69) Phenanthrene-d10	11.141	188	329184	40.00	ppb	0.00
83) Chrysene-d12	16.323	240	336974	40.00	ppb	0.00
92) Perylene-d12	18.951	264	301583	40.00	ppb	0.00
102) 1,4-Dichlorobenzene-d4a	4.901	152	90258	40.00	ppb	0.00
104) Acenaphthene-d10a	8.491	164	189607	40.00	ppb	0.00
107) Chrysene-d12a	16.323	240	336974	40.00	ppb	0.00
110) Phenanthrene-d10a	11.141	188	329184	40.00	ppb	0.00
112) Naphthalene-d8a	6.087	136	326701	40.00	ppb	0.00
System Monitoring Compounds						
5) 2-Fluorophenol	0.000	112	0	0.00	ppb	
Spiked Amount 50.000			Recovery =	0.00%		
8) Phenol-d5	0.000	99	0	0.00	ppb	
Spiked Amount 50.000			Recovery =	0.00%		
25) Nitrobenzene-d5	0.000	82	0	0.00	ppb	
Spiked Amount 50.000			Recovery =	0.00%		
51) 2-Fluorobiphenyl	0.000	172	0d	0.00	ppb	
Spiked Amount 50.000			Recovery =	0.00%		
73) 2,4,6-Tribromophenol	0.000	330	0	0.00	ppb	
Spiked Amount 50.000			Recovery =	0.00%		
86) Terphenyl-d14	0.000	244	0	0.00	ppb	
Spiked Amount 50.000			Recovery =	0.00%		
109) 1-chlorooctadecane	13.475	57	112864	50.96	ppb	0.00
Spiked Amount 50.000			Recovery =	101.92%		
111) o-terphenyl	11.953	230	255701	52.32	ppb	0.00
Spiked Amount 50.000			Recovery =	104.64%		
Target Compounds						Qvalue
103) Benzaldehyde	4.559	105	122512	60.80	ppb	98
105) 1,2,4,5-Tetrachloroben...	7.172	216	141281	52.07	ppb	99
106) Atrazine	10.713	215	49687	49.29	ppb	91
108) Benzidine	13.817	184	236384	61.98	ppb	99
113) hydroquinone	6.531	110	177373	47.54	ppb	99

(#) = qualifier out of range (m) = manual integration (+) = signals summed

Quantitation Report (QT Reviewed)

Data Path : C:\msdchem\1\DATA\em4301\
Data File : m105048.D
Acq On : 12 Jun 2014 3:49 pm
Operator : saumilp
Sample : ICC4301-50
Misc : op73826,em4301
ALS Vial : 4 Sample Multiplier: 1

Quant Time: Jun 12 16:11:53 2014
Quant Method : C:\msdchem\1\METHODS\MM4300.M
Quant Title : Semi Volatile GC/MS, rtx-5ms 30mx0.25mmx0.25um
QLast Update : Thu Jun 12 15:16:25 2014
Response via : Initial Calibration

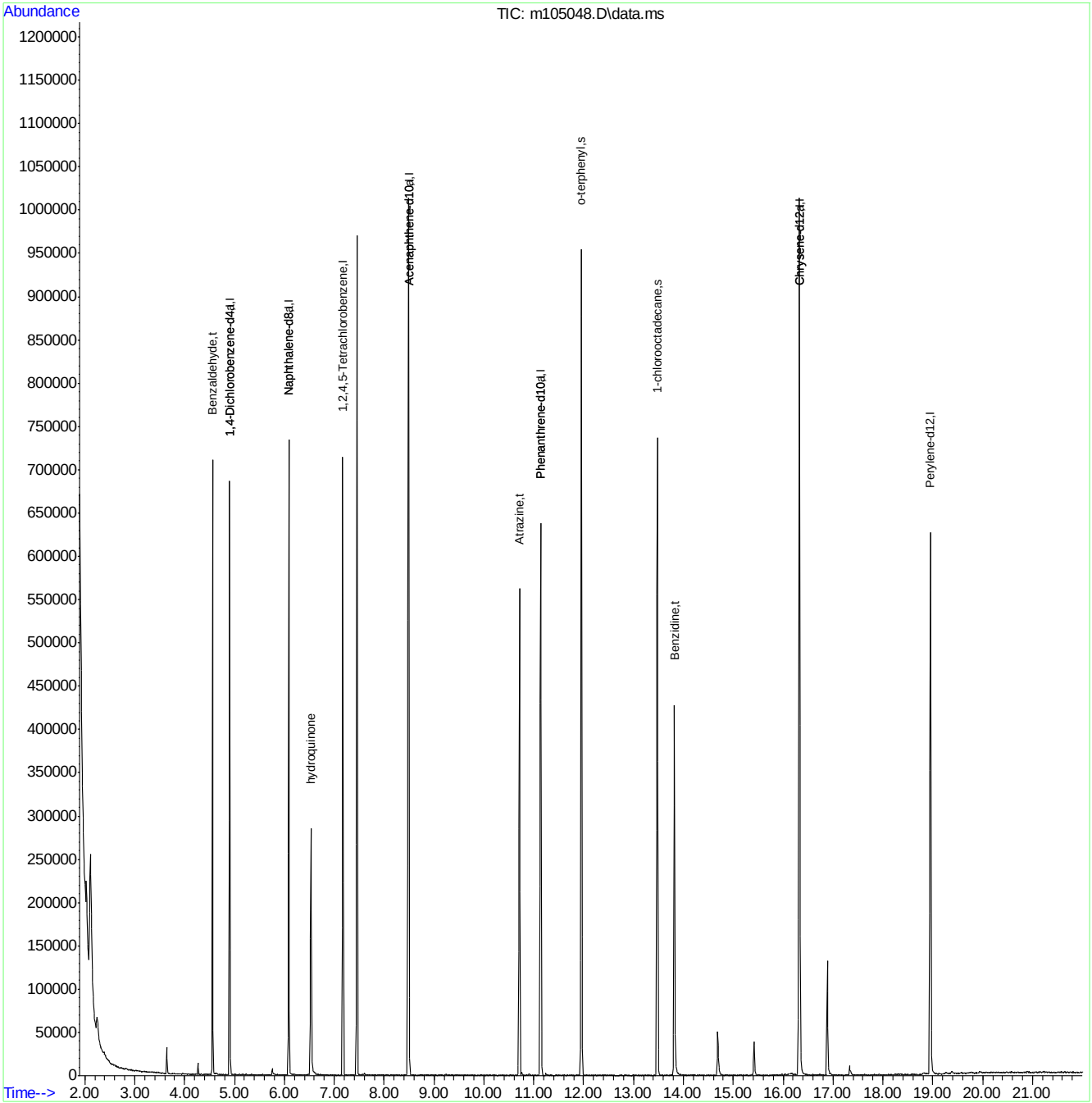

MM4300.M Thu Jun 12 16:12:03 2014 MSM Page: 2

Quantitation Report (QT Reviewed)

Data Path : C:\msdchem\1\DATA\em4301\
Data File : m105049.D
Acq On : 12 Jun 2014 4:18 pm
Operator : saumilp
Sample : IC4301-25
Misc : op73826,em4301
ALS Vial : 5 Sample Multiplier: 1

Quant Time: Jun 12 16:46:13 2014
Quant Method : C:\msdchem\1\METHODS\MM4300.M
Quant Title : Semi Volatile GC/MS, rtx-5ms 30mx0.25mmx0.25um
QLast Update : Thu Jun 12 16:44:42 2014
Response via : Initial Calibration

Compound	R.T.	QIon	Response	Conc	Units	Dev(Min)
Internal Standards						
1) 1,4-Dichlorobenzene-d4	4.901	152	84342	40.00	ppb	0.00
24) Naphthalene-d8	6.087	136	303814	40.00	ppb	0.00
47) Acenaphthene-d10	8.491	164	184779	40.00	ppb	0.00
69) Phenanthrene-d10	11.135	188	317687	40.00	ppb	0.00
83) Chrysene-d12	16.322	240	317071	40.00	ppb	0.00
92) Perylene-d12	18.951	264	285045	40.00	ppb	0.00
102) 1,4-Dichlorobenzene-d4a	4.901	152	84342	40.00	ppb	0.00
104) Acenaphthene-d10a	8.491	164	184779	40.00	ppb	0.00
107) Chrysene-d12a	16.322	240	317071	40.00	ppb	0.00
110) Phenanthrene-d10a	11.135	188	317687	40.00	ppb	0.00
112) Naphthalene-d8a	6.087	136	303814	40.00	ppb	0.00
System Monitoring Compounds						
5) 2-Fluorophenol	0.000	112	0	0.00	ppb	
Spiked Amount 50.000			Recovery = 0.00%			
8) Phenol-d5	0.000	99	0	0.00	ppb	
Spiked Amount 50.000			Recovery = 0.00%			
25) Nitrobenzene-d5	0.000	82	0	0.00	ppb	
Spiked Amount 50.000			Recovery = 0.00%			
51) 2-Fluorobiphenyl	0.000	172	0d	0.00	ppb	
Spiked Amount 50.000			Recovery = 0.00%			
73) 2,4,6-Tribromophenol	0.000	330	0	0.00	ppb	
Spiked Amount 50.000			Recovery = 0.00%			
86) Terphenyl-d14	0.000	244	0	0.00	ppb	
Spiked Amount 50.000			Recovery = 0.00%			
109) 1-chlorooctadecane	13.475	57	52929	25.40	ppb	0.00
Spiked Amount 50.000			Recovery = 50.80%			
111) o-terphenyl	11.952	230	122384	25.95	ppb	0.00
Spiked Amount 50.000			Recovery = 51.90%			
Target Compounds						Qvalue
103) Benzaldehyde	4.559	105	62392	33.14	ppb	98
105) 1,2,4,5-Tetrachloroben...	7.171	216	68257	25.81	ppb	99
106) Atrazine	10.708	215	23480	23.90	ppb	94
108) Benzidine	13.817	184	130823	36.45	ppb	98
113) hydroquinone	6.525	110	79458	22.90	ppb	99

(#) = qualifier out of range (m) = manual integration (+) = signals summed

Quantitation Report (QT Reviewed)

Data Path : C:\msdchem\1\DATA\em4301\
Data File : m105049.D
Acq On : 12 Jun 2014 4:18 pm
Operator : saumilp
Sample : IC4301-25
Misc : op73826,em4301
ALS Vial : 5 Sample Multiplier: 1

Quant Time: Jun 12 16:46:13 2014
Quant Method : C:\msdchem\1\METHODS\MM4300.M
Quant Title : Semi Volatile GC/MS, rtx-5ms 30mx0.25mmx0.25um
QLast Update : Thu Jun 12 16:44:42 2014
Response via : Initial Calibration

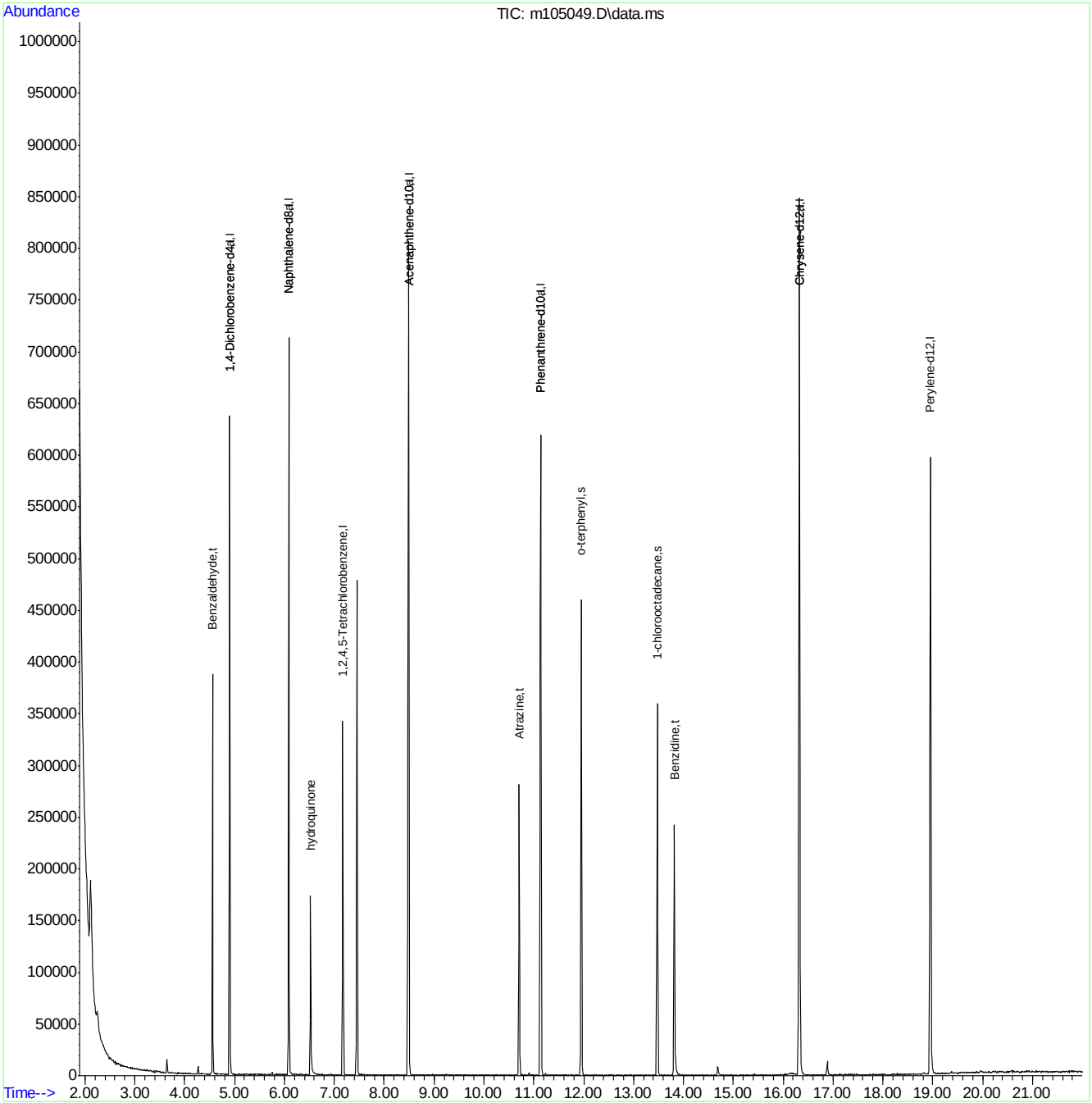

Quantitation Report (QT Reviewed)

Data Path : C:\msdchem\1\DATA\em4301\
Data File : m105050.D
Acq On : 12 Jun 2014 4:48 pm
Operator : saumilp
Sample : IC4301-10
Misc : op73826,em4301
ALS Vial : 6 Sample Multiplier: 1

Quant Time: Jun 13 08:27:14 2014
Quant Method : C:\msdchem\1\METHODS\MM4300.M
Quant Title : Semi Volatile GC/MS, rtx-5ms 30mx0.25mmx0.25um
QLast Update : Thu Jun 12 16:44:42 2014
Response via : Initial Calibration

Compound	R.T.	QIon	Response	Conc	Units	Dev(Min)
Internal Standards						
1) 1,4-Dichlorobenzene-d4	4.906	152	179769	40.00	ppb	0.00
24) Naphthalene-d8	6.086	136	655548	40.00	ppb	0.00
47) Acenaphthene-d10	8.496	164	387034	40.00	ppb	0.00
69) Phenanthrene-d10	11.145	188	678745	40.00	ppb	0.00
83) Chrysene-d12	16.332	240	704247	40.00	ppb	0.00
92) Perylene-d12	18.961	264	634508	40.00	ppb	0.00
102) 1,4-Dichlorobenzene-d4a	4.906	152	179769	40.00	ppb	0.00
104) Acenaphthene-d10a	8.496	164	387034	40.00	ppb	0.00
107) Chrysene-d12a	16.332	240	704247	40.00	ppb	0.00
110) Phenanthrene-d10a	11.145	188	678745	40.00	ppb	0.00
112) Naphthalene-d8a	6.086	136	655548	40.00	ppb	0.00
System Monitoring Compounds						
5) 2-Fluorophenol	0.000	112	0	0.00	ppb	
Spiked Amount 50.000			Recovery = 0.00%			
8) Phenol-d5	0.000	99	0	0.00	ppb	
Spiked Amount 50.000			Recovery = 0.00%			
25) Nitrobenzene-d5	0.000	82	0	0.00	ppb	
Spiked Amount 50.000			Recovery = 0.00%			
51) 2-Fluorobiphenyl	0.000	172	0d	0.00	ppb	
Spiked Amount 50.000			Recovery = 0.00%			
73) 2,4,6-Tribromophenol	0.000	330	0	0.00	ppb	
Spiked Amount 50.000			Recovery = 0.00%			
86) Terphenyl-d14	0.000	244	0	0.00	ppb	
Spiked Amount 50.000			Recovery = 0.00%			
109) 1-chlorooctadecane	13.474	57	47122	10.18	ppb	0.00
Spiked Amount 50.000			Recovery = 20.36%			
111) o-terphenyl	11.952	230	109413	10.86	ppb	0.00
Spiked Amount 50.000			Recovery = 21.72%			
Target Compounds						Qvalue
103) Benzaldehyde	4.558	105	54879	13.68	ppb	98
105) 1,2,4,5-Tetrachloroben...	7.171	216	60020	10.84	ppb	97
106) Atrazine	10.707	215	20513	9.97	ppb	86
108) Benzidine	13.816	184	131123	16.45	ppb	98
113) hydroquinone	6.524	110	62121	8.30	ppb	97

(#) = qualifier out of range (m) = manual integration (+) = signals summed

Quantitation Report (QT Reviewed)

Data Path : C:\msdchem\1\DATA\em4301\
Data File : m105050.D
Acq On : 12 Jun 2014 4:48 pm
Operator : saumilp
Sample : IC4301-10
Misc : op73826,em4301
ALS Vial : 6 Sample Multiplier: 1

Quant Time: Jun 13 08:27:14 2014
Quant Method : C:\msdchem\1\METHODS\MM4300.M
Quant Title : Semi Volatile GC/MS, rtx-5ms 30mx0.25mmx0.25um
QLast Update : Thu Jun 12 16:44:42 2014
Response via : Initial Calibration

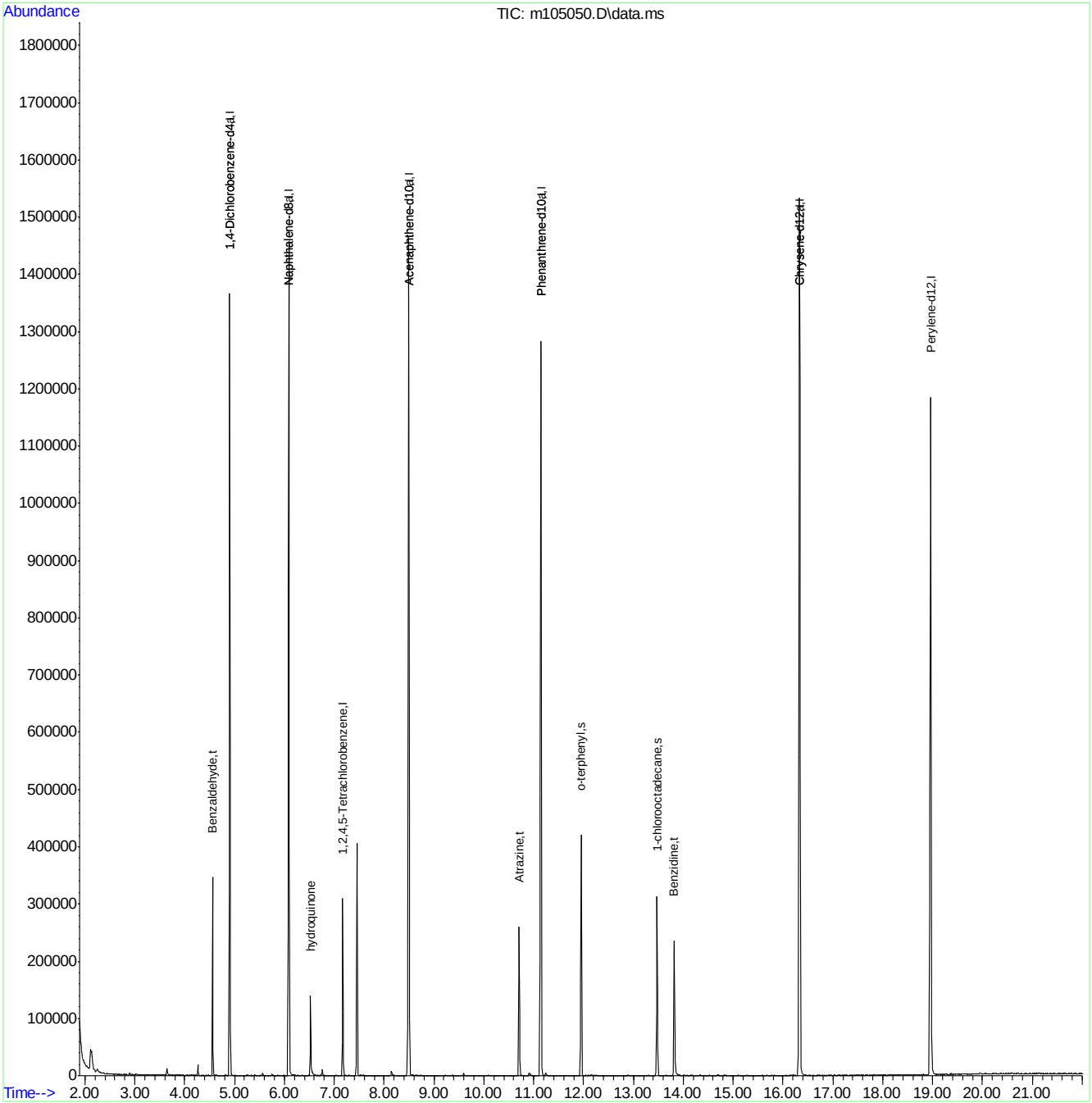

ACCUTEST LABORATORIES JB70672

Quantitation Report (QT Reviewed)

Data Path : C:\msdchem\1\DATA\em4301\
Data File : m105051.D
Acq On : 12 Jun 2014 5:17 pm
Operator : saumilp
Sample : IC4301-5
Misc : op73826,em4301
ALS Vial : 7 Sample Multiplier: 1

Quant Time: Jun 13 08:27:58 2014
Quant Method : C:\msdchem\1\METHODS\MM4300.M
Quant Title : Semi Volatile GC/MS, rtx-5ms 30mx0.25mmx0.25um
QLast Update : Thu Jun 12 16:44:42 2014
Response via : Initial Calibration

Compound	R.T.	QIon	Response	Conc	Units	Dev(Min)
Internal Standards						
1) 1,4-Dichlorobenzene-d4	4.901	152	120942	40.00	ppb	0.00
24) Naphthalene-d8	6.087	136	440866	40.00	ppb	0.00
47) Acenaphthene-d10	8.491	164	263292	40.00	ppb	0.00
69) Phenanthrene-d10	11.141	188	456172	40.00	ppb	0.00
83) Chrysene-d12	16.328	240	467475	40.00	ppb	0.00
92) Perylene-d12	18.956	264	412929	40.00	ppb	0.00
102) 1,4-Dichlorobenzene-d4a	4.901	152	120942	40.00	ppb	0.00
104) Acenaphthene-d10a	8.491	164	263292	40.00	ppb	0.00
107) Chrysene-d12a	16.328	240	467475	40.00	ppb	0.00
110) Phenanthrene-d10a	11.141	188	456172	40.00	ppb	0.00
112) Naphthalene-d8a	6.087	136	440866	40.00	ppb	0.00
System Monitoring Compounds						
5) 2-Fluorophenol	0.000	112	0	0.00	ppb	
Spiked Amount 50.000			Recovery =	0.00%		
8) Phenol-d5	0.000	99	0	0.00	ppb	
Spiked Amount 50.000			Recovery =	0.00%		
25) Nitrobenzene-d5	0.000	82	0	0.00	ppb	
Spiked Amount 50.000			Recovery =	0.00%		
51) 2-Fluorobiphenyl	0.000	172	0d	0.00	ppb	
Spiked Amount 50.000			Recovery =	0.00%		
73) 2,4,6-Tribromophenol	0.000	330	0	0.00	ppb	
Spiked Amount 50.000			Recovery =	0.00%		
86) Terphenyl-d14	0.000	244	0	0.00	ppb	
Spiked Amount 50.000			Recovery =	0.00%		
109) 1-chlorooctadecane	13.475	57	13881	4.52	ppb	0.00
Spiked Amount 50.000			Recovery =	9.04%		
111) o-terphenyl	11.953	230	35998	5.32	ppb	0.00
Spiked Amount 50.000			Recovery =	10.64%		
Target Compounds						Qvalue
103) Benzaldehyde	4.559	105	18172	6.73	ppb	94
105) 1,2,4,5-Tetrachloroben...	7.172	216	20720	5.50	ppb	98
106) Atrazine	10.708	215	6448	4.61	ppb	97
108) Benzidine	13.817	184	35464	6.70	ppb	96
113) hydroquinone	6.520	110	15876	3.15	ppb	91

(#) = qualifier out of range (m) = manual integration (+) = signals summed

Quantitation Report (QT Reviewed)

Data Path : C:\msdchem\1\DATA\em4301\
Data File : m105051.D
Acq On : 12 Jun 2014 5:17 pm
Operator : saumilp
Sample : IC4301-5
Misc : op73826,em4301
ALS Vial : 7 Sample Multiplier: 1

Quant Time: Jun 13 08:27:58 2014
Quant Method : C:\msdchem\1\METHODS\MM4300.M
Quant Title : Semi Volatile GC/MS, rtx-5ms 30mx0.25mmx0.25um
QLast Update : Thu Jun 12 16:44:42 2014
Response via : Initial Calibration

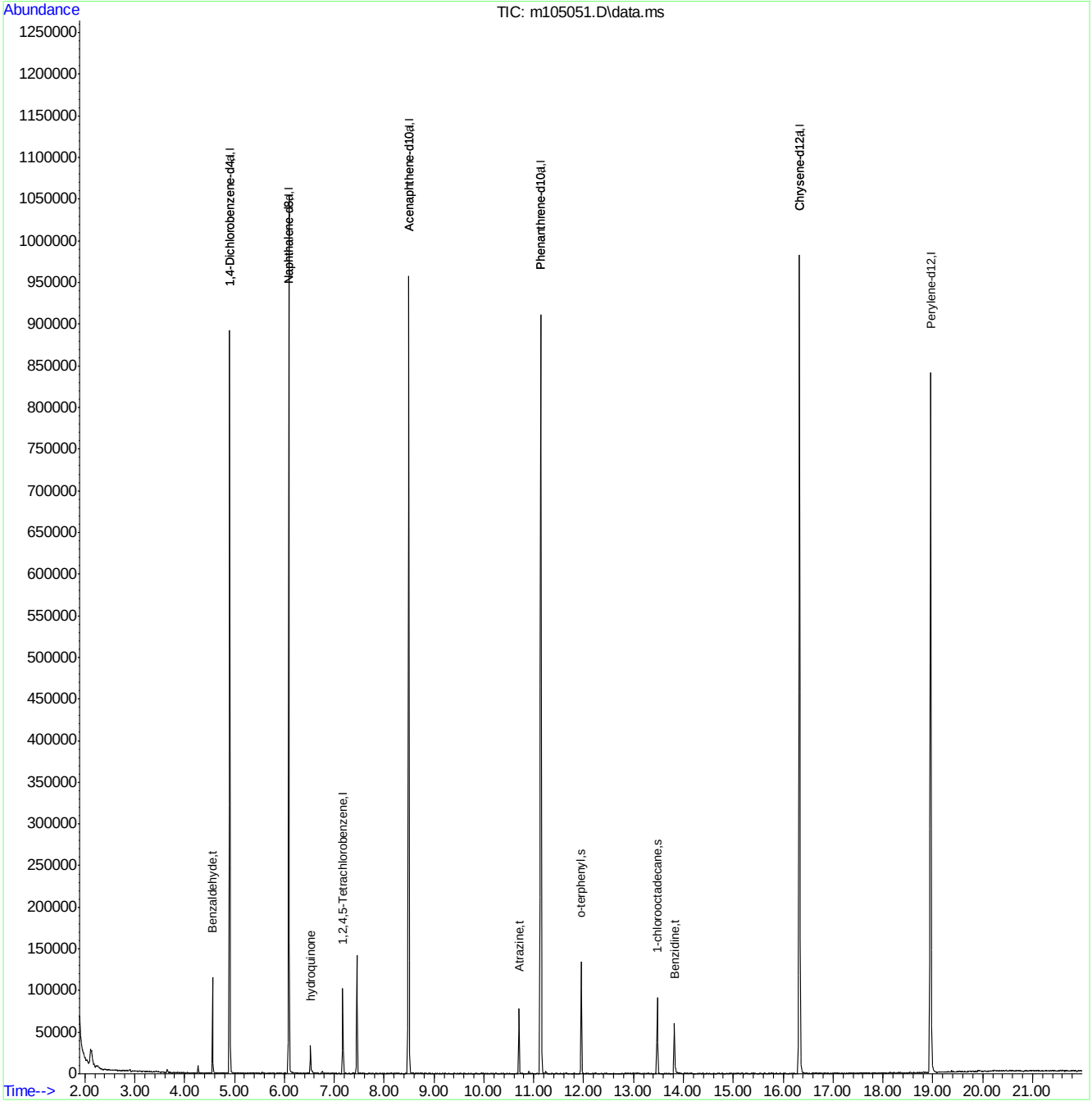

Quantitation Report (QT Reviewed)

Data Path : C:\msdchem\1\DATA\em4301\
Data File : m105052.D
Acq On : 12 Jun 2014 5:47 pm
Operator : saumilp
Sample : IC4301-2
Misc : op73826,em4301
ALS Vial : 8 Sample Multiplier: 1

Quant Time: Jun 13 08:28:36 2014
Quant Method : C:\msdchem\1\METHODS\MM4300.M
Quant Title : Semi Volatile GC/MS, rtx-5ms 30mx0.25mmx0.25um
QLast Update : Thu Jun 12 16:44:42 2014
Response via : Initial Calibration

Compound	R.T.	QIon	Response	Conc	Units	Dev(Min)
Internal Standards						
1) 1,4-Dichlorobenzene-d4	4.901	152	140009	40.00	ppb	0.00
24) Naphthalene-d8	6.087	136	501807	40.00	ppb	0.00
47) Acenaphthene-d10	8.497	164	302655	40.00	ppb	0.00
69) Phenanthrene-d10	11.141	188	520761	40.00	ppb	0.00
83) Chrysene-d12	16.328	240	539767	40.00	ppb	0.00
92) Perylene-d12	18.962	264	477290	40.00	ppb	0.00
102) 1,4-Dichlorobenzene-d4a	4.901	152	140009	40.00	ppb	0.00
104) Acenaphthene-d10a	8.497	164	302655	40.00	ppb	0.00
107) Chrysene-d12a	16.328	240	539767	40.00	ppb	0.00
110) Phenanthrene-d10a	11.141	188	520761	40.00	ppb	0.00
112) Naphthalene-d8a	6.087	136	501807	40.00	ppb	0.00
System Monitoring Compounds						
5) 2-Fluorophenol	0.000	112	0	0.00	ppb	
Spiked Amount 50.000			Recovery =	0.00%		
8) Phenol-d5	0.000	99	0	0.00	ppb	
Spiked Amount 50.000			Recovery =	0.00%		
25) Nitrobenzene-d5	0.000	82	0	0.00	ppb	
Spiked Amount 50.000			Recovery =	0.00%		
51) 2-Fluorobiphenyl	0.000	172	0d	0.00	ppb	
Spiked Amount 50.000			Recovery =	0.00%		
73) 2,4,6-Tribromophenol	0.000	330	0	0.00	ppb	
Spiked Amount 50.000			Recovery =	0.00%		
86) Terphenyl-d14	0.000	244	0	0.00	ppb	
Spiked Amount 50.000			Recovery =	0.00%		
109) 1-chlorooctadecane	13.476	57	5067	1.43	ppb	0.00
Spiked Amount 50.000			Recovery =	2.86%		
111) o-terphenyl	11.953	230	15003	1.94	ppb	0.00
Spiked Amount 50.000			Recovery =	3.88%		
Target Compounds						Qvalue
103) Benzaldehyde	4.560	105	7936	2.54	ppb	94
105) 1,2,4,5-Tetrachloroben...	7.172	216	9682	2.24	ppb	95
106) Atrazine	10.708	215	2224	1.38	ppb	96
108) Benzidine	13.817	184	12093	1.98	ppb	97
113) hydroquinone	6.525	110	3369	0.59	ppb	88

(#) = qualifier out of range (m) = manual integration (+) = signals summed

Quantitation Report (QT Reviewed)

Data Path : C:\msdchem\1\DATA\em4301\
Data File : m105052.D
Acq On : 12 Jun 2014 5:47 pm
Operator : saumilp
Sample : IC4301-2
Misc : op73826,em4301
ALS Vial : 8 Sample Multiplier: 1

Quant Time: Jun 13 08:28:36 2014
Quant Method : C:\msdchem\1\METHODS\MM4300.M
Quant Title : Semi Volatile GC/MS, rtx-5ms 30mx0.25mmx0.25um
QLast Update : Thu Jun 12 16:44:42 2014
Response via : Initial Calibration

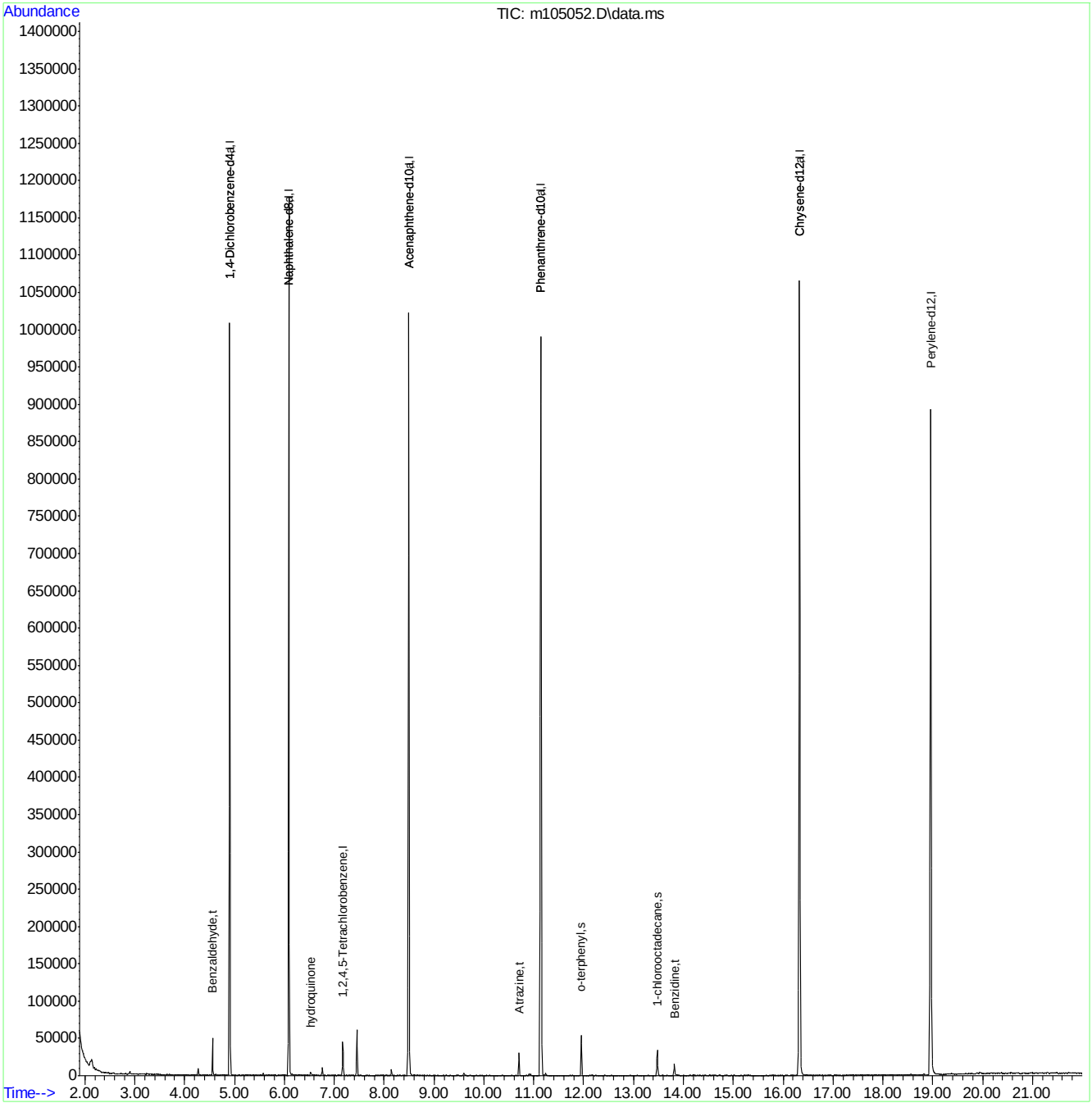

MM4300.M Fri Jun 13 08:28:46 2014 MSM Page: 2

Quantitation Report (QT Reviewed)

Data Path : C:\msdchem\1\DATA\em4301\
Data File : m105053.D
Acq On : 12 Jun 2014 6:16 pm
Operator : saumilp
Sample : IC4301-1
Misc : op73826,em4301
ALS Vial : 9 Sample Multiplier: 1

Quant Time: Jun 13 08:29:13 2014
Quant Method : C:\msdchem\1\METHODS\MM4300.M
Quant Title : Semi Volatile GC/MS, rtx-5ms 30mx0.25mmx0.25um
QLast Update : Thu Jun 12 16:44:42 2014
Response via : Initial Calibration

Compound	R.T.	QIon	Response	Conc	Units	Dev(Min)
Internal Standards						
1) 1,4-Dichlorobenzene-d4	4.903	152	141604	40.00	ppb	0.00
24) Naphthalene-d8	6.089	136	511668	40.00	ppb	0.00
47) Acenaphthene-d10	8.493	164	303007	40.00	ppb	0.00
69) Phenanthrene-d10	11.143	188	515795	40.00	ppb	0.00
83) Chrysene-d12	16.330	240	529072	40.00	ppb	0.00
92) Perylene-d12	18.958	264	472271	40.00	ppb	0.00
102) 1,4-Dichlorobenzene-d4a	4.903	152	141604	40.00	ppb	0.00
104) Acenaphthene-d10a	8.493	164	303007	40.00	ppb	0.00
107) Chrysene-d12a	16.330	240	529072	40.00	ppb	0.00
110) Phenanthrene-d10a	11.143	188	515795	40.00	ppb	0.00
112) Naphthalene-d8a	6.089	136	511668	40.00	ppb	0.00
System Monitoring Compounds						
5) 2-Fluorophenol	0.000	112	0	0.00	ppb	
Spiked Amount 50.000			Recovery =	0.00%		
8) Phenol-d5	0.000	99	0	0.00	ppb	
Spiked Amount 50.000			Recovery =	0.00%		
25) Nitrobenzene-d5	0.000	82	0	0.00	ppb	
Spiked Amount 50.000			Recovery =	0.00%		
51) 2-Fluorobiphenyl	0.000	172	0d	0.00	ppb	
Spiked Amount 50.000			Recovery =	0.00%		
73) 2,4,6-Tribromophenol	0.000	330	0	0.00	ppb	
Spiked Amount 50.000			Recovery =	0.00%		
86) Terphenyl-d14	0.000	244	0	0.00	ppb	
Spiked Amount 50.000			Recovery =	0.00%		
109) 1-chlorooctadecane	13.472	57	2342	0.67	ppb	0.00
Spiked Amount 50.000			Recovery =	1.34%		
111) o-terphenyl	11.950	230	7227	0.94	ppb	0.00
Spiked Amount 50.000			Recovery =	1.88%		
Target Compounds						Qvalue
103) Benzaldehyde	4.561	105	3875	1.23	ppb	89
105) 1,2,4,5-Tetrachloroben...	7.174	216	4771	1.10	ppb	93
106) Atrazine	10.700	215	1247	0.77	ppb	97
108) Benzidine	13.814	184	3931	0.66	ppb	93
113) hydroquinone	6.533	110	1713	0.29	ppb	50

(#) = qualifier out of range (m) = manual integration (+) = signals summed

Quantitation Report (QT Reviewed)

Data Path : C:\msdchem\1\DATA\em4301\
Data File : m105053.D
Acq On : 12 Jun 2014 6:16 pm
Operator : saumilp
Sample : IC4301-1
Misc : op73826,em4301
ALS Vial : 9 Sample Multiplier: 1

Quant Time: Jun 13 08:29:13 2014
Quant Method : C:\msdchem\1\METHODS\MM4300.M
Quant Title : Semi Volatile GC/MS, rtx-5ms 30mx0.25mmx0.25um
QLast Update : Thu Jun 12 16:44:42 2014
Response via : Initial Calibration

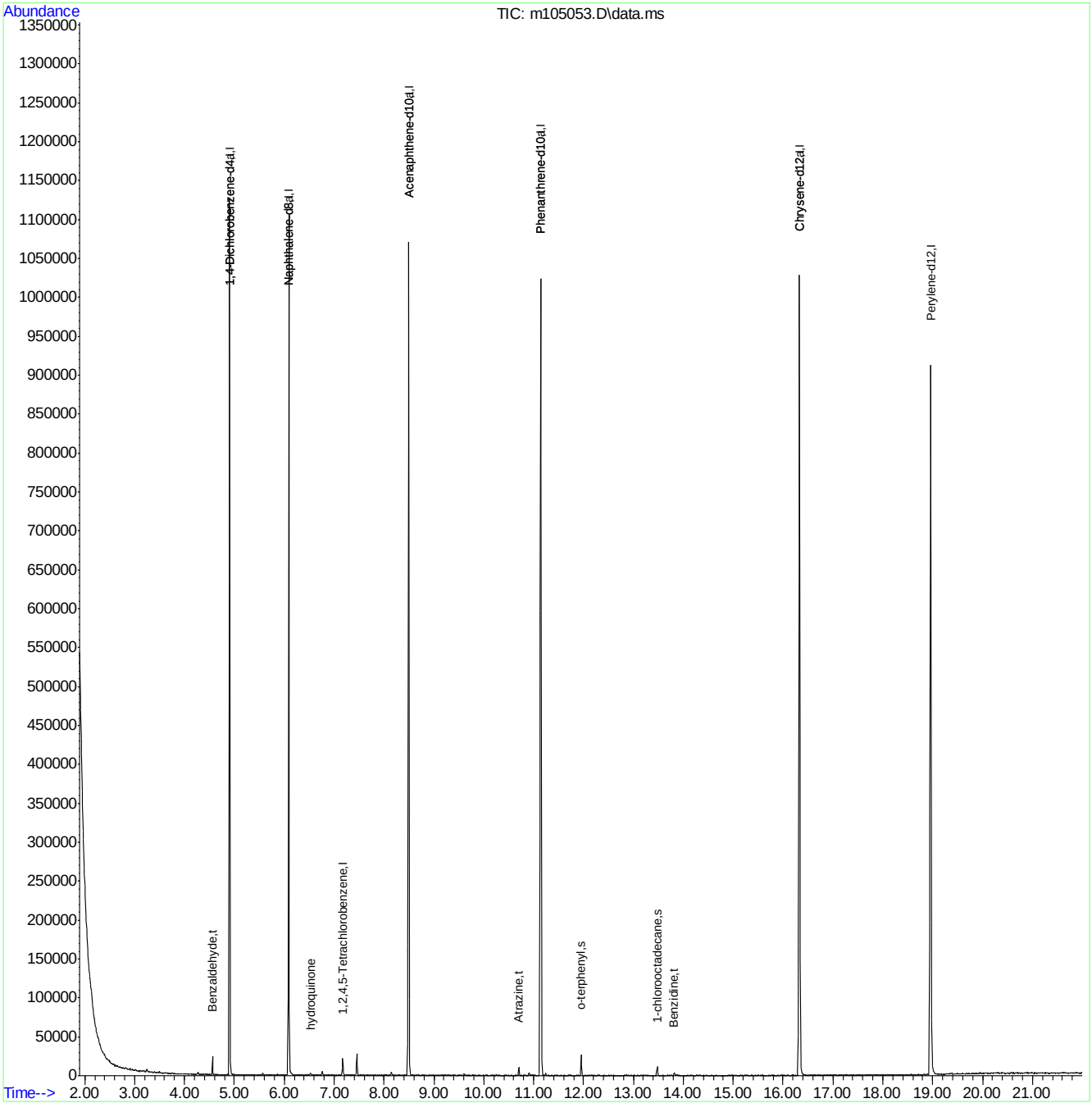

ACCUTEST LABORATORIES JB70672

Manual Integrations APPROVED (compounds with "m" flag)
Nina Pandya
06/16/14 13:29

Quantitation Report (QT Reviewed)

Data Path : C:\msdchem\1\DATA\em4301\
Data File : m105054.D
Acq On : 12 Jun 2014 6:45 pm
Operator : saumilp
Sample : ICV4300-50
Misc : op73826,em4301
ALS Vial : 10 Sample Multiplier: 1

Quant Time: Jun 13 08:59:24 2014
Quant Method : C:\msdchem\1\METHODS\MM4300.M
Quant Title : Semi Volatile GC/MS, rtx-5ms 30mx0.25mmx0.25um
QLast Update : Fri Jun 13 08:41:49 2014
Response via : Initial Calibration

Compound	R.T.	QIon	Response	Conc	Units	Dev(Min)
Internal Standards						
1) 1,4-Dichlorobenzene-d4	4.903	152	95366	40.00	ppb	0.00
24) Naphthalene-d8	6.089	136	343981	40.00	ppb	0.00
47) Acenaphthene-d10	8.493	164	205702	40.00	ppb	0.00
69) Phenanthrene-d10	11.143	188	350423	40.00	ppb	0.00
83) Chrysene-d12	16.330	240	358812	40.00	ppb	0.00
92) Perylene-d12	18.958	264	324654	40.00	ppb	0.00
102) 1,4-Dichlorobenzene-d4a	4.903	152	95366	40.00	ppb	0.00
104) Acenaphthene-d10a	8.493	164	205702	40.00	ppb	0.00
107) Chrysene-d12a	16.330	240	358812	40.00	ppb	0.00
110) Phenanthrene-d10a	11.143	188	350423	40.00	ppb	0.00
112) Naphthalene-d8a	6.089	136	343981	40.00	ppb	0.00
System Monitoring Compounds						
5) 2-Fluorophenol	0.000	112	0	0.00	ppb	
Spiked Amount 50.000			Recovery =	0.00%		
8) Phenol-d5	0.000	99	0	0.00	ppb	
Spiked Amount 50.000			Recovery =	0.00%		
25) Nitrobenzene-d5	0.000	82	0d	0.00	ppb	
Spiked Amount 50.000			Recovery =	0.00%		
51) 2-Fluorobiphenyl	0.000	172	0	0.00	ppb	
Spiked Amount 50.000			Recovery =	0.00%		
73) 2,4,6-Tribromophenol	0.000	330	0	0.00	ppb	
Spiked Amount 50.000			Recovery =	0.00%		
86) Terphenyl-d14	0.000	244	0	0.00	ppb	
Spiked Amount 50.000			Recovery =	0.00%		
109) 1-chlorooctadecane	0.000	57	0	0.00	ppb	
Spiked Amount 50.000			Recovery =	0.00%		
111) o-terphenyl	0.000	230	0	0.00	ppb	
Spiked Amount 50.000			Recovery =	0.00%		
Target Compounds						Qvalue
3) Pyridine	2.777	79	173174	40.62	ppb	95
4) N-Nitrosodimethylamine	2.745	42	65133	42.24	ppb	90
11) bis(2-Chloroethyl)ether	4.684	93	161051	46.51	ppb	97
14) 1,3-Dichlorobenzene	4.861	146	167362	42.88	ppb	97
15) 1,4-Dichlorobenzene	4.919	146	169253	41.72	ppb	97
16) Benzyl alcohol	5.010	108	106740	41.96	ppb	99
17) 1,2-Dichlorobenzene	5.048	146	161675	43.00	ppb	98
20) 2,2'-oxybis(1-Chloropr...	5.122	121	51108	46.44	ppb	97
22) n-Nitroso-di-n-propyla...	5.234	70	113059	44.08	ppb	95
23) Hexachloroethane	5.341	201	60607	43.86	ppb	98
26) Nitrobenzene	5.389	77	170047	42.31	ppb	97
28) Isophorone	5.603	82	289593	41.73	ppb	99
32) bis(2-Chloroethoxy)met...	5.817	93	186449	47.20	ppb	99
36) 1,2,4-Trichlorobenzene	6.025	180	137554	42.95	ppb	98
38) Naphthalene	6.111	128	446368	42.20	ppb	99
42) Hexachlorobutadiene	6.255	225	80653	43.85	ppb	97
44) 2-Methylnaphthalene	6.944	141	247397	42.42	ppb	98
48) Hexachlorocyclopentadiene	7.174	237	71443	40.83	ppb	97

Quantitation Report (QT Reviewed)

Data Path : C:\msdchem\1\DATA\em4301\
Data File : m105054.D
Acq On : 12 Jun 2014 6:45 pm
Operator : saumilp
Sample : ICV4300-50
Misc : op73826,em4301
ALS Vial : 10 Sample Multiplier: 1

Quant Time: Jun 13 08:59:24 2014
Quant Method : C:\msdchem\1\METHODS\MM4300.M
Quant Title : Semi Volatile GC/MS, rtx-5ms 30mx0.25mmx0.25um
QLast Update : Fri Jun 13 08:41:49 2014
Response via : Initial Calibration

	Compound	R.T.	QIon	Response	Conc	Units	Dev(Min)
52)	2-Chloronaphthalene	7.622	162	288306	43.07	ppb	99
54)	2-Nitroaniline	7.777	65	82182	44.90	ppb	93
55)	Dimethylphthalate	8.087	163	315590	44.52	ppb	100
56)	Acenaphthylene	8.258	152	385581	37.67	ppb	99
57)	2,6-Dinitrotoluene	8.167	165	68893	45.02	ppb	98
58)	3-Nitroaniline	8.429	138	71154	39.55	ppb	94
59)	Acenaphthene	8.547	153	281841	44.40	ppb	96
62)	Dibenzofuran	8.840	168	403463	43.26	ppb	99
63)	2,4-Dinitrotoluene	8.830	165	86558	41.35	ppb	99
65)	Diethylphthalate	9.300	149	313883	45.50	ppb	99
66)	Fluorene	9.433	166	322626	44.52	ppb	99
67)	4-Chlorophenyl-phenyle...	9.460	204	162755	46.30	ppb	99
68)	4-Nitroaniline	9.481	138	82684	44.46	ppb	96
71)	n-Nitrosodiphenylamine	9.674	169	222786	46.33	ppb	98
72)	1,2-Diphenylhydrazine	9.738	77	349121	44.89	ppb	97
74)	4-Bromophenyl-phenylether	10.347	248	87372	48.05	ppb	98
75)	Hexachlorobenzene	10.438	284	87885	44.21	ppb	94
77)	Phenanthrene	11.186	178	448365	42.13	ppb	99
78)	Anthracene	11.282	178	455102	42.99	ppb	100
79)	Carbazole	11.618	167	434804	43.26	ppb	100
80)	Di-n-butylphthalate	12.430	149	531966	47.91	ppb	100
81)	Fluoranthene	13.488	202	500673	44.55	ppb	99
84)	Pyrene	13.921	202	525230	42.43	ppb	99
87)	Butylbenzylphthalate	15.385	149	236779	47.38	ppb	99
88)	Benzo[a]anthracene	16.314	228	473344	42.50	ppb	98
90)	Chrysene	16.384	228	476941m	45.11	ppb	
91)	bis(2-Ethylhexyl)phtha...	16.603	149	319592	47.84	ppb	100
93)	Di-n-octylphthalate	17.831	149	546448	42.62	ppb	99
94)	Benzo[b]fluoranthene	18.312	252	456864	39.68	ppb	99
95)	Benzo[k]fluoranthene	18.360	252	468212	41.18	ppb	99
96)	Benzo[a]pyrene	18.857	252	436316m	43.27	ppb	
97)	Indeno[1,2,3-cd]pyrene	20.759	276	377828	41.91	ppb	97
99)	Dibenz[a,h]anthracene	20.817	278	406581	43.04	ppb	98
101)	Benzo[g,h,i]perylene	21.261	276	406124	44.57	ppb	96

(#) = qualifier out of range (m) = manual integration (+) = signals summed

Quantitation Report (QT Reviewed)

Data Path : C:\msdchem\1\DATA\em4301\
Data File : m105054.D
Acq On : 12 Jun 2014 6:45 pm
Operator : saumilp
Sample : ICV4300-50
Misc : op73826,em4301
ALS Vial : 10 Sample Multiplier: 1

Quant Time: Jun 13 08:59:24 2014
Quant Method : C:\msdchem\1\METHODS\MM4300.M
Quant Title : Semi Volatile GC/MS, rtx-5ms 30mx0.25mmx0.25um
QLast Update : Fri Jun 13 08:41:49 2014
Response via : Initial Calibration

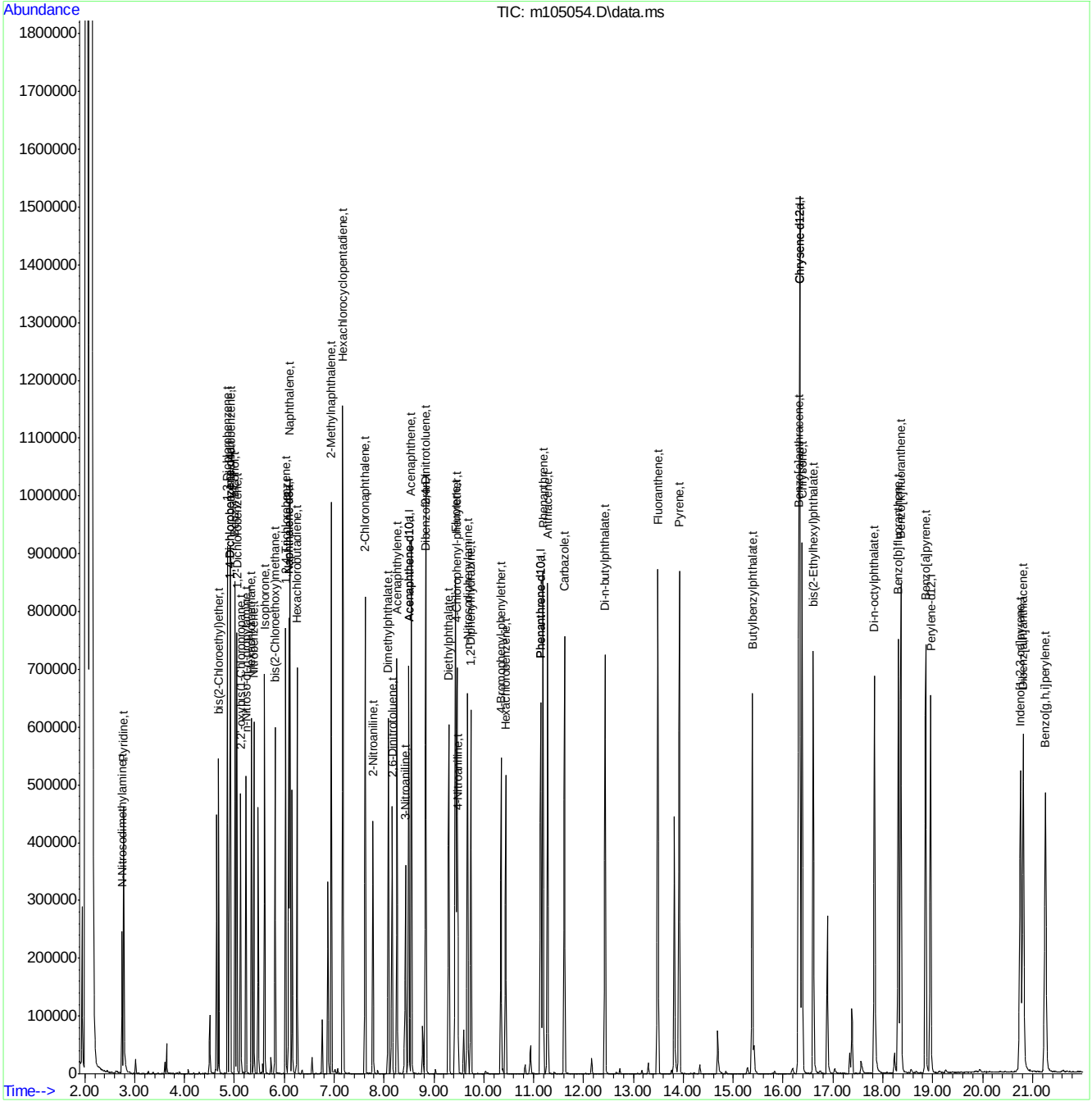

ACCUTEST LABORATORIES JB70672

Manual Integration Approval Summary

Sample Number:	EM4301-ICV4300	**Method:**	SW846 8270D
Lab FileID:	M105054.D	**Analyst approved:**	06/13/14 09:23 Saumil Patel
Injection Time:	06/12/14 18:45	**Supervisor approved:**	06/16/14 13:29 Nina Pandya

Parameter	CAS	Sig#	R.T. (min.)	Reason
Chrysene	218-01-9		16.38	Poor instrument integration
Benzo(a)pyrene	50-32-8		18.86	Poor instrument integration

Quantitation Report (Qedit)

Data Path : C:\msdchem\1\DATA\em4301\
Data File : m105054.D
Acq On : 12 Jun 2014 6:45 pm
Operator : saumilp
Sample : ICV4300-50
Misc : op73826,em4301
ALS Vial : 10 Sample Multiplier: 1

Quant Time: Jun 13 08:47:21 2014
Quant Method : C:\msdchem\1\METHODS\MM4300.M
Quant Title : Semi Volatile GC/MS, rtx-5ms 30mx0.25mmx0.25um
QLast Update : Fri Jun 13 08:41:49 2014
Response via : Initial Calibration

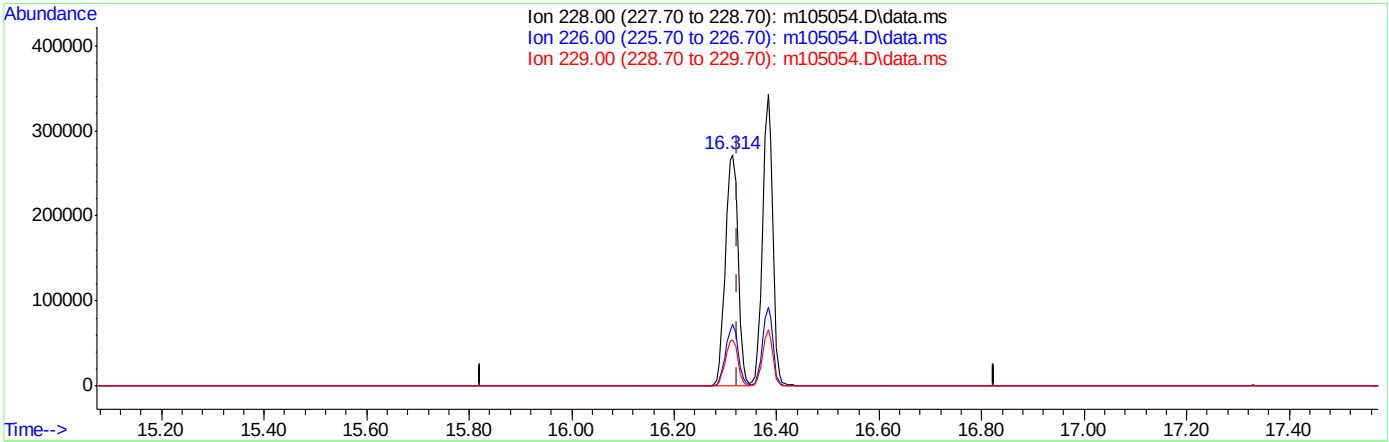

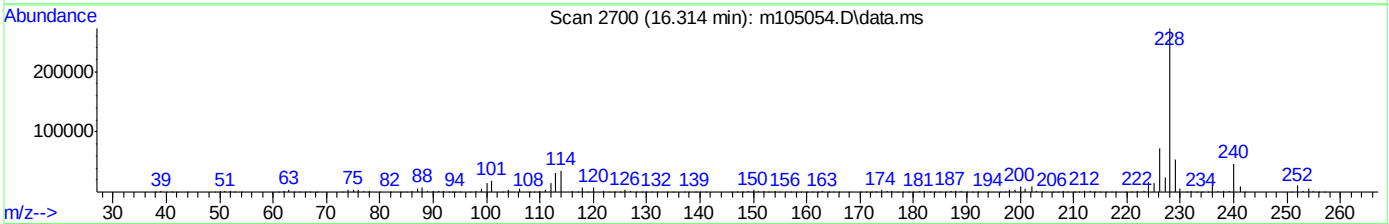

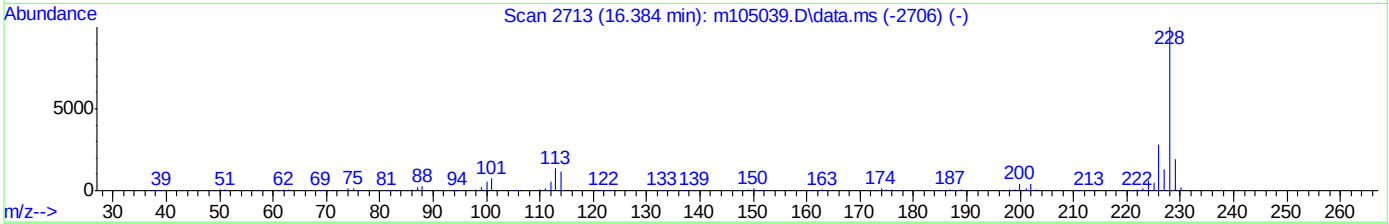

TIC: m105054.D\data.ms

(90) Chrysene (t)

16.314min (-0.010) 44.77ppb

response 473344

Ion	Exp%	Act%
228.00	100	100
226.00	28.20	26.52
229.00	18.90	20.11
0.00	0.00	0.00

Quantitation Report (Qedit)

Data Path : C:\msdchem\1\DATA\em4301\
Data File : m105054.D
Acq On : 12 Jun 2014 6:45 pm
Operator : saumilp
Sample : ICV4300-50
Misc : op73826,em4301
ALS Vial : 10 Sample Multiplier: 1

Quant Time: Jun 13 08:47:21 2014
Quant Method : C:\msdchem\1\METHODS\MM4300.M
Quant Title : Semi Volatile GC/MS, rtx-5ms 30mx0.25mmx0.25um
QLast Update : Fri Jun 13 08:41:49 2014
Response via : Initial Calibration

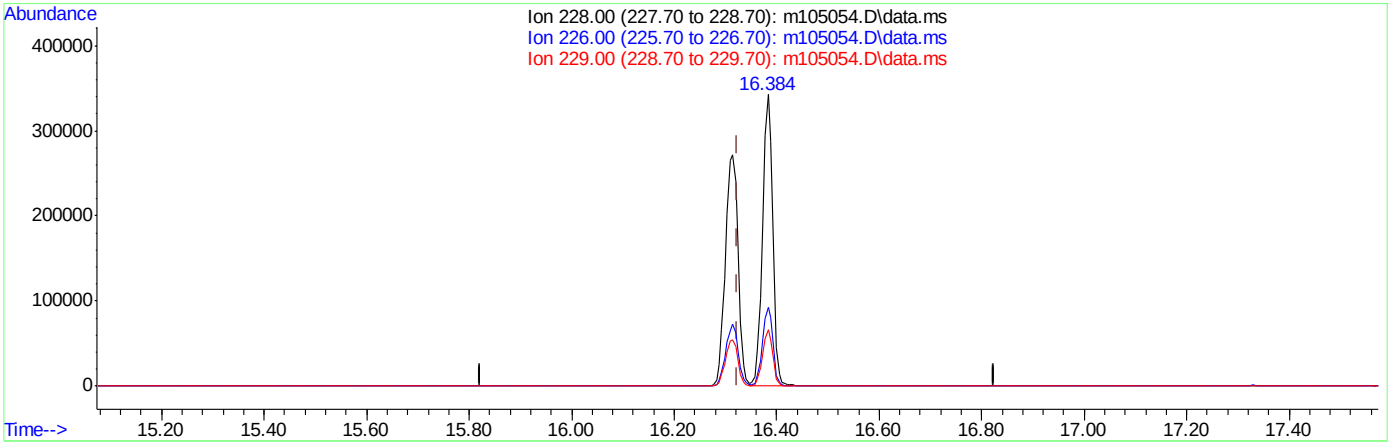

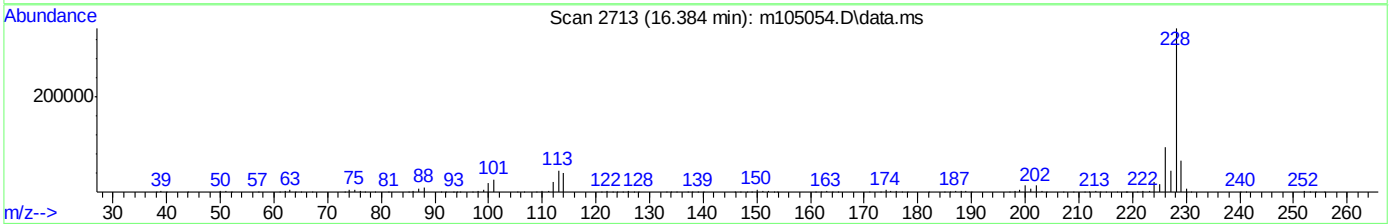

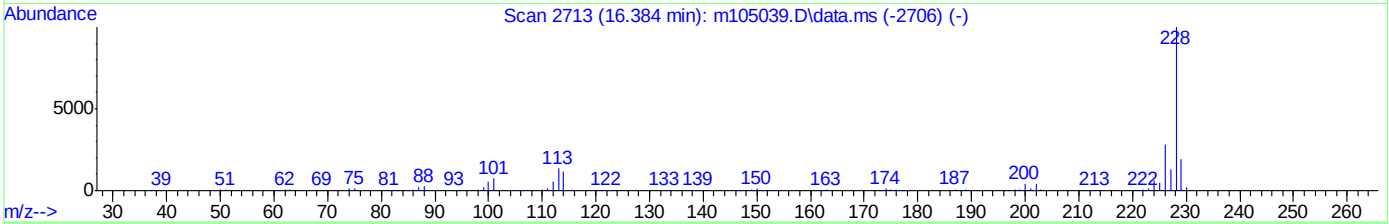

TIC: m105054.D\data.ms

(90) Chrysene (t)

16.384min (+0.060) 45.11ppb m

response 476941

Ion	Exp%	Act%
228.00	100	100
226.00	28.20	27.18
229.00	18.90	19.54
0.00	0.00	0.00

Quantitation Report (Qedit)

Data Path : C:\msdchem\1\DATA\em4301\
Data File : m105054.D
Acq On : 12 Jun 2014 6:45 pm
Operator : saumilp
Sample : ICV4300-50
Misc : op73826,em4301
ALS Vial : 10 Sample Multiplier: 1

Quant Time: Jun 13 08:47:21 2014
Quant Method : C:\msdchem\1\METHODS\MM4300.M
Quant Title : Semi Volatile GC/MS, rtx-5ms 30mx0.25mmx0.25um
QLast Update : Fri Jun 13 08:41:49 2014
Response via : Initial Calibration

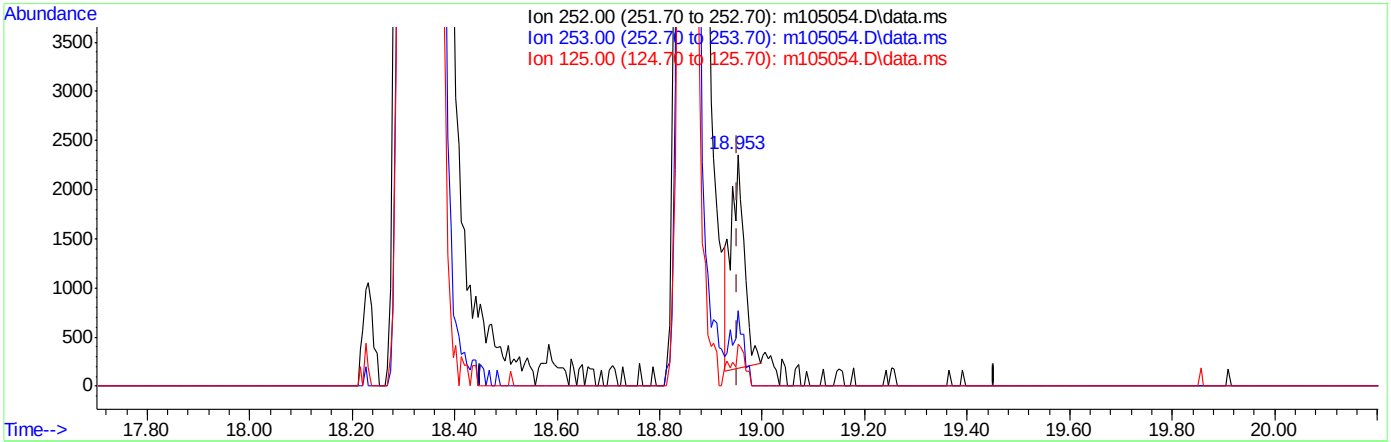

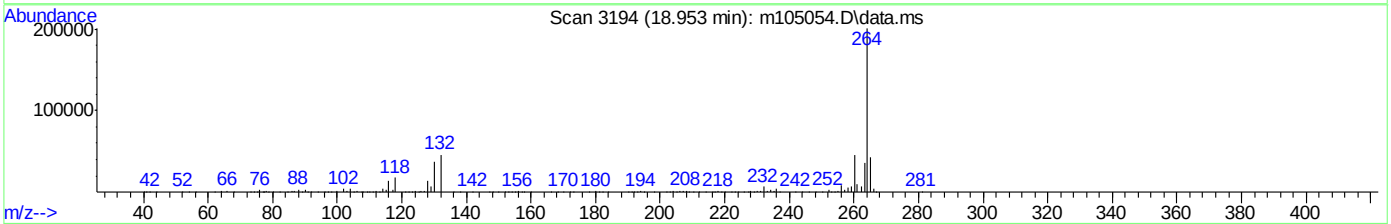

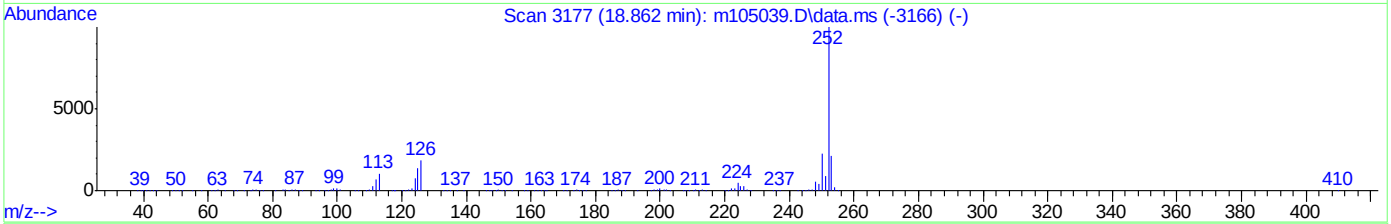

TIC: m105054.D\data.ms

(96) Benzo[a]pyrene (t)

18.953min (+0.001) 0.40ppb

response 4047

Ion	Exp%	Act%
252.00	100	100
253.00	21.20	40.71
125.00	13.70	21.17
0.00	0.00	0.00

Quantitation Report (Qedit)

Data Path : C:\msdchem\1\DATA\em4301\
Data File : m105054.D
Acq On : 12 Jun 2014 6:45 pm
Operator : saumilp
Sample : ICV4300-50
Misc : op73826,em4301
ALS Vial : 10 Sample Multiplier: 1

Quant Time: Jun 13 08:47:21 2014
Quant Method : C:\msdchem\1\METHODS\MM4300.M
Quant Title : Semi Volatile GC/MS, rtx-5ms 30mx0.25mmx0.25um
QLast Update : Fri Jun 13 08:41:49 2014
Response via : Initial Calibration

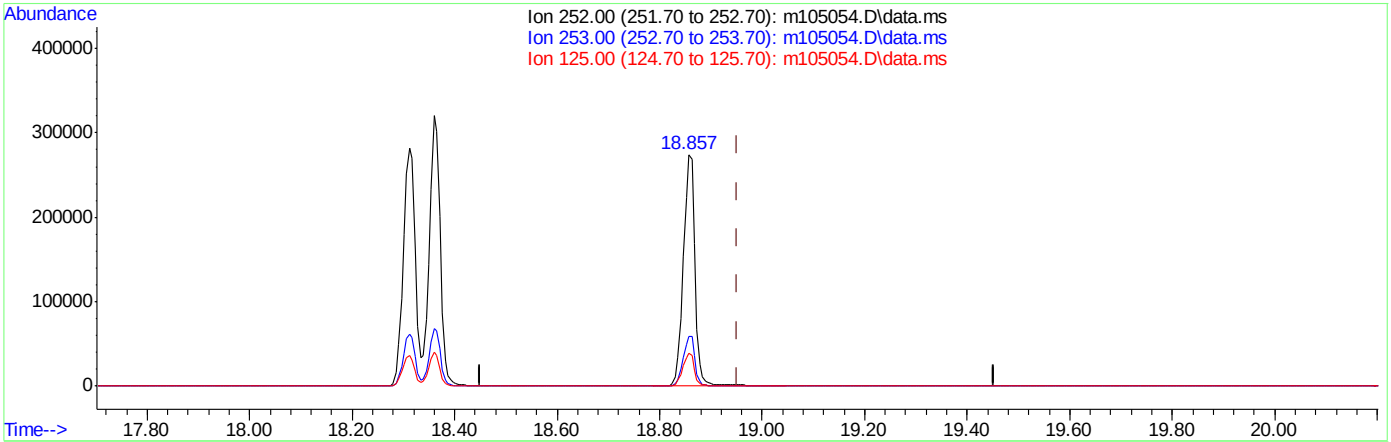

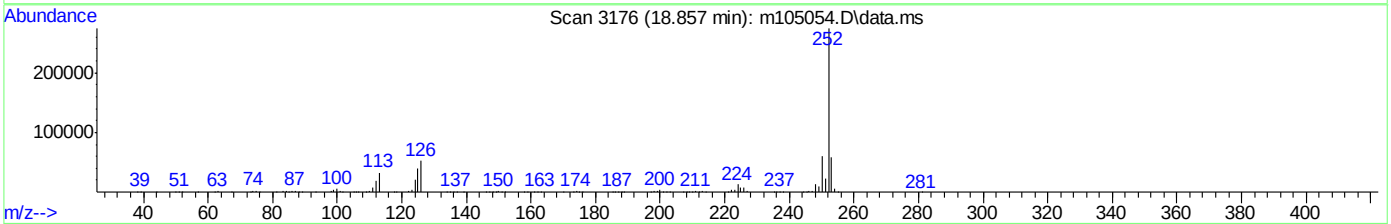

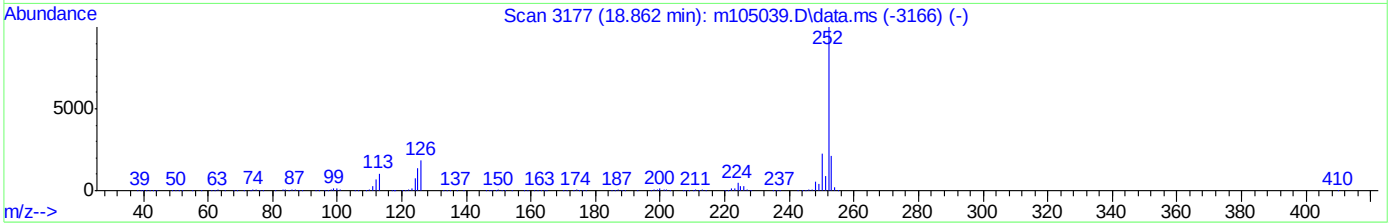

TIC: m105054.D\data.ms

(96) Benzo[a]pyrene (t)

18.857min (-0.095) 43.27ppb m

response 436316

Ion	Exp%	Act%
252.00	100	100
253.00	21.20	21.41
125.00	13.70	14.39
0.00	0.00	0.00

Quantitation Report (QT Reviewed)

Data Path : C:\msdchem\1\DATA\em4301\
Data File : m105054a.D
Acq On : 12 Jun 2014 6:45 pm
Operator : saumilp
Sample : ICV4301-50
Misc : op73826,em4301
ALS Vial : 10 Sample Multiplier: 1

Quant Time: Jun 13 09:01:19 2014
Quant Method : C:\msdchem\1\METHODS\MM4300.M
Quant Title : Semi Volatile GC/MS, rtx-5ms 30mx0.25mmx0.25um
QLast Update : Fri Jun 13 08:41:49 2014
Response via : Initial Calibration

Compound	R.T.	QIon	Response	Conc	Units	Dev(Min)
Internal Standards						
1) 1,4-Dichlorobenzene-d4	4.903	152	95366	40.00	ppb	0.00
24) Naphthalene-d8	6.089	136	343981	40.00	ppb	0.00
47) Acenaphthene-d10	8.493	164	205702	40.00	ppb	0.00
69) Phenanthrene-d10	11.143	188	350423	40.00	ppb	0.00
83) Chrysene-d12	16.330	240	358812	40.00	ppb	0.00
92) Perylene-d12	18.958	264	324654	40.00	ppb	0.00
102) 1,4-Dichlorobenzene-d4a	4.903	152	95366	40.00	ppb	0.00
104) Acenaphthene-d10a	8.493	164	205702	40.00	ppb	0.00
107) Chrysene-d12a	16.330	240	358812	40.00	ppb	0.00
110) Phenanthrene-d10a	11.143	188	350423	40.00	ppb	0.00
112) Naphthalene-d8a	6.089	136	343981	40.00	ppb	0.00
System Monitoring Compounds						
5) 2-Fluorophenol	0.000	112	0	0.00	ppb	
Spiked Amount 50.000			Recovery =	0.00%		
8) Phenol-d5	0.000	99	0	0.00	ppb	
Spiked Amount 50.000			Recovery =	0.00%		
25) Nitrobenzene-d5	0.000	82	0d	0.00	ppb	
Spiked Amount 50.000			Recovery =	0.00%		
51) 2-Fluorobiphenyl	0.000	172	0	0.00	ppb	
Spiked Amount 50.000			Recovery =	0.00%		
73) 2,4,6-Tribromophenol	0.000	330	0	0.00	ppb	
Spiked Amount 50.000			Recovery =	0.00%		
86) Terphenyl-d14	0.000	244	0	0.00	ppb	
Spiked Amount 50.000			Recovery =	0.00%		
109) 1-chlorooctadecane	0.000	57	0	0.00	ppb	
Spiked Amount 50.000			Recovery =	0.00%		
111) o-terphenyl	0.000	230	0	0.00	ppb	
Spiked Amount 50.000			Recovery =	0.00%		
Target Compounds						Qvalue
105) 1,2,4,5-Tetrachloroben...	7.174	216	154364	49.45	ppb	100

(#) = qualifier out of range (m) = manual integration (+) = signals summed

Quantitation Report (QT Reviewed)

Data Path : C:\msdchem\1\DATA\em4301\
Data File : m105054a.D
Acq On : 12 Jun 2014 6:45 pm
Operator : saumilp
Sample : ICV4301-50
Misc : op73826,em4301
ALS Vial : 10 Sample Multiplier: 1

Quant Time: Jun 13 09:01:19 2014
Quant Method : C:\msdchem\1\METHODS\MM4300.M
Quant Title : Semi Volatile GC/MS, rtx-5ms 30mx0.25mmx0.25um
QLast Update : Fri Jun 13 08:41:49 2014
Response via : Initial Calibration

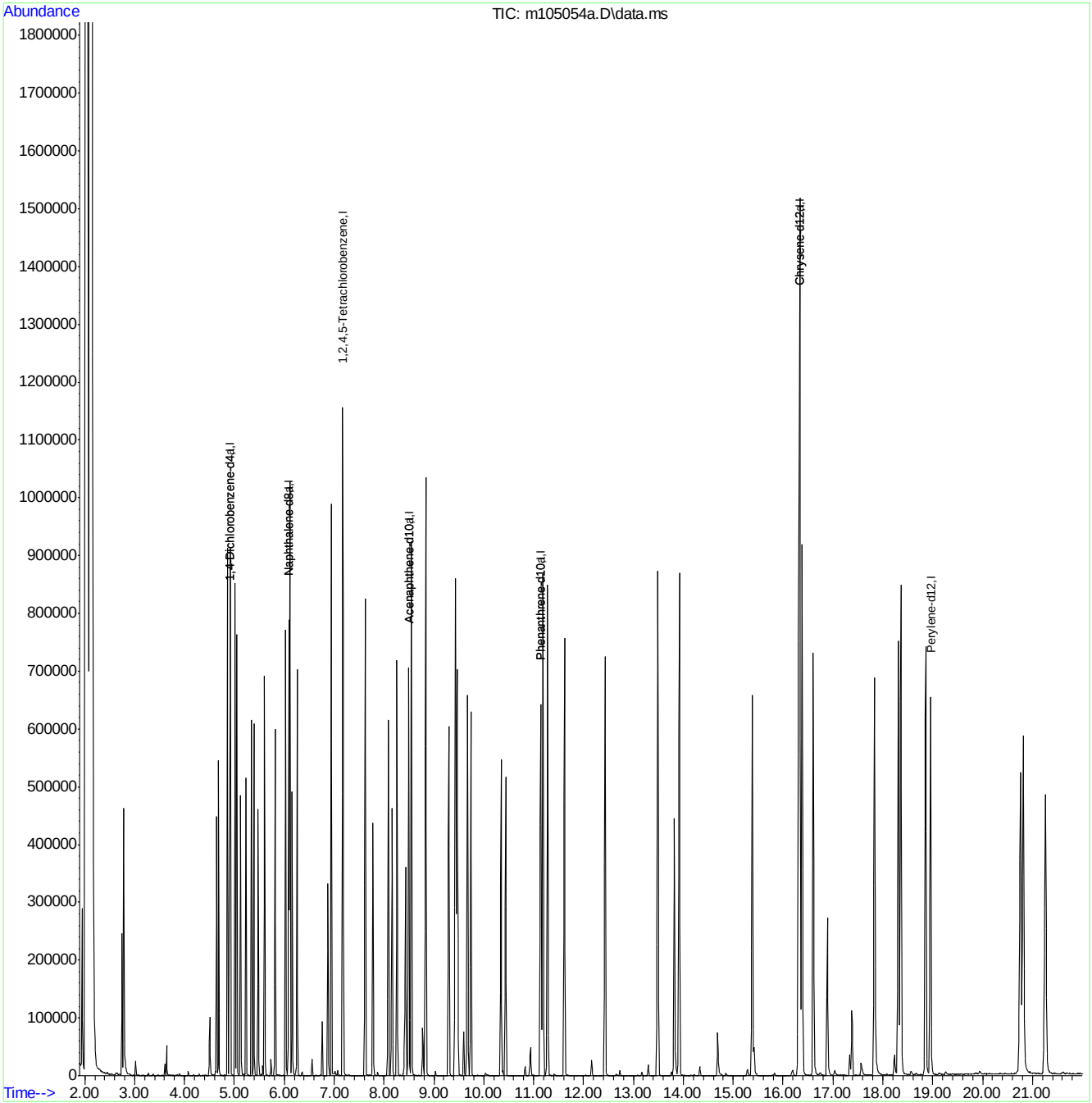

MM4300.M Fri Jun 13 09:01:24 2014 MSM Page: 2

Quantitation Report (QT Reviewed)

Data Path : C:\msdchem\1\DATA\em4301\
Data File : m105055a.D
Acq On : 12 Jun 2014 7:15 pm
Operator : saumilp
Sample : ICV4301-50
Misc : op73826,em4301
ALS Vial : 11 Sample Multiplier: 1

Quant Time: Jun 13 09:05:44 2014
Quant Method : C:\msdchem\1\METHODS\MM4300.M
Quant Title : Semi Volatile GC/MS, rtx-5ms 30mx0.25mmx0.25um
QLast Update : Fri Jun 13 08:41:49 2014
Response via : Initial Calibration

Compound	R.T.	QIon	Response	Conc	Units	Dev(Min)
Internal Standards						
1) 1,4-Dichlorobenzene-d4	4.902	152	88794	40.00	ppb	0.00
24) Naphthalene-d8	6.087	136	316524	40.00	ppb	0.00
47) Acenaphthene-d10	8.491	164	185401	40.00	ppb	0.00
69) Phenanthrene-d10	11.141	188	304906	40.00	ppb	0.00
83) Chrysene-d12	16.323	240	312879	40.00	ppb	0.00
92) Perylene-d12	18.951	264	262761	40.00	ppb	0.00
102) 1,4-Dichlorobenzene-d4a	4.902	152	88794	40.00	ppb	0.00
104) Acenaphthene-d10a	8.491	164	185401	40.00	ppb	0.00
107) Chrysene-d12a	16.323	240	312879	40.00	ppb	0.00
110) Phenanthrene-d10a	11.141	188	304906	40.00	ppb	0.00
112) Naphthalene-d8a	6.087	136	316524	40.00	ppb	0.00
System Monitoring Compounds						
5) 2-Fluorophenol	0.000	112	0	0.00	ppb	
Spiked Amount 50.000			Recovery =	0.00%		
8) Phenol-d5	0.000	99	0d	0.00	ppb	
Spiked Amount 50.000			Recovery =	0.00%		
25) Nitrobenzene-d5	0.000	82	0	0.00	ppb	
Spiked Amount 50.000			Recovery =	0.00%		
51) 2-Fluorobiphenyl	0.000	172	0	0.00	ppb	
Spiked Amount 50.000			Recovery =	0.00%		
73) 2,4,6-Tribromophenol	0.000	330	0	0.00	ppb	
Spiked Amount 50.000			Recovery =	0.00%		
86) Terphenyl-d14	0.000	244	0	0.00	ppb	
Spiked Amount 50.000			Recovery =	0.00%		
109) 1-chlorooctadecane	0.000	57	0	0.00	ppb	
Spiked Amount 50.000			Recovery =	0.00%		
111) o-terphenyl	0.000	230	0	0.00	ppb	
Spiked Amount 50.000			Recovery =	0.00%		
Target Compounds						Qvalue
103) Benzaldehyde	4.560	105	133123	54.70	ppb	97
106) Atrazine	10.714	215	44731	49.51	ppb	94

(#) = qualifier out of range (m) = manual integration (+) = signals summed

Quantitation Report (QT Reviewed)

Data Path : C:\msdchem\1\DATA\em4301\
Data File : m105055a.D
Acq On : 12 Jun 2014 7:15 pm
Operator : saumilp
Sample : ICV4301-50
Misc : op73826,em4301
ALS Vial : 11 Sample Multiplier: 1

Quant Time: Jun 13 09:05:44 2014
Quant Method : C:\msdchem\1\METHODS\MM4300.M
Quant Title : Semi Volatile GC/MS, rtx-5ms 30mx0.25mmx0.25um
QLast Update : Fri Jun 13 08:41:49 2014
Response via : Initial Calibration

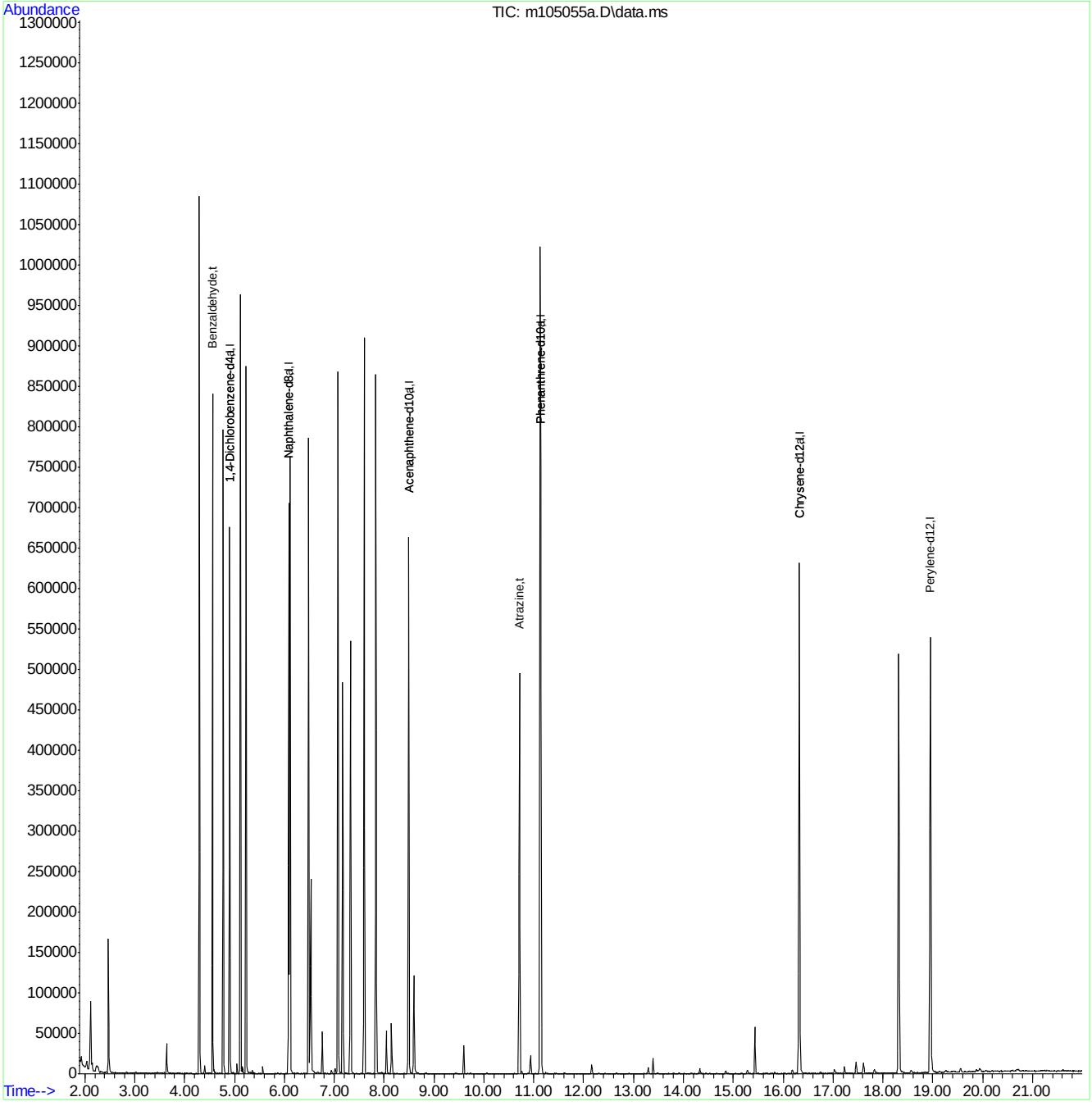

Quantitation Report (QT Reviewed)

Data Path : C:\msdchem\1\DATA\em4301\
Data File : m105055.D
Acq On : 12 Jun 2014 7:15 pm
Operator : saumilp
Sample : ICV4300-50
Misc : op73826,em4301
ALS Vial : 11 Sample Multiplier: 1

Quant Time: Jun 13 09:04:57 2014
Quant Method : C:\msdchem\1\METHODS\MM4300.M
Quant Title : Semi Volatile GC/MS, rtx-5ms 30mx0.25mmx0.25um
QLast Update : Fri Jun 13 08:41:49 2014
Response via : Initial Calibration

Compound	R.T.	QIon	Response	Conc	Units	Dev(Min)
Internal Standards						
1) 1,4-Dichlorobenzene-d4	4.902	152	88794	40.00	ppb	0.00
24) Naphthalene-d8	6.087	136	316524	40.00	ppb	0.00
47) Acenaphthene-d10	8.491	164	185401	40.00	ppb	0.00
69) Phenanthrene-d10	11.141	188	304906	40.00	ppb	0.00
83) Chrysene-d12	16.323	240	312879	40.00	ppb	0.00
92) Perylene-d12	18.951	264	262761	40.00	ppb	0.00
102) 1,4-Dichlorobenzene-d4a	4.902	152	88794	40.00	ppb	0.00
104) Acenaphthene-d10a	8.491	164	185401	40.00	ppb	0.00
107) Chrysene-d12a	16.323	240	312879	40.00	ppb	0.00
110) Phenanthrene-d10a	11.141	188	304906	40.00	ppb	0.00
112) Naphthalene-d8a	6.087	136	316524	40.00	ppb	0.00
System Monitoring Compounds						
5) 2-Fluorophenol	0.000	112	0	0.00	ppb	
Spiked Amount 50.000			Recovery =	0.00%		
8) Phenol-d5	0.000	99	0d	0.00	ppb	
Spiked Amount 50.000			Recovery =	0.00%		
25) Nitrobenzene-d5	0.000	82	0	0.00	ppb	
Spiked Amount 50.000			Recovery =	0.00%		
51) 2-Fluorobiphenyl	0.000	172	0	0.00	ppb	
Spiked Amount 50.000			Recovery =	0.00%		
73) 2,4,6-Tribromophenol	0.000	330	0	0.00	ppb	
Spiked Amount 50.000			Recovery =	0.00%		
86) Terphenyl-d14	0.000	244	0	0.00	ppb	
Spiked Amount 50.000			Recovery =	0.00%		
109) 1-chlorooctadecane	0.000	57	0	0.00	ppb	
Spiked Amount 50.000			Recovery =	0.00%		
111) o-terphenyl	0.000	230	0	0.00	ppb	
Spiked Amount 50.000			Recovery =	0.00%		
Target Compounds						Qvalue
2) 1,4-Dioxane	2.471	88	64360	40.21	ppb	95
6) Indene	5.115	116	262990	44.91	ppb	99
7) Cumene	4.298	105	359529	42.88	ppb	100
13) Decane	4.773	43	109104	42.01	ppb	98
18) Acetophenone	5.233	105	219847	44.72	ppb	98
27) Quinoline	6.483	129	288020	43.06	ppb	99
40) 2,3-Dichloroaniline	7.327	161	128383	39.67	ppb	95
41) Caprolactam	6.531	55	53588	41.27	ppb	98
45) 1-Methylnaphthalene	7.076	142	262351	42.53	ppb	98
46) Dimethylnaphthalene	7.834	156	239516	43.04	ppb	95
53) Biphenyl	7.599	154	332896	43.86	ppb	98
82) Octadecane	11.130	57	149979	48.76	ppb	97
100) 7,12-Dimethylbenz(a)an...	18.316	256	144877	34.20	ppb	98

(#) = qualifier out of range (m) = manual integration (+) = signals summed

Quantitation Report (QT Reviewed)

Data Path : C:\msdchem\1\DATA\em4301\
Data File : m105055.D
Acq On : 12 Jun 2014 7:15 pm
Operator : saumilp
Sample : ICV4300-50
Misc : op73826,em4301
ALS Vial : 11 Sample Multiplier: 1

Quant Time: Jun 13 09:04:57 2014
Quant Method : C:\msdchem\1\METHODS\MM4300.M
Quant Title : Semi Volatile GC/MS, rtx-5ms 30mx0.25mmx0.25um
QLast Update : Fri Jun 13 08:41:49 2014
Response via : Initial Calibration

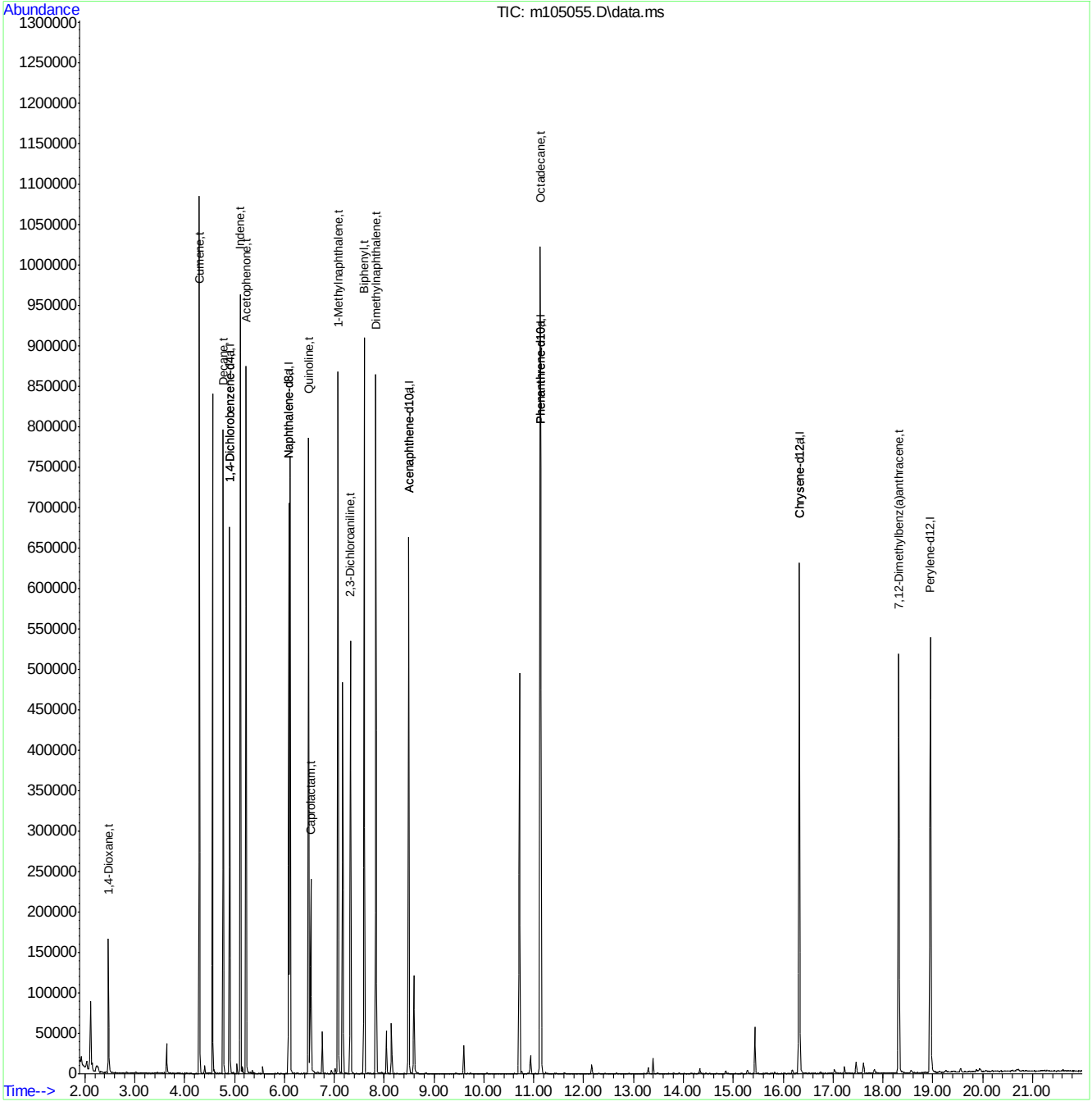

MM4300.M Mon Jun 16 13:01:39 2014 MSM Page: 2

Quantitation Report (QT Reviewed)

Data Path : C:\msdchem\1\DATA\em4301\
Data File : m105056.D
Acq On : 12 Jun 2014 7:44 pm
Operator : saumilp
Sample : ICV4300-50
Misc : op73826,em4301
ALS Vial : 12 Sample Multiplier: 1

Quant Time: Jun 13 09:06:34 2014
Quant Method : C:\msdchem\1\METHODS\MM4300.M
Quant Title : Semi Volatile GC/MS, rtx-5ms 30mx0.25mmx0.25um
QLast Update : Fri Jun 13 08:41:49 2014
Response via : Initial Calibration

Compound	R.T.	QIon	Response	Conc	Units	Dev(Min)
Internal Standards						
1) 1,4-Dichlorobenzene-d4	4.900	152	101895	40.00	ppb	0.00
24) Naphthalene-d8	6.086	136	363456	40.00	ppb	0.00
47) Acenaphthene-d10	8.490	164	210900	40.00	ppb	0.00
69) Phenanthrene-d10	11.135	188	348556	40.00	ppb	0.00
83) Chrysene-d12	16.322	240	346701	40.00	ppb	0.00
92) Perylene-d12	18.950	264	303587	40.00	ppb	0.00
102) 1,4-Dichlorobenzene-d4a	4.900	152	101895	40.00	ppb	0.00
104) Acenaphthene-d10a	8.490	164	210900	40.00	ppb	0.00
107) Chrysene-d12a	16.322	240	346701	40.00	ppb	0.00
110) Phenanthrene-d10a	11.135	188	348556	40.00	ppb	0.00
112) Naphthalene-d8a	6.086	136	363456	40.00	ppb	0.00
System Monitoring Compounds						
5) 2-Fluorophenol	3.902	112	154809	42.63	ppb	0.00
Spiked Amount 50.000			Recovery =	85.26%		
8) Phenol-d5	4.607	99	189349	40.03	ppb	0.00
Spiked Amount 50.000			Recovery =	80.06%		
25) Nitrobenzene-d5	5.371	82	162055	43.02	ppb	0.00
Spiked Amount 50.000			Recovery =	86.04%		
51) 2-Fluorobiphenyl	7.454	172	315364	43.13	ppb	0.00
Spiked Amount 50.000			Recovery =	86.26%		
73) 2,4,6-Tribromophenol	9.853	330	34076	44.42	ppb	0.00
Spiked Amount 50.000			Recovery =	88.84%		
86) Terphenyl-d14	14.324	244	350300	45.09	ppb	0.00
Spiked Amount 50.000			Recovery =	90.18%		
109) 1-chlorooctadecane	0.000	57	0	0.00	ppb	
Spiked Amount 50.000			Recovery =	0.00%		
111) o-terphenyl	0.000	230	0	0.00	ppb	
Spiked Amount 50.000			Recovery =	0.00%		
Target Compounds						Qvalue

(#) = qualifier out of range (m) = manual integration (+) = signals summed

Quantitation Report (QT Reviewed)

Data Path : C:\msdchem\1\DATA\em4301\
Data File : m105056.D
Acq On : 12 Jun 2014 7:44 pm
Operator : saumilp
Sample : ICV4300-50
Misc : op73826,em4301
ALS Vial : 12 Sample Multiplier: 1

Quant Time: Jun 13 09:06:34 2014
Quant Method : C:\msdchem\1\METHODS\MM4300.M
Quant Title : Semi Volatile GC/MS, rtx-5ms 30mx0.25mmx0.25um
QLast Update : Fri Jun 13 08:41:49 2014
Response via : Initial Calibration

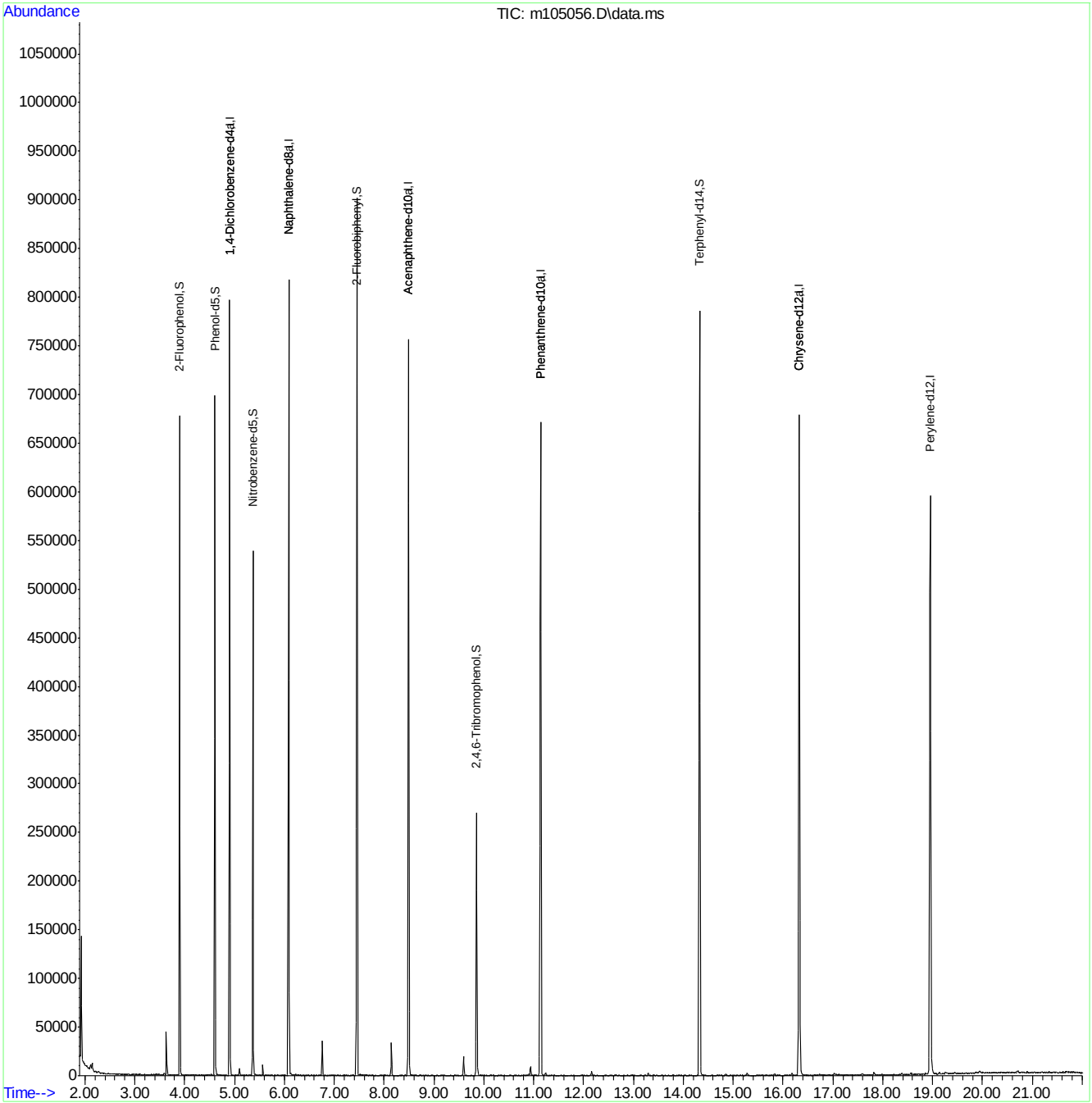

Quantitation Report (QT Reviewed)

Data Path : C:\msdchem\1\DATA\em4301\
Data File : m105057.D
Acq On : 12 Jun 2014 8:14 pm
Operator : saumilp
Sample : ICV4300-50
Misc : op73826,em4301
ALS Vial : 13 Sample Multiplier: 1

Quant Time: Jun 13 09:07:32 2014
Quant Method : C:\msdchem\1\METHODS\MM4300.M
Quant Title : Semi Volatile GC/MS, rtx-5ms 30mx0.25mmx0.25um
QLast Update : Fri Jun 13 08:41:49 2014
Response via : Initial Calibration

Compound	R.T.	QIon	Response	Conc	Units	Dev(Min)
Internal Standards						
1) 1,4-Dichlorobenzene-d4	4.902	152	137344	40.00	ppb	0.00
24) Naphthalene-d8	6.082	136	500318	40.00	ppb	0.00
47) Acenaphthene-d10	8.492	164	306083	40.00	ppb	0.00
69) Phenanthrene-d10	11.141	188	528882	40.00	ppb	0.00
83) Chrysene-d12	16.328	240	554319	40.00	ppb	0.00
92) Perylene-d12	18.957	264	493499	40.00	ppb	0.00
102) 1,4-Dichlorobenzene-d4a	4.902	152	137344	40.00	ppb	0.00
104) Acenaphthene-d10a	8.492	164	306083	40.00	ppb	0.00
107) Chrysene-d12a	16.328	240	554319	40.00	ppb	0.00
110) Phenanthrene-d10a	11.141	188	528882	40.00	ppb	0.00
112) Naphthalene-d8a	6.082	136	500318	40.00	ppb	0.00
System Monitoring Compounds						
5) 2-Fluorophenol	0.000	112	0	0.00	ppb	
Spiked Amount 50.000			Recovery =	0.00%		
8) Phenol-d5	0.000	99	0	0.00	ppb	
Spiked Amount 50.000			Recovery =	0.00%		
25) Nitrobenzene-d5	0.000	82	0	0.00	ppb	
Spiked Amount 50.000			Recovery =	0.00%		
51) 2-Fluorobiphenyl	0.000	172	0	0.00	ppb	
Spiked Amount 50.000			Recovery =	0.00%		
73) 2,4,6-Tribromophenol	0.000	330	0	0.00	ppb	
Spiked Amount 50.000			Recovery =	0.00%		
86) Terphenyl-d14	0.000	244	0	0.00	ppb	
Spiked Amount 50.000			Recovery =	0.00%		
109) 1-chlorooctadecane	0.000	57	0	0.00	ppb	
Spiked Amount 50.000			Recovery =	0.00%		
111) o-terphenyl	0.000	230	0	0.00	ppb	
Spiked Amount 50.000			Recovery =	0.00%		
Target Compounds						Qvalue
10) Aniline	4.640	93	390619	46.62	ppb	98
39) 4-Chloroaniline	6.157	127	314791	46.76	ppb	97

(#) = qualifier out of range (m) = manual integration (+) = signals summed

Quantitation Report (QT Reviewed)

Data Path : C:\msdchem\1\DATA\em4301\
Data File : m105057.D
Acq On : 12 Jun 2014 8:14 pm
Operator : saumilp
Sample : ICV4300-50
Misc : op73826,em4301
ALS Vial : 13 Sample Multiplier: 1

Quant Time: Jun 13 09:07:32 2014
Quant Method : C:\msdchem\1\METHODS\MM4300.M
Quant Title : Semi Volatile GC/MS, rtx-5ms 30mx0.25mmx0.25um
QLast Update : Fri Jun 13 08:41:49 2014
Response via : Initial Calibration

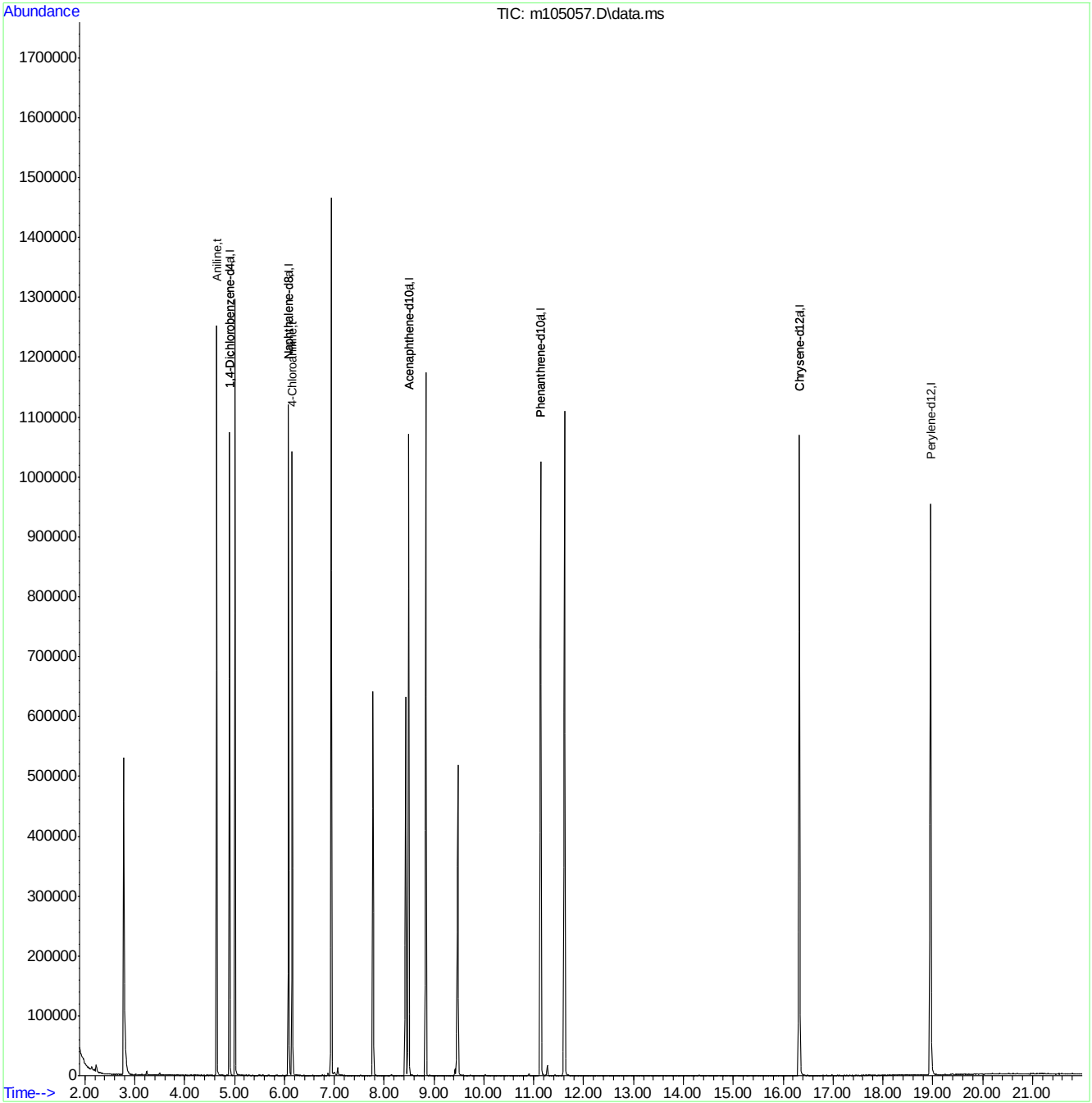

Quantitation Report (QT Reviewed)

Data Path : C:\msdchem\1\DATA\em4301\
Data File : m105059.D
Acq On : 12 Jun 2014 9:12 pm
Operator : saumilp
Sample : ICV4300-50
Misc : op73826,em4301
ALS Vial : 15 Sample Multiplier: 1

Quant Time: Jun 13 09:08:33 2014
Quant Method : C:\msdchem\1\METHODS\MM4300.M
Quant Title : Semi Volatile GC/MS, rtx-5ms 30mx0.25mmx0.25um
QLast Update : Fri Jun 13 08:41:49 2014
Response via : Initial Calibration

Compound	R.T.	QIon	Response	Conc	Units	Dev(Min)
Internal Standards						
1) 1,4-Dichlorobenzene-d4	4.901	152	134895	40.00	ppb	0.00
24) Naphthalene-d8	6.081	136	474574	40.00	ppb	0.00
47) Acenaphthene-d10	8.491	164	286500	40.00	ppb	0.00
69) Phenanthrene-d10	11.135	188	498000	40.00	ppb	0.00
83) Chrysene-d12	16.327	240	519908	40.00	ppb	0.00
92) Perylene-d12	18.956	264	479529	40.00	ppb	0.00
102) 1,4-Dichlorobenzene-d4a	4.901	152	134895	40.00	ppb	0.00
104) Acenaphthene-d10a	8.491	164	286500	40.00	ppb	0.00
107) Chrysene-d12a	16.327	240	519908	40.00	ppb	0.00
110) Phenanthrene-d10a	11.135	188	498000	40.00	ppb	0.00
112) Naphthalene-d8a	6.081	136	474574	40.00	ppb	0.00
System Monitoring Compounds						
5) 2-Fluorophenol	0.000	112	0	0.00	ppb	
Spiked Amount 50.000			Recovery =	0.00%		
8) Phenol-d5	0.000	99	0	0.00	ppb	
Spiked Amount 50.000			Recovery =	0.00%		
25) Nitrobenzene-d5	0.000	82	0	0.00	ppb	
Spiked Amount 50.000			Recovery =	0.00%		
51) 2-Fluorobiphenyl	0.000	172	0	0.00	ppb	
Spiked Amount 50.000			Recovery =	0.00%		
73) 2,4,6-Tribromophenol	0.000	330	0	0.00	ppb	
Spiked Amount 50.000			Recovery =	0.00%		
86) Terphenyl-d14	0.000	244	0	0.00	ppb	
Spiked Amount 50.000			Recovery =	0.00%		
109) 1-chlorooctadecane	0.000	57	0	0.00	ppb	
Spiked Amount 50.000			Recovery =	0.00%		
111) o-terphenyl	0.000	230	0	0.00	ppb	
Spiked Amount 50.000			Recovery =	0.00%		
Target Compounds						Qvalue
89) 3,3'-Dichlorobenzidine	16.333	252	240259	44.70	ppb	99

(#) = qualifier out of range (m) = manual integration (+) = signals summed

Quantitation Report (QT Reviewed)

Data Path : C:\msdchem\1\DATA\em4301\
Data File : m105059.D
Acq On : 12 Jun 2014 9:12 pm
Operator : saumilp
Sample : ICV4300-50
Misc : op73826,em4301
ALS Vial : 15 Sample Multiplier: 1

Quant Time: Jun 13 09:08:33 2014
Quant Method : C:\msdchem\1\METHODS\MM4300.M
Quant Title : Semi Volatile GC/MS, rtx-5ms 30mx0.25mmx0.25um
QLast Update : Fri Jun 13 08:41:49 2014
Response via : Initial Calibration

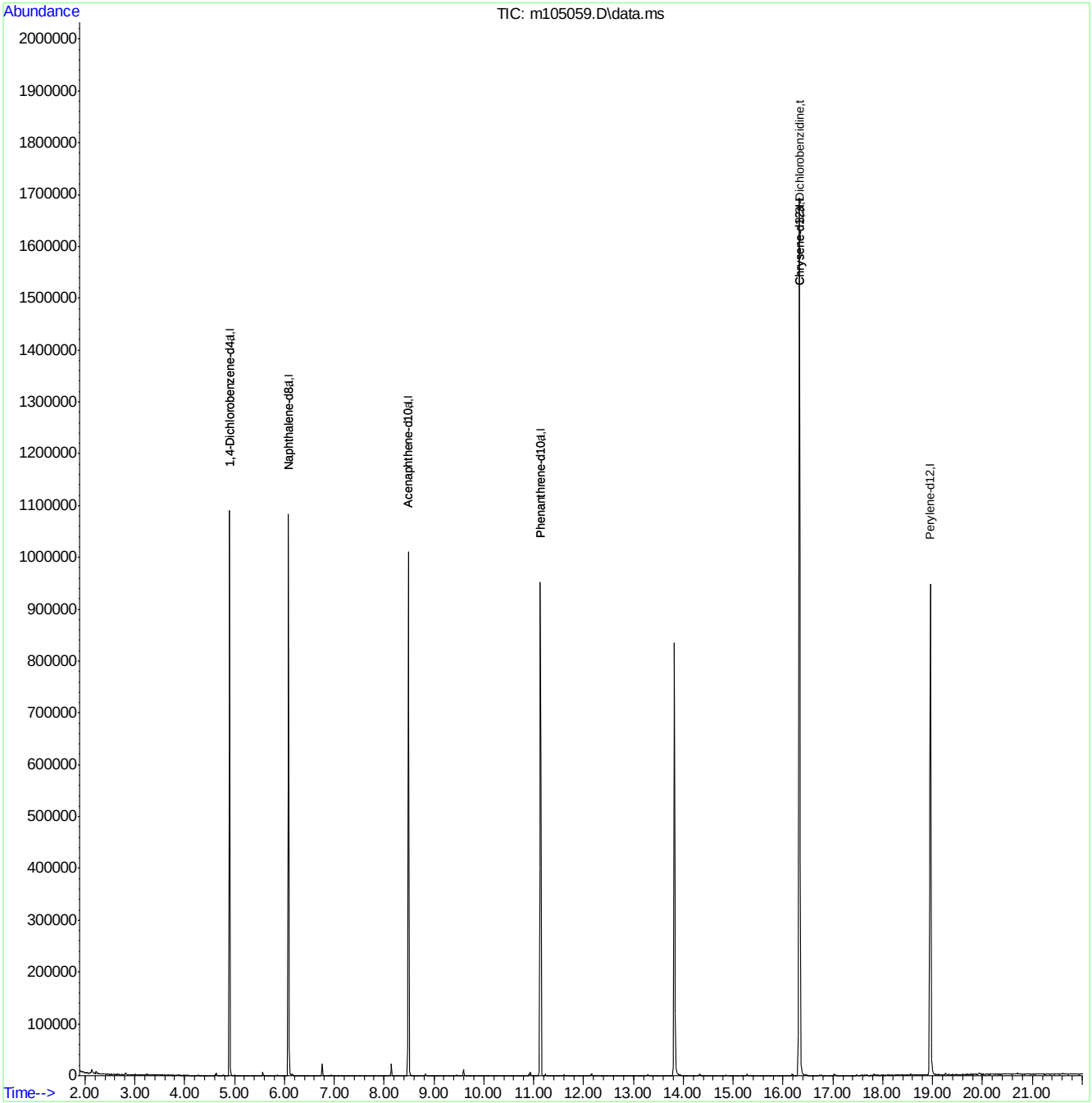

ACCUTEST LABORATORIES JB70672

Quantitation Report (QT Reviewed)

Data Path : C:\msdchem\1\DATA\em4301\
Data File : m105059a.D
Acq On : 12 Jun 2014 9:12 pm
Operator : saumilp
Sample : ICV4301-50
Misc : op73826,em4301
ALS Vial : 15 Sample Multiplier: 1

Quant Time: Jun 13 09:09:16 2014
Quant Method : C:\msdchem\1\METHODS\MM4300.M
Quant Title : Semi Volatile GC/MS, rtx-5ms 30mx0.25mmx0.25um
QLast Update : Fri Jun 13 08:41:49 2014
Response via : Initial Calibration

Compound	R.T.	QIon	Response	Conc	Units	Dev(Min)
Internal Standards						
1) 1,4-Dichlorobenzene-d4	4.901	152	134895	40.00	ppb	0.00
24) Naphthalene-d8	6.081	136	474574	40.00	ppb	0.00
47) Acenaphthene-d10	8.491	164	286500	40.00	ppb	0.00
69) Phenanthrene-d10	11.135	188	498000	40.00	ppb	0.00
83) Chrysene-d12	16.327	240	519908	40.00	ppb	0.00
92) Perylene-d12	18.956	264	479529	40.00	ppb	0.00
102) 1,4-Dichlorobenzene-d4a	4.901	152	134895	40.00	ppb	0.00
104) Acenaphthene-d10a	8.491	164	286500	40.00	ppb	0.00
107) Chrysene-d12a	16.327	240	519908	40.00	ppb	0.00
110) Phenanthrene-d10a	11.135	188	498000	40.00	ppb	0.00
112) Naphthalene-d8a	6.081	136	474574	40.00	ppb	0.00
System Monitoring Compounds						
5) 2-Fluorophenol	0.000	112	0	0.00	ppb	
Spiked Amount 50.000			Recovery =	0.00%		
8) Phenol-d5	0.000	99	0	0.00	ppb	
Spiked Amount 50.000			Recovery =	0.00%		
25) Nitrobenzene-d5	0.000	82	0	0.00	ppb	
Spiked Amount 50.000			Recovery =	0.00%		
51) 2-Fluorobiphenyl	0.000	172	0	0.00	ppb	
Spiked Amount 50.000			Recovery =	0.00%		
73) 2,4,6-Tribromophenol	0.000	330	0	0.00	ppb	
Spiked Amount 50.000			Recovery =	0.00%		
86) Terphenyl-d14	0.000	244	0	0.00	ppb	
Spiked Amount 50.000			Recovery =	0.00%		
109) 1-chlorooctadecane	0.000	57	0	0.00	ppb	
Spiked Amount 50.000			Recovery =	0.00%		
111) o-terphenyl	0.000	230	0	0.00	ppb	
Spiked Amount 50.000			Recovery =	0.00%		
Target Compounds						Qvalue
108) Benzidine	13.822	184	456925	58.18	ppb	99

(#) = qualifier out of range (m) = manual integration (+) = signals summed

ACCUTEST LABORATORIES JB70672

9.6.52

9

Quantitation Report (QT Reviewed)

Data Path : C:\msdchem\1\DATA\em4301\
Data File : m105059a.D
Acq On : 12 Jun 2014 9:12 pm
Operator : saumilp
Sample : ICV4301-50
Misc : op73826,em4301
ALS Vial : 15 Sample Multiplier: 1

Quant Time: Jun 13 09:09:16 2014
Quant Method : C:\msdchem\1\METHODS\MM4300.M
Quant Title : Semi Volatile GC/MS, rtx-5ms 30mx0.25mmx0.25um
QLast Update : Fri Jun 13 08:41:49 2014
Response via : Initial Calibration

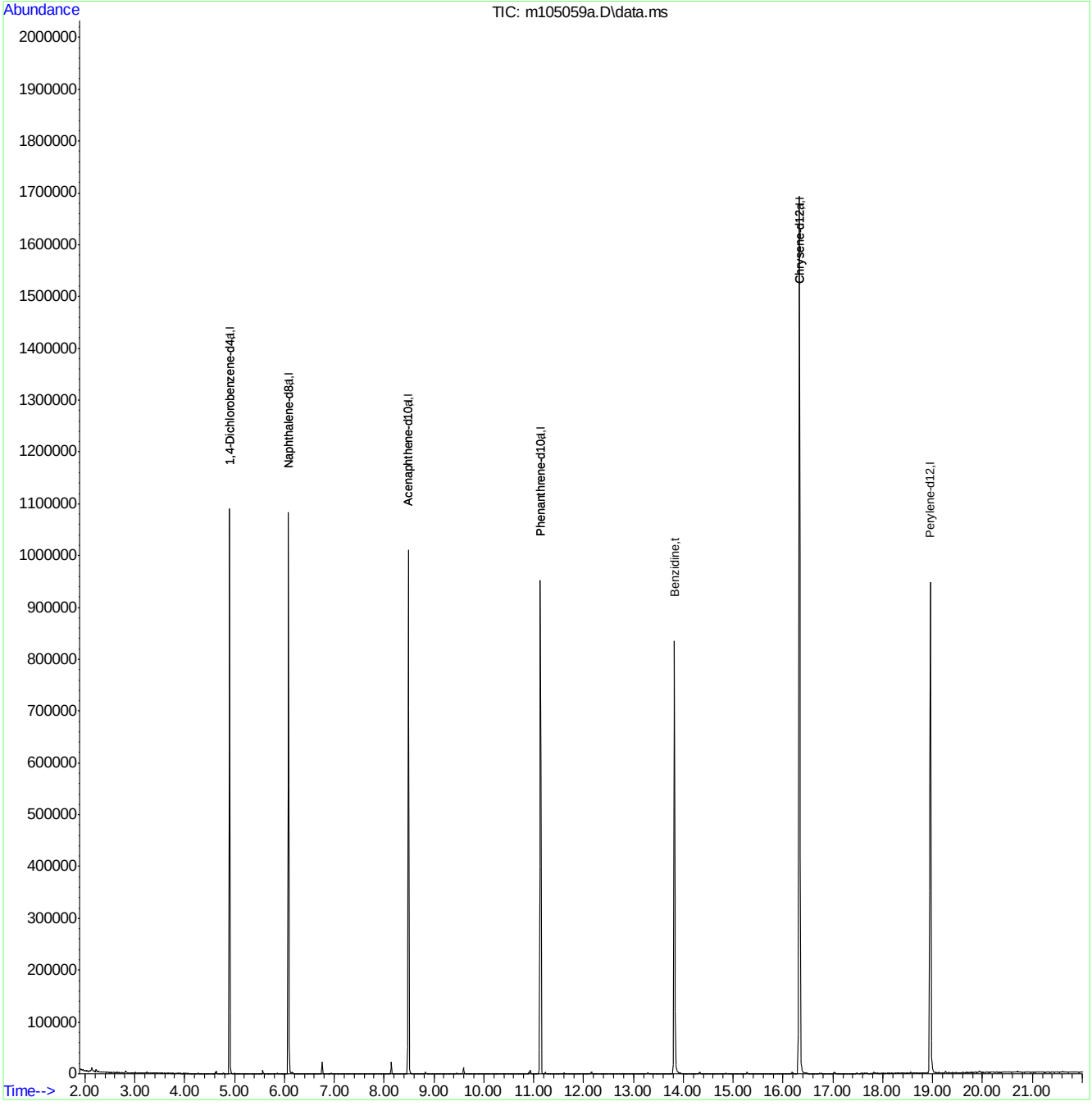

ACCUTEST LABORATORIES JB70672

Quantitation Report (QT Reviewed)

Data Path : C:\msdchem\1\DATA\em4301\
Data File : m105060.D
Acq On : 12 Jun 2014 9:42 pm
Operator : saumilp
Sample : ICV4301-50
Misc : op73826,em4301
ALS Vial : 16 Sample Multiplier: 1

Quant Time: Jun 13 09:10:32 2014
Quant Method : C:\msdchem\1\METHODS\MM4300.M
Quant Title : Semi Volatile GC/MS, rtx-5ms 30mx0.25mmx0.25um
QLast Update : Fri Jun 13 08:41:49 2014
Response via : Initial Calibration

Compound	R.T.	QIon	Response	Conc	Units	Dev(Min)
Internal Standards						
1) 1,4-Dichlorobenzene-d4	4.901	152	118535	40.00	ppb	0.00
24) Naphthalene-d8	6.082	136	422080	40.00	ppb	0.00
47) Acenaphthene-d10	8.491	164	252228	40.00	ppb	0.00
69) Phenanthrene-d10	11.135	188	439112	40.00	ppb	0.00
83) Chrysene-d12	16.323	240	457472	40.00	ppb	0.00
92) Perylene-d12	18.956	264	402018	40.00	ppb	0.00
102) 1,4-Dichlorobenzene-d4a	4.901	152	118535	40.00	ppb	0.00
104) Acenaphthene-d10a	8.491	164	252228	40.00	ppb	0.00
107) Chrysene-d12a	16.323	240	457472	40.00	ppb	0.00
110) Phenanthrene-d10a	11.135	188	439112	40.00	ppb	0.00
112) Naphthalene-d8a	6.082	136	422080	40.00	ppb	0.00
System Monitoring Compounds						
5) 2-Fluorophenol	0.000	112	0	0.00	ppb	
Spiked Amount 50.000			Recovery =	0.00%		
8) Phenol-d5	0.000	99	0	0.00	ppb	
Spiked Amount 50.000			Recovery =	0.00%		
25) Nitrobenzene-d5	0.000	82	0	0.00	ppb	
Spiked Amount 50.000			Recovery =	0.00%		
51) 2-Fluorobiphenyl	0.000	172	0	0.00	ppb	
Spiked Amount 50.000			Recovery =	0.00%		
73) 2,4,6-Tribromophenol	0.000	330	0	0.00	ppb	
Spiked Amount 50.000			Recovery =	0.00%		
86) Terphenyl-d14	0.000	244	0	0.00	ppb	
Spiked Amount 50.000			Recovery =	0.00%		
109) 1-chlorooctadecane	0.000	57	0	0.00	ppb	
Spiked Amount 50.000			Recovery =	0.00%		
111) o-terphenyl	0.000	230	0	0.00	ppb	
Spiked Amount 50.000			Recovery =	0.00%		
Target Compounds						Qvalue
113) hydroquinone	6.541	110	238973	55.74	ppb	97

(#) = qualifier out of range (m) = manual integration (+) = signals summed

ACCUTEST LABORATORIES JB70672

9.6.53 6

Quantitation Report (QT Reviewed)

Data Path : C:\msdchem\1\DATA\em4301\
Data File : m105060.D
Acq On : 12 Jun 2014 9:42 pm
Operator : saumilp
Sample : ICV4301-50
Misc : op73826,em4301
ALS Vial : 16 Sample Multiplier: 1

Quant Time: Jun 13 09:10:32 2014
Quant Method : C:\msdchem\1\METHODS\MM4300.M
Quant Title : Semi Volatile GC/MS, rtx-5ms 30mx0.25mmx0.25um
QLast Update : Fri Jun 13 08:41:49 2014
Response via : Initial Calibration

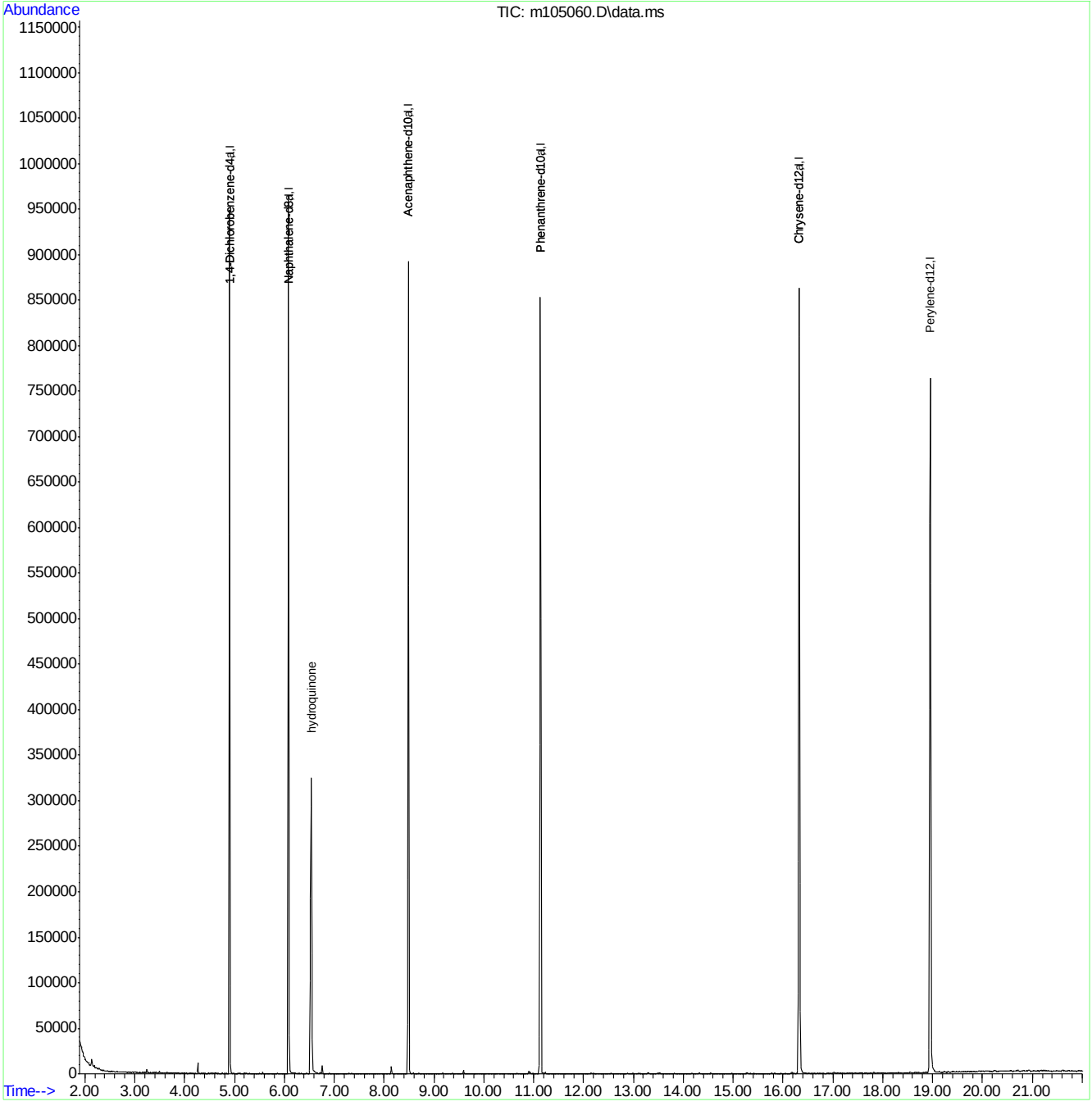

Quantitation Report (QT Reviewed)

Data Path : C:\msdchem\1\DATA\em4302\
Data File : m105064.D
Acq On : 13 Jun 2014 9:54 am
Operator : saumilp
Sample : ICV4300-50
Misc : op73826,em4302
ALS Vial : 2 Sample Multiplier: 1

Quant Time: Jun 13 10:22:39 2014
Quant Method : C:\msdchem\1\METHODS\MM4300.M
Quant Title : Semi Volatile GC/MS, rtx-5ms 30mx0.25mmx0.25um
QLast Update : Fri Jun 13 08:41:49 2014
Response via : Initial Calibration

Compound	R.T.	QIon	Response	Conc	Units	Dev(Min)
Internal Standards						
1) 1,4-Dichlorobenzene-d4	4.899	152	143834	40.00	ppb	0.00
24) Naphthalene-d8	6.084	136	496670	40.00	ppb	0.00
47) Acenaphthene-d10	8.488	164	292610	40.00	ppb	0.00
69) Phenanthrene-d10	11.138	188	504284	40.00	ppb	0.00
83) Chrysene-d12	16.320	240	484783	40.00	ppb	0.00
92) Perylene-d12	18.948	264	400690	40.00	ppb	0.00
102) 1,4-Dichlorobenzene-d4a	4.899	152	143834	40.00	ppb	0.00
104) Acenaphthene-d10a	8.488	164	292610	40.00	ppb	0.00
107) Chrysene-d12a	16.320	240	484783	40.00	ppb	-0.01
110) Phenanthrene-d10a	11.138	188	504284	40.00	ppb	0.00
112) Naphthalene-d8a	6.084	136	496670	40.00	ppb	0.00
System Monitoring Compounds						
5) 2-Fluorophenol	0.000	112	0	0.00	ppb	
Spiked Amount 50.000			Recovery =	0.00%		
8) Phenol-d5	0.000	99	0d	0.00	ppb	
Spiked Amount 50.000			Recovery =	0.00%		
25) Nitrobenzene-d5	0.000	82	0d	0.00	ppb	
Spiked Amount 50.000			Recovery =	0.00%		
51) 2-Fluorobiphenyl	0.000	172	0	0.00	ppb	
Spiked Amount 50.000			Recovery =	0.00%		
73) 2,4,6-Tribromophenol	0.000	330	0	0.00	ppb	
Spiked Amount 50.000			Recovery =	0.00%		
86) Terphenyl-d14	0.000	244	0	0.00	ppb	
Spiked Amount 50.000			Recovery =	0.00%		
109) 1-chlorooctadecane	0.000	57	0	0.00	ppb	
Spiked Amount 50.000			Recovery =	0.00%		
111) o-terphenyl	0.000	230	0	0.00	ppb	
Spiked Amount 50.000			Recovery =	0.00%		
Target Compounds						Qvalue
9) Phenol	4.615	94	339433	44.94	ppb	98
12) 2-Chlorophenol	4.738	128	273192	48.41	ppb	96
19) 2-Methylphenol	5.096	108	243860	48.34	ppb	99
21) 3&4-Methylphenol	5.224	108	254895	47.50	ppb #	83
29) 2-Nitrophenol	5.689	139	129000	49.22	ppb	96
30) 2,4-Dimethylphenol	5.721	107	271127	52.10	ppb	97
31) Benzoic acid	5.817	105	159451	46.43	ppb	95
33) 2,4-Dichlorophenol	5.924	162	201780	51.56	ppb	96
34) 2,6-Dichlorophenol	6.170	162	197970	50.06	ppb	98
43) 4-Chloro-3-methylphenol	6.731	107	229882	50.67	ppb	97
49) 2,4,6-Trichlorophenol	7.329	196	148518	52.35	ppb	99
50) 2,4,5-Trichlorophenol	7.372	196	158410	51.52	ppb	93
60) 2,4-Dinitrophenol	8.595	184	43670	39.01	ppb	84
61) 4-Nitrophenol	8.729	109	76506	55.96	ppb	95
64) 2,3,4,6-Tetrachlorophenol	9.055	232	119769	50.94	ppb	97
70) 4,6-Dinitro-2-methylph...	9.530	198	81662	44.89	ppb	96
76) Pentachlorophenol	10.807	266	95988	55.19	ppb	97

Quantitation Report (QT Reviewed)

Data Path : C:\msdchem\1\DATA\em4302\
Data File : m105064.D
Acq On : 13 Jun 2014 9:54 am
Operator : saumilp
Sample : ICV4300-50
Misc : op73826,em4302
ALS Vial : 2 Sample Multiplier: 1

Quant Time: Jun 13 10:22:39 2014
Quant Method : C:\msdchem\1\METHODS\MM4300.M
Quant Title : Semi Volatile GC/MS, rtx-5ms 30mx0.25mmx0.25um
QLast Update : Fri Jun 13 08:41:49 2014
Response via : Initial Calibration

Compound	R.T.	QIon	Response	Conc	Units	Dev(Min)

(#) = qualifier out of range (m) = manual integration (+) = signals summed

Quantitation Report (QT Reviewed)

Data Path : C:\msdchem\1\DATA\em4302\
Data File : m105064.D
Acq On : 13 Jun 2014 9:54 am
Operator : saumilp
Sample : ICV4300-50
Misc : op73826,em4302
ALS Vial : 2 Sample Multiplier: 1

Quant Time: Jun 13 10:22:39 2014
Quant Method : C:\msdchem\1\METHODS\MM4300.M
Quant Title : Semi Volatile GC/MS, rtx-5ms 30mx0.25mmx0.25um
QLast Update : Fri Jun 13 08:41:49 2014
Response via : Initial Calibration

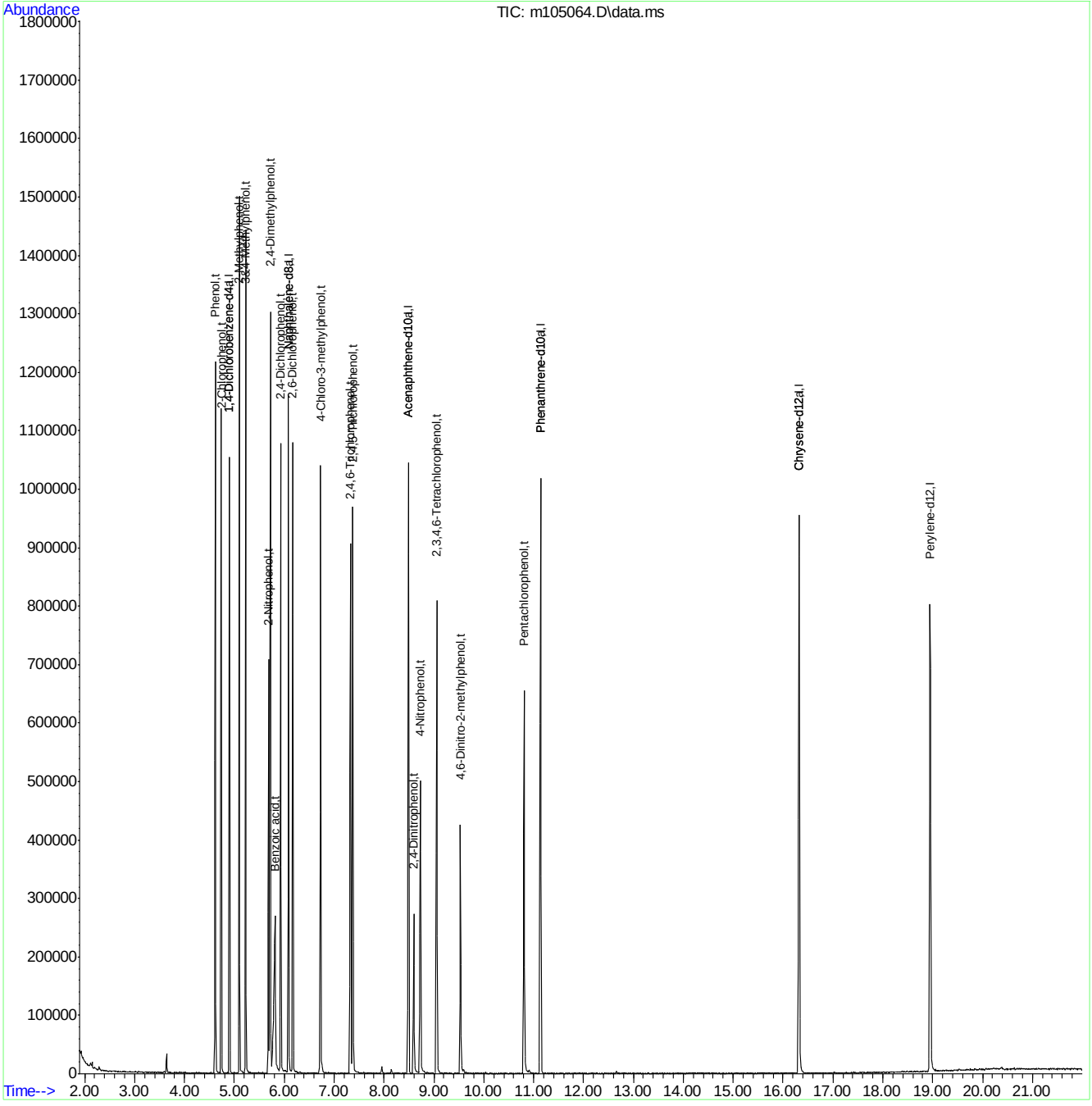

Manual Integrations APPROVED (compounds with "m" flag)
Nina Pandya
07/07/14 17:06

Quantitation Report (QT Reviewed)

Data Path : C:\msdchem\1\DATA\em4336\
Data File : m106037.D
Acq On : 5 Jul 2014 11:27 am
Operator : andrews1
Sample : cc4300-50
Misc : op73826,em4336
ALS Vial : 2 Sample Multiplier: 1

Quant Time: Jul 07 13:00:29 2014
Quant Method : C:\msdchem\1\METHODS\MM4300.M
Quant Title : Semi Volatile GC/MS, rtx-5ms 30mx0.25mmx0.25um
QLast Update : Mon Jul 07 12:59:16 2014
Response via : Initial Calibration

Compound	R.T.	QIon	Response	Conc	Units		Dev(Min)
Internal Standards							
1) 1,4-Dichlorobenzene-d4	4.732	152	133053	40.00	ppb		0.00
24) Naphthalene-d8	5.875	136	499753	40.00	ppb		0.00
47) Acenaphthene-d10	8.225	164	320184	40.00	ppb		0.00
69) Phenanthrene-d10	10.854	188	547826	40.00	ppb		0.00
83) Chrysene-d12	16.036	240	513138	40.00	ppb		0.00
92) Perylene-d12	18.653	264	416639	40.00	ppb		0.00
102) 1,4-Dichlorobenzene-d4a	4.732	152	133053	40.00	ppb		0.00
104) Acenaphthene-d10a	8.225	164	320184	40.00	ppb		0.00
107) Chrysene-d12a	16.036	240	513138	40.00	ppb		0.00
109) Naphthalene-d8a	5.875	136	499753	40.00	ppb		0.00
System Monitoring Compounds							
5) 2-Fluorophenol	3.797	112	214661	45.27	ppb		0.00
Spiked Amount 50.000			Recovery = 90.54%				
8) Phenol-d5	4.507	99	281377	45.56	ppb		0.00
Spiked Amount 50.000			Recovery = 91.12%				
25) Nitrobenzene-d5	5.186	82	258381	49.88	ppb		0.00
Spiked Amount 50.000			Recovery = 99.76%				
51) 2-Fluorobiphenyl	7.210	172	491189	44.24	ppb		0.00
Spiked Amount 50.000			Recovery = 88.48%				
73) 2,4,6-Tribromophenol	9.593	330	59292	49.17	ppb		0.00
Spiked Amount 50.000			Recovery = 98.34%				
86) Terphenyl-d14	14.027	244	528053	45.92	ppb		0.00
Spiked Amount 50.000			Recovery = 91.84%				
Target Compounds							Qvalue
2) 1,4-Dioxane	2.290	88	94970	39.60	ppb		97
3) Pyridine	2.616	79	257175	43.23	ppb		98
4) N-Nitrosodimethylamine	2.584	42	99109	46.07	ppb		93
6) Indene	4.935	116	393112	44.80	ppb		99
7) Cumene	4.128	105	570482	45.40	ppb		99
9) Phenol	4.523	94	312322	44.70	ppb		77
10) Aniline	4.486	93	335606	41.34	ppb		97
11) bis(2-Chloroethyl)ether	4.523	93	223290	46.22	ppb		90
12) 2-Chlorophenol	4.593	128	226405	43.37	ppb		94
13) Decane	4.603	43	172857	44.41	ppb		92
14) 1,3-Dichlorobenzene	4.689	146	250468	46.00	ppb		99
15) 1,4-Dichlorobenzene	4.742	146	252933	44.69	ppb		96
16) Benzyl alcohol	4.849	108	156940	44.22	ppb		96
17) 1,2-Dichlorobenzene	4.865	146	235155	44.83	ppb		97
18) Acetophenone	5.058	105	332148	45.09	ppb		99
19) 2-Methylphenol	4.972	108	221105	47.38	ppb		98
20) 2,2'-oxybis(1-Chloropr...	4.945	121	74068	48.24	ppb		94
21) 3&4-Methylphenol	5.100	108	242300	48.81	ppb	#	69
22) n-Nitroso-di-n-propyla...	5.058	70	173950	48.62	ppb		95
23) Hexachloroethane	5.143	201	94742	49.14	ppb		97
26) Nitrobenzene	5.202	77	274277	46.98	ppb		97
27) Quinoline	6.270	129	465129	44.04	ppb		99
28) Isophorone	5.421	82	464422	46.07	ppb		98

Quantitation Report (QT Reviewed)

Data Path : C:\msdchem\1\DATA\em4336\
Data File : m106037.D
Acq On : 5 Jul 2014 11:27 am
Operator : andrews1
Sample : cc4300-50
Misc : op73826,em4336
ALS Vial : 2 Sample Multiplier: 1

Quant Time: Jul 07 13:00:29 2014
Quant Method : C:\msdchem\1\METHODS\MM4300.M
Quant Title : Semi Volatile GC/MS, rtx-5ms 30mx0.25mmx0.25um
QLast Update : Mon Jul 07 12:59:16 2014
Response via : Initial Calibration

Compound	R.T.	QIon	Response	Conc	Units	Dev(Min)
29) 2-Nitrophenol	5.496	139	127759	48.44	ppb	81
30) 2,4-Dimethylphenol	5.560	107	231111	44.14	ppb	99
31) Benzoic acid	5.688	105	167032m	48.34	ppb	
32) bis(2-Chloroethoxy)met...	5.613	93	256864	44.76	ppb	99
33) 2,4-Dichlorophenol	5.768	162	194614	49.42	ppb	94
34) 2,6-Dichlorophenol	5.976	162	188893	47.47	ppb	98
35) 1,3,5-Trichlorobenzene	5.506	180	224870	45.46	ppb	97
36) 1,2,4-Trichlorobenzene	5.816	180	215804	46.38	ppb	99
37) 1,2,3-Trichlorobenzene	6.051	180	213660	45.27	ppb	98
38) Naphthalene	5.896	128	664937	43.27	ppb	99
39) 4-Chloroaniline	5.955	127	284775	42.35	ppb	97
40) 2,3-Dichloroaniline	7.093	161	235269	46.04	ppb	100
41) Caprolactam	6.372	55	94243	45.97	ppb	96
42) Hexachlorobutadiene	6.030	225	117805	44.09	ppb	98
43) 4-Chloro-3-methylphenol	6.585	107	222374	48.71	ppb	95
44) 2-Methylnaphthalene	6.708	141	375987	44.38	ppb	99
45) 1-Methylnaphthalene	6.836	142	429661	44.12	ppb	96
46) Dimethylnaphthalene	7.584	156	406223	46.24	ppb	98
48) Hexachlorocyclopentadiene	6.922	237	244801	89.88	ppb	99
49) 2,4,6-Trichlorophenol	7.114	196	147900	47.64	ppb	99
50) 2,4,5-Trichlorophenol	7.216	196	156153	46.41	ppb	93
52) 2-Chloronaphthalene	7.371	162	434909	41.74	ppb	98
53) Biphenyl	7.349	154	559119	42.66	ppb	98
54) 2-Nitroaniline	7.547	65	137431	48.24	ppb	92
55) Dimethylphthalate	7.830	163	498999	45.22	ppb	99
56) Acenaphthylene	7.996	152	698489	43.84	ppb	99
57) 2,6-Dinitrotoluene	7.921	165	119822	50.30	ppb	95
58) 3-Nitroaniline	8.193	138	129065	46.09	ppb	90
59) Acenaphthene	8.279	153	421609	42.67	ppb	94
60) 2,4-Dinitrophenol	8.375	184	129492	89.78	ppb	90
61) 4-Nitrophenol	8.663	109	70403	47.06	ppb	92
62) Dibenzofuran	8.567	168	617874	42.56	ppb	95
63) 2,4-Dinitrotoluene	8.583	165	164952	50.62	ppb	83
64) 2,3,4,6-Tetrachlorophenol	8.818	232	115185	44.77	ppb	98
65) Diethylphthalate	9.032	149	490188	45.65	ppb	98
66) Fluorene	9.155	166	499415	44.28	ppb	100
67) 4-Chlorophenyl-phenyle...	9.182	204	243446	44.49	ppb	96
68) 4-Nitroaniline	9.246	138	130121	44.95	ppb	94
70) 4,6-Dinitro-2-methylph...	9.299	198	92970	47.05	ppb	97
71) n-Nitrosodiphenylamine	9.406	169	343094	45.64	ppb	97
72) 1,2-Diphenylhydrazine	9.465	77	541005	44.49	ppb	98
74) 4-Bromophenyl-phenylether	10.063	248	122292	43.02	ppb	96
75) Hexachlorobenzene	10.154	284	129589	41.70	ppb	98
76) Pentachlorophenol	10.571	266	136977	72.50	ppb	96
77) Phenanthrene	10.897	178	729168	43.83	ppb	99
78) Anthracene	10.998	178	757447	45.77	ppb	99
79) Carbazole	11.351	167	704858	44.86	ppb	99
80) Di-n-butylphthalate	12.141	149	847032	48.80	ppb	100
81) Fluoranthene	13.194	202	807389	45.95	ppb	97
82) Octadecane	10.838	57	271750	49.17	ppb	95

Quantitation Report (QT Reviewed)

Data Path : C:\msdchem\1\DATA\em4336\
Data File : m106037.D
Acq On : 5 Jul 2014 11:27 am
Operator : andrews1
Sample : cc4300-50
Misc : op73826,em4336
ALS Vial : 2 Sample Multiplier: 1

Quant Time: Jul 07 13:00:29 2014
Quant Method : C:\msdchem\1\METHODS\MM4300.M
Quant Title : Semi Volatile GC/MS, rtx-5ms 30mx0.25mmx0.25um
QLast Update : Mon Jul 07 12:59:16 2014
Response via : Initial Calibration

Compound	R.T.	QIon	Response	Conc	Units	Dev(Min)
84) Pyrene	13.621	202	840554	47.48	ppb	100
85) Butyl stearate	15.325	56	285774	82.01	ppb	98
87) Butylbenzylphthalate	15.085	149	386686	54.11	ppb	98
88) Benzo[a]anthracene	16.014	228	725729	45.56	ppb	99
89) 3,3'-Dichlorobenzidine	16.041	252	252289	47.56	ppb	98
90) Chrysene	16.084	228	685381	45.33	ppb	98
91) bis(2-Ethylhexyl)phtha...	16.303	149	549104	57.47	ppb	99
93) Di-n-octylphthalate	17.531	149	953848	55.27	ppb	99
94) Benzo[b]fluoranthene	18.018	252	672642	45.52	ppb	99
95) Benzo[k]fluoranthene	18.071	252	615026	42.15	ppb	98
96) Benzo[a]pyrene	18.557	252	583760	45.11	ppb	98
97) Indeno[1,2,3-cd]pyrene	20.400	276	515364	44.54	ppb	99
98) Dibenz(a,h)acridine	20.021	279	465008	44.35	ppb	97
99) Dibenz[a,h]anthracene	20.443	278	526478	43.43	ppb	97
100) 7,12-Dimethylbenz(a)an...	18.028	256	325335	48.44	ppb	97
101) Benzo[g,h,i]perylene	20.865	276	500046	42.77	ppb	99

(#) = qualifier out of range (m) = manual integration (+) = signals summed

Quantitation Report (QT Reviewed)

Data Path : C:\msdchem\1\DATA\em4336\
Data File : m106037.D
Acq On : 5 Jul 2014 11:27 am
Operator : andrews1
Sample : cc4300-50
Misc : op73826,em4336
ALS Vial : 2 Sample Multiplier: 1

Quant Time: Jul 07 13:00:29 2014
Quant Method : C:\msdchem\1\METHODS\MM4300.M
Quant Title : Semi Volatile GC/MS, rtx-5ms 30mx0.25mmx0.25um
QLast Update : Mon Jul 07 12:59:16 2014
Response via : Initial Calibration

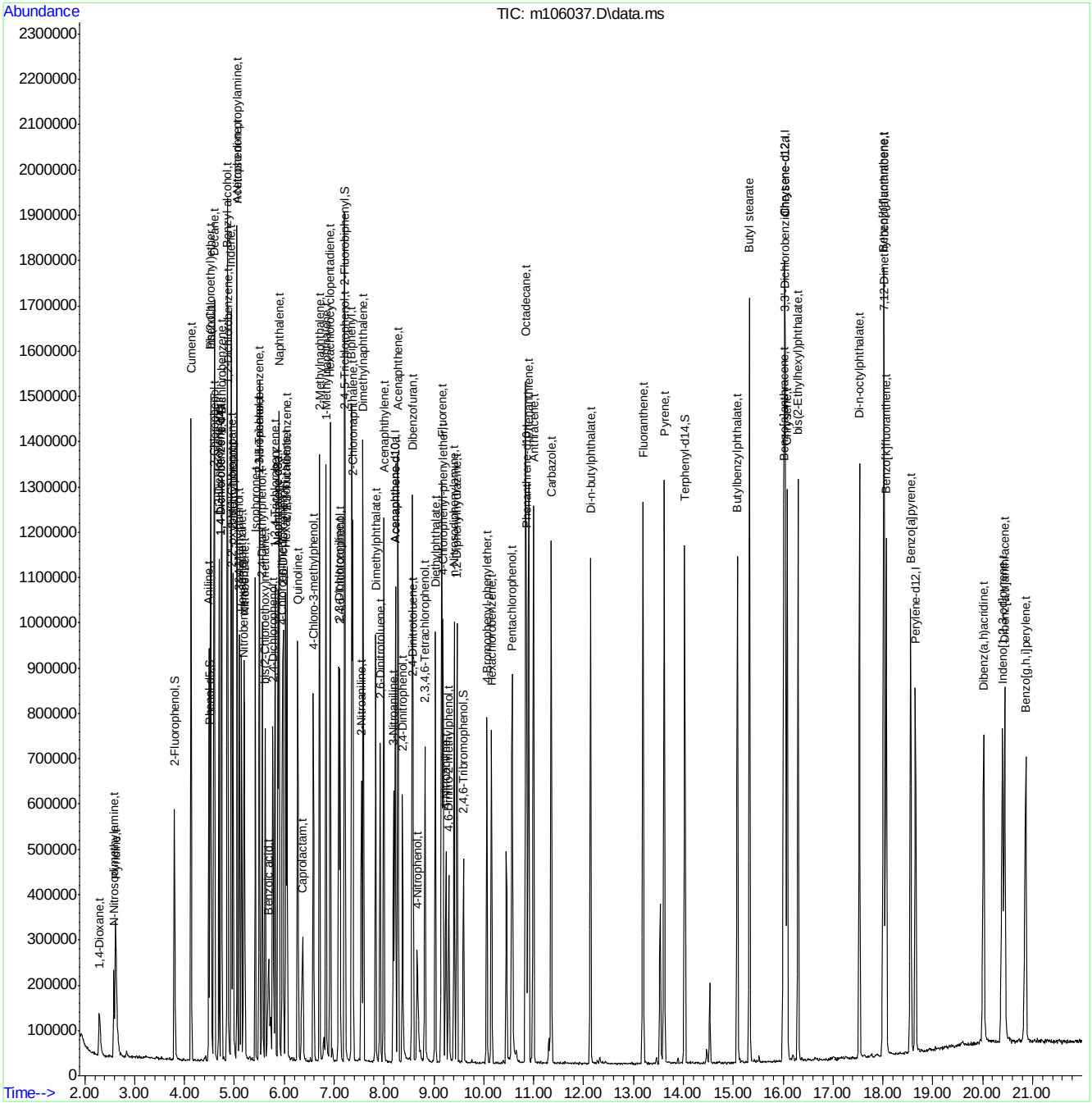

Manual Integration Approval Summary

Sample Number:	EM4336-CC4300	**Method:**	SW846 8270D
Lab FileID:	M106037.D	**Analyst approved:**	07/07/14 13:24 Saumil Patel
Injection Time:	07/05/14 11:27	**Supervisor approved:**	07/07/14 17:06 Nina Pandya

Parameter	CAS	Sig#	R.T. (min.)	Reason
Benzoic acid	65-85-0		5.69	Poor instrument integration

Quantitation Report (Qedit)

Data Path : C:\msdchem\1\DATA\em4336\
Data File : m106037.D
Acq On : 5 Jul 2014 11:27 am
Operator : andrews1
Sample : cc4300-50
Misc : op73826,em4336
ALS Vial : 2 Sample Multiplier: 1

Quant Time: Jul 07 12:59:22 2014
Quant Method : C:\msdchem\1\METHODS\MM4300.M
Quant Title : Semi Volatile GC/MS, rtx-5ms 30mx0.25mmx0.25um
QLast Update : Mon Jul 07 12:59:16 2014
Response via : Initial Calibration

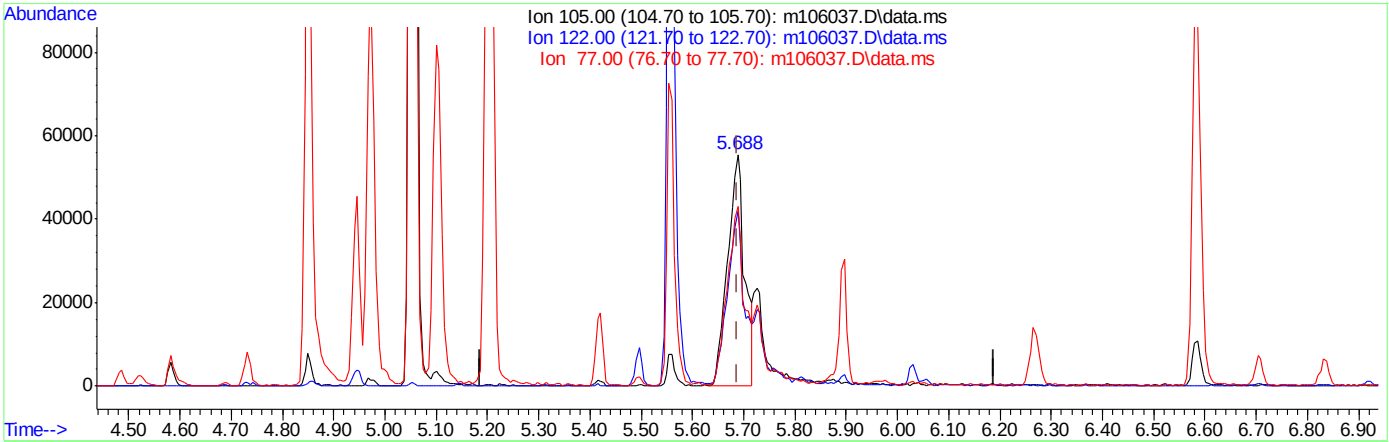

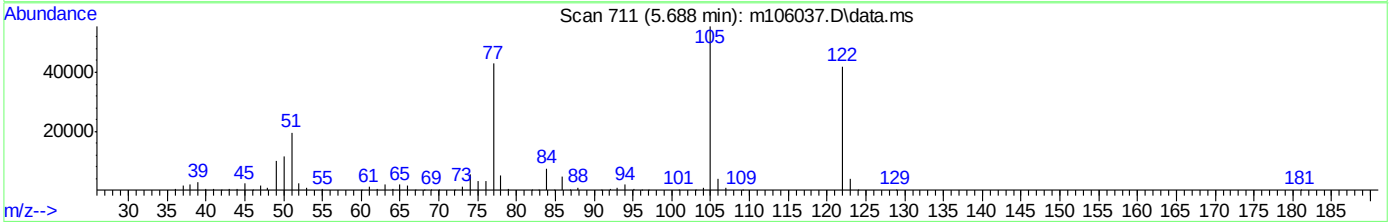

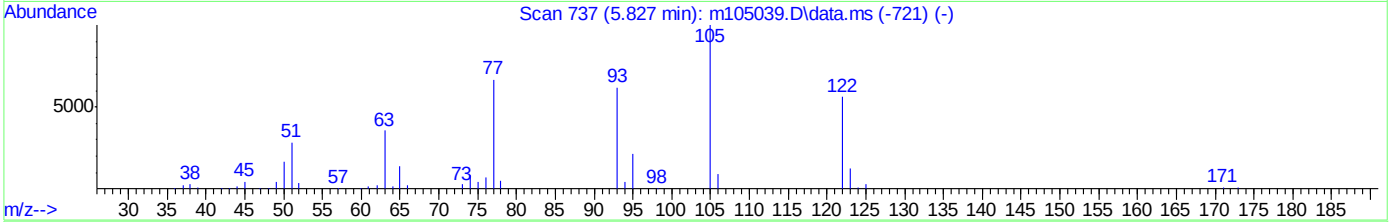

TIC: m106037.D\data.ms

(31) Benzoic acid (t)

5.688min (0.000) 37.08ppb

response 128133

Ion	Exp%	Act%
105.00	100	100
122.00	63.70	75.18
77.00	69.30	77.84
0.00	0.00	0.00

Quantitation Report (Qedit)

Data Path : C:\msdchem\1\DATA\em4336\
Data File : m106037.D
Acq On : 5 Jul 2014 11:27 am
Operator : andrews1
Sample : cc4300-50
Misc : op73826,em4336
ALS Vial : 2 Sample Multiplier: 1

Quant Time: Jul 07 12:59:22 2014
Quant Method : C:\msdchem\1\METHODS\MM4300.M
Quant Title : Semi Volatile GC/MS, rtx-5ms 30mx0.25mmx0.25um
QLast Update : Mon Jul 07 12:59:16 2014
Response via : Initial Calibration

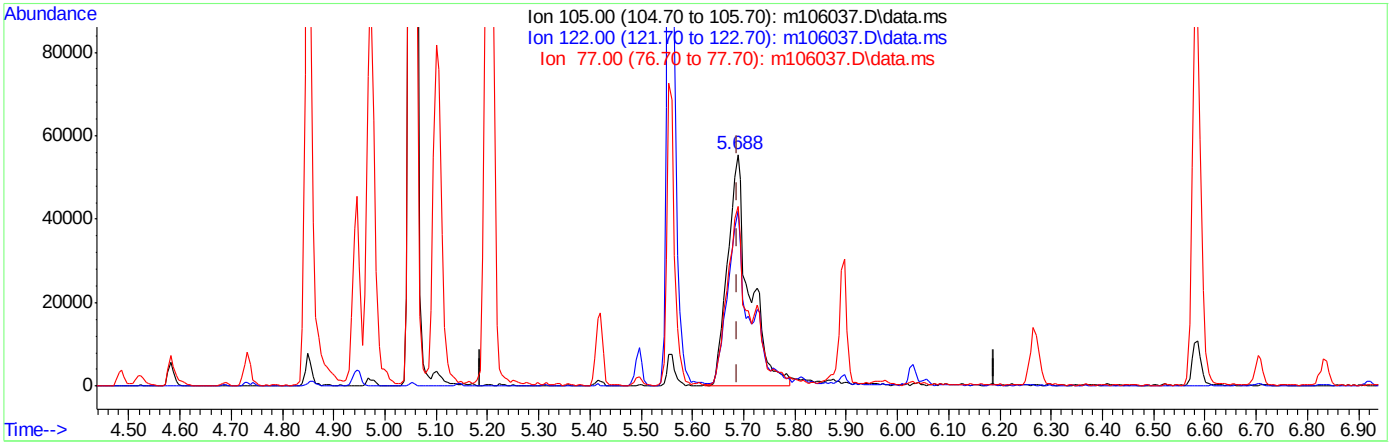

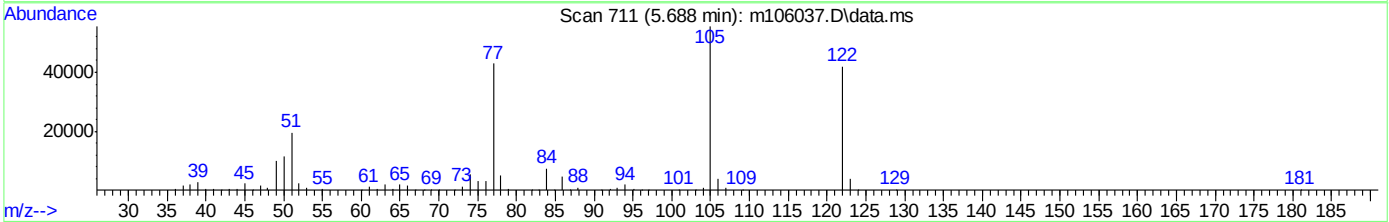

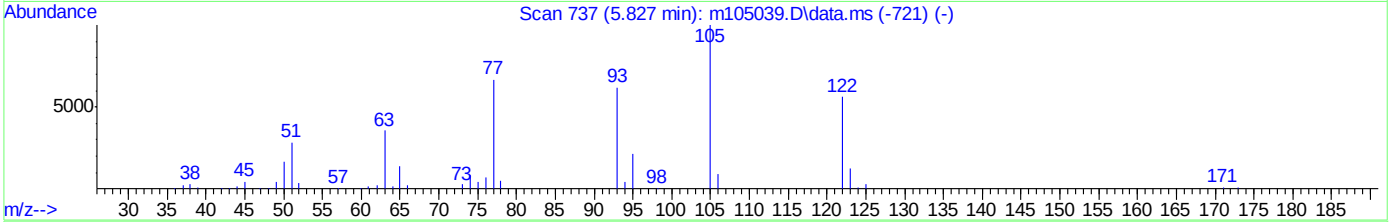

TIC: m106037.D\data.ms

(31) Benzoic acid (t)

5.688min (0.000) 48.34ppb m

response 167032

Ion	Exp%	Act%
105.00	100	100
122.00	63.70	75.55
77.00	69.30	77.38
0.00	0.00	0.00

Quantitation Report (QT Reviewed)

Data Path : C:\msdchem\1\DATA\em4336\
Data File : m106038.D
Acq On : 5 Jul 2014 11:56 am
Operator : andrews1
Sample : cc4301-50
Misc : op73826,em4336
ALS Vial : 3 Sample Multiplier: 1

Quant Time: Jul 07 13:02:03 2014
Quant Method : C:\msdchem\1\METHODS\MM4300.M
Quant Title : Semi Volatile GC/MS, rtx-5ms 30mx0.25mmx0.25um
QLast Update : Mon Jul 07 12:59:16 2014
Response via : Initial Calibration

Compound	R.T.	QIon	Response	Conc	Units	Dev(Min)
Internal Standards						
1) 1,4-Dichlorobenzene-d4	4.730	152	130703	40.00	ppb	0.00
24) Naphthalene-d8	5.867	136	479069	40.00	ppb	0.00
47) Acenaphthene-d10	8.223	164	284972	40.00	ppb	0.00
69) Phenanthrene-d10	10.852	188	520158	40.00	ppb	0.00
83) Chrysene-d12	16.023	240	497792	40.00	ppb	-0.01
92) Perylene-d12	18.651	264	403691	40.00	ppb	0.00
102) 1,4-Dichlorobenzene-d4a	4.730	152	130703	40.00	ppb	0.00
104) Acenaphthene-d10a	8.223	164	284972	40.00	ppb	0.00
107) Chrysene-d12a	16.023	240	497792	40.00	ppb	-0.01
109) Naphthalene-d8a	5.867	136	479069	40.00	ppb	0.00
System Monitoring Compounds						
5) 2-Fluorophenol	0.000	112	0	0.00	ppb	
Spiked Amount 50.000			Recovery =	0.00%		
8) Phenol-d5	0.000	99	0d	0.00	ppb	
Spiked Amount 50.000			Recovery =	0.00%		
25) Nitrobenzene-d5	0.000	82	0	0.00	ppb	
Spiked Amount 50.000			Recovery =	0.00%		
51) 2-Fluorobiphenyl	0.000	172	0d	0.00	ppb	
Spiked Amount 50.000			Recovery =	0.00%		
73) 2,4,6-Tribromophenol	0.000	330	0	0.00	ppb	
Spiked Amount 50.000			Recovery =	0.00%		
86) Terphenyl-d14	0.000	244	0d	0.00	ppb	
Spiked Amount 50.000			Recovery =	0.00%		
Target Compounds						Qvalue
103) Benzaldehyde	4.398	105	180711	50.44	ppb	93
105) 1,2,4,5-Tetrachloroben...	6.931	216	206845	47.83	ppb	99
106) Atrazine	10.456	215	77615	55.89	ppb	88
108) Benzidine	13.533	184	334421	44.47	ppb	99
110) hydroquinone	6.396	110	246192	50.60	ppb	97

(#) = qualifier out of range (m) = manual integration (+) = signals summed

9.6.9.5

6

Quantitation Report (QT Reviewed)

Data Path : C:\msdchem\1\DATA\em4336\
Data File : m106038.D
Acq On : 5 Jul 2014 11:56 am
Operator : andrews1
Sample : cc4301-50
Misc : op73826,em4336
ALS Vial : 3 Sample Multiplier: 1

Quant Time: Jul 07 13:02:03 2014
Quant Method : C:\msdchem\1\METHODS\MM4300.M
Quant Title : Semi Volatile GC/MS, rtx-5ms 30mx0.25mmx0.25um
QLast Update : Mon Jul 07 12:59:16 2014
Response via : Initial Calibration

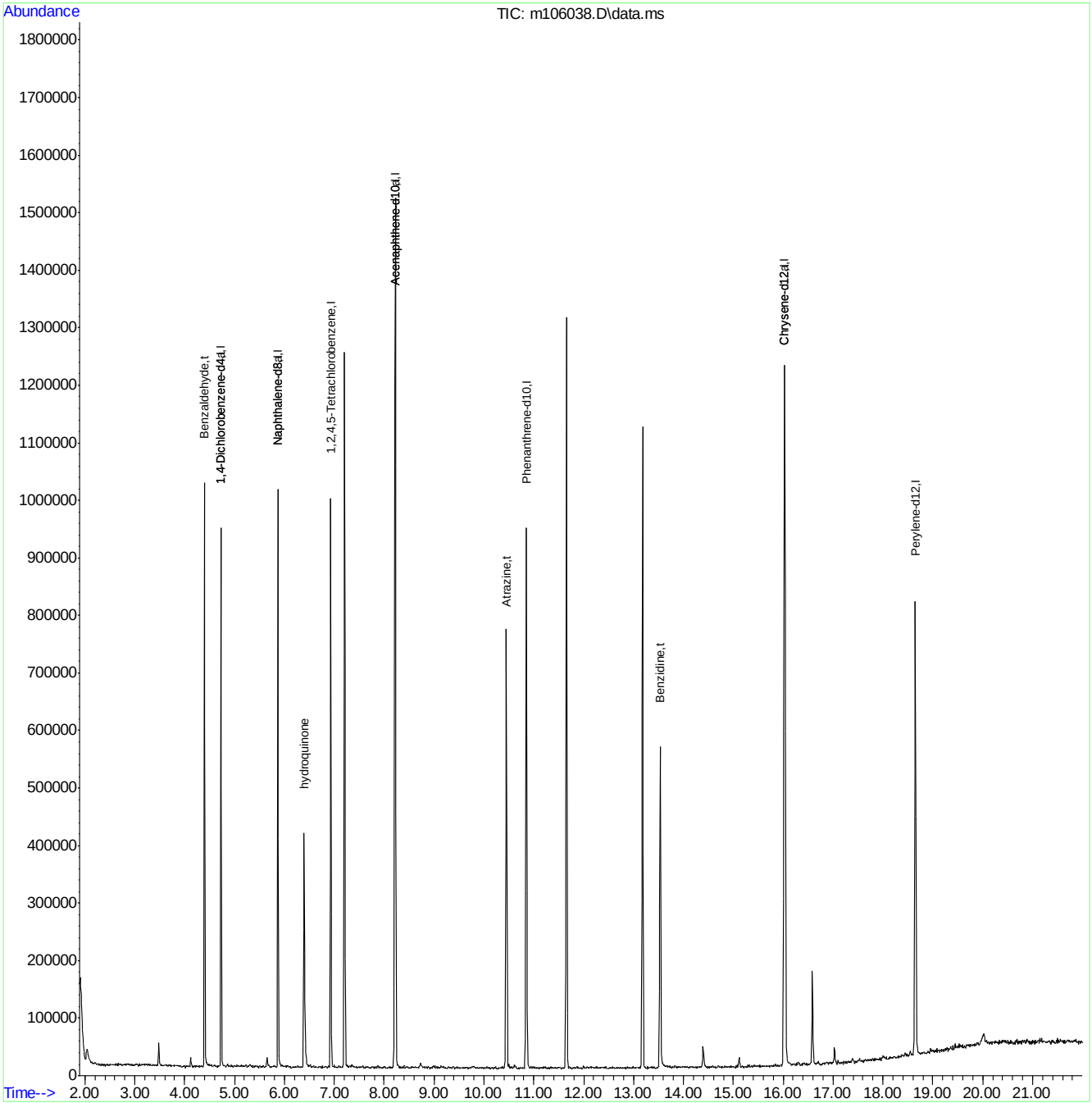

Quantitation Report (QT Reviewed)

Data Path : C:\msdchem\1\DATA\ez4614\
Data File : z92843a.D
Acq On : 23 Jun 2014 2:11 pm
Operator : ashleyv
Sample : ic4614-100
Misc : op75490,ez4614
ALS Vial : 11 Sample Multiplier: 1

Quant Time: Jun 23 17:05:45 2014
Quant Method : C:\MSDCHEM\1\METHODS\MZ4613.M
Quant Title : Semi Volatile GC/MS, ZB-5MS 15m x .25mm x .25um
QLast Update : Mon Jun 23 17:04:57 2014
Response via : Initial Calibration

Compound	R.T.	QIon	Response	Conc	Units	Dev(Min)
Internal Standards						
1) 1,4-Dichlorobenzene-d4	3.364	152	236464	40.00	ppb	0.00
24) Naphthalene-d8	4.678	136	913358	40.00	ppb	0.00
47) Acenaphthene-d10	6.724	164	545118	40.00	ppb	0.00
69) Phenanthrene-d10	8.498	188	895175	40.00	ppb	0.00
83) Chrysene-d12	12.157	240	875297	40.00	ppb	-0.01
92) Perylene-d12	14.198	264	697351	40.00	ppb	-0.01
102) 1,4-Dichlorobenzene-d4a	3.364	152	236464	40.00	ppb	0.00
104) Phenanthrene-d10a	8.498	188	895175	40.00	ppb	0.00
107) Chrysene-d12a	12.157	240	875297	40.00	ppb	-0.01
110) Acenaphthene-d10a	6.724	164	545118	40.00	ppb	0.00
112) Naphthalene-d8a	4.678	136	913358	40.00	ppb	0.00
114) Chrysene-d12b	12.157	240	875297	40.00	ppb	-0.01
System Monitoring Compounds						
5) 2-Fluorophenol	0.000	112	0	0.00	ppb	
Spiked Amount 50.000			Recovery =	0.00%		
8) Phenol-d5	0.000	99	0	0.00	ppb	
Spiked Amount 50.000			Recovery =	0.00%		
25) Nitrobenzene-d5	0.000	82	0	0.00	ppb	
Spiked Amount 50.000			Recovery =	0.00%		
51) 2-Fluorobiphenyl	0.000	172	0d	0.00	ppb	
Spiked Amount 50.000			Recovery =	0.00%		
73) 2,4,6-Tribromophenol	0.000	330	0	0.00	ppb	
Spiked Amount 50.000			Recovery =	0.00%		
86) Terphenyl-d14	0.000	244	0	0.00	ppb	
Spiked Amount 50.000			Recovery =	0.00%		
106) o-terphenyl	9.016	230	1364813	158.11	ppb	0.00
Spiked Amount 50.000			Recovery =	316.22%		
109) 1-chlorooctadecane	10.020	57	676229	187.84	ppb	0.00
Spiked Amount 50.000			Recovery =	375.68%		
Target Compounds						Qvalue
103) Benzaldehyde	2.974	105	612144	141.48	ppb	# 83
105) Atrazine	8.236	215	235390	158.33	ppb	# 84
108) Benzidine	10.319	184	1338998	188.92	ppb	98
111) 1,2,4,5-Tetrachloroben...	5.704	216	769689	151.97	ppb	98
113) Hydroquinone	5.250	110	750643	144.31	ppb	86

(#) = qualifier out of range (m) = manual integration (+) = signals summed

Quantitation Report (QT Reviewed)

Data Path : C:\msdchem\1\DATA\ez4614\
Data File : z92843a.D
Acq On : 23 Jun 2014 2:11 pm
Operator : ashleyv
Sample : ic4614-100
Misc : op75490,ez4614
ALS Vial : 11 Sample Multiplier: 1

Quant Time: Jun 23 17:05:45 2014
Quant Method : C:\MSDCHEM\1\METHODS\MZ4613.M
Quant Title : Semi Volatile GC/MS, ZB-5MS 15m x .25mm x .25um
QLast Update : Mon Jun 23 17:04:57 2014
Response via : Initial Calibration

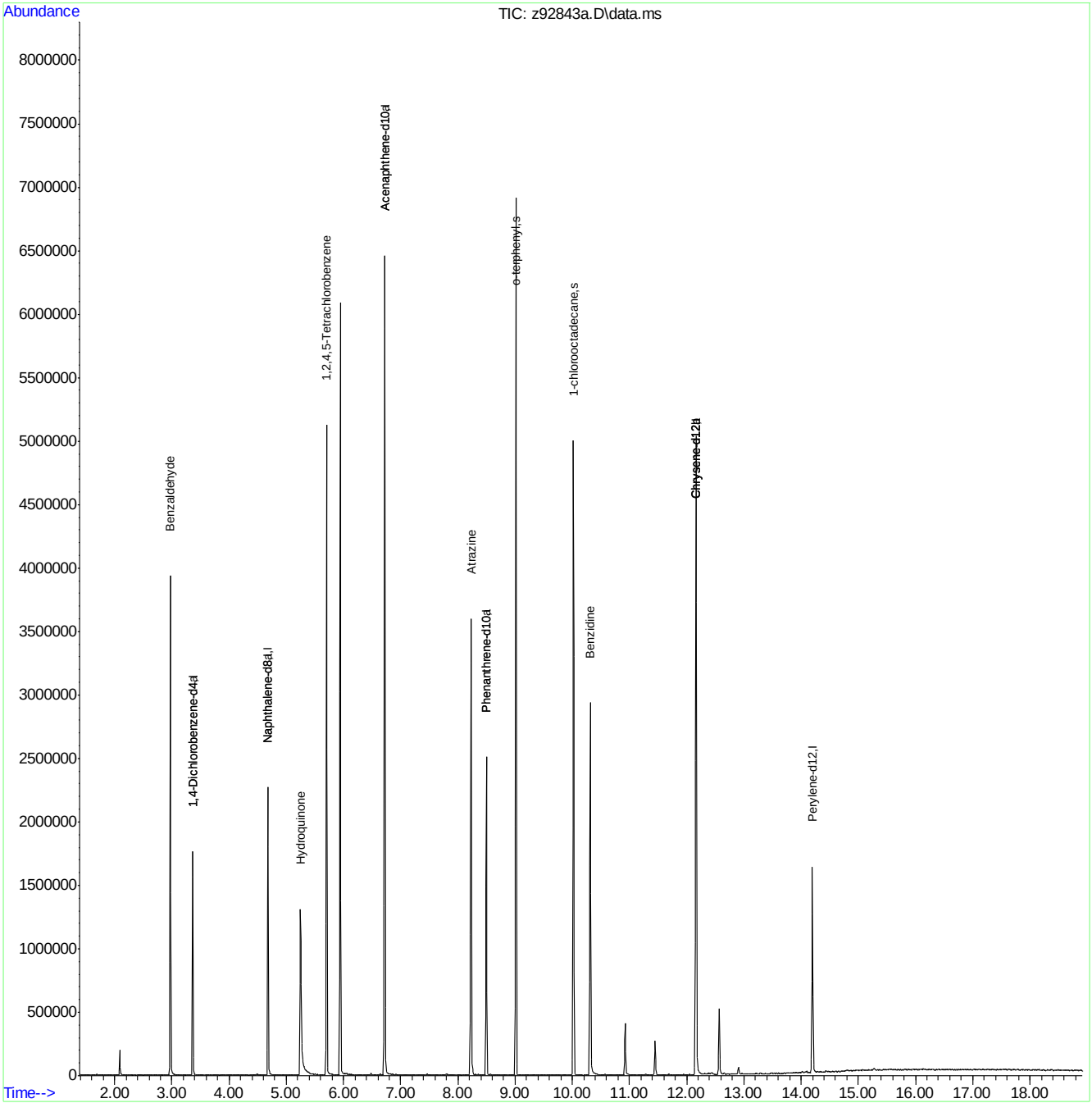

MZ4613.M Mon Jun 23 17:06:17 2014 RTE Page: 2

Quantitation Report (QT Reviewed)

Data Path : C:\msdchem\1\DATA\ez4614\
Data File : z92844.D
Acq On : 23 Jun 2014 2:37 pm
Operator : ashleyv
Sample : ic4614-80
Misc : op75490,ez4614
ALS Vial : 12 Sample Multiplier: 1

Quant Time: Jun 23 17:07:48 2014
Quant Method : C:\MSDCHEM\1\METHODS\MZ4613.M
Quant Title : Semi Volatile GC/MS, ZB-5MS 15m x .25mm x .25um
QLast Update : Mon Jun 23 17:04:57 2014
Response via : Initial Calibration

Compound	R.T.	QIon	Response	Conc	Units	Dev(Min)
Internal Standards						
1) 1,4-Dichlorobenzene-d4	3.364	152	238168	40.00	ppb	0.00
24) Naphthalene-d8	4.678	136	966208	40.00	ppb	0.00
47) Acenaphthene-d10	6.724	164	591355	40.00	ppb	0.00
69) Phenanthrene-d10	8.498	188	973925	40.00	ppb	0.00
83) Chrysene-d12	12.157	240	978825	40.00	ppb	-0.01
92) Perylene-d12	14.198	264	761740	40.00	ppb	-0.01
102) 1,4-Dichlorobenzene-d4a	3.364	152	238168	40.00	ppb	0.00
104) Phenanthrene-d10a	8.498	188	973925	40.00	ppb	0.00
107) Chrysene-d12a	12.157	240	978825	40.00	ppb	-0.01
110) Acenaphthene-d10a	6.724	164	591355	40.00	ppb	0.00
112) Naphthalene-d8a	4.678	136	966208	40.00	ppb	0.00
114) Chrysene-d12b	12.157	240	978825	40.00	ppb	-0.01
System Monitoring Compounds						
5) 2-Fluorophenol	0.000	112	0	0.00	ppb	
Spiked Amount 50.000			Recovery =	0.00%		
8) Phenol-d5	0.000	99	0	0.00	ppb	
Spiked Amount 50.000			Recovery =	0.00%		
25) Nitrobenzene-d5	0.000	82	0	0.00	ppb	
Spiked Amount 50.000			Recovery =	0.00%		
51) 2-Fluorobiphenyl	0.000	172	0d	0.00	ppb	
Spiked Amount 50.000			Recovery =	0.00%		
73) 2,4,6-Tribromophenol	0.000	330	0	0.00	ppb	
Spiked Amount 50.000			Recovery =	0.00%		
86) Terphenyl-d14	0.000	244	0	0.00	ppb	
Spiked Amount 50.000			Recovery =	0.00%		
106) o-terphenyl	9.016	230	1190416	126.76	ppb	0.00
Spiked Amount 50.000			Recovery =	253.52%		
109) 1-chlorooctadecane	10.020	57	604529	150.16	ppb	0.00
Spiked Amount 50.000			Recovery =	300.32%		
Target Compounds						Qvalue
103) Benzaldehyde	2.974	105	485595	111.43	ppb	81
105) Atrazine	8.231	215	209445	129.49	ppb #	83
108) Benzidine	10.314	184	1280170	161.52	ppb	98
111) 1,2,4,5-Tetrachloroben...	5.704	216	648779	118.08	ppb	99
113) Hydroquinone	5.244	110	654697	118.98	ppb	86

(#) = qualifier out of range (m) = manual integration (+) = signals summed

Quantitation Report (QT Reviewed)

Data Path : C:\msdchem\1\DATA\ez4614\
Data File : z92844.D
Acq On : 23 Jun 2014 2:37 pm
Operator : ashleyv
Sample : ic4614-80
Misc : op75490,ez4614
ALS Vial : 12 Sample Multiplier: 1

Quant Time: Jun 23 17:07:48 2014
Quant Method : C:\MSDCHEM\1\METHODS\MZ4613.M
Quant Title : Semi Volatile GC/MS, ZB-5MS 15m x .25mm x .25um
QLast Update : Mon Jun 23 17:04:57 2014
Response via : Initial Calibration

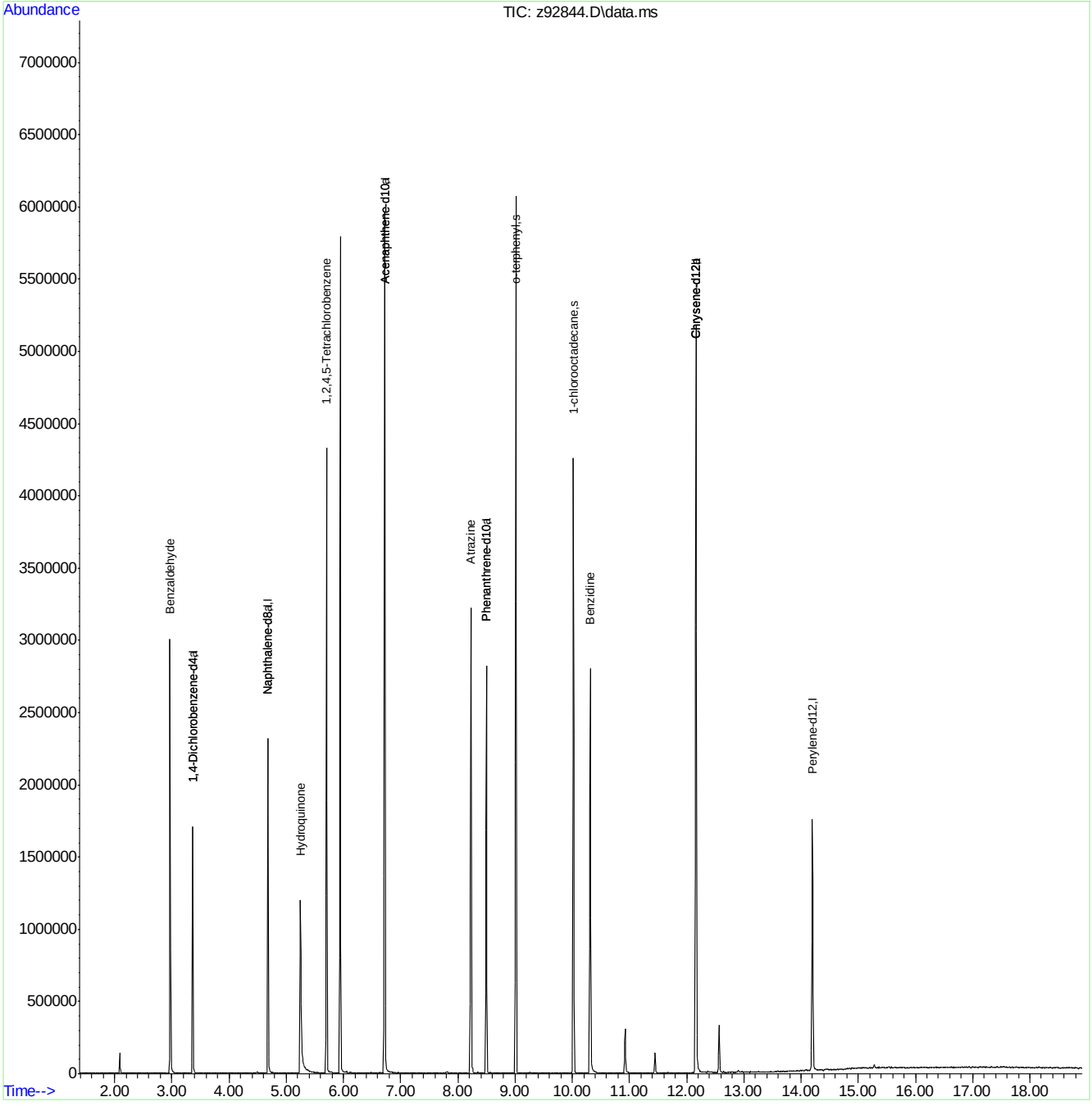

ACCUTEST LABORATORIES JB70672

Quantitation Report (QT Reviewed)

Data Path : C:\msdchem\1\DATA\ez4614\
Data File : z92845.D
Acq On : 23 Jun 2014 3:03 pm
Operator : ashleyv
Sample : icc4614-50
Misc : op75490,ez4614
ALS Vial : 13 Sample Multiplier: 1

Quant Time: Jun 23 17:08:41 2014
Quant Method : C:\MSDCHEM\1\METHODS\MZ4613.M
Quant Title : Semi Volatile GC/MS, ZB-5MS 15m x .25mm x .25um
QLast Update : Mon Jun 23 17:04:57 2014
Response via : Initial Calibration

Compound	R.T.	QIon	Response	Conc	Units	Dev(Min)
Internal Standards						
1) 1,4-Dichlorobenzene-d4	3.364	152	240105	40.00	ppb	0.00
24) Naphthalene-d8	4.678	136	978377	40.00	ppb	0.00
47) Acenaphthene-d10	6.724	164	593286	40.00	ppb	0.00
69) Phenanthrene-d10	8.498	188	989052	40.00	ppb	0.00
83) Chrysene-d12	12.157	240	962626	40.00	ppb	-0.01
92) Perylene-d12	14.198	264	736575	40.00	ppb	-0.01
102) 1,4-Dichlorobenzene-d4a	3.364	152	240105	40.00	ppb	0.00
104) Phenanthrene-d10a	8.498	188	989052	40.00	ppb	0.00
107) Chrysene-d12a	12.157	240	962626	40.00	ppb	-0.01
110) Acenaphthene-d10a	6.724	164	593286	40.00	ppb	0.00
112) Naphthalene-d8a	4.678	136	978377	40.00	ppb	0.00
114) Chrysene-d12b	12.157	240	962626	40.00	ppb	-0.01
System Monitoring Compounds						
5) 2-Fluorophenol	0.000	112	0	0.00	ppb	
Spiked Amount 50.000			Recovery =	0.00%		
8) Phenol-d5	0.000	99	0	0.00	ppb	
Spiked Amount 50.000			Recovery =	0.00%		
25) Nitrobenzene-d5	0.000	82	0	0.00	ppb	
Spiked Amount 50.000			Recovery =	0.00%		
51) 2-Fluorobiphenyl	0.000	172	0d	0.00	ppb	
Spiked Amount 50.000			Recovery =	0.00%		
73) 2,4,6-Tribromophenol	0.000	330	0	0.00	ppb	
Spiked Amount 50.000			Recovery =	0.00%		
86) Terphenyl-d14	0.000	244	0	0.00	ppb	
Spiked Amount 50.000			Recovery =	0.00%		
106) o-terphenyl	9.016	230	710077	74.45	ppb	0.00
Spiked Amount 50.000			Recovery =	148.90%		
109) 1-chlorooctadecane	10.015	57	370250	93.52	ppb	0.00
Spiked Amount 50.000			Recovery =	187.04%		
Target Compounds						Qvalue
103) Benzaldehyde	2.968	105	294955	67.14	ppb	84
105) Atrazine	8.230	215	128139	78.01	ppb #	84
108) Benzidine	10.314	184	812699	104.26	ppb	99
111) 1,2,4,5-Tetrachloroben...	5.704	216	397241	72.06	ppb	99
113) Hydroquinone	5.244	110	384866	69.07	ppb	86

(#) = qualifier out of range (m) = manual integration (+) = signals summed

Quantitation Report (QT Reviewed)

Data Path : C:\msdchem\1\DATA\ez4614\
Data File : z92845.D
Acq On : 23 Jun 2014 3:03 pm
Operator : ashleyv
Sample : icc4614-50
Misc : op75490,ez4614
ALS Vial : 13 Sample Multiplier: 1

Quant Time: Jun 23 17:08:41 2014
Quant Method : C:\MSDCHEM\1\METHODS\MZ4613.M
Quant Title : Semi Volatile GC/MS, ZB-5MS 15m x .25mm x .25um
QLast Update : Mon Jun 23 17:04:57 2014
Response via : Initial Calibration

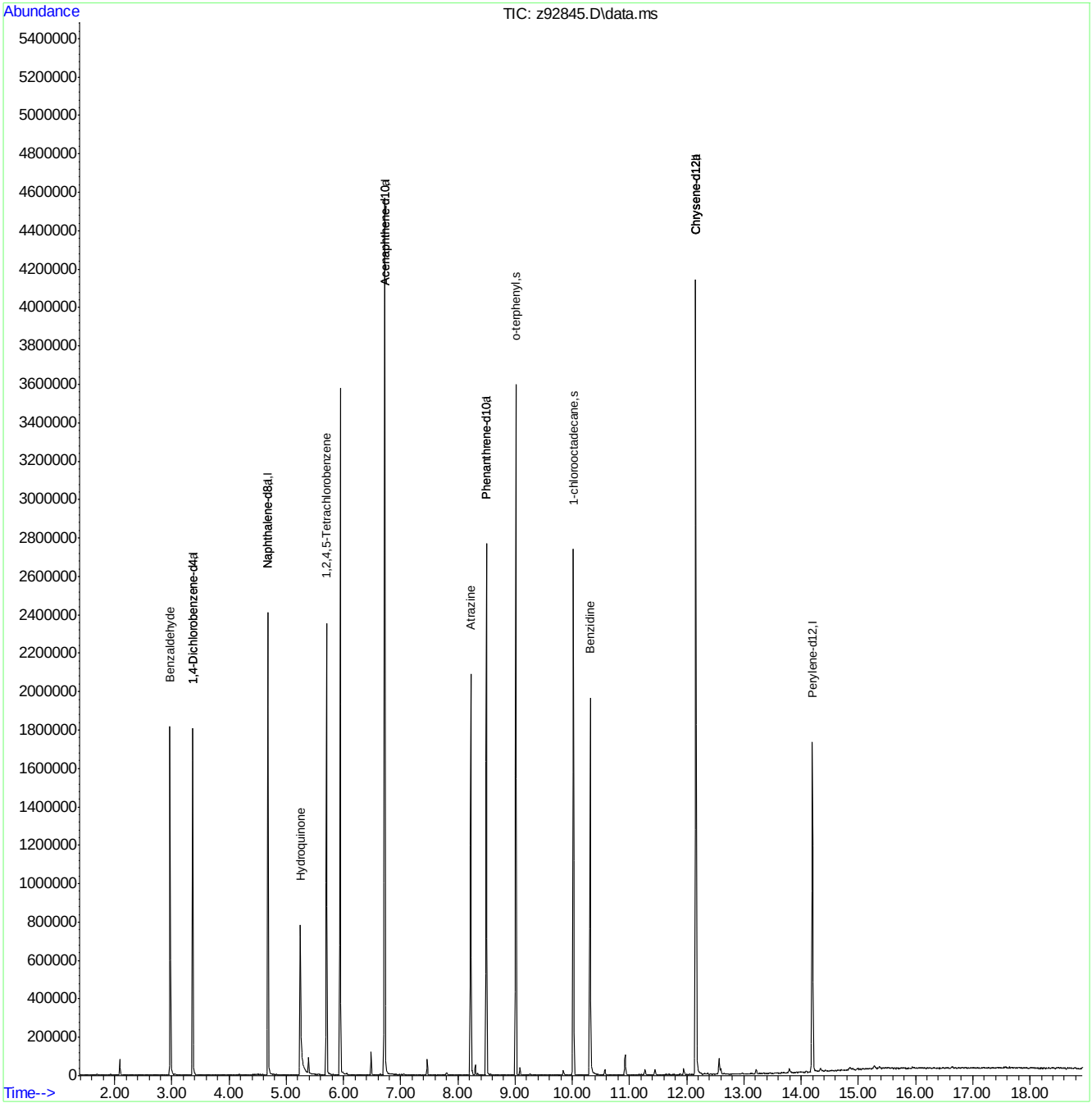

Quantitation Report (QT Reviewed)

Data Path : C:\msdchem\1\DATA\ez4614\
Data File : z92846.D
Acq On : 23 Jun 2014 3:29 pm
Operator : ashleyv
Sample : ic4614-25
Misc : op75490,ez4614
ALS Vial : 14 Sample Multiplier: 1

Quant Time: Jun 23 17:09:25 2014
Quant Method : C:\MSDCHEM\1\METHODS\MZ4613.M
Quant Title : Semi Volatile GC/MS, ZB-5MS 15m x .25mm x .25um
QLast Update : Mon Jun 23 17:04:57 2014
Response via : Initial Calibration

Compound	R.T.	QIon	Response	Conc	Units	Dev(Min)
Internal Standards						
1) 1,4-Dichlorobenzene-d4	3.364	152	222560	40.00	ppb	0.00
24) Naphthalene-d8	4.678	136	903708	40.00	ppb	0.00
47) Acenaphthene-d10	6.724	164	533313	40.00	ppb	0.00
69) Phenanthrene-d10	8.498	188	910496	40.00	ppb	0.00
83) Chrysene-d12	12.157	240	935341	40.00	ppb	-0.01
92) Perylene-d12	14.198	264	773774	40.00	ppb	-0.01
102) 1,4-Dichlorobenzene-d4a	3.364	152	222560	40.00	ppb	0.00
104) Phenanthrene-d10a	8.498	188	910496	40.00	ppb	0.00
107) Chrysene-d12a	12.157	240	935341	40.00	ppb	-0.01
110) Acenaphthene-d10a	6.724	164	533313	40.00	ppb	0.00
112) Naphthalene-d8a	4.678	136	903708	40.00	ppb	0.00
114) Chrysene-d12b	12.157	240	935341	40.00	ppb	-0.01
System Monitoring Compounds						
5) 2-Fluorophenol	0.000	112	0	0.00	ppb	
Spiked Amount 50.000			Recovery =	0.00%		
8) Phenol-d5	0.000	99	0	0.00	ppb	
Spiked Amount 50.000			Recovery =	0.00%		
25) Nitrobenzene-d5	0.000	82	0	0.00	ppb	
Spiked Amount 50.000			Recovery =	0.00%		
51) 2-Fluorobiphenyl	0.000	172	0d	0.00	ppb	
Spiked Amount 50.000			Recovery =	0.00%		
73) 2,4,6-Tribromophenol	0.000	330	0	0.00	ppb	
Spiked Amount 50.000			Recovery =	0.00%		
86) Terphenyl-d14	0.000	244	0	0.00	ppb	
Spiked Amount 50.000			Recovery =	0.00%		
106) o-terphenyl	9.011	230	316105	36.00	ppb	0.00
Spiked Amount 50.000			Recovery =	72.00%		
109) 1-chlorooctadecane	10.015	57	170185	44.24	ppb	0.00
Spiked Amount 50.000			Recovery =	88.48%		
Target Compounds						Qvalue
103) Benzaldehyde	2.974	105	133578	32.80	ppb	82
105) Atrazine	8.225	215	58906	38.96	ppb #	84
108) Benzidine	10.309	184	398077	52.56	ppb	98
111) 1,2,4,5-Tetrachloroben...	5.698	216	180077	36.34	ppb	97
113) Hydroquinone	5.239	110	165718	32.20	ppb	89

(#) = qualifier out of range (m) = manual integration (+) = signals summed

Quantitation Report (QT Reviewed)

Data Path : C:\msdchem\1\DATA\ez4614\
Data File : z92846.D
Acq On : 23 Jun 2014 3:29 pm
Operator : ashleyv
Sample : ic4614-25
Misc : op75490,ez4614
ALS Vial : 14 Sample Multiplier: 1

Quant Time: Jun 23 17:09:25 2014
Quant Method : C:\MSDCHEM\1\METHODS\MZ4613.M
Quant Title : Semi Volatile GC/MS, ZB-5MS 15m x .25mm x .25um
QLast Update : Mon Jun 23 17:04:57 2014
Response via : Initial Calibration

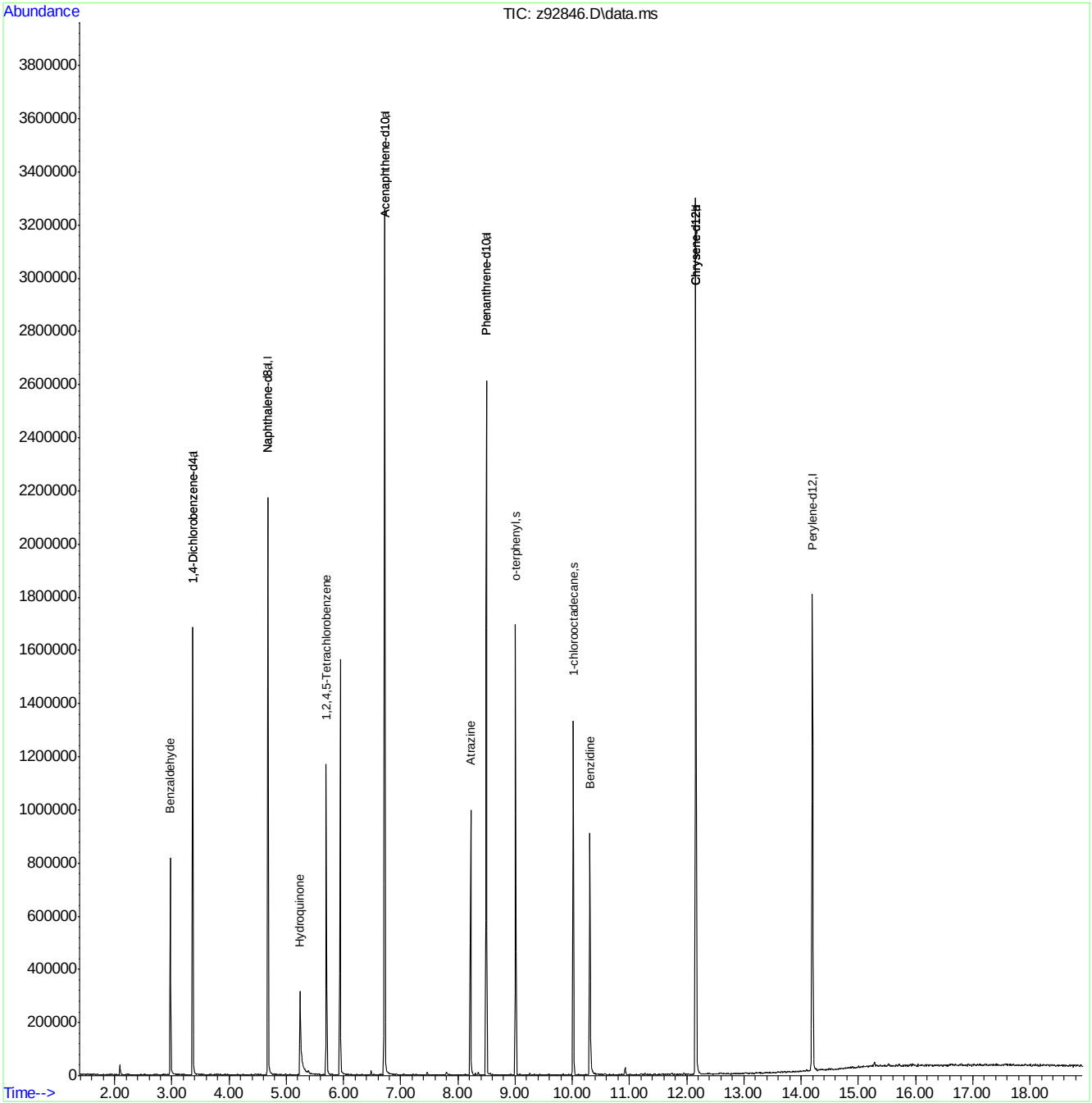

Quantitation Report (QT Reviewed)

Data Path : C:\msdchem\1\DATA\ez4614\
Data File : z92847.D
Acq On : 23 Jun 2014 3:55 pm
Operator : ashleyv
Sample : ic4614-10
Misc : op75490,ez4614
ALS Vial : 15 Sample Multiplier: 1

Quant Time: Jun 23 17:10:04 2014
Quant Method : C:\MSDCHEM\1\METHODS\MZ4613.M
Quant Title : Semi Volatile GC/MS, ZB-5MS 15m x .25mm x .25um
QLast Update : Mon Jun 23 17:04:57 2014
Response via : Initial Calibration

Compound	R.T.	QIon	Response	Conc	Units	Dev(Min)
Internal Standards						
1) 1,4-Dichlorobenzene-d4	3.364	152	235169	40.00	ppb	0.00
24) Naphthalene-d8	4.678	136	948084	40.00	ppb	0.00
47) Acenaphthene-d10	6.724	164	559439	40.00	ppb	0.00
69) Phenanthrene-d10	8.498	188	979526	40.00	ppb	0.00
83) Chrysene-d12	12.157	240	972726	40.00	ppb	-0.01
92) Perylene-d12	14.198	264	812650	40.00	ppb	-0.01
102) 1,4-Dichlorobenzene-d4a	3.364	152	235169	40.00	ppb	0.00
104) Phenanthrene-d10a	8.498	188	979526	40.00	ppb	0.00
107) Chrysene-d12a	12.157	240	972726	40.00	ppb	-0.01
110) Acenaphthene-d10a	6.724	164	559439	40.00	ppb	0.00
112) Naphthalene-d8a	4.678	136	948084	40.00	ppb	0.00
114) Chrysene-d12b	12.157	240	972726	40.00	ppb	-0.01
System Monitoring Compounds						
5) 2-Fluorophenol	0.000	112	0	0.00	ppb	
Spiked Amount 50.000			Recovery =	0.00%		
8) Phenol-d5	0.000	99	0	0.00	ppb	
Spiked Amount 50.000			Recovery =	0.00%		
25) Nitrobenzene-d5	0.000	82	0	0.00	ppb	
Spiked Amount 50.000			Recovery =	0.00%		
51) 2-Fluorobiphenyl	0.000	172	0d	0.00	ppb	
Spiked Amount 50.000			Recovery =	0.00%		
73) 2,4,6-Tribromophenol	0.000	330	0	0.00	ppb	
Spiked Amount 50.000			Recovery =	0.00%		
86) Terphenyl-d14	0.000	244	0	0.00	ppb	
Spiked Amount 50.000			Recovery =	0.00%		
106) o-terphenyl	9.010	230	150010	15.88	ppb	0.00
Spiked Amount 50.000			Recovery =	31.76%		
109) 1-chlorooctadecane	10.015	57	81576	20.39	ppb	0.00
Spiked Amount 50.000			Recovery =	40.78%		
Target Compounds						Qvalue
103) Benzaldehyde	2.974	105	62081	14.43	ppb	81
105) Atrazine	8.220	215	27130	16.68	ppb #	78
108) Benzidine	10.309	184	189157	24.02	ppb	96
111) 1,2,4,5-Tetrachloroben...	5.698	216	85581	16.46	ppb	99
113) Hydroquinone	5.244	110	68997	12.78	ppb	83

(#) = qualifier out of range (m) = manual integration (+) = signals summed

Quantitation Report (QT Reviewed)

Data Path : C:\msdchem\1\DATA\ez4614\
Data File : z92847.D
Acq On : 23 Jun 2014 3:55 pm
Operator : ashleyv
Sample : ic4614-10
Misc : op75490,ez4614
ALS Vial : 15 Sample Multiplier: 1

Quant Time: Jun 23 17:10:04 2014
Quant Method : C:\MSDCHEM\1\METHODS\MZ4613.M
Quant Title : Semi Volatile GC/MS, ZB-5MS 15m x .25mm x .25um
QLast Update : Mon Jun 23 17:04:57 2014
Response via : Initial Calibration

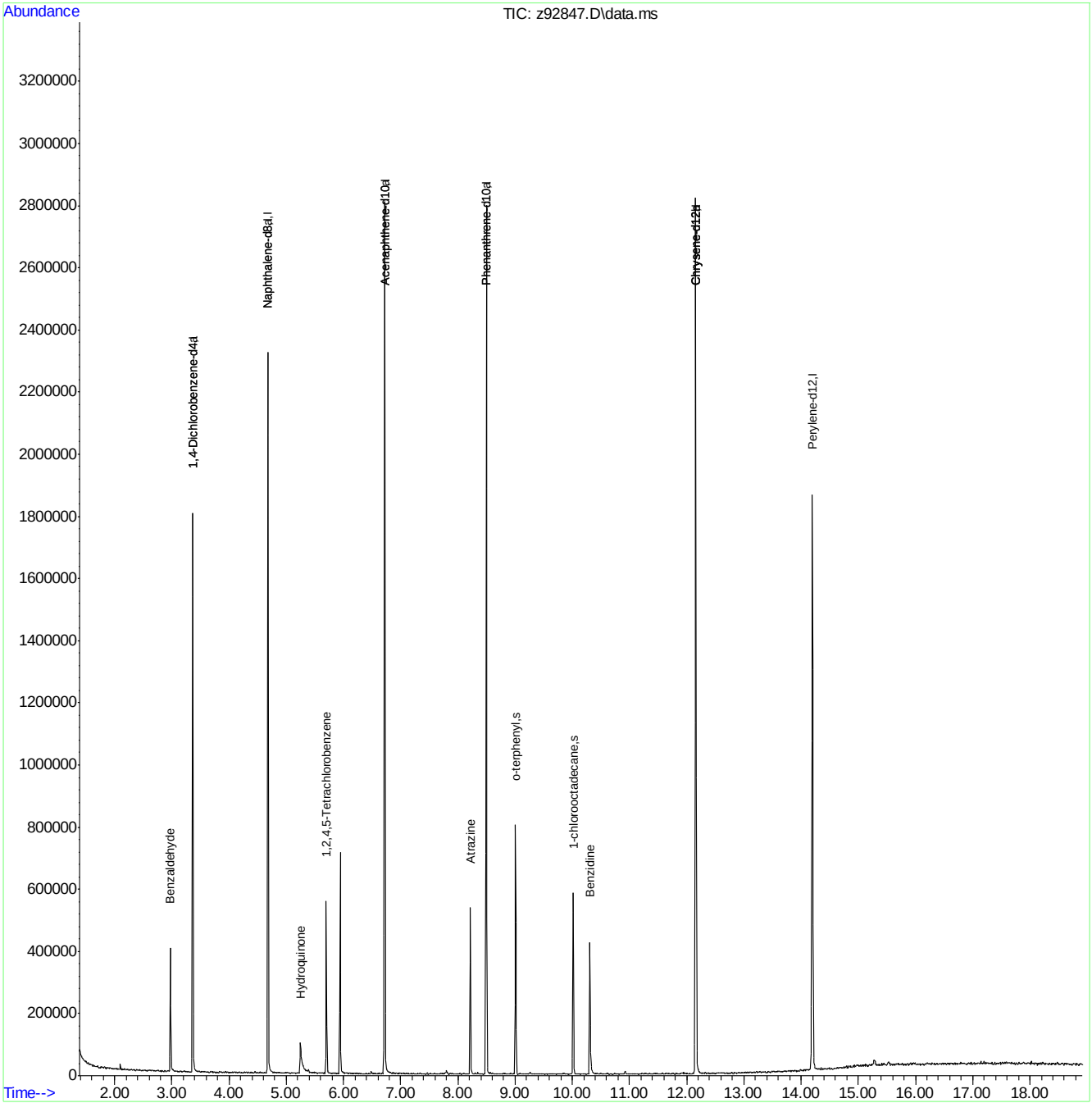

Quantitation Report (QT Reviewed)

Data Path : C:\msdchem\1\DATA\ez4614\
Data File : z92848.D
Acq On : 23 Jun 2014 4:21 pm
Operator : ashleyv
Sample : ic4614-5
Misc : op75490,ez4614
ALS Vial : 16 Sample Multiplier: 1

Quant Time: Jun 23 17:10:50 2014
Quant Method : C:\MSDCHEM\1\METHODS\MZ4613.M
Quant Title : Semi Volatile GC/MS, ZB-5MS 15m x .25mm x .25um
QLast Update : Mon Jun 23 17:04:57 2014
Response via : Initial Calibration

Compound	R.T.	QIon	Response	Conc	Units	Dev(Min)
Internal Standards						
1) 1,4-Dichlorobenzene-d4	3.364	152	210398	40.00	ppb	0.00
24) Naphthalene-d8	4.678	136	865168	40.00	ppb	0.00
47) Acenaphthene-d10	6.724	164	503938	40.00	ppb	0.00
69) Phenanthrene-d10	8.498	188	882750	40.00	ppb	0.00
83) Chrysene-d12	12.157	240	895634	40.00	ppb	-0.01
92) Perylene-d12	14.198	264	748241	40.00	ppb	-0.01
102) 1,4-Dichlorobenzene-d4a	3.364	152	210398	40.00	ppb	0.00
104) Phenanthrene-d10a	8.498	188	882750	40.00	ppb	0.00
107) Chrysene-d12a	12.157	240	895634	40.00	ppb	-0.01
110) Acenaphthene-d10a	6.724	164	503938	40.00	ppb	0.00
112) Naphthalene-d8a	4.678	136	865168	40.00	ppb	0.00
114) Chrysene-d12b	12.157	240	895634	40.00	ppb	-0.01
System Monitoring Compounds						
5) 2-Fluorophenol	0.000	112	0	0.00	ppb	
Spiked Amount 50.000			Recovery = 0.00%			
8) Phenol-d5	0.000	99	0	0.00	ppb	
Spiked Amount 50.000			Recovery = 0.00%			
25) Nitrobenzene-d5	0.000	82	0	0.00	ppb	
Spiked Amount 50.000			Recovery = 0.00%			
51) 2-Fluorobiphenyl	0.000	172	0d	0.00	ppb	
Spiked Amount 50.000			Recovery = 0.00%			
73) 2,4,6-Tribromophenol	0.000	330	0	0.00	ppb	
Spiked Amount 50.000			Recovery = 0.00%			
86) Terphenyl-d14	0.000	244	0	0.00	ppb	
Spiked Amount 50.000			Recovery = 0.00%			
106) o-terphenyl	9.010	230	62459	7.34	ppb	0.00
Spiked Amount 50.000			Recovery = 14.68%			
109) 1-chlorooctadecane	10.015	57	34518	9.37	ppb	0.00
Spiked Amount 50.000			Recovery = 18.74%			
Target Compounds						Qvalue
103) Benzaldehyde	2.974	105	25852	6.72	ppb	80
105) Atrazine	8.220	215	10895	7.43	ppb #	78
108) Benzidine	10.309	184	73028	10.07	ppb	97
111) 1,2,4,5-Tetrachloroben...	5.698	216	35029	7.48	ppb	89
113) Hydroquinone	5.260	110	23245	4.72	ppb	90

(#) = qualifier out of range (m) = manual integration (+) = signals summed

Quantitation Report (QT Reviewed)

Data Path : C:\msdchem\1\DATA\ez4614\
Data File : z92848.D
Acq On : 23 Jun 2014 4:21 pm
Operator : ashleyv
Sample : ic4614-5
Misc : op75490,ez4614
ALS Vial : 16 Sample Multiplier: 1

Quant Time: Jun 23 17:10:50 2014
Quant Method : C:\MSDCHEM\1\METHODS\MZ4613.M
Quant Title : Semi Volatile GC/MS, ZB-5MS 15m x .25mm x .25um
QLast Update : Mon Jun 23 17:04:57 2014
Response via : Initial Calibration

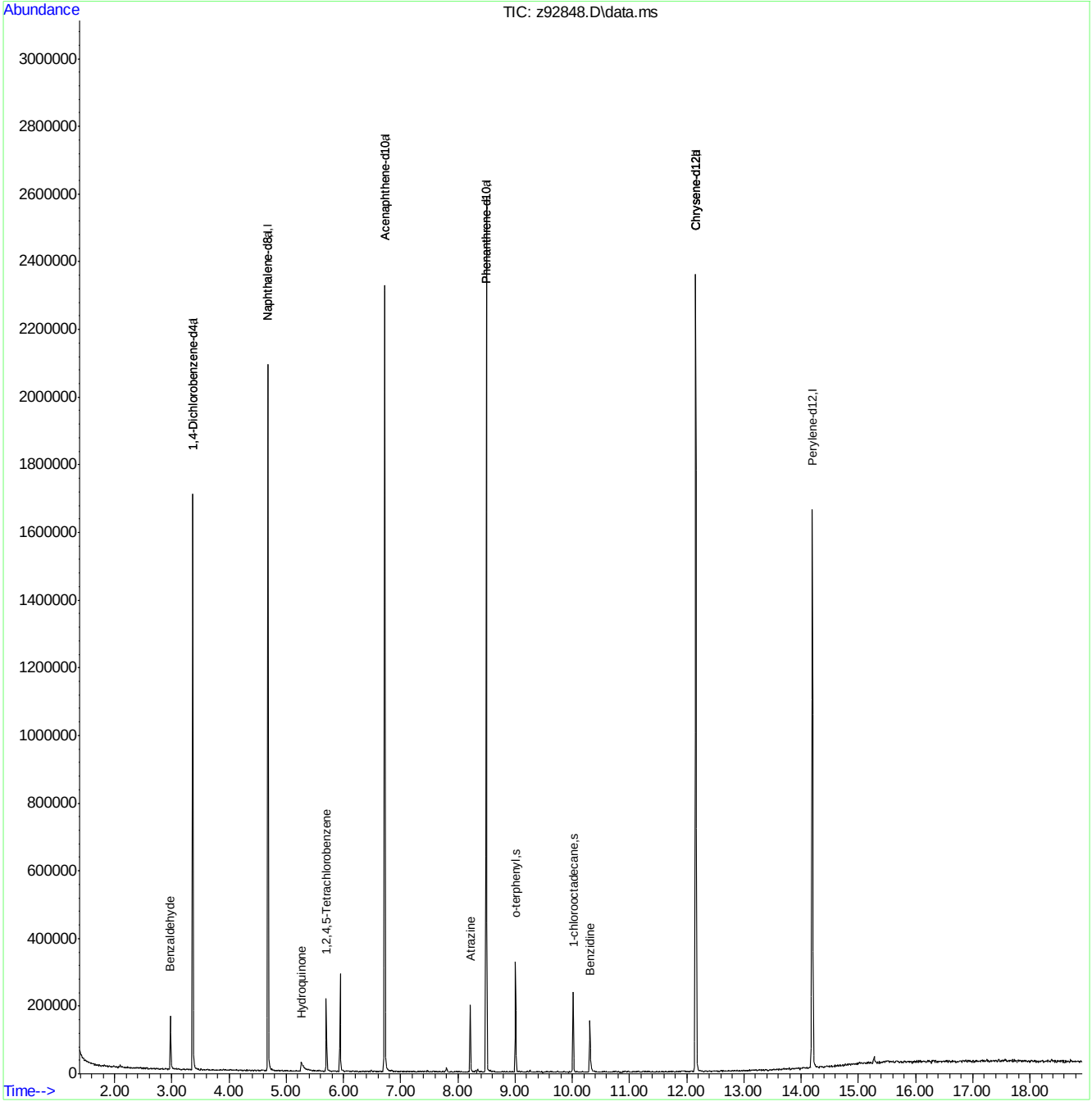

Quantitation Report (QT Reviewed)

Data Path : C:\msdchem\1\DATA\ez4614\
Data File : z92849.D
Acq On : 23 Jun 2014 4:46 pm
Operator : ashleyv
Sample : ic4614-2
Misc : op75490,ez4614
ALS Vial : 17 Sample Multiplier: 1

Quant Time: Jun 23 17:11:40 2014
Quant Method : C:\MSDCHEM\1\METHODS\MZ4613.M
Quant Title : Semi Volatile GC/MS, ZB-5MS 15m x .25mm x .25um
QLast Update : Mon Jun 23 17:04:57 2014
Response via : Initial Calibration

Compound	R.T.	QIon	Response	Conc	Units	Dev(Min)
Internal Standards						
1) 1,4-Dichlorobenzene-d4	3.364	152	242617	40.00	ppb	0.00
24) Naphthalene-d8	4.678	136	990153	40.00	ppb	0.00
47) Acenaphthene-d10	6.724	164	575334	40.00	ppb	0.00
69) Phenanthrene-d10	8.498	188	1023609	40.00	ppb	0.00
83) Chrysene-d12	12.157	240	963408	40.00	ppb	-0.01
92) Perylene-d12	14.192	264	740557	40.00	ppb	-0.02
102) 1,4-Dichlorobenzene-d4a	3.364	152	242617	40.00	ppb	0.00
104) Phenanthrene-d10a	8.498	188	1023609	40.00	ppb	0.00
107) Chrysene-d12a	12.157	240	963408	40.00	ppb	-0.01
110) Acenaphthene-d10a	6.724	164	575334	40.00	ppb	0.00
112) Naphthalene-d8a	4.678	136	990153	40.00	ppb	0.00
114) Chrysene-d12b	12.157	240	963408	40.00	ppb	-0.01
System Monitoring Compounds						
5) 2-Fluorophenol	0.000	112	0	0.00	ppb	
Spiked Amount 50.000			Recovery =	0.00%		
8) Phenol-d5	0.000	99	0	0.00	ppb	
Spiked Amount 50.000			Recovery =	0.00%		
25) Nitrobenzene-d5	0.000	82	0	0.00	ppb	
Spiked Amount 50.000			Recovery =	0.00%		
51) 2-Fluorobiphenyl	0.000	172	0d	0.00	ppb	
Spiked Amount 50.000			Recovery =	0.00%		
73) 2,4,6-Tribromophenol	0.000	330	0	0.00	ppb	
Spiked Amount 50.000			Recovery =	0.00%		
86) Terphenyl-d14	0.000	244	0	0.00	ppb	
Spiked Amount 50.000			Recovery =	0.00%		
106) o-terphenyl	9.010	230	33678	3.41	ppb	0.00
Spiked Amount 50.000			Recovery =	6.82%		
109) 1-chlorooctadecane	10.015	57	18191	4.59	ppb	0.00
Spiked Amount 50.000			Recovery =	9.18%		
Target Compounds						Qvalue
103) Benzaldehyde	2.979	105	13191	2.97	ppb	85
105) Atrazine	8.220	215	5581	3.28	ppb #	75
108) Benzidine	10.314	184	32962	4.23	ppb	94
111) 1,2,4,5-Tetrachloroben...	5.698	216	18165	3.40	ppb	99
113) Hydroquinone	5.282	110	4828	0.86	ppb	83

(#) = qualifier out of range (m) = manual integration (+) = signals summed

Quantitation Report (QT Reviewed)

Data Path : C:\msdchem\1\DATA\ez4614\
Data File : z92849.D
Acq On : 23 Jun 2014 4:46 pm
Operator : ashleyv
Sample : ic4614-2
Misc : op75490,ez4614
ALS Vial : 17 Sample Multiplier: 1

Quant Time: Jun 23 17:11:40 2014
Quant Method : C:\MSDCHEM\1\METHODS\MZ4613.M
Quant Title : Semi Volatile GC/MS, ZB-5MS 15m x .25mm x .25um
QLast Update : Mon Jun 23 17:04:57 2014
Response via : Initial Calibration

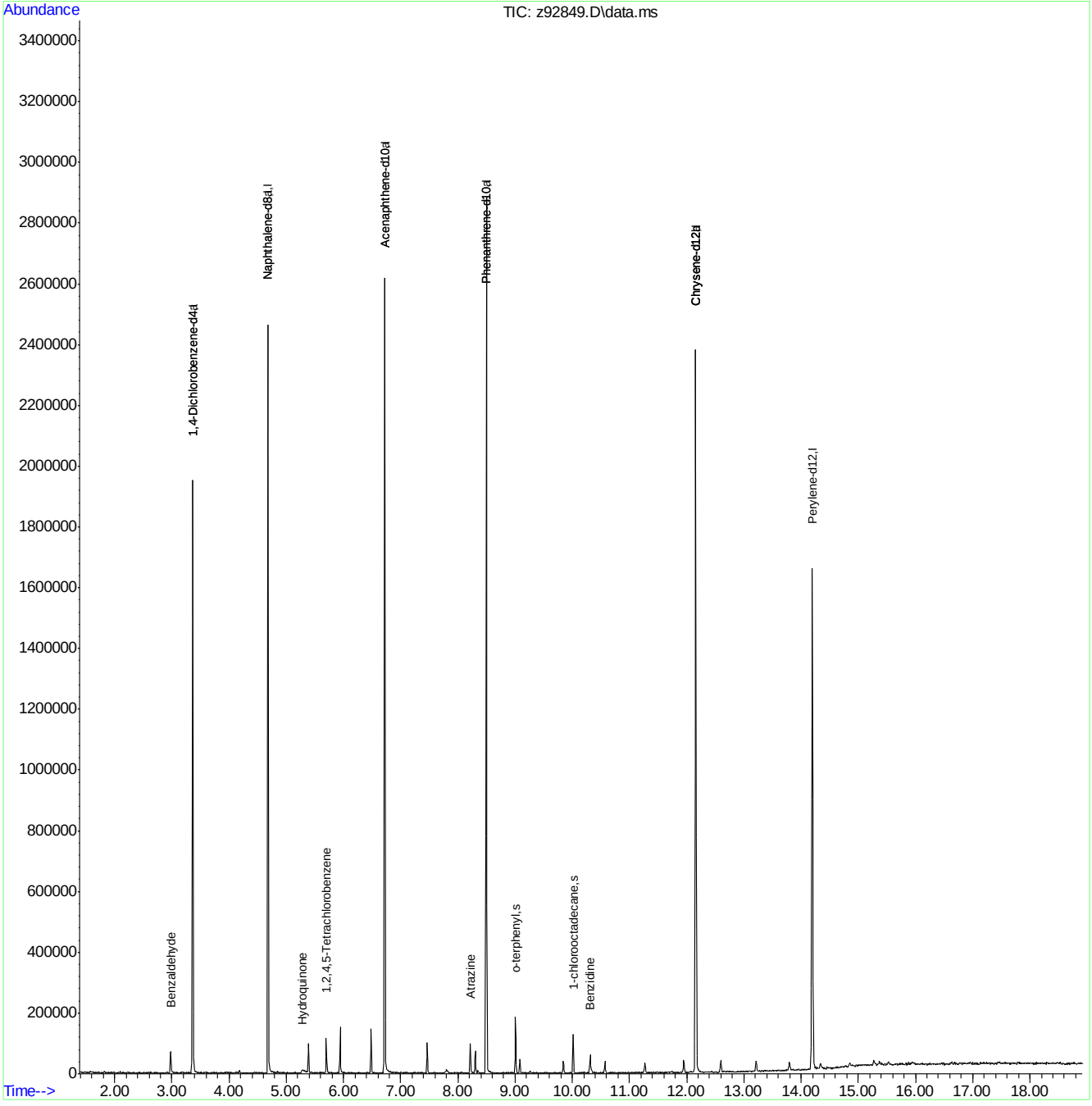

Quantitation Report (QT Reviewed)

Data Path : C:\msdchem\1\DATA\ez4614\
Data File : z92850.D
Acq On : 23 Jun 2014 5:12 pm
Operator : ashleyv
Sample : ic4614-1
Misc : op75490,ez4614
ALS Vial : 18 Sample Multiplier: 1

Quant Time: Jun 25 15:44:00 2014
Quant Method : C:\MSDCHEM\1\METHODS\MZ4613.M
Quant Title : Semi Volatile GC/MS, ZB-5MS 15m x .25mm x .25um
QLast Update : Mon Jun 23 18:09:26 2014
Response via : Initial Calibration

Compound	R.T.	QIon	Response	Conc	Units	Dev(Min)
Internal Standards						
1) 1,4-Dichlorobenzene-d4	3.364	152	240997	40.00	ppb	0.00
24) Naphthalene-d8	4.678	136	996846	40.00	ppb	0.00
47) Acenaphthene-d10	6.724	164	595735	40.00	ppb	0.00
69) Phenanthrene-d10	8.498	188	1071660	40.00	ppb	0.00
83) Chrysene-d12	12.157	240	1024761	40.00	ppb	0.00
92) Perylene-d12	14.198	264	783177	40.00	ppb	0.00
102) 1,4-Dichlorobenzene-d4a	3.364	152	240997	40.00	ppb	0.00
104) Phenanthrene-d10a	8.498	188	1071660	40.00	ppb	0.00
107) Chrysene-d12a	12.157	240	1024761	40.00	ppb	0.00
110) Acenaphthene-d10a	6.724	164	595735	40.00	ppb	0.00
112) Naphthalene-d8a	4.678	136	996846	40.00	ppb	0.00
114) Chrysene-d12b	12.157	240	1024761	40.00	ppb	0.00
System Monitoring Compounds						
5) 2-Fluorophenol	0.000	112	0	0.00	ppb	
Spiked Amount 50.000			Recovery =	0.00%		
8) Phenol-d5	0.000	99	0	0.00	ppb	
Spiked Amount 50.000			Recovery =	0.00%		
25) Nitrobenzene-d5	0.000	82	0	0.00	ppb	
Spiked Amount 50.000			Recovery =	0.00%		
51) 2-Fluorobiphenyl	0.000	172	0d	0.00	ppb	
Spiked Amount 50.000			Recovery =	0.00%		
73) 2,4,6-Tribromophenol	0.000	330	0	0.00	ppb	
Spiked Amount 50.000			Recovery =	0.00%		
86) Terphenyl-d14	0.000	244	0	0.00	ppb	
Spiked Amount 50.000			Recovery =	0.00%		
106) o-terphenyl	9.011	230	15465	0.97	ppb	0.00
Spiked Amount 50.000			Recovery =	1.94%		
109) 1-chlorooctadecane	10.015	57	8840	1.07	ppb	0.00
Spiked Amount 50.000			Recovery =	2.14%		
Target Compounds						Qvalue
103) Benzaldehyde	2.979	105	6566	1.06	ppb	# 71
105) Atrazine	8.220	215	2862	1.01	ppb	87
108) Benzidine	10.314	184	15566	0.91	ppb	96
111) 1,2,4,5-Tetrachloroben...	5.704	216	8995	1.05	ppb	89

(#) = qualifier out of range (m) = manual integration (+) = signals summed

Quantitation Report (QT Reviewed)

Data Path : C:\msdchem\1\DATA\ez4614\
Data File : z92850.D
Acq On : 23 Jun 2014 5:12 pm
Operator : ashleyv
Sample : ic4614-1
Misc : op75490,ez4614
ALS Vial : 18 Sample Multiplier: 1

Quant Time: Jun 25 15:44:00 2014
Quant Method : C:\MSDCHEM\1\METHODS\MZ4613.M
Quant Title : Semi Volatile GC/MS, ZB-5MS 15m x .25mm x .25um
QLast Update : Mon Jun 23 18:09:26 2014
Response via : Initial Calibration

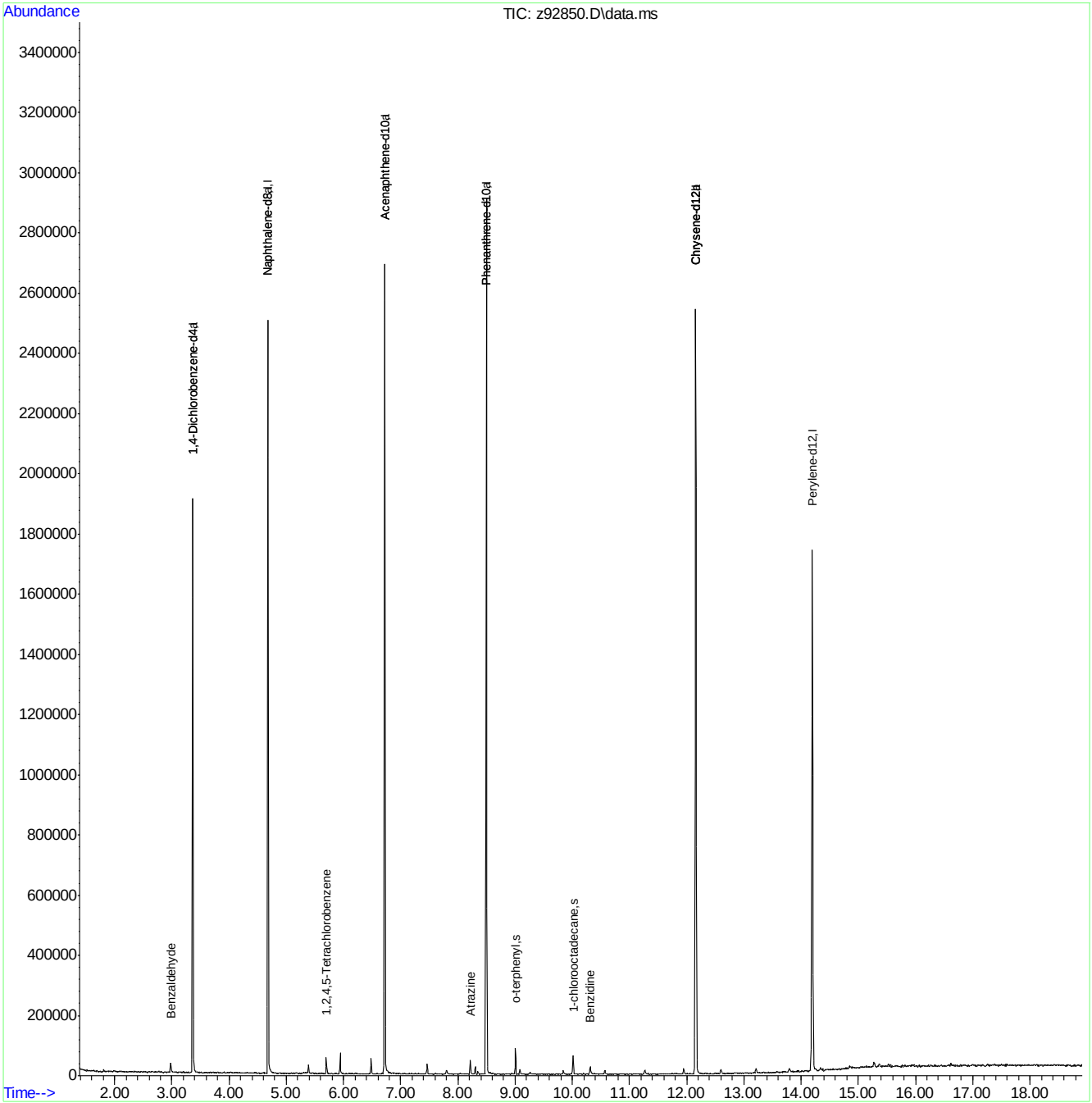

Quantitation Report (QT Reviewed)

Data Path : C:\msdchem\1\DATA\ez4614\
Data File : z92853.D
Acq On : 23 Jun 2014 6:30 pm
Operator : ashleyv
Sample : icv4614-50
Misc : op75490,ez4614
ALS Vial : 21 Sample Multiplier: 1

Quant Time: Jun 25 09:19:31 2014
Quant Method : C:\MSDCHEM\1\METHODS\MZ4615.M
Quant Title : Semi Volatile GC/MS, ZB-5MS 15m x .25mm x .25um
QLast Update : Wed Jun 25 09:18:58 2014
Response via : Initial Calibration

Compound	R.T.	QIon	Response	Conc	Units	Dev(Min)
Internal Standards						
1) 1,4-Dichlorobenzene-d4	3.364	152	275203	40.00	ppb	0.00
24) Naphthalene-d8	4.678	136	1111982	40.00	ppb	0.00
47) Acenaphthene-d10	6.724	164	639297	40.00	ppb	0.00
69) Phenanthrene-d10	8.498	188	1027767	40.00	ppb	0.00
83) Chrysene-d12	12.157	240	933122	40.00	ppb	0.00
92) Perylene-d12	14.192	264	658106	40.00	ppb	0.00
102) 1,4-Dichlorobenzene-d4a	3.364	152	275203	40.00	ppb	0.00
104) Phenanthrene-d10a	8.498	188	1027767	40.00	ppb	0.00
107) Chrysene-d12a	12.157	240	933122	40.00	ppb	0.00
110) Acenaphthene-d10a	6.724	164	639297	40.00	ppb	0.00
112) Naphthalene-d8a	4.678	136	1111982	40.00	ppb	0.00
114) Chrysene-d12b	12.157	240	933122	40.00	ppb	0.00
System Monitoring Compounds						
5) 2-Fluorophenol	0.000	112	0	0.00	ppb	
Spiked Amount 50.000			Recovery =	0.00%		
8) Phenol-d5	0.000	99	0d	0.00	ppb	
Spiked Amount 50.000			Recovery =	0.00%		
25) Nitrobenzene-d5	0.000	82	0	0.00	ppb	
Spiked Amount 50.000			Recovery =	0.00%		
51) 2-Fluorobiphenyl	0.000	172	0	0.00	ppb	
Spiked Amount 50.000			Recovery =	0.00%		
73) 2,4,6-Tribromophenol	0.000	330	0	0.00	ppb	
Spiked Amount 50.000			Recovery =	0.00%		
86) Terphenyl-d14	0.000	244	0	0.00	ppb	
Spiked Amount 50.000			Recovery =	0.00%		
106) o-terphenyl	0.000	230	0	0.00	ppb	
Spiked Amount 50.000			Recovery =	0.00%		
109) 1-chlorooctadecane	0.000	57	0	0.00	ppb	
Spiked Amount 50.000			Recovery =	0.00%		
Target Compounds						Qvalue
103) Benzaldehyde	2.974	105	352513	49.65	ppb	82
105) Atrazine	8.230	215	134271	49.41	ppb #	85

(#) = qualifier out of range (m) = manual integration (+) = signals summed

Quantitation Report (QT Reviewed)

Data Path : C:\msdchem\1\DATA\ez4614\
Data File : z92853.D
Acq On : 23 Jun 2014 6:30 pm
Operator : ashleyv
Sample : icv4614-50
Misc : op75490,ez4614
ALS Vial : 21 Sample Multiplier: 1

Quant Time: Jun 25 09:19:31 2014
Quant Method : C:\MSDCHEM\1\METHODS\MZ4615.M
Quant Title : Semi Volatile GC/MS, ZB-5MS 15m x .25mm x .25um
QLast Update : Wed Jun 25 09:18:58 2014
Response via : Initial Calibration

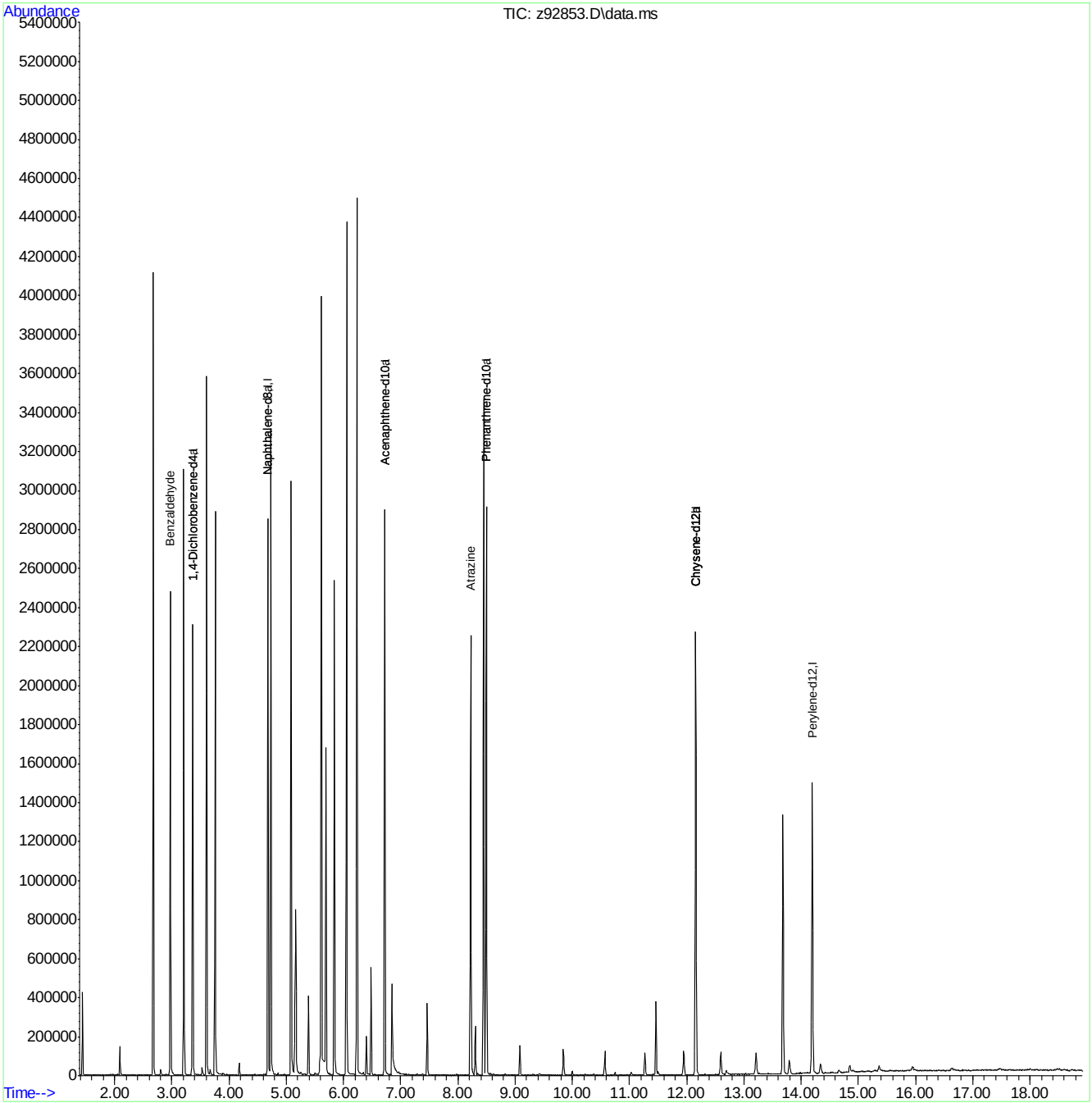

Quantitation Report (QT Reviewed)

Data Path : C:\msdchem\1\DATA\ez4614\
Data File : z92855.D
Acq On : 23 Jun 2014 7:21 pm
Operator : ashleyv
Sample : icv4614-50
Misc : op75490,ez4614
ALS Vial : 23 Sample Multiplier: 1

Quant Time: Jun 25 09:16:52 2014
Quant Method : C:\MSDCHEM\1\METHODS\MZ4615.M
Quant Title : Semi Volatile GC/MS, ZB-5MS 15m x .25mm x .25um
QLast Update : Wed Jun 25 09:02:03 2014
Response via : Initial Calibration

Compound	R.T.	QIon	Response	Conc	Units	Dev(Min)
Internal Standards						
1) 1,4-Dichlorobenzene-d4	3.364	152	452836	40.00	ppb	0.03
24) Naphthalene-d8	4.683	136	1842673	40.00	ppb	0.03
47) Acenaphthene-d10	6.724	164	1089004	40.00	ppb	0.03
69) Phenanthrene-d10	8.497	188	1914752	40.00	ppb	0.03
83) Chrysene-d12	12.162	240	2159122	40.00	ppb	0.03
92) Perylene-d12	14.203	264	1727387	40.00	ppb	0.04
102) 1,4-Dichlorobenzene-d4a	3.364	152	452836	40.00	ppb	0.03
104) Phenanthrene-d10a	8.567	188	9024	40.00	ppb	0.10
107) Chrysene-d12a	12.162	240	2159122	40.00	ppb	0.03
110) Acenaphthene-d10a	6.724	164	1089004	40.00	ppb	0.03
112) Naphthalene-d8a	4.683	136	1842673	40.00	ppb	0.03
114) Chrysene-d12b	12.162	240	2159122	40.00	ppb	0.03
System Monitoring Compounds						
5) 2-Fluorophenol	0.000	112	0	0.00	ppb	
Spiked Amount 50.000			Recovery =	0.00%		
8) Phenol-d5	0.000	99	0	0.00	ppb	
Spiked Amount 50.000			Recovery =	0.00%		
25) Nitrobenzene-d5	0.000	82	0	0.00	ppb	
Spiked Amount 50.000			Recovery =	0.00%		
51) 2-Fluorobiphenyl	0.000	172	0	0.00	ppb	
Spiked Amount 50.000			Recovery =	0.00%		
73) 2,4,6-Tribromophenol	0.000	330	0	0.00	ppb	
Spiked Amount 50.000			Recovery =	0.00%		
86) Terphenyl-d14	0.000	244	0	0.00	ppb	
Spiked Amount 50.000			Recovery =	0.00%		
106) o-terphenyl	0.000	230	0	0.00	ppb	
Spiked Amount 50.000			Recovery =	0.00%		
109) 1-chlorooctadecane	0.000	57	0	0.00	ppb	
Spiked Amount 50.000			Recovery =	0.00%		
Target Compounds						Qvalue
108) Benzidine	10.314	184	1672194	46.37	ppb	99

(#) = qualifier out of range (m) = manual integration (+) = signals summed

Quantitation Report (QT Reviewed)

Data Path : C:\msdchem\1\DATA\ez4614\
Data File : z92855.D
Acq On : 23 Jun 2014 7:21 pm
Operator : ashleyv
Sample : icv4614-50
Misc : op75490,ez4614
ALS Vial : 23 Sample Multiplier: 1

Quant Time: Jun 25 09:16:52 2014
Quant Method : C:\MSDCHEM\1\METHODS\MZ4615.M
Quant Title : Semi Volatile GC/MS, ZB-5MS 15m x .25mm x .25um
QLast Update : Wed Jun 25 09:02:03 2014
Response via : Initial Calibration

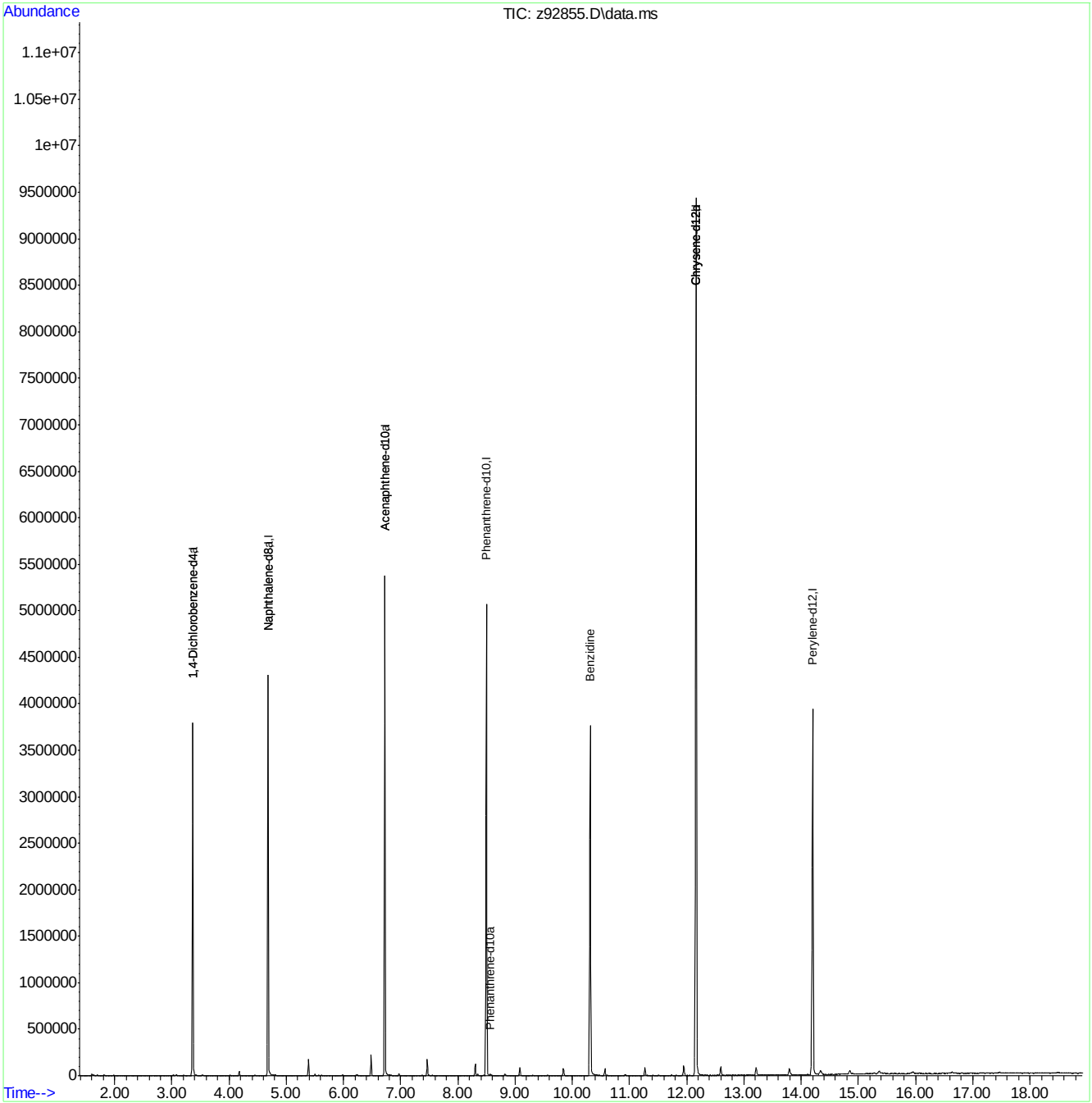

Quantitation Report (QT Reviewed)

Data Path : C:\msdchem\1\DATA\ez4614\
Data File : z92856.D
Acq On : 23 Jun 2014 7:47 pm
Operator : ashleyv
Sample : icv4614-50
Misc : op75490,ez4614
ALS Vial : 24 Sample Multiplier: 1

Quant Time: Jun 25 09:20:40 2014
Quant Method : C:\MSDCHEM\1\METHODS\MZ4615.M
Quant Title : Semi Volatile GC/MS, ZB-5MS 15m x .25mm x .25um
QLast Update : Wed Jun 25 09:18:58 2014
Response via : Initial Calibration

Compound	R.T.	QIon	Response	Conc	Units	Dev(Min)
Internal Standards						
1) 1,4-Dichlorobenzene-d4	3.364	152	219471	40.00	ppb	0.00
24) Naphthalene-d8	4.678	136	892482	40.00	ppb	0.00
47) Acenaphthene-d10	6.718	164	531754	40.00	ppb	0.00
69) Phenanthrene-d10	8.497	188	932589	40.00	ppb	0.00
83) Chrysene-d12	12.157	240	945682	40.00	ppb	0.00
92) Perylene-d12	14.192	264	802611	40.00	ppb	0.00
102) 1,4-Dichlorobenzene-d4a	3.364	152	219471	40.00	ppb	0.00
104) Phenanthrene-d10a	8.497	188	932589	40.00	ppb	0.00
107) Chrysene-d12a	12.157	240	945682	40.00	ppb	0.00
110) Acenaphthene-d10a	6.718	164	531754	40.00	ppb	0.00
112) Naphthalene-d8a	4.678	136	892482	40.00	ppb	0.00
114) Chrysene-d12b	12.157	240	945682	40.00	ppb	0.00
System Monitoring Compounds						
5) 2-Fluorophenol	0.000	112	0	0.00	ppb	
Spiked Amount 50.000			Recovery =	0.00%		
8) Phenol-d5	0.000	99	0	0.00	ppb	
Spiked Amount 50.000			Recovery =	0.00%		
25) Nitrobenzene-d5	0.000	82	0	0.00	ppb	
Spiked Amount 50.000			Recovery =	0.00%		
51) 2-Fluorobiphenyl	0.000	172	0	0.00	ppb	
Spiked Amount 50.000			Recovery =	0.00%		
73) 2,4,6-Tribromophenol	0.000	330	0	0.00	ppb	
Spiked Amount 50.000			Recovery =	0.00%		
86) Terphenyl-d14	0.000	244	0	0.00	ppb	
Spiked Amount 50.000			Recovery =	0.00%		
106) o-terphenyl	0.000	230	0	0.00	ppb	
Spiked Amount 50.000			Recovery =	0.00%		
109) 1-chlorooctadecane	0.000	57	0	0.00	ppb	
Spiked Amount 50.000			Recovery =	0.00%		
Target Compounds						Qvalue
113) Hydroquinone	5.239	110	421496	65.00	ppb	86

(#) = qualifier out of range (m) = manual integration (+) = signals summed

Quantitation Report (QT Reviewed)

Data Path : C:\msdchem\1\DATA\ez4614\
Data File : z92856.D
Acq On : 23 Jun 2014 7:47 pm
Operator : ashleyv
Sample : icv4614-50
Misc : op75490,ez4614
ALS Vial : 24 Sample Multiplier: 1

Quant Time: Jun 25 09:20:40 2014
Quant Method : C:\MSDCHEM\1\METHODS\MZ4615.M
Quant Title : Semi Volatile GC/MS, ZB-5MS 15m x .25mm x .25um
QLast Update : Wed Jun 25 09:18:58 2014
Response via : Initial Calibration

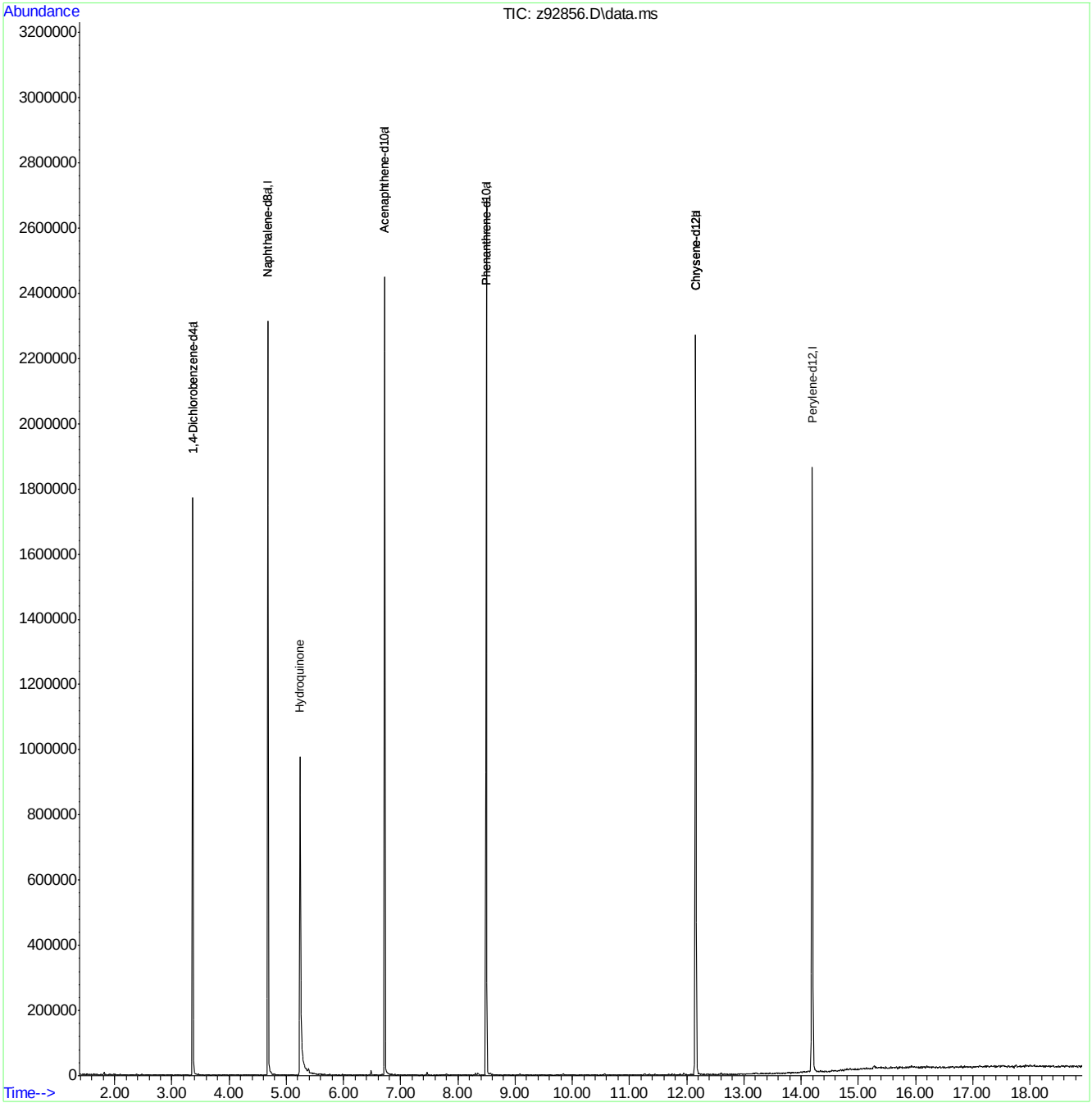

Manual Integrations APPROVED (compounds with "m" flag)
Nina Pandya
06/27/14 13:21

Quantitation Report (QT Reviewed)

Data Path : C:\msdchem\1\DATA\ez4615\
Data File : z92862.D
Acq On : 24 Jun 2014 11:35 am
Operator : ashleyv
Sample : icc4615-50
Misc : op75490,ez4615
ALS Vial : 4 Sample Multiplier: 1

Quant Time: Jun 24 16:39:26 2014
Quant Method : C:\MSDCHEM\1\METHODS\MZ4615.M
Quant Title : Semi Volatile GC/MS, ZB-5MS 15m x .25mm x .25um
QLast Update : Tue Jun 24 12:28:09 2014
Response via : Initial Calibration

Compound	R.T.	QIon	Response	Conc	Units	Dev(Min)
Internal Standards						
1) 1,4-Dichlorobenzene-d4	3.342	152	241721	40.00	ppb	0.00
24) Naphthalene-d8	4.656	136	1007994	40.00	ppb	0.00
47) Acenaphthene-d10	6.697	164	655250	40.00	ppb	0.00
69) Phenanthrene-d10	8.476	188	1105407	40.00	ppb	0.00
83) Chrysene-d12	12.136	240	1265705	40.00	ppb	0.00
92) Perylene-d12	14.171	264	882873	40.00	ppb	0.00
102) 1,4-Dichlorobenzene-d4a	3.342	152	241721	40.00	ppb	0.00
104) Phenanthrene-d10a	8.476	188	1105407	40.00	ppb	0.03
107) Chrysene-d12a	12.136	240	1265705	40.00	ppb	0.04
110) Acenaphthene-d10a	6.697	164	655250	40.00	ppb	0.00
112) Naphthalene-d8a	4.656	136	1007994	40.00	ppb	0.00
114) Chrysene-d12b	12.136	240	1265705	40.00	ppb	0.04
System Monitoring Compounds						
5) 2-Fluorophenol	2.290	112	329478	46.45	ppb	0.00
Spiked Amount 50.000			Recovery = 92.90%			
8) Phenol-d5	3.032	99	464819	46.27	ppb	0.00
Spiked Amount 50.000			Recovery = 92.54%			
25) Nitrobenzene-d5	3.893	82	472111	49.42	ppb	0.00
Spiked Amount 50.000			Recovery = 98.84%			
51) 2-Fluorobiphenyl	5.923	172	988333	47.21	ppb	0.00
Spiked Amount 50.000			Recovery = 94.42%			
73) 2,4,6-Tribromophenol	7.653	330	174150	47.76	ppb	0.00
Spiked Amount 50.000			Recovery = 95.52%			
86) Terphenyl-d14	10.629	244	1235288	51.62	ppb	0.00
Spiked Amount 50.000			Recovery = 103.24%			
106) o-terphenyl	0.000	230	0	0.00	ppb	
Spiked Amount 50.000			Recovery = 0.00%			
109) 1-chlorooctadecane	0.000	57	0d	0.00	ppb	
Spiked Amount 50.000			Recovery = 0.00%			
Target Compounds						Qvalue
2) 1,4-Dioxane	1.408	88	77373	48.07	ppb	98
3) Pyridine	1.558	79	233883	46.32	ppb	94
4) N-Nitrosodimethylamine	1.537	74	137507	48.03	ppb	97
6) Indene	3.588	116	714425	48.67	ppb	98
7) Cumene	2.653	105	973713	47.43	ppb	99
9) Phenol	3.048	94	539312	46.50	ppb	86
10) Aniline	3.048	93	535377	48.49	ppb	98
11) bis(2-Chloroethyl)ether	3.097	93	330326	49.20	ppb	98
12) 2-Chlorophenol	3.161	128	420289	46.92	ppb	96
13) Decane	3.187	43	439845	49.07	ppb	99
14) 1,3-Dichlorobenzene	3.289	146	487009	48.71	ppb	99
15) 1,4-Dichlorobenzene	3.358	146	502413	48.99	ppb	99
16) Benzyl alcohol	3.486	108	294536	47.68	ppb	97
17) 1,2-Dichlorobenzene	3.503	146	471740	48.00	ppb	99
18) Acetophenone	3.743	105	640263	49.13	ppb	95
19) 2-Methylphenol	3.615	108	378444	48.31	ppb	99
20) 2,2'-oxybis(1-Chloropr...	3.609	121	131903	47.75	ppb	91

Quantitation Report (QT Reviewed)

Data Path : C:\msdchem\1\DATA\ez4615\
Data File : z92862.D
Acq On : 24 Jun 2014 11:35 am
Operator : ashleyv
Sample : icc4615-50
Misc : op75490,ez4615
ALS Vial : 4 Sample Multiplier: 1

Quant Time: Jun 24 16:39:26 2014
Quant Method : C:\MSDCHEM\1\METHODS\MZ4615.M
Quant Title : Semi Volatile GC/MS, ZB-5MS 15m x .25mm x .25um
QLast Update : Tue Jun 24 12:28:09 2014
Response via : Initial Calibration

Compound	R.T.	QIon	Response	Conc	Units		Dev(Min)
21) 3&4-Methylphenol	3.775	108	408338	49.05	ppb		96
22) n-Nitroso-di-n-propyla...	3.743	70	316764	49.58	ppb		98
23) Hexachloroethane	3.834	201	174046	48.36	ppb		95
26) Nitrobenzene	3.914	77	486809	48.01	ppb		99
27) Quinoline	5.073	129	923274	49.16	ppb		99
28) Isophorone	4.165	82	827407	50.38	ppb		98
29) 2-Nitrophenol	4.250	139	259784	47.35	ppb		93
30) 2,4-Dimethylphenol	4.331	107	442865	46.30	ppb		98
31) Benzoic Acid	4.512	105	387047m	50.87	ppb		
32) bis(2-Chloroethoxy)met...	4.416	93	435221	49.58	ppb		99
33) 2,4-Dichlorophenol	4.528	162	380185	47.49	ppb		97
34) 2,6-Dichlorophenol	4.774	162	383708	46.41	ppb		99
35) 1,3,5-Trichlorobenzene	4.261	180	466966	47.33	ppb		99
36) 1,2,4-Trichlorobenzene	4.603	180	433069	47.87	ppb		98
37) 1,2,3-Trichlorobenzene	4.849	180	440863	47.03	ppb		97
38) Naphthalene	4.683	128	1332601	47.93	ppb		100
39) 4-Chloroaniline	4.769	127	573989	48.51	ppb		98
40) 2,3-Dichloroaniline	5.821	161	498461	48.32	ppb		98
41) Caprolactam	5.180	55	215315	58.75	ppb		96
42) Hexachlorobutadiene	4.838	225	271366	47.39	ppb		97
43) 4-Chloro-3-methylphenol	5.378	107	434200	50.41	ppb	#	60
44) 2-Methylnaphthalene	5.474	141	801378	47.67	ppb		98
45) 1-Methylnaphthalene	5.586	141	805767	47.41	ppb		97
46) Dimethylnaphthalene	6.216	156	868131	47.81	ppb		98
49) 2,4,6-Trichlorophenol	5.837	196	292730	47.38	ppb		99
50) 2,4,5-Trichlorophenol	5.891	196	323343	49.04	ppb		99
52) 2-Chloronaphthalene	6.045	162	928401	46.83	ppb		98
53) Biphenyl	6.035	154	1217814	45.64	ppb		99
54) 2-Nitroaniline	6.200	65	320992	48.02	ppb		94
55) Dimethylphthalate	6.430	163	1029534	49.70	ppb		99
56) Acenaphthylene	6.526	152	1465114	47.81	ppb		99
57) 2,6-Dinitrotoluene	6.494	165	231116	50.13	ppb		98
58) 3-Nitroaniline	6.692	138	288844	58.70	ppb		96
59) Acenaphthene	6.740	153	911330	48.53	ppb		98
61) 4-Nitrophenol	6.975	109	201482	48.55	ppb		94
62) Dibenzofuran	6.948	168	1315320	48.52	ppb		100
63) 2,4-Dinitrotoluene	6.980	165	348434	60.78	ppb		95
64) 2,3,4,6-Tetrachlorophenol	7.125	232	275967	48.99	ppb		93
65) Diethylphthalate	7.279	149	1164447	56.44	ppb		99
66) Fluorene	7.354	166	1089872	48.08	ppb		100
67) 4-Chlorophenyl-phenyle...	7.376	204	490140	47.07	ppb		99
68) 4-Nitroaniline	7.434	138	282162	63.34	ppb		99
70) 4,6-Dinitro-2-methylph...	7.472	198	204597	52.25	ppb		97
71) n-Nitrosodiphenylamine	7.531	169	713113	48.94	ppb		100
72) 1,2-Diphenylhydrazine	7.568	77	1126995	46.91	ppb		97
74) 4-Bromophenyl-phenylether	7.958	248	308866	46.16	ppb		97
75) Hexachlorobenzene	8.022	284	369922	48.92	ppb		94
76) Pentachlorophenol	8.284	266	438337	93.38	ppb		98
77) Phenanthrene	8.503	178	1589028	48.46	ppb		100
78) Anthracene	8.567	178	1583303	48.40	ppb		99

Quantitation Report (QT Reviewed)

Data Path : C:\msdchem\1\DATA\ez4615\
Data File : z92862.D
Acq On : 24 Jun 2014 11:35 am
Operator : ashleyv
Sample : icc4615-50
Misc : op75490,ez4615
ALS Vial : 4 Sample Multiplier: 1

Quant Time: Jun 24 16:39:26 2014
Quant Method : C:\MSDCHEM\1\METHODS\MZ4615.M
Quant Title : Semi Volatile GC/MS, ZB-5MS 15m x .25mm x .25um
QLast Update : Tue Jun 24 12:28:09 2014
Response via : Initial Calibration

Compound	R.T.	QIon	Response	Conc	Units	Dev(Min)
79) Carbazole	8.797	167	1490533	51.78	ppb	99
80) Di-n-butylphthalate	9.294	149	1997646	48.39	ppb	99
81) Fluoranthene	10.052	202	1753963	49.51	ppb	97
82) Octadecane	8.428	57	671235	43.16	ppb	96
84) Pyrene	10.357	202	1823909	52.04	ppb	98
85) Butyl stearate	11.548	56	668248	46.20	ppb	95
87) Butylbenzylphthalate	11.393	149	897102	46.41	ppb	95
88) Benzo[a]anthracene	12.120	228	1667663	45.01	ppb	100
89) 3,3'-Dichlorobenzidine	12.136	252	690572	50.30	ppb	99
90) Chrysene	12.173	228	1414388	51.11	ppb	99
91) bis(2-Ethylhexyl)phtha...	12.301	149	1093827	46.78	ppb	99
93) Di-n-octylphthalate	13.252	149	1961684	40.05	ppb	98
95) Benzo[k]fluoranthene	13.712	252	1359553	44.38	ppb	98
96) Benzo[a]pyrene	14.096	252	1268503	44.25	ppb	99
97) Indeno[1,2,3-cd]pyrene	15.517	276	1306456	42.91	ppb	100
98) Dibenz(a,h)acridine	15.229	279	1017326	41.86	ppb	99
99) Dibenz[a,h]anthracene	15.544	278	1032449	42.47	ppb	98
101) Benzo[g,h,i]perylene	15.870	276	962907	43.69	ppb	99

(#) = qualifier out of range (m) = manual integration (+) = signals summed

Quantitation Report (QT Reviewed)

Data Path : C:\msdchem\1\DATA\ez4615\
Data File : z92862.D
Acq On : 24 Jun 2014 11:35 am
Operator : ashleyv
Sample : icc4615-50
Misc : op75490,ez4615
ALS Vial : 4 Sample Multiplier: 1

Quant Time: Jun 24 16:39:26 2014
Quant Method : C:\MSDCHEM\1\METHODS\MZ4615.M
Quant Title : Semi Volatile GC/MS, ZB-5MS 15m x .25mm x .25um
QLast Update : Tue Jun 24 12:28:09 2014
Response via : Initial Calibration

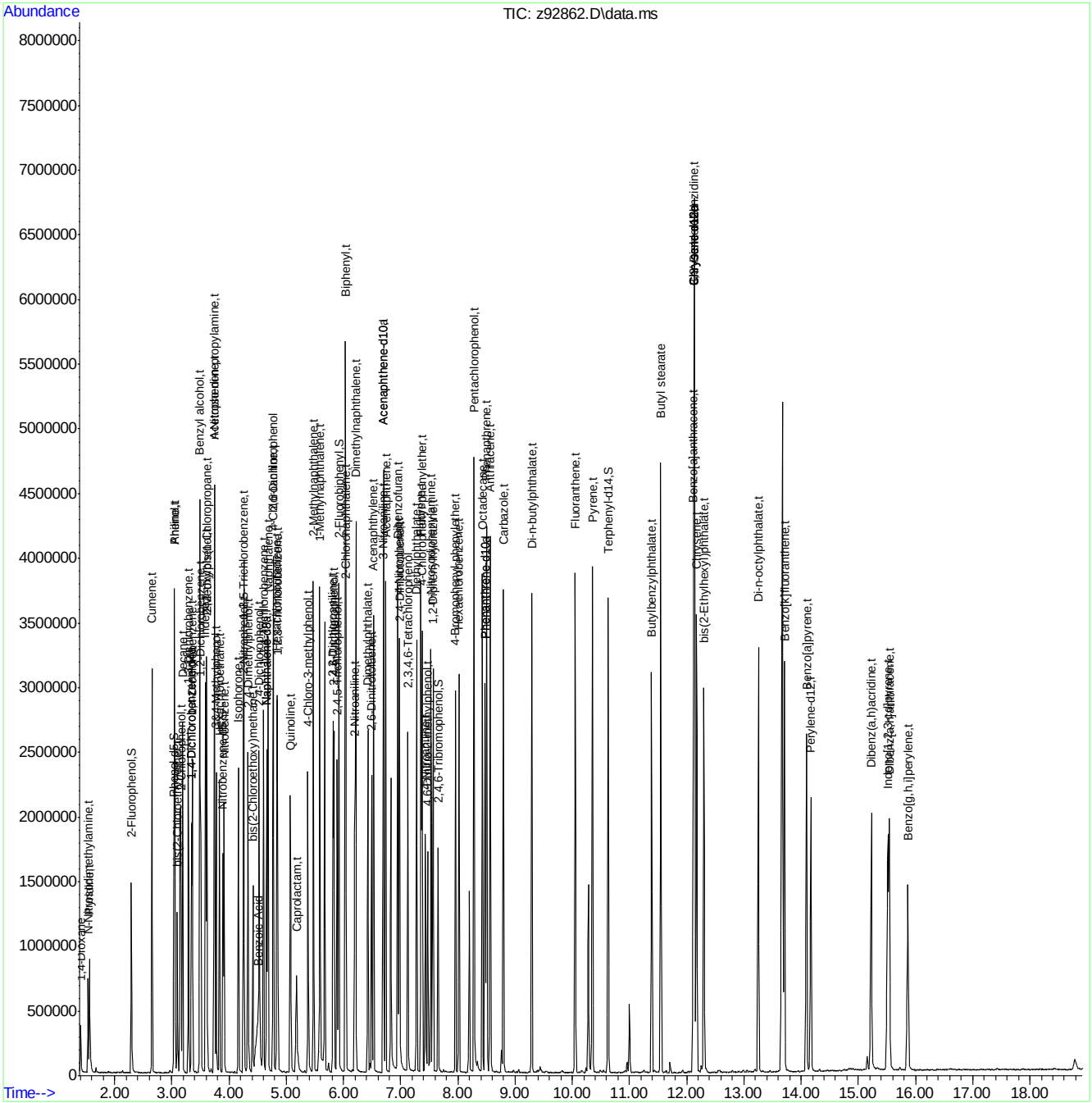

Manual Integration Approval Summary

Sample Number:	EZ4615-ICC4615	**Method:**	SW846 8270D
Lab FileID:	Z92862.D	**Analyst approved:**	06/25/14 16:18 Ashley Vought
Injection Time:	06/24/14 11:35	**Supervisor approved:**	06/27/14 13:21 Nina Pandya

Parameter	CAS	Sig#	R.T. (min.)	Reason
Benzoic Acid	65-85-0		4.51	Poor instrument integration

Quantitation Report (Qedit)

Data Path : C:\msdchem\1\DATA\ez4615\
Data File : z92862.D
Acq On : 24 Jun 2014 11:35 am
Operator : ashleyv
Sample : ic4615-50
Misc : op75490,ez4615
ALS Vial : 4 Sample Multiplier: 1

Quant Time: Jun 24 12:29:19 2014
Quant Method : C:\MSDCHEM\1\METHODS\MZ4615.M
Quant Title : Semi Volatile GC/MS, ZB-5MS 15m x .25mm x .25um
QLast Update : Tue Jun 24 12:28:09 2014
Response via : Initial Calibration

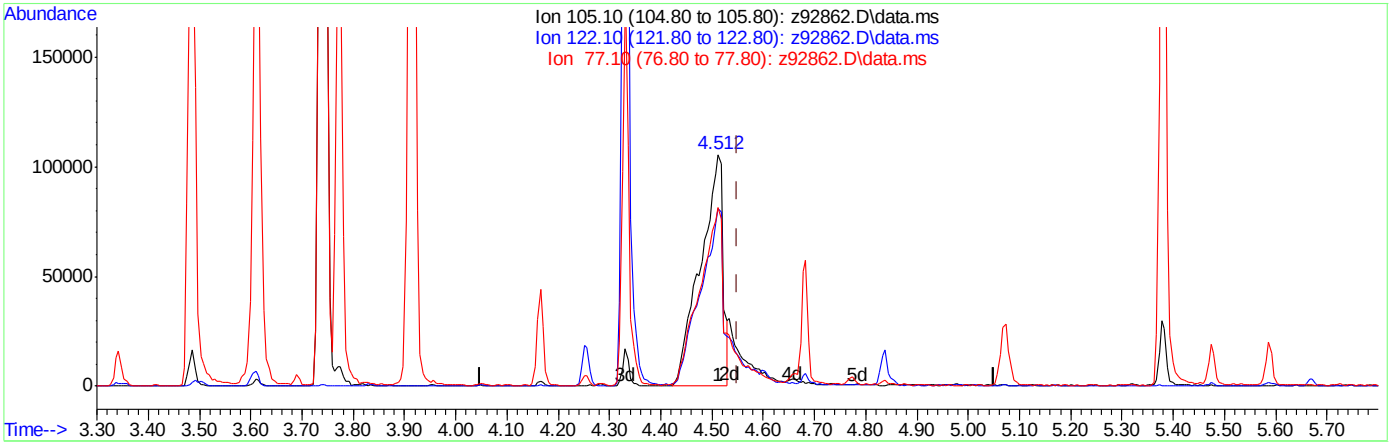

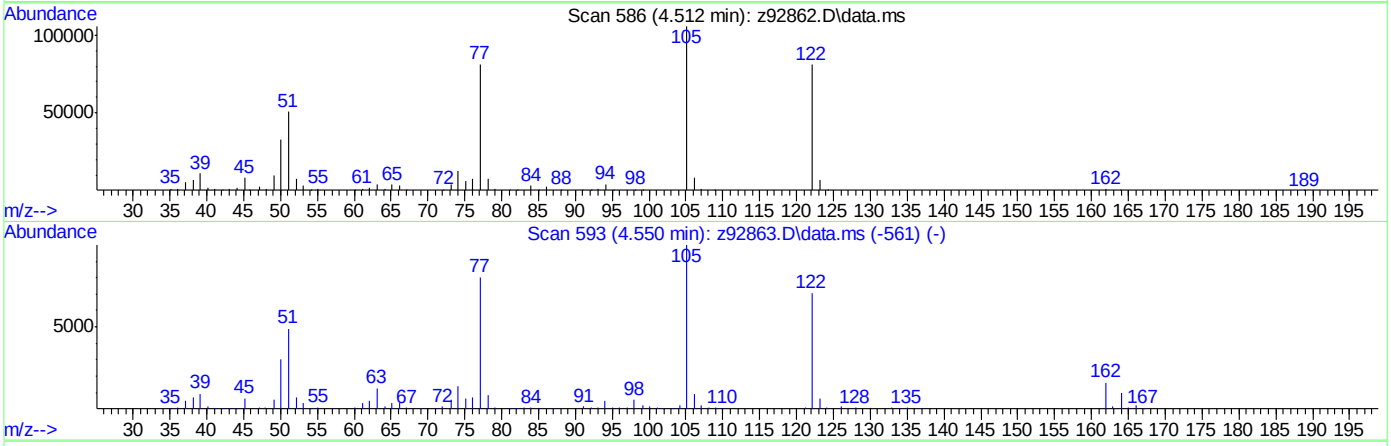

TIC: z92862.D\data.ms

(31) Benzoic Acid

4.512min (-0.038) 42.06ppb

response 320043

Ion	Exp%	Act%
105.10	100	100
122.10	69.00	76.53
77.10	35.20	78.27#
0.00	0.00	0.00

Quantitation Report (Qedit)

Data Path : C:\msdchem\1\DATA\ez4615\
Data File : z92862.D
Acq On : 24 Jun 2014 11:35 am
Operator : ashleyv
Sample : ic4615-50
Misc : op75490,ez4615
ALS Vial : 4 Sample Multiplier: 1

Quant Time: Jun 24 16:39:26 2014
Quant Method : C:\MSDCHEM\1\METHODS\MZ4615.M
Quant Title : Semi Volatile GC/MS, ZB-5MS 15m x .25mm x .25um
QLast Update : Tue Jun 24 12:28:09 2014
Response via : Initial Calibration

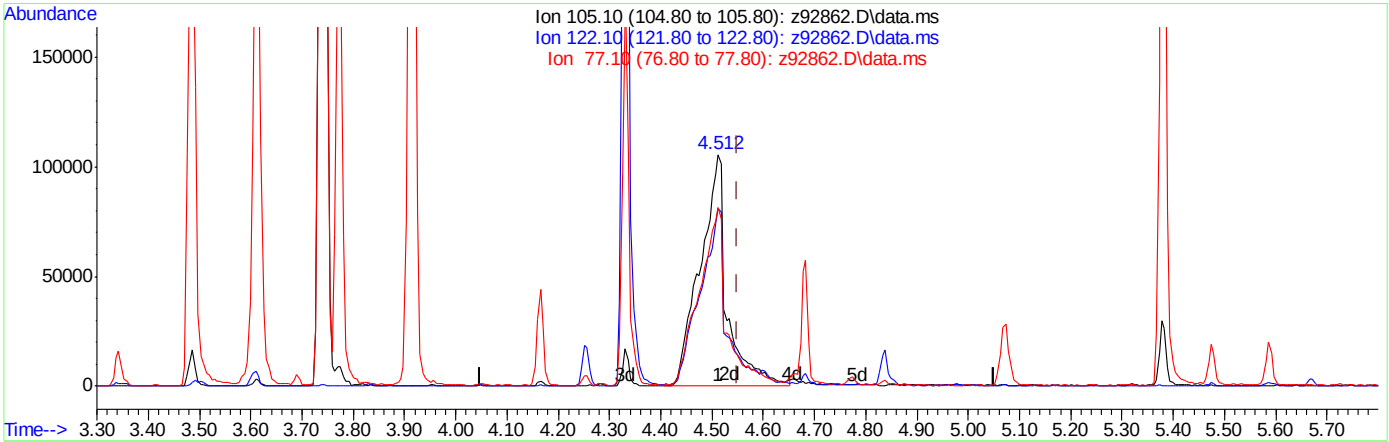

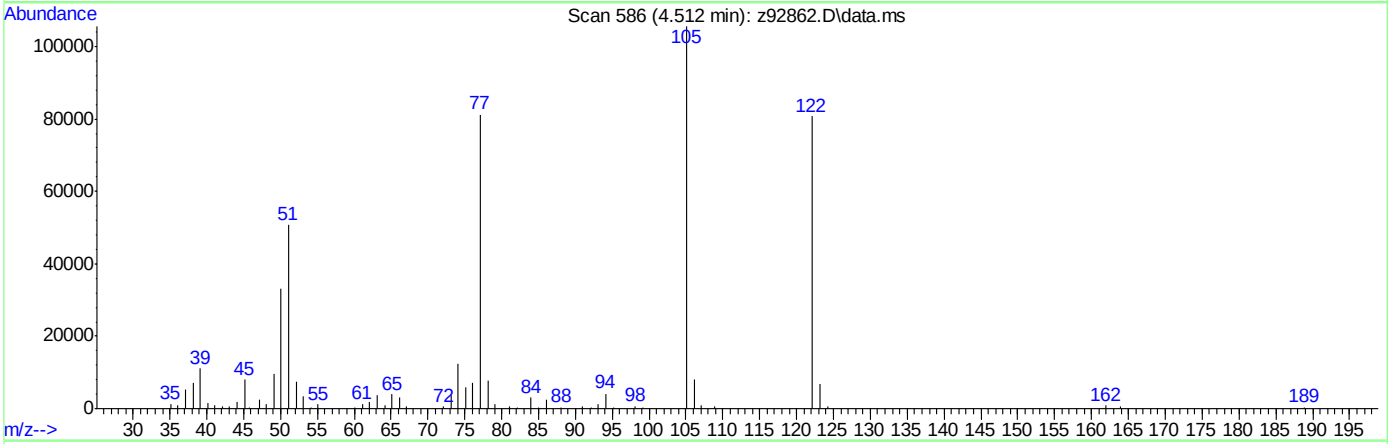

TIC: z92862.D\data.ms

(31) Benzoic Acid

4.512min (-0.038) 50.87ppb m

response 387047

Ion	Exp%	Act%
105.10	100	100
122.10	69.00	63.29
77.10	35.20	64.72#
0.00	0.00	0.00

Manual Integrations APPROVED (compounds with "m" flag)
Nina Pandya
06/27/14 13:21

Quantitation Report (QT Reviewed)

Data Path : C:\msdchem\1\DATA\ez4615\
Data File : z92863.D
Acq On : 24 Jun 2014 12:01 pm
Operator : ashleyv
Sample : ic4615-100
Misc : op75490,ez4615
ALS Vial : 5 Sample Multiplier: 1

Quant Time: Jun 24 12:27:44 2014
Quant Method : C:\MSDCHEM\1\METHODS\MZ4615.M
Quant Title : Semi Volatile GC/MS, ZB-5MS 15m x .25mm x .25um
QLast Update : Tue Jun 24 12:24:36 2014
Response via : Initial Calibration

Compound	R.T.	QIon	Response	Conc	Units		Dev(Min)
Internal Standards							
1) 1,4-Dichlorobenzene-d4	3.342	152	222288	40.00	ppb		0.00
24) Naphthalene-d8	4.657	136	906476	40.00	ppb		0.00
47) Acenaphthene-d10	6.697	164	582369	40.00	ppb		0.00
69) Phenanthrene-d10	8.476	188	838950	40.00	ppb		0.00
83) Chrysene-d12	12.136	240	1010367	40.00	ppb		0.00
92) Perylene-d12	14.166	264	579836	40.00	ppb		0.00
102) 1,4-Dichlorobenzene-d4a	3.342	152	222288	40.00	ppb		0.00
104) Phenanthrene-d10a	8.450	188	111680	40.00	ppb		0.00
107) Chrysene-d12a	12.098	240	94071	40.00	ppb		0.00
110) Acenaphthene-d10a	6.697	164	582369	40.00	ppb		0.00
112) Naphthalene-d8a	4.657	136	906476	40.00	ppb		0.00
114) Chrysene-d12b	12.098	240	94071	40.00	ppb		0.00
System Monitoring Compounds							
5) 2-Fluorophenol	2.295	112	652248	118.44	ppb		0.00
Spiked Amount 50.000			Recovery = 236.88%				
8) Phenol-d5	3.038	99	923904	115.84	ppb		0.00
Spiked Amount 50.000			Recovery = 231.68%				
25) Nitrobenzene-d5	3.898	82	859059	108.70	ppb		0.00
Spiked Amount 50.000			Recovery = 217.40%				
51) 2-Fluorobiphenyl	5.923	172	1860487	106.78	ppb		0.00
Spiked Amount 50.000			Recovery = 213.56%				
73) 2,4,6-Tribromophenol	7.654	330	276756	115.11	ppb		0.00
Spiked Amount 50.000			Recovery = 230.22%				
86) Terphenyl-d14	10.635	244	1910308	97.71	ppb		0.00
Spiked Amount 50.000			Recovery = 195.42%				
106) o-terphenyl	0.000	230	0	0.00	ppb		
Spiked Amount 50.000			Recovery = 0.00%				
109) 1-chlorooctadecane	0.000	57	0d	0.00	ppb		
Spiked Amount 50.000			Recovery = 0.00%				
Target Compounds							Qvalue
2) 1,4-Dioxane	1.409	88	148025	141.26	ppb		93
3) Pyridine	1.563	79	464360	161.90	ppb		89
4) N-Nitrosodimethylamine	1.542	74	263304	164.42	ppb		76
6) Indene	3.588	116	1349977	107.42	ppb		96
7) Cumene	2.653	105	1888002	110.57	ppb		99
9) Phenol	3.054	94	1066466	117.70	ppb		90
10) Aniline	3.049	93	1015390	103.77	ppb		73
11) bis(2-Chloroethyl)ether	3.102	93	617401	104.48	ppb		96
12) 2-Chlorophenol	3.161	128	823675	109.40	ppb		99
13) Decane	3.187	43	824382	111.67	ppb		88
14) 1,3-Dichlorobenzene	3.289	146	919411	106.34	ppb		97
15) 1,4-Dichlorobenzene	3.358	146	943113	105.32	ppb		99
16) Benzyl alcohol	3.492	108	568071	118.81	ppb		91
17) 1,2-Dichlorobenzene	3.508	146	903810	107.01	ppb		99
18) Acetophenone	3.743	105	1198356	109.79	ppb		95
19) 2-Methylphenol	3.615	108	720364	110.25	ppb		99
20) 2,2'-oxybis(1-Chloropr...	3.610	121	254018	108.90	ppb	#	74

Quantitation Report (QT Reviewed)

Data Path : C:\msdchem\1\DATA\ez4615\
Data File : z92863.D
Acq On : 24 Jun 2014 12:01 pm
Operator : ashleyv
Sample : ic4615-100
Misc : op75490,ez4615
ALS Vial : 5 Sample Multiplier: 1

Quant Time: Jun 24 12:27:44 2014
Quant Method : C:\MSDCHEM\1\METHODS\MZ4615.M
Quant Title : Semi Volatile GC/MS, ZB-5MS 15m x .25mm x .25um
QLast Update : Tue Jun 24 12:24:36 2014
Response via : Initial Calibration

Compound	R.T.	QIon	Response	Conc	Units		Dev(Min)
21) 3&4-Methylphenol	3.780	108	765615	110.39	ppb		98
22) n-Nitroso-di-n-propyla...	3.748	70	587539	110.97	ppb		87
23) Hexachloroethane	3.834	201	330958	103.69	ppb		92
26) Nitrobenzene	3.919	77	911923	110.68	ppb		96
27) Quinoline	5.079	129	1689092	108.55	ppb		98
28) Isophorone	4.170	82	1476934	108.41	ppb		94
29) 2-Nitrophenol	4.256	139	493412	110.20	ppb		91
30) 2,4-Dimethylphenol	4.336	107	860195	117.92	ppb		95
31) Benzoic Acid	4.550	105	684243m	126.97	ppb		
32) bis(2-Chloroethoxy)met...	4.416	93	789370	105.45	ppb		99
33) 2,4-Dichlorophenol	4.534	162	719973	112.68	ppb		99
34) 2,6-Dichlorophenol	4.779	162	743438	114.08	ppb		100
35) 1,3,5-Trichlorobenzene	4.261	180	887215	110.24	ppb		97
36) 1,2,4-Trichlorobenzene	4.603	180	813504	106.11	ppb		95
37) 1,2,3-Trichlorobenzene	4.854	180	843076	109.50	ppb		99
38) Naphthalene	4.683	128	2500186	107.33	ppb		99
39) 4-Chloroaniline	4.774	127	1064158	108.93	ppb		95
40) 2,3-Dichloroaniline	5.821	161	927784	110.76	ppb		97
41) Caprolactam	5.207	55	329587	94.94	ppb		89
42) Hexachlorobutadiene	4.838	225	514906	109.78	ppb		98
43) 4-Chloro-3-methylphenol	5.383	107	774643	112.92	ppb		86
44) 2-Methylnaphthalene	5.479	141	1511767	111.60	ppb		97
45) 1-Methylnaphthalene	5.591	141	1528250	110.55	ppb		97
46) Dimethylnaphthalene	6.217	156	1633024	114.00	ppb		95
48) Hexachlorocyclopentadiene	5.672	237	1026279	202.17	ppb		100
49) 2,4,6-Trichlorophenol	5.843	196	549075	108.57	ppb		99
50) 2,4,5-Trichlorophenol	5.896	196	586066	109.33	ppb		99
52) 2-Chloronaphthalene	6.046	162	1762039	109.44	ppb		96
53) Biphenyl	6.035	154	2371411	111.67	ppb		99
54) 2-Nitroaniline	6.200	65	594123	117.00	ppb		89
55) Dimethylphthalate	6.436	163	1841195	102.73	ppb		100
56) Acenaphthylene	6.532	152	2723791	105.26	ppb		99
57) 2,6-Dinitrotoluene	6.500	165	409761	104.47	ppb		89
58) 3-Nitroaniline	6.697	138	437341	94.04	ppb		88
59) Acenaphthene	6.740	153	1669030	105.93	ppb		99
60) 2,4-Dinitrophenol	6.836	184	508422	185.61	ppb		90
61) 4-Nitrophenol	6.980	109	368854	142.92	ppb	#	82
62) Dibenzofuran	6.954	168	2409324	107.64	ppb		95
63) 2,4-Dinitrotoluene	6.986	165	509490	92.33	ppb		92
64) 2,3,4,6-Tetrachlorophenol	7.130	232	500682	114.38	ppb		96
65) Diethylphthalate	7.285	149	1833520	96.63	ppb		100
66) Fluorene	7.360	166	2014787	111.02	ppb		98
67) 4-Chlorophenyl-phenyle...	7.376	204	925424	109.84	ppb		91
68) 4-Nitroaniline	7.440	138	395900	88.05	ppb		83
70) 4,6-Dinitro-2-methylph...	7.477	198	297184m	106.06	ppb		
71) n-Nitrosodiphenylamine	7.536	169	1105902	110.85	ppb		99
72) 1,2-Diphenylhydrazine	7.568	77	1823262	124.08	ppb		96
74) 4-Bromophenyl-phenylether	7.958	248	507814	117.77	ppb		91
75) Hexachlorobenzene	8.028	284	573886	110.69	ppb		96
76) Pentachlorophenol	8.289	266	712488	253.22	ppb		99

Quantitation Report (QT Reviewed)

Data Path : C:\msdchem\1\DATA\ez4615\
Data File : z92863.D
Acq On : 24 Jun 2014 12:01 pm
Operator : ashleyv
Sample : ic4615-100
Misc : op75490,ez4615
ALS Vial : 5 Sample Multiplier: 1

Quant Time: Jun 24 12:27:44 2014
Quant Method : C:\MSDCHEM\1\METHODS\MZ4615.M
Quant Title : Semi Volatile GC/MS, ZB-5MS 15m x .25mm x .25um
QLast Update : Tue Jun 24 12:24:36 2014
Response via : Initial Calibration

Compound	R.T.	QIon	Response	Conc	Units	Dev(Min)
77) Phenanthrene	8.508	178	2488645	109.38	ppb	100
78) Anthracene	8.572	178	2482607	109.07	ppb	100
79) Carbazole	8.802	167	2184700	103.69	ppb	99
80) Di-n-butylphthalate	9.294	149	3132819	117.91	ppb	99
81) Fluoranthene	10.052	202	2688492	111.15	ppb	99
82) Octadecane	8.434	57	1180285	131.44	ppb	95
84) Pyrene	10.362	202	2797673	96.16	ppb	94
85) Butyl stearate	11.553	56	1154751	112.03	ppb	99
87) Butylbenzylphthalate	11.393	149	1543175	112.89	ppb	93
88) Benzo[a]anthracene	12.125	228	2957838	109.02	ppb	99
89) 3,3'-Dichlorobenzidine	12.141	252	1096028m	104.60	ppb	
90) Chrysene	12.178	228	2209182	93.95	ppb	100
91) bis(2-Ethylhexyl)phtha...	12.301	149	1866468	102.63	ppb	98
93) Di-n-octylphthalate	13.258	149	3216991	146.64	ppb	98
94) Benzo[b]fluoranthene	13.680	252	2880727	153.56	ppb	100
95) Benzo[k]fluoranthene	13.717	252	2011859	118.91	ppb	99
96) Benzo[a]pyrene	14.102	252	1882572	118.78	ppb	100
97) Indeno[1,2,3-cd]pyrene	15.523	276	1999531	150.76	ppb	97
98) Dibenz(a,h)acridine	15.234	279	1596168	152.23	ppb	100
99) Dibenz[a,h]anthracene	15.555	278	1596773	149.89	ppb	99
100) 7,12-Dimethylbenz(a)an...	13.674	256	1175224	141.25	ppb	99
101) Benzo[g,h,i]perylene	15.881	276	1447406	150.22	ppb	98

(#) = qualifier out of range (m) = manual integration (+) = signals summed

Quantitation Report (QT Reviewed)

Data Path : C:\msdchem\1\DATA\ez4615\
Data File : z92863.D
Acq On : 24 Jun 2014 12:01 pm
Operator : ashleyv
Sample : ic4615-100
Misc : op75490,ez4615
ALS Vial : 5 Sample Multiplier: 1

Quant Time: Jun 24 12:27:44 2014
Quant Method : C:\MSDCHEM\1\METHODS\MZ4615.M
Quant Title : Semi Volatile GC/MS, ZB-5MS 15m x .25mm x .25um
QLast Update : Tue Jun 24 12:24:36 2014
Response via : Initial Calibration

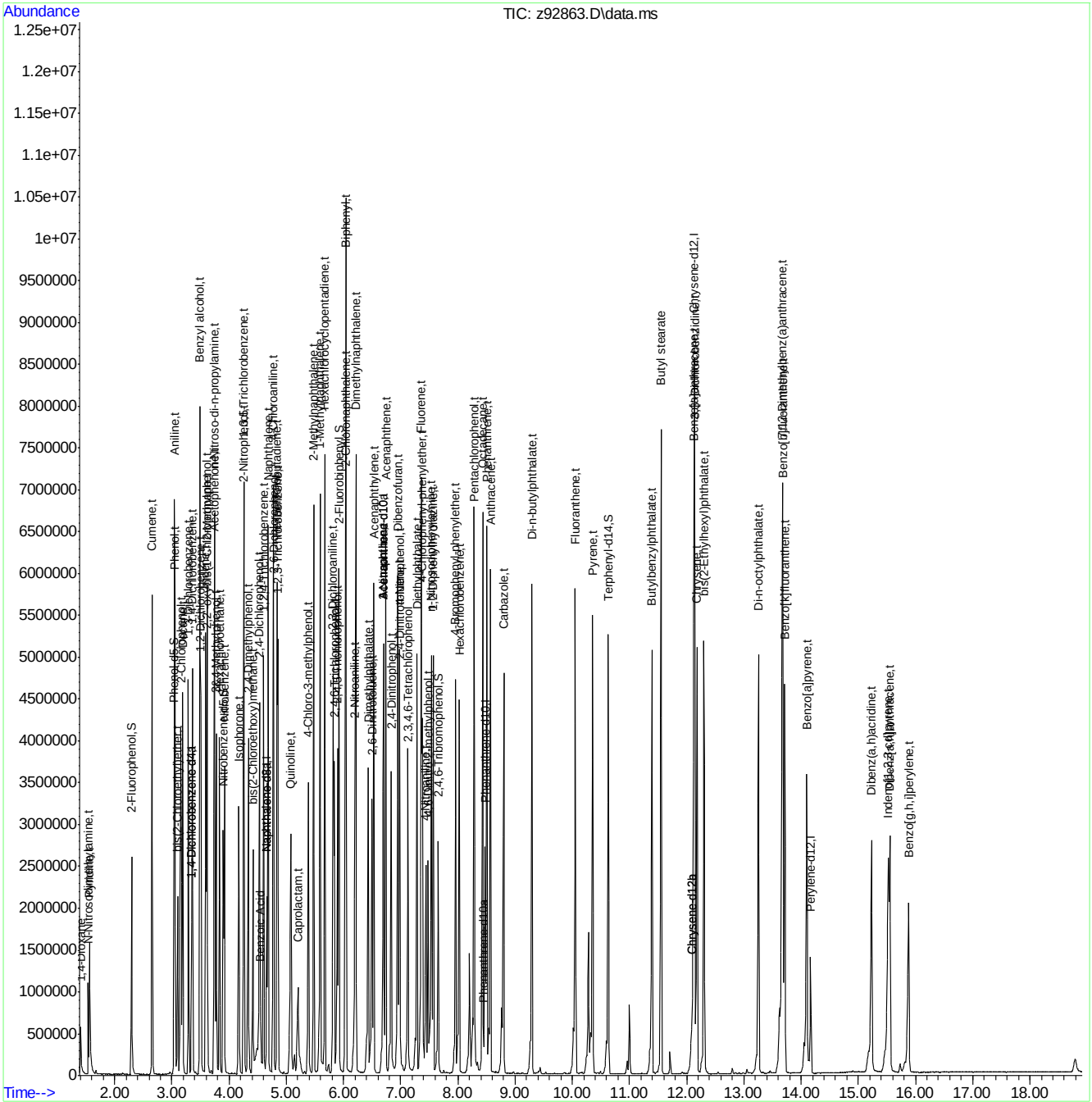

Manual Integration Approval Summary

Sample Number:	EZ4615-IC4615	**Method:**	SW846 8270D
Lab FileID:	Z92863.D	**Analyst approved:**	06/25/14 16:02 Ashley Vought
Injection Time:	06/24/14 12:01	**Supervisor approved:**	06/27/14 13:21 Nina Pandya

Parameter	CAS	Sig#	R.T. (min.)	Reason
Benzoic Acid	65-85-0		4.55	Poor instrument integration
4,6-Dinitro-o-cresol	534-52-1		7.48	Poor instrument integration
3,3'-Dichlorobenzidine	91-94-1		12.14	Poor instrument integration

Quantitation Report (Qedit)

Data Path : C:\msdchem\1\DATA\ez4615\
Data File : z92863.D
Acq On : 24 Jun 2014 12:01 pm
Operator : ashleyv
Sample : ic4615-100
Misc : op75490,ez4615
ALS Vial : 5 Sample Multiplier: 1

Quant Time: Jun 24 12:20:03 2014
Quant Method : C:\MSDCHEM\1\METHODS\MZ4615.M
Quant Title : Semi Volatile GC/MS, ZB-5MS 15m x .25mm x .25um
QLast Update : Mon Jun 23 18:09:26 2014
Response via : Initial Calibration

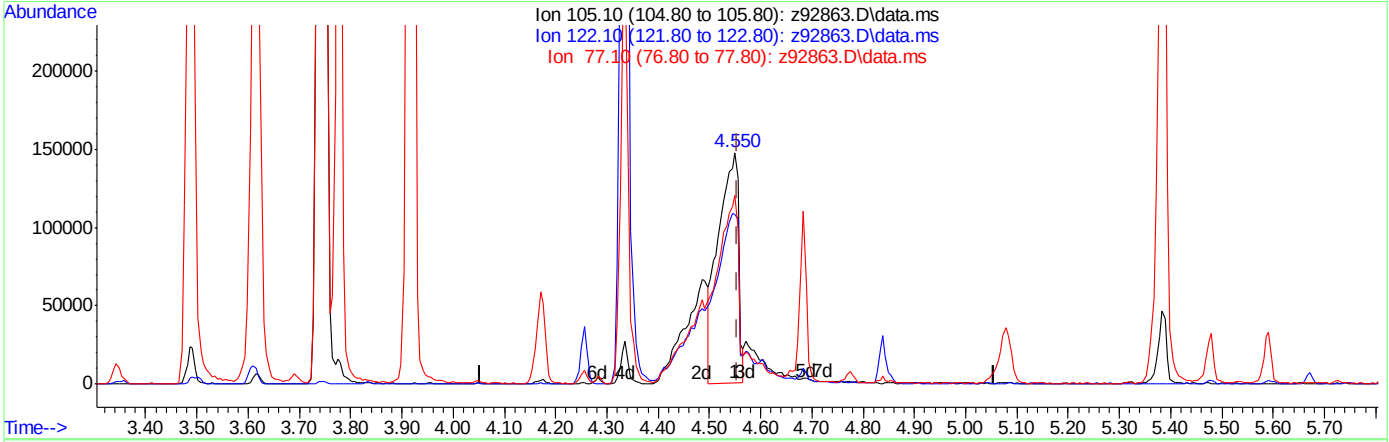

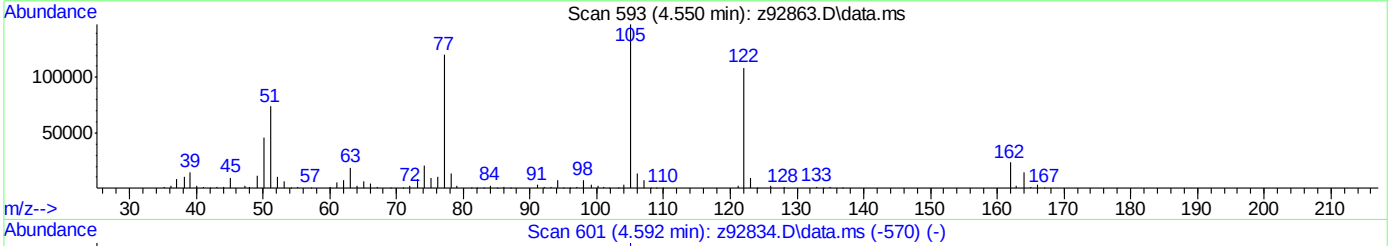

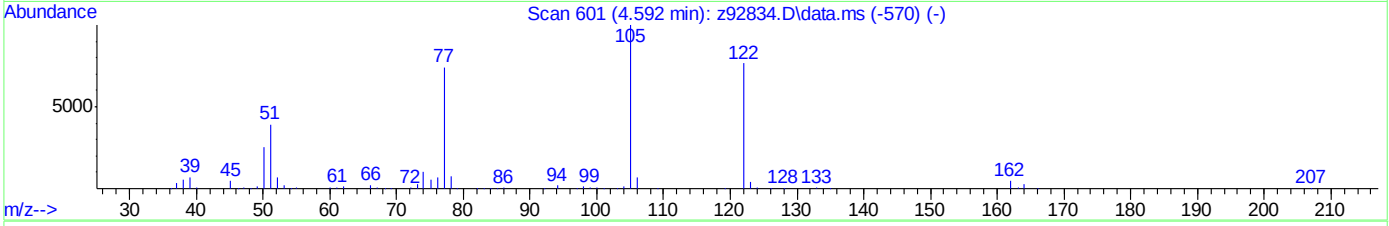

TIC: z92863.D\data.ms

(31) Benzoic Acid

4.550min (-0.005) 75.17ppb

response 405061

Ion	Exp%	Act%
105.10	100	100
122.10	50.80	116.50#
77.10	48.30	59.41
0.00	0.00	0.00

Z92863.D edits: Benzoic Acid

Quantitation Report (Qedit)

Data Path : C:\msdchem\1\DATA\ez4615\
Data File : z92863.D
Acq On : 24 Jun 2014 12:01 pm
Operator : ashleyv
Sample : ic4615-100
Misc : op75490,ez4615
ALS Vial : 5 Sample Multiplier: 1

Quant Time: Jun 24 12:25:10 2014
Quant Method : C:\MSDCHEM\1\METHODS\MZ4615.M
Quant Title : Semi Volatile GC/MS, ZB-5MS 15m x .25mm x .25um
QLast Update : Tue Jun 24 12:24:36 2014
Response via : Initial Calibration

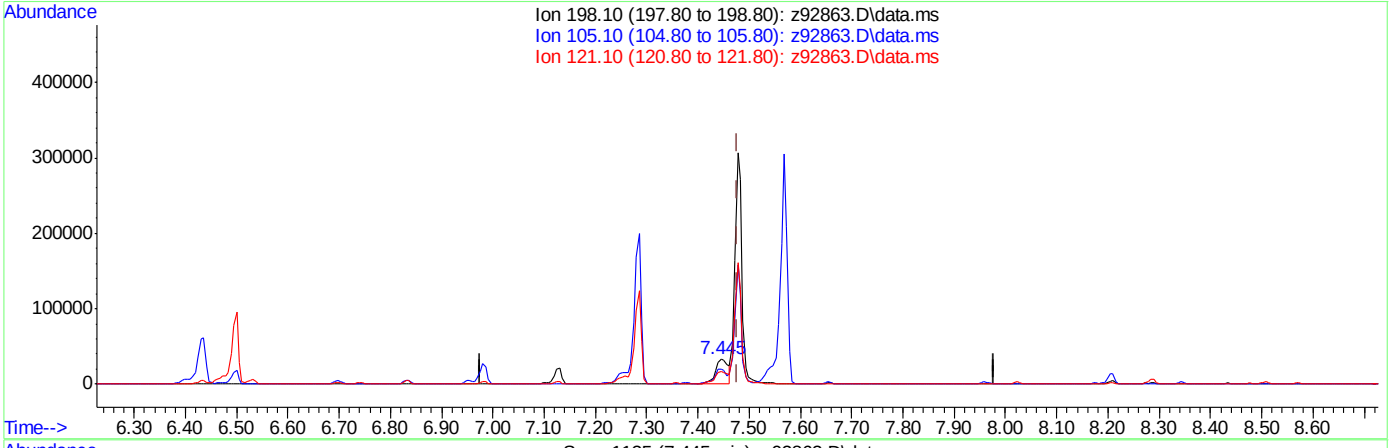

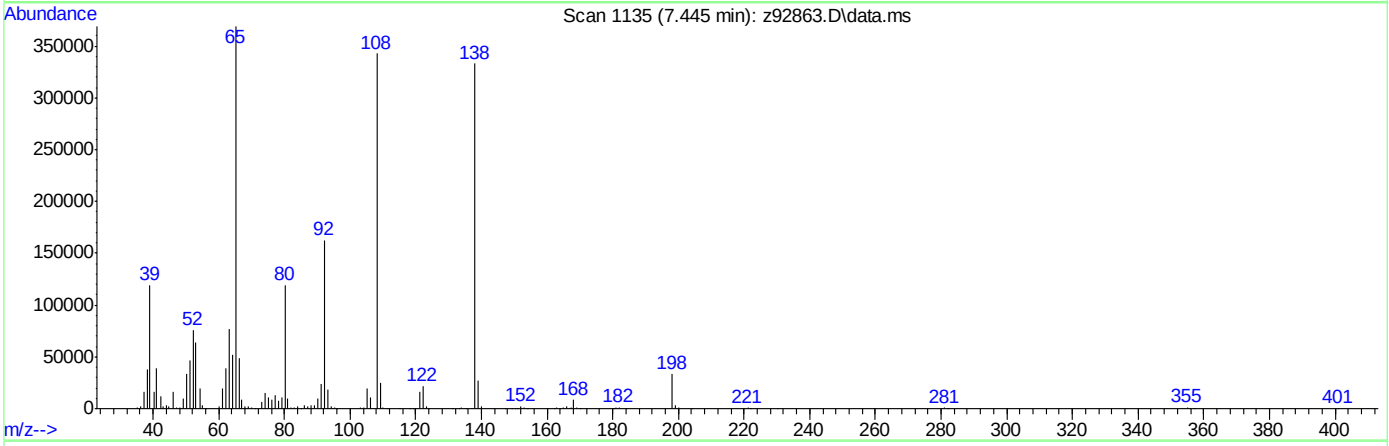

TIC: z92863.D\data.ms

(70) 4,6-Dinitro-2-methylphenol (t)

7.445min (-0.032) 20.23ppb

response 56681

Ion	Exp%	Act%
198.10	100	100
105.10	42.10	60.09
121.10	42.20	46.49
0.00	0.00	0.00

9.6.693

9

ACCUTEST LABORATORIES JB70672

Z92863.D edits: 4,6-Dinitro-2-methylphenol

Quantitation Report (Qedit)

Data Path : C:\msdchem\1\DATA\ez4615\
Data File : z92863.D
Acq On : 24 Jun 2014 12:01 pm
Operator : ashleyv
Sample : ic4615-100
Misc : op75490,ez4615
ALS Vial : 5 Sample Multiplier: 1

Quant Time: Jun 24 12:25:10 2014
Quant Method : C:\MSDCHEM\1\METHODS\MZ4615.M
Quant Title : Semi Volatile GC/MS, ZB-5MS 15m x .25mm x .25um
QLast Update : Tue Jun 24 12:24:36 2014
Response via : Initial Calibration

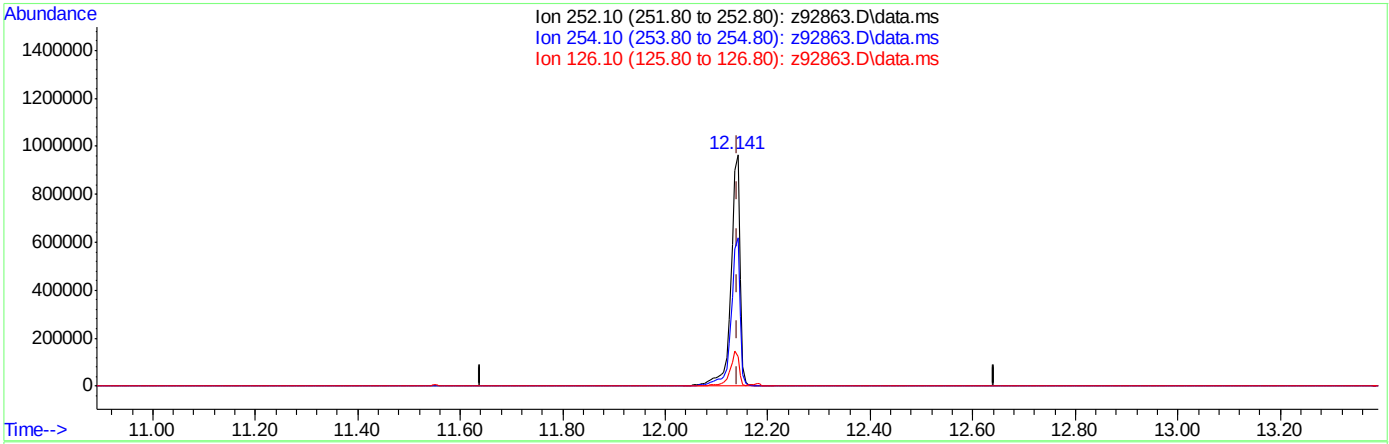

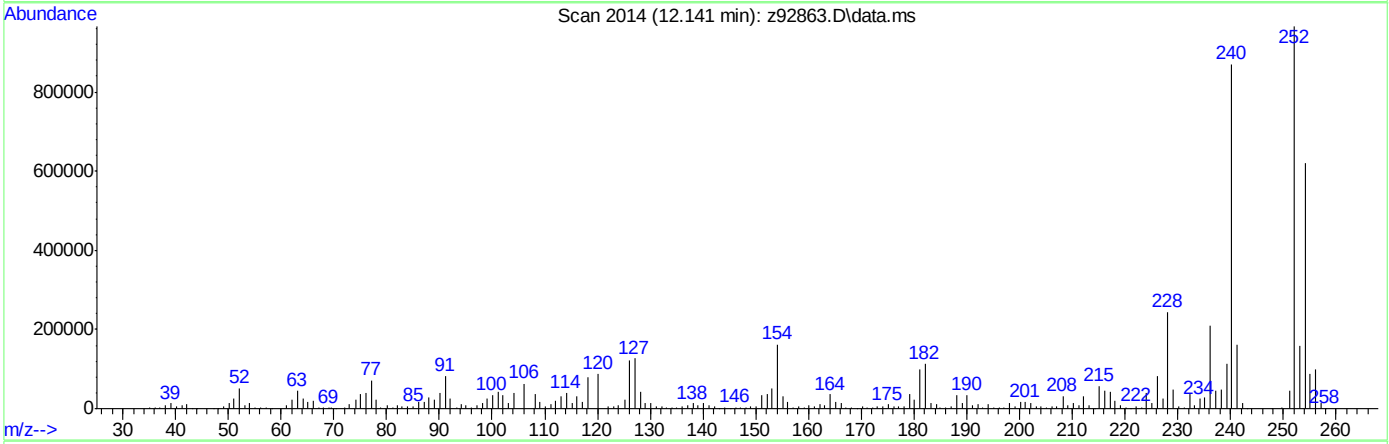

TIC: z92863.D\data.ms

(89) 3,3'-Dichlorobenzidine (t)

12.141min (0.000) 113.90ppb

response 1193531

Ion	Exp%	Act%
252.10	100	100
254.10	62.10	64.14
126.10	12.20	12.73
0.00	0.00	0.00

ACCUTEST LABORATORIES JB70672

Quantitation Report (Qedit)

Data Path : C:\msdchem\1\DATA\ez4615\
Data File : z92863.D
Acq On : 24 Jun 2014 12:01 pm
Operator : ashleyv
Sample : ic4615-100
Misc : op75490,ez4615
ALS Vial : 5 Sample Multiplier: 1

Quant Time: Jun 24 12:27:44 2014
Quant Method : C:\MSDCHEM\1\METHODS\MZ4615.M
Quant Title : Semi Volatile GC/MS, ZB-5MS 15m x .25mm x .25um
QLast Update : Tue Jun 24 12:24:36 2014
Response via : Initial Calibration

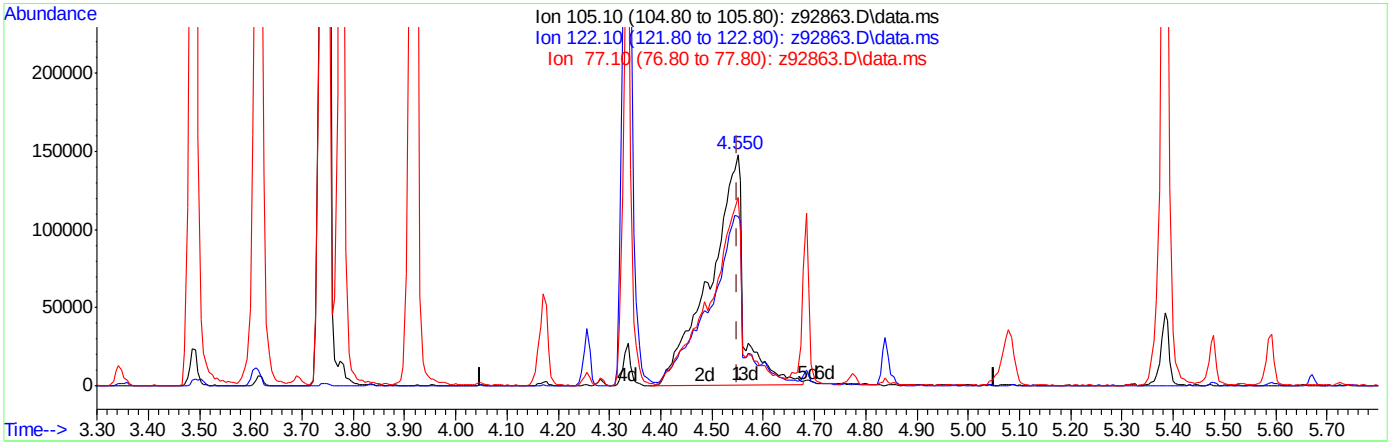

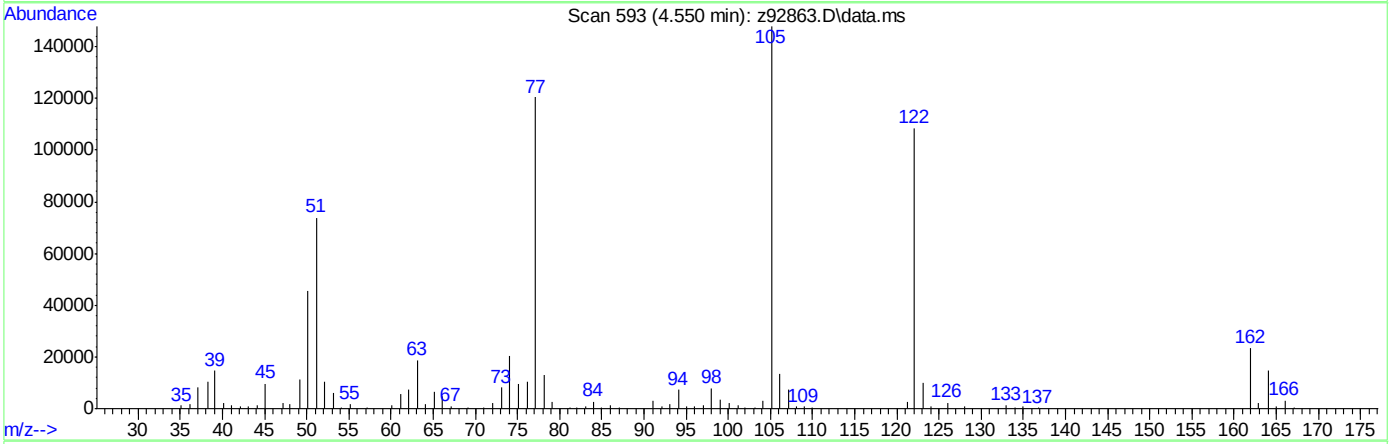

TIC: z92863.D\data.ms

(31) Benzoic Acid

4.550min (0.000) 126.97ppb m

response 684243

Ion	Exp%	Act%
105.10	100	100
122.10	50.80	68.97
77.10	48.30	35.17
0.00	0.00	0.00

Quantitation Report (Qedit)

Data Path : C:\msdchem\1\DATA\ez4615\
Data File : z92863.D
Acq On : 24 Jun 2014 12:01 pm
Operator : ashleyv
Sample : ic4615-100
Misc : op75490,ez4615
ALS Vial : 5 Sample Multiplier: 1

Quant Time: Jun 24 12:27:44 2014
Quant Method : C:\MSDCHEM\1\METHODS\MZ4615.M
Quant Title : Semi Volatile GC/MS, ZB-5MS 15m x .25mm x .25um
QLast Update : Tue Jun 24 12:24:36 2014
Response via : Initial Calibration

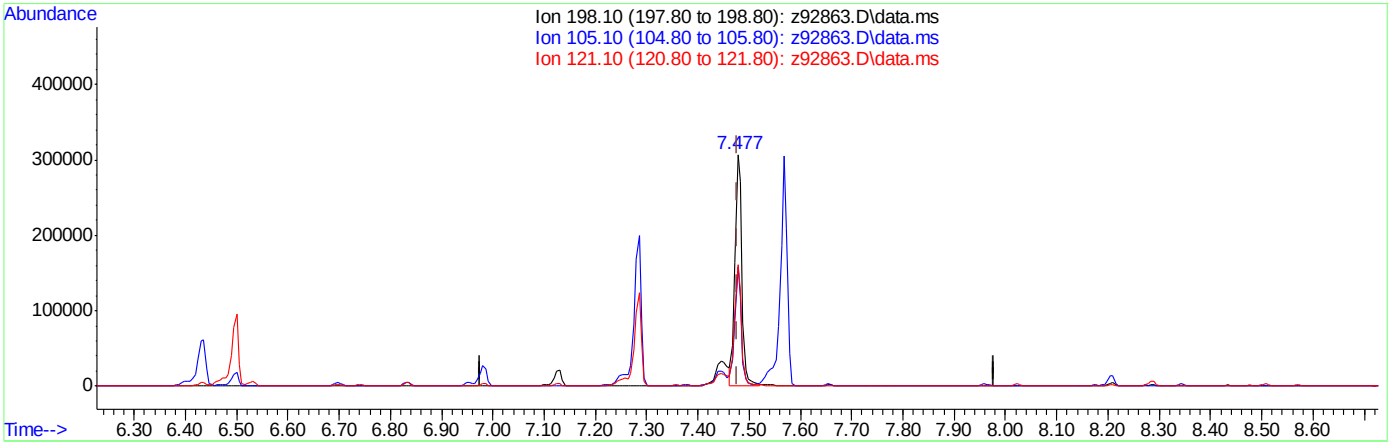

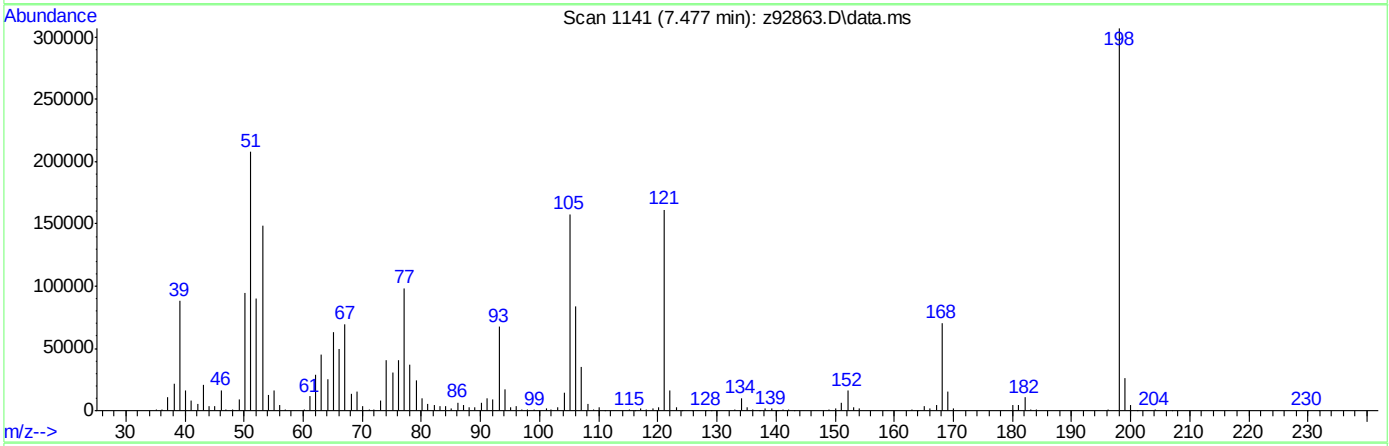

TIC: z92863.D\data.ms

(70) 4,6-Dinitro-2-methylphenol (t)

7.477min (0.000) 106.06ppb m

response 297184

Ion	Exp%	Act%
198.10	100	100
105.10	42.10	51.45
121.10	42.20	52.59
0.00	0.00	0.00

Quantitation Report (Qedit)

Data Path : C:\msdchem\1\DATA\ez4615\
Data File : z92863.D
Acq On : 24 Jun 2014 12:01 pm
Operator : ashleyv
Sample : ic4615-100
Misc : op75490,ez4615
ALS Vial : 5 Sample Multiplier: 1

Quant Time: Jun 24 12:27:44 2014
Quant Method : C:\MSDCHEM\1\METHODS\MZ4615.M
Quant Title : Semi Volatile GC/MS, ZB-5MS 15m x .25mm x .25um
QLast Update : Tue Jun 24 12:24:36 2014
Response via : Initial Calibration

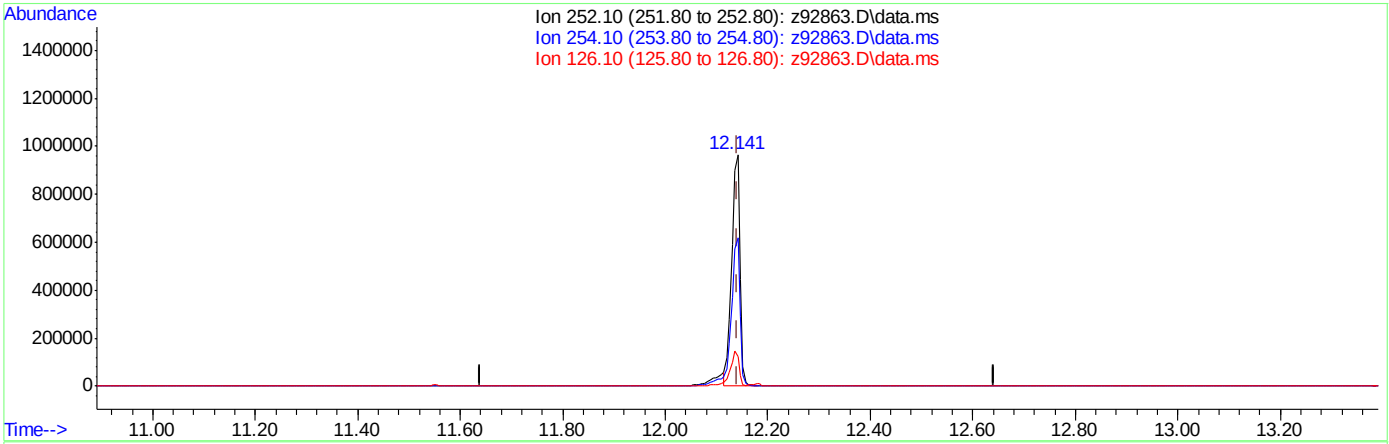

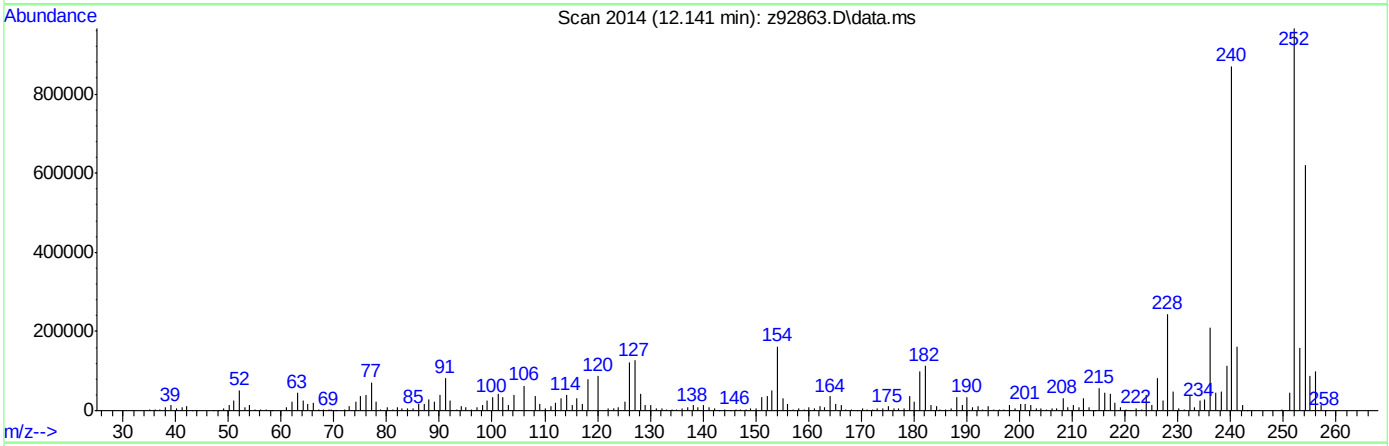

TIC: z92863.D\data.ms

(89) 3,3'-Dichlorobenzidine (t)

12.141min (0.000) 104.60ppb m

response 1096028

Ion	Exp%	Act%
252.10	100	100
254.10	62.10	64.17
126.10	12.20	12.73
0.00	0.00	0.00

Manual Integrations APPROVED (compounds with "m" flag)
Nina Pandya
06/27/14 13:21

Quantitation Report (QT Reviewed)

Data Path : C:\msdchem\1\DATA\ez4615\
Data File : z92864.D
Acq On : 24 Jun 2014 12:27 pm
Operator : ashleyv
Sample : ic4615-1
Misc : op75490,ez4615
ALS Vial : 6 Sample Multiplier: 1

Quant Time: Jun 27 12:46:11 2014
Quant Method : C:\msdchem\1\METHODS\MZ4615.M
Quant Title : Semi Volatile GC/MS, ZB-5MS 15m x .25mm x .25um
QLast Update : Wed Jun 25 09:02:03 2014
Response via : Initial Calibration

Compound	R.T.	QIon	Response	Conc	Units	Dev(Min)
Internal Standards						
1) 1,4-Dichlorobenzene-d4	3.337	152	219306	40.00	ppb	0.00
24) Naphthalene-d8	4.656	136	900529	40.00	ppb	0.00
47) Acenaphthene-d10	6.697	164	582110	40.00	ppb	0.00
69) Phenanthrene-d10	8.471	188	1050716	40.00	ppb	0.00
83) Chrysene-d12	12.125	240	1091198	40.00	ppb	0.00
92) Perylene-d12	14.166	264	955731	40.00	ppb	0.00
102) 1,4-Dichlorobenzene-d4a	3.337	152	219306	40.00	ppb	0.00
104) Phenanthrene-d10a	8.471	188	1050716	40.00	ppb	0.00
107) Chrysene-d12a	12.125	240	1091198	40.00	ppb	0.00
110) Acenaphthene-d10a	6.697	164	582110	40.00	ppb	0.00
112) Naphthalene-d8a	4.656	136	900529	40.00	ppb	0.00
114) Chrysene-d12b	12.125	240	1091198	40.00	ppb	0.00
System Monitoring Compounds						
5) 2-Fluorophenol	2.295	112	4625	0.83	ppb	0.00
Spiked Amount 50.000			Recovery =	1.66%		
8) Phenol-d5	3.038	99	6452	0.82	ppb	0.00
Spiked Amount 50.000			Recovery =	1.64%		
25) Nitrobenzene-d5	3.893	82	8042	0.98	ppb	0.00
Spiked Amount 50.000			Recovery =	1.96%		
51) 2-Fluorobiphenyl	5.917	172	15747	0.92	ppb	0.00
Spiked Amount 50.000			Recovery =	1.84%		
73) 2,4,6-Tribromophenol	7.653	330	2466	0.84	ppb	0.00
Spiked Amount 50.000			Recovery =	1.68%		
86) Terphenyl-d14	10.624	244	21466	1.03	ppb	0.00
Spiked Amount 50.000			Recovery =	2.06%		
106) o-terphenyl	0.000	230	0	0.00	ppb	
Spiked Amount 50.000			Recovery =	0.00%		
109) 1-chlorooctadecane	0.000	57	0	0.00	ppb	
Spiked Amount 50.000			Recovery =	0.00%		
Target Compounds						Qvalue
2) 1,4-Dioxane	1.414	88	1288	0.90	ppb	# 9
3) Pyridine	1.579	79	4238	0.93	ppb	84
4) N-Nitrosodimethylamine	1.547	74	2265	0.86	ppb	85
6) Indene	3.588	116	11404	0.91	ppb	98
7) Cumene	2.653	105	16344	0.95	ppb	97
9) Phenol	3.048	94	8277	0.90	ppb	# 59
10) Aniline	3.048	93	9558	0.99	ppb	88
11) bis(2-Chloroethyl)ether	3.097	93	5759	0.97	ppb	80
12) 2-Chlorophenol	3.161	128	6640	0.90	ppb	88
13) Decane	3.187	43	8519	1.03	ppb	97
14) 1,3-Dichlorobenzene	3.289	146	7703	0.91	ppb	91
15) 1,4-Dichlorobenzene	3.353	146	8773	1.00	ppb	90
16) Benzyl alcohol	3.487	108	4222	0.86	ppb	96
17) 1,2-Dichlorobenzene	3.503	146	7719	0.93	ppb	90
18) Acetophenone	3.738	105	9386	0.85	ppb	93
19) 2-Methylphenol	3.615	108	5958	0.91	ppb	92
20) 2,2'-oxybis(1-Chloropr...	3.604	121	2607	1.07	ppb	# 67

Quantitation Report (QT Reviewed)

Data Path : C:\msdchem\1\DATA\ez4615\
Data File : z92864.D
Acq On : 24 Jun 2014 12:27 pm
Operator : ashleyv
Sample : ic4615-1
Misc : op75490,ez4615
ALS Vial : 6 Sample Multiplier: 1

Quant Time: Jun 27 12:46:11 2014
Quant Method : C:\msdchem\1\METHODS\MZ4615.M
Quant Title : Semi Volatile GC/MS, ZB-5MS 15m x .25mm x .25um
QLast Update : Wed Jun 25 09:02:03 2014
Response via : Initial Calibration

Compound	R.T.	QIon	Response	Conc	Units		Dev(Min)
21) 3&4-Methylphenol	3.775	108	6135	0.89	ppb		78
22) n-Nitroso-di-n-propyla...	3.738	70	5196	0.93	ppb		96
23) Hexachloroethane	3.834	201	3390	1.08	ppb	#	68
26) Nitrobenzene	3.914	77	8909	1.03	ppb		87
27) Quinoline	5.068	129	14638	0.92	ppb		90
28) Isophorone	4.160	82	13394	0.94	ppb		93
29) 2-Nitrophenol	4.256	139	3543	0.83	ppb	#	59
30) 2,4-Dimethylphenol	4.331	107	6764	0.90	ppb		89
32) bis(2-Chloroethoxy)met...	4.411	93	6546	0.87	ppb		97
33) 2,4-Dichlorophenol	4.534	162	5670	0.88	ppb		99
34) 2,6-Dichlorophenol	4.774	162	5908	0.91	ppb		96
35) 1,3,5-Trichlorobenzene	4.256	180	7169	0.91	ppb		97
36) 1,2,4-Trichlorobenzene	4.603	180	6912	0.93	ppb		95
37) 1,2,3-Trichlorobenzene	4.849	180	6341	0.85	ppb		77
38) Naphthalene	4.678	128	22597	0.97	ppb		97
39) 4-Chloroaniline	4.769	127	8582	0.87	ppb		86
40) 2,3-Dichloroaniline	5.821	161	7994	0.93	ppb		82
41) Caprolactam	5.132	55	4399	1.11	ppb		92
42) Hexachlorobutadiene	4.833	225	4391	0.92	ppb		84
43) 4-Chloro-3-methylphenol	5.378	107	6181	0.84	ppb	#	58
44) 2-Methylnaphthalene	5.474	141	12856	0.92	ppb		91
45) 1-Methylnaphthalene	5.586	141	13275	0.94	ppb		97
46) Dimethylnaphthalene	6.211	156	13281	0.89	ppb		97
48) Hexachlorocyclopentadiene	5.672	237	1010	7.74	ppb		91
49) 2,4,6-Trichlorophenol	5.837	196	4122	0.85	ppb		99
50) 2,4,5-Trichlorophenol	5.896	196	4650	0.87	ppb		90
52) 2-Chloronaphthalene	6.040	162	13925	0.88	ppb		87
53) Biphenyl	6.029	154	19188	0.92	ppb		95
54) 2-Nitroaniline	6.195	65	4863	0.87	ppb		95
55) Dimethylphthalate	6.419	163	17569	0.97	ppb		92
56) Acenaphthylene	6.526	152	23412	0.92	ppb		96
57) 2,6-Dinitrotoluene	6.489	165	3711	0.95	ppb		76
58) 3-Nitroaniline	6.692	138	4526	0.97	ppb	#	1
59) Acenaphthene	6.735	153	15653	0.99	ppb		95
61) 4-Nitrophenol	7.012	109	3051m	0.92	ppb		
62) Dibenzofuran	6.943	168	20336	0.91	ppb		96
63) 2,4-Dinitrotoluene	6.980	165	4952	0.90	ppb		73
64) 2,3,4,6-Tetrachlorophenol	7.125	232	4236	0.94	ppb		84
65) Diethylphthalate	7.269	149	17474	0.89	ppb		98
66) Fluorene	7.354	166	16483	0.90	ppb		91
67) 4-Chlorophenyl-phenyle...	7.370	204	7940	0.96	ppb		93
68) 4-Nitroaniline	7.424	138	4510	0.99	ppb		93
71) n-Nitrosodiphenylamine	7.525	169	11852	0.93	ppb		96
72) 1,2-Diphenylhydrazine	7.557	77	16950	0.84	ppb		97
74) 4-Bromophenyl-phenylether	7.953	248	4629	0.86	ppb		90
75) Hexachlorobenzene	8.017	284	6217	0.93	ppb		83
76) Pentachlorophenol	8.284	266	4211	6.64	ppb		93
77) Phenanthrene	8.498	178	28682	1.00	ppb		96
78) Anthracene	8.562	178	28054	0.98	ppb		97
79) Carbazole	8.791	167	27440	1.03	ppb		97

Quantitation Report (QT Reviewed)

Data Path : C:\msdchem\1\DATA\ez4615\
Data File : z92864.D
Acq On : 24 Jun 2014 12:27 pm
Operator : ashleyv
Sample : ic4615-1
Misc : op75490,ez4615
ALS Vial : 6 Sample Multiplier: 1

Quant Time: Jun 27 12:46:11 2014
Quant Method : C:\msdchem\1\METHODS\MZ4615.M
Quant Title : Semi Volatile GC/MS, ZB-5MS 15m x .25mm x .25um
QLast Update : Wed Jun 25 09:02:03 2014
Response via : Initial Calibration

Compound	R.T.	QIon	Response	Conc	Units	Dev(Min)
80) Di-n-butylphthalate	9.288	149	31931	0.91	ppb	98
81) Fluoranthene	10.047	202	28883	0.92	ppb	96
82) Octadecane	8.428	57	10826	0.89	ppb	89
84) Pyrene	10.351	202	31857	1.03	ppb	95
85) Butyl stearate	11.543	56	9759	0.84	ppb	98
87) Butylbenzylphthalate	11.382	149	14169	0.93	ppb	92
88) Benzo[a]anthracene	12.114	228	32412	1.10	ppb	93
89) 3,3'-Dichlorobenzidine	12.130	252	11022	0.97	ppb	82
90) Chrysene	12.162	228	26576	1.07	ppb	99
91) bis(2-Ethylhexyl)phtha...	12.291	149	18277	0.96	ppb	93
93) Di-n-octylphthalate	13.241	149	29896	0.77	ppb	94
94) Benzo[b]fluoranthene	13.653	252	26213	0.85	ppb	95
95) Benzo[k]fluoranthene	13.690	252	23373	0.84	ppb	98
96) Benzo[a]pyrene	14.086	252	22361	0.87	ppb	96
97) Indeno[1,2,3-cd]pyrene	15.501	276	21978	0.81	ppb	91
98) Dibenz(a,h)acridine	15.218	279	16553	0.80	ppb	95
99) Dibenz[a,h]anthracene	15.533	278	17589	0.82	ppb	92
100) 7,12-Dimethylbenz(a)an...	13.647	256	11059	5.67	ppb	92
101) Benzo[g,h,i]perylene	15.854	276	18416	0.88	ppb	97

(#) = qualifier out of range (m) = manual integration (+) = signals summed

9.6.70

9

Quantitation Report (QT Reviewed)

Data Path : C:\msdchem\1\DATA\ez4615\
Data File : z92864.D
Acq On : 24 Jun 2014 12:27 pm
Operator : ashleyv
Sample : ic4615-1
Misc : op75490,ez4615
ALS Vial : 6 Sample Multiplier: 1

Quant Time: Jun 27 12:46:11 2014
Quant Method : C:\msdchem\1\METHODS\MZ4615.M
Quant Title : Semi Volatile GC/MS, ZB-5MS 15m x .25mm x .25um
QLast Update : Wed Jun 25 09:02:03 2014
Response via : Initial Calibration

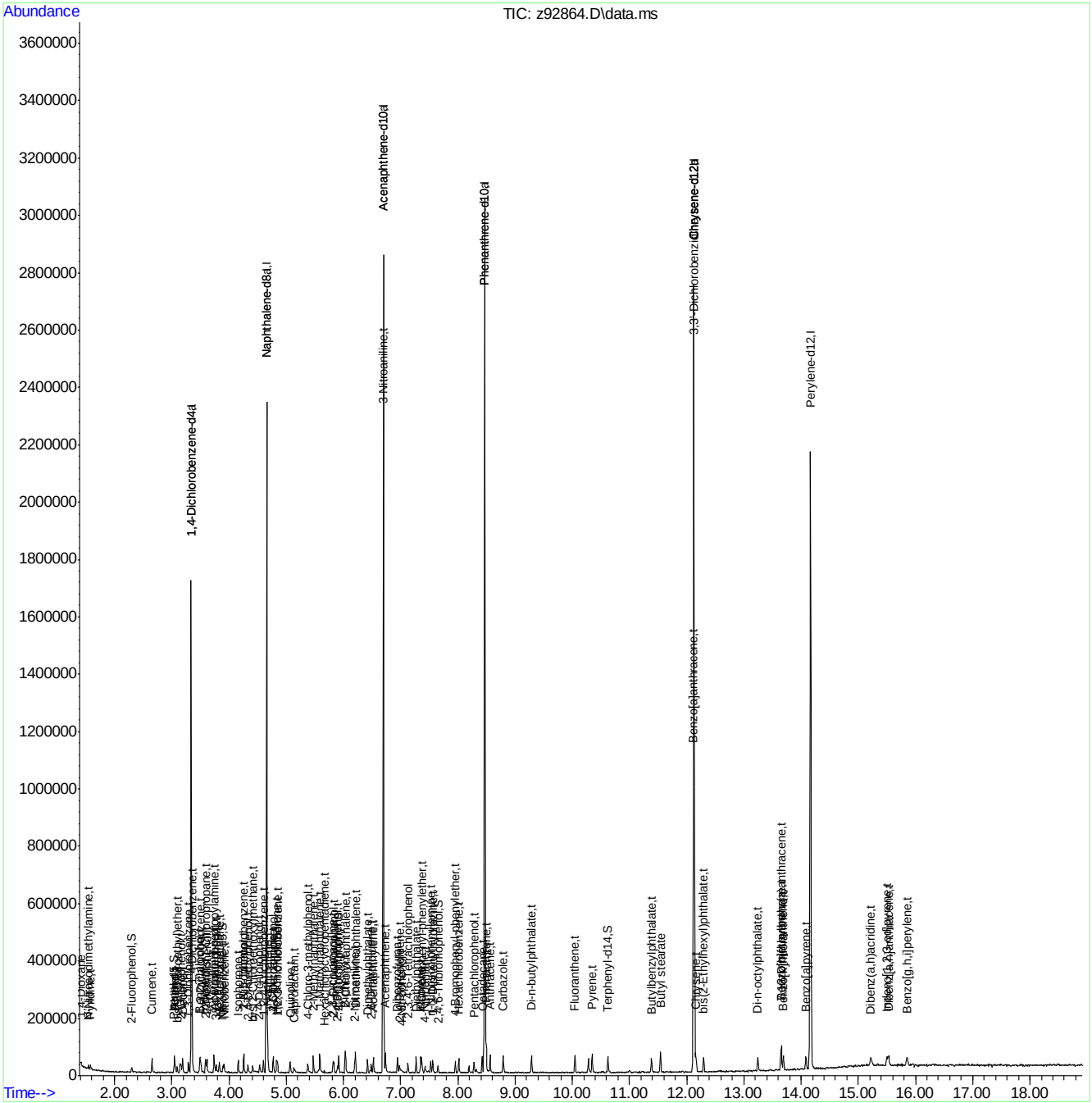

Manual Integration Approval Summary

Sample Number:	EZ4615-IC4615	**Method:**	SW846 8270D
Lab FileID:	Z92864.D	**Analyst approved:**	06/25/14 16:02 Ashley Vought
Injection Time:	06/24/14 12:27	**Supervisor approved:**	06/27/14 13:21 Nina Pandya

Parameter	CAS	Sig#	R.T. (min.)	Reason
Benzoic Acid	65-85-0		4.46	Poor instrument integration
4-Nitrophenol	100-02-7		7.01	Poor instrument integration
Benzo(b)fluoranthene	205-99-2		13.65	Poor instrument integration

Quantitation Report (Qedit)

Data Path : C:\msdchem\1\DATA\ez4615\
Data File : z92864.D
Acq On : 24 Jun 2014 12:27 pm
Operator : ashleyv
Sample : ic4615-1
Misc : op75490,ez4615
ALS Vial : 6 Sample Multiplier: 1

Quant Time: Jun 24 12:47:00 2014
Quant Method : C:\MSDCHEM\1\METHODS\MZ4615.M
Quant Title : Semi Volatile GC/MS, ZB-5MS 15m x .25mm x .25um
QLast Update : Mon Jun 23 18:09:26 2014
Response via : Initial Calibration

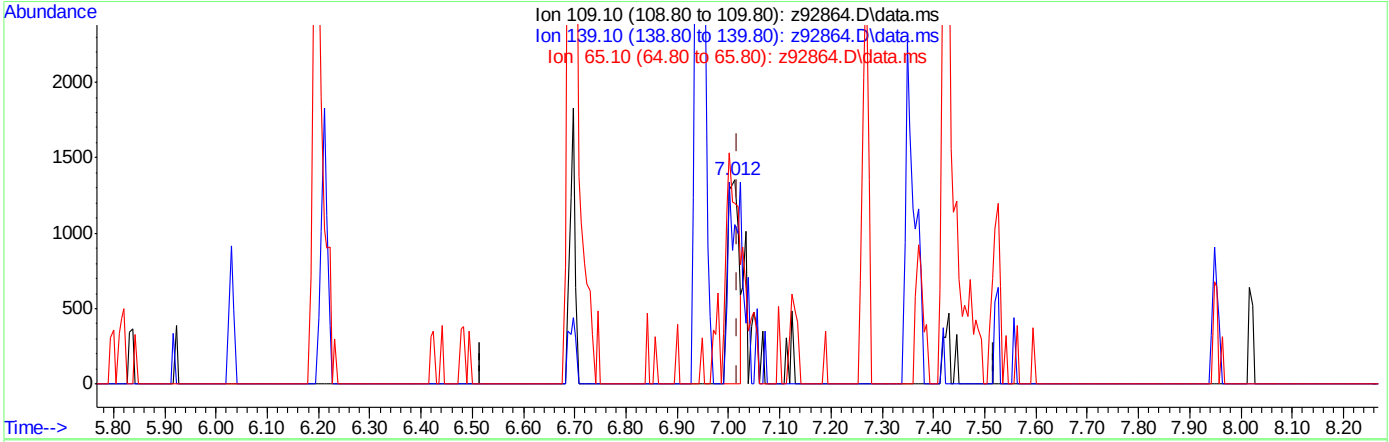

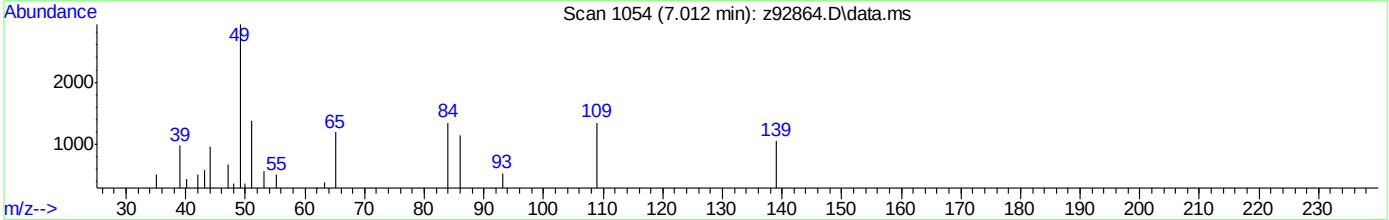

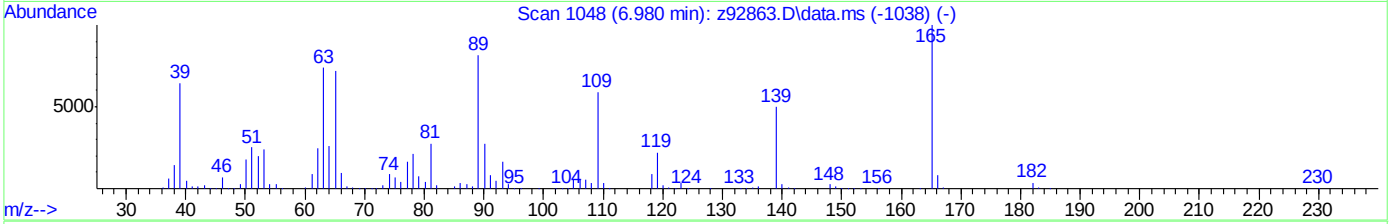

TIC: z92864.D\data.ms

(61) 4-Nitrophenol (t)

7.012min (-0.005) 0.78ppb

response 2016

Ion	Exp%	Act%
109.10	100	100
139.10	132.70	36.37#
65.10	118.70	60.09#
0.00	0.00	0.00

Quantitation Report (Qedit)

Data Path : C:\msdchem\1\DATA\ez4615\
Data File : z92864.D
Acq On : 24 Jun 2014 12:27 pm
Operator : ashleyv
Sample : ic4615-1
Misc : op75490,ez4615
ALS Vial : 6 Sample Multiplier: 1

Quant Time: Jun 25 15:16:37 2014
Quant Method : C:\msdchem\1\METHODS\MZ4615.M
Quant Title : Semi Volatile GC/MS, ZB-5MS 15m x .25mm x .25um
QLast Update : Wed Jun 25 09:02:03 2014
Response via : Initial Calibration

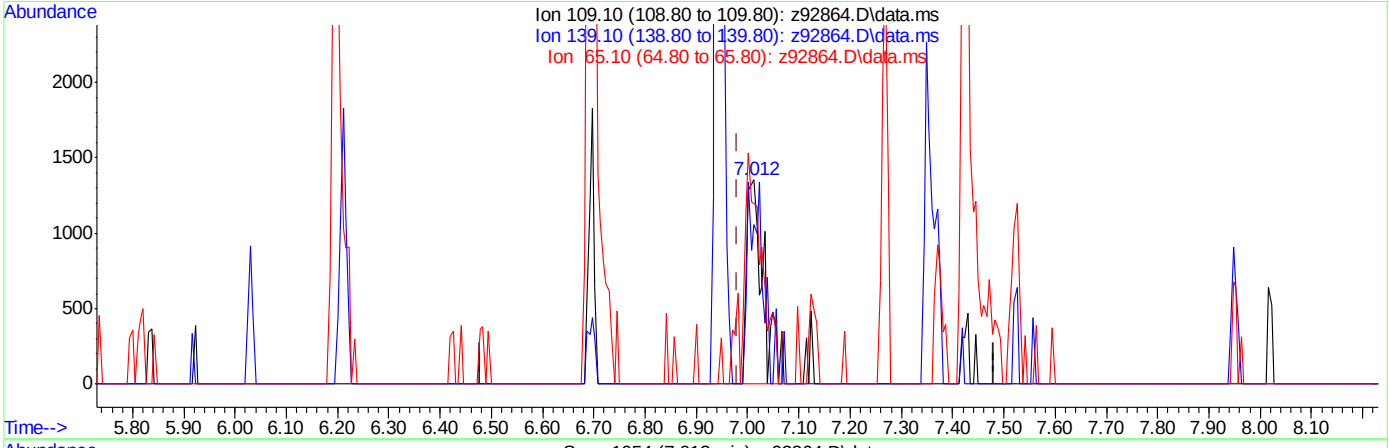

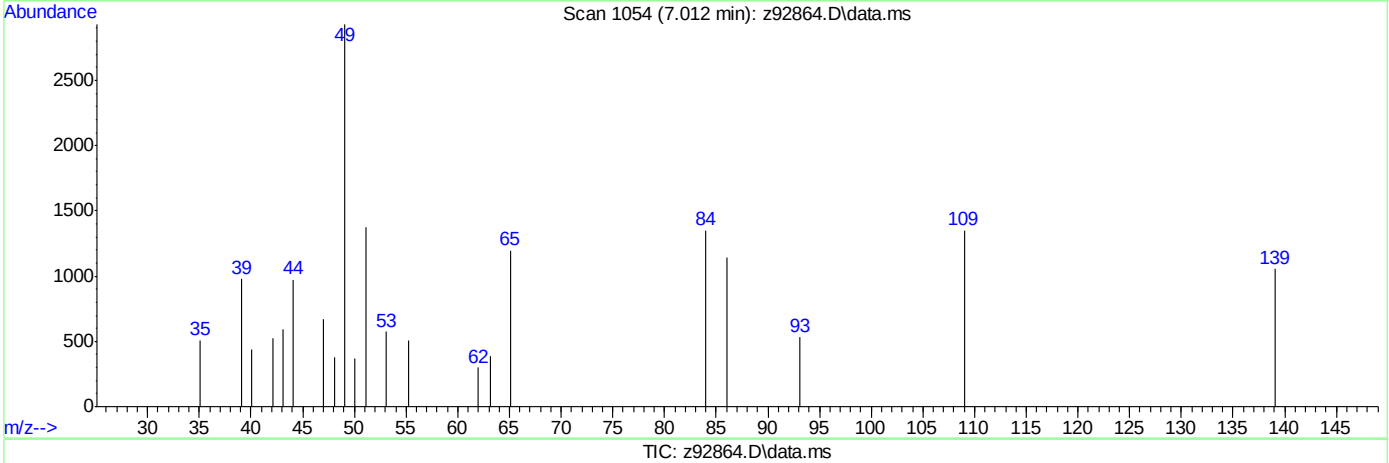

TIC: z92864.D\data.ms

(61) 4-Nitrophenol (t)

7.012min (+0.032) 0.92ppb m

response 3051

Ion	Exp%	Act%
109.10	100	100
139.10	95.30	77.96
65.10	122.50	88.61#
0.00	0.00	0.00

Manual Integrations APPROVED (compounds with "m" flag)
Nina Pandya
06/27/14 13:21

Quantitation Report (QT Reviewed)

Data Path : C:\msdchem\1\DATA\ez4615\
Data File : z92865.D
Acq On : 24 Jun 2014 12:53 pm
Operator : ashleyv
Sample : ic4615-2
Misc : op75490,ez4615
ALS Vial : 7 Sample Multiplier: 1

Quant Time: Jun 25 15:19:19 2014
Quant Method : C:\msdchem\1\METHODS\MZ4615.M
Quant Title : Semi Volatile GC/MS, ZB-5MS 15m x .25mm x .25um
QLast Update : Wed Jun 25 15:17:29 2014
Response via : Initial Calibration

Compound	R.T.	QIon	Response	Conc	Units		Dev(Min)
Internal Standards							
1) 1,4-Dichlorobenzene-d4	3.337	152	167386	40.00	ppb		0.00
24) Naphthalene-d8	4.657	136	706907	40.00	ppb		0.00
47) Acenaphthene-d10	6.697	164	471789	40.00	ppb		0.00
69) Phenanthrene-d10	8.471	188	863203	40.00	ppb		0.00
83) Chrysene-d12	12.125	240	915701	40.00	ppb		0.00
92) Perylene-d12	14.166	264	790805	40.00	ppb		0.00
102) 1,4-Dichlorobenzene-d4a	3.337	152	167386	40.00	ppb		0.00
104) Phenanthrene-d10a	8.471	188	863203	40.00	ppb		0.00
107) Chrysene-d12a	12.125	240	915701	40.00	ppb		0.00
110) Acenaphthene-d10a	6.697	164	471789	40.00	ppb		0.00
112) Naphthalene-d8a	4.657	136	706907	40.00	ppb		0.00
114) Chrysene-d12b	12.125	240	915701	40.00	ppb		0.00
System Monitoring Compounds							
5) 2-Fluorophenol	2.295	112	7520	1.77	ppb		0.00
Spiked Amount 50.000			Recovery	=	3.54%		
8) Phenol-d5	3.038	99	10908	1.81	ppb		0.00
Spiked Amount 50.000			Recovery	=	3.62%		
25) Nitrobenzene-d5	3.893	82	12730	1.97	ppb		0.00
Spiked Amount 50.000			Recovery	=	3.94%		
51) 2-Fluorobiphenyl	5.917	172	27193	1.96	ppb		0.00
Spiked Amount 50.000			Recovery	=	3.92%		
73) 2,4,6-Tribromophenol	7.654	330	3957	1.64	ppb		0.00
Spiked Amount 50.000			Recovery	=	3.28%		
86) Terphenyl-d14	10.624	244	34823	2.00	ppb		0.00
Spiked Amount 50.000			Recovery	=	4.00%		
106) o-terphenyl	0.000	230	0	0.00	ppb		
Spiked Amount 50.000			Recovery	=	0.00%		
109) 1-chlorooctadecane	0.000	57	0	0.00	ppb		
Spiked Amount 50.000			Recovery	=	0.00%		
Target Compounds							Qvalue
2) 1,4-Dioxane	1.408	88	948m	0.87	ppb		
3) Pyridine	1.574	79	6855	1.97	ppb		89
4) N-Nitrosodimethylamine	1.542	74	3938	1.96	ppb		90
6) Indene	3.588	116	19302	2.02	ppb		84
7) Cumene	2.653	105	24704	1.88	ppb		98
9) Phenol	3.049	94	12710	1.82	ppb		73
10) Aniline	3.049	93	14664	1.98	ppb		83
11) bis(2-Chloroethyl)ether	3.097	93	9217	2.03	ppb		94
12) 2-Chlorophenol	3.161	128	10772	1.91	ppb		94
13) Decane	3.187	43	12355	1.96	ppb		96
14) 1,3-Dichlorobenzene	3.289	146	12462	1.93	ppb		97
15) 1,4-Dichlorobenzene	3.353	146	12728	1.90	ppb		89
16) Benzyl alcohol	3.487	108	6885	1.83	ppb		92
17) 1,2-Dichlorobenzene	3.503	146	12457	1.97	ppb		92
18) Acetophenone	3.738	105	16441	1.95	ppb		97
19) 2-Methylphenol	3.615	108	8866	1.78	ppb		93
20) 2,2'-oxybis(1-Chloropr...	3.609	121	3624	1.96	ppb	#	87

Quantitation Report (QT Reviewed)

Data Path : C:\msdchem\1\DATA\ez4615\
Data File : z92865.D
Acq On : 24 Jun 2014 12:53 pm
Operator : ashleyv
Sample : ic4615-2
Misc : op75490,ez4615
ALS Vial : 7 Sample Multiplier: 1

Quant Time: Jun 25 15:19:19 2014
Quant Method : C:\msdchem\1\METHODS\MZ4615.M
Quant Title : Semi Volatile GC/MS, ZB-5MS 15m x .25mm x .25um
QLast Update : Wed Jun 25 15:17:29 2014
Response via : Initial Calibration

Compound	R.T.	QIon	Response	Conc	Units		Dev(Min)
21) 3&4-Methylphenol	3.775	108	9346	1.77	ppb		88
22) n-Nitroso-di-n-propyla...	3.738	70	8221	1.93	ppb		78
23) Hexachloroethane	3.834	201	4280	1.78	ppb		75
26) Nitrobenzene	3.914	77	13442	1.99	ppb		96
27) Quinoline	5.063	129	23927	1.92	ppb		97
28) Isophorone	4.160	82	21604	1.93	ppb		95
29) 2-Nitrophenol	4.251	139	6002	1.79	ppb		82
30) 2,4-Dimethylphenol	4.331	107	10600	1.80	ppb		97
31) Benzoic Acid	4.448	105	8445m	1.80	ppb		
32) bis(2-Chloroethoxy)met...	4.411	93	12329	2.10	ppb		95
33) 2,4-Dichlorophenol	4.534	162	9593	1.90	ppb		87
34) 2,6-Dichlorophenol	4.774	162	8965	1.75	ppb		96
35) 1,3,5-Trichlorobenzene	4.256	180	11782	1.90	ppb		97
36) 1,2,4-Trichlorobenzene	4.598	180	11723	2.00	ppb		91
37) 1,2,3-Trichlorobenzene	4.849	180	10991	1.87	ppb		93
38) Naphthalene	4.678	128	35562	1.95	ppb		98
39) 4-Chloroaniline	4.769	127	15411	2.00	ppb		86
40) 2,3-Dichloroaniline	5.821	161	13029	1.93	ppb		88
41) Caprolactam	5.127	55	6647	2.13	ppb		93
42) Hexachlorobutadiene	4.833	225	7477	1.99	ppb		86
43) 4-Chloro-3-methylphenol	5.372	107	11000	1.92	ppb		86
44) 2-Methylnaphthalene	5.474	141	21806	1.99	ppb		98
45) 1-Methylnaphthalene	5.586	141	23285	2.10	ppb		96
46) Dimethylnaphthalene	6.211	156	23539	2.01	ppb		95
48) Hexachlorocyclopentadiene	5.666	237	2903	8.39	ppb		86
49) 2,4,6-Trichlorophenol	5.832	196	7662	1.95	ppb		88
50) 2,4,5-Trichlorophenol	5.896	196	8431	1.95	ppb		86
52) 2-Chloronaphthalene	6.040	162	24379	1.91	ppb		98
53) Biphenyl	6.030	154	30395	1.80	ppb		98
54) 2-Nitroaniline	6.195	65	9152	2.02	ppb		86
55) Dimethylphthalate	6.420	163	29138	1.98	ppb		95
56) Acenaphthylene	6.526	152	41303	2.00	ppb		97
57) 2,6-Dinitrotoluene	6.489	165	5608	1.78	ppb		90
58) 3-Nitroaniline	6.692	138	6916	1.82	ppb	#	18
59) Acenaphthene	6.735	153	25361	1.99	ppb		95
60) 2,4-Dinitrophenol	6.858	184	1011	7.59	ppb	#	60
61) 4-Nitrophenol	6.996	109	3956	1.48	ppb	#	67
62) Dibenzofuran	6.943	168	35034	1.94	ppb		97
63) 2,4-Dinitrotoluene	6.975	165	8196	1.83	ppb		80
64) 2,3,4,6-Tetrachlorophenol	7.125	232	6873	1.88	ppb		81
65) Diethylphthalate	7.269	149	32265	2.02	ppb		94
66) Fluorene	7.354	166	28340	1.91	ppb		96
67) 4-Chlorophenyl-phenyle...	7.370	204	11768	1.75	ppb		84
68) 4-Nitroaniline	7.418	138	6740	1.83	ppb		80
70) 4,6-Dinitro-2-methylph...	7.472	198	2024	0.71	ppb		87
71) n-Nitrosodiphenylamine	7.525	169	19763	1.90	ppb		97
72) 1,2-Diphenylhydrazine	7.563	77	30810	1.87	ppb		94
74) 4-Bromophenyl-phenylether	7.953	248	7847	1.78	ppb		89
75) Hexachlorobenzene	8.017	284	11236	2.04	ppb		79
76) Pentachlorophenol	8.284	266	7633	7.86	ppb		80

Quantitation Report (QT Reviewed)

Data Path : C:\msdchem\1\DATA\ez4615\
Data File : z92865.D
Acq On : 24 Jun 2014 12:53 pm
Operator : ashleyv
Sample : ic4615-2
Misc : op75490,ez4615
ALS Vial : 7 Sample Multiplier: 1

Quant Time: Jun 25 15:19:19 2014
Quant Method : C:\msdchem\1\METHODS\MZ4615.M
Quant Title : Semi Volatile GC/MS, ZB-5MS 15m x .25mm x .25um
QLast Update : Wed Jun 25 15:17:29 2014
Response via : Initial Calibration

Compound	R.T.	QIon	Response	Conc	Units	Dev(Min)
77) Phenanthrene	8.498	178	45079	1.91	ppb	99
78) Anthracene	8.562	178	44386	1.89	ppb	96
79) Carbazole	8.791	167	41848	1.91	ppb	96
80) Di-n-butylphthalate	9.288	149	52274	1.81	ppb	98
81) Fluoranthene	10.042	202	48809	1.90	ppb	96
82) Octadecane	8.428	57	18140	1.81	ppb	90
84) Pyrene	10.351	202	51974	2.01	ppb	97
85) Butyl stearate	11.543	56	20200	2.08	ppb	87
87) Butylbenzylphthalate	11.382	149	24167	1.89	ppb	98
88) Benzo[a]anthracene	12.109	228	50459	2.03	ppb	98
89) 3,3'-Dichlorobenzidine	12.125	252	18583	1.94	ppb	81
90) Chrysene	12.162	228	43419	2.09	ppb	97
91) bis(2-Ethylhexyl)phtha...	12.296	149	31227	1.96	ppb	91
93) Di-n-octylphthalate	13.242	149	53512	1.68	ppb	96
94) Benzo[b]fluoranthene	13.653	252	45890	1.80	ppb	97
95) Benzo[k]fluoranthene	13.690	252	42594	1.86	ppb	96
96) Benzo[a]pyrene	14.080	252	39200	1.84	ppb	96
97) Indeno[1,2,3-cd]pyrene	15.501	276	40106	1.79	ppb	92
98) Dibenz(a,h)acridine	15.218	279	29455	1.72	ppb	88
99) Dibenz[a,h]anthracene	15.533	278	28292	1.59	ppb	93
100) 7,12-Dimethylbenz(a)an...	13.648	256	18274	6.23	ppb	93
101) Benzo[g,h,i]perylene	15.849	276	33180	1.92	ppb	95

(#) = qualifier out of range (m) = manual integration (+) = signals summed

Quantitation Report (QT Reviewed)

Data Path : C:\msdchem\1\DATA\ez4615\
Data File : z92865.D
Acq On : 24 Jun 2014 12:53 pm
Operator : ashleyv
Sample : ic4615-2
Misc : op75490,ez4615
ALS Vial : 7 Sample Multiplier: 1

Quant Time: Jun 25 15:19:19 2014
Quant Method : C:\msdchem\1\METHODS\MZ4615.M
Quant Title : Semi Volatile GC/MS, ZB-5MS 15m x .25mm x .25um
QLast Update : Wed Jun 25 15:17:29 2014
Response via : Initial Calibration

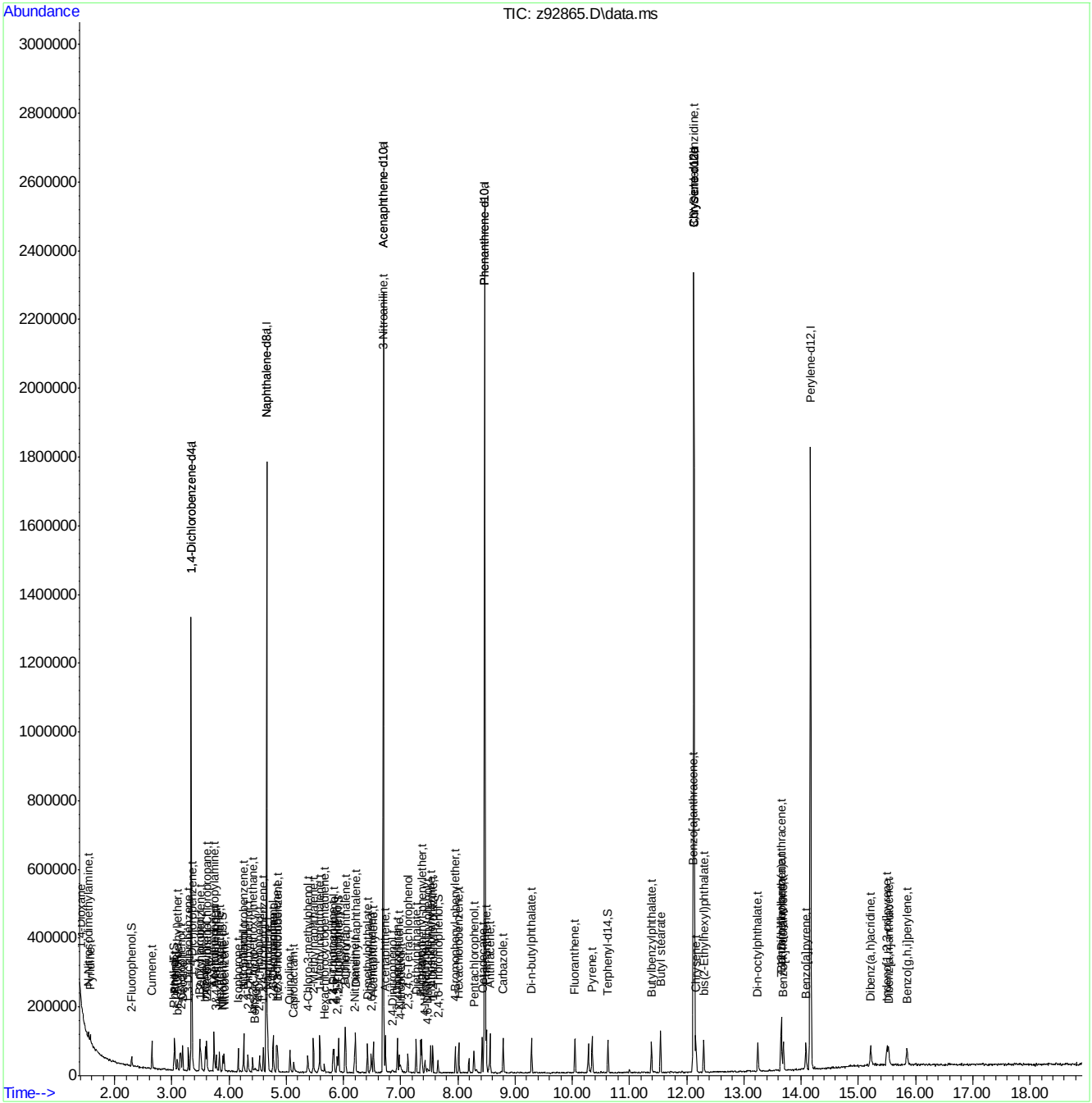

Manual Integration Approval Summary

Sample Number:	EZ4615-IC4615	**Method:**	SW846 8270D
Lab FileID:	Z92865.D	**Analyst approved:**	06/25/14 16:02 Ashley Vought
Injection Time:	06/24/14 12:53	**Supervisor approved:**	06/27/14 13:21 Nina Pandya

Parameter	CAS	Sig#	R.T. (min.)	Reason
1,4-Dioxane	123-91-1		1.41	Poor instrument integration
Benzoic Acid	65-85-0		4.45	Poor instrument integration
Benzo(b)fluoranthene	205-99-2		13.65	Poor instrument integration

Quantitation Report (Qedit)

Data Path : C:\msdchem\1\DATA\ez4615\
Data File : z92865.D
Acq On : 24 Jun 2014 12:53 pm
Operator : ashleyv
Sample : ic4615-2
Misc : op75490,ez4615
ALS Vial : 7 Sample Multiplier: 1

Quant Time: Jun 24 13:13:02 2014
Quant Method : C:\MSDCHEM\1\METHODS\MZ4615.M
Quant Title : Semi Volatile GC/MS, ZB-5MS 15m x .25mm x .25um
QLast Update : Tue Jun 24 12:52:36 2014
Response via : Initial Calibration

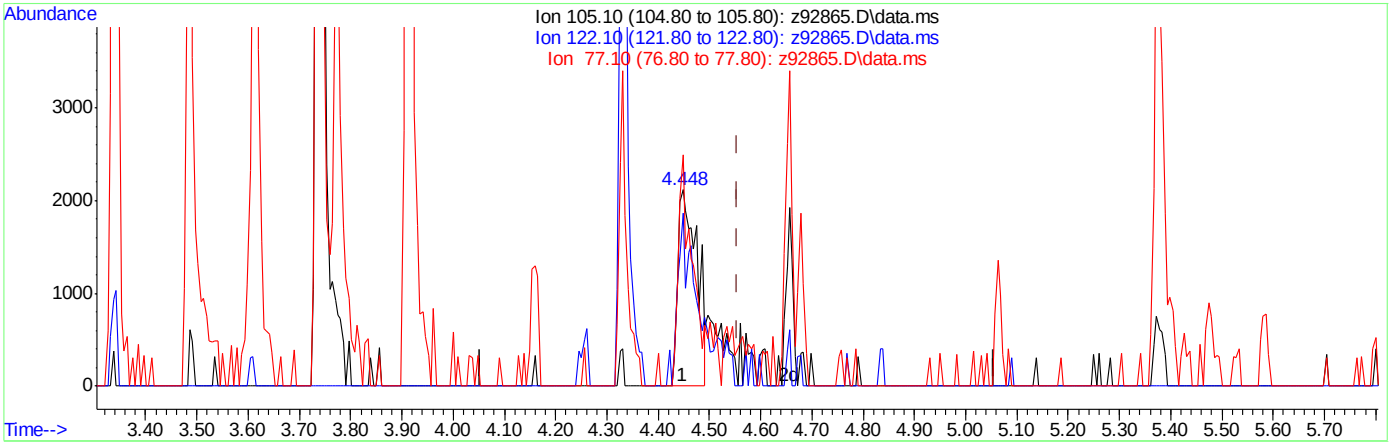

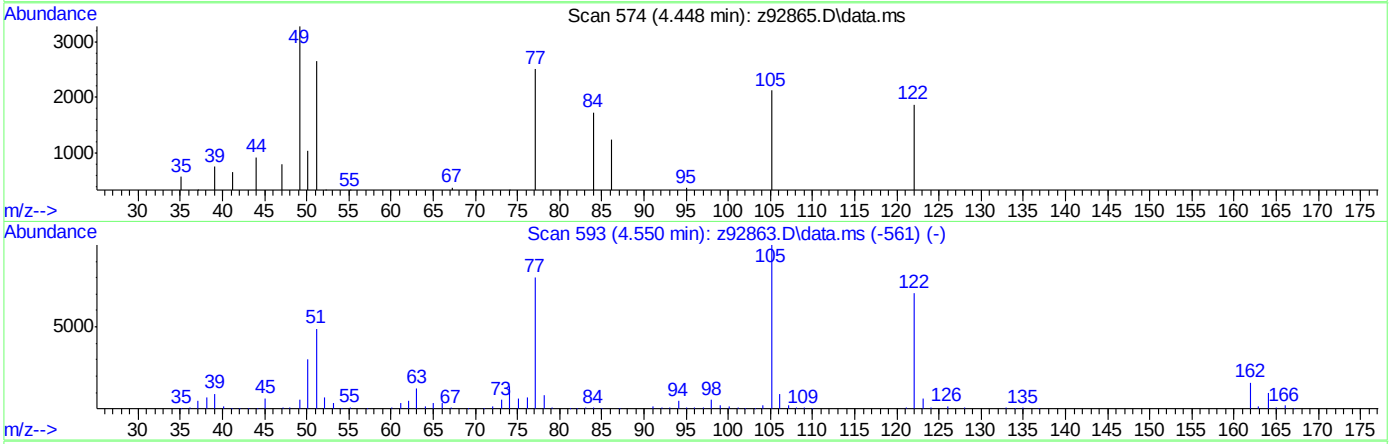

TIC: z92865.D\data.ms

(31) Benzoic Acid

4.448min (-0.107) 1.48ppb

response 5456

Ion	Exp%	Act%
105.10	100	100
122.10	69.00	34.26#
77.10	35.20	83.21#
0.00	0.00	0.00

Z92865.D edits: Benzoic Acid

Quantitation Report (Qedit)

Data Path : C:\msdchem\1\DATA\ez4615\
Data File : z92865.D
Acq On : 24 Jun 2014 12:53 pm
Operator : ashleyv
Sample : ic4615-2
Misc : op75490,ez4615
ALS Vial : 7 Sample Multiplier: 1

Quant Time: Jun 24 13:15:01 2014
Quant Method : C:\MSDCHEM\1\METHODS\MZ4615.M
Quant Title : Semi Volatile GC/MS, ZB-5MS 15m x .25mm x .25um
QLast Update : Tue Jun 24 12:52:36 2014
Response via : Initial Calibration

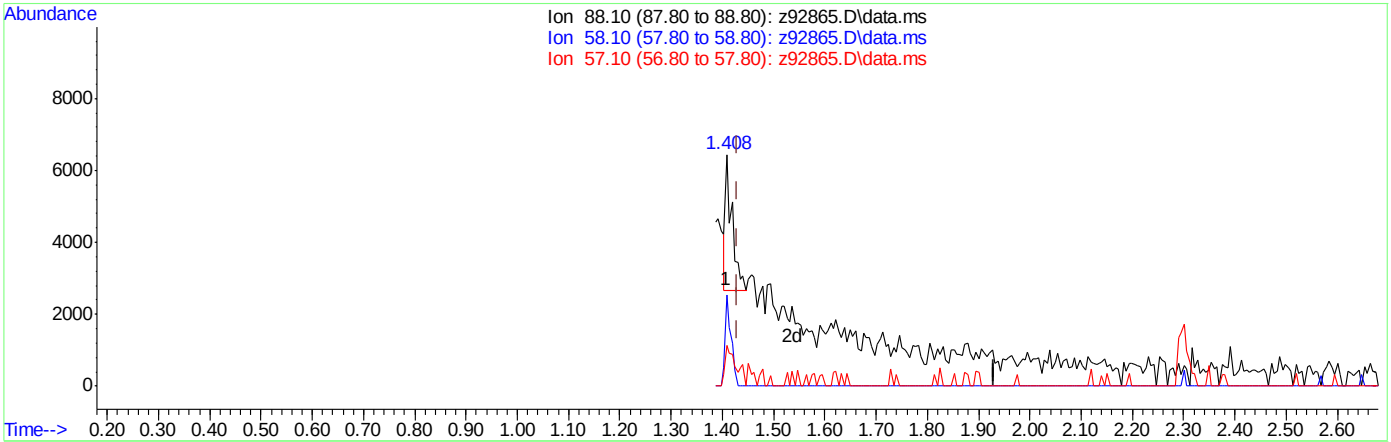

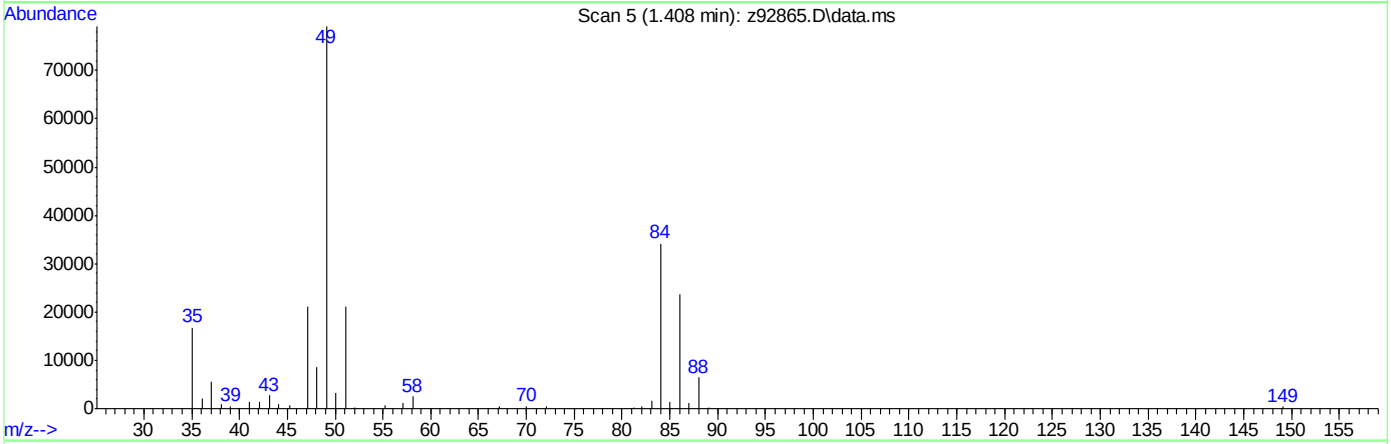

TIC: z92865.D\data.ms

(2) 1,4-Dioxane

1.408min (-0.021) 3.15ppb

response 3333

Ion	Exp%	Act%
88.10	100	100
58.10	78.80	61.00
57.10	34.50	39.84
0.00	0.00	0.00

Quantitation Report (Qedit)

Data Path : C:\msdchem\1\DATA\ez4615\
Data File : z92865.D
Acq On : 24 Jun 2014 12:53 pm
Operator : ashleyv
Sample : ic4615-2
Misc : op75490,ez4615
ALS Vial : 7 Sample Multiplier: 1

Quant Time: Jun 25 15:18:20 2014
Quant Method : C:\msdchem\1\METHODS\MZ4615.M
Quant Title : Semi Volatile GC/MS, ZB-5MS 15m x .25mm x .25um
QLast Update : Wed Jun 25 15:17:29 2014
Response via : Initial Calibration

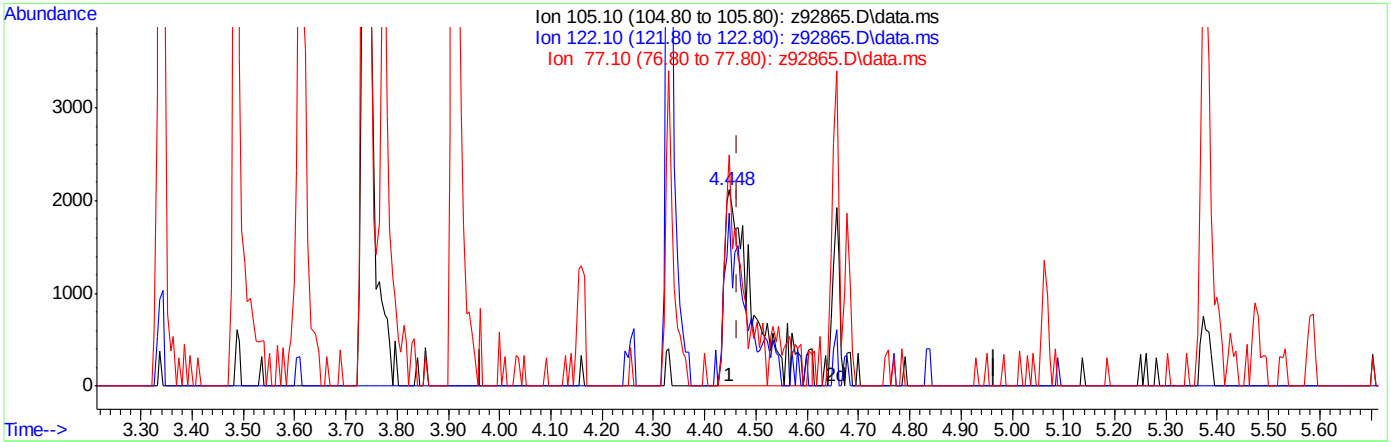

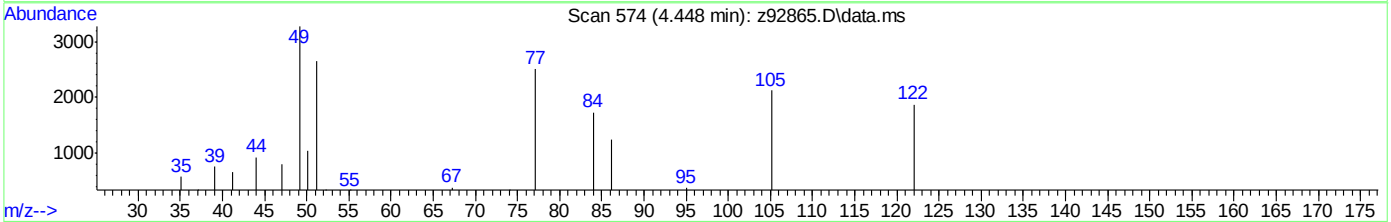

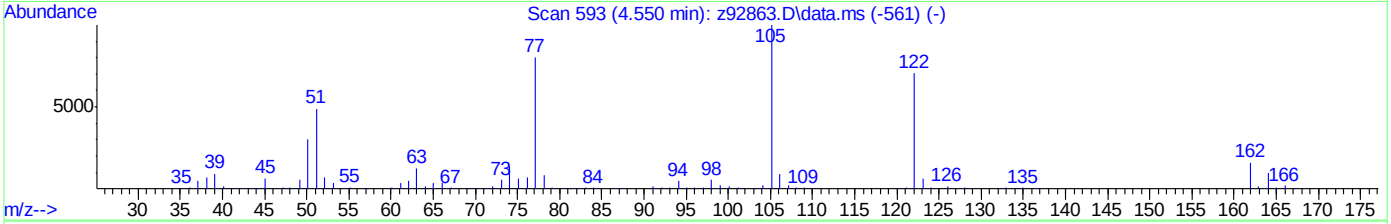

TIC: z92865.D\data.ms

(31) Benzoic Acid

4.448min (-0.016) 1.80ppb m

response 8445

Ion	Exp%	Act%
105.10	100	100
122.10	69.00	22.13#
77.10	35.20	53.76
0.00	0.00	0.00

Quantitation Report (Qedit)

Data Path : C:\msdchem\1\DATA\ez4615\
Data File : z92865.D
Acq On : 24 Jun 2014 12:53 pm
Operator : ashleyv
Sample : ic4615-2
Misc : op75490,ez4615
ALS Vial : 7 Sample Multiplier: 1

Quant Time: Jun 25 15:19:19 2014
Quant Method : C:\msdchem\1\METHODS\MZ4615.M
Quant Title : Semi Volatile GC/MS, ZB-5MS 15m x .25mm x .25um
QLast Update : Wed Jun 25 15:17:29 2014
Response via : Initial Calibration

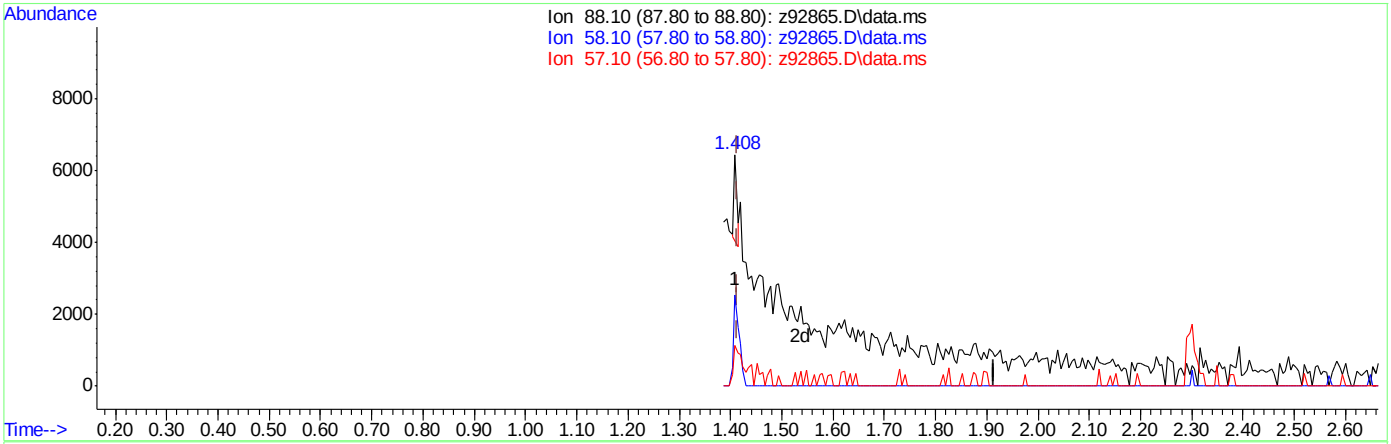

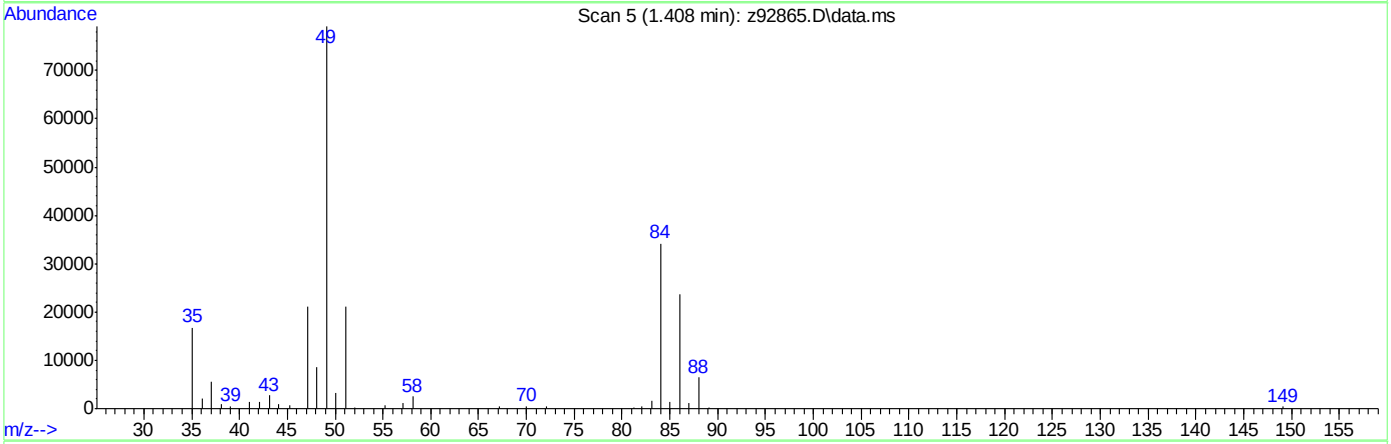

TIC: z92865.D\data.ms

(2) 1,4-Dioxane

1.408min (-0.005) 0.87ppb m

response 948

Ion	Exp%	Act%
88.10	100	100
58.10	78.80	214.45#
57.10	34.50	140.08#
0.00	0.00	0.00

9.6.71.5

6

Z92865.D edits: 1,4-Dioxane

Quantitation Report (Qedit)

Data Path : C:\msdchem\1\DATA\ez4615\
Data File : z92865.D
Acq On : 24 Jun 2014 12:53 pm
Operator : ashleyv
Sample : ic4615-2
Misc : op75490,ez4615
ALS Vial : 7 Sample Multiplier: 1

Quant Time: Jun 25 15:19:19 2014
Quant Method : C:\msdchem\1\METHODS\MZ4615.M
Quant Title : Semi Volatile GC/MS, ZB-5MS 15m x .25mm x .25um
QLast Update : Wed Jun 25 15:17:29 2014
Response via : Initial Calibration

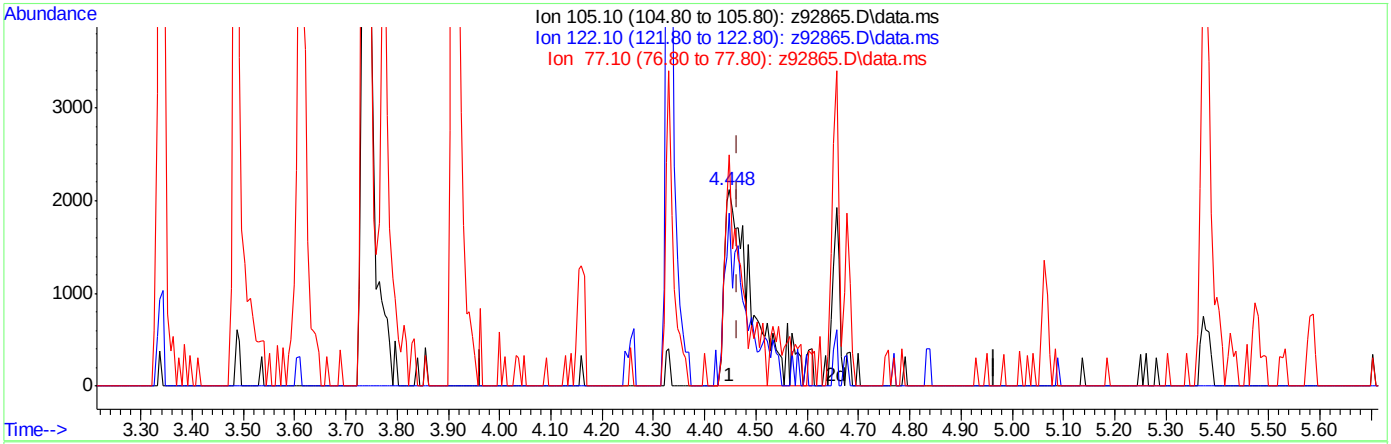

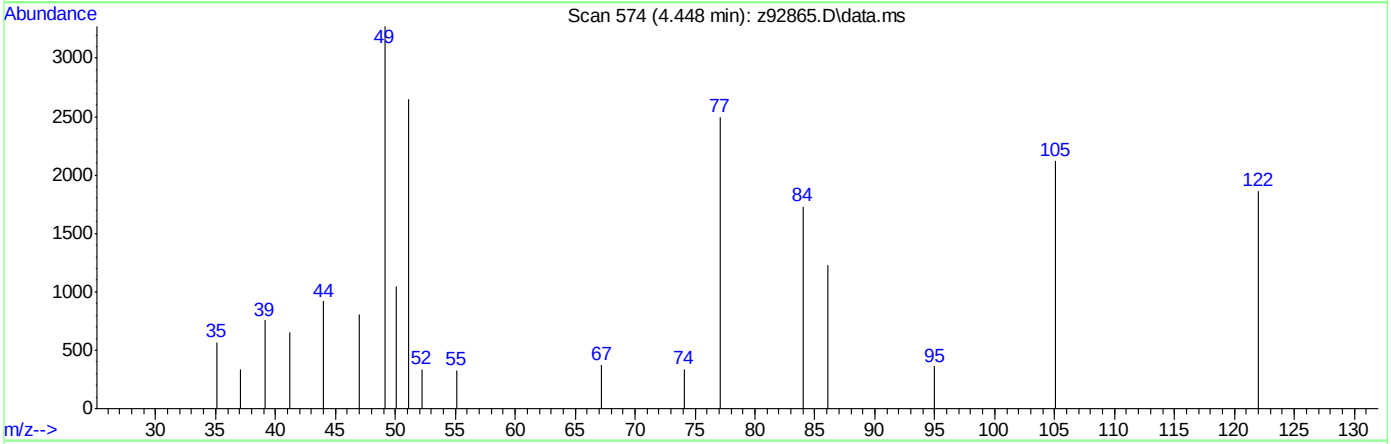

TIC: z92865.D\data.ms

(31) Benzoic Acid

4.448min (-0.016) 1.80ppb m

response 8445

Ion	Exp%	Act%
105.10	100	100
122.10	69.00	22.13#
77.10	35.20	53.76
0.00	0.00	0.00

9.6.7.6

9

Manual Integrations APPROVED (compounds with "m" flag)
Nina Pandya
06/27/14 13:21

Quantitation Report (QT Reviewed)

Data Path : C:\msdchem\1\DATA\ez4615\
Data File : z92866.D
Acq On : 24 Jun 2014 1:18 pm
Operator : ashleyv
Sample : ic4615-5
Misc : op75490,ez4615
ALS Vial : 8 Sample Multiplier: 1

Quant Time: Jun 24 16:28:05 2014
Quant Method : C:\MSDCHEM\1\METHODS\MZ4615.M
Quant Title : Semi Volatile GC/MS, ZB-5MS 15m x .25mm x .25um
QLast Update : Tue Jun 24 16:26:57 2014
Response via : Initial Calibration

Compound	R.T.	QIon	Response	Conc	Units	Dev(Min)
Internal Standards						
1) 1,4-Dichlorobenzene-d4	3.337	152	194550	40.00	ppb	0.00
24) Naphthalene-d8	4.657	136	841370	40.00	ppb	0.00
47) Acenaphthene-d10	6.697	164	545729	40.00	ppb	0.00
69) Phenanthrene-d10	8.471	188	990776	40.00	ppb	0.00
83) Chrysene-d12	12.125	240	1034211	40.00	ppb	0.00
92) Perylene-d12	14.166	264	894726	40.00	ppb	0.00
102) 1,4-Dichlorobenzene-d4a	3.337	152	194550	40.00	ppb	0.00
104) Phenanthrene-d10a	8.471	188	990776	40.00	ppb	0.00
107) Chrysene-d12a	12.125	240	1034211	40.00	ppb	0.00
110) Acenaphthene-d10a	6.697	164	545729	40.00	ppb	0.00
112) Naphthalene-d8a	4.657	136	841370	40.00	ppb	0.00
114) Chrysene-d12b	12.125	240	1034211	40.00	ppb	0.00
System Monitoring Compounds						
5) 2-Fluorophenol	2.295	112	23920	4.83	ppb	0.00
Spiked Amount 50.000			Recovery =	9.66%		
8) Phenol-d5	3.033	99	33559	4.79	ppb	0.00
Spiked Amount 50.000			Recovery =	9.58%		
25) Nitrobenzene-d5	3.893	82	37136	4.84	ppb	0.00
Spiked Amount 50.000			Recovery =	9.68%		
51) 2-Fluorobiphenyl	5.917	172	78427	4.89	ppb	0.00
Spiked Amount 50.000			Recovery =	9.78%		
73) 2,4,6-Tribromophenol	7.648	330	11946	4.32	ppb	0.00
Spiked Amount 50.000			Recovery =	8.64%		
86) Terphenyl-d14	10.624	244	94745	4.81	ppb	0.00
Spiked Amount 50.000			Recovery =	9.62%		
106) o-terphenyl	0.000	230	0	0.00	ppb	
Spiked Amount 50.000			Recovery =	0.00%		
109) 1-chlorooctadecane	0.000	57	0	0.00	ppb	
Spiked Amount 50.000			Recovery =	0.00%		
Target Compounds						Qvalue
2) 1,4-Dioxane	1.409	88	6377m	5.00	ppb	
3) Pyridine	1.569	79	20076	4.97	ppb	98
4) N-Nitrosodimethylamine	1.542	74	11686	5.02	ppb	79
6) Indene	3.588	116	55467	4.98	ppb	99
7) Cumene	2.653	105	74938	4.90	ppb	96
9) Phenol	3.043	94	37618	4.63	ppb	65
10) Aniline	3.049	93	43420	5.05	ppb	84
11) bis(2-Chloroethyl)ether	3.097	93	28022	5.30	ppb	97
12) 2-Chlorophenol	3.155	128	32741	4.99	ppb	99
13) Decane	3.187	43	37531	5.12	ppb	94
14) 1,3-Dichlorobenzene	3.289	146	37308	4.98	ppb	95
15) 1,4-Dichlorobenzene	3.353	146	37882	4.87	ppb	96
16) Benzyl alcohol	3.481	108	21816	4.99	ppb	93
17) 1,2-Dichlorobenzene	3.503	146	35902	4.88	ppb	98
18) Acetophenone	3.738	105	48314	4.93	ppb	99
19) 2-Methylphenol	3.610	108	29907	5.18	ppb	99
20) 2,2'-oxybis(1-Chloropr...	3.604	121	10596	4.92	ppb	99

Quantitation Report (QT Reviewed)

Data Path : C:\msdchem\1\DATA\ez4615\
Data File : z92866.D
Acq On : 24 Jun 2014 1:18 pm
Operator : ashleyv
Sample : ic4615-5
Misc : op75490,ez4615
ALS Vial : 8 Sample Multiplier: 1

Quant Time: Jun 24 16:28:05 2014
Quant Method : C:\MSDCHEM\1\METHODS\MZ4615.M
Quant Title : Semi Volatile GC/MS, ZB-5MS 15m x .25mm x .25um
QLast Update : Tue Jun 24 16:26:57 2014
Response via : Initial Calibration

Compound	R.T.	QIon	Response	Conc	Units		Dev(Min)
21) 3&4-Methylphenol	3.770	108	31565	5.14	ppb		89
22) n-Nitroso-di-n-propyla...	3.738	70	25110	5.07	ppb		93
23) Hexachloroethane	3.834	201	13927	4.99	ppb		86
26) Nitrobenzene	3.914	77	37091	4.61	ppb		96
27) Quinoline	5.063	129	73576	4.96	ppb		99
28) Isophorone	4.160	82	66823	5.02	ppb		99
29) 2-Nitrophenol	4.251	139	18634	4.66	ppb		88
30) 2,4-Dimethylphenol	4.325	107	32628	4.65	ppb		93
31) Benzoic Acid	4.443	105	25718m	4.54	ppb		
32) bis(2-Chloroethoxy)met...	4.411	93	34063	4.86	ppb		97
33) 2,4-Dichlorophenol	4.528	162	27923	4.64	ppb		95
34) 2,6-Dichlorophenol	4.769	162	29859	4.90	ppb		99
35) 1,3,5-Trichlorobenzene	4.256	180	35063	4.74	ppb		97
36) 1,2,4-Trichlorobenzene	4.598	180	33855	4.86	ppb		97
37) 1,2,3-Trichlorobenzene	4.849	180	34478	4.93	ppb		98
38) Naphthalene	4.678	128	105615	4.87	ppb		97
39) 4-Chloroaniline	4.763	127	44701	4.88	ppb		94
40) 2,3-Dichloroaniline	5.816	161	40017	4.98	ppb		99
41) Caprolactam	5.132	55	19325	5.20	ppb		99
42) Hexachlorobutadiene	4.833	225	22265	4.99	ppb		97
43) 4-Chloro-3-methylphenol	5.372	107	34505	5.05	ppb		87
44) 2-Methylnaphthalene	5.474	141	62416	4.79	ppb		97
45) 1-Methylnaphthalene	5.586	141	61813	4.69	ppb		97
46) Dimethylnaphthalene	6.211	156	66240	4.74	ppb		94
48) Hexachlorocyclopentadiene	5.666	237	16055	11.75	ppb		95
49) 2,4,6-Trichlorophenol	5.832	196	20847	4.58	ppb		98
50) 2,4,5-Trichlorophenol	5.885	196	24893	4.97	ppb		98
52) 2-Chloronaphthalene	6.040	162	73297	4.95	ppb		99
53) Biphenyl	6.030	154	94622	4.84	ppb		99
54) 2-Nitroaniline	6.190	65	25502	4.88	ppb		93
55) Dimethylphthalate	6.420	163	87991	5.17	ppb		99
56) Acenaphthylene	6.521	152	118635	4.98	ppb		97
57) 2,6-Dinitrotoluene	6.484	165	17847	4.89	ppb		82
58) 3-Nitroaniline	6.687	138	22812	5.20	ppb		86
59) Acenaphthene	6.735	153	72821	4.94	ppb		97
60) 2,4-Dinitrophenol	6.831	184	11459m	11.53	ppb		
61) 4-Nitrophenol	6.980	109	14518	4.68	ppb	#	77
62) Dibenzofuran	6.943	168	103448	4.94	ppb		96
63) 2,4-Dinitrotoluene	6.970	165	26153	5.06	ppb		93
64) 2,3,4,6-Tetrachlorophenol	7.125	232	20178	4.76	ppb		90
65) Diethylphthalate	7.269	149	95966	5.20	ppb		96
66) Fluorene	7.349	166	82440	4.81	ppb		99
67) 4-Chlorophenyl-phenyle...	7.370	204	37838	4.87	ppb		85
68) 4-Nitroaniline	7.419	138	21723	5.09	ppb		87
70) 4,6-Dinitro-2-methylph...	7.467	198	10827	3.30	ppb		89
71) n-Nitrosodiphenylamine	7.520	169	56960	4.76	ppb		97
72) 1,2-Diphenylhydrazine	7.557	77	90086	4.76	ppb		98
74) 4-Bromophenyl-phenylether	7.953	248	23210	4.60	ppb		97
75) Hexachlorobenzene	8.017	284	29782	4.72	ppb		90
76) Pentachlorophenol	8.279	266	24954	11.96	ppb		94

Quantitation Report (QT Reviewed)

Data Path : C:\msdchem\1\DATA\ez4615\
Data File : z92866.D
Acq On : 24 Jun 2014 1:18 pm
Operator : ashleyv
Sample : ic4615-5
Misc : op75490,ez4615
ALS Vial : 8 Sample Multiplier: 1

Quant Time: Jun 24 16:28:05 2014
Quant Method : C:\MSDCHEM\1\METHODS\MZ4615.M
Quant Title : Semi Volatile GC/MS, ZB-5MS 15m x .25mm x .25um
QLast Update : Tue Jun 24 16:26:57 2014
Response via : Initial Calibration

Compound	R.T.	QIon	Response	Conc	Units	Dev(Min)
77) Phenanthrene	8.498	178	126798	4.68	ppb	98
78) Anthracene	8.562	178	127240	4.73	ppb	96
79) Carbazole	8.791	167	115554	4.59	ppb	97
80) Di-n-butylphthalate	9.288	149	151645	4.58	ppb	99
81) Fluoranthene	10.042	202	137807	4.66	ppb	100
82) Octadecane	8.428	57	53203	4.63	ppb	95
84) Pyrene	10.351	202	144478	4.95	ppb	100
85) Butyl stearate	11.543	56	56601	5.15	ppb	92
87) Butylbenzylphthalate	11.388	149	72958	5.05	ppb	91
88) Benzo[a]anthracene	12.114	228	137111	4.89	ppb	95
89) 3,3'-Dichlorobenzidine	12.125	252	53046	4.90	ppb	96
90) Chrysene	12.162	228	119666	5.09	ppb	97
91) bis(2-Ethylhexyl)phtha...	12.296	149	89722	5.00	ppb	98
93) Di-n-octylphthalate	13.247	149	158793	4.39	ppb	97
94) Benzo[b]fluoranthene	13.653	252	129808	4.51	ppb	97
95) Benzo[k]fluoranthene	13.690	252	122494	4.72	ppb	95
96) Benzo[a]pyrene	14.080	252	109501	4.54	ppb	97
97) Indeno[1,2,3-cd]pyrene	15.501	276	116337	4.58	ppb	94
98) Dibenz(a,h)acridine	15.218	279	86175	4.45	ppb	98
99) Dibenz[a,h]anthracene	15.528	278	93797	4.66	ppb	95
100) 7,12-Dimethylbenz(a)an...	13.648	256	53121	8.01	ppb	96
101) Benzo[g,h,i]perylene	15.849	276	94595	4.84	ppb	98

(#) = qualifier out of range (m) = manual integration (+) = signals summed

9.6.72

9

Quantitation Report (QT Reviewed)

Data Path : C:\msdchem\1\DATA\ez4615\
Data File : z92866.D
Acq On : 24 Jun 2014 1:18 pm
Operator : ashleyv
Sample : ic4615-5
Misc : op75490,ez4615
ALS Vial : 8 Sample Multiplier: 1

Quant Time: Jun 24 16:28:05 2014
Quant Method : C:\MSDCHEM\1\METHODS\MZ4615.M
Quant Title : Semi Volatile GC/MS, ZB-5MS 15m x .25mm x .25um
QLast Update : Tue Jun 24 16:26:57 2014
Response via : Initial Calibration

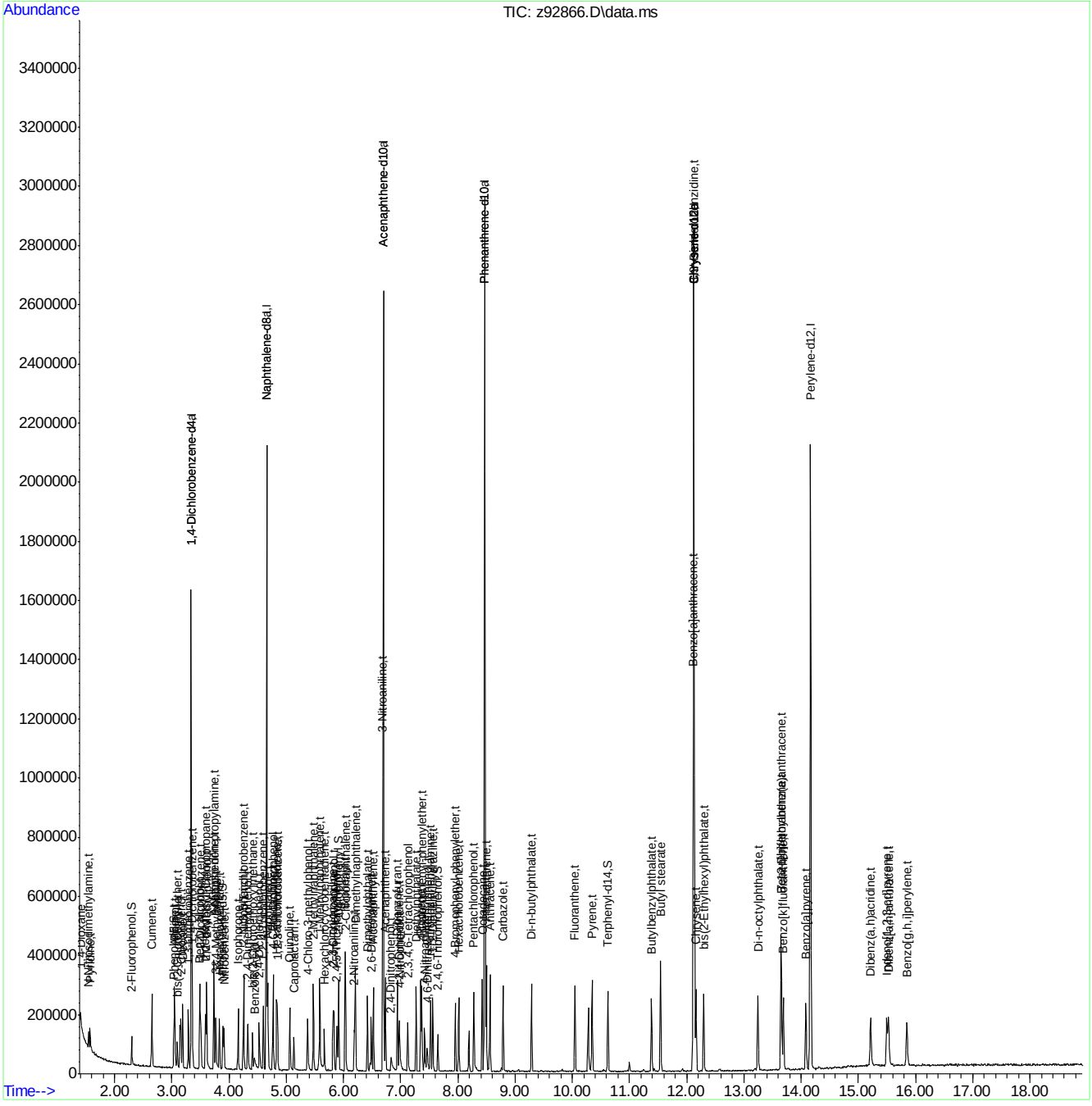

Manual Integration Approval Summary

Sample Number:	EZ4615-IC4615	**Method:**	SW846 8270D
Lab FileID:	Z92866.D	**Analyst approved:**	06/25/14 16:02 Ashley Vought
Injection Time:	06/24/14 13:18	**Supervisor approved:**	06/27/14 13:21 Nina Pandya

Parameter	CAS	Sig#	R.T. (min.)	Reason
1,4-Dioxane	123-91-1		1.41	Poor instrument integration
Benzoic Acid	65-85-0		4.44	Poor instrument integration
2,4-Dinitrophenol	51-28-5		6.83	Poor instrument integration

Quantitation Report (Qedit)

Data Path : C:\msdchem\1\DATA\ez4615\
Data File : z92866.D
Acq On : 24 Jun 2014 1:18 pm
Operator : ashleyv
Sample : ic4615-5
Misc : op75490,ez4615
ALS Vial : 8 Sample Multiplier: 1

Quant Time: Jun 24 14:46:29 2014
Quant Method : C:\MSDCHEM\1\METHODS\MZ4615.M
Quant Title : Semi Volatile GC/MS, ZB-5MS 15m x .25mm x .25um
QLast Update : Tue Jun 24 13:16:18 2014
Response via : Initial Calibration

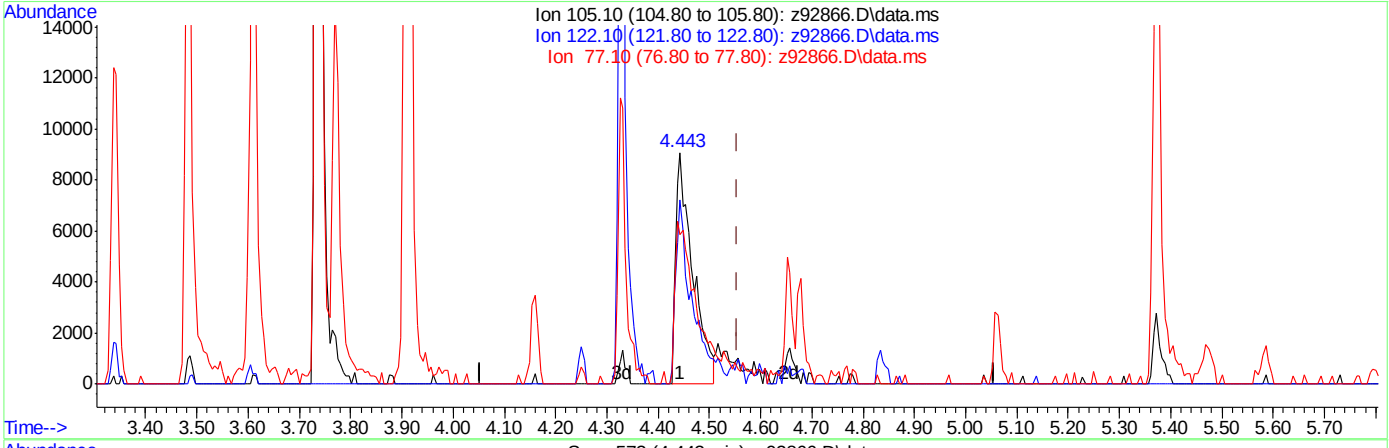

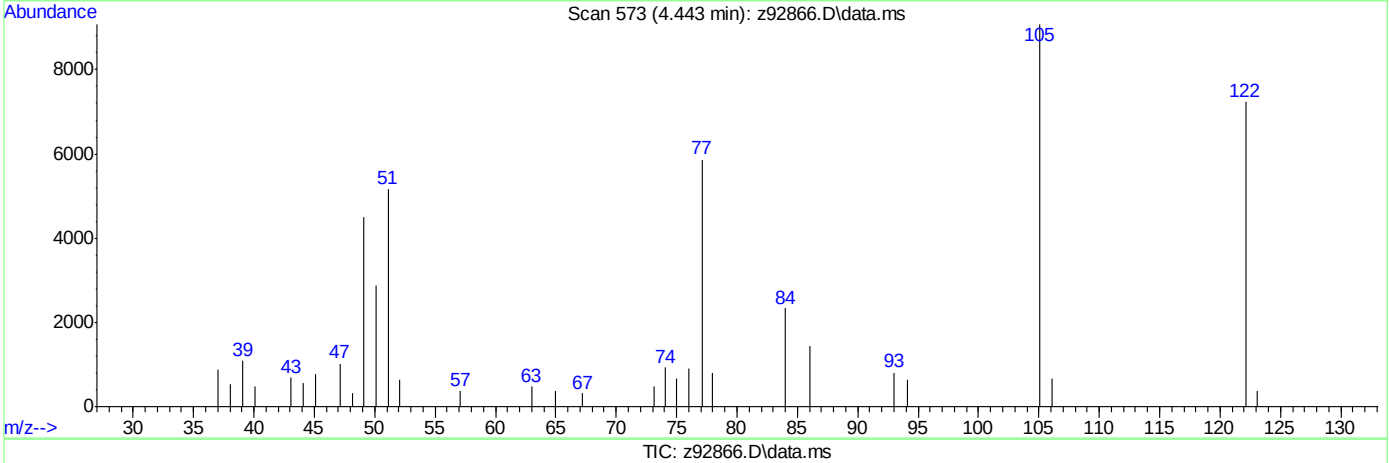

TIC: z92866.D\data.ms

(31) Benzoic Acid

4.443min (-0.112) 4.52ppb

response 20581

Ion	Exp%	Act%
105.10	100	100
122.10	69.00	79.71
77.10	35.20	88.13#
0.00	0.00	0.00

ACCUTEST LABORATORIES JB70672

Quantitation Report (Qedit)

Data Path : C:\msdchem\1\DATA\ez4615\
Data File : z92866.D
Acq On : 24 Jun 2014 1:18 pm
Operator : ashleyv
Sample : ic4615-5
Misc : op75490,ez4615
ALS Vial : 8 Sample Multiplier: 1

Quant Time: Jun 24 14:46:29 2014
Quant Method : C:\MSDCHEM\1\METHODS\MZ4615.M
Quant Title : Semi Volatile GC/MS, ZB-5MS 15m x .25mm x .25um
QLast Update : Tue Jun 24 13:16:18 2014
Response via : Initial Calibration

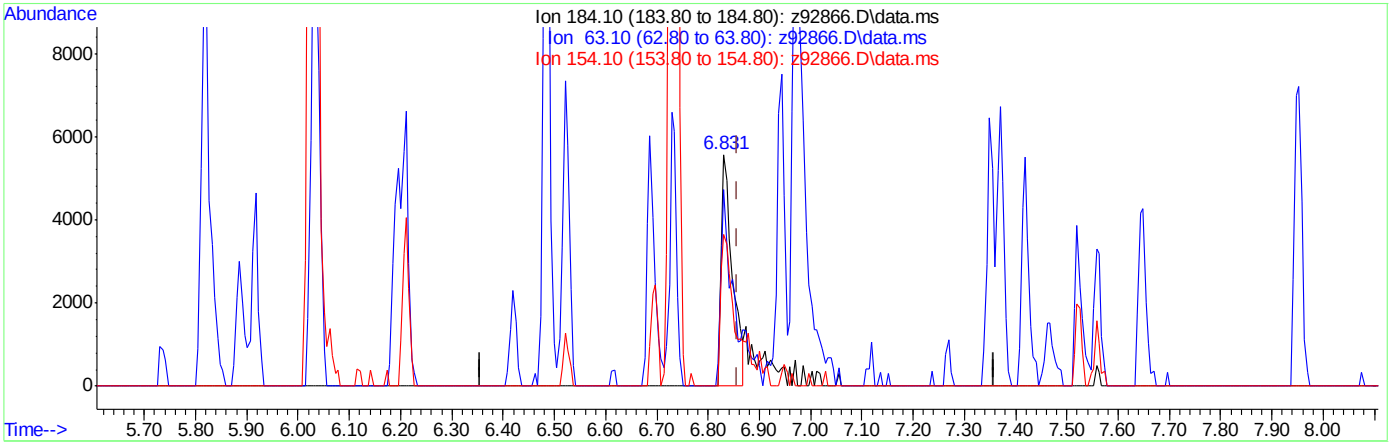

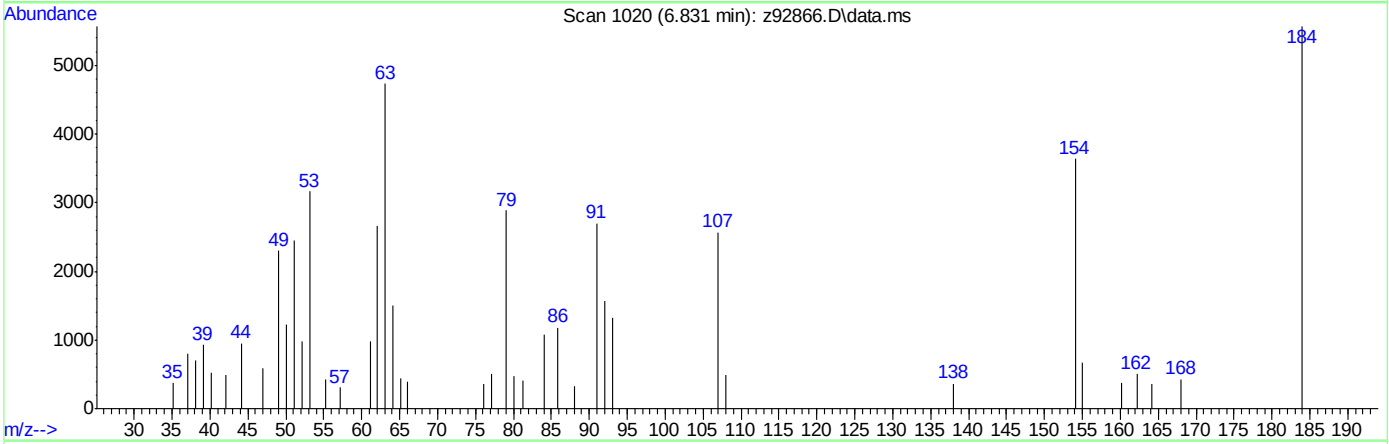

TIC: z92866.D\data.ms

(60) 2,4-Dinitrophenol (t)

6.831min (-0.027) 3.46ppb

response 8423

Ion	Exp%	Act%
184.10	100	100
63.10	58.00	75.28
154.10	60.90	61.81
0.00	0.00	0.00

9.6.72.3

9

Quantitation Report (Qedit)

Data Path : C:\msdchem\1\DATA\ez4615\
Data File : z92866.D
Acq On : 24 Jun 2014 1:18 pm
Operator : ashleyv
Sample : ic4615-5
Misc : op75490,ez4615
ALS Vial : 8 Sample Multiplier: 1

Quant Time: Jun 24 16:28:05 2014
Quant Method : C:\MSDCHEM\1\METHODS\MZ4615.M
Quant Title : Semi Volatile GC/MS, ZB-5MS 15m x .25mm x .25um
QLast Update : Tue Jun 24 16:26:57 2014
Response via : Initial Calibration

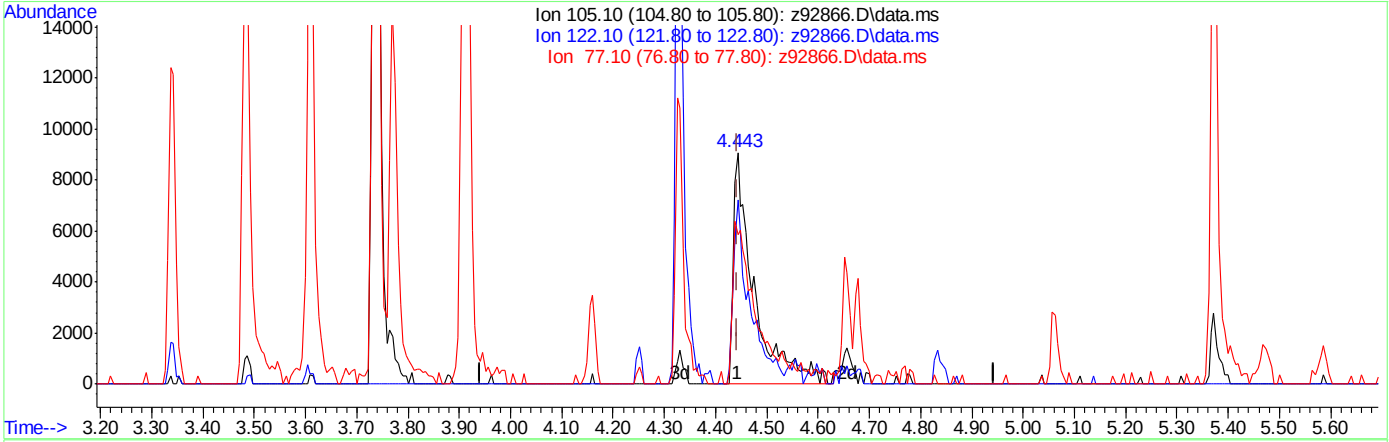

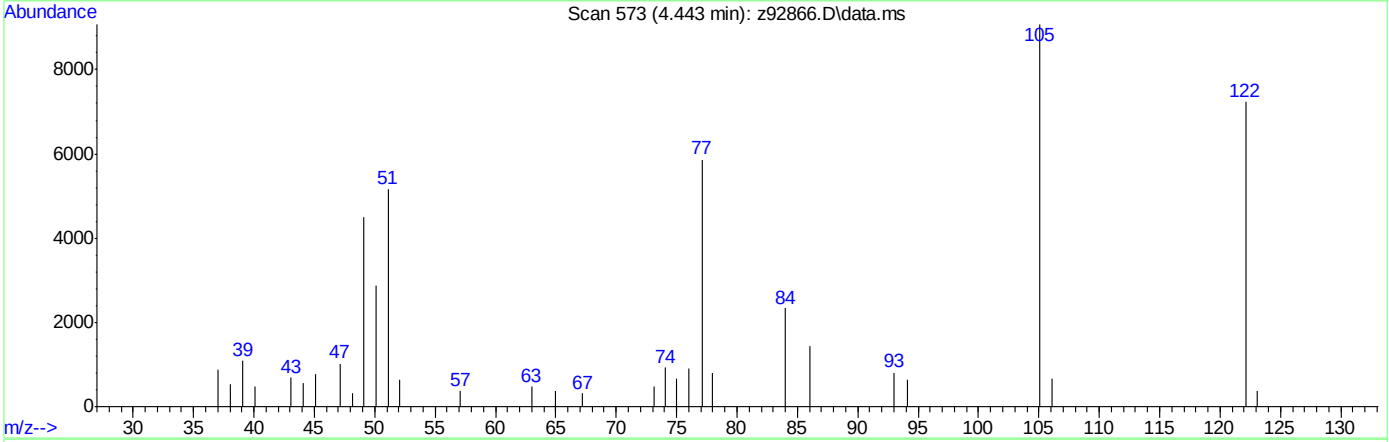

TIC: z92866.D\data.ms

(31) Benzoic Acid

4.443min (0.000) 4.54ppb m

response 25718

Ion	Exp%	Act%
105.10	100	100
122.10	69.00	63.79
77.10	35.20	70.53#
0.00	0.00	0.00

ACCUTEST LABORATORIES JB70672

Quantitation Report (Qedit)

Data Path : C:\msdchem\1\DATA\ez4615\
Data File : z92866.D
Acq On : 24 Jun 2014 1:18 pm
Operator : ashleyv
Sample : ic4615-5
Misc : op75490,ez4615
ALS Vial : 8 Sample Multiplier: 1

Quant Time: Jun 24 16:28:05 2014
Quant Method : C:\MSDCHEM\1\METHODS\MZ4615.M
Quant Title : Semi Volatile GC/MS, ZB-5MS 15m x .25mm x .25um
QLast Update : Tue Jun 24 16:26:57 2014
Response via : Initial Calibration

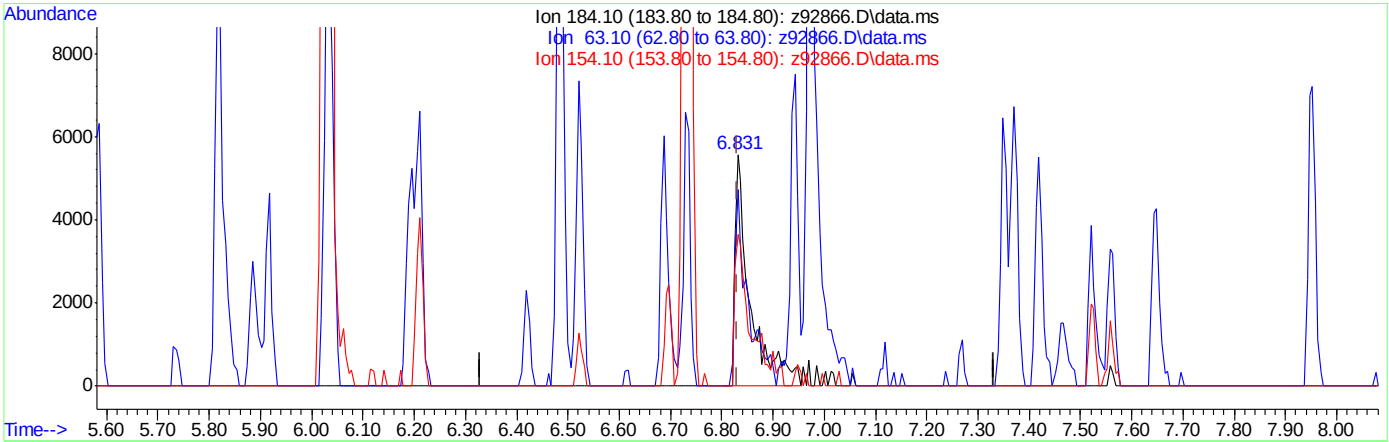

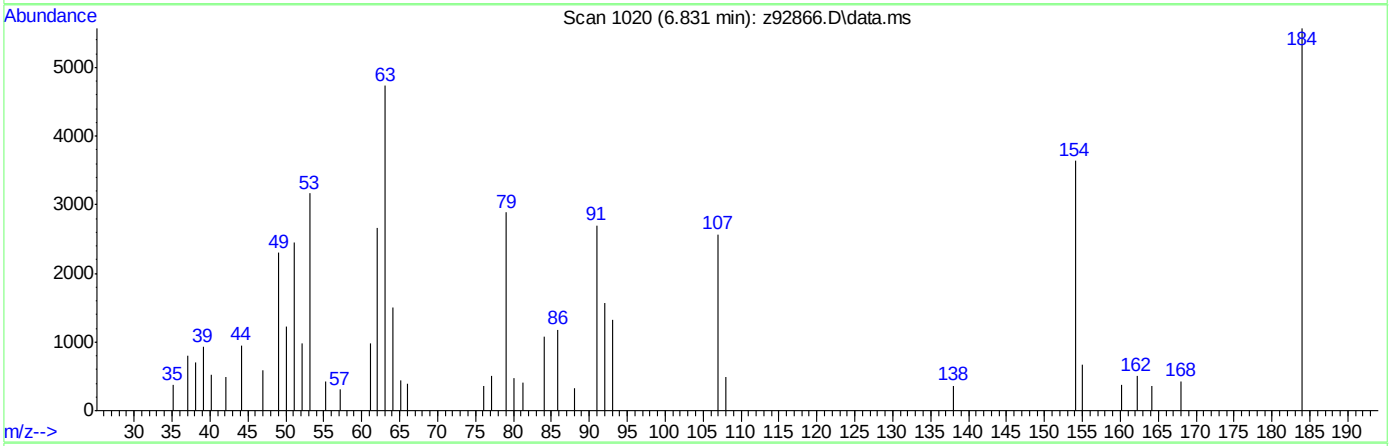

TIC: z92866.D\data.ms

(60) 2,4-Dinitrophenol (t)

6.831min (0.000) 11.53ppb m

response 11459

Ion	Exp%	Act%
184.10	100	100
63.10	58.00	84.92
154.10	60.90	65.39
0.00	0.00	0.00

Quantitation Report (Qedit)

Data Path : C:\msdchem\1\DATA\ez4615\
Data File : z92866.D
Acq On : 24 Jun 2014 1:18 pm
Operator : ashleyv
Sample : ic4615-5
Misc : op75490,ez4615
ALS Vial : 8 Sample Multiplier: 1

Quant Time: Jun 24 16:28:05 2014
Quant Method : C:\MSDCHEM\1\METHODS\MZ4615.M
Quant Title : Semi Volatile GC/MS, ZB-5MS 15m x .25mm x .25um
QLast Update : Tue Jun 24 16:26:57 2014
Response via : Initial Calibration

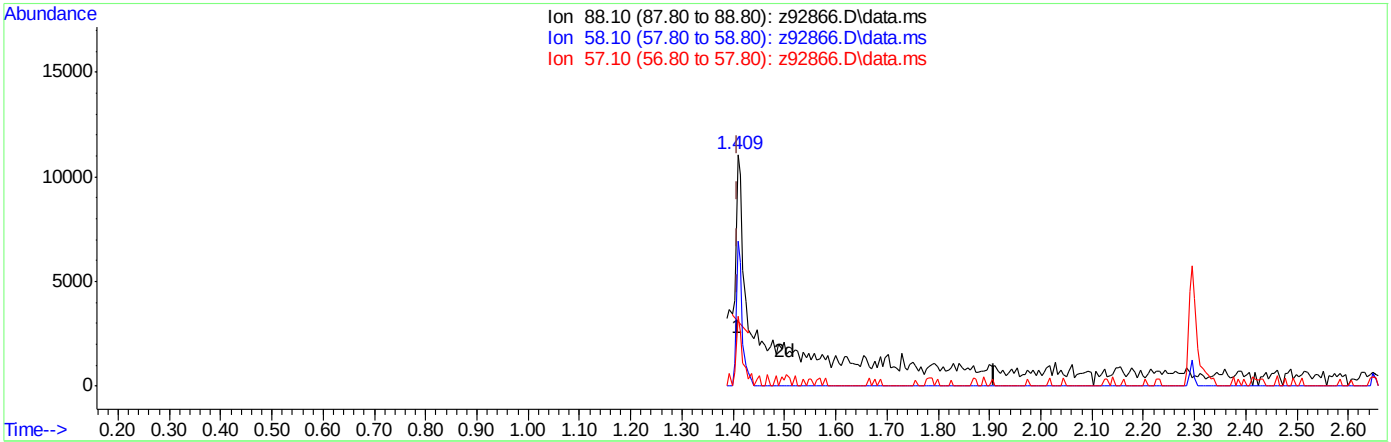

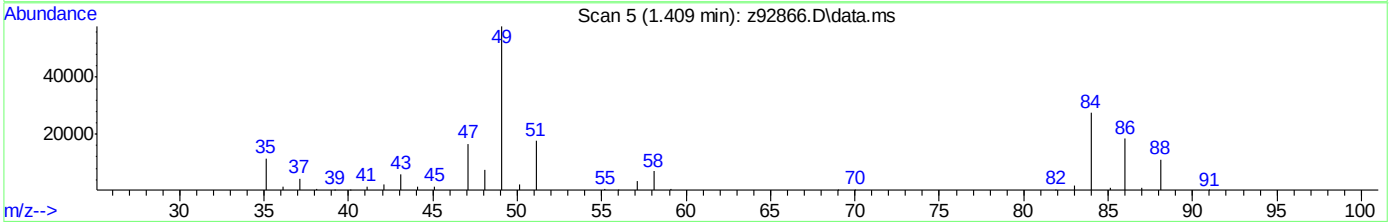

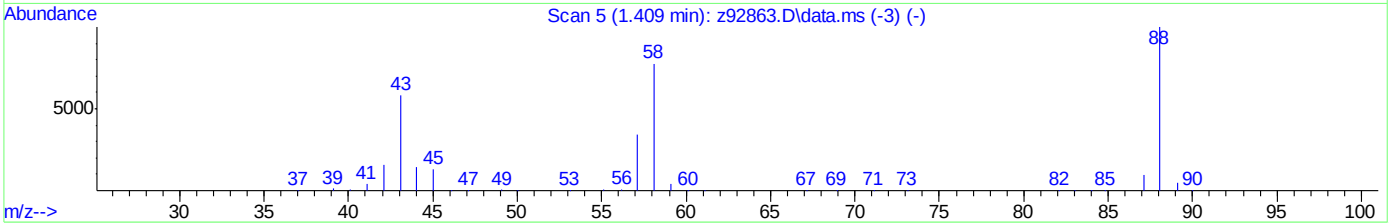

TIC: z92866.D\data.ms

(2) 1,4-Dioxane

1.409min (0.000) 5.00ppb m

response 6377

Ion	Exp%	Act%
88.10	100	100
58.10	78.80	90.11
57.10	34.50	48.05
0.00	0.00	0.00

Manual Integrations APPROVED (compounds with "m" flag)
Nina Pandya
06/27/14 13:21

Quantitation Report (QT Reviewed)

Data Path : C:\msdchem\1\DATA\ez4615\
Data File : z92867.D
Acq On : 24 Jun 2014 1:44 pm
Operator : ashleyv
Sample : ic4615-10
Misc : op75490,ez4615
ALS Vial : 9 Sample Multiplier: 1

Quant Time: Jun 24 16:30:57 2014
Quant Method : C:\MSDCHEM\1\METHODS\MZ4615.M
Quant Title : Semi Volatile GC/MS, ZB-5MS 15m x .25mm x .25um
QLast Update : Tue Jun 24 16:29:39 2014
Response via : Initial Calibration

Compound	R.T.	QIon	Response	Conc	Units	Dev(Min)
Internal Standards						
1) 1,4-Dichlorobenzene-d4	3.337	152	199647	40.00	ppb	0.00
24) Naphthalene-d8	4.656	136	854430	40.00	ppb	0.00
47) Acenaphthene-d10	6.697	164	552410	40.00	ppb	0.00
69) Phenanthrene-d10	8.471	188	997823	40.00	ppb	0.00
83) Chrysene-d12	12.130	240	1026666	40.00	ppb	0.00
92) Perylene-d12	14.166	264	851326	40.00	ppb	0.00
102) 1,4-Dichlorobenzene-d4a	3.337	152	199647	40.00	ppb	0.00
104) Phenanthrene-d10a	8.471	188	997823	40.00	ppb	0.00
107) Chrysene-d12a	12.130	240	1026666	40.00	ppb	0.00
110) Acenaphthene-d10a	6.697	164	552410	40.00	ppb	0.00
112) Naphthalene-d8a	4.656	136	854430	40.00	ppb	0.00
114) Chrysene-d12b	12.130	240	1026666	40.00	ppb	0.00
System Monitoring Compounds						
5) 2-Fluorophenol	2.295	112	49328	9.71	ppb	0.00
Spiked Amount 50.000			Recovery =	19.42%		
8) Phenol-d5	3.032	99	68481	9.53	ppb	0.00
Spiked Amount 50.000			Recovery =	19.06%		
25) Nitrobenzene-d5	3.893	82	74946	9.61	ppb	0.00
Spiked Amount 50.000			Recovery =	19.22%		
51) 2-Fluorobiphenyl	5.917	172	158691	9.78	ppb	0.00
Spiked Amount 50.000			Recovery =	19.56%		
73) 2,4,6-Tribromophenol	7.648	330	27471	9.87	ppb	0.00
Spiked Amount 50.000			Recovery =	19.74%		
86) Terphenyl-d14	10.624	244	193208	9.89	ppb	0.00
Spiked Amount 50.000			Recovery =	19.78%		
106) o-terphenyl	0.000	230	0	0.00	ppb	
Spiked Amount 50.000			Recovery =	0.00%		
109) 1-chlorooctadecane	0.000	57	0	0.00	ppb	
Spiked Amount 50.000			Recovery =	0.00%		
Target Compounds						Qvalue
2) 1,4-Dioxane	1.408	88	12654m	9.69	ppb	
3) Pyridine	1.563	79	41823	10.09	ppb	88
4) N-Nitrosodimethylamine	1.537	74	25260	10.57	ppb	98
6) Indene	3.588	116	112338	9.84	ppb	96
7) Cumene	2.653	105	151054	9.63	ppb	97
9) Phenol	3.043	94	78623	9.43	ppb	74
10) Aniline	3.048	93	87799	9.94	ppb	81
11) bis(2-Chloroethyl)ether	3.091	93	51374	9.47	ppb	91
12) 2-Chlorophenol	3.155	128	64942	9.65	ppb	96
13) Decane	3.187	43	73607	9.79	ppb	91
14) 1,3-Dichlorobenzene	3.289	146	74502	9.69	ppb	99
15) 1,4-Dichlorobenzene	3.353	146	77198	9.67	ppb	97
16) Benzyl alcohol	3.481	108	40781	9.09	ppb	90
17) 1,2-Dichlorobenzene	3.503	146	73084	9.69	ppb	97
18) Acetophenone	3.738	105	98317	9.77	ppb	93
19) 2-Methylphenol	3.609	108	57163	9.64	ppb	98
20) 2,2'-oxybis(1-Chloropr...	3.609	121	20724	9.38	ppb #	88

Quantitation Report (QT Reviewed)

Data Path : C:\msdchem\1\DATA\ez4615\
Data File : z92867.D
Acq On : 24 Jun 2014 1:44 pm
Operator : ashleyv
Sample : ic4615-10
Misc : op75490,ez4615
ALS Vial : 9 Sample Multiplier: 1

Quant Time: Jun 24 16:30:57 2014
Quant Method : C:\MSDCHEM\1\METHODS\MZ4615.M
Quant Title : Semi Volatile GC/MS, ZB-5MS 15m x .25mm x .25um
QLast Update : Tue Jun 24 16:29:39 2014
Response via : Initial Calibration

Compound	R.T.	QIon	Response	Conc	Units		Dev(Min)
21) 3&4-Methylphenol	3.770	108	61343	9.73	ppb		93
22) n-Nitroso-di-n-propyla...	3.738	70	49914	9.82	ppb		92
23) Hexachloroethane	3.834	201	28628	10.00	ppb		87
26) Nitrobenzene	3.909	77	78169	9.56	ppb		95
27) Quinoline	5.062	129	146677	9.74	ppb		97
28) Isophorone	4.160	82	131770	9.74	ppb		95
29) 2-Nitrophenol	4.250	139	39076	9.62	ppb		85
30) 2,4-Dimethylphenol	4.325	107	69433	9.73	ppb		96
31) Benzoic Acid	4.448	105	52859m	9.21	ppb		
32) bis(2-Chloroethoxy)met...	4.411	93	68907	9.69	ppb		97
33) 2,4-Dichlorophenol	4.528	162	60072	9.84	ppb		97
34) 2,6-Dichlorophenol	4.769	162	58457	9.45	ppb		97
35) 1,3,5-Trichlorobenzene	4.256	180	71277	9.49	ppb		99
36) 1,2,4-Trichlorobenzene	4.598	180	66888	9.45	ppb		95
37) 1,2,3-Trichlorobenzene	4.849	180	69922	9.84	ppb		94
38) Naphthalene	4.678	128	207439	9.42	ppb		98
39) 4-Chloroaniline	4.763	127	89792	9.65	ppb		94
40) 2,3-Dichloroaniline	5.816	161	77673	9.53	ppb		97
41) Caprolactam	5.137	55	37347	9.90	ppb		92
42) Hexachlorobutadiene	4.833	225	42812	9.45	ppb		99
43) 4-Chloro-3-methylphenol	5.372	107	68723	9.90	ppb		84
44) 2-Methylnaphthalene	5.474	141	127238	9.61	ppb		96
45) 1-Methylnaphthalene	5.586	141	127382	9.52	ppb		97
46) Dimethylnaphthalene	6.211	156	139315	9.83	ppb		99
48) Hexachlorocyclopentadiene	5.666	237	46080	19.43	ppb		99
49) 2,4,6-Trichlorophenol	5.832	196	44734	9.71	ppb		97
50) 2,4,5-Trichlorophenol	5.885	196	48039	9.47	ppb		95
52) 2-Chloronaphthalene	6.040	162	141841	9.47	ppb		98
53) Biphenyl	6.029	154	190472	9.63	ppb		99
54) 2-Nitroaniline	6.190	65	54343	10.27	ppb		95
55) Dimethylphthalate	6.419	163	171900	9.98	ppb		96
56) Acenaphthylene	6.526	152	235220	9.75	ppb		99
57) 2,6-Dinitrotoluene	6.484	165	36835	9.97	ppb		85
58) 3-Nitroaniline	6.686	138	44090	9.94	ppb		95
59) Acenaphthene	6.735	153	141729	9.49	ppb		97
60) 2,4-Dinitrophenol	6.825	184	28179	17.95	ppb	#	71
61) 4-Nitrophenol	6.980	109	31434	10.02	ppb		96
62) Dibenzofuran	6.943	168	208048	9.82	ppb		94
63) 2,4-Dinitrotoluene	6.975	165	52153	9.97	ppb		99
64) 2,3,4,6-Tetrachlorophenol	7.125	232	40231	9.38	ppb		97
65) Diethylphthalate	7.269	149	186898	10.00	ppb		98
66) Fluorene	7.349	166	169230	9.75	ppb		98
67) 4-Chlorophenyl-phenyle...	7.370	204	78772	10.02	ppb		90
68) 4-Nitroaniline	7.418	138	43502	10.08	ppb		93
70) 4,6-Dinitro-2-methylph...	7.466	198	25560	7.73	ppb		86
71) n-Nitrosodiphenylamine	7.525	169	112255	9.32	ppb		94
72) 1,2-Diphenylhydrazine	7.563	77	183840	9.65	ppb		98
74) 4-Bromophenyl-phenylether	7.953	248	46782	9.20	ppb		92
75) Hexachlorobenzene	8.017	284	59047	9.29	ppb		90
76) Pentachlorophenol	8.278	266	56650	19.85	ppb		95

Quantitation Report (QT Reviewed)

Data Path : C:\msdchem\1\DATA\ez4615\
Data File : z92867.D
Acq On : 24 Jun 2014 1:44 pm
Operator : ashleyv
Sample : ic4615-10
Misc : op75490,ez4615
ALS Vial : 9 Sample Multiplier: 1

Quant Time: Jun 24 16:30:57 2014
Quant Method : C:\MSDCHEM\1\METHODS\MZ4615.M
Quant Title : Semi Volatile GC/MS, ZB-5MS 15m x .25mm x .25um
QLast Update : Tue Jun 24 16:29:39 2014
Response via : Initial Calibration

Compound	R.T.	QIon	Response	Conc	Units	Dev(Min)
77) Phenanthrene	8.498	178	251572	9.22	ppb	95
78) Anthracene	8.562	178	250466	9.25	ppb	97
79) Carbazole	8.791	167	237113	9.36	ppb	97
80) Di-n-butylphthalate	9.288	149	308706	9.26	ppb	97
81) Fluoranthene	10.041	202	277466	9.32	ppb	98
82) Octadecane	8.428	57	109505	9.45	ppb	93
84) Pyrene	10.346	202	286389	9.88	ppb	96
85) Butyl stearate	11.543	56	112029	10.27	ppb	93
87) Butylbenzylphthalate	11.382	149	145004	10.11	ppb	96
88) Benzo[a]anthracene	12.114	228	270774	9.73	ppb	99
89) 3,3'-Dichlorobenzidine	12.125	252	104644	9.74	ppb	95
90) Chrysene	12.162	228	233969	10.03	ppb	99
91) bis(2-Ethylhexyl)phtha...	12.296	149	179994	10.09	ppb	98
93) Di-n-octylphthalate	13.247	149	309722	9.01	ppb	98
94) Benzo[b]fluoranthene	13.653	252	258387	9.44	ppb	98
95) Benzo[k]fluoranthene	13.690	252	227010	9.19	ppb	98
96) Benzo[a]pyrene	14.080	252	215757	9.39	ppb	98
97) Indeno[1,2,3-cd]pyrene	15.501	276	230139	9.52	ppb	96
98) Dibenz(a,h)acridine	15.218	279	173006	9.38	ppb	97
99) Dibenz[a,h]anthracene	15.528	278	182632	9.54	ppb	98
100) 7,12-Dimethylbenz(a)an...	13.653	256	105426	11.16	ppb	97
101) Benzo[g,h,i]perylene	15.848	276	178706	9.62	ppb	97

(#) = qualifier out of range (m) = manual integration (+) = signals summed

9.6.73

9

Quantitation Report (QT Reviewed)

Data Path : C:\msdchem\1\DATA\ez4615\
Data File : z92867.D
Acq On : 24 Jun 2014 1:44 pm
Operator : ashleyv
Sample : ic4615-10
Misc : op75490,ez4615
ALS Vial : 9 Sample Multiplier: 1

Quant Time: Jun 24 16:30:57 2014
Quant Method : C:\MSDCHEM\1\METHODS\MZ4615.M
Quant Title : Semi Volatile GC/MS, ZB-5MS 15m x .25mm x .25um
QLast Update : Tue Jun 24 16:29:39 2014
Response via : Initial Calibration

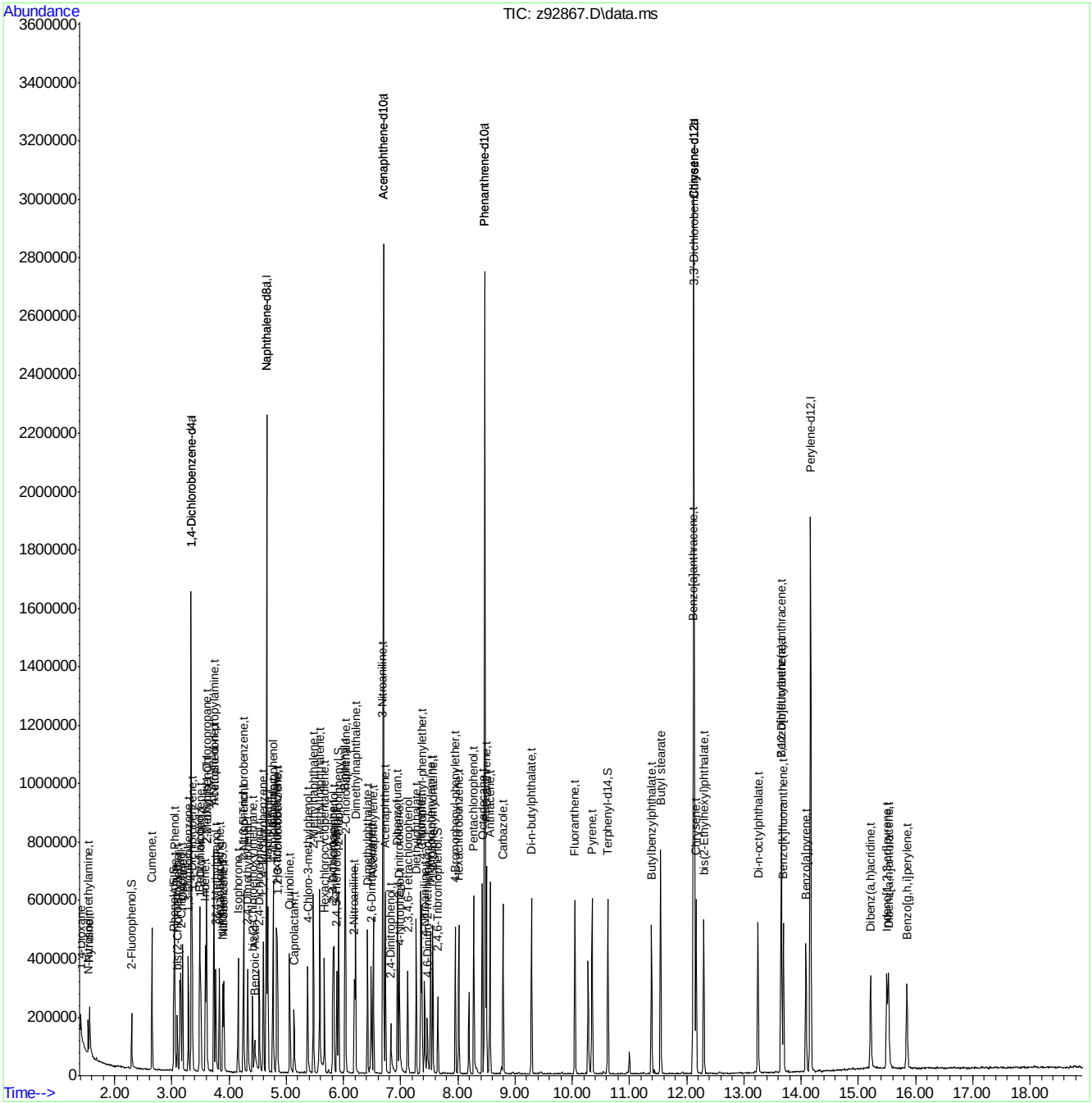

Manual Integration Approval Summary

Sample Number:	EZ4615-IC4615	**Method:**	SW846 8270D
Lab FileID:	Z92867.D	**Analyst approved:**	06/25/14 16:02 Ashley Vought
Injection Time:	06/24/14 13:44	**Supervisor approved:**	06/27/14 13:21 Nina Pandya

Parameter	CAS	Sig#	R.T. (min.)	Reason
1,4-Dioxane	123-91-1		1.41	Poor instrument integration
Benzoic Acid	65-85-0		4.45	Poor instrument integration

Quantitation Report (Qedit)

Data Path : C:\msdchem\1\DATA\ez4615\
Data File : z92867.D
Acq On : 24 Jun 2014 1:44 pm
Operator : ashleyv
Sample : ic4615-10
Misc : op75490,ez4615
ALS Vial : 9 Sample Multiplier: 1

Quant Time: Jun 24 14:53:01 2014
Quant Method : C:\MSDCHEM\1\METHODS\MZ4615.M
Quant Title : Semi Volatile GC/MS, ZB-5MS 15m x .25mm x .25um
QLast Update : Tue Jun 24 14:52:56 2014
Response via : Initial Calibration

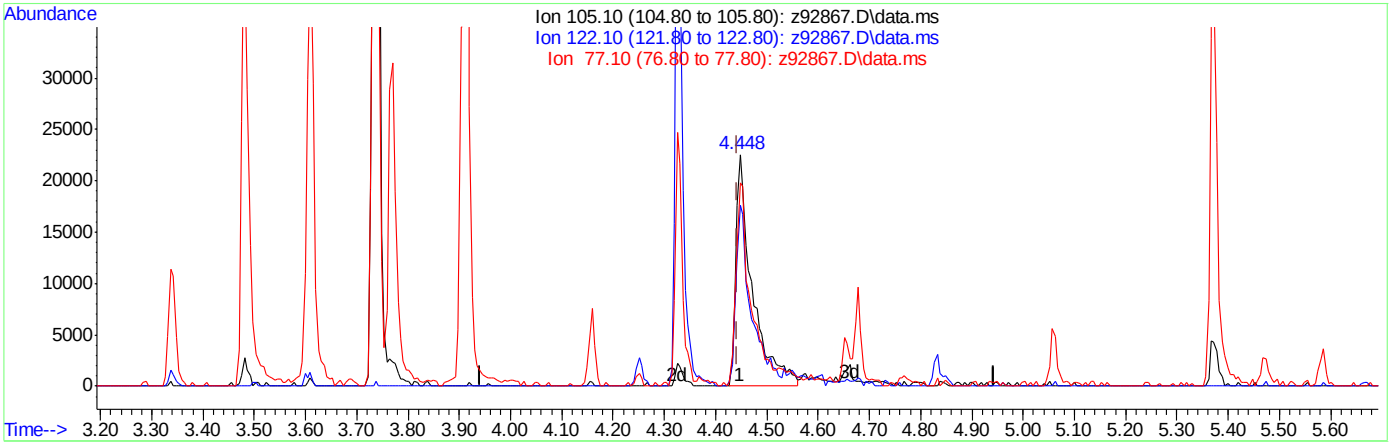

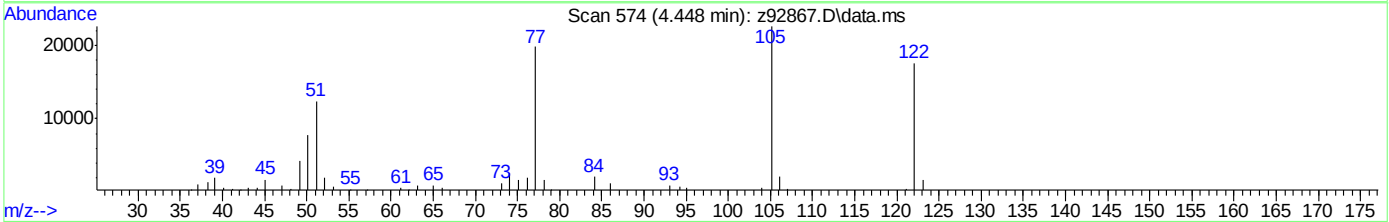

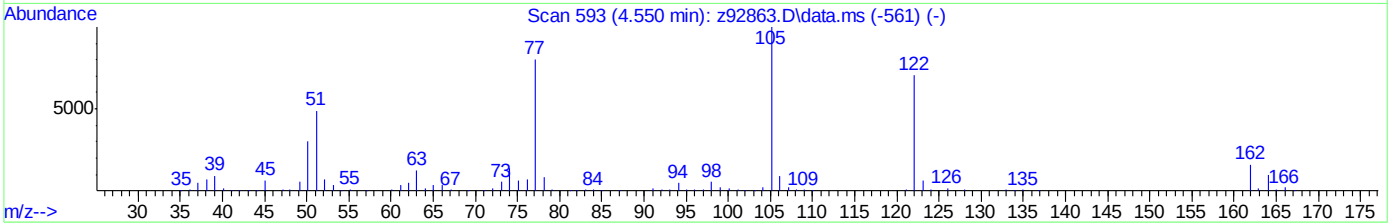

TIC: z92867.D\data.ms

(31) Benzoic Acid

4.448min (+0.005) 10.64ppb

response 50286

Ion	Exp%	Act%
105.10	100	100
122.10	69.00	73.34
77.10	35.20	78.81#
0.00	0.00	0.00

ACCUTEST LABORATORIES JB70672

Quantitation Report (Qedit)

Data Path : C:\msdchem\1\DATA\ez4615\
Data File : z92867.D
Acq On : 24 Jun 2014 1:44 pm
Operator : ashleyv
Sample : ic4615-10
Misc : op75490,ez4615
ALS Vial : 9 Sample Multiplier: 1

Quant Time: Jun 24 16:30:57 2014
Quant Method : C:\MSDCHEM\1\METHODS\MZ4615.M
Quant Title : Semi Volatile GC/MS, ZB-5MS 15m x .25mm x .25um
QLast Update : Tue Jun 24 16:29:39 2014
Response via : Initial Calibration

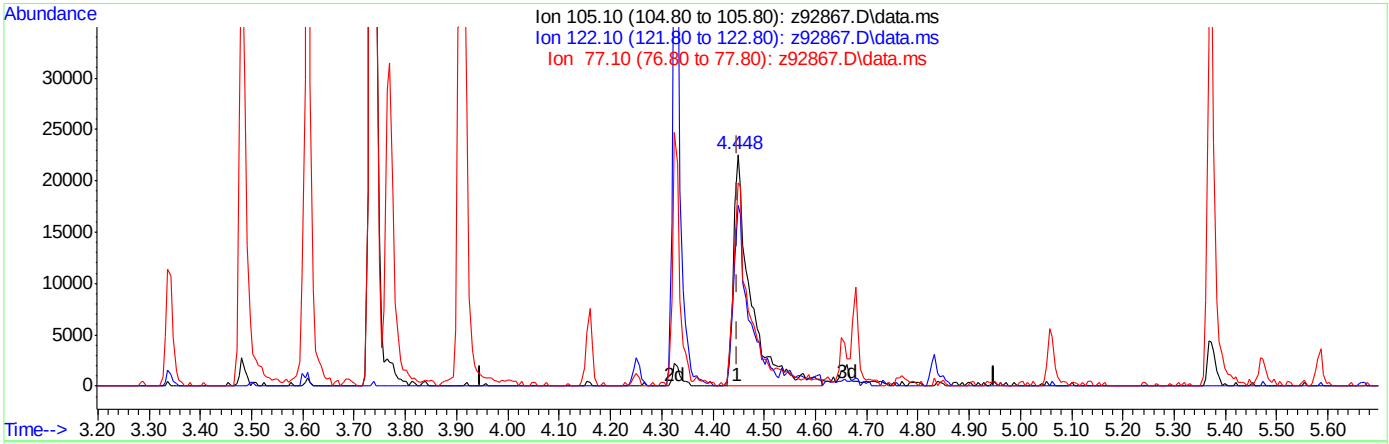

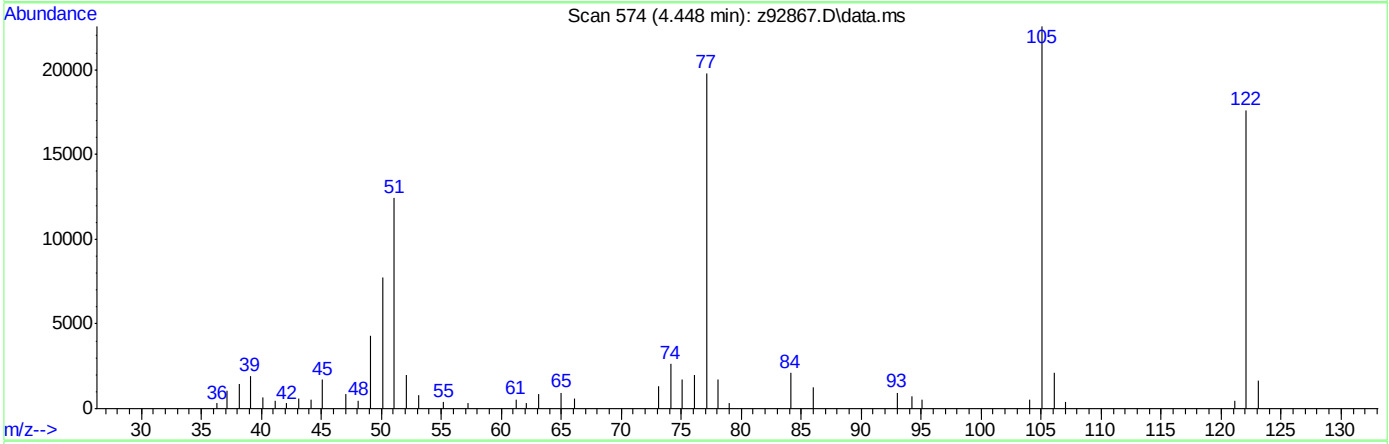

TIC: z92867.D\data.ms

(31) Benzoic Acid

4.448min (0.000) 9.21ppb m

response 52859

Ion	Exp%	Act%
105.10	100	100
122.10	69.00	69.77
77.10	35.20	74.97#
0.00	0.00	0.00

ACCUTEST LABORATORIES JB70672

Quantitation Report (Qedit)

Data Path : C:\msdchem\1\DATA\ez4615\
Data File : z92867.D
Acq On : 24 Jun 2014 1:44 pm
Operator : ashleyv
Sample : ic4615-10
Misc : op75490,ez4615
ALS Vial : 9 Sample Multiplier: 1

Quant Time: Jun 24 16:30:57 2014
Quant Method : C:\MSDCHEM\1\METHODS\MZ4615.M
Quant Title : Semi Volatile GC/MS, ZB-5MS 15m x .25mm x .25um
QLast Update : Tue Jun 24 16:29:39 2014
Response via : Initial Calibration

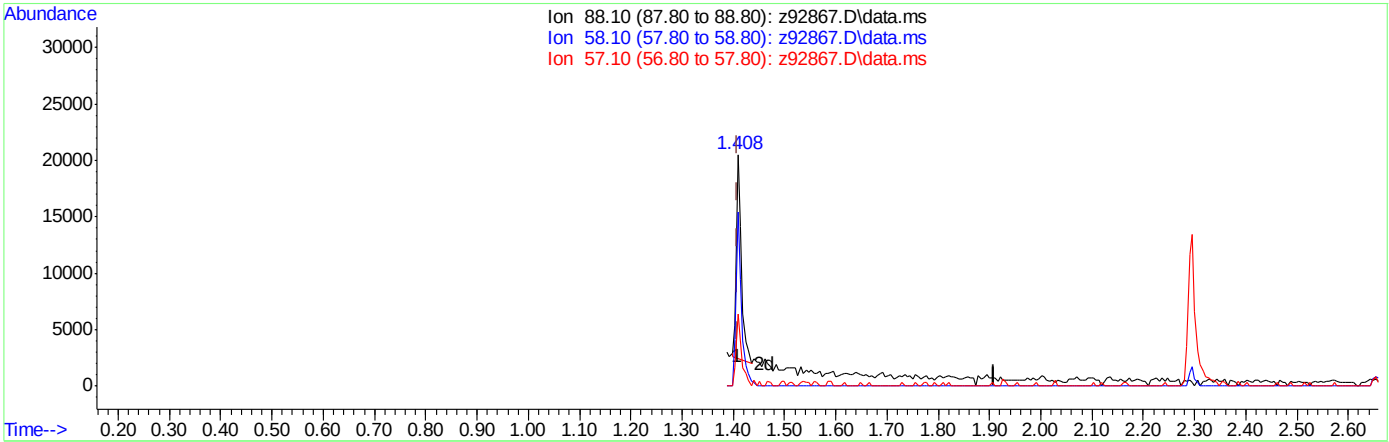

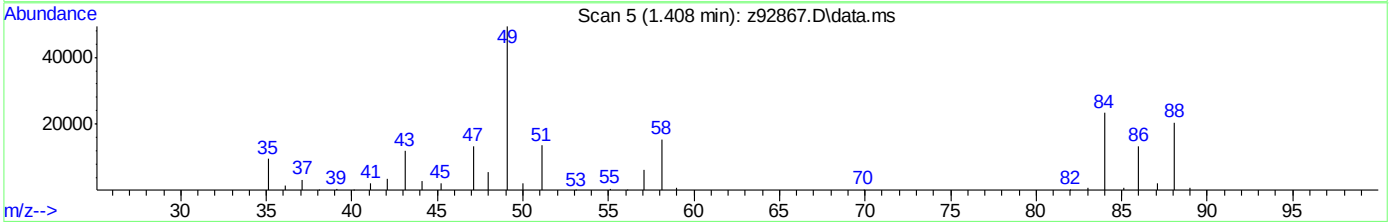

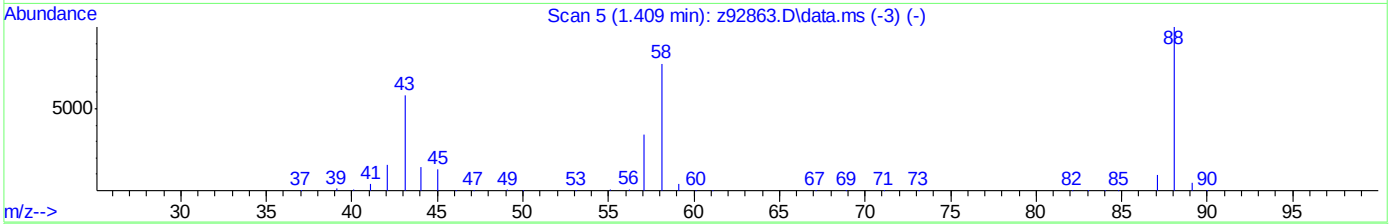

TIC: z92867.D\data.ms

(2) 1,4-Dioxane

1.408min (0.000) 9.69ppb m

response 12654

Ion	Exp%	Act%
88.10	100	100
58.10	78.80	93.20
57.10	34.50	38.57
0.00	0.00	0.00

Z92867.D edits: 1,4-Dioxane

Quantitation Report (QT Reviewed)

Data Path : C:\msdchem\1\DATA\ez4615\
Data File : z92868.D
Acq On : 24 Jun 2014 2:36 pm
Operator : ashleyv
Sample : ic4615-25
Misc : op75490,ez4615
ALS Vial : 10 Sample Multiplier: 1

Quant Time: Jun 24 15:25:36 2014
Quant Method : C:\MSDCHEM\1\METHODS\MZ4615.M
Quant Title : Semi Volatile GC/MS, ZB-5MS 15m x .25mm x .25um
QLast Update : Tue Jun 24 14:54:10 2014
Response via : Initial Calibration

Compound	R.T.	QIon	Response	Conc	Units	Dev(Min)
Internal Standards						
1) 1,4-Dichlorobenzene-d4	3.337	152	182321	40.00	ppb	0.00
24) Naphthalene-d8	4.656	136	739198	40.00	ppb	0.00
47) Acenaphthene-d10	6.697	164	475755	40.00	ppb	0.00
69) Phenanthrene-d10	8.476	188	824570	40.00	ppb	0.00
83) Chrysene-d12	12.136	240	888416	40.00	ppb	0.00
92) Perylene-d12	14.171	264	718624	40.00	ppb	0.00
102) 1,4-Dichlorobenzene-d4a	3.337	152	182321	40.00	ppb	0.00
104) Phenanthrene-d10a	8.476	188	824570	40.00	ppb	0.00
107) Chrysene-d12a	12.136	240	888416	40.00	ppb	0.00
110) Acenaphthene-d10a	6.697	164	475755	40.00	ppb	0.00
112) Naphthalene-d8a	4.656	136	739198	40.00	ppb	0.00
114) Chrysene-d12b	12.136	240	888416	40.00	ppb	0.00
System Monitoring Compounds						
5) 2-Fluorophenol	2.290	112	115433	25.42	ppb	0.00
Spiked Amount 50.000			Recovery = 50.84%			
8) Phenol-d5	3.032	99	163752	25.56	ppb	0.00
Spiked Amount 50.000			Recovery = 51.12%			
25) Nitrobenzene-d5	3.893	82	170824	25.50	ppb	0.00
Spiked Amount 50.000			Recovery = 51.00%			
51) 2-Fluorobiphenyl	5.923	172	349821	25.15	ppb	0.00
Spiked Amount 50.000			Recovery = 50.30%			
73) 2,4,6-Tribromophenol	7.653	330	58349	26.12	ppb	0.00
Spiked Amount 50.000			Recovery = 52.24%			
86) Terphenyl-d14	10.629	244	432388	25.56	ppb	0.00
Spiked Amount 50.000			Recovery = 51.12%			
106) o-terphenyl	0.000	230	0	0.00	ppb	
Spiked Amount 50.000			Recovery = 0.00%			
109) 1-chlorooctadecane	0.000	57	0	0.00	ppb	
Spiked Amount 50.000			Recovery = 0.00%			
Target Compounds						Qvalue
2) 1,4-Dioxane	1.408	88	35446	31.74	ppb	97
3) Pyridine	1.563	79	95266	25.78	ppb	95
4) N-Nitrosodimethylamine	1.542	74	55981	26.33	ppb	96
6) Indene	3.588	116	252238	24.22	ppb	98
7) Cumene	2.653	105	353230	24.92	ppb	99
9) Phenol	3.043	94	184023	24.58	ppb	76
10) Aniline	3.043	93	193960	24.00	ppb	98
11) bis(2-Chloroethyl)ether	3.097	93	121931	24.55	ppb	98
12) 2-Chlorophenol	3.155	128	150855	24.76	ppb	97
13) Decane	3.187	43	178430	26.13	ppb	94
14) 1,3-Dichlorobenzene	3.289	146	174252	24.97	ppb	99
15) 1,4-Dichlorobenzene	3.353	146	176452	24.23	ppb	96
16) Benzyl alcohol	3.481	108	98979	24.57	ppb	88
17) 1,2-Dichlorobenzene	3.503	146	166405	24.27	ppb	98
18) Acetophenone	3.738	105	230373	25.47	ppb	96
19) 2-Methylphenol	3.609	108	131943	24.57	ppb	96
20) 2,2'-oxybis(1-Chloropr...	3.609	121	50245	24.93	ppb	94

Quantitation Report (QT Reviewed)

Data Path : C:\msdchem\1\DATA\ez4615\
Data File : z92868.D
Acq On : 24 Jun 2014 2:36 pm
Operator : ashleyv
Sample : ic4615-25
Misc : op75490,ez4615
ALS Vial : 10 Sample Multiplier: 1

Quant Time: Jun 24 15:25:36 2014
Quant Method : C:\MSDCHEM\1\METHODS\MZ4615.M
Quant Title : Semi Volatile GC/MS, ZB-5MS 15m x .25mm x .25um
QLast Update : Tue Jun 24 14:54:10 2014
Response via : Initial Calibration

Compound	R.T.	QIon	Response	Conc	Units		Dev(Min)
21) 3&4-Methylphenol	3.770	108	143518	25.22	ppb		98
22) n-Nitroso-di-n-propyla...	3.738	70	113265	24.57	ppb		89
23) Hexachloroethane	3.834	201	64336	24.57	ppb		93
26) Nitrobenzene	3.914	77	179077	25.46	ppb		97
27) Quinoline	5.062	129	327520	25.37	ppb		100
28) Isophorone	4.160	82	295422	25.46	ppb		97
29) 2-Nitrophenol	4.250	139	90850	26.54	ppb		94
30) 2,4-Dimethylphenol	4.331	107	154407	25.49	ppb		95
31) Benzoic Acid	4.475	105	129794	31.01	ppb	#	77
32) bis(2-Chloroethoxy)met...	4.411	93	158170	25.94	ppb		99
33) 2,4-Dichlorophenol	4.528	162	133156	25.59	ppb		97
34) 2,6-Dichlorophenol	4.774	162	134960	25.68	ppb		99
35) 1,3,5-Trichlorobenzene	4.256	180	162651	25.38	ppb		99
36) 1,2,4-Trichlorobenzene	4.603	180	151853	24.95	ppb		97
37) 1,2,3-Trichlorobenzene	4.849	180	155384	25.61	ppb		97
38) Naphthalene	4.678	128	469084	24.78	ppb		99
39) 4-Chloroaniline	4.769	127	199422	25.02	ppb		98
40) 2,3-Dichloroaniline	5.821	161	175091	25.01	ppb		100
41) Caprolactam	5.153	55	84025	25.78	ppb		98
42) Hexachlorobutadiene	4.833	225	97879	25.20	ppb		98
43) 4-Chloro-3-methylphenol	5.372	107	151618	25.61	ppb		92
44) 2-Methylnaphthalene	5.474	141	284051	25.06	ppb		97
45) 1-Methylnaphthalene	5.586	141	285300	24.73	ppb		94
46) Dimethylnaphthalene	6.211	156	300818	24.74	ppb		97
48) Hexachlorocyclopentadiene	5.671	237	137481	49.15	ppb		99
49) 2,4,6-Trichlorophenol	5.837	196	102094	26.12	ppb		97
50) 2,4,5-Trichlorophenol	5.891	196	108625	25.06	ppb		97
52) 2-Chloronaphthalene	6.040	162	320829	25.15	ppb		95
53) Biphenyl	6.029	154	422333	25.10	ppb		100
54) 2-Nitroaniline	6.195	65	115219	25.39	ppb		98
55) Dimethylphthalate	6.425	163	368997	24.82	ppb		97
56) Acenaphthylene	6.526	152	513265	24.75	ppb		99
57) 2,6-Dinitrotoluene	6.489	165	82568	26.28	ppb		88
58) 3-Nitroaniline	6.692	138	94880	25.05	ppb		96
59) Acenaphthene	6.735	153	311386	24.15	ppb		98
60) 2,4-Dinitrophenol	6.825	184	85390	52.53	ppb	#	74
61) 4-Nitrophenol	6.975	109	74081	28.37	ppb		92
62) Dibenzofuran	6.948	168	453720	24.97	ppb		97
63) 2,4-Dinitrotoluene	6.975	165	120887	27.42	ppb		96
64) 2,3,4,6-Tetrachlorophenol	7.125	232	91752	25.01	ppb		89
65) Diethylphthalate	7.274	149	412931	26.01	ppb		99
66) Fluorene	7.354	166	367029	24.74	ppb		99
67) 4-Chlorophenyl-phenyle...	7.376	204	162950	24.15	ppb		92
68) 4-Nitroaniline	7.424	138	96502	26.38	ppb		95
70) 4,6-Dinitro-2-methylph...	7.466	198	62671	23.25	ppb		95
71) n-Nitrosodiphenylamine	7.525	169	243899	24.80	ppb		100
72) 1,2-Diphenylhydrazine	7.563	77	394388	25.46	ppb		98
74) 4-Bromophenyl-phenylether	7.958	248	105586	25.64	ppb		100
75) Hexachlorobenzene	8.022	284	126250	24.25	ppb		93
76) Pentachlorophenol	8.284	266	137443	49.14	ppb		94

Quantitation Report (QT Reviewed)

Data Path : C:\msdchem\1\DATA\ez4615\
Data File : z92868.D
Acq On : 24 Jun 2014 2:36 pm
Operator : ashleyv
Sample : ic4615-25
Misc : op75490,ez4615
ALS Vial : 10 Sample Multiplier: 1

Quant Time: Jun 24 15:25:36 2014
Quant Method : C:\MSDCHEM\1\METHODS\MZ4615.M
Quant Title : Semi Volatile GC/MS, ZB-5MS 15m x .25mm x .25um
QLast Update : Tue Jun 24 14:54:10 2014
Response via : Initial Calibration

Compound	R.T.	QIon	Response	Conc	Units	Dev(Min)
77) Phenanthrene	8.503	178	547456	24.49	ppb	99
78) Anthracene	8.567	178	547150	24.66	ppb	98
79) Carbazole	8.797	167	519232	25.11	ppb	100
80) Di-n-butylphthalate	9.294	149	703127	26.14	ppb	99
81) Fluoranthene	10.047	202	617163	25.64	ppb	99
82) Octadecane	8.428	57	242272	25.65	ppb	92
84) Pyrene	10.351	202	637358	25.33	ppb	97
85) Butyl stearate	11.548	56	244219	25.84	ppb	91
87) Butylbenzylphthalate	11.388	149	325266	26.19	ppb	98
88) Benzo[a]anthracene	12.120	228	586347	23.89	ppb	99
89) 3,3'-Dichlorobenzidine	12.130	252	235761	25.49	ppb	94
90) Chrysene	12.168	228	501651	24.51	ppb	99
91) bis(2-Ethylhexyl)phtha...	12.301	149	405108	26.20	ppb	99
93) Di-n-octylphthalate	13.252	149	707262	24.93	ppb	97
94) Benzo[b]fluoranthene	13.663	252	572090	25.94	ppb	97
95) Benzo[k]fluoranthene	13.701	252	514959	25.15	ppb	99
96) Benzo[a]pyrene	14.091	252	479140	25.13	ppb	98
97) Indeno[1,2,3-cd]pyrene	15.507	276	526557	26.57	ppb	99
98) Dibenz(a,h)acridine	15.223	279	395952	26.22	ppb	99
99) Dibenz[a,h]anthracene	15.539	278	425541	27.41	ppb	99
100) 7,12-Dimethylbenz(a)an...	13.658	256	257363	27.76	ppb	97
101) Benzo[g,h,i]perylene	15.859	276	397270	25.68	ppb	98

(#) = qualifier out of range (m) = manual integration (+) = signals summed

9.6.74

9

Quantitation Report (QT Reviewed)

Data Path : C:\msdchem\1\DATA\ez4615\
Data File : z92868.D
Acq On : 24 Jun 2014 2:36 pm
Operator : ashleyv
Sample : ic4615-25
Misc : op75490,ez4615
ALS Vial : 10 Sample Multiplier: 1

Quant Time: Jun 24 15:25:36 2014
Quant Method : C:\MSDCHEM\1\METHODS\MZ4615.M
Quant Title : Semi Volatile GC/MS, ZB-5MS 15m x .25mm x .25um
QLast Update : Tue Jun 24 14:54:10 2014
Response via : Initial Calibration

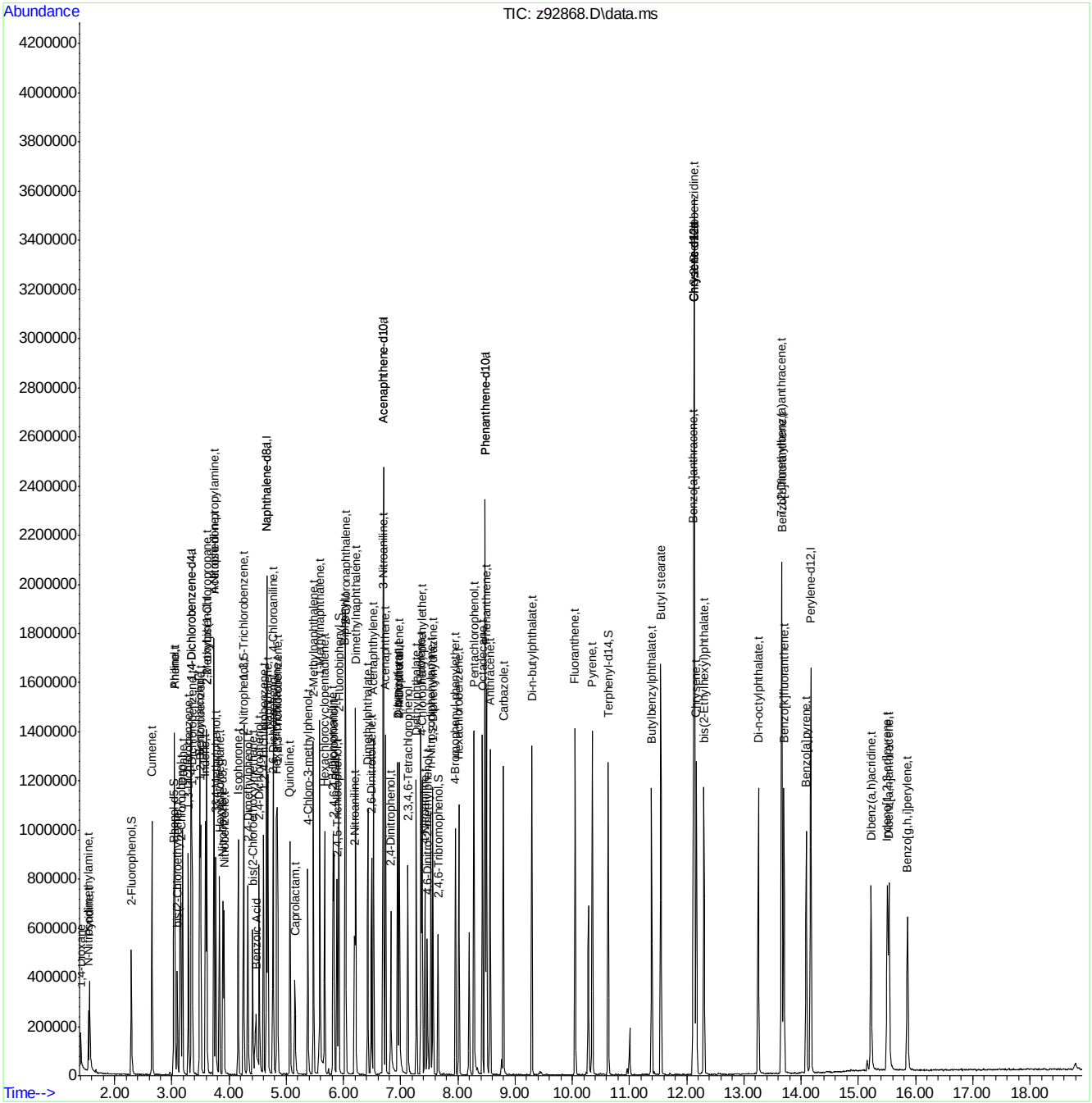

Manual Integrations APPROVED (compounds with "m" flag)
Nina Pandya
06/27/14 13:21

Quantitation Report (QT Reviewed)

Data Path : C:\msdchem\1\DATA\ez4615\
Data File : z92869.D
Acq On : 24 Jun 2014 3:02 pm
Operator : ashleyv
Sample : ic4615-80
Misc : op75490,ez4615
ALS Vial : 11 Sample Multiplier: 1

Quant Time: Jun 25 15:21:40 2014
Quant Method : C:\msdchem\1\METHODS\MZ4615.M
Quant Title : Semi Volatile GC/MS, ZB-5MS 15m x .25mm x .25um
QLast Update : Wed Jun 25 15:21:15 2014
Response via : Initial Calibration

Compound	R.T.	QIon	Response	Conc	Units	Dev(Min)
Internal Standards						
1) 1,4-Dichlorobenzene-d4	3.342	152	220105	40.00	ppb	0.00
24) Naphthalene-d8	4.656	136	918965	40.00	ppb	0.00
47) Acenaphthene-d10	6.697	164	614440	40.00	ppb	0.00
69) Phenanthrene-d10	8.476	188	1000408	40.00	ppb	0.00
83) Chrysene-d12	12.136	240	1253788	40.00	ppb	0.00
92) Perylene-d12	14.171	264	794799	40.00	ppb	0.00
102) 1,4-Dichlorobenzene-d4a	3.342	152	220105	40.00	ppb	0.00
104) Phenanthrene-d10a	8.476	188	1000408	40.00	ppb	0.00
107) Chrysene-d12a	12.136	240	1253788	40.00	ppb	0.00
110) Acenaphthene-d10a	6.697	164	614440	40.00	ppb	0.00
112) Naphthalene-d8a	4.656	136	918965	40.00	ppb	0.00
114) Chrysene-d12b	12.136	240	1253788	40.00	ppb	0.00
System Monitoring Compounds						
5) 2-Fluorophenol	2.290	112	507208	90.55	ppb	0.00
Spiked Amount 50.000			Recovery =	181.10%		
8) Phenol-d5	3.038	99	724851	91.50	ppb	0.00
Spiked Amount 50.000			Recovery =	183.00%		
25) Nitrobenzene-d5	3.898	82	690325	82.31	ppb	0.00
Spiked Amount 50.000			Recovery =	164.62%		
51) 2-Fluorobiphenyl	5.923	172	1482275	82.12	ppb	0.00
Spiked Amount 50.000			Recovery =	164.24%		
73) 2,4,6-Tribromophenol	7.653	330	258260	92.57	ppb	0.00
Spiked Amount 50.000			Recovery =	185.14%		
86) Terphenyl-d14	10.634	244	1857087	77.84	ppb	0.00
Spiked Amount 50.000			Recovery =	155.68%		
106) o-terphenyl	0.000	230	0	0.00	ppb	
Spiked Amount 50.000			Recovery =	0.00%		
109) 1-chlorooctadecane	0.000	57	0	0.00	ppb	
Spiked Amount 50.000			Recovery =	0.00%		
Target Compounds						Qvalue
2) 1,4-Dioxane	1.408	88	139560	100.72	ppb	98
3) Pyridine	1.558	79	414566	90.73	ppb	100
4) N-Nitrosodimethylamine	1.537	74	238258	90.40	ppb	96
6) Indene	3.588	116	1048346	83.26	ppb	99
7) Cumene	2.653	105	1483811	85.84	ppb	100
9) Phenol	3.048	94	833626	90.70	ppb	88
10) Aniline	3.048	93	797318	81.91	ppb	93
11) bis(2-Chloroethyl)ether	3.102	93	480356	80.28	ppb	99
12) 2-Chlorophenol	3.161	128	638101	85.96	ppb	99
13) Decane	3.187	43	660421	79.66	ppb	98
14) 1,3-Dichlorobenzene	3.289	146	706423	83.36	ppb	99
15) 1,4-Dichlorobenzene	3.358	146	734380	83.40	ppb	99
16) Benzyl alcohol	3.486	108	449430	90.83	ppb	92
17) 1,2-Dichlorobenzene	3.502	146	707244	85.04	ppb	98
18) Acetophenone	3.743	105	965626	87.07	ppb	99
19) 2-Methylphenol	3.615	108	562487	86.03	ppb	98
20) 2,2'-oxybis(1-Chloropr...	3.609	121	197341	80.99	ppb	95

Quantitation Report (QT Reviewed)

Data Path : C:\msdchem\1\DATA\ez4615\
Data File : z92869.D
Acq On : 24 Jun 2014 3:02 pm
Operator : ashleyv
Sample : ic4615-80
Misc : op75490,ez4615
ALS Vial : 11 Sample Multiplier: 1

Quant Time: Jun 25 15:21:40 2014
Quant Method : C:\msdchem\1\METHODS\MZ4615.M
Quant Title : Semi Volatile GC/MS, ZB-5MS 15m x .25mm x .25um
QLast Update : Wed Jun 25 15:21:15 2014
Response via : Initial Calibration

Compound	R.T.	QIon	Response	Conc	Units		Dev(Min)
21) 3&4-Methylphenol	3.775	108	598101	86.01	ppb		96
22) n-Nitroso-di-n-propyla...	3.748	70	476278	85.02	ppb		99
23) Hexachloroethane	3.834	201	253339	80.28	ppb		96
26) Nitrobenzene	3.919	77	716958	81.56	ppb		99
27) Quinoline	5.078	129	1363810	84.17	ppb		99
28) Isophorone	4.170	82	1209246	83.15	ppb		100
29) 2-Nitrophenol	4.256	139	391121	89.56	ppb		96
30) 2,4-Dimethylphenol	4.336	107	680669	88.73	ppb		99
31) Benzoic Acid	4.544	105	568898m	91.92	ppb		
32) bis(2-Chloroethoxy)met...	4.416	93	627602	82.05	ppb		98
33) 2,4-Dichlorophenol	4.534	162	567513	86.43	ppb		99
34) 2,6-Dichlorophenol	4.779	162	583179	87.70	ppb		99
35) 1,3,5-Trichlorobenzene	4.261	180	696911	86.29	ppb		99
36) 1,2,4-Trichlorobenzene	4.603	180	637805	83.74	ppb		96
37) 1,2,3-Trichlorobenzene	4.854	180	653610	85.51	ppb		99
38) Naphthalene	4.683	128	1996064	84.28	ppb		99
39) 4-Chloroaniline	4.774	127	857689	85.67	ppb		99
40) 2,3-Dichloroaniline	5.821	161	738226	84.19	ppb		99
41) Caprolactam	5.201	55	318174	78.39	ppb		99
42) Hexachlorobutadiene	4.838	225	411959	84.52	ppb		98
43) 4-Chloro-3-methylphenol	5.383	107	641886	85.99	ppb	#	40
44) 2-Methylnaphthalene	5.479	141	1217195	85.50	ppb		98
45) 1-Methylnaphthalene	5.591	141	1189488	82.66	ppb		96
46) Dimethylnaphthalene	6.216	156	1308414	85.79	ppb		99
48) Hexachlorocyclopentadiene	5.671	237	804768	158.91	ppb		99
49) 2,4,6-Trichlorophenol	5.842	196	435089	84.88	ppb		98
50) 2,4,5-Trichlorophenol	5.896	196	474297	84.07	ppb		96
52) 2-Chloronaphthalene	6.045	162	1425843	85.60	ppb		100
53) Biphenyl	6.035	154	1907692	86.68	ppb		100
54) 2-Nitroaniline	6.200	65	478906	81.33	ppb		94
55) Dimethylphthalate	6.430	163	1526195	79.63	ppb		98
56) Acenaphthylene	6.532	152	2199284	81.95	ppb		100
57) 2,6-Dinitrotoluene	6.499	165	340122	82.81	ppb		97
58) 3-Nitroaniline	6.697	138	418558	84.80	ppb		99
59) Acenaphthene	6.740	153	1353898	81.49	ppb		99
60) 2,4-Dinitrophenol	6.836	184	457166	166.29	ppb		90
61) 4-Nitrophenol	6.980	109	309314	88.61	ppb	#	84
62) Dibenzofuran	6.954	168	1935591	82.17	ppb		99
63) 2,4-Dinitrotoluene	6.980	165	492010	84.54	ppb		92
64) 2,3,4,6-Tetrachlorophenol	7.130	232	400547	83.95	ppb		98
65) Diethylphthalate	7.285	149	1754275	84.39	ppb		100
66) Fluorene	7.360	166	1645003	85.20	ppb		100
67) 4-Chlorophenyl-phenyle...	7.376	204	742682	84.90	ppb		97
68) 4-Nitroaniline	7.445	138	406100	84.58	ppb		96
70) 4,6-Dinitro-2-methylph...	7.477	198	297405	89.75	ppb		97
71) n-Nitrosodiphenylamine	7.536	169	1053057	87.22	ppb		100
72) 1,2-Diphenylhydrazine	7.568	77	1671540	87.52	ppb		99
74) 4-Bromophenyl-phenylether	7.958	248	455473	89.32	ppb		98
75) Hexachlorobenzene	8.027	284	555591	87.19	ppb		99
76) Pentachlorophenol	8.289	266	675478	162.11	ppb		98

Quantitation Report (QT Reviewed)

Data Path : C:\msdchem\1\DATA\ez4615\
Data File : z92869.D
Acq On : 24 Jun 2014 3:02 pm
Operator : ashleyv
Sample : ic4615-80
Misc : op75490,ez4615
ALS Vial : 11 Sample Multiplier: 1

Quant Time: Jun 25 15:21:40 2014
Quant Method : C:\msdchem\1\METHODS\MZ4615.M
Quant Title : Semi Volatile GC/MS, ZB-5MS 15m x .25mm x .25um
QLast Update : Wed Jun 25 15:21:15 2014
Response via : Initial Calibration

Compound	R.T.	QIon	Response	Conc	Units	Dev(Min)
77) Phenanthrene	8.508	178	2357945	86.24	ppb	99
78) Anthracene	8.572	178	2335009	85.99	ppb	100
79) Carbazole	8.802	167	2195286	86.45	ppb	100
80) Di-n-butylphthalate	9.293	149	2989694	89.49	ppb	100
81) Fluoranthene	10.052	202	2684093	89.94	ppb	100
82) Octadecane	8.433	57	990216	85.27	ppb	97
84) Pyrene	10.362	202	2739813	77.38	ppb	99
85) Butyl stearate	11.553	56	1019739	76.57	ppb	98
87) Butylbenzylphthalate	11.393	149	1331219	75.99	ppb	100
88) Benzo[a]anthracene	12.125	228	2483317	73.04	ppb	99
89) 3,3'-Dichlorobenzidine	12.141	252	1066274	81.28	ppb	100
90) Chrysene	12.184	228	2102563	73.81	ppb	99
91) bis(2-Ethylhexyl)phtha...	12.301	149	1630473	74.88	ppb	99
93) Di-n-octylphthalate	13.252	149	2979312	92.80	ppb	98
94) Benzo[b]fluoranthene	13.679	252	2538602	99.28	ppb	99
95) Benzo[k]fluoranthene	13.717	252	2071241	89.82	ppb	99
96) Benzo[a]pyrene	14.102	252	1905321	88.85	ppb	99
97) Indeno[1,2,3-cd]pyrene	15.523	276	2064782	91.45	ppb	99
98) Dibenz(a,h)acridine	15.234	279	1596347	92.75	ppb	99
99) Dibenz[a,h]anthracene	15.555	278	1686214	94.37	ppb	99
100) 7,12-Dimethylbenz(a)an...	13.674	256	1168363	77.01	ppb	98
101) Benzo[g,h,i]perylene	15.880	276	1482659	85.48	ppb	99

(#) = qualifier out of range (m) = manual integration (+) = signals summed

9.6.75

9

Quantitation Report (QT Reviewed)

Data Path : C:\msdchem\1\DATA\ez4615\
Data File : z92869.D
Acq On : 24 Jun 2014 3:02 pm
Operator : ashleyv
Sample : ic4615-80
Misc : op75490,ez4615
ALS Vial : 11 Sample Multiplier: 1

Quant Time: Jun 25 15:21:40 2014
Quant Method : C:\msdchem\1\METHODS\MZ4615.M
Quant Title : Semi Volatile GC/MS, ZB-5MS 15m x .25mm x .25um
QLast Update : Wed Jun 25 15:21:15 2014
Response via : Initial Calibration

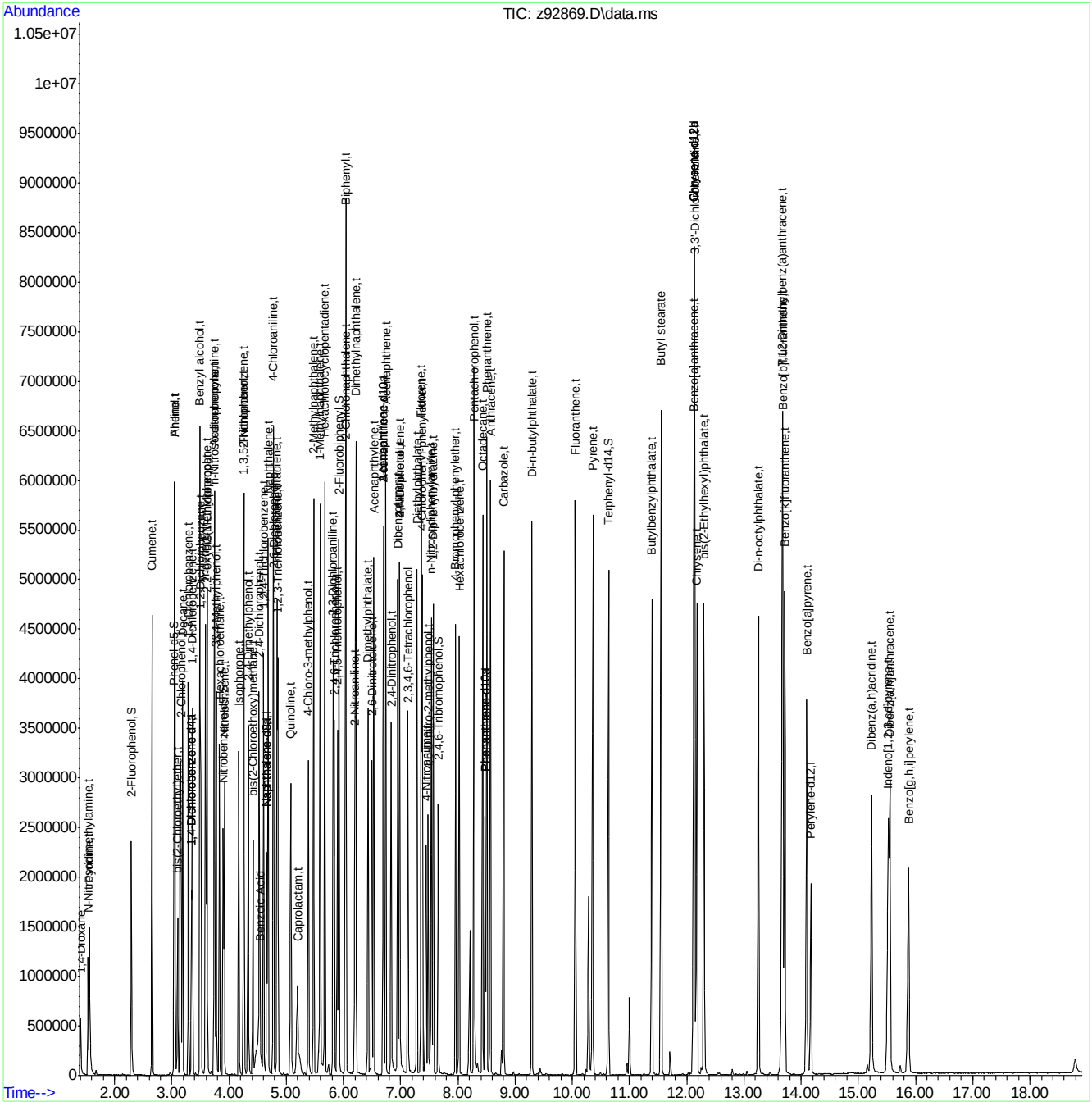

Manual Integration Approval Summary

Sample Number:	EZ4615-IC4615	**Method:**	SW846 8270D
Lab FileID:	Z92869.D	**Analyst approved:**	06/25/14 16:02 Ashley Vought
Injection Time:	06/24/14 15:02	**Supervisor approved:**	06/27/14 13:21 Nina Pandya

Parameter	CAS	Sig#	R.T. (min.)	Reason
Benzoic Acid	65-85-0		4.54	Poor instrument integration
Benzo(k)fluoranthene	207-08-9		13.72	Poor instrument integration

Quantitation Report (Qedit)

Data Path : C:\msdchem\1\DATA\ez4615\
Data File : z92869.D
Acq On : 24 Jun 2014 3:02 pm
Operator : ashleyv
Sample : ic4615-80
Misc : op75490,ez4615
ALS Vial : 11 Sample Multiplier: 1

Quant Time: Jun 24 15:25:44 2014
Quant Method : C:\MSDCHEM\1\METHODS\MZ4615.M
Quant Title : Semi Volatile GC/MS, ZB-5MS 15m x .25mm x .25um
QLast Update : Tue Jun 24 14:54:10 2014
Response via : Initial Calibration

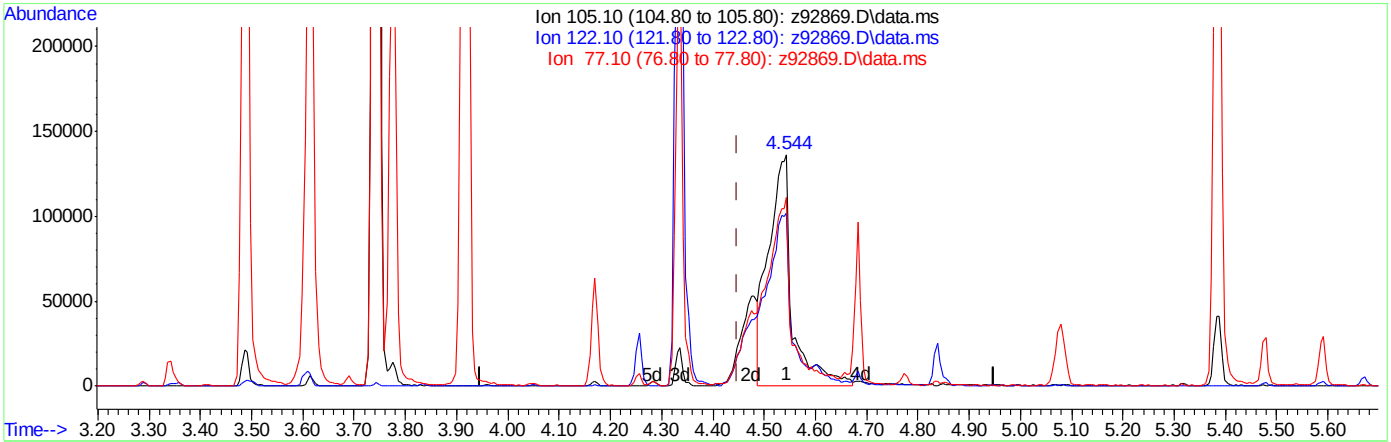

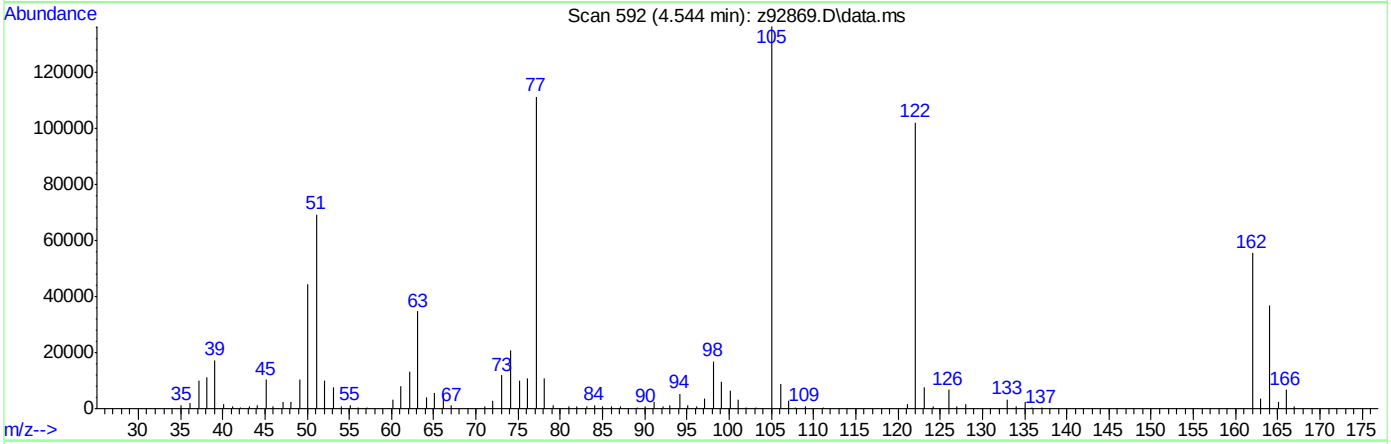

TIC: z92869.D\data.ms

(31) Benzoic Acid

4.544min (+0.096) 85.47ppb

response 444717

Ion	Exp%	Act%
105.10	100	100
122.10	69.00	92.28#
77.10	35.20	79.81#
0.00	0.00	0.00

Quantitation Report (Qedit)

Data Path : C:\msdchem\1\DATA\ez4615\
Data File : z92869.D
Acq On : 24 Jun 2014 3:02 pm
Operator : ashleyv
Sample : ic4615-80
Misc : op75490,ez4615
ALS Vial : 11 Sample Multiplier: 1

Quant Time: Jun 25 15:21:18 2014
Quant Method : C:\msdchem\1\METHODS\MZ4615.M
Quant Title : Semi Volatile GC/MS, ZB-5MS 15m x .25mm x .25um
QLast Update : Wed Jun 25 15:21:15 2014
Response via : Initial Calibration

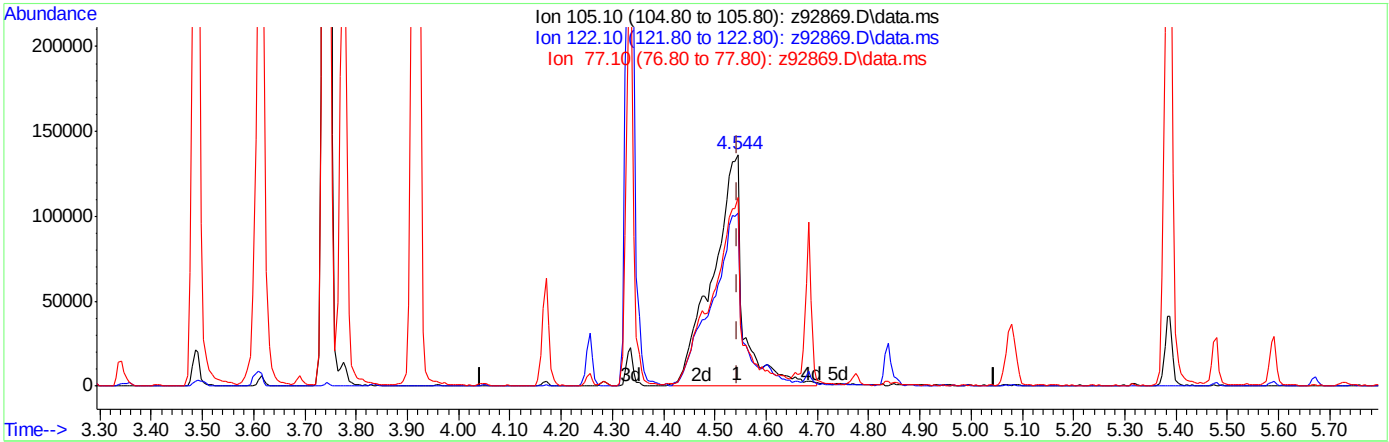

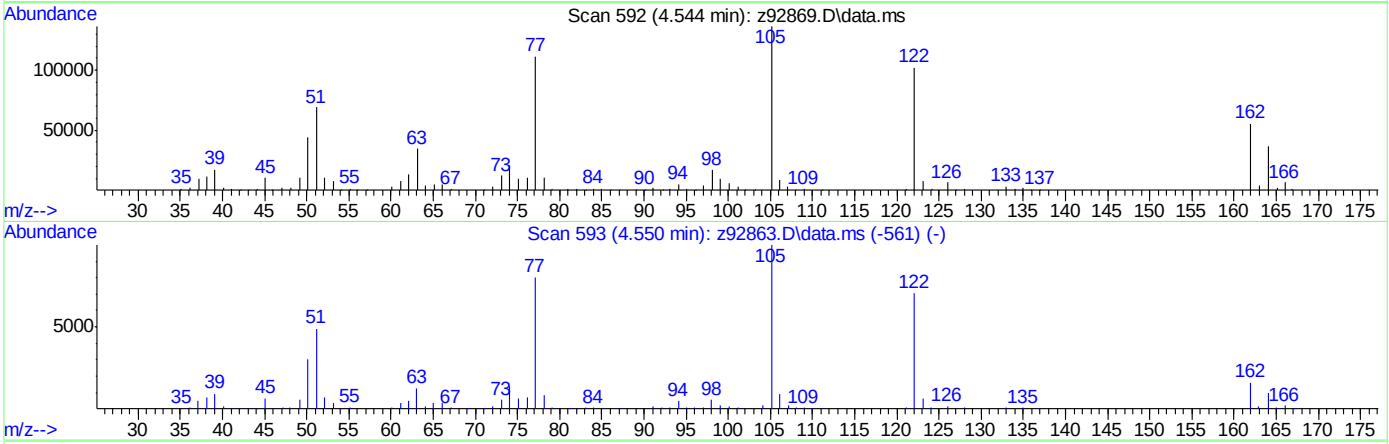

TIC: z92869.D\data.ms

(31) Benzoic Acid

4.544min (0.000) 91.92ppb m

response 568898

Ion	Exp%	Act%
105.10	100	100
122.10	69.00	72.14
77.10	35.20	62.39#
0.00	0.00	0.00

Z92869.D edits: Benzoic Acid

Quantitation Report (QT Reviewed)

Data Path : C:\msdchem\1\DATA\ez4615\
Data File : z92870.D
Acq On : 24 Jun 2014 3:28 pm
Operator : ashleyv
Sample : icv4615-50
Misc : op75490,ez4615
ALS Vial : 12 Sample Multiplier: 1

Quant Time: Jun 25 15:29:13 2014
Quant Method : C:\msdchem\1\METHODS\MZ4615.M
Quant Title : Semi Volatile GC/MS, ZB-5MS 15m x .25mm x .25um
QLast Update : Wed Jun 25 15:21:47 2014
Response via : Initial Calibration

Compound	R.T.	QIon	Response	Conc	Units	Dev(Min)
Internal Standards						
1) 1,4-Dichlorobenzene-d4	3.342	152	286207	40.00	ppb	0.00
24) Naphthalene-d8	4.656	136	1103775	40.00	ppb	0.00
47) Acenaphthene-d10	6.697	164	645852	40.00	ppb	0.00
69) Phenanthrene-d10	8.471	188	1055408	40.00	ppb	0.00
83) Chrysene-d12	12.130	240	1075658	40.00	ppb	0.00
92) Perylene-d12	14.166	264	665808	40.00	ppb	0.00
102) 1,4-Dichlorobenzene-d4a	3.342	152	286207	40.00	ppb	0.00
104) Phenanthrene-d10a	8.471	188	1055408	40.00	ppb	0.00
107) Chrysene-d12a	12.130	240	1075658	40.00	ppb	0.00
110) Acenaphthene-d10a	6.697	164	645852	40.00	ppb	0.00
112) Naphthalene-d8a	4.656	136	1103775	40.00	ppb	0.00
114) Chrysene-d12b	12.130	240	1075658	40.00	ppb	0.00
System Monitoring Compounds						
5) 2-Fluorophenol	0.000	112	0d	0.00	ppb	
Spiked Amount 50.000			Recovery =	0.00%		
8) Phenol-d5	0.000	99	0	0.00	ppb	
Spiked Amount 50.000			Recovery =	0.00%		
25) Nitrobenzene-d5	0.000	82	0d	0.00	ppb	
Spiked Amount 50.000			Recovery =	0.00%		
51) 2-Fluorobiphenyl	0.000	172	0	0.00	ppb	
Spiked Amount 50.000			Recovery =	0.00%		
73) 2,4,6-Tribromophenol	0.000	330	0	0.00	ppb	
Spiked Amount 50.000			Recovery =	0.00%		
86) Terphenyl-d14	0.000	244	0	0.00	ppb	
Spiked Amount 50.000			Recovery =	0.00%		
106) o-terphenyl	0.000	230	0	0.00	ppb	
Spiked Amount 50.000			Recovery =	0.00%		
109) 1-chlorooctadecane	0.000	57	0	0.00	ppb	
Spiked Amount 50.000			Recovery =	0.00%		
Target Compounds						Qvalue
3) Pyridine	1.569	79	302011	50.83	ppb	97
4) N-Nitrosodimethylamine	1.542	74	185494	54.13	ppb	97
11) bis(2-Chloroethyl)ether	3.091	93	380953	48.96	ppb	95
14) 1,3-Dichlorobenzene	3.289	146	522962	47.46	ppb	99
15) 1,4-Dichlorobenzene	3.358	146	537066	46.91	ppb	98
16) Benzyl alcohol	3.486	108	299759	46.59	ppb	95
17) 1,2-Dichlorobenzene	3.502	146	513155	47.45	ppb	99
20) 2,2'-oxybis(1-Chloropr...	3.604	121	142719	45.05	ppb	91
22) n-Nitroso-di-n-propyla...	3.738	70	323767	44.45	ppb	95
23) Hexachloroethane	3.834	201	194041	47.29	ppb	93
26) Nitrobenzene	3.914	77	514913	48.77	ppb	97
28) Isophorone	4.160	82	834078	47.75	ppb	100
32) bis(2-Chloroethoxy)met...	4.411	93	472826	51.46	ppb	98
36) 1,2,4-Trichlorobenzene	4.603	180	459235	50.20	ppb	98
38) Naphthalene	4.678	128	1402806	49.31	ppb	99
42) Hexachlorobutadiene	4.833	225	283500	48.42	ppb	98
44) 2-Methylnaphthalene	5.474	141	801318	46.86	ppb	97

Quantitation Report (QT Reviewed)

Data Path : C:\msdchem\1\DATA\ez4615\
Data File : z92870.D
Acq On : 24 Jun 2014 3:28 pm
Operator : ashleyv
Sample : icv4615-50
Misc : op75490,ez4615
ALS Vial : 12 Sample Multiplier: 1

Quant Time: Jun 25 15:29:13 2014
Quant Method : C:\msdchem\1\METHODS\MZ4615.M
Quant Title : Semi Volatile GC/MS, ZB-5MS 15m x .25mm x .25um
QLast Update : Wed Jun 25 15:21:47 2014
Response via : Initial Calibration

	Compound	R.T.	QIon	Response	Conc	Units	Dev(Min)
48)	Hexachlorocyclopentadiene	5.671	237	186378	46.94	ppb	94
52)	2-Chloronaphthalene	6.040	162	872299	49.82	ppb	99
54)	2-Nitroaniline	6.195	65	301146	48.66	ppb	98
55)	Dimethylphthalate	6.430	163	1010839	50.18	ppb	100
56)	Acenaphthylene	6.526	152	1206947	42.78	ppb	100
57)	2,6-Dinitrotoluene	6.494	165	206379	47.80	ppb	95
58)	3-Nitroaniline	6.692	138	235403	45.37	ppb	98
59)	Acenaphthene	6.735	153	894475	51.22	ppb	98
62)	Dibenzofuran	6.948	168	1219098	49.24	ppb	94
63)	2,4-Dinitrotoluene	6.975	165	275018	44.96	ppb	93
65)	Diethylphthalate	7.274	149	1083428	49.59	ppb	98
66)	Fluorene	7.354	166	1019796	50.25	ppb	98
67)	4-Chlorophenyl-phenyle...	7.376	204	463634	50.42	ppb	98
68)	4-Nitroaniline	7.429	138	235655	46.69	ppb	93
71)	n-Nitrosodiphenylamine	7.531	169	637646	50.06	ppb	99
72)	1,2-Diphenylhydrazine	7.563	77	1005226	49.89	ppb	97
74)	4-Bromophenyl-phenylether	7.958	248	275260	51.17	ppb	97
75)	Hexachlorobenzene	8.022	284	310707	46.22	ppb	94
77)	Phenanthrene	8.503	178	1397163	48.44	ppb	100
78)	Anthracene	8.567	178	1396153	48.73	ppb	100
79)	Carbazole	8.797	167	1234703	46.09	ppb	98
80)	Di-n-butylphthalate	9.288	149	1637134	46.45	ppb	99
81)	Fluoranthene	10.047	202	1408641	44.74	ppb	99
84)	Pyrene	10.357	202	1379303	45.40	ppb	99
87)	Butylbenzylphthalate	11.388	149	682078	45.38	ppb	98
88)	Benzo[a]anthracene	12.120	228	1273406	43.66	ppb	98
89)	3,3'-Dichlorobenzidine	12.136	252	803867	71.43	ppb	99
90)	Chrysene	12.173	228	1105220	45.22	ppb	100
91)	bis(2-Ethylhexyl)phtha...	12.296	149	819568	43.87	ppb	97
93)	Di-n-octylphthalate	13.247	149	1259730	46.84	ppb	96
94)	Benzo[b]fluoranthene	13.663	252	983271	45.90	ppb	96
95)	Benzo[k]fluoranthene	13.701	252	928334	48.04	ppb	99
96)	Benzo[a]pyrene	14.091	252	928562	51.69	ppb	98
97)	Indeno[1,2,3-cd]pyrene	15.512	276	1120710	59.25	ppb	99
99)	Dibenz[a,h]anthracene	15.539	278	892502	59.63	ppb	97
101)	Benzo[g,h,i]perylene	15.864	276	858014	59.05	ppb	98

(#) = qualifier out of range (m) = manual integration (+) = signals summed

Quantitation Report (QT Reviewed)

Data Path : C:\msdchem\1\DATA\ez4615\
Data File : z92870.D
Acq On : 24 Jun 2014 3:28 pm
Operator : ashleyv
Sample : icv4615-50
Misc : op75490,ez4615
ALS Vial : 12 Sample Multiplier: 1

Quant Time: Jun 25 15:29:13 2014
Quant Method : C:\msdchem\1\METHODS\MZ4615.M
Quant Title : Semi Volatile GC/MS, ZB-5MS 15m x .25mm x .25um
QLast Update : Wed Jun 25 15:21:47 2014
Response via : Initial Calibration

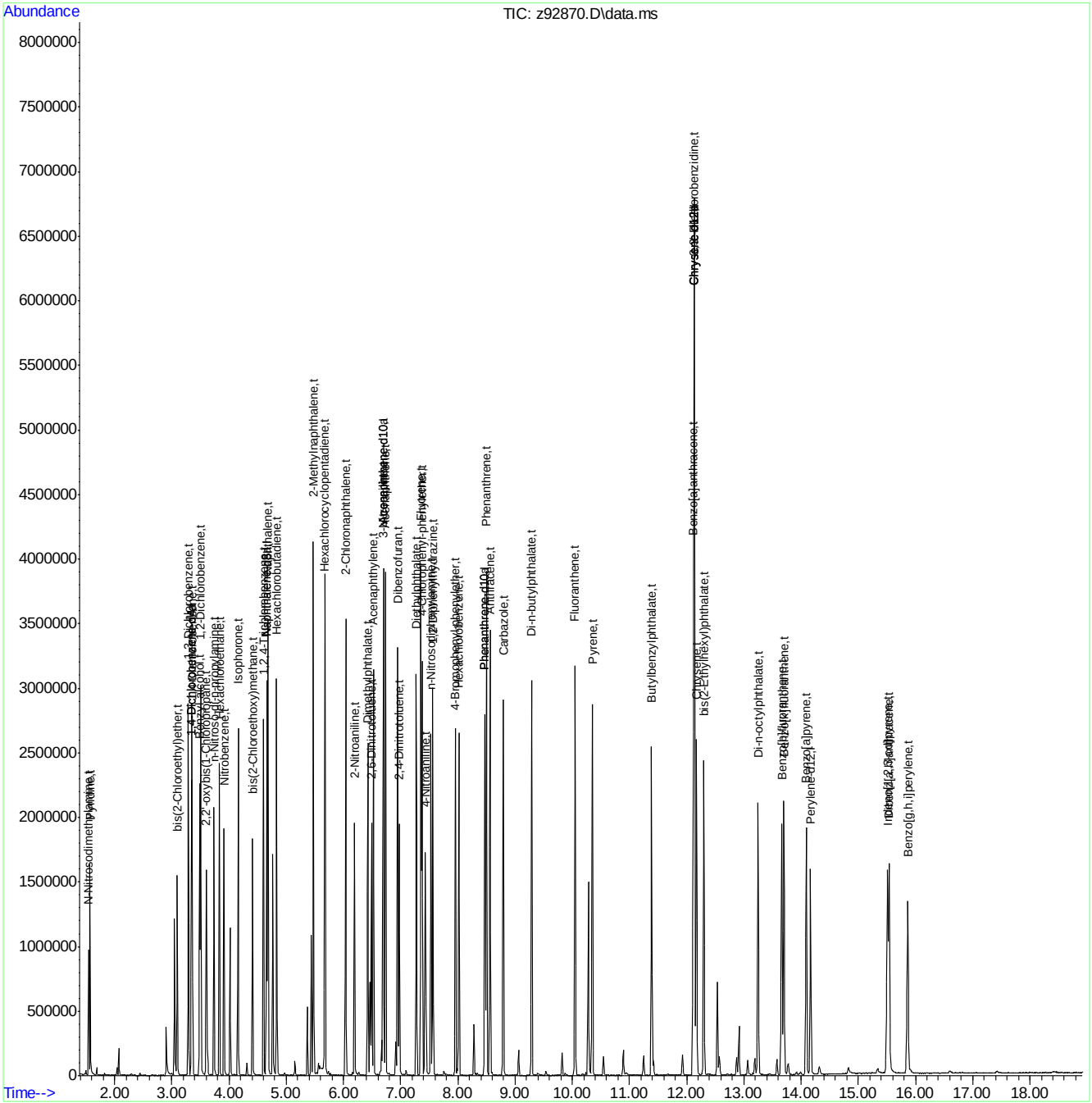

Quantitation Report (QT Reviewed)

Data Path : C:\msdchem\1\DATA\ez4615\
Data File : z92871a.D
Acq On : 24 Jun 2014 3:56 pm
Operator : ashleyv
Sample : icv4615-50
Misc : op75490,ez4615
ALS Vial : 13 Sample Multiplier: 1

Quant Time: Jun 25 09:43:46 2014
Quant Method : C:\MSDCHEM\1\METHODS\MZ4615.M
Quant Title : Semi Volatile GC/MS, ZB-5MS 15m x .25mm x .25um
QLast Update : Wed Jun 25 09:02:03 2014
Response via : Initial Calibration

Compound	R.T.	QIon	Response	Conc	Units		Dev(Min)
Internal Standards							
1) 1,4-Dichlorobenzene-d4	3.337	152	185344	40.00	ppb		0.00
24) Naphthalene-d8	4.656	136	708026	40.00	ppb		0.00
47) Acenaphthene-d10	6.697	164	430973	40.00	ppb		0.00
69) Phenanthrene-d10	8.471	188	745125	40.00	ppb		0.00
83) Chrysene-d12	12.125	240	686766	40.00	ppb		0.00
92) Perylene-d12	14.160	264	584337	40.00	ppb		0.00
102) 1,4-Dichlorobenzene-d4a	3.337	152	185344	40.00	ppb		0.00
104) Phenanthrene-d10a	8.471	188	745125	40.00	ppb		0.00
107) Chrysene-d12a	12.125	240	686766	40.00	ppb		0.00
110) Acenaphthene-d10a	6.697	164	430973	40.00	ppb		0.00
112) Naphthalene-d8a	4.656	136	708026	40.00	ppb		0.00
114) Chrysene-d12b	12.125	240	686766	40.00	ppb		0.00
System Monitoring Compounds							
5) 2-Fluorophenol	0.000	112	0	0.00	ppb		
Spiked Amount 50.000			Recovery =	0.00%			
8) Phenol-d5	0.000	99	0d	0.00	ppb		
Spiked Amount 50.000			Recovery =	0.00%			
25) Nitrobenzene-d5	0.000	82	0d	0.00	ppb		
Spiked Amount 50.000			Recovery =	0.00%			
51) 2-Fluorobiphenyl	0.000	172	0	0.00	ppb		
Spiked Amount 50.000			Recovery =	0.00%			
73) 2,4,6-Tribromophenol	0.000	330	0	0.00	ppb		
Spiked Amount 50.000			Recovery =	0.00%			
86) Terphenyl-d14	0.000	244	0	0.00	ppb		
Spiked Amount 50.000			Recovery =	0.00%			
106) o-terphenyl	0.000	230	0	0.00	ppb		
Spiked Amount 50.000			Recovery =	0.00%			
109) 1-chlorooctadecane	0.000	57	0	0.00	ppb		
Spiked Amount 50.000			Recovery =	0.00%			
Target Compounds							Qvalue
9) Phenol	3.043	94	348679	45.05	ppb		84
12) 2-Chlorophenol	3.155	128	320401	51.26	ppb		98
19) 2-Methylphenol	3.604	108	271826	49.37	ppb		98
21) 3&4-Methylphenol	3.764	108	284197	48.53	ppb		94
29) 2-Nitrophenol	4.250	139	180502	53.65	ppb		82
30) 2,4-Dimethylphenol	4.325	107	355499	60.15	ppb		98
31) Benzoic Acid	4.491	105	218926	46.38	ppb	#	71
33) 2,4-Dichlorophenol	4.523	162	275968	54.55	ppb		98
34) 2,6-Dichlorophenol	4.769	162	272187	53.12	ppb		99
43) 4-Chloro-3-methylphenol	5.367	107	302917	52.67	ppb		88
49) 2,4,6-Trichlorophenol	5.832	196	202703	56.38	ppb		100
50) 2,4,5-Trichlorophenol	5.880	196	217558	54.98	ppb		98
61) 4-Nitrophenol	6.970	109	125459	51.05	ppb		91
64) 2,3,4,6-Tetrachlorophenol	7.119	232	176745	52.81	ppb		93
70) 4,6-Dinitro-2-methylph...	7.461	198	110768	44.88	ppb		97
76) Pentachlorophenol	8.278	266	128174	48.03	ppb		99

Quantitation Report (QT Reviewed)

Data Path : C:\msdchem\1\DATA\ez4615\
Data File : z92871a.D
Acq On : 24 Jun 2014 3:56 pm
Operator : ashleyv
Sample : icv4615-50
Misc : op75490,ez4615
ALS Vial : 13 Sample Multiplier: 1

Quant Time: Jun 25 09:43:46 2014
Quant Method : C:\MSDCHEM\1\METHODS\MZ4615.M
Quant Title : Semi Volatile GC/MS, ZB-5MS 15m x .25mm x .25um
QLast Update : Wed Jun 25 09:02:03 2014
Response via : Initial Calibration

Compound	R.T.	QIon	Response	Conc	Units	Dev(Min)

(#) = qualifier out of range (m) = manual integration (+) = signals summed

Quantitation Report (QT Reviewed)

Data Path : C:\msdchem\1\DATA\ez4615\
Data File : z92871a.D
Acq On : 24 Jun 2014 3:56 pm
Operator : ashleyv
Sample : icv4615-50
Misc : op75490,ez4615
ALS Vial : 13 Sample Multiplier: 1

Quant Time: Jun 25 09:43:46 2014
Quant Method : C:\MSDCHEM\1\METHODS\MZ4615.M
Quant Title : Semi Volatile GC/MS, ZB-5MS 15m x .25mm x .25um
QLast Update : Wed Jun 25 09:02:03 2014
Response via : Initial Calibration

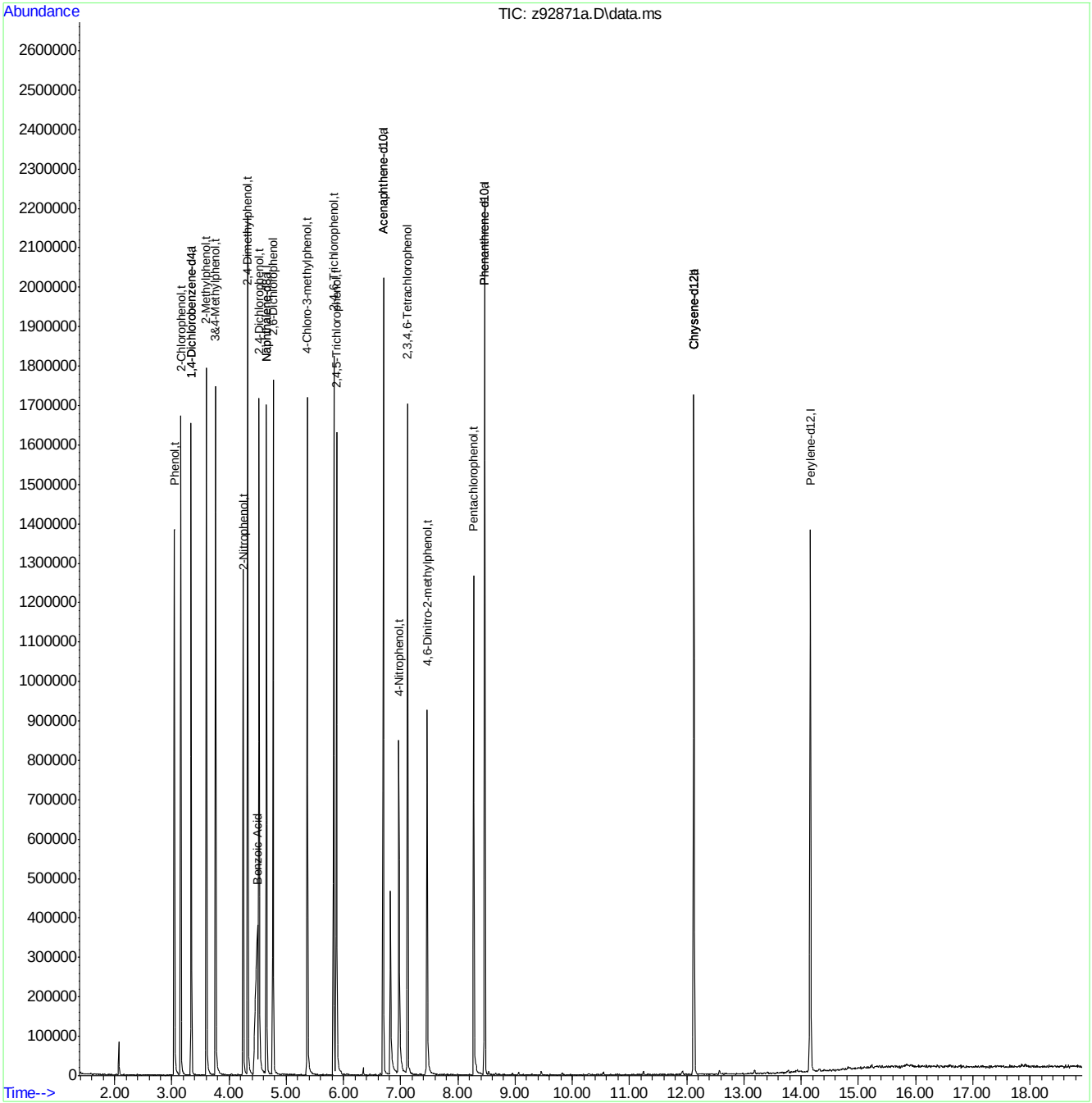

ACCUTEST LABORATORIES JB70672

Quantitation Report (QT Reviewed)

Data Path : C:\msdchem\1\DATA\ez4615\
Data File : z92872.D
Acq On : 24 Jun 2014 4:23 pm
Operator : ashleyv
Sample : icv4615-50
Misc : op75490,ez4615
ALS Vial : 14 Sample Multiplier: 1

Quant Time: Jun 25 09:54:32 2014
Quant Method : C:\MSDCHEM\1\METHODS\MZ4615.M
Quant Title : Semi Volatile GC/MS, ZB-5MS 15m x .25mm x .25um
QLast Update : Wed Jun 25 09:02:03 2014
Response via : Initial Calibration

Compound	R.T.	QIon	Response	Conc	Units	Dev(Min)
Internal Standards						
1) 1,4-Dichlorobenzene-d4	3.342	152	241897	40.00	ppb	0.00
24) Naphthalene-d8	4.657	136	950282	40.00	ppb	0.00
47) Acenaphthene-d10	6.697	164	542238	40.00	ppb	0.00
69) Phenanthrene-d10	8.471	188	904372	40.00	ppb	0.00
83) Chrysene-d12	12.125	240	854220	40.00	ppb	0.00
92) Perylene-d12	14.160	264	620614	40.00	ppb	0.00
102) 1,4-Dichlorobenzene-d4a	3.342	152	241897	40.00	ppb	0.00
104) Phenanthrene-d10a	8.471	188	904372	40.00	ppb	0.00
107) Chrysene-d12a	12.125	240	854220	40.00	ppb	0.00
110) Acenaphthene-d10a	6.697	164	542238	40.00	ppb	0.00
112) Naphthalene-d8a	4.657	136	950282	40.00	ppb	0.00
114) Chrysene-d12b	12.125	240	854220	40.00	ppb	0.00
System Monitoring Compounds						
5) 2-Fluorophenol	0.000	112	0	0.00	ppb	
Spiked Amount 50.000			Recovery =	0.00%		
8) Phenol-d5	0.000	99	0d	0.00	ppb	
Spiked Amount 50.000			Recovery =	0.00%		
25) Nitrobenzene-d5	0.000	82	0	0.00	ppb	
Spiked Amount 50.000			Recovery =	0.00%		
51) 2-Fluorobiphenyl	0.000	172	0	0.00	ppb	
Spiked Amount 50.000			Recovery =	0.00%		
73) 2,4,6-Tribromophenol	0.000	330	0	0.00	ppb	
Spiked Amount 50.000			Recovery =	0.00%		
86) Terphenyl-d14	0.000	244	0	0.00	ppb	
Spiked Amount 50.000			Recovery =	0.00%		
106) o-terphenyl	0.000	230	0	0.00	ppb	
Spiked Amount 50.000			Recovery =	0.00%		
109) 1-chlorooctadecane	0.000	57	0	0.00	ppb	
Spiked Amount 50.000			Recovery =	0.00%		
Target Compounds						Qvalue
2) 1,4-Dioxane	1.419	88	93541	59.07	ppb	96
6) Indene	3.588	116	704848	50.93	ppb	97
7) Cumene	2.653	105	960370	50.55	ppb	99
13) Decane	3.187	43	434994	47.74	ppb	95
18) Acetophenone	3.738	105	578401	47.46	ppb	99
27) Quinoline	5.057	129	814608	48.62	ppb	99
40) 2,3-Dichloroaniline	5.821	161	397179	43.80	ppb	98
41) Caprolactam	5.143	55	179293	42.72	ppb	97
45) 1-Methylnaphthalene	5.586	141	706888	47.50	ppb	96
46) Dimethylnaphthalene	6.211	156	764123	48.45	ppb	98
48) Hexachlorocyclopentadiene	5.672	237	186769	54.04	ppb	97
53) Biphenyl	6.030	154	1031492	53.11	ppb	98
82) Octadecane	8.428	57	557912	53.15	ppb	92

(#) = qualifier out of range (m) = manual integration (+) = signals summed

Quantitation Report (QT Reviewed)

Data Path : C:\msdchem\1\DATA\ez4615\
Data File : z92872.D
Acq On : 24 Jun 2014 4:23 pm
Operator : ashleyv
Sample : icv4615-50
Misc : op75490,ez4615
ALS Vial : 14 Sample Multiplier: 1

Quant Time: Jun 25 09:54:32 2014
Quant Method : C:\MSDCHEM\1\METHODS\MZ4615.M
Quant Title : Semi Volatile GC/MS, ZB-5MS 15m x .25mm x .25um
QLast Update : Wed Jun 25 09:02:03 2014
Response via : Initial Calibration

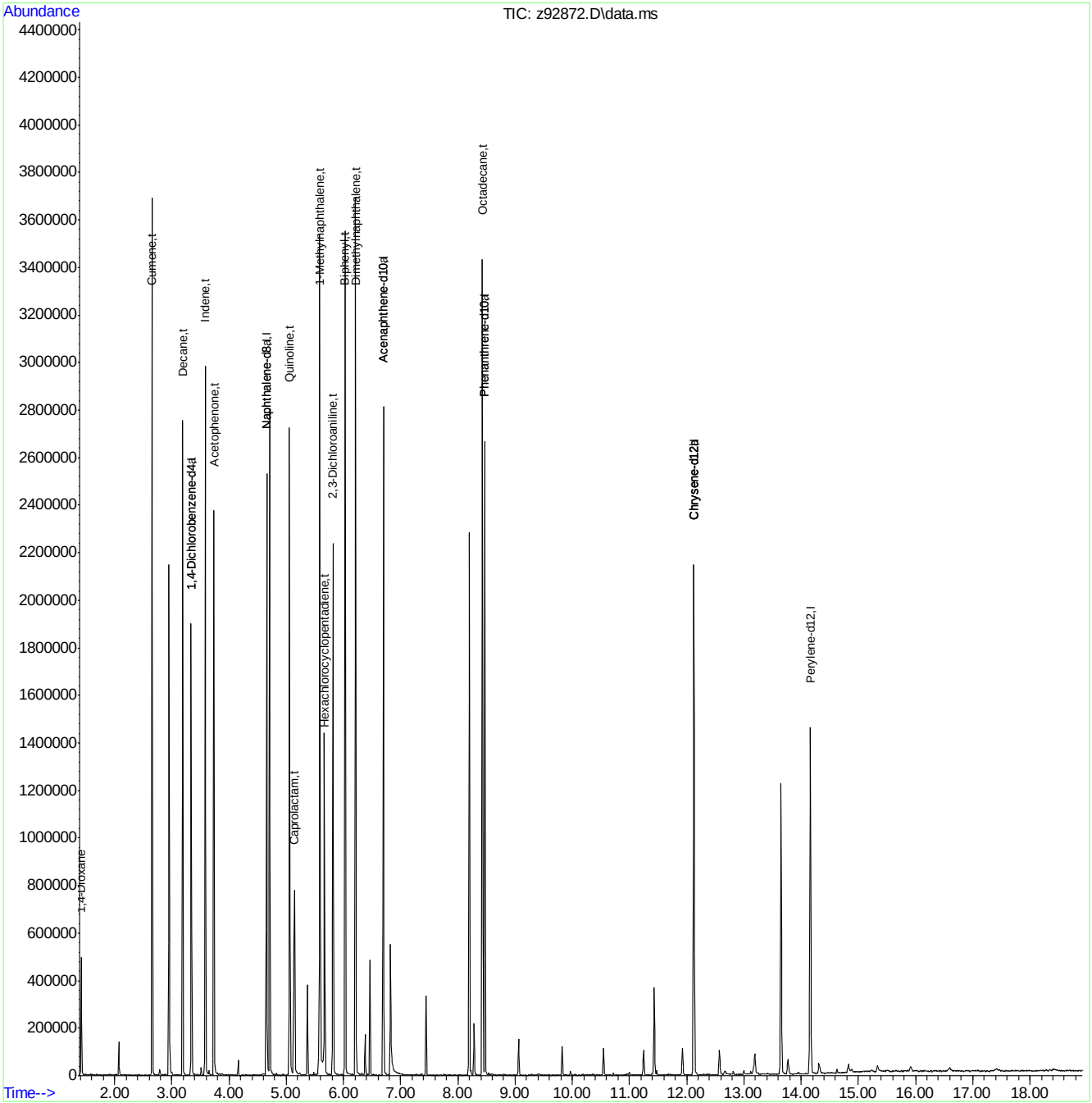

ACCUTEST LABORATORIES JB70672

Quantitation Report (QT Reviewed)

Data Path : C:\msdchem\1\DATA\ez4615\
Data File : z92873.D
Acq On : 24 Jun 2014 4:49 pm
Operator : ashleyv
Sample : icv4615-50
Misc : op75490,ez4615
ALS Vial : 15 Sample Multiplier: 1

Quant Time: Jun 25 10:06:27 2014
Quant Method : C:\MSDCHEM\1\METHODS\MZ4615.M
Quant Title : Semi Volatile GC/MS, ZB-5MS 15m x .25mm x .25um
QLast Update : Tue Jun 24 16:40:33 2014
Response via : Initial Calibration

Compound	R.T.	QIon	Response	Conc	Units	Dev(Min)
Internal Standards						
1) 1,4-Dichlorobenzene-d4	3.342	152	282345	40.00	ppb	0.00
24) Naphthalene-d8	4.657	136	1225424	40.00	ppb	0.00
47) Acenaphthene-d10	6.697	164	837598	40.00	ppb	0.00
69) Phenanthrene-d10	8.471	188	1488314	40.00	ppb	0.00
83) Chrysene-d12	12.130	240	1598196	40.00	ppb	0.00
92) Perylene-d12	14.171	264	1366222	40.00	ppb	0.00
102) 1,4-Dichlorobenzene-d4a	3.342	152	282345	40.00	ppb	0.00
104) Phenanthrene-d10a	8.471	188	1488314	40.00	ppb	0.00
107) Chrysene-d12a	12.130	240	1598196	40.00	ppb	0.00
110) Acenaphthene-d10a	6.697	164	837598	40.00	ppb	0.00
112) Naphthalene-d8a	4.657	136	1225424	40.00	ppb	0.00
114) Chrysene-d12b	12.130	240	1598196	40.00	ppb	0.00
System Monitoring Compounds						
5) 2-Fluorophenol	0.000	112	0	0.00	ppb	
Spiked Amount 50.000			Recovery =	0.00%		
8) Phenol-d5	0.000	99	0	0.00	ppb	
Spiked Amount 50.000			Recovery =	0.00%		
25) Nitrobenzene-d5	0.000	82	0	0.00	ppb	
Spiked Amount 50.000			Recovery =	0.00%		
51) 2-Fluorobiphenyl	0.000	172	0	0.00	ppb	
Spiked Amount 50.000			Recovery =	0.00%		
73) 2,4,6-Tribromophenol	0.000	330	0	0.00	ppb	
Spiked Amount 50.000			Recovery =	0.00%		
86) Terphenyl-d14	0.000	244	0d	0.00	ppb	
Spiked Amount 50.000			Recovery =	0.00%		
106) o-terphenyl	0.000	230	0	0.00	ppb	
Spiked Amount 50.000			Recovery =	0.00%		
109) 1-chlorooctadecane	0.000	57	0	0.00	ppb	
Spiked Amount 50.000			Recovery =	0.00%		
Target Compounds						Qvalue
10) Aniline	3.049	93	686366	54.97	ppb	# 54
39) 4-Chloroaniline	4.769	127	689063	51.62	ppb	98

(#) = qualifier out of range (m) = manual integration (+) = signals summed

Quantitation Report (QT Reviewed)

Data Path : C:\msdchem\1\DATA\ez4615\
Data File : z92873.D
Acq On : 24 Jun 2014 4:49 pm
Operator : ashleyv
Sample : icv4615-50
Misc : op75490,ez4615
ALS Vial : 15 Sample Multiplier: 1

Quant Time: Jun 25 10:06:27 2014
Quant Method : C:\MSDCHEM\1\METHODS\MZ4615.M
Quant Title : Semi Volatile GC/MS, ZB-5MS 15m x .25mm x .25um
QLast Update : Tue Jun 24 16:40:33 2014
Response via : Initial Calibration

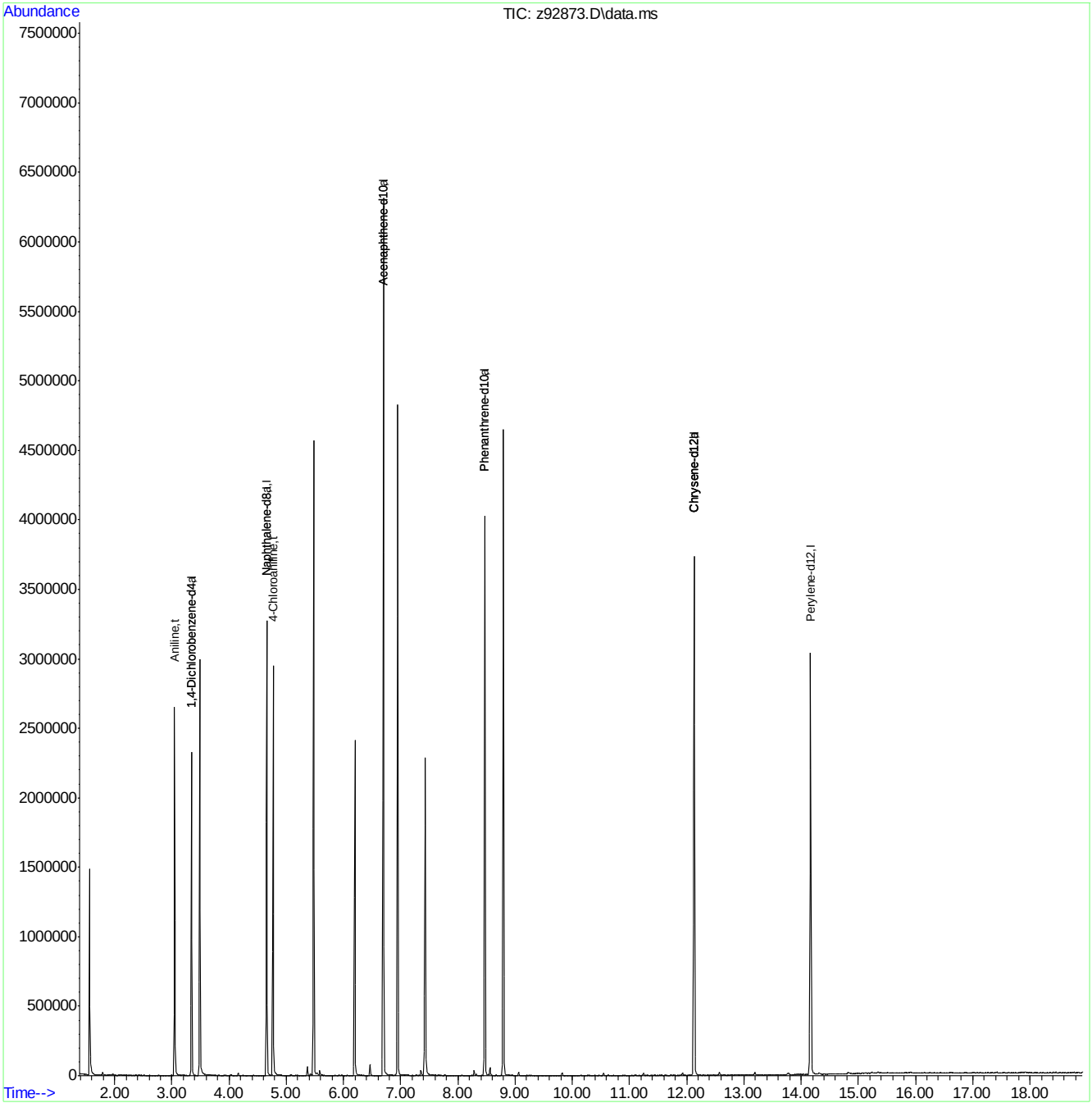

Quantitation Report (QT Reviewed)

Data Path : C:\msdchem\1\DATA\ez4615\
Data File : z92874.D
Acq On : 24 Jun 2014 5:16 pm
Operator : ashleyv
Sample : icv4615-50
Misc : op75490,ez4615
ALS Vial : 16 Sample Multiplier: 1

Quant Time: Jun 25 10:07:57 2014
Quant Method : C:\MSDCHEM\1\METHODS\MZ4615.M
Quant Title : Semi Volatile GC/MS, ZB-5MS 15m x .25mm x .25um
QLast Update : Wed Jun 25 09:02:03 2014
Response via : Initial Calibration

Compound	R.T.	QIon	Response	Conc	Units	Dev(Min)
Internal Standards						
1) 1,4-Dichlorobenzene-d4	3.342	152	293305	40.00	ppb	0.00
24) Naphthalene-d8	4.657	136	1149440	40.00	ppb	0.00
47) Acenaphthene-d10	6.697	164	670419	40.00	ppb	0.00
69) Phenanthrene-d10	8.471	188	1136516	40.00	ppb	0.00
83) Chrysene-d12	12.125	240	994853	40.00	ppb	0.00
92) Perylene-d12	14.160	264	817244	40.00	ppb	0.00
102) 1,4-Dichlorobenzene-d4a	3.342	152	293305	40.00	ppb	0.00
104) Phenanthrene-d10a	8.471	188	1136516	40.00	ppb	0.00
107) Chrysene-d12a	12.125	240	994853	40.00	ppb	0.00
110) Acenaphthene-d10a	6.697	164	670419	40.00	ppb	0.00
112) Naphthalene-d8a	4.657	136	1149440	40.00	ppb	0.00
114) Chrysene-d12b	12.125	240	994853	40.00	ppb	0.00
System Monitoring Compounds						
5) 2-Fluorophenol	2.295	112	355752	47.66	ppb	0.00
Spiked Amount 50.000			Recovery =	95.32%		
8) Phenol-d5	3.033	99	456386	43.23	ppb	0.00
Spiked Amount 50.000			Recovery =	86.46%		
25) Nitrobenzene-d5	3.893	82	512507	48.86	ppb	0.00
Spiked Amount 50.000			Recovery =	97.72%		
51) 2-Fluorobiphenyl	5.923	172	996090	50.58	ppb	0.00
Spiked Amount 50.000			Recovery =	101.16%		
73) 2,4,6-Tribromophenol	7.648	330	145729	45.98	ppb	0.00
Spiked Amount 50.000			Recovery =	91.96%		
86) Terphenyl-d14	10.629	244	1056537	55.81	ppb	0.00
Spiked Amount 50.000			Recovery =	111.62%		
106) o-terphenyl	0.000	230	0	0.00	ppb	
Spiked Amount 50.000			Recovery =	0.00%		
109) 1-chlorooctadecane	0.000	57	0	0.00	ppb	
Spiked Amount 50.000			Recovery =	0.00%		
Target Compounds						Qvalue

(#) = qualifier out of range (m) = manual integration (+) = signals summed

Quantitation Report (QT Reviewed)

Data Path : C:\msdchem\1\DATA\ez4615\
Data File : z92874.D
Acq On : 24 Jun 2014 5:16 pm
Operator : ashleyv
Sample : icv4615-50
Misc : op75490,ez4615
ALS Vial : 16 Sample Multiplier: 1

Quant Time: Jun 25 10:07:57 2014
Quant Method : C:\MSDCHEM\1\METHODS\MZ4615.M
Quant Title : Semi Volatile GC/MS, ZB-5MS 15m x .25mm x .25um
QLast Update : Wed Jun 25 09:02:03 2014
Response via : Initial Calibration

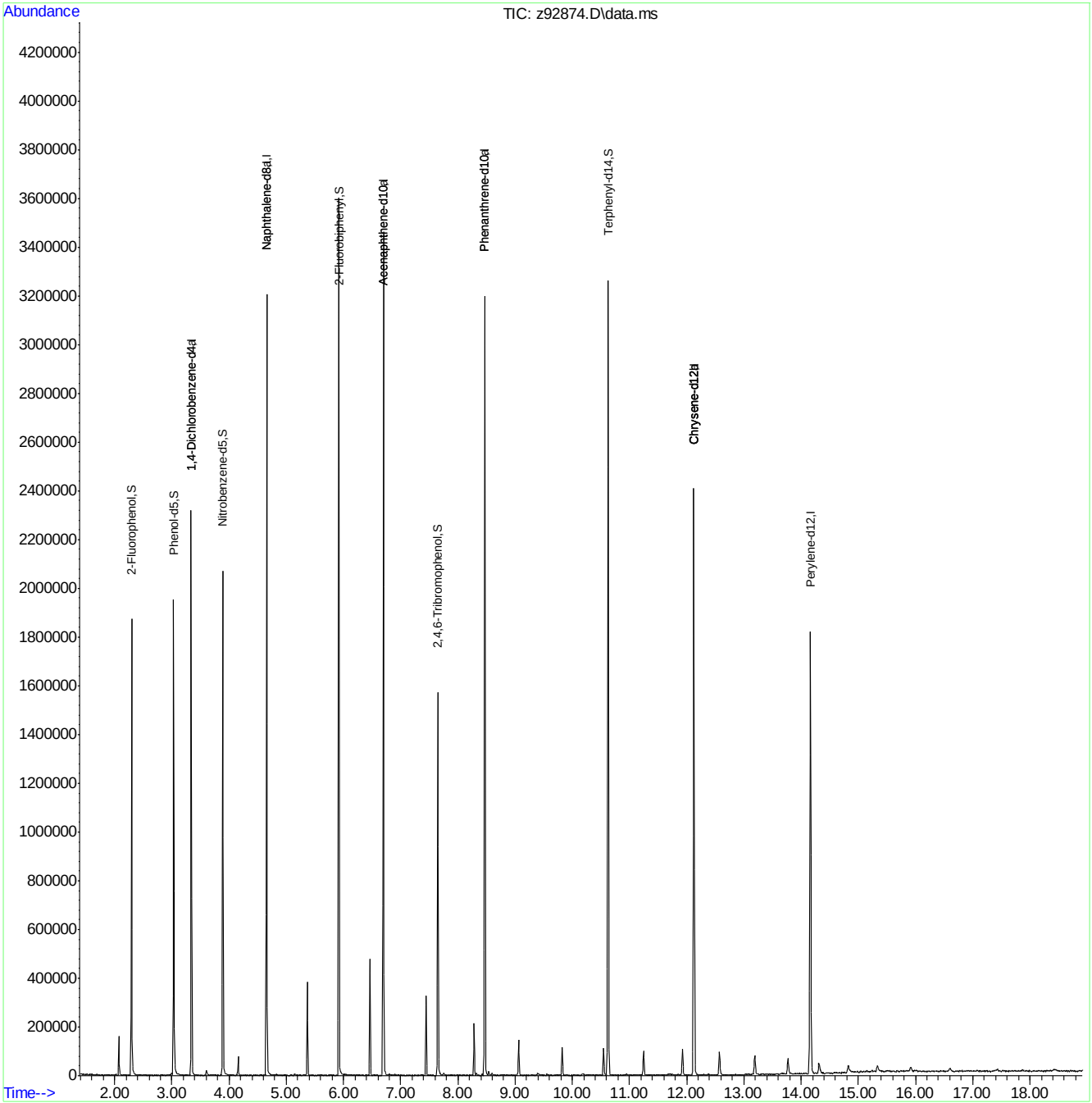

Quantitation Report (QT Reviewed)

Data Path : C:\msdchem\1\DATA\ez4615\
Data File : z92878.D
Acq On : 24 Jun 2014 5:43 pm
Operator : ashleyv
Sample : icv4615-100
Misc : op75490,ez4615
ALS Vial : 20 Sample Multiplier: 1

Quant Time: Jun 25 10:53:23 2014
Quant Method : C:\MSDCHEM\1\METHODS\MZ4615.M
Quant Title : Semi Volatile GC/MS, ZB-5MS 15m x .25mm x .25um
QLast Update : Wed Jun 25 09:02:03 2014
Response via : Initial Calibration

Compound	R.T.	QIon	Response	Conc	Units	Dev(Min)
Internal Standards						
1) 1,4-Dichlorobenzene-d4	3.342	152	162423	40.00	ppb	0.00
24) Naphthalene-d8	4.662	136	637751	40.00	ppb	0.00
47) Acenaphthene-d10	6.702	164	445880	40.00	ppb	0.00
69) Phenanthrene-d10	8.476	188	767846	40.00	ppb	0.00
83) Chrysene-d12	12.136	240	785578	40.00	ppb	0.00
92) Perylene-d12	14.166	264	554174	40.00	ppb	0.00
102) 1,4-Dichlorobenzene-d4a	3.342	152	162423	40.00	ppb	0.00
104) Phenanthrene-d10a	8.476	188	767846	40.00	ppb	0.00
107) Chrysene-d12a	12.136	240	785578	40.00	ppb	0.00
110) Acenaphthene-d10a	6.702	164	445880	40.00	ppb	0.00
112) Naphthalene-d8a	4.662	136	637751	40.00	ppb	0.00
114) Chrysene-d12b	12.136	240	785578	40.00	ppb	0.00
System Monitoring Compounds						
5) 2-Fluorophenol	0.000	112	0	0.00	ppb	
Spiked Amount 50.000			Recovery =	0.00%		
8) Phenol-d5	0.000	99	0d	0.00	ppb	
Spiked Amount 50.000			Recovery =	0.00%		
25) Nitrobenzene-d5	0.000	82	0d	0.00	ppb	
Spiked Amount 50.000			Recovery =	0.00%		
51) 2-Fluorobiphenyl	0.000	172	0d	0.00	ppb	
Spiked Amount 50.000			Recovery =	0.00%		
73) 2,4,6-Tribromophenol	0.000	330	0	0.00	ppb	
Spiked Amount 50.000			Recovery =	0.00%		
86) Terphenyl-d14	0.000	244	0	0.00	ppb	
Spiked Amount 50.000			Recovery =	0.00%		
106) o-terphenyl	0.000	230	0	0.00	ppb	
Spiked Amount 50.000			Recovery =	0.00%		
109) 1-chlorooctadecane	0.000	57	0	0.00	ppb	
Spiked Amount 50.000			Recovery =	0.00%		
Target Compounds						Qvalue
60) 2,4-Dinitrophenol	6.831	184	183991	95.40	ppb	82

(#) = qualifier out of range (m) = manual integration (+) = signals summed

Quantitation Report (QT Reviewed)

Data Path : C:\msdchem\1\DATA\ez4615\
Data File : z92878.D
Acq On : 24 Jun 2014 5:43 pm
Operator : ashleyv
Sample : icv4615-100
Misc : op75490,ez4615
ALS Vial : 20 Sample Multiplier: 1

Quant Time: Jun 25 10:53:23 2014
Quant Method : C:\MSDCHEM\1\METHODS\MZ4615.M
Quant Title : Semi Volatile GC/MS, ZB-5MS 15m x .25mm x .25um
QLast Update : Wed Jun 25 09:02:03 2014
Response via : Initial Calibration

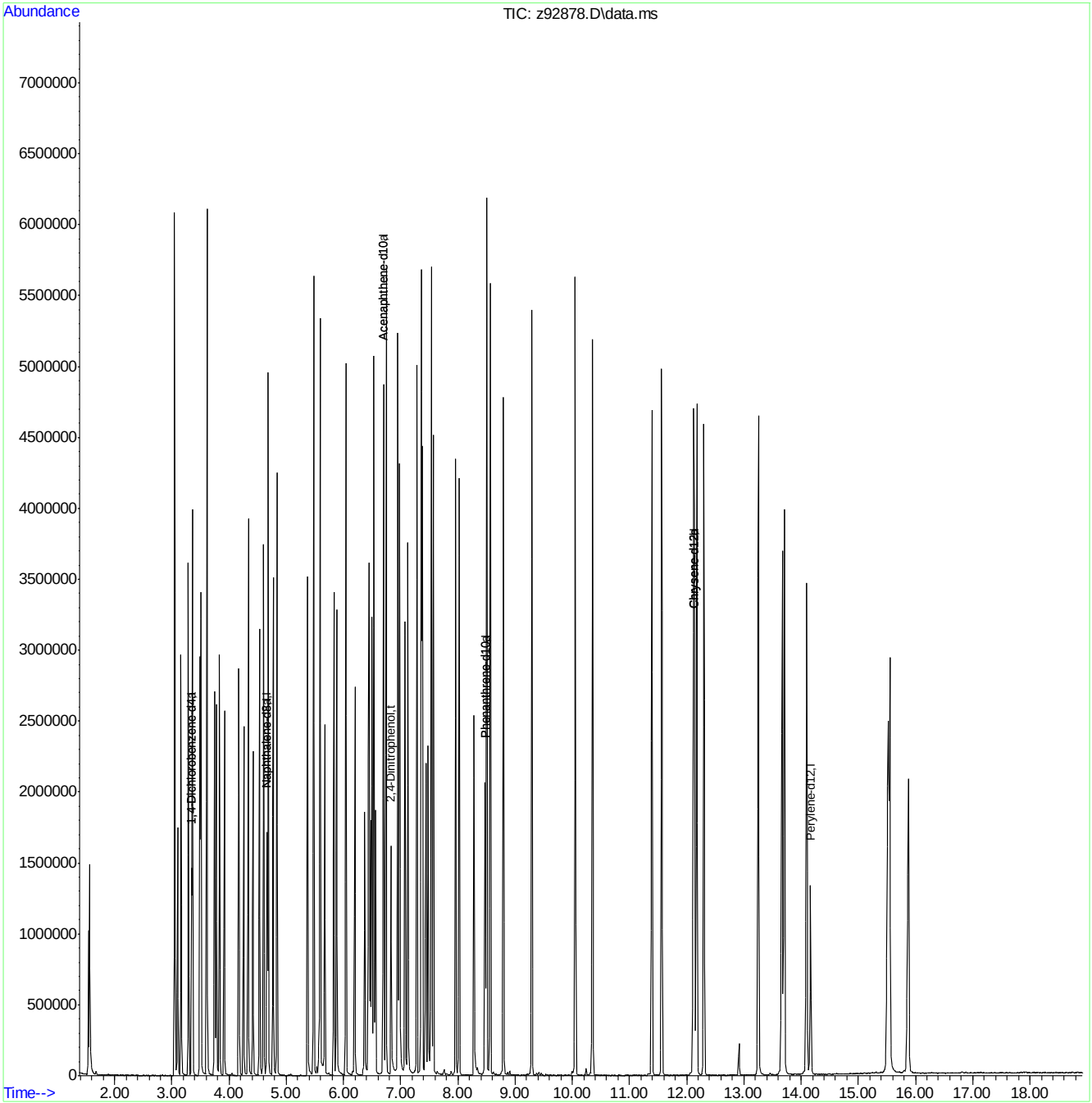

ACCUTEST LABORATORIES JB70672

Quantitation Report (QT Reviewed)

Data Path : C:\msdchem\1\DATA\ez4638\
Data File : z93481.D
Acq On : 10 Jul 2014 10:51 pm
Operator : ashleyd
Sample : cc4615-25
Misc : op76211,ez4638
ALS Vial : 2 Sample Multiplier: 1

Quant Time: Jul 11 08:30:13 2014
Quant Method : C:\MSDCHEM\1\METHODS\MZ4615.M
Quant Title : Semi Volatile GC/MS, ZB-5MS 15m x .25mm x .25um
QLast Update : Thu Jul 10 23:11:02 2014
Response via : Initial Calibration

Compound	R.T.	QIon	Response	Conc	Units	Dev(Min)
Internal Standards						
1) 1,4-Dichlorobenzene-d4	3.126	152	147080	40.00	ppb	0.00
24) Naphthalene-d8	4.424	136	596149	40.00	ppb	-0.01
47) Acenaphthene-d10	6.449	164	384973	40.00	ppb	-0.01
69) Phenanthrene-d10	8.217	188	639752	40.00	ppb	-0.01
83) Chrysene-d12	11.813	240	609045	40.00	ppb	-0.02
92) Perylene-d12	13.838	264	466131	40.00	ppb	-0.01
102) 1,4-Dichlorobenzene-d4a	3.126	152	147080	40.00	ppb	0.00
104) Phenanthrene-d10a	8.217	188	639752	40.00	ppb	-0.01
106) Chrysene-d12a	11.813	240	609045	40.00	ppb	-0.02
108) Acenaphthene-d10a	6.449	164	384973	40.00	ppb	-0.01
110) Naphthalene-d8a	4.424	136	596149	40.00	ppb	-0.01
112) Chrysene-d12b	11.813	240	609045	40.00	ppb	-0.02
System Monitoring Compounds						
5) 2-Fluorophenol	2.111	112	84581	22.60	ppb	0.00
Spiked Amount 50.000			Recovery = 45.20%			
8) Phenol-d5	2.833	99	126649	23.93	ppb	-0.01
Spiked Amount 50.000			Recovery = 47.86%			
25) Nitrobenzene-d5	3.671	82	141547	26.02	ppb	-0.01
Spiked Amount 50.000			Recovery = 52.04%			
51) 2-Fluorobiphenyl	5.685	172	278894	24.66	ppb	0.00
Spiked Amount 50.000			Recovery = 49.32%			
73) 2,4,6-Tribromophenol	7.400	330	46289	25.94	ppb	-0.01
Spiked Amount 50.000			Recovery = 51.88%			
86) Terphenyl-d14	10.333	244	291652	25.16	ppb	-0.01
Spiked Amount 50.000			Recovery = 50.32%			
Target Compounds						Qvalue
2) 1,4-Dioxane	1.267	88	24688	26.66	ppb	97
3) Pyridine	1.411	79	63562	20.82	ppb	85
4) N-Nitrosodimethylamine	1.390	74	34817	19.77	ppb #	38
6) Indene	3.367	116	201934	24.00	ppb	96
7) Cumene	2.453	105	283516	24.54	ppb	94
9) Phenol	2.843	94	139446	22.70	ppb #	61
10) Aniline	2.838	93	143342	22.04	ppb	95
11) bis(2-Chloroethyl)ether	2.891	93	89692	22.43	ppb	92
12) 2-Chlorophenol	2.945	128	116181	23.42	ppb	92
13) Decane	2.982	43	152135	27.46	ppb	88
14) 1,3-Dichlorobenzene	3.073	146	137596	24.30	ppb	95
15) 1,4-Dichlorobenzene	3.142	146	142105	24.15	ppb	95
16) Benzyl alcohol	3.271	108	80978	24.49	ppb	78
17) 1,2-Dichlorobenzene	3.287	146	135757	24.43	ppb	97
18) Acetophenone	3.522	105	179321	24.20	ppb	94
19) 2-Methylphenol	3.399	108	100499	23.00	ppb	98
20) 2,2'-oxybis(1-Chloropr...	3.399	121	37443	23.00	ppb	100
21) 3&4-Methylphenol	3.559	108	105040	22.60	ppb	93
22) n-Nitroso-di-n-propyla...	3.527	70	89635	23.95	ppb	83
23) Hexachloroethane	3.607	201	54134	25.67	ppb	98
26) Nitrobenzene	3.693	77	141321	24.78	ppb	99

ACCUTEST LABORATORIES JB70672

Quantitation Report (QT Reviewed)

Data Path : C:\msdchem\1\DATA\ez4638\
Data File : z93481.D
Acq On : 10 Jul 2014 10:51 pm
Operator : ashleyd
Sample : cc4615-25
Misc : op76211,ez4638
ALS Vial : 2 Sample Multiplier: 1

Quant Time: Jul 11 08:30:13 2014
Quant Method : C:\MSDCHEM\1\METHODS\MZ4615.M
Quant Title : Semi Volatile GC/MS, ZB-5MS 15m x .25mm x .25um
QLast Update : Thu Jul 10 23:11:02 2014
Response via : Initial Calibration

Compound	R.T.	QIon	Response	Conc	Units		Dev(Min)
27) Quinoline	4.830	129	255800	24.33	ppb		99
28) Isophorone	3.938	82	233467	24.75	ppb		92
29) 2-Nitrophenol	4.024	139	73236	25.85	ppb		80
30) 2,4-Dimethylphenol	4.109	107	120209	24.16	ppb		96
31) Benzoic Acid	4.270	105	87906	21.89	ppb	#	72
32) bis(2-Chloroethoxy)met...	4.189	93	118214	23.82	ppb		98
33) 2,4-Dichlorophenol	4.307	162	109116	25.62	ppb		95
34) 2,6-Dichlorophenol	4.542	162	105294	24.41	ppb		96
35) 1,3,5-Trichlorobenzene	4.029	180	133029	25.39	ppb		98
36) 1,2,4-Trichlorobenzene	4.371	180	126740	25.65	ppb		97
37) 1,2,3-Trichlorobenzene	4.617	180	129281	26.07	ppb		94
38) Naphthalene	4.446	128	376453	24.50	ppb		99
39) 4-Chloroaniline	4.537	127	152251	23.44	ppb		91
40) 2,3-Dichloroaniline	5.584	161	140770	24.75	ppb		98
41) Caprolactam	4.927	55	64234	24.40	ppb		97
42) Hexachlorobutadiene	4.606	225	83775	26.49	ppb		97
43) 4-Chloro-3-methylphenol	5.151	107	123108	25.42	ppb		89
44) 2-Methylnaphthalene	5.237	141	230662	24.98	ppb		94
45) 1-Methylnaphthalene	5.349	141	235894	25.27	ppb		95
46) Dimethylnaphthalene	5.974	156	240381	24.30	ppb		94
48) Hexachlorocyclopentadiene	5.429	237	110826	46.85	ppb		96
49) 2,4,6-Trichlorophenol	5.600	196	79201	24.66	ppb		97
50) 2,4,5-Trichlorophenol	5.653	196	87920	24.87	ppb		99
52) 2-Chloronaphthalene	5.797	162	257552	24.68	ppb		92
53) Biphenyl	5.792	154	339346	24.61	ppb		99
54) 2-Nitroaniline	5.958	65	98955	26.82	ppb		93
55) Dimethylphthalate	6.193	163	290270	24.17	ppb		99
56) Acenaphthylene	6.278	152	399688	23.77	ppb		95
57) 2,6-Dinitrotoluene	6.257	165	61417	23.87	ppb		85
58) 3-Nitroaniline	6.449	138	78266	25.31	ppb		90
59) Acenaphthene	6.487	153	248161	23.84	ppb		99
60) 2,4-Dinitrophenol	6.593	184	61517	41.31	ppb	#	45
61) 4-Nitrophenol	6.754	109	63044	28.83	ppb	#	74
62) Dibenzofuran	6.700	168	346767	23.50	ppb		90
63) 2,4-Dinitrotoluene	6.743	165	91087	24.98	ppb		98
64) 2,3,4,6-Tetrachlorophenol	6.882	232	72682	24.31	ppb		93
65) Diethylphthalate	7.037	149	332237	25.51	ppb		97
66) Fluorene	7.106	166	287688	23.78	ppb		95
67) 4-Chlorophenyl-phenyle...	7.128	204	128448	23.44	ppb		84
68) 4-Nitroaniline	7.186	138	70437	23.42	ppb	#	77
70) 4,6-Dinitro-2-methylph...	7.235	198	47254	22.30	ppb		96
71) n-Nitrosodiphenylamine	7.283	169	184808	23.94	ppb		95
72) 1,2-Diphenylhydrazine	7.315	77	333924	27.34	ppb		94
74) 4-Bromophenyl-phenylether	7.705	248	79620	24.42	ppb		89
75) Hexachlorobenzene	7.769	284	98045	24.06	ppb		87
76) Pentachlorophenol	8.031	266	103649	45.62	ppb		96
77) Phenanthrene	8.244	178	419699	24.00	ppb		99
78) Anthracene	8.303	178	416313	23.97	ppb		97
79) Carbazole	8.533	167	381647	23.50	ppb		96
80) Di-n-butylphthalate	9.030	149	535465	25.06	ppb		97

Quantitation Report (QT Reviewed)

Data Path : C:\msdchem\1\DATA\ez4638\
Data File : z93481.D
Acq On : 10 Jul 2014 10:51 pm
Operator : ashleyd
Sample : cc4615-25
Misc : op76211,ez4638
ALS Vial : 2 Sample Multiplier: 1

Quant Time: Jul 11 08:30:13 2014
Quant Method : C:\MSDCHEM\1\METHODS\MZ4615.M
Quant Title : Semi Volatile GC/MS, ZB-5MS 15m x .25mm x .25um
QLast Update : Thu Jul 10 23:11:02 2014
Response via : Initial Calibration

Compound	R.T.	QIon	Response	Conc	Units	Dev(Min)
81) Fluoranthene	9.756	202	434746	22.78	ppb	95
82) Octadecane	8.191	57	185932	25.04	ppb	86
84) Pyrene	10.055	202	452734	26.32	ppb	97
85) Butyl stearate	11.257	56	174571	26.98	ppb	88
87) Butylbenzylphthalate	11.092	149	229658	26.99	ppb	94
88) Benzo[a]anthracene	11.797	228	387071	23.44	ppb	98
89) 3,3'-Dichlorobenzidine	11.818	252	149052	23.39	ppb	97
90) Chrysene	11.850	228	337225	24.37	ppb	99
91) bis(2-Ethylhexyl)phtha...	12.000	149	282624	26.72	ppb	96
93) Di-n-octylphthalate	12.945	149	479077	25.45	ppb	94
94) Benzo[b]fluoranthene	13.335	252	367081	24.48	ppb	99
95) Benzo[k]fluoranthene	13.373	252	333067	24.62	ppb	99
96) Benzo[a]pyrene	13.757	252	303113	24.10	ppb	98
97) Indeno[1,2,3-cd]pyrene	15.141	276	314552	23.76	ppb	93
98) Dibenz(a,h)acridine	14.885	279	241654	23.94	ppb	98
99) Dibenz[a,h]anthracene	15.168	278	259247	24.74	ppb	96
100) 7,12-Dimethylbenz(a)an...	13.330	256	158120	21.70	ppb	92
101) Benzo[g,h,i]perylene	15.456	276	238109	23.41	ppb	97

(#) = qualifier out of range (m) = manual integration (+) = signals summed

Quantitation Report (QT Reviewed)

Data Path : C:\msdchem\1\DATA\ez4638\
Data File : z93481.D
Acq On : 10 Jul 2014 10:51 pm
Operator : ashleyd
Sample : cc4615-25
Misc : op76211,ez4638
ALS Vial : 2 Sample Multiplier: 1

Quant Time: Jul 11 08:30:13 2014
Quant Method : C:\MSDCHEM\1\METHODS\MZ4615.M
Quant Title : Semi Volatile GC/MS, ZB-5MS 15m x .25mm x .25um
QLast Update : Thu Jul 10 23:11:02 2014
Response via : Initial Calibration

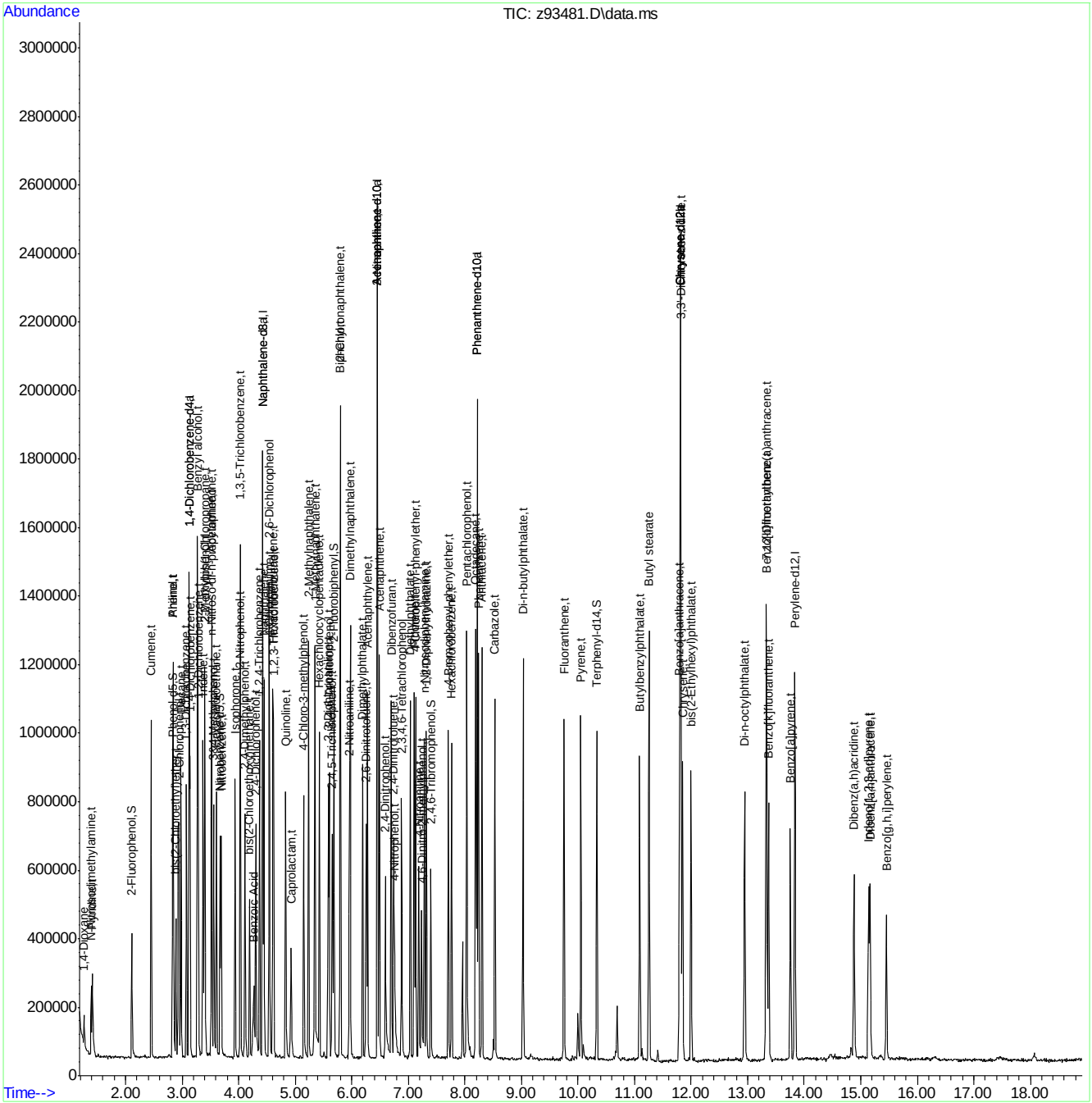

Quantitation Report (QT Reviewed)

Data Path : C:\msdchem\1\DATA\ez4638\
Data File : z93482.D
Acq On : 10 Jul 2014 11:17 pm
Operator : ashleyd
Sample : cc4614-25
Misc : op76211,ez4638
ALS Vial : 3 Sample Multiplier: 1

Quant Time: Jul 11 10:53:56 2014
Quant Method : C:\MSDCHEM\1\METHODS\MZ4615.M
Quant Title : Semi Volatile GC/MS, ZB-5MS 15m x .25mm x .25um
QLast Update : Fri Jul 11 10:53:34 2014
Response via : Initial Calibration

Compound	R.T.	QIon	Response	Conc	Units	Dev(Min)
Internal Standards						
1) 1,4-Dichlorobenzene-d4	3.126	152	142475	40.00	ppb	0.00
24) Naphthalene-d8	4.424	136	556917	40.00	ppb	0.00
47) Acenaphthene-d10	6.449	164	344027	40.00	ppb	0.00
69) Phenanthrene-d10	8.212	188	588480	40.00	ppb	0.00
83) Chrysene-d12	11.807	240	613801	40.00	ppb	0.00
92) Perylene-d12	13.832	264	510980	40.00	ppb	0.00
102) 1,4-Dichlorobenzene-d4a	3.126	152	142475	40.00	ppb	0.00
104) Phenanthrene-d10a	8.212	188	588480	40.00	ppb	0.00
106) Chrysene-d12a	11.807	240	613801	40.00	ppb	0.00
108) Acenaphthene-d10a	6.449	164	344027	40.00	ppb	0.00
110) Naphthalene-d8a	4.424	136	556917	40.00	ppb	0.00
112) Chrysene-d12b	11.807	240	613801	40.00	ppb	0.00
System Monitoring Compounds						
5) 2-Fluorophenol	0.000	112	0	0.00	ppb	
Spiked Amount 50.000			Recovery =	0.00%		
8) Phenol-d5	0.000	99	0	0.00	ppb	
Spiked Amount 50.000			Recovery =	0.00%		
25) Nitrobenzene-d5	0.000	82	0	0.00	ppb	
Spiked Amount 50.000			Recovery =	0.00%		
51) 2-Fluorobiphenyl	0.000	172	0d	0.00	ppb	
Spiked Amount 50.000			Recovery =	0.00%		
73) 2,4,6-Tribromophenol	0.000	330	0	0.00	ppb	
Spiked Amount 50.000			Recovery =	0.00%		
86) Terphenyl-d14	0.000	244	0	0.00	ppb	
Spiked Amount 50.000			Recovery =	0.00%		
Target Compounds						Qvalue
103) Benzaldehyde	2.747	105	82019	20.71	ppb	# 78
105) Atrazine	7.961	215	37704	23.71	ppb	83
107) Benzidine	9.996	184	170095	17.06	ppb	99
109) 1,2,4,5-Tetrachloroben...	5.439	216	110931	21.84	ppb	99
111) Hydroquinone	5.001	110	100240	24.01	ppb	89

(#) = qualifier out of range (m) = manual integration (+) = signals summed

Quantitation Report (QT Reviewed)

Data Path : C:\msdchem\1\DATA\ez4638\
Data File : z93482.D
Acq On : 10 Jul 2014 11:17 pm
Operator : ashleyd
Sample : cc4614-25
Misc : op76211,ez4638
ALS Vial : 3 Sample Multiplier: 1

Quant Time: Jul 11 10:53:56 2014
Quant Method : C:\MSDCHEM\1\METHODS\MZ4615.M
Quant Title : Semi Volatile GC/MS, ZB-5MS 15m x .25mm x .25um
QLast Update : Fri Jul 11 10:53:34 2014
Response via : Initial Calibration

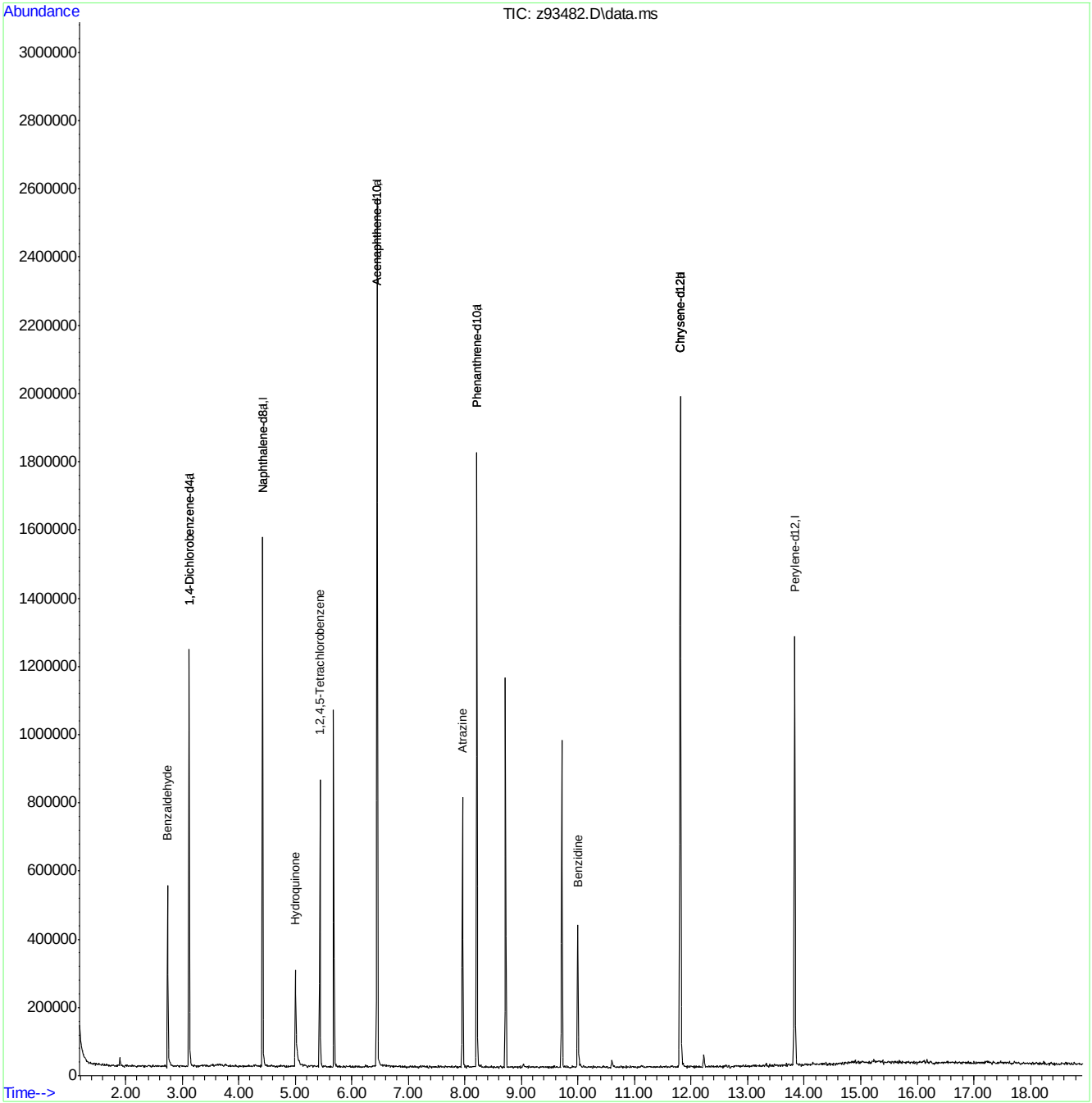

MZ4615.M Fri Jul 11 10:54:02 2014 RTE Page: 2

Manual Integrations APPROVED (compounds with "m" flag)
Nina Pandya
07/14/14 12:52

Quantitation Report (QT Reviewed)

Data Path : C:\msdchem\1\DATA\ez4639\
Data File : z93508.D
Acq On : 11 Jul 2014 10:55 am
Operator : ashleyv
Sample : cc4615-50
Misc : op76211,ez4639
ALS Vial : 2 Sample Multiplier: 1

Quant Time: Jul 11 16:30:33 2014
Quant Method : C:\MSDCHEM\1\METHODS\MZ4615.M
Quant Title : Semi Volatile GC/MS, ZB-5MS 15m x .25mm x .25um
QLast Update : Fri Jul 11 16:28:05 2014
Response via : Initial Calibration

Compound	R.T.	QIon	Response	Conc	Units	Dev(Min)
Internal Standards						
1) 1,4-Dichlorobenzene-d4	3.106	152	170943	40.00	ppb	0.00
24) Naphthalene-d8	4.405	136	688420	40.00	ppb	0.00
47) Acenaphthene-d10	6.435	164	442240	40.00	ppb	0.00
69) Phenanthrene-d10	8.198	188	723236	40.00	ppb	0.00
83) Chrysene-d12	11.793	240	800186	40.00	ppb	0.00
92) Perylene-d12	13.812	264	545238	40.00	ppb	0.00
102) 1,4-Dichlorobenzene-d4a	3.106	152	170943	40.00	ppb	0.00
104) Phenanthrene-d10a	8.198	188	723236	40.00	ppb	0.00
106) Chrysene-d12a	11.793	240	800186	40.00	ppb	0.00
108) Acenaphthene-d10a	6.435	164	442240	40.00	ppb	0.00
110) Naphthalene-d8a	4.405	136	688420	40.00	ppb	0.00
112) Chrysene-d12b	11.793	240	800186	40.00	ppb	0.00
System Monitoring Compounds						
5) 2-Fluorophenol	2.091	112	208753	47.99	ppb	0.00
Spiked Amount 50.000			Recovery = 95.98%			
8) Phenol-d5	2.818	99	314110	51.06	ppb	0.00
Spiked Amount 50.000			Recovery = 102.12%			
25) Nitrobenzene-d5	3.657	82	327614	52.14	ppb	0.00
Spiked Amount 50.000			Recovery = 104.28%			
51) 2-Fluorobiphenyl	5.665	172	673401	51.83	ppb	0.00
Spiked Amount 50.000			Recovery = 103.66%			
73) 2,4,6-Tribromophenol	7.386	330	113408	56.23	ppb	0.00
Spiked Amount 50.000			Recovery = 112.46%			
86) Terphenyl-d14	10.313	244	734072	48.21	ppb	0.00
Spiked Amount 50.000			Recovery = 96.42%			
Target Compounds						Qvalue
2) 1,4-Dioxane	1.253	88	62790	58.35	ppb	99
3) Pyridine	1.392	79	166416	46.90	ppb	80
4) N-Nitrosodimethylamine	1.376	74	96721	47.25	ppb #	52
6) Indene	3.352	116	478923	48.97	ppb	99
7) Cumene	2.433	105	681936	50.80	ppb	94
9) Phenol	2.829	94	348749	48.85	ppb	87
10) Aniline	2.823	93	322397	42.64	ppb	96
11) bis(2-Chloroethyl)ether	2.877	93	204888	44.09	ppb	95
12) 2-Chlorophenol	2.930	128	279765	48.53	ppb	96
13) Decane	2.962	43	338790	52.62	ppb	90
14) 1,3-Dichlorobenzene	3.058	146	329692	50.09	ppb	98
15) 1,4-Dichlorobenzene	3.122	146	345311	50.49	ppb	98
16) Benzyl alcohol	3.256	108	198119	51.56	ppb	80
17) 1,2-Dichlorobenzene	3.267	146	339543	52.57	ppb	97
18) Acetophenone	3.507	105	431288	50.07	ppb	99
19) 2-Methylphenol	3.384	108	244552	48.16	ppb	99
20) 2,2'-oxybis(1-Chloropr...	3.379	121	87284	46.13	ppb #	87
21) 3&4-Methylphenol	3.544	108	263263	48.75	ppb	97
22) n-Nitroso-di-n-propyla...	3.512	70	212130	48.76	ppb	82
23) Hexachloroethane	3.593	201	125748	51.31	ppb	90
26) Nitrobenzene	3.673	77	342662	52.03	ppb	94

Quantitation Report (QT Reviewed)

Data Path : C:\msdchem\1\DATA\ez4639\
Data File : z93508.D
Acq On : 11 Jul 2014 10:55 am
Operator : ashleyv
Sample : cc4615-50
Misc : op76211,ez4639
ALS Vial : 2 Sample Multiplier: 1

Quant Time: Jul 11 16:30:33 2014
Quant Method : C:\MSDCHEM\1\METHODS\MZ4615.M
Quant Title : Semi Volatile GC/MS, ZB-5MS 15m x .25mm x .25um
QLast Update : Fri Jul 11 16:28:05 2014
Response via : Initial Calibration

Compound	R.T.	QIon	Response	Conc	Units		Dev(Min)
27) Quinoline	4.821	129	579538	47.74	ppb		97
28) Isophorone	3.924	82	528917	48.55	ppb		90
29) 2-Nitrophenol	4.009	139	172972	52.87	ppb		70
30) 2,4-Dimethylphenol	4.095	107	300714	52.33	ppb		97
31) Benzoic Acid	4.292	105	252385m	54.42	ppb		
32) bis(2-Chloroethoxy)met...	4.175	93	272011	47.47	ppb		98
33) 2,4-Dichlorophenol	4.287	162	249381	50.70	ppb		99
34) 2,6-Dichlorophenol	4.527	162	268808	53.96	ppb		99
35) 1,3,5-Trichlorobenzene	4.015	180	329255	54.42	ppb		99
36) 1,2,4-Trichlorobenzene	4.351	180	298536	52.32	ppb		97
37) 1,2,3-Trichlorobenzene	4.597	180	308592	53.89	ppb		95
38) Naphthalene	4.431	128	888313	50.07	ppb		99
39) 4-Chloroaniline	4.522	127	370542	49.41	ppb		93
40) 2,3-Dichloroaniline	5.564	161	331551	50.47	ppb		97
41) Caprolactam	4.944	55	142825	46.97	ppb		97
42) Hexachlorobutadiene	4.586	225	201733	55.25	ppb		99
43) 4-Chloro-3-methylphenol	5.136	107	284266	50.83	ppb		91
44) 2-Methylnaphthalene	5.217	141	546439	51.24	ppb		95
45) 1-Methylnaphthalene	5.329	141	550135	51.03	ppb		93
46) Dimethylnaphthalene	5.954	156	592978	51.90	ppb		97
48) Hexachlorocyclopentadiene	5.414	237	324274	99.79	ppb		98
49) 2,4,6-Trichlorophenol	5.585	196	191782	51.98	ppb		99
50) 2,4,5-Trichlorophenol	5.639	196	203418	50.09	ppb		92
52) 2-Chloronaphthalene	5.783	162	654247	54.57	ppb		96
53) Biphenyl	5.778	154	868294	54.82	ppb		100
54) 2-Nitroaniline	5.943	65	233994	55.21	ppb		93
55) Dimethylphthalate	6.178	163	679443	49.25	ppb		98
56) Acenaphthylene	6.264	152	967745	50.10	ppb		98
57) 2,6-Dinitrotoluene	6.242	165	146100	49.42	ppb		84
58) 3-Nitroaniline	6.435	138	183509	51.66	ppb		88
59) Acenaphthene	6.472	153	589172	49.27	ppb		97
60) 2,4-Dinitrophenol	6.579	184	172591	90.61	ppb	#	65
61) 4-Nitrophenol	6.734	109	162881	64.83	ppb		78
62) Dibenzofuran	6.680	168	837703	49.41	ppb		90
63) 2,4-Dinitrotoluene	6.723	165	214022	51.09	ppb		80
64) 2,3,4,6-Tetrachlorophenol	6.862	232	171031	49.80	ppb		91
65) Diethylphthalate	7.022	149	792969	53.00	ppb		98
66) Fluorene	7.086	166	695333	50.04	ppb		98
67) 4-Chlorophenyl-phenyle...	7.113	204	313889	49.85	ppb		92
68) 4-Nitroaniline	7.177	138	168808	48.85	ppb	#	73
70) 4,6-Dinitro-2-methylph...	7.220	198	117977	49.25	ppb		93
71) n-Nitrosodiphenylamine	7.268	169	445123	51.00	ppb		99
72) 1,2-Diphenylhydrazine	7.300	77	787872	57.06	ppb		95
74) 4-Bromophenyl-phenylether	7.690	248	205105	55.64	ppb		97
75) Hexachlorobenzene	7.749	284	237123	51.48	ppb		80
76) Pentachlorophenol	8.016	266	277945	97.80	ppb		100
77) Phenanthrene	8.224	178	999561	50.57	ppb		99
78) Anthracene	8.288	178	995364	50.70	ppb		99
79) Carbazole	8.518	167	914642	49.82	ppb		97
80) Di-n-butylphthalate	9.015	149	1303782	53.98	ppb		99

Quantitation Report (QT Reviewed)

Data Path : C:\msdchem\1\DATA\ez4639\
Data File : z93508.D
Acq On : 11 Jul 2014 10:55 am
Operator : ashleyv
Sample : cc4615-50
Misc : op76211,ez4639
ALS Vial : 2 Sample Multiplier: 1

Quant Time: Jul 11 16:30:33 2014
Quant Method : C:\MSDCHEM\1\METHODS\MZ4615.M
Quant Title : Semi Volatile GC/MS, ZB-5MS 15m x .25mm x .25um
QLast Update : Fri Jul 11 16:28:05 2014
Response via : Initial Calibration

Compound	R.T.	QIon	Response	Conc	Units	Dev(Min)
81) Fluoranthene	9.736	202	1060431	49.15	ppb	96
82) Octadecane	8.176	57	445177	53.03	ppb	88
84) Pyrene	10.035	202	1116614	49.41	ppb	98
85) Butyl stearate	11.243	56	431653	50.78	ppb	93
87) Butylbenzylphthalate	11.072	149	561214	50.20	ppb	95
88) Benzo[a]anthracene	11.777	228	981611	45.24	ppb	99
89) 3,3'-Dichlorobenzidine	11.798	252	389893	46.57	ppb	98
90) Chrysene	11.830	228	829287	45.62	ppb	99
91) bis(2-Ethylhexyl)phtha...	11.980	149	706601	50.85	ppb	97
93) Di-n-octylphthalate	12.931	149	1228456	55.78	ppb	96
94) Benzo[b]fluoranthene	13.321	252	962254	54.86	ppb	98
95) Benzo[k]fluoranthene	13.358	252	797383	50.39	ppb	99
96) Benzo[a]pyrene	13.737	252	740004	50.30	ppb	97
97) Indeno[1,2,3-cd]pyrene	15.121	276	811954	52.42	ppb	98
98) Dibenz(a,h)acridine	14.865	279	605979	51.32	ppb	98
99) Dibenz[a,h]anthracene	15.148	278	658783	53.75	ppb	100
100) 7,12-Dimethylbenz(a)an...	13.315	256	436880	44.30	ppb	97
101) Benzo[g,h,i]perylene	15.436	276	605523	50.89	ppb	97

(#) = qualifier out of range (m) = manual integration (+) = signals summed

9.6.84

9

Quantitation Report (QT Reviewed)

Data Path : C:\msdchem\1\DATA\ez4639\
Data File : z93508.D
Acq On : 11 Jul 2014 10:55 am
Operator : ashleyv
Sample : cc4615-50
Misc : op76211,ez4639
ALS Vial : 2 Sample Multiplier: 1

Quant Time: Jul 11 16:30:33 2014
Quant Method : C:\MSDCHEM\1\METHODS\MZ4615.M
Quant Title : Semi Volatile GC/MS, ZB-5MS 15m x .25mm x .25um
QLast Update : Fri Jul 11 16:28:05 2014
Response via : Initial Calibration

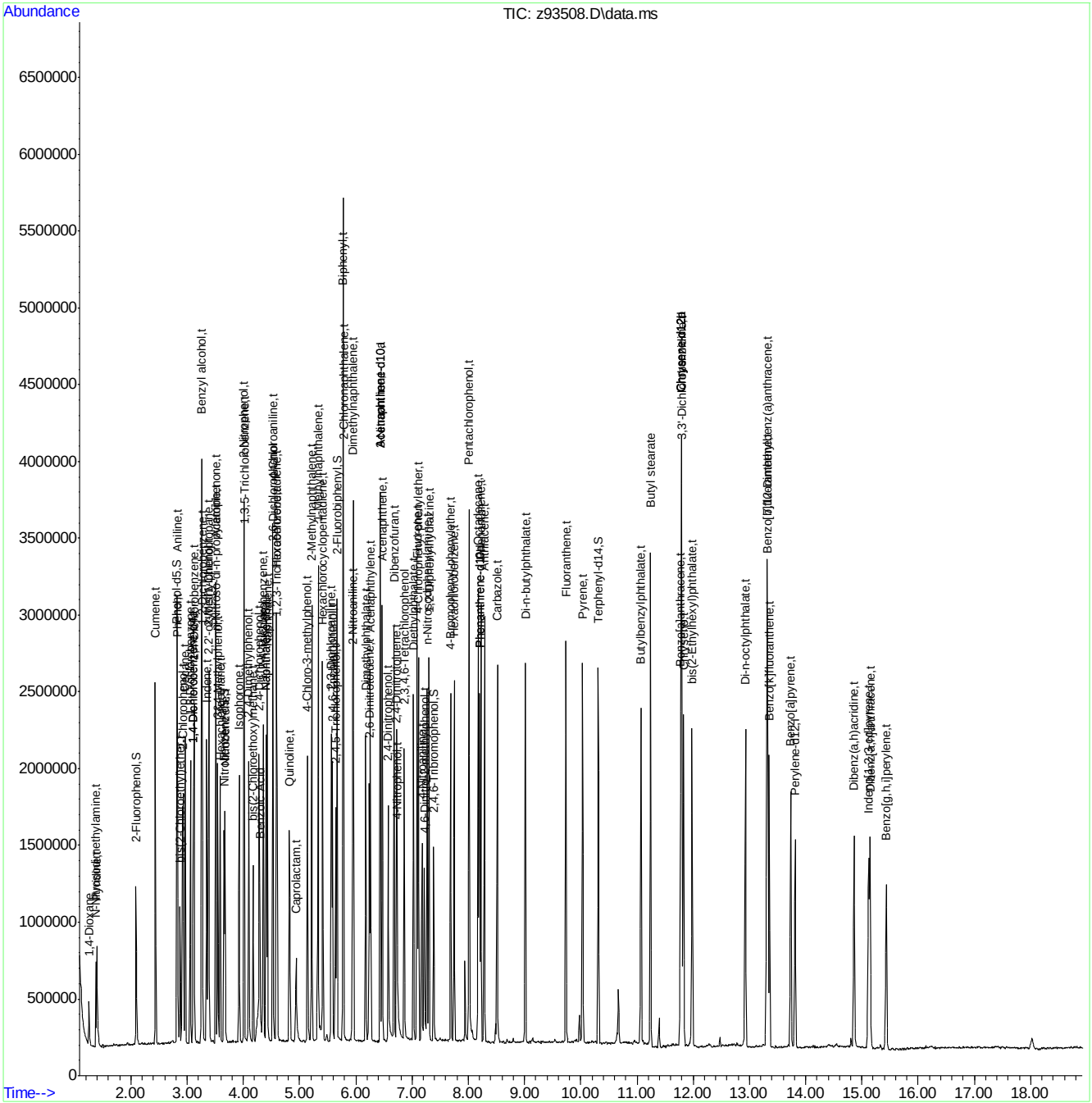

ACCUTEST LABORATORIES JB70672

Manual Integration Approval Summary

Sample Number:	EZ4639-CC4615	**Method:**	SW846 8270D
Lab FileID:	Z93508.D	**Analyst approved:**	07/11/14 16:32 Ashley Vought
Injection Time:	07/11/14 10:55	**Supervisor approved:**	07/14/14 12:52 Nina Pandya

Parameter	CAS	Sig#	R.T. (min.)	Reason
Benzoic acid	65-85-0		4.29	Poor instrument integration

Quantitation Report (Qedit)

Data Path : C:\msdchem\1\DATA\ez4639\
Data File : z93508.D
Acq On : 11 Jul 2014 10:55 am
Operator : ashleyv
Sample : cc4615-50
Misc : op76211,ez4639
ALS Vial : 2 Sample Multiplier: 1

Quant Time: Jul 11 16:30:13 2014
Quant Method : C:\MSDCHEM\1\METHODS\MZ4615.M
Quant Title : Semi Volatile GC/MS, ZB-5MS 15m x .25mm x .25um
QLast Update : Fri Jul 11 16:28:05 2014
Response via : Initial Calibration

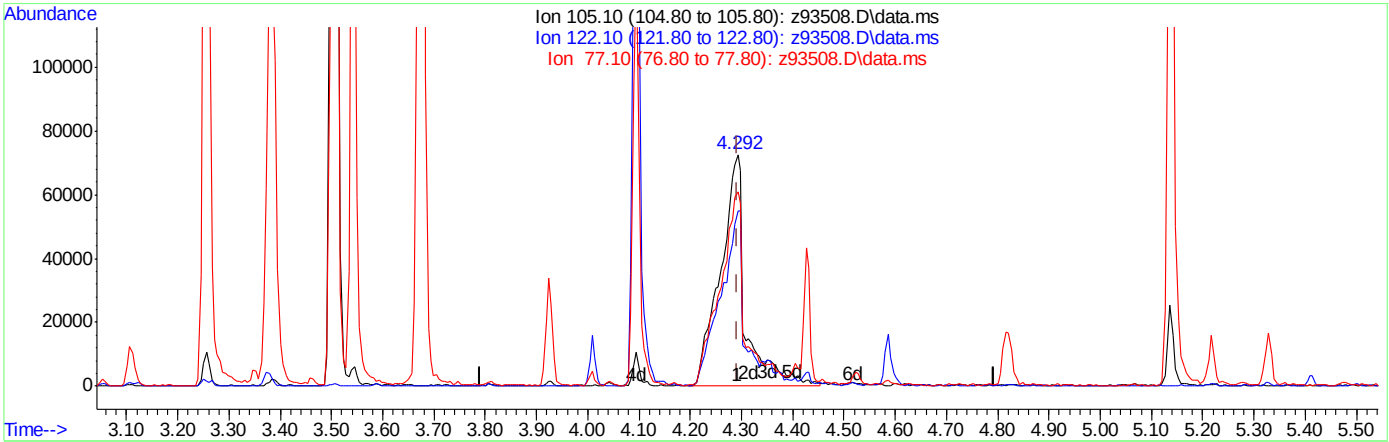

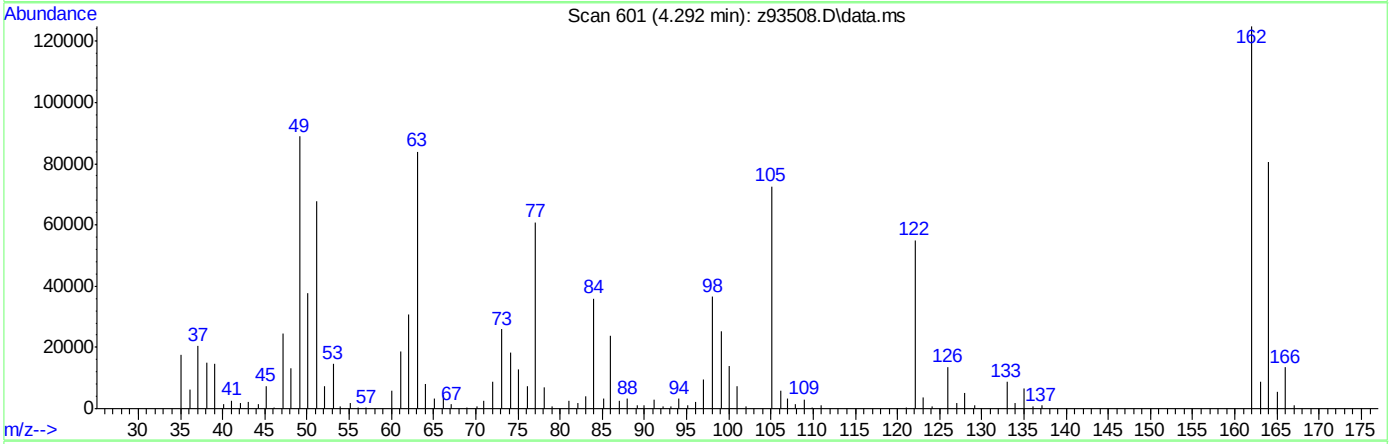

TIC: z93508.D\data.ms

(31) Benzoic Acid

4.292min (0.000) 54.42ppb m

response 252385

Ion	Exp%	Act%
105.10	100	100
122.10	69.00	61.87
77.10	35.20	69.43#
0.00	0.00	0.00

Quantitation Report (QT Reviewed)

Data Path : C:\msdchem\1\DATA\ez4639\
Data File : z93509.D
Acq On : 11 Jul 2014 11:23 am
Operator : ashleyv
Sample : cc4614-50
Misc : op76211,ez4639
ALS Vial : 3 Sample Multiplier: 1

Quant Time: Jul 11 16:32:32 2014
Quant Method : C:\MSDCHEM\1\METHODS\MZ4615.M
Quant Title : Semi Volatile GC/MS, ZB-5MS 15m x .25mm x .25um
QLast Update : Fri Jul 11 16:32:08 2014
Response via : Initial Calibration

Compound	R.T.	QIon	Response	Conc	Units	Dev(Min)
Internal Standards						
1) 1,4-Dichlorobenzene-d4	3.106	152	164292	40.00	ppb	0.00
24) Naphthalene-d8	4.404	136	638761	40.00	ppb	0.00
47) Acenaphthene-d10	6.435	164	426405	40.00	ppb	0.00
69) Phenanthrene-d10	8.197	188	665358	40.00	ppb	0.00
83) Chrysene-d12	11.787	240	669784	40.00	ppb	0.00
92) Perylene-d12	13.812	264	536780	40.00	ppb	0.00
102) 1,4-Dichlorobenzene-d4a	3.106	152	164292	40.00	ppb	0.00
104) Phenanthrene-d10a	8.197	188	665358	40.00	ppb	0.00
106) Chrysene-d12a	11.787	240	669784	40.00	ppb	0.00
108) Acenaphthene-d10a	6.435	164	426405	40.00	ppb	0.00
110) Naphthalene-d8a	4.404	136	638761	40.00	ppb	0.00
112) Chrysene-d12b	11.787	240	669784	40.00	ppb	0.00
System Monitoring Compounds						
5) 2-Fluorophenol	0.000	112	0	0.00	ppb	
Spiked Amount 50.000			Recovery =	0.00%		
8) Phenol-d5	0.000	99	0	0.00	ppb	
Spiked Amount 50.000			Recovery =	0.00%		
25) Nitrobenzene-d5	0.000	82	0	0.00	ppb	
Spiked Amount 50.000			Recovery =	0.00%		
51) 2-Fluorobiphenyl	0.000	172	0d	0.00	ppb	
Spiked Amount 50.000			Recovery =	0.00%		
73) 2,4,6-Tribromophenol	0.000	330	0	0.00	ppb	
Spiked Amount 50.000			Recovery =	0.00%		
86) Terphenyl-d14	0.000	244	0	0.00	ppb	
Spiked Amount 50.000			Recovery =	0.00%		
Target Compounds						Qvalue
103) Benzaldehyde	2.727	105	183801	40.25	ppb	# 81
105) Atrazine	7.952	215	84094	46.77	ppb	# 85
107) Benzidine	9.976	184	356298	32.74	ppb	99
109) 1,2,4,5-Tetrachloroben...	5.420	216	260801	41.42	ppb	99
111) Hydroquinone	4.987	110	253861	53.02	ppb	87

(#) = qualifier out of range (m) = manual integration (+) = signals summed

Quantitation Report (QT Reviewed)

Data Path : C:\msdchem\1\DATA\ez4639\
Data File : z93509.D
Acq On : 11 Jul 2014 11:23 am
Operator : ashleyv
Sample : cc4614-50
Misc : op76211,ez4639
ALS Vial : 3 Sample Multiplier: 1

Quant Time: Jul 11 16:32:32 2014
Quant Method : C:\MSDCHEM\1\METHODS\MZ4615.M
Quant Title : Semi Volatile GC/MS, ZB-5MS 15m x .25mm x .25um
QLast Update : Fri Jul 11 16:32:08 2014
Response via : Initial Calibration

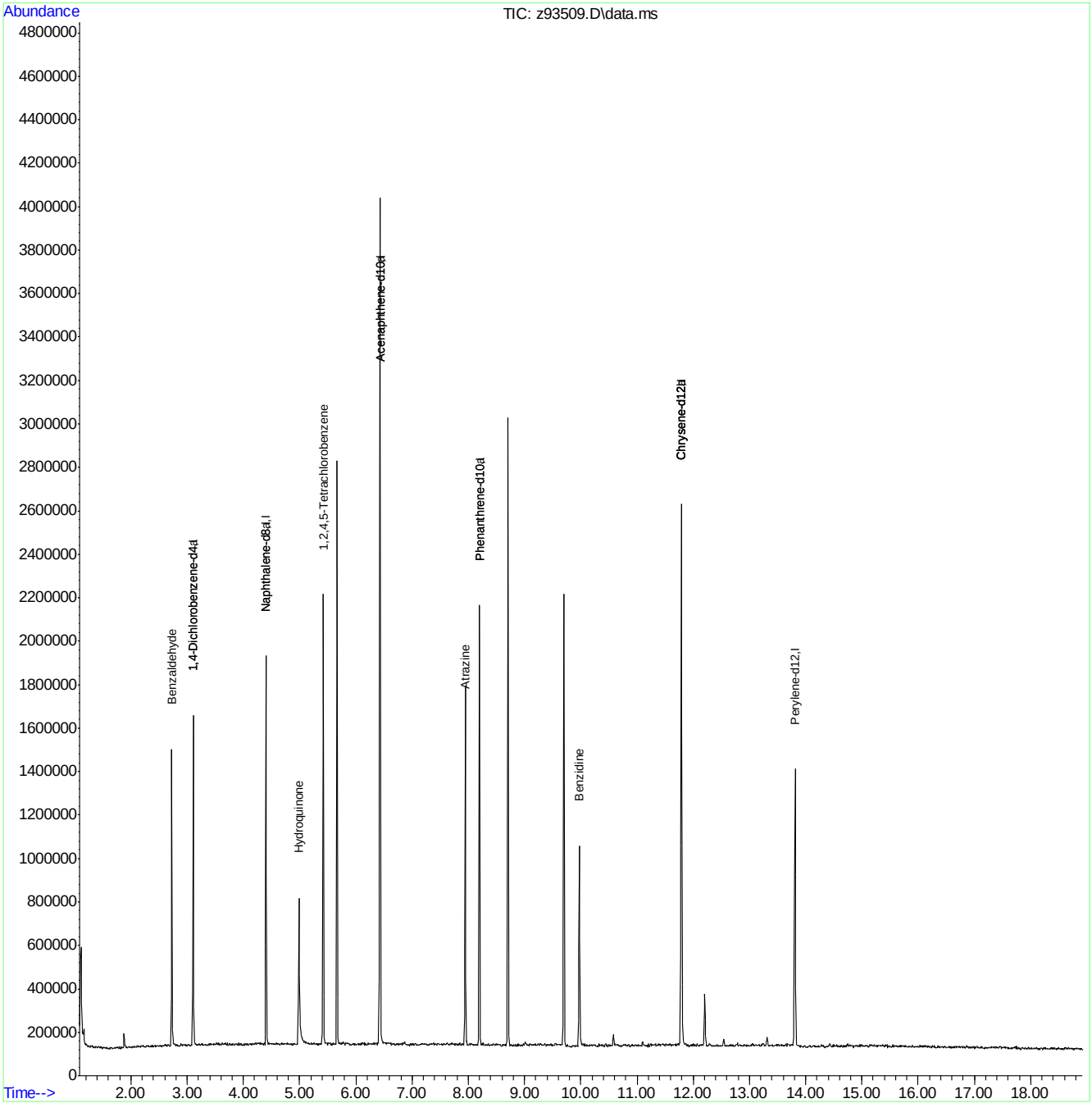

ACCUTEST.

SEMI-VOLATILE by GCMS ANALYSIS LOG

Batch ID: E6P357

Date: 6/26/14

Analyst Signature:

Standard Data

Lot #	Description	Conc.

Standard Data

Lot #	Description	Conc.
SV1413621119	DFTPP	50ppm
CK2933	Internal Standard	4000ppm
DK774	DCM (HW)	

Columns: RTX5MS (30m x .25mm x .25µm

Method 8270/625

Initial Cal. Method

Injection Volume: 1 µL

Manually integrated chromatographic peaks in the following reportable files have been reviewed and verified to comply with the criteria of Accutest SOP EQA044.

Supervisor Signature: Date: 7/1/14

R	Data File	Sample ID	Ext. Batch	Test	MTX	ALS #	Dilution	L+	IS	SU	Status (Data)	Comments
	6P8266	DFTPP				1					NG	qu2↑
	6P8267	IC357-25				4					NG	
	8268	DFTPP				1					OK	
	8269	IC357-2				2					x lot issues	Diethylphthalate ↑
	8270	-75				4						
	8271	DCM				3						
	8272	DFTPP			W	1					OK	
	8273	IC357-100		BNA		2					OK	SV1414923A
	8274	IC357-1				3					OK	SV1414923E
	8275	IC357-80				4					OK	SV1414923B
	8276	IC357-10				5					OK	SV1414923C
	8277	IC357-50				6					OK	SV1414946A
	8278	IC357-5				7					OK	SV1414923F
	8279	IC357-2				8					OK	SV1414923D
	8280	IC357-25				9					OK	SV1414946B

MTX = Matrix. Designate W for water, S for soil, O for oil. L+ =Library Search. IS = Internal Standard Area. SU = Surrogate.

Sample volume/weight used and final volumes refer to extraction log.

109

All strikeouts must be initialed, dated and reason code applied as follows:
1 = reviewer correction error; 2 = transcription error; 3 = computer miscalculation; 4 = analyst's correction error

Form: OR015-05
Rev. Date: 1/16/2006

9.7.1

9

ACCUTEST

SEMI-VOLATILE by GCMS ANALYSIS LOG

Batch ID: E6P358

Analyst Signature: [signature]

Date: 6/26/14

Standard Data

Lot #	Description	Conc.

Standard Data

Lot #	Description	Conc.
SV141362119	DFTPP	50ppm

Columns: RTX5msi 30mx.25mmx.25µ

Method 8270/625

Initial Cal. Method M6P357

Injection Volume: 1µL

Manually integrated chromatographic peaks in the following reportable files have been reviewed and verified to comply with the criteria of Accutest SOP EQA044.

Supervisor Signature: [signature] Date: 7/1/14

R	Data File	Sample ID	Ext. Batch	Test	MTX	ALS #	Dilution	L+	IS	SU	Status (Data)	Comments
	6P8281	DFTPP		SP 6/26/14 ~~TCL42~~	W	1					OK	
	8282	ic358-100		TCL42		10					OK	SV141419-34A
	8283	ic358-1				11					OK	SV141419-34H
	8284	ic358-80				12					OK	SV141419-34B
	8285	ic358-10				13					OK	SV141419-34E
	8286	icc358-50				14					OK	SV141419-34C
	8287	ic358-5				15					OK	SV141419 34F
	8288	ic358-2				16					OK	SV141419 34G
	8289	ic358-25				17					OK	SV141419 34D
	8290	icv357-50		Acid Spike		18					OK	OP141177125
	8291	icv357-50		BN1		19					OK	OP141177118
	8292	icv357-50		BN2		20					OK	OP141177110
	8293	icv357-50		ABN Surrogate		21					OK	OP141177117
	8294	icv357-50		Benzidine		22					OK	SV141419 44A
	8295	icv357-50		HQ		23					OK	SV141362101
	8296	icv357-50		Aniline		24					OK	OP141177111

MTX = Matrix. Designate W for water, S for soil, O for oil. L+ = Library Search. IS = Internal Standard Area. SU = Surrogate.

111

Sample volume/weight used and final volumes refer to extraction log.

All strikeouts must be initialed, dated and reason code applied as follows:
1 = reviewer correction error; 2 = transcription error; 3 = computer miscalculation; 4 = analyst's correction error

Form: OR015-05
Rev. Date: 1/16/2006

9.7.2

9

ACCUTEST.

SEMI-VOLATILE by GCMS ANALYSIS LOG

Batch ID: E6P367

7-7-14

Analyst Signature: AR

Standard Data

Description	Conc.

Standard Data

Lot #	Description	Conc.
SV1413641 19	DFTPP	50ppm
45	BNA	↓
↓ 40	TCL42	
CK2933	IS	4000ppm
DK774	DCM	

Columns: RTX5MS 30m x .25mm x .25um

Method 8270/625

Initial Cal. Method M6P357

Injection Volume: 1.0uL

Manually integrated chromatographic peaks in the following reportable files have been reviewed and verified to comply with the criteria of Accutest SOP EQA044.

Supervisor Signature: AS

Date: 7-8-14

Data File	Sample ID	Ext. Batch	Test	MTX	ALS #	Dilution.	L+	IS	SU	Status (Data)	Comments
06508	DFTPP				1					OK	8:52am
509	cc357-50		BNA		2					OK	aniline ↓ 4-nitrophenol ↑ 2,4-Dinitro ↓
510	cc358-50		TCL42		3					OK	benzaldehyde, benz ↓
511	acid verif.		SV13-1282-144		4					OK	
512	benzaldehyde verif.		SV1414 19-34H		5					OK	TCL42 1ppm
513	cf76137-mb1	76137	ABN8270	S	6					OK	
514	-bs1				7					OK	Ref: only
515	b70703-1		PAH		8					OK	
516	-2				9					OK	
517	-3				10					OK	
518	b70660-4				11					OK	
519	b70717-2		ABPPTCL42+		12					OK	
520	cf76040-mb1	76040	EPH PAH		13					OK	
521	-bs1				14					OK	
522	-bsd				15					OK	
523	b70302-2				16					OK	
524	b69624-2	75600	ABTCL1/+	S	17	2				OK	

W=Matrix. Designate W for water, S for soil, O for oil. L+ =Library Search. IS = Internal Standard Area. SU = Surrogate.

Sample volume/weight used and final volumes refer to extraction log.

145

Strikeouts must be initialed, dated and reason code applied as follows:
1 = reviewer correction error; 2 = transcription error; 3 = computer miscalculation; 4 = analyst's correction error

Form: OR015-05
Revised Date: 1/16/2006

9.7.3 9

ACCUTEST

SEMI-VOLATILE by GCMS ANALYSIS LOG

Batch ID: E6P367

Date: 7-7-14

Analyst Signature: AR

Standard Data		
Lot #	Description	Conc.

Standard Data		
Lot #	Description	Conc.
	See page 145	

Columns: Rtx5msi30mx.25mmx.25um

Method 8270/625

Initial Cal. Method MOP357

Injection Volume: 1.0ul

Manually integrated chromatographic peaks in the following reportable files have been reviewed and verified to comply with the criteria of Accutest SOP EQA044.

Supervisor Signature: AS

Date: 7-8-14

Data File	Sample ID	Ext. Batch	Test	MTX	ALS #	Dilution	L+	IS	SU	Status (Data)	Comments
S25	jb70546-3	76142	ABTCL11	W	18	10		/	\	RR/OK	RR1:2
S26	-4				19	10		/	\	RR/OK not using	RR1:2
S27	-5				20	20		/	\	OK	RR1:5
S28	-6				21	10		/	\	OK	
S29	-7				22	10		/	\	OK	
S30	-8				23	10		/	\	OK	
S31	-9				24	10		/	\	OK	RR1:5
S32	-10				25	10		/	\	OK	RR1:10
S33	jb70377-16	76070	PAH ~~ABSL~~ 7/7/14	W	26	4		/	\	OK	
S34	jb70278-5		ABSL ~~PAH~~ 7/7/14		27	5		/		not using	outta time 8:53pm
											AR 7/8/14

MTX = Matrix. Designate W for water, S for soil, O for oil. L+ = Library Search. IS = Internal Standard Area. SU = Surrogate.

Sample volume/weight used and final volumes refer to extraction log.

147

All strikeouts must be initialed, dated and reason code applied as follows:
1 = reviewer correction error; 2 = transcription error; 3 = computer miscalculation; 4 = analyst's correction error

Form: OR015-05
Date: 1/16/2006

9.7.3

9

ACCUTEST

SEMI-VOLATILE by GCMS ANALYSIS LOG

Batch ID: EM4300

Date: 6-12-13

Analyst Signature: SP

Standard Data

Lot #	Description	Conc.
SU141419	23F BNA	5 PPM
SU141362	138A BNA	50 PPM
	138D BNA	80 PPM
CH2933	IS	4000PPM
DN547	PCM (HW)	-

Standard Data

Lot #	Description	Conc.
SU141362	119 DFTPP	50ppm
SU141419	23A BNA	100 ppm
	23B	80PPM
	23C	10PPM
	23D BNA	2PPM
	23E BNA	1PPM

Columns: RTxSMS30mx.25mmx.25um

Method 8270/625

Initial Cal. Method mm4300

Injection Volume: 1µl

Manually integrated chromatographic peaks in the following reportable files have been reviewed and verified to comply with the criteria of Accutest SOP EQA044.

Supervisor Signature: DA

Date: 6-13-14

R	Data File	Sample ID	Ext. Batch	Test	M TX	ALS #	Dilution	L +	I S	S U	Status (Data)	Comments
	m105034	DFTPP			W	1					~~Bad tune~~ not used	Bad tune
	35	DFTPP				1					OK	9:52AM
	36	IC4300-100				2					OK	
	37	-1				3					OK	
	38	-80				4					OK	
	39	-50				5					OK	
	40	-25				6					OK	
	41	-10				7					OK	
	42	-5				8					OK	
	m1050 43	-2				9					OK	

TX = Matrix . Designate W for water, S for soil, O for oil. L+ =Library Search. IS = Internal Standard Area. SU = Surrogate.

Sample volume/weight used and final volumes refer to extraction log.

175

All strikeouts must be initialed, dated and reason code applied as follows:
1 = reviewer correction error; 2 = transcription error; 3 = computer miscalculation; 4 = analyst's correction error

Form: OR015-05
Rev. Date: 1/16/2006

9.7.4

ACCUTEST

SEMI-VOLATILE by GCMS ANALYSIS LOG

Batch ID: EM4301

Date: 6-12-13

Analyst Signature: SP

Standard Data

Lot #	Description	Conc.
SU141362119	136F TCL42	5PPM
	136G	2PPM
	136H	1PPM
CK2933	IS	4000/µf
DK547	Dell kerd	—

Standard Data

Lot #	Description	Conc.
SU141362119	DFTPP	50PPM
	136A TCL42	100PPM
	136B	80PPM
	137B	50PPM
	137D	25PPM
	136E	10PPM

Columns: RT+SMJ30mx.25mmx.25µm

Method 8270/625

Initial Cal. Method mm4300

Injection Volume: 1µl

Manually integrated chromatographic peaks in the following reportable files have been reviewed and verified to comply with the criteria of Accutest SOP EQA044.

Supervisor Signature: OA

Date: 6-13-13

R	Data File	Sample ID	Ext. Batch	Test	MTX	ALS #	Dilution	L+	IS	SU	Status (Data)	Comments
	m105044	DFTPP			W	1					no Data	
	45	DFTPP				1					OK	2:35 PM
	46	IC4301-100		TCL42		2					OK	
	47	-80				3					OK	
	48	-50				4					OK	
	49	-25				5					OK	
	50	-10				6					OK	
	51	-5				7					OK	
	52	-2				8					OK	
	53	-1				9					OK	
	54	ICU4300-50		BH1		10					OK	OP14117717
	55	-50		BH2		11					OK	OP14117742
	56	-50		ABHsur		12					OK	OP14117733
	57	-50		Aniline		13					OK	OP14117761
	58	-50		Acid		14					not using	OP14117788 (Acid failed low #60)
	59	-50		Benzidine		15					OK	SU141362728
	m105060	-50		HQ		16					OK	OP141130141

MTX = Matrix. Designate W for water, S for soil, O for oil. L+ =Library Search. IS = Internal Standard Area. SU = Surrogate.

Sample volume/weight used and final volumes refer to extraction log.

177

All strikeouts must be initialed, dated and reason code applied as follows:
1 = reviewer correction error; 2 = transcription error; 3 = computer miscalculation; 4 = analyst's correction error

Form: OR015-05
Rev. Date: 1/16/2006

9.7.5

9

ACCUTEST

SEMI-VOLATILE by GCMS ANALYSIS LOG

Batch ID: EM4302

Date: 6-13-13

Analyst Signature: SP

Standard Data

Lot #	Description	Conc.

Standard Data

Lot #	Description	Conc.
SU141362119	DFTPP	50ppm
DK547	DCM	HW
CH2933	IS	4000ppm

Columns: RTX5MS30M X.25MM X.25µM

Method 8270/625

Initial Cal. Method MM4300

Injection Volume: 1µl

Manually integrated chromatographic peaks in the following reportable files have been reviewed and verified to comply with the criteria of Accutest SOP EQA044.

Supervisor Signature: [signature]

Date: 6-13-14

R	Data File	Sample ID	Ext. Batch	Test	MTX	ALS #	Dilution.	L+	IS	SU	Status (Data)	Comments
	M105061	DFTPP			W	1					OK	8:56 AM
	62	ICV4300-50		Acid		2					not usns	OP141177112, Retuned #160 AREA 4
	63	DFTPP				1					OK	9:39 AM
	64	ICV4300-50		Acid		2					OK	OP141177112

MTX = Matrix . Designate W for water, S for soil, O for oil. L+ =Library Search. IS = Internal Standard Area. SU = Surrogate.

Sample volume/weight used and final volumes refer to extraction log.

179

All strikeouts must be initialed, dated and reason code applied as follows:
1 = reviewer correction error; 2 = transcription error; 3 = computer miscalculation; 4 = analyst's correction error

Form: OR015-05
Rev. Date: 1/16/2006

9.7.6

9

ACCUTEST.

SEMI-VOLATILE by GCMS ANALYSIS LOG

Batch ID: Em 4336

Date: 7-5-14

Analyst Signature: AS

Columns: RTx5msi30m*25u*25u

Method 8270/625

Initial Cal. Method MM 4300

Injection Volume: 1µl

Standard Data

Lot #	Description	Conc.

Standard Data

Lot #	Description	Conc.
SL4362119	DFTPP	50ppm
SL4419-36	BNDA	↓
41	TCL42	↓
CC2933	IS-	40000ppb
DC774	DCM	(1mL)

Manually integrated chromatographic peaks in the following reportable files have been reviewed and verified to comply with the criteria of Accutest SOP EQA044.

Supervisor Signature: OA Date: 7-7-14

LR	Data File	Sample ID	Ext. Batch	Test	MTX	ALS #	Dilution	L+	IS	SU	Status (Data)	Comments
	m106036	DFTPP			W	1					OK	11:12 AM
	037	CC4300-50				2					OK	2,176↓
	038	CC4301-50		TCL42		3					OK	
	039	BNA ver		1ppm		4						wrong Bottle.
	040	BNA ver				5					OK	
	041	op76174-MB1	76174	ABN+	W	6		+	-		OK	
	042	-BS1				7			-		OK	
	043	JB70821-1		ABTCL20+		8		+	-		OK	
	044	JB70753-1		ABSCL		9			-	↓	OK	Sent to Rx
	045	-2				10			-	↓	OK	
	046	-3				11			-	↓	OK	
	047	-4				12			-	↓	OK	
	048	JB70773-1		PAH		13			-	-	OK	
	049	-2				14			-	-	OK	
	050	-3				15			-	-	OK	
	051	-4				16			-	-	OK	
	052	-5				17			-	-	OK	

MTX = Matrix. Designate W for water, S for soil, O for oil. L+ =Library Search. IS = Internal Standard Area. SU = Surrogate.

Sample volume/weight used and final volumes refer to extraction log.

105

All strikeouts must be initialed, dated and reason code applied as follows:
1 = reviewer correction error; 2 = transcription error; 3 = computer miscalculation; 4 = analyst's correction error

Form: OR015-05
Rev. Date: 1/16/2006

9.7.7

9

ACCUTEST

SEMI-VOLATILE by GCMS ANALYSIS LOG

Batch ID: EM 4336

Date: 7-5-14

Analyst Signature: AS

Standard Data		
Lot #	Description	Conc.

Standard Data		
Lot #	Description	Conc.
	Seyg 105	

Columns: RTX 5ms 30mm 25mm 25mm

Method 82701625

Initial Cal. Method MM4300

Injection Volume: 1ul

Manually integrated chromatographic peaks in the following reportable files have been reviewed and verified to comply with the criteria of Accutest SOP EQA044.

Supervisor Signature: QA

Date: 7-7-14

R	Data File	Sample ID	Ext. Batch	Test	MTX	ALS #	Dilution.	L+	IS	SU	Status (Data)	Comments
	M106053	JB70773-6	76174	PAH	W	18			✓	✓	OK	
	054	-7				19			✓	✓	OK	
	055	JB74500-63		ABTCL20+		20		+	✓	✓	OK	
	056	JB70644-14				21		+	✓	✓	OK	
	057	JB70672-5				22		+	✓	✓	OK	
	058	-10				23		+	✓	✓	OK	
	059	JB70692-1		BNJTCL4+		24		+	✓	✓	OK	
	060	OP76174-MS		ABN		25			✓	✓	OK	
	061	-MSD				26			✓	✓	OK	11:00PM

MTX = Matrix . Designate W for water, S for soil, O for oil. L+ =Library Search. IS = Internal Standard Area. SU = Surrogate.

Sample volume/weight used and final volumes refer to extraction log.

107

All strikeouts must be initialed, dated and reason code applied as follows:
1 = reviewer correction error; 2 = transcription error; 3 = computer miscalculation; 4 = analyst's correction error

Form: OR015-05
Rev. Date: 1/16/2006

9.7.7

9

ACCUTEST.

SEMI-VOLATILE by GCMS ANALYSIS LOG

Batch ID: EZ4614

Date: 6-23-14

Analyst Signature: AR

Standard Data

Lot #	Description	Conc.

Standard Data

Lot #	Description	Conc.
SV141762-119	DFTPP	50ppm
CK2433	IS	4000ppm
DK549	DCM	

Columns: Rtx5ms30mmx.25mmx.25um

Method 8270/625

Initial Cal. Method EZ4613 AR 6/23/14

Injection Volume: 1.0uL

Manually integrated chromatographic peaks in the following reportable files have been reviewed and verified to comply with the criteria of Accutest SOP EQA044.

Supervisor Signature: [signature] Date: 6-25-14

Data File	Sample ID	Ext. Batch	Test	MTX	ALS #	Dilution.	L+	IS	SU	Status (Data)	Comments
Z 92 842	DFTPP				1					OK	
843	ICV4614-100		TCL42		11					OK	/ SV141414-34A
844	-80				12					OK	/ 34B
845	ICV4614-50				13					OK	/ 34C
846	ICV4614-25				14					OK	/ 34D
847	-10				15					OK	/ 34E
848	-5				16					OK	/ 34F
849	-2				17					OK	/ 34G
850	-1				18					OK	/ 34H
851	ICV4614-50		acid		19					not using	RR BNA op14177-125
852	ICV4613-50		BN1		20					RR	op14-11777 47,99,101
853	ICV4613-50		BN2		21					AR 6/25/14 OK not using	op14177-42 1,2,4,5-Tetrachlorobenzene
854	ICV4613-50		aniline		22					not using	op14177-61
855	ICV4613-50		benz.		23					OK	op14-1177-37 72B
856	ICV4613-50		HQ		24					OK	AR 6/25/14 SV141362-72B 33
857	ICV4613-50		SURR		25					not using	RR BNA SV141362-101
											AR 6/24/14

MTX = Matrix. Designate W for water, S for soil, O for oil. L+ =Library Search. IS = Internal Standard Area. SU = Surrogate.

Sample volume/weight used and final volumes refer to extraction log.

43

All strikeouts must be initialed, dated and reason code applied as follows:
1 = reviewer correction error; 2 = transcription error; 3 = computer miscalculation; 4 = analyst's correction error

Form: OR015-05
Rev. Date: 1/16/2006

9.7.8

9

ACCUTEST.

SEMI-VOLATILE by GCMS ANALYSIS LOG

Batch ID: EZ4615

Date: 6-24-14

Analyst Signature: AR

Columns: Rtx5ms 30mmx25mmx.25um

Method 8270/625

Initial Cal. Method MZ4615.5

Also 6124@

Injection Volume: 1.0uL

Standard Data

Lot #	Description	Conc.

Standard Data

Lot #	Description	Conc.
SV14362-119	DFTPP	50ppm
CK2933	IS	40ug/ml
DK547	DCM /HW	

Manually integrated chromatographic peaks in the following reportable files have been reviewed and verified to comply with the criteria of Accutest SOP EQA044.

Supervisor Signature: [signature] Date: 6-25-14

R	Data File	Sample ID	Ext. Batch	Test	MTX	ALS #	Dilution.	L+	IS	SU	Status (Data)	Comments
	Z92858	DFTPP				1					not usable	
	859	iCV4613-50		BN w/o anilines		2					↓	op141177-118
	860	iCV4613-50		BN1		3					↓	op141177-17 cresols ↓
	861	DFTPP				1					ok	new seal, move wool, bake
	862	ic4615-50		BNA		4					ok	/
	863	ic4615-100				5					ok	/
	864	-1				6					ok	/
	865	-2				7					ok	/
	866	-5				8					ok	/
	867	-10				9					ok	/
	868	-25				10					ok	/
	869	-80				11					ok	/
	870	iCV4615-50		BN1		12					ok	/ op14-1177-17
	871	iCV4615-50		acid		13					ok	/ 60 area ↓ -125
	872	iCV4615-50		BN2		14					ok	/ -42
	873	iCV4615-50		anilines		15					ok	/ -61
	874	iCV4615-50		SURR		16					ok	/ -33

MTX = Matrix . Designate W for water, S for soil, O for oil. L+ =Library Search. IS = Internal Standard Area. SU = Surrogate.

Sample volume/weight used and final volumes refer to extraction log.

45

All strikeouts must be initialed, dated and reason code applied as follows:
1 = reviewer correction error; 2 = transcription error; 3 = computer miscalculation; 4 = analyst's correction error

Form: OR015-05
Rev. Date: 1/16/2006

ACCUTEST

SEMI-VOLATILE by GCMS ANALYSIS LOG

Batch ID: EZ4615

Date: 6-24-14

Analyst Signature: AR

Standard Data		
Lot #	Description	Conc.

Standard Data		
Lot #	Description	Conc.
	see pg. 45	

Columns: Rtx5msi30mmx25mmx-25mm

Method 8270/625

Initial Cal. Method MZ46135 AM06124 ①

Injection Volume: 1.0ml

Manually integrated chromatographic peaks in the following reportable files have been reviewed and verified to comply with the criteria of Accutest SOP EQA044.

Supervisor Signature: [signature] Date: 6/25/14

R	Data File	Sample ID	Ext. Batch	Test	MTX	ALS #	Dilution.	L+	IS	SU	Status (Data)	Comments
	Z92875	iCV4615-50		benz.		17					not using ~~OK~~ AR 6/25/14	Area ↑ 3.3, benz. Rpt from TCL42 SV141362-72B
	876A	BN1+2		op14-1177-132		18					OK	Ref only ↓ reran as A file instrument shut down
	877A	ABN Surrogate		op14-1177-134		19					OK	
	878	iCV4615-100				20					OK	Ran after Z92874 SV14-1419-20
												AR 6/25/14

MTX = Matrix. Designate W for water, S for soil, O for oil. L+ =Library Search. IS = Internal Standard Area. SU = Surrogate.

Sample volume/weight used and final volumes refer to extraction log.

47

All strikeouts must be initialed, dated and reason code applied as follows:
1 = reviewer correction error; 2 = transcription error; 3 = computer miscalculation; 4 = analyst's correction error

Form: OR015-05
Rev. Date: 1/16/2006

9.7.9

9

ACCUTEST.

SEMI-VOLATILE by GCMS ANALYSIS LOG

Batch ID: EZ9638

Date: 7/10/2019

Analyst Signature: AMD

Standard Data

Lot#	Description	Conc.

Standard Data

Lot #	Description	Conc.
SMA136219	DFTPP	50ppm
SMA141915	BNA	25ppm
SMA141910	TCL12	25ppm
CK2933	Internal Std.	4000ppm
DK494	DCM (HW)	—

Columns: 12TX5TMS30m x .25mm x .25µm

Method 8270/625

Initial Cal. Method MZ9615

Injection Volume: µL

Manually integrated chromatographic peaks in the following reportable files have been reviewed and verified to comply with the criteria of Accutest SOP EQA044.

Supervisor Signature: [signature] Date: 7-11-14

R	Data File	Sample ID	Ext. Batch	Test	MTX	ALS #	Dilution.	L+	IS	SU	Status (Data)	Comments
	93480	DFTPP				1					ok	1037ppm
	93481	CC9615-25		BNA	W	2					ok	4↓
	93482	CC9619-25		TCL12	W	3					ok	benzidine area at
	93483	bnavert1		verification	W	4					ok	SRM1928B 1ppm
	93484	op14121919 acidspike				5					ok	
	93485	op14121921 bn1				6					ok	
	93486	op14121922 bn2				7					ok	
	93487	op14121920 aciline				8					ok	
	93488	op76137-mb1	761371	ABS870	S	9					ok	
	93489	-lcs1				10					ok	4-nitrophenol 2,4,6-trichlorophenol 2-chloronaphthalene ↑
	93490	-ms				11			5,6↓		ok	RR for CFI
	93491	-msd				12					ok	
	93492	JB70672-1		ABSCC20		13					ok	
	93493	-2				14					ok	
	93494	-3				15					ok	
	93495	-4				16					ok	
	93496	-7				17			5↓		ok	RR for CFI

MTX = Matrix. Designate W for water, S for soil, O for oil. L+ = Library Search. IS = Internal Standard Area. SU = Surrogate.

Sample volume/weight used and final volumes refer to extraction log.

131

All strikeouts must be initialed, dated and reason code applied as follows:
1 = reviewer correction error; 2 = transcription error; 3 = computer miscalculation; 4 = analyst's correction error

Form: OR015-05
Rev. Date: 1/16/2006

9.7.10

ACCUTEST.

SEMI-VOLATILE by GCMS ANALYSIS LOG

Batch ID: E24638

Date: 7/10/2014

Analyst Signature: AMD

Standard Data		
Lot #	Description	Conc.

Standard Data		
Lot #	Description	Conc.
	see page 131	

Columns: 12TK5TMS30 mx 15mmx25µm

Method 8270/625

Initial Cal. Method MZ4615

Injection Volume: µL

Manually integrated chromatographic peaks in the following reportable files have been reviewed and verified to comply with the criteria of Accutest SOP EQA044.

Supervisor Signature: [signature] Date: 7-11-14

R	Data File	Sample ID	Ext. Batch	Test	MTX	ALS #	Dilution	L+	IS	SU	Status (Data)	Comments
	93497	JB70672-8	76137-1	ABTCL20	S	18			/	/	OK	
	93498	-9				19			/	↑	OK	ND
	93499	-11				20			/	/	OK	
	93500	-12				21			5,6 ↓	/	OK	RE for CFI
	93501	JB70730-1		ABTCL20+		22		+	5,6 ↓	/	OK	
	93502	-2				23		+	/	/	OK	
	93503	JB70687-1A		ABTCL20+		24		+	5,6,7 ↓	/	OK	RE for CFI RX
	93504	-2A				25		+	/	↑	OK	RX
	93505	-3A				26		+	5,6 ↓	/	OK	RE for CFI
	93506	JB70861-1A	76248 (7) RE 7/11/14	TCLP	W	27			/	/	OK	8:55pm

MTX = Matrix . Designate ~~W for water~~, S for soil, O for oil. L+ =Library Search. IS = Internal Standard Area. SU = Surrogate

AB 7/11/14

Sample volume/weight used and final volumes refer to extraction log.

133

All strikeouts must be initialed, dated and reason code applied as follows:
1 = reviewer correction error; 2 = transcription error; 3 = computer miscalculation; 4 = analyst's correction error

Form: OR015-05
Rev. Date: 1/16/2006

ACCUTEST.

SEMI-VOLATILE by GCMS ANALYSIS LOG

Batch ID: EZ4639

Date: 7/11/14

Analyst Signature: AB

Standard Data

Lot #	Description	Conc.

Standard Data

Lot #	Description	Conc.
SV4136+14	DFTPP	50ppm
45a	BNA	↓
↓ 46b	TCL42	
CK2933	IS	40000ppm
DK494	DCM (HW)	/

Columns: RTx5ms: 30m x .25mm x .25um

Method 8270/625

Initial Cal. Method MZ4615

Injection Volume: 1.0ul

Manually integrated chromatographic peaks in the following reportable files have been reviewed and verified to comply with the criteria of Accutest SOP EQA044.

Supervisor Signature: [signature] Date: 7/27/14

R	Data File	Sample ID	Ext. Batch	Test	MTX	ALS #	Dilution	L+	IS	SU	Status (Data)	Comments
	Z93507	DFTPP				1					OK	10:44am
	508	CC4615-50		BNA		2					OK	61 ↑
	509	CC4614-50		TCL42		3					OK	
	510	op76077-mb1	76077			4					OK	
	511	op76041-mb1	76041			5					OK	
	512	j669563-1		ABTCL11+	S	6	50		5,6		not using	moved to 3E
	513	-45				7	20		5,6 ↓		↓	
	514	j670550-1	76077	PAH	S	8	5		5,6 ↓		↓	moved to 3E
	515	j670687-1a	76137	ABTCL20+	S	9	2		5,6 ↓	↑	OK	RR 7/14/14 ~~CFI~~ CFS
	516	-2a				10	2		6 ↓		not using	RR
	517	j670672-7		ABTCL20	S	11			4,5 ↓	↑	OK	CFI
	518	-12				12			5,6 ↓	/	↓	
	519	j670730-1		ABTCL20+	S	13		+	5,6 ↓	↑	↓	
	520	op76137-ms				14			4,6 ↓	/	↓	
	521	op76294-mb1	76294	PAH	W	15			/	/	OK	Ran after Z93513
	522	-bs				16			/		RX	RX batch BS fail
	523	j671194-1a				17			/	/	OK	↓

MTX = Matrix. Designate W for water, S for soil, O for oil. L+ =Library Search. IS = Internal Standard Area. SU = Surrogate.

Sample volume/weight used and final volumes refer to extraction log.

All strikeouts must be initialed, dated and reason code applied as follows:
1 = reviewer correction error; 2 = transcription error; 3 = computer miscalculation; 4 = analyst's correction error

135

Form: OR015-05
Rev. Date: 1/16/2006

9.7.11

9

ACCUTEST

SEMI-VOLATILE by GCMS ANALYSIS LOG

Batch ID: EZ4639

Date: 7/11/14

Analyst Signature: AR

Standard Data

Lot #	Description	Conc.

Standard Data

Lot #	Description	Conc.
	See pg. 135	

Columns: Rtx5MSi36mx-25mmx2Tm

Method 8270/625

Initial Cal. Method M746115.

Injection Volume: 1.0uL

Manually integrated chromatographic peaks in the following reportable files have been reviewed and verified to comply with the criteria of Accutest SOP EQA044.

Supervisor Signature: [signature] Date: 7/7/14

R	Data File	Sample ID	Ext. Batch	Test	MTX	ALS #	Dilution	L+	IS	SU	Status (Data)	Comments
	Z93524	jb70687-3a	76137	ABTCL20+	S	18		X	5/6 X	1X	dk	
	525	op76245-LS7	76245	TCLP	W	19			6X	/	dk	
	526	op76245-LS8 AR 7/11/14				20			/	/	dk	
	527	op76245-LS08				21			/	/	dk	
	528	jb70803-1				22			/	/	dk	
	529	-2				23			/	/	dk	
	530	jb70749-2				24			/	/	dk	
	531	jb70798-1a	76245		W	25			/	/	dk	
	532	jb70845-1a	76289	TCLP	W	26			/	/	dk	
	533	jb70781-1	76157	ABTCL20+	S	27		X	5/6 X	/	dk	9:41pm

MTX = Matrix. Designate W for water, S for soil, O for oil. L+ =Library Search. IS = Internal Standard Area. SU = Surrogate.

Sample volume/weight used and final volumes refer to extraction log.

137

All strikeouts must be initialed, dated and reason code applied as follows:
1 = reviewer correction error; 2 = transcription error; 3 = computer miscalculation; 4 = analyst's correction error

Form: OR015-05
Rev. Date: 1/16/2006

9.7.11

9

Accutest Laboratories

EXT-SO

ABN Extraction Log - Solids

BATCH # MS76137 | RACK# C-5

Date started: 07/02/14 Time started: 3:30 pm
Date finished: 07/02/14 Time finished: 4:30 pm

EXTRACTION METHOD: (Check one): Microwave SW3546 ____ Sonication SW3550C ✓
Waste Dil. SW3580A ____ Soxhlet SW3540C ____

Sample #	Analysis Type	Sample Bottle #	Sample Description	Sample Wet Wt. (g)	Microwave ID	Decant Y	Decant N	Final Extract Color	Final Extract Vol(ml)	GPC Cleanup		Comments
BS	ABN		Nansoy	35.0				yellow	1			
~~JB70672-12 MS~~	~~RD @ 7/02/14~~	~~1~~	~~clay~~	~~31.4~~				~~yellow~~	1			
~~1 MSD~~		~~1~~	~~clay~~	~~31.8~~				~~yellow~~	1			
MB1 BS			Nansoy	35.0				clear	1			
JB70672-12 MS		1	mud	31.5				green	1			
1 MSD		1	mud	32.7				green	1			
JB70703-1	ABN	1	Soil	30.6				green	1			
-2		1	Soil	31.0				brown	1			
-3		2	Soil	31.5				yellow	1			
JB70660-4		1	Sand	32.3				yellow	1			
JB70672-1		1	Clay	30.6				green	1			
-2		1	Wet Soil	30.2				green	1			
-3		1	Wet Soil	31.1				yellow	1			
-4		1	Wet Soil	32.8				green	1			
-7		1	Wet Soil	32.0				green	1			
-8		1	Wet Soil	30.3				green	1			
-9		1	mud	31.6				yellow	1			
~~RD @ 7/02/14 -10~~												
-11		1	mud	30.3				yellow	1			
-12		1	mud	32.3				green	1			
JB70730-1		1	Soil	32.7				yellow	1			
-2		1	Soil	31.6				clear	1			
JB70687-1A		1	Soil	30.1				green	1			
-2A		2	Soil	32.8				yellow	1			
-3A		1	Soil	31.2				yellow	1			
JB70717-2		1	Soil	30.7				clear	1			

Ext By:	AQ9 / FN
Conc By:	SA / TM / FN
Vialed By:	TM / AQ9
Relinquished by:	AQ9
Accepted by:	
Supervisor Review:	[signature] 07/02/14

Equipment	ID	Temp	Pres
WaterBath	5	80°C	
TurboVAP			
NEVAp	2	35°C	
Balance	B-47	N/A	N/A

SURROGATE	Lot #	Conc ppm	Amt mL
ABN OP	141177134	50	1

WITNESS SIGN: FN

MATRIX SPIKE	LOT #	Conc ppm	Amt mL
Acid OP	141177138	50	1
Base #1 w/o Aniline OP	141177118	50	1
Base #2 OP	141177132	50	1
Aniline OP	141177123	50	1

WITNESS SIGN: FN

SOLVENT	LOT #	BRAND
1:1 MC/ ACE	DK774 DK631	HW
METH CHLOR	DK774	HW

REAGENTS	LOT #	BRAND
SODIUM SULF.	136683	Filter
FILTER PAPER	Fcd0482	Filter
HYDROMATRIX		

Comments:

OP019A-01
Date: 04/09/13

45

Accutest Laboratories

EXT-AQ

Date Started: 7/4/14 Time Started: 10:30A
Date Finished: 7/4/14 Time Finished: 1:20

Acid Base/Neutrals Extraction Log - Liquid

BATCH # MS76174 RACK# D8

EXTRACT METHOD (check one): Sep Funnel SW 3510C / EPA 625 ✓ Cont Liq-Liq SW3520C_____

	Sample #	Analysis Type	Sample Bottle #	pH	Sample Description	Sample Volume (ml) Oil Wt (g)	pH Adjust (ml) <2 H2SO4	pH Adjust (ml) >11 NaOH	Final Extract Color	Final Extract Vol(ml)	Misc. GPC Cleanup	Misc.	Comments
	MB 1	ABN			DIH2O	1000	1	4	clear	1			
	BS 1				DIH2O	1000	1	4	yellow	1			
	JB70753-1 MS		2		yellow	475	1	4	yellow	1			
	1 MSD		2		yellow	475	1	4	yellow	1			
	BS 12	Sim			DIH2O	1000	1	4	clear	1			
	BSD12 ~~MS~~	Sim			DIH2O	1000	1	4	clear	1			
	MSD												
1	JB70773-1	BN	2		1+ yellow	1000		1	1. yellow	1			
2	2		2		1+ yellow	1000		1	clear	1			
3	3		1		1+ yellow	1000		1	yellow	1			
4	4		2		1+ yellow	1000		1	yellow	1			
5	5		1		1+ yellow	1000		1	clear	1			
6	6		1		Brown	1000		1	brown	1			
7	7		2		1+ Brown	890		1	1. yellow	1			
8	JB70821-1	ABN	10,11,13		clear	900*	1	4	1. yellow	1			
9	JB64500-63		2		clear	910	1	4	clear	1			
10	JB70644-14		7		clear	1000	1	4	clear	1			
11	JB70672-5		1		clear	920	1	4	clear	1			
12	10		2		clear	920	1	4	clear	1			
13	JB70675-21AKH		4		clear	980	1	4	clear	1			
14	JB70692-1	BN	2		yellow	1000		1	clear	1			
15	JB70747-1 A		2		Brown	1000		1	1. yellow	1			
16	2		1		Brown	920		1	yellow	1			
17	JB70753-1 B	ABN	1		yellow	1000		1	1. yellow	1			
18	2 4	ABN	1		yellow	970		1	1. yellow	1			
19	3 5	ABN	2		clear	980		1	clear	1			
20	4 6	ABN	2		clear	960		1*	clear	1			

COMMENTS: * used 1 three 300 ml bottles # 10,11,13.

See back for instructions

15

Ext By:	RM/BJ/MS
Conc by:	AQ9
Vialed by:	AQ9
Relinquished by:	
Accepted by:	
Supervisor review:	[signature] 7/4/14

Equipment	ID	Temp	Pres
Waterbath	2,3	80	N/A
NEVAP	1	35	
Turbo vap			
PowerVap			

Surrogate	Lot #	Conc	Amt
ABN	141177126	50	1
Anilins	141177123	50	1
Witness Sign:	MS		

Matrix Spike	Lot #	Conc	Amt
Acid	141177125	50	1
Base #1	141177128	50	1
Base #2	141177125	50	1
Witness Sign:	MS		
BSim	141177133	1	1

SOLVENT	Lot #	Brand	Amt
1:1 MC/Acetone			
McCL2	DK774	AW	6/60

Reagent	Lot #	Brand
Sodium Sulfate	136683	Fisher
~~Filter Paper~~ Glasswool	7435	Lab
Hydromatrix		
H2SO4	410227	BDH
NaOH	311211*	BDH

Prep Log OP76174 page 1 of 1
1122 of 1657
ACCUTEST LABORATORIES
JB70672
9.8.2 6

New Jersey ACCUTEST LABORATORIES

Metals Analysis

QC Data Summaries

Includes the following where applicable:

- Instrument Runlogs
- Initial and Continuing Calibration Blanks
- Initial and Continuing Calibration Checks
- High and Low Check Standards
- Interfering Element Check Standards
- Method Blank Summaries
- Matrix Spike and Duplicate Summaries
- Blank Spike and Lab Control Sample Summaries
- Serial Dilution Summaries
- IDL and Linear Range Summaries

Accutest Laboratories Instrument Runlog
Inorganics Analyses

Login Number: JB70672
Account: LANGAN - Langan Engineering & Environmental
Project: Carroll Gardens, 363-365 Bond Street, Brooklyn, NY

File ID: SB070314M1.ICP Date Analyzed: 07/03/14 Methods: EPA 200.7, SW846 6010C
Analyst: RR Run ID: MA34389
Parameters: Al,Sb,As,Ba,Be,Cd,Ca,Cr,Co,Cu,Fe,Pb,Mg,Mn,Ni,K,Se,Ag,Na,Tl,V,Zn

Time	Sample Description	Dilution Factor	PS Recov	Comments
11:48	MA34389-STD1	1		STDA
11:55	MA34389-STD2	1		STDB
12:01	ZZZZZZ	1		
12:07	ZZZZZZ	1		
12:15	MA34389-ICV1	1		
12:29	MA34389-ICB1	1		
12:38	MA34389-ICCV1	1		
12:55	MA34389-CCB1	1		
13:01	ZZZZZZ	1		
13:07	MA34389-CRI1	1		
13:13	MA34389-CRID1	1		
13:19	MA34389-CRIA1	1		
13:26	MA34389-ICSA1	1		
13:32	MA34389-ICSAB1	1		
13:38	ZZZZZZ	1		
13:45	ZZZZZZ	1		
13:51	ZZZZZZ	1		
13:57	MA34389-CCV1	1		
14:03	MA34389-CCB2	1		
14:10	ZZZZZZ	1		
14:16	ZZZZZZ	1		
14:22	ZZZZZZ	1		
14:29	ZZZZZZ	1		
14:35	ZZZZZZ	1		
14:41	ZZZZZZ	1		
14:47	ZZZZZZ	1		
14:54	ZZZZZZ	1		
15:00	ZZZZZZ	1		
15:07	MA34389-CCV2	1		
15:13	MA34389-CCB3	1		
15:19	ZZZZZZ	2		
15:25	ZZZZZZ	3		
15:32	MP80430-MB1	1		

Accutest Laboratories Instrument Runlog
Inorganics Analyses

Login Number: JB70672
Account: LANGAN - Langan Engineering & Environmental
Project: Carroll Gardens, 363-365 Bond Street, Brooklyn, NY

File ID: SB070314M1.ICP Date Analyzed: 07/03/14 Methods: EPA 200.7, SW846 6010C
Analyst: RR Run ID: MA34389
Parameters: Al,Sb,As,Ba,Be,Cd,Ca,Cr,Co,Cu,Fe,Pb,Mg,Mn,Ni,K,Se,Ag,Na,Tl,V,Zn

Time	Sample Description	Dilution Factor	PS Recov	Comments
15:38	MP80430-LC1	1		
15:44	MP80430-S1	1		
15:50	MP80430-S2	1		
15:56	JB70619-1F	1		(sample used for QC only; not part of login JB70672)
16:03	MP80430-SD1	5		
16:09	ZZZZZZ	1		
16:15	MA34389-CCV3	1		
16:21	MA34389-CCB4	1		
16:27	ZZZZZZ	1		
16:34	ZZZZZZ	1		
16:40	ZZZZZZ	1		
16:46	ZZZZZZ	1		
16:52	ZZZZZZ	1		
16:59	ZZZZZZ	1		
17:05	ZZZZZZ	1		
17:11	ZZZZZZ	1		
17:17	ZZZZZZ	1		
17:24	MA34389-CCV4	1		
17:30	MA34389-CCB5	1		
17:36	ZZZZZZ	1		
17:42	MP80445-MB1	1		
17:49	MP80445-B1	1		
17:55	MP80445-LC1	1		
18:01	MP80445-S1	1		
18:07	MP80445-S2	1		
18:13	JB70422-1	1		(sample used for QC only; not part of login JB70672)
18:19	MP80445-SD1	5		Si high rsd.
18:25	MP80445-S3	1		
18:32	MA34389-CCV5	1		
18:38	MA34389-CCB6	1		
18:44	JB70425-1	1		(sample used for QC only; not part of login JB70672)
18:50	ZZZZZZ	1		
18:57	ZZZZZZ	1		

Accutest Laboratories Instrument Runlog
Inorganics Analyses

Login Number: JB70672
Account: LANGAN - Langan Engineering & Environmental
Project: Carroll Gardens, 363-365 Bond Street, Brooklyn, NY

File ID: SB070314M1.ICP Date Analyzed: 07/03/14 Methods: EPA 200.7, SW846 6010C
Analyst: RR Run ID: MA34389
Parameters: Al,Sb,As,Ba,Be,Cd,Ca,Cr,Co,Cu,Fe,Pb,Mg,Mn,Ni,K,Se,Ag,Na,Tl,V,Zn

Time	Sample Description	Dilution Factor	PS Recov	Comments
19:03	ZZZZZZ	1		
19:09	ZZZZZZ	1		
19:15	ZZZZZZ	1		
19:22	ZZZZZZ	1		
19:28	ZZZZZZ	1		
19:34	ZZZZZZ	1		
19:40	MA34389-CCV6	1		
19:47	MA34389-CCB7	1		
19:53	ZZZZZZ	1		
19:59	ZZZZZZ	1		
20:05	ZZZZZZ	1		
20:12	MP80432-S1	1		
20:18	MP80432-S2	1		
20:24	JB69705-3R	1		(sample used for QC only; not part of login JB70672)
20:30	MP80432-SD1	5		
20:36	ZZZZZZ	1		
20:42	ZZZZZZ	1		
20:49	MA34389-CCV7	1		
20:55	MA34389-CCB8	1		
21:01	MA34389-CRI2	1		
21:07	MA34389-CRID2	1		
21:14	MA34389-CRIA2	1		
21:20	MA34389-ICSA2	1		
21:26	MA34389-ICSAB2	1		
21:32	ZZZZZZ	1		
21:39	ZZZZZZ	1		
21:45	ZZZZZZ	1		
21:52	MA34389-CCV8	1		
21:58	MA34389-CCB9	1		
22:04	ZZZZZZ	1		
22:10	ZZZZZZ	1		
22:17	ZZZZZZ	1		
22:23	ZZZZZZ	1		

Accutest Laboratories Instrument Runlog
Inorganics Analyses

Login Number: JB70672
Account: LANGAN - Langan Engineering & Environmental
Project: Carroll Gardens, 363-365 Bond Street, Brooklyn, NY

File ID: SB070314M1.ICP Date Analyzed: 07/03/14 Methods: EPA 200.7, SW846 6010C
Analyst: RR Run ID: MA34389
Parameters: Al,Sb,As,Ba,Be,Cd,Ca,Cr,Co,Cu,Fe,Pb,Mg,Mn,Ni,K,Se,Ag,Na,Tl,V,Zn

Time	Sample Description	Dilution Factor	PS Recov	Comments
22:29	ZZZZZZ	1		
22:35	ZZZZZZ	1		
22:41	ZZZZZZ	1		
22:48	ZZZZZZ	1		
22:54	ZZZZZZ	1		
23:00	MA34389-CCV9	1		
23:06	MA34389-CCB10	1		
23:12	ZZZZZZ	1		
23:19	ZZZZZZ	1		
23:25	ZZZZZZ	1		
23:31	ZZZZZZ	1		
23:37	ZZZZZZ	1		
23:43	ZZZZZZ	1		
23:49	ZZZZZZ	1		
23:55	ZZZZZZ	1		
00:01	ZZZZZZ	1		
00:08	MA34389-CCV10	1		
00:14	MA34389-CCB11	1		
00:20	ZZZZZZ	1		
00:26	ZZZZZZ	1		
00:32	MP80432-MB1	1		
00:39	MP80432-B1	1		
00:45	MP80432-LC1	1		
00:51	ZZZZZZ	1		
00:57	ZZZZZZ	1		
01:03	ZZZZZZ	1		
01:09	ZZZZZZ	1		
01:16	ZZZZZZ	1		
01:22	MA34389-CCV11	1		
01:28	MA34389-CCB12	1		
01:34	ZZZZZZ	1		
01:40	ZZZZZZ	1		
01:47	ZZZZZZ	1		

Accutest Laboratories Instrument Runlog
Inorganics Analyses

Login Number: JB70672
Account: LANGAN - Langan Engineering & Environmental
Project: Carroll Gardens, 363-365 Bond Street, Brooklyn, NY

File ID: SB070314M1.ICP Date Analyzed: 07/03/14 Methods: EPA 200.7, SW846 6010C
Analyst: RR Run ID: MA34389
Parameters: Al,Sb,As,Ba,Be,Cd,Ca,Cr,Co,Cu,Fe,Pb,Mg,Mn,Ni,K,Se,Ag,Na,Tl,V,Zn

Time	Sample Description	Dilution Factor	PS Recov	Comments
01:53	ZZZZZZ	1		
01:59	ZZZZZZ	1		
02:05	ZZZZZZ	1		
02:11	ZZZZZZ	1		
02:18	ZZZZZZ	1		
02:24	ZZZZZZ	1		
02:30	ZZZZZZ	1		
02:36	MA34389-CCV12	1		
02:42	MA34389-CCB13	1		
02:49	ZZZZZZ	1		
02:55	ZZZZZZ	1		
03:01	ZZZZZZ	1		
03:07	MP80450-MB1	1		
03:14	MP80450-B1	1		
03:20	MP80450-S1	1		
03:26	MP80450-S2	1		
03:32	JB70672-12	1		
03:38	MP80450-SD1	5		
03:44	JB70672-1	1		tl-ve
03:50	MA34389-CCV13	1		
03:56	MA34389-CCB14	1		
04:02	MA34389-CRI3	1		
04:09	MA34389-CRID3	1		
04:15	MA34389-CRIA3	1		
04:21	MA34389-CCV14	1		mg ccv out
04:27	MA34389-CCB15	1		
04:34	JB70672-2	1		ccv mg out
04:40	JB70672-3	1		tl-ve.ccv mg out
04:46	JB70672-4	1		ccv mg out
04:52	JB70672-7	1		ccv mg out
04:58	JB70672-8	1		ccv mg out
05:05	JB70672-9	1		ccv mg out
05:11	JB70672-11	1		tl-ve.ccv mg out

----------> Last reportable sample/prep for job JB70672

Accutest Laboratories Instrument Runlog
Inorganics Analyses

Login Number: JB70672
Account: LANGAN - Langan Engineering & Environmental
Project: Carroll Gardens, 363-365 Bond Street, Brooklyn, NY

File ID: SB070314M1.ICP Date Analyzed: 07/03/14 Methods: EPA 200.7, SW846 6010C
Analyst: RR Run ID: MA34389
Parameters: Al,Sb,As,Ba,Be,Cd,Ca,Cr,Co,Cu,Fe,Pb,Mg,Mn,Ni,K,Se,Ag,Na,Tl,V,Zn

Time	Sample Description	Dilution Factor	PS Recov	Comments
05:17	ZZZZZZ	1		
05:23	ZZZZZZ	1		
05:29	MA34389-CCV15	1		mg ccv out
05:35	MA34389-CCB16	1		
05:42	ZZZZZZ	1		
05:48	ZZZZZZ	1		
05:54	ZZZZZZ	1		
06:00	ZZZZZZ	1		
06:06	MA34389-CCV16	1		mg ccv out
06:12	MA34389-CCB17	1		
06:19	MA34389-CRI4	1		
06:25	MA34389-CRID4	1		tl out at 2ppb
06:31	MA34389-CRIA4	1		
06:38	ZZZZZZ	1		
06:44	ZZZZZZ	1		
06:50	ZZZZZZ	1		
06:57	ZZZZZZ	1		
07:03	MA34389-CCV17	1		mg ccv out
07:09	MA34389-CCB18	1		

----------> Last reportable CCB for job JB70672
Refer to raw data for calibration curve and standards.

INTERNAL STANDARD SUMMARY

Login Number: JB70672
Account: LANGAN - Langan Engineering & Environmental
Project: Carroll Gardens, 363-365 Bond Street, Brooklyn, NY

File ID: SB070314M1.ICP Date Analyzed: 07/03/14 Methods: EPA 200.7, SW846 6010C
Analyst: RR Run ID: MA34389
Parameters: Al,Sb,As,Ba,Be,Cd,Ca,Cr,Co,Cu,Fe,Pb,Mg,Mn,Ni,K,Se,Ag,Na,Tl,V,Zn

Time	Sample Description	Istd#1	Istd#2	Istd#3	Istd#4
11:48	MA34389-STD1	1904 R	96693 R	11223 R	6353 R
11:55	MA34389-STD2	1753	91294	11042	5473
12:01	ZZZZZZ	1824	95716	11176	5707
12:07	ZZZZZZ	1904	98714	11260	6364
12:15	MA34389-ICV1	1823	92718	11161	5735
12:29	MA34389-ICB1	1913	99754	11286	6382
12:38	MA34389-ICCV1	1797	93099	11107	5692
12:55	MA34389-CCB1	1871	97808	11578	6321
13:01	ZZZZZZ	1845	96626	11483	6157
13:07	MA34389-CRI1	1855	98538	11677	6159
13:13	MA34389-CRID1	1875	99932	11543	6255
13:19	MA34389-CRIA1	1858	97231	11576	6276
13:26	MA34389-ICSA1	1617	85107	11095	4983
13:32	MA34389-ICSAB1	1608	85472	10967	4957
13:38	ZZZZZZ	8803 !	347840 !	23785 !	25996 !
13:45	ZZZZZZ	1811	94910	11494	6258
13:51	ZZZZZZ	1823	99503	11521	6207
13:57	MA34389-CCV1	1769	94828	11339	5609
14:03	MA34389-CCB2	1865	99602	11585	6287
14:10	ZZZZZZ	1853	98045	11477	6221
14:16	ZZZZZZ	1847	100230	11639	6210
14:22	ZZZZZZ	1758	94461	11466	5652
14:29	ZZZZZZ	1510	79806	10901	4498
14:35	ZZZZZZ	1449	76091	10539	4307 !a
14:41	ZZZZZZ	1745	93687	11406	5586
14:47	ZZZZZZ	1504	81390	10830	4398 !a
14:54	ZZZZZZ	1482	76599	10722	4452
15:00	ZZZZZZ	1860	98715	11582	6273
15:07	MA34389-CCV2	1769	93828	11351	5635
15:13	MA34389-CCB3	1857	100180	11464	6232
15:19	ZZZZZZ	1712	89115	11427	5304
15:25	ZZZZZZ	1727	92018	11299	5415
15:32	MP80430-MB1	1836	101580	11703	6201

INTERNAL STANDARD SUMMARY

Login Number: JB70672
Account: LANGAN - Langan Engineering & Environmental
Project: Carroll Gardens, 363-365 Bond Street, Brooklyn, NY

File ID: SB070314M1.ICP Date Analyzed: 07/03/14 Methods: EPA 200.7, SW846 6010C
Analyst: RR Run ID: MA34389
Parameters: Al,Sb,As,Ba,Be,Cd,Ca,Cr,Co,Cu,Fe,Pb,Mg,Mn,Ni,K,Se,Ag,Na,Tl,V,Zn

Time	Sample Description	Istd#1	Istd#2	Istd#3	Istd#4
15:38	MP80430-LC1	1797	98884	11554	5987
15:44	MP80430-S1	1745	93446	11501	5715
15:50	MP80430-S2	1742	95486	11423	5668
15:56	JB70619-1F	1816	100910	11648	6089
16:03	MP80430-SD1	1825	99575	11474	6185
16:09	ZZZZZZ	1806	97189	11628	6094
16:15	MA34389-CCV3	1736	93706	11203	5529
16:21	MA34389-CCB4	1832	99886	11397	6149
16:27	ZZZZZZ	1797	97001	11707	6058
16:34	ZZZZZZ	1704	90665	11306	5570
16:40	ZZZZZZ	1624	86571	11272	4847
16:46	ZZZZZZ	1757	96961	11449	5845
16:52	ZZZZZZ	1792	96824	11527	6150
16:59	ZZZZZZ	1695	91182	11266	5457
17:05	ZZZZZZ	1702	92430	11324	5409
17:11	ZZZZZZ	1795	98846	11524	6004
17:17	ZZZZZZ	1698	91153	11223	5549
17:24	MA34389-CCV4	1725	93331	11135	5519
17:30	MA34389-CCB5	1830	100320	11355	6139
17:36	ZZZZZZ	1585	85552	10997	4827
17:42	MP80445-MB1	1794	96936	11522	6164
17:49	MP80445-B1	1716	94157	11361	5633
17:55	MP80445-LC1	1762	97249	11400	5867
18:01	MP80445-S1	1706	93184	11346	5592
18:07	MP80445-S2	1703	93531	11300	5537
18:13	JB70422-1	1786	99747	11422	5917
18:19	MP80445-SD1	1822	99834	11321	6097
18:25	MP80445-S3	1659	89080	11113	5279
18:32	MA34389-CCV5	1741	92091	11048	5570
18:38	MA34389-CCB6	1846	99939	11254	6205
18:44	JB70425-1	1718	92065	11253	5459
18:50	ZZZZZZ	1760	92247	11371	5919
18:57	ZZZZZZ	1747	94294	11350	5814

INTERNAL STANDARD SUMMARY

Login Number: JB70672
Account: LANGAN - Langan Engineering & Environmental
Project: Carroll Gardens, 363-365 Bond Street, Brooklyn, NY

File ID: SB070314M1.ICP Date Analyzed: 07/03/14 Methods: EPA 200.7, SW846 6010C
Analyst: RR Run ID: MA34389
Parameters: Al,Sb,As,Ba,Be,Cd,Ca,Cr,Co,Cu,Fe,Pb,Mg,Mn,Ni,K,Se,Ag,Na,Tl,V,Zn

Time	Sample Description	Istd#1	Istd#2	Istd#3	Istd#4
19:03	ZZZZZZ	1767	96354	11392	5863
19:09	ZZZZZZ	1761	96995	11385	5852
19:15	ZZZZZZ	1761	94398	11401	5888
19:22	ZZZZZZ	1779	98054	11414	5948
19:28	ZZZZZZ	1779	98190	11404	5951
19:34	ZZZZZZ	1784	98737	11395	6014
19:40	MA34389-CCV6	1730	92357	11085	5540
19:47	MA34389-CCB7	1847	102140	11257	6162
19:53	ZZZZZZ	1829	101530	11441	6084
19:59	ZZZZZZ	1831	101350	11472	6124
20:05	ZZZZZZ	1835	99032	11449	6146
20:12	MP80432-S1	1832	98692	11361	5843
20:18	MP80432-S2	1848	98577	11417	5909
20:24	JB69705-3R	1947	100310	11068	6295
20:30	MP80432-SD1	1941	100660	11011	6371
20:36	ZZZZZZ	1880	99089	11010	6140
20:42	ZZZZZZ	1930	101420	11122	6436
20:49	MA34389-CCV7	1833	93623	10754	5767
20:55	MA34389-CCB8	1939	100980	10887	6407
21:01	MA34389-CRI2	1914	99545	10804	6256
21:07	MA34389-CRID2	1937	100920	10855	6389
21:14	MA34389-CRIA2	1949	100440	10842	6423
21:20	MA34389-ICSA2	1706	88038	10470	5172
21:26	MA34389-ICSAB2	1703	87771	10514	5183
21:32	ZZZZZZ	1939	99547	10817	6384
21:39	ZZZZZZ	1769	90480	10402	5529
21:45	ZZZZZZ	1954	101490	10853	6435
21:52	MA34389-CCV8	1858	95690	10714	5816
21:58	MA34389-CCB9	1972	101470	10860	6489
22:04	ZZZZZZ	1846	94780	10779	5769
22:10	ZZZZZZ	1842	94572	10804	5713
22:17	ZZZZZZ	1959	101050	10959	6508
22:23	ZZZZZZ	1970	101230	11228	6212

INTERNAL STANDARD SUMMARY

Login Number: JB70672
Account: LANGAN - Langan Engineering & Environmental
Project: Carroll Gardens, 363-365 Bond Street, Brooklyn, NY

File ID: SB070314M1.ICP Date Analyzed: 07/03/14 Methods: EPA 200.7, SW846 6010C
Analyst: RR Run ID: MA34389
Parameters: Al,Sb,As,Ba,Be,Cd,Ca,Cr,Co,Cu,Fe,Pb,Mg,Mn,Ni,K,Se,Ag,Na,Tl,V,Zn

Time	Sample Description	Istd#1	Istd#2	Istd#3	Istd#4
22:29	ZZZZZZ	1999	103080	11461	6176
22:35	ZZZZZZ	1969	101860	11242	6198
22:41	ZZZZZZ	1988	101490	11238	6289
22:48	ZZZZZZ	1976	101490	11186	6248
22:54	ZZZZZZ	1967	101980	11163	6216
23:00	MA34389-CCV9	1866	95790	10652	5841
23:06	MA34389-CCB10	1975	101590	10836	6500
23:12	ZZZZZZ	1972	101560	11178	6261
23:19	ZZZZZZ	1983	102190	11640	5911
23:25	ZZZZZZ	1939	99131	11313	6018
23:31	ZZZZZZ	1951	100470	11247	6068
23:37	ZZZZZZ	1887	98376	11068	5906
23:43	ZZZZZZ	1933	100140	11141	6071
23:49	ZZZZZZ	1954	99556	11342	6066
23:55	ZZZZZZ	1969	101300	11315	6097
00:01	ZZZZZZ	1904	98529	11240	5961
00:08	MA34389-CCV10	1868	95796	10654	5846
00:14	MA34389-CCB11	1975	102310	10798	6491
00:20	ZZZZZZ	1984	102730	11522	6012
00:26	ZZZZZZ	1925	99672	11102	6104
00:32	MP80432-MB1	1967	102230	10962	6514
00:39	MP80432-B1	1970	99484	10869	6271
00:45	MP80432-LC1	1937	99896	11300	5910
00:51	ZZZZZZ	1891	98058	11014	5823
00:57	ZZZZZZ	1718	89104	10623	4969
01:03	ZZZZZZ	1921	99044	11088	5985
01:09	ZZZZZZ	1929	99440	11062	6014
01:16	ZZZZZZ	1906	98001	11024	5934
01:22	MA34389-CCV11	1878	96711	10642	5855
01:28	MA34389-CCB12	1975	101930	10820	6500
01:34	ZZZZZZ	1965	101750	10946	6373
01:40	ZZZZZZ	1970	100410	10975	6302
01:47	ZZZZZZ	1976	100710	11063	6219

INTERNAL STANDARD SUMMARY

Login Number: JB70672
Account: LANGAN - Langan Engineering & Environmental
Project: Carroll Gardens, 363-365 Bond Street, Brooklyn, NY

File ID: SB070314M1.ICP Date Analyzed: 07/03/14 Methods: EPA 200.7, SW846 6010C
Analyst: RR Run ID: MA34389
Parameters: Al,Sb,As,Ba,Be,Cd,Ca,Cr,Co,Cu,Fe,Pb,Mg,Mn,Ni,K,Se,Ag,Na,Tl,V,Zn

Time	Sample Description	Istd#1	Istd#2	Istd#3	Istd#4
01:53	ZZZZZZ	1970	100260	11047	6283
01:59	ZZZZZZ	1979	101200	10971	6336
02:05	ZZZZZZ	1974	100170	10947	6292
02:11	ZZZZZZ	1980	102470	10893	6447
02:18	ZZZZZZ	1986	101150	10940	6350
02:24	ZZZZZZ	1965	100910	10900	6347
02:30	ZZZZZZ	1973	101590	10908	6423
02:36	MA34389-CCV12	1864	95819	10633	5829
02:42	MA34389-CCB13	1969	102360	10804	6489
02:49	ZZZZZZ	1965	100580	11002	6363
02:55	ZZZZZZ	1992	102250	11139	6399
03:01	ZZZZZZ	1965	100780	10976	6289
03:07	MP80450-MB1	1962	101920	10897	6498
03:14	MP80450-B1	1921	98318	10788	6127
03:20	MP80450-S1	1928	99292	11208	5998
03:26	MP80450-S2	1935	99278	11269	5985
03:32	JB70672-12	1965	100540	11353	6083
03:38	MP80450-SD1	1980	101550	10935	6325
03:44	JB70672-1	1996	102020	11528	6011
03:50	MA34389-CCV13	1823	95642	11052	5788
03:56	MA34389-CCB14	1868	102310	11238	6386
04:02	MA34389-CRI3	1754	100190	11905	6070
04:09	MA34389-CRID3	1858	101960	11663	6369
04:15	MA34389-CRIA3	1841	102300	11655	6308
04:21	MA34389-CCV14	1746	96178	11488	5644
04:27	MA34389-CCB15	1841	101880	11685	6326
04:34	JB70672-2	1821	100530	12111	5852
04:40	JB70672-3	1819	100240	12181	5810
04:46	JB70672-4	1822	101290	12136	5821
04:52	JB70672-7	1795	99230	11996	5768
04:58	JB70672-8	1816	100210	12121	5853
05:05	JB70672-9	1827	100890	12308	5815
05:11	JB70672-11	1849	102420	12413	5749

INTERNAL STANDARD SUMMARY

Login Number: JB70672
Account: LANGAN - Langan Engineering & Environmental
Project: Carroll Gardens, 363-365 Bond Street, Brooklyn, NY

File ID: SB070314M1.ICP Date Analyzed: 07/03/14 Methods: EPA 200.7, SW846 6010C
Analyst: RR Run ID: MA34389
Parameters: Al,Sb,As,Ba,Be,Cd,Ca,Cr,Co,Cu,Fe,Pb,Mg,Mn,Ni,K,Se,Ag,Na,Tl,V,Zn

Time	Sample Description	Istd#1	Istd#2	Istd#3	Istd#4
05:17	ZZZZZZ	1852	101300	12152	5947
05:23	ZZZZZZ	1858	102050	11991	6066
05:29	MA34389-CCV15	1748	96021	11440	5662
05:35	MA34389-CCB16	1845	102540	11618	6344
05:42	ZZZZZZ	1844	101670	11886	6072
05:48	ZZZZZZ	1818	100010	12003	5956
05:54	ZZZZZZ	1846	102390	11886	6051
06:00	ZZZZZZ	1838	102400	12331	6066
06:06	MA34389-CCV16	1739	94877	11446	5649
06:12	MA34389-CCB17	1853	101230	11598	6341
06:19	MA34389-CRI4	1825	101200	11520	6182
06:25	MA34389-CRID4	1851	101410	11574	6325
06:31	MA34389-CRIA4	1852	101550	11554	6340
06:38	ZZZZZZ	1667	91406	11107	5391
06:44	ZZZZZZ	1837	93684	11794	5617
06:50	ZZZZZZ	1864	101990	11673	6353
06:57	ZZZZZZ	1845	102800	11605	6351
07:03	MA34389-CCV17	1759	95611	11410	5691
07:09	MA34389-CCB18	1844	101910	11619	6311

R = Reference for ISTD limits. ! = Outside limits.

LEGEND:

Istd#	Parameter	Limits
Istd#1	Yttrium (2243)	70-130 %
Istd#2	Yttrium (3600)	70-130 %
Istd#3	Yttrium (3710)	70-130 %
Istd#4	Indium	70-130 %

(a) No samples reported for the elements associated with this internal standard.

BLANK RESULTS SUMMARY
Part 1 - Initial and Continuing Calibration Blanks

Login Number: JB70672
Account: LANGAN - Langan Engineering & Environmental
Project: Carroll Gardens, 363-365 Bond Street, Brooklyn, NY

File ID: SB070314M1.ICP Date Analyzed: 07/03/14 Methods: EPA 200.7, SW846 6010C
QC Limits: result < RL Run ID: MA34389 Units: ug/l

Time:			12:29		12:55		14:03		15:13	
Sample ID:			ICB1		CCB1		CCB2		CCB3	
Metal	RL	IDL	raw	final	raw	final	raw	final	raw	final
Aluminum	200	7	-10	<200	-5.8	<200	-6.8	<200	-6.6	<200
Antimony	6.0	1.4	0.20	<6.0	0.0	<6.0	-0.60	<6.0	-0.20	<6.0
Arsenic	3.0	1	0.30	<3.0	0.10	<3.0	0.20	<3.0	-0.10	<3.0
Barium	200	.2	0.10	<200	0.10	<200	0.10	<200	0.0	<200
Beryllium	1.0	.2	-0.10	<1.0	0.20	<1.0	0.10	<1.0	0.0	<1.0
Bismuth	20	.8								
Boron	100	.8	anr							
Cadmium	3.0	.2	0.0	<3.0	0.20	<3.0	0.20	<3.0	0.0	<3.0
Calcium	5000	10	-4.2	<5000	2.4	<5000	-4.0	<5000	-7.4	<5000
Chromium	10	.5	-0.20	<10	-0.10	<10	0.0	<10	-0.10	<10
Cobalt	50	.3	-0.20	<50	0.0	<50	0.0	<50	-0.10	<50
Copper	10	1.1	-0.80	<10	0.20	<10	-0.30	<10	-0.60	<10
Iron	100	3.4	0.80	<100	3.6	<100	-2.3	<100	2.8	<100
Lead	3.0	1.3	0.60	<3.0	0.60	<3.0	0.50	<3.0	1.1	<3.0
Lithium	20	1.3								
Magnesium	5000	19	-25	<5000	-22	<5000	-36	<5000	-20	<5000
Manganese	15	.1	-0.10	<15	0.20	<15	0.10	<15	-0.10	<15
Molybdenum	20	.4	anr							
Nickel	10	.5	-0.20	<10	0.30	<10	0.0	<10	0.0	<10
Palladium	50	1								
Potassium	10000	26	5.5	<10000	15.8	<10000	13.6	<10000	35.8	<10000
Selenium	10	2.6	-1.6	<10	-0.40	<10	0.10	<10	-1.2	<10
Silicon	200	7.7	anr							
Silver	10	.5	0.0	<10	0.10	<10	0.0	<10	0.0	<10
Sodium	10000	7.5	5.0	<10000	11.3	<10000	5.3	<10000	59.4	<10000
Sulfur	50	3.5								
Strontium	10	.1								
Thallium	2.0	1.6	-1.5	<2.0	-1.0	<2.0	0.0	<2.0	0.0	<2.0
Tin	10	.8	anr							
Titanium	10	.5								
Tungsten	50	5.6								
Vanadium	50	.3	0.10	<50	0.20	<50	0.10	<50	-0.10	<50
Zinc	20	1.4	0.0	<20	0.30	<20	0.20	<20	2.6	<20

BLANK RESULTS SUMMARY
Part 1 - Initial and Continuing Calibration Blanks

Login Number: JB70672
Account: LANGAN - Langan Engineering & Environmental
Project: Carroll Gardens, 363-365 Bond Street, Brooklyn, NY

File ID: SB070314M1.ICP Date Analyzed: 07/03/14 Methods: EPA 200.7, SW846 6010C
QC Limits: result < RL Run ID: MA34389 Units: ug/l

Time: / Sample ID:			12:29 ICB1		12:55 CCB1		14:03 CCB2		15:13 CCB3	
Metal	RL	IDL	raw	final	raw	final	raw	final	raw	final
Zirconium	10	.4								

(*) Outside of QC limits
(anr) Analyte not requested

BLANK RESULTS SUMMARY
Part 1 - Initial and Continuing Calibration Blanks

Login Number: JB70672
Account: LANGAN - Langan Engineering & Environmental
Project: Carroll Gardens, 363-365 Bond Street, Brooklyn, NY

File ID: SB070314M1.ICP Date Analyzed: 07/03/14 Methods: EPA 200.7, SW846 6010C
QC Limits: result < RL Run ID: MA34389 Units: ug/l

Time: / Sample ID:			16:21 CCB4		17:30 CCB5		18:38 CCB6		19:47 CCB7	
Metal	RL	IDL	raw	final	raw	final	raw	final	raw	final
Aluminum	200	7	-3.9	<200	-4.5	<200	-2.2	<200	-6.2	<200
Antimony	6.0	1.4	-0.30	<6.0	0.20	<6.0	0.30	<6.0	-0.20	<6.0
Arsenic	3.0	1	0.50	<3.0	0.20	<3.0	0.20	<3.0	0.20	<3.0
Barium	200	.2	-0.10	<200	0.0	<200	0.10	<200	0.20	<200
Beryllium	1.0	.2	-0.10	<1.0	0.0	<1.0	0.10	<1.0	0.10	<1.0
Bismuth	20	.8								
Boron	100	.8	anr							
Cadmium	3.0	.2	0.0	<3.0	0.10	<3.0	0.20	<3.0	0.10	<3.0
Calcium	5000	10	-9.2	<5000	-7.4	<5000	-6.4	<5000	-5.0	<5000
Chromium	10	.5	-0.50	<10	-0.30	<10	-0.20	<10	-0.20	<10
Cobalt	50	.3	-0.20	<50	0.0	<50	0.0	<50	0.10	<50
Copper	10	1.1	-0.90	<10	-0.80	<10	-0.60	<10	-0.90	<10
Iron	100	3.4	-0.30	<100	1.4	<100	0.40	<100	3.6	<100
Lead	3.0	1.3	0.40	<3.0	0.60	<3.0	0.50	<3.0	0.60	<3.0
Lithium	20	1.3								
Magnesium	5000	19	-9.8	<5000	-38	<5000	-5.5	<5000	-23	<5000
Manganese	15	.1	-0.10	<15	0.0	<15	0.10	<15	0.10	<15
Molybdenum	20	.4	anr							
Nickel	10	.5	-0.10	<10	-0.10	<10	-0.10	<10	0.10	<10
Palladium	50	1								
Potassium	10000	26	22.2	<10000	18.2	<10000	28.5	<10000	32.7	<10000
Selenium	10	2.6	-0.40	<10	0.30	<10	-0.20	<10	1.1	<10
Silicon	200	7.7	anr							
Silver	10	.5	-0.10	<10	0.0	<10	-0.10	<10	0.0	<10
Sodium	10000	7.5	14.2	<10000	31.8	<10000	23.2	<10000	13.8	<10000
Sulfur	50	3.5								
Strontium	10	.1								
Thallium	2.0	1.6	-0.70	<2.0	-0.50	<2.0	-0.70	<2.0	-1.2	<2.0
Tin	10	.8	anr							
Titanium	10	.5								
Tungsten	50	5.6								
Vanadium	50	.3	-0.20	<50	-0.10	<50	0.20	<50	0.20	<50
Zinc	20	1.4	0.20	<20	0.20	<20	0.30	<20	0.30	<20

BLANK RESULTS SUMMARY
Part 1 - Initial and Continuing Calibration Blanks

Login Number: JB70672
Account: LANGAN - Langan Engineering & Environmental
Project: Carroll Gardens, 363-365 Bond Street, Brooklyn, NY

File ID: SB070314M1.ICP Date Analyzed: 07/03/14 Methods: EPA 200.7, SW846 6010C
QC Limits: result < RL Run ID: MA34389 Units: ug/l

Time: / Sample ID:			16:21 CCB4		17:30 CCB5		18:38 CCB6		19:47 CCB7	
Metal	RL	IDL	raw	final	raw	final	raw	final	raw	final
Zirconium	10	.4								

(*) Outside of QC limits
(anr) Analyte not requested

BLANK RESULTS SUMMARY
Part 1 - Initial and Continuing Calibration Blanks

Login Number: JB70672
Account: LANGAN - Langan Engineering & Environmental
Project: Carroll Gardens, 363-365 Bond Street, Brooklyn, NY

File ID: SB070314M1.ICP Date Analyzed: 07/03/14 Methods: EPA 200.7, SW846 6010C
QC Limits: result < RL Run ID: MA34389 Units: ug/l

Time:			20:55		21:58		23:06		00:14	
Sample ID:			CCB8		CCB9		CCB10		CCB11	
Metal	RL	IDL	raw	final	raw	final	raw	final	raw	final
Aluminum	200	7	-2.3	<200	3.2	<200	-6.4	<200	0.80	<200
Antimony	6.0	1.4	-0.30	<6.0	0.40	<6.0	0.0	<6.0	0.80	<6.0
Arsenic	3.0	1	0.90	<3.0	0.40	<3.0	0.40	<3.0	0.50	<3.0
Barium	200	.2	0.20	<200	0.50	<200	0.10	<200	0.0	<200
Beryllium	1.0	.2	0.20	<1.0	0.20	<1.0	-0.10	<1.0	0.0	<1.0
Bismuth	20	.8								
Boron	100	.8	anr							
Cadmium	3.0	.2	0.30	<3.0	0.40	<3.0	0.20	<3.0	0.10	<3.0
Calcium	5000	10	1.8	<5000	2.9	<5000	-5.9	<5000	-4.6	<5000
Chromium	10	.5	0.0	<10	-0.10	<10	-0.50	<10	-0.30	<10
Cobalt	50	.3	0.10	<50	0.20	<50	-0.10	<50	0.0	<50
Copper	10	1.1	-0.60	<10	-0.50	<10	-0.60	<10	-0.90	<10
Iron	100	3.4	7.4	<100	7.4	<100	2.0	<100	0.90	<100
Lead	3.0	1.3	0.80	<3.0	0.70	<3.0	0.90	<3.0	0.90	<3.0
Lithium	20	1.3								
Magnesium	5000	19	-18	<5000	-32	<5000	-12	<5000	-5.1	<5000
Manganese	15	.1	0.20	<15	0.30	<15	-0.10	<15	0.0	<15
Molybdenum	20	.4	anr							
Nickel	10	.5	0.50	<10	0.30	<10	-0.10	<10	0.10	<10
Palladium	50	1								
Potassium	10000	26	12.9	<10000	25.2	<10000	31.9	<10000	36.6	<10000
Selenium	10	2.6	-0.60	<10	-0.10	<10	0.80	<10	0.60	<10
Silicon	200	7.7	anr							
Silver	10	.5	0.20	<10	0.20	<10	0.30	<10	0.10	<10
Sodium	10000	7.5	14.3	<10000	10.0	<10000	4.3	<10000	8.7	<10000
Sulfur	50	3.5								
Strontium	10	.1								
Thallium	2.0	1.6	0.60	<2.0	1.0	<2.0	1.1	<2.0	0.0	<2.0
Tin	10	.8	anr							
Titanium	10	.5								
Tungsten	50	5.6								
Vanadium	50	.3	0.0	<50	0.30	<50	-0.10	<50	0.0	<50
Zinc	20	1.4	0.40	<20	0.70	<20	0.10	<20	0.60	<20

BLANK RESULTS SUMMARY
Part 1 - Initial and Continuing Calibration Blanks

Login Number: JB70672
Account: LANGAN - Langan Engineering & Environmental
Project: Carroll Gardens, 363-365 Bond Street, Brooklyn, NY

File ID: SB070314M1.ICP Date Analyzed: 07/03/14 Methods: EPA 200.7, SW846 6010C
QC Limits: result < RL Run ID: MA34389 Units: ug/l

Time:			20:55		21:58		23:06		00:14	
Sample ID:			CCB8		CCB9		CCB10		CCB11	
Metal	RL	IDL	raw	final	raw	final	raw	final	raw	final
Zirconium	10	.4								

(*) Outside of QC limits
(anr) Analyte not requested

BLANK RESULTS SUMMARY
Part 1 - Initial and Continuing Calibration Blanks

Login Number: JB70672
Account: LANGAN - Langan Engineering & Environmental
Project: Carroll Gardens, 363-365 Bond Street, Brooklyn, NY

File ID: SB070314M1.ICP Date Analyzed: 07/03/14 Methods: EPA 200.7, SW846 6010C
QC Limits: result < RL Run ID: MA34389 Units: ug/l

Time:			01:28		02:42		03:56		04:27	
Sample ID:			CCB12		CCB13		CCB14		CCB15	
Metal	RL	IDL	raw	final	raw	final	raw	final	raw	final
Aluminum	200	7	5.1	<200	-2.3	<200	0.90	<200	-3.5	<200
Antimony	6.0	1.4	0.0	<6.0	0.40	<6.0	0.10	<6.0	-0.20	<6.0
Arsenic	3.0	1	0.20	<3.0	0.30	<3.0	0.40	<3.0	0.0	<3.0
Barium	200	.2	0.20	<200	0.30	<200	0.30	<200	0.0	<200
Beryllium	1.0	.2	0.10	<1.0	0.20	<1.0	0.20	<1.0	0.0	<1.0
Bismuth	20	.8								
Boron	100	.8	anr							
Cadmium	3.0	.2	0.40	<3.0	0.40	<3.0	0.50	<3.0	0.20	<3.0
Calcium	5000	10	-5.2	<5000	-2.2	<5000	-2.2	<5000	-6.6	<5000
Chromium	10	.5	-0.20	<10	-0.30	<10	-0.10	<10	-0.30	<10
Cobalt	50	.3	0.0	<50	0.10	<50	0.0	<50	-0.10	<50
Copper	10	1.1	-0.60	<10	-0.70	<10	-0.30	<10	-0.20	<10
Iron	100	3.4	4.6	<100	5.9	<100	6.7	<100	2.4	<100
Lead	3.0	1.3	0.50	<3.0	0.40	<3.0	1.2	<3.0	0.20	<3.0
Lithium	20	1.3								
Magnesium	5000	19	-20	<5000	-11	<5000	-13	<5000	-29	<5000
Manganese	15	.1	0.10	<15	0.30	<15	0.40	<15	0.0	<15
Molybdenum	20	.4	anr							
Nickel	10	.5	0.30	<10	0.40	<10	0.10	<10	0.20	<10
Palladium	50	1								
Potassium	10000	26	29.5	<10000	41.3	<10000	58.5	<10000	21.7	<10000
Selenium	10	2.6	-0.30	<10	0.50	<10	0.30	<10	0.50	<10
Silicon	200	7.7	anr							
Silver	10	.5	-0.10	<10	0.10	<10	0.0	<10	0.10	<10
Sodium	10000	7.5	3.8	<10000	3.9	<10000	8.7	<10000	-3.1	<10000
Sulfur	50	3.5								
Strontium	10	.1								
Thallium	2.0	1.6	-0.20	<2.0	-0.70	<2.0	1.0	<2.0	-0.20	<2.0
Tin	10	.8	anr							
Titanium	10	.5								
Tungsten	50	5.6								
Vanadium	50	.3	0.10	<50	0.10	<50	0.20	<50	-0.20	<50
Zinc	20	1.4	0.60	<20	0.60	<20	5.0	<20* (a)	0.10	<20

BLANK RESULTS SUMMARY
Part 1 - Initial and Continuing Calibration Blanks

Login Number: JB70672
Account: LANGAN - Langan Engineering & Environmental
Project: Carroll Gardens, 363-365 Bond Street, Brooklyn, NY

File ID: SB070314M1.ICP Date Analyzed: 07/03/14 Methods: EPA 200.7, SW846 6010C
QC Limits: result < RL Run ID: MA34389 Units: ug/l

Time:			01:28		02:42		03:56		04:27	
Sample ID:			CCB12		CCB13		CCB14		CCB15	
Metal	RL	IDL	raw	final	raw	final	raw	final	raw	final
Zirconium	10	.4								

(*) Outside of QC limits
(anr) Analyte not requested
(a) CCB within method 6010C criteria of < RL.

BLANK RESULTS SUMMARY
Part 1 - Initial and Continuing Calibration Blanks

Login Number: JB70672
Account: LANGAN - Langan Engineering & Environmental
Project: Carroll Gardens, 363-365 Bond Street, Brooklyn, NY

File ID: SB070314M1.ICP Date Analyzed: 07/03/14 Methods: EPA 200.7, SW846 6010C
QC Limits: result < RL Run ID: MA34389 Units: ug/l

Time:			05:35		06:12		07:09	
Sample ID:			CCB16		CCB17		CCB18	
Metal	RL	IDL	raw	final	raw	final	raw	final
Aluminum	200	7	-3.6	<200	-1.5	<200	-5.0	<200
Antimony	6.0	1.4	0.30	<6.0	0.20	<6.0	0.0	<6.0
Arsenic	3.0	1	0.50	<3.0	0.0	<3.0	-0.30	<3.0
Barium	200	.2	-0.10	<200	0.20	<200	0.10	<200
Beryllium	1.0	.2	0.0	<1.0	0.10	<1.0	0.10	<1.0
Bismuth	20	.8						
Boron	100	.8	anr					
Cadmium	3.0	.2	0.20	<3.0	0.50	<3.0	0.20	<3.0
Calcium	5000	10	-9.0	<5000	-4.3	<5000	-8.6	<5000
Chromium	10	.5	-0.20	<10	0.10	<10	-0.10	<10
Cobalt	50	.3	0.0	<50	0.10	<50	-0.10	<50
Copper	10	1.1	-0.30	<10	0.10	<10	-0.40	<10
Iron	100	3.4	-0.20	<100	4.6	<100	4.5	<100
Lead	3.0	1.3	0.0	<3.0	0.20	<3.0	0.60	<3.0
Lithium	20	1.3						
Magnesium	5000	19	-27	<5000	-38	<5000	-33	<5000
Manganese	15	.1	0.10	<15	0.40	<15	0.10	<15
Molybdenum	20	.4	anr					
Nickel	10	.5	0.30	<10	0.20	<10	0.20	<10
Palladium	50	1						
Potassium	10000	26	51.0	<10000	46.4	<10000	31.8	<10000
Selenium	10	2.6	0.90	<10	0.60	<10	0.20	<10
Silicon	200	7.7	anr					
Silver	10	.5	0.0	<10	0.10	<10	0.0	<10
Sodium	10000	7.5	0.20	<10000	4.7	<10000	-1.7	<10000
Sulfur	50	3.5						
Strontium	10	.1						
Thallium	2.0	1.6	0.10	<2.0	-1.2	<2.0	-1.1	<2.0
Tin	10	.8	anr					
Titanium	10	.5						
Tungsten	50	5.6						
Vanadium	50	.3	0.10	<50	0.30	<50	0.0	<50
Zinc	20	1.4	0.20	<20	0.50	<20	0.20	<20

BLANK RESULTS SUMMARY
Part 1 - Initial and Continuing Calibration Blanks

Login Number: JB70672
Account: LANGAN - Langan Engineering & Environmental
Project: Carroll Gardens, 363-365 Bond Street, Brooklyn, NY

File ID: SB070314M1.ICP Date Analyzed: 07/03/14 Methods: EPA 200.7, SW846 6010C
QC Limits: result < RL Run ID: MA34389 Units: ug/l

Time:			05:35		06:12		07:09	
Sample ID:			CCB16		CCB17		CCB18	
Metal	RL	IDL	raw	final	raw	final	raw	final
Zirconium	10	.4						

(*) Outside of QC limits
(anr) Analyte not requested

CALIBRATION CHECK STANDARDS SUMMARY
Initial Continuing Calibration Check

Login Number: JB70672
Account: LANGAN - Langan Engineering & Environmental
Project: Carroll Gardens, 363-365 Bond Street, Brooklyn, NY

File ID: SB070314M1.ICP Date Analyzed: 07/03/14 Methods: EPA 200.7, SW846 6010C
QC Limits: 95 to 105 % Recovery Run ID: MA34389 Units: ug/l

Time:		12:38	
Sample ID:	ICCV	ICCV1	
Metal	True	Results	% Rec
Aluminum	40000	38900	97.3
Antimony	2000	1990	99.5
Arsenic	2000	2000	100.0
Barium	2000	2010	100.5
Beryllium	2000	2030	101.5
Bismuth			
Boron	anr		
Cadmium	2000	2010	100.5
Calcium	40000	41200	103.0
Chromium	2000	2070	103.5
Cobalt	2000	1990	99.5
Copper	2000	1980	99.0
Iron	40000	41300	103.3
Lead	2000	2020	101.0
Lithium			
Magnesium	40000	40700	101.8
Manganese	2000	2090	104.5
Molybdenum	anr		
Nickel	2000	2020	101.0
Palladium			
Potassium	40000	39800	99.5
Selenium	2000	2000	100.0
Silicon	anr		
Silver	250	250	100.0
Sodium	40000	39500	98.8
Sulfur			
Strontium			
Thallium	2000	2070	103.5
Tin	anr		
Titanium			
Tungsten			
Vanadium	2000	2010	100.5
Zinc	2000	2050	102.5

CALIBRATION CHECK STANDARDS SUMMARY
Initial Continuing Calibration Check

Login Number: JB70672
Account: LANGAN - Langan Engineering & Environmental
Project: Carroll Gardens, 363-365 Bond Street, Brooklyn, NY

File ID: SB070314M1.ICP Date Analyzed: 07/03/14 Methods: EPA 200.7, SW846 6010C
QC Limits: 95 to 105 % Recovery Run ID: MA34389 Units: ug/l

Time:		12:38	
Sample ID:	ICCV	ICCV1	
Metal	True	Results	% Rec
Zirconium			

(*) Outside of QC limits
(anr) Analyte not requested

CALIBRATION CHECK STANDARDS SUMMARY
Initial and Continuing Calibration Checks

Login Number: JB70672
Account: LANGAN - Langan Engineering & Environmental
Project: Carroll Gardens, 363-365 Bond Street, Brooklyn, NY

File ID: SB070314M1.ICP Date Analyzed: 07/03/14 Methods: EPA 200.7, SW846 6010C
QC Limits: 95 to 105 % Recovery Run ID: MA34389 Units: ug/l

Time:		12:15			13:57			15:07	
Sample ID:	ICV	ICV1		CCV	CCV1		CCV	CCV2	
Metal	True	Results	% Rec	True	Results	% Rec	True	Results	% Rec
Aluminum	40000	38700	96.8	40000	39500	98.8	40000	39000	97.5
Antimony	2000	1970	98.5	2000	2020	101.0	2000	2010	100.5
Arsenic	2000	1980	99.0	2000	2000	100.0	2000	2000	100.0
Barium	2000	2010	100.5	2000	2030	101.5	2000	2020	101.0
Beryllium	2000	2020	101.0	2000	2000	100.0	2000	1980	99.0
Bismuth									
Boron	anr								
Cadmium	2000	2000	100.0	2000	2000	100.0	2000	2000	100.0
Calcium	40000	41200	103.0	40000	39100	97.8	40000	38800	97.0
Chromium	2000	2090	104.5	2000	1940	97.0	2000	1990	99.5
Cobalt	2000	2000	100.0	2000	1990	99.5	2000	1970	98.5
Copper	2000	1980	99.0	2000	1980	99.0	2000	1980	99.0
Iron	40000	41400	103.5	40000	39800	99.5	40000	39200	98.0
Lead	2000	2030	101.5	2000	2020	101.0	2000	2000	100.0
Lithium									
Magnesium	40000	40600	101.5	40000	38500	96.3	40000	38300	95.8
Manganese	2000	2090	104.5	2000	1990	99.5	2000	2020	101.0
Molybdenum	anr								
Nickel	2000	2030	101.5	2000	2020	101.0	2000	2000	100.0
Palladium									
Potassium	40000	39600	99.0	40000	39800	99.5	40000	39600	99.0
Selenium	2000	1980	99.0	2000	2020	101.0	2000	2010	100.5
Silicon	anr								
Silver	250	251	100.4	250	240	96.0	250	243	97.2
Sodium	40000	39400	98.5	40000	40400	101.0	40000	39800	99.5
Sulfur									
Strontium									
Thallium	2000	2070	103.5	2000	2060	103.0	2000	2040	102.0
Tin	anr								
Titanium									
Tungsten									
Vanadium	2000	2010	100.5	2000	1960	98.0	2000	1960	98.0
Zinc	2000	2050	102.5	2000	2000	100.0	2000	1980	99.0

CALIBRATION CHECK STANDARDS SUMMARY
Initial and Continuing Calibration Checks

Login Number: JB70672
Account: LANGAN - Langan Engineering & Environmental
Project: Carroll Gardens, 363-365 Bond Street, Brooklyn, NY

File ID: SB070314M1.ICP Date Analyzed: 07/03/14 Methods: EPA 200.7, SW846 6010C
QC Limits: 95 to 105 % Recovery Run ID: MA34389 Units: ug/l

Time:		12:15			13:57			15:07	
Sample ID:	ICV	ICV1		CCV	CCV1		CCV	CCV2	
Metal	True	Results	% Rec	True	Results	% Rec	True	Results	% Rec
Zirconium									

(*) Outside of QC limits
(anr) Analyte not requested

CALIBRATION CHECK STANDARDS SUMMARY
Initial and Continuing Calibration Checks

Login Number: JB70672
Account: LANGAN - Langan Engineering & Environmental
Project: Carroll Gardens, 363-365 Bond Street, Brooklyn, NY

File ID: SB070314M1.ICP Date Analyzed: 07/03/14 Methods: EPA 200.7, SW846 6010C
QC Limits: 95 to 105 % Recovery Run ID: MA34389 Units: ug/l

Time:		16:15			17:24			18:32	
Sample ID:	CCV	CCV3		CCV	CCV4		CCV	CCV5	
Metal	True	Results	% Rec	True	Results	% Rec	True	Results	% Rec
Aluminum	40000	39700	99.3	40000	39400	98.5	40000	38700	96.8
Antimony	2000	2040	102.0	2000	2030	101.5	2000	2020	101.0
Arsenic	2000	2010	100.5	2000	2010	100.5	2000	2010	100.5
Barium	2000	2050	102.5	2000	2050	102.5	2000	2040	102.0
Beryllium	2000	1980	99.0	2000	1970	98.5	2000	1960	98.0
Bismuth									
Boron	anr								
Cadmium	2000	2010	100.5	2000	2010	100.5	2000	2000	100.0
Calcium	40000	38200	95.5	40000	38000	95.0	40000	38900	97.3
Chromium	2000	1930	96.5	2000	1930	96.5	2000	2020	101.0
Cobalt	2000	1980	99.0	2000	1970	98.5	2000	1960	98.0
Copper	2000	1990	99.5	2000	1990	99.5	2000	2010	100.5
Iron	40000	38800	97.0	40000	38600	96.5	40000	39200	98.0
Lead	2000	2010	100.5	2000	1990	99.5	2000	2000	100.0
Lithium									
Magnesium	40000	37300	93.3	40000	37400	93.5	40000	38400	96.0
Manganese	2000	1990	99.5	2000	1980	99.0	2000	2030	101.5
Molybdenum	anr								
Nickel	2000	2010	100.5	2000	1990	99.5	2000	2000	100.0
Palladium									
Potassium	40000	40300	100.8	40000	40300	100.8	40000	40100	100.3
Selenium	2000	2030	101.5	2000	2030	101.5	2000	2020	101.0
Silicon	anr								
Silver	250	239	95.6	250	239	95.6	250	246	98.4
Sodium	40000	40900	102.3	40000	40700	101.8	40000	40200	100.5
Sulfur									
Strontium									
Thallium	2000	2020	101.0	2000	2040	102.0	2000	2020	101.0
Tin	anr								
Titanium									
Tungsten									
Vanadium	2000	1950	97.5	2000	1940	97.0	2000	1960	98.0
Zinc	2000	1990	99.5	2000	1970	98.5	2000	1980	99.0

CALIBRATION CHECK STANDARDS SUMMARY
Initial and Continuing Calibration Checks

Login Number: JB70672
Account: LANGAN - Langan Engineering & Environmental
Project: Carroll Gardens, 363-365 Bond Street, Brooklyn, NY

File ID: SB070314M1.ICP Date Analyzed: 07/03/14 Methods: EPA 200.7, SW846 6010C
QC Limits: 95 to 105 % Recovery Run ID: MA34389 Units: ug/l

Time:		16:15			17:24			18:32	
Sample ID:	CCV	CCV3		CCV	CCV4		CCV	CCV5	
Metal	True	Results	% Rec	True	Results	% Rec	True	Results	% Rec
Zirconium									

(*) Outside of QC limits
(anr) Analyte not requested

CALIBRATION CHECK STANDARDS SUMMARY
Initial and Continuing Calibration Checks

Login Number: JB70672
Account: LANGAN - Langan Engineering & Environmental
Project: Carroll Gardens, 363-365 Bond Street, Brooklyn, NY

File ID: SB070314M1.ICP Date Analyzed: 07/03/14 Methods: EPA 200.7, SW846 6010C
QC Limits: 95 to 105 % Recovery Run ID: MA34389 Units: ug/l

Time:		19:40			20:49			21:52	
Sample ID:	CCV	CCV6		CCV	CCV7		CCV	CCV8	
Metal	True	Results	% Rec	True	Results	% Rec	True	Results	% Rec
Aluminum	40000	38700	96.8	40000	38900	97.3	40000	39600	99.0
Antimony	2000	2030	101.5	2000	1970	98.5	2000	1960	98.0
Arsenic	2000	2010	100.5	2000	1980	99.0	2000	1980	99.0
Barium	2000	2050	102.5	2000	2020	101.0	2000	2020	101.0
Beryllium	2000	1950	97.5	2000	1990	99.5	2000	2000	100.0
Bismuth									
Boron	anr								
Cadmium	2000	2000	100.0	2000	2010	100.5	2000	2000	100.0
Calcium	40000	38300	95.8	40000	40800	102.0	40000	40200	100.5
Chromium	2000	1970	98.5	2000	2060	103.0	2000	2040	102.0
Cobalt	2000	1960	98.0	2000	2010	100.5	2000	2020	101.0
Copper	2000	2000	100.0	2000	1980	99.0	2000	1950	97.5
Iron	40000	38800	97.0	40000	40100	100.3	40000	39600	99.0
Lead	2000	1990	99.5	2000	2030	101.5	2000	2050	102.5
Lithium									
Magnesium	40000	37600	94.0	40000	39700	99.3	40000	39400	98.5
Manganese	2000	2000	100.0	2000	2080	104.0	2000	2070	103.5
Molybdenum	anr								
Nickel	2000	1990	99.5	2000	2040	102.0	2000	2050	102.5
Palladium									
Potassium	40000	40400	101.0	40000	40400	101.0	40000	40300	100.8
Selenium	2000	2020	101.0	2000	1970	98.5	2000	1970	98.5
Silicon	anr								
Silver	250	243	97.2	250	249	99.6	250	245	98.0
Sodium	40000	40500	101.3	40000	40000	100.0	40000	40500	101.3
Sulfur									
Strontium									
Thallium	2000	2030	101.5	2000	2040	102.0	2000	2070	103.5
Tin	anr								
Titanium									
Tungsten									
Vanadium	2000	1950	97.5	2000	2010	100.5	2000	2010	100.5
Zinc	2000	1970	98.5	2000	2050	102.5	2000	2070	103.5

CALIBRATION CHECK STANDARDS SUMMARY
Initial and Continuing Calibration Checks

Login Number: JB70672
Account: LANGAN - Langan Engineering & Environmental
Project: Carroll Gardens, 363-365 Bond Street, Brooklyn, NY

File ID: SB070314M1.ICP Date Analyzed: 07/03/14 Methods: EPA 200.7, SW846 6010C
QC Limits: 95 to 105 % Recovery Run ID: MA34389 Units: ug/l

Time:		19:40			20:49			21:52	
Sample ID:	CCV	CCV6		CCV	CCV7		CCV	CCV8	
Metal	True	Results	% Rec	True	Results	% Rec	True	Results	% Rec
Zirconium									

(*) Outside of QC limits
(anr) Analyte not requested

CALIBRATION CHECK STANDARDS SUMMARY
Initial and Continuing Calibration Checks

Login Number: JB70672
Account: LANGAN - Langan Engineering & Environmental
Project: Carroll Gardens, 363-365 Bond Street, Brooklyn, NY

File ID: SB070314M1.ICP Date Analyzed: 07/03/14 Methods: EPA 200.7, SW846 6010C
QC Limits: 95 to 105 % Recovery Run ID: MA34389 Units: ug/l

Time:		23:00			00:08			01:22	
Sample ID:	CCV	CCV9		CCV	CCV10		CCV	CCV11	
Metal	True	Results	% Rec	True	Results	% Rec	True	Results	% Rec
Aluminum	40000	39800	99.5	40000	39800	99.5	40000	39900	99.8
Antimony	2000	1970	98.5	2000	1970	98.5	2000	1970	98.5
Arsenic	2000	1990	99.5	2000	1990	99.5	2000	1970	98.5
Barium	2000	2040	102.0	2000	2030	101.5	2000	2040	102.0
Beryllium	2000	2010	100.5	2000	2000	100.0	2000	1990	99.5
Bismuth									
Boron	anr								
Cadmium	2000	2010	100.5	2000	2010	100.5	2000	2000	100.0
Calcium	40000	40700	101.8	40000	40400	101.0	40000	40000	100.0
Chromium	2000	2070	103.5	2000	2060	103.0	2000	2030	101.5
Cobalt	2000	2020	101.0	2000	2020	101.0	2000	2020	101.0
Copper	2000	1970	98.5	2000	1970	98.5	2000	1960	98.0
Iron	40000	39800	99.5	40000	39400	98.5	40000	38900	97.3
Lead	2000	2060	103.0	2000	2060	103.0	2000	2060	103.0
Lithium									
Magnesium	40000	39900	99.8	40000	39300	98.3	40000	39100	97.8
Manganese	2000	2080	104.0	2000	2090	104.5	2000	2060	103.0
Molybdenum	anr								
Nickel	2000	2060	103.0	2000	2050	102.5	2000	2050	102.5
Palladium									
Potassium	40000	40700	101.8	40000	40500	101.3	40000	40300	100.8
Selenium	2000	1980	99.0	2000	1980	99.0	2000	1960	98.0
Silicon	anr								
Silver	250	247	98.8	250	246	98.4	250	243	97.2
Sodium	40000	40800	102.0	40000	40800	102.0	40000	40900	102.3
Sulfur									
Strontium									
Thallium	2000	2060	103.0	2000	2090	104.5	2000	2060	103.0
Tin	anr								
Titanium									
Tungsten									
Vanadium	2000	2010	100.5	2000	2020	101.0	2000	2000	100.0
Zinc	2000	2080	104.0	2000	2070	103.5	2000	2070	103.5

CALIBRATION CHECK STANDARDS SUMMARY
Initial and Continuing Calibration Checks

Login Number: JB70672
Account: LANGAN - Langan Engineering & Environmental
Project: Carroll Gardens, 363-365 Bond Street, Brooklyn, NY

File ID: SB070314M1.ICP Date Analyzed: 07/03/14 Methods: EPA 200.7, SW846 6010C
QC Limits: 95 to 105 % Recovery Run ID: MA34389 Units: ug/l

Time:		23:00			00:08			01:22	
Sample ID:	CCV	CCV9		CCV	CCV10		CCV	CCV11	
Metal	True	Results	% Rec	True	Results	% Rec	True	Results	% Rec
Zirconium									

(*) Outside of QC limits
(anr) Analyte not requested

CALIBRATION CHECK STANDARDS SUMMARY
Initial and Continuing Calibration Checks

Login Number: JB70672
Account: LANGAN - Langan Engineering & Environmental
Project: Carroll Gardens, 363-365 Bond Street, Brooklyn, NY

File ID: SB070314M1.ICP Date Analyzed: 07/03/14 Methods: EPA 200.7, SW846 6010C
QC Limits: 95 to 105 % Recovery Run ID: MA34389 Units: ug/l

Time:		02:36			03:50			04:21	
Sample ID:	CCV	CCV12		CCV	CCV13		CCV	CCV14	
Metal	True	Results	% Rec	True	Results	% Rec	True	Results	% Rec
Aluminum	40000	39800	99.5	40000	39000	97.5	40000	39300	98.3
Antimony	2000	1970	98.5	2000	1990	99.5	2000	2060	103.0
Arsenic	2000	1990	99.5	2000	1980	99.0	2000	2030	101.5
Barium	2000	2050	102.5	2000	2050	102.5	2000	2080	104.0
Beryllium	2000	1980	99.0	2000	1930	96.5	2000	1910	95.5
Bismuth									
Boron	anr								
Cadmium	2000	2010	100.5	2000	1990	99.5	2000	2000	100.0
Calcium	40000	40100	100.3	40000	38000	95.0	40000	36500	91.3
Chromium	2000	2050	102.5	2000	1990	99.5	2000	1900	95.0
Cobalt	2000	2030	101.5	2000	1960	98.0	2000	1940	97.0
Copper	2000	1970	98.5	2000	1980	99.0	2000	2030	101.5
Iron	40000	38900	97.3	40000	37400	93.5	40000	36600	91.5
Lead	2000	2060	103.0	2000	1990	99.5	2000	1960	98.0
Lithium									
Magnesium	40000	39100	97.8	40000	36800	92.0	40000	35400	88.5*(a)
Manganese	2000	2080	104.0	2000	2010	100.5	2000	1950	97.5
Molybdenum	anr								
Nickel	2000	2060	103.0	2000	1990	99.5	2000	1970	98.5
Palladium									
Potassium	40000	40600	101.5	40000	40000	100.0	40000	40600	101.5
Selenium	2000	1980	99.0	2000	1980	99.0	2000	2050	102.5
Silicon	anr								
Silver	250	246	98.4	250	242	96.8	250	238	95.2
Sodium	40000	41000	102.5	40000	40700	101.8	40000	41500	103.8
Sulfur									
Strontium									
Thallium	2000	2060	103.0	2000	2020	101.0	2000	2020	101.0
Tin	anr								
Titanium									
Tungsten									
Vanadium	2000	2010	100.5	2000	1950	97.5	2000	1920	96.0
Zinc	2000	2080	104.0	2000	1980	99.0	2000	1920	96.0

CALIBRATION CHECK STANDARDS SUMMARY
Initial and Continuing Calibration Checks

Login Number: JB70672
Account: LANGAN - Langan Engineering & Environmental
Project: Carroll Gardens, 363-365 Bond Street, Brooklyn, NY

File ID: SB070314M1.ICP Date Analyzed: 07/03/14 Methods: EPA 200.7, SW846 6010C
QC Limits: 95 to 105 % Recovery Run ID: MA34389 Units: ug/l

Time:		02:36			03:50			04:21	
Sample ID:	CCV	CCV12		CCV	CCV13		CCV	CCV14	
Metal	True	Results	% Rec	True	Results	% Rec	True	Results	% Rec
Zirconium									

(*) Outside of QC limits
(anr) Analyte not requested
(a) No samples reported for this element in the area bracketed by this QC.

CALIBRATION CHECK STANDARDS SUMMARY
Initial and Continuing Calibration Checks

Login Number: JB70672
Account: LANGAN - Langan Engineering & Environmental
Project: Carroll Gardens, 363-365 Bond Street, Brooklyn, NY

File ID: SB070314M1.ICP Date Analyzed: 07/03/14 Methods: EPA 200.7, SW846 6010C
QC Limits: 95 to 105 % Recovery Run ID: MA34389 Units: ug/l

Time:		05:29			06:06			07:03	
Sample ID:	CCV	CCV15		CCV	CCV16		CCV	CCV17	
Metal	True	Results	% Rec	True	Results	% Rec	True	Results	% Rec
Aluminum	40000	39100	97.8	40000	39100	97.8	40000	39000	97.5
Antimony	2000	2050	102.5	2000	2060	103.0	2000	2050	102.5
Arsenic	2000	2020	101.0	2000	2030	101.5	2000	2020	101.0
Barium	2000	2070	103.5	2000	2090	104.5	2000	2070	103.5
Beryllium	2000	1890	94.5	2000	1890	94.5	2000	1890	94.5
Bismuth									
Boron	anr								
Cadmium	2000	2000	100.0	2000	2010	100.5	2000	2000	100.0
Calcium	40000	36700	91.8	40000	36600	91.5	40000	36800	92.0
Chromium	2000	1920	96.0	2000	1940	97.0	2000	1940	97.0
Cobalt	2000	1930	96.5	2000	1930	96.5	2000	1930	96.5
Copper	2000	2020	101.0	2000	2040	102.0	2000	2020	101.0
Iron	40000	36400	91.0	40000	36400	91.0	40000	36400	91.0
Lead	2000	1950	97.5	2000	1950	97.5	2000	1950	97.5
Lithium									
Magnesium	40000	35300	88.3*(a)	40000	35100	87.8*(a)	40000	35400	88.5*(a)
Manganese	2000	1960	98.0	2000	1970	98.5	2000	1970	98.5
Molybdenum	anr								
Nickel	2000	1960	98.0	2000	1960	98.0	2000	1960	98.0
Palladium									
Potassium	40000	40400	101.0	40000	40600	101.5	40000	40400	101.0
Selenium	2000	2040	102.0	2000	2050	102.5	2000	2030	101.5
Silicon	anr								
Silver	250	240	96.0	250	242	96.8	250	241	96.4
Sodium	40000	41400	103.5	40000	41500	103.8	40000	41300	103.3
Sulfur									
Strontium									
Thallium	2000	2010	100.5	2000	2000	100.0	2000	1990	99.5
Tin	anr								
Titanium									
Tungsten									
Vanadium	2000	1930	96.5	2000	1940	97.0	2000	1930	96.5
Zinc	2000	1910	95.5	2000	1920	96.0	2000	1930	96.5

CALIBRATION CHECK STANDARDS SUMMARY
Initial and Continuing Calibration Checks

Login Number: JB70672
Account: LANGAN - Langan Engineering & Environmental
Project: Carroll Gardens, 363-365 Bond Street, Brooklyn, NY

File ID: SB070314M1.ICP Date Analyzed: 07/03/14 Methods: EPA 200.7, SW846 6010C
QC Limits: 95 to 105 % Recovery Run ID: MA34389 Units: ug/l

Time:		05:29			06:06			07:03	
Sample ID:	CCV	CCV15		CCV	CCV16		CCV	CCV17	
Metal	True	Results	% Rec	True	Results	% Rec	True	Results	% Rec
Zirconium									

(*) Outside of QC limits
(anr) Analyte not requested
(a) No samples reported for this element in the area bracketed by this QC.

LOW CALIBRATION CHECK STANDARDS SUMMARY

Login Number: JB70672
Account: LANGAN - Langan Engineering & Environmental
Project: Carroll Gardens, 363-365 Bond Street, Brooklyn, NY

File ID: SB070314M1.ICP Date Analyzed: 07/03/14 Methods: EPA 200.7, SW846 6010C
QC Limits: 70 to 130 % Recovery Run ID: MA34389 Units: ug/l

Time:				13:07		13:13		13:19	
Sample ID:	CRI	CRIA	CRID	CRI1		CRID1		CRIA1	
Metal	True	True	True	Results	% Rec	Results	% Rec	Results	% Rec
Aluminum	200	500	100	187	93.5	101	101.0	473	94.6
Antimony	6.0	20	3.0	6.1	101.7	3.5	116.7	19.7	98.5
Arsenic	8.0	20	3.0	8.3	103.8	3.2	106.7	20.0	100.0
Barium	200		4.0	203	101.5	4.2	105.0		
Beryllium	2.0		1.0	2.1	105.0	1.0	100.0		
Bismuth	20								
Boron	100		10	anr					
Cadmium	3.0		1.0	3.2	106.7	1.0	100.0		
Calcium	5000		1000	4940	98.8	1010	101.0		
Chromium	10		2.0	10.5	105.0	1.7	85.0		
Cobalt	50		3.0	50.0	100.0	2.8	93.3		
Copper	10		2.0	9.7	97.0	1.2	60.0*(a)		
Iron	100	500		107	107.0			536	107.2
Lead	3.0	20	2.5	3.8	126.7	4.0	160.0*(a	20.5	102.5
Lithium	20								
Magnesium	5000		100	4830	96.6	65.1	65.1*(a)		
Manganese	15		3.0	16.2	108.0	3.2	106.7		
Molybdenum	20			anr					
Nickel	10		4.0	10.4	104.0	3.9	97.5		
Palladium	50								
Potassium	5000		2000	4960	99.2	2050	102.5		
Selenium	10	20	5.0	9.6	96.0	4.8	96.0	21.2	106.0
Silicon	200			anr					
Silver	5.0		1.0	5.1	102.0	1.0	100.0		
Sodium	5000		1000	4880	97.6	1030	103.0		
Sulfur	50								
Strontium	10								
Thallium	10		2.0	9.0	90.0	1.8	90.0		
Tin	10			anr					
Titanium	10								
Tungsten	50								
Vanadium	50		2.0	52.8	105.6	1.9	95.0		
Zinc	20		10	22.5	112.5	13.1	131.0*(a		

LOW CALIBRATION CHECK STANDARDS SUMMARY

Login Number: JB70672
Account: LANGAN - Langan Engineering & Environmental
Project: Carroll Gardens, 363-365 Bond Street, Brooklyn, NY

File ID: SB070314M1.ICP Date Analyzed: 07/03/14 Methods: EPA 200.7, SW846 6010C
QC Limits: 70 to 130 % Recovery Run ID: MA34389 Units: ug/l

Time:				13:07		13:13		13:19	
Sample ID:	CRI	CRIA	CRID	CRI1		CRID1		CRIA1	
Metal	True	True	True	Results	% Rec	Results	% Rec	Results	% Rec
Zirconium	10								

(*) Outside of QC limits
(anr) Analyte not requested
(a) No samples reported for this element at this RL in the area bracketed by this QC.

LOW CALIBRATION CHECK STANDARDS SUMMARY

Login Number: JB70672
Account: LANGAN - Langan Engineering & Environmental
Project: Carroll Gardens, 363-365 Bond Street, Brooklyn, NY

File ID: SB070314M1.ICP Date Analyzed: 07/03/14 Methods: EPA 200.7, SW846 6010C
QC Limits: 70 to 130 % Recovery Run ID: MA34389 Units: ug/l

Time:				21:01		21:07		21:14	
Sample ID:	CRI	CRIA	CRID	CRI2		CRID2		CRIA2	
Metal	True	True	True	Results	% Rec	Results	% Rec	Results	% Rec
Aluminum	200	500	100	201	100.5	96.9	96.9	490	98.0
Antimony	6.0	20	3.0	5.9	98.3	2.3	76.7	19.6	98.0
Arsenic	8.0	20	3.0	9.1	113.8	3.1	103.3	19.4	97.0
Barium	200		4.0	208	104.0	4.2	105.0		
Beryllium	2.0		1.0	2.2	110.0	0.90	90.0		
Bismuth	20								
Boron	100		10	anr					
Cadmium	3.0		1.0	3.2	106.7	1.1	110.0		
Calcium	5000		1000	5120	102.4	1030	103.0		
Chromium	10		2.0	11.0	110.0	1.7	85.0		
Cobalt	50		3.0	51.1	102.2	2.7	90.0		
Copper	10		2.0	9.4	94.0	1.2	60.0*(a)		
Iron	100	500		104	104.0			525	105.0
Lead	3.0	20	2.5	3.3	110.0	3.0	120.0	21.9	109.5
Lithium	20								
Magnesium	5000		100	4920	98.4	90.0	90.0		
Manganese	15		3.0	16.5	110.0	3.2	106.7		
Molybdenum	20			anr					
Nickel	10		4.0	10.5	105.0	4.3	107.5		
Palladium	50								
Potassium	5000		2000	5190	103.8	2070	103.5		
Selenium	10	20	5.0	8.6	86.0	5.8	116.0	20.8	104.0
Silicon	200			anr					
Silver	5.0		1.0	5.1	102.0	1.2	120.0		
Sodium	5000		1000	5110	102.2	1040	104.0		
Sulfur	50								
Strontium	10								
Thallium	10		2.0	10.1	101.0	2.0	100.0		
Tin	10			anr					
Titanium	10								
Tungsten	50								
Vanadium	50		2.0	54.2	108.4	1.9	95.0		
Zinc	20		10	23.2	116.0	13.6	136.0*(a		

LOW CALIBRATION CHECK STANDARDS SUMMARY

Login Number: JB70672
Account: LANGAN - Langan Engineering & Environmental
Project: Carroll Gardens, 363-365 Bond Street, Brooklyn, NY

File ID: SB070314M1.ICP Date Analyzed: 07/03/14 Methods: EPA 200.7, SW846 6010C
QC Limits: 70 to 130 % Recovery Run ID: MA34389 Units: ug/l

Time:				21:01		21:07		21:14	
Sample ID:	CRI	CRIA	CRID	CRI2		CRID2		CRIA2	
Metal	True	True	True	Results	% Rec	Results	% Rec	Results	% Rec
Zirconium	10								

(*) Outside of QC limits
(anr) Analyte not requested
(a) No samples reported for this element at this RL in the area bracketed by this QC.

LOW CALIBRATION CHECK STANDARDS SUMMARY

Login Number: JB70672
Account: LANGAN - Langan Engineering & Environmental
Project: Carroll Gardens, 363-365 Bond Street, Brooklyn, NY

File ID: SB070314M1.ICP Date Analyzed: 07/03/14 Methods: EPA 200.7, SW846 6010C
QC Limits: 70 to 130 % Recovery Run ID: MA34389 Units: ug/l

Time:				04:02		04:09		04:15	
Sample ID:	CRI	CRIA	CRID	CRI3		CRID3		CRIA3	
Metal	True	True	True	Results	% Rec	Results	% Rec	Results	% Rec
Aluminum	200	500	100	194	97.0	96.4	96.4	477	95.4
Antimony	6.0	20	3.0	5.4	90.0	2.8	93.3	20.2	101.0
Arsenic	8.0	20	3.0	9.0	112.5	3.0	100.0	20.2	101.0
Barium	200		4.0	216	108.0	4.2	105.0		
Beryllium	2.0		1.0	2.1	105.0	1.0	100.0		
Bismuth	20								
Boron	100		10	anr					
Cadmium	3.0		1.0	3.5	116.7	1.0	100.0		
Calcium	5000		1000	4430	88.6	936	93.6		
Chromium	10		2.0	9.9	99.0	1.7	85.0		
Cobalt	50		3.0	47.9	95.8	2.7	90.0		
Copper	10		2.0	10.4	104.0	1.6	80.0		
Iron	100	500		94.0	94.0			479	95.8
Lead	3.0	20	2.5	2.8	93.3	2.8	112.0	20.6	103.0
Lithium	20								
Magnesium	5000		100	4250	85.0	73.5	73.5		
Manganese	15		3.0	15.2	101.3	3.1	103.3		
Molybdenum	20			anr					
Nickel	10		4.0	9.7	97.0	4.1	102.5		
Palladium	50								
Potassium	5000		2000	5180	103.6	2080	104.0		
Selenium	10	20	5.0	11.9	119.0	5.8	116.0	21.9	109.5
Silicon	200			anr					
Silver	5.0		1.0	5.0	100.0	0.90	90.0		
Sodium	5000		1000	5250	105.0	1050	105.0		
Sulfur	50								
Strontium	10								
Thallium	10		2.0	9.8	98.0	1.8	90.0		
Tin	10			anr					
Titanium	10								
Tungsten	50								
Vanadium	50		2.0	51.5	103.0	1.9	95.0		
Zinc	20		10	20.7	103.5	12.2	122.0		

LOW CALIBRATION CHECK STANDARDS SUMMARY

Login Number: JB70672
Account: LANGAN - Langan Engineering & Environmental
Project: Carroll Gardens, 363-365 Bond Street, Brooklyn, NY

File ID: SB070314M1.ICP Date Analyzed: 07/03/14 Methods: EPA 200.7, SW846 6010C
QC Limits: 70 to 130 % Recovery Run ID: MA34389 Units: ug/l

Time:				04:02		04:09		04:15	
Sample ID:	CRI	CRIA	CRID	CRI3		CRID3		CRIA3	
Metal	True	True	True	Results	% Rec	Results	% Rec	Results	% Rec
Zirconium	10								

(*) Outside of QC limits
(anr) Analyte not requested

LOW CALIBRATION CHECK STANDARDS SUMMARY

Login Number: JB70672
Account: LANGAN - Langan Engineering & Environmental
Project: Carroll Gardens, 363-365 Bond Street, Brooklyn, NY

File ID: SB070314M1.ICP Date Analyzed: 07/03/14 Methods: EPA 200.7, SW846 6010C
QC Limits: 70 to 130 % Recovery Run ID: MA34389 Units: ug/l

Time:				06:19		06:25		06:31	
Sample ID:	CRI	CRIA	CRID	CRI4		CRID4		CRIA4	
Metal	True	True	True	Results	% Rec	Results	% Rec	Results	% Rec
Aluminum	200	500	100	197	98.5	95.8	95.8	482	96.4
Antimony	6.0	20	3.0	5.4	90.0	2.7	90.0	20.2	101.0
Arsenic	8.0	20	3.0	8.8	110.0	2.8	93.3	19.3	96.5
Barium	200		4.0	213	106.5	4.3	107.5		
Beryllium	2.0		1.0	2.1	105.0	0.90	90.0		
Bismuth	20								
Boron	100		10	anr					
Cadmium	3.0		1.0	3.4	113.3	1.2	120.0		
Calcium	5000		1000	4580	91.6	944	94.4		
Chromium	10		2.0	9.9	99.0	1.8	90.0		
Cobalt	50		3.0	48.9	97.8	2.7	90.0		
Copper	10		2.0	9.6	96.0	1.9	95.0		
Iron	100	500		97.7	97.7			480	96.0
Lead	3.0	20	2.5	3.0	100.0	3.1	124.0	20.4	102.0
Lithium	20								
Magnesium	5000		100	4380	87.6	73.3	73.3		
Manganese	15		3.0	15.6	104.0	3.1	103.3		
Molybdenum	20			anr					
Nickel	10		4.0	10.1	101.0	4.0	100.0		
Palladium	50								
Potassium	5000		2000	5140	102.8	2080	104.0		
Selenium	10	20	5.0	11.8	118.0	5.7	114.0	21.1	105.5
Silicon	200			anr					
Silver	5.0		1.0	4.9	98.0	1.0	100.0		
Sodium	5000		1000	5190	103.8	1040	104.0		
Sulfur	50								
Strontium	10								
Thallium	10		2.0	9.4	94.0				
Tin	10			anr					
Titanium	10								
Tungsten	50								
Vanadium	50		2.0	51.9	103.8	1.9	95.0		
Zinc	20		10	21.5	107.5	12.6	126.0		

LOW CALIBRATION CHECK STANDARDS SUMMARY

Login Number: JB70672
Account: LANGAN - Langan Engineering & Environmental
Project: Carroll Gardens, 363-365 Bond Street, Brooklyn, NY

File ID: SB070314M1.ICP Date Analyzed: 07/03/14 Methods: EPA 200.7, SW846 6010C
QC Limits: 70 to 130 % Recovery Run ID: MA34389 Units: ug/l

Time:				06:19		06:25		06:31	
Sample ID:	CRI	CRIA	CRID	CRI4		CRID4		CRIA4	
Metal	True	True	True	Results	% Rec	Results	% Rec	Results	% Rec
Zirconium	10								

(*) Outside of QC limits
(anr) Analyte not requested

INTERFERING ELEMENT CHECK STANDARDS SUMMARY
Part 1 - ICSA and ICSAB Standards

Login Number: JB70672
Account: LANGAN - Langan Engineering & Environmental
Project: Carroll Gardens, 363-365 Bond Street, Brooklyn, NY

File ID: SB070314M1.ICP Date Analyzed: 07/03/14 Methods: EPA 200.7, SW846 6010C
QC Limits: 80 to 120 % Recovery Run ID: MA34389 Units: ug/l

Time:			13:26		13:32		21:20		21:26	
Sample ID:	ICSA	ICSAB	ICSA1		ICSAB1		ICSA2		ICSAB2	
Metal	True	True	Results	% Rec	Results	% Rec	Results	% Rec	Results	% Rec
Aluminum	500000	500000	485000	97.0	496000	99.2	493000	98.6	492000	98.4
Antimony		1000	0.80		1040	104.0	-0.80		1000	100.0
Arsenic		1000	-0.90		1030	103.0	-1.6		1000	100.0
Barium		500	-0.90		490	98.0	-0.90		484	96.8
Beryllium		500	-0.10		479	95.8	-0.10		471	94.2
Bismuth		500	0.10		514	102.8	2.0		492	98.4
Boron			-12		-16		-11		-16	
Cadmium		1000	2.1		1030	103.0	1.9		1010	101.0
Calcium	400000	400000	365000	91.3	364000	91.0	368000	92.0	366000	91.5
Chromium		500	0.10		464	92.8	0.20		471	94.2
Cobalt		500	2.2		472	94.4	2.0		473	94.6
Copper		500	5.0		518	103.6	3.5		499	99.8
Iron	200000	200000	184000	92.0	184000	92.0	181000	90.5	180000	90.0
Lead		1000	-2.1		918	91.8	-3.2		923	92.3
Lithium		500	4.0		511	102.2	4.2		504	100.8
Magnesium	500000	500000	498000	99.6	505000	101.0	499000	99.8	499000	99.8
Manganese		500	-0.70		478	95.6	-0.50		485	97.0
Molybdenum		500	8.0		498	99.6	8.0		489	97.8
Nickel		1000	0.40		931	93.1	0.70		935	93.5
Palladium		500	-11		539	107.8	-11		524	104.8
Potassium			33.4		-9.3		49.4		-8.2	
Selenium		1000	-3.4		1030	103.0	-1.0		1000	100.0
Silicon			-20		-25		-18		-24	
Silver		1000	2.6		1040	104.0	4.1		1030	103.0
Sodium			0.80		-2.6		4.7		0.40	
Sulfur		500	-12		481	96.2	-8.4		473	94.6
Strontium			-0.10		-0.30		-0.50		-0.60	
Thallium		1000	-1.2		933	93.3	0.0		934	93.4
Tin			7.0		10.2		7.3		6.9	
Titanium			2.0		4.8		1.8		4.3	
Tungsten		500	21.8		539	107.8	14.4		527	105.4
Vanadium		500	0.20		465	93.0	0.20		470	94.0
Zinc		1000	-2.5		915	91.5	-2.0		935	93.5

INTERFERING ELEMENT CHECK STANDARDS SUMMARY
Part 1 - ICSA and ICSAB Standards

Login Number: JB70672
Account: LANGAN - Langan Engineering & Environmental
Project: Carroll Gardens, 363-365 Bond Street, Brooklyn, NY

File ID: SB070314M1.ICP Date Analyzed: 07/03/14 Methods: EPA 200.7, SW846 6010C
QC Limits: 80 to 120 % Recovery Run ID: MA34389 Units: ug/l

Time:			13:26		13:32		21:20		21:26	
Sample ID:	ICSA	ICSAB	ICSA1		ICSAB1		ICSA2		ICSAB2	
Metal	True	True	Results	% Rec	Results	% Rec	Results	% Rec	Results	% Rec
Zirconium		500	9.1		455	91.0	9.3		445	89.0

(*) Outside of QC limits
(anr) Analyte not requested

Accutest Laboratories Instrument Runlog
Inorganics Analyses

Login Number: JB70672
Account: LANGAN - Langan Engineering & Environmental
Project: Carroll Gardens, 363-365 Bond Street, Brooklyn, NY

File ID: SA070314M2.ICP Date Analyzed: 07/03/14 Methods: EPA 200.7, SW846 6010C
Analyst: ND Run ID: MA34391
Parameters: Al,Sb,As,Ba,Be,Cd,Ca,Cr,Co,Cu,Fe,Pb,Mg,Mn,Ni,K,Se,Ag,Na,Tl,V,Zn

Time	Sample Description	Dilution Factor	PS Recov	Comments
17:34	MA34391-STD1	1		STDA
17:40	MA34391-STD2	1		STDB
17:46	ZZZZZZ	1		
17:53	ZZZZZZ	1		
17:59	MA34391-ICV1	1		
18:05	MA34391-ICB1	1		
18:11	MA34391-CCV1	1		
18:17	MA34391-CCB1	1		
18:24	MA34391-CRI1	1		
18:30	MA34391-CRID1	1		
18:36	MA34391-CRIA1	1		
18:42	MA34391-CRID2	1		
18:48	MA34391-ICSA1	1		
18:55	MA34391-ICSAB1	1		
19:01	ZZZZZZ	1		
19:07	ZZZZZZ	1		
19:13	MA34391-CCV2	1		
19:20	MA34391-CCB2	1		
19:26	MP80451-MB1	1		
19:32	MP80451-LC1	1		
19:38	MP80451-S1	1		
19:44	MP80451-S2	1		
19:50	JB70718-4	1		(sample used for QC only; not part of login JB70672)
19:57	MP80451-SD1	5		
20:03	ZZZZZZ	1		
20:09	ZZZZZZ	1		
20:15	ZZZZZZ	1		
20:22	MA34391-CCV3	1		
20:28	MA34391-CCB3	1		
20:34	ZZZZZZ	1		
20:40	ZZZZZZ	1		
20:46	ZZZZZZ	1		
20:53	ZZZZZZ	1		

Accutest Laboratories Instrument Runlog
Inorganics Analyses

Login Number: JB70672
Account: LANGAN - Langan Engineering & Environmental
Project: Carroll Gardens, 363-365 Bond Street, Brooklyn, NY

File ID: SA070314M2.ICP Date Analyzed: 07/03/14 Methods: EPA 200.7, SW846 6010C
Analyst: ND Run ID: MA34391
Parameters: Al,Sb,As,Ba,Be,Cd,Ca,Cr,Co,Cu,Fe,Pb,Mg,Mn,Ni,K,Se,Ag,Na,Tl,V,Zn

Time	Sample Description	Dilution Factor	PS Recov	Comments
20:59	ZZZZZZ	1		
21:05	ZZZZZZ	1		
21:11	ZZZZZZ	1		
21:18	ZZZZZZ	1		
21:24	ZZZZZZ	1		
21:30	MA34391-CCV4	1		
21:37	MA34391-CCB4	1		
21:43	ZZZZZZ	1		
21:49	ZZZZZZ	1		
21:55	ZZZZZZ	1		
22:01	ZZZZZZ	1		
22:08	ZZZZZZ	1		
22:14	JB70672-5	1		
---------->	Last reportable sample/prep for job JB70672			
22:20	ZZZZZZ	1		
22:26	ZZZZZZ	1		
22:32	MP80392-B1	1		
22:38	MA34391-CCV5	1		
22:45	MA34391-CCB5	1		
22:51	MP80392-S1	1		
22:57	MP80392-S2	1		
23:03	JB70517-1	1		(sample used for QC only; not part of login JB70672)
23:09	MP80392-SD1	5		
23:15	ZZZZZZ	1		
23:22	MP80418-SD1	5		
23:28	ZZZZZZ	2		
23:34	ZZZZZZ	2		
23:40	MP80458-B1	1		
23:46	MA34391-CCV6	1		
23:53	MA34391-CCB6	1		
23:59	MP80458-MB1	1		
00:05	MP80458-S1	1		
00:11	MP80458-S2	1		
00:17	JB70399-1	1		(sample used for QC only; not part of login JB70672)

Accutest Laboratories Instrument Runlog
Inorganics Analyses

Login Number: JB70672
Account: LANGAN - Langan Engineering & Environmental
Project: Carroll Gardens, 363-365 Bond Street, Brooklyn, NY

File ID: SA070314M2.ICP Date Analyzed: 07/03/14 Methods: EPA 200.7, SW846 6010C
Analyst: ND Run ID: MA34391
Parameters: Al,Sb,As,Ba,Be,Cd,Ca,Cr,Co,Cu,Fe,Pb,Mg,Mn,Ni,K,Se,Ag,Na,Tl,V,Zn

Time	Sample Description	Dilution Factor	PS Recov	Comments
00:23	MP80458-SD1	5		
00:29	MA34391-CCV7	1		
00:36	MA34391-CCB7	1		
00:42	MA34391-CRI2	1		
00:48	MA34391-CRID3	1		
00:54	MA34391-CRIA2	1		
01:00	MA34391-ICSA2	1		
01:07	MA34391-ICSAB2	1		
01:13	MA34391-CCV8	1		
01:19	MA34391-CCB8	1		
---------->	Last reportable CCB for job JB70672			
01:25	MP80459-MB1	1		
01:32	MP80459-B1	1		
01:38	MP80459-S1	1		
01:44	MP80459-S2	1		
01:50	JB70647-2AB	1		(sample used for QC only; not part of login JB70672)
01:57	MP80459-SD1	5		
02:03	MP80462-MB1	1		
02:09	MP80462-B1	1		
02:15	MP80462-S1	1		
02:22	MP80462-S2	1		
02:28	MA34391-CCV9	1		
02:34	MA34391-CCB9	1		
02:40	JB70647-1AB	1		(sample used for QC only; not part of login JB70672)
02:47	MP80462-SD1	5		
02:53	MP80460-MB1	1		
02:59	MP80460-B1	1		
03:05	MP80460-S1	1		
03:11	MP80460-S2	1		
03:17	JB70629-1	1		(sample used for QC only; not part of login JB70672)
03:24	MP80460-SD1	5		
03:30	MA34391-CCV10	1		
03:36	MA34391-CCB10	1		
03:42	MA34391-CRI3	1		

Accutest Laboratories Instrument Runlog
Inorganics Analyses

Login Number: JB70672
Account: LANGAN - Langan Engineering & Environmental
Project: Carroll Gardens, 363-365 Bond Street, Brooklyn, NY

File ID: SA070314M2.ICP Date Analyzed: 07/03/14 Methods: EPA 200.7, SW846 6010C
Analyst: ND Run ID: MA34391
Parameters: Al,Sb,As,Ba,Be,Cd,Ca,Cr,Co,Cu,Fe,Pb,Mg,Mn,Ni,K,Se,Ag,Na,Tl,V,Zn

Time	Sample Description	Dilution Factor	PS Recov	Comments
03:48	MA34391-CRID4	1		
03:54	MA34391-CRIA3	1		
04:01	MA34391-CCV11	1		
04:07	MA34391-CCB11	1		
04:13	ZZZZZZ	1		
04:19	ZZZZZZ	1		
04:26	ZZZZZZ	1		
04:32	ZZZZZZ	1		
04:38	ZZZZZZ	1		
04:44	ZZZZZZ	1		
04:50	ZZZZZZ	1		
04:57	ZZZZZZ	1		

Refer to raw data for calibration curve and standards.

INTERNAL STANDARD SUMMARY

Login Number: JB70672
Account: LANGAN - Langan Engineering & Environmental
Project: Carroll Gardens, 363-365 Bond Street, Brooklyn, NY

File ID: SA070314M2.ICP Date Analyzed: 07/03/14 Methods: EPA 200.7, SW846 6010C
Analyst: ND Run ID: MA34391
Parameters: Al,Sb,As,Ba,Be,Cd,Ca,Cr,Co,Cu,Fe,Pb,Mg,Mn,Ni,K,Se,Ag,Na,Tl,V,Zn

Time	Sample Description	Istd#1	Istd#2	Istd#3	Istd#4
17:34	MA34391-STD1	3086 R	199680 R	48768 R	8058 R
17:40	MA34391-STD2	2897	186970	47688	7640
17:46	ZZZZZZ	2985	192600	47660	7804
17:53	ZZZZZZ	3087	201520	48357	8049
17:59	MA34391-ICV1	2970	192540	47527	7764
18:05	MA34391-ICB1	3068	202750	48371	8004
18:11	MA34391-CCV1	2983	192450	47412	7785
18:17	MA34391-CCB1	3085	201910	48012	8054
18:24	MA34391-CRI1	3069	199960	48045	8007
18:30	MA34391-CRID1	No results reported for the elements associated with this internal standard.			
18:36	MA34391-CRIA1	3091	202340	48109	8060
18:42	MA34391-CRID2	3084	201670	48068	8043
18:48	MA34391-ICSA1	2778	178470	46519	7188
18:55	MA34391-ICSAB1	2760	178810	46923	7184
19:01	ZZZZZZ	3050	199760	48099	8237
19:07	ZZZZZZ	3048	202090	48409	8091
19:13	MA34391-CCV2	2985	193260	47993	7816
19:20	MA34391-CCB2	3099	202860	48606	8087
19:26	MP80451-MB1	3077	203340	48612	8048
19:32	MP80451-LC1	3032	200090	48235	7951
19:38	MP80451-S1	2898	189520	47478	7546
19:44	MP80451-S2	2899	189980	47482	7531
19:50	JB70718-4	2955	190560	47203	7673
19:57	MP80451-SD1	3106	199670	48424	8094
20:03	ZZZZZZ	3008	194440	47813	7789
20:09	ZZZZZZ	2983	192890	47441	7736
20:15	ZZZZZZ	2971	191970	47375	7680
20:22	MA34391-CCV3	3050	194200	48101	7932
20:28	MA34391-CCB3	3147	203210	47887	8195
20:34	ZZZZZZ	3021	195730	48007	7828
20:40	ZZZZZZ	3015	195800	47639	7811
20:46	ZZZZZZ	3159	204570	48613	8211
20:53	ZZZZZZ	3094	198650	48419	8105

INTERNAL STANDARD SUMMARY

Login Number: JB70672
Account: LANGAN - Langan Engineering & Environmental
Project: Carroll Gardens, 363-365 Bond Street, Brooklyn, NY

File ID: SA070314M2.ICP Date Analyzed: 07/03/14 Methods: EPA 200.7, SW846 6010C
Analyst: ND Run ID: MA34391
Parameters: Al,Sb,As,Ba,Be,Cd,Ca,Cr,Co,Cu,Fe,Pb,Mg,Mn,Ni,K,Se,Ag,Na,Tl,V,Zn

Time	Sample Description	Istd#1	Istd#2	Istd#3	Istd#4
20:59	ZZZZZZ	3000	193500	47460	7761
21:05	ZZZZZZ	2981	191870	47328	7723
21:11	ZZZZZZ	2993	192220	47018	7742
21:18	ZZZZZZ	2967	190750	47107	7655
21:24	ZZZZZZ	3031	196000	47263	7850
21:30	MA34391-CCV4	3063	195500	47525	7951
21:37	MA34391-CCB4	3180	203990	48574	8257
21:43	ZZZZZZ	3010	194210	47408	7787
21:49	ZZZZZZ	3155	205170	48364	8204
21:55	ZZZZZZ	2878	180190	46691	7043
22:01	ZZZZZZ	2809	174990	45631	6880
22:08	ZZZZZZ	3147	205090	48334	8180
22:14	JB70672-5	3157	204960	48416	8203
22:20	ZZZZZZ	3140	204430	49016	8126
22:26	ZZZZZZ	3155	205540	48806	8209
22:32	MP80392-B1	3097	200310	47939	8092
22:38	MA34391-CCV5	3066	196200	47751	7962
22:45	MA34391-CCB5	3161	205530	48533	8207
22:51	MP80392-S1	3188	204280	50496	8150
22:57	MP80392-S2	3177	203620	50151	8157
23:03	JB70517-1	3201	206280	50952	8181
23:09	MP80392-SD1	3183	205250	48867	8225
23:15	ZZZZZZ	3165	206480	48742	8246
23:22	MP80418-SD1	No results reported for the elements associated with this internal standard.			
23:28	ZZZZZZ	2980	186910	47188	7437
23:34	ZZZZZZ	2944	183580	46471	7343
23:40	MP80458-B1	2895	178100	46968	7168
23:46	MA34391-CCV6	3041	199290	47014	7903
23:53	MA34391-CCB6	3169	205460	48417	8225
23:59	MP80458-MB1	2881	178250	46701	7126
00:05	MP80458-S1	3048	194120	47949	7787
00:11	MP80458-S2	3057	195220	48380	7856
00:17	JB70399-1	3045	193950	48150	7783

INTERNAL STANDARD SUMMARY

Login Number: JB70672
Account: LANGAN - Langan Engineering & Environmental
Project: Carroll Gardens, 363-365 Bond Street, Brooklyn, NY

File ID: SA070314M2.ICP Date Analyzed: 07/03/14 Methods: EPA 200.7, SW846 6010C
Analyst: ND Run ID: MA34391
Parameters: Al,Sb,As,Ba,Be,Cd,Ca,Cr,Co,Cu,Fe,Pb,Mg,Mn,Ni,K,Se,Ag,Na,Tl,V,Zn

Time	Sample Description	Istd#1	Istd#2	Istd#3	Istd#4
00:23	MP80458-SD1	3131	201780	48512	8103
00:29	MA34391-CCV7	3063	197490	48094	7960
00:36	MA34391-CCB7	3172	205800	48289	8227
00:42	MA34391-CRI2	3154	203510	48426	8189
00:48	MA34391-CRID3	3167	204870	48457	8222
00:54	MA34391-CRIA2	3174	205930	48340	8233
01:00	MA34391-ICSA2	2843	181570	46772	7305
01:07	MA34391-ICSAB2	2835	181440	46519	7314
01:13	MA34391-CCV8	3055	196480	47792	7947
01:19	MA34391-CCB8	3177	205830	48315	8250
01:25	MP80459-MB1	No results reported for the elements associated with this internal standard.			
01:32	MP80459-B1	No results reported for the elements associated with this internal standard.			
01:38	MP80459-S1	No results reported for the elements associated with this internal standard.			
01:44	MP80459-S2	No results reported for the elements associated with this internal standard.			
01:50	JB70647-2AB	No results reported for the elements associated with this internal standard.			
01:57	MP80459-SD1	No results reported for the elements associated with this internal standard.			
02:03	MP80462-MB1	No results reported for the elements associated with this internal standard.			
02:09	MP80462-B1	No results reported for the elements associated with this internal standard.			
02:15	MP80462-S1	No results reported for the elements associated with this internal standard.			
02:22	MP80462-S2	No results reported for the elements associated with this internal standard.			
02:28	MA34391-CCV9	3059	195630	47748	7954
02:34	MA34391-CCB9	3166	204880	48247	8215
02:40	JB70647-1AB	No results reported for the elements associated with this internal standard.			
02:47	MP80462-SD1	No results reported for the elements associated with this internal standard.			
02:53	MP80460-MB1	3137	207270	49534	8170
02:59	MP80460-B1	3154	206090	49045	8206
03:05	MP80460-S1	2976	188230	46404	7706
03:11	MP80460-S2	2960	187960	46583	7700
03:17	JB70629-1	2976	189380	46671	7668
03:24	MP80460-SD1	3113	200470	47710	8053
03:30	MA34391-CCV10	3055	198840	49494	7989
03:36	MA34391-CCB10	3151	207010	49416	8216
03:42	MA34391-CRI3	3141	205630	49343	8191

INTERNAL STANDARD SUMMARY

Login Number: JB70672
Account: LANGAN - Langan Engineering & Environmental
Project: Carroll Gardens, 363-365 Bond Street, Brooklyn, NY

File ID: SA070314M2.ICP Date Analyzed: 07/03/14 Methods: EPA 200.7, SW846 6010C
Analyst: ND Run ID: MA34391
Parameters: Al,Sb,As,Ba,Be,Cd,Ca,Cr,Co,Cu,Fe,Pb,Mg,Mn,Ni,K,Se,Ag,Na,Tl,V,Zn

Time	Sample Description	Istd#1	Istd#2	Istd#3	Istd#4
03:48	MA34391-CRID4	3169	206890	49275	8255
03:54	MA34391-CRIA3	3184	207200	48953	8269
04:01	MA34391-CCV11	3063	197220	48578	7976
04:07	MA34391-CCB11	3182	207770	48960	8273
04:13	ZZZZZZ	3217	197240	50909	7957
04:19	ZZZZZZ	3167	206410	49610	8235
04:26	ZZZZZZ	3172	206530	48953	8228
04:32	ZZZZZZ	3184	206790	48880	8268
04:38	ZZZZZZ	3180	206800	49121	8271
04:44	ZZZZZZ	3184	206230	49380	8295
04:50	ZZZZZZ	2964	191090	46804	7659
04:57	ZZZZZZ	3188	206850	49082	8302

R = Reference for ISTD limits. ! = Outside limits.

LEGEND:

Istd#	Parameter	Limits
Istd#1	Yttrium (2243)	70-130 %
Istd#2	Yttrium (3600)	70-130 %
Istd#3	Yttrium (3710)	70-130 %
Istd#4	Indium	70-130 %

BLANK RESULTS SUMMARY
Part 1 - Initial and Continuing Calibration Blanks

Login Number: JB70672
Account: LANGAN - Langan Engineering & Environmental
Project: Carroll Gardens, 363-365 Bond Street, Brooklyn, NY

File ID: SA070314M2.ICP Date Analyzed: 07/03/14 Methods: EPA 200.7, SW846 6010C
QC Limits: result < RL Run ID: MA34391 Units: ug/l

Time: / Sample ID:			18:05 ICB1		18:17 CCB1		19:20 CCB2		20:28 CCB3	
Metal	RL	IDL	raw	final	raw	final	raw	final	raw	final
Aluminum	200	9.9	7.7	<200	9.1	<200	7.8	<200	8.6	<200
Antimony	6.0	3	0.0	<6.0	0.10	<6.0	0.30	<6.0	0.10	<6.0
Arsenic	3.0	.82	0.90	<3.0	0.40	<3.0	0.70	<3.0	0.70	<3.0
Barium	200	.24	0.10	<200	0.30	<200	0.40	<200	0.40	<200
Beryllium	1.0	.01	0.20	<1.0	0.20	<1.0	0.30	<1.0	0.30	<1.0
Bismuth	20	1.4								
Boron	100	.09								
Cadmium	3.0	.2	0.10	<3.0	-0.10	<3.0	0.10	<3.0	0.10	<3.0
Calcium	5000	41	4.5	<5000	6.6	<5000	8.1	<5000	12.4	<5000
Chromium	10	.3	0.20	<10	0.20	<10	0.10	<10	0.40	<10
Cobalt	50	.25	0.10	<50	-0.10	<50	0.0	<50	0.30	<50
Copper	10	.37	-0.10	<10	-0.10	<10	0.40	<10	-0.30	<10
Iron	100	2.1	3.7	<100	5.7	<100	6.0	<100	8.1	<100
Lead	3.0	1.1	0.0	<3.0	-0.70	<3.0	-0.20	<3.0	0.0	<3.0
Lithium	20	1.9								
Magnesium	5000	11	8.9	<5000	13.6	<5000	12.8	<5000	5.4	<5000
Manganese	15	.05	0.20	<15	0.20	<15	0.30	<15	0.40	<15
Molybdenum	20	.47	anr							
Nickel	10	.3	0.20	<10	0.20	<10	0.30	<10	0.40	<10
Palladium	50	.7								
Potassium	10000	40	2.5	<10000	0.0	<10000	-12	<10000	-62	<10000
Selenium	10	1.4	-0.60	<10	0.50	<10	0.0	<10	0.40	<10
Silicon	200	7.6								
Silver	10	.54	-0.20	<10	-0.20	<10	0.0	<10	0.10	<10
Sodium	10000	12	5.7	<10000	0.40	<10000	6.8	<10000	11.9	<10000
Sulfur	50	2.4								
Strontium	10	.15								
Thallium	2.0	1.3	0.30	<2.0	-0.10	<2.0	0.10	<2.0	-0.20	<2.0
Tin	10	.69								
Titanium	10	.68								
Tungsten	50	7.4								
Vanadium	50	.28	0.40	<50	0.30	<50	0.40	<50	0.40	<50
Zinc	20	.92	-0.80	<20	-0.60	<20	-0.30	<20	-0.30	<20

BLANK RESULTS SUMMARY
Part 1 - Initial and Continuing Calibration Blanks

Login Number: JB70672
Account: LANGAN - Langan Engineering & Environmental
Project: Carroll Gardens, 363-365 Bond Street, Brooklyn, NY

File ID: SA070314M2.ICP Date Analyzed: 07/03/14 Methods: EPA 200.7, SW846 6010C
QC Limits: result < RL Run ID: MA34391 Units: ug/l

Time: / Sample ID:			18:05 ICB1		18:17 CCB1		19:20 CCB2		20:28 CCB3	
Metal	RL	IDL	raw	final	raw	final	raw	final	raw	final
Zirconium	10	.39								

(*) Outside of QC limits
(anr) Analyte not requested

BLANK RESULTS SUMMARY
Part 1 - Initial and Continuing Calibration Blanks

Login Number: JB70672
Account: LANGAN - Langan Engineering & Environmental
Project: Carroll Gardens, 363-365 Bond Street, Brooklyn, NY

File ID: SA070314M2.ICP Date Analyzed: 07/03/14 Methods: EPA 200.7, SW846 6010C
QC Limits: result < RL Run ID: MA34391 Units: ug/l

Time: / Sample ID:			21:37 CCB4		22:45 CCB5		23:53 CCB6		00:36 CCB7	
Metal	RL	IDL	raw	final	raw	final	raw	final	raw	final
Aluminum	200	9.9	13.8	<200	8.1	<200	9.2	<200	8.5	<200
Antimony	6.0	3	0.50	<6.0	0.0	<6.0	1.0	<6.0	1.1	<6.0
Arsenic	3.0	.82	0.90	<3.0	0.90	<3.0	0.70	<3.0	0.90	<3.0
Barium	200	.24	0.40	<200	0.40	<200	0.40	<200	0.50	<200
Beryllium	1.0	.01	0.30	<1.0	0.40	<1.0	0.30	<1.0	0.40	<1.0
Bismuth	20	1.4								
Boron	100	.09								
Cadmium	3.0	.2	0.20	<3.0	0.20	<3.0	0.30	<3.0	0.20	<3.0
Calcium	5000	41	11.9	<5000	12.2	<5000	6.9	<5000	8.4	<5000
Chromium	10	.3	0.30	<10	0.40	<10	0.40	<10	0.50	<10
Cobalt	50	.25	0.20	<50	0.30	<50	0.30	<50	0.30	<50
Copper	10	.37	-0.30	<10	-0.20	<10	-0.40	<10	-0.40	<10
Iron	100	2.1	8.7	<100	9.3	<100	7.5	<100	8.5	<100
Lead	3.0	1.1	1.3	<3.0	0.10	<3.0	0.40	<3.0	0.10	<3.0
Lithium	20	1.9								
Magnesium	5000	11	11.6	<5000	7.3	<5000	10.9	<5000	6.1	<5000
Manganese	15	.05	0.40	<15	0.50	<15	0.40	<15	0.50	<15
Molybdenum	20	.47	anr							
Nickel	10	.3	0.30	<10	0.30	<10	0.50	<10	0.50	<10
Palladium	50	.7								
Potassium	10000	40	-41	<10000	-49	<10000	-17	<10000	-24	<10000
Selenium	10	1.4	-0.40	<10	-0.30	<10	-0.80	<10	-0.50	<10
Silicon	200	7.6								
Silver	10	.54	-0.30	<10	-0.30	<10	0.0	<10	-0.10	<10
Sodium	10000	12	7.2	<10000	20.5	<10000	43.8	<10000	26.9	<10000
Sulfur	50	2.4								
Strontium	10	.15								
Thallium	2.0	1.3	0.60	<2.0	0.50	<2.0	0.90	<2.0	0.90	<2.0
Tin	10	.69								
Titanium	10	.68								
Tungsten	50	7.4								
Vanadium	50	.28	0.40	<50	0.50	<50	0.60	<50	0.50	<50
Zinc	20	.92	-0.10	<20	-0.20	<20	-0.20	<20	-0.20	<20

BLANK RESULTS SUMMARY
Part 1 - Initial and Continuing Calibration Blanks

Login Number: JB70672
Account: LANGAN - Langan Engineering & Environmental
Project: Carroll Gardens, 363-365 Bond Street, Brooklyn, NY

File ID: SA070314M2.ICP Date Analyzed: 07/03/14 Methods: EPA 200.7, SW846 6010C
QC Limits: result < RL Run ID: MA34391 Units: ug/l

Time:			21:37		22:45		23:53		00:36	
Sample ID:			CCB4		CCB5		CCB6		CCB7	
Metal	RL	IDL	raw	final	raw	final	raw	final	raw	final
Zirconium	10	.39								

(*) Outside of QC limits
(anr) Analyte not requested

BLANK RESULTS SUMMARY
Part 1 - Initial and Continuing Calibration Blanks

Login Number: JB70672
Account: LANGAN - Langan Engineering & Environmental
Project: Carroll Gardens, 363-365 Bond Street, Brooklyn, NY

File ID: SA070314M2.ICP Date Analyzed: 07/03/14 Methods: EPA 200.7, SW846 6010C
QC Limits: result < RL Run ID: MA34391 Units: ug/l

Time:			01:19	
Sample ID:			CCB8	
Metal	RL	IDL	raw	final
Aluminum	200	9.9	26.9	<200
Antimony	6.0	3	0.40	<6.0
Arsenic	3.0	.82	0.90	<3.0
Barium	200	.24	0.40	<200
Beryllium	1.0	.01	0.30	<1.0
Bismuth	20	1.4		
Boron	100	.09		
Cadmium	3.0	.2	0.30	<3.0
Calcium	5000	41	23.9	<5000
Chromium	10	.3	0.60	<10
Cobalt	50	.25	0.30	<50
Copper	10	.37	-0.30	<10
Iron	100	2.1	15.7	<100
Lead	3.0	1.1	-0.20	<3.0
Lithium	20	1.9		
Magnesium	5000	11	29.8	<5000
Manganese	15	.05	0.40	<15
Molybdenum	20	.47	anr	
Nickel	10	.3	0.40	<10
Palladium	50	.7		
Potassium	10000	40	-54	<10000
Selenium	10	1.4	-0.90	<10
Silicon	200	7.6		
Silver	10	.54	0.0	<10
Sodium	10000	12	13.6	<10000
Sulfur	50	2.4		
Strontium	10	.15		
Thallium	2.0	1.3	1.3	<2.0
Tin	10	.69		
Titanium	10	.68		
Tungsten	50	7.4		
Vanadium	50	.28	0.50	<50
Zinc	20	.92	-0.30	<20

BLANK RESULTS SUMMARY
Part 1 - Initial and Continuing Calibration Blanks

Login Number: JB70672
Account: LANGAN - Langan Engineering & Environmental
Project: Carroll Gardens, 363-365 Bond Street, Brooklyn, NY

File ID: SA070314M2.ICP Date Analyzed: 07/03/14 Methods: EPA 200.7, SW846 6010C
QC Limits: result < RL Run ID: MA34391 Units: ug/l

Time:			01:19	
Sample ID:			CCB8	
Metal	RL	IDL	raw	final
Zirconium	10	.39		

(*) Outside of QC limits
(anr) Analyte not requested

CALIBRATION CHECK STANDARDS SUMMARY
Initial and Continuing Calibration Checks

Login Number: JB70672
Account: LANGAN - Langan Engineering & Environmental
Project: Carroll Gardens, 363-365 Bond Street, Brooklyn, NY

File ID: SA070314M2.ICP Date Analyzed: 07/03/14 Methods: EPA 200.7, SW846 6010C
QC Limits: 95 to 105 % Recovery Run ID: MA34391 Units: ug/l

Time:		17:59			18:11			19:13	
Sample ID:	ICV	ICV1		CCV	CCV1		CCV	CCV2	
Metal	True	Results	% Rec	True	Results	% Rec	True	Results	% Rec
Aluminum	40000	39800	99.5	40000	39600	99.0	40000	39800	99.5
Antimony	2000	1990	99.5	2000	1980	99.0	2000	1990	99.5
Arsenic	2000	1990	99.5	2000	1970	98.5	2000	1990	99.5
Barium	2000	2010	100.5	2000	2010	100.5	2000	2000	100.0
Beryllium	2000	2070	103.5	2000	2060	103.0	2000	2040	102.0
Bismuth									
Boron									
Cadmium	2000	2010	100.5	2000	2000	100.0	2000	2000	100.0
Calcium	40000	41300	103.3	40000	41300	103.3	40000	41200	103.0
Chromium	2000	2020	101.0	2000	2030	101.5	2000	2020	101.0
Cobalt	2000	2030	101.5	2000	2030	101.5	2000	2030	101.5
Copper	2000	1960	98.0	2000	1960	98.0	2000	1960	98.0
Iron	40000	41000	102.5	40000	41200	103.0	40000	40800	102.0
Lead	2000	2030	101.5	2000	2020	101.0	2000	2020	101.0
Lithium									
Magnesium	40000	40300	100.8	40000	40500	101.3	40000	40000	100.0
Manganese	2000	2050	102.5	2000	2040	102.0	2000	2060	103.0
Molybdenum	anr								
Nickel	2000	2040	102.0	2000	2040	102.0	2000	2040	102.0
Palladium									
Potassium	40000	40100	100.3	40000	40500	101.3	40000	39700	99.3
Selenium	2000	2000	100.0	2000	1980	99.0	2000	2000	100.0
Silicon									
Silver	250	247	98.8	250	246	98.4	250	247	98.8
Sodium	40000	40500	101.3	40000	40200	100.5	40000	40500	101.3
Sulfur									
Strontium									
Thallium	2000	2050	102.5	2000	2040	102.0	2000	2050	102.5
Tin									
Titanium									
Tungsten									
Vanadium	2000	2000	100.0	2000	2000	100.0	2000	2000	100.0
Zinc	2000	2050	102.5	2000	2040	102.0	2000	2050	102.5

CALIBRATION CHECK STANDARDS SUMMARY
Initial and Continuing Calibration Checks

Login Number: JB70672
Account: LANGAN - Langan Engineering & Environmental
Project: Carroll Gardens, 363-365 Bond Street, Brooklyn, NY

File ID: SA070314M2.ICP Date Analyzed: 07/03/14 Methods: EPA 200.7, SW846 6010C
QC Limits: 95 to 105 % Recovery Run ID: MA34391 Units: ug/l

Time:		17:59			18:11			19:13	
Sample ID:	ICV	ICV1		CCV	CCV1		CCV	CCV2	
Metal	True	Results	% Rec	True	Results	% Rec	True	Results	% Rec
Zirconium									

(*) Outside of QC limits
(anr) Analyte not requested

CALIBRATION CHECK STANDARDS SUMMARY
Initial and Continuing Calibration Checks

Login Number: JB70672
Account: LANGAN - Langan Engineering & Environmental
Project: Carroll Gardens, 363-365 Bond Street, Brooklyn, NY

File ID: SA070314M2.ICP Date Analyzed: 07/03/14 Methods: EPA 200.7, SW846 6010C
QC Limits: 95 to 105 % Recovery Run ID: MA34391 Units: ug/l

Time:		20:22			21:30			22:38	
Sample ID:	CCV	CCV3		CCV	CCV4		CCV	CCV5	
Metal	True	Results	% Rec	True	Results	% Rec	True	Results	% Rec
Aluminum	40000	39100	97.8	40000	39700	99.3	40000	39500	98.8
Antimony	2000	1950	97.5	2000	1950	97.5	2000	1950	97.5
Arsenic	2000	1950	97.5	2000	1950	97.5	2000	1950	97.5
Barium	2000	1960	98.0	2000	1960	98.0	2000	1960	98.0
Beryllium	2000	2010	100.5	2000	2020	101.0	2000	2010	100.5
Bismuth									
Boron									
Cadmium	2000	1970	98.5	2000	1980	99.0	2000	1990	99.5
Calcium	40000	40900	102.3	40000	41400	103.5	40000	41200	103.0
Chromium	2000	2040	102.0	2000	2030	101.5	2000	2040	102.0
Cobalt	2000	2010	100.5	2000	2030	101.5	2000	2030	101.5
Copper	2000	1950	97.5	2000	1940	97.0	2000	1940	97.0
Iron	40000	40500	101.3	40000	40800	102.0	40000	40700	101.8
Lead	2000	2020	101.0	2000	2030	101.5	2000	2030	101.5
Lithium									
Magnesium	40000	40100	100.3	40000	40500	101.3	40000	40400	101.0
Manganese	2000	2050	102.5	2000	2040	102.0	2000	2040	102.0
Molybdenum	anr								
Nickel	2000	2030	101.5	2000	2030	101.5	2000	2030	101.5
Palladium									
Potassium	40000	39400	98.5	40000	39400	98.5	40000	39300	98.3
Selenium	2000	1950	97.5	2000	1970	98.5	2000	1970	98.5
Silicon									
Silver	250	246	98.4	250	245	98.0	250	245	98.0
Sodium	40000	39600	99.0	40000	40000	100.0	40000	39800	99.5
Sulfur									
Strontium									
Thallium	2000	2030	101.5	2000	2040	102.0	2000	2030	101.5
Tin									
Titanium									
Tungsten									
Vanadium	2000	2010	100.5	2000	1990	99.5	2000	1990	99.5
Zinc	2000	2040	102.0	2000	2060	103.0	2000	2060	103.0

CALIBRATION CHECK STANDARDS SUMMARY
Initial and Continuing Calibration Checks

Login Number: JB70672
Account: LANGAN - Langan Engineering & Environmental
Project: Carroll Gardens, 363-365 Bond Street, Brooklyn, NY

File ID: SA070314M2.ICP Date Analyzed: 07/03/14 Methods: EPA 200.7, SW846 6010C
QC Limits: 95 to 105 % Recovery Run ID: MA34391 Units: ug/l

Time:		20:22			21:30			22:38	
Sample ID:	CCV	CCV3		CCV	CCV4		CCV	CCV5	
Metal	True	Results	% Rec	True	Results	% Rec	True	Results	% Rec
Zirconium									

(*) Outside of QC limits
(anr) Analyte not requested

CALIBRATION CHECK STANDARDS SUMMARY
Initial and Continuing Calibration Checks

Login Number: JB70672
Account: LANGAN - Langan Engineering & Environmental
Project: Carroll Gardens, 363-365 Bond Street, Brooklyn, NY

File ID: SA070314M2.ICP Date Analyzed: 07/03/14 Methods: EPA 200.7, SW846 6010C
QC Limits: 95 to 105 % Recovery Run ID: MA34391 Units: ug/l

Time:		23:46			00:29			01:13	
Sample ID:	CCV	CCV6		CCV	CCV7		CCV	CCV8	
Metal	True	Results	% Rec	True	Results	% Rec	True	Results	% Rec
Aluminum	40000	40600	101.5	40000	39400	98.5	40000	39300	98.3
Antimony	2000	1970	98.5	2000	1950	97.5	2000	1950	97.5
Arsenic	2000	1960	98.0	2000	1940	97.0	2000	1940	97.0
Barium	2000	2000	100.0	2000	1950	97.5	2000	1950	97.5
Beryllium	2000	2040	102.0	2000	2020	101.0	2000	2020	101.0
Bismuth									
Boron									
Cadmium	2000	2000	100.0	2000	1980	99.0	2000	1990	99.5
Calcium	40000	42100	105.3	40000	40900	102.3	40000	41000	102.5
Chromium	2000	2000	100.0	2000	2020	101.0	2000	2030	101.5
Cobalt	2000	2050	102.5	2000	2020	101.0	2000	2030	101.5
Copper	2000	1910	95.5	2000	1930	96.5	2000	1940	97.0
Iron	40000	41600	104.0	40000	40500	101.3	40000	40500	101.3
Lead	2000	2050	102.5	2000	2020	101.0	2000	2030	101.5
Lithium									
Magnesium	40000	41200	103.0	40000	40100	100.3	40000	40200	100.5
Manganese	2000	2000	100.0	2000	2030	101.5	2000	2030	101.5
Molybdenum	anr								
Nickel	2000	2050	102.5	2000	2030	101.5	2000	2030	101.5
Palladium									
Potassium	40000	40000	100.0	40000	39100	97.8	40000	39200	98.0
Selenium	2000	1990	99.5	2000	1970	98.5	2000	1970	98.5
Silicon									
Silver	250	240	96.0	250	242	96.8	250	242	96.8
Sodium	40000	40800	102.0	40000	39700	99.3	40000	39600	99.0
Sulfur									
Strontium									
Thallium	2000	2040	102.0	2000	2020	101.0	2000	2020	101.0
Tin									
Titanium									
Tungsten									
Vanadium	2000	1960	98.0	2000	1980	99.0	2000	1990	99.5
Zinc	2000	2080	104.0	2000	2050	102.5	2000	2060	103.0

CALIBRATION CHECK STANDARDS SUMMARY
Initial and Continuing Calibration Checks

Login Number: JB70672
Account: LANGAN - Langan Engineering & Environmental
Project: Carroll Gardens, 363-365 Bond Street, Brooklyn, NY

File ID: SA070314M2.ICP Date Analyzed: 07/03/14 Methods: EPA 200.7, SW846 6010C
QC Limits: 95 to 105 % Recovery Run ID: MA34391 Units: ug/l

Time:		23:46			00:29			01:13	
Sample ID:	CCV	CCV6		CCV	CCV7		CCV	CCV8	
Metal	True	Results	% Rec	True	Results	% Rec	True	Results	% Rec
Zirconium									

(*) Outside of QC limits
(anr) Analyte not requested

LOW CALIBRATION CHECK STANDARDS SUMMARY

Login Number: JB70672
Account: LANGAN - Langan Engineering & Environmental
Project: Carroll Gardens, 363-365 Bond Street, Brooklyn, NY

File ID: SA070314M2.ICP Date Analyzed: 07/03/14 Methods: EPA 200.7, SW846 6010C
QC Limits: 70 to 130 % Recovery Run ID: MA34391 Units: ug/l

Time:				18:24		18:36		18:42	
Sample ID:	CRI	CRIA	CRID	CRI1		CRIA1		CRID2	
Metal	True	True	True	Results	% Rec	Results	% Rec	Results	% Rec
Aluminum	200	500	100	204	102.0	497	99.4	109	109.0
Antimony	6.0	20	3.0	6.3	105.0	19.9	99.5	3.5	116.7
Arsenic	8.0	20	3.0	9.1	113.8	20.1	100.5	3.1	103.3
Barium	200		4.0	204	102.0			4.1	102.5
Beryllium	2.0		1.0	2.2	110.0			1.0	100.0
Bismuth	20								
Boron	100		10						
Cadmium	3.0		1.0	3.2	106.7			0.90	90.0
Calcium	5000		1000	5200	104.0			1060	106.0
Chromium	10		2.0	11.0	110.0			2.2	110.0
Cobalt	50		3.0	52.6	105.2			3.2	106.7
Copper	10		2.0	9.4	94.0			1.8	90.0
Iron	100	500		110	110.0	534	106.8		
Lead	3.0	20	2.5	3.6	120.0	20.8	104.0	2.8	112.0
Lithium	20								
Magnesium	5000		100	5120	102.4			110	110.0
Manganese	15		3.0	16.1	107.3			3.2	106.7
Molybdenum	20			anr					
Nickel	10		4.0	10.8	108.0			4.2	105.0
Palladium	50								
Potassium	5000		2000	5070	101.4			2000	100.0
Selenium	10	20	5.0	12.2	122.0	22.0	110.0	5.3	106.0
Silicon	200								
Silver	5.0		1.0	4.8	96.0			1.0	100.0
Sodium	5000		1000	5070	101.4			1020	102.0
Sulfur	50								
Strontium	10								
Thallium	10		2.0	9.8	98.0			2.1	105.0
Tin	10								
Titanium	10								
Tungsten	50								
Vanadium	50		2.0	53.9	107.8			2.0	100.0
Zinc	20		10	21.2	106.0				

LOW CALIBRATION CHECK STANDARDS SUMMARY

Login Number: JB70672
Account: LANGAN - Langan Engineering & Environmental
Project: Carroll Gardens, 363-365 Bond Street, Brooklyn, NY

File ID: SA070314M2.ICP Date Analyzed: 07/03/14 Methods: EPA 200.7, SW846 6010C
QC Limits: 70 to 130 % Recovery Run ID: MA34391 Units: ug/l

Time:				18:24		18:36		18:42	
Sample ID:	CRI	CRIA	CRID	CRI1		CRIA1		CRID2	
Metal	True	True	True	Results	% Rec	Results	% Rec	Results	% Rec
Zirconium	10		5.0						

(*) Outside of QC limits
(anr) Analyte not requested

LOW CALIBRATION CHECK STANDARDS SUMMARY

Login Number: JB70672
Account: LANGAN - Langan Engineering & Environmental
Project: Carroll Gardens, 363-365 Bond Street, Brooklyn, NY

File ID: SA070314M2.ICP Date Analyzed: 07/03/14 Methods: EPA 200.7, SW846 6010C
QC Limits: 70 to 130 % Recovery Run ID: MA34391 Units: ug/l

Time:				00:42		00:48		00:54	
Sample ID:	CRI	CRIA	CRID	CRI2		CRID3		CRIA2	
Metal	True	True	True	Results	% Rec	Results	% Rec	Results	% Rec
Aluminum	200	500	100	206	103.0	108	108.0	485	97.0
Antimony	6.0	20	3.0	6.1	101.7	3.1	103.3	20.2	101.0
Arsenic	8.0	20	3.0	8.8	110.0	3.9	130.0	20.0	100.0
Barium	200		4.0	200	100.0	4.0	100.0		
Beryllium	2.0		1.0	2.1	105.0	1.0	100.0		
Bismuth	20								
Boron	100		10						
Cadmium	3.0		1.0	3.1	103.3	1.0	100.0		
Calcium	5000		1000	5190	103.8	1050	105.0		
Chromium	10		2.0	10.6	106.0	2.1	105.0		
Cobalt	50		3.0	52.2	104.4	3.1	103.3		
Copper	10		2.0	9.0	90.0	1.4	70.0		
Iron	100	500		108	108.0			533	106.6
Lead	3.0	20	2.5	2.8	93.3	2.5	100.0	20.7	103.5
Lithium	20								
Magnesium	5000		100	5130	102.6	121	121.0		
Manganese	15		3.0	16.1	107.3	3.2	106.7		
Molybdenum	20			anr					
Nickel	10		4.0	10.7	107.0	4.4	110.0		
Palladium	50								
Potassium	5000		2000	5000	100.0	1940	97.0		
Selenium	10	20	5.0	11.0	110.0	3.9	78.0	21.4	107.0
Silicon	200								
Silver	5.0		1.0	4.8	96.0	0.80	80.0		
Sodium	5000		1000	5030	100.6	1000	100.0		
Sulfur	50								
Strontium	10								
Thallium	10		2.0	10.0	100.0	2.4	120.0		
Tin	10								
Titanium	10								
Tungsten	50								
Vanadium	50		2.0	53.3	106.6	2.1	105.0		
Zinc	20		10	20.8	104.0	13.0	130.0		

LOW CALIBRATION CHECK STANDARDS SUMMARY

Login Number: JB70672
Account: LANGAN - Langan Engineering & Environmental
Project: Carroll Gardens, 363-365 Bond Street, Brooklyn, NY

File ID: SA070314M2.ICP Date Analyzed: 07/03/14 Methods: EPA 200.7, SW846 6010C
QC Limits: 70 to 130 % Recovery Run ID: MA34391 Units: ug/l

Time:				00:42		00:48		00:54	
Sample ID:	CRI	CRIA	CRID	CRI2		CRID3		CRIA2	
Metal	True	True	True	Results	% Rec	Results	% Rec	Results	% Rec
Zirconium	10		5.0						

(*) Outside of QC limits
(anr) Analyte not requested

INTERFERING ELEMENT CHECK STANDARDS SUMMARY
Part 1 - ICSA and ICSAB Standards

Login Number: JB70672
Account: LANGAN - Langan Engineering & Environmental
Project: Carroll Gardens, 363-365 Bond Street, Brooklyn, NY

File ID: SA070314M2.ICP Date Analyzed: 07/03/14 Methods: EPA 200.7, SW846 6010C
QC Limits: 80 to 120 % Recovery Run ID: MA34391 Units: ug/l

Time:			18:48		18:55		01:00		01:07	
Sample ID:	ICSA	ICSAB	ICSA1		ICSAB1		ICSA2		ICSAB2	
Metal	True	True	Results	% Rec	Results	% Rec	Results	% Rec	Results	% Rec
Aluminum	500000	500000	503000	100.6	493000	98.6	491000	98.2	492000	98.4
Antimony		1000	0.50		1020	102.0	0.90		997	99.7
Arsenic		1000	-2.8		1010	101.0	-2.9		978	97.8
Barium		500	-0.40		479	95.8	-0.40		468	93.6
Beryllium		500	0.0		488	97.6	0.0		483	96.6
Bismuth		500	1.9		488	97.6	1.4		474	94.8
Boron			-0.40		-1.6		0.50		-1.2	
Cadmium		1000	3.2		1010	101.0	3.1		999	99.9
Calcium	400000	400000	380000	95.0	374000	93.5	379000	94.8	374000	93.5
Chromium		500	-0.40		474	94.8	-0.30		478	95.6
Cobalt		500	-1.3		478	95.6	-1.3		476	95.2
Copper		500	1.7		497	99.4	1.0		491	98.2
Iron	200000	200000	187000	93.5	186000	93.0	185000	92.5	185000	92.5
Lead		1000	1.6		942	94.2	-0.80		940	94.0
Lithium		500	8.0		495	99.0	7.8		493	98.6
Magnesium	500000	500000	512000	102.4	511000	102.2	511000	102.2	516000	103.2
Manganese		500	3.4		491	98.2	3.0		485	97.0
Molybdenum		500	-2.5		489	97.8	-2.5		480	96.0
Nickel		1000	-1.8		952	95.2	-1.9		948	94.8
Palladium		500	-3.2		516	103.2	-1.9		510	102.0
Potassium			30.2		23.2		-23		-28	
Selenium		1000	4.3		1010	101.0	5.0		988	98.8
Silicon			15.9		16.2		15.2		16.7	
Silver		1000	3.0		1000	100.0	1.3		989	98.9
Sodium			11.5		14.7		14.5		17.4	
Sulfur		500	43.4		534	106.8	45.0		521	104.2
Strontium			-6.1		-6.0		-6.2		-6.1	
Thallium		1000	1.9		967	96.7	3.9		958	95.8
Tin			-1.0		-1.4		-1.0		-1.7	
Titanium			0.90		1.0		1.1		1.0	
Tungsten		500	6.8		507	101.4	8.4		497	99.4
Vanadium		500	0.20		468	93.6	0.10		467	93.4
Zinc		1000	0.0		970	97.0	-0.50		965	96.5

INTERFERING ELEMENT CHECK STANDARDS SUMMARY
Part 1 - ICSA and ICSAB Standards

Login Number: JB70672
Account: LANGAN - Langan Engineering & Environmental
Project: Carroll Gardens, 363-365 Bond Street, Brooklyn, NY

File ID: SA070314M2.ICP Date Analyzed: 07/03/14 Methods: EPA 200.7, SW846 6010C
QC Limits: 80 to 120 % Recovery Run ID: MA34391 Units: ug/l

Time:			18:48		18:55		01:00		01:07	
Sample ID:	ICSA	ICSAB	ICSA1		ICSAB1		ICSA2		ICSAB2	
Metal	True	True	Results	% Rec	Results	% Rec	Results	% Rec	Results	% Rec
Zirconium		500	7.9		504	100.8	7.4		499	99.8

(*) Outside of QC limits
(anr) Analyte not requested

Accutest Laboratories Instrument Runlog
Inorganics Analyses

Login Number: JB70672
Account: LANGAN - Langan Engineering & Environmental
Project: Carroll Gardens, 363-365 Bond Street, Brooklyn, NY

File ID: H7070714S1.CSV Date Analyzed: 07/07/14 Methods: SW846 7471B
Analyst: JW Run ID: MA34392
Parameters: Hg

Time	Sample Description	Dilution Factor	PS Recov	Comments
12:19	MA34392-STD1	1		STDA
12:20	MA34392-STD2	1		STDB
12:21	MA34392-STD3	1		STDC
12:22	MA34392-STD4	1		STDD
12:24	MA34392-STD5	1		STDE
12:25	MA34392-STD6	1		STDF
12:31	MA34392-ICV1	1		
12:33	MA34392-ICB1	1		
12:34	MA34392-CCV1	1		
12:36	MA34392-CCB1	1		
12:37	MA34392-CRI1	1		
12:40	ZZZZZZ	1		
12:42	ZZZZZZ	1		
13:13	MP80486-MB1	1		
13:15	MP80486-LC1	2		
13:18	MP80486-S1	1		
13:23	MP80486-S2	1		
13:24	ZZZZZZ	1		
13:26	JB70947-3	1		(sample used for QC only; not part of login JB70672)
13:27	ZZZZZZ	1		
13:29	MA34392-CCV2	1		
13:30	MA34392-CCB2	1		
13:36	ZZZZZZ	1		
13:37	ZZZZZZ	1		
13:39	ZZZZZZ	1		
13:40	ZZZZZZ	1		
13:42	ZZZZZZ	1		
13:43	ZZZZZZ	1		
13:44	ZZZZZZ	1		
13:45	ZZZZZZ	1		
13:47	ZZZZZZ	1		
13:48	ZZZZZZ	1		
13:49	MA34392-CCV3	1		

Accutest Laboratories Instrument Runlog
Inorganics Analyses

Login Number: JB70672
Account: LANGAN - Langan Engineering & Environmental
Project: Carroll Gardens, 363-365 Bond Street, Brooklyn, NY

File ID: H7070714S1.CSV Date Analyzed: 07/07/14 Methods: SW846 7471B
Analyst: JW Run ID: MA34392
Parameters: Hg

Time	Sample Description	Dilution Factor	PS Recov	Comments
13:51	MA34392-CCB3	1		
13:52	ZZZZZZ	1		
13:53	ZZZZZZ	1		
13:55	ZZZZZZ	1		
13:56	ZZZZZZ	1		
13:58	ZZZZZZ	1		
14:00	ZZZZZZ	1		
14:02	ZZZZZZ	1		
14:04	MP80488-MB1	1		
14:05	MP80488-LC1	2		
14:07	MP80488-S1	1		
14:08	MA34392-CCV4	1		
14:10	MA34392-CCB4	1		
14:11	MP80488-S2	1		
14:12	JB70856-1	1		(sample used for QC only; not part of login JB70672)
14:14	ZZZZZZ	1		
14:15	ZZZZZZ	1		
14:17	ZZZZZZ	1		
14:18	ZZZZZZ	1		
14:19	ZZZZZZ	1		
14:21	ZZZZZZ	1		
14:22	ZZZZZZ	1		
14:23	ZZZZZZ	1		
14:25	MA34392-CCV5	1		
14:26	MA34392-CCB5	1		
14:28	ZZZZZZ	1		
14:29	ZZZZZZ	1		
14:31	ZZZZZZ	1		
14:33	ZZZZZZ	1		
15:01	MP80489-MB1	1		
15:02	MP80489-LC1	2		
15:03	MP80489-S1	1		
15:05	MP80489-S2	1		

Accutest Laboratories Instrument Runlog
Inorganics Analyses

Login Number: JB70672
Account: LANGAN - Langan Engineering & Environmental
Project: Carroll Gardens, 363-365 Bond Street, Brooklyn, NY

File ID: H7070714S1.CSV Date Analyzed: 07/07/14 Methods: SW846 7471B
Analyst: JW Run ID: MA34392
Parameters: Hg

Time	Sample Description	Dilution Factor	PS Recov	Comments
15:06	JB70672-12	1		
15:08	JB70672-1	1		
15:09	MA34392-CCV6	1		
15:10	MA34392-CCB6	1		
15:12	JB70672-2	1		
15:13	JB70672-3	1		
15:15	JB70672-4	1		
15:16	JB70672-7	1		
15:17	JB70672-8	1		
15:19	JB70672-9	1		
15:20	JB70672-11	1		
---------->	Last reportable sample/prep for job JB70672			
15:21	ZZZZZZ	1		
15:23	ZZZZZZ	1		
15:24	ZZZZZZ	1		
15:25	MA34392-CCV7	1		
15:27	MA34392-CCB7	1		
---------->	Last reportable CCB for job JB70672			
15:34	ZZZZZZ	5		
15:35	ZZZZZZ	10		
15:37	ZZZZZZ	2		
15:38	ZZZZZZ	5		
15:40	ZZZZZZ	2		
15:41	ZZZZZZ	2		
15:43	ZZZZZZ	10		
15:53	MA34392-CCV8	1		
15:55	MA34392-CCB8	1		

Refer to raw data for calibration curve and standards.

BLANK RESULTS SUMMARY
Part 1 - Initial and Continuing Calibration Blanks

Login Number: JB70672
Account: LANGAN - Langan Engineering & Environmental
Project: Carroll Gardens, 363-365 Bond Street, Brooklyn, NY

File ID: H7070714S1.CSV Date Analyzed: 07/07/14 Methods: SW846 7471B
QC Limits: result < RL Run ID: MA34392 Units: ug/l

Time: / Sample ID:			12:33 ICB1		12:36 CCB1		13:30 CCB2		13:51 CCB3	
Metal	RL	IDL	raw	final	raw	final	raw	final	raw	final
Mercury	0.20	.024	-0.032	<0.20	-0.036	<0.20	-0.046	<0.20	-0.035	<0.20

(*) Outside of QC limits
(anr) Analyte not requested

BLANK RESULTS SUMMARY
Part 1 - Initial and Continuing Calibration Blanks

Login Number: JB70672
Account: LANGAN - Langan Engineering & Environmental
Project: Carroll Gardens, 363-365 Bond Street, Brooklyn, NY

File ID: H7070714S1.CSV Date Analyzed: 07/07/14 Methods: SW846 7471B
QC Limits: result < RL Run ID: MA34392 Units: ug/l

Time: / Sample ID:			14:10 CCB4		14:26 CCB5		15:10 CCB6		15:27 CCB7	
Metal	RL	IDL	raw	final	raw	final	raw	final	raw	final
Mercury	0.20	.024	-0.049	<0.20	-0.043	<0.20	-0.035	<0.20	-0.040	<0.20

(*) Outside of QC limits
(anr) Analyte not requested

CALIBRATION CHECK STANDARDS SUMMARY
Initial and Continuing Calibration Checks

Login Number: JB70672
Account: LANGAN - Langan Engineering & Environmental
Project: Carroll Gardens, 363-365 Bond Street, Brooklyn, NY

File ID: H7070714S1.CSV Date Analyzed: 07/07/14 Methods: SW846 7471B
QC Limits: 90 to 110 % Recovery Run ID: MA34392 Units: ug/l

Time:		12:31			12:34			13:29	
Sample ID:	ICV	ICV1		CCV	CCV1		CCV	CCV2	
Metal	True	Results	% Rec	True	Results	% Rec	True	Results	% Rec
Mercury	3	2.8	93.3	2.5	2.6	104.0	2.5	2.7	108.0

(*) Outside of QC limits
(anr) Analyte not requested

10.3.2 10

CALIBRATION CHECK STANDARDS SUMMARY
Initial and Continuing Calibration Checks

Login Number: JB70672
Account: LANGAN - Langan Engineering & Environmental
Project: Carroll Gardens, 363-365 Bond Street, Brooklyn, NY

File ID: H7070714S1.CSV Date Analyzed: 07/07/14 Methods: SW846 7471B
QC Limits: 90 to 110 % Recovery Run ID: MA34392 Units: ug/l

Time:		13:49			14:08			14:25	
Sample ID:	CCV	CCV3		CCV	CCV4		CCV	CCV5	
Metal	True	Results	% Rec	True	Results	% Rec	True	Results	% Rec
Mercury	2.5	2.8	112.0	2.5	2.7	108.0	2.5	2.7	108.0

(*) Outside of QC limits
(anr) Analyte not requested

10.3.2 10

CALIBRATION CHECK STANDARDS SUMMARY
Initial and Continuing Calibration Checks

Login Number: JB70672
Account: LANGAN - Langan Engineering & Environmental
Project: Carroll Gardens, 363-365 Bond Street, Brooklyn, NY

File ID: H7070714S1.CSV Date Analyzed: 07/07/14 Methods: SW846 7471B
QC Limits: 90 to 110 % Recovery Run ID: MA34392 Units: ug/l

Time:		15:09			15:25	
Sample ID:	CCV	CCV6		CCV	CCV7	
Metal	True	Results	% Rec	True	Results	% Rec
Mercury	2.5	2.8	112.0	2.5	2.6	104.0

(*) Outside of QC limits
(anr) Analyte not requested

LOW CALIBRATION CHECK STANDARDS SUMMARY

Login Number: JB70672
Account: LANGAN - Langan Engineering & Environmental
Project: Carroll Gardens, 363-365 Bond Street, Brooklyn, NY

File ID: H7070714S1.CSV Date Analyzed: 07/07/14 Methods: SW846 7471B
QC Limits: 70 to 130 % Recovery Run ID: MA34392 Units: ug/l

Time:			12:37	
Sample ID:	CRI	CRIA	CRI1	
Metal	True	True	Results	% Rec
Mercury	0.20		0.18	90.0

(*) Outside of QC limits
(anr) Analyte not requested

Accutest Laboratories Instrument Runlog
Inorganics Analyses

Login Number: JB70672
Account: LANGAN - Langan Engineering & Environmental
Project: Carroll Gardens, 363-365 Bond Street, Brooklyn, NY

File ID: SB070714M1.ICP Date Analyzed: 07/07/14 Methods: EPA 200.7, SW846 6010C
Analyst: RR Run ID: MA34399
Parameters: Mg,Tl

Time	Sample Description	Dilution Factor	PS Recov	Comments
15:21	MA34399-STD1	1		STDA
15:28	MA34399-STD2	1		STDB
15:34	ZZZZZZ	1		
15:40	ZZZZZZ	1		
15:46	MA34399-ICV1	1		
15:52	MA34399-ICB1	1		
16:04	MA34399-CCV1	1		
16:10	MA34399-CCB1	1		
16:16	MA34399-CRI1	1		
16:22	ZZZZZZ	1		
16:29	MA34399-CRIA1	1		
16:35	MA34399-CRID1	1		
16:44	MA34399-ICSA1	1		
16:50	MA34399-ICSAB1	1		
16:57	ZZZZZZ	1		
17:03	ZZZZZZ	1		
17:09	MA34399-CCV2	1		
17:15	MA34399-CCB2	1		
17:22	ZZZZZZ	1		
17:28	ZZZZZZ	5		
17:34	MP80478-MB1	1		
17:41	ZZZZZZ	1		
17:47	MP80478-LC1	1		
17:53	MP80478-S1	1		
17:59	MP80478-S2	1		
18:05	JB70198-2	1		(sample used for QC only; not part of login JB70672)
18:11	MP80478-SD1	5		
18:17	MA34399-CCV3	1		
18:24	MA34399-CCB3	1		
18:30	ZZZZZZ	5		
18:36	ZZZZZZ	1		
18:42	ZZZZZZ	1		
18:49	ZZZZZZ	1		

Accutest Laboratories Instrument Runlog
Inorganics Analyses

Login Number: JB70672
Account: LANGAN - Langan Engineering & Environmental
Project: Carroll Gardens, 363-365 Bond Street, Brooklyn, NY

File ID: SB070714M1.ICP Date Analyzed: 07/07/14 Methods: EPA 200.7, SW846 6010C
Analyst: RR Run ID: MA34399
Parameters: Mg,Tl

Time	Sample Description	Dilution Factor	PS Recov	Comments
18:55	ZZZZZZ	1		
19:01	ZZZZZZ	1		
19:07	ZZZZZZ	1		
19:14	ZZZZZZ	1		
19:20	ZZZZZZ	1		
19:26	MA34399-CCV4	1		
19:32	MA34399-CCB4	1		
19:39	ZZZZZZ	1		
19:45	ZZZZZZ	1		
19:51	ZZZZZZ	1		
19:57	ZZZZZZ	1		
20:04	ZZZZZZ	1		
20:10	ZZZZZZ	1		
20:16	ZZZZZZ	1		
20:23	ZZZZZZ	1		
20:29	ZZZZZZ	1		
20:35	MA34399-CCV5	1		
20:41	MA34399-CCB5	1		
20:48	ZZZZZZ	1		
20:54	MP80414-MB4	1		
21:00	MP80414-B4	1		Se high
21:06	ZZZZZZ	1		
21:13	ZZZZZZ	1		
21:19	ZZZZZZ	1		
21:26	ZZZZZZ	1		
21:32	ZZZZZZ	1		
21:38	ZZZZZZ	1		
21:45	MA34399-CCV6	1		
21:51	MA34399-CCB6	1		
21:57	ZZZZZZ	1		
22:04	ZZZZZZ	1		
22:10	ZZZZZZ	1		
22:16	ZZZZZZ	1		

Accutest Laboratories Instrument Runlog
Inorganics Analyses

Login Number: JB70672
Account: LANGAN - Langan Engineering & Environmental
Project: Carroll Gardens, 363-365 Bond Street, Brooklyn, NY

File ID: SB070714M1.ICP Date Analyzed: 07/07/14 Methods: EPA 200.7, SW846 6010C
Analyst: RR Run ID: MA34399
Parameters: Mg,Tl

Time	Sample Description	Dilution Factor	PS Recov	Comments
22:23	JB70672-1	5		rerun straight
22:29	JB70672-2	1		
22:35	JB70672-3	1		
22:41	JB70672-4	1		
22:48	JB70672-7	1		
22:54	MA34399-CCV7	1		
23:01	MA34399-CCV8	1		
23:07	MA34399-CCB7	1		
23:13	MA34399-CRI2	1		
23:20	MA34399-CRID2	1		
23:26	MA34399-CRIA2	1		
23:32	MA34399-ICSA2	1		
23:39	MA34399-ICSAB2	1		
23:45	MA34399-CCV9	1		
23:51	MA34399-CCB8	1		
23:57	JB70672-8	1		
00:04	JB70672-9	1		
00:10	JB70672-11	1		
---------->	Last reportable sample/prep for job JB70672			
00:16	MP80502-MB1	1		CCV out
00:22	MP80502-B1	1		CCV out
00:28	MP80502-S1	1		CCV out
00:35	MP80502-S2	1		CCV out
00:41	JB70213-2A	1		(sample used for QC only; not part of login JB70672)
00:47	MP80502-SD1	5		Unpreserved volume used for digestion. To redigestion.
00:53	ZZZZZZ	1		
01:00	MA34399-CCV10	1		
01:06	MA34399-CCB9	1		
01:12	ZZZZZZ	1		
01:19	ZZZZZZ	1		
01:25	ZZZZZZ	1		
01:31	ZZZZZZ	1		
01:38	ZZZZZZ	1		
01:44	ZZZZZZ	1		

Accutest Laboratories Instrument Runlog
Inorganics Analyses

Login Number: JB70672
Account: LANGAN - Langan Engineering & Environmental
Project: Carroll Gardens, 363-365 Bond Street, Brooklyn, NY

File ID: SB070714M1.ICP Date Analyzed: 07/07/14 Methods: EPA 200.7, SW846 6010C
Analyst: RR Run ID: MA34399
Parameters: Mg,Tl

Time	Sample Description	Dilution Factor	PS Recov	Comments
01:50	ZZZZZZ	1		
01:57	ZZZZZZ	1		
02:03	ZZZZZZ	1		
02:09	ZZZZZZ	1		
02:15	MA34399-CCV11	1		
02:22	MA34399-CCB10	1		
02:28	ZZZZZZ	1		
02:34	ZZZZZZ	1		
02:40	ZZZZZZ	1		
02:47	ZZZZZZ	1		
02:53	ZZZZZZ	1		
02:59	ZZZZZZ	1		
03:06	ZZZZZZ	1		
03:12	ZZZZZZ	1		
03:18	ZZZZZZ	1		
03:25	ZZZZZZ	5		
03:31	MA34399-CCV12	1		
03:37	MA34399-CCB11	1		
03:43	MA34399-CRI3	1		
03:50	MA34399-CRID3	1		
03:56	MA34399-CRIA3	1		
04:02	MA34399-CCV13	1		
04:08	MA34399-CCB12	1		
---------->	Last reportable CCB for job JB70672			
04:15	ZZZZZZ	1		
04:21	ZZZZZZ	1		
04:28	ZZZZZZ	1		
04:34	ZZZZZZ	1		
04:40	ZZZZZZ	1		
04:47	ZZZZZZ	1		
04:53	ZZZZZZ	1		

Refer to raw data for calibration curve and standards.

INTERNAL STANDARD SUMMARY

Login Number: JB70672
Account: LANGAN - Langan Engineering & Environmental
Project: Carroll Gardens, 363-365 Bond Street, Brooklyn, NY

File ID: SB070714M1.ICP Date Analyzed: 07/07/14 Methods: EPA 200.7, SW846 6010C
Analyst: RR Run ID: MA34399
Parameters: Mg,Tl

Time	Sample Description	Istd#1	Istd#2	Istd#3	Istd#4
15:21	MA34399-STD1	1750 R	92680 R	23704 R	5995 R
15:28	MA34399-STD2	1621	86473	23058	5060
15:34	ZZZZZZ	1668	89465	23387	5268
15:40	ZZZZZZ	1733	92142	23683	5949
15:46	MA34399-ICV1	1657	86859	23369	5279
15:52	MA34399-ICB1	1732	92030	23557	5946
16:04	MA34399-CCV1	1645	85602	23415	5268
16:10	MA34399-CCB1	1719	90788	23542	5905
16:16	MA34399-CRI1	1693	91095	23489	5719
16:22	ZZZZZZ	1709	90277	23463	5840
16:29	MA34399-CRIA1	1712	89384	23514	5888
16:35	MA34399-CRID1	1713	90088	23450	5835
16:44	MA34399-ICSA1	1494	78359	22492	4570
16:50	MA34399-ICSAB1	1484	77286	22629	4558
16:57	ZZZZZZ	1661	88470	23331	5803
17:03	ZZZZZZ	1689	89669	23436	5882
17:09	MA34399-CCV2	1629	85521	23165	5197
17:15	MA34399-CCB2	1699	89532	23264	5816
17:22	ZZZZZZ	1675	88878	23643	5761
17:28	ZZZZZZ	1560	82488	22701	4831
17:34	MP80478-MB1	1662	87776	23441	5734
17:41	ZZZZZZ	1606	85203	23165	5284
17:47	MP80478-LC1	1657	88026	23510	5537
17:53	MP80478-S1	1609	85292	23305	5279
17:59	MP80478-S2	1594	83562	23143	5261
18:05	JB70198-2	1642	87332	23406	5550
18:11	MP80478-SD1	1677	90240	23609	5745
18:17	MA34399-CCV3	1638	86335	23023	5221
18:24	MA34399-CCB3	1716	89395	23350	5896
18:30	ZZZZZZ	1581	83239	22766	4922
18:36	ZZZZZZ	1643	87124	23280	5484
18:42	ZZZZZZ	1646	86480	23275	5485
18:49	ZZZZZZ	1599	84272	22984	5219

INTERNAL STANDARD SUMMARY

Login Number: JB70672
Account: LANGAN - Langan Engineering & Environmental
Project: Carroll Gardens, 363-365 Bond Street, Brooklyn, NY

File ID: SB070714M1.ICP Date Analyzed: 07/07/14 Methods: EPA 200.7, SW846 6010C
Analyst: RR Run ID: MA34399
Parameters: Mg,Tl

Time	Sample Description	Istd#1	Istd#2	Istd#3	Istd#4
18:55	ZZZZZZ	1634	86149	23115	5372
19:01	ZZZZZZ	1623	86535	23134	5341
19:07	ZZZZZZ	1592	85031	22898	5218
19:14	ZZZZZZ	1607	85628	22975	5237
19:20	ZZZZZZ	1602	84779	22878	5217
19:26	MA34399-CCV4	1650	85815	23138	5273
19:32	MA34399-CCB4	1727	90258	23331	5939
19:39	ZZZZZZ	1531	81093	22459	4808
19:45	ZZZZZZ	1364	71966	21537	3947 !a
19:51	ZZZZZZ	1594	84160	23078	5151
19:57	ZZZZZZ	1592	84812	22822	5168
20:04	ZZZZZZ	1588	84344	23108	5151
20:10	ZZZZZZ	1604	84853	23183	5219
20:16	ZZZZZZ	1644	85610	23561	5125
20:23	ZZZZZZ	1660	86945	23525	5257
20:29	ZZZZZZ	1550	82676	22605	4953
20:35	MA34399-CCV5	1646	85840	23260	5271
20:41	MA34399-CCB5	1719	90279	23458	5917
20:48	ZZZZZZ	1707	90694	23647	5877
20:54	MP80414-MB4	1431	75274	22281	4343
21:00	MP80414-B4	1451	76375	22322	4265
21:06	ZZZZZZ	1411	74715	21882	4197
21:13	ZZZZZZ	1385	73886	21644	4135 !a
21:19	ZZZZZZ	1380	73784	21610	4133 !a
21:26	ZZZZZZ	1427	75351	22054	4287
21:32	ZZZZZZ	1417	75121	21916	4237
21:38	ZZZZZZ	1417	74775	21919	4235
21:45	MA34399-CCV6	1662	85908	23124	5294
21:51	MA34399-CCB6	1732	90933	23291	5922
21:57	ZZZZZZ	1422	74089	21825	4255
22:04	ZZZZZZ	1411	73675	21784	4237
22:10	ZZZZZZ	1426	74150	21813	4257
22:16	ZZZZZZ	1717	89324	23375	5909

INTERNAL STANDARD SUMMARY

Login Number: JB70672
Account: LANGAN - Langan Engineering & Environmental
Project: Carroll Gardens, 363-365 Bond Street, Brooklyn, NY

File ID: SB070714M1.ICP Date Analyzed: 07/07/14 Methods: EPA 200.7, SW846 6010C
Analyst: RR Run ID: MA34399
Parameters: Mg,Tl

Time	Sample Description	Istd#1	Istd#2	Istd#3	Istd#4
22:23	JB70672-1	1771	92244	24987	5392
22:29	JB70672-2	1731	89153	24543	5458
22:35	JB70672-3	1743	91048	24559	5415
22:41	JB70672-4	1741	91906	24596	5428
22:48	JB70672-7	1709	89943	24332	5384
22:54	MA34399-CCV7	1652	84989	23026	5276
23:01	MA34399-CCV8	1652	86564	22944	5253
23:07	MA34399-CCB7	1723	90641	23434	5905
23:13	MA34399-CRI2	1700	88804	23143	5776
23:20	MA34399-CRID2	1715	90290	23196	5835
23:26	MA34399-CRIA2	1720	90889	23288	5878
23:32	MA34399-ICSA2	1498	78281	22319	4580
23:39	MA34399-ICSAB2	1497	77682	22180	4596
23:45	MA34399-CCV9	1649	85929	22926	5256
23:51	MA34399-CCB8	1721	90343	23236	5893
23:57	JB70672-8	1731	90013	24283	5480
00:04	JB70672-9	1749	90538	24706	5438
00:10	JB70672-11	1762	92260	25159	5360
00:16	MP80502-MB1	1706	89943	23423	5876
00:22	MP80502-B1	1643	85335	23223	5371
00:28	MP80502-S1	No results reported for the elements associated with this internal standard.			
00:35	MP80502-S2	No results reported for the elements associated with this internal standard.			
00:41	JB70213-2A	No results reported for the elements associated with this internal standard.			
00:47	MP80502-SD1	No results reported for the elements associated with this internal standard.			
00:53	ZZZZZZ	1650	86392	23224	5558
01:00	MA34399-CCV10	1650	84197	22875	5279
01:06	MA34399-CCB9	1724	89119	23181	5918
01:12	ZZZZZZ	No results reported for the elements associated with this internal standard.			
01:19	ZZZZZZ	No results reported for the elements associated with this internal standard.			
01:25	ZZZZZZ	No results reported for the elements associated with this internal standard.			
01:31	ZZZZZZ	No results reported for the elements associated with this internal standard.			
01:38	ZZZZZZ	1669	88423	23265	5730
01:44	ZZZZZZ	1586	82577	22573	5142

INTERNAL STANDARD SUMMARY

Login Number: JB70672
Account: LANGAN - Langan Engineering & Environmental
Project: Carroll Gardens, 363-365 Bond Street, Brooklyn, NY

File ID: SB070714M1.ICP Date Analyzed: 07/07/14 Methods: EPA 200.7, SW846 6010C
Analyst: RR Run ID: MA34399
Parameters: Mg,Tl

Time	Sample Description	Istd#1	Istd#2	Istd#3	Istd#4
01:50	ZZZZZZ	1610	82978	22507	5185
01:57	ZZZZZZ	No results reported for the elements associated with this internal standard.			
02:03	ZZZZZZ	1648	85585	22673	5443
02:09	ZZZZZZ	1620	83910	22538	5283
02:15	MA34399-CCV11	1654	85361	22480	5247
02:22	MA34399-CCB10	1724	89899	22880	5906
02:28	ZZZZZZ	1567	82076	22182	5046
02:34	ZZZZZZ	1604	83416	22403	5249
02:40	ZZZZZZ	1661	88436	22616	5532
02:47	ZZZZZZ	1565	81975	22107	4959
02:53	ZZZZZZ	1563	81679	22100	4993
02:59	ZZZZZZ	1656	86559	22618	5568
03:06	ZZZZZZ	1569	82281	22088	4944
03:12	ZZZZZZ	1705	89327	22924	5879
03:18	ZZZZZZ	1709	89118	22916	5888
03:25	ZZZZZZ	1562	81565	22171	4931
03:31	MA34399-CCV12	1654	85094	22431	5280
03:37	MA34399-CCB11	1721	89393	22690	5909
03:43	MA34399-CRI3	1695	88454	22615	5747
03:50	MA34399-CRID3	1714	89452	22694	5862
03:56	MA34399-CRIA3	1731	90026	22636	5921
04:02	MA34399-CCV13	1660	86970	22369	5259
04:08	MA34399-CCB12	1722	89745	22652	5910
04:15	ZZZZZZ	1545	80839	21574	4971
04:21	ZZZZZZ	1727	83303	23352	5188
04:28	ZZZZZZ	1560	81982	21784	4973
04:34	ZZZZZZ	1719	90866	22689	5854
04:40	ZZZZZZ	1720	90808	22557	5899
04:47	ZZZZZZ	1722	89950	22646	5866
04:53	ZZZZZZ	1720	90084	22584	5875

R = Reference for ISTD limits. ! = Outside limits.

LEGEND:

Istd#	Parameter	Limits
Istd#1	Yttrium (2243)	70-130 %
Istd#2	Yttrium (3600)	70-130 %
Istd#3	Yttrium (3710)	70-130 %

INTERNAL STANDARD SUMMARY

Login Number: JB70672
Account: LANGAN - Langan Engineering & Environmental
Project: Carroll Gardens, 363-365 Bond Street, Brooklyn, NY

File ID: SB070714M1.ICP Date Analyzed: 07/07/14 Methods: EPA 200.7, SW846 6010C
Analyst: RR Run ID: MA34399
Parameters: Mg,Tl

Time	Sample Description	Istd#1	Istd#2	Istd#3	Istd#4
Istd#4	Indium		70-130 %		

(a) No samples reported for the elements associated with this internal standard.

BLANK RESULTS SUMMARY
Part 1 - Initial and Continuing Calibration Blanks

Login Number: JB70672
Account: LANGAN - Langan Engineering & Environmental
Project: Carroll Gardens, 363-365 Bond Street, Brooklyn, NY

File ID: SB070714M1.ICP Date Analyzed: 07/07/14 Methods: EPA 200.7, SW846 6010C
QC Limits: result < RL Run ID: MA34399 Units: ug/l

Time: / Sample ID:			15:52 ICB1		16:10 CCB1		17:15 CCB2		18:24 CCB3	
Metal	RL	IDL	raw	final	raw	final	raw	final	raw	final
Aluminum	200	7	anr							
Antimony	6.0	1.4	anr							
Arsenic	3.0	1	anr							
Barium	200	.2	anr							
Beryllium	1.0	.2	anr							
Bismuth	20	.8								
Boron	100	.8	anr							
Cadmium	3.0	.2	anr							
Calcium	5000	10	anr							
Chromium	10	.5	anr							
Cobalt	50	.3	anr							
Copper	10	1.1	anr							
Iron	100	3.4	anr							
Lead	3.0	1.3	anr							
Lithium	20	1.3								
Magnesium	5000	19	10.1	<5000	8.1	<5000	7.3	<5000	9.6	<5000
Manganese	15	.1	anr							
Molybdenum	20	.4								
Nickel	10	.5	anr							
Palladium	50	1								
Potassium	10000	26	anr							
Selenium	10	2.6	anr							
Silicon	200	7.7								
Silver	10	.5	anr							
Sodium	10000	7.5	anr							
Sulfur	50	3.5								
Strontium	10	.1								
Thallium	2.0	1.6	0.30	<2.0	1.0	<2.0	1.2	<2.0	0.90	<2.0
Tin	10	.8								
Titanium	10	.5								
Tungsten	50	5.6								
Vanadium	50	.3	anr							
Zinc	20	1.4	anr							

BLANK RESULTS SUMMARY
Part 1 - Initial and Continuing Calibration Blanks

Login Number: JB70672
Account: LANGAN - Langan Engineering & Environmental
Project: Carroll Gardens, 363-365 Bond Street, Brooklyn, NY

File ID: SB070714M1.ICP Date Analyzed: 07/07/14 Methods: EPA 200.7, SW846 6010C
QC Limits: result < RL Run ID: MA34399 Units: ug/l

Time: / Sample ID:			15:52 ICB1		16:10 CCB1		17:15 CCB2		18:24 CCB3	
Metal	RL	IDL	raw	final	raw	final	raw	final	raw	final
Zirconium	10	.4								

(*) Outside of QC limits
(anr) Analyte not requested

BLANK RESULTS SUMMARY
Part 1 - Initial and Continuing Calibration Blanks

Login Number: JB70672
Account: LANGAN - Langan Engineering & Environmental
Project: Carroll Gardens, 363-365 Bond Street, Brooklyn, NY

File ID: SB070714M1.ICP Date Analyzed: 07/07/14 Methods: EPA 200.7, SW846 6010C
QC Limits: result < RL Run ID: MA34399 Units: ug/l

Time: / Sample ID:			19:32 CCB4		20:41 CCB5		21:51 CCB6		23:07 CCB7	
Metal	RL	IDL	raw	final	raw	final	raw	final	raw	final
Aluminum	200	7	anr							
Antimony	6.0	1.4	anr							
Arsenic	3.0	1	anr							
Barium	200	.2	anr							
Beryllium	1.0	.2	anr							
Bismuth	20	.8								
Boron	100	.8	anr							
Cadmium	3.0	.2	anr							
Calcium	5000	10	anr							
Chromium	10	.5	anr							
Cobalt	50	.3	anr							
Copper	10	1.1	anr							
Iron	100	3.4	anr							
Lead	3.0	1.3	anr							
Lithium	20	1.3								
Magnesium	5000	19	3.1	<5000	9.2	<5000	-10	<5000	20.7	<5000
Manganese	15	.1	anr							
Molybdenum	20	.4								
Nickel	10	.5	anr							
Palladium	50	1								
Potassium	10000	26	anr							
Selenium	10	2.6	anr							
Silicon	200	7.7								
Silver	10	.5	anr							
Sodium	10000	7.5	anr							
Sulfur	50	3.5								
Strontium	10	.1								
Thallium	2.0	1.6	1.1	<2.0	1.7	<2.0	0.60	<2.0	1.0	<2.0
Tin	10	.8								
Titanium	10	.5								
Tungsten	50	5.6								
Vanadium	50	.3	anr							
Zinc	20	1.4	anr							

BLANK RESULTS SUMMARY
Part 1 - Initial and Continuing Calibration Blanks

Login Number: JB70672
Account: LANGAN - Langan Engineering & Environmental
Project: Carroll Gardens, 363-365 Bond Street, Brooklyn, NY

File ID: SB070714M1.ICP Date Analyzed: 07/07/14 Methods: EPA 200.7, SW846 6010C
QC Limits: result < RL Run ID: MA34399 Units: ug/l

Time:			19:32		20:41		21:51		23:07	
Sample ID:			CCB4		CCB5		CCB6		CCB7	
Metal	RL	IDL	raw	final	raw	final	raw	final	raw	final
Zirconium	10	.4								

(*) Outside of QC limits
(anr) Analyte not requested

BLANK RESULTS SUMMARY
Part 1 - Initial and Continuing Calibration Blanks

Login Number: JB70672
Account: LANGAN - Langan Engineering & Environmental
Project: Carroll Gardens, 363-365 Bond Street, Brooklyn, NY

File ID: SB070714M1.ICP Date Analyzed: 07/07/14 Methods: EPA 200.7, SW846 6010C
QC Limits: result < RL Run ID: MA34399 Units: ug/l

Time: / Sample ID:			23:51 CCB8		01:06 CCB9		02:22 CCB10		03:37 CCB11	
Metal	RL	IDL	raw	final	raw	final	raw	final	raw	final
Aluminum	200	7	anr							
Antimony	6.0	1.4	anr							
Arsenic	3.0	1	anr							
Barium	200	.2	anr							
Beryllium	1.0	.2	anr							
Bismuth	20	.8								
Boron	100	.8	anr							
Cadmium	3.0	.2	anr							
Calcium	5000	10	anr							
Chromium	10	.5	anr							
Cobalt	50	.3	anr							
Copper	10	1.1	anr							
Iron	100	3.4	anr							
Lead	3.0	1.3	anr							
Lithium	20	1.3								
Magnesium	5000	19	10.0	<5000	17.9	<5000	9.7	<5000	15.6	<5000
Manganese	15	.1	anr							
Molybdenum	20	.4								
Nickel	10	.5	anr							
Palladium	50	1								
Potassium	10000	26	anr							
Selenium	10	2.6	anr							
Silicon	200	7.7								
Silver	10	.5	anr							
Sodium	10000	7.5	anr							
Sulfur	50	3.5								
Strontium	10	.1								
Thallium	2.0	1.6	1.2	<2.0	1.6	<2.0	0.80	<2.0	1.0	<2.0
Tin	10	.8								
Titanium	10	.5								
Tungsten	50	5.6								
Vanadium	50	.3	anr							
Zinc	20	1.4	anr							

BLANK RESULTS SUMMARY
Part 1 - Initial and Continuing Calibration Blanks

Login Number: JB70672
Account: LANGAN - Langan Engineering & Environmental
Project: Carroll Gardens, 363-365 Bond Street, Brooklyn, NY

File ID: SB070714M1.ICP Date Analyzed: 07/07/14 Methods: EPA 200.7, SW846 6010C
QC Limits: result < RL Run ID: MA34399 Units: ug/l

Time:			23:51		01:06		02:22		03:37	
Sample ID:			CCB8		CCB9		CCB10		CCB11	
Metal	RL	IDL	raw	final	raw	final	raw	final	raw	final
Zirconium	10	.4								

(*) Outside of QC limits
(anr) Analyte not requested

BLANK RESULTS SUMMARY
Part 1 - Initial and Continuing Calibration Blanks

Login Number: JB70672
Account: LANGAN - Langan Engineering & Environmental
Project: Carroll Gardens, 363-365 Bond Street, Brooklyn, NY

File ID: SB070714M1.ICP Date Analyzed: 07/07/14 Methods: EPA 200.7, SW846 6010C
QC Limits: result < RL Run ID: MA34399 Units: ug/l

Time:			04:08	
Sample ID:			CCB12	
Metal	RL	IDL	raw	final
Aluminum	200	7	anr	
Antimony	6.0	1.4	anr	
Arsenic	3.0	1	anr	
Barium	200	.2	anr	
Beryllium	1.0	.2	anr	
Bismuth	20	.8		
Boron	100	.8	anr	
Cadmium	3.0	.2	anr	
Calcium	5000	10	anr	
Chromium	10	.5	anr	
Cobalt	50	.3	anr	
Copper	10	1.1	anr	
Iron	100	3.4	anr	
Lead	3.0	1.3	anr	
Lithium	20	1.3		
Magnesium	5000	19	22.5	<5000
Manganese	15	.1	anr	
Molybdenum	20	.4		
Nickel	10	.5	anr	
Palladium	50	1		
Potassium	10000	26	anr	
Selenium	10	2.6	anr	
Silicon	200	7.7		
Silver	10	.5	anr	
Sodium	10000	7.5	anr	
Sulfur	50	3.5		
Strontium	10	.1		
Thallium	2.0	1.6	2.1	* (a)
Tin	10	.8		
Titanium	10	.5		
Tungsten	50	5.6		
Vanadium	50	.3	anr	
Zinc	20	1.4	anr	

BLANK RESULTS SUMMARY
Part 1 - Initial and Continuing Calibration Blanks

Login Number: JB70672
Account: LANGAN - Langan Engineering & Environmental
Project: Carroll Gardens, 363-365 Bond Street, Brooklyn, NY

File ID: SB070714M1.ICP Date Analyzed: 07/07/14 Methods: EPA 200.7, SW846 6010C
QC Limits: result < RL Run ID: MA34399 Units: ug/l

Time:			04:08	
Sample ID:			CCB12	
Metal	RL	IDL	raw	final
Zirconium	10	.4		

(*) Outside of QC limits
(anr) Analyte not requested
(a) No samples reported for TLNJ in the area bracketed by this QC.

CALIBRATION CHECK STANDARDS SUMMARY
Initial and Continuing Calibration Checks

Login Number: JB70672
Account: LANGAN - Langan Engineering & Environmental
Project: Carroll Gardens, 363-365 Bond Street, Brooklyn, NY

File ID: SB070714M1.ICP Date Analyzed: 07/07/14 Methods: EPA 200.7, SW846 6010C
QC Limits: 95 to 105 % Recovery Run ID: MA34399 Units: ug/l

Time:		15:46			16:04			17:09	
Sample ID:	ICV	ICV1		CCV	CCV1		CCV	CCV2	
Metal	True	Results	% Rec	True	Results	% Rec	True	Results	% Rec
Aluminum	anr								
Antimony	anr								
Arsenic	anr								
Barium	anr								
Beryllium	anr								
Bismuth									
Boron	anr								
Cadmium	anr								
Calcium	anr								
Chromium	anr								
Cobalt	anr								
Copper	anr								
Iron	anr								
Lead	anr								
Lithium									
Magnesium	40000	40300	100.8	40000	40100	100.3	40000	40100	100.3
Manganese	anr								
Molybdenum									
Nickel	anr								
Palladium									
Potassium	anr								
Selenium	anr								
Silicon									
Silver	anr								
Sodium	anr								
Sulfur									
Strontium									
Thallium	2000	2110	105.5*(a	2000	2100	105.0	2000	2130	106.5
Tin									
Titanium									
Tungsten									
Vanadium	anr								
Zinc	anr								

CALIBRATION CHECK STANDARDS SUMMARY
Initial and Continuing Calibration Checks

Login Number: JB70672
Account: LANGAN - Langan Engineering & Environmental
Project: Carroll Gardens, 363-365 Bond Street, Brooklyn, NY

File ID: SB070714M1.ICP Date Analyzed: 07/07/14 Methods: EPA 200.7, SW846 6010C
QC Limits: 95 to 105 % Recovery Run ID: MA34399 Units: ug/l

Time:		15:46			16:04			17:09	
Sample ID:	ICV	ICV1		CCV	CCV1		CCV	CCV2	
Metal	True	Results	% Rec	True	Results	% Rec	True	Results	% Rec
Zirconium									

(*) Outside of QC limits
(anr) Analyte not requested
(a) Within 90 to 110 percent limits required for SW846 6010. No EPA 200.7 samples reported for this element in the area bracketed by this QC.

CALIBRATION CHECK STANDARDS SUMMARY
Initial and Continuing Calibration Checks

Login Number: JB70672
Account: LANGAN - Langan Engineering & Environmental
Project: Carroll Gardens, 363-365 Bond Street, Brooklyn, NY

File ID: SB070714M1.ICP Date Analyzed: 07/07/14 Methods: EPA 200.7, SW846 6010C
QC Limits: 95 to 105 % Recovery Run ID: MA34399 Units: ug/l

Time:		18:17			19:26			20:35	
Sample ID:	CCV	CCV3		CCV	CCV4		CCV	CCV5	
Metal	True	Results	% Rec	True	Results	% Rec	True	Results	% Rec
Aluminum	anr								
Antimony	anr								
Arsenic	anr								
Barium	anr								
Beryllium	anr								
Bismuth									
Boron	anr								
Cadmium	anr								
Calcium	anr								
Chromium	anr								
Cobalt	anr								
Copper	anr								
Iron	anr								
Lead	anr								
Lithium									
Magnesium	40000	40300	100.8	40000	40600	101.5	40000	40200	100.5
Manganese	anr								
Molybdenum									
Nickel	anr								
Palladium									
Potassium	anr								
Selenium	anr								
Silicon									
Silver	anr								
Sodium	anr								
Sulfur									
Strontium									
Thallium	2000	2100	105.0	2000	2120	106.0	2000	2120	106.0
Tin									
Titanium									
Tungsten									
Vanadium	anr								
Zinc	anr								

CALIBRATION CHECK STANDARDS SUMMARY
Initial and Continuing Calibration Checks

Login Number: JB70672
Account: LANGAN - Langan Engineering & Environmental
Project: Carroll Gardens, 363-365 Bond Street, Brooklyn, NY

File ID: SB070714M1.ICP Date Analyzed: 07/07/14 Methods: EPA 200.7, SW846 6010C
QC Limits: 95 to 105 % Recovery Run ID: MA34399 Units: ug/l

Time:		18:17			19:26			20:35	
Sample ID:	CCV	CCV3		CCV	CCV4		CCV	CCV5	
Metal	True	Results	% Rec	True	Results	% Rec	True	Results	% Rec
Zirconium									

(*) Outside of QC limits
(anr) Analyte not requested

CALIBRATION CHECK STANDARDS SUMMARY
Initial and Continuing Calibration Checks

Login Number: JB70672
Account: LANGAN - Langan Engineering & Environmental
Project: Carroll Gardens, 363-365 Bond Street, Brooklyn, NY

File ID: SB070714M1.ICP Date Analyzed: 07/07/14 Methods: EPA 200.7, SW846 6010C
QC Limits: 95 to 105 % Recovery Run ID: MA34399 Units: ug/l

Time:		21:45			22:54			23:01	
Sample ID:	CCV	CCV6		CCV	CCV7		CCV	CCV8	
Metal	True	Results	% Rec	True	Results	% Rec	True	Results	% Rec
Aluminum	anr								
Antimony	anr								
Arsenic	anr								
Barium	anr								
Beryllium	anr								
Bismuth									
Boron	anr								
Cadmium	anr								
Calcium	anr								
Chromium	anr								
Cobalt	anr								
Copper	anr								
Iron	anr								
Lead	anr								
Lithium									
Magnesium	40000	40400	101.0	40000	40400	101.0	40000	39500	98.8
Manganese	anr								
Molybdenum									
Nickel	anr								
Palladium									
Potassium	anr								
Selenium	anr								
Silicon									
Silver	anr								
Sodium	anr								
Sulfur									
Strontium									
Thallium	2000	2110	105.5	2000	2110	105.5	2000	2090	104.5
Tin									
Titanium									
Tungsten									
Vanadium	anr								
Zinc	anr								

CALIBRATION CHECK STANDARDS SUMMARY
Initial and Continuing Calibration Checks

Login Number: JB70672
Account: LANGAN - Langan Engineering & Environmental
Project: Carroll Gardens, 363-365 Bond Street, Brooklyn, NY

File ID: SB070714M1.ICP Date Analyzed: 07/07/14 Methods: EPA 200.7, SW846 6010C
QC Limits: 95 to 105 % Recovery Run ID: MA34399 Units: ug/l

Time:		21:45			22:54			23:01	
Sample ID:	CCV	CCV6		CCV	CCV7		CCV	CCV8	
Metal	True	Results	% Rec	True	Results	% Rec	True	Results	% Rec
Zirconium									

(*) Outside of QC limits
(anr) Analyte not requested

CALIBRATION CHECK STANDARDS SUMMARY
Initial and Continuing Calibration Checks

Login Number: JB70672
Account: LANGAN - Langan Engineering & Environmental
Project: Carroll Gardens, 363-365 Bond Street, Brooklyn, NY

File ID: SB070714M1.ICP Date Analyzed: 07/07/14 Methods: EPA 200.7, SW846 6010C
QC Limits: 95 to 105 % Recovery Run ID: MA34399 Units: ug/l

Time:		23:45			01:00			02:15	
Sample ID:	CCV	CCV9		CCV	CCV10		CCV	CCV11	
Metal	True	Results	% Rec	True	Results	% Rec	True	Results	% Rec
Aluminum	anr								
Antimony	anr								
Arsenic	anr								
Barium	anr								
Beryllium	anr								
Bismuth									
Boron	anr								
Cadmium	anr								
Calcium	anr								
Chromium	anr								
Cobalt	anr								
Copper	anr								
Iron	anr								
Lead	anr								
Lithium									
Magnesium	40000	39800	99.5	40000	40100	100.3	40000	39900	99.8
Manganese	anr								
Molybdenum									
Nickel	anr								
Palladium									
Potassium	anr								
Selenium	anr								
Silicon									
Silver	anr								
Sodium	anr								
Sulfur									
Strontium									
Thallium	2000	2120	106.0	2000	2080	104.0	2000	2100	105.0
Tin									
Titanium									
Tungsten									
Vanadium	anr								
Zinc	anr								

CALIBRATION CHECK STANDARDS SUMMARY
Initial and Continuing Calibration Checks

Login Number: JB70672
Account: LANGAN - Langan Engineering & Environmental
Project: Carroll Gardens, 363-365 Bond Street, Brooklyn, NY

File ID: SB070714M1.ICP Date Analyzed: 07/07/14 Methods: EPA 200.7, SW846 6010C
QC Limits: 95 to 105 % Recovery Run ID: MA34399 Units: ug/l

Time:		23:45			01:00			02:15	
Sample ID:	CCV	CCV9		CCV	CCV10		CCV	CCV11	
Metal	True	Results	% Rec	True	Results	% Rec	True	Results	% Rec
Zirconium									

(*) Outside of QC limits
(anr) Analyte not requested

CALIBRATION CHECK STANDARDS SUMMARY
Initial and Continuing Calibration Checks

Login Number: JB70672
Account: LANGAN - Langan Engineering & Environmental
Project: Carroll Gardens, 363-365 Bond Street, Brooklyn, NY

File ID: SB070714M1.ICP Date Analyzed: 07/07/14 Methods: EPA 200.7, SW846 6010C
QC Limits: 95 to 105 % Recovery Run ID: MA34399 Units: ug/l

Time:		03:31			04:02	
Sample ID:	CCV	CCV12		CCV	CCV13	
Metal	True	Results	% Rec	True	Results	% Rec
Aluminum	anr					
Antimony	anr					
Arsenic	anr					
Barium	anr					
Beryllium	anr					
Bismuth						
Boron	anr					
Cadmium	anr					
Calcium	anr					
Chromium	anr					
Cobalt	anr					
Copper	anr					
Iron	anr					
Lead	anr					
Lithium						
Magnesium	40000	39500	98.8	40000	38500	96.3
Manganese	anr					
Molybdenum						
Nickel	anr					
Palladium						
Potassium	anr					
Selenium	anr					
Silicon						
Silver	anr					
Sodium	anr					
Sulfur						
Strontium						
Thallium	2000	2090	104.5	2000	2090	104.5
Tin						
Titanium						
Tungsten						
Vanadium	anr					
Zinc	anr					

CALIBRATION CHECK STANDARDS SUMMARY
Initial and Continuing Calibration Checks

Login Number: JB70672
Account: LANGAN - Langan Engineering & Environmental
Project: Carroll Gardens, 363-365 Bond Street, Brooklyn, NY

File ID: SB070714M1.ICP Date Analyzed: 07/07/14 Methods: EPA 200.7, SW846 6010C
QC Limits: 95 to 105 % Recovery Run ID: MA34399 Units: ug/l

Time:		03:31			04:02	
Sample ID:	CCV	CCV12		CCV	CCV13	
Metal	True	Results	% Rec	True	Results	% Rec
Zirconium						

(*) Outside of QC limits
(anr) Analyte not requested

LOW CALIBRATION CHECK STANDARDS SUMMARY

Login Number: JB70672
Account: LANGAN - Langan Engineering & Environmental
Project: Carroll Gardens, 363-365 Bond Street, Brooklyn, NY

File ID: SB070714M1.ICP Date Analyzed: 07/07/14 Methods: EPA 200.7, SW846 6010C
QC Limits: 70 to 130 % Recovery Run ID: MA34399 Units: ug/l

Time:				16:16		16:29		16:35	
Sample ID:	CRI	CRIA	CRID	CRI1		CRIA1		CRID1	
Metal	True	True	True	Results	% Rec	Results	% Rec	Results	% Rec
Aluminum	200	500	100	anr					
Antimony	6.0	20	3.0	anr					
Arsenic	8.0	20	3.0	anr					
Barium	200		4.0	anr					
Beryllium	2.0		1.0	anr					
Bismuth	20								
Boron	100		10	anr					
Cadmium	3.0		1.0	anr					
Calcium	5000		1000	anr					
Chromium	10		2.0	anr					
Cobalt	50		3.0	anr					
Copper	10		2.0	anr					
Iron	100	500		anr					
Lead	3.0	20	2.5	anr					
Lithium	20								
Magnesium	5000		100	5020	100.4			99.7	99.7
Manganese	15		3.0	anr					
Molybdenum	20								
Nickel	10		4.0	anr					
Palladium	50								
Potassium	5000		2000	anr					
Selenium	10	20	5.0	anr					
Silicon	200								
Silver	5.0		1.0	anr					
Sodium	5000		1000	anr					
Sulfur	50								
Strontium	10								
Thallium	10		2.0	12.3	123.0			2.0	100.0
Tin	10								
Titanium	10								
Tungsten	50								
Vanadium	50		2.0	anr					
Zinc	20		10	anr					

LOW CALIBRATION CHECK STANDARDS SUMMARY

Login Number: JB70672
Account: LANGAN - Langan Engineering & Environmental
Project: Carroll Gardens, 363-365 Bond Street, Brooklyn, NY

File ID: SB070714M1.ICP Date Analyzed: 07/07/14 Methods: EPA 200.7, SW846 6010C
QC Limits: 70 to 130 % Recovery Run ID: MA34399 Units: ug/l

Time:				16:16		16:29		16:35	
Sample ID:	CRI	CRIA	CRID	CRI1		CRIA1		CRID1	
Metal	True	True	True	Results	% Rec	Results	% Rec	Results	% Rec
Zirconium	10								

(*) Outside of QC limits
(anr) Analyte not requested

LOW CALIBRATION CHECK STANDARDS SUMMARY

Login Number: JB70672
Account: LANGAN - Langan Engineering & Environmental
Project: Carroll Gardens, 363-365 Bond Street, Brooklyn, NY

File ID: SB070714M1.ICP Date Analyzed: 07/07/14 Methods: EPA 200.7, SW846 6010C
QC Limits: 70 to 130 % Recovery Run ID: MA34399 Units: ug/l

Time:				23:13		23:20		23:26	
Sample ID:	CRI	CRIA	CRID	CRI2		CRID2		CRIA2	
Metal	True	True	True	Results	% Rec	Results	% Rec	Results	% Rec
Aluminum	200	500	100	anr					
Antimony	6.0	20	3.0	anr					
Arsenic	8.0	20	3.0	anr					
Barium	200		4.0	anr					
Beryllium	2.0		1.0	anr					
Bismuth	20								
Boron	100		10	anr					
Cadmium	3.0		1.0	anr					
Calcium	5000		1000	anr					
Chromium	10		2.0	anr					
Cobalt	50		3.0	anr					
Copper	10		2.0	anr					
Iron	100	500		anr					
Lead	3.0	20	2.5	anr					
Lithium	20								
Magnesium	5000		100	5080	101.6	99.4	99.4		
Manganese	15		3.0	anr					
Molybdenum	20								
Nickel	10		4.0	anr					
Palladium	50								
Potassium	5000		2000	anr					
Selenium	10	20	5.0	anr					
Silicon	200								
Silver	5.0		1.0	anr					
Sodium	5000		1000	anr					
Sulfur	50								
Strontium	10								
Thallium	10		2.0	11.7	117.0	2.5	125.0		
Tin	10								
Titanium	10								
Tungsten	50								
Vanadium	50		2.0	anr					
Zinc	20		10	anr					

LOW CALIBRATION CHECK STANDARDS SUMMARY

Login Number: JB70672
Account: LANGAN - Langan Engineering & Environmental
Project: Carroll Gardens, 363-365 Bond Street, Brooklyn, NY

File ID: SB070714M1.ICP Date Analyzed: 07/07/14 Methods: EPA 200.7, SW846 6010C
QC Limits: 70 to 130 % Recovery Run ID: MA34399 Units: ug/l

Time:				23:13		23:20		23:26	
Sample ID:	CRI	CRIA	CRID	CRI2		CRID2		CRIA2	
Metal	True	True	True	Results	% Rec	Results	% Rec	Results	% Rec
Zirconium	10								

(*) Outside of QC limits
(anr) Analyte not requested

LOW CALIBRATION CHECK STANDARDS SUMMARY

Login Number: JB70672
Account: LANGAN - Langan Engineering & Environmental
Project: Carroll Gardens, 363-365 Bond Street, Brooklyn, NY

File ID: SB070714M1.ICP Date Analyzed: 07/07/14 Methods: EPA 200.7, SW846 6010C
QC Limits: 70 to 130 % Recovery Run ID: MA34399 Units: ug/l

Time:				03:43		03:50		03:56	
Sample ID:	CRI	CRIA	CRID	CRI3		CRID3		CRIA3	
Metal	True	True	True	Results	% Rec	Results	% Rec	Results	% Rec
Aluminum	200	500	100	anr					
Antimony	6.0	20	3.0	anr					
Arsenic	8.0	20	3.0	anr					
Barium	200		4.0	anr					
Beryllium	2.0		1.0	anr					
Bismuth	20								
Boron	100		10	anr					
Cadmium	3.0		1.0	anr					
Calcium	5000		1000	anr					
Chromium	10		2.0	anr					
Cobalt	50		3.0	anr					
Copper	10		2.0	anr					
Iron	100	500		anr					
Lead	3.0	20	2.5	anr					
Lithium	20								
Magnesium	5000		100	5030	100.6	123	123.0		
Manganese	15		3.0	anr					
Molybdenum	20								
Nickel	10		4.0	anr					
Palladium	50								
Potassium	5000		2000	anr					
Selenium	10	20	5.0	anr					
Silicon	200								
Silver	5.0		1.0	anr					
Sodium	5000		1000	anr					
Sulfur	50								
Strontium	10								
Thallium	10		2.0	10.1	101.0	2.5	125.0		
Tin	10								
Titanium	10								
Tungsten	50								
Vanadium	50		2.0	anr					
Zinc	20		10	anr					

LOW CALIBRATION CHECK STANDARDS SUMMARY

Login Number: JB70672
Account: LANGAN - Langan Engineering & Environmental
Project: Carroll Gardens, 363-365 Bond Street, Brooklyn, NY

File ID: SB070714M1.ICP Date Analyzed: 07/07/14 Methods: EPA 200.7, SW846 6010C
QC Limits: 70 to 130 % Recovery Run ID: MA34399 Units: ug/l

Time:				03:43		03:50		03:56	
Sample ID:	CRI	CRIA	CRID	CRI3		CRID3		CRIA3	
Metal	True	True	True	Results	% Rec	Results	% Rec	Results	% Rec
Zirconium	10								

(*) Outside of QC limits
(anr) Analyte not requested

INTERFERING ELEMENT CHECK STANDARDS SUMMARY
Part 1 - ICSA and ICSAB Standards

Login Number: JB70672
Account: LANGAN - Langan Engineering & Environmental
Project: Carroll Gardens, 363-365 Bond Street, Brooklyn, NY

File ID: SB070714M1.ICP Date Analyzed: 07/07/14 Methods: EPA 200.7, SW846 6010C
QC Limits: 80 to 120 % Recovery Run ID: MA34399 Units: ug/l

Time:			16:44		16:50		23:32		23:39	
Sample ID:	ICSA	ICSAB	ICSA1		ICSAB1		ICSA2		ICSAB2	
Metal	True	True	Results	% Rec	Results	% Rec	Results	% Rec	Results	% Rec
Aluminum	500000	500000	496000	99.2	483000	96.6	495000	99.0	490000	98.0
Antimony		1000	-0.60		1040	104.0	2.0		1040	104.0
Arsenic		1000	0.20		1060	106.0	-0.10		1060	106.0
Barium		500	-1.0		491	98.2	-1.0		496	99.2
Beryllium		500	0.0		485	97.0	0.0		486	97.2
Bismuth		500	0.70		520	104.0	1.3		520	104.0
Boron			-11		-13		-12		-12	
Cadmium		1000	1.8		1020	102.0	1.9		1030	103.0
Calcium	400000	400000	371000	92.8	355000	88.8	368000	92.0	359000	89.8
Chromium		500	0.40		492	98.4	1.2		492	98.4
Cobalt		500	1.6		465	93.0	1.5		465	93.0
Copper		500	3.3		535	107.0	2.7		534	106.8
Iron	200000	200000	183000	91.5	187000	93.5	181000	90.5	187000	93.5
Lead		1000	-0.50		904	90.4	-3.6		909	90.9
Lithium		500	4.8		598	119.6	4.8		609	121.8*
Magnesium	500000	500000	528000	105.6	531000	106.2	522000	104.4	529000	105.8
Manganese		500	-4.0		502	100.4	-3.8		505	101.0
Molybdenum		500	7.5		517	103.4	7.1		517	103.4
Nickel		1000	0.0		936	93.6	-0.10		943	94.3
Palladium		500	-9.0		574	114.8	-8.8		578	115.6
Potassium			-7.6		-12		-11		-9.6	
Selenium		1000	11.5		1110	111.0	9.5		1120	112.0
Silicon			-21		-23		-19		-24	
Silver		1000	0.80		1090	109.0	1.7		1090	109.0
Sodium			5.0		8.0		35.6		37.0	
Sulfur		500	-12		478	95.6	-10		479	95.8
Strontium			0.0		0.40		0.10		0.40	
Thallium		1000	-2.6		941	94.1	-3.4		939	93.9
Tin			8.3		6.7		6.3		9.2	
Titanium			2.0		5.1		1.8		4.7	
Tungsten		500	22.3		512	102.4	19.6		504	100.8
Vanadium		500	0.80		481	96.2	0.40		486	97.2
Zinc		1000	-1.8		923	92.3	-1.9		933	93.3

INTERFERING ELEMENT CHECK STANDARDS SUMMARY
Part 1 - ICSA and ICSAB Standards

Login Number: JB70672
Account: LANGAN - Langan Engineering & Environmental
Project: Carroll Gardens, 363-365 Bond Street, Brooklyn, NY

File ID: SB070714M1.ICP Date Analyzed: 07/07/14 Methods: EPA 200.7, SW846 6010C
QC Limits: 80 to 120 % Recovery Run ID: MA34399 Units: ug/l

Time:			16:44		16:50		23:32		23:39	
Sample ID:	ICSA	ICSAB	ICSA1		ICSAB1		ICSA2		ICSAB2	
Metal	True	True	Results	% Rec	Results	% Rec	Results	% Rec	Results	% Rec
Zirconium		500	8.9		511	102.2	8.6		504	100.8

(*) Outside of QC limits
(anr) Analyte not requested

Accutest Laboratories Instrument Runlog
Inorganics Analyses

Login Number: JB70672
Account: LANGAN - Langan Engineering & Environmental
Project: Carroll Gardens, 363-365 Bond Street, Brooklyn, NY

File ID: SE070714M1.ICP Date Analyzed: 07/07/14 Methods: EPA 200.7, SW846 6010C
Analyst: KK Run ID: MA34401
Parameters: Al,Sb,As,Ba,Be,Cd,Ca,Cr,Co,Cu,Fe,Pb,Mg,Mn,Ni,K,Se,Ag,Na,Tl,V,Zn

Time	Sample Description	Dilution Factor	PS Recov	Comments
13:32	MA34401-STD1	1		STDA
13:35	MA34401-STD2	1		STDB
13:38	ZZZZZZ	1		
13:41	ZZZZZZ	1		
13:44	MA34401-ICV1	1		
13:47	MA34401-ICB1	1		
13:50	MA34401-CCV1	1		
13:53	MA34401-CCB1	1		
13:56	MA34401-CRID1	1		
14:00	MA34401-CRIA1	1		
14:03	MA34401-CRID2	1		
14:06	ZZZZZZ	1		
14:10	MA34401-CRI1	1		
14:13	MA34401-ICSA1	1		
14:16	MA34401-ICSAB1	1		
14:20	MA34401-CCV2	1		
14:23	MA34401-CCB2	1		
14:26	ZZZZZZ	1		
14:29	ZZZZZZ	1		
15:16	MA34401-CCV3	1		
15:19	MA34401-CCB3	1		
15:22	MA34401-CCV4	1		
15:25	MA34401-CCB4	1		
15:28	MP80467-MB1	1		
15:32	MP80467-B1	1		
15:35	MP80467-LC1	1		
15:38	MP80467-S1	1		
15:41	MP80467-S2	1		
15:44	JB70822-3	1		(sample used for QC only; not part of login JB70672)
15:47	MP80467-SD1	5		
15:50	ZZZZZZ	1		
15:53	JB70672-10	1		
15:57	MA34401-CCV5	1		

Accutest Laboratories Instrument Runlog
Inorganics Analyses

Login Number: JB70672
Account: LANGAN - Langan Engineering & Environmental
Project: Carroll Gardens, 363-365 Bond Street, Brooklyn, NY

File ID: SE070714M1.ICP Date Analyzed: 07/07/14 Methods: EPA 200.7, SW846 6010C
Analyst: KK Run ID: MA34401
Parameters: Al,Sb,As,Ba,Be,Cd,Ca,Cr,Co,Cu,Fe,Pb,Mg,Mn,Ni,K,Se,Ag,Na,Tl,V,Zn

Time	Sample Description	Dilution Factor	PS Recov	Comments
16:00	MA34401-CCB5	1		
16:03	ZZZZZZ	1		
16:06	ZZZZZZ	1		
16:10	ZZZZZZ	1		
16:13	ZZZZZZ	1		
16:16	ZZZZZZ	1		
16:19	ZZZZZZ	1		
16:22	ZZZZZZ	1		
16:26	ZZZZZZ	1		
16:29	MA34401-CCV6	1		
16:32	MA34401-CCB6	1		
16:35	ZZZZZZ	1		
16:38	ZZZZZZ	1		
16:41	ZZZZZZ	1		
16:45	ZZZZZZ	1		
16:48	ZZZZZZ	1		
16:51	ZZZZZZ	1		
16:54	ZZZZZZ	1		
16:57	ZZZZZZ	1		
17:01	ZZZZZZ	1		
17:04	MA34401-CCV7	1		
17:07	MA34401-CCB7	1		
17:10	MP80467-S2	1		
17:13	MP80463-MB1	1		
17:16	MP80463-LC1	1		
17:19	MP80463-B1	1		
17:22	MP80463-S1	1		%sol
17:25	MP80463-S2	1		%sol
17:28	JB70803-1A	1		(sample used for QC only; not part of login JB70672)
17:32	MP80463-SD1	5		%sol
17:35	MP80467-S2	1		
---------->	Last reportable sample/prep for job JB70672			
17:38	MA34401-CCV8	1		
17:41	MA34401-CCB8	1		

Accutest Laboratories Instrument Runlog
Inorganics Analyses

Login Number: JB70672
Account: LANGAN - Langan Engineering & Environmental
Project: Carroll Gardens, 363-365 Bond Street, Brooklyn, NY

File ID: SE070714M1.ICP Date Analyzed: 07/07/14 Methods: EPA 200.7, SW846 6010C
Analyst: KK Run ID: MA34401
Parameters: Al,Sb,As,Ba,Be,Cd,Ca,Cr,Co,Cu,Fe,Pb,Mg,Mn,Ni,K,Se,Ag,Na,Tl,V,Zn

Time	Sample Description	Dilution Factor	PS Recov	Comments
17:44	ZZZZZZ	1		
17:47	ZZZZZZ	1		
17:51	ZZZZZZ	1		
17:54	ZZZZZZ	1		
17:57	ZZZZZZ	1		
18:00	ZZZZZZ	1		
18:03	ZZZZZZ	1		
18:06	ZZZZZZ	1		
18:09	ZZZZZZ	1		
18:13	MA34401-CCV9	1		
18:15	MA34401-CCB9	1		
18:20	ZZZZZZ	1		
18:24	ZZZZZZ	1		
18:27	ZZZZZZ	1		
18:30	ZZZZZZ	1		
18:33	ZZZZZZ	1		
18:36	ZZZZZZ	1		
18:40	ZZZZZZ	1		
18:43	ZZZZZZ	1		
18:46	ZZZZZZ	1		
18:49	MA34401-CCV10	1		
18:52	MA34401-CCB10	1		
18:55	MP80466-MB1	1		
18:58	MP80466-B1	1		
19:01	MP80466-S1	1		%sol
19:04	MP80466-S2	1		%sol
19:07	JB70824-13	1		(sample used for QC only; not part of login JB70672)
19:10	MP80466-SD1	5		empty
19:14	ZZZZZZ	1		
19:17	ZZZZZZ	1		
19:20	ZZZZZZ	1		
19:23	MA34401-CCV11	1		
19:26	MA34401-CCB11	1		

Accutest Laboratories Instrument Runlog
Inorganics Analyses

Login Number: JB70672
Account: LANGAN - Langan Engineering & Environmental
Project: Carroll Gardens, 363-365 Bond Street, Brooklyn, NY

File ID: SE070714M1.ICP Date Analyzed: 07/07/14 Methods: EPA 200.7, SW846 6010C
Analyst: KK Run ID: MA34401
Parameters: Al,Sb,As,Ba,Be,Cd,Ca,Cr,Co,Cu,Fe,Pb,Mg,Mn,Ni,K,Se,Ag,Na,Tl,V,Zn

Time	Sample Description	Dilution Factor	PS Recov	Comments
19:29	MA34401-CRI2	1		
19:32	MA34401-CRID3	1		
19:35	MA34401-CRIA2	1		
19:39	ZZZZZZ	1		
19:42	MA34401-ICSA2	1		
19:45	MA34401-ICSAB2	1		
19:49	MA34401-CCV12	1		
19:51	MA34401-CCB12	1		
---------->	Last reportable CCB for job JB70672			
19:55	ZZZZZZ	1		
19:58	ZZZZZZ	1		
20:01	ZZZZZZ	1		
20:04	ZZZZZZ	1		
20:07	ZZZZZZ	1		
20:10	ZZZZZZ	1		
20:13	ZZZZZZ	1		
20:17	ZZZZZZ	1		
20:20	ZZZZZZ	1		
20:23	MA34401-CCV13	1		
20:26	MA34401-CCB13	1		
20:29	MP80466-SD1	5		%sol
20:32	ZZZZZZ	1		
20:36	ZZZZZZ	1		
20:39	ZZZZZZ	1		
20:42	ZZZZZZ	1		
20:45	ZZZZZZ	1		
20:48	ZZZZZZ	1		
20:51	ZZZZZZ	1		
20:54	ZZZZZZ	1		
20:58	MA34401-CCV14	1		
21:00	MA34401-CCB14	1		
21:04	MP80462-S1	1		
21:07	MP80462-S2	1		
21:10	MP80462-SD1	5		

Accutest Laboratories Instrument Runlog
Inorganics Analyses

Login Number: JB70672
Account: LANGAN - Langan Engineering & Environmental
Project: Carroll Gardens, 363-365 Bond Street, Brooklyn, NY

File ID: SE070714M1.ICP Date Analyzed: 07/07/14 Methods: EPA 200.7, SW846 6010C
Analyst: KK Run ID: MA34401
Parameters: Al,Sb,As,Ba,Be,Cd,Ca,Cr,Co,Cu,Fe,Pb,Mg,Mn,Ni,K,Se,Ag,Na,Tl,V,Zn

Time	Sample Description	Dilution Factor	PS Recov	Comments
21:13	ZZZZZZ	1		
21:17	MP80497-S1	1		
21:20	MP80497-S2	1		
21:23	MP80497-SD1	5		
21:26	ZZZZZZ	1		
21:29	MP80485-S1	1		
21:32	MA34401-CCV15	1		
21:35	MA34401-CCB15	1		
21:39	MP80485-S2	1		
21:42	MP80485-SD1	5		
21:45	ZZZZZZ	1		
21:48	ZZZZZZ	1		
21:51	ZZZZZZ	1		
21:55	ZZZZZZ	1		
21:58	ZZZZZZ	1		
22:01	ZZZZZZ	1		
22:04	ZZZZZZ	1		
22:08	MA34401-CCV16	1		
22:11	MA34401-CCB16	1		
22:14	ZZZZZZ	1		
22:17	ZZZZZZ	1		
22:20	MP80459-S1	1		
22:23	MP80459-S2	1		
22:26	MP80459-SD1	5		
22:30	MP80484-MB1	1		
22:33	MP80484-B1	1		
22:36	MP80484-S1	1		
22:39	MP80484-S2	1		
22:42	MA34401-CCV17	1		
22:45	MA34401-CCB17	1		
22:48	JB70832-1	1		(sample used for QC only; not part of login JB70672)
22:52	MP80484-SD1	5		
22:55	MP80487-MB1	1		Spectra, no ending ICSA

Accutest Laboratories Instrument Runlog
Inorganics Analyses

Login Number: JB70672
Account: LANGAN - Langan Engineering & Environmental
Project: Carroll Gardens, 363-365 Bond Street, Brooklyn, NY

File ID: SE070714M1.ICP Date Analyzed: 07/07/14 Methods: EPA 200.7, SW846 6010C
Analyst: KK Run ID: MA34401
Parameters: Al,Sb,As,Ba,Be,Cd,Ca,Cr,Co,Cu,Fe,Pb,Mg,Mn,Ni,K,Se,Ag,Na,Tl,V,Zn

Time	Sample Description	Dilution Factor	PS Recov	Comments
22:58	MP80487-B1	1		Spectra, no ending ICSA
23:01	MP80487-S1	1		Spectra, no ending ICSA
23:04	MP80487-S2	1		Spectra, no ending ICSA
23:07	JB70799-1	1		(sample used for QC only; not part of login JB70672)
23:10	MP80487-SD1	5		Spectra, no ending ICSA
23:14	ZZZZZZ	1		
23:17	MA34401-CCV18	1		
23:20	MA34401-CCB18	1		
23:23	ZZZZZZ	1		
23:26	ZZZZZZ	1		
23:29	ZZZZZZ	2		
23:32	MA34401-CCV19	1		
23:35	MA34401-CCB19	1		
23:39	MA34401-CRI3	1		
23:42	MA34401-CRID4	1		
23:45	MA34401-CRIA3	1		
23:48	MA34401-CCV20	1		
23:51	MA34401-CCB20	1		
23:54	ZZZZZZ	1		
23:58	ZZZZZZ	1		
00:01	ZZZZZZ	1		
00:04	ZZZZZZ	1		
00:07	ZZZZZZ	1		
00:11	ZZZZZZ	1		
00:14	ZZZZZZ	1		
00:17	ZZZZZZ	1		

Refer to raw data for calibration curve and standards.

INTERNAL STANDARD SUMMARY

Login Number: JB70672
Account: LANGAN - Langan Engineering & Environmental
Project: Carroll Gardens, 363-365 Bond Street, Brooklyn, NY

File ID: SE070714M1.ICP Date Analyzed: 07/07/14 Methods: EPA 200.7, SW846 6010C
Analyst: KK Run ID: MA34401
Parameters: Al,Sb,As,Ba,Be,Cd,Ca,Cr,Co,Cu,Fe,Pb,Mg,Mn,Ni,K,Se,Ag,Na,Tl,V,Zn

Time	Sample Description	Istd#1	Istd#2	Istd#3	Istd#4
13:32	MA34401-STD1	1539 R	76629 R	21627 R	3778 R
13:35	MA34401-STD2	1434	69667	21309	3161
13:38	ZZZZZZ	1485	72099	20989	3322
13:41	ZZZZZZ	1518	75281	21568	3717
13:44	MA34401-ICV1	1476	71146	21213	3304
13:47	MA34401-ICB1	1522	75319	21591	3722
13:50	MA34401-CCV1	1477	72181	21316	3297
13:53	MA34401-CCB1	1519	75108	21505	3718
13:56	MA34401-CRID1	No results reported for the elements associated with this internal standard.			
14:00	MA34401-CRIA1	1539	75980	21662	3752
14:03	MA34401-CRID2	1527	75011	21614	3711
14:06	ZZZZZZ	1535	75420	21342	3681
14:10	MA34401-CRI1	1511	70394	22595	3627
14:13	MA34401-ICSA1	1345	64474	20773	2836
14:16	MA34401-ICSAB1	1343	64299	20487	2832
14:20	MA34401-CCV2	1465	68392	21543	3266
14:23	MA34401-CCB2	1542	70109	22669	3755
14:26	ZZZZZZ	1491	73480	21577	3618
14:29	ZZZZZZ	1516	75034	21601	3729
15:16	MA34401-CCV3	1495	71627	21096	3324
15:19	MA34401-CCB3	1534	75819	21443	3736
15:22	MA34401-CCV4	1500	71454	21247	3337
15:25	MA34401-CCB4	1546	75614	21398	3759
15:28	MP80467-MB1	1544	75774	21770	3775
15:32	MP80467-B1	1497	72803	21565	3463
15:35	MP80467-LC1	1510	72984	21177	3574
15:38	MP80467-S1	1432	69364	21019	3176
15:41	MP80467-S2	No results reported for the elements associated with this internal standard.			
15:44	JB70822-3	1456	70279	21137	3299
15:47	MP80467-SD1	1522	73836	21218	3619
15:50	ZZZZZZ	1550	75357	21529	3781
15:53	JB70672-10	1571	75927	21563	3831
15:57	MA34401-CCV5	1552	71600	21334	3441

INTERNAL STANDARD SUMMARY

Login Number: JB70672
Account: LANGAN - Langan Engineering & Environmental
Project: Carroll Gardens, 363-365 Bond Street, Brooklyn, NY

File ID: SE070714M1.ICP Date Analyzed: 07/07/14 Methods: EPA 200.7, SW846 6010C
Analyst: KK Run ID: MA34401
Parameters: Al,Sb,As,Ba,Be,Cd,Ca,Cr,Co,Cu,Fe,Pb,Mg,Mn,Ni,K,Se,Ag,Na,Tl,V,Zn

Time	Sample Description	Istd#1	Istd#2	Istd#3	Istd#4
16:00	MA34401-CCB5	1568	75385	20865	3808
16:03	ZZZZZZ	1448	69222	19728	3290
16:06	ZZZZZZ	1450	70267	21231	3289
16:10	ZZZZZZ	1478	72107	21204	3421
16:13	ZZZZZZ	1487	71921	21291	3452
16:16	ZZZZZZ	1562	76277	21690	3805
16:19	ZZZZZZ	1426	68601	21130	3145
16:22	ZZZZZZ	1476	70191	21399	3296
16:26	ZZZZZZ	1571	75560	21541	3825
16:29	MA34401-CCV6	1529	71981	21105	3389
16:32	MA34401-CCB6	1572	75621	21437	3811
16:35	ZZZZZZ	1307	60827	20632	2652
16:38	ZZZZZZ	1559	75650	21441	3797
16:41	ZZZZZZ	1467	69706	21055	3272
16:45	ZZZZZZ	1441	69281	21004	3215
16:48	ZZZZZZ	1562	75510	21602	3806
16:51	ZZZZZZ	1442	69159	21170	3214
16:54	ZZZZZZ	1482	71050	21530	3347
16:57	ZZZZZZ	1459	68514	21408	3154
17:01	ZZZZZZ	1578	75657	21808	3838
17:04	MA34401-CCV7	1561	72591	21489	3452
17:07	MA34401-CCB7	1591	75481	21552	3854
17:10	MP80467-S2	No results reported for the elements associated with this internal standard.			
17:13	MP80463-MB1	1620	77701	22081	3954
17:16	MP80463-LC1	1603	74915	22601	3466
17:19	MP80463-B1	1562	72309	21683	3562
17:22	MP80463-S1	1585	74035	22431	3500
17:25	MP80463-S2	1569	73708	22338	3463
17:28	JB70803-1A	1611	75632	22708	3621
17:32	MP80463-SD1	1596	75057	21608	3753
17:35	MP80467-S2	1471	69345	21265	3249
17:38	MA34401-CCV8	1577	71852	21368	3484
17:41	MA34401-CCB8	1593	75581	21491	3851

10.5.1
10
1247 of 1657
ACCUTEST LABORATORIES
JB70672

INTERNAL STANDARD SUMMARY

Login Number: JB70672
Account: LANGAN - Langan Engineering & Environmental
Project: Carroll Gardens, 363-365 Bond Street, Brooklyn, NY

File ID: SE070714M1.ICP Date Analyzed: 07/07/14 Methods: EPA 200.7, SW846 6010C
Analyst: KK Run ID: MA34401
Parameters: Al,Sb,As,Ba,Be,Cd,Ca,Cr,Co,Cu,Fe,Pb,Mg,Mn,Ni,K,Se,Ag,Na,Tl,V,Zn

Time	Sample Description	Istd#1	Istd#2	Istd#3	Istd#4
17:44	ZZZZZZ	No results reported for the elements associated with this internal standard.			
17:47	ZZZZZZ	1643	75200	22266	3681
17:51	ZZZZZZ	1688	76770	22613	3620
17:54	ZZZZZZ	1617	76027	21803	3804
17:57	ZZZZZZ	1600	75145	999999 !a	3739
18:00	ZZZZZZ	1621	74911	22072	3585
18:03	ZZZZZZ	1599	73871	21214	3603
18:06	ZZZZZZ	1598	75424	22849	3579
18:09	ZZZZZZ	1505	69838	21891	3037
18:13	MA34401-CCV9	1522	71377	21114	3373
18:15	MA34401-CCB9	1585	75259	21363	3833
18:20	ZZZZZZ	1518	71319	21750	3159
18:24	ZZZZZZ	1550	72537	22631	3067
18:27	ZZZZZZ	1487	68793	21640	2990
18:30	ZZZZZZ	1509	70116	21739	3100
18:33	ZZZZZZ	1445	67464	21265	2944
18:36	ZZZZZZ	1583	74304	22689	3351
18:40	ZZZZZZ	1613	76494	22296	3594
18:43	ZZZZZZ	1615	75790	22460	3603
18:46	ZZZZZZ	1583	74431	22138	3462
18:49	MA34401-CCV10	1513	71091	21072	3362
18:52	MA34401-CCB10	1591	75549	21042	3852
18:55	MP80466-MB1	1597	75981	21415	3887
18:58	MP80466-B1	1571	73625	21437	3583
19:01	MP80466-S1	1583	73585	21918	3465
19:04	MP80466-S2	1618	74229	21924	3530
19:07	JB70824-13	1618	75500	22202	3605
19:10	MP80466-SD1	No results reported for the elements associated with this internal standard.			
19:14	ZZZZZZ	1629	76361	21971	3690
19:17	ZZZZZZ	1605	75184	21538	3723
19:20	ZZZZZZ	1601	76348	21484	3777
19:23	MA34401-CCV11	1542	71854	20724	3408
19:26	MA34401-CCB11	1601	75442	21199	3871

10.5.1 10
1248 of 1657
ACCUTEST LABORATORIES
JB70672

INTERNAL STANDARD SUMMARY

Login Number: JB70672
Account: LANGAN - Langan Engineering & Environmental
Project: Carroll Gardens, 363-365 Bond Street, Brooklyn, NY

File ID: SE070714M1.ICP Date Analyzed: 07/07/14 Methods: EPA 200.7, SW846 6010C
Analyst: KK Run ID: MA34401
Parameters: Al,Sb,As,Ba,Be,Cd,Ca,Cr,Co,Cu,Fe,Pb,Mg,Mn,Ni,K,Se,Ag,Na,Tl,V,Zn

Time	Sample Description	Istd#1	Istd#2	Istd#3	Istd#4
19:29	MA34401-CRI2	1599	74824	21082	3802
19:32	MA34401-CRID3	1611	75429	21229	3874
19:35	MA34401-CRIA2	1612	75722	21141	3892
19:39	ZZZZZZ	1414	65081	20395	2964
19:42	MA34401-ICSA2	1412	64903	20440	2950
19:45	MA34401-ICSAB2	1400	65054	20436	2934
19:49	MA34401-CCV12	1554	72296	21050	3437
19:51	MA34401-CCB12	1605	75771	21329	3876
19:55	ZZZZZZ	1628	76274	21940	3791
19:58	ZZZZZZ	1614	75487	21283	3788
20:01	ZZZZZZ	1655	76510	21156	3903
20:04	ZZZZZZ	1630	75563	21364	3847
20:07	ZZZZZZ	1625	76389	21558	3819
20:10	ZZZZZZ	1649	75887	21463	3866
20:13	ZZZZZZ	1645	75956	21680	3845
20:17	ZZZZZZ	1620	75862	21654	3846
20:20	ZZZZZZ	1634	74946	23014	3366
20:23	MA34401-CCV13	1567	72403	21172	3462
20:26	MA34401-CCB13	1613	75788	21185	3895
20:29	MP80466-SD1	1625	75911	21436	3788
20:32	ZZZZZZ	1521	71244	21656	3215
20:36	ZZZZZZ	1588	74015	21866	3448
20:39	ZZZZZZ	1649	76868	22355	3656
20:42	ZZZZZZ	1618	75288	21930	3603
20:45	ZZZZZZ	1586	73981	21896	3431
20:48	ZZZZZZ	1633	76009	22173	3618
20:51	ZZZZZZ	1641	76347	22256	3663
20:54	ZZZZZZ	1405	63539	20982	2931
20:58	MA34401-CCV14	1565	72059	20926	3459
21:00	MA34401-CCB14	1616	76093	21341	3907
21:04	MP80462-S1	1367	63880	20975	2774
21:07	MP80462-S2	1367	63472	20973	2777
21:10	MP80462-SD1	1500	69409	21106	3249

INTERNAL STANDARD SUMMARY

Login Number: JB70672
Account: LANGAN - Langan Engineering & Environmental
Project: Carroll Gardens, 363-365 Bond Street, Brooklyn, NY

File ID: SE070714M1.ICP Date Analyzed: 07/07/14 Methods: EPA 200.7, SW846 6010C
Analyst: KK Run ID: MA34401
Parameters: Al,Sb,As,Ba,Be,Cd,Ca,Cr,Co,Cu,Fe,Pb,Mg,Mn,Ni,K,Se,Ag,Na,Tl,V,Zn

Time	Sample Description	Istd#1	Istd#2	Istd#3	Istd#4
21:13	ZZZZZZ	1409	64136	21197	2938
21:17	MP80497-S1	1262	62010	20644	2717
21:20	MP80497-S2	1270	62680	20680	2728
21:23	MP80497-SD1	1478	69283	21079	3251
21:26	ZZZZZZ	1419	64331	21183	2961
21:29	MP80485-S1	1419	66077	21011	2882
21:32	MA34401-CCV15	1570	72785	21186	3471
21:35	MA34401-CCB15	1631	76402	21316	3937
21:39	MP80485-S2	1436	65893	22465	2916
21:42	MP80485-SD1	1561	71476	21211	3426
21:45	ZZZZZZ	1427	64147	21203	2945
21:48	ZZZZZZ	1417	64555	21072	2921
21:51	ZZZZZZ	1401	65201	20796	2867
21:55	ZZZZZZ	1399	64328	20879	2870
21:58	ZZZZZZ	1369	62905	20761	2811
22:01	ZZZZZZ	1409	64697	20893	2881
22:04	ZZZZZZ	1396	63660	20861	2855
22:08	MA34401-CCV16	1577	73151	21142	3486
22:11	MA34401-CCB16	1640	76552	21091	3955
22:14	ZZZZZZ	1415	63495	21001	2947
22:17	ZZZZZZ	1444	65522	21182	2933
22:20	MP80459-S1	1306	60549	20273	2695
22:23	MP80459-S2	1312	60885	20441	2706
22:26	MP80459-SD1	1473	67742	20725	3196
22:30	MP80484-MB1	1619	76082	21325	3926
22:33	MP80484-B1	1578	73398	21343	3565
22:36	MP80484-S1	1497	66995	20822	3155
22:39	MP80484-S2	1448	66589	20529	3051
22:42	MA34401-CCV17	1573	72484	20795	3475
22:45	MA34401-CCB17	1653	76146	20700	3986
22:48	JB70832-1	1454	66901	20737	3137
22:52	MP80484-SD1	1578	73208	20853	3594
22:55	MP80487-MB1	No results reported for the elements associated with this internal standard.			

INTERNAL STANDARD SUMMARY

Login Number: JB70672
Account: LANGAN - Langan Engineering & Environmental
Project: Carroll Gardens, 363-365 Bond Street, Brooklyn, NY

File ID: SE070714M1.ICP Date Analyzed: 07/07/14 Methods: EPA 200.7, SW846 6010C
Analyst: KK Run ID: MA34401
Parameters: Al,Sb,As,Ba,Be,Cd,Ca,Cr,Co,Cu,Fe,Pb,Mg,Mn,Ni,K,Se,Ag,Na,Tl,V,Zn

Time	Sample Description	Istd#1	Istd#2	Istd#3	Istd#4
22:58	MP80487-B1	No results reported for the elements associated with this internal standard.			
23:01	MP80487-S1	No results reported for the elements associated with this internal standard.			
23:04	MP80487-S2	No results reported for the elements associated with this internal standard.			
23:07	JB70799-1	No results reported for the elements associated with this internal standard.			
23:10	MP80487-SD1	No results reported for the elements associated with this internal standard.			
23:14	ZZZZZZ	1427	63114	20656	2945
23:17	MA34401-CCV18	1580	72445	20805	3488
23:20	MA34401-CCB18	1639	75919	21072	3951
23:23	ZZZZZZ	1667	76294	21724	3828
23:26	ZZZZZZ	1648	75809	22079	3680
23:29	ZZZZZZ	1539	69770	20942	3234
23:32	MA34401-CCV19	1572	71705	20801	3471
23:35	MA34401-CCB19	1639	75471	21079	3954
23:39	MA34401-CRI3	1618	74819	21038	3844
23:42	MA34401-CRID4	1641	75257	20471	3941
23:45	MA34401-CRIA3	1634	76223	21010	3932
23:48	MA34401-CCV20	1580	71785	20748	3491
23:51	MA34401-CCB20	1632	75169	21097	3934
23:54	ZZZZZZ	1632	75275	20994	3935
23:58	ZZZZZZ	1634	75034	20984	3921
00:01	ZZZZZZ	1647	75602	21101	3955
00:04	ZZZZZZ	1645	75134	20954	3947
00:07	ZZZZZZ	1651	69946	21098	3452
00:11	ZZZZZZ	1649	76048	21003	3974
00:14	ZZZZZZ	1640	75526	21033	3947
00:17	ZZZZZZ	1659	75774	20504	3973

R = Reference for ISTD limits. ! = Outside limits.

LEGEND:

Istd#	Parameter	Limits
Istd#1	Yttrium (2243)	70-130 %
Istd#2	Yttrium (3600)	70-130 %
Istd#3	Yttrium (3710)	70-130 %
Istd#4	Indium	70-130 %

(a) No samples reported for the elements associated with this internal standard.

BLANK RESULTS SUMMARY
Part 1 - Initial and Continuing Calibration Blanks

Login Number: JB70672
Account: LANGAN - Langan Engineering & Environmental
Project: Carroll Gardens, 363-365 Bond Street, Brooklyn, NY

File ID: SE070714M1.ICP Date Analyzed: 07/07/14 Methods: EPA 200.7, SW846 6010C
QC Limits: result < RL Run ID: MA34401 Units: ug/l

Time: / Sample ID:			13:47 ICB1		13:53 CCB1		14:23 CCB2		15:19 CCB3	
Metal	RL	IDL	raw	final	raw	final	raw	final	raw	final
Aluminum	200	18	0.70	<200	0.90	<200	2.4	<200	1.1	<200
Antimony	6.0	2.1	0.10	<6.0	0.30	<6.0	0.60	<6.0	2.0	<6.0
Arsenic	3.0	2.7	1.8	<3.0	2.3	<3.0	0.30	<3.0	-0.70	<3.0
Barium	200	.4	0.10	<200	0.20	<200	0.0	<200	0.20	<200
Beryllium	1.0	.1	0.0	<1.0	0.10	<1.0	-0.10	<1.0	-0.10	<1.0
Bismuth	20	3								
Boron	100	1.1								
Cadmium	3.0	.3	0.30	<3.0	0.40	<3.0	0.50	<3.0	0.10	<3.0
Calcium	5000	5.9	-6.8	<5000	-4.1	<5000	-6.4	<5000	-4.4	<5000
Chromium	10	.6	-0.20	<10	0.20	<10	-0.10	<10	0.10	<10
Cobalt	50	.3	-0.10	<50	0.30	<50	0.10	<50	0.10	<50
Copper	10	.8	0.10	<10	0.20	<10	0.60	<10	0.90	<10
Iron	100	5.5	0.90	<100	1.2	<100	0.60	<100	-0.80	<100
Lead	3.0	1.3	0.0	<3.0	0.40	<3.0	0.40	<3.0	0.10	<3.0
Lithium	20	3.4								
Magnesium	5000	92	1.4	<5000	19.5	<5000	11.8	<5000	-6.2	<5000
Manganese	15	.05	0.0	<15	0.10	<15	-0.10	<15	-0.10	<15
Molybdenum	20	.5	anr							
Nickel	10	.4	-0.10	<10	0.10	<10	-0.20	<10	-0.10	<10
Palladium	50	2.2								
Potassium	10000	50	20.7	<10000	28.5	<10000	-1.6	<10000	-8.2	<10000
Selenium	10	3.6	-1.7	<10	-2.2	<10	0.10	<10	0.80	<10
Silicon	200	2.1								
Silver	10	1.1	0.10	<10	-0.30	<10	-0.30	<10	0.10	<10
Sodium	10000	60	2.2	<10000	1.8	<10000	10.3	<10000	-5.2	<10000
Sulfur	50	3.8								
Strontium	10	.2								
Thallium	2.0	1.4	-1.4	<2.0	-0.20	<2.0	-0.70	<2.0	0.60	<2.0
Tin	10	1.4								
Titanium	10	.5								
Tungsten	50	7.5								
Vanadium	50	.4	0.20	<50	0.10	<50	0.50	<50	0.20	<50
Zinc	20	.4	0.20	<20	0.10	<20	-0.10	<20	-0.10	<20

BLANK RESULTS SUMMARY
Part 1 - Initial and Continuing Calibration Blanks

Login Number: JB70672
Account: LANGAN - Langan Engineering & Environmental
Project: Carroll Gardens, 363-365 Bond Street, Brooklyn, NY

File ID: SE070714M1.ICP Date Analyzed: 07/07/14 Methods: EPA 200.7, SW846 6010C
QC Limits: result < RL Run ID: MA34401 Units: ug/l

Time:			13:47		13:53		14:23		15:19	
Sample ID:			ICB1		CCB1		CCB2		CCB3	
Metal	RL	IDL	raw	final	raw	final	raw	final	raw	final
Zirconium	10	.3								

(*) Outside of QC limits
(anr) Analyte not requested

BLANK RESULTS SUMMARY
Part 1 - Initial and Continuing Calibration Blanks

Login Number: JB70672
Account: LANGAN - Langan Engineering & Environmental
Project: Carroll Gardens, 363-365 Bond Street, Brooklyn, NY

File ID: SE070714M1.ICP Date Analyzed: 07/07/14 Methods: EPA 200.7, SW846 6010C
QC Limits: result < RL Run ID: MA34401 Units: ug/l

Time:			15:25		16:00		16:32		17:07	
Sample ID:			CCB4		CCB5		CCB6		CCB7	
Metal	RL	IDL	raw	final	raw	final	raw	final	raw	final
Aluminum	200	18	4.1	<200	-0.90	<200	6.6	<200	7.2	<200
Antimony	6.0	2.1	2.3	<6.0	0.60	<6.0	1.4	<6.0	1.3	<6.0
Arsenic	3.0	2.7	0.50	<3.0	0.0	<3.0	0.30	<3.0	0.50	<3.0
Barium	200	.4	0.40	<200	0.20	<200	0.30	<200	0.20	<200
Beryllium	1.0	.1	0.10	<1.0	0.0	<1.0	0.0	<1.0	0.0	<1.0
Bismuth	20	3								
Boron	100	1.1								
Cadmium	3.0	.3	0.10	<3.0	0.20	<3.0	0.10	<3.0	0.20	<3.0
Calcium	5000	5.9	-1.3	<5000	-2.0	<5000	-5.1	<5000	-2.5	<5000
Chromium	10	.6	0.50	<10	0.20	<10	0.30	<10	0.30	<10
Cobalt	50	.3	0.10	<50	0.0	<50	0.10	<50	-0.10	<50
Copper	10	.8	0.40	<10	0.40	<10	0.0	<10	0.30	<10
Iron	100	5.5	2.6	<100	0.50	<100	0.20	<100	0.30	<100
Lead	3.0	1.3	0.50	<3.0	-0.10	<3.0	0.60	<3.0	0.50	<3.0
Lithium	20	3.4								
Magnesium	5000	92	7.7	<5000	11.5	<5000	19.4	<5000	24.0	<5000
Manganese	15	.05	0.0	<15	0.0	<15	0.0	<15	-0.10	<15
Molybdenum	20	.5	anr							
Nickel	10	.4	0.10	<10	0.0	<10	-0.10	<10	-0.20	<10
Palladium	50	2.2								
Potassium	10000	50	-21	<10000	-0.10	<10000	-13	<10000	3.5	<10000
Selenium	10	3.6	-0.40	<10	0.40	<10	-1.0	<10	1.2	<10
Silicon	200	2.1								
Silver	10	1.1	0.20	<10	0.30	<10	0.0	<10	-0.20	<10
Sodium	10000	60	-1.3	<10000	0.80	<10000	21.4	<10000	48.9	<10000
Sulfur	50	3.8								
Strontium	10	.2								
Thallium	2.0	1.4	-0.70	<2.0	0.50	<2.0	1.2	<2.0	2.0	<2.0*(a)
Tin	10	1.4								
Titanium	10	.5								
Tungsten	50	7.5								
Vanadium	50	.4	0.10	<50	0.0	<50	0.20	<50	0.10	<50
Zinc	20	.4	0.10	<20	0.0	<20	-0.10	<20	-0.20	<20

BLANK RESULTS SUMMARY
Part 1 - Initial and Continuing Calibration Blanks

Login Number: JB70672
Account: LANGAN - Langan Engineering & Environmental
Project: Carroll Gardens, 363-365 Bond Street, Brooklyn, NY

File ID: SE070714M1.ICP Date Analyzed: 07/07/14 Methods: EPA 200.7, SW846 6010C
QC Limits: result < RL Run ID: MA34401 Units: ug/l

Time: / Sample ID:			15:25 CCB4		16:00 CCB5		16:32 CCB6		17:07 CCB7	
Metal	RL	IDL	raw	final	raw	final	raw	final	raw	final
Zirconium	10	.3								

(*) Outside of QC limits
(anr) Analyte not requested
(a) No samples reported for TLNJ in the area bracketed by this QC.

BLANK RESULTS SUMMARY
Part 1 - Initial and Continuing Calibration Blanks

Login Number: JB70672
Account: LANGAN - Langan Engineering & Environmental
Project: Carroll Gardens, 363-365 Bond Street, Brooklyn, NY

File ID: SE070714M1.ICP Date Analyzed: 07/07/14 Methods: EPA 200.7, SW846 6010C
QC Limits: result < RL Run ID: MA34401 Units: ug/l

Time: / Sample ID:			17:41 CCB8		18:15 CCB9		18:52 CCB10		19:26 CCB11	
Metal	RL	IDL	raw	final	raw	final	raw	final	raw	final
Aluminum	200	18	7.7	<200	10.7	<200	5.6	<200	3.6	<200
Antimony	6.0	2.1	1.1	<6.0	1.5	<6.0	2.0	<6.0	1.1	<6.0
Arsenic	3.0	2.7	-0.30	<3.0	0.50	<3.0	-0.60	<3.0	0.0	<3.0
Barium	200	.4	0.30	<200	0.30	<200	0.40	<200	0.30	<200
Beryllium	1.0	.1	0.0	<1.0	0.10	<1.0	0.0	<1.0	0.0	<1.0
Bismuth	20	3								
Boron	100	1.1								
Cadmium	3.0	.3	0.20	<3.0	0.30	<3.0	0.10	<3.0	0.20	<3.0
Calcium	5000	5.9	-2.2	<5000	-0.50	<5000	-4.0	<5000	-4.8	<5000
Chromium	10	.6	-0.20	<10	0.30	<10	0.40	<10	0.10	<10
Cobalt	50	.3	-0.20	<50	-0.10	<50	0.10	<50	0.0	<50
Copper	10	.8	-0.20	<10	0.50	<10	-0.10	<10	0.0	<10
Iron	100	5.5	4.0	<100	5.4	<100	3.7	<100	3.1	<100
Lead	3.0	1.3	1.2	<3.0	0.30	<3.0	0.30	<3.0	-0.30	<3.0
Lithium	20	3.4								
Magnesium	5000	92	-1.2	<5000	1.5	<5000	16.0	<5000	8.8	<5000
Manganese	15	.05	0.0	<15	0.10	<15	0.0	<15	0.0	<15
Molybdenum	20	.5	anr							
Nickel	10	.4	0.10	<10	0.10	<10	-0.20	<10	0.0	<10
Palladium	50	2.2								
Potassium	10000	50	6.3	<10000	6.1	<10000	15.0	<10000	4.0	<10000
Selenium	10	3.6	0.80	<10	0.10	<10	1.3	<10	0.40	<10
Silicon	200	2.1								
Silver	10	1.1	0.70	<10	-0.10	<10	-0.20	<10	-0.10	<10
Sodium	10000	60	18.6	<10000	11.9	<10000	5.3	<10000	0.40	<10000
Sulfur	50	3.8								
Strontium	10	.2								
Thallium	2.0	1.4	0.80	<2.0	0.30	<2.0	1.4	<2.0	0.70	<2.0
Tin	10	1.4								
Titanium	10	.5								
Tungsten	50	7.5								
Vanadium	50	.4	0.10	<50	0.10	<50	0.0	<50	0.40	<50
Zinc	20	.4	0.0	<20	0.20	<20	0.10	<20	0.10	<20

BLANK RESULTS SUMMARY
Part 1 - Initial and Continuing Calibration Blanks

Login Number: JB70672
Account: LANGAN - Langan Engineering & Environmental
Project: Carroll Gardens, 363-365 Bond Street, Brooklyn, NY

File ID: SE070714M1.ICP Date Analyzed: 07/07/14 Methods: EPA 200.7, SW846 6010C
QC Limits: result < RL Run ID: MA34401 Units: ug/l

Time:			17:41		18:15		18:52		19:26	
Sample ID:			CCB8		CCB9		CCB10		CCB11	
Metal	RL	IDL	raw	final	raw	final	raw	final	raw	final
Zirconium	10	.3								

(*) Outside of QC limits
(anr) Analyte not requested

BLANK RESULTS SUMMARY
Part 1 - Initial and Continuing Calibration Blanks

Login Number: JB70672
Account: LANGAN - Langan Engineering & Environmental
Project: Carroll Gardens, 363-365 Bond Street, Brooklyn, NY

File ID: SE070714M1.ICP Date Analyzed: 07/07/14 Methods: EPA 200.7, SW846 6010C
QC Limits: result < RL Run ID: MA34401 Units: ug/l

Time:			19:51	
Sample ID:			CCB12	
Metal	RL	IDL	raw	final
Aluminum	200	18	10.5	<200
Antimony	6.0	2.1	1.7	<6.0
Arsenic	3.0	2.7	-0.50	<3.0
Barium	200	.4	0.30	<200
Beryllium	1.0	.1	0.10	<1.0
Bismuth	20	3		
Boron	100	1.1		
Cadmium	3.0	.3	0.40	<3.0
Calcium	5000	5.9	-0.20	<5000
Chromium	10	.6	0.30	<10
Cobalt	50	.3	-0.10	<50
Copper	10	.8	0.10	<10
Iron	100	5.5	4.4	<100
Lead	3.0	1.3	-0.30	<3.0
Lithium	20	3.4		
Magnesium	5000	92	23.6	<5000
Manganese	15	.05	0.10	<15
Molybdenum	20	.5	anr	
Nickel	10	.4	0.10	<10
Palladium	50	2.2		
Potassium	10000	50	-2.5	<10000
Selenium	10	3.6	0.60	<10
Silicon	200	2.1		
Silver	10	1.1	-0.30	<10
Sodium	10000	60	15.2	<10000
Sulfur	50	3.8		
Strontium	10	.2		
Thallium	2.0	1.4	0.50	<2.0
Tin	10	1.4		
Titanium	10	.5		
Tungsten	50	7.5		
Vanadium	50	.4	0.30	<50
Zinc	20	.4	0.0	<20

BLANK RESULTS SUMMARY
Part 1 - Initial and Continuing Calibration Blanks

Login Number: JB70672
Account: LANGAN - Langan Engineering & Environmental
Project: Carroll Gardens, 363-365 Bond Street, Brooklyn, NY

File ID: SE070714M1.ICP Date Analyzed: 07/07/14 Methods: EPA 200.7, SW846 6010C
QC Limits: result < RL Run ID: MA34401 Units: ug/l

Time:			19:51	
Sample ID:			CCB12	
Metal	RL	IDL	raw	final
Zirconium	10	.3		

(*) Outside of QC limits
(anr) Analyte not requested

CALIBRATION CHECK STANDARDS SUMMARY
Initial and Continuing Calibration Checks

Login Number: JB70672
Account: LANGAN - Langan Engineering & Environmental
Project: Carroll Gardens, 363-365 Bond Street, Brooklyn, NY

File ID: SE070714M1.ICP Date Analyzed: 07/07/14 Methods: EPA 200.7, SW846 6010C
QC Limits: 95 to 105 % Recovery Run ID: MA34401 Units: ug/l

Time:		13:44			13:50			14:20	
Sample ID:	ICV	ICV1		CCV	CCV1		CCV	CCV2	
Metal	True	Results	% Rec	True	Results	% Rec	True	Results	% Rec
Aluminum	40000	40200	100.5	40000	39800	99.5	40000	39100	97.8
Antimony	2000	2030	101.5	2000	2030	101.5	2000	2070	103.5
Arsenic	2000	2020	101.0	2000	2020	101.0	2000	2060	103.0
Barium	2000	2040	102.0	2000	2010	100.5	2000	1980	99.0
Beryllium	2000	2070	103.5	2000	2060	103.0	2000	2040	102.0
Bismuth									
Boron									
Cadmium	2000	2020	101.0	2000	2010	100.5	2000	2020	101.0
Calcium	40000	41000	102.5	40000	40900	102.3	40000	40600	101.5
Chromium	2000	2050	102.5	2000	2030	101.5	2000	2160	108.0
Cobalt	2000	2020	101.0	2000	2030	101.5	2000	2080	104.0
Copper	2000	1980	99.0	2000	1950	97.5	2000	2070	103.5
Iron	40000	40900	102.3	40000	40600	101.5	40000	40100	100.3
Lead	2000	2060	103.0	2000	2070	103.5	2000	2110	105.5
Lithium									
Magnesium	40000	40300	100.8	40000	39900	99.8	40000	39300	98.3
Manganese	2000	2070	103.5	2000	2040	102.0	2000	2170	108.5
Molybdenum	anr								
Nickel	2000	2040	102.0	2000	2040	102.0	2000	2070	103.5
Palladium									
Potassium	40000	39800	99.5	40000	39200	98.0	40000	38400	96.0
Selenium	2000	2030	101.5	2000	2020	101.0	2000	2060	103.0
Silicon									
Silver	250	250	100.0	250	245	98.0	250	259	103.6
Sodium	40000	40100	100.3	40000	39600	99.0	40000	39100	97.8
Sulfur									
Strontium									
Thallium	2000	2100	105.0	2000	2090	104.5	2000	2100	105.0
Tin									
Titanium									
Tungsten									
Vanadium	2000	2030	101.5	2000	1990	99.5	2000	2120	106.0
Zinc	2000	2060	103.0	2000	2060	103.0	2000	2100	105.0

CALIBRATION CHECK STANDARDS SUMMARY
Initial and Continuing Calibration Checks

Login Number: JB70672
Account: LANGAN - Langan Engineering & Environmental
Project: Carroll Gardens, 363-365 Bond Street, Brooklyn, NY

File ID: SE070714M1.ICP Date Analyzed: 07/07/14 Methods: EPA 200.7, SW846 6010C
QC Limits: 95 to 105 % Recovery Run ID: MA34401 Units: ug/l

Time:		13:44			13:50			14:20	
Sample ID:	ICV	ICV1		CCV	CCV1		CCV	CCV2	
Metal	True	Results	% Rec	True	Results	% Rec	True	Results	% Rec
Zirconium									

(*) Outside of QC limits
(anr) Analyte not requested

CALIBRATION CHECK STANDARDS SUMMARY
Initial and Continuing Calibration Checks

Login Number: JB70672
Account: LANGAN - Langan Engineering & Environmental
Project: Carroll Gardens, 363-365 Bond Street, Brooklyn, NY

File ID: SE070714M1.ICP Date Analyzed: 07/07/14 Methods: EPA 200.7, SW846 6010C
QC Limits: 95 to 105 % Recovery Run ID: MA34401 Units: ug/l

Time:		15:16			15:22			15:57	
Sample ID:	CCV	CCV3		CCV	CCV4		CCV	CCV5	
Metal	True	Results	% Rec	True	Results	% Rec	True	Results	% Rec
Aluminum	40000	39400	98.5	40000	39400	98.5	40000	38900	97.3
Antimony	2000	2000	100.0	2000	1990	99.5	2000	1920	96.0
Arsenic	2000	2000	100.0	2000	1990	99.5	2000	1910	95.5
Barium	2000	1980	99.0	2000	1980	99.0	2000	1950	97.5
Beryllium	2000	2050	102.5	2000	2040	102.0	2000	2020	101.0
Bismuth									
Boron									
Cadmium	2000	1990	99.5	2000	1970	98.5	2000	1900	95.0
Calcium	40000	41000	102.5	40000	40800	102.0	40000	40500	101.3
Chromium	2000	2040	102.0	2000	2020	101.0	2000	2030	101.5
Cobalt	2000	2030	101.5	2000	2010	100.5	2000	1950	97.5
Copper	2000	1960	98.0	2000	1970	98.5	2000	1950	97.5
Iron	40000	40200	100.5	40000	40100	100.3	40000	39700	99.3
Lead	2000	2070	103.5	2000	2050	102.5	2000	1990	99.5
Lithium									
Magnesium	40000	39800	99.5	40000	39500	98.8	40000	39300	98.3
Manganese	2000	2070	103.5	2000	2060	103.0	2000	2060	103.0
Molybdenum	anr								
Nickel	2000	2040	102.0	2000	2020	101.0	2000	1950	97.5
Palladium									
Potassium	40000	38700	96.8	40000	38500	96.3	40000	38100	95.3
Selenium	2000	2010	100.5	2000	1990	99.5	2000	1920	96.0
Silicon									
Silver	250	248	99.2	250	249	99.6	250	246	98.4
Sodium	40000	39100	97.8	40000	38900	97.3	40000	38600	96.5
Sulfur									
Strontium									
Thallium	2000	2080	104.0	2000	2060	103.0	2000	2000	100.0
Tin									
Titanium									
Tungsten									
Vanadium	2000	2010	100.5	2000	2020	101.0	2000	2000	100.0
Zinc	2000	2070	103.5	2000	2040	102.0	2000	1980	99.0

CALIBRATION CHECK STANDARDS SUMMARY
Initial and Continuing Calibration Checks

Login Number: JB70672
Account: LANGAN - Langan Engineering & Environmental
Project: Carroll Gardens, 363-365 Bond Street, Brooklyn, NY

File ID: SE070714M1.ICP Date Analyzed: 07/07/14 Methods: EPA 200.7, SW846 6010C
QC Limits: 95 to 105 % Recovery Run ID: MA34401 Units: ug/l

Time:		15:16			15:22			15:57	
Sample ID:	CCV	CCV3		CCV	CCV4		CCV	CCV5	
Metal	True	Results	% Rec	True	Results	% Rec	True	Results	% Rec
Zirconium									

(*) Outside of QC limits
(anr) Analyte not requested

CALIBRATION CHECK STANDARDS SUMMARY
Initial and Continuing Calibration Checks

Login Number: JB70672
Account: LANGAN - Langan Engineering & Environmental
Project: Carroll Gardens, 363-365 Bond Street, Brooklyn, NY

File ID: SE070714M1.ICP Date Analyzed: 07/07/14 Methods: EPA 200.7, SW846 6010C
QC Limits: 95 to 105 % Recovery Run ID: MA34401 Units: ug/l

Time:		16:29			17:04			17:38	
Sample ID:	CCV	CCV6		CCV	CCV7		CCV	CCV8	
Metal	True	Results	% Rec	True	Results	% Rec	True	Results	% Rec
Aluminum	40000	39100	97.8	40000	37600	94.0	40000	37800	94.5
Antimony	2000	1960	98.0	2000	1900	95.0	2000	1870	93.5
Arsenic	2000	1960	98.0	2000	1890	94.5	2000	1870	93.5
Barium	2000	1960	98.0	2000	1890	94.5	2000	1890	94.5
Beryllium	2000	2030	101.5	2000	1960	98.0	2000	1970	98.5
Bismuth									
Boron									
Cadmium	2000	1930	96.5	2000	1870	93.5	2000	1840	92.0
Calcium	40000	40900	102.3	40000	39400	98.5	40000	39900	99.8
Chromium	2000	2020	101.0	2000	2000	100.0	2000	2010	100.5
Cobalt	2000	2000	100.0	2000	1940	97.0	2000	1920	96.0
Copper	2000	1930	96.5	2000	1910	95.5	2000	1930	96.5
Iron	40000	39900	99.8	40000	38600	96.5	40000	38800	97.0
Lead	2000	2030	101.5	2000	1980	99.0	2000	1950	97.5
Lithium									
Magnesium	40000	39500	98.8	40000	38100	95.3	40000	38400	96.0
Manganese	2000	2050	102.5	2000	2020	101.0	2000	2040	102.0
Molybdenum	anr								
Nickel	2000	1990	99.5	2000	1930	96.5	2000	1900	95.0
Palladium									
Potassium	40000	38200	95.5	40000	37100	92.8	40000	37000	92.5
Selenium	2000	1960	98.0	2000	1900	95.0	2000	1860	93.0
Silicon									
Silver	250	244	97.6	250	241	96.4	250	242	96.8
Sodium	40000	38600	96.5	40000	37300	93.3	40000	37500	93.8
Sulfur									
Strontium									
Thallium	2000	2020	101.0	2000	1970	98.5	2000	1940	97.0
Tin									
Titanium									
Tungsten									
Vanadium	2000	1990	99.5	2000	1960	98.0	2000	1980	99.0
Zinc	2000	2030	101.5	2000	1980	99.0	2000	1950	97.5

CALIBRATION CHECK STANDARDS SUMMARY
Initial and Continuing Calibration Checks

Login Number: JB70672
Account: LANGAN - Langan Engineering & Environmental
Project: Carroll Gardens, 363-365 Bond Street, Brooklyn, NY

File ID: SE070714M1.ICP Date Analyzed: 07/07/14 Methods: EPA 200.7, SW846 6010C
QC Limits: 95 to 105 % Recovery Run ID: MA34401 Units: ug/l

Time:		16:29			17:04			17:38	
Sample ID:	CCV	CCV6		CCV	CCV7		CCV	CCV8	
Metal	True	Results	% Rec	True	Results	% Rec	True	Results	% Rec
Zirconium									

(*) Outside of QC limits
(anr) Analyte not requested

CALIBRATION CHECK STANDARDS SUMMARY
Initial and Continuing Calibration Checks

Login Number: JB70672
Account: LANGAN - Langan Engineering & Environmental
Project: Carroll Gardens, 363-365 Bond Street, Brooklyn, NY

File ID: SE070714M1.ICP Date Analyzed: 07/07/14 Methods: EPA 200.7, SW846 6010C
QC Limits: 95 to 105 % Recovery Run ID: MA34401 Units: ug/l

Time:		18:13			18:49			19:23	
Sample ID:	CCV	CCV9		CCV	CCV10		CCV	CCV11	
Metal	True	Results	% Rec	True	Results	% Rec	True	Results	% Rec
Aluminum	40000	38000	95.0	40000	38300	95.8	40000	38500	96.3
Antimony	2000	1940	97.0	2000	1960	98.0	2000	1920	96.0
Arsenic	2000	1930	96.5	2000	1960	98.0	2000	1920	96.0
Barium	2000	1900	95.0	2000	1930	96.5	2000	1930	96.5
Beryllium	2000	1980	99.0	2000	1990	99.5	2000	2010	100.5
Bismuth									
Boron									
Cadmium	2000	1900	95.0	2000	1930	96.5	2000	1890	94.5
Calcium	40000	39800	99.5	40000	39900	99.8	40000	40400	101.0
Chromium	2000	2020	101.0	2000	2030	101.5	2000	2010	100.5
Cobalt	2000	1980	99.0	2000	1990	99.5	2000	1970	98.5
Copper	2000	1920	96.0	2000	1940	97.0	2000	1910	95.5
Iron	40000	38700	96.8	40000	39100	97.8	40000	39400	98.5
Lead	2000	2010	100.5	2000	2030	101.5	2000	2000	100.0
Lithium									
Magnesium	40000	38200	95.5	40000	38600	96.5	40000	39100	97.8
Manganese	2000	2040	102.0	2000	2050	102.5	2000	2030	101.5
Molybdenum	anr								
Nickel	2000	1970	98.5	2000	1980	99.0	2000	1960	98.0
Palladium									
Potassium	40000	37200	93.0	40000	37700	94.3	40000	37900	94.8
Selenium	2000	1930	96.5	2000	1960	98.0	2000	1920	96.0
Silicon									
Silver	250	243	97.2	250	245	98.0	250	244	97.6
Sodium	40000	37700	94.3	40000	38200	95.5	40000	38500	96.3
Sulfur									
Strontium									
Thallium	2000	2000	100.0	2000	2020	101.0	2000	1990	99.5
Tin									
Titanium									
Tungsten									
Vanadium	2000	1980	99.0	2000	1990	99.5	2000	1970	98.5
Zinc	2000	2010	100.5	2000	2030	101.5	2000	2000	100.0

CALIBRATION CHECK STANDARDS SUMMARY
Initial and Continuing Calibration Checks

Login Number: JB70672
Account: LANGAN - Langan Engineering & Environmental
Project: Carroll Gardens, 363-365 Bond Street, Brooklyn, NY

File ID: SE070714M1.ICP Date Analyzed: 07/07/14 Methods: EPA 200.7, SW846 6010C
QC Limits: 95 to 105 % Recovery Run ID: MA34401 Units: ug/l

Time:		18:13			18:49			19:23	
Sample ID:	CCV	CCV9		CCV	CCV10		CCV	CCV11	
Metal	True	Results	% Rec	True	Results	% Rec	True	Results	% Rec
Zirconium									

(*) Outside of QC limits
(anr) Analyte not requested

CALIBRATION CHECK STANDARDS SUMMARY
Initial and Continuing Calibration Checks

Login Number: JB70672
Account: LANGAN - Langan Engineering & Environmental
Project: Carroll Gardens, 363-365 Bond Street, Brooklyn, NY

File ID: SE070714M1.ICP Date Analyzed: 07/07/14 Methods: EPA 200.7, SW846 6010C
QC Limits: 95 to 105 % Recovery Run ID: MA34401 Units: ug/l

Time:		19:49	
Sample ID:	CCV	CCV12	
Metal	True	Results	% Rec
Aluminum	40000	37800	94.5
Antimony	2000	1910	95.5
Arsenic	2000	1910	95.5
Barium	2000	1890	94.5
Beryllium	2000	1960	98.0
Bismuth			
Boron			
Cadmium	2000	1880	94.0
Calcium	40000	39600	99.0
Chromium	2000	2010	100.5
Cobalt	2000	1960	98.0
Copper	2000	1900	95.0
Iron	40000	38500	96.3
Lead	2000	1990	99.5
Lithium			
Magnesium	40000	38300	95.8
Manganese	2000	2030	101.5
Molybdenum	anr		
Nickel	2000	1950	97.5
Palladium			
Potassium	40000	37100	92.8
Selenium	2000	1900	95.0
Silicon			
Silver	250	241	96.4
Sodium	40000	37500	93.8
Sulfur			
Strontium			
Thallium	2000	1980	99.0
Tin			
Titanium			
Tungsten			
Vanadium	2000	1970	98.5
Zinc	2000	2000	100.0

CALIBRATION CHECK STANDARDS SUMMARY
Initial and Continuing Calibration Checks

Login Number: JB70672
Account: LANGAN - Langan Engineering & Environmental
Project: Carroll Gardens, 363-365 Bond Street, Brooklyn, NY

File ID: SE070714M1.ICP Date Analyzed: 07/07/14 Methods: EPA 200.7, SW846 6010C
QC Limits: 95 to 105 % Recovery Run ID: MA34401 Units: ug/l

Time:		19:49	
Sample ID:	CCV	CCV12	
Metal	True	Results	% Rec

Zirconium

(*) Outside of QC limits
(anr) Analyte not requested

LOW CALIBRATION CHECK STANDARDS SUMMARY

Login Number: JB70672
Account: LANGAN - Langan Engineering & Environmental
Project: Carroll Gardens, 363-365 Bond Street, Brooklyn, NY

File ID: SE070714M1.ICP Date Analyzed: 07/07/14 Methods: EPA 200.7, SW846 6010C
QC Limits: 70 to 130 % Recovery Run ID: MA34401 Units: ug/l

Time:				14:00		14:03		14:10	
Sample ID:	CRI	CRIA	CRID	CRIA1		CRID2		CRI1	
Metal	True	True	True	Results	% Rec	Results	% Rec	Results	% Rec
Aluminum	200	500	100	501	100.2	101	101.0	191	95.5
Antimony	6.0	20	3.0	22.3	111.5	3.9	130.0	6.9	115.0
Arsenic	8.0	20	3.0	20.0	100.0	3.7	123.3	9.7	121.3
Barium	200		4.0			4.1	102.5	195	97.5
Beryllium	2.0		1.0			0.80	80.0	1.9	95.0
Bismuth	20								
Boron	100		10						
Cadmium	3.0		1.0			1.1	110.0	3.8	126.7
Calcium	5000		1000			1040	104.0	4900	98.0
Chromium	10		2.0			1.9	95.0	12.0	120.0
Cobalt	50		3.0			3.2	106.7	51.9	103.8
Copper	10		2.0			2.1	105.0	11.7	117.0
Iron	100	500		536	107.2			99.0	99.0
Lead	3.0	20	2.5	21.9	109.5			3.5	116.7
Lithium	20								
Magnesium	5000		100			110	110.0	4810	96.2
Manganese	15		3.0			3.1	103.3	17.3	115.3
Molybdenum	20								
Nickel	10		4.0			4.1	102.5	9.8	98.0
Palladium	50								
Potassium	5000		2000			1990	99.5	4700	94.0
Selenium	10	20	5.0	24.0	120.0			10.2	102.0
Silicon	200								
Silver	5.0		1.0			1.2	120.0	5.7	114.0
Sodium	5000		1000			983	98.3	4690	93.8
Sulfur	50								
Strontium	10								
Thallium	10		2.0			2.3	115.0	10.0	100.0
Tin	10								
Titanium	10								
Tungsten	50								
Vanadium	50		2.0			2.3	115.0	58.3	116.6
Zinc	20		10			11.3	113.0	23.1	115.5

LOW CALIBRATION CHECK STANDARDS SUMMARY

Login Number: JB70672
Account: LANGAN - Langan Engineering & Environmental
Project: Carroll Gardens, 363-365 Bond Street, Brooklyn, NY

File ID: SE070714M1.ICP Date Analyzed: 07/07/14 Methods: EPA 200.7, SW846 6010C
QC Limits: 70 to 130 % Recovery Run ID: MA34401 Units: ug/l

Time:				14:00		14:03		14:10	
Sample ID:	CRI	CRIA	CRID	CRIA1		CRID2		CRI1	
Metal	True	True	True	Results	% Rec	Results	% Rec	Results	% Rec
Zirconium	10								

(*) Outside of QC limits
(anr) Analyte not requested

LOW CALIBRATION CHECK STANDARDS SUMMARY

Login Number: JB70672
Account: LANGAN - Langan Engineering & Environmental
Project: Carroll Gardens, 363-365 Bond Street, Brooklyn, NY

File ID: SE070714M1.ICP Date Analyzed: 07/07/14 Methods: EPA 200.7, SW846 6010C
QC Limits: 70 to 130 % Recovery Run ID: MA34401 Units: ug/l

Time:				19:29		19:32		19:35	
Sample ID:	CRI	CRIA	CRID	CRI2		CRID3		CRIA2	
Metal	True	True	True	Results	% Rec	Results	% Rec	Results	% Rec
Aluminum	200	500	100	200	100.0	99.2	99.2	495	99.0
Antimony	6.0	20	3.0	7.1	118.3	3.8	126.7	20.2	101.0
Arsenic	8.0	20	3.0	9.1	113.8	3.2	106.7	19.8	99.0
Barium	200		4.0	197	98.5	4.0	100.0		
Beryllium	2.0		1.0	2.0	100.0	0.80	80.0		
Bismuth	20								
Boron	100		10						
Cadmium	3.0		1.0	3.5	116.7	1.0	100.0		
Calcium	5000		1000	5110	102.2	1020	102.0		
Chromium	10		2.0	11.2	112.0	1.9	95.0		
Cobalt	50		3.0	49.3	98.6	3.2	106.7		
Copper	10		2.0	10.4	104.0	2.2	110.0		
Iron	100	500		103	103.0			521	104.2
Lead	3.0	20	2.5	3.6	120.0	3.2	128.0	21.2	106.0
Lithium	20								
Magnesium	5000		100	4970	99.4	110	110.0		
Manganese	15		3.0	16.2	108.0	3.1	103.3		
Molybdenum	20			anr					
Nickel	10		4.0	9.5	95.0	4.0	100.0		
Palladium	50								
Potassium	5000		2000	4800	96.0	1910	95.5		
Selenium	10	20	5.0	12.8	128.0			22.9	114.5
Silicon	200								
Silver	5.0		1.0	5.0	100.0	1.1	110.0		
Sodium	5000		1000	4780	95.6	956	95.6		
Sulfur	50								
Strontium	10								
Thallium	10		2.0	8.8	88.0	2.3	115.0		
Tin	10								
Titanium	10								
Tungsten	50								
Vanadium	50		2.0	54.0	108.0	1.6	80.0		
Zinc	20		10	22.1	110.5	11.0	110.0		

LOW CALIBRATION CHECK STANDARDS SUMMARY

Login Number: JB70672
Account: LANGAN - Langan Engineering & Environmental
Project: Carroll Gardens, 363-365 Bond Street, Brooklyn, NY

File ID: SE070714M1.ICP Date Analyzed: 07/07/14 Methods: EPA 200.7, SW846 6010C
QC Limits: 70 to 130 % Recovery Run ID: MA34401 Units: ug/l

Time:				19:29		19:32		19:35	
Sample ID:	CRI	CRIA	CRID	CRI2		CRID3		CRIA2	
Metal	True	True	True	Results	% Rec	Results	% Rec	Results	% Rec
Zirconium	10								

(*) Outside of QC limits
(anr) Analyte not requested

INTERFERING ELEMENT CHECK STANDARDS SUMMARY
Part 1 - ICSA and ICSAB Standards

Login Number: JB70672
Account: LANGAN - Langan Engineering & Environmental
Project: Carroll Gardens, 363-365 Bond Street, Brooklyn, NY

File ID: SE070714M1.ICP Date Analyzed: 07/07/14 Methods: EPA 200.7, SW846 6010C
QC Limits: 80 to 120 % Recovery Run ID: MA34401 Units: ug/l

Time:			14:13		14:16		19:42		19:45	
Sample ID:	ICSA	ICSAB	ICSA1		ICSAB1		ICSA2		ICSAB2	
Metal	True	True	Results	% Rec	Results	% Rec	Results	% Rec	Results	% Rec
Aluminum	500000	500000	498000	99.6	499000	99.8	478000	95.6	485000	97.0
Antimony		1000	1.1		1040	104.0	0.70		977	97.7
Arsenic		1000	-0.30		1050	105.0	-1.0		994	99.4
Barium		500	-1.3		490	98.0	-1.0		460	92.0
Beryllium		500	-0.40		494	98.8	-0.40		470	94.0
Bismuth		500	-7.3		480	96.0	-5.8		451	90.2
Boron			-6.9		-8.6		-7.0		-6.6	
Cadmium		1000	1.3		975	97.5	1.2		926	92.6
Calcium	400000	400000	382000	95.5	393000	98.3	372000	93.0	383000	95.8
Chromium		500	1.6		480	96.0	1.1		466	93.2
Cobalt		500	-0.50		487	97.4	-0.70		470	94.0
Copper		500	-1.3		509	101.8	-2.1		490	98.0
Iron	200000	200000	194000	97.0	192000	96.0	188000	94.0	182000	91.0
Lead		1000	-1.8		947	94.7	-1.0		920	92.0
Lithium		500	4.3		591	118.2	4.6		561	112.2
Magnesium	500000	500000	514000	102.8	518000	103.6	503000	100.6	497000	99.4
Manganese		500	-1.2		494	98.8	-1.5		485	97.0
Molybdenum		500	-0.70		511	102.2	-0.80		487	97.4
Nickel		1000	2.1		960	96.0	1.5		926	92.6
Palladium		500	23.2		560	112.0	22.2		533	106.6
Potassium			93.8		124		96.8		119	
Selenium		1000	-2.8		1080	108.0	-1.2		1020	102.0
Silicon			-18		-15		-19		-15	
Silver		1000	-2.1		1010	101.0	-4.2		985	98.5
Sodium			-11		15.1		7.0		22.6	
Sulfur		500	-4.9		481	96.2	-6.8		455	91.0
Strontium			-5.5		-5.3		-5.6		-5.7	
Thallium		1000	1.6		946	94.6	0.0		909	90.9
Tin			-4.1		-3.6		-2.8		-3.8	
Titanium			-0.10		0.50		-0.30		-0.10	
Tungsten		500	-4.6		495	99.0	-11		459	91.8
Vanadium		500	1.2		486	97.2	1.5		477	95.4
Zinc		1000	0.40		943	94.3	0.10		919	91.9

INTERFERING ELEMENT CHECK STANDARDS SUMMARY
Part 1 - ICSA and ICSAB Standards

Login Number: JB70672
Account: LANGAN - Langan Engineering & Environmental
Project: Carroll Gardens, 363-365 Bond Street, Brooklyn, NY

File ID: SE070714M1.ICP Date Analyzed: 07/07/14 Methods: EPA 200.7, SW846 6010C
QC Limits: 80 to 120 % Recovery Run ID: MA34401 Units: ug/l

Time:			14:13		14:16		19:42		19:45	
Sample ID:	ICSA	ICSAB	ICSA1		ICSAB1		ICSA2		ICSAB2	
Metal	True	True	Results	% Rec	Results	% Rec	Results	% Rec	Results	% Rec
Zirconium		500	-2.4		512	102.4	-2.7		494	98.8

(*) Outside of QC limits
(anr) Analyte not requested

Accutest Laboratories Instrument Runlog
Inorganics Analyses

Login Number: JB70672
Account: LANGAN - Langan Engineering & Environmental
Project: Carroll Gardens, 363-365 Bond Street, Brooklyn, NY

File ID: H5070814W3.CSV Date Analyzed: 07/08/14 Methods: SW846 7470A
Analyst: JW Run ID: MA34406
Parameters: Hg

Time	Sample Description	Dilution Factor	PS Recov	Comments
12:20	MA34406-STD1	1		B=2.5259e-004,C=1.5617e-002,R=0.9999410
12:22	MA34406-STD2	1		STDB
12:23	MA34406-STD3	1		STDC
12:24	MA34406-STD4	1		STDD
12:26	MA34406-STD5	1		STDE
12:28	MA34406-STD6	1		STDF
12:32	MA34406-STD7	1		STDE
12:39	ZZZZZZ	1		
13:07	MA34406-ICV1	1		
13:08	MA34406-ICB1	1		
13:10	MA34406-CCV1	1		
13:11	MA34406-CCB1	1		
15:11	MA34406-CCV2	1		
15:12	MA34406-CCB2	1		
15:14	MA34406-CRI1	1		
15:15	MP80518-MB1	1		
15:16	MP80518-LC1	1		
15:18	MP80518-S1	1		
15:19	MP80518-S2	1		
15:21	JB70807-1	1		(sample used for QC only; not part of login JB70672)
15:23	ZZZZZZ	1		
15:24	ZZZZZZ	1		
15:25	ZZZZZZ	1		
15:27	ZZZZZZ	1		
15:28	MA34406-CCV3	1		
15:29	MA34406-CCB3	1		
15:32	ZZZZZZ	1		
15:33	ZZZZZZ	1		
15:34	ZZZZZZ	1		
15:36	ZZZZZZ	1		
15:37	ZZZZZZ	1		
15:38	ZZZZZZ	1		
15:40	ZZZZZZ	1		

Accutest Laboratories Instrument Runlog
Inorganics Analyses

Login Number: JB70672
Account: LANGAN - Langan Engineering & Environmental
Project: Carroll Gardens, 363-365 Bond Street, Brooklyn, NY

File ID: H5070814W3.CSV Date Analyzed: 07/08/14 Methods: SW846 7470A
Analyst: JW Run ID: MA34406
Parameters: Hg

Time	Sample Description	Dilution Factor	PS Recov	Comments
15:41	ZZZZZZ	1		
15:43	ZZZZZZ	1		
15:44	MA34406-CRI2	1		
15:45	MA34406-CCV4	1		
15:47	MA34406-CCB4	1		
15:48	MP80519-MB1	1		
15:50	MP80519-LC1	1		
15:51	ZZZZZZ	1		
15:53	JB70672-5	1		
15:54	JB70672-10	1		To be redigested to confirm.
---------->	Last reportable sample/prep for job JB70672			
15:55	ZZZZZZ	1		
15:57	ZZZZZZ	1		
15:58	ZZZZZZ	1		
16:05	MP80533-MB1	1		
16:06	MP80533-B1	1		
16:07	MA34406-CCV5	1		
16:09	MA34406-CCB5	1		
---------->	Last reportable CCB for job JB70672			
16:11	MP80533-S1	1		
16:12	MP80533-S2	1		
16:13	JB70803-1	1		(sample used for QC only; not part of login JB70672)
16:15	ZZZZZZ	1		
16:16	ZZZZZZ	1		
16:18	ZZZZZZ	1		
16:19	ZZZZZZ	1		
16:20	ZZZZZZ	1		
16:22	ZZZZZZ	1		
16:23	ZZZZZZ	1		
16:25	MA34406-CCV6	1		
16:26	MA34406-CCB6	1		
16:28	ZZZZZZ	1		
16:29	ZZZZZZ	1		
16:30	ZZZZZZ	1		
16:32	MP80535-MB1	1		

Accutest Laboratories Instrument Runlog
Inorganics Analyses

Login Number: JB70672
Account: LANGAN - Langan Engineering & Environmental
Project: Carroll Gardens, 363-365 Bond Street, Brooklyn, NY

File ID: H5070814W3.CSV Date Analyzed: 07/08/14 Methods: SW846 7470A
Analyst: JW Run ID: MA34406
Parameters: Hg

Time	Sample Description	Dilution Factor	PS Recov	Comments
16:33	MP80535-B1	1		
16:34	MP80535-S1	1		
16:36	MP80535-S2	1		
16:38	JB70865-1	1		(sample used for QC only; not part of login JB70672)
16:39	ZZZZZZ	1		
16:41	ZZZZZZ	1		
16:42	MA34406-CCV7	1		
16:43	MA34406-CCB7	1		
16:45	ZZZZZZ	1		
16:47	MA34406-CCV8	1		
16:48	MA34406-CCB8	1		

Refer to raw data for calibration curve and standards.

BLANK RESULTS SUMMARY
Part 1 - Initial and Continuing Calibration Blanks

Login Number: JB70672
Account: LANGAN - Langan Engineering & Environmental
Project: Carroll Gardens, 363-365 Bond Street, Brooklyn, NY

File ID: H5070814W3.CSV Date Analyzed: 07/08/14 Methods: SW846 7470A
QC Limits: result < RL Run ID: MA34406 Units: ug/l

Time:			13:08		13:11		15:12		15:29	
Sample ID:			ICB1		CCB1		CCB2		CCB3	
Metal	RL	IDL	raw	final	raw	final	raw	final	raw	final
Mercury	0.20	.062	-0.027	<0.20	-0.0043	<0.20	-0.093	<0.20	-0.036	<0.20

(*) Outside of QC limits
(anr) Analyte not requested

BLANK RESULTS SUMMARY
Part 1 - Initial and Continuing Calibration Blanks

Login Number: JB70672
Account: LANGAN - Langan Engineering & Environmental
Project: Carroll Gardens, 363-365 Bond Street, Brooklyn, NY

File ID: H5070814W3.CSV Date Analyzed: 07/08/14 Methods: SW846 7470A
QC Limits: result < RL Run ID: MA34406 Units: ug/l

Time:			15:47		16:09	
Sample ID:			CCB4		CCB5	
Metal	RL	IDL	raw	final	raw	final
Mercury	0.20	.062	0.0020	<0.20	-0.065	<0.20

(*) Outside of QC limits
(anr) Analyte not requested

CALIBRATION CHECK STANDARDS SUMMARY
Initial and Continuing Calibration Checks

Login Number: JB70672
Account: LANGAN - Langan Engineering & Environmental
Project: Carroll Gardens, 363-365 Bond Street, Brooklyn, NY

File ID: H5070814W3.CSV Date Analyzed: 07/08/14 Methods: SW846 7470A
QC Limits: 90 to 110 % Recovery Run ID: MA34406 Units: ug/l

Time:		13:07			13:10			15:11	
Sample ID:	ICV	ICV1		CCV	CCV1		CCV	CCV2	
Metal	True	Results	% Rec	True	Results	% Rec	True	Results	% Rec
Mercury	3	2.8	93.3	2.5	2.4	96.0	2.5	2.5	100.0

(*) Outside of QC limits
(anr) Analyte not requested

10.6.2 10

CALIBRATION CHECK STANDARDS SUMMARY
Initial and Continuing Calibration Checks

Login Number: JB70672
Account: LANGAN - Langan Engineering & Environmental
Project: Carroll Gardens, 363-365 Bond Street, Brooklyn, NY

File ID: H5070814W3.CSV Date Analyzed: 07/08/14 Methods: SW846 7470A
QC Limits: 90 to 110 % Recovery Run ID: MA34406 Units: ug/l

Time:		15:28			15:45			16:07	
Sample ID:	CCV	CCV3		CCV	CCV4		CCV	CCV5	
Metal	True	Results	% Rec	True	Results	% Rec	True	Results	% Rec
Mercury	2.5	2.5	100.0	2.5	2.6	104.0	2.5	2.5	100.0

(*) Outside of QC limits
(anr) Analyte not requested

10.6.2 10

LOW CALIBRATION CHECK STANDARDS SUMMARY

Login Number: JB70672
Account: LANGAN - Langan Engineering & Environmental
Project: Carroll Gardens, 363-365 Bond Street, Brooklyn, NY

File ID: H5070814W3.CSV Date Analyzed: 07/08/14 Methods: SW846 7470A
QC Limits: 70 to 130 % Recovery Run ID: MA34406 Units: ug/l

Time:			15:14		15:44	
Sample ID:	CRI	CRIA	CRI1		CRI2	
Metal	True	True	Results	% Rec	Results	% Rec
Mercury	0.20		0.24	120.0	0.18	90.0

(*) Outside of QC limits
(anr) Analyte not requested

Accutest Laboratories Instrument Runlog
Inorganics Analyses

Login Number: JB70672
Account: LANGAN - Langan Engineering & Environmental
Project: Carroll Gardens, 363-365 Bond Street, Brooklyn, NY

File ID: H7070914W1.CSV Date Analyzed: 07/09/14 Methods: SW846 7470A
Analyst: DP Run ID: MA34418
Parameters: Hg

Time	Sample Description	Dilution Factor	PS Recov	Comments
14:00	MA34418-STD1	1		STDA
14:01	MA34418-STD2	1		STDB
14:03	MA34418-STD3	1		STDC
14:04	MA34418-STD4	1		STDD
14:05	MA34418-STD5	1		STDE
14:07	MA34418-STD6	1		STDF
14:09	MA34418-ICV1	1		
14:10	MA34418-ICB1	1		
14:12	MA34418-CCV1	1		
14:13	MA34418-CCB1	1		
14:14	MA34418-CRI1	1		
14:20	MP80496-MB2	1		
14:21	MP80496-LC1	1		
14:23	ZZZZZZ	1		
14:24	MP80491-MB3	1		
14:25	MP80491-LC2	1		
14:27	ZZZZZZ	1		
14:28	MP80491-MB4	1		
14:30	MP80491-LC3	1		
14:31	MA34418-CCV2	1		
14:32	MA34418-CCB2	1		
14:34	ZZZZZZ	1		
14:35	MP80533-MB2	1		
14:36	MP80533-LC1	1		
14:38	ZZZZZZ	1		
14:39	MP80550-MB1	1		
14:40	MA34418-CCV3	1		
14:42	MA34418-CCB3	1		
14:43	MP80550-LC1	1		
14:45	MP80550-S1	1		
14:46	MP80550-S2	1		
14:48	JB71051-1	1		(sample used for QC only; not part of login JB70672)
14:49	ZZZZZZ	1		

Accutest Laboratories Instrument Runlog
Inorganics Analyses

Login Number: JB70672
Account: LANGAN - Langan Engineering & Environmental
Project: Carroll Gardens, 363-365 Bond Street, Brooklyn, NY

File ID: H7070914W1.CSV Date Analyzed: 07/09/14 Methods: SW846 7470A
Analyst: DP Run ID: MA34418
Parameters: Hg

Time	Sample Description	Dilution Factor	PS Recov	Comments
15:16	ZZZZZZ	1		
15:17	ZZZZZZ	1		
15:18	ZZZZZZ	1		
15:20	ZZZZZZ	1		
15:21	JB70672-10	1		
15:22	MA34418-CCV4	1		
15:24	MA34418-CCB4	1		
15:25	ZZZZZZ	1		
15:26	ZZZZZZ	1		
15:28	ZZZZZZ	1		
15:29	ZZZZZZ	1		
15:30	ZZZZZZ	1		
15:32	ZZZZZZ	1		
15:33	ZZZZZZ	1		
15:34	ZZZZZZ	1		
15:36	ZZZZZZ	1		
15:37	ZZZZZZ	1		
15:38	MA34418-CCV5	1		
15:39	MA34418-CCB5	1		
15:41	ZZZZZZ	1		
15:42	ZZZZZZ	1		
15:44	ZZZZZZ	1		
15:48	MP80551-MB1	1		
15:49	MP80551-B1	1		
15:50	MP80551-S1	1		
15:52	MP80551-S2	1		
15:53	JB71006-1	1		(sample used for QC only; not part of login JB70672)
15:55	ZZZZZZ	1		
15:56	MP80552-MB1	1		
15:57	MA34418-CCV6	1		
15:59	MA34418-CCB6	1		
16:00	MP80552-B1	1		
16:01	MP80552-S1	1		

Accutest Laboratories Instrument Runlog
Inorganics Analyses

Login Number: JB70672
Account: LANGAN - Langan Engineering & Environmental
Project: Carroll Gardens, 363-365 Bond Street, Brooklyn, NY

File ID: H7070914W1.CSV Date Analyzed: 07/09/14 Methods: SW846 7470A
Analyst: DP Run ID: MA34418
Parameters: Hg

Time	Sample Description	Dilution Factor	PS Recov	Comments
16:03	MP80552-S2	1		
16:04	JB70845-1A	1		(sample used for QC only; not part of login JB70672)
16:06	ZZZZZZ	1		
16:07	ZZZZZZ	1		
16:08	ZZZZZZ	1		
16:10	ZZZZZZ	1		
16:11	ZZZZZZ	1		
16:12	ZZZZZZ	1		
16:14	MA34418-CCV7	1		
16:15	MA34418-CCB7	1		
16:17	MP80550-PS1	1		
---------->	Last reportable sample/prep for job JB70672			
16:18	ZZZZZZ	1		
16:19	MA34418-CRI2	1		
16:21	MA34418-CCV8	1		
16:22	MA34418-CCB8	1		
---------->	Last reportable CCB for job JB70672			

Refer to raw data for calibration curve and standards.

BLANK RESULTS SUMMARY
Part 1 - Initial and Continuing Calibration Blanks

Login Number: JB70672
Account: LANGAN - Langan Engineering & Environmental
Project: Carroll Gardens, 363-365 Bond Street, Brooklyn, NY

File ID: H7070914W1.CSV Date Analyzed: 07/09/14 Methods: SW846 7470A
QC Limits: result < RL Run ID: MA34418 Units: ug/l

Time: / Sample ID:			14:10 ICB1		14:13 CCB1		14:32 CCB2		14:42 CCB3	
Metal	RL	IDL	raw	final	raw	final	raw	final	raw	final
Mercury	0.20	.024	-0.038	<0.20	-0.029	<0.20	-0.030	<0.20	-0.023	<0.20

(*) Outside of QC limits
(anr) Analyte not requested

BLANK RESULTS SUMMARY
Part 1 - Initial and Continuing Calibration Blanks

Login Number: JB70672
Account: LANGAN - Langan Engineering & Environmental
Project: Carroll Gardens, 363-365 Bond Street, Brooklyn, NY

File ID: H7070914W1.CSV Date Analyzed: 07/09/14 Methods: SW846 7470A
QC Limits: result < RL Run ID: MA34418 Units: ug/l

Time: / Sample ID:			15:24 CCB4		15:39 CCB5		15:59 CCB6		16:15 CCB7	
Metal	RL	IDL	raw	final	raw	final	raw	final	raw	final
Mercury	0.20	.024	-0.022	<0.20	-0.033	<0.20	-0.033	<0.20	-0.032	<0.20

(*) Outside of QC limits
(anr) Analyte not requested

BLANK RESULTS SUMMARY
Part 1 - Initial and Continuing Calibration Blanks

Login Number: JB70672
Account: LANGAN - Langan Engineering & Environmental
Project: Carroll Gardens, 363-365 Bond Street, Brooklyn, NY

File ID: H7070914W1.CSV Date Analyzed: 07/09/14 Methods: SW846 7470A
QC Limits: result < RL Run ID: MA34418 Units: ug/l

Time:			16:22	
Sample ID:			CCB8	
Metal	RL	IDL	raw	final
Mercury	0.20	.024	-0.034	<0.20

(*) Outside of QC limits
(anr) Analyte not requested

CALIBRATION CHECK STANDARDS SUMMARY
Initial and Continuing Calibration Checks

Login Number: JB70672
Account: LANGAN - Langan Engineering & Environmental
Project: Carroll Gardens, 363-365 Bond Street, Brooklyn, NY

File ID: H7070914W1.CSV Date Analyzed: 07/09/14 Methods: SW846 7470A
QC Limits: 90 to 110 % Recovery Run ID: MA34418 Units: ug/l

Time:		14:09			14:12			14:31	
Sample ID:	ICV	ICV1		CCV	CCV1		CCV	CCV2	
Metal	True	Results	% Rec	True	Results	% Rec	True	Results	% Rec
Mercury	3	2.8	93.3	2.5	2.4	96.0	2.5	2.4	96.0

(*) Outside of QC limits
(anr) Analyte not requested

10.7.2 10

CALIBRATION CHECK STANDARDS SUMMARY
Initial and Continuing Calibration Checks

Login Number: JB70672
Account: LANGAN - Langan Engineering & Environmental
Project: Carroll Gardens, 363-365 Bond Street, Brooklyn, NY

File ID: H7070914W1.CSV Date Analyzed: 07/09/14 Methods: SW846 7470A
QC Limits: 90 to 110 % Recovery Run ID: MA34418 Units: ug/l

Time:		14:40			15:22			15:38	
Sample ID:	CCV	CCV3		CCV	CCV4		CCV	CCV5	
Metal	True	Results	% Rec	True	Results	% Rec	True	Results	% Rec
Mercury	2.5	2.4	96.0	2.5	2.4	96.0	2.5	2.4	96.0

(*) Outside of QC limits
(anr) Analyte not requested

10.7.2 10

CALIBRATION CHECK STANDARDS SUMMARY
Initial and Continuing Calibration Checks

Login Number: JB70672
Account: LANGAN - Langan Engineering & Environmental
Project: Carroll Gardens, 363-365 Bond Street, Brooklyn, NY

File ID: H7070914W1.CSV Date Analyzed: 07/09/14 Methods: SW846 7470A
QC Limits: 90 to 110 % Recovery Run ID: MA34418 Units: ug/l

Time:		15:57			16:14			16:21	
Sample ID:	CCV	CCV6		CCV	CCV7		CCV	CCV8	
Metal	True	Results	% Rec	True	Results	% Rec	True	Results	% Rec
Mercury	2.5	2.3	92.0	2.5	2.3	92.0	2.5	2.3	92.0

(*) Outside of QC limits
(anr) Analyte not requested

10.7.2 10

LOW CALIBRATION CHECK STANDARDS SUMMARY

Login Number: JB70672
Account: LANGAN - Langan Engineering & Environmental
Project: Carroll Gardens, 363-365 Bond Street, Brooklyn, NY

File ID: H7070914W1.CSV Date Analyzed: 07/09/14 Methods: SW846 7470A
QC Limits: 70 to 130 % Recovery Run ID: MA34418 Units: ug/l

Time:			14:14		16:19	
Sample ID:	CRI	CRIA	CRI1		CRI2	
Metal	True	True	Results	% Rec	Results	% Rec
Mercury	0.20		0.20	100.0	0.19	95.0

(*) Outside of QC limits
(anr) Analyte not requested

Accutest Laboratories Instrument Runlog
Inorganics Analyses

Login Number: JB70672
Account: LANGAN - Langan Engineering & Environmental
Project: Carroll Gardens, 363-365 Bond Street, Brooklyn, NY

File ID: SA071114M1.ICP Date Analyzed: 07/11/14 Methods: EPA 200.7, SW846 6010C
Analyst: ND Run ID: MA34444
Parameters: Tl

Time	Sample Description	Dilution Factor	PS Recov	Comments
12:51	MA34444-STD1	1		STDA
12:58	MA34444-STD2	1		STDB
13:04	ZZZZZZ	1		
13:10	ZZZZZZ	1		
13:54	MA34444-ICV1	1		
14:07	MA34444-ICB1	1		
14:12	MA34444-ICCV1	1		
14:25	MA34444-CCB1	1		
14:29	MA34444-CRI1	1		
14:35	MA34444-CRID1	1		
14:42	MA34444-CRIA1	1		
14:48	MA34444-CRID2	1		
14:54	MA34444-ICSA1	1		
15:00	MA34444-ICSAB1	1		
15:07	ZZZZZZ	1		
15:13	ZZZZZZ	1		
15:19	MA34444-CCV1	1		
15:25	MA34444-CCB2	1		
15:32	MP80564-MB2	1		
15:38	MP80564-B2	1		
15:44	ZZZZZZ	1		
15:50	MP80583-MB1	1		
15:56	MP80583-B1	1		
16:03	MP80583-S1	1		
16:09	MP80583-S2	1		
16:15	JB71246-2	1		(sample used for QC only; not part of login JB70672)
16:21	MP80583-SD1	5		
16:28	MA34444-CCV2	1		
16:34	MA34444-CCB3	1		
16:40	MP80565-MB1	1		
16:46	MP80565-B1	1		
16:52	MP80565-S1	1		
16:59	MP80565-S2	1		

Accutest Laboratories Instrument Runlog
Inorganics Analyses

Login Number: JB70672
Account: LANGAN - Langan Engineering & Environmental
Project: Carroll Gardens, 363-365 Bond Street, Brooklyn, NY

File ID: SA071114M1.ICP Date Analyzed: 07/11/14 Methods: EPA 200.7, SW846 6010C
Analyst: ND Run ID: MA34444
Parameters: Tl

Time	Sample Description	Dilution Factor	PS Recov	Comments
17:05	JB71196-1A	1		(sample used for QC only; not part of login JB70672)
17:11	MP80565-SD1	5		
17:18	ZZZZZZ	1		
17:24	ZZZZZZ	1		
17:30	ZZZZZZ	1		
17:37	MA34444-CCV3	1		
17:43	MA34444-CCB4	1		
17:49	ZZZZZZ	1		
17:55	ZZZZZZ	1		
18:01	ZZZZZZ	1		
18:08	ZZZZZZ	1		
18:14	MP80583-S3	1		
18:21	JB71246-3	1		(sample used for QC only; not part of login JB70672)
18:27	ZZZZZZ	1		
18:33	ZZZZZZ	1		
18:39	ZZZZZZ	1		
18:45	MA34444-CCV4	1		
18:51	MA34444-CCB5	1		
18:58	ZZZZZZ	1		
19:04	ZZZZZZ	1		
19:10	ZZZZZZ	1		
19:16	ZZZZZZ	1		
19:23	ZZZZZZ	1		
19:29	ZZZZZZ	1		
19:35	ZZZZZZ	1		
19:41	ZZZZZZ	1		
19:47	ZZZZZZ	1		
19:53	MA34444-CCV5	1		
20:00	MA34444-CCB6	1		
20:06	ZZZZZZ	1		
20:12	ZZZZZZ	1		
20:18	ZZZZZZ	1		
20:24	ZZZZZZ	1		

Accutest Laboratories Instrument Runlog
Inorganics Analyses

Login Number: JB70672
Account: LANGAN - Langan Engineering & Environmental
Project: Carroll Gardens, 363-365 Bond Street, Brooklyn, NY

File ID: SA071114M1.ICP Date Analyzed: 07/11/14 Methods: EPA 200.7, SW846 6010C
Analyst: ND Run ID: MA34444
Parameters: Tl

Time	Sample Description	Dilution Factor	PS Recov	Comments
20:30	ZZZZZZ	1		
20:36	ZZZZZZ	1		
20:43	MP80589-S1	1		
20:49	MP80589-S2	1		
20:55	MP80589-SD1	5		
21:02	MA34444-CCV6	1		
21:08	MA34444-CCB7	1		
21:14	MP80589-S1	5		
21:20	MP80589-S2	5		
21:27	MP80589-SD1	25		
21:33	ZZZZZZ	1		
21:39	JB70672-1	1		
---------->	Last reportable sample/prep for job JB70672			
21:45	ZZZZZZ	2		
21:52	MA34444-CCV7	1		
21:58	MA34444-CCB8	1		
22:04	ZZZZZZ	1		
22:10	MA34444-CRI2	1		
22:16	MA34444-CRIA2	1		
22:23	MA34444-CRID3	1		
22:29	MA34444-ICSA2	1		
22:35	MA34444-ICSAB2	1		
22:41	MA34444-CCV8	1		
22:48	MA34444-CCB9	1		
---------->	Last reportable CCB for job JB70672			
22:54	MP80588-MB1	1		
23:00	MP80588-B1	1		
23:06	MP80588-S1	1		
23:13	MP80588-S2	1		
23:19	JB71033-22A	1		(sample used for QC only; not part of login JB70672)
23:26	MP80588-SD1	5		
23:32	ZZZZZZ	1		
23:38	ZZZZZZ	1		
23:44	ZZZZZZ	1		
23:51	MA34444-CCV9	1		

Accutest Laboratories Instrument Runlog
Inorganics Analyses

Login Number: JB70672
Account: LANGAN - Langan Engineering & Environmental
Project: Carroll Gardens, 363-365 Bond Street, Brooklyn, NY

File ID: SA071114M1.ICP Date Analyzed: 07/11/14 Methods: EPA 200.7, SW846 6010C
Analyst: ND Run ID: MA34444
Parameters: Tl

Time	Sample Description	Dilution Factor	PS Recov	Comments
23:57	MA34444-CCB10	1		
00:03	ZZZZZZ	1		
00:09	ZZZZZZ	1		
00:16	ZZZZZZ	1		
00:22	ZZZZZZ	1		
00:28	ZZZZZZ	1		
00:35	ZZZZZZ	1		
00:41	ZZZZZZ	1		
00:47	ZZZZZZ	1		
00:54	ZZZZZZ	1		
01:00	MA34444-CCV10	1		
01:06	MA34444-CCB11	1		
01:12	MP80565-S1	2		
01:18	MP80565-S2	2		
01:25	JB71196-1A	2		(sample used for QC only; not part of login JB70672)
01:31	MP80565-SD1	10		
01:37	MA34444-CCV11	1		
01:43	MA34444-CCB12	1		
01:50	MA34444-CRI3	1		
01:56	MA34444-CRID4	1		
02:02	MA34444-CRIA3	1		
02:08	MA34444-CCV12	1		
02:14	MA34444-CCB13	1		
02:21	ZZZZZZ	1		
02:27	ZZZZZZ	1		
02:33	ZZZZZZ	1		
02:39	ZZZZZZ	1		
02:46	ZZZZZZ	1		
02:52	ZZZZZZ	1		
02:58	ZZZZZZ	1		
03:04	ZZZZZZ	1		
03:11	ZZZZZZ	1		

Refer to raw data for calibration curve and standards.

INTERNAL STANDARD SUMMARY

Login Number: JB70672
Account: LANGAN - Langan Engineering & Environmental
Project: Carroll Gardens, 363-365 Bond Street, Brooklyn, NY

File ID: SA071114M1.ICP Date Analyzed: 07/11/14 Methods: EPA 200.7, SW846 6010C
Analyst: ND Run ID: MA34444
Parameters: Tl

Time	Sample Description	Istd#1	Istd#2	Istd#3	Istd#4
12:51	MA34444-STD1	3418 R	214400 R	49941 R	9679 R
12:58	MA34444-STD2	3232	198050	48883	8696
13:04	ZZZZZZ	3317	204830	49187	8974
13:10	ZZZZZZ	3412	212950	49893	9616
13:54	MA34444-ICV1	3312	207190	49053	8986
14:07	MA34444-ICB1	3398	212410	49530	9611
14:12	MA34444-ICCV1	3317	205430	49098	8980
14:25	MA34444-CCB1	3424	211230	48741	9652
14:29	MA34444-CRI1	3402	210240	48927	9504
14:35	MA34444-CRID1	No results reported for the elements associated with this internal standard.			
14:42	MA34444-CRIA1	3445	213820	49660	9648
14:48	MA34444-CRID2	3443	212410	49786	9629
14:54	MA34444-ICSA1	3061	191010	48262	7923
15:00	MA34444-ICSAB1	3077	189790	48056	7946
15:07	ZZZZZZ	3360	210070	49596	9555
15:13	ZZZZZZ	3378	213410	49735	9519
15:19	MA34444-CCV1	3307	205810	49839	8901
15:25	MA34444-CCB2	3408	208670	49984	9524
15:32	MP80564-MB2	3411	226770	50186	9625
15:38	MP80564-B2	3314	206670	49816	9059
15:44	ZZZZZZ	3300	206250	49364	9014
15:50	MP80583-MB1	3415	212770	50208	9610
15:56	MP80583-B1	3367	208250	51203	9189
16:03	MP80583-S1	3392	211150	51764	9046
16:09	MP80583-S2	3388	211140	51772	9035
16:15	JB71246-2	3465	215150	52189	9515
16:21	MP80583-SD1	3408	210850	50014	9544
16:28	MA34444-CCV2	3293	204440	49409	8913
16:34	MA34444-CCB3	3393	212410	49868	9572
16:40	MP80565-MB1	2960	186370	48316	7717
16:46	MP80565-B1	2995	188720	48986	7677
16:52	MP80565-S1	2809	181880	47647	7254
16:59	MP80565-S2	2813	181650	47532	7267

INTERNAL STANDARD SUMMARY

Login Number: JB70672
Account: LANGAN - Langan Engineering & Environmental
Project: Carroll Gardens, 363-365 Bond Street, Brooklyn, NY

File ID: SA071114M1.ICP Date Analyzed: 07/11/14 Methods: EPA 200.7, SW846 6010C
Analyst: ND Run ID: MA34444
Parameters: Tl

Time	Sample Description	Istd#1	Istd#2	Istd#3	Istd#4
17:05	JB71196-1A	2785	180370	47016	7224
17:11	MP80565-SD1	3157	200590	48890	8413
17:18	ZZZZZZ	2796	181630	47253	7265
17:24	ZZZZZZ	2752	179270	46786	7187
17:30	ZZZZZZ	2980	188240	48425	7691
17:37	MA34444-CCV3	3275	206780	49739	8909
17:43	MA34444-CCB4	3394	212210	49762	9542
17:49	ZZZZZZ	2957	187410	47641	7646
17:55	ZZZZZZ	2941	186370	48246	7557
18:01	ZZZZZZ	2896	185090	47689	7427
18:08	ZZZZZZ	2916	185290	48189	7433
18:14	MP80583-S3	3367	211610	50996	9233
18:21	JB71246-3	3459	215590	50730	9695
18:27	ZZZZZZ	3320	208430	51353	8604
18:33	ZZZZZZ	3283	205250	50040	8664
18:39	ZZZZZZ	3242	198330	49696	8516
18:45	MA34444-CCV4	3307	205280	49074	8895
18:51	MA34444-CCB5	3422	211330	49342	9548
18:58	ZZZZZZ	3308	208090	50131	8896
19:04	ZZZZZZ	3282	204000	49585	8636
19:10	ZZZZZZ	3224	202690	49499	8478
19:16	ZZZZZZ	2946	183760	47561	7400
19:23	ZZZZZZ	3297	209920	50118	8987
19:29	ZZZZZZ	3440	215120	51105	9627
19:35	ZZZZZZ	3453	216180	51002	9656
19:41	ZZZZZZ	3457	217710	51553	9667
19:47	ZZZZZZ	3439	216470	52023	9654
19:53	MA34444-CCV5	3310	205930	49279	8945
20:00	MA34444-CCB6	3397	213980	49563	9512
20:06	ZZZZZZ	3631	225380	53674	9510
20:12	ZZZZZZ	3441	213870	51028	9632
20:18	ZZZZZZ	3440	215420	50822	9700
20:24	ZZZZZZ	3430	215570	50640	9699

INTERNAL STANDARD SUMMARY

Login Number: JB70672
Account: LANGAN - Langan Engineering & Environmental
Project: Carroll Gardens, 363-365 Bond Street, Brooklyn, NY

File ID: SA071114M1.ICP Date Analyzed: 07/11/14 Methods: EPA 200.7, SW846 6010C
Analyst: ND Run ID: MA34444
Parameters: Tl

Time	Sample Description	Istd#1	Istd#2	Istd#3	Istd#4
20:30	ZZZZZZ	3413	215990	50800	9603
20:36	ZZZZZZ	3395	217350	50676	9703
20:43	MP80589-S1	2775	181380	46756	7298
20:49	MP80589-S2	2786	181680	46816	7304
20:55	MP80589-SD1	3092	199120	48244	8361
21:02	MA34444-CCV6	3299	205610	49599	8946
21:08	MA34444-CCB7	3405	213800	49726	9623
21:14	MP80589-S1	3107	199570	48379	8386
21:20	MP80589-S2	3120	198990	48524	8445
21:27	MP80589-SD1	3307	209130	49330	9228
21:33	ZZZZZZ	3385	214630	49828	9602
21:39	JB70672-1	3517	219930	53466	9093
21:45	ZZZZZZ	3071	192840	48542	7988
21:52	MA34444-CCV7	3286	206490	48867	8948
21:58	MA34444-CCB8	3405	214070	49413	9653
22:04	ZZZZZZ	3395	214240	49635	9631
22:10	MA34444-CRI2	3391	209460	49721	9554
22:16	MA34444-CRIA2	3412	214490	49888	9678
22:23	MA34444-CRID3	3393	212760	49677	9630
22:29	MA34444-ICSA2	3045	190330	48205	7975
22:35	MA34444-ICSAB2	3037	191090	48364	7955
22:41	MA34444-CCV8	3285	201530	49050	8991
22:48	MA34444-CCB9	3406	212710	49939	9688
22:54	MP80588-MB1	2972	188680	48537	7809
23:00	MP80588-B1	3006	189000	47882	7751
23:06	MP80588-S1	2927	187560	48165	7498
23:13	MP80588-S2	2925	187410	48227	7495
23:19	JB71033-22A	2907	186370	48087	7488
23:26	MP80588-SD1	3208	203120	49039	8627
23:32	ZZZZZZ	2920	186960	45678	7556
23:38	ZZZZZZ	2905	186940	47629	7507
23:44	ZZZZZZ	2916	185520	47843	7531
23:51	MA34444-CCV9	3293	206510	48716	9021

INTERNAL STANDARD SUMMARY

Login Number: JB70672
Account: LANGAN - Langan Engineering & Environmental
Project: Carroll Gardens, 363-365 Bond Street, Brooklyn, NY

File ID: SA071114M1.ICP Date Analyzed: 07/11/14 Methods: EPA 200.7, SW846 6010C
Analyst: ND Run ID: MA34444
Parameters: Tl

Time	Sample Description	Istd#1	Istd#2	Istd#3	Istd#4
23:57	MA34444-CCB10	3420	218350	49646	9743
00:03	ZZZZZZ	2930	188330	48145	7660
00:09	ZZZZZZ	2869	185930	47513	7435
00:16	ZZZZZZ	2908	185650	47573	7525
00:22	ZZZZZZ	2851	184420	47288	7354
00:28	ZZZZZZ	2917	187500	48092	7634
00:35	ZZZZZZ	2926	186870	47929	7623
00:41	ZZZZZZ	2869	185200	47446	7435
00:47	ZZZZZZ	2728	177760	45667	7155
00:54	ZZZZZZ	2741	180450	46380	7196
01:00	MA34444-CCV10	3265	205960	49196	8946
01:06	MA34444-CCB11	3379	214080	48895	9634
01:12	MP80565-S1	2964	192930	47730	7805
01:18	MP80565-S2	2973	190770	47151	7825
01:25	JB71196-1A	2949	190390	48014	7811
01:31	MP80565-SD1	3219	204370	48779	8802
01:37	MA34444-CCV11	3270	205940	49179	8938
01:43	MA34444-CCB12	3380	213520	49626	9612
01:50	MA34444-CRI3	3366	207490	49227	9538
01:56	MA34444-CRID4	3386	213230	49197	9616
02:02	MA34444-CRIA3	3379	214160	49506	9630
02:08	MA34444-CCV12	3278	207080	49075	8964
02:14	MA34444-CCB13	3394	213450	49470	9650
02:21	ZZZZZZ	3511	207360	52048	8940
02:27	ZZZZZZ	3365	211830	48944	9621
02:33	ZZZZZZ	3364	211600	49773	9614
02:39	ZZZZZZ	3373	214500	49832	9668
02:46	ZZZZZZ	3333	218930	49460	9553
02:52	ZZZZZZ	3316	211460	49462	9647
02:58	ZZZZZZ	3044	200420	47982	8456
03:04	ZZZZZZ	3351	211930	50124	9661
03:11	ZZZZZZ	3334	211720	49515	9601

R = Reference for ISTD limits. ! = Outside limits.

INTERNAL STANDARD SUMMARY

Login Number: JB70672
Account: LANGAN - Langan Engineering & Environmental
Project: Carroll Gardens, 363-365 Bond Street, Brooklyn, NY

File ID: SA071114M1.ICP Date Analyzed: 07/11/14 Methods: EPA 200.7, SW846 6010C
Analyst: ND Run ID: MA34444
Parameters: Tl

Time	Sample Description	Istd#1	Istd#2	Istd#3	Istd#4

LEGEND:

Istd#	Parameter	Limits
Istd#1	Yttrium (2243)	70-130 %
Istd#2	Yttrium (3600)	70-130 %
Istd#3	Yttrium (3710)	70-130 %
Istd#4	Indium	70-130 %

BLANK RESULTS SUMMARY
Part 1 - Initial and Continuing Calibration Blanks

Login Number: JB70672
Account: LANGAN - Langan Engineering & Environmental
Project: Carroll Gardens, 363-365 Bond Street, Brooklyn, NY

File ID: SA071114M1.ICP Date Analyzed: 07/11/14 Methods: EPA 200.7, SW846 6010C
QC Limits: result < RL Run ID: MA34444 Units: ug/l

Time: / Sample ID:			14:07 ICB1		14:25 CCB1		15:25 CCB2		16:34 CCB3	
Metal	RL	IDL	raw	final	raw	final	raw	final	raw	final
Aluminum	200	9.9								
Antimony	6.0	3	anr							
Arsenic	3.0	.82	anr							
Barium	200	.24	anr							
Beryllium	1.0	.01	anr							
Bismuth	20	1.4								
Boron	100	.09								
Cadmium	3.0	.2	anr							
Calcium	5000	41								
Chromium	10	.3	anr							
Cobalt	50	.25								
Copper	10	.37	anr							
Iron	100	2.1								
Lead	3.0	1.1	anr							
Lithium	20	1.9								
Magnesium	5000	11								
Manganese	15	.05								
Molybdenum	20	.47	anr							
Nickel	10	.3	anr							
Palladium	50	.7								
Potassium	10000	40								
Selenium	10	1.4	anr							
Silicon	200	7.6								
Silver	10	.54	anr							
Sodium	10000	12								
Sulfur	50	2.4								
Strontium	10	.15								
Thallium	2.0	1.3	-0.10	<2.0	-0.40	<2.0	0.10	<2.0	0.20	<2.0
Tin	10	.69								
Titanium	10	.68								
Tungsten	50	7.4								
Vanadium	50	.28								
Zinc	20	.92	anr							

BLANK RESULTS SUMMARY
Part 1 - Initial and Continuing Calibration Blanks

Login Number: JB70672
Account: LANGAN - Langan Engineering & Environmental
Project: Carroll Gardens, 363-365 Bond Street, Brooklyn, NY

File ID: SA071114M1.ICP Date Analyzed: 07/11/14 Methods: EPA 200.7, SW846 6010C
QC Limits: result < RL Run ID: MA34444 Units: ug/l

Time: / Sample ID:			14:07 ICB1		14:25 CCB1		15:25 CCB2		16:34 CCB3	
Metal	RL	IDL	raw	final	raw	final	raw	final	raw	final
Zirconium	10	.39								

(*) Outside of QC limits
(anr) Analyte not requested

BLANK RESULTS SUMMARY
Part 1 - Initial and Continuing Calibration Blanks

Login Number: JB70672
Account: LANGAN - Langan Engineering & Environmental
Project: Carroll Gardens, 363-365 Bond Street, Brooklyn, NY

File ID: SA071114M1.ICP Date Analyzed: 07/11/14 Methods: EPA 200.7, SW846 6010C
QC Limits: result < RL Run ID: MA34444 Units: ug/l

Time: / Sample ID:			17:43 CCB4		18:51 CCB5		20:00 CCB6		21:08 CCB7	
Metal	RL	IDL	raw	final	raw	final	raw	final	raw	final
Aluminum	200	9.9								
Antimony	6.0	3	anr							
Arsenic	3.0	.82	anr							
Barium	200	.24	anr							
Beryllium	1.0	.01	anr							
Bismuth	20	1.4								
Boron	100	.09								
Cadmium	3.0	.2	anr							
Calcium	5000	41								
Chromium	10	.3	anr							
Cobalt	50	.25								
Copper	10	.37	anr							
Iron	100	2.1								
Lead	3.0	1.1	anr							
Lithium	20	1.9								
Magnesium	5000	11								
Manganese	15	.05								
Molybdenum	20	.47	anr							
Nickel	10	.3	anr							
Palladium	50	.7								
Potassium	10000	40								
Selenium	10	1.4	anr							
Silicon	200	7.6								
Silver	10	.54	anr							
Sodium	10000	12								
Sulfur	50	2.4								
Strontium	10	.15								
Thallium	2.0	1.3	0.50	<2.0	-0.20	<2.0	-0.40	<2.0	0.90	<2.0
Tin	10	.69								
Titanium	10	.68								
Tungsten	50	7.4								
Vanadium	50	.28								
Zinc	20	.92	anr							

BLANK RESULTS SUMMARY
Part 1 - Initial and Continuing Calibration Blanks

Login Number: JB70672
Account: LANGAN - Langan Engineering & Environmental
Project: Carroll Gardens, 363-365 Bond Street, Brooklyn, NY

File ID: SA071114M1.ICP Date Analyzed: 07/11/14 Methods: EPA 200.7, SW846 6010C
QC Limits: result < RL Run ID: MA34444 Units: ug/l

Time: / Sample ID:			17:43 CCB4		18:51 CCB5		20:00 CCB6		21:08 CCB7	
Metal	RL	IDL	raw	final	raw	final	raw	final	raw	final
Zirconium	10	.39								

(*) Outside of QC limits
(anr) Analyte not requested

BLANK RESULTS SUMMARY
Part 1 - Initial and Continuing Calibration Blanks

Login Number: JB70672
Account: LANGAN - Langan Engineering & Environmental
Project: Carroll Gardens, 363-365 Bond Street, Brooklyn, NY

File ID: SA071114M1.ICP Date Analyzed: 07/11/14 Methods: EPA 200.7, SW846 6010C
QC Limits: result < RL Run ID: MA34444 Units: ug/l

Time:			21:58		22:48	
Sample ID:			CCB8		CCB9	
Metal	RL	IDL	raw	final	raw	final
Aluminum	200	9.9				
Antimony	6.0	3	anr			
Arsenic	3.0	.82	anr			
Barium	200	.24	anr			
Beryllium	1.0	.01	anr			
Bismuth	20	1.4				
Boron	100	.09				
Cadmium	3.0	.2	anr			
Calcium	5000	41				
Chromium	10	.3	anr			
Cobalt	50	.25				
Copper	10	.37	anr			
Iron	100	2.1				
Lead	3.0	1.1	anr			
Lithium	20	1.9				
Magnesium	5000	11				
Manganese	15	.05				
Molybdenum	20	.47	anr			
Nickel	10	.3	anr			
Palladium	50	.7				
Potassium	10000	40				
Selenium	10	1.4	anr			
Silicon	200	7.6				
Silver	10	.54	anr			
Sodium	10000	12				
Sulfur	50	2.4				
Strontium	10	.15				
Thallium	2.0	1.3	1.1	<2.0	0.70	<2.0
Tin	10	.69				
Titanium	10	.68				
Tungsten	50	7.4				
Vanadium	50	.28				
Zinc	20	.92	anr			

BLANK RESULTS SUMMARY
Part 1 - Initial and Continuing Calibration Blanks

Login Number: JB70672
Account: LANGAN - Langan Engineering & Environmental
Project: Carroll Gardens, 363-365 Bond Street, Brooklyn, NY

File ID: SA071114M1.ICP Date Analyzed: 07/11/14 Methods: EPA 200.7, SW846 6010C
QC Limits: result < RL Run ID: MA34444 Units: ug/l

Time:			21:58		22:48	
Sample ID:			CCB8		CCB9	
Metal	RL	IDL	raw	final	raw	final
Zirconium	10	.39				

(*) Outside of QC limits
(anr) Analyte not requested

CALIBRATION CHECK STANDARDS SUMMARY
Initial Continuing Calibration Check

Login Number: JB70672
Account: LANGAN - Langan Engineering & Environmental
Project: Carroll Gardens, 363-365 Bond Street, Brooklyn, NY

File ID: SA071114M1.ICP Date Analyzed: 07/11/14 Methods: EPA 200.7, SW846 6010C
QC Limits: 95 to 105 % Recovery Run ID: MA34444 Units: ug/l

Time:		14:12	
Sample ID:	ICCV	ICCV1	
Metal	True	Results	% Rec
Aluminum			
Antimony	anr		
Arsenic	anr		
Barium	anr		
Beryllium	anr		
Bismuth			
Boron			
Cadmium	anr		
Calcium			
Chromium	anr		
Cobalt			
Copper	anr		
Iron			
Lead	anr		
Lithium			
Magnesium			
Manganese			
Molybdenum	anr		
Nickel	anr		
Palladium			
Potassium			
Selenium	anr		
Silicon			
Silver	anr		
Sodium			
Sulfur			
Strontium			
Thallium	2000	2050	102.5
Tin			
Titanium			
Tungsten			
Vanadium			
Zinc	anr		

CALIBRATION CHECK STANDARDS SUMMARY
Initial Continuing Calibration Check

Login Number: JB70672
Account: LANGAN - Langan Engineering & Environmental
Project: Carroll Gardens, 363-365 Bond Street, Brooklyn, NY

File ID: SA071114M1.ICP Date Analyzed: 07/11/14 Methods: EPA 200.7, SW846 6010C
QC Limits: 95 to 105 % Recovery Run ID: MA34444 Units: ug/l

Time:		14:12	
Sample ID:	ICCV	ICCV1	
Metal	True	Results	% Rec
Zirconium			

(*) Outside of QC limits
(anr) Analyte not requested

CALIBRATION CHECK STANDARDS SUMMARY
Initial and Continuing Calibration Checks

Login Number: JB70672
Account: LANGAN - Langan Engineering & Environmental
Project: Carroll Gardens, 363-365 Bond Street, Brooklyn, NY

File ID: SA071114M1.ICP Date Analyzed: 07/11/14 Methods: EPA 200.7, SW846 6010C
QC Limits: 95 to 105 % Recovery Run ID: MA34444 Units: ug/l

Time:		13:54			15:19			16:28	
Sample ID:	ICV	ICV1		CCV	CCV1		CCV	CCV2	
Metal	True	Results	% Rec	True	Results	% Rec	True	Results	% Rec
Aluminum									
Antimony	anr								
Arsenic	anr								
Barium	anr								
Beryllium	anr								
Bismuth									
Boron									
Cadmium	anr								
Calcium									
Chromium	anr								
Cobalt									
Copper	anr								
Iron									
Lead	anr								
Lithium									
Magnesium									
Manganese									
Molybdenum	anr								
Nickel	anr								
Palladium									
Potassium									
Selenium	anr								
Silicon									
Silver	anr								
Sodium									
Sulfur									
Strontium									
Thallium	2000	2060	103.0	2000	2070	103.5	2000	2060	103.0
Tin									
Titanium									
Tungsten									
Vanadium									
Zinc	anr								

CALIBRATION CHECK STANDARDS SUMMARY
Initial and Continuing Calibration Checks

Login Number: JB70672
Account: LANGAN - Langan Engineering & Environmental
Project: Carroll Gardens, 363-365 Bond Street, Brooklyn, NY

File ID: SA071114M1.ICP Date Analyzed: 07/11/14 Methods: EPA 200.7, SW846 6010C
QC Limits: 95 to 105 % Recovery Run ID: MA34444 Units: ug/l

Time:		13:54			15:19			16:28	
Sample ID:	ICV	ICV1		CCV	CCV1		CCV	CCV2	
Metal	True	Results	% Rec	True	Results	% Rec	True	Results	% Rec
Zirconium									

(*) Outside of QC limits
(anr) Analyte not requested

CALIBRATION CHECK STANDARDS SUMMARY
Initial and Continuing Calibration Checks

Login Number: JB70672
Account: LANGAN - Langan Engineering & Environmental
Project: Carroll Gardens, 363-365 Bond Street, Brooklyn, NY

File ID: SA071114M1.ICP Date Analyzed: 07/11/14 Methods: EPA 200.7, SW846 6010C
QC Limits: 95 to 105 % Recovery Run ID: MA34444 Units: ug/l

Time:		17:37			18:45			19:53	
Sample ID:	CCV	CCV3		CCV	CCV4		CCV	CCV5	
Metal	True	Results	% Rec	True	Results	% Rec	True	Results	% Rec
Aluminum									
Antimony	anr								
Arsenic	anr								
Barium	anr								
Beryllium	anr								
Bismuth									
Boron									
Cadmium	anr								
Calcium									
Chromium	anr								
Cobalt									
Copper	anr								
Iron									
Lead	anr								
Lithium									
Magnesium									
Manganese									
Molybdenum	anr								
Nickel	anr								
Palladium									
Potassium									
Selenium	anr								
Silicon									
Silver	anr								
Sodium									
Sulfur									
Strontium									
Thallium	2000	2070	103.5	2000	2060	103.0	2000	2060	103.0
Tin									
Titanium									
Tungsten									
Vanadium									
Zinc	anr								

CALIBRATION CHECK STANDARDS SUMMARY
Initial and Continuing Calibration Checks

Login Number: JB70672
Account: LANGAN - Langan Engineering & Environmental
Project: Carroll Gardens, 363-365 Bond Street, Brooklyn, NY

File ID: SA071114M1.ICP Date Analyzed: 07/11/14 Methods: EPA 200.7, SW846 6010C
QC Limits: 95 to 105 % Recovery Run ID: MA34444 Units: ug/l

Time:		17:37			18:45			19:53	
Sample ID:	CCV	CCV3		CCV	CCV4		CCV	CCV5	
Metal	True	Results	% Rec	True	Results	% Rec	True	Results	% Rec
Zirconium									

(*) Outside of QC limits
(anr) Analyte not requested

CALIBRATION CHECK STANDARDS SUMMARY
Initial and Continuing Calibration Checks

Login Number: JB70672
Account: LANGAN - Langan Engineering & Environmental
Project: Carroll Gardens, 363-365 Bond Street, Brooklyn, NY

File ID: SA071114M1.ICP Date Analyzed: 07/11/14 Methods: EPA 200.7, SW846 6010C
QC Limits: 95 to 105 % Recovery Run ID: MA34444 Units: ug/l

Time:		21:02			21:52			22:41	
Sample ID:	CCV	CCV6		CCV	CCV7		CCV	CCV8	
Metal	True	Results	% Rec	True	Results	% Rec	True	Results	% Rec
Aluminum									
Antimony	anr								
Arsenic	anr								
Barium	anr								
Beryllium	anr								
Bismuth									
Boron									
Cadmium	anr								
Calcium									
Chromium	anr								
Cobalt									
Copper	anr								
Iron									
Lead	anr								
Lithium									
Magnesium									
Manganese									
Molybdenum	anr								
Nickel	anr								
Palladium									
Potassium									
Selenium	anr								
Silicon									
Silver	anr								
Sodium									
Sulfur									
Strontium									
Thallium	2000	2070	103.5	2000	2070	103.5	2000	2070	103.5
Tin									
Titanium									
Tungsten									
Vanadium									
Zinc	anr								

CALIBRATION CHECK STANDARDS SUMMARY
Initial and Continuing Calibration Checks

Login Number: JB70672
Account: LANGAN - Langan Engineering & Environmental
Project: Carroll Gardens, 363-365 Bond Street, Brooklyn, NY

File ID: SA071114M1.ICP Date Analyzed: 07/11/14 Methods: EPA 200.7, SW846 6010C
QC Limits: 95 to 105 % Recovery Run ID: MA34444 Units: ug/l

Time:		21:02			21:52			22:41	
Sample ID:	CCV	CCV6		CCV	CCV7		CCV	CCV8	
Metal	True	Results	% Rec	True	Results	% Rec	True	Results	% Rec
Zirconium									

(*) Outside of QC limits
(anr) Analyte not requested

LOW CALIBRATION CHECK STANDARDS SUMMARY

Login Number: JB70672
Account: LANGAN - Langan Engineering & Environmental
Project: Carroll Gardens, 363-365 Bond Street, Brooklyn, NY

File ID: SA071114M1.ICP Date Analyzed: 07/11/14 Methods: EPA 200.7, SW846 6010C
QC Limits: 70 to 130 % Recovery Run ID: MA34444 Units: ug/l

Time:				14:29		14:42		14:48	
Sample ID:	CRI	CRIA	CRID	CRI1		CRIA1		CRID2	
Metal	True	True	True	Results	% Rec	Results	% Rec	Results	% Rec
Aluminum	200	500	100						
Antimony	6.0	20	3.0	anr					
Arsenic	8.0	20	3.0	anr					
Barium	200		4.0	anr					
Beryllium	2.0		1.0	anr					
Bismuth	20								
Boron	100		10						
Cadmium	3.0		1.0	anr					
Calcium	5000		1000						
Chromium	10		2.0	anr					
Cobalt	50		3.0						
Copper	10		2.0	anr					
Iron	100	500							
Lead	3.0	20	2.5	anr					
Lithium	20								
Magnesium	5000		100						
Manganese	15		3.0						
Molybdenum	20			anr					
Nickel	10		4.0	anr					
Palladium	50								
Potassium	5000		2000						
Selenium	10	20	5.0	anr					
Silicon	200								
Silver	5.0		1.0	anr					
Sodium	5000		1000						
Sulfur	50								
Strontium	10								
Thallium	10		2.0	9.5	95.0			2.4	120.0
Tin	10								
Titanium	10								
Tungsten	50								
Vanadium	50		2.0						
Zinc	20		10	anr					

LOW CALIBRATION CHECK STANDARDS SUMMARY

Login Number: JB70672
Account: LANGAN - Langan Engineering & Environmental
Project: Carroll Gardens, 363-365 Bond Street, Brooklyn, NY

File ID: SA071114M1.ICP Date Analyzed: 07/11/14 Methods: EPA 200.7, SW846 6010C
QC Limits: 70 to 130 % Recovery Run ID: MA34444 Units: ug/l

Time:				14:29		14:42		14:48	
Sample ID:	CRI	CRIA	CRID	CRI1		CRIA1		CRID2	
Metal	True	True	True	Results	% Rec	Results	% Rec	Results	% Rec
Zirconium	10		5.0						

(*) Outside of QC limits
(anr) Analyte not requested

10.8.5 10

LOW CALIBRATION CHECK STANDARDS SUMMARY

Login Number: JB70672
Account: LANGAN - Langan Engineering & Environmental
Project: Carroll Gardens, 363-365 Bond Street, Brooklyn, NY

File ID: SA071114M1.ICP Date Analyzed: 07/11/14 Methods: EPA 200.7, SW846 6010C
QC Limits: 70 to 130 % Recovery Run ID: MA34444 Units: ug/l

Time:				22:10		22:16		22:23	
Sample ID:	CRI	CRIA	CRID	CRI2		CRIA2		CRID3	
Metal	True	True	True	Results	% Rec	Results	% Rec	Results	% Rec
Aluminum	200	500	100						
Antimony	6.0	20	3.0	anr					
Arsenic	8.0	20	3.0	anr					
Barium	200		4.0	anr					
Beryllium	2.0		1.0	anr					
Bismuth	20								
Boron	100		10						
Cadmium	3.0		1.0	anr					
Calcium	5000		1000						
Chromium	10		2.0	anr					
Cobalt	50		3.0						
Copper	10		2.0	anr					
Iron	100	500							
Lead	3.0	20	2.5	anr					
Lithium	20								
Magnesium	5000		100						
Manganese	15		3.0						
Molybdenum	20			anr					
Nickel	10		4.0	anr					
Palladium	50								
Potassium	5000		2000						
Selenium	10	20	5.0	anr					
Silicon	200								
Silver	5.0		1.0	anr					
Sodium	5000		1000						
Sulfur	50								
Strontium	10								
Thallium	10		2.0	9.1	91.0			2.6	130.0
Tin	10								
Titanium	10								
Tungsten	50								
Vanadium	50		2.0						
Zinc	20		10	anr					

LOW CALIBRATION CHECK STANDARDS SUMMARY

Login Number: JB70672
Account: LANGAN - Langan Engineering & Environmental
Project: Carroll Gardens, 363-365 Bond Street, Brooklyn, NY

File ID: SA071114M1.ICP Date Analyzed: 07/11/14 Methods: EPA 200.7, SW846 6010C
QC Limits: 70 to 130 % Recovery Run ID: MA34444 Units: ug/l

Time:				22:10		22:16		22:23	
Sample ID:	CRI	CRIA	CRID	CRI2		CRIA2		CRID3	
Metal	True	True	True	Results	% Rec	Results	% Rec	Results	% Rec
Zirconium	10		5.0						

(*) Outside of QC limits
(anr) Analyte not requested

10.8.5 10

INTERFERING ELEMENT CHECK STANDARDS SUMMARY
Part 1 - ICSA and ICSAB Standards

Login Number: JB70672
Account: LANGAN - Langan Engineering & Environmental
Project: Carroll Gardens, 363-365 Bond Street, Brooklyn, NY

File ID: SA071114M1.ICP Date Analyzed: 07/11/14 Methods: EPA 200.7, SW846 6010C
QC Limits: 80 to 120 % Recovery Run ID: MA34444 Units: ug/l

Time:			14:54		15:00		22:29		22:35	
Sample ID:	ICSA	ICSAB	ICSA1		ICSAB1		ICSA2		ICSAB2	
Metal	True	True	Results	% Rec	Results	% Rec	Results	% Rec	Results	% Rec
Aluminum	500000	500000	496000	99.2	507000	101.4	490000	98.0	491000	98.2
Antimony		1000	2.7		1040	104.0	2.8		1050	105.0
Arsenic		1000	-1.1		1070	107.0	-1.2		1070	107.0
Barium		500	-0.50		497	99.4	-0.40		485	97.0
Beryllium		500	0.0		497	99.4	0.0		481	96.2
Bismuth		500	18.2		547	109.4	18.9		544	108.8
Boron			-0.80		-0.10		0.0		-1.3	
Cadmium		1000	3.1		1010	101.0	3.3		1020	102.0
Calcium	400000	400000	376000	94.0	387000	96.8	371000	92.8	377000	94.3
Chromium		500	-0.90		464	92.8	-0.90		459	91.8
Cobalt		500	-1.3		478	95.6	-1.4		476	95.2
Copper		500	1.4		516	103.2	1.4		505	101.0
Iron	200000	200000	190000	95.0	187000	93.5	188000	94.0	182000	91.0
Lead		1000	1.7		947	94.7	1.9		946	94.6
Lithium		500	6.2		598	119.6	5.4		576	115.2
Magnesium	500000	500000	514000	102.8	524000	104.8	504000	100.8	503000	100.6
Manganese		500	2.8		493	98.6	3.5		484	96.8
Molybdenum		500	-2.1		509	101.8	-2.1		505	101.0
Nickel		1000	-2.1		968	96.8	-1.9		970	97.0
Palladium		500	-4.5		538	107.6	-5.7		527	105.4
Potassium			143		129		231		172	
Selenium		1000	6.0		1090	109.0	6.0		1080	108.0
Silicon			4.7		8.4		1.4		5.1	
Silver		1000	3.6		1010	101.0	6.0		1010	101.0
Sodium			16.0		20.4		33.5		32.0	
Sulfur		500	40.1		537	107.4	34.2		1480	296.0*
Strontium			-6.0		-6.2		-5.9		-6.1	
Thallium		1000	-0.90		1000	100.0	1.9		1000	100.0
Tin			-1.5		-1.5		-0.80		-1.3	
Titanium			1.0		1.0		0.70		0.90	
Tungsten		500	13.7		496	99.2	11.4		497	99.4
Vanadium		500	0.10		480	96.0	-0.20		473	94.6
Zinc		1000	1.4		962	96.2	4.1		962	96.2

INTERFERING ELEMENT CHECK STANDARDS SUMMARY
Part 1 - ICSA and ICSAB Standards

Login Number: JB70672
Account: LANGAN - Langan Engineering & Environmental
Project: Carroll Gardens, 363-365 Bond Street, Brooklyn, NY

File ID: SA071114M1.ICP Date Analyzed: 07/11/14 Methods: EPA 200.7, SW846 6010C
QC Limits: 80 to 120 % Recovery Run ID: MA34444 Units: ug/l

Time:			14:54		15:00		22:29		22:35	
Sample ID:	ICSA	ICSAB	ICSA1		ICSAB1		ICSA2		ICSAB2	
Metal	True	True	Results	% Rec	Results	% Rec	Results	% Rec	Results	% Rec
Zirconium		500	9.9		527	105.4	10.2		513	102.6

(*) Outside of QC limits
(anr) Analyte not requested

BLANK RESULTS SUMMARY
Part 2 - Method Blanks

Login Number: JB70672
Account: LANGAN - Langan Engineering & Environmental
Project: Carroll Gardens, 363-365 Bond Street, Brooklyn, NY

QC Batch ID: MP80450
Matrix Type: SOLID

Methods: SW846 6010C
Units: mg/kg

Prep Date: 07/02/14

Metal	RL	IDL	MDL	MB raw	final
Aluminum	49	.69	1.3	1.7	<49
Antimony	2.0	.14	.26	0.078	<2.0
Arsenic	2.0	.098	.28	0.0098	<2.0
Barium	20	.02	.078	0.12	<20
Beryllium	0.20	.02	.02	0.0	<0.20
Bismuth	2.0	.078	.23		
Boron	9.8	.078	.18		
Cadmium	0.49	.02	.049	0.0	<0.49
Calcium	490	.99	3	16.0	<490
Chromium	0.98	.049	.069	0.059	<0.98
Cobalt	4.9	.029	.059	-0.029	<4.9
Copper	2.5	.11	.15	-0.0098	<2.5
Iron	49	.33	.94	4.5	<49
Lead	2.0	.13	.21	0.069	<2.0
Lithium	2.0	.13	.2		
Magnesium	490	1.9	3.3	-1.0	<490
Manganese	1.5	.0098	.059	0.059	<1.5
Molybdenum	2.0	.039	.069		
Nickel	3.9	.049	.098	0.020	<3.9
Palladium	4.9	.098	.25		
Potassium	980	2.6	3.9	2.2	<980
Selenium	2.0	.25	.32	0.078	<2.0
Silicon	20	.75	3.9		
Silver	0.49	.049	.14	0.029	<0.49
Sodium	980	.74	1.8	1.2	<980
Strontium	0.98	.0098	.029		
Sulfur	4.9	.34	1		
Thallium	0.98	.16	.4	-0.18	<0.98
Tin	4.9	.078	1.2		
Titanium	0.98	.049	.098		
Tungsten	4.9	.55	4.4		
Vanadium	4.9	.029	.088	0.0	<4.9
Zinc	2.0	.14	.37	0.44	<2.0

BLANK RESULTS SUMMARY
Part 2 - Method Blanks

Login Number: JB70672
Account: LANGAN - Langan Engineering & Environmental
Project: Carroll Gardens, 363-365 Bond Street, Brooklyn, NY

QC Batch ID: MP80450 Methods: SW846 6010C
Matrix Type: SOLID Units: mg/kg

Prep Date: 07/02/14

Metal	RL	IDL	MDL	MB raw	final
Zirconium	2.0	.039	.25		

Associated samples MP80450: JB70672-1, JB70672-2, JB70672-3, JB70672-4, JB70672-7, JB70672-8, JB70672-9, JB70672-11, JB70672-12

Results < IDL are shown as zero for calculation purposes
(*) Outside of QC limits
(anr) Analyte not requested

MATRIX SPIKE AND DUPLICATE RESULTS SUMMARY

Login Number: JB70672
Account: LANGAN - Langan Engineering & Environmental
Project: Carroll Gardens, 363-365 Bond Street, Brooklyn, NY

QC Batch ID: MP80450
Matrix Type: SOLID

Methods: SW846 6010C
Units: mg/kg

Prep Date: 07/02/14

Metal	JB70672-12 Original	MS	Spikelot MPIRS1	% Rec	QC Limits
Aluminum	17000	25200	8850	92.7	75-125
Antimony	0.46	66.9	164	40.5N(a)	75-125
Arsenic	12.0	597	656	89.2	75-125
Barium	45.9	632	656	89.4	75-125
Beryllium	0.96	15.4	16.4	88.1	75-125
Bismuth					
Boron					
Cadmium	0.43	15.1	16.4	89.5	75-125
Calcium	3220	5180	2050	95.7	75-125
Chromium	36.5	94.4	65.6	88.3	75-125
Cobalt	10.4	150	164	85.2	75-125
Copper	15.2	85.6	81.9	85.9	75-125
Iron	36300	42800	8520	76.3	75-125
Lead	15.8	162	164	89.2	75-125
Lithium					
Magnesium	7040	8850	2050	88.4	75-125
Manganese	432	570	164	84.2	75-125
Molybdenum					
Nickel	29.9	173	164	87.3	75-125
Palladium					
Potassium	3740	5670	2050	94.2	75-125
Selenium	0.0	615	656	93.8	75-125
Silicon					
Silver	0.28	15.0	16.4	89.8	75-125
Sodium	840	2820	2050	96.7	75-125
Strontium					
Thallium	0.0	597	656	91.1	75-125
Tin					
Titanium					
Tungsten					
Vanadium	39.2	177	164	84.1	75-125
Zinc	81.7	229	164	89.9	75-125
Zirconium					

MATRIX SPIKE AND DUPLICATE RESULTS SUMMARY

Login Number: JB70672
Account: LANGAN - Langan Engineering & Environmental
Project: Carroll Gardens, 363-365 Bond Street, Brooklyn, NY

QC Batch ID: MP80450 Methods: SW846 6010C
Matrix Type: SOLID Units: mg/kg

Prep Date: 07/02/14

Metal	JB70672-12 Original MS	Spikelot MPIRS1	% Rec	QC Limits

Associated samples MP80450: JB70672-1, JB70672-2, JB70672-3, JB70672-4, JB70672-7, JB70672-8, JB70672-9, JB70672-11, JB70672-12

Results < IDL are shown as zero for calculation purposes
(*) Outside of QC limits
(N) Matrix Spike Rec. outside of QC limits
(anr) Analyte not requested
(a) Spike recovery indicates possible matrix interference and/or sample nonhomogeneity.

MATRIX SPIKE AND DUPLICATE RESULTS SUMMARY

Login Number: JB70672
Account: LANGAN - Langan Engineering & Environmental
Project: Carroll Gardens, 363-365 Bond Street, Brooklyn, NY

QC Batch ID: MP80450
Matrix Type: SOLID

Methods: SW846 6010C
Units: mg/kg

Prep Date: 07/02/14

Metal	JB70672-12 Original	MSD	Spikelot MPIRS1	% Rec	MSD RPD	QC Limit
Aluminum	17000	25100	8100	100.0	0.4	20
Antimony	0.46	59.9	150	39.6N(a)	11.0	20
Arsenic	12.0	563	600	91.8	5.9	20
Barium	45.9	599	600	92.2	5.4	20
Beryllium	0.96	14.5	15	90.3	6.0	20
Bismuth						
Boron						
Cadmium	0.43	14.1	15	91.1	6.8	20
Calcium	3220	5150	1870	102.9	0.6	20
Chromium	36.5	91.2	60	91.2	3.4	20
Cobalt	10.4	143	150	88.4	4.8	20
Copper	15.2	82.2	75	89.3	4.1	20
Iron	36300	42800	7800	83.3	0.0	20
Lead	15.8	152	150	90.8	6.4	20
Lithium						
Magnesium	7040	8880	1870	98.1	0.3	20
Manganese	432	570	150	92.0	0.0	20
Molybdenum						
Nickel	29.9	165	150	90.1	4.7	20
Palladium						
Potassium	3740	5610	1870	99.7	1.1	20
Selenium	0.0	577	600	96.2	6.4	20
Silicon						
Silver	0.28	14.1	15	92.1	6.2	20
Sodium	840	2720	1870	100.3	3.6	20
Strontium						
Thallium	0.0	562	600	93.7	6.0	20
Tin						
Titanium						
Tungsten						
Vanadium	39.2	168	150	85.9	5.2	20
Zinc	81.7	220	150	92.2	4.0	20
Zirconium						

10.9.2 10

1327 of 1657
ACCUTEST LABORATORIES
JB70672

MATRIX SPIKE AND DUPLICATE RESULTS SUMMARY

Login Number: JB70672
Account: LANGAN - Langan Engineering & Environmental
Project: Carroll Gardens, 363-365 Bond Street, Brooklyn, NY

QC Batch ID: MP80450 Methods: SW846 6010C
Matrix Type: SOLID Units: mg/kg

Prep Date: 07/02/14

Metal	JB70672-12 Original MSD	Spikelot MPIRS1	% Rec	MSD RPD	QC Limit

Associated samples MP80450: JB70672-1, JB70672-2, JB70672-3, JB70672-4, JB70672-7, JB70672-8, JB70672-9, JB70672-11, JB70672-12

Results < IDL are shown as zero for calculation purposes
(*) Outside of QC limits
(N) Matrix Spike Rec. outside of QC limits
(anr) Analyte not requested
(a) Spike recovery indicates possible matrix interference and/or sample nonhomogeneity.

SPIKE BLANK AND LAB CONTROL SAMPLE SUMMARY

Login Number: JB70672
Account: LANGAN - Langan Engineering & Environmental
Project: Carroll Gardens, 363-365 Bond Street, Brooklyn, NY

QC Batch ID: MP80450
Matrix Type: SOLID

Methods: SW846 6010C
Units: mg/kg

Prep Date: 07/02/14

Metal	BSP Result	Spikelot MPIRS1	% Rec	QC Limits
Aluminum	4920	5290	92.9	80-120
Antimony	87.6	98	89.4	80-120
Arsenic	367	392	93.6	80-120
Barium	371	392	94.6	80-120
Beryllium	9.2	9.8	93.8	80-120
Bismuth				
Boron				
Cadmium	9.1	9.8	92.8	80-120
Calcium	1200	1230	97.9	80-120
Chromium	38.0	39.2	96.9	80-120
Cobalt	89.7	98	91.5	80-120
Copper	43.6	49	88.9	80-120
Iron	4770	5100	93.6	80-120
Lead	95.1	98	97.0	80-120
Lithium				
Magnesium	1160	1230	94.7	80-120
Manganese	96.0	98	97.9	80-120
Molybdenum				
Nickel	92.4	98	94.2	80-120
Palladium				
Potassium	1220	1230	99.6	80-120
Selenium	381	392	97.2	80-120
Silicon				
Silver	9.2	9.8	93.8	80-120
Sodium	1220	1230	99.6	80-120
Strontium				
Sulfur				
Thallium	398	392	101.5	80-120
Tin				
Titanium				
Tungsten				
Vanadium	91.0	98	92.8	80-120
Zinc	95.7	98	97.6	80-120

SPIKE BLANK AND LAB CONTROL SAMPLE SUMMARY

Login Number: JB70672
Account: LANGAN - Langan Engineering & Environmental
Project: Carroll Gardens, 363-365 Bond Street, Brooklyn, NY

QC Batch ID: MP80450
Matrix Type: SOLID

Methods: SW846 6010C
Units: mg/kg

Prep Date: 07/02/14

Metal	BSP Result	Spikelot MPIRS1	% Rec	QC Limits
Zirconium				

Associated samples MP80450: JB70672-1, JB70672-2, JB70672-3, JB70672-4, JB70672-7, JB70672-8, JB70672-9, JB70672-11, JB70672-12

Results < IDL are shown as zero for calculation purposes
(*) Outside of QC limits
(anr) Analyte not requested

SERIAL DILUTION RESULTS SUMMARY

Login Number: JB70672
Account: LANGAN - Langan Engineering & Environmental
Project: Carroll Gardens, 363-365 Bond Street, Brooklyn, NY

QC Batch ID: MP80450
Matrix Type: SOLID

Methods: SW846 6010C
Units: ug/l

Prep Date: 07/02/14

Metal	JB70672-12 Original	SDL 1:5	%DIF	QC Limits
Aluminum	116000	118000	2.4	0-10
Antimony	3.10	0.00	100.0(a)	0-10
Arsenic	81.2	84.1	3.6	0-10
Barium	311	323	3.8	0-10
Beryllium	6.50	6.50	0.0	0-10
Bismuth				
Boron				
Cadmium	2.90	2.30	20.7 (a)	0-10
Calcium	21800	22900	4.9	0-10
Chromium	248	254	2.7	0-10
Cobalt	70.8	72.6	2.5	0-10
Copper	103	102	1.2	0-10
Iron	246000	271000	10.0	0-10
Lead	107	115	6.8	0-10
Lithium				
Magnesium	47700	48800	2.3	0-10
Manganese	2930	3130	6.9	0-10
Molybdenum				
Nickel	202	211	4.3	0-10
Palladium				
Potassium	25400	26100	2.8	0-10
Selenium	0.00	0.00	NC	0-10
Silicon				
Silver	1.90	5.60	194.7(a)	0-10
Sodium	5700	5860	2.9	0-10
Strontium				
Sulfur				
Thallium	0.00	0.00	NC	0-10
Tin				
Titanium				
Tungsten				
Vanadium	266	277	4.2	0-10
Zinc	554	598	7.9	0-10

SERIAL DILUTION RESULTS SUMMARY

Login Number: JB70672
Account: LANGAN - Langan Engineering & Environmental
Project: Carroll Gardens, 363-365 Bond Street, Brooklyn, NY

QC Batch ID: MP80450
Matrix Type: SOLID

Methods: SW846 6010C
Units: ug/l

Prep Date: 07/02/14

Metal	JB70672-12 Original SDL 1:5	%DIF	QC Limits
Zirconium			

Associated samples MP80450: JB70672-1, JB70672-2, JB70672-3, JB70672-4, JB70672-7, JB70672-8, JB70672-9, JB70672-11, JB70672-12

Results < IDL are shown as zero for calculation purposes
(*) Outside of QC limits
(anr) Analyte not requested
(a) Percent difference acceptable due to low initial sample concentration (< 50 times IDL).

BLANK RESULTS SUMMARY
Part 2 - Method Blanks

Login Number: JB70672
Account: LANGAN - Langan Engineering & Environmental
Project: Carroll Gardens, 363-365 Bond Street, Brooklyn, NY

QC Batch ID: MP80451
Matrix Type: AQUEOUS

Methods: SW846 6010C
Units: ug/l

Prep Date: 07/03/14

Metal	RL	IDL	MDL	MB raw	final
Aluminum	200	9.9	11	0.50	<200
Antimony	6.0	3	2.6	0.50	<6.0
Arsenic	3.0	.82	2.6	0.30	<3.0
Barium	200	.24	1	0.40	<200
Beryllium	1.0	.01	.4	0.0	<1.0
Bismuth	20	1.4	2.4		
Boron	100	.09	4.9		
Cadmium	3.0	.2	.7	0.10	<3.0
Calcium	5000	41	19	20.7	<5000
Chromium	10	.3	.89	0.20	<10
Cobalt	50	.25	.83	-0.10	<50
Copper	10	.37	1.2	0.30	<10
Iron	100	2.1	12	9.7	<100
Lead	3.0	1.1	1.3	-0.50	<3.0
Lithium	20	1.9	2.8		
Magnesium	5000	11	41	5.6	<5000
Manganese	15	.05	.48	0.10	<15
Molybdenum	20	.47	1.1		
Nickel	10	.3	.75	0.0	<10
Palladium	50	.7	3.2		
Potassium	10000	40	50	4.5	<10000
Selenium	10	1.4	3.6	1.0	<10
Silicon	200	7.6	24		
Silver	10	.54	1.2	0.10	<10
Sodium	10000	12	19	4.0	<10000
Sulfur	50	2.4	10		
Strontium	10	.15	.76		
Thallium	2.0	1.3	1.8	-1.0	<2.0
Tin	10	.69	3.6		
Titanium	10	.68	.93		
Tungsten	50	7.4	14		
Vanadium	50	.28	.87	0.0	<50
Zinc	20	.92	7.6	1.5	<20

BLANK RESULTS SUMMARY
Part 2 - Method Blanks

Login Number: JB70672
Account: LANGAN - Langan Engineering & Environmental
Project: Carroll Gardens, 363-365 Bond Street, Brooklyn, NY

QC Batch ID: MP80451
Matrix Type: AQUEOUS

Methods: SW846 6010C
Units: ug/l

Prep Date: 07/03/14

Metal	RL	IDL	MDL	MB raw	final
Zirconium	10	.39	1.9		

Associated samples MP80451: JB70672-5

Results < IDL are shown as zero for calculation purposes
(*) Outside of QC limits
(anr) Analyte not requested

MATRIX SPIKE AND DUPLICATE RESULTS SUMMARY

Login Number: JB70672
Account: LANGAN - Langan Engineering & Environmental
Project: Carroll Gardens, 363-365 Bond Street, Brooklyn, NY

QC Batch ID: MP80451
Matrix Type: AQUEOUS

Methods: SW846 6010C
Units: ug/l

Prep Date: 07/03/14

Metal	JB70718-4 Original	MS	Spikelot MPIRW1	% Rec	QC Limits
Aluminum	229	2220	2000	99.6	75-125
Antimony	0.0	500	500	100.0	75-125
Arsenic	2.7	2080	2000	103.9	75-125
Barium	284	2280	2000	99.8	75-125
Beryllium	0.0	51.9	50	103.8	75-125
Bismuth					
Boron					
Cadmium	0.40	55.3	50	109.8	75-125
Calcium	122000	147000	25000	100.0	75-125
Chromium	1.8	201	200	99.6	75-125
Cobalt	0.0	491	500	98.2	75-125
Copper	1.2	238	250	94.7	75-125
Iron	103	1150	1000	104.7	75-125
Lead	0.0	509	500	101.8	75-125
Lithium					
Magnesium	35500	61100	25000	102.4	75-125
Manganese	7.1	513	500	101.2	75-125
Molybdenum					
Nickel	0.50	506	500	101.1	75-125
Palladium					
Potassium	1670	27600	25000	103.7	75-125
Selenium	6.5	2160	2000	107.7	75-125
Silicon					
Silver	0.90	50.4	50	99.0	75-125
Sodium	84400	112000	25000	110.4	75-125
Sulfur					
Strontium					
Thallium	0.0	2100	2000	105.0	75-125
Tin					
Titanium					
Tungsten					
Vanadium	2.4	491	500	97.7	75-125
Zinc	4.1	535	500	106.2	75-125

MATRIX SPIKE AND DUPLICATE RESULTS SUMMARY

Login Number: JB70672
Account: LANGAN - Langan Engineering & Environmental
Project: Carroll Gardens, 363-365 Bond Street, Brooklyn, NY

QC Batch ID: MP80451
Matrix Type: AQUEOUS

Methods: SW846 6010C
Units: ug/l

Prep Date: 07/03/14

Metal	JB70718-4 Original MS	Spikelot MPIRW1	% Rec	QC Limits
Zirconium				

Associated samples MP80451: JB70672-5

Results < IDL are shown as zero for calculation purposes
(*) Outside of QC limits
(N) Matrix Spike Rec. outside of QC limits
(anr) Analyte not requested

MATRIX SPIKE AND DUPLICATE RESULTS SUMMARY

Login Number: JB70672
Account: LANGAN - Langan Engineering & Environmental
Project: Carroll Gardens, 363-365 Bond Street, Brooklyn, NY

QC Batch ID: MP80451
Matrix Type: AQUEOUS

Methods: SW846 6010C
Units: ug/l

Prep Date: 07/03/14

Metal	JB70718-4 Original	MSD	Spikelot MPIRW1	% Rec	MSD RPD	QC Limit
Aluminum	229	2230	2000	100.1	0.4	20
Antimony	0.0	504	500	100.8	0.8	20
Arsenic	2.7	2090	2000	104.4	0.5	20
Barium	284	2290	2000	100.3	0.4	20
Beryllium	0.0	52.2	50	104.4	0.6	20
Bismuth						
Boron						
Cadmium	0.40	55.4	50	110.0	0.2	20
Calcium	122000	148000	25000	104.0	0.7	20
Chromium	1.8	204	200	101.1	1.5	20
Cobalt	0.0	499	500	99.8	1.6	20
Copper	1.2	239	250	95.1	0.4	20
Iron	103	1160	1000	105.7	0.9	20
Lead	0.0	517	500	103.4	1.6	20
Lithium						
Magnesium	35500	61300	25000	103.2	0.3	20
Manganese	7.1	517	500	102.0	0.8	20
Molybdenum						
Nickel	0.50	514	500	102.7	1.6	20
Palladium						
Potassium	1670	27700	25000	104.1	0.4	20
Selenium	6.5	2180	2000	108.7	0.9	20
Silicon						
Silver	0.90	50.5	50	99.2	0.2	20
Sodium	84400	113000	25000	114.4	0.9	20
Sulfur						
Strontium						
Thallium	0.0	2120	2000	106.0	0.9	20
Tin						
Titanium						
Tungsten						
Vanadium	2.4	495	500	98.5	0.8	20
Zinc	4.1	541	500	107.4	1.1	20

MATRIX SPIKE AND DUPLICATE RESULTS SUMMARY

Login Number: JB70672
Account: LANGAN - Langan Engineering & Environmental
Project: Carroll Gardens, 363-365 Bond Street, Brooklyn, NY

QC Batch ID: MP80451 Methods: SW846 6010C
Matrix Type: AQUEOUS Units: ug/l

Prep Date: 07/03/14

Metal	JB70718-4 Original MSD	Spikelot MPIRW1	% Rec	MSD RPD	QC Limit
Zirconium					

Associated samples MP80451: JB70672-5

Results < IDL are shown as zero for calculation purposes
(*) Outside of QC limits
(N) Matrix Spike Rec. outside of QC limits
(anr) Analyte not requested

SPIKE BLANK AND LAB CONTROL SAMPLE SUMMARY

Login Number: JB70672
Account: LANGAN - Langan Engineering & Environmental
Project: Carroll Gardens, 363-365 Bond Street, Brooklyn, NY

QC Batch ID: MP80451
Matrix Type: AQUEOUS

Methods: SW846 6010C
Units: ug/l

Prep Date: 07/03/14

Metal	LCS Result	Spikelot MPLCW3	% Rec	QC Limits
Aluminum	4850	5000	97.0	80-120
Antimony	475	500	95.0	80-120
Arsenic	481	500	96.2	80-120
Barium	495	500	99.0	80-120
Beryllium	504	500	100.8	80-120
Bismuth				
Boron				
Cadmium	484	500	96.8	80-120
Calcium	5620	5500	102.2	80-120
Chromium	496	500	99.2	80-120
Cobalt	485	500	97.0	80-120
Copper	460	500	92.0	80-120
Iron	5590	5500	101.6	80-120
Lead	497	500	99.4	80-120
Lithium				
Magnesium	5310	5500	96.5	80-120
Manganese	508	500	101.6	80-120
Molybdenum				
Nickel	504	500	100.8	80-120
Palladium				
Potassium	9750	10000	97.5	80-120
Selenium	498	500	99.6	80-120
Silicon				
Silver	188	200	94.0	80-120
Sodium	10000	10000	100.0	80-120
Sulfur				
Strontium				
Thallium	505	500	101.0	80-120
Tin				
Titanium				
Tungsten				
Vanadium	481	500	96.2	80-120
Zinc	536	500	107.2	80-120

SPIKE BLANK AND LAB CONTROL SAMPLE SUMMARY

Login Number: JB70672
Account: LANGAN - Langan Engineering & Environmental
Project: Carroll Gardens, 363-365 Bond Street, Brooklyn, NY

QC Batch ID: MP80451
Matrix Type: AQUEOUS

Methods: SW846 6010C
Units: ug/l

Prep Date: 07/03/14

Metal	LCS Result	Spikelot MPLCW3	% Rec	QC Limits
Zirconium				

Associated samples MP80451: JB70672-5

Results < IDL are shown as zero for calculation purposes
(*) Outside of QC limits
(anr) Analyte not requested

SERIAL DILUTION RESULTS SUMMARY

Login Number: JB70672
Account: LANGAN - Langan Engineering & Environmental
Project: Carroll Gardens, 363-365 Bond Street, Brooklyn, NY

QC Batch ID: MP80451
Matrix Type: AQUEOUS

Methods: SW846 6010C
Units: ug/l

Prep Date: 07/03/14

Metal	JB70718-4 Original	SDL 1:5	%DIF	QC Limits
Aluminum	229	245	7.3	0-10
Antimony	0.00	0.00	NC	0-10
Arsenic	2.70	0.00	100.0(a)	0-10
Barium	284	281	1.1	0-10
Beryllium	0.00	0.00	NC	0-10
Bismuth				
Boron				
Cadmium	0.400	0.00	100.0(a)	0-10
Calcium	122000	124000	1.6	0-10
Chromium	1.80	0.00	100.0(a)	0-10
Cobalt	0.00	0.00	NC	0-10
Copper	1.20	0.00	100.0(a)	0-10
Iron	103	109	5.5	0-10
Lead	0.00	0.00	NC	0-10
Lithium				
Magnesium	35500	35700	0.7	0-10
Manganese	7.10	7.40	4.2	0-10
Molybdenum				
Nickel	0.500	0.00	100.0(a)	0-10
Palladium				
Potassium	1670	1490	10.9 (a)	0-10
Selenium	6.50	0.00	100.0(a)	0-10
Silicon				
Silver	0.900	0.00	100.0(a)	0-10
Sodium	84400	84700	0.4	0-10
Sulfur				
Strontium				
Thallium	0.00	0.00	NC	0-10
Tin				
Titanium				
Tungsten				
Vanadium	2.40	0.00	100.0(a)	0-10
Zinc	4.10	11.0	168.3(a)	0-10

SERIAL DILUTION RESULTS SUMMARY

Login Number: JB70672
Account: LANGAN - Langan Engineering & Environmental
Project: Carroll Gardens, 363-365 Bond Street, Brooklyn, NY

QC Batch ID: MP80451
Matrix Type: AQUEOUS

Methods: SW846 6010C
Units: ug/l

Prep Date: 07/03/14

Metal	JB70718-4 Original SDL 1:5	%DIF	QC Limits
Zirconium			

Associated samples MP80451: JB70672-5

Results < IDL are shown as zero for calculation purposes
(*) Outside of QC limits
(anr) Analyte not requested
(a) Percent difference acceptable due to low initial sample concentration (< 50 times IDL).

BLANK RESULTS SUMMARY
Part 2 - Method Blanks

Login Number: JB70672
Account: LANGAN - Langan Engineering & Environmental
Project: Carroll Gardens, 363-365 Bond Street, Brooklyn, NY

QC Batch ID: MP80467
Matrix Type: AQUEOUS

Methods: SW846 6010C
Units: ug/l

Prep Date: 07/03/14

Metal	RL	IDL	MDL	MB raw	final
Aluminum	200	18	11	1.8	<200
Antimony	6.0	2.1	2.6	1.3	<6.0
Arsenic	3.0	2.7	2.6	0.0	<3.0
Barium	200	.4	1	-0.10	<200
Beryllium	1.0	.1	.4	-0.20	<1.0
Bismuth	20	3	2.4		
Boron	100	1.1	4.9		
Cadmium	3.0	.3	.7	0.20	<3.0
Calcium	5000	5.9	19	11.7	<5000
Chromium	10	.6	.89	-0.20	<10
Cobalt	50	.3	.83	-0.20	<50
Copper	10	.8	1.2	0.40	<10
Iron	100	5.5	12	2.8	<100
Lead	3.0	1.3	1.3	-0.50	<3.0
Lithium	20	3.4	2.8		
Magnesium	5000	92	41	23.9	<5000
Manganese	15	.05	.48	-0.20	<15
Molybdenum	20	.5	1.1		
Nickel	10	.4	.75	-0.50	<10
Palladium	50	2.2	3.2		
Potassium	10000	50	50	-23	<10000
Selenium	10	3.6	3.6	0.30	<10
Silicon	200	2.1	24		
Silver	10	1.1	1.2	0.20	<10
Sodium	10000	60	19	-13	<10000
Sulfur	50	3.8	10		
Strontium	10	.2	.76		
Thallium	2.0	1.4	1.8	-0.80	<2.0
Tin	10	1.4	3.6		
Titanium	10	.5	.93		
Tungsten	50	7.5	14		
Vanadium	50	.4	.87	0.0	<50
Zinc	20	.4	7.6	1.2	<20

BLANK RESULTS SUMMARY
Part 2 - Method Blanks

Login Number: JB70672
Account: LANGAN - Langan Engineering & Environmental
Project: Carroll Gardens, 363-365 Bond Street, Brooklyn, NY

QC Batch ID: MP80467
Matrix Type: AQUEOUS

Methods: SW846 6010C
Units: ug/l

Prep Date: 07/03/14

Metal	RL	IDL	MDL	MB raw	final
Zirconium	10	.3	1.9		

Associated samples MP80467: JB70672-10

Results < IDL are shown as zero for calculation purposes
(*) Outside of QC limits
(anr) Analyte not requested

MATRIX SPIKE AND DUPLICATE RESULTS SUMMARY

Login Number: JB70672
Account: LANGAN - Langan Engineering & Environmental
Project: Carroll Gardens, 363-365 Bond Street, Brooklyn, NY

QC Batch ID: MP80467
Matrix Type: AQUEOUS

Methods: SW846 6010C
Units: ug/l

Prep Date: 07/03/14

Metal	JB70822-3 Original	MS	Spikelot MPIOW9	% Rec	QC Limits
Aluminum	142	2130	2000	99.4	75-125
Antimony	0.0	497	500	99.4	75-125
Arsenic	0.0	2070	2000	103.5	75-125
Barium	912	2820	2000	95.4	75-125
Beryllium	0.0	50.4	50	100.8	75-125
Bismuth					
Boron					
Cadmium	0.30	48.0	50	95.4	75-125
Calcium	119000	144000	25000	100.0	75-125
Chromium	3.1	204	200	100.5	75-125
Cobalt	0.0	492	500	98.4	75-125
Copper	1.3	244	250	97.1	75-125
Iron	65.4	1090	1000	102.5	75-125
Lead	0.0	511	500	102.2	75-125
Lithium					
Magnesium	55600	81300	25000	102.8	75-125
Manganese	2.3	505	500	100.5	75-125
Molybdenum	anr				
Nickel	1.1	493	500	98.4	75-125
Palladium					
Potassium	4440	29400	25000	99.8	75-125
Selenium	0.0	2160	2000	108.0	75-125
Silicon					
Silver	0.0	49.8	50	99.6	75-125
Sodium	33600	59200	25000	102.4	75-125
Sulfur					
Strontium					
Thallium	0.0	2070	2000	103.5	75-125
Tin					
Titanium					
Tungsten					
Vanadium	2.6	502	500	99.9	75-125
Zinc	2.0	499	500	99.4	75-125

MATRIX SPIKE AND DUPLICATE RESULTS SUMMARY

Login Number: JB70672
Account: LANGAN - Langan Engineering & Environmental
Project: Carroll Gardens, 363-365 Bond Street, Brooklyn, NY

QC Batch ID: MP80467
Matrix Type: AQUEOUS

Methods: SW846 6010C
Units: ug/l

Prep Date: 07/03/14

Metal	JB70822-3 Original MS	Spikelot MPIOW9	% Rec	QC Limits
Zirconium				

Associated samples MP80467: JB70672-10

Results < IDL are shown as zero for calculation purposes
(*) Outside of QC limits
(N) Matrix Spike Rec. outside of QC limits
(anr) Analyte not requested

MATRIX SPIKE AND DUPLICATE RESULTS SUMMARY

Login Number: JB70672
Account: LANGAN - Langan Engineering & Environmental
Project: Carroll Gardens, 363-365 Bond Street, Brooklyn, NY

QC Batch ID: MP80467
Matrix Type: AQUEOUS

Methods: SW846 6010C
Units: ug/l

Prep Date: 07/03/14

Metal	JB70822-3 Original	MSD	Spikelot MPIOW9	% Rec	MSD RPD	QC Limit
Aluminum	142	2160	2000	100.9	1.4	20
Antimony	0.0	481	500	96.2	3.3	20
Arsenic	0.0	2000	2000	100.0	3.4	20
Barium	912	2740	2000	91.4	2.9	20
Beryllium	0.0	48.9	50	97.8	3.0	20
Bismuth						
Boron						
Cadmium	0.30	45.7	50	90.8	4.9	20
Calcium	119000	141000	25000	88.0	2.1	20
Chromium	3.1	202	200	99.5	1.0	20
Cobalt	0.0	482	500	96.4	2.1	20
Copper	1.3	243	250	96.7	0.4	20
Iron	65.4	1120	1000	105.5	2.7	20
Lead	0.0	497	500	99.4	2.8	20
Lithium						
Magnesium	55600	78700	25000	92.4	3.3	20
Manganese	2.3	502	500	99.9	0.6	20
Molybdenum	anr					
Nickel	1.1	479	500	95.6	2.9	20
Palladium						
Potassium	4440	28400	25000	95.8	3.5	20
Selenium	0.0	2090	2000	104.5	3.3	20
Silicon						
Silver	0.0	49.8	50	99.6	0.0	20
Sodium	33600	57300	25000	94.8	3.3	20
Sulfur						
Strontium						
Thallium	0.0	2010	2000	100.5	2.9	20
Tin						
Titanium						
Tungsten						
Vanadium	2.6	501	500	99.7	0.2	20
Zinc	2.0	485	500	96.6	2.8	20

10.11.2 10

1347 of 1657
ACCUTEST LABORATORIES
JB70672

MATRIX SPIKE AND DUPLICATE RESULTS SUMMARY

Login Number: JB70672
Account: LANGAN - Langan Engineering & Environmental
Project: Carroll Gardens, 363-365 Bond Street, Brooklyn, NY

QC Batch ID: MP80467 Methods: SW846 6010C
Matrix Type: AQUEOUS Units: ug/l

Prep Date: 07/03/14

Metal	JB70822-3 Original MSD	Spikelot MPIOW9	% Rec	MSD RPD	QC Limit
Zirconium					

Associated samples MP80467: JB70672-10

Results < IDL are shown as zero for calculation purposes
(*) Outside of QC limits
(N) Matrix Spike Rec. outside of QC limits
(anr) Analyte not requested

SPIKE BLANK AND LAB CONTROL SAMPLE SUMMARY

Login Number: JB70672
Account: LANGAN - Langan Engineering & Environmental
Project: Carroll Gardens, 363-365 Bond Street, Brooklyn, NY

QC Batch ID: MP80467
Matrix Type: AQUEOUS

Methods: SW846 6010C
Units: ug/l

Prep Date:			07/03/14				07/03/14	
Metal	BSP Result	Spikelot MPIOW9	% Rec	QC Limits	LCS Result	Spikelot MPLCW3	% Rec	QC Limits
Aluminum	1910	2000	95.5	80-120	4980	5000	99.6	80-120
Antimony	492	500	98.4	80-120	502	500	100.4	80-120
Arsenic	2030	2000	101.5	80-120	494	500	98.8	80-120
Barium	1910	2000	95.5	80-120	505	500	101.0	80-120
Beryllium	50.3	50	100.6	80-120	513	500	102.6	80-120
Bismuth								
Boron								
Cadmium	47.4	50	94.8	80-120	489	500	97.8	80-120
Calcium	25300	25000	101.2	80-120	5730	5500	104.2	80-120
Chromium	199	200	99.5	80-120	516	500	103.2	80-120
Cobalt	486	500	97.2	80-120	486	500	97.2	80-120
Copper	243	250	97.2	80-120	494	500	98.8	80-120
Iron	1020	1000	102.0	80-120	5720	5500	104.0	80-120
Lead	508	500	101.6	80-120	505	500	101.0	80-120
Lithium								
Magnesium	25100	25000	100.4	80-120	5390	5500	98.0	80-120
Manganese	505	500	101.0	80-120	521	500	104.2	80-120
Molybdenum	anr							
Nickel	487	500	97.4	80-120	491	500	98.2	80-120
Palladium								
Potassium	24200	25000	96.8	80-120	9840	10000	98.4	80-120
Selenium	2150	2000	107.5	80-120	525	500	105.0	80-120
Silicon								
Silver	49.2	50	98.4	80-120	199	200	99.5	80-120
Sodium	24800	25000	99.2	80-120	9940	10000	99.4	80-120
Sulfur								
Strontium								
Thallium	2120	2000	106.0	80-120	533	500	106.6	80-120
Tin								
Titanium								
Tungsten								
Vanadium	496	500	99.2	80-120	509	500	101.8	80-120
Zinc	504	500	100.8	80-120	515	500	103.0	80-120

SPIKE BLANK AND LAB CONTROL SAMPLE SUMMARY

Login Number: JB70672
Account: LANGAN - Langan Engineering & Environmental
Project: Carroll Gardens, 363-365 Bond Street, Brooklyn, NY

QC Batch ID: MP80467
Matrix Type: AQUEOUS

Methods: SW846 6010C
Units: ug/l

Prep Date:		07/03/14				07/03/14		
Metal	BSP Result	Spikelot MPIOW9	% Rec	QC Limits	LCS Result	Spikelot MPLCW3	% Rec	QC Limits
Zirconium								

Associated samples MP80467: JB70672-10

Results < IDL are shown as zero for calculation purposes
(*) Outside of QC limits
(anr) Analyte not requested

SERIAL DILUTION RESULTS SUMMARY

Login Number: JB70672
Account: LANGAN - Langan Engineering & Environmental
Project: Carroll Gardens, 363-365 Bond Street, Brooklyn, NY

QC Batch ID: MP80467
Matrix Type: AQUEOUS

Methods: SW846 6010C
Units: ug/l

Prep Date: 07/03/14

Metal	JB70822-3 Original	SDL 1:5	%DIF	QC Limits
Aluminum	142	121	14.9 (a)	0-10
Antimony	0.00	0.00	NC	0-10
Arsenic	0.00	0.00	NC	0-10
Barium	912	897	1.6	0-10
Beryllium	0.00	0.00	NC	0-10
Bismuth				
Boron				
Cadmium	0.300	0.00	100.0(a)	0-10
Calcium	119000	119000	0.1	0-10
Chromium	3.10	3.90	25.8 (a)	0-10
Cobalt	0.00	0.00	NC	0-10
Copper	1.30	0.00	100.0(a)	0-10
Iron	65.4	61.7	5.7	0-10
Lead	0.00	0.00	NC	0-10
Lithium				
Magnesium	55600	55600	0.1	0-10
Manganese	2.30	1.30	43.5 (a)	0-10
Molybdenum	anr			
Nickel	1.10	0.00	100.0(a)	0-10
Palladium				
Potassium	4440	4230	4.8	0-10
Selenium	0.00	0.00	NC	0-10
Silicon				
Silver	0.00	0.00	NC	0-10
Sodium	33600	32300	3.8	0-10
Sulfur				
Strontium				
Thallium	0.00	0.00	NC	0-10
Tin				
Titanium				
Tungsten				
Vanadium	2.60	0.00	100.0(a)	0-10
Zinc	2.00	4.80	140.0(a)	0-10

SERIAL DILUTION RESULTS SUMMARY

Login Number: JB70672
Account: LANGAN - Langan Engineering & Environmental
Project: Carroll Gardens, 363-365 Bond Street, Brooklyn, NY

QC Batch ID: MP80467
Matrix Type: AQUEOUS

Methods: SW846 6010C
Units: ug/l

Prep Date: 07/03/14

Metal	JB70822-3 Original SDL 1:5	%DIF	QC Limits
Zirconium			

Associated samples MP80467: JB70672-10

Results < IDL are shown as zero for calculation purposes
(*) Outside of QC limits
(anr) Analyte not requested
(a) Percent difference acceptable due to low initial sample concentration (< 50 times IDL).

BLANK RESULTS SUMMARY
Part 2 - Method Blanks

Login Number: JB70672
Account: LANGAN - Langan Engineering & Environmental
Project: Carroll Gardens, 363-365 Bond Street, Brooklyn, NY

QC Batch ID: MP80489 Methods: SW846 7471B
Matrix Type: SOLID Units: mg/kg

Prep Date: 07/07/14

Metal	RL	IDL	MDL	MB raw	final
Mercury	0.033	.004	.0075	0.0015	<0.033

Associated samples MP80489: JB70672-1, JB70672-2, JB70672-3, JB70672-4, JB70672-7, JB70672-8, JB70672-9, JB70672-11, JB70672-12

Results < IDL are shown as zero for calculation purposes
(*) Outside of QC limits
(anr) Analyte not requested

MATRIX SPIKE AND DUPLICATE RESULTS SUMMARY

Login Number: JB70672
Account: LANGAN - Langan Engineering & Environmental
Project: Carroll Gardens, 363-365 Bond Street, Brooklyn, NY

QC Batch ID: MP80489 Methods: SW846 7471B
Matrix Type: SOLID Units: mg/kg

Prep Date: 07/07/14

Metal	JB70672-12 Original	MS	Spikelot HGPWS1	% Rec	QC Limits
Mercury	0.024	0.61	0.566	103.5	75-125

Associated samples MP80489: JB70672-1, JB70672-2, JB70672-3, JB70672-4, JB70672-7, JB70672-8, JB70672-9, JB70672-11, JB70672-12

Results < IDL are shown as zero for calculation purposes
(*) Outside of QC limits
(N) Matrix Spike Rec. outside of QC limits
(anr) Analyte not requested

MATRIX SPIKE AND DUPLICATE RESULTS SUMMARY

Login Number: JB70672
Account: LANGAN - Langan Engineering & Environmental
Project: Carroll Gardens, 363-365 Bond Street, Brooklyn, NY

QC Batch ID: MP80489 Methods: SW846 7471B
Matrix Type: SOLID Units: mg/kg

Prep Date: 07/07/14

Metal	JB70672-12 Original	MSD	Spikelot HGPWS1	% Rec	MSD RPD	QC Limit
Mercury	0.024	0.61	0.588	99.6	0.0	20

Associated samples MP80489: JB70672-1, JB70672-2, JB70672-3, JB70672-4, JB70672-7, JB70672-8, JB70672-9, JB70672-11, JB70672-12

Results < IDL are shown as zero for calculation purposes
(*) Outside of QC limits
(N) Matrix Spike Rec. outside of QC limits
(anr) Analyte not requested

SPIKE BLANK AND LAB CONTROL SAMPLE SUMMARY

Login Number: JB70672
Account: LANGAN - Langan Engineering & Environmental
Project: Carroll Gardens, 363-365 Bond Street, Brooklyn, NY

QC Batch ID: MP80489
Matrix Type: SOLID

Methods: SW846 7471B
Units: mg/kg

Prep Date: 07/07/14

Metal	LCS Result	Spikelot HGLCS54082% Rec		QC Limits
Mercury	5.4	5.76	93.8	71-129

Associated samples MP80489: JB70672-1, JB70672-2, JB70672-3, JB70672-4, JB70672-7, JB70672-8, JB70672-9, JB70672-11, JB70672-12

Results < IDL are shown as zero for calculation purposes
(*) Outside of QC limits
(anr) Analyte not requested

BLANK RESULTS SUMMARY
Part 2 - Method Blanks

Login Number: JB70672
Account: LANGAN - Langan Engineering & Environmental
Project: Carroll Gardens, 363-365 Bond Street, Brooklyn, NY

QC Batch ID: MP80519
Matrix Type: AQUEOUS

Methods: SW846 7470A
Units: ug/l

Prep Date: 07/08/14

Metal	RL	IDL	MDL	MB raw	final
Mercury	0.20	.062	.064	0.085	<0.20

Associated samples MP80519: JB70672-5

Results < IDL are shown as zero for calculation purposes
(*) Outside of QC limits
(anr) Analyte not requested

SPIKE BLANK AND LAB CONTROL SAMPLE SUMMARY

Login Number: JB70672
Account: LANGAN - Langan Engineering & Environmental
Project: Carroll Gardens, 363-365 Bond Street, Brooklyn, NY

QC Batch ID: MP80519
Matrix Type: AQUEOUS

Methods: SW846 7470A
Units: ug/l

Prep Date: 07/08/14

Metal	LCS Result	Spikelot HGPW3	% Rec	QC Limits
Mercury	2.1	2	105.0	80-120

Associated samples MP80519: JB70672-5

Results < IDL are shown as zero for calculation purposes
(*) Outside of QC limits
(anr) Analyte not requested

BLANK RESULTS SUMMARY
Part 2 - Method Blanks

Login Number: JB70672
Account: LANGAN - Langan Engineering & Environmental
Project: Carroll Gardens, 363-365 Bond Street, Brooklyn, NY

QC Batch ID: MP80550
Matrix Type: AQUEOUS

Methods: SW846 7470A
Units: ug/l

Prep Date: 07/09/14

Metal	RL	IDL	MDL	MB raw	final
Mercury	0.20	.024	.064	0.031	<0.20

Associated samples MP80550: JB70672-10

Results < IDL are shown as zero for calculation purposes
(*) Outside of QC limits
(anr) Analyte not requested

MATRIX SPIKE AND DUPLICATE RESULTS SUMMARY

Login Number: JB70672
Account: LANGAN - Langan Engineering & Environmental
Project: Carroll Gardens, 363-365 Bond Street, Brooklyn, NY

QC Batch ID: MP80550
Matrix Type: AQUEOUS

Methods: SW846 7470A
Units: ug/l

Prep Date: 07/09/14

Metal	JB71051-1 Original	MS	Spikelot HGPW3	% Rec	QC Limits
Mercury	0.0	3.3	4	82.5	75-125

Associated samples MP80550: JB70672-10

Results < IDL are shown as zero for calculation purposes
(*) Outside of QC limits
(N) Matrix Spike Rec. outside of QC limits
(anr) Analyte not requested

MATRIX SPIKE AND DUPLICATE RESULTS SUMMARY

Login Number: JB70672
Account: LANGAN - Langan Engineering & Environmental
Project: Carroll Gardens, 363-365 Bond Street, Brooklyn, NY

QC Batch ID: MP80550 Methods: SW846 7470A
Matrix Type: AQUEOUS Units: ug/l

Prep Date: 07/09/14

Metal	JB71051-1 Original	MSD	Spikelot HGPW3	% Rec	MSD RPD	QC Limit
Mercury	0.0	3.1	4	77.5	6.2	20

Associated samples MP80550: JB70672-10

Results < IDL are shown as zero for calculation purposes
(*) Outside of QC limits
(N) Matrix Spike Rec. outside of QC limits
(anr) Analyte not requested

SPIKE BLANK AND LAB CONTROL SAMPLE SUMMARY

Login Number: JB70672
Account: LANGAN - Langan Engineering & Environmental
Project: Carroll Gardens, 363-365 Bond Street, Brooklyn, NY

QC Batch ID: MP80550
Matrix Type: AQUEOUS

Methods: SW846 7470A
Units: ug/l

Prep Date: 07/09/14

Metal	LCS Result	Spikelot HGPW3	% Rec	QC Limits
Mercury	1.9	2	95.0	80-120

Associated samples MP80550: JB70672-10

Results < IDL are shown as zero for calculation purposes
(*) Outside of QC limits
(anr) Analyte not requested

POST DIGESTATE SPIKE SUMMARY

Login Number: JB70672
Account: LANGAN - Langan Engineering & Environmental
Project: Carroll Gardens, 363-365 Bond Street, Brooklyn, NY

QC Batch ID: MP80550
Matrix Type: AQUEOUS

Methods: SW846 7470A
Units: ug/l

Prep Date: 07/09/14

Metal	Sample ml	Final ml	JB71051-1 Raw	Corr.**	PS ug/l	Spike ml	Spike ug/ml	Spike ug/l	% Rec	QC Limits
Mercury	15	15.7			1.5128	1	0.03	1.910828	79.2*(a)	85-115

Associated samples MP80550: JB70672-10

Results < IDL are shown as zero for calculation purposes
(*) Outside of QC limits
(**) Corr. sample result = Raw * (sample volume / final volume)
(anr) Analyte not requested
(a) Spike recovery indicates possible matrix interference.

Instrument Detection Limits

Job Number: JB70672
Account: LANGAN Langan Engineering & Environmental
Project: Carroll Gardens, 363-365 Bond Street, Brooklyn, NY

Instrument ID: LEEMANHG5 **Effective Date:** 06/24/14

Analyte	IDL ug/l
Mercury	.0624

The above applies to the following instrument runs:
MA34406

Instrument Detection Limits

Job Number: JB70672
Account: LANGAN Langan Engineering & Environmental
Project: Carroll Gardens, 363-365 Bond Street, Brooklyn, NY

Instrument ID: LEEMANHG7 **Effective Date:** 05/20/14

Analyte	IDL ug/l
Mercury	.02387

The above applies to the following instrument runs:
MA34392,MA34418

Instrument Detection Limits

Job Number: JB70672
Account: LANGAN Langan Engineering & Environmental
Project: Carroll Gardens, 363-365 Bond Street, Brooklyn, NY

Instrument ID: SSTRACE1 **Effective Date:** 07/01/14

Analyte	IDL ug/l
Aluminum	9.9
Antimony	3
Arsenic	.82
Barium	.24
Beryllium	.01
Bismuth	1.38
Boron	.09
Cadmium	.2
Calcium	41.1
Chromium	.3
Cobalt	.25
Copper	.37
Iron	2.1
Lead	1.07
Lithium	1.9
Magnesium	11.3
Manganese	.05
Molybdenum	.47
Nickel	.3
Palladium	.7
Potassium	39.9
Selenium	1.4
Silicon	7.6
Silver	.54
Sodium	11.8
Sulfur	2.38
Strontium	.15
Thallium	1.28
Tin	.69
Titanium	.68
Tungsten	7.39
Vanadium	.28
Zinc	.92
Zirconium	.39

The above applies to the following instrument runs:
MA34391,MA34444

Instrument Detection Limits

Job Number: JB70672
Account: LANGAN Langan Engineering & Environmental
Project: Carroll Gardens, 363-365 Bond Street, Brooklyn, NY

Instrument ID: SSTRACE2 **Effective Date:** 06/17/14

Analyte	IDL ug/l
Aluminum	7
Antimony	1.4
Arsenic	1
Barium	.2
Beryllium	.2
Bismuth	.8
Boron	.8
Cadmium	.2
Calcium	10.1
Chromium	.5
Cobalt	.3
Copper	1.1
Iron	3.4
Lead	1.3
Lithium	1.3
Magnesium	19
Manganese	.1
Molybdenum	.4
Nickel	.5
Palladium	1
Potassium	26.3
Selenium	2.6
Silicon	7.7
Silver	.5
Sodium	7.5
Sulfur	3.5
Strontium	.1
Thallium	1.6
Tin	.8
Titanium	.5
Tungsten	5.6
Vanadium	.3
Zinc	1.4
Zirconium	.4

The above applies to the following instrument runs:
MA34389,MA34399

Instrument Detection Limits

Job Number: JB70672
Account: LANGAN Langan Engineering & Environmental
Project: Carroll Gardens, 363-365 Bond Street, Brooklyn, NY

Instrument ID: SSTRACE5 **Effective Date:** 06/17/14

Analyte	IDL ug/l
Aluminum	18.2
Antimony	2.1
Arsenic	2.7
Barium	.4
Beryllium	.1
Bismuth	3
Boron	1.1
Cadmium	.3
Calcium	5.9
Chromium	.6
Cobalt	.3
Copper	.8
Iron	5.5
Lead	1.3
Lithium	3.4
Magnesium	91.7
Manganese	.05
Molybdenum	.5
Nickel	.4
Palladium	2.2
Potassium	50.3
Selenium	3.6
Silicon	2.1
Silver	1.1
Sodium	60.3
Sulfur	3.8
Strontium	.2
Thallium	1.4
Tin	1.4
Titanium	.5
Tungsten	7.5
Vanadium	.4
Zinc	.4
Zirconium	.3

The above applies to the following instrument runs:
MA34401

Instrument Linear Ranges

Job Number: JB70672
Account: LANGAN Langan Engineering & Environmental
Project: Carroll Gardens, 363-365 Bond Street, Brooklyn, NY

Instrument ID: LEEMANHG5 **Effective Date:** 05/13/13

Analyte	Linear Range ug/l
Mercury	5

The above applies to the following instrument runs:
MA34406

Instrument Linear Ranges

Job Number: JB70672
Account: LANGAN Langan Engineering & Environmental
Project: Carroll Gardens, 363-365 Bond Street, Brooklyn, NY

Instrument ID: LEEMANHG7 **Effective Date:** 05/13/13

Analyte	Linear Range ug/l
Mercury	5

The above applies to the following instrument runs:
MA34392,MA34418

Instrument Linear Ranges

Job Number: JB70672
Account: LANGAN Langan Engineering & Environmental
Project: Carroll Gardens, 363-365 Bond Street, Brooklyn, NY

Instrument ID: SSTRACE1 **Effective Date:** 03/25/14

Analyte	Linear Range ug/l
Aluminum	1000000
Antimony	50000
Arsenic	10000
Barium	50000
Beryllium	25000
Bismuth	50000
Boron	50000
Cadmium	10000
Calcium	500000
Chromium	50000
Cobalt	25000
Copper	25000
Iron	500000
Lead	25000
Lithium	50000
Magnesium	1000000
Manganese	10000
Molybdenum	50000
Nickel	25000
Palladium	50000
Potassium	1000000
Selenium	50000
Silicon	50000
Silver	2000
Sodium	1000000
Sulfur	100000
Strontium	25000
Thallium	25000
Tin	50000
Titanium	50000
Tungsten	25000
Vanadium	50000
Zinc	50000
Zirconium	50000

The above applies to the following instrument runs:
MA34391,MA34444

Instrument Linear Ranges

Job Number: JB70672
Account: LANGAN Langan Engineering & Environmental
Project: Carroll Gardens, 363-365 Bond Street, Brooklyn, NY

Instrument ID: SSTRACE2 **Effective Date:** 06/19/14

Analyte	Linear Range ug/l
Aluminum	1000000
Antimony	50000
Arsenic	10000
Barium	50000
Beryllium	25000
Bismuth	50000
Boron	25000
Cadmium	10000
Calcium	500000
Chromium	50000
Cobalt	25000
Copper	50000
Iron	500000
Lead	50000
Lithium	50000
Magnesium	1000000
Manganese	10000
Molybdenum	50000
Nickel	25000
Palladium	50000
Potassium	1000000
Selenium	50000
Silicon	50000
Silver	2000
Sodium	1000000
Sulfur	100000
Strontium	50000
Thallium	25000
Tin	25000
Titanium	50000
Tungsten	10000
Vanadium	50000
Zinc	50000
Zirconium	25000

The above applies to the following instrument runs:
MA34389,MA34399

Instrument Linear Ranges

Job Number: JB70672
Account: LANGAN Langan Engineering & Environmental
Project: Carroll Gardens, 363-365 Bond Street, Brooklyn, NY

Instrument ID: SSTRACE5 **Effective Date:** 04/09/14

Analyte	Linear Range ug/l
Aluminum	750000
Antimony	50000
Arsenic	10000
Barium	25000
Beryllium	25000
Bismuth	50000
Boron	50000
Cadmium	10000
Calcium	1000000
Chromium	50000
Cobalt	25000
Copper	50000
Iron	500000
Lead	25000
Lithium	50000
Magnesium	1000000
Manganese	10000
Molybdenum	50000
Nickel	25000
Palladium	50000
Potassium	1000000
Selenium	50000
Silicon	50000
Silver	2000
Sodium	1000000
Sulfur	100000
Strontium	25000
Thallium	25000
Tin	50000
Titanium	50000
Tungsten	10000
Vanadium	50000
Zinc	50000
Zirconium	50000

The above applies to the following instrument runs:
MA34401

New Jersey ACCUTEST LABORATORIES

Metals Analysis

Raw Data

Zoom In ▶ Zoom Out

Sample Name: STDA Acquired: 7/3/2014 11:48:53 Type: Cal
Method: Accutest1(v240) Mode: IR Corr. Factor: 1.000000
User: admin Custom ID1: Custom ID2: Custom ID3:
Comment:

Elem	Ba4554	Be3130	Cd2288	Co2286	Cr2677	Cu3247	Mn2576	Ni2316	Ag3280
Units	Cts/S	Cts/S	Cts/S	Cts/S	Cts/S	Cts/S	Cts/S	Cts/S	Cts/S
Avg	**.0023**	**.0002**	**.0007**	**.0000**	**.0000**	**.0036**	**.0000**	**-.0008**	**.0000**
Stddev	.0003	.0000	.0000	.000	.0000	.0000	.0000	.0001	.000
%RSD	12.48	22.48	1.190	113.1	35.41	.2985	48.59	7.799	41.54
#1	.0021	.0001	.0007	.0000	.0000	.0036	.0001	-.0008	.0000
#2	.0025	.0002	.0007	-.0001	.0000	.0036	.0000	-.0009	.0000

Elem	V_2924	Zn2062	As1890	Tl1908	Pb2203	Se1960	Sb2068	Al3961	Ca3179
Units	Cts/S	Cts/S	Cts/S	Cts/S	Cts/S	Cts/S	Cts/S	Cts/S	Cts/S
Avg	**.0000**	**.0000**	**.0003**	**-.0002**	**-.0003**	**.0007**	**.0007**	**.0007**	**.0035**
Stddev	.0000	.0001	.0000	.0000	.0000	.0001	.0002	.0004	.0000
%RSD	31.14	1023.	17.25	14.02	11.72	8.794	26.83	52.07	1.068
#1	.0000	.0001	.0002	-.0001	-.0003	.0006	.0008	.0004	.0035
#2	.0001	.0000	.0003	-.0002	-.0003	.0007	.0006	.0010	.0035

Elem	Fe2599	Mg2790	K_7664	Na5895	B_2089	Mo2020	Pd3404	Si2124	Sn1899
Units	Cts/S	Cts/S	Cts/S	Cts/S	Cts/S	Cts/S	Cts/S	Cts/S	Cts/S
Avg	**.0000**	**.0001**	**.0008**	**.0038**	**.0009**	**.0018**	**.0000**	**.0073**	**.0005**
Stddev	.0001	.0001	.0005	.0002	.0000	.0000	.000	.0002	.0001
%RSD	122.3	93.07	67.67	5.091	.9672	.0485	.1130	2.156	29.82
#1	.0001	.0000	.0004	.0039	.0009	.0018	.0000	.0074	.0006
#2	.0000	.0002	.0012	.0037	.0009	.0018	.0000	.0072	.0004

Elem	Sr4077	Ti3349	W_2079	Zr3391	S_1820	Bi2230	Li6707
Units	Cts/S	Cts/S	Cts/S	Cts/S	Cts/S	Cts/S	Cts/S
Avg	**.0000**	**-.0001**	**.0061**	**.0000**	**.0005**	**-.0006**	**-.0013**
Stddev	.000	.0000	.0002	.000	.0001	.0001	.0004
%RSD	37.05	8.885	2.739	482.8	18.36	21.49	30.38
#1	.0000	-.0001	.0060	.0000	.0004	-.0005	-.0010
#2	.0000	-.0001	.0063	.0000	.0005	-.0007	-.0016

Int. Std.	Y_3600	Y_3710	Y_2243	In2306
Units	Cts/S	Cts/S	Cts/S	Cts/S
Avg	**96693.**	**11223.**	**1903.6**	**6352.7**
Stddev	357.	12.	.4	5.2
%RSD	.36934	.10695	.01998	.08249
#1	96441.	11215.	1903.3	6356.4
#2	96946.	11232.	1903.8	6349.0

◀ Zoom In ▶ Zoom Out

Sample Name: STDB Acquired: 7/3/2014 11:55:10 Type: Cal
Method: Accutest1(v240) Mode: IR Corr. Factor: 1.000000
User: admin Custom ID1: Custom ID2: Custom ID3:
Comment:

Elem	Ba4554	Be3130	Cd2288	Co2286	Cr2677	Cu3247	Mn2576	Ni2316	Ag3280
Units	Cts/S	Cts/S	Cts/S	Cts/S	Cts/S	Cts/S	Cts/S	Cts/S	Cts/S
Avg	**14.27**	**9.182**	**4.644**	**1.540**	**.2908**	**1.194**	**.8251**	**1.159**	**.0723**
Stddev	.01	.041	.010	.003	.0018	.006	.0040	.002	.0001
%RSD	.0630	.4436	.2119	.1651	.6315	.5453	.4842	.1414	.1243
#1	14.27	9.211	4.637	1.539	.2921	1.189	.8279	1.158	.0722
#2	14.28	9.153	4.651	1.542	.2895	1.198	.8223	1.160	.0724

Elem	V_2924	Zn2062	As1890	Tl1908	Pb2203	Se1960	Sb2068	Al3961	Ca3179
Units	Cts/S	Cts/S	Cts/S	Cts/S	Cts/S	Cts/S	Cts/S	Cts/S	Cts/S
Avg	**.6200**	**3.614**	**.8642**	**.1460**	**.5197**	**.5162**	**1.152**	**3.870**	**4.143**
Stddev	.0020	.010	.0026	.0013	.0012	.0015	.002	.008	.042
%RSD	.3197	.2819	.3053	.9152	.2241	.3002	.2058	.2134	1.011
#1	.6214	3.607	.8623	.1450	.5189	.5151	1.150	3.876	4.173
#2	.6186	3.621	.8660	.1469	.5206	.5173	1.154	3.864	4.114

Elem	Fe2599	Mg2790	K_7664	Na5895	B_2089	Mo2020	Pd3404	Si2124	Sn1899
Units	Cts/S	Cts/S	Cts/S	Cts/S	Cts/S	Cts/S	Cts/S	Cts/S	Cts/S
Avg	**2.284**	**.2977**	**3.311**	**10.41**	**1.168**	**4.540**	**.2628**	**3.368**	**.6925**
Stddev	.015	.0033	.011	.02	.004	.016	.0014	.007	.0021
%RSD	.6627	1.098	.3274	.1675	.3008	.3568	.5319	.2129	.3051
#1	2.295	.3001	3.319	10.42	1.165	4.528	.2618	3.362	.6910
#2	2.273	.2954	3.304	10.40	1.170	4.551	.2638	3.373	.6940

Elem	Sr4077	Ti3349	W_2079	Zr3391	S_1820	Bi2230	Li6707
Units	Cts/S	Cts/S	Cts/S	Cts/S	Cts/S	Cts/S	Cts/S
Avg	**17.45**	**.6584**	**2.172**	**1.640**	**.3480**	**1.700**	**4.445**
Stddev	.02	.0014	.006	.000	.0026	.003	.004
%RSD	.1297	.2074	.2941	.0188	.7369	.1511	.1003
#1	17.47	.6594	2.167	1.640	.3462	1.698	4.441
#2	17.43	.6574	2.176	1.640	.3498	1.702	4.448

Int. Std.	Y_3600	Y_3710	Y_2243	In2306
Units	Cts/S	Cts/S	Cts/S	Cts/S
Avg	**91294.**	**11042.**	**1752.5**	**5473.2**
Stddev	172.	96.	3.1	8.6
%RSD	.18866	.86643	.17512	.15783
#1	91415.	10975.	1754.7	5479.3
#2	91172.	11110.	1750.3	5467.1

◀ Zoom In ▶ Zoom Out

Sample Name: ccvconf Acquired: 7/3/2014 12:01:11 Type: QC
Method: Accutest1(v240) Mode: CONC Corr. Factor: 1.000000
User: admin Custom ID1: Custom ID2: Custom ID3:
Comment:

Elem	Ba4554	Be3130	Cd2288	Co2286	Cr2677	Cu3247	Mn2576	Ni2316	Ag3280
Units	ppm	ppm	ppm	ppm	ppm	ppm	ppm	ppm	ppm
Avg	**2.005**	**2.023**	**1.996**	**2.016**	**1.977**	**1.950**	**2.031**	**2.037**	**.2413**
Stddev	.004	.001	.001	.001	.002	.002	.003	.000	.0002
%RSD	.1789	.0592	.0643	.0565	.0856	.1148	.1652	.0106	.0694
#1	2.008	2.022	1.997	2.015	1.975	1.952	2.029	2.038	.2412
#2	2.003	2.024	1.995	2.016	1.978	1.949	2.033	2.037	.2415
Check ?	Chk Pass	Chk Pass	Chk Pass	Chk Pass	Chk Pass	Chk Pass	Chk Pass	Chk Pass	Chk Pass
Value									
Range									

Elem	V_2924	Zn2062	As1890	Tl1908	Pb2203	Se1960	Sb2068	Al3961	Ca3179
Units	ppm	ppm	ppm	ppm	ppm	ppm	ppm	ppm	ppm
Avg	**1.985**	**2.045**	**1.978**	**2.069**	**2.047**	**1.982**	**1.979**	**39.75**	**39.90**
Stddev	.001	.003	.001	.003	.001	.000	.005	.08	.20
%RSD	.0356	.1479	.0330	.1328	.0286	.0107	.2326	.1955	.4911
#1	1.984	2.043	1.978	2.067	2.047	1.982	1.983	39.81	39.76
#2	1.985	2.047	1.979	2.071	2.048	1.982	1.976	39.70	40.03
Check ?	Chk Pass	Chk Pass	Chk Pass	Chk Pass	Chk Pass	Chk Pass	Chk Pass	Chk Pass	Chk Pass
Value									
Range									

Elem	Fe2599	Mg2790	K_7664	Na5895	B_2089	Mo2020	Pd3404	Si2124	Sn1899
Units	ppm	ppm	ppm	ppm	ppm	ppm	ppm	ppm	ppm
Avg	**40.46**	**39.59**	**39.84**	**40.25**	**2.001**	**2.024**	**1.923**	**4.950**	**2.036**
Stddev	.10	.27	.01	.08	.003	.001	.003	.004	.000
%RSD	.2361	.6938	.0370	.1995	.1301	.0525	.1282	.0853	.0206
#1	40.39	39.39	39.85	40.31	2.003	2.023	1.924	4.953	2.037
#2	40.53	39.78	39.83	40.20	2.000	2.024	1.921	4.947	2.036
Check ?	Chk Pass	Chk Pass	Chk Pass	Chk Pass	Chk Pass	Chk Pass	Chk Pass	Chk Pass	Chk Pass
Value									
Range									

◀ Zoom In ▶ Zoom Out

Sample Name: ccvconf Acquired: 7/3/2014 12:01:11 Type: QC
Method: Accutest1(v240) Mode: CONC Corr. Factor: 1.000000
User: admin Custom ID1: Custom ID2: Custom ID3:
Comment:

Elem	Sr4077	Ti3349	W_2079	Zr3391	S_1820	Bi2230	Li6707
Units	ppm	ppm	ppm	ppm	ppm	ppm	ppm
Avg	**2.002**	**1.983**	**1.971**	**1.964**	**1.984**	**1.975**	**1.946**
Stddev	.000	.001	.006	.003	.000	.004	.004
%RSD	.0117	.0639	.2996	.1501	.0107	.2248	.2091
#1	2.002	1.982	1.967	1.966	1.984	1.978	1.948
#2	2.002	1.984	1.975	1.962	1.984	1.972	1.943
Check ?	Chk Pass	Chk Pass	Chk Pass	Chk Pass	Chk Pass	Chk Pass	Chk Pass
Value							
Range							

Int. Std.	Y_3600	Y_3710	Y_2243	In2306
Units	Cts/S	Cts/S	Cts/S	Cts/S
Avg	**95716.**	**11176.**	**1824.3**	**5707.3**
Stddev	22.	37.	1.6	.5
%RSD	.02309	.32809	.08816	.00955
#1	95700.	11202.	1823.2	5706.9
#2	95731.	11150.	1825.5	5707.7

Zoom In Zoom Out

Sample Name: ccbconf Acquired: 7/3/2014 12:07:15 Type: QC
Method: Accutest1(v240) Mode: CONC Corr. Factor: 1.000000
User: admin Custom ID1: Custom ID2: Custom ID3:
Comment:

Elem	Ba4554	Be3130	Cd2288	Co2286	Cr2677	Cu3247	Mn2576	Ni2316	Ag3280
Units	ppm	ppm	ppm	ppm	ppm	ppm	ppm	ppm	ppm
Avg	**-.0001**	**-.0001**	**.0000**	**-.0002**	**-.0001**	**-.0004**	**-.0001**	**-.0001**	**.0002**
Stddev	.0000	.0000	.0000	.0000	.0002	.0005	.0000	.0004	.0001
%RSD	52.37	31.90	17.97	15.30	152.2	101.7	29.49	387.6	81.49
#1	-.0001	-.0001	.0001	-.0002	-.0002	-.0008	-.0001	.0002	.0003
#2	-.0001	-.0001	.0000	-.0002	.0000	-.0001	-.0001	-.0003	.0001
Check ?	Chk Pass	Chk Pass	Chk Pass	Chk Pass	Chk Pass	Chk Pass	Chk Pass	Chk Pass	Chk Pass
High Limit									
Low Limit									

Elem	V_2924	Zn2062	As1890	Tl1908	Pb2203	Se1960	Sb2068	Al3961	Ca3179
Units	ppm	ppm	ppm	ppm	ppm	ppm	ppm	ppm	ppm
Avg	**-.0001**	**.0000**	**.0001**	**-.0015**	**.0002**	**-.0003**	**-.0002**	**-.0021**	**-.0064**
Stddev	.0002	.000	.0011	.0009	.0002	.0014	.0005	.0004	.0031
%RSD	213.2	266.7	1071.	58.45	89.51	525.1	270.1	18.69	48.58
#1	-.0003	.0000	.0009	-.0009	.0004	.0007	-.0005	-.0024	-.0042
#2	.0001	-.0001	-.0007	-.0021	.0001	-.0013	.0002	-.0018	-.0086
Check ?	Chk Pass	Chk Pass	Chk Pass	Chk Pass	Chk Pass	Chk Pass	Chk Pass	Chk Pass	Chk Pass
High Limit									
Low Limit									

Elem	Fe2599	Mg2790	K_7664	Na5895	B_2089	Mo2020	Pd3404	Si2124	Sn1899
Units	ppm	ppm	ppm	ppm	ppm	ppm	ppm	ppm	ppm
Avg	**-.0002**	**-.0163**	**.0369**	**.0091**	**.0014**	F **.0028**	**-.0004**	**-.0012**	**.0004**
Stddev	.0028	.0255	.0041	.0018	.0001	.0002	.0001	.0006	.0006
%RSD	1791.	156.2	11.23	20.34	4.986	5.519	36.18	50.73	168.0
#1	.0018	.0017	.0340	.0078	.0013	.0029	-.0003	-.0008	.0008
#2	-.0021	-.0343	.0399	.0104	.0014	.0027	-.0005	-.0017	-.0001
Check ?	Chk Pass	Chk Pass	Chk Pass	Chk Pass	Chk Pass	Chk Fail	Chk Pass	Chk Pass	Chk Pass
High Limit						.0020			
Low Limit						-.0020			

Zoom In Zoom Out

Sample Name: ccbconf Acquired: 7/3/2014 12:07:15 Type: QC
Method: Accutest1(v240) Mode: CONC Corr. Factor: 1.000000
User: admin Custom ID1: Custom ID2: Custom ID3:
Comment:

Elem	Sr4077	Ti3349	W_2079	Zr3391	S_1820	Bi2230	Li6707
Units	ppm	ppm	ppm	ppm	ppm	ppm	ppm
Avg	**.0000**	**.0002**	F **.0128**	**.0005**	**.0007**	**-.0002**	**-.0003**
Stddev	.000	.0001	.0010	.0000	.0004	.0003	.0002
%RSD	85.20	41.16	8.061	.3575	53.30	142.6	65.70
#1	-.0001	.0001	.0135	.0005	.0004	-.0005	-.0004
#2	.0000	.0002	.0121	.0005	.0010	.0000	-.0002
Check ?	Chk Pass	Chk Pass	Chk Fail	Chk Pass	Chk Pass	Chk Pass	Chk Pass
High Limit			.0123				
Low Limit			-.0123				

Int. Std.	Y_3600	Y_3710	Y_2243	In2306
Units	Cts/S	Cts/S	Cts/S	Cts/S
Avg	**98714.**	**11260.**	**1903.5**	**6363.7**
Stddev	212.	31.	5.1	7.1
%RSD	.21453	.27611	.27001	.11220
#1	98864.	11238.	1907.2	6368.7
#2	98565.	11282.	1899.9	6358.6

Zoom In Zoom Out

Sample Name: icv Acquired: 7/3/2014 12:15:30 Type: QC
Method: Accutest1(v240) Mode: CONC Corr. Factor: 1.000000
User: admin Custom ID1: Custom ID2: Custom ID3:
Comment:

Elem	Ba4554	Be3130	Cd2288	Co2286	Cr2677	Cu3247	Mn2576	Ni2316	Ag3280
Units	ppm	ppm	ppm	ppm	ppm	ppm	ppm	ppm	ppm
Avg	**2.005**	**2.020**	**2.003**	**2.003**	**2.087**	**1.979**	**2.093**	**2.033**	**.2511**
Stddev	.004	.005	.006	.002	.014	.004	.010	.001	.0003
%RSD	.2000	.2700	.2838	.1007	.6868	.1983	.4677	.0222	.1014
#1	2.004	2.022	2.007	2.001	2.098	1.979	2.100	2.033	.2511
#2	2.001	2.024	2.006	2.005	2.092	1.975	2.097	2.033	.2513
#3	2.009	2.014	1.997	2.003	2.071	1.983	2.082	2.033	.2508
Check ?	Chk Pass	Chk Pass	Chk Pass	Chk Pass	Chk Pass	Chk Pass	Chk Pass	Chk Pass	Chk Pass
Value									
Range									

Elem	V_2924	Zn2062	As1890	Tl1908	Pb2203	Se1960	Sb2068	Al3961	Ca3179
Units	ppm	ppm	ppm	ppm	ppm	ppm	ppm	ppm	ppm
Avg	**2.011**	**2.047**	**1.984**	**2.072**	**2.030**	**1.984**	**1.971**	**38.68**	**41.17**
Stddev	.004	.003	.008	.012	.004	.008	.004	.03	.29
%RSD	.2188	.1680	.3942	.5858	.1753	.4142	.1892	.0804	.6938
#1	2.014	2.047	1.989	2.070	2.026	1.989	1.975	38.69	41.19
#2	2.012	2.050	1.988	2.085	2.032	1.988	1.970	38.64	41.44
#3	2.006	2.043	1.975	2.061	2.031	1.974	1.967	38.70	40.87
Check ?	Chk Pass	Chk Pass	Chk Pass	Chk Pass	Chk Pass	Chk Pass	Chk Pass	Chk Pass	Chk Pass
Value									
Range									

Elem	Fe2599	Mg2790	K_7664	Na5895	B_2089	Mo2020	Pd3404	Si2124	Sn1899
Units	ppm	ppm	ppm	ppm	ppm	ppm	ppm	ppm	ppm
Avg	**41.37**	**40.62**	**39.59**	**39.36**	**2.006**	**2.018**	**1.998**	**4.931**	**2.051**
Stddev	.14	.36	.05	.10	.007	.003	.002	.012	.009
%RSD	.3291	.8771	.1266	.2555	.3397	.1662	.1080	.2347	.4184
#1	41.37	40.73	39.61	39.32	2.013	2.020	1.999	4.942	2.057
#2	41.51	40.90	39.53	39.29	2.006	2.019	2.000	4.931	2.054
#3	41.24	40.22	39.62	39.48	1.999	2.014	1.995	4.919	2.041
Check ?	Chk Pass	Chk Pass	Chk Pass	Chk Pass	Chk Pass	Chk Pass	Chk Pass	Chk Pass	Chk Pass
Value									
Range									

Zoom In Zoom Out

Sample Name: icv Acquired: 7/3/2014 12:15:30 Type: QC
Method: Accutest1(v240) Mode: CONC Corr. Factor: 1.000000
User: admin Custom ID1: Custom ID2: Custom ID3:
Comment:

Elem	Sr4077	Ti3349	W_2079	Zr3391	S_1820	Bi2230	Li6707
Units	ppm	ppm	ppm	ppm	ppm	ppm	ppm
Avg	**2.055**	**2.057**	**1.970**	**2.067**	**1.974**	**1.970**	**1.970**
Stddev	.003	.006	.004	.006	.015	.007	.006
%RSD	.1374	.2730	.2201	.2824	.7326	.3378	.2980
#1	2.056	2.063	1.967	2.074	1.981	1.976	1.972
#2	2.052	2.057	1.975	2.065	1.983	1.971	1.964
#3	2.057	2.052	1.968	2.062	1.957	1.963	1.975
Check ?	Chk Pass	Chk Pass	Chk Pass	Chk Pass	Chk Pass	Chk Pass	Chk Pass
Value							
Range							

Int. Std.	Y_3600	Y_3710	Y_2243	In2306
Units	Cts/S	Cts/S	Cts/S	Cts/S
Avg	**92718.**	**11161.**	**1822.9**	**5734.8**
Stddev	205.	64.	5.8	5.2
%RSD	.22057	.57383	.31606	.09072
#1	92510.	11153.	1817.4	5730.6
#2	92724.	11101.	1822.5	5733.3
#3	92919.	11228.	1828.9	5740.6

Zoom In Zoom Out

Sample Name: icb Acquired: 7/3/2014 12:29:56 Type: QC
Method: Accutest1(v240) Mode: CONC Corr. Factor: 1.000000
User: admin Custom ID1: Custom ID2: Custom ID3:
Comment:

Elem	Ba4554	Be3130	Cd2288	Co2286	Cr2677	Cu3247	Mn2576	Ni2316	Ag3280
Units	ppm	ppm	ppm	ppm	ppm	ppm	ppm	ppm	ppm
Avg	**.0001**	**-.0001**	**.0000**	**-.0002**	**-.0002**	**-.0008**	**-.0001**	**-.0002**	**.0000**
Stddev	.0001	.0001	.0001	.0000	.0003	.0001	.0000	.0001	.000
%RSD	107.0	71.38	1068.	10.49	115.3	12.82	33.04	22.63	1507.
#1	.0000	-.0001	-.0001	-.0002	-.0004	-.0007	-.0001	-.0003	-.0003
#2	.0001	.0000	.0001	-.0002	.0000	-.0009	-.0001	-.0002	.0002
Check ?	Chk Pass	Chk Pass	Chk Pass	Chk Pass	Chk Pass	Chk Pass	Chk Pass	Chk Pass	Chk Pass
High Limit									
Low Limit									

Elem	V_2924	Zn2062	As1890	Tl1908	Pb2203	Se1960	Sb2068	Al3961	Ca3179
Units	ppm	ppm	ppm	ppm	ppm	ppm	ppm	ppm	ppm
Avg	**.0001**	**.0000**	**.0003**	**-.0015**	**.0006**	**-.0016**	**.0002**	**-.0102**	**-.0042**
Stddev	.0001	.0001	.0001	.0002	.0004	.0014	.0003	.0008	.0015
%RSD	136.2	265.7	34.28	13.97	67.82	84.93	216.6	7.380	35.89
#1	.0001	.0000	.0002	-.0017	.0009	-.0026	.0004	-.0097	-.0032
#2	.0000	.0001	.0004	-.0014	.0003	-.0007	-.0001	-.0108	-.0053
Check ?	Chk Pass	Chk Pass	Chk Pass	Chk Pass	Chk Pass	Chk Pass	Chk Pass	Chk Pass	Chk Pass
High Limit									
Low Limit									

Elem	Fe2599	Mg2790	K_7664	Na5895	B_2089	Mo2020	Pd3404	Si2124	Sn1899
Units	ppm	ppm	ppm	ppm	ppm	ppm	ppm	ppm	ppm
Avg	**.0008**	**-.0250**	**.0055**	**.0050**	**.0009**	**.0010**	**-.0003**	**-.0008**	**-.0009**
Stddev	.0033	.0226	.0075	.0021	.0002	.0000	.0007	.0006	.0003
%RSD	408.2	90.36	136.8	42.16	19.98	3.547	259.7	78.28	29.89
#1	.0032	-.0090	.0107	.0035	.0010	.0011	-.0007	-.0012	-.0007
#2	-.0015	-.0410	.0002	.0065	.0008	.0010	.0002	-.0003	-.0011
Check ?	Chk Pass	Chk Pass	Chk Pass	Chk Pass	Chk Pass	Chk Pass	Chk Pass	Chk Pass	Chk Pass
High Limit									
Low Limit									

Zoom In Zoom Out

Sample Name: icb Acquired: 7/3/2014 12:29:56 Type: QC
Method: Accutest1(v240) Mode: CONC Corr. Factor: 1.000000
User: admin Custom ID1: Custom ID2: Custom ID3:
Comment:

Elem	Sr4077	Ti3349	W_2079	Zr3391	S_1820	Bi2230	Li6707
Units	ppm	ppm	ppm	ppm	ppm	ppm	ppm
Avg	**-.0001**	**.0000**	**.0098**	**.0003**	**.0000**	**-.0007**	**.0005**
Stddev	.0000	.0001	.0002	.0000	.001	.0009	.0002
%RSD	19.31	295.9	2.494	11.82	1820.	140.7	45.27
#1	-.0001	.0001	.0099	.0003	.0004	-.0013	.0006
#2	-.0001	.0000	.0096	.0003	-.0005	.0000	.0003
Check ?	Chk Pass	Chk Pass	Chk Pass	Chk Pass	Chk Pass	Chk Pass	Chk Pass
High Limit							
Low Limit							

Int. Std.	Y_3600	Y_3710	Y_2243	In2306
Units	Cts/S	Cts/S	Cts/S	Cts/S
Avg	**99754.**	**11286.**	**1913.0**	**6381.7**
Stddev	93.	49.	.0	17.1
%RSD	.09294	.43232	.00100	.26791
#1	99819.	11251.	1913.0	6369.6
#2	99688.	11321.	1913.0	6393.8

Zoom In Zoom Out

Sample Name: iccv Acquired: 7/3/2014 12:38:31 Type: QC
Method: Accutest1(v240) Mode: CONC Corr. Factor: 1.000000
User: admin Custom ID1: Custom ID2: Custom ID3:
Comment:

Elem	Ba4554	Be3130	Cd2288	Co2286	Cr2677	Cu3247	Mn2576	Ni2316	Ag3280
Units	ppm	ppm	ppm	ppm	ppm	ppm	ppm	ppm	ppm
Avg	**2.010**	**2.027**	**2.007**	**1.990**	**2.074**	**1.977**	**2.087**	**2.022**	**.2499**
Stddev	.002	.003	.006	.024	.008	.003	.005	.026	.0008
%RSD	.1023	.1454	.3069	1.209	.3969	.1689	.2538	1.305	.3164
#1	2.013	2.029	2.013	2.004	2.083	1.981	2.093	2.039	.2505
#2	2.009	2.024	2.007	2.016	2.080	1.977	2.089	2.049	.2498
#3	2.009	2.030	2.007	1.962	2.068	1.973	2.087	1.992	.2506
#4	2.008	2.026	1.998	1.979	2.067	1.977	2.080	2.008	.2489
Check ?	Chk Pass	Chk Pass	Chk Pass	Chk Pass	Chk Pass	Chk Pass	Chk Pass	Chk Pass	Chk Pass
Value									
Range									

Elem	V_2924	Zn2062	As1890	Tl1908	Pb2203	Se1960	Sb2068	Al3961	Ca3179
Units	ppm	ppm	ppm	ppm	ppm	ppm	ppm	ppm	ppm
Avg	**2.011**	**2.049**	**2.002**	**2.072**	**2.019**	**2.004**	**1.990**	**38.88**	**41.20**
Stddev	.003	.085	.009	.012	.031	.007	.013	.08	.07
%RSD	.1234	4.126	.4579	.5724	1.515	.3624	.6621	.2051	.1786
#1	2.012	2.043	2.000	2.086	2.034	2.000	1.985	38.83	41.21
#2	2.012	2.168	2.013	2.074	2.054	2.010	1.985	38.79	41.10
#3	2.013	1.976	2.004	2.057	1.986	2.010	2.009	38.93	41.28
#4	2.007	2.007	1.990	2.071	2.004	1.996	1.980	38.96	41.22
Check ?	Chk Pass	Chk Pass	Chk Pass	Chk Pass	Chk Pass	Chk Pass	Chk Pass	Chk Pass	Chk Pass
Value									
Range									

Elem	Fe2599	Mg2790	K_7664	Na5895	B_2089	Mo2020	Pd3404	Si2124	Sn1899
Units	ppm	ppm	ppm	ppm	ppm	ppm	ppm	ppm	ppm
Avg	**41.33**	**40.71**	**39.75**	**39.52**	**2.022**	**2.025**	**1.984**	**4.977**	**2.052**
Stddev	.07	.17	.04	.05	.013	.006	.006	.033	.020
%RSD	.1789	.4076	.1058	.1163	.6270	.2842	.3152	.6580	.9679
#1	41.31	40.63	39.77	39.53	2.019	2.029	1.992	4.972	2.060
#2	41.26	40.67	39.79	39.47	2.015	2.021	1.987	4.948	2.076
#3	41.43	40.95	39.69	39.52	2.041	2.030	1.982	5.024	2.035
#4	41.31	40.58	39.75	39.58	2.013	2.019	1.977	4.963	2.036
Check ?	Chk Pass	Chk Pass	Chk Pass	Chk Pass	Chk Pass	Chk Pass	Chk Pass	Chk Pass	Chk Pass
Value									
Range									

Zoom In Zoom Out

Sample Name: iccv Acquired: 7/3/2014 12:38:31 Type: QC
Method: Accutest1(v240) Mode: CONC Corr. Factor: 1.000000
User: admin Custom ID1: Custom ID2: Custom ID3:
Comment:

Elem	Sr4077	Ti3349	W_2079	Zr3391	S_1820	Bi2230	Li6707
Units	ppm	ppm	ppm	ppm	ppm	ppm	ppm
Avg	**2.056**	**2.049**	**1.979**	**2.054**	**1.992**	**1.992**	**1.976**
Stddev	.004	.006	.005	.006	.005	.020	.009
%RSD	.1985	.3057	.2766	.3092	.2540	.9962	.4626
#1	2.059	2.057	1.981	2.061	1.993	1.987	1.978
#2	2.058	2.052	1.986	2.056	1.997	1.973	1.986
#3	2.056	2.044	1.977	2.052	1.991	2.020	1.974
#4	2.050	2.043	1.973	2.047	1.985	1.988	1.964
Check ?	Chk Pass	Chk Pass	Chk Pass	Chk Pass	Chk Pass	Chk Pass	Chk Pass
Value							
Range							

Int. Std.	Y_3600	Y_3710	Y_2243	In2306
Units	Cts/S	Cts/S	Cts/S	Cts/S
Avg	**93099.**	**11107.**	**1797.3**	**5692.2**
Stddev	173.	25.	31.7	58.7
%RSD	.18575	.22419	1.7662	1.0315
#1	92880.	11134.	1806.0	5697.8
#2	93045.	11118.	1831.4	5760.5
#3	93265.	11097.	1755.0	5617.1
#4	93206.	11077.	1797.0	5693.2

Zoom In Zoom Out

Sample Name: ccb Acquired: 7/3/2014 12:55:12 Type: QC
Method: Accutest1(v240) Mode: CONC Corr. Factor: 1.000000
User: admin Custom ID1: Custom ID2: Custom ID3:
Comment:

Elem	Ba4554	Be3130	Cd2288	Co2286	Cr2677	Cu3247	Mn2576	Ni2316	Ag3280
Units	ppm	ppm	ppm	ppm	ppm	ppm	ppm	ppm	ppm
Avg	**.0001**	**.0002**	**.0002**	**.0000**	**-.0001**	**.0002**	**.0002**	**.0003**	**.0001**
Stddev	.0000	.0000	.0000	.000	.0000	.0002	.0000	.0004	.0000
%RSD	16.09	23.83	2.512	37.01	4.140	67.54	7.079	115.9	52.35
#1	.0001	.0001	.0002	.0000	-.0001	.0001	.0002	.0001	.0000
#2	.0001	.0002	.0002	-.0001	-.0001	.0003	.0002	.0006	.0001
Check ?	Chk Pass	Chk Pass	Chk Pass	Chk Pass	Chk Pass	Chk Pass	Chk Pass	Chk Pass	Chk Pass
High Limit									
Low Limit									

Elem	V_2924	Zn2062	As1890	Tl1908	Pb2203	Se1960	Sb2068	Al3961	Ca3179
Units	ppm	ppm	ppm	ppm	ppm	ppm	ppm	ppm	ppm
Avg	**.0002**	**.0003**	**.0001**	**-.0010**	**.0006**	**-.0004**	**.0000**	**-.0058**	**.0024**
Stddev	.0000	.0001	.0003	.0005	.0001	.0008	.0004	.0019	.0011
%RSD	21.21	30.34	342.3	54.12	19.56	215.7	1330.	32.58	47.30
#1	.0002	.0003	.0003	-.0013	.0005	-.0010	.0003	-.0045	.0016
#2	.0002	.0004	-.0001	-.0006	.0007	.0002	-.0002	-.0072	.0032
Check ?	Chk Pass	Chk Pass	Chk Pass	Chk Pass	Chk Pass	Chk Pass	Chk Pass	Chk Pass	Chk Pass
High Limit									
Low Limit									

Elem	Fe2599	Mg2790	K_7664	Na5895	B_2089	Mo2020	Pd3404	Si2124	Sn1899
Units	ppm	ppm	ppm	ppm	ppm	ppm	ppm	ppm	ppm
Avg	**.0036**	**-.0215**	**.0158**	**.0113**	**.0008**	**.0010**	**-.0002**	**-.0006**	**-.0006**
Stddev	.0018	.0018	.0103	.0001	.0002	.0000	.0001	.0000	.0002
%RSD	48.61	8.506	64.74	.7782	25.82	3.833	64.24	.0632	34.81
#1	.0024	-.0228	.0086	.0112	.0007	.0009	-.0001	-.0006	-.0007
#2	.0049	-.0202	.0231	.0113	.0010	.0010	-.0003	-.0006	-.0004
Check ?	Chk Pass	Chk Pass	Chk Pass	Chk Pass	Chk Pass	Chk Pass	Chk Pass	Chk Pass	Chk Pass
High Limit									
Low Limit									

Zoom In Zoom Out

Sample Name: ccb Acquired: 7/3/2014 12:55:12 Type: QC
Method: Accutest1(v240) Mode: CONC Corr. Factor: 1.000000
User: admin Custom ID1: Custom ID2: Custom ID3:
Comment:

Elem	Sr4077	Ti3349	W_2079	Zr3391	S_1820	Bi2230	Li6707
Units	ppm	ppm	ppm	ppm	ppm	ppm	ppm
Avg	**.0002**	**.0002**	**.0086**	**.0004**	**.0008**	**.0002**	**.0001**
Stddev	.0001	.0001	.0002	.0001	.0014	.0003	.0005
%RSD	55.66	63.60	2.786	21.54	177.9	159.9	716.1
#1	.0003	.0003	.0088	.0003	-.0002	.0004	.0004
#2	.0001	.0001	.0084	.0005	.0017	.0000	-.0003
Check ?	Chk Pass	Chk Pass	Chk Pass	Chk Pass	Chk Pass	Chk Pass	Chk Pass
High Limit							
Low Limit							

Int. Std.	Y_3600	Y_3710	Y_2243	In2306
Units	Cts/S	Cts/S	Cts/S	Cts/S
Avg	**97808.**	**11578.**	**1871.0**	**6320.7**
Stddev	136.	34.	4.7	14.2
%RSD	.13895	.29124	.24982	.22543
#1	97904.	11554.	1867.7	6310.6
#2	97712.	11601.	1874.3	6330.7

Zoom In Zoom Out

Sample Name: sampleconf Acquired: 7/3/2014 13:01:02 Type: Unk
Method: Accutest1(v240) Mode: CONC Corr. Factor: 1.000000
User: admin Custom ID1: Custom ID2: Custom ID3:
Comment:

Elem	Ba4554	Be3130	Cd2288	Co2286	Cr2677	Cu3247	Mn2576	Ni2316	Ag3280
Avg	**.2065**	**.0021**	**.0032**	**.0497**	**.0109**	**.0100**	**.0164**	**.0103**	**.0052**
Stddev	.0012	.0000	.0001	.0001	.0000	.0000	.0000	.0001	.0002
%RSD	.5671	1.589	3.720	.2791	.2768	.1390	.1986	.6028	3.733
#1	.2073	.0021	.0033	.0497	.0110	.0100	.0164	.0103	.0053
#2	.2056	.0022	.0031	.0498	.0109	.0100	.0164	.0104	.0050

Elem	V_2924	Zn2062	As1890	Tl1908	Pb2203	Se1960	Sb2068	Al3961	Ca3179
Avg	**.0537**	**.0223**	**.0089**	**.0085**	**.0042**	**.0092**	**.0056**	**.1945**	**5.096**
Stddev	.0002	.0001	.0005	.0007	.0001	.0001	.0005	.0043	.024
%RSD	.3333	.4599	5.448	7.854	1.440	1.311	8.225	2.194	.4635
#1	.0538	.0224	.0085	.0080	.0041	.0093	.0053	.1976	5.079
#2	.0535	.0222	.0092	.0090	.0042	.0091	.0060	.1915	5.112

Elem	Fe2599	Mg2790	K_7664	Na5895	B_2089	Mo2020	Pd3404	Si2124	Sn1899
Avg	**.1064**	**4.986**	**5.042**	**4.924**	**.1055**	**.0220**	**.0583**	**.2085**	**.0112**
Stddev	.0014	.020	.009	.010	.0002	.0001	.0006	.0012	.0001
%RSD	1.319	.3983	.1740	.1977	.1832	.3290	1.057	.5714	.8933
#1	.1054	5.000	5.036	4.930	.1056	.0220	.0588	.2094	.0113
#2	.1074	4.972	5.048	4.917	.1053	.0219	.0579	.2077	.0112

Elem	Sr4077	Ti3349	W_2079	Zr3391	S_1820	Bi2230	Li6707
Avg	**.0108**	**.0114**	**.0623**	**.0124**	**.0487**	**.0201**	**.0212**
Stddev	.0001	.0001	.0005	.0000	.0002	.0001	.0003
%RSD	.6203	.4578	.7659	.0695	.3401	.4270	1.298
#1	.0108	.0114	.0626	.0124	.0488	.0200	.0214
#2	.0109	.0114	.0619	.0124	.0486	.0201	.0210

Int. Std.	Y_3600	Y_3710	Y_2243	In2306
Avg	**96626.**	**11483.**	**1845.3**	**6156.6**
Stddev	139.	28.	6.3	8.9
%RSD	.14404	.24604	.34376	.14389
#1	96528.	11503.	1840.8	6150.3
#2	96724.	11463.	1849.8	6162.9

Zoom In Zoom Out

Sample Name: cri Acquired: 7/3/2014 13:07:17 Type: QC
Method: Accutest1(v240) Mode: CONC Corr. Factor: 1.000000
User: admin Custom ID1: Custom ID2: Custom ID3:
Comment:

Elem	Ba4554	Be3130	Cd2288	Co2286	Cr2677	Cu3247	Mn2576	Ni2316	Ag3280
Units	ppm	ppm	ppm	ppm	ppm	ppm	ppm	ppm	ppm
Avg	**.2025**	**.0021**	**.0032**	**.0500**	**.0105**	**.0097**	**.0162**	**.0104**	**.0051**
Stddev	.0028	.0000	.0001	.0003	.0003	.0004	.0002	.0001	.0003
%RSD	1.378	.3732	1.964	.5071	2.829	3.721	1.122	.5568	5.056
#1	.2005	.0021	.0032	.0498	.0103	.0094	.0160	.0104	.0052
#2	.2045	.0021	.0031	.0502	.0107	.0099	.0163	.0105	.0049
Check ?	Chk Pass	Chk Pass	Chk Pass	Chk Pass	Chk Pass	Chk Pass	Chk Pass	Chk Pass	Chk Pass
Value									
Range									

Elem	V_2924	Zn2062	As1890	Tl1908	Pb2203	Se1960	Sb2068	Al3961	Ca3179
Units	ppm	ppm	ppm	ppm	ppm	ppm	ppm	ppm	ppm
Avg	**.0528**	**.0225**	**.0083**	**.0090**	**.0038**	**.0096**	**.0061**	**.1873**	**4.935**
Stddev	.0002	.0000	.0001	.0012	.0008	.0002	.0002	.0050	.060
%RSD	.2995	.0875	.8508	13.00	21.95	2.527	3.570	2.659	1.207
#1	.0527	.0225	.0083	.0098	.0044	.0097	.0063	.1838	4.893
#2	.0529	.0225	.0084	.0082	.0032	.0094	.0060	.1908	4.977
Check ?	Chk Pass	Chk Pass	Chk Pass	Chk Pass	Chk Pass	Chk Pass	Chk Pass	Chk Pass	Chk Pass
Value									
Range									

Elem	Fe2599	Mg2790	K_7664	Na5895	B_2089	Mo2020	Pd3404	Si2124	Sn1899
Units	ppm	ppm	ppm	ppm	ppm	ppm	ppm	ppm	ppm
Avg	**.1071**	**4.830**	**4.961**	**4.878**	**.1051**	**.0218**	**.0565**	**.2080**	**.0113**
Stddev	.0046	.084	.068	.080	.0001	.0001	.0001	.0010	.0008
%RSD	4.337	1.735	1.378	1.645	.0498	.6454	.0922	.4589	6.828
#1	.1038	4.770	4.913	4.821	.1052	.0217	.0565	.2073	.0119
#2	.1104	4.889	5.010	4.935	.1051	.0219	.0564	.2087	.0108
Check ?	Chk Pass	Chk Pass	Chk Pass	Chk Pass	Chk Pass	Chk Pass	Chk Pass	Chk Pass	Chk Pass
Value									
Range									

Zoom In Zoom Out

Sample Name: cri Acquired: 7/3/2014 13:07:17 Type: QC
Method: Accutest1(v240) Mode: CONC Corr. Factor: 1.000000
User: admin Custom ID1: Custom ID2: Custom ID3:
Comment:

Elem	Sr4077	Ti3349	W_2079	Zr3391	S_1820	Bi2230	Li6707
Units	ppm	ppm	ppm	ppm	ppm	ppm	ppm
Avg	**.0106**	**.0111**	**.0598**	**.0112**	**.0490**	**.0206**	**.0206**
Stddev	.0001	.0002	.0001	.0001	.0002	.0005	.0008
%RSD	1.404	1.494	.2258	.5553	.4374	2.316	3.821
#1	.0105	.0112	.0597	.0111	.0491	.0203	.0201
#2	.0107	.0110	.0599	.0112	.0488	.0209	.0212
Check ?	Chk Pass	Chk Pass	Chk Pass	Chk Pass	Chk Pass	Chk Pass	Chk Pass
Value							
Range							

Int. Std.	Y_3600	Y_3710	Y_2243	In2306
Units	Cts/S	Cts/S	Cts/S	Cts/S
Avg	**98538.**	**11677.**	**1855.3**	**6158.5**
Stddev	302.	170.	6.3	23.8
%RSD	.30692	1.4579	.33985	.38607
#1	98752.	11798.	1859.7	6175.3
#2	98324.	11557.	1850.8	6141.7

Zoom In Zoom Out

Sample Name: crid Acquired: 7/3/2014 13:13:31 Type: QC
Method: Accutest1(v240) Mode: CONC Corr. Factor: 1.000000
User: admin Custom ID1: Custom ID2: Custom ID3:
Comment:

Elem	Ba4554	Be3130	Cd2288	Co2286	Cr2677	Cu3247	Mn2576	Ni2316	Ag3280
Units	ppm	ppm	ppm	ppm	ppm	ppm	ppm	ppm	ppm
Avg	**.0042**	**.0010**	**.0010**	**.0028**	**.0017**	F **.0012**	**.0032**	**.0039**	**.0010**
Stddev	.0001	.0001	.0001	.0001	.0003	.0001	.0000	.0001	.0000
%RSD	2.301	5.179	6.402	4.429	19.24	6.154	.3463	2.426	4.580
#1	.0043	.0011	.0011	.0029	.0019	.0011	.0032	.0039	.0009
#2	.0041	.0010	.0010	.0027	.0015	.0012	.0032	.0038	.0010
Check ?	Chk Pass	Chk Pass	Chk Pass	Chk Pass	Chk Pass	Chk Fail	Chk Pass	Chk Pass	Chk Pass
Value						.0020			
Range						-30.00%			

Elem	V_2924	Zn2062	As1890	Tl1908	Pb2203	Se1960	Sb2068	Al3961	Ca3179
Units	ppm	ppm	ppm	ppm	ppm	ppm	ppm	ppm	ppm
Avg	**.0019**	F **.0131**	**.0032**	**.0018**	F **.0040**	**.0048**	**.0035**	**.1006**	**1.008**
Stddev	.0002	.0002	.0003	.0004	.0002	.0007	.0003	.0039	.003
%RSD	9.258	1.623	10.54	23.96	5.069	15.41	9.683	3.874	.2520
#1	.0021	.0133	.0030	.0022	.0041	.0054	.0037	.0978	1.006
#2	.0018	.0130	.0034	.0015	.0038	.0043	.0033	.1033	1.010
Check ?	Chk Pass	Chk Fail	Chk Pass	Chk Pass	Chk Fail	Chk Pass	Chk Pass	Chk Pass	Chk Pass
Value		.0100			.0025				
Range		30.00%			30.00%				

Elem	Fe2599	Mg2790	K_7664	Na5895	B_2089	Mo2020	Pd3404	Si2124	Sn1899
Units	ppm	ppm	ppm	ppm	ppm	ppm	ppm	ppm	ppm
Avg	**-.0005**	F **.0651**	**2.048**	**1.027**	**.0105**	**.0000**	**-.0007**	**-.0005**	**.0000**
Stddev	.0028	.0257	.011	.006	.0002	.0000	.0001	.0000	.000
%RSD	566.7	39.51	.5547	.6040	1.927	114.9	11.68	3.581	1411.
#1	-.0025	.0469	2.040	1.022	.0106	.0000	-.0007	-.0005	.0002
#2	.0015	.0833	2.056	1.031	.0103	.0001	-.0006	-.0005	-.0003
Check ?	None	Chk Fail	Chk Pass	Chk Pass	Chk Pass	None	None	None	None
Value		.1000							
Range		-30.00%							

Zoom In Zoom Out

Sample Name: crid Acquired: 7/3/2014 13:13:31 Type: QC
Method: Accutest1(v240) Mode: CONC Corr. Factor: 1.000000
User: admin Custom ID1: Custom ID2: Custom ID3:
Comment:

Elem	Sr4077	Ti3349	W_2079	Zr3391	S_1820	Bi2230	Li6707
Units	ppm	ppm	ppm	ppm	ppm	ppm	ppm
Avg	**-.0001**	**-.0002**	**.0030**	**-.0001**	**.0020**	**-.0008**	**.0003**
Stddev	.0000	.0001	.0003	.0001	.0019	.0007	.0001
%RSD	29.41	40.90	9.155	248.5	95.96	84.49	45.58
#1	-.0001	-.0002	.0032	.0000	.0034	-.0003	.0002
#2	-.0001	-.0001	.0028	-.0001	.0006	-.0012	.0004
Check ?	None	None	None	None	None	None	None
Value							
Range							

Int. Std.	Y_3600	Y_3710	Y_2243	In2306
Units	Cts/S	Cts/S	Cts/S	Cts/S
Avg	**99932.**	**11543.**	**1874.9**	**6255.1**
Stddev	175.	43.	5.0	18.8
%RSD	.17467	.37622	.26564	.30110
#1	100060.	11574.	1871.3	6241.8
#2	99808.	11513.	1878.4	6268.4

Zoom In Zoom Out

Sample Name: cria Acquired: 7/3/2014 13:19:50 Type: QC
Method: Accutest1(v240) Mode: CONC Corr. Factor: 1.000000
User: admin Custom ID1: Custom ID2: Custom ID3:
Comment:

Elem	Ba4554	Be3130	Cd2288	Co2286	Cr2677	Cu3247	Mn2576	Ni2316	Ag3280
Units	ppm	ppm	ppm	ppm	ppm	ppm	ppm	ppm	ppm
Avg	**.0000**	**-.0001**	**.0000**	**.0001**	**-.0004**	**.0001**	**-.0001**	**.0000**	**.0001**
Stddev	.000	.0000	.0001	.0001	.0001	.0002	.0000	.0000	.0001
%RSD	64.21	16.37	515.2	91.42	34.35	170.7	7.085	51.87	57.54
#1	-.0001	-.0001	.0001	.0001	-.0003	.0000	-.0001	.0000	.0002
#2	.0000	-.0001	.0000	.0000	-.0005	.0003	-.0001	.0000	.0001
Check ?	None	None	None	None	None	None	None	None	None
Value									
Range									

Elem	V_2924	Zn2062	As1890	Tl1908	Pb2203	Se1960	Sb2068	Al3961	Ca3179
Units	ppm	ppm	ppm	ppm	ppm	ppm	ppm	ppm	ppm
Avg	**.0000**	**.0007**	**.0200**	**-.0006**	**.0205**	**.0212**	**.0197**	**.4734**	**-.0002**
Stddev	.0001	.0001	.0002	.0008	.0015	.0013	.0007	.0035	.0022
%RSD	782.2	9.109	.9695	116.6	7.542	6.131	3.581	.7471	1088.
#1	-.0001	.0007	.0199	-.0012	.0194	.0203	.0192	.4709	.0013
#2	.0001	.0007	.0202	-.0001	.0216	.0221	.0202	.4759	-.0017
Check ?	None	None	Chk Pass	None	Chk Pass	Chk Pass	Chk Pass	Chk Pass	None
Value									
Range									

Elem	Fe2599	Mg2790	K_7664	Na5895	B_2089	Mo2020	Pd3404	Si2124	Sn1899
Units	ppm	ppm	ppm	ppm	ppm	ppm	ppm	ppm	ppm
Avg	**.5355**	**-.0164**	**.0023**	**-.0005**	**-.0003**	**-.0002**	**-.0002**	**.0011**	**.0000**
Stddev	.0019	.0142	.0108	.0063	.0005	.0001	.0006	.0001	.0010
%RSD	.3475	86.52	465.3	1257.	131.0	52.79	238.4	12.48	5445.
#1	.5368	-.0064	.0100	.0040	-.0007	-.0002	-.0007	.0012	.0007
#2	.5342	-.0264	-.0053	-.0050	.0000	-.0001	.0002	.0010	-.0007
Check ?	Chk Pass	None	None	None	None	None	None	None	None
Value									
Range									

Zoom In Zoom Out

Sample Name: cria Acquired: 7/3/2014 13:19:50 Type: QC
Method: Accutest1(v240) Mode: CONC Corr. Factor: 1.000000
User: admin Custom ID1: Custom ID2: Custom ID3:
Comment:

Elem	Sr4077	Ti3349	W_2079	Zr3391	S_1820	Bi2230	Li6707
Units	ppm	ppm	ppm	ppm	ppm	ppm	ppm
Avg	**-.0001**	**.0000**	**.0013**	**-.0001**	**.0003**	**.0003**	**-.0002**
Stddev	.0000	.000	.0008	.0000	.0010	.0006	.0004
%RSD	26.86	1555.	60.50	25.31	354.0	219.7	225.4
#1	-.0001	-.0001	.0018	-.0001	-.0004	.0006	-.0005
#2	-.0001	.0001	.0007	-.0001	.0010	-.0001	.0001
Check ?	None	None	None	None	None	None	None
Value							
Range							

Int. Std.	Y_3600	Y_3710	Y_2243	In2306
Units	Cts/S	Cts/S	Cts/S	Cts/S
Avg	**97231.**	**11576.**	**1857.6**	**6276.0**
Stddev	35.	33.	3.5	4.0
%RSD	.03553	.28934	.18770	.06416
#1	97207.	11552.	1860.1	6278.9
#2	97255.	11599.	1855.1	6273.2

Zoom In Zoom Out

Sample Name: icsa Acquired: 7/3/2014 13:26:10 Type: QC
Method: Accutest1(v240) Mode: CONC Corr. Factor: 1.000000
User: admin Custom ID1: Custom ID2: Custom ID3:
Comment:

Elem	Ba4554	Be3130	Cd2288	Co2286	Cr2677	Cu3247	Mn2576	Ni2316	Ag3280
Units	ppm	ppm	ppm	ppm	ppm	ppm	ppm	ppm	ppm
Avg	**-.0009**	**-.0001**	**.0021**	**.0022**	**.0001**	**.0050**	**-.0007**	**.0004**	**.0026**
Stddev	.0000	.0000	.0002	.0002	.0003	.0003	.0000	.0003	.0002
%RSD	.9349	22.34	7.115	7.499	365.4	5.352	5.963	97.04	8.586
#1	-.0009	-.0001	.0020	.0023	-.0001	.0052	-.0007	.0006	.0024
#2	-.0009	-.0001	.0022	.0021	.0003	.0049	-.0007	.0001	.0027
Check ?	Chk Pass	Chk Pass	Chk Pass	Chk Pass	Chk Pass	Chk Pass	Chk Pass	Chk Pass	Chk Pass
High Limit									
Low Limit									

Elem	V_2924	Zn2062	As1890	Tl1908	Pb2203	Se1960	Sb2068	Al3961	Ca3179
Units	ppm	ppm	ppm	ppm	ppm	ppm	ppm	ppm	ppm
Avg	**.0002**	**-.0025**	**-.0009**	**-.0012**	**-.0021**	**-.0034**	**.0008**	**485.1**	**364.5**
Stddev	.0001	.0002	.0001	.0002	.0019	.0002	.0002	1.6	2.0
%RSD	44.23	9.956	16.36	14.27	88.54	4.763	26.45	.3248	.5394
#1	.0003	-.0027	-.0008	-.0013	-.0008	-.0033	.0007	484.0	363.1
#2	.0002	-.0023	-.0010	-.0011	-.0034	-.0035	.0010	486.2	365.8
Check ?	Chk Pass	Chk Pass	Chk Pass	Chk Pass	Chk Pass	Chk Pass	Chk Pass	Chk Pass	Chk Pass
High Limit									
Low Limit									

Elem	Fe2599	Mg2790	K_7664	Na5895	B_2089	Mo2020	Pd3404	Si2124	Sn1899
Units	ppm	ppm	ppm	ppm	ppm	ppm	ppm	ppm	ppm
Avg	**183.7**	**498.1**	**.0334**	**.0008**	**-.0123**	**.0080**	**-.0110**	**-.0195**	**.0070**
Stddev	.6	1.9	.0139	.0033	.0002	.0001	.0002	.0008	.0002
%RSD	.3132	.3801	41.49	393.4	1.624	1.718	1.860	4.067	2.874
#1	183.2	496.7	.0236	-.0015	-.0125	.0081	-.0108	-.0190	.0068
#2	184.1	499.4	.0432	.0032	-.0122	.0079	-.0111	-.0201	.0071
Check ?	Chk Pass	Chk Pass	Chk Pass	Chk Pass	Chk Pass	Chk Pass	Chk Pass	Chk Pass	Chk Pass
High Limit									
Low Limit									

Zoom In Zoom Out

Sample Name: icsa Acquired: 7/3/2014 13:26:10 Type: QC
Method: Accutest1(v240) Mode: CONC Corr. Factor: 1.000000
User: admin Custom ID1: Custom ID2: Custom ID3:
Comment:

Elem	Sr4077	Ti3349	W_2079	Zr3391	S_1820	Bi2230	Li6707
Units	ppm	ppm	ppm	ppm	ppm	ppm	ppm
Avg	**-.0001**	**.0020**	**.0218**	**.0091**	**-.0122**	**.0001**	**.0040**
Stddev	.0000	.0001	.0002	.0001	.0020	.0014	.0006
%RSD	22.73	5.538	.7723	.6623	16.25	1211.	15.14
#1	-.0001	.0021	.0216	.0090	-.0108	.0011	.0036
#2	-.0001	.0019	.0219	.0091	-.0136	-.0009	.0045
Check ?	Chk Pass	Chk Pass	Chk Pass	Chk Pass	Chk Pass	Chk Pass	Chk Pass
High Limit							
Low Limit							

Int. Std.	Y_3600	Y_3710	Y_2243	In2306
Units	Cts/S	Cts/S	Cts/S	Cts/S
Avg	**85107.**	**11095.**	**1616.5**	**4983.3**
Stddev	26.	39.	7.4	16.5
%RSD	.03066	.35088	.45987	.33130
#1	85125.	11122.	1611.3	4971.7
#2	85088.	11067.	1621.8	4995.0

Zoom In Zoom Out

Sample Name: ICSAB Acquired: 7/3/2014 13:32:35 Type: QC
Method: Accutest1(v240) Mode: CONC Corr. Factor: 1.000000
User: admin Custom ID1: Custom ID2: Custom ID3:
Comment:

Elem	Ba4554	Be3130	Cd2288	Co2286	Cr2677	Cu3247	Mn2576	Ni2316	Ag3280
Units	ppm	ppm	ppm	ppm	ppm	ppm	ppm	ppm	ppm
Avg	**.4897**	**.4785**	**1.028**	**.4719**	**.4635**	**.5177**	**.4779**	**.9314**	**1.043**
Stddev	.0002	.0007	.000	.0018	.0008	.0010	.0003	.0012	.001
%RSD	.0333	.1433	.0075	.3743	.1667	.1939	.0675	.1295	.0743
#1	.4896	.4780	1.028	.4707	.4640	.5184	.4777	.9306	1.044
#2	.4898	.4790	1.028	.4732	.4630	.5170	.4781	.9323	1.042
Check ?	Chk Pass	Chk Pass	Chk Pass	Chk Pass	Chk Pass	Chk Pass	Chk Pass	Chk Pass	Chk Pass
Value									
Range									

Elem	V_2924	Zn2062	As1890	Tl1908	Pb2203	Se1960	Sb2068	Al3961	Ca3179
Units	ppm	ppm	ppm	ppm	ppm	ppm	ppm	ppm	ppm
Avg	**.4651**	**.9145**	**1.030**	**.9330**	**.9177**	**1.030**	**1.044**	**496.3**	**363.6**
Stddev	.0009	.0000	.003	.0001	.0021	.005	.000	11.0	3.3
%RSD	.1937	.0053	.2458	.0138	.2279	.4674	.0188	2.214	.9166
#1	.4644	.9145	1.028	.9329	.9162	1.033	1.044	488.6	361.2
#2	.4657	.9145	1.032	.9331	.9192	1.026	1.044	504.1	366.0
Check ?	Chk Pass	Chk Pass	Chk Pass	Chk Pass	Chk Pass	Chk Pass	Chk Pass	Chk Pass	Chk Pass
Value									
Range									

Elem	Fe2599	Mg2790	K_7664	Na5895	B_2089	Mo2020	Pd3404	Si2124	Sn1899
Units	ppm	ppm	ppm	ppm	ppm	ppm	ppm	ppm	ppm
Avg	**184.1**	**505.2**	**-.0093**	**-.0026**	**-.0159**	**.4975**	**.5386**	**-.0246**	**.0102**
Stddev	.6	3.7	.0112	.0016	.0002	.0007	.0015	.0006	.0013
%RSD	.3029	.7385	120.0	60.97	1.321	.1357	.2835	2.390	12.45
#1	183.7	502.6	-.0014	-.0015	-.0161	.4971	.5396	-.0242	.0093
#2	184.5	507.9	-.0172	-.0037	-.0158	.4980	.5375	-.0251	.0111
Check ?	Chk Pass	Chk Pass	None	None	None	Chk Pass	Chk Pass	None	None
Value									
Range									

Zoom In Zoom Out

Sample Name: ICSAB Acquired: 7/3/2014 13:32:35 Type: QC
Method: Accutest1(v240) Mode: CONC Corr. Factor: 1.000000
User: admin Custom ID1: Custom ID2: Custom ID3:
Comment:

Elem	Sr4077	Ti3349	W_2079	Zr3391	S_1820	Bi2230	Li6707
Units	ppm	ppm	ppm	ppm	ppm	ppm	ppm
Avg	**-.0003**	**.0048**	**.5385**	**.4551**	**.4813**	**.5137**	**.5107**
Stddev	.0001	.0003	.0001	.0015	.0015	.0015	.0013
%RSD	52.99	6.406	.0237	.3292	.3131	.2855	.2540
#1	-.0002	.0050	.5384	.4540	.4802	.5127	.5098
#2	-.0004	.0046	.5385	.4561	.4824	.5147	.5116
Check ?	None	None	Chk Pass	Chk Pass	Chk Pass	Chk Pass	Chk Pass
Value							
Range							

Int. Std.	Y_3600	Y_3710	Y_2243	In2306
Units	Cts/S	Cts/S	Cts/S	Cts/S
Avg	**85472.**	**10967.**	**1608.4**	**4956.9**
Stddev	229.	54.	.2	4.1
%RSD	.26747	.49085	.01168	.08330
#1	85311.	11005.	1608.3	4959.9
#2	85634.	10929.	1608.5	4954.0

Zoom In Zoom Out

Sample Name: sampleconf Acquired: 7/3/2014 13:38:51 Type: Unk
Method: Accutest1(v240) Mode: CONC Corr. Factor: 1.000000
User: admin Custom ID1: Custom ID2: Custom ID3:
Comment:

Elem	Ba4554	Be3130	Cd2288	Co2286	Cr2677	Cu3247	Mn2576	Ni2316	Ag3280
Avg	**-.0001**	**-.0004**	**-.0005**	**.0000**	**-.0005**	**-.0053**	**-.0002**	**.0017**	**-.0002**
Stddev	.0000	.0000	.0000	.0001	.0001	.0000	.0000	.0000	.0001
%RSD	16.31	6.413	3.641	1223.	10.52	.2181	10.12	.6871	36.35
#1	-.0001	-.0003	-.0005	-.0001	-.0005	-.0053	-.0001	.0017	-.0002
#2	-.0001	-.0004	-.0005	.0001	-.0005	-.0053	-.0002	.0017	-.0001

Elem	V_2924	Zn2062	As1890	Tl1908	Pb2203	Se1960	Sb2068	Al3961	Ca3179
Avg	**-.0004**	**.0002**	**-.0005**	**.0027**	**.0025**	**-.0038**	**-.0009**	**-.0065**	**-.0058**
Stddev	.0001	.0000	.0002	.0007	.0002	.0001	.0005	.0029	.0001
%RSD	18.34	28.80	30.37	24.25	7.467	3.177	49.49	43.98	1.693
#1	-.0004	.0002	-.0006	.0032	.0026	-.0039	-.0013	-.0045	-.0058
#2	-.0003	.0001	-.0004	.0023	.0023	-.0037	-.0006	-.0085	-.0059

Elem	Fe2599	Mg2790	K_7664	Na5895	B_2089	Mo2020	Pd3404	Si2124	Sn1899
Avg	**-.0020**	**-.0179**	**-.0107**	**-.0173**	**-.0021**	**-.0013**	**.0003**	**-.0157**	**-.0019**
Stddev	.0008	.0014	.0001	.0010	.0001	.0000	.0003	.0002	.0000
%RSD	36.97	7.607	.9210	6.018	5.312	1.104	103.1	1.044	.4216
#1	-.0015	-.0189	-.0108	-.0180	-.0021	-.0013	.0006	-.0156	-.0019
#2	-.0026	-.0170	-.0107	-.0165	-.0020	-.0013	.0001	-.0158	-.0019

Elem	Sr4077	Ti3349	W_2079	Zr3391	S_1820	Bi2230	Li6707
Avg	**-.0001**	**.0001**	**-.0091**	**.0016**	**-.0046**	**.0006**	**-.0003**
Stddev	.0000	.0001	.0002	.0001	.0001	.0002	.0001
%RSD	4.046	94.44	1.982	6.813	1.401	24.83	30.79
#1	-.0001	.0001	-.0090	.0017	-.0047	.0007	-.0004
#2	-.0001	.0000	-.0093	.0015	-.0046	.0005	-.0003

Int. Std.	Y_3600	Y_3710	Y_2243	In2306
Avg	**347840.**	**23785.**	**8803.0**	**25996.**
Stddev	27.	75.	15.3	25.
%RSD	.00768	.31344	.17408	.09454
#1	347850.	23733.	8813.8	26014.
#2	347820.	23838.	8792.1	25979.

Zoom In Zoom Out

Sample Name: Feconf Acquired: 7/3/2014 13:45:13 Type: Unk
Method: Accutest1(v240) Mode: CONC Corr. Factor: 1.000000
User: admin Custom ID1: Custom ID2: Custom ID3:
Comment:

Elem	Ba4554	Be3130	Cd2288	Co2286	Cr2677	Cu3247	Mn2576	Ni2316	Ag3280
Avg	**.0001**	**-.0001**	**.0007**	**.0010**	**-.0016**	**.0033**	**.0010**	**.0009**	**.0055**
Stddev	.0001	.0000	.0001	.0002	.0001	.0003	.0000	.0001	.0002
%RSD	157.2	73.88	9.522	23.79	8.418	9.807	1.915	14.57	3.745
#1	.0002	.0000	.0007	.0011	-.0017	.0031	.0010	.0008	.0056
#2	.0000	-.0001	.0006	.0008	-.0015	.0035	.0010	.0010	.0053

Elem	V_2924	Zn2062	As1890	Tl1908	Pb2203	Se1960	Sb2068	Al3961	Ca3179
Avg	**.0000**	**.0080**	**-.0013**	**-.0002**	**-.0016**	**-.0012**	**.0027**	**-.0053**	**.0123**
Stddev	.000	.0004	.0003	.0001	.0000	.0017	.0003	.0012	.0023
%RSD	2357.	5.142	25.68	34.50	3.005	135.6	11.46	21.85	18.62
#1	-.0003	.0083	-.0011	-.0002	-.0016	-.0001	.0029	-.0045	.0139
#2	.0002	.0077	-.0016	-.0003	-.0015	-.0024	.0025	-.0061	.0107

Elem	Fe2599	Mg2790	K_7664	Na5895	B_2089	Mo2020	Pd3404	Si2124	Sn1899
Avg	**215.8**	**.0185**	**-.0272**	**.0074**	**-.0029**	**-.0004**	**-.0001**	**.0045**	**.0016**
Stddev	.4	.0273	.0023	.0061	.0004	.0002	.0006	.0002	.0009
%RSD	.1993	147.8	8.570	83.25	14.51	56.62	463.1	4.757	53.90
#1	216.1	-.0008	-.0288	.0030	-.0026	-.0002	.0003	.0046	.0022
#2	215.4	.0378	-.0255	.0117	-.0032	-.0006	-.0005	.0043	.0010

Elem	Sr4077	Ti3349	W_2079	Zr3391	S_1820	Bi2230	Li6707
Avg	**.0000**	**.0000**	**.0116**	**.0013**	**-.0032**	**.0034**	**-.0005**
Stddev	.0000	.000	.0003	.0002	.0019	.0001	.0001
%RSD	441.3	960.3	2.500	13.29	58.53	2.261	18.35
#1	.0000	.0001	.0118	.0015	-.0045	.0034	-.0004
#2	.0000	-.0001	.0114	.0012	-.0019	.0033	-.0006

Int. Std.	Y_3600	Y_3710	Y_2243	In2306
Avg	**94910.**	**11494.**	**1811.3**	**6257.5**
Stddev	170.	19.	4.7	5.2
%RSD	.17962	.16152	.26146	.08362
#1	95030.	11481.	1807.9	6253.8
#2	94789.	11508.	1814.6	6261.2

Zoom In Zoom Out

Sample Name: Crconf Acquired: 7/3/2014 13:51:31 Type: Unk
Method: Accutest1(v240) Mode: CONC Corr. Factor: 1.000000
User: admin Custom ID1: Custom ID2: Custom ID3:
Comment:

Elem	Ba4554	Be3130	Cd2288	Co2286	Cr2677	Cu3247	Mn2576	Ni2316	Ag3280
Avg	**.0002**	**.0000**	**.0001**	**-.0022**	**10.14**	**-.0003**	**-.0010**	**.0007**	**.0001**
Stddev	.0001	.0001	.0001	.0001	.04	.0001	.0000	.0001	.0002
%RSD	61.72	471.6	45.41	3.196	.4372	41.22	3.811	15.47	205.2
#1	.0003	.0000	.0002	-.0022	10.11	-.0003	-.0011	.0008	-.0001
#2	.0001	.0000	.0001	-.0023	10.17	-.0002	-.0010	.0006	.0003

Elem	V_2924	Zn2062	As1890	Tl1908	Pb2203	Se1960	Sb2068	Al3961	Ca3179
Avg	**.0009**	**-.0010**	**-.0010**	**.0010**	**.0008**	**.0016**	**.0006**	**-.0027**	**.0057**
Stddev	.0002	.0000	.0005	.0002	.0001	.0005	.0007	.0016	.0020
%RSD	25.82	4.023	46.98	22.22	9.563	33.41	110.1	57.74	34.54
#1	.0010	-.0010	-.0007	.0012	.0009	.0019	.0011	-.0016	.0043
#2	.0007	-.0010	-.0014	.0009	.0008	.0012	.0001	-.0038	.0071

Elem	Fe2599	Mg2790	K_7664	Na5895	B_2089	Mo2020	Pd3404	Si2124	Sn1899
Avg	**.0030**	**-.0288**	**.0064**	**.0060**	**-.0003**	**.0002**	**-.0003**	**.0059**	**-.0014**
Stddev	.0013	.0282	.0010	.0041	.0001	.0000	.0006	.0000	.0002
%RSD	41.69	98.07	14.85	67.98	38.10	16.84	167.9	.2404	13.01
#1	.0021	-.0088	.0057	.0089	-.0004	.0003	-.0008	.0059	-.0015
#2	.0039	-.0487	.0071	.0031	-.0002	.0002	.0001	.0060	-.0013

Elem	Sr4077	Ti3349	W_2079	Zr3391	S_1820	Bi2230	Li6707
Avg	**.0000**	**.0002**	**-.0023**	**-.0012**	**.0025**	**.0103**	**-.0001**
Stddev	.0000	.0001	.0003	.0000	.0022	.0002	.0001
%RSD	106.4	37.04	14.23	.6687	88.45	1.913	73.80
#1	.0000	.0001	-.0021	-.0012	.0041	.0102	-.0001
#2	.0000	.0003	-.0026	-.0012	.0009	.0105	-.0002

Int. Std.	Y_3600	Y_3710	Y_2243	In2306
Avg	**99503.**	**11521.**	**1822.6**	**6206.8**
Stddev	76.	34.	.2	1.2
%RSD	.07597	.29576	.00858	.01875
#1	99557.	11546.	1822.7	6206.0
#2	99450.	11497.	1822.5	6207.7

Zoom In Zoom Out

Sample Name: ccv Acquired: 7/3/2014 13:57:50 Type: QC
Method: Accutest1(v240) Mode: CONC Corr. Factor: 1.000000
User: admin Custom ID1: Custom ID2: Custom ID3:
Comment:

Elem	Ba4554	Be3130	Cd2288	Co2286	Cr2677	Cu3247	Mn2576	Ni2316	Ag3280
Units	ppm	ppm	ppm	ppm	ppm	ppm	ppm	ppm	ppm
Avg	**2.025**	**1.998**	**2.003**	**1.988**	**1.935**	**1.976**	**1.991**	**2.015**	**.2395**
Stddev	.001	.006	.002	.001	.001	.001	.001	.002	.0007
%RSD	.0280	.3114	.1006	.0561	.0590	.0532	.0402	.1057	.2863
#1	2.025	1.994	2.002	1.987	1.936	1.977	1.991	2.013	.2390
#2	2.025	2.002	2.004	1.989	1.934	1.976	1.992	2.016	.2400
Check ?	Chk Pass	Chk Pass	Chk Pass	Chk Pass	Chk Pass	Chk Pass	Chk Pass	Chk Pass	Chk Pass
Value									
Range									

Elem	V_2924	Zn2062	As1890	Tl1908	Pb2203	Se1960	Sb2068	Al3961	Ca3179
Units	ppm	ppm	ppm	ppm	ppm	ppm	ppm	ppm	ppm
Avg	**1.956**	**1.999**	**2.003**	**2.061**	**2.017**	**2.018**	**2.019**	**39.52**	**39.05**
Stddev	.001	.003	.001	.007	.002	.002	.002	.11	.07
%RSD	.0412	.1527	.0446	.3273	.1017	.0999	.1066	.2828	.1674
#1	1.955	1.997	2.002	2.065	2.018	2.019	2.018	39.44	39.00
#2	1.956	2.001	2.003	2.056	2.015	2.016	2.021	39.60	39.09
Check ?	Chk Pass	Chk Pass	Chk Pass	Chk Pass	Chk Pass	Chk Pass	Chk Pass	Chk Pass	Chk Pass
Value									
Range									

Elem	Fe2599	Mg2790	K_7664	Na5895	B_2089	Mo2020	Pd3404	Si2124	Sn1899
Units	ppm	ppm	ppm	ppm	ppm	ppm	ppm	ppm	ppm
Avg	**39.76**	**38.49**	**39.82**	**40.36**	**2.036**	**2.030**	**1.933**	**5.049**	**2.030**
Stddev	.05	.00	.03	.00	.005	.004	.003	.002	.004
%RSD	.1285	.0124	.0706	.0105	.2252	.2103	.1758	.0445	.1979
#1	39.72	38.49	39.81	40.37	2.033	2.027	1.936	5.047	2.027
#2	39.80	38.49	39.84	40.36	2.040	2.033	1.931	5.050	2.033
Check ?	Chk Pass	Chk Pass	Chk Pass	Chk Pass	Chk Pass	Chk Pass	Chk Pass	Chk Pass	Chk Pass
Value									
Range									

Zoom In Zoom Out

Sample Name: ccv Acquired: 7/3/2014 13:57:50 Type: QC
Method: Accutest1(v240) Mode: CONC Corr. Factor: 1.000000
User: admin Custom ID1: Custom ID2: Custom ID3:
Comment:

Elem	Sr4077	Ti3349	W_2079	Zr3391	S_1820	Bi2230	Li6707
Units	ppm	ppm	ppm	ppm	ppm	ppm	ppm
Avg	**2.024**	**1.964**	**1.954**	**1.970**	**1.994**	**2.023**	**1.971**
Stddev	.001	.000	.009	.004	.001	.002	.001
%RSD	.0326	.0228	.4608	.1918	.0526	.0801	.0346
#1	2.025	1.964	1.948	1.972	1.993	2.021	1.971
#2	2.024	1.964	1.961	1.967	1.994	2.024	1.970
Check ?	Chk Pass	Chk Pass	Chk Pass	Chk Pass	Chk Pass	Chk Pass	Chk Pass
Value							
Range							

Int. Std.	Y_3600	Y_3710	Y_2243	In2306
Units	Cts/S	Cts/S	Cts/S	Cts/S
Avg	**94828.**	**11339.**	**1769.2**	**5609.3**
Stddev	63.	34.	1.3	.7
%RSD	.06689	.30102	.07459	.01309
#1	94783.	11364.	1770.2	5609.9
#2	94872.	11315.	1768.3	5608.8

Zoom In Zoom Out

Sample Name: ccb Acquired: 7/3/2014 14:03:53 Type: QC
Method: Accutest1(v240) Mode: CONC Corr. Factor: 1.000000
User: admin Custom ID1: Custom ID2: Custom ID3:
Comment:

Elem	Ba4554	Be3130	Cd2288	Co2286	Cr2677	Cu3247	Mn2576	Ni2316	Ag3280
Units	ppm	ppm	ppm	ppm	ppm	ppm	ppm	ppm	ppm
Avg	**.0001**	**.0001**	**.0002**	**.0000**	**.0000**	**-.0003**	**.0001**	**.0000**	**.0000**
Stddev	.0001	.0000	.0002	.000	.000	.0001	.0000	.000	.0000
%RSD	93.03	34.05	130.6	1333.	5154.	54.05	31.00	13140.	18.18
#1	.0000	.0000	.0000	.0001	.0001	-.0002	.0001	.0001	.0000
#2	.0001	.0001	.0003	-.0002	-.0001	-.0004	.0000	-.0001	.0001
Check ?	Chk Pass	Chk Pass	Chk Pass	Chk Pass	Chk Pass	Chk Pass	Chk Pass	Chk Pass	Chk Pass
High Limit									
Low Limit									

Elem	V_2924	Zn2062	As1890	Tl1908	Pb2203	Se1960	Sb2068	Al3961	Ca3179
Units	ppm	ppm	ppm	ppm	ppm	ppm	ppm	ppm	ppm
Avg	**.0001**	**.0002**	**.0002**	**.0000**	**.0005**	**.0001**	**-.0006**	**-.0068**	**-.0040**
Stddev	.0003	.0001	.0002	.0007	.0009	.0009	.0009	.0053	.0000
%RSD	257.6	70.31	97.86	7972.	178.9	1031.	164.8	78.02	.6854
#1	.0004	.0001	.0003	-.0005	.0012	-.0006	-.0012	-.0106	-.0040
#2	-.0001	.0003	.0001	.0005	-.0001	.0008	.0001	-.0031	-.0040
Check ?	Chk Pass	Chk Pass	Chk Pass	Chk Pass	Chk Pass	Chk Pass	Chk Pass	Chk Pass	Chk Pass
High Limit									
Low Limit									

Elem	Fe2599	Mg2790	K_7664	Na5895	B_2089	Mo2020	Pd3404	Si2124	Sn1899
Units	ppm	ppm	ppm	ppm	ppm	ppm	ppm	ppm	ppm
Avg	**-.0023**	**-.0364**	**.0136**	**.0053**	**.0005**	**.0016**	**-.0004**	**-.0004**	**.0006**
Stddev	.0010	.0040	.0116	.0027	.0003	.0002	.0002	.0003	.0001
%RSD	45.59	10.98	85.26	50.57	50.72	11.52	53.21	59.10	8.808
#1	-.0015	-.0336	.0054	.0072	.0003	.0017	-.0003	-.0006	.0006
#2	-.0030	-.0393	.0218	.0034	.0007	.0015	-.0006	-.0002	.0007
Check ?	Chk Pass	Chk Pass	Chk Pass	Chk Pass	Chk Pass	Chk Pass	Chk Pass	Chk Pass	Chk Pass
High Limit									
Low Limit									

Zoom In Zoom Out

Sample Name: ccb Acquired: 7/3/2014 14:03:53 Type: QC
Method: Accutest1(v240) Mode: CONC Corr. Factor: 1.000000
User: admin Custom ID1: Custom ID2: Custom ID3:
Comment:

Elem	Sr4077	Ti3349	W_2079	Zr3391	S_1820	Bi2230	Li6707
Units	ppm	ppm	ppm	ppm	ppm	ppm	ppm
Avg	**.0000**	**.0002**	**.0060**	**.0005**	**.0009**	**.0003**	**.0000**
Stddev	.0001	.0000	.0005	.0000	.0011	.0011	.0000
%RSD	558.1	6.146	8.775	4.550	115.9	413.8	70.93
#1	.0000	.0002	.0064	.0005	.0002	.0011	.0001
#2	.0001	.0002	.0056	.0005	.0017	-.0005	.0000
Check ?	Chk Pass	Chk Pass	Chk Pass	Chk Pass	Chk Pass	Chk Pass	Chk Pass
High Limit							
Low Limit							

Int. Std.	Y_3600	Y_3710	Y_2243	In2306
Units	Cts/S	Cts/S	Cts/S	Cts/S
Avg	**99602.**	**11585.**	**1864.9**	**6286.7**
Stddev	59.	113.	5.7	1.2
%RSD	.05944	.97741	.30796	.01871
#1	99644.	11505.	1868.9	6287.6
#2	99560.	11665.	1860.8	6285.9

Zoom In Zoom Out

Sample Name: sampleconf Acquired: 7/3/2014 14:10:14 Type: Unk
Method: Accutest1(v240) Mode: CONC Corr. Factor: 1.000000
User: admin Custom ID1: Custom ID2: Custom ID3:
Comment:

Elem	Ba4554	Be3130	Cd2288	Co2286	Cr2677	Cu3247	Mn2576	Ni2316	Ag3280
Avg	**.0041**	**.0010**	**.0011**	**.0028**	**.0019**	**.0020**	**.0032**	**.0043**	**.0010**
Stddev	.0001	.0000	.0001	.0001	.0002	.0004	.0000	.0002	.0001
%RSD	2.684	2.357	6.932	4.530	11.43	17.92	.4742	4.103	5.381
#1	.0041	.0010	.0011	.0029	.0021	.0023	.0032	.0044	.0010
#2	.0040	.0009	.0010	.0027	.0018	.0018	.0032	.0042	.0010

Elem	V_2924	Zn2062	As1890	Tl1908	Pb2203	Se1960	Sb2068	Al3961	Ca3179
Avg	**.0021**	**.0132**	**.0030**	**.0018**	**.0034**	**.0052**	**.0029**	**.0978**	**1.039**
Stddev	.0000	.0001	.0006	.0011	.0006	.0009	.0007	.0049	.007
%RSD	1.692	.9827	21.71	62.52	18.78	17.62	23.55	4.986	.6987
#1	.0020	.0131	.0034	.0026	.0030	.0045	.0033	.0943	1.045
#2	.0021	.0133	.0025	.0010	.0039	.0058	.0024	.1012	1.034

Elem	Fe2599	Mg2790	K_7664	Na5895	B_2089	Mo2020	Pd3404	Si2124	Sn1899
Avg	**.0028**	**.0836**	**2.034**	**.9975**	**.0099**	**.0003**	**.0001**	**.0001**	**-.0001**
Stddev	.0001	.0120	.003	.0027	.0003	.0001	.0005	.0012	.0005
%RSD	2.520	14.37	.1606	.2700	3.522	26.23	959.1	1216.	361.7
#1	.0028	.0751	2.032	.9956	.0097	.0003	.0004	-.0008	-.0005
#2	.0027	.0921	2.037	.9994	.0101	.0004	-.0003	.0010	.0002

Elem	Sr4077	Ti3349	W_2079	Zr3391	S_1820	Bi2230	Li6707
Avg	**.0000**	**-.0004**	**.0032**	**.0001**	**.0029**	**-.0002**	**.0003**
Stddev	.000	.0002	.0002	.0001	.0016	.0003	.0006
%RSD	124.4	42.91	6.849	67.77	54.20	141.3	202.1
#1	.0000	-.0005	.0030	.0002	.0018	.0000	-.0001
#2	-.0001	-.0002	.0033	.0001	.0040	-.0005	.0008

Int. Std.	Y_3600	Y_3710	Y_2243	In2306
Avg	**98045.**	**11477.**	**1853.3**	**6221.3**
Stddev	243.	34.	1.7	.8
%RSD	.24764	.29782	.09122	.01274
#1	97874.	11453.	1852.1	6221.9
#2	98217.	11502.	1854.5	6220.7

Zoom In Zoom Out

Sample Name: mp80429-mb1conf Acquired: 7/3/2014 14:16:31 Type: Unk
Method: Accutest1(v240) Mode: CONC Corr. Factor: 1.000000
User: admin Custom ID1: Custom ID2: Custom ID3:
Comment: rerun water 14th

Elem	Ba4554	Be3130	Cd2288	Co2286	Cr2677	Cu3247	Mn2576	Ni2316	Ag3280
Avg	**-.0001**	**-.0001**	**.0000**	**-.0003**	**-.0001**	**-.0004**	**.0000**	**-.0002**	**.0000**
Stddev	.0001	.0000	.0001	.0001	.0002	.0002	.000	.0001	.000
%RSD	97.78	14.27	251.1	45.38	272.7	61.02	158.8	45.58	667.5
#1	.0000	-.0001	.0000	-.0004	-.0002	-.0002	.0000	-.0001	-.0003
#2	-.0002	.0000	.0001	-.0002	.0001	-.0005	-.0001	-.0002	.0002

Elem	V_2924	Zn2062	As1890	Tl1908	Pb2203	Se1960	Sb2068	Al3961	Ca3179
Avg	**-.0001**	**.0011**	**-.0009**	**-.0004**	**.0002**	**.0005**	**.0001**	**-.0071**	**-.0015**
Stddev	.0002	.0000	.0004	.0002	.0007	.0019	.0005	.0005	.0006
%RSD	165.0	4.208	44.90	62.90	310.4	374.7	768.8	7.016	39.77
#1	.0000	.0011	-.0006	-.0002	.0007	-.0008	-.0003	-.0067	-.0011
#2	-.0002	.0010	-.0012	-.0006	-.0003	.0019	.0004	-.0074	-.0019

Elem	Fe2599	Mg2790	K_7664	Na5895	B_2089	Mo2020	Pd3404	Si2124	Sn1899
Avg	**.0036**	**-.0224**	**-.0026**	**.0173**	**-.0001**	**.0001**	**-.0006**	**.0049**	**.0006**
Stddev	.0011	.0336	.0011	.0004	.0002	.0001	.0006	.0003	.0002
%RSD	29.96	150.2	40.97	2.562	154.0	115.2	92.45	6.380	36.08
#1	.0028	-.0462	-.0034	.0176	-.0002	.0002	-.0002	.0051	.0007
#2	.0043	.0014	-.0019	.0170	.0000	.0000	-.0011	.0047	.0004

Elem	Sr4077	Ti3349	W_2079	Zr3391	S_1820	Bi2230	Li6707
Avg	**-.0001**	**.0002**	**.0045**	**.0005**	**.0025**	**-.0006**	**.0001**
Stddev	.0000	.0002	.0008	.0000	.0023	.0000	.0002
%RSD	67.21	133.0	17.82	8.633	92.50	2.683	221.5
#1	-.0001	.0000	.0050	.0006	.0009	-.0006	.0002
#2	.0000	.0003	.0039	.0005	.0042	-.0006	.0000

Int. Std.	Y_3600	Y_3710	Y_2243	In2306
Avg	**100230.**	**11639.**	**1846.7**	**6210.2**
Stddev	133.	49.	.4	2.4
%RSD	.13268	.42384	.02031	.03910
#1	100140.	11604.	1846.9	6211.9
#2	100330.	11674.	1846.4	6208.4

Zoom In Zoom Out

Sample Name: jb70611-1 Acquired: 7/3/2014 14:22:50 Type: Unk
Method: Accutest1(v240) Mode: CONC Corr. Factor: 1.000000
User: admin Custom ID1: Custom ID2: Custom ID3:
Comment: rerun water 14th

Elem	Ba4554	Be3130	Cd2288	Co2286	Cr2677	Cu3247	Mn2576	Ni2316	Ag3280
Avg	**.1853**	**.0005**	**.0018**	**.0066**	**.0025**	**.0029**	**3.951**	**.0584**	**.0006**
Stddev	.0003	.0000	.0000	.0000	.0001	.0001	.006	.0000	.0003
%RSD	.1506	3.211	.1489	.6532	5.526	2.404	.1563	.0768	49.68
#1	.1855	.0005	.0018	.0066	.0024	.0029	3.947	.0584	.0004
#2	.1851	.0005	.0018	.0066	.0026	.0028	3.955	.0584	.0008

Elem	V_2924	Zn2062	As1890	Tl1908	Pb2203	Se1960	Sb2068	Al3961	Ca3179
Avg	**.0024**	**.1457**	**.0021**	**.0019**	**.0022**	**.0024**	**-.0005**	**1.970**	**33.35**
Stddev	.0002	.0005	.0002	.0005	.0001	.0010	.0002	.001	.05
%RSD	9.662	.3761	11.97	24.07	4.803	41.85	38.98	.0635	.1433
#1	.0022	.1461	.0023	.0022	.0022	.0031	-.0007	1.971	33.39
#2	.0025	.1454	.0019	.0016	.0021	.0017	-.0004	1.969	33.32

Elem	Fe2599	Mg2790	K_7664	Na5895	B_2089	Mo2020	Pd3404	Si2124	Sn1899
Avg	**2.001**	**4.752**	**1.349**	**88.35**	**.0258**	**.0010**	**-.0012**	**4.941**	**.0023**
Stddev	.002	.007	.010	.14	.0003	.0001	.0004	.013	.0012
%RSD	.0882	.1425	.7308	.1538	1.216	8.118	28.91	.2543	54.45
#1	2.002	4.757	1.356	88.45	.0261	.0010	-.0015	4.932	.0014
#2	1.999	4.748	1.342	88.26	.0256	.0011	-.0010	4.950	.0031

Elem	Sr4077	Ti3349	W_2079	Zr3391	S_1820	Bi2230	Li6707
Avg	**.1994**	**.0244**	**.0023**	**.0025**	**9.392**	**.0012**	**.0025**
Stddev	.0001	.0001	.0001	.0002	.008	.0003	.0001
%RSD	.0678	.3781	3.694	7.276	.0894	24.86	3.823
#1	.1995	.0243	.0022	.0026	9.398	.0014	.0024
#2	.1993	.0244	.0023	.0024	9.386	.0010	.0026

Int. Std.	Y_3600	Y_3710	Y_2243	In2306
Avg	**94461.**	**11466.**	**1757.7**	**5651.8**
Stddev	358.	4.	8.2	10.5
%RSD	.37866	.03056	.46592	.18658
#1	94208.	11463.	1763.4	5659.2
#2	94714.	11468.	1751.9	5644.3

Zoom In Zoom Out

Sample Name: jb70611-2 Acquired: 7/3/2014 14:29:01 Type: Unk
Method: Accutest1(v240) Mode: CONC Corr. Factor: 1.000000
User: admin Custom ID1: Custom ID2: Custom ID3:
Comment: rerun water 14th

Elem	Ba4554	Be3130	Cd2288	Co2286	Cr2677	Cu3247	Mn2576	Ni2316	Ag3280
Avg	**.5981**	**.0025**	**.0124**	**.0880**	**.0056**	**.0118**	**16.29**	**.2212**	**.0021**
Stddev	.0007	.0000	.0000	.0006	.0002	.0004	.23	.0003	.0004
%RSD	.1136	.3750	.0557	.7052	2.709	3.445	1.404	.1286	20.80
#1	.5976	.0025	.0124	.0876	.0057	.0115	16.13	.2210	.0024
#2	.5986	.0025	.0124	.0885	.0055	.0121	16.46	.2214	.0018

Elem	V_2924	Zn2062	As1890	Tl1908	Pb2203	Se1960	Sb2068	Al3961	Ca3179
Avg	**.0027**	**.3676**	**.0026**	**.0055**	**.0051**	**.0052**	**-.0003**	**7.004**	**237.8**
Stddev	.0001	.0002	.0003	.0001	.0008	.0006	.0006	.006	.3
%RSD	4.510	.0550	12.02	2.612	15.07	11.65	211.0	.0799	.1254
#1	.0026	.3675	.0024	.0054	.0057	.0048	-.0007	7.000	238.0
#2	.0028	.3678	.0029	.0056	.0046	.0056	.0001	7.008	237.6

Elem	Fe2599	Mg2790	K_7664	Na5895	B_2089	Mo2020	Pd3404	Si2124	Sn1899
Avg	**4.091**	**48.93**	**5.025**	**763.4**	**.0382**	**.0018**	**-.0075**	**6.466**	**.0034**
Stddev	.014	.07	.042	7.9	.0002	.0000	.0008	.025	.0013
%RSD	.3439	.1505	.8282	1.032	.5240	1.453	10.70	.3826	38.58
#1	4.100	48.98	4.995	769.0	.0383	.0018	-.0080	6.484	.0025
#2	4.081	48.88	5.054	757.8	.0380	.0018	-.0069	6.449	.0044

Elem	Sr4077	Ti3349	W_2079	Zr3391	S_1820	Bi2230	Li6707
Avg	**1.486**	**.0235**	**.0036**	**.0053**	**13.14**	**.0021**	**.0125**
Stddev	.003	.0005	.0006	.0000	.01	.0005	.0000
%RSD	.1691	2.240	16.00	.0693	.0464	23.10	.0617
#1	1.484	.0231	.0032	.0053	13.15	.0024	.0125
#2	1.488	.0239	.0040	.0053	13.14	.0017	.0125

Int. Std.	Y_3600	Y_3710	Y_2243	In2306
Avg	**79806.**	**10901.**	**1509.6**	**4498.1**
Stddev	200.	9.	5.4	11.5
%RSD	.25032	.08642	.35448	.25590
#1	79947.	10894.	1505.8	4489.9
#2	79665.	10908.	1513.4	4506.2

Zoom In Zoom Out

Sample Name: jb70611-3 Acquired: 7/3/2014 14:35:23 Type: Unk
Method: Accutest1(v240) Mode: CONC Corr. Factor: 1.000000
User: admin Custom ID1: Custom ID2: Custom ID3:
Comment: rerun water 14th

Elem	Ba4554	Be3130	Cd2288	Co2286	Cr2677	Cu3247	Mn2576	Ni2316	Ag3280
Avg	**.4516**	**.0010**	**.0119**	**.0868**	**.0026**	**.0029**	**16.33**	**.1746**	**.0019**
Stddev	.0006	.0000	.0001	.0001	.0000	.0002	.05	.0001	.0000
%RSD	.1289	.5986	1.078	.0702	.7717	7.633	.3323	.0690	1.613
#1	.4521	.0010	.0118	.0868	.0026	.0030	16.37	.1745	.0019
#2	.4512	.0010	.0119	.0868	.0026	.0027	16.30	.1747	.0019

Elem	V_2924	Zn2062	As1890	Tl1908	Pb2203	Se1960	Sb2068	Al3961	Ca3179
Avg	**.0011**	**.2677**	**.0017**	**.0037**	**.0020**	**.0032**	**-.0007**	**2.174**	**200.4**
Stddev	.0000	.0008	.0001	.0001	.0025	.0019	.0014	.002	.6
%RSD	.6845	.3169	7.437	2.835	125.8	57.59	201.4	.0673	.3032
#1	.0010	.2671	.0018	.0036	.0038	.0019	-.0017	2.175	200.8
#2	.0011	.2683	.0016	.0038	.0002	.0045	.0003	2.173	200.0

Elem	Fe2599	Mg2790	K_7664	Na5895	B_2089	Mo2020	Pd3404	Si2124	Sn1899
Avg	**.5141**	**20.50**	**8.312**	**942.5**	**.0404**	**.0019**	**-.0056**	**4.507**	**.0031**
Stddev	.0023	.14	.002	4.6	.0002	.0001	.0003	.007	.0002
%RSD	.4405	.6992	.0281	.4919	.3717	6.895	4.842	.1533	7.333
#1	.5125	20.60	8.314	939.2	.0405	.0018	-.0054	4.502	.0030
#2	.5157	20.40	8.310	945.8	.0403	.0020	-.0058	4.511	.0033

Elem	Sr4077	Ti3349	W_2079	Zr3391	S_1820	Bi2230	Li6707
Avg	**.9513**	**.0150**	**.0010**	**.0030**	**13.78**	**.0025**	**.0076**
Stddev	.0016	.0002	.0001	.0001	.02	.0002	.0000
%RSD	.1655	1.104	14.11	3.823	.1703	6.445	.2753
#1	.9524	.0151	.0009	.0031	13.76	.0026	.0076
#2	.9502	.0149	.0011	.0030	13.79	.0024	.0076

Int. Std.	Y_3600	Y_3710	Y_2243	In2306
Avg	**76091.**	**10539.**	**1448.5**	**4306.7**
Stddev	22.	20.	3.8	9.9
%RSD	.02911	.18898	.26183	.22984
#1	76075.	10524.	1451.2	4313.7
#2	76106.	10553.	1445.8	4299.7

Zoom In Zoom Out

Sample Name: jb70611-1f Acquired: 7/3/2014 14:41:46 Type: Unk
Method: Accutest1(v240) Mode: CONC Corr. Factor: 1.000000
User: admin Custom ID1: Custom ID2: Custom ID3:
Comment: rerun water 14th

Elem	Ba4554	Be3130	Cd2288	Co2286	Cr2677	Cu3247	Mn2576	Ni2316	Ag3280
Avg	**.1932**	**.0004**	**.0017**	**.0046**	**.0008**	**.0012**	**3.713**	**.0634**	**.0002**
Stddev	.0001	.0000	.0001	.0001	.0002	.0001	.008	.0001	.0002
%RSD	.0737	2.444	8.405	2.220	29.70	7.217	.2193	.1460	122.1
#1	.1933	.0004	.0016	.0045	.0010	.0013	3.719	.0633	.0004
#2	.1931	.0004	.0018	.0046	.0007	.0011	3.708	.0634	.0000

Elem	V_2924	Zn2062	As1890	Tl1908	Pb2203	Se1960	Sb2068	Al3961	Ca3179
Avg	**.0011**	**.1454**	**.0015**	**-.0016**	**.0011**	**-.0038**	**.0003**	**.4460**	**35.87**
Stddev	.0001	.0003	.0001	.0017	.0002	.0014	.0004	.0016	.16
%RSD	7.042	.1948	6.385	101.8	21.08	37.34	131.2	.3495	.4493
#1	.0010	.1456	.0015	-.0005	.0013	-.0028	.0000	.4471	35.76
#2	.0011	.1452	.0014	-.0028	.0010	-.0048	.0006	.4449	35.99

Elem	Fe2599	Mg2790	K_7664	Na5895	B_2089	Mo2020	Pd3404	Si2124	Sn1899
Avg	**.0442**	**4.627**	**1.026**	**98.21**	**.0276**	**.0028**	**-.0011**	**3.620**	**.0028**
Stddev	.0004	.070	.006	.07	.0005	.0002	.0001	.009	.0003
%RSD	.9970	1.508	.5422	.0687	1.808	6.880	7.892	.2576	9.067
#1	.0439	4.578	1.030	98.26	.0272	.0027	-.0012	3.627	.0030
#2	.0445	4.676	1.022	98.17	.0279	.0030	-.0010	3.614	.0026

Elem	Sr4077	Ti3349	W_2079	Zr3391	S_1820	Bi2230	Li6707
Avg	**.2151**	**.0007**	**.0611**	**.0018**	**10.71**	**-.0009**	**.0021**
Stddev	.0001	.0003	.0026	.0001	.02	.0004	.0006
%RSD	.0544	39.97	4.289	5.493	.2012	44.47	29.60
#1	.2150	.0005	.0593	.0018	10.69	-.0011	.0017
#2	.2151	.0008	.0630	.0017	10.72	-.0006	.0026

Int. Std.	Y_3600	Y_3710	Y_2243	In2306
Avg	**93687.**	**11406.**	**1745.4**	**5586.4**
Stddev	31.	35.	3.2	.7
%RSD	.03361	.30646	.18494	.01261
#1	93709.	11430.	1743.1	5586.9
#2	93664.	11381.	1747.7	5585.9

Zoom In Zoom Out

Sample Name: jb70611-2f Acquired: 7/3/2014 14:47:59 Type: Unk
Method: Accutest1(v240) Mode: CONC Corr. Factor: 1.000000
User: admin Custom ID1: Custom ID2: Custom ID3:
Comment: rerun water 14th

Elem	Ba4554	Be3130	Cd2288	Co2286	Cr2677	Cu3247	Mn2576	Ni2316	Ag3280
Avg	**.5808**	**.0026**	**.0141**	**.1000**	**.0010**	**.0085**	**17.52**	**.2490**	**.0022**
Stddev	.0004	.0000	.0000	.0005	.0002	.0004	.17	.0001	.0003
%RSD	.0625	.9297	.1130	.5149	18.08	4.148	.9630	.0493	15.54
#1	.5805	.0026	.0141	.1004	.0012	.0088	17.40	.2490	.0019
#2	.5811	.0026	.0141	.0996	.0009	.0083	17.64	.2489	.0024

Elem	V_2924	Zn2062	As1890	Tl1908	Pb2203	Se1960	Sb2068	Al3961	Ca3179
Avg	**-.0003**	**.4020**	**.0021**	**.0058**	**.0009**	**.0008**	**.0000**	**5.744**	**260.8**
Stddev	.0001	.0011	.0006	.0004	.0013	.0017	.0003	.015	.2
%RSD	19.12	.2823	26.47	7.218	148.9	209.1	2736.	.2662	.0917
#1	-.0003	.4012	.0025	.0055	.0000	-.0004	-.0002	5.733	260.6
#2	-.0004	.4028	.0017	.0061	.0018	.0020	.0002	5.755	261.0

Elem	Fe2599	Mg2790	K_7664	Na5895	B_2089	Mo2020	Pd3404	Si2124	Sn1899
Avg	**.0360**	**53.42**	**5.438**	**823.8**	**.0408**	**.0027**	**-.0076**	**4.347**	**.0039**
Stddev	.0015	.14	.014	4.4	.0008	.0001	.0003	.000	.0011
%RSD	4.248	.2688	.2641	.5343	1.902	5.514	4.479	.0018	27.50
#1	.0371	53.52	5.428	820.7	.0413	.0028	-.0078	4.347	.0046
#2	.0349	53.32	5.448	826.9	.0402	.0026	-.0073	4.347	.0031

Elem	Sr4077	Ti3349	W_2079	Zr3391	S_1820	Bi2230	Li6707
Avg	**1.648**	**.0015**	**.0354**	**.0028**	**14.73**	**.0023**	**.0129**
Stddev	.002	.0000	.0009	.0000	.05	.0006	.0001
%RSD	.1434	1.885	2.494	1.025	.3164	26.13	.5112
#1	1.647	.0014	.0347	.0028	14.69	.0019	.0130
#2	1.650	.0015	.0360	.0028	14.76	.0028	.0129

Int. Std.	Y_3600	Y_3710	Y_2243	In2306
Avg	**81390.**	**10830.**	**1503.9**	**4398.2**
Stddev	50.	5.	1.2	2.7
%RSD	.06149	.04832	.07734	.06248
#1	81426.	10834.	1504.7	4396.3
#2	81355.	10826.	1503.0	4400.2

Zoom In Zoom Out

Sample Name: jb70611-3f Acquired: 7/3/2014 14:54:23 Type: Unk
Method: Accutest1(v240) Mode: CONC Corr. Factor: 1.000000
User: admin Custom ID1: Custom ID2: Custom ID3:
Comment: rerun water 14th

Elem	Ba4554	Be3130	Cd2288	Co2286	Cr2677	Cu3247	Mn2576	Ni2316	Ag3280
Avg	**.4096**	**.0012**	**.0116**	**.0836**	**.0013**	**.0027**	**15.97**	**.1636**	**.0018**
Stddev	.0004	.0001	.0000	.0001	.0004	.0002	.07	.0001	.0004
%RSD	.1029	4.243	.2624	.1690	28.69	7.306	.4072	.0521	22.11
#1	.4093	.0012	.0116	.0835	.0010	.0029	16.02	.1637	.0021
#2	.4099	.0012	.0116	.0837	.0015	.0026	15.93	.1635	.0015

Elem	V_2924	Zn2062	As1890	Tl1908	Pb2203	Se1960	Sb2068	Al3961	Ca3179
Avg	**.0015**	**.2632**	**.0031**	**.0024**	**.0003**	**.0014**	**-.0006**	**1.897**	**195.9**
Stddev	.0002	.0003	.0001	.0026	.0003	.0002	.0000	.003	1.0
%RSD	11.90	.0993	2.134	109.4	97.59	13.40	.8784	.1777	.5140
#1	.0016	.2631	.0032	.0043	.0001	.0015	-.0006	1.895	196.6
#2	.0013	.2634	.0031	.0005	.0006	.0013	-.0006	1.899	195.2

Elem	Fe2599	Mg2790	K_7664	Na5895	B_2089	Mo2020	Pd3404	Si2124	Sn1899
Avg	**.0021**	**20.68**	**7.426**	**817.6**	**.0411**	**.0029**	**-.0061**	**3.699**	**.0035**
Stddev	.0009	.06	.041	12.8	.0001	.0000	.0000	.002	.0004
%RSD	44.02	.2781	.5564	1.567	.2719	.3660	.4458	.0461	12.85
#1	.0014	20.72	7.397	808.6	.0410	.0029	-.0061	3.698	.0032
#2	.0027	20.64	7.456	826.7	.0412	.0029	-.0061	3.700	.0038

Elem	Sr4077	Ti3349	W_2079	Zr3391	S_1820	Bi2230	Li6707
Avg	**.9304**	**.0008**	**.0376**	**.0015**	**11.89**	**.0013**	**.0065**
Stddev	.0023	.0000	.0009	.0001	.01	.0001	.0000
%RSD	.2444	5.049	2.510	6.806	.0933	5.660	.6966
#1	.9287	.0008	.0383	.0016	11.88	.0012	.0065
#2	.9320	.0009	.0369	.0015	11.89	.0013	.0065

Int. Std.	Y_3600	Y_3710	Y_2243	In2306
Avg	**76599.**	**10722.**	**1482.3**	**4451.6**
Stddev	186.	46.	2.9	7.0
%RSD	.24286	.42806	.19337	.15632
#1	76468.	10690.	1484.3	4456.5
#2	76731.	10755.	1480.2	4446.6

Zoom In Zoom Out

Sample Name: mp80427-mb1conf Acquired: 7/3/2014 15:00:46 Type: Unk
Method: Accutest1(v240) Mode: CONC Corr. Factor: 1.000000
User: admin Custom ID1: Custom ID2: Custom ID3:
Comment: rerun soil 15th ca

Elem	Ba4554	Be3130	Cd2288	Co2286	Cr2677	Cu3247	Mn2576	Ni2316	Ag3280
Avg	**.0007**	**-.0001**	**.0001**	**-.0003**	**.0004**	**-.0001**	**.0006**	**.0002**	**.0002**
Stddev	.0001	.0000	.0000	.0002	.0002	.0001	.0001	.0000	.0002
%RSD	12.09	48.07	32.28	58.17	59.89	55.47	9.233	20.50	94.90
#1	.0007	-.0001	.0001	-.0004	.0002	-.0001	.0007	.0001	.0003
#2	.0006	-.0001	.0001	-.0002	.0005	-.0002	.0006	.0002	.0001

Elem	V_2924	Zn2062	As1890	Tl1908	Pb2203	Se1960	Sb2068	Al3961	Ca3179
Avg	**.0002**	**.0015**	**-.0003**	**-.0025**	**-.0002**	**.0004**	**.0001**	**.0034**	**.0293**
Stddev	.0000	.0002	.0005	.0001	.0003	.0008	.0006	.0082	.0025
%RSD	17.03	15.66	173.3	4.389	129.7	214.1	905.9	241.5	8.438
#1	.0002	.0017	-.0007	-.0026	.0000	.0009	.0005	.0092	.0310
#2	.0002	.0013	.0001	-.0024	-.0004	-.0002	-.0004	-.0024	.0275

Elem	Fe2599	Mg2790	K_7664	Na5895	B_2089	Mo2020	Pd3404	Si2124	Sn1899
Avg	**.0381**	**-.0113**	**.0573**	**.1976**	**.0000**	**-.0004**	**-.0002**	**.0084**	**.0137**
Stddev	.0022	.0002	.0107	.0115	.000	.0000	.0002	.0017	.0025
%RSD	5.705	1.616	18.72	5.811	1522.	4.002	90.61	20.76	18.21
#1	.0365	-.0112	.0498	.2057	.0002	-.0004	-.0003	.0096	.0155
#2	.0396	-.0115	.0649	.1895	-.0002	-.0004	-.0001	.0072	.0120

Elem	Sr4077	Ti3349	W_2079	Zr3391	S_1820	Bi2230	Li6707
Avg	**.0001**	**.0003**	**-.0007**	**-.0003**	**.0036**	**-.0006**	**.0004**
Stddev	.0000	.0000	.0010	.0001	.0010	.0000	.0000
%RSD	40.20	15.15	143.0	41.30	28.34	3.996	14.04
#1	.0001	.0003	.0000	-.0004	.0044	-.0007	.0003
#2	.0000	.0003	-.0013	-.0002	.0029	-.0006	.0004

Int. Std.	Y_3600	Y_3710	Y_2243	In2306
Avg	**98715.**	**11582.**	**1860.3**	**6272.5**
Stddev	159.	19.	3.0	3.7
%RSD	.16072	.16219	.16292	.05855
#1	98602.	11595.	1858.1	6269.9
#2	98827.	11569.	1862.4	6275.1

Zoom In Zoom Out

Sample Name: ccv Acquired: 7/3/2014 15:07:05 Type: QC
Method: Accutest1(v240) Mode: CONC Corr. Factor: 1.000000
User: admin Custom ID1: Custom ID2: Custom ID3:
Comment:

Elem	Ba4554	Be3130	Cd2288	Co2286	Cr2677	Cu3247	Mn2576	Ni2316	Ag3280
Units	ppm	ppm	ppm	ppm	ppm	ppm	ppm	ppm	ppm
Avg	**2.020**	**1.977**	**1.998**	**1.967**	**1.986**	**1.982**	**2.015**	**2.000**	**.2434**
Stddev	.002	.001	.000	.004	.007	.004	.003	.002	.0004
%RSD	.1126	.0360	.0151	.2047	.3372	.1835	.1321	.0895	.1606
#1	2.022	1.977	1.999	1.964	1.981	1.985	2.013	1.999	.2437
#2	2.019	1.978	1.998	1.970	1.991	1.980	2.017	2.002	.2432
Check ?	Chk Pass	Chk Pass	Chk Pass	Chk Pass	Chk Pass	Chk Pass	Chk Pass	Chk Pass	Chk Pass
Value									
Range									

Elem	V_2924	Zn2062	As1890	Tl1908	Pb2203	Se1960	Sb2068	Al3961	Ca3179
Units	ppm	ppm	ppm	ppm	ppm	ppm	ppm	ppm	ppm
Avg	**1.961**	**1.984**	**1.997**	**2.044**	**1.998**	**2.013**	**2.011**	**39.02**	**38.77**
Stddev	.003	.002	.002	.017	.000	.002	.004	.03	.09
%RSD	.1274	.0750	.1225	.8193	.0161	.0837	.1871	.0730	.2246
#1	1.960	1.983	1.995	2.032	1.998	2.012	2.013	39.04	38.71
#2	1.963	1.985	1.999	2.056	1.998	2.015	2.008	39.00	38.83
Check ?	Chk Pass	Chk Pass	Chk Pass	Chk Pass	Chk Pass	Chk Pass	Chk Pass	Chk Pass	Chk Pass
Value									
Range									

Elem	Fe2599	Mg2790	K_7664	Na5895	B_2089	Mo2020	Pd3404	Si2124	Sn1899
Units	ppm	ppm	ppm	ppm	ppm	ppm	ppm	ppm	ppm
Avg	**39.24**	**38.26**	**39.59**	**39.78**	**2.029**	**2.017**	**1.965**	**5.019**	**2.029**
Stddev	.01	.11	.10	.11	.001	.003	.002	.003	.005
%RSD	.0307	.2816	.2630	.2784	.0473	.1588	.1243	.0616	.2437
#1	39.24	38.18	39.66	39.86	2.029	2.015	1.963	5.017	2.025
#2	39.25	38.33	39.52	39.70	2.030	2.019	1.966	5.022	2.032
Check ?	Chk Pass	Chk Pass	Chk Pass	Chk Pass	Chk Pass	Chk Pass	Chk Pass	Chk Pass	Chk Pass
Value									
Range									

Zoom In Zoom Out

Sample Name: ccv Acquired: 7/3/2014 15:07:05 Type: QC
Method: Accutest1(v240) Mode: CONC Corr. Factor: 1.000000
User: admin Custom ID1: Custom ID2: Custom ID3:
Comment:

Elem	Sr4077	Ti3349	W_2079	Zr3391	S_1820	Bi2230	Li6707
Units	ppm	ppm	ppm	ppm	ppm	ppm	ppm
Avg	**2.030**	**1.991**	**1.912**	**2.000**	**1.985**	**2.015**	**1.976**
Stddev	.002	.003	.002	.003	.011	.000	.005
%RSD	.0743	.1629	.1250	.1652	.5325	.0029	.2442
#1	2.031	1.989	1.911	1.998	1.978	2.015	1.979
#2	2.029	1.994	1.914	2.003	1.992	2.015	1.972
Check ?	Chk Pass	Chk Pass	Chk Pass	Chk Pass	Chk Pass	Chk Pass	Chk Pass
Value							
Range							

Int. Std.	Y_3600	Y_3710	Y_2243	In2306
Units	Cts/S	Cts/S	Cts/S	Cts/S
Avg	**93828.**	**11351.**	**1768.7**	**5634.5**
Stddev	36.	24.	2.1	2.0
%RSD	.03861	.20905	.11761	.03489
#1	93854.	11368.	1767.2	5633.1
#2	93803.	11334.	1770.2	5635.9

Zoom In Zoom Out

Sample Name: ccb Acquired: 7/3/2014 15:13:26 Type: QC
Method: Accutest1(v240) Mode: CONC Corr. Factor: 1.000000
User: admin Custom ID1: Custom ID2: Custom ID3:
Comment:

Elem	Ba4554	Be3130	Cd2288	Co2286	Cr2677	Cu3247	Mn2576	Ni2316	Ag3280
Units	ppm	ppm	ppm	ppm	ppm	ppm	ppm	ppm	ppm
Avg	**.0000**	**.0000**	**.0000**	**-.0001**	**-.0001**	**-.0006**	**-.0001**	**.0000**	**.0000**
Stddev	.000	.000	.000	.0001	.0001	.0004	.0000	.0002	.0002
%RSD	114.1	172.9	342.6	112.4	83.16	72.78	27.81	761.5	962.3
#1	.0000	-.0001	.0000	.0000	-.0001	-.0009	-.0001	-.0001	-.0001
#2	-.0001	.0000	-.0001	-.0002	-.0002	-.0003	-.0001	.0001	.0002
Check ?	Chk Pass	Chk Pass	Chk Pass	Chk Pass	Chk Pass	Chk Pass	Chk Pass	Chk Pass	Chk Pass
High Limit									
Low Limit									

Elem	V_2924	Zn2062	As1890	Tl1908	Pb2203	Se1960	Sb2068	Al3961	Ca3179
Units	ppm	ppm	ppm	ppm	ppm	ppm	ppm	ppm	ppm
Avg	**-.0001**	F **.0026**	**-.0001**	**.0000**	**.0011**	**-.0012**	**-.0002**	**-.0066**	**-.0074**
Stddev	.0001	.0003	.0000	.001	.0005	.0006	.0003	.0034	.0008
%RSD	92.27	10.77	36.03	2859.	44.61	53.01	174.2	51.66	10.72
#1	.0000	.0024	-.0001	-.0010	.0007	-.0016	.0000	-.0042	-.0068
#2	-.0001	.0028	-.0001	.0009	.0014	-.0007	-.0004	-.0090	-.0080
Check ?	Chk Pass	Chk Fail	Chk Pass	Chk Pass	Chk Pass	Chk Pass	Chk Pass	Chk Pass	Chk Pass
High Limit		.0020							
Low Limit		-.0020							

Elem	Fe2599	Mg2790	K_7664	Na5895	B_2089	Mo2020	Pd3404	Si2124	Sn1899
Units	ppm	ppm	ppm	ppm	ppm	ppm	ppm	ppm	ppm
Avg	**.0028**	**-.0202**	**.0358**	**.0594**	**.0002**	**.0013**	**-.0006**	**-.0020**	**-.0001**
Stddev	.0011	.0326	.0045	.0004	.0003	.0002	.0004	.0009	.0002
%RSD	39.47	161.4	12.62	.6507	135.8	18.94	67.11	43.76	324.9
#1	.0036	.0029	.0390	.0597	.0004	.0015	-.0003	-.0014	.0001
#2	.0020	-.0432	.0326	.0591	.0000	.0011	-.0009	-.0027	-.0002
Check ?	Chk Pass	Chk Pass	Chk Pass	Chk Pass	Chk Pass	Chk Pass	Chk Pass	Chk Pass	Chk Pass
High Limit									
Low Limit									

Zoom In Zoom Out

Sample Name: ccb Acquired: 7/3/2014 15:13:26 Type: QC
Method: Accutest1(v240) Mode: CONC Corr. Factor: 1.000000
User: admin Custom ID1: Custom ID2: Custom ID3:
Comment:

Elem	Sr4077	Ti3349	W_2079	Zr3391	S_1820	Bi2230	Li6707
Units	ppm	ppm	ppm	ppm	ppm	ppm	ppm
Avg	**.0000**	**.0001**	**.0000**	**.0000**	**.0004**	**-.0005**	**.0000**
Stddev	.000	.0001	.001	.000	.0010	.0002	.000
%RSD	131.4	63.00	7702.	5443.	263.9	31.10	978.5
#1	.0000	.0001	.0006	.0001	-.0003	-.0007	.0001
#2	-.0001	.0002	-.0006	-.0001	.0011	-.0004	-.0002
Check ?	Chk Pass	Chk Pass	Chk Pass	Chk Pass	Chk Pass	Chk Pass	Chk Pass
High Limit							
Low Limit							

Int. Std.	Y_3600	Y_3710	Y_2243	In2306
Units	Cts/S	Cts/S	Cts/S	Cts/S
Avg	**100180.**	**11464.**	**1857.0**	**6231.8**
Stddev	133.	6.	5.2	2.7
%RSD	.13317	.05362	.28262	.04306
#1	100270.	11460.	1860.7	6229.9
#2	100090.	11468.	1853.3	6233.7

Zoom In Zoom Out

Sample Name: jb70605-7 2 Acquired: 7/3/2014 15:19:45 Type: Unk
Method: Accutest1(v240) Mode: CONC Corr. Factor: 2.000000
User: admin Custom ID1: Custom ID2: Custom ID3:
Comment: rerun soil 15th ca

Elem	Ba4554	Be3130	Cd2288	Co2286	Cr2677	Cu3247	Mn2576	Ni2316	Ag3280
Avg	**.5165**	**.0035**	**.0022**	**.0649**	**.1356**	**.2754**	**2.302**	**.1398**	**.0040**
Stddev	.0001	.0000	.0001	.0006	.0002	.0007	.003	.0013	.0002
%RSD	.0275	1.214	3.412	.9438	.1670	.2369	.1422	.9261	5.395
#1	.5166	.0034	.0022	.0645	.1355	.2749	2.305	.1389	.0041
#2	.5164	.0035	.0023	.0654	.1358	.2758	2.300	.1407	.0038

Elem	V_2924	Zn2062	As1890	Tl1908	Pb2203	Se1960	Sb2068	Al3961	Ca3179
Avg	**.2369**	**.2716**	**.0261**	**-.0196**	**.0712**	**.0030**	**.0091**	**110.8**	**754.8**
Stddev	.0008	.0016	.0014	.0037	.0018	.0012	.0009	.0	2.3
%RSD	.3196	.5905	5.429	18.91	2.508	40.61	10.37	.0267	.3047
#1	.2374	.2704	.0251	-.0170	.0700	.0038	.0084	110.8	753.2
#2	.2363	.2727	.0271	-.0222	.0725	.0021	.0097	110.9	756.5

Elem	Fe2599	Mg2790	K_7664	Na5895	B_2089	Mo2020	Pd3404	Si2124	Sn1899
Avg	**155.5**	**57.92**	**8.635**	**8.338**	**.1305**	**.0043**	**-.0257**	**3.524**	**.0310**
Stddev	.1	.22	.004	.018	.0000	.0000	.0019	.012	.0029
%RSD	.0799	.3793	.0470	.2158	.0242	1.131	7.235	.3440	9.482
#1	155.4	58.08	8.638	8.325	.1305	.0044	-.0244	3.533	.0331
#2	155.6	57.77	8.632	8.350	.1305	.0043	-.0271	3.516	.0290

Elem	Sr4077	Ti3349	W_2079	Zr3391	S_1820	Bi2230	Li6707
Avg	**4.524**	**6.937**	**.0036**	**.1420**	**17.38**	**.0028**	**.1197**
Stddev	.009	.003	.0042	.0008	.00	.0013	.0013
%RSD	.1981	.0384	117.2	.5410	.0202	46.51	1.073
#1	4.530	6.938	.0066	.1414	17.37	.0037	.1188
#2	4.517	6.935	.0006	.1425	17.38	.0019	.1206

Int. Std.	Y_3600	Y_3710	Y_2243	In2306
Avg	**89115.**	**11427.**	**1711.8**	**5304.4**
Stddev	6.	32.	2.0	7.0
%RSD	.00715	.27983	.11922	.13219
#1	89111.	11450.	1710.3	5299.5
#2	89120.	11405.	1713.2	5309.4

Zoom In Zoom Out

Sample Name: jb70605-8 Acquired: 7/3/2014 15:25:59 Type: Unk
Method: Accutest1(v240) Mode: CONC Corr. Factor: 3.000000
User: admin Custom ID1: Custom ID2: Custom ID3:
Comment: rerun soil 15th ca

Elem	Ba4554	Be3130	Cd2288	Co2286	Cr2677	Cu3247	Mn2576	Ni2316	Ag3280
Avg	**.4003**	**.0024**	**.0018**	**.0221**	**.0768**	**.0570**	**1.252**	**.0496**	**.0024**
Stddev	.0005	.0001	.0003	.0003	.0004	.0014	.005	.0004	.0007
%RSD	.1277	2.772	19.19	1.477	.5452	2.370	.3654	.8628	29.56
#1	.4000	.0023	.0015	.0219	.0765	.0561	1.255	.0499	.0019
#2	.4007	.0024	.0020	.0223	.0771	.0580	1.248	.0493	.0029

Elem	V_2924	Zn2062	As1890	Tl1908	Pb2203	Se1960	Sb2068	Al3961	Ca3179
Avg	**.0863**	**.1047**	**.0167**	**-.0011**	**.0265**	**.0045**	**-.0037**	**63.20**	**807.5**
Stddev	.0005	.0006	.0051	.0026	.0019	.0035	.0015	.20	6.4
%RSD	.6319	.5808	30.69	235.4	7.243	77.14	39.57	.3199	.7896
#1	.0867	.1043	.0203	.0007	.0278	.0021	-.0047	63.34	812.0
#2	.0859	.1052	.0131	-.0030	.0251	.0070	-.0026	63.06	803.0

Elem	Fe2599	Mg2790	K_7664	Na5895	B_2089	Mo2020	Pd3404	Si2124	Sn1899
Avg	**50.10**	**41.46**	**8.679**	**7.176**	**.1204**	**.0055**	**-.0291**	**4.865**	**.0269**
Stddev	.22	.23	.007	.008	.0023	.0005	.0010	.003	.0006
%RSD	.4354	.5586	.0819	.1147	1.904	8.602	3.305	.0590	2.164
#1	50.25	41.62	8.674	7.182	.1220	.0052	-.0298	4.863	.0265
#2	49.94	41.30	8.684	7.170	.1187	.0059	-.0284	4.867	.0273

Elem	Sr4077	Ti3349	W_2079	Zr3391	S_1820	Bi2230	Li6707
Avg	**3.950**	**2.925**	**-.0090**	**.0926**	**17.34**	**.0029**	**.0638**
Stddev	.003	.005	.0017	.0004	.02	.0021	.0034
%RSD	.0811	.1802	19.08	.3793	.1379	70.86	5.351
#1	3.948	2.928	-.0102	.0924	17.35	.0044	.0613
#2	3.953	2.921	-.0078	.0929	17.32	.0014	.0662

Int. Std.	Y_3600	Y_3710	Y_2243	In2306
Avg	**92018.**	**11299.**	**1727.0**	**5414.8**
Stddev	7.	73.	1.0	3.6
%RSD	.00763	.64442	.05750	.06681
#1	92023.	11248.	1727.7	5417.3
#2	92013.	11351.	1726.3	5412.2

Zoom In Zoom Out

Sample Name: mp80430-mb1 2 Acquired: 7/3/2014 15:32:10 Type: Unk
Method: Accutest1(v240) Mode: CONC Corr. Factor: 1.000000
User: admin Custom ID1: Custom ID2: Custom ID3:
Comment: water 15th

Elem	Ba4554	Be3130	Cd2288	Co2286	Cr2677	Cu3247	Mn2576	Ni2316	Ag3280
Avg	**.0024**	**-.0001**	**.0001**	**-.0002**	**.0001**	**-.0005**	**.0000**	**-.0001**	**-.0002**
Stddev	.0001	.0000	.0002	.0002	.0002	.0001	.0000	.0001	.0001
%RSD	4.128	72.60	160.6	121.0	168.4	24.79	343.2	108.1	42.25
#1	.0024	.0000	.0002	.0000	.0000	-.0004	.0000	.0000	-.0003
#2	.0023	-.0001	.0000	-.0003	.0003	-.0006	.0000	-.0001	-.0002

Elem	V_2924	Zn2062	As1890	Tl1908	Pb2203	Se1960	Sb2068	Al3961	Ca3179
Avg	**-.0001**	**.0009**	**-.0003**	**-.0013**	**.0002**	**-.0002**	**.0001**	**-.0015**	**.0651**
Stddev	.0000	.0001	.0009	.0002	.0002	.0013	.0005	.0055	.0045
%RSD	32.48	6.415	285.3	12.78	90.06	764.3	487.3	369.9	6.955
#1	-.0001	.0009	-.0010	-.0014	.0001	-.0011	-.0002	.0024	.0683
#2	-.0001	.0009	.0003	-.0012	.0004	.0007	.0004	-.0053	.0619

Elem	Fe2599	Mg2790	K_7664	Na5895	B_2089	Mo2020	Pd3404	Si2124	Sn1899
Avg	**.0089**	**-.0192**	**.0273**	**.0319**	**-.0003**	**-.0005**	**-.0001**	**.0249**	**-.0001**
Stddev	.0020	.0019	.0001	.0035	.0001	.0001	.0006	.0015	.0001
%RSD	22.24	9.741	.2272	11.06	53.31	22.73	1100.	6.139	57.12
#1	.0075	-.0205	.0273	.0344	-.0002	-.0006	-.0005	.0260	-.0001
#2	.0103	-.0179	.0274	.0294	-.0004	-.0005	.0004	.0238	-.0002

Elem	Sr4077	Ti3349	W_2079	Zr3391	S_1820	Bi2230	Li6707
Avg	**.0003**	**.0003**	**-.0036**	**.0001**	**.0072**	**-.0005**	**-.0004**
Stddev	.0001	.0000	.0007	.0000	.0009	.0003	.0005
%RSD	34.99	2.057	18.58	10.41	13.24	55.60	143.7
#1	.0003	.0003	-.0032	.0001	.0065	-.0007	-.0007
#2	.0002	.0003	-.0041	.0001	.0078	-.0003	.0000

Int. Std.	Y_3600	Y_3710	Y_2243	In2306
Avg	**101580.**	**11703.**	**1835.6**	**6200.5**
Stddev	124.	33.	6.5	15.1
%RSD	.12232	.28280	.35652	.24329
#1	101490.	11679.	1840.2	6211.2
#2	101670.	11726.	1830.9	6189.9

Zoom In Zoom Out

Sample Name: mp80430-lc1 Acquired: 7/3/2014 15:38:27 Type: Unk
Method: Accutest1(v240) Mode: CONC Corr. Factor: 1.000000
User: admin Custom ID1: Custom ID2: Custom ID3:
Comment: water 15th

Elem	Ba4554	Be3130	Cd2288	Co2286	Cr2677	Cu3247	Mn2576	Ni2316	Ag3280
Avg	**.4866**	**.4611**	**.4751**	**.4521**	**.4649**	**.4498**	**.4826**	**.4711**	**.1833**
Stddev	.0019	.0021	.0019	.0007	.0032	.0002	.0026	.0007	.0012
%RSD	.3925	.4532	.3965	.1439	.6839	.0526	.5463	.1574	.6815
#1	.4880	.4626	.4738	.4526	.4626	.4500	.4808	.4706	.1824
#2	.4853	.4596	.4765	.4517	.4671	.4496	.4845	.4717	.1842

Elem	V_2924	Zn2062	As1890	Tl1908	Pb2203	Se1960	Sb2068	Al3961	Ca3179
Avg	**.4662**	**.4750**	**.4770**	**.5078**	**.4728**	**.5004**	**.4728**	**4.678**	**5.034**
Stddev	.0010	.0014	.0006	.0047	.0005	.0009	.0004	.017	.029
%RSD	.2194	.2876	.1255	.9185	.1049	.1760	.0761	.3641	.5769
#1	.4655	.4741	.4765	.5111	.4725	.4998	.4726	4.691	5.055
#2	.4669	.4760	.4774	.5045	.4732	.5010	.4731	4.666	5.013

Elem	Fe2599	Mg2790	K_7664	Na5895	B_2089	Mo2020	Pd3404	Si2124	Sn1899
Avg	**5.205**	**4.742**	**9.575**	**9.630**	**-.0006**	**.4777**	**-.0008**	**.0600**	**.0011**
Stddev	.006	.019	.020	.037	.0004	.0010	.0000	.0009	.0001
%RSD	.1151	.3921	.2106	.3830	62.07	.2041	2.130	1.502	6.718
#1	5.209	4.756	9.589	9.656	-.0009	.4770	-.0008	.0606	.0011
#2	5.200	4.729	9.561	9.604	-.0004	.4783	-.0008	.0593	.0010

Elem	Sr4077	Ti3349	W_2079	Zr3391	S_1820	Bi2230	Li6707
Avg	**-.0002**	**.4748**	**-.0002**	**.0066**	**.0012**	**.0001**	**.0002**
Stddev	.0000	.0020	.0010	.0004	.0010	.0000	.0002
%RSD	24.80	.4155	412.4	5.981	79.96	45.82	95.50
#1	-.0002	.4734	-.0009	.0069	.0019	.0001	.0001
#2	-.0001	.4762	.0005	.0063	.0005	.0001	.0004

Int. Std.	Y_3600	Y_3710	Y_2243	In2306
Avg	**98884.**	**11554.**	**1797.1**	**5986.9**
Stddev	407.	24.	1.6	7.4
%RSD	.41170	.20466	.09114	.12323
#1	99172.	11537.	1798.3	5981.7
#2	98596.	11571.	1796.0	5992.1

Zoom In Zoom Out

Sample Name: mp80430-s1 Acquired: 7/3/2014 15:44:34 Type: Unk
Method: Accutest1(v240) Mode: CONC Corr. Factor: 1.000000
User: admin Custom ID1: Custom ID2: Custom ID3:
Comment: water 15th

Elem	Ba4554	Be3130	Cd2288	Co2286	Cr2677	Cu3247	Mn2576	Ni2316	Ag3280
Avg	**2.027**	**.0488**	**.0501**	**.4826**	**.2025**	**.2442**	**.5970**	**.5050**	**.0493**
Stddev	.001	.0003	.0000	.0017	.0003	.0005	.0011	.0013	.0001
%RSD	.0504	.5323	.0108	.3592	.1637	.2211	.1876	.2598	.1963
#1	2.027	.0486	.0501	.4814	.2023	.2438	.5962	.5040	.0494
#2	2.028	.0490	.0501	.4838	.2028	.2446	.5978	.5059	.0493

Elem	V_2924	Zn2062	As1890	Tl1908	Pb2203	Se1960	Sb2068	Al3961	Ca3179
Avg	**.4854**	**.6399**	**2.075**	**2.164**	**.5024**	**2.162**	**.4955**	**1.987**	**28.98**
Stddev	.0008	.0020	.004	.002	.0007	.002	.0013	.014	.02
%RSD	.1686	.3051	.1830	.0994	.1480	.1127	.2600	.6820	.0684
#1	.4848	.6385	2.073	2.163	.5018	2.160	.4946	1.978	29.00
#2	.4860	.6413	2.078	2.166	.5029	2.164	.4964	1.997	28.97

Elem	Fe2599	Mg2790	K_7664	Na5895	B_2089	Mo2020	Pd3404	Si2124	Sn1899
Avg	**1.013**	**24.77**	**26.14**	**31.98**	**.0695**	**.0012**	**-.0013**	**6.908**	**.0022**
Stddev	.001	.00	.01	.03	.0001	.0000	.0002	.001	.0006
%RSD	.1279	.0118	.0490	.0964	.1482	4.285	18.17	.0172	26.02
#1	1.012	24.78	26.13	31.95	.0695	.0012	-.0014	6.908	.0026
#2	1.013	24.77	26.15	32.00	.0696	.0011	-.0011	6.909	.0018

Elem	Sr4077	Ti3349	W_2079	Zr3391	S_1820	Bi2230	Li6707
Avg	**.0328**	**.0006**	**-.0025**	**.0017**	**5.711**	**-.0008**	**.0024**
Stddev	.0001	.0002	.0001	.0000	.003	.0000	.0003
%RSD	.2717	27.11	2.267	.8465	.0555	2.204	12.05
#1	.0328	.0007	-.0025	.0017	5.709	-.0008	.0026
#2	.0329	.0005	-.0026	.0018	5.713	-.0008	.0022

Int. Std.	Y_3600	Y_3710	Y_2243	In2306
Avg	**93446.**	**11501.**	**1745.4**	**5714.6**
Stddev	111.	8.	1.2	1.2
%RSD	.11930	.06584	.06702	.02141
#1	93367.	11496.	1744.6	5713.7
#2	93525.	11507.	1746.2	5715.4

Zoom In Zoom Out

Sample Name: mp80430-s2 Acquired: 7/3/2014 15:50:40 Type: Unk
Method: Accutest1(v240) Mode: CONC Corr. Factor: 1.000000
User: admin Custom ID1: Custom ID2: Custom ID3:
Comment: water 15th

Elem	Ba4554	Be3130	Cd2288	Co2286	Cr2677	Cu3247	Mn2576	Ni2316	Ag3280
Avg	**2.024**	**.0489**	**.0497**	**.4834**	**.1939**	**.2394**	**.5871**	**.5046**	**.0474**
Stddev	.004	.0001	.0000	.0000	.0004	.0005	.0008	.0005	.0002
%RSD	.2152	.1852	.0992	.0048	.2046	.2203	.1418	.0952	.3958
#1	2.021	.0490	.0496	.4833	.1942	.2398	.5877	.5042	.0476
#2	2.027	.0489	.0497	.4834	.1936	.2391	.5865	.5049	.0473

Elem	V_2924	Zn2062	As1890	Tl1908	Pb2203	Se1960	Sb2068	Al3961	Ca3179
Avg	**.4805**	**.6422**	**2.061**	**2.154**	**.5028**	**2.159**	**.5023**	**2.028**	**28.48**
Stddev	.0006	.0004	.002	.008	.0005	.005	.0009	.009	.16
%RSD	.1257	.0688	.1022	.3554	.1076	.2364	.1702	.4372	.5569
#1	.4809	.6425	2.059	2.160	.5032	2.162	.5029	2.022	28.60
#2	.4801	.6419	2.062	2.149	.5025	2.155	.5017	2.035	28.37

Elem	Fe2599	Mg2790	K_7664	Na5895	B_2089	Mo2020	Pd3404	Si2124	Sn1899
Avg	**.9853**	**24.27**	**26.32**	**32.92**	**.0724**	**.0007**	**-.0018**	**7.235**	**.0023**
Stddev	.0038	.12	.06	.07	.0002	.0003	.0000	.003	.0005
%RSD	.3862	.5053	.2250	.2218	.2488	40.24	.5686	.0393	20.56
#1	.9826	24.35	26.28	32.86	.0725	.0005	-.0018	7.237	.0027
#2	.9880	24.18	26.36	32.97	.0722	.0008	-.0018	7.233	.0020

Elem	Sr4077	Ti3349	W_2079	Zr3391	S_1820	Bi2230	Li6707
Avg	**.0337**	**.0001**	**-.0029**	**.0012**	**6.013**	**-.0011**	**.0024**
Stddev	.0000	.0003	.0002	.0000	.026	.0002	.0006
%RSD	.1382	201.7	7.136	3.690	.4348	19.08	23.68
#1	.0337	-.0001	-.0027	.0012	6.031	-.0009	.0020
#2	.0337	.0003	-.0030	.0011	5.994	-.0012	.0028

Int. Std.	Y_3600	Y_3710	Y_2243	In2306
Avg	**95486.**	**11423.**	**1742.2**	**5668.2**
Stddev	7.	32.	1.0	4.7
%RSD	.00685	.28219	.05474	.08207
#1	95491.	11400.	1742.9	5671.5
#2	95482.	11446.	1741.5	5664.9

Zoom In Zoom Out

Sample Name: jb70619-1f Acquired: 7/3/2014 15:56:46 Type: Unk
Method: Accutest1(v240) Mode: CONC Corr. Factor: 1.000000
User: admin Custom ID1: Custom ID2: Custom ID3:
Comment: water 15th

Elem	Ba4554	Be3130	Cd2288	Co2286	Cr2677	Cu3247	Mn2576	Ni2316	Ag3280
Avg	**.0482**	**.0002**	**.0004**	**.0053**	**.0018**	**.0024**	**.0934**	**.0113**	**.0001**
Stddev	.0001	.0000	.0003	.0001	.0000	.0001	.0001	.0000	.0000
%RSD	.2094	23.00	67.90	2.795	.4705	6.059	.1572	.1419	36.19
#1	.0482	.0002	.0002	.0054	.0018	.0025	.0933	.0113	.0001
#2	.0481	.0001	.0006	.0052	.0018	.0023	.0935	.0114	.0001

Elem	V_2924	Zn2062	As1890	Tl1908	Pb2203	Se1960	Sb2068	Al3961	Ca3179
Avg	**.0002**	**.1528**	**.0000**	**.0004**	**.0007**	**.0028**	**-.0009**	**.1111**	**4.733**
Stddev	.0000	.0007	.000	.0007	.0003	.0003	.0000	.0008	.007
%RSD	24.16	.4811	406.4	176.7	36.62	9.714	3.591	.7254	.1407
#1	.0002	.1523	.0000	.0008	.0006	.0030	-.0010	.1105	4.729
#2	.0001	.1533	-.0001	-.0001	.0009	.0026	-.0009	.1117	4.738

Elem	Fe2599	Mg2790	K_7664	Na5895	B_2089	Mo2020	Pd3404	Si2124	Sn1899
Avg	**.0039**	**.5464**	**.7830**	**6.793**	**.0713**	**-.0003**	**-.0003**	**6.927**	**.0009**
Stddev	.0012	.0048	.0163	.011	.0003	.0001	.0006	.002	.0004
%RSD	32.03	.8770	2.082	.1646	.4273	16.89	210.6	.0289	43.54
#1	.0047	.5498	.7945	6.801	.0715	-.0004	.0001	6.925	.0007
#2	.0030	.5430	.7715	6.786	.0711	-.0003	-.0007	6.928	.0012

Elem	Sr4077	Ti3349	W_2079	Zr3391	S_1820	Bi2230	Li6707
Avg	**.0328**	**.0001**	**-.0035**	**-.0002**	**5.639**	**-.0014**	**.0024**
Stddev	.0000	.0002	.0000	.0000	.011	.0008	.0005
%RSD	.0916	219.6	.1883	17.11	.2030	58.33	19.79
#1	.0328	.0002	-.0035	-.0002	5.631	-.0008	.0027
#2	.0328	.0000	-.0035	-.0002	5.647	-.0019	.0021

Int. Std.	Y_3600	Y_3710	Y_2243	In2306
Avg	**100910.**	**11648.**	**1815.5**	**6088.9**
Stddev	46.	20.	2.1	10.6
%RSD	.04604	.17591	.11830	.17414
#1	100880.	11633.	1817.0	6096.4
#2	100950.	11662.	1814.0	6081.4

Zoom In Zoom Out

Sample Name: mp80430-sd1 Acquired: 7/3/2014 16:03:00 Type: Unk
Method: Accutest1(v240) Mode: CONC Corr. Factor: 5.000000
User: admin Custom ID1: Custom ID2: Custom ID3:
Comment: water 15th

Elem	Ba4554	Be3130	Cd2288	Co2286	Cr2677	Cu3247	Mn2576	Ni2316	Ag3280
Avg	**.0492**	**-.0002**	**.0008**	**.0040**	**.0018**	**.0010**	**.0954**	**.0109**	**-.0002**
Stddev	.0009	.0001	.0000	.0001	.0010	.0011	.0003	.0012	.0021
%RSD	1.791	61.44	4.661	1.738	54.87	106.0	.3264	10.57	908.2
#1	.0498	-.0001	.0008	.0039	.0025	.0003	.0956	.0117	-.0017
#2	.0486	-.0003	.0008	.0040	.0011	.0018	.0952	.0101	.0012

Elem	V_2924	Zn2062	As1890	Tl1908	Pb2203	Se1960	Sb2068	Al3961	Ca3179
Avg	**.0002**	**.1668**	**.0011**	**-.0025**	**.0003**	**.0089**	**.0004**	**.1165**	**4.937**
Stddev	.0004	.0002	.0001	.0031	.0020	.0008	.0046	.0473	.010
%RSD	167.9	.1174	10.29	121.8	778.1	9.131	1152.	40.59	.1980
#1	.0005	.1666	.0012	-.0004	-.0011	.0095	.0036	.0831	4.944
#2	.0000	.1669	.0010	-.0047	.0017	.0083	-.0028	.1499	4.930

Elem	Fe2599	Mg2790	K_7664	Na5895	B_2089	Mo2020	Pd3404	Si2124	Sn1899
Avg	**.1283**	**.4515**	**.7378**	**6.781**	**.0720**	**-.0015**	**-.0014**	**6.863**	**.0047**
Stddev	.0047	.0691	.0957	.014	.0009	.0009	.0003	.020	.0010
%RSD	3.638	15.30	12.97	.2006	1.210	57.95	23.82	.2923	22.19
#1	.1250	.4026	.6701	6.790	.0714	-.0022	-.0016	6.849	.0039
#2	.1316	.5003	.8054	6.771	.0727	-.0009	-.0011	6.877	.0054

Elem	Sr4077	Ti3349	W_2079	Zr3391	S_1820	Bi2230	Li6707
Avg	**.0331**	**.0004**	**-.0173**	**-.0014**	**5.497**	**-.0026**	**.0033**
Stddev	.0001	.0008	.0021	.0003	.017	.0012	.0008
%RSD	.3637	182.4	12.07	21.60	.3153	47.32	25.73
#1	.0332	-.0001	-.0159	-.0016	5.509	-.0017	.0027
#2	.0330	.0010	-.0188	-.0012	5.485	-.0035	.0039

Int. Std.	Y_3600	Y_3710	Y_2243	In2306
Avg	**99575.**	**11474.**	**1824.6**	**6185.1**
Stddev	71.	11.	8.6	11.2
%RSD	.07162	.09603	.47300	.18126
#1	99625.	11466.	1830.7	6193.0
#2	99525.	11482.	1818.5	6177.1

Zoom In Zoom Out

Sample Name: jb70619-1 Acquired: 7/3/2014 16:09:15 Type: Unk
Method: Accutest1(v240) Mode: CONC Corr. Factor: 1.000000
User: admin Custom ID1: Custom ID2: Custom ID3:
Comment: water 15th

Elem	Ba4554	Be3130	Cd2288	Co2286	Cr2677	Cu3247	Mn2576	Ni2316	Ag3280
Avg	**.0512**	**.0003**	**.0005**	**.0053**	**.0065**	**.0073**	**.0968**	**.0116**	**.0004**
Stddev	.0001	.0000	.0000	.0000	.0002	.0003	.0001	.0003	.0003
%RSD	.2011	5.181	1.571	.6999	3.662	3.988	.1453	2.411	81.94
#1	.0512	.0003	.0005	.0054	.0064	.0075	.0967	.0118	.0002
#2	.0513	.0003	.0005	.0053	.0067	.0071	.0969	.0114	.0006

Elem	V_2924	Zn2062	As1890	Tl1908	Pb2203	Se1960	Sb2068	Al3961	Ca3179
Avg	**.0068**	**.1587**	**.0010**	**.0024**	**.0012**	**.0024**	**-.0010**	**1.242**	**4.620**
Stddev	.0000	.0009	.0009	.0013	.0009	.0003	.0002	.001	.029
%RSD	.6591	.5630	95.82	52.62	74.84	13.15	15.65	.0432	.6226
#1	.0068	.1581	.0003	.0015	.0006	.0026	-.0009	1.242	4.640
#2	.0069	.1593	.0016	.0033	.0019	.0022	-.0011	1.242	4.599

Elem	Fe2599	Mg2790	K_7664	Na5895	B_2089	Mo2020	Pd3404	Si2124	Sn1899
Avg	**2.014**	**.6027**	**.8345**	**6.129**	**.0683**	**-.0002**	**-.0005**	**7.508**	**.0010**
Stddev	.004	.0063	.0111	.026	.0007	.0001	.0002	.032	.0007
%RSD	.1980	1.040	1.332	.4294	1.011	44.03	37.24	.4201	72.64
#1	2.017	.6072	.8267	6.110	.0678	-.0003	-.0007	7.486	.0015
#2	2.011	.5983	.8424	6.147	.0688	-.0002	-.0004	7.530	.0005

Elem	Sr4077	Ti3349	W_2079	Zr3391	S_1820	Bi2230	Li6707
Avg	**.0333**	**.0268**	**-.0044**	**.0013**	**5.240**	**-.0004**	**.0030**
Stddev	.0000	.0002	.0006	.0001	.037	.0003	.0007
%RSD	.0569	.6938	13.04	7.091	.7151	71.13	21.83
#1	.0333	.0270	-.0040	.0014	5.214	-.0002	.0035
#2	.0333	.0267	-.0048	.0012	5.267	-.0006	.0026

Int. Std.	Y_3600	Y_3710	Y_2243	In2306
Avg	**97189.**	**11628.**	**1806.0**	**6094.3**
Stddev	147.	32.	10.0	25.3
%RSD	.15148	.27311	.55528	.41538
#1	97085.	11605.	1813.1	6112.2
#2	97293.	11650.	1798.9	6076.4

Zoom In Zoom Out

Sample Name: ccv Acquired: 7/3/2014 16:15:28 Type: QC
Method: Accutest1(v240) Mode: CONC Corr. Factor: 1.000000
User: admin Custom ID1: Custom ID2: Custom ID3:
Comment: 1

Elem	Ba4554	Be3130	Cd2288	Co2286	Cr2677	Cu3247	Mn2576	Ni2316	Ag3280
Units	ppm	ppm	ppm	ppm	ppm	ppm	ppm	ppm	ppm
Avg	**2.045**	**1.976**	**2.008**	**1.984**	**1.930**	**1.989**	**1.986**	**2.008**	**.2391**
Stddev	.004	.000	.003	.001	.002	.001	.001	.002	.0007
%RSD	.1690	.0007	.1694	.0381	.1171	.0639	.0712	.0954	.2926
#1	2.042	1.976	2.005	1.984	1.928	1.990	1.985	2.006	.2386
#2	2.047	1.976	2.010	1.983	1.931	1.988	1.987	2.009	.2396
Check ?	Chk Pass	Chk Pass	Chk Pass	Chk Pass	Chk Pass	Chk Pass	Chk Pass	Chk Pass	Chk Pass
Value									
Range									

Elem	V_2924	Zn2062	As1890	Tl1908	Pb2203	Se1960	Sb2068	Al3961	Ca3179
Units	ppm	ppm	ppm	ppm	ppm	ppm	ppm	ppm	ppm
Avg	**1.953**	**1.985**	**2.006**	**2.019**	**2.013**	**2.026**	**2.036**	**39.67**	**38.18**
Stddev	.001	.003	.002	.005	.000	.003	.000	.07	.07
%RSD	.0725	.1704	.1219	.2614	.0134	.1591	.0052	.1699	.1727
#1	1.952	1.982	2.004	2.016	2.014	2.024	2.036	39.63	38.23
#2	1.954	1.987	2.008	2.023	2.013	2.028	2.035	39.72	38.14
Check ?	Chk Pass	Chk Pass	Chk Pass	Chk Pass	Chk Pass	Chk Pass	Chk Pass	Chk Pass	Chk Pass
Value									
Range									

Elem	Fe2599	Mg2790	K_7664	Na5895	B_2089	Mo2020	Pd3404	Si2124	Sn1899
Units	ppm	ppm	ppm	ppm	ppm	ppm	ppm	ppm	ppm
Avg	**38.78**	**37.32**	**40.27**	**40.88**	**2.051**	**2.036**	**1.945**	**5.089**	**2.024**
Stddev	.04	.03	.05	.02	.004	.004	.005	.004	.003
%RSD	.0993	.0895	.1199	.0599	.2086	.1850	.2775	.0767	.1588
#1	38.81	37.34	40.24	40.86	2.048	2.033	1.941	5.087	2.022
#2	38.75	37.30	40.31	40.90	2.054	2.039	1.949	5.092	2.027
Check ?	Chk Pass	Chk Pass	Chk Pass	Chk Pass	Chk Pass	Chk Pass	Chk Pass	Chk Pass	Chk Pass
Value									
Range									

Zoom In Zoom Out

Sample Name: ccv Acquired: 7/3/2014 16:15:28 Type: QC
Method: Accutest1(v240) Mode: CONC Corr. Factor: 1.000000
User: admin Custom ID1: Custom ID2: Custom ID3:
Comment: 1

Elem	Sr4077	Ti3349	W_2079	Zr3391	S_1820	Bi2230	Li6707
Units	ppm	ppm	ppm	ppm	ppm	ppm	ppm
Avg	**2.037**	**1.964**	**1.936**	**1.965**	**1.982**	**2.041**	**2.000**
Stddev	.003	.000	.009	.001	.002	.003	.000
%RSD	.1210	.0004	.4547	.0678	.1151	.1327	.0074
#1	2.035	1.964	1.930	1.966	1.983	2.039	2.000
#2	2.038	1.964	1.943	1.964	1.980	2.043	2.000
Check ?	Chk Pass	Chk Pass	Chk Pass	Chk Pass	Chk Pass	Chk Pass	Chk Pass
Value							
Range							

Int. Std.	Y_3600	Y_3710	Y_2243	In2306
Units	Cts/S	Cts/S	Cts/S	Cts/S
Avg	**93706.**	**11203.**	**1735.9**	**5528.5**
Stddev	141.	13.	2.2	3.6
%RSD	.15018	.11549	.12405	.06442
#1	93606.	11194.	1737.5	5531.0
#2	93805.	11212.	1734.4	5525.9

Zoom In Zoom Out

Sample Name: ccb Acquired: 7/3/2014 16:21:32 Type: QC
Method: Accutest1(v240) Mode: CONC Corr. Factor: 1.000000
User: admin Custom ID1: Custom ID2: Custom ID3:
Comment:

Elem	Ba4554	Be3130	Cd2288	Co2286	Cr2677	Cu3247	Mn2576	Ni2316	Ag3280
Units	ppm	ppm	ppm	ppm	ppm	ppm	ppm	ppm	ppm
Avg	**-.0001**	**-.0001**	**.0000**	**-.0002**	**-.0005**	**-.0009**	**-.0001**	**-.0001**	**-.0001**
Stddev	.0000	.0000	.000	.0001	.0004	.0003	.0000	.0001	.0001
%RSD	11.34	69.41	595.2	28.84	94.50	32.28	4.180	66.63	131.8
#1	-.0001	-.0001	.0000	-.0003	-.0008	-.0011	-.0001	-.0001	.0000
#2	-.0001	.0000	-.0001	-.0002	-.0002	-.0007	-.0001	-.0002	-.0002
Check ?	Chk Pass	Chk Pass	Chk Pass	Chk Pass	Chk Pass	Chk Pass	Chk Pass	Chk Pass	Chk Pass
High Limit									
Low Limit									

Elem	V_2924	Zn2062	As1890	Tl1908	Pb2203	Se1960	Sb2068	Al3961	Ca3179
Units	ppm	ppm	ppm	ppm	ppm	ppm	ppm	ppm	ppm
Avg	**-.0002**	**.0002**	**.0005**	**-.0007**	**.0004**	**-.0004**	**-.0003**	**-.0039**	**-.0092**
Stddev	.0000	.0001	.0002	.0001	.0004	.0003	.0001	.0036	.0012
%RSD	2.947	33.32	43.97	15.80	106.7	64.95	30.68	91.58	12.61
#1	-.0002	.0002	.0003	-.0006	.0006	-.0006	-.0004	-.0014	-.0101
#2	-.0002	.0001	.0006	-.0008	.0001	-.0002	-.0002	-.0065	-.0084
Check ?	Chk Pass	Chk Pass	Chk Pass	Chk Pass	Chk Pass	Chk Pass	Chk Pass	Chk Pass	Chk Pass
High Limit									
Low Limit									

Elem	Fe2599	Mg2790	K_7664	Na5895	B_2089	Mo2020	Pd3404	Si2124	Sn1899
Units	ppm	ppm	ppm	ppm	ppm	ppm	ppm	ppm	ppm
Avg	**-.0003**	**-.0098**	**.0222**	**.0142**	**.0001**	**.0014**	**-.0001**	**-.0014**	**-.0007**
Stddev	.0003	.0079	.0026	.0050	.0000	.0003	.0004	.0004	.0014
%RSD	88.16	80.43	11.64	35.48	14.70	21.15	849.0	28.04	200.2
#1	-.0006	-.0042	.0204	.0178	.0001	.0017	-.0004	-.0016	-.0017
#2	-.0001	-.0154	.0240	.0106	.0001	.0012	.0003	-.0011	.0003
Check ?	Chk Pass	Chk Pass	Chk Pass	Chk Pass	Chk Pass	Chk Pass	Chk Pass	Chk Pass	Chk Pass
High Limit									
Low Limit									

Zoom In Zoom Out

Sample Name: ccb Acquired: 7/3/2014 16:21:32 Type: QC
Method: Accutest1(v240) Mode: CONC Corr. Factor: 1.000000
User: admin Custom ID1: Custom ID2: Custom ID3:
Comment:

Elem	Sr4077	Ti3349	W_2079	Zr3391	S_1820	Bi2230	Li6707
Units	ppm	ppm	ppm	ppm	ppm	ppm	ppm
Avg	**.0000**	**-.0001**	**.0016**	**.0002**	**.0018**	**.0003**	**.0001**
Stddev	.000	.0002	.0001	.0000	.0009	.0002	.0002
%RSD	86.08	361.5	5.913	.5569	51.62	59.14	200.1
#1	-.0001	-.0002	.0017	.0002	.0025	.0002	.0002
#2	.0000	.0001	.0016	.0002	.0012	.0004	.0000
Check ?	Chk Pass	Chk Pass	Chk Pass	Chk Pass	Chk Pass	Chk Pass	Chk Pass
High Limit							
Low Limit							

Int. Std.	Y_3600	Y_3710	Y_2243	In2306
Units	Cts/S	Cts/S	Cts/S	Cts/S
Avg	**99886.**	**11397.**	**1832.2**	**6149.3**
Stddev	121.	19.	1.0	2.8
%RSD	.12147	.16609	.05443	.04570
#1	99800.	11410.	1831.5	6151.2
#2	99971.	11383.	1832.9	6147.3

Zoom In Zoom Out

Sample Name: jb70619-2 Acquired: 7/3/2014 16:27:53 Type: Unk
Method: Accutest1(v240) Mode: CONC Corr. Factor: 1.000000
User: admin Custom ID1: Custom ID2: Custom ID3:
Comment: water 15th

Elem	Ba4554	Be3130	Cd2288	Co2286	Cr2677	Cu3247	Mn2576	Ni2316	Ag3280
Avg	**.0568**	**.0023**	**.0005**	**.0066**	**.0131**	**.0680**	**.0567**	**.0211**	**.0003**
Stddev	.0001	.0000	.0000	.0001	.0001	.0000	.0001	.0003	.0001
%RSD	.0941	.7668	2.162	.8390	1.032	.0213	.2569	1.418	51.46
#1	.0568	.0023	.0005	.0066	.0130	.0680	.0566	.0209	.0003
#2	.0568	.0023	.0005	.0066	.0132	.0680	.0568	.0213	.0002

Elem	V_2924	Zn2062	As1890	Tl1908	Pb2203	Se1960	Sb2068	Al3961	Ca3179
Avg	**.0060**	**.1275**	**.0006**	**.0004**	**.0050**	**.0044**	**-.0009**	**2.531**	**2.611**
Stddev	.0004	.0003	.0007	.0001	.0004	.0004	.0001	.013	.010
%RSD	6.423	.2683	111.9	16.28	7.124	9.019	15.82	.5127	.3716
#1	.0062	.1273	.0001	.0005	.0048	.0041	-.0010	2.540	2.618
#2	.0057	.1278	.0012	.0004	.0053	.0046	-.0008	2.522	2.604

Elem	Fe2599	Mg2790	K_7664	Na5895	B_2089	Mo2020	Pd3404	Si2124	Sn1899
Avg	**3.212**	**.5930**	**1.258**	**11.77**	**.0608**	**.0004**	**-.0004**	**10.05**	**.0017**
Stddev	.002	.0082	.011	.00	.0005	.0002	.0011	.03	.0008
%RSD	.0525	1.378	.8703	.0253	.8004	52.01	235.4	.3281	46.13
#1	3.211	.5988	1.250	11.77	.0611	.0005	-.0012	10.02	.0012
#2	3.214	.5873	1.266	11.76	.0604	.0002	.0003	10.07	.0023

Elem	Sr4077	Ti3349	W_2079	Zr3391	S_1820	Bi2230	Li6707
Avg	**.0233**	**.0525**	**.0002**	**.0027**	**9.159**	**-.0004**	**.0052**
Stddev	.0000	.0016	.0002	.0002	.077	.0001	.0005
%RSD	.1234	2.977	98.32	6.167	.8420	29.16	9.055
#1	.0233	.0536	.0003	.0026	9.104	-.0005	.0055
#2	.0233	.0514	.0001	.0028	9.213	-.0003	.0049

Int. Std.	Y_3600	Y_3710	Y_2243	In2306
Avg	**97001.**	**11707.**	**1797.0**	**6058.0**
Stddev	520.	36.	8.6	23.1
%RSD	.53587	.30533	.47781	.38154
#1	97368.	11682.	1803.1	6074.3
#2	96633.	11733.	1790.9	6041.6

Zoom In Zoom Out

Sample Name: jb70619-3 Acquired: 7/3/2014 16:34:05 Type: Unk
Method: Accutest1(v240) Mode: CONC Corr. Factor: 1.000000
User: admin Custom ID1: Custom ID2: Custom ID3:
Comment: water 15th

Elem	Ba4554	Be3130	Cd2288	Co2286	Cr2677	Cu3247	Mn2576	Ni2316	Ag3280
Avg	**.0650**	**.0001**	**.0002**	**-.0010**	**.0021**	**.0034**	**.0045**	**.0046**	**.0001**
Stddev	.0000	.0000	.0001	.0003	.0004	.0001	.0001	.0001	.0002
%RSD	.0356	34.94	39.24	27.52	19.07	3.652	1.823	2.994	234.8
#1	.0650	.0002	.0001	-.0008	.0024	.0035	.0044	.0047	.0002
#2	.0650	.0001	.0002	-.0012	.0018	.0033	.0045	.0045	-.0001

Elem	V_2924	Zn2062	As1890	Tl1908	Pb2203	Se1960	Sb2068	Al3961	Ca3179
Avg	**.0022**	**.0057**	**-.0002**	**.0024**	**.0006**	**-.0020**	**-.0003**	**.6544**	**41.54**
Stddev	.0000	.0000	.0008	.0006	.0004	.0001	.0001	.0011	.17
%RSD	1.792	.7218	421.8	25.34	78.49	4.685	42.06	.1686	.4094
#1	.0022	.0057	.0004	.0028	.0002	-.0021	-.0002	.6552	41.66
#2	.0022	.0056	-.0007	.0020	.0009	-.0019	-.0004	.6536	41.42

Elem	Fe2599	Mg2790	K_7664	Na5895	B_2089	Mo2020	Pd3404	Si2124	Sn1899
Avg	**1.615**	**7.815**	**6.687**	**89.30**	**.2870**	**.0007**	**-.0014**	**3.468**	**.0026**
Stddev	.005	.012	.017	.05	.0010	.0000	.0007	.004	.0006
%RSD	.3255	.1546	.2477	.0544	.3350	.0419	49.00	.1184	23.55
#1	1.619	7.823	6.699	89.33	.2863	.0007	-.0019	3.471	.0030
#2	1.612	7.806	6.676	89.27	.2876	.0007	-.0009	3.465	.0021

Elem	Sr4077	Ti3349	W_2079	Zr3391	S_1820	Bi2230	Li6707
Avg	**.2581**	**.0137**	**-.0015**	**.0070**	**67.82**	**-.0002**	**.0090**
Stddev	.0003	.0002	.0002	.0000	.52	.0003	.0000
%RSD	.1180	1.737	12.24	.3814	.7645	116.1	.2122
#1	.2579	.0135	-.0014	.0070	67.45	.0000	.0090
#2	.2583	.0138	-.0016	.0070	68.18	-.0004	.0090

Int. Std.	Y_3600	Y_3710	Y_2243	In2306
Avg	**90665.**	**11306.**	**1703.6**	**5569.6**
Stddev	412.	24.	8.5	17.0
%RSD	.45389	.21059	.49646	.30586
#1	90374.	11289.	1709.6	5581.7
#2	90956.	11322.	1697.6	5557.6

Zoom In Zoom Out

Sample Name: jb70619-4 Acquired: 7/3/2014 16:40:20 Type: Unk
Method: Accutest1(v240) Mode: CONC Corr. Factor: 1.000000
User: admin Custom ID1: Custom ID2: Custom ID3:
Comment: water 15th

Elem	Ba4554	Be3130	Cd2288	Co2286	Cr2677	Cu3247	Mn2576	Ni2316	Ag3280
Avg	**.0618**	**.0128**	**.0010**	**.0059**	**.4899**	**.4148**	**.1086**	**.0180**	**.0014**
Stddev	.0001	.0001	.0001	.0003	.0032	.0002	.0003	.0001	.0003
%RSD	.1355	.7930	13.80	4.572	.6590	.0496	.3048	.4441	21.86
#1	.0617	.0127	.0009	.0057	.4876	.4146	.1084	.0179	.0016
#2	.0618	.0129	.0011	.0061	.4922	.4149	.1088	.0181	.0012

Elem	V_2924	Zn2062	As1890	Tl1908	Pb2203	Se1960	Sb2068	Al3961	Ca3179
Avg	**.1541**	**.0623**	**.0135**	**.0028**	**.0484**	**.0111**	**.0035**	**23.06**	**4.677**
Stddev	.0004	.0004	.0003	.0009	.0002	.0005	.0015	.10	.012
%RSD	.2833	.5641	2.249	32.62	.4736	4.766	42.30	.4409	.2647
#1	.1538	.0621	.0137	.0035	.0482	.0108	.0025	22.99	4.686
#2	.1544	.0626	.0133	.0022	.0485	.0115	.0046	23.14	4.669

Elem	Fe2599	Mg2790	K_7664	Na5895	B_2089	Mo2020	Pd3404	Si2124	Sn1899
Avg	**63.40**	**.9231**	**4.942**	**598.2**	**.0703**	**.0079**	**-.0073**	**26.37**	**.0023**
Stddev	.04	.0119	.047	5.9	.0006	.0002	.0005	.04	.0006
%RSD	.0605	1.294	.9456	.9894	.9012	1.899	7.285	.1394	28.33
#1	63.37	.9315	4.909	594.0	.0707	.0078	-.0077	26.35	.0018
#2	63.43	.9146	4.975	602.3	.0699	.0080	-.0069	26.40	.0027

Elem	Sr4077	Ti3349	W_2079	Zr3391	S_1820	Bi2230	Li6707
Avg	**.1109**	**.2755**	**.0009**	**.1093**	**293.4**	**-.0054**	**.0122**
Stddev	.0001	.0014	.0004	.0007	.2	.0004	.0005
%RSD	.0835	.4938	52.02	.6703	.0725	6.852	4.288
#1	.1110	.2746	.0012	.1087	293.3	-.0051	.0126
#2	.1109	.2765	.0005	.1098	293.6	-.0056	.0118

Int. Std.	Y_3600	Y_3710	Y_2243	In2306
Avg	**86571.**	**11272.**	**1623.9**	**4847.0**
Stddev	409.	12.	3.9	9.1
%RSD	.47211	.10970	.23907	.18798
#1	86860.	11281.	1626.7	4853.5
#2	86282.	11263.	1621.2	4840.6

Zoom In Zoom Out

Sample Name: jb70619-5 Acquired: 7/3/2014 16:46:37 Type: Unk
Method: Accutest1(v240) Mode: CONC Corr. Factor: 1.000000
User: admin Custom ID1: Custom ID2: Custom ID3:
Comment: water 15th

Elem	Ba4554	Be3130	Cd2288	Co2286	Cr2677	Cu3247	Mn2576	Ni2316	Ag3280
Avg	**.0133**	**.0000**	**.0003**	**-.0001**	**.0023**	**.0052**	**.0991**	**.0066**	**-.0002**
Stddev	.0001	.0000	.0001	.0000	.0000	.0001	.0001	.0000	.0001
%RSD	.8786	139.5	25.66	25.59	.7369	.9796	.1377	.3819	64.12
#1	.0134	.0000	.0002	-.0002	.0022	.0052	.0992	.0066	-.0002
#2	.0133	.0001	.0003	-.0001	.0023	.0052	.0990	.0065	-.0001

Elem	V_2924	Zn2062	As1890	Tl1908	Pb2203	Se1960	Sb2068	Al3961	Ca3179
Avg	**.0007**	**.0074**	**-.0003**	**.0018**	**.0012**	**.0010**	**-.0007**	**.1957**	**16.92**
Stddev	.0001	.0001	.0005	.0003	.0006	.0009	.0008	.0039	.14
%RSD	13.64	1.287	187.3	19.11	53.88	97.09	118.7	1.976	.8270
#1	.0008	.0075	.0001	.0021	.0016	.0016	-.0001	.1930	16.82
#2	.0007	.0073	-.0007	.0016	.0007	.0003	-.0013	.1984	17.02

Elem	Fe2599	Mg2790	K_7664	Na5895	B_2089	Mo2020	Pd3404	Si2124	Sn1899
Avg	**1.093**	**2.809**	**3.888**	**22.93**	**1.287**	**.0001**	**-.0009**	**3.657**	**.0017**
Stddev	.004	.030	.008	.03	.002	.0000	.0002	.008	.0003
%RSD	.4117	1.072	.2120	.1504	.1423	11.31	19.24	.2297	17.15
#1	1.096	2.787	3.894	22.95	1.285	.0001	-.0010	3.651	.0019
#2	1.089	2.830	3.882	22.91	1.288	.0001	-.0008	3.663	.0015

Elem	Sr4077	Ti3349	W_2079	Zr3391	S_1820	Bi2230	Li6707
Avg	**.0776**	**.0042**	**-.0031**	**.0023**	**22.33**	**.0000**	**.0019**
Stddev	.0000	.0006	.0003	.0001	.08	.001	.0001
%RSD	.0486	13.82	9.799	2.578	.3425	1408.	3.065
#1	.0776	.0038	-.0029	.0024	22.39	.0004	.0018
#2	.0775	.0046	-.0033	.0023	22.28	-.0005	.0019

Int. Std.	Y_3600	Y_3710	Y_2243	In2306
Avg	**96961.**	**11449.**	**1757.0**	**5845.4**
Stddev	86.	39.	11.9	16.5
%RSD	.08831	.34459	.67469	.28259
#1	97022.	11476.	1765.4	5857.1
#2	96900.	11421.	1748.7	5833.8

Zoom In Zoom Out

Sample Name: jb70619-6 Acquired: 7/3/2014 16:52:49 Type: Unk
Method: Accutest1(v240) Mode: CONC Corr. Factor: 1.000000
User: admin Custom ID1: Custom ID2: Custom ID3:
Comment: water 15th

Elem	Ba4554	Be3130	Cd2288	Co2286	Cr2677	Cu3247	Mn2576	Ni2316	Ag3280
Avg	**.0003**	**.0000**	**.0000**	**-.0002**	**-.0001**	**.0008**	**.0006**	**-.0003**	**-.0001**
Stddev	.0000	.000	.0000	.0001	.0001	.0001	.0000	.0002	.0002
%RSD	9.950	72.59	72.98	33.65	81.74	6.856	1.388	55.65	120.1
#1	.0003	-.0001	.0001	-.0002	-.0002	.0008	.0006	-.0005	-.0002
#2	.0003	.0000	.0000	-.0001	-.0001	.0008	.0006	-.0002	.0000

Elem	V_2924	Zn2062	As1890	Tl1908	Pb2203	Se1960	Sb2068	Al3961	Ca3179
Avg	**.0000**	**.0024**	**-.0006**	**-.0003**	**.0002**	**.0020**	**-.0007**	**.0037**	**.0264**
Stddev	.0000	.0001	.0002	.0001	.0003	.0007	.0008	.0016	.0023
%RSD	140.6	2.837	26.24	24.25	145.4	36.78	116.8	42.60	8.671
#1	.0000	.0024	-.0008	-.0003	.0005	.0025	-.0012	.0048	.0280
#2	.0000	.0023	-.0005	-.0002	.0000	.0015	-.0001	.0026	.0247

Elem	Fe2599	Mg2790	K_7664	Na5895	B_2089	Mo2020	Pd3404	Si2124	Sn1899
Avg	**.0067**	**.0056**	**.0109**	**.0387**	**.0004**	**-.0002**	**-.0003**	**.0328**	**-.0006**
Stddev	.0026	.0010	.0118	.0002	.0002	.0000	.0005	.0006	.0004
%RSD	38.99	18.16	108.1	.6345	59.66	1.108	154.4	1.785	55.99
#1	.0049	.0049	.0192	.0386	.0006	-.0002	.0000	.0323	-.0009
#2	.0086	.0064	.0026	.0389	.0002	-.0002	-.0006	.0332	-.0004

Elem	Sr4077	Ti3349	W_2079	Zr3391	S_1820	Bi2230	Li6707
Avg	**.0000**	**.0000**	**-.0025**	**-.0001**	**.0122**	**.0002**	**.0000**
Stddev	.000	.000	.0008	.0000	.0017	.0000	.000
%RSD	159.6	1694.	33.18	22.46	14.05	22.40	93.19
#1	.0000	.0001	-.0019	-.0001	.0134	.0002	-.0001
#2	.0000	-.0001	-.0031	-.0001	.0110	.0002	.0000

Int. Std.	Y_3600	Y_3710	Y_2243	In2306
Avg	**96824.**	**11527.**	**1791.7**	**6149.9**
Stddev	266.	10.	.9	5.8
%RSD	.27429	.08358	.05161	.09499
#1	97012.	11521.	1792.3	6154.0
#2	96636.	11534.	1791.0	6145.8

Zoom In Zoom Out

Sample Name: jb70619-7 Acquired: 7/3/2014 16:59:08 Type: Unk
Method: Accutest1(v240) Mode: CONC Corr. Factor: 1.000000
User: admin Custom ID1: Custom ID2: Custom ID3:
Comment: water 15th

Elem	Ba4554	Be3130	Cd2288	Co2286	Cr2677	Cu3247	Mn2576	Ni2316	Ag3280
Avg	**.1388**	**.0017**	**.0019**	**.0147**	**.0869**	**.0856**	**.1048**	**.0497**	**.0057**
Stddev	.0001	.0000	.0001	.0001	.0007	.0002	.0005	.0006	.0002
%RSD	.0506	.8540	7.093	.7910	.8577	.2498	.4935	1.170	3.873
#1	.1387	.0017	.0020	.0148	.0874	.0854	.1052	.0501	.0059
#2	.1388	.0017	.0018	.0146	.0864	.0857	.1044	.0493	.0056

Elem	V_2924	Zn2062	As1890	Tl1908	Pb2203	Se1960	Sb2068	Al3961	Ca3179
Avg	**.1423**	**.5745**	**.0215**	**.0016**	**.0673**	**.0059**	**.0011**	**15.65**	**30.38**
Stddev	.0006	.0002	.0004	.0008	.0011	.0013	.0005	.05	.02
%RSD	.4209	.0357	1.684	51.57	1.608	21.75	45.60	.2941	.0599
#1	.1427	.5744	.0212	.0022	.0681	.0050	.0014	15.62	30.37
#2	.1419	.5746	.0217	.0010	.0666	.0068	.0007	15.68	30.40

Elem	Fe2599	Mg2790	K_7664	Na5895	B_2089	Mo2020	Pd3404	Si2124	Sn1899
Avg	**79.82**	**2.866**	**5.959**	**147.0**	**.1160**	**.0019**	**-.0042**	**16.10**	**.0045**
Stddev	.02	.018	.004	.4	.0012	.0001	.0002	.01	.0010
%RSD	.0263	.6442	.0729	.2506	1.072	3.409	4.957	.0927	21.81
#1	79.80	2.879	5.963	147.3	.1169	.0019	-.0043	16.09	.0038
#2	79.83	2.853	5.956	146.8	.1151	.0018	-.0040	16.11	.0052

Elem	Sr4077	Ti3349	W_2079	Zr3391	S_1820	Bi2230	Li6707
Avg	**.2021**	**.3367**	**.0018**	**.0422**	**87.44**	**-.0010**	**.0082**
Stddev	.0003	.0008	.0002	.0001	.00	.0008	.0002
%RSD	.1456	.2438	9.473	.1505	.0039	81.70	2.202
#1	.2023	.3373	.0017	.0423	87.43	-.0004	.0081
#2	.2019	.3361	.0020	.0422	87.44	-.0015	.0083

Int. Std.	Y_3600	Y_3710	Y_2243	In2306
Avg	**91182.**	**11266.**	**1695.0**	**5456.5**
Stddev	38.	7.	1.5	4.4
%RSD	.04216	.05917	.09089	.08091
#1	91155.	11271.	1696.0	5459.6
#2	91209.	11261.	1693.9	5453.4

Zoom In Zoom Out

Sample Name: jb70619-8 Acquired: 7/3/2014 17:05:24 Type: Unk
Method: Accutest1(v240) Mode: CONC Corr. Factor: 1.000000
User: admin Custom ID1: Custom ID2: Custom ID3:
Comment: water 15th

Elem	Ba4554	Be3130	Cd2288	Co2286	Cr2677	Cu3247	Mn2576	Ni2316	Ag3280
Avg	**.0156**	**.0014**	**.0005**	**.0010**	**.1052**	**.0421**	**.0150**	**.0147**	**.0016**
Stddev	.0001	.0000	.0001	.0001	.0011	.0003	.0001	.0000	.0000
%RSD	.7661	.0862	12.30	13.65	1.071	.6588	.3920	.2303	.9873
#1	.0155	.0014	.0005	.0011	.1044	.0423	.0149	.0147	.0016
#2	.0157	.0014	.0006	.0009	.1060	.0419	.0150	.0147	.0016

Elem	V_2924	Zn2062	As1890	Tl1908	Pb2203	Se1960	Sb2068	Al3961	Ca3179
Avg	**.0746**	**.0283**	**.0021**	**.0004**	**.0147**	**.0017**	**.0003**	**4.996**	**9.970**
Stddev	.0002	.0001	.0002	.0011	.0012	.0000	.0004	.001	.062
%RSD	.2872	.3072	8.926	262.9	8.035	1.416	148.0	.0162	.6210
#1	.0745	.0282	.0020	.0011	.0155	.0017	.0000	4.997	10.01
#2	.0748	.0283	.0023	-.0003	.0138	.0017	.0006	4.996	9.926

Elem	Fe2599	Mg2790	K_7664	Na5895	B_2089	Mo2020	Pd3404	Si2124	Sn1899
Avg	**32.21**	**.4493**	**3.611**	**173.9**	**.3269**	**.0021**	**-.0021**	**6.060**	**.0022**
Stddev	.08	.0093	.030	.3	.0000	.0001	.0003	.007	.0006
%RSD	.2446	2.063	.8211	.1661	.0101	4.512	16.80	.1190	26.08
#1	32.27	.4427	3.591	173.7	.3269	.0022	-.0023	6.065	.0018
#2	32.16	.4558	3.632	174.1	.3270	.0021	-.0018	6.055	.0026

Elem	Sr4077	Ti3349	W_2079	Zr3391	S_1820	Bi2230	Li6707
Avg	**.0384**	**.0981**	**-.0021**	**.0217**	**43.97**	**.0001**	**.0032**
Stddev	.0001	.0001	.0000	.0000	.12	.0001	.0001
%RSD	.3329	.1384	1.131	.0957	.2840	121.8	1.890
#1	.0383	.0980	-.0021	.0217	43.89	.0002	.0031
#2	.0385	.0982	-.0021	.0218	44.06	.0000	.0032

Int. Std.	Y_3600	Y_3710	Y_2243	In2306
Avg	**92430.**	**11324.**	**1702.0**	**5409.0**
Stddev	47.	19.	3.3	6.2
%RSD	.05109	.17169	.19389	.11439
#1	92397.	11310.	1699.7	5404.6
#2	92464.	11338.	1704.4	5413.3

Zoom In Zoom Out

Sample Name: jb70619-2f Acquired: 7/3/2014 17:11:41 Type: Unk
Method: Accutest1(v240) Mode: CONC Corr. Factor: 1.000000
User: admin Custom ID1: Custom ID2: Custom ID3:
Comment: water 15th

Elem	Ba4554	Be3130	Cd2288	Co2286	Cr2677	Cu3247	Mn2576	Ni2316	Ag3280
Avg	**.0466**	**.0024**	**.0004**	**.0069**	**.0013**	**.0697**	**.0545**	**.0206**	**.0001**
Stddev	.0001	.0000	.0001	.0003	.0001	.0001	.0002	.0001	.0000
%RSD	.1331	.0444	28.38	4.585	9.048	.0733	.4167	.3702	11.21
#1	.0466	.0024	.0005	.0067	.0012	.0696	.0547	.0206	.0001
#2	.0465	.0024	.0003	.0072	.0014	.0697	.0543	.0207	.0001

Elem	V_2924	Zn2062	As1890	Tl1908	Pb2203	Se1960	Sb2068	Al3961	Ca3179
Avg	**.0001**	**.1331**	**-.0003**	**.0001**	**.0014**	**.0023**	**-.0011**	**.7017**	**2.612**
Stddev	.0002	.0001	.0001	.0016	.0010	.0006	.0000	.0017	.009
%RSD	264.1	.0946	42.98	1217.	70.02	27.18	1.078	.2407	.3313
#1	.0003	.1330	-.0002	.0012	.0007	.0018	-.0011	.7005	2.618
#2	-.0001	.1332	-.0004	-.0010	.0020	.0027	-.0011	.7029	2.605

Elem	Fe2599	Mg2790	K_7664	Na5895	B_2089	Mo2020	Pd3404	Si2124	Sn1899
Avg	**.0178**	**.5144**	**1.104**	**12.93**	**.0650**	**-.0003**	**-.0002**	**8.410**	**.0005**
Stddev	.0005	.0230	.015	.01	.0002	.0001	.0003	.016	.0007
%RSD	2.905	4.470	1.370	.0636	.2662	18.63	109.4	.1871	142.7
#1	.0174	.4982	1.115	12.93	.0651	-.0003	-.0004	8.399	.0000
#2	.0181	.5307	1.094	12.94	.0649	-.0002	-.0001	8.421	.0010

Elem	Sr4077	Ti3349	W_2079	Zr3391	S_1820	Bi2230	Li6707
Avg	**.0229**	**.0004**	**-.0027**	**.0007**	**10.08**	**-.0013**	**.0054**
Stddev	.0000	.0001	.0004	.0000	.01	.0001	.0005
%RSD	.1795	19.72	15.01	2.634	.1279	6.333	8.338
#1	.0229	.0004	-.0024	.0008	10.07	-.0013	.0051
#2	.0229	.0003	-.0030	.0007	10.09	-.0012	.0057

Int. Std.	Y_3600	Y_3710	Y_2243	In2306
Avg	**98846.**	**11524.**	**1794.7**	**6004.2**
Stddev	208.	20.	3.5	8.6
%RSD	.21056	.17788	.19726	.14403
#1	98699.	11538.	1797.2	6010.3
#2	98994.	11509.	1792.2	5998.1

Zoom In Zoom Out

Sample Name: jb70619-3f Acquired: 7/3/2014 17:17:54 Type: Unk
Method: Accutest1(v240) Mode: CONC Corr. Factor: 1.000000
User: admin Custom ID1: Custom ID2: Custom ID3:
Comment: water 15th

Elem	Ba4554	Be3130	Cd2288	Co2286	Cr2677	Cu3247	Mn2576	Ni2316	Ag3280
Avg	**.0607**	**.0001**	**.0002**	**-.0007**	**.0014**	**.0022**	**.0030**	**.0044**	**.0000**
Stddev	.0002	.0000	.0000	.0000	.0005	.0001	.0000	.0003	.0000
%RSD	.2518	12.39	15.66	7.013	34.94	6.081	.7632	6.801	89.39
#1	.0606	.0001	.0002	-.0007	.0011	.0021	.0030	.0046	.0000
#2	.0608	.0001	.0002	-.0006	.0018	.0023	.0030	.0042	.0001

Elem	V_2924	Zn2062	As1890	Tl1908	Pb2203	Se1960	Sb2068	Al3961	Ca3179
Avg	**.0000**	**.0021**	**-.0006**	**.0029**	**.0006**	**.0005**	**.0001**	**.0096**	**39.96**
Stddev	.000	.0001	.0002	.0002	.0001	.0010	.0005	.0055	.44
%RSD	1714.	6.778	26.50	8.362	24.13	208.1	366.6	57.30	1.098
#1	.0001	.0020	-.0005	.0027	.0007	.0012	.0005	.0135	40.27
#2	-.0001	.0023	-.0007	.0031	.0005	-.0002	-.0002	.0057	39.65

Elem	Fe2599	Mg2790	K_7664	Na5895	B_2089	Mo2020	Pd3404	Si2124	Sn1899
Avg	**.0143**	**7.495**	**6.404**	**86.52**	**.2776**	**.0004**	**-.0012**	**2.645**	**.0020**
Stddev	.0029	.070	.028	.26	.0005	.0000	.0002	.003	.0007
%RSD	20.61	.9314	.4426	.2984	.1704	11.44	17.98	.1194	36.29
#1	.0163	7.544	6.384	86.34	.2773	.0003	-.0014	2.642	.0015
#2	.0122	7.446	6.424	86.71	.2780	.0004	-.0011	2.647	.0026

Elem	Sr4077	Ti3349	W_2079	Zr3391	S_1820	Bi2230	Li6707
Avg	**.2482**	**.0000**	**-.0036**	**.0058**	**65.76**	**-.0002**	**.0086**
Stddev	.0006	.000	.0012	.0001	.09	.0004	.0005
%RSD	.2289	2160.	34.39	1.307	.1404	236.0	5.515
#1	.2478	.0001	-.0044	.0058	65.70	-.0004	.0083
#2	.2486	-.0001	-.0027	.0059	65.83	.0001	.0090

Int. Std.	Y_3600	Y_3710	Y_2243	In2306
Avg	**91153.**	**11223.**	**1698.2**	**5549.3**
Stddev	183.	67.	1.4	8.3
%RSD	.20044	.59929	.08023	.14868
#1	91282.	11176.	1699.2	5555.2
#2	91023.	11271.	1697.3	5543.5

Zoom In Zoom Out

Sample Name: ccv Acquired: 7/3/2014 17:24:11 Type: QC
Method: Accutest1(v240) Mode: CONC Corr. Factor: 1.000000
User: admin Custom ID1: Custom ID2: Custom ID3:
Comment: 2

Elem	Ba4554	Be3130	Cd2288	Co2286	Cr2677	Cu3247	Mn2576	Ni2316	Ag3280
Units	ppm	ppm	ppm	ppm	ppm	ppm	ppm	ppm	ppm
Avg	**2.050**	**1.966**	**2.005**	**1.966**	**1.929**	**1.991**	**1.980**	**1.994**	**.2390**
Stddev	.000	.001	.003	.003	.006	.005	.000	.003	.0004
%RSD	.0112	.0238	.1300	.1547	.3139	.2466	.0191	.1386	.1755
#1	2.050	1.966	2.003	1.964	1.925	1.988	1.980	1.992	.2387
#2	2.050	1.966	2.006	1.968	1.934	1.995	1.980	1.996	.2393
Check ?	Chk Pass	Chk Pass	Chk Pass	Chk Pass	Chk Pass	Chk Pass	Chk Pass	Chk Pass	Chk Pass
Value									
Range									

Elem	V_2924	Zn2062	As1890	Tl1908	Pb2203	Se1960	Sb2068	Al3961	Ca3179
Units	ppm	ppm	ppm	ppm	ppm	ppm	ppm	ppm	ppm
Avg	**1.943**	**1.970**	**2.009**	**2.044**	**1.993**	**2.031**	**2.033**	**39.43**	**37.99**
Stddev	.002	.001	.005	.003	.001	.005	.002	.09	.01
%RSD	.0845	.0500	.2688	.1460	.0244	.2644	.0928	.2374	.0353
#1	1.944	1.970	2.006	2.046	1.994	2.027	2.031	39.36	37.99
#2	1.942	1.971	2.013	2.042	1.993	2.034	2.034	39.50	37.98
Check ?	Chk Pass	Chk Pass	Chk Pass	Chk Pass	Chk Pass	Chk Pass	Chk Pass	Chk Pass	Chk Pass
Value									
Range									

Elem	Fe2599	Mg2790	K_7664	Na5895	B_2089	Mo2020	Pd3404	Si2124	Sn1899
Units	ppm	ppm	ppm	ppm	ppm	ppm	ppm	ppm	ppm
Avg	**38.57**	**37.42**	**40.33**	**40.74**	**2.054**	**2.033**	**1.950**	**5.094**	**2.027**
Stddev	.04	.15	.01	.03	.007	.005	.011	.006	.003
%RSD	.1085	.3955	.0337	.0691	.3284	.2504	.5436	.1135	.1578
#1	38.60	37.52	40.32	40.72	2.049	2.030	1.942	5.090	2.025
#2	38.54	37.32	40.34	40.76	2.058	2.037	1.957	5.098	2.030
Check ?	Chk Pass	Chk Pass	Chk Pass	Chk Pass	Chk Pass	Chk Pass	Chk Pass	Chk Pass	Chk Pass
Value									
Range									

Zoom In Zoom Out

Sample Name: ccv Acquired: 7/3/2014 17:24:11 Type: QC
Method: Accutest1(v240) Mode: CONC Corr. Factor: 1.000000
User: admin Custom ID1: Custom ID2: Custom ID3:
Comment: 2

Elem	Sr4077	Ti3349	W_2079	Zr3391	S_1820	Bi2230	Li6707
Units	ppm	ppm	ppm	ppm	ppm	ppm	ppm
Avg	**2.042**	**1.963**	**1.935**	**1.970**	**1.999**	**2.042**	**2.019**
Stddev	.004	.002	.008	.004	.000	.006	.003
%RSD	.2136	.0969	.4289	.1961	.0155	.3079	.1533
#1	2.045	1.962	1.929	1.967	1.999	2.038	2.021
#2	2.039	1.965	1.941	1.973	1.999	2.047	2.017
Check ?	Chk Pass	Chk Pass	Chk Pass	Chk Pass	Chk Pass	Chk Pass	Chk Pass
Value							
Range							

Int. Std.	Y_3600	Y_3710	Y_2243	In2306
Units	Cts/S	Cts/S	Cts/S	Cts/S
Avg	**93331.**	**11135.**	**1724.7**	**5518.5**
Stddev	18.	2.	2.9	4.4
%RSD	.01913	.01803	.16789	.07926
#1	93318.	11137.	1726.7	5521.6
#2	93344.	11134.	1722.6	5515.4

Zoom In Zoom Out

Sample Name: ccb Acquired: 7/3/2014 17:30:14 Type: QC
Method: Accutest1(v240) Mode: CONC Corr. Factor: 1.000000
User: admin Custom ID1: Custom ID2: Custom ID3:
Comment:

Elem	Ba4554	Be3130	Cd2288	Co2286	Cr2677	Cu3247	Mn2576	Ni2316	Ag3280
Units	ppm	ppm	ppm	ppm	ppm	ppm	ppm	ppm	ppm
Avg	**.0000**	**.0000**	**.0001**	**.0000**	**-.0003**	**-.0008**	**.0000**	**-.0001**	**.0000**
Stddev	.000	.0000	.0000	.000	.0003	.0002	.000	.0000	.000
%RSD	40.57	891.8	36.16	291.8	106.4	30.44	8.671	21.26	4417.
#1	.0000	.0000	.0001	.0000	-.0006	-.0009	.0000	-.0001	-.0003
#2	-.0001	.0000	.0001	.0000	-.0001	-.0006	.0000	-.0001	.0003
Check ?	Chk Pass	Chk Pass	Chk Pass	Chk Pass	Chk Pass	Chk Pass	Chk Pass	Chk Pass	Chk Pass
High Limit									
Low Limit									

Elem	V_2924	Zn2062	As1890	Tl1908	Pb2203	Se1960	Sb2068	Al3961	Ca3179
Units	ppm	ppm	ppm	ppm	ppm	ppm	ppm	ppm	ppm
Avg	**-.0001**	**.0002**	**.0002**	**-.0005**	**.0006**	**.0003**	**.0002**	**-.0045**	**-.0074**
Stddev	.0001	.0001	.0004	.0000	.0003	.0013	.0002	.0022	.0028
%RSD	76.03	43.42	170.3	3.183	49.68	427.4	89.86	49.23	37.75
#1	-.0001	.0002	.0005	-.0005	.0008	.0012	.0004	-.0029	-.0094
#2	-.0002	.0003	.0000	-.0005	.0004	-.0006	.0001	-.0061	-.0054
Check ?	Chk Pass	Chk Pass	Chk Pass	Chk Pass	Chk Pass	Chk Pass	Chk Pass	Chk Pass	Chk Pass
High Limit									
Low Limit									

Elem	Fe2599	Mg2790	K_7664	Na5895	B_2089	Mo2020	Pd3404	Si2124	Sn1899
Units	ppm	ppm	ppm	ppm	ppm	ppm	ppm	ppm	ppm
Avg	**.0014**	**-.0375**	**.0182**	**.0318**	**.0004**	**.0014**	**.0001**	**-.0019**	**-.0003**
Stddev	.0017	.0074	.0219	.0002	.0005	.0003	.0001	.0005	.0004
%RSD	122.0	19.63	120.2	.6634	132.6	18.12	40.70	27.94	116.3
#1	.0026	-.0428	.0027	.0316	.0007	.0016	.0001	-.0015	-.0006
#2	.0002	-.0323	.0336	.0319	.0000	.0012	.0002	-.0023	-.0001
Check ?	Chk Pass	Chk Pass	Chk Pass	Chk Pass	Chk Pass	Chk Pass	Chk Pass	Chk Pass	Chk Pass
High Limit									
Low Limit									

Zoom In Zoom Out

Sample Name: ccb Acquired: 7/3/2014 17:30:14 Type: QC
Method: Accutest1(v240) Mode: CONC Corr. Factor: 1.000000
User: admin Custom ID1: Custom ID2: Custom ID3:
Comment:

Elem	Sr4077	Ti3349	W_2079	Zr3391	S_1820	Bi2230	Li6707
Units	ppm	ppm	ppm	ppm	ppm	ppm	ppm
Avg	**.0000**	**-.0002**	**.0013**	**.0004**	**.0021**	**-.0004**	**.0002**
Stddev	.000	.0002	.0001	.0000	.0005	.0007	.0002
%RSD	159.5	132.1	11.45	4.213	25.27	184.3	136.6
#1	.0000	.0000	.0014	.0004	.0017	-.0009	.0000
#2	-.0001	-.0003	.0012	.0003	.0024	.0001	.0003
Check ?	Chk Pass	Chk Pass	Chk Pass	Chk Pass	Chk Pass	Chk Pass	Chk Pass
High Limit							
Low Limit							

Int. Std.	Y_3600	Y_3710	Y_2243	In2306
Units	Cts/S	Cts/S	Cts/S	Cts/S
Avg	**100320.**	**11355.**	**1830.2**	**6139.1**
Stddev	161.	45.	5.8	8.1
%RSD	.16067	.39356	.31947	.13208
#1	100440.	11324.	1834.3	6144.9
#2	100210.	11387.	1826.0	6133.4

Zoom In Zoom Out

Sample Name: jb70619-4f Acquired: 7/3/2014 17:36:34 Type: Unk
Method: Accutest1(v240) Mode: CONC Corr. Factor: 1.000000
User: admin Custom ID1: Custom ID2: Custom ID3:
Comment: water 15th

Elem	Ba4554	Be3130	Cd2288	Co2286	Cr2677	Cu3247	Mn2576	Ni2316	Ag3280
Avg	**.0074**	**.0008**	**.0003**	**.0000**	**.4727**	**.0656**	**.0090**	**.0024**	**.0002**
Stddev	.0000	.0000	.0001	.000	.0018	.0004	.0000	.0001	.0001
%RSD	.2830	1.628	31.40	508.0	.3742	.6281	.3063	2.862	85.78
#1	.0074	.0008	.0002	-.0002	.4714	.0653	.0090	.0023	.0002
#2	.0074	.0008	.0003	.0001	.4739	.0659	.0090	.0024	.0001

Elem	V_2924	Zn2062	As1890	Tl1908	Pb2203	Se1960	Sb2068	Al3961	Ca3179
Avg	**.0271**	**.0220**	**.0056**	**.0032**	**.0006**	**.0075**	**.0047**	**3.720**	**8.697**
Stddev	.0000	.0000	.0001	.0001	.0011	.0007	.0002	.011	.016
%RSD	.0345	.1449	2.487	3.321	173.0	9.041	3.204	.2945	.1830
#1	.0271	.0221	.0057	.0031	-.0001	.0070	.0048	3.728	8.685
#2	.0271	.0220	.0055	.0033	.0014	.0080	.0046	3.712	8.708

Elem	Fe2599	Mg2790	K_7664	Na5895	B_2089	Mo2020	Pd3404	Si2124	Sn1899
Avg	**5.758**	**.3984**	**3.100**	**584.9**	**.0659**	**.0131**	**-.0012**	**6.643**	**.0018**
Stddev	.003	.0229	.002	7.4	.0004	.0001	.0009	.013	.0001
%RSD	.0462	5.737	.0499	1.261	.6464	.7648	81.08	.1922	6.506
#1	5.756	.4146	3.098	579.7	.0656	.0130	-.0018	6.652	.0018
#2	5.760	.3822	3.101	590.2	.0663	.0131	-.0005	6.634	.0019

Elem	Sr4077	Ti3349	W_2079	Zr3391	S_1820	Bi2230	Li6707
Avg	**.0485**	**.0473**	**.0068**	**.0456**	**286.3**	**-.0013**	**.0015**
Stddev	.0001	.0005	.0008	.0002	.4	.0006	.0000
%RSD	.3088	1.072	12.13	.4410	.1448	49.92	1.787
#1	.0486	.0477	.0062	.0457	286.6	-.0017	.0015
#2	.0484	.0470	.0074	.0454	286.1	-.0008	.0015

Int. Std.	Y_3600	Y_3710	Y_2243	In2306
Avg	**85552.**	**10997.**	**1585.0**	**4826.6**
Stddev	82.	7.	5.6	5.7
%RSD	.09538	.06707	.35017	.11716
#1	85610.	10992.	1588.9	4830.6
#2	85494.	11002.	1581.1	4822.6

Zoom In Zoom Out

Sample Name: mp80445-mb1 1 Acquired: 7/3/2014 17:42:53 Type: Unk
Method: Accutest1(v240) Mode: CONC Corr. Factor: 1.000000
User: admin Custom ID1: Custom ID2: Custom ID3:
Comment: epa spectra 9th

Elem	Ba4554	Be3130	Cd2288	Co2286	Cr2677	Cu3247	Mn2576	Ni2316	Ag3280
Avg	**-.0001**	**.0000**	**-.0001**	**-.0002**	**-.0004**	**.0005**	**-.0001**	**.0003**	**.0002**
Stddev	.0000	.000	.0001	.0001	.0004	.0000	.0000	.0001	.0000
%RSD	22.93	21.00	92.29	62.46	99.19	.4740	71.42	35.58	6.485
#1	-.0001	.0000	-.0001	-.0002	-.0001	.0005	.0000	.0003	.0002
#2	-.0001	.0000	.0000	-.0001	-.0007	.0005	-.0001	.0004	.0002

Elem	V_2924	Zn2062	As1890	Tl1908	Pb2203	Se1960	Sb2068	Al3961	Ca3179
Avg	**-.0003**	**.0011**	**.0003**	**.0016**	**.0006**	**-.0018**	**-.0012**	**-.0050**	**.0035**
Stddev	.0003	.0001	.0001	.0010	.0000	.0000	.0001	.0016	.0020
%RSD	102.8	6.507	41.34	62.52	5.257	1.866	4.255	32.73	57.59
#1	-.0005	.0012	.0002	.0009	.0006	-.0017	-.0011	-.0038	.0049
#2	-.0001	.0011	.0004	.0023	.0006	-.0018	-.0012	-.0061	.0020

Elem	Fe2599	Mg2790	K_7664	Na5895	B_2089	Mo2020	Pd3404	Si2124	Sn1899
Avg	**.0023**	**-.0293**	**.0196**	**.0888**	**-.0007**	**-.0008**	**-.0003**	**.0022**	**-.0009**
Stddev	.0031	.0022	.0199	.0120	.0002	.0001	.0001	.0001	.0006
%RSD	137.8	7.498	101.2	13.48	26.54	10.23	31.34	6.054	64.58
#1	.0001	-.0278	.0337	.0973	-.0006	-.0007	-.0002	.0023	-.0005
#2	.0045	-.0309	.0056	.0804	-.0009	-.0009	-.0004	.0021	-.0012

Elem	Sr4077	Ti3349	W_2079	Zr3391	S_1820	Bi2230	Li6707
Avg	**.0000**	**-.0001**	**-.0067**	**-.0004**	**.0100**	**.0003**	**-.0002**
Stddev	.000	.0000	.0002	.0000	.0018	.0003	.0002
%RSD	130.1	34.57	3.022	5.490	18.38	112.9	75.77
#1	-.0001	-.0001	-.0069	-.0004	.0113	.0001	-.0003
#2	.0000	-.0001	-.0066	-.0004	.0087	.0005	-.0001

Int. Std.	Y_3600	Y_3710	Y_2243	In2306
Avg	**96936.**	**11522.**	**1793.8**	**6163.5**
Stddev	183.	2.	5.3	17.2
%RSD	.18893	.01384	.29823	.27884
#1	97065.	11523.	1797.6	6175.7
#2	96806.	11521.	1790.0	6151.4

Zoom In Zoom Out

Sample Name: mp80445-b1 Acquired: 7/3/2014 17:49:12 Type: Unk
Method: Accutest1(v240) Mode: CONC Corr. Factor: 1.000000
User: admin Custom ID1: Custom ID2: Custom ID3:
Comment: epa spectra 9th

Elem	Ba4554	Be3130	Cd2288	Co2286	Cr2677	Cu3247	Mn2576	Ni2316	Ag3280
Avg	**2.070**	**.0501**	**.0527**	**.4932**	**.1978**	**.2478**	**.5087**	**.5135**	**.0507**
Stddev	.001	.0000	.0001	.0008	.0007	.0006	.0017	.0010	.0001
%RSD	.0664	.0186	.1642	.1562	.3772	.2609	.3289	.1938	.2196
#1	2.069	.0501	.0527	.4927	.1983	.2474	.5099	.5128	.0508
#2	2.071	.0501	.0528	.4938	.1972	.2483	.5075	.5142	.0506

Elem	V_2924	Zn2062	As1890	Tl1908	Pb2203	Se1960	Sb2068	Al3961	Ca3179
Avg	**.4935**	**.5172**	**2.172**	**2.332**	**.5383**	**2.363**	**.5326**	**1.972**	**24.12**
Stddev	.0001	.0002	.002	.011	.0007	.001	.0002	.006	.01
%RSD	.0226	.0378	.0873	.4680	.1244	.0445	.0302	.3146	.0475
#1	.4936	.5173	2.174	2.324	.5378	2.363	.5327	1.976	24.11
#2	.4934	.5170	2.171	2.339	.5388	2.364	.5325	1.967	24.13

Elem	Fe2599	Mg2790	K_7664	Na5895	B_2089	Mo2020	Pd3404	Si2124	Sn1899
Avg	**1.011**	**24.54**	**26.71**	**27.09**	**2.315**	**2.075**	**2.160**	**2.273**	**2.170**
Stddev	.004	.00	.00	.01	.001	.010	.000	.002	.006
%RSD	.4104	.0178	.0141	.0183	.0346	.4698	.0068	.0667	.2888
#1	1.014	24.53	26.70	27.09	2.316	2.068	2.160	2.272	2.166
#2	1.009	24.54	26.71	27.08	2.315	2.082	2.160	2.274	2.175

Elem	Sr4077	Ti3349	W_2079	Zr3391	S_1820	Bi2230	Li6707
Avg	**2.150**	**2.101**	**-.0056**	**.0168**	**.0069**	**.0028**	**.0003**
Stddev	.002	.004	.0003	.0010	.0015	.0001	.0003
%RSD	.0720	.2044	4.928	5.691	21.45	2.065	92.01
#1	2.149	2.104	-.0057	.0175	.0080	.0028	.0005
#2	2.151	2.098	-.0054	.0161	.0059	.0029	.0001

Int. Std.	Y_3600	Y_3710	Y_2243	In2306
Avg	**94157.**	**11361.**	**1715.7**	**5632.6**
Stddev	253.	7.	1.3	11.0
%RSD	.26846	.06134	.07822	.19483
#1	94335.	11356.	1716.6	5640.4
#2	93978.	11366.	1714.7	5624.9

Zoom In Zoom Out

Sample Name: mp80445-lc1 Acquired: 7/3/2014 17:55:15 Type: Unk
Method: Accutest1(v240) Mode: CONC Corr. Factor: 1.000000
User: admin Custom ID1: Custom ID2: Custom ID3:
Comment: epa spectra 9th

Elem	Ba4554	Be3130	Cd2288	Co2286	Cr2677	Cu3247	Mn2576	Ni2316	Ag3280
Avg	**.5181**	**.4870**	**.5094**	**.4779**	**.4804**	**.4784**	**.5016**	**.4981**	**.1959**
Stddev	.0004	.0004	.0005	.0001	.0008	.0014	.0001	.0005	.0002
%RSD	.0748	.0812	.0961	.0121	.1712	.2941	.0175	.0971	.0996
#1	.5178	.4873	.5098	.4779	.4810	.4794	.5016	.4977	.1960
#2	.5183	.4867	.5091	.4779	.4798	.4774	.5017	.4984	.1957

Elem	V_2924	Zn2062	As1890	Tl1908	Pb2203	Se1960	Sb2068	Al3961	Ca3179
Avg	**.4842**	**.5029**	**.5102**	**.5516**	**.5091**	**.5450**	**.5094**	**4.962**	**5.194**
Stddev	.0000	.0005	.0011	.0125	.0011	.0040	.0019	.006	.010
%RSD	.0083	.0962	.2200	2.258	.2193	.7401	.3674	.1139	.1982
#1	.4843	.5025	.5094	.5428	.5098	.5421	.5081	4.966	5.201
#2	.4842	.5032	.5110	.5604	.5083	.5478	.5107	4.958	5.187

Elem	Fe2599	Mg2790	K_7664	Na5895	B_2089	Mo2020	Pd3404	Si2124	Sn1899
Avg	**5.407**	**4.980**	**10.24**	**10.31**	**.0049**	**.5036**	**.0001**	**.0304**	**.0021**
Stddev	.004	.037	.01	.00	.0005	.0003	.0003	.0008	.0003
%RSD	.0691	.7352	.0892	.0044	9.164	.0639	353.7	2.786	12.92
#1	5.410	4.954	10.23	10.31	.0053	.5034	-.0001	.0310	.0019
#2	5.405	5.006	10.24	10.31	.0046	.5038	.0003	.0298	.0023

Elem	Sr4077	Ti3349	W_2079	Zr3391	S_1820	Bi2230	Li6707
Avg	**.0001**	**.4943**	**-.0043**	**-.0004**	**.0058**	**.0002**	**-.0003**
Stddev	.0000	.0002	.0002	.0000	.0004	.0009	.0006
%RSD	2.194	.0325	4.374	3.058	6.303	405.0	204.7
#1	.0001	.4945	-.0041	-.0004	.0055	-.0004	.0001
#2	.0001	.4942	-.0044	-.0004	.0060	.0008	-.0007

Int. Std.	Y_3600	Y_3710	Y_2243	In2306
Avg	**97249.**	**11400.**	**1762.3**	**5867.3**
Stddev	78.	26.	.0	5.4
%RSD	.08034	.22905	.00184	.09151
#1	97194.	11381.	1762.3	5871.1
#2	97304.	11418.	1762.4	5863.5

Zoom In Zoom Out

Sample Name: mp80445-s1 Acquired: 7/3/2014 18:01:22 Type: Unk
Method: Accutest1(v240) Mode: CONC Corr. Factor: 1.000000
User: admin Custom ID1: Custom ID2: Custom ID3:
Comment: epa spectra 9th

Elem	Ba4554	Be3130	Cd2288	Co2286	Cr2677	Cu3247	Mn2576	Ni2316	Ag3280
Avg	**2.195**	**.0493**	**.0525**	**.4831**	**.1976**	**.2487**	**.5132**	**.5045**	**.0504**
Stddev	.001	.0002	.0004	.0003	.0006	.0002	.0020	.0009	.0002
%RSD	.0318	.4598	.8095	.0543	.3134	.0919	.3854	.1868	.3465
#1	2.196	.0494	.0522	.4830	.1972	.2485	.5118	.5039	.0506
#2	2.195	.0491	.0528	.4833	.1981	.2488	.5146	.5052	.0503

Elem	V_2924	Zn2062	As1890	Tl1908	Pb2203	Se1960	Sb2068	Al3961	Ca3179
Avg	**.4876**	**.7495**	**2.159**	**2.269**	**.5262**	**2.322**	**.5167**	**1.944**	**41.42**
Stddev	.0013	.0016	.007	.003	.0008	.007	.0017	.000	.06
%RSD	.2762	.2074	.3445	.1341	.1458	.3173	.3194	.0035	.1474
#1	.4866	.7484	2.153	2.271	.5257	2.316	.5155	1.944	41.37
#2	.4886	.7506	2.164	2.266	.5267	2.327	.5178	1.944	41.46

Elem	Fe2599	Mg2790	K_7664	Na5895	B_2089	Mo2020	Pd3404	Si2124	Sn1899
Avg	**.9888**	**31.74**	**27.15**	**38.28**	**2.318**	**2.044**	**2.171**	**10.58**	**2.148**
Stddev	.0140	.08	.03	.02	.011	.011	.003	.03	.004
%RSD	1.418	.2502	.1270	.0395	.4702	.5465	.1491	.2817	.1799
#1	.9789	31.69	27.17	38.29	2.310	2.036	2.173	10.56	2.145
#2	.9987	31.80	27.12	38.27	2.326	2.052	2.169	10.60	2.150

Elem	Sr4077	Ti3349	W_2079	Zr3391	S_1820	Bi2230	Li6707
Avg	**2.245**	**2.105**	**-.0037**	**.0082**	**3.147**	**.0029**	**.0128**
Stddev	.004	.007	.0001	.0003	.002	.0000	.0001
%RSD	.1714	.3239	1.386	3.581	.0542	.0755	.4740
#1	2.242	2.100	-.0037	.0084	3.145	.0029	.0129
#2	2.247	2.110	-.0037	.0080	3.148	.0029	.0128

Int. Std.	Y_3600	Y_3710	Y_2243	In2306
Avg	**93184.**	**11346.**	**1705.5**	**5592.2**
Stddev	218.	11.	7.4	15.5
%RSD	.23371	.09571	.43482	.27705
#1	93338.	11354.	1710.8	5603.2
#2	93030.	11338.	1700.3	5581.3

Zoom In Zoom Out

Sample Name: mp80445-s2 Acquired: 7/3/2014 18:07:25 Type: Unk
Method: Accutest1(v240) Mode: CONC Corr. Factor: 1.000000
User: admin Custom ID1: Custom ID2: Custom ID3:
Comment: epa spectra 9th

Elem	Ba4554	Be3130	Cd2288	Co2286	Cr2677	Cu3247	Mn2576	Ni2316	Ag3280
Avg	**2.268**	**.0509**	**.0534**	**.5000**	**.2002**	**.2558**	**.5225**	**.5197**	**.0511**
Stddev	.006	.0000	.0001	.0020	.0000	.0006	.0001	.0018	.0001
%RSD	.2771	.0951	.1703	.3947	.0153	.2195	.0141	.3532	.1654
#1	2.264	.0509	.0535	.4986	.2003	.2562	.5225	.5184	.0512
#2	2.273	.0509	.0533	.5014	.2002	.2554	.5226	.5210	.0510

Elem	V_2924	Zn2062	As1890	Tl1908	Pb2203	Se1960	Sb2068	Al3961	Ca3179
Avg	**.4993**	**.7664**	**2.212**	**2.336**	**.5443**	**2.387**	**.5406**	**1.994**	**41.71**
Stddev	.0014	.0038	.002	.025	.0010	.002	.0000	.000	.10
%RSD	.2890	.5010	.0837	1.066	.1797	.0965	.0016	.0157	.2356
#1	.4982	.7637	2.211	2.318	.5436	2.388	.5407	1.994	41.78
#2	.5003	.7691	2.213	2.354	.5450	2.385	.5406	1.994	41.64

Elem	Fe2599	Mg2790	K_7664	Na5895	B_2089	Mo2020	Pd3404	Si2124	Sn1899
Avg	**1.021**	**32.04**	**27.52**	**39.07**	**2.346**	**2.079**	**2.172**	**10.77**	**2.156**
Stddev	.001	.17	.04	.05	.004	.005	.010	.02	.002
%RSD	.0813	.5294	.1550	.1344	.1901	.2619	.4626	.1775	.1114
#1	1.021	32.16	27.49	39.03	2.349	2.075	2.179	10.79	2.155
#2	1.022	31.92	27.55	39.10	2.343	2.082	2.165	10.76	2.158

Elem	Sr4077	Ti3349	W_2079	Zr3391	S_1820	Bi2230	Li6707
Avg	**2.269**	**2.103**	**-.0052**	**.0056**	**3.227**	**.0025**	**.0136**
Stddev	.003	.003	.0004	.0002	.016	.0002	.0001
%RSD	.1150	.1575	8.094	3.224	.4979	6.633	.3920
#1	2.267	2.105	-.0055	.0057	3.216	.0026	.0135
#2	2.271	2.100	-.0049	.0054	3.239	.0024	.0136

Int. Std.	Y_3600	Y_3710	Y_2243	In2306
Avg	**93531.**	**11300.**	**1702.6**	**5537.0**
Stddev	237.	10.	7.5	3.0
%RSD	.25314	.09112	.44296	.05469
#1	93364.	11293.	1697.3	5534.9
#2	93699.	11308.	1708.0	5539.2

Zoom In Zoom Out

Sample Name: jb70422-1 Acquired: 7/3/2014 18:13:27 Type: Unk
Method: Accutest1(v240) Mode: CONC Corr. Factor: 1.000000
User: admin Custom ID1: Custom ID2: Custom ID3:
Comment: epa spectra 9th

Elem	Ba4554	Be3130	Cd2288	Co2286	Cr2677	Cu3247	Mn2576	Ni2316	Ag3280
Avg	**.1659**	**.0000**	**.0003**	**-.0005**	**.0003**	**.0050**	**.0100**	**.0003**	**.0003**
Stddev	.0008	.000	.0001	.0000	.0003	.0001	.0000	.0003	.0002
%RSD	.4790	97.43	38.70	6.649	100.6	1.331	.1481	77.81	86.42
#1	.1653	.0000	.0002	-.0005	.0005	.0049	.0100	.0005	.0001
#2	.1664	.0000	.0004	-.0005	.0001	.0050	.0100	.0002	.0004

Elem	V_2924	Zn2062	As1890	Tl1908	Pb2203	Se1960	Sb2068	Al3961	Ca3179
Avg	**.0000**	**.2497**	**.0059**	**.0033**	**.0034**	**.0027**	**-.0009**	**-.0134**	**16.62**
Stddev	.0000	.0003	.0001	.0025	.0001	.0010	.0008	.0032	.05
%RSD	150.2	.1182	1.409	76.38	2.000	35.71	93.37	24.01	.3031
#1	.0000	.2495	.0059	.0051	.0034	.0020	-.0003	-.0111	16.65
#2	.0000	.2499	.0058	.0015	.0033	.0034	-.0015	-.0157	16.58

Elem	Fe2599	Mg2790	K_7664	Na5895	B_2089	Mo2020	Pd3404	Si2124	Sn1899
Avg	**.0028**	**7.021**	**.5359**	**11.42**	**.0331**	**.0071**	**-.0006**	**8.063**	**.0016**
Stddev	.0012	.010	.0195	.02	.0001	.0010	.0001	.018	.0004
%RSD	41.36	.1431	3.637	.1671	.3672	13.36	24.14	.2220	24.09
#1	.0037	7.014	.5221	11.41	.0332	.0078	-.0005	8.050	.0019
#2	.0020	7.028	.5497	11.44	.0330	.0065	-.0007	8.075	.0013

Elem	Sr4077	Ti3349	W_2079	Zr3391	S_1820	Bi2230	Li6707
Avg	**.1152**	**.0004**	**-.0080**	**-.0009**	**3.084**	**-.0001**	**.0126**
Stddev	.0002	.0000	.0002	.0000	.005	.0006	.0008
%RSD	.1911	2.096	1.972	1.959	.1715	439.7	6.539
#1	.1150	.0004	-.0079	-.0009	3.080	.0003	.0120
#2	.1153	.0005	-.0081	-.0009	3.088	-.0006	.0132

Int. Std.	Y_3600	Y_3710	Y_2243	In2306
Avg	**99747.**	**11422.**	**1786.2**	**5917.4**
Stddev	198.	1.	5.2	15.3
%RSD	.19873	.00905	.29323	.25908
#1	99607.	11421.	1789.9	5928.3
#2	99887.	11422.	1782.5	5906.6

Zoom In Zoom Out

Sample Name: mp80445-sd1 Acquired: 7/3/2014 18:19:41 Type: Unk
Method: Accutest1(v240) Mode: CONC Corr. Factor: 5.000000
User: admin Custom ID1: Custom ID2: Custom ID3:
Comment: epa spectra 9th

Elem	Ba4554	Be3130	Cd2288	Co2286	Cr2677	Cu3247	Mn2576	Ni2316	Ag3280
Avg	**.1322**	**-.0003**	**.0003**	**-.0020**	**-.0011**	**.0008**	**.0090**	**.0004**	**.0005**
Stddev	.0048	.0002	.0008	.0010	.0003	.0001	.0004	.0000	.0015
%RSD	3.640	66.40	255.1	50.79	29.70	17.54	4.397	7.307	285.6
#1	.1288	-.0005	-.0003	-.0013	-.0009	.0009	.0088	.0004	.0016
#2	.1356	-.0002	.0009	-.0027	-.0014	.0007	.0093	.0004	-.0005

Elem	V_2924	Zn2062	As1890	Tl1908	Pb2203	Se1960	Sb2068	Al3961	Ca3179
Avg	**-.0008**	**.2571**	**.0038**	**-.0033**	**.0041**	**.0071**	**.0013**	**-.0277**	**13.41**
Stddev	.0003	.0151	.0009	.0090	.0015	.0072	.0008	.0272	.49
%RSD	34.14	5.873	23.08	274.1	37.23	100.2	61.37	98.18	3.684
#1	-.0010	.2464	.0032	.0031	.0030	.0021	.0007	-.0470	13.06
#2	-.0006	.2678	.0044	-.0097	.0052	.0122	.0018	-.0085	13.76

Elem	Fe2599	Mg2790	K_7664	Na5895	B_2089	Mo2020	Pd3404	Si2124	Sn1899
Avg	**.0059**	**5.465**	**.4546**	**9.007**	**.0321**	**.0099**	**-.0012**	**7.940**	**.0044**
Stddev	.0071	.230	.0755	.264	.0010	.0002	.0013	.511	.0025
%RSD	120.1	4.202	16.61	2.931	3.065	2.407	107.9	6.438	55.69
#1	.0109	5.302	.4012	8.820	.0314	.0101	-.0020	7.579	.0062
#2	.0009	5.627	.5080	9.193	.0328	.0097	-.0003	8.302	.0027

Elem	Sr4077	Ti3349	W_2079	Zr3391	S_1820	Bi2230	Li6707
Avg	**.0920**	**.0016**	**-.0262**	**-.0017**	**2.922**	**-.0023**	**.0097**
Stddev	.0029	.0016	.0009	.0004	.199	.0035	.0043
%RSD	3.179	97.82	3.352	21.76	6.813	154.6	44.74
#1	.0900	.0027	-.0268	-.0014	2.781	.0002	.0066
#2	.0941	.0005	-.0256	-.0019	3.062	-.0048	.0128

Int. Std.	Y_3600	Y_3710	Y_2243	In2306
Avg	**99834.**	**11321.**	**1821.6**	**6097.3**
Stddev	173.	.	3.1	1.0
%RSD	.17315	.00085	.17150	.01639
#1	99712.	11321.	1823.8	6098.0
#2	99957.	11321.	1819.4	6096.6

Zoom In Zoom Out

Sample Name: mp80445-s3 Acquired: 7/3/2014 18:25:58 Type: Unk
Method: Accutest1(v240) Mode: CONC Corr. Factor: 1.000000
User: admin Custom ID1: Custom ID2: Custom ID3:
Comment: epa spectra 9th

Elem	Ba4554	Be3130	Cd2288	Co2286	Cr2677	Cu3247	Mn2576	Ni2316	Ag3280
Avg	**2.221**	**.0489**	**.0522**	**.4840**	**.2015**	**.2565**	**.5253**	**.5056**	**.0519**
Stddev	.005	.0002	.0000	.0003	.0011	.0010	.0004	.0002	.0002
%RSD	.2242	.3885	.0851	.0597	.5243	.3780	.0764	.0444	.4498
#1	2.225	.0488	.0522	.4838	.2007	.2558	.5250	.5054	.0521
#2	2.218	.0490	.0522	.4842	.2022	.2572	.5255	.5057	.0518

Elem	V_2924	Zn2062	As1890	Tl1908	Pb2203	Se1960	Sb2068	Al3961	Ca3179
Avg	**.4858**	**.5123**	**2.173**	**2.187**	**.5204**	**2.321**	**.5193**	**2.374**	**35.54**
Stddev	.0010	.0001	.009	.008	.0022	.008	.0020	.009	.19
%RSD	.2154	.0218	.4012	.3767	.4176	.3456	.3771	.3726	.5274
#1	.4850	.5124	2.167	2.181	.5219	2.315	.5179	2.380	35.41
#2	.4865	.5122	2.179	2.193	.5188	2.327	.5207	2.368	35.67

Elem	Fe2599	Mg2790	K_7664	Na5895	B_2089	Mo2020	Pd3404	Si2124	Sn1899
Avg	**1.222**	**27.44**	**28.34**	**201.8**	**2.430**	**2.009**	**2.200**	**9.171**	**2.088**
Stddev	.011	.07	.05	1.3	.007	.012	.004	.020	.007
%RSD	.9168	.2533	.1788	.6477	.2869	.5861	.1762	.2214	.3260
#1	1.214	27.39	28.37	202.7	2.425	2.001	2.197	9.157	2.083
#2	1.230	27.49	28.30	200.8	2.435	2.017	2.202	9.186	2.092

Elem	Sr4077	Ti3349	W_2079	Zr3391	S_1820	Bi2230	Li6707
Avg	**2.881**	**2.117**	**-.0067**	**.0047**	**.4242**	**.0033**	**.0355**
Stddev	.002	.001	.0002	.0000	.0028	.0000	.0003
%RSD	.0729	.0674	3.153	.6363	.6493	.2849	.9075
#1	2.882	2.115	-.0065	.0047	.4222	.0033	.0353
#2	2.879	2.118	-.0068	.0046	.4261	.0033	.0357

Int. Std.	Y_3600	Y_3710	Y_2243	In2306
Avg	**89080.**	**11113.**	**1659.0**	**5279.4**
Stddev	298.	43.	7.5	19.1
%RSD	.33445	.39006	.45459	.36221
#1	89291.	11144.	1664.3	5292.9
#2	88870.	11082.	1653.7	5265.8

Zoom In Zoom Out

Sample Name: ccv Acquired: 7/3/2014 18:32:10 Type: QC
Method: Accutest1(v240) Mode: CONC Corr. Factor: 1.000000
User: admin Custom ID1: Custom ID2: Custom ID3:
Comment: 3

Elem	Ba4554	Be3130	Cd2288	Co2286	Cr2677	Cu3247	Mn2576	Ni2316	Ag3280
Units	ppm	ppm	ppm	ppm	ppm	ppm	ppm	ppm	ppm
Avg	**2.042**	**1.963**	**2.001**	**1.956**	**2.017**	**2.005**	**2.027**	**1.997**	**.2456**
Stddev	.003	.002	.001	.003	.008	.003	.005	.002	.0004
%RSD	.1285	.1109	.0330	.1657	.4168	.1443	.2550	.1123	.1431
#1	2.040	1.961	2.002	1.954	2.011	2.007	2.023	1.996	.2454
#2	2.044	1.964	2.001	1.958	2.023	2.002	2.031	1.999	.2459
Check ?	Chk Pass	Chk Pass	Chk Pass	Chk Pass	Chk Pass	Chk Pass	Chk Pass	Chk Pass	Chk Pass
Value									
Range									

Elem	V_2924	Zn2062	As1890	Tl1908	Pb2203	Se1960	Sb2068	Al3961	Ca3179
Units	ppm	ppm	ppm	ppm	ppm	ppm	ppm	ppm	ppm
Avg	**1.958**	**1.978**	**2.011**	**2.022**	**1.996**	**2.018**	**2.018**	**38.69**	**38.92**
Stddev	.004	.001	.001	.004	.003	.001	.005	.04	.04
%RSD	.1779	.0283	.0397	.1942	.1617	.0715	.2374	.1141	.0918
#1	1.956	1.978	2.012	2.025	1.993	2.019	2.014	38.66	38.95
#2	1.961	1.977	2.011	2.020	1.998	2.017	2.021	38.72	38.90
Check ?	Chk Pass	Chk Pass	Chk Pass	Chk Pass	Chk Pass	Chk Pass	Chk Pass	Chk Pass	Chk Pass
Value									
Range									

Elem	Fe2599	Mg2790	K_7664	Na5895	B_2089	Mo2020	Pd3404	Si2124	Sn1899
Units	ppm	ppm	ppm	ppm	ppm	ppm	ppm	ppm	ppm
Avg	**39.18**	**38.36**	**40.12**	**40.23**	**2.047**	**2.026**	**1.985**	**5.074**	**2.033**
Stddev	.08	.02	.04	.09	.000	.002	.006	.012	.002
%RSD	.2080	.0427	.1032	.2257	.0217	.1204	.2819	.2260	.1181
#1	39.12	38.37	40.09	40.17	2.046	2.024	1.989	5.066	2.032
#2	39.24	38.35	40.15	40.29	2.047	2.028	1.982	5.082	2.035
Check ?	Chk Pass	Chk Pass	Chk Pass	Chk Pass	Chk Pass	Chk Pass	Chk Pass	Chk Pass	Chk Pass
Value									
Range									

Zoom In Zoom Out

Sample Name: ccv Acquired: 7/3/2014 18:32:10 Type: QC
Method: Accutest1(v240) Mode: CONC Corr. Factor: 1.000000
User: admin Custom ID1: Custom ID2: Custom ID3:
Comment: 3

Elem	Sr4077	Ti3349	W_2079	Zr3391	S_1820	Bi2230	Li6707
Units	ppm	ppm	ppm	ppm	ppm	ppm	ppm
Avg	**2.070**	**2.012**	**1.931**	**2.031**	**1.989**	**2.028**	**2.025**
Stddev	.003	.003	.007	.006	.001	.003	.004
%RSD	.1651	.1550	.3514	.3075	.0470	.1637	.2225
#1	2.067	2.010	1.926	2.026	1.988	2.026	2.022
#2	2.072	2.015	1.935	2.035	1.989	2.030	2.028
Check ?	Chk Pass	Chk Pass	Chk Pass	Chk Pass	Chk Pass	Chk Pass	Chk Pass
Value							
Range							

Int. Std.	Y_3600	Y_3710	Y_2243	In2306
Units	Cts/S	Cts/S	Cts/S	Cts/S
Avg	**92091.**	**11048.**	**1740.8**	**5570.1**
Stddev	109.	7.	.8	5.0
%RSD	.11858	.06585	.04800	.09007
#1	92168.	11043.	1741.4	5573.7
#2	92014.	11053.	1740.2	5566.6

Zoom In Zoom Out

Sample Name: ccb Acquired: 7/3/2014 18:38:13 Type: QC
Method: Accutest1(v240) Mode: CONC Corr. Factor: 1.000000
User: admin Custom ID1: Custom ID2: Custom ID3:
Comment:

Elem	Ba4554	Be3130	Cd2288	Co2286	Cr2677	Cu3247	Mn2576	Ni2316	Ag3280
Units	ppm	ppm	ppm	ppm	ppm	ppm	ppm	ppm	ppm
Avg	**.0001**	**.0001**	**.0002**	**.0000**	**-.0002**	**-.0006**	**.0001**	**-.0001**	**-.0001**
Stddev	.0001	.0000	.0001	.000	.0001	.0002	.0000	.0001	.0003
%RSD	107.6	7.707	92.36	371.6	95.83	25.45	46.22	88.63	537.4
#1	.0000	.0001	.0002	.0001	-.0001	-.0007	.0000	.0000	.0002
#2	.0001	.0001	.0001	-.0001	-.0003	-.0005	.0001	-.0001	-.0003
Check ?	Chk Pass	Chk Pass	Chk Pass	Chk Pass	Chk Pass	Chk Pass	Chk Pass	Chk Pass	Chk Pass
High Limit									
Low Limit									

Elem	V_2924	Zn2062	As1890	Tl1908	Pb2203	Se1960	Sb2068	Al3961	Ca3179
Units	ppm	ppm	ppm	ppm	ppm	ppm	ppm	ppm	ppm
Avg	**.0002**	**.0003**	**.0002**	**-.0007**	**.0005**	**-.0002**	**.0003**	**-.0022**	**-.0064**
Stddev	.0001	.0002	.0007	.0003	.0000	.0013	.0003	.0026	.0008
%RSD	51.83	58.84	339.7	41.93	2.225	727.5	80.35	118.6	13.11
#1	.0001	.0002	-.0003	-.0005	.0005	-.0011	.0001	-.0040	-.0070
#2	.0003	.0004	.0007	-.0009	.0005	.0007	.0005	-.0004	-.0058
Check ?	Chk Pass	Chk Pass	Chk Pass	Chk Pass	Chk Pass	Chk Pass	Chk Pass	Chk Pass	Chk Pass
High Limit									
Low Limit									

Elem	Fe2599	Mg2790	K_7664	Na5895	B_2089	Mo2020	Pd3404	Si2124	Sn1899
Units	ppm	ppm	ppm	ppm	ppm	ppm	ppm	ppm	ppm
Avg	**.0004**	**-.0055**	**.0285**	**.0232**	**.0012**	F **.0033**	**.0000**	**-.0010**	**.0008**
Stddev	.0007	.0016	.0006	.0026	.0003	.0005	.001	.0006	.0004
%RSD	169.8	29.80	2.083	11.03	27.27	16.36	14630.	56.81	44.18
#1	-.0001	-.0044	.0289	.0214	.0010	.0037	.0009	-.0014	.0011
#2	.0010	-.0067	.0280	.0250	.0015	.0029	-.0009	-.0006	.0006
Check ?	Chk Pass	Chk Pass	Chk Pass	Chk Pass	Chk Pass	Chk Fail	Chk Pass	Chk Pass	Chk Pass
High Limit						.0020			
Low Limit						-.0020			

Zoom In Zoom Out

Sample Name: ccb Acquired: 7/3/2014 18:38:13 Type: QC
Method: Accutest1(v240) Mode: CONC Corr. Factor: 1.000000
User: admin Custom ID1: Custom ID2: Custom ID3:
Comment:

Elem	Sr4077	Ti3349	W_2079	Zr3391	S_1820	Bi2230	Li6707
Units	ppm	ppm	ppm	ppm	ppm	ppm	ppm
Avg	**.0001**	**.0001**	**.0020**	**.0004**	**-.0002**	**-.0006**	**.0003**
Stddev	.0000	.0001	.0007	.0002	.0004	.0000	.0007
%RSD	11.50	115.6	33.44	42.03	260.0	4.160	277.3
#1	.0001	.0000	.0024	.0005	.0001	-.0006	-.0002
#2	.0001	.0001	.0015	.0003	-.0005	-.0006	.0007
Check ?	Chk Pass	Chk Pass	Chk Pass	Chk Pass	Chk Pass	Chk Pass	Chk Pass
High Limit							
Low Limit							

Int. Std.	Y_3600	Y_3710	Y_2243	In2306
Units	Cts/S	Cts/S	Cts/S	Cts/S
Avg	**99939.**	**11254.**	**1845.6**	**6204.8**
Stddev	220.	11.	4.5	3.0
%RSD	.22056	.09940	.24288	.04790
#1	100090.	11246.	1848.7	6202.7
#2	99783.	11262.	1842.4	6206.9

Zoom In Zoom Out

Sample Name: jb70425-1 Acquired: 7/3/2014 18:44:33 Type: Unk
Method: Accutest1(v240) Mode: CONC Corr. Factor: 1.000000
User: admin Custom ID1: Custom ID2: Custom ID3:
Comment: epa spectra 9th

Elem	Ba4554	Be3130	Cd2288	Co2286	Cr2677	Cu3247	Mn2576	Ni2316	Ag3280
Avg	**.2195**	**.0002**	**.0000**	**-.0006**	**.0007**	**.0022**	**.0207**	**.0010**	**.0003**
Stddev	.0005	.0000	.0000	.0002	.0001	.0000	.0001	.0001	.0002
%RSD	.2467	3.989	52.53	40.77	14.36	1.170	.2482	11.69	69.91
#1	.2191	.0002	.0000	-.0004	.0007	.0022	.0207	.0009	.0002
#2	.2199	.0002	.0000	-.0007	.0006	.0022	.0206	.0011	.0004

Elem	V_2924	Zn2062	As1890	Tl1908	Pb2203	Se1960	Sb2068	Al3961	Ca3179
Avg	**.0007**	**.0076**	**.0008**	**.0025**	**.0017**	**.0012**	**-.0021**	**.3432**	**11.33**
Stddev	.0002	.0001	.0003	.0006	.0019	.0001	.0001	.0065	.05
%RSD	24.72	.9449	43.71	22.32	109.5	9.395	3.868	1.891	.4817
#1	.0008	.0076	.0005	.0021	.0004	.0011	-.0020	.3387	11.37
#2	.0005	.0077	.0010	.0029	.0031	.0013	-.0022	.3478	11.30

Elem	Fe2599	Mg2790	K_7664	Na5895	B_2089	Mo2020	Pd3404	Si2124	Sn1899
Avg	**.2138**	**3.111**	**1.602**	**178.0**	**.1609**	**.0010**	**-.0009**	**6.457**	**.0021**
Stddev	.0004	.010	.007	1.3	.0000	.0002	.0004	.030	.0007
%RSD	.2010	.3340	.4206	.7210	.0012	20.98	45.96	.4729	34.06
#1	.2135	3.118	1.606	177.0	.1609	.0012	-.0006	6.435	.0016
#2	.2141	3.103	1.597	178.9	.1609	.0009	-.0012	6.478	.0026

Elem	Sr4077	Ti3349	W_2079	Zr3391	S_1820	Bi2230	Li6707
Avg	**.7766**	**.0117**	**-.0043**	**.0004**	**.4001**	**-.0001**	**.0346**
Stddev	.0022	.0015	.0005	.0000	.0038	.0006	.0006
%RSD	.2793	12.77	10.61	1.213	.9424	417.9	1.731
#1	.7751	.0107	-.0046	.0004	.3975	.0003	.0341
#2	.7781	.0128	-.0039	.0004	.4028	-.0005	.0350

Int. Std.	Y_3600	Y_3710	Y_2243	In2306
Avg	**92065.**	**11253.**	**1718.1**	**5459.2**
Stddev	12.	56.	9.0	17.8
%RSD	.01271	.50071	.52536	.32596
#1	92057.	11213.	1724.5	5471.8
#2	92073.	11293.	1711.7	5446.6

Zoom In Zoom Out

Sample Name: jb70636-1 1 Acquired: 7/3/2014 18:50:55 Type: Unk
Method: Accutest1(v240) Mode: CONC Corr. Factor: 1.000000
User: admin Custom ID1: Custom ID2: Custom ID3:
Comment: epa 15th

Elem	Ba4554	Be3130	Cd2288	Co2286	Cr2677	Cu3247	Mn2576	Ni2316	Ag3280
Avg	**.0370**	**.0000**	**.0001**	**-.0006**	**.0004**	**.0087**	**.0006**	**.0049**	**-.0001**
Stddev	.0001	.000	.0001	.0002	.0003	.0000	.0000	.0000	.0000
%RSD	.2088	689.9	187.8	32.64	62.52	.4513	3.669	.6833	12.68
#1	.0369	-.0001	.0001	-.0004	.0006	.0087	.0006	.0049	-.0001
#2	.0370	.0000	.0000	-.0007	.0002	.0087	.0006	.0049	.0000

Elem	V_2924	Zn2062	As1890	Tl1908	Pb2203	Se1960	Sb2068	Al3961	Ca3179
Avg	**.0000**	**.4206**	**-.0001**	**.0037**	**.0033**	**-.0003**	**-.0024**	**.0040**	**17.58**
Stddev	.0001	.0003	.0003	.0006	.0002	.0017	.0001	.0018	.09
%RSD	622.8	.0606	484.4	15.76	5.216	551.1	3.062	45.78	.5102
#1	.0001	.4208	-.0002	.0041	.0031	.0009	-.0023	.0053	17.52
#2	-.0001	.4204	.0001	.0033	.0034	-.0015	-.0024	.0027	17.65

Elem	Fe2599	Mg2790	K_7664	Na5895	B_2089	Mo2020	Pd3404	Si2124	Sn1899
Avg	**.0253**	**5.773**	**1.558**	**23.16**	**.0184**	**.0013**	**-.0004**	**2.278**	**.0019**
Stddev	.0043	.008	.013	.02	.0002	.0002	.0002	.002	.0001
%RSD	16.83	.1356	.8383	.0964	.9099	11.55	40.00	.0849	6.243
#1	.0283	5.779	1.549	23.18	.0183	.0014	-.0003	2.277	.0019
#2	.0223	5.768	1.568	23.15	.0185	.0012	-.0006	2.279	.0018

Elem	Sr4077	Ti3349	W_2079	Zr3391	S_1820	Bi2230	Li6707
Avg	**.0852**	**.0002**	**-.0052**	**-.0001**	**4.555**	**.0009**	**.0015**
Stddev	.0003	.0001	.0010	.0001	.007	.0006	.0004
%RSD	.3078	46.32	19.22	141.1	.1458	66.56	27.03
#1	.0850	.0001	-.0059	-.0001	4.559	.0014	.0018
#2	.0854	.0002	-.0045	.0000	4.550	.0005	.0013

Int. Std.	Y_3600	Y_3710	Y_2243	In2306
Avg	**92247.**	**11371.**	**1759.6**	**5919.0**
Stddev	233.	29.	5.3	18.8
%RSD	.25252	.25913	.29868	.31769
#1	92412.	11392.	1763.3	5932.3
#2	92083.	11350.	1755.9	5905.7

Zoom In Zoom Out

Sample Name: jb70636-2 Acquired: 7/3/2014 18:57:10 Type: Unk
Method: Accutest1(v240) Mode: CONC Corr. Factor: 1.000000
User: admin Custom ID1: Custom ID2: Custom ID3:
Comment: epa 15th

Elem	Ba4554	Be3130	Cd2288	Co2286	Cr2677	Cu3247	Mn2576	Ni2316	Ag3280
Avg	**.0368**	**.0000**	**.0001**	**-.0007**	**.0004**	**.0015**	**.0053**	**.0014**	**.0001**
Stddev	.0000	.000	.0001	.0000	.0002	.0002	.0000	.0003	.0000
%RSD	.0184	142.2	68.17	2.031	44.42	12.76	.1468	19.55	15.71
#1	.0368	.0000	.0000	-.0007	.0003	.0017	.0053	.0016	.0001
#2	.0368	-.0001	.0001	-.0007	.0006	.0014	.0053	.0012	.0001

Elem	V_2924	Zn2062	As1890	Tl1908	Pb2203	Se1960	Sb2068	Al3961	Ca3179
Avg	**.0003**	**.0250**	**.0005**	**.0034**	**.0016**	**-.0004**	**-.0016**	**.0121**	**25.03**
Stddev	.0001	.0000	.0001	.0011	.0005	.0005	.0004	.0028	.37
%RSD	24.48	.1685	22.21	33.17	31.20	144.6	23.27	23.44	1.463
#1	.0004	.0250	.0005	.0026	.0013	-.0007	-.0013	.0101	25.29
#2	.0002	.0250	.0004	.0042	.0020	.0000	-.0018	.0141	24.78

Elem	Fe2599	Mg2790	K_7664	Na5895	B_2089	Mo2020	Pd3404	Si2124	Sn1899
Avg	**.0106**	**7.775**	**2.010**	**25.30**	**.0303**	**.0008**	**-.0013**	**2.703**	**.0014**
Stddev	.0012	.130	.002	.17	.0013	.0000	.0009	.000	.0003
%RSD	10.83	1.666	.1011	.6608	4.416	2.769	66.08	.0096	24.40
#1	.0098	7.867	2.008	25.18	.0294	.0009	-.0020	2.703	.0016
#2	.0115	7.683	2.011	25.42	.0312	.0008	-.0007	2.702	.0011

Elem	Sr4077	Ti3349	W_2079	Zr3391	S_1820	Bi2230	Li6707
Avg	**.1260**	**.0004**	**-.0075**	**.0007**	**13.31**	**.0011**	**.0015**
Stddev	.0004	.0002	.0001	.0000	.05	.0001	.0007
%RSD	.2885	39.04	1.583	4.600	.3958	4.830	45.36
#1	.1257	.0005	-.0074	.0008	13.27	.0012	.0020
#2	.1262	.0003	-.0076	.0007	13.35	.0011	.0010

Int. Std.	Y_3600	Y_3710	Y_2243	In2306
Avg	**94294.**	**11350.**	**1747.0**	**5814.0**
Stddev	47.	91.	2.0	15.1
%RSD	.04971	.80301	.11321	.25924
#1	94261.	11286.	1748.4	5824.6
#2	94328.	11415.	1745.6	5803.3

Zoom In Zoom Out

Sample Name: jb70636-3 Acquired: 7/3/2014 19:03:27 Type: Unk
Method: Accutest1(v240) Mode: CONC Corr. Factor: 1.000000
User: admin Custom ID1: Custom ID2: Custom ID3:
Comment: epa 15th

Elem	Ba4554	Be3130	Cd2288	Co2286	Cr2677	Cu3247	Mn2576	Ni2316	Ag3280
Avg	**.0377**	**-.0001**	**-.0001**	**-.0008**	**.0002**	**.2173**	**.0003**	**.0014**	**.0000**
Stddev	.0000	.0001	.0002	.0001	.0001	.0002	.0000	.0001	.0002
%RSD	.0235	88.18	186.4	17.67	49.48	.1119	6.339	9.532	535.0
#1	.0377	.0000	.0000	-.0008	.0003	.2175	.0003	.0015	.0002
#2	.0377	-.0001	-.0002	-.0007	.0002	.2172	.0004	.0013	-.0001

Elem	V_2924	Zn2062	As1890	Tl1908	Pb2203	Se1960	Sb2068	Al3961	Ca3179
Avg	**.0000**	**.3309**	**-.0003**	**.0035**	**.0024**	**-.0014**	**-.0020**	**-.0056**	**16.81**
Stddev	.0001	.0016	.0010	.0001	.0002	.0017	.0005	.0007	.09
%RSD	375.8	.4880	355.1	3.934	10.40	126.6	25.84	12.30	.5492
#1	.0000	.3298	-.0010	.0034	.0026	-.0026	-.0024	-.0051	16.88
#2	.0001	.3321	.0004	.0036	.0022	-.0001	-.0017	-.0061	16.75

Elem	Fe2599	Mg2790	K_7664	Na5895	B_2089	Mo2020	Pd3404	Si2124	Sn1899
Avg	**.0191**	**5.412**	**1.580**	**23.95**	**.0181**	**.0009**	**-.0003**	**2.322**	**.0019**
Stddev	.0002	.010	.006	.02	.0012	.0001	.0008	.002	.0003
%RSD	.8557	.1818	.3527	.0866	6.894	9.791	245.6	.1007	16.41
#1	.0190	5.405	1.584	23.97	.0190	.0008	-.0009	2.320	.0021
#2	.0192	5.419	1.576	23.94	.0172	.0009	.0002	2.324	.0016

Elem	Sr4077	Ti3349	W_2079	Zr3391	S_1820	Bi2230	Li6707
Avg	**.0834**	**.0000**	**-.0060**	**-.0002**	**4.691**	**.0002**	**.0016**
Stddev	.0004	.0001	.0001	.0000	.001	.0005	.0004
%RSD	.5305	111.4	2.404	10.38	.0285	232.3	22.86
#1	.0831	.0001	-.0061	-.0002	4.692	-.0001	.0019
#2	.0838	.0000	-.0059	-.0002	4.690	.0005	.0014

Int. Std.	Y_3600	Y_3710	Y_2243	In2306
Avg	**96354.**	**11392.**	**1767.1**	**5862.5**
Stddev	162.	70.	2.3	7.2
%RSD	.16842	.61366	.13293	.12366
#1	96469.	11342.	1768.7	5867.6
#2	96239.	11441.	1765.4	5857.4

Zoom In Zoom Out

Sample Name: jb70636-4 Acquired: 7/3/2014 19:09:42 Type: Unk
Method: Accutest1(v240) Mode: CONC Corr. Factor: 1.000000
User: admin Custom ID1: Custom ID2: Custom ID3:
Comment: epa 15th

Elem	Ba4554	Be3130	Cd2288	Co2286	Cr2677	Cu3247	Mn2576	Ni2316	Ag3280
Avg	**.0382**	**.0000**	**.0000**	**-.0007**	**.0004**	**.0674**	**.0022**	**.0014**	**.0002**
Stddev	.0001	.0001	.0000	.0000	.0001	.0000	.0000	.0000	.0002
%RSD	.1605	1499.	115.3	3.621	31.85	.0558	1.351	.7405	120.3
#1	.0382	.0001	.0001	-.0007	.0003	.0674	.0022	.0014	.0003
#2	.0381	.0000	.0000	-.0007	.0004	.0674	.0022	.0014	.0000

Elem	V_2924	Zn2062	As1890	Tl1908	Pb2203	Se1960	Sb2068	Al3961	Ca3179
Avg	**-.0001**	**.3000**	**.0000**	**.0036**	**.0026**	**-.0006**	**-.0020**	**.0032**	**16.91**
Stddev	.0001	.0005	.000	.0024	.0003	.0004	.0000	.0037	.01
%RSD	57.83	.1756	11400.	67.35	10.94	77.49	.7461	113.4	.0703
#1	-.0001	.2997	.0003	.0053	.0028	-.0003	-.0019	.0058	16.91
#2	-.0001	.3004	-.0003	.0019	.0024	-.0009	-.0020	.0006	16.92

Elem	Fe2599	Mg2790	K_7664	Na5895	B_2089	Mo2020	Pd3404	Si2124	Sn1899
Avg	**.0372**	**5.287**	**1.545**	**23.70**	**.0174**	**.0006**	**-.0003**	**2.311**	**.0015**
Stddev	.0013	.034	.005	.01	.0003	.0001	.0003	.002	.0012
%RSD	3.469	.6377	.3269	.0230	1.874	10.82	108.0	.0745	76.98
#1	.0381	5.263	1.542	23.70	.0176	.0005	-.0001	2.310	.0007
#2	.0362	5.310	1.549	23.71	.0171	.0006	-.0005	2.313	.0023

Elem	Sr4077	Ti3349	W_2079	Zr3391	S_1820	Bi2230	Li6707
Avg	**.0848**	**-.0001**	**-.0064**	**-.0003**	**4.541**	**.0005**	**.0016**
Stddev	.0002	.0002	.0013	.0000	.009	.0007	.0002
%RSD	.2944	166.5	21.02	14.89	.2057	140.1	11.72
#1	.0849	.0000	-.0054	-.0002	4.534	.0010	.0017
#2	.0846	-.0003	-.0073	-.0003	4.547	.0000	.0014

Int. Std.	Y_3600	Y_3710	Y_2243	In2306
Avg	**96995.**	**11385.**	**1760.8**	**5852.1**
Stddev	75.	41.	5.7	17.5
%RSD	.07729	.36295	.32261	.29911
#1	96942.	11415.	1764.8	5864.5
#2	97048.	11356.	1756.8	5839.7

Zoom In Zoom Out

Sample Name: jb70679-1 Acquired: 7/3/2014 19:15:58 Type: Unk
Method: Accutest1(v240) Mode: CONC Corr. Factor: 1.000000
User: admin Custom ID1: Custom ID2: Custom ID3:
Comment: epa 15th

Elem	Ba4554	Be3130	Cd2288	Co2286	Cr2677	Cu3247	Mn2576	Ni2316	Ag3280
Avg	**.0265**	**.0000**	**-.0001**	**-.0003**	**-.0001**	**.0147**	**.0000**	**.0004**	**.0001**
Stddev	.0002	.000	.0001	.0002	.0002	.0001	.0000	.0001	.0001
%RSD	.7283	134.9	56.84	45.61	127.2	.9312	344.2	31.58	47.67
#1	.0266	.0000	-.0001	-.0004	-.0002	.0148	.0000	.0003	.0001
#2	.0263	.0000	-.0001	-.0002	.0000	.0146	.0000	.0005	.0001

Elem	V_2924	Zn2062	As1890	Tl1908	Pb2203	Se1960	Sb2068	Al3961	Ca3179
Avg	**.0001**	**.1421**	**.0006**	**.0009**	**.0015**	**-.0001**	**-.0020**	**-.0076**	**3.871**
Stddev	.0000	.0005	.0005	.0008	.0007	.0020	.0008	.0005	.004
%RSD	67.82	.3625	74.96	88.21	49.79	1510.	42.87	6.374	.1169
#1	.0001	.1418	.0003	.0004	.0020	.0013	-.0026	-.0072	3.874
#2	.0000	.1425	.0010	.0015	.0010	-.0015	-.0014	-.0079	3.868

Elem	Fe2599	Mg2790	K_7664	Na5895	B_2089	Mo2020	Pd3404	Si2124	Sn1899
Avg	**.0010**	**1.546**	**1.391**	**30.71**	**.0047**	**-.0007**	**.0002**	**3.730**	**.0003**
Stddev	.0009	.045	.003	.04	.0008	.0000	.0005	.004	.0001
%RSD	91.41	2.942	.2290	.1188	16.19	3.912	265.0	.0978	17.30
#1	.0004	1.514	1.389	30.68	.0052	-.0007	-.0002	3.727	.0003
#2	.0017	1.578	1.393	30.74	.0041	-.0007	.0005	3.732	.0004

Elem	Sr4077	Ti3349	W_2079	Zr3391	S_1820	Bi2230	Li6707
Avg	**.0343**	**-.0001**	**-.0073**	**-.0006**	**2.940**	**-.0001**	**.0072**
Stddev	.0000	.0003	.0000	.0001	.001	.0004	.0002
%RSD	.1394	249.3	.1726	9.003	.0260	728.3	2.624
#1	.0343	-.0003	-.0073	-.0006	2.940	-.0003	.0071
#2	.0344	.0001	-.0073	-.0006	2.941	.0002	.0073

Int. Std.	Y_3600	Y_3710	Y_2243	In2306
Avg	**94398.**	**11401.**	**1760.5**	**5887.7**
Stddev	172.	7.	.6	8.0
%RSD	.18220	.06231	.03656	.13507
#1	94520.	11396.	1760.1	5893.3
#2	94276.	11406.	1761.0	5882.1

Zoom In Zoom Out

Sample Name: jb70679-2 Acquired: 7/3/2014 19:22:13 Type: Unk
Method: Accutest1(v240) Mode: CONC Corr. Factor: 1.000000
User: admin Custom ID1: Custom ID2: Custom ID3:
Comment: epa 15th

Elem	Ba4554	Be3130	Cd2288	Co2286	Cr2677	Cu3247	Mn2576	Ni2316	Ag3280
Avg	**.0349**	**.0000**	**.0000**	**-.0006**	**.0002**	**.0228**	**.0028**	**.0006**	**.0002**
Stddev	.0003	.000	.000	.0001	.0001	.0002	.0000	.0001	.0000
%RSD	.7164	120.5	10130.	21.10	65.59	1.008	.8831	18.05	5.135
#1	.0351	.0000	-.0001	-.0005	.0001	.0226	.0028	.0006	.0002
#2	.0347	-.0001	.0001	-.0007	.0002	.0230	.0029	.0007	.0002

Elem	V_2924	Zn2062	As1890	Tl1908	Pb2203	Se1960	Sb2068	Al3961	Ca3179
Avg	**.0001**	**.1963**	**-.0005**	**.0008**	**.0011**	**-.0003**	**-.0012**	**.0090**	**8.065**
Stddev	.0001	.0004	.0002	.0011	.0002	.0005	.0001	.0006	.065
%RSD	179.5	.2098	47.78	133.4	14.46	197.2	4.372	7.114	.8034
#1	.0000	.1960	-.0007	.0016	.0010	.0001	-.0012	.0095	8.019
#2	.0001	.1966	-.0003	.0000	.0012	-.0007	-.0013	.0086	8.110

Elem	Fe2599	Mg2790	K_7664	Na5895	B_2089	Mo2020	Pd3404	Si2124	Sn1899
Avg	**.0787**	**1.369**	**1.414**	**15.56**	**.0055**	**-.0006**	**-.0007**	**3.581**	**.0006**
Stddev	.0017	.040	.007	.01	.0002	.0001	.0000	.012	.0005
%RSD	2.185	2.924	.4771	.0967	3.944	17.75	.7267	.3449	85.20
#1	.0775	1.397	1.410	15.57	.0056	-.0006	-.0007	3.572	.0002
#2	.0799	1.341	1.419	15.55	.0053	-.0005	-.0007	3.590	.0009

Elem	Sr4077	Ti3349	W_2079	Zr3391	S_1820	Bi2230	Li6707
Avg	**.0548**	**.0000**	**-.0065**	**-.0004**	**2.862**	**.0006**	**.0043**
Stddev	.0001	.000	.0011	.0001	.001	.0006	.0000
%RSD	.1617	160.3	17.24	13.15	.0418	98.00	.5077
#1	.0549	-.0001	-.0073	-.0004	2.863	.0002	.0043
#2	.0547	.0000	-.0057	-.0004	2.861	.0011	.0043

Int. Std.	Y_3600	Y_3710	Y_2243	In2306
Avg	**98054.**	**11414.**	**1778.8**	**5948.4**
Stddev	224.	86.	7.2	13.3
%RSD	.22862	.74946	.40469	.22418
#1	98213.	11475.	1783.9	5957.8
#2	97896.	11354.	1773.7	5938.9

Zoom In Zoom Out

Sample Name: jb70679-3 Acquired: 7/3/2014 19:28:27 Type: Unk
Method: Accutest1(v240) Mode: CONC Corr. Factor: 1.000000
User: admin Custom ID1: Custom ID2: Custom ID3:
Comment: epa 15th

Elem	Ba4554	Be3130	Cd2288	Co2286	Cr2677	Cu3247	Mn2576	Ni2316	Ag3280
Avg	**.0347**	**-.0001**	**.0001**	**-.0005**	**-.0001**	**.0204**	**.0022**	**.0007**	**-.0001**
Stddev	.0001	.0000	.0002	.0001	.0000	.0001	.0000	.0001	.0000
%RSD	.2053	.5486	132.9	10.46	22.17	.2792	.3880	19.79	13.33
#1	.0346	-.0001	.0002	-.0006	-.0001	.0204	.0022	.0008	-.0001
#2	.0347	-.0001	.0000	-.0005	-.0001	.0204	.0022	.0006	-.0001

Elem	V_2924	Zn2062	As1890	Tl1908	Pb2203	Se1960	Sb2068	Al3961	Ca3179
Avg	**-.0001**	**.1963**	**-.0002**	**.0026**	**.0011**	**-.0003**	**-.0018**	**.0021**	**7.988**
Stddev	.0001	.0003	.0002	.0003	.0002	.0002	.0009	.0071	.038
%RSD	117.2	.1556	131.3	11.30	13.70	80.72	47.71	343.7	.4811
#1	.0000	.1965	.0000	.0024	.0012	-.0005	-.0024	.0071	7.961
#2	-.0001	.1961	-.0003	.0028	.0010	-.0001	-.0012	-.0030	8.015

Elem	Fe2599	Mg2790	K_7664	Na5895	B_2089	Mo2020	Pd3404	Si2124	Sn1899
Avg	**.0628**	**1.330**	**1.413**	**15.81**	**.0053**	**-.0005**	**-.0002**	**3.569**	**.0006**
Stddev	.0009	.043	.012	.00	.0001	.0001	.0000	.016	.0000
%RSD	1.412	3.240	.8281	.0081	2.503	15.07	26.36	.4404	1.558
#1	.0634	1.299	1.405	15.81	.0054	-.0006	-.0002	3.558	.0006
#2	.0622	1.360	1.421	15.81	.0052	-.0005	-.0002	3.581	.0006

Elem	Sr4077	Ti3349	W_2079	Zr3391	S_1820	Bi2230	Li6707
Avg	**.0544**	**.0002**	**-.0072**	**-.0005**	**2.873**	**.0004**	**.0049**
Stddev	.0001	.0003	.0005	.0000	.006	.0004	.0004
%RSD	.0937	148.7	6.905	1.506	.1990	102.7	8.128
#1	.0544	.0004	-.0076	-.0005	2.869	.0007	.0052
#2	.0543	.0000	-.0069	-.0005	2.877	.0001	.0046

Int. Std.	Y_3600	Y_3710	Y_2243	In2306
Avg	**98190.**	**11404.**	**1778.8**	**5950.8**
Stddev	81.	52.	10.2	17.2
%RSD	.08210	.45393	.57318	.28851
#1	98247.	11441.	1786.1	5962.9
#2	98133.	11368.	1771.6	5938.7

Zoom In Zoom Out

Sample Name: jb70679-4 Acquired: 7/3/2014 19:34:42 Type: Unk
Method: Accutest1(v240) Mode: CONC Corr. Factor: 1.000000
User: admin Custom ID1: Custom ID2: Custom ID3:
Comment: epa 15th

Elem	Ba4554	Be3130	Cd2288	Co2286	Cr2677	Cu3247	Mn2576	Ni2316	Ag3280
Avg	**.0385**	**.0000**	**.0000**	**-.0008**	**.0000**	**.0196**	**.0012**	**.0005**	**.0000**
Stddev	.0001	.000	.000	.0000	.000	.0002	.0000	.0003	.0001
%RSD	.1843	64.69	36.93	1.128	436.0	1.179	2.409	54.72	400.6
#1	.0385	.0000	.0000	-.0006	-.0002	.0194	.0012	.0003	-.0001
#2	.0384	.0000	.0000	-.0007	.0001	.0197	.0012	.0008	.0001

Elem	V_2924	Zn2062	As1890	Tl1908	Pb2203	Se1960	Sb2068	Al3961	Ca3179
Avg	**.0000**	**.2194**	**-.0009**	**.0022**	**.0019**	**-.0009**	**-.0018**	**.0005**	**9.473**
Stddev	.0001	.0005	.0002	.0004	.0002	.0004	.0000	.0010	.043
%RSD	413.2	.2211	26.41	16.83	10.76	41.33	2.491	195.0	.4512
#1	-.0001	.2198	-.0008	.0025	.0021	-.0012	-.0018	.0013	9.503
#2	.0001	.2191	-.0011	.0020	.0018	-.0007	-.0019	-.0002	9.443

Elem	Fe2599	Mg2790	K_7664	Na5895	B_2089	Mo2020	Pd3404	Si2124	Sn1899
Avg	**.0562**	**1.291**	**1.445**	**8.030**	**.0060**	**-.0005**	**-.0002**	**3.677**	**.0005**
Stddev	.0022	.006	.003	.002	.0000	.0002	.0001	.012	.0006
%RSD	3.912	.5002	.1812	.0227	.6373	43.86	51.91	.3138	118.1
#1	.0577	1.295	1.446	8.029	.0060	-.0004	-.0002	3.669	.0001
#2	.0546	1.286	1.443	8.031	.0060	-.0007	-.0001	3.685	.0009

Elem	Sr4077	Ti3349	W_2079	Zr3391	S_1820	Bi2230	Li6707
Avg	**.0616**	**-.0003**	**-.0073**	**-.0005**	**2.686**	**-.0002**	**.0037**
Stddev	.0001	.0000	.0002	.0001	.004	.0003	.0001
%RSD	.0943	1.963	3.119	14.56	.1562	117.5	3.380
#1	.0617	-.0003	-.0074	-.0005	2.683	.0000	.0038
#2	.0616	-.0003	-.0071	-.0004	2.689	-.0004	.0036

Int. Std.	Y_3600	Y_3710	Y_2243	In2306
Avg	**98737.**	**11395.**	**1783.5**	**6014.2**
Stddev	156.	34.	9.2	8.5
%RSD	.15757	.30234	.51816	.14169
#1	98847.	11371.	1790.0	6020.3
#2	98627.	11419.	1777.0	6008.2

Zoom In Zoom Out

Sample Name: ccv Acquired: 7/3/2014 19:40:58 Type: QC
Method: Accutest1(v240) Mode: CONC Corr. Factor: 1.000000
User: admin Custom ID1: Custom ID2: Custom ID3:
Comment: 4

Elem	Ba4554	Be3130	Cd2288	Co2286	Cr2677	Cu3247	Mn2576	Ni2316	Ag3280
Units	ppm	ppm	ppm	ppm	ppm	ppm	ppm	ppm	ppm
Avg	**2.047**	**1.950**	**2.000**	**1.959**	**1.966**	**2.001**	**1.999**	**1.991**	**.2426**
Stddev	.005	.003	.002	.006	.002	.001	.001	.001	.0001
%RSD	.2539	.1386	.0984	.3211	.0774	.0485	.0366	.0674	.0388
#1	2.051	1.952	2.001	1.955	1.965	2.001	1.999	1.990	.2426
#2	2.044	1.948	1.998	1.963	1.968	2.000	2.000	1.992	.2425
Check ?	Chk Pass	Chk Pass	Chk Pass	Chk Pass	Chk Pass	Chk Pass	Chk Pass	Chk Pass	Chk Pass
Value									
Range									

Elem	V_2924	Zn2062	As1890	Tl1908	Pb2203	Se1960	Sb2068	Al3961	Ca3179
Units	ppm	ppm	ppm	ppm	ppm	ppm	ppm	ppm	ppm
Avg	**1.950**	**1.968**	**2.009**	**2.027**	**1.989**	**2.022**	**2.026**	**38.73**	**38.31**
Stddev	.000	.004	.003	.012	.003	.006	.001	.09	.04
%RSD	.0027	.2076	.1485	.5737	.1289	.2929	.0431	.2421	.0921
#1	1.950	1.965	2.011	2.019	1.987	2.018	2.027	38.79	38.28
#2	1.950	1.971	2.007	2.035	1.991	2.026	2.026	38.66	38.33
Check ?	Chk Pass	Chk Pass	Chk Pass	Chk Pass	Chk Pass	Chk Pass	Chk Pass	Chk Pass	Chk Pass
Value									
Range									

Elem	Fe2599	Mg2790	K_7664	Na5895	B_2089	Mo2020	Pd3404	Si2124	Sn1899
Units	ppm	ppm	ppm	ppm	ppm	ppm	ppm	ppm	ppm
Avg	**38.76**	**37.55**	**40.37**	**40.51**	**2.052**	**2.026**	**1.972**	**5.080**	**2.025**
Stddev	.02	.13	.08	.11	.003	.003	.002	.002	.001
%RSD	.0424	.3436	.1913	.2691	.1254	.1387	.1067	.0430	.0341
#1	38.74	37.64	40.43	40.59	2.054	2.024	1.973	5.082	2.026
#2	38.77	37.46	40.32	40.44	2.051	2.028	1.970	5.079	2.025
Check ?	Chk Pass	Chk Pass	Chk Pass	Chk Pass	Chk Pass	Chk Pass	Chk Pass	Chk Pass	Chk Pass
Value									
Range									

Zoom In Zoom Out

Sample Name: ccv Acquired: 7/3/2014 19:40:58 Type: QC
Method: Accutest1(v240) Mode: CONC Corr. Factor: 1.000000
User: admin Custom ID1: Custom ID2: Custom ID3:
Comment: 4

Elem	Sr4077	Ti3349	W_2079	Zr3391	S_1820	Bi2230	Li6707
Units	ppm	ppm	ppm	ppm	ppm	ppm	ppm
Avg	**2.067**	**1.990**	**1.932**	**2.012**	**1.990**	**2.036**	**2.041**
Stddev	.004	.000	.004	.000	.010	.001	.004
%RSD	.1738	.0052	.2348	.0109	.5064	.0598	.2120
#1	2.070	1.990	1.929	2.013	1.983	2.037	2.044
#2	2.064	1.990	1.935	2.012	1.997	2.035	2.038
Check ?	Chk Pass	Chk Pass	Chk Pass	Chk Pass	Chk Pass	Chk Pass	Chk Pass
Value							
Range							

Int. Std.	Y_3600	Y_3710	Y_2243	In2306
Units	Cts/S	Cts/S	Cts/S	Cts/S
Avg	**92357.**	**11085.**	**1730.2**	**5539.8**
Stddev	73.	.	4.1	1.4
%RSD	.07908	.00156	.23502	.02478
#1	92306.	11085.	1727.3	5540.8
#2	92409.	11085.	1733.0	5538.9

Zoom In Zoom Out

Sample Name: ccb Acquired: 7/3/2014 19:47:01 Type: QC
Method: Accutest1(v240) Mode: CONC Corr. Factor: 1.000000
User: admin Custom ID1: Custom ID2: Custom ID3:
Comment:

Elem	Ba4554	Be3130	Cd2288	Co2286	Cr2677	Cu3247	Mn2576	Ni2316	Ag3280
Units	ppm	ppm	ppm	ppm	ppm	ppm	ppm	ppm	ppm
Avg	**.0002**	**.0001**	**.0001**	**.0001**	**-.0002**	**-.0009**	**.0001**	**.0001**	**.0000**
Stddev	.0000	.0000	.0000	.0001	.0000	.0001	.0000	.0002	.0001
%RSD	18.81	11.57	16.73	52.62	4.126	9.323	.6192	126.7	390.5
#1	.0001	.0002	.0002	.0002	-.0002	-.0008	.0001	.0000	.0001
#2	.0002	.0001	.0001	.0001	-.0002	-.0009	.0001	.0003	.0000
Check ?	Chk Pass	Chk Pass	Chk Pass	Chk Pass	Chk Pass	Chk Pass	Chk Pass	Chk Pass	Chk Pass
High Limit									
Low Limit									

Elem	V_2924	Zn2062	As1890	Tl1908	Pb2203	Se1960	Sb2068	Al3961	Ca3179
Units	ppm	ppm	ppm	ppm	ppm	ppm	ppm	ppm	ppm
Avg	**.0002**	**.0003**	**.0002**	**-.0012**	**.0006**	**.0011**	**-.0002**	**-.0062**	**-.0050**
Stddev	.0002	.0001	.0002	.0014	.0002	.0004	.0003	.0044	.0027
%RSD	96.00	22.48	97.62	123.3	40.68	38.55	164.3	71.06	54.17
#1	.0001	.0003	.0001	-.0001	.0004	.0014	.0000	-.0031	-.0069
#2	.0003	.0004	.0003	-.0022	.0007	.0008	-.0004	-.0093	-.0031
Check ?	Chk Pass	Chk Pass	Chk Pass	Chk Pass	Chk Pass	Chk Pass	Chk Pass	Chk Pass	Chk Pass
High Limit									
Low Limit									

Elem	Fe2599	Mg2790	K_7664	Na5895	B_2089	Mo2020	Pd3404	Si2124	Sn1899
Units	ppm	ppm	ppm	ppm	ppm	ppm	ppm	ppm	ppm
Avg	**.0036**	**-.0230**	**.0327**	**.0138**	**.0005**	**.0020**	**.0004**	**-.0009**	**-.0001**
Stddev	.0003	.0110	.0088	.0025	.0001	.0003	.0002	.0010	.0004
%RSD	8.573	47.62	26.79	18.38	18.75	14.11	48.32	105.1	422.1
#1	.0033	-.0153	.0265	.0156	.0004	.0022	.0005	-.0016	-.0004
#2	.0038	-.0308	.0388	.0120	.0006	.0018	.0003	-.0002	.0002
Check ?	Chk Pass	Chk Pass	Chk Pass	Chk Pass	Chk Pass	Chk Pass	Chk Pass	Chk Pass	Chk Pass
High Limit									
Low Limit									

Zoom In Zoom Out

Sample Name: ccb Acquired: 7/3/2014 19:47:01 Type: QC
Method: Accutest1(v240) Mode: CONC Corr. Factor: 1.000000
User: admin Custom ID1: Custom ID2: Custom ID3:
Comment:

Elem	Sr4077	Ti3349	W_2079	Zr3391	S_1820	Bi2230	Li6707
Units	ppm	ppm	ppm	ppm	ppm	ppm	ppm
Avg	**.0002**	**.0003**	**.0023**	**.0005**	**.0024**	**-.0007**	**.0005**
Stddev	.0001	.0001	.0009	.0000	.0002	.0005	.0004
%RSD	33.55	35.05	38.89	1.180	6.254	73.27	82.31
#1	.0001	.0004	.0029	.0005	.0025	-.0003	.0008
#2	.0002	.0002	.0016	.0005	.0023	-.0011	.0002

Check ?	Chk Pass	Chk Pass	Chk Pass	Chk Pass	Chk Pass	Chk Pass	Chk Pass
High Limit							
Low Limit							

Int. Std.	Y_3600	Y_3710	Y_2243	In2306
Units	Cts/S	Cts/S	Cts/S	Cts/S
Avg	**102140.**	**11257.**	**1846.5**	**6162.1**
Stddev	53.	28.	1.7	9.5
%RSD	.05216	.24790	.09024	.15361
#1	102170.	11238.	1847.7	6168.8
#2	102100.	11277.	1845.4	6155.4

Zoom In Zoom Out

Sample Name: jb70679-5 Acquired: 7/3/2014 19:53:21 Type: Unk
Method: Accutest1(v240) Mode: CONC Corr. Factor: 1.000000
User: admin Custom ID1: Custom ID2: Custom ID3:
Comment: epa 15th

Elem	Ba4554	Be3130	Cd2288	Co2286	Cr2677	Cu3247	Mn2576	Ni2316	Ag3280
Avg	**.0381**	**.0001**	**.0000**	**-.0006**	**.0000**	**.0196**	**.0013**	**.0014**	**-.0001**
Stddev	.0000	.0000	.0000	.0000	.000	.0001	.0000	.0001	.0001
%RSD	.0962	11.25	71.25	5.217	304.3	.3508	2.091	4.679	101.8
#1	.0381	.0001	.0000	-.0006	-.0001	.0195	.0013	.0014	-.0002
#2	.0381	.0001	.0000	-.0005	.0000	.0196	.0013	.0015	.0000

Elem	V_2924	Zn2062	As1890	Tl1908	Pb2203	Se1960	Sb2068	Al3961	Ca3179
Avg	**.0000**	**.2205**	**-.0001**	**.0015**	**.0009**	**-.0014**	**-.0014**	**.0053**	**9.279**
Stddev	.0001	.0001	.0004	.0008	.0003	.0007	.0005	.0038	.025
%RSD	2825.	.0524	552.1	52.64	27.77	50.58	40.21	72.45	.2700
#1	.0001	.2205	-.0003	.0009	.0007	-.0009	-.0018	.0080	9.262
#2	-.0001	.2206	.0002	.0020	.0011	-.0020	-.0010	.0026	9.297

Elem	Fe2599	Mg2790	K_7664	Na5895	B_2089	Mo2020	Pd3404	Si2124	Sn1899
Avg	**.0578**	**1.267**	**1.437**	**8.075**	**.0054**	**.0000**	**-.0004**	**3.629**	**.0007**
Stddev	.0004	.010	.001	.004	.0007	.0001	.0003	.003	.0000
%RSD	.6298	.7963	.0892	.0474	11.99	312.3	65.06	.0795	5.466
#1	.0576	1.274	1.436	8.073	.0050	.0001	-.0006	3.627	.0007
#2	.0581	1.259	1.438	8.078	.0059	.0000	-.0002	3.631	.0007

Elem	Sr4077	Ti3349	W_2079	Zr3391	S_1820	Bi2230	Li6707
Avg	**.0601**	**.0001**	**-.0051**	**-.0005**	**2.659**	**.0001**	**.0042**
Stddev	.0000	.0000	.0001	.0000	.012	.0000	.0001
%RSD	.0499	25.45	2.212	3.572	.4513	21.85	1.411
#1	.0601	.0001	-.0051	-.0004	2.668	.0001	.0042
#2	.0601	.0001	-.0050	-.0005	2.651	.0001	.0041

Int. Std.	Y_3600	Y_3710	Y_2243	In2306
Avg	**101530.**	**11441.**	**1828.9**	**6084.3**
Stddev	9.	16.	5.1	13.2
%RSD	.00863	.13967	.27671	.21714
#1	101530.	11453.	1832.5	6093.6
#2	101540.	11430.	1825.3	6074.9

Zoom In Zoom Out

Sample Name: jb70679-6 Acquired: 7/3/2014 19:59:36 Type: Unk
Method: Accutest1(v240) Mode: CONC Corr. Factor: 1.000000
User: admin Custom ID1: Custom ID2: Custom ID3:
Comment: epa 15th

Elem	Ba4554	Be3130	Cd2288	Co2286	Cr2677	Cu3247	Mn2576	Ni2316	Ag3280
Avg	**.0373**	**.0000**	**.0000**	**-.0007**	**-.0002**	**.0510**	**.0007**	**.0005**	**.0001**
Stddev	.0000	.000	.000	.0003	.0003	.0005	.0000	.0001	.0001
%RSD	.0245	12.49	582.1	43.35	113.1	.8823	3.284	27.91	170.5
#1	.0373	.0000	-.0001	-.0005	.0000	.0507	.0007	.0004	.0000
#2	.0373	.0000	.0000	-.0009	-.0004	.0513	.0007	.0006	.0002

Elem	V_2924	Zn2062	As1890	Tl1908	Pb2203	Se1960	Sb2068	Al3961	Ca3179
Avg	**.0000**	**.2381**	**.0005**	**.0016**	**.0017**	**-.0005**	**-.0016**	**-.0039**	**8.520**
Stddev	.000	.0001	.0010	.0019	.0006	.0018	.0010	.0017	.048
%RSD	434.3	.0284	190.3	118.7	34.40	373.4	62.30	43.14	.5571
#1	.0001	.2380	-.0002	.0003	.0013	.0008	-.0009	-.0051	8.487
#2	-.0002	.2381	.0013	.0029	.0021	-.0017	-.0022	-.0027	8.554

Elem	Fe2599	Mg2790	K_7664	Na5895	B_2089	Mo2020	Pd3404	Si2124	Sn1899
Avg	**.0417**	**1.283**	**1.388**	**9.730**	**.0050**	**-.0002**	**-.0005**	**3.583**	**.0011**
Stddev	.0022	.042	.003	.003	.0004	.0000	.0002	.004	.0006
%RSD	5.194	3.308	.2312	.0313	8.358	11.16	45.11	.1003	56.99
#1	.0433	1.313	1.385	9.728	.0047	-.0002	-.0004	3.580	.0015
#2	.0402	1.253	1.390	9.732	.0053	-.0002	-.0007	3.585	.0006

Elem	Sr4077	Ti3349	W_2079	Zr3391	S_1820	Bi2230	Li6707
Avg	**.0573**	**-.0002**	**-.0062**	**-.0004**	**2.640**	**.0004**	**.0033**
Stddev	.0001	.0000	.0002	.0001	.002	.0003	.0002
%RSD	.2224	18.19	2.913	17.07	.0843	85.68	5.034
#1	.0572	-.0002	-.0061	-.0005	2.642	.0002	.0032
#2	.0574	-.0002	-.0063	-.0004	2.639	.0006	.0034

Int. Std.	Y_3600	Y_3710	Y_2243	In2306
Avg	**101350.**	**11472.**	**1830.9**	**6123.8**
Stddev	211.	28.	9.6	11.2
%RSD	.20864	.24617	.52167	.18351
#1	101500.	11492.	1837.6	6131.7
#2	101200.	11452.	1824.1	6115.9

Zoom In Zoom Out

Sample Name: jb70679-7 Acquired: 7/3/2014 20:05:51 Type: Unk
Method: Accutest1(v240) Mode: CONC Corr. Factor: 1.000000
User: admin Custom ID1: Custom ID2: Custom ID3:
Comment: epa 15th

Elem	Ba4554	Be3130	Cd2288	Co2286	Cr2677	Cu3247	Mn2576	Ni2316	Ag3280
Avg	**.0420**	**.0000**	**.0000**	**-.0007**	**.0003**	**.0328**	**.0008**	**.0011**	**.0004**
Stddev	.0001	.000	.000	.0000	.0003	.0003	.0000	.0002	.0001
%RSD	.3466	436.1	90.46	4.880	92.70	.8892	4.006	16.57	29.88
#1	.0419	-.0001	.0000	-.0007	.0005	.0326	.0008	.0013	.0005
#2	.0421	.0000	.0000	-.0008	.0001	.0330	.0008	.0010	.0003

Elem	V_2924	Zn2062	As1890	Tl1908	Pb2203	Se1960	Sb2068	Al3961	Ca3179
Avg	**-.0001**	**.2580**	**.0004**	**.0024**	**.0019**	**-.0010**	**-.0014**	**-.0034**	**9.546**
Stddev	.0000	.0009	.0001	.0015	.0002	.0010	.0004	.0051	.016
%RSD	1.353	.3609	12.19	64.78	8.020	96.43	32.25	150.3	.1709
#1	-.0001	.2573	.0004	.0013	.0018	-.0017	-.0017	.0002	9.557
#2	-.0001	.2587	.0004	.0035	.0020	-.0003	-.0011	-.0070	9.534

Elem	Fe2599	Mg2790	K_7664	Na5895	B_2089	Mo2020	Pd3404	Si2124	Sn1899
Avg	**.0403**	**1.340**	**1.454**	**7.758**	**.0049**	**-.0005**	**-.0005**	**3.602**	**.0007**
Stddev	.0031	.020	.003	.033	.0001	.0000	.0002	.001	.0005
%RSD	7.573	1.523	.1824	.4229	2.155	2.890	41.22	.0136	76.21
#1	.0382	1.326	1.453	7.735	.0048	-.0006	-.0004	3.602	.0003
#2	.0425	1.355	1.456	7.781	.0050	-.0005	-.0007	3.601	.0010

Elem	Sr4077	Ti3349	W_2079	Zr3391	S_1820	Bi2230	Li6707
Avg	**.0668**	**-.0001**	**-.0066**	**-.0005**	**2.599**	**.0002**	**.0037**
Stddev	.0001	.0003	.0004	.0000	.009	.0001	.0003
%RSD	.1637	294.0	5.755	5.003	.3411	39.54	9.134
#1	.0667	.0001	-.0069	-.0005	2.593	.0002	.0034
#2	.0669	-.0003	-.0063	-.0005	2.606	.0003	.0039

Int. Std.	Y_3600	Y_3710	Y_2243	In2306
Avg	**99032.**	**11449.**	**1835.4**	**6146.2**
Stddev	206.	13.	1.2	5.9
%RSD	.20802	.11765	.06660	.09540
#1	98887.	11459.	1834.5	6150.4
#2	99178.	11440.	1836.2	6142.1

Zoom In Zoom Out

Sample Name: mp80432-s1 2 Acquired: 7/3/2014 20:12:05 Type: Unk
Method: Accutest1(v240) Mode: CONC Corr. Factor: 1.000000
User: admin Custom ID1: Custom ID2: Custom ID3:
Comment: soil 11th sunoco qc

Elem	Ba4554	Be3130	Cd2288	Co2286	Cr2677	Cu3247	Mn2576	Ni2316	Ag3280
Avg	**3.882**	**.0946**	**.0940**	**.9054**	**.4396**	**.5003**	**1.195**	**.9379**	**.0916**
Stddev	.002	.0002	.0002	.0004	.0013	.0013	.004	.0017	.0001
%RSD	.0570	.2548	.2289	.0467	.2873	.2642	.3063	.1784	.1420
#1	3.883	.0944	.0938	.9051	.4405	.5012	1.192	.9367	.0915
#2	3.880	.0948	.0942	.9057	.4387	.4993	1.197	.9391	.0917

Elem	V_2924	Zn2062	As1890	Tl1908	Pb2203	Se1960	Sb2068	Al3961	Ca3179
Avg	**.9744**	**1.149**	**3.679**	**3.880**	**1.287**	**3.855**	**.6263**	**88.84**	**14.47**
Stddev	.0030	.003	.008	.004	.002	.002	.0018	.08	.01
%RSD	.3069	.2347	.2106	.1111	.1579	.0394	.2874	.0916	.0551
#1	.9723	1.147	3.674	3.877	1.285	3.854	.6251	88.78	14.47
#2	.9765	1.151	3.685	3.883	1.288	3.856	.6276	88.90	14.46

Elem	Fe2599	Mg2790	K_7664	Na5895	B_2089	Mo2020	Pd3404	Si2124	Sn1899
Avg	**93.07**	**15.46**	**18.42**	**12.69**	**.9616**	**.9338**	**.5794**	**3.859**	**.9186**
Stddev	.13	.00	.03	.02	.0011	.0013	.0023	.005	.0001
%RSD	.1344	.0195	.1832	.1798	.1124	.1389	.3948	.1229	.0097
#1	93.15	15.46	18.44	12.71	.9608	.9329	.5810	3.856	.9186
#2	92.98	15.46	18.40	12.68	.9624	.9347	.5778	3.862	.9185

Elem	Sr4077	Ti3349	W_2079	Zr3391	S_1820	Bi2230	Li6707
Avg	**.9959**	**1.497**	**.0100**	**.0476**	**.8299**	**-.0010**	**.0249**
Stddev	.0010	.002	.0000	.0010	.0021	.0006	.0002
%RSD	.0957	.1544	.2082	2.059	.2517	58.46	.8206
#1	.9965	1.499	.0101	.0483	.8284	-.0006	.0250
#2	.9952	1.495	.0100	.0469	.8314	-.0014	.0247

Int. Std.	Y_3600	Y_3710	Y_2243	In2306
Avg	**98692.**	**11361.**	**1831.8**	**5843.2**
Stddev	342.	11.	1.7	12.8
%RSD	.34636	.09972	.09225	.21929
#1	98450.	11353.	1830.6	5834.1
#2	98933.	11369.	1832.9	5852.2

Zoom In Zoom Out

Sample Name: mp80432-s2 Acquired: 7/3/2014 20:18:05 Type: Unk
Method: Accutest1(v240) Mode: CONC Corr. Factor: 1.000000
User: admin Custom ID1: Custom ID2: Custom ID3:
Comment: soil 11th sunoco qc

Elem	Ba4554	Be3130	Cd2288	Co2286	Cr2677	Cu3247	Mn2576	Ni2316	Ag3280
Avg	**3.879**	**.0952**	**.0935**	**.9046**	**.4499**	**.5184**	**1.260**	**.9417**	**.0920**
Stddev	.008	.0001	.0003	.0002	.0011	.0014	.006	.0009	.0003
%RSD	.2103	.0789	.3668	.0253	.2471	.2709	.4666	.0994	.3381
#1	3.885	.0952	.0932	.9044	.4506	.5194	1.264	.9410	.0918
#2	3.873	.0951	.0937	.9048	.4491	.5174	1.256	.9424	.0922

Elem	V_2924	Zn2062	As1890	Tl1908	Pb2203	Se1960	Sb2068	Al3961	Ca3179
Avg	**.9863**	**1.157**	**3.688**	**3.835**	**1.464**	**3.844**	**.6398**	**88.41**	**14.80**
Stddev	.0028	.002	.003	.002	.001	.008	.0014	.09	.06
%RSD	.2792	.1860	.0743	.0523	.0593	.2116	.2201	.0961	.3992
#1	.9883	1.155	3.686	3.837	1.464	3.838	.6388	88.35	14.76
#2	.9844	1.158	3.690	3.834	1.463	3.849	.6408	88.47	14.84

Elem	Fe2599	Mg2790	K_7664	Na5895	B_2089	Mo2020	Pd3404	Si2124	Sn1899
Avg	**108.3**	**15.45**	**18.58**	**12.64**	**.9717**	**.9454**	**.6013**	**6.084**	**.9343**
Stddev	.2	.11	.01	.01	.0020	.0002	.0014	.003	.0033
%RSD	.1453	.7249	.0667	.1103	.2057	.0255	.2406	.0508	.3557
#1	108.2	15.38	18.59	12.63	.9702	.9452	.6023	6.082	.9320
#2	108.5	15.53	18.57	12.65	.9731	.9455	.6002	6.086	.9367

Elem	Sr4077	Ti3349	W_2079	Zr3391	S_1820	Bi2230	Li6707
Avg	**1.012**	**1.545**	**.0110**	**.0441**	**.7532**	**-.0006**	**.0253**
Stddev	.003	.005	.0002	.0005	.0049	.0005	.0005
%RSD	.2766	.3551	1.649	1.074	.6559	93.41	1.843
#1	1.014	1.549	.0108	.0437	.7567	-.0002	.0256
#2	1.010	1.541	.0111	.0444	.7497	-.0010	.0249

Int. Std.	Y_3600	Y_3710	Y_2243	In2306
Avg	**98577.**	**11417.**	**1847.6**	**5908.8**
Stddev	314.	30.	.1	8.5
%RSD	.31889	.26316	.00300	.14324
#1	98355.	11438.	1847.5	5902.9
#2	98800.	11396.	1847.6	5914.8

Zoom In Zoom Out

Sample Name: jb69705-3r Acquired: 7/3/2014 20:24:04 Type: Unk
Method: Accutest1(v240) Mode: CONC Corr. Factor: 1.000000
User: admin Custom ID1: Custom ID2: Custom ID3:
Comment: soil 11th sunoco qc

Elem	Ba4554	Be3130	Cd2288	Co2286	Cr2677	Cu3247	Mn2576	Ni2316	Ag3280
Avg	**.1130**	**.0012**	**.0011**	**.0091**	**.0699**	**.0518**	**.3584**	**.0183**	**.0017**
Stddev	.0000	.0001	.0001	.0001	.0005	.0003	.0002	.0000	.0001
%RSD	.0243	4.553	12.24	1.025	.6625	.6158	.0666	.1694	7.955
#1	.1131	.0012	.0010	.0090	.0696	.0516	.3586	.0183	.0016
#2	.1130	.0012	.0012	.0092	.0703	.0521	.3582	.0183	.0018

Elem	V_2924	Zn2062	As1890	Tl1908	Pb2203	Se1960	Sb2068	Al3961	Ca3179
Avg	**.0711**	**.1901**	**.0223**	**-.0006**	**.4011**	**.0017**	**.0012**	**24.65**	**2.586**
Stddev	.0003	.0005	.0008	.0014	.0008	.0005	.0003	.05	.005
%RSD	.4803	.2544	3.413	213.7	.2020	26.72	27.18	.1868	.1964
#1	.0713	.1898	.0228	.0003	.4017	.0020	.0015	24.69	2.582
#2	.0708	.1905	.0218	-.0016	.4005	.0014	.0010	24.62	2.590

Elem	Fe2599	Mg2790	K_7664	Na5895	B_2089	Mo2020	Pd3404	Si2124	Sn1899
Avg	**38.97**	**2.849**	**3.391**	**.1046**	**.0203**	**.0065**	**-.0040**	**3.503**	**.0278**
Stddev	.08	.016	.048	.0019	.0002	.0000	.0002	.007	.0008
%RSD	.2172	.5736	1.410	1.784	1.069	.5784	6.061	.2130	2.865
#1	38.91	2.861	3.424	.1033	.0205	.0065	-.0038	3.508	.0284
#2	39.03	2.838	3.357	.1060	.0202	.0065	-.0042	3.497	.0273

Elem	Sr4077	Ti3349	W_2079	Zr3391	S_1820	Bi2230	Li6707
Avg	**.0210**	**.8160**	**.0014**	**.0278**	**.5474**	**-.0016**	**.0161**
Stddev	.0002	.0040	.0008	.0000	.0015	.0005	.0002
%RSD	.9487	.4948	53.72	.0067	.2787	30.66	1.532
#1	.0208	.8131	.0020	.0278	.5484	-.0020	.0163
#2	.0211	.8189	.0009	.0278	.5463	-.0013	.0159

Int. Std.	Y_3600	Y_3710	Y_2243	In2306
Avg	**100310.**	**11068.**	**1947.4**	**6294.9**
Stddev	60.	6.	3.2	.1
%RSD	.06004	.05170	.16458	.00159
#1	100350.	11072.	1949.7	6294.9
#2	100270.	11064.	1945.2	6295.0

Zoom In Zoom Out

Sample Name: mp80432-sd1 Acquired: 7/3/2014 20:30:14 Type: Unk
Method: Accutest1(v240) Mode: CONC Corr. Factor: 5.000000
User: admin Custom ID1: Custom ID2: Custom ID3:
Comment: soil 11th sunoco qc

Elem	Ba4554	Be3130	Cd2288	Co2286	Cr2677	Cu3247	Mn2576	Ni2316	Ag3280
Avg	**.1151**	**.0006**	**.0012**	**.0096**	**.0684**	**.0489**	**.3646**	**.0183**	**.0037**
Stddev	.0002	.0000	.0005	.0001	.0018	.0003	.0004	.0006	.0012
%RSD	.1858	.0536	37.88	1.316	2.580	.5809	.1180	3.463	31.54
#1	.1149	.0006	.0009	.0095	.0697	.0491	.3649	.0179	.0045
#2	.1152	.0006	.0015	.0097	.0672	.0487	.3643	.0187	.0029

Elem	V_2924	Zn2062	As1890	Tl1908	Pb2203	Se1960	Sb2068	Al3961	Ca3179
Avg	**.0711**	**.2046**	**.0245**	**-.0009**	**.4116**	**.0016**	**.0008**	**25.11**	**2.693**
Stddev	.0000	.0000	.0016	.0021	.0009	.0080	.0022	.01	.002
%RSD	.0025	.0100	6.489	234.7	.2184	510.6	275.1	.0304	.0629
#1	.0711	.2046	.0234	-.0024	.4122	.0072	.0024	25.10	2.692
#2	.0711	.2046	.0256	.0006	.4109	-.0041	-.0008	25.11	2.694

Elem	Fe2599	Mg2790	K_7664	Na5895	B_2089	Mo2020	Pd3404	Si2124	Sn1899
Avg	**39.93**	**2.943**	**3.379**	**.1307**	**.0191**	**.0046**	**-.0033**	**3.709**	**.0295**
Stddev	.08	.012	.071	.0127	.0020	.0002	.0025	.007	.0027
%RSD	.2091	.4082	2.094	9.743	10.40	4.583	76.83	.1943	9.292
#1	39.87	2.951	3.430	.1217	.0177	.0048	-.0015	3.714	.0275
#2	39.99	2.934	3.329	.1397	.0205	.0045	-.0051	3.704	.0314

Elem	Sr4077	Ti3349	W_2079	Zr3391	S_1820	Bi2230	Li6707
Avg	**.0211**	**.8212**	**-.0191**	**.0259**	**.5726**	**-.0031**	**.0161**
Stddev	.0002	.0009	.0013	.0007	.0022	.0020	.0046
%RSD	.9922	.1051	7.006	2.541	.3894	65.29	28.64
#1	.0212	.8206	-.0181	.0264	.5742	-.0045	.0193
#2	.0209	.8218	-.0200	.0254	.5710	-.0016	.0128

Int. Std.	Y_3600	Y_3710	Y_2243	In2306
Avg	**100660.**	**11011.**	**1941.1**	**6371.2**
Stddev	48.	65.	1.9	4.7
%RSD	.04783	.58685	.09643	.07306
#1	100630.	11057.	1939.8	6367.9
#2	100690.	10965.	1942.5	6374.5

Zoom In Zoom Out

Sample Name: jb70619-5f 2 Acquired: 7/3/2014 20:36:30 Type: Unk
Method: Accutest1(v240) Mode: CONC Corr. Factor: 1.000000
User: admin Custom ID1: Custom ID2: Custom ID3:
Comment: water 15th

Elem	Ba4554	Be3130	Cd2288	Co2286	Cr2677	Cu3247	Mn2576	Ni2316	Ag3280
Avg	**.0132**	**.0000**	**.0001**	**.0000**	**.0002**	**.0035**	**.1030**	**.0066**	**.0003**
Stddev	.0001	.0001	.0003	.000	.0002	.0003	.0002	.0001	.0001
%RSD	.9025	191.2	224.1	498.0	89.20	7.434	.1784	.8413	18.49
#1	.0133	.0001	.0003	.0000	.0001	.0033	.1031	.0066	.0003
#2	.0131	.0000	-.0001	.0000	.0003	.0037	.1029	.0067	.0003

Elem	V_2924	Zn2062	As1890	Tl1908	Pb2203	Se1960	Sb2068	Al3961	Ca3179
Avg	**.0000**	**.0081**	**.0000**	**.0023**	**.0006**	**.0005**	**-.0003**	**-.0025**	**18.31**
Stddev	.0002	.0001	.000	.0002	.0001	.0017	.0003	.0015	.01
%RSD	945.4	.9293	1302.	7.953	18.35	358.9	92.19	62.19	.0820
#1	.0001	.0081	.0002	.0025	.0007	-.0007	-.0001	-.0014	18.32
#2	-.0001	.0082	-.0002	.0022	.0005	.0017	-.0005	-.0036	18.30

Elem	Fe2599	Mg2790	K_7664	Na5895	B_2089	Mo2020	Pd3404	Si2124	Sn1899
Avg	**.1858**	**3.026**	**3.973**	**22.82**	**1.213**	**.0002**	**-.0006**	**3.416**	**.0016**
Stddev	.0050	.034	.003	.05	.006	.0001	.0002	.005	.0004
%RSD	2.701	1.120	.0666	.2025	.4627	61.71	34.91	.1519	27.05
#1	.1893	3.002	3.971	22.79	1.209	.0001	-.0008	3.412	.0019
#2	.1822	3.050	3.974	22.85	1.217	.0002	-.0005	3.419	.0013

Elem	Sr4077	Ti3349	W_2079	Zr3391	S_1820	Bi2230	Li6707
Avg	**.0793**	**.0002**	**-.0020**	**.0016**	**21.96**	**-.0007**	**.0013**
Stddev	.0003	.0004	.0000	.0000	.02	.0005	.0003
%RSD	.3210	176.3	2.282	2.673	.0883	77.98	21.80
#1	.0791	.0005	-.0020	.0016	21.98	-.0003	.0011
#2	.0795	-.0001	-.0019	.0016	21.95	-.0010	.0015

Int. Std.	Y_3600	Y_3710	Y_2243	In2306
Avg	**99089.**	**11010.**	**1880.4**	**6139.7**
Stddev	317.	5.	5.4	12.9
%RSD	.32014	.04385	.28874	.21010
#1	99313.	11007.	1884.3	6148.8
#2	98864.	11014.	1876.6	6130.6

Zoom In Zoom Out

Sample Name: jb70619-6f Acquired: 7/3/2014 20:42:44 Type: Unk
Method: Accutest1(v240) Mode: CONC Corr. Factor: 1.000000
User: admin Custom ID1: Custom ID2: Custom ID3:
Comment: water 15th

Elem	Ba4554	Be3130	Cd2288	Co2286	Cr2677	Cu3247	Mn2576	Ni2316	Ag3280
Avg	**.0001**	**-.0001**	**.0000**	**-.0002**	**.0000**	**.0001**	**.0003**	**-.0001**	**.0024**
Stddev	.0001	.0001	.0000	.0000	.000	.0000	.0000	.0003	.0000
%RSD	161.9	124.9	95.64	1.588	747.8	20.03	7.563	196.7	.7201
#1	.0002	.0000	.0001	-.0002	-.0001	.0001	.0003	-.0003	.0024
#2	.0000	-.0001	.0000	-.0002	.0001	.0001	.0003	.0001	.0024

Elem	V_2924	Zn2062	As1890	Tl1908	Pb2203	Se1960	Sb2068	Al3961	Ca3179
Avg	**-.0001**	**.0015**	**.0012**	**-.0017**	**.0003**	**.0019**	**.0008**	**.0004**	**.0159**
Stddev	.0002	.0001	.0004	.0005	.0006	.0021	.0010	.0043	.0004
%RSD	234.2	5.746	36.36	31.62	171.0	111.8	122.6	1053.	2.449
#1	-.0003	.0014	.0015	-.0013	-.0001	.0004	.0015	.0034	.0156
#2	.0001	.0015	.0009	-.0020	.0007	.0034	.0001	-.0026	.0162

Elem	Fe2599	Mg2790	K_7664	Na5895	B_2089	Mo2020	Pd3404	Si2124	Sn1899
Avg	**.0062**	**-.0007**	**.0146**	**.0285**	**.0006**	**-.0004**	**.0001**	**.0439**	**-.0001**
Stddev	.0011	.0208	.0065	.0051	.0003	.0000	.0001	.0000	.0002
%RSD	17.64	3178.	44.43	17.74	51.44	10.72	105.5	.0261	161.6
#1	.0054	.0140	.0192	.0249	.0008	-.0004	.0002	.0439	-.0003
#2	.0070	-.0153	.0100	.0321	.0004	-.0004	.0000	.0438	.0000

Elem	Sr4077	Ti3349	W_2079	Zr3391	S_1820	Bi2230	Li6707
Avg	**.0001**	**.0005**	**-.0021**	**.0002**	**.0266**	**-.0006**	**-.0009**
Stddev	.0000	.0001	.0001	.0001	.0000	.0001	.0001
%RSD	16.98	21.77	5.472	62.11	.1800	23.46	7.081
#1	.0001	.0004	-.0022	.0001	.0266	-.0007	-.0010
#2	.0001	.0006	-.0020	.0003	.0265	-.0005	-.0009

Int. Std.	Y_3600	Y_3710	Y_2243	In2306
Avg	**101420.**	**11122.**	**1930.2**	**6435.6**
Stddev	181.	17.	.3	1.2
%RSD	.17883	.15197	.01520	.01795
#1	101540.	11110.	1930.4	6436.4
#2	101290.	11134.	1930.0	6434.8

Zoom In Zoom Out

Sample Name: ccv Acquired: 7/3/2014 20:49:03 Type: QC
Method: Accutest1(v240) Mode: CONC Corr. Factor: 1.000000
User: admin Custom ID1: Custom ID2: Custom ID3:
Comment: 5

Elem	Ba4554	Be3130	Cd2288	Co2286	Cr2677	Cu3247	Mn2576	Ni2316	Ag3280
Units	ppm	ppm	ppm	ppm	ppm	ppm	ppm	ppm	ppm
Avg	**2.017**	**1.987**	**2.008**	**2.009**	**2.064**	**1.976**	**2.078**	**2.036**	**.2490**
Stddev	.002	.002	.001	.005	.021	.002	.016	.006	.0026
%RSD	.1144	.0838	.0354	.2421	1.030	.1081	.7718	.2954	1.052
#1	2.015	1.989	2.009	2.006	2.079	1.977	2.089	2.032	.2509
#2	2.019	1.986	2.008	2.013	2.049	1.974	2.067	2.040	.2472
Check ?	Chk Pass	Chk Pass	Chk Pass	Chk Pass	Chk Pass	Chk Pass	Chk Pass	Chk Pass	Chk Pass
Value									
Range									

Elem	V_2924	Zn2062	As1890	Tl1908	Pb2203	Se1960	Sb2068	Al3961	Ca3179
Units	ppm	ppm	ppm	ppm	ppm	ppm	ppm	ppm	ppm
Avg	**2.009**	**2.053**	**1.976**	**2.042**	**2.034**	**1.971**	**1.971**	**38.86**	**40.80**
Stddev	.007	.010	.007	.007	.009	.011	.007	.01	.29
%RSD	.3325	.4896	.3698	.3263	.4582	.5308	.3334	.0138	.7153
#1	2.014	2.046	1.981	2.037	2.027	1.978	1.975	38.86	41.01
#2	2.004	2.060	1.971	2.047	2.040	1.963	1.966	38.87	40.59
Check ?	Chk Pass	Chk Pass	Chk Pass	Chk Pass	Chk Pass	Chk Pass	Chk Pass	Chk Pass	Chk Pass
Value									
Range									

Elem	Fe2599	Mg2790	K_7664	Na5895	B_2089	Mo2020	Pd3404	Si2124	Sn1899
Units	ppm	ppm	ppm	ppm	ppm	ppm	ppm	ppm	ppm
Avg	**40.05**	**39.70**	**40.38**	**39.98**	**2.002**	**2.014**	**1.993**	**4.938**	**2.052**
Stddev	.13	.24	.11	.06	.006	.001	.010	.023	.000
%RSD	.3232	.6101	.2758	.1593	.3151	.0533	.4815	.4668	.0113
#1	40.14	39.87	40.30	39.94	2.007	2.014	2.000	4.954	2.052
#2	39.96	39.53	40.46	40.03	1.998	2.013	1.986	4.921	2.052
Check ?	Chk Pass	Chk Pass	Chk Pass	Chk Pass	Chk Pass	Chk Pass	Chk Pass	Chk Pass	Chk Pass
Value									
Range									

Zoom In Zoom Out

Sample Name: ccv Acquired: 7/3/2014 20:49:03 Type: QC
Method: Accutest1(v240) Mode: CONC Corr. Factor: 1.000000
User: admin Custom ID1: Custom ID2: Custom ID3:
Comment: 5

Elem	Sr4077	Ti3349	W_2079	Zr3391	S_1820	Bi2230	Li6707
Units	ppm	ppm	ppm	ppm	ppm	ppm	ppm
Avg	**2.057**	**2.043**	**1.938**	**2.045**	**1.948**	**1.969**	**1.996**
Stddev	.001	.013	.004	.014	.008	.010	.002
%RSD	.0422	.6141	.2120	.6579	.4215	.5162	.1119
#1	2.058	2.052	1.935	2.054	1.953	1.976	1.995
#2	2.057	2.034	1.941	2.035	1.942	1.962	1.998
Check ?	Chk Pass	Chk Pass	Chk Pass	Chk Pass	Chk Pass	Chk Pass	Chk Pass
Value							
Range							

Int. Std.	Y_3600	Y_3710	Y_2243	In2306
Units	Cts/S	Cts/S	Cts/S	Cts/S
Avg	**93623.**	**10754.**	**1832.9**	**5767.1**
Stddev	256.	66.	11.2	15.5
%RSD	.27376	.61607	.61235	.26908
#1	93442.	10707.	1825.0	5756.2
#2	93805.	10801.	1840.9	5778.1

Zoom In Zoom Out

Sample Name: ccb Acquired: 7/3/2014 20:55:08 Type: QC
Method: Accutest1(v240) Mode: CONC Corr. Factor: 1.000000
User: admin Custom ID1: Custom ID2: Custom ID3:
Comment:

Elem	Ba4554	Be3130	Cd2288	Co2286	Cr2677	Cu3247	Mn2576	Ni2316	Ag3280
Units	ppm	ppm	ppm	ppm	ppm	ppm	ppm	ppm	ppm
Avg	**.0002**	**.0002**	**.0003**	**.0001**	**.0000**	**-.0006**	**.0002**	**.0005**	**.0002**
Stddev	.0001	.0000	.0000	.0002	.000	.0001	.0000	.0001	.0000
%RSD	39.67	22.62	.3181	355.2	511.5	13.06	15.53	17.32	1.014
#1	.0001	.0002	.0003	-.0001	.0000	-.0006	.0003	.0005	.0002
#2	.0002	.0002	.0003	.0002	.0000	-.0007	.0002	.0004	.0002
Check ?	Chk Pass	Chk Pass	Chk Pass	Chk Pass	Chk Pass	Chk Pass	Chk Pass	Chk Pass	Chk Pass
High Limit									
Low Limit									

Elem	V_2924	Zn2062	As1890	Tl1908	Pb2203	Se1960	Sb2068	Al3961	Ca3179
Units	ppm	ppm	ppm	ppm	ppm	ppm	ppm	ppm	ppm
Avg	**.0000**	**.0004**	**.0009**	**.0006**	**.0008**	**-.0006**	**-.0003**	**-.0023**	**.0018**
Stddev	.000	.0001	.0002	.0001	.0001	.0002	.0010	.0041	.0000
%RSD	949.3	34.82	21.68	20.13	6.747	31.37	359.5	179.8	2.213
#1	-.0002	.0005	.0011	.0005	.0008	-.0008	-.0010	-.0052	.0018
#2	.0001	.0003	.0008	.0006	.0007	-.0005	.0004	.0006	.0018
Check ?	Chk Pass	Chk Pass	Chk Pass	Chk Pass	Chk Pass	Chk Pass	Chk Pass	Chk Pass	Chk Pass
High Limit									
Low Limit									

Elem	Fe2599	Mg2790	K_7664	Na5895	B_2089	Mo2020	Pd3404	Si2124	Sn1899
Units	ppm	ppm	ppm	ppm	ppm	ppm	ppm	ppm	ppm
Avg	**.0074**	**-.0182**	**.0129**	**.0143**	**.0005**	F **.0021**	**.0007**	**-.0011**	**.0002**
Stddev	.0001	.0295	.0181	.0003	.0002	.0004	.0004	.0003	.0006
%RSD	1.427	162.3	140.3	2.268	48.26	20.45	50.92	24.78	256.6
#1	.0073	-.0391	.0257	.0145	.0007	.0024	.0010	-.0009	.0007
#2	.0075	.0027	.0001	.0140	.0003	.0018	.0004	-.0013	-.0002
Check ?	Chk Pass	Chk Pass	Chk Pass	Chk Pass	Chk Pass	Chk Fail	Chk Pass	Chk Pass	Chk Pass
High Limit						.0020			
Low Limit						-.0020			

Zoom In Zoom Out

Sample Name: ccb Acquired: 7/3/2014 20:55:08 Type: QC
Method: Accutest1(v240) Mode: CONC Corr. Factor: 1.000000
User: admin Custom ID1: Custom ID2: Custom ID3:
Comment:

Elem	Sr4077	Ti3349	W_2079	Zr3391	S_1820	Bi2230	Li6707
Units	ppm	ppm	ppm	ppm	ppm	ppm	ppm
Avg	**.0003**	**.0004**	**.0024**	**.0005**	**.0017**	**-.0002**	**.0008**
Stddev	.0000	.0004	.0013	.0002	.0012	.0002	.0005
%RSD	5.887	122.6	54.17	51.86	71.03	106.4	65.48
#1	.0003	.0000	.0033	.0006	.0009	-.0001	.0011
#2	.0003	.0007	.0015	.0003	.0026	-.0004	.0004
Check ?	Chk Pass	Chk Pass	Chk Pass	Chk Pass	Chk Pass	Chk Pass	Chk Pass
High Limit							
Low Limit							

Int. Std.	Y_3600	Y_3710	Y_2243	In2306
Units	Cts/S	Cts/S	Cts/S	Cts/S
Avg	**100980.**	**10887.**	**1939.0**	**6407.0**
Stddev	180.	39.	2.8	2.4
%RSD	.17872	.36029	.14434	.03765
#1	101100.	10859.	1937.0	6405.3
#2	100850.	10915.	1940.9	6408.7

Zoom In Zoom Out

Sample Name: cri Acquired: 7/3/2014 21:01:29 Type: QC
Method: Accutest1(v240) Mode: CONC Corr. Factor: 1.000000
User: admin Custom ID1: Custom ID2: Custom ID3:
Comment:

Elem	Ba4554	Be3130	Cd2288	Co2286	Cr2677	Cu3247	Mn2576	Ni2316	Ag3280
Units	ppm	ppm	ppm	ppm	ppm	ppm	ppm	ppm	ppm
Avg	**.2084**	**.0022**	**.0032**	**.0511**	**.0110**	**.0094**	**.0165**	**.0105**	**.0051**
Stddev	.0000	.0000	.0000	.0000	.0003	.0002	.0001	.0001	.0000
%RSD	.0015	.8105	1.312	.0745	3.027	2.265	.3054	.9396	.7517
#1	.2084	.0022	.0032	.0511	.0108	.0092	.0164	.0105	.0051
#2	.2084	.0022	.0031	.0510	.0113	.0095	.0165	.0104	.0052
Check ?	Chk Pass	Chk Pass	Chk Pass	Chk Pass	Chk Pass	Chk Pass	Chk Pass	Chk Pass	Chk Pass
Value									
Range									

Elem	V_2924	Zn2062	As1890	Tl1908	Pb2203	Se1960	Sb2068	Al3961	Ca3179
Units	ppm	ppm	ppm	ppm	ppm	ppm	ppm	ppm	ppm
Avg	**.0542**	**.0232**	**.0091**	**.0101**	**.0033**	**.0086**	**.0059**	**.2008**	**5.116**
Stddev	.0003	.0001	.0002	.0004	.0006	.0001	.0002	.0024	.030
%RSD	.5680	.4257	2.145	4.234	19.36	1.164	4.001	1.187	.5827
#1	.0544	.0231	.0089	.0104	.0029	.0087	.0057	.1991	5.137
#2	.0540	.0233	.0092	.0098	.0038	.0085	.0061	.2024	5.095
Check ?	Chk Pass	Chk Pass	Chk Pass	Chk Pass	Chk Pass	Chk Pass	Chk Pass	Chk Pass	Chk Pass
Value									
Range									

Elem	Fe2599	Mg2790	K_7664	Na5895	B_2089	Mo2020	Pd3404	Si2124	Sn1899
Units	ppm	ppm	ppm	ppm	ppm	ppm	ppm	ppm	ppm
Avg	**.1041**	**4.919**	**5.185**	**5.111**	**.1032**	**.0216**	**.0564**	**.2048**	**.0111**
Stddev	.0019	.044	.034	.001	.0005	.0001	.0001	.0001	.0007
%RSD	1.838	.9000	.6605	.0175	.4770	.2555	.0894	.0428	6.687
#1	.1055	4.951	5.209	5.112	.1029	.0217	.0564	.2048	.0116
#2	.1028	4.888	5.161	5.110	.1036	.0216	.0565	.2049	.0105
Check ?	Chk Pass	Chk Pass	Chk Pass	Chk Pass	Chk Pass	Chk Pass	Chk Pass	Chk Pass	Chk Pass
Value									
Range									

Zoom In Zoom Out

Sample Name: cri Acquired: 7/3/2014 21:01:29 Type: QC
Method: Accutest1(v240) Mode: CONC Corr. Factor: 1.000000
User: admin Custom ID1: Custom ID2: Custom ID3:
Comment:

Elem	Sr4077	Ti3349	W_2079	Zr3391	S_1820	Bi2230	Li6707
Units	ppm	ppm	ppm	ppm	ppm	ppm	ppm
Avg	**.0107**	**.0107**	**.0554**	**.0119**	**.0480**	**.0199**	**.0206**
Stddev	.0000	.0007	.0004	.0001	.0008	.0003	.0005
%RSD	.0875	6.258	.7453	.9528	1.741	1.297	2.559
#1	.0107	.0103	.0557	.0118	.0486	.0197	.0202
#2	.0106	.0112	.0551	.0120	.0474	.0201	.0209
Check ?	Chk Pass	Chk Pass	Chk Pass	Chk Pass	Chk Pass	Chk Pass	Chk Pass
Value							
Range							

Int. Std.	Y_3600	Y_3710	Y_2243	In2306
Units	Cts/S	Cts/S	Cts/S	Cts/S
Avg	**99545.**	**10804.**	**1913.8**	**6255.6**
Stddev	98.	52.	1.6	1.0
%RSD	.09857	.48434	.08174	.01520
#1	99614.	10767.	1914.9	6254.9
#2	99476.	10841.	1912.7	6256.3

Zoom In Zoom Out

Sample Name: crid Acquired: 7/3/2014 21:07:43 Type: QC
Method: Accutest1(v240) Mode: CONC Corr. Factor: 1.000000
User: admin Custom ID1: Custom ID2: Custom ID3:
Comment:

Elem	Ba4554	Be3130	Cd2288	Co2286	Cr2677	Cu3247	Mn2576	Ni2316	Ag3280
Units	ppm	ppm	ppm	ppm	ppm	ppm	ppm	ppm	ppm
Avg	**.0042**	**.0009**	**.0011**	**.0027**	**.0017**	F **.0012**	**.0032**	**.0043**	**.0012**
Stddev	.0000	.0000	.0002	.0001	.0002	.0001	.0000	.0002	.0001
%RSD	1.022	4.780	21.22	2.961	13.04	9.934	.7165	4.902	4.302
#1	.0042	.0010	.0010	.0026	.0015	.0013	.0033	.0041	.0013
#2	.0042	.0009	.0013	.0027	.0018	.0011	.0032	.0044	.0012
Check ?	Chk Pass	Chk Pass	Chk Pass	Chk Pass	Chk Pass	Chk Fail	Chk Pass	Chk Pass	Chk Pass
Value						.0020			
Range						-30.00%			

Elem	V_2924	Zn2062	As1890	Tl1908	Pb2203	Se1960	Sb2068	Al3961	Ca3179
Units	ppm	ppm	ppm	ppm	ppm	ppm	ppm	ppm	ppm
Avg	**.0019**	F **.0136**	**.0031**	**.0020**	**.0030**	**.0058**	**.0023**	**.0969**	**1.034**
Stddev	.0000	.0002	.0000	.0009	.0008	.0017	.0003	.0007	.003
%RSD	2.035	1.648	.6777	45.03	26.18	29.83	14.88	.7087	.3178
#1	.0019	.0137	.0032	.0014	.0035	.0071	.0026	.0964	1.031
#2	.0018	.0134	.0031	.0026	.0024	.0046	.0021	.0973	1.036
Check ?	Chk Pass	Chk Fail	Chk Pass	Chk Pass	Chk Pass	Chk Pass	Chk Pass	Chk Pass	Chk Pass
Value		.0100							
Range		30.00%							

Elem	Fe2599	Mg2790	K_7664	Na5895	B_2089	Mo2020	Pd3404	Si2124	Sn1899
Units	ppm	ppm	ppm	ppm	ppm	ppm	ppm	ppm	ppm
Avg	**.0000**	**.0900**	**2.070**	**1.041**	**.0100**	**-.0002**	**-.0004**	**.0001**	**-.0001**
Stddev	.001	.0099	.017	.001	.0001	.0000	.0002	.0003	.0004
%RSD	2431.	10.99	.8425	.0462	1.274	.3178	42.44	452.9	865.9
#1	-.0006	.0830	2.057	1.041	.0099	-.0002	-.0005	.0003	-.0004
#2	.0006	.0970	2.082	1.040	.0101	-.0002	-.0003	-.0001	.0003
Check ?	None	Chk Pass	Chk Pass	Chk Pass	Chk Pass	None	None	None	None
Value									
Range									

Zoom In Zoom Out

Sample Name: crid Acquired: 7/3/2014 21:07:43 Type: QC
Method: Accutest1(v240) Mode: CONC Corr. Factor: 1.000000
User: admin Custom ID1: Custom ID2: Custom ID3:
Comment:

Elem	Sr4077	Ti3349	W_2079	Zr3391	S_1820	Bi2230	Li6707
Units	ppm	ppm	ppm	ppm	ppm	ppm	ppm
Avg	**.0000**	**-.0002**	**-.0018**	**-.0003**	**.0018**	**-.0007**	**-.0005**
Stddev	.000	.0000	.0000	.0000	.0009	.0004	.0004
%RSD	84.80	.0586	.6938	7.663	51.15	58.20	69.36
#1	.0000	-.0002	-.0018	-.0003	.0011	-.0004	-.0003
#2	-.0001	-.0002	-.0019	-.0003	.0024	-.0010	-.0008
Check ?	None	None	None	None	None	None	None
Value							
Range							

Int. Std.	Y_3600	Y_3710	Y_2243	In2306
Units	Cts/S	Cts/S	Cts/S	Cts/S
Avg	**100920.**	**10855.**	**1936.9**	**6388.7**
Stddev	156.	6.	2.1	5.7
%RSD	.15496	.05126	.10588	.08887
#1	100810.	10859.	1938.3	6384.7
#2	101030.	10851.	1935.4	6392.7

Zoom In Zoom Out

Sample Name: cria Acquired: 7/3/2014 21:14:01 Type: QC
Method: Accutest1(v240) Mode: CONC Corr. Factor: 1.000000
User: admin Custom ID1: Custom ID2: Custom ID3:
Comment:

Elem	Ba4554	Be3130	Cd2288	Co2286	Cr2677	Cu3247	Mn2576	Ni2316	Ag3280
Units	ppm	ppm	ppm	ppm	ppm	ppm	ppm	ppm	ppm
Avg	**.0000**	**.0000**	**.0001**	**-.0002**	**-.0001**	**-.0007**	**-.0001**	**.0002**	**.0002**
Stddev	.0001	.000	.0000	.0002	.0002	.0001	.0000	.0002	.0002
%RSD	525.1	47.40	.7472	75.00	150.0	9.537	15.91	97.41	92.39
#1	.0000	.0000	.0001	-.0001	-.0003	-.0008	-.0001	.0003	.0003
#2	.0001	.0000	.0001	-.0004	.0000	-.0007	-.0001	.0001	.0001
Check ?	None	None	None	None	None	None	None	None	None
Value									
Range									

Elem	V_2924	Zn2062	As1890	Tl1908	Pb2203	Se1960	Sb2068	Al3961	Ca3179
Units	ppm	ppm	ppm	ppm	ppm	ppm	ppm	ppm	ppm
Avg	**-.0002**	**.0006**	**.0194**	**-.0021**	**.0219**	**.0208**	**.0196**	**.4896**	**.0009**
Stddev	.0002	.0000	.0004	.0002	.0000	.0004	.0001	.0026	.0007
%RSD	141.8	6.665	1.893	7.621	.1910	1.688	.4538	.5280	76.08
#1	-.0003	.0007	.0197	-.0020	.0218	.0211	.0195	.4878	.0004
#2	.0000	.0006	.0192	-.0022	.0219	.0206	.0197	.4915	.0013
Check ?	None	None	Chk Pass	None	Chk Pass	Chk Pass	Chk Pass	Chk Pass	None
Value									
Range									

Elem	Fe2599	Mg2790	K_7664	Na5895	B_2089	Mo2020	Pd3404	Si2124	Sn1899
Units	ppm	ppm	ppm	ppm	ppm	ppm	ppm	ppm	ppm
Avg	**.5247**	**-.0243**	**.0041**	**.0057**	**-.0002**	**-.0004**	**.0003**	**.0011**	**-.0002**
Stddev	.0010	.0053	.0120	.0088	.0005	.0001	.0005	.0002	.0003
%RSD	.1926	21.83	289.6	153.8	325.6	16.40	197.6	15.88	126.4
#1	.5240	-.0205	-.0043	-.0005	.0002	-.0003	.0006	.0012	-.0005
#2	.5254	-.0280	.0126	.0119	-.0005	-.0004	-.0001	.0010	.0000
Check ?	Chk Pass	None	None	None	None	None	None	None	None
Value									
Range									

Zoom In Zoom Out

Sample Name: cria Acquired: 7/3/2014 21:14:01 Type: QC
Method: Accutest1(v240) Mode: CONC Corr. Factor: 1.000000
User: admin Custom ID1: Custom ID2: Custom ID3:
Comment:

Elem	Sr4077	Ti3349	W_2079	Zr3391	S_1820	Bi2230	Li6707
Units	ppm	ppm	ppm	ppm	ppm	ppm	ppm
Avg	**-.0001**	**-.0002**	**-.0037**	**-.0003**	**.0010**	**.0000**	**-.0002**
Stddev	.0000	.0000	.0006	.0001	.0017	.000	.0003
%RSD	45.53	22.03	15.20	22.01	159.4	1060.	200.2
#1	-.0001	-.0002	-.0033	-.0004	-.0001	-.0003	-.0004
#2	-.0001	-.0002	-.0041	-.0003	.0022	.0002	.0001
Check ?	None	None	None	None	None	None	None
Value							
Range							

Int. Std.	Y_3600	Y_3710	Y_2243	In2306
Units	Cts/S	Cts/S	Cts/S	Cts/S
Avg	**100440.**	**10842.**	**1948.5**	**6422.6**
Stddev	82.	42.	2.9	4.1
%RSD	.08136	.38842	.14718	.06382
#1	100390.	10871.	1946.5	6425.5
#2	100500.	10812.	1950.5	6419.7

Zoom In Zoom Out

Sample Name: icsa Acquired: 7/3/2014 21:20:22 Type: QC
Method: Accutest1(v240) Mode: CONC Corr. Factor: 1.000000
User: admin Custom ID1: Custom ID2: Custom ID3:
Comment:

Elem	Ba4554	Be3130	Cd2288	Co2286	Cr2677	Cu3247	Mn2576	Ni2316	Ag3280
Units	ppm	ppm	ppm	ppm	ppm	ppm	ppm	ppm	ppm
Avg	**-.0009**	**-.0001**	**.0019**	**.0020**	**.0002**	**.0035**	**-.0005**	**.0007**	**.0041**
Stddev	.0001	.0000	.0000	.0002	.0001	.0003	.0001	.0001	.0005
%RSD	8.780	11.86	2.343	10.06	66.53	9.629	14.29	21.02	11.57
#1	-.0009	-.0001	.0019	.0019	.0003	.0037	-.0006	.0008	.0038
#2	-.0008	-.0001	.0019	.0022	.0001	.0033	-.0005	.0006	.0045
Check ?	Chk Pass	Chk Pass	Chk Pass	Chk Pass	Chk Pass	Chk Pass	Chk Pass	Chk Pass	Chk Pass
High Limit									
Low Limit									

Elem	V_2924	Zn2062	As1890	Tl1908	Pb2203	Se1960	Sb2068	Al3961	Ca3179
Units	ppm	ppm	ppm	ppm	ppm	ppm	ppm	ppm	ppm
Avg	**.0002**	**-.0020**	**-.0016**	**.0000**	**-.0032**	**-.0010**	**-.0008**	**492.8**	**367.6**
Stddev	.0003	.0003	.0013	.000	.0007	.0045	.0031	6.4	.9
%RSD	161.2	14.89	81.50	202.2	22.80	445.7	386.7	1.304	.2491
#1	.0004	-.0022	-.0007	-.0001	-.0038	.0022	-.0030	497.4	367.0
#2	.0000	-.0018	-.0025	.0000	-.0027	-.0042	.0014	488.3	368.3
Check ?	Chk Pass	Chk Pass	Chk Pass	Chk Pass	Chk Pass	Chk Pass	Chk Pass	Chk Pass	Chk Pass
High Limit									
Low Limit									

Elem	Fe2599	Mg2790	K_7664	Na5895	B_2089	Mo2020	Pd3404	Si2124	Sn1899
Units	ppm	ppm	ppm	ppm	ppm	ppm	ppm	ppm	ppm
Avg	**180.5**	**498.6**	**.0494**	**.0047**	**-.0106**	**.0080**	**-.0112**	**-.0177**	**.0073**
Stddev	.0	.3	.0153	.0032	.0005	.0000	.0009	.0010	.0017
%RSD	.0016	.0616	31.03	67.90	4.634	.3893	8.340	5.872	23.04
#1	180.5	498.8	.0603	.0069	-.0110	.0080	-.0119	-.0184	.0085
#2	180.5	498.4	.0386	.0024	-.0103	.0080	-.0106	-.0170	.0061
Check ?	Chk Pass	Chk Pass	Chk Pass	Chk Pass	Chk Pass	Chk Pass	Chk Pass	Chk Pass	Chk Pass
High Limit									
Low Limit									

Zoom In Zoom Out

Sample Name: icsa Acquired: 7/3/2014 21:20:22 Type: QC
Method: Accutest1(v240) Mode: CONC Corr. Factor: 1.000000
User: admin Custom ID1: Custom ID2: Custom ID3:
Comment:

Elem	Sr4077	Ti3349	W_2079	Zr3391	S_1820	Bi2230	Li6707
Units	ppm	ppm	ppm	ppm	ppm	ppm	ppm
Avg	**-.0005**	**.0018**	**.0144**	**.0093**	**-.0084**	**.0020**	**.0042**
Stddev	.0000	.0000	.0006	.0001	.0027	.0002	.0002
%RSD	7.222	.0402	4.228	1.213	31.59	11.01	5.868
#1	-.0005	.0018	.0140	.0094	-.0103	.0018	.0044
#2	-.0005	.0018	.0148	.0093	-.0065	.0021	.0041
Check ?	Chk Pass	Chk Pass	Chk Pass	Chk Pass	Chk Pass	Chk Pass	Chk Pass
High Limit							
Low Limit							

Int. Std.	Y_3600	Y_3710	Y_2243	In2306
Units	Cts/S	Cts/S	Cts/S	Cts/S
Avg	**88038.**	**10470.**	**1706.1**	**5172.2**
Stddev	94.	7.	3.8	6.4
%RSD	.10627	.06675	.22531	.12285
#1	87972.	10475.	1708.8	5176.7
#2	88104.	10465.	1703.3	5167.7

Zoom In Zoom Out

Sample Name: ICSAB Acquired: 7/3/2014 21:26:46 Type: QC
Method: Accutest1(v240) Mode: CONC Corr. Factor: 1.000000
User: admin Custom ID1: Custom ID2: Custom ID3:
Comment:

Elem	Ba4554	Be3130	Cd2288	Co2286	Cr2677	Cu3247	Mn2576	Ni2316	Ag3280
Units	ppm	ppm	ppm	ppm	ppm	ppm	ppm	ppm	ppm
Avg	**.4842**	**.4709**	**1.011**	**.4728**	**.4714**	**.4994**	**.4850**	**.9346**	**1.034**
Stddev	.0009	.0003	.001	.0005	.0015	.0021	.0013	.0036	.001
%RSD	.1889	.0621	.0780	.1129	.3202	.4124	.2626	.3851	.0436
#1	.4849	.4707	1.012	.4725	.4703	.5009	.4841	.9321	1.034
#2	.4836	.4711	1.011	.4732	.4724	.4980	.4859	.9372	1.033
Check ?	Chk Pass	Chk Pass	Chk Pass	Chk Pass	Chk Pass	Chk Pass	Chk Pass	Chk Pass	Chk Pass
Value									
Range									

Elem	V_2924	Zn2062	As1890	Tl1908	Pb2203	Se1960	Sb2068	Al3961	Ca3179
Units	ppm	ppm	ppm	ppm	ppm	ppm	ppm	ppm	ppm
Avg	**.4696**	**.9346**	**1.001**	**.9342**	**.9231**	**1.000**	**1.004**	**492.2**	**366.2**
Stddev	.0005	.0031	.001	.0092	.0008	.002	.001	2.2	4.0
%RSD	.1162	.3354	.1208	.9846	.0893	.1871	.1135	.4480	1.106
#1	.4692	.9324	1.0000	.9277	.9225	1.002	1.005	490.6	369.1
#2	.4700	.9368	1.002	.9407	.9237	.9991	1.003	493.8	363.4
Check ?	Chk Pass	Chk Pass	Chk Pass	Chk Pass	Chk Pass	Chk Pass	Chk Pass	Chk Pass	Chk Pass
Value									
Range									

Elem	Fe2599	Mg2790	K_7664	Na5895	B_2089	Mo2020	Pd3404	Si2124	Sn1899
Units	ppm	ppm	ppm	ppm	ppm	ppm	ppm	ppm	ppm
Avg	**179.5**	**499.3**	**-.0082**	**.0004**	**-.0156**	**.4894**	**.5241**	**-.0235**	**.0069**
Stddev	.1	1.1	.0079	.0037	.0011	.0003	.0002	.0016	.0011
%RSD	.0721	.2131	97.30	867.4	7.065	.0569	.0383	6.650	16.51
#1	179.4	498.5	-.0025	.0031	-.0148	.4892	.5242	-.0246	.0061
#2	179.6	500.0	-.0138	-.0022	-.0164	.4896	.5239	-.0224	.0078
Check ?	Chk Pass	Chk Pass	None	None	None	Chk Pass	Chk Pass	None	None
Value									
Range									

Zoom In Zoom Out

Sample Name: ICSAB Acquired: 7/3/2014 21:26:46 Type: QC
Method: Accutest1(v240) Mode: CONC Corr. Factor: 1.000000
User: admin Custom ID1: Custom ID2: Custom ID3:
Comment:

Elem	Sr4077	Ti3349	W_2079	Zr3391	S_1820	Bi2230	Li6707
Units	ppm	ppm	ppm	ppm	ppm	ppm	ppm
Avg	**-.0006**	**.0043**	**.5273**	**.4448**	**.4734**	**.4924**	**.5043**
Stddev	.0002	.0002	.0014	.0029	.0022	.0014	.0016
%RSD	25.15	4.600	.2640	.6596	.4700	.2756	.3267
#1	-.0007	.0042	.5263	.4427	.4719	.4934	.5055
#2	-.0005	.0045	.5282	.4469	.4750	.4915	.5031
Check ?	None	None	Chk Pass	Chk Pass	Chk Pass	Chk Pass	Chk Pass
Value							
Range							

Int. Std.	Y_3600	Y_3710	Y_2243	In2306
Units	Cts/S	Cts/S	Cts/S	Cts/S
Avg	**87771.**	**10514.**	**1703.3**	**5183.3**
Stddev	141.	19.	4.4	3.3
%RSD	.16056	.17671	.26040	.06368
#1	87671.	10527.	1700.2	5181.0
#2	87870.	10501.	1706.5	5185.7

Zoom In Zoom Out

Sample Name: Vconf Acquired: 7/3/2014 21:32:59 Type: Unk
Method: Accutest1(v240) Mode: CONC Corr. Factor: 1.000000
User: admin Custom ID1: Custom ID2: Custom ID3:
Comment:

Elem	Ba4554	Be3130	Cd2288	Co2286	Cr2677	Cu3247	Mn2576	Ni2316	Ag3280
Avg	**.0001**	**-.0007**	**.0004**	**-.0001**	**-.0007**	**-.0033**	**-.0001**	**.0001**	**-.0008**
Stddev	.0000	.0001	.0001	.0001	.0002	.0001	.0000	.0003	.0000
%RSD	10.32	13.72	14.27	118.6	33.47	3.637	10.98	492.1	.5121
#1	.0001	-.0008	.0004	.0000	-.0005	-.0034	-.0001	-.0001	-.0008
#2	.0002	-.0007	.0004	-.0002	-.0009	-.0032	-.0001	.0003	-.0008

Elem	V_2924	Zn2062	As1890	Tl1908	Pb2203	Se1960	Sb2068	Al3961	Ca3179
Avg	**10.54**	**.0018**	**.0009**	**.0007**	**-.0003**	**-.0045**	**.0012**	**-.0004**	**.0265**
Stddev	.01	.0000	.0002	.0029	.0001	.0007	.0004	.0029	.0031
%RSD	.1346	2.669	26.72	443.7	42.63	15.95	36.74	800.6	11.55
#1	10.55	.0018	.0011	.0027	-.0004	-.0050	.0015	-.0024	.0244
#2	10.53	.0017	.0007	-.0014	-.0002	-.0040	.0009	.0017	.0287

Elem	Fe2599	Mg2790	K_7664	Na5895	B_2089	Mo2020	Pd3404	Si2124	Sn1899
Avg	**.0075**	**-.0196**	**-.0116**	**.0046**	**-.0007**	**.0008**	**-.0013**	**.0172**	**-.0004**
Stddev	.0023	.0041	.0168	.0006	.0002	.0000	.0000	.0009	.0002
%RSD	30.46	20.65	144.8	12.71	26.19	5.766	.5490	5.339	45.59
#1	.0091	-.0168	-.0235	.0042	-.0006	.0008	-.0013	.0166	-.0006
#2	.0058	-.0225	.0003	.0050	-.0008	.0007	-.0013	.0179	-.0003

Elem	Sr4077	Ti3349	W_2079	Zr3391	S_1820	Bi2230	Li6707
Avg	**.0000**	**-.0001**	**-.0139**	**.0080**	**.0000**	**-.0048**	**.0009**
Stddev	.000	.0002	.0005	.0005	.0003	.0008	.0002
%RSD	150.4	292.6	3.510	5.895	5355.	16.01	25.12
#1	.0000	.0001	-.0136	.0084	.0002	-.0043	.0011
#2	.0000	-.0002	-.0143	.0077	-.0002	-.0054	.0008

Int. Std.	Y_3600	Y_3710	Y_2243	In2306
Avg	**99547.**	**10817.**	**1938.8**	**6383.5**
Stddev	75.	18.	.5	7.9
%RSD	.07566	.16953	.02741	.12339
#1	99600.	10830.	1939.2	6389.1
#2	99494.	10804.	1938.4	6377.9

Zoom In Zoom Out

Sample Name: Mgconf Acquired: 7/3/2014 21:39:18 Type: Unk
Method: Accutest1(v240) Mode: CONC Corr. Factor: 1.000000
User: admin Custom ID1: Custom ID2: Custom ID3:
Comment:

Elem	Ba4554	Be3130	Cd2288	Co2286	Cr2677	Cu3247	Mn2576	Ni2316	Ag3280
Avg	**.0000**	**-.0001**	**.0000**	**.0007**	**-.0008**	**.0000**	**.0002**	**-.0002**	**.0003**
Stddev	.0001	.0000	.0000	.0003	.0006	.000	.0000	.0000	.0004
%RSD	2005.	30.03	627.7	45.72	76.97	425.8	.8482	22.71	130.3
#1	.0000	-.0001	.0000	.0005	-.0012	.0001	.0002	-.0002	.0000
#2	.0001	-.0001	.0000	.0009	-.0003	-.0002	.0002	-.0002	.0005

Elem	V_2924	Zn2062	As1890	Tl1908	Pb2203	Se1960	Sb2068	Al3961	Ca3179
Avg	**-.0003**	**.0008**	**-.0020**	**.0010**	**-.0009**	**.0026**	**-.0032**	**-.0083**	**-.0380**
Stddev	.0003	.0001	.0000	.0001	.0011	.0010	.0009	.0032	.0015
%RSD	95.35	12.84	1.493	10.66	116.1	37.54	28.90	38.16	4.029
#1	-.0005	.0009	-.0020	.0010	-.0002	.0033	-.0026	-.0105	-.0370
#2	-.0001	.0007	-.0021	.0011	-.0017	.0019	-.0039	-.0060	-.0391

Elem	Fe2599	Mg2790	K_7664	Na5895	B_2089	Mo2020	Pd3404	Si2124	Sn1899
Avg	**.0023**	**545.2**	**-.0009**	**.0034**	**.0000**	**.0028**	**-.0021**	**.0028**	**-.0009**
Stddev	.0002	1.9	.0014	.0030	.0002	.0000	.0000	.0006	.0002
%RSD	8.472	.3438	152.7	88.32	1376.	1.067	1.330	22.14	19.51
#1	.0022	543.9	.0001	.0055	-.0001	.0028	-.0021	.0024	-.0008
#2	.0025	546.5	-.0019	.0013	.0001	.0027	-.0021	.0032	-.0011

Elem	Sr4077	Ti3349	W_2079	Zr3391	S_1820	Bi2230	Li6707
Avg	**.0000**	**.0001**	**-.0046**	**.0017**	**.0014**	**-.0006**	**.0022**
Stddev	.000	.0001	.0008	.0001	.0013	.0013	.0003
%RSD	508.4	133.4	17.77	3.355	89.25	205.3	15.51
#1	-.0001	.0002	-.0051	.0017	.0005	-.0015	.0020
#2	.0000	.0000	-.0040	.0016	.0023	.0003	.0024

Int. Std.	Y_3600	Y_3710	Y_2243	In2306
Avg	**90480.**	**10402.**	**1768.7**	**5529.4**
Stddev	132.	27.	1.6	1.2
%RSD	.14639	.25890	.08853	.02187
#1	90386.	10422.	1767.6	5528.6
#2	90574.	10383.	1769.8	5530.3

Zoom In Zoom Out

Sample Name: Mnconf Acquired: 7/3/2014 21:45:38 Type: Unk
Method: Accutest1(v240) Mode: CONC Corr. Factor: 1.000000
User: admin Custom ID1: Custom ID2: Custom ID3:
Comment:

Elem	Ba4554	Be3130	Cd2288	Co2286	Cr2677	Cu3247	Mn2576	Ni2316	Ag3280
Avg	**.0000**	**-.0003**	**.0002**	**-.0003**	**-.0005**	**-.0015**	**9.874**	**.0002**	**.0006**
Stddev	.0000	.0000	.0002	.0002	.0007	.0000	.090	.0003	.0000
%RSD	642.2	9.716	79.76	65.15	132.8	3.064	.9121	156.1	7.721
#1	.0000	-.0003	.0003	-.0001	.0000	-.0015	9.811	.0004	.0006
#2	.0000	-.0002	.0001	-.0004	-.0010	-.0015	9.938	.0000	.0006

Elem	V_2924	Zn2062	As1890	Tl1908	Pb2203	Se1960	Sb2068	Al3961	Ca3179
Avg	**.0002**	**.0029**	**.0013**	**.0010**	**-.0003**	**.0011**	**.0000**	**.0170**	**.0175**
Stddev	.0001	.0000	.0003	.0014	.0003	.0014	.0008	.0026	.0043
%RSD	55.75	1.031	27.50	146.3	97.17	123.6	2453.	15.52	24.30
#1	.0001	.0029	.0010	.0000	-.0006	.0021	.0006	.0189	.0205
#2	.0003	.0029	.0015	.0020	-.0001	.0001	-.0005	.0152	.0145

Elem	Fe2599	Mg2790	K_7664	Na5895	B_2089	Mo2020	Pd3404	Si2124	Sn1899
Avg	**.0003**	**-.0625**	**-.0135**	**-.0005**	**-.0003**	**-.0006**	**-.0005**	**-.0270**	**-.0001**
Stddev	.0024	.0026	.0041	.0059	.0004	.0001	.0002	.0000	.0005
%RSD	945.3	4.176	30.39	1194.	122.7	13.41	49.91	.0453	400.4
#1	.0019	-.0606	-.0164	-.0047	-.0006	-.0006	-.0007	-.0270	.0002
#2	-.0014	-.0643	-.0106	.0037	.0000	-.0005	-.0003	-.0270	-.0005

Elem	Sr4077	Ti3349	W_2079	Zr3391	S_1820	Bi2230	Li6707
Avg	**.0000**	**-.0002**	**-.0043**	**.0005**	**-.0052**	**.0002**	**-.0003**
Stddev	.0001	.0002	.0006	.0000	.0021	.0003	.0004
%RSD	374.6	106.4	13.42	.3318	41.00	116.2	116.7
#1	.0001	.0000	-.0047	.0005	-.0037	.0000	-.0001
#2	.0000	-.0004	-.0039	.0005	-.0068	.0004	-.0006

Int. Std.	Y_3600	Y_3710	Y_2243	In2306
Avg	**101490.**	**10853.**	**1954.1**	**6435.1**
Stddev	208.	89.	1.8	5.7
%RSD	.20482	.81886	.09409	.08860
#1	101640.	10916.	1955.4	6439.1
#2	101340.	10790.	1952.8	6431.0

Zoom In Zoom Out

Sample Name: ccv Acquired: 7/3/2014 21:52:04 Type: QC
Method: Accutest1(v240) Mode: CONC Corr. Factor: 1.000000
User: admin Custom ID1: Custom ID2: Custom ID3:
Comment: 6

Elem	Ba4554	Be3130	Cd2288	Co2286	Cr2677	Cu3247	Mn2576	Ni2316	Ag3280
Units	ppm	ppm	ppm	ppm	ppm	ppm	ppm	ppm	ppm
Avg	**2.020**	**1.996**	**2.003**	**2.016**	**2.044**	**1.951**	**2.071**	**2.046**	**.2447**
Stddev	.002	.003	.004	.000	.001	.001	.002	.002	.0003
%RSD	.1025	.1579	.2118	.0199	.0628	.0513	.1024	.0711	.1322
#1	2.022	1.998	2.000	2.016	2.045	1.950	2.072	2.045	.2445
#2	2.019	1.994	2.006	2.016	2.043	1.952	2.069	2.047	.2449
Check ?	Chk Pass	Chk Pass	Chk Pass	Chk Pass	Chk Pass	Chk Pass	Chk Pass	Chk Pass	Chk Pass
Value									
Range									

Elem	V_2924	Zn2062	As1890	Tl1908	Pb2203	Se1960	Sb2068	Al3961	Ca3179
Units	ppm	ppm	ppm	ppm	ppm	ppm	ppm	ppm	ppm
Avg	**2.009**	**2.069**	**1.981**	**2.068**	**2.050**	**1.973**	**1.964**	**39.55**	**40.19**
Stddev	.001	.002	.004	.004	.005	.000	.003	.11	.03
%RSD	.0717	.1158	.1989	.2016	.2625	.0160	.1455	.2894	.0764
#1	2.008	2.067	1.978	2.071	2.053	1.972	1.966	39.63	40.21
#2	2.010	2.071	1.983	2.065	2.046	1.973	1.962	39.47	40.17
Check ?	Chk Pass	Chk Pass	Chk Pass	Chk Pass	Chk Pass	Chk Pass	Chk Pass	Chk Pass	Chk Pass
Value									
Range									

Elem	Fe2599	Mg2790	K_7664	Na5895	B_2089	Mo2020	Pd3404	Si2124	Sn1899
Units	ppm	ppm	ppm	ppm	ppm	ppm	ppm	ppm	ppm
Avg	**39.56**	**39.36**	**40.30**	**40.51**	**1.990**	**2.012**	**1.946**	**4.926**	**2.057**
Stddev	.09	.08	.06	.11	.003	.003	.001	.004	.000
%RSD	.2250	.2106	.1441	.2670	.1667	.1636	.0269	.0834	.0207
#1	39.62	39.42	40.35	40.58	1.988	2.010	1.945	4.923	2.056
#2	39.50	39.30	40.26	40.43	1.993	2.014	1.946	4.929	2.057
Check ?	Chk Pass	Chk Pass	Chk Pass	Chk Pass	Chk Pass	Chk Pass	Chk Pass	Chk Pass	Chk Pass
Value									
Range									

Zoom In Zoom Out

Sample Name: ccv Acquired: 7/3/2014 21:52:04 Type: QC
Method: Accutest1(v240) Mode: CONC Corr. Factor: 1.000000
User: admin Custom ID1: Custom ID2: Custom ID3:
Comment: 6

Elem	Sr4077	Ti3349	W_2079	Zr3391	S_1820	Bi2230	Li6707
Units	ppm	ppm	ppm	ppm	ppm	ppm	ppm
Avg	**2.025**	**2.015**	**1.936**	**2.008**	**1.975**	**1.958**	**1.973**
Stddev	.002	.001	.004	.003	.006	.005	.003
%RSD	.0758	.0706	.2167	.1446	.2897	.2350	.1680
#1	2.024	2.016	1.933	2.010	1.979	1.955	1.970
#2	2.026	2.014	1.939	2.006	1.971	1.962	1.975
Check ?	Chk Pass	Chk Pass	Chk Pass	Chk Pass	Chk Pass	Chk Pass	Chk Pass
Value							
Range							

Int. Std.	Y_3600	Y_3710	Y_2243	In2306
Units	Cts/S	Cts/S	Cts/S	Cts/S
Avg	**95690.**	**10714.**	**1857.8**	**5816.2**
Stddev	85.	25.	4.4	4.6
%RSD	.08874	.23041	.23692	.07825
#1	95630.	10697.	1860.9	5819.4
#2	95750.	10732.	1854.7	5813.0

Zoom In Zoom Out

Sample Name: ccb Acquired: 7/3/2014 21:58:06 Type: QC
Method: Accutest1(v240) Mode: CONC Corr. Factor: 1.000000
User: admin Custom ID1: Custom ID2: Custom ID3:
Comment:

Elem	Ba4554	Be3130	Cd2288	Co2286	Cr2677	Cu3247	Mn2576	Ni2316	Ag3280
Units	ppm	ppm	ppm	ppm	ppm	ppm	ppm	ppm	ppm
Avg	**.0005**	**.0002**	**.0004**	**.0002**	**-.0001**	**-.0005**	**.0003**	**.0003**	**.0002**
Stddev	.0000	.0000	.0000	.0003	.0002	.0001	.0000	.0004	.0000
%RSD	9.752	19.46	4.113	115.5	346.3	28.06	13.02	152.2	21.18
#1	.0005	.0003	.0003	.0004	.0001	-.0006	.0004	.0006	.0002
#2	.0004	.0002	.0004	.0000	-.0002	-.0004	.0003	.0000	.0002
Check ?	Chk Pass	Chk Pass	Chk Pass	Chk Pass	Chk Pass	Chk Pass	Chk Pass	Chk Pass	Chk Pass
High Limit									
Low Limit									

Elem	V_2924	Zn2062	As1890	Tl1908	Pb2203	Se1960	Sb2068	Al3961	Ca3179
Units	ppm	ppm	ppm	ppm	ppm	ppm	ppm	ppm	ppm
Avg	**.0003**	**.0007**	**.0004**	**.0010**	**.0007**	**-.0001**	**.0004**	**.0032**	**.0029**
Stddev	.0002	.0002	.0002	.0004	.0007	.0010	.0004	.0013	.0009
%RSD	76.99	25.64	52.01	44.40	94.01	1415.	103.3	39.47	30.37
#1	.0001	.0005	.0002	.0007	.0012	-.0008	.0007	.0041	.0023
#2	.0004	.0008	.0005	.0013	.0003	.0007	.0001	.0023	.0036
Check ?	Chk Pass	Chk Pass	Chk Pass	Chk Pass	Chk Pass	Chk Pass	Chk Pass	Chk Pass	Chk Pass
High Limit									
Low Limit									

Elem	Fe2599	Mg2790	K_7664	Na5895	B_2089	Mo2020	Pd3404	Si2124	Sn1899
Units	ppm	ppm	ppm	ppm	ppm	ppm	ppm	ppm	ppm
Avg	**.0074**	**-.0324**	**.0252**	**.0100**	**.0006**	F **.0021**	**.0008**	**-.0010**	**.0004**
Stddev	.0002	.0069	.0061	.0006	.0003	.0002	.0007	.0001	.0001
%RSD	3.319	21.15	24.14	6.511	47.56	10.77	87.74	10.58	16.47
#1	.0072	-.0276	.0295	.0104	.0008	.0022	.0013	-.0009	.0003
#2	.0076	-.0373	.0209	.0095	.0004	.0019	.0003	-.0010	.0004
Check ?	Chk Pass	Chk Pass	Chk Pass	Chk Pass	Chk Pass	Chk Fail	Chk Pass	Chk Pass	Chk Pass
High Limit						.0020			
Low Limit						-.0020			

Zoom In Zoom Out

Sample Name: ccb Acquired: 7/3/2014 21:58:06 Type: QC
Method: Accutest1(v240) Mode: CONC Corr. Factor: 1.000000
User: admin Custom ID1: Custom ID2: Custom ID3:
Comment:

Elem	Sr4077	Ti3349	W_2079	Zr3391	S_1820	Bi2230	Li6707
Units	ppm	ppm	ppm	ppm	ppm	ppm	ppm
Avg	**.0003**	**.0004**	**.0017**	**.0006**	**-.0008**	**.0000**	**-.0001**
Stddev	.0000	.0002	.0012	.0000	.0018	.000	.0002
%RSD	16.26	51.63	73.61	4.842	240.3	534.5	219.4
#1	.0003	.0005	.0025	.0006	.0005	.0001	-.0002
#2	.0003	.0002	.0008	.0005	-.0020	-.0001	.0000
Check ?	Chk Pass	Chk Pass	Chk Pass	Chk Pass	Chk Pass	Chk Pass	Chk Pass
High Limit							
Low Limit							

Int. Std.	Y_3600	Y_3710	Y_2243	In2306
Units	Cts/S	Cts/S	Cts/S	Cts/S
Avg	**101470.**	**10860.**	**1971.7**	**6489.2**
Stddev	64.	9.	2.6	.4
%RSD	.06305	.08717	.13144	.00626
#1	101520.	10853.	1973.5	6489.5
#2	101430.	10866.	1969.8	6488.9

Zoom In Zoom Out

Sample Name: jb70619-7f Acquired: 7/3/2014 22:04:26 Type: Unk
Method: Accutest1(v240) Mode: CONC Corr. Factor: 1.000000
User: admin Custom ID1: Custom ID2: Custom ID3:
Comment: water 15th

Elem	Ba4554	Be3130	Cd2288	Co2286	Cr2677	Cu3247	Mn2576	Ni2316	Ag3280
Avg	**.0739**	**.0001**	**.0002**	**.0117**	**.0183**	**.0297**	**.0264**	**.0287**	**.0001**
Stddev	.0002	.0001	.0000	.0003	.0002	.0005	.0002	.0001	.0002
%RSD	.2247	45.94	17.53	2.829	.8248	1.714	.6094	.3178	201.6
#1	.0737	.0002	.0002	.0119	.0184	.0294	.0263	.0288	.0000
#2	.0740	.0001	.0002	.0115	.0182	.0301	.0265	.0287	.0002

Elem	V_2924	Zn2062	As1890	Tl1908	Pb2203	Se1960	Sb2068	Al3961	Ca3179
Avg	**.0022**	**.0666**	**.0028**	**.0049**	**.0001**	**.0019**	**.0013**	**.0477**	**31.33**
Stddev	.0000	.0003	.0000	.0004	.0004	.0003	.0003	.0016	.02
%RSD	.3696	.4933	1.086	7.554	338.0	17.37	23.32	3.456	.0710
#1	.0022	.0664	.0028	.0052	-.0002	.0016	.0015	.0488	31.35
#2	.0022	.0669	.0028	.0046	.0004	.0021	.0011	.0465	31.31

Elem	Fe2599	Mg2790	K_7664	Na5895	B_2089	Mo2020	Pd3404	Si2124	Sn1899
Avg	**.0582**	**2.169**	**4.939**	**146.6**	**.1203**	**.0019**	**-.0010**	**4.163**	**.0022**
Stddev	.0012	.016	.009	1.8	.0005	.0000	.0001	.005	.0003
%RSD	2.027	.7528	.1845	1.247	.4381	1.609	8.227	.1140	13.89
#1	.0590	2.181	4.932	147.9	.1200	.0019	-.0010	4.159	.0024
#2	.0573	2.158	4.945	145.3	.1207	.0019	-.0011	4.166	.0020

Elem	Sr4077	Ti3349	W_2079	Zr3391	S_1820	Bi2230	Li6707
Avg	**.1860**	**.0009**	**.0026**	**.0093**	**89.14**	**-.0010**	**.0018**
Stddev	.0003	.0001	.0002	.0001	.20	.0002	.0009
%RSD	.1404	14.68	7.702	1.012	.2226	16.44	50.74
#1	.1858	.0010	.0024	.0092	89.00	-.0009	.0024
#2	.1861	.0008	.0027	.0094	89.28	-.0011	.0011

Int. Std.	Y_3600	Y_3710	Y_2243	In2306
Avg	**94780.**	**10779.**	**1846.0**	**5768.8**
Stddev	57.	4.	4.5	8.5
%RSD	.06054	.03514	.24326	.14802
#1	94820.	10782.	1849.2	5774.8
#2	94739.	10777.	1842.8	5762.7

Zoom In Zoom Out

Sample Name: jb70619-8f Acquired: 7/3/2014 22:10:44 Type: Unk
Method: Accutest1(v240) Mode: CONC Corr. Factor: 1.000000
User: admin Custom ID1: Custom ID2: Custom ID3:
Comment: water 15th

Elem	Ba4554	Be3130	Cd2288	Co2286	Cr2677	Cu3247	Mn2576	Ni2316	Ag3280
Avg	**.0028**	**.0000**	**.0000**	**-.0002**	**.0860**	**.0111**	**.0014**	**.0046**	**.0006**
Stddev	.0001	.0000	.000	.0000	.0003	.0002	.0000	.0001	.0001
%RSD	4.607	43.69	811.9	16.00	.4012	2.148	1.212	1.813	11.10
#1	.0029	.0000	-.0002	-.0002	.0863	.0113	.0014	.0045	.0007
#2	.0027	.0000	.0002	-.0001	.0858	.0110	.0014	.0046	.0006

Elem	V_2924	Zn2062	As1890	Tl1908	Pb2203	Se1960	Sb2068	Al3961	Ca3179
Avg	**.0249**	**.0092**	**.0025**	**.0031**	**.0019**	**.0001**	**-.0001**	**.9434**	**6.852**
Stddev	.0001	.0001	.0002	.0016	.0006	.0018	.0003	.0041	.004
%RSD	.4619	.6604	7.358	50.17	29.22	1819.	414.9	.4331	.0596
#1	.0248	.0092	.0024	.0042	.0015	.0014	.0001	.9462	6.849
#2	.0250	.0091	.0026	.0020	.0023	-.0012	-.0003	.9405	6.855

Elem	Fe2599	Mg2790	K_7664	Na5895	B_2089	Mo2020	Pd3404	Si2124	Sn1899
Avg	**1.883**	**.1455**	**3.230**	**180.2**	**.3420**	**.0038**	**-.0008**	**2.629**	**.0006**
Stddev	.001	.0067	.004	2.7	.0007	.0001	.0004	.005	.0000
%RSD	.0519	4.623	.1181	1.471	.2118	3.293	46.01	.1961	7.905
#1	1.883	.1407	3.233	182.0	.3426	.0039	-.0010	2.633	.0006
#2	1.884	.1502	3.228	178.3	.3415	.0037	-.0005	2.625	.0006

Elem	Sr4077	Ti3349	W_2079	Zr3391	S_1820	Bi2230	Li6707
Avg	**.0154**	**.0103**	**-.0042**	**.0071**	**47.20**	**.0003**	**.0013**
Stddev	.0001	.0003	.0007	.0001	.10	.0006	.0000
%RSD	.3449	2.524	15.96	1.440	.2112	255.4	1.147
#1	.0153	.0101	-.0047	.0071	47.13	-.0002	.0013
#2	.0154	.0105	-.0037	.0072	47.27	.0007	.0013

Int. Std.	Y_3600	Y_3710	Y_2243	In2306
Avg	**94572.**	**10804.**	**1841.5**	**5713.2**
Stddev	55.	52.	3.7	7.5
%RSD	.05853	.48559	.19941	.13135
#1	94611.	10767.	1844.1	5718.5
#2	94533.	10841.	1838.9	5707.8

Zoom In Zoom Out

Sample Name: mp80433-mb1conf Acquired: 7/3/2014 22:17:03 Type: Unk
Method: Accutest1(v240) Mode: CONC Corr. Factor: 1.000000
User: admin Custom ID1: Custom ID2: Custom ID3:
Comment: soil lead 15th

Elem	Ba4554	Be3130	Cd2288	Co2286	Cr2677	Cu3247	Mn2576	Ni2316	Ag3280
Avg	**.0004**	**-.0001**	**.0001**	**-.0002**	**.0006**	**-.0002**	**.0006**	**.0001**	**.0001**
Stddev	.0001	.0000	.0001	.0002	.0004	.0000	.0000	.0002	.0002
%RSD	14.40	44.62	119.5	97.96	73.04	12.05	.5608	309.6	186.8
#1	.0004	.0000	.0000	-.0004	.0009	-.0003	.0006	-.0001	.0002
#2	.0003	-.0001	.0002	-.0001	.0003	-.0002	.0006	.0002	.0000

Elem	V_2924	Zn2062	As1890	Tl1908	Pb2203	Se1960	Sb2068	Al3961	Ca3179
Avg	**.0000**	**.0046**	**-.0002**	**-.0014**	**.0003**	**.0003**	**.0004**	**-.0023**	**.0523**
Stddev	.000	.0000	.0001	.0010	.0004	.0010	.0006	.0005	.0011
%RSD	96.74	.7761	74.38	66.59	157.3	287.2	170.6	22.95	2.149
#1	.0000	.0046	-.0001	-.0021	.0006	.0010	-.0001	-.0019	.0515
#2	-.0001	.0046	-.0002	-.0008	.0000	-.0004	.0008	-.0026	.0531

Elem	Fe2599	Mg2790	K_7664	Na5895	B_2089	Mo2020	Pd3404	Si2124	Sn1899
Avg	**.0543**	**-.0114**	**.0154**	**.0402**	**.0008**	**.0002**	**.0003**	**.0152**	**.0210**
Stddev	.0013	.0243	.0016	.0033	.0004	.0000	.0006	.0000	.0001
%RSD	2.470	213.7	10.45	8.264	42.33	21.86	244.2	.3240	.5353
#1	.0553	.0058	.0143	.0379	.0006	.0002	-.0002	.0152	.0209
#2	.0534	-.0285	.0166	.0426	.0011	.0002	.0007	.0151	.0210

Elem	Sr4077	Ti3349	W_2079	Zr3391	S_1820	Bi2230	Li6707
Avg	**.0001**	**.0005**	**.0024**	**.0011**	**.0072**	**-.0010**	**-.0001**
Stddev	.0000	.0002	.0009	.0001	.0004	.0003	.0014
%RSD	55.30	42.21	37.06	5.679	5.464	33.31	944.8
#1	.0001	.0004	.0031	.0011	.0074	-.0008	.0008
#2	.0000	.0007	.0018	.0010	.0069	-.0012	-.0011

Int. Std.	Y_3600	Y_3710	Y_2243	In2306
Avg	**101050.**	**10959.**	**1959.2**	**6507.8**
Stddev	50.	17.	3.9	7.5
%RSD	.04915	.15401	.19680	.11545
#1	101020.	10970.	1962.0	6513.1
#2	101090.	10947.	1956.5	6502.4

Zoom In Zoom Out

Sample Name: jb70634-1 2 Acquired: 7/3/2014 22:23:19 Type: Unk
Method: Accutest1(v240) Mode: CONC Corr. Factor: 1.000000
User: admin Custom ID1: Custom ID2: Custom ID3:
Comment: soil lead 15th

Elem	Ba4554	Be3130	Cd2288	Co2286	Cr2677	Cu3247	Mn2576	Ni2316	Ag3280
Avg	**.5748**	**.0025**	**.0007**	**.0312**	**.1056**	**.2236**	**5.044**	**.0829**	**.0024**
Stddev	.0006	.0001	.0001	.0006	.0009	.0003	.004	.0002	.0002
%RSD	.1107	2.377	16.43	1.775	.8990	.1538	.0809	.1956	9.190
#1	.5753	.0026	.0008	.0308	.1049	.2239	5.042	.0830	.0022
#2	.5744	.0025	.0006	.0316	.1062	.2234	5.047	.0828	.0025

Elem	V_2924	Zn2062	As1890	Tl1908	Pb2203	Se1960	Sb2068	Al3961	Ca3179
Avg	**.1110**	**.1963**	**.0129**	**-.0016**	**.0541**	**.0018**	**.0003**	**39.75**	**10.44**
Stddev	.0004	.0005	.0004	.0017	.0003	.0006	.0001	.01	.07
%RSD	.3302	.2641	3.430	106.1	.5338	31.96	26.30	.0271	.6577
#1	.1107	.1959	.0126	-.0004	.0543	.0014	.0003	39.76	10.39
#2	.1112	.1966	.0132	-.0028	.0539	.0022	.0004	39.74	10.49

Elem	Fe2599	Mg2790	K_7664	Na5895	B_2089	Mo2020	Pd3404	Si2124	Sn1899
Avg	**95.50**	**10.91**	**5.768**	**1.264**	**.0241**	**.0050**	**-.0078**	**4.519**	**.0263**
Stddev	.37	.05	.001	.001	.0001	.0001	.0010	.026	.0008
%RSD	.3863	.4530	.0161	.0882	.6155	1.396	13.24	.5825	3.141
#1	95.24	10.87	5.768	1.265	.0240	.0051	-.0071	4.538	.0258
#2	95.76	10.94	5.767	1.263	.0242	.0050	-.0085	4.500	.0269

Elem	Sr4077	Ti3349	W_2079	Zr3391	S_1820	Bi2230	Li6707
Avg	**.0505**	**1.350**	**.0041**	**.0555**	**.1169**	**-.0021**	**.0418**
Stddev	.0003	.005	.0009	.0007	.0007	.0007	.0002
%RSD	.5139	.4081	20.90	1.299	.6397	34.12	.5342
#1	.0503	1.347	.0035	.0550	.1175	-.0026	.0420
#2	.0507	1.354	.0047	.0560	.1164	-.0016	.0417

Int. Std.	Y_3600	Y_3710	Y_2243	In2306
Avg	**101230.**	**11228.**	**1970.4**	**6211.6**
Stddev	77.	28.	6.6	14.4
%RSD	.07603	.25329	.33482	.23210
#1	101280.	11248.	1975.0	6221.8
#2	101180.	11208.	1965.7	6201.4

Zoom In Zoom Out

Sample Name: jb70634-2 Acquired: 7/3/2014 22:29:34 Type: Unk
Method: Accutest1(v240) Mode: CONC Corr. Factor: 1.000000
User: admin Custom ID1: Custom ID2: Custom ID3:
Comment: soil lead 15th

Elem	Ba4554	Be3130	Cd2288	Co2286	Cr2677	Cu3247	Mn2576	Ni2316	Ag3280
Avg	**.7900**	**.0040**	**.0016**	**.0669**	**.1176**	**.2421**	**6.397**	**.1348**	**.0039**
Stddev	.0001	.0000	.0001	.0004	.0019	.0002	.032	.0005	.0001
%RSD	.0124	1.146	4.591	.5993	1.628	.0900	.5017	.3600	2.628
#1	.7901	.0041	.0016	.0672	.1162	.2420	6.374	.1345	.0038
#2	.7899	.0040	.0015	.0666	.1189	.2423	6.420	.1351	.0040

Elem	V_2924	Zn2062	As1890	Tl1908	Pb2203	Se1960	Sb2068	Al3961	Ca3179
Avg	**.1372**	**.3154**	**.0198**	**-.0005**	**.0664**	**-.0003**	**.0008**	**64.92**	**12.78**
Stddev	.0000	.0001	.0002	.0000	.0001	.0003	.0002	.09	.06
%RSD	.0262	.0441	1.248	8.211	.2209	114.5	26.09	.1349	.4405
#1	.1372	.3153	.0196	-.0006	.0663	-.0005	.0009	64.99	12.82
#2	.1372	.3155	.0200	-.0005	.0665	.0000	.0007	64.86	12.74

Elem	Fe2599	Mg2790	K_7664	Na5895	B_2089	Mo2020	Pd3404	Si2124	Sn1899
Avg	**159.6**	**27.43**	**6.730**	**1.595**	**.0151**	**.0017**	**-.0097**	**3.494**	**.0255**
Stddev	.4	.12	.008	.006	.0000	.0003	.0011	.003	.0005
%RSD	.2728	.4311	.1152	.3589	.2603	17.69	11.71	.0806	1.824
#1	159.9	27.52	6.736	1.599	.0151	.0015	-.0089	3.496	.0259
#2	159.3	27.35	6.725	1.591	.0151	.0019	-.0105	3.492	.0252

Elem	Sr4077	Ti3349	W_2079	Zr3391	S_1820	Bi2230	Li6707
Avg	**.0536**	**1.001**	**.0072**	**.0702**	**.0495**	**-.0016**	**.1115**
Stddev	.0001	.004	.0003	.0002	.0016	.0004	.0000
%RSD	.1517	.4095	4.324	.2248	3.170	24.61	.0422
#1	.0537	.9977	.0074	.0701	.0506	-.0019	.1114
#2	.0536	1.004	.0070	.0703	.0484	-.0013	.1115

Int. Std.	Y_3600	Y_3710	Y_2243	In2306
Avg	**103080.**	**11461.**	**1999.1**	**6175.8**
Stddev	33.	44.	1.2	.6
%RSD	.03160	.38663	.06114	.00907
#1	103050.	11430.	1999.9	6176.2
#2	103100.	11492.	1998.2	6175.4

Zoom In Zoom Out

Sample Name: jb70634-3 Acquired: 7/3/2014 22:35:49 Type: Unk
Method: Accutest1(v240) Mode: CONC Corr. Factor: 1.000000
User: admin Custom ID1: Custom ID2: Custom ID3:
Comment: soil lead 15th

Elem	Ba4554	Be3130	Cd2288	Co2286	Cr2677	Cu3247	Mn2576	Ni2316	Ag3280
Avg	**.6565**	**.0038**	**.0010**	**.0549**	**.1038**	**.3276**	**3.748**	**.1019**	**.0035**
Stddev	.0016	.0000	.0001	.0002	.0001	.0004	.006	.0002	.0000
%RSD	.2380	.0562	8.685	.3033	.0696	.1187	.1684	.2195	.8134
#1	.6553	.0038	.0009	.0550	.1038	.3279	3.752	.1017	.0035
#2	.6576	.0038	.0010	.0548	.1039	.3273	3.743	.1020	.0035

Elem	V_2924	Zn2062	As1890	Tl1908	Pb2203	Se1960	Sb2068	Al3961	Ca3179
Avg	**.1338**	**.2249**	**.0196**	**-.0032**	**.1068**	**.0012**	**.0011**	**60.22**	**14.00**
Stddev	.0000	.0005	.0001	.0018	.0002	.0009	.0007	.05	.13
%RSD	.0189	.2203	.4230	57.16	.1723	71.17	64.43	.0831	.8950
#1	.1337	.2245	.0197	-.0045	.1069	.0006	.0006	60.25	14.09
#2	.1338	.2252	.0195	-.0019	.1067	.0018	.0016	60.18	13.91

Elem	Fe2599	Mg2790	K_7664	Na5895	B_2089	Mo2020	Pd3404	Si2124	Sn1899
Avg	**135.7**	**16.71**	**6.107**	**1.271**	**.0237**	**.0015**	**-.0061**	**4.190**	**.0234**
Stddev	.8	.14	.015	.001	.0001	.0001	.0005	.054	.0003
%RSD	.5888	.8373	.2407	.1119	.4338	8.644	8.884	1.295	1.298
#1	136.3	16.81	6.097	1.270	.0238	.0016	-.0064	4.228	.0236
#2	135.2	16.61	6.117	1.272	.0236	.0014	-.0057	4.152	.0232

Elem	Sr4077	Ti3349	W_2079	Zr3391	S_1820	Bi2230	Li6707
Avg	**.0598**	**1.433**	**.0051**	**.0629**	**.9078**	**-.0007**	**.0596**
Stddev	.0002	.004	.0003	.0001	.0035	.0009	.0003
%RSD	.3209	.2699	5.687	.1432	.3858	136.3	.4649
#1	.0597	1.436	.0048	.0628	.9053	-.0014	.0594
#2	.0600	1.430	.0053	.0630	.9103	.0000	.0598

Int. Std.	Y_3600	Y_3710	Y_2243	In2306
Avg	**101860.**	**11242.**	**1968.5**	**6198.3**
Stddev	109.	88.	4.1	9.5
%RSD	.10740	.78165	.20717	.15274
#1	101790.	11180.	1965.6	6191.6
#2	101940.	11304.	1971.4	6205.0

Zoom In Zoom Out

Sample Name: jb70634-4 Acquired: 7/3/2014 22:41:57 Type: Unk
Method: Accutest1(v240) Mode: CONC Corr. Factor: 1.000000
User: admin Custom ID1: Custom ID2: Custom ID3:
Comment: soil lead 15th

Elem	Ba4554	Be3130	Cd2288	Co2286	Cr2677	Cu3247	Mn2576	Ni2316	Ag3280
Avg	**.2546**	**.0019**	**.0004**	**.0210**	**.0537**	**.3657**	**1.014**	**.0474**	**.0017**
Stddev	.0002	.0000	.0000	.0000	.0002	.0002	.002	.0003	.0003
%RSD	.0614	1.445	2.245	.1372	.3328	.0674	.1882	.7266	19.51
#1	.2545	.0019	.0004	.0210	.0538	.3655	1.016	.0476	.0020
#2	.2547	.0019	.0004	.0210	.0536	.3659	1.013	.0471	.0015

Elem	V_2924	Zn2062	As1890	Tl1908	Pb2203	Se1960	Sb2068	Al3961	Ca3179
Avg	**.0805**	**.1243**	**.0104**	**-.0017**	**.0352**	**.0023**	**.0008**	**28.27**	**6.664**
Stddev	.0003	.0004	.0001	.0009	.0005	.0001	.0004	.08	.038
%RSD	.3844	.3518	.5183	50.86	1.425	6.311	52.32	.2810	.5661
#1	.0807	.1240	.0103	-.0023	.0348	.0022	.0012	28.33	6.690
#2	.0803	.1246	.0104	-.0011	.0355	.0024	.0005	28.22	6.637

Elem	Fe2599	Mg2790	K_7664	Na5895	B_2089	Mo2020	Pd3404	Si2124	Sn1899
Avg	**73.54**	**8.607**	**4.635**	**1.678**	**.0218**	**.0006**	**-.0071**	**4.962**	**.0256**
Stddev	.28	.028	.011	.003	.0007	.0000	.0010	.033	.0003
%RSD	.3848	.3200	.2313	.1601	3.317	4.614	13.45	.6696	1.232
#1	73.74	8.626	4.627	1.680	.0213	.0006	-.0064	4.986	.0258
#2	73.34	8.587	4.642	1.677	.0223	.0006	-.0078	4.939	.0254

Elem	Sr4077	Ti3349	W_2079	Zr3391	S_1820	Bi2230	Li6707
Avg	**.0287**	**1.164**	**.0023**	**.0407**	**.0545**	**-.0019**	**.0340**
Stddev	.0001	.000	.0002	.0001	.0010	.0005	.0002
%RSD	.3861	.0039	7.355	.2303	1.838	27.02	.6894
#1	.0286	1.164	.0022	.0406	.0538	-.0022	.0338
#2	.0288	1.164	.0024	.0408	.0552	-.0015	.0342

Int. Std.	Y_3600	Y_3710	Y_2243	In2306
Avg	**101490.**	**11238.**	**1987.6**	**6288.9**
Stddev	207.	65.	1.7	2.8
%RSD	.20372	.57590	.08509	.04487
#1	101340.	11192.	1988.8	6290.9
#2	101640.	11284.	1986.4	6286.9

Zoom In Zoom Out

Sample Name: jb70634-5 Acquired: 7/3/2014 22:48:07 Type: Unk
Method: Accutest1(v240) Mode: CONC Corr. Factor: 1.000000
User: admin Custom ID1: Custom ID2: Custom ID3:
Comment: soil lead 15th

Elem	Ba4554	Be3130	Cd2288	Co2286	Cr2677	Cu3247	Mn2576	Ni2316	Ag3280
Avg	**.3697**	**.0024**	**.0008**	**.0370**	**.0985**	**1.683**	**2.365**	**.0690**	**.0035**
Stddev	.0007	.0001	.0001	.0000	.0008	.004	.003	.0003	.0001
%RSD	.1913	2.656	7.171	.1261	.8402	.2096	.1090	.3783	3.133
#1	.3692	.0024	.0009	.0370	.0979	1.681	2.367	.0692	.0034
#2	.3702	.0025	.0008	.0370	.0991	1.686	2.363	.0688	.0036

Elem	V_2924	Zn2062	As1890	Tl1908	Pb2203	Se1960	Sb2068	Al3961	Ca3179
Avg	**.1113**	**.1615**	**.0134**	**-.0016**	**.0505**	**.0022**	**.0008**	**33.99**	**13.14**
Stddev	.0003	.0002	.0003	.0012	.0002	.0002	.0009	.03	.02
%RSD	.2962	.1096	2.347	75.14	.3437	10.05	108.5	.0859	.1549
#1	.1115	.1614	.0136	-.0008	.0507	.0020	.0002	34.01	13.16
#2	.1111	.1617	.0132	-.0025	.0504	.0023	.0014	33.97	13.13

Elem	Fe2599	Mg2790	K_7664	Na5895	B_2089	Mo2020	Pd3404	Si2124	Sn1899
Avg	**110.0**	**14.45**	**5.349**	**2.860**	**.0215**	**.0021**	**-.0065**	**4.209**	**.0257**
Stddev	.0	.01	.002	.000	.0004	.0001	.0010	.023	.0007
%RSD	.0326	.0955	.0291	.0071	1.945	4.047	15.78	.5516	2.882
#1	110.0	14.46	5.351	2.860	.0212	.0022	-.0058	4.225	.0252
#2	110.0	14.44	5.348	2.859	.0218	.0021	-.0073	4.192	.0262

Elem	Sr4077	Ti3349	W_2079	Zr3391	S_1820	Bi2230	Li6707
Avg	**.0486**	**1.365**	**.0045**	**.0557**	**1.084**	**-.0027**	**.0436**
Stddev	.0000	.003	.0013	.0001	.000	.0008	.0002
%RSD	.0534	.1911	27.79	.2077	.0343	28.70	.4947
#1	.0486	1.367	.0054	.0558	1.084	-.0032	.0438
#2	.0486	1.363	.0036	.0556	1.084	-.0021	.0435

Int. Std.	Y_3600	Y_3710	Y_2243	In2306
Avg	**101490.**	**11186.**	**1975.6**	**6248.0**
Stddev	103.	28.	1.7	.1
%RSD	.10134	.24923	.08522	.00140
#1	101410.	11166.	1974.4	6248.1
#2	101560.	11206.	1976.8	6248.0

Zoom In Zoom Out

Sample Name: jb70634-6 Acquired: 7/3/2014 22:54:15 Type: Unk
Method: Accutest1(v240) Mode: CONC Corr. Factor: 1.000000
User: admin Custom ID1: Custom ID2: Custom ID3:
Comment: soil lead 15th

Elem	Ba4554	Be3130	Cd2288	Co2286	Cr2677	Cu3247	Mn2576	Ni2316	Ag3280
Avg	**.4405**	**.0032**	**.0006**	**.0367**	**.0803**	**.0685**	**2.160**	**.0843**	**.0028**
Stddev	.0003	.0000	.0002	.0003	.0001	.0002	.002	.0001	.0000
%RSD	.0672	1.271	38.13	.9357	.1765	.2560	.0721	.0642	.9987
#1	.4407	.0031	.0005	.0369	.0802	.0686	2.161	.0843	.0028
#2	.4403	.0032	.0008	.0364	.0804	.0684	2.159	.0843	.0029

Elem	V_2924	Zn2062	As1890	Tl1908	Pb2203	Se1960	Sb2068	Al3961	Ca3179
Avg	**.1068**	**.2146**	**.0129**	**-.0035**	**.0521**	**-.0013**	**.0018**	**35.98**	**9.638**
Stddev	.0000	.0004	.0004	.0015	.0001	.0004	.0005	.08	.039
%RSD	.0125	.1770	3.416	42.83	.1997	33.15	28.36	.2252	.4068
#1	.1068	.2143	.0132	-.0045	.0522	-.0010	.0015	36.04	9.665
#2	.1068	.2148	.0126	-.0024	.0520	-.0016	.0022	35.93	9.610

Elem	Fe2599	Mg2790	K_7664	Na5895	B_2089	Mo2020	Pd3404	Si2124	Sn1899
Avg	**95.66**	**17.26**	**8.222**	**1.695**	**.0350**	**.0009**	**-.0062**	**4.127**	**.0257**
Stddev	.10	.01	.012	.012	.0003	.0000	.0001	.003	.0006
%RSD	.1096	.0744	.1492	.7276	.8778	4.636	.8843	.0747	2.215
#1	95.73	17.25	8.231	1.704	.0352	.0009	-.0062	4.125	.0261
#2	95.59	17.27	8.214	1.687	.0348	.0010	-.0061	4.129	.0253

Elem	Sr4077	Ti3349	W_2079	Zr3391	S_1820	Bi2230	Li6707
Avg	**.0374**	**1.441**	**.0033**	**.0424**	**.0539**	**-.0013**	**.0849**
Stddev	.0001	.001	.0007	.0002	.0002	.0005	.0000
%RSD	.2582	.0589	20.77	.4573	.3081	37.61	.0330
#1	.0375	1.442	.0037	.0423	.0538	-.0010	.0849
#2	.0374	1.441	.0028	.0426	.0540	-.0017	.0848

Int. Std.	Y_3600	Y_3710	Y_2243	In2306
Avg	**101980.**	**11163.**	**1966.8**	**6215.7**
Stddev	16.	6.	4.5	2.9
%RSD	.01551	.05587	.22682	.04597
#1	101970.	11159.	1969.9	6217.8
#2	102000.	11168.	1963.6	6213.7

Zoom In Zoom Out

Sample Name: ccv Acquired: 7/3/2014 23:00:26 Type: QC
Method: Accutest1(v240) Mode: CONC Corr. Factor: 1.000000
User: admin Custom ID1: Custom ID2: Custom ID3:
Comment: 1

Elem	Ba4554	Be3130	Cd2288	Co2286	Cr2677	Cu3247	Mn2576	Ni2316	Ag3280
Units	ppm	ppm	ppm	ppm	ppm	ppm	ppm	ppm	ppm
Avg	**2.035**	**2.006**	**2.014**	**2.024**	**2.065**	**1.971**	**2.084**	**2.057**	**.2469**
Stddev	.004	.005	.006	.001	.014	.000	.008	.003	.0014
%RSD	.1704	.2326	.3097	.0481	.6964	.0003	.4046	.1440	.5568
#1	2.038	2.009	2.010	2.023	2.054	1.971	2.078	2.055	.2460
#2	2.033	2.002	2.019	2.025	2.075	1.971	2.090	2.060	.2479
Check ?	Chk Pass	Chk Pass	Chk Pass	Chk Pass	Chk Pass	Chk Pass	Chk Pass	Chk Pass	Chk Pass
Value									
Range									

Elem	V_2924	Zn2062	As1890	Tl1908	Pb2203	Se1960	Sb2068	Al3961	Ca3179
Units	ppm	ppm	ppm	ppm	ppm	ppm	ppm	ppm	ppm
Avg	**2.014**	**2.079**	**1.990**	**2.063**	**2.061**	**1.981**	**1.973**	**39.76**	**40.67**
Stddev	.006	.004	.009	.003	.002	.000	.002	.10	.08
%RSD	.3244	.1716	.4552	.1598	.0714	.0034	.1065	.2622	.1900
#1	2.009	2.076	1.983	2.060	2.062	1.981	1.972	39.83	40.72
#2	2.018	2.081	1.996	2.065	2.060	1.981	1.974	39.68	40.61
Check ?	Chk Pass	Chk Pass	Chk Pass	Chk Pass	Chk Pass	Chk Pass	Chk Pass	Chk Pass	Chk Pass
Value									
Range									

Elem	Fe2599	Mg2790	K_7664	Na5895	B_2089	Mo2020	Pd3404	Si2124	Sn1899
Units	ppm	ppm	ppm	ppm	ppm	ppm	ppm	ppm	ppm
Avg	**39.75**	**39.90**	**40.71**	**40.79**	**2.005**	**2.019**	**1.968**	**4.967**	**2.065**
Stddev	.15	.22	.08	.13	.007	.006	.008	.012	.005
%RSD	.3880	.5538	.1895	.3225	.3534	.2894	.4284	.2316	.2451
#1	39.86	40.06	40.77	40.88	2.000	2.015	1.962	4.958	2.062
#2	39.64	39.75	40.66	40.70	2.010	2.023	1.974	4.975	2.069
Check ?	Chk Pass	Chk Pass	Chk Pass	Chk Pass	Chk Pass	Chk Pass	Chk Pass	Chk Pass	Chk Pass
Value									
Range									

Zoom In Zoom Out

Sample Name: ccv Acquired: 7/3/2014 23:00:26 Type: QC
Method: Accutest1(v240) Mode: CONC Corr. Factor: 1.000000
User: admin Custom ID1: Custom ID2: Custom ID3:
Comment: 1

Elem	Sr4077	Ti3349	W_2079	Zr3391	S_1820	Bi2230	Li6707
Units	ppm	ppm	ppm	ppm	ppm	ppm	ppm
Avg	**2.045**	**2.034**	**1.953**	**2.029**	**1.977**	**1.965**	**1.983**
Stddev	.002	.009	.006	.012	.000	.004	.006
%RSD	.1155	.4264	.3123	.5709	.0208	.1806	.2895
#1	2.047	2.028	1.949	2.021	1.977	1.963	1.987
#2	2.043	2.040	1.957	2.037	1.977	1.968	1.978
Check ?	Chk Pass	Chk Pass	Chk Pass	Chk Pass	Chk Pass	Chk Pass	Chk Pass
Value							
Range							

Int. Std.	Y_3600	Y_3710	Y_2243	In2306
Units	Cts/S	Cts/S	Cts/S	Cts/S
Avg	**95790.**	**10652.**	**1866.2**	**5840.6**
Stddev	259.	34.	3.8	1.2
%RSD	.26995	.31783	.20468	.02125
#1	95973.	10628.	1868.9	5841.4
#2	95607.	10676.	1863.5	5839.7

Zoom In Zoom Out

Sample Name: ccb Acquired: 7/3/2014 23:06:30 Type: QC
Method: Accutest1(v240) Mode: CONC Corr. Factor: 1.000000
User: admin Custom ID1: Custom ID2: Custom ID3:
Comment:

Elem	Ba4554	Be3130	Cd2288	Co2286	Cr2677	Cu3247	Mn2576	Ni2316	Ag3280
Units	ppm	ppm	ppm	ppm	ppm	ppm	ppm	ppm	ppm
Avg	**.0001**	**-.0001**	**.0002**	**-.0001**	**-.0005**	**-.0006**	**-.0001**	**-.0001**	**.0003**
Stddev	.0001	.0000	.0000	.0000	.0001	.0002	.0000	.0000	.0001
%RSD	109.9	29.36	19.99	24.27	13.52	31.91	19.08	26.46	53.09
#1	.0001	-.0001	.0002	-.0001	-.0005	-.0007	-.0001	-.0001	.0002
#2	.0000	-.0001	.0002	-.0001	-.0006	-.0005	-.0001	-.0001	.0004
Check ?	Chk Pass	Chk Pass	Chk Pass	Chk Pass	Chk Pass	Chk Pass	Chk Pass	Chk Pass	Chk Pass
High Limit									
Low Limit									

Elem	V_2924	Zn2062	As1890	Tl1908	Pb2203	Se1960	Sb2068	Al3961	Ca3179
Units	ppm	ppm	ppm	ppm	ppm	ppm	ppm	ppm	ppm
Avg	**-.0001**	**.0001**	**.0004**	**.0011**	**.0009**	**.0008**	**.0000**	**-.0064**	**-.0059**
Stddev	.0000	.0002	.0008	.0001	.0001	.0007	.0011	.0012	.0009
%RSD	17.71	136.6	205.2	7.555	11.31	97.65	2479.	18.39	15.51
#1	.0000	.0000	-.0002	.0010	.0008	.0013	.0008	-.0072	-.0065
#2	-.0001	.0003	.0010	.0011	.0010	.0002	-.0007	-.0056	-.0052
Check ?	Chk Pass	Chk Pass	Chk Pass	Chk Pass	Chk Pass	Chk Pass	Chk Pass	Chk Pass	Chk Pass
High Limit									
Low Limit									

Elem	Fe2599	Mg2790	K_7664	Na5895	B_2089	Mo2020	Pd3404	Si2124	Sn1899
Units	ppm	ppm	ppm	ppm	ppm	ppm	ppm	ppm	ppm
Avg	**.0020**	**-.0123**	**.0319**	**.0043**	**.0004**	**.0014**	**.0002**	**-.0014**	**.0001**
Stddev	.0016	.0051	.0246	.0010	.0002	.0004	.0001	.0002	.0002
%RSD	79.66	40.98	76.88	24.08	48.23	28.36	68.71	15.08	176.9
#1	.0009	-.0159	.0146	.0051	.0006	.0017	.0003	-.0013	.0002
#2	.0031	-.0088	.0493	.0036	.0003	.0011	.0001	-.0016	.0000
Check ?	Chk Pass	Chk Pass	Chk Pass	Chk Pass	Chk Pass	Chk Pass	Chk Pass	Chk Pass	Chk Pass
High Limit									
Low Limit									

Zoom In Zoom Out

Sample Name: ccb Acquired: 7/3/2014 23:06:30 Type: QC
Method: Accutest1(v240) Mode: CONC Corr. Factor: 1.000000
User: admin Custom ID1: Custom ID2: Custom ID3:
Comment:

Elem	Sr4077	Ti3349	W_2079	Zr3391	S_1820	Bi2230	Li6707
Units	ppm	ppm	ppm	ppm	ppm	ppm	ppm
Avg	**-.0001**	**-.0001**	**.0011**	**.0002**	**.0003**	**-.0013**	**-.0004**
Stddev	.0000	.0003	.0012	.0001	.0001	.0001	.0006
%RSD	37.63	428.3	104.7	79.04	46.67	6.088	181.2
#1	-.0001	.0001	.0020	.0001	.0002	-.0013	.0001
#2	-.0001	-.0002	.0003	.0003	.0004	-.0014	-.0008
Check ?	Chk Pass	Chk Pass	Chk Pass	Chk Pass	Chk Pass	Chk Pass	Chk Pass
High Limit							
Low Limit							

Int. Std.	Y_3600	Y_3710	Y_2243	In2306
Units	Cts/S	Cts/S	Cts/S	Cts/S
Avg	**101590.**	**10836.**	**1975.4**	**6500.2**
Stddev	228.	23.	1.8	2.3
%RSD	.22454	.21537	.09334	.03502
#1	101430.	10820.	1976.7	6498.6
#2	101750.	10853.	1974.1	6501.8

Zoom In Zoom Out

Sample Name: jb70634-7 Acquired: 7/3/2014 23:12:51 Type: Unk
Method: Accutest1(v240) Mode: CONC Corr. Factor: 1.000000
User: admin Custom ID1: Custom ID2: Custom ID3:
Comment: soil lead 15th

Elem	Ba4554	Be3130	Cd2288	Co2286	Cr2677	Cu3247	Mn2576	Ni2316	Ag3280
Avg	**.4182**	**.0023**	**.0007**	**.0308**	**.0832**	**.2063**	**1.716**	**.0755**	**.0026**
Stddev	.0007	.0000	.0002	.0001	.0003	.0000	.006	.0003	.0000
%RSD	.1618	.8529	24.78	.1951	.3886	.0041	.3607	.3566	.6756
#1	.4187	.0023	.0008	.0308	.0835	.2063	1.721	.0753	.0026
#2	.4177	.0023	.0006	.0307	.0830	.2063	1.712	.0757	.0026

Elem	V_2924	Zn2062	As1890	Tl1908	Pb2203	Se1960	Sb2068	Al3961	Ca3179
Avg	**.0928**	**.1610**	**.0098**	**-.0012**	**.0410**	**.0014**	**.0001**	**27.52**	**8.646**
Stddev	.0002	.0005	.0008	.0007	.0006	.0012	.0009	.04	.030
%RSD	.1737	.3183	7.731	60.51	1.496	80.77	613.7	.1617	.3459
#1	.0929	.1607	.0093	-.0017	.0414	.0006	-.0005	27.55	8.625
#2	.0927	.1614	.0103	-.0007	.0406	.0023	.0008	27.49	8.667

Elem	Fe2599	Mg2790	K_7664	Na5895	B_2089	Mo2020	Pd3404	Si2124	Sn1899
Avg	**82.49**	**14.30**	**6.015**	**1.693**	**.0257**	**.0016**	**-.0042**	**3.367**	**.0249**
Stddev	.19	.08	.017	.002	.0007	.0001	.0010	.036	.0010
%RSD	.2301	.5322	.2887	.0873	2.769	5.188	23.58	1.084	3.861
#1	82.36	14.25	6.003	1.694	.0262	.0017	-.0035	3.341	.0242
#2	82.63	14.36	6.027	1.691	.0252	.0016	-.0050	3.393	.0256

Elem	Sr4077	Ti3349	W_2079	Zr3391	S_1820	Bi2230	Li6707
Avg	**.0326**	**1.293**	**.0059**	**.0358**	**.2694**	**-.0012**	**.0568**
Stddev	.0000	.003	.0006	.0001	.0016	.0003	.0007
%RSD	.1029	.1913	9.870	.3172	.6071	21.11	1.206
#1	.0326	1.295	.0063	.0359	.2683	-.0014	.0563
#2	.0326	1.292	.0055	.0358	.2706	-.0010	.0573

Int. Std.	Y_3600	Y_3710	Y_2243	In2306
Avg	**101560.**	**11178.**	**1972.2**	**6261.1**
Stddev	3.	13.	1.3	1.3
%RSD	.00324	.12013	.06597	.02082
#1	101560.	11187.	1971.2	6260.2
#2	101560.	11168.	1973.1	6262.0

Zoom In Zoom Out

Sample Name: jb69103-28t 2 Acquired: 7/3/2014 23:19:01 Type: Unk
Method: Accutest1(v240) Mode: CONC Corr. Factor: 1.000000
User: admin Custom ID1: Custom ID2: Custom ID3:
Comment: soil lead 15th

Elem	Ba4554	Be3130	Cd2288	Co2286	Cr2677	Cu3247	Mn2576	Ni2316	Ag3280
Avg	**.8376**	**.0112**	**.0079**	**.1514**	**.3605**	**.6566**	**3.013**	**.3494**	**.0077**
Stddev	.0022	.0000	.0002	.0002	.0000	.0004	.000	.0002	.0004
%RSD	.2638	.2409	2.368	.1585	.0115	.0581	.0138	.0491	4.948
#1	.8391	.0112	.0077	.1512	.3605	.6569	3.013	.3495	.0074
#2	.8360	.0112	.0080	.1516	.3605	.6564	3.013	.3492	.0080

Elem	V_2924	Zn2062	As1890	Tl1908	Pb2203	Se1960	Sb2068	Al3961	Ca3179
Avg	**.5081**	**2.160**	**.1591**	**-.0127**	**1.917**	**-.0021**	**20.51**	**150.0**	**40.90**
Stddev	.0001	.001	.0014	.0000	.002	.0011	.03	.1	.13
%RSD	.0188	.0235	.8905	.3899	.0819	49.01	.1321	.0946	.3237
#1	.5081	2.160	.1581	-.0126	1.916	-.0029	20.49	150.1	40.80
#2	.5082	2.159	.1601	-.0127	1.918	-.0014	20.53	149.9	40.99

Elem	Fe2599	Mg2790	K_7664	Na5895	B_2089	Mo2020	Pd3404	Si2124	Sn1899
Avg	**243.7**	**74.04**	**42.33**	**4.833**	**.0913**	**.0058**	**-.0187**	**3.360**	**.1398**
Stddev	.5	.13	.09	.007	.0011	.0000	.0007	.029	.0007
%RSD	.1903	.1755	.2177	.1443	1.205	.0894	3.956	.8713	.5150
#1	243.4	73.95	42.40	4.828	.0905	.0058	-.0192	3.339	.1392
#2	244.0	74.13	42.27	4.838	.0921	.0058	-.0182	3.381	.1403

Elem	Sr4077	Ti3349	W_2079	Zr3391	S_1820	Bi2230	Li6707
Avg	**.2966**	**6.030**	**.0207**	**.0569**	**1.579**	**.0050**	**.3778**
Stddev	.0003	.002	.0009	.0007	.003	.0016	.0001
%RSD	.0928	.0293	4.519	1.227	.2078	31.21	.0335
#1	.2968	6.031	.0213	.0574	1.576	.0039	.3778
#2	.2964	6.029	.0200	.0564	1.581	.0062	.3777

Int. Std.	Y_3600	Y_3710	Y_2243	In2306
Avg	**102190.**	**11640.**	**1983.0**	**5911.2**
Stddev	46.	26.	3.3	3.7
%RSD	.04533	.22058	.16642	.06290
#1	102160.	11658.	1985.4	5913.8
#2	102220.	11622.	1980.7	5908.5

Zoom In Zoom Out

Sample Name: jb69103-30t Acquired: 7/3/2014 23:25:07 Type: Unk
Method: Accutest1(v240) Mode: CONC Corr. Factor: 1.000000
User: admin Custom ID1: Custom ID2: Custom ID3:
Comment: soil lead 15th

Elem	Ba4554	Be3130	Cd2288	Co2286	Cr2677	Cu3247	Mn2576	Ni2316	Ag3280
Avg	**.6323**	**.0076**	**.0088**	**.1115**	**.3866**	**.5342**	**2.838**	**.2935**	**.0067**
Stddev	.0004	.0000	.0000	.0000	.0012	.0011	.006	.0001	.0002
%RSD	.0638	.5934	.2385	.0280	.3183	.1997	.2096	.0283	3.689
#1	.6326	.0076	.0088	.1115	.3857	.5350	2.834	.2935	.0069
#2	.6320	.0075	.0088	.1115	.3875	.5335	2.842	.2934	.0065

Elem	V_2924	Zn2062	As1890	Tl1908	Pb2203	Se1960	Sb2068	Al3961	Ca3179
Avg	**.4532**	**2.183**	**.1176**	**-.0080**	**1.159**	**.0050**	**4.733**	**123.5**	**46.77**
Stddev	.0010	.001	.0007	.0009	.002	.0011	.008	.4	.09
%RSD	.2146	.0498	.6282	11.21	.1675	22.21	.1616	.3201	.1955
#1	.4525	2.183	.1181	-.0086	1.160	.0058	4.738	123.8	46.83
#2	.4539	2.184	.1171	-.0073	1.158	.0042	4.727	123.2	46.70

Elem	Fe2599	Mg2790	K_7664	Na5895	B_2089	Mo2020	Pd3404	Si2124	Sn1899
Avg	**248.5**	**49.00**	**16.20**	**5.659**	**.2524**	**.0102**	**-.0108**	**3.144**	**.0997**
Stddev	.4	.12	.01	.020	.0004	.0000	.0002	.028	.0008
%RSD	.1565	.2419	.0414	.3573	.1641	.2423	1.448	.8954	.7717
#1	248.8	49.08	16.21	5.673	.2527	.0102	-.0109	3.164	.1003
#2	248.3	48.92	16.20	5.645	.2521	.0103	-.0107	3.124	.0992

Elem	Sr4077	Ti3349	W_2079	Zr3391	S_1820	Bi2230	Li6707
Avg	**.3019**	**4.548**	**.0192**	**.0339**	**2.976**	**.0085**	**.1760**
Stddev	.0002	.008	.0018	.0000	.009	.0006	.0003
%RSD	.0776	.1850	9.184	.1087	.3049	6.641	.1932
#1	.3018	4.543	.0205	.0339	2.983	.0089	.1762
#2	.3021	4.554	.0180	.0339	2.970	.0081	.1757

Int. Std.	Y_3600	Y_3710	Y_2243	In2306
Avg	**99131.**	**11313.**	**1939.4**	**6017.8**
Stddev	228.	26.	5.4	7.6
%RSD	.23014	.23271	.27595	.12634
#1	98970.	11294.	1935.6	6012.4
#2	99293.	11331.	1943.1	6023.1

Zoom In Zoom Out

Sample Name: jb69103-32t Acquired: 7/3/2014 23:31:14 Type: Unk
Method: Accutest1(v240) Mode: CONC Corr. Factor: 1.000000
User: admin Custom ID1: Custom ID2: Custom ID3:
Comment: soil lead 15th

Elem	Ba4554	Be3130	Cd2288	Co2286	Cr2677	Cu3247	Mn2576	Ni2316	Ag3280
Avg	**.4049**	**.0060**	**.0044**	**.1043**	**.1878**	**.4841**	**1.494**	**.1895**	**.0048**
Stddev	.0000	.0000	.0003	.0002	.0005	.0004	.003	.0001	.0002
%RSD	.0111	.7616	7.273	.1485	.2573	.0922	.1920	.0616	3.864
#1	.4048	.0060	.0047	.1042	.1882	.4838	1.496	.1894	.0049
#2	.4049	.0059	.0042	.1044	.1875	.4844	1.492	.1895	.0047

Elem	V_2924	Zn2062	As1890	Tl1908	Pb2203	Se1960	Sb2068	Al3961	Ca3179
Avg	**.2759**	**1.737**	**.0577**	**-.0081**	**.6804**	**.0011**	**.8982**	**78.71**	**20.84**
Stddev	.0009	.003	.0008	.0007	.0014	.0010	.0001	.04	.02
%RSD	.3178	.1872	1.405	8.528	.2051	83.62	.0122	.0461	.0960
#1	.2766	1.740	.0583	-.0085	.6794	.0005	.8982	78.73	20.85
#2	.2753	1.735	.0571	-.0076	.6814	.0018	.8981	78.68	20.82

Elem	Fe2599	Mg2790	K_7664	Na5895	B_2089	Mo2020	Pd3404	Si2124	Sn1899
Avg	**167.3**	**35.42**	**15.07**	**2.493**	**.0716**	**.0053**	**-.0069**	**2.840**	**.0810**
Stddev	.2	.16	.02	.007	.0007	.0003	.0001	.016	.0021
%RSD	.0989	.4602	.1444	.2810	.9213	6.614	1.091	.5755	2.587
#1	167.5	35.54	15.09	2.488	.0712	.0055	-.0068	2.852	.0825
#2	167.2	35.31	15.06	2.498	.0721	.0050	-.0070	2.829	.0795

Elem	Sr4077	Ti3349	W_2079	Zr3391	S_1820	Bi2230	Li6707
Avg	**.1176**	**4.347**	**.0118**	**.0388**	**1.548**	**.0047**	**.1570**
Stddev	.0002	.003	.0010	.0001	.000	.0002	.0004
%RSD	.1922	.0600	8.827	.2549	.0245	3.383	.2304
#1	.1178	4.348	.0125	.0387	1.548	.0045	.1572
#2	.1175	4.345	.0111	.0389	1.547	.0048	.1567

Int. Std.	Y_3600	Y_3710	Y_2243	In2306
Avg	**100470.**	**11247.**	**1950.8**	**6068.0**
Stddev	22.	17.	2.5	13.9
%RSD	.02196	.15228	.12732	.22896
#1	100490.	11259.	1952.6	6077.8
#2	100460.	11235.	1949.1	6058.1

Zoom In Zoom Out

Sample Name: jb69103-33t Acquired: 7/3/2014 23:37:23 Type: Unk
Method: Accutest1(v240) Mode: CONC Corr. Factor: 1.000000
User: admin Custom ID1: Custom ID2: Custom ID3:
Comment: soil lead 15th

Elem	Ba4554	Be3130	Cd2288	Co2286	Cr2677	Cu3247	Mn2576	Ni2316	Ag3280
Avg	**.4019**	**.0051**	**.0027**	**.0929**	**.2117**	**.6555**	**1.909**	**.1515**	**.0049**
Stddev	.0004	.0000	.0002	.0000	.0009	.0009	.004	.0006	.0005
%RSD	.1085	.8098	7.070	.0173	.4478	.1332	.2153	.4078	9.526
#1	.4016	.0050	.0026	.0930	.2110	.6561	1.906	.1511	.0052
#2	.4023	.0051	.0028	.0929	.2124	.6549	1.912	.1520	.0045

Elem	V_2924	Zn2062	As1890	Tl1908	Pb2203	Se1960	Sb2068	Al3961	Ca3179
Avg	**.5920**	**.6609**	**.1034**	**-.0079**	**.3065**	**-.0008**	**1.276**	**74.27**	**92.03**
Stddev	.0002	.0010	.0022	.0008	.0004	.0013	.003	.17	.55
%RSD	.0315	.1584	2.156	10.32	.1456	155.7	.1937	.2284	.6022
#1	.5918	.6617	.1018	-.0073	.3062	-.0017	1.274	74.39	92.43
#2	.5921	.6602	.1050	-.0085	.3068	.0001	1.278	74.15	91.64

Elem	Fe2599	Mg2790	K_7664	Na5895	B_2089	Mo2020	Pd3404	Si2124	Sn1899
Avg	**211.5**	**65.31**	**14.25**	**2.765**	**.0400**	**.0058**	**-.0091**	**2.387**	**.0403**
Stddev	.9	.27	.02	.005	.0001	.0002	.0004	.012	.0004
%RSD	.4135	.4189	.1185	.1796	.3319	3.984	4.065	.4874	.8693
#1	212.1	65.51	14.26	2.769	.0401	.0059	-.0094	2.379	.0401
#2	210.9	65.12	14.24	2.762	.0399	.0056	-.0089	2.395	.0406

Elem	Sr4077	Ti3349	W_2079	Zr3391	S_1820	Bi2230	Li6707
Avg	**.1646**	**3.875**	**.0100**	**.0428**	**3.331**	**.0054**	**.1074**
Stddev	.0001	.008	.0005	.0001	.004	.0004	.0001
%RSD	.0777	.2128	5.490	.1595	.1245	7.811	.0832
#1	.1647	3.869	.0103	.0428	3.328	.0057	.1075
#2	.1645	3.881	.0096	.0429	3.334	.0051	.1074

Int. Std.	Y_3600	Y_3710	Y_2243	In2306
Avg	**98376.**	**11068.**	**1887.1**	**5905.5**
Stddev	21.	77.	6.1	9.5
%RSD	.02143	.69120	.32316	.16118
#1	98391.	11014.	1891.4	5912.2
#2	98361.	11122.	1882.8	5898.8

Zoom In Zoom Out

Sample Name: jb69103-34t Acquired: 7/3/2014 23:43:30 Type: Unk
Method: Accutest1(v240) Mode: CONC Corr. Factor: 1.000000
User: admin Custom ID1: Custom ID2: Custom ID3:
Comment: soil lead 15th

Elem	Ba4554	Be3130	Cd2288	Co2286	Cr2677	Cu3247	Mn2576	Ni2316	Ag3280
Avg	**.5300**	**.0065**	**.0069**	**.0870**	**.1905**	**.6172**	**2.977**	**.1859**	**.0068**
Stddev	.0007	.0001	.0001	.0008	.0008	.0015	.005	.0001	.0004
%RSD	.1257	1.239	1.856	.9758	.4202	.2449	.1686	.0438	5.221
#1	.5296	.0066	.0070	.0864	.1911	.6183	2.981	.1859	.0065
#2	.5305	.0065	.0068	.0876	.1899	.6162	2.973	.1858	.0070

Elem	V_2924	Zn2062	As1890	Tl1908	Pb2203	Se1960	Sb2068	Al3961	Ca3179
Avg	**.3241**	**2.955**	**.0902**	**-.0050**	**1.077**	**.0008**	**1.622**	**76.96**	**27.88**
Stddev	.0002	.004	.0001	.0008	.000	.0000	.007	.04	.07
%RSD	.0501	.1440	.1362	16.26	.0119	1.474	.4449	.0566	.2616
#1	.3242	2.952	.0903	-.0056	1.076	.0008	1.617	76.99	27.82
#2	.3240	2.958	.0901	-.0044	1.077	.0008	1.627	76.93	27.93

Elem	Fe2599	Mg2790	K_7664	Na5895	B_2089	Mo2020	Pd3404	Si2124	Sn1899
Avg	**179.4**	**28.15**	**11.64**	**2.119**	**.1660**	**.0085**	**-.0073**	**3.289**	**.0937**
Stddev	.3	.20	.03	.002	.0008	.0002	.0000	.016	.0004
%RSD	.1858	.6934	.2324	.1086	.4855	2.251	.6545	.4906	.3806
#1	179.2	28.01	11.62	2.120	.1654	.0084	-.0073	3.277	.0934
#2	179.6	28.29	11.66	2.117	.1666	.0087	-.0072	3.300	.0939

Elem	Sr4077	Ti3349	W_2079	Zr3391	S_1820	Bi2230	Li6707
Avg	**.2559**	**3.840**	**.0168**	**.0487**	**1.373**	**.0054**	**.1175**
Stddev	.0004	.008	.0009	.0002	.002	.0004	.0003
%RSD	.1758	.2052	5.374	.3755	.1182	6.822	.2678
#1	.2556	3.846	.0162	.0486	1.371	.0052	.1173
#2	.2563	3.835	.0174	.0488	1.374	.0057	.1177

Int. Std.	Y_3600	Y_3710	Y_2243	In2306
Avg	**100140.**	**11141.**	**1933.4**	**6070.9**
Stddev	70.	29.	7.6	11.2
%RSD	.07015	.26076	.39353	.18376
#1	100090.	11161.	1938.8	6078.8
#2	100190.	11120.	1928.1	6063.0

Zoom In Zoom Out

Sample Name: jb69103-35t Acquired: 7/3/2014 23:49:36 Type: Unk
Method: Accutest1(v240) Mode: CONC Corr. Factor: 1.000000
User: admin Custom ID1: Custom ID2: Custom ID3:
Comment: soil lead 15th

Elem	Ba4554	Be3130	Cd2288	Co2286	Cr2677	Cu3247	Mn2576	Ni2316	Ag3280
Avg	**.9930**	**.0111**	**.0050**	**.1103**	**.2954**	**.8838**	**4.320**	**.3718**	**.0052**
Stddev	.0024	.0000	.0000	.0003	.0006	.0029	.036	.0002	.0009
%RSD	.2443	.4138	.6365	.2707	.2009	.3324	.8356	.0423	16.48
#1	.9913	.0112	.0049	.1101	.2949	.8817	4.295	.3719	.0058
#2	.9947	.0111	.0050	.1106	.2958	.8859	4.346	.3717	.0046

Elem	V_2924	Zn2062	As1890	Tl1908	Pb2203	Se1960	Sb2068	Al3961	Ca3179
Avg	**.3109**	**4.778**	**.0937**	**-.0037**	**1.508**	**.0019**	**2.563**	**106.9**	**32.92**
Stddev	.0014	.007	.0009	.0002	.002	.0008	.004	.2	.33
%RSD	.4515	.1535	.9140	6.639	.1524	43.18	.1652	.1962	1.016
#1	.3099	4.783	.0931	-.0039	1.510	.0013	2.560	106.8	33.15
#2	.3119	4.773	.0943	-.0036	1.507	.0025	2.566	107.1	32.68

Elem	Fe2599	Mg2790	K_7664	Na5895	B_2089	Mo2020	Pd3404	Si2124	Sn1899
Avg	**238.3**	**33.55**	**14.15**	**2.365**	**.2347**	**.0292**	**-.0117**	**4.873**	**.1746**
Stddev	1.3	.35	.02	.009	.0002	.0001	.0004	.013	.0010
%RSD	.5400	1.041	.1431	.3918	.0679	.4193	3.287	.2663	.5726
#1	239.3	33.80	14.14	2.359	.2346	.0291	-.0120	4.864	.1753
#2	237.4	33.30	14.17	2.372	.2348	.0293	-.0114	4.882	.1739

Elem	Sr4077	Ti3349	W_2079	Zr3391	S_1820	Bi2230	Li6707
Avg	**.2890**	**3.359**	**.0305**	**.0620**	**1.114**	**.0036**	**.1761**
Stddev	.0002	.005	.0004	.0000	.004	.0006	.0012
%RSD	.0577	.1553	1.423	.0701	.3333	16.51	.7018
#1	.2891	3.355	.0308	.0621	1.111	.0032	.1752
#2	.2889	3.362	.0301	.0620	1.116	.0041	.1770

Int. Std.	Y_3600	Y_3710	Y_2243	In2306
Avg	**99556.**	**11342.**	**1954.0**	**6065.5**
Stddev	95.	66.	2.3	12.3
%RSD	.09527	.58513	.11669	.20224
#1	99623.	11295.	1955.6	6074.2
#2	99489.	11388.	1952.4	6056.8

Zoom In Zoom Out

Sample Name: jb69103-36t Acquired: 7/3/2014 23:55:46 Type: Unk
Method: Accutest1(v240) Mode: CONC Corr. Factor: 1.000000
User: admin Custom ID1: Custom ID2: Custom ID3:
Comment: soil lead 15th

Elem	Ba4554	Be3130	Cd2288	Co2286	Cr2677	Cu3247	Mn2576	Ni2316	Ag3280
Avg	**.8873**	**.0080**	**.0054**	**.0786**	**.2395**	**.4549**	**4.785**	**.1523**	**.0058**
Stddev	.0024	.0000	.0000	.0000	.0004	.0003	.031	.0002	.0002
%RSD	.2658	.3068	.2263	.0452	.1681	.0724	.6530	.1261	3.557
#1	.8890	.0080	.0054	.0786	.2398	.4547	4.807	.1524	.0059
#2	.8856	.0080	.0054	.0786	.2392	.4552	4.763	.1522	.0056

Elem	V_2924	Zn2062	As1890	Tl1908	Pb2203	Se1960	Sb2068	Al3961	Ca3179
Avg	**.3108**	**3.683**	**.1273**	**-.0033**	**.8897**	**.0023**	**.4698**	**89.92**	**21.07**
Stddev	.0007	.009	.0007	.0002	.0029	.0012	.0013	.13	.03
%RSD	.2176	.2438	.5668	5.844	.3269	53.22	.2680	.1471	.1408
#1	.3104	3.676	.1268	-.0035	.8877	.0032	.4707	90.01	21.09
#2	.3113	3.689	.1278	-.0032	.8918	.0014	.4689	89.83	21.05

Elem	Fe2599	Mg2790	K_7664	Na5895	B_2089	Mo2020	Pd3404	Si2124	Sn1899
Avg	**183.5**	**26.05**	**10.83**	**2.449**	**.0898**	**.0102**	**-.0089**	**2.978**	**.0592**
Stddev	.2	.08	.02	.004	.0004	.0001	.0004	.005	.0011
%RSD	.1332	.3044	.1669	.1756	.4097	1.442	5.031	.1666	1.866
#1	183.6	26.10	10.84	2.452	.0896	.0101	-.0093	2.974	.0584
#2	183.3	25.99	10.82	2.446	.0901	.0103	-.0086	2.981	.0600

Elem	Sr4077	Ti3349	W_2079	Zr3391	S_1820	Bi2230	Li6707
Avg	**.1549**	**2.845**	**.0169**	**.0365**	**1.406**	**.0033**	**.1275**
Stddev	.0000	.002	.0008	.0002	.002	.0002	.0001
%RSD	.0302	.0612	4.991	.5755	.1111	6.303	.0841
#1	.1549	2.844	.0175	.0364	1.405	.0032	.1274
#2	.1548	2.846	.0163	.0367	1.407	.0035	.1276

Int. Std.	Y_3600	Y_3710	Y_2243	In2306
Avg	**101300.**	**11315.**	**1969.4**	**6096.8**
Stddev	69.	19.	.0	.5
%RSD	.06786	.16971	.00213	.00898
#1	101260.	11302.	1969.4	6097.2
#2	101350.	11329.	1969.5	6096.4

Zoom In Zoom Out

Sample Name: jb69103-37t Acquired: 7/4/2014 0:01:59 Type: Unk
Method: Accutest1(v240) Mode: CONC Corr. Factor: 1.000000
User: admin Custom ID1: Custom ID2: Custom ID3:
Comment: soil lead 15th

Elem	Ba4554	Be3130	Cd2288	Co2286	Cr2677	Cu3247	Mn2576	Ni2316	Ag3280
Avg	**1.692**	**.0182**	**.0138**	**.0948**	**.1490**	**3.444**	**37.70**	**.2045**	**.0302**
Stddev	.002	.0001	.0000	.0004	.0004	.009	.07	.0002	.0004
%RSD	.1158	.4540	.1124	.3743	.2984	.2768	.1931	.0998	1.275
#1	1.690	.0182	.0138	.0946	.1493	3.437	37.75	.2046	.0305
#2	1.693	.0181	.0138	.0951	.1487	3.450	37.65	.2044	.0300

Elem	V_2924	Zn2062	As1890	Tl1908	Pb2203	Se1960	Sb2068	Al3961	Ca3179
Avg	**.3054**	**55.80**	**.1256**	**.0445**	**1.736**	**.0029**	**.1400**	**110.9**	**79.17**
Stddev	.0002	.07	.0003	.0025	.001	.0006	.0002	.0	.57
%RSD	.0545	.1168	.2655	5.520	.0792	20.51	.1515	.0005	.7165
#1	.3053	55.75	.1254	.0428	1.735	.0033	.1398	110.9	79.57
#2	.3056	55.85	.1258	.0463	1.737	.0025	.1401	110.9	78.77

Elem	Fe2599	Mg2790	K_7664	Na5895	B_2089	Mo2020	Pd3404	Si2124	Sn1899
Avg	**271.2**	**36.78**	**16.04**	**6.830**	**.1275**	**.0164**	**-.0118**	**7.858**	**.0870**
Stddev	1.4	.34	.01	.014	.0006	.0001	.0002	.003	.0005
%RSD	.5011	.9119	.0770	.2057	.4746	.9008	2.063	.0432	.5443
#1	272.1	37.02	16.05	6.820	.1271	.0165	-.0116	7.856	.0873
#2	270.2	36.54	16.03	6.840	.1279	.0163	-.0120	7.861	.0867

Elem	Sr4077	Ti3349	W_2079	Zr3391	S_1820	Bi2230	Li6707
Avg	**.4042**	**4.479**	**.3108**	**.0809**	**5.722**	**.0071**	**.1827**
Stddev	.0005	.005	.0011	.0005	.045	.0012	.0001
%RSD	.1153	.1053	.3454	.5801	.7953	17.19	.0774
#1	.4038	4.476	.3116	.0806	5.689	.0063	.1826
#2	.4045	4.482	.3101	.0812	5.754	.0080	.1828

Int. Std.	Y_3600	Y_3710	Y_2243	In2306
Avg	**98529.**	**11240.**	**1904.4**	**5960.5**
Stddev	90.	73.	3.0	4.7
%RSD	.09151	.64627	.15585	.07802
#1	98593.	11189.	1906.5	5963.7
#2	98465.	11292.	1902.3	5957.2

Zoom In Zoom Out

Sample Name: ccv Acquired: 7/4/2014 0:08:10 Type: QC
Method: Accutest1(v240) Mode: CONC Corr. Factor: 1.000000
User: admin Custom ID1: Custom ID2: Custom ID3:
Comment: 2

Elem	Ba4554	Be3130	Cd2288	Co2286	Cr2677	Cu3247	Mn2576	Ni2316	Ag3280
Units	ppm	ppm	ppm	ppm	ppm	ppm	ppm	ppm	ppm
Avg	**2.034**	**1.996**	**2.011**	**2.022**	**2.064**	**1.965**	**2.085**	**2.051**	**.2461**
Stddev	.002	.005	.004	.001	.017	.001	.012	.003	.0017
%RSD	.0782	.2420	.1808	.0240	.8138	.0602	.5545	.1398	.6893
#1	2.035	1.999	2.008	2.022	2.052	1.966	2.077	2.049	.2449
#2	2.033	1.992	2.013	2.022	2.075	1.964	2.093	2.053	.2473
Check ?	Chk Pass	Chk Pass	Chk Pass	Chk Pass	Chk Pass	Chk Pass	Chk Pass	Chk Pass	Chk Pass
Value									
Range									

Elem	V_2924	Zn2062	As1890	Tl1908	Pb2203	Se1960	Sb2068	Al3961	Ca3179
Units	ppm	ppm	ppm	ppm	ppm	ppm	ppm	ppm	ppm
Avg	**2.015**	**2.073**	**1.986**	**2.085**	**2.055**	**1.978**	**1.972**	**39.75**	**40.41**
Stddev	.007	.007	.006	.000	.001	.002	.005	.03	.08
%RSD	.3296	.3532	.3272	.0062	.0239	.1082	.2375	.0680	.2064
#1	2.010	2.067	1.982	2.085	2.054	1.976	1.969	39.77	40.47
#2	2.019	2.078	1.991	2.085	2.055	1.979	1.975	39.73	40.35
Check ?	Chk Pass	Chk Pass	Chk Pass	Chk Pass	Chk Pass	Chk Pass	Chk Pass	Chk Pass	Chk Pass
Value									
Range									

Elem	Fe2599	Mg2790	K_7664	Na5895	B_2089	Mo2020	Pd3404	Si2124	Sn1899
Units	ppm	ppm	ppm	ppm	ppm	ppm	ppm	ppm	ppm
Avg	**39.38**	**39.33**	**40.53**	**40.75**	**2.000**	**2.018**	**1.970**	**4.971**	**2.064**
Stddev	.06	.08	.03	.07	.006	.005	.004	.006	.005
%RSD	.1409	.2092	.0673	.1715	.2848	.2531	.2000	.1165	.2469
#1	39.42	39.39	40.55	40.80	1.996	2.014	1.967	4.967	2.061
#2	39.34	39.28	40.51	40.70	2.004	2.021	1.973	4.975	2.068
Check ?	Chk Pass	Chk Pass	Chk Pass	Chk Pass	Chk Pass	Chk Pass	Chk Pass	Chk Pass	Chk Pass
Value									
Range									

Zoom In Zoom Out

Sample Name: ccv Acquired: 7/4/2014 0:08:10 Type: QC
Method: Accutest1(v240) Mode: CONC Corr. Factor: 1.000000
User: admin Custom ID1: Custom ID2: Custom ID3:
Comment: 2

Elem	Sr4077	Ti3349	W_2079	Zr3391	S_1820	Bi2230	Li6707
Units	ppm	ppm	ppm	ppm	ppm	ppm	ppm
Avg	**2.041**	**2.034**	**1.951**	**2.024**	**1.987**	**1.967**	**1.973**
Stddev	.001	.008	.009	.004	.001	.003	.001
%RSD	.0426	.3913	.4727	.1888	.0726	.1625	.0230
#1	2.041	2.029	1.945	2.021	1.988	1.965	1.972
#2	2.040	2.040	1.958	2.026	1.986	1.969	1.973
Check ?	Chk Pass	Chk Pass	Chk Pass	Chk Pass	Chk Pass	Chk Pass	Chk Pass
Value							
Range							

Int. Std.	Y_3600	Y_3710	Y_2243	In2306
Units	Cts/S	Cts/S	Cts/S	Cts/S
Avg	**95796.**	**10654.**	**1868.1**	**5845.9**
Stddev	164.	31.	3.3	.5
%RSD	.17080	.28882	.17502	.00833
#1	95912.	10632.	1870.4	5846.2
#2	95680.	10676.	1865.8	5845.5

Zoom In Zoom Out

Sample Name: ccb Acquired: 7/4/2014 0:14:13 Type: QC
Method: Accutest1(v240) Mode: CONC Corr. Factor: 1.000000
User: admin Custom ID1: Custom ID2: Custom ID3:
Comment:

Elem	Ba4554	Be3130	Cd2288	Co2286	Cr2677	Cu3247	Mn2576	Ni2316	Ag3280
Units	ppm	ppm	ppm	ppm	ppm	ppm	ppm	ppm	ppm
Avg	**.0000**	**.0000**	**.0001**	**.0000**	**-.0003**	**-.0009**	**.0000**	**.0001**	**.0001**
Stddev	.0000	.000	.0001	.0001	.0001	.0000	.000	.0002	.0001
%RSD	32.84	151.4	74.85	258.8	26.30	4.876	42.77	300.3	143.5
#1	.0000	.0000	.0002	.0001	-.0004	-.0009	.0000	-.0001	.0000
#2	.0001	.0000	.0000	.0000	-.0003	-.0008	.0000	.0002	.0002
Check ?	Chk Pass	Chk Pass	Chk Pass	Chk Pass	Chk Pass	Chk Pass	Chk Pass	Chk Pass	Chk Pass
High Limit									
Low Limit									

Elem	V_2924	Zn2062	As1890	Tl1908	Pb2203	Se1960	Sb2068	Al3961	Ca3179
Units	ppm	ppm	ppm	ppm	ppm	ppm	ppm	ppm	ppm
Avg	**.0000**	**.0006**	**.0005**	**.0000**	**.0009**	**.0006**	**.0008**	**.0008**	**-.0046**
Stddev	.000	.0004	.0002	.000	.0000	.0004	.0005	.0004	.0001
%RSD	7.874	58.80	42.31	634.5	1.258	64.07	62.87	50.37	2.255
#1	.0000	.0004	.0003	.0000	.0009	.0003	.0012	.0010	-.0047
#2	.0000	.0009	.0006	.0000	.0010	.0009	.0005	.0005	-.0046
Check ?	Chk Pass	Chk Pass	Chk Pass	Chk Pass	Chk Pass	Chk Pass	Chk Pass	Chk Pass	Chk Pass
High Limit									
Low Limit									

Elem	Fe2599	Mg2790	K_7664	Na5895	B_2089	Mo2020	Pd3404	Si2124	Sn1899
Units	ppm	ppm	ppm	ppm	ppm	ppm	ppm	ppm	ppm
Avg	**.0009**	**-.0051**	**.0366**	**.0087**	**.0002**	**.0016**	**.0004**	**.0023**	**-.0002**
Stddev	.0007	.0258	.0155	.0006	.0000	.0004	.0001	.0012	.0002
%RSD	71.80	506.6	42.31	6.924	9.315	27.04	24.51	53.39	115.4
#1	.0014	-.0233	.0476	.0083	.0002	.0020	.0005	.0014	-.0004
#2	.0005	.0131	.0257	.0092	.0002	.0013	.0004	.0031	.0000
Check ?	Chk Pass	Chk Pass	Chk Pass	Chk Pass	Chk Pass	Chk Pass	Chk Pass	Chk Pass	Chk Pass
High Limit									
Low Limit									

Zoom In Zoom Out

Sample Name: ccb Acquired: 7/4/2014 0:14:13 Type: QC
Method: Accutest1(v240) Mode: CONC Corr. Factor: 1.000000
User: admin Custom ID1: Custom ID2: Custom ID3:
Comment:

Elem	Sr4077	Ti3349	W_2079	Zr3391	S_1820	Bi2230	Li6707
Units	ppm	ppm	ppm	ppm	ppm	ppm	ppm
Avg	**.0001**	**.0001**	**.0017**	**.0003**	**.0015**	**.0000**	**.0005**
Stddev	.0001	.0002	.0009	.0001	.0022	.0004	.0004
%RSD	118.0	136.8	53.33	19.67	146.2	280900.	89.56
#1	.0000	.0000	.0024	.0004	-.0001	-.0003	.0007
#2	.0001	.0003	.0011	.0003	.0031	.0003	.0002
Check ?	Chk Pass	Chk Pass	Chk Pass	Chk Pass	Chk Pass	Chk Pass	Chk Pass
High Limit							
Low Limit							

Int. Std.	Y_3600	Y_3710	Y_2243	In2306
Units	Cts/S	Cts/S	Cts/S	Cts/S
Avg	**102310.**	**10798.**	**1974.9**	**6491.1**
Stddev	225.	83.	4.7	11.9
%RSD	.22028	.76614	.23916	.18345
#1	102160.	10856.	1971.6	6482.7
#2	102470.	10739.	1978.3	6499.5

Zoom In Zoom Out

Sample Name: jb69103-38t Acquired: 7/4/2014 0:20:32 Type: Unk
Method: Accutest1(v240) Mode: CONC Corr. Factor: 1.000000
User: admin Custom ID1: Custom ID2: Custom ID3:
Comment: soil lead 15th

Elem	Ba4554	Be3130	Cd2288	Co2286	Cr2677	Cu3247	Mn2576	Ni2316	Ag3280
Avg	**.8044**	**.0112**	**.0090**	**.1400**	**.3416**	**.8585**	**6.614**	**.3168**	**.0073**
Stddev	.0013	.0001	.0001	.0001	.0025	.0069	.014	.0000	.0002
%RSD	.1609	.5236	1.628	.0807	.7323	.8088	.2078	.0130	3.169
#1	.8035	.0111	.0091	.1400	.3398	.8635	6.604	.3169	.0072
#2	.8053	.0112	.0089	.1399	.3434	.8536	6.624	.3168	.0075

Elem	V_2924	Zn2062	As1890	Tl1908	Pb2203	Se1960	Sb2068	Al3961	Ca3179
Avg	**.4153**	**5.827**	**.1372**	**-.0066**	**1.326**	**.0028**	**.1843**	**99.42**	**28.30**
Stddev	.0012	.008	.0003	.0006	.000	.0025	.0002	.10	.06
%RSD	.2847	.1332	.2279	9.328	.0007	87.90	.1326	.0982	.2169
#1	.4144	5.821	.1374	-.0061	1.326	.0046	.1845	99.35	28.35
#2	.4161	5.832	.1370	-.0070	1.326	.0011	.1842	99.49	28.26

Elem	Fe2599	Mg2790	K_7664	Na5895	B_2089	Mo2020	Pd3404	Si2124	Sn1899
Avg	**222.4**	**52.56**	**31.43**	**3.464**	**.1831**	**.0107**	**-.0156**	**2.954**	**.0912**
Stddev	.2	.10	.06	.004	.0001	.0002	.0011	.003	.0002
%RSD	.0827	.1819	.1859	.1287	.0679	1.458	6.780	.0980	.2284
#1	222.5	52.62	31.39	3.461	.1832	.0108	-.0164	2.956	.0913
#2	222.2	52.49	31.47	3.467	.1831	.0106	-.0149	2.952	.0910

Elem	Sr4077	Ti3349	W_2079	Zr3391	S_1820	Bi2230	Li6707
Avg	**.2009**	**4.859**	**.0305**	**.0498**	**2.146**	**.0047**	**.2385**
Stddev	.0003	.014	.0005	.0001	.013	.0001	.0005
%RSD	.1501	.2847	1.801	.1802	.5960	1.764	.2162
#1	.2007	4.849	.0309	.0499	2.155	.0047	.2381
#2	.2011	4.868	.0301	.0497	2.137	.0048	.2388

Int. Std.	Y_3600	Y_3710	Y_2243	In2306
Avg	**102730.**	**11522.**	**1983.5**	**6011.8**
Stddev	342.	.	2.7	.0
%RSD	.33250	.00231	.13723	.00067
#1	102980.	11523.	1985.4	6011.8
#2	102490.	11522.	1981.6	6011.9

Zoom In Zoom Out

Sample Name: jb69103-39t Acquired: 7/4/2014 0:26:44 Type: Unk
Method: Accutest1(v240) Mode: CONC Corr. Factor: 1.000000
User: admin Custom ID1: Custom ID2: Custom ID3:
Comment: soil lead 15th

Elem	Ba4554	Be3130	Cd2288	Co2286	Cr2677	Cu3247	Mn2576	Ni2316	Ag3280
Avg	**2.058**	**.0130**	**.0129**	**.1235**	**.2811**	**2.827**	**17.07**	**.3973**	**.0181**
Stddev	.002	.0001	.0001	.0002	.0003	.007	.01	.0003	.0001
%RSD	.0820	.4993	.7200	.1424	.0969	.2368	.0435	.0799	.4431
#1	2.059	.0129	.0129	.1234	.2813	2.823	17.06	.3971	.0180
#2	2.056	.0130	.0128	.1237	.2809	2.832	17.07	.3975	.0181

Elem	V_2924	Zn2062	As1890	Tl1908	Pb2203	Se1960	Sb2068	Al3961	Ca3179
Avg	**.2629**	**22.30**	**.5301**	**.0123**	**6.320**	**.0007**	**.1277**	**61.89**	**49.75**
Stddev	.0006	.02	.0000	.0006	.003	.0005	.0010	.00	.02
%RSD	.2464	.0908	.0065	5.288	.0473	61.77	.7913	.0059	.0382
#1	.2634	22.32	.5301	.0127	6.322	.0011	.1284	61.88	49.73
#2	.2624	22.29	.5301	.0118	6.318	.0004	.1269	61.89	49.76

Elem	Fe2599	Mg2790	K_7664	Na5895	B_2089	Mo2020	Pd3404	Si2124	Sn1899
Avg	**207.7**	**24.49**	**9.429**	**3.872**	**.1718**	**.0641**	**-.0071**	**4.826**	**.4536**
Stddev	.1	.07	.012	.008	.0016	.0000	.0004	.007	.0001
%RSD	.0333	.3019	.1274	.2100	.9496	.0554	5.706	.1503	.0187
#1	207.8	24.55	9.438	3.866	.1729	.0641	-.0074	4.831	.4535
#2	207.7	24.44	9.421	3.878	.1706	.0641	-.0068	4.821	.4537

Elem	Sr4077	Ti3349	W_2079	Zr3391	S_1820	Bi2230	Li6707
Avg	**.2742**	**3.655**	**.0913**	**.0484**	**2.845**	**.0111**	**.0864**
Stddev	.0004	.003	.0009	.0001	.013	.0006	.0001
%RSD	.1488	.0882	.9627	.1540	.4582	5.368	.0640
#1	.2745	3.657	.0906	.0484	2.854	.0115	.0865
#2	.2739	3.652	.0919	.0485	2.835	.0107	.0864

Int. Std.	Y_3600	Y_3710	Y_2243	In2306
Avg	**99672.**	**11102.**	**1924.6**	**6104.1**
Stddev	52.	14.	1.9	8.0
%RSD	.05182	.12691	.10036	.13124
#1	99708.	11093.	1926.0	6109.8
#2	99635.	11112.	1923.2	6098.5

Zoom In Zoom Out

Sample Name: mp80432-mb1 2 Acquired: 7/4/2014 0:32:54 Type: Unk
Method: Accutest1(v240) Mode: CONC Corr. Factor: 1.000000
User: admin Custom ID1: Custom ID2: Custom ID3:
Comment: soil 7th

Elem	Ba4554	Be3130	Cd2288	Co2286	Cr2677	Cu3247	Mn2576	Ni2316	Ag3280
Avg	**.0006**	**-.0001**	**.0000**	**.0000**	**.0003**	**-.0004**	**.0004**	**.0001**	**.0001**
Stddev	.0000	.0000	.000	.0003	.0001	.0001	.0000	.0003	.0001
%RSD	1.470	29.85	19.21	575.3	41.94	20.97	5.546	261.8	52.83
#1	.0007	-.0001	-.0001	-.0001	.0002	-.0004	.0005	.0003	.0001
#2	.0006	-.0001	.0000	.0002	.0004	-.0003	.0004	-.0001	.0002

Elem	V_2924	Zn2062	As1890	Tl1908	Pb2203	Se1960	Sb2068	Al3961	Ca3179
Avg	**.0000**	**.0177**	**-.0004**	**-.0012**	**-.0002**	**-.0001**	**.0005**	**.0119**	**.0904**
Stddev	.000	.0000	.0011	.0022	.0007	.0016	.0004	.0023	.0052
%RSD	109.4	.0301	248.7	188.8	320.7	2544.	67.53	18.94	5.788
#1	.0000	.0177	-.0012	.0004	-.0007	.0011	.0008	.0103	.0867
#2	-.0001	.0177	.0003	-.0027	.0003	-.0012	.0003	.0135	.0941

Elem	Fe2599	Mg2790	K_7664	Na5895	B_2089	Mo2020	Pd3404	Si2124	Sn1899
Avg	**.0456**	**-.0097**	**.0486**	**.0440**	**.0006**	**.0000**	**.0003**	**.0252**	**.0216**
Stddev	.0009	.0205	.0071	.0003	.0003	.000	.0008	.0002	.0003
%RSD	1.900	211.2	14.63	.6614	49.94	243.9	315.9	.8518	1.448
#1	.0462	-.0242	.0436	.0438	.0008	.0000	-.0003	.0250	.0214
#2	.0450	.0048	.0536	.0442	.0004	.0000	.0008	.0253	.0218

Elem	Sr4077	Ti3349	W_2079	Zr3391	S_1820	Bi2230	Li6707
Avg	**.0001**	**.0006**	**-.0005**	**.0006**	**.0255**	**-.0006**	**.0001**
Stddev	.0000	.0001	.0014	.0000	.0015	.0004	.0004
%RSD	10.83	23.68	292.2	6.437	5.791	68.47	291.2
#1	.0001	.0005	.0005	.0006	.0266	-.0009	.0004
#2	.0001	.0007	-.0014	.0006	.0245	-.0003	-.0002

Int. Std.	Y_3600	Y_3710	Y_2243	In2306
Avg	**102230.**	**10962.**	**1967.1**	**6513.5**
Stddev	138.	38.	2.2	9.0
%RSD	.13532	.34485	.11164	.13819
#1	102140.	10935.	1968.7	6519.9
#2	102330.	10989.	1965.6	6507.2

Zoom In Zoom Out

Sample Name: mp80432-b1 Acquired: 7/4/2014 0:39:14 Type: Unk
Method: Accutest1(v240) Mode: CONC Corr. Factor: 1.000000
User: admin Custom ID1: Custom ID2: Custom ID3:
Comment: soil 7th

Elem	Ba4554	Be3130	Cd2288	Co2286	Cr2677	Cu3247	Mn2576	Ni2316	Ag3280
Avg	**3.954**	**.0994**	**.0945**	**.9416**	**.4031**	**.4673**	**1.021**	**.9676**	**.0968**
Stddev	.011	.0001	.0008	.0052	.0013	.0004	.002	.0054	.0006
%RSD	.2844	.1237	.8837	.5568	.3201	.0891	.1762	.5542	.5715
#1	3.962	.0993	.0939	.9379	.4022	.4670	1.020	.9638	.0964
#2	3.946	.0994	.0951	.9453	.4040	.4676	1.022	.9714	.0972

Elem	V_2924	Zn2062	As1890	Tl1908	Pb2203	Se1960	Sb2068	Al3961	Ca3179
Avg	**.9737**	**1.010**	**3.823**	**4.104**	**.9872**	**3.974**	**.9215**	**53.18**	**12.83**
Stddev	.0002	.005	.027	.068	.0027	.026	.0060	.04	.05
%RSD	.0230	.4941	.7147	1.662	.2759	.6578	.6542	.0713	.3740
#1	.9736	1.006	3.804	4.056	.9852	3.955	.9172	53.20	12.80
#2	.9739	1.013	3.842	4.153	.9891	3.992	.9258	53.15	12.86

Elem	Fe2599	Mg2790	K_7664	Na5895	B_2089	Mo2020	Pd3404	Si2124	Sn1899
Avg	**51.57**	**12.62**	**13.16**	**13.12**	**.9494**	**.9701**	**.9019**	**.9891**	**1.010**
Stddev	.16	.06	.00	.02	.0055	.0081	.0025	.0085	.009
%RSD	.3015	.5071	.0339	.1196	.5762	.8374	.2726	.8590	.8387
#1	51.46	12.57	13.15	13.13	.9456	.9644	.9001	.9831	1.004
#2	51.68	12.66	13.16	13.11	.9533	.9759	.9036	.9951	1.016

Elem	Sr4077	Ti3349	W_2079	Zr3391	S_1820	Bi2230	Li6707
Avg	**1.025**	**1.030**	**.0050**	**.0118**	**.0070**	**-.0005**	**.0003**
Stddev	.002	.002	.0011	.0005	.0013	.0004	.0001
%RSD	.2283	.1752	22.96	4.274	18.04	75.88	33.32
#1	1.027	1.029	.0042	.0122	.0061	-.0002	.0002
#2	1.024	1.031	.0058	.0114	.0079	-.0007	.0004

Int. Std.	Y_3600	Y_3710	Y_2243	In2306
Avg	**99484.**	**10869.**	**1969.5**	**6271.1**
Stddev	287.	59.	10.6	26.1
%RSD	.28856	.54052	.53707	.41621
#1	99687.	10911.	1977.0	6289.5
#2	99281.	10827.	1962.0	6252.6

Zoom In Zoom Out

Sample Name: mp80432-lc1 Acquired: 7/4/2014 0:45:17 Type: Unk
Method: Accutest1(v240) Mode: CONC Corr. Factor: 1.000000
User: admin Custom ID1: Custom ID2: Custom ID3:
Comment: soil 7th

Elem	Ba4554	Be3130	Cd2288	Co2286	Cr2677	Cu3247	Mn2576	Ni2316	Ag3280
Avg	**2.696**	**1.334**	**1.574**	**.7327**	**1.230**	**.6854**	**5.694**	**3.404**	**.4583**
Stddev	.002	.001	.001	.0004	.001	.0001	.015	.000	.0004
%RSD	.0798	.0725	.0369	.0604	.1063	.0148	.2611	.0083	.0812
#1	2.697	1.335	1.575	.7324	1.231	.6854	5.704	3.404	.4580
#2	2.694	1.333	1.574	.7330	1.229	.6855	5.683	3.404	.4585

Elem	V_2924	Zn2062	As1890	Tl1908	Pb2203	Se1960	Sb2068	Al3961	Ca3179
Avg	**1.170**	**3.236**	**1.555**	**2.977**	**2.729**	**1.736**	**.7674**	**82.09**	**65.53**
Stddev	.002	.007	.002	.010	.000	.006	.0002	.12	.04
%RSD	.1340	.2257	.1200	.3419	.0024	.3213	.0206	.1449	.0666
#1	1.169	3.241	1.553	2.970	2.729	1.732	.7675	82.18	65.50
#2	1.171	3.231	1.556	2.984	2.729	1.740	.7673	82.01	65.56

Elem	Fe2599	Mg2790	K_7664	Na5895	B_2089	Mo2020	Pd3404	Si2124	Sn1899
Avg	**116.6**	**35.02**	**30.80**	**7.706**	**1.163**	**.8013**	**-.0121**	**2.646**	**1.196**
Stddev	.1	.05	.03	.014	.002	.0010	.0001	.007	.001
%RSD	.0677	.1351	.1041	.1759	.1855	.1281	.7764	.2510	.1207
#1	116.7	34.98	30.82	7.715	1.162	.8005	-.0122	2.651	1.195
#2	116.5	35.05	30.78	7.696	1.165	.8020	-.0121	2.641	1.197

Elem	Sr4077	Ti3349	W_2079	Zr3391	S_1820	Bi2230	Li6707
Avg	**1.160**	**2.383**	**.0125**	**.0828**	**2.330**	**-.0009**	**.0759**
Stddev	.000	.000	.0008	.0000	.001	.0007	.0008
%RSD	.0124	.0085	6.311	.0269	.0401	79.50	1.057
#1	1.160	2.383	.0130	.0828	2.330	-.0004	.0765
#2	1.160	2.383	.0119	.0828	2.331	-.0013	.0754

Int. Std.	Y_3600	Y_3710	Y_2243	In2306
Avg	**99896.**	**11300.**	**1937.3**	**5910.2**
Stddev	167.	5.	3.5	11.5
%RSD	.16686	.04524	.18314	.19487
#1	100010.	11296.	1939.8	5918.4
#2	99778.	11304.	1934.8	5902.1

Zoom In Zoom Out

Sample Name: jb70647-1a Acquired: 7/4/2014 0:51:21 Type: Unk
Method: Accutest1(v240) Mode: CONC Corr. Factor: 1.000000
User: admin Custom ID1: Custom ID2: Custom ID3:
Comment: soil 7th

Elem	Ba4554	Be3130	Cd2288	Co2286	Cr2677	Cu3247	Mn2576	Ni2316	Ag3280
Avg	**.7480**	**.0048**	**.0014**	**.0509**	**.1315**	**.0619**	**3.805**	**.1194**	**.0024**
Stddev	.0001	.0000	.0000	.0002	.0010	.0001	.015	.0001	.0001
%RSD	.0151	.5589	.9493	.3677	.7664	.1501	.3932	.0425	3.481
#1	.7481	.0048	.0014	.0507	.1308	.0620	3.795	.1194	.0024
#2	.7479	.0048	.0015	.0510	.1322	.0618	3.816	.1194	.0025

Elem	V_2924	Zn2062	As1890	Tl1908	Pb2203	Se1960	Sb2068	Al3961	Ca3179
Avg	**.1484**	**.2775**	**.0180**	**.0009**	**.1286**	**-.0006**	**.0021**	**52.24**	**158.6**
Stddev	.0002	.0001	.0004	.0003	.0008	.0013	.0011	.00	.1
%RSD	.1117	.0209	2.479	31.74	.6329	203.4	51.57	.0065	.0775
#1	.1483	.2774	.0184	.0011	.1291	-.0015	.0014	52.24	158.7
#2	.1485	.2775	.0177	.0007	.1280	.0003	.0029	52.24	158.5

Elem	Fe2599	Mg2790	K_7664	Na5895	B_2089	Mo2020	Pd3404	Si2124	Sn1899
Avg	**128.2**	**32.67**	**10.67**	**3.088**	**.0521**	**.0066**	**-.0120**	**8.659**	**.0334**
Stddev	.1	.07	.02	.003	.0006	.0001	.0007	.045	.0002
%RSD	.0850	.2141	.1565	.1099	1.212	1.239	6.261	.5164	.5390
#1	128.3	32.72	10.66	3.085	.0517	.0067	-.0114	8.691	.0335
#2	128.2	32.62	10.69	3.090	.0526	.0066	-.0125	8.627	.0333

Elem	Sr4077	Ti3349	W_2079	Zr3391	S_1820	Bi2230	Li6707
Avg	**.5994**	**1.795**	**.0115**	**.0609**	**3.173**	**.0008**	**.0610**
Stddev	.0001	.003	.0004	.0005	.013	.0007	.0000
%RSD	.0124	.1562	3.111	.7952	.4194	86.37	.0662
#1	.5995	1.793	.0113	.0605	3.182	.0013	.0609
#2	.5994	1.797	.0118	.0612	3.163	.0003	.0610

Int. Std.	Y_3600	Y_3710	Y_2243	In2306
Avg	**98058.**	**11014.**	**1890.6**	**5823.0**
Stddev	153.	16.	1.0	2.6
%RSD	.15568	.14513	.05238	.04530
#1	98166.	11002.	1891.3	5824.8
#2	97950.	11025.	1889.9	5821.1

Zoom In Zoom Out

Sample Name: jb70647-2a Acquired: 7/4/2014 0:57:30 Type: Unk
Method: Accutest1(v240) Mode: CONC Corr. Factor: 1.000000
User: admin Custom ID1: Custom ID2: Custom ID3:
Comment: soil 7th

Elem	Ba4554	Be3130	Cd2288	Co2286	Cr2677	Cu3247	Mn2576	Ni2316	Ag3280
Avg	**.9909**	**.0096**	**.0022**	**.0422**	**.1254**	**.0979**	**3.354**	**.1600**	**.0009**
Stddev	.0008	.0000	.0000	.0000	.0005	.0003	.007	.0006	.0002
%RSD	.0789	.1836	1.195	.0952	.4252	.3195	.2052	.3921	19.57
#1	.9914	.0096	.0022	.0422	.1258	.0981	3.359	.1605	.0008
#2	.9903	.0096	.0022	.0422	.1251	.0977	3.349	.1596	.0010

Elem	V_2924	Zn2062	As1890	Tl1908	Pb2203	Se1960	Sb2068	Al3961	Ca3179
Avg	**.4256**	**.4109**	**.2134**	**-.0068**	**.1015**	**.0219**	**.0024**	**57.17**	**803.7**
Stddev	.0004	.0007	.0001	.0028	.0012	.0013	.0010	.06	3.0
%RSD	.0951	.1604	.0478	40.64	1.178	5.753	42.13	.0980	.3777
#1	.4253	.4114	.2135	-.0049	.1006	.0228	.0032	57.13	801.5
#2	.4259	.4104	.2134	-.0088	.1023	.0210	.0017	57.21	805.8

Elem	Fe2599	Mg2790	K_7664	Na5895	B_2089	Mo2020	Pd3404	Si2124	Sn1899
Avg	**98.65**	**493.5**	**15.28**	**6.949**	**.1464**	**.0182**	**-.0232**	**12.46**	**.0291**
Stddev	.06	.0	.01	.004	.0003	.0003	.0000	.05	.0012
%RSD	.0582	.0047	.0900	.0565	.1722	1.491	.0535	.4010	4.086
#1	98.69	493.5	15.29	6.952	.1466	.0181	-.0232	12.43	.0283
#2	98.61	493.6	15.27	6.946	.1463	.0184	-.0231	12.50	.0300

Elem	Sr4077	Ti3349	W_2079	Zr3391	S_1820	Bi2230	Li6707
Avg	**.6933**	**2.038**	**.0151**	**.0739**	**72.50**	**.0032**	**.1053**
Stddev	.0007	.003	.0003	.0002	.06	.0008	.0001
%RSD	.1071	.1588	2.243	.2096	.0808	23.96	.1266
#1	.6938	2.041	.0154	.0738	72.46	.0037	.1052
#2	.6927	2.036	.0149	.0740	72.54	.0027	.1054

Int. Std.	Y_3600	Y_3710	Y_2243	In2306
Avg	**89104.**	**10623.**	**1717.5**	**4968.8**
Stddev	28.	20.	3.2	4.3
%RSD	.03125	.19032	.18807	.08596
#1	89124.	10637.	1719.8	4971.8
#2	89084.	10609.	1715.2	4965.8

Zoom In Zoom Out

Sample Name: jb70648-1a Acquired: 7/4/2014 1:03:42 Type: Unk
Method: Accutest1(v240) Mode: CONC Corr. Factor: 1.000000
User: admin Custom ID1: Custom ID2: Custom ID3:
Comment: soil 7th

Elem	Ba4554	Be3130	Cd2288	Co2286	Cr2677	Cu3247	Mn2576	Ni2316	Ag3280
Avg	**.6438**	**.0041**	**.0012**	**.0437**	**.1183**	**.0552**	**3.130**	**.0952**	**.0025**
Stddev	.0012	.0000	.0001	.0003	.0002	.0005	.002	.0009	.0003
%RSD	.1932	.1443	11.93	.6840	.2008	.8443	.0524	.9377	12.15
#1	.6447	.0041	.0013	.0434	.1185	.0555	3.129	.0946	.0023
#2	.6429	.0041	.0011	.0439	.1182	.0548	3.131	.0958	.0027

Elem	V_2924	Zn2062	As1890	Tl1908	Pb2203	Se1960	Sb2068	Al3961	Ca3179
Avg	**.1347**	**.3284**	**.0194**	**-.0023**	**.1096**	**.0019**	**.0009**	**48.55**	**98.16**
Stddev	.0002	.0006	.0001	.0011	.0008	.0015	.0010	.02	.45
%RSD	.1593	.1700	.5265	45.32	.7728	80.50	101.8	.0317	.4607
#1	.1345	.3280	.0194	-.0016	.1102	.0008	.0016	48.54	97.84
#2	.1348	.3288	.0193	-.0031	.1090	.0030	.0003	48.56	98.48

Elem	Fe2599	Mg2790	K_7664	Na5895	B_2089	Mo2020	Pd3404	Si2124	Sn1899
Avg	**118.0**	**26.54**	**8.711**	**2.558**	**.0373**	**.0037**	**-.0111**	**6.637**	**.0229**
Stddev	.4	.19	.020	.012	.0010	.0003	.0000	.011	.0003
%RSD	.3205	.6992	.2313	.4652	2.769	8.439	.2863	.1621	1.334
#1	117.7	26.41	8.725	2.566	.0381	.0039	-.0110	6.629	.0232
#2	118.3	26.67	8.696	2.550	.0366	.0035	-.0111	6.644	.0227

Elem	Sr4077	Ti3349	W_2079	Zr3391	S_1820	Bi2230	Li6707
Avg	**.2519**	**1.735**	**.0121**	**.0634**	**1.392**	**-.0004**	**.0642**
Stddev	.0003	.001	.0001	.0001	.002	.0002	.0001
%RSD	.1167	.0304	.8393	.1271	.1493	58.75	.1695
#1	.2521	1.735	.0122	.0635	1.390	-.0002	.0643
#2	.2517	1.735	.0120	.0633	1.393	-.0005	.0641

Int. Std.	Y_3600	Y_3710	Y_2243	In2306
Avg	**99044.**	**11088.**	**1921.3**	**5985.2**
Stddev	6.	37.	4.0	1.1
%RSD	.00599	.33805	.20718	.01816
#1	99040.	11114.	1918.4	5984.4
#2	99048.	11061.	1924.1	5985.9

Zoom In Zoom Out

Sample Name: jb70648-2a Acquired: 7/4/2014 1:09:51 Type: Unk
Method: Accutest1(v240) Mode: CONC Corr. Factor: 1.000000
User: admin Custom ID1: Custom ID2: Custom ID3:
Comment: soil 7th

Elem	Ba4554	Be3130	Cd2288	Co2286	Cr2677	Cu3247	Mn2576	Ni2316	Ag3280
Avg	**.6801**	**.0037**	**.0013**	**.0445**	**.1289**	**.0783**	**3.211**	**.0981**	**.0025**
Stddev	.0005	.0000	.0001	.0002	.0005	.0001	.014	.0005	.0000
%RSD	.0709	.7637	10.68	.4641	.3826	.1205	.4253	.4684	.8640
#1	.6804	.0037	.0012	.0444	.1285	.0783	3.201	.0978	.0025
#2	.6798	.0037	.0014	.0447	.1292	.0784	3.221	.0985	.0025

Elem	V_2924	Zn2062	As1890	Tl1908	Pb2203	Se1960	Sb2068	Al3961	Ca3179
Avg	**.1449**	**.3474**	**.0159**	**-.0038**	**.2475**	**.0009**	**.0010**	**46.77**	**88.57**
Stddev	.0003	.0000	.0003	.0021	.0012	.0001	.0001	.06	.52
%RSD	.2175	.0042	1.918	55.03	.4858	14.61	11.21	.1325	.5870
#1	.1446	.3474	.0161	-.0052	.2483	.0008	.0009	46.73	88.20
#2	.1451	.3474	.0157	-.0023	.2466	.0010	.0011	46.82	88.94

Elem	Fe2599	Mg2790	K_7664	Na5895	B_2089	Mo2020	Pd3404	Si2124	Sn1899
Avg	**112.9**	**25.81**	**8.610**	**3.986**	**.0417**	**.0041**	**-.0098**	**7.655**	**.0280**
Stddev	.5	.20	.022	.005	.0007	.0000	.0001	.041	.0005
%RSD	.4447	.7793	.2524	.1372	1.597	.6858	.9854	.5332	1.819
#1	112.5	25.67	8.595	3.982	.0422	.0040	-.0097	7.626	.0284
#2	113.2	25.95	8.625	3.990	.0412	.0041	-.0099	7.684	.0277

Elem	Sr4077	Ti3349	W_2079	Zr3391	S_1820	Bi2230	Li6707
Avg	**.2092**	**2.009**	**.0161**	**.0592**	**1.021**	**.0002**	**.0527**
Stddev	.0004	.008	.0002	.0002	.004	.0009	.0002
%RSD	.1904	.3900	1.235	.3958	.3868	415.7	.3892
#1	.2089	2.003	.0159	.0591	1.024	-.0004	.0529
#2	.2094	2.015	.0162	.0594	1.018	.0009	.0526

Int. Std.	Y_3600	Y_3710	Y_2243	In2306
Avg	**99440.**	**11062.**	**1928.8**	**6013.7**
Stddev	163.	44.	4.4	2.5
%RSD	.16439	.40166	.23068	.04192
#1	99555.	11093.	1932.0	6015.5
#2	99324.	11030.	1925.7	6011.9

Zoom In Zoom Out

Sample Name: jb70648-3a Acquired: 7/4/2014 1:16:00 Type: Unk
Method: Accutest1(v240) Mode: CONC Corr. Factor: 1.000000
User: admin Custom ID1: Custom ID2: Custom ID3:
Comment: soil 7th

Elem	Ba4554	Be3130	Cd2288	Co2286	Cr2677	Cu3247	Mn2576	Ni2316	Ag3280
Avg	**1.064**	**.0062**	**.0015**	**.0726**	**.1329**	**.0571**	**5.024**	**.1930**	**.0023**
Stddev	.005	.0001	.0000	.0003	.0002	.0004	.010	.0000	.0001
%RSD	.4570	1.358	2.762	.3790	.1767	.6921	.1940	.0102	3.056
#1	1.067	.0062	.0015	.0724	.1331	.0568	5.017	.1930	.0022
#2	1.060	.0063	.0014	.0728	.1327	.0573	5.031	.1930	.0023

Elem	V_2924	Zn2062	As1890	Tl1908	Pb2203	Se1960	Sb2068	Al3961	Ca3179
Avg	**.1402**	**.3692**	**.0145**	**-.0010**	**.1902**	**-.0001**	**.0017**	**49.67**	**137.9**
Stddev	.0001	.0003	.0005	.0006	.0020	.0001	.0007	.09	1.2
%RSD	.0689	.0716	3.534	61.05	1.045	62.80	40.11	.1849	.8511
#1	.1401	.3690	.0149	-.0006	.1888	-.0001	.0022	49.73	137.1
#2	.1403	.3693	.0142	-.0014	.1916	-.0002	.0012	49.60	138.7

Elem	Fe2599	Mg2790	K_7664	Na5895	B_2089	Mo2020	Pd3404	Si2124	Sn1899
Avg	**140.2**	**35.02**	**10.34**	**3.771**	**.0400**	**.0037**	**-.0113**	**4.982**	**.0292**
Stddev	.7	.29	.02	.015	.0001	.0002	.0004	.007	.0007
%RSD	.5103	.8179	.1644	.4070	.3628	5.560	3.913	.1346	2.387
#1	139.7	34.81	10.35	3.782	.0401	.0038	-.0110	4.977	.0287
#2	140.7	35.22	10.33	3.760	.0399	.0035	-.0116	4.986	.0297

Elem	Sr4077	Ti3349	W_2079	Zr3391	S_1820	Bi2230	Li6707
Avg	**.3292**	**1.412**	**.0103**	**.0617**	**1.362**	**.0006**	**.0779**
Stddev	.0001	.001	.0003	.0002	.003	.0005	.0003
%RSD	.0276	.0995	2.887	.2859	.1866	97.88	.4471
#1	.3293	1.412	.0105	.0618	1.361	.0002	.0781
#2	.3291	1.413	.0101	.0616	1.364	.0009	.0776

Int. Std.	Y_3600	Y_3710	Y_2243	In2306
Avg	**98001.**	**11024.**	**1906.2**	**5933.6**
Stddev	44.	52.	.3	.9
%RSD	.04460	.47518	.01693	.01537
#1	98032.	11061.	1905.9	5933.0
#2	97970.	10987.	1906.4	5934.3

Zoom In Zoom Out

Sample Name: ccv Acquired: 7/4/2014 1:22:17 Type: QC
Method: Accutest1(v240) Mode: CONC Corr. Factor: 1.000000
User: admin Custom ID1: Custom ID2: Custom ID3:
Comment: 3

Elem	Ba4554	Be3130	Cd2288	Co2286	Cr2677	Cu3247	Mn2576	Ni2316	Ag3280
Units	ppm	ppm	ppm	ppm	ppm	ppm	ppm	ppm	ppm
Avg	**2.039**	**1.988**	**1.997**	**2.018**	**2.030**	**1.961**	**2.061**	**2.048**	**.2431**
Stddev	.002	.004	.004	.002	.000	.003	.004	.002	.0005
%RSD	.1108	.1977	.1967	.0835	.0138	.1381	.1737	.1024	.2009
#1	2.038	1.985	1.994	2.017	2.030	1.959	2.064	2.046	.2427
#2	2.041	1.990	2.000	2.019	2.030	1.963	2.059	2.049	.2434
Check ?	Chk Pass	Chk Pass	Chk Pass	Chk Pass	Chk Pass	Chk Pass	Chk Pass	Chk Pass	Chk Pass
Value									
Range									

Elem	V_2924	Zn2062	As1890	Tl1908	Pb2203	Se1960	Sb2068	Al3961	Ca3179
Units	ppm	ppm	ppm	ppm	ppm	ppm	ppm	ppm	ppm
Avg	**1.997**	**2.067**	**1.972**	**2.056**	**2.061**	**1.962**	**1.965**	**39.88**	**40.03**
Stddev	.002	.003	.002	.000	.001	.004	.005	.08	.00
%RSD	.1088	.1202	.0933	.0090	.0653	.1952	.2532	.2016	.0109
#1	1.999	2.065	1.971	2.056	2.062	1.959	1.961	39.82	40.03
#2	1.995	2.069	1.973	2.056	2.060	1.965	1.969	39.93	40.02
Check ?	Chk Pass	Chk Pass	Chk Pass	Chk Pass	Chk Pass	Chk Pass	Chk Pass	Chk Pass	Chk Pass
Value									
Range									

Elem	Fe2599	Mg2790	K_7664	Na5895	B_2089	Mo2020	Pd3404	Si2124	Sn1899
Units	ppm	ppm	ppm	ppm	ppm	ppm	ppm	ppm	ppm
Avg	**38.91**	**39.07**	**40.28**	**40.89**	**1.989**	**2.010**	**1.941**	**4.961**	**2.049**
Stddev	.00	.03	.05	.08	.002	.003	.002	.004	.004
%RSD	.0060	.0706	.1291	.2044	.1076	.1689	.1049	.0829	.1920
#1	38.91	39.05	40.25	40.83	1.987	2.007	1.940	4.958	2.046
#2	38.91	39.09	40.32	40.95	1.990	2.012	1.943	4.964	2.052
Check ?	Chk Pass	Chk Pass	Chk Pass	Chk Pass	Chk Pass	Chk Pass	Chk Pass	Chk Pass	Chk Pass
Value									
Range									

Zoom In Zoom Out

Sample Name: ccv Acquired: 7/4/2014 1:22:17 Type: QC
Method: Accutest1(v240) Mode: CONC Corr. Factor: 1.000000
User: admin Custom ID1: Custom ID2: Custom ID3:
Comment: 3

Elem	Sr4077	Ti3349	W_2079	Zr3391	S_1820	Bi2230	Li6707
Units	ppm	ppm	ppm	ppm	ppm	ppm	ppm
Avg	**2.034**	**2.006**	**1.945**	**1.991**	**1.966**	**1.957**	**1.961**
Stddev	.000	.001	.006	.004	.002	.001	.001
%RSD	.0167	.0390	.3254	.1892	.0812	.0513	.0432
#1	2.034	2.005	1.940	1.989	1.967	1.956	1.960
#2	2.035	2.006	1.949	1.994	1.965	1.957	1.962
Check ?	Chk Pass	Chk Pass	Chk Pass	Chk Pass	Chk Pass	Chk Pass	Chk Pass
Value							
Range							

Int. Std.	Y_3600	Y_3710	Y_2243	In2306
Units	Cts/S	Cts/S	Cts/S	Cts/S
Avg	**96711.**	**10642.**	**1877.6**	**5854.5**
Stddev	47.	26.	1.1	.4
%RSD	.04903	.24666	.06067	.00640
#1	96745.	10661.	1878.4	5854.3
#2	96678.	10624.	1876.8	5854.8

Zoom In Zoom Out

Sample Name: ccb Acquired: 7/4/2014 1:28:21 Type: QC
Method: Accutest1(v240) Mode: CONC Corr. Factor: 1.000000
User: admin Custom ID1: Custom ID2: Custom ID3:
Comment:

Elem	Ba4554	Be3130	Cd2288	Co2286	Cr2677	Cu3247	Mn2576	Ni2316	Ag3280
Units	ppm	ppm	ppm	ppm	ppm	ppm	ppm	ppm	ppm
Avg	**.0002**	**.0001**	**.0004**	**.0000**	**-.0002**	**-.0006**	**.0001**	**.0003**	**-.0001**
Stddev	.0001	.0000	.0000	.000	.0000	.0002	.0000	.0002	.0002
%RSD	59.47	10.20	12.84	15030.	18.00	25.13	13.73	46.90	158.6
#1	.0003	.0001	.0004	-.0001	-.0002	-.0005	.0001	.0002	-.0003
#2	.0001	.0001	.0003	.0001	-.0002	-.0007	.0001	.0004	.0000
Check ?	Chk Pass	Chk Pass	Chk Pass	Chk Pass	Chk Pass	Chk Pass	Chk Pass	Chk Pass	Chk Pass
High Limit									
Low Limit									

Elem	V_2924	Zn2062	As1890	Tl1908	Pb2203	Se1960	Sb2068	Al3961	Ca3179
Units	ppm	ppm	ppm	ppm	ppm	ppm	ppm	ppm	ppm
Avg	**.0001**	**.0006**	**.0002**	**-.0002**	**.0005**	**-.0003**	**.0000**	**.0051**	**-.0052**
Stddev	.0002	.0001	.0001	.0017	.0008	.0012	.0002	.0026	.0027
%RSD	385.3	18.43	46.73	888.4	158.9	388.8	645.5	51.82	52.33
#1	.0002	.0005	.0002	-.0014	-.0001	.0005	-.0001	.0032	-.0033
#2	-.0001	.0007	.0001	.0010	.0010	-.0012	.0002	.0069	-.0071
Check ?	Chk Pass	Chk Pass	Chk Pass	Chk Pass	Chk Pass	Chk Pass	Chk Pass	Chk Pass	Chk Pass
High Limit									
Low Limit									

Elem	Fe2599	Mg2790	K_7664	Na5895	B_2089	Mo2020	Pd3404	Si2124	Sn1899
Units	ppm	ppm	ppm	ppm	ppm	ppm	ppm	ppm	ppm
Avg	**.0046**	**-.0201**	**.0295**	**.0038**	**.0002**	**.0019**	**.0004**	**.0076**	**.0005**
Stddev	.0029	.0092	.0065	.0074	.0005	.0005	.0006	.0018	.0011
%RSD	64.14	45.75	21.88	195.0	206.7	23.64	153.2	24.28	192.6
#1	.0067	-.0136	.0341	-.0014	-.0001	.0023	.0000	.0063	.0013
#2	.0025	-.0265	.0250	.0090	.0006	.0016	.0008	.0089	-.0002
Check ?	Chk Pass	Chk Pass	Chk Pass	Chk Pass	Chk Pass	Chk Pass	Chk Pass	Chk Pass	Chk Pass
High Limit									
Low Limit									

Zoom In Zoom Out

Sample Name: ccb Acquired: 7/4/2014 1:28:21 Type: QC
Method: Accutest1(v240) Mode: CONC Corr. Factor: 1.000000
User: admin Custom ID1: Custom ID2: Custom ID3:
Comment:

Elem	Sr4077	Ti3349	W_2079	Zr3391	S_1820	Bi2230	Li6707
Units	ppm	ppm	ppm	ppm	ppm	ppm	ppm
Avg	**.0001**	**.0002**	**.0027**	**.0004**	**.0015**	**-.0004**	**.0002**
Stddev	.0000	.0002	.0004	.0000	.0008	.0007	.0009
%RSD	18.26	113.7	13.25	7.327	50.94	171.5	497.8
#1	.0002	.0000	.0025	.0003	.0020	-.0009	-.0004
#2	.0001	.0003	.0030	.0004	.0010	.0001	.0008
Check ?	Chk Pass	Chk Pass	Chk Pass	Chk Pass	Chk Pass	Chk Pass	Chk Pass
High Limit							
Low Limit							

Int. Std.	Y_3600	Y_3710	Y_2243	In2306
Units	Cts/S	Cts/S	Cts/S	Cts/S
Avg	**101930.**	**10820.**	**1974.6**	**6499.9**
Stddev	213.	45.	1.9	5.3
%RSD	.20904	.41554	.09383	.08106
#1	101780.	10789.	1975.9	6503.7
#2	102080.	10852.	1973.3	6496.2

Zoom In Zoom Out

Sample Name: jb70644-1 2 Acquired: 7/4/2014 1:34:40 Type: Unk
Method: Accutest1(v240) Mode: CONC Corr. Factor: 1.000000
User: admin Custom ID1: Custom ID2: Custom ID3:
Comment: soil 15th

Elem	Ba4554	Be3130	Cd2288	Co2286	Cr2677	Cu3247	Mn2576	Ni2316	Ag3280
Avg	**.0482**	**.0005**	**.0005**	**.0026**	**.0866**	**.0132**	**.0856**	**.0253**	**.0012**
Stddev	.0004	.0000	.0001	.0001	.0008	.0001	.0005	.0001	.0001
%RSD	.7485	.5539	10.95	5.737	.9048	.5889	.5393	.3698	7.723
#1	.0480	.0005	.0005	.0027	.0860	.0132	.0853	.0254	.0012
#2	.0485	.0005	.0006	.0025	.0871	.0131	.0859	.0253	.0011

Elem	V_2924	Zn2062	As1890	Tl1908	Pb2203	Se1960	Sb2068	Al3961	Ca3179
Avg	**.0556**	**.0419**	**.0087**	**-.0024**	**.0226**	**.0010**	**.0001**	**15.65**	**.9923**
Stddev	.0001	.0001	.0009	.0003	.0002	.0010	.0006	.05	.0067
%RSD	.1918	.1588	10.03	11.36	.7244	101.9	1122.	.3062	.6770
#1	.0555	.0420	.0081	-.0022	.0225	.0018	.0005	15.62	.9971
#2	.0556	.0419	.0094	-.0026	.0227	.0003	-.0004	15.69	.9876

Elem	Fe2599	Mg2790	K_7664	Na5895	B_2089	Mo2020	Pd3404	Si2124	Sn1899
Avg	**43.65**	**1.356**	**1.477**	**.0643**	**.0076**	**.0032**	**-.0054**	**3.117**	**.0249**
Stddev	.08	.000	.001	.0029	.0002	.0001	.0006	.018	.0003
%RSD	.1928	.0327	.0948	4.571	2.311	2.502	11.63	.5627	1.116
#1	43.71	1.356	1.478	.0664	.0075	.0033	-.0058	3.130	.0248
#2	43.59	1.356	1.476	.0622	.0078	.0031	-.0049	3.105	.0251

Elem	Sr4077	Ti3349	W_2079	Zr3391	S_1820	Bi2230	Li6707
Avg	**.0118**	**1.360**	**.0055**	**.0721**	**.0987**	**.0007**	**.0069**
Stddev	.0000	.003	.0001	.0001	.0010	.0001	.0001
%RSD	.3773	.2105	2.049	.0970	1.035	19.14	1.477
#1	.0118	1.358	.0054	.0721	.0979	.0008	.0070
#2	.0119	1.362	.0056	.0722	.0994	.0006	.0068

Int. Std.	Y_3600	Y_3710	Y_2243	In2306
Avg	**101750.**	**10946.**	**1965.2**	**6373.1**
Stddev	100.	30.	4.2	9.1
%RSD	.09782	.27214	.21376	.14247
#1	101820.	10925.	1968.2	6379.5
#2	101680.	10967.	1962.2	6366.7

Zoom In Zoom Out

Sample Name: jb70644-2 Acquired: 7/4/2014 1:40:52 Type: Unk
Method: Accutest1(v240) Mode: CONC Corr. Factor: 1.000000
User: admin Custom ID1: Custom ID2: Custom ID3:
Comment: soil 15th

Elem	Ba4554	Be3130	Cd2288	Co2286	Cr2677	Cu3247	Mn2576	Ni2316	Ag3280
Avg	**.0701**	**.0009**	**-.0001**	**.0033**	**.1010**	**.0161**	**.1415**	**.0160**	**.0017**
Stddev	.0000	.0000	.0001	.0000	.0005	.0000	.0007	.0000	.0003
%RSD	.0595	3.735	67.54	.9503	.4963	.1733	.5276	.1093	17.98
#1	.0701	.0010	-.0002	.0033	.1007	.0161	.1410	.0160	.0015
#2	.0701	.0009	-.0001	.0033	.1014	.0161	.1421	.0160	.0019

Elem	V_2924	Zn2062	As1890	Tl1908	Pb2203	Se1960	Sb2068	Al3961	Ca3179
Avg	**.1290**	**.0571**	**.0214**	**-.0029**	**.0327**	**.0039**	**.0005**	**57.99**	**2.523**
Stddev	.0007	.0002	.0007	.0008	.0006	.0006	.0007	.17	.017
%RSD	.5582	.3647	3.065	26.74	1.732	14.70	137.6	.2975	.6524
#1	.1285	.0569	.0218	-.0034	.0323	.0035	.0011	58.11	2.512
#2	.1295	.0572	.0209	-.0023	.0331	.0043	.0000	57.86	2.535

Elem	Fe2599	Mg2790	K_7664	Na5895	B_2089	Mo2020	Pd3404	Si2124	Sn1899
Avg	**71.10**	**3.138**	**2.300**	**.0967**	**.0071**	**.0056**	**-.0089**	**3.178**	**.0233**
Stddev	.15	.016	.024	.0005	.0003	.0001	.0003	.002	.0009
%RSD	.2092	.5127	1.050	.5479	4.810	1.909	3.277	.0607	3.735
#1	70.99	3.127	2.283	.0971	.0069	.0056	-.0092	3.179	.0240
#2	71.20	3.150	2.317	.0963	.0074	.0057	-.0087	3.176	.0227

Elem	Sr4077	Ti3349	W_2079	Zr3391	S_1820	Bi2230	Li6707
Avg	**.0301**	**1.260**	**.0044**	**.1009**	**.1624**	**-.0021**	**.0300**
Stddev	.0002	.006	.0007	.0000	.0019	.0003	.0003
%RSD	.5448	.4654	16.96	.0408	1.181	13.64	1.025
#1	.0300	1.255	.0049	.1009	.1637	-.0019	.0298
#2	.0302	1.264	.0039	.1010	.1610	-.0023	.0303

Int. Std.	Y_3600	Y_3710	Y_2243	In2306
Avg	**100410.**	**10975.**	**1969.8**	**6301.5**
Stddev	113.	20.	.0	3.0
%RSD	.11282	.18395	.00041	.04793
#1	100330.	10961.	1969.8	6303.7
#2	100490.	10989.	1969.8	6299.4

Zoom In Zoom Out

Sample Name: jb70644-3 Acquired: 7/4/2014 1:47:05 Type: Unk
Method: Accutest1(v240) Mode: CONC Corr. Factor: 1.000000
User: admin Custom ID1: Custom ID2: Custom ID3:
Comment: soil 15th

Elem	Ba4554	Be3130	Cd2288	Co2286	Cr2677	Cu3247	Mn2576	Ni2316	Ag3280
Avg	**.1359**	**.0013**	**.0006**	**.0070**	**.1445**	**.0311**	**.1565**	**.0275**	**.0020**
Stddev	.0003	.0001	.0002	.0000	.0008	.0000	.0005	.0003	.0000
%RSD	.2309	6.393	42.00	.1891	.5824	.0210	.3072	1.027	.2551
#1	.1361	.0013	.0007	.0070	.1439	.0312	.1562	.0273	.0020
#2	.1357	.0012	.0004	.0070	.1451	.0311	.1569	.0277	.0020

Elem	V_2924	Zn2062	As1890	Tl1908	Pb2203	Se1960	Sb2068	Al3961	Ca3179
Avg	**.1753**	**.0750**	**.0243**	**-.0023**	**.0437**	**.0024**	**.0002**	**80.17**	**3.293**
Stddev	.0001	.0000	.0011	.0002	.0010	.0003	.0007	.10	.013
%RSD	.0419	.0363	4.493	7.247	2.364	13.18	268.9	.1186	.3929
#1	.1754	.0750	.0251	-.0022	.0445	.0022	-.0002	80.10	3.302
#2	.1753	.0750	.0235	-.0024	.0430	.0027	.0007	80.24	3.283

Elem	Fe2599	Mg2790	K_7664	Na5895	B_2089	Mo2020	Pd3404	Si2124	Sn1899
Avg	**89.51**	**5.217**	**3.587**	**.1114**	**.0110**	**.0065**	**-.0120**	**2.779**	**.0260**
Stddev	.23	.006	.006	.0014	.0001	.0001	.0005	.010	.0001
%RSD	.2528	.1252	.1785	1.284	1.063	1.475	4.348	.3443	.3437
#1	89.67	5.212	3.592	.1124	.0111	.0065	-.0124	2.786	.0259
#2	89.35	5.221	3.583	.1104	.0110	.0066	-.0116	2.772	.0260

Elem	Sr4077	Ti3349	W_2079	Zr3391	S_1820	Bi2230	Li6707
Avg	**.0315**	**1.575**	**.0035**	**.1358**	**.2810**	**-.0018**	**.0452**
Stddev	.0001	.005	.0012	.0006	.0004	.0003	.0003
%RSD	.2831	.3388	34.85	.4760	.1381	18.59	.6603
#1	.0315	1.571	.0044	.1353	.2807	-.0020	.0450
#2	.0314	1.578	.0026	.1363	.2813	-.0016	.0455

Int. Std.	Y_3600	Y_3710	Y_2243	In2306
Avg	**100710.**	**11063.**	**1976.3**	**6219.1**
Stddev	217.	12.	1.6	5.3
%RSD	.21526	.10896	.08040	.08526
#1	100860.	11054.	1977.4	6222.9
#2	100550.	11071.	1975.2	6215.4

Zoom In Zoom Out

Sample Name: jb70644-4 Acquired: 7/4/2014 1:53:17 Type: Unk
Method: Accutest1(v240) Mode: CONC Corr. Factor: 1.000000
User: admin Custom ID1: Custom ID2: Custom ID3:
Comment: soil 15th

Elem	Ba4554	Be3130	Cd2288	Co2286	Cr2677	Cu3247	Mn2576	Ni2316	Ag3280
Avg	**.0693**	**.0006**	**.0004**	**.0026**	**.0999**	**.0135**	**.0914**	**.0178**	**.0013**
Stddev	.0003	.0000	.0001	.0000	.0008	.0001	.0005	.0000	.0000
%RSD	.4302	5.047	29.24	1.714	.7737	.7799	.5857	.0511	1.102
#1	.0696	.0006	.0003	.0026	.1004	.0134	.0918	.0178	.0013
#2	.0691	.0006	.0005	.0026	.0993	.0135	.0910	.0178	.0013

Elem	V_2924	Zn2062	As1890	Tl1908	Pb2203	Se1960	Sb2068	Al3961	Ca3179
Avg	**.1130**	**.0513**	**.0153**	**-.0011**	**.0400**	**.0025**	**-.0003**	**51.49**	**2.679**
Stddev	.0001	.0002	.0004	.0026	.0003	.0015	.0006	.02	.008
%RSD	.1104	.3468	2.313	230.9	.7824	60.87	227.7	.0382	.2859
#1	.1131	.0512	.0156	.0007	.0402	.0014	-.0007	51.47	2.685
#2	.1129	.0514	.0151	-.0030	.0398	.0036	.0002	51.50	2.674

Elem	Fe2599	Mg2790	K_7664	Na5895	B_2089	Mo2020	Pd3404	Si2124	Sn1899
Avg	**50.96**	**2.119**	**1.825**	**.2524**	**.0078**	**.0041**	**-.0086**	**3.122**	**.0238**
Stddev	.11	.029	.012	.0005	.0006	.0002	.0011	.005	.0007
%RSD	.2063	1.393	.6667	.1989	7.094	4.298	12.66	.1499	2.984
#1	51.03	2.140	1.816	.2528	.0074	.0040	-.0094	3.126	.0232
#2	50.88	2.098	1.833	.2521	.0081	.0042	-.0078	3.119	.0243

Elem	Sr4077	Ti3349	W_2079	Zr3391	S_1820	Bi2230	Li6707
Avg	**.0337**	**1.131**	**.0012**	**.1050**	**.2165**	**-.0027**	**.0247**
Stddev	.0001	.006	.0005	.0002	.0005	.0004	.0000
%RSD	.2007	.5158	42.11	.2166	.2332	14.98	.1397
#1	.0337	1.135	.0008	.1052	.2161	-.0030	.0247
#2	.0338	1.126	.0015	.1049	.2168	-.0024	.0246

Int. Std.	Y_3600	Y_3710	Y_2243	In2306
Avg	**100260.**	**11047.**	**1969.9**	**6283.2**
Stddev	215.	39.	5.9	6.7
%RSD	.21438	.35326	.30030	.10725
#1	100100.	11019.	1965.7	6278.5
#2	100410.	11075.	1974.0	6288.0

Zoom In Zoom Out

Sample Name: jb70644-5 Acquired: 7/4/2014 1:59:29 Type: Unk
Method: Accutest1(v240) Mode: CONC Corr. Factor: 1.000000
User: admin Custom ID1: Custom ID2: Custom ID3:
Comment: soil 15th

Elem	Ba4554	Be3130	Cd2288	Co2286	Cr2677	Cu3247	Mn2576	Ni2316	Ag3280
Avg	**.0568**	**.0003**	**.0005**	**.0020**	**.0781**	**.0109**	**.0682**	**.0199**	**.0010**
Stddev	.0001	.0000	.0000	.0002	.0003	.0000	.0000	.0003	.0003
%RSD	.1544	2.871	.9746	10.92	.3573	.4158	.0555	1.403	26.56
#1	.0568	.0003	.0005	.0019	.0779	.0109	.0682	.0197	.0012
#2	.0569	.0004	.0005	.0022	.0783	.0109	.0682	.0201	.0008

Elem	V_2924	Zn2062	As1890	Tl1908	Pb2203	Se1960	Sb2068	Al3961	Ca3179
Avg	**.0686**	**.0458**	**.0092**	**-.0017**	**.0455**	**.0016**	**.0001**	**34.11**	**.6233**
Stddev	.0001	.0002	.0008	.0002	.0000	.0002	.0011	.05	.0001
%RSD	.0858	.5419	8.422	12.68	.0727	10.71	771.0	.1394	.0195
#1	.0685	.0456	.0098	-.0015	.0455	.0017	.0010	34.08	.6234
#2	.0686	.0459	.0087	-.0018	.0455	.0015	-.0007	34.14	.6233

Elem	Fe2599	Mg2790	K_7664	Na5895	B_2089	Mo2020	Pd3404	Si2124	Sn1899
Avg	**28.88**	**1.377**	**1.090**	**.0506**	**.0043**	**.0023**	**-.0064**	**2.954**	**.0227**
Stddev	.07	.005	.000	.0032	.0000	.0002	.0002	.014	.0007
%RSD	.2510	.3483	.0411	6.273	.6615	10.77	3.177	.4877	2.893
#1	28.93	1.374	1.090	.0484	.0043	.0021	-.0063	2.964	.0232
#2	28.83	1.381	1.090	.0529	.0043	.0025	-.0066	2.944	.0223

Elem	Sr4077	Ti3349	W_2079	Zr3391	S_1820	Bi2230	Li6707
Avg	**.0092**	**1.112**	**-.0013**	**.0708**	**.2068**	**-.0020**	**.0198**
Stddev	.0001	.001	.0004	.0005	.0015	.0002	.0002
%RSD	1.119	.1277	28.89	.7704	.7243	8.788	1.120
#1	.0091	1.113	-.0010	.0704	.2078	-.0019	.0200
#2	.0093	1.111	-.0016	.0712	.2057	-.0021	.0196

Int. Std.	Y_3600	Y_3710	Y_2243	In2306
Avg	**101200.**	**10971.**	**1978.5**	**6335.7**
Stddev	75.	30.	4.8	6.9
%RSD	.07372	.26971	.24422	.10905
#1	101150.	10950.	1981.9	6340.6
#2	101250.	10992.	1975.1	6330.8

Zoom In Zoom Out

Sample Name: jb70644-6 Acquired: 7/4/2014 2:05:41 Type: Unk
Method: Accutest1(v240) Mode: CONC Corr. Factor: 1.000000
User: admin Custom ID1: Custom ID2: Custom ID3:
Comment: soil 15th

Elem	Ba4554	Be3130	Cd2288	Co2286	Cr2677	Cu3247	Mn2576	Ni2316	Ag3280
Avg	**.0841**	**.0007**	**.0005**	**.0043**	**.1073**	**.0240**	**.1312**	**.0178**	**.0011**
Stddev	.0003	.0000	.0003	.0001	.0003	.0002	.0001	.0001	.0002
%RSD	.4030	.3225	47.49	2.131	.2730	.7635	.0997	.8214	19.67
#1	.0839	.0007	.0007	.0042	.1075	.0239	.1311	.0177	.0013
#2	.0843	.0007	.0004	.0043	.1071	.0241	.1313	.0179	.0009

Elem	V_2924	Zn2062	As1890	Tl1908	Pb2203	Se1960	Sb2068	Al3961	Ca3179
Avg	**.1077**	**.0817**	**.0158**	**-.0019**	**.0443**	**.0023**	**.0003**	**43.40**	**3.198**
Stddev	.0006	.0001	.0008	.0004	.0006	.0018	.0004	.04	.015
%RSD	.6015	.1107	5.051	22.01	1.332	79.03	122.2	.0892	.4585
#1	.1081	.0818	.0152	-.0022	.0447	.0036	.0006	43.37	3.208
#2	.1072	.0817	.0163	-.0016	.0439	.0010	.0000	43.43	3.188

Elem	Fe2599	Mg2790	K_7664	Na5895	B_2089	Mo2020	Pd3404	Si2124	Sn1899
Avg	**53.81**	**4.238**	**2.917**	**.1219**	**.0109**	**.0049**	**-.0119**	**3.218**	**.0251**
Stddev	.08	.054	.016	.0034	.0003	.0001	.0000	.027	.0014
%RSD	.1542	1.282	.5575	2.816	2.323	2.208	.2322	.8262	5.456
#1	53.75	4.276	2.905	.1243	.0107	.0049	-.0119	3.236	.0241
#2	53.87	4.199	2.928	.1195	.0111	.0050	-.0119	3.199	.0260

Elem	Sr4077	Ti3349	W_2079	Zr3391	S_1820	Bi2230	Li6707
Avg	**.0422**	**1.393**	**.0016**	**.1436**	**.1363**	**-.0041**	**.0281**
Stddev	.0001	.005	.0007	.0004	.0007	.0004	.0000
%RSD	.2829	.3952	43.44	.2950	.5024	9.666	.0327
#1	.0423	1.389	.0011	.1433	.1368	-.0038	.0281
#2	.0422	1.397	.0022	.1439	.1358	-.0044	.0281

Int. Std.	Y_3600	Y_3710	Y_2243	In2306
Avg	**100170.**	**10947.**	**1973.8**	**6292.0**
Stddev	23.	30.	6.2	13.9
%RSD	.02276	.27765	.31370	.22134
#1	100160.	10968.	1978.2	6301.8
#2	100190.	10925.	1969.4	6282.1

Zoom In Zoom Out

Sample Name: jb70644-7 Acquired: 7/4/2014 2:11:54 Type: Unk
Method: Accutest1(v240) Mode: CONC Corr. Factor: 1.000000
User: admin Custom ID1: Custom ID2: Custom ID3:
Comment: soil 15th

Elem	Ba4554	Be3130	Cd2288	Co2286	Cr2677	Cu3247	Mn2576	Ni2316	Ag3280
Avg	**.0176**	**.0001**	**.0004**	**.0013**	**.0394**	**.0065**	**.0604**	**.0082**	**.0005**
Stddev	.0001	.0000	.0002	.0000	.0001	.0000	.0000	.0001	.0001
%RSD	.3892	9.516	43.16	3.244	.3727	.1264	.0404	1.447	22.16
#1	.0175	.0002	.0003	.0013	.0393	.0065	.0604	.0082	.0004
#2	.0176	.0001	.0006	.0013	.0395	.0065	.0605	.0083	.0006

Elem	V_2924	Zn2062	As1890	Tl1908	Pb2203	Se1960	Sb2068	Al3961	Ca3179
Avg	**.0368**	**.0398**	**.0056**	**-.0031**	**.0194**	**.0014**	**.0009**	**8.988**	**.5845**
Stddev	.0004	.0000	.0004	.0017	.0008	.0017	.0006	.012	.0036
%RSD	1.043	.0876	7.602	54.42	3.926	122.7	64.44	.1361	.6199
#1	.0371	.0397	.0059	-.0019	.0199	.0002	.0013	8.979	.5819
#2	.0366	.0398	.0053	-.0042	.0188	.0026	.0005	8.996	.5870

Elem	Fe2599	Mg2790	K_7664	Na5895	B_2089	Mo2020	Pd3404	Si2124	Sn1899
Avg	**19.26**	**.5253**	**.6595**	**.0315**	**.0026**	**.0014**	**-.0037**	**2.353**	**.0231**
Stddev	.06	.0203	.0064	.0027	.0002	.0000	.0004	.010	.0010
%RSD	.3091	3.873	.9762	8.702	6.036	1.306	10.23	.4229	4.299
#1	19.21	.5397	.6550	.0335	.0025	.0013	-.0040	2.346	.0224
#2	19.30	.5109	.6641	.0296	.0027	.0014	-.0035	2.360	.0238

Elem	Sr4077	Ti3349	W_2079	Zr3391	S_1820	Bi2230	Li6707
Avg	**.0077**	**1.004**	**-.0015**	**.0542**	**.0750**	**.0005**	**.0038**
Stddev	.0000	.003	.0001	.0002	.0001	.0001	.0004
%RSD	.2559	.3226	9.226	.3983	.1289	23.16	11.39
#1	.0077	1.006	-.0014	.0543	.0750	.0005	.0041
#2	.0077	1.001	-.0015	.0540	.0749	.0006	.0035

Int. Std.	Y_3600	Y_3710	Y_2243	In2306
Avg	**102470.**	**10893.**	**1979.5**	**6447.2**
Stddev	143.	26.	6.0	5.6
%RSD	.13916	.23645	.30377	.08664
#1	102370.	10911.	1975.3	6443.2
#2	102570.	10874.	1983.8	6451.1

Zoom In Zoom Out

Sample Name: jb70644-8 Acquired: 7/4/2014 2:18:08 Type: Unk
Method: Accutest1(v240) Mode: CONC Corr. Factor: 1.000000
User: admin Custom ID1: Custom ID2: Custom ID3:
Comment: soil 15th

Elem	Ba4554	Be3130	Cd2288	Co2286	Cr2677	Cu3247	Mn2576	Ni2316	Ag3280
Avg	**.0445**	**.0003**	**.0003**	**.0025**	**.0649**	**.0143**	**.0781**	**.0129**	**.0006**
Stddev	.0001	.0000	.0001	.0003	.0000	.0000	.0003	.0001	.0000
%RSD	.1229	2.747	30.68	10.94	.0309	.1295	.3707	1.022	6.231
#1	.0444	.0003	.0002	.0023	.0650	.0143	.0783	.0128	.0006
#2	.0445	.0003	.0003	.0027	.0649	.0143	.0779	.0130	.0005

Elem	V_2924	Zn2062	As1890	Tl1908	Pb2203	Se1960	Sb2068	Al3961	Ca3179
Avg	**.1034**	**.0438**	**.0147**	**-.0038**	**.0304**	**.0012**	**.0000**	**30.26**	**.3992**
Stddev	.0003	.0002	.0000	.0008	.0007	.0001	.000	.01	.0013
%RSD	.2750	.4976	.0919	22.00	2.344	12.11	8676.	.0207	.3142
#1	.1032	.0436	.0147	-.0032	.0299	.0013	.0003	30.26	.3983
#2	.1036	.0439	.0147	-.0043	.0309	.0011	-.0003	30.27	.4000

Elem	Fe2599	Mg2790	K_7664	Na5895	B_2089	Mo2020	Pd3404	Si2124	Sn1899
Avg	**22.78**	**2.096**	**1.643**	**.0878**	**.0077**	**.0026**	**-.0061**	**2.852**	**.0242**
Stddev	.01	.035	.013	.0033	.0001	.0002	.0007	.026	.0004
%RSD	.0504	1.675	.7887	3.811	.7709	9.425	11.02	.9075	1.559
#1	22.79	2.071	1.634	.0855	.0077	.0024	-.0066	2.871	.0240
#2	22.77	2.121	1.653	.0902	.0076	.0028	-.0056	2.834	.0245

Elem	Sr4077	Ti3349	W_2079	Zr3391	S_1820	Bi2230	Li6707
Avg	**.0070**	**1.370**	**-.0025**	**.0850**	**.2077**	**-.0016**	**.0161**
Stddev	.0001	.002	.0004	.0002	.0006	.0003	.0003
%RSD	1.354	.1383	17.01	.2067	.2846	21.23	1.847
#1	.0070	1.372	-.0028	.0849	.2081	-.0014	.0164
#2	.0069	1.369	-.0022	.0851	.2073	-.0019	.0159

Int. Std.	Y_3600	Y_3710	Y_2243	In2306
Avg	**101150.**	**10940.**	**1986.1**	**6349.7**
Stddev	91.	14.	1.2	6.4
%RSD	.08984	.12881	.06047	.10057
#1	101090.	10930.	1985.2	6345.2
#2	101210.	10949.	1986.9	6354.2

Zoom In Zoom Out

Sample Name: jb70644-9 Acquired: 7/4/2014 2:24:20 Type: Unk
Method: Accutest1(v240) Mode: CONC Corr. Factor: 1.000000
User: admin Custom ID1: Custom ID2: Custom ID3:
Comment: soil 15th

Elem	Ba4554	Be3130	Cd2288	Co2286	Cr2677	Cu3247	Mn2576	Ni2316	Ag3280
Avg	**.0688**	**.0004**	**.0012**	**.0023**	**.0600**	**.0180**	**.1297**	**.0104**	**.0009**
Stddev	.0000	.0000	.0000	.0002	.0002	.0000	.0002	.0002	.0002
%RSD	.0350	5.326	2.074	7.353	.2553	.2661	.1837	1.917	25.08
#1	.0688	.0004	.0012	.0025	.0599	.0180	.1295	.0105	.0011
#2	.0688	.0005	.0012	.0022	.0601	.0181	.1299	.0103	.0008

Elem	V_2924	Zn2062	As1890	Tl1908	Pb2203	Se1960	Sb2068	Al3961	Ca3179
Avg	**.0701**	**.1115**	**.0139**	**-.0012**	**.1203**	**.0023**	**.0006**	**21.57**	**4.675**
Stddev	.0003	.0004	.0004	.0002	.0018	.0026	.0003	.06	.002
%RSD	.3699	.3952	2.557	17.60	1.497	109.8	49.71	.2675	.0401
#1	.0702	.1112	.0141	-.0013	.1190	.0042	.0004	21.61	4.673
#2	.0699	.1118	.0136	-.0010	.1216	.0005	.0008	21.53	4.676

Elem	Fe2599	Mg2790	K_7664	Na5895	B_2089	Mo2020	Pd3404	Si2124	Sn1899
Avg	**34.69**	**1.769**	**1.119**	**.0755**	**.0046**	**.0026**	**-.0042**	**3.133**	**.0255**
Stddev	.07	.010	.005	.0020	.0006	.0000	.0007	.022	.0004
%RSD	.2051	.5441	.4152	2.588	12.88	.9011	17.84	.6953	1.698
#1	34.64	1.762	1.115	.0768	.0051	.0026	-.0047	3.148	.0258
#2	34.74	1.776	1.122	.0741	.0042	.0025	-.0037	3.117	.0252

Elem	Sr4077	Ti3349	W_2079	Zr3391	S_1820	Bi2230	Li6707
Avg	**.0312**	**.9882**	**.0035**	**.0520**	**.6138**	**.0042**	**.0115**
Stddev	.0001	.0007	.0006	.0012	.0045	.0017	.0004
%RSD	.3450	.0753	18.12	2.253	.7410	39.38	3.884
#1	.0311	.9877	.0040	.0528	.6170	.0030	.0112
#2	.0312	.9888	.0031	.0511	.6106	.0054	.0118

Int. Std.	Y_3600	Y_3710	Y_2243	In2306
Avg	**100910.**	**10900.**	**1965.0**	**6346.8**
Stddev	173.	23.	1.0	16.6
%RSD	.17152	.20988	.05176	.26105
#1	100790.	10884.	1964.3	6335.1
#2	101030.	10916.	1965.8	6358.5

Zoom In Zoom Out

Sample Name: jb70644-10 Acquired: 7/4/2014 2:30:30 Type: Unk
Method: Accutest1(v240) Mode: CONC Corr. Factor: 1.000000
User: admin Custom ID1: Custom ID2: Custom ID3:
Comment: soil 15th

Elem	Ba4554	Be3130	Cd2288	Co2286	Cr2677	Cu3247	Mn2576	Ni2316	Ag3280
Avg	**.0161**	**.0002**	**.0001**	**.0007**	**.0365**	**.0048**	**.0349**	**.0058**	**.0001**
Stddev	.0001	.0000	.0001	.0002	.0002	.0000	.0001	.0003	.0002
%RSD	.4784	.6941	122.3	24.39	.6716	.6000	.1674	4.661	116.3
#1	.0161	.0002	.0000	.0008	.0363	.0048	.0349	.0060	.0000
#2	.0162	.0002	.0002	.0006	.0366	.0048	.0349	.0056	.0003

Elem	V_2924	Zn2062	As1890	Tl1908	Pb2203	Se1960	Sb2068	Al3961	Ca3179
Avg	**.0380**	**.0309**	**.0063**	**-.0014**	**.0162**	**.0012**	**-.0001**	**10.28**	**.2116**
Stddev	.0000	.0000	.0002	.0004	.0002	.0002	.0008	.02	.0022
%RSD	.1229	.0680	3.225	27.13	1.404	19.62	1363.	.1562	1.023
#1	.0380	.0309	.0061	-.0012	.0161	.0011	.0005	10.27	.2132
#2	.0379	.0309	.0064	-.0017	.0164	.0014	-.0006	10.29	.2101

Elem	Fe2599	Mg2790	K_7664	Na5895	B_2089	Mo2020	Pd3404	Si2124	Sn1899
Avg	**16.61**	**.4372**	**.6770**	**.0456**	**.0034**	**.0012**	**-.0039**	**2.567**	**.0230**
Stddev	.02	.0020	.0235	.0012	.0004	.0001	.0001	.052	.0003
%RSD	.1307	.4611	3.475	2.585	12.18	5.982	2.868	2.028	1.319
#1	16.62	.4386	.6936	.0448	.0036	.0012	-.0038	2.603	.0228
#2	16.59	.4358	.6604	.0464	.0031	.0013	-.0040	2.530	.0232

Elem	Sr4077	Ti3349	W_2079	Zr3391	S_1820	Bi2230	Li6707
Avg	**.0038**	**.9617**	**-.0036**	**.0517**	**.1015**	**-.0004**	**.0035**
Stddev	.0001	.0006	.0006	.0004	.0016	.0001	.0005
%RSD	1.926	.0594	17.99	.7780	1.542	14.22	14.34
#1	.0038	.9613	-.0031	.0515	.1026	-.0005	.0031
#2	.0039	.9621	-.0040	.0520	.1004	-.0004	.0038

Int. Std.	Y_3600	Y_3710	Y_2243	In2306
Avg	**101590.**	**10908.**	**1972.6**	**6423.0**
Stddev	69.	32.	10.0	12.1
%RSD	.06787	.29640	.50490	.18827
#1	101630.	10885.	1965.5	6414.5
#2	101540.	10931.	1979.6	6431.6

Zoom In Zoom Out

Sample Name: ccv Acquired: 7/4/2014 2:36:46 Type: QC
Method: Accutest1(v240) Mode: CONC Corr. Factor: 1.000000
User: admin Custom ID1: Custom ID2: Custom ID3:
Comment: 4

Elem	Ba4554	Be3130	Cd2288	Co2286	Cr2677	Cu3247	Mn2576	Ni2316	Ag3280
Units	ppm	ppm	ppm	ppm	ppm	ppm	ppm	ppm	ppm
Avg	**2.050**	**1.982**	**2.009**	**2.025**	**2.052**	**1.970**	**2.076**	**2.056**	**.2457**
Stddev	.004	.003	.005	.004	.005	.001	.004	.005	.0001
%RSD	.2086	.1697	.2269	.1732	.2329	.0577	.2176	.2230	.0246
#1	2.053	1.984	2.006	2.022	2.055	1.969	2.079	2.053	.2457
#2	2.047	1.979	2.013	2.027	2.048	1.971	2.073	2.059	.2458
Check ?	Chk Pass	Chk Pass	Chk Pass	Chk Pass	Chk Pass	Chk Pass	Chk Pass	Chk Pass	Chk Pass
Value									
Range									

Elem	V_2924	Zn2062	As1890	Tl1908	Pb2203	Se1960	Sb2068	Al3961	Ca3179
Units	ppm	ppm	ppm	ppm	ppm	ppm	ppm	ppm	ppm
Avg	**2.008**	**2.077**	**1.986**	**2.060**	**2.063**	**1.979**	**1.974**	**39.77**	**40.06**
Stddev	.005	.007	.005	.011	.001	.001	.002	.06	.08
%RSD	.2282	.3310	.2421	.5533	.0456	.0331	.1240	.1476	.1897
#1	2.011	2.072	1.983	2.052	2.064	1.978	1.972	39.81	40.12
#2	2.005	2.081	1.990	2.069	2.062	1.979	1.976	39.73	40.01
Check ?	Chk Pass	Chk Pass	Chk Pass	Chk Pass	Chk Pass	Chk Pass	Chk Pass	Chk Pass	Chk Pass
Value									
Range									

Elem	Fe2599	Mg2790	K_7664	Na5895	B_2089	Mo2020	Pd3404	Si2124	Sn1899
Units	ppm	ppm	ppm	ppm	ppm	ppm	ppm	ppm	ppm
Avg	**38.90**	**39.09**	**40.55**	**40.97**	**2.001**	**2.018**	**1.959**	**4.979**	**2.061**
Stddev	.14	.18	.09	.10	.001	.004	.001	.008	.012
%RSD	.3532	.4581	.2321	.2318	.0433	.2091	.0314	.1642	.5637
#1	39.00	39.22	40.61	41.03	2.001	2.015	1.959	4.973	2.053
#2	38.81	38.97	40.48	40.90	2.002	2.021	1.958	4.984	2.069
Check ?	Chk Pass	Chk Pass	Chk Pass	Chk Pass	Chk Pass	Chk Pass	Chk Pass	Chk Pass	Chk Pass
Value									
Range									

Zoom In Zoom Out

Sample Name: ccv Acquired: 7/4/2014 2:36:46 Type: QC
Method: Accutest1(v240) Mode: CONC Corr. Factor: 1.000000
User: admin Custom ID1: Custom ID2: Custom ID3:
Comment: 4

Elem	Sr4077	Ti3349	W_2079	Zr3391	S_1820	Bi2230	Li6707
Units	ppm	ppm	ppm	ppm	ppm	ppm	ppm
Avg	**2.055**	**2.025**	**1.956**	**2.019**	**1.979**	**1.967**	**1.980**
Stddev	.003	.002	.006	.001	.001	.002	.006
%RSD	.1287	.0747	.3274	.0426	.0519	.0860	.2970
#1	2.057	2.026	1.952	2.018	1.980	1.966	1.985
#2	2.053	2.023	1.961	2.019	1.978	1.969	1.976
Check ?	Chk Pass	Chk Pass	Chk Pass	Chk Pass	Chk Pass	Chk Pass	Chk Pass
Value							
Range							

Int. Std.	Y_3600	Y_3710	Y_2243	In2306
Units	Cts/S	Cts/S	Cts/S	Cts/S
Avg	**95819.**	**10633.**	**1864.3**	**5829.1**
Stddev	12.	19.	.8	4.2
%RSD	.01256	.18288	.04075	.07132
#1	95811.	10620.	1863.8	5826.1
#2	95828.	10647.	1864.9	5832.0

Zoom In Zoom Out

Sample Name: ccb Acquired: 7/4/2014 2:42:50 Type: QC
Method: Accutest1(v240) Mode: CONC Corr. Factor: 1.000000
User: admin Custom ID1: Custom ID2: Custom ID3:
Comment:

Elem	Ba4554	Be3130	Cd2288	Co2286	Cr2677	Cu3247	Mn2576	Ni2316	Ag3280
Units	ppm	ppm	ppm	ppm	ppm	ppm	ppm	ppm	ppm
Avg	**.0003**	**.0002**	**.0004**	**.0001**	**-.0003**	**-.0007**	**.0003**	**.0004**	**.0001**
Stddev	.0002	.0000	.0000	.0002	.0000	.0002	.0000	.0001	.0001
%RSD	57.23	2.708	9.626	303.6	13.45	35.92	6.600	22.10	73.81
#1	.0004	.0002	.0003	-.0001	-.0003	-.0005	.0003	.0004	.0002
#2	.0002	.0002	.0004	.0002	-.0003	-.0008	.0003	.0003	.0001
Check ?	Chk Pass	Chk Pass	Chk Pass	Chk Pass	Chk Pass	Chk Pass	Chk Pass	Chk Pass	Chk Pass
High Limit									
Low Limit									

Elem	V_2924	Zn2062	As1890	Tl1908	Pb2203	Se1960	Sb2068	Al3961	Ca3179
Units	ppm	ppm	ppm	ppm	ppm	ppm	ppm	ppm	ppm
Avg	**.0001**	**.0006**	**.0003**	**-.0007**	**.0004**	**.0005**	**.0004**	**-.0023**	**-.0022**
Stddev	.0001	.0001	.0000	.0008	.0000	.0007	.0002	.0069	.0012
%RSD	50.90	8.827	14.95	122.6	6.843	138.9	49.91	301.1	53.79
#1	.0002	.0007	.0003	-.0001	.0004	.0000	.0006	.0026	-.0014
#2	.0001	.0006	.0003	-.0013	.0004	.0010	.0003	-.0072	-.0031
Check ?	Chk Pass	Chk Pass	Chk Pass	Chk Pass	Chk Pass	Chk Pass	Chk Pass	Chk Pass	Chk Pass
High Limit									
Low Limit									

Elem	Fe2599	Mg2790	K_7664	Na5895	B_2089	Mo2020	Pd3404	Si2124	Sn1899
Units	ppm	ppm	ppm	ppm	ppm	ppm	ppm	ppm	ppm
Avg	**.0059**	**-.0109**	**.0413**	**.0039**	**.0005**	**.0017**	**-.0007**	**.0013**	**.0005**
Stddev	.0039	.0153	.0090	.0006	.0006	.0005	.0002	.0001	.0005
%RSD	66.29	140.6	21.68	15.49	113.5	27.28	34.97	6.568	88.37
#1	.0087	-.0217	.0476	.0035	.0001	.0020	-.0008	.0012	.0008
#2	.0032	-.0001	.0349	.0043	.0010	.0013	-.0005	.0013	.0002
Check ?	Chk Pass	Chk Pass	Chk Pass	Chk Pass	Chk Pass	Chk Pass	Chk Pass	Chk Pass	Chk Pass
High Limit									
Low Limit									

Zoom In Zoom Out

Sample Name: ccb Acquired: 7/4/2014 2:42:50 Type: QC
Method: Accutest1(v240) Mode: CONC Corr. Factor: 1.000000
User: admin Custom ID1: Custom ID2: Custom ID3:
Comment:

Elem	Sr4077	Ti3349	W_2079	Zr3391	S_1820	Bi2230	Li6707
Units	ppm	ppm	ppm	ppm	ppm	ppm	ppm
Avg	**.0001**	**.0003**	**.0025**	**.0005**	**-.0010**	**-.0001**	**.0001**
Stddev	.0000	.0002	.0010	.0001	.0006	.0000	.0000
%RSD	32.51	63.56	39.67	14.77	59.75	27.32	6.850
#1	.0001	.0002	.0032	.0005	-.0006	-.0001	.0001
#2	.0002	.0004	.0018	.0004	-.0014	-.0001	.0001
Check ?	Chk Pass	Chk Pass	Chk Pass	Chk Pass	Chk Pass	Chk Pass	Chk Pass
High Limit							
Low Limit							

Int. Std.	Y_3600	Y_3710	Y_2243	In2306
Units	Cts/S	Cts/S	Cts/S	Cts/S
Avg	**102360.**	**10804.**	**1968.7**	**6489.3**
Stddev	38.	39.	1.6	9.6
%RSD	.03750	.36373	.08180	.14807
#1	102330.	10776.	1969.8	6496.1
#2	102390.	10832.	1967.5	6482.5

Zoom In Zoom Out

Sample Name: jb70644-11 Acquired: 7/4/2014 2:49:10 Type: Unk
Method: Accutest1(v240) Mode: CONC Corr. Factor: 1.000000
User: admin Custom ID1: Custom ID2: Custom ID3:
Comment: soil 15th

Elem	Ba4554	Be3130	Cd2288	Co2286	Cr2677	Cu3247	Mn2576	Ni2316	Ag3280
Avg	**.0383**	**.0004**	**.0002**	**.0021**	**.0589**	**.0149**	**.0700**	**.0145**	**.0008**
Stddev	.0001	.0001	.0000	.0001	.0002	.0003	.0002	.0003	.0003
%RSD	.1766	17.26	4.558	4.075	.2957	1.818	.2872	2.028	37.52
#1	.0383	.0003	.0002	.0021	.0590	.0147	.0701	.0147	.0006
#2	.0382	.0004	.0002	.0020	.0588	.0151	.0699	.0143	.0010

Elem	V_2924	Zn2062	As1890	Tl1908	Pb2203	Se1960	Sb2068	Al3961	Ca3179
Avg	**.0644**	**.0491**	**.0114**	**-.0026**	**.0542**	**.0023**	**-.0003**	**24.34**	**.7466**
Stddev	.0005	.0000	.0003	.0027	.0011	.0006	.0013	.06	.0016
%RSD	.7251	.0673	3.058	105.8	2.079	27.69	439.8	.2598	.2185
#1	.0648	.0491	.0116	-.0006	.0534	.0019	-.0012	24.29	.7455
#2	.0641	.0490	.0111	-.0045	.0550	.0028	.0006	24.38	.7478

Elem	Fe2599	Mg2790	K_7664	Na5895	B_2089	Mo2020	Pd3404	Si2124	Sn1899
Avg	**26.62**	**1.484**	**1.276**	**.0596**	**.0061**	**.0029**	**-.0055**	**3.126**	**.0240**
Stddev	.08	.044	.017	.0001	.0005	.0002	.0000	.084	.0005
%RSD	.3098	2.989	1.311	.1243	8.927	6.465	.1141	2.672	2.133
#1	26.57	1.453	1.288	.0595	.0065	.0028	-.0055	3.185	.0236
#2	26.68	1.516	1.264	.0596	.0058	.0030	-.0055	3.067	.0244

Elem	Sr4077	Ti3349	W_2079	Zr3391	S_1820	Bi2230	Li6707
Avg	**.0095**	**1.110**	**.0010**	**.0606**	**.2159**	**-.0004**	**.0121**
Stddev	.0001	.002	.0010	.0011	.0021	.0004	.0001
%RSD	1.190	.1513	99.07	1.818	.9953	98.06	.6006
#1	.0095	1.111	.0017	.0614	.2144	-.0001	.0120
#2	.0094	1.109	.0003	.0599	.2174	-.0007	.0121

Int. Std.	Y_3600	Y_3710	Y_2243	In2306
Avg	**100580.**	**11002.**	**1964.5**	**6362.6**
Stddev	187.	39.	.1	1.2
%RSD	.18547	.35812	.00491	.01832
#1	100450.	11030.	1964.4	6363.4
#2	100710.	10974.	1964.6	6361.7

Zoom In Zoom Out

Sample Name: jb70644-12 Acquired: 7/4/2014 2:55:23 Type: Unk
Method: Accutest1(v240) Mode: CONC Corr. Factor: 1.000000
User: admin Custom ID1: Custom ID2: Custom ID3:
Comment: soil 15th

Elem	Ba4554	Be3130	Cd2288	Co2286	Cr2677	Cu3247	Mn2576	Ni2316	Ag3280
Avg	**.1376**	**.0008**	**.1121**	**.0050**	**.3175**	**.1265**	**.1492**	**.0234**	**.0019**
Stddev	.0009	.0000	.0001	.0001	.0030	.0003	.0010	.0001	.0000
%RSD	.6318	2.232	.0839	1.092	.9586	.2189	.6442	.4873	1.268
#1	.1382	.0008	.1122	.0050	.3196	.1263	.1499	.0233	.0020
#2	.1370	.0008	.1120	.0050	.3153	.1267	.1486	.0235	.0019

Elem	V_2924	Zn2062	As1890	Tl1908	Pb2203	Se1960	Sb2068	Al3961	Ca3179
Avg	**.0974**	**.3327**	**.0171**	**-.0021**	**.1042**	**.0000**	**.0006**	**38.49**	**9.443**
Stddev	.0004	.0005	.0011	.0011	.0001	.0009	.0001	.24	.060
%RSD	.4540	.1372	6.157	52.88	.1169	9458.	17.66	.6354	.6334
#1	.0977	.3324	.0178	-.0029	.1041	.0006	.0007	38.66	9.486
#2	.0971	.3330	.0164	-.0013	.1043	-.0006	.0006	38.31	9.401

Elem	Fe2599	Mg2790	K_7664	Na5895	B_2089	Mo2020	Pd3404	Si2124	Sn1899
Avg	**55.22**	**2.899**	**1.834**	**.1415**	**.0086**	**.0044**	**-.0061**	**3.016**	**.0268**
Stddev	.30	.007	.004	.0006	.0001	.0002	.0003	.011	.0004
%RSD	.5417	.2313	.2323	.4514	1.057	3.455	4.250	.3641	1.406
#1	55.43	2.904	1.831	.1419	.0086	.0045	-.0062	3.024	.0271
#2	55.01	2.895	1.837	.1410	.0087	.0043	-.0059	3.008	.0265

Elem	Sr4077	Ti3349	W_2079	Zr3391	S_1820	Bi2230	Li6707
Avg	**.0516**	**.9686**	**.0296**	**.0681**	**.6081**	**.0362**	**.0222**
Stddev	.0001	.0038	.0004	.0008	.0013	.0012	.0003
%RSD	.1579	.3915	1.508	1.147	.2136	3.190	1.370
#1	.0517	.9713	.0293	.0686	.6090	.0370	.0224
#2	.0515	.9659	.0300	.0675	.6072	.0354	.0219

Int. Std.	Y_3600	Y_3710	Y_2243	In2306
Avg	**102250.**	**11139.**	**1991.7**	**6398.5**
Stddev	109.	66.	.4	1.2
%RSD	.10671	.58896	.01999	.01909
#1	102180.	11092.	1991.5	6399.4
#2	102330.	11185.	1992.0	6397.7

Zoom In Zoom Out

Sample Name: jb70644-13 Acquired: 7/4/2014 3:01:32 Type: Unk
Method: Accutest1(v240) Mode: CONC Corr. Factor: 1.000000
User: admin Custom ID1: Custom ID2: Custom ID3:
Comment: soil 15th

Elem	Ba4554	Be3130	Cd2288	Co2286	Cr2677	Cu3247	Mn2576	Ni2316	Ag3280
Avg	**.0621**	**.0005**	**.0002**	**.0020**	**.0806**	**.0102**	**.0767**	**.0155**	**.0007**
Stddev	.0001	.0000	.0001	.0000	.0003	.0004	.0004	.0000	.0003
%RSD	.2413	5.388	44.02	.0522	.3810	3.443	.4829	.2356	38.61
#1	.0622	.0005	.0003	.0020	.0808	.0105	.0770	.0154	.0009
#2	.0620	.0004	.0001	.0020	.0804	.0100	.0765	.0155	.0005

Elem	V_2924	Zn2062	As1890	Tl1908	Pb2203	Se1960	Sb2068	Al3961	Ca3179
Avg	**.0906**	**.0497**	**.0134**	**-.0019**	**.0345**	**.0038**	**.0005**	**41.68**	**2.321**
Stddev	.0002	.0001	.0002	.0007	.0001	.0007	.0007	.07	.009
%RSD	.2474	.2494	1.294	35.34	.2889	18.06	136.5	.1737	.3760
#1	.0908	.0496	.0133	-.0014	.0345	.0033	.0010	41.73	2.327
#2	.0905	.0498	.0135	-.0024	.0344	.0042	.0000	41.63	2.315

Elem	Fe2599	Mg2790	K_7664	Na5895	B_2089	Mo2020	Pd3404	Si2124	Sn1899
Avg	**43.10**	**1.474**	**1.382**	**.2687**	**.0059**	**.0035**	**-.0068**	**3.458**	**.0214**
Stddev	.05	.006	.016	.0016	.0002	.0000	.0005	.024	.0010
%RSD	.1228	.3930	1.185	.5818	3.848	1.402	6.975	.6928	4.627
#1	43.14	1.478	1.394	.2676	.0060	.0035	-.0064	3.475	.0221
#2	43.07	1.470	1.370	.2698	.0057	.0034	-.0071	3.441	.0207

Elem	Sr4077	Ti3349	W_2079	Zr3391	S_1820	Bi2230	Li6707
Avg	**.0296**	**.8707**	**.0005**	**.0770**	**.1975**	**-.0013**	**.0203**
Stddev	.0002	.0005	.0006	.0005	.0015	.0005	.0003
%RSD	.6226	.0604	114.0	.6697	.7589	37.26	1.303
#1	.0295	.8711	.0001	.0766	.1964	-.0010	.0201
#2	.0298	.8703	.0010	.0773	.1985	-.0017	.0205

Int. Std.	Y_3600	Y_3710	Y_2243	In2306
Avg	**100780.**	**10976.**	**1964.7**	**6288.6**
Stddev	149.	26.	4.1	6.3
%RSD	.14781	.23882	.20761	.10080
#1	100670.	10958.	1961.8	6284.1
#2	100880.	10995.	1967.6	6293.1

Zoom In Zoom Out

Sample Name: mp80450-mb1 2 Acquired: 7/4/2014 3:07:44 Type: Unk
Method: Accutest1(v240) Mode: CONC Corr. Factor: 1.000000
User: admin Custom ID1: Custom ID2: Custom ID3:
Comment: soil 15th

Elem	Ba4554	Be3130	Cd2288	Co2286	Cr2677	Cu3247	Mn2576	Ni2316	Ag3280
Avg	**.0012**	**.0000**	**.0000**	**-.0003**	**.0006**	**-.0001**	**.0006**	**.0002**	**.0003**
Stddev	.0000	.000	.0001	.0001	.0002	.0002	.0000	.0000	.0001
%RSD	1.051	148.1	348.4	18.14	36.26	195.6	2.548	13.26	49.26
#1	.0012	.0000	.0001	-.0003	.0008	-.0002	.0006	.0003	.0002
#2	.0012	-.0001	.0000	-.0004	.0005	.0000	.0007	.0002	.0004

Elem	V_2924	Zn2062	As1890	Tl1908	Pb2203	Se1960	Sb2068	Al3961	Ca3179
Avg	**.0000**	**.0045**	**.0001**	**-.0018**	**.0007**	**.0008**	**.0008**	**.0176**	**.1633**
Stddev	.0001	.0000	.0008	.0014	.0004	.0002	.0002	.0013	.0072
%RSD	420.5	.4728	572.9	79.94	62.58	28.55	26.51	7.292	4.439
#1	.0001	.0045	.0007	-.0008	.0010	.0009	.0010	.0167	.1582
#2	.0000	.0045	-.0004	-.0028	.0004	.0006	.0007	.0185	.1684

Elem	Fe2599	Mg2790	K_7664	Na5895	B_2089	Mo2020	Pd3404	Si2124	Sn1899
Avg	**.0458**	**-.0103**	**.0228**	**.0119**	**.0002**	**-.0002**	**.0005**	**.0313**	**.0281**
Stddev	.0011	.0023	.0022	.0065	.0002	.0001	.0000	.0002	.0004
%RSD	2.355	22.27	9.505	54.34	104.3	63.13	7.287	.5643	1.357
#1	.0466	-.0087	.0244	.0165	.0004	-.0001	.0005	.0312	.0284
#2	.0451	-.0119	.0213	.0073	.0001	-.0002	.0005	.0314	.0279

Elem	Sr4077	Ti3349	W_2079	Zr3391	S_1820	Bi2230	Li6707
Avg	**.0005**	**.0009**	**-.0009**	**.0015**	**.0140**	**-.0010**	**-.0004**
Stddev	.0000	.0002	.0003	.0000	.0003	.0006	.0003
%RSD	5.703	18.10	29.82	2.943	2.104	60.32	81.06
#1	.0004	.0008	-.0011	.0015	.0138	-.0005	-.0002
#2	.0005	.0010	-.0007	.0015	.0142	-.0014	-.0006

Int. Std.	Y_3600	Y_3710	Y_2243	In2306
Avg	**101920.**	**10897.**	**1961.7**	**6497.6**
Stddev	186.	53.	3.3	1.9
%RSD	.18228	.48582	.16711	.02870
#1	102050.	10934.	1964.0	6498.9
#2	101790.	10859.	1959.4	6496.3

Zoom In Zoom Out

Sample Name: mp80450-b1 Acquired: 7/4/2014 3:14:01 Type: Unk
Method: Accutest1(v240) Mode: CONC Corr. Factor: 1.000000
User: admin Custom ID1: Custom ID2: Custom ID3:
Comment: soil 15th

Elem	Ba4554	Be3130	Cd2288	Co2286	Cr2677	Cu3247	Mn2576	Ni2316	Ag3280
Avg	**3.785**	**.0941**	**.0926**	**.9149**	**.3875**	**.4450**	**.9792**	**.9423**	**.0936**
Stddev	.002	.0001	.0000	.0006	.0013	.0002	.0032	.0011	.0005
%RSD	.0578	.1391	.0248	.0710	.3462	.0429	.3285	.1196	.5808
#1	3.787	.0940	.0926	.9144	.3866	.4449	.9769	.9415	.0932
#2	3.784	.0942	.0926	.9153	.3884	.4451	.9815	.9431	.0940

Elem	V_2924	Zn2062	As1890	Tl1908	Pb2203	Se1960	Sb2068	Al3961	Ca3179
Avg	**.9282**	**.9759**	**3.743**	**4.063**	**.9702**	**3.883**	**.8934**	**50.21**	**12.20**
Stddev	.0032	.0010	.003	.002	.0024	.007	.0002	.09	.03
%RSD	.3501	.0981	.0741	.0517	.2488	.1769	.0279	.1882	.2633
#1	.9259	.9752	3.741	4.061	.9685	3.888	.8936	50.14	12.22
#2	.9305	.9765	3.745	4.064	.9719	3.878	.8932	50.27	12.18

Elem	Fe2599	Mg2790	K_7664	Na5895	B_2089	Mo2020	Pd3404	Si2124	Sn1899
Avg	**48.64**	**11.87**	**12.49**	**12.47**	**-.0027**	**.0008**	**-.0012**	**.0762**	**.0183**
Stddev	.06	.02	.01	.01	.0001	.0000	.0012	.0002	.0013
%RSD	.1309	.2051	.0961	.0956	4.084	3.370	96.38	.2325	7.075
#1	48.68	11.89	12.49	12.47	-.0027	.0008	-.0004	.0761	.0193
#2	48.59	11.86	12.48	12.46	-.0026	.0008	-.0021	.0764	.0174

Elem	Sr4077	Ti3349	W_2079	Zr3391	S_1820	Bi2230	Li6707
Avg	**.0002**	**.0010**	**.0030**	**.0085**	**.0295**	**-.0015**	**.0001**
Stddev	.0001	.0002	.0004	.0004	.0012	.0003	.0004
%RSD	28.16	17.78	11.95	4.597	4.090	19.45	587.4
#1	.0003	.0011	.0032	.0088	.0303	-.0013	-.0002
#2	.0002	.0009	.0027	.0082	.0286	-.0017	.0004

Int. Std.	Y_3600	Y_3710	Y_2243	In2306
Avg	**98318.**	**10788.**	**1920.9**	**6127.2**
Stddev	49.	9.	4.8	6.9
%RSD	.04999	.08636	.25072	.11342
#1	98283.	10781.	1917.5	6122.3
#2	98352.	10795.	1924.3	6132.1

Zoom In Zoom Out

Sample Name: mp80450-s1 Acquired: 7/4/2014 3:20:07 Type: Unk
Method: Accutest1(v240) Mode: CONC Corr. Factor: 1.000000
User: admin Custom ID1: Custom ID2: Custom ID3:
Comment: soil 15th

Elem	Ba4554	Be3130	Cd2288	Co2286	Cr2677	Cu3247	Mn2576	Ni2316	Ag3280
Avg	**3.859**	**.0937**	**.0920**	**.9183**	**.5762**	**.5221**	**3.479**	**1.055**	**.0917**
Stddev	.004	.0001	.0008	.0018	.0012	.0002	.005	.001	.0003
%RSD	.1126	.0917	.8557	.1942	.2133	.0357	.1478	.0929	.2940
#1	3.862	.0938	.0914	.9195	.5771	.5222	3.483	1.055	.0915
#2	3.856	.0937	.0925	.9170	.5753	.5219	3.476	1.054	.0919

Elem	V_2924	Zn2062	As1890	Tl1908	Pb2203	Se1960	Sb2068	Al3961	Ca3179
Avg	**1.083**	**1.396**	**3.645**	**3.645**	**.9889**	**3.752**	**.4080**	**153.8**	**31.60**
Stddev	.003	.001	.004	.004	.0012	.004	.0022	.2	.04
%RSD	.2701	.0431	.1125	.1079	.1193	.0983	.5274	.1211	.1353
#1	1.085	1.396	3.642	3.648	.9898	3.749	.4065	153.9	31.57
#2	1.081	1.395	3.648	3.643	.9881	3.754	.4095	153.7	31.63

Elem	Fe2599	Mg2790	K_7664	Na5895	B_2089	Mo2020	Pd3404	Si2124	Sn1899
Avg	**261.4**	**53.99**	**34.62**	**17.19**	**.1292**	**.0145**	**-.0116**	**4.578**	**.0226**
Stddev	.0	.14	.06	.02	.0007	.0001	.0000	.011	.0009
%RSD	.0010	.2603	.1626	.1433	.5504	.6413	.2668	.2342	4.009
#1	261.4	53.89	34.66	17.21	.1287	.0146	-.0116	4.570	.0232
#2	261.4	54.09	34.58	17.17	.1297	.0145	-.0116	4.586	.0219

Elem	Sr4077	Ti3349	W_2079	Zr3391	S_1820	Bi2230	Li6707
Avg	**.2147**	**2.615**	**.0145**	**.0912**	**122.4**	**.0018**	**.2191**
Stddev	.0000	.005	.0000	.0004	.1	.0002	.0007
%RSD	.0166	.2060	.2040	.4405	.0759	8.759	.3080
#1	.2147	2.619	.0145	.0915	122.3	.0016	.2186
#2	.2147	2.612	.0144	.0910	122.4	.0019	.2196

Int. Std.	Y_3600	Y_3710	Y_2243	In2306
Avg	**99292.**	**11208.**	**1927.7**	**5997.9**
Stddev	138.	32.	5.6	6.5
%RSD	.13858	.28480	.28925	.10794
#1	99194.	11230.	1931.7	6002.4
#2	99389.	11185.	1923.8	5993.3

Zoom In Zoom Out

Sample Name: mp80450-s2 Acquired: 7/4/2014 3:26:09 Type: Unk
Method: Accutest1(v240) Mode: CONC Corr. Factor: 1.000000
User: admin Custom ID1: Custom ID2: Custom ID3:
Comment: soil 15th

Elem	Ba4554	Be3130	Cd2288	Co2286	Cr2677	Cu3247	Mn2576	Ni2316	Ag3280
Avg	**3.991**	**.0967**	**.0940**	**.9526**	**.6078**	**.5479**	**3.801**	**1.102**	**.0938**
Stddev	.004	.0003	.0008	.0004	.0005	.0002	.011	.001	.0002
%RSD	.1067	.2707	.8430	.0377	.0899	.0302	.2919	.1032	.2309
#1	3.988	.0968	.0934	.9523	.6082	.5481	3.809	1.101	.0937
#2	3.994	.0965	.0945	.9528	.6074	.5478	3.793	1.103	.0940

Elem	V_2924	Zn2062	As1890	Tl1908	Pb2203	Se1960	Sb2068	Al3961	Ca3179
Avg	**1.123**	**1.470**	**3.754**	**3.749**	**1.014**	**3.849**	**.3993**	**167.1**	**34.33**
Stddev	.003	.004	.007	.009	.001	.004	.0017	.2	.10
%RSD	.2196	.2407	.1788	.2386	.1185	.1114	.4203	.1336	.2951
#1	1.125	1.468	3.759	3.743	1.013	3.852	.3981	167.0	34.40
#2	1.121	1.473	3.750	3.756	1.015	3.846	.4005	167.3	34.26

Elem	Fe2599	Mg2790	K_7664	Na5895	B_2089	Mo2020	Pd3404	Si2124	Sn1899
Avg	**285.2**	**59.23**	**37.40**	**18.11**	**.1394**	**.0164**	**-.0129**	**4.905**	**.0233**
Stddev	.8	.07	.04	.03	.0003	.0002	.0002	.008	.0009
%RSD	.2688	.1232	.0975	.1513	.2124	1.104	1.638	.1719	4.045
#1	285.7	59.28	37.43	18.09	.1392	.0165	-.0128	4.911	.0226
#2	284.6	59.18	37.37	18.13	.1396	.0163	-.0131	4.899	.0240

Elem	Sr4077	Ti3349	W_2079	Zr3391	S_1820	Bi2230	Li6707
Avg	**.2375**	**2.781**	**.0152**	**.0963**	**135.4**	**.0021**	**.2440**
Stddev	.0002	.004	.0004	.0002	.1	.0004	.0008
%RSD	.0789	.1314	2.387	.1752	.0851	17.15	.3383
#1	.2376	2.783	.0154	.0962	135.3	.0018	.2434
#2	.2373	2.778	.0149	.0964	135.5	.0024	.2446

Int. Std.	Y_3600	Y_3710	Y_2243	In2306
Avg	**99278.**	**11269.**	**1935.3**	**5985.0**
Stddev	69.	9.	4.6	7.7
%RSD	.06953	.07825	.23824	.12835
#1	99327.	11263.	1932.1	5979.6
#2	99230.	11275.	1938.6	5990.4

Zoom In Zoom Out

Sample Name: jb70672-12 Acquired: 7/4/2014 3:32:09 Type: Unk
Method: Accutest1(v240) Mode: CONC Corr. Factor: 1.000000
User: admin Custom ID1: Custom ID2: Custom ID3:
Comment: soil 15th

Elem	Ba4554	Be3130	Cd2288	Co2286	Cr2677	Cu3247	Mn2576	Ni2316	Ag3280
Avg	**.3113**	**.0065**	**.0029**	**.0708**	**.2476**	**.1029**	**2.927**	**.2024**	**.0019**
Stddev	.0005	.0000	.0003	.0001	.0009	.0004	.001	.0006	.0001
%RSD	.1746	.5640	11.87	.1899	.3600	.4329	.0336	.2745	6.562
#1	.3109	.0065	.0026	.0707	.2469	.1026	2.928	.2028	.0020
#2	.3117	.0065	.0031	.0709	.2482	.1032	2.927	.2020	.0018

Elem	V_2924	Zn2062	As1890	Tl1908	Pb2203	Se1960	Sb2068	Al3961	Ca3179
Avg	**.2656**	**.5539**	**.0812**	**-.0024**	**.1073**	**.0008**	**.0031**	**115.5**	**21.81**
Stddev	.0000	.0006	.0006	.0015	.0003	.0005	.0002	.1	.02
%RSD	.0045	.1049	.7809	60.23	.2425	61.17	7.050	.0792	.1059
#1	.2656	.5535	.0817	-.0035	.1075	.0011	.0030	115.6	21.82
#2	.2656	.5543	.0808	-.0014	.1071	.0004	.0033	115.4	21.79

Elem	Fe2599	Mg2790	K_7664	Na5895	B_2089	Mo2020	Pd3404	Si2124	Sn1899
Avg	**246.0**	**47.71**	**25.36**	**5.697**	**.1396**	**.0159**	**-.0114**	**4.276**	**.0233**
Stddev	.3	.13	.04	.008	.0005	.0000	.0001	.023	.0001
%RSD	.1025	.2760	.1534	.1330	.3780	.1861	1.051	.5426	.5492
#1	246.2	47.80	25.39	5.702	.1392	.0159	-.0113	4.292	.0232
#2	245.9	47.62	25.34	5.692	.1399	.0159	-.0114	4.260	.0234

Elem	Sr4077	Ti3349	W_2079	Zr3391	S_1820	Bi2230	Li6707
Avg	**.2236**	**2.928**	**.0090**	**.0998**	**139.1**	**.0044**	**.2403**
Stddev	.0001	.002	.0008	.0003	.2	.0012	.0002
%RSD	.0553	.0690	8.595	.3144	.1635	28.12	.0649
#1	.2235	2.926	.0084	.1001	138.9	.0035	.2404
#2	.2237	2.929	.0095	.0996	139.3	.0052	.2402

Int. Std.	Y_3600	Y_3710	Y_2243	In2306
Avg	**100540.**	**11353.**	**1964.7**	**6083.0**
Stddev	16.	2.	2.4	3.1
%RSD	.01553	.02125	.12038	.05035
#1	100560.	11352.	1966.3	6085.2
#2	100530.	11355.	1963.0	6080.9

Zoom In Zoom Out

Sample Name: mp80450-sd1 Acquired: 7/4/2014 3:38:15 Type: Unk
Method: Accutest1(v240) Mode: CONC Corr. Factor: 5.000000
User: admin Custom ID1: Custom ID2: Custom ID3:
Comment: soil 15th

Elem	Ba4554	Be3130	Cd2288	Co2286	Cr2677	Cu3247	Mn2576	Ni2316	Ag3280
Avg	**.3231**	**.0065**	**.0023**	**.0726**	**.2543**	**.1017**	**3.129**	**.2111**	**.0056**
Stddev	.0012	.0003	.0006	.0023	.0008	.0000	.006	.0008	.0011
%RSD	.3695	5.091	27.16	3.180	.2992	.0188	.2084	.3626	20.28
#1	.3240	.0067	.0027	.0710	.2548	.1017	3.124	.2117	.0048
#2	.3223	.0062	.0018	.0742	.2537	.1017	3.134	.2106	.0064

Elem	V_2924	Zn2062	As1890	Tl1908	Pb2203	Se1960	Sb2068	Al3961	Ca3179
Avg	**.2767**	**.5976**	**.0841**	**-.0052**	**.1146**	**.0014**	**.0034**	**118.3**	**22.88**
Stddev	.0004	.0007	.0055	.0058	.0030	.0010	.0018	.3	.05
%RSD	.1455	.1181	6.500	111.5	2.577	70.30	53.28	.2371	.2253
#1	.2769	.5971	.0802	-.0011	.1125	.0007	.0047	118.5	22.85
#2	.2764	.5981	.0879	-.0093	.1166	.0021	.0021	118.1	22.92

Elem	Fe2599	Mg2790	K_7664	Na5895	B_2089	Mo2020	Pd3404	Si2124	Sn1899
Avg	**270.7**	**48.79**	**26.06**	**5.864**	**.1392**	**.0141**	**-.0114**	**4.381**	**.0267**
Stddev	.1	.23	.10	.016	.0016	.0006	.0002	.019	.0012
%RSD	.0308	.4626	.3647	.2688	1.155	4.420	1.874	.4431	4.560
#1	270.7	48.63	26.12	5.875	.1380	.0145	-.0115	4.395	.0258
#2	270.6	48.95	25.99	5.853	.1403	.0136	-.0112	4.367	.0275

Elem	Sr4077	Ti3349	W_2079	Zr3391	S_1820	Bi2230	Li6707
Avg	**.2303**	**3.024**	**-.0115**	**.0998**	**146.9**	**.0014**	**.2423**
Stddev	.0006	.004	.0036	.0000	.6	.0023	.0018
%RSD	.2425	.1329	31.15	.0012	.4063	167.3	.7237
#1	.2307	3.027	-.0090	.0998	147.3	-.0002	.2410
#2	.2299	3.021	-.0140	.0998	146.5	.0030	.2435

Int. Std.	Y_3600	Y_3710	Y_2243	In2306
Avg	**101550.**	**10935.**	**1979.8**	**6324.5**
Stddev	180.	45.	.9	.3
%RSD	.17757	.40741	.04767	.00396
#1	101420.	10967.	1980.4	6324.3
#2	101670.	10904.	1979.1	6324.7

Zoom In Zoom Out

Sample Name: jb70672-1 Acquired: 7/4/2014 3:44:25 Type: Unk
Method: Accutest1(v240) Mode: CONC Corr. Factor: 1.000000
User: admin Custom ID1: Custom ID2: Custom ID3:
Comment: soil 15th

Elem	Ba4554	Be3130	Cd2288	Co2286	Cr2677	Cu3247	Mn2576	Ni2316	Ag3280
Avg	**.3902**	**.0074**	**.0025**	**.0942**	**.2536**	**.2150**	**2.019**	**.3944**	**.0015**
Stddev	.0008	.0001	.0000	.0000	.0009	.0002	.001	.0005	.0001
%RSD	.1933	.7410	.7745	.0338	.3593	.1118	.0539	.1296	5.487
#1	.3907	.0074	.0025	.0942	.2542	.2148	2.020	.3948	.0016
#2	.3896	.0075	.0026	.0942	.2530	.2151	2.019	.3940	.0015

Elem	V_2924	Zn2062	As1890	Tl1908	Pb2203	Se1960	Sb2068	Al3961	Ca3179
Avg	**.2914**	**.5956**	**.0479**	**-.0123**	**.2874**	**-.0021**	**.0003**	**116.5**	**20.60**
Stddev	.0009	.0001	.0004	.0030	.0011	.0006	.0015	.0	.05
%RSD	.3087	.0177	.8241	24.04	.3844	27.16	454.0	.0213	.2536
#1	.2920	.5957	.0476	-.0102	.2866	-.0025	-.0007	116.5	20.57
#2	.2908	.5955	.0481	-.0144	.2882	-.0017	.0014	116.5	20.64

Elem	Fe2599	Mg2790	K_7664	Na5895	B_2089	Mo2020	Pd3404	Si2124	Sn1899
Avg	**195.5**	**55.49**	**24.85**	**4.458**	**.0838**	**.0049**	**-.0123**	**5.405**	**.0314**
Stddev	.2	.20	.01	.000	.0001	.0003	.0003	.079	.0001
%RSD	.0907	.3630	.0334	.0080	.1234	6.086	2.507	1.465	.3600
#1	195.3	55.34	24.85	4.458	.0837	.0052	-.0120	5.461	.0313
#2	195.6	55.63	24.86	4.458	.0838	.0047	-.0125	5.349	.0315

Elem	Sr4077	Ti3349	W_2079	Zr3391	S_1820	Bi2230	Li6707
Avg	**.1781**	**5.089**	**.0061**	**.0772**	**34.14**	**.0045**	**.1977**
Stddev	.0001	.001	.0009	.0005	.13	.0000	.0001
%RSD	.0373	.0284	14.56	.6124	.3769	.4627	.0494
#1	.1780	5.088	.0054	.0769	34.05	.0045	.1977
#2	.1781	5.090	.0067	.0775	34.23	.0045	.1978

Int. Std.	Y_3600	Y_3710	Y_2243	In2306
Avg	**102020.**	**11528.**	**1995.6**	**6011.2**
Stddev	197.	31.	1.5	2.2
%RSD	.19268	.26805	.07676	.03695
#1	102160.	11550.	1996.7	6012.7
#2	101880.	11506.	1994.6	6009.6

Zoom In Zoom Out

Sample Name: ccv Acquired: 7/4/2014 3:50:33 Type: QC
Method: Accutest1(v240) Mode: CONC Corr. Factor: 1.000000
User: admin Custom ID1: Custom ID2: Custom ID3:
Comment: 5

Elem	Ba4554	Be3130	Cd2288	Co2286	Cr2677	Cu3247	Mn2576	Ni2316	Ag3280
Units	ppm	ppm	ppm	ppm	ppm	ppm	ppm	ppm	ppm
Avg	**2.046**	**1.925**	**1.986**	**1.963**	**1.985**	**1.978**	**2.009**	**1.994**	**.2417**
Stddev	.003	.006	.007	.003	.011	.000	.006	.002	.0002
%RSD	.1423	.3273	.3487	.1641	.5477	.0103	.3184	.1004	.0835
#1	2.044	1.929	1.981	1.961	1.977	1.978	2.004	1.992	.2416
#2	2.048	1.920	1.991	1.965	1.993	1.978	2.013	1.995	.2419
Check ?	Chk Pass	Chk Pass	Chk Pass	Chk Pass	Chk Pass	Chk Pass	Chk Pass	Chk Pass	Chk Pass
Value									
Range									

Elem	V_2924	Zn2062	As1890	Tl1908	Pb2203	Se1960	Sb2068	Al3961	Ca3179
Units	ppm	ppm	ppm	ppm	ppm	ppm	ppm	ppm	ppm
Avg	**1.950**	**1.984**	**1.980**	**2.016**	**1.992**	**1.984**	**1.987**	**38.97**	**37.98**
Stddev	.005	.008	.009	.003	.002	.004	.006	.10	.21
%RSD	.2498	.3912	.4398	.1472	.0843	.1829	.3182	.2506	.5626
#1	1.946	1.978	1.974	2.018	1.991	1.982	1.983	39.04	38.13
#2	1.953	1.989	1.986	2.014	1.993	1.987	1.992	38.90	37.83
Check ?	Chk Pass	Chk Pass	Chk Pass	Chk Pass	Chk Pass	Chk Pass	Chk Pass	Chk Pass	Chk Pass
Value									
Range									

Elem	Fe2599	Mg2790	K_7664	Na5895	B_2089	Mo2020	Pd3404	Si2124	Sn1899
Units	ppm	ppm	ppm	ppm	ppm	ppm	ppm	ppm	ppm
Avg	**37.37**	**36.76**	**39.96**	**40.71**	**2.011**	**2.003**	**1.964**	**5.003**	**2.020**
Stddev	.13	.16	.01	.11	.006	.006	.001	.011	.004
%RSD	.3562	.4323	.0334	.2628	.3218	.2779	.0576	.2199	.2028
#1	37.46	36.87	39.97	40.78	2.007	1.999	1.963	4.995	2.017
#2	37.27	36.65	39.96	40.63	2.016	2.007	1.964	5.011	2.023
Check ?	Chk Pass	Chk Pass	Chk Pass	Chk Pass	Chk Pass	Chk Pass	Chk Pass	Chk Pass	Chk Pass
Value									
Range									

Zoom In Zoom Out

Sample Name: ccv Acquired: 7/4/2014 3:50:33 Type: QC
Method: Accutest1(v240) Mode: CONC Corr. Factor: 1.000000
User: admin Custom ID1: Custom ID2: Custom ID3:
Comment: 5

Elem	Sr4077	Ti3349	W_2079	Zr3391	S_1820	Bi2230	Li6707
Units	ppm	ppm	ppm	ppm	ppm	ppm	ppm
Avg	**2.050**	**1.987**	**1.929**	**1.997**	**1.958**	**1.990**	**2.008**
Stddev	.004	.005	.011	.003	.008	.004	.004
%RSD	.1986	.2338	.5654	.1446	.4247	.2085	.1802
#1	2.047	1.984	1.922	1.995	1.952	1.987	2.006
#2	2.053	1.990	1.937	1.999	1.964	1.993	2.011
Check ?	Chk Pass	Chk Pass	Chk Pass	Chk Pass	Chk Pass	Chk Pass	Chk Pass
Value							
Range							

Int. Std.	Y_3600	Y_3710	Y_2243	In2306
Units	Cts/S	Cts/S	Cts/S	Cts/S
Avg	**95642.**	**11052.**	**1823.4**	**5788.4**
Stddev	43.	78.	.8	10.0
%RSD	.04477	.70310	.04363	.17354
#1	95673.	10997.	1824.0	5781.3
#2	95612.	11107.	1822.8	5795.5

Zoom In Zoom Out

Sample Name: ccb Acquired: 7/4/2014 3:56:37 Type: QC
Method: Accutest1(v240) Mode: CONC Corr. Factor: 1.000000
User: admin Custom ID1: Custom ID2: Custom ID3:
Comment:

Elem	Ba4554	Be3130	Cd2288	Co2286	Cr2677	Cu3247	Mn2576	Ni2316	Ag3280
Units	ppm	ppm	ppm	ppm	ppm	ppm	ppm	ppm	ppm
Avg	**.0003**	**.0002**	**.0005**	**.0000**	**-.0001**	**-.0003**	**.0004**	**.0001**	**.0000**
Stddev	.0000	.0000	.0001	.000	.0001	.0000	.0000	.0001	.0003
%RSD	10.67	19.26	15.04	69.14	73.00	10.74	1.345	72.14	5827.
#1	.0004	.0002	.0005	.0000	-.0002	-.0003	.0004	.0001	-.0002
#2	.0003	.0003	.0006	.0000	-.0001	-.0003	.0004	.0002	.0002
Check ?	Chk Pass	Chk Pass	Chk Pass	Chk Pass	Chk Pass	Chk Pass	Chk Pass	Chk Pass	Chk Pass
High Limit									
Low Limit									

Elem	V_2924	Zn2062	As1890	Tl1908	Pb2203	Se1960	Sb2068	Al3961	Ca3179
Units	ppm	ppm	ppm	ppm	ppm	ppm	ppm	ppm	ppm
Avg	**.0002**	F **.0050**	**.0004**	**.0010**	**.0012**	**.0003**	**.0001**	**.0009**	**-.0022**
Stddev	.0001	.0044	.0001	.0003	.0006	.0003	.0004	.0035	.0022
%RSD	42.04	87.92	30.95	30.88	45.68	113.1	410.5	391.6	101.7
#1	.0001	.0081	.0005	.0008	.0016	.0001	.0003	-.0016	-.0038
#2	.0002	.0019	.0003	.0012	.0008	.0005	-.0002	.0033	-.0006
Check ?	Chk Pass	Chk Fail	Chk Pass	Chk Pass	Chk Pass	Chk Pass	Chk Pass	Chk Pass	Chk Pass
High Limit		.0020							
Low Limit		-.0020							

Elem	Fe2599	Mg2790	K_7664	Na5895	B_2089	Mo2020	Pd3404	Si2124	Sn1899
Units	ppm	ppm	ppm	ppm	ppm	ppm	ppm	ppm	ppm
Avg	**.0067**	**-.0132**	**.0585**	**.0087**	**.0007**	**.0017**	**.0007**	**.0016**	**.0001**
Stddev	.0003	.0312	.0065	.0056	.0005	.0004	.0005	.0009	.0002
%RSD	4.986	235.5	11.17	65.11	75.22	26.02	80.67	56.00	130.8
#1	.0065	.0088	.0632	.0126	.0010	.0020	.0010	.0010	.0003
#2	.0070	-.0353	.0539	.0047	.0003	.0014	.0003	.0022	.0000
Check ?	Chk Pass	Chk Pass	Chk Pass	Chk Pass	Chk Pass	Chk Pass	Chk Pass	Chk Pass	Chk Pass
High Limit									
Low Limit									

Zoom In Zoom Out

Sample Name: ccb Acquired: 7/4/2014 3:56:37 Type: QC
Method: Accutest1(v240) Mode: CONC Corr. Factor: 1.000000
User: admin Custom ID1: Custom ID2: Custom ID3:
Comment:

Elem	Sr4077	Ti3349	W_2079	Zr3391	S_1820	Bi2230	Li6707
Units	ppm	ppm	ppm	ppm	ppm	ppm	ppm
Avg	**.0003**	**.0004**	**.0020**	**.0006**	**.0023**	**-.0004**	**-.0001**
Stddev	.0000	.0004	.0005	.0000	.0033	.0001	.0000
%RSD	.1111	87.54	24.19	6.049	143.4	15.27	64.09
#1	.0003	.0002	.0023	.0006	.0047	-.0003	.0000
#2	.0003	.0007	.0017	.0005	.0000	-.0004	-.0001
Check ?	Chk Pass	Chk Pass	Chk Pass	Chk Pass	Chk Pass	Chk Pass	Chk Pass
High Limit							
Low Limit							

Int. Std.	Y_3600	Y_3710	Y_2243	In2306
Units	Cts/S	Cts/S	Cts/S	Cts/S
Avg	**102310.**	**11238.**	**1868.1**	**6386.3**
Stddev	123.	34.	20.4	59.3
%RSD	.12038	.30225	1.0916	.92810
#1	102400.	11214.	1882.5	6428.2
#2	102220.	11262.	1853.6	6344.4

Zoom In Zoom Out

Sample Name: cri Acquired: 7/4/2014 4:02:57 Type: QC
Method: Accutest1(v240) Mode: CONC Corr. Factor: 1.000000
User: admin Custom ID1: Custom ID2: Custom ID3:
Comment:

Elem	Ba4554	Be3130	Cd2288	Co2286	Cr2677	Cu3247	Mn2576	Ni2316	Ag3280
Units	ppm	ppm	ppm	ppm	ppm	ppm	ppm	ppm	ppm
Avg	**.2155**	**.0021**	**.0035**	**.0479**	**.0099**	**.0104**	**.0152**	**.0097**	**.0050**
Stddev	.0003	.0000	.0001	.0005	.0001	.0001	.0001	.0002	.0000
%RSD	.1320	1.831	2.978	1.139	1.013	1.363	.5070	2.359	.2588
#1	.2153	.0021	.0034	.0483	.0099	.0103	.0153	.0099	.0050
#2	.2157	.0021	.0036	.0475	.0100	.0105	.0152	.0095	.0050
Check ?	Chk Pass	Chk Pass	Chk Pass	Chk Pass	Chk Pass	Chk Pass	Chk Pass	Chk Pass	Chk Pass
Value									
Range									

Elem	V_2924	Zn2062	As1890	Tl1908	Pb2203	Se1960	Sb2068	Al3961	Ca3179
Units	ppm	ppm	ppm	ppm	ppm	ppm	ppm	ppm	ppm
Avg	**.0515**	**.0207**	**.0090**	**.0098**	**.0028**	**.0119**	**.0054**	**.1939**	**4.433**
Stddev	.0005	.0004	.0001	.0003	.0001	.0015	.0007	.0002	.005
%RSD	.9210	1.694	.7743	3.498	4.617	12.64	13.16	.1056	.1179
#1	.0518	.0210	.0089	.0095	.0027	.0108	.0059	.1940	4.436
#2	.0512	.0205	.0090	.0100	.0029	.0129	.0049	.1937	4.429
Check ?	Chk Pass	Chk Pass	Chk Pass	Chk Pass	Chk Pass	Chk Pass	Chk Pass	Chk Pass	Chk Pass
Value									
Range									

Elem	Fe2599	Mg2790	K_7664	Na5895	B_2089	Mo2020	Pd3404	Si2124	Sn1899
Units	ppm	ppm	ppm	ppm	ppm	ppm	ppm	ppm	ppm
Avg	**.0940**	**4.252**	**5.175**	**5.246**	**.1091**	**.0220**	**.0576**	**.2179**	**.0115**
Stddev	.0038	.033	.000	.006	.0001	.0004	.0007	.0017	.0002
%RSD	4.085	.7681	.0071	.1238	.0831	1.774	1.203	.7795	1.652
#1	.0967	4.229	5.176	5.241	.1091	.0223	.0571	.2191	.0113
#2	.0913	4.275	5.175	5.250	.1090	.0217	.0581	.2167	.0116
Check ?	Chk Pass	Chk Pass	Chk Pass	Chk Pass	Chk Pass	Chk Pass	Chk Pass	Chk Pass	Chk Pass
Value									
Range									

Zoom In Zoom Out

Sample Name: cri Acquired: 7/4/2014 4:02:57 Type: QC
Method: Accutest1(v240) Mode: CONC Corr. Factor: 1.000000
User: admin Custom ID1: Custom ID2: Custom ID3:
Comment:

Elem	Sr4077	Ti3349	W_2079	Zr3391	S_1820	Bi2230	Li6707
Units	ppm	ppm	ppm	ppm	ppm	ppm	ppm
Avg	**.0110**	**.0106**	**.0548**	**.0118**	**.0478**	**.0219**	**.0213**
Stddev	.0000	.0002	.0005	.0000	.0003	.0007	.0002
%RSD	.2069	2.145	.8936	.2936	.5765	3.214	.8300
#1	.0110	.0108	.0551	.0118	.0480	.0224	.0212
#2	.0110	.0105	.0544	.0119	.0476	.0214	.0215
Check ?	Chk Pass	Chk Pass	Chk Pass	Chk Pass	Chk Pass	Chk Pass	Chk Pass
Value							
Range							

Int. Std.	Y_3600	Y_3710	Y_2243	In2306
Units	Cts/S	Cts/S	Cts/S	Cts/S
Avg	**100190.**	**11905.**	**1753.5**	**6070.4**
Stddev	75.	7.	14.1	45.2
%RSD	.07495	.06042	.80513	.74469
#1	100240.	11900.	1743.5	6038.5
#2	100130.	11910.	1763.5	6102.4

Zoom In Zoom Out

Sample Name: crid Acquired: 7/4/2014 4:09:11 Type: QC
Method: Accutest1(v240) Mode: CONC Corr. Factor: 1.000000
User: admin Custom ID1: Custom ID2: Custom ID3:
Comment:

Elem	Ba4554	Be3130	Cd2288	Co2286	Cr2677	Cu3247	Mn2576	Ni2316	Ag3280
Units	ppm	ppm	ppm	ppm	ppm	ppm	ppm	ppm	ppm
Avg	**.0042**	**.0010**	**.0010**	**.0027**	**.0017**	**.0016**	**.0031**	**.0041**	**.0009**
Stddev	.0001	.0000	.0001	.0001	.0003	.0003	.0000	.0001	.0001
%RSD	1.717	.1746	10.40	4.923	14.46	17.69	.0728	1.602	16.46
#1	.0042	.0010	.0011	.0027	.0019	.0014	.0031	.0041	.0008
#2	.0043	.0010	.0009	.0026	.0016	.0018	.0031	.0040	.0010
Check ?	Chk Pass	Chk Pass	Chk Pass	Chk Pass	Chk Pass	Chk Pass	Chk Pass	Chk Pass	Chk Pass
Value									
Range									

Elem	V_2924	Zn2062	As1890	Tl1908	Pb2203	Se1960	Sb2068	Al3961	Ca3179
Units	ppm	ppm	ppm	ppm	ppm	ppm	ppm	ppm	ppm
Avg	**.0019**	**.0122**	**.0030**	**.0018**	**.0028**	**.0058**	**.0028**	**.0964**	**.9364**
Stddev	.0001	.0001	.0001	.0016	.0004	.0011	.0003	.0014	.0008
%RSD	7.713	.4990	4.137	89.22	14.98	18.38	11.50	1.485	.0825
#1	.0018	.0121	.0029	.0030	.0025	.0066	.0031	.0974	.9369
#2	.0020	.0122	.0031	.0007	.0031	.0051	.0026	.0954	.9358
Check ?	Chk Pass	Chk Pass	Chk Pass	Chk Pass	Chk Pass	Chk Pass	Chk Pass	Chk Pass	Chk Pass
Value									
Range									

Elem	Fe2599	Mg2790	K_7664	Na5895	B_2089	Mo2020	Pd3404	Si2124	Sn1899
Units	ppm	ppm	ppm	ppm	ppm	ppm	ppm	ppm	ppm
Avg	**.0013**	**.0735**	**2.078**	**1.048**	**.0095**	**-.0001**	**-.0005**	**.0014**	**.0004**
Stddev	.0003	.0210	.015	.002	.0000	.0001	.0002	.0008	.0004
%RSD	24.98	28.55	.7009	.1427	.2715	93.33	28.16	57.99	115.0
#1	.0015	.0586	2.068	1.049	.0095	-.0002	-.0004	.0008	.0007
#2	.0011	.0883	2.088	1.047	.0096	.0000	-.0007	.0020	.0001
Check ?	None	Chk Pass	Chk Pass	Chk Pass	Chk Pass	None	None	None	None
Value									
Range									

Zoom In Zoom Out

Sample Name: crid Acquired: 7/4/2014 4:09:11 Type: QC
Method: Accutest1(v240) Mode: CONC Corr. Factor: 1.000000
User: admin Custom ID1: Custom ID2: Custom ID3:
Comment:

Elem	Sr4077	Ti3349	W_2079	Zr3391	S_1820	Bi2230	Li6707
Units	ppm	ppm	ppm	ppm	ppm	ppm	ppm
Avg	**.0000**	**.0000**	**-.0019**	**.0000**	**.0011**	**-.0006**	**.0000**
Stddev	.000	.0000	.0002	.000	.0025	.0001	.0002
%RSD	91.89	21.26	8.581	93.32	221.1	20.97	361.8
#1	.0000	.0000	-.0018	-.0001	-.0006	-.0005	-.0001
#2	-.0001	.0000	-.0020	.0000	.0028	-.0007	.0002
Check ?	None	None	None	None	None	None	None
Value							
Range							

Int. Std.	Y_3600	Y_3710	Y_2243	In2306
Units	Cts/S	Cts/S	Cts/S	Cts/S
Avg	**101960.**	**11663.**	**1857.8**	**6369.1**
Stddev	284.	17.	11.9	32.0
%RSD	.27898	.14966	.63837	.50185
#1	102160.	11650.	1866.2	6391.7
#2	101760.	11675.	1849.4	6346.5

Zoom In Zoom Out

Sample Name: cria Acquired: 7/4/2014 4:15:32 Type: QC
Method: Accutest1(v240) Mode: CONC Corr. Factor: 1.000000
User: admin Custom ID1: Custom ID2: Custom ID3:
Comment:

Elem	Ba4554	Be3130	Cd2288	Co2286	Cr2677	Cu3247	Mn2576	Ni2316	Ag3280
Units	ppm	ppm	ppm	ppm	ppm	ppm	ppm	ppm	ppm
Avg	**.0000**	**.0000**	**.0000**	**-.0004**	**-.0005**	**-.0005**	**-.0001**	**.0001**	**.0000**
Stddev	.000	.000	.0001	.0000	.0001	.0000	.0000	.0001	.0002
%RSD	203.0	128.3	453.3	5.367	12.58	.1471	9.451	63.80	1104.
#1	.0000	-.0001	.0001	-.0004	-.0005	-.0005	-.0001	.0001	-.0001
#2	.0000	.0000	-.0001	-.0004	-.0004	-.0005	-.0001	.0002	.0002
Check ?	None	None	None	None	None	None	None	None	None
Value									
Range									

Elem	V_2924	Zn2062	As1890	Tl1908	Pb2203	Se1960	Sb2068	Al3961	Ca3179
Units	ppm	ppm	ppm	ppm	ppm	ppm	ppm	ppm	ppm
Avg	**.0000**	**.0007**	**.0202**	**.0007**	**.0206**	**.0219**	**.0202**	**.4770**	**-.0068**
Stddev	.000	.0000	.0007	.0004	.0008	.0005	.0002	.0014	.0002
%RSD	38.10	6.496	3.711	51.02	4.118	2.329	1.130	.2863	2.993
#1	.0000	.0006	.0207	.0004	.0200	.0215	.0204	.4780	-.0066
#2	-.0001	.0007	.0196	.0010	.0212	.0223	.0201	.4761	-.0069
Check ?	None	None	Chk Pass	None	Chk Pass	Chk Pass	Chk Pass	Chk Pass	None
Value									
Range									

Elem	Fe2599	Mg2790	K_7664	Na5895	B_2089	Mo2020	Pd3404	Si2124	Sn1899
Units	ppm	ppm	ppm	ppm	ppm	ppm	ppm	ppm	ppm
Avg	**.4790**	**-.0333**	**.0080**	**-.0054**	**-.0004**	**-.0006**	**-.0003**	**.0028**	**-.0002**
Stddev	.0019	.0142	.0235	.0014	.0004	.0001	.0001	.0004	.0001
%RSD	.3961	42.51	292.1	25.93	81.94	17.38	40.02	12.41	78.05
#1	.4803	-.0434	-.0086	-.0064	-.0002	-.0005	-.0002	.0031	-.0003
#2	.4776	-.0233	.0246	-.0044	-.0007	-.0006	-.0004	.0026	-.0001
Check ?	Chk Pass	None	None	None	None	None	None	None	None
Value									
Range									

Zoom In Zoom Out

Sample Name: cria Acquired: 7/4/2014 4:15:32 Type: QC
Method: Accutest1(v240) Mode: CONC Corr. Factor: 1.000000
User: admin Custom ID1: Custom ID2: Custom ID3:
Comment:

Elem	Sr4077	Ti3349	W_2079	Zr3391	S_1820	Bi2230	Li6707
Units	ppm	ppm	ppm	ppm	ppm	ppm	ppm
Avg	**-.0001**	**.0000**	**-.0036**	**-.0001**	**.0014**	**.0001**	**.0002**
Stddev	.0000	.0001	.0000	.0001	.0004	.0001	.0001
%RSD	27.08	274.6	.5448	77.69	26.42	66.58	23.73
#1	-.0001	.0000	-.0036	.0000	.0012	.0001	.0002
#2	.0000	.0001	-.0036	-.0001	.0017	.0000	.0003
Check ?	None	None	None	None	None	None	None
Value							
Range							

Int. Std.	Y_3600	Y_3710	Y_2243	In2306
Units	Cts/S	Cts/S	Cts/S	Cts/S
Avg	**102300.**	**11655.**	**1841.0**	**6307.9**
Stddev	133.	47.	1.3	1.4
%RSD	.13022	.40082	.07172	.02151
#1	102390.	11622.	1840.0	6308.9
#2	102200.	11688.	1841.9	6307.0

Zoom In Zoom Out

Sample Name: ccv Acquired: 7/4/2014 4:21:54 Type: QC
Method: Accutest1(v240) Mode: CONC Corr. Factor: 1.000000
User: admin Custom ID1: Custom ID2: Custom ID3:
Comment:

Elem	Ba4554	Be3130	Cd2288	Co2286	Cr2677	Cu3247	Mn2576	Ni2316	Ag3280
Units	ppm	ppm	ppm	ppm	ppm	ppm	ppm	ppm	ppm
Avg	**2.081**	**1.906**	**2.002**	**1.941**	**1.900**	**2.025**	**1.948**	**1.966**	**.2378**
Stddev	.009	.005	.001	.004	.010	.006	.009	.002	.0006
%RSD	.4406	.2501	.0311	.2135	.5053	.2751	.4678	.0782	.2318
#1	2.087	1.903	2.003	1.938	1.906	2.021	1.954	1.965	.2374
#2	2.074	1.909	2.002	1.944	1.893	2.029	1.941	1.967	.2382
Check ?	Chk Pass	Chk Pass	Chk Pass	Chk Pass	Chk Pass	Chk Pass	Chk Pass	Chk Pass	Chk Pass
Value									
Range									

Elem	V_2924	Zn2062	As1890	Tl1908	Pb2203	Se1960	Sb2068	Al3961	Ca3179
Units	ppm	ppm	ppm	ppm	ppm	ppm	ppm	ppm	ppm
Avg	**1.924**	**1.917**	**2.027**	**2.019**	**1.959**	**2.048**	**2.061**	**39.31**	**36.52**
Stddev	.005	.004	.005	.012	.004	.009	.002	.03	.29
%RSD	.2513	.1957	.2527	.6104	.1890	.4485	.0971	.0745	.7819
#1	1.928	1.914	2.030	2.028	1.957	2.055	2.062	39.33	36.32
#2	1.921	1.919	2.023	2.010	1.962	2.042	2.059	39.29	36.72
Check ?	Chk Pass	Chk Pass	Chk Pass	Chk Pass	Chk Pass	Chk Pass	Chk Pass	Chk Pass	Chk Pass
Value									
Range									

Elem	Fe2599	Mg2790	K_7664	Na5895	B_2089	Mo2020	Pd3404	Si2124	Sn1899
Units	ppm	ppm	ppm	ppm	ppm	ppm	ppm	ppm	ppm
Avg	**36.57**	F **35.35**	**40.59**	**41.54**	**2.078**	**2.038**	**1.988**	**5.180**	**2.009**
Stddev	.07	.20	.14	.21	.003	.000	.003	.005	.000
%RSD	.2033	.5793	.3567	.4969	.1574	.0181	.1253	.0948	.0150
#1	36.52	35.21	40.69	41.69	2.081	2.038	1.986	5.184	2.009
#2	36.62	35.50	40.48	41.40	2.076	2.038	1.989	5.177	2.009
Check ?	Chk Pass	Chk Fail	Chk Pass	Chk Pass	Chk Pass	Chk Pass	Chk Pass	Chk Pass	Chk Pass
Value		40.00							
Range		-10.00%							

Zoom In Zoom Out

Sample Name: ccv Acquired: 7/4/2014 4:21:54 Type: QC
Method: Accutest1(v240) Mode: CONC Corr. Factor: 1.000000
User: admin Custom ID1: Custom ID2: Custom ID3:
Comment:

Elem	Sr4077	Ti3349	W_2079	Zr3391	S_1820	Bi2230	Li6707
Units	ppm	ppm	ppm	ppm	ppm	ppm	ppm
Avg	**2.067**	**1.953**	**1.952**	**1.983**	**1.992**	**2.085**	**2.063**
Stddev	.010	.003	.001	.003	.011	.002	.017
%RSD	.4862	.1592	.0254	.1652	.5684	.1085	.8428
#1	2.074	1.955	1.951	1.985	2.000	2.086	2.076
#2	2.060	1.951	1.952	1.981	1.984	2.083	2.051
Check ?	Chk Pass	Chk Pass	Chk Pass	Chk Pass	Chk Pass	Chk Pass	Chk Pass
Value							
Range							

Int. Std.	Y_3600	Y_3710	Y_2243	In2306
Units	Cts/S	Cts/S	Cts/S	Cts/S
Avg	**96178.**	**11488.**	**1746.0**	**5643.9**
Stddev	29.	52.	4.5	8.1
%RSD	.03036	.45316	.25838	.14305
#1	96157.	11525.	1742.8	5638.2
#2	96198.	11451.	1749.2	5649.6

Zoom In Zoom Out

Sample Name: ccb Acquired: 7/4/2014 4:27:58 Type: QC
Method: Accutest1(v240) Mode: CONC Corr. Factor: 1.000000
User: admin Custom ID1: Custom ID2: Custom ID3:
Comment:

Elem	Ba4554	Be3130	Cd2288	Co2286	Cr2677	Cu3247	Mn2576	Ni2316	Ag3280
Units	ppm	ppm	ppm	ppm	ppm	ppm	ppm	ppm	ppm
Avg	**.0000**	**.0000**	**.0002**	**-.0001**	**-.0003**	**-.0002**	**.0000**	**.0002**	**.0001**
Stddev	.000	.000	.0001	.0000	.0002	.0000	.000	.0001	.0000
%RSD	340.1	162.4	45.11	5.923	78.68	6.742	101.0	61.02	23.43
#1	-.0001	-.0001	.0003	-.0001	-.0001	-.0002	-.0001	.0001	.0001
#2	.0000	.0000	.0002	-.0001	-.0004	-.0002	.0000	.0002	.0001
Check ?	Chk Pass	Chk Pass	Chk Pass	Chk Pass	Chk Pass	Chk Pass	Chk Pass	Chk Pass	Chk Pass
High Limit									
Low Limit									

Elem	V_2924	Zn2062	As1890	Tl1908	Pb2203	Se1960	Sb2068	Al3961	Ca3179
Units	ppm	ppm	ppm	ppm	ppm	ppm	ppm	ppm	ppm
Avg	**-.0002**	**.0001**	**.0000**	**-.0002**	**.0002**	**.0005**	**-.0002**	**-.0035**	**-.0066**
Stddev	.0001	.0000	.0004	.0008	.0003	.0002	.0003	.0077	.0003
%RSD	33.70	7.252	87750.	338.3	120.2	45.36	145.1	218.3	4.219
#1	-.0002	.0001	-.0003	.0003	.0000	.0003	-.0005	-.0090	-.0068
#2	-.0001	.0002	.0003	-.0008	.0004	.0006	.0000	.0019	-.0065
Check ?	Chk Pass	Chk Pass	Chk Pass	Chk Pass	Chk Pass	Chk Pass	Chk Pass	Chk Pass	Chk Pass
High Limit									
Low Limit									

Elem	Fe2599	Mg2790	K_7664	Na5895	B_2089	Mo2020	Pd3404	Si2124	Sn1899
Units	ppm	ppm	ppm	ppm	ppm	ppm	ppm	ppm	ppm
Avg	**.0024**	**-.0286**	**.0217**	**-.0031**	**.0005**	**.0017**	**-.0001**	**.0006**	**-.0007**
Stddev	.0006	.0099	.0036	.0033	.0000	.0004	.0002	.0002	.0003
%RSD	24.73	34.48	16.64	106.6	8.596	23.71	171.5	28.24	37.52
#1	.0029	-.0216	.0192	-.0008	.0006	.0020	.0000	.0008	-.0009
#2	.0020	-.0355	.0243	-.0054	.0005	.0014	-.0003	.0005	-.0005
Check ?	Chk Pass	Chk Pass	Chk Pass	Chk Pass	Chk Pass	Chk Pass	Chk Pass	Chk Pass	Chk Pass
High Limit									
Low Limit									

Zoom In Zoom Out

Sample Name: ccb Acquired: 7/4/2014 4:27:58 Type: QC
Method: Accutest1(v240) Mode: CONC Corr. Factor: 1.000000
User: admin Custom ID1: Custom ID2: Custom ID3:
Comment:

Elem	Sr4077	Ti3349	W_2079	Zr3391	S_1820	Bi2230	Li6707
Units	ppm	ppm	ppm	ppm	ppm	ppm	ppm
Avg	**-.0001**	**.0001**	**.0040**	**.0005**	**-.0019**	**-.0004**	**.0007**
Stddev	.0000	.0000	.0014	.0000	.0010	.0003	.0003
%RSD	12.92	29.22	34.27	6.499	52.58	88.17	43.57
#1	-.0001	.0001	.0049	.0006	-.0026	-.0001	.0005
#2	-.0001	.0001	.0030	.0005	-.0012	-.0006	.0009
Check ?	Chk Pass	Chk Pass	Chk Pass	Chk Pass	Chk Pass	Chk Pass	Chk Pass
High Limit							
Low Limit							

Int. Std.	Y_3600	Y_3710	Y_2243	In2306
Units	Cts/S	Cts/S	Cts/S	Cts/S
Avg	**101880.**	**11685.**	**1840.6**	**6325.8**
Stddev	30.	38.	2.9	6.8
%RSD	.02963	.32206	.15917	.10685
#1	101860.	11711.	1838.6	6321.0
#2	101900.	11658.	1842.7	6330.5

Zoom In Zoom Out

Sample Name: jb70672-2 Acquired: 7/4/2014 4:34:17 Type: Unk
Method: Accutest1(v240) Mode: CONC Corr. Factor: 1.000000
User: admin Custom ID1: Custom ID2: Custom ID3:
Comment: soil 15th

Elem	Ba4554	Be3130	Cd2288	Co2286	Cr2677	Cu3247	Mn2576	Ni2316	Ag3280
Avg	**.2775**	**.0058**	**.0036**	**.0634**	**.2079**	**.1071**	**2.500**	**.1837**	**.0003**
Stddev	.0006	.0000	.0003	.0001	.0003	.0008	.002	.0006	.0000
%RSD	.2210	.3984	7.061	.2302	.1252	.7303	.0905	.3066	2.497
#1	.2779	.0058	.0035	.0635	.2077	.1076	2.498	.1833	.0003
#2	.2771	.0059	.0038	.0633	.2081	.1065	2.501	.1841	.0004

Elem	V_2924	Zn2062	As1890	Tl1908	Pb2203	Se1960	Sb2068	Al3961	Ca3179
Avg	**.2422**	**.4681**	**.0704**	**-.0074**	**.1208**	**.0012**	**.0008**	**104.7**	**16.52**
Stddev	.0001	.0012	.0008	.0019	.0011	.0014	.0007	.1	.09
%RSD	.0458	.2524	1.180	25.70	.8822	121.1	87.74	.0542	.5338
#1	.2421	.4673	.0710	-.0061	.1200	.0022	.0003	104.7	16.46
#2	.2423	.4689	.0698	-.0088	.1215	.0002	.0014	104.7	16.59

Elem	Fe2599	Mg2790	K_7664	Na5895	B_2089	Mo2020	Pd3404	Si2124	Sn1899
Avg	**212.6**	**40.45**	**22.70**	**5.270**	**.1329**	**.0083**	**-.0107**	**5.075**	**.0239**
Stddev	.5	.33	.02	.014	.0003	.0002	.0002	.032	.0014
%RSD	.2200	.8097	.0690	.2689	.1997	2.397	1.636	.6380	5.727
#1	212.2	40.22	22.71	5.280	.1331	.0085	-.0109	5.097	.0229
#2	212.9	40.68	22.68	5.260	.1327	.0082	-.0106	5.052	.0249

Elem	Sr4077	Ti3349	W_2079	Zr3391	S_1820	Bi2230	Li6707
Avg	**.1922**	**2.709**	**.0144**	**.0974**	**114.8**	**.0023**	**.2285**
Stddev	.0003	.001	.0002	.0009	.0	.0004	.0018
%RSD	.1811	.0461	1.582	.9371	.0430	16.05	.7725
#1	.1924	2.710	.0143	.0981	114.8	.0026	.2297
#2	.1919	2.708	.0146	.0968	114.9	.0020	.2272

Int. Std.	Y_3600	Y_3710	Y_2243	In2306
Avg	**100530.**	**12111.**	**1821.4**	**5852.1**
Stddev	233.	51.	4.9	12.5
%RSD	.23181	.41778	.27138	.21396
#1	100360.	12147.	1817.9	5843.2
#2	100690.	12075.	1824.9	5860.9

Zoom In Zoom Out

Sample Name: jb70672-3 Acquired: 7/4/2014 4:40:25 Type: Unk
Method: Accutest1(v240) Mode: CONC Corr. Factor: 1.000000
User: admin Custom ID1: Custom ID2: Custom ID3:
Comment: soil 15th

Elem	Ba4554	Be3130	Cd2288	Co2286	Cr2677	Cu3247	Mn2576	Ni2316	Ag3280
Avg	**.2698**	**.0065**	**.0036**	**.0713**	**.2299**	**.1060**	**2.766**	**.1985**	**.0000**
Stddev	.0003	.0000	.0003	.0004	.0002	.0002	.003	.0004	.000
%RSD	.1081	.6641	7.651	.6147	.0712	.1909	.1135	.2088	271.4
#1	.2701	.0064	.0038	.0716	.2301	.1061	2.764	.1982	.0000
#2	.2696	.0065	.0034	.0710	.2298	.1058	2.768	.1988	-.0001

Elem	V_2924	Zn2062	As1890	Tl1908	Pb2203	Se1960	Sb2068	Al3961	Ca3179
Avg	**.2556**	**.5241**	**.0749**	**-.0117**	**.0943**	**.0010**	**.0027**	**118.4**	**16.75**
Stddev	.0001	.0009	.0001	.0030	.0009	.0024	.0011	.1	.03
%RSD	.0515	.1744	.1626	25.56	.9519	247.1	41.12	.0580	.1562
#1	.2557	.5234	.0750	-.0096	.0949	.0026	.0019	118.4	16.73
#2	.2555	.5247	.0749	-.0139	.0936	-.0007	.0034	118.4	16.77

Elem	Fe2599	Mg2790	K_7664	Na5895	B_2089	Mo2020	Pd3404	Si2124	Sn1899
Avg	**218.3**	**46.58**	**26.65**	**7.457**	**.1539**	**.0105**	**-.0117**	**5.221**	**.0214**
Stddev	.2	.07	.01	.008	.0012	.0000	.0001	.009	.0002
%RSD	.0904	.1446	.0530	.1021	.7598	.2997	1.115	.1727	.7677
#1	218.1	46.53	26.66	7.462	.1530	.0105	-.0116	5.215	.0213
#2	218.4	46.62	26.64	7.451	.1547	.0105	-.0118	5.228	.0215

Elem	Sr4077	Ti3349	W_2079	Zr3391	S_1820	Bi2230	Li6707
Avg	**.2031**	**2.888**	**.0138**	**.0944**	**122.4**	**.0015**	**.2602**
Stddev	.0001	.002	.0004	.0001	.0	.0007	.0010
%RSD	.0349	.0670	3.126	.1502	.0102	47.37	.3857
#1	.2032	2.887	.0135	.0943	122.5	.0020	.2609
#2	.2031	2.889	.0141	.0945	122.4	.0010	.2595

Int. Std.	Y_3600	Y_3710	Y_2243	In2306
Avg	**100240.**	**12181.**	**1818.9**	**5810.3**
Stddev	36.	13.	3.1	6.4
%RSD	.03581	.10517	.17069	.10972
#1	100270.	12190.	1821.1	5814.8
#2	100220.	12172.	1816.7	5805.8

Zoom In Zoom Out

Sample Name: jb70672-4 Acquired: 7/4/2014 4:46:33 Type: Unk
Method: Accutest1(v240) Mode: CONC Corr. Factor: 1.000000
User: admin Custom ID1: Custom ID2: Custom ID3:
Comment: soil 15th

Elem	Ba4554	Be3130	Cd2288	Co2286	Cr2677	Cu3247	Mn2576	Ni2316	Ag3280
Avg	**.2493**	**.0059**	**.0039**	**.0642**	**.2163**	**.0981**	**2.554**	**.1842**	**.0000**
Stddev	.0010	.0000	.0000	.0000	.0004	.0001	.005	.0006	.0000
%RSD	.3827	.8147	.9157	.0093	.2049	.0924	.1965	.3372	112.8
#1	.2500	.0060	.0040	.0642	.2166	.0980	2.558	.1847	.0000
#2	.2487	.0059	.0039	.0642	.2160	.0981	2.551	.1838	.0001

Elem	V_2924	Zn2062	As1890	Tl1908	Pb2203	Se1960	Sb2068	Al3961	Ca3179
Avg	**.2338**	**.4924**	**.0758**	**-.0073**	**.0934**	**-.0002**	**.0023**	**108.9**	**18.99**
Stddev	.0003	.0002	.0004	.0039	.0007	.0001	.0004	.5	.10
%RSD	.1091	.0448	.5887	53.90	.7877	33.37	18.08	.4433	.5152
#1	.2339	.4923	.0761	-.0101	.0939	-.0003	.0020	109.3	18.92
#2	.2336	.4926	.0755	-.0045	.0929	-.0002	.0026	108.6	19.05

Elem	Fe2599	Mg2790	K_7664	Na5895	B_2089	Mo2020	Pd3404	Si2124	Sn1899
Avg	**214.0**	**42.77**	**25.08**	**7.263**	**.1575**	**.0117**	**-.0110**	**5.304**	**.0225**
Stddev	.6	.18	.07	.024	.0020	.0002	.0003	.009	.0000
%RSD	.2793	.4299	.2734	.3330	1.281	2.034	2.687	.1799	.1598
#1	213.6	42.64	25.12	7.280	.1589	.0115	-.0112	5.297	.0226
#2	214.5	42.90	25.03	7.246	.1560	.0118	-.0108	5.311	.0225

Elem	Sr4077	Ti3349	W_2079	Zr3391	S_1820	Bi2230	Li6707
Avg	**.2159**	**2.798**	**.0125**	**.0905**	**132.4**	**.0029**	**.2386**
Stddev	.0000	.004	.0006	.0001	.1	.0008	.0004
%RSD	.0019	.1340	4.767	.1242	.0959	25.80	.1687
#1	.2159	2.800	.0130	.0906	132.3	.0034	.2389
#2	.2159	2.795	.0121	.0904	132.5	.0024	.2383

Int. Std.	Y_3600	Y_3710	Y_2243	In2306
Avg	**101290.**	**12136.**	**1821.7**	**5821.0**
Stddev	21.	10.	.3	2.0
%RSD	.02034	.08152	.01591	.03458
#1	101300.	12129.	1821.9	5822.4
#2	101270.	12143.	1821.5	5819.6

Zoom In Zoom Out

Sample Name: jb70672-7 Acquired: 7/4/2014 4:52:42 Type: Unk
Method: Accutest1(v240) Mode: CONC Corr. Factor: 1.000000
User: admin Custom ID1: Custom ID2: Custom ID3:
Comment: soil 15th

Elem	Ba4554	Be3130	Cd2288	Co2286	Cr2677	Cu3247	Mn2576	Ni2316	Ag3280
Avg	**.5369**	**.0053**	**.0030**	**.0623**	**.1810**	**.1444**	**1.960**	**.2013**	**.0009**
Stddev	.0010	.0000	.0000	.0001	.0003	.0002	.000	.0002	.0003
%RSD	.1782	.6057	1.224	.0976	.1438	.1121	.0108	.1174	34.57
#1	.5376	.0053	.0030	.0623	.1812	.1443	1.960	.2011	.0007
#2	.5362	.0052	.0030	.0622	.1808	.1445	1.960	.2015	.0012

Elem	V_2924	Zn2062	As1890	Tl1908	Pb2203	Se1960	Sb2068	Al3961	Ca3179
Avg	**.2176**	**1.546**	**.0743**	**-.0053**	**.4073**	**-.0006**	**.0021**	**94.79**	**48.55**
Stddev	.0000	.005	.0007	.0012	.0010	.0024	.0012	.16	.14
%RSD	.0037	.3114	.9221	23.72	.2339	428.3	58.53	.1646	.2900
#1	.2176	1.549	.0748	-.0061	.4080	-.0023	.0012	94.90	48.45
#2	.2176	1.543	.0738	-.0044	.4067	.0012	.0029	94.68	48.65

Elem	Fe2599	Mg2790	K_7664	Na5895	B_2089	Mo2020	Pd3404	Si2124	Sn1899
Avg	**177.5**	**34.92**	**19.11**	**4.505**	**.0888**	**.0113**	**-.0098**	**5.559**	**.0425**
Stddev	.5	.00	.09	.025	.0015	.0001	.0001	.009	.0004
%RSD	.2831	.0138	.4526	.5506	1.724	.7537	.9048	.1546	.9957
#1	177.1	34.92	19.17	4.523	.0877	.0113	-.0098	5.565	.0428
#2	177.8	34.93	19.05	4.488	.0899	.0114	-.0099	5.553	.0422

Elem	Sr4077	Ti3349	W_2079	Zr3391	S_1820	Bi2230	Li6707
Avg	**.3742**	**2.760**	**.0133**	**.0764**	**87.71**	**.0021**	**.2125**
Stddev	.0005	.003	.0001	.0004	.22	.0004	.0017
%RSD	.1244	.1120	.5535	.4983	.2487	21.01	.8010
#1	.3745	2.762	.0133	.0766	87.86	.0018	.2137
#2	.3738	2.758	.0134	.0761	87.56	.0024	.2113

Int. Std.	Y_3600	Y_3710	Y_2243	In2306
Avg	**99230.**	**11996.**	**1794.5**	**5767.5**
Stddev	284.	21.	1.8	5.7
%RSD	.28624	.17135	.09770	.09843
#1	99029.	12011.	1795.8	5771.6
#2	99431.	11982.	1793.3	5763.5

Zoom In Zoom Out

Sample Name: jb70672-8 Acquired: 7/4/2014 4:58:52 Type: Unk
Method: Accutest1(v240) Mode: CONC Corr. Factor: 1.000000
User: admin Custom ID1: Custom ID2: Custom ID3:
Comment: soil 15th

Elem	Ba4554	Be3130	Cd2288	Co2286	Cr2677	Cu3247	Mn2576	Ni2316	Ag3280
Avg	**.2210**	**.0051**	**.0032**	**.0551**	**.1828**	**.0833**	**2.246**	**.1560**	**.0005**
Stddev	.0007	.0000	.0001	.0001	.0001	.0002	.005	.0002	.0001
%RSD	.3336	.8504	3.857	.2469	.0748	.1827	.2133	.1532	30.15
#1	.2205	.0050	.0033	.0552	.1829	.0834	2.243	.1559	.0006
#2	.2215	.0051	.0031	.0550	.1827	.0832	2.250	.1562	.0004

Elem	V_2924	Zn2062	As1890	Tl1908	Pb2203	Se1960	Sb2068	Al3961	Ca3179
Avg	**.1999**	**.4472**	**.0646**	**-.0053**	**.0804**	**.0008**	**.0017**	**92.19**	**15.20**
Stddev	.0000	.0000	.0004	.0016	.0006	.0007	.0005	.12	.10
%RSD	.0013	.0054	.6698	30.03	.8059	82.50	26.98	.1337	.6376
#1	.1998	.4472	.0643	-.0065	.0808	.0003	.0020	92.10	15.27
#2	.1999	.4472	.0649	-.0042	.0799	.0013	.0014	92.27	15.14

Elem	Fe2599	Mg2790	K_7664	Na5895	B_2089	Mo2020	Pd3404	Si2124	Sn1899
Avg	**181.9**	**35.61**	**20.78**	**4.768**	**.1220**	**.0103**	**-.0089**	**4.877**	**.0214**
Stddev	.6	.28	.05	.023	.0002	.0000	.0001	.001	.0012
%RSD	.3338	.7965	.2288	.4783	.1794	.1568	1.139	.0285	5.571
#1	182.3	35.81	20.75	4.751	.1219	.0104	-.0088	4.876	.0222
#2	181.4	35.41	20.81	4.784	.1222	.0103	-.0090	4.878	.0205

Elem	Sr4077	Ti3349	W_2079	Zr3391	S_1820	Bi2230	Li6707
Avg	**.1656**	**2.385**	**.0089**	**.0756**	**105.3**	**.0023**	**.2029**
Stddev	.0005	.004	.0010	.0002	.4	.0007	.0003
%RSD	.3309	.1562	11.06	.2314	.4147	30.74	.1300
#1	.1652	2.383	.0082	.0757	104.9	.0028	.2027
#2	.1660	2.388	.0096	.0755	105.6	.0018	.2031

Int. Std.	Y_3600	Y_3710	Y_2243	In2306
Avg	**100210.**	**12121.**	**1815.8**	**5852.5**
Stddev	51.	38.	1.3	1.2
%RSD	.05101	.31421	.07355	.02082
#1	100240.	12094.	1816.8	5851.6
#2	100170.	12148.	1814.9	5853.3

Zoom In Zoom Out

Sample Name: jb70672-9 Acquired: 7/4/2014 5:05:01 Type: Unk
Method: Accutest1(v240) Mode: CONC Corr. Factor: 1.000000
User: admin Custom ID1: Custom ID2: Custom ID3:
Comment: soil 15th

Elem	Ba4554	Be3130	Cd2288	Co2286	Cr2677	Cu3247	Mn2576	Ni2316	Ag3280
Avg	**.2251**	**.0055**	**.0034**	**.0597**	**.1851**	**.0912**	**2.461**	**.1667**	**.0001**
Stddev	.0005	.0000	.0004	.0002	.0006	.0006	.009	.0001	.0001
%RSD	.2025	.5135	12.73	.2968	.3087	.6648	.3752	.0405	76.63
#1	.2254	.0055	.0031	.0596	.1846	.0908	2.454	.1667	.0001
#2	.2248	.0055	.0037	.0599	.1855	.0917	2.467	.1666	.0002

Elem	V_2924	Zn2062	As1890	Tl1908	Pb2203	Se1960	Sb2068	Al3961	Ca3179
Avg	**.2149**	**.4395**	**.0728**	**-.0071**	**.0876**	**-.0011**	**.0012**	**92.82**	**31.13**
Stddev	.0005	.0008	.0014	.0001	.0010	.0037	.0004	.05	.24
%RSD	.2168	.1724	1.892	1.695	1.097	327.4	31.61	.0524	.7776
#1	.2146	.4401	.0718	-.0072	.0883	.0015	.0015	92.79	30.96
#2	.2153	.4390	.0737	-.0070	.0870	-.0037	.0010	92.86	31.30

Elem	Fe2599	Mg2790	K_7664	Na5895	B_2089	Mo2020	Pd3404	Si2124	Sn1899
Avg	**192.6**	**35.35**	**20.13**	**4.131**	**.1229**	**.0145**	**-.0104**	**4.934**	**.0217**
Stddev	1.1	.26	.03	.006	.0003	.0003	.0005	.010	.0001
%RSD	.5477	.7426	.1605	.1548	.2398	1.967	4.728	.1947	.6439
#1	191.9	35.17	20.16	4.135	.1231	.0143	-.0107	4.941	.0218
#2	193.4	35.54	20.11	4.126	.1227	.0147	-.0100	4.927	.0216

Elem	Sr4077	Ti3349	W_2079	Zr3391	S_1820	Bi2230	Li6707
Avg	**.3029**	**2.382**	**.0087**	**.0861**	**121.8**	**.0023**	**.2085**
Stddev	.0004	.006	.0001	.0001	.5	.0001	.0005
%RSD	.1161	.2703	.8381	.1539	.4442	5.184	.2631
#1	.3032	2.377	.0088	.0860	121.5	.0024	.2081
#2	.3027	2.386	.0087	.0862	122.2	.0022	.2088

Int. Std.	Y_3600	Y_3710	Y_2243	In2306
Avg	**100890.**	**12308.**	**1826.5**	**5815.1**
Stddev	139.	65.	1.8	.2
%RSD	.13804	.52838	.10128	.00380
#1	100990.	12354.	1825.2	5814.9
#2	100790.	12262.	1827.8	5815.2

Zoom In Zoom Out

Sample Name: jb70672-11 Acquired: 7/4/2014 5:11:09 Type: Unk
Method: Accutest1(v240) Mode: CONC Corr. Factor: 1.000000
User: admin Custom ID1: Custom ID2: Custom ID3:
Comment: soil 15th

Elem	Ba4554	Be3130	Cd2288	Co2286	Cr2677	Cu3247	Mn2576	Ni2316	Ag3280
Avg	**.8898**	**.0089**	**.0043**	**.1218**	**.2934**	**.3010**	**2.511**	**.4958**	**-.0006**
Stddev	.0028	.0001	.0000	.0001	.0006	.0017	.004	.0018	.0000
%RSD	.3166	1.193	.5530	.0699	.2010	.5695	.1562	.3554	7.815
#1	.8918	.0090	.0043	.1217	.2930	.3022	2.508	.4946	-.0005
#2	.8878	.0089	.0043	.1218	.2938	.2998	2.513	.4971	-.0006

Elem	V_2924	Zn2062	As1890	Tl1908	Pb2203	Se1960	Sb2068	Al3961	Ca3179
Avg	**.3636**	**.6845**	**.0500**	**-.0185**	**.3247**	**-.0040**	**.0004**	**147.2**	**25.68**
Stddev	.0006	.0006	.0008	.0013	.0008	.0019	.0000	.0	.29
%RSD	.1674	.0918	1.700	7.193	.2402	48.65	6.599	.0047	1.120
#1	.3632	.6841	.0506	-.0195	.3242	-.0026	.0004	147.2	25.47
#2	.3640	.6850	.0494	-.0176	.3253	-.0054	.0004	147.2	25.88

Elem	Fe2599	Mg2790	K_7664	Na5895	B_2089	Mo2020	Pd3404	Si2124	Sn1899
Avg	**233.4**	**61.31**	**30.00**	**4.075**	**.0834**	**.0064**	**-.0153**	**7.766**	**.0377**
Stddev	1.6	.57	.01	.013	.0004	.0001	.0004	.013	.0008
%RSD	.6906	.9219	.0444	.3143	.5311	1.325	2.699	.1703	2.205
#1	232.3	60.91	29.99	4.084	.0837	.0063	-.0150	7.775	.0383
#2	234.6	61.71	30.01	4.066	.0831	.0065	-.0155	7.756	.0371

Elem	Sr4077	Ti3349	W_2079	Zr3391	S_1820	Bi2230	Li6707
Avg	**.2232**	**6.199**	**.0146**	**.0925**	**48.15**	**.0040**	**.3037**
Stddev	.0006	.002	.0003	.0003	.16	.0006	.0008
%RSD	.2477	.0269	1.745	.3686	.3249	13.83	.2741
#1	.2236	6.197	.0144	.0922	48.26	.0044	.3043
#2	.2228	6.200	.0148	.0927	48.04	.0036	.3031

Int. Std.	Y_3600	Y_3710	Y_2243	In2306
Avg	**102420.**	**12413.**	**1849.4**	**5749.3**
Stddev	319.	106.	1.1	2.8
%RSD	.31193	.85169	.05992	.04828
#1	102190.	12488.	1850.2	5751.2
#2	102650.	12338.	1848.6	5747.3

Zoom In Zoom Out

Sample Name: jb70715-1 Acquired: 7/4/2014 5:17:15 Type: Unk
Method: Accutest1(v240) Mode: CONC Corr. Factor: 1.000000
User: admin Custom ID1: Custom ID2: Custom ID3:
Comment: soil 15th

Elem	Ba4554	Be3130	Cd2288	Co2286	Cr2677	Cu3247	Mn2576	Ni2316	Ag3280
Avg	**1.070**	**.0055**	**.0024**	**.0542**	**.1248**	**.6152**	**5.451**	**.1237**	**.0013**
Stddev	.001	.0000	.0002	.0001	.0006	.0025	.054	.0006	.0002
%RSD	.0461	.2650	9.336	.2682	.4488	.4082	.9834	.4646	13.27
#1	1.069	.0054	.0025	.0541	.1244	.6170	5.489	.1233	.0014
#2	1.070	.0055	.0022	.0543	.1252	.6134	5.413	.1241	.0011

Elem	V_2924	Zn2062	As1890	Tl1908	Pb2203	Se1960	Sb2068	Al3961	Ca3179
Avg	**.1955**	**.2960**	**.0350**	**-.0062**	**.1946**	**-.0020**	**.0008**	**112.0**	**10.72**
Stddev	.0003	.0013	.0005	.0008	.0012	.0008	.0002	.1	.03
%RSD	.1711	.4556	1.411	13.26	.6345	38.34	25.41	.0938	.2877
#1	.1953	.2951	.0347	-.0057	.1937	-.0014	.0010	111.9	10.74
#2	.1958	.2970	.0354	-.0068	.1955	-.0025	.0007	112.1	10.69

Elem	Fe2599	Mg2790	K_7664	Na5895	B_2089	Mo2020	Pd3404	Si2124	Sn1899
Avg	**160.3**	**24.03**	**8.528**	**1.270**	**.0318**	**.0022**	**-.0080**	**4.664**	**.0198**
Stddev	.4	.02	.005	.000	.0007	.0003	.0004	.012	.0012
%RSD	.2324	.0674	.0629	.0133	2.181	13.08	4.762	.2517	5.937
#1	160.6	24.04	8.524	1.270	.0313	.0024	-.0078	4.655	.0206
#2	160.0	24.02	8.532	1.270	.0323	.0020	-.0083	4.672	.0189

Elem	Sr4077	Ti3349	W_2079	Zr3391	S_1820	Bi2230	Li6707
Avg	**.0824**	**2.142**	**.0064**	**.0612**	**.3242**	**.0011**	**.1312**
Stddev	.0000	.008	.0002	.0003	.0025	.0016	.0008
%RSD	.0553	.3678	3.361	.5321	.7585	142.9	.5745
#1	.0825	2.136	.0066	.0610	.3225	.0000	.1318
#2	.0824	2.148	.0062	.0614	.3260	.0023	.1307

Int. Std.	Y_3600	Y_3710	Y_2243	In2306
Avg	**101300.**	**12152.**	**1852.0**	**5946.5**
Stddev	10.	19.	8.5	20.4
%RSD	.01012	.15242	.45837	.34243
#1	101310.	12139.	1858.0	5960.9
#2	101300.	12165.	1846.0	5932.1

Zoom In Zoom Out

Sample Name: jb70715-2 Acquired: 7/4/2014 5:23:29 Type: Unk
Method: Accutest1(v240) Mode: CONC Corr. Factor: 1.000000
User: admin Custom ID1: Custom ID2: Custom ID3:
Comment: soil 15th

Elem	Ba4554	Be3130	Cd2288	Co2286	Cr2677	Cu3247	Mn2576	Ni2316	Ag3280
Avg	**.3625**	**.0019**	**.0009**	**.0296**	**.0689**	**.1504**	**2.747**	**.0524**	**.0007**
Stddev	.0012	.0001	.0000	.0001	.0000	.0007	.012	.0000	.0003
%RSD	.3209	2.672	2.483	.3725	.0359	.4971	.4530	.0449	36.57
#1	.3633	.0020	.0009	.0295	.0689	.1509	2.738	.0525	.0005
#2	.3617	.0019	.0009	.0297	.0689	.1498	2.756	.0524	.0009

Elem	V_2924	Zn2062	As1890	Tl1908	Pb2203	Se1960	Sb2068	Al3961	Ca3179
Avg	**.0969**	**.1295**	**.0123**	**-.0065**	**.0589**	**-.0010**	**-.0006**	**37.61**	**7.057**
Stddev	.0003	.0001	.0011	.0032	.0013	.0015	.0010	.18	.023
%RSD	.2989	.0605	8.593	49.01	2.126	147.4	178.4	.4816	.3204
#1	.0967	.1296	.0116	-.0043	.0580	-.0020	-.0013	37.73	7.041
#2	.0971	.1295	.0130	-.0088	.0598	.0000	.0001	37.48	7.073

Elem	Fe2599	Mg2790	K_7664	Na5895	B_2089	Mo2020	Pd3404	Si2124	Sn1899
Avg	**75.29**	**7.947**	**5.079**	**1.091**	**.0252**	**.0009**	**-.0067**	**4.654**	**.0170**
Stddev	.17	.015	.019	.011	.0002	.0002	.0003	.030	.0001
%RSD	.2252	.1886	.3821	1.009	.8024	23.08	5.013	.6468	.6068
#1	75.17	7.957	5.092	1.099	.0253	.0011	-.0069	4.676	.0170
#2	75.41	7.936	5.065	1.083	.0250	.0008	-.0065	4.633	.0171

Elem	Sr4077	Ti3349	W_2079	Zr3391	S_1820	Bi2230	Li6707
Avg	**.0393**	**1.203**	**-.0001**	**.0430**	**.1575**	**-.0016**	**.0313**
Stddev	.0001	.004	.0005	.0000	.0007	.0003	.0001
%RSD	.3281	.2960	643.8	.1160	.4559	17.46	.3946
#1	.0394	1.201	.0003	.0431	.1569	-.0014	.0312
#2	.0392	1.206	-.0004	.0430	.1580	-.0018	.0314

Int. Std.	Y_3600	Y_3710	Y_2243	In2306
Avg	**102050.**	**11991.**	**1857.5**	**6065.5**
Stddev	175.	13.	3.8	7.1
%RSD	.17125	.10686	.20391	.11745
#1	101920.	12000.	1860.2	6070.6
#2	102170.	11982.	1854.8	6060.5

Zoom In Zoom Out

Sample Name: ccv Acquired: 7/4/2014 5:29:41 Type: QC
Method: Accutest1(v240) Mode: CONC Corr. Factor: 1.000000
User: admin Custom ID1: Custom ID2: Custom ID3:
Comment: 6

Elem	Ba4554	Be3130	Cd2288	Co2286	Cr2677	Cu3247	Mn2576	Ni2316	Ag3280
Units	ppm	ppm	ppm	ppm	ppm	ppm	ppm	ppm	ppm
Avg	**2.073**	**1.894**	**2.004**	**1.932**	**1.918**	**2.022**	**1.957**	**1.958**	**.2396**
Stddev	.000	.001	.004	.000	.002	.000	.001	.001	.0004
%RSD	.0127	.0274	.1870	.0197	.1083	.0084	.0726	.0677	.1726
#1	2.074	1.894	2.001	1.932	1.916	2.022	1.956	1.957	.2399
#2	2.073	1.893	2.006	1.931	1.919	2.022	1.958	1.959	.2393
Check ?	Chk Pass	Chk Pass	Chk Pass	Chk Pass	Chk Pass	Chk Pass	Chk Pass	Chk Pass	Chk Pass
Value									
Range									

Elem	V_2924	Zn2062	As1890	Tl1908	Pb2203	Se1960	Sb2068	Al3961	Ca3179
Units	ppm	ppm	ppm	ppm	ppm	ppm	ppm	ppm	ppm
Avg	**1.926**	**1.914**	**2.017**	**2.009**	**1.947**	**2.043**	**2.053**	**39.10**	**36.70**
Stddev	.002	.003	.004	.010	.004	.009	.000	.09	.12
%RSD	.0865	.1380	.1728	.5085	.2101	.4189	.0198	.2190	.3241
#1	1.925	1.912	2.015	2.002	1.944	2.037	2.053	39.04	36.78
#2	1.927	1.916	2.020	2.016	1.950	2.049	2.053	39.16	36.61
Check ?	Chk Pass	Chk Pass	Chk Pass	Chk Pass	Chk Pass	Chk Pass	Chk Pass	Chk Pass	Chk Pass
Value									
Range									

Elem	Fe2599	Mg2790	K_7664	Na5895	B_2089	Mo2020	Pd3404	Si2124	Sn1899
Units	ppm	ppm	ppm	ppm	ppm	ppm	ppm	ppm	ppm
Avg	**36.38**	F **35.33**	**40.41**	**41.36**	**2.074**	**2.030**	**1.996**	**5.159**	**2.010**
Stddev	.16	.02	.06	.06	.002	.005	.005	.006	.006
%RSD	.4445	.0683	.1517	.1516	.0733	.2417	.2370	.1237	.3116
#1	36.50	35.32	40.37	41.32	2.073	2.027	1.993	5.154	2.006
#2	36.27	35.35	40.46	41.41	2.075	2.034	1.999	5.163	2.015
Check ?	Chk Pass	Chk Fail	Chk Pass	Chk Pass	Chk Pass	Chk Pass	Chk Pass	Chk Pass	Chk Pass
Value		40.00							
Range		-10.00%							

Zoom In Zoom Out

Sample Name: ccv Acquired: 7/4/2014 5:29:41 Type: QC
Method: Accutest1(v240) Mode: CONC Corr. Factor: 1.000000
User: admin Custom ID1: Custom ID2: Custom ID3:
Comment: 6

Elem	Sr4077	Ti3349	W_2079	Zr3391	S_1820	Bi2230	Li6707
Units	ppm	ppm	ppm	ppm	ppm	ppm	ppm
Avg	**2.069**	**1.963**	**1.945**	**1.995**	**1.981**	**2.078**	**2.055**
Stddev	.006	.002	.004	.002	.009	.004	.005
%RSD	.2959	.0789	.1913	.0732	.4733	.2071	.2673
#1	2.073	1.962	1.943	1.996	1.974	2.075	2.058
#2	2.065	1.964	1.948	1.994	1.987	2.081	2.051
Check ?	Chk Pass	Chk Pass	Chk Pass	Chk Pass	Chk Pass	Chk Pass	Chk Pass
Value							
Range							

Int. Std.	Y_3600	Y_3710	Y_2243	In2306
Units	Cts/S	Cts/S	Cts/S	Cts/S
Avg	**96021.**	**11440.**	**1748.3**	**5662.2**
Stddev	109.	20.	.8	.1
%RSD	.11337	.17487	.04625	.00230
#1	95944.	11454.	1748.9	5662.1
#2	96098.	11426.	1747.7	5662.3

Zoom In Zoom Out

Sample Name: ccb Acquired: 7/4/2014 5:35:44 Type: QC
Method: Accutest1(v240) Mode: CONC Corr. Factor: 1.000000
User: admin Custom ID1: Custom ID2: Custom ID3:
Comment:

Elem	Ba4554	Be3130	Cd2288	Co2286	Cr2677	Cu3247	Mn2576	Ni2316	Ag3280
Units	ppm	ppm	ppm	ppm	ppm	ppm	ppm	ppm	ppm
Avg	**-.0001**	**.0000**	**.0002**	**.0000**	**-.0002**	**-.0003**	**.0001**	**.0003**	**.0000**
Stddev	.0000	.000	.0001	.000	.0002	.0000	.0000	.0002	.0001
%RSD	16.91	1.370	57.20	109.9	68.06	6.189	31.17	85.73	715.1
#1	-.0001	.0000	.0001	.0000	-.0003	-.0003	.0001	.0004	.0001
#2	-.0001	.0000	.0003	-.0001	-.0001	-.0003	.0001	.0001	-.0001
Check ?	Chk Pass	Chk Pass	Chk Pass	Chk Pass	Chk Pass	Chk Pass	Chk Pass	Chk Pass	Chk Pass
High Limit									
Low Limit									

Elem	V_2924	Zn2062	As1890	Tl1908	Pb2203	Se1960	Sb2068	Al3961	Ca3179
Units	ppm	ppm	ppm	ppm	ppm	ppm	ppm	ppm	ppm
Avg	**.0001**	**.0002**	**.0005**	**.0001**	**.0000**	**.0009**	**.0003**	**-.0036**	**-.0090**
Stddev	.0001	.0000	.0001	.0021	.001	.0007	.0001	.0009	.0005
%RSD	127.6	10.09	24.33	1457.	58900.	80.65	27.54	25.94	5.515
#1	.0000	.0002	.0004	.0017	-.0008	.0004	.0004	-.0029	-.0087
#2	.0001	.0003	.0006	-.0014	.0008	.0014	.0002	-.0042	-.0094
Check ?	Chk Pass	Chk Pass	Chk Pass	Chk Pass	Chk Pass	Chk Pass	Chk Pass	Chk Pass	Chk Pass
High Limit									
Low Limit									

Elem	Fe2599	Mg2790	K_7664	Na5895	B_2089	Mo2020	Pd3404	Si2124	Sn1899
Units	ppm	ppm	ppm	ppm	ppm	ppm	ppm	ppm	ppm
Avg	**-.0002**	**-.0272**	**.0510**	**.0002**	**.0004**	**.0019**	**.0001**	**.0014**	**-.0008**
Stddev	.0014	.0518	.0089	.0021	.0002	.0004	.0007	.0002	.0009
%RSD	838.3	190.4	17.38	853.0	54.01	18.49	832.3	12.49	111.9
#1	.0008	.0094	.0573	-.0012	.0005	.0021	-.0004	.0012	-.0002
#2	-.0011	-.0639	.0447	.0017	.0002	.0016	.0006	.0015	-.0014
Check ?	Chk Pass	Chk Pass	Chk Pass	Chk Pass	Chk Pass	Chk Pass	Chk Pass	Chk Pass	Chk Pass
High Limit									
Low Limit									

Zoom In Zoom Out

Sample Name: ccb Acquired: 7/4/2014 5:35:44 Type: QC
Method: Accutest1(v240) Mode: CONC Corr. Factor: 1.000000
User: admin Custom ID1: Custom ID2: Custom ID3:
Comment:

Elem	Sr4077	Ti3349	W_2079	Zr3391	S_1820	Bi2230	Li6707
Units	ppm	ppm	ppm	ppm	ppm	ppm	ppm
Avg	**.0000**	**.0003**	**.0031**	**.0005**	**.0007**	**.0001**	**.0005**
Stddev	.0000	.0001	.0004	.0000	.0006	.0007	.0003
%RSD	74.47	22.76	11.71	.3079	81.28	1276.	57.11
#1	.0000	.0004	.0034	.0005	.0003	-.0004	.0007
#2	.0000	.0003	.0029	.0005	.0011	.0005	.0003
Check ?	Chk Pass	Chk Pass	Chk Pass	Chk Pass	Chk Pass	Chk Pass	Chk Pass
High Limit							
Low Limit							

Int. Std.	Y_3600	Y_3710	Y_2243	In2306
Units	Cts/S	Cts/S	Cts/S	Cts/S
Avg	**102540.**	**11618.**	**1845.2**	**6344.1**
Stddev	46.	115.	4.7	5.5
%RSD	.04448	.99216	.25591	.08625
#1	102580.	11536.	1848.5	6347.9
#2	102510.	11699.	1841.9	6340.2

Zoom In Zoom Out

Sample Name: jb70715-3 Acquired: 7/4/2014 5:42:04 Type: Unk
Method: Accutest1(v240) Mode: CONC Corr. Factor: 1.000000
User: admin Custom ID1: Custom ID2: Custom ID3:
Comment: soil 15th

Elem	Ba4554	Be3130	Cd2288	Co2286	Cr2677	Cu3247	Mn2576	Ni2316	Ag3280
Avg	**.4930**	**.0023**	**.0012**	**.0278**	**.0633**	**.1781**	**4.323**	**.0597**	**.0008**
Stddev	.0012	.0000	.0003	.0005	.0008	.0005	.011	.0003	.0003
%RSD	.2364	.0459	21.59	1.641	1.341	.2718	.2459	.4309	41.41
#1	.4939	.0023	.0010	.0275	.0639	.1784	4.316	.0595	.0006
#2	.4922	.0023	.0013	.0281	.0627	.1777	4.331	.0599	.0011

Elem	V_2924	Zn2062	As1890	Tl1908	Pb2203	Se1960	Sb2068	Al3961	Ca3179
Avg	**.0932**	**.1459**	**.0105**	**-.0039**	**.0406**	**.0025**	**.0004**	**29.99**	**8.258**
Stddev	.0002	.0002	.0004	.0009	.0001	.0012	.0005	.03	.001
%RSD	.2164	.1585	4.284	22.26	.2146	48.11	121.3	.1100	.0102
#1	.0934	.1458	.0108	-.0045	.0407	.0033	.0001	30.01	8.257
#2	.0931	.1461	.0102	-.0033	.0406	.0016	.0007	29.96	8.259

Elem	Fe2599	Mg2790	K_7664	Na5895	B_2089	Mo2020	Pd3404	Si2124	Sn1899
Avg	**78.59**	**9.720**	**6.194**	**2.063**	**.0337**	**.0013**	**-.0068**	**6.564**	**.0179**
Stddev	.13	.014	.012	.001	.0002	.0001	.0003	.033	.0002
%RSD	.1701	.1472	.1936	.0249	.5997	11.10	4.331	.5005	1.233
#1	78.49	9.710	6.202	2.062	.0338	.0014	-.0066	6.587	.0181
#2	78.68	9.730	6.185	2.063	.0335	.0012	-.0070	6.540	.0178

Elem	Sr4077	Ti3349	W_2079	Zr3391	S_1820	Bi2230	Li6707
Avg	**.0351**	**1.341**	**.0049**	**.0394**	**.0473**	**-.0032**	**.0446**
Stddev	.0000	.002	.0002	.0003	.0004	.0001	.0002
%RSD	.0259	.1157	4.060	.6596	.8076	4.014	.3989
#1	.0351	1.342	.0050	.0392	.0470	-.0031	.0445
#2	.0351	1.340	.0047	.0396	.0475	-.0033	.0447

Int. Std.	Y_3600	Y_3710	Y_2243	In2306
Avg	**101670.**	**11886.**	**1844.2**	**6071.5**
Stddev	305.	30.	2.8	1.5
%RSD	.30014	.25095	.14979	.02446
#1	101450.	11907.	1842.2	6070.5
#2	101890.	11865.	1846.1	6072.6

Zoom In Zoom Out

Sample Name: jb70715-4 Acquired: 7/4/2014 5:48:19 Type: Unk
Method: Accutest1(v240) Mode: CONC Corr. Factor: 1.000000
User: admin Custom ID1: Custom ID2: Custom ID3:
Comment: soil 15th

Elem	Ba4554	Be3130	Cd2288	Co2286	Cr2677	Cu3247	Mn2576	Ni2316	Ag3280
Avg	**.6869**	**.0048**	**.0015**	**.0608**	**.1163**	**.1736**	**2.597**	**.1467**	**.0006**
Stddev	.0010	.0000	.0000	.0001	.0000	.0004	.011	.0003	.0003
%RSD	.1385	.1242	1.392	.1763	.0117	.2480	.4385	.1848	41.28
#1	.6876	.0048	.0015	.0608	.1163	.1733	2.605	.1469	.0004
#2	.6863	.0048	.0015	.0609	.1163	.1739	2.589	.1465	.0008

Elem	V_2924	Zn2062	As1890	Tl1908	Pb2203	Se1960	Sb2068	Al3961	Ca3179
Avg	**.1488**	**.3150**	**.0124**	**-.0065**	**.0858**	**.0014**	**.0006**	**59.02**	**11.27**
Stddev	.0000	.0003	.0006	.0004	.0015	.0015	.0003	.08	.06
%RSD	.0280	.1036	5.033	6.694	1.704	104.3	56.21	.1352	.5110
#1	.1487	.3147	.0119	-.0068	.0847	.0004	.0003	59.08	11.23
#2	.1488	.3152	.0128	-.0061	.0868	.0025	.0008	58.97	11.31

Elem	Fe2599	Mg2790	K_7664	Na5895	B_2089	Mo2020	Pd3404	Si2124	Sn1899
Avg	**134.1**	**27.65**	**15.29**	**2.604**	**.0843**	**.0019**	**-.0078**	**4.917**	**.0187**
Stddev	.3	.10	.06	.014	.0010	.0000	.0001	.056	.0010
%RSD	.2178	.3792	.3731	.5391	1.162	1.186	1.537	1.133	5.363
#1	133.9	27.58	15.33	2.613	.0850	.0019	-.0077	4.957	.0194
#2	134.3	27.73	15.25	2.594	.0836	.0019	-.0079	4.878	.0180

Elem	Sr4077	Ti3349	W_2079	Zr3391	S_1820	Bi2230	Li6707
Avg	**.0687**	**2.210**	**.0061**	**.0614**	**.1235**	**-.0004**	**.1577**
Stddev	.0001	.007	.0008	.0003	.0017	.0003	.0011
%RSD	.1012	.3133	13.23	.4852	1.364	84.01	.7040
#1	.0687	2.215	.0066	.0612	.1223	-.0002	.1585
#2	.0686	2.205	.0055	.0616	.1247	-.0006	.1569

Int. Std.	Y_3600	Y_3710	Y_2243	In2306
Avg	**100010.**	**12003.**	**1818.1**	**5955.6**
Stddev	9.	51.	2.2	4.8
%RSD	.00878	.42180	.12020	.08045
#1	100010.	12038.	1816.6	5952.2
#2	100020.	11967.	1819.7	5959.0

Zoom In Zoom Out

Sample Name: jb70715-5 Acquired: 7/4/2014 5:54:27 Type: Unk
Method: Accutest1(v240) Mode: CONC Corr. Factor: 1.000000
User: admin Custom ID1: Custom ID2: Custom ID3:
Comment: soil 15th

Elem	Ba4554	Be3130	Cd2288	Co2286	Cr2677	Cu3247	Mn2576	Ni2316	Ag3280
Avg	**.5181**	**.0028**	**.0011**	**.0357**	**.0722**	**.1588**	**.9430**	**.0689**	**.0010**
Stddev	.0002	.0000	.0000	.0001	.0003	.0001	.0001	.0003	.0002
%RSD	.0404	.1672	2.770	.1711	.4360	.0757	.0143	.4233	17.94
#1	.5179	.0028	.0011	.0357	.0720	.1587	.9429	.0691	.0012
#2	.5182	.0028	.0012	.0357	.0724	.1589	.9431	.0687	.0009

Elem	V_2924	Zn2062	As1890	Tl1908	Pb2203	Se1960	Sb2068	Al3961	Ca3179
Avg	**.1084**	**.2032**	**.0124**	**-.0033**	**.0436**	**-.0003**	**-.0002**	**38.17**	**8.090**
Stddev	.0002	.0001	.0001	.0008	.0005	.0005	.0007	.01	.011
%RSD	.1734	.0455	.9059	25.03	1.194	183.3	390.8	.0360	.1323
#1	.1083	.2032	.0124	-.0039	.0439	-.0007	-.0007	38.16	8.098
#2	.1086	.2031	.0123	-.0027	.0432	.0001	.0003	38.18	8.083

Elem	Fe2599	Mg2790	K_7664	Na5895	B_2089	Mo2020	Pd3404	Si2124	Sn1899
Avg	**86.39**	**10.98**	**6.923**	**2.391**	**.0368**	**.0008**	**-.0078**	**6.096**	**.0298**
Stddev	.11	.02	.004	.000	.0002	.0002	.0002	.017	.0002
%RSD	.1240	.1824	.0548	.0146	.4547	26.81	2.273	.2772	.7932
#1	86.47	10.96	6.920	2.391	.0366	.0009	-.0079	6.108	.0300
#2	86.32	10.99	6.926	2.391	.0369	.0006	-.0077	6.084	.0297

Elem	Sr4077	Ti3349	W_2079	Zr3391	S_1820	Bi2230	Li6707
Avg	**.0370**	**1.527**	**.0031**	**.0480**	**.1461**	**-.0019**	**.0504**
Stddev	.0000	.001	.0001	.0003	.0011	.0001	.0001
%RSD	.0591	.0660	4.424	.7170	.7533	6.914	.1593
#1	.0370	1.526	.0030	.0478	.1453	-.0020	.0503
#2	.0370	1.527	.0032	.0482	.1469	-.0018	.0505

Int. Std.	Y_3600	Y_3710	Y_2243	In2306
Avg	**102390.**	**11886.**	**1846.3**	**6050.6**
Stddev	312.	20.	5.2	17.4
%RSD	.30440	.16738	.28231	.28761
#1	102610.	11900.	1842.6	6038.3
#2	102170.	11872.	1850.0	6062.9

Zoom In Zoom Out

Sample Name: jb70715-6 Acquired: 7/4/2014 6:00:38 Type: Unk
Method: Accutest1(v240) Mode: CONC Corr. Factor: 1.000000
User: admin Custom ID1: Custom ID2: Custom ID3:
Comment: soil 15th

Elem	Ba4554	Be3130	Cd2288	Co2286	Cr2677	Cu3247	Mn2576	Ni2316	Ag3280
Avg	**.7465**	**.0028**	**.0010**	**.0366**	**.0782**	**.2485**	**2.512**	**.0770**	**-.0006**
Stddev	.0201	.0002	.0002	.0002	.0002	.0007	.000	.0000	.0005
%RSD	2.692	6.015	22.70	.5762	.2114	.2822	.0092	.0142	78.69
#1	.7323	.0027	.0009	.0367	.0783	.2480	2.512	.0770	-.0009
#2	.7607	.0029	.0012	.0364	.0781	.2490	2.512	.0770	-.0003

Elem	V_2924	Zn2062	As1890	Tl1908	Pb2203	Se1960	Sb2068	Al3961	Ca3179
Avg	**.1104**	**.1715**	**.0145**	**-.0022**	**.0547**	**-.0024**	**-.0010**	**37.47**	**8.709**
Stddev	.0002	.0005	.0003	.0020	.0002	.0004	.0011	1.02	.173
%RSD	.1574	.2818	2.380	90.52	.3233	15.54	112.3	2.735	1.984
#1	.1103	.1718	.0147	-.0036	.0545	-.0021	-.0017	36.75	8.586
#2	.1105	.1711	.0142	-.0008	.0548	-.0026	-.0002	38.20	8.831

Elem	Fe2599	Mg2790	K_7664	Na5895	B_2089	Mo2020	Pd3404	Si2124	Sn1899
Avg	**93.57**	**13.33**	**8.378**	**2.073**	**.0466**	**.0007**	**-.0076**	**2.658**	**.0177**
Stddev	2.15	.24	.237	.061	.0005	.0002	.0002	.010	.0001
%RSD	2.296	1.826	2.834	2.959	1.174	35.90	2.902	.3728	.3058
#1	92.05	13.15	8.210	2.030	.0470	.0005	-.0075	2.665	.0176
#2	95.08	13.50	8.546	2.117	.0462	.0009	-.0078	2.651	.0177

Elem	Sr4077	Ti3349	W_2079	Zr3391	S_1820	Bi2230	Li6707
Avg	**.0486**	**1.110**	**.0015**	**.0335**	**.1573**	**-.0020**	**.0675**
Stddev	.0013	.004	.0006	.0005	.0012	.0010	.0018
%RSD	2.769	.4058	39.87	1.564	.7542	49.13	2.698
#1	.0476	1.107	.0020	.0332	.1565	-.0026	.0662
#2	.0495	1.113	.0011	.0339	.1581	-.0013	.0688

Int. Std.	Y_3600	Y_3710	Y_2243	In2306
Avg	**102400.**	**12331.**	**1837.9**	**6066.2**
Stddev	354.	226.	9.6	20.9
%RSD	.34592	1.8346	.52182	.34379
#1	102650.	12491.	1844.7	6080.9
#2	102150.	12171.	1831.1	6051.4

Zoom In Zoom Out

Sample Name: ccv Acquired: 7/4/2014 6:06:49 Type: QC
Method: Accutest1(v240) Mode: CONC Corr. Factor: 1.000000
User: admin Custom ID1: Custom ID2: Custom ID3:
Comment:

Elem	Ba4554	Be3130	Cd2288	Co2286	Cr2677	Cu3247	Mn2576	Ni2316	Ag3280
Units	ppm	ppm	ppm	ppm	ppm	ppm	ppm	ppm	ppm
Avg	**2.085**	**1.890**	**2.010**	**1.931**	**1.943**	**2.035**	**1.971**	**1.961**	**.2415**
Stddev	.002	.007	.001	.001	.000	.000	.000	.000	.0004
%RSD	.0994	.3478	.0413	.0287	.0130	.0068	.0173	.0180	.1816
#1	2.083	1.894	2.010	1.930	1.943	2.035	1.971	1.961	.2418
#2	2.086	1.885	2.011	1.931	1.943	2.035	1.971	1.961	.2412
Check ?	Chk Pass	Chk Pass	Chk Pass	Chk Pass	Chk Pass	Chk Pass	Chk Pass	Chk Pass	Chk Pass
Value									
Range									

Elem	V_2924	Zn2062	As1890	Tl1908	Pb2203	Se1960	Sb2068	Al3961	Ca3179
Units	ppm	ppm	ppm	ppm	ppm	ppm	ppm	ppm	ppm
Avg	**1.935**	**1.917**	**2.030**	**2.000**	**1.948**	**2.046**	**2.058**	**39.05**	**36.56**
Stddev	.001	.004	.003	.005	.003	.000	.000	.04	.21
%RSD	.0434	.1940	.1476	.2401	.1393	.0218	.0094	.1067	.5791
#1	1.934	1.920	2.027	1.997	1.950	2.046	2.058	39.08	36.71
#2	1.935	1.915	2.032	2.004	1.946	2.046	2.057	39.02	36.41
Check ?	Chk Pass	Chk Pass	Chk Pass	Chk Pass	Chk Pass	Chk Pass	Chk Pass	Chk Pass	Chk Pass
Value									
Range									

Elem	Fe2599	Mg2790	K_7664	Na5895	B_2089	Mo2020	Pd3404	Si2124	Sn1899
Units	ppm	ppm	ppm	ppm	ppm	ppm	ppm	ppm	ppm
Avg	**36.40**	F **35.09**	**40.56**	**41.48**	**2.082**	**2.032**	**2.018**	**5.171**	**2.019**
Stddev	.12	.18	.01	.02	.005	.003	.000	.006	.001
%RSD	.3220	.5000	.0211	.0503	.2373	.1583	.0150	.1177	.0351
#1	36.48	35.22	40.56	41.49	2.079	2.029	2.018	5.167	2.019
#2	36.32	34.97	40.57	41.46	2.086	2.034	2.018	5.175	2.020
Check ?	Chk Pass	Chk Fail	Chk Pass	Chk Pass	Chk Pass	Chk Pass	Chk Pass	Chk Pass	Chk Pass
Value		40.00							
Range		-10.00%							

Zoom In Zoom Out

Sample Name: ccv Acquired: 7/4/2014 6:06:49 Type: QC
Method: Accutest1(v240) Mode: CONC Corr. Factor: 1.000000
User: admin Custom ID1: Custom ID2: Custom ID3:
Comment:

Elem	Sr4077	Ti3349	W_2079	Zr3391	S_1820	Bi2230	Li6707
Units	ppm	ppm	ppm	ppm	ppm	ppm	ppm
Avg	**2.085**	**1.980**	**1.953**	**2.025**	**1.983**	**2.083**	**2.073**
Stddev	.003	.003	.005	.002	.006	.003	.006
%RSD	.1564	.1525	.2609	.0842	.2983	.1624	.2681
#1	2.083	1.982	1.949	2.026	1.979	2.081	2.069
#2	2.088	1.978	1.957	2.024	1.988	2.086	2.077
Check ?	Chk Pass	Chk Pass	Chk Pass	Chk Pass	Chk Pass	Chk Pass	Chk Pass
Value							
Range							

Int. Std.	Y_3600	Y_3710	Y_2243	In2306
Units	Cts/S	Cts/S	Cts/S	Cts/S
Avg	**94877.**	**11446.**	**1738.5**	**5648.7**
Stddev	148.	52.	4.6	13.2
%RSD	.15583	.45778	.26445	.23441
#1	94772.	11409.	1741.8	5658.1
#2	94981.	11483.	1735.3	5639.4

Zoom In Zoom Out

Sample Name: ccb Acquired: 7/4/2014 6:12:53 Type: QC
Method: Accutest1(v240) Mode: CONC Corr. Factor: 1.000000
User: admin Custom ID1: Custom ID2: Custom ID3:
Comment:

Elem	Ba4554	Be3130	Cd2288	Co2286	Cr2677	Cu3247	Mn2576	Ni2316	Ag3280
Units	ppm	ppm	ppm	ppm	ppm	ppm	ppm	ppm	ppm
Avg	**.0002**	**.0001**	**.0005**	**.0001**	**.0001**	**.0001**	**.0004**	**.0002**	**.0001**
Stddev	.0000	.0001	.0002	.0000	.0001	.0002	.0001	.0000	.0001
%RSD	8.170	57.54	35.78	35.57	59.78	182.4	38.84	7.621	38.69
#1	.0001	.0001	.0006	.0001	.0001	.0000	.0003	.0002	.0002
#2	.0002	.0002	.0004	.0002	.0002	.0003	.0005	.0002	.0001
Check ?	Chk Pass	Chk Pass	Chk Pass	Chk Pass	Chk Pass	Chk Pass	Chk Pass	Chk Pass	Chk Pass
High Limit									
Low Limit									

Elem	V_2924	Zn2062	As1890	Tl1908	Pb2203	Se1960	Sb2068	Al3961	Ca3179
Units	ppm	ppm	ppm	ppm	ppm	ppm	ppm	ppm	ppm
Avg	**.0003**	**.0005**	**.0000**	**-.0012**	**.0002**	**.0006**	**.0002**	**-.0015**	**-.0043**
Stddev	.0001	.0002	.0006	.0010	.0005	.0013	.0007	.0016	.0010
%RSD	20.83	50.90	1332.	85.19	279.9	227.2	288.3	107.0	23.38
#1	.0003	.0006	.0004	-.0005	.0005	.0015	-.0002	-.0027	-.0050
#2	.0003	.0003	-.0004	-.0019	-.0002	-.0003	.0007	-.0004	-.0036
Check ?	Chk Pass	Chk Pass	Chk Pass	Chk Pass	Chk Pass	Chk Pass	Chk Pass	Chk Pass	Chk Pass
High Limit									
Low Limit									

Elem	Fe2599	Mg2790	K_7664	Na5895	B_2089	Mo2020	Pd3404	Si2124	Sn1899
Units	ppm	ppm	ppm	ppm	ppm	ppm	ppm	ppm	ppm
Avg	**.0046**	**-.0378**	**.0464**	**.0047**	**.0006**	F **.0021**	**.0004**	**.0017**	**-.0004**
Stddev	.0008	.0035	.0009	.0072	.0001	.0005	.0002	.0000	.0001
%RSD	17.26	9.234	1.925	151.0	18.52	23.06	45.24	1.300	14.25
#1	.0040	-.0403	.0470	-.0003	.0007	.0024	.0006	.0017	-.0004
#2	.0051	-.0354	.0458	.0098	.0005	.0018	.0003	.0017	-.0005
Check ?	Chk Pass	Chk Pass	Chk Pass	Chk Pass	Chk Pass	Chk Fail	Chk Pass	Chk Pass	Chk Pass
High Limit						.0020			
Low Limit						-.0020			

Zoom In Zoom Out

Sample Name: ccb Acquired: 7/4/2014 6:12:53 Type: QC
Method: Accutest1(v240) Mode: CONC Corr. Factor: 1.000000
User: admin Custom ID1: Custom ID2: Custom ID3:
Comment:

Elem	Sr4077	Ti3349	W_2079	Zr3391	S_1820	Bi2230	Li6707
Units	ppm	ppm	ppm	ppm	ppm	ppm	ppm
Avg	**.0001**	**.0005**	**.0046**	**.0007**	**.0007**	**.0005**	**.0003**
Stddev	.0001	.0003	.0003	.0001	.0011	.0004	.0001
%RSD	63.81	61.20	5.741	19.44	169.5	79.95	37.99
#1	.0001	.0003	.0047	.0006	-.0001	.0007	.0002
#2	.0002	.0007	.0044	.0008	.0015	.0002	.0004
Check ?	Chk Pass	Chk Pass	Chk Pass	Chk Pass	Chk Pass	Chk Pass	Chk Pass
High Limit							
Low Limit							

Int. Std.	Y_3600	Y_3710	Y_2243	In2306
Units	Cts/S	Cts/S	Cts/S	Cts/S
Avg	**101230.**	**11598.**	**1852.7**	**6341.4**
Stddev	110.	15.	2.7	8.8
%RSD	.10824	.12816	.14585	.13938
#1	101310.	11608.	1850.8	6347.6
#2	101150.	11587.	1854.6	6335.1

Zoom In Zoom Out

Sample Name: cri Acquired: 7/4/2014 6:19:13 Type: QC
Method: Accutest1(v240) Mode: CONC Corr. Factor: 1.000000
User: admin Custom ID1: Custom ID2: Custom ID3:
Comment:

Elem	Ba4554	Be3130	Cd2288	Co2286	Cr2677	Cu3247	Mn2576	Ni2316	Ag3280
Units	ppm	ppm	ppm	ppm	ppm	ppm	ppm	ppm	ppm
Avg	**.2132**	**.0021**	**.0034**	**.0489**	**.0099**	**.0096**	**.0156**	**.0101**	**.0049**
Stddev	.0001	.0000	.0000	.0003	.0002	.0001	.0000	.0001	.0003
%RSD	.0555	1.931	.5748	.5237	2.259	1.264	.0970	.7670	6.253
#1	.2133	.0021	.0034	.0490	.0101	.0095	.0156	.0101	.0052
#2	.2131	.0021	.0033	.0487	.0097	.0097	.0156	.0102	.0047
Check ?	Chk Pass	Chk Pass	Chk Pass	Chk Pass	Chk Pass	Chk Pass	Chk Pass	Chk Pass	Chk Pass
Value									
Range									

Elem	V_2924	Zn2062	As1890	Tl1908	Pb2203	Se1960	Sb2068	Al3961	Ca3179
Units	ppm	ppm	ppm	ppm	ppm	ppm	ppm	ppm	ppm
Avg	**.0519**	**.0215**	**.0088**	**.0094**	**.0030**	**.0118**	**.0054**	**.1966**	**4.584**
Stddev	.0001	.0000	.0000	.0014	.0003	.0007	.0002	.0003	.004
%RSD	.2761	.1562	.5176	14.75	9.578	6.324	3.465	.1634	.0843
#1	.0520	.0216	.0088	.0104	.0028	.0112	.0056	.1964	4.581
#2	.0518	.0215	.0089	.0084	.0032	.0123	.0053	.1968	4.587
Check ?	Chk Pass	Chk Pass	Chk Pass	Chk Pass	Chk Pass	Chk Pass	Chk Pass	Chk Pass	Chk Pass
Value									
Range									

Elem	Fe2599	Mg2790	K_7664	Na5895	B_2089	Mo2020	Pd3404	Si2124	Sn1899
Units	ppm	ppm	ppm	ppm	ppm	ppm	ppm	ppm	ppm
Avg	**.0977**	**4.379**	**5.141**	**5.190**	**.1063**	**.0220**	**.0567**	**.2146**	**.0111**
Stddev	.0018	.015	.007	.007	.0005	.0001	.0004	.0012	.0001
%RSD	1.832	.3405	.1359	.1367	.4701	.3783	.7012	.5495	1.179
#1	.0964	4.368	5.146	5.195	.1059	.0219	.0564	.2138	.0112
#2	.0989	4.389	5.136	5.185	.1067	.0220	.0570	.2155	.0110
Check ?	Chk Pass	Chk Pass	Chk Pass	Chk Pass	Chk Pass	Chk Pass	Chk Pass	Chk Pass	Chk Pass
Value									
Range									

Zoom In Zoom Out

Sample Name: cri Acquired: 7/4/2014 6:19:13 Type: QC
Method: Accutest1(v240) Mode: CONC Corr. Factor: 1.000000
User: admin Custom ID1: Custom ID2: Custom ID3:
Comment:

Elem	Sr4077	Ti3349	W_2079	Zr3391	S_1820	Bi2230	Li6707
Units	ppm	ppm	ppm	ppm	ppm	ppm	ppm
Avg	**.0108**	**.0105**	**.0568**	**.0123**	**.0466**	**.0209**	**.0214**
Stddev	.0001	.0002	.0002	.0000	.0011	.0002	.0001
%RSD	.6848	1.870	.4182	.3855	2.406	.7765	.6507
#1	.0109	.0104	.0570	.0123	.0474	.0208	.0215
#2	.0108	.0106	.0566	.0122	.0458	.0210	.0213
Check ?	Chk Pass	Chk Pass	Chk Pass	Chk Pass	Chk Pass	Chk Pass	Chk Pass
Value							
Range							

Int. Std.	Y_3600	Y_3710	Y_2243	In2306
Units	Cts/S	Cts/S	Cts/S	Cts/S
Avg	**101200.**	**11520.**	**1824.5**	**6182.2**
Stddev	239.	9.	15.7	22.8
%RSD	.23590	.07418	.85885	.36819
#1	101030.	11514.	1835.6	6198.3
#2	101370.	11526.	1813.4	6166.1

Zoom In Zoom Out

Sample Name: crid Acquired: 7/4/2014 6:25:27 Type: QC
Method: Accutest1(v240) Mode: CONC Corr. Factor: 1.000000
User: admin Custom ID1: Custom ID2: Custom ID3:
Comment:

Elem	Ba4554	Be3130	Cd2288	Co2286	Cr2677	Cu3247	Mn2576	Ni2316	Ag3280
Units	ppm	ppm	ppm	ppm	ppm	ppm	ppm	ppm	ppm
Avg	**.0043**	**.0009**	**.0012**	**.0027**	**.0018**	**.0019**	**.0031**	**.0040**	**.0010**
Stddev	.0001	.0000	.0000	.0000	.0000	.0000	.0000	.0003	.0002
%RSD	2.036	5.287	1.824	.4281	.9061	2.065	.8251	6.832	19.81
#1	.0044	.0010	.0012	.0027	.0018	.0019	.0031	.0038	.0009
#2	.0043	.0009	.0012	.0028	.0018	.0019	.0031	.0042	.0011
Check ?	Chk Pass	Chk Pass	Chk Pass	Chk Pass	Chk Pass	Chk Pass	Chk Pass	Chk Pass	Chk Pass
Value									
Range									

Elem	V_2924	Zn2062	As1890	Tl1908	Pb2203	Se1960	Sb2068	Al3961	Ca3179
Units	ppm	ppm	ppm	ppm	ppm	ppm	ppm	ppm	ppm
Avg	**.0019**	**.0126**	**.0028**	F **.0009**	**.0031**	**.0057**	**.0027**	**.0958**	**.9436**
Stddev	.0002	.0001	.0006	.0001	.0006	.0017	.0003	.0002	.0048
%RSD	11.10	.5413	22.17	8.683	20.39	29.58	10.04	.2056	.5078
#1	.0017	.0126	.0024	.0010	.0035	.0069	.0029	.0956	.9402
#2	.0020	.0125	.0032	.0009	.0026	.0045	.0025	.0959	.9470
Check ?	Chk Pass	Chk Pass	Chk Pass	Chk Fail	Chk Pass	Chk Pass	Chk Pass	Chk Pass	Chk Pass
Value				.0020					
Range				-30.00%					

Elem	Fe2599	Mg2790	K_7664	Na5895	B_2089	Mo2020	Pd3404	Si2124	Sn1899
Units	ppm	ppm	ppm	ppm	ppm	ppm	ppm	ppm	ppm
Avg	**.0008**	**.0733**	**2.080**	**1.044**	**.0098**	**-.0001**	**-.0006**	**.0017**	**.0003**
Stddev	.0008	.0099	.002	.009	.0002	.0001	.0004	.0003	.0006
%RSD	93.29	13.58	.1088	.8750	2.227	202.6	61.20	18.19	238.6
#1	.0003	.0662	2.082	1.038	.0097	-.0001	-.0003	.0015	-.0002
#2	.0014	.0803	2.079	1.051	.0100	.0000	-.0008	.0020	.0007
Check ?	None	Chk Pass	Chk Pass	Chk Pass	Chk Pass	None	None	None	None
Value									
Range									

Zoom In Zoom Out

Sample Name: crid Acquired: 7/4/2014 6:25:27 Type: QC
Method: Accutest1(v240) Mode: CONC Corr. Factor: 1.000000
User: admin Custom ID1: Custom ID2: Custom ID3:
Comment:

Elem	Sr4077	Ti3349	W_2079	Zr3391	S_1820	Bi2230	Li6707
Units	ppm	ppm	ppm	ppm	ppm	ppm	ppm
Avg	**.0000**	**-.0002**	**-.0011**	**.0000**	**.0010**	**-.0005**	**.0004**
Stddev	.000	.0002	.0006	.000	.0008	.0001	.0003
%RSD	80.88	65.06	51.41	26.82	80.33	22.29	78.89
#1	.0000	-.0001	-.0007	-.0001	.0004	-.0006	.0006
#2	-.0001	-.0004	-.0015	.0000	.0015	-.0004	.0002
Check ?	None	None	None	None	None	None	None
Value							
Range							

Int. Std.	Y_3600	Y_3710	Y_2243	In2306
Units	Cts/S	Cts/S	Cts/S	Cts/S
Avg	**101410.**	**11574.**	**1851.0**	**6325.2**
Stddev	45.	62.	4.0	10.9
%RSD	.04462	.53457	.21439	.17213
#1	101380.	11618.	1853.8	6332.9
#2	101450.	11530.	1848.2	6317.5

Zoom In Zoom Out

Sample Name: cria Acquired: 7/4/2014 6:31:47 Type: QC
Method: Accutest1(v240) Mode: CONC Corr. Factor: 1.000000
User: admin Custom ID1: Custom ID2: Custom ID3:
Comment:

Elem	Ba4554	Be3130	Cd2288	Co2286	Cr2677	Cu3247	Mn2576	Ni2316	Ag3280
Units	ppm	ppm	ppm	ppm	ppm	ppm	ppm	ppm	ppm
Avg	**.0000**	**.0000**	**.0000**	**-.0002**	**-.0003**	**-.0002**	**-.0001**	**.0000**	**.0001**
Stddev	.000	.000	.0001	.0001	.0001	.0000	.0000	.000	.0003
%RSD	54.03	282.8	176.3	27.22	27.70	19.79	1.418	2429.	522.0
#1	.0000	.0000	.0000	-.0003	-.0002	-.0003	-.0001	.0001	-.0002
#2	.0000	-.0001	.0001	-.0002	-.0004	-.0002	-.0001	-.0001	.0003
Check ?	None	None	None	None	None	None	None	None	None
Value									
Range									

Elem	V_2924	Zn2062	As1890	Tl1908	Pb2203	Se1960	Sb2068	Al3961	Ca3179
Units	ppm	ppm	ppm	ppm	ppm	ppm	ppm	ppm	ppm
Avg	**.0000**	**.0006**	**.0193**	**-.0002**	**.0204**	**.0211**	**.0202**	**.4821**	**-.0059**
Stddev	.0001	.0000	.0003	.0000	.0003	.0013	.0004	.0054	.0034
%RSD	1090.	.0474	1.645	17.35	1.312	6.166	2.083	1.123	58.23
#1	.0001	.0006	.0195	-.0002	.0202	.0202	.0205	.4859	-.0035
#2	-.0001	.0006	.0191	-.0002	.0206	.0220	.0199	.4782	-.0083
Check ?	None	None	Chk Pass	None	Chk Pass	Chk Pass	Chk Pass	Chk Pass	None
Value									
Range									

Elem	Fe2599	Mg2790	K_7664	Na5895	B_2089	Mo2020	Pd3404	Si2124	Sn1899
Units	ppm	ppm	ppm	ppm	ppm	ppm	ppm	ppm	ppm
Avg	**.4804**	**-.0164**	**.0074**	**-.0007**	**.0002**	**-.0005**	**.0002**	**.0021**	**-.0003**
Stddev	.0012	.0169	.0040	.0020	.0002	.0002	.0003	.0002	.0001
%RSD	.2597	102.7	54.29	263.4	72.37	54.60	151.2	8.769	24.39
#1	.4813	-.0045	.0102	-.0021	.0001	-.0003	.0000	.0019	-.0002
#2	.4795	-.0284	.0045	.0006	.0003	-.0006	.0005	.0022	-.0003
Check ?	Chk Pass	None	None	None	None	None	None	None	None
Value									
Range									

Zoom In Zoom Out

Sample Name: cria Acquired: 7/4/2014 6:31:47 Type: QC
Method: Accutest1(v240) Mode: CONC Corr. Factor: 1.000000
User: admin Custom ID1: Custom ID2: Custom ID3:
Comment:

Elem	Sr4077	Ti3349	W_2079	Zr3391	S_1820	Bi2230	Li6707
Units	ppm	ppm	ppm	ppm	ppm	ppm	ppm
Avg	**-.0001**	**.0001**	**-.0022**	**-.0001**	**.0017**	**-.0003**	**.0005**
Stddev	.0000	.0001	.0009	.0001	.0023	.0000	.0003
%RSD	33.07	105.7	40.59	70.73	131.7	9.851	67.94
#1	-.0001	.0000	-.0016	-.0001	.0001	-.0003	.0007
#2	-.0001	.0002	-.0028	-.0002	.0033	-.0003	.0003
Check ?	None	None	None	None	None	None	None
Value							
Range							

Int. Std.	Y_3600	Y_3710	Y_2243	In2306
Units	Cts/S	Cts/S	Cts/S	Cts/S
Avg	**101550.**	**11554.**	**1852.0**	**6339.5**
Stddev	187.	1.	3.7	14.7
%RSD	.18367	.00666	.20111	.23217
#1	101420.	11554.	1854.7	6349.9
#2	101690.	11555.	1849.4	6329.1

Zoom In Zoom Out

Sample Name: Caconf Acquired: 7/4/2014 6:38:08 Type: Unk
Method: Accutest1(v240) Mode: CONC Corr. Factor: 1.000000
User: admin Custom ID1: Custom ID2: Custom ID3:
Comment:

Elem	Ba4554	Be3130	Cd2288	Co2286	Cr2677	Cu3247	Mn2576	Ni2316	Ag3280
Avg	**.0001**	**.0000**	**.0004**	**.0003**	**.0009**	**.0020**	**-.0001**	**.0010**	**.0002**
Stddev	.0001	.000	.0001	.0002	.0001	.0001	.0000	.0001	.0003
%RSD	74.12	301.7	22.35	55.70	8.557	6.164	30.53	13.98	142.0
#1	.0002	-.0001	.0003	.0004	.0009	.0021	-.0001	.0011	.0004
#2	.0001	.0000	.0004	.0002	.0010	.0019	.0000	.0009	.0000

Elem	V_2924	Zn2062	As1890	Tl1908	Pb2203	Se1960	Sb2068	Al3961	Ca3179
Avg	**-.0001**	**.0016**	**.0002**	**-.0005**	**.0013**	**.0013**	**.0002**	**.0013**	**365.6**
Stddev	.0002	.0000	.0011	.0006	.0000	.0002	.0007	.0098	.6
%RSD	126.4	1.105	586.8	102.7	2.820	13.06	423.1	782.4	.1626
#1	-.0003	.0016	-.0006	-.0001	.0013	.0012	-.0003	-.0057	366.1
#2	.0000	.0016	.0010	-.0009	.0013	.0015	.0007	.0082	365.2

Elem	Fe2599	Mg2790	K_7664	Na5895	B_2089	Mo2020	Pd3404	Si2124	Sn1899
Avg	**-.0013**	**-.0048**	**.0301**	**.0045**	**-.0075**	**.0010**	**-.0077**	**-.0060**	**.0031**
Stddev	.0036	.0214	.0054	.0004	.0001	.0000	.0011	.0006	.0009
%RSD	268.9	447.2	17.90	9.430	1.768	.2541	14.89	9.246	30.17
#1	-.0039	-.0199	.0339	.0049	-.0074	.0010	-.0085	-.0064	.0024
#2	.0012	.0104	.0263	.0042	-.0076	.0010	-.0069	-.0056	.0037

Elem	Sr4077	Ti3349	W_2079	Zr3391	S_1820	Bi2230	Li6707
Avg	**.0003**	**.0014**	**-.0028**	**.0000**	**.0054**	**.0009**	**.0028**
Stddev	.0001	.0002	.0006	.0001	.0003	.0002	.0003
%RSD	41.75	16.61	21.24	1356.	5.543	16.37	10.09
#1	.0002	.0015	-.0024	.0000	.0057	.0008	.0030
#2	.0003	.0012	-.0032	.0000	.0052	.0011	.0026

Int. Std.	Y_3600	Y_3710	Y_2243	In2306
Avg	**91406.**	**11107.**	**1667.2**	**5390.6**
Stddev	31.	16.	5.7	11.5
%RSD	.03352	.14028	.34020	.21349
#1	91384.	11096.	1671.2	5398.7
#2	91427.	11118.	1663.2	5382.4

Zoom In Zoom Out

Sample Name: Alconf Acquired: 7/4/2014 6:44:33 Type: Unk
Method: Accutest1(v240) Mode: CONC Corr. Factor: 1.000000
User: admin Custom ID1: Custom ID2: Custom ID3:
Comment:

Elem	Ba4554	Be3130	Cd2288	Co2286	Cr2677	Cu3247	Mn2576	Ni2316	Ag3280
Avg	**-.0010**	**-.0001**	**.0002**	**-.0001**	**.0000**	**.0006**	**-.0007**	**-.0020**	**.0007**
Stddev	.0001	.0000	.0000	.0004	.001	.0002	.0001	.0002	.0003
%RSD	12.91	28.20	25.02	417.0	2982.	37.64	9.034	9.633	45.83
#1	-.0011	-.0001	.0002	-.0004	-.0004	.0004	-.0006	-.0019	.0009
#2	-.0009	-.0001	.0001	.0002	.0004	.0008	-.0007	-.0022	.0005

Elem	V_2924	Zn2062	As1890	Tl1908	Pb2203	Se1960	Sb2068	Al3961	Ca3179
Avg	**-.0005**	**.0004**	**.0014**	**-.0009**	**-.0008**	**.0010**	**-.0009**	**477.5**	**-.0059**
Stddev	.0001	.0003	.0007	.0017	.0008	.0012	.0012	1.2	.0003
%RSD	27.67	75.86	48.47	186.3	97.99	128.5	135.9	.2598	5.542
#1	-.0006	.0006	.0018	.0003	-.0014	.0018	.0000	476.7	-.0061
#2	-.0004	.0002	.0009	-.0022	-.0003	.0001	-.0018	478.4	-.0057

Elem	Fe2599	Mg2790	K_7664	Na5895	B_2089	Mo2020	Pd3404	Si2124	Sn1899
Avg	**-.0077**	**-.0393**	**.0258**	**-.0173**	**-.0042**	**.0034**	**-.0001**	**.0042**	**.0040**
Stddev	.0014	.0052	.0032	.0037	.0000	.0002	.0010	.0008	.0002
%RSD	18.07	13.22	12.53	21.49	.2947	6.063	1753.	19.33	3.899
#1	-.0086	-.0356	.0281	-.0146	-.0042	.0032	-.0007	.0048	.0041
#2	-.0067	-.0429	.0235	-.0199	-.0042	.0035	.0006	.0037	.0039

Elem	Sr4077	Ti3349	W_2079	Zr3391	S_1820	Bi2230	Li6707
Avg	**-.0001**	**.0002**	**.0051**	**.0126**	**-.0051**	**-.0029**	**-.0002**
Stddev	.0000	.0001	.0010	.0000	.0051	.0006	.0000
%RSD	13.28	58.15	18.59	.1616	100.1	21.35	1.575
#1	-.0001	.0003	.0044	.0126	-.0087	-.0025	-.0002
#2	-.0001	.0001	.0058	.0127	-.0015	-.0033	-.0002

Int. Std.	Y_3600	Y_3710	Y_2243	In2306
Avg	**93684.**	**11794.**	**1836.9**	**5616.8**
Stddev	234.	46.	.9	3.2
%RSD	.24958	.38625	.04638	.05612
#1	93849.	11826.	1837.5	5619.0
#2	93518.	11762.	1836.3	5614.5

Zoom In Zoom Out

Sample Name: Si20ppmconf Acquired: 7/4/2014 6:50:55 Type: Unk
Method: Accutest1(v240) Mode: CONC Corr. Factor: 1.000000
User: admin Custom ID1: Custom ID2: Custom ID3:
Comment:

Elem	Ba4554	Be3130	Cd2288	Co2286	Cr2677	Cu3247	Mn2576	Ni2316	Ag3280
Avg	**.0000**	**.0000**	**.0002**	**-.0005**	**-.0002**	**.0000**	**.0000**	**-.0006**	**-.0001**
Stddev	.0000	.000	.0000	.0002	.0000	.0004	.0000	.0001	.0001
%RSD	110.9	21.57	24.37	44.20	9.260	10150.	364.3	7.961	78.62
#1	.0000	.0000	.0002	-.0007	-.0002	.0003	.0000	-.0006	.0000
#2	.0000	.0000	.0002	-.0004	-.0003	-.0002	.0000	-.0007	-.0002

Elem	V_2924	Zn2062	As1890	Tl1908	Pb2203	Se1960	Sb2068	Al3961	Ca3179
Avg	**-.0001**	**.0105**	**.0001**	**-.0001**	**-.0006**	**.0076**	**.0000**	**-.0023**	**.0020**
Stddev	.0001	.0000	.0002	.0001	.0002	.0006	.000	.0066	.0018
%RSD	75.88	.1881	144.4	99.92	31.15	8.500	858.6	284.1	90.86
#1	-.0001	.0105	.0000	.0000	-.0005	.0071	.0001	-.0070	.0033
#2	.0000	.0105	.0003	-.0002	-.0007	.0080	-.0001	.0024	.0007

Elem	Fe2599	Mg2790	K_7664	Na5895	B_2089	Mo2020	Pd3404	Si2124	Sn1899
Avg	**.0028**	**-.0064**	**.0051**	**-.0089**	**.0017**	**.0003**	**-.0019**	**19.78**	**.0006**
Stddev	.0004	.0351	.0038	.0031	.0001	.0001	.0002	.02	.0001
%RSD	13.09	552.6	75.38	34.64	5.627	24.41	10.33	.0764	22.52
#1	.0030	.0185	.0078	-.0111	.0016	.0003	-.0020	19.79	.0005
#2	.0025	-.0312	.0024	-.0067	.0018	.0002	-.0017	19.77	.0007

Elem	Sr4077	Ti3349	W_2079	Zr3391	S_1820	Bi2230	Li6707
Avg	**.0000**	**.0006**	**.0045**	**.0279**	**-.0005**	**-.0019**	**.0002**
Stddev	.000	.0001	.0010	.0026	.0020	.0001	.0002
%RSD	12.32	14.84	23.22	9.310	412.9	7.734	78.23
#1	.0000	.0007	.0052	.0298	.0009	-.0020	.0003
#2	-.0001	.0005	.0037	.0261	-.0019	-.0018	.0001

Int. Std.	Y_3600	Y_3710	Y_2243	In2306
Avg	**101990.**	**11673.**	**1864.2**	**6353.4**
Stddev	340.	3.	1.9	.2
%RSD	.33381	.02594	.10441	.00371
#1	101750.	11671.	1862.9	6353.3
#2	102230.	11675.	1865.6	6353.6

Zoom In Zoom Out

Sample Name: Moconf Acquired: 7/4/2014 6:57:14 Type: Unk
Method: Accutest1(v240) Mode: CONC Corr. Factor: 1.000000
User: admin Custom ID1: Custom ID2: Custom ID3:
Comment:

Elem	Ba4554	Be3130	Cd2288	Co2286	Cr2677	Cu3247	Mn2576	Ni2316	Ag3280
Avg	**-.0004**	**.0001**	**.0003**	**-.0016**	**-.0007**	**.0031**	**.0011**	**.0009**	**-.0007**
Stddev	.0000	.0000	.0000	.0001	.0001	.0001	.0000	.0002	.0000
%RSD	2.363	2.159	17.52	4.289	9.233	2.138	4.246	19.52	2.671
#1	-.0004	.0001	.0003	-.0015	-.0008	.0031	.0011	.0008	-.0007
#2	-.0004	.0001	.0002	-.0016	-.0007	.0030	.0011	.0010	-.0007

Elem	V_2924	Zn2062	As1890	Tl1908	Pb2203	Se1960	Sb2068	Al3961	Ca3179
Avg	**.0007**	**-.0007**	**-.0023**	**-.0014**	**.0021**	**-.0005**	**-.0046**	**-.0083**	**.0008**
Stddev	.0021	.0003	.0006	.0028	.0005	.0002	.0005	.0060	.0007
%RSD	312.9	43.09	25.44	195.3	22.58	44.12	10.22	72.40	77.22
#1	.0022	-.0005	-.0027	-.0034	.0025	-.0007	-.0043	-.0041	.0013
#2	-.0008	-.0009	-.0019	.0005	.0018	-.0003	-.0049	-.0126	.0004

Elem	Fe2599	Mg2790	K_7664	Na5895	B_2089	Mo2020	Pd3404	Si2124	Sn1899
Avg	**.0012**	**.0247**	**.0085**	**.0169**	**-.0530**	**10.20**	**.0004**	**-.0253**	**-.0009**
Stddev	.0008	.0047	.0237	.0012	.0004	.01	.0002	.0004	.0001
%RSD	71.15	18.93	279.8	7.210	.8360	.0838	41.68	1.645	11.30
#1	.0006	.0281	.0253	.0161	-.0533	10.19	.0003	-.0250	-.0008
#2	.0018	.0214	-.0083	.0178	-.0526	10.21	.0005	-.0256	-.0009

Elem	Sr4077	Ti3349	W_2079	Zr3391	S_1820	Bi2230	Li6707
Avg	**.0000**	**-.0018**	**-.0014**	**.0064**	**-.0024**	**-.0008**	**-.0001**
Stddev	.000	.0006	.0003	.0001	.0019	.0004	.0005
%RSD	131.5	31.90	22.27	.8525	76.82	52.74	433.4
#1	.0000	-.0022	-.0016	.0063	-.0011	-.0011	.0003
#2	.0000	-.0014	-.0012	.0064	-.0038	-.0005	-.0005

Int. Std.	Y_3600	Y_3710	Y_2243	In2306
Avg	**102800.**	**11605.**	**1844.6**	**6351.0**
Stddev	984.	95.	1.7	4.6
%RSD	.95729	.81933	.09235	.07212
#1	102100.	11538.	1845.8	6347.7
#2	103500.	11672.	1843.3	6354.2

Zoom In Zoom Out

Sample Name: ccv Acquired: 7/4/2014 7:03:32 Type: QC
Method: Accutest1(v240) Mode: CONC Corr. Factor: 1.000000
User: admin Custom ID1: Custom ID2: Custom ID3:
Comment:

Elem	Ba4554	Be3130	Cd2288	Co2286	Cr2677	Cu3247	Mn2576	Ni2316	Ag3280
Units	ppm	ppm	ppm	ppm	ppm	ppm	ppm	ppm	ppm
Avg	**2.074**	**1.890**	**2.003**	**1.934**	**1.939**	**2.023**	**1.969**	**1.964**	**.2405**
Stddev	.003	.007	.000	.003	.013	.001	.008	.006	.0005
%RSD	.1640	.3569	.0154	.1718	.6440	.0598	.4253	.2855	.2153
#1	2.076	1.885	2.004	1.932	1.931	2.023	1.963	1.960	.2401
#2	2.071	1.895	2.003	1.937	1.948	2.022	1.975	1.968	.2408
Check ?	Chk Pass	Chk Pass	Chk Pass	Chk Pass	Chk Pass	Chk Pass	Chk Pass	Chk Pass	Chk Pass
Value									
Range									

Elem	V_2924	Zn2062	As1890	Tl1908	Pb2203	Se1960	Sb2068	Al3961	Ca3179
Units	ppm	ppm	ppm	ppm	ppm	ppm	ppm	ppm	ppm
Avg	**1.931**	**1.925**	**2.016**	**1.987**	**1.953**	**2.032**	**2.046**	**39.00**	**36.83**
Stddev	.004	.005	.000	.020	.002	.004	.004	.10	.14
%RSD	.2021	.2593	.0112	1.014	.1069	.2224	.1842	.2514	.3687
#1	1.928	1.922	2.016	1.973	1.952	2.035	2.049	38.93	36.73
#2	1.933	1.929	2.016	2.001	1.955	2.028	2.044	39.07	36.92
Check ?	Chk Pass	Chk Pass	Chk Pass	Chk Pass	Chk Pass	Chk Pass	Chk Pass	Chk Pass	Chk Pass
Value									
Range									

Elem	Fe2599	Mg2790	K_7664	Na5895	B_2089	Mo2020	Pd3404	Si2124	Sn1899
Units	ppm	ppm	ppm	ppm	ppm	ppm	ppm	ppm	ppm
Avg	**36.42**	F **35.40**	**40.43**	**41.27**	**2.069**	**2.039**	**2.003**	**5.147**	**2.012**
Stddev	.16	.06	.03	.06	.003	.000	.003	.006	.007
%RSD	.4394	.1811	.0800	.1447	.1255	.0013	.1563	.1168	.3541
#1	36.31	35.36	40.46	41.23	2.071	2.039	2.000	5.151	2.007
#2	36.53	35.45	40.41	41.31	2.067	2.039	2.005	5.143	2.017
Check ?	Chk Pass	Chk Fail	Chk Pass	Chk Pass	Chk Pass	Chk Pass	Chk Pass	Chk Pass	Chk Pass
Value		40.00							
Range		-10.00%							

Zoom In Zoom Out

Sample Name: ccv Acquired: 7/4/2014 7:03:32 Type: QC
Method: Accutest1(v240) Mode: CONC Corr. Factor: 1.000000
User: admin Custom ID1: Custom ID2: Custom ID3:
Comment:

Elem	Sr4077	Ti3349	W_2079	Zr3391	S_1820	Bi2230	Li6707
Units	ppm	ppm	ppm	ppm	ppm	ppm	ppm
Avg	**2.076**	**1.976**	**1.944**	**1.996**	**1.962**	**2.068**	**2.053**
Stddev	.005	.006	.001	.009	.015	.003	.004
%RSD	.2583	.2903	.0327	.4676	.7599	.1429	.1910
#1	2.080	1.972	1.943	1.990	1.951	2.070	2.056
#2	2.072	1.980	1.944	2.003	1.972	2.066	2.050
Check ?	Chk Pass	Chk Pass	Chk Pass	Chk Pass	Chk Pass	Chk Pass	Chk Pass
Value							
Range							

Int. Std.	Y_3600	Y_3710	Y_2243	In2306
Units	Cts/S	Cts/S	Cts/S	Cts/S
Avg	**95611.**	**11410.**	**1758.8**	**5691.4**
Stddev	175.	24.	5.2	6.0
%RSD	.18341	.20643	.29713	.10595
#1	95487.	11426.	1755.1	5687.1
#2	95735.	11393.	1762.5	5695.7

Zoom In Zoom Out

Sample Name: ccb Acquired: 7/4/2014 7:09:36 Type: QC
Method: Accutest1(v240) Mode: CONC Corr. Factor: 1.000000
User: admin Custom ID1: Custom ID2: Custom ID3:
Comment:

Elem	Ba4554	Be3130	Cd2288	Co2286	Cr2677	Cu3247	Mn2576	Ni2316	Ag3280
Units	ppm	ppm	ppm	ppm	ppm	ppm	ppm	ppm	ppm
Avg	**.0001**	**.0001**	**.0002**	**-.0001**	**-.0001**	**-.0004**	**.0001**	**.0002**	**.0000**
Stddev	.0001	.0001	.0000	.0002	.0003	.0001	.0000	.0000	.0002
%RSD	246.4	58.33	2.162	197.1	301.9	21.21	13.88	2.664	824.2
#1	.0002	.0002	.0002	.0000	-.0003	-.0004	.0001	.0002	-.0001
#2	.0000	.0001	.0002	-.0002	.0001	-.0003	.0001	.0002	.0002
Check ?	Chk Pass	Chk Pass	Chk Pass	Chk Pass	Chk Pass	Chk Pass	Chk Pass	Chk Pass	Chk Pass
High Limit									
Low Limit									

Elem	V_2924	Zn2062	As1890	Tl1908	Pb2203	Se1960	Sb2068	Al3961	Ca3179
Units	ppm	ppm	ppm	ppm	ppm	ppm	ppm	ppm	ppm
Avg	**.0000**	**.0002**	**-.0003**	**-.0011**	**.0006**	**.0002**	**.0000**	**-.0050**	**-.0086**
Stddev	.000	.0001	.0004	.0017	.0009	.0000	.000	.0040	.0025
%RSD	1138.	46.04	144.0	156.0	148.6	16.29	1061.	79.39	28.69
#1	-.0001	.0002	-.0006	-.0023	.0000	.0002	-.0002	-.0022	-.0068
#2	.0001	.0003	.0000	.0001	.0012	.0001	.0002	-.0078	-.0103
Check ?	Chk Pass	Chk Pass	Chk Pass	Chk Pass	Chk Pass	Chk Pass	Chk Pass	Chk Pass	Chk Pass
High Limit									
Low Limit									

Elem	Fe2599	Mg2790	K_7664	Na5895	B_2089	Mo2020	Pd3404	Si2124	Sn1899
Units	ppm	ppm	ppm	ppm	ppm	ppm	ppm	ppm	ppm
Avg	**.0045**	**-.0330**	**.0318**	**-.0017**	**.0005**	F **.0053**	**.0007**	**.0006**	**-.0001**
Stddev	.0035	.0222	.0081	.0006	.0002	.0007	.0003	.0006	.0006
%RSD	78.12	67.17	25.32	33.12	44.68	13.82	41.65	98.26	395.0
#1	.0020	-.0173	.0376	-.0013	.0003	.0059	.0008	.0002	-.0006
#2	.0070	-.0487	.0261	-.0021	.0006	.0048	.0005	.0011	.0003
Check ?	Chk Pass	Chk Pass	Chk Pass	Chk Pass	Chk Pass	Chk Fail	Chk Pass	Chk Pass	Chk Pass
High Limit						.0020			
Low Limit						-.0020			

Zoom In Zoom Out

Sample Name: ccb Acquired: 7/4/2014 7:09:36 Type: QC
Method: Accutest1(v240) Mode: CONC Corr. Factor: 1.000000
User: admin Custom ID1: Custom ID2: Custom ID3:
Comment:

Elem	Sr4077	Ti3349	W_2079	Zr3391	S_1820	Bi2230	Li6707
Units	ppm	ppm	ppm	ppm	ppm	ppm	ppm
Avg	**.0001**	**.0001**	**.0041**	**.0004**	**-.0001**	**-.0004**	**.0006**
Stddev	.0000	.0002	.0010	.0001	.0007	.0001	.0007
%RSD	40.93	145.1	23.85	16.35	1139.	24.30	122.0
#1	.0001	.0003	.0048	.0004	.0004	-.0003	.0001
#2	.0001	.0000	.0034	.0005	-.0006	-.0004	.0011
Check ?	Chk Pass	Chk Pass	Chk Pass	Chk Pass	Chk Pass	Chk Pass	Chk Pass
High Limit							
Low Limit							

Int. Std.	Y_3600	Y_3710	Y_2243	In2306
Units	Cts/S	Cts/S	Cts/S	Cts/S
Avg	**101910.**	**11619.**	**1844.4**	**6310.7**
Stddev	276.	7.	2.9	10.9
%RSD	.27069	.06429	.15716	.17239
#1	101710.	11613.	1846.5	6318.4
#2	102100.	11624.	1842.4	6303.0

Element, Wavelength and Order	Use?	# IECs	IEC	k1	k2	Calc-in-fit?
Ba 455.403 { 74}	☒	3	Mg	0.000000	0.000000	No
			Al	0.000002	0.000000	No
			Zr	0.001000	0.000000	No
Be 313.042 {108}	☒	12	V	0.000815	0.000000	No
			Mo	-0.000040	0.000000	No
			Ti	-0.000162	0.000000	No
			Mn	0.000016	0.000000	No
			Ba	-0.000013	0.000000	No
			Zn	0.000010	0.000000	No
			Sb	0.000079	0.000000	No
			Ag	0.000060	0.000000	No
			Sn	0.000010	0.000000	No
			Cu	0.000005	0.000000	No
			W	0.000000	0.000000	No
			K	-0.000020	0.000000	No
Cd 228.802 {448}	☒	16	As	0.003636	0.000000	No
			Ni	-0.000550	0.000000	No
			Fe	0.000017	0.000000	No
			Ba	0.000150	0.000000	No
			Co	-0.000224	0.000000	No
			Zn	0.000000	0.000000	No
			Al	0.000000	0.000000	No
			Mg	0.000000	0.000000	No
			Ca	0.000002	0.000000	No
			Mn	-0.000014	0.000000	No
			Mo	0.000002	0.000000	No
			Ti	-0.000049	0.000000	No
			Cu	-0.000010	0.000000	No
			Sr	-0.000050	0.000000	No
			Zr	0.000000	0.000000	No
			W	0.000000	0.000000	No
Co 228.616 {448}	☒	7	Fe	-0.000001	0.000000	No
			Cr	0.000000	0.000000	No
			Ba	0.000006	0.000000	No
			Ca	-0.000002	0.000000	No
			Mg	-0.000002	0.000000	No
			Ti	0.001770	0.000000	No
			Mo	-0.000300	0.000000	No
Cr 267.716 {126}	☒	9	Mn	0.000330	0.000000	No
			Mo	-0.000053	0.000000	No
			Fe	-0.000009	0.000000	No
			Co	0.000160	0.000000	No
			Al	0.000000	0.000000	No
			Sn	-0.000070	0.000000	No
			Ti	-0.000058	0.000000	No
			Ca	0.000001	0.000000	No
			W	0.001783	0.000000	No
Cu 324.754 {104}2	☒	12	Cr	-0.000025	0.000000	No
			Mo	0.000302	0.000000	No
			Ti	-0.000143	0.000000	No
			Mn	0.000086	0.000000	No
			Co	-0.000957	0.000000	No
			Zn	0.000037	0.000000	No
			Fe	-0.000138	0.000000	No
			Zr	0.000100	0.000000	No
			V	-0.000050	0.000000	No
			Ca	-0.000005	0.000000	No
			Ni	-0.000020	0.000000	No
			W	0.000000	0.000000	No
Mn 257.610 {131}	☒	6	Fe	-0.000056	0.000000	No
			Ti	0.000095	0.000000	No

Element, Wavelength and Order	Use?	# IECs	IEC	k1	k2	Calc-in-fit?
			Si	0.000000	0.000000	No
			Mo	-0.000160	0.000000	No
			As	0.000400	0.000000	No
			W	0.000000	0.000000	No
Ni 231.604 {446}	☒	8	Cr	-0.000028	0.000000	No
			Mo	-0.000065	0.000000	No
			Fe	0.000015	0.000000	No
			Zn	0.000017	0.000000	No
			Co	-0.000423	0.000000	No
			Cu	0.000152	0.000000	No
			Ti	0.000120	0.000000	No
			W	-0.000260	0.000000	No
Ag 328.068 {103}	☒	17	Mn	0.000142	0.000000	No
			Mo	-0.000012	0.000000	No
			Ti	-0.000070	0.000000	No
			V	-0.001000	0.000000	No
			Zr	0.007600	0.000000	No
			Sb	-0.000013	0.000000	No
			Mg	0.000000	0.000000	No
			Ca	-0.000000	0.000000	No
			Fe	-0.000255	0.000000	No
			Al	-0.000002	0.000000	No
			Zn	0.000000	0.000000	No
			Ba	0.000090	0.000000	No
			Ni	-0.000021	0.000000	No
			Cr	0.000005	0.000000	No
			As	-0.000089	0.000000	No
			B	0.000001	0.000000	No
			W	0.000000	0.000000	No
V 292.402 {115}	☒	6	Fe	0.000032	0.000000	No
			Ti	0.000320	0.000000	No
			Mo	-0.010050	0.000000	No
			Co	0.000139	0.000000	No
			Cr	-0.001300	0.000000	No
			Mn	-0.000700	0.000000	No
Zn 206.200 {464}	☒	15	Cr	-0.000400	0.000000	No
			Mo	-0.000350	0.000000	No
			Fe	-0.000005	0.000000	No
			Co	0.000122	0.000000	No
			Ni	0.000058	0.000000	No
			Se	0.000141	0.000000	No
			Ba	-0.000005	0.000000	No
			Ca	0.000003	0.000000	No
			Ti	-0.000085	0.000000	No
			Sn	0.000068	0.000000	No
			V	0.000230	0.000000	No
			Sr	0.000000	0.000000	No
			Al	0.000004	0.000000	No
			Bi	-0.001125	0.000000	No
			Si	-0.000400	0.000000	No
As 189.042 {478}	☒	21	Al	0.000015	0.000000	No
			Fe	-0.000002	0.000000	No
			Ca	0.000002	0.000000	No
			Mn	-0.000070	0.000000	No
			Mo	0.002010	0.000000	No
			Cr	0.000800	0.000000	No
			Co	0.000010	0.000000	No
			Si	-0.000009	0.000000	No
			Cu	-0.000074	0.000000	No
			Pd	0.033140	0.000000	No
			K	0.000000	0.000000	No

	Element, Wavelength and Order	Use?	# IECs	IEC	k1	k2	Calc-in-fit?
				Mg	0.000004	0.000000	No
				Cd	-0.000016	0.000000	No
				Sn	0.000067	0.000000	No
				Zn	-0.000115	0.000000	No
				Zr	0.000000	0.000000	No
				Sb	0.000022	0.000000	No
				Ti	-0.000203	0.000000	No
				B	0.000001	0.000000	No
				S	-0.000001	0.000000	No
				W	0.000000	0.000000	No
	Tl 190.856 {477}	☒	27	Cr	0.000343	0.000000	No
				Mo	-0.011900	0.000000	No
				Al	-0.000007	0.000000	No
				V	-0.011600	0.000000	No
				Mn	0.001300	0.000000	No
				Si	-0.000073	0.000000	No
				Ca	0.000010	0.000000	No
				Ti	-0.000200	0.000000	No
				Cu	-0.000095	0.000000	No
				Co	0.012300	0.000000	No
				Sr	-0.001000	0.000000	No
				Zn	-0.000600	0.000000	No
				Pb	-0.000090	0.000000	No
				Mg	-0.000005	0.000000	No
				Ba	0.000050	0.000000	No
				Sb	0.000004	0.000000	No
				W	0.000000	0.000000	No
				B	0.000000	0.000000	No
				Pd	-0.000032	0.000000	No
				Ni	0.000030	0.000000	No
				Sn	0.000100	0.000000	No
				Fe	-0.000123	0.000000	No
				Li	0.000009	0.000000	No
				S	-0.000013	0.000000	No
				Na	-0.000001	0.000000	No
				K	0.000000	0.000000	No
				As	0.000200	0.000000	No
	Pb 220.353 {453}	☒	22	Al	-0.000084	0.000000	No
				Ca	0.000002	0.000000	No
				Mn	0.000140	0.000000	No
				Zn	0.000027	0.000000	No
				Mo	-0.000750	0.000000	No
				Ni	0.000129	0.000000	No
				Cu	0.000370	0.000000	No
				V	-0.000006	0.000000	No
				Co	0.000016	0.000000	No
				Ti	-0.000200	0.000000	No
				Si	0.000110	0.000000	No
				Mg	0.000004	0.000000	No
				K	0.000000	0.000000	No
				Pd	0.000500	0.000000	No
				Sb	0.000109	0.000000	No
				Cr	-0.000066	0.000000	No
				Sn	0.000070	0.000000	No
				Fe	0.000053	0.000000	No
				W	0.000000	0.000000	No
				Zr	0.000000	0.000000	No
				S	0.000010	0.000000	No
				Sr	-0.000497	0.000000	No
	Se 196.090 {472}	☒	18	Al	-0.000012	0.000000	No
				Ca	-0.000011	0.000000	No

Element, Wavelength and Order	Use?	# IECs	IEC	k1	k2	Calc-in-fit?
			Mn	0.000345	0.000000	No
			Mo	0.000188	0.000000	No
			Co	-0.000140	0.000000	No
			Cu	-0.000107	0.000000	No
			Mg	-0.000001	0.000000	No
			Ti	0.000100	0.000000	No
			Sb	-0.000010	0.000000	No
			Zn	-0.000010	0.000000	No
			Fe	-0.000113	0.000000	No
			Si	-0.000317	0.000000	No
			B	-0.000043	0.000000	No
			Ba	0.000050	0.000000	No
			S	0.000010	0.000000	No
			W	0.080000	0.000000	No
			Zr	-0.000833	0.000000	No
			V	0.000600	0.000000	No
Sb 206.833 {463}	☒	19	Fe	0.000010	0.000000	No
			Al	0.000021	0.000000	No
			Ca	-0.000003	0.000000	No
			Ni	-0.000078	0.000000	No
			Cr	0.011100	0.000000	No
			V	-0.001814	0.000000	No
			Zn	-0.000104	0.000000	No
			Mo	0.000620	0.000000	No
			Ti	0.000360	0.000000	No
			Sn	-0.015034	0.000000	No
			Mn	-0.000060	0.000000	No
			Co	-0.000121	0.000000	No
			Se	-0.000252	0.000000	No
			Zr	-0.000300	0.000000	No
			W	0.000000	0.000000	No
			Sr	0.000000	0.000000	No
			Si	0.000000	0.000000	No
			Mg	0.000006	0.000000	No
			S	-0.000016	0.000000	No
Al 396.152 { 85}	☒	8	Ca	0.000100	0.000000	No
			Mo	0.036700	0.000000	No
			Ti	-0.006610	0.000000	No
			Si	0.001149	0.000000	No
			Co	-0.000115	0.000000	No
			Li	-0.001000	0.000000	No
			W	0.000000	0.000000	No
			Ba	0.004500	0.000000	No
Ca 317.933 {106}	☒	5	Al	0.000043	0.000000	No
			Fe	0.000078	0.000000	No
			Mg	0.000071	0.000000	No
			Ti	-0.000042	0.000000	No
			Co	0.001850	0.000000	No
Fe 259.940 {130}	☒	11	Cr	0.000237	0.000000	No
			Zn	0.000466	0.000000	No
			Al	0.000017	0.000000	No
			Co	0.002732	0.000000	No
			Cd	0.000700	0.000000	No
			Sn	-0.000019	0.000000	No
			Ti	-0.000710	0.000000	No
			Si	0.000053	0.000000	No
			Ca	0.000012	0.000000	No
			Ba	0.000400	0.000000	No
			V	0.000000	0.000000	No
Mg 279.079 {121}	☒	4	Al	0.000000	0.000000	No
			Mo	-0.018810	0.000000	No

Element, Wavelength and Order	Use?	# IECs	IEC	k1	k2	Calc-in-fit?
			Pb	0.000002	0.000000	No
			Fe	0.000000	0.000000	No
K 766.490 { 44}	☒	1	Mg	0.000000	0.000000	No
Na 589.592 { 57}	☒	1	Al	0.000039	0.000000	No
B 208.959 {462}	☒	4	Mo	0.040650	0.000000	No
			Al	0.000008	0.000000	No
			Ti	-0.000001	0.000000	No
			Pd	0.000630	0.000000	No
Mo 202.030 {467}	☒	8	Ti	0.000300	0.000000	No
			Pd	0.000018	0.000000	No
			Al	-0.000011	0.000000	No
			Mg	-0.000005	0.000000	No
			Ca	0.000000	0.000000	No
			Fe	-0.000006	0.000000	No
			V	-0.000100	0.000000	No
			W	-0.004932	0.000000	No
Pd 340.458 { 99}	☒	8	Ti	-0.000950	0.000000	No
			Co	-0.001657	0.000000	No
			Sn	-0.000700	0.000000	No
			Sb	0.000160	0.000000	No
			Si	0.000010	0.000000	No
			Fe	-0.000025	0.000000	No
			Mo	-0.000260	0.000000	No
			Zr	0.003000	0.000000	No
Si 212.412 {459}	☒	11	Mn	0.003820	0.000000	No
			Fe	-0.000005	0.000000	No
			Ca	0.000036	0.000000	No
			Ni	0.000391	0.000000	No
			Cd	0.001794	0.000000	No
			Cr	-0.000450	0.000000	No
			Mo	0.024700	0.000000	No
			Ti	0.027000	0.000000	No
			Ba	0.000825	0.000000	No
			Sn	0.003490	0.000000	No
			W	0.000000	0.000000	No
Sn 189.989 {478}	☒	4	Ti	-0.001660	0.000000	No
			Fe	0.000007	0.000000	No
			Mn	0.000006	0.000000	No
			Mo	0.000058	0.000000	No
Sr 407.771 { 83}	☒	3	Ca	0.000032	0.000000	No
			Pd	0.000168	0.000000	No
			Ti	0.000000	0.000000	No
Ti 334.904 {101}	☒	4	Cr	0.000189	0.000000	No
			Mo	0.001620	0.000000	No
			Zr	0.000002	0.000000	No
			W	-0.005996	0.000000	No
Y 360.073 { 94}*	☒	None				
Y 371.030 { 91}*	☒	None				
Y 224.306 {451}*	☒	None				
In 230.606 {446}*	☒	None				
W 207.911 {462}	☒	4	Al	-0.000024	0.000000	No
			V	0.001000	0.000000	No
			Zn	0.010800	0.000000	No
			Fe	-0.000050	0.000000	No
Zr 339.198 { 99}	☒	16	Fe	-0.000058	0.000000	No
			Si	0.000088	0.000000	No
			Ba	-0.000049	0.000000	No
			Sn	0.000047	0.000000	No
			Sb	-0.000067	0.000000	No
			V	0.000030	0.000000	No
			W	0.000500	0.000000	No

	Element, Wavelength and Order	Use?	# IECs	IEC	k1	k2	Calc-in-fit?
				S	-0.000097	0.000000	No
				Ti	0.000032	0.000000	No
				Mg	0.000000	0.000000	No
				Al	-0.000027	0.000000	No
				Ca	-0.000000	0.000000	No
				Li	0.000038	0.000000	No
				Bi	0.000163	0.000000	No
				Ag	0.004400	0.000000	No
				Mn	0.000059	0.000000	No
	S 182.034 {485}	☒	6	Ca	0.000065	0.000000	No
				Mo	0.001000	0.000000	No
				Al	-0.000022	0.000000	No
				Fe	0.000021	0.000000	No
				Mn	0.003600	0.000000	No
				W	-0.038955	0.000000	No
	Bi 223.061 {451}	☒	2	Fe	0.000038	0.000000	No
				Ti	-0.003722	0.000000	No
	Li 670.784 { 50}	☒	None				

Element, Wavelength and Order	Date of Fit	Date of Cal.	Type of Fit	Weighting	A0	A1	A2	n (Exponent)
Ba 455.403 { 74}	7/7/2014 9:49:09	7/3/2014 12:01:05	Linear	1/Conc	0.002300	3.564362	0.000000	1.000000
Be 313.042 {108}	7/7/2014 9:49:09	7/3/2014 12:01:05	Linear	1/Conc	0.000162	2.294686	0.000000	1.000000
Cd 228.802 {448}	7/7/2014 9:49:09	7/3/2014 12:01:05	Linear	1/Conc	0.000701	1.157055	0.000000	1.000000
Co 228.616 {448}	7/7/2014 9:49:09	7/3/2014 12:01:05	Linear	1/Conc	-0.000049	0.384604	0.000000	1.000000
Cr 267.716 {126}	7/7/2014 9:49:09	7/3/2014 12:01:05	Linear	1/Conc	0.000031	0.072561	0.000000	1.000000
Cu 324.754 {104}2	7/7/2014 9:49:09	7/3/2014 12:01:05	Linear	1/Conc	0.003641	0.298606	0.000000	1.000000
Mn 257.610 {131}	7/7/2014 9:49:09	7/3/2014 12:01:05	Linear	1/Conc	0.000042	0.206428	0.000000	1.000000
Ni 231.604 {446}	7/7/2014 9:49:09	7/3/2014 12:01:05	Linear	1/Conc	-0.000823	0.290005	0.000000	1.000000
Ag 328.068 {103}	7/7/2014 9:49:09	7/3/2014 12:01:05	Linear	1/Conc	-0.000033	0.142967	0.000000	1.000000
V 292.402 {115}	7/7/2014 9:49:09	7/3/2014 12:01:05	Linear	1/Conc	0.000049	0.156708	0.000000	1.000000
Zn 206.200 {464}	7/7/2014 9:49:09	7/3/2014 12:01:05	Linear	1/Conc	0.000007	0.905621	0.000000	1.000000
As 189.042 {478}	7/7/2014 9:49:09	7/3/2014 12:01:05	Linear	1/Conc	0.000256	0.208483	0.000000	1.000000
Tl 190.856 {477}	7/7/2014 9:49:09	7/3/2014 12:01:05	Linear	1/Conc	-0.000162	0.037052	0.000000	1.000000
Pb 220.353 {453}	7/7/2014 9:49:09	7/3/2014 12:01:05	Linear	1/Conc	-0.000313	0.130060	0.000000	1.000000
Se 196.090 {472}	7/7/2014 9:49:09	7/3/2014 12:01:05	Linear	1/Conc	0.000661	0.119709	0.000000	1.000000
Sb 206.833 {463}	7/7/2014 9:49:09	7/3/2014 12:01:05	Linear	1/Conc	0.000688	0.289290	0.000000	1.000000
Al 396.152 { 85}	7/7/2014 9:49:09	7/3/2014 12:01:05	Linear	1/Conc	0.000709	0.048277	0.000000	1.000000
Ca 317.933 {106}	7/7/2014 9:49:09	7/3/2014 12:01:05	Linear	1/Conc	0.003498	0.051735	0.000000	1.000000
Fe 259.940 {130}	7/7/2014 9:49:09	7/3/2014 12:01:05	Linear	1/Conc	0.000046	0.028544	0.000000	1.000000
Mg 279.079 {121}	7/7/2014 9:49:09	7/3/2014 12:01:05	Linear	1/Conc	0.000096	0.003724	0.000000	1.000000
K 766.490 { 44}	7/7/2014 9:49:09	7/3/2014 12:01:05	Linear	1/Conc	0.000781	0.041381	0.000000	1.000000
Na 589.592 { 57}	7/7/2014 9:49:09	7/3/2014 12:01:05	Linear	1/Conc	0.003801	0.130064	0.000000	1.000000
B 208.959 {462}	7/7/2014 9:49:09	7/3/2014 12:01:05	Linear	1/Conc	0.000878	0.280131	0.000000	1.000000
Mo 202.030 {467}	7/7/2014 9:49:09	7/3/2014 12:01:05	Linear	1/Conc	0.001811	1.140348	0.000000	1.000000
Pd 340.458 { 99}	7/7/2014 9:49:09	7/3/2014 12:01:05	Linear	1/Conc	-0.000029	0.065763	0.000000	1.000000
Si 212.412 {459}	7/7/2014 9:49:09	7/3/2014 12:01:05	Linear	1/Conc	0.007293	0.327873	0.000000	1.000000
Sn 189.989 {478}	7/7/2014 9:49:09	7/3/2014 12:01:05	Linear	1/Conc	0.000456	0.173272	0.000000	1.000000
Sr 407.771 { 83}	7/7/2014 9:49:09	7/3/2014 12:01:05	Linear	1/Conc	-0.000039	4.358862	0.000000	1.000000
Ti 334.904 {101}	7/7/2014 9:49:09	7/3/2014 12:01:05	Linear	1/Conc	-0.000097	0.165319	0.000000	1.000000
Y 360.073 { 94}*	7/7/2014 9:49:09	5/1/2013 13:59:18	Linear	1/Conc	0.000000	0.000000	0.000000	1.000000
Y 371.030 { 91}*	7/7/2014 9:49:09	5/1/2013 13:59:18	Linear	1/Conc	0.000000	0.000000	0.000000	1.000000
Y 224.306 {451}*	7/7/2014 9:49:09	5/1/2013 13:59:18	Linear	1/Conc	0.000000	0.000000	0.000000	1.000000
In 230.606 {446}*	7/7/2014 9:49:09	5/1/2013 13:59:18	Linear	1/Conc	0.000000	0.000000	0.000000	1.000000
W 207.911 {462}	7/7/2014 9:49:09	7/3/2014 12:01:05	Linear	1/Conc	0.006143	0.535926	0.000000	1.000000
Zr 339.198 { 99}	7/7/2014 9:49:09	7/3/2014 12:01:05	Linear	1/Conc	-0.000006	0.410142	0.000000	1.000000
S 182.034 {485}	7/7/2014 9:49:09	7/3/2014 12:01:05	Linear	1/Conc	0.000478	0.089862	0.000000	1.000000
Bi 223.061 {451}	7/7/2014 9:49:09	7/3/2014 12:01:05	Linear	1/Conc	-0.000620	0.426392	0.000000	1.000000
Li 670.784 { 50}	7/7/2014 9:49:09	7/3/2014 12:01:05	Linear	1/Conc	-0.001278	1.111465	0.000000	1.000000

	Element, Wavelength and Order	Correlation	Std Error of Est	Predicted MDL	Predicted MQL	Status	Reslope		QC Norm	
							Slope	Y-int	Slope factor	Offset
	Ba 455.403 { 74}	1.000000	0.000000	0.000149	0.000495	OK.	1.000000	0.000000	1	0
	Be 313.042 {108}	1.000000	0.000000	0.000073	0.000242	OK.	1.000000	0.000000	1	0
	Cd 228.802 {448}	1.000000	0.000000	0.000182	0.000605	OK.	1.000000	0.000000	1	0
	Co 228.616 {448}	1.000000	0.000000	0.000256	0.000853	OK.	1.000000	0.000000	1	0
	Cr 267.716 {126}	1.000000	0.000000	0.000421	0.001405	OK.	1.000000	0.000000	1	0
	Cu 324.754 {104}2	1.000000	0.000000	0.000270	0.000899	OK.	1.000000	0.000000	1	0
	Mn 257.610 {131}	1.000000	0.000000	0.000056	0.000185	OK.	1.000000	0.000000	1	0
	Ni 231.604 {446}	1.000000	0.000000	0.000310	0.001034	OK.	1.000000	0.000000	1	0
	Ag 328.068 {103}	1.000000	0.000000	0.000358	0.001194	OK.	1.000000	0.000000	1	0
	V 292.402 {115}	1.000000	0.000000	0.000277	0.000922	OK.	1.000000	0.000000	1	0
	Zn 206.200 {464}	1.000000	0.000000	0.000203	0.000677	OK.	1.000000	0.000000	1	0
	As 189.042 {478}	1.000000	0.000000	0.000838	0.002794	OK.	1.000000	0.000000	1	0
	Tl 190.856 {477}	1.000000	0.000000	0.001853	0.006177	OK.	1.000000	0.000000	1	0
	Pb 220.353 {453}	1.000000	0.000000	0.001041	0.003469	OK.	1.000000	0.000000	1	0
	Se 196.090 {472}	1.000000	0.000000	0.001765	0.005885	OK.	1.000000	0.000000	1	0
	Sb 206.833 {463}	1.000000	0.000000	0.000914	0.003047	OK.	1.000000	0.000000	1	0
	Al 396.152 { 85}	1.000000	0.000000	0.007726	0.025755	OK.	1.000000	0.000000	1	0
	Ca 317.933 {106}	1.000000	0.000000	0.003595	0.011983	OK.	1.000000	0.000000	1	0
	Fe 259.940 {130}	1.000000	0.000000	0.003229	0.010762	OK.	1.000000	0.000000	1	0
	Mg 279.079 {121}	1.000000	0.000000	0.030729	0.102430	OK.	1.000000	0.000000	1	0
	K 766.490 { 44}	1.000000	0.000000	0.021295	0.070985	OK.	1.000000	0.000000	1	0
	Na 589.592 { 57}	1.000000	0.000000	0.006132	0.020441	OK.	1.000000	0.000000	1	0
	B 208.959 {462}	1.000000	0.000000	0.000595	0.001982	OK.	1.000000	0.000000	1	0
	Mo 202.030 {467}	1.000000	0.000000	0.000199	0.000664	OK.	1.000000	0.000000	1	0
	Pd 340.458 { 99}	1.000000	0.000000	0.000964	0.003215	OK.	1.000000	0.000000	1	0
	Si 212.412 {459}	1.000000	0.000000	0.000758	0.002527	OK.	1.000000	0.000000	1	0
	Sn 189.989 {478}	1.000000	0.000000	0.000819	0.002731	OK.	1.000000	0.000000	1	0
	Sr 407.771 { 83}	1.000000	0.000000	0.000073	0.000244	OK.	1.000000	0.000000	1	0
	Ti 334.904 {101}	1.000000	0.000000	0.000371	0.001236	OK.	1.000000	0.000000	1	0
	Y 360.073 { 94}*	0.000000	0.000000	0.000796	0.002654	Warnin	1.000000	0.000000	1	0
	Y 371.030 { 91}*	0.000000	0.000000	0.002186	0.007287	Warnin	1.000000	0.000000	1	0
	Y 224.306 {451}*	0.000000	0.000000	0.004215	0.014050	Warnin	1.000000	0.000000	1	0
	In 230.606 {446}*	0.000000	0.000000	-1.000000	-1.000000	Warnin	1.000000	0.000000	1	0
	W 207.911 {462}	1.000000	0.000000	0.000884	0.002948	OK.	1.000000	0.000000	1	0
	Zr 339.198 { 99}	1.000000	0.000000	0.000148	0.000494	OK.	1.000000	0.000000	1	0
	S 182.034 {485}	1.000000	0.000000	0.001973	0.006577	OK.	1.000000	0.000000	1	0
	Bi 223.061 {451}	1.000000	0.000000	0.000835	0.002784	OK.	1.000000	0.000000	1	0
	Li 670.784 { 50}	1.000000	0.000000	0.000765	0.002551	OK.	1.000000	0.000000	1	0

Zoom In ▶ Zoom Out

Sample Name: STDA Acquired: 7/3/2014 17:34:07 Type: Cal
Method: Accutest1(v213) Mode: IR Corr. Factor: 1.000000
User: admin Custom ID1: Custom ID2: Custom ID3:
Comment:

Elem	Ba4554	Be3130	Cd2288	Co2286	Cr2677	Cu3247	Mn2576	Ni2316	Ag3280
Units	Cts/S	Cts/S	Cts/S	Cts/S	Cts/S	Cts/S	Cts/S	Cts/S	Cts/S
Avg	**.0006**	**-.0004**	**.0007**	**-.0002**	**.0000**	**.0039**	**.0000**	**-.0004**	**-.0001**
Stddev	.0001	.0001	.0000	.0000	.000	.0001	.0000	.0000	.0000
%RSD	12.16	22.66	5.548	23.39	111.5	1.515	9.562	10.85	12.70
#1	.0005	-.0004	.0006	-.0002	.0000	.0039	.0000	-.0003	-.0001
#2	.0006	-.0005	.0007	-.0002	.0000	.0038	.0000	-.0004	-.0001

Elem	V_2924	Zn2062	As1890	Tl1908	Pb2203	Se1960	Sb2068	Al3961	Ca3179
Units	Cts/S	Cts/S	Cts/S	Cts/S	Cts/S	Cts/S	Cts/S	Cts/S	Cts/S
Avg	**.0000**	**.0003**	**-.0007**	**-.0005**	**-.0004**	**.0010**	**.0001**	**.0000**	**.0061**
Stddev	.000	.0002	.0000	.0000	.0000	.0001	.0002	.000	.0001
%RSD	42.44	61.57	2.050	4.105	11.16	5.563	254.7	240.8	1.047
#1	.0000	.0002	-.0007	-.0005	-.0004	.0010	.0002	.0000	.0060
#2	.0000	.0005	-.0007	-.0004	-.0004	.0010	-.0001	.0000	.0061

Elem	Fe2599	Mg2790	K_7664	Na5895	B_2089	Mo2020	Pd3404	Si2124	Sn1899
Units	Cts/S	Cts/S	Cts/S	Cts/S	Cts/S	Cts/S	Cts/S	Cts/S	Cts/S
Avg	**.0000**	**-.0001**	**-.0021**	**-.0029**	**.0002**	**.0005**	**-.0001**	**.0039**	**.0002**
Stddev	.0000	.0001	.0003	.0000	.0000	.0001	.0000	.0002	.0000
%RSD	84.09	70.57	15.79	.2827	1.015	28.93	1.703	5.419	11.65
#1	.0000	.0000	-.0023	-.0029	.0002	.0006	-.0001	.0038	.0002
#2	.0001	-.0001	-.0019	-.0029	.0002	.0004	-.0001	.0041	.0003

Elem	Sr4077	Ti3349	W_2079	Zr3391	S_1820	Bi2230	Li6707
Units	Cts/S	Cts/S	Cts/S	Cts/S	Cts/S	Cts/S	Cts/S
Avg	**-.0005**	**-.0001**	**.0012**	**-.0003**	**-.0006**	**-.0009**	**-.0003**
Stddev	.0001	.0000	.0001	.0000	.0002	.0001	.0001
%RSD	14.94	33.27	4.764	15.03	28.32	11.83	22.78
#1	-.0004	-.0001	.0012	-.0002	-.0007	-.0008	-.0002
#2	-.0005	-.0001	.0013	-.0003	-.0005	-.0009	-.0003

◀ Zoom In ▶ Zoom Out

Sample Name: STDA Acquired: 7/3/2014 17:34:07 Type: Cal
Method: Accutest1(v213) Mode: IR Corr. Factor: 1.000000
User: admin Custom ID1: Custom ID2: Custom ID3:
Comment:

Int. Std.	Y_3600	Y_3710	Y_2243	In2306
Units	Cts/S	Cts/S	Cts/S	Cts/S
Avg	**199680.**	**48768.**	**3085.7**	**8057.8**
Stddev	169.	295.	4.1	9.9
%RSD	.08446	.60459	.13346	.12334
#1	199800.	48977.	3088.6	8064.9
#2	199560.	48560.	3082.8	8050.8

◀ Zoom In ▶ Zoom Out

Sample Name: STDB Acquired: 7/3/2014 17:40:17 Type: Cal
Method: Accutest1(v213) Mode: IR Corr. Factor: 1.000000
User: admin Custom ID1: Custom ID2: Custom ID3:
Comment:

Elem	Ba4554	Be3130	Cd2288	Co2286	Cr2677	Cu3247	Mn2576	Ni2316	Ag3280
Units	Cts/S	Cts/S	Cts/S	Cts/S	Cts/S	Cts/S	Cts/S	Cts/S	Cts/S
Avg	**5.979**	**10.75**	**5.026**	**2.054**	**.3268**	**.9184**	**1.899**	**1.579**	**.0617**
Stddev	.032	.05	.001	.000	.0011	.0041	.000	.000	.0003
%RSD	.5312	.4536	.0126	.0175	.3308	.4427	.0143	.0004	.4813
#1	5.957	10.72	5.026	2.054	.3261	.9155	1.898	1.579	.0615
#2	6.002	10.79	5.026	2.054	.3276	.9212	1.899	1.579	.0619

Elem	V_2924	Zn2062	As1890	Tl1908	Pb2203	Se1960	Sb2068	Al3961	Ca3179
Units	Cts/S	Cts/S	Cts/S	Cts/S	Cts/S	Cts/S	Cts/S	Cts/S	Cts/S
Avg	**.5339**	**4.569**	**.7669**	**.2091**	**.6794**	**.5075**	**1.012**	**1.877**	**5.841**
Stddev	.0014	.002	.0006	.0000	.0003	.0007	.000	.000	.068
%RSD	.2711	.0431	.0778	.0224	.0378	.1326	.0267	.0048	1.164
#1	.5328	4.571	.7664	.2091	.6792	.5070	1.012	1.877	5.889
#2	.5349	4.568	.7673	.2091	.6796	.5080	1.011	1.877	5.793

Elem	Fe2599	Mg2790	K_7664	Na5895	B_2089	Mo2020	Pd3404	Si2124	Sn1899
Units	Cts/S	Cts/S	Cts/S	Cts/S	Cts/S	Cts/S	Cts/S	Cts/S	Cts/S
Avg	**3.792**	**.5472**	**1.075**	**3.835**	**1.105**	**4.283**	**.1885**	**3.202**	**.8471**
Stddev	.010	.0028	.005	.054	.000	.002	.0009	.002	.0007
%RSD	.2573	.5105	.4877	1.405	.0128	.0488	.4999	.0651	.0827
#1	3.799	.5492	1.079	3.873	1.105	4.282	.1879	3.200	.8467
#2	3.785	.5452	1.071	3.797	1.105	4.285	.1892	3.203	.8476

Elem	Sr4077	Ti3349	W_2079	Zr3391	S_1820	Bi2230	Li6707
Units	Cts/S	Cts/S	Cts/S	Cts/S	Cts/S	Cts/S	Cts/S
Avg	**10.28**	**.5792**	**2.017**	**1.144**	**.4271**	**1.392**	**1.445**
Stddev	.11	.0019	.006	.006	.0001	.002	.002
%RSD	1.075	.3289	.3105	.5132	.0287	.1242	.1107
#1	10.20	.5778	2.012	1.148	.4270	1.391	1.446
#2	10.36	.5805	2.021	1.139	.4271	1.393	1.444

◀ Zoom In ▶ Zoom Out

Sample Name: STDB Acquired: 7/3/2014 17:40:17 Type: Cal
Method: Accutest1(v213) Mode: IR Corr. Factor: 1.000000
User: admin Custom ID1: Custom ID2: Custom ID3:
Comment:

Int. Std.	Y_3600	Y_3710	Y_2243	In2306
Units	Cts/S	Cts/S	Cts/S	Cts/S
Avg	**186970.**	**47688.**	**2896.5**	**7639.9**
Stddev	375.	177.	2.3	5.6
%RSD	.20044	.37119	.08004	.07339
#1	187230.	47563.	2898.1	7643.9
#2	186700.	47814.	2894.8	7636.0

Zoom In Zoom Out

Sample Name: ccvconf Acquired: 7/3/2014 17:46:53 Type: QC
Method: Accutest1(v213) Mode: CONC Corr. Factor: 1.000000
User: admin Custom ID1: Custom ID2: Custom ID3:
Comment:

Elem	Ba4554	Be3130	Cd2288	Co2286	Cr2677	Cu3247	Mn2576	Ni2316	Ag3280
Units	ppm	ppm	ppm	ppm	ppm	ppm	ppm	ppm	ppm
Avg	**2.007**	**2.049**	**1.997**	**2.020**	**2.018**	**1.963**	**2.057**	**2.037**	**.2479**
Stddev	.005	.024	.001	.001	.009	.005	.009	.001	.0008
%RSD	.2609	1.152	.0561	.0371	.4374	.2389	.4639	.0670	.3056
#1	2.003	2.033	1.998	2.021	2.024	1.966	2.064	2.038	.2484
#2	2.011	2.066	1.996	2.020	2.012	1.960	2.050	2.036	.2473
Check ?	Chk Pass	Chk Pass	Chk Pass	Chk Pass	Chk Pass	Chk Pass	Chk Pass	Chk Pass	Chk Pass
Value									
Range									

Elem	V_2924	Zn2062	As1890	Tl1908	Pb2203	Se1960	Sb2068	Al3961	Ca3179
Units	ppm	ppm	ppm	ppm	ppm	ppm	ppm	ppm	ppm
Avg	**1.994**	**2.041**	**1.977**	**2.042**	**2.021**	**1.976**	**1.977**	**39.96**	**41.27**
Stddev	.009	.000	.000	.003	.000	.003	.001	.08	.11
%RSD	.4322	.0090	.0109	.1258	.0075	.1542	.0346	.1921	.2761
#1	2.000	2.041	1.977	2.040	2.021	1.978	1.977	39.91	41.19
#2	1.988	2.042	1.977	2.044	2.020	1.974	1.976	40.02	41.35
Check ?	Chk Pass	Chk Pass	Chk Pass	Chk Pass	Chk Pass	Chk Pass	Chk Pass	Chk Pass	Chk Pass
Value									
Range									

Elem	Fe2599	Mg2790	K_7664	Na5895	B_2089	Mo2020	Pd3404	Si2124	Sn1899
Units	ppm	ppm	ppm	ppm	ppm	ppm	ppm	ppm	ppm
Avg	**40.95**	**40.05**	**39.92**	**40.68**	**1.973**	**2.003**	**1.964**	**4.963**	**2.020**
Stddev	.12	.22	.11	.02	.004	.000	.003	.003	.002
%RSD	.2866	.5599	.2663	.0419	.1841	.0091	.1643	.0643	.1212
#1	40.87	39.89	39.85	40.67	1.970	2.003	1.966	4.965	2.022
#2	41.03	40.21	40.00	40.70	1.975	2.003	1.961	4.961	2.019
Check ?	Chk Pass	Chk Pass	Chk Pass	Chk Pass	Chk Pass	Chk Pass	Chk Pass	Chk Pass	Chk Pass
Value									
Range									

Zoom In Zoom Out

Sample Name: ccvconf Acquired: 7/3/2014 17:46:53 Type: QC
Method: Accutest1(v213) Mode: CONC Corr. Factor: 1.000000
User: admin Custom ID1: Custom ID2: Custom ID3:
Comment:

Elem	Sr4077	Ti3349	W_2079	Zr3391	S_1820	Bi2230	Li6707
Units	ppm	ppm	ppm	ppm	ppm	ppm	ppm
Avg	**2.067**	**1.995**	**1.983**	**2.024**	**1.976**	**1.966**	**1.995**
Stddev	.004	.006	.002	.003	.000	.000	.002
%RSD	.1832	.2940	.0731	.1651	.0186	.0169	.1196
#1	2.064	2.000	1.984	2.026	1.976	1.966	1.993
#2	2.070	1.991	1.982	2.022	1.975	1.967	1.997
Check ?	Chk Pass	Chk Pass	Chk Pass	Chk Pass	Chk Pass	Chk Pass	Chk Pass
Value							
Range							

Int. Std.	Y_3600	Y_3710	Y_2243	In2306
Units	Cts/S	Cts/S	Cts/S	Cts/S
Avg	**192600.**	**47660.**	**2985.4**	**7804.1**
Stddev	985.	143.	.2	4.1
%RSD	.51126	.30085	.00752	.05234
#1	191910.	47761.	2985.2	7801.2
#2	193300.	47559.	2985.6	7807.0

Zoom In Zoom Out

Sample Name: ccbconf Acquired: 7/3/2014 17:53:05 Type: QC
Method: Accutest1(v213) Mode: CONC Corr. Factor: 1.000000
User: admin Custom ID1: Custom ID2: Custom ID3:
Comment:

Elem	Ba4554	Be3130	Cd2288	Co2286	Cr2677	Cu3247	Mn2576	Ni2316	Ag3280
Units	ppm	ppm	ppm	ppm	ppm	ppm	ppm	ppm	ppm
Avg	**.0002**	**.0001**	**.0000**	**.0000**	**.0001**	**-.0001**	**.0001**	**.0001**	**.0000**
Stddev	.0000	.0000	.0002	.0001	.0002	.0000	.0000	.0002	.0001
%RSD	15.33	9.544	709.5	284.2	309.4	16.90	14.35	282.5	493.7
#1	.0002	.0001	.0002	.0001	-.0001	-.0001	.0001	-.0001	.0001
#2	.0001	.0001	-.0001	.0000	.0002	-.0002	.0002	.0002	-.0001
Check ?	Chk Pass	Chk Pass	Chk Pass	Chk Pass	Chk Pass	Chk Pass	Chk Pass	Chk Pass	Chk Pass
High Limit									
Low Limit									

Elem	V_2924	Zn2062	As1890	Tl1908	Pb2203	Se1960	Sb2068	Al3961	Ca3179
Units	ppm	ppm	ppm	ppm	ppm	ppm	ppm	ppm	ppm
Avg	**.0003**	**-.0011**	**.0002**	**.0007**	**.0000**	**-.0009**	**.0006**	**.0111**	**.0048**
Stddev	.0002	.0001	.0005	.0002	.0002	.0008	.0007	.0006	.0000
%RSD	86.05	11.71	218.0	23.36	857.0	96.20	114.2	5.446	.0784
#1	.0004	-.0010	-.0001	.0006	.0002	-.0003	.0001	.0116	.0048
#2	.0001	-.0012	.0006	.0008	-.0001	-.0015	.0011	.0107	.0048
Check ?	Chk Pass	Chk Pass	Chk Pass	Chk Pass	Chk Pass	Chk Pass	Chk Pass	Chk Pass	Chk Pass
High Limit									
Low Limit									

Elem	Fe2599	Mg2790	K_7664	Na5895	B_2089	Mo2020	Pd3404	Si2124	Sn1899
Units	ppm	ppm	ppm	ppm	ppm	ppm	ppm	ppm	ppm
Avg	**.0029**	**.0054**	**.0214**	**.0092**	**.0029**	**.0012**	**-.0004**	**.0002**	**-.0004**
Stddev	.0011	.0014	.0127	.0032	.0004	.0001	.0003	.0002	.0002
%RSD	37.09	25.93	59.21	35.11	12.40	8.775	70.05	94.71	56.51
#1	.0036	.0063	.0125	.0114	.0032	.0013	-.0006	.0004	-.0006
#2	.0021	.0044	.0304	.0069	.0027	.0011	-.0002	.0001	-.0003
Check ?	Chk Pass	Chk Pass	Chk Pass	Chk Pass	Chk Pass	Chk Pass	Chk Pass	Chk Pass	Chk Pass
High Limit									
Low Limit									

Zoom In Zoom Out

Sample Name: ccbconf Acquired: 7/3/2014 17:53:05 Type: QC
Method: Accutest1(v213) Mode: CONC Corr. Factor: 1.000000
User: admin Custom ID1: Custom ID2: Custom ID3:
Comment:

Elem	Sr4077	Ti3349	W_2079	Zr3391	S_1820	Bi2230	Li6707
Units	ppm	ppm	ppm	ppm	ppm	ppm	ppm
Avg	**.0002**	**.0001**	**.0166**	**.0006**	**-.0006**	**-.0003**	**.0004**
Stddev	.0000	.0004	.0019	.0000	.0003	.0012	.0003
%RSD	1.206	237.8	11.26	2.414	58.60	432.3	58.88
#1	.0002	-.0001	.0180	.0006	-.0008	-.0012	.0006
#2	.0002	.0004	.0153	.0007	-.0003	.0006	.0003
Check ?	Chk Pass	Chk Pass	Chk Pass	Chk Pass	Chk Pass	Chk Pass	Chk Pass
High Limit							
Low Limit							

Int. Std.	Y_3600	Y_3710	Y_2243	In2306
Units	Cts/S	Cts/S	Cts/S	Cts/S
Avg	**201520.**	**48357.**	**3087.0**	**8049.3**
Stddev	126.	302.	1.2	4.9
%RSD	.06266	.62483	.04048	.06056
#1	201610.	48570.	3087.9	8052.7
#2	201430.	48143.	3086.1	8045.8

Zoom In Zoom Out

Sample Name: icv Acquired: 7/3/2014 17:59:19 Type: QC
Method: Accutest1(v213) Mode: CONC Corr. Factor: 1.000000
User: admin Custom ID1: Custom ID2: Custom ID3:
Comment:

Elem	Ba4554	Be3130	Cd2288	Co2286	Cr2677	Cu3247	Mn2576	Ni2316	Ag3280
Units	ppm	ppm	ppm	ppm	ppm	ppm	ppm	ppm	ppm
Avg	**2.006**	**2.065**	**2.005**	**2.027**	**2.021**	**1.957**	**2.048**	**2.044**	**.2468**
Stddev	.002	.007	.004	.001	.001	.001	.000	.002	.0003
%RSD	.0976	.3387	.1863	.0327	.0297	.0698	.0159	.1080	.1206
#1	2.007	2.060	2.002	2.027	2.021	1.958	2.048	2.042	.2465
#2	2.004	2.070	2.007	2.028	2.022	1.956	2.048	2.045	.2470
Check ?	Chk Pass	Chk Pass	Chk Pass	Chk Pass	Chk Pass	Chk Pass	Chk Pass	Chk Pass	Chk Pass
Value									
Range									

Elem	V_2924	Zn2062	As1890	Tl1908	Pb2203	Se1960	Sb2068	Al3961	Ca3179
Units	ppm	ppm	ppm	ppm	ppm	ppm	ppm	ppm	ppm
Avg	**1.996**	**2.047**	**1.985**	**2.050**	**2.029**	**1.995**	**1.989**	**39.75**	**41.34**
Stddev	.001	.003	.004	.002	.002	.003	.001	.04	.07
%RSD	.0643	.1342	.2100	.0955	.0763	.1520	.0514	.0912	.1650
#1	1.995	2.045	1.982	2.052	2.030	1.993	1.989	39.77	41.39
#2	1.997	2.049	1.988	2.049	2.028	1.998	1.990	39.72	41.29
Check ?	Chk Pass	Chk Pass	Chk Pass	Chk Pass	Chk Pass	Chk Pass	Chk Pass	Chk Pass	Chk Pass
Value									
Range									

Elem	Fe2599	Mg2790	K_7664	Na5895	B_2089	Mo2020	Pd3404	Si2124	Sn1899
Units	ppm	ppm	ppm	ppm	ppm	ppm	ppm	ppm	ppm
Avg	**41.04**	**40.33**	**40.10**	**40.47**	**1.991**	**2.008**	**1.958**	**5.038**	**2.028**
Stddev	.09	.04	.05	.04	.004	.000	.002	.003	.001
%RSD	.2277	.1059	.1240	.0915	.2083	.0014	.0764	.0585	.0322
#1	41.11	40.36	40.14	40.49	1.988	2.008	1.957	5.036	2.027
#2	40.98	40.30	40.07	40.44	1.994	2.008	1.959	5.040	2.028
Check ?	Chk Pass	Chk Pass	Chk Pass	Chk Pass	Chk Pass	Chk Pass	Chk Pass	Chk Pass	Chk Pass
Value									
Range									

Zoom In Zoom Out

Sample Name: icv Acquired: 7/3/2014 17:59:19 Type: QC
Method: Accutest1(v213) Mode: CONC Corr. Factor: 1.000000
User: admin Custom ID1: Custom ID2: Custom ID3:
Comment:

Elem	Sr4077	Ti3349	W_2079	Zr3391	S_1820	Bi2230	Li6707
Units	ppm	ppm	ppm	ppm	ppm	ppm	ppm
Avg	**2.039**	**1.987**	**1.981**	**2.011**	**1.987**	**1.974**	**1.994**
Stddev	.022	.002	.006	.000	.004	.001	.002
%RSD	1.078	.0743	.3147	.0080	.1906	.0555	.0866
#1	2.024	1.988	1.977	2.011	1.984	1.975	1.995
#2	2.055	1.986	1.986	2.011	1.990	1.973	1.993
Check ?	Chk Pass	Chk Pass	Chk Pass	Chk Pass	Chk Pass	Chk Pass	Chk Pass
Value							
Range							

Int. Std.	Y_3600	Y_3710	Y_2243	In2306
Units	Cts/S	Cts/S	Cts/S	Cts/S
Avg	**192540.**	**47527.**	**2969.8**	**7763.7**
Stddev	444.	48.	3.0	5.0
%RSD	.23038	.10133	.10015	.06457
#1	192230.	47493.	2971.9	7767.3
#2	192860.	47561.	2967.7	7760.2

Zoom In Zoom Out

Sample Name: icb Acquired: 7/3/2014 18:05:30 Type: QC
Method: Accutest1(v213) Mode: CONC Corr. Factor: 1.000000
User: admin Custom ID1: Custom ID2: Custom ID3:
Comment:

Elem	Ba4554	Be3130	Cd2288	Co2286	Cr2677	Cu3247	Mn2576	Ni2316	Ag3280
Units	ppm	ppm	ppm	ppm	ppm	ppm	ppm	ppm	ppm
Avg	**.0001**	**.0002**	**.0001**	**.0001**	**.0002**	**-.0001**	**.0002**	**.0002**	**-.0002**
Stddev	.0000	.0000	.0000	.0000	.0000	.0001	.0000	.0001	.0002
%RSD	40.31	28.64	59.42	38.98	21.34	106.5	20.32	56.28	115.5
#1	.0001	.0001	.0001	.0001	.0002	-.0001	.0002	.0001	.0000
#2	.0001	.0002	.0000	.0001	.0002	.0000	.0003	.0002	-.0004
Check ?	Chk Pass	Chk Pass	Chk Pass	Chk Pass	Chk Pass	Chk Pass	Chk Pass	Chk Pass	Chk Pass
High Limit									
Low Limit									

Elem	V_2924	Zn2062	As1890	Tl1908	Pb2203	Se1960	Sb2068	Al3961	Ca3179
Units	ppm	ppm	ppm	ppm	ppm	ppm	ppm	ppm	ppm
Avg	**.0004**	**-.0008**	**.0009**	**.0003**	**.0000**	**-.0006**	**.0000**	**.0077**	**.0045**
Stddev	.0001	.0001	.0008	.0009	.0003	.0004	.000	.0008	.0011
%RSD	17.81	12.87	94.95	309.5	777.7	66.60	15460.	10.29	23.59
#1	.0004	-.0008	.0014	.0009	-.0002	-.0009	-.0003	.0072	.0038
#2	.0005	-.0009	.0003	-.0003	.0003	-.0003	.0003	.0083	.0053
Check ?	Chk Pass	Chk Pass	Chk Pass	Chk Pass	Chk Pass	Chk Pass	Chk Pass	Chk Pass	Chk Pass
High Limit									
Low Limit									

Elem	Fe2599	Mg2790	K_7664	Na5895	B_2089	Mo2020	Pd3404	Si2124	Sn1899
Units	ppm	ppm	ppm	ppm	ppm	ppm	ppm	ppm	ppm
Avg	**.0037**	**.0089**	**.0025**	**.0057**	**.0024**	**.0011**	**.0008**	**.0005**	**-.0004**
Stddev	.0001	.0039	.0033	.0053	.0000	.0003	.0003	.0005	.0001
%RSD	3.516	43.35	132.6	92.86	1.741	27.95	31.77	111.2	25.42
#1	.0036	.0117	.0002	.0020	.0024	.0013	.0006	.0008	-.0004
#2	.0038	.0062	.0048	.0094	.0024	.0008	.0010	.0001	-.0003
Check ?	Chk Pass	Chk Pass	Chk Pass	Chk Pass	Chk Pass	Chk Pass	Chk Pass	Chk Pass	Chk Pass
High Limit									
Low Limit									

Zoom In Zoom Out

Sample Name: icb Acquired: 7/3/2014 18:05:30 Type: QC
Method: Accutest1(v213) Mode: CONC Corr. Factor: 1.000000
User: admin Custom ID1: Custom ID2: Custom ID3:
Comment:

Elem	Sr4077	Ti3349	W_2079	Zr3391	S_1820	Bi2230	Li6707
Units	ppm	ppm	ppm	ppm	ppm	ppm	ppm
Avg	**.0002**	**.0003**	**.0149**	**.0008**	**.0002**	**-.0003**	**.0014**
Stddev	.0000	.0003	.0007	.0001	.0005	.0014	.0002
%RSD	8.959	84.20	4.917	6.669	224.2	413.9	14.58
#1	.0002	.0005	.0155	.0008	-.0001	.0007	.0016
#2	.0002	.0001	.0144	.0008	.0006	-.0013	.0013
Check ?	Chk Pass	Chk Pass	Chk Pass	Chk Pass	Chk Pass	Chk Pass	Chk Pass
High Limit							
Low Limit							

Int. Std.	Y_3600	Y_3710	Y_2243	In2306
Units	Cts/S	Cts/S	Cts/S	Cts/S
Avg	**202750.**	**48371.**	**3068.1**	**8003.5**
Stddev	1879.	32.	18.8	54.6
%RSD	.92681	.06570	.61316	.68275
#1	204080.	48393.	3081.4	8042.1
#2	201420.	48348.	3054.8	7964.9

Zoom In Zoom Out

Sample Name: ccv Acquired: 7/3/2014 18:11:43 Type: QC
Method: Accutest1(v213) Mode: CONC Corr. Factor: 1.000000
User: admin Custom ID1: Custom ID2: Custom ID3:
Comment:

Elem	Ba4554	Be3130	Cd2288	Co2286	Cr2677	Cu3247	Mn2576	Ni2316	Ag3280
Units	ppm	ppm	ppm	ppm	ppm	ppm	ppm	ppm	ppm
Avg	**2.009**	**2.064**	**1.998**	**2.026**	**2.031**	**1.959**	**2.035**	**2.037**	**.2459**
Stddev	.001	.004	.001	.006	.001	.001	.001	.004	.0003
%RSD	.0519	.1877	.0428	.2866	.0447	.0271	.0472	.1863	.1188
#1	2.008	2.062	1.997	2.022	2.032	1.958	2.034	2.034	.2457
#2	2.009	2.067	1.998	2.030	2.031	1.959	2.035	2.040	.2461
Check ?	Chk Pass	Chk Pass	Chk Pass	Chk Pass	Chk Pass	Chk Pass	Chk Pass	Chk Pass	Chk Pass
Value									
Range									

Elem	V_2924	Zn2062	As1890	Tl1908	Pb2203	Se1960	Sb2068	Al3961	Ca3179
Units	ppm	ppm	ppm	ppm	ppm	ppm	ppm	ppm	ppm
Avg	**2.000**	**2.039**	**1.967**	**2.041**	**2.024**	**1.984**	**1.979**	**39.63**	**41.30**
Stddev	.001	.002	.002	.001	.012	.003	.002	.16	.20
%RSD	.0279	.1135	.1039	.0366	.5670	.1344	.0816	.3926	.4886
#1	2.000	2.040	1.966	2.042	2.016	1.986	1.980	39.52	41.16
#2	2.001	2.037	1.968	2.041	2.032	1.982	1.978	39.74	41.45
Check ?	Chk Pass	Chk Pass	Chk Pass	Chk Pass	Chk Pass	Chk Pass	Chk Pass	Chk Pass	Chk Pass
Value									
Range									

Elem	Fe2599	Mg2790	K_7664	Na5895	B_2089	Mo2020	Pd3404	Si2124	Sn1899
Units	ppm	ppm	ppm	ppm	ppm	ppm	ppm	ppm	ppm
Avg	**41.22**	**40.49**	**40.45**	**40.21**	**1.979**	**1.996**	**1.953**	**4.996**	**2.022**
Stddev	.12	.20	.03	.15	.003	.000	.001	.000	.001
%RSD	.2874	.4949	.0760	.3717	.1734	.0197	.0247	.0020	.0308
#1	41.14	40.34	40.42	40.11	1.977	1.995	1.953	4.996	2.023
#2	41.30	40.63	40.47	40.32	1.981	1.996	1.953	4.996	2.022
Check ?	Chk Pass	Chk Pass	Chk Pass	Chk Pass	Chk Pass	Chk Pass	Chk Pass	Chk Pass	Chk Pass
Value									
Range									

Zoom In Zoom Out

Sample Name: ccv Acquired: 7/3/2014 18:11:43 Type: QC
Method: Accutest1(v213) Mode: CONC Corr. Factor: 1.000000
User: admin Custom ID1: Custom ID2: Custom ID3:
Comment:

Elem	Sr4077	Ti3349	W_2079	Zr3391	S_1820	Bi2230	Li6707
Units	ppm	ppm	ppm	ppm	ppm	ppm	ppm
Avg	**2.044**	**1.972**	**1.965**	**2.005**	**1.973**	**1.956**	**2.013**
Stddev	.002	.001	.009	.001	.002	.001	.002
%RSD	.0921	.0535	.4589	.0515	.1036	.0581	.1016
#1	2.045	1.971	1.959	2.004	1.974	1.956	2.011
#2	2.043	1.973	1.972	2.006	1.971	1.957	2.014
Check ?	Chk Pass	Chk Pass	Chk Pass	Chk Pass	Chk Pass	Chk Pass	Chk Pass
Value							
Range							

Int. Std.	Y_3600	Y_3710	Y_2243	In2306
Units	Cts/S	Cts/S	Cts/S	Cts/S
Avg	**192450.**	**47412.**	**2982.6**	**7784.9**
Stddev	77.	319.	1.3	9.5
%RSD	.03979	.67298	.04490	.12261
#1	192390.	47638.	2981.6	7791.7
#2	192500.	47187.	2983.5	7778.2

Zoom In Zoom Out

Sample Name: ccb Acquired: 7/3/2014 18:17:55 Type: QC
Method: Accutest1(v213) Mode: CONC Corr. Factor: 1.000000
User: admin Custom ID1: Custom ID2: Custom ID3:
Comment:

Elem	Ba4554	Be3130	Cd2288	Co2286	Cr2677	Cu3247	Mn2576	Ni2316	Ag3280
Units	ppm	ppm	ppm	ppm	ppm	ppm	ppm	ppm	ppm
Avg	**.0003**	**.0002**	**-.0001**	**-.0001**	**.0002**	**-.0001**	**.0002**	**.0002**	**-.0002**
Stddev	.0000	.0000	.0002	.0001	.0002	.0003	.0000	.0001	.0003
%RSD	8.639	1.268	303.0	126.7	98.58	447.3	5.975	63.62	190.7
#1	.0003	.0002	-.0002	-.0001	.0001	-.0002	.0002	.0001	.0001
#2	.0003	.0002	.0001	.0000	.0004	.0001	.0002	.0003	-.0004
Check ?	Chk Pass	Chk Pass	Chk Pass	Chk Pass	Chk Pass	Chk Pass	Chk Pass	Chk Pass	Chk Pass
High Limit									
Low Limit									

Elem	V_2924	Zn2062	As1890	Tl1908	Pb2203	Se1960	Sb2068	Al3961	Ca3179
Units	ppm	ppm	ppm	ppm	ppm	ppm	ppm	ppm	ppm
Avg	**.0003**	**-.0006**	**.0004**	**-.0001**	**-.0007**	**.0005**	**.0001**	**.0091**	**.0066**
Stddev	.0001	.0003	.0002	.0008	.0005	.0007	.0001	.0048	.0003
%RSD	45.04	42.45	54.70	759.6	71.53	152.8	87.70	52.83	4.779
#1	.0002	-.0008	.0005	-.0007	-.0004	.0000	.0002	.0125	.0068
#2	.0003	-.0004	.0002	.0005	-.0011	.0010	.0001	.0057	.0063
Check ?	Chk Pass	Chk Pass	Chk Pass	Chk Pass	Chk Pass	Chk Pass	Chk Pass	Chk Pass	Chk Pass
High Limit									
Low Limit									

Elem	Fe2599	Mg2790	K_7664	Na5895	B_2089	Mo2020	Pd3404	Si2124	Sn1899
Units	ppm	ppm	ppm	ppm	ppm	ppm	ppm	ppm	ppm
Avg	**.0057**	**.0136**	**.0000**	**.0004**	**.0026**	**.0009**	**.0003**	**-.0004**	**-.0001**
Stddev	.0005	.0001	.013	.0026	.0005	.0001	.0004	.0005	.0002
%RSD	8.762	.7292	34360.	637.9	18.41	15.10	134.7	128.2	171.7
#1	.0061	.0136	.0094	.0022	.0029	.0010	.0000	.0000	.0000
#2	.0054	.0135	-.0095	-.0014	.0023	.0008	.0006	-.0007	-.0003
Check ?	Chk Pass	Chk Pass	Chk Pass	Chk Pass	Chk Pass	Chk Pass	Chk Pass	Chk Pass	Chk Pass
High Limit									
Low Limit									

Zoom In Zoom Out

Sample Name: ccb Acquired: 7/3/2014 18:17:55 Type: QC
Method: Accutest1(v213) Mode: CONC Corr. Factor: 1.000000
User: admin Custom ID1: Custom ID2: Custom ID3:
Comment:

Elem	Sr4077	Ti3349	W_2079	Zr3391	S_1820	Bi2230	Li6707
Units	ppm	ppm	ppm	ppm	ppm	ppm	ppm
Avg	**.0003**	**.0004**	**.0142**	**.0007**	**-.0004**	**.0001**	**.0001**
Stddev	.0000	.0001	.0021	.0002	.0004	.0007	.0003
%RSD	1.858	36.47	14.61	33.10	80.07	692.4	437.0
#1	.0003	.0003	.0157	.0005	-.0007	-.0004	.0003
#2	.0003	.0005	.0127	.0008	-.0002	.0006	-.0001
Check ?	Chk Pass	Chk Pass	Chk Pass	Chk Pass	Chk Pass	Chk Pass	Chk Pass
High Limit							
Low Limit							

Int. Std.	Y_3600	Y_3710	Y_2243	In2306
Units	Cts/S	Cts/S	Cts/S	Cts/S
Avg	**201910.**	**48012.**	**3085.2**	**8054.0**
Stddev	200.	158.	3.6	1.1
%RSD	.09928	.32976	.11812	.01392
#1	201770.	47900.	3087.8	8053.2
#2	202050.	48124.	3082.6	8054.8

Sample Name: cri Acquired: 7/3/2014 18:24:08 Type: QC
Method: Accutest1(v213) Mode: CONC Corr. Factor: 1.000000
User: admin Custom ID1: Custom ID2: Custom ID3:
Comment:

Elem	Ba4554	Be3130	Cd2288	Co2286	Cr2677	Cu3247	Mn2576	Ni2316
Units	ppm	ppm	ppm	ppm	ppm	ppm	ppm	ppm
Avg	**.2041**	**.0022**	**.0032**	**.0526**	**.0110**	**.0094**	**.0161**	**.0108**
Stddev	.0001	.0000	.0000	.0001	.0002	.0001	.0000	.0003
%RSD	.0423	1.955	1.437	.2327	1.608	1.159	.0827	2.617
#1	.2040	.0021	.0032	.0527	.0111	.0095	.0161	.0110
#2	.2042	.0022	.0032	.0525	.0108	.0093	.0161	.0106
Check ?	Chk Pass	Chk Pass	Chk Pass	Chk Pass	Chk Pass	Chk Pass	Chk Pass	Chk Pass
Value								
Range								

Elem	Ag3280	V_2924	Zn2062	As1890	Tl1908	Pb2203	Se1960	Sb2068
Units	ppm	ppm	ppm	ppm	ppm	ppm	ppm	ppm
Avg	**.0048**	**.0539**	**.0212**	**.0091**	**.0098**	**.0036**	W **.0122**	**.0063**
Stddev	.0003	.0002	.0007	.0002	.0006	.0007	.0001	.0008
%RSD	5.935	.4338	3.390	2.459	6.081	18.27	.5831	13.45
#1	.0046	.0541	.0217	.0093	.0102	.0031	.0122	.0057
#2	.0050	.0538	.0207	.0090	.0094	.0040	.0121	.0069
Check ?	Chk Pass	Chk Pass	Chk Pass	Chk Pass	Chk Pass	Chk Pass	Chk Warn	Chk Pass
Value							.0100	
Range							20.00%	

Elem	Al3961	Ca3179	Fe2599	Mg2790	K_7664	Na5895	B_2089	Mo2020
Units	ppm	ppm	ppm	ppm	ppm	ppm	ppm	ppm
Avg	**.2040**	**5.198**	**.1103**	**5.124**	**5.074**	**5.068**	**.1028**	**.0211**
Stddev	.0050	.002	.0004	.007	.031	.003	.0008	.0000
%RSD	2.456	.0299	.3547	.1384	.6188	.0517	.7977	.0766
#1	.2076	5.199	.1106	5.119	5.052	5.069	.1023	.0211
#2	.2005	5.197	.1101	5.129	5.097	5.066	.1034	.0211
Check ?	Chk Pass	Chk Pass	Chk Pass	Chk Pass	Chk Pass	Chk Pass	Chk Pass	Chk Pass
Value								
Range								

Sample Name: cri Acquired: 7/3/2014 18:24:08 Type: QC
Method: Accutest1(v213) Mode: CONC Corr. Factor: 1.000000
User: admin Custom ID1: Custom ID2: Custom ID3:
Comment:

Elem	Pd3404	Si2124	Sn1899	Sr4077	Ti3349	W_2079	Zr3391	S_1820
Units	ppm	ppm	ppm	ppm	ppm	ppm	ppm	ppm
Avg	**.0473**	**.2035**	**.0096**	**.0108**	**.0106**	W **.0612**	**.0103**	**.0509**
Stddev	.0003	.0021	.0001	.0000	.0004	.0003	.0001	.0052
%RSD	.5967	1.022	.9330	.2352	3.414	.5399	.8208	10.19
#1	.0475	.2020	.0097	.0108	.0103	.0610	.0103	.0546
#2	.0471	.2049	.0096	.0108	.0109	.0614	.0102	.0472
Check ?	Chk Pass	Chk Pass	Chk Pass	Chk Pass	Chk Pass	Chk Warn	Chk Pass	Chk Pass
Value						.0500		
Range						20.00%		

Elem	Bi2230	Li6707
Units	ppm	ppm
Avg	**.0191**	**.0222**
Stddev	.0003	.0005
%RSD	1.449	2.037
#1	.0189	.0225
#2	.0193	.0219
Check ?	Chk Pass	Chk Pass
Value		
Range		

Int. Std.	Y_3600	Y_3710	Y_2243	In2306
Units	Cts/S	Cts/S	Cts/S	Cts/S
Avg	**199960.**	**48045.**	**3068.8**	**8007.2**
Stddev	736.	11.	30.2	51.6
%RSD	.36807	.02248	.98364	.64388
#1	199440.	48053.	3090.2	8043.6
#2	200480.	48038.	3047.5	7970.7

Sample Name: crid Acquired: 7/3/2014 18:30:17 Type: QC
Method: Accutest1(v213) Mode: CONC Corr. Factor: 1.000000
User: admin Custom ID1: Custom ID2: Custom ID3:
Comment:

Elem	Ba4554	Be3130	Cd2288	Co2286	Cr2677	Cu3247	Mn2576	Ni2316
Units	ppm	ppm	ppm	ppm	ppm	ppm	ppm	ppm
Avg	**.0041**	**.0010**	**.0010**	**.0031**	**.0022**	**.0017**	**.0032**	**.0044**
Stddev	.0000	.0000	.0002	.0000	.0000	.0001	.0001	.0000
%RSD	.1812	2.100	15.96	.5436	1.282	7.162	2.035	.6458
#1	.0041	.0010	.0011	.0031	.0022	.0018	.0033	.0044
#2	.0041	.0010	.0009	.0031	.0022	.0016	.0032	.0044
Check ?	Chk Pass	Chk Pass	Chk Pass	Chk Pass	Chk Pass	Chk Pass	Chk Pass	Chk Pass
Value								
Range								

Elem	Ag3280	V_2924	Zn2062	As1890	Tl1908	Pb2203	Se1960	Sb2068
Units	ppm	ppm	ppm	ppm	ppm	ppm	ppm	ppm
Avg	F **.0006**	**.0021**	W **.0129**	**.0034**	**.0019**	**.0025**	**.0051**	**.0031**
Stddev	.0002	.0001	.0001	.0000	.0004	.0007	.0011	.0001
%RSD	26.44	4.373	.8833	.4127	22.40	29.44	20.92	3.650
#1	.0005	.0020	.0128	.0034	.0023	.0030	.0043	.0032
#2	.0007	.0021	.0130	.0034	.0016	.0020	.0058	.0031
Check ?	Chk Fail	Chk Pass	Chk Warn	Chk Pass	Chk Pass	Chk Pass	Chk Pass	Chk Pass
Value	.0010		.0100					
Range	-30.00%		20.00%					

Elem	Al3961	Ca3179	Fe2599	Mg2790	K_7664	Na5895	B_2089	Mo2020
Units	ppm	ppm	ppm	ppm	ppm	ppm	ppm	ppm
Avg	**.1015**	**1.063**	**.0012**	**.1065**	**1.992**	**1.019**	**.0111**	**.0002**
Stddev	.0038	.017	.0000	.0105	.004	.006	.0005	.0000
%RSD	3.779	1.600	3.959	9.897	.2175	.5952	4.656	14.15
#1	.0988	1.075	.0011	.1139	1.995	1.015	.0107	.0002
#2	.1042	1.051	.0012	.0990	1.989	1.024	.0114	.0003
Check ?	Chk Pass	Chk Pass	None	Chk Pass	Chk Pass	Chk Pass	Chk Pass	None
Value								
Range								

Sample Name: crid Acquired: 7/3/2014 18:30:17 Type: QC
Method: Accutest1(v213) Mode: CONC Corr. Factor: 1.000000
User: admin Custom ID1: Custom ID2: Custom ID3:
Comment:

Elem	Pd3404	Si2124	Sn1899	Sr4077	Ti3349	W_2079	Zr3391	S_1820
Units	ppm	ppm	ppm	ppm	ppm	ppm	ppm	ppm
Avg	**-.0005**	**.0004**	**-.0004**	**.0000**	**.0002**	W **.0052**	F **.0002**	F **.0013**
Stddev	.0003	.0003	.0001	.0000	.0001	.0007	.0001	.0002
%RSD	61.53	64.87	23.66	34.63	32.93	14.38	78.97	12.01
#1	-.0003	.0002	-.0003	.0000	.0001	.0057	.0001	.0014
#2	-.0007	.0006	-.0005	.0000	.0002	.0047	.0002	.0012
Check ?	None	None	None	None	None	Chk Warn	Chk Fail	Chk Fail
Value						.0040	.0040	.0040
Range						20.00%	-30.00%	-30.00%

Elem	Bi2230	Li6707
Units	ppm	ppm
Avg	F **.0003**	F **.0001**
Stddev	.0000	.0002
%RSD	9.046	224.3
#1	.0003	.0003
#2	.0003	-.0001
Check ?	Chk Fail	Chk Fail
Value	.0040	.0040
Range	-30.00%	-30.00%

Int. Std.	Y_3600	Y_3710	Y_2243	In2306
Units	Cts/S	Cts/S	Cts/S	Cts/S
Avg	**201430.**	**47334.**	**3070.1**	**8031.3**
Stddev	427.	1054.	10.9	17.8
%RSD	.21193	2.2257	.35549	.22225
#1	201120.	46589.	3062.4	8018.7
#2	201730.	48079.	3077.8	8043.9

Zoom In Zoom Out

Sample Name: cria Acquired: 7/3/2014 18:36:29 Type: QC
Method: Accutest1(v213) Mode: CONC Corr. Factor: 1.000000
User: admin Custom ID1: Custom ID2: Custom ID3:
Comment:

Elem	Ba4554	Be3130	Cd2288	Co2286	Cr2677	Cu3247	Mn2576	Ni2316	Ag3280
Units	ppm	ppm	ppm	ppm	ppm	ppm	ppm	ppm	ppm
Avg	**.0000**	**.0000**	**.0000**	**-.0001**	**-.0001**	**-.0002**	**.0001**	**.0001**	**-.0001**
Stddev	.0000	.000	.000	.0001	.0000	.0001	.0000	.0000	.0002
%RSD	189.3	8.525	103.2	134.0	17.28	68.31	10.32	18.13	252.9
#1	.0000	.0000	.0000	.0000	-.0001	-.0003	.0000	.0001	-.0002
#2	.0000	.0000	-.0001	-.0002	-.0001	-.0001	.0001	.0002	.0001
Check ?	None	None	None	None	None	None	None	None	None
Value									
Range									

Elem	V_2924	Zn2062	As1890	Tl1908	Pb2203	Se1960	Sb2068	Al3961	Ca3179
Units	ppm	ppm	ppm	ppm	ppm	ppm	ppm	ppm	ppm
Avg	**.0000**	**.0006**	**.0201**	**-.0001**	**.0208**	**.0220**	**.0199**	**.4972**	**-.0003**
Stddev	.000	.0000	.0004	.0009	.0000	.0013	.0004	.0016	.0005
%RSD	4217.	8.019	1.881	1078.	.2142	5.778	2.088	.3200	146.7
#1	-.0001	.0005	.0204	-.0007	.0208	.0211	.0196	.4983	.0000
#2	.0001	.0006	.0198	.0006	.0208	.0229	.0202	.4961	-.0006
Check ?	None	None	Chk Pass	None	Chk Pass	Chk Pass	Chk Pass	Chk Pass	None
Value									
Range									

Elem	Fe2599	Mg2790	K_7664	Na5895	B_2089	Mo2020	Pd3404	Si2124	Sn1899
Units	ppm	ppm	ppm	ppm	ppm	ppm	ppm	ppm	ppm
Avg	**.5339**	**-.0019**	**-.0249**	**-.0037**	**.0010**	**.0001**	**-.0002**	**.0034**	**-.0005**
Stddev	.0006	.0022	.0113	.0055	.0001	.0001	.0002	.0007	.0000
%RSD	.1041	115.6	45.48	149.1	7.765	59.68	124.3	19.33	1.800
#1	.5343	-.0004	-.0169	-.0076	.0011	.0001	-.0004	.0029	-.0005
#2	.5335	-.0035	-.0329	.0002	.0010	.0002	.0000	.0038	-.0005
Check ?	Chk Pass	None	None	None	None	None	None	None	None
Value									
Range									

Zoom In Zoom Out

Sample Name: cria Acquired: 7/3/2014 18:36:29 Type: QC
Method: Accutest1(v213) Mode: CONC Corr. Factor: 1.000000
User: admin Custom ID1: Custom ID2: Custom ID3:
Comment:

Elem	Sr4077	Ti3349	W_2079	Zr3391	S_1820	Bi2230	Li6707
Units	ppm	ppm	ppm	ppm	ppm	ppm	ppm
Avg	**.0000**	**.0002**	**.0033**	**.0000**	**-.0001**	**-.0002**	**.0003**
Stddev	.0000	.0001	.0003	.0000	.0003	.0006	.0003
%RSD	4.546	74.78	8.887	49.19	320.5	256.5	92.22
#1	.0000	.0003	.0036	.0001	-.0003	-.0006	.0005
#2	.0000	.0001	.0031	.0000	.0001	.0002	.0001
Check ?	None	None	None	None	None	None	None
Value							
Range							

Int. Std.	Y_3600	Y_3710	Y_2243	In2306
Units	Cts/S	Cts/S	Cts/S	Cts/S
Avg	**202340.**	**48109.**	**3090.7**	**8059.8**
Stddev	248.	.	5.0	9.9
%RSD	.12243	.00099	.16096	.12287
#1	202160.	48109.	3094.3	8066.8
#2	202510.	48109.	3087.2	8052.7

Zoom In Zoom Out

Sample Name: crid Acquired: 7/3/2014 18:42:41 Type: QC
Method: Accutest1(v213) Mode: CONC Corr. Factor: 1.000000
User: admin Custom ID1: Custom ID2: Custom ID3:
Comment:

Elem	Ba4554	Be3130	Cd2288	Co2286	Cr2677	Cu3247	Mn2576	Ni2316
Units	ppm	ppm	ppm	ppm	ppm	ppm	ppm	ppm
Avg	**.0041**	**.0010**	**.0009**	**.0032**	**.0022**	**.0018**	**.0032**	**.0042**
Stddev	.0000	.0000	.0001	.0001	.0002	.0001	.0000	.0001
%RSD	.9910	3.855	5.652	3.804	8.738	5.777	1.261	2.809
#1	.0041	.0010	.0010	.0031	.0020	.0017	.0033	.0042
#2	.0041	.0010	.0009	.0032	.0023	.0018	.0032	.0041
Check ?	Chk Pass	Chk Pass	Chk Pass	Chk Pass	Chk Pass	Chk Pass	Chk Pass	Chk Pass
Value								
Range								

Elem	Ag3280	V_2924	Zn2062	As1890	Tl1908	Pb2203	Se1960	Sb2068
Units	ppm	ppm	ppm	ppm	ppm	ppm	ppm	ppm
Avg	**.0010**	**.0020**	F **.0131**	**.0031**	**.0021**	**.0028**	**.0053**	**.0035**
Stddev	.0000	.0003	.0000	.0001	.0004	.0002	.0014	.0005
%RSD	1.936	14.60	.3479	3.955	19.04	7.657	27.34	15.01
#1	.0009	.0022	.0132	.0032	.0023	.0026	.0063	.0031
#2	.0010	.0018	.0131	.0030	.0018	.0029	.0042	.0039
Check ?	Chk Pass	Chk Pass	Chk Fail	Chk Pass	Chk Pass	Chk Pass	Chk Pass	Chk Pass
Value			.0100					
Range			30.00%					

Elem	Al3961	Ca3179	Fe2599	Mg2790	K_7664	Na5895	B_2089	Mo2020
Units	ppm	ppm	ppm	ppm	ppm	ppm	ppm	ppm
Avg	**.1086**	**1.059**	**.0021**	**.1101**	**1.996**	**1.021**	**.0104**	**.0001**
Stddev	.0010	.004	.0007	.0007	.006	.007	.0004	.0000
%RSD	.9085	.3821	30.81	.6440	.3026	.6604	3.508	31.57
#1	.1079	1.056	.0017	.1096	1.992	1.016	.0102	.0001
#2	.1093	1.062	.0026	.1106	2.000	1.025	.0107	.0001
Check ?	Chk Pass	Chk Pass	None	Chk Pass	Chk Pass	Chk Pass	Chk Pass	None
Value								
Range								

Zoom In Zoom Out

Sample Name: crid Acquired: 7/3/2014 18:42:41 Type: QC
Method: Accutest1(v213) Mode: CONC Corr. Factor: 1.000000
User: admin Custom ID1: Custom ID2: Custom ID3:
Comment:

Elem	Pd3404	Si2124	Sn1899	Sr4077	Ti3349	W_2079	Zr3391	S_1820
Units	ppm	ppm	ppm	ppm	ppm	ppm	ppm	ppm
Avg	**-.0004**	**.0002**	**.0001**	**.0000**	**.0002**	F **.0026**	F **.0001**	F **.0006**
Stddev	.0005	.0003	.0005	.0001	.0002	.0004	.0000	.0007
%RSD	118.9	118.5	323.3	370.9	101.8	14.49	22.35	113.7
#1	-.0001	.0000	.0005	.0000	.0003	.0024	.0001	.0011
#2	-.0008	.0005	-.0002	.0001	.0001	.0029	.0002	.0001
Check ?	None	None	None	None	None	Chk Fail	Chk Fail	Chk Fail
Value						.0040	.0040	.0040
Range						-30.00%	-30.00%	-30.00%

Elem	Bi2230	Li6707
Units	ppm	ppm
Avg	F **-.0005**	F **-.0003**
Stddev	.0003	.0010
%RSD	61.43	338.9
#1	-.0003	.0004
#2	-.0008	-.0010
Check ?	Chk Fail	Chk Fail
Value	.0040	.0040
Range	-30.00%	-30.00%

Int. Std.	Y_3600	Y_3710	Y_2243	In2306
Units	Cts/S	Cts/S	Cts/S	Cts/S
Avg	**201670.**	**48068.**	**3083.5**	**8042.9**
Stddev	233.	53.	2.3	3.2
%RSD	.11549	.10924	.07488	.04014
#1	201840.	48031.	3081.9	8040.6
#2	201510.	48106.	3085.1	8045.2

Zoom In Zoom Out

Sample Name: icsa Acquired: 7/3/2014 18:48:53 Type: QC
Method: Accutest1(v213) Mode: CONC Corr. Factor: 1.000000
User: admin Custom ID1: Custom ID2: Custom ID3:
Comment:

Elem	Ba4554	Be3130	Cd2288	Co2286	Cr2677	Cu3247	Mn2576	Ni2316	Ag3280
Units	ppm	ppm	ppm	ppm	ppm	ppm	ppm	ppm	ppm
Avg	**-.0004**	**.0000**	**.0032**	**-.0013**	**-.0004**	**.0017**	**.0034**	**-.0018**	**.0030**
Stddev	.0001	.000	.0002	.0002	.0001	.0002	.0002	.0003	.0008
%RSD	29.44	145.8	6.197	14.37	26.74	10.39	7.088	18.56	26.27
#1	-.0003	.0000	.0031	-.0011	-.0003	.0016	.0033	-.0021	.0025
#2	-.0005	.0000	.0033	-.0014	-.0005	.0018	.0036	-.0016	.0036
Check ?	Chk Pass	Chk Pass	Chk Pass	Chk Pass	Chk Pass	Chk Pass	Chk Pass	Chk Pass	Chk Pass
High Limit									
Low Limit									

Elem	V_2924	Zn2062	As1890	Tl1908	Pb2203	Se1960	Sb2068	Al3961	Ca3179
Units	ppm	ppm	ppm	ppm	ppm	ppm	ppm	ppm	ppm
Avg	**.0002**	**.0000**	**-.0028**	**.0019**	**.0016**	**.0043**	**.0005**	**503.0**	**379.6**
Stddev	.0001	.0000	.0011	.0016	.0005	.0048	.0001	.7	2.4
%RSD	45.74	42.78	40.11	82.79	30.55	109.6	22.13	.1366	.6256
#1	.0001	.0000	-.0020	.0031	.0012	.0077	.0005	503.5	377.9
#2	.0003	.0000	-.0036	.0008	.0019	.0010	.0006	502.5	381.3
Check ?	Chk Pass	Chk Pass	Chk Pass	Chk Pass	Chk Pass	Chk Pass	Chk Pass	Chk Pass	Chk Pass
High Limit									
Low Limit									

Elem	Fe2599	Mg2790	K_7664	Na5895	B_2089	Mo2020	Pd3404	Si2124	Sn1899
Units	ppm	ppm	ppm	ppm	ppm	ppm	ppm	ppm	ppm
Avg	**186.7**	**512.0**	**.0302**	**.0115**	**-.0004**	**-.0025**	**-.0032**	**.0159**	**-.0010**
Stddev	1.6	.1	.0158	.0026	.0007	.0001	.0008	.0008	.0008
%RSD	.8599	.0263	52.39	22.46	190.1	4.132	24.59	5.282	74.60
#1	185.6	511.9	.0190	.0097	.0001	-.0026	-.0026	.0165	-.0005
#2	187.9	512.1	.0414	.0133	-.0008	-.0025	-.0037	.0153	-.0016
Check ?	Chk Pass	Chk Pass	Chk Pass	Chk Pass	Chk Pass	Chk Pass	Chk Pass	Chk Pass	Chk Pass
High Limit									
Low Limit									

Zoom In Zoom Out

Sample Name: icsa Acquired: 7/3/2014 18:48:53 Type: QC
Method: Accutest1(v213) Mode: CONC Corr. Factor: 1.000000
User: admin Custom ID1: Custom ID2: Custom ID3:
Comment:

Elem	Sr4077	Ti3349	W_2079	Zr3391	S_1820	Bi2230	Li6707
Units	ppm	ppm	ppm	ppm	ppm	ppm	ppm
Avg	**-.0061**	**.0009**	**.0068**	**.0079**	**.0434**	**.0019**	**.0080**
Stddev	.0001	.0001	.0002	.0002	.0018	.0001	.0011
%RSD	1.516	5.617	3.578	2.271	4.256	7.747	13.60
#1	-.0060	.0009	.0067	.0078	.0421	.0020	.0088
#2	-.0062	.0009	.0070	.0081	.0447	.0018	.0072
Check ?	Chk Pass	Chk Pass	Chk Pass	Chk Pass	Chk Pass	Chk Pass	Chk Pass
High Limit							
Low Limit							

Int. Std.	Y_3600	Y_3710	Y_2243	In2306
Units	Cts/S	Cts/S	Cts/S	Cts/S
Avg	**178470.**	**46519.**	**2777.6**	**7187.7**
Stddev	294.	42.	13.7	23.7
%RSD	.16459	.09121	.49498	.33002
#1	178260.	46549.	2787.4	7204.5
#2	178680.	46489.	2767.9	7170.9

Zoom In Zoom Out

Sample Name: ICSAB Acquired: 7/3/2014 18:55:12 Type: QC
Method: Accutest1(v213) Mode: CONC Corr. Factor: 1.000000
User: admin Custom ID1: Custom ID2: Custom ID3:
Comment:

Elem	Ba4554	Be3130	Cd2288	Co2286	Cr2677	Cu3247	Mn2576	Ni2316	Ag3280
Units	ppm	ppm	ppm	ppm	ppm	ppm	ppm	ppm	ppm
Avg	**.4792**	**.4883**	**1.012**	**.4777**	**.4738**	**.4972**	**.4908**	**.9517**	**1.000**
Stddev	.0004	.0006	.003	.0003	.0011	.0012	.0004	.0017	.001
%RSD	.0935	.1330	.2670	.0668	.2253	.2427	.0916	.1760	.1136
#1	.4788	.4878	1.014	.4774	.4730	.4980	.4905	.9529	1.001
#2	.4795	.4888	1.010	.4779	.4745	.4963	.4911	.9505	.9994
Check ?	Chk Pass	Chk Pass	Chk Pass	Chk Pass	Chk Pass	Chk Pass	Chk Pass	Chk Pass	Chk Pass
Value									
Range									

Elem	V_2924	Zn2062	As1890	Tl1908	Pb2203	Se1960	Sb2068	Al3961	Ca3179
Units	ppm	ppm	ppm	ppm	ppm	ppm	ppm	ppm	ppm
Avg	**.4678**	**.9697**	**1.005**	**.9672**	**.9423**	**1.006**	**1.017**	**492.5**	**374.1**
Stddev	.0016	.0004	.003	.0004	.0009	.005	.003	5.7	1.0
%RSD	.3525	.0422	.3047	.0432	.0987	.5053	.3169	1.155	.2622
#1	.4666	.9694	1.007	.9675	.9416	1.009	1.019	488.5	373.4
#2	.4690	.9699	1.002	.9669	.9429	1.002	1.015	496.6	374.8
Check ?	Chk Pass	Chk Pass	Chk Pass	Chk Pass	Chk Pass	Chk Pass	Chk Pass	Chk Pass	Chk Pass
Value									
Range									

Elem	Fe2599	Mg2790	K_7664	Na5895	B_2089	Mo2020	Pd3404	Si2124	Sn1899
Units	ppm	ppm	ppm	ppm	ppm	ppm	ppm	ppm	ppm
Avg	**185.5**	**511.3**	**.0232**	**.0147**	**-.0016**	**.4889**	**.5163**	**.0162**	**-.0014**
Stddev	.6	1.4	.0087	.0014	.0007	.0007	.0004	.0002	.0005
%RSD	.3280	.2800	37.36	9.382	41.07	.1457	.0835	1.323	37.41
#1	185.9	510.3	.0171	.0157	-.0021	.4894	.5166	.0161	-.0017
#2	185.1	512.3	.0293	.0137	-.0012	.4884	.5160	.0164	-.0010
Check ?	Chk Pass	Chk Pass	None	None	None	Chk Pass	Chk Pass	None	None
Value									
Range									

Zoom In Zoom Out

Sample Name: ICSAB Acquired: 7/3/2014 18:55:12 Type: QC
Method: Accutest1(v213) Mode: CONC Corr. Factor: 1.000000
User: admin Custom ID1: Custom ID2: Custom ID3:
Comment:

Elem	Sr4077	Ti3349	W_2079	Zr3391	S_1820	Bi2230	Li6707
Units	ppm	ppm	ppm	ppm	ppm	ppm	ppm
Avg	**-.0060**	**.0010**	**.5068**	**.5042**	**.5339**	**.4882**	**.4953**
Stddev	.0000	.0001	.0016	.0002	.0002	.0017	.0007
%RSD	.1012	7.039	.3187	.0398	.0310	.3426	.1370
#1	-.0060	.0009	.5079	.5043	.5338	.4894	.4949
#2	-.0060	.0010	.5056	.5040	.5340	.4870	.4958
Check ?	None	None	Chk Pass	Chk Pass	Chk Pass	Chk Pass	Chk Pass
Value							
Range							

Int. Std.	Y_3600	Y_3710	Y_2243	In2306
Units	Cts/S	Cts/S	Cts/S	Cts/S
Avg	**178810.**	**46923.**	**2760.4**	**7183.5**
Stddev	373.	208.	6.7	8.5
%RSD	.20867	.44389	.24324	.11846
#1	179070.	47071.	2755.6	7177.5
#2	178550.	46776.	2765.1	7189.6

Zoom In Zoom Out

Sample Name: feconf Acquired: 7/3/2014 19:01:28 Type: Unk
Method: Accutest1(v213) Mode: CONC Corr. Factor: 1.000000
User: admin Custom ID1: Custom ID2: Custom ID3:
Comment:

Elem	Ba4554	Be3130	Cd2288	Co2286	Cr2677	Cu3247	Mn2576	Ni2316	Ag3280
Avg	**.0001**	**.0000**	**.0021**	**-.0007**	**-.0005**	**.0026**	**.0061**	**.0001**	**.0028**
Stddev	.0001	.0000	.0000	.0000	.0000	.0001	.0002	.0003	.0008
%RSD	52.96	14.42	1.905	2.341	4.548	5.041	3.143	314.1	26.62
#1	.0001	.0000	.0022	-.0007	-.0005	.0025	.0060	-.0001	.0023
#2	.0002	.0000	.0021	-.0008	-.0005	.0027	.0063	.0003	.0034

Elem	V_2924	Zn2062	As1890	Tl1908	Pb2203	Se1960	Sb2068	Al3961	Ca3179
Avg	**.0002**	**.0042**	**-.0018**	**-.0002**	**.0012**	**-.0029**	**.0056**	**.0606**	**.0481**
Stddev	.0001	.0001	.0006	.0006	.0009	.0011	.0001	.0071	.0003
%RSD	66.90	1.796	32.00	345.2	71.14	39.49	1.351	11.72	.5353
#1	.0001	.0042	-.0014	-.0006	.0006	-.0021	.0056	.0556	.0480
#2	.0003	.0041	-.0023	.0002	.0019	-.0037	.0055	.0656	.0483

Elem	Fe2599	Mg2790	K_7664	Na5895	B_2089	Mo2020	Pd3404	Si2124	Sn1899
Avg	**215.3**	**.0235**	**.0007**	**.0005**	**-.0012**	**.0007**	**-.0017**	**-.0192**	**-.0026**
Stddev	1.5	.0129	.0057	.0013	.0001	.0001	.0004	.0001	.0002
%RSD	.6787	54.81	837.5	251.9	10.34	16.12	21.71	.4459	8.675
#1	214.3	.0326	.0047	-.0004	-.0013	.0007	-.0015	-.0192	-.0028
#2	216.3	.0144	-.0033	.0014	-.0011	.0006	-.0020	-.0193	-.0025

Elem	Sr4077	Ti3349	W_2079	Zr3391	S_1820	Bi2230	Li6707
Avg	**.0000**	**.0000**	**.0106**	**.0107**	**.0080**	**.0046**	**.0005**
Stddev	.0000	.0000	.0005	.0000	.0007	.0001	.0004
%RSD	200.5	111.0	4.952	.3014	8.385	2.467	69.80
#1	.0000	.0000	.0110	.0107	.0084	.0045	.0008
#2	.0000	.0000	.0102	.0107	.0075	.0047	.0003

Int. Std.	Y_3600	Y_3710	Y_2243	In2306
Avg	**199760.**	**48099.**	**3049.6**	**8237.2**
Stddev	20.	250.	1.6	.9
%RSD	.01019	.51926	.05134	.01041
#1	199770.	47923.	3048.5	8237.8
#2	199740.	48276.	3050.7	8236.6

Zoom In Zoom Out

Sample Name: crconf Acquired: 7/3/2014 19:07:41 Type: Unk
Method: Accutest1(v213) Mode: CONC Corr. Factor: 1.000000
User: admin Custom ID1: Custom ID2: Custom ID3:
Comment:

Elem	Ba4554	Be3130	Cd2288	Co2286	Cr2677	Cu3247	Mn2576	Ni2316
Avg	**.0006**	**.0001**	**.0001**	**.0014**	**10.31**	**-.0001**	**.0001**	**-.0001**
Stddev	.0001	.0000	.0001	.0001	.03	.0000	.0000	.0000
%RSD	11.57	27.20	269.2	6.293	.2782	2.809	32.29	7.080
#1	.0006	.0001	.0000	.0013	10.33	-.0001	.0001	-.0001
#2	.0005	.0001	.0002	.0015	10.29	-.0001	.0001	-.0001

Elem	Ag3280	V_2924	Zn2062	As1890	Tl1908	Pb2203	Se1960	Sb2068
Avg	**-.0002**	**.0045**	**.0023**	F **-.0048**	**-.0011**	**.0000**	**-.0008**	**.0048**
Stddev	.0001	.0002	.0002	.0006	.0003	.000	.0003	.0022
%RSD	34.29	4.522	8.422	13.42	29.95	1432.	37.72	45.09
#1	-.0001	.0046	.0024	-.0053	-.0008	-.0003	-.0006	.0033
#2	-.0002	.0043	.0022	-.0043	-.0013	.0002	-.0011	.0063

Elem	Al3961	Ca3179	Fe2599	Mg2790	K_7664	Na5895	B_2089	Mo2020
Avg	**.0219**	**-.0110**	**.0256**	**.0210**	**-.0098**	**.0066**	**.0004**	**.0009**
Stddev	.0021	.0002	.0013	.0041	.0034	.0061	.0001	.0000
%RSD	9.728	1.509	5.264	19.56	34.37	91.63	20.05	4.566
#1	.0234	-.0111	.0246	.0181	-.0122	.0023	.0004	.0009
#2	.0204	-.0109	.0265	.0239	-.0074	.0109	.0003	.0009

Elem	Pd3404	Si2124	Sn1899	Sr4077	Ti3349	W_2079	Zr3391	S_1820
Avg	**-.0007**	**.0057**	**-.0009**	**.0001**	**.0011**	**.0009**	**-.0007**	**.0027**
Stddev	.0003	.0007	.0003	.0000	.0002	.0005	.0000	.0000
%RSD	42.88	12.02	35.82	31.41	14.94	62.17	6.187	1.733
#1	-.0005	.0052	-.0007	.0001	.0010	.0012	-.0006	.0027
#2	-.0010	.0062	-.0011	.0001	.0012	.0005	-.0007	.0026

Elem	Bi2230	Li6707
Avg	**.0032**	**-.0002**
Stddev	.0000	.0004
%RSD	1.299	183.2
#1	.0031	-.0004
#2	.0032	.0001

Zoom In Zoom Out

Sample Name: crconf Acquired: 7/3/2014 19:07:41 Type: Unk
Method: Accutest1(v213) Mode: CONC Corr. Factor: 1.000000
User: admin Custom ID1: Custom ID2: Custom ID3:
Comment:

Int. Std.	Y_3600	Y_3710	Y_2243	In2306
Avg	**202090.**	**48409.**	**3047.7**	**8090.7**
Stddev	646.	287.	21.2	61.5
%RSD	.31970	.59236	.69410	.76010
#1	201630.	48206.	3062.7	8134.2
#2	202540.	48611.	3032.7	8047.2

Zoom In Zoom Out

Sample Name: ccv Acquired: 7/3/2014 19:13:51 Type: QC
Method: Accutest1(v213) Mode: CONC Corr. Factor: 1.000000
User: admin Custom ID1: Custom ID2: Custom ID3:
Comment:

Elem	Ba4554	Be3130	Cd2288	Co2286	Cr2677	Cu3247	Mn2576	Ni2316	Ag3280
Units	ppm	ppm	ppm	ppm	ppm	ppm	ppm	ppm	ppm
Avg	**1.996**	**2.038**	**2.004**	**2.025**	**2.023**	**1.962**	**2.064**	**2.038**	**.2469**
Stddev	.001	.002	.000	.002	.002	.005	.003	.000	.0001
%RSD	.0397	.1163	.0011	.0776	.0726	.2550	.1214	.0188	.0362
#1	1.995	2.036	2.004	2.026	2.022	1.959	2.062	2.038	.2470
#2	1.996	2.039	2.004	2.023	2.024	1.966	2.066	2.038	.2469
Check ?	Chk Pass	Chk Pass	Chk Pass	Chk Pass	Chk Pass	Chk Pass	Chk Pass	Chk Pass	Chk Pass
Value									
Range									

Elem	V_2924	Zn2062	As1890	Tl1908	Pb2203	Se1960	Sb2068	Al3961	Ca3179
Units	ppm	ppm	ppm	ppm	ppm	ppm	ppm	ppm	ppm
Avg	**1.998**	**2.052**	**1.991**	**2.045**	**2.024**	**2.002**	**1.988**	**39.82**	**41.15**
Stddev	.001	.002	.002	.004	.003	.001	.001	.07	.06
%RSD	.0647	.0864	.0763	.1917	.1559	.0642	.0375	.1872	.1356
#1	1.997	2.053	1.990	2.042	2.026	2.003	1.989	39.88	41.19
#2	1.999	2.050	1.992	2.047	2.022	2.001	1.988	39.77	41.11
Check ?	Chk Pass	Chk Pass	Chk Pass	Chk Pass	Chk Pass	Chk Pass	Chk Pass	Chk Pass	Chk Pass
Value									
Range									

Elem	Fe2599	Mg2790	K_7664	Na5895	B_2089	Mo2020	Pd3404	Si2124	Sn1899
Units	ppm	ppm	ppm	ppm	ppm	ppm	ppm	ppm	ppm
Avg	**40.82**	**40.00**	**39.72**	**40.50**	**1.986**	**2.004**	**1.963**	**5.033**	**2.027**
Stddev	.04	.05	.00	.06	.005	.002	.004	.005	.003
%RSD	.1001	.1258	.0083	.1480	.2371	.0811	.2037	.1087	.1351
#1	40.85	40.03	39.72	40.55	1.983	2.003	1.960	5.029	2.029
#2	40.79	39.96	39.71	40.46	1.989	2.005	1.966	5.037	2.025
Check ?	Chk Pass	Chk Pass	Chk Pass	Chk Pass	Chk Pass	Chk Pass	Chk Pass	Chk Pass	Chk Pass
Value									
Range									

Zoom In Zoom Out

Sample Name: ccv Acquired: 7/3/2014 19:13:51 Type: QC
Method: Accutest1(v213) Mode: CONC Corr. Factor: 1.000000
User: admin Custom ID1: Custom ID2: Custom ID3:
Comment:

Elem	Sr4077	Ti3349	W_2079	Zr3391	S_1820	Bi2230	Li6707
Units	ppm	ppm	ppm	ppm	ppm	ppm	ppm
Avg	**2.009**	**2.000**	**1.958**	**2.027**	**1.991**	**1.972**	**1.984**
Stddev	.011	.004	.008	.006	.004	.003	.001
%RSD	.5310	.1857	.3988	.2762	.1887	.1317	.0455
#1	2.016	1.997	1.952	2.023	1.989	1.970	1.984
#2	2.001	2.003	1.963	2.031	1.994	1.974	1.983
Check ?	Chk Pass	Chk Pass	Chk Pass	Chk Pass	Chk Pass	Chk Pass	Chk Pass
Value							
Range							

Int. Std.	Y_3600	Y_3710	Y_2243	In2306
Units	Cts/S	Cts/S	Cts/S	Cts/S
Avg	**193260.**	**47993.**	**2985.3**	**7816.3**
Stddev	19.	149.	1.5	2.8
%RSD	.00957	.31090	.04907	.03586
#1	193280.	47887.	2986.3	7814.3
#2	193250.	48098.	2984.2	7818.3

Zoom In Zoom Out

Sample Name: ccb Acquired: 7/3/2014 19:20:03 Type: QC
Method: Accutest1(v213) Mode: CONC Corr. Factor: 1.000000
User: admin Custom ID1: Custom ID2: Custom ID3:
Comment:

Elem	Ba4554	Be3130	Cd2288	Co2286	Cr2677	Cu3247	Mn2576	Ni2316	Ag3280
Units	ppm	ppm	ppm	ppm	ppm	ppm	ppm	ppm	ppm
Avg	**.0004**	**.0003**	**.0001**	**.0000**	**.0001**	**.0004**	**.0003**	**.0003**	**.0000**
Stddev	.0001	.0000	.0001	.000	.0001	.0000	.0000	.0000	.000
%RSD	32.79	7.920	55.26	1021.	43.69	.4294	4.240	7.237	374.6
#1	.0003	.0002	.0001	.0001	.0002	.0004	.0003	.0003	-.0001
#2	.0004	.0003	.0002	-.0001	.0001	.0004	.0003	.0003	.0001
Check ?	Chk Pass	Chk Pass	Chk Pass	Chk Pass	Chk Pass	Chk Pass	Chk Pass	Chk Pass	Chk Pass
High Limit									
Low Limit									

Elem	V_2924	Zn2062	As1890	Tl1908	Pb2203	Se1960	Sb2068	Al3961	Ca3179
Units	ppm	ppm	ppm	ppm	ppm	ppm	ppm	ppm	ppm
Avg	**.0004**	**-.0003**	**.0007**	**.0001**	**-.0002**	**.0000**	**.0003**	**.0078**	**.0081**
Stddev	.0000	.0000	.0002	.0009	.0009	.0009	.0002	.0031	.0002
%RSD	1.772	1.835	36.68	856.1	384.5	16930.	70.89	40.47	2.171
#1	.0004	-.0003	.0005	-.0005	-.0009	-.0007	.0002	.0055	.0080
#2	.0004	-.0003	.0009	.0008	.0004	.0007	.0005	.0100	.0082
Check ?	Chk Pass	Chk Pass	Chk Pass	Chk Pass	Chk Pass	Chk Pass	Chk Pass	Chk Pass	Chk Pass
High Limit									
Low Limit									

Elem	Fe2599	Mg2790	K_7664	Na5895	B_2089	Mo2020	Pd3404	Si2124	Sn1899
Units	ppm	ppm	ppm	ppm	ppm	ppm	ppm	ppm	ppm
Avg	**.0060**	**.0128**	**-.0115**	**.0068**	**.0022**	**.0008**	**.0004**	**.0003**	**.0002**
Stddev	.0005	.0084	.0072	.0021	.0005	.0001	.0004	.0001	.0004
%RSD	8.418	65.37	62.85	30.65	22.35	11.57	100.4	15.87	174.9
#1	.0057	.0188	-.0166	.0083	.0019	.0009	.0006	.0004	-.0001
#2	.0064	.0069	-.0064	.0054	.0026	.0007	.0001	.0003	.0005
Check ?	Chk Pass	Chk Pass	Chk Pass	Chk Pass	Chk Pass	Chk Pass	Chk Pass	Chk Pass	Chk Pass
High Limit									
Low Limit									

Zoom In Zoom Out

Sample Name: ccb Acquired: 7/3/2014 19:20:03 Type: QC
Method: Accutest1(v213) Mode: CONC Corr. Factor: 1.000000
User: admin Custom ID1: Custom ID2: Custom ID3:
Comment:

Elem	Sr4077	Ti3349	W_2079	Zr3391	S_1820	Bi2230	Li6707
Units	ppm	ppm	ppm	ppm	ppm	ppm	ppm
Avg	**.0003**	**.0003**	**.0111**	**.0006**	**.0010**	**-.0002**	**.0005**
Stddev	.0000	.0002	.0013	.0000	.0006	.0000	.0001
%RSD	10.09	63.65	11.45	.6294	55.16	5.900	16.58
#1	.0003	.0002	.0120	.0006	.0006	-.0002	.0005
#2	.0003	.0005	.0102	.0006	.0014	-.0002	.0004
Check ?	Chk Pass	Chk Pass	Chk Pass	Chk Pass	Chk Pass	Chk Pass	Chk Pass
High Limit							
Low Limit							

Int. Std.	Y_3600	Y_3710	Y_2243	In2306
Units	Cts/S	Cts/S	Cts/S	Cts/S
Avg	**202860.**	**48606.**	**3098.8**	**8086.9**
Stddev	309.	45.	3.8	18.1
%RSD	.15250	.09330	.12340	.22344
#1	202640.	48638.	3096.1	8074.1
#2	203080.	48574.	3101.5	8099.6

Zoom In Zoom Out

Sample Name: mp80451-mb1 2 Acquired: 7/3/2014 19:26:15 Type: Unk
Method: Accutest1(v213) Mode: CONC Corr. Factor: 1.000000
User: admin Custom ID1: Custom ID2: Custom ID3:
Comment: 2ndconf

Elem	Ba4554	Be3130	Cd2288	Co2286	Cr2677	Cu3247	Mn2576	Ni2316	Ag3280
Avg	**.0004**	**.0000**	**.0001**	**-.0001**	**.0002**	**.0003**	**.0001**	**.0000**	**.0001**
Stddev	.0000	.0000	.0000	.0001	.0000	.0004	.0000	.0001	.0001
%RSD	7.084	448.1	55.16	67.90	2.431	120.7	6.471	493.9	60.91
#1	.0004	.0000	.0001	-.0001	.0002	.0000	.0001	.0000	.0001
#2	.0003	.0000	.0000	-.0002	.0002	.0006	.0001	.0001	.0002

Elem	V_2924	Zn2062	As1890	Tl1908	Pb2203	Se1960	Sb2068	Al3961	Ca3179
Avg	**.0000**	**.0015**	**.0003**	**-.0010**	**-.0005**	**.0010**	**.0005**	**.0005**	**.0207**
Stddev	.0001	.0000	.0004	.0003	.0004	.0010	.0000	.0061	.0003
%RSD	3663.	2.584	155.3	31.35	70.64	102.3	1.364	1257.	1.582
#1	.0001	.0014	.0000	-.0013	-.0008	.0003	.0005	.0048	.0205
#2	-.0001	.0015	.0006	-.0008	-.0003	.0017	.0005	-.0038	.0209

Elem	Fe2599	Mg2790	K_7664	Na5895	B_2089	Mo2020	Pd3404	Si2124	Sn1899
Avg	**.0097**	**.0056**	**.0045**	**.0040**	**.0013**	**.0004**	**-.0002**	**.0138**	**.0001**
Stddev	.0004	.0022	.0008	.0010	.0003	.0002	.0003	.0000	.0004
%RSD	4.582	39.38	18.49	23.90	24.21	45.79	150.4	.3380	316.9
#1	.0094	.0040	.0051	.0047	.0011	.0006	-.0004	.0138	.0004
#2	.0100	.0072	.0039	.0033	.0015	.0003	.0000	.0137	-.0002

Elem	Sr4077	Ti3349	W_2079	Zr3391	S_1820	Bi2230	Li6707
Avg	**.0001**	**.0003**	**.0076**	**.0004**	**.0039**	**-.0012**	**.0006**
Stddev	.0000	.0002	.0009	.0001	.0010	.0002	.0002
%RSD	22.79	67.55	12.04	21.20	26.69	17.86	28.44
#1	.0001	.0001	.0083	.0004	.0046	-.0010	.0005
#2	.0001	.0004	.0070	.0003	.0031	-.0013	.0007

Int. Std.	Y_3600	Y_3710	Y_2243	In2306
Avg	**203340.**	**48612.**	**3076.5**	**8047.6**
Stddev	1244.	57.	3.6	7.2
%RSD	.61191	.11681	.11677	.08993
#1	204220.	48652.	3079.0	8052.7
#2	202460.	48571.	3073.9	8042.4

Zoom In Zoom Out

Sample Name: mp80451-lc1 Acquired: 7/3/2014 19:32:25 Type: Unk
Method: Accutest1(v213) Mode: CONC Corr. Factor: 1.000000
User: admin Custom ID1: Custom ID2: Custom ID3:
Comment:

Elem	Ba4554	Be3130	Cd2288	Co2286	Cr2677	Cu3247	Mn2576	Ni2316	Ag3280
Avg	**.4947**	**.5036**	**.4844**	**.4849**	**.4959**	**.4598**	**.5080**	**.5041**	**.1878**
Stddev	.0006	.0009	.0018	.0019	.0010	.0022	.0012	.0018	.0008
%RSD	.1116	.1879	.3717	.3947	.1975	.4811	.2437	.3568	.4024
#1	.4951	.5043	.4856	.4862	.4966	.4613	.5089	.5054	.1883
#2	.4943	.5029	.4831	.4835	.4952	.4582	.5071	.5028	.1873

Elem	V_2924	Zn2062	As1890	Tl1908	Pb2203	Se1960	Sb2068	Al3961	Ca3179
Avg	**.4814**	**.5358**	**.4813**	**.5049**	**.4965**	**.4979**	**.4748**	**4.854**	**5.620**
Stddev	.0009	.0014	.0023	.0011	.0014	.0007	.0024	.006	.015
%RSD	.1936	.2620	.4781	.2270	.2831	.1412	.5119	.1159	.2745
#1	.4821	.5368	.4830	.5057	.4975	.4983	.4765	4.858	5.631
#2	.4807	.5348	.4797	.5041	.4955	.4974	.4731	4.850	5.609

Elem	Fe2599	Mg2790	K_7664	Na5895	B_2089	Mo2020	Pd3404	Si2124	Sn1899
Avg	**5.586**	**5.307**	**9.752**	**10.04**	**.0083**	**.4814**	**-.0015**	**.0610**	**.0009**
Stddev	.015	.025	.009	.01	.0001	.0023	.0004	.0008	.0002
%RSD	.2689	.4637	.0869	.1187	1.014	.4876	29.08	1.262	23.21
#1	5.596	5.325	9.746	10.05	.0082	.4831	-.0018	.0604	.0011
#2	5.575	5.290	9.758	10.03	.0083	.4798	-.0012	.0615	.0008

Elem	Sr4077	Ti3349	W_2079	Zr3391	S_1820	Bi2230	Li6707
Avg	**-.0001**	**.4915**	**.0187**	**.0012**	**.0061**	**.0055**	**-.0001**
Stddev	.0000	.0014	.0006	.0000	.0007	.0002	.0002
%RSD	26.51	.2852	2.973	1.215	11.11	3.948	351.6
#1	-.0002	.4925	.0191	.0012	.0056	.0057	.0001
#2	-.0001	.4905	.0183	.0012	.0066	.0053	-.0002

Int. Std.	Y_3600	Y_3710	Y_2243	In2306
Avg	**200090.**	**48235.**	**3031.7**	**7950.7**
Stddev	226.	250.	15.4	34.6
%RSD	.11316	.51740	.50686	.43546
#1	199930.	48059.	3020.9	7926.2
#2	200250.	48412.	3042.6	7975.2

Zoom In Zoom Out

Sample Name: mp80451-s1 Acquired: 7/3/2014 19:38:25 Type: Unk
Method: Accutest1(v213) Mode: CONC Corr. Factor: 1.000000
User: admin Custom ID1: Custom ID2: Custom ID3:
Comment:

Elem	Ba4554	Be3130	Cd2288	Co2286	Cr2677	Cu3247	Mn2576	Ni2316	Ag3280
Avg	**2.281**	**.0519**	**.0553**	**.4914**	**.2007**	**.2375**	**.5129**	**.5064**	**.0504**
Stddev	.004	.0000	.0001	.0005	.0008	.0006	.0012	.0003	.0005
%RSD	.1908	.0781	.1679	.1021	.3749	.2419	.2400	.0676	1.064
#1	2.284	.0518	.0552	.4910	.2012	.2371	.5138	.5067	.0500
#2	2.278	.0519	.0554	.4917	.2002	.2379	.5120	.5062	.0507

Elem	V_2924	Zn2062	As1890	Tl1908	Pb2203	Se1960	Sb2068	Al3961	Ca3179
Avg	**.4908**	**.5349**	**2.082**	**2.095**	**.5093**	**2.155**	**.4998**	**2.217**	**147.3**
Stddev	.0018	.0002	.001	.002	.0008	.000	.0007	.001	2.0
%RSD	.3680	.0429	.0489	.1167	.1569	.0179	.1333	.0318	1.348
#1	.4921	.5348	2.082	2.097	.5087	2.155	.4993	2.218	145.9
#2	.4895	.5351	2.081	2.093	.5098	2.156	.5002	2.217	148.7

Elem	Fe2599	Mg2790	K_7664	Na5895	B_2089	Mo2020	Pd3404	Si2124	Sn1899
Avg	**1.147**	**61.08**	**27.64**	**112.3**	**.0637**	**.0014**	**-.0006**	**10.22**	**-.0020**
Stddev	.003	.25	.05	.8	.0007	.0001	.0003	.02	.0005
%RSD	.2316	.4157	.1844	.6963	1.094	4.544	54.84	.1783	23.43
#1	1.145	60.90	27.61	111.8	.0642	.0014	-.0008	10.21	-.0017
#2	1.148	61.26	27.68	112.9	.0632	.0013	-.0003	10.23	-.0024

Elem	Sr4077	Ti3349	W_2079	Zr3391	S_1820	Bi2230	Li6707
Avg	**.5166**	**.0039**	**.0092**	**-.0032**	**27.14**	**-.0033**	**.0124**
Stddev	.0007	.0001	.0003	.0001	.01	.0001	.0000
%RSD	.1285	3.411	3.767	3.165	.0224	1.940	.2106
#1	.5171	.0039	.0095	-.0032	27.14	-.0034	.0124
#2	.5162	.0040	.0090	-.0033	27.15	-.0033	.0124

Int. Std.	Y_3600	Y_3710	Y_2243	In2306
Avg	**189520.**	**47478.**	**2897.9**	**7546.2**
Stddev	492.	257.	1.4	1.2
%RSD	.25984	.54215	.04873	.01632
#1	189170.	47660.	2898.9	7545.3
#2	189870.	47296.	2896.9	7547.0

Zoom In Zoom Out

Sample Name: mp80451-s2 Acquired: 7/3/2014 19:44:37 Type: Unk
Method: Accutest1(v213) Mode: CONC Corr. Factor: 1.000000
User: admin Custom ID1: Custom ID2: Custom ID3:
Comment:

Elem	Ba4554	Be3130	Cd2288	Co2286	Cr2677	Cu3247	Mn2576	Ni2316	Ag3280
Avg	**2.291**	**.0522**	**.0554**	**.4986**	**.2041**	**.2386**	**.5173**	**.5141**	**.0505**
Stddev	.012	.0005	.0001	.0003	.0036	.0025	.0060	.0001	.0006
%RSD	.5295	.8835	.1401	.0696	1.745	1.063	1.151	.0177	1.274
#1	2.282	.0519	.0554	.4988	.2015	.2368	.5131	.5140	.0500
#2	2.299	.0525	.0555	.4983	.2066	.2404	.5215	.5142	.0509

Elem	V_2924	Zn2062	As1890	Tl1908	Pb2203	Se1960	Sb2068	Al3961	Ca3179
Avg	**.4946**	**.5407**	**2.090**	**2.118**	**.5174**	**2.175**	**.5043**	**2.229**	**147.5**
Stddev	.0058	.0003	.000	.002	.0001	.004	.0004	.019	.1
%RSD	1.164	.0485	.0132	.1048	.0180	.1639	.0864	.8377	.0481
#1	.4905	.5409	2.090	2.119	.5173	2.172	.5046	2.215	147.4
#2	.4987	.5405	2.090	2.116	.5175	2.177	.5040	2.242	147.5

Elem	Fe2599	Mg2790	K_7664	Na5895	B_2089	Mo2020	Pd3404	Si2124	Sn1899
Avg	**1.158**	**61.27**	**27.74**	**112.5**	**.0643**	**.0011**	**-.0006**	**10.28**	**-.0023**
Stddev	.005	.37	.16	2.1	.0000	.0003	.0003	.01	.0001
%RSD	.4049	.5994	.5905	1.864	.0771	21.98	51.09	.0635	3.899
#1	1.155	61.01	27.62	111.0	.0643	.0013	-.0004	10.29	-.0022
#2	1.162	61.53	27.85	114.0	.0642	.0010	-.0008	10.28	-.0024

Elem	Sr4077	Ti3349	W_2079	Zr3391	S_1820	Bi2230	Li6707
Avg	**.5188**	**.0034**	**.0084**	**-.0037**	**27.33**	**-.0036**	**.0122**
Stddev	.0032	.0001	.0004	.0001	.02	.0006	.0007
%RSD	.6154	2.163	4.410	2.231	.0905	18.02	5.744
#1	.5165	.0034	.0081	-.0036	27.35	-.0040	.0127
#2	.5210	.0033	.0087	-.0037	27.31	-.0031	.0117

Int. Std.	Y_3600	Y_3710	Y_2243	In2306
Avg	**189980.**	**47482.**	**2899.0**	**7531.2**
Stddev	1810.	216.	1.1	1.7
%RSD	.95257	.45545	.03725	.02283
#1	191260.	47635.	2898.2	7530.0
#2	188700.	47330.	2899.7	7532.4

Zoom In Zoom Out

Sample Name: jb70718-4 Acquired: 7/3/2014 19:50:48 Type: Unk
Method: Accutest1(v213) Mode: CONC Corr. Factor: 1.000000
User: admin Custom ID1: Custom ID2: Custom ID3:
Comment:

Elem	Ba4554	Be3130	Cd2288	Co2286	Cr2677	Cu3247	Mn2576	Ni2316	Ag3280
Avg	**.2842**	**.0000**	**.0004**	**-.0007**	**.0018**	**.0012**	**.0071**	**.0005**	**.0009**
Stddev	.0003	.000	.0001	.0001	.0001	.0001	.0001	.0002	.0002
%RSD	.1186	468.4	21.25	22.67	7.238	4.478	.8431	29.90	21.86
#1	.2845	.0000	.0005	-.0008	.0017	.0013	.0071	.0004	.0011
#2	.2840	.0000	.0004	-.0006	.0019	.0012	.0072	.0007	.0008

Elem	V_2924	Zn2062	As1890	Tl1908	Pb2203	Se1960	Sb2068	Al3961	Ca3179
Avg	**.0024**	**.0041**	**.0027**	**.0009**	**.0007**	**.0065**	**-.0005**	**.2286**	**122.1**
Stddev	.0002	.0000	.0001	.0004	.0005	.0003	.0001	.0010	.4
%RSD	8.485	.8741	5.289	49.55	63.82	5.084	22.14	.4320	.3650
#1	.0026	.0040	.0026	.0006	.0011	.0068	-.0006	.2279	121.7
#2	.0023	.0041	.0028	.0012	.0004	.0063	-.0004	.2293	122.4

Elem	Fe2599	Mg2790	K_7664	Na5895	B_2089	Mo2020	Pd3404	Si2124	Sn1899
Avg	**.1033**	**35.47**	**1.674**	**84.44**	**.0625**	**.0014**	**.0006**	**9.982**	**-.0025**
Stddev	.0014	.07	.017	1.43	.0001	.0001	.0002	.010	.0000
%RSD	1.403	.1951	.9934	1.689	.1207	10.64	33.35	.1021	1.094
#1	.1043	35.42	1.662	83.43	.0626	.0015	.0008	9.989	-.0025
#2	.1023	35.52	1.685	85.44	.0625	.0013	.0005	9.975	-.0025

Elem	Sr4077	Ti3349	W_2079	Zr3391	S_1820	Bi2230	Li6707
Avg	**.5204**	**.0037**	**.0037**	**-.0023**	**26.58**	**-.0006**	**.0113**
Stddev	.0011	.0003	.0002	.0001	.05	.0009	.0003
%RSD	.2192	7.100	5.595	3.347	.1919	148.1	2.564
#1	.5212	.0039	.0039	-.0022	26.61	.0000	.0115
#2	.5196	.0035	.0036	-.0023	26.54	-.0013	.0111

Int. Std.	Y_3600	Y_3710	Y_2243	In2306
Avg	**190560.**	**47203.**	**2954.6**	**7673.2**
Stddev	1091.	88.	5.0	12.1
%RSD	.57239	.18666	.16937	.15753
#1	191340.	47265.	2951.1	7664.6
#2	189790.	47140.	2958.2	7681.7

Zoom In Zoom Out

Sample Name: mp80451-sd1 Acquired: 7/3/2014 19:57:07 Type: Unk
Method: Accutest1(v213) Mode: CONC Corr. Factor: 5.000000
User: admin Custom ID1: Custom ID2: Custom ID3:
Comment:

Elem	Ba4554	Be3130	Cd2288	Co2286	Cr2677	Cu3247	Mn2576	Ni2316	Ag3280
Avg	**.2812**	**-.0001**	**-.0003**	**-.0018**	**.0014**	**.0001**	**.0074**	**.0011**	**.0004**
Stddev	.0017	.0000	.0003	.0001	.0004	.0010	.0000	.0005	.0018
%RSD	.6138	16.38	83.28	3.163	30.01	823.4	.5836	45.28	499.3
#1	.2800	-.0001	-.0001	-.0019	.0011	-.0006	.0074	.0014	.0017
#2	.2824	-.0001	-.0005	-.0018	.0017	.0008	.0074	.0007	-.0009

Elem	V_2924	Zn2062	As1890	Tl1908	Pb2203	Se1960	Sb2068	Al3961	Ca3179
Avg	**.0013**	**.0110**	**.0036**	**.0010**	**.0030**	**.0049**	**.0015**	**.2453**	**124.0**
Stddev	.0002	.0005	.0006	.0005	.0026	.0013	.0015	.0116	.1
%RSD	13.36	4.717	16.11	44.23	85.41	25.98	101.3	4.732	.0984
#1	.0015	.0114	.0032	.0007	.0012	.0058	.0025	.2535	124.0
#2	.0012	.0106	.0040	.0014	.0049	.0040	.0004	.2371	123.9

Elem	Fe2599	Mg2790	K_7664	Na5895	B_2089	Mo2020	Pd3404	Si2124	Sn1899
Avg	**.1090**	**35.73**	**1.492**	**84.74**	**.0641**	**.0013**	**-.0003**	**9.675**	**-.0058**
Stddev	.0060	.14	.082	.07	.0001	.0005	.0009	.014	.0002
%RSD	5.534	.3821	5.514	.0814	.1461	38.22	341.0	.1407	4.221
#1	.1047	35.83	1.550	84.69	.0642	.0016	-.0009	9.665	-.0060
#2	.1132	35.64	1.434	84.79	.0640	.0009	.0004	9.685	-.0056

Elem	Sr4077	Ti3349	W_2079	Zr3391	S_1820	Bi2230	Li6707
Avg	**.5112**	**.0044**	**.0053**	**-.0021**	**25.85**	**.0030**	**.0124**
Stddev	.0005	.0011	.0017	.0003	.08	.0002	.0011
%RSD	.0920	25.28	32.08	16.14	.3176	5.093	8.733
#1	.5115	.0052	.0041	-.0019	25.79	.0031	.0117
#2	.5108	.0036	.0064	-.0023	25.91	.0029	.0132

Int. Std.	Y_3600	Y_3710	Y_2243	In2306
Avg	**199670.**	**48424.**	**3106.2**	**8093.6**
Stddev	350.	291.	3.4	6.3
%RSD	.17512	.60046	.10923	.07835
#1	199910.	48218.	3108.6	8098.1
#2	199420.	48630.	3103.8	8089.2

Zoom In Zoom Out

Sample Name: jb70718-2 Acquired: 7/3/2014 20:03:16 Type: Unk
Method: Accutest1(v213) Mode: CONC Corr. Factor: 1.000000
User: admin Custom ID1: Custom ID2: Custom ID3:
Comment: due

Elem	Ba4554	Be3130	Cd2288	Co2286	Cr2677	Cu3247	Mn2576	Ni2316	Ag3280
Avg	**.2993**	**.0000**	**.0002**	**-.0003**	**.0016**	**.0031**	**.0152**	**.0010**	**.0008**
Stddev	.0000	.0000	.0000	.0000	.0002	.0002	.0004	.0000	.0002
%RSD	.0033	207.6	5.986	.6791	13.54	4.938	2.753	4.239	26.75
#1	.2993	.0000	.0002	-.0003	.0017	.0030	.0149	.0009	.0009
#2	.2993	.0001	.0002	-.0003	.0014	.0032	.0155	.0010	.0006

Elem	V_2924	Zn2062	As1890	Tl1908	Pb2203	Se1960	Sb2068	Al3961	Ca3179
Avg	**.0023**	**.0109**	**.0020**	**.0016**	**.0014**	**.0013**	**-.0002**	**.3609**	**97.73**
Stddev	.0000	.0003	.0003	.0001	.0004	.0004	.0007	.0047	.17
%RSD	1.866	2.467	15.98	4.071	27.39	30.69	341.1	1.309	.1724
#1	.0024	.0107	.0018	.0015	.0017	.0015	-.0007	.3575	97.85
#2	.0023	.0111	.0023	.0016	.0011	.0010	.0003	.3642	97.61

Elem	Fe2599	Mg2790	K_7664	Na5895	B_2089	Mo2020	Pd3404	Si2124	Sn1899
Avg	**.2935**	**30.75**	**1.436**	**80.80**	**.0407**	**.0086**	**-.0001**	**9.004**	**-.0019**
Stddev	.0009	.03	.007	.82	.0001	.0000	.0009	.029	.0002
%RSD	.3141	.0820	.4992	1.012	.3404	.3864	959.0	.3271	12.83
#1	.2942	30.77	1.431	80.22	.0408	.0087	.0006	9.025	-.0017
#2	.2929	30.73	1.441	81.38	.0406	.0086	-.0007	8.983	-.0021

Elem	Sr4077	Ti3349	W_2079	Zr3391	S_1820	Bi2230	Li6707
Avg	**.6123**	**.0048**	**.0027**	**-.0014**	**7.629**	**-.0006**	**.0080**
Stddev	.0010	.0002	.0001	.0001	.023	.0002	.0005
%RSD	.1599	4.344	2.318	7.919	.2959	41.32	6.065
#1	.6116	.0046	.0026	-.0014	7.645	-.0007	.0083
#2	.6130	.0049	.0027	-.0013	7.614	-.0004	.0076

Int. Std.	Y_3600	Y_3710	Y_2243	In2306
Avg	**194440.**	**47813.**	**3007.7**	**7788.5**
Stddev	3708.	67.	7.4	24.1
%RSD	1.9071	.14117	.24676	.31001
#1	197060.	47861.	3002.4	7771.4
#2	191810.	47766.	3012.9	7805.6

Zoom In Zoom Out

Sample Name: jb70718-3 Acquired: 7/3/2014 20:09:34 Type: Unk
Method: Accutest1(v213) Mode: CONC Corr. Factor: 1.000000
User: admin Custom ID1: Custom ID2: Custom ID3:
Comment:

Elem	Ba4554	Be3130	Cd2288	Co2286	Cr2677	Cu3247	Mn2576	Ni2316	Ag3280
Avg	**.7299**	**.0000**	**.0003**	**-.0005**	**.0032**	**.0010**	**.0106**	**.0010**	**.0016**
Stddev	.0047	.000	.0002	.0001	.0002	.0002	.0000	.0002	.0001
%RSD	.6432	24.85	54.40	23.09	4.701	16.71	.4623	16.09	8.323
#1	.7332	.0000	.0002	-.0004	.0031	.0011	.0107	.0011	.0015
#2	.7266	.0000	.0004	-.0005	.0034	.0009	.0106	.0009	.0016

Elem	V_2924	Zn2062	As1890	Tl1908	Pb2203	Se1960	Sb2068	Al3961	Ca3179
Avg	**.0036**	**.0034**	**.0027**	**.0009**	**.0004**	**.0035**	**.0007**	**.2641**	**120.4**
Stddev	.0001	.0001	.0007	.0005	.0001	.0006	.0004	.0012	.5
%RSD	1.454	2.875	26.77	53.02	34.38	17.72	56.44	.4667	.4164
#1	.0035	.0034	.0033	.0005	.0003	.0040	.0009	.2650	120.7
#2	.0036	.0035	.0022	.0012	.0005	.0031	.0004	.2632	120.0

Elem	Fe2599	Mg2790	K_7664	Na5895	B_2089	Mo2020	Pd3404	Si2124	Sn1899
Avg	**.1439**	**54.95**	**3.741**	**45.69**	**.0376**	**.0008**	**-.0001**	**10.02**	**-.0021**
Stddev	.0015	.11	.019	.32	.0001	.0001	.0009	.00	.0001
%RSD	1.022	.2002	.4975	.6941	.2017	10.73	599.6	.0137	4.991
#1	.1449	55.03	3.754	45.92	.0376	.0007	-.0007	10.02	-.0021
#2	.1428	54.87	3.728	45.47	.0375	.0008	.0005	10.02	-.0020

Elem	Sr4077	Ti3349	W_2079	Zr3391	S_1820	Bi2230	Li6707
Avg	**1.161**	**.0036**	**.0029**	**-.0020**	**12.59**	**-.0018**	**.0107**
Stddev	.005	.0002	.0005	.0000	.02	.0012	.0000
%RSD	.4620	4.320	17.82	2.127	.1444	64.48	.2712
#1	1.165	.0035	.0033	-.0020	12.60	-.0027	.0106
#2	1.158	.0037	.0026	-.0021	12.58	-.0010	.0107

Int. Std.	Y_3600	Y_3710	Y_2243	In2306
Avg	**192890.**	**47441.**	**2983.4**	**7736.0**
Stddev	628.	180.	1.5	2.3
%RSD	.32549	.38011	.04995	.02987
#1	193340.	47313.	2982.4	7734.4
#2	192450.	47568.	2984.5	7737.7

Zoom In Zoom Out

Sample Name: jb70718-5 Acquired: 7/3/2014 20:15:45 Type: Unk
Method: Accutest1(v213) Mode: CONC Corr. Factor: 1.000000
User: admin Custom ID1: Custom ID2: Custom ID3:
Comment:

Elem	Ba4554	Be3130	Cd2288	Co2286	Cr2677	Cu3247	Mn2576	Ni2316	Ag3280
Avg	**.3668**	**.0000**	**.0005**	**-.0005**	**.0063**	**.0030**	**.0065**	**.0020**	**.0015**
Stddev	.0022	.000	.0000	.0000	.0002	.0001	.0000	.0002	.0000
%RSD	.5967	98.41	8.877	.0776	2.784	2.865	.3398	9.441	1.880
#1	.3652	.0000	.0005	-.0005	.0065	.0031	.0065	.0022	.0015
#2	.3683	.0000	.0005	-.0005	.0062	.0030	.0065	.0019	.0015

Elem	V_2924	Zn2062	As1890	Tl1908	Pb2203	Se1960	Sb2068	Al3961	Ca3179
Avg	**.0027**	**.0087**	**.0020**	**.0016**	**.0017**	**.0017**	**-.0005**	**.5597**	**149.1**
Stddev	.0000	.0001	.0001	.0007	.0009	.0004	.0006	.0104	1.4
%RSD	1.826	.6529	4.422	42.58	53.60	24.68	114.8	1.857	.9315
#1	.0026	.0088	.0019	.0021	.0024	.0020	-.0001	.5523	148.1
#2	.0027	.0087	.0020	.0011	.0011	.0014	-.0010	.5670	150.1

Elem	Fe2599	Mg2790	K_7664	Na5895	B_2089	Mo2020	Pd3404	Si2124	Sn1899
Avg	**.6231**	**32.59**	**1.510**	**82.60**	**.0402**	**.0429**	**.0002**	**9.257**	**-.0017**
Stddev	.0071	.25	.007	.07	.0002	.0002	.0003	.004	.0003
%RSD	1.140	.7763	.4709	.0817	.5669	.4004	135.6	.0476	17.59
#1	.6181	32.41	1.505	82.65	.0400	.0430	.0000	9.254	-.0019
#2	.6281	32.77	1.515	82.55	.0403	.0427	.0005	9.260	-.0015

Elem	Sr4077	Ti3349	W_2079	Zr3391	S_1820	Bi2230	Li6707
Avg	**.3343**	**.0078**	**.0018**	**-.0016**	**10.02**	**-.0016**	**.0098**
Stddev	.0022	.0003	.0006	.0000	.00	.0007	.0009
%RSD	.6558	3.583	35.73	.8043	.0125	41.99	9.179
#1	.3327	.0080	.0013	-.0016	10.02	-.0012	.0092
#2	.3358	.0076	.0023	-.0016	10.02	-.0021	.0105

Int. Std.	Y_3600	Y_3710	Y_2243	In2306
Avg	**191970.**	**47375.**	**2971.2**	**7680.3**
Stddev	190.	307.	2.9	6.5
%RSD	.09881	.64892	.09808	.08448
#1	191830.	47592.	2973.2	7684.9
#2	192100.	47157.	2969.1	7675.7

Zoom In Zoom Out

Sample Name: ccv Acquired: 7/3/2014 20:22:05 Type: QC
Method: Accutest1(v213) Mode: CONC Corr. Factor: 1.000000
User: admin Custom ID1: Custom ID2: Custom ID3:
Comment:

Elem	Ba4554	Be3130	Cd2288	Co2286	Cr2677	Cu3247	Mn2576	Ni2316	Ag3280
Units	ppm	ppm	ppm	ppm	ppm	ppm	ppm	ppm	ppm
Avg	**1.963**	**2.005**	**1.974**	**2.013**	**2.042**	**1.954**	**2.046**	**2.030**	**.2459**
Stddev	.005	.021	.019	.015	.013	.012	.014	.015	.0010
%RSD	.2350	1.026	.9656	.7332	.6189	.6111	.6674	.7153	.3957
#1	1.959	1.991	1.960	2.002	2.051	1.962	2.056	2.019	.2466
#2	1.966	2.020	1.987	2.023	2.033	1.945	2.037	2.040	.2452
Check ?	Chk Pass	Chk Pass	Chk Pass	Chk Pass	Chk Pass	Chk Pass	Chk Pass	Chk Pass	Chk Pass
Value									
Range									

Elem	V_2924	Zn2062	As1890	Tl1908	Pb2203	Se1960	Sb2068	Al3961	Ca3179
Units	ppm	ppm	ppm	ppm	ppm	ppm	ppm	ppm	ppm
Avg	**2.005**	**2.043**	**1.947**	**2.028**	**2.017**	**1.950**	**1.948**	**39.12**	**40.88**
Stddev	.011	.017	.021	.017	.016	.018	.021	.04	.09
%RSD	.5569	.8514	1.085	.8274	.8092	.9206	1.077	.0943	.2252
#1	2.012	2.030	1.932	2.016	2.006	1.937	1.933	39.10	40.82
#2	1.997	2.055	1.962	2.040	2.029	1.962	1.963	39.15	40.95
Check ?	Chk Pass	Chk Pass	Chk Pass	Chk Pass	Chk Pass	Chk Pass	Chk Pass	Chk Pass	Chk Pass
Value									
Range									

Elem	Fe2599	Mg2790	K_7664	Na5895	B_2089	Mo2020	Pd3404	Si2124	Sn1899
Units	ppm	ppm	ppm	ppm	ppm	ppm	ppm	ppm	ppm
Avg	**40.54**	**40.08**	**39.41**	**39.62**	**1.943**	**1.979**	**1.956**	**4.917**	**2.006**
Stddev	.09	.15	.13	.05	.017	.020	.009	.048	.021
%RSD	.2224	.3820	.3375	.1367	.8528	1.004	.4739	.9728	1.022
#1	40.47	39.97	39.31	39.59	1.931	1.965	1.963	4.883	1.991
#2	40.60	40.19	39.50	39.66	1.955	1.993	1.950	4.950	2.020
Check ?	Chk Pass	Chk Pass	Chk Pass	Chk Pass	Chk Pass	Chk Pass	Chk Pass	Chk Pass	Chk Pass
Value									
Range									

Zoom In Zoom Out

Sample Name: ccv Acquired: 7/3/2014 20:22:05 Type: QC
Method: Accutest1(v213) Mode: CONC Corr. Factor: 1.000000
User: admin Custom ID1: Custom ID2: Custom ID3:
Comment:

Elem	Sr4077	Ti3349	W_2079	Zr3391	S_1820	Bi2230	Li6707
Units	ppm	ppm	ppm	ppm	ppm	ppm	ppm
Avg	**2.003**	**1.980**	**1.926**	**2.017**	**1.944**	**1.929**	**1.975**
Stddev	.000	.014	.024	.013	.018	.021	.004
%RSD	.0137	.6842	1.247	.6529	.9164	1.061	.2025
#1	2.003	1.990	1.909	2.027	1.931	1.915	1.972
#2	2.003	1.971	1.943	2.008	1.956	1.944	1.978
Check ?	Chk Pass	Chk Pass	Chk Pass	Chk Pass	Chk Pass	Chk Pass	Chk Pass
Value							
Range							

Int. Std.	Y_3600	Y_3710	Y_2243	In2306
Units	Cts/S	Cts/S	Cts/S	Cts/S
Avg	**194200.**	**48101.**	**3050.3**	**7931.8**
Stddev	1160.	13.	24.9	48.8
%RSD	.59742	.02690	.81482	.61550
#1	193380.	48110.	3067.9	7966.3
#2	195020.	48092.	3032.7	7897.3

Zoom In Zoom Out

Sample Name: ccb Acquired: 7/3/2014 20:28:17 Type: QC
Method: Accutest1(v213) Mode: CONC Corr. Factor: 1.000000
User: admin Custom ID1: Custom ID2: Custom ID3:
Comment:

Elem	Ba4554	Be3130	Cd2288	Co2286	Cr2677	Cu3247	Mn2576	Ni2316	Ag3280
Units	ppm	ppm	ppm	ppm	ppm	ppm	ppm	ppm	ppm
Avg	**.0004**	**.0003**	**.0001**	**.0003**	**.0004**	**-.0003**	**.0004**	**.0004**	**.0001**
Stddev	.0000	.0000	.0000	.0001	.0001	.0001	.0000	.0002	.0000
%RSD	2.951	13.25	6.592	37.90	27.33	57.41	5.700	45.52	20.96
#1	.0004	.0003	.0001	.0003	.0004	-.0004	.0004	.0005	.0001
#2	.0004	.0004	.0001	.0002	.0003	-.0002	.0004	.0002	.0001
Check ?	Chk Pass	Chk Pass	Chk Pass	Chk Pass	Chk Pass	Chk Pass	Chk Pass	Chk Pass	Chk Pass
High Limit									
Low Limit									

Elem	V_2924	Zn2062	As1890	Tl1908	Pb2203	Se1960	Sb2068	Al3961	Ca3179
Units	ppm	ppm	ppm	ppm	ppm	ppm	ppm	ppm	ppm
Avg	**.0004**	**-.0003**	**.0007**	**-.0002**	**.0000**	**.0004**	**.0001**	**.0086**	**.0124**
Stddev	.0003	.0001	.0005	.0002	.001	.0006	.0001	.0038	.0007
%RSD	62.31	18.84	65.44	91.26	2428.	167.7	125.5	43.67	5.495
#1	.0006	-.0003	.0011	-.0001	.0004	.0008	.0001	.0059	.0119
#2	.0002	-.0002	.0004	-.0004	-.0004	-.0001	.0000	.0113	.0129
Check ?	Chk Pass	Chk Pass	Chk Pass	Chk Pass	Chk Pass	Chk Pass	Chk Pass	Chk Pass	Chk Pass
High Limit									
Low Limit									

Elem	Fe2599	Mg2790	K_7664	Na5895	B_2089	Mo2020	Pd3404	Si2124	Sn1899
Units	ppm	ppm	ppm	ppm	ppm	ppm	ppm	ppm	ppm
Avg	**.0081**	**.0054**	**-.0618**	**.0119**	**.0018**	**.0009**	**.0004**	**.0000**	**-.0002**
Stddev	.0004	.0006	.0331	.0075	.0003	.0002	.0002	.000	.0003
%RSD	4.564	10.92	53.60	62.77	17.73	23.52	52.72	1962.	144.0
#1	.0078	.0050	-.0384	.0172	.0016	.0010	.0002	-.0003	.0000
#2	.0084	.0058	-.0853	.0066	.0021	.0007	.0005	.0002	-.0004
Check ?	Chk Pass	Chk Pass	Chk Pass	Chk Pass	Chk Pass	Chk Pass	Chk Pass	Chk Pass	Chk Pass
High Limit									
Low Limit									

Zoom In Zoom Out

Sample Name: ccb Acquired: 7/3/2014 20:28:17 Type: QC
Method: Accutest1(v213) Mode: CONC Corr. Factor: 1.000000
User: admin Custom ID1: Custom ID2: Custom ID3:
Comment:

Elem	Sr4077	Ti3349	W_2079	Zr3391	S_1820	Bi2230	Li6707
Units	ppm	ppm	ppm	ppm	ppm	ppm	ppm
Avg	**.0005**	**.0004**	**.0093**	**.0006**	**.0004**	**.0007**	**.0022**
Stddev	.0000	.0000	.0015	.0001	.0012	.0003	.0008
%RSD	8.937	11.36	16.25	11.09	298.6	43.89	33.67
#1	.0004	.0003	.0104	.0007	.0013	.0009	.0028
#2	.0005	.0004	.0083	.0006	-.0005	.0005	.0017
Check ?	Chk Pass	Chk Pass	Chk Pass	Chk Pass	Chk Pass	Chk Pass	Chk Pass
High Limit							
Low Limit							

Int. Std.	Y_3600	Y_3710	Y_2243	In2306
Units	Cts/S	Cts/S	Cts/S	Cts/S
Avg	**203210.**	**47887.**	**3146.5**	**8194.9**
Stddev	1680.	857.	35.7	79.4
%RSD	.82692	1.7899	1.1359	.96923
#1	204400.	48493.	3121.2	8138.7
#2	202020.	47281.	3171.8	8251.0

Zoom In Zoom Out

Sample Name: jb70718-6 Acquired: 7/3/2014 20:34:29 Type: Unk
Method: Accutest1(v213) Mode: CONC Corr. Factor: 1.000000
User: admin Custom ID1: Custom ID2: Custom ID3:
Comment:

Elem	Ba4554	Be3130	Cd2288	Co2286	Cr2677	Cu3247	Mn2576	Ni2316	Ag3280
Avg	**.3763**	**.0000**	**.0001**	**-.0006**	**.0038**	**.0004**	**.0029**	**.0019**	**.0011**
Stddev	.0002	.0000	.0000	.0001	.0001	.0001	.0000	.0003	.0001
%RSD	.0477	664.8	44.01	10.16	1.625	17.72	.6443	14.06	5.074
#1	.3762	.0000	.0001	-.0006	.0037	.0005	.0029	.0018	.0011
#2	.3764	.0000	.0000	-.0006	.0038	.0004	.0029	.0021	.0012

Elem	V_2924	Zn2062	As1890	Tl1908	Pb2203	Se1960	Sb2068	Al3961	Ca3179
Avg	**.0036**	**.0023**	**.0035**	**-.0004**	**.0001**	**.0026**	**.0002**	**.1713**	**71.29**
Stddev	.0001	.0001	.0006	.0004	.0003	.0003	.0005	.0097	.00
%RSD	2.982	3.988	17.07	99.82	344.3	10.84	254.3	5.637	.0064
#1	.0037	.0022	.0039	-.0001	.0003	.0024	-.0002	.1645	71.29
#2	.0035	.0023	.0030	-.0007	-.0001	.0028	.0005	.1782	71.30

Elem	Fe2599	Mg2790	K_7664	Na5895	B_2089	Mo2020	Pd3404	Si2124	Sn1899
Avg	**.0783**	**45.12**	**1.959**	**39.04**	**.0301**	**.0004**	**-.0004**	**9.418**	**-.0018**
Stddev	.0002	.08	.001	.08	.0002	.0001	.0001	.015	.0003
%RSD	.2034	.1790	.0399	.2096	.7586	30.68	12.94	.1614	17.39
#1	.0782	45.06	1.959	38.98	.0303	.0003	-.0004	9.429	-.0021
#2	.0785	45.18	1.960	39.10	.0300	.0004	-.0004	9.407	-.0016

Elem	Sr4077	Ti3349	W_2079	Zr3391	S_1820	Bi2230	Li6707
Avg	**1.191**	**.0011**	**.0083**	**-.0012**	**4.126**	**-.0014**	**.0073**
Stddev	.001	.0003	.0004	.0000	.004	.0003	.0006
%RSD	.0915	31.44	5.057	.5376	.0962	18.38	8.031
#1	1.190	.0014	.0086	-.0012	4.128	-.0016	.0069
#2	1.192	.0009	.0080	-.0012	4.123	-.0012	.0077

Int. Std.	Y_3600	Y_3710	Y_2243	In2306
Avg	**195730.**	**48007.**	**3020.5**	**7828.2**
Stddev	805.	35.	6.5	20.6
%RSD	.41127	.07300	.21379	.26312
#1	195160.	47982.	3016.0	7813.7
#2	196300.	48032.	3025.1	7842.8

Zoom In Zoom Out

Sample Name: jb70718-7 Acquired: 7/3/2014 20:40:43 Type: Unk
Method: Accutest1(v213) Mode: CONC Corr. Factor: 1.000000
User: admin Custom ID1: Custom ID2: Custom ID3:
Comment:

Elem	Ba4554	Be3130	Cd2288	Co2286	Cr2677	Cu3247	Mn2576	Ni2316	Ag3280
Avg	**.4436**	**.0000**	**.0003**	**-.0005**	**.0029**	**.0007**	**.0063**	**.0012**	**.0010**
Stddev	.0042	.000	.0000	.0001	.0001	.0004	.0000	.0001	.0001
%RSD	.9497	.9319	13.32	17.46	4.391	54.95	.3176	11.10	9.714
#1	.4466	.0000	.0003	-.0006	.0029	.0009	.0063	.0013	.0009
#2	.4406	.0000	.0003	-.0005	.0028	.0004	.0063	.0011	.0010

Elem	V_2924	Zn2062	As1890	Tl1908	Pb2203	Se1960	Sb2068	Al3961	Ca3179
Avg	**.0022**	**.0051**	**.0022**	**.0008**	**.0012**	**.0024**	**-.0003**	**.3066**	**102.0**
Stddev	.0002	.0001	.0004	.0003	.0001	.0012	.0008	.0062	1.6
%RSD	8.032	1.208	20.02	38.10	11.43	47.07	335.0	2.019	1.610
#1	.0023	.0051	.0025	.0010	.0013	.0016	-.0009	.3109	103.2
#2	.0020	.0052	.0019	.0006	.0011	.0033	.0003	.3022	100.9

Elem	Fe2599	Mg2790	K_7664	Na5895	B_2089	Mo2020	Pd3404	Si2124	Sn1899
Avg	**.2081**	**39.44**	**1.570**	**46.04**	**.0323**	**.0256**	**.0003**	**8.985**	**-.0017**
Stddev	.0031	.57	.022	.51	.0001	.0003	.0004	.009	.0006
%RSD	1.509	1.454	1.386	1.113	.3051	.9940	150.3	.1025	38.03
#1	.2103	39.85	1.585	46.40	.0323	.0254	.0000	8.979	-.0022
#2	.2059	39.04	1.555	45.68	.0322	.0258	.0005	8.992	-.0012

Elem	Sr4077	Ti3349	W_2079	Zr3391	S_1820	Bi2230	Li6707
Avg	**.6548**	**.0038**	**.0051**	**-.0015**	**6.941**	**-.0011**	**.0086**
Stddev	.0061	.0001	.0005	.0001	.010	.0003	.0012
%RSD	.9360	1.772	9.794	4.566	.1458	24.39	13.54
#1	.6591	.0038	.0054	-.0015	6.933	-.0009	.0094
#2	.6504	.0039	.0047	-.0014	6.948	-.0013	.0078

Int. Std.	Y_3600	Y_3710	Y_2243	In2306
Avg	**195800.**	**47639.**	**3015.3**	**7811.2**
Stddev	474.	594.	3.0	11.0
%RSD	.24231	1.2468	.09929	.14127
#1	195470.	47219.	3017.4	7819.0
#2	196140.	48059.	3013.2	7803.4

Zoom In Zoom Out

Sample Name: jb70718-8 Acquired: 7/3/2014 20:46:55 Type: Unk
Method: Accutest1(v213) Mode: CONC Corr. Factor: 1.000000
User: admin Custom ID1: Custom ID2: Custom ID3:
Comment:

Elem	Ba4554	Be3130	Cd2288	Co2286	Cr2677	Cu3247	Mn2576	Ni2316	Ag3280
Avg	**.0000**	**.0000**	**.0000**	**.0000**	**.0003**	**-.0001**	**.0001**	**-.0002**	**.0000**
Stddev	.000	.000	.0000	.000	.0002	.0002	.0000	.0003	.0002
%RSD	34.54	8.976	23.75	3.536	81.11	192.7	33.04	116.9	698.5
#1	.0000	.0000	.0000	.0000	.0004	-.0002	.0001	-.0004	.0002
#2	.0000	.0000	.0000	.0000	.0001	.0000	.0000	.0000	-.0001

Elem	V_2924	Zn2062	As1890	Tl1908	Pb2203	Se1960	Sb2068	Al3961	Ca3179
Avg	**-.0001**	**.0015**	**-.0007**	**-.0009**	**-.0002**	**.0002**	**-.0003**	**.0011**	**.0211**
Stddev	.0001	.0001	.0004	.0002	.0005	.0015	.0000	.0002	.0008
%RSD	169.6	4.698	54.74	20.06	261.3	646.8	10.26	14.98	3.792
#1	.0000	.0016	-.0004	-.0010	-.0005	.0013	-.0003	.0010	.0205
#2	-.0002	.0015	-.0009	-.0008	.0002	-.0008	-.0002	.0013	.0217

Elem	Fe2599	Mg2790	K_7664	Na5895	B_2089	Mo2020	Pd3404	Si2124	Sn1899
Avg	**.0034**	**.0069**	**-.0742**	**.0099**	**.0005**	**.0001**	**-.0004**	**.0211**	**.0001**
Stddev	.0006	.0025	.0184	.0032	.0003	.0000	.0004	.0002	.0003
%RSD	17.37	36.62	24.87	32.30	55.47	29.08	90.08	.7383	422.5
#1	.0038	.0086	-.0611	.0077	.0007	.0002	-.0002	.0212	.0003
#2	.0030	.0051	-.0872	.0122	.0003	.0001	-.0007	.0210	-.0002

Elem	Sr4077	Ti3349	W_2079	Zr3391	S_1820	Bi2230	Li6707
Avg	**.0000**	**.0002**	**.0029**	**.0002**	**.0031**	**-.0015**	**.0023**
Stddev	.0001	.0001	.0003	.0000	.0007	.0004	.0007
%RSD	254.3	31.42	10.83	17.34	21.80	24.66	29.38
#1	.0000	.0002	.0026	.0003	.0036	-.0018	.0028
#2	.0001	.0003	.0031	.0002	.0026	-.0013	.0018

Int. Std.	Y_3600	Y_3710	Y_2243	In2306
Avg	**204570.**	**48613.**	**3158.7**	**8211.1**
Stddev	1031.	155.	21.1	37.2
%RSD	.50416	.31822	.66820	.45313
#1	205300.	48723.	3173.7	8237.4
#2	203840.	48504.	3143.8	8184.8

Zoom In Zoom Out

Sample Name: jb70821-1 Acquired: 7/3/2014 20:53:05 Type: Unk
Method: Accutest1(v213) Mode: CONC Corr. Factor: 1.000000
User: admin Custom ID1: Custom ID2: Custom ID3:
Comment:

Elem	Ba4554	Be3130	Cd2288	Co2286	Cr2677	Cu3247	Mn2576	Ni2316	Ag3280
Avg	**13.48**	**-.0001**	**.0011**	**-.0007**	**.0013**	**.0019**	**.1009**	**.0028**	**.0000**
Stddev	.04	.0000	.0001	.0001	.0001	.0001	.0001	.0000	.000
%RSD	.3296	19.26	6.535	17.80	9.898	5.880	.1161	.5940	1806.
#1	13.52	-.0001	.0011	-.0006	.0012	.0018	.1009	.0028	-.0001
#2	13.45	-.0001	.0012	-.0008	.0014	.0020	.1010	.0028	.0001

Elem	V_2924	Zn2062	As1890	Tl1908	Pb2203	Se1960	Sb2068	Al3961	Ca3179
Avg	**.0028**	**.0090**	**.0356**	**.0011**	**.0030**	**-.0006**	**.0007**	**1.172**	**7.348**
Stddev	.0000	.0001	.0003	.0006	.0007	.0001	.0003	.001	.019
%RSD	1.414	.5831	.8439	51.87	21.72	8.169	41.36	.1012	.2633
#1	.0028	.0090	.0354	.0007	.0026	-.0006	.0009	1.171	7.334
#2	.0028	.0091	.0358	.0015	.0035	-.0007	.0005	1.172	7.362

Elem	Fe2599	Mg2790	K_7664	Na5895	B_2089	Mo2020	Pd3404	Si2124	Sn1899
Avg	**.7097**	**2.879**	**2.999**	**97.07**	**.0508**	**.0097**	**-.0030**	**4.605**	**-.0004**
Stddev	.0036	.018	.006	.61	.0003	.0001	.0003	.019	.0004
%RSD	.5034	.6200	.2075	.6287	.5281	1.409	10.15	.4173	88.04
#1	.7072	2.866	3.004	96.63	.0506	.0096	-.0032	4.591	-.0007
#2	.7123	2.892	2.995	97.50	.0510	.0098	-.0028	4.618	-.0002

Elem	Sr4077	Ti3349	W_2079	Zr3391	S_1820	Bi2230	Li6707
Avg	**.1334**	**.0055**	**.0020**	**-.0098**	**14.93**	**-.0025**	**.0141**
Stddev	.0000	.0001	.0004	.0001	.06	.0002	.0008
%RSD	.0369	1.750	22.35	.5427	.4211	9.291	5.356
#1	.1334	.0056	.0023	-.0098	14.88	-.0023	.0147
#2	.1335	.0055	.0017	-.0098	14.97	-.0026	.0136

Int. Std.	Y_3600	Y_3710	Y_2243	In2306
Avg	**198650.**	**48419.**	**3093.9**	**8105.2**
Stddev	676.	285.	9.8	23.5
%RSD	.34049	.58765	.31796	.28982
#1	199130.	48620.	3100.8	8121.8
#2	198170.	48217.	3086.9	8088.6

Zoom In Zoom Out

Sample Name: jb70718-2f Acquired: 7/3/2014 20:59:25 Type: Unk
Method: Accutest1(v213) Mode: CONC Corr. Factor: 1.000000
User: admin Custom ID1: Custom ID2: Custom ID3:
Comment:

Elem	Ba4554	Be3130	Cd2288	Co2286	Cr2677	Cu3247	Mn2576	Ni2316	Ag3280
Avg	**.3449**	**.0000**	**.0002**	**-.0007**	**.0015**	**.0066**	**.0012**	**.0015**	**.0012**
Stddev	.0008	.000	.0000	.0000	.0000	.0003	.0000	.0001	.0001
%RSD	.2260	12.17	4.948	2.283	2.731	4.181	1.252	4.708	4.552
#1	.3443	.0000	.0002	-.0007	.0015	.0068	.0013	.0015	.0011
#2	.3454	.0000	.0002	-.0007	.0015	.0064	.0012	.0014	.0012

Elem	V_2924	Zn2062	As1890	Tl1908	Pb2203	Se1960	Sb2068	Al3961	Ca3179
Avg	**.0025**	**.0206**	**.0030**	**-.0003**	**.0008**	**.0020**	**.0003**	**.1145**	**106.2**
Stddev	.0001	.0002	.0001	.0008	.0004	.0005	.0002	.0004	1.0
%RSD	3.860	1.011	4.506	246.1	42.83	25.76	77.30	.3433	.9626
#1	.0024	.0204	.0029	-.0009	.0011	.0024	.0001	.1147	105.5
#2	.0025	.0207	.0031	.0002	.0006	.0016	.0004	.1142	106.9

Elem	Fe2599	Mg2790	K_7664	Na5895	B_2089	Mo2020	Pd3404	Si2124	Sn1899
Avg	**.0271**	**36.48**	**1.597**	**84.28**	**.0508**	**.0089**	**-.0002**	**9.512**	**-.0020**
Stddev	.0003	.14	.002	.81	.0001	.0001	.0004	.023	.0001
%RSD	.9549	.3843	.1092	.9570	.2187	1.563	218.8	.2387	2.491
#1	.0273	36.38	1.598	83.71	.0508	.0088	.0001	9.496	-.0021
#2	.0269	36.58	1.595	84.85	.0507	.0090	-.0004	9.528	-.0020

Elem	Sr4077	Ti3349	W_2079	Zr3391	S_1820	Bi2230	Li6707
Avg	**.7687**	**.0002**	**.0025**	**-.0016**	**8.177**	**-.0013**	**.0075**
Stddev	.0024	.0001	.0001	.0000	.021	.0004	.0007
%RSD	.3153	81.13	3.523	1.932	.2503	26.72	9.564
#1	.7669	.0003	.0025	-.0016	8.163	-.0016	.0080
#2	.7704	.0001	.0024	-.0017	8.192	-.0011	.0070

Int. Std.	Y_3600	Y_3710	Y_2243	In2306
Avg	**193500.**	**47460.**	**3000.2**	**7761.1**
Stddev	2.	168.	6.7	4.5
%RSD	.00117	.35473	.22409	.05763
#1	193500.	47579.	3004.9	7764.3
#2	193500.	47341.	2995.4	7758.0

Zoom In Zoom Out

Sample Name: jb70718-3f Acquired: 7/3/2014 21:05:44 Type: Unk
Method: Accutest1(v213) Mode: CONC Corr. Factor: 1.000000
User: admin Custom ID1: Custom ID2: Custom ID3:
Comment:

Elem	Ba4554	Be3130	Cd2288	Co2286	Cr2677	Cu3247	Mn2576	Ni2316	Ag3280
Avg	**.7528**	**.0000**	**.0005**	**-.0006**	**.0023**	**.0007**	**.0060**	**.0005**	**.0013**
Stddev	.0031	.000	.0001	.0001	.0001	.0002	.0000	.0001	.0001
%RSD	.4090	4.289	12.11	13.08	3.451	28.07	.1834	28.12	7.543
#1	.7506	.0000	.0004	-.0006	.0024	.0006	.0060	.0006	.0013
#2	.7550	.0000	.0005	-.0005	.0022	.0008	.0060	.0004	.0014

Elem	V_2924	Zn2062	As1890	Tl1908	Pb2203	Se1960	Sb2068	Al3961	Ca3179
Avg	**.0034**	**.0036**	**.0027**	**-.0013**	**-.0003**	**.0045**	**-.0005**	**.1275**	**123.4**
Stddev	.0003	.0000	.0001	.0008	.0001	.0005	.0003	.0017	.0
%RSD	7.728	.0471	5.442	60.46	30.16	10.19	73.50	1.352	.0257
#1	.0032	.0036	.0026	-.0007	-.0002	.0049	-.0007	.1263	123.4
#2	.0035	.0036	.0028	-.0019	-.0003	.0042	-.0002	.1288	123.4

Elem	Fe2599	Mg2790	K_7664	Na5895	B_2089	Mo2020	Pd3404	Si2124	Sn1899
Avg	**.0131**	**57.06**	**3.724**	**47.11**	**.0389**	**.0007**	**-.0004**	**10.07**	**-.0020**
Stddev	.0005	.23	.004	.16	.0003	.0001	.0002	.02	.0003
%RSD	3.689	.3945	.1112	.3477	.6959	15.64	43.18	.2259	17.35
#1	.0127	56.90	3.721	46.99	.0387	.0008	-.0003	10.05	-.0018
#2	.0134	57.22	3.727	47.22	.0391	.0006	-.0005	10.08	-.0022

Elem	Sr4077	Ti3349	W_2079	Zr3391	S_1820	Bi2230	Li6707
Avg	**1.201**	**.0004**	**.0024**	**-.0024**	**12.95**	**-.0012**	**.0100**
Stddev	.005	.0003	.0003	.0000	.05	.0001	.0007
%RSD	.3892	80.78	11.19	.4867	.3575	10.29	6.794
#1	1.198	.0002	.0022	-.0024	12.92	-.0011	.0104
#2	1.204	.0006	.0026	-.0024	12.98	-.0012	.0095

Int. Std.	Y_3600	Y_3710	Y_2243	In2306
Avg	**191870.**	**47328.**	**2980.8**	**7722.7**
Stddev	11.	215.	1.5	2.2
%RSD	.00598	.45484	.05091	.02832
#1	191860.	47480.	2979.7	7721.1
#2	191880.	47175.	2981.8	7724.2

Zoom In Zoom Out

Sample Name: jb70718-4f Acquired: 7/3/2014 21:11:58 Type: Unk
Method: Accutest1(v213) Mode: CONC Corr. Factor: 1.000000
User: admin Custom ID1: Custom ID2: Custom ID3:
Comment:

Elem	Ba4554	Be3130	Cd2288	Co2286	Cr2677	Cu3247	Mn2576	Ni2316	Ag3280
Avg	**.2922**	**.0000**	**.0004**	**-.0005**	**.0019**	**.0009**	**.0045**	**.0006**	**.0014**
Stddev	.0063	.000	.0001	.0000	.0005	.0000	.0000	.0004	.0001
%RSD	2.143	231.0	27.46	7.757	26.19	3.931	.9560	66.72	9.393
#1	.2966	.0000	.0005	-.0005	.0022	.0009	.0045	.0008	.0015
#2	.2877	.0000	.0003	-.0006	.0015	.0009	.0046	.0003	.0013

Elem	V_2924	Zn2062	As1890	Tl1908	Pb2203	Se1960	Sb2068	Al3961	Ca3179
Avg	**.0023**	**.0058**	**.0031**	**.0007**	**.0004**	**.0058**	**-.0004**	**.1266**	**123.8**
Stddev	.0002	.0000	.0005	.0005	.0002	.0006	.0004	.0062	1.7
%RSD	8.285	.0245	17.23	72.24	58.80	10.44	106.9	4.876	1.365
#1	.0024	.0058	.0035	.0003	.0005	.0062	-.0006	.1222	125.0
#2	.0022	.0058	.0027	.0010	.0002	.0054	-.0001	.1310	122.6

Elem	Fe2599	Mg2790	K_7664	Na5895	B_2089	Mo2020	Pd3404	Si2124	Sn1899
Avg	**.0153**	**36.31**	**1.584**	**87.37**	**.0625**	**.0015**	**.0003**	**9.789**	**-.0023**
Stddev	.0001	.82	.026	1.13	.0005	.0002	.0005	.062	.0001
%RSD	.5842	2.258	1.644	1.291	.7949	13.47	153.1	.6338	6.058
#1	.0154	36.89	1.602	88.17	.0628	.0016	.0000	9.833	-.0023
#2	.0153	35.73	1.565	86.57	.0621	.0014	.0006	9.745	-.0022

Elem	Sr4077	Ti3349	W_2079	Zr3391	S_1820	Bi2230	Li6707
Avg	**.5262**	**.0004**	**.0020**	**-.0024**	**26.09**	**-.0013**	**.0119**
Stddev	.0118	.0002	.0002	.0001	.15	.0001	.0008
%RSD	2.238	66.51	11.23	3.450	.5736	8.911	6.909
#1	.5346	.0005	.0021	-.0024	26.20	-.0014	.0125
#2	.5179	.0002	.0018	-.0025	25.99	-.0012	.0113

Int. Std.	Y_3600	Y_3710	Y_2243	In2306
Avg	**192220.**	**47018.**	**2993.4**	**7741.8**
Stddev	1645.	882.	17.2	28.6
%RSD	.85562	1.8766	.57367	.36947
#1	193380.	46394.	2981.2	7721.6
#2	191060.	47642.	3005.5	7762.1

Zoom In Zoom Out

Sample Name: jb70718-5f Acquired: 7/3/2014 21:18:16 Type: Unk
Method: Accutest1(v213) Mode: CONC Corr. Factor: 1.000000
User: admin Custom ID1: Custom ID2: Custom ID3:
Comment:

Elem	Ba4554	Be3130	Cd2288	Co2286	Cr2677	Cu3247	Mn2576	Ni2316	Ag3280
Avg	**.4215**	**-.0001**	**.0005**	**-.0007**	**.0048**	**.0044**	**-.0001**	**.0012**	**.0019**
Stddev	.0006	.0000	.0001	.0002	.0001	.0003	.0000	.0001	.0002
%RSD	.1464	30.95	11.78	23.55	2.431	6.325	1.125	8.556	11.92
#1	.4210	-.0001	.0004	-.0006	.0049	.0042	-.0001	.0012	.0020
#2	.4219	-.0001	.0005	-.0008	.0048	.0046	-.0001	.0011	.0017

Elem	V_2924	Zn2062	As1890	Tl1908	Pb2203	Se1960	Sb2068	Al3961	Ca3179
Avg	**.0013**	**.0121**	**.0015**	**.0013**	**.0013**	**.0020**	**.0002**	**.1670**	**171.2**
Stddev	.0000	.0001	.0002	.0001	.0004	.0001	.0004	.0040	1.0
%RSD	1.192	.6378	15.51	6.831	28.13	6.170	175.7	2.401	.5805
#1	.0013	.0122	.0013	.0013	.0010	.0020	.0004	.1641	171.9
#2	.0013	.0120	.0017	.0012	.0015	.0019	.0000	.1698	170.5

Elem	Fe2599	Mg2790	K_7664	Na5895	B_2089	Mo2020	Pd3404	Si2124	Sn1899
Avg	**.0222**	**37.49**	**1.739**	**97.09**	**.0456**	**.0511**	**.0004**	**10.28**	**-.0025**
Stddev	.0012	.01	.010	1.16	.0001	.0002	.0002	.01	.0001
%RSD	5.565	.0377	.5799	1.191	.2133	.4475	38.04	.0981	5.428
#1	.0213	37.50	1.732	96.27	.0456	.0513	.0005	10.29	-.0026
#2	.0231	37.48	1.746	97.90	.0455	.0510	.0003	10.27	-.0024

Elem	Sr4077	Ti3349	W_2079	Zr3391	S_1820	Bi2230	Li6707
Avg	**.3888**	**.0001**	**.0019**	**-.0020**	**11.52**	**-.0013**	**.0094**
Stddev	.0004	.0000	.0001	.0002	.01	.0008	.0007
%RSD	.1071	16.86	7.179	9.076	.1021	56.81	7.748
#1	.3885	.0001	.0020	-.0022	11.53	-.0008	.0099
#2	.3891	.0001	.0018	-.0019	11.51	-.0019	.0089

Int. Std.	Y_3600	Y_3710	Y_2243	In2306
Avg	**190750.**	**47107.**	**2967.4**	**7654.8**
Stddev	57.	108.	5.6	3.2
%RSD	.02992	.23023	.18821	.04118
#1	190790.	47031.	2963.4	7652.6
#2	190710.	47184.	2971.3	7657.1

Zoom In Zoom Out

Sample Name: jb70718-6f Acquired: 7/3/2014 21:24:34 Type: Unk
Method: Accutest1(v213) Mode: CONC Corr. Factor: 1.000000
User: admin Custom ID1: Custom ID2: Custom ID3:
Comment:

Elem	Ba4554	Be3130	Cd2288	Co2286	Cr2677	Cu3247	Mn2576	Ni2316	Ag3280
Avg	**.3698**	**-.0001**	**.0003**	**-.0006**	**.0010**	**-.0001**	**.0008**	**.0008**	**.0007**
Stddev	.0007	.0000	.0001	.0001	.0001	.0000	.0000	.0001	.0004
%RSD	.1769	11.63	15.68	17.08	13.20	11.84	3.501	17.87	57.19
#1	.3694	-.0001	.0004	-.0005	.0009	-.0001	.0008	.0007	.0004
#2	.3703	-.0001	.0003	-.0006	.0010	-.0001	.0009	.0009	.0009

Elem	V_2924	Zn2062	As1890	Tl1908	Pb2203	Se1960	Sb2068	Al3961	Ca3179
Avg	**.0035**	**.0017**	**.0019**	**-.0001**	**.0006**	**.0023**	**-.0002**	**.0845**	**72.27**
Stddev	.0001	.0000	.0000	.0000	.0006	.0004	.0004	.0092	.75
%RSD	2.650	1.385	2.583	10.67	104.0	18.49	260.9	10.92	1.040
#1	.0035	.0017	.0020	-.0001	.0010	.0026	.0001	.0780	72.81
#2	.0034	.0017	.0019	-.0001	.0002	.0020	-.0004	.0911	71.74

Elem	Fe2599	Mg2790	K_7664	Na5895	B_2089	Mo2020	Pd3404	Si2124	Sn1899
Avg	**.0192**	**45.45**	**1.975**	**39.46**	**.0291**	**-.0001**	**-.0010**	**9.218**	**-.0022**
Stddev	.0005	.06	.015	.04	.0004	.0002	.0001	.004	.0008
%RSD	2.723	.1380	.7724	.0950	1.426	357.9	5.559	.0392	37.07
#1	.0189	45.49	1.964	39.44	.0294	-.0002	-.0010	9.220	-.0017
#2	.0196	45.40	1.985	39.49	.0288	.0001	-.0010	9.215	-.0028

Elem	Sr4077	Ti3349	W_2079	Zr3391	S_1820	Bi2230	Li6707
Avg	**1.182**	**-.0002**	**.0006**	**-.0016**	**4.133**	**-.0022**	**.0064**
Stddev	.002	.0000	.0004	.0000	.004	.0008	.0009
%RSD	.1545	17.21	67.00	2.640	.0973	35.46	13.77
#1	1.181	-.0001	.0008	-.0016	4.130	-.0027	.0071
#2	1.184	-.0002	.0003	-.0016	4.135	-.0016	.0058

Int. Std.	Y_3600	Y_3710	Y_2243	In2306
Avg	**196000.**	**47263.**	**3031.4**	**7850.4**
Stddev	196.	132.	1.0	.6
%RSD	.10020	.28018	.03199	.00777
#1	196140.	47170.	3030.7	7850.8
#2	195860.	47357.	3032.1	7850.0

Zoom In Zoom Out

Sample Name: ccv Acquired: 7/3/2014 21:30:49 Type: QC
Method: Accutest1(v213) Mode: CONC Corr. Factor: 1.000000
User: admin Custom ID1: Custom ID2: Custom ID3:
Comment:

Elem	Ba4554	Be3130	Cd2288	Co2286	Cr2677	Cu3247	Mn2576	Ni2316	Ag3280
Units	ppm	ppm	ppm	ppm	ppm	ppm	ppm	ppm	ppm
Avg	**1.964**	**2.024**	**1.984**	**2.026**	**2.032**	**1.941**	**2.040**	**2.034**	**.2451**
Stddev	.000	.021	.003	.005	.002	.008	.007	.006	.0009
%RSD	.0205	1.037	.1391	.2384	.1171	.4341	.3434	.2821	.3545
#1	1.964	2.039	1.986	2.030	2.034	1.947	2.035	2.038	.2457
#2	1.964	2.009	1.982	2.023	2.031	1.935	2.045	2.030	.2445
Check ?	Chk Pass	Chk Pass	Chk Pass	Chk Pass	Chk Pass	Chk Pass	Chk Pass	Chk Pass	Chk Pass
Value									
Range									

Elem	V_2924	Zn2062	As1890	Tl1908	Pb2203	Se1960	Sb2068	Al3961	Ca3179
Units	ppm	ppm	ppm	ppm	ppm	ppm	ppm	ppm	ppm
Avg	**1.992**	**2.060**	**1.946**	**2.035**	**2.027**	**1.965**	**1.951**	**39.68**	**41.35**
Stddev	.001	.006	.001	.003	.009	.003	.002	.02	.08
%RSD	.0305	.2926	.0392	.1693	.4486	.1560	.0906	.0534	.2014
#1	1.992	2.064	1.946	2.037	2.034	1.963	1.950	39.67	41.41
#2	1.991	2.055	1.945	2.033	2.021	1.968	1.952	39.70	41.29
Check ?	Chk Pass	Chk Pass	Chk Pass	Chk Pass	Chk Pass	Chk Pass	Chk Pass	Chk Pass	Chk Pass
Value									
Range									

Elem	Fe2599	Mg2790	K_7664	Na5895	B_2089	Mo2020	Pd3404	Si2124	Sn1899
Units	ppm	ppm	ppm	ppm	ppm	ppm	ppm	ppm	ppm
Avg	**40.82**	**40.53**	**39.39**	**40.01**	**1.945**	**1.975**	**1.949**	**4.916**	**2.016**
Stddev	.03	.19	.06	.03	.000	.002	.007	.001	.006
%RSD	.0735	.4627	.1550	.0856	.0027	.1041	.3635	.0152	.2931
#1	40.84	40.66	39.44	40.04	1.945	1.977	1.954	4.916	2.020
#2	40.80	40.40	39.35	39.99	1.945	1.974	1.944	4.917	2.012
Check ?	Chk Pass	Chk Pass	Chk Pass	Chk Pass	Chk Pass	Chk Pass	Chk Pass	Chk Pass	Chk Pass
Value									
Range									

Zoom In Zoom Out

Sample Name: ccv Acquired: 7/3/2014 21:30:49 Type: QC
Method: Accutest1(v213) Mode: CONC Corr. Factor: 1.000000
User: admin Custom ID1: Custom ID2: Custom ID3:
Comment:

Elem	Sr4077	Ti3349	W_2079	Zr3391	S_1820	Bi2230	Li6707
Units	ppm	ppm	ppm	ppm	ppm	ppm	ppm
Avg	**2.018**	**1.978**	**1.855**	**2.009**	**1.952**	**1.924**	**1.975**
Stddev	.009	.005	.004	.007	.003	.000	.002
%RSD	.4302	.2557	.2115	.3413	.1584	.0214	.1078
#1	2.024	1.982	1.852	2.014	1.949	1.924	1.974
#2	2.012	1.974	1.857	2.004	1.954	1.923	1.977
Check ?	Chk Pass	Chk Pass	Chk Pass	Chk Pass	Chk Pass	Chk Pass	Chk Pass
Value							
Range							

Int. Std.	Y_3600	Y_3710	Y_2243	In2306
Units	Cts/S	Cts/S	Cts/S	Cts/S
Avg	**195500.**	**47525.**	**3062.5**	**7951.2**
Stddev	243.	255.	1.4	10.7
%RSD	.12406	.53605	.04712	.13518
#1	195330.	47345.	3061.5	7943.6
#2	195670.	47706.	3063.5	7958.8

Zoom In Zoom Out

Sample Name: ccb Acquired: 7/3/2014 21:37:04 Type: QC
Method: Accutest1(v213) Mode: CONC Corr. Factor: 1.000000
User: admin Custom ID1: Custom ID2: Custom ID3:
Comment:

Elem	Ba4554	Be3130	Cd2288	Co2286	Cr2677	Cu3247	Mn2576	Ni2316	Ag3280
Units	ppm	ppm	ppm	ppm	ppm	ppm	ppm	ppm	ppm
Avg	**.0004**	**.0003**	**.0002**	**.0002**	**.0003**	**-.0003**	**.0004**	**.0003**	**-.0003**
Stddev	.0002	.0000	.0001	.0001	.0001	.0001	.0001	.0000	.0002
%RSD	57.59	1.965	67.23	61.33	45.01	39.15	17.46	.9188	75.17
#1	.0005	.0003	.0001	.0002	.0004	-.0002	.0005	.0003	-.0004
#2	.0002	.0003	.0002	.0001	.0002	-.0004	.0004	.0003	-.0001
Check ?	Chk Pass	Chk Pass	Chk Pass	Chk Pass	Chk Pass	Chk Pass	Chk Pass	Chk Pass	Chk Pass
High Limit									
Low Limit									

Elem	V_2924	Zn2062	As1890	Tl1908	Pb2203	Se1960	Sb2068	Al3961	Ca3179
Units	ppm	ppm	ppm	ppm	ppm	ppm	ppm	ppm	ppm
Avg	**.0004**	**-.0001**	**.0009**	**.0006**	**.0013**	**-.0004**	**.0005**	**.0138**	**.0119**
Stddev	.0002	.0001	.0001	.0002	.0003	.0013	.0002	.0014	.0011
%RSD	41.75	99.56	8.501	31.24	24.72	318.0	42.41	10.01	9.332
#1	.0006	-.0002	.0008	.0005	.0015	-.0013	.0007	.0128	.0127
#2	.0003	.0000	.0009	.0007	.0010	.0005	.0004	.0147	.0111
Check ?	Chk Pass	Chk Pass	Chk Pass	Chk Pass	Chk Pass	Chk Pass	Chk Pass	Chk Pass	Chk Pass
High Limit									
Low Limit									

Elem	Fe2599	Mg2790	K_7664	Na5895	B_2089	Mo2020	Pd3404	Si2124	Sn1899
Units	ppm	ppm	ppm	ppm	ppm	ppm	ppm	ppm	ppm
Avg	**.0087**	**.0116**	**-.0410**	**.0072**	**.0014**	**.0008**	**.0005**	**.0003**	**.0000**
Stddev	.0003	.0118	.0170	.0003	.0003	.0002	.0001	.0002	.000
%RSD	4.005	102.2	41.37	3.477	18.05	31.53	14.73	74.32	570.9
#1	.0089	.0032	-.0530	.0071	.0016	.0009	.0004	.0005	-.0002
#2	.0084	.0199	-.0290	.0074	.0012	.0006	.0005	.0002	.0001
Check ?	Chk Pass	Chk Pass	Chk Pass	Chk Pass	Chk Pass	Chk Pass	Chk Pass	Chk Pass	Chk Pass
High Limit									
Low Limit									

Zoom In Zoom Out

Sample Name: ccb Acquired: 7/3/2014 21:37:04 Type: QC
Method: Accutest1(v213) Mode: CONC Corr. Factor: 1.000000
User: admin Custom ID1: Custom ID2: Custom ID3:
Comment:

Elem	Sr4077	Ti3349	W_2079	Zr3391	S_1820	Bi2230	Li6707
Units	ppm	ppm	ppm	ppm	ppm	ppm	ppm
Avg	**.0005**	**.0005**	**.0088**	**.0007**	**.0001**	**.0002**	**.0018**
Stddev	.0000	.0000	.0004	.0000	.0001	.0002	.0008
%RSD	5.247	9.187	4.634	.9774	87.49	74.67	44.42
#1	.0005	.0006	.0091	.0006	.0002	.0001	.0012
#2	.0005	.0005	.0085	.0007	.0000	.0003	.0023
Check ?	Chk Pass	Chk Pass	Chk Pass	Chk Pass	Chk Pass	Chk Pass	Chk Pass
High Limit							
Low Limit							

Int. Std.	Y_3600	Y_3710	Y_2243	In2306
Units	Cts/S	Cts/S	Cts/S	Cts/S
Avg	**203990.**	**48574.**	**3179.7**	**8256.5**
Stddev	2311.	978.	17.7	39.8
%RSD	1.1330	2.0127	.55522	.48222
#1	202360.	47883.	3192.2	8284.7
#2	205630.	49265.	3167.2	8228.4

Zoom In Zoom Out

Sample Name: jb70718-7f Acquired: 7/3/2014 21:43:16 Type: Unk
Method: Accutest1(v213) Mode: CONC Corr. Factor: 1.000000
User: admin Custom ID1: Custom ID2: Custom ID3:
Comment:

Elem	Ba4554	Be3130	Cd2288	Co2286	Cr2677	Cu3247	Mn2576	Ni2316	Ag3280
Avg	**.4939**	**.0000**	**.0003**	**-.0007**	**.0017**	**.0002**	**.0005**	**.0003**	**.0013**
Stddev	.0002	.000	.0001	.0001	.0001	.0000	.0000	.0000	.0002
%RSD	.0425	6.181	30.73	15.33	3.770	15.22	1.585	18.34	14.95
#1	.4940	.0000	.0002	-.0007	.0017	.0002	.0005	.0003	.0011
#2	.4937	.0000	.0004	-.0006	.0017	.0002	.0005	.0002	.0014

Elem	V_2924	Zn2062	As1890	Tl1908	Pb2203	Se1960	Sb2068	Al3961	Ca3179
Avg	**.0021**	**.0038**	**.0016**	**-.0003**	**.0009**	**.0013**	**.0000**	**.1205**	**115.1**
Stddev	.0000	.0001	.0004	.0003	.0007	.0003	.0003	.0003	.9
%RSD	1.458	2.372	26.74	117.2	72.92	22.40	765.1	.2897	.7559
#1	.0021	.0037	.0019	-.0001	.0005	.0011	.0003	.1208	115.8
#2	.0022	.0039	.0013	-.0005	.0014	.0015	-.0002	.1203	114.5

Elem	Fe2599	Mg2790	K_7664	Na5895	B_2089	Mo2020	Pd3404	Si2124	Sn1899
Avg	**.0129**	**44.30**	**1.774**	**52.19**	**.0362**	**.0295**	**.0004**	**9.614**	**-.0027**
Stddev	.0006	.08	.011	.09	.0000	.0000	.0006	.009	.0001
%RSD	4.779	.1853	.6010	.1717	.0232	.0076	143.8	.0905	2.964
#1	.0133	44.36	1.766	52.13	.0362	.0295	.0009	9.607	-.0026
#2	.0124	44.24	1.781	52.25	.0362	.0295	.0000	9.620	-.0027

Elem	Sr4077	Ti3349	W_2079	Zr3391	S_1820	Bi2230	Li6707
Avg	**.7349**	**.0000**	**.0108**	**-.0013**	**7.811**	**-.0013**	**.0093**
Stddev	.0013	.0005	.0012	.0000	.007	.0001	.0000
%RSD	.1771	4925.	11.46	2.180	.0960	7.817	.3727
#1	.7358	-.0004	.0117	-.0013	7.806	-.0014	.0093
#2	.7339	.0004	.0099	-.0014	7.816	-.0013	.0093

Int. Std.	Y_3600	Y_3710	Y_2243	In2306
Avg	**194210.**	**47408.**	**3009.8**	**7786.8**
Stddev	47.	33.	1.9	5.8
%RSD	.02419	.06911	.06355	.07418
#1	194180.	47385.	3011.1	7790.9
#2	194250.	47431.	3008.4	7782.7

Zoom In Zoom Out

Sample Name: jb70666-2a Acquired: 7/3/2014 21:49:29 Type: Unk
Method: Accutest1(v213) Mode: CONC Corr. Factor: 1.000000
User: admin Custom ID1: Custom ID2: Custom ID3:
Comment:

Elem	Ba4554	Be3130	Cd2288	Co2286	Cr2677	Cu3247	Mn2576	Ni2316	Ag3280
Avg	**.0000**	**.0000**	**.0000**	**-.0001**	**.0002**	**-.0004**	**.0000**	**-.0001**	**.0001**
Stddev	.0001	.000	.0001	.0000	.0000	.0001	.0000	.0000	.0004
%RSD	471.1	50.05	456.2	36.30	11.03	22.91	19.59	19.89	376.2
#1	.0001	-.0001	.0000	-.0001	.0002	-.0003	.0000	-.0001	.0004
#2	-.0001	.0000	.0000	-.0001	.0002	-.0005	.0001	-.0001	-.0002

Elem	V_2924	Zn2062	As1890	Tl1908	Pb2203	Se1960	Sb2068	Al3961	Ca3179
Avg	**-.0001**	**.0011**	**-.0003**	**-.0005**	**.0000**	**.0006**	**.0000**	**.0054**	**.0123**
Stddev	.0001	.0001	.0005	.0005	.001	.0008	.0003	.0022	.0000
%RSD	154.8	7.820	142.8	104.2	22350.	129.9	762.1	41.05	.0478
#1	.0000	.0012	.0000	-.0009	.0003	.0001	.0003	.0038	.0123
#2	-.0002	.0010	-.0007	-.0001	-.0003	.0012	-.0002	.0070	.0123

Elem	Fe2599	Mg2790	K_7664	Na5895	B_2089	Mo2020	Pd3404	Si2124	Sn1899
Avg	**.0247**	**.0010**	**-.0641**	**.0010**	**.0006**	**.0002**	**-.0003**	**.0091**	**-.0003**
Stddev	.0012	.0095	.0249	.0009	.0001	.0001	.0000	.0005	.0004
%RSD	4.979	955.4	38.86	90.36	17.88	41.14	14.10	5.400	158.4
#1	.0256	-.0057	-.0817	.0003	.0005	.0001	-.0002	.0087	-.0006
#2	.0239	.0077	-.0465	.0016	.0007	.0003	-.0003	.0094	.0000

Elem	Sr4077	Ti3349	W_2079	Zr3391	S_1820	Bi2230	Li6707
Avg	**.0000**	**.0004**	**.0032**	**.0000**	**.0018**	**-.0010**	**.0018**
Stddev	.0000	.0001	.0000	.0001	.0002	.0003	.0006
%RSD	1129.	24.84	1.129	231.3	8.968	28.34	34.15
#1	.0000	.0003	.0032	.0000	.0019	-.0008	.0022
#2	.0000	.0004	.0032	.0001	.0017	-.0012	.0013

Int. Std.	Y_3600	Y_3710	Y_2243	In2306
Avg	**205170.**	**48364.**	**3155.4**	**8203.7**
Stddev	13.	262.	2.2	4.1
%RSD	.00621	.54218	.07009	.05009
#1	205180.	48179.	3156.9	8206.6
#2	205160.	48550.	3153.8	8200.8

Zoom In Zoom Out

Sample Name: jb70619-19 Acquired: 7/3/2014 21:55:39 Type: Unk
Method: Accutest1(v213) Mode: CONC Corr. Factor: 1.000000
User: admin Custom ID1: Custom ID2: Custom ID3:
Comment:

Elem	Ba4554	Be3130	Cd2288	Co2286	Cr2677	Cu3247	Mn2576	Ni2316
Avg	**.0543**	**.0007**	**.0002**	**.0090**	**.7177**	**.0620**	**.4844**	**.0452**
Stddev	.0001	.0000	.0001	.0001	.0050	.0002	.0027	.0000
%RSD	.1676	4.614	35.51	1.522	.6909	.3717	.5511	.0545
#1	.0544	.0007	.0002	.0091	.7142	.0619	.4825	.0452
#2	.0542	.0008	.0001	.0089	.7212	.0622	.4863	.0452

Elem	Ag3280	V_2924	Zn2062	As1890	Tl1908	Pb2203	Se1960	Sb2068
Avg	**.0053**	**.0988**	**.0283**	**.0429**	F **-.0038**	**.0392**	**.0219**	**.0002**
Stddev	.0000	.0004	.0000	.0008	.0006	.0006	.0001	.0013
%RSD	.1239	.4207	.1386	1.975	16.46	1.557	.6071	851.5
#1	.0053	.0985	.0284	.0423	-.0034	.0387	.0218	.0011
#2	.0053	.0991	.0283	.0435	-.0043	.0396	.0220	-.0008

Elem	Al3961	Ca3179	Fe2599	Mg2790	K_7664	Na5895	B_2089	Mo2020
Avg	**14.51**	**111.9**	**21.03**	**7.638**	**20.18**	**990.8**	**.6769**	**.0238**
Stddev	.06	.7	.01	.017	.01	14.2	.0002	.0001
%RSD	.3882	.6118	.0705	.2240	.0259	1.431	.0223	.3969
#1	14.55	111.4	21.04	7.626	20.18	1001.	.6770	.0238
#2	14.47	112.3	21.02	7.650	20.17	980.8	.6768	.0239

Elem	Pd3404	Si2124	Sn1899	Sr4077	Ti3349	W_2079	Zr3391	S_1820
Avg	**.0105**	**17.95**	**-.0027**	**.3753**	**.2733**	**.0056**	**-.0009**	F **656.2**
Stddev	.0002	.08	.0003	.0007	.0048	.0005	.0001	.5
%RSD	1.763	.4539	12.43	.1919	1.768	9.714	9.346	.0779
#1	.0106	18.00	-.0025	.3758	.2699	.0060	-.0010	656.5
#2	.0104	17.89	-.0029	.3748	.2767	.0052	-.0009	655.8

Elem	Bi2230	Li6707
Avg	**.0039**	**.0154**
Stddev	.0008	.0004
%RSD	20.10	2.763
#1	.0033	.0157
#2	.0045	.0151

Zoom In Zoom Out

Sample Name: jb70619-19 Acquired: 7/3/2014 21:55:39 Type: Unk
Method: Accutest1(v213) Mode: CONC Corr. Factor: 1.000000
User: admin Custom ID1: Custom ID2: Custom ID3:
Comment:

Int. Std.	Y_3600	Y_3710	Y_2243	In2306
Avg	**180190.**	**46691.**	**2878.3**	**7043.1**
Stddev	605.	112.	.2	1.9
%RSD	.33567	.24061	.00711	.02659
#1	180620.	46770.	2878.5	7044.4
#2	179760.	46611.	2878.2	7041.8

Zoom In Zoom Out

Sample Name: jb70619-19f Acquired: 7/3/2014 22:01:54 Type: Unk
Method: Accutest1(v213) Mode: CONC Corr. Factor: 1.000000
User: admin Custom ID1: Custom ID2: Custom ID3:
Comment:

Elem	Ba4554	Be3130	Cd2288	Co2286	Cr2677	Cu3247	Mn2576	Ni2316
Avg	**.0159**	**.0000**	**-.0003**	**.0047**	**.7689**	**.0392**	**.2210**	**.0367**
Stddev	.0001	.0000	.0002	.0002	.0006	.0002	.0006	.0001
%RSD	.7075	133.7	79.69	4.087	.0841	.4098	.2861	.2632
#1	.0158	.0000	-.0001	.0045	.7694	.0391	.2205	.0367
#2	.0160	.0000	-.0004	.0048	.7684	.0394	.2214	.0368

Elem	Ag3280	V_2924	Zn2062	As1890	Tl1908	Pb2203	Se1960	Sb2068
Avg	**.0024**	**.0395**	**-.0012**	**.0401**	F **-.0043**	**.0082**	**.0246**	**.0003**
Stddev	.0001	.0000	.0003	.0005	.0005	.0008	.0003	.0004
%RSD	4.026	.0815	21.71	1.229	11.68	9.412	1.210	159.0
#1	.0023	.0395	-.0010	.0397	-.0040	.0077	.0248	.0000
#2	.0024	.0395	-.0014	.0404	-.0047	.0087	.0244	.0006

Elem	Al3961	Ca3179	Fe2599	Mg2790	K_7664	Na5895	B_2089	Mo2020
Avg	**.5478**	**108.8**	**.0616**	**7.478**	**21.88**	F **1121.**	**.7360**	**.0273**
Stddev	.0125	6.0	.0003	.102	.15	52.	.0026	.0002
%RSD	2.290	5.545	.5635	1.358	.6835	4.638	.3533	.6511
#1	.5567	104.5	.0619	7.550	21.99	1084.	.7378	.0272
#2	.5390	113.1	.0614	7.406	21.78	1158.	.7341	.0274

Elem	Pd3404	Si2124	Sn1899	Sr4077	Ti3349	W_2079	Zr3391	S_1820
Avg	**.0090**	**2.922**	**-.0018**	**.3892**	**.0014**	**.0037**	F **-.0271**	F **733.8**
Stddev	.0001	.006	.0004	.0020	.0003	.0003	.0003	5.9
%RSD	.8222	.2012	22.72	.5020	18.51	7.097	1.190	.8069
#1	.0091	2.926	-.0015	.3906	.0012	.0035	-.0274	738.0
#2	.0090	2.918	-.0021	.3878	.0016	.0038	-.0269	729.6

Elem	Bi2230	Li6707
Avg	**-.0006**	**.0054**
Stddev	.0000	.0002
%RSD	6.308	3.675
#1	-.0007	.0053
#2	-.0006	.0055

Zoom In Zoom Out

Sample Name: jb70619-19f Acquired: 7/3/2014 22:01:54 Type: Unk
Method: Accutest1(v213) Mode: CONC Corr. Factor: 1.000000
User: admin Custom ID1: Custom ID2: Custom ID3:
Comment:

Int. Std.	Y_3600	Y_3710	Y_2243	In2306
Avg	**174990.**	**45631.**	**2809.4**	**6880.4**
Stddev	214.	545.	9.0	17.7
%RSD	.12250	1.1935	.32104	.25780
#1	175140.	45246.	2803.0	6867.8
#2	174830.	46016.	2815.8	6892.9

Zoom In Zoom Out

Sample Name: jb70644-14 Acquired: 7/3/2014 22:08:15 Type: Unk
Method: Accutest1(v213) Mode: CONC Corr. Factor: 1.000000
User: admin Custom ID1: Custom ID2: Custom ID3:
Comment:

Elem	Ba4554	Be3130	Cd2288	Co2286	Cr2677	Cu3247	Mn2576	Ni2316	Ag3280
Avg	**.0002**	**.0000**	**.0001**	**-.0001**	**.0002**	**-.0004**	**.0008**	**.0000**	**.0000**
Stddev	.0001	.000	.0000	.0002	.0003	.0002	.0000	.0001	.0001
%RSD	41.73	42.17	21.63	219.9	109.3	49.24	.3240	2282.	214.7
#1	.0002	-.0001	.0001	-.0002	.0004	-.0005	.0008	-.0001	.0000
#2	.0003	.0000	.0001	.0000	.0001	-.0002	.0008	.0001	.0001

Elem	V_2924	Zn2062	As1890	Tl1908	Pb2203	Se1960	Sb2068	Al3961	Ca3179
Avg	**-.0001**	**.0023**	**-.0005**	**-.0007**	**.0001**	**.0009**	**.0012**	**.0098**	**.0159**
Stddev	.0002	.0001	.0008	.0001	.0003	.0012	.0001	.0004	.0008
%RSD	214.1	5.096	158.5	8.996	262.8	135.2	6.237	4.311	5.333
#1	.0000	.0022	-.0010	-.0006	.0003	.0000	.0011	.0101	.0165
#2	-.0002	.0024	.0001	-.0007	-.0001	.0017	.0012	.0095	.0153

Elem	Fe2599	Mg2790	K_7664	Na5895	B_2089	Mo2020	Pd3404	Si2124	Sn1899
Avg	**.0064**	**.0023**	**-.0289**	**.1091**	**.0012**	**.0001**	**.0006**	**.0158**	**-.0004**
Stddev	.0008	.0057	.0158	.0065	.0004	.0001	.0005	.0004	.0004
%RSD	11.84	251.2	54.65	5.954	31.54	113.0	84.02	2.221	97.38
#1	.0069	.0063	-.0177	.1045	.0009	.0000	.0010	.0161	-.0006
#2	.0059	-.0018	-.0400	.1137	.0015	.0002	.0003	.0156	-.0001

Elem	Sr4077	Ti3349	W_2079	Zr3391	S_1820	Bi2230	Li6707
Avg	**.0001**	**.0001**	**.0014**	**.0001**	**.0337**	**-.0008**	**.0022**
Stddev	.0000	.0003	.0004	.0000	.0011	.0002	.0003
%RSD	29.38	269.9	28.26	3.168	3.248	21.10	12.33
#1	.0001	.0004	.0011	.0001	.0345	-.0007	.0020
#2	.0000	-.0001	.0017	.0001	.0329	-.0009	.0024

Int. Std.	Y_3600	Y_3710	Y_2243	In2306
Avg	**205090.**	**48334.**	**3146.5**	**8180.3**
Stddev	148.	291.	2.8	4.2
%RSD	.07225	.60239	.09020	.05104
#1	205190.	48540.	3148.5	8183.2
#2	204990.	48128.	3144.5	8177.3

Zoom In Zoom Out

Sample Name: jb70672-5 Acquired: 7/3/2014 22:14:23 Type: Unk
Method: Accutest1(v213) Mode: CONC Corr. Factor: 1.000000
User: admin Custom ID1: Custom ID2: Custom ID3:
Comment:

Elem	Ba4554	Be3130	Cd2288	Co2286	Cr2677	Cu3247	Mn2576	Ni2316	Ag3280
Avg	**.0002**	**.0000**	**.0000**	**.0000**	**.0005**	**-.0006**	**.0003**	**.0000**	**-.0002**
Stddev	.0000	.000	.0000	.000	.0002	.0002	.0000	.000	.0003
%RSD	8.069	11.86	55.44	74.62	31.14	34.10	.7161	282.7	195.9
#1	.0002	.0000	.0000	.0000	.0004	-.0007	.0003	.0000	-.0004
#2	.0002	.0000	.0001	-.0001	.0007	-.0004	.0003	-.0001	.0001

Elem	V_2924	Zn2062	As1890	Tl1908	Pb2203	Se1960	Sb2068	Al3961	Ca3179
Avg	**.0000**	**.0014**	**-.0006**	**-.0016**	**-.0003**	**.0006**	**.0005**	**.0138**	**.0701**
Stddev	.000	.0000	.0001	.0001	.0006	.0009	.0005	.0004	.0007
%RSD	592.3	2.660	25.21	7.500	220.4	133.8	90.07	2.592	.9745
#1	.0000	.0015	-.0007	-.0017	-.0007	.0012	.0009	.0141	.0706
#2	-.0001	.0014	-.0005	-.0015	.0001	.0000	.0002	.0136	.0696

Elem	Fe2599	Mg2790	K_7664	Na5895	B_2089	Mo2020	Pd3404	Si2124	Sn1899
Avg	**.0079**	**.0215**	**-.0492**	**.2418**	**.0019**	**.0001**	**-.0010**	**.1307**	**.0002**
Stddev	.0003	.0083	.0013	.0055	.0004	.0000	.0003	.0006	.0005
%RSD	4.285	38.62	2.600	2.270	22.64	38.16	29.19	.4295	236.8
#1	.0077	.0274	-.0501	.2457	.0016	.0001	-.0008	.1311	.0005
#2	.0082	.0156	-.0483	.2380	.0022	.0001	-.0013	.1303	-.0001

Elem	Sr4077	Ti3349	W_2079	Zr3391	S_1820	Bi2230	Li6707
Avg	**.0001**	**.0005**	**.0017**	**.0002**	**.0212**	**-.0015**	**.0006**
Stddev	.0000	.0001	.0009	.0001	.0003	.0006	.0001
%RSD	14.17	18.42	51.64	39.15	1.640	42.67	17.96
#1	.0002	.0004	.0024	.0002	.0214	-.0019	.0007
#2	.0001	.0006	.0011	.0001	.0209	-.0010	.0006

Int. Std.	Y_3600	Y_3710	Y_2243	In2306
Avg	**204960.**	**48416.**	**3157.2**	**8202.6**
Stddev	40.	95.	4.0	4.9
%RSD	.01975	.19673	.12772	.06015
#1	204930.	48349.	3154.3	8199.1
#2	204990.	48483.	3160.0	8206.0

Zoom In Zoom Out

Sample Name: jb70677-1 Acquired: 7/3/2014 22:20:31 Type: Unk
Method: Accutest1(v213) Mode: CONC Corr. Factor: 1.000000
User: admin Custom ID1: Custom ID2: Custom ID3:
Comment:

Elem	Ba4554	Be3130	Cd2288	Co2286	Cr2677	Cu3247	Mn2576	Ni2316	Ag3280
Avg	**.0849**	**.0004**	**.0006**	**.0112**	**.0233**	**.0307**	**1.009**	**.0169**	**.0017**
Stddev	.0001	.0000	.0000	.0003	.0000	.0002	.003	.0003	.0002
%RSD	.1438	4.867	3.044	2.631	.0936	.5150	.2761	1.695	13.68
#1	.0848	.0004	.0006	.0114	.0233	.0306	1.007	.0167	.0015
#2	.0850	.0004	.0006	.0110	.0233	.0308	1.011	.0171	.0019

Elem	V_2924	Zn2062	As1890	Tl1908	Pb2203	Se1960	Sb2068	Al3961	Ca3179
Avg	**.0445**	**.0730**	**.0064**	**.0008**	**.0154**	**.0006**	**.0016**	**10.17**	**28.27**
Stddev	.0002	.0000	.0002	.0004	.0001	.0006	.0005	.02	.12
%RSD	.3809	.0141	2.379	46.41	.6979	100.6	33.58	.1604	.4243
#1	.0444	.0730	.0065	.0006	.0153	.0010	.0012	10.16	28.18
#2	.0447	.0730	.0063	.0011	.0155	.0002	.0020	10.19	28.35

Elem	Fe2599	Mg2790	K_7664	Na5895	B_2089	Mo2020	Pd3404	Si2124	Sn1899
Avg	**18.90**	**7.898**	**3.097**	**8.324**	**.0742**	**.0022**	**.0012**	**22.94**	**-.0020**
Stddev	.07	.052	.001	.004	.0009	.0002	.0005	.02	.0001
%RSD	.3716	.6589	.0212	.0445	1.147	9.114	37.58	.1029	3.484
#1	18.85	7.861	3.098	8.326	.0748	.0024	.0015	22.96	-.0021
#2	18.95	7.935	3.097	8.321	.0736	.0021	.0009	22.92	-.0020

Elem	Sr4077	Ti3349	W_2079	Zr3391	S_1820	Bi2230	Li6707
Avg	**.1264**	**.5427**	**.0061**	**.0030**	**5.848**	**.0073**	**.0104**
Stddev	.0001	.0003	.0005	.0001	.002	.0001	.0008
%RSD	.0677	.0630	7.670	1.762	.0333	1.251	7.273
#1	.1264	.5429	.0057	.0031	5.849	.0073	.0110
#2	.1265	.5425	.0064	.0030	5.847	.0072	.0099

Int. Std.	Y_3600	Y_3710	Y_2243	In2306
Avg	**204430.**	**49016.**	**3139.5**	**8126.3**
Stddev	300.	343.	2.8	4.3
%RSD	.14665	.70036	.08992	.05238
#1	204640.	49259.	3137.5	8123.3
#2	204210.	48773.	3141.5	8129.3

Zoom In Zoom Out

Sample Name: mp80392-mb1 Acquired: 7/3/2014 22:26:34 Type: Unk
Method: Accutest1(v213) Mode: CONC Corr. Factor: 1.000000
User: admin Custom ID1: Custom ID2: Custom ID3:
Comment:

Elem	Ba4554	Be3130	Cd2288	Co2286	Cr2677	Cu3247	Mn2576	Ni2316	Ag3280
Avg	**.0030**	**.0000**	**.0001**	**.0005**	**.0007**	**.0000**	**.0010**	**.0008**	**-.0002**
Stddev	.0001	.0000	.0001	.0001	.0001	.000	.0000	.0002	.0000
%RSD	4.982	4.117	162.6	18.95	8.442	11.38	3.729	23.79	17.26
#1	.0031	.0000	.0001	.0005	.0007	.0000	.0010	.0009	-.0002
#2	.0028	.0000	.0000	.0006	.0007	.0000	.0011	.0006	-.0001

Elem	V_2924	Zn2062	As1890	Tl1908	Pb2203	Se1960	Sb2068	Al3961	Ca3179
Avg	**.0005**	**.0049**	**.0020**	**.0020**	**.0004**	**.0031**	**.0009**	**.0438**	**.0796**
Stddev	.0002	.0001	.0001	.0003	.0005	.0001	.0001	.0005	.0011
%RSD	29.94	2.058	3.578	16.90	141.4	2.329	12.34	1.077	1.406
#1	.0004	.0050	.0021	.0023	.0007	.0031	.0010	.0435	.0804
#2	.0006	.0049	.0020	.0018	.0000	.0030	.0009	.0441	.0788

Elem	Fe2599	Mg2790	K_7664	Na5895	B_2089	Mo2020	Pd3404	Si2124	Sn1899
Avg	**.0635**	**.0222**	**-.0133**	**.0445**	**.0010**	**.0001**	**.0003**	**.0287**	**.0090**
Stddev	.0009	.0044	.0005	.0060	.0003	.0001	.0008	.0002	.0001
%RSD	1.360	19.87	3.482	13.58	34.36	82.34	312.9	.5668	.5833
#1	.0629	.0191	-.0136	.0402	.0007	.0002	.0008	.0286	.0090
#2	.0641	.0253	-.0130	.0488	.0012	.0000	-.0003	.0288	.0090

Elem	Sr4077	Ti3349	W_2079	Zr3391	S_1820	Bi2230	Li6707
Avg	**.0001**	**.0011**	**.0004**	**.0005**	**.0149**	**.0000**	**.0022**
Stddev	.0000	.0005	.0003	.0000	.0002	.0001	.0001
%RSD	4.319	47.67	85.48	2.784	1.308	512.0	3.497
#1	.0001	.0008	.0001	.0005	.0151	.0000	.0022
#2	.0001	.0015	.0006	.0005	.0148	.0001	.0021

Int. Std.	Y_3600	Y_3710	Y_2243	In2306
Avg	**205540.**	**48806.**	**3154.8**	**8209.3**
Stddev	492.	295.	1.0	4.5
%RSD	.23925	.60368	.03213	.05542
#1	205890.	48598.	3154.1	8206.1
#2	205190.	49015.	3155.5	8212.5

Zoom In Zoom Out

Sample Name: mp80392-b1 Acquired: 7/3/2014 22:32:43 Type: Unk
Method: Accutest1(v213) Mode: CONC Corr. Factor: 1.000000
User: admin Custom ID1: Custom ID2: Custom ID3:
Comment:

Elem	Ba4554	Be3130	Cd2288	Co2286	Cr2677	Cu3247	Mn2576	Ni2316	Ag3280
Avg	**3.983**	**.1053**	**.1062**	**1.022**	**.4196**	**.4843**	**1.053**	**1.039**	**.0995**
Stddev	.032	.0012	.0000	.000	.0007	.0001	.002	.000	.0002
%RSD	.7963	1.180	.0130	.0212	.1568	.0154	.1420	.0290	.1600
#1	3.961	.1061	.1062	1.022	.4201	.4843	1.052	1.039	.0997
#2	4.006	.1044	.1062	1.022	.4192	.4844	1.054	1.039	.0994

Elem	V_2924	Zn2062	As1890	Tl1908	Pb2203	Se1960	Sb2068	Al3961	Ca3179
Avg	**.9986**	**1.118**	**4.006**	**4.192**	**1.040**	**4.158**	**.9969**	**54.11**	**13.35**
Stddev	.0007	.001	.001	.004	.001	.003	.0006	.65	.14
%RSD	.0726	.0501	.0234	.1084	.0619	.0626	.0567	1.199	1.077
#1	.9981	1.119	4.006	4.196	1.040	4.160	.9965	54.57	13.45
#2	.9991	1.118	4.005	4.189	1.041	4.156	.9973	53.65	13.25

Elem	Fe2599	Mg2790	K_7664	Na5895	B_2089	Mo2020	Pd3404	Si2124	Sn1899
Avg	**54.68**	**13.32**	**12.91**	**13.17**	**.0018**	**.0021**	**-.0031**	**.0613**	**.0148**
Stddev	.63	.14	.14	.16	.0001	.0004	.0005	.0002	.0002
%RSD	1.154	1.040	1.060	1.230	7.095	17.44	15.43	.3404	1.415
#1	55.12	13.42	13.01	13.28	.0017	.0023	-.0027	.0615	.0149
#2	54.23	13.23	12.81	13.05	.0019	.0018	-.0034	.0612	.0146

Elem	Sr4077	Ti3349	W_2079	Zr3391	S_1820	Bi2230	Li6707
Avg	**.0000**	**.0034**	**.0096**	**.0002**	**.0309**	**-.0042**	**.0006**
Stddev	.000	.0004	.0007	.0000	.0008	.0006	.0003
%RSD	225.7	11.75	7.580	5.457	2.710	13.42	48.15
#1	.0000	.0031	.0101	.0002	.0315	-.0038	.0008
#2	-.0001	.0037	.0091	.0002	.0303	-.0046	.0004

Int. Std.	Y_3600	Y_3710	Y_2243	In2306
Avg	**200310.**	**47939.**	**3096.7**	**8091.8**
Stddev	276.	483.	.8	6.6
%RSD	.13783	1.0077	.02661	.08147
#1	200120.	47597.	3096.2	8087.1
#2	200510.	48280.	3097.3	8096.5

Zoom In Zoom Out

Sample Name: ccv Acquired: 7/3/2014 22:38:50 Type: QC
Method: Accutest1(v213) Mode: CONC Corr. Factor: 1.000000
User: admin Custom ID1: Custom ID2: Custom ID3:
Comment:

Elem	Ba4554	Be3130	Cd2288	Co2286	Cr2677	Cu3247	Mn2576	Ni2316	Ag3280
Units	ppm	ppm	ppm	ppm	ppm	ppm	ppm	ppm	ppm
Avg	**1.958**	**2.011**	**1.985**	**2.025**	**2.036**	**1.944**	**2.041**	**2.033**	**.2445**
Stddev	.002	.039	.002	.000	.001	.002	.002	.000	.0004
%RSD	.1148	1.942	.1146	.0054	.0422	.0996	.0958	.0201	.1609
#1	1.959	1.984	1.986	2.025	2.037	1.943	2.042	2.033	.2442
#2	1.956	2.039	1.983	2.026	2.036	1.946	2.039	2.033	.2447
Check ?	Chk Pass	Chk Pass	Chk Pass	Chk Pass	Chk Pass	Chk Pass	Chk Pass	Chk Pass	Chk Pass
Value									
Range									

Elem	V_2924	Zn2062	As1890	Tl1908	Pb2203	Se1960	Sb2068	Al3961	Ca3179
Units	ppm	ppm	ppm	ppm	ppm	ppm	ppm	ppm	ppm
Avg	**1.994**	**2.058**	**1.945**	**2.027**	**2.028**	**1.966**	**1.951**	**39.53**	**41.21**
Stddev	.001	.000	.002	.005	.002	.000	.001	.02	.06
%RSD	.0468	.0115	.0754	.2513	.1132	.0172	.0499	.0382	.1544
#1	1.993	2.058	1.944	2.031	2.026	1.965	1.951	39.52	41.17
#2	1.994	2.058	1.946	2.023	2.029	1.966	1.950	39.54	41.26
Check ?	Chk Pass	Chk Pass	Chk Pass	Chk Pass	Chk Pass	Chk Pass	Chk Pass	Chk Pass	Chk Pass
Value									
Range									

Elem	Fe2599	Mg2790	K_7664	Na5895	B_2089	Mo2020	Pd3404	Si2124	Sn1899
Units	ppm	ppm	ppm	ppm	ppm	ppm	ppm	ppm	ppm
Avg	**40.74**	**40.42**	**39.34**	**39.84**	**1.941**	**1.973**	**1.944**	**4.915**	**2.016**
Stddev	.02	.09	.03	.00	.001	.001	.002	.002	.001
%RSD	.0429	.2122	.0799	.0124	.0581	.0254	.1021	.0449	.0549
#1	40.72	40.36	39.37	39.84	1.942	1.973	1.942	4.916	2.017
#2	40.75	40.48	39.32	39.84	1.940	1.973	1.945	4.913	2.016
Check ?	Chk Pass	Chk Pass	Chk Pass	Chk Pass	Chk Pass	Chk Pass	Chk Pass	Chk Pass	Chk Pass
Value									
Range									

Zoom In Zoom Out

Sample Name: ccv Acquired: 7/3/2014 22:38:50 Type: QC
Method: Accutest1(v213) Mode: CONC Corr. Factor: 1.000000
User: admin Custom ID1: Custom ID2: Custom ID3:
Comment:

Elem	Sr4077	Ti3349	W_2079	Zr3391	S_1820	Bi2230	Li6707
Units	ppm	ppm	ppm	ppm	ppm	ppm	ppm
Avg	**2.000**	**1.972**	**1.872**	**2.006**	**1.954**	**1.920**	**1.978**
Stddev	.027	.002	.007	.001	.001	.001	.004
%RSD	1.362	.0806	.3837	.0479	.0497	.0443	.1750
#1	2.019	1.973	1.867	2.007	1.955	1.920	1.980
#2	1.980	1.971	1.877	2.006	1.954	1.919	1.975
Check ?	Chk Pass	Chk Pass	Chk Pass	Chk Pass	Chk Pass	Chk Pass	Chk Pass
Value							
Range							

Int. Std.	Y_3600	Y_3710	Y_2243	In2306
Units	Cts/S	Cts/S	Cts/S	Cts/S
Avg	**196200.**	**47751.**	**3065.6**	**7962.4**
Stddev	63.	66.	3.0	6.4
%RSD	.03211	.13831	.09911	.08012
#1	196160.	47798.	3063.4	7957.9
#2	196250.	47705.	3067.7	7966.9

Zoom In Zoom Out

Sample Name: ccb Acquired: 7/3/2014 22:45:03 Type: QC
Method: Accutest1(v213) Mode: CONC Corr. Factor: 1.000000
User: admin Custom ID1: Custom ID2: Custom ID3:
Comment:

Elem	Ba4554	Be3130	Cd2288	Co2286	Cr2677	Cu3247	Mn2576	Ni2316	Ag3280
Units	ppm	ppm	ppm	ppm	ppm	ppm	ppm	ppm	ppm
Avg	**.0004**	**.0004**	**.0002**	**.0003**	**.0004**	**-.0002**	**.0005**	**.0003**	**-.0003**
Stddev	.0001	.0000	.0000	.0000	.0002	.0002	.0000	.0003	.0001
%RSD	30.72	11.96	8.519	8.324	40.17	75.66	6.107	98.26	30.32
#1	.0004	.0004	.0002	.0004	.0003	-.0004	.0005	.0001	-.0002
#2	.0005	.0005	.0001	.0003	.0005	-.0001	.0004	.0005	-.0003
Check ?	Chk Pass	Chk Pass	Chk Pass	Chk Pass	Chk Pass	Chk Pass	Chk Pass	Chk Pass	Chk Pass
High Limit									
Low Limit									

Elem	V_2924	Zn2062	As1890	Tl1908	Pb2203	Se1960	Sb2068	Al3961	Ca3179
Units	ppm	ppm	ppm	ppm	ppm	ppm	ppm	ppm	ppm
Avg	**.0005**	**-.0002**	**.0009**	**.0005**	**.0001**	**-.0003**	**.0000**	**.0081**	**.0122**
Stddev	.0001	.0000	.0002	.0005	.0004	.0004	.0009	.0054	.0034
%RSD	19.08	7.478	20.25	100.6	357.4	125.5	2872.	66.98	27.71
#1	.0004	-.0002	.0011	.0009	.0004	-.0006	.0007	.0042	.0098
#2	.0005	-.0002	.0008	.0002	-.0002	.0000	-.0006	.0119	.0146
Check ?	Chk Pass	Chk Pass	Chk Pass	Chk Pass	Chk Pass	Chk Pass	Chk Pass	Chk Pass	Chk Pass
High Limit									
Low Limit									

Elem	Fe2599	Mg2790	K_7664	Na5895	B_2089	Mo2020	Pd3404	Si2124	Sn1899
Units	ppm	ppm	ppm	ppm	ppm	ppm	ppm	ppm	ppm
Avg	**.0093**	**.0073**	**-.0494**	**.0205**	**.0020**	**.0009**	**.0005**	**.0001**	**.0000**
Stddev	.0013	.0000	.0501	.0019	.0006	.0001	.0003	.0002	.001
%RSD	13.95	.3845	101.4	9.270	28.06	11.66	65.75	222.7	2095.
#1	.0084	.0073	-.0849	.0192	.0024	.0009	.0007	-.0001	.0003
#2	.0102	.0073	-.0140	.0218	.0016	.0010	.0003	.0002	-.0004
Check ?	Chk Pass	Chk Pass	Chk Pass	Chk Pass	Chk Pass	Chk Pass	Chk Pass	Chk Pass	Chk Pass
High Limit									
Low Limit									

Zoom In Zoom Out

Sample Name: ccb Acquired: 7/3/2014 22:45:03 Type: QC
Method: Accutest1(v213) Mode: CONC Corr. Factor: 1.000000
User: admin Custom ID1: Custom ID2: Custom ID3:
Comment:

Elem	Sr4077	Ti3349	W_2079	Zr3391	S_1820	Bi2230	Li6707
Units	ppm	ppm	ppm	ppm	ppm	ppm	ppm
Avg	**.0005**	**.0008**	**.0114**	**.0008**	**.0034**	**.0002**	**.0025**
Stddev	.0000	.0000	.0009	.0000	.0006	.0007	.0009
%RSD	9.163	2.660	8.071	.3888	18.43	393.8	34.35
#1	.0005	.0008	.0120	.0008	.0038	.0007	.0019
#2	.0005	.0008	.0107	.0008	.0029	-.0003	.0031
Check ?	Chk Pass	Chk Pass	Chk Pass	Chk Pass	Chk Pass	Chk Pass	Chk Pass
High Limit							
Low Limit							

Int. Std.	Y_3600	Y_3710	Y_2243	In2306
Units	Cts/S	Cts/S	Cts/S	Cts/S
Avg	**205530.**	**48533.**	**3160.5**	**8207.3**
Stddev	403.	79.	9.9	22.3
%RSD	.19624	.16278	.31304	.27220
#1	205810.	48588.	3167.5	8223.1
#2	205240.	48477.	3153.5	8191.5

Zoom In Zoom Out

Sample Name: mp80392-s1 Acquired: 7/3/2014 22:51:14 Type: Unk
Method: Accutest1(v213) Mode: CONC Corr. Factor: 1.000000
User: admin Custom ID1: Custom ID2: Custom ID3:
Comment:

Elem	Ba4554	Be3130	Cd2288	Co2286	Cr2677	Cu3247	Mn2576	Ni2316	Ag3280
Avg	**3.922**	**.1013**	**.1029**	**1.005**	**.5561**	**.5555**	**2.640**	**1.133**	**.0947**
Stddev	.007	.0002	.0004	.001	.0006	.0017	.003	.002	.0006
%RSD	.1704	.2153	.3880	.0747	.1019	.2993	.1067	.1473	.6590
#1	3.927	.1012	.1032	1.005	.5557	.5566	2.642	1.134	.0943
#2	3.918	.1015	.1027	1.004	.5565	.5543	2.638	1.132	.0952

Elem	V_2924	Zn2062	As1890	Tl1908	Pb2203	Se1960	Sb2068	Al3961	Ca3179
Avg	**1.102**	**1.444**	**3.790**	**3.934**	**1.236**	**3.896**	**.4470**	**138.3**	**26.08**
Stddev	.001	.003	.007	.005	.000	.010	.0017	.1	.07
%RSD	.0791	.2040	.1756	.1180	.0320	.2662	.3822	.0710	.2809
#1	1.103	1.446	3.795	3.937	1.236	3.904	.4482	138.2	26.03
#2	1.101	1.441	3.785	3.931	1.235	3.889	.4458	138.4	26.13

Elem	Fe2599	Mg2790	K_7664	Na5895	B_2089	Mo2020	Pd3404	Si2124	Sn1899
Avg	**207.7**	**48.30**	**30.05**	**17.79**	**.0976**	**.0090**	**.0019**	**4.147**	**.0231**
Stddev	1.6	.23	.04	.00	.0014	.0001	.0001	.007	.0002
%RSD	.7494	.4840	.1498	.0066	1.395	.7129	6.937	.1727	.9929
#1	206.6	48.14	30.01	17.78	.0986	.0089	.0020	4.152	.0233
#2	208.8	48.47	30.08	17.79	.0966	.0090	.0018	4.142	.0230

Elem	Sr4077	Ti3349	W_2079	Zr3391	S_1820	Bi2230	Li6707
Avg	**.1648**	**2.304**	**.0230**	**.0663**	**66.40**	**.0348**	**.1777**
Stddev	.0000	.002	.0010	.0002	.14	.0004	.0001
%RSD	.0210	.0832	4.492	.3632	.2068	1.165	.0673
#1	.1648	2.306	.0237	.0662	66.50	.0351	.1777
#2	.1648	2.303	.0222	.0665	66.30	.0345	.1776

Int. Std.	Y_3600	Y_3710	Y_2243	In2306
Avg	**204280.**	**50496.**	**3188.4**	**8150.2**
Stddev	114.	149.	4.5	6.1
%RSD	.05567	.29423	.14241	.07447
#1	204360.	50601.	3185.2	8146.0
#2	204200.	50391.	3191.6	8154.5

Zoom In Zoom Out

Sample Name: mp80392-s2 Acquired: 7/3/2014 22:57:29 Type: Unk
Method: Accutest1(v213) Mode: CONC Corr. Factor: 1.000000
User: admin Custom ID1: Custom ID2: Custom ID3:
Comment:

Elem	Ba4554	Be3130	Cd2288	Co2286	Cr2677	Cu3247	Mn2576	Ni2316	Ag3280
Avg	**3.952**	**.1009**	**.1026**	**.9972**	**.5727**	**.5812**	**2.872**	**1.148**	**.0927**
Stddev	.077	.0001	.0005	.0057	.0024	.0023	.025	.006	.0000
%RSD	1.962	.1020	.4389	.5688	.4211	.3881	.8736	.5606	.0068
#1	4.007	.1010	.1029	1.001	.5710	.5796	2.854	1.153	.0927
#2	3.897	.1009	.1022	.9932	.5744	.5828	2.890	1.143	.0927

Elem	V_2924	Zn2062	As1890	Tl1908	Pb2203	Se1960	Sb2068	Al3961	Ca3179
Avg	**1.116**	**1.520**	**3.753**	**3.855**	**1.241**	**3.865**	**.4204**	**153.1**	**28.29**
Stddev	.004	.007	.023	.020	.004	.017	.0020	.4	.03
%RSD	.3845	.4514	.6107	.5062	.2794	.4422	.4802	.2316	.1074
#1	1.113	1.524	3.769	3.868	1.244	3.877	.4218	152.8	28.31
#2	1.119	1.515	3.736	3.841	1.239	3.853	.4190	153.3	28.27

Elem	Fe2599	Mg2790	K_7664	Na5895	B_2089	Mo2020	Pd3404	Si2124	Sn1899
Avg	**250.1**	**54.82**	**31.38**	**18.12**	**.1035**	**.0125**	**.0017**	**4.426**	**.0251**
Stddev	1.2	.16	.05	.04	.0009	.0002	.0002	.031	.0000
%RSD	.4675	.2914	.1551	.2320	.8968	1.362	10.68	.7067	.1456
#1	251.0	54.93	31.41	18.09	.1042	.0126	.0018	4.448	.0251
#2	249.3	54.71	31.34	18.15	.1029	.0124	.0016	4.404	.0250

Elem	Sr4077	Ti3349	W_2079	Zr3391	S_1820	Bi2230	Li6707
Avg	**.1825**	**2.459**	**.0223**	**.0689**	**87.75**	**.0392**	**.2223**
Stddev	.0002	.009	.0002	.0004	.45	.0010	.0012
%RSD	.0900	.3644	.8745	.5919	.5106	2.448	.5255
#1	.1826	2.452	.0225	.0686	88.06	.0385	.2232
#2	.1823	2.465	.0222	.0691	87.43	.0399	.2215

Int. Std.	Y_3600	Y_3710	Y_2243	In2306
Avg	**203620.**	**50151.**	**3176.9**	**8156.5**
Stddev	695.	146.	15.3	30.3
%RSD	.34125	.29194	.48079	.37148
#1	204110.	50048.	3166.1	8135.0
#2	203120.	50255.	3187.7	8177.9

Zoom In Zoom Out

Sample Name: jb70517-1 Acquired: 7/3/2014 23:03:44 Type: Unk
Method: Accutest1(v213) Mode: CONC Corr. Factor: 1.000000
User: admin Custom ID1: Custom ID2: Custom ID3:
Comment:

Elem	Ba4554	Be3130	Cd2288	Co2286	Cr2677	Cu3247	Mn2576	Ni2316	Ag3280
Avg	**.2506**	**.0051**	**.0029**	**.0751**	**.1822**	**.1143**	**2.061**	**.2146**	**.0007**
Stddev	.0000	.0000	.0002	.0000	.0010	.0002	.002	.0006	.0000
%RSD	.0049	.0061	6.991	.0260	.5592	.1797	.0751	.2671	.0377
#1	.2506	.0051	.0031	.0751	.1815	.1141	2.062	.2142	.0007
#2	.2505	.0051	.0028	.0751	.1830	.1144	2.060	.2150	.0007

Elem	V_2924	Zn2062	As1890	Tl1908	Pb2203	Se1960	Sb2068	Al3961	Ca3179
Avg	**.1924**	**.4846**	**.0909**	**.0012**	**.2388**	**.0016**	**.0049**	**91.94**	**18.85**
Stddev	.0009	.0000	.0007	.0001	.0013	.0001	.0008	.14	.00
%RSD	.4935	.0002	.7150	4.265	.5616	4.031	17.00	.1509	.0262
#1	.1918	.4846	.0914	.0013	.2379	.0015	.0043	91.84	18.85
#2	.1931	.4846	.0904	.0012	.2398	.0016	.0055	92.04	18.86

Elem	Fe2599	Mg2790	K_7664	Na5895	B_2089	Mo2020	Pd3404	Si2124	Sn1899
Avg	**200.4**	**43.99**	**18.45**	**5.821**	**.0942**	**.0148**	**.0049**	**3.939**	**.0245**
Stddev	.5	.03	.02	.008	.0003	.0001	.0001	.003	.0005
%RSD	.2294	.0777	.1290	.1432	.3403	.8959	2.060	.0840	2.010
#1	200.1	43.97	18.47	5.816	.0939	.0149	.0049	3.937	.0241
#2	200.8	44.02	18.43	5.827	.0944	.0147	.0048	3.942	.0248

Elem	Sr4077	Ti3349	W_2079	Zr3391	S_1820	Bi2230	Li6707
Avg	**.1911**	**2.263**	**.0129**	**.0634**	**97.77**	**.0378**	**.2016**
Stddev	.0001	.003	.0009	.0003	.01	.0003	.0006
%RSD	.0580	.1495	6.682	.5041	.0052	.8793	.3042
#1	.1912	2.260	.0135	.0632	97.77	.0380	.2020
#2	.1910	2.265	.0123	.0637	97.76	.0375	.2011

Int. Std.	Y_3600	Y_3710	Y_2243	In2306
Avg	**206280.**	**50952.**	**3200.7**	**8181.1**
Stddev	61.	87.	.4	2.7
%RSD	.02953	.16989	.01097	.03307
#1	206330.	50891.	3201.0	8183.0
#2	206240.	51014.	3200.5	8179.2

Zoom In Zoom Out

Sample Name: mp80392-sd1 Acquired: 7/3/2014 23:09:56 Type: Unk
Method: Accutest1(v213) Mode: CONC Corr. Factor: 5.000000
User: admin Custom ID1: Custom ID2: Custom ID3:
Comment:

Elem	Ba4554	Be3130	Cd2288	Co2286	Cr2677	Cu3247	Mn2576	Ni2316	Ag3280
Avg	**.2681**	**.0051**	**.0032**	**.0787**	**.1966**	**.1168**	**2.258**	**.2286**	**.0078**
Stddev	.0004	.0000	.0001	.0004	.0011	.0011	.004	.0001	.0001
%RSD	.1344	.3533	3.854	.5337	.5696	.9427	.1667	.0596	1.280
#1	.2683	.0051	.0032	.0784	.1958	.1160	2.255	.2287	.0077
#2	.2678	.0051	.0033	.0790	.1974	.1176	2.261	.2285	.0079

Elem	V_2924	Zn2062	As1890	Tl1908	Pb2203	Se1960	Sb2068	Al3961	Ca3179
Avg	**.2053**	**.5314**	**.0968**	**.0045**	**.2540**	**.0012**	**.0083**	**97.27**	**20.34**
Stddev	.0003	.0012	.0003	.0015	.0010	.0047	.0021	.07	.08
%RSD	.1440	.2267	.3260	33.90	.4013	393.2	25.73	.0679	.4164
#1	.2051	.5323	.0966	.0034	.2547	-.0021	.0068	97.23	20.28
#2	.2055	.5306	.0970	.0056	.2532	.0045	.0098	97.32	20.40

Elem	Fe2599	Mg2790	K_7664	Na5895	B_2089	Mo2020	Pd3404	Si2124	Sn1899
Avg	**226.3**	**47.35**	**19.27**	**6.220**	**.1017**	**.0147**	**.0031**	**4.102**	**.0258**
Stddev	.3	.10	.03	.023	.0000	.0007	.0002	.005	.0032
%RSD	.1381	.2044	.1641	.3693	.0187	4.824	7.445	.1210	12.57
#1	226.1	47.28	19.25	6.204	.1017	.0142	.0029	4.105	.0235
#2	226.5	47.42	19.30	6.237	.1017	.0152	.0033	4.098	.0280

Elem	Sr4077	Ti3349	W_2079	Zr3391	S_1820	Bi2230	Li6707
Avg	**.2017**	**2.383**	**.0209**	**.0680**	**104.8**	**.0363**	**.2233**
Stddev	.0004	.000	.0033	.0002	.2	.0012	.0013
%RSD	.2002	.0056	15.81	.3244	.1576	3.443	.5918
#1	.2020	2.383	.0232	.0679	104.9	.0371	.2224
#2	.2015	2.383	.0185	.0682	104.7	.0354	.2242

Int. Std.	Y_3600	Y_3710	Y_2243	In2306
Avg	**205250.**	**48867.**	**3182.8**	**8225.1**
Stddev	413.	172.	2.4	11.3
%RSD	.20098	.35250	.07421	.13767
#1	205540.	48988.	3184.5	8233.1
#2	204950.	48745.	3181.1	8217.1

Zoom In Zoom Out

Sample Name: mp80418-mb1conf Acquired: 7/3/2014 23:15:59 Type: Unk
Method: Accutest1(v213) Mode: CONC Corr. Factor: 1.000000
User: admin Custom ID1: Custom ID2: Custom ID3:
Comment:

Elem	Ba4554	Be3130	Cd2288	Co2286	Cr2677	Cu3247	Mn2576	Ni2316	Ag3280
Avg	**.0063**	**.0000**	**.0000**	**.0002**	**.0023**	**.0081**	**.0033**	**.0013**	**.0001**
Stddev	.0000	.0000	.000	.0000	.0002	.0001	.0000	.0001	.0002
%RSD	.6085	54.87	198.8	16.62	11.02	1.221	.4421	6.470	143.0
#1	.0063	.0000	.0000	.0002	.0024	.0081	.0033	.0014	.0000
#2	.0063	.0000	-.0001	.0002	.0021	.0082	.0033	.0013	.0002

Elem	V_2924	Zn2062	As1890	Tl1908	Pb2203	Se1960	Sb2068	Al3961	Ca3179
Avg	**.0002**	**.0131**	**.0004**	**-.0003**	**.0056**	**.0001**	**.0006**	**.0476**	**.2245**
Stddev	.0001	.0001	.0002	.0001	.0005	.0000	.0002	.0010	.0010
%RSD	43.84	.8541	49.24	40.99	9.258	31.34	35.62	2.125	.4645
#1	.0001	.0131	.0006	-.0002	.0060	.0001	.0008	.0468	.2253
#2	.0003	.0132	.0003	-.0004	.0053	.0001	.0005	.0483	.2238

Elem	Fe2599	Mg2790	K_7664	Na5895	B_2089	Mo2020	Pd3404	Si2124	Sn1899
Avg	**.0542**	**.0578**	**-.0235**	**.0710**	**.0016**	**.0000**	**.0006**	**.4810**	**-.0002**
Stddev	.0000	.0068	.0201	.0009	.0003	.0000	.0002	.0040	.0003
%RSD	.0009	11.84	85.49	1.281	16.33	35.60	34.87	.8417	158.2
#1	.0542	.0530	-.0376	.0704	.0018	.0001	.0004	.4781	-.0004
#2	.0542	.0627	-.0093	.0717	.0014	.0000	.0007	.4838	.0000

Elem	Sr4077	Ti3349	W_2079	Zr3391	S_1820	Bi2230	Li6707
Avg	**.0067**	**.0005**	**.0023**	**.0001**	**1.555**	**-.0011**	**.0011**
Stddev	.0001	.0002	.0001	.0000	.002	.0004	.0005
%RSD	.8022	38.92	4.209	6.831	.1152	33.37	46.10
#1	.0067	.0007	.0022	.0001	1.553	-.0008	.0015
#2	.0066	.0004	.0023	.0001	1.556	-.0013	.0007

Int. Std.	Y_3600	Y_3710	Y_2243	In2306
Avg	**206480.**	**48742.**	**3164.6**	**8245.7**
Stddev	239.	379.	1.6	4.4
%RSD	.11574	.77750	.04971	.05290
#1	206650.	49010.	3165.7	8248.8
#2	206310.	48474.	3163.5	8242.6

Zoom In Zoom Out

Sample Name: mp80418-sd1 3 Acquired: 7/3/2014 23:22:08 Type: Unk
Method: Accutest1(v213) Mode: CONC Corr. Factor: 5.000000
User: admin Custom ID1: Custom ID2: Custom ID3:
Comment:

Elem	Ba4554	Be3130	Cd2288	Co2286	Cr2677	Cu3247	Mn2576	Ni2316	Ag3280
Avg	**.0538**	**-.0003**	**.0000**	**.0124**	**.0030**	**-.0014**	**.0028**	**.0076**	**.0000**
Stddev	.0004	.0001	.000	.0007	.0006	.0007	.0002	.0005	.0007
%RSD	.7760	29.08	414.5	6.012	20.91	52.15	5.654	6.468	3126.
#1	.0541	-.0002	.0001	.0119	.0025	-.0009	.0029	.0072	-.0005
#2	.0535	-.0003	-.0002	.0130	.0034	-.0020	.0027	.0079	.0005

Elem	V_2924	Zn2062	As1890	Tl1908	Pb2203	Se1960	Sb2068	Al3961	Ca3179
Avg	**.0017**	**.0100**	**.0020**	**-.0022**	**.0032**	**-.0012**	**.0010**	**.6064**	**10.44**
Stddev	.0002	.0002	.0012	.0007	.0009	.0038	.0046	.0319	.03
%RSD	12.54	2.226	63.22	29.82	28.89	305.4	468.7	5.266	.2781
#1	.0019	.0102	.0028	-.0018	.0039	-.0039	-.0023	.6290	10.42
#2	.0016	.0099	.0011	-.0027	.0026	.0014	.0042	.5838	10.47

Elem	Fe2599	Mg2790	K_7664	Na5895	B_2089	Mo2020	Pd3404	Si2124	Sn1899
Avg	**.6695**	**.8595**	**52.61**	**31.56**	**2.167**	**.0088**	**-.0024**	**9.668**	**-.0023**
Stddev	.0031	.0055	.21	.10	.013	.0003	.0028	.071	.0024
%RSD	.4666	.6388	.3959	.3073	.5939	3.101	117.3	.7357	101.0
#1	.6717	.8556	52.46	31.63	2.158	.0090	-.0043	9.618	-.0040
#2	.6673	.8633	52.75	31.49	2.176	.0086	-.0004	9.719	-.0007

Elem	Sr4077	Ti3349	W_2079	Zr3391	S_1820	Bi2230	Li6707
Avg	**.0805**	**.0111**	**.0086**	**-.0008**	**29.49**	**-.0008**	**.0100**
Stddev	.0000	.0004	.0006	.0005	.18	.0005	.0045
%RSD	.0569	3.367	7.161	66.64	.6190	62.84	45.39
#1	.0805	.0114	.0081	-.0004	29.36	-.0004	.0132
#2	.0805	.0109	.0090	-.0012	29.62	-.0011	.0068

Int. Std.	Y_3600	Y_3710	Y_2243	In2306
Avg	**204380.**	**48256.**	**3145.7**	**8192.5**
Stddev	556.	34.	17.7	43.3
%RSD	.27185	.06943	.56137	.52886
#1	204780.	48280.	3158.2	8223.1
#2	203990.	48233.	3133.3	8161.8

Zoom In Zoom Out

Sample Name: jb70619-19 2 Acquired: 7/3/2014 23:28:16 Type: Unk
Method: Accutest1(v213) Mode: CONC Corr. Factor: 2.000000
User: admin Custom ID1: Custom ID2: Custom ID3:
Comment:

Elem	Ba4554	Be3130	Cd2288	Co2286	Cr2677	Cu3247	Mn2576	Ni2316	Ag3280
Avg	**.0536**	**.0007**	**.0000**	**.0086**	**.7385**	**.0619**	**.4936**	**.0449**	**.0066**
Stddev	.0002	.0000	.000	.0002	.0002	.0001	.0010	.0001	.0004
%RSD	.2913	2.257	183.2	2.608	.0260	.1344	.2062	.2862	5.351
#1	.0538	.0007	-.0001	.0084	.7384	.0620	.4943	.0448	.0069
#2	.0535	.0007	.0000	.0087	.7387	.0618	.4929	.0450	.0064

Elem	V_2924	Zn2062	As1890	Tl1908	Pb2203	Se1960	Sb2068	Al3961	Ca3179
Avg	**.1005**	**.0302**	**.0469**	**-.0018**	**.0415**	**.0216**	**.0020**	**13.76**	**115.7**
Stddev	.0005	.0002	.0006	.0002	.0005	.0051	.0003	.01	.2
%RSD	.5064	.6776	1.196	10.93	1.088	23.68	13.70	.0785	.1321
#1	.1008	.0301	.0465	-.0017	.0418	.0253	.0018	13.76	115.5
#2	.1001	.0304	.0473	-.0020	.0412	.0180	.0022	13.75	115.8

Elem	Fe2599	Mg2790	K_7664	Na5895	B_2089	Mo2020	Pd3404	Si2124	Sn1899
Avg	**21.40**	**7.815**	**20.15**	**1062.**	**.6870**	**.0243**	**.0109**	**16.81**	**-.0046**
Stddev	.03	.021	.08	14.	.0009	.0001	.0003	.02	.0004
%RSD	.1586	.2736	.3826	1.302	.1370	.2401	2.393	.1435	9.609
#1	21.38	7.800	20.21	1052.	.6863	.0244	.0107	16.83	-.0049
#2	21.43	7.830	20.10	1071.	.6877	.0243	.0111	16.79	-.0043

Elem	Sr4077	Ti3349	W_2079	Zr3391	S_1820	Bi2230	Li6707
Avg	**.3789**	**.2426**	**.0054**	**-.0044**	F **732.0**	**.0034**	**.0154**
Stddev	.0009	.0036	.0008	.0002	1.0	.0015	.0012
%RSD	.2371	1.488	14.63	5.045	.1379	44.27	7.588
#1	.3796	.2400	.0049	-.0046	732.7	.0044	.0163
#2	.3783	.2451	.0060	-.0043	731.3	.0023	.0146

Int. Std.	Y_3600	Y_3710	Y_2243	In2306
Avg	**186910.**	**47188.**	**2980.0**	**7436.5**
Stddev	138.	123.	1.5	5.8
%RSD	.07400	.26132	.04956	.07840
#1	187000.	47275.	2978.9	7440.7
#2	186810.	47101.	2981.0	7432.4

Zoom In Zoom Out

Sample Name: jb70619-19f Acquired: 7/3/2014 23:34:28 Type: Unk
Method: Accutest1(v213) Mode: CONC Corr. Factor: 2.000000
User: admin Custom ID1: Custom ID2: Custom ID3:
Comment:

Elem	Ba4554	Be3130	Cd2288	Co2286	Cr2677	Cu3247	Mn2576	Ni2316
Avg	**.0161**	**.0000**	**-.0003**	**.0041**	**.7928**	**.0394**	**.2276**	**.0374**
Stddev	.0004	.000	.0003	.0001	.0010	.0006	.0001	.0003
%RSD	2.348	107.8	101.5	1.297	.1238	1.641	.0333	.7113
#1	.0164	.0000	-.0001	.0041	.7921	.0399	.2277	.0376
#2	.0158	.0000	-.0006	.0042	.7935	.0390	.2276	.0372

Elem	Ag3280	V_2924	Zn2062	As1890	Tl1908	Pb2203	Se1960	Sb2068
Avg	**.0023**	**.0406**	**.0010**	**.0457**	**-.0036**	**.0088**	**.0236**	**.0006**
Stddev	.0001	.0006	.0002	.0001	.0010	.0018	.0038	.0006
%RSD	5.388	1.506	16.84	.2843	28.01	20.56	16.13	108.1
#1	.0023	.0411	.0012	.0458	-.0043	.0101	.0263	.0010
#2	.0024	.0402	.0009	.0457	-.0029	.0075	.0209	.0001

Elem	Al3961	Ca3179	Fe2599	Mg2790	K_7664	Na5895	B_2089	Mo2020
Avg	**.5699**	**117.1**	**.0585**	**7.706**	**21.70**	**1236.**	**.7429**	**.0274**
Stddev	.0135	.2	.0014	.045	.03	4.	.0027	.0002
%RSD	2.374	.1953	2.377	.5875	.1244	.3114	.3605	.7056
#1	.5795	116.9	.0576	7.674	21.72	1233.	.7448	.0272
#2	.5604	117.3	.0595	7.738	21.68	1238.	.7410	.0275

Elem	Pd3404	Si2124	Sn1899	Sr4077	Ti3349	W_2079	Zr3391	S_1820
Avg	**.0100**	**2.890**	**-.0027**	**.3894**	**.0010**	**.0024**	F **-.0315**	F **836.4**
Stddev	.0001	.012	.0014	.0010	.0001	.0019	.0001	3.0
%RSD	.6992	.4275	51.71	.2621	12.60	78.81	.2346	.3564
#1	.0101	2.899	-.0017	.3902	.0011	.0011	-.0316	838.5
#2	.0100	2.881	-.0037	.3887	.0009	.0038	-.0315	834.3

Elem	Bi2230	Li6707
Avg	**.0003**	**.0047**
Stddev	.0009	.0018
%RSD	320.8	38.98
#1	.0009	.0060
#2	-.0003	.0034

Zoom In Zoom Out

Sample Name: jb70619-19f Acquired: 7/3/2014 23:34:28 Type: Unk
Method: Accutest1(v213) Mode: CONC Corr. Factor: 2.000000
User: admin Custom ID1: Custom ID2: Custom ID3:
Comment:

Int. Std.	Y_3600	Y_3710	Y_2243	In2306
Avg	**183580.**	**46471.**	**2944.3**	**7342.8**
Stddev	125.	155.	8.5	16.2
%RSD	.06787	.33400	.29009	.22081
#1	183490.	46580.	2938.2	7331.4
#2	183670.	46361.	2950.3	7354.3

Zoom In Zoom Out

Sample Name: mp80458-b1 2 Acquired: 7/3/2014 23:40:40 Type: Unk
Method: Accutest1(v213) Mode: CONC Corr. Factor: 1.000000
User: admin Custom ID1: Custom ID2: Custom ID3:
Comment:

Elem	Ba4554	Be3130	Cd2288	Co2286	Cr2677	Cu3247	Mn2576	Ni2316	Ag3280
Avg	**1.938**	**.0508**	**.0531**	**.5010**	**.2046**	**.2371**	**.5106**	**.5152**	**.0513**
Stddev	.011	.0001	.0003	.0006	.0009	.0018	.0012	.0010	.0006
%RSD	.5589	.1822	.5017	.1235	.4250	.7673	.2341	.2027	1.077
#1	1.946	.0509	.0529	.5014	.2040	.2358	.5098	.5160	.0509
#2	1.931	.0507	.0533	.5005	.2053	.2384	.5115	.5145	.0516

Elem	V_2924	Zn2062	As1890	Tl1908	Pb2203	Se1960	Sb2068	Al3961	Ca3179
Avg	**.4911**	**.5432**	**2.094**	**2.020**	**2.097**	**2.249**	**.4804**	**1.922**	**.0081**
Stddev	.0012	.0009	.006	.004	.007	.001	.0001	.007	.0010
%RSD	.2355	.1612	.2777	.2129	.3187	.0539	.0175	.3465	12.37
#1	.4903	.5439	2.098	2.023	2.102	2.250	.4804	1.926	.0073
#2	.4919	.5426	2.090	2.017	2.093	2.249	.4805	1.917	.0088

Elem	Fe2599	Mg2790	K_7664	Na5895	B_2089	Mo2020	Pd3404	Si2124	Sn1899
Avg	**1.061**	**.0183**	**.1797**	F **1062.**	**.0042**	**-.0004**	**-.0017**	**.2523**	**.0015**
Stddev	.001	.0060	.0028	10.	.0002	.0000	.0000	.0008	.0000
%RSD	.1112	32.49	1.583	.9711	4.868	3.775	1.295	.3024	1.929
#1	1.060	.0141	.1777	1070.	.0041	-.0004	-.0017	.2528	.0015
#2	1.062	.0225	.1817	1055.	.0043	-.0004	-.0018	.2517	.0015

Elem	Sr4077	Ti3349	W_2079	Zr3391	S_1820	Bi2230	Li6707
Avg	**.0057**	**.0003**	**.0030**	**-.0015**	**.0365**	**-.0021**	**.0018**
Stddev	.0001	.0000	.0013	.0000	.0000	.0001	.0004
%RSD	1.110	3.320	43.68	3.020	.0789	4.619	20.29
#1	.0058	.0004	.0039	-.0015	.0365	-.0022	.0016
#2	.0057	.0003	.0021	-.0016	.0365	-.0021	.0021

Int. Std.	Y_3600	Y_3710	Y_2243	In2306
Avg	**178100.**	**46968.**	**2894.8**	**7168.2**
Stddev	316.	292.	5.2	14.1
%RSD	.17726	.62093	.18063	.19655
#1	178320.	47174.	2891.1	7158.2
#2	177870.	46762.	2898.5	7178.2

Zoom In Zoom Out

Sample Name: ccv Acquired: 7/3/2014 23:46:48 Type: QC
Method: Accutest1(v213) Mode: CONC Corr. Factor: 1.000000
User: admin Custom ID1: Custom ID2: Custom ID3:
Comment:

Elem	Ba4554	Be3130	Cd2288	Co2286	Cr2677	Cu3247	Mn2576	Ni2316	Ag3280
Units	ppm	ppm	ppm	ppm	ppm	ppm	ppm	ppm	ppm
Avg	**1.999**	**2.035**	**2.004**	**2.046**	**1.995**	**1.907**	**2.004**	**2.048**	**.2395**
Stddev	.048	.019	.009	.010	.008	.018	.011	.009	.0018
%RSD	2.382	.9178	.4704	.4988	.4153	.9490	.5389	.4452	.7424
#1	1.966	2.022	1.997	2.038	1.989	1.894	1.997	2.042	.2382
#2	2.033	2.048	2.010	2.053	2.001	1.920	2.012	2.055	.2408
Check ?	Chk Pass	Chk Pass	Chk Pass	Chk Pass	Chk Pass	Chk Pass	Chk Pass	Chk Pass	Chk Pass
Value									
Range									

Elem	V_2924	Zn2062	As1890	Tl1908	Pb2203	Se1960	Sb2068	Al3961	Ca3179
Units	ppm	ppm	ppm	ppm	ppm	ppm	ppm	ppm	ppm
Avg	**1.956**	**2.077**	**1.963**	**2.041**	**2.045**	**1.985**	**1.968**	**40.57**	**42.10**
Stddev	.013	.007	.010	.009	.012	.012	.012	.86	.98
%RSD	.6480	.3350	.4948	.4251	.5789	.6147	.5884	2.112	2.330
#1	1.947	2.073	1.957	2.035	2.037	1.976	1.960	39.97	41.41
#2	1.965	2.082	1.970	2.047	2.054	1.993	1.976	41.18	42.80
Check ?	Chk Pass	Chk Pass	Chk Pass	Chk Pass	Chk Pass	Chk Pass	Chk Pass	Chk Pass	Chk Pass
Value									
Range									

Elem	Fe2599	Mg2790	K_7664	Na5895	B_2089	Mo2020	Pd3404	Si2124	Sn1899
Units	ppm	ppm	ppm	ppm	ppm	ppm	ppm	ppm	ppm
Avg	**41.63**	**41.17**	**40.02**	**40.82**	**1.955**	**1.989**	**1.906**	**4.949**	**2.035**
Stddev	1.01	1.00	.96	.83	.015	.011	.020	.028	.010
%RSD	2.421	2.417	2.404	2.031	.7514	.5280	1.031	.5593	.4882
#1	40.92	40.47	39.34	40.24	1.945	1.981	1.892	4.930	2.028
#2	42.34	41.88	40.70	41.41	1.966	1.996	1.920	4.969	2.043
Check ?	Chk Pass	Chk Pass	Chk Pass	Chk Pass	Chk Pass	Chk Pass	Chk Pass	Chk Pass	Chk Pass
Value									
Range									

Zoom In Zoom Out

Sample Name: ccv Acquired: 7/3/2014 23:46:48 Type: QC
Method: Accutest1(v213) Mode: CONC Corr. Factor: 1.000000
User: admin Custom ID1: Custom ID2: Custom ID3:
Comment:

Elem	Sr4077	Ti3349	W_2079	Zr3391	S_1820	Bi2230	Li6707
Units	ppm	ppm	ppm	ppm	ppm	ppm	ppm
Avg	**2.021**	**1.933**	**1.893**	**1.973**	**1.971**	**1.930**	**2.022**
Stddev	.044	.014	.020	.017	.006	.009	.048
%RSD	2.175	.7097	1.076	.8760	.3225	.4723	2.383
#1	1.990	1.923	1.878	1.960	1.967	1.923	1.988
#2	2.052	1.943	1.907	1.985	1.976	1.936	2.056
Check ?	Chk Pass	Chk Pass	Chk Pass	Chk Pass	Chk Pass	Chk Pass	Chk Pass
Value							
Range							

Int. Std.	Y_3600	Y_3710	Y_2243	In2306
Units	Cts/S	Cts/S	Cts/S	Cts/S
Avg	**199290.**	**47014.**	**3041.1**	**7903.3**
Stddev	717.	941.	11.5	24.7
%RSD	.35969	2.0012	.37747	.31231
#1	199800.	47680.	3049.2	7920.7
#2	198790.	46349.	3033.0	7885.8

Zoom In Zoom Out

Sample Name: ccb Acquired: 7/3/2014 23:53:00 Type: QC
Method: Accutest1(v213) Mode: CONC Corr. Factor: 1.000000
User: admin Custom ID1: Custom ID2: Custom ID3:
Comment:

Elem	Ba4554	Be3130	Cd2288	Co2286	Cr2677	Cu3247	Mn2576	Ni2316
Units	ppm	ppm	ppm	ppm	ppm	ppm	ppm	ppm
Avg	**.0004**	**.0003**	**.0003**	**.0003**	**.0004**	**-.0004**	**.0004**	**.0005**
Stddev	.0001	.0000	.0001	.0001	.0003	.0003	.0000	.0001
%RSD	25.09	3.268	22.90	33.25	69.21	62.49	4.021	20.29
#1	.0003	.0003	.0003	.0002	.0002	-.0002	.0004	.0005
#2	.0005	.0003	.0002	.0004	.0005	-.0006	.0005	.0004
Check ?	Chk Pass	Chk Pass	Chk Pass	Chk Pass	Chk Pass	Chk Pass	Chk Pass	Chk Pass
High Limit								
Low Limit								

Elem	Ag3280	V_2924	Zn2062	As1890	Tl1908	Pb2203	Se1960	Sb2068
Units	ppm	ppm	ppm	ppm	ppm	ppm	ppm	ppm
Avg	**.0000**	**.0006**	**-.0002**	**.0007**	**.0009**	**.0004**	**-.0008**	**.0010**
Stddev	.0001	.0002	.0001	.0003	.0007	.0002	.0001	.0000
%RSD	281.7	29.84	43.60	48.31	79.90	51.76	10.97	5.057
#1	.0000	.0007	-.0003	.0009	.0014	.0002	-.0008	.0009
#2	.0001	.0005	-.0001	.0004	.0004	.0005	-.0009	.0010
Check ?	Chk Pass	Chk Pass	Chk Pass	Chk Pass	Chk Pass	Chk Pass	Chk Pass	Chk Pass
High Limit								
Low Limit								

Elem	Al3961	Ca3179	Fe2599	Mg2790	K_7664	Na5895	B_2089	Mo2020
Units	ppm	ppm	ppm	ppm	ppm	ppm	ppm	ppm
Avg	**.0092**	**.0069**	**.0075**	**.0109**	**-.0170**	**.0438**	**.0019**	**.0010**
Stddev	.0028	.0006	.0001	.0049	.0015	.0009	.0002	.0002
%RSD	30.32	8.366	.7506	45.06	8.782	2.058	8.166	22.94
#1	.0072	.0065	.0075	.0074	-.0160	.0431	.0018	.0012
#2	.0112	.0073	.0074	.0143	-.0181	.0444	.0020	.0008
Check ?	Chk Pass	Chk Pass	Chk Pass	Chk Pass	Chk Pass	Chk Pass	Chk Pass	Chk Pass
High Limit								
Low Limit								

Zoom In Zoom Out

Sample Name: ccb Acquired: 7/3/2014 23:53:00 Type: QC
Method: Accutest1(v213) Mode: CONC Corr. Factor: 1.000000
User: admin Custom ID1: Custom ID2: Custom ID3:
Comment:

Elem	Pd3404	Si2124	Sn1899	Sr4077	Ti3349	W_2079	Zr3391	S_1820
Units	ppm	ppm	ppm	ppm	ppm	ppm	ppm	ppm
Avg	**.0004**	**.0012**	**-.0002**	**.0004**	**.0004**	**.0118**	**.0008**	W **.0051**
Stddev	.0007	.0004	.0001	.0000	.0000	.0008	.0000	.0016
%RSD	195.1	36.38	67.19	.6649	9.415	6.653	3.512	31.33
#1	.0009	.0015	-.0002	.0004	.0004	.0124	.0007	.0063
#2	-.0001	.0009	-.0001	.0004	.0004	.0112	.0008	.0040
Check ?	Chk Pass	Chk Pass	Chk Pass	Chk Pass	Chk Pass	Chk Pass	Chk Pass	Chk Warn
High Limit								.0050
Low Limit								-.0050

Elem	Bi2230	Li6707
Units	ppm	ppm
Avg	**.0004**	**.0012**
Stddev	.0005	.0006
%RSD	141.6	45.94
#1	.0008	.0008
#2	.0000	.0016
Check ?	Chk Pass	Chk Pass
High Limit		
Low Limit		

Int. Std.	Y_3600	Y_3710	Y_2243	In2306
Units	Cts/S	Cts/S	Cts/S	Cts/S
Avg	**205460.**	**48417.**	**3168.9**	**8225.4**
Stddev	533.	451.	.4	4.8
%RSD	.25961	.93116	.01158	.05868
#1	205080.	48099.	3168.6	8228.8
#2	205840.	48736.	3169.2	8222.0

Zoom In Zoom Out

Sample Name: mp80458-mb1 2 Acquired: 7/3/2014 23:59:11 Type: Unk
Method: Accutest1(v213) Mode: CONC Corr. Factor: 1.000000
User: admin Custom ID1: Custom ID2: Custom ID3:
Comment:

Elem	Ba4554	Be3130	Cd2288	Co2286	Cr2677	Cu3247	Mn2576	Ni2316	Ag3280
Avg	**.0043**	**.0001**	**.0000**	**.0002**	**.0013**	**.0039**	**.0029**	**.0024**	**.0002**
Stddev	.0000	.0000	.0000	.0002	.0001	.0001	.0001	.0002	.0001
%RSD	.1681	14.66	94.92	80.17	8.686	2.905	2.051	10.10	62.91
#1	.0043	.0001	.0000	.0001	.0012	.0040	.0030	.0026	.0003
#2	.0043	.0001	.0000	.0003	.0013	.0038	.0029	.0023	.0001

Elem	V_2924	Zn2062	As1890	Tl1908	Pb2203	Se1960	Sb2068	Al3961	Ca3179
Avg	**.0000**	**.0003**	**.0026**	**-.0010**	**.0018**	**-.0033**	**.0004**	**.0206**	**.0963**
Stddev	.0001	.0000	.0002	.0002	.0002	.0004	.0005	.0056	.0010
%RSD	1623.	13.80	8.280	20.98	10.08	12.07	113.8	27.25	1.053
#1	-.0001	.0003	.0025	-.0012	.0017	-.0030	.0007	.0166	.0956
#2	.0001	.0003	.0028	-.0009	.0019	-.0036	.0001	.0245	.0970

Elem	Fe2599	Mg2790	K_7664	Na5895	B_2089	Mo2020	Pd3404	Si2124	Sn1899
Avg	**.0115**	**.0286**	**.1845**	F **1068.**	**.0042**	**.0001**	**-.0005**	**.3037**	**.0017**
Stddev	.0006	.0060	.0116	7.	.0006	.0000	.0009	.0008	.0004
%RSD	4.976	20.85	6.271	.6401	13.65	34.14	205.7	.2630	26.55
#1	.0111	.0328	.1927	1063.	.0046	.0002	-.0011	.3031	.0020
#2	.0119	.0244	.1763	1073.	.0038	.0001	.0002	.3043	.0014

Elem	Sr4077	Ti3349	W_2079	Zr3391	S_1820	Bi2230	Li6707
Avg	**.0059**	**.0003**	**.0074**	**.0000**	**.0282**	**-.0009**	**.0016**
Stddev	.0000	.0003	.0006	.0000	.0007	.0004	.0002
%RSD	.3742	78.14	7.505	451.4	2.510	39.17	15.05
#1	.0059	.0005	.0078	.0000	.0277	-.0006	.0018
#2	.0059	.0001	.0070	.0000	.0287	-.0011	.0015

Int. Std.	Y_3600	Y_3710	Y_2243	In2306
Avg	**178250.**	**46701.**	**2880.9**	**7126.4**
Stddev	531.	132.	1.3	3.3
%RSD	.29804	.28253	.04462	.04660
#1	178630.	46795.	2881.8	7124.0
#2	177880.	46608.	2880.0	7128.7

Zoom In Zoom Out

Sample Name: mp80458-s1 Acquired: 7/4/2014 0:05:26 Type: Unk
Method: Accutest1(v213) Mode: CONC Corr. Factor: 1.000000
User: admin Custom ID1: Custom ID2: Custom ID3:
Comment:

Elem	Ba4554	Be3130	Cd2288	Co2286	Cr2677	Cu3247	Mn2576	Ni2316	Ag3280
Avg	**1.778**	**.0468**	**.0495**	**.4578**	**.1892**	**.3082**	**.4755**	**.4727**	**.0442**
Stddev	.000	.0000	.0001	.0003	.0005	.0008	.0001	.0004	.0003
%RSD	.0121	.0886	.2808	.0632	.2705	.2534	.0111	.0766	.7321
#1	1.779	.0468	.0494	.4580	.1895	.3077	.4755	.4729	.0439
#2	1.778	.0468	.0496	.4576	.1888	.3088	.4754	.4724	.0444

Elem	V_2924	Zn2062	As1890	Tl1908	Pb2203	Se1960	Sb2068	Al3961	Ca3179
Avg	**.4480**	**2.230**	**1.855**	**1.938**	**2.013**	**1.969**	**.4438**	**1.783**	**4.925**
Stddev	.0006	.003	.001	.002	.005	.002	.0004	.004	.006
%RSD	.1355	.1225	.0326	.0969	.2344	.1086	.0949	.2252	.1243
#1	.4475	2.232	1.854	1.939	2.016	1.967	.4435	1.780	4.930
#2	.4484	2.228	1.855	1.937	2.010	1.970	.4441	1.786	4.921

Elem	Fe2599	Mg2790	K_7664	Na5895	B_2089	Mo2020	Pd3404	Si2124	Sn1899
Avg	**1.105**	**.3961**	**.9379**	**263.4**	**.0668**	**.0407**	**-.0021**	**.6994**	**.0075**
Stddev	.001	.0016	.0044	1.5	.0001	.0001	.0001	.0016	.0004
%RSD	.0791	.3955	.4735	.5711	.2164	.3056	5.740	.2358	5.545
#1	1.104	.3950	.9411	262.4	.0667	.0406	-.0020	.6982	.0072
#2	1.105	.3972	.9348	264.5	.0669	.0408	-.0022	.7005	.0078

Elem	Sr4077	Ti3349	W_2079	Zr3391	S_1820	Bi2230	Li6707
Avg	**.0047**	**.0010**	**.0133**	**-.0011**	**3.183**	**-.0019**	**.0011**
Stddev	.0000	.0001	.0006	.0002	.002	.0001	.0008
%RSD	.5916	10.18	4.784	15.70	.0478	6.521	71.03
#1	.0047	.0009	.0138	-.0010	3.184	-.0018	.0017
#2	.0047	.0010	.0129	-.0012	3.182	-.0020	.0006

Int. Std.	Y_3600	Y_3710	Y_2243	In2306
Avg	**194120.**	**47949.**	**3048.4**	**7786.5**
Stddev	470.	167.	2.3	3.5
%RSD	.24210	.34918	.07639	.04544
#1	193780.	47830.	3050.1	7784.0
#2	194450.	48067.	3046.8	7789.0

Zoom In Zoom Out

Sample Name: mp80458-s2 Acquired: 7/4/2014 0:11:31 Type: Unk
Method: Accutest1(v213) Mode: CONC Corr. Factor: 1.000000
User: admin Custom ID1: Custom ID2: Custom ID3:
Comment:

Elem	Ba4554	Be3130	Cd2288	Co2286	Cr2677	Cu3247	Mn2576	Ni2316	Ag3280
Avg	**1.490**	**.0395**	**.0412**	**.3830**	**.1587**	**.2442**	**.3988**	**.3961**	**.0363**
Stddev	.004	.0001	.0001	.0002	.0002	.0002	.0007	.0003	.0003
%RSD	.2649	.1987	.1656	.0414	.1449	.0617	.1854	.0777	.9151
#1	1.487	.0394	.0412	.3829	.1585	.2441	.3993	.3959	.0365
#2	1.493	.0395	.0413	.3831	.1588	.2443	.3983	.3964	.0361

Elem	V_2924	Zn2062	As1890	Tl1908	Pb2203	Se1960	Sb2068	Al3961	Ca3179
Avg	**.3755**	**1.616**	**1.552**	**1.624**	**1.674**	**1.651**	**.3822**	**1.492**	**3.406**
Stddev	.0003	.003	.001	.004	.002	.002	.0005	.002	.013
%RSD	.0731	.2011	.0497	.2509	.1347	.1082	.1360	.1489	.3866
#1	.3757	1.614	1.553	1.622	1.673	1.652	.3826	1.490	3.415
#2	.3753	1.618	1.551	1.627	1.676	1.650	.3818	1.493	3.396

Elem	Fe2599	Mg2790	K_7664	Na5895	B_2089	Mo2020	Pd3404	Si2124	Sn1899
Avg	**.9099**	**.2725**	**.6345**	**183.5**	**.0470**	**.0281**	**-.0016**	**.6243**	**.0020**
Stddev	.0064	.0017	.0242	1.5	.0004	.0001	.0002	.0002	.0002
%RSD	.7089	.6412	3.806	.8187	.9353	.4793	11.42	.0285	8.880
#1	.9145	.2738	.6516	184.5	.0473	.0280	-.0015	.6242	.0022
#2	.9053	.2713	.6174	182.4	.0466	.0282	-.0018	.6244	.0019

Elem	Sr4077	Ti3349	W_2079	Zr3391	S_1820	Bi2230	Li6707
Avg	**.0033**	**.0011**	**.0097**	**-.0009**	**2.560**	**-.0016**	**.0037**
Stddev	.0000	.0000	.0003	.0000	.000	.0004	.0001
%RSD	.0809	3.166	3.327	1.428	.0025	25.39	1.837
#1	.0033	.0012	.0100	-.0009	2.560	-.0013	.0036
#2	.0033	.0011	.0095	-.0009	2.560	-.0019	.0037

Int. Std.	Y_3600	Y_3710	Y_2243	In2306
Avg	**195220.**	**48380.**	**3056.7**	**7855.9**
Stddev	92.	269.	3.6	2.2
%RSD	.04738	.55530	.11782	.02841
#1	195160.	48190.	3054.1	7854.3
#2	195290.	48570.	3059.2	7857.4

Zoom In Zoom Out

Sample Name: jb70399-1 Acquired: 7/4/2014 0:17:37 Type: Unk
Method: Accutest1(v213) Mode: CONC Corr. Factor: 1.000000
User: admin Custom ID1: Custom ID2: Custom ID3:
Comment:

Elem	Ba4554	Be3130	Cd2288	Co2286	Cr2677	Cu3247	Mn2576	Ni2316	Ag3280
Avg	**.0105**	**.0000**	**.0014**	**.0008**	**.0032**	**.0995**	**.0128**	**.0031**	**.0005**
Stddev	.0001	.000	.0001	.0002	.0003	.0000	.0000	.0000	.0000
%RSD	.7674	34.62	4.428	27.53	10.14	.0179	.0083	.8853	5.163
#1	.0105	.0000	.0015	.0009	.0034	.0995	.0128	.0031	.0005
#2	.0106	.0000	.0014	.0006	.0030	.0995	.0128	.0031	.0004

Elem	V_2924	Zn2062	As1890	Tl1908	Pb2203	Se1960	Sb2068	Al3961	Ca3179
Avg	**.0002**	**1.782**	**.0014**	**.0010**	**.0695**	**-.0020**	**.0147**	**.0530**	**5.050**
Stddev	.0001	.000	.0007	.0000	.0002	.0002	.0003	.0007	.005
%RSD	29.67	.0006	52.60	.3549	.2509	8.282	1.939	1.324	.0969
#1	.0003	1.782	.0009	.0010	.0694	-.0019	.0149	.0535	5.047
#2	.0002	1.782	.0019	.0010	.0697	-.0021	.0145	.0525	5.054

Elem	Fe2599	Mg2790	K_7664	Na5895	B_2089	Mo2020	Pd3404	Si2124	Sn1899
Avg	**.1389**	**.3838**	**.9257**	**273.2**	**.0668**	**.0396**	**-.0001**	**.3764**	**.0014**
Stddev	.0007	.0058	.0166	1.7	.0003	.0002	.0007	.0009	.0003
%RSD	.4757	1.520	1.794	.6052	.3932	.3931	639.7	.2474	22.02
#1	.1394	.3880	.9139	272.0	.0666	.0397	.0004	.3757	.0016
#2	.1384	.3797	.9374	274.3	.0670	.0395	-.0006	.3771	.0011

Elem	Sr4077	Ti3349	W_2079	Zr3391	S_1820	Bi2230	Li6707
Avg	**.0047**	**.0012**	**.0078**	**-.0001**	**2.349**	**-.0010**	**.0022**
Stddev	.0000	.0001	.0002	.0001	.000	.0001	.0006
%RSD	.6210	11.75	3.036	50.58	.0032	7.676	28.41
#1	.0047	.0011	.0076	-.0001	2.349	-.0010	.0026
#2	.0047	.0012	.0079	-.0002	2.349	-.0009	.0017

Int. Std.	Y_3600	Y_3710	Y_2243	In2306
Avg	**193950.**	**48150.**	**3044.9**	**7783.4**
Stddev	118.	38.	.1	3.5
%RSD	.06082	.07963	.00244	.04486
#1	193870.	48123.	3044.8	7785.8
#2	194030.	48177.	3044.9	7780.9

Zoom In Zoom Out

Sample Name: mp80458-sd1 Acquired: 7/4/2014 0:23:49 Type: Unk
Method: Accutest1(v213) Mode: CONC Corr. Factor: 5.000000
User: admin Custom ID1: Custom ID2: Custom ID3:
Comment:

Elem	Ba4554	Be3130	Cd2288	Co2286	Cr2677	Cu3247	Mn2576	Ni2316	Ag3280
Avg	**.0105**	**-.0001**	**.0012**	**.0011**	**.0032**	**.0960**	**.0129**	**.0025**	**-.0009**
Stddev	.0001	.0001	.0008	.0004	.0007	.0017	.0000	.0004	.0000
%RSD	.9963	86.21	63.22	36.82	22.91	1.811	.1081	15.46	.6835
#1	.0104	-.0001	.0007	.0008	.0027	.0972	.0129	.0028	-.0009
#2	.0105	-.0002	.0017	.0014	.0037	.0948	.0129	.0023	-.0009

Elem	V_2924	Zn2062	As1890	Tl1908	Pb2203	Se1960	Sb2068	Al3961	Ca3179
Avg	**.0004**	**1.801**	**.0025**	**.0006**	**.0724**	**.0012**	**.0194**	**.0570**	**5.141**
Stddev	.0009	.001	.0009	.0015	.0023	.0077	.0038	.0235	.013
%RSD	200.9	.0638	36.50	248.5	3.186	626.3	19.49	41.15	.2478
#1	.0011	1.802	.0031	-.0005	.0740	.0067	.0167	.0404	5.132
#2	-.0002	1.800	.0018	.0017	.0707	-.0042	.0221	.0736	5.150

Elem	Fe2599	Mg2790	K_7664	Na5895	B_2089	Mo2020	Pd3404	Si2124	Sn1899
Avg	**.1511**	**.4354**	**.8108**	**280.2**	**.0655**	**.0394**	**-.0025**	**.3937**	**.0015**
Stddev	.0046	.0127	.0047	.1	.0002	.0002	.0040	.0009	.0013
%RSD	3.025	2.906	.5809	.0437	.3568	.5508	158.9	.2301	83.12
#1	.1479	.4443	.8075	280.1	.0657	.0393	-.0053	.3931	.0024
#2	.1544	.4264	.8142	280.2	.0653	.0396	.0003	.3944	.0006

Elem	Sr4077	Ti3349	W_2079	Zr3391	S_1820	Bi2230	Li6707
Avg	**.0048**	**.0009**	**.0148**	**-.0003**	**2.309**	**.0002**	**.0070**
Stddev	.0001	.0004	.0025	.0011	.005	.0028	.0014
%RSD	1.334	45.42	17.02	408.8	.2288	1482.	20.54
#1	.0048	.0011	.0130	.0005	2.305	.0022	.0060
#2	.0047	.0006	.0165	-.0010	2.312	-.0018	.0080

Int. Std.	Y_3600	Y_3710	Y_2243	In2306
Avg	**201780.**	**48512.**	**3131.2**	**8103.0**
Stddev	383.	103.	2.0	4.0
%RSD	.18982	.21140	.06542	.04980
#1	201510.	48439.	3129.7	8100.1
#2	202050.	48584.	3132.6	8105.8

Zoom In Zoom Out

Sample Name: ccv Acquired: 7/4/2014 0:29:58 Type: QC
Method: Accutest1(v213) Mode: CONC Corr. Factor: 1.000000
User: admin Custom ID1: Custom ID2: Custom ID3:
Comment:

Elem	Ba4554	Be3130	Cd2288	Co2286	Cr2677	Cu3247	Mn2576	Ni2316	Ag3280
Units	ppm	ppm	ppm	ppm	ppm	ppm	ppm	ppm	ppm
Avg	**1.945**	**2.022**	**1.984**	**2.022**	**2.018**	**1.929**	**2.025**	**2.028**	**.2420**
Stddev	.002	.002	.002	.003	.004	.001	.004	.005	.0000
%RSD	.1235	.1117	.0950	.1698	.1897	.0303	.1873	.2325	.0128
#1	1.947	2.020	1.986	2.024	2.015	1.928	2.022	2.031	.2420
#2	1.944	2.023	1.983	2.019	2.021	1.929	2.028	2.024	.2420
Check ?	Chk Pass	Chk Pass	Chk Pass	Chk Pass	Chk Pass	Chk Pass	Chk Pass	Chk Pass	Chk Pass
Value									
Range									

Elem	V_2924	Zn2062	As1890	Tl1908	Pb2203	Se1960	Sb2068	Al3961	Ca3179
Units	ppm	ppm	ppm	ppm	ppm	ppm	ppm	ppm	ppm
Avg	**1.979**	**2.051**	**1.940**	**2.017**	**2.023**	**1.965**	**1.949**	**39.36**	**40.94**
Stddev	.002	.007	.004	.003	.005	.008	.000	.05	.00
%RSD	.0935	.3430	.2180	.1347	.2602	.4031	.0155	.1287	.0035
#1	1.977	2.056	1.943	2.019	2.027	1.970	1.949	39.40	40.94
#2	1.980	2.046	1.937	2.015	2.019	1.959	1.949	39.32	40.94
Check ?	Chk Pass	Chk Pass	Chk Pass	Chk Pass	Chk Pass	Chk Pass	Chk Pass	Chk Pass	Chk Pass
Value									
Range									

Elem	Fe2599	Mg2790	K_7664	Na5895	B_2089	Mo2020	Pd3404	Si2124	Sn1899
Units	ppm	ppm	ppm	ppm	ppm	ppm	ppm	ppm	ppm
Avg	**40.50**	**40.10**	**39.13**	**39.65**	**1.939**	**1.966**	**1.931**	**4.908**	**2.014**
Stddev	.01	.08	.01	.04	.000	.002	.001	.003	.003
%RSD	.0157	.1917	.0193	.1078	.0103	.0774	.0410	.0536	.1467
#1	40.49	40.04	39.12	39.68	1.939	1.967	1.930	4.910	2.016
#2	40.50	40.15	39.14	39.62	1.938	1.965	1.931	4.906	2.011
Check ?	Chk Pass	Chk Pass	Chk Pass	Chk Pass	Chk Pass	Chk Pass	Chk Pass	Chk Pass	Chk Pass
Value									
Range									

Zoom In Zoom Out

Sample Name: ccv Acquired: 7/4/2014 0:29:58 Type: QC
Method: Accutest1(v213) Mode: CONC Corr. Factor: 1.000000
User: admin Custom ID1: Custom ID2: Custom ID3:
Comment:

Elem	Sr4077	Ti3349	W_2079	Zr3391	S_1820	Bi2230	Li6707
Units	ppm	ppm	ppm	ppm	ppm	ppm	ppm
Avg	**1.984**	**1.956**	**1.877**	**1.995**	**1.946**	**1.913**	**1.967**
Stddev	.026	.002	.009	.003	.003	.002	.002
%RSD	1.317	.1176	.4664	.1607	.1573	.0785	.1198
#1	1.965	1.955	1.871	1.993	1.948	1.912	1.969
#2	2.002	1.958	1.883	1.998	1.943	1.914	1.965
Check ?	Chk Pass	Chk Pass	Chk Pass	Chk Pass	Chk Pass	Chk Pass	Chk Pass
Value							
Range							

Int. Std.	Y_3600	Y_3710	Y_2243	In2306
Units	Cts/S	Cts/S	Cts/S	Cts/S
Avg	**197490.**	**48094.**	**3063.4**	**7959.7**
Stddev	283.	35.	1.7	11.6
%RSD	.14305	.07213	.05423	.14530
#1	197690.	48119.	3062.2	7951.5
#2	197290.	48070.	3064.6	7967.9

Zoom In Zoom Out

Sample Name: ccb Acquired: 7/4/2014 0:36:11 Type: QC
Method: Accutest1(v213) Mode: CONC Corr. Factor: 1.000000
User: admin Custom ID1: Custom ID2: Custom ID3:
Comment:

Elem	Ba4554	Be3130	Cd2288	Co2286	Cr2677	Cu3247	Mn2576	Ni2316	Ag3280
Units	ppm	ppm	ppm	ppm	ppm	ppm	ppm	ppm	ppm
Avg	**.0005**	**.0004**	**.0002**	**.0003**	**.0005**	**-.0004**	**.0005**	**.0005**	**-.0001**
Stddev	.0002	.0000	.0002	.0002	.0001	.0000	.0000	.0000	.0001
%RSD	28.80	9.455	72.13	65.70	17.35	7.993	1.567	4.740	68.71
#1	.0004	.0003	.0003	.0004	.0005	-.0003	.0005	.0005	-.0001
#2	.0007	.0004	.0001	.0001	.0006	-.0004	.0005	.0005	-.0002
Check ?	Chk Pass	Chk Pass	Chk Pass	Chk Pass	Chk Pass	Chk Pass	Chk Pass	Chk Pass	Chk Pass
High Limit									
Low Limit									

Elem	V_2924	Zn2062	As1890	Tl1908	Pb2203	Se1960	Sb2068	Al3961	Ca3179
Units	ppm	ppm	ppm	ppm	ppm	ppm	ppm	ppm	ppm
Avg	**.0005**	**-.0002**	**.0009**	**.0009**	**.0001**	**-.0005**	**.0011**	**.0085**	**.0084**
Stddev	.0000	.0001	.0007	.0001	.0000	.0009	.0002	.0002	.0010
%RSD	1.282	62.31	83.12	12.12	9.695	173.7	18.36	1.910	12.12
#1	.0005	-.0001	.0014	.0008	.0001	-.0011	.0010	.0086	.0076
#2	.0005	-.0003	.0004	.0010	.0001	.0001	.0013	.0084	.0091
Check ?	Chk Pass	Chk Pass	Chk Pass	Chk Pass	Chk Pass	Chk Pass	Chk Pass	Chk Pass	Chk Pass
High Limit									
Low Limit									

Elem	Fe2599	Mg2790	K_7664	Na5895	B_2089	Mo2020	Pd3404	Si2124	Sn1899
Units	ppm	ppm	ppm	ppm	ppm	ppm	ppm	ppm	ppm
Avg	**.0085**	**.0061**	**-.0242**	**.0269**	**.0022**	**.0009**	**.0001**	**.0021**	**.0003**
Stddev	.0007	.0054	.0004	.0018	.0004	.0001	.0002	.0000	.0003
%RSD	8.582	87.12	1.705	6.577	18.03	13.16	132.4	.1680	99.40
#1	.0080	.0024	-.0239	.0281	.0025	.0010	.0002	.0021	.0004
#2	.0090	.0099	-.0245	.0256	.0019	.0008	.0000	.0021	.0001
Check ?	Chk Pass	Chk Pass	Chk Pass	Chk Pass	Chk Pass	Chk Pass	Chk Pass	Chk Pass	Chk Pass
High Limit									
Low Limit									

Zoom In Zoom Out

Sample Name: ccb Acquired: 7/4/2014 0:36:11 Type: QC
Method: Accutest1(v213) Mode: CONC Corr. Factor: 1.000000
User: admin Custom ID1: Custom ID2: Custom ID3:
Comment:

Elem	Sr4077	Ti3349	W_2079	Zr3391	S_1820	Bi2230	Li6707
Units	ppm	ppm	ppm	ppm	ppm	ppm	ppm
Avg	**.0005**	**.0004**	**.0130**	**.0010**	**.0008**	**.0001**	**.0023**
Stddev	.0000	.0001	.0006	.0001	.0006	.0005	.0001
%RSD	3.943	26.61	4.643	6.604	69.60	517.7	5.092
#1	.0005	.0004	.0134	.0009	.0004	.0004	.0022
#2	.0005	.0005	.0125	.0010	.0012	-.0002	.0023
Check ?	Chk Pass	Chk Pass	Chk Pass	Chk Pass	Chk Pass	Chk Pass	Chk Pass
High Limit							
Low Limit							

Int. Std.	Y_3600	Y_3710	Y_2243	In2306
Units	Cts/S	Cts/S	Cts/S	Cts/S
Avg	**205800.**	**48289.**	**3172.3**	**8227.0**
Stddev	3138.	278.	6.8	15.4
%RSD	1.5250	.57575	.21376	.18735
#1	203580.	48485.	3177.1	8237.8
#2	208020.	48092.	3167.5	8216.1

Zoom In Zoom Out

Sample Name: cri Acquired: 7/4/2014 0:42:22 Type: QC
Method: Accutest1(v213) Mode: CONC Corr. Factor: 1.000000
User: admin Custom ID1: Custom ID2: Custom ID3:
Comment:

Elem	Ba4554	Be3130	Cd2288	Co2286	Cr2677	Cu3247	Mn2576	Ni2316	Ag3280
Units	ppm	ppm	ppm	ppm	ppm	ppm	ppm	ppm	ppm
Avg	**.2003**	**.0021**	**.0031**	**.0522**	**.0106**	**.0090**	**.0161**	**.0107**	**.0048**
Stddev	.0009	.0000	.0001	.0001	.0002	.0001	.0000	.0002	.0002
%RSD	.4373	.9139	3.361	.2201	1.464	.6943	.2003	1.427	3.178
#1	.2009	.0021	.0031	.0521	.0105	.0090	.0161	.0106	.0047
#2	.1997	.0021	.0030	.0523	.0107	.0091	.0161	.0108	.0049
Check ?	Chk Pass	Chk Pass	Chk Pass	Chk Pass	Chk Pass	Chk Pass	Chk Pass	Chk Pass	Chk Pass
Value									
Range									

Elem	V_2924	Zn2062	As1890	Tl1908	Pb2203	Se1960	Sb2068	Al3961	Ca3179
Units	ppm	ppm	ppm	ppm	ppm	ppm	ppm	ppm	ppm
Avg	**.0533**	**.0208**	**.0088**	**.0100**	**.0028**	**.0110**	**.0061**	**.2061**	**5.191**
Stddev	.0003	.0001	.0003	.0012	.0002	.0001	.0003	.0008	.028
%RSD	.5412	.4546	3.856	11.84	5.897	1.218	4.760	.3787	.5316
#1	.0535	.0207	.0091	.0109	.0030	.0111	.0063	.2056	5.210
#2	.0531	.0209	.0086	.0092	.0027	.0109	.0059	.2067	5.171
Check ?	Chk Pass	Chk Pass	Chk Pass	Chk Pass	Chk Pass	Chk Pass	Chk Pass	Chk Pass	Chk Pass
Value									
Range									

Elem	Fe2599	Mg2790	K_7664	Na5895	B_2089	Mo2020	Pd3404	Si2124	Sn1899
Units	ppm	ppm	ppm	ppm	ppm	ppm	ppm	ppm	ppm
Avg	**.1084**	**5.128**	**5.003**	**5.027**	**.1002**	**.0207**	**.0472**	**.1990**	**.0097**
Stddev	.0004	.028	.011	.021	.0001	.0000	.0004	.0004	.0004
%RSD	.3437	.5522	.2252	.4225	.0757	.0431	.8087	.2202	3.764
#1	.1086	5.149	5.011	5.042	.1001	.0207	.0469	.1987	.0094
#2	.1081	5.108	4.995	5.012	.1002	.0207	.0474	.1993	.0099
Check ?	Chk Pass	Chk Pass	Chk Pass	Chk Pass	Chk Pass	Chk Pass	Chk Pass	Chk Pass	Chk Pass
Value									
Range									

Zoom In Zoom Out

Sample Name: cri Acquired: 7/4/2014 0:42:22 Type: QC
Method: Accutest1(v213) Mode: CONC Corr. Factor: 1.000000
User: admin Custom ID1: Custom ID2: Custom ID3:
Comment:

Elem	Sr4077	Ti3349	W_2079	Zr3391	S_1820	Bi2230	Li6707
Units	ppm	ppm	ppm	ppm	ppm	ppm	ppm
Avg	**.0107**	**.0104**	**.0590**	**.0100**	**.0472**	**.0180**	**.0221**
Stddev	.0000	.0000	.0007	.0000	.0008	.0000	.0002
%RSD	.3031	.0857	1.201	.2100	1.694	.1842	.7534
#1	.0107	.0104	.0595	.0100	.0477	.0181	.0220
#2	.0107	.0104	.0585	.0100	.0466	.0180	.0223
Check ?	Chk Pass	Chk Pass	Chk Pass	Chk Pass	Chk Pass	Chk Pass	Chk Pass
Value							
Range							

Int. Std.	Y_3600	Y_3710	Y_2243	In2306
Units	Cts/S	Cts/S	Cts/S	Cts/S
Avg	**203510.**	**48426.**	**3154.1**	**8188.8**
Stddev	85.	193.	1.3	5.3
%RSD	.04173	.39908	.04110	.06444
#1	203570.	48289.	3153.2	8185.0
#2	203450.	48562.	3155.1	8192.5

Zoom In Zoom Out

Sample Name: crid Acquired: 7/4/2014 0:48:30 Type: QC
Method: Accutest1(v213) Mode: CONC Corr. Factor: 1.000000
User: admin Custom ID1: Custom ID2: Custom ID3:
Comment:

Elem	Ba4554	Be3130	Cd2288	Co2286	Cr2677	Cu3247	Mn2576	Ni2316
Units	ppm	ppm	ppm	ppm	ppm	ppm	ppm	ppm
Avg	**.0040**	**.0010**	**.0010**	**.0031**	**.0021**	F **.0014**	**.0032**	**.0044**
Stddev	.0000	.0000	.0002	.0001	.0000	.0001	.0000	.0000
%RSD	.8923	4.386	15.34	1.807	.4392	4.801	1.082	.3384
#1	.0040	.0009	.0011	.0030	.0021	.0013	.0032	.0044
#2	.0039	.0010	.0009	.0031	.0021	.0014	.0032	.0044
Check ?	Chk Pass	Chk Pass	Chk Pass	Chk Pass	Chk Pass	Chk Fail	Chk Pass	Chk Pass
Value						.0020		
Range						-30.00%		

Elem	Ag3280	V_2924	Zn2062	As1890	Tl1908	Pb2203	Se1960	Sb2068
Units	ppm	ppm	ppm	ppm	ppm	ppm	ppm	ppm
Avg	**.0008**	**.0021**	F **.0130**	W **.0039**	W **.0024**	**.0025**	W **.0039**	**.0031**
Stddev	.0000	.0000	.0001	.0000	.0009	.0006	.0002	.0006
%RSD	1.993	.3376	.9393	1.140	35.88	21.79	5.987	19.73
#1	.0008	.0021	.0129	.0038	.0018	.0029	.0037	.0036
#2	.0009	.0021	.0131	.0039	.0031	.0021	.0041	.0027
Check ?	Chk Pass	Chk Pass	Chk Fail	Chk Warn	Chk Warn	Chk Pass	Chk Warn	Chk Pass
Value			.0100	.0030	.0020		.0050	
Range			30.00%	20.00%	20.00%		-20.00%	

Elem	Al3961	Ca3179	Fe2599	Mg2790	K_7664	Na5895	B_2089	Mo2020
Units	ppm	ppm	ppm	ppm	ppm	ppm	ppm	ppm
Avg	**.1081**	**1.048**	**.0018**	W **.1214**	**1.942**	**1.000**	**.0101**	**.0001**
Stddev	.0012	.026	.0010	.0104	.013	.019	.0000	.0000
%RSD	1.093	2.469	55.60	8.592	.6460	1.945	.4014	13.01
#1	.1073	1.030	.0011	.1140	1.933	.9863	.0101	.0001
#2	.1089	1.066	.0026	.1287	1.951	1.014	.0101	.0001
Check ?	Chk Pass	Chk Pass	None	Chk Warn	Chk Pass	Chk Pass	Chk Pass	None
Value				.1000				
Range				20.00%				

Zoom In Zoom Out

Sample Name: crid Acquired: 7/4/2014 0:48:30 Type: QC
Method: Accutest1(v213) Mode: CONC Corr. Factor: 1.000000
User: admin Custom ID1: Custom ID2: Custom ID3:
Comment:

Elem	Pd3404	Si2124	Sn1899	Sr4077	Ti3349	W_2079	Zr3391	S_1820
Units	ppm	ppm	ppm	ppm	ppm	ppm	ppm	ppm
Avg	**-.0004**	**.0000**	**.0001**	**.0000**	**.0001**	**.0040**	F **.0002**	F **.0008**
Stddev	.0003	.0009	.0008	.0000	.0000	.0003	.0001	.0011
%RSD	83.11	5723.	629.1	91.05	30.89	7.882	49.47	141.6
#1	-.0001	.0006	-.0004	.0000	.0002	.0042	.0001	.0016
#2	-.0006	-.0006	.0007	.0000	.0001	.0037	.0003	.0000
Check ?	None	None	None	None	None	Chk Pass	Chk Fail	Chk Fail
Value							.0040	.0040
Range							-30.00%	-30.00%

Elem	Bi2230	Li6707
Units	ppm	ppm
Avg	F **-.0004**	F **.0014**
Stddev	.0003	.0001
%RSD	75.56	5.382
#1	-.0002	.0014
#2	-.0006	.0015
Check ?	Chk Fail	Chk Fail
Value	.0040	.0040
Range	-30.00%	-30.00%

Int. Std.	Y_3600	Y_3710	Y_2243	In2306
Units	Cts/S	Cts/S	Cts/S	Cts/S
Avg	**204870.**	**48457.**	**3167.2**	**8222.0**
Stddev	1147.	960.	17.7	42.7
%RSD	.56003	1.9817	.56002	.51981
#1	205680.	49136.	3179.8	8252.2
#2	204060.	47778.	3154.7	8191.8

Zoom In Zoom Out

Sample Name: cria Acquired: 7/4/2014 0:54:41 Type: QC
Method: Accutest1(v213) Mode: CONC Corr. Factor: 1.000000
User: admin Custom ID1: Custom ID2: Custom ID3:
Comment:

Elem	Ba4554	Be3130	Cd2288	Co2286	Cr2677	Cu3247	Mn2576	Ni2316	Ag3280
Units	ppm	ppm	ppm	ppm	ppm	ppm	ppm	ppm	ppm
Avg	**-.0001**	**.0000**	**-.0001**	**.0000**	**.0001**	**-.0009**	**.0000**	**.0000**	**-.0005**
Stddev	.0000	.000	.0000	.000	.0003	.0002	.0000	.000	.0000
%RSD	26.72	102.2	69.67	21.54	238.9	19.12	11.13	2329.	8.500
#1	-.0001	.0000	.0000	.0000	-.0001	-.0011	.0000	-.0001	-.0005
#2	-.0001	.0000	-.0001	.0000	.0003	-.0008	.0000	.0001	-.0004
Check ?	None	None	None	None	None	None	None	None	None
Value									
Range									

Elem	V_2924	Zn2062	As1890	Tl1908	Pb2203	Se1960	Sb2068	Al3961	Ca3179
Units	ppm	ppm	ppm	ppm	ppm	ppm	ppm	ppm	ppm
Avg	**.0001**	**.0007**	**.0200**	**.0004**	**.0207**	**.0214**	**.0202**	**.4849**	**-.0003**
Stddev	.0001	.0000	.0005	.0008	.0007	.0021	.0001	.0021	.0007
%RSD	40.25	5.849	2.655	184.3	3.600	9.692	.2568	.4419	262.2
#1	.0001	.0007	.0204	-.0001	.0212	.0199	.0203	.4864	.0002
#2	.0002	.0006	.0197	.0010	.0202	.0229	.0202	.4833	-.0008
Check ?	None	None	Chk Pass	None	Chk Pass	Chk Pass	Chk Pass	Chk Pass	None
Value									
Range									

Elem	Fe2599	Mg2790	K_7664	Na5895	B_2089	Mo2020	Pd3404	Si2124	Sn1899
Units	ppm	ppm	ppm	ppm	ppm	ppm	ppm	ppm	ppm
Avg	**.5327**	**.0097**	**-.0779**	**.0074**	**.0002**	**.0000**	**-.0003**	**.0024**	**-.0003**
Stddev	.0003	.0092	.0282	.0013	.0002	.000	.0002	.0004	.0001
%RSD	.0513	94.50	36.18	17.10	107.1	690.0	63.96	14.80	28.84
#1	.5325	.0032	-.0580	.0083	.0000	.0001	-.0002	.0022	-.0003
#2	.5329	.0162	-.0978	.0065	.0003	-.0001	-.0004	.0027	-.0004
Check ?	Chk Pass	None	None	None	None	None	None	None	None
Value									
Range									

Zoom In Zoom Out

Sample Name: cria Acquired: 7/4/2014 0:54:41 Type: QC
Method: Accutest1(v213) Mode: CONC Corr. Factor: 1.000000
User: admin Custom ID1: Custom ID2: Custom ID3:
Comment:

Elem	Sr4077	Ti3349	W_2079	Zr3391	S_1820	Bi2230	Li6707
Units	ppm	ppm	ppm	ppm	ppm	ppm	ppm
Avg	**.0000**	**.0001**	**.0031**	**.0002**	**.0018**	**-.0004**	**.0013**
Stddev	.0000	.0002	.0004	.0001	.0005	.0004	.0002
%RSD	29.87	162.1	14.26	31.93	27.49	94.47	12.07
#1	.0000	.0000	.0034	.0001	.0022	-.0001	.0014
#2	.0000	.0002	.0028	.0002	.0015	-.0007	.0011
Check ?	None	None	None	None	None	None	None
Value							
Range							

Int. Std.	Y_3600	Y_3710	Y_2243	In2306
Units	Cts/S	Cts/S	Cts/S	Cts/S
Avg	**205930.**	**48340.**	**3174.1**	**8233.0**
Stddev	240.	47.	.8	4.4
%RSD	.11656	.09642	.02504	.05334
#1	206100.	48307.	3173.5	8236.1
#2	205760.	48373.	3174.6	8229.9

Zoom In Zoom Out

Sample Name: icsa Acquired: 7/4/2014 1:00:54 Type: QC
Method: Accutest1(v213) Mode: CONC Corr. Factor: 1.000000
User: admin Custom ID1: Custom ID2: Custom ID3:
Comment:

Elem	Ba4554	Be3130	Cd2288	Co2286	Cr2677	Cu3247	Mn2576	Ni2316	Ag3280
Units	ppm	ppm	ppm	ppm	ppm	ppm	ppm	ppm	ppm
Avg	**-.0004**	**.0000**	**.0031**	**-.0013**	**-.0003**	**.0010**	**.0030**	**-.0019**	**.0013**
Stddev	.0001	.000	.0002	.0001	.0002	.0003	.0001	.0001	.0012
%RSD	12.09	114.2	6.731	6.373	70.97	26.88	4.644	6.791	90.33
#1	-.0005	.0000	.0032	-.0014	-.0005	.0008	.0029	-.0020	.0005
#2	-.0004	-.0001	.0029	-.0012	-.0002	.0012	.0031	-.0018	.0021
Check ?	Chk Pass	Chk Pass	Chk Pass	Chk Pass	Chk Pass	Chk Pass	Chk Pass	Chk Pass	Chk Pass
High Limit									
Low Limit									

Elem	V_2924	Zn2062	As1890	Tl1908	Pb2203	Se1960	Sb2068	Al3961	Ca3179
Units	ppm	ppm	ppm	ppm	ppm	ppm	ppm	ppm	ppm
Avg	**.0001**	**-.0005**	**-.0029**	**.0039**	**-.0008**	**.0050**	**.0009**	**491.1**	**378.8**
Stddev	.0001	.0002	.0006	.0001	.0020	.0012	.0010	3.6	2.8
%RSD	43.73	49.32	19.36	2.978	236.7	24.46	106.5	.7267	.7478
#1	.0002	-.0007	-.0025	.0038	.0006	.0041	.0016	493.6	380.8
#2	.0001	-.0003	-.0033	.0039	-.0023	.0059	.0002	488.6	376.8
Check ?	Chk Pass	Chk Pass	Chk Pass	Chk Pass	Chk Pass	Chk Pass	Chk Pass	Chk Pass	Chk Pass
High Limit									
Low Limit									

Elem	Fe2599	Mg2790	K_7664	Na5895	B_2089	Mo2020	Pd3404	Si2124	Sn1899
Units	ppm	ppm	ppm	ppm	ppm	ppm	ppm	ppm	ppm
Avg	**184.6**	**511.3**	**-.0226**	**.0145**	**.0005**	**-.0025**	**-.0019**	**.0152**	**-.0010**
Stddev	1.8	.3	.0098	.0013	.0019	.0000	.0001	.0004	.0009
%RSD	.9710	.0639	43.30	9.142	351.8	.8024	5.671	2.353	89.57
#1	183.4	511.1	-.0295	.0154	-.0008	-.0025	-.0019	.0154	-.0016
#2	185.9	511.6	-.0157	.0135	.0019	-.0025	-.0018	.0149	-.0004
Check ?	Chk Pass	Chk Pass	Chk Pass	Chk Pass	Chk Pass	Chk Pass	Chk Pass	Chk Pass	Chk Pass
High Limit									
Low Limit									

Zoom In Zoom Out

Sample Name: icsa Acquired: 7/4/2014 1:00:54 Type: QC
Method: Accutest1(v213) Mode: CONC Corr. Factor: 1.000000
User: admin Custom ID1: Custom ID2: Custom ID3:
Comment:

Elem	Sr4077	Ti3349	W_2079	Zr3391	S_1820	Bi2230	Li6707
Units	ppm	ppm	ppm	ppm	ppm	ppm	ppm
Avg	**-.0062**	**.0011**	**.0084**	**.0074**	**.0450**	**.0014**	**.0078**
Stddev	.0001	.0004	.0004	.0001	.0023	.0009	.0002
%RSD	.9896	38.90	5.194	1.881	5.167	62.85	2.876
#1	-.0062	.0008	.0081	.0073	.0466	.0020	.0080
#2	-.0061	.0015	.0087	.0075	.0433	.0008	.0077
Check ?	Chk Pass	Chk Pass	Chk Pass	Chk Pass	Chk Pass	Chk Pass	Chk Pass
High Limit							
Low Limit							

Int. Std.	Y_3600	Y_3710	Y_2243	In2306
Units	Cts/S	Cts/S	Cts/S	Cts/S
Avg	**181570.**	**46772.**	**2842.9**	**7305.1**
Stddev	550.	22.	.3	.3
%RSD	.30308	.04625	.01136	.00356
#1	181190.	46788.	2843.1	7304.9
#2	181960.	46757.	2842.7	7305.3

Zoom In Zoom Out

Sample Name: icsab Acquired: 7/4/2014 1:07:13 Type: QC
Method: Accutest1(v213) Mode: CONC Corr. Factor: 1.000000
User: admin Custom ID1: Custom ID2: Custom ID3:
Comment:

Elem	Ba4554	Be3130	Cd2288	Co2286	Cr2677	Cu3247	Mn2576	Ni2316	Ag3280
Units	ppm	ppm	ppm	ppm	ppm	ppm	ppm	ppm	ppm
Avg	**.4682**	**.4830**	**.9992**	**.4757**	**.4780**	**.4906**	**.4854**	**.9478**	**.9886**
Stddev	.0003	.0001	.0002	.0002	.0014	.0009	.0022	.0012	.0017
%RSD	.0711	.0263	.0172	.0317	.2844	.1888	.4575	.1258	.1717
#1	.4679	.4829	.9991	.4756	.4789	.4913	.4869	.9486	.9898
#2	.4684	.4831	.9993	.4758	.4770	.4900	.4838	.9470	.9874
Check ?	Chk Pass	Chk Pass	Chk Pass	Chk Pass	Chk Pass	Chk Pass	Chk Pass	Chk Pass	Chk Pass
Value									
Range									

Elem	V_2924	Zn2062	As1890	Tl1908	Pb2203	Se1960	Sb2068	Al3961	Ca3179
Units	ppm	ppm	ppm	ppm	ppm	ppm	ppm	ppm	ppm
Avg	**.4668**	**.9647**	**.9783**	**.9582**	**.9400**	**.9875**	**.9968**	**492.1**	**373.5**
Stddev	.0013	.0018	.0010	.0012	.0004	.0034	.0026	.0	1.0
%RSD	.2807	.1821	.1056	.1282	.0404	.3447	.2570	.0083	.2602
#1	.4678	.9659	.9790	.9574	.9402	.9899	.9986	492.1	374.2
#2	.4659	.9634	.9775	.9591	.9397	.9851	.9950	492.2	372.8
Check ?	Chk Pass	Chk Pass	Chk Pass	Chk Pass	Chk Pass	Chk Pass	Chk Pass	Chk Pass	Chk Pass
Value									
Range									

Elem	Fe2599	Mg2790	K_7664	Na5895	B_2089	Mo2020	Pd3404	Si2124	Sn1899
Units	ppm	ppm	ppm	ppm	ppm	ppm	ppm	ppm	ppm
Avg	**184.5**	**516.0**	**-.0277**	**.0174**	**-.0012**	**.4798**	**.5098**	**.0167**	**-.0017**
Stddev	1.8	1.3	.0149	.0040	.0002	.0005	.0012	.0008	.0003
%RSD	.9622	.2436	53.91	23.17	18.81	.0974	.2415	4.887	14.75
#1	185.7	516.9	-.0171	.0202	-.0010	.4801	.5107	.0161	-.0015
#2	183.2	515.1	-.0382	.0145	-.0013	.4794	.5089	.0172	-.0019
Check ?	Chk Pass	Chk Pass	None	None	None	Chk Pass	Chk Pass	None	None
Value									
Range									

Zoom In Zoom Out

Sample Name: icsab Acquired: 7/4/2014 1:07:13 Type: QC
Method: Accutest1(v213) Mode: CONC Corr. Factor: 1.000000
User: admin Custom ID1: Custom ID2: Custom ID3:
Comment:

Elem	Sr4077	Ti3349	W_2079	Zr3391	S_1820	Bi2230	Li6707
Units	ppm	ppm	ppm	ppm	ppm	ppm	ppm
Avg	**-.0061**	**.0010**	**.4973**	**.4992**	**.5207**	**.4743**	**.4930**
Stddev	.0000	.0000	.0009	.0005	.0017	.0003	.0002
%RSD	.3811	1.569	.1891	.0956	.3236	.0633	.0393
#1	-.0061	.0010	.4980	.4995	.5195	.4741	.4932
#2	-.0060	.0010	.4966	.4988	.5219	.4745	.4929
Check ?	None	None	Chk Pass	Chk Pass	Chk Pass	Chk Pass	Chk Pass
Value							
Range							

Int. Std.	Y_3600	Y_3710	Y_2243	In2306
Units	Cts/S	Cts/S	Cts/S	Cts/S
Avg	**181440.**	**46519.**	**2835.2**	**7313.9**
Stddev	513.	172.	1.1	.4
%RSD	.28296	.37053	.03725	.00514
#1	181080.	46397.	2834.4	7314.2
#2	181800.	46641.	2835.9	7313.7

Zoom In Zoom Out

Sample Name: ccv Acquired: 7/4/2014 1:13:32 Type: QC
Method: Accutest1(v213) Mode: CONC Corr. Factor: 1.000000
User: admin Custom ID1: Custom ID2: Custom ID3:
Comment:

Elem	Ba4554	Be3130	Cd2288	Co2286	Cr2677	Cu3247	Mn2576	Ni2316	Ag3280
Units	ppm	ppm	ppm	ppm	ppm	ppm	ppm	ppm	ppm
Avg	**1.946**	**2.024**	**1.990**	**2.026**	**2.027**	**1.935**	**2.032**	**2.029**	**.2424**
Stddev	.001	.001	.002	.003	.001	.007	.001	.001	.0004
%RSD	.0523	.0595	.1140	.1277	.0452	.3691	.0316	.0389	.1462
#1	1.946	2.025	1.988	2.024	2.027	1.930	2.032	2.029	.2426
#2	1.945	2.023	1.992	2.028	2.028	1.940	2.033	2.030	.2421
Check ?	Chk Pass	Chk Pass	Chk Pass	Chk Pass	Chk Pass	Chk Pass	Chk Pass	Chk Pass	Chk Pass
Value									
Range									

Elem	V_2924	Zn2062	As1890	Tl1908	Pb2203	Se1960	Sb2068	Al3961	Ca3179
Units	ppm	ppm	ppm	ppm	ppm	ppm	ppm	ppm	ppm
Avg	**1.985**	**2.056**	**1.944**	**2.021**	**2.027**	**1.971**	**1.954**	**39.27**	**41.00**
Stddev	.001	.000	.001	.000	.001	.006	.003	.02	.11
%RSD	.0260	.0086	.0544	.0197	.0525	.3065	.1339	.0420	.2612
#1	1.985	2.056	1.945	2.021	2.026	1.967	1.952	39.26	40.92
#2	1.986	2.056	1.944	2.021	2.027	1.976	1.956	39.29	41.08
Check ?	Chk Pass	Chk Pass	Chk Pass	Chk Pass	Chk Pass	Chk Pass	Chk Pass	Chk Pass	Chk Pass
Value									
Range									

Elem	Fe2599	Mg2790	K_7664	Na5895	B_2089	Mo2020	Pd3404	Si2124	Sn1899
Units	ppm	ppm	ppm	ppm	ppm	ppm	ppm	ppm	ppm
Avg	**40.54**	**40.24**	**39.21**	**39.57**	**1.942**	**1.971**	**1.933**	**4.916**	**2.020**
Stddev	.11	.17	.07	.04	.004	.002	.002	.005	.007
%RSD	.2810	.4225	.1772	.0988	.2180	.0809	.0863	.1037	.3502
#1	40.46	40.12	39.16	39.55	1.939	1.969	1.932	4.913	2.015
#2	40.62	40.36	39.26	39.60	1.945	1.972	1.934	4.920	2.025
Check ?	Chk Pass	Chk Pass	Chk Pass	Chk Pass	Chk Pass	Chk Pass	Chk Pass	Chk Pass	Chk Pass
Value									
Range									

Zoom In Zoom Out

Sample Name: ccv Acquired: 7/4/2014 1:13:32 Type: QC
Method: Accutest1(v213) Mode: CONC Corr. Factor: 1.000000
User: admin Custom ID1: Custom ID2: Custom ID3:
Comment:

Elem	Sr4077	Ti3349	W_2079	Zr3391	S_1820	Bi2230	Li6707
Units	ppm	ppm	ppm	ppm	ppm	ppm	ppm
Avg	**1.995**	**1.962**	**1.886**	**2.001**	**1.953**	**1.915**	**1.969**
Stddev	.011	.001	.009	.002	.004	.003	.002
%RSD	.5391	.0522	.4507	.1047	.2016	.1439	.0855
#1	2.003	1.961	1.880	1.999	1.950	1.913	1.968
#2	1.987	1.962	1.892	2.002	1.955	1.917	1.970
Check ?	Chk Pass	Chk Pass	Chk Pass	Chk Pass	Chk Pass	Chk Pass	Chk Pass
Value							
Range							

Int. Std.	Y_3600	Y_3710	Y_2243	In2306
Units	Cts/S	Cts/S	Cts/S	Cts/S
Avg	**196480.**	**47792.**	**3054.6**	**7946.8**
Stddev	34.	307.	2.0	2.8
%RSD	.01743	.64146	.06665	.03573
#1	196460.	48009.	3056.0	7948.8
#2	196500.	47575.	3053.1	7944.8

Zoom In Zoom Out

Sample Name: ccb Acquired: 7/4/2014 1:19:44 Type: QC
Method: Accutest1(v213) Mode: CONC Corr. Factor: 1.000000
User: admin Custom ID1: Custom ID2: Custom ID3:
Comment:

Elem	Ba4554	Be3130	Cd2288	Co2286	Cr2677	Cu3247	Mn2576	Ni2316
Units	ppm	ppm	ppm	ppm	ppm	ppm	ppm	ppm
Avg	**.0004**	**.0003**	**.0003**	**.0003**	**.0006**	**-.0003**	**.0004**	**.0004**
Stddev	.0000	.0000	.0001	.0003	.0001	.0000	.0000	.0000
%RSD	4.878	.0643	43.84	114.8	15.95	8.139	6.764	10.74
#1	.0004	.0003	.0004	.0001	.0006	-.0003	.0005	.0004
#2	.0004	.0003	.0002	.0005	.0005	-.0003	.0004	.0003
Check ?	Chk Pass	Chk Pass	Chk Pass	Chk Pass	Chk Pass	Chk Pass	Chk Pass	Chk Pass
High Limit								
Low Limit								

Elem	Ag3280	V_2924	Zn2062	As1890	Tl1908	Pb2203	Se1960	Sb2068
Units	ppm	ppm	ppm	ppm	ppm	ppm	ppm	ppm
Avg	**.0000**	**.0005**	**-.0003**	**.0009**	**.0013**	**-.0002**	**-.0009**	**.0004**
Stddev	.0002	.0002	.0001	.0010	.0005	.0000	.0009	.0003
%RSD	668.1	30.05	27.21	110.8	38.44	4.937	109.1	74.51
#1	.0002	.0004	-.0004	.0016	.0010	-.0002	-.0015	.0002
#2	-.0001	.0007	-.0003	.0002	.0017	-.0002	-.0002	.0006
Check ?	Chk Pass	Chk Pass	Chk Pass	Chk Pass	Chk Pass	Chk Pass	Chk Pass	Chk Pass
High Limit								
Low Limit								

Elem	Al3961	Ca3179	Fe2599	Mg2790	K_7664	Na5895	B_2089	Mo2020
Units	ppm	ppm	ppm	ppm	ppm	ppm	ppm	ppm
Avg	W **.0269**	**.0239**	**.0157**	**.0298**	**-.0544**	**.0136**	**.0018**	**.0010**
Stddev	.0022	.0002	.0006	.0070	.0020	.0050	.0001	.0001
%RSD	8.252	.7558	3.822	23.37	3.658	36.34	7.733	14.82
#1	.0254	.0241	.0162	.0249	-.0530	.0101	.0019	.0011
#2	.0285	.0238	.0153	.0347	-.0558	.0171	.0017	.0009
Check ?	Chk Warn	Chk Pass	Chk Pass	Chk Pass	Chk Pass	Chk Pass	Chk Pass	Chk Pass
High Limit	.0250							
Low Limit	-.0250							

Zoom In
Zoom Out

Sample Name: ccb Acquired: 7/4/2014 1:19:44 Type: QC
Method: Accutest1(v213) Mode: CONC Corr. Factor: 1.000000
User: admin Custom ID1: Custom ID2: Custom ID3:
Comment:

Elem	Pd3404	Si2124	Sn1899	Sr4077	Ti3349	W_2079	Zr3391	S_1820
Units	ppm	ppm	ppm	ppm	ppm	ppm	ppm	ppm
Avg	**.0005**	**.0010**	**-.0002**	**.0005**	**.0006**	**.0134**	**.0008**	**.0001**
Stddev	.0001	.0010	.0000	.0000	.0000	.0011	.0000	.0006
%RSD	13.39	107.0	1.372	.8354	7.706	7.965	4.021	592.7
#1	.0005	.0017	-.0002	.0005	.0007	.0142	.0008	-.0003
#2	.0006	.0002	-.0002	.0005	.0006	.0127	.0008	.0006
Check ?	Chk Pass	Chk Pass	Chk Pass	Chk Pass	Chk Pass	Chk Pass	Chk Pass	Chk Pass
High Limit								
Low Limit								

Elem	Bi2230	Li6707
Units	ppm	ppm
Avg	**-.0001**	**.0022**
Stddev	.0004	.0002
%RSD	591.4	9.129
#1	.0002	.0020
#2	-.0003	.0023
Check ?	Chk Pass	Chk Pass
High Limit		
Low Limit		

Int. Std.	Y_3600	Y_3710	Y_2243	In2306
Units	Cts/S	Cts/S	Cts/S	Cts/S
Avg	**205830.**	**48315.**	**3177.2**	**8250.0**
Stddev	284.	165.	2.0	5.8
%RSD	.13787	.34194	.06359	.06987
#1	206030.	48432.	3175.7	8245.9
#2	205630.	48198.	3178.6	8254.0

NOTE: The remaining raw data for this batch is not relevant to this job. As such it has been omitted.

	Element, Wavelength and Order	Use?	# IECs	IEC	k1	k2	Calc-in-fit?
	Ba 455.403 { 74}	☒	3	Mg	0.000001	0.000000	No
				Al	0.000000	0.000000	No
				Zr	0.001080	0.000000	No
	Be 313.042 {108}	☒	13	V	0.001199	0.000000	No
				Mo	-0.000037	0.000000	No
				Ti	-0.000287	0.000000	No
				Mn	0.000027	0.000000	No
				Ba	0.000015	0.000000	No
				Co	-0.000020	0.000000	No
				Ni	0.000004	0.000000	No
				Ca	0.000000	0.000000	No
				Cu	0.000034	0.000000	No
				Zn	-0.000010	0.000000	No
				Fe	0.000000	0.000000	No
				Cd	0.000050	0.000000	No
				W	0.000000	0.000000	No
	Cd 228.802 {448}	☒	13	As	0.017000	0.000000	No
				Ni	-0.000178	0.000000	No
				Fe	-0.000005	0.000000	No
				V	0.000050	0.000000	No
				Ba	-0.000047	0.000000	No
				Co	-0.000950	0.000000	No
				Sr	0.000100	0.000000	No
				Ca	-0.000003	0.000000	No
				Mn	-0.000021	0.000000	No
				Cr	0.000025	0.000000	No
				Si	-0.000005	0.000000	No
				Cu	-0.000026	0.000000	No
				Al	0.000000	0.000000	No
	Co 228.616 {448}	☒	10	Fe	0.000006	0.000000	No
				Cr	-0.000100	0.000000	No
				Mo	-0.001900	0.000000	No
				Ni	0.000256	0.000000	No
				Ti	0.001639	0.000000	No
				Ba	0.000062	0.000000	No
				W	0.000000	0.000000	No
				Cd	-0.000060	0.000000	No
				Si	0.000000	0.000000	No
				Ca	0.000000	0.000000	No
	Cr 267.716 {126}	☒	15	Mn	0.000402	0.000000	No
				V	0.000080	0.000000	No
				Mo	0.000018	0.000000	No
				Fe	-0.000009	0.000000	No
				Cd	-0.000050	0.000000	No
				Al	0.000001	0.000000	No
				Ca	-0.000002	0.000000	No
				Mg	0.000000	0.000000	No
				Ti	0.000000	0.000000	No
				Sn	0.000000	0.000000	No
				Ba	-0.000005	0.000000	No
				Cu	0.000100	0.000000	No
				Sr	0.000000	0.000000	No
				W	0.004000	0.000000	No
				Zr	0.000280	0.000000	No
	Cu 324.754 {104}2	☒	22	Cr	0.000016	0.000000	No
				V	-0.000283	0.000000	No
				Mo	0.000406	0.000000	No

	Element, Wavelength and Order	Use?	# IECs	IEC	k1	k2	Calc-in-fit?
				Ti	-0.000100	0.000000	No
				Fe	-0.000155	0.000000	No
				Al	0.000002	0.000000	No
				Sn	-0.000097	0.000000	No
				Zn	-0.000004	0.000000	No
				Co	-0.000317	0.000000	No
				Zr	0.000000	0.000000	No
				Si	0.000009	0.000000	No
				Mn	-0.000080	0.000000	No
				Se	0.000050	0.000000	No
				Ba	0.000100	0.000000	No
				Ag	-0.000077	0.000000	No
				Pb	0.000060	0.000000	No
				Sb	0.000000	0.000000	No
				Mg	0.000002	0.000000	No
				Ca	-0.000001	0.000000	No
				Bi	0.000000	0.000000	No
				W	0.000000	0.000000	No
				K	0.000000	0.000000	No
	Mn 257.610 {131}	☒	8	Fe	-0.000101	0.000000	No
				Si	0.000050	0.000000	No
				Ba	0.000100	0.000000	No
				As	0.000001	0.000000	No
				Ca	0.000000	0.000000	No
				Mg	0.000000	0.000000	No
				Al	-0.000001	0.000000	No
				Cr	-0.000100	0.000000	No
	Ni 231.604 {446}	☒	19	Fe	0.000017	0.000000	No
				Zn	0.000079	0.000000	No
				Be	0.000213	0.000000	No
				Co	0.000080	0.000000	No
				Tl	0.000209	0.000000	No
				Mg	0.000001	0.000000	No
				Mo	0.000485	0.000000	No
				V	0.000011	0.000000	No
				Cu	0.000050	0.000000	No
				Se	0.000100	0.000000	No
				Al	0.000003	0.000000	No
				Cr	0.000006	0.000000	No
				Si	-0.000030	0.000000	No
				Sn	0.000079	0.000000	No
				Ba	0.000000	0.000000	No
				Ca	-0.000002	0.000000	No
				Ti	-0.000040	0.000000	No
				Mn	-0.000080	0.000000	No
				W	0.000000	0.000000	No
	Ag 328.068 {103}	☒	14	Mn	0.000211	0.000000	No
				Mo	-0.000098	0.000000	No
				Ti	-0.000830	0.000000	No
				Fe	-0.000479	0.000000	No
				V	-0.000040	0.000000	No
				Zn	-0.000080	0.000000	No
				Ca	-0.000010	0.000000	No
				Al	-0.000011	0.000000	No
				Sr	-0.000024	0.000000	No
				Mg	0.000001	0.000000	No
				Zr	0.005800	0.000000	No

	Element, Wavelength and Order	Use?	# IECs	IEC	k1	k2	Calc-in-fit?
				Si	-0.000021	0.000000	No
				Ba	0.000006	0.000000	No
				K	0.000000	0.000000	No
	V 292.402 {115}	☒	7	Ti	0.000630	0.000000	No
				Mo	-0.013100	0.000000	No
				Fe	0.000011	0.000000	No
				Sr	-0.000100	0.000000	No
				Cr	-0.003700	0.000000	No
				Mn	-0.000200	0.000000	No
				Zr	0.000170	0.000000	No
	Zn 206.200 {464}	☒	20	Cr	-0.001125	0.000000	No
				Mo	0.000260	0.000000	No
				Fe	-0.000008	0.000000	No
				Si	0.000065	0.000000	No
				Mn	0.000350	0.000000	No
				Ba	-0.000060	0.000000	No
				Na	0.000003	0.000000	No
				Ca	0.000000	0.000000	No
				Sr	0.000000	0.000000	No
				Sn	0.000255	0.000000	No
				Cu	-0.000774	0.000000	No
				As	0.000500	0.000000	No
				Be	0.000364	0.000000	No
				Pd	0.000280	0.000000	No
				Ti	-0.000080	0.000000	No
				Al	0.000005	0.000000	No
				Zr	0.000000	0.000000	No
				Bi	-0.003364	0.000000	No
				W	0.060000	0.000000	No
				K	0.000000	0.000000	No
	As 189.042 {478}	☒	23	Al	0.000003	0.000000	No
				Fe	-0.000002	0.000000	No
				Ca	0.000000	0.000000	No
				Mn	0.000090	0.000000	No
				Mo	0.000040	0.000000	No
				Cr	0.000550	0.000000	No
				V	0.000095	0.000000	No
				Co	-0.001500	0.000000	No
				Ba	-0.000067	0.000000	No
				Sn	-0.000037	0.000000	No
				Cd	-0.000228	0.000000	No
				Tl	0.000030	0.000000	No
				Be	-0.000007	0.000000	No
				Mg	-0.000000	0.000000	No
				Si	-0.000195	0.000000	No
				Zn	0.000115	0.000000	No
				Sr	0.000100	0.000000	No
				Pd	0.031510	0.000000	No
				Zr	-0.004110	0.000000	No
				Ti	-0.000070	0.000000	No
				W	0.000000	0.000000	No
				S	-0.000040	0.000000	No
				K	0.000000	0.000000	No
	Tl 190.856 {477}	☒	29	Cr	0.000421	0.000000	No
				Mo	-0.008700	0.000000	No
				Al	-0.000004	0.000000	No
				Fe	-0.000073	0.000000	No

	Element, Wavelength and Order	Use?	# IECs	IEC	k1	k2	Calc-in-fit?
				V	-0.024000	0.000000	No
				Mn	0.001400	0.000000	No
				Ca	-0.000008	0.000000	No
				Ti	-0.001100	0.000000	No
				Mg	-0.000002	0.000000	No
				Co	0.003472	0.000000	No
				Sr	0.000972	0.000000	No
				B	0.000913	0.000000	No
				Ba	0.000000	0.000000	No
				Zn	0.000100	0.000000	No
				As	-0.000020	0.000000	No
				W	0.000000	0.000000	No
				Ni	0.000090	0.000000	No
				Cu	-0.000125	0.000000	No
				Zr	0.000000	0.000000	No
				Pd	0.000185	0.000000	No
				Pb	-0.000600	0.000000	No
				S	0.000010	0.000000	No
				Ag	0.000250	0.000000	No
				Be	0.000000	0.000000	No
				Sn	-0.000023	0.000000	No
				K	0.000000	0.000000	No
				Cd	-0.000240	0.000000	No
				Si	-0.000040	0.000000	No
				Na	0.000000	0.000000	No
	Pb 220.353 {453}	☒	23	Al	-0.000113	0.000000	No
				Fe	0.000035	0.000000	No
				Ca	0.000003	0.000000	No
				Mn	0.000033	0.000000	No
				Zn	-0.000036	0.000000	No
				Mo	-0.002150	0.000000	No
				Cu	-0.000031	0.000000	No
				V	0.000068	0.000000	No
				Co	0.000073	0.000000	No
				Ti	-0.000200	0.000000	No
				Si	-0.000042	0.000000	No
				Ba	-0.000010	0.000000	No
				Sb	0.000150	0.000000	No
				K	0.000000	0.000000	No
				Sr	0.000140	0.000000	No
				W	0.000000	0.000000	No
				Mg	0.000002	0.000000	No
				Cd	-0.000018	0.000000	No
				Pd	0.000560	0.000000	No
				Zr	-0.001000	0.000000	No
				Ni	0.000050	0.000000	No
				S	-0.000010	0.000000	No
				Bi	0.000000	0.000000	No
	Se 196.090 {472}	☒	22	Al	0.000006	0.000000	No
				Ca	-0.000006	0.000000	No
				Mn	0.000223	0.000000	No
				Mo	-0.000119	0.000000	No
				Fe	-0.000087	0.000000	No
				Co	-0.000330	0.000000	No
				V	-0.000200	0.000000	No
				Sr	-0.000258	0.000000	No
				Cu	-0.000007	0.000000	No

	Element, Wavelength and Order	Use?	# IECs	IEC	k1	k2	Calc-in-fit?
				W	0.080000	0.000000	No
				Si	0.000011	0.000000	No
				Tl	0.000204	0.000000	No
				Be	-0.000143	0.000000	No
				Zn	0.000100	0.000000	No
				B	0.000025	0.000000	No
				Pd	0.000700	0.000000	No
				Ti	-0.000017	0.000000	No
				Cd	0.000090	0.000000	No
				Zr	-0.004300	0.000000	No
				Ba	0.000040	0.000000	No
				Mg	-0.000002	0.000000	No
				S	-0.000010	0.000000	No
	Sb 206.833 {463}	☒	14	Fe	-0.000010	0.000000	No
				Al	0.000006	0.000000	No
				Ca	-0.000001	0.000000	No
				Ni	-0.000856	0.000000	No
				Cr	0.014520	0.000000	No
				V	-0.001830	0.000000	No
				Zn	0.000188	0.000000	No
				Mo	0.000250	0.000000	No
				Ti	0.000100	0.000000	No
				Sn	-0.015500	0.000000	No
				W	0.000000	0.000000	No
				Mg	0.000003	0.000000	No
				Zr	-0.000300	0.000000	No
				Sr	0.000031	0.000000	No
	Al 396.152 { 85}	☒	4	Si	0.000350	0.000000	No
				Ca	-0.000265	0.000000	No
				Mo	0.039000	0.000000	No
				Zr	-0.008158	0.000000	No
	Ca 317.933 {106}	☒	18	Fe	0.000120	0.000000	No
				Ti	0.000000	0.000000	No
				W	0.003960	0.000000	No
				Tl	0.004955	0.000000	No
				Be	0.001840	0.000000	No
				Ba	-0.001500	0.000000	No
				Cu	0.004200	0.000000	No
				Cd	0.003700	0.000000	No
				Ni	0.001859	0.000000	No
				Pd	0.004700	0.000000	No
				Mn	0.000000	0.000000	No
				B	-0.000210	0.000000	No
				Se	0.005000	0.000000	No
				Co	-0.000920	0.000000	No
				Cr	0.004000	0.000000	No
				Al	0.000026	0.000000	No
				As	0.010000	0.000000	No
				Pb	0.002000	0.000000	No
	Fe 259.940 {130}	☒	13	Co	0.000200	0.000000	No
				Si	-0.001181	0.000000	No
				Tl	-0.002562	0.000000	No
				Se	0.000000	0.000000	No
				Cr	-0.000360	0.000000	No
				Mn	-0.002000	0.000000	No
				V	-0.000064	0.000000	No
				Cu	0.000085	0.000000	No

Element, Wavelength and Order	Use?	# IECs	IEC	k1	k2	Calc-in-fit?
			K	-0.000200	0.000000	No
			Zn	0.000080	0.000000	No
			Ti	-0.000631	0.000000	No
			Ca	0.000020	0.000000	No
			Ba	0.001000	0.000000	No
Mg 279.079 {121}	☒	3	Mo	-0.016250	0.000000	No
			W	0.000000	0.000000	No
			Mn	-0.005360	0.000000	No
K 766.490 { 44}	☒	12	Fe	-0.000715	0.000000	No
			Al	0.000032	0.000000	No
			Ca	-0.000012	0.000000	No
			Mn	0.001430	0.000000	No
			Si	-0.003000	0.000000	No
			V	-0.002360	0.000000	No
			Pd	0.004000	0.000000	No
			Sn	-0.004700	0.000000	No
			Ba	-0.002700	0.000000	No
			Mo	-0.000850	0.000000	No
			Cu	-0.010000	0.000000	No
			Ni	-0.000500	0.000000	No
Na 589.592 { 57}	☒	6	K	-0.000560	0.000000	No
			Ba	0.000900	0.000000	No
			Ca	-0.000034	0.000000	No
			Al	0.000040	0.000000	No
			V	0.000000	0.000000	No
			Cr	0.000000	0.000000	No
B 208.959 {462}	☒	1	Mo	0.041150	0.000000	No
Mo 202.030 {467}	☒	6	Co	0.000000	0.000000	No
			Al	0.000000	0.000000	No
			Fe	-0.000010	0.000000	No
			Mg	-0.000001	0.000000	No
			Ca	0.000003	0.000000	No
			W	0.000576	0.000000	No
Pd 340.458 { 99}	☒	10	Ti	-0.000684	0.000000	No
			V	-0.000048	0.000000	No
			Sn	-0.000006	0.000000	No
			Fe	-0.000060	0.000000	No
			Mo	-0.000320	0.000000	No
			Co	-0.005883	0.000000	No
			Ca	-0.000021	0.000000	No
			S	-0.000017	0.000000	No
			Si	-0.000040	0.000000	No
			Zr	-0.157000	0.000000	No
Si 212.412 {459}	☒	19	Sr	0.000366	0.000000	No
			Ni	0.000106	0.000000	No
			Mo	0.027685	0.000000	No
			V	-0.000190	0.000000	No
			Ti	0.006476	0.000000	No
			Al	0.000049	0.000000	No
			Cd	0.000800	0.000000	No
			Ba	0.000000	0.000000	No
			Fe	0.000129	0.000000	No
			Sn	0.007000	0.000000	No
			Zn	0.000385	0.000000	No
			As	0.000700	0.000000	No
			Mg	-0.000185	0.000000	No
			W	-0.007198	0.000000	No

	Element, Wavelength and Order	Use?	# IECs	IEC	k1	k2	Calc-in-fit?
				Ca	0.000078	0.000000	No
				Cr	0.001600	0.000000	No
				Mn	0.001000	0.000000	No
				Zr	0.000540	0.000000	No
				B	0.001900	0.000000	No
	Sn 189.989 {478}	☒	6	Ti	-0.002020	0.000000	No
				Mo	0.000011	0.000000	No
				Fe	0.000018	0.000000	No
				Mn	0.000001	0.000000	No
				Si	0.000131	0.000000	No
				Al	-0.000004	0.000000	No
	Sr 407.771 { 83}	☒	2	Fe	0.000000	0.000000	No
				Ca	0.000047	0.000000	No
	Ti 334.904 {101}	☒	4	Cr	0.000204	0.000000	No
				Mo	0.000870	0.000000	No
				Si	0.000035	0.000000	No
				Ca	0.000005	0.000000	No
	Y 360.073 { 94}*	☒	None				
	Y 371.030 { 91}*	☒	None				
	Y 224.306 {451}*	☒	None				
	In 230.606 {446}*	☒	None				
	W 207.911 {462}	☒	27	Al	0.000005	0.000000	No
				Si	-0.000117	0.000000	No
				Ca	-0.000004	0.000000	No
				Fe	-0.000039	0.000000	No
				As	-0.000220	0.000000	No
				Mg	-0.000005	0.000000	No
				Mn	-0.000070	0.000000	No
				Mo	0.000710	0.000000	No
				Ti	0.000000	0.000000	No
				Sr	0.000000	0.000000	No
				V	0.001000	0.000000	No
				Cd	-0.000650	0.000000	No
				Cr	-0.000001	0.000000	No
				Zn	0.009921	0.000000	No
				Pd	0.000000	0.000000	No
				Sn	-0.000500	0.000000	No
				Zr	-0.001000	0.000000	No
				B	0.000000	0.000000	No
				Sb	0.000000	0.000000	No
				Co	-0.002830	0.000000	No
				Ni	0.000000	0.000000	No
				Be	-0.001000	0.000000	No
				Se	0.000000	0.000000	No
				Cu	-0.002860	0.000000	No
				Ba	0.000000	0.000000	No
				Tl	0.000000	0.000000	No
				Pb	0.000000	0.000000	No
	Zr 339.198 { 99}	☒	10	Mo	0.000250	0.000000	No
				Ti	0.000000	0.000000	No
				Fe	-0.000068	0.000000	No
				Si	0.000125	0.000000	No
				S	0.000039	0.000000	No
				Pd	0.000000	0.000000	No
				Be	-0.000500	0.000000	No
				Bi	0.000000	0.000000	No
				Ba	0.000700	0.000000	No

	Element, Wavelength and Order	Use?	# IECs	IEC	k1	k2	Calc-in-fit?
				Ag	0.000000	0.000000	No
	S 182.034 {485}	☒	7	Ca	0.000065	0.000000	No
				Mo	0.000000	0.000000	No
				Al	-0.000129	0.000000	No
				Fe	-0.000043	0.000000	No
				Mn	0.003160	0.000000	No
				Mg	0.000004	0.000000	No
				Ti	-0.005300	0.000000	No
	Bi 223.061 {451}	☒	4	Fe	0.000035	0.000000	No
				Ti	-0.018190	0.000000	No
				V	-0.000680	0.000000	No
				Cr	0.001100	0.000000	No
	Li 670.784 { 50}	☒	1	Mg	0.000006	0.000000	No

	Element, Wavelength and Order	Date of Fit	Date of Cal.	Type of Fit	Weighting	A0	A1	A2	n (Exponent)
	Ba 455.403 { 74}	7/3/2014 17:46:47	7/3/2014 17:46:47	Linear	1/Conc	0.000597	1.493045	0.000000	1.000000
	Be 313.042 {108}	7/3/2014 17:46:47	7/3/2014 17:46:47	Linear	1/Conc	-0.000439	2.685583	0.000000	1.000000
	Cd 228.802 {448}	7/3/2014 17:46:47	7/3/2014 17:46:47	Linear	1/Conc	0.000669	1.236814	0.000000	1.000000
	Co 228.616 {448}	7/3/2014 17:46:47	7/3/2014 17:46:47	Linear	1/Conc	-0.000187	0.513550	0.000000	1.000000
	Cr 267.716 {126}	7/3/2014 17:46:47	7/3/2014 17:46:47	Linear	1/Conc	-0.000017	0.081338	0.000000	1.000000
	Cu 324.754 {104}2	7/3/2014 17:46:47	7/3/2014 17:46:47	Linear	1/Conc	0.003851	0.229381	0.000000	1.000000
	Mn 257.610 {131}	7/3/2014 17:46:47	7/3/2014 17:46:47	Linear	1/Conc	0.000026	0.475552	0.000000	1.000000
	Ni 231.604 {446}	7/3/2014 17:46:47	7/3/2014 17:46:47	Linear	1/Conc	-0.000366	0.394244	0.000000	1.000000
	Ag 328.068 {103}	7/3/2014 17:46:47	7/3/2014 17:46:47	Linear	1/Conc	-0.000126	0.128940	0.000000	1.000000
	V 292.402 {115}	7/3/2014 17:46:47	7/3/2014 17:46:47	Linear	1/Conc	-0.000034	0.135658	0.000000	1.000000
	Zn 206.200 {464}	7/3/2014 17:46:47	7/3/2014 17:46:47	Linear	1/Conc	0.000337	1.080891	0.000000	1.000000
	As 189.042 {478}	7/3/2014 17:46:47	7/3/2014 17:46:47	Linear	1/Conc	-0.000701	0.187026	0.000000	1.000000
	Tl 190.856 {477}	7/3/2014 17:46:47	7/3/2014 17:46:47	Linear	1/Conc	-0.000450	0.053958	0.000000	1.000000
	Pb 220.353 {453}	7/3/2014 17:46:47	7/3/2014 17:46:47	Linear	1/Conc	-0.000414	0.170628	0.000000	1.000000
	Se 196.090 {472}	7/3/2014 17:46:47	7/3/2014 17:46:47	Linear	1/Conc	0.000991	0.117876	0.000000	1.000000
	Sb 206.833 {463}	7/3/2014 17:46:47	7/3/2014 17:46:47	Linear	1/Conc	0.000064	0.253754	0.000000	1.000000
	Al 396.152 { 85}	7/3/2014 17:46:47	7/3/2014 17:46:47	Linear	1/Conc	-0.000012	0.023433	0.000000	1.000000
	Ca 317.933 {106}	7/3/2014 17:46:47	7/3/2014 17:46:47	Linear	1/Conc	0.006069	0.072772	0.000000	1.000000
	Fe 259.940 {130}	7/3/2014 17:46:47	7/3/2014 17:46:47	Linear	1/Conc	0.000044	0.047427	0.000000	1.000000
	Mg 279.079 {121}	7/3/2014 17:46:47	7/3/2014 17:46:47	Linear	1/Conc	-0.000079	0.006848	0.000000	1.000000
	K 766.490 { 44}	7/3/2014 17:46:47	7/3/2014 17:46:47	Linear	1/Conc	-0.002090	0.013489	0.000000	1.000000
	Na 589.592 { 57}	7/3/2014 17:46:47	7/3/2014 17:46:47	Linear	1/Conc	-0.002911	0.047996	0.000000	1.000000
	B 208.959 {462}	7/3/2014 17:46:47	7/3/2014 17:46:47	Linear	1/Conc	0.000153	0.265264	0.000000	1.000000
	Mo 202.030 {467}	7/3/2014 17:46:47	7/3/2014 17:46:47	Linear	1/Conc	0.000509	1.070207	0.000000	1.000000
	Pd 340.458 { 99}	7/3/2014 17:46:47	7/3/2014 17:46:47	Linear	1/Conc	-0.000139	0.056538	0.000000	1.000000
	Si 212.412 {459}	7/3/2014 17:46:47	7/3/2014 17:46:47	Linear	1/Conc	0.003948	0.314425	0.000000	1.000000
	Sn 189.989 {478}	7/3/2014 17:46:47	7/3/2014 17:46:47	Linear	1/Conc	0.000237	0.212024	0.000000	1.000000
	Sr 407.771 { 83}	7/3/2014 17:46:47	7/3/2014 17:46:47	Linear	1/Conc	-0.000493	2.567124	0.000000	1.000000
	Ti 334.904 {101}	7/3/2014 17:46:47	7/3/2014 17:46:47	Linear	1/Conc	-0.000106	0.144641	0.000000	1.000000
	Y 360.073 { 94}*	6/17/2014 18:19:07	12/23/2009 10:44:16	Linear	1/Conc	0.000000	0.000000	0.000000	1.000000
	Y 371.030 { 91}*	6/17/2014 18:19:12	12/23/2009 10:44:16	Linear	1/Conc	0.000000	0.000000	0.000000	1.000000
	Y 224.306 {451}*	7/2/2014 11:08:50	12/23/2009 10:44:16	Linear	1/Conc	0.000000	0.000000	0.000000	1.000000
	In 230.606 {446}*	6/17/2014 18:19:20	12/23/2009 10:44:16	Linear	1/Conc	0.000000	0.000000	0.000000	1.000000
	W 207.911 {462}	7/3/2014 17:46:47	7/3/2014 17:46:47	Linear	1/Conc	0.001218	0.503222	0.000000	1.000000
	Zr 339.198 { 99}	7/3/2014 17:46:47	7/3/2014 17:46:47	Linear	1/Conc	-0.000265	0.286133	0.000000	1.000000
	S 182.034 {485}	7/3/2014 17:46:47	7/3/2014 17:46:47	Linear	1/Conc	-0.000597	0.107363	0.000000	1.000000
	Bi 223.061 {451}	7/3/2014 17:46:47	7/3/2014 17:46:47	Linear	1/Conc	-0.000852	0.354293	0.000000	1.000000
	Li 670.784 { 50}	7/3/2014 17:46:47	7/3/2014 17:46:47	Linear	1/Conc	-0.000290	0.361321	0.000000	1.000000

	Element, Wavelength and Order	Correlation	Std Error of Est	Predicted MDL	Predicted MQL	Status	Reslope		QC Norm	
							Slope	Y-int	Slope factor	Offset
	Ba 455.403 { 74}	1.000000	0.000000	0.000140	0.000468	OK.	1.000000	0.000000	1	0
	Be 313.042 {108}	1.000000	0.000000	0.000037	0.000123	OK.	1.000000	0.000000	1	0
	Cd 228.802 {448}	1.000000	0.000000	0.000157	0.000525	OK.	1.000000	0.000000	1	0
	Co 228.616 {448}	1.000000	0.000000	0.000233	0.000775	OK.	1.000000	0.000000	1	0
	Cr 267.716 {126}	1.000000	0.000000	0.000303	0.001011	OK.	1.000000	0.000000	1	0
	Cu 324.754 {104}2	1.000000	0.000000	0.000269	0.000896	OK.	1.000000	0.000000	1	0
	Mn 257.610 {131}	1.000000	0.000000	0.000046	0.000152	OK.	1.000000	0.000000	1	0
	Ni 231.604 {446}	1.000000	0.000000	0.000274	0.000913	OK.	1.000000	0.000000	1	0
	Ag 328.068 {103}	1.000000	0.000000	0.000401	0.001335	OK.	1.000000	0.000000	1	0
	V 292.402 {115}	1.000000	0.000000	0.000243	0.000809	OK.	1.000000	0.000000	1	0
	Zn 206.200 {464}	1.000000	0.000000	0.000151	0.000505	OK.	1.000000	0.000000	1	0
	As 189.042 {478}	1.000000	0.000000	0.000784	0.002613	OK.	1.000000	0.000000	1	0
	Tl 190.856 {477}	1.000000	0.000000	0.001129	0.003763	OK.	1.000000	0.000000	1	0
	Pb 220.353 {453}	1.000000	0.000000	0.000913	0.003045	OK.	1.000000	0.000000	1	0
	Se 196.090 {472}	1.000000	0.000000	0.001548	0.005158	OK.	1.000000	0.000000	1	0
	Sb 206.833 {463}	1.000000	0.000000	0.000912	0.003040	OK.	1.000000	0.000000	1	0
	Al 396.152 { 85}	1.000000	0.000000	0.007042	0.023473	OK.	1.000000	0.000000	1	0
	Ca 317.933 {106}	1.000000	0.000000	0.001512	0.005039	OK.	1.000000	0.000000	1	0
	Fe 259.940 {130}	1.000000	0.000000	0.001180	0.003934	OK.	1.000000	0.000000	1	0
	Mg 279.079 {121}	1.000000	0.000000	0.010582	0.035273	OK.	1.000000	0.000000	1	0
	K 766.490 { 44}	1.000000	0.000000	0.025399	0.084663	OK.	1.000000	0.000000	1	0
	Na 589.592 { 57}	1.000000	0.000000	0.006683	0.022277	OK.	1.000000	0.000000	1	0
	B 208.959 {462}	1.000000	0.000000	0.000551	0.001835	OK.	1.000000	0.000000	1	0
	Mo 202.030 {467}	1.000000	0.000000	0.000187	0.000624	OK.	1.000000	0.000000	1	0
	Pd 340.458 { 99}	1.000000	0.000000	0.000840	0.002799	OK.	1.000000	0.000000	1	0
	Si 212.412 {459}	1.000000	0.000000	0.000723	0.002411	OK.	1.000000	0.000000	1	0
	Sn 189.989 {478}	1.000000	0.000000	0.000606	0.002020	OK.	1.000000	0.000000	1	0
	Sr 407.771 { 83}	1.000000	0.000000	0.000057	0.000190	OK.	1.000000	0.000000	1	0
	Ti 334.904 {101}	1.000000	0.000000	0.000328	0.001093	OK.	1.000000	0.000000	1	0
	Y 360.073 { 94}*	0.000000	0.000000	-1.000000	-1.000000	Warnin	1.000000	0.000000	1	0
	Y 371.030 { 91}*	0.000000	0.000000	-1.000000	-1.000000	Warnin	1.000000	0.000000	1	0
	Y 224.306 {451}*	0.000000	0.000000	-1.000000	-1.000000	Warnin	1.000000	0.000000	1	0
	In 230.606 {446}*	0.000000	0.000000	-1.000000	-1.000000	Warnin	1.000000	0.000000	1	0
	W 207.911 {462}	1.000000	0.000000	0.000801	0.002669	OK.	1.000000	0.000000	1	0
	Zr 339.198 { 99}	1.000000	0.000000	0.000155	0.000516	OK.	1.000000	0.000000	1	0
	S 182.034 {485}	1.000000	0.000000	0.001511	0.005035	OK.	1.000000	0.000000	1	0
	Bi 223.061 {451}	1.000000	0.000000	0.000903	0.003010	OK.	1.000000	0.000000	1	0
	Li 670.784 { 50}	1.000000	0.000000	0.000906	0.003019	OK.	1.000000	0.000000	1	0

MA34392

Method: ACCUTEST Operator: Admin Date of Analysis: 07 Jul 2014 12:18:29

Sample ID	Date	Type	Units	Conc.	µ Abs.	Wt.	Vol.
STDA - 1	07 Jul 2014 12:19:00	Std	ug/l	-	95	1.000	1.000
STDB - 1	07 Jul 2014 12:20:19	Std	ug/l	-	1679	1.000	1.000
STDC - 1	07 Jul 2014 12:21:36	Std	ug/l	-	3736	1.000	1.000
STDD - 1	07 Jul 2014 12:22:57	Std	ug/l	-	7624	1.000	1.000
STDE - 1	07 Jul 2014 12:24:21	Std	ug/l	-	19610	1.000	1.000
STDF - 1	07 Jul 2014 12:25:48	Std	ug/l	-	37814	1.000	1.000
ICV - 1	07 Jul 2014 12:31:57	SMPL	ug/l	2.8364	21641	1.000	1.000
ICB - 1	07 Jul 2014 12:33:13	SMPL	ug/l	-0.0321	-111	1.000	1.000
CCV - 1	07 Jul 2014 12:34:47	CK STND	ug/l	104.0% 2.6003	19851	1.000	1.000
CCB - 1	07 Jul 2014 12:36:04	CK STND	ug/l	-0.0355	-137	1.000	1.000
CRI - 1	07 Jul 2014 12:37:37	SMPL	ug/l	0.1795	1493	1.000	1.000
LOD-CONF - 1	07 Jul 2014 12:40:48	SMPL	ug/l	0.1462	1241	1.000	1.000
LOQ-CONF - 1	07 Jul 2014 12:42:04	SMPL	ug/l	0.1899	1572	1.000	1.000
MP80486-MB1 - 1	07 Jul 2014 13:13:48	SMPL	ug/l	-0.0021	116	1.000	1.000
MP80486-LC1 - 1	07 Jul 2014 13:15:04	SMPL	ug/l	5.1176	19536	1.000	2.000
MP80486-S1 - 1	07 Jul 2014 13:18:56	SMPL	ug/l	2.0784	15893	1.000	1.000
MP80486-S2 - 1	07 Jul 2014 13:23:40	SMPL	ug/l	2.0359	15571	1.000	1.000
JB70947-1 - 1	07 Jul 2014 13:24:58	SMPL	ug/l	0.0264	332	1.000	1.000
JB70947-3 - 1	07 Jul 2014 13:26:28	SMPL	ug/l	0.0809	746	1.000	1.000
JB70973-5A - 1	07 Jul 2014 13:27:47	SMPL	ug/l	1.2673	9742	1.000	1.000
CCV - 1	07 Jul 2014 13:29:07	CK STND	ug/l	107.9% 2.6983	20594	1.000	1.000
CCB - 1	07 Jul 2014 13:30:35	CK STND	ug/l	-0.0460	-217	1.000	1.000
JB70665-1 - 1	07 Jul 2014 13:36:41	SMPL	ug/l	1.2228	9405	1.000	1.000
JB70703-1 - 1	07 Jul 2014 13:37:58	SMPL	ug/l	0.0211	292	1.000	1.000
JB70703-2 - 1	07 Jul 2014 13:39:24	SMPL	ug/l	0.1784	1485	1.000	1.000
JB70703-3 - 1	07 Jul 2014 13:40:43	SMPL	ug/l	0.0968	866	1.000	1.000
JB70744-1 - 1	07 Jul 2014 13:42:02	SMPL	ug/l	0.0108	214	1.000	1.000
JB70744-3 - 1	07 Jul 2014 13:43:21	SMPL	ug/l	0.0058	176	1.000	1.000
JB70744-4 - 1	07 Jul 2014 13:44:38	SMPL	ug/l	0.0093	203	1.000	1.000
JB70744-5 - 1	07 Jul 2014 13:45:55	SMPL	ug/l	0.0500	511	1.000	1.000
JB70744-6 - 1	07 Jul 2014 13:47:13	SMPL	ug/l	0.0171	262	1.000	1.000
JB70744-8 - 1	07 Jul 2014 13:48:31	SMPL	ug/l	0.0180	269	1.000	1.000
CCV - 1	07 Jul 2014 13:49:49	CK STND	ug/l	(H)111.6% 2.7909	21296	1.000	1.000
CCB - 1	07 Jul 2014 13:51:05	CK STND	ug/l	-0.0347	-131	1.000	1.000
JB70744-9 - 1	07 Jul 2014 13:52:37	SMPL	ug/l	0.1312	1127	1.000	1.000
JB70744-11 - 1	07 Jul 2014 13:53:54	SMPL	ug/l	0.0705	667	1.000	1.000
JB70796-1 - 1	07 Jul 2014 13:55:14	SMPL	ug/l	15.1132	114738	1.000	1.000
JB70796-2 - 1	07 Jul 2014 13:56:34	SMPL	ug/l	24.7571	187869	1.000	1.000
JB70796-3 - 1	07 Jul 2014 13:58:32	SMPL	ug/l	7.4063	56295	1.000	1.000
JB70796-4 - 1	07 Jul 2014 14:00:42	SMPL	ug/l	11.0852	84193	1.000	1.000
JB70861-1 - 1	07 Jul 2014 14:02:25	SMPL	ug/l	0.6505	5065	1.000	1.000
MP80488-MB1 - 1	07 Jul 2014 14:04:21	SMPL	ug/l	-0.0545	-281	1.000	1.000
MP80488-LC1 - 1	07 Jul 2014 14:05:46	SMPL	ug/l	5.6778	21660	1.000	2.000
MP80488-S1 - 1	07 Jul 2014 14:07:05	SMPL	ug/l	1.9573	14975	1.000	1.000
CCV - 1	07 Jul 2014 14:08:37	CK STND	ug/l	107.5% 2.6867	20506	1.000	1.000
CCB - 1	07 Jul 2014 14:10:07	CK STND	ug/l	-0.0492	-241	1.000	1.000
MP80488-S2 - 1	07 Jul 2014 14:11:40	SMPL	ug/l	2.1263	16256	1.000	1.000
JB70856-1 - 1	07 Jul 2014 14:12:59	SMPL	ug/l	-0.0077	74	1.000	1.000
JB70856-3 - 1	07 Jul 2014 14:14:29	SMPL	ug/l	0.0091	201	1.000	1.000
JB70856-5 - 1	07 Jul 2014 14:15:48	SMPL	ug/l	0.0101	209	1.000	1.000
JB70856-7 - 1	07 Jul 2014 14:17:08	SMPL	ug/l	0.0087	198	1.000	1.000
JB70856-9 - 1	07 Jul 2014 14:18:27	SMPL	ug/l	0.4706	3701	1.000	1.000
JB70856-10 - 1	07 Jul 2014 14:19:46	SMPL	ug/l	0.0146	243	1.000	1.000
JB70700-1A - 1	07 Jul 2014 14:21:09	SMPL	ug/l	0.1714	1432	1.000	1.000
JB70740-1A - 1	07 Jul 2014 14:22:27	SMPL	ug/l	6.2429	47473	1.000	1.000
JB70740-3A - 1	07 Jul 2014 14:23:47	SMPL	ug/l	0.7237	5620	1.000	1.000
CCV - 1	07 Jul 2014 14:25:22	CK STND	ug/l	109.5% 2.7385	20899	1.000	1.000
CCB - 1	07 Jul 2014 14:26:46	CK STND	ug/l	-0.0427	-192	1.000	1.000
JB70740-5A - 1	07 Jul 2014 14:28:19	SMPL	ug/l	6.1745	46954	1.000	1.000
JB70740-7A - 1	07 Jul 2014 14:29:37	SMPL	ug/l	25.6696	194789	1.000	1.000
JB70717-1 - 1	07 Jul 2014 14:31:14	SMPL	ug/l	-0.1821	-1249	1.000	1.000
JB70660-4A - 1	07 Jul 2014 14:33:14	SMPL	ug/l	0.0362	407	1.000	1.000
MP80489-MB1 - 1	07 Jul 2014 15:01:02	SMPL	ug/l	0.0088	199	1.000	1.000
MP80489-LC1 - 1	07 Jul 2014 15:02:18	SMPL	ug/l	5.4615	20840	1.000	2.000
MP80489-S1 - 1	07 Jul 2014 15:03:37	SMPL	ug/l	2.1404	16363	1.000	1.000
MP80489-S2 - 1	07 Jul 2014 15:05:09	SMPL	ug/l	2.0651	15792	1.000	1.000
JB70672-12 - 1	07 Jul 2014 15:06:40	SMPL	ug/l	0.0842	771	1.000	1.000
JB70672-1 - 1	07 Jul 2014 15:08:10	SMPL	ug/l	0.4291	3386	1.000	1.000
CCV - 1	07 Jul 2014 15:09:30	CK STND	ug/l	(H)111.6% 2.7893	21284	1.000	1.000

MA34392

Method: ACCUTEST Operator: Admin Date of Analysis: 07 Jul 2014 12:18:29

Sample ID	Date	Type	Units	Conc.	µ Abs.	Wt.	Vol.
CCB - 1	07 Jul 2014 15:10:50	CK STND	ug/l	-0.0352	-135	1.000	1.000
JB70672-2 - 1	07 Jul 2014 15:12:24	SMPL	ug/l	0.1519	1284	1.000	1.000
JB70672-3 - 1	07 Jul 2014 15:13:42	SMPL	ug/l	0.0883	802	1.000	1.000
JB70672-4 - 1	07 Jul 2014 15:15:02	SMPL	ug/l	0.0871	793	1.000	1.000
JB70672-7 - 1	07 Jul 2014 15:16:22	SMPL	ug/l	0.6762	5260	1.000	1.000
JB70672-8 - 1	07 Jul 2014 15:17:41	SMPL	ug/l	0.1076	948	1.000	1.000
JB70672-9 - 1	07 Jul 2014 15:19:05	SMPL	ug/l	0.2476	2010	1.000	1.000
JB70672-11 - 1	07 Jul 2014 15:20:25	SMPL	ug/l	0.4061	3212	1.000	1.000
JB70687-1A - 1	07 Jul 2014 15:21:45	SMPL	ug/l	0.0754	704	1.000	1.000
JB70687-2A - 1	07 Jul 2014 15:23:07	SMPL	ug/l	0.3882	3076	1.000	1.000
JB70687-3A - 1	07 Jul 2014 15:24:26	SMPL	ug/l	0.3957	3133	1.000	1.000
CCV - 1	07 Jul 2014 15:25:49	CK STND	ug/l	102.3% 2.5581	19531	1.000	1.000
CCB - 1	07 Jul 2014 15:27:08	CK STND	ug/l	-0.0402	-173	1.000	1.000
JB70796-1 - 1	07 Jul 2014 15:34:34	SMPL	ug/l	15.5910	23778	1.000	5.000
JB70796-2 - 1	07 Jul 2014 15:35:51	SMPL	ug/l	25.5301	19492	1.000	10.000
JB70796-3 - 1	07 Jul 2014 15:37:23	SMPL	ug/l	7.6490	29134	1.000	2.000
JB70796-4 - 1	07 Jul 2014 15:38:53	SMPL	ug/l	10.9617	16757	1.000	5.000
JB70740-1A - 1	07 Jul 2014 15:40:27	SMPL	ug/l	5.9645	22747	1.000	2.000
JB70740-5A - 1	07 Jul 2014 15:41:57	SMPL	ug/l	6.4788	24697	1.000	2.000
JB70740-7A - 1	07 Jul 2014 15:43:31	SMPL	ug/l	26.2554	20042	1.000	10.000
CCV - 1	07 Jul 2014 15:53:53	CK STND	ug/l	103.2% 2.5810	19704	1.000	1.000
CCB - 1	07 Jul 2014 15:55:09	CK STND	ug/l	-0.0367	-146	1.000	1.000

ACCUTEST

Linear

μ Abs.:

37814

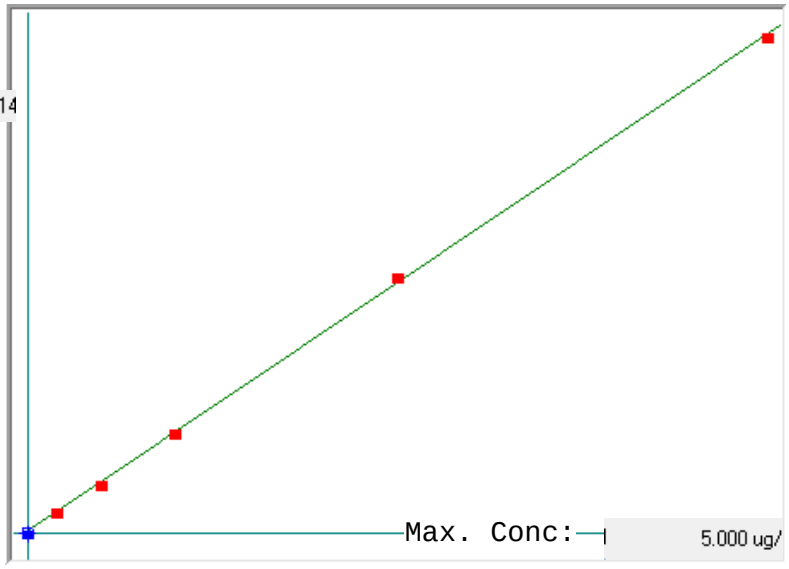

A= 0.0000e+000

B= 1.3187e-004

C= -1.7429e-002

Rho= 0.9998250

Accept=Accepted

Accepted Date=

07/07/14 12:28

11.3.1 11

Std ID	Conc.	Calc.	Dev.	Mean	SD or %RSD	Rep 1	Rep 2	Rep 3	Rep 4	Rep 5
STDA	0.000	-0.005	-0.005	95	0.000	95				
STDB	0.200	0.204	0.004	1679	0.0 %	1679				
STDC	0.500	0.475	-0.025	3736	0.0 %	3736				
STDD	1.000	0.988	-0.012	7624	0.0 %	7624				
STDE	2.500	2.569	0.069	19610	0.0 %	19610				
STDF	5.000	4.969	-0.031	37814	0.0 %	37814				

Zoom In ▶ Zoom Out

Sample Name: STDA Acquired: 7/7/2014 15:21:47 Type: Cal
Method: Accutest1(v244) Mode: IR Corr. Factor: 1.000000
User: admin Custom ID1: Custom ID2: Custom ID3:
Comment:

Elem	Ba4554	Be3130	Cd2288	Co2286	Cr2677	Cu3247	Mn2576	Ni2316	Ag3280
Units	Cts/S	Cts/S	Cts/S	Cts/S	Cts/S	Cts/S	Cts/S	Cts/S	Cts/S
Avg	**.0016**	**.0000**	**.0009**	**-.0003**	**.0000**	**.0039**	**.0000**	**-.0010**	**-.0001**
Stddev	.0001	.000	.0001	.0000	.0000	.0001	.0000	.0000	.0000
%RSD	3.898	140.3	12.16	5.474	39.63	2.319	14.25	.9825	64.85
#1	.0015	.0000	.0008	-.0003	.0000	.0039	.0000	-.0010	-.0001
#2	.0016	.0000	.0010	-.0003	.0000	.0038	.0000	-.0010	.0000

Elem	V_2924	Zn2062	As1890	Tl1908	Pb2203	Se1960	Sb2068	Al3961	Ca3179
Units	Cts/S	Cts/S	Cts/S	Cts/S	Cts/S	Cts/S	Cts/S	Cts/S	Cts/S
Avg	**-.0001**	**.0002**	**.0004**	**-.0003**	**.0001**	**.0003**	**.0010**	**.0004**	**.0083**
Stddev	.0000	.0001	.0000	.0000	.0000	.0001	.0000	.0003	.0000
%RSD	1.891	27.16	9.777	16.08	12.85	46.41	4.390	80.94	.5164
#1	-.0001	.0003	.0003	-.0002	.0001	.0004	.0011	.0002	.0083
#2	-.0001	.0002	.0004	-.0003	.0001	.0002	.0010	.0006	.0083

Elem	Fe2599	Mg2790	K_7664	Na5895	B_2089	Mo2020	Pd3404	Si2124	Sn1899
Units	Cts/S	Cts/S	Cts/S	Cts/S	Cts/S	Cts/S	Cts/S	Cts/S	Cts/S
Avg	**.0000**	**.0000**	**.0008**	**.0014**	**.0009**	**.0011**	**-.0001**	**.0084**	**.0004**
Stddev	.000	.000	.0001	.0003	.0003	.0001	.0000	.0001	.0001
%RSD	324.2	48.41	9.854	23.97	29.77	13.32	11.48	1.328	37.70
#1	.0000	.0000	.0008	.0012	.0007	.0012	-.0001	.0085	.0004
#2	.0000	.0000	.0007	.0016	.0011	.0010	-.0001	.0083	.0003

Elem	Sr4077	Ti3349	W_2079	Zr3391	S_1820	Bi2230	Li6707
Units	Cts/S	Cts/S	Cts/S	Cts/S	Cts/S	Cts/S	Cts/S
Avg	**-.0002**	**-.0001**	**.0050**	**-.0001**	**.0009**	**-.0014**	**-.0009**
Stddev	.0000	.0001	.0001	.0000	.0001	.0003	.0004
%RSD	5.344	42.83	2.516	16.41	14.20	18.39	52.26
#1	-.0002	-.0001	.0051	-.0001	.0008	-.0015	-.0012
#2	-.0002	-.0002	.0049	-.0001	.0010	-.0012	-.0005

Int. Std.	Y_3600	Y_3710	Y_2243	In2306
Units	Cts/S	Cts/S	Cts/S	Cts/S
Avg	**92680.**	**23704.**	**1749.6**	**5994.5**
Stddev	286.	158.	1.3	4.1
%RSD	.30835	.66560	.07261	.06774
#1	92477.	23592.	1750.5	5997.4
#2	92882.	23815.	1748.7	5991.6

Zoom In ▶ Zoom Out

Sample Name: STDB Acquired: 7/7/2014 15:28:03 Type: Cal
Method: Accutest1(v244) Mode: IR Corr. Factor: 1.000000
User: admin Custom ID1: Custom ID2: Custom ID3:
Comment:

Elem	Ba4554	Be3130	Cd2288	Co2286	Cr2677	Cu3247	Mn2576	Ni2316	Ag3280
Units	Cts/S	Cts/S	Cts/S	Cts/S	Cts/S	Cts/S	Cts/S	Cts/S	Cts/S
Avg	**12.34**	**10.21**	**4.749**	**1.521**	**.2814**	**1.270**	**.8103**	**1.159**	**.0731**
Stddev	.15	.02	.010	.003	.0004	.003	.0007	.002	.0002
%RSD	1.241	.1987	.2168	.1752	.1498	.2252	.0852	.1851	.2656
#1	12.45	10.20	4.742	1.519	.2811	1.272	.8098	1.158	.0732
#2	12.24	10.22	4.756	1.523	.2817	1.268	.8108	1.161	.0729

Elem	V_2924	Zn2062	As1890	Tl1908	Pb2203	Se1960	Sb2068	Al3961	Ca3179
Units	Cts/S	Cts/S	Cts/S	Cts/S	Cts/S	Cts/S	Cts/S	Cts/S	Cts/S
Avg	**.6105**	**3.486**	**.8595**	**.1646**	**.5388**	**.5152**	**1.202**	**3.717**	**5.039**
Stddev	.0001	.006	.0015	.0002	.0003	.0007	.002	.003	.033
%RSD	.0160	.1827	.1749	.1243	.0614	.1263	.1641	.0773	.6494
#1	.6106	3.482	.8584	.1647	.5386	.5147	1.200	3.715	5.016
#2	.6104	3.491	.8606	.1645	.5391	.5156	1.203	3.719	5.062

Elem	Fe2599	Mg2790	K_7664	Na5895	B_2089	Mo2020	Pd3404	Si2124	Sn1899
Units	Cts/S	Cts/S	Cts/S	Cts/S	Cts/S	Cts/S	Cts/S	Cts/S	Cts/S
Avg	**3.129**	**.3761**	**1.931**	**7.252**	**1.189**	**4.566**	**.2662**	**3.485**	**.6960**
Stddev	.002	.0010	.002	.008	.003	.009	.0006	.005	.0001
%RSD	.0776	.2537	.0986	.1045	.2187	.1972	.2224	.1574	.0091
#1	3.127	.3754	1.933	7.257	1.187	4.560	.2666	3.481	.6959
#2	3.131	.3767	1.930	7.246	1.191	4.573	.2658	3.488	.6960

Elem	Sr4077	Ti3349	W_2079	Zr3391	S_1820	Bi2230	Li6707
Units	Cts/S	Cts/S	Cts/S	Cts/S	Cts/S	Cts/S	Cts/S
Avg	**16.21**	**.6443**	**2.064**	**1.588**	**.3480**	**1.794**	**2.585**
Stddev	.14	.0002	.011	.001	.0010	.002	.012
%RSD	.8736	.0260	.5192	.0318	.2877	.1267	.4523
#1	16.11	.6442	2.056	1.588	.3487	1.793	2.594
#2	16.31	.6444	2.071	1.587	.3472	1.796	2.577

Int. Std.	Y_3600	Y_3710	Y_2243	In2306
Units	Cts/S	Cts/S	Cts/S	Cts/S
Avg	**86473.**	**23058.**	**1621.0**	**5060.3**
Stddev	112.	83.	2.9	10.3
%RSD	.12973	.35940	.17708	.20266
#1	86393.	23117.	1623.0	5067.6
#2	86552.	23000.	1619.0	5053.1

Zoom In ▶ Zoom Out

Sample Name: ccvconf Acquired: 7/7/2014 15:34:17 Type: QC
Method: Accutest1(v244) Mode: CONC Corr. Factor: 1.000000
User: admin Custom ID1: Custom ID2: Custom ID3:
Comment:

Elem	Ba4554	Be3130	Cd2288	Co2286	Cr2677	Cu3247	Mn2576	Ni2316	Ag3280
Units	ppm	ppm	ppm	ppm	ppm	ppm	ppm	ppm	ppm
Avg	**2.048**	**2.051**	**2.028**	**2.036**	**2.013**	**1.983**	**2.065**	**2.050**	**.2447**
Stddev	.002	.000	.007	.003	.006	.003	.002	.001	.0006
%RSD	.0744	.0094	.3287	.1653	.3000	.1237	.1150	.0315	.2385
#1	2.047	2.051	2.023	2.038	2.009	1.981	2.064	2.050	.2443
#2	2.049	2.051	2.032	2.033	2.018	1.985	2.067	2.050	.2452
Check ?	Chk Pass	Chk Pass	Chk Pass	Chk Pass	Chk Pass	Chk Pass	Chk Pass	Chk Pass	Chk Pass
Value									
Range									

Elem	V_2924	Zn2062	As1890	Tl1908	Pb2203	Se1960	Sb2068	Al3961	Ca3179
Units	ppm	ppm	ppm	ppm	ppm	ppm	ppm	ppm	ppm
Avg	**2.007**	**2.063**	**2.018**	**2.125**	**2.054**	**2.018**	**2.015**	**40.10**	**40.86**
Stddev	.001	.000	.005	.004	.004	.007	.005	.05	.12
%RSD	.0682	.0203	.2552	.1762	.1811	.3299	.2732	.1226	.2892
#1	2.006	2.063	2.014	2.128	2.057	2.014	2.011	40.13	40.95
#2	2.008	2.063	2.021	2.122	2.052	2.023	2.018	40.06	40.78
Check ?	Chk Pass	Chk Pass	Chk Pass	Chk Pass	Chk Pass	Chk Pass	Chk Pass	Chk Pass	Chk Pass
Value									
Range									

Elem	Fe2599	Mg2790	K_7664	Na5895	B_2089	Mo2020	Pd3404	Si2124	Sn1899
Units	ppm	ppm	ppm	ppm	ppm	ppm	ppm	ppm	ppm
Avg	**40.22**	**39.03**	**39.95**	**40.36**	**2.039**	**2.072**	**1.961**	**4.993**	**2.080**
Stddev	.04	.05	.02	.01	.007	.003	.005	.009	.001
%RSD	.1081	.1215	.0614	.0271	.3673	.1407	.2748	.1897	.0473
#1	40.19	39.00	39.93	40.36	2.034	2.070	1.957	4.987	2.081
#2	40.25	39.07	39.96	40.37	2.045	2.074	1.965	5.000	2.079
Check ?	Chk Pass	Chk Pass	Chk Pass	Chk Pass	Chk Pass	Chk Pass	Chk Pass	Chk Pass	Chk Pass
Value									
Range									

Zoom In ▶ Zoom Out

Sample Name: ccvconf Acquired: 7/7/2014 15:34:17 Type: QC
Method: Accutest1(v244) Mode: CONC Corr. Factor: 1.000000
User: admin Custom ID1: Custom ID2: Custom ID3:
Comment:

Elem	Sr4077	Ti3349	W_2079	Zr3391	S_1820	Bi2230	Li6707
Units	ppm	ppm	ppm	ppm	ppm	ppm	ppm
Avg	**2.007**	**2.012**	**2.045**	**2.020**	**2.002**	**2.019**	**1.994**
Stddev	.017	.003	.006	.001	.005	.007	.003
%RSD	.8272	.1360	.2740	.0636	.2738	.3649	.1247
#1	2.019	2.010	2.041	2.019	2.006	2.014	1.992
#2	1.995	2.014	2.049	2.021	1.998	2.024	1.996
Check ?	Chk Pass	Chk Pass	Chk Pass	Chk Pass	Chk Pass	Chk Pass	Chk Pass
Value							
Range							

Int. Std.	Y_3600	Y_3710	Y_2243	In2306
Units	Cts/S	Cts/S	Cts/S	Cts/S
Avg	**89465.**	**23387.**	**1667.9**	**5267.8**
Stddev	99.	73.	6.5	8.4
%RSD	.11013	.31129	.39243	.15965
#1	89535.	23336.	1672.6	5273.8
#2	89396.	23439.	1663.3	5261.9

Zoom In Zoom Out

Sample Name: ccbconf Acquired: 7/7/2014 15:40:26 Type: QC
Method: Accutest1(v244) Mode: CONC Corr. Factor: 1.000000
User: admin Custom ID1: Custom ID2: Custom ID3:
Comment:

Elem	Ba4554	Be3130	Cd2288	Co2286	Cr2677	Cu3247	Mn2576	Ni2316	Ag3280
Units	ppm	ppm	ppm	ppm	ppm	ppm	ppm	ppm	ppm
Avg	**-.0001**	**.0000**	**.0000**	**.0001**	**-.0001**	**.0002**	**.0001**	**.0001**	**.0001**
Stddev	.0000	.000	.0001	.0001	.0001	.0001	.0000	.0001	.0002
%RSD	66.04	115.1	190.1	97.97	46.18	45.34	39.94	163.0	191.2
#1	.0000	.0000	.0000	.0000	-.0001	.0001	.0001	.0000	.0002
#2	-.0001	.0000	.0001	.0002	-.0002	.0003	.0001	.0002	.0000
Check ?	Chk Pass	Chk Pass	Chk Pass	Chk Pass	Chk Pass	Chk Pass	Chk Pass	Chk Pass	Chk Pass
High Limit									
Low Limit									

Elem	V_2924	Zn2062	As1890	Tl1908	Pb2203	Se1960	Sb2068	Al3961	Ca3179
Units	ppm	ppm	ppm	ppm	ppm	ppm	ppm	ppm	ppm
Avg	**.0004**	**.0001**	**.0015**	**.0013**	**.0000**	**-.0016**	**.0001**	**-.0030**	**-.0032**
Stddev	.0000	.0000	.0003	.0005	.001	.0017	.0001	.0036	.0005
%RSD	2.331	6.941	22.19	41.41	3687.	107.2	71.38	120.3	15.84
#1	.0004	.0001	.0013	.0017	.0006	-.0027	.0002	-.0004	-.0035
#2	.0004	.0002	.0017	.0009	-.0007	-.0004	.0001	-.0055	-.0028
Check ?	Chk Pass	Chk Pass	Chk Pass	Chk Pass	Chk Pass	Chk Pass	Chk Pass	Chk Pass	Chk Pass
High Limit									
Low Limit									

Elem	Fe2599	Mg2790	K_7664	Na5895	B_2089	Mo2020	Pd3404	Si2124	Sn1899
Units	ppm	ppm	ppm	ppm	ppm	ppm	ppm	ppm	ppm
Avg	**.0005**	**-.0026**	**.0308**	**.0065**	**.0032**	F **.0037**	**.0009**	**.0017**	**.0003**
Stddev	.0007	.0010	.0136	.0029	.0004	.0005	.0001	.0007	.0003
%RSD	137.3	37.11	44.25	44.80	11.48	12.55	10.79	39.35	95.40
#1	.0011	-.0019	.0212	.0044	.0030	.0040	.0010	.0012	.0001
#2	.0000	-.0033	.0405	.0086	.0035	.0034	.0009	.0022	.0005
Check ?	Chk Pass	Chk Pass	Chk Pass	Chk Pass	Chk Pass	Chk Fail	Chk Pass	Chk Pass	Chk Pass
High Limit						.0020			
Low Limit						-.0020			

Zoom In Zoom Out

Sample Name: ccbconf Acquired: 7/7/2014 15:40:26 Type: QC
Method: Accutest1(v244) Mode: CONC Corr. Factor: 1.000000
User: admin Custom ID1: Custom ID2: Custom ID3:
Comment:

Elem	Sr4077	Ti3349	W_2079	Zr3391	S_1820	Bi2230	Li6707
Units	ppm	ppm	ppm	ppm	ppm	ppm	ppm
Avg	**.0000**	**.0004**	F **.0249**	F **.0011**	**-.0010**	**.0002**	**.0003**
Stddev	.0000	.0003	.0027	.0000	.0002	.0001	.0002
%RSD	2.369	67.60	10.76	2.327	24.26	37.84	57.53
#1	.0000	.0002	.0268	.0012	-.0008	.0001	.0002
#2	.0000	.0006	.0230	.0011	-.0011	.0003	.0004
Check ?	Chk Pass	Chk Pass	Chk Fail	Chk Fail	Chk Pass	Chk Pass	Chk Pass
High Limit			.0123	.0010			
Low Limit			-.0123	-.0010			

Int. Std.	Y_3600	Y_3710	Y_2243	In2306
Units	Cts/S	Cts/S	Cts/S	Cts/S
Avg	**92142.**	**23683.**	**1732.5**	**5949.0**
Stddev	50.	2.	3.8	8.4
%RSD	.05394	.00738	.21969	.14138
#1	92177.	23682.	1735.2	5955.0
#2	92107.	23684.	1729.8	5943.1

Zoom In Zoom Out

Sample Name: icv Acquired: 7/7/2014 15:46:46 Type: QC
Method: Accutest1(v244) Mode: CONC Corr. Factor: 1.000000
User: admin Custom ID1: Custom ID2: Custom ID3:
Comment:

Elem	Ba4554	Be3130	Cd2288	Co2286	Cr2677	Cu3247	Mn2576	Ni2316	Ag3280
Units	ppm	ppm	ppm	ppm	ppm	ppm	ppm	ppm	ppm
Avg	**2.047**	**2.055**	**2.043**	**2.011**	**2.116**	**2.019**	**2.118**	**2.046**	**.2551**
Stddev	.005	.000	.003	.003	.005	.002	.002	.005	.0003
%RSD	.2224	.0161	.1548	.1673	.2411	.1075	.0865	.2640	.1334
#1	2.050	2.055	2.041	2.009	2.120	2.021	2.119	2.042	.2553
#2	2.044	2.055	2.045	2.013	2.112	2.018	2.116	2.050	.2549
Check ?	Chk Pass	Chk Pass	Chk Pass	Chk Pass	Chk Pass	Chk Pass	Chk Pass	Chk Pass	Chk Pass
Value									
Range									

Elem	V_2924	Zn2062	As1890	Tl1908	Pb2203	Se1960	Sb2068	Al3961	Ca3179
Units	ppm	ppm	ppm	ppm	ppm	ppm	ppm	ppm	ppm
Avg	**2.035**	**2.060**	**2.029**	**2.108**	**2.035**	**2.016**	**2.012**	**39.18**	**39.59**
Stddev	.000	.006	.003	.007	.003	.002	.003	.06	.07
%RSD	.0067	.2743	.1572	.3360	.1320	.0789	.1636	.1509	.1822
#1	2.035	2.056	2.032	2.113	2.033	2.015	2.010	39.22	39.54
#2	2.035	2.064	2.027	2.103	2.037	2.018	2.015	39.13	39.64
Check ?	Chk Pass	Chk Pass	Chk Pass	Chk Pass	Chk Pass	Chk Pass	Chk Pass	Chk Pass	Chk Pass
Value									
Range									

Elem	Fe2599	Mg2790	K_7664	Na5895	B_2089	Mo2020	Pd3404	Si2124	Sn1899
Units	ppm	ppm	ppm	ppm	ppm	ppm	ppm	ppm	ppm
Avg	**41.28**	**40.26**	**39.77**	**39.59**	**2.050**	**2.066**	**2.041**	**4.996**	**2.071**
Stddev	.06	.04	.13	.15	.001	.002	.006	.001	.004
%RSD	.1516	.0989	.3146	.3734	.0364	.0719	.3179	.0268	.1971
#1	41.23	40.23	39.86	39.70	2.050	2.064	2.046	4.995	2.068
#2	41.32	40.29	39.68	39.49	2.051	2.067	2.036	4.997	2.074
Check ?	Chk Pass	Chk Pass	Chk Pass	Chk Pass	Chk Pass	Chk Pass	Chk Pass	Chk Pass	Chk Pass
Value									
Range									

Zoom In Zoom Out

Sample Name: icv Acquired: 7/7/2014 15:46:46 Type: QC
Method: Accutest1(v244) Mode: CONC Corr. Factor: 1.000000
User: admin Custom ID1: Custom ID2: Custom ID3:
Comment:

Elem	Sr4077	Ti3349	W_2079	Zr3391	S_1820	Bi2230	Li6707
Units	ppm	ppm	ppm	ppm	ppm	ppm	ppm
Avg	**2.040**	**2.087**	**2.039**	**2.127**	**1.986**	**2.023**	**2.025**
Stddev	.008	.004	.009	.006	.010	.001	.011
%RSD	.3791	.1700	.4453	.2864	.4941	.0613	.5275
#1	2.034	2.090	2.033	2.131	1.993	2.024	2.033
#2	2.045	2.085	2.046	2.123	1.980	2.023	2.017
Check ?	Chk Pass	Chk Pass	Chk Pass	Chk Pass	Chk Pass	Chk Pass	Chk Pass
Value							
Range							

Int. Std.	Y_3600	Y_3710	Y_2243	In2306
Units	Cts/S	Cts/S	Cts/S	Cts/S
Avg	**86859.**	**23369.**	**1656.9**	**5279.2**
Stddev	110.	103.	.3	3.7
%RSD	.12676	.44044	.02017	.07037
#1	86781.	23442.	1657.2	5281.8
#2	86937.	23296.	1656.7	5276.5

Zoom In Zoom Out

Sample Name: icb Acquired: 7/7/2014 15:52:56 Type: QC
Method: Accutest1(v244) Mode: CONC Corr. Factor: 1.000000
User: admin Custom ID1: Custom ID2: Custom ID3:
Comment:

Elem	Ba4554	Be3130	Cd2288	Co2286	Cr2677	Cu3247	Mn2576	Ni2316	Ag3280
Units	ppm	ppm	ppm	ppm	ppm	ppm	ppm	ppm	ppm
Avg	**.0002**	**.0003**	**.0002**	**.0002**	**.0002**	**.0003**	**.0003**	**.0002**	**.0001**
Stddev	.0000	.0000	.0001	.0002	.0001	.0000	.0000	.0000	.0001
%RSD	5.216	.1305	79.98	86.33	39.11	16.64	1.632	12.35	249.3
#1	.0003	.0003	.0003	.0004	.0002	.0002	.0003	.0002	.0002
#2	.0002	.0003	.0001	.0001	.0001	.0003	.0003	.0002	.0000
Check ?	Chk Pass	Chk Pass	Chk Pass	Chk Pass	Chk Pass	Chk Pass	Chk Pass	Chk Pass	Chk Pass
High Limit									
Low Limit									

Elem	V_2924	Zn2062	As1890	Tl1908	Pb2203	Se1960	Sb2068	Al3961	Ca3179
Units	ppm	ppm	ppm	ppm	ppm	ppm	ppm	ppm	ppm
Avg	**.0006**	**.0002**	**.0008**	**.0003**	**-.0004**	**-.0002**	**.0010**	**.0065**	**.0045**
Stddev	.0000	.0000	.0000	.0001	.0005	.0006	.0010	.0009	.0002
%RSD	4.835	15.75	5.114	28.11	118.1	341.7	102.6	13.58	4.404
#1	.0006	.0002	.0008	.0004	-.0001	.0003	.0003	.0071	.0047
#2	.0006	.0002	.0007	.0003	-.0007	-.0006	.0018	.0059	.0044
Check ?	Chk Pass	Chk Pass	Chk Pass	Chk Pass	Chk Pass	Chk Pass	Chk Pass	Chk Pass	Chk Pass
High Limit									
Low Limit									

Elem	Fe2599	Mg2790	K_7664	Na5895	B_2089	Mo2020	Pd3404	Si2124	Sn1899
Units	ppm	ppm	ppm	ppm	ppm	ppm	ppm	ppm	ppm
Avg	**.0061**	**.0101**	**.0171**	**.0134**	**.0024**	F **.0032**	**.0014**	**.0021**	**.0009**
Stddev	.0014	.0011	.0061	.0006	.0003	.0004	.0003	.0002	.0001
%RSD	23.08	10.65	35.76	4.202	10.44	12.33	23.48	11.51	6.978
#1	.0071	.0093	.0127	.0138	.0026	.0035	.0017	.0023	.0008
#2	.0051	.0109	.0214	.0130	.0023	.0029	.0012	.0019	.0009
Check ?	Chk Pass	Chk Pass	Chk Pass	Chk Pass	Chk Pass	Chk Fail	Chk Pass	Chk Pass	Chk Pass
High Limit						.0020			
Low Limit						-.0020			

Zoom In Zoom Out

Sample Name: icb Acquired: 7/7/2014 15:52:56 Type: QC
Method: Accutest1(v244) Mode: CONC Corr. Factor: 1.000000
User: admin Custom ID1: Custom ID2: Custom ID3:
Comment:

Elem	Sr4077	Ti3349	W_2079	Zr3391	S_1820	Bi2230	Li6707
Units	ppm	ppm	ppm	ppm	ppm	ppm	ppm
Avg	**.0003**	**.0005**	F **.0223**	F **.0011**	**-.0011**	**.0006**	**.0004**
Stddev	.0000	.0000	.0012	.0000	.0003	.0001	.0003
%RSD	1.679	2.494	5.430	1.856	29.49	20.92	91.45
#1	.0003	.0005	.0232	.0011	-.0013	.0007	.0001
#2	.0003	.0005	.0215	.0012	-.0009	.0005	.0006
Check ?	Chk Pass	Chk Pass	Chk Fail	Chk Fail	Chk Pass	Chk Pass	Chk Pass
High Limit			.0123	.0010			
Low Limit			-.0123	-.0010			

Int. Std.	Y_3600	Y_3710	Y_2243	In2306
Units	Cts/S	Cts/S	Cts/S	Cts/S
Avg	**92030.**	**23557.**	**1731.6**	**5945.8**
Stddev	80.	105.	.0	6.2
%RSD	.08689	.44557	.00133	.10390
#1	91974.	23483.	1731.6	5941.5
#2	92087.	23631.	1731.6	5950.2

Zoom In Zoom Out

Sample Name: ccv Acquired: 7/7/2014 16:04:02 Type: QC
Method: Accutest1(v244) Mode: CONC Corr. Factor: 1.000000
User: admin Custom ID1: Custom ID2: Custom ID3:
Comment:

Elem	Ba4554	Be3130	Cd2288	Co2286	Cr2677	Cu3247	Mn2576	Ni2316	Ag3280
Units	ppm	ppm	ppm	ppm	ppm	ppm	ppm	ppm	ppm
Avg	**2.047**	**2.047**	**2.049**	**1.999**	**2.159**	**2.031**	**2.139**	**2.042**	**.2589**
Stddev	.003	.001	.003	.003	.009	.007	.006	.004	.0002
%RSD	.1513	.0678	.1358	.1261	.3968	.3426	.2986	.2114	.0620
#1	2.049	2.048	2.047	1.997	2.165	2.026	2.143	2.039	.2588
#2	2.045	2.046	2.051	2.001	2.153	2.036	2.134	2.045	.2590
Check ?	Chk Pass	Chk Pass	Chk Pass	Chk Pass	Chk Pass	Chk Pass	Chk Pass	Chk Pass	Chk Pass
Value									
Range									

Elem	V_2924	Zn2062	As1890	Tl1908	Pb2203	Se1960	Sb2068	Al3961	Ca3179
Units	ppm	ppm	ppm	ppm	ppm	ppm	ppm	ppm	ppm
Avg	**2.045**	**2.058**	**2.040**	**2.104**	**2.018**	**2.022**	**2.013**	**38.93**	**39.03**
Stddev	.003	.005	.000	.005	.002	.002	.004	.05	.12
%RSD	.1272	.2441	.0172	.2310	.0907	.0718	.1974	.1176	.3188
#1	2.047	2.054	2.040	2.107	2.019	2.023	2.010	38.96	39.11
#2	2.043	2.061	2.041	2.100	2.017	2.021	2.015	38.89	38.94
Check ?	Chk Pass	Chk Pass	Chk Pass	Chk Pass	Chk Pass	Chk Pass	Chk Pass	Chk Pass	Chk Pass
Value									
Range									

Elem	Fe2599	Mg2790	K_7664	Na5895	B_2089	Mo2020	Pd3404	Si2124	Sn1899
Units	ppm	ppm	ppm	ppm	ppm	ppm	ppm	ppm	ppm
Avg	**41.21**	**40.13**	**39.71**	**39.39**	**2.063**	**2.064**	**2.071**	**5.004**	**2.065**
Stddev	.05	.13	.04	.06	.002	.004	.004	.007	.004
%RSD	.1165	.3229	.1071	.1497	.1186	.2194	.2119	.1357	.1795
#1	41.24	40.22	39.74	39.43	2.061	2.061	2.068	4.999	2.062
#2	41.18	40.03	39.68	39.35	2.065	2.067	2.075	5.009	2.067
Check ?	Chk Pass	Chk Pass	Chk Pass	Chk Pass	Chk Pass	Chk Pass	Chk Pass	Chk Pass	Chk Pass
Value									
Range									

Zoom In Zoom Out

Sample Name: ccv Acquired: 7/7/2014 16:04:02 Type: QC
Method: Accutest1(v244) Mode: CONC Corr. Factor: 1.000000
User: admin Custom ID1: Custom ID2: Custom ID3:
Comment:

Elem	Sr4077	Ti3349	W_2079	Zr3391	S_1820	Bi2230	Li6707
Units	ppm	ppm	ppm	ppm	ppm	ppm	ppm
Avg	**2.084**	**2.115**	**2.031**	**2.169**	**1.988**	**2.024**	**2.032**
Stddev	.016	.002	.004	.003	.001	.001	.002
%RSD	.7594	.1135	.1890	.1532	.0466	.0442	.0788
#1	2.073	2.116	2.028	2.166	1.987	2.024	2.031
#2	2.095	2.113	2.034	2.171	1.988	2.025	2.033
Check ?	Chk Pass	Chk Pass	Chk Pass	Chk Pass	Chk Pass	Chk Pass	Chk Pass
Value							
Range							

Int. Std.	Y_3600	Y_3710	Y_2243	In2306
Units	Cts/S	Cts/S	Cts/S	Cts/S
Avg	**85602.**	**23415.**	**1644.5**	**5267.5**
Stddev	66.	22.	3.4	7.7
%RSD	.07681	.09447	.20561	.14584
#1	85649.	23399.	1646.9	5272.9
#2	85556.	23430.	1642.1	5262.1

Zoom In Zoom Out

Sample Name: ccb Acquired: 7/7/2014 16:10:11 Type: QC
Method: Accutest1(v244) Mode: CONC Corr. Factor: 1.000000
User: admin Custom ID1: Custom ID2: Custom ID3:
Comment:

Elem	Ba4554	Be3130	Cd2288	Co2286	Cr2677	Cu3247	Mn2576	Ni2316	Ag3280
Units	ppm	ppm	ppm	ppm	ppm	ppm	ppm	ppm	ppm
Avg	**-.0001**	**.0000**	**.0000**	**.0000**	**-.0001**	**.0003**	**.0001**	**.0000**	**-.0001**
Stddev	.0000	.0001	.000	.000	.0005	.0002	.0000	.0001	.0001
%RSD	13.46	204.6	519.6	3393.	788.1	69.36	20.31	128.2	126.0
#1	-.0001	.0000	.0001	-.0001	.0003	.0002	.0001	.0001	-.0002
#2	-.0001	.0001	-.0002	.0001	-.0004	.0005	.0001	.0000	.0000
Check ?	Chk Pass	Chk Pass	Chk Pass	Chk Pass	Chk Pass	Chk Pass	Chk Pass	Chk Pass	Chk Pass
High Limit									
Low Limit									

Elem	V_2924	Zn2062	As1890	Tl1908	Pb2203	Se1960	Sb2068	Al3961	Ca3179
Units	ppm	ppm	ppm	ppm	ppm	ppm	ppm	ppm	ppm
Avg	**.0002**	**-.0001**	**.0013**	**.0010**	**.0000**	**-.0022**	**.0001**	**.0028**	**-.0024**
Stddev	.0001	.0001	.0002	.0005	.001	.0015	.0006	.0021	.0008
%RSD	52.75	61.76	18.20	47.77	4132.	70.74	725.5	76.75	33.14
#1	.0001	-.0002	.0011	.0007	.0004	-.0032	-.0003	.0043	-.0030
#2	.0002	-.0001	.0014	.0013	-.0004	-.0011	.0005	.0013	-.0018
Check ?	Chk Pass	Chk Pass	Chk Pass	Chk Pass	Chk Pass	Chk Pass	Chk Pass	Chk Pass	Chk Pass
High Limit									
Low Limit									

Elem	Fe2599	Mg2790	K_7664	Na5895	B_2089	Mo2020	Pd3404	Si2124	Sn1899
Units	ppm	ppm	ppm	ppm	ppm	ppm	ppm	ppm	ppm
Avg	**.0011**	**.0081**	**.0122**	**.0073**	**.0022**	F **.0027**	**.0017**	**.0023**	**.0008**
Stddev	.0001	.0049	.0011	.0000	.0003	.0003	.0000	.0004	.0005
%RSD	6.370	60.25	8.845	.0386	14.12	9.188	.2740	18.98	59.77
#1	.0012	.0115	.0114	.0073	.0020	.0029	.0017	.0020	.0004
#2	.0011	.0046	.0130	.0073	.0024	.0026	.0017	.0026	.0011
Check ?	Chk Pass	Chk Pass	Chk Pass	Chk Pass	Chk Pass	Chk Fail	Chk Pass	Chk Pass	Chk Pass
High Limit						.0020			
Low Limit						-.0020			

Zoom In Zoom Out

Sample Name: ccb Acquired: 7/7/2014 16:10:11 Type: QC
Method: Accutest1(v244) Mode: CONC Corr. Factor: 1.000000
User: admin Custom ID1: Custom ID2: Custom ID3:
Comment:

Elem	Sr4077	Ti3349	W_2079	Zr3391	S_1820	Bi2230	Li6707
Units	ppm	ppm	ppm	ppm	ppm	ppm	ppm
Avg	**.0000**	**.0002**	F **.0200**	**.0009**	**-.0021**	**-.0003**	**.0001**
Stddev	.0000	.0001	.0005	.0001	.0010	.0001	.0007
%RSD	76.82	32.22	2.599	10.64	50.96	18.24	507.3
#1	.0001	.0002	.0197	.0010	-.0013	-.0004	.0006
#2	.0000	.0003	.0204	.0008	-.0028	-.0003	-.0003
Check ?	Chk Pass	Chk Pass	Chk Fail	Chk Pass	Chk Pass	Chk Pass	Chk Pass
High Limit			.0123				
Low Limit			-.0123				

Int. Std.	Y_3600	Y_3710	Y_2243	In2306
Units	Cts/S	Cts/S	Cts/S	Cts/S
Avg	**90788.**	**23542.**	**1719.0**	**5905.0**
Stddev	146.	14.	6.2	15.0
%RSD	.16122	.05818	.36006	.25454
#1	90684.	23532.	1723.4	5915.6
#2	90891.	23552.	1714.6	5894.4

Zoom In Zoom Out

Sample Name: cri Acquired: 7/7/2014 16:16:31 Type: QC
Method: Accutest1(v244) Mode: CONC Corr. Factor: 1.000000
User: admin Custom ID1: Custom ID2: Custom ID3:
Comment:

Elem	Ba4554	Be3130	Cd2288	Co2286	Cr2677	Cu3247	Mn2576	Ni2316	Ag3280
Units	ppm	ppm	ppm	ppm	ppm	ppm	ppm	ppm	ppm
Avg	**.2115**	**.0023**	**.0033**	**.0516**	**.0111**	**.0102**	**.0168**	**.0105**	**.0051**
Stddev	.0002	.0000	.0001	.0000	.0003	.0003	.0001	.0001	.0003
%RSD	.0997	1.042	3.074	.0134	2.393	3.023	.4263	.7058	6.361
#1	.2114	.0023	.0032	.0516	.0109	.0099	.0167	.0105	.0049
#2	.2117	.0023	.0034	.0516	.0113	.0104	.0168	.0104	.0054
Check ?	Chk Pass	Chk Pass	Chk Pass	Chk Pass	Chk Pass	Chk Pass	Chk Pass	Chk Pass	Chk Pass
Value									
Range									

Elem	V_2924	Zn2062	As1890	Tl1908	Pb2203	Se1960	Sb2068	Al3961	Ca3179
Units	ppm	ppm	ppm	ppm	ppm	ppm	ppm	ppm	ppm
Avg	**.0550**	**.0230**	**.0098**	**.0123**	**.0033**	**.0118**	**.0061**	**.2038**	**5.135**
Stddev	.0001	.0002	.0000	.0006	.0004	.0001	.0003	.0009	.035
%RSD	.1466	.8224	.2108	4.745	12.90	.6126	4.928	.4291	.6861
#1	.0550	.0232	.0098	.0119	.0036	.0119	.0064	.2032	5.160
#2	.0551	.0229	.0098	.0127	.0030	.0118	.0059	.2044	5.110
Check ?	Chk Pass	Chk Pass	Chk Pass	Chk Pass	Chk Pass	Chk Pass	Chk Pass	Chk Pass	Chk Pass
Value									
Range									

Elem	Fe2599	Mg2790	K_7664	Na5895	B_2089	Mo2020	Pd3404	Si2124	Sn1899
Units	ppm	ppm	ppm	ppm	ppm	ppm	ppm	ppm	ppm
Avg	**.1113**	**5.020**	**5.240**	**5.149**	**.1075**	**.0237**	**.0592**	**.2157**	**.0119**
Stddev	.0010	.040	.005	.007	.0002	.0002	.0006	.0002	.0002
%RSD	.9166	.7866	.0970	.1286	.1510	.8128	.9989	.0810	1.551
#1	.1106	5.048	5.244	5.144	.1074	.0236	.0596	.2158	.0120
#2	.1120	4.992	5.237	5.154	.1077	.0239	.0588	.2156	.0117
Check ?	Chk Pass	Chk Pass	Chk Pass	Chk Pass	Chk Pass	Chk Pass	Chk Pass	Chk Pass	Chk Pass
Value									
Range									

Zoom In Zoom Out

Sample Name: cri Acquired: 7/7/2014 16:16:31 Type: QC
Method: Accutest1(v244) Mode: CONC Corr. Factor: 1.000000
User: admin Custom ID1: Custom ID2: Custom ID3:
Comment:

Elem	Sr4077	Ti3349	W_2079	Zr3391	S_1820	Bi2230	Li6707
Units	ppm	ppm	ppm	ppm	ppm	ppm	ppm
Avg	**.0110**	**.0111**	F **.0758**	**.0124**	**.0481**	**.0216**	**.0216**
Stddev	.0001	.0001	.0007	.0001	.0003	.0001	.0004
%RSD	.4907	1.207	.8776	.5640	.7033	.2392	2.045
#1	.0110	.0110	.0754	.0125	.0479	.0217	.0213
#2	.0110	.0112	.0763	.0124	.0483	.0216	.0219
Check ?	Chk Pass	Chk Pass	Chk Fail	Chk Pass	Chk Pass	Chk Pass	Chk Pass
Value			.0500				
Range			30.00%				

Int. Std.	Y_3600	Y_3710	Y_2243	In2306
Units	Cts/S	Cts/S	Cts/S	Cts/S
Avg	**91095.**	**23489.**	**1693.4**	**5719.0**
Stddev	32.	135.	3.6	4.8
%RSD	.03564	.57396	.21207	.08383
#1	91118.	23393.	1695.9	5715.6
#2	91073.	23584.	1690.8	5722.4

Zoom In Zoom Out

Sample Name: sampleconf Acquired: 7/7/2014 16:22:45 Type: Unk
Method: Accutest1(v244) Mode: CONC Corr. Factor: 1.000000
User: admin Custom ID1: Custom ID2: Custom ID3:
Comment:

Elem	Ba4554	Be3130	Cd2288	Co2286	Cr2677	Cu3247	Mn2576	Ni2316	Ag3280
Avg	**.0041**	**.0011**	**.0009**	**.0032**	**.0021**	**.0023**	**.0034**	**.0046**	**.0011**
Stddev	.0001	.0000	.0000	.0001	.0004	.0000	.0000	.0001	.0001
%RSD	1.295	2.229	1.935	1.893	19.17	.7058	.2414	2.170	12.61
#1	.0041	.0011	.0009	.0032	.0018	.0022	.0034	.0047	.0012
#2	.0041	.0011	.0009	.0033	.0024	.0023	.0034	.0045	.0010

Elem	V_2924	Zn2062	As1890	Tl1908	Pb2203	Se1960	Sb2068	Al3961	Ca3179
Avg	**.0021**	**.0117**	**.0041**	**.0022**	**.0015**	**.0066**	**.0029**	**.1009**	**1.025**
Stddev	.0001	.0001	.0007	.0008	.0011	.0005	.0006	.0034	.005
%RSD	3.884	.7551	15.94	34.92	77.47	7.121	19.85	3.401	.5080
#1	.0021	.0116	.0036	.0017	.0023	.0063	.0033	.1033	1.029
#2	.0022	.0117	.0045	.0028	.0007	.0069	.0025	.0984	1.021

Elem	Fe2599	Mg2790	K_7664	Na5895	B_2089	Mo2020	Pd3404	Si2124	Sn1899
Avg	**.0006**	**.1060**	**2.123**	**1.040**	**.0107**	**.0009**	**.0016**	**-.0017**	**.0003**
Stddev	.0002	.0000	.001	.003	.0006	.0002	.0004	.0003	.0003
%RSD	41.58	.0090	.0360	.2683	5.852	26.44	27.99	14.99	116.0
#1	.0007	.1060	2.123	1.038	.0112	.0011	.0019	-.0015	.0000
#2	.0004	.1060	2.124	1.042	.0103	.0008	.0013	-.0019	.0005

Elem	Sr4077	Ti3349	W_2079	Zr3391	S_1820	Bi2230	Li6707
Avg	**.0001**	**.0002**	**.0081**	**.0003**	**-.0020**	**.0000**	**.0007**
Stddev	.0000	.0002	.0009	.0000	.0011	.0003	.0003
%RSD	79.20	133.9	11.29	6.267	55.73	4787.	39.00
#1	.0000	.0000	.0075	.0003	-.0028	.0002	.0005
#2	.0001	.0003	.0088	.0003	-.0012	-.0002	.0009

Int. Std.	Y_3600	Y_3710	Y_2243	In2306
Avg	**90277.**	**23463.**	**1709.0**	**5840.2**
Stddev	174.	151.	3.1	18.1
%RSD	.19313	.64268	.17870	.31009
#1	90153.	23356.	1711.1	5853.0
#2	90400.	23569.	1706.8	5827.4

Zoom In Zoom Out

Sample Name: cria Acquired: 7/7/2014 16:29:04 Type: QC
Method: Accutest1(v244) Mode: CONC Corr. Factor: 1.000000
User: admin Custom ID1: Custom ID2: Custom ID3:
Comment:

Elem	Ba4554	Be3130	Cd2288	Co2286	Cr2677	Cu3247	Mn2576	Ni2316	Ag3280
Units	ppm	ppm	ppm	ppm	ppm	ppm	ppm	ppm	ppm
Avg	**.0000**	**.0000**	**-.0002**	**.0000**	**.0002**	**.0007**	**.0000**	**.0001**	**.0001**
Stddev	.000	.000	.0000	.0002	.0001	.0002	.000	.0002	.0000
%RSD	414.1	112.3	7.454	1925.	51.19	25.10	184.8	145.1	24.12
#1	.0000	.0000	-.0002	.0002	.0001	.0008	.0000	.0000	.0002
#2	.0000	.0000	-.0002	-.0002	.0002	.0005	.0000	.0002	.0001
Check ?	None	None	None	None	None	None	None	None	None
Value									
Range									

Elem	V_2924	Zn2062	As1890	Tl1908	Pb2203	Se1960	Sb2068	Al3961	Ca3179
Units	ppm	ppm	ppm	ppm	ppm	ppm	ppm	ppm	ppm
Avg	**.0001**	**.0005**	**.0212**	**.0010**	**.0203**	**.0231**	**.0203**	**.4899**	**.0013**
Stddev	.0000	.0002	.0004	.0005	.0003	.0009	.0005	.0020	.0010
%RSD	13.19	36.37	1.801	46.91	1.356	4.042	2.405	.4056	74.92
#1	.0001	.0004	.0209	.0013	.0205	.0224	.0207	.4913	.0020
#2	.0001	.0007	.0215	.0007	.0201	.0237	.0200	.4885	.0006
Check ?	None	None	Chk Pass	None	Chk Pass	Chk Pass	Chk Pass	Chk Pass	None
Value									
Range									

Elem	Fe2599	Mg2790	K_7664	Na5895	B_2089	Mo2020	Pd3404	Si2124	Sn1899
Units	ppm	ppm	ppm	ppm	ppm	ppm	ppm	ppm	ppm
Avg	**.5502**	**-.0017**	**.0180**	**.0040**	**.0005**	**.0005**	**.0009**	**.0024**	**.0000**
Stddev	.0020	.0019	.0021	.0030	.0005	.0002	.0001	.0011	.000
%RSD	.3697	107.9	11.46	74.92	107.5	37.77	14.96	47.97	375.7
#1	.5516	-.0004	.0194	.0019	.0001	.0006	.0008	.0032	-.0002
#2	.5487	-.0030	.0165	.0061	.0008	.0003	.0009	.0016	.0001
Check ?	Chk Pass	None	None	None	None	None	None	None	None
Value									
Range									

Zoom In Zoom Out

Sample Name: cria Acquired: 7/7/2014 16:29:04 Type: QC
Method: Accutest1(v244) Mode: CONC Corr. Factor: 1.000000
User: admin Custom ID1: Custom ID2: Custom ID3:
Comment:

Elem	Sr4077	Ti3349	W_2079	Zr3391	S_1820	Bi2230	Li6707
Units	ppm	ppm	ppm	ppm	ppm	ppm	ppm
Avg	**.0000**	**.0000**	**.0083**	**.0004**	**-.0021**	**.0001**	**.0003**
Stddev	.0000	.0001	.0003	.0000	.0010	.0004	.0003
%RSD	178.6	298.6	3.467	7.860	46.87	405.5	113.6
#1	.0000	-.0001	.0085	.0004	-.0027	-.0002	.0001
#2	.0000	.0002	.0081	.0004	-.0014	.0004	.0005
Check ?	None	None	None	None	None	None	None
Value							
Range							

Int. Std.	Y_3600	Y_3710	Y_2243	In2306
Units	Cts/S	Cts/S	Cts/S	Cts/S
Avg	**89384.**	**23514.**	**1711.8**	**5887.6**
Stddev	164.	166.	2.8	.2
%RSD	.18391	.70505	.16639	.00409
#1	89500.	23397.	1709.8	5887.8
#2	89268.	23631.	1713.8	5887.4

Zoom In Zoom Out

Sample Name: crid Acquired: 7/7/2014 16:35:23 Type: QC
Method: Accutest1(v244) Mode: CONC Corr. Factor: 1.000000
User: admin Custom ID1: Custom ID2: Custom ID3:
Comment:

Elem	Ba4554	Be3130	Cd2288	Co2286	Cr2677	Cu3247	Mn2576	Ni2316	Ag3280
Units	ppm	ppm	ppm	ppm	ppm	ppm	ppm	ppm	ppm
Avg	**.0041**	**.0010**	**.0010**	**.0031**	**.0021**	**.0022**	**.0034**	**.0044**	**.0010**
Stddev	.0001	.0000	.0002	.0001	.0000	.0001	.0000	.0001	.0003
%RSD	1.301	.1536	20.25	1.671	.3127	3.039	.6703	2.942	27.52
#1	.0042	.0010	.0012	.0032	.0021	.0022	.0034	.0043	.0012
#2	.0041	.0010	.0009	.0031	.0021	.0021	.0034	.0045	.0008
Check ?	Chk Pass	Chk Pass	Chk Pass	Chk Pass	Chk Pass	Chk Pass	Chk Pass	Chk Pass	Chk Pass
Value									
Range									

Elem	V_2924	Zn2062	As1890	Tl1908	Pb2203	Se1960	Sb2068	Al3961	Ca3179
Units	ppm	ppm	ppm	ppm	ppm	ppm	ppm	ppm	ppm
Avg	**.0021**	**.0116**	**.0037**	**.0020**	**.0030**	**.0063**	**.0026**	**.1038**	**1.019**
Stddev	.0001	.0001	.0001	.0001	.0008	.0020	.0004	.0004	.005
%RSD	7.189	1.049	3.928	4.384	27.23	31.43	14.06	.3858	.4620
#1	.0022	.0117	.0036	.0020	.0025	.0049	.0023	.1041	1.023
#2	.0020	.0115	.0038	.0019	.0036	.0077	.0029	.1035	1.016
Check ?	Chk Pass	Chk Pass	Chk Pass	Chk Pass	Chk Pass	Chk Pass	Chk Pass	Chk Pass	Chk Pass
Value									
Range									

Elem	Fe2599	Mg2790	K_7664	Na5895	B_2089	Mo2020	Pd3404	Si2124	Sn1899
Units	ppm	ppm	ppm	ppm	ppm	ppm	ppm	ppm	ppm
Avg	**.0008**	**.0997**	**2.110**	**1.032**	**.0100**	**.0003**	**.0010**	**-.0018**	**.0001**
Stddev	.0006	.0139	.008	.003	.0003	.0001	.0003	.0000	.0004
%RSD	69.04	13.99	.3864	.3035	2.673	21.35	33.29	.2112	373.6
#1	.0013	.0898	2.104	1.034	.0102	.0004	.0012	-.0018	.0004
#2	.0004	.1095	2.116	1.030	.0098	.0003	.0007	-.0018	-.0002
Check ?	None	Chk Pass	Chk Pass	Chk Pass	Chk Pass	None	None	None	None
Value									
Range									

Zoom In Zoom Out

Sample Name: crid Acquired: 7/7/2014 16:35:23 Type: QC
Method: Accutest1(v244) Mode: CONC Corr. Factor: 1.000000
User: admin Custom ID1: Custom ID2: Custom ID3:
Comment:

Elem	Sr4077	Ti3349	W_2079	Zr3391	S_1820	Bi2230	Li6707
Units	ppm	ppm	ppm	ppm	ppm	ppm	ppm
Avg	**.0000**	**.0001**	**.0053**	**.0003**	**-.0031**	**.0002**	**.0003**
Stddev	.0000	.0003	.0003	.0000	.0007	.0004	.0003
%RSD	701.7	277.7	5.295	12.72	23.36	187.8	101.0
#1	.0000	.0003	.0051	.0003	-.0026	-.0001	.0006
#2	.0000	-.0001	.0055	.0002	-.0036	.0004	.0001
Check ?	None	None	None	None	None	None	None
Value							
Range							

Int. Std.	Y_3600	Y_3710	Y_2243	In2306
Units	Cts/S	Cts/S	Cts/S	Cts/S
Avg	**90088.**	**23450.**	**1712.7**	**5834.5**
Stddev	24.	135.	3.9	17.1
%RSD	.02715	.57393	.22876	.29359
#1	90071.	23355.	1715.4	5846.6
#2	90106.	23545.	1709.9	5822.4

Zoom In Zoom Out

Sample Name: icsa Acquired: 7/7/2014 16:44:11 Type: QC
Method: Accutest1(v244) Mode: CONC Corr. Factor: 1.000000
User: admin Custom ID1: Custom ID2: Custom ID3:
Comment:

Elem	Ba4554	Be3130	Cd2288	Co2286	Cr2677	Cu3247	Mn2576	Ni2316	Ag3280
Units	ppm	ppm	ppm	ppm	ppm	ppm	ppm	ppm	ppm
Avg	**-.0010**	**.0000**	**.0018**	**.0016**	**.0004**	**.0033**	**-.0040**	**.0000**	**.0008**
Stddev	.0000	.0000	.0002	.0001	.0001	.0002	.0001	.000	.0003
%RSD	4.590	510.7	10.58	7.171	23.11	6.555	1.459	1144.	42.76
#1	-.0010	.0000	.0017	.0015	.0004	.0031	-.0040	-.0001	.0010
#2	-.0010	.0000	.0019	.0016	.0005	.0034	-.0040	.0001	.0005
Check ?	Chk Pass	Chk Pass	Chk Pass	Chk Pass	Chk Pass	Chk Pass	Chk Pass	Chk Pass	Chk Pass
High Limit									
Low Limit									

Elem	V_2924	Zn2062	As1890	Tl1908	Pb2203	Se1960	Sb2068	Al3961	Ca3179
Units	ppm	ppm	ppm	ppm	ppm	ppm	ppm	ppm	ppm
Avg	**.0008**	**-.0018**	**.0002**	**-.0026**	**-.0005**	**.0115**	**-.0006**	**495.7**	**370.9**
Stddev	.0003	.0003	.0025	.0048	.0016	.0054	.0003	4.8	1.6
%RSD	36.36	14.55	1029.	183.3	322.3	47.29	39.80	.9679	.4224
#1	.0010	-.0016	.0020	.0008	.0007	.0153	-.0005	492.3	369.8
#2	.0006	-.0020	-.0015	-.0061	-.0017	.0077	-.0008	499.1	372.0
Check ?	Chk Pass	Chk Pass	Chk Pass	Chk Pass	Chk Pass	Chk Pass	Chk Pass	Chk Pass	Chk Pass
High Limit									
Low Limit									

Elem	Fe2599	Mg2790	K_7664	Na5895	B_2089	Mo2020	Pd3404	Si2124	Sn1899
Units	ppm	ppm	ppm	ppm	ppm	ppm	ppm	ppm	ppm
Avg	**183.1**	**528.4**	**-.0076**	**.0050**	**-.0112**	**.0075**	**-.0090**	**-.0208**	**.0083**
Stddev	1.6	.9	.0030	.0038	.0010	.0000	.0002	.0000	.0002
%RSD	.8692	.1616	39.24	75.06	9.138	.1997	1.929	.1418	2.608
#1	184.2	527.8	-.0055	.0024	-.0119	.0075	-.0091	-.0208	.0082
#2	182.0	529.0	-.0097	.0077	-.0105	.0075	-.0089	-.0208	.0085
Check ?	Chk Pass	Chk Pass	Chk Pass	Chk Pass	Chk Pass	Chk Pass	Chk Pass	Chk Pass	Chk Pass
High Limit									
Low Limit									

Zoom In Zoom Out

Sample Name: icsa Acquired: 7/7/2014 16:44:11 Type: QC
Method: Accutest1(v244) Mode: CONC Corr. Factor: 1.000000
User: admin Custom ID1: Custom ID2: Custom ID3:
Comment:

Elem	Sr4077	Ti3349	W_2079	Zr3391	S_1820	Bi2230	Li6707
Units	ppm	ppm	ppm	ppm	ppm	ppm	ppm
Avg	**.0000**	**.0020**	**.0223**	**.0089**	**-.0119**	**.0007**	**.0048**
Stddev	.000	.0001	.0021	.0002	.0022	.0007	.0003
%RSD	319.6	5.020	9.504	1.944	18.13	106.3	7.056
#1	.0000	.0021	.0208	.0088	-.0134	.0012	.0045
#2	.0000	.0020	.0238	.0090	-.0104	.0002	.0050
Check ?	Chk Pass	Chk Pass	Chk Pass	Chk Pass	Chk Pass	Chk Pass	Chk Pass
High Limit							
Low Limit							

Int. Std.	Y_3600	Y_3710	Y_2243	In2306
Units	Cts/S	Cts/S	Cts/S	Cts/S
Avg	**78359.**	**22492.**	**1494.1**	**4569.8**
Stddev	.	77.	4.8	12.2
%RSD	.00051	.34258	.31823	.26671
#1	78359.	22547.	1497.5	4578.4
#2	78360.	22438.	1490.7	4561.2

Zoom In Zoom Out

Sample Name: ICSAB Acquired: 7/7/2014 16:50:38 Type: QC
Method: Accutest1(v244) Mode: CONC Corr. Factor: 1.000000
User: admin Custom ID1: Custom ID2: Custom ID3:
Comment:

Elem	Ba4554	Be3130	Cd2288	Co2286	Cr2677	Cu3247	Mn2576	Ni2316	Ag3280
Units	ppm	ppm	ppm	ppm	ppm	ppm	ppm	ppm	ppm
Avg	**.4908**	**.4846**	**1.021**	**.4651**	**.4919**	**.5345**	**.5024**	**.9356**	**1.085**
Stddev	.0006	.0006	.002	.0023	.0038	.0008	.0033	.0005	.003
%RSD	.1255	.1167	.1992	.4931	.7682	.1547	.6607	.0549	.2828
#1	.4904	.4850	1.020	.4635	.4946	.5339	.5048	.9352	1.088
#2	.4913	.4842	1.023	.4668	.4892	.5351	.5001	.9359	1.083
Check ?	Chk Pass	Chk Pass	Chk Pass	Chk Pass	Chk Pass	Chk Pass	Chk Pass	Chk Pass	Chk Pass
Value									
Range									

Elem	V_2924	Zn2062	As1890	Tl1908	Pb2203	Se1960	Sb2068	Al3961	Ca3179
Units	ppm	ppm	ppm	ppm	ppm	ppm	ppm	ppm	ppm
Avg	**.4812**	**.9230**	**1.063**	**.9408**	**.9037**	**1.113**	**1.037**	**483.1**	**355.2**
Stddev	.0019	.0012	.003	.0175	.0041	.003	.005	2.8	1.2
%RSD	.4040	.1320	.2948	1.863	.4582	.2721	.5191	.5809	.3367
#1	.4826	.9222	1.061	.9284	.9008	1.111	1.033	481.1	356.0
#2	.4798	.9239	1.065	.9532	.9066	1.115	1.041	485.1	354.3
Check ?	Chk Pass	Chk Pass	Chk Pass	Chk Pass	Chk Pass	Chk Pass	Chk Pass	Chk Pass	Chk Pass
Value									
Range									

Elem	Fe2599	Mg2790	K_7664	Na5895	B_2089	Mo2020	Pd3404	Si2124	Sn1899
Units	ppm	ppm	ppm	ppm	ppm	ppm	ppm	ppm	ppm
Avg	**186.7**	**530.7**	**-.0117**	**.0080**	**-.0126**	**.5167**	**.5743**	**-.0226**	**.0067**
Stddev	.5	1.6	.0092	.0064	.0004	.0036	.0004	.0011	.0006
%RSD	.2931	.3086	78.92	79.71	3.011	.6990	.0612	4.935	8.803
#1	186.3	531.8	-.0182	.0125	-.0129	.5142	.5745	-.0218	.0071
#2	187.1	529.5	-.0052	.0035	-.0124	.5193	.5740	-.0234	.0063
Check ?	Chk Pass	Chk Pass	None	None	None	Chk Pass	Chk Pass	None	None
Value									
Range									

Zoom In Zoom Out

Sample Name: ICSAB Acquired: 7/7/2014 16:50:38 Type: QC
Method: Accutest1(v244) Mode: CONC Corr. Factor: 1.000000
User: admin Custom ID1: Custom ID2: Custom ID3:
Comment:

Elem	Sr4077	Ti3349	W_2079	Zr3391	S_1820	Bi2230	Li6707
Units	ppm	ppm	ppm	ppm	ppm	ppm	ppm
Avg	**.0004**	**.0051**	**.5118**	**.5107**	**.4782**	**.5202**	**.5983**
Stddev	.0001	.0003	.0052	.0003	.0095	.0003	.0007
%RSD	12.96	6.674	1.011	.0512	1.982	.0584	.1199
#1	.0004	.0054	.5081	.5109	.4715	.5204	.5977
#2	.0004	.0049	.5154	.5105	.4849	.5199	.5988
Check ?	None	None	Chk Pass	Chk Pass	Chk Pass	Chk Pass	Chk Pass
Value							
Range							

Int. Std.	Y_3600	Y_3710	Y_2243	In2306
Units	Cts/S	Cts/S	Cts/S	Cts/S
Avg	**77286.**	**22629.**	**1484.2**	**4557.7**
Stddev	235.	28.	2.9	10.1
%RSD	.30367	.12391	.19746	.22245
#1	77120.	22609.	1486.2	4564.8
#2	77452.	22649.	1482.1	4550.5

Zoom In Zoom Out

Sample Name: Feconf Acquired: 7/7/2014 16:57:01 Type: Unk
Method: Accutest1(v244) Mode: CONC Corr. Factor: 1.000000
User: admin Custom ID1: Custom ID2: Custom ID3:
Comment:

Elem	Ba4554	Be3130	Cd2288	Co2286	Cr2677	Cu3247	Mn2576	Ni2316	Ag3280
Avg	**.0001**	**.0001**	**.0017**	**-.0003**	**-.0004**	**-.0004**	**-.0029**	**.0015**	**.0043**
Stddev	.0000	.0000	.0001	.0000	.0001	.0000	.0000	.0002	.0006
%RSD	68.32	71.77	6.997	.5911	20.85	2.118	1.511	16.62	13.24
#1	.0000	.0000	.0016	-.0003	-.0004	-.0004	-.0029	.0017	.0039
#2	.0001	.0001	.0018	-.0003	-.0003	-.0004	-.0028	.0013	.0048

Elem	V_2924	Zn2062	As1890	Tl1908	Pb2203	Se1960	Sb2068	Al3961	Ca3179
Avg	**.0016**	**.0044**	**-.0006**	**.0008**	**-.0017**	**.0005**	**.0026**	**.0594**	**.0697**
Stddev	.0000	.0001	.0004	.0001	.0009	.0031	.0006	.0062	.0059
%RSD	2.416	1.481	72.58	12.97	51.90	668.8	21.89	10.44	8.398
#1	.0016	.0043	-.0009	.0007	-.0023	-.0017	.0022	.0550	.0655
#2	.0017	.0044	-.0003	.0008	-.0011	.0026	.0030	.0638	.0738

Elem	Fe2599	Mg2790	K_7664	Na5895	B_2089	Mo2020	Pd3404	Si2124	Sn1899
Avg	**218.4**	**.1080**	**-.0245**	**.0108**	**-.0033**	**.0002**	**.0020**	**.0072**	**.0024**
Stddev	.3	.0074	.0045	.0018	.0004	.0003	.0008	.0011	.0000
%RSD	.1287	6.834	18.51	16.63	12.31	142.9	39.17	15.46	.2433
#1	218.2	.1028	-.0277	.0096	-.0030	.0004	.0014	.0064	.0024
#2	218.6	.1133	-.0213	.0121	-.0036	.0000	.0025	.0080	.0024

Elem	Sr4077	Ti3349	W_2079	Zr3391	S_1820	Bi2230	Li6707
Avg	**.0001**	**.0002**	**.0211**	**.0038**	**-.0078**	**.0014**	**.0000**
Stddev	.0000	.0005	.0010	.0001	.0006	.0008	.000
%RSD	31.17	280.0	4.654	2.944	7.626	57.74	261.0
#1	.0001	.0005	.0218	.0039	-.0082	.0008	.0000
#2	.0001	-.0002	.0204	.0037	-.0073	.0019	-.0001

Int. Std.	Y_3600	Y_3710	Y_2243	In2306
Avg	**88470.**	**23331.**	**1660.6**	**5802.6**
Stddev	7.	128.	3.8	18.8
%RSD	.00823	.54868	.23020	.32480
#1	88465.	23421.	1663.3	5815.9
#2	88475.	23240.	1657.9	5789.3

Zoom In Zoom Out

Sample Name: Crconf Acquired: 7/7/2014 17:03:25 Type: Unk
Method: Accutest1(v244) Mode: CONC Corr. Factor: 1.000000
User: admin Custom ID1: Custom ID2: Custom ID3:
Comment:

Elem	Ba4554	Be3130	Cd2288	Co2286	Cr2677	Cu3247	Mn2576	Ni2316	Ag3280
Avg	**.0004**	**.0001**	**.0000**	**.0006**	**11.00**	**.0005**	**-.0010**	**.0005**	**.0003**
Stddev	.0001	.0000	.0001	.0001	.01	.0002	.0000	.0002	.0001
%RSD	22.16	12.44	256.3	20.14	.0592	43.15	4.601	43.97	50.17
#1	.0003	.0001	.0000	.0007	11.00	.0003	-.0010	.0003	.0002
#2	.0004	.0001	.0001	.0005	11.01	.0006	-.0010	.0007	.0004

Elem	V_2924	Zn2062	As1890	Tl1908	Pb2203	Se1960	Sb2068	Al3961	Ca3179
Avg	**.0016**	**-.0014**	**-.0049**	**.0009**	**.0004**	**-.0009**	**.0016**	**.0314**	**.0435**
Stddev	.0001	.0001	.0001	.0003	.0001	.0005	.0004	.0120	.0057
%RSD	8.285	6.672	1.873	36.74	35.41	52.68	23.70	38.24	13.06
#1	.0017	-.0015	-.0048	.0006	.0005	-.0012	.0014	.0399	.0476
#2	.0015	-.0014	-.0049	.0011	.0003	-.0005	.0019	.0229	.0395

Elem	Fe2599	Mg2790	K_7664	Na5895	B_2089	Mo2020	Pd3404	Si2124	Sn1899
Avg	**.0431**	**.0415**	**.0061**	**.0138**	**-.0004**	**.0009**	**.0010**	**.0129**	**-.0008**
Stddev	.0075	.0105	.0074	.0013	.0002	.0000	.0001	.0007	.0004
%RSD	17.28	25.17	122.3	9.093	57.03	.6357	7.712	5.108	47.02
#1	.0484	.0489	.0113	.0147	-.0002	.0009	.0010	.0124	-.0010
#2	.0379	.0341	.0008	.0129	-.0006	.0009	.0009	.0134	-.0005

Elem	Sr4077	Ti3349	W_2079	Zr3391	S_1820	Bi2230	Li6707
Avg	**.0001**	**.0001**	**.0045**	**-.0016**	**-.0014**	**.0105**	**.0002**
Stddev	.0000	.0000	.0010	.0000	.0007	.0001	.0003
%RSD	63.52	26.87	22.20	1.162	53.94	1.129	125.1
#1	.0001	.0001	.0052	-.0016	-.0019	.0104	.0000
#2	.0000	.0001	.0038	-.0017	-.0008	.0106	.0004

Int. Std.	Y_3600	Y_3710	Y_2243	In2306
Avg	**89669.**	**23436.**	**1689.0**	**5881.8**
Stddev	87.	29.	11.0	30.6
%RSD	.09753	.12194	.64980	.52096
#1	89731.	23457.	1681.3	5860.2
#2	89607.	23416.	1696.8	5903.5

Zoom In Zoom Out

Sample Name: ccv Acquired: 7/7/2014 17:09:44 Type: QC
Method: Accutest1(v244) Mode: CONC Corr. Factor: 1.000000
User: admin Custom ID1: Custom ID2: Custom ID3:
Comment: 1

Elem	Ba4554	Be3130	Cd2288	Co2286	Cr2677	Cu3247	Mn2576	Ni2316	Ag3280
Units	ppm	ppm	ppm	ppm	ppm	ppm	ppm	ppm	ppm
Avg	**2.062**	**2.063**	**2.042**	**2.019**	**2.124**	**2.017**	**2.123**	**2.054**	**.2532**
Stddev	.004	.004	.005	.004	.004	.006	.001	.005	.0010
%RSD	.1760	.2136	.2430	.2105	.1635	.3067	.0409	.2607	.4028
#1	2.065	2.059	2.039	2.016	2.122	2.012	2.123	2.050	.2525
#2	2.060	2.066	2.046	2.022	2.127	2.021	2.124	2.058	.2539
Check ?	Chk Pass	Chk Pass	Chk Pass	Chk Pass	Chk Pass	Chk Pass	Chk Pass	Chk Pass	Chk Pass
Value									
Range									

Elem	V_2924	Zn2062	As1890	Tl1908	Pb2203	Se1960	Sb2068	Al3961	Ca3179
Units	ppm	ppm	ppm	ppm	ppm	ppm	ppm	ppm	ppm
Avg	**2.036**	**2.064**	**2.049**	**2.132**	**2.031**	**2.033**	**2.019**	**39.45**	**39.74**
Stddev	.000	.007	.001	.011	.001	.002	.006	.03	.26
%RSD	.0217	.3590	.0677	.5017	.0265	.1201	.2939	.0731	.6488
#1	2.036	2.059	2.048	2.139	2.032	2.035	2.014	39.43	39.56
#2	2.036	2.070	2.050	2.124	2.031	2.031	2.023	39.47	39.92
Check ?	Chk Pass	Chk Pass	Chk Pass	Chk Pass	Chk Pass	Chk Pass	Chk Pass	Chk Pass	Chk Pass
Value									
Range									

Elem	Fe2599	Mg2790	K_7664	Na5895	B_2089	Mo2020	Pd3404	Si2124	Sn1899
Units	ppm	ppm	ppm	ppm	ppm	ppm	ppm	ppm	ppm
Avg	**41.16**	**40.13**	**40.07**	**40.02**	**2.062**	**2.077**	**2.023**	**5.027**	**2.072**
Stddev	.12	.13	.01	.02	.001	.005	.010	.008	.003
%RSD	.2986	.3230	.0270	.0422	.0387	.2246	.4933	.1627	.1641
#1	41.07	40.04	40.06	40.03	2.062	2.074	2.016	5.021	2.070
#2	41.24	40.22	40.08	40.00	2.063	2.080	2.030	5.033	2.075
Check ?	Chk Pass	Chk Pass	Chk Pass	Chk Pass	Chk Pass	Chk Pass	Chk Pass	Chk Pass	Chk Pass
Value									
Range									

Zoom In Zoom Out

Sample Name: ccv Acquired: 7/7/2014 17:09:44 Type: QC
Method: Accutest1(v244) Mode: CONC Corr. Factor: 1.000000
User: admin Custom ID1: Custom ID2: Custom ID3:
Comment: 1

Elem	Sr4077	Ti3349	W_2079	Zr3391	S_1820	Bi2230	Li6707
Units	ppm	ppm	ppm	ppm	ppm	ppm	ppm
Avg	**2.037**	**2.092**	**2.036**	**2.138**	**2.030**	**2.022**	**2.040**
Stddev	.021	.003	.012	.001	.003	.003	.008
%RSD	1.045	.1512	.5875	.0343	.1678	.1317	.3753
#1	2.021	2.090	2.028	2.138	2.032	2.020	2.045
#2	2.052	2.094	2.045	2.139	2.027	2.024	2.034
Check ?	Chk Pass	Chk Pass	Chk Pass	Chk Pass	Chk Pass	Chk Pass	Chk Pass
Value							
Range							

Int. Std.	Y_3600	Y_3710	Y_2243	In2306
Units	Cts/S	Cts/S	Cts/S	Cts/S
Avg	**85521.**	**23165.**	**1629.0**	**5197.2**
Stddev	133.	106.	.9	2.4
%RSD	.15514	.45657	.05544	.04552
#1	85615.	23240.	1629.6	5198.9
#2	85427.	23091.	1628.3	5195.6

Zoom In Zoom Out

Sample Name: ccb Acquired: 7/7/2014 17:15:53 Type: QC
Method: Accutest1(v244) Mode: CONC Corr. Factor: 1.000000
User: admin Custom ID1: Custom ID2: Custom ID3:
Comment:

Elem	Ba4554	Be3130	Cd2288	Co2286	Cr2677	Cu3247	Mn2576	Ni2316	Ag3280
Units	ppm	ppm	ppm	ppm	ppm	ppm	ppm	ppm	ppm
Avg	**.0001**	**.0001**	**.0003**	**.0002**	**.0006**	**.0002**	**.0002**	**.0004**	**-.0002**
Stddev	.0000	.0000	.0001	.0003	.0000	.0002	.0001	.0004	.0003
%RSD	3.509	44.58	46.39	111.4	8.122	131.7	61.34	84.80	140.0
#1	.0001	.0000	.0004	.0000	.0005	.0003	.0001	.0007	.0000
#2	.0001	.0001	.0002	.0004	.0006	.0000	.0003	.0002	-.0004
Check ?	Chk Pass	Chk Pass	Chk Pass	Chk Pass	Chk Pass	Chk Pass	Chk Pass	Chk Pass	Chk Pass
High Limit									
Low Limit									

Elem	V_2924	Zn2062	As1890	Tl1908	Pb2203	Se1960	Sb2068	Al3961	Ca3179
Units	ppm	ppm	ppm	ppm	ppm	ppm	ppm	ppm	ppm
Avg	**.0002**	**.0001**	**.0010**	**.0012**	**.0000**	**-.0005**	**-.0004**	**.0036**	**-.0019**
Stddev	.0002	.0001	.0002	.0007	.001	.0001	.0006	.0049	.0016
%RSD	79.31	84.16	14.93	59.09	16470.	21.83	131.7	135.9	85.06
#1	.0001	.0001	.0011	.0016	.0005	-.0004	.0000	.0001	-.0030
#2	.0004	.0000	.0009	.0007	-.0005	-.0006	-.0008	.0071	-.0008
Check ?	Chk Pass	Chk Pass	Chk Pass	Chk Pass	Chk Pass	Chk Pass	Chk Pass	Chk Pass	Chk Pass
High Limit									
Low Limit									

Elem	Fe2599	Mg2790	K_7664	Na5895	B_2089	Mo2020	Pd3404	Si2124	Sn1899
Units	ppm	ppm	ppm	ppm	ppm	ppm	ppm	ppm	ppm
Avg	**.0046**	**.0073**	**.0262**	**.0100**	**.0011**	F **.0025**	**.0015**	**.0026**	**.0007**
Stddev	.0003	.0111	.0029	.0030	.0002	.0004	.0003	.0005	.0003
%RSD	6.312	151.8	11.13	30.21	19.06	15.31	19.88	19.86	42.59
#1	.0049	.0151	.0242	.0122	.0010	.0027	.0017	.0030	.0009
#2	.0044	-.0005	.0283	.0079	.0013	.0022	.0013	.0022	.0005
Check ?	Chk Pass	Chk Pass	Chk Pass	Chk Pass	Chk Pass	Chk Fail	Chk Pass	Chk Pass	Chk Pass
High Limit						.0020			
Low Limit						-.0020			

Zoom In Zoom Out

Sample Name: ccb Acquired: 7/7/2014 17:15:53 Type: QC
Method: Accutest1(v244) Mode: CONC Corr. Factor: 1.000000
User: admin Custom ID1: Custom ID2: Custom ID3:
Comment:

Elem	Sr4077	Ti3349	W_2079	Zr3391	S_1820	Bi2230	Li6707
Units	ppm	ppm	ppm	ppm	ppm	ppm	ppm
Avg	**.0002**	**.0005**	F **.0147**	**.0009**	**-.0032**	**.0000**	**.0004**
Stddev	.0000	.0001	.0012	.0000	.0010	.000	.0000
%RSD	18.32	9.920	8.250	4.244	32.33	8441.	9.847
#1	.0001	.0005	.0155	.0008	-.0025	.0003	.0005
#2	.0002	.0005	.0138	.0009	-.0039	-.0003	.0004
Check ?	Chk Pass	Chk Pass	Chk Fail	Chk Pass	Chk Pass	Chk Pass	Chk Pass
High Limit			.0123				
Low Limit			-.0123				

Int. Std.	Y_3600	Y_3710	Y_2243	In2306
Units	Cts/S	Cts/S	Cts/S	Cts/S
Avg	**89532.**	**23264.**	**1698.6**	**5815.9**
Stddev	52.	145.	2.9	13.9
%RSD	.05753	.62405	.16955	.23890
#1	89496.	23366.	1700.7	5825.7
#2	89569.	23161.	1696.6	5806.1

Zoom In Zoom Out

Sample Name: mp80429-mb1conf Acquired: 7/7/2014 17:22:12 Type: Unk
Method: Accutest1(v244) Mode: CONC Corr. Factor: 1.000000
User: admin Custom ID1: Custom ID2: Custom ID3:
Comment: water rerun 14th

Elem	Ba4554	Be3130	Cd2288	Co2286	Cr2677	Cu3247	Mn2576	Ni2316	Ag3280
Avg	**.0000**	**.0000**	**-.0001**	**-.0002**	**.0002**	**.0003**	**.0000**	**.0000**	**-.0003**
Stddev	.0000	.0000	.0002	.0000	.0003	.0002	.0000	.000	.0001
%RSD	195.4	14.84	184.4	5.591	163.9	85.54	144.5	1188.	23.42
#1	.0000	.0000	.0000	-.0001	.0004	.0001	.0000	-.0001	-.0003
#2	.0000	.0000	-.0002	-.0002	.0000	.0004	.0001	.0001	-.0002

Elem	V_2924	Zn2062	As1890	Tl1908	Pb2203	Se1960	Sb2068	Al3961	Ca3179
Avg	**.0002**	**.0020**	**.0007**	**-.0002**	**.0005**	**.0004**	**.0003**	**.0006**	**.0060**
Stddev	.0002	.0001	.0002	.0003	.0002	.0013	.0004	.0038	.0007
%RSD	82.58	4.585	25.88	120.0	47.86	360.8	130.6	596.2	11.55
#1	.0001	.0019	.0006	-.0004	.0003	-.0006	.0000	.0034	.0055
#2	.0003	.0020	.0008	.0000	.0006	.0013	.0005	-.0021	.0065

Elem	Fe2599	Mg2790	K_7664	Na5895	B_2089	Mo2020	Pd3404	Si2124	Sn1899
Avg	**.0061**	**.0035**	**.0043**	**.0202**	**.0004**	**.0014**	**.0008**	**.0090**	**.0007**
Stddev	.0000	.0063	.0063	.0009	.0002	.0000	.0006	.0003	.0000
%RSD	.0214	181.0	145.6	4.343	47.75	1.851	76.16	3.295	1.565
#1	.0061	.0079	-.0001	.0208	.0005	.0013	.0012	.0088	.0006
#2	.0061	-.0010	.0088	.0195	.0003	.0014	.0004	.0092	.0007

Elem	Sr4077	Ti3349	W_2079	Zr3391	S_1820	Bi2230	Li6707
Avg	**.0000**	**.0010**	**.0142**	**.0011**	**-.0011**	**-.0006**	**.0003**
Stddev	.0000	.0004	.0006	.0000	.0012	.0004	.0003
%RSD	38.87	38.89	4.149	2.298	117.9	67.20	118.5
#1	.0000	.0007	.0146	.0011	-.0002	-.0003	.0000
#2	.0000	.0013	.0137	.0011	-.0019	-.0009	.0005

Int. Std.	Y_3600	Y_3710	Y_2243	In2306
Avg	**88878.**	**23643.**	**1674.8**	**5761.3**
Stddev	249.	41.	.7	4.9
%RSD	.27990	.17440	.03989	.08544
#1	89054.	23614.	1675.3	5764.8
#2	88702.	23672.	1674.3	5757.9

Zoom In Zoom Out

Sample Name: jb70611-3 2 Acquired: 7/7/2014 17:28:28 Type: Unk
Method: Accutest1(v244) Mode: CONC Corr. Factor: 5.000000
User: admin Custom ID1: Custom ID2: Custom ID3:
Comment: water rerun 14th

Elem	Ba4554	Be3130	Cd2288	Co2286	Cr2677	Cu3247	Mn2576	Ni2316	Ag3280
Avg	**.4568**	**.0008**	**.0116**	**.0928**	**.0042**	**.0040**	**19.01**	**.1801**	**.0008**
Stddev	.0025	.0002	.0002	.0000	.0009	.0004	.00	.0020	.0012
%RSD	.5423	19.77	1.493	.0444	22.34	10.11	.0181	1.096	152.0
#1	.4585	.0007	.0117	.0929	.0048	.0037	19.01	.1815	.0016
#2	.4550	.0009	.0115	.0928	.0035	.0043	19.02	.1787	-.0001

Elem	V_2924	Zn2062	As1890	Tl1908	Pb2203	Se1960	Sb2068	Al3961	Ca3179
Avg	**.0121**	**.2865**	**.0002**	**.0011**	**-.0017**	**.0109**	**-.0040**	**2.212**	**209.2**
Stddev	.0003	.0012	.0021	.0061	.0033	.0064	.0025	.043	.2
%RSD	2.407	.4053	843.5	556.9	193.3	58.27	62.19	1.922	.1036
#1	.0119	.2856	-.0012	-.0032	.0006	.0154	-.0022	2.242	209.4
#2	.0123	.2873	.0017	.0054	-.0040	.0064	-.0057	2.182	209.0

Elem	Fe2599	Mg2790	K_7664	Na5895	B_2089	Mo2020	Pd3404	Si2124	Sn1899
Avg	**.5598**	**21.40**	**7.439**	**1418.**	**.0287**	**.0077**	**.0021**	**4.230**	**.0124**
Stddev	.0004	.03	.087	15.	.0003	.0002	.0015	.015	.0067
%RSD	.0659	.1577	1.169	1.056	1.162	2.950	72.40	.3559	54.17
#1	.5601	21.43	7.500	1429.	.0289	.0075	.0010	4.240	.0172
#2	.5596	21.38	7.377	1408.	.0284	.0079	.0031	4.219	.0077

Elem	Sr4077	Ti3349	W_2079	Zr3391	S_1820	Bi2230	Li6707
Avg	**.9397**	**.0134**	**.0399**	**.0059**	**13.24**	**.0041**	**.0076**
Stddev	.0033	.0008	.0004	.0003	.05	.0022	.0004
%RSD	.3493	6.026	.9365	5.478	.3805	52.25	5.841
#1	.9421	.0139	.0396	.0062	13.28	.0057	.0073
#2	.9374	.0128	.0402	.0057	13.20	.0026	.0079

Int. Std.	Y_3600	Y_3710	Y_2243	In2306
Avg	**82488.**	**22701.**	**1559.7**	**4830.5**
Stddev	22.	66.	.1	5.5
%RSD	.02680	.28910	.00357	.11314
#1	82472.	22748.	1559.8	4834.4
#2	82503.	22655.	1559.7	4826.7

Zoom In Zoom Out

Sample Name: mp80478-mb1 2 Acquired: 7/7/2014 17:34:48 Type: Unk
Method: Accutest1(v244) Mode: CONC Corr. Factor: 1.000000
User: admin Custom ID1: Custom ID2: Custom ID3:
Comment: water spectra 9th

Elem	Ba4554	Be3130	Cd2288	Co2286	Cr2677	Cu3247	Mn2576	Ni2316	Ag3280
Avg	**.0000**	**.0000**	**-.0002**	**-.0002**	**-.0003**	**.0004**	**.0000**	**-.0001**	**.0000**
Stddev	.0000	.0000	.0000	.0001	.0005	.0001	.0000	.0001	.000
%RSD	14.50	44.67	27.56	44.07	198.7	22.73	73.42	63.28	652.8
#1	.0000	.0000	-.0001	-.0003	.0001	.0004	.0001	-.0001	.0000
#2	.0000	.0000	-.0002	-.0001	-.0006	.0003	.0000	-.0002	.0000

Elem	V_2924	Zn2062	As1890	Tl1908	Pb2203	Se1960	Sb2068	Al3961	Ca3179
Avg	**.0001**	**.0007**	**.0004**	**-.0017**	**-.0005**	**-.0014**	**.0006**	**-.0013**	**-.0011**
Stddev	.0001	.0000	.0002	.0005	.0004	.0022	.0005	.0001	.0018
%RSD	72.52	.1333	58.93	28.06	71.22	153.5	80.14	5.572	164.6
#1	.0001	.0007	.0002	-.0013	-.0002	.0001	.0003	-.0013	-.0024
#2	.0002	.0007	.0005	-.0020	-.0007	-.0030	.0010	-.0012	.0002

Elem	Fe2599	Mg2790	K_7664	Na5895	B_2089	Mo2020	Pd3404	Si2124	Sn1899
Avg	**.0035**	**.0026**	**.0118**	**.0309**	**-.0002**	**.0006**	**.0007**	**.0112**	**.0003**
Stddev	.0009	.0055	.0157	.0017	.0000	.0000	.0002	.0001	.0004
%RSD	26.15	213.7	132.4	5.473	17.41	2.047	31.15	1.273	108.3
#1	.0042	.0065	.0008	.0321	-.0002	.0006	.0005	.0113	.0006
#2	.0029	-.0013	.0229	.0297	-.0001	.0006	.0008	.0111	.0001

Elem	Sr4077	Ti3349	W_2079	Zr3391	S_1820	Bi2230	Li6707
Avg	**.0000**	**.0001**	**.0090**	**.0007**	**-.0002**	**-.0001**	**.0007**
Stddev	.0000	.0002	.0007	.0001	.0004	.0002	.0004
%RSD	60.90	221.0	7.359	12.77	165.9	174.9	56.37
#1	.0001	.0003	.0085	.0007	-.0005	.0000	.0010
#2	.0000	-.0001	.0094	.0006	.0000	-.0003	.0004

Int. Std.	Y_3600	Y_3710	Y_2243	In2306
Avg	**87776.**	**23441.**	**1662.1**	**5733.7**
Stddev	108.	21.	5.1	7.6
%RSD	.12359	.08845	.30936	.13304
#1	87699.	23455.	1658.5	5728.3
#2	87852.	23426.	1665.8	5739.1

Zoom In Zoom Out

Sample Name: mp80478-b1conf Acquired: 7/7/2014 17:41:04 Type: Unk
Method: Accutest1(v244) Mode: CONC Corr. Factor: 1.000000
User: admin Custom ID1: Custom ID2: Custom ID3:
Comment: water spectra 9th

Elem	Ba4554	Be3130	Cd2288	Co2286	Cr2677	Cu3247	Mn2576	Ni2316	Ag3280
Avg	**1.952**	**.0505**	**.0473**	**.4746**	**.2053**	**.2340**	**.5128**	**.4875**	**.0489**
Stddev	.002	.0001	.0000	.0006	.0003	.0002	.0002	.0002	.0003
%RSD	.1204	.1322	.0551	.1272	.1443	.0690	.0358	.0419	.5974
#1	1.954	.0505	.0473	.4750	.2051	.2341	.5129	.4876	.0491
#2	1.951	.0504	.0473	.4741	.2055	.2339	.5126	.4873	.0487

Elem	V_2924	Zn2062	As1890	Tl1908	Pb2203	Se1960	Sb2068	Al3961	Ca3179
Avg	**.4933**	**.5025**	**2.022**	**2.059**	**.4900**	**2.113**	**.4857**	**1.867**	**24.10**
Stddev	.0003	.0009	.003	.019	.0011	.004	.0003	.000	.03
%RSD	.0623	.1849	.1360	.9085	.2345	.1915	.0593	.0013	.1036
#1	.4931	.5031	2.020	2.046	.4892	2.110	.4855	1.867	24.11
#2	.4935	.5018	2.024	2.073	.4908	2.116	.4859	1.867	24.08

Elem	Fe2599	Mg2790	K_7664	Na5895	B_2089	Mo2020	Pd3404	Si2124	Sn1899
Avg	**1.025**	**24.95**	**25.03**	**25.07**	**2.098**	**2.027**	**2.103**	**2.077**	**2.040**
Stddev	.003	.01	.05	.03	.004	.003	.003	.006	.000
%RSD	.3299	.0571	.1952	.1286	.1911	.1369	.1303	.2731	.0144
#1	1.028	24.96	25.06	25.09	2.095	2.025	2.101	2.073	2.040
#2	1.023	24.94	24.99	25.04	2.101	2.029	2.105	2.081	2.041

Elem	Sr4077	Ti3349	W_2079	Zr3391	S_1820	Bi2230	Li6707
Avg	**2.049**	**2.103**	**.0063**	**.0204**	**-.0016**	**.0074**	**.0005**
Stddev	.007	.001	.0005	.0012	.0007	.0011	.0004
%RSD	.3510	.0320	7.219	5.884	41.40	14.33	77.74
#1	2.054	2.103	.0066	.0213	-.0021	.0082	.0007
#2	2.044	2.104	.0060	.0196	-.0011	.0067	.0002

Int. Std.	Y_3600	Y_3710	Y_2243	In2306
Avg	**85203.**	**23165.**	**1606.1**	**5284.4**
Stddev	100.	13.	5.4	15.5
%RSD	.11702	.05657	.33363	.29341
#1	85132.	23174.	1609.9	5295.4
#2	85273.	23155.	1602.3	5273.4

Zoom In Zoom Out

Sample Name: mp80478-lc1 Acquired: 7/7/2014 17:47:13 Type: Unk
Method: Accutest1(v244) Mode: CONC Corr. Factor: 1.000000
User: admin Custom ID1: Custom ID2: Custom ID3:
Comment: water spectra 9th

Elem	Ba4554	Be3130	Cd2288	Co2286	Cr2677	Cu3247	Mn2576	Ni2316	Ag3280
Avg	**.5001**	**.4925**	**.4847**	**.4691**	**.5048**	**.4634**	**.5146**	**.4843**	**.1923**
Stddev	.0011	.0015	.0004	.0009	.0016	.0006	.0001	.0010	.0004
%RSD	.2180	.3040	.0751	.1872	.3212	.1188	.0257	.2037	.1855
#1	.4993	.4935	.4844	.4698	.5060	.4630	.5147	.4850	.1921
#2	.5008	.4914	.4849	.4685	.5037	.4638	.5145	.4836	.1926

Elem	V_2924	Zn2062	As1890	Tl1908	Pb2203	Se1960	Sb2068	Al3961	Ca3179
Avg	**.4918**	**.5020**	**.4871**	**.5118**	**.4790**	**.5096**	**.4739**	**4.762**	**5.357**
Stddev	.0001	.0008	.0005	.0029	.0016	.0020	.0016	.016	.037
%RSD	.0238	.1664	.1080	.5622	.3387	.3906	.3370	.3265	.6861
#1	.4917	.5026	.4875	.5139	.4802	.5110	.4751	4.751	5.383
#2	.4918	.5014	.4867	.5098	.4779	.5082	.4728	4.773	5.331

Elem	Fe2599	Mg2790	K_7664	Na5895	B_2089	Mo2020	Pd3404	Si2124	Sn1899
Avg	**5.544**	**5.135**	**9.894**	**9.831**	**.0233**	**.4992**	**.0013**	**.1007**	**.0016**
Stddev	.026	.039	.012	.040	.0001	.0013	.0004	.0003	.0007
%RSD	.4636	.7562	.1164	.4063	.6058	.2608	28.38	.3241	45.20
#1	5.563	5.162	9.886	9.803	.0232	.5001	.0011	.1005	.0021
#2	5.526	5.107	9.902	9.860	.0234	.4982	.0016	.1010	.0011

Elem	Sr4077	Ti3349	W_2079	Zr3391	S_1820	Bi2230	Li6707
Avg	**-.0001**	**.5024**	**.0087**	**.0010**	**-.0017**	**.0002**	**.0004**
Stddev	.0000	.0003	.0003	.0000	.0005	.0006	.0004
%RSD	2.435	.0623	3.015	4.696	30.79	254.7	120.1
#1	-.0001	.5026	.0086	.0011	-.0013	-.0002	.0007
#2	-.0001	.5022	.0089	.0010	-.0021	.0006	.0001

Int. Std.	Y_3600	Y_3710	Y_2243	In2306
Avg	**88026.**	**23510.**	**1656.9**	**5537.4**
Stddev	122.	142.	2.2	11.0
%RSD	.13878	.60235	.13368	.19780
#1	87939.	23410.	1655.4	5529.6
#2	88112.	23610.	1658.5	5545.1

Zoom In Zoom Out

Sample Name: mp80478-s1 Acquired: 7/7/2014 17:53:19 Type: Unk
Method: Accutest1(v244) Mode: CONC Corr. Factor: 1.000000
User: admin Custom ID1: Custom ID2: Custom ID3:
Comment: water spectra 9th

Elem	Ba4554	Be3130	Cd2288	Co2286	Cr2677	Cu3247	Mn2576	Ni2316	Ag3280
Avg	**1.860**	**.0596**	**.0433**	**.4427**	**.1990**	**.9853**	**1.734**	**.5058**	**.0449**
Stddev	.001	.0000	.0003	.0003	.0014	.0031	.006	.0001	.0003
%RSD	.0590	.0214	.7723	.0767	.7146	.3139	.3613	.0222	.7511
#1	1.859	.0596	.0431	.4429	.2000	.9831	1.739	.5059	.0447
#2	1.861	.0596	.0436	.4425	.1980	.9875	1.730	.5057	.0452

Elem	V_2924	Zn2062	As1890	Tl1908	Pb2203	Se1960	Sb2068	Al3961	Ca3179
Avg	**.4545**	**.8186**	**2.715**	**1.915**	**.5297**	**1.959**	**.4414**	**2.349**	**35.01**
Stddev	.0005	.0015	.001	.005	.0005	.001	.0015	.009	.03
%RSD	.1015	.1854	.0514	.2475	.0883	.0335	.3431	.3697	.0962
#1	.4548	.8176	2.716	1.918	.5300	1.959	.4404	2.355	35.04
#2	.4542	.8197	2.715	1.911	.5294	1.958	.4425	2.342	34.99

Elem	Fe2599	Mg2790	K_7664	Na5895	B_2089	Mo2020	Pd3404	Si2124	Sn1899
Avg	**33.39**	**24.45**	**26.02**	**42.89**	**2.261**	**1.851**	**.4234**	**5.455**	**1.932**
Stddev	.04	.08	.02	.01	.003	.002	.0013	.014	.003
%RSD	.1158	.3212	.0803	.0300	.1518	.1314	.2964	.2640	.1460
#1	33.36	24.40	26.00	42.88	2.258	1.849	.4225	5.445	1.930
#2	33.42	24.51	26.03	42.90	2.263	1.853	.4243	5.465	1.934

Elem	Sr4077	Ti3349	W_2079	Zr3391	S_1820	Bi2230	Li6707
Avg	**1.955**	**1.950**	**.0072**	**.0101**	**12.56**	**.0028**	**.0236**
Stddev	.024	.000	.0006	.0002	.03	.0010	.0002
%RSD	1.222	.0231	8.711	1.743	.2734	36.92	.9340
#1	1.972	1.949	.0076	.0102	12.58	.0021	.0238
#2	1.938	1.950	.0067	.0099	12.54	.0035	.0235

Int. Std.	Y_3600	Y_3710	Y_2243	In2306
Avg	**85292.**	**23305.**	**1608.8**	**5278.9**
Stddev	233.	14.	4.4	4.3
%RSD	.27313	.05951	.27574	.08190
#1	85457.	23295.	1611.9	5282.0
#2	85128.	23314.	1605.6	5275.9

Zoom In Zoom Out

Sample Name: mp80478-s2 Acquired: 7/7/2014 17:59:25 Type: Unk
Method: Accutest1(v244) Mode: CONC Corr. Factor: 1.000000
User: admin Custom ID1: Custom ID2: Custom ID3:
Comment: water spectra 9th

Elem	Ba4554	Be3130	Cd2288	Co2286	Cr2677	Cu3247	Mn2576	Ni2316	Ag3280
Avg	**1.914**	**.0614**	**.0449**	**.4521**	**.2109**	**1.012**	**1.799**	**.5173**	**.0465**
Stddev	.005	.0003	.0000	.0003	.0041	.002	.015	.0004	.0003
%RSD	.2482	.4461	.0094	.0642	1.967	.2232	.8128	.0863	.5501
#1	1.917	.0612	.0449	.4519	.2138	1.013	1.809	.5170	.0467
#2	1.910	.0616	.0449	.4523	.2080	1.010	1.789	.5176	.0463

Elem	V_2924	Zn2062	As1890	Tl1908	Pb2203	Se1960	Sb2068	Al3961	Ca3179
Avg	**.4693**	**.8369**	**2.823**	**1.962**	**.5397**	**2.021**	**.4543**	**2.372**	**35.60**
Stddev	.0021	.0018	.006	.001	.0014	.004	.0006	.001	.15
%RSD	.4557	.2101	.2160	.0723	.2560	.1995	.1398	.0487	.4245
#1	.4708	.8381	2.827	1.961	.5407	2.024	.4538	2.371	35.49
#2	.4678	.8356	2.819	1.963	.5387	2.019	.4547	2.373	35.70

Elem	Fe2599	Mg2790	K_7664	Na5895	B_2089	Mo2020	Pd3404	Si2124	Sn1899
Avg	**32.45**	**25.54**	**26.63**	**43.99**	**2.342**	**1.890**	**.4407**	**5.568**	**1.971**
Stddev	.03	.08	.00	.10	.001	.000	.0026	.001	.004
%RSD	.0863	.3261	.0116	.2226	.0589	.0077	.6011	.0129	.1980
#1	32.43	25.48	26.63	44.06	2.343	1.890	.4426	5.568	1.969
#2	32.47	25.60	26.63	43.92	2.341	1.890	.4388	5.567	1.974

Elem	Sr4077	Ti3349	W_2079	Zr3391	S_1820	Bi2230	Li6707
Avg	**2.053**	**2.036**	**.0042**	**.0074**	**13.04**	**.0030**	**.0248**
Stddev	.016	.010	.0001	.0001	.03	.0011	.0003
%RSD	.7885	.5112	2.373	1.131	.1926	36.23	1.259
#1	2.065	2.043	.0042	.0074	13.02	.0022	.0250
#2	2.042	2.029	.0041	.0073	13.06	.0038	.0246

Int. Std.	Y_3600	Y_3710	Y_2243	In2306
Avg	**83562.**	**23143.**	**1594.3**	**5261.2**
Stddev	306.	92.	1.3	5.6
%RSD	.36576	.39815	.08314	.10647
#1	83346.	23208.	1595.3	5265.2
#2	83778.	23078.	1593.4	5257.3

Zoom In Zoom Out

Sample Name: jb70198-2 Acquired: 7/7/2014 18:05:33 Type: Unk
Method: Accutest1(v244) Mode: CONC Corr. Factor: 1.000000
User: admin Custom ID1: Custom ID2: Custom ID3:
Comment: water spectra 9th

Elem	Ba4554	Be3130	Cd2288	Co2286	Cr2677	Cu3247	Mn2576	Ni2316	Ag3280
Avg	**.0560**	**.0132**	**-.0008**	**.0080**	**.0094**	**.7137**	**1.206**	**.0546**	**.0008**
Stddev	.0003	.0000	.0001	.0001	.0001	.0004	.006	.0001	.0001
%RSD	.5138	.1451	8.079	1.133	1.386	.0620	.5140	.2072	10.88
#1	.0562	.0133	-.0007	.0081	.0093	.7134	1.210	.0545	.0009
#2	.0558	.0132	-.0008	.0079	.0095	.7140	1.201	.0547	.0008

Elem	V_2924	Zn2062	As1890	Tl1908	Pb2203	Se1960	Sb2068	Al3961	Ca3179
Avg	**.0015**	**.3510**	**.8592**	**.0009**	**.0647**	**.0047**	**.0037**	**.5447**	**12.85**
Stddev	.0001	.0000	.0011	.0012	.0013	.0014	.0000	.0031	.01
%RSD	8.824	.0121	.1316	133.1	2.034	29.88	.3640	.5669	.0637
#1	.0016	.3510	.8584	.0018	.0637	.0057	.0037	.5469	12.85
#2	.0014	.3509	.8600	.0001	.0656	.0037	.0037	.5425	12.86

Elem	Fe2599	Mg2790	K_7664	Na5895	B_2089	Mo2020	Pd3404	Si2124	Sn1899
Avg	**23.47**	**1.725**	**2.816**	**19.97**	**.3333**	**.0085**	**.0013**	**3.397**	**.0557**
Stddev	.02	.005	.002	.01	.0006	.0003	.0009	.007	.0013
%RSD	.0947	.2914	.0751	.0597	.1675	3.726	71.42	.2059	2.320
#1	23.48	1.721	2.817	19.98	.3337	.0087	.0020	3.392	.0566
#2	23.45	1.728	2.814	19.96	.3330	.0082	.0006	3.402	.0548

Elem	Sr4077	Ti3349	W_2079	Zr3391	S_1820	Bi2230	Li6707
Avg	**.1005**	**.0076**	**.0072**	**.0014**	**12.60**	**-.0007**	**.0242**
Stddev	.0003	.0002	.0007	.0001	.02	.0003	.0004
%RSD	.3235	3.045	10.43	6.962	.1270	36.64	1.563
#1	.1007	.0077	.0066	.0013	12.61	-.0009	.0245
#2	.1003	.0074	.0077	.0014	12.59	-.0005	.0239

Int. Std.	Y_3600	Y_3710	Y_2243	In2306
Avg	**87332.**	**23406.**	**1641.9**	**5550.2**
Stddev	97.	25.	5.6	14.3
%RSD	.11050	.10599	.33948	.25681
#1	87264.	23389.	1645.8	5560.3
#2	87400.	23424.	1638.0	5540.2

Zoom In Zoom Out

Sample Name: mp80478-sd1 Acquired: 7/7/2014 18:11:43 Type: Unk
Method: Accutest1(v244) Mode: CONC Corr. Factor: 5.000000
User: admin Custom ID1: Custom ID2: Custom ID3:
Comment: water spectra 9th

Elem	Ba4554	Be3130	Cd2288	Co2286	Cr2677	Cu3247	Mn2576	Ni2316	Ag3280
Avg	**.0556**	**.0130**	**-.0010**	**.0081**	**.0095**	**.6966**	**1.206**	**.0545**	**.0000**
Stddev	.0001	.0000	.0008	.0002	.0001	.0024	.003	.0004	.000
%RSD	.1712	.2383	76.29	2.013	.6483	.3429	.2176	.7154	250.0
#1	.0557	.0130	-.0005	.0083	.0094	.6983	1.204	.0548	-.0001
#2	.0556	.0130	-.0015	.0080	.0095	.6949	1.207	.0543	.0000

Elem	V_2924	Zn2062	As1890	Tl1908	Pb2203	Se1960	Sb2068	Al3961	Ca3179
Avg	**.0024**	**.3515**	**.8383**	**.0021**	**.0640**	**.0130**	**.0062**	**.5615**	**12.95**
Stddev	.0007	.0034	.0074	.0011	.0022	.0008	.0006	.0112	.06
%RSD	28.42	.9538	.8779	53.89	3.386	5.789	9.756	1.987	.4365
#1	.0019	.3491	.8331	.0029	.0655	.0135	.0066	.5536	12.91
#2	.0028	.3539	.8435	.0013	.0625	.0124	.0058	.5694	12.99

Elem	Fe2599	Mg2790	K_7664	Na5895	B_2089	Mo2020	Pd3404	Si2124	Sn1899
Avg	**23.29**	**1.702**	**2.877**	**19.75**	**.3331**	**.0106**	**.0025**	**3.381**	**.0607**
Stddev	.00	.008	.064	.04	.0037	.0000	.0005	.020	.0024
%RSD	.0006	.4566	2.234	.2035	1.123	.2598	19.35	.5840	3.988
#1	23.29	1.697	2.832	19.78	.3305	.0106	.0022	3.367	.0590
#2	23.29	1.708	2.923	19.72	.3358	.0107	.0029	3.395	.0624

Elem	Sr4077	Ti3349	W_2079	Zr3391	S_1820	Bi2230	Li6707
Avg	**.0990**	**.0073**	**.0173**	**.0018**	**12.25**	**-.0021**	**.0257**
Stddev	.0003	.0002	.0018	.0002	.16	.0033	.0020
%RSD	.2598	2.638	10.59	8.175	1.327	159.0	7.809
#1	.0992	.0072	.0186	.0017	12.14	.0003	.0272
#2	.0988	.0075	.0160	.0020	12.37	-.0044	.0243

Int. Std.	Y_3600	Y_3710	Y_2243	In2306
Avg	**90240.**	**23609.**	**1676.9**	**5745.4**
Stddev	1.	89.	4.3	21.3
%RSD	.00082	.37732	.25708	.37044
#1	90240.	23672.	1679.9	5760.4
#2	90239.	23546.	1673.8	5730.3

Zoom In Zoom Out

Sample Name: ccv Acquired: 7/7/2014 18:17:58 Type: QC
Method: Accutest1(v244) Mode: CONC Corr. Factor: 1.000000
User: admin Custom ID1: Custom ID2: Custom ID3:
Comment: 2

Elem	Ba4554	Be3130	Cd2288	Co2286	Cr2677	Cu3247	Mn2576	Ni2316	Ag3280
Units	ppm	ppm	ppm	ppm	ppm	ppm	ppm	ppm	ppm
Avg	**2.057**	**2.058**	**2.046**	**2.025**	**2.095**	**2.020**	**2.110**	**2.056**	**.2504**
Stddev	.004	.004	.004	.002	.003	.002	.005	.000	.0011
%RSD	.2133	.1879	.2076	.0950	.1395	.1109	.2482	.0145	.4516
#1	2.054	2.061	2.043	2.026	2.093	2.021	2.106	2.056	.2496
#2	2.061	2.055	2.049	2.024	2.097	2.018	2.114	2.056	.2512
Check ?	Chk Pass	Chk Pass	Chk Pass	Chk Pass	Chk Pass	Chk Pass	Chk Pass	Chk Pass	Chk Pass
Value									
Range									

Elem	V_2924	Zn2062	As1890	Tl1908	Pb2203	Se1960	Sb2068	Al3961	Ca3179
Units	ppm	ppm	ppm	ppm	ppm	ppm	ppm	ppm	ppm
Avg	**2.031**	**2.068**	**2.038**	**2.099**	**2.040**	**2.024**	**2.024**	**39.56**	**40.29**
Stddev	.003	.007	.005	.004	.003	.003	.002	.05	.23
%RSD	.1215	.3228	.2661	.2144	.1479	.1629	.1049	.1212	.5827
#1	2.029	2.064	2.035	2.096	2.042	2.022	2.023	39.53	40.46
#2	2.032	2.073	2.042	2.102	2.038	2.026	2.026	39.60	40.13
Check ?	Chk Pass	Chk Pass	Chk Pass	Chk Pass	Chk Pass	Chk Pass	Chk Pass	Chk Pass	Chk Pass
Value									
Range									

Elem	Fe2599	Mg2790	K_7664	Na5895	B_2089	Mo2020	Pd3404	Si2124	Sn1899
Units	ppm	ppm	ppm	ppm	ppm	ppm	ppm	ppm	ppm
Avg	**41.18**	**40.26**	**40.00**	**40.04**	**2.064**	**2.075**	**2.010**	**5.036**	**2.071**
Stddev	.14	.12	.09	.12	.006	.005	.003	.004	.004
%RSD	.3329	.2889	.2278	.3032	.2722	.2565	.1492	.0872	.1751
#1	41.28	40.34	39.94	39.95	2.060	2.072	2.008	5.033	2.069
#2	41.08	40.17	40.06	40.12	2.068	2.079	2.012	5.039	2.074
Check ?	Chk Pass	Chk Pass	Chk Pass	Chk Pass	Chk Pass	Chk Pass	Chk Pass	Chk Pass	Chk Pass
Value									
Range									

Zoom In Zoom Out

Sample Name: ccv Acquired: 7/7/2014 18:17:58 Type: QC
Method: Accutest1(v244) Mode: CONC Corr. Factor: 1.000000
User: admin Custom ID1: Custom ID2: Custom ID3:
Comment: 2

Elem	Sr4077	Ti3349	W_2079	Zr3391	S_1820	Bi2230	Li6707
Units	ppm	ppm	ppm	ppm	ppm	ppm	ppm
Avg	**2.060**	**2.072**	**2.028**	**2.096**	**2.000**	**2.030**	**2.025**
Stddev	.009	.005	.009	.001	.001	.006	.011
%RSD	.4126	.2306	.4659	.0626	.0381	.2904	.5345
#1	2.066	2.069	2.021	2.095	2.000	2.026	2.017
#2	2.054	2.076	2.035	2.097	2.001	2.034	2.033
Check ?	Chk Pass	Chk Pass	Chk Pass	Chk Pass	Chk Pass	Chk Pass	Chk Pass
Value							
Range							

Int. Std.	Y_3600	Y_3710	Y_2243	In2306
Units	Cts/S	Cts/S	Cts/S	Cts/S
Avg	**86335.**	**23023.**	**1637.5**	**5220.6**
Stddev	102.	107.	2.0	1.0
%RSD	.11759	.46622	.12300	.01863
#1	86407.	22948.	1638.9	5219.9
#2	86263.	23099.	1636.0	5221.3

Zoom In Zoom Out

Sample Name: ccb Acquired: 7/7/2014 18:24:08 Type: QC
Method: Accutest1(v244) Mode: CONC Corr. Factor: 1.000000
User: admin Custom ID1: Custom ID2: Custom ID3:
Comment:

Elem	Ba4554	Be3130	Cd2288	Co2286	Cr2677	Cu3247	Mn2576	Ni2316	Ag3280
Units	ppm	ppm	ppm	ppm	ppm	ppm	ppm	ppm	ppm
Avg	**.0001**	**.0002**	**.0001**	**.0001**	**-.0001**	**.0005**	**.0002**	**.0002**	**.0001**
Stddev	.0001	.0000	.0001	.0000	.0002	.0003	.0000	.0000	.0002
%RSD	89.14	23.04	77.55	25.55	270.5	55.57	.4312	2.444	217.4
#1	.0001	.0002	.0001	.0001	-.0002	.0007	.0002	.0002	.0003
#2	.0002	.0002	.0002	.0001	.0001	.0003	.0002	.0002	-.0001
Check ?	Chk Pass	Chk Pass	Chk Pass	Chk Pass	Chk Pass	Chk Pass	Chk Pass	Chk Pass	Chk Pass
High Limit									
Low Limit									

Elem	V_2924	Zn2062	As1890	Tl1908	Pb2203	Se1960	Sb2068	Al3961	Ca3179
Units	ppm	ppm	ppm	ppm	ppm	ppm	ppm	ppm	ppm
Avg	**.0003**	**.0001**	**.0012**	**.0009**	**.0006**	**.0007**	**.0000**	**.0040**	**-.0017**
Stddev	.0002	.0001	.0003	.0005	.0001	.0005	.0005	.0046	.0012
%RSD	54.13	179.1	24.58	57.57	12.78	69.79	2967.	113.6	73.07
#1	.0002	.0001	.0014	.0005	.0007	.0004	-.0003	.0073	-.0025
#2	.0004	.0000	.0010	.0013	.0006	.0011	.0003	.0008	-.0008
Check ?	Chk Pass	Chk Pass	Chk Pass	Chk Pass	Chk Pass	Chk Pass	Chk Pass	Chk Pass	Chk Pass
High Limit									
Low Limit									

Elem	Fe2599	Mg2790	K_7664	Na5895	B_2089	Mo2020	Pd3404	Si2124	Sn1899
Units	ppm	ppm	ppm	ppm	ppm	ppm	ppm	ppm	ppm
Avg	**.0051**	**.0096**	**.0298**	**.0131**	**.0023**	F **.0027**	**.0019**	**.0035**	**.0011**
Stddev	.0010	.0099	.0046	.0026	.0008	.0005	.0003	.0000	.0009
%RSD	18.56	103.3	15.47	20.26	34.03	16.83	15.18	1.429	80.71
#1	.0045	.0166	.0331	.0112	.0028	.0030	.0017	.0035	.0005
#2	.0058	.0026	.0265	.0149	.0017	.0024	.0021	.0035	.0018
Check ?	Chk Pass	Chk Pass	Chk Pass	Chk Pass	Chk Pass	Chk Fail	Chk Pass	Chk Pass	Chk Pass
High Limit						.0020			
Low Limit						-.0020			

Zoom In Zoom Out

Sample Name: ccb Acquired: 7/7/2014 18:24:08 Type: QC
Method: Accutest1(v244) Mode: CONC Corr. Factor: 1.000000
User: admin Custom ID1: Custom ID2: Custom ID3:
Comment:

Elem	Sr4077	Ti3349	W_2079	Zr3391	S_1820	Bi2230	Li6707
Units	ppm	ppm	ppm	ppm	ppm	ppm	ppm
Avg	**.0002**	**.0002**	**.0116**	**.0007**	**-.0017**	**.0003**	**.0004**
Stddev	.0000	.0000	.0018	.0001	.0000	.0007	.0001
%RSD	18.59	3.096	15.51	7.323	2.170	232.7	34.15
#1	.0002	.0003	.0128	.0008	-.0016	.0008	.0003
#2	.0003	.0002	.0103	.0007	-.0017	-.0002	.0005
Check ?	Chk Pass	Chk Pass	Chk Pass	Chk Pass	Chk Pass	Chk Pass	Chk Pass
High Limit							
Low Limit							

Int. Std.	Y_3600	Y_3710	Y_2243	In2306
Units	Cts/S	Cts/S	Cts/S	Cts/S
Avg	**89395.**	**23350.**	**1715.9**	**5896.3**
Stddev	52.	10.	1.6	6.7
%RSD	.05840	.04199	.09475	.11392
#1	89358.	23343.	1717.0	5901.0
#2	89431.	23357.	1714.7	5891.5

Zoom In Zoom Out

Sample Name: jb70611-2f 2 Acquired: 7/7/2014 18:30:27 Type: Unk
Method: Accutest1(v244) Mode: CONC Corr. Factor: 5.000000
User: admin Custom ID1: Custom ID2: Custom ID3:
Comment: water rerun 14th

Elem	Ba4554	Be3130	Cd2288	Co2286	Cr2677	Cu3247	Mn2576	Ni2316	Ag3280
Avg	**.5908**	**.0027**	**.0144**	**.1069**	**.0029**	**.0124**	**21.64**	**.2571**	**.0001**
Stddev	.0011	.0001	.0006	.0001	.0001	.0005	.04	.0002	.0000
%RSD	.1902	3.496	4.173	.1105	4.718	4.246	.1799	.0704	42.97
#1	.5916	.0026	.0148	.1068	.0030	.0121	21.61	.2570	.0001
#2	.5900	.0027	.0139	.1070	.0028	.0128	21.67	.2572	.0000

Elem	V_2924	Zn2062	As1890	Tl1908	Pb2203	Se1960	Sb2068	Al3961	Ca3179
Avg	**.0116**	**.4402**	**.0076**	**.0062**	**-.0006**	**.0144**	**-.0015**	**5.638**	**286.4**
Stddev	.0003	.0000	.0053	.0075	.0026	.0145	.0045	.014	.0
%RSD	2.235	.0032	68.85	120.4	460.8	100.4	300.9	.2497	.0163
#1	.0118	.4402	.0114	.0115	.0013	.0042	-.0047	5.648	286.4
#2	.0114	.4402	.0039	.0009	-.0024	.0246	.0017	5.628	286.4

Elem	Fe2599	Mg2790	K_7664	Na5895	B_2089	Mo2020	Pd3404	Si2124	Sn1899
Avg	**.0548**	**58.84**	**4.943**	**1157.**	**.0335**	**.0094**	**-.0009**	**4.210**	**.0127**
Stddev	.0003	.15	.017	5.	.0029	.0006	.0009	.001	.0016
%RSD	.5141	.2521	.3501	.4357	8.554	6.463	93.82	.0323	12.92
#1	.0550	58.74	4.931	1160.	.0355	.0098	-.0015	4.211	.0116
#2	.0546	58.95	4.955	1153.	.0314	.0089	-.0003	4.209	.0139

Elem	Sr4077	Ti3349	W_2079	Zr3391	S_1820	Bi2230	Li6707
Avg	**1.712**	**.0023**	**.0677**	**.0075**	**14.62**	**.0032**	**.0148**
Stddev	.003	.0003	.0059	.0007	.04	.0024	.0000
%RSD	.1587	11.88	8.694	9.143	.2425	75.48	.1827
#1	1.714	.0021	.0718	.0080	14.60	.0015	.0147
#2	1.710	.0025	.0635	.0070	14.65	.0049	.0148

Int. Std.	Y_3600	Y_3710	Y_2243	In2306
Avg	**83239.**	**22766.**	**1581.2**	**4922.1**
Stddev	235.	31.	2.0	.4
%RSD	.28272	.13404	.12724	.00858
#1	83406.	22788.	1582.6	4922.4
#2	83073.	22745.	1579.8	4921.8

Zoom In Zoom Out

Sample Name: jb70451-3f Acquired: 7/7/2014 18:36:45 Type: Unk
Method: Accutest1(v244) Mode: CONC Corr. Factor: 1.000000
User: admin Custom ID1: Custom ID2: Custom ID3:
Comment: water 11th

Elem	Ba4554	Be3130	Cd2288	Co2286	Cr2677	Cu3247	Mn2576	Ni2316	Ag3280
Avg	**.7733**	**.0000**	**.0004**	**.0025**	**.0008**	**.0009**	**2.601**	**.0010**	**.0017**
Stddev	.0009	.0000	.0001	.0002	.0005	.0005	.004	.0001	.0001
%RSD	.1183	1732.	12.82	7.417	60.84	54.04	.1477	9.342	7.293
#1	.7727	.0000	.0005	.0024	.0004	.0012	2.598	.0009	.0016
#2	.7740	.0000	.0004	.0026	.0011	.0005	2.604	.0010	.0018

Elem	V_2924	Zn2062	As1890	Tl1908	Pb2203	Se1960	Sb2068	Al3961	Ca3179
Avg	**.0021**	**.0023**	**.0126**	**-.0003**	**-.0013**	**.0059**	**-.0001**	**.0038**	**55.36**
Stddev	.0002	.0000	.0004	.0012	.0006	.0027	.0008	.0038	.13
%RSD	7.316	1.553	3.373	339.0	48.56	46.27	683.9	101.3	.2331
#1	.0020	.0022	.0129	-.0012	-.0009	.0040	-.0007	.0011	55.45
#2	.0022	.0023	.0123	.0005	-.0018	.0078	.0005	.0065	55.27

Elem	Fe2599	Mg2790	K_7664	Na5895	B_2089	Mo2020	Pd3404	Si2124	Sn1899
Avg	**60.00**	**8.374**	**1.081**	**17.10**	**.1280**	**.0012**	**-.0002**	**4.347**	**.0034**
Stddev	.08	.016	.009	.02	.0004	.0001	.0002	.002	.0005
%RSD	.1253	.1878	.7912	.1242	.3289	6.251	112.8	.0424	13.34
#1	60.05	8.385	1.075	17.08	.1277	.0011	.0000	4.348	.0031
#2	59.95	8.362	1.087	17.11	.1283	.0013	-.0003	4.346	.0037

Elem	Sr4077	Ti3349	W_2079	Zr3391	S_1820	Bi2230	Li6707
Avg	**.4765**	**.0002**	**.0115**	**.0001**	**6.295**	**.0004**	**.0021**
Stddev	.0007	.0001	.0000	.0000	.025	.0002	.0006
%RSD	.1372	37.57	.2139	17.91	.3921	33.82	26.78
#1	.4760	.0003	.0115	.0001	6.313	.0003	.0017
#2	.4769	.0002	.0115	.0001	6.278	.0006	.0025

Int. Std.	Y_3600	Y_3710	Y_2243	In2306
Avg	**87124.**	**23280.**	**1642.7**	**5484.4**
Stddev	174.	51.	1.2	6.3
%RSD	.19919	.21904	.07504	.11508
#1	87001.	23244.	1643.5	5479.9
#2	87247.	23316.	1641.8	5488.8

Zoom In Zoom Out

Sample Name: jb70792-1f Acquired: 7/7/2014 18:42:59 Type: Unk
Method: Accutest1(v244) Mode: CONC Corr. Factor: 1.000000
User: admin Custom ID1: Custom ID2: Custom ID3:
Comment: water 16th

Elem	Ba4554	Be3130	Cd2288	Co2286	Cr2677	Cu3247	Mn2576	Ni2316	Ag3280
Avg	**.3992**	**.0002**	**.0026**	**.0023**	**.0026**	**.0018**	**1.625**	**.0072**	**-.0003**
Stddev	.0010	.0000	.0001	.0001	.0000	.0001	.005	.0005	.0001
%RSD	.2460	2.235	5.314	4.012	.5573	4.437	.3119	6.858	23.54
#1	.3999	.0002	.0025	.0023	.0026	.0017	1.629	.0069	-.0003
#2	.3985	.0002	.0027	.0022	.0026	.0018	1.622	.0076	-.0002

Elem	V_2924	Zn2062	As1890	Tl1908	Pb2203	Se1960	Sb2068	Al3961	Ca3179
Avg	**.0011**	**.0069**	**.0013**	**.0109**	**.0002**	**.0063**	**-.0004**	**.0612**	**31.06**
Stddev	.0000	.0000	.0001	.0010	.0001	.0008	.0003	.0019	.04
%RSD	1.516	.3976	10.84	8.791	68.26	12.26	67.76	3.178	.1200
#1	.0011	.0069	.0012	.0103	.0003	.0068	-.0002	.0599	31.03
#2	.0011	.0068	.0014	.0116	.0001	.0057	-.0006	.0626	31.08

Elem	Fe2599	Mg2790	K_7664	Na5895	B_2089	Mo2020	Pd3404	Si2124	Sn1899
Avg	**.4116**	**24.62**	**9.419**	**12.36**	**.0009**	**.0017**	**.0003**	**5.942**	**.0020**
Stddev	.0009	.15	.021	.07	.0003	.0000	.0007	.011	.0001
%RSD	.2304	.5964	.2232	.5264	29.90	1.348	290.9	.1878	3.676
#1	.4110	24.51	9.434	12.40	.0011	.0017	.0008	5.934	.0021
#2	.4123	24.72	9.404	12.31	.0007	.0017	-.0003	5.950	.0020

Elem	Sr4077	Ti3349	W_2079	Zr3391	S_1820	Bi2230	Li6707
Avg	**.0999**	**.0016**	**.0099**	**.0005**	**1.029**	**-.0002**	**.0395**
Stddev	.0001	.0001	.0005	.0000	.000	.0000	.0002
%RSD	.0799	3.491	4.987	.2617	.0412	13.89	.6196
#1	.0999	.0016	.0103	.0005	1.028	-.0002	.0393
#2	.0998	.0017	.0096	.0005	1.029	-.0002	.0396

Int. Std.	Y_3600	Y_3710	Y_2243	In2306
Avg	**86480.**	**23275.**	**1645.6**	**5484.7**
Stddev	174.	2.	4.6	13.1
%RSD	.20172	.00701	.28068	.23922
#1	86604.	23276.	1648.9	5494.0
#2	86357.	23273.	1642.4	5475.4

Zoom In Zoom Out

Sample Name: jb70792-2f Acquired: 7/7/2014 18:49:13 Type: Unk
Method: Accutest1(v244) Mode: CONC Corr. Factor: 1.000000
User: admin Custom ID1: Custom ID2: Custom ID3:
Comment: water 16th

Elem	Ba4554	Be3130	Cd2288	Co2286	Cr2677	Cu3247	Mn2576	Ni2316	Ag3280
Avg	**.1150**	**.0001**	**.0000**	**.0009**	**.0022**	**.0017**	**.0129**	**.0145**	**.0000**
Stddev	.0001	.0000	.000	.0003	.0001	.0001	.0001	.0002	.000
%RSD	.0616	2.009	243.3	35.13	4.797	3.312	.6531	1.154	458.2
#1	.1151	.0001	.0000	.0011	.0021	.0016	.0128	.0146	.0001
#2	.1150	.0001	.0000	.0006	.0023	.0017	.0129	.0144	-.0001

Elem	V_2924	Zn2062	As1890	Tl1908	Pb2203	Se1960	Sb2068	Al3961	Ca3179
Avg	**.0001**	**.0051**	**-.0004**	**-.0003**	**-.0012**	**.0098**	**-.0008**	**.0069**	**74.05**
Stddev	.0002	.0000	.0007	.0017	.0001	.0003	.0011	.0011	.27
%RSD	250.7	.2109	155.2	593.2	7.998	3.174	131.1	16.47	.3579
#1	-.0001	.0052	-.0009	-.0015	-.0013	.0096	-.0015	.0061	73.87
#2	.0002	.0051	.0000	.0009	-.0011	.0101	-.0001	.0077	74.24

Elem	Fe2599	Mg2790	K_7664	Na5895	B_2089	Mo2020	Pd3404	Si2124	Sn1899
Avg	**.0233**	**46.07**	**4.165**	**52.12**	**.0139**	**.0020**	**-.0012**	**7.449**	**.0031**
Stddev	.0006	.16	.015	.13	.0002	.0002	.0005	.003	.0014
%RSD	2.601	.3400	.3579	.2520	1.472	8.070	38.09	.0406	44.68
#1	.0229	45.96	4.176	52.22	.0140	.0019	-.0009	7.452	.0040
#2	.0237	46.18	4.155	52.03	.0137	.0021	-.0015	7.447	.0021

Elem	Sr4077	Ti3349	W_2079	Zr3391	S_1820	Bi2230	Li6707
Avg	**.1438**	**.0006**	**.0072**	**.0008**	**12.24**	**-.0001**	**.0085**
Stddev	.0001	.0001	.0005	.0000	.00	.0005	.0000
%RSD	.0359	15.36	6.564	5.271	.0090	756.7	.4066
#1	.1438	.0005	.0076	.0008	12.24	-.0004	.0085
#2	.1438	.0007	.0069	.0009	12.24	.0003	.0085

Int. Std.	Y_3600	Y_3710	Y_2243	In2306
Avg	**84272.**	**22984.**	**1598.6**	**5218.8**
Stddev	369.	66.	4.0	2.3
%RSD	.43825	.28643	.24752	.04334
#1	84011.	23031.	1595.8	5217.2
#2	84533.	22938.	1601.4	5220.4

Zoom In Zoom Out

Sample Name: jb70792-3f Acquired: 7/7/2014 18:55:26 Type: Unk
Method: Accutest1(v244) Mode: CONC Corr. Factor: 1.000000
User: admin Custom ID1: Custom ID2: Custom ID3:
Comment: water 16th

Elem	Ba4554	Be3130	Cd2288	Co2286	Cr2677	Cu3247	Mn2576	Ni2316	Ag3280
Avg	**1.673**	**.0001**	**.0011**	**.0091**	**.0001**	**.0018**	**6.431**	**.0182**	**.0001**
Stddev	.002	.0000	.0001	.0004	.0003	.0001	.009	.0004	.0000
%RSD	.0929	21.18	9.139	4.095	282.7	6.019	.1450	2.221	29.77
#1	1.675	.0001	.0011	.0088	.0003	.0017	6.425	.0179	.0002
#2	1.672	.0001	.0012	.0093	-.0001	.0018	6.438	.0185	.0001

Elem	V_2924	Zn2062	As1890	Tl1908	Pb2203	Se1960	Sb2068	Al3961	Ca3179
Avg	**.0037**	**.0172**	**.0010**	**.0121**	**-.0014**	**.0058**	**-.0006**	**-.0105**	**36.60**
Stddev	.0000	.0000	.0000	.0009	.0006	.0004	.0003	.0002	.07
%RSD	.1264	.2676	1.211	7.335	46.09	6.266	44.93	2.281	.1811
#1	.0037	.0173	.0010	.0127	-.0009	.0055	-.0004	-.0107	36.55
#2	.0037	.0172	.0010	.0115	-.0018	.0060	-.0008	-.0103	36.64

Elem	Fe2599	Mg2790	K_7664	Na5895	B_2089	Mo2020	Pd3404	Si2124	Sn1899
Avg	**.0349**	**28.23**	**10.18**	**35.63**	**.0381**	**.0010**	**-.0010**	**7.320**	**.0022**
Stddev	.0006	.04	.02	.01	.0000	.0001	.0003	.007	.0003
%RSD	1.707	.1553	.1570	.0351	.0368	10.93	25.30	.0982	14.52
#1	.0345	28.20	10.17	35.62	.0381	.0010	-.0012	7.315	.0025
#2	.0354	28.27	10.19	35.64	.0382	.0011	-.0008	7.325	.0020

Elem	Sr4077	Ti3349	W_2079	Zr3391	S_1820	Bi2230	Li6707
Avg	**.2607**	**.0006**	**.0039**	**-.0004**	**2.199**	**.0007**	**.1350**
Stddev	.0007	.0000	.0009	.0001	.012	.0002	.0002
%RSD	.2787	4.820	23.30	16.06	.5472	34.18	.1469
#1	.2612	.0006	.0046	-.0005	2.207	.0009	.1348
#2	.2602	.0006	.0033	-.0004	2.190	.0005	.1351

Int. Std.	Y_3600	Y_3710	Y_2243	In2306
Avg	**86149.**	**23115.**	**1633.7**	**5372.0**
Stddev	37.	62.	1.6	9.1
%RSD	.04297	.26977	.09787	.17013
#1	86123.	23159.	1634.9	5378.5
#2	86176.	23071.	1632.6	5365.5

Zoom In Zoom Out

Sample Name: jb70792-4f Acquired: 7/7/2014 19:01:43 Type: Unk
Method: Accutest1(v244) Mode: CONC Corr. Factor: 1.000000
User: admin Custom ID1: Custom ID2: Custom ID3:
Comment: water 16th

Elem	Ba4554	Be3130	Cd2288	Co2286	Cr2677	Cu3247	Mn2576	Ni2316	Ag3280
Avg	**.1805**	**.0002**	**.0001**	**.0008**	**.0010**	**.0019**	**.0015**	**.0004**	**.0000**
Stddev	.0002	.0000	.0001	.0002	.0001	.0001	.0000	.0000	.000
%RSD	.1137	1.386	113.8	20.54	10.03	6.112	1.497	5.288	3982.
#1	.1806	.0002	.0000	.0009	.0009	.0018	.0014	.0004	.0003
#2	.1803	.0002	.0002	.0007	.0010	.0020	.0015	.0005	-.0003

Elem	V_2924	Zn2062	As1890	Tl1908	Pb2203	Se1960	Sb2068	Al3961	Ca3179
Avg	**-.0001**	**.0035**	**.0006**	**.0022**	**-.0005**	**.0057**	**.0000**	**.0025**	**51.49**
Stddev	.0000	.0002	.0003	.0017	.0002	.0004	.0010	.0020	.26
%RSD	17.44	6.221	50.47	78.96	37.97	6.172	2126.	79.94	.4998
#1	-.0001	.0036	.0004	.0034	-.0007	.0060	.0007	.0011	51.31
#2	-.0001	.0033	.0008	.0010	-.0004	.0055	-.0007	.0039	51.68

Elem	Fe2599	Mg2790	K_7664	Na5895	B_2089	Mo2020	Pd3404	Si2124	Sn1899
Avg	**.0054**	**35.39**	**5.821**	**29.32**	**.0057**	**.0014**	**-.0004**	**5.887**	**.0028**
Stddev	.0019	.07	.010	.05	.0007	.0001	.0003	.009	.0003
%RSD	35.69	.2088	.1790	.1844	12.95	9.101	64.39	.1458	11.05
#1	.0068	35.33	5.828	29.36	.0062	.0013	-.0006	5.893	.0030
#2	.0040	35.44	5.814	29.28	.0052	.0015	-.0002	5.881	.0026

Elem	Sr4077	Ti3349	W_2079	Zr3391	S_1820	Bi2230	Li6707
Avg	**.0607**	**.0006**	**.0097**	**.0005**	**6.611**	**-.0001**	**.0068**
Stddev	.0001	.0001	.0006	.0001	.005	.0000	.0001
%RSD	.1468	8.701	6.163	10.40	.0818	47.18	1.305
#1	.0607	.0007	.0093	.0005	6.607	.0000	.0069
#2	.0606	.0006	.0101	.0006	6.615	-.0001	.0067

Int. Std.	Y_3600	Y_3710	Y_2243	In2306
Avg	**86535.**	**23134.**	**1623.2**	**5340.8**
Stddev	221.	74.	4.9	11.6
%RSD	.25538	.32025	.30490	.21711
#1	86378.	23186.	1619.7	5332.6
#2	86691.	23081.	1626.7	5349.0

Zoom In Zoom Out

Sample Name: jb70792-5f Acquired: 7/7/2014 19:07:56 Type: Unk
Method: Accutest1(v244) Mode: CONC Corr. Factor: 1.000000
User: admin Custom ID1: Custom ID2: Custom ID3:
Comment: water 16th

Elem	Ba4554	Be3130	Cd2288	Co2286	Cr2677	Cu3247	Mn2576	Ni2316	Ag3280
Avg	**.0894**	**.0001**	**.0006**	**.0008**	**.0011**	**.0017**	**1.014**	**.0008**	**-.0002**
Stddev	.0005	.0000	.0003	.0002	.0002	.0003	.004	.0002	.0001
%RSD	.5190	37.87	50.13	27.23	19.39	18.08	.3693	25.77	39.73
#1	.0898	.0002	.0004	.0009	.0012	.0015	1.016	.0006	-.0001
#2	.0891	.0001	.0008	.0006	.0009	.0019	1.011	.0009	-.0002

Elem	V_2924	Zn2062	As1890	Tl1908	Pb2203	Se1960	Sb2068	Al3961	Ca3179
Avg	**.0006**	**.0061**	**.0012**	**.0062**	**-.0008**	**.0074**	**-.0001**	**.0087**	**69.09**
Stddev	.0003	.0002	.0002	.0012	.0003	.0008	.0001	.0018	.15
%RSD	53.74	2.470	16.47	18.95	39.40	10.71	99.41	20.54	.2218
#1	.0008	.0063	.0011	.0070	-.0006	.0069	-.0002	.0074	68.98
#2	.0004	.0060	.0013	.0054	-.0010	.0080	.0000	.0100	69.20

Elem	Fe2599	Mg2790	K_7664	Na5895	B_2089	Mo2020	Pd3404	Si2124	Sn1899
Avg	**.0090**	**41.45**	**6.051**	**54.18**	**.0166**	**.0019**	**-.0003**	**5.711**	**.0022**
Stddev	.0005	.09	.004	.01	.0004	.0001	.0001	.006	.0004
%RSD	6.114	.2265	.0738	.0117	2.493	6.112	42.90	.1059	16.29
#1	.0086	41.39	6.048	54.17	.0163	.0020	-.0002	5.715	.0025
#2	.0093	41.52	6.054	54.18	.0169	.0019	-.0004	5.706	.0020

Elem	Sr4077	Ti3349	W_2079	Zr3391	S_1820	Bi2230	Li6707
Avg	**.1141**	**.0007**	**.0163**	**.0015**	**14.95**	**.0034**	**.0126**
Stddev	.0001	.0002	.0002	.0002	.02	.0000	.0004
%RSD	.0761	29.90	1.297	13.65	.1076	.3474	3.032
#1	.1141	.0005	.0164	.0017	14.96	.0034	.0128
#2	.1140	.0008	.0161	.0014	14.94	.0034	.0123

Int. Std.	Y_3600	Y_3710	Y_2243	In2306
Avg	**85031.**	**22898.**	**1591.5**	**5217.9**
Stddev	255.	81.	3.9	1.6
%RSD	.29969	.35504	.24447	.03062
#1	84851.	22956.	1588.8	5216.8
#2	85211.	22841.	1594.3	5219.0

Zoom In Zoom Out

Sample Name: jb70792-6f Acquired: 7/7/2014 19:14:09 Type: Unk
Method: Accutest1(v244) Mode: CONC Corr. Factor: 1.000000
User: admin Custom ID1: Custom ID2: Custom ID3:
Comment: water 16th

Elem	Ba4554	Be3130	Cd2288	Co2286	Cr2677	Cu3247	Mn2576	Ni2316	Ag3280
Avg	**.6833**	**.0001**	**.0003**	**.0011**	**.0011**	**.0021**	**.9492**	**.0039**	**.0002**
Stddev	.0002	.0000	.0000	.0001	.0001	.0001	.0041	.0003	.0000
%RSD	.0299	23.79	.7093	11.09	6.152	2.586	.4365	8.855	17.30
#1	.6835	.0001	.0003	.0011	.0010	.0021	.9463	.0041	.0001
#2	.6832	.0002	.0003	.0012	.0011	.0020	.9522	.0036	.0002

Elem	V_2924	Zn2062	As1890	Tl1908	Pb2203	Se1960	Sb2068	Al3961	Ca3179
Avg	**.0005**	**.0076**	**.0008**	**.0163**	**-.0008**	**.0070**	**-.0010**	**.0000**	**69.36**
Stddev	.0000	.0002	.0000	.0018	.0008	.0005	.0007	.002	.16
%RSD	2.629	2.500	4.258	10.87	106.2	7.080	69.38	4819.	.2319
#1	.0005	.0074	.0008	.0151	-.0013	.0073	-.0005	-.0014	69.24
#2	.0005	.0077	.0008	.0176	-.0002	.0066	-.0015	.0013	69.47

Elem	Fe2599	Mg2790	K_7664	Na5895	B_2089	Mo2020	Pd3404	Si2124	Sn1899
Avg	**.0060**	**56.27**	**7.079**	**34.16**	**.0109**	**.0016**	**-.0017**	**7.932**	**.0027**
Stddev	.0016	.08	.020	.04	.0000	.0002	.0000	.009	.0010
%RSD	27.48	.1386	.2751	.1211	.1817	10.56	1.498	.1142	34.76
#1	.0072	56.33	7.092	34.13	.0108	.0015	-.0017	7.939	.0034
#2	.0048	56.22	7.065	34.19	.0109	.0017	-.0017	7.926	.0021

Elem	Sr4077	Ti3349	W_2079	Zr3391	S_1820	Bi2230	Li6707
Avg	**.0737**	**.0003**	**.0081**	**.0002**	**5.978**	**.0002**	**.0270**
Stddev	.0001	.0003	.0002	.0001	.032	.0002	.0005
%RSD	.1279	79.49	2.574	29.65	.5358	74.88	1.719
#1	.0738	.0002	.0082	.0003	5.955	.0001	.0274
#2	.0736	.0005	.0079	.0002	6.001	.0004	.0267

Int. Std.	Y_3600	Y_3710	Y_2243	In2306
Avg	**85628.**	**22975.**	**1606.7**	**5236.6**
Stddev	232.	2.	3.7	10.1
%RSD	.27121	.00771	.23024	.19366
#1	85793.	22974.	1604.1	5229.4
#2	85464.	22976.	1609.3	5243.8

Zoom In Zoom Out

Sample Name: jb70792-7f Acquired: 7/7/2014 19:20:20 Type: Unk
Method: Accutest1(v244) Mode: CONC Corr. Factor: 1.000000
User: admin Custom ID1: Custom ID2: Custom ID3:
Comment: water 16th

Elem	Ba4554	Be3130	Cd2288	Co2286	Cr2677	Cu3247	Mn2576	Ni2316	Ag3280
Avg	**.1542**	**.0001**	**.0007**	**.0129**	**.0009**	**.0011**	**3.953**	**.0397**	**.0002**
Stddev	.0002	.0000	.0001	.0000	.0004	.0001	.005	.0002	.0001
%RSD	.1392	10.19	16.06	.2407	39.61	13.59	.1229	.4965	96.90
#1	.1541	.0001	.0006	.0129	.0011	.0010	3.956	.0398	.0003
#2	.1544	.0001	.0008	.0129	.0006	.0012	3.949	.0396	.0000

Elem	V_2924	Zn2062	As1890	Tl1908	Pb2203	Se1960	Sb2068	Al3961	Ca3179
Avg	**.0024**	**.0064**	**.0009**	**.0400**	**-.0008**	**.0073**	**.0002**	**.0027**	**63.38**
Stddev	.0003	.0000	.0017	.0005	.0005	.0009	.0002	.0034	.03
%RSD	12.38	.3143	194.3	1.189	66.11	12.61	126.8	124.9	.0400
#1	.0022	.0064	.0021	.0397	-.0004	.0079	.0003	.0051	63.39
#2	.0026	.0064	-.0003	.0403	-.0012	.0066	.0000	.0003	63.36

Elem	Fe2599	Mg2790	K_7664	Na5895	B_2089	Mo2020	Pd3404	Si2124	Sn1899
Avg	**.0766**	**55.10**	**7.844**	**57.13**	**.0123**	**.0015**	**-.0009**	**9.085**	**.0023**
Stddev	.0023	.20	.003	.05	.0008	.0002	.0006	.010	.0005
%RSD	3.064	.3677	.0412	.0808	6.202	10.89	62.28	.1130	21.60
#1	.0782	55.24	7.842	57.10	.0129	.0016	-.0014	9.092	.0026
#2	.0749	54.95	7.846	57.16	.0118	.0014	-.0005	9.078	.0019

Elem	Sr4077	Ti3349	W_2079	Zr3391	S_1820	Bi2230	Li6707
Avg	**.1027**	**.0004**	**.0098**	**.0012**	**20.01**	**.0005**	**.0951**
Stddev	.0000	.0000	.0007	.0000	.05	.0004	.0004
%RSD	.0247	11.73	7.611	3.504	.2677	84.36	.4725
#1	.1027	.0004	.0093	.0012	20.04	.0008	.0948
#2	.1027	.0005	.0103	.0012	19.97	.0002	.0955

Int. Std.	Y_3600	Y_3710	Y_2243	In2306
Avg	**84779.**	**22878.**	**1601.9**	**5216.5**
Stddev	172.	8.	4.7	6.5
%RSD	.20333	.03697	.29501	.12396
#1	84901.	22884.	1598.6	5211.9
#2	84657.	22872.	1605.3	5221.0

Zoom In Zoom Out

Sample Name: ccv Acquired: 7/7/2014 19:26:34 Type: QC
Method: Accutest1(v244) Mode: CONC Corr. Factor: 1.000000
User: admin Custom ID1: Custom ID2: Custom ID3:
Comment: 3

Elem	Ba4554	Be3130	Cd2288	Co2286	Cr2677	Cu3247	Mn2576	Ni2316	Ag3280
Units	ppm	ppm	ppm	ppm	ppm	ppm	ppm	ppm	ppm
Avg	**2.070**	**2.060**	**2.058**	**2.024**	**2.166**	**2.031**	**2.151**	**2.060**	**.2564**
Stddev	.002	.003	.006	.002	.008	.003	.006	.000	.0011
%RSD	.1064	.1220	.2895	.0768	.3814	.1396	.2612	.0052	.4422
#1	2.071	2.058	2.054	2.023	2.172	2.033	2.155	2.060	.2573
#2	2.068	2.061	2.062	2.025	2.160	2.029	2.147	2.060	.2556
Check ?	Chk Pass	Chk Pass	Chk Pass	Chk Pass	Chk Pass	Chk Pass	Chk Pass	Chk Pass	Chk Pass
Value									
Range									

Elem	V_2924	Zn2062	As1890	Tl1908	Pb2203	Se1960	Sb2068	Al3961	Ca3179
Units	ppm	ppm	ppm	ppm	ppm	ppm	ppm	ppm	ppm
Avg	**2.049**	**2.079**	**2.047**	**2.124**	**2.041**	**2.025**	**2.018**	**39.34**	**39.73**
Stddev	.001	.001	.008	.001	.001	.009	.007	.02	.15
%RSD	.0565	.0344	.3767	.0543	.0583	.4393	.3556	.0430	.3827
#1	2.050	2.079	2.042	2.125	2.040	2.018	2.013	39.33	39.62
#2	2.048	2.080	2.052	2.124	2.042	2.031	2.023	39.36	39.84
Check ?	Chk Pass	Chk Pass	Chk Pass	Chk Pass	Chk Pass	Chk Pass	Chk Pass	Chk Pass	Chk Pass
Value									
Range									

Elem	Fe2599	Mg2790	K_7664	Na5895	B_2089	Mo2020	Pd3404	Si2124	Sn1899
Units	ppm	ppm	ppm	ppm	ppm	ppm	ppm	ppm	ppm
Avg	**41.40**	**40.57**	**40.20**	**40.01**	**2.068**	**2.075**	**2.050**	**5.026**	**2.076**
Stddev	.05	.09	.04	.08	.005	.006	.002	.016	.002
%RSD	.1225	.2294	.0980	.1968	.2674	.2826	.0744	.3266	.0776
#1	41.37	40.51	40.23	40.06	2.064	2.071	2.051	5.015	2.075
#2	41.44	40.64	40.18	39.95	2.072	2.079	2.049	5.038	2.077
Check ?	Chk Pass	Chk Pass	Chk Pass	Chk Pass	Chk Pass	Chk Pass	Chk Pass	Chk Pass	Chk Pass
Value									
Range									

Zoom In Zoom Out

Sample Name: ccv Acquired: 7/7/2014 19:26:34 Type: QC
Method: Accutest1(v244) Mode: CONC Corr. Factor: 1.000000
User: admin Custom ID1: Custom ID2: Custom ID3:
Comment: 3

Elem	Sr4077	Ti3349	W_2079	Zr3391	S_1820	Bi2230	Li6707
Units	ppm	ppm	ppm	ppm	ppm	ppm	ppm
Avg	**2.047**	**2.117**	**2.010**	**2.159**	**2.004**	**2.029**	**2.051**
Stddev	.003	.005	.010	.004	.001	.006	.008
%RSD	.1277	.2513	.4838	.1968	.0287	.2754	.3836
#1	2.048	2.121	2.003	2.162	2.004	2.025	2.056
#2	2.045	2.113	2.017	2.156	2.004	2.032	2.045
Check ?	Chk Pass	Chk Pass	Chk Pass	Chk Pass	Chk Pass	Chk Pass	Chk Pass
Value							
Range							

Int. Std.	Y_3600	Y_3710	Y_2243	In2306
Units	Cts/S	Cts/S	Cts/S	Cts/S
Avg	**85815.**	**23138.**	**1649.9**	**5273.0**
Stddev	211.	78.	5.0	6.9
%RSD	.24541	.33792	.30320	.13148
#1	85964.	23193.	1653.5	5277.9
#2	85666.	23082.	1646.4	5268.1

Zoom In Zoom Out

Sample Name: ccb Acquired: 7/7/2014 19:32:43 Type: QC
Method: Accutest1(v244) Mode: CONC Corr. Factor: 1.000000
User: admin Custom ID1: Custom ID2: Custom ID3:
Comment:

Elem	Ba4554	Be3130	Cd2288	Co2286	Cr2677	Cu3247	Mn2576	Ni2316	Ag3280
Units	ppm	ppm	ppm	ppm	ppm	ppm	ppm	ppm	ppm
Avg	**.0002**	**.0003**	**.0003**	**.0002**	**.0001**	**.0004**	**.0003**	**.0003**	**-.0004**
Stddev	.0001	.0000	.0001	.0005	.0002	.0001	.0000	.0002	.0002
%RSD	48.68	12.33	31.76	202.5	336.6	30.70	10.69	58.59	46.38
#1	.0003	.0003	.0004	.0006	.0002	.0003	.0003	.0002	-.0002
#2	.0001	.0002	.0002	-.0001	-.0001	.0004	.0003	.0004	-.0005
Check ?	Chk Pass	Chk Pass	Chk Pass	Chk Pass	Chk Pass	Chk Pass	Chk Pass	Chk Pass	Chk Pass
High Limit									
Low Limit									

Elem	V_2924	Zn2062	As1890	Tl1908	Pb2203	Se1960	Sb2068	Al3961	Ca3179
Units	ppm	ppm	ppm	ppm	ppm	ppm	ppm	ppm	ppm
Avg	**.0004**	**.0004**	**.0007**	**.0011**	**.0003**	**.0011**	**.0000**	**.0058**	**.0018**
Stddev	.0001	.0000	.0011	.0004	.0002	.0004	.0001	.0024	.0013
%RSD	31.53	.4214	156.5	37.83	54.09	37.79	208.4	42.04	72.23
#1	.0003	.0005	-.0001	.0008	.0004	.0014	.0000	.0075	.0027
#2	.0005	.0005	.0014	.0014	.0002	.0008	.0001	.0041	.0009
Check ?	Chk Pass	Chk Pass	Chk Pass	Chk Pass	Chk Pass	Chk Pass	Chk Pass	Chk Pass	Chk Pass
High Limit									
Low Limit									

Elem	Fe2599	Mg2790	K_7664	Na5895	B_2089	Mo2020	Pd3404	Si2124	Sn1899
Units	ppm	ppm	ppm	ppm	ppm	ppm	ppm	ppm	ppm
Avg	**.0066**	**.0031**	**.0231**	**.0249**	**.0016**	F **.0022**	**.0013**	**.0031**	**.0002**
Stddev	.0002	.0114	.0092	.0007	.0004	.0003	.0007	.0007	.0002
%RSD	3.591	366.3	40.07	2.850	27.35	15.65	50.45	23.90	85.92
#1	.0068	.0112	.0165	.0254	.0019	.0025	.0009	.0036	.0001
#2	.0064	-.0050	.0296	.0244	.0013	.0020	.0018	.0026	.0004
Check ?	Chk Pass	Chk Pass	Chk Pass	Chk Pass	Chk Pass	Chk Fail	Chk Pass	Chk Pass	Chk Pass
High Limit						.0020			
Low Limit						-.0020			

Zoom In Zoom Out

Sample Name: ccb Acquired: 7/7/2014 19:32:43 Type: QC
Method: Accutest1(v244) Mode: CONC Corr. Factor: 1.000000
User: admin Custom ID1: Custom ID2: Custom ID3:
Comment:

Elem	Sr4077	Ti3349	W_2079	Zr3391	S_1820	Bi2230	Li6707
Units	ppm	ppm	ppm	ppm	ppm	ppm	ppm
Avg	**.0003**	**.0001**	**.0062**	**.0007**	**-.0030**	**.0007**	**.0000**
Stddev	.0000	.0001	.0009	.0001	.0000	.0001	.0002
%RSD	1.779	95.64	13.82	19.94	.3358	19.52	837.8
#1	.0003	.0002	.0068	.0006	-.0030	.0008	.0002
#2	.0003	.0000	.0056	.0008	-.0030	.0006	-.0001
Check ?	Chk Pass	Chk Pass	Chk Pass	Chk Pass	Chk Pass	Chk Pass	Chk Pass
High Limit							
Low Limit							

Int. Std.	Y_3600	Y_3710	Y_2243	In2306
Units	Cts/S	Cts/S	Cts/S	Cts/S
Avg	**90258.**	**23331.**	**1726.7**	**5938.5**
Stddev	109.	126.	4.5	6.3
%RSD	.12108	.54002	.26169	.10645
#1	90335.	23242.	1729.9	5942.9
#2	90180.	23420.	1723.5	5934.0

Zoom In Zoom Out

Sample Name: jb70792-8f Acquired: 7/7/2014 19:39:02 Type: Unk
Method: Accutest1(v244) Mode: CONC Corr. Factor: 1.000000
User: admin Custom ID1: Custom ID2: Custom ID3:
Comment: water 16th

Elem	Ba4554	Be3130	Cd2288	Co2286	Cr2677	Cu3247	Mn2576	Ni2316	Ag3280
Avg	**.1363**	**.0001**	**.0007**	**.0014**	**.0026**	**.0023**	**.0710**	**.0200**	**.0002**
Stddev	.0000	.0000	.0000	.0003	.0001	.0001	.0002	.0003	.0000
%RSD	.0096	4.135	1.941	19.77	3.574	2.641	.2752	1.614	16.32
#1	.1363	.0001	.0007	.0012	.0027	.0023	.0709	.0202	.0002
#2	.1363	.0001	.0007	.0016	.0025	.0024	.0712	.0197	.0002

Elem	V_2924	Zn2062	As1890	Tl1908	Pb2203	Se1960	Sb2068	Al3961	Ca3179
Avg	**.0004**	**.0081**	**.0005**	**.0017**	**-.0013**	**.0048**	**.0000**	**.0093**	**112.7**
Stddev	.0001	.0002	.0005	.0009	.0011	.0003	.001	.0027	.6
%RSD	26.98	2.010	89.92	53.19	88.46	6.802	5884.	29.28	.4964
#1	.0004	.0083	.0002	.0011	-.0020	.0046	.0007	.0112	112.3
#2	.0003	.0080	.0008	.0023	-.0005	.0051	-.0007	.0073	113.1

Elem	Fe2599	Mg2790	K_7664	Na5895	B_2089	Mo2020	Pd3404	Si2124	Sn1899
Avg	**.0215**	**56.70**	**4.690**	**255.9**	**.0194**	**.0032**	**-.0011**	**5.045**	**.0026**
Stddev	.0003	.09	.006	.0	.0005	.0002	.0003	.002	.0002
%RSD	1.492	.1501	.1323	.0179	2.485	5.084	29.22	.0436	7.717
#1	.0212	56.64	4.694	255.8	.0197	.0031	-.0009	5.043	.0025
#2	.0217	56.76	4.685	255.9	.0190	.0033	-.0013	5.046	.0028

Elem	Sr4077	Ti3349	W_2079	Zr3391	S_1820	Bi2230	Li6707
Avg	**.1061**	**.0009**	**.0096**	**.0019**	**15.98**	**.0002**	**.0039**
Stddev	.0003	.0002	.0015	.0001	.03	.0001	.0003
%RSD	.3016	24.15	15.13	4.855	.2154	41.27	6.746
#1	.1063	.0011	.0106	.0019	16.01	.0001	.0037
#2	.1058	.0008	.0086	.0018	15.96	.0002	.0041

Int. Std.	Y_3600	Y_3710	Y_2243	In2306
Avg	**81093.**	**22459.**	**1530.6**	**4807.8**
Stddev	203.	109.	.9	8.6
%RSD	.25000	.48605	.06135	.17796
#1	80949.	22536.	1531.2	4813.9
#2	81236.	22382.	1529.9	4801.8

Zoom In Zoom Out

Sample Name: jb70806-2 Acquired: 7/7/2014 19:45:21 Type: Unk
Method: Accutest1(v244) Mode: CONC Corr. Factor: 1.000000
User: admin Custom ID1: Custom ID2: Custom ID3:
Comment: water 16th

Elem	Ba4554	Be3130	Cd2288	Co2286	Cr2677	Cu3247	Mn2576	Ni2316	Ag3280
Avg	**.0246**	**.0008**	**.0003**	**.0044**	**.6053**	**.0036**	**.5916**	**.0137**	**-.0002**
Stddev	.0000	.0000	.0001	.0005	.0001	.0003	.0011	.0006	.0000
%RSD	.0241	5.128	38.73	11.06	.0089	8.513	.1834	4.742	.1113
#1	.0246	.0008	.0003	.0048	.6053	.0038	.5924	.0141	-.0002
#2	.0246	.0009	.0002	.0041	.6054	.0034	.5909	.0132	-.0002

Elem	V_2924	Zn2062	As1890	Tl1908	Pb2203	Se1960	Sb2068	Al3961	Ca3179
Avg	**.0021**	**.0049**	**.0069**	**.0082**	**-.0068**	**.0017**	**.0150**	**.0529**	**106.2**
Stddev	.0000	.0001	.0010	.0002	.0002	.0024	.0014	.0068	.8
%RSD	2.191	2.457	14.21	1.932	2.980	139.7	9.474	12.91	.7982
#1	.0021	.0050	.0062	.0084	-.0069	.0000	.0160	.0577	106.8
#2	.0021	.0048	.0076	.0081	-.0066	.0034	.0140	.0481	105.6

Elem	Fe2599	Mg2790	K_7664	Na5895	B_2089	Mo2020	Pd3404	Si2124	Sn1899
Avg	**.3316**	**21.56**	**41.74**	**1456.**	**.3233**	**.0183**	**-.0027**	**7.384**	**.0036**
Stddev	.0024	.17	.07	2.	.0002	.0001	.0005	.005	.0006
%RSD	.7341	.7681	.1731	.1493	.0772	.4968	18.92	.0660	16.47
#1	.3333	21.68	41.69	1457.	.3231	.0182	-.0031	7.381	.0040
#2	.3299	21.44	41.79	1454.	.3234	.0184	-.0024	7.388	.0032

Elem	Sr4077	Ti3349	W_2079	Zr3391	S_1820	Bi2230	Li6707
Avg	**.4641**	**.0006**	**.0022**	**.0821**	**822.3**	**.0010**	**.0833**
Stddev	.0009	.0004	.0012	.0003	1.5	.0002	.0003
%RSD	.2021	72.36	53.42	.3855	.1834	17.26	.3767
#1	.4634	.0008	.0014	.0823	823.4	.0009	.0831
#2	.4648	.0003	.0030	.0819	821.3	.0011	.0835

Int. Std.	Y_3600	Y_3710	Y_2243	In2306
Avg	**71966.**	**21537.**	**1364.3**	**3947.2**
Stddev	86.	68.	3.8	6.1
%RSD	.11942	.31429	.27849	.15558
#1	71905.	21489.	1367.0	3951.6
#2	72027.	21585.	1361.7	3942.9

Zoom In Zoom Out

Sample Name: jb70807-1 Acquired: 7/7/2014 19:51:39 Type: Unk
Method: Accutest1(v244) Mode: CONC Corr. Factor: 1.000000
User: admin Custom ID1: Custom ID2: Custom ID3:
Comment: water 16th

Elem	Ba4554	Be3130	Cd2288	Co2286	Cr2677	Cu3247	Mn2576	Ni2316	Ag3280
Avg	**.0883**	**.0002**	**.0003**	**.0024**	**.0141**	**.4677**	**.4296**	**.0105**	**.0005**
Stddev	.0002	.0000	.0001	.0005	.0004	.0026	.0005	.0002	.0000
%RSD	.2769	7.781	50.26	19.40	2.670	.5460	.1169	1.939	9.205
#1	.0884	.0002	.0004	.0027	.0144	.4695	.4300	.0103	.0005
#2	.0881	.0002	.0002	.0020	.0139	.4659	.4293	.0106	.0004

Elem	V_2924	Zn2062	As1890	Tl1908	Pb2203	Se1960	Sb2068	Al3961	Ca3179
Avg	**.0059**	**.3874**	**.0155**	**.0005**	**.0328**	**.0071**	**-.0006**	**.0855**	**40.91**
Stddev	.0004	.0007	.0007	.0010	.0004	.0000	.0005	.0035	.21
%RSD	6.717	.1685	4.350	203.9	1.221	.3576	89.50	4.116	.5220
#1	.0061	.3879	.0150	.0012	.0325	.0071	-.0009	.0830	41.06
#2	.0056	.3869	.0160	-.0002	.0331	.0071	-.0002	.0880	40.76

Elem	Fe2599	Mg2790	K_7664	Na5895	B_2089	Mo2020	Pd3404	Si2124	Sn1899
Avg	**21.19**	**15.91**	**7.042**	**128.9**	**.1937**	**.0064**	**.0001**	**7.899**	**.0047**
Stddev	.01	.03	.010	2.1	.0005	.0000	.0004	.009	.0004
%RSD	.0663	.2102	.1477	1.658	.2670	.0352	634.6	.1149	8.573
#1	21.20	15.93	7.050	130.4	.1933	.0064	.0003	7.893	.0044
#2	21.18	15.89	7.035	127.4	.1940	.0064	-.0002	7.906	.0050

Elem	Sr4077	Ti3349	W_2079	Zr3391	S_1820	Bi2230	Li6707
Avg	**.3612**	**.0084**	**.0006**	**.0003**	**3.489**	**.0000**	**.0135**
Stddev	.0010	.0006	.0002	.0001	.008	.0007	.0004
%RSD	.2800	7.160	32.60	21.40	.2317	1488.	2.841
#1	.3605	.0088	.0007	.0003	3.495	-.0004	.0138
#2	.3619	.0080	.0004	.0002	3.483	.0005	.0132

Int. Std.	Y_3600	Y_3710	Y_2243	In2306
Avg	**84160.**	**23078.**	**1593.9**	**5151.3**
Stddev	101.	32.	3.0	8.8
%RSD	.12058	.13914	.19123	.17166
#1	84088.	23055.	1596.1	5157.6
#2	84232.	23101.	1591.7	5145.0

Zoom In ▶ Zoom Out

Sample Name: jb70823-1 Acquired: 7/7/2014 19:57:58 Type: Unk
Method: Accutest1(v244) Mode: CONC Corr. Factor: 1.000000
User: admin Custom ID1: Custom ID2: Custom ID3:
Comment: water 16th

Elem	Ba4554	Be3130	Cd2288	Co2286	Cr2677	Cu3247	Mn2576	Ni2316	Ag3280
Avg	**.0427**	**.0000**	**.0002**	**.0010**	**.0017**	**.0020**	**.1142**	**.0013**	**.0001**
Stddev	.0001	.0000	.0001	.0000	.0003	.0000	.0001	.0000	.0000
%RSD	.1376	92.34	47.08	3.712	16.24	1.251	.0719	3.715	43.31
#1	.0428	.0000	.0001	.0010	.0019	.0021	.1142	.0012	.0001
#2	.0427	.0000	.0003	.0010	.0015	.0020	.1143	.0013	.0001

Elem	V_2924	Zn2062	As1890	Tl1908	Pb2203	Se1960	Sb2068	Al3961	Ca3179
Avg	**.0010**	**.0041**	**.0001**	**.0013**	**.0001**	**.0069**	**-.0005**	**.0650**	**81.24**
Stddev	.0003	.0002	.0001	.0003	.0003	.0001	.0005	.0044	.48
%RSD	26.01	3.978	85.38	22.04	444.1	1.668	97.78	6.700	.5887
#1	.0012	.0040	.0001	.0015	-.0002	.0070	-.0008	.0620	80.90
#2	.0008	.0042	.0000	.0011	.0003	.0069	-.0002	.0681	81.57

Elem	Fe2599	Mg2790	K_7664	Na5895	B_2089	Mo2020	Pd3404	Si2124	Sn1899
Avg	**.0942**	**27.40**	**1.926**	**81.10**	**.0546**	**.0019**	**-.0005**	**6.568**	**.0028**
Stddev	.0010	.25	.003	.23	.0009	.0000	.0011	.024	.0011
%RSD	1.010	.8955	.1589	.2779	1.620	.6128	250.4	.3581	37.44
#1	.0949	27.23	1.929	81.26	.0540	.0019	.0003	6.552	.0036
#2	.0935	27.58	1.924	80.94	.0552	.0019	-.0013	6.585	.0021

Elem	Sr4077	Ti3349	W_2079	Zr3391	S_1820	Bi2230	Li6707
Avg	**.2639**	**.0029**	**.0016**	**.0006**	**7.477**	**-.0006**	**.0014**
Stddev	.0002	.0001	.0006	.0000	.026	.0001	.0006
%RSD	.0627	2.366	39.89	6.027	.3543	15.54	46.15
#1	.2640	.0029	.0012	.0006	7.458	-.0007	.0009
#2	.2637	.0028	.0021	.0006	7.495	-.0006	.0018

Int. Std.	Y_3600	Y_3710	Y_2243	In2306
Avg	**84812.**	**22822.**	**1591.5**	**5168.2**
Stddev	380.	160.	7.1	8.5
%RSD	.44839	.69911	.44741	.16431
#1	85081.	22935.	1596.5	5174.2
#2	84543.	22709.	1586.4	5162.2

Zoom In ▶ Zoom Out

Sample Name: jb70823-3 Acquired: 7/7/2014 20:04:12 Type: Unk
Method: Accutest1(v244) Mode: CONC Corr. Factor: 1.000000
User: admin Custom ID1: Custom ID2: Custom ID3:
Comment: water 16th

Elem	Ba4554	Be3130	Cd2288	Co2286	Cr2677	Cu3247	Mn2576	Ni2316	Ag3280
Avg	**.0524**	**.0001**	**.0022**	**.0012**	**.0013**	**.0034**	**.2899**	**.0009**	**.0003**
Stddev	.0001	.0000	.0000	.0000	.0002	.0001	.0014	.0000	.0000
%RSD	.1363	16.57	.6684	1.379	14.70	3.766	.4838	.0427	10.51
#1	.0525	.0001	.0022	.0012	.0012	.0035	.2909	.0009	.0004
#2	.0524	.0001	.0022	.0012	.0015	.0033	.2889	.0009	.0003

Elem	V_2924	Zn2062	As1890	Tl1908	Pb2203	Se1960	Sb2068	Al3961	Ca3179
Avg	**.0009**	**.0134**	**.0006**	**.0006**	**.0028**	**.0075**	**.0004**	**.0524**	**60.35**
Stddev	.0001	.0002	.0006	.0023	.0005	.0014	.0003	.0038	.06
%RSD	11.74	1.392	95.20	377.4	16.48	18.47	81.99	7.266	.0964
#1	.0008	.0133	.0002	.0022	.0025	.0085	.0007	.0497	60.39
#2	.0009	.0136	.0011	-.0010	.0031	.0066	.0002	.0551	60.31

Elem	Fe2599	Mg2790	K_7664	Na5895	B_2089	Mo2020	Pd3404	Si2124	Sn1899
Avg	**11.77**	**14.48**	**4.878**	**108.9**	**.0609**	**.0010**	**-.0005**	**9.130**	**.0032**
Stddev	.00	.01	.013	.9	.0002	.0001	.0006	.017	.0002
%RSD	.0013	.0814	.2594	.7923	.3214	6.304	123.1	.1806	6.042
#1	11.77	14.47	4.887	109.5	.0611	.0010	-.0001	9.119	.0033
#2	11.77	14.49	4.869	108.3	.0608	.0009	-.0009	9.142	.0030

Elem	Sr4077	Ti3349	W_2079	Zr3391	S_1820	Bi2230	Li6707
Avg	**.2711**	**.0032**	**.0007**	**-.0003**	**2.033**	**.0001**	**.0070**
Stddev	.0002	.0001	.0007	.0001	.005	.0003	.0007
%RSD	.0700	4.387	96.08	32.89	.2699	234.3	10.40
#1	.2710	.0031	.0012	-.0004	2.037	-.0001	.0075
#2	.2713	.0033	.0002	-.0003	2.030	.0003	.0065

Int. Std.	Y_3600	Y_3710	Y_2243	In2306
Avg	**84344.**	**23108.**	**1587.6**	**5151.3**
Stddev	228.	28.	6.1	7.7
%RSD	.27073	.12043	.38668	.14940
#1	84183.	23089.	1592.0	5156.7
#2	84506.	23128.	1583.3	5145.8

Zoom In ▶ Zoom Out

Sample Name: jb70823-4 Acquired: 7/7/2014 20:10:31 Type: Unk
Method: Accutest1(v244) Mode: CONC Corr. Factor: 1.000000
User: admin Custom ID1: Custom ID2: Custom ID3:
Comment: water 16th

Elem	Ba4554	Be3130	Cd2288	Co2286	Cr2677	Cu3247	Mn2576	Ni2316	Ag3280
Avg	**.0405**	**.0001**	**.0004**	**.0014**	**.0012**	**.0017**	**1.397**	**.0011**	**.0005**
Stddev	.0000	.0000	.0000	.0000	.0003	.0000	.009	.0002	.0001
%RSD	.0869	29.90	2.654	3.484	26.72	2.253	.6514	14.16	20.42
#1	.0405	.0001	.0004	.0013	.0010	.0017	1.404	.0010	.0005
#2	.0404	.0001	.0004	.0014	.0014	.0017	1.391	.0012	.0006

Elem	V_2924	Zn2062	As1890	Tl1908	Pb2203	Se1960	Sb2068	Al3961	Ca3179
Avg	**.0013**	**.0075**	**.0017**	**-.0003**	**.0089**	**.0097**	**-.0006**	**.0041**	**47.37**
Stddev	.0004	.0001	.0006	.0003	.0001	.0008	.0004	.0004	.02
%RSD	27.57	.7681	33.70	92.49	1.443	7.996	61.43	10.78	.0342
#1	.0011	.0074	.0013	-.0006	.0090	.0103	-.0003	.0038	47.36
#2	.0016	.0075	.0021	-.0001	.0088	.0092	-.0008	.0044	47.38

Elem	Fe2599	Mg2790	K_7664	Na5895	B_2089	Mo2020	Pd3404	Si2124	Sn1899
Avg	**13.45**	**11.96**	**5.851**	**93.81**	**.0685**	**.0007**	**.0007**	**11.59**	**.0028**
Stddev	.01	.02	.001	1.06	.0005	.0002	.0003	.03	.0008
%RSD	.0946	.1750	.0176	1.126	.7280	26.15	37.38	.2319	28.23
#1	13.44	11.95	5.852	93.07	.0688	.0006	.0005	11.57	.0022
#2	13.46	11.98	5.851	94.56	.0681	.0008	.0009	11.61	.0034

Elem	Sr4077	Ti3349	W_2079	Zr3391	S_1820	Bi2230	Li6707
Avg	**.1950**	**.0006**	**-.0002**	**-.0007**	**4.330**	**-.0003**	**.0077**
Stddev	.0004	.0003	.0004	.0001	.004	.0009	.0003
%RSD	.2094	54.44	169.4	15.97	.0858	274.3	4.317
#1	.1953	.0003	.0000	-.0008	4.327	-.0009	.0074
#2	.1947	.0008	-.0005	-.0006	4.332	.0003	.0079

Int. Std.	Y_3600	Y_3710	Y_2243	In2306
Avg	**84853.**	**23183.**	**1604.1**	**5219.2**
Stddev	82.	19.	3.3	5.9
%RSD	.09690	.08403	.20629	.11320
#1	84795.	23197.	1606.4	5223.4
#2	84911.	23170.	1601.7	5215.0

Zoom In ▶ Zoom Out

Sample Name: jb70825-1 Acquired: 7/7/2014 20:16:52 Type: Unk
Method: Accutest1(v244) Mode: CONC Corr. Factor: 1.000000
User: admin Custom ID1: Custom ID2: Custom ID3:
Comment: water 16th

Elem	Ba4554	Be3130	Cd2288	Co2286	Cr2677	Cu3247	Mn2576	Ni2316	Ag3280
Avg	**.1826**	**.0011**	**.0031**	**.0178**	**.0944**	**.1844**	**.9719**	**.0420**	**.0013**
Stddev	.0002	.0000	.0001	.0003	.0007	.0006	.0023	.0000	.0002
%RSD	.1202	.9143	3.526	1.579	.7414	.3366	.2346	.1018	17.13
#1	.1827	.0011	.0032	.0176	.0939	.1848	.9703	.0420	.0015
#2	.1824	.0011	.0030	.0180	.0949	.1840	.9735	.0420	.0012

Elem	V_2924	Zn2062	As1890	Tl1908	Pb2203	Se1960	Sb2068	Al3961	Ca3179
Avg	**.0718**	**.5884**	**.0394**	**.0049**	**.6186**	**.0234**	**.0008**	**26.90**	**117.0**
Stddev	.0006	.0023	.0007	.0009	.0015	.0017	.0003	.02	.3
%RSD	.7839	.3961	1.768	17.73	.2454	7.147	31.10	.0725	.2738
#1	.0714	.5868	.0389	.0043	.6175	.0222	.0010	26.91	116.8
#2	.0722	.5901	.0399	.0056	.6197	.0246	.0006	26.89	117.2

Elem	Fe2599	Mg2790	K_7664	Na5895	B_2089	Mo2020	Pd3404	Si2124	Sn1899
Avg	**42.21**	**17.12**	**9.540**	**80.81**	**.1336**	**.0181**	**-.0027**	**45.74**	**.0115**
Stddev	.04	.01	.017	.01	.0001	.0003	.0006	.07	.0008
%RSD	.0966	.0754	.1793	.0075	.0529	1.395	23.74	.1540	6.586
#1	42.24	17.13	9.552	80.80	.1337	.0179	-.0022	45.69	.0121
#2	42.18	17.11	9.528	80.81	.1336	.0183	-.0031	45.79	.0110

Elem	Sr4077	Ti3349	W_2079	Zr3391	S_1820	Bi2230	Li6707
Avg	**1.056**	**1.043**	**.0020**	**.0014**	**12.06**	**-.0012**	**.0248**
Stddev	.003	.001	.0013	.0001	.11	.0004	.0007
%RSD	.3201	.0457	65.38	3.663	.8809	34.17	2.662
#1	1.059	1.043	.0029	.0014	11.98	-.0015	.0243
#2	1.054	1.043	.0011	.0015	12.13	-.0009	.0253

Int. Std.	Y_3600	Y_3710	Y_2243	In2306
Avg	**85610.**	**23561.**	**1643.6**	**5125.2**
Stddev	206.	7.	3.3	11.1
%RSD	.24082	.03033	.19937	.21650
#1	85464.	23556.	1645.9	5133.1
#2	85755.	23566.	1641.2	5117.4

Zoom In Zoom Out

Sample Name: jb70825-2 Acquired: 7/7/2014 20:23:02 Type: Unk
Method: Accutest1(v244) Mode: CONC Corr. Factor: 1.000000
User: admin Custom ID1: Custom ID2: Custom ID3:
Comment: water 16th

Elem	Ba4554	Be3130	Cd2288	Co2286	Cr2677	Cu3247	Mn2576	Ni2316	Ag3280
Avg	**.1315**	**.0007**	**.0007**	**.0119**	**.0174**	**.0219**	**4.611**	**.0152**	**.0006**
Stddev	.0003	.0000	.0003	.0002	.0003	.0003	.001	.0001	.0000
%RSD	.2274	.7594	36.97	1.467	1.832	1.573	.0269	.4639	1.738
#1	.1318	.0007	.0009	.0118	.0171	.0216	4.610	.0153	.0005
#2	.1313	.0006	.0005	.0121	.0176	.0221	4.612	.0152	.0006

Elem	V_2924	Zn2062	As1890	Tl1908	Pb2203	Se1960	Sb2068	Al3961	Ca3179
Avg	**.0278**	**.0526**	**.0062**	**.0051**	**.0119**	**.0144**	**.0002**	**13.11**	**79.61**
Stddev	.0003	.0000	.0000	.0008	.0003	.0022	.0002	.01	.27
%RSD	.9509	.0560	.1142	16.08	2.508	14.90	100.5	.0782	.3417
#1	.0276	.0526	.0062	.0057	.0117	.0129	.0001	13.12	79.42
#2	.0280	.0526	.0062	.0045	.0121	.0160	.0004	13.11	79.80

Elem	Fe2599	Mg2790	K_7664	Na5895	B_2089	Mo2020	Pd3404	Si2124	Sn1899
Avg	**21.48**	**12.51**	**6.223**	**57.65**	**.0736**	**.0028**	**-.0017**	**25.20**	**.0057**
Stddev	.07	.05	.012	.04	.0004	.0001	.0001	.04	.0019
%RSD	.3428	.4220	.1866	.0696	.5449	1.823	6.247	.1536	33.42
#1	21.43	12.47	6.231	57.68	.0733	.0029	-.0016	25.17	.0070
#2	21.54	12.55	6.215	57.62	.0739	.0028	-.0018	25.23	.0043

Elem	Sr4077	Ti3349	W_2079	Zr3391	S_1820	Bi2230	Li6707
Avg	**1.237**	**.4213**	**-.0016**	**.0033**	**4.146**	**-.0007**	**.0143**
Stddev	.001	.0008	.0003	.0000	.001	.0008	.0004
%RSD	.0447	.1798	22.31	.7280	.0123	118.0	2.758
#1	1.237	.4207	-.0018	.0033	4.145	-.0001	.0146
#2	1.236	.4218	-.0013	.0033	4.146	-.0012	.0140

Int. Std.	Y_3600	Y_3710	Y_2243	In2306
Avg	**86945.**	**23525.**	**1660.0**	**5257.3**
Stddev	224.	94.	6.9	10.7
%RSD	.25792	.40101	.41662	.20293
#1	87103.	23592.	1664.9	5264.9
#2	86786.	23459.	1655.1	5249.8

Zoom In Zoom Out

Sample Name: jb70854-3ab Acquired: 7/7/2014 20:29:15 Type: Unk
Method: Accutest1(v244) Mode: CONC Corr. Factor: 1.000000
User: admin Custom ID1: Custom ID2: Custom ID3:
Comment: water 16th

Elem	Ba4554	Be3130	Cd2288	Co2286	Cr2677	Cu3247	Mn2576	Ni2316	Ag3280
Avg	**.0559**	**.0001**	**.0003**	**.0022**	**.0012**	**.0028**	**.6793**	**.0036**	**.0003**
Stddev	.0001	.0000	.0001	.0004	.0003	.0000	.0029	.0006	.0001
%RSD	.1383	8.305	20.55	16.30	28.25	1.573	.4338	16.39	21.69
#1	.0559	.0001	.0003	.0025	.0014	.0028	.6813	.0040	.0003
#2	.0560	.0001	.0003	.0020	.0009	.0028	.6772	.0032	.0004

Elem	V_2924	Zn2062	As1890	Tl1908	Pb2203	Se1960	Sb2068	Al3961	Ca3179
Avg	**.0005**	**.0057**	**.0002**	**.0014**	**-.0011**	**.0062**	**.0011**	**.0129**	**121.9**
Stddev	.0003	.0000	.0007	.0005	.0002	.0019	.0005	.0034	1.1
%RSD	57.20	.8303	319.7	34.14	15.46	30.28	41.75	26.44	.8766
#1	.0007	.0057	-.0003	.0017	-.0010	.0048	.0014	.0153	122.7
#2	.0003	.0056	.0007	.0010	-.0013	.0075	.0008	.0105	121.2

Elem	Fe2599	Mg2790	K_7664	Na5895	B_2089	Mo2020	Pd3404	Si2124	Sn1899
Avg	**.2082**	**15.99**	**5.607**	**163.8**	**.2144**	**.0025**	**-.0021**	**4.501**	**.0025**
Stddev	.0038	.13	.010	1.8	.0001	.0001	.0006	.007	.0006
%RSD	1.841	.7972	.1752	1.073	.0438	2.967	26.76	.1600	25.13
#1	.2109	16.08	5.600	165.1	.2145	.0025	-.0025	4.506	.0030
#2	.2055	15.90	5.614	162.6	.2143	.0024	-.0017	4.496	.0021

Elem	Sr4077	Ti3349	W_2079	Zr3391	S_1820	Bi2230	Li6707
Avg	**.7184**	**.0024**	**-.0013**	**.0059**	**57.91**	**-.0003**	**.0250**
Stddev	.0008	.0000	.0002	.0000	.24	.0000	.0001
%RSD	.1060	.0587	12.02	.2024	.4160	13.25	.3978
#1	.7179	.0024	-.0014	.0059	57.74	-.0003	.0251
#2	.7190	.0024	-.0012	.0059	58.08	-.0003	.0249

Int. Std.	Y_3600	Y_3710	Y_2243	In2306
Avg	**82676.**	**22605.**	**1550.0**	**4952.7**
Stddev	321.	92.	4.7	11.0
%RSD	.38846	.40637	.30267	.22249
#1	82448.	22540.	1546.6	4944.9
#2	82903.	22670.	1553.3	4960.5

Zoom In Zoom Out

Sample Name: ccv Acquired: 7/7/2014 20:35:35 Type: QC
Method: Accutest1(v244) Mode: CONC Corr. Factor: 1.000000
User: admin Custom ID1: Custom ID2: Custom ID3:
Comment: 4

Elem	Ba4554	Be3130	Cd2288	Co2286	Cr2677	Cu3247	Mn2576	Ni2316	Ag3280
Units	ppm	ppm	ppm	ppm	ppm	ppm	ppm	ppm	ppm
Avg	**2.065**	**2.055**	**2.059**	**2.011**	**2.181**	**2.028**	**2.158**	**2.052**	**.2571**
Stddev	.010	.001	.005	.002	.008	.005	.004	.000	.0013
%RSD	.4780	.0558	.2489	.1158	.3852	.2338	.1693	.0216	.4940
#1	2.072	2.055	2.055	2.009	2.175	2.025	2.156	2.052	.2562
#2	2.058	2.056	2.062	2.012	2.187	2.031	2.161	2.051	.2580
Check ?	Chk Pass	Chk Pass	Chk Pass	Chk Pass	Chk Pass	Chk Pass	Chk Pass	Chk Pass	Chk Pass
Value									
Range									

Elem	V_2924	Zn2062	As1890	Tl1908	Pb2203	Se1960	Sb2068	Al3961	Ca3179
Units	ppm	ppm	ppm	ppm	ppm	ppm	ppm	ppm	ppm
Avg	**2.057**	**2.073**	**2.046**	**2.117**	**2.031**	**2.032**	**2.021**	**39.32**	**39.48**
Stddev	.003	.002	.006	.010	.002	.006	.007	.11	.07
%RSD	.1192	.0996	.3160	.4840	.1144	.2883	.3577	.2881	.1895
#1	2.055	2.071	2.042	2.110	2.029	2.028	2.016	39.40	39.43
#2	2.059	2.074	2.051	2.125	2.033	2.036	2.026	39.24	39.53
Check ?	Chk Pass	Chk Pass	Chk Pass	Chk Pass	Chk Pass	Chk Pass	Chk Pass	Chk Pass	Chk Pass
Value									
Range									

Elem	Fe2599	Mg2790	K_7664	Na5895	B_2089	Mo2020	Pd3404	Si2124	Sn1899
Units	ppm	ppm	ppm	ppm	ppm	ppm	ppm	ppm	ppm
Avg	**41.08**	**40.16**	**40.18**	**39.78**	**2.070**	**2.071**	**2.062**	**5.029**	**2.075**
Stddev	.11	.27	.21	.20	.006	.008	.009	.015	.003
%RSD	.2659	.6779	.5145	.5079	.2844	.3844	.4499	.3018	.1431
#1	41.00	39.97	40.33	39.92	2.065	2.066	2.055	5.018	2.073
#2	41.16	40.35	40.04	39.64	2.074	2.077	2.068	5.040	2.077
Check ?	Chk Pass	Chk Pass	Chk Pass	Chk Pass	Chk Pass	Chk Pass	Chk Pass	Chk Pass	Chk Pass
Value									
Range									

Zoom In Zoom Out

Sample Name: ccv Acquired: 7/7/2014 20:35:35 Type: QC
Method: Accutest1(v244) Mode: CONC Corr. Factor: 1.000000
User: admin Custom ID1: Custom ID2: Custom ID3:
Comment: 4

Elem	Sr4077	Ti3349	W_2079	Zr3391	S_1820	Bi2230	Li6707
Units	ppm	ppm	ppm	ppm	ppm	ppm	ppm
Avg	**2.064**	**2.125**	**2.014**	**2.170**	**2.011**	**2.030**	**2.051**
Stddev	.004	.006	.010	.011	.008	.010	.009
%RSD	.1850	.2998	.4796	.4871	.4025	.4717	.4205
#1	2.061	2.120	2.007	2.163	2.006	2.024	2.057
#2	2.066	2.129	2.021	2.178	2.017	2.037	2.045
Check ?	Chk Pass	Chk Pass	Chk Pass	Chk Pass	Chk Pass	Chk Pass	Chk Pass
Value							
Range							

Int. Std.	Y_3600	Y_3710	Y_2243	In2306
Units	Cts/S	Cts/S	Cts/S	Cts/S
Avg	**85840.**	**23260.**	**1645.7**	**5271.4**
Stddev	308.	131.	6.2	13.4
%RSD	.35831	.56375	.37771	.25333
#1	86057.	23353.	1650.1	5280.9
#2	85622.	23168.	1641.3	5262.0

Zoom In Zoom Out

Sample Name: ccb Acquired: 7/7/2014 20:41:45 Type: QC
Method: Accutest1(v244) Mode: CONC Corr. Factor: 1.000000
User: admin Custom ID1: Custom ID2: Custom ID3:
Comment:

Elem	Ba4554	Be3130	Cd2288	Co2286	Cr2677	Cu3247	Mn2576	Ni2316	Ag3280
Units	ppm	ppm	ppm	ppm	ppm	ppm	ppm	ppm	ppm
Avg	**.0003**	**.0003**	**.0001**	**.0004**	**.0002**	**.0007**	**.0004**	**.0003**	**.0000**
Stddev	.0001	.0001	.0001	.0000	.0003	.0000	.0000	.0001	.000
%RSD	19.12	17.90	46.08	4.650	102.5	1.380	7.778	53.14	189.7
#1	.0002	.0003	.0002	.0004	.0001	.0007	.0004	.0003	-.0001
#2	.0003	.0003	.0001	.0004	.0004	.0007	.0003	.0002	.0000
Check ?	Chk Pass	Chk Pass	Chk Pass	Chk Pass	Chk Pass	Chk Pass	Chk Pass	Chk Pass	Chk Pass
High Limit									
Low Limit									

Elem	V_2924	Zn2062	As1890	Tl1908	Pb2203	Se1960	Sb2068	Al3961	Ca3179
Units	ppm	ppm	ppm	ppm	ppm	ppm	ppm	ppm	ppm
Avg	**.0004**	**.0005**	**.0007**	**.0017**	**.0001**	**.0001**	**.0007**	**.0066**	**.0044**
Stddev	.0002	.0000	.0001	.0006	.0003	.0003	.0002	.0020	.0018
%RSD	37.81	7.224	15.67	37.60	277.6	418.3	32.04	29.55	41.76
#1	.0005	.0005	.0008	.0013	.0003	.0003	.0005	.0080	.0031
#2	.0003	.0004	.0006	.0022	-.0001	-.0001	.0008	.0052	.0057
Check ?	Chk Pass	Chk Pass	Chk Pass	Chk Pass	Chk Pass	Chk Pass	Chk Pass	Chk Pass	Chk Pass
High Limit									
Low Limit									

Elem	Fe2599	Mg2790	K_7664	Na5895	B_2089	Mo2020	Pd3404	Si2124	Sn1899
Units	ppm	ppm	ppm	ppm	ppm	ppm	ppm	ppm	ppm
Avg	**.0092**	**.0092**	**.0162**	**.0367**	**.0018**	F **.0023**	**.0012**	**.0035**	**.0005**
Stddev	.0010	.0037	.0136	.0017	.0002	.0004	.0002	.0009	.0004
%RSD	11.13	40.72	83.82	4.681	8.808	17.42	18.96	24.80	74.60
#1	.0085	.0065	.0066	.0355	.0019	.0026	.0014	.0041	.0008
#2	.0099	.0118	.0258	.0379	.0017	.0020	.0011	.0029	.0002
Check ?	Chk Pass	Chk Pass	Chk Pass	Chk Pass	Chk Pass	Chk Fail	Chk Pass	Chk Pass	Chk Pass
High Limit						.0020			
Low Limit						-.0020			

Zoom In Zoom Out

Sample Name: ccb Acquired: 7/7/2014 20:41:45 Type: QC
Method: Accutest1(v244) Mode: CONC Corr. Factor: 1.000000
User: admin Custom ID1: Custom ID2: Custom ID3:
Comment:

Elem	Sr4077	Ti3349	W_2079	Zr3391	S_1820	Bi2230	Li6707
Units	ppm	ppm	ppm	ppm	ppm	ppm	ppm
Avg	**.0004**	**.0005**	**.0077**	**.0008**	**-.0027**	**.0003**	**.0002**
Stddev	.0000	.0003	.0003	.0001	.0014	.0001	.0001
%RSD	14.10	55.79	4.208	16.93	50.12	29.68	20.77
#1	.0003	.0007	.0079	.0009	-.0037	.0004	.0003
#2	.0004	.0003	.0075	.0007	-.0017	.0003	.0002
Check ?	Chk Pass	Chk Pass	Chk Pass	Chk Pass	Chk Pass	Chk Pass	Chk Pass
High Limit							
Low Limit							

Int. Std.	Y_3600	Y_3710	Y_2243	In2306
Units	Cts/S	Cts/S	Cts/S	Cts/S
Avg	**90279.**	**23458.**	**1719.0**	**5917.2**
Stddev	19.	28.	3.3	7.5
%RSD	.02090	.11763	.19400	.12732
#1	90266.	23478.	1721.4	5922.5
#2	90292.	23439.	1716.7	5911.8

Zoom In Zoom Out

Sample Name: jb70887-14 Acquired: 7/7/2014 20:48:04 Type: Unk
Method: Accutest1(v244) Mode: CONC Corr. Factor: 1.000000
User: admin Custom ID1: Custom ID2: Custom ID3:
Comment: water 16th

Elem	Ba4554	Be3130	Cd2288	Co2286	Cr2677	Cu3247	Mn2576	Ni2316	Ag3280
Avg	**.0000**	**.0000**	**-.0001**	**.0000**	**.0003**	**.0004**	**.0003**	**.0007**	**.0000**
Stddev	.000	.0000	.0000	.000	.0002	.0002	.0000	.0001	.000
%RSD	100.6	10.15	6.817	26.07	48.78	53.50	8.823	15.73	854.8
#1	.0000	.0000	-.0001	.0000	.0002	.0006	.0004	.0007	.0002
#2	-.0001	.0000	-.0001	.0000	.0004	.0003	.0003	.0006	-.0003

Elem	V_2924	Zn2062	As1890	Tl1908	Pb2203	Se1960	Sb2068	Al3961	Ca3179
Avg	**.0001**	**.0024**	**.0006**	**.0015**	**-.0004**	**.0013**	**.0005**	**.0019**	**.0082**
Stddev	.0000	.0002	.0001	.0009	.0002	.0007	.0010	.0026	.0009
%RSD	18.30	8.162	23.19	62.58	68.82	52.07	195.8	138.1	10.92
#1	.0001	.0022	.0007	.0021	-.0005	.0017	.0012	.0000	.0089
#2	.0002	.0025	.0005	.0008	-.0002	.0008	-.0002	.0037	.0076

Elem	Fe2599	Mg2790	K_7664	Na5895	B_2089	Mo2020	Pd3404	Si2124	Sn1899
Avg	**.0039**	**.0103**	**.0130**	**.0254**	**.0010**	**.0008**	**.0010**	**.0179**	**.0007**
Stddev	.0011	.0018	.0207	.0015	.0006	.0001	.0002	.0003	.0005
%RSD	28.84	17.44	158.3	5.797	56.86	16.57	23.88	1.616	65.02
#1	.0047	.0090	-.0016	.0264	.0014	.0009	.0012	.0181	.0004
#2	.0031	.0115	.0277	.0243	.0006	.0007	.0008	.0177	.0011

Elem	Sr4077	Ti3349	W_2079	Zr3391	S_1820	Bi2230	Li6707
Avg	**.0001**	**.0001**	**.0058**	**.0009**	**.0002**	**-.0005**	**.0001**
Stddev	.0000	.0000	.0007	.0000	.0018	.0004	.0003
%RSD	5.187	24.63	11.16	4.621	895.8	87.45	318.2
#1	.0000	.0001	.0054	.0009	-.0011	-.0002	-.0001
#2	.0001	.0001	.0063	.0008	.0015	-.0008	.0003

Int. Std.	Y_3600	Y_3710	Y_2243	In2306
Avg	**90694.**	**23647.**	**1706.5**	**5876.7**
Stddev	162.	12.	2.3	5.3
%RSD	.17814	.05054	.13393	.08986
#1	90580.	23655.	1708.2	5880.5
#2	90809.	23638.	1704.9	5873.0

Zoom In Zoom Out

Sample Name: mp80414-mb4 2 Acquired: 7/7/2014 20:54:21 Type: Unk
Method: Accutest1(v244) Mode: CONC Corr. Factor: 1.000000
User: admin Custom ID1: Custom ID2: Custom ID3:
Comment: soil 8th

Elem	Ba4554	Be3130	Cd2288	Co2286	Cr2677	Cu3247	Mn2576	Ni2316	Ag3280
Avg	**.0027**	**.0001**	**.0001**	**-.0003**	**.0006**	**.0026**	**.0012**	**.0010**	**-.0001**
Stddev	.0000	.0000	.0000	.0000	.0001	.0000	.0000	.0001	.0002
%RSD	.0515	33.56	21.33	8.158	22.75	1.723	1.659	14.05	209.5
#1	.0027	.0001	.0001	-.0003	.0007	.0026	.0013	.0011	-.0003
#2	.0027	.0000	.0000	-.0003	.0005	.0026	.0012	.0009	.0000

Elem	V_2924	Zn2062	As1890	Tl1908	Pb2203	Se1960	Sb2068	Al3961	Ca3179
Avg	**.0000**	**.0027**	**.0026**	**-.0046**	**-.0005**	**.0109**	**.0024**	**.0140**	**.0490**
Stddev	.000	.0001	.0011	.0031	.0012	.0009	.0002	.0002	.0000
%RSD	247.4	3.025	43.40	66.93	237.1	8.252	8.201	1.626	.0068
#1	.0000	.0026	.0018	-.0068	-.0013	.0103	.0025	.0139	.0490
#2	-.0001	.0028	.0034	-.0024	.0003	.0116	.0022	.0142	.0490

Elem	Fe2599	Mg2790	K_7664	Na5895	B_2089	Mo2020	Pd3404	Si2124	Sn1899
Avg	**.0057**	**.0262**	**.2389**	**985.8**	**.0040**	**.0008**	**.0008**	**.3256**	**.0046**
Stddev	.0002	.0002	.0037	9.4	.0007	.0000	.0004	.0030	.0010
%RSD	2.996	.7617	1.551	.9535	17.47	3.137	46.75	.9118	22.00
#1	.0056	.0261	.2415	992.4	.0035	.0007	.0005	.3235	.0039
#2	.0059	.0264	.2363	979.1	.0045	.0008	.0010	.3277	.0053

Elem	Sr4077	Ti3349	W_2079	Zr3391	S_1820	Bi2230	Li6707
Avg	**.0058**	**.0004**	**.0023**	**.0005**	**.0320**	**-.0014**	**.0025**
Stddev	.0000	.0001	.0002	.0001	.0015	.0009	.0001
%RSD	.6078	12.88	9.429	18.31	4.714	67.63	5.792
#1	.0058	.0005	.0022	.0004	.0331	-.0021	.0026
#2	.0058	.0004	.0025	.0005	.0309	-.0007	.0024

Int. Std.	Y_3600	Y_3710	Y_2243	In2306
Avg	**75274.**	**22281.**	**1430.7**	**4343.0**
Stddev	179.	91.	4.7	10.0
%RSD	.23765	.40675	.32937	.22926
#1	75147.	22217.	1434.0	4350.0
#2	75400.	22345.	1427.3	4335.9

Zoom In Zoom Out

Sample Name: mp80414-b4 Acquired: 7/7/2014 21:00:43 Type: Unk
Method: Accutest1(v244) Mode: CONC Corr. Factor: 1.000000
User: admin Custom ID1: Custom ID2: Custom ID3:
Comment: soil 8th

Elem	Ba4554	Be3130	Cd2288	Co2286	Cr2677	Cu3247	Mn2576	Ni2316	Ag3280
Avg	**2.101**	**2.142**	**2.260**	**2.082**	**2.149**	**2.172**	**2.146**	**2.122**	**.2881**
Stddev	.004	.009	.003	.001	.000	.003	.005	.002	.0007
%RSD	.2057	.4135	.1311	.0280	.0012	.1282	.2183	.0948	.2460
#1	2.098	2.149	2.257	2.083	2.149	2.170	2.149	2.121	.2876
#2	2.104	2.136	2.262	2.082	2.149	2.174	2.143	2.123	.2886

Elem	V_2924	Zn2062	As1890	Tl1908	Pb2203	Se1960	Sb2068	Al3961	Ca3179
Avg	**2.079**	**2.122**	**2.352**	**2.000**	**2.040**	**2.460**	**2.126**	**26.45**	**25.68**
Stddev	.003	.005	.003	.006	.001	.004	.003	.01	.20
%RSD	.1582	.2233	.1094	.2836	.0283	.1727	.1210	.0353	.7865
#1	2.081	2.119	2.350	1.996	2.040	2.463	2.125	26.46	25.82
#2	2.077	2.126	2.354	2.004	2.039	2.457	2.128	26.44	25.54

Elem	Fe2599	Mg2790	K_7664	Na5895	B_2089	Mo2020	Pd3404	Si2124	Sn1899
Avg	**27.01**	**25.63**	**27.34**	**1027.**	**.0007**	**2.009**	**2.287**	**2.305**	**1.977**
Stddev	.08	.14	.01	8.	.0006	.006	.000	.007	.004
%RSD	.3136	.5513	.0345	.7331	83.77	.3039	.0051	.2987	.2092
#1	27.07	25.73	27.35	1032.	.0012	2.005	2.287	2.301	1.974
#2	26.95	25.53	27.34	1022.	.0003	2.014	2.287	2.310	1.979

Elem	Sr4077	Ti3349	W_2079	Zr3391	S_1820	Bi2230	Li6707
Avg	**2.127**	**2.160**	**2.231**	**2.146**	**.0374**	**2.080**	**2.098**
Stddev	.004	.002	.008	.001	.0000	.005	.011
%RSD	.1998	.0713	.3532	.0215	.0521	.2372	.5200
#1	2.124	2.159	2.225	2.145	.0374	2.077	2.090
#2	2.130	2.161	2.236	2.146	.0374	2.084	2.105

Int. Std.	Y_3600	Y_3710	Y_2243	In2306
Avg	**76375.**	**22322.**	**1451.1**	**4265.4**
Stddev	57.	40.	3.9	7.3
%RSD	.07433	.17746	.26963	.17090
#1	76415.	22294.	1453.9	4270.6
#2	76335.	22350.	1448.3	4260.3

Zoom In Zoom Out

Sample Name: jb70602-1a Acquired: 7/7/2014 21:06:56 Type: Unk
Method: Accutest1(v244) Mode: CONC Corr. Factor: 1.000000
User: admin Custom ID1: Custom ID2: Custom ID3:
Comment: soil 8th

Elem	Ba4554	Be3130	Cd2288	Co2286	Cr2677	Cu3247	Mn2576	Ni2316	Ag3280
Avg	**.6074**	**.0001**	**.0096**	**.0036**	**.3671**	**.0153**	**.5014**	**.0287**	**.0002**
Stddev	.0011	.0000	.0001	.0003	.0018	.0002	.0015	.0002	.0002
%RSD	.1830	7.855	1.394	7.880	.4844	1.574	.3050	.8136	125.5
#1	.6082	.0002	.0097	.0034	.3684	.0152	.5024	.0285	.0004
#2	.6066	.0001	.0095	.0038	.3658	.0155	.5003	.0288	.0000

Elem	V_2924	Zn2062	As1890	Tl1908	Pb2203	Se1960	Sb2068	Al3961	Ca3179
Avg	**.0025**	**7.272**	**.0040**	**.0033**	**1.065**	**.0140**	**.0016**	**.4097**	**184.5**
Stddev	.0001	.037	.0000	.0020	.001	.0011	.0002	.0027	.5
%RSD	4.308	.5123	.7935	60.11	.1073	8.042	11.08	.6573	.2971
#1	.0026	7.245	.0039	.0048	1.064	.0132	.0017	.4116	184.1
#2	.0024	7.298	.0040	.0019	1.066	.0148	.0015	.4078	184.9

Elem	Fe2599	Mg2790	K_7664	Na5895	B_2089	Mo2020	Pd3404	Si2124	Sn1899
Avg	**.2592**	**8.159**	**5.334**	**951.1**	**.0702**	**.0035**	**-.0038**	**4.599**	**.0061**
Stddev	.0001	.013	.014	2.1	.0000	.0006	.0004	.013	.0017
%RSD	.0297	.1615	.2578	.2210	.0150	16.55	10.98	.2855	27.47
#1	.2593	8.150	5.343	949.6	.0703	.0039	-.0035	4.608	.0049
#2	.2592	8.168	5.324	952.6	.0702	.0031	-.0041	4.590	.0072

Elem	Sr4077	Ti3349	W_2079	Zr3391	S_1820	Bi2230	Li6707
Avg	**.4598**	**.0130**	**-.0082**	**.0010**	**.7692**	**.0005**	**.0146**
Stddev	.0004	.0003	.0019	.0001	.0000	.0006	.0003
%RSD	.0855	2.261	23.45	10.29	.0051	104.5	2.253
#1	.4600	.0132	-.0068	.0010	.7692	.0009	.0148
#2	.4595	.0128	-.0095	.0011	.7692	.0001	.0144

Int. Std.	Y_3600	Y_3710	Y_2243	In2306
Avg	**74715.**	**21882.**	**1410.7**	**4197.3**
Stddev	77.	15.	9.6	21.7
%RSD	.10343	.06921	.68284	.51666
#1	74770.	21893.	1403.9	4181.9
#2	74660.	21872.	1417.5	4212.6

Zoom In Zoom Out

Sample Name: jb70655-1 Acquired: 7/7/2014 21:13:18 Type: Unk
Method: Accutest1(v244) Mode: CONC Corr. Factor: 1.000000
User: admin Custom ID1: Custom ID2: Custom ID3:
Comment: soil 8th

Elem	Ba4554	Be3130	Cd2288	Co2286	Cr2677	Cu3247	Mn2576	Ni2316	Ag3280
Avg	**.4553**	**.0009**	**.0161**	**.1059**	**.0033**	**8.371**	**1.940**	**.1996**	**.0002**
Stddev	.0003	.0000	.0002	.0000	.0004	.033	.007	.0006	.0004
%RSD	.0712	.1092	1.524	.0296	12.58	.3982	.3729	.2859	206.4
#1	.4550	.0009	.0163	.1058	.0036	8.395	1.935	.1992	.0005
#2	.4555	.0009	.0159	.1059	.0030	8.348	1.945	.2000	-.0001

Elem	V_2924	Zn2062	As1890	Tl1908	Pb2203	Se1960	Sb2068	Al3961	Ca3179
Avg	**.0038**	**23.69**	**.0089**	**.0158**	**.0321**	**.0221**	**.0085**	**.1799**	**285.0**
Stddev	.0000	.05	.0003	.0004	.0011	.0010	.0022	.0007	2.4
%RSD	1.009	.2258	3.881	2.310	3.416	4.483	26.04	.3779	.8252
#1	.0038	23.65	.0087	.0161	.0314	.0228	.0101	.1794	283.3
#2	.0037	23.73	.0092	.0156	.0329	.0214	.0069	.1804	286.7

Elem	Fe2599	Mg2790	K_7664	Na5895	B_2089	Mo2020	Pd3404	Si2124	Sn1899
Avg	**.0799**	**25.49**	**7.643**	**969.2**	**.5618**	**.0105**	**-.0053**	**14.59**	**.0054**
Stddev	.0010	.00	.002	8.5	.0004	.0001	.0013	.02	.0003
%RSD	1.271	.0059	.0259	.8804	.0782	1.207	23.75	.1307	5.900
#1	.0806	25.49	7.645	963.2	.5615	.0106	-.0044	14.61	.0051
#2	.0791	25.49	7.642	975.2	.5621	.0104	-.0062	14.58	.0056

Elem	Sr4077	Ti3349	W_2079	Zr3391	S_1820	Bi2230	Li6707
Avg	**1.199**	**.0018**	**-.0312**	**.0008**	**8.158**	**-.0074**	**.0198**
Stddev	.002	.0001	.0002	.0002	.008	.0002	.0004
%RSD	.1349	5.815	.4905	28.54	.1002	2.700	1.837
#1	1.200	.0018	-.0310	.0007	8.164	-.0073	.0200
#2	1.197	.0019	-.0313	.0010	8.153	-.0076	.0195

Int. Std.	Y_3600	Y_3710	Y_2243	In2306
Avg	**73886.**	**21644.**	**1385.0**	**4134.6**
Stddev	63.	59.	1.4	.6
%RSD	.08540	.27335	.10312	.01422
#1	73841.	21685.	1384.0	4135.0
#2	73931.	21602.	1386.0	4134.2

Zoom In Zoom Out

Sample Name: jb70655-3 Acquired: 7/7/2014 21:19:39 Type: Unk
Method: Accutest1(v244) Mode: CONC Corr. Factor: 1.000000
User: admin Custom ID1: Custom ID2: Custom ID3:
Comment: soil 8th

Elem	Ba4554	Be3130	Cd2288	Co2286	Cr2677	Cu3247	Mn2576	Ni2316	Ag3280
Avg	**.6831**	**.0018**	**.0154**	**.0785**	**.0039**	**5.709**	**1.868**	**.2712**	**.0004**
Stddev	.0008	.0000	.0001	.0004	.0001	.015	.009	.0001	.0000
%RSD	.1171	2.049	.8906	.5454	3.212	.2627	.4537	.0489	1.379
#1	.6836	.0018	.0153	.0782	.0039	5.699	1.874	.2711	.0004
#2	.6825	.0019	.0155	.0788	.0038	5.720	1.862	.2713	.0004

Elem	V_2924	Zn2062	As1890	Tl1908	Pb2203	Se1960	Sb2068	Al3961	Ca3179
Avg	**.0015**	**16.64**	**.0079**	**.0094**	**.0551**	**.0198**	**.0085**	**.2082**	**322.6**
Stddev	.0001	.08	.0002	.0035	.0003	.0007	.0009	.0018	1.5
%RSD	4.469	.4854	2.921	36.65	.6175	3.409	10.10	.8802	.4689
#1	.0016	16.59	.0077	.0119	.0548	.0193	.0079	.2069	321.6
#2	.0015	16.70	.0080	.0070	.0553	.0202	.0091	.2095	323.7

Elem	Fe2599	Mg2790	K_7664	Na5895	B_2089	Mo2020	Pd3404	Si2124	Sn1899
Avg	**.1108**	**17.78**	**8.944**	**949.1**	**.7030**	**.0205**	**-.0057**	**13.64**	**.0049**
Stddev	.0017	.07	.009	9.7	.0013	.0002	.0005	.01	.0006
%RSD	1.521	.4181	.1052	1.018	.1857	.8178	9.305	.0685	11.72
#1	.1096	17.72	8.951	955.9	.7021	.0204	-.0060	13.63	.0053
#2	.1120	17.83	8.938	942.2	.7039	.0206	-.0053	13.65	.0045

Elem	Sr4077	Ti3349	W_2079	Zr3391	S_1820	Bi2230	Li6707
Avg	**1.508**	**.0027**	**-.0242**	**.0009**	**8.168**	**-.0050**	**.0172**
Stddev	.002	.0001	.0016	.0001	.004	.0003	.0004
%RSD	.1347	2.606	6.492	8.814	.0494	5.343	2.606
#1	1.509	.0027	-.0231	.0008	8.171	-.0052	.0176
#2	1.507	.0026	-.0253	.0009	8.165	-.0048	.0169

Int. Std.	Y_3600	Y_3710	Y_2243	In2306
Avg	**73784.**	**21610.**	**1379.8**	**4132.5**
Stddev	136.	55.	1.2	8.8
%RSD	.18403	.25361	.08533	.21402
#1	73880.	21649.	1379.0	4126.3
#2	73688.	21571.	1380.6	4138.8

Zoom In Zoom Out

Sample Name: jb70655-5 Acquired: 7/7/2014 21:26:01 Type: Unk
Method: Accutest1(v244) Mode: CONC Corr. Factor: 1.000000
User: admin Custom ID1: Custom ID2: Custom ID3:
Comment: soil 8th

Elem	Ba4554	Be3130	Cd2288	Co2286	Cr2677	Cu3247	Mn2576	Ni2316	Ag3280
Avg	**.8666**	**.0017**	**.0213**	**.0416**	**.0058**	**17.22**	**1.076**	**.0976**	**.0001**
Stddev	.0018	.0000	.0002	.0002	.0001	.02	.001	.0000	.0002
%RSD	.2106	.5696	1.017	.5349	1.435	.1422	.0906	.0216	163.7
#1	.8679	.0017	.0212	.0418	.0059	17.23	1.075	.0976	.0003
#2	.8653	.0017	.0215	.0414	.0058	17.20	1.076	.0976	.0000

Elem	V_2924	Zn2062	As1890	Tl1908	Pb2203	Se1960	Sb2068	Al3961	Ca3179
Avg	**.0000**	**20.20**	**.0107**	**.0126**	**.0335**	**.0218**	**.0096**	**.4053**	**61.31**
Stddev	.000	.00	.0004	.0009	.0001	.0028	.0013	.0003	.02
%RSD	345.7	.0233	3.887	7.473	.3389	13.02	13.78	.0670	.0316
#1	.0000	20.20	.0104	.0133	.0334	.0239	.0105	.4055	61.32
#2	-.0001	20.19	.0110	.0119	.0336	.0198	.0086	.4051	61.30

Elem	Fe2599	Mg2790	K_7664	Na5895	B_2089	Mo2020	Pd3404	Si2124	Sn1899
Avg	**6.663**	**8.343**	**5.744**	**951.9**	**.1873**	**.0063**	**.0007**	**9.655**	**.0067**
Stddev	.006	.017	.013	4.4	.0012	.0002	.0003	.023	.0009
%RSD	.0938	.2048	.2268	.4656	.6528	3.287	39.36	.2419	13.82
#1	6.667	8.355	5.754	948.8	.1864	.0064	.0005	9.638	.0061
#2	6.658	8.331	5.735	955.0	.1881	.0062	.0009	9.671	.0074

Elem	Sr4077	Ti3349	W_2079	Zr3391	S_1820	Bi2230	Li6707
Avg	**.5936**	**.0006**	**-.0383**	**-.0002**	**3.624**	**-.0160**	**.0101**
Stddev	.0007	.0004	.0026	.0000	.005	.0003	.0004
%RSD	.1158	75.99	6.717	9.030	.1305	1.779	4.234
#1	.5940	.0009	-.0401	-.0002	3.620	-.0158	.0098
#2	.5931	.0003	-.0365	-.0001	3.627	-.0162	.0104

Int. Std.	Y_3600	Y_3710	Y_2243	In2306
Avg	**75351.**	**22054.**	**1427.1**	**4286.5**
Stddev	69.	29.	6.3	10.8
%RSD	.09186	.13211	.44253	.25253
#1	75302.	22075.	1431.6	4294.2
#2	75400.	22034.	1422.7	4278.9

Zoom In Zoom Out

Sample Name: jb70655-7 Acquired: 7/7/2014 21:32:24 Type: Unk
Method: Accutest1(v244) Mode: CONC Corr. Factor: 1.000000
User: admin Custom ID1: Custom ID2: Custom ID3:
Comment: soil 8th

Elem	Ba4554	Be3130	Cd2288	Co2286	Cr2677	Cu3247	Mn2576	Ni2316	Ag3280
Avg	**.7626**	**.0044**	**.0169**	**.0764**	**.0039**	**18.95**	**1.815**	**.2815**	**.0002**
Stddev	.0009	.0000	.0002	.0001	.0002	.09	.008	.0005	.0002
%RSD	.1149	.7853	.9345	.1942	5.953	.4601	.4190	.1758	103.0
#1	.7632	.0044	.0170	.0763	.0041	19.01	1.821	.2812	.0004
#2	.7620	.0044	.0168	.0765	.0038	18.89	1.810	.2819	.0001

Elem	V_2924	Zn2062	As1890	Tl1908	Pb2203	Se1960	Sb2068	Al3961	Ca3179
Avg	**.0004**	**30.84**	**.0097**	**.0171**	**.0969**	**.0228**	**.0075**	**.5913**	**130.0**
Stddev	.0000	.03	.0002	.0005	.0002	.0021	.0005	.0090	.5
%RSD	8.865	.0884	1.583	2.972	.2124	9.080	7.223	1.524	.4178
#1	.0003	30.82	.0098	.0168	.0970	.0243	.0071	.5977	129.7
#2	.0004	30.86	.0095	.0175	.0968	.0214	.0079	.5850	130.4

Elem	Fe2599	Mg2790	K_7664	Na5895	B_2089	Mo2020	Pd3404	Si2124	Sn1899
Avg	**1.172**	**8.853**	**5.244**	**957.8**	**.5763**	**.0039**	**-.0002**	**11.68**	**.0071**
Stddev	.004	.022	.004	13.1	.0011	.0002	.0009	.01	.0002
%RSD	.3056	.2532	.0865	1.370	.1870	6.341	490.8	.1120	3.467
#1	1.169	8.837	5.241	967.1	.5755	.0040	-.0008	11.67	.0073
#2	1.175	8.869	5.247	948.6	.5771	.0037	.0005	11.69	.0069

Elem	Sr4077	Ti3349	W_2079	Zr3391	S_1820	Bi2230	Li6707
Avg	**.7943**	**.0008**	**-.0463**	**.0001**	**2.824**	**-.0182**	**.0100**
Stddev	.0008	.0000	.0011	.0000	.005	.0011	.0005
%RSD	.0949	1.301	2.323	32.63	.1697	6.048	5.188
#1	.7948	.0008	-.0456	.0001	2.827	-.0174	.0097
#2	.7937	.0008	-.0471	.0001	2.821	-.0189	.0104

Int. Std.	Y_3600	Y_3710	Y_2243	In2306
Avg	**75121.**	**21916.**	**1416.9**	**4236.8**
Stddev	12.	13.	.0	.1
%RSD	.01636	.06095	.00066	.00176
#1	75112.	21926.	1416.9	4236.7
#2	75130.	21907.	1416.9	4236.8

Zoom In Zoom Out

Sample Name: jb70655-9 Acquired: 7/7/2014 21:38:48 Type: Unk
Method: Accutest1(v244) Mode: CONC Corr. Factor: 1.000000
User: admin Custom ID1: Custom ID2: Custom ID3:
Comment: soil 8th

Elem	Ba4554	Be3130	Cd2288	Co2286	Cr2677	Cu3247	Mn2576	Ni2316	Ag3280
Avg	**.7069**	**.0053**	**.0150**	**.0498**	**.0055**	**23.73**	**2.547**	**.4416**	**.0003**
Stddev	.0012	.0000	.0002	.0001	.0002	.02	.010	.0015	.0000
%RSD	.1695	.7421	1.306	.1613	4.453	.0643	.4009	.3403	5.258
#1	.7078	.0052	.0148	.0498	.0056	23.72	2.540	.4405	.0002
#2	.7061	.0053	.0151	.0499	.0053	23.74	2.554	.4426	.0003

Elem	V_2924	Zn2062	As1890	Tl1908	Pb2203	Se1960	Sb2068	Al3961	Ca3179
Avg	**.0006**	**26.38**	**.0094**	**.0184**	**.2808**	**.0219**	**.0057**	**.5090**	**159.1**
Stddev	.0000	.14	.0004	.0013	.0019	.0012	.0013	.0036	.7
%RSD	3.979	.5197	3.922	6.912	.6728	5.339	22.37	.7050	.4147
#1	.0006	26.29	.0097	.0193	.2794	.0210	.0048	.5115	158.6
#2	.0006	26.48	.0092	.0175	.2821	.0227	.0066	.5064	159.5

Elem	Fe2599	Mg2790	K_7664	Na5895	B_2089	Mo2020	Pd3404	Si2124	Sn1899
Avg	**.3880**	**8.652**	**4.140**	**943.8**	**.6034**	**.0020**	**-.0002**	**9.606**	**.0061**
Stddev	.0014	.009	.015	.2	.0001	.0001	.0001	.010	.0012
%RSD	.3603	.0993	.3513	.0188	.0175	4.658	75.44	.1086	19.28
#1	.3889	8.658	4.150	943.9	.6033	.0019	-.0001	9.598	.0053
#2	.3870	8.646	4.130	943.7	.6035	.0020	-.0003	9.613	.0069

Elem	Sr4077	Ti3349	W_2079	Zr3391	S_1820	Bi2230	Li6707
Avg	**1.658**	**.0015**	**-.0454**	**.0000**	**2.975**	**-.0231**	**.0102**
Stddev	.000	.0004	.0003	.0002	.019	.0005	.0003
%RSD	.0061	28.35	.7302	992.6	.6515	2.129	3.054
#1	1.658	.0018	-.0452	-.0001	2.962	-.0228	.0104
#2	1.658	.0012	-.0456	.0001	2.989	-.0235	.0100

Int. Std.	Y_3600	Y_3710	Y_2243	In2306
Avg	**74775.**	**21919.**	**1417.4**	**4235.0**
Stddev	139.	20.	1.1	8.2
%RSD	.18644	.09298	.08030	.19372
#1	74676.	21904.	1416.6	4229.2
#2	74873.	21933.	1418.2	4240.8

Zoom In Zoom Out

Sample Name: ccv Acquired: 7/7/2014 21:45:18 Type: QC
Method: Accutest1(v244) Mode: CONC Corr. Factor: 1.000000
User: admin Custom ID1: Custom ID2: Custom ID3:
Comment: 5

Elem	Ba4554	Be3130	Cd2288	Co2286	Cr2677	Cu3247	Mn2576	Ni2316	Ag3280
Units	ppm	ppm	ppm	ppm	ppm	ppm	ppm	ppm	ppm
Avg	**2.062**	**2.061**	**2.053**	**2.020**	**2.163**	**2.017**	**2.153**	**2.062**	**.2554**
Stddev	.003	.002	.004	.003	.006	.002	.006	.001	.0004
%RSD	.1305	.1003	.2161	.1289	.2981	.0740	.2935	.0300	.1451
#1	2.060	2.063	2.049	2.022	2.167	2.016	2.158	2.062	.2556
#2	2.063	2.060	2.056	2.018	2.158	2.018	2.149	2.063	.2551
Check ?	Chk Pass	Chk Pass	Chk Pass	Chk Pass	Chk Pass	Chk Pass	Chk Pass	Chk Pass	Chk Pass
Value									
Range									

Elem	V_2924	Zn2062	As1890	Tl1908	Pb2203	Se1960	Sb2068	Al3961	Ca3179
Units	ppm	ppm	ppm	ppm	ppm	ppm	ppm	ppm	ppm
Avg	**2.061**	**2.093**	**2.038**	**2.109**	**2.041**	**2.023**	**2.002**	**39.31**	**39.53**
Stddev	.004	.001	.001	.000	.004	.004	.003	.01	.10
%RSD	.1902	.0413	.0620	.0158	.2170	.1912	.1590	.0196	.2538
#1	2.064	2.093	2.037	2.109	2.044	2.020	2.000	39.32	39.60
#2	2.058	2.094	2.039	2.109	2.037	2.026	2.005	39.31	39.46
Check ?	Chk Pass	Chk Pass	Chk Pass	Chk Pass	Chk Pass	Chk Pass	Chk Pass	Chk Pass	Chk Pass
Value									
Range									

Elem	Fe2599	Mg2790	K_7664	Na5895	B_2089	Mo2020	Pd3404	Si2124	Sn1899
Units	ppm	ppm	ppm	ppm	ppm	ppm	ppm	ppm	ppm
Avg	**41.12**	**40.42**	**40.30**	**39.15**	**2.056**	**2.067**	**2.046**	**4.995**	**2.078**
Stddev	.16	.24	.03	.06	.004	.003	.002	.007	.002
%RSD	.3957	.5845	.0776	.1581	.1708	.1606	.1098	.1457	.1071
#1	41.24	40.58	40.27	39.11	2.054	2.065	2.045	4.990	2.076
#2	41.01	40.25	40.32	39.19	2.059	2.070	2.048	5.000	2.080
Check ?	Chk Pass	Chk Pass	Chk Pass	Chk Pass	Chk Pass	Chk Pass	Chk Pass	Chk Pass	Chk Pass
Value									
Range									

Zoom In Zoom Out

Sample Name: ccv Acquired: 7/7/2014 21:45:18 Type: QC
Method: Accutest1(v244) Mode: CONC Corr. Factor: 1.000000
User: admin Custom ID1: Custom ID2: Custom ID3:
Comment: 5

Elem	Sr4077	Ti3349	W_2079	Zr3391	S_1820	Bi2230	Li6707
Units	ppm	ppm	ppm	ppm	ppm	ppm	ppm
Avg	**2.072**	**2.120**	**2.010**	**2.159**	**1.998**	**2.009**	**2.052**
Stddev	.007	.002	.004	.001	.004	.002	.004
%RSD	.3514	.1013	.2102	.0365	.1977	.0742	.1709
#1	2.077	2.121	2.007	2.159	1.995	2.008	2.050
#2	2.067	2.118	2.013	2.160	2.000	2.010	2.055
Check ?	Chk Pass	Chk Pass	Chk Pass	Chk Pass	Chk Pass	Chk Pass	Chk Pass
Value							
Range							

Int. Std.	Y_3600	Y_3710	Y_2243	In2306
Units	Cts/S	Cts/S	Cts/S	Cts/S
Avg	**85908.**	**23124.**	**1661.6**	**5294.3**
Stddev	19.	48.	2.8	2.7
%RSD	.02170	.20837	.16645	.05158
#1	85921.	23090.	1663.5	5296.2
#2	85895.	23159.	1659.6	5292.4

Zoom In Zoom Out

Sample Name: ccb Acquired: 7/7/2014 21:51:27 Type: QC
Method: Accutest1(v244) Mode: CONC Corr. Factor: 1.000000
User: admin Custom ID1: Custom ID2: Custom ID3:
Comment:

Elem	Ba4554	Be3130	Cd2288	Co2286	Cr2677	Cu3247	Mn2576	Ni2316	Ag3280
Units	ppm	ppm	ppm	ppm	ppm	ppm	ppm	ppm	ppm
Avg	**.0003**	**.0002**	**.0001**	**.0004**	**.0002**	**.0000**	**.0002**	**.0003**	**.0001**
Stddev	.0001	.0000	.0001	.0000	.0005	.0000	.0000	.0000	.0003
%RSD	35.82	13.07	99.82	2.581	229.2	83.95	7.922	9.950	325.7
#1	.0003	.0002	.0000	.0003	-.0001	.0001	.0003	.0003	.0003
#2	.0002	.0002	.0002	.0004	.0005	.0000	.0002	.0002	-.0001
Check ?	Chk Pass	Chk Pass	Chk Pass	Chk Pass	Chk Pass	Chk Pass	Chk Pass	Chk Pass	Chk Pass
High Limit									
Low Limit									

Elem	V_2924	Zn2062	As1890	Tl1908	Pb2203	Se1960	Sb2068	Al3961	Ca3179
Units	ppm	ppm	ppm	ppm	ppm	ppm	ppm	ppm	ppm
Avg	**.0004**	**.0006**	**.0005**	**.0006**	**.0003**	**-.0007**	**.0003**	**.0027**	**.0015**
Stddev	.0002	.0001	.0001	.0009	.0003	.0000	.0002	.0052	.0008
%RSD	42.11	9.359	14.37	154.7	102.5	5.325	54.51	191.0	52.94
#1	.0005	.0006	.0006	.0012	.0001	-.0007	.0002	.0064	.0010
#2	.0003	.0006	.0005	-.0001	.0004	-.0007	.0004	-.0010	.0021
Check ?	Chk Pass	Chk Pass	Chk Pass	Chk Pass	Chk Pass	Chk Pass	Chk Pass	Chk Pass	Chk Pass
High Limit									
Low Limit									

Elem	Fe2599	Mg2790	K_7664	Na5895	B_2089	Mo2020	Pd3404	Si2124	Sn1899
Units	ppm	ppm	ppm	ppm	ppm	ppm	ppm	ppm	ppm
Avg	**.0062**	**-.0101**	**.0224**	**.0919**	**.0013**	F **.0023**	**.0014**	**.0029**	**.0013**
Stddev	.0001	.0055	.0032	.0045	.0003	.0003	.0003	.0007	.0007
%RSD	1.301	54.37	14.31	4.937	21.56	11.32	22.47	22.70	49.63
#1	.0063	-.0062	.0201	.0951	.0011	.0025	.0016	.0024	.0018
#2	.0061	-.0139	.0246	.0887	.0014	.0021	.0012	.0034	.0009
Check ?	Chk Pass	Chk Pass	Chk Pass	Chk Pass	Chk Pass	Chk Fail	Chk Pass	Chk Pass	Chk Pass
High Limit						.0020			
Low Limit						-.0020			

Zoom In Zoom Out

Sample Name: ccb Acquired: 7/7/2014 21:51:27 Type: QC
Method: Accutest1(v244) Mode: CONC Corr. Factor: 1.000000
User: admin Custom ID1: Custom ID2: Custom ID3:
Comment:

Elem	Sr4077	Ti3349	W_2079	Zr3391	S_1820	Bi2230	Li6707
Units	ppm	ppm	ppm	ppm	ppm	ppm	ppm
Avg	**.0002**	**.0002**	**.0083**	**.0008**	**-.0011**	**.0002**	**.0000**
Stddev	.0000	.0002	.0008	.0001	.0008	.0005	.0005
%RSD	1.105	142.0	9.561	9.849	70.33	281.6	56110.
#1	.0002	.0000	.0089	.0007	-.0017	.0005	-.0004
#2	.0002	.0003	.0077	.0008	-.0006	-.0002	.0004
Check ?	Chk Pass	Chk Pass	Chk Pass	Chk Pass	Chk Pass	Chk Pass	Chk Pass
High Limit							
Low Limit							

Int. Std.	Y_3600	Y_3710	Y_2243	In2306
Units	Cts/S	Cts/S	Cts/S	Cts/S
Avg	**90933.**	**23291.**	**1731.8**	**5921.8**
Stddev	167.	125.	11.1	22.2
%RSD	.18354	.53856	.64259	.37460
#1	90815.	23202.	1739.7	5937.5
#2	91051.	23379.	1723.9	5906.1

Zoom In Zoom Out

Sample Name: jb70655-11 Acquired: 7/7/2014 21:57:48 Type: Unk
Method: Accutest1(v244) Mode: CONC Corr. Factor: 1.000000
User: admin Custom ID1: Custom ID2: Custom ID3:
Comment: soil 8th

Elem	Ba4554	Be3130	Cd2288	Co2286	Cr2677	Cu3247	Mn2576	Ni2316	Ag3280
Avg	**.4892**	**.0027**	**.0134**	**.0628**	**.0042**	**18.67**	**3.579**	**.2692**	**.0001**
Stddev	.0004	.0000	.0000	.0001	.0000	.07	.001	.0007	.0000
%RSD	.0736	.0327	.2199	.2160	.6733	.3698	.0157	.2718	26.38
#1	.4890	.0027	.0134	.0627	.0042	18.72	3.580	.2687	.0001
#2	.4895	.0027	.0133	.0629	.0042	18.62	3.579	.2698	.0001

Elem	V_2924	Zn2062	As1890	Tl1908	Pb2203	Se1960	Sb2068	Al3961	Ca3179
Avg	**.0015**	**20.86**	**.0092**	**.0133**	**.0684**	**.0201**	**.0043**	**.5508**	**123.9**
Stddev	.0003	.05	.0003	.0026	.0015	.0005	.0012	.0046	.8
%RSD	18.57	.2333	3.695	19.64	2.237	2.688	28.46	.8370	.6634
#1	.0013	20.83	.0095	.0151	.0673	.0197	.0034	.5541	124.4
#2	.0017	20.90	.0090	.0114	.0695	.0204	.0052	.5476	123.3

Elem	Fe2599	Mg2790	K_7664	Na5895	B_2089	Mo2020	Pd3404	Si2124	Sn1899
Avg	**.0504**	**15.85**	**5.588**	**989.0**	**.6109**	**.0022**	**-.0004**	**10.38**	**.0054**
Stddev	.0004	.06	.003	.9	.0013	.0005	.0002	.03	.0011
%RSD	.7866	.3907	.0566	.0880	.2122	22.12	43.03	.3126	20.02
#1	.0506	15.89	5.585	988.4	.6099	.0019	-.0003	10.36	.0062
#2	.0501	15.81	5.590	989.6	.6118	.0026	-.0006	10.41	.0046

Elem	Sr4077	Ti3349	W_2079	Zr3391	S_1820	Bi2230	Li6707
Avg	**.9042**	**.0007**	**-.0362**	**.0028**	**6.855**	**-.0170**	**.0114**
Stddev	.0005	.0001	.0007	.0003	.008	.0005	.0002
%RSD	.0550	12.90	1.809	10.98	.1111	2.729	1.806
#1	.9038	.0008	-.0357	.0030	6.850	-.0167	.0112
#2	.9045	.0007	-.0366	.0025	6.861	-.0173	.0115

Int. Std.	Y_3600	Y_3710	Y_2243	In2306
Avg	**74089.**	**21825.**	**1422.0**	**4254.6**
Stddev	69.	81.	2.9	2.9
%RSD	.09296	.37300	.20304	.06928
#1	74138.	21767.	1424.0	4256.7
#2	74041.	21882.	1419.9	4252.6

Zoom In Zoom Out

Sample Name: jb70655-13 Acquired: 7/7/2014 22:04:11 Type: Unk
Method: Accutest1(v244) Mode: CONC Corr. Factor: 1.000000
User: admin Custom ID1: Custom ID2: Custom ID3:
Comment: soil 8th

Elem	Ba4554	Be3130	Cd2288	Co2286	Cr2677	Cu3247	Mn2576	Ni2316	Ag3280
Avg	**.3600**	**.0013**	**.0189**	**.1494**	**.0025**	**17.34**	**1.653**	**.2384**	**.0004**
Stddev	.0005	.0000	.0001	.0002	.0001	.01	.006	.0000	.0002
%RSD	.1361	.9076	.4878	.1362	3.675	.0492	.3937	.0151	44.35
#1	.3596	.0013	.0190	.1492	.0025	17.35	1.657	.2384	.0006
#2	.3603	.0013	.0189	.1495	.0024	17.34	1.648	.2384	.0003

Elem	V_2924	Zn2062	As1890	Tl1908	Pb2203	Se1960	Sb2068	Al3961	Ca3179
Avg	**.0001**	**23.78**	**.0098**	**.0146**	**.0365**	**.0227**	**.0097**	**.3009**	**125.8**
Stddev	.0001	.03	.0003	.0007	.0007	.0008	.0002	.0006	.4
%RSD	64.89	.1184	3.192	4.498	1.787	3.367	2.253	.2097	.3426
#1	.0001	23.80	.0100	.0142	.0360	.0221	.0099	.3013	126.1
#2	.0002	23.76	.0096	.0151	.0369	.0232	.0096	.3004	125.5

Elem	Fe2599	Mg2790	K_7664	Na5895	B_2089	Mo2020	Pd3404	Si2124	Sn1899
Avg	**.1214**	**15.00**	**9.037**	**969.4**	**.3368**	**.0121**	**-.0007**	**12.86**	**.0071**
Stddev	.0003	.05	.016	11.0	.0005	.0003	.0006	.01	.0006
%RSD	.2617	.3515	.1793	1.134	.1573	2.383	93.77	.1075	8.519
#1	.1216	14.96	9.025	977.1	.3372	.0123	-.0002	12.87	.0075
#2	.1212	15.04	9.048	961.6	.3364	.0119	-.0011	12.85	.0067

Elem	Sr4077	Ti3349	W_2079	Zr3391	S_1820	Bi2230	Li6707
Avg	**.8536**	**.0007**	**-.0368**	**.0003**	**6.913**	**-.0158**	**.0154**
Stddev	.0014	.0000	.0024	.0000	.005	.0004	.0000
%RSD	.1613	6.125	6.632	.4385	.0796	2.495	.2973
#1	.8526	.0008	-.0350	.0003	6.917	-.0161	.0154
#2	.8546	.0007	-.0385	.0003	6.909	-.0155	.0155

Int. Std.	Y_3600	Y_3710	Y_2243	In2306
Avg	**73675.**	**21784.**	**1410.6**	**4237.1**
Stddev	64.	29.	2.3	3.2
%RSD	.08635	.13345	.16011	.07610
#1	73630.	21763.	1409.0	4239.4
#2	73720.	21804.	1412.2	4234.8

Zoom In Zoom Out

Sample Name: jb70655-15 Acquired: 7/7/2014 22:10:32 Type: Unk
Method: Accutest1(v244) Mode: CONC Corr. Factor: 1.000000
User: admin Custom ID1: Custom ID2: Custom ID3:
Comment: soil 8th

Elem	Ba4554	Be3130	Cd2288	Co2286	Cr2677	Cu3247	Mn2576	Ni2316	Ag3280
Avg	**.6688**	**.0063**	**.0138**	**.0414**	**.0047**	**23.19**	**1.667**	**.2826**	**.0001**
Stddev	.0005	.0000	.0001	.0003	.0001	.10	.000	.0003	.0001
%RSD	.0810	.1250	1.022	.6983	1.173	.4236	.0038	.0976	125.5
#1	.6684	.0063	.0139	.0412	.0047	23.12	1.667	.2824	.0001
#2	.6692	.0063	.0137	.0416	.0047	23.26	1.667	.2828	.0000

Elem	V_2924	Zn2062	As1890	Tl1908	Pb2203	Se1960	Sb2068	Al3961	Ca3179
Avg	**.0004**	**24.10**	**.0093**	**.0144**	**.1508**	**.0229**	**.0061**	**.8245**	**126.3**
Stddev	.0000	.04	.0005	.0010	.0001	.0003	.0001	.0012	.1
%RSD	.1034	.1807	5.509	7.029	.0633	1.517	1.945	.1441	.0868
#1	.0004	24.07	.0089	.0151	.1507	.0232	.0061	.8237	126.3
#2	.0004	24.13	.0097	.0137	.1509	.0227	.0060	.8254	126.2

Elem	Fe2599	Mg2790	K_7664	Na5895	B_2089	Mo2020	Pd3404	Si2124	Sn1899
Avg	**1.743**	**8.169**	**3.801**	**940.9**	**.5090**	**.0035**	**.0003**	**9.992**	**.0073**
Stddev	.003	.004	.026	4.6	.0001	.0001	.0003	.019	.0010
%RSD	.1785	.0498	.6877	.4898	.0173	2.847	103.0	.1926	13.25
#1	1.745	8.166	3.782	937.6	.5090	.0036	.0006	10.01	.0066
#2	1.741	8.172	3.819	944.2	.5089	.0035	.0001	9.978	.0079

Elem	Sr4077	Ti3349	W_2079	Zr3391	S_1820	Bi2230	Li6707
Avg	**.6500**	**.0016**	**-.0412**	**.0013**	**2.695**	**-.0221**	**.0094**
Stddev	.0001	.0003	.0003	.0000	.002	.0001	.0007
%RSD	.0210	17.34	.7576	1.383	.0763	.4679	7.684
#1	.6499	.0014	-.0415	.0013	2.697	-.0220	.0099
#2	.6501	.0018	-.0410	.0013	2.694	-.0221	.0089

Int. Std.	Y_3600	Y_3710	Y_2243	In2306
Avg	**74150.**	**21813.**	**1426.3**	**4257.2**
Stddev	27.	46.	.4	1.4
%RSD	.03706	.21108	.02943	.03404
#1	74131.	21781.	1426.0	4256.2
#2	74169.	21846.	1426.6	4258.2

Zoom In Zoom Out

Sample Name: mp80450-mb1conf Acquired: 7/7/2014 22:16:52 Type: Unk
Method: Accutest1(v244) Mode: CONC Corr. Factor: 1.000000
User: admin Custom ID1: Custom ID2: Custom ID3:
Comment: soil rerun 15th

Elem	Ba4554	Be3130	Cd2288	Co2286	Cr2677	Cu3247	Mn2576	Ni2316	Ag3280
Avg	**.0014**	**.0000**	**.0000**	**.0000**	**.0016**	**.0016**	**.0008**	**.0002**	**.0000**
Stddev	.0001	.0000	.0000	.000	.0002	.0002	.0001	.0001	.0002
%RSD	5.186	33.52	118.8	39.09	14.50	13.23	14.92	65.16	1595.
#1	.0014	.0000	.0000	.0000	.0014	.0014	.0009	.0001	.0002
#2	.0013	.0000	.0001	.0000	.0018	.0017	.0007	.0002	-.0002

Elem	V_2924	Zn2062	As1890	Tl1908	Pb2203	Se1960	Sb2068	Al3961	Ca3179
Avg	**.0003**	**.0055**	**.0005**	**-.0002**	**.0006**	**.0024**	**.0005**	**.0289**	**.1737**
Stddev	.0003	.0001	.0005	.0004	.0006	.0002	.0000	.0027	.0028
%RSD	118.7	1.299	86.00	203.2	91.88	7.761	7.541	9.340	1.625
#1	.0000	.0055	.0002	.0001	.0011	.0023	.0005	.0270	.1757
#2	.0005	.0054	.0009	-.0005	.0002	.0025	.0004	.0308	.1717

Elem	Fe2599	Mg2790	K_7664	Na5895	B_2089	Mo2020	Pd3404	Si2124	Sn1899
Avg	**.0550**	**.0215**	**.0447**	**.1869**	**.0015**	**.0004**	**.0011**	**.0360**	**.0300**
Stddev	.0002	.0122	.0026	.0076	.0000	.0000	.0007	.0007	.0007
%RSD	.3721	56.90	5.926	4.045	.3049	4.941	61.01	1.908	2.453
#1	.0548	.0301	.0466	.1922	.0015	.0003	.0006	.0365	.0294
#2	.0551	.0128	.0428	.1815	.0015	.0004	.0016	.0355	.0305

Elem	Sr4077	Ti3349	W_2079	Zr3391	S_1820	Bi2230	Li6707
Avg	**.0005**	**.0013**	**.0033**	**.0005**	**.0138**	**-.0006**	**-.0001**
Stddev	.0000	.0004	.0005	.0001	.0029	.0008	.0001
%RSD	1.291	26.21	15.86	18.06	20.76	134.0	118.4
#1	.0005	.0011	.0029	.0004	.0158	.0000	-.0002
#2	.0005	.0016	.0037	.0006	.0117	-.0012	.0000

Int. Std.	Y_3600	Y_3710	Y_2243	In2306
Avg	**89324.**	**23375.**	**1716.6**	**5909.0**
Stddev	361.	97.	1.7	4.0
%RSD	.40432	.41405	.09971	.06690
#1	89069.	23306.	1717.8	5911.8
#2	89580.	23443.	1715.4	5906.3

Zoom In Zoom Out

Sample Name: jb70672-1 2 Acquired: 7/7/2014 22:23:09 Type: Unk
Method: Accutest1(v244) Mode: CONC Corr. Factor: 5.000000
User: admin Custom ID1: Custom ID2: Custom ID3:
Comment: soil rerun 15th

Elem	Ba4554	Be3130	Cd2288	Co2286	Cr2677	Cu3247	Mn2576	Ni2316	Ag3280
Avg	**2.008**	**.0414**	**.0140**	**.4894**	**1.354**	**1.126**	**10.64**	**2.037**	**.0073**
Stddev	.003	.0000	.0005	.0028	.009	.001	.04	.004	.0010
%RSD	.1343	.1047	3.386	.5752	.6499	.1234	.3424	.1978	13.59
#1	2.006	.0414	.0137	.4874	1.360	1.125	10.67	2.034	.0066
#2	2.010	.0413	.0144	.4914	1.347	1.127	10.62	2.040	.0080

Elem	V_2924	Zn2062	As1890	Tl1908	Pb2203	Se1960	Sb2068	Al3961	Ca3179
Avg	**1.544**	**3.055**	**.2548**	**-.0001**	**1.437**	**.0384**	**-.0032**	**594.5**	**106.9**
Stddev	.000	.004	.0030	.0165	.006	.0077	.0033	.8	.4
%RSD	.0045	.1325	1.165	27810.	.4326	20.17	101.4	.1348	.3793
#1	1.544	3.053	.2527	-.0117	1.441	.0329	-.0056	595.1	107.2
#2	1.543	3.058	.2569	.0116	1.433	.0439	-.0009	593.9	106.6

Elem	Fe2599	Mg2790	K_7664	Na5895	B_2089	Mo2020	Pd3404	Si2124	Sn1899
Avg	**1048.**	**297.5**	**128.4**	**22.52**	**.4470**	**.0244**	**-.0584**	**26.33**	**.1631**
Stddev	4.	.8	.1	.01	.0005	.0000	.0010	.02	.0020
%RSD	.3567	.2810	.1096	.0489	.1080	.0160	1.659	.0660	1.248
#1	1051.	298.1	128.5	22.53	.4474	.0244	-.0577	26.32	.1617
#2	1046.	296.9	128.3	22.52	.4467	.0244	-.0590	26.34	.1646

Elem	Sr4077	Ti3349	W_2079	Zr3391	S_1820	Bi2230	Li6707
Avg	**.9413**	**27.09**	**.0495**	**.4276**	**179.9**	**.0278**	**1.069**
Stddev	.0004	.05	.0069	.0017	.1	.0017	.001
%RSD	.0427	.1975	13.86	.3930	.0605	6.269	.0456
#1	.9416	27.13	.0447	.4288	180.0	.0266	1.068
#2	.9410	27.05	.0544	.4264	179.9	.0291	1.069

Int. Std.	Y_3600	Y_3710	Y_2243	In2306
Avg	**92244.**	**24987.**	**1771.1**	**5391.7**
Stddev	241.	35.	.6	1.1
%RSD	.26173	.14203	.03120	.02083
#1	92073.	24962.	1770.7	5392.5
#2	92415.	25012.	1771.5	5390.9

Zoom In Zoom Out

Sample Name: jb70672-2 Acquired: 7/7/2014 22:29:23 Type: Unk
Method: Accutest1(v244) Mode: CONC Corr. Factor: 1.000000
User: admin Custom ID1: Custom ID2: Custom ID3:
Comment: soil rerun 15th

Elem	Ba4554	Be3130	Cd2288	Co2286	Cr2677	Cu3247	Mn2576	Ni2316	Ag3280
Avg	**.2854**	**.0067**	**.0028**	**.0680**	**.2482**	**.1097**	**2.887**	**.1998**	**.0023**
Stddev	.0002	.0000	.0002	.0001	.0009	.0000	.007	.0004	.0005
%RSD	.0873	.0895	6.484	.1092	.3802	.0167	.2512	.1813	23.16
#1	.2852	.0067	.0030	.0681	.2476	.1097	2.882	.1995	.0020
#2	.2855	.0067	.0027	.0680	.2489	.1097	2.892	.2001	.0027

Elem	V_2924	Zn2062	As1890	Tl1908	Pb2203	Se1960	Sb2068	Al3961	Ca3179
Avg	**.2740**	**.5268**	**.0737**	**-.0012**	**.1253**	**.0099**	**.0015**	**109.5**	**18.39**
Stddev	.0001	.0013	.0000	.0024	.0000	.0011	.0009	.6	.17
%RSD	.0349	.2484	.0355	195.7	.0196	11.58	63.04	.5467	.9012
#1	.2740	.5258	.0737	.0005	.1253	.0091	.0022	109.9	18.51
#2	.2739	.5277	.0737	-.0029	.1254	.0107	.0008	109.1	18.27

Elem	Fe2599	Mg2790	K_7664	Na5895	B_2089	Mo2020	Pd3404	Si2124	Sn1899
Avg	**243.3**	**47.89**	**23.82**	**5.315**	**.1385**	**.0074**	**-.0101**	**6.230**	**.0241**
Stddev	2.3	.02	.00	.013	.0002	.0001	.0003	.011	.0005
%RSD	.9374	.0505	.0068	.2370	.1558	1.299	3.287	.1772	2.251
#1	241.7	47.91	23.82	5.323	.1383	.0075	-.0103	6.222	.0245
#2	244.9	47.88	23.82	5.306	.1387	.0074	-.0098	6.237	.0237

Elem	Sr4077	Ti3349	W_2079	Zr3391	S_1820	Bi2230	Li6707
Avg	**.2038**	**3.112**	**.0120**	**.1065**	**121.4**	**.0030**	**.2389**
Stddev	.0008	.009	.0003	.0001	.2	.0005	.0006
%RSD	.3946	.2730	2.085	.1245	.1562	16.41	.2689
#1	.2032	3.106	.0122	.1066	121.5	.0027	.2385
#2	.2044	3.118	.0119	.1064	121.3	.0034	.2394

Int. Std.	Y_3600	Y_3710	Y_2243	In2306
Avg	**89153.**	**24543.**	**1730.9**	**5458.2**
Stddev	67.	4.	1.0	2.1
%RSD	.07538	.01664	.05549	.03851
#1	89201.	24546.	1730.2	5459.7
#2	89106.	24540.	1731.6	5456.7

Zoom In Zoom Out

Sample Name: jb70672-3 Acquired: 7/7/2014 22:35:36 Type: Unk
Method: Accutest1(v244) Mode: CONC Corr. Factor: 1.000000
User: admin Custom ID1: Custom ID2: Custom ID3:
Comment: soil rerun 15th

Elem	Ba4554	Be3130	Cd2288	Co2286	Cr2677	Cu3247	Mn2576	Ni2316	Ag3280
Avg	**.2779**	**.0075**	**.0032**	**.0778**	**.2661**	**.1079**	**3.146**	**.2196**	**.0024**
Stddev	.0001	.0001	.0000	.0001	.0022	.0001	.012	.0002	.0006
%RSD	.0334	.6787	.7816	.1241	.8418	.0487	.3739	.1016	25.06
#1	.2779	.0075	.0032	.0777	.2645	.1079	3.138	.2197	.0029
#2	.2780	.0075	.0032	.0778	.2677	.1080	3.155	.2194	.0020

Elem	V_2924	Zn2062	As1890	Tl1908	Pb2203	Se1960	Sb2068	Al3961	Ca3179
Avg	**.2878**	**.5951**	**.0790**	**-.0033**	**.0986**	**.0081**	**.0024**	**125.4**	**19.14**
Stddev	.0008	.0013	.0003	.0020	.0008	.0020	.0009	.1	.02
%RSD	.2880	.2205	.4072	61.52	.8252	24.52	36.71	.0748	.1089
#1	.2873	.5942	.0788	-.0019	.0992	.0095	.0018	125.4	19.16
#2	.2884	.5961	.0792	-.0047	.0981	.0067	.0031	125.5	19.13

Elem	Fe2599	Mg2790	K_7664	Na5895	B_2089	Mo2020	Pd3404	Si2124	Sn1899
Avg	**251.4**	**55.40**	**28.17**	**7.567**	**.1586**	**.0100**	**-.0103**	**6.089**	**.0220**
Stddev	2.6	.12	.00	.005	.0007	.0001	.0002	.008	.0007
%RSD	1.031	.2240	.0079	.0727	.4664	1.217	2.212	.1244	3.315
#1	253.3	55.49	28.17	7.563	.1581	.0101	-.0101	6.084	.0225
#2	249.6	55.32	28.17	7.571	.1591	.0099	-.0104	6.094	.0214

Elem	Sr4077	Ti3349	W_2079	Zr3391	S_1820	Bi2230	Li6707
Avg	**.2143**	**3.243**	**.0123**	**.1043**	**131.1**	**.0034**	**.2697**
Stddev	.0003	.009	.0014	.0001	.6	.0002	.0005
%RSD	.1399	.2613	11.20	.1125	.4612	7.254	.1700
#1	.2145	3.237	.0113	.1044	130.7	.0032	.2694
#2	.2140	3.249	.0133	.1042	131.5	.0036	.2701

Int. Std.	Y_3600	Y_3710	Y_2243	In2306
Avg	**91048.**	**24559.**	**1743.1**	**5415.2**
Stddev	27.	15.	.8	3.3
%RSD	.02984	.06100	.04524	.06174
#1	91067.	24549.	1743.7	5417.6
#2	91029.	24570.	1742.6	5412.8

Zoom In Zoom Out

Sample Name: jb70672-4 Acquired: 7/7/2014 22:41:50 Type: Unk
Method: Accutest1(v244) Mode: CONC Corr. Factor: 1.000000
User: admin Custom ID1: Custom ID2: Custom ID3:
Comment: soil rerun 15th

Elem	Ba4554	Be3130	Cd2288	Co2286	Cr2677	Cu3247	Mn2576	Ni2316	Ag3280
Avg	**.2602**	**.0071**	**.0039**	**.0713**	**.2523**	**.1003**	**2.944**	**.2055**	**.0031**
Stddev	.0002	.0000	.0002	.0004	.0011	.0001	.006	.0001	.0001
%RSD	.0647	.0969	4.487	.5711	.4411	.0753	.1921	.0531	2.782
#1	.2600	.0071	.0038	.0716	.2515	.1004	2.940	.2056	.0031
#2	.2603	.0071	.0041	.0711	.2530	.1002	2.948	.2055	.0032

Elem	V_2924	Zn2062	As1890	Tl1908	Pb2203	Se1960	Sb2068	Al3961	Ca3179
Avg	**.2681**	**.5656**	**.0812**	**-.0012**	**.0985**	**.0097**	**.0025**	**116.8**	**22.46**
Stddev	.0000	.0003	.0010	.0032	.0013	.0046	.0009	.1	.05
%RSD	.0115	.0511	1.210	259.7	1.287	47.28	35.26	.1190	.2328
#1	.2682	.5654	.0819	-.0035	.0994	.0065	.0031	116.9	22.50
#2	.2681	.5658	.0805	.0010	.0976	.0130	.0019	116.7	22.42

Elem	Fe2599	Mg2790	K_7664	Na5895	B_2089	Mo2020	Pd3404	Si2124	Sn1899
Avg	**247.6**	**51.11**	**27.10**	**7.551**	**.1653**	**.0121**	**-.0099**	**5.590**	**.0223**
Stddev	.7	.01	.00	.004	.0003	.0002	.0002	.002	.0007
%RSD	.2785	.0241	.0151	.0488	.1513	1.246	2.140	.0260	3.047
#1	247.2	51.10	27.10	7.553	.1654	.0122	-.0101	5.589	.0218
#2	248.1	51.12	27.09	7.548	.1651	.0120	-.0098	5.591	.0228

Elem	Sr4077	Ti3349	W_2079	Zr3391	S_1820	Bi2230	Li6707
Avg	**.2309**	**3.160**	**.0105**	**.1017**	**144.1**	**.0038**	**.2529**
Stddev	.0006	.009	.0001	.0003	.1	.0009	.0001
%RSD	.2447	.2860	.8706	.3226	.0624	22.28	.0527
#1	.2305	3.153	.0104	.1014	144.1	.0045	.2530
#2	.2313	3.166	.0105	.1019	144.2	.0032	.2528

Int. Std.	Y_3600	Y_3710	Y_2243	In2306
Avg	**91906.**	**24596.**	**1740.6**	**5427.8**
Stddev	249.	41.	.4	.9
%RSD	.27075	.16584	.02219	.01634
#1	92082.	24567.	1740.3	5427.2
#2	91730.	24625.	1740.9	5428.4

Zoom In Zoom Out

Sample Name: jb70672-7 Acquired: 7/7/2014 22:48:05 Type: Unk
Method: Accutest1(v244) Mode: CONC Corr. Factor: 1.000000
User: admin Custom ID1: Custom ID2: Custom ID3:
Comment: soil rerun 15th

Elem	Ba4554	Be3130	Cd2288	Co2286	Cr2677	Cu3247	Mn2576	Ni2316	Ag3280
Avg	**.5515**	**.0060**	**.0031**	**.0669**	**.2052**	**.1446**	**2.170**	**.2147**	**.0026**
Stddev	.0003	.0000	.0002	.0005	.0000	.0005	.002	.0003	.0007
%RSD	.0593	.5117	6.218	.7996	.0077	.3247	.1071	.1501	26.88
#1	.5512	.0061	.0033	.0665	.2052	.1442	2.172	.2149	.0021
#2	.5517	.0060	.0030	.0673	.2052	.1449	2.168	.2145	.0030

Elem	V_2924	Zn2062	As1890	Tl1908	Pb2203	Se1960	Sb2068	Al3961	Ca3179
Avg	**.2400**	**1.701**	**.0778**	**-.0008**	**.4267**	**.0091**	**.0018**	**98.69**	**53.30**
Stddev	.0004	.001	.0002	.0005	.0025	.0019	.0003	.14	.03
%RSD	.1609	.0468	.2317	60.12	.5814	20.26	14.73	.1373	.0626
#1	.2403	1.701	.0777	-.0004	.4249	.0104	.0016	98.78	53.33
#2	.2397	1.700	.0779	-.0011	.4284	.0078	.0020	98.59	53.28

Elem	Fe2599	Mg2790	K_7664	Na5895	B_2089	Mo2020	Pd3404	Si2124	Sn1899
Avg	**197.0**	**39.96**	**19.71**	**4.502**	**.0910**	**.0107**	**-.0090**	**6.941**	**.0450**
Stddev	2.4	.12	.05	.003	.0007	.0004	.0007	.010	.0004
%RSD	1.224	.2969	.2581	.0664	.8083	3.805	7.798	.1435	.8926
#1	195.3	39.87	19.67	4.500	.0915	.0110	-.0095	6.934	.0447
#2	198.8	40.04	19.74	4.504	.0905	.0105	-.0085	6.948	.0453

Elem	Sr4077	Ti3349	W_2079	Zr3391	S_1820	Bi2230	Li6707
Avg	**.3849**	**3.028**	**.0057**	**.0828**	**91.91**	**.0040**	**.2174**
Stddev	.0004	.002	.0005	.0000	.32	.0013	.0004
%RSD	.1093	.0536	8.489	.0554	.3432	31.92	.2025
#1	.3846	3.029	.0060	.0827	91.69	.0049	.2171
#2	.3852	3.027	.0054	.0828	92.13	.0031	.2177

Int. Std.	Y_3600	Y_3710	Y_2243	In2306
Avg	**89943.**	**24332.**	**1708.7**	**5383.9**
Stddev	151.	110.	4.4	14.5
%RSD	.16771	.45041	.25607	.26902
#1	89836.	24409.	1711.8	5394.1
#2	90050.	24254.	1705.6	5373.7

Zoom In Zoom Out

Sample Name: ccv Acquired: 7/7/2014 22:54:21 Type: QC
Method: Accutest1(v244) Mode: CONC Corr. Factor: 1.000000
User: admin Custom ID1: Custom ID2: Custom ID3:
Comment: 6

Elem	Ba4554	Be3130	Cd2288	Co2286	Cr2677	Cu3247	Mn2576	Ni2316	Ag3280
Units	ppm	ppm	ppm	ppm	ppm	ppm	ppm	ppm	ppm
Avg	**2.072**	**2.057**	**2.058**	**2.011**	F **2.202**	**2.034**	**2.177**	**2.060**	**.2603**
Stddev	.001	.004	.004	.004	.007	.006	.006	.003	.0003
%RSD	.0400	.1907	.2020	.1780	.3349	.2850	.2935	.1587	.1032
#1	2.072	2.060	2.055	2.009	2.207	2.030	2.181	2.058	.2605
#2	2.071	2.054	2.061	2.014	2.196	2.039	2.172	2.063	.2601
Check ?	Chk Pass	Chk Pass	Chk Pass	Chk Pass	Chk Fail	Chk Pass	Chk Pass	Chk Pass	Chk Pass
Value					2.000				
Range					10.00%				

Elem	V_2924	Zn2062	As1890	Tl1908	Pb2203	Se1960	Sb2068	Al3961	Ca3179
Units	ppm	ppm	ppm	ppm	ppm	ppm	ppm	ppm	ppm
Avg	**2.077**	**2.083**	**2.042**	**2.107**	**2.034**	**2.029**	**2.011**	**39.11**	**38.95**
Stddev	.003	.003	.006	.000	.006	.001	.011	.03	.03
%RSD	.1409	.1517	.2818	.0069	.2875	.0343	.5202	.0730	.0826
#1	2.079	2.081	2.038	2.107	2.030	2.029	2.004	39.13	38.97
#2	2.075	2.085	2.046	2.106	2.038	2.028	2.018	39.09	38.93
Check ?	Chk Pass	Chk Pass	Chk Pass	Chk Pass	Chk Pass	Chk Pass	Chk Pass	Chk Pass	Chk Pass
Value									
Range									

Elem	Fe2599	Mg2790	K_7664	Na5895	B_2089	Mo2020	Pd3404	Si2124	Sn1899
Units	ppm	ppm	ppm	ppm	ppm	ppm	ppm	ppm	ppm
Avg	**41.00**	**40.36**	**40.58**	**39.85**	**2.067**	**2.069**	**2.089**	**5.014**	**2.076**
Stddev	.06	.06	.08	.06	.006	.010	.004	.019	.010
%RSD	.1508	.1601	.1985	.1528	.2721	.5005	.1713	.3836	.4725
#1	41.04	40.32	40.64	39.89	2.063	2.062	2.087	5.001	2.069
#2	40.95	40.41	40.52	39.81	2.070	2.077	2.092	5.028	2.083
Check ?	Chk Pass	Chk Pass	Chk Pass	Chk Pass	Chk Pass	Chk Pass	Chk Pass	Chk Pass	Chk Pass
Value									
Range									

Zoom In Zoom Out

Sample Name: ccv Acquired: 7/7/2014 22:54:21 Type: QC
Method: Accutest1(v244) Mode: CONC Corr. Factor: 1.000000
User: admin Custom ID1: Custom ID2: Custom ID3:
Comment: 6

Elem	Sr4077	Ti3349	W_2079	Zr3391	S_1820	Bi2230	Li6707
Units	ppm	ppm	ppm	ppm	ppm	ppm	ppm
Avg	**2.070**	**2.150**	**2.014**	**2.194**	**1.996**	**2.022**	**2.080**
Stddev	.032	.001	.015	.002	.002	.009	.004
%RSD	1.549	.0415	.7384	.0971	.1139	.4591	.2095
#1	2.093	2.150	2.003	2.193	1.994	2.015	2.083
#2	2.047	2.149	2.024	2.196	1.998	2.028	2.077
Check ?	Chk Pass	Chk Pass	Chk Pass	Chk Pass	Chk Pass	Chk Pass	Chk Pass
Value							
Range							

Int. Std.	Y_3600	Y_3710	Y_2243	In2306
Units	Cts/S	Cts/S	Cts/S	Cts/S
Avg	**84989.**	**23026.**	**1652.0**	**5275.7**
Stddev	35.	45.	7.2	18.0
%RSD	.04166	.19344	.43327	.34168
#1	85014.	23057.	1657.0	5288.5
#2	84964.	22994.	1646.9	5263.0

Zoom In Zoom Out

Sample Name: ccv Acquired: 7/7/2014 23:01:18 Type: QC
Method: Accutest1(v244) Mode: CONC Corr. Factor: 1.000000
User: admin Custom ID1: Custom ID2: Custom ID3:
Comment:

Elem	Ba4554	Be3130	Cd2288	Co2286	Cr2677	Cu3247	Mn2576	Ni2316	Ag3280
Units	ppm	ppm	ppm	ppm	ppm	ppm	ppm	ppm	ppm
Avg	**2.057**	**2.046**	**2.038**	**2.011**	**2.096**	**2.000**	**2.112**	**2.048**	**.2504**
Stddev	.006	.004	.006	.001	.006	.006	.002	.001	.0014
%RSD	.2999	.1985	.2806	.0680	.2814	.2902	.0767	.0499	.5539
#1	2.061	2.043	2.034	2.012	2.101	2.004	2.113	2.047	.2514
#2	2.053	2.048	2.042	2.010	2.092	1.996	2.111	2.048	.2494
Check ?	Chk Pass	Chk Pass	Chk Pass	Chk Pass	Chk Pass	Chk Pass	Chk Pass	Chk Pass	Chk Pass
Value									
Range									

Elem	V_2924	Zn2062	As1890	Tl1908	Pb2203	Se1960	Sb2068	Al3961	Ca3179
Units	ppm	ppm	ppm	ppm	ppm	ppm	ppm	ppm	ppm
Avg	**2.038**	**2.070**	**2.018**	**2.092**	**2.031**	**2.012**	**2.007**	**39.62**	**39.78**
Stddev	.001	.000	.007	.001	.002	.000	.006	.04	.20
%RSD	.0528	.0190	.3725	.0493	.0828	.0140	.2880	.0921	.5063
#1	2.039	2.069	2.013	2.091	2.030	2.012	2.003	39.59	39.64
#2	2.038	2.070	2.024	2.093	2.032	2.013	2.011	39.65	39.92
Check ?	Chk Pass	Chk Pass	Chk Pass	Chk Pass	Chk Pass	Chk Pass	Chk Pass	Chk Pass	Chk Pass
Value									
Range									

Elem	Fe2599	Mg2790	K_7664	Na5895	B_2089	Mo2020	Pd3404	Si2124	Sn1899
Units	ppm	ppm	ppm	ppm	ppm	ppm	ppm	ppm	ppm
Avg	**40.21**	**39.46**	**40.49**	**40.19**	**2.065**	**2.059**	**2.016**	**5.122**	**2.068**
Stddev	.08	.20	.01	.01	.009	.004	.008	.020	.004
%RSD	.1968	.5102	.0131	.0351	.4439	.2008	.3918	.3898	.2050
#1	40.16	39.32	40.49	40.20	2.059	2.057	2.021	5.108	2.065
#2	40.27	39.60	40.50	40.18	2.072	2.062	2.010	5.136	2.071
Check ?	Chk Pass	Chk Pass	Chk Pass	Chk Pass	Chk Pass	Chk Pass	Chk Pass	Chk Pass	Chk Pass
Value									
Range									

Zoom In Zoom Out

Sample Name: ccv Acquired: 7/7/2014 23:01:18 Type: QC
Method: Accutest1(v244) Mode: CONC Corr. Factor: 1.000000
User: admin Custom ID1: Custom ID2: Custom ID3:
Comment:

Elem	Sr4077	Ti3349	W_2079	Zr3391	S_1820	Bi2230	Li6707
Units	ppm	ppm	ppm	ppm	ppm	ppm	ppm
Avg	**2.069**	**2.076**	**2.016**	**2.106**	**1.988**	**2.010**	**2.044**
Stddev	.011	.002	.006	.006	.003	.008	.008
%RSD	.5361	.1074	.3111	.3020	.1337	.3762	.4078
#1	2.062	2.078	2.012	2.111	1.990	2.005	2.050
#2	2.077	2.075	2.021	2.102	1.986	2.016	2.038
Check ?	Chk Pass	Chk Pass	Chk Pass	Chk Pass	Chk Pass	Chk Pass	Chk Pass
Value							
Range							

Int. Std.	Y_3600	Y_3710	Y_2243	In2306
Units	Cts/S	Cts/S	Cts/S	Cts/S
Avg	**86564.**	**22944.**	**1651.7**	**5253.0**
Stddev	79.	103.	5.1	6.1
%RSD	.09145	.44951	.31024	.11705
#1	86508.	23016.	1655.3	5257.4
#2	86620.	22871.	1648.1	5248.7

Zoom In Zoom Out

Sample Name: ccb Acquired: 7/7/2014 23:07:26 Type: QC
Method: Accutest1(v244) Mode: CONC Corr. Factor: 1.000000
User: admin Custom ID1: Custom ID2: Custom ID3:
Comment:

Elem	Ba4554	Be3130	Cd2288	Co2286	Cr2677	Cu3247	Mn2576	Ni2316	Ag3280
Units	ppm	ppm	ppm	ppm	ppm	ppm	ppm	ppm	ppm
Avg	**.0002**	**.0003**	**.0002**	**.0002**	**.0000**	**.0005**	**.0003**	**.0005**	**.0002**
Stddev	.0000	.0000	.0001	.0001	.0002	.0001	.0001	.0000	.0001
%RSD	17.97	4.123	33.25	37.45	525.2	19.20	20.97	5.201	82.60
#1	.0002	.0003	.0002	.0002	-.0001	.0006	.0004	.0005	.0001
#2	.0002	.0003	.0001	.0001	.0001	.0004	.0003	.0005	.0002
Check ?	Chk Pass	Chk Pass	Chk Pass	Chk Pass	Chk Pass	Chk Pass	Chk Pass	Chk Pass	Chk Pass
High Limit									
Low Limit									

Elem	V_2924	Zn2062	As1890	Tl1908	Pb2203	Se1960	Sb2068	Al3961	Ca3179
Units	ppm	ppm	ppm	ppm	ppm	ppm	ppm	ppm	ppm
Avg	**.0004**	**.0008**	**.0009**	**.0010**	**.0007**	**-.0015**	**.0000**	**.0067**	**.0033**
Stddev	.0001	.0002	.0000	.0006	.0006	.0004	.000	.0019	.0010
%RSD	30.54	29.16	3.094	60.08	86.20	26.23	20.53	28.10	29.75
#1	.0003	.0009	.0009	.0006	.0003	-.0017	.0000	.0081	.0026
#2	.0005	.0006	.0009	.0015	.0011	-.0012	.0000	.0054	.0040
Check ?	Chk Pass	Chk Pass	Chk Pass	Chk Pass	Chk Pass	Chk Pass	Chk Pass	Chk Pass	Chk Pass
High Limit									
Low Limit									

Elem	Fe2599	Mg2790	K_7664	Na5895	B_2089	Mo2020	Pd3404	Si2124	Sn1899
Units	ppm	ppm	ppm	ppm	ppm	ppm	ppm	ppm	ppm
Avg	**.0075**	**.0207**	**.0230**	**.0403**	**.0019**	F **.0028**	**.0008**	**.0042**	**.0004**
Stddev	.0020	.0198	.0105	.0003	.0000	.0005	.0004	.0001	.0003
%RSD	26.18	96.08	45.83	.6909	.4269	16.74	53.51	1.645	77.08
#1	.0089	.0066	.0155	.0401	.0019	.0032	.0011	.0042	.0006
#2	.0061	.0347	.0305	.0405	.0019	.0025	.0005	.0041	.0002
Check ?	Chk Pass	Chk Pass	Chk Pass	Chk Pass	Chk Pass	Chk Fail	Chk Pass	Chk Pass	Chk Pass
High Limit						.0020			
Low Limit						-.0020			

Zoom In Zoom Out

Sample Name: ccb Acquired: 7/7/2014 23:07:26 Type: QC
Method: Accutest1(v244) Mode: CONC Corr. Factor: 1.000000
User: admin Custom ID1: Custom ID2: Custom ID3:
Comment:

Elem	Sr4077	Ti3349	W_2079	Zr3391	S_1820	Bi2230	Li6707
Units	ppm	ppm	ppm	ppm	ppm	ppm	ppm
Avg	**.0003**	**.0007**	F **.0130**	**.0009**	**-.0024**	**.0004**	**.0000**
Stddev	.0000	.0001	.0021	.0000	.0005	.0005	.000
%RSD	4.196	21.61	16.14	3.529	21.21	143.7	1775.
#1	.0003	.0008	.0145	.0009	-.0028	.0000	.0003
#2	.0003	.0006	.0116	.0009	-.0020	.0008	-.0003
Check ?	Chk Pass	Chk Pass	Chk Fail	Chk Pass	Chk Pass	Chk Pass	Chk Pass
High Limit			.0123				
Low Limit			-.0123				

Int. Std.	Y_3600	Y_3710	Y_2243	In2306
Units	Cts/S	Cts/S	Cts/S	Cts/S
Avg	**90641.**	**23434.**	**1723.2**	**5904.7**
Stddev	8.	53.	.1	5.0
%RSD	.00909	.22409	.00460	.08478
#1	90636.	23396.	1723.1	5901.2
#2	90647.	23471.	1723.2	5908.2

Zoom In Zoom Out

Sample Name: cri Acquired: 7/7/2014 23:13:45 Type: QC
Method: Accutest1(v244) Mode: CONC Corr. Factor: 1.000000
User: admin Custom ID1: Custom ID2: Custom ID3:
Comment:

Elem	Ba4554	Be3130	Cd2288	Co2286	Cr2677	Cu3247	Mn2576	Ni2316	Ag3280
Units	ppm	ppm	ppm	ppm	ppm	ppm	ppm	ppm	ppm
Avg	**.2142**	**.0023**	**.0032**	**.0513**	**.0119**	**.0109**	**.0175**	**.0106**	**.0054**
Stddev	.0008	.0000	.0002	.0000	.0006	.0001	.0002	.0002	.0004
%RSD	.3506	1.623	4.738	.0494	5.181	.9849	1.017	1.827	7.868
#1	.2147	.0023	.0031	.0514	.0114	.0110	.0174	.0107	.0051
#2	.2137	.0023	.0033	.0513	.0123	.0108	.0176	.0104	.0057
Check ?	Chk Pass	Chk Pass	Chk Pass	Chk Pass	Chk Pass	Chk Pass	Chk Pass	Chk Pass	Chk Pass
Value									
Range									

Elem	V_2924	Zn2062	As1890	Tl1908	Pb2203	Se1960	Sb2068	Al3961	Ca3179
Units	ppm	ppm	ppm	ppm	ppm	ppm	ppm	ppm	ppm
Avg	**.0569**	**.0240**	**.0097**	**.0117**	F **.0039**	**.0116**	**.0064**	**.2093**	**5.093**
Stddev	.0006	.0001	.0005	.0012	.0001	.0004	.0010	.0012	.001
%RSD	.9792	.3211	5.173	9.879	1.362	3.693	15.83	.5898	.0182
#1	.0565	.0240	.0094	.0109	.0040	.0119	.0072	.2085	5.092
#2	.0573	.0241	.0101	.0125	.0039	.0113	.0057	.2102	5.093
Check ?	Chk Pass	Chk Pass	Chk Pass	Chk Pass	Chk Fail	Chk Pass	Chk Pass	Chk Pass	Chk Pass
Value					.0030				
Range					30.00%				

Elem	Fe2599	Mg2790	K_7664	Na5895	B_2089	Mo2020	Pd3404	Si2124	Sn1899
Units	ppm	ppm	ppm	ppm	ppm	ppm	ppm	ppm	ppm
Avg	**.1102**	**5.075**	**5.354**	**5.226**	**.1092**	**.0234**	**.0613**	**.2168**	**.0121**
Stddev	.0026	.039	.008	.005	.0003	.0001	.0006	.0005	.0004
%RSD	2.334	.7648	.1457	.1059	.3116	.2837	.9200	.2097	3.663
#1	.1121	5.047	5.348	5.229	.1089	.0233	.0609	.2165	.0118
#2	.1084	5.102	5.359	5.222	.1094	.0234	.0617	.2171	.0124
Check ?	Chk Pass	Chk Pass	Chk Pass	Chk Pass	Chk Pass	Chk Pass	Chk Pass	Chk Pass	Chk Pass
Value									
Range									

Zoom In Zoom Out

Sample Name: cri Acquired: 7/7/2014 23:13:45 Type: QC
Method: Accutest1(v244) Mode: CONC Corr. Factor: 1.000000
User: admin Custom ID1: Custom ID2: Custom ID3:
Comment:

Elem	Sr4077	Ti3349	W_2079	Zr3391	S_1820	Bi2230	Li6707
Units	ppm	ppm	ppm	ppm	ppm	ppm	ppm
Avg	**.0112**	**.0112**	F **.0692**	F **.0132**	**.0484**	**.0222**	**.0222**
Stddev	.0000	.0002	.0006	.0001	.0009	.0002	.0004
%RSD	.1933	1.980	.8529	.5310	1.780	.9590	1.800
#1	.0112	.0111	.0696	.0131	.0478	.0220	.0225
#2	.0112	.0114	.0687	.0132	.0490	.0223	.0219
Check ?	Chk Pass	Chk Pass	Chk Fail	Chk Fail	Chk Pass	Chk Pass	Chk Pass
Value			.0500	.0100			
Range			30.00%	30.00%			

Int. Std.	Y_3600	Y_3710	Y_2243	In2306
Units	Cts/S	Cts/S	Cts/S	Cts/S
Avg	**88804.**	**23143.**	**1700.1**	**5775.7**
Stddev	493.	55.	5.8	11.0
%RSD	.55509	.23718	.34178	.19095
#1	89153.	23104.	1704.2	5783.5
#2	88456.	23181.	1695.9	5767.9

Zoom In Zoom Out

Sample Name: crid Acquired: 7/7/2014 23:20:00 Type: QC
Method: Accutest1(v244) Mode: CONC Corr. Factor: 1.000000
User: admin Custom ID1: Custom ID2: Custom ID3:
Comment:

Elem	Ba4554	Be3130	Cd2288	Co2286	Cr2677	Cu3247	Mn2576	Ni2316	Ag3280
Units	ppm	ppm	ppm	ppm	ppm	ppm	ppm	ppm	ppm
Avg	**.0042**	**.0011**	**.0010**	**.0032**	**.0022**	**.0021**	**.0034**	**.0045**	**.0010**
Stddev	.0001	.0000	.0000	.0001	.0005	.0001	.0000	.0001	.0001
%RSD	2.113	2.127	3.796	1.953	21.48	3.274	1.125	1.667	6.017
#1	.0043	.0010	.0011	.0031	.0026	.0021	.0034	.0046	.0010
#2	.0042	.0011	.0010	.0032	.0019	.0022	.0034	.0044	.0009
Check ?	Chk Pass	Chk Pass	Chk Pass	Chk Pass	Chk Pass	Chk Pass	Chk Pass	Chk Pass	Chk Pass
Value									
Range									

Elem	V_2924	Zn2062	As1890	Tl1908	Pb2203	Se1960	Sb2068	Al3961	Ca3179
Units	ppm	ppm	ppm	ppm	ppm	ppm	ppm	ppm	ppm
Avg	**.0021**	**.0122**	**.0028**	**.0025**	**.0023**	**.0061**	**.0031**	**.1025**	**1.028**
Stddev	.0002	.0000	.0002	.0002	.0003	.0026	.0008	.0013	.008
%RSD	8.553	.3549	9.048	7.012	12.10	42.49	26.91	1.258	.7490
#1	.0020	.0123	.0029	.0027	.0025	.0043	.0025	.1034	1.023
#2	.0022	.0122	.0026	.0024	.0021	.0079	.0036	.1016	1.034
Check ?	Chk Pass	Chk Pass	Chk Pass	Chk Pass	Chk Pass	Chk Pass	Chk Pass	Chk Pass	Chk Pass
Value									
Range									

Elem	Fe2599	Mg2790	K_7664	Na5895	B_2089	Mo2020	Pd3404	Si2124	Sn1899
Units	ppm	ppm	ppm	ppm	ppm	ppm	ppm	ppm	ppm
Avg	**.0004**	**.0994**	**2.160**	**1.081**	**.0109**	**.0005**	**.0012**	**-.0014**	**.0011**
Stddev	.0012	.0003	.003	.003	.0002	.0000	.0002	.0002	.0002
%RSD	266.3	.3037	.1504	.2463	1.893	3.753	21.41	13.98	14.65
#1	.0013	.0992	2.157	1.082	.0107	.0006	.0010	-.0016	.0012
#2	-.0004	.0996	2.162	1.079	.0110	.0005	.0013	-.0013	.0010
Check ?	None	Chk Pass	Chk Pass	Chk Pass	Chk Pass	None	None	None	None
Value									
Range									

Zoom In Zoom Out

Sample Name: crid Acquired: 7/7/2014 23:20:00 Type: QC
Method: Accutest1(v244) Mode: CONC Corr. Factor: 1.000000
User: admin Custom ID1: Custom ID2: Custom ID3:
Comment:

Elem	Sr4077	Ti3349	W_2079	Zr3391	S_1820	Bi2230	Li6707
Units	ppm	ppm	ppm	ppm	ppm	ppm	ppm
Avg	**.0000**	**.0004**	**.0025**	**.0002**	**-.0006**	**.0007**	**-.0002**
Stddev	.0000	.0002	.0008	.0001	.0043	.0003	.0005
%RSD	26.25	47.20	31.73	54.40	667.8	34.73	226.1
#1	.0000	.0003	.0019	.0003	.0024	.0009	-.0006
#2	.0000	.0005	.0031	.0001	-.0037	.0006	.0001
Check ?	None	None	None	None	None	None	None
Value							
Range							

Int. Std.	Y_3600	Y_3710	Y_2243	In2306
Units	Cts/S	Cts/S	Cts/S	Cts/S
Avg	**90290.**	**23196.**	**1715.2**	**5834.9**
Stddev	165.	40.	2.0	4.8
%RSD	.18251	.17080	.11950	.08226
#1	90406.	23224.	1716.7	5838.3
#2	90173.	23168.	1713.8	5831.5

Zoom In Zoom Out

Sample Name: cria Acquired: 7/7/2014 23:26:19 Type: QC
Method: Accutest1(v244) Mode: CONC Corr. Factor: 1.000000
User: admin Custom ID1: Custom ID2: Custom ID3:
Comment:

Elem	Ba4554	Be3130	Cd2288	Co2286	Cr2677	Cu3247	Mn2576	Ni2316	Ag3280
Units	ppm	ppm	ppm	ppm	ppm	ppm	ppm	ppm	ppm
Avg	**.0000**	**.0000**	**-.0001**	**.0000**	**-.0001**	**.0002**	**.0000**	**.0003**	**.0002**
Stddev	.0001	.000	.0001	.000	.0003	.0004	.000	.0001	.0001
%RSD	219.8	1840.	103.8	120.7	217.8	147.8	2.110	23.19	33.88
#1	.0000	-.0001	-.0002	-.0001	.0001	.0000	.0000	.0002	.0002
#2	.0001	.0000	.0000	.0000	-.0004	.0005	.0000	.0003	.0001
Check ?	None	None	None	None	None	None	None	None	None
Value									
Range									

Elem	V_2924	Zn2062	As1890	Tl1908	Pb2203	Se1960	Sb2068	Al3961	Ca3179
Units	ppm	ppm	ppm	ppm	ppm	ppm	ppm	ppm	ppm
Avg	**.0001**	**.0010**	**.0207**	**-.0002**	**.0212**	**.0230**	**.0199**	**.5034**	**.0041**
Stddev	.0003	.0001	.0006	.0006	.0002	.0006	.0004	.0012	.0031
%RSD	542.0	10.86	2.967	292.9	.8792	2.618	1.920	.2466	77.66
#1	.0003	.0010	.0202	-.0006	.0210	.0234	.0202	.5043	.0018
#2	-.0002	.0011	.0211	.0002	.0213	.0226	.0196	.5025	.0063
Check ?	None	None	Chk Pass	None	Chk Pass	Chk Pass	Chk Pass	Chk Pass	None
Value									
Range									

Elem	Fe2599	Mg2790	K_7664	Na5895	B_2089	Mo2020	Pd3404	Si2124	Sn1899
Units	ppm	ppm	ppm	ppm	ppm	ppm	ppm	ppm	ppm
Avg	**.5338**	**.0029**	**.0177**	**.0229**	**.0001**	**.0003**	**.0011**	**.0028**	**.0003**
Stddev	.0032	.0018	.0030	.0013	.0000	.0002	.0009	.0001	.0002
%RSD	.6058	61.93	16.74	5.798	31.51	58.06	82.40	4.164	85.50
#1	.5361	.0042	.0198	.0219	.0002	.0004	.0005	.0027	.0005
#2	.5315	.0016	.0156	.0238	.0001	.0002	.0018	.0029	.0001
Check ?	Chk Pass	None	None	None	None	None	None	None	None
Value									
Range									

Zoom In Zoom Out

Sample Name: cria Acquired: 7/7/2014 23:26:19 Type: QC
Method: Accutest1(v244) Mode: CONC Corr. Factor: 1.000000
User: admin Custom ID1: Custom ID2: Custom ID3:
Comment:

Elem	Sr4077	Ti3349	W_2079	Zr3391	S_1820	Bi2230	Li6707
Units	ppm	ppm	ppm	ppm	ppm	ppm	ppm
Avg	**.0000**	**-.0001**	**.0031**	**.0001**	**-.0026**	**.0010**	**.0002**
Stddev	.0000	.0002	.0003	.0001	.0005	.0006	.0002
%RSD	43.57	177.7	10.03	95.78	18.49	63.25	104.4
#1	.0000	-.0003	.0029	.0000	-.0022	.0005	.0000
#2	.0000	.0000	.0034	.0001	-.0029	.0014	.0003
Check ?	None	None	None	None	None	None	None
Value							
Range							

Int. Std.	Y_3600	Y_3710	Y_2243	In2306
Units	Cts/S	Cts/S	Cts/S	Cts/S
Avg	**90889.**	**23288.**	**1720.1**	**5878.4**
Stddev	346.	28.	2.5	4.1
%RSD	.38102	.12178	.14571	.06912
#1	91134.	23268.	1718.3	5875.6
#2	90644.	23308.	1721.9	5881.3

Zoom In Zoom Out

Sample Name: icsa Acquired: 7/7/2014 23:32:39 Type: QC
Method: Accutest1(v244) Mode: CONC Corr. Factor: 1.000000
User: admin Custom ID1: Custom ID2: Custom ID3:
Comment:

Elem	Ba4554	Be3130	Cd2288	Co2286	Cr2677	Cu3247	Mn2576	Ni2316	Ag3280
Units	ppm	ppm	ppm	ppm	ppm	ppm	ppm	ppm	ppm
Avg	**-.0010**	**.0000**	**.0019**	**.0015**	**.0012**	**.0027**	**-.0038**	**-.0001**	**.0017**
Stddev	.0000	.0000	.0002	.0002	.0001	.0001	.0001	.0002	.0002
%RSD	.7200	163.2	9.990	11.04	6.285	5.450	2.625	149.0	12.76
#1	-.0010	.0000	.0020	.0016	.0012	.0026	-.0039	.0000	.0015
#2	-.0009	.0000	.0018	.0014	.0011	.0028	-.0037	-.0003	.0018
Check ?	Chk Pass	Chk Pass	Chk Pass	Chk Pass	Chk Pass	Chk Pass	Chk Pass	Chk Pass	Chk Pass
High Limit									
Low Limit									

Elem	V_2924	Zn2062	As1890	Tl1908	Pb2203	Se1960	Sb2068	Al3961	Ca3179
Units	ppm	ppm	ppm	ppm	ppm	ppm	ppm	ppm	ppm
Avg	**.0004**	**-.0019**	**-.0001**	**-.0034**	**-.0036**	**.0095**	**.0020**	**494.9**	**368.4**
Stddev	.0002	.0001	.0010	.0016	.0022	.0033	.0009	3.9	1.2
%RSD	60.57	6.956	1843.	46.11	60.47	35.10	46.24	.7981	.3334
#1	.0002	-.0018	.0007	-.0023	-.0021	.0119	.0013	497.7	367.5
#2	.0005	-.0020	-.0008	-.0045	-.0052	.0072	.0026	492.1	369.3
Check ?	Chk Pass	Chk Pass	Chk Pass	Chk Pass	Chk Pass	Chk Pass	Chk Pass	Chk Pass	Chk Pass
High Limit									
Low Limit									

Elem	Fe2599	Mg2790	K_7664	Na5895	B_2089	Mo2020	Pd3404	Si2124	Sn1899
Units	ppm	ppm	ppm	ppm	ppm	ppm	ppm	ppm	ppm
Avg	**181.4**	**521.8**	**-.0113**	**.0356**	**-.0124**	**.0071**	**-.0088**	**-.0193**	**.0063**
Stddev	.1	.7	.0074	.0011	.0008	.0001	.0002	.0005	.0018
%RSD	.0665	.1404	66.00	3.037	6.557	1.270	2.765	2.400	28.66
#1	181.5	522.3	-.0060	.0348	-.0130	.0072	-.0086	-.0196	.0050
#2	181.3	521.3	-.0165	.0364	-.0118	.0071	-.0089	-.0189	.0076
Check ?	Chk Pass	Chk Pass	Chk Pass	Chk Pass	Chk Pass	Chk Pass	Chk Pass	Chk Pass	Chk Pass
High Limit									
Low Limit									

Zoom In Zoom Out

Sample Name: icsa Acquired: 7/7/2014 23:32:39 Type: QC
Method: Accutest1(v244) Mode: CONC Corr. Factor: 1.000000
User: admin Custom ID1: Custom ID2: Custom ID3:
Comment:

Elem	Sr4077	Ti3349	W_2079	Zr3391	S_1820	Bi2230	Li6707
Units	ppm	ppm	ppm	ppm	ppm	ppm	ppm
Avg	**.0001**	**.0018**	**.0196**	**.0086**	**-.0101**	**.0013**	**.0048**
Stddev	.0001	.0004	.0003	.0003	.0004	.0014	.0006
%RSD	49.08	21.26	1.486	3.954	3.677	109.6	11.79
#1	.0002	.0016	.0194	.0089	-.0098	.0023	.0052
#2	.0001	.0021	.0198	.0084	-.0103	.0003	.0044
Check ?	Chk Pass	Chk Pass	Chk Pass	Chk Pass	Chk Pass	Chk Pass	Chk Pass
High Limit							
Low Limit							

Int. Std.	Y_3600	Y_3710	Y_2243	In2306
Units	Cts/S	Cts/S	Cts/S	Cts/S
Avg	**78281.**	**22319.**	**1497.6**	**4579.6**
Stddev	2.	9.	.8	2.8
%RSD	.00288	.04154	.05446	.06052
#1	78279.	22313.	1498.2	4577.6
#2	78282.	22326.	1497.0	4581.5

Zoom In Zoom Out

Sample Name: ICSAB Acquired: 7/7/2014 23:39:04 Type: QC
Method: Accutest1(v244) Mode: CONC Corr. Factor: 1.000000
User: admin Custom ID1: Custom ID2: Custom ID3:
Comment:

Elem	Ba4554	Be3130	Cd2288	Co2286	Cr2677	Cu3247	Mn2576	Ni2316	Ag3280
Units	ppm	ppm	ppm	ppm	ppm	ppm	ppm	ppm	ppm
Avg	**.4959**	**.4858**	**1.029**	**.4652**	**.4915**	**.5340**	**.5048**	**.9426**	**1.086**
Stddev	.0000	.0004	.001	.0001	.0061	.0005	.0016	.0019	.001
%RSD	.0073	.0751	.0922	.0254	1.247	.0970	.3248	.1972	.1275
#1	.4959	.4861	1.028	.4651	.4958	.5337	.5060	.9413	1.087
#2	.4959	.4856	1.030	.4653	.4872	.5344	.5037	.9439	1.085
Check ?	Chk Pass	Chk Pass	Chk Pass	Chk Pass	Chk Pass	Chk Pass	Chk Pass	Chk Pass	Chk Pass
Value									
Range									

Elem	V_2924	Zn2062	As1890	Tl1908	Pb2203	Se1960	Sb2068	Al3961	Ca3179
Units	ppm	ppm	ppm	ppm	ppm	ppm	ppm	ppm	ppm
Avg	**.4855**	**.9326**	**1.063**	**.9389**	**.9094**	**1.115**	**1.038**	**490.0**	**359.0**
Stddev	.0015	.0010	.001	.0113	.0001	.002	.001	1.3	4.3
%RSD	.3164	.1044	.0834	1.204	.0154	.2099	.1143	.2633	1.187
#1	.4866	.9319	1.062	.9309	.9093	1.116	1.037	490.9	356.0
#2	.4844	.9332	1.063	.9469	.9095	1.113	1.039	489.1	362.1
Check ?	Chk Pass	Chk Pass	Chk Pass	Chk Pass	Chk Pass	Chk Pass	Chk Pass	Chk Pass	Chk Pass
Value									
Range									

Elem	Fe2599	Mg2790	K_7664	Na5895	B_2089	Mo2020	Pd3404	Si2124	Sn1899
Units	ppm	ppm	ppm	ppm	ppm	ppm	ppm	ppm	ppm
Avg	**186.9**	**529.2**	**-.0096**	**.0370**	**-.0119**	**.5171**	**.5780**	**-.0243**	**.0092**
Stddev	.4	1.1	.0084	.0013	.0013	.0004	.0013	.0007	.0029
%RSD	.2298	.2080	87.50	3.576	11.09	.0853	.2196	3.048	31.08
#1	187.2	530.0	-.0155	.0379	-.0110	.5168	.5771	-.0248	.0112
#2	186.6	528.4	-.0036	.0360	-.0129	.5174	.5788	-.0238	.0072
Check ?	Chk Pass	Chk Pass	None	None	None	Chk Pass	Chk Pass	None	None
Value									
Range									

Zoom In Zoom Out

Sample Name: ICSAB Acquired: 7/7/2014 23:39:04 Type: QC
Method: Accutest1(v244) Mode: CONC Corr. Factor: 1.000000
User: admin Custom ID1: Custom ID2: Custom ID3:
Comment:

Elem	Sr4077	Ti3349	W_2079	Zr3391	S_1820	Bi2230	Li6707
Units	ppm	ppm	ppm	ppm	ppm	ppm	ppm
Avg	**.0004**	**.0047**	**.5037**	**.5040**	**.4790**	**.5198**	F **.6091**
Stddev	.0002	.0000	.0034	.0002	.0023	.0015	.0027
%RSD	43.17	.5283	.6712	.0344	.4816	.2862	.4424
#1	.0005	.0047	.5013	.5039	.4807	.5208	.6110
#2	.0003	.0048	.5061	.5041	.4774	.5187	.6072
Check ?	None	None	Chk Pass	Chk Pass	Chk Pass	Chk Pass	Chk Fail
Value							.5000
Range							20.00%

Int. Std.	Y_3600	Y_3710	Y_2243	In2306
Units	Cts/S	Cts/S	Cts/S	Cts/S
Avg	**77682.**	**22180.**	**1496.7**	**4595.5**
Stddev	21.	79.	3.7	4.4
%RSD	.02730	.35608	.24824	.09643
#1	77667.	22236.	1494.1	4592.3
#2	77697.	22124.	1499.3	4598.6

Zoom In Zoom Out

Sample Name: ccv Acquired: 7/7/2014 23:45:21 Type: QC
Method: Accutest1(v244) Mode: CONC Corr. Factor: 1.000000
User: admin Custom ID1: Custom ID2: Custom ID3:
Comment: 2

Elem	Ba4554	Be3130	Cd2288	Co2286	Cr2677	Cu3247	Mn2576	Ni2316	Ag3280
Units	ppm	ppm	ppm	ppm	ppm	ppm	ppm	ppm	ppm
Avg	**2.073**	**2.057**	**2.059**	**2.021**	**2.140**	**2.022**	**2.144**	**2.063**	**.2525**
Stddev	.003	.001	.005	.005	.009	.011	.013	.005	.0005
%RSD	.1280	.0377	.2455	.2313	.4221	.5442	.5906	.2402	.2059
#1	2.074	2.057	2.056	2.018	2.146	2.014	2.153	2.059	.2521
#2	2.071	2.058	2.063	2.025	2.133	2.030	2.135	2.066	.2529
Check ?	Chk Pass	Chk Pass	Chk Pass	Chk Pass	Chk Pass	Chk Pass	Chk Pass	Chk Pass	Chk Pass
Value									
Range									

Elem	V_2924	Zn2062	As1890	Tl1908	Pb2203	Se1960	Sb2068	Al3961	Ca3179
Units	ppm	ppm	ppm	ppm	ppm	ppm	ppm	ppm	ppm
Avg	**2.062**	**2.083**	**2.041**	**2.118**	**2.040**	**2.033**	**2.019**	**39.71**	**39.64**
Stddev	.007	.001	.001	.001	.005	.002	.001	.01	.05
%RSD	.3262	.0431	.0385	.0608	.2622	.0741	.0569	.0129	.1361
#1	2.067	2.082	2.042	2.118	2.036	2.034	2.018	39.72	39.68
#2	2.058	2.084	2.041	2.117	2.044	2.032	2.020	39.71	39.60
Check ?	Chk Pass	Chk Pass	Chk Pass	Chk Pass	Chk Pass	Chk Pass	Chk Pass	Chk Pass	Chk Pass
Value									
Range									

Elem	Fe2599	Mg2790	K_7664	Na5895	B_2089	Mo2020	Pd3404	Si2124	Sn1899
Units	ppm	ppm	ppm	ppm	ppm	ppm	ppm	ppm	ppm
Avg	**40.47**	**39.75**	**40.86**	**40.45**	**2.067**	**2.077**	**2.048**	**5.036**	**2.086**
Stddev	.04	.07	.05	.00	.006	.003	.006	.010	.002
%RSD	.0934	.1854	.1183	.0096	.2887	.1433	.2938	.1994	.1125
#1	40.44	39.80	40.89	40.45	2.063	2.075	2.044	5.029	2.088
#2	40.49	39.70	40.82	40.46	2.071	2.079	2.053	5.043	2.085
Check ?	Chk Pass	Chk Pass	Chk Pass	Chk Pass	Chk Pass	Chk Pass	Chk Pass	Chk Pass	Chk Pass
Value									
Range									

Zoom In Zoom Out

Sample Name: ccv Acquired: 7/7/2014 23:45:21 Type: QC
Method: Accutest1(v244) Mode: CONC Corr. Factor: 1.000000
User: admin Custom ID1: Custom ID2: Custom ID3:
Comment: 2

Elem	Sr4077	Ti3349	W_2079	Zr3391	S_1820	Bi2230	Li6707
Units	ppm	ppm	ppm	ppm	ppm	ppm	ppm
Avg	**2.081**	**2.109**	**2.035**	**2.149**	**2.007**	**2.027**	**2.073**
Stddev	.032	.003	.011	.000	.012	.003	.004
%RSD	1.553	.1311	.5541	.0063	.6061	.1538	.1768
#1	2.104	2.111	2.027	2.149	2.015	2.024	2.070
#2	2.058	2.107	2.043	2.149	1.998	2.029	2.075
Check ?	Chk Pass	Chk Pass	Chk Pass	Chk Pass	Chk Pass	Chk Pass	Chk Pass
Value							
Range							

Int. Std.	Y_3600	Y_3710	Y_2243	In2306
Units	Cts/S	Cts/S	Cts/S	Cts/S
Avg	**85929.**	**22926.**	**1648.6**	**5256.2**
Stddev	75.	6.	1.9	8.9
%RSD	.08765	.02666	.11491	.16849
#1	85982.	22922.	1649.9	5262.4
#2	85876.	22931.	1647.2	5249.9

Zoom In Zoom Out

Sample Name: ccb Acquired: 7/7/2014 23:51:30 Type: QC
Method: Accutest1(v244) Mode: CONC Corr. Factor: 1.000000
User: admin Custom ID1: Custom ID2: Custom ID3:
Comment:

Elem	Ba4554	Be3130	Cd2288	Co2286	Cr2677	Cu3247	Mn2576	Ni2316	Ag3280
Units	ppm	ppm	ppm	ppm	ppm	ppm	ppm	ppm	ppm
Avg	**-.0001**	**.0000**	**-.0002**	**-.0001**	**.0000**	**.0001**	**.0000**	**.0001**	**.0002**
Stddev	.0000	.000	.0001	.0001	.000	.0000	.000	.0000	.0003
%RSD	46.01	418.0	57.80	98.73	745.0	32.90	115.6	12.69	155.0
#1	-.0001	.0000	-.0001	.0000	-.0002	.0001	.0000	.0001	.0000
#2	-.0001	-.0001	-.0003	-.0002	.0002	.0001	.0000	.0002	.0004
Check ?	Chk Pass	Chk Pass	Chk Pass	Chk Pass	Chk Pass	Chk Pass	Chk Pass	Chk Pass	Chk Pass
High Limit									
Low Limit									

Elem	V_2924	Zn2062	As1890	Tl1908	Pb2203	Se1960	Sb2068	Al3961	Ca3179
Units	ppm	ppm	ppm	ppm	ppm	ppm	ppm	ppm	ppm
Avg	**.0001**	**.0002**	**.0007**	**.0012**	**-.0006**	**-.0002**	**-.0001**	**.0030**	**-.0032**
Stddev	.0001	.0003	.0002	.0001	.0003	.0021	.0006	.0022	.0012
%RSD	74.14	166.1	28.60	6.857	56.02	1002.	534.7	71.90	36.87
#1	.0002	.0004	.0006	.0013	-.0003	.0013	.0003	.0045	-.0023
#2	.0001	.0000	.0009	.0012	-.0008	-.0017	-.0005	.0015	-.0040
Check ?	Chk Pass	Chk Pass	Chk Pass	Chk Pass	Chk Pass	Chk Pass	Chk Pass	Chk Pass	Chk Pass
High Limit									
Low Limit									

Elem	Fe2599	Mg2790	K_7664	Na5895	B_2089	Mo2020	Pd3404	Si2124	Sn1899
Units	ppm	ppm	ppm	ppm	ppm	ppm	ppm	ppm	ppm
Avg	**.0022**	**.0100**	**.0198**	**.0274**	**.0013**	F **.0023**	**.0011**	**.0026**	**.0003**
Stddev	.0002	.0076	.0140	.0013	.0004	.0003	.0003	.0003	.0006
%RSD	10.67	75.71	70.70	4.790	26.62	14.10	26.14	11.83	194.9
#1	.0024	.0154	.0099	.0284	.0011	.0025	.0013	.0028	.0007
#2	.0020	.0047	.0296	.0265	.0016	.0021	.0009	.0023	-.0001
Check ?	Chk Pass	Chk Pass	Chk Pass	Chk Pass	Chk Pass	Chk Fail	Chk Pass	Chk Pass	Chk Pass
High Limit						.0020			
Low Limit						-.0020			

Zoom In Zoom Out

Sample Name: ccb Acquired: 7/7/2014 23:51:30 Type: QC
Method: Accutest1(v244) Mode: CONC Corr. Factor: 1.000000
User: admin Custom ID1: Custom ID2: Custom ID3:
Comment:

Elem	Sr4077	Ti3349	W_2079	Zr3391	S_1820	Bi2230	Li6707
Units	ppm	ppm	ppm	ppm	ppm	ppm	ppm
Avg	**.0000**	**.0001**	F **.0127**	**.0008**	**-.0026**	**-.0001**	**.0002**
Stddev	.0000	.0003	.0006	.0001	.0003	.0006	.0000
%RSD	33.04	239.8	4.406	9.434	11.71	708.7	13.03
#1	.0000	-.0001	.0131	.0008	-.0024	-.0005	.0001
#2	.0000	.0003	.0123	.0007	-.0028	.0004	.0002
Check ?	Chk Pass	Chk Pass	Chk Fail	Chk Pass	Chk Pass	Chk Pass	Chk Pass
High Limit			.0123				
Low Limit			-.0123				

Int. Std.	Y_3600	Y_3710	Y_2243	In2306
Units	Cts/S	Cts/S	Cts/S	Cts/S
Avg	**90343.**	**23236.**	**1720.7**	**5893.1**
Stddev	103.	63.	4.1	1.6
%RSD	.11400	.27036	.24086	.02681
#1	90416.	23281.	1723.7	5892.0
#2	90270.	23192.	1717.8	5894.2

Zoom In Zoom Out

Sample Name: jb70672-8 Acquired: 7/7/2014 23:57:50 Type: Unk
Method: Accutest1(v244) Mode: CONC Corr. Factor: 1.000000
User: admin Custom ID1: Custom ID2: Custom ID3:
Comment: soil rerun 15th

Elem	Ba4554	Be3130	Cd2288	Co2286	Cr2677	Cu3247	Mn2576	Ni2316	Ag3280
Avg	**.2285**	**.0059**	**.0025**	**.0600**	**.2156**	**.0853**	**2.585**	**.1724**	**.0027**
Stddev	.0006	.0000	.0000	.0001	.0009	.0000	.001	.0005	.0002
%RSD	.2741	.0380	1.632	.1922	.4265	.0180	.0474	.2873	6.798
#1	.2281	.0059	.0025	.0599	.2149	.0853	2.584	.1721	.0029
#2	.2290	.0059	.0025	.0601	.2162	.0853	2.586	.1728	.0026

Elem	V_2924	Zn2062	As1890	Tl1908	Pb2203	Se1960	Sb2068	Al3961	Ca3179
Avg	**.2276**	**.5095**	**.0709**	**-.0013**	**.0828**	**.0087**	**.0017**	**97.70**	**17.41**
Stddev	.0002	.0004	.0003	.0013	.0004	.0011	.0009	.04	.12
%RSD	.0692	.0861	.4322	96.02	.4475	12.92	51.26	.0427	.6685
#1	.2277	.5098	.0707	-.0004	.0830	.0095	.0023	97.73	17.49
#2	.2275	.5092	.0711	-.0023	.0825	.0079	.0011	97.67	17.32

Elem	Fe2599	Mg2790	K_7664	Na5895	B_2089	Mo2020	Pd3404	Si2124	Sn1899
Avg	**209.3**	**42.48**	**22.19**	**4.893**	**.1275**	**.0114**	**-.0089**	**5.150**	**.0224**
Stddev	2.2	.29	.03	.015	.0008	.0005	.0004	.011	.0003
%RSD	1.037	.6766	.1492	.3026	.6175	4.017	4.881	.2072	1.302
#1	210.9	42.69	22.21	4.883	.1270	.0117	-.0092	5.142	.0222
#2	207.8	42.28	22.16	4.904	.1281	.0111	-.0086	5.157	.0226

Elem	Sr4077	Ti3349	W_2079	Zr3391	S_1820	Bi2230	Li6707
Avg	**.1755**	**2.698**	**.0182**	**.0912**	**113.3**	**.0028**	**.2141**
Stddev	.0003	.005	.0002	.0000	.4	.0000	.0015
%RSD	.1578	.1993	1.211	.0224	.3216	.4536	.6879
#1	.1753	2.694	.0181	.0912	113.1	.0028	.2130
#2	.1757	2.701	.0184	.0912	113.6	.0028	.2151

Int. Std.	Y_3600	Y_3710	Y_2243	In2306
Avg	**90013.**	**24283.**	**1730.6**	**5479.6**
Stddev	260.	203.	8.3	13.8
%RSD	.28895	.83691	.48002	.25250
#1	90197.	24139.	1736.5	5489.3
#2	89829.	24426.	1724.8	5469.8

Zoom In Zoom Out

Sample Name: jb70672-9 Acquired: 7/8/2014 0:04:04 Type: Unk
Method: Accutest1(v244) Mode: CONC Corr. Factor: 1.000000
User: admin Custom ID1: Custom ID2: Custom ID3:
Comment: soil rerun 15th

Elem	Ba4554	Be3130	Cd2288	Co2286	Cr2677	Cu3247	Mn2576	Ni2316	Ag3280
Avg	**.2313**	**.0064**	**.0031**	**.0648**	**.2172**	**.0926**	**2.815**	**.1821**	**.0024**
Stddev	.0009	.0000	.0002	.0002	.0008	.0004	.005	.0001	.0006
%RSD	.4026	.2043	6.351	.3342	.3616	.4610	.1820	.0446	25.86
#1	.2320	.0064	.0032	.0649	.2178	.0929	2.818	.1820	.0019
#2	.2307	.0063	.0029	.0646	.2167	.0923	2.811	.1822	.0028

Elem	V_2924	Zn2062	As1890	Tl1908	Pb2203	Se1960	Sb2068	Al3961	Ca3179
Avg	**.2426**	**.4977**	**.0769**	**-.0016**	**.0917**	**.0094**	**.0014**	**97.34**	**34.55**
Stddev	.0007	.0000	.0010	.0025	.0010	.0015	.0012	.03	.13
%RSD	.2911	.0012	1.267	153.8	1.071	15.98	83.13	.0287	.3807
#1	.2431	.4977	.0762	-.0033	.0910	.0084	.0023	97.36	34.46
#2	.2421	.4977	.0776	.0001	.0924	.0105	.0006	97.32	34.64

Elem	Fe2599	Mg2790	K_7664	Na5895	B_2089	Mo2020	Pd3404	Si2124	Sn1899
Avg	**222.3**	**42.08**	**21.20**	**4.183**	**.1270**	**.0153**	**-.0102**	**6.167**	**.0216**
Stddev	1.1	.07	.04	.000	.0009	.0000	.0004	.013	.0010
%RSD	.4821	.1768	.1933	.0045	.6768	.0091	3.792	.2166	4.704
#1	221.5	42.02	21.23	4.183	.1276	.0153	-.0099	6.176	.0223
#2	223.0	42.13	21.18	4.183	.1264	.0153	-.0104	6.157	.0208

Elem	Sr4077	Ti3349	W_2079	Zr3391	S_1820	Bi2230	Li6707
Avg	**.3214**	**2.693**	**.0154**	**.0999**	**129.0**	**.0030**	**.2202**
Stddev	.0009	.009	.0018	.0006	.0	.0008	.0011
%RSD	.2654	.3185	11.39	.5797	.0137	25.38	.5075
#1	.3220	2.699	.0166	.1003	129.0	.0024	.2210
#2	.3208	2.687	.0141	.0995	129.0	.0035	.2194

Int. Std.	Y_3600	Y_3710	Y_2243	In2306
Avg	**90538.**	**24706.**	**1749.2**	**5438.2**
Stddev	408.	104.	4.1	8.8
%RSD	.45022	.42240	.23203	.16180
#1	90250.	24780.	1746.3	5431.9
#2	90827.	24632.	1752.1	5444.4

Zoom In Zoom Out

Sample Name: jb70672-11 Acquired: 7/8/2014 0:10:15 Type: Unk
Method: Accutest1(v244) Mode: CONC Corr. Factor: 1.000000
User: admin Custom ID1: Custom ID2: Custom ID3:
Comment: soil rerun 15th

Elem	Ba4554	Be3130	Cd2288	Co2286	Cr2677	Cu3247	Mn2576	Ni2316	Ag3280
Avg	**.8822**	**.0100**	**.0037**	**.1271**	**.3276**	**.2974**	**2.748**	**.5228**	**.0023**
Stddev	.0023	.0000	.0002	.0001	.0031	.0002	.016	.0002	.0003
%RSD	.2573	.3845	5.805	.0600	.9525	.0539	.5934	.0327	13.25
#1	.8838	.0099	.0039	.1271	.3254	.2973	2.736	.5229	.0021
#2	.8806	.0100	.0035	.1272	.3298	.2975	2.759	.5227	.0025

Elem	V_2924	Zn2062	As1890	Tl1908	Pb2203	Se1960	Sb2068	Al3961	Ca3179
Avg	**.3956**	**.7446**	**.0543**	**-.0049**	**.3319**	**.0054**	**.0007**	**149.1**	**28.15**
Stddev	.0006	.0041	.0019	.0012	.0022	.0014	.0017	.4	.13
%RSD	.1506	.5511	3.480	23.48	.6583	26.74	241.4	.2495	.4780
#1	.3952	.7417	.0557	-.0058	.3303	.0064	.0019	148.9	28.06
#2	.3960	.7475	.0530	-.0041	.3334	.0043	-.0005	149.4	28.25

Elem	Fe2599	Mg2790	K_7664	Na5895	B_2089	Mo2020	Pd3404	Si2124	Sn1899
Avg	**257.0**	**68.95**	**30.26**	**3.925**	**.0821**	**.0063**	**-.0136**	**7.599**	**.0366**
Stddev	1.6	.02	.02	.002	.0002	.0000	.0001	.000	.0011
%RSD	.6379	.0298	.0712	.0500	.2590	.7320	.9845	.0051	3.020
#1	255.9	68.97	30.28	3.923	.0820	.0063	-.0136	7.599	.0358
#2	258.2	68.94	30.25	3.926	.0823	.0064	-.0135	7.600	.0374

Elem	Sr4077	Ti3349	W_2079	Zr3391	S_1820	Bi2230	Li6707
Avg	**.2269**	**6.716**	**.0167**	**.0993**	**49.29**	**.0083**	**.3057**
Stddev	.0007	.044	.0005	.0009	.03	.0000	.0016
%RSD	.2917	.6622	3.010	.9118	.0642	.5797	.5093
#1	.2274	6.684	.0171	.0987	49.26	.0083	.3068
#2	.2265	6.747	.0164	.0999	49.31	.0082	.3046

Int. Std.	Y_3600	Y_3710	Y_2243	In2306
Avg	**92260.**	**25159.**	**1761.8**	**5359.7**
Stddev	416.	42.	10.3	24.0
%RSD	.45108	.16739	.58289	.44826
#1	92554.	25189.	1754.5	5342.8
#2	91965.	25129.	1769.0	5376.7

Zoom In Zoom Out

Sample Name: mp80502-mb1 2 Acquired: 7/8/2014 0:16:27 Type: Unk
Method: Accutest1(v244) Mode: CONC Corr. Factor: 1.000000
User: admin Custom ID1: Custom ID2: Custom ID3:
Comment:

Elem	Ba4554	Be3130	Cd2288	Co2286	Cr2677	Cu3247	Mn2576	Ni2316	Ag3280
Avg	**.0001**	**.0000**	**.0000**	**-.0001**	**.0001**	**.0004**	**.0001**	**.0001**	**.0000**
Stddev	.0000	.0000	.000	.0001	.0003	.0001	.0000	.0001	.0001
%RSD	28.85	33.22	56.81	53.32	374.1	13.08	11.95	99.84	190.2
#1	.0000	.0000	.0000	-.0001	.0003	.0005	.0001	.0000	.0000
#2	.0001	.0000	.0000	-.0001	-.0001	.0004	.0001	.0002	.0001

Elem	V_2924	Zn2062	As1890	Tl1908	Pb2203	Se1960	Sb2068	Al3961	Ca3179
Avg	**-.0001**	**.0017**	**.0009**	**.0003**	**.0002**	**.0010**	**.0008**	**.0040**	**.0150**
Stddev	.0000	.0001	.0001	.0008	.0006	.0018	.0001	.0070	.0008
%RSD	17.43	4.125	6.863	259.1	277.7	169.2	17.59	177.0	5.195
#1	-.0001	.0017	.0009	.0009	.0006	.0023	.0009	.0089	.0155
#2	-.0001	.0018	.0009	-.0003	-.0002	-.0002	.0007	-.0010	.0144

Elem	Fe2599	Mg2790	K_7664	Na5895	B_2089	Mo2020	Pd3404	Si2124	Sn1899
Avg	**.0078**	**.0071**	**.0140**	**.0208**	**.0010**	**.0005**	**.0016**	**.0170**	**.0011**
Stddev	.0002	.0144	.0114	.0006	.0001	.0003	.0003	.0002	.0014
%RSD	2.408	201.7	81.90	2.884	6.314	48.16	18.45	1.353	120.3
#1	.0077	-.0030	.0059	.0204	.0011	.0007	.0014	.0172	.0021
#2	.0079	.0173	.0220	.0212	.0010	.0003	.0018	.0169	.0002

Elem	Sr4077	Ti3349	W_2079	Zr3391	S_1820	Bi2230	Li6707
Avg	**.0000**	**.0004**	**.0087**	**.0008**	**-.0004**	**-.0005**	**-.0002**
Stddev	.0000	.0001	.0002	.0000	.0018	.0008	.0003
%RSD	37.13	13.98	1.880	5.565	414.4	173.1	183.6
#1	.0000	.0005	.0086	.0008	.0009	-.0010	.0000
#2	.0000	.0004	.0088	.0009	-.0017	.0001	-.0003

Int. Std.	Y_3600	Y_3710	Y_2243	In2306
Avg	**89943.**	**23423.**	**1705.6**	**5876.2**
Stddev	9.	18.	1.2	.2
%RSD	.01040	.07889	.07300	.00300
#1	89936.	23410.	1704.7	5876.1
#2	89949.	23436.	1706.4	5876.4

Zoom In Zoom Out

Sample Name: mp80502-b1 Acquired: 7/8/2014 0:22:45 Type: Unk
Method: Accutest1(v244) Mode: CONC Corr. Factor: 1.000000
User: admin Custom ID1: Custom ID2: Custom ID3:
Comment:

Elem	Ba4554	Be3130	Cd2288	Co2286	Cr2677	Cu3247	Mn2576	Ni2316	Ag3280
Avg	**2.002**	**2.011**	**2.021**	**1.911**	**2.154**	**1.994**	**2.135**	**1.975**	**.2497**
Stddev	.003	.000	.005	.003	.004	.004	.003	.001	.0007
%RSD	.1604	.0023	.2482	.1530	.2071	.2170	.1234	.0330	.2616
#1	2.004	2.011	2.017	1.909	2.151	1.991	2.133	1.975	.2493
#2	1.999	2.011	2.024	1.913	2.157	1.997	2.137	1.974	.2502

Elem	V_2924	Zn2062	As1890	Tl1908	Pb2203	Se1960	Sb2068	Al3961	Ca3179
Avg	**2.040**	**2.027**	**2.012**	**2.069**	**1.976**	**1.993**	**1.964**	**24.17**	**24.02**
Stddev	.000	.003	.008	.021	.002	.011	.008	.05	.04
%RSD	.0069	.1620	.4093	.9951	.0823	.5275	.4180	.1881	.1593
#1	2.040	2.024	2.006	2.055	1.975	1.985	1.958	24.20	23.99
#2	2.040	2.029	2.018	2.084	1.977	2.000	1.970	24.14	24.04

Elem	Fe2599	Mg2790	K_7664	Na5895	B_2089	Mo2020	Pd3404	Si2124	Sn1899
Avg	**25.20**	**24.38**	**25.36**	**24.94**	**-.0024**	**1.976**	**2.022**	**1.968**	**2.061**
Stddev	.05	.07	.06	.07	.0006	.007	.005	.010	.013
%RSD	.2098	.2886	.2309	.2833	26.80	.3469	.2287	.5051	.6200
#1	25.16	24.33	25.40	24.99	-.0019	1.971	2.018	1.961	2.052
#2	25.24	24.43	25.31	24.89	-.0028	1.981	2.025	1.975	2.070

Elem	Sr4077	Ti3349	W_2079	Zr3391	S_1820	Bi2230	Li6707
Avg	**2.068**	**2.138**	**1.795**	**2.046**	**.0012**	**1.968**	**2.016**
Stddev	.004	.002	.015	.003	.0010	.010	.003
%RSD	.1928	.0976	.8087	.1482	80.69	.5078	.1674
#1	2.065	2.136	1.785	2.044	.0018	1.961	2.018
#2	2.071	2.139	1.805	2.049	.0005	1.975	2.014

Int. Std.	Y_3600	Y_3710	Y_2243	In2306
Avg	**85335.**	**23223.**	**1643.1**	**5371.2**
Stddev	56.	59.	5.7	13.0
%RSD	.06564	.25466	.34934	.24273
#1	85374.	23265.	1647.2	5380.4
#2	85295.	23181.	1639.1	5362.0

Zoom In Zoom Out

Sample Name: mp80502-s1 Acquired: 7/8/2014 0:28:51 Type: Unk
Method: Accutest1(v244) Mode: CONC Corr. Factor: 1.000000
User: admin Custom ID1: Custom ID2: Custom ID3:
Comment:

Elem	Ba4554	Be3130	Cd2288	Co2286	Cr2677	Cu3247	Mn2576	Ni2316	Ag3280
Avg	**2.216**	**1.803**	**2.055**	**1.748**	**1.870**	**2.146**	**1.939**	**2.039**	**.2461**
Stddev	.005	.004	.007	.002	.003	.009	.006	.002	.0002
%RSD	.2395	.2017	.3273	.0879	.1606	.3945	.2977	.0714	.0660
#1	2.220	1.806	2.050	1.749	1.872	2.140	1.943	2.040	.2460
#2	2.213	1.800	2.060	1.747	1.867	2.152	1.935	2.038	.2462

Elem	V_2924	Zn2062	As1890	Tl1908	Pb2203	Se1960	Sb2068	Al3961	Ca3179
Avg	**1.778**	**6.933**	**2.098**	**1.701**	**6.541**	**2.058**	**2.492**	**25.10**	**482.5**
Stddev	.003	.001	.004	.007	.012	.009	.011	.06	1.3
%RSD	.1750	.0109	.1959	.4127	.1766	.4359	.4370	.2453	.2673
#1	1.781	6.932	2.095	1.706	6.549	2.051	2.484	25.15	483.4
#2	1.776	6.933	2.100	1.696	6.533	2.064	2.500	25.06	481.5

Elem	Fe2599	Mg2790	K_7664	Na5895	B_2089	Mo2020	Pd3404	Si2124	Sn1899
Avg	**24.36**	**37.13**	**295.0**	**506.3**	**.2700**	**1.897**	**1.905**	**12.86**	**2.049**
Stddev	.06	.13	1.1	13.2	.0027	.005	.009	.05	.004
%RSD	.2260	.3443	.3844	2.607	1.007	.2728	.4754	.3670	.1861
#1	24.40	37.22	295.8	515.6	.2681	1.893	1.898	12.82	2.047
#2	24.32	37.04	294.2	497.0	.2719	1.901	1.911	12.89	2.052

Elem	Sr4077	Ti3349	W_2079	Zr3391	S_1820	Bi2230	Li6707
Avg	**3.608**	**2.172**	**1.918**	**1.852**	**476.4**	**1.851**	**2.010**
Stddev	.030	.004	.004	.002	1.3	.008	.006
%RSD	.8190	.1760	.1878	.0827	.2676	.4093	.3138
#1	3.588	2.175	1.915	1.851	477.3	1.845	2.014
#2	3.629	2.170	1.920	1.853	475.5	1.856	2.005

Int. Std.	Y_3600	Y_3710	Y_2243	In2306
Avg	**76696.**	**21682.**	**1419.3**	**4284.3**
Stddev	214.	19.	7.5	7.7
%RSD	.27862	.08553	.52915	.18017
#1	76847.	21669.	1424.6	4289.8
#2	76545.	21695.	1414.0	4278.9

Zoom In Zoom Out

Sample Name: mp80502-s2 Acquired: 7/8/2014 0:35:08 Type: Unk
Method: Accutest1(v244) Mode: CONC Corr. Factor: 1.000000
User: admin Custom ID1: Custom ID2: Custom ID3:
Comment:

Elem	Ba4554	Be3130	Cd2288	Co2286	Cr2677	Cu3247	Mn2576	Ni2316	Ag3280
Avg	**2.293**	**1.870**	**2.132**	**1.814**	**1.923**	**2.225**	**2.004**	**2.109**	**.2536**
Stddev	.006	.001	.003	.001	.001	.000	.000	.001	.0003
%RSD	.2703	.0613	.1354	.0706	.0631	.0100	.0008	.0595	.1346
#1	2.289	1.869	2.134	1.815	1.924	2.225	2.004	2.110	.2538
#2	2.298	1.870	2.130	1.813	1.922	2.225	2.004	2.108	.2533

Elem	V_2924	Zn2062	As1890	Tl1908	Pb2203	Se1960	Sb2068	Al3961	Ca3179
Avg	**1.845**	**7.092**	**2.171**	**1.758**	**6.727**	**2.142**	**2.591**	**26.02**	**491.4**
Stddev	.000	.015	.004	.007	.005	.000	.004	.06	5.5
%RSD	.0203	.2177	.1841	.4217	.0766	.0059	.1721	.2352	1.112
#1	1.845	7.103	2.174	1.763	6.723	2.142	2.587	26.07	487.5
#2	1.845	7.081	2.168	1.753	6.730	2.142	2.594	25.98	495.3

Elem	Fe2599	Mg2790	K_7664	Na5895	B_2089	Mo2020	Pd3404	Si2124	Sn1899
Avg	**25.03**	**37.95**	**299.6**	**502.1**	**.2749**	**1.963**	**1.968**	**13.04**	**2.117**
Stddev	.06	.08	.9	5.6	.0001	.001	.000	.00	.002
%RSD	.2464	.1996	.2934	1.114	.0429	.0665	.0146	.0107	.0700
#1	24.99	37.90	300.2	506.1	.2748	1.964	1.967	13.04	2.118
#2	25.07	38.01	298.9	498.2	.2750	1.962	1.968	13.04	2.116

Elem	Sr4077	Ti3349	W_2079	Zr3391	S_1820	Bi2230	Li6707
Avg	**3.696**	**2.229**	**1.980**	**1.911**	**486.6**	**1.930**	**2.093**
Stddev	.011	.000	.004	.003	1.7	.003	.003
%RSD	.3009	.0079	.1886	.1314	.3506	.1275	.1210
#1	3.688	2.229	1.983	1.913	487.8	1.928	2.094
#2	3.704	2.229	1.977	1.909	485.4	1.932	2.091

Int. Std.	Y_3600	Y_3710	Y_2243	In2306
Avg	**76897.**	**21841.**	**1416.6**	**4266.7**
Stddev	108.	67.	1.3	8.6
%RSD	.14082	.30757	.08976	.20269
#1	76974.	21888.	1417.5	4272.8
#2	76821.	21793.	1415.7	4260.6

Zoom In Zoom Out

Sample Name: jb70213-2a Acquired: 7/8/2014 0:41:26 Type: Unk
Method: Accutest1(v244) Mode: CONC Corr. Factor: 1.000000
User: admin Custom ID1: Custom ID2: Custom ID3:
Comment:

Elem	Ba4554	Be3130	Cd2288	Co2286	Cr2677	Cu3247	Mn2576	Ni2316	Ag3280
Avg	**.3909**	**.0051**	**.1007**	**.0063**	**.0897**	**.2727**	**.1402**	**.2581**	**.0042**
Stddev	.0004	.0000	.0004	.0000	.0045	.0002	.0008	.0018	.0002
%RSD	.1038	.0743	.4243	.7083	4.968	.0687	.5964	.7153	4.712
#1	.3912	.0051	.1004	.0063	.0929	.2726	.1408	.2594	.0043
#2	.3906	.0051	.1010	.0064	.0866	.2728	.1396	.2568	.0041

Elem	V_2924	Zn2062	As1890	Tl1908	Pb2203	Se1960	Sb2068	Al3961	Ca3179
Avg	**.0054**	**5.009**	**.0843**	**.0126**	**4.616**	**.0083**	**.6091**	**2.276**	**441.6**
Stddev	.0003	.001	.0007	.0027	.009	.0014	.0006	.008	2.6
%RSD	5.472	.0233	.8549	21.57	.1866	16.37	.0965	.3320	.5816
#1	.0057	5.008	.0848	.0106	4.622	.0074	.6095	2.282	439.8
#2	.0052	5.010	.0838	.0145	4.610	.0093	.6086	2.271	443.5

Elem	Fe2599	Mg2790	K_7664	Na5895	B_2089	Mo2020	Pd3404	Si2124	Sn1899
Avg	**2.650**	**14.97**	**256.7**	**445.6**	**.2576**	**.1615**	**-.0097**	**9.921**	**.3173**
Stddev	.010	.01	.5	3.8	.0007	.0001	.0003	.012	.0001
%RSD	.3677	.0848	.1761	.8498	.2585	.0440	2.987	.1185	.0268
#1	2.643	14.96	257.1	442.9	.2580	.1614	-.0099	9.913	.3172
#2	2.657	14.98	256.4	448.3	.2571	.1615	-.0095	9.929	.3173

Elem	Sr4077	Ti3349	W_2079	Zr3391	S_1820	Bi2230	Li6707
Avg	**1.742**	**.3323**	**.0077**	**.0550**	**461.3**	**.0229**	**.1375**
Stddev	.004	.0009	.0006	.0003	1.8	.0000	.0001
%RSD	.2126	.2617	8.120	.4881	.3955	.1732	.0393
#1	1.745	.3329	.0081	.0548	460.0	.0228	.1374
#2	1.739	.3317	.0072	.0552	462.6	.0229	.1375

Int. Std.	Y_3600	Y_3710	Y_2243	In2306
Avg	**77072.**	**21885.**	**1429.4**	**4319.1**
Stddev	223.	11.	5.6	6.6
%RSD	.28918	.04887	.39520	.15206
#1	77230.	21893.	1433.4	4323.7
#2	76915.	21878.	1425.4	4314.4

Zoom In Zoom Out

Sample Name: mp80502-sd1 Acquired: 7/8/2014 0:47:44 Type: Unk
Method: Accutest1(v244) Mode: CONC Corr. Factor: 5.000000
User: admin Custom ID1: Custom ID2: Custom ID3:
Comment:

Elem	Ba4554	Be3130	Cd2288	Co2286	Cr2677	Cu3247	Mn2576	Ni2316	Ag3280
Avg	**.3849**	**.0049**	**.0961**	**.0095**	**.0974**	**.2663**	**.1460**	**.2564**	**.0037**
Stddev	.0006	.0001	.0003	.0001	.0023	.0011	.0004	.0006	.0010
%RSD	.1502	1.029	.3496	.9265	2.403	.3952	.2910	.2412	27.30
#1	.3853	.0050	.0963	.0096	.0990	.2670	.1457	.2560	.0030
#2	.3845	.0049	.0958	.0095	.0957	.2656	.1463	.2569	.0045

Elem	V_2924	Zn2062	As1890	Tl1908	Pb2203	Se1960	Sb2068	Al3961	Ca3179
Avg	**.0055**	**5.240**	**.0833**	**.0159**	**4.644**	**.0205**	**.5639**	**2.215**	**461.9**
Stddev	.0012	.006	.0035	.0032	.005	.0044	.0037	.002	.4
%RSD	21.84	.1127	4.246	19.93	.0998	21.37	.6479	.0816	.0793
#1	.0047	5.236	.0808	.0181	4.641	.0235	.5613	2.214	462.1
#2	.0063	5.244	.0858	.0136	4.648	.0174	.5665	2.216	461.6

Elem	Fe2599	Mg2790	K_7664	Na5895	B_2089	Mo2020	Pd3404	Si2124	Sn1899
Avg	**2.713**	**15.44**	**253.3**	**465.4**	**.2387**	**.1679**	**-.0079**	**9.462**	**.3411**
Stddev	.016	.04	.0	.0	.0048	.0002	.0003	.038	.0011
%RSD	.6033	.2506	.0045	.0043	2.009	.1282	3.902	.4025	.3171
#1	2.702	15.47	253.4	465.4	.2353	.1677	-.0077	9.435	.3419
#2	2.725	15.41	253.3	465.4	.2421	.1680	-.0082	9.489	.3404

Elem	Sr4077	Ti3349	W_2079	Zr3391	S_1820	Bi2230	Li6707
Avg	**1.727**	**.3364**	**.0312**	**.0518**	**463.5**	**.0251**	**.1325**
Stddev	.002	.0072	.0049	.0009	2.5	.0072	.0004
%RSD	.1236	2.141	15.64	1.706	.5307	28.66	.3153
#1	1.728	.3313	.0278	.0511	461.8	.0302	.1322
#2	1.725	.3414	.0347	.0524	465.2	.0200	.1327

Int. Std.	Y_3600	Y_3710	Y_2243	In2306
Avg	**83320.**	**22524.**	**1600.0**	**5128.1**
Stddev	72.	2.	8.1	16.1
%RSD	.08652	.01030	.50549	.31303
#1	83371.	22526.	1605.7	5139.5
#2	83269.	22523.	1594.3	5116.8

Zoom In Zoom Out

Sample Name: jb70931-1 Acquired: 7/8/2014 0:53:58 Type: Unk
Method: Accutest1(v244) Mode: CONC Corr. Factor: 1.000000
User: admin Custom ID1: Custom ID2: Custom ID3:
Comment:

Elem	Ba4554	Be3130	Cd2288	Co2286	Cr2677	Cu3247	Mn2576	Ni2316	Ag3280
Avg	**.0913**	**.0002**	**.0001**	**.0007**	**.0018**	**.0049**	**.0175**	**.0030**	**.0001**
Stddev	.0002	.0000	.0001	.0001	.0002	.0002	.0001	.0000	.0000
%RSD	.1886	1.265	44.32	19.27	13.95	3.520	.3346	1.061	14.75
#1	.0912	.0002	.0001	.0006	.0019	.0048	.0174	.0031	.0001
#2	.0914	.0002	.0002	.0008	.0016	.0051	.0175	.0030	.0002

Elem	V_2924	Zn2062	As1890	Tl1908	Pb2203	Se1960	Sb2068	Al3961	Ca3179
Avg	**.0003**	**.0152**	**.0011**	**.0008**	**.0004**	**.0066**	**-.0006**	**.0250**	**28.97**
Stddev	.0001	.0002	.0002	.0002	.0001	.0010	.0006	.0002	.17
%RSD	55.04	1.444	22.42	28.63	33.88	15.85	96.85	.9852	.6043
#1	.0004	.0150	.0009	.0009	.0005	.0058	-.0010	.0248	29.09
#2	.0002	.0153	.0012	.0006	.0003	.0073	-.0002	.0252	28.85

Elem	Fe2599	Mg2790	K_7664	Na5895	B_2089	Mo2020	Pd3404	Si2124	Sn1899
Avg	**2.319**	**5.146**	**7.604**	**16.99**	**.1519**	**.0018**	**-.0008**	**7.113**	**.0025**
Stddev	.007	.013	.016	.02	.0007	.0001	.0001	.006	.0004
%RSD	.3126	.2607	.2145	.1367	.4663	7.643	7.406	.0887	15.79
#1	2.324	5.156	7.592	16.98	.1514	.0019	-.0008	7.109	.0028
#2	2.314	5.137	7.615	17.01	.1524	.0017	-.0007	7.118	.0023

Elem	Sr4077	Ti3349	W_2079	Zr3391	S_1820	Bi2230	Li6707
Avg	**.1423**	**.0012**	**.0064**	**.0006**	**9.065**	**.0006**	**.0089**
Stddev	.0005	.0003	.0007	.0001	.009	.0003	.0000
%RSD	.3438	20.63	11.15	9.716	.1024	54.51	.4476
#1	.1419	.0010	.0059	.0006	9.058	.0004	.0090
#2	.1426	.0014	.0069	.0007	9.071	.0008	.0089

Int. Std.	Y_3600	Y_3710	Y_2243	In2306
Avg	**86392.**	**23224.**	**1650.0**	**5557.7**
Stddev	243.	90.	3.0	.5
%RSD	.28107	.38749	.18132	.00913
#1	86220.	23161.	1652.1	5557.3
#2	86564.	23288.	1647.9	5558.0

Zoom In Zoom Out

Sample Name: ccv Acquired: 7/8/2014 1:00:14 Type: QC
Method: Accutest1(v244) Mode: CONC Corr. Factor: 1.000000
User: admin Custom ID1: Custom ID2: Custom ID3:
Comment:

Elem	Ba4554	Be3130	Cd2288	Co2286	Cr2677	Cu3247	Mn2576	Ni2316	Ag3280
Units	ppm	ppm	ppm	ppm	ppm	ppm	ppm	ppm	ppm
Avg	**2.069**	**2.054**	**2.061**	**2.002**	F **2.209**	**2.036**	**2.184**	**2.058**	**.2590**
Stddev	.002	.004	.000	.002	.022	.004	.013	.002	.0027
%RSD	.1026	.1804	.0180	.0897	.9852	.2001	.5956	.0722	1.043
#1	2.071	2.051	2.060	2.001	2.225	2.039	2.193	2.057	.2610
#2	2.068	2.057	2.061	2.003	2.194	2.033	2.175	2.059	.2571
Check ?	Chk Pass	Chk Pass	Chk Pass	Chk Pass	Chk Fail	Chk Pass	Chk Pass	Chk Pass	Chk Pass
Value					2.000				
Range					10.00%				

Elem	V_2924	Zn2062	As1890	Tl1908	Pb2203	Se1960	Sb2068	Al3961	Ca3179
Units	ppm	ppm	ppm	ppm	ppm	ppm	ppm	ppm	ppm
Avg	**2.081**	**2.083**	**2.035**	**2.077**	**2.025**	**2.017**	**2.009**	**39.17**	**38.81**
Stddev	.003	.001	.001	.007	.001	.000	.001	.07	.06
%RSD	.1418	.0534	.0451	.3465	.0267	.0165	.0465	.1837	.1657
#1	2.084	2.083	2.036	2.082	2.025	2.016	2.009	39.22	38.76
#2	2.079	2.084	2.034	2.072	2.024	2.017	2.008	39.12	38.85
Check ?	Chk Pass	Chk Pass	Chk Pass	Chk Pass	Chk Pass	Chk Pass	Chk Pass	Chk Pass	Chk Pass
Value									
Range									

Elem	Fe2599	Mg2790	K_7664	Na5895	B_2089	Mo2020	Pd3404	Si2124	Sn1899
Units	ppm	ppm	ppm	ppm	ppm	ppm	ppm	ppm	ppm
Avg	**40.72**	**40.13**	**40.80**	**39.89**	**2.065**	**2.063**	**2.096**	**5.016**	**2.068**
Stddev	.12	.23	.08	.18	.002	.004	.010	.001	.003
%RSD	.2969	.5755	.2024	.4403	.1180	.1900	.4663	.0157	.1488
#1	40.63	39.97	40.86	40.02	2.064	2.060	2.103	5.016	2.071
#2	40.80	40.29	40.75	39.77	2.067	2.066	2.089	5.015	2.066
Check ?	Chk Pass	Chk Pass	Chk Pass	Chk Pass	Chk Pass	Chk Pass	Chk Pass	Chk Pass	Chk Pass
Value									
Range									

Zoom In Zoom Out

Sample Name: ccv Acquired: 7/8/2014 1:00:14 Type: QC
Method: Accutest1(v244) Mode: CONC Corr. Factor: 1.000000
User: admin Custom ID1: Custom ID2: Custom ID3:
Comment:

Elem	Sr4077	Ti3349	W_2079	Zr3391	S_1820	Bi2230	Li6707
Units	ppm	ppm	ppm	ppm	ppm	ppm	ppm
Avg	**2.117**	**2.159**	**2.028**	F **2.208**	**1.976**	**2.018**	**2.089**
Stddev	.004	.012	.004	.014	.011	.003	.004
%RSD	.1936	.5479	.2204	.6103	.5482	.1584	.1789
#1	2.114	2.167	2.025	2.218	1.984	2.016	2.092
#2	2.120	2.150	2.032	2.199	1.969	2.020	2.087
Check ?	Chk Pass	Chk Pass	Chk Pass	Chk Fail	Chk Pass	Chk Pass	Chk Pass
Value				2.000			
Range				10.00%			

Int. Std.	Y_3600	Y_3710	Y_2243	In2306
Units	Cts/S	Cts/S	Cts/S	Cts/S
Avg	**84197.**	**22875.**	**1649.7**	**5278.5**
Stddev	371.	19.	2.0	9.7
%RSD	.44032	.08393	.12384	.18302
#1	83935.	22889.	1651.2	5285.3
#2	84459.	22861.	1648.3	5271.6

Zoom In Zoom Out

Sample Name: ccb Acquired: 7/8/2014 1:06:24 Type: QC
Method: Accutest1(v244) Mode: CONC Corr. Factor: 1.000000
User: admin Custom ID1: Custom ID2: Custom ID3:
Comment:

Elem	Ba4554	Be3130	Cd2288	Co2286	Cr2677	Cu3247	Mn2576	Ni2316	Ag3280
Units	ppm	ppm	ppm	ppm	ppm	ppm	ppm	ppm	ppm
Avg	**.0000**	**.0001**	**.0000**	**.0001**	**-.0001**	**.0006**	**.0001**	**.0000**	**.0003**
Stddev	.000	.0000	.0001	.0000	.0001	.0001	.0000	.0000	.0000
%RSD	6312.	33.86	817.2	14.22	55.19	17.23	16.03	23190.	2.500
#1	.0000	.0001	.0001	.0001	-.0001	.0005	.0001	.0000	.0003
#2	.0000	.0001	-.0001	.0001	-.0001	.0007	.0001	.0000	.0003
Check ?	Chk Pass	Chk Pass	Chk Pass	Chk Pass	Chk Pass	Chk Pass	Chk Pass	Chk Pass	Chk Pass
High Limit									
Low Limit									

Elem	V_2924	Zn2062	As1890	Tl1908	Pb2203	Se1960	Sb2068	Al3961	Ca3179
Units	ppm	ppm	ppm	ppm	ppm	ppm	ppm	ppm	ppm
Avg	**-.0001**	**.0005**	**.0005**	**.0016**	**.0002**	**.0008**	**.0005**	**.0046**	**-.0018**
Stddev	.0002	.0000	.0001	.0006	.0001	.0007	.0001	.0004	.0012
%RSD	200.1	9.335	12.15	36.49	47.70	82.19	12.55	8.444	68.57
#1	-.0002	.0004	.0004	.0021	.0001	.0013	.0005	.0049	-.0026
#2	.0000	.0005	.0005	.0012	.0003	.0003	.0006	.0043	-.0009
Check ?	Chk Pass	Chk Pass	Chk Pass	Chk Pass	Chk Pass	Chk Pass	Chk Pass	Chk Pass	Chk Pass
High Limit									
Low Limit									

Elem	Fe2599	Mg2790	K_7664	Na5895	B_2089	Mo2020	Pd3404	Si2124	Sn1899
Units	ppm	ppm	ppm	ppm	ppm	ppm	ppm	ppm	ppm
Avg	**.0042**	**.0179**	**.0929**	**.0318**	**.0013**	F **.0026**	**.0011**	**.0028**	**.0004**
Stddev	.0009	.0055	.0027	.0016	.0003	.0003	.0002	.0001	.0012
%RSD	22.51	30.97	2.951	4.912	19.94	10.69	17.27	3.157	285.5
#1	.0035	.0218	.0910	.0307	.0015	.0028	.0012	.0027	.0013
#2	.0048	.0140	.0948	.0329	.0011	.0024	.0009	.0028	-.0004
Check ?	Chk Pass	Chk Pass	Chk Pass	Chk Pass	Chk Pass	Chk Fail	Chk Pass	Chk Pass	Chk Pass
High Limit						.0020			
Low Limit						-.0020			

Zoom In Zoom Out

Sample Name: ccb Acquired: 7/8/2014 1:06:24 Type: QC
Method: Accutest1(v244) Mode: CONC Corr. Factor: 1.000000
User: admin Custom ID1: Custom ID2: Custom ID3:
Comment:

Elem	Sr4077	Ti3349	W_2079	Zr3391	S_1820	Bi2230	Li6707
Units	ppm	ppm	ppm	ppm	ppm	ppm	ppm
Avg	**.0001**	**.0000**	F **.0138**	**.0009**	**-.0020**	**.0001**	**.0001**
Stddev	.0000	.000	.0017	.0000	.0023	.0003	.0002
%RSD	25.27	480.6	12.03	.5402	114.7	238.1	254.3
#1	.0001	-.0001	.0150	.0009	-.0004	-.0001	-.0001
#2	.0001	.0001	.0126	.0009	-.0037	.0003	.0003
Check ?	Chk Pass	Chk Pass	Chk Fail	Chk Pass	Chk Pass	Chk Pass	Chk Pass
High Limit			.0123				
Low Limit			-.0123				

Int. Std.	Y_3600	Y_3710	Y_2243	In2306
Units	Cts/S	Cts/S	Cts/S	Cts/S
Avg	**89119.**	**23181.**	**1723.8**	**5918.2**
Stddev	108.	44.	3.3	7.6
%RSD	.12166	.18917	.18854	.12828
#1	89042.	23212.	1721.5	5912.9
#2	89195.	23150.	1726.1	5923.6

Zoom In Zoom Out

Sample Name: jb70213-3a Acquired: 7/8/2014 1:12:43 Type: Unk
Method: Accutest1(v244) Mode: CONC Corr. Factor: 1.000000
User: admin Custom ID1: Custom ID2: Custom ID3:
Comment:

Elem	Ba4554	Be3130	Cd2288	Co2286	Cr2677	Cu3247	Mn2576	Ni2316	Ag3280
Avg	**3.775**	**.0100**	**2.539**	**.0885**	**.7759**	**4.204**	**2.206**	**3.131**	**.0609**
Stddev	.092	.0001	.007	.0001	.0046	.013	.006	.005	.0005
%RSD	2.449	.9636	.2607	.1597	.5918	.3010	.2735	.1584	.8171
#1	3.710	.0101	2.544	.0886	.7726	4.213	2.201	3.128	.0612
#2	3.841	.0099	2.535	.0884	.7791	4.195	2.210	3.135	.0605

Elem	V_2924	Zn2062	As1890	Tl1908	Pb2203	Se1960	Sb2068	Al3961	Ca3179
Avg	**.0716**	**76.01**	**1.057**	**.0639**	**64.51**	**.0408**	**4.891**	**68.85**	**825.1**
Stddev	.0001	.22	.003	.0026	.08	.0031	.025	.11	2.8
%RSD	.1971	.2858	.2495	4.105	.1273	7.710	.5171	.1540	.3416
#1	.0717	75.85	1.059	.0658	64.45	.0386	4.909	68.77	823.1
#2	.0715	76.16	1.055	.0621	64.57	.0430	4.873	68.92	827.0

Elem	Fe2599	Mg2790	K_7664	Na5895	B_2089	Mo2020	Pd3404	Si2124	Sn1899
Avg	**33.00**	**45.67**	**506.2**	**777.4**	**.6931**	**.2140**	**-.0176**	**70.72**	**2.780**
Stddev	.00	.01	6.0	7.9	.0019	.0006	.0001	.25	.008
%RSD	.0053	.0314	1.177	1.014	.2784	.2957	.8105	.3490	.2982
#1	33.00	45.66	510.4	771.8	.6945	.2144	-.0177	70.89	2.785
#2	33.00	45.68	501.9	783.0	.6918	.2135	-.0175	70.54	2.774

Elem	Sr4077	Ti3349	W_2079	Zr3391	S_1820	Bi2230	Li6707
Avg	**3.913**	**7.024**	**.0844**	**.1514**	**663.8**	**.2758**	**.3664**
Stddev	.061	.021	.0059	.0004	3.8	.0001	.0008
%RSD	1.572	.2989	6.939	.2553	.5664	.0411	.2048
#1	3.869	7.009	.0886	.1517	666.5	.2758	.3669
#2	3.956	7.039	.0803	.1511	661.2	.2759	.3659

Int. Std.	Y_3600	Y_3710	Y_2243	In2306
Avg	**75303.**	**21769.**	**1384.4**	**3959.7**
Stddev	104.	12.	5.4	7.2
%RSD	.13854	.05497	.38706	.18209
#1	75377.	21778.	1380.6	3954.6
#2	75229.	21761.	1388.2	3964.8

Zoom In Zoom Out

Sample Name: jb70213-4a Acquired: 7/8/2014 1:19:14 Type: Unk
Method: Accutest1(v244) Mode: CONC Corr. Factor: 1.000000
User: admin Custom ID1: Custom ID2: Custom ID3:
Comment:

Elem	Ba4554	Be3130	Cd2288	Co2286	Cr2677	Cu3247	Mn2576	Ni2316	Ag3280
Avg	**.7633**	**.0076**	**.0196**	**.0025**	**.0109**	**.0715**	**.0192**	**.0873**	**.0005**
Stddev	.0038	.0000	.0001	.0001	.0008	.0001	.0000	.0003	.0001
%RSD	.4920	.5787	.3922	3.571	7.223	.1565	.0260	.3476	16.50
#1	.7660	.0076	.0196	.0024	.0103	.0715	.0192	.0875	.0006
#2	.7607	.0075	.0195	.0026	.0114	.0714	.0192	.0871	.0005

Elem	V_2924	Zn2062	As1890	Tl1908	Pb2203	Se1960	Sb2068	Al3961	Ca3179
Avg	**.0043**	**.6251**	**.0114**	**.0083**	**.5899**	**.0094**	**.1277**	**.3590**	**342.2**
Stddev	.0001	.0023	.0010	.0001	.0014	.0010	.0002	.0011	5.5
%RSD	3.067	.3649	8.880	.8232	.2400	10.73	.1856	.3122	1.600
#1	.0043	.6268	.0107	.0083	.5889	.0086	.1275	.3598	338.3
#2	.0042	.6235	.0122	.0082	.5909	.0101	.1279	.3583	346.1

Elem	Fe2599	Mg2790	K_7664	Na5895	B_2089	Mo2020	Pd3404	Si2124	Sn1899
Avg	**.2373**	**7.500**	**376.3**	**721.8**	**.3207**	**.1415**	**-.0061**	**7.464**	**.0312**
Stddev	.0020	.131	1.7	6.0	.0001	.0006	.0007	.024	.0010
%RSD	.8288	1.740	.4412	.8378	.0387	.4053	11.54	.3276	3.283
#1	.2359	7.408	377.5	717.6	.3206	.1411	-.0066	7.446	.0305
#2	.2387	7.592	375.2	726.1	.3208	.1419	-.0056	7.481	.0319

Elem	Sr4077	Ti3349	W_2079	Zr3391	S_1820	Bi2230	Li6707
Avg	**3.217**	**.0344**	**.0118**	**.0295**	**247.1**	**.0022**	**.2656**
Stddev	.000	.0003	.0008	.0000	.4	.0002	.0036
%RSD	.0037	.7912	6.886	.0265	.1654	10.37	1.369
#1	3.217	.0346	.0124	.0295	246.9	.0024	.2682
#2	3.217	.0342	.0113	.0296	247.4	.0020	.2631

Int. Std.	Y_3600	Y_3710	Y_2243	In2306
Avg	**74246.**	**21408.**	**1415.2**	**4210.0**
Stddev	158.	236.	8.3	17.2
%RSD	.21324	1.1032	.58695	.40883
#1	74134.	21575.	1421.1	4222.1
#2	74358.	21241.	1409.3	4197.8

Zoom In Zoom Out

Sample Name: jb70213-5a Acquired: 7/8/2014 1:25:42 Type: Unk
Method: Accutest1(v244) Mode: CONC Corr. Factor: 1.000000
User: admin Custom ID1: Custom ID2: Custom ID3:
Comment:

Elem	Ba4554	Be3130	Cd2288	Co2286	Cr2677	Cu3247	Mn2576	Ni2316	Ag3280
Avg	**.0776**	**.0026**	**.2305**	**.0034**	**.0140**	**.0527**	**.2586**	**.2290**	**.0008**
Stddev	.0000	.0000	.0001	.0000	.0005	.0003	.0000	.0006	.0002
%RSD	.0402	.0802	.0630	.7709	3.276	.5616	.0107	.2745	28.16
#1	.0776	.0026	.2304	.0034	.0143	.0525	.2586	.2294	.0009
#2	.0776	.0026	.2306	.0035	.0137	.0529	.2586	.2285	.0006

Elem	V_2924	Zn2062	As1890	Tl1908	Pb2203	Se1960	Sb2068	Al3961	Ca3179
Avg	**.0016**	**2.487**	**.0131**	**.0032**	**.7869**	**.0048**	**.0670**	**.5823**	**54.43**
Stddev	.0001	.001	.0004	.0006	.0005	.0001	.0007	.0010	.03
%RSD	6.411	.0295	3.326	18.97	.0642	1.596	1.111	.1639	.0564
#1	.0015	2.487	.0128	.0037	.7873	.0049	.0675	.5816	54.45
#2	.0017	2.488	.0134	.0028	.7866	.0048	.0665	.5830	54.40

Elem	Fe2599	Mg2790	K_7664	Na5895	B_2089	Mo2020	Pd3404	Si2124	Sn1899
Avg	**2.309**	**9.850**	**128.5**	**236.7**	**.0756**	**.0163**	**-.0008**	**4.711**	**.0376**
Stddev	.004	.006	.0	.0	.0007	.0000	.0006	.007	.0004
%RSD	.1699	.0653	.0250	.0007	.9348	.1550	78.78	.1566	.9864
#1	2.312	9.846	128.5	236.7	.0751	.0163	-.0012	4.706	.0379
#2	2.306	9.855	128.5	236.7	.0761	.0163	-.0003	4.716	.0374

Elem	Sr4077	Ti3349	W_2079	Zr3391	S_1820	Bi2230	Li6707
Avg	**.2161**	**.1014**	**.0013**	**.0191**	**178.0**	**.0028**	**.0601**
Stddev	.0001	.0013	.0004	.0004	.4	.0007	.0001
%RSD	.0518	1.279	32.70	2.084	.2265	24.43	.1753
#1	.2162	.1023	.0016	.0189	177.7	.0033	.0601
#2	.2160	.1004	.0010	.0194	178.3	.0023	.0600

Int. Std.	Y_3600	Y_3710	Y_2243	In2306
Avg	**81479.**	**22569.**	**1568.4**	**4887.7**
Stddev	249.	17.	.2	6.4
%RSD	.30606	.07389	.01140	.13089
#1	81655.	22581.	1568.3	4883.1
#2	81302.	22557.	1568.6	4892.2

Zoom In Zoom Out

Sample Name: jb70213-6a Acquired: 7/8/2014 1:31:58 Type: Unk
Method: Accutest1(v244) Mode: CONC Corr. Factor: 1.000000
User: admin Custom ID1: Custom ID2: Custom ID3:
Comment:

Elem	Ba4554	Be3130	Cd2288	Co2286	Cr2677	Cu3247	Mn2576	Ni2316	Ag3280
Avg	**.1392**	**.0038**	**.0497**	**.0019**	**.0149**	**.1016**	**.0949**	**.0595**	**.0010**
Stddev	.0002	.0000	.0001	.0000	.0008	.0001	.0001	.0001	.0003
%RSD	.1386	.2397	.1095	.8077	5.142	.1104	.0551	.1507	28.56
#1	.1393	.0038	.0497	.0019	.0143	.1017	.0948	.0594	.0011
#2	.1390	.0038	.0497	.0019	.0154	.1016	.0949	.0596	.0008

Elem	V_2924	Zn2062	As1890	Tl1908	Pb2203	Se1960	Sb2068	Al3961	Ca3179
Avg	**.0028**	**1.652**	**.0258**	**.0053**	**.8628**	**.0064**	**.1101**	**.6611**	**124.0**
Stddev	.0002	.001	.0002	.0008	.0006	.0005	.0007	.0015	.2
%RSD	7.401	.0403	.8876	14.42	.0687	7.650	.6430	.2337	.1249
#1	.0029	1.651	.0259	.0058	.8633	.0068	.1096	.6622	123.9
#2	.0026	1.652	.0256	.0047	.8624	.0061	.1106	.6601	124.1

Elem	Fe2599	Mg2790	K_7664	Na5895	B_2089	Mo2020	Pd3404	Si2124	Sn1899
Avg	**.5222**	**23.11**	**191.8**	**349.2**	**.2203**	**.0298**	**-.0025**	**11.53**	**.0584**
Stddev	.0013	.00	.3	1.2	.0008	.0001	.0002	.01	.0009
%RSD	.2434	.0070	.1350	.3311	.3746	.3746	9.018	.1024	1.610
#1	.5213	23.11	192.0	348.4	.2197	.0298	-.0023	11.52	.0578
#2	.5231	23.11	191.6	350.0	.2209	.0297	-.0026	11.54	.0591

Elem	Sr4077	Ti3349	W_2079	Zr3391	S_1820	Bi2230	Li6707
Avg	**.6027**	**.0380**	**.0049**	**.0292**	**278.7**	**.0032**	**.0729**
Stddev	.0004	.0003	.0004	.0002	.5	.0001	.0003
%RSD	.0634	.8571	8.623	.6182	.1822	3.197	.3885
#1	.6024	.0378	.0046	.0293	278.4	.0033	.0731
#2	.6030	.0383	.0052	.0291	279.1	.0031	.0727

Int. Std.	Y_3600	Y_3710	Y_2243	In2306
Avg	**79729.**	**22173.**	**1503.3**	**4593.1**
Stddev	293.	18.	1.4	8.4
%RSD	.36809	.08281	.09505	.18204
#1	79522.	22186.	1504.4	4599.0
#2	79937.	22160.	1502.3	4587.2

Zoom In Zoom Out

Sample Name: jb70943-1 Acquired: 7/8/2014 1:38:15 Type: Unk
Method: Accutest1(v244) Mode: CONC Corr. Factor: 1.000000
User: admin Custom ID1: Custom ID2: Custom ID3:
Comment:

Elem	Ba4554	Be3130	Cd2288	Co2286	Cr2677	Cu3247	Mn2576	Ni2316	Ag3280
Avg	**.0173**	**.0001**	**.0008**	**.0019**	**.0034**	**.0222**	**1.369**	**.0073**	**.0001**
Stddev	.0001	.0000	.0001	.0000	.0003	.0000	.002	.0001	.0000
%RSD	.2890	7.856	7.025	.0391	10.34	.1487	.1746	.9550	5.852
#1	.0173	.0001	.0008	.0019	.0031	.0222	1.367	.0074	.0001
#2	.0174	.0001	.0008	.0019	.0036	.0223	1.370	.0073	.0001

Elem	V_2924	Zn2062	As1890	Tl1908	Pb2203	Se1960	Sb2068	Al3961	Ca3179
Avg	**.0013**	**.1553**	**.0008**	**-.0006**	**.0032**	**.0030**	**.0009**	**.2395**	**8.034**
Stddev	.0001	.0003	.0005	.0008	.0005	.0001	.0004	.0007	.014
%RSD	7.285	.1891	59.52	130.5	16.28	4.078	46.16	.2728	.1675
#1	.0014	.1555	.0011	-.0012	.0028	.0030	.0011	.2390	8.044
#2	.0012	.1551	.0005	-.0001	.0035	.0029	.0006	.2399	8.025

Elem	Fe2599	Mg2790	K_7664	Na5895	B_2089	Mo2020	Pd3404	Si2124	Sn1899
Avg	**.6734**	**.5144**	**3.219**	**2.599**	**.0348**	**.0037**	**.0008**	**1.813**	**.0031**
Stddev	.0001	.0107	.014	.005	.0001	.0001	.0002	.000	.0001
%RSD	.0084	2.085	.4258	.1871	.1766	3.832	21.20	.0061	3.262
#1	.6733	.5068	3.209	2.602	.0349	.0038	.0010	1.813	.0030
#2	.6734	.5220	3.229	2.596	.0348	.0036	.0007	1.812	.0032

Elem	Sr4077	Ti3349	W_2079	Zr3391	S_1820	Bi2230	Li6707
Avg	**.0190**	**.0047**	**.0045**	**.0016**	**1.443**	**.0001**	**.0507**
Stddev	.0000	.0000	.0001	.0000	.008	.0003	.0004
%RSD	.0149	.3568	2.621	.0213	.5511	191.5	.8623
#1	.0190	.0047	.0046	.0016	1.438	.0000	.0504
#2	.0190	.0047	.0044	.0016	1.449	.0003	.0510

Int. Std.	Y_3600	Y_3710	Y_2243	In2306
Avg	**88423.**	**23265.**	**1669.4**	**5729.9**
Stddev	234.	6.	1.8	9.4
%RSD	.26438	.02576	.10947	.16385
#1	88588.	23261.	1670.7	5736.5
#2	88258.	23270.	1668.1	5723.2

Zoom In Zoom Out

Sample Name: jb70980-1f Acquired: 7/8/2014 1:44:29 Type: Unk
Method: Accutest1(v244) Mode: CONC Corr. Factor: 1.000000
User: admin Custom ID1: Custom ID2: Custom ID3:
Comment:

Elem	Ba4554	Be3130	Cd2288	Co2286	Cr2677	Cu3247	Mn2576	Ni2316	Ag3280
Avg	**.2155**	**.0002**	**.0003**	**.0010**	**.0008**	**.0029**	**.6646**	**.0012**	**.0001**
Stddev	.0002	.0000	.0002	.0000	.0002	.0000	.0011	.0002	.0000
%RSD	.0921	.7496	71.42	1.096	20.36	1.628	.1697	15.76	63.59
#1	.2153	.0002	.0002	.0011	.0010	.0029	.6638	.0013	.0000
#2	.2156	.0002	.0005	.0010	.0007	.0028	.6654	.0011	.0001

Elem	V_2924	Zn2062	As1890	Tl1908	Pb2203	Se1960	Sb2068	Al3961	Ca3179
Avg	**.0005**	**.0063**	**.0016**	**.0007**	**.0010**	**.0050**	**.0007**	**.0178**	**82.70**
Stddev	.0003	.0000	.0006	.0004	.0009	.0003	.0003	.0046	.16
%RSD	58.95	.0109	37.09	63.84	98.15	5.156	37.31	26.02	.1958
#1	.0007	.0063	.0020	.0004	.0003	.0052	.0005	.0146	82.82
#2	.0003	.0063	.0012	.0010	.0016	.0048	.0009	.0211	82.59

Elem	Fe2599	Mg2790	K_7664	Na5895	B_2089	Mo2020	Pd3404	Si2124	Sn1899
Avg	**.9226**	**20.42**	**7.696**	**99.91**	**.0818**	**.0019**	**-.0008**	**5.935**	**.0046**
Stddev	.0036	.16	.002	.02	.0000	.0000	.0000	.006	.0013
%RSD	.3923	.7792	.0233	.0214	.0139	1.179	.8898	.1000	28.85
#1	.9251	20.54	7.697	99.89	.0818	.0019	-.0008	5.931	.0037
#2	.9200	20.31	7.694	99.92	.0818	.0019	-.0008	5.939	.0055

Elem	Sr4077	Ti3349	W_2079	Zr3391	S_1820	Bi2230	Li6707
Avg	**.6453**	**.0012**	**.0060**	**-.0002**	**.5269**	**.0002**	**.0039**
Stddev	.0007	.0002	.0006	.0001	.0009	.0009	.0000
%RSD	.1094	14.37	9.673	28.82	.1702	527.9	.8985
#1	.6448	.0013	.0056	-.0002	.5276	.0008	.0038
#2	.6458	.0011	.0064	-.0001	.5263	-.0005	.0039

Int. Std.	Y_3600	Y_3710	Y_2243	In2306
Avg	**82577.**	**22573.**	**1586.0**	**5141.9**
Stddev	94.	9.	4.3	9.7
%RSD	.11405	.04102	.27383	.18780
#1	82510.	22567.	1582.9	5135.1
#2	82644.	22580.	1589.0	5148.8

Zoom In Zoom Out

Sample Name: jb70980-2f Acquired: 7/8/2014 1:50:48 Type: Unk
Method: Accutest1(v244) Mode: CONC Corr. Factor: 1.000000
User: admin Custom ID1: Custom ID2: Custom ID3:
Comment:

Elem	Ba4554	Be3130	Cd2288	Co2286	Cr2677	Cu3247	Mn2576	Ni2316	Ag3280
Avg	**.0325**	**.0001**	**-.0001**	**.0066**	**.0006**	**.0016**	**.3944**	**.0013**	**.0005**
Stddev	.0001	.0000	.0000	.0001	.0002	.0001	.0015	.0003	.0003
%RSD	.2660	6.172	.8259	1.333	39.48	7.035	.3731	21.13	52.96
#1	.0326	.0001	-.0001	.0066	.0007	.0017	.3933	.0015	.0003
#2	.0325	.0001	-.0001	.0065	.0004	.0015	.3954	.0011	.0007

Elem	V_2924	Zn2062	As1890	Tl1908	Pb2203	Se1960	Sb2068	Al3961	Ca3179
Avg	**.0002**	**.0045**	**.0196**	**-.0025**	**-.0007**	**.0045**	**.0003**	**.0071**	**22.91**
Stddev	.0001	.0000	.0009	.0019	.0012	.0005	.0007	.0005	.13
%RSD	58.68	.8833	4.474	77.36	159.3	11.05	239.4	6.364	.5506
#1	.0001	.0045	.0189	-.0011	-.0015	.0048	-.0002	.0074	22.82
#2	.0003	.0046	.0202	-.0038	.0001	.0041	.0008	.0068	23.00

Elem	Fe2599	Mg2790	K_7664	Na5895	B_2089	Mo2020	Pd3404	Si2124	Sn1899
Avg	**15.09**	**8.728**	**6.911**	**159.8**	**.1105**	**.0051**	**.0010**	**3.619**	**.0029**
Stddev	.03	.032	.016	1.9	.0005	.0001	.0009	.005	.0008
%RSD	.2216	.3668	.2373	1.206	.4074	1.761	87.48	.1514	28.62
#1	15.06	8.706	6.923	161.1	.1109	.0050	.0004	3.623	.0035
#2	15.11	8.751	6.899	158.4	.1102	.0051	.0016	3.615	.0023

Elem	Sr4077	Ti3349	W_2079	Zr3391	S_1820	Bi2230	Li6707
Avg	**.1379**	**.0006**	**.0067**	**.0007**	**4.034**	**.0003**	**.0007**
Stddev	.0002	.0001	.0005	.0001	.001	.0001	.0000
%RSD	.1788	13.48	7.046	11.25	.0341	33.47	7.333
#1	.1381	.0005	.0070	.0007	4.035	.0004	.0006
#2	.1378	.0006	.0064	.0006	4.033	.0002	.0007

Int. Std.	Y_3600	Y_3710	Y_2243	In2306
Avg	**82978.**	**22507.**	**1610.0**	**5184.7**
Stddev	126.	5.	7.2	19.8
%RSD	.15148	.02425	.44466	.38260
#1	83067.	22503.	1604.9	5170.6
#2	82889.	22511.	1615.0	5198.7

Zoom In Zoom Out

Sample Name: jb70980-3f Acquired: 7/8/2014 1:57:07 Type: Unk
Method: Accutest1(v244) Mode: CONC Corr. Factor: 1.000000
User: admin Custom ID1: Custom ID2: Custom ID3:
Comment:

Elem	Ba4554	Be3130	Cd2288	Co2286	Cr2677	Cu3247	Mn2576	Ni2316	Ag3280
Avg	**.0305**	**.0006**	**.0005**	**.0033**	**.0163**	**.0324**	**.0237**	**.0171**	**.0004**
Stddev	.0002	.0000	.0000	.0001	.0002	.0004	.0000	.0002	.0001
%RSD	.6010	4.367	1.604	3.765	.9451	1.172	.1706	1.093	16.87
#1	.0304	.0007	.0005	.0034	.0162	.0327	.0238	.0169	.0003
#2	.0306	.0006	.0005	.0032	.0164	.0322	.0237	.0172	.0004

Elem	V_2924	Zn2062	As1890	Tl1908	Pb2203	Se1960	Sb2068	Al3961	Ca3179
Avg	**.1325**	**.0409**	**.1398**	**.0009**	**.0538**	**.0256**	**.0127**	**-.0249**	**10.03**
Stddev	.0004	.0000	.0004	.0021	.0011	.0011	.0009	.0063	.07
%RSD	.3187	.1090	.2693	224.3	2.071	4.185	6.935	25.19	.6757
#1	.1322	.0409	.1395	-.0005	.0546	.0249	.0134	-.0293	10.08
#2	.1328	.0409	.1401	.0024	.0530	.0264	.0121	-.0204	9.980

Elem	Fe2599	Mg2790	K_7664	Na5895	B_2089	Mo2020	Pd3404	Si2124	Sn1899
Avg	**.5754**	**6.255**	**20.97**	*****	**.1250**	**.0238**	**-.0001**	**53.65**	**.0060**
Stddev	.0030	.033	.01	-----	.0010	.0003	.0012	.12	.0002
%RSD	.5166	.5225	.0574	-----	.8200	1.164	1073.	.2224	3.839
#1	.5775	6.278	20.96	-----	.1243	.0240	.0007	53.57	.0059
#2	.5733	6.232	20.98	-----	.1257	.0236	-.0010	53.74	.0062

Elem	Sr4077	Ti3349	W_2079	Zr3391	S_1820	Bi2230	Li6707
Avg	**.1082**	**.0303**	**.0077**	**.0206**	**141.9**	**-.0035**	**.0053**
Stddev	.0003	.0003	.0016	.0002	.0	.0001	.0004
%RSD	.2565	1.124	20.69	.7842	.0271	3.353	7.893
#1	.1080	.0306	.0089	.0204	141.9	-.0034	.0050
#2	.1084	.0301	.0066	.0207	141.9	-.0036	.0056

Int. Std.	Y_3600	Y_3710	Y_2243	In2306
Avg	**68748.**	**20978.**	**1344.3**	**3790.0**
Stddev	59.	115.	6.9	17.6
%RSD	.08606	.54596	.51231	.46467
#1	68706.	20897.	1349.2	3802.5
#2	68789.	21059.	1339.5	3777.5

Zoom In Zoom Out

Sample Name: jb70980-4f Acquired: 7/8/2014 2:03:22 Type: Unk
Method: Accutest1(v244) Mode: CONC Corr. Factor: 1.000000
User: admin Custom ID1: Custom ID2: Custom ID3:
Comment:

Elem	Ba4554	Be3130	Cd2288	Co2286	Cr2677	Cu3247	Mn2576	Ni2316	Ag3280
Avg	**.0556**	**.0001**	**.0001**	**.0180**	**.0008**	**.0016**	**.8704**	**.0011**	**.0002**
Stddev	.0004	.0000	.0001	.0000	.0000	.0002	.0023	.0005	.0000
%RSD	.6310	47.90	137.6	.0473	.4257	13.19	.2639	44.46	1.015
#1	.0559	.0001	.0000	.0180	.0008	.0015	.8720	.0015	.0002
#2	.0554	.0001	.0001	.0180	.0008	.0018	.8688	.0008	.0002

Elem	V_2924	Zn2062	As1890	Tl1908	Pb2203	Se1960	Sb2068	Al3961	Ca3179
Avg	**.0008**	**.0105**	**.0009**	**-.0006**	**.0000**	**.0046**	**-.0002**	**.0407**	**22.77**
Stddev	.0003	.0000	.0007	.0004	.0004	.0001	.0006	.0027	.16
%RSD	35.76	.1633	77.86	65.83	2268.	2.478	354.0	6.705	.6943
#1	.0010	.0105	.0004	-.0003	-.0003	.0045	.0003	.0426	22.66
#2	.0006	.0105	.0014	-.0009	.0003	.0046	-.0006	.0388	22.88

Elem	Fe2599	Mg2790	K_7664	Na5895	B_2089	Mo2020	Pd3404	Si2124	Sn1899
Avg	**4.927**	**3.876**	**5.044**	**50.86**	**.0681**	**.0014**	**.0002**	**5.489**	**.0022**
Stddev	.005	.010	.002	.05	.0003	.0001	.0009	.007	.0004
%RSD	.1056	.2627	.0348	.1039	.4453	10.26	423.6	.1370	18.22
#1	4.923	3.868	5.045	50.90	.0683	.0013	-.0004	5.484	.0025
#2	4.930	3.883	5.042	50.83	.0679	.0015	.0009	5.494	.0020

Elem	Sr4077	Ti3349	W_2079	Zr3391	S_1820	Bi2230	Li6707
Avg	**.1103**	**.0018**	**.0034**	**-.0001**	**.9158**	**.0011**	**.0007**
Stddev	.0006	.0001	.0001	.0000	.0054	.0004	.0002
%RSD	.5535	5.977	1.783	9.658	.5850	32.80	24.57
#1	.1108	.0019	.0034	-.0001	.9195	.0009	.0009
#2	.1099	.0017	.0034	-.0001	.9120	.0014	.0006

Int. Std.	Y_3600	Y_3710	Y_2243	In2306
Avg	**85585.**	**22673.**	**1648.0**	**5442.7**
Stddev	234.	59.	.9	.6
%RSD	.27362	.26216	.05717	.01080
#1	85420.	22715.	1648.7	5442.3
#2	85751.	22631.	1647.3	5443.1

Zoom In Zoom Out

Sample Name: jb70980-5f Acquired: 7/8/2014 2:09:35 Type: Unk
Method: Accutest1(v244) Mode: CONC Corr. Factor: 1.000000
User: admin Custom ID1: Custom ID2: Custom ID3:
Comment:

Elem	Ba4554	Be3130	Cd2288	Co2286	Cr2677	Cu3247	Mn2576	Ni2316	Ag3280
Avg	**.0837**	**.0002**	**.0002**	**.0222**	**.0004**	**.0031**	**.5002**	**.0088**	**.0008**
Stddev	.0001	.0000	.0000	.0001	.0002	.0000	.0008	.0002	.0000
%RSD	.0615	3.633	2.031	.3449	35.68	.7418	.1579	2.639	1.247
#1	.0836	.0002	.0002	.0222	.0003	.0030	.5008	.0086	.0008
#2	.0837	.0002	.0002	.0221	.0006	.0031	.4996	.0090	.0008

Elem	V_2924	Zn2062	As1890	Tl1908	Pb2203	Se1960	Sb2068	Al3961	Ca3179
Avg	**.0005**	**.0228**	**.0160**	**-.0004**	**.0005**	**.0099**	**.0001**	**.0115**	**28.15**
Stddev	.0002	.0002	.0000	.0016	.0008	.0015	.0001	.0010	.03
%RSD	27.98	.9098	.0419	377.3	156.7	15.41	57.27	8.860	.1054
#1	.0006	.0230	.0160	.0007	-.0001	.0088	.0002	.0122	28.13
#2	.0004	.0227	.0160	-.0016	.0011	.0109	.0001	.0108	28.17

Elem	Fe2599	Mg2790	K_7664	Na5895	B_2089	Mo2020	Pd3404	Si2124	Sn1899
Avg	**32.61**	**15.94**	**6.741**	**97.46**	**.0886**	**.0019**	**.0005**	**19.29**	**.0033**
Stddev	.04	.01	.001	.56	.0001	.0002	.0004	.05	.0005
%RSD	.1185	.0766	.0133	.5779	.0596	8.316	79.27	.2802	14.42
#1	32.64	15.93	6.741	97.06	.0886	.0018	.0002	19.33	.0029
#2	32.59	15.95	6.742	97.85	.0886	.0020	.0008	19.25	.0036

Elem	Sr4077	Ti3349	W_2079	Zr3391	S_1820	Bi2230	Li6707
Avg	**.2899**	**.0015**	**.0047**	**-.0020**	**.2172**	**-.0012**	**.0013**
Stddev	.0003	.0004	.0003	.0000	.0013	.0001	.0003
%RSD	.1096	27.00	5.727	2.323	.6013	11.64	23.28
#1	.2902	.0018	.0046	-.0019	.2163	-.0013	.0011
#2	.2897	.0012	.0049	-.0020	.2181	-.0011	.0016

Int. Std.	Y_3600	Y_3710	Y_2243	In2306
Avg	**83910.**	**22538.**	**1619.8**	**5283.0**
Stddev	58.	22.	7.8	12.7
%RSD	.06888	.09722	.47943	.23981
#1	83951.	22553.	1614.3	5274.0
#2	83869.	22522.	1625.3	5292.0

Zoom In Zoom Out

Sample Name: ccv Acquired: 7/8/2014 2:15:56 Type: QC
Method: Accutest1(v244) Mode: CONC Corr. Factor: 1.000000
User: admin Custom ID1: Custom ID2: Custom ID3:
Comment:

Elem	Ba4554	Be3130	Cd2288	Co2286	Cr2677	Cu3247	Mn2576	Ni2316	Ag3280
Units	ppm	ppm	ppm	ppm	ppm	ppm	ppm	ppm	ppm
Avg	**2.088**	**2.058**	**2.050**	**2.031**	**2.166**	**2.024**	**2.156**	**2.069**	**.2534**
Stddev	.002	.001	.001	.007	.010	.002	.009	.002	.0003
%RSD	.0857	.0615	.0641	.3648	.4687	.0853	.4074	.1173	.1273
#1	2.089	2.057	2.051	2.025	2.173	2.025	2.162	2.067	.2536
#2	2.087	2.059	2.049	2.036	2.158	2.023	2.150	2.071	.2532
Check ?	Chk Pass	Chk Pass	Chk Pass	Chk Pass	Chk Pass	Chk Pass	Chk Pass	Chk Pass	Chk Pass
Value									
Range									

Elem	V_2924	Zn2062	As1890	Tl1908	Pb2203	Se1960	Sb2068	Al3961	Ca3179
Units	ppm	ppm	ppm	ppm	ppm	ppm	ppm	ppm	ppm
Avg	**2.064**	**2.092**	**2.030**	**2.096**	**2.049**	**2.018**	**2.014**	**39.57**	**39.35**
Stddev	.003	.004	.001	.001	.007	.002	.009	.05	.12
%RSD	.1605	.1937	.0383	.0642	.3208	.1170	.4289	.1257	.2937
#1	2.066	2.095	2.030	2.095	2.044	2.017	2.008	39.53	39.26
#2	2.062	2.089	2.029	2.097	2.054	2.020	2.020	39.60	39.43
Check ?	Chk Pass	Chk Pass	Chk Pass	Chk Pass	Chk Pass	Chk Pass	Chk Pass	Chk Pass	Chk Pass
Value									
Range									

Elem	Fe2599	Mg2790	K_7664	Na5895	B_2089	Mo2020	Pd3404	Si2124	Sn1899
Units	ppm	ppm	ppm	ppm	ppm	ppm	ppm	ppm	ppm
Avg	**40.16**	**39.90**	**41.27**	**40.28**	**2.056**	**2.071**	**2.055**	**5.021**	**2.080**
Stddev	.04	.17	.03	.02	.001	.003	.004	.013	.002
%RSD	.1051	.4178	.0798	.0529	.0308	.1211	.1827	.2626	.0706
#1	40.19	39.78	41.29	40.26	2.055	2.069	2.057	5.012	2.079
#2	40.13	40.02	41.25	40.29	2.056	2.073	2.052	5.031	2.081
Check ?	Chk Pass	Chk Pass	Chk Pass	Chk Pass	Chk Pass	Chk Pass	Chk Pass	Chk Pass	Chk Pass
Value									
Range									

Zoom In Zoom Out

Sample Name: ccv Acquired: 7/8/2014 2:15:56 Type: QC
Method: Accutest1(v244) Mode: CONC Corr. Factor: 1.000000
User: admin Custom ID1: Custom ID2: Custom ID3:
Comment:

Elem	Sr4077	Ti3349	W_2079	Zr3391	S_1820	Bi2230	Li6707
Units	ppm	ppm	ppm	ppm	ppm	ppm	ppm
Avg	**2.106**	**2.124**	**2.027**	**2.161**	**1.998**	**2.016**	**2.100**
Stddev	.018	.007	.011	.008	.007	.002	.006
%RSD	.8302	.3381	.5545	.3839	.3467	.0782	.2915
#1	2.094	2.129	2.019	2.166	1.993	2.015	2.105
#2	2.118	2.118	2.035	2.155	2.003	2.017	2.096
Check ?	Chk Pass	Chk Pass	Chk Pass	Chk Pass	Chk Pass	Chk Pass	Chk Pass
Value							
Range							

Int. Std.	Y_3600	Y_3710	Y_2243	In2306
Units	Cts/S	Cts/S	Cts/S	Cts/S
Avg	**85361.**	**22480.**	**1653.7**	**5247.2**
Stddev	93.	14.	2.9	20.3
%RSD	.10852	.06059	.17237	.38699
#1	85295.	22490.	1655.7	5261.5
#2	85426.	22470.	1651.7	5232.8

Zoom In Zoom Out

Sample Name: ccb Acquired: 7/8/2014 2:22:06 Type: QC
Method: Accutest1(v244) Mode: CONC Corr. Factor: 1.000000
User: admin Custom ID1: Custom ID2: Custom ID3:
Comment:

Elem	Ba4554	Be3130	Cd2288	Co2286	Cr2677	Cu3247	Mn2576	Ni2316	Ag3280
Units	ppm	ppm	ppm	ppm	ppm	ppm	ppm	ppm	ppm
Avg	**.0001**	**.0002**	**.0001**	**.0002**	**-.0001**	**.0003**	**.0001**	**.0004**	**-.0002**
Stddev	.0001	.0000	.0001	.0002	.0001	.0000	.0000	.0002	.0001
%RSD	133.8	5.812	65.32	80.02	163.1	3.563	20.27	50.79	34.03
#1	.0002	.0002	.0001	.0001	-.0002	.0003	.0001	.0002	-.0002
#2	.0000	.0002	.0002	.0004	.0000	.0003	.0001	.0005	-.0003
Check ?	Chk Pass	Chk Pass	Chk Pass	Chk Pass	Chk Pass	Chk Pass	Chk Pass	Chk Pass	Chk Pass
High Limit									
Low Limit									

Elem	V_2924	Zn2062	As1890	Tl1908	Pb2203	Se1960	Sb2068	Al3961	Ca3179
Units	ppm	ppm	ppm	ppm	ppm	ppm	ppm	ppm	ppm
Avg	**.0002**	**.0006**	**.0010**	**.0008**	**.0004**	**.0011**	**.0004**	**.0052**	**-.0009**
Stddev	.0001	.0000	.0003	.0013	.0002	.0003	.0006	.0026	.0017
%RSD	35.69	4.996	26.17	166.9	53.52	28.69	132.7	50.31	187.7
#1	.0002	.0006	.0012	.0017	.0002	.0013	.0000	.0033	.0003
#2	.0001	.0007	.0009	-.0001	.0005	.0008	.0009	.0070	-.0021
Check ?	Chk Pass	Chk Pass	Chk Pass	Chk Pass	Chk Pass	Chk Pass	Chk Pass	Chk Pass	Chk Pass
High Limit									
Low Limit									

Elem	Fe2599	Mg2790	K_7664	Na5895	B_2089	Mo2020	Pd3404	Si2124	Sn1899
Units	ppm	ppm	ppm	ppm	ppm	ppm	ppm	ppm	ppm
Avg	**.0057**	**.0097**	**.0502**	**.0462**	**.0011**	F **.0023**	**.0009**	**.0030**	**.0010**
Stddev	.0010	.0054	.0080	.0017	.0005	.0004	.0007	.0001	.0008
%RSD	17.33	55.91	16.00	3.672	47.20	17.58	78.53	2.112	77.13
#1	.0064	.0058	.0559	.0450	.0007	.0026	.0004	.0031	.0005
#2	.0050	.0135	.0445	.0474	.0015	.0020	.0014	.0030	.0016
Check ?	Chk Pass	Chk Pass	Chk Pass	Chk Pass	Chk Pass	Chk Fail	Chk Pass	Chk Pass	Chk Pass
High Limit						.0020			
Low Limit						-.0020			

Zoom In Zoom Out

Sample Name: ccb Acquired: 7/8/2014 2:22:06 Type: QC
Method: Accutest1(v244) Mode: CONC Corr. Factor: 1.000000
User: admin Custom ID1: Custom ID2: Custom ID3:
Comment:

Elem	Sr4077	Ti3349	W_2079	Zr3391	S_1820	Bi2230	Li6707
Units	ppm	ppm	ppm	ppm	ppm	ppm	ppm
Avg	**.0002**	**.0002**	**.0106**	**.0007**	**-.0012**	**-.0001**	**.0005**
Stddev	.0000	.0000	.0010	.0001	.0007	.0001	.0001
%RSD	1.362	21.64	8.956	19.68	57.83	57.42	27.24
#1	.0002	.0002	.0113	.0008	-.0016	-.0002	.0004
#2	.0002	.0002	.0099	.0006	-.0007	-.0001	.0006
Check ?	Chk Pass	Chk Pass	Chk Pass	Chk Pass	Chk Pass	Chk Pass	Chk Pass
High Limit							
Low Limit							

Int. Std.	Y_3600	Y_3710	Y_2243	In2306
Units	Cts/S	Cts/S	Cts/S	Cts/S
Avg	**89899.**	**22880.**	**1724.4**	**5905.5**
Stddev	139.	55.	5.7	15.6
%RSD	.15462	.24211	.33277	.26343
#1	89801.	22841.	1728.5	5916.5
#2	89998.	22920.	1720.4	5894.5

Zoom In Zoom Out

Sample Name: jb70980-6f Acquired: 7/8/2014 2:28:25 Type: Unk
Method: Accutest1(v244) Mode: CONC Corr. Factor: 1.000000
User: admin Custom ID1: Custom ID2: Custom ID3:
Comment:

Elem	Ba4554	Be3130	Cd2288	Co2286	Cr2677	Cu3247	Mn2576	Ni2316	Ag3280
Avg	**.2396**	**.0003**	**.0003**	**.0051**	**.0010**	**.0019**	**.2936**	**.0017**	**.0009**
Stddev	.0000	.0000	.0001	.0002	.0002	.0001	.0009	.0004	.0001
%RSD	.0106	13.40	27.07	4.005	19.48	3.238	.3152	21.96	13.29
#1	.2396	.0003	.0003	.0049	.0008	.0019	.2930	.0014	.0010
#2	.2395	.0004	.0002	.0052	.0011	.0020	.2943	.0019	.0009

Elem	V_2924	Zn2062	As1890	Tl1908	Pb2203	Se1960	Sb2068	Al3961	Ca3179
Avg	**.0003**	**.0091**	**.0049**	**.0009**	**.0002**	**.0054**	**.0000**	**.0188**	**63.62**
Stddev	.0000	.0004	.0004	.0008	.0016	.0008	.002	.0051	.22
%RSD	12.18	4.080	8.731	97.80	745.8	14.31	8479.	27.01	.3396
#1	.0003	.0094	.0052	.0014	-.0009	.0049	-.0016	.0152	63.77
#2	.0004	.0089	.0046	.0003	.0013	.0060	.0015	.0223	63.47

Elem	Fe2599	Mg2790	K_7664	Na5895	B_2089	Mo2020	Pd3404	Si2124	Sn1899
Avg	**19.68**	**54.10**	**16.01**	**129.5**	**.2064**	**.0022**	**-.0010**	**3.982**	**.0037**
Stddev	.00	.03	.01	.4	.0001	.0003	.0014	.004	.0007
%RSD	.0143	.0487	.0555	.2723	.0576	11.63	140.4	.0970	19.60
#1	19.68	54.08	16.02	129.8	.2065	.0024	.0000	3.979	.0032
#2	19.69	54.11	16.01	129.3	.2063	.0020	-.0020	3.984	.0042

Elem	Sr4077	Ti3349	W_2079	Zr3391	S_1820	Bi2230	Li6707
Avg	**.4875**	**.0009**	**.0103**	**.0013**	**.8197**	**.0000**	**.0012**
Stddev	.0005	.0003	.0003	.0000	.0062	.0007	.0004
%RSD	.1077	31.52	3.153	2.121	.7533	3764.	37.30
#1	.4871	.0011	.0101	.0013	.8153	.0005	.0009
#2	.4879	.0007	.0106	.0013	.8240	-.0005	.0015

Int. Std.	Y_3600	Y_3710	Y_2243	In2306
Avg	**82076.**	**22182.**	**1567.1**	**5046.4**
Stddev	262.	31.	2.2	8.3
%RSD	.31878	.13906	.14160	.16529
#1	81891.	22160.	1565.6	5040.5
#2	82261.	22204.	1568.7	5052.3

Zoom In Zoom Out

Sample Name: jb70980-7f Acquired: 7/8/2014 2:34:43 Type: Unk
Method: Accutest1(v244) Mode: CONC Corr. Factor: 1.000000
User: admin Custom ID1: Custom ID2: Custom ID3:
Comment:

Elem	Ba4554	Be3130	Cd2288	Co2286	Cr2677	Cu3247	Mn2576	Ni2316	Ag3280
Avg	**.1035**	**.0001**	**.0004**	**.0028**	**.0012**	**.0036**	**.3827**	**.0012**	**.0009**
Stddev	.0005	.0000	.0003	.0004	.0001	.0001	.0009	.0001	.0005
%RSD	.4373	29.81	69.05	14.11	8.692	2.857	.2360	5.092	54.71
#1	.1038	.0001	.0006	.0025	.0012	.0037	.3821	.0013	.0006
#2	.1031	.0001	.0002	.0030	.0011	.0035	.3834	.0012	.0013

Elem	V_2924	Zn2062	As1890	Tl1908	Pb2203	Se1960	Sb2068	Al3961	Ca3179
Avg	**.0005**	**.0161**	**.0151**	**.0005**	**.0000**	**.0077**	**.0000**	**.0295**	**44.93**
Stddev	.0001	.0002	.0009	.0001	.0005	.0014	.0002	.0024	.16
%RSD	19.58	1.305	6.164	16.75	1116.	18.40	3725.	8.016	.3600
#1	.0006	.0162	.0145	.0005	.0004	.0067	-.0001	.0312	44.82
#2	.0005	.0159	.0158	.0006	-.0003	.0087	.0002	.0278	45.05

Elem	Fe2599	Mg2790	K_7664	Na5895	B_2089	Mo2020	Pd3404	Si2124	Sn1899
Avg	**34.66**	**9.427**	**5.399**	**91.34**	**.0438**	**.0017**	**-.0002**	**4.315**	**.0036**
Stddev	.09	.017	.015	.37	.0003	.0000	.0011	.009	.0000
%RSD	.2728	.1814	.2825	.4064	.6420	1.539	550.6	.2144	.4523
#1	34.59	9.415	5.410	91.60	.0440	.0017	-.0009	4.309	.0036
#2	34.72	9.439	5.388	91.07	.0436	.0017	.0006	4.322	.0036

Elem	Sr4077	Ti3349	W_2079	Zr3391	S_1820	Bi2230	Li6707
Avg	**.2757**	**.0016**	**.0095**	**.0006**	**.4283**	**.0000**	**.0020**
Stddev	.0005	.0003	.0009	.0001	.0035	.000	.0005
%RSD	.1720	20.72	9.164	14.02	.8118	628.9	23.70
#1	.2761	.0018	.0101	.0006	.4258	-.0001	.0023
#2	.2754	.0014	.0089	.0005	.4307	.0001	.0016

Int. Std.	Y_3600	Y_3710	Y_2243	In2306
Avg	**83416.**	**22403.**	**1604.3**	**5248.5**
Stddev	136.	97.	3.7	7.8
%RSD	.16310	.43208	.22815	.14844
#1	83512.	22472.	1606.9	5254.0
#2	83319.	22335.	1601.7	5243.0

Zoom In Zoom Out

Sample Name: jb70980-8f Acquired: 7/8/2014 2:40:56 Type: Unk
Method: Accutest1(v244) Mode: CONC Corr. Factor: 1.000000
User: admin Custom ID1: Custom ID2: Custom ID3:
Comment:

Elem	Ba4554	Be3130	Cd2288	Co2286	Cr2677	Cu3247	Mn2576	Ni2316	Ag3280
Avg	**.0152**	**.0000**	**.0001**	**.0012**	**.0007**	**.0007**	**.9655**	**.0004**	**.0001**
Stddev	.0002	.0000	.0001	.0001	.0000	.0001	.0311	.0001	.0003
%RSD	1.086	61.79	120.6	6.467	1.759	21.02	3.226	34.21	405.1
#1	.0151	.0000	.0002	.0012	.0007	.0008	.9875	.0003	.0003
#2	.0153	.0001	.0000	.0013	.0007	.0006	.9435	.0005	-.0002

Elem	V_2924	Zn2062	As1890	Tl1908	Pb2203	Se1960	Sb2068	Al3961	Ca3179
Avg	**.0005**	**.0018**	**.0073**	**.0000**	**-.0006**	**.0039**	**-.0007**	**.0020**	**29.30**
Stddev	.0002	.0000	.0001	.0005	.0005	.0001	.0008	.0017	.11
%RSD	35.04	.4135	1.197	4652.	91.62	1.551	118.6	86.60	.3767
#1	.0007	.0018	.0072	.0003	-.0002	.0039	-.0001	.0032	29.22
#2	.0004	.0018	.0074	-.0003	-.0009	.0038	-.0013	.0008	29.38

Elem	Fe2599	Mg2790	K_7664	Na5895	B_2089	Mo2020	Pd3404	Si2124	Sn1899
Avg	**.5215**	**5.545**	**3.489**	**23.91**	**.0341**	**.0015**	**-.0002**	**2.554**	**.0029**
Stddev	.0035	.001	.029	.16	.0000	.0002	.0000	.003	.0004
%RSD	.6648	.0236	.8296	.6814	.0713	11.89	29.68	.1059	15.23
#1	.5190	5.546	3.468	23.79	.0341	.0016	-.0002	2.556	.0026
#2	.5239	5.544	3.509	24.02	.0342	.0013	-.0001	2.552	.0032

Elem	Sr4077	Ti3349	W_2079	Zr3391	S_1820	Bi2230	Li6707
Avg	**.0975**	**.0000**	**.0055**	**.0011**	**.9709**	**.0000**	**.0004**
Stddev	.0008	.000	.0004	.0000	.0044	.001	.0002
%RSD	.7808	49.09	7.619	3.252	.4497	3788.	39.67
#1	.0970	.0000	.0058	.0010	.9739	-.0006	.0006
#2	.0980	.0000	.0052	.0011	.9678	.0006	.0003

Int. Std.	Y_3600	Y_3710	Y_2243	In2306
Avg	**88436.**	**22616.**	**1660.5**	**5531.7**
Stddev	2959.	53.	1.0	2.2
%RSD	3.3463	.23621	.06105	.03967
#1	86344.	22654.	1659.8	5530.1
#2	90529.	22578.	1661.2	5533.2

Zoom In Zoom Out

Sample Name: jb70980-9f Acquired: 7/8/2014 2:47:09 Type: Unk
Method: Accutest1(v244) Mode: CONC Corr. Factor: 1.000000
User: admin Custom ID1: Custom ID2: Custom ID3:
Comment:

Elem	Ba4554	Be3130	Cd2288	Co2286	Cr2677	Cu3247	Mn2576	Ni2316	Ag3280
Avg	**.1020**	**.0003**	**.0003**	**.0019**	**.0011**	**.0015**	**.8843**	**.0028**	**.0001**
Stddev	.0000	.0000	.0003	.0001	.0003	.0001	.0003	.0001	.0005
%RSD	.0224	.8216	85.76	7.753	26.12	6.304	.0348	4.168	518.9
#1	.1020	.0003	.0001	.0018	.0009	.0014	.8841	.0027	-.0003
#2	.1019	.0003	.0005	.0020	.0013	.0016	.8845	.0029	.0005

Elem	V_2924	Zn2062	As1890	Tl1908	Pb2203	Se1960	Sb2068	Al3961	Ca3179
Avg	**.0006**	**.0049**	**.0091**	**.0013**	**-.0009**	**.0072**	**.0009**	**.0132**	**99.19**
Stddev	.0003	.0000	.0004	.0002	.0004	.0001	.0009	.0039	.11
%RSD	52.32	.1104	4.532	16.87	38.84	1.173	106.0	29.37	.1087
#1	.0009	.0049	.0094	.0011	-.0012	.0071	.0015	.0104	99.12
#2	.0004	.0049	.0088	.0014	-.0007	.0073	.0002	.0159	99.27

Elem	Fe2599	Mg2790	K_7664	Na5895	B_2089	Mo2020	Pd3404	Si2124	Sn1899
Avg	**11.37**	**11.80**	**12.53**	**202.1**	**.0652**	**.0015**	**-.0024**	**4.683**	**.0042**
Stddev	.00	.02	.02	.6	.0016	.0002	.0001	.010	.0010
%RSD	.0218	.1611	.1223	.3147	2.505	10.35	3.405	.2179	24.71
#1	11.37	11.79	12.52	202.6	.0664	.0014	-.0024	4.690	.0034
#2	11.37	11.81	12.54	201.7	.0641	.0017	-.0025	4.676	.0049

Elem	Sr4077	Ti3349	W_2079	Zr3391	S_1820	Bi2230	Li6707
Avg	**.5993**	**.0005**	**.0041**	**.0003**	**2.666**	**-.0003**	**.0024**
Stddev	.0007	.0000	.0004	.0000	.007	.0007	.0004
%RSD	.1223	.0432	8.708	9.446	.2701	219.8	15.73
#1	.5998	.0005	.0038	.0003	2.671	.0002	.0021
#2	.5988	.0005	.0043	.0003	2.661	-.0009	.0026

Int. Std.	Y_3600	Y_3710	Y_2243	In2306
Avg	**81975.**	**22107.**	**1565.4**	**4959.3**
Stddev	101.	24.	8.3	22.5
%RSD	.12344	.10859	.53302	.45434
#1	82047.	22124.	1559.5	4943.3
#2	81904.	22090.	1571.3	4975.2

Zoom In Zoom Out

Sample Name: jb70980-10f Acquired: 7/8/2014 2:53:28 Type: Unk
Method: Accutest1(v244) Mode: CONC Corr. Factor: 1.000000
User: admin Custom ID1: Custom ID2: Custom ID3:
Comment:

Elem	Ba4554	Be3130	Cd2288	Co2286	Cr2677	Cu3247	Mn2576	Ni2316	Ag3280
Avg	**.0825**	**.0002**	**.0004**	**.0014**	**.0009**	**.0017**	**.6909**	**.0004**	**.0002**
Stddev	.0000	.0000	.0001	.0002	.0003	.0005	.0004	.0002	.0002
%RSD	.0539	7.220	33.28	13.29	31.68	31.24	.0512	60.67	136.9
#1	.0826	.0002	.0003	.0013	.0011	.0013	.6906	.0006	.0000
#2	.0825	.0002	.0005	.0015	.0007	.0021	.6911	.0002	.0003

Elem	V_2924	Zn2062	As1890	Tl1908	Pb2203	Se1960	Sb2068	Al3961	Ca3179
Avg	**.0003**	**.0025**	**.0055**	**.0021**	**-.0008**	**.0077**	**-.0004**	**.0229**	**92.32**
Stddev	.0000	.0001	.0005	.0017	.0009	.0003	.0002	.0029	.01
%RSD	.2596	4.699	8.773	82.26	124.6	3.595	44.14	12.78	.0106
#1	.0003	.0026	.0051	.0034	-.0014	.0075	-.0003	.0250	92.31
#2	.0003	.0024	.0058	.0009	-.0001	.0079	-.0005	.0209	92.33

Elem	Fe2599	Mg2790	K_7664	Na5895	B_2089	Mo2020	Pd3404	Si2124	Sn1899
Avg	**2.010**	**19.94**	**9.223**	**161.9**	**.0803**	**.0020**	**-.0017**	**6.121**	**.0019**
Stddev	.009	.01	.018	1.6	.0009	.0000	.0006	.022	.0004
%RSD	.4477	.0319	.1915	1.007	1.103	1.361	36.74	.3619	20.18
#1	2.017	19.95	9.210	160.7	.0797	.0019	-.0021	6.106	.0017
#2	2.004	19.94	9.235	163.0	.0810	.0020	-.0013	6.137	.0022

Elem	Sr4077	Ti3349	W_2079	Zr3391	S_1820	Bi2230	Li6707
Avg	**.6798**	**.0006**	**.0043**	**.0028**	**.3067**	**.0006**	**.0018**
Stddev	.0004	.0000	.0010	.0001	.0004	.0010	.0005
%RSD	.0598	2.125	24.12	2.764	.1150	172.1	26.60
#1	.6801	.0006	.0051	.0027	.3070	.0012	.0014
#2	.6795	.0006	.0036	.0028	.3065	-.0001	.0021

Int. Std.	Y_3600	Y_3710	Y_2243	In2306
Avg	**81679.**	**22100.**	**1563.2**	**4993.0**
Stddev	23.	121.	5.6	11.8
%RSD	.02846	.54746	.35866	.23703
#1	81695.	22014.	1567.2	5001.4
#2	81663.	22185.	1559.3	4984.6

Zoom In Zoom Out

Sample Name: jb70980-11f Acquired: 7/8/2014 2:59:47 Type: Unk
Method: Accutest1(v244) Mode: CONC Corr. Factor: 1.000000
User: admin Custom ID1: Custom ID2: Custom ID3:
Comment:

Elem	Ba4554	Be3130	Cd2288	Co2286	Cr2677	Cu3247	Mn2576	Ni2316	Ag3280
Avg	**.0206**	**.0001**	**.0002**	**.0009**	**.0010**	**.0238**	**.0143**	**.0019**	**.0002**
Stddev	.0000	.0000	.0001	.0002	.0001	.0001	.0000	.0000	.0002
%RSD	.1951	11.92	32.55	25.12	10.20	.4409	.2766	1.955	92.51
#1	.0206	.0001	.0003	.0010	.0011	.0237	.0143	.0019	.0004
#2	.0207	.0001	.0002	.0007	.0009	.0239	.0143	.0018	.0001

Elem	V_2924	Zn2062	As1890	Tl1908	Pb2203	Se1960	Sb2068	Al3961	Ca3179
Avg	**.0023**	**.1411**	**.0017**	**.0012**	**-.0005**	**.0166**	**.0006**	**.0072**	**34.60**
Stddev	.0001	.0005	.0002	.0018	.0014	.0026	.0002	.0003	.02
%RSD	5.043	.3715	13.36	149.0	296.1	15.48	36.45	3.969	.0560
#1	.0022	.1408	.0016	-.0001	-.0015	.0148	.0005	.0074	34.61
#2	.0024	.1415	.0019	.0025	.0005	.0185	.0008	.0070	34.58

Elem	Fe2599	Mg2790	K_7664	Na5895	B_2089	Mo2020	Pd3404	Si2124	Sn1899
Avg	**.0098**	**5.582**	**6.550**	**11.13**	**.0738**	**.0025**	**.0004**	**6.844**	**.0023**
Stddev	.0018	.004	.020	.03	.0004	.0003	.0003	.003	.0004
%RSD	18.60	.0789	.2983	.2672	.5569	10.04	72.30	.0411	17.18
#1	.0111	5.579	6.537	11.11	.0741	.0023	.0006	6.842	.0026
#2	.0085	5.585	6.564	11.16	.0735	.0027	.0002	6.846	.0021

Elem	Sr4077	Ti3349	W_2079	Zr3391	S_1820	Bi2230	Li6707
Avg	**.1717**	**.0003**	**.0039**	**.0013**	**10.96**	**.0001**	**.0017**
Stddev	.0002	.0001	.0006	.0000	.05	.0004	.0002
%RSD	.0963	35.07	14.37	.1864	.4990	514.9	11.61
#1	.1718	.0003	.0035	.0013	10.92	-.0002	.0015
#2	.1716	.0002	.0043	.0013	11.00	.0003	.0018

Int. Std.	Y_3600	Y_3710	Y_2243	In2306
Avg	**86559.**	**22618.**	**1655.9**	**5567.5**
Stddev	154.	83.	3.8	5.4
%RSD	.17830	.36725	.23186	.09646
#1	86450.	22559.	1653.2	5563.7
#2	86668.	22677.	1658.7	5571.3

Zoom In Zoom Out

Sample Name: jb70980-12f Acquired: 7/8/2014 3:06:01 Type: Unk
Method: Accutest1(v244) Mode: CONC Corr. Factor: 1.000000
User: admin Custom ID1: Custom ID2: Custom ID3:
Comment:

Elem	Ba4554	Be3130	Cd2288	Co2286	Cr2677	Cu3247	Mn2576	Ni2316	Ag3280
Avg	**.3344**	**.0001**	**.0007**	**.0146**	**.0008**	**.0008**	**7.878**	**.0023**	**.0006**
Stddev	.0003	.0000	.0002	.0001	.0003	.0003	.081	.0004	.0003
%RSD	.0786	14.34	27.56	.5728	35.98	30.74	1.023	17.47	53.12
#1	.3346	.0001	.0006	.0145	.0006	.0010	7.935	.0020	.0008
#2	.3342	.0001	.0008	.0146	.0010	.0007	7.821	.0026	.0004

Elem	V_2924	Zn2062	As1890	Tl1908	Pb2203	Se1960	Sb2068	Al3961	Ca3179
Avg	**.0040**	**.0019**	**.0011**	**-.0013**	**-.0005**	**.0079**	**.0002**	**.0140**	**84.60**
Stddev	.0000	.0001	.0011	.0002	.0004	.0026	.0008	.0076	.68
%RSD	.0032	5.935	102.3	18.52	69.95	32.86	471.2	54.20	.8050
#1	.0040	.0020	.0018	-.0011	-.0008	.0061	-.0004	.0086	85.08
#2	.0040	.0019	.0003	-.0014	-.0003	.0097	.0008	.0193	84.11

Elem	Fe2599	Mg2790	K_7664	Na5895	B_2089	Mo2020	Pd3404	Si2124	Sn1899
Avg	**4.133**	**9.386**	**10.42**	**212.7**	**.0726**	**.0007**	**-.0013**	**3.417**	**.0030**
Stddev	.010	.052	.01	1.5	.0010	.0002	.0002	.001	.0006
%RSD	.2318	.5536	.0970	.6999	1.373	27.87	12.20	.0158	20.86
#1	4.140	9.423	10.43	213.8	.0733	.0005	-.0011	3.418	.0035
#2	4.127	9.349	10.41	211.7	.0719	.0008	-.0014	3.417	.0026

Elem	Sr4077	Ti3349	W_2079	Zr3391	S_1820	Bi2230	Li6707
Avg	**.6863**	**.0012**	**.0019**	**-.0001**	**1.417**	**.0012**	**.0017**
Stddev	.0007	.0009	.0007	.0001	.000	.0003	.0002
%RSD	.0968	81.33	37.59	51.16	.0176	23.51	10.86
#1	.6859	.0018	.0024	-.0001	1.417	.0010	.0015
#2	.6868	.0005	.0014	-.0001	1.417	.0014	.0018

Int. Std.	Y_3600	Y_3710	Y_2243	In2306
Avg	**82281.**	**22088.**	**1568.7**	**4944.0**
Stddev	286.	59.	.5	3.6
%RSD	.34790	.26566	.03147	.07317
#1	82078.	22046.	1569.1	4946.6
#2	82483.	22129.	1568.4	4941.4

Zoom In Zoom Out

Sample Name: jb70980-13f Acquired: 7/8/2014 3:12:27 Type: Unk
Method: Accutest1(v244) Mode: CONC Corr. Factor: 1.000000
User: admin Custom ID1: Custom ID2: Custom ID3:
Comment:

Elem	Ba4554	Be3130	Cd2288	Co2286	Cr2677	Cu3247	Mn2576	Ni2316	Ag3280
Avg	**.0001**	**.0000**	**.0000**	**-.0002**	**.0001**	**.0006**	**.0004**	**-.0005**	**.0004**
Stddev	.0000	.0000	.0001	.0002	.0001	.0000	.0000	.0000	.0000
%RSD	71.35	173.9	197.0	87.80	151.7	4.419	3.538	.0861	9.532
#1	.0000	.0000	.0000	-.0003	.0000	.0006	.0004	-.0005	.0003
#2	.0001	.0000	.0001	-.0001	.0002	.0006	.0004	-.0005	.0004

Elem	V_2924	Zn2062	As1890	Tl1908	Pb2203	Se1960	Sb2068	Al3961	Ca3179
Avg	**-.0002**	**.0017**	**.0000**	**-.0005**	**.0004**	**.0007**	**.0006**	**.0048**	**.0108**
Stddev	.0001	.0001	.000	.0007	.0001	.0005	.0003	.0001	.0016
%RSD	39.46	4.678	1480.	149.7	23.17	69.35	50.31	1.722	15.00
#1	-.0002	.0017	.0003	.0000	.0003	.0010	.0004	.0048	.0119
#2	-.0003	.0016	-.0003	-.0009	.0005	.0003	.0008	.0047	.0097

Elem	Fe2599	Mg2790	K_7664	Na5895	B_2089	Mo2020	Pd3404	Si2124	Sn1899
Avg	**.0042**	**.0103**	**.0258**	**.0536**	**.0007**	**.0002**	**.0014**	**.0257**	**.0018**
Stddev	.0003	.0056	.0047	.0012	.0000	.0000	.0009	.0005	.0006
%RSD	6.985	53.74	18.13	2.146	1.758	11.65	61.84	1.859	36.34
#1	.0044	.0064	.0225	.0544	.0007	.0002	.0020	.0261	.0022
#2	.0040	.0143	.0291	.0528	.0006	.0002	.0008	.0254	.0013

Elem	Sr4077	Ti3349	W_2079	Zr3391	S_1820	Bi2230	Li6707
Avg	**.0001**	**.0000**	**.0037**	**.0004**	**.0018**	**-.0005**	**.0003**
Stddev	.0000	.0003	.0002	.0001	.0011	.0006	.0002
%RSD	5.359	768.7	4.289	29.37	60.22	108.4	58.12
#1	.0001	-.0002	.0036	.0005	.0010	-.0001	.0002
#2	.0001	.0003	.0038	.0003	.0025	-.0010	.0004

Int. Std.	Y_3600	Y_3710	Y_2243	In2306
Avg	**89327.**	**22924.**	**1704.9**	**5879.4**
Stddev	110.	63.	.7	10.3
%RSD	.12319	.27276	.03924	.17435
#1	89249.	22880.	1704.4	5872.2
#2	89405.	22968.	1705.3	5886.7

Zoom In Zoom Out

Sample Name: mp80324-mb1conf Acquired: 7/8/2014 3:18:44 Type: Unk
Method: Accutest1(v244) Mode: CONC Corr. Factor: 1.000000
User: admin Custom ID1: Custom ID2: Custom ID3:
Comment:

Elem	Ba4554	Be3130	Cd2288	Co2286	Cr2677	Cu3247	Mn2576	Ni2316	Ag3280
Avg	**.0004**	**.0000**	**.0000**	**-.0001**	**.0000**	**.0004**	**.0000**	**.0000**	**.0000**
Stddev	.0000	.0000	.000	.0000	.0000	.0001	.0000	.0001	.0003
%RSD	1.112	401.4	213.7	6.752	55.83	27.52	89.50	1779.	2081.
#1	.0004	.0000	-.0001	-.0001	.0001	.0005	.0000	-.0001	.0002
#2	.0004	.0000	.0000	-.0001	.0000	.0003	.0001	.0001	-.0002

Elem	V_2924	Zn2062	As1890	Tl1908	Pb2203	Se1960	Sb2068	Al3961	Ca3179
Avg	**.0000**	**.0020**	**.0002**	**-.0002**	**.0002**	**.0012**	**.0009**	**.0018**	**.0066**
Stddev	.0000	.0000	.0005	.0008	.0001	.0001	.0001	.0013	.0003
%RSD	65.88	.2411	336.3	383.9	50.60	8.964	14.14	71.90	4.466
#1	.0000	.0020	-.0002	.0004	.0001	.0012	.0008	.0009	.0063
#2	.0001	.0020	.0005	-.0008	.0003	.0011	.0010	.0028	.0068

Elem	Fe2599	Mg2790	K_7664	Na5895	B_2089	Mo2020	Pd3404	Si2124	Sn1899
Avg	**.0027**	**-.0002**	**.0167**	**.0337**	**.0000**	**.0000**	**.0007**	**.0094**	**.0008**
Stddev	.0004	.0127	.0177	.0005	.000	.000	.0012	.0006	.0007
%RSD	13.17	6344.	106.0	1.380	978.4	1811.	158.2	6.681	93.53
#1	.0029	.0088	.0293	.0334	.0001	-.0001	.0016	.0089	.0013
#2	.0024	-.0092	.0042	.0341	-.0002	.0001	-.0001	.0098	.0003

Elem	Sr4077	Ti3349	W_2079	Zr3391	S_1820	Bi2230	Li6707
Avg	**.0000**	**.0000**	**.0013**	**.0003**	**-.0003**	**-.0006**	**.0002**
Stddev	.0000	.0000	.0002	.0000	.0007	.0003	.0001
%RSD	100.1	77.68	17.34	6.576	216.3	53.70	49.04
#1	.0000	.0000	.0012	.0002	.0002	-.0008	.0003
#2	.0000	.0001	.0015	.0003	-.0008	-.0004	.0002

Int. Std.	Y_3600	Y_3710	Y_2243	In2306
Avg	**89118.**	**22916.**	**1708.8**	**5888.3**
Stddev	289.	118.	1.1	3.2
%RSD	.32445	.51415	.06488	.05451
#1	88914.	22833.	1709.6	5886.1
#2	89323.	22999.	1708.0	5890.6

Zoom In Zoom Out

Sample Name: jb70152-18conf Acquired: 7/8/2014 3:25:01 Type: Unk
Method: Accutest1(v244) Mode: CONC Corr. Factor: 5.000000
User: admin Custom ID1: Custom ID2: Custom ID3:
Comment:

Elem	Ba4554	Be3130	Cd2288	Co2286	Cr2677	Cu3247	Mn2576	Ni2316	Ag3280
Avg	**.5158**	**-.0004**	**.0029**	**.1334**	**.0692**	**.6851**	**46.31**	**.1908**	**.0031**
Stddev	.0020	.0000	.0004	.0004	.0008	.0021	.01	.0027	.0004
%RSD	.3861	1.410	14.49	.3079	1.118	.3083	.0286	1.404	13.73
#1	.5172	-.0004	.0032	.1337	.0686	.6866	46.32	.1927	.0034
#2	.5144	-.0004	.0026	.1331	.0697	.6836	46.30	.1889	.0028

Elem	V_2924	Zn2062	As1890	Tl1908	Pb2203	Se1960	Sb2068	Al3961	Ca3179
Avg	**.2757**	**.0223**	**.0240**	**-.0076**	**.0152**	**.0393**	**-.0015**	**.2162**	**225.5**
Stddev	.0001	.0004	.0045	.0058	.0022	.0052	.0009	.0027	1.6
%RSD	.0332	1.656	18.61	75.55	14.37	13.18	64.80	1.232	.7045
#1	.2756	.0221	.0208	-.0117	.0167	.0357	-.0021	.2143	224.4
#2	.2758	.0226	.0271	-.0036	.0136	.0430	-.0008	.2181	226.6

Elem	Fe2599	Mg2790	K_7664	Na5895	B_2089	Mo2020	Pd3404	Si2124	Sn1899
Avg	**39.45**	**82.90**	**11.08**	**1314.**	**12.87**	**.0113**	**-.0040**	**27.33**	**.0164**
Stddev	.12	.84	.07	13.	.04	.0005	.0004	.05	.0018
%RSD	.3001	1.009	.5887	1.003	.3398	4.634	9.776	.1829	11.09
#1	39.37	82.31	11.13	1304.	12.84	.0109	-.0037	27.29	.0176
#2	39.54	83.50	11.04	1323.	12.90	.0117	-.0043	27.36	.0151

Elem	Sr4077	Ti3349	W_2079	Zr3391	S_1820	Bi2230	Li6707
Avg	**2.129**	**.2847**	**.0034**	**.0319**	**2.770**	**.0048**	**.0100**
Stddev	.003	.0003	.0014	.0001	.006	.0036	.0017
%RSD	.1390	.0950	42.29	.2065	.2303	74.15	17.08
#1	2.131	.2845	.0044	.0318	2.766	.0023	.0088
#2	2.127	.2849	.0024	.0319	2.775	.0073	.0112

Int. Std.	Y_3600	Y_3710	Y_2243	In2306
Avg	**81565.**	**22171.**	**1561.9**	**4930.5**
Stddev	10.	169.	.4	3.3
%RSD	.01223	.76402	.02429	.06736
#1	81572.	22290.	1562.2	4928.2
#2	81558.	22051.	1561.7	4932.9

Zoom In Zoom Out

Sample Name: ccv Acquired: 7/8/2014 3:31:25 Type: QC
Method: Accutest1(v244) Mode: CONC Corr. Factor: 1.000000
User: admin Custom ID1: Custom ID2: Custom ID3:
Comment:

Elem	Ba4554	Be3130	Cd2288	Co2286	Cr2677	Cu3247	Mn2576	Ni2316	Ag3280
Units	ppm	ppm	ppm	ppm	ppm	ppm	ppm	ppm	ppm
Avg	**2.088**	**2.041**	**2.053**	**2.014**	**2.178**	**2.027**	**2.161**	**2.062**	**.2541**
Stddev	.001	.004	.002	.003	.006	.000	.001	.002	.0006
%RSD	.0404	.2020	.0979	.1341	.2702	.0118	.0614	.0922	.2355
#1	2.089	2.044	2.052	2.012	2.174	2.028	2.160	2.060	.2545
#2	2.087	2.038	2.054	2.016	2.183	2.027	2.162	2.063	.2537
Check ?	Chk Pass	Chk Pass	Chk Pass	Chk Pass	Chk Pass	Chk Pass	Chk Pass	Chk Pass	Chk Pass
Value									
Range									

Elem	V_2924	Zn2062	As1890	Tl1908	Pb2203	Se1960	Sb2068	Al3961	Ca3179
Units	ppm	ppm	ppm	ppm	ppm	ppm	ppm	ppm	ppm
Avg	**2.064**	**2.089**	**2.034**	**2.087**	**2.037**	**2.017**	**2.010**	**39.41**	**38.87**
Stddev	.000	.003	.002	.001	.005	.001	.002	.15	.21
%RSD	.0036	.1411	.0831	.0240	.2405	.0435	.1128	.3906	.5439
#1	2.064	2.087	2.033	2.086	2.034	2.016	2.008	39.52	39.02
#2	2.064	2.091	2.035	2.087	2.041	2.017	2.011	39.30	38.72
Check ?	Chk Pass	Chk Pass	Chk Pass	Chk Pass	Chk Pass	Chk Pass	Chk Pass	Chk Pass	Chk Pass
Value									
Range									

Elem	Fe2599	Mg2790	K_7664	Na5895	B_2089	Mo2020	Pd3404	Si2124	Sn1899
Units	ppm	ppm	ppm	ppm	ppm	ppm	ppm	ppm	ppm
Avg	**39.52**	**39.47**	**41.34**	**40.40**	**2.064**	**2.066**	**2.064**	**5.015**	**2.069**
Stddev	.02	.02	.13	.09	.007	.004	.001	.006	.001
%RSD	.0528	.0477	.3086	.2320	.3522	.1949	.0511	.1203	.0468
#1	39.54	39.46	41.43	40.47	2.058	2.063	2.064	5.010	2.070
#2	39.51	39.48	41.25	40.34	2.069	2.069	2.065	5.019	2.069
Check ?	Chk Pass	Chk Pass	Chk Pass	Chk Pass	Chk Pass	Chk Pass	Chk Pass	Chk Pass	Chk Pass
Value									
Range									

Zoom In Zoom Out

Sample Name: ccv Acquired: 7/8/2014 3:31:25 Type: QC
Method: Accutest1(v244) Mode: CONC Corr. Factor: 1.000000
User: admin Custom ID1: Custom ID2: Custom ID3:
Comment:

Elem	Sr4077	Ti3349	W_2079	Zr3391	S_1820	Bi2230	Li6707
Units	ppm	ppm	ppm	ppm	ppm	ppm	ppm
Avg	**2.110**	**2.132**	**2.026**	**2.178**	**1.977**	**2.011**	**2.111**
Stddev	.013	.002	.006	.003	.000	.003	.001
%RSD	.6273	.0871	.2781	.1164	.0153	.1509	.0653
#1	2.101	2.131	2.022	2.176	1.978	2.009	2.110
#2	2.119	2.133	2.030	2.179	1.977	2.014	2.112
Check ?	Chk Pass	Chk Pass	Chk Pass	Chk Pass	Chk Pass	Chk Pass	Chk Pass
Value							
Range							

Int. Std.	Y_3600	Y_3710	Y_2243	In2306
Units	Cts/S	Cts/S	Cts/S	Cts/S
Avg	**85094.**	**22431.**	**1653.7**	**5279.7**
Stddev	56.	100.	5.3	14.0
%RSD	.06525	.44633	.32254	.26447
#1	85133.	22361.	1657.4	5289.6
#2	85055.	22502.	1649.9	5269.8

Zoom In Zoom Out

Sample Name: ccb Acquired: 7/8/2014 3:37:35 Type: QC
Method: Accutest1(v244) Mode: CONC Corr. Factor: 1.000000
User: admin Custom ID1: Custom ID2: Custom ID3:
Comment:

Elem	Ba4554	Be3130	Cd2288	Co2286	Cr2677	Cu3247	Mn2576	Ni2316	Ag3280
Units	ppm	ppm	ppm	ppm	ppm	ppm	ppm	ppm	ppm
Avg	**.0002**	**.0002**	**.0001**	**.0002**	**.0001**	**.0004**	**.0002**	**.0004**	**-.0001**
Stddev	.0001	.0000	.0002	.0000	.0001	.0002	.0000	.0001	.0002
%RSD	57.09	9.071	165.8	1.851	63.55	44.64	15.32	17.38	248.1
#1	.0001	.0002	.0000	.0002	.0002	.0005	.0002	.0003	-.0002
#2	.0003	.0002	.0003	.0002	.0001	.0003	.0002	.0004	.0000
Check ?	Chk Pass	Chk Pass	Chk Pass	Chk Pass	Chk Pass	Chk Pass	Chk Pass	Chk Pass	Chk Pass
High Limit									
Low Limit									

Elem	V_2924	Zn2062	As1890	Tl1908	Pb2203	Se1960	Sb2068	Al3961	Ca3179
Units	ppm	ppm	ppm	ppm	ppm	ppm	ppm	ppm	ppm
Avg	**.0001**	**.0005**	**.0002**	**.0010**	**-.0002**	**.0005**	**.0000**	**.0104**	**-.0006**
Stddev	.0001	.0001	.0001	.0011	.0001	.0011	.0004	.0019	.0003
%RSD	61.04	24.89	55.08	109.1	30.57	205.9	929.0	18.62	52.70
#1	.0001	.0006	.0001	.0018	-.0002	-.0002	-.0002	.0118	-.0004
#2	.0000	.0004	.0003	.0002	-.0002	.0013	.0003	.0090	-.0009
Check ?	Chk Pass	Chk Pass	Chk Pass	Chk Pass	Chk Pass	Chk Pass	Chk Pass	Chk Pass	Chk Pass
High Limit									
Low Limit									

Elem	Fe2599	Mg2790	K_7664	Na5895	B_2089	Mo2020	Pd3404	Si2124	Sn1899
Units	ppm	ppm	ppm	ppm	ppm	ppm	ppm	ppm	ppm
Avg	**.0079**	**.0156**	**.0290**	**.0319**	**.0020**	F **.0026**	**.0016**	**.0030**	**.0007**
Stddev	.0009	.0095	.0137	.0006	.0000	.0003	.0006	.0006	.0008
%RSD	11.01	61.19	47.37	2.031	1.920	10.05	37.47	19.69	110.3
#1	.0085	.0088	.0193	.0324	.0020	.0027	.0012	.0034	.0002
#2	.0073	.0223	.0387	.0314	.0021	.0024	.0021	.0025	.0013
Check ?	Chk Pass	Chk Pass	Chk Pass	Chk Pass	Chk Pass	Chk Fail	Chk Pass	Chk Pass	Chk Pass
High Limit						.0020			
Low Limit						-.0020			

Zoom In Zoom Out

Sample Name: ccb Acquired: 7/8/2014 3:37:35 Type: QC
Method: Accutest1(v244) Mode: CONC Corr. Factor: 1.000000
User: admin Custom ID1: Custom ID2: Custom ID3:
Comment:

Elem	Sr4077	Ti3349	W_2079	Zr3391	S_1820	Bi2230	Li6707
Units	ppm	ppm	ppm	ppm	ppm	ppm	ppm
Avg	**.0002**	**.0004**	**.0095**	**.0008**	**-.0022**	**.0003**	**.0002**
Stddev	.0000	.0001	.0005	.0001	.0007	.0003	.0002
%RSD	13.56	34.78	5.617	10.19	31.31	102.2	153.0
#1	.0003	.0005	.0099	.0007	-.0017	.0005	.0000
#2	.0002	.0003	.0091	.0008	-.0027	.0001	.0003
Check ?	Chk Pass	Chk Pass	Chk Pass	Chk Pass	Chk Pass	Chk Pass	Chk Pass
High Limit							
Low Limit							

Int. Std.	Y_3600	Y_3710	Y_2243	In2306
Units	Cts/S	Cts/S	Cts/S	Cts/S
Avg	**89393.**	**22690.**	**1721.0**	**5908.7**
Stddev	284.	7.	.7	2.0
%RSD	.31754	.03185	.03804	.03332
#1	89192.	22696.	1721.5	5910.1
#2	89593.	22685.	1720.5	5907.3

Zoom In Zoom Out

Sample Name: cri Acquired: 7/8/2014 3:43:55 Type: QC
Method: Accutest1(v244) Mode: CONC Corr. Factor: 1.000000
User: admin Custom ID1: Custom ID2: Custom ID3:
Comment:

Elem	Ba4554	Be3130	Cd2288	Co2286	Cr2677	Cu3247	Mn2576	Ni2316	Ag3280
Units	ppm	ppm	ppm	ppm	ppm	ppm	ppm	ppm	ppm
Avg	**.2173**	**.0023**	**.0033**	**.0517**	**.0115**	**.0109**	**.0175**	**.0106**	**.0055**
Stddev	.0000	.0000	.0000	.0002	.0001	.0003	.0001	.0002	.0000
%RSD	.0033	1.244	1.217	.3899	.5774	2.453	.5729	1.483	.7146
#1	.2173	.0023	.0033	.0516	.0115	.0107	.0176	.0105	.0055
#2	.2173	.0023	.0033	.0519	.0116	.0111	.0174	.0107	.0055
Check ?	Chk Pass	Chk Pass	Chk Pass	Chk Pass	Chk Pass	Chk Pass	Chk Pass	Chk Pass	Chk Pass
Value									
Range									

Elem	V_2924	Zn2062	As1890	Tl1908	Pb2203	Se1960	Sb2068	Al3961	Ca3179
Units	ppm	ppm	ppm	ppm	ppm	ppm	ppm	ppm	ppm
Avg	**.0569**	**.0240**	**.0091**	**.0101**	**.0036**	**.0121**	**.0063**	**.2071**	**5.013**
Stddev	.0001	.0002	.0003	.0005	.0004	.0016	.0006	.0040	.002
%RSD	.2379	.7278	3.179	4.820	12.31	13.56	9.155	1.954	.0361
#1	.0568	.0241	.0093	.0104	.0039	.0132	.0067	.2100	5.012
#2	.0570	.0239	.0089	.0097	.0033	.0109	.0059	.2043	5.015
Check ?	Chk Pass	Chk Pass	Chk Pass	Chk Pass	Chk Pass	Chk Pass	Chk Pass	Chk Pass	Chk Pass
Value									
Range									

Elem	Fe2599	Mg2790	K_7664	Na5895	B_2089	Mo2020	Pd3404	Si2124	Sn1899
Units	ppm	ppm	ppm	ppm	ppm	ppm	ppm	ppm	ppm
Avg	**.1078**	**5.028**	**5.493**	**5.304**	**.1094**	**.0232**	**.0614**	**.2167**	**.0126**
Stddev	.0002	.013	.013	.008	.0001	.0000	.0005	.0000	.0015
%RSD	.1479	.2585	.2309	.1592	.1204	.0852	.7388	.0219	12.25
#1	.1079	5.038	5.484	5.310	.1093	.0231	.0617	.2168	.0137
#2	.1077	5.019	5.502	5.298	.1095	.0232	.0611	.2167	.0115
Check ?	Chk Pass	Chk Pass	Chk Pass	Chk Pass	Chk Pass	Chk Pass	Chk Pass	Chk Pass	Chk Pass
Value									
Range									

Zoom In Zoom Out

Sample Name: cri Acquired: 7/8/2014 3:43:55 Type: QC
Method: Accutest1(v244) Mode: CONC Corr. Factor: 1.000000
User: admin Custom ID1: Custom ID2: Custom ID3:
Comment:

Elem	Sr4077	Ti3349	W_2079	Zr3391	S_1820	Bi2230	Li6707
Units	ppm	ppm	ppm	ppm	ppm	ppm	ppm
Avg	**.0113**	**.0117**	F **.0655**	F **.0132**	**.0473**	**.0211**	**.0228**
Stddev	.0000	.0002	.0012	.0001	.0018	.0004	.0003
%RSD	.1820	1.686	1.858	1.098	3.803	1.663	1.253
#1	.0113	.0116	.0647	.0133	.0486	.0213	.0226
#2	.0113	.0119	.0664	.0131	.0460	.0208	.0230
Check ?	Chk Pass	Chk Pass	Chk Fail	Chk Fail	Chk Pass	Chk Pass	Chk Pass
Value			.0500	.0100			
Range			30.00%	30.00%			

Int. Std.	Y_3600	Y_3710	Y_2243	In2306
Units	Cts/S	Cts/S	Cts/S	Cts/S
Avg	**88454.**	**22615.**	**1695.2**	**5747.4**
Stddev	224.	26.	3.8	9.8
%RSD	.25282	.11450	.22431	.16975
#1	88296.	22633.	1697.9	5754.2
#2	88612.	22596.	1692.6	5740.5

Zoom In Zoom Out

Sample Name: crid Acquired: 7/8/2014 3:50:09 Type: QC
Method: Accutest1(v244) Mode: CONC Corr. Factor: 1.000000
User: admin Custom ID1: Custom ID2: Custom ID3:
Comment:

Elem	Ba4554	Be3130	Cd2288	Co2286	Cr2677	Cu3247	Mn2576	Ni2316	Ag3280
Units	ppm	ppm	ppm	ppm	ppm	ppm	ppm	ppm	ppm
Avg	**.0043**	**.0011**	**.0010**	**.0033**	**.0022**	**.0023**	**.0034**	**.0043**	**.0010**
Stddev	.0000	.0000	.0000	.0002	.0004	.0002	.0000	.0002	.0000
%RSD	1.168	1.048	2.748	5.313	16.98	8.590	.3064	5.011	3.648
#1	.0043	.0011	.0010	.0034	.0024	.0025	.0035	.0041	.0009
#2	.0042	.0011	.0010	.0032	.0019	.0022	.0034	.0045	.0010
Check ?	Chk Pass	Chk Pass	Chk Pass	Chk Pass	Chk Pass	Chk Pass	Chk Pass	Chk Pass	Chk Pass
Value									
Range									

Elem	V_2924	Zn2062	As1890	Tl1908	Pb2203	Se1960	Sb2068	Al3961	Ca3179
Units	ppm	ppm	ppm	ppm	ppm	ppm	ppm	ppm	ppm
Avg	**.0022**	**.0126**	**.0036**	**.0025**	**.0028**	**.0055**	**.0031**	**.1047**	**1.008**
Stddev	.0002	.0003	.0002	.0005	.0013	.0005	.0012	.0018	.006
%RSD	7.146	2.053	5.436	19.56	45.70	8.201	37.77	1.758	.6153
#1	.0021	.0127	.0038	.0021	.0037	.0052	.0023	.1060	1.003
#2	.0023	.0124	.0035	.0028	.0019	.0058	.0039	.1034	1.012
Check ?	Chk Pass	Chk Pass	Chk Pass	Chk Pass	Chk Pass	Chk Pass	Chk Pass	Chk Pass	Chk Pass
Value									
Range									

Elem	Fe2599	Mg2790	K_7664	Na5895	B_2089	Mo2020	Pd3404	Si2124	Sn1899
Units	ppm	ppm	ppm	ppm	ppm	ppm	ppm	ppm	ppm
Avg	**.0015**	**.1233**	**2.200**	**1.087**	**.0115**	**.0002**	**.0014**	**-.0007**	**.0006**
Stddev	.0001	.0079	.005	.004	.0004	.0001	.0002	.0000	.0000
%RSD	5.457	6.433	.2223	.3269	3.719	38.88	13.00	5.561	2.875
#1	.0016	.1177	2.196	1.090	.0112	.0001	.0013	-.0007	.0005
#2	.0015	.1289	2.203	1.085	.0118	.0002	.0016	-.0007	.0006
Check ?	None	Chk Pass	Chk Pass	Chk Pass	Chk Pass	None	None	None	None
Value									
Range									

Zoom In Zoom Out

Sample Name: crid Acquired: 7/8/2014 3:50:09 Type: QC
Method: Accutest1(v244) Mode: CONC Corr. Factor: 1.000000
User: admin Custom ID1: Custom ID2: Custom ID3:
Comment:

Elem	Sr4077	Ti3349	W_2079	Zr3391	S_1820	Bi2230	Li6707
Units	ppm	ppm	ppm	ppm	ppm	ppm	ppm
Avg	**.0001**	**.0000**	**.0016**	**.0002**	**-.0007**	**.0003**	**.0003**
Stddev	.0000	.000	.0006	.0000	.0002	.0006	.0001
%RSD	20.95	642.9	37.72	13.75	22.89	229.7	33.58
#1	.0001	-.0002	.0021	.0002	-.0006	-.0002	.0002
#2	.0001	.0001	.0012	.0002	-.0009	.0007	.0003
Check ?	None	None	None	None	None	None	None
Value							
Range							

Int. Std.	Y_3600	Y_3710	Y_2243	In2306
Units	Cts/S	Cts/S	Cts/S	Cts/S
Avg	**89452.**	**22694.**	**1714.1**	**5862.3**
Stddev	2.	171.	2.6	12.3
%RSD	.00273	.75514	.15297	.20904
#1	89450.	22815.	1716.0	5871.0
#2	89453.	22573.	1712.3	5853.7

Zoom In Zoom Out

Sample Name: cria Acquired: 7/8/2014 3:56:28 Type: QC
Method: Accutest1(v244) Mode: CONC Corr. Factor: 1.000000
User: admin Custom ID1: Custom ID2: Custom ID3:
Comment:

Elem	Ba4554	Be3130	Cd2288	Co2286	Cr2677	Cu3247	Mn2576	Ni2316	Ag3280
Units	ppm	ppm	ppm	ppm	ppm	ppm	ppm	ppm	ppm
Avg	**.0000**	**.0000**	**-.0003**	**-.0001**	**-.0001**	**.0000**	**.0000**	**.0001**	**.0000**
Stddev	.000	.000	.0000	.0001	.0003	.000	.000	.0003	.0001
%RSD	2350.	76.44	.1407	152.5	207.0	1802.	60.32	525.1	4789.
#1	-.0001	.0000	-.0003	.0000	.0001	.0001	.0000	-.0002	.0001
#2	.0001	.0000	-.0003	-.0001	-.0004	-.0001	.0000	.0003	-.0001
Check ?	None	None	None	None	None	None	None	None	None
Value									
Range									

Elem	V_2924	Zn2062	As1890	Tl1908	Pb2203	Se1960	Sb2068	Al3961	Ca3179
Units	ppm	ppm	ppm	ppm	ppm	ppm	ppm	ppm	ppm
Avg	**-.0002**	**.0009**	**.0209**	**-.0001**	**.0208**	**.0222**	**.0203**	**.5006**	**.0014**
Stddev	.0000	.0000	.0007	.0003	.0003	.0001	.0003	.0008	.0014
%RSD	10.19	4.050	3.409	580.1	1.436	.2863	1.629	.1694	95.50
#1	-.0002	.0009	.0204	.0002	.0206	.0222	.0206	.5012	.0005
#2	-.0002	.0009	.0215	-.0003	.0210	.0221	.0201	.5000	.0024
Check ?	None	None	Chk Pass	None	Chk Pass	Chk Pass	Chk Pass	Chk Pass	None
Value									
Range									

Elem	Fe2599	Mg2790	K_7664	Na5895	B_2089	Mo2020	Pd3404	Si2124	Sn1899
Units	ppm	ppm	ppm	ppm	ppm	ppm	ppm	ppm	ppm
Avg	**.5208**	**.0051**	**.0107**	**.0259**	**.0005**	**.0003**	**.0011**	**.0029**	**.0006**
Stddev	.0007	.0055	.0065	.0038	.0007	.0001	.0001	.0003	.0002
%RSD	.1425	109.1	61.10	14.51	142.5	31.50	11.68	11.46	40.97
#1	.5213	.0012	.0061	.0285	.0000	.0004	.0010	.0031	.0008
#2	.5202	.0090	.0153	.0232	.0010	.0002	.0012	.0026	.0004
Check ?	Chk Pass	None	None	None	None	None	None	None	None
Value									
Range									

Zoom In Zoom Out

Sample Name: cria Acquired: 7/8/2014 3:56:28 Type: QC
Method: Accutest1(v244) Mode: CONC Corr. Factor: 1.000000
User: admin Custom ID1: Custom ID2: Custom ID3:
Comment:

Elem	Sr4077	Ti3349	W_2079	Zr3391	S_1820	Bi2230	Li6707
Units	ppm	ppm	ppm	ppm	ppm	ppm	ppm
Avg	**.0000**	**-.0001**	**.0017**	**.0000**	**-.0021**	**.0002**	**.0000**
Stddev	.0000	.0003	.0008	.0001	.0011	.0002	.000
%RSD	16.82	340.3	48.14	207.4	52.20	110.6	202.7
#1	.0000	.0001	.0011	.0000	-.0029	.0000	-.0001
#2	.0000	-.0003	.0023	.0001	-.0014	.0003	.0000
Check ?	None	None	None	None	None	None	None
Value							
Range							

Int. Std.	Y_3600	Y_3710	Y_2243	In2306
Units	Cts/S	Cts/S	Cts/S	Cts/S
Avg	**90026.**	**22636.**	**1731.3**	**5921.2**
Stddev	127.	86.	8.9	13.5
%RSD	.14107	.38124	.51684	.22822
#1	89936.	22697.	1737.6	5930.7
#2	90116.	22575.	1725.0	5911.6

Zoom In Zoom Out

Sample Name: ccv Acquired: 7/8/2014 4:02:48 Type: QC
Method: Accutest1(v244) Mode: CONC Corr. Factor: 1.000000
User: admin Custom ID1: Custom ID2: Custom ID3:
Comment:

Elem	Ba4554	Be3130	Cd2288	Co2286	Cr2677	Cu3247	Mn2576	Ni2316	Ag3280
Units	ppm	ppm	ppm	ppm	ppm	ppm	ppm	ppm	ppm
Avg	**2.089**	**2.044**	**2.045**	**2.030**	**2.085**	**2.005**	**2.115**	**2.065**	**.2476**
Stddev	.003	.001	.007	.000	.010	.013	.006	.003	.0007
%RSD	.1488	.0220	.3219	.0186	.4662	.6608	.3045	.1324	.2958
#1	2.091	2.044	2.041	2.029	2.092	1.995	2.119	2.064	.2481
#2	2.086	2.044	2.050	2.030	2.079	2.014	2.110	2.067	.2471
Check ?	Chk Pass	Chk Pass	Chk Pass	Chk Pass	Chk Pass	Chk Pass	Chk Pass	Chk Pass	Chk Pass
Value									
Range									

Elem	V_2924	Zn2062	As1890	Tl1908	Pb2203	Se1960	Sb2068	Al3961	Ca3179
Units	ppm	ppm	ppm	ppm	ppm	ppm	ppm	ppm	ppm
Avg	**2.048**	**2.091**	**2.022**	**2.094**	**2.054**	**2.012**	**2.011**	**40.33**	**39.93**
Stddev	.004	.008	.003	.009	.001	.002	.002	.02	.06
%RSD	.2083	.3680	.1704	.4189	.0582	.1213	.0954	.0589	.1472
#1	2.051	2.086	2.020	2.087	2.053	2.010	2.010	40.34	39.89
#2	2.045	2.096	2.025	2.100	2.055	2.013	2.013	40.31	39.97
Check ?	Chk Pass	Chk Pass	Chk Pass	Chk Pass	Chk Pass	Chk Pass	Chk Pass	Chk Pass	Chk Pass
Value									
Range									

Elem	Fe2599	Mg2790	K_7664	Na5895	B_2089	Mo2020	Pd3404	Si2124	Sn1899
Units	ppm	ppm	ppm	ppm	ppm	ppm	ppm	ppm	ppm
Avg	**38.65**	**38.49**	**41.70**	**41.39**	**2.052**	**2.068**	**2.011**	**5.008**	**2.078**
Stddev	.07	.06	.09	.14	.009	.006	.015	.012	.008
%RSD	.1913	.1570	.2154	.3301	.4264	.3086	.7466	.2440	.3766
#1	38.60	38.44	41.77	41.49	2.046	2.064	2.000	4.999	2.073
#2	38.70	38.53	41.64	41.30	2.058	2.073	2.021	5.017	2.084
Check ?	Chk Pass	Chk Pass	Chk Pass	Chk Pass	Chk Pass	Chk Pass	Chk Pass	Chk Pass	Chk Pass
Value									
Range									

Zoom In Zoom Out

Sample Name: ccv Acquired: 7/8/2014 4:02:48 Type: QC
Method: Accutest1(v244) Mode: CONC Corr. Factor: 1.000000
User: admin Custom ID1: Custom ID2: Custom ID3:
Comment:

Elem	Sr4077	Ti3349	W_2079	Zr3391	S_1820	Bi2230	Li6707
Units	ppm	ppm	ppm	ppm	ppm	ppm	ppm
Avg	**2.050**	**2.072**	**2.025**	**2.094**	**1.986**	**2.012**	**2.096**
Stddev	.022	.003	.006	.000	.002	.005	.010
%RSD	1.091	.1606	.3214	.0106	.1033	.2383	.4731
#1	2.034	2.074	2.020	2.094	1.988	2.009	2.103
#2	2.065	2.070	2.029	2.094	1.985	2.015	2.089
Check ?	Chk Pass	Chk Pass	Chk Pass	Chk Pass	Chk Pass	Chk Pass	Chk Pass
Value							
Range							

Int. Std.	Y_3600	Y_3710	Y_2243	In2306
Units	Cts/S	Cts/S	Cts/S	Cts/S
Avg	**86970.**	**22369.**	**1660.1**	**5259.1**
Stddev	123.	85.	4.3	.3
%RSD	.14098	.37988	.26182	.00488
#1	86883.	22429.	1663.2	5259.3
#2	87057.	22308.	1657.1	5258.9

Zoom In Zoom Out

Sample Name: ccb Acquired: 7/8/2014 4:08:58 Type: QC
Method: Accutest1(v244) Mode: CONC Corr. Factor: 1.000000
User: admin Custom ID1: Custom ID2: Custom ID3:
Comment:

Elem	Ba4554	Be3130	Cd2288	Co2286	Cr2677	Cu3247	Mn2576	Ni2316	Ag3280
Units	ppm	ppm	ppm	ppm	ppm	ppm	ppm	ppm	ppm
Avg	**.0003**	**.0003**	**.0002**	**.0002**	**.0000**	**.0006**	**.0003**	**.0004**	**.0003**
Stddev	.0000	.0000	.0001	.0001	.0002	.0002	.0000	.0000	.0002
%RSD	16.17	2.247	64.08	44.13	793.3	35.37	5.267	3.669	80.86
#1	.0002	.0003	.0001	.0002	-.0001	.0004	.0004	.0004	.0001
#2	.0003	.0003	.0003	.0003	.0002	.0007	.0003	.0004	.0005
Check ?	Chk Pass	Chk Pass	Chk Pass	Chk Pass	Chk Pass	Chk Pass	Chk Pass	Chk Pass	Chk Pass
High Limit									
Low Limit									

Elem	V_2924	Zn2062	As1890	Tl1908	Pb2203	Se1960	Sb2068	Al3961	Ca3179
Units	ppm	ppm	ppm	ppm	ppm	ppm	ppm	ppm	ppm
Avg	**.0003**	**.0005**	**.0010**	F **.0021**	**.0007**	**.0000**	**.0000**	**.0089**	**.0025**
Stddev	.0001	.0001	.0001	.0007	.0000	.001	.001	.0038	.0022
%RSD	21.11	12.20	6.058	31.46	1.101	4149.	3481.	43.35	88.07
#1	.0002	.0005	.0010	.0016	.0008	.0007	.0008	.0116	.0009
#2	.0003	.0006	.0011	.0025	.0007	-.0007	-.0008	.0061	.0040
Check ?	Chk Pass	Chk Pass	Chk Pass	Chk Fail	Chk Pass	Chk Pass	Chk Pass	Chk Pass	Chk Pass
High Limit				.0020					
Low Limit				-.0020					

Elem	Fe2599	Mg2790	K_7664	Na5895	B_2089	Mo2020	Pd3404	Si2124	Sn1899
Units	ppm	ppm	ppm	ppm	ppm	ppm	ppm	ppm	ppm
Avg	**.0073**	**.0225**	**.0181**	**.0280**	**.0020**	F **.0026**	**.0014**	**.0035**	**.0008**
Stddev	.0000	.0122	.0126	.0023	.0008	.0004	.0005	.0004	.0003
%RSD	.4701	54.03	69.34	8.046	42.56	13.80	31.78	10.78	42.49
#1	.0073	.0139	.0092	.0296	.0025	.0029	.0018	.0032	.0005
#2	.0074	.0311	.0270	.0264	.0014	.0024	.0011	.0037	.0010
Check ?	Chk Pass	Chk Pass	Chk Pass	Chk Pass	Chk Pass	Chk Fail	Chk Pass	Chk Pass	Chk Pass
High Limit						.0020			
Low Limit						-.0020			

Zoom In Zoom Out

Sample Name: ccb Acquired: 7/8/2014 4:08:58 Type: QC
Method: Accutest1(v244) Mode: CONC Corr. Factor: 1.000000
User: admin Custom ID1: Custom ID2: Custom ID3:
Comment:

Elem	Sr4077	Ti3349	W_2079	Zr3391	S_1820	Bi2230	Li6707
Units	ppm	ppm	ppm	ppm	ppm	ppm	ppm
Avg	**.0003**	**.0003**	**.0115**	**.0010**	**-.0023**	**.0001**	**.0003**
Stddev	.0000	.0002	.0006	.0002	.0004	.0004	.0001
%RSD	9.953	54.24	5.428	18.44	19.00	358.2	39.96
#1	.0003	.0002	.0119	.0011	-.0020	-.0002	.0002
#2	.0003	.0004	.0110	.0008	-.0027	.0004	.0003
Check ?	Chk Pass	Chk Pass	Chk Pass	Chk Pass	Chk Pass	Chk Pass	Chk Pass
High Limit							
Low Limit							

Int. Std.	Y_3600	Y_3710	Y_2243	In2306
Units	Cts/S	Cts/S	Cts/S	Cts/S
Avg	**89745.**	**22652.**	**1722.0**	**5909.9**
Stddev	82.	83.	7.9	14.8
%RSD	.09187	.36689	.46092	.25007
#1	89687.	22711.	1727.6	5920.3
#2	89803.	22594.	1716.3	5899.4

NOTE: The remaining raw data for this batch is not relevant to this job. As such it has been omitted.

	Element, Wavelength and Order	Use?	# IECs	IEC	k1	k2	Calc-in-fit?
	Ba 455.403 { 74}	☒	3	Mg	0.000000	0.000000	No
				Al	0.000002	0.000000	No
				Zr	0.001000	0.000000	No
	Be 313.042 {108}	☒	12	V	0.000815	0.000000	No
				Mo	-0.000040	0.000000	No
				Ti	-0.000162	0.000000	No
				Mn	0.000016	0.000000	No
				Ba	-0.000013	0.000000	No
				Zn	0.000010	0.000000	No
				Sb	0.000079	0.000000	No
				Ag	0.000060	0.000000	No
				Sn	0.000010	0.000000	No
				Cu	0.000005	0.000000	No
				W	0.000000	0.000000	No
				K	-0.000020	0.000000	No
	Cd 228.802 {448}	☒	16	As	0.003636	0.000000	No
				Ni	-0.000550	0.000000	No
				Fe	0.000017	0.000000	No
				Ba	0.000150	0.000000	No
				Co	-0.000224	0.000000	No
				Zn	0.000000	0.000000	No
				Al	0.000000	0.000000	No
				Mg	0.000000	0.000000	No
				Ca	0.000002	0.000000	No
				Mn	-0.000014	0.000000	No
				Mo	0.000002	0.000000	No
				Ti	-0.000049	0.000000	No
				Cu	-0.000010	0.000000	No
				Sr	-0.000050	0.000000	No
				Zr	0.000000	0.000000	No
				W	0.000000	0.000000	No
	Co 228.616 {448}	☒	7	Fe	-0.000001	0.000000	No
				Cr	0.000000	0.000000	No
				Ba	0.000006	0.000000	No
				Ca	-0.000002	0.000000	No
				Mg	-0.000002	0.000000	No
				Ti	0.001770	0.000000	No
				Mo	-0.002200	0.000000	No
	Cr 267.716 {126}	☒	9	Mn	0.000330	0.000000	No
				Mo	-0.000053	0.000000	No
				Fe	-0.000009	0.000000	No
				Co	0.000160	0.000000	No
				Al	0.000000	0.000000	No
				Sn	-0.000070	0.000000	No
				Ti	-0.000058	0.000000	No
				Ca	0.000001	0.000000	No
				W	0.001783	0.000000	No
	Cu 324.754 {104}2	☒	12	Cr	-0.000025	0.000000	No
				Mo	0.000302	0.000000	No
				Ti	-0.000143	0.000000	No
				Mn	0.000086	0.000000	No
				Co	-0.000957	0.000000	No
				Zn	0.000037	0.000000	No
				Fe	-0.000113	0.000000	No
				Zr	0.000100	0.000000	No
				V	-0.000050	0.000000	No
				Ca	-0.000005	0.000000	No
				Ni	-0.000020	0.000000	No
				W	0.000000	0.000000	No
	Mn 257.610 {131}	☒	6	Fe	-0.000056	0.000000	No
				Ti	0.000095	0.000000	No

Element, Wavelength and Order	Use?	# IECs	IEC	k1	k2	Calc-in-fit?
			Si	0.000000	0.000000	No
			Mo	-0.000160	0.000000	No
			As	0.000400	0.000000	No
			W	0.000000	0.000000	No
Ni 231.604 {446}	☒	8	Cr	-0.000028	0.000000	No
			Mo	-0.000065	0.000000	No
			Fe	0.000015	0.000000	No
			Zn	0.000017	0.000000	No
			Co	-0.000423	0.000000	No
			Cu	0.000152	0.000000	No
			Ti	0.000120	0.000000	No
			W	-0.000260	0.000000	No
Ag 328.068 {103}	☒	17	Mn	0.000142	0.000000	No
			Mo	-0.000012	0.000000	No
			Ti	-0.000070	0.000000	No
			V	-0.001000	0.000000	No
			Zr	0.007600	0.000000	No
			Sb	-0.000013	0.000000	No
			Mg	0.000000	0.000000	No
			Ca	-0.000000	0.000000	No
			Fe	-0.000280	0.000000	No
			Al	-0.000002	0.000000	No
			Zn	0.000000	0.000000	No
			Ba	0.000090	0.000000	No
			Ni	-0.000021	0.000000	No
			Cr	0.000005	0.000000	No
			As	-0.000089	0.000000	No
			B	0.000001	0.000000	No
			W	0.000000	0.000000	No
V 292.402 {115}	☒	6	Fe	0.000032	0.000000	No
			Ti	0.000320	0.000000	No
			Mo	-0.010050	0.000000	No
			Co	0.000139	0.000000	No
			Cr	-0.003600	0.000000	No
			Mn	-0.000700	0.000000	No
Zn 206.200 {464}	☒	15	Cr	-0.000400	0.000000	No
			Mo	-0.000350	0.000000	No
			Fe	-0.000005	0.000000	No
			Co	0.000122	0.000000	No
			Ni	0.000058	0.000000	No
			Se	0.000141	0.000000	No
			Ba	-0.000005	0.000000	No
			Ca	0.000003	0.000000	No
			Ti	-0.000085	0.000000	No
			Sn	0.000068	0.000000	No
			V	0.000230	0.000000	No
			Sr	0.000000	0.000000	No
			Al	0.000004	0.000000	No
			Bi	-0.001125	0.000000	No
			Si	-0.000400	0.000000	No
As 189.042 {478}	☒	21	Al	0.000015	0.000000	No
			Fe	-0.000002	0.000000	No
			Ca	0.000002	0.000000	No
			Mn	-0.000070	0.000000	No
			Mo	0.001510	0.000000	No
			Cr	0.000800	0.000000	No
			Co	0.000010	0.000000	No
			Si	-0.000009	0.000000	No
			Cu	-0.000074	0.000000	No
			Pd	0.033140	0.000000	No
			K	0.000000	0.000000	No

	Element, Wavelength and Order	Use?	# IECs	IEC	k1	k2	Calc-in-fit?
				Mg	0.000004	0.000000	No
				Cd	-0.000016	0.000000	No
				Sn	0.000067	0.000000	No
				Zn	-0.000115	0.000000	No
				Zr	0.000000	0.000000	No
				Sb	0.000022	0.000000	No
				Ti	-0.000203	0.000000	No
				B	0.000001	0.000000	No
				S	-0.000001	0.000000	No
				W	0.000000	0.000000	No
	Tl 190.856 {477}	☒	27	Cr	0.000343	0.000000	No
				Mo	-0.002700	0.000000	No
				Al	-0.000013	0.000000	No
				V	-0.031300	0.000000	No
				Mn	0.000900	0.000000	No
				Si	-0.000073	0.000000	No
				Ca	0.000008	0.000000	No
				Ti	-0.000800	0.000000	No
				Cu	-0.000095	0.000000	No
				Co	0.012300	0.000000	No
				Sr	-0.001000	0.000000	No
				Zn	-0.000600	0.000000	No
				Pb	-0.000090	0.000000	No
				Mg	-0.000003	0.000000	No
				Ba	0.000050	0.000000	No
				Sb	0.000004	0.000000	No
				W	0.000000	0.000000	No
				B	0.000000	0.000000	No
				Pd	-0.000032	0.000000	No
				Ni	0.000030	0.000000	No
				Sn	0.000100	0.000000	No
				Fe	-0.000143	0.000000	No
				Li	0.000009	0.000000	No
				S	-0.000013	0.000000	No
				Na	-0.000001	0.000000	No
				K	0.000000	0.000000	No
				As	0.000200	0.000000	No
	Pb 220.353 {453}	☒	22	Al	-0.000052	0.000000	No
				Ca	-0.000003	0.000000	No
				Mn	0.000140	0.000000	No
				Zn	0.000027	0.000000	No
				Mo	-0.002150	0.000000	No
				Ni	0.000129	0.000000	No
				Cu	0.000370	0.000000	No
				V	-0.000006	0.000000	No
				Co	0.000016	0.000000	No
				Ti	-0.000200	0.000000	No
				Si	0.000110	0.000000	No
				Mg	0.000004	0.000000	No
				K	0.000000	0.000000	No
				Pd	0.000500	0.000000	No
				Sb	0.000109	0.000000	No
				Cr	-0.000066	0.000000	No
				Sn	0.000070	0.000000	No
				Fe	0.000053	0.000000	No
				W	0.000000	0.000000	No
				Zr	0.000000	0.000000	No
				S	0.000010	0.000000	No
				Sr	-0.000497	0.000000	No
	Se 196.090 {472}	☒	18	Al	-0.000012	0.000000	No
				Ca	-0.000011	0.000000	No

Element, Wavelength and Order	Use?	# IECs	IEC	k1	k2	Calc-in-fit?
			Mn	0.000345	0.000000	No
			Mo	0.000188	0.000000	No
			Co	-0.000140	0.000000	No
			Cu	-0.000107	0.000000	No
			Mg	-0.000001	0.000000	No
			Ti	0.000100	0.000000	No
			Sb	-0.000010	0.000000	No
			Zn	-0.000010	0.000000	No
			Fe	-0.000178	0.000000	No
			Si	-0.000317	0.000000	No
			B	-0.000043	0.000000	No
			Ba	0.000050	0.000000	No
			S	0.000010	0.000000	No
			W	0.080000	0.000000	No
			Zr	-0.000833	0.000000	No
			V	0.000600	0.000000	No
Sb 206.833 {463}	☒	19	Fe	0.000010	0.000000	No
			Al	0.000021	0.000000	No
			Ca	-0.000003	0.000000	No
			Ni	-0.000078	0.000000	No
			Cr	0.009100	0.000000	No
			V	-0.001814	0.000000	No
			Zn	-0.000104	0.000000	No
			Mo	0.000620	0.000000	No
			Ti	0.000360	0.000000	No
			Sn	-0.015034	0.000000	No
			Mn	-0.000060	0.000000	No
			Co	-0.000121	0.000000	No
			Se	-0.000252	0.000000	No
			Zr	-0.000300	0.000000	No
			W	0.000000	0.000000	No
			Sr	0.000000	0.000000	No
			Si	0.000000	0.000000	No
			Mg	0.000006	0.000000	No
			S	-0.000016	0.000000	No
Al 396.152 { 85}	☒	8	Ca	0.000100	0.000000	No
			Mo	0.036700	0.000000	No
			Ti	-0.006610	0.000000	No
			Si	0.001149	0.000000	No
			Co	-0.000115	0.000000	No
			Li	-0.001000	0.000000	No
			W	0.000000	0.000000	No
			Ba	0.004500	0.000000	No
Ca 317.933 {106}	☒	5	Al	0.000043	0.000000	No
			Fe	0.000078	0.000000	No
			Mg	0.000071	0.000000	No
			Ti	-0.000042	0.000000	No
			Co	0.001850	0.000000	No
Fe 259.940 {130}	☒	11	Cr	0.000237	0.000000	No
			Zn	0.000466	0.000000	No
			Al	0.000017	0.000000	No
			Co	0.002732	0.000000	No
			Cd	0.000700	0.000000	No
			Sn	-0.000019	0.000000	No
			Ti	-0.000710	0.000000	No
			Si	0.000053	0.000000	No
			Ca	0.000012	0.000000	No
			Ba	0.000400	0.000000	No
			V	0.000000	0.000000	No
Mg 279.079 {121}	☒	4	Al	0.000000	0.000000	No
			Mo	-0.018810	0.000000	No

Element, Wavelength and Order	Use?	# IECs	IEC	k1	k2	Calc-in-fit?
			Pb	0.000002	0.000000	No
			Fe	0.000000	0.000000	No
K 766.490 { 44}	☒	1	Mg	0.000000	0.000000	No
Na 589.592 { 57}	☒	1	Al	0.000039	0.000000	No
B 208.959 {462}	☒	4	Mo	0.036050	0.000000	No
			Al	0.000008	0.000000	No
			Ti	-0.000001	0.000000	No
			Pd	0.000630	0.000000	No
Mo 202.030 {467}	☒	8	Ti	0.000300	0.000000	No
			Pd	0.000018	0.000000	No
			Al	-0.000011	0.000000	No
			Mg	-0.000005	0.000000	No
			Ca	0.000000	0.000000	No
			Fe	-0.000006	0.000000	No
			V	-0.000100	0.000000	No
			W	-0.004932	0.000000	No
Pd 340.458 { 99}	☒	8	Ti	-0.000950	0.000000	No
			Co	-0.001657	0.000000	No
			Sn	-0.000700	0.000000	No
			Sb	0.000160	0.000000	No
			Si	0.000010	0.000000	No
			Fe	-0.000025	0.000000	No
			Mo	-0.000260	0.000000	No
			Zr	0.003000	0.000000	No
Si 212.412 {459}	☒	11	Mn	0.003820	0.000000	No
			Fe	-0.000005	0.000000	No
			Ca	0.000036	0.000000	No
			Ni	0.000391	0.000000	No
			Cd	0.001794	0.000000	No
			Cr	-0.000450	0.000000	No
			Mo	0.024700	0.000000	No
			Ti	0.027000	0.000000	No
			Ba	0.000825	0.000000	No
			Sn	0.003490	0.000000	No
			W	0.000000	0.000000	No
Sn 189.989 {478}	☒	4	Ti	-0.001660	0.000000	No
			Fe	0.000007	0.000000	No
			Mn	0.000006	0.000000	No
			Mo	0.000058	0.000000	No
Sr 407.771 { 83}	☒	3	Ca	0.000032	0.000000	No
			Pd	0.000168	0.000000	No
			Ti	0.000000	0.000000	No
Ti 334.904 {101}	☒	4	Cr	0.000189	0.000000	No
			Mo	0.001620	0.000000	No
			Zr	0.000002	0.000000	No
			W	-0.005996	0.000000	No
Y 360.073 { 94}*	☒	None				
Y 371.030 { 91}*	☒	None				
Y 224.306 {451}*	☒	None				
In 230.606 {446}*	☒	None				
W 207.911 {462}	☒	4	Al	-0.000024	0.000000	No
			V	0.001000	0.000000	No
			Zn	0.010800	0.000000	No
			Fe	-0.000050	0.000000	No
Zr 339.198 { 99}	☒	16	Fe	-0.000058	0.000000	No
			Si	0.000088	0.000000	No
			Ba	-0.000049	0.000000	No
			Sn	0.000047	0.000000	No
			Sb	-0.000067	0.000000	No
			V	0.000030	0.000000	No
			W	0.000500	0.000000	No

	Element, Wavelength and Order	Use?	# IECs	IEC	k1	k2	Calc-in-fit?
				S	-0.000097	0.000000	No
				Ti	0.000032	0.000000	No
				Mg	0.000000	0.000000	No
				Al	-0.000027	0.000000	No
				Ca	-0.000000	0.000000	No
				Li	0.000038	0.000000	No
				Bi	0.000163	0.000000	No
				Ag	0.004400	0.000000	No
				Mn	0.000059	0.000000	No
	S 182.034 {485}	☒	6	Ca	0.000065	0.000000	No
				Mo	0.001000	0.000000	No
				Al	-0.000022	0.000000	No
				Fe	0.000021	0.000000	No
				Mn	0.003600	0.000000	No
				W	-0.038955	0.000000	No
	Bi 223.061 {451}	☒	2	Fe	0.000038	0.000000	No
				Ti	-0.003722	0.000000	No
	Li 670.784 { 50}	☒	None				

Element, Wavelength and Order	Date of Fit	Date of Cal.	Type of Fit	Weighting	A0	A1	A2	n (Exponent)
Ba 455.403 { 74}	7/8/2014 8:47:03	7/7/2014 15:34:11	Linear	1/Conc	0.001558	3.082259	0.000000	1.000000
Be 313.042 {108}	7/8/2014 8:47:03	7/7/2014 15:34:11	Linear	1/Conc	-0.000024	2.551524	0.000000	1.000000
Cd 228.802 {448}	7/8/2014 8:47:03	7/7/2014 15:34:11	Linear	1/Conc	0.000924	1.183135	0.000000	1.000000
Co 228.616 {448}	7/8/2014 8:47:03	7/7/2014 15:34:11	Linear	1/Conc	-0.000324	0.380609	0.000000	1.000000
Cr 267.716 {126}	7/8/2014 8:47:03	7/7/2014 15:34:11	Linear	1/Conc	0.000015	0.070200	0.000000	1.000000
Cu 324.754 {104}2	7/8/2014 8:47:03	7/7/2014 15:34:11	Linear	1/Conc	0.003856	0.317588	0.000000	1.000000
Mn 257.610 {131}	7/8/2014 8:47:03	7/7/2014 15:34:11	Linear	1/Conc	0.000027	0.202733	0.000000	1.000000
Ni 231.604 {446}	7/8/2014 8:47:03	7/7/2014 15:34:11	Linear	1/Conc	-0.000998	0.290098	0.000000	1.000000
Ag 328.068 {103}	7/8/2014 8:47:03	7/7/2014 15:34:11	Linear	1/Conc	-0.000058	0.145126	0.000000	1.000000
V 292.402 {115}	7/8/2014 8:47:03	7/7/2014 15:34:11	Linear	1/Conc	-0.000076	0.154696	0.000000	1.000000
Zn 206.200 {464}	7/8/2014 8:47:03	7/7/2014 15:34:11	Linear	1/Conc	0.000211	0.873566	0.000000	1.000000
As 189.042 {478}	7/8/2014 8:47:03	7/7/2014 15:34:11	Linear	1/Conc	0.000375	0.207431	0.000000	1.000000
Tl 190.856 {477}	7/8/2014 8:47:03	7/7/2014 15:34:11	Linear	1/Conc	-0.000262	0.042311	0.000000	1.000000
Pb 220.353 {453}	7/8/2014 8:47:03	7/7/2014 15:34:11	Linear	1/Conc	0.000116	0.134845	0.000000	1.000000
Se 196.090 {472}	7/8/2014 8:47:03	7/7/2014 15:34:11	Linear	1/Conc	0.000288	0.119707	0.000000	1.000000
Sb 206.833 {463}	7/8/2014 8:47:03	7/7/2014 15:34:11	Linear	1/Conc	0.001045	0.302237	0.000000	1.000000
Al 396.152 { 85}	7/8/2014 8:47:03	7/7/2014 15:34:11	Linear	1/Conc	0.000403	0.046365	0.000000	1.000000
Ca 317.933 {106}	7/8/2014 8:47:03	7/7/2014 15:34:11	Linear	1/Conc	0.008284	0.062862	0.000000	1.000000
Fe 259.940 {130}	7/8/2014 8:47:03	7/7/2014 15:34:11	Linear	1/Conc	-0.000014	0.039105	0.000000	1.000000
Mg 279.079 {121}	7/8/2014 8:47:03	7/7/2014 15:34:11	Linear	1/Conc	-0.000037	0.004706	0.000000	1.000000
K 766.490 { 44}	7/8/2014 8:47:03	7/7/2014 15:34:11	Linear	1/Conc	0.000764	0.024133	0.000000	1.000000
Na 589.592 { 57}	7/8/2014 8:47:03	7/7/2014 15:34:11	Linear	1/Conc	0.001399	0.090624	0.000000	1.000000
B 208.959 {462}	7/8/2014 8:47:03	7/7/2014 15:34:11	Linear	1/Conc	0.000872	0.286414	0.000000	1.000000
Mo 202.030 {467}	7/8/2014 8:47:03	7/7/2014 15:34:11	Linear	1/Conc	0.001058	1.147203	0.000000	1.000000
Pd 340.458 { 99}	7/8/2014 8:47:03	7/7/2014 15:34:11	Linear	1/Conc	-0.000098	0.066634	0.000000	1.000000
Si 212.412 {459}	7/8/2014 8:47:03	7/7/2014 15:34:11	Linear	1/Conc	0.008398	0.339177	0.000000	1.000000
Sn 189.989 {478}	7/8/2014 8:47:03	7/7/2014 15:34:11	Linear	1/Conc	0.000352	0.174158	0.000000	1.000000
Sr 407.771 { 83}	7/8/2014 8:47:03	7/7/2014 15:34:11	Linear	1/Conc	-0.000197	4.049278	0.000000	1.000000
Ti 334.904 {101}	7/8/2014 8:47:03	7/7/2014 15:34:11	Linear	1/Conc	-0.000127	0.161785	0.000000	1.000000
Y 360.073 { 94}*	7/8/2014 8:47:03	5/1/2013 13:59:18	Linear	1/Conc	0.000000	0.000000	0.000000	1.000000
Y 371.030 { 91}*	7/8/2014 8:47:03	5/1/2013 13:59:18	Linear	1/Conc	0.000000	0.000000	0.000000	1.000000
Y 224.306 {451}*	7/8/2014 8:47:03	5/1/2013 13:59:18	Linear	1/Conc	0.000000	0.000000	0.000000	1.000000
In 230.606 {446}*	7/8/2014 8:47:03	5/1/2013 13:59:18	Linear	1/Conc	0.000000	0.000000	0.000000	1.000000
W 207.911 {462}	7/8/2014 8:47:03	7/7/2014 15:34:11	Linear	1/Conc	0.004971	0.509468	0.000000	1.000000
Zr 339.198 { 99}	7/8/2014 8:47:03	7/7/2014 15:34:11	Linear	1/Conc	-0.000133	0.397043	0.000000	1.000000
S 182.034 {485}	7/8/2014 8:47:03	7/7/2014 15:34:11	Linear	1/Conc	0.000889	0.089736	0.000000	1.000000
Bi 223.061 {451}	7/8/2014 8:47:03	7/7/2014 15:34:11	Linear	1/Conc	-0.001367	0.450277	0.000000	1.000000
Li 670.784 { 50}	7/8/2014 8:47:03	7/7/2014 15:34:11	Linear	1/Conc	-0.000852	0.646529	0.000000	1.000000

	Element, Wavelength and Order	Correlation	Std Error of Est	Predicted MDL	Predicted MQL	Status	Reslope		QC Norm	
							Slope	Y-int	Slope factor	Offset
	Ba 455.403 { 74}	1.000000	0.000000	0.000096	0.000320	OK.	1.000000	0.000000	1	0
	Be 313.042 {108}	1.000000	0.000000	0.000044	0.000147	OK.	1.000000	0.000000	1	0
	Cd 228.802 {448}	1.000000	0.000000	0.000186	0.000619	OK.	1.000000	0.000000	1	0
	Co 228.616 {448}	1.000000	0.000000	0.000266	0.000886	OK.	1.000000	0.000000	1	0
	Cr 267.716 {126}	1.000000	0.000000	0.000426	0.001419	OK.	1.000000	0.000000	1	0
	Cu 324.754 {104}2	1.000000	0.000000	0.000254	0.000847	OK.	1.000000	0.000000	1	0
	Mn 257.610 {131}	1.000000	0.000000	0.000056	0.000188	OK.	1.000000	0.000000	1	0
	Ni 231.604 {446}	1.000000	0.000000	0.000319	0.001065	OK.	1.000000	0.000000	1	0
	Ag 328.068 {103}	1.000000	0.000000	0.000348	0.001159	OK.	1.000000	0.000000	1	0
	V 292.402 {115}	1.000000	0.000000	0.000285	0.000950	OK.	1.000000	0.000000	1	0
	Zn 206.200 {464}	1.000000	0.000000	0.000221	0.000735	OK.	1.000000	0.000000	1	0
	As 189.042 {478}	1.000000	0.000000	0.000873	0.002909	OK.	1.000000	0.000000	1	0
	Tl 190.856 {477}	1.000000	0.000000	0.001665	0.005548	OK.	1.000000	0.000000	1	0
	Pb 220.353 {453}	1.000000	0.000000	0.001012	0.003372	OK.	1.000000	0.000000	1	0
	Se 196.090 {472}	1.000000	0.000000	0.001858	0.006194	OK.	1.000000	0.000000	1	0
	Sb 206.833 {463}	1.000000	0.000000	0.000911	0.003036	OK.	1.000000	0.000000	1	0
	Al 396.152 { 85}	1.000000	0.000000	0.004853	0.016177	OK.	1.000000	0.000000	1	0
	Ca 317.933 {106}	1.000000	0.000000	0.002022	0.006741	OK.	1.000000	0.000000	1	0
	Fe 259.940 {130}	1.000000	0.000000	0.001569	0.005229	OK.	1.000000	0.000000	1	0
	Mg 279.079 {121}	1.000000	0.000000	0.016291	0.054302	OK.	1.000000	0.000000	1	0
	K 766.490 { 44}	1.000000	0.000000	0.017735	0.059116	OK.	1.000000	0.000000	1	0
	Na 589.592 { 57}	1.000000	0.000000	0.004438	0.014794	OK.	1.000000	0.000000	1	0
	B 208.959 {462}	1.000000	0.000000	0.000614	0.002045	OK.	1.000000	0.000000	1	0
	Mo 202.030 {467}	1.000000	0.000000	0.000206	0.000687	OK.	1.000000	0.000000	1	0
	Pd 340.458 { 99}	1.000000	0.000000	0.000944	0.003146	OK.	1.000000	0.000000	1	0
	Si 212.412 {459}	1.000000	0.000000	0.000771	0.002570	OK.	1.000000	0.000000	1	0
	Sn 189.989 {478}	1.000000	0.000000	0.000860	0.002867	OK.	1.000000	0.000000	1	0
	Sr 407.771 { 83}	1.000000	0.000000	0.000046	0.000153	OK.	1.000000	0.000000	1	0
	Ti 334.904 {101}	1.000000	0.000000	0.000375	0.001249	OK.	1.000000	0.000000	1	0
	Y 360.073 { 94}*	0.000000	0.000000	0.000796	0.002654	Warnin	1.000000	0.000000	1	0
	Y 371.030 { 91}*	0.000000	0.000000	0.002186	0.007287	Warnin	1.000000	0.000000	1	0
	Y 224.306 {451}*	0.000000	0.000000	0.004215	0.014050	Warnin	1.000000	0.000000	1	0
	In 230.606 {446}*	0.000000	0.000000	-1.000000	-1.000000	Warnin	1.000000	0.000000	1	0
	W 207.911 {462}	1.000000	0.000000	0.000964	0.003213	OK.	1.000000	0.000000	1	0
	Zr 339.198 { 99}	1.000000	0.000000	0.000150	0.000500	OK.	1.000000	0.000000	1	0
	S 182.034 {485}	1.000000	0.000000	0.002065	0.006883	OK.	1.000000	0.000000	1	0
	Bi 223.061 {451}	1.000000	0.000000	0.000831	0.002769	OK.	1.000000	0.000000	1	0
	Li 670.784 { 50}	1.000000	0.000000	0.000643	0.002145	OK.	1.000000	0.000000	1	0

Zoom In ▶ Zoom Out

Sample Name: STDA Acquired: 7/7/2014 13:32:10 Type: Cal
Method: Accutest 2(v181) Mode: IR Corr. Factor: 1.000000
User: admin Custom ID1: Custom ID2: Custom ID3:
Comment:

Elem	Ba4554	Be3130	Cd2288	Co2286	Cr2677	Cu3247	Mn2576	Ni2316	Ag3280
Units	Cts/S	Cts/S	Cts/S	Cts/S	Cts/S	Cts/S	Cts/S	Cts/S	Cts/S
Avg	**.0031**	**.0005**	**.0002**	**-.0002**	**.0001**	**.0029**	**.0001**	**-.0001**	**-.0001**
Stddev	.0001	.0000	.0002	.0000	.0000	.0000	.0000	.0000	.0000
%RSD	1.843	4.011	96.50	.0509	8.495	1.638	.3713	49.63	5.321
#1	.0031	.0006	.0004	-.0002	.0001	.0029	.0001	-.0000	-.0001
#2	.0031	.0005	.0001	-.0002	.0000	.0030	.0001	-.0001	-.0001

Elem	V_2924	Zn2062	As1890	Tl1908	Pb2203	Se1960	Sb2068	Al3961	Ca3179
Units	Cts/S	Cts/S	Cts/S	Cts/S	Cts/S	Cts/S	Cts/S	Cts/S	Cts/S
Avg	**.0000**	**.0012**	**-.0003**	**-.0001**	**-.0001**	**.0003**	**-.0005**	**-.0002**	**.0072**
Stddev	.0000	.0002	.0001	.0001	.0001	.0001	.0001	.0001	.0001
%RSD	1561.	12.44	37.19	48.50	76.23	47.86	13.25	68.83	1.687
#1	.0000	.0013	-.0002	-.0001	-.0001	.0004	-.0005	-.0003	.0073
#2	-.0000	.0011	-.0004	-.0002	-.0002	.0002	-.0006	-.0001	.0071

Elem	Fe2599	Mg2790	K_7664	Na5895	B_2089	Mo2020	Pd3404	Si2124	Sn1899
Units	Cts/S	Cts/S	Cts/S	Cts/S	Cts/S	Cts/S	Cts/S	Cts/S	Cts/S
Avg	**.0003**	**-.0000**	**-.0041**	**.0014**	**.0010**	**.0016**	**-.0000**	**.0053**	**.0001**
Stddev	.0000	.0000	.0004	.0003	.0001	.0003	.0000	.0001	.0001
%RSD	11.53	337.7	8.717	19.21	8.955	18.44	105.9	1.329	117.2
#1	.0003	-.0000	-.0038	.0016	.0009	.0014	-.0000	.0053	.0001
#2	.0002	.0000	-.0043	.0012	.0010	.0018	-.0000	.0052	.0000

Elem	Sr4077	Ti3349	W_2079	Zr3391	S_1820	Bi2230	Li6707
Units	Cts/S	Cts/S	Cts/S	Cts/S	Cts/S	Cts/S	Cts/S
Avg	**.0009**	**-.0001**	**.0075**	**-.0001**	**.0009**	**-.0009**	**.0016**
Stddev	.0001	.0000	.0006	.0000	.0000	.0000	.0003
%RSD	14.93	4.947	7.398	10.66	1.319	4.801	18.45
#1	.0008	-.0001	.0071	-.0001	.0009	-.0010	.0018
#2	.0010	-.0001	.0079	-.0001	.0009	-.0009	.0014

Int. Std.	Y_3600	Y_3710	Y_2243	In2306
Units	Cts/S	Cts/S	Cts/S	Cts/S
Avg	**76629.**	**21627.**	**1538.9**	**3778.2**
Stddev	184.	58.	3.9	8.8
%RSD	.24049	.26618	.25203	.23293
#1	76499.	21586.	1536.2	3771.9
#2	76759.	21668.	1541.6	3784.4

Zoom In ▶ Zoom Out

Sample Name: STDB Acquired: 7/7/2014 13:35:23 Type: Cal
Method: Accutest 2(v181) Mode: IR Corr. Factor: 1.000000
User: admin Custom ID1: Custom ID2: Custom ID3:
Comment:

Elem	Ba4554	Be3130	Cd2288	Co2286	Cr2677	Cu3247	Mn2576	Ni2316	Ag3280
Units	Cts/S	Cts/S	Cts/S	Cts/S	Cts/S	Cts/S	Cts/S	Cts/S	Cts/S
Avg	**7.511**	**7.408**	**4.345**	**1.936**	**.2522**	**.8135**	**1.833**	**1.384**	**.0482**
Stddev	.058	.054	.011	.004	.0000	.0032	.005	.004	.0004
%RSD	.7728	.7270	.2474	.2156	.0033	.3958	.2635	.2652	.7291
#1	7.552	7.446	4.337	1.933	.2522	.8112	1.830	1.381	.0479
#2	7.470	7.370	4.353	1.939	.2522	.8157	1.837	1.387	.0484

Elem	V_2924	Zn2062	As1890	Tl1908	Pb2203	Se1960	Sb2068	Al3961	Ca3179
Units	Cts/S	Cts/S	Cts/S	Cts/S	Cts/S	Cts/S	Cts/S	Cts/S	Cts/S
Avg	**.4184**	**4.057**	**.4937**	**.2547**	**.5703**	**.4017**	**.8328**	**3.109**	**3.816**
Stddev	.0019	.005	.0007	.0006	.0016	.0001	.0021	.021	.021
%RSD	.4566	.1132	.1435	.2222	.2795	.0368	.2468	.6686	.5612
#1	.4170	4.054	.4932	.2543	.5692	.4018	.8314	3.124	3.831
#2	.4197	4.060	.4942	.2551	.5715	.4016	.8343	3.094	3.801

Elem	Fe2599	Mg2790	K_7664	Na5895	B_2089	Mo2020	Pd3404	Si2124	Sn1899
Units	Cts/S	Cts/S	Cts/S	Cts/S	Cts/S	Cts/S	Cts/S	Cts/S	Cts/S
Avg	**3.626**	**.4204**	**1.919**	**6.550**	**1.122**	**4.306**	**.1775**	**2.801**	**.8764**
Stddev	.026	.0015	.014	.057	.005	.005	.0003	.010	.0016
%RSD	.7130	.3457	.7111	.8666	.4850	.1076	.1449	.3536	.1791
#1	3.645	.4215	1.929	6.590	1.118	4.302	.1774	2.794	.8753
#2	3.608	.4194	1.909	6.510	1.126	4.309	.1777	2.808	.8775

Elem	Sr4077	Ti3349	W_2079	Zr3391	S_1820	Bi2230	Li6707
Units	Cts/S	Cts/S	Cts/S	Cts/S	Cts/S	Cts/S	Cts/S
Avg	**14.90**	**.4696**	**1.604**	**1.238**	**.2957**	**1.069**	**2.387**
Stddev	.02	.0012	.010	.005	.0016	.003	.016
%RSD	.1616	.2513	.6452	.4277	.5522	.2933	.6720
#1	14.92	.4687	1.611	1.234	.2946	1.066	2.398
#2	14.88	.4704	1.597	1.242	.2969	1.071	2.375

Int. Std.	Y_3600	Y_3710	Y_2243	In2306
Units	Cts/S	Cts/S	Cts/S	Cts/S
Avg	**69667.**	**21309.**	**1434.0**	**3160.6**
Stddev	133.	53.	7.5	14.0
%RSD	.19078	.24948	.52486	.44175
#1	69761.	21271.	1439.3	3170.5
#2	69573.	21346.	1428.6	3150.8

Zoom In ▶ Zoom Out

Sample Name: ccvconf Acquired: 7/7/2014 13:38:25 Type: QC
Method: Accutest 2(v181) Mode: CONC Corr. Factor: 1.000000
User: admin Custom ID1: Custom ID2: Custom ID3:
Comment:

Elem	Ba4554	Be3130	Cd2288	Co2286	Cr2677	Cu3247	Mn2576	Ni2316	Ag3280
Units	ppm	ppm	ppm	ppm	ppm	ppm	ppm	ppm	ppm
Avg	**2.069**	**2.098**	**1.997**	**2.002**	**2.013**	**1.946**	**2.031**	**2.022**	**.2448**
Stddev	.095	.094	.011	.012	.006	.006	.008	.013	.0009
%RSD	4.581	4.460	.5730	.6137	.3003	.3184	.4022	.6527	.3496
#1	2.136	2.165	2.005	2.010	2.018	1.950	2.037	2.031	.2454
#2	2.002	2.032	1.989	1.993	2.009	1.942	2.026	2.012	.2441
Check ?	Chk Pass	Chk Pass	Chk Pass	Chk Pass	Chk Pass	Chk Pass	Chk Pass	Chk Pass	Chk Pass
Value									
Range									

Elem	V_2924	Zn2062	As1890	Tl1908	Pb2203	Se1960	Sb2068	Al3961	Ca3179
Units	ppm	ppm	ppm	ppm	ppm	ppm	ppm	ppm	ppm
Avg	**1.984**	**2.034**	**2.001**	**2.076**	**2.041**	**1.998**	**2.006**	**40.65**	**41.36**
Stddev	.006	.013	.011	.013	.012	.003	.010	1.86	1.82
%RSD	.2946	.6132	.5262	.6402	.6083	.1686	.4860	4.579	4.396
#1	1.988	2.043	2.008	2.085	2.050	2.000	2.013	41.97	42.64
#2	1.979	2.025	1.993	2.067	2.033	1.995	1.999	39.33	40.07
Check ?	Chk Pass	Chk Pass	Chk Pass	Chk Pass	Chk Pass	Chk Pass	Chk Pass	Chk Pass	Chk Pass
Value									
Range									

Elem	Fe2599	Mg2790	K_7664	Na5895	B_2089	Mo2020	Pd3404	Si2124	Sn1899
Units	ppm	ppm	ppm	ppm	ppm	ppm	ppm	ppm	ppm
Avg	**41.44**	**40.92**	**40.35**	**40.66**	**2.034**	**2.038**	**1.977**	**5.005**	**2.051**
Stddev	1.90	1.80	1.73	1.78	.011	.010	.008	.020	.012
%RSD	4.577	4.394	4.296	4.386	.5332	.4829	.4208	.3963	.6035
#1	42.79	42.19	41.57	41.92	2.042	2.045	1.983	5.019	2.060
#2	40.10	39.65	39.12	39.40	2.027	2.031	1.971	4.991	2.042
Check ?	Chk Pass	Chk Pass	Chk Pass	Chk Pass	Chk Pass	Chk Pass	Chk Pass	Chk Pass	Chk Pass
Value									
Range									

Zoom In ▶ Zoom Out

Sample Name: ccvconf Acquired: 7/7/2014 13:38:25 Type: QC
Method: Accutest 2(v181) Mode: CONC Corr. Factor: 1.000000
User: admin Custom ID1: Custom ID2: Custom ID3:
Comment:

Elem	Sr4077	Ti3349	W_2079	Zr3391	S_1820	Bi2230	Li6707
Units	ppm	ppm	ppm	ppm	ppm	ppm	ppm
Avg	**2.065**	**2.002**	**2.087**	**1.987**	**1.960**	**1.995**	**2.040**
Stddev	.094	.006	.018	.005	.004	.015	.093
%RSD	4.542	.2981	.8709	.2533	.2214	.7289	4.566
#1	2.131	2.006	2.100	1.990	1.964	2.005	2.106
#2	1.999	1.998	2.075	1.983	1.957	1.984	1.974
Check ?	Chk Pass	Chk Pass	Chk Pass	Chk Pass	Chk Pass	Chk Pass	Chk Pass
Value							
Range							

Int. Std.	Y_3600	Y_3710	Y_2243	In2306
Units	Cts/S	Cts/S	Cts/S	Cts/S
Avg	**72099.**	**20989.**	**1484.6**	**3322.3**
Stddev	326.	751.	4.3	13.2
%RSD	.45240	3.5787	.28740	.39806
#1	71868.	20458.	1481.6	3313.0
#2	72329.	21521.	1487.6	3331.7

Zoom In Zoom Out

Sample Name: ccbconf Acquired: 7/7/2014 13:41:21 Type: QC
Method: Accutest 2(v181) Mode: CONC Corr. Factor: 1.000000
User: admin Custom ID1: Custom ID2: Custom ID3:
Comment:

Elem	Ba4554	Be3130	Cd2288	Co2286	Cr2677	Cu3247	Mn2576	Ni2316	Ag3280
Units	ppm	ppm	ppm	ppm	ppm	ppm	ppm	ppm	ppm
Avg	**.0002**	**-.0001**	**.0002**	**.0000**	**-.0001**	**.0002**	**-.0000**	**.0002**	**-.0003**
Stddev	.0000	.0000	.0001	.0001	.0001	.0005	.0000	.0004	.0006
%RSD	13.59	14.63	46.74	206.2	53.87	201.7	84.32	246.7	193.5
#1	.0002	-.0001	.0002	.0001	-.0001	-.0001	-.0000	.0005	-.0007
#2	.0002	-.0001	.0001	-.0000	-.0002	.0006	-.0000	-.0001	.0001
Check ?	Chk Pass	Chk Pass	Chk Pass	Chk Pass	Chk Pass	Chk Pass	Chk Pass	Chk Pass	Chk Pass
High Limit									
Low Limit									

Elem	V_2924	Zn2062	As1890	Tl1908	Pb2203	Se1960	Sb2068	Al3961	Ca3179
Units	ppm	ppm	ppm	ppm	ppm	ppm	ppm	ppm	ppm
Avg	**.0003**	**.0001**	**.0020**	**.0007**	**.0006**	**-.0021**	**.0017**	**-.0021**	**-.0056**
Stddev	.0000	.0001	.0002	.0014	.0004	.0006	.0004	.0038	.0003
%RSD	14.54	91.49	12.22	191.4	70.18	27.35	22.61	183.6	5.989
#1	.0003	.0000	.0018	-.0003	.0009	-.0017	.0014	-.0048	-.0054
#2	.0003	.0002	.0022	.0017	.0003	-.0025	.0020	.0006	-.0058
Check ?	Chk Pass	Chk Pass	Chk Pass	Chk Pass	Chk Pass	Chk Pass	Chk Pass	Chk Pass	Chk Pass
High Limit									
Low Limit									

Elem	Fe2599	Mg2790	K_7664	Na5895	B_2089	Mo2020	Pd3404	Si2124	Sn1899
Units	ppm	ppm	ppm	ppm	ppm	ppm	ppm	ppm	ppm
Avg	**-.0007**	**.0137**	**.0080**	**.0090**	**.0017**	F **.0026**	**-.0009**	**.0000**	**.0009**
Stddev	.0011	.0125	.0107	.0024	.0006	.0004	.0005	.0001	.0000
%RSD	159.5	91.19	135.0	26.65	35.70	14.31	49.76	239.1	4.726
#1	.0001	.0049	.0156	.0107	.0021	.0023	-.0006	-.0000	.0010
#2	-.0015	.0225	.0004	.0073	.0013	.0028	-.0012	.0001	.0009
Check ?	Chk Pass	Chk Pass	Chk Pass	Chk Pass	Chk Pass	Chk Fail	Chk Pass	Chk Pass	Chk Pass
High Limit						.0020			
Low Limit						-.0020			

Zoom In Zoom Out

Sample Name: ccbconf Acquired: 7/7/2014 13:41:21 Type: QC
Method: Accutest 2(v181) Mode: CONC Corr. Factor: 1.000000
User: admin Custom ID1: Custom ID2: Custom ID3:
Comment:

Elem	Sr4077	Ti3349	W_2079	Zr3391	S_1820	Bi2230	Li6707
Units	ppm	ppm	ppm	ppm	ppm	ppm	ppm
Avg	**-.0000**	**.0002**	F **.0373**	F **.0012**	**-.0001**	**-.0014**	**-.0005**
Stddev	.0001	.0005	.0056	.0001	.0003	.0001	.0017
%RSD	1583.	232.5	15.00	7.720	241.6	5.041	363.8
#1	.0001	.0006	.0334	.0011	-.0003	-.0014	.0007
#2	-.0001	-.0001	.0413	.0013	.0001	-.0013	-.0017
Check ?	Chk Pass	Chk Pass	Chk Fail	Chk Fail	Chk Pass	Chk Pass	Chk Pass
High Limit			.0050	.0010			
Low Limit			-.0050	-.0010			

Int. Std.	Y_3600	Y_3710	Y_2243	In2306
Units	Cts/S	Cts/S	Cts/S	Cts/S
Avg	**75281.**	**21568.**	**1517.6**	**3716.7**
Stddev	182.	13.	16.0	32.0
%RSD	.24153	.05948	1.0545	.86073
#1	75409.	21558.	1528.9	3739.3
#2	75152.	21577.	1506.3	3694.0

Zoom In Zoom Out

Sample Name: icv Acquired: 7/7/2014 13:44:35 Type: QC
Method: Accutest 2(v181) Mode: CONC Corr. Factor: 1.000000
User: admin Custom ID1: Custom ID2: Custom ID3:
Comment:

Elem	Ba4554	Be3130	Cd2288	Co2286	Cr2677	Cu3247	Mn2576	Ni2316	Ag3280
Units	ppm	ppm	ppm	ppm	ppm	ppm	ppm	ppm	ppm
Avg	**2.043**	**2.074**	**2.015**	**2.023**	**2.054**	**1.984**	**2.074**	**2.041**	**.2498**
Stddev	.031	.032	.023	.022	.005	.014	.007	.025	.0008
%RSD	1.498	1.518	1.161	1.094	.2287	.7177	.3551	1.221	.3143
#1	2.064	2.096	1.999	2.008	2.051	1.974	2.069	2.024	.2493
#2	2.021	2.051	2.032	2.039	2.057	1.994	2.079	2.059	.2504
Check ?	Chk Pass	Chk Pass	Chk Pass	Chk Pass	Chk Pass	Chk Pass	Chk Pass	Chk Pass	Chk Pass
Value									
Range									

Elem	V_2924	Zn2062	As1890	Tl1908	Pb2203	Se1960	Sb2068	Al3961	Ca3179
Units	ppm	ppm	ppm	ppm	ppm	ppm	ppm	ppm	ppm
Avg	**2.028**	**2.057**	**2.024**	**2.095**	**2.062**	**2.028**	**2.030**	**40.19**	**41.02**
Stddev	.011	.019	.025	.025	.028	.018	.026	.58	.61
%RSD	.5437	.9025	1.217	1.170	1.355	.8675	1.303	1.452	1.499
#1	2.020	2.044	2.007	2.078	2.042	2.015	2.011	40.61	41.46
#2	2.036	2.070	2.042	2.112	2.081	2.040	2.049	39.78	40.59
Check ?	Chk Pass	Chk Pass	Chk Pass	Chk Pass	Chk Pass	Chk Pass	Chk Pass	Chk Pass	Chk Pass
Value									
Range									

Elem	Fe2599	Mg2790	K_7664	Na5895	B_2089	Mo2020	Pd3404	Si2124	Sn1899
Units	ppm	ppm	ppm	ppm	ppm	ppm	ppm	ppm	ppm
Avg	**40.93**	**40.28**	**39.80**	**40.07**	**2.064**	**2.057**	**2.009**	**5.056**	**2.080**
Stddev	.66	.59	.67	.70	.023	.019	.012	.064	.024
%RSD	1.606	1.464	1.683	1.738	1.134	.9212	.5726	1.269	1.165
#1	41.40	40.69	40.27	40.56	2.047	2.044	2.001	5.011	2.063
#2	40.47	39.86	39.32	39.58	2.081	2.070	2.017	5.102	2.097
Check ?	Chk Pass	Chk Pass	Chk Pass	Chk Pass	Chk Pass	Chk Pass	Chk Pass	Chk Pass	Chk Pass
Value									
Range									

Zoom In Zoom Out

Sample Name: icv Acquired: 7/7/2014 13:44:35 Type: QC
Method: Accutest 2(v181) Mode: CONC Corr. Factor: 1.000000
User: admin Custom ID1: Custom ID2: Custom ID3:
Comment:

Elem	Sr4077	Ti3349	W_2079	Zr3391	S_1820	Bi2230	Li6707
Units	ppm	ppm	ppm	ppm	ppm	ppm	ppm
Avg	**2.036**	**2.041**	**2.075**	**2.027**	**1.988**	**2.017**	**2.023**
Stddev	.031	.009	.015	.012	.030	.026	.025
%RSD	1.535	.4312	.6963	.5984	1.489	1.269	1.221
#1	2.059	2.035	2.065	2.018	1.967	1.998	2.041
#2	2.014	2.047	2.086	2.036	2.009	2.035	2.006
Check ?	Chk Pass	Chk Pass	Chk Pass	Chk Pass	Chk Pass	Chk Pass	Chk Pass
Value							
Range							

Int. Std.	Y_3600	Y_3710	Y_2243	In2306
Units	Cts/S	Cts/S	Cts/S	Cts/S
Avg	**71146.**	**21213.**	**1476.2**	**3304.3**
Stddev	252.	339.	14.5	37.3
%RSD	.35433	1.5971	.98074	1.1288
#1	71325.	20973.	1486.4	3330.6
#2	70968.	21452.	1466.0	3277.9

Zoom In Zoom Out

Sample Name: icb Acquired: 7/7/2014 13:47:31 Type: QC
Method: Accutest 2(v181) Mode: CONC Corr. Factor: 1.000000
User: admin Custom ID1: Custom ID2: Custom ID3:
Comment:

Elem	Ba4554	Be3130	Cd2288	Co2286	Cr2677	Cu3247	Mn2576	Ni2316	Ag3280
Units	ppm	ppm	ppm	ppm	ppm	ppm	ppm	ppm	ppm
Avg	**.0001**	**-.0000**	**.0003**	**-.0001**	**-.0002**	**.0001**	**-.0000**	**-.0001**	**.0001**
Stddev	.0000	.0001	.0002	.0001	.0004	.0003	.0000	.0002	.0001
%RSD	20.40	302.1	72.54	220.4	250.9	199.0	107.9	222.9	127.2
#1	.0001	.0000	.0004	-.0001	.0001	-.0001	-.0000	-.0002	.0001
#2	.0001	-.0001	.0001	.0000	-.0004	.0003	-.0001	.0000	.0000
Check ?	Chk Pass	Chk Pass	Chk Pass	Chk Pass	Chk Pass	Chk Pass	Chk Pass	Chk Pass	Chk Pass
High Limit									
Low Limit									

Elem	V_2924	Zn2062	As1890	Tl1908	Pb2203	Se1960	Sb2068	Al3961	Ca3179
Units	ppm	ppm	ppm	ppm	ppm	ppm	ppm	ppm	ppm
Avg	**.0002**	**.0002**	**.0018**	**-.0014**	**-.0000**	**-.0017**	**.0001**	**.0007**	**-.0068**
Stddev	.0001	.0001	.0022	.0001	.0001	.0010	.0004	.0016	.0005
%RSD	62.26	44.71	117.6	7.033	262.4	58.03	625.1	240.8	7.118
#1	.0001	.0002	.0034	-.0015	-.0001	-.0024	-.0002	.0018	-.0065
#2	.0003	.0001	.0003	-.0013	.0000	-.0010	.0004	-.0005	-.0072
Check ?	Chk Pass	Chk Pass	Chk Pass	Chk Pass	Chk Pass	Chk Pass	Chk Pass	Chk Pass	Chk Pass
High Limit									
Low Limit									

Elem	Fe2599	Mg2790	K_7664	Na5895	B_2089	Mo2020	Pd3404	Si2124	Sn1899
Units	ppm	ppm	ppm	ppm	ppm	ppm	ppm	ppm	ppm
Avg	**.0009**	**.0014**	**.0207**	**.0022**	**.0021**	F **.0022**	**-.0001**	**.0003**	**.0004**
Stddev	.0016	.0187	.0089	.0006	.0004	.0001	.0004	.0004	.0009
%RSD	172.4	1384.	42.78	29.70	20.10	5.260	513.5	137.5	242.3
#1	.0020	.0146	.0145	.0026	.0024	.0021	.0002	.0000	.0010
#2	-.0002	-.0119	.0270	.0017	.0018	.0023	-.0003	.0005	-.0003
Check ?	Chk Pass	Chk Pass	Chk Pass	Chk Pass	Chk Pass	Chk Fail	Chk Pass	Chk Pass	Chk Pass
High Limit						.0020			
Low Limit						-.0020			

Zoom In Zoom Out

Sample Name: icb Acquired: 7/7/2014 13:47:31 Type: QC
Method: Accutest 2(v181) Mode: CONC Corr. Factor: 1.000000
User: admin Custom ID1: Custom ID2: Custom ID3:
Comment:

Elem	Sr4077	Ti3349	W_2079	Zr3391	S_1820	Bi2230	Li6707
Units	ppm	ppm	ppm	ppm	ppm	ppm	ppm
Avg	**.0001**	**-.0006**	F **.0302**	**.0009**	**.0009**	**-.0012**	**-.0006**
Stddev	.0000	.0001	.0054	.0002	.0003	.0019	.0003
%RSD	19.41	16.56	17.84	21.08	29.76	155.9	50.23
#1	.0001	-.0007	.0264	.0008	.0007	.0001	-.0004
#2	.0001	-.0005	.0340	.0010	.0011	-.0025	-.0008
Check ?	Chk Pass	Chk Pass	Chk Fail	Chk Pass	Chk Pass	Chk Pass	Chk Pass
High Limit			.0050				
Low Limit			-.0050				

Int. Std.	Y_3600	Y_3710	Y_2243	In2306
Units	Cts/S	Cts/S	Cts/S	Cts/S
Avg	**75319.**	**21591.**	**1521.8**	**3722.3**
Stddev	83.	314.	12.0	25.7
%RSD	.11039	1.4558	.79021	.69052
#1	75260.	21369.	1530.3	3740.5
#2	75378.	21813.	1513.3	3704.1

Zoom In Zoom Out

Sample Name: ccv Acquired: 7/7/2014 13:50:44 Type: QC
Method: Accutest 2(v181) Mode: CONC Corr. Factor: 1.000000
User: admin Custom ID1: Custom ID2: Custom ID3:
Comment:

Elem	Ba4554	Be3130	Cd2288	Co2286	Cr2677	Cu3247	Mn2576	Ni2316	Ag3280
Units	ppm	ppm	ppm	ppm	ppm	ppm	ppm	ppm	ppm
Avg	**2.014**	**2.061**	**2.008**	**2.032**	**2.028**	**1.951**	**2.036**	**2.040**	**.2449**
Stddev	.050	.045	.010	.010	.012	.001	.011	.010	.0013
%RSD	2.493	2.197	.4869	.5137	.6041	.0348	.5480	.5060	.5310
#1	2.049	2.093	2.002	2.024	2.036	1.951	2.044	2.032	.2459
#2	1.978	2.029	2.015	2.039	2.019	1.952	2.028	2.047	.2440
Check ?	Chk Pass	Chk Pass	Chk Pass	Chk Pass	Chk Pass	Chk Pass	Chk Pass	Chk Pass	Chk Pass
Value									
Range									

Elem	V_2924	Zn2062	As1890	Tl1908	Pb2203	Se1960	Sb2068	Al3961	Ca3179
Units	ppm	ppm	ppm	ppm	ppm	ppm	ppm	ppm	ppm
Avg	**1.988**	**2.063**	**2.023**	**2.086**	**2.070**	**2.023**	**2.032**	**39.75**	**40.92**
Stddev	.012	.010	.003	.007	.012	.016	.019	1.00	.90
%RSD	.5778	.4866	.1278	.3434	.5680	.8104	.9135	2.524	2.205
#1	1.996	2.055	2.021	2.081	2.062	2.011	2.019	40.46	41.56
#2	1.980	2.070	2.025	2.091	2.078	2.034	2.045	39.04	40.28
Check ?	Chk Pass	Chk Pass	Chk Pass	Chk Pass	Chk Pass	Chk Pass	Chk Pass	Chk Pass	Chk Pass
Value									
Range									

Elem	Fe2599	Mg2790	K_7664	Na5895	B_2089	Mo2020	Pd3404	Si2124	Sn1899
Units	ppm	ppm	ppm	ppm	ppm	ppm	ppm	ppm	ppm
Avg	**40.56**	**39.94**	**39.17**	**39.63**	**2.060**	**2.053**	**1.973**	**5.051**	**2.082**
Stddev	.91	.85	.89	.92	.014	.011	.003	.038	.011
%RSD	2.246	2.133	2.279	2.316	.6814	.5171	.1348	.7461	.5040
#1	41.20	40.54	39.80	40.28	2.050	2.046	1.971	5.024	2.075
#2	39.91	39.34	38.54	38.98	2.070	2.061	1.974	5.077	2.089
Check ?	Chk Pass	Chk Pass	Chk Pass	Chk Pass	Chk Pass	Chk Pass	Chk Pass	Chk Pass	Chk Pass
Value									
Range									

Zoom In Zoom Out

Sample Name: ccv Acquired: 7/7/2014 13:50:44 Type: QC
Method: Accutest 2(v181) Mode: CONC Corr. Factor: 1.000000
User: admin Custom ID1: Custom ID2: Custom ID3:
Comment:

Elem	Sr4077	Ti3349	W_2079	Zr3391	S_1820	Bi2230	Li6707
Units	ppm	ppm	ppm	ppm	ppm	ppm	ppm
Avg	**2.009**	**2.000**	**2.064**	**1.987**	**1.977**	**2.005**	**2.000**
Stddev	.050	.012	.003	.011	.012	.013	.052
%RSD	2.510	.5956	.1555	.5291	.6138	.6425	2.591
#1	2.045	2.008	2.061	1.994	1.969	1.996	2.036
#2	1.974	1.991	2.066	1.979	1.986	2.014	1.963
Check ?	Chk Pass	Chk Pass	Chk Pass	Chk Pass	Chk Pass	Chk Pass	Chk Pass
Value							
Range							

Int. Std.	Y_3600	Y_3710	Y_2243	In2306
Units	Cts/S	Cts/S	Cts/S	Cts/S
Avg	**72181.**	**21316.**	**1476.5**	**3296.5**
Stddev	355.	435.	9.6	22.1
%RSD	.49195	2.0420	.64941	.66967
#1	71930.	21008.	1483.3	3312.2
#2	72432.	21624.	1469.8	3280.9

Zoom In Zoom Out

Sample Name: ccb Acquired: 7/7/2014 13:53:40 Type: QC
Method: Accutest 2(v181) Mode: CONC Corr. Factor: 1.000000
User: admin Custom ID1: Custom ID2: Custom ID3:
Comment:

Elem	Ba4554	Be3130	Cd2288	Co2286	Cr2677	Cu3247	Mn2576	Ni2316	Ag3280
Units	ppm	ppm	ppm	ppm	ppm	ppm	ppm	ppm	ppm
Avg	**.0002**	**.0001**	F **.0004**	**.0003**	**.0002**	**.0002**	**.0001**	**.0001**	**-.0003**
Stddev	.0001	.0000	.0001	.0002	.0005	.0004	.0000	.0001	.0002
%RSD	43.50	29.68	18.35	62.40	221.3	186.8	2.770	109.8	60.23
#1	.0003	.0001	.0004	.0004	-.0001	.0005	.0001	.0001	-.0005
#2	.0002	.0000	.0005	.0002	.0006	-.0001	.0001	.0000	-.0002
Check ?	Chk Pass	Chk Pass	Chk Fail	Chk Pass	Chk Pass	Chk Pass	Chk Pass	Chk Pass	Chk Pass
High Limit			.0004						
Low Limit			-.0004						

Elem	V_2924	Zn2062	As1890	Tl1908	Pb2203	Se1960	Sb2068	Al3961	Ca3179
Units	ppm	ppm	ppm	ppm	ppm	ppm	ppm	ppm	ppm
Avg	**.0001**	**.0001**	**.0023**	**-.0002**	**.0004**	**-.0022**	**.0003**	**.0009**	**-.0041**
Stddev	.0000	.0001	.0003	.0005	.0004	.0006	.0003	.0009	.0006
%RSD	11.63	65.96	14.54	249.1	93.29	26.04	103.4	95.96	14.97
#1	.0001	.0001	.0021	-.0006	.0001	-.0026	.0001	.0003	-.0037
#2	.0001	.0001	.0025	.0002	.0007	-.0018	.0005	.0016	-.0046
Check ?	Chk Pass	Chk Pass	Chk Pass	Chk Pass	Chk Pass	Chk Pass	Chk Pass	Chk Pass	Chk Pass
High Limit									
Low Limit									

Elem	Fe2599	Mg2790	K_7664	Na5895	B_2089	Mo2020	Pd3404	Si2124	Sn1899
Units	ppm	ppm	ppm	ppm	ppm	ppm	ppm	ppm	ppm
Avg	**.0012**	**.0195**	**.0285**	**.0018**	**.0015**	F **.0021**	**-.0006**	**-.0002**	**-.0003**
Stddev	.0013	.0073	.0044	.0114	.0005	.0002	.0003	.0004	.0001
%RSD	106.1	37.30	15.31	624.8	33.31	11.50	49.74	201.7	51.39
#1	.0021	.0247	.0254	.0098	.0019	.0019	-.0009	-.0005	-.0002
#2	.0003	.0144	.0316	-.0062	.0012	.0023	-.0004	.0001	-.0004
Check ?	Chk Pass	Chk Pass	Chk Pass	Chk Pass	Chk Pass	Chk Fail	Chk Pass	Chk Pass	Chk Pass
High Limit						.0020			
Low Limit						-.0020			

Zoom In Zoom Out

Sample Name: ccb Acquired: 7/7/2014 13:53:40 Type: QC
Method: Accutest 2(v181) Mode: CONC Corr. Factor: 1.000000
User: admin Custom ID1: Custom ID2: Custom ID3:
Comment:

Elem	Sr4077	Ti3349	W_2079	Zr3391	S_1820	Bi2230	Li6707
Units	ppm	ppm	ppm	ppm	ppm	ppm	ppm
Avg	**.0000**	**.0004**	F **.0274**	**.0009**	**.0005**	**-.0002**	**.0008**
Stddev	.0000	.0001	.0052	.0001	.0013	.0002	.0002
%RSD	124.9	30.67	18.91	9.111	259.6	103.1	27.31
#1	.0001	.0005	.0237	.0009	-.0004	-.0003	.0009
#2	.0000	.0003	.0310	.0010	.0014	-.0001	.0006
Check ?	Chk Pass	Chk Pass	Chk Fail	Chk Pass	Chk Pass	Chk Pass	Chk Pass
High Limit			.0050				
Low Limit			-.0050				

Int. Std.	Y_3600	Y_3710	Y_2243	In2306
Units	Cts/S	Cts/S	Cts/S	Cts/S
Avg	**75108.**	**21505.**	**1519.2**	**3718.0**
Stddev	74.	41.	11.0	21.0
%RSD	.09843	.18992	.72648	.56592
#1	75056.	21476.	1527.0	3732.8
#2	75161.	21534.	1511.4	3703.1

Zoom In Zoom Out

Sample Name: crid Acquired: 7/7/2014 13:56:53 Type: QC
Method: Accutest 2(v181) Mode: CONC Corr. Factor: 1.000000
User: admin Custom ID1: Custom ID2: Custom ID3:
Comment:

Elem	Ba4554	Be3130	Cd2288	Co2286	Cr2677	Cu3247	Mn2576	Ni2316
Units	ppm	ppm	ppm	ppm	ppm	ppm	ppm	ppm
Avg	**.0042**	**.0009**	**.0013**	**.0032**	**.0022**	**.0023**	**.0032**	**.0039**
Stddev	.0001	.0001	.0002	.0001	.0001	.0002	.0000	.0003
%RSD	2.515	6.563	13.15	4.512	2.934	9.316	.9396	8.794
#1	.0043	.0009	.0012	.0031	.0022	.0021	.0032	.0041
#2	.0041	.0010	.0014	.0033	.0023	.0024	.0031	.0036
Check ?	Chk Pass	Chk Pass	Chk Pass	Chk Pass	Chk Pass	Chk Pass	Chk Pass	Chk Pass
Value								
Range								

Elem	Ag3280	V_2924	Zn2062	As1890	Tl1908	Pb2203	Se1960	Sb2068
Units	ppm	ppm	ppm	ppm	ppm	ppm	ppm	ppm
Avg	**.0010**	**.0022**	**.0116**	F **.0042**	**.0025**	F **.0036**	**.0041**	F **.0042**
Stddev	.0008	.0002	.0002	.0015	.0008	.0003	.0008	.0016
%RSD	74.51	8.853	1.453	34.78	30.48	7.540	20.11	38.26
#1	.0005	.0021	.0117	.0053	.0030	.0038	.0047	.0031
#2	.0015	.0023	.0114	.0032	.0020	.0034	.0035	.0053
Check ?	Chk Pass	Chk Pass	Chk Pass	Chk Fail	Chk Pass	Chk Fail	Chk Pass	Chk Fail
Value				.0030		.0025		.0030
Range				30.00%		30.00%		30.00%

Elem	Al3961	Ca3179	Fe2599	Mg2790	K_7664	Na5895	B_2089	Mo2020
Units	ppm	ppm	ppm	ppm	ppm	ppm	ppm	ppm
Avg	**.1071**	**1.058**	**-.0011**	**.1090**	**2.019**	**1.002**	**.0115**	**.0002**
Stddev	.0019	.035	.0011	.0189	.068	.034	.0002	.0000
%RSD	1.775	3.308	100.8	17.34	3.352	3.363	1.610	24.73
#1	.1085	1.083	-.0003	.0956	2.067	1.026	.0114	.0002
#2	.1058	1.034	-.0019	.1223	1.971	.9779	.0116	.0001
Check ?	Chk Pass	Chk Pass	None	Chk Pass	Chk Pass	Chk Pass	Chk Pass	None
Value								
Range								

Zoom In Zoom Out

Sample Name: crid Acquired: 7/7/2014 13:56:53 Type: QC
Method: Accutest 2(v181) Mode: CONC Corr. Factor: 1.000000
User: admin Custom ID1: Custom ID2: Custom ID3:
Comment:

Elem	Pd3404	Si2124	Sn1899	Sr4077	Ti3349	W_2079	Zr3391	S_1820
Units	ppm	ppm	ppm	ppm	ppm	ppm	ppm	ppm
Avg	**-.0004**	**-.0023**	**-.0000**	**-.0001**	**-.0003**	F **.0058**	F **.0001**	F **-.0005**
Stddev	.0006	.0007	.0004	.0000	.0000	.0031	.0002	.0025
%RSD	149.0	31.10	1619.	2.422	3.301	53.66	177.3	488.3
#1	.0000	-.0018	-.0003	-.0001	-.0003	.0036	-.0000	-.0023
#2	-.0009	-.0028	.0003	-.0001	-.0003	.0080	.0002	.0013
Check ?	None	None	None	None	None	Chk Fail	Chk Fail	Chk Fail
Value						.0040	.0040	.0040
Range						30.00%	-30.00%	-30.00%

Elem	Bi2230	Li6707
Units	ppm	ppm
Avg	F **-.0001**	F **.0006**
Stddev	.0002	.0004
%RSD	286.5	73.18
#1	-.0002	.0003
#2	.0001	.0009
Check ?	Chk Fail	Chk Fail
Value	.0040	.0040
Range	-30.00%	-30.00%

Int. Std.	Y_3600	Y_3710	Y_2243	In2306
Units	Cts/S	Cts/S	Cts/S	Cts/S
Avg	**75759.**	**21301.**	**1518.6**	**3688.6**
Stddev	71.	454.	2.8	8.7
%RSD	.09410	2.1301	.18385	.23678
#1	75709.	20980.	1516.6	3682.4
#2	75810.	21622.	1520.6	3694.7

Zoom In Zoom Out

Sample Name: cria Acquired: 7/7/2014 14:00:06 Type: QC
Method: Accutest 2(v181) Mode: CONC Corr. Factor: 1.000000
User: admin Custom ID1: Custom ID2: Custom ID3:
Comment:

Elem	Ba4554	Be3130	Cd2288	Co2286	Cr2677	Cu3247	Mn2576	Ni2316	Ag3280
Units	ppm	ppm	ppm	ppm	ppm	ppm	ppm	ppm	ppm
Avg	**.0000**	**-.0002**	**.0000**	**-.0001**	**.0000**	**.0000**	**-.0002**	**-.0002**	**-.0002**
Stddev	.0001	.0001	.0001	.0001	.0001	.0003	.0001	.0000	.0002
%RSD	186.3	20.84	111.5	104.4	447.6	1018.	70.07	12.55	78.50
#1	-.0000	-.0003	.0000	-.0002	-.0001	.0002	-.0001	-.0003	-.0001
#2	.0001	-.0002	.0001	-.0000	.0001	-.0002	-.0003	-.0002	-.0003
Check ?	None	None	None	None	None	None	None	None	None
Value									
Range									

Elem	V_2924	Zn2062	As1890	Tl1908	Pb2203	Se1960	Sb2068	Al3961	Ca3179
Units	ppm	ppm	ppm	ppm	ppm	ppm	ppm	ppm	ppm
Avg	**-.0001**	**.0001**	**.0200**	**-.0009**	**.0219**	**.0240**	**.0223**	**.5010**	**-.0033**
Stddev	.0000	.0001	.0011	.0011	.0012	.0003	.0008	.0049	.0012
%RSD	18.67	133.4	5.681	118.4	5.273	1.404	3.798	.9795	36.23
#1	-.0001	.0000	.0192	-.0017	.0211	.0243	.0217	.5045	-.0041
#2	-.0001	.0002	.0208	-.0001	.0227	.0238	.0229	.4976	-.0024
Check ?	None	None	Chk Pass	None	Chk Pass	Chk Pass	Chk Pass	Chk Pass	None
Value									
Range									

Elem	Fe2599	Mg2790	K_7664	Na5895	B_2089	Mo2020	Pd3404	Si2124	Sn1899
Units	ppm	ppm	ppm	ppm	ppm	ppm	ppm	ppm	ppm
Avg	**.5356**	**.0131**	**-.0031**	**-.0080**	**-.0007**	**.0003**	**-.0005**	**-.0004**	**.0006**
Stddev	.0065	.0108	.0120	.0039	.0000	.0003	.0005	.0004	.0005
%RSD	1.212	82.82	387.4	49.46	3.478	100.9	93.22	126.8	75.09
#1	.5402	.0208	.0054	-.0108	-.0007	.0001	-.0002	-.0000	.0003
#2	.5310	.0054	-.0116	-.0052	-.0007	.0005	-.0009	-.0007	.0009
Check ?	Chk Pass	None	None	None	None	None	None	None	None
Value									
Range									

Zoom In Zoom Out

Sample Name: cria Acquired: 7/7/2014 14:00:06 Type: QC
Method: Accutest 2(v181) Mode: CONC Corr. Factor: 1.000000
User: admin Custom ID1: Custom ID2: Custom ID3:
Comment:

Elem	Sr4077	Ti3349	W_2079	Zr3391	S_1820	Bi2230	Li6707
Units	ppm	ppm	ppm	ppm	ppm	ppm	ppm
Avg	**-.0001**	**-.0002**	**.0040**	**.0001**	**-.0014**	**.0003**	**-.0001**
Stddev	.0000	.0002	.0028	.0000	.0017	.0005	.0007
%RSD	10.77	100.7	70.92	41.84	116.7	183.7	844.6
#1	-.0001	-.0001	.0020	.0001	-.0003	-.0001	.0004
#2	-.0002	-.0004	.0060	.0001	-.0026	.0006	-.0006
Check ?	None	None	None	None	None	None	None
Value							
Range							

Int. Std.	Y_3600	Y_3710	Y_2243	In2306
Units	Cts/S	Cts/S	Cts/S	Cts/S
Avg	**75980.**	**21662.**	**1538.5**	**3752.3**
Stddev	155.	162.	30.5	65.0
%RSD	.20340	.74668	1.9837	1.7326
#1	75871.	21548.	1560.1	3798.3
#2	76090.	21776.	1516.9	3706.3

Zoom In Zoom Out

Sample Name: crid Acquired: 7/7/2014 14:03:19 Type: QC
Method: Accutest 2(v181) Mode: CONC Corr. Factor: 1.000000
User: admin Custom ID1: Custom ID2: Custom ID3:
Comment:

Elem	Ba4554	Be3130	Cd2288	Co2286	Cr2677	Cu3247	Mn2576	Ni2316
Units	ppm	ppm	ppm	ppm	ppm	ppm	ppm	ppm
Avg	**.0041**	**.0008**	**.0011**	**.0032**	**.0019**	**.0021**	**.0031**	**.0041**
Stddev	.0001	.0001	.0003	.0001	.0007	.0003	.0001	.0004
%RSD	2.643	8.834	24.28	1.974	37.10	13.91	2.178	8.898
#1	.0042	.0007	.0013	.0031	.0023	.0019	.0030	.0038
#2	.0040	.0008	.0009	.0032	.0014	.0023	.0031	.0043
Check ?	Chk Pass	Chk Pass	Chk Pass	Chk Pass	Chk Pass	Chk Pass	Chk Pass	Chk Pass
Value								
Range								

Elem	Ag3280	V_2924	Zn2062	As1890	Tl1908	Pb2203	Se1960	Sb2068
Units	ppm	ppm	ppm	ppm	ppm	ppm	ppm	ppm
Avg	**.0012**	**.0023**	**.0113**	**.0037**	**.0023**	F **.0036**	F **.0034**	F **.0039**
Stddev	.0003	.0001	.0000	.0008	.0002	.0003	.0001	.0012
%RSD	26.89	4.459	.4221	22.04	6.515	6.923	2.952	30.92
#1	.0010	.0023	.0113	.0042	.0024	.0035	.0034	.0048
#2	.0015	.0022	.0114	.0031	.0022	.0038	.0035	.0031
Check ?	Chk Pass	Chk Pass	Chk Pass	Chk Pass	Chk Pass	Chk Fail	Chk Fail	Chk Fail
Value						.0025	.0050	.0030
Range						30.00%	-30.00%	30.00%

Elem	Al3961	Ca3179	Fe2599	Mg2790	K_7664	Na5895	B_2089	Mo2020
Units	ppm	ppm	ppm	ppm	ppm	ppm	ppm	ppm
Avg	**.1007**	**1.035**	**-.0029**	**.1102**	**1.992**	**.9830**	**.0094**	**-.0002**
Stddev	.0057	.005	.0026	.0118	.009	.0069	.0004	.0001
%RSD	5.614	.4967	90.59	10.75	.4730	.7030	4.083	33.25
#1	.1047	1.038	-.0010	.1186	1.999	.9879	.0097	-.0002
#2	.0967	1.031	-.0047	.1018	1.985	.9781	.0092	-.0003
Check ?	Chk Pass	Chk Pass	None	Chk Pass	Chk Pass	Chk Pass	Chk Pass	None
Value								
Range								

Zoom In Zoom Out

Sample Name: crid Acquired: 7/7/2014 14:03:19 Type: QC
Method: Accutest 2(v181) Mode: CONC Corr. Factor: 1.000000
User: admin Custom ID1: Custom ID2: Custom ID3:
Comment:

Elem	Pd3404	Si2124	Sn1899	Sr4077	Ti3349	W_2079	Zr3391	S_1820
Units	ppm	ppm	ppm	ppm	ppm	ppm	ppm	ppm
Avg	**-.0007**	**-.0023**	**.0006**	**-.0002**	**-.0006**	F **-.0029**	F **-.0000**	F **-.0007**
Stddev	.0010	.0006	.0004	.0000	.0003	.0044	.0000	.0015
%RSD	138.3	24.76	66.74	5.263	53.21	149.3	94.05	215.4
#1	-.0000	-.0027	.0003	-.0002	-.0008	-.0060	-.0000	.0004
#2	-.0014	-.0019	.0010	-.0002	-.0004	.0002	-.0000	-.0018
Check ?	None	None	None	None	None	Chk Fail	Chk Fail	Chk Fail
Value						.0040	.0040	.0040
Range						-30.00%	-30.00%	-30.00%

Elem	Bi2230	Li6707
Units	ppm	ppm
Avg	F **.0004**	F **.0004**
Stddev	.0007	.0003
%RSD	180.8	74.37
#1	-.0001	.0006
#2	.0009	.0002
Check ?	Chk Fail	Chk Fail
Value	.0040	.0040
Range	-30.00%	-30.00%

Int. Std.	Y_3600	Y_3710	Y_2243	In2306
Units	Cts/S	Cts/S	Cts/S	Cts/S
Avg	**75011.**	**21614.**	**1526.8**	**3711.4**
Stddev	75.	76.	4.5	6.3
%RSD	.09947	.34963	.29288	.17020
#1	75064.	21668.	1529.9	3715.9
#2	74958.	21561.	1523.6	3707.0

Zoom In Zoom Out

Sample Name: sampleconf Acquired: 7/7/2014 14:06:32 Type: Unk
Method: Accutest 2(v181) Mode: CONC Corr. Factor: 1.000000
User: admin Custom ID1: Custom ID2: Custom ID3:
Comment:

Elem	Ba4554	Be3130	Cd2288	Co2286	Cr2677	Cu3247	Mn2576	Ni2316	Ag3280
Avg	**.2056**	**.0020**	**.0038**	**.0509**	**.0109**	**.0108**	**.0159**	F **.0143**	**.0050**
Stddev	.0060	.0001	.0002	.0007	.0002	.0003	.0000	.0000	.0005
%RSD	2.895	5.108	4.079	1.470	1.442	2.923	.1101	.2631	9.418
#1	.2098	.0020	.0040	.0514	.0110	.0106	.0159	.0143	.0047
#2	.2014	.0019	.0037	.0504	.0107	.0110	.0159	.0143	.0053

Elem	V_2924	Zn2062	As1890	Tl1908	Pb2203	Se1960	Sb2068	Al3961	Ca3179
Avg	**.0530**	F **.0650**	**.0089**	**.0106**	F **.0114**	**.0113**	**.0072**	**.2078**	**5.284**
Stddev	.0002	.0014	.0004	.0002	.0004	.0003	.0004	.0100	.142
%RSD	.4090	2.228	4.843	1.763	3.403	2.909	6.006	4.827	2.685
#1	.0531	.0660	.0093	.0108	.0111	.0111	.0075	.2149	5.384
#2	.0528	.0640	.0086	.0105	.0117	.0115	.0069	.2007	5.184

Elem	Fe2599	Mg2790	K_7664	Na5895	B_2089	Mo2020	Pd3404	Si2124	Sn1899
Avg	**.1101**	**5.407**	**4.953**	**4.961**	**.1065**	**.0209**	**.0528**	**.2133**	**.0110**
Stddev	.0015	.151	.165	.151	.0014	.0000	.0006	.0024	.0004
%RSD	1.367	2.796	3.333	3.040	1.304	.0016	1.178	1.131	3.639
#1	.1112	5.514	5.070	5.068	.1075	.0209	.0532	.2150	.0107
#2	.1090	5.301	4.837	4.855	.1055	.0209	.0523	.2115	.0113

Elem	Sr4077	Ti3349	W_2079	Zr3391	S_1820	Bi2230	Li6707
Avg	**.0103**	**.0101**	**.0597**	**.0100**	**.0522**	**.0206**	**.0198**
Stddev	.0004	.0002	.0002	.0000	.0001	.0004	.0004
%RSD	3.669	1.758	.3985	.1607	.1442	2.135	2.109
#1	.0106	.0102	.0596	.0100	.0521	.0209	.0201
#2	.0100	.0100	.0599	.0100	.0522	.0203	.0195

Int. Std.	Y_3600	Y_3710	Y_2243	In2306
Avg	**75420.**	**21342.**	**1534.6**	**3680.9**
Stddev	345.	543.	11.2	20.8
%RSD	.45804	2.5457	.72791	.56519
#1	75175.	20958.	1526.7	3666.2
#2	75664.	21726.	1542.5	3695.7

Zoom In Zoom Out

Sample Name: cri Acquired: 7/7/2014 14:10:23 Type: QC
Method: Accutest 2(v181) Mode: CONC Corr. Factor: 1.000000
User: admin Custom ID1: Custom ID2: Custom ID3:
Comment:

Elem	Ba4554	Be3130	Cd2288	Co2286	Cr2677	Cu3247	Mn2576	Ni2316	Ag3280
Units	ppm	ppm	ppm	ppm	ppm	ppm	ppm	ppm	ppm
Avg	**.1948**	**.0019**	**.0038**	**.0519**	**.0120**	**.0117**	**.0173**	**.0098**	**.0057**
Stddev	.0199	.0003	.0002	.0005	.0004	.0001	.0001	.0000	.0005
%RSD	10.23	17.23	5.878	.8973	2.977	1.140	.6956	.3910	7.886
#1	.2089	.0021	.0039	.0523	.0122	.0116	.0174	.0098	.0060
#2	.1807	.0016	.0036	.0516	.0117	.0118	.0172	.0098	.0054
Check ?	Chk Pass	Chk Pass	Chk Pass	Chk Pass	Chk Pass	Chk Pass	Chk Pass	Chk Pass	Chk Pass
Value									
Range									

Elem	V_2924	Zn2062	As1890	Tl1908	Pb2203	Se1960	Sb2068	Al3961	Ca3179
Units	ppm	ppm	ppm	ppm	ppm	ppm	ppm	ppm	ppm
Avg	**.0583**	**.0231**	**.0097**	**.0100**	**.0035**	**.0102**	**.0069**	**.1907**	**4.900**
Stddev	.0009	.0001	.0003	.0000	.0011	.0031	.0005	.0197	.499
%RSD	1.529	.4836	3.185	.3956	30.58	30.53	7.298	10.33	10.18
#1	.0589	.0231	.0099	.0100	.0042	.0125	.0066	.2046	5.252
#2	.0577	.0230	.0095	.0100	.0027	.0080	.0073	.1768	4.547
Check ?	Chk Pass	Chk Pass	Chk Pass	Chk Pass	Chk Pass	Chk Pass	Chk Pass	Chk Pass	Chk Pass
Value									
Range									

Elem	Fe2599	Mg2790	K_7664	Na5895	B_2089	Mo2020	Pd3404	Si2124	Sn1899
Units	ppm	ppm	ppm	ppm	ppm	ppm	ppm	ppm	ppm
Avg	**.0990**	**4.809**	**4.700**	**4.692**	**.1083**	**.0218**	**.0567**	**.2163**	**.0103**
Stddev	.0121	.495	.454	.463	.0009	.0000	.0006	.0013	.0001
%RSD	12.24	10.30	9.650	9.874	.7911	.2189	1.078	.6080	.5010
#1	.1075	5.159	5.021	5.020	.1089	.0218	.0562	.2154	.0103
#2	.0904	4.459	4.379	4.364	.1077	.0218	.0571	.2173	.0103
Check ?	Chk Pass	Chk Pass	Chk Pass	Chk Pass	Chk Pass	Chk Pass	Chk Pass	Chk Pass	Chk Pass
Value									
Range									

Zoom In Zoom Out

Sample Name: cri Acquired: 7/7/2014 14:10:23 Type: QC
Method: Accutest 2(v181) Mode: CONC Corr. Factor: 1.000000
User: admin Custom ID1: Custom ID2: Custom ID3:
Comment:

Elem	Sr4077	Ti3349	W_2079	Zr3391	S_1820	Bi2230	Li6707
Units	ppm	ppm	ppm	ppm	ppm	ppm	ppm
Avg	**.0098**	**.0111**	**.0586**	**.0110**	**.0487**	**.0193**	**.0188**
Stddev	.0010	.0004	.0043	.0002	.0032	.0004	.0024
%RSD	10.51	3.601	7.274	1.652	6.659	1.927	12.58
#1	.0105	.0114	.0555	.0111	.0464	.0196	.0205
#2	.0091	.0108	.0616	.0108	.0510	.0191	.0172
Check ?	Chk Pass	Chk Pass	Chk Pass	Chk Pass	Chk Pass	Chk Pass	Chk Pass
Value							
Range							

Int. Std.	Y_3600	Y_3710	Y_2243	In2306
Units	Cts/S	Cts/S	Cts/S	Cts/S
Avg	**70394.**	**22595.**	**1510.8**	**3627.2**
Stddev	851.	1879.	2.6	1.3
%RSD	1.2087	8.3165	.17259	.03542
#1	69792.	21267.	1512.7	3626.3
#2	70995.	23924.	1509.0	3628.1

Zoom In Zoom Out

Sample Name: icsa Acquired: 7/7/2014 14:13:35 Type: QC
Method: Accutest 2(v181) Mode: CONC Corr. Factor: 1.000000
User: admin Custom ID1: Custom ID2: Custom ID3:
Comment:

Elem	Ba4554	Be3130	Cd2288	Co2286	Cr2677	Cu3247	Mn2576	Ni2316	Ag3280
Units	ppm	ppm	ppm	ppm	ppm	ppm	ppm	ppm	ppm
Avg	**-.0013**	**-.0004**	**.0013**	**-.0005**	**.0016**	**-.0013**	**-.0012**	**.0021**	**-.0021**
Stddev	.0003	.0000	.0002	.0002	.0000	.0000	.0002	.0003	.0026
%RSD	23.51	7.783	17.74	40.28	1.917	.0854	19.15	12.71	121.2
#1	-.0010	-.0003	.0014	-.0004	.0015	-.0013	-.0010	.0023	-.0003
#2	-.0015	-.0004	.0011	-.0007	.0016	-.0013	-.0013	.0019	-.0039
Check ?	Chk Pass	Chk Pass	Chk Pass	Chk Pass	Chk Pass	Chk Pass	Chk Pass	Chk Pass	Chk Pass
High Limit									
Low Limit									

Elem	V_2924	Zn2062	As1890	Tl1908	Pb2203	Se1960	Sb2068	Al3961	Ca3179
Units	ppm	ppm	ppm	ppm	ppm	ppm	ppm	ppm	ppm
Avg	**.0012**	**.0004**	**-.0003**	**.0016**	**-.0018**	**-.0028**	**.0011**	**498.0**	**381.7**
Stddev	.0004	.0004	.0007	.0015	.0006	.0005	.0003	7.9	.1
%RSD	33.78	100.4	225.4	91.94	32.07	16.60	23.72	1.584	.0290
#1	.0015	.0001	-.0008	.0027	-.0014	-.0024	.0013	503.6	381.6
#2	.0009	.0007	.0002	.0006	-.0022	-.0031	.0009	492.4	381.8
Check ?	Chk Pass	Chk Pass	Chk Pass	Chk Pass	Chk Pass	Chk Pass	Chk Pass	Chk Pass	Chk Pass
High Limit									
Low Limit									

Elem	Fe2599	Mg2790	K_7664	Na5895	B_2089	Mo2020	Pd3404	Si2124	Sn1899
Units	ppm	ppm	ppm	ppm	ppm	ppm	ppm	ppm	ppm
Avg	**193.5**	**513.8**	**.0938**	**-.0107**	**-.0069**	**-.0007**	**.0232**	**-.0184**	**-.0041**
Stddev	.7	1.9	.0176	.0120	.0008	.0000	.0007	.0018	.0016
%RSD	.3652	.3766	18.75	111.6	11.49	3.363	3.167	10.01	38.60
#1	194.0	515.1	.1063	-.0192	-.0063	-.0006	.0227	-.0197	-.0030
#2	193.0	512.4	.0814	-.0023	-.0074	-.0007	.0237	-.0171	-.0053
Check ?	Chk Pass	Chk Pass	Chk Pass	Chk Pass	Chk Pass	Chk Pass	Chk Pass	Chk Pass	Chk Pass
High Limit									
Low Limit									

Zoom In Zoom Out

Sample Name: icsa Acquired: 7/7/2014 14:13:35 Type: QC
Method: Accutest 2(v181) Mode: CONC Corr. Factor: 1.000000
User: admin Custom ID1: Custom ID2: Custom ID3:
Comment:

Elem	Sr4077	Ti3349	W_2079	Zr3391	S_1820	Bi2230	Li6707
Units	ppm	ppm	ppm	ppm	ppm	ppm	ppm
Avg	**-.0055**	**-.0001**	**-.0046**	**-.0024**	**-.0049**	**-.0073**	**.0043**
Stddev	.0000	.0002	.0020	.0003	.0011	.0023	.0004
%RSD	.5178	276.1	43.63	10.51	22.60	32.11	8.612
#1	-.0055	-.0002	-.0061	-.0022	-.0041	-.0056	.0046
#2	-.0055	.0001	-.0032	-.0026	-.0057	-.0089	.0041
Check ?	Chk Pass	Chk Pass	Chk Pass	Chk Pass	Chk Pass	Chk Pass	Chk Pass
High Limit							
Low Limit							

Int. Std.	Y_3600	Y_3710	Y_2243	In2306
Units	Cts/S	Cts/S	Cts/S	Cts/S
Avg	**64474.**	**20773.**	**1344.6**	**2836.4**
Stddev	820.	60.	8.1	10.2
%RSD	1.2715	.28781	.60124	.35969
#1	65054.	20730.	1350.3	2843.7
#2	63895.	20815.	1338.8	2829.2

Zoom In Zoom Out

Sample Name: icsab Acquired: 7/7/2014 14:16:55 Type: QC
Method: Accutest 2(v181) Mode: CONC Corr. Factor: 1.000000
User: admin Custom ID1: Custom ID2: Custom ID3:
Comment:

Elem	Ba4554	Be3130	Cd2288	Co2286	Cr2677	Cu3247	Mn2576	Ni2316	Ag3280
Units	ppm	ppm	ppm	ppm	ppm	ppm	ppm	ppm	ppm
Avg	**.4896**	**.4935**	**.9747**	**.4865**	**.4803**	**.5092**	**.4942**	**.9602**	**1.010**
Stddev	.0075	.0067	.0026	.0003	.0079	.0076	.0081	.0022	.012
%RSD	1.538	1.361	.2625	.0708	1.649	1.489	1.630	.2243	1.140
#1	.4949	.4982	.9765	.4868	.4747	.5038	.4885	.9618	1.002
#2	.4843	.4887	.9729	.4863	.4859	.5146	.4999	.9587	1.018
Check ?	Chk Pass	Chk Pass	Chk Pass	Chk Pass	Chk Pass	Chk Pass	Chk Pass	Chk Pass	Chk Pass
Value									
Range									

Elem	V_2924	Zn2062	As1890	Tl1908	Pb2203	Se1960	Sb2068	Al3961	Ca3179
Units	ppm	ppm	ppm	ppm	ppm	ppm	ppm	ppm	ppm
Avg	**.4864**	**.9428**	**1.045**	**.9460**	**.9468**	**1.084**	**1.036**	**498.5**	**392.8**
Stddev	.0071	.0008	.001	.0030	.0007	.001	.001	6.8	6.3
%RSD	1.453	.0806	.1305	.3143	.0746	.0897	.0583	1.364	1.591
#1	.4814	.9434	1.044	.9481	.9463	1.085	1.036	493.7	397.2
#2	.4914	.9423	1.046	.9439	.9473	1.084	1.035	503.3	388.3
Check ?	Chk Pass	Chk Pass	Chk Pass	Chk Pass	Chk Pass	Chk Pass	Chk Pass	Chk Pass	Chk Pass
Value									
Range									

Elem	Fe2599	Mg2790	K_7664	Na5895	B_2089	Mo2020	Pd3404	Si2124	Sn1899
Units	ppm	ppm	ppm	ppm	ppm	ppm	ppm	ppm	ppm
Avg	**191.7**	**518.4**	**.1238**	**.0151**	**-.0086**	**.5110**	**.5597**	**-.0150**	**-.0036**
Stddev	2.2	6.0	.0150	.0022	.0011	.0002	.0074	.0011	.0020
%RSD	1.148	1.153	12.09	14.86	12.46	.0420	1.318	7.502	55.24
#1	193.2	522.6	.1344	.0167	-.0078	.5108	.5544	-.0158	-.0022
#2	190.1	514.2	.1132	.0135	-.0093	.5111	.5649	-.0142	-.0051
Check ?	Chk Pass	Chk Pass	None	None	None	Chk Pass	Chk Pass	None	None
Value									
Range									

Zoom In Zoom Out

Sample Name: icsab Acquired: 7/7/2014 14:16:55 Type: QC
Method: Accutest 2(v181) Mode: CONC Corr. Factor: 1.000000
User: admin Custom ID1: Custom ID2: Custom ID3:
Comment:

Elem	Sr4077	Ti3349	W_2079	Zr3391	S_1820	Bi2230	Li6707
Units	ppm	ppm	ppm	ppm	ppm	ppm	ppm
Avg	**-.0053**	**.0005**	**.4946**	**.5121**	**.4807**	**.4803**	**.5909**
Stddev	.0001	.0003	.0021	.0085	.0029	.0010	.0087
%RSD	1.324	54.43	.4208	1.659	.6004	.2047	1.464
#1	-.0054	.0007	.4961	.5061	.4786	.4810	.5970
#2	-.0053	.0003	.4931	.5181	.4827	.4796	.5848
Check ?	None	None	Chk Pass	Chk Pass	Chk Pass	Chk Pass	Chk Pass
Value							
Range							

Int. Std.	Y_3600	Y_3710	Y_2243	In2306
Units	Cts/S	Cts/S	Cts/S	Cts/S
Avg	**64299.**	**20487.**	**1343.4**	**2831.7**
Stddev	765.	123.	4.8	5.4
%RSD	1.1901	.60274	.36095	.19039
#1	64840.	20400.	1346.8	2835.5
#2	63757.	20574.	1340.0	2827.9

Zoom In Zoom Out

Sample Name: ccv Acquired: 7/7/2014 14:20:05 Type: QC
Method: Accutest 2(v181) Mode: CONC Corr. Factor: 1.000000
User: admin Custom ID1: Custom ID2: Custom ID3:
Comment:

Elem	Ba4554	Be3130	Cd2288	Co2286	Cr2677	Cu3247	Mn2576	Ni2316	Ag3280
Units	ppm	ppm	ppm	ppm	ppm	ppm	ppm	ppm	ppm
Avg	**1.977**	**2.042**	**2.022**	**2.075**	**2.157**	**2.074**	**2.174**	**2.068**	**.2586**
Stddev	.129	.127	.027	.033	.081	.070	.078	.032	.0052
%RSD	6.528	6.204	1.352	1.589	3.731	3.389	3.591	1.525	2.022
#1	2.069	2.131	2.041	2.098	2.100	2.024	2.119	2.091	.2549
#2	1.886	1.952	2.003	2.051	2.213	2.124	2.229	2.046	.2623
Check ?	Chk Pass	Chk Pass	Chk Pass	Chk Pass	Chk Pass	Chk Pass	Chk Pass	Chk Pass	Chk Pass
Value									
Range									

Elem	V_2924	Zn2062	As1890	Tl1908	Pb2203	Se1960	Sb2068	Al3961	Ca3179
Units	ppm	ppm	ppm	ppm	ppm	ppm	ppm	ppm	ppm
Avg	**2.119**	**2.103**	**2.058**	**2.103**	**2.105**	**2.056**	**2.066**	**39.12**	**40.61**
Stddev	.074	.038	.033	.029	.037	.035	.033	2.50	2.36
%RSD	3.477	1.794	1.607	1.374	1.748	1.698	1.612	6.383	5.814
#1	2.067	2.130	2.081	2.123	2.131	2.080	2.090	40.89	42.28
#2	2.171	2.077	2.035	2.083	2.079	2.031	2.043	37.36	38.94
Check ?	Chk Pass	Chk Pass	Chk Pass	Chk Pass	Chk Pass	Chk Pass	Chk Pass	Chk Pass	Chk Pass
Value									
Range									

Elem	Fe2599	Mg2790	K_7664	Na5895	B_2089	Mo2020	Pd3404	Si2124	Sn1899
Units	ppm	ppm	ppm	ppm	ppm	ppm	ppm	ppm	ppm
Avg	**40.13**	**39.32**	**38.39**	**39.13**	**2.090**	**2.086**	**2.087**	**5.120**	**2.116**
Stddev	2.52	2.20	2.32	2.51	.030	.035	.065	.070	.035
%RSD	6.280	5.590	6.038	6.424	1.453	1.696	3.120	1.374	1.659
#1	41.91	40.87	40.03	40.91	2.112	2.111	2.041	5.170	2.141
#2	38.35	37.76	36.75	37.35	2.069	2.061	2.133	5.070	2.091
Check ?	Chk Pass	Chk Pass	Chk Pass	Chk Pass	Chk Pass	Chk Pass	Chk Pass	Chk Pass	Chk Pass
Value									
Range									

Zoom In Zoom Out

Sample Name: ccv Acquired: 7/7/2014 14:20:05 Type: QC
Method: Accutest 2(v181) Mode: CONC Corr. Factor: 1.000000
User: admin Custom ID1: Custom ID2: Custom ID3:
Comment:

Elem	Sr4077	Ti3349	W_2079	Zr3391	S_1820	Bi2230	Li6707
Units	ppm	ppm	ppm	ppm	ppm	ppm	ppm
Avg	**1.972**	**2.128**	**2.070**	**2.117**	**2.008**	**2.008**	**1.972**
Stddev	.130	.074	.043	.074	.035	.026	.125
%RSD	6.575	3.493	2.074	3.504	1.731	1.274	6.317
#1	2.064	2.075	2.101	2.065	2.033	2.027	2.060
#2	1.881	2.180	2.040	2.169	1.983	1.990	1.884
Check ?	Chk Pass	Chk Pass	Chk Pass	Chk Pass	Chk Pass	Chk Pass	Chk Pass
Value							
Range							

Int. Std.	Y_3600	Y_3710	Y_2243	In2306
Units	Cts/S	Cts/S	Cts/S	Cts/S
Avg	**68392.**	**21543.**	**1464.9**	**3265.7**
Stddev	2029.	1037.	15.2	31.7
%RSD	2.9661	4.8132	1.0353	.97065
#1	69827.	20810.	1454.2	3243.3
#2	66958.	22276.	1475.6	3288.2

Zoom In Zoom Out

Sample Name: ccb Acquired: 7/7/2014 14:23:01 Type: QC
Method: Accutest 2(v181) Mode: CONC Corr. Factor: 1.000000
User: admin Custom ID1: Custom ID2: Custom ID3:
Comment:

Elem	Ba4554	Be3130	Cd2288	Co2286	Cr2677	Cu3247	Mn2576	Ni2316	Ag3280
Units	ppm	ppm	ppm	ppm	ppm	ppm	ppm	ppm	ppm
Avg	**.0000**	**-.0001**	F **.0005**	**.0001**	**-.0001**	**.0006**	**-.0001**	**-.0002**	**-.0003**
Stddev	.0001	.0000	.0000	.0001	.0006	.0002	.0000	.0001	.0001
%RSD	7149.	4.780	1.778	152.2	1109.	25.65	.1512	66.32	16.76
#1	.0001	-.0001	.0005	.0002	.0004	.0005	-.0001	-.0003	-.0003
#2	-.0001	-.0001	.0005	-.0000	-.0005	.0007	-.0001	-.0001	-.0004
Check ?	Chk Pass	Chk Pass	Chk Fail	Chk Pass	Chk Pass	Chk Pass	Chk Pass	Chk Pass	Chk Pass
High Limit			.0004						
Low Limit			-.0004						

Elem	V_2924	Zn2062	As1890	Tl1908	Pb2203	Se1960	Sb2068	Al3961	Ca3179
Units	ppm	ppm	ppm	ppm	ppm	ppm	ppm	ppm	ppm
Avg	**.0005**	**-.0001**	**.0003**	**-.0007**	**.0004**	**.0001**	**.0006**	**.0024**	**-.0064**
Stddev	.0001	.0002	.0004	.0004	.0001	.0001	.0004	.0034	.0009
%RSD	16.40	168.1	151.8	47.13	35.56	146.0	76.30	139.0	14.22
#1	.0005	-.0003	.0006	-.0010	.0005	.0002	.0003	.0048	-.0057
#2	.0004	.0000	-.0000	-.0005	.0003	-.0000	.0009	.0000	-.0070
Check ?	Chk Pass	Chk Pass	Chk Pass	Chk Pass	Chk Pass	Chk Pass	Chk Pass	Chk Pass	Chk Pass
High Limit									
Low Limit									

Elem	Fe2599	Mg2790	K_7664	Na5895	B_2089	Mo2020	Pd3404	Si2124	Sn1899
Units	ppm	ppm	ppm	ppm	ppm	ppm	ppm	ppm	ppm
Avg	**.0006**	**.0118**	**-.0016**	**.0103**	**-.0009**	**.0013**	**-.0006**	**.0001**	**.0002**
Stddev	.0001	.0021	.0296	.0081	.0010	.0005	.0003	.0009	.0004
%RSD	11.84	17.65	1905.	78.53	115.9	35.98	56.11	647.1	212.7
#1	.0007	.0133	-.0225	.0160	-.0015	.0010	-.0003	-.0005	-.0001
#2	.0006	.0104	.0194	.0046	-.0002	.0016	-.0008	.0008	.0004
Check ?	Chk Pass	Chk Pass	Chk Pass	Chk Pass	Chk Pass	Chk Pass	Chk Pass	Chk Pass	Chk Pass
High Limit									
Low Limit									

Zoom In Zoom Out

Sample Name: ccb Acquired: 7/7/2014 14:23:01 Type: QC
Method: Accutest 2(v181) Mode: CONC Corr. Factor: 1.000000
User: admin Custom ID1: Custom ID2: Custom ID3:
Comment:

Elem	Sr4077	Ti3349	W_2079	Zr3391	S_1820	Bi2230	Li6707
Units	ppm	ppm	ppm	ppm	ppm	ppm	ppm
Avg	**-.0000**	**-.0003**	F **.0139**	**.0004**	**-.0017**	**-.0008**	**-.0001**
Stddev	.0001	.0001	.0041	.0000	.0014	.0010	.0008
%RSD	397.4	44.38	29.35	6.630	82.14	130.3	788.7
#1	.0000	-.0002	.0110	.0003	-.0026	-.0001	-.0007
#2	-.0001	-.0004	.0168	.0004	-.0007	-.0015	.0005
Check ?	Chk Pass	Chk Pass	Chk Fail	Chk Pass	Chk Pass	Chk Pass	Chk Pass
High Limit			.0050				
Low Limit			-.0050				

Int. Std.	Y_3600	Y_3710	Y_2243	In2306
Units	Cts/S	Cts/S	Cts/S	Cts/S
Avg	**70109.**	**22669.**	**1542.1**	**3754.8**
Stddev	393.	654.	26.2	62.0
%RSD	.56043	2.8842	1.6994	1.6506
#1	69831.	22207.	1560.6	3798.6
#2	70386.	23132.	1523.5	3711.0

Zoom In Zoom Out

Sample Name: Feconf Acquired: 7/7/2014 14:26:14 Type: Unk
Method: Accutest 2(v181) Mode: CONC Corr. Factor: 1.000000
User: admin Custom ID1: Custom ID2: Custom ID3:
Comment:

Elem	Ba4554	Be3130	Cd2288	Co2286	Cr2677	Cu3247	Mn2576	Ni2316	Ag3280
Avg	**.0000**	**-.0003**	**.0003**	**-.0016**	**.0008**	**-.0007**	**-.0004**	**.0046**	**.0022**
Stddev	.0001	.0001	.0002	.0005	.0003	.0002	.0005	.0006	.0024
%RSD	7473.	27.57	60.09	29.10	34.47	25.20	107.2	12.34	109.6
#1	-.0001	-.0003	.0002	-.0020	.0010	-.0009	-.0008	.0050	.0005
#2	.0001	-.0002	.0004	-.0013	.0006	-.0006	-.0001	.0042	.0038

Elem	V_2924	Zn2062	As1890	Tl1908	Pb2203	Se1960	Sb2068	Al3961	Ca3179
Avg	**.0033**	**.0018**	**.0062**	**.0027**	**-.0019**	**-.0048**	**.0029**	**.0046**	**-.0075**
Stddev	.0006	.0002	.0018	.0009	.0006	.0023	.0001	.0031	.0001
%RSD	16.88	9.662	28.19	32.30	29.28	47.89	2.203	66.95	1.720
#1	.0037	.0017	.0050	.0021	-.0023	-.0031	.0029	.0068	-.0074
#2	.0029	.0019	.0075	.0033	-.0015	-.0064	.0028	.0024	-.0076

Elem	Fe2599	Mg2790	K_7664	Na5895	B_2089	Mo2020	Pd3404	Si2124	Sn1899
Avg	**217.5**	**-.0249**	**.0147**	**-.0012**	**-.0051**	**.0005**	**.0098**	**-.0175**	**-.0017**
Stddev	2.6	.0013	.0341	.0023	.0003	.0006	.0007	.0002	.0008
%RSD	1.181	5.090	232.4	194.0	6.105	115.5	6.617	1.285	47.33
#1	215.7	-.0240	.0388	.0004	-.0049	.0001	.0094	-.0177	-.0022
#2	219.3	-.0258	-.0094	-.0028	-.0053	.0009	.0103	-.0174	-.0011

Elem	Sr4077	Ti3349	W_2079	Zr3391	S_1820	Bi2230	Li6707
Avg	**-.0002**	**-.0002**	**.0035**	**-.0026**	**-.0029**	**-.0087**	**-.0007**
Stddev	.0001	.0002	.0007	.0003	.0015	.0005	.0010
%RSD	46.75	92.07	18.37	11.38	52.58	5.766	143.7
#1	-.0002	-.0004	.0031	-.0029	-.0018	-.0090	.0000
#2	-.0001	-.0001	.0040	-.0024	-.0040	-.0083	-.0014

Int. Std.	Y_3600	Y_3710	Y_2243	In2306
Avg	**73480.**	**21577.**	**1490.9**	**3617.7**
Stddev	819.	271.	5.8	12.2
%RSD	1.1141	1.2538	.39079	.33857
#1	72901.	21768.	1495.0	3626.4
#2	74059.	21385.	1486.8	3609.0

Zoom In Zoom Out

Sample Name: Crconf Acquired: 7/7/2014 14:29:26 Type: Unk
Method: Accutest 2(v181) Mode: CONC Corr. Factor: 1.000000
User: admin Custom ID1: Custom ID2: Custom ID3:
Comment:

Elem	Ba4554	Be3130	Cd2288	Co2286	Cr2677	Cu3247	Mn2576	Ni2316	Ag3280
Avg	**.0003**	**-.0002**	**.0004**	**.0007**	**10.60**	**.0013**	**-.0012**	**-.0003**	**-.0002**
Stddev	.0000	.0000	.0001	.0000	.08	.0001	.0000	.0001	.0004
%RSD	.2359	7.220	32.07	3.137	.7118	4.864	.3081	30.26	160.8
#1	.0003	-.0002	.0003	.0007	10.66	.0013	-.0012	-.0003	-.0005
#2	.0003	-.0002	.0005	.0007	10.55	.0014	-.0012	-.0004	.0000

Elem	V_2924	Zn2062	As1890	Tl1908	Pb2203	Se1960	Sb2068	Al3961	Ca3179
Avg	**-.0018**	**-.0056**	**-.0011**	**.0009**	**-.0011**	**.0038**	**-.0029**	**-.0001**	**-.0005**
Stddev	.0003	.0001	.0005	.0001	.0012	.0005	.0014	.0056	.0018
%RSD	14.72	1.243	41.63	8.064	113.4	12.07	48.42	4247.	349.5
#1	-.0020	-.0056	-.0008	.0009	-.0019	.0041	-.0039	.0038	-.0018
#2	-.0016	-.0055	-.0015	.0010	-.0002	.0034	-.0019	-.0041	.0008

Elem	Fe2599	Mg2790	K_7664	Na5895	B_2089	Mo2020	Pd3404	Si2124	Sn1899
Avg	**.0531**	**.0091**	**.0082**	**-.0002**	**-.0014**	**.0005**	**-.0007**	**.0035**	**-.0003**
Stddev	.0068	.0172	.0347	.0024	.0000	.0003	.0005	.0003	.0009
%RSD	12.84	189.5	422.4	1143.	2.721	66.25	64.76	9.705	309.4
#1	.0579	.0212	.0327	-.0019	-.0014	.0007	-.0010	.0032	.0004
#2	.0482	-.0031	-.0163	.0015	-.0014	.0002	-.0004	.0037	-.0010

Elem	Sr4077	Ti3349	W_2079	Zr3391	S_1820	Bi2230	Li6707
Avg	**-.0001**	**.0000**	**.0009**	**-.0028**	**.0023**	**-.0048**	**-.0012**
Stddev	.0000	.0003	.0013	.0000	.0008	.0013	.0003
%RSD	20.09	2505.	144.9	.4003	36.22	27.54	23.43
#1	-.0001	.0002	-.0000	-.0029	.0017	-.0039	-.0010
#2	-.0001	-.0002	.0018	-.0028	.0029	-.0058	-.0014

Int. Std.	Y_3600	Y_3710	Y_2243	In2306
Avg	**75034.**	**21601.**	**1515.6**	**3728.5**
Stddev	362.	17.	1.3	.6
%RSD	.48280	.08045	.08486	.01568
#1	74777.	21589.	1516.5	3728.9
#2	75290.	21613.	1514.7	3728.1

Zoom In Zoom Out

Sample Name: ccv Acquired: 7/7/2014 15:16:35 Type: QC
Method: Accutest 2(v181) Mode: CONC Corr. Factor: 1.000000
User: admin Custom ID1: Custom ID2: Custom ID3:
Comment:

Elem	Ba4554	Be3130	Cd2288	Co2286	Cr2677	Cu3247	Mn2576	Ni2316	Ag3280
Units	ppm	ppm	ppm	ppm	ppm	ppm	ppm	ppm	ppm
Avg	**1.981**	**2.048**	**1.988**	**2.028**	**2.036**	**1.964**	**2.065**	**2.038**	**.2483**
Stddev	.007	.006	.024	.016	.004	.004	.007	.018	.0008
%RSD	.3409	.2847	1.186	.7981	.2082	.2049	.3532	.9006	.3339
#1	1.976	2.044	1.972	2.017	2.039	1.962	2.070	2.025	.2477
#2	1.985	2.053	2.005	2.040	2.033	1.967	2.060	2.051	.2489
Check ?	Chk Pass	Chk Pass	Chk Pass	Chk Pass	Chk Pass	Chk Pass	Chk Pass	Chk Pass	Chk Pass
Value									
Range									

Elem	V_2924	Zn2062	As1890	Tl1908	Pb2203	Se1960	Sb2068	Al3961	Ca3179
Units	ppm	ppm	ppm	ppm	ppm	ppm	ppm	ppm	ppm
Avg	**2.013**	**2.066**	**1.999**	**2.079**	**2.068**	**2.009**	**2.002**	**39.39**	**41.02**
Stddev	.011	.017	.022	.015	.020	.032	.024	.06	.00
%RSD	.5266	.8314	1.114	.7245	.9526	1.587	1.181	.1506	.0027
#1	2.021	2.053	1.984	2.068	2.054	1.986	1.986	39.35	41.02
#2	2.006	2.078	2.015	2.090	2.082	2.032	2.019	39.44	41.02
Check ?	Chk Pass	Chk Pass	Chk Pass	Chk Pass	Chk Pass	Chk Pass	Chk Pass	Chk Pass	Chk Pass
Value									
Range									

Elem	Fe2599	Mg2790	K_7664	Na5895	B_2089	Mo2020	Pd3404	Si2124	Sn1899
Units	ppm	ppm	ppm	ppm	ppm	ppm	ppm	ppm	ppm
Avg	**40.24**	**39.82**	**38.67**	**39.14**	**2.035**	**2.033**	**1.984**	**4.966**	**2.066**
Stddev	.12	.01	.08	.17	.029	.020	.006	.067	.024
%RSD	.3030	.0246	.2071	.4457	1.415	.9634	.3301	1.347	1.162
#1	40.15	39.83	38.61	39.01	2.014	2.019	1.980	4.918	2.049
#2	40.33	39.81	38.73	39.26	2.055	2.047	1.989	5.013	2.083
Check ?	Chk Pass	Chk Pass	Chk Pass	Chk Pass	Chk Pass	Chk Pass	Chk Pass	Chk Pass	Chk Pass
Value									
Range									

Zoom In Zoom Out

Sample Name: ccv Acquired: 7/7/2014 15:16:35 Type: QC
Method: Accutest 2(v181) Mode: CONC Corr. Factor: 1.000000
User: admin Custom ID1: Custom ID2: Custom ID3:
Comment:

Elem	Sr4077	Ti3349	W_2079	Zr3391	S_1820	Bi2230	Li6707
Units	ppm	ppm	ppm	ppm	ppm	ppm	ppm
Avg	**1.977**	**2.018**	**2.014**	**2.003**	**1.962**	**1.968**	**1.985**
Stddev	.007	.008	.002	.008	.028	.026	.008
%RSD	.3500	.4095	.1185	.3795	1.411	1.327	.4099
#1	1.972	2.024	2.012	2.008	1.942	1.950	1.979
#2	1.982	2.012	2.015	1.997	1.981	1.987	1.991
Check ?	Chk Pass	Chk Pass	Chk Pass	Chk Pass	Chk Pass	Chk Pass	Chk Pass
Value							
Range							

Int. Std.	Y_3600	Y_3710	Y_2243	In2306
Units	Cts/S	Cts/S	Cts/S	Cts/S
Avg	**71627.**	**21096.**	**1495.3**	**3323.8**
Stddev	159.	4.	18.6	35.6
%RSD	.22175	.01939	1.2425	1.0701
#1	71515.	21093.	1508.4	3349.0
#2	71740.	21099.	1482.1	3298.7

Zoom In Zoom Out

Sample Name: ccb Acquired: 7/7/2014 15:19:30 Type: QC
Method: Accutest 2(v181) Mode: CONC Corr. Factor: 1.000000
User: admin Custom ID1: Custom ID2: Custom ID3:
Comment:

Elem	Ba4554	Be3130	Cd2288	Co2286	Cr2677	Cu3247	Mn2576	Ni2316	Ag3280
Units	ppm	ppm	ppm	ppm	ppm	ppm	ppm	ppm	ppm
Avg	**.0002**	**-.0001**	**.0001**	**.0001**	**.0001**	**.0009**	**-.0001**	**-.0001**	**.0001**
Stddev	.0000	.0000	.0001	.0000	.0003	.0003	.0000	.0003	.0001
%RSD	1.847	45.32	38.88	19.22	302.9	35.69	18.90	311.8	140.4
#1	.0002	-.0000	.0002	.0001	-.0001	.0011	-.0001	-.0004	.0001
#2	.0002	-.0001	.0001	.0001	.0003	.0007	-.0001	.0001	.0000
Check ?	Chk Pass	Chk Pass	Chk Pass	Chk Pass	Chk Pass	Chk Pass	Chk Pass	Chk Pass	Chk Pass
High Limit									
Low Limit									

Elem	V_2924	Zn2062	As1890	Tl1908	Pb2203	Se1960	Sb2068	Al3961	Ca3179
Units	ppm	ppm	ppm	ppm	ppm	ppm	ppm	ppm	ppm
Avg	**.0002**	**-.0001**	**-.0007**	**.0006**	**.0001**	**.0008**	**.0020**	**.0011**	**-.0044**
Stddev	.0002	.0001	.0009	.0011	.0001	.0008	.0009	.0023	.0013
%RSD	67.71	60.69	131.5	178.8	107.5	100.4	43.75	216.1	30.23
#1	.0001	-.0001	-.0013	-.0002	.0002	.0002	.0027	.0027	-.0034
#2	.0003	-.0001	-.0000	.0013	.0000	.0014	.0014	-.0006	-.0053
Check ?	Chk Pass	Chk Pass	Chk Pass	Chk Pass	Chk Pass	Chk Pass	Chk Pass	Chk Pass	Chk Pass
High Limit									
Low Limit									

Elem	Fe2599	Mg2790	K_7664	Na5895	B_2089	Mo2020	Pd3404	Si2124	Sn1899
Units	ppm	ppm	ppm	ppm	ppm	ppm	ppm	ppm	ppm
Avg	**-.0008**	**-.0062**	**-.0082**	**-.0052**	**.0010**	**.0009**	**.0006**	**.0000**	**.0003**
Stddev	.0004	.0060	.0012	.0067	.0003	.0002	.0000	.0014	.0002
%RSD	53.04	96.15	14.72	129.6	33.65	18.44	2.107	3531.	74.42
#1	-.0005	-.0104	-.0091	-.0100	.0012	.0008	.0006	-.0009	.0001
#2	-.0011	-.0020	-.0074	-.0004	.0008	.0010	.0005	.0010	.0005
Check ?	Chk Pass	Chk Pass	Chk Pass	Chk Pass	Chk Pass	Chk Pass	Chk Pass	Chk Pass	Chk Pass
High Limit									
Low Limit									

Zoom In Zoom Out

Sample Name: ccb Acquired: 7/7/2014 15:19:30 Type: QC
Method: Accutest 2(v181) Mode: CONC Corr. Factor: 1.000000
User: admin Custom ID1: Custom ID2: Custom ID3:
Comment:

Elem	Sr4077	Ti3349	W_2079	Zr3391	S_1820	Bi2230	Li6707
Units	ppm	ppm	ppm	ppm	ppm	ppm	ppm
Avg	**-.0000**	**-.0001**	F **.0051**	**.0003**	**-.0024**	**-.0004**	**.0007**
Stddev	.0001	.0001	.0030	.0000	.0005	.0003	.0004
%RSD	247.9	69.89	58.86	15.82	19.91	70.29	59.62
#1	.0000	-.0002	.0029	.0003	-.0027	-.0002	.0004
#2	-.0001	-.0001	.0072	.0003	-.0020	-.0006	.0009
Check ?	Chk Pass	Chk Pass	Chk Fail	Chk Pass	Chk Pass	Chk Pass	Chk Pass
High Limit			.0050				
Low Limit			-.0050				

Int. Std.	Y_3600	Y_3710	Y_2243	In2306
Units	Cts/S	Cts/S	Cts/S	Cts/S
Avg	**75819.**	**21443.**	**1533.7**	**3735.5**
Stddev	286.	3.	36.7	79.1
%RSD	.37769	.01532	2.3941	2.1177
#1	75617.	21445.	1559.7	3791.4
#2	76022.	21440.	1507.8	3679.6

Zoom In Zoom Out

Sample Name: CCV Acquired: 7/7/2014 15:22:44 Type: QC
Method: Accutest 2(v181) Mode: CONC Corr. Factor: 1.000000
User: admin Custom ID1: Custom ID2: Custom ID3:
Comment:

Elem	Ba4554	Be3130	Cd2288	Co2286	Cr2677	Cu3247	Mn2576	Ni2316	Ag3280
Units	ppm	ppm	ppm	ppm	ppm	ppm	ppm	ppm	ppm
Avg	**1.980**	**2.036**	**1.970**	**2.014**	**2.017**	**1.967**	**2.059**	**2.017**	**.2485**
Stddev	.031	.025	.005	.003	.005	.008	.002	.004	.0013
%RSD	1.548	1.208	.2391	.1491	.2475	.3943	.0796	.2130	.5327
#1	2.002	2.054	1.967	2.012	2.014	1.962	2.058	2.014	.2476
#2	1.959	2.019	1.973	2.016	2.021	1.973	2.060	2.020	.2495
Check ?	Chk Pass	Chk Pass	Chk Pass	Chk Pass	Chk Pass	Chk Pass	Chk Pass	Chk Pass	Chk Pass
Value									
Range									

Elem	V_2924	Zn2062	As1890	Tl1908	Pb2203	Se1960	Sb2068	Al3961	Ca3179
Units	ppm	ppm	ppm	ppm	ppm	ppm	ppm	ppm	ppm
Avg	**2.015**	**2.044**	**1.985**	**2.060**	**2.051**	**1.992**	**1.992**	**39.40**	**40.84**
Stddev	.003	.003	.004	.002	.003	.013	.011	.58	.57
%RSD	.1705	.1304	.2215	.0815	.1596	.6720	.5450	1.482	1.396
#1	2.013	2.046	1.982	2.059	2.049	1.983	1.985	39.82	41.24
#2	2.018	2.042	1.988	2.061	2.053	2.002	2.000	38.99	40.44
Check ?	Chk Pass	Chk Pass	Chk Pass	Chk Pass	Chk Pass	Chk Pass	Chk Pass	Chk Pass	Chk Pass
Value									
Range									

Elem	Fe2599	Mg2790	K_7664	Na5895	B_2089	Mo2020	Pd3404	Si2124	Sn1899
Units	ppm	ppm	ppm	ppm	ppm	ppm	ppm	ppm	ppm
Avg	**40.07**	**39.46**	**38.46**	**38.92**	**2.027**	**2.016**	**1.975**	**4.926**	**2.050**
Stddev	.49	.56	.57	.53	.007	.003	.012	.018	.002
%RSD	1.217	1.413	1.493	1.374	.3685	.1260	.5933	.3750	.0982
#1	40.42	39.85	38.86	39.29	2.022	2.014	1.966	4.913	2.049
#2	39.73	39.06	38.05	38.54	2.032	2.018	1.983	4.939	2.051
Check ?	Chk Pass	Chk Pass	Chk Pass	Chk Pass	Chk Pass	Chk Pass	Chk Pass	Chk Pass	Chk Pass
Value									
Range									

Zoom In Zoom Out

Sample Name: CCV Acquired: 7/7/2014 15:22:44 Type: QC
Method: Accutest 2(v181) Mode: CONC Corr. Factor: 1.000000
User: admin Custom ID1: Custom ID2: Custom ID3:
Comment:

Elem	Sr4077	Ti3349	W_2079	Zr3391	S_1820	Bi2230	Li6707
Units	ppm	ppm	ppm	ppm	ppm	ppm	ppm
Avg	**1.972**	**2.012**	**2.011**	**2.000**	**1.946**	**1.952**	**1.991**
Stddev	.028	.001	.007	.004	.006	.005	.032
%RSD	1.410	.0431	.3537	.1987	.2895	.2615	1.586
#1	1.991	2.012	2.016	1.997	1.942	1.948	2.014
#2	1.952	2.013	2.006	2.002	1.950	1.956	1.969
Check ?	Chk Pass	Chk Pass	Chk Pass	Chk Pass	Chk Pass	Chk Pass	Chk Pass
Value							
Range							

Int. Std.	Y_3600	Y_3710	Y_2243	In2306
Units	Cts/S	Cts/S	Cts/S	Cts/S
Avg	**71454.**	**21247.**	**1499.8**	**3337.0**
Stddev	10.	291.	2.1	8.5
%RSD	.01396	1.3689	.13943	.25606
#1	71461.	21042.	1501.3	3343.1
#2	71447.	21453.	1498.3	3331.0

Zoom In Zoom Out

Sample Name: CCB Acquired: 7/7/2014 15:25:39 Type: QC
Method: Accutest 2(v181) Mode: CONC Corr. Factor: 1.000000
User: admin Custom ID1: Custom ID2: Custom ID3:
Comment:

Elem	Ba4554	Be3130	Cd2288	Co2286	Cr2677	Cu3247	Mn2576	Ni2316	Ag3280
Units	ppm	ppm	ppm	ppm	ppm	ppm	ppm	ppm	ppm
Avg	**.0004**	**.0001**	**.0001**	**.0001**	**.0005**	**.0004**	**.0000**	**.0001**	**.0002**
Stddev	.0002	.0001	.0001	.0000	.0006	.0003	.0000	.0004	.0005
%RSD	60.24	77.62	72.09	20.89	110.6	59.32	130.5	390.5	258.0
#1	.0005	.0001	.0000	.0001	.0001	.0003	.0001	-.0002	-.0002
#2	.0002	.0000	.0001	.0001	.0009	.0006	.0000	.0004	.0005
Check ?	Chk Pass	Chk Pass	Chk Pass	Chk Pass	Chk Pass	Chk Pass	Chk Pass	Chk Pass	Chk Pass
High Limit									
Low Limit									

Elem	V_2924	Zn2062	As1890	Tl1908	Pb2203	Se1960	Sb2068	Al3961	Ca3179
Units	ppm	ppm	ppm	ppm	ppm	ppm	ppm	ppm	ppm
Avg	**.0001**	**.0001**	**.0005**	**-.0007**	**.0005**	**-.0004**	**.0023**	**.0041**	**-.0013**
Stddev	.0003	.0001	.0013	.0006	.0002	.0013	.0013	.0037	.0027
%RSD	276.9	139.7	277.0	87.58	41.33	355.5	55.80	90.52	202.5
#1	-.0001	.0000	.0014	-.0003	.0004	.0005	.0014	.0068	.0006
#2	.0003	.0002	-.0005	-.0011	.0006	-.0013	.0032	.0015	-.0033
Check ?	Chk Pass	Chk Pass	Chk Pass	Chk Pass	Chk Pass	Chk Pass	Chk Pass	Chk Pass	Chk Pass
High Limit									
Low Limit									

Elem	Fe2599	Mg2790	K_7664	Na5895	B_2089	Mo2020	Pd3404	Si2124	Sn1899
Units	ppm	ppm	ppm	ppm	ppm	ppm	ppm	ppm	ppm
Avg	**.0026**	**.0077**	**-.0210**	**-.0013**	**-.0001**	**.0011**	**-.0003**	**-.0005**	**.0004**
Stddev	.0005	.0011	.0120	.0039	.0006	.0002	.0008	.0021	.0003
%RSD	17.93	14.68	57.14	300.0	377.0	20.11	293.8	382.1	75.20
#1	.0029	.0086	-.0295	-.0040	.0002	.0009	-.0008	-.0020	.0006
#2	.0022	.0069	-.0125	.0014	-.0005	.0012	.0003	.0009	.0002
Check ?	Chk Pass	Chk Pass	Chk Pass	Chk Pass	Chk Pass	Chk Pass	Chk Pass	Chk Pass	Chk Pass
High Limit									
Low Limit									

Zoom In Zoom Out

Sample Name: CCB Acquired: 7/7/2014 15:25:39 Type: QC
Method: Accutest 2(v181) Mode: CONC Corr. Factor: 1.000000
User: admin Custom ID1: Custom ID2: Custom ID3:
Comment:

Elem	Sr4077	Ti3349	W_2079	Zr3391	S_1820	Bi2230	Li6707
Units	ppm	ppm	ppm	ppm	ppm	ppm	ppm
Avg	**.0001**	**-.0002**	F **.0117**	**.0006**	**-.0018**	**-.0011**	**.0003**
Stddev	.0001	.0004	.0022	.0002	.0003	.0007	.0003
%RSD	71.14	167.2	19.21	39.55	16.32	64.21	84.75
#1	.0001	.0000	.0101	.0004	-.0016	-.0006	.0005
#2	.0000	-.0005	.0133	.0008	-.0020	-.0017	.0001
Check ?	Chk Pass	Chk Pass	Chk Fail	Chk Pass	Chk Pass	Chk Pass	Chk Pass
High Limit			.0050				
Low Limit			-.0050				

Int. Std.	Y_3600	Y_3710	Y_2243	In2306
Units	Cts/S	Cts/S	Cts/S	Cts/S
Avg	**75614.**	**21398.**	**1546.0**	**3758.7**
Stddev	52.	16.	20.3	42.6
%RSD	.06865	.07428	1.3133	1.1327
#1	75651.	21409.	1560.4	3788.8
#2	75577.	21387.	1531.6	3728.6

Zoom In Zoom Out

Sample Name: MP80467-MB1 2 Acquired: 7/7/2014 15:28:53 Type: Unk
Method: Accutest 2(v181) Mode: CONC Corr. Factor: 1.000000
User: admin Custom ID1: Custom ID2: Custom ID3:
Comment: 1

Elem	Ba4554	Be3130	Cd2288	Co2286	Cr2677	Cu3247	Mn2576	Ni2316	Ag3280
Avg	**-.0001**	**-.0002**	**.0002**	**-.0002**	**-.0002**	**.0004**	**-.0002**	**-.0005**	**.0002**
Stddev	.0000	.0000	.0001	.0000	.0005	.0000	.0000	.0002	.0003
%RSD	50.67	18.38	39.41	18.33	242.8	4.690	3.391	31.86	171.0
#1	-.0001	-.0002	.0001	-.0002	-.0005	.0004	-.0002	-.0007	.0003
#2	-.0000	-.0001	.0003	-.0002	.0001	.0004	-.0002	-.0004	-.0000

Elem	V_2924	Zn2062	As1890	Tl1908	Pb2203	Se1960	Sb2068	Al3961	Ca3179
Avg	**.0000**	**.0012**	**-.0000**	**-.0008**	**-.0005**	**.0003**	**.0013**	**.0018**	**.0117**
Stddev	.0001	.0001	.0016	.0010	.0009	.0012	.0000	.0044	.0006
%RSD	309.2	4.125	84040.	119.7	190.0	390.2	.2631	239.9	4.848
#1	.0001	.0012	.0011	-.0001	.0002	.0012	.0013	-.0013	.0113
#2	-.0001	.0013	-.0011	-.0016	-.0011	-.0005	.0013	.0049	.0121

Elem	Fe2599	Mg2790	K_7664	Na5895	B_2089	Mo2020	Pd3404	Si2124	Sn1899
Avg	**.0028**	**.0239**	**-.0226**	**-.0129**	**-.0006**	**.0001**	**-.0007**	**.0085**	**.0004**
Stddev	.0004	.0072	.0155	.0026	.0001	.0002	.0006	.0003	.0003
%RSD	15.71	30.14	68.64	20.44	18.51	211.6	82.54	3.452	81.61
#1	.0031	.0188	-.0116	-.0148	-.0007	-.0001	-.0011	.0083	.0006
#2	.0025	.0290	-.0336	-.0111	-.0006	.0003	-.0003	.0087	.0002

Elem	Sr4077	Ti3349	W_2079	Zr3391	S_1820	Bi2230	Li6707
Avg	**-.0002**	**-.0002**	**.0039**	**.0003**	**-.0003**	**-.0007**	**-.0006**
Stddev	.0000	.0003	.0035	.0000	.0006	.0004	.0003
%RSD	5.397	160.6	89.40	18.84	210.5	50.81	47.27
#1	-.0002	.0000	.0014	.0003	.0001	-.0010	-.0008
#2	-.0002	-.0004	.0063	.0002	-.0007	-.0005	-.0004

Int. Std.	Y_3600	Y_3710	Y_2243	In2306
Avg	**75774.**	**21770.**	**1543.9**	**3774.6**
Stddev	548.	312.	14.9	26.0
%RSD	.72383	1.4344	.96718	.68993
#1	75386.	21991.	1554.5	3793.0
#2	76162.	21549.	1533.3	3756.2

Zoom In Zoom Out

Sample Name: MP80467-B1 Acquired: 7/7/2014 15:32:06 Type: Unk
Method: Accutest 2(v181) Mode: CONC Corr. Factor: 1.000000
User: admin Custom ID1: Custom ID2: Custom ID3:
Comment: 2

Elem	Ba4554	Be3130	Cd2288	Co2286	Cr2677	Cu3247	Mn2576	Ni2316	Ag3280
Avg	**1.906**	**.0503**	**.0474**	**.4862**	**.1989**	**.2426**	**.5053**	**.4872**	**.0492**
Stddev	.007	.0002	.0001	.0002	.0007	.0009	.0004	.0000	.0003
%RSD	.3839	.3518	.2815	.0454	.3348	.3808	.0874	.0006	.6261
#1	1.901	.0502	.0473	.4864	.1985	.2419	.5056	.4872	.0494
#2	1.911	.0505	.0475	.4861	.1994	.2432	.5050	.4872	.0490

Elem	V_2924	Zn2062	As1890	Tl1908	Pb2203	Se1960	Sb2068	Al3961	Ca3179
Avg	**.4963**	**.5035**	**2.025**	**2.116**	**.5076**	**2.147**	**.4921**	**1.911**	**25.32**
Stddev	.0000	.0012	.001	.002	.0022	.005	.0024	.003	.09
%RSD	.0048	.2397	.0368	.0939	.4354	.2392	.4912	.1550	.3420
#1	.4964	.5027	2.026	2.118	.5061	2.143	.4904	1.909	25.25
#2	.4963	.5044	2.025	2.115	.5092	2.150	.4938	1.913	25.38

Elem	Fe2599	Mg2790	K_7664	Na5895	B_2089	Mo2020	Pd3404	Si2124	Sn1899
Avg	**1.021**	**25.13**	**24.23**	**24.75**	**2.125**	**2.038**	**1.935**	**2.195**	**2.090**
Stddev	.007	.13	.10	.10	.005	.005	.007	.011	.004
%RSD	.6487	.5282	.3990	.4150	.2354	.2595	.3817	.5188	.1866
#1	1.017	25.04	24.16	24.68	2.121	2.035	1.930	2.187	2.087
#2	1.026	25.22	24.30	24.82	2.128	2.042	1.941	2.203	2.093

Elem	Sr4077	Ti3349	W_2079	Zr3391	S_1820	Bi2230	Li6707
Avg	**1.981**	**2.088**	**.0182**	**.0010**	**.0024**	**.0499**	**-.0015**
Stddev	.007	.002	.0015	.0002	.0022	.0005	.0001
%RSD	.3653	.0839	8.057	19.05	90.26	.9504	8.859
#1	1.976	2.087	.0172	.0009	.0009	.0495	-.0016
#2	1.986	2.089	.0192	.0012	.0040	.0502	-.0014

Int. Std.	Y_3600	Y_3710	Y_2243	In2306
Avg	**72803.**	**21565.**	**1496.9**	**3463.3**
Stddev	148.	138.	7.3	14.1
%RSD	.20360	.64148	.48992	.40572
#1	72698.	21663.	1502.1	3473.3
#2	72908.	21468.	1491.7	3453.4

Zoom In Zoom Out

Sample Name: MP80467-LC1 Acquired: 7/7/2014 15:35:04 Type: Unk
Method: Accutest 2(v181) Mode: CONC Corr. Factor: 1.000000
User: admin Custom ID1: Custom ID2: Custom ID3:
Comment: 3

Elem	Ba4554	Be3130	Cd2288	Co2286	Cr2677	Cu3247	Mn2576	Ni2316	Ag3280
Avg	**.5048**	**.5125**	**.4889**	**.4856**	**.5164**	**.4935**	**.5213**	**.4905**	**.1993**
Stddev	.0037	.0039	.0002	.0007	.0003	.0014	.0011	.0010	.0002
%RSD	.7314	.7627	.0345	.1356	.0551	.2924	.2184	.2111	.0798
#1	.5022	.5098	.4891	.4861	.5162	.4945	.5221	.4912	.1995
#2	.5074	.5153	.4888	.4852	.5166	.4925	.5205	.4897	.1992

Elem	V_2924	Zn2062	As1890	Tl1908	Pb2203	Se1960	Sb2068	Al3961	Ca3179
Avg	**.5088**	**.5154**	**.4944**	**.5334**	**.5046**	**.5247**	**.5023**	**4.984**	**5.733**
Stddev	.0010	.0011	.0015	.0028	.0003	.0010	.0036	.041	.067
%RSD	.1929	.2145	.2935	.5320	.0585	.1968	.7134	.8148	1.172
#1	.5095	.5162	.4954	.5354	.5048	.5255	.5049	4.955	5.686
#2	.5081	.5146	.4934	.5314	.5043	.5240	.4998	5.013	5.781

Elem	Fe2599	Mg2790	K_7664	Na5895	B_2089	Mo2020	Pd3404	Si2124	Sn1899
Avg	**5.716**	**5.393**	**9.841**	**9.942**	**.0116**	**.5049**	**.0019**	**.0799**	**.0002**
Stddev	.057	.087	.088	.087	.0008	.0019	.0001	.0012	.0001
%RSD	.9974	1.617	.8963	.8734	6.522	.3836	3.005	1.524	63.18
#1	5.676	5.331	9.778	9.880	.0122	.5063	.0019	.0791	.0001
#2	5.757	5.455	9.903	10.00	.0111	.5035	.0018	.0808	.0002

Elem	Sr4077	Ti3349	W_2079	Zr3391	S_1820	Bi2230	Li6707
Avg	**-.0002**	**.5150**	**.0043**	**.0004**	**.0040**	**.0103**	**.0005**
Stddev	.0001	.0011	.0011	.0000	.0003	.0004	.0004
%RSD	35.33	.2152	24.84	4.450	7.642	4.065	92.89
#1	-.0001	.5158	.0036	.0004	.0043	.0100	.0002
#2	-.0002	.5142	.0051	.0004	.0038	.0105	.0008

Int. Std.	Y_3600	Y_3710	Y_2243	In2306
Avg	**72984.**	**21177.**	**1509.8**	**3573.6**
Stddev	53.	270.	2.0	9.6
%RSD	.07269	1.2740	.13118	.26767
#1	72947.	21367.	1511.2	3580.4
#2	73022.	20986.	1508.4	3566.8

Zoom In Zoom Out

Sample Name: MP80467-S1 Acquired: 7/7/2014 15:38:08 Type: Unk
Method: Accutest 2(v181) Mode: CONC Corr. Factor: 1.000000
User: admin Custom ID1: Custom ID2: Custom ID3:
Comment: 4

Elem	Ba4554	Be3130	Cd2288	Co2286	Cr2677	Cu3247	Mn2576	Ni2316	Ag3280
Avg	**2.823**	**.0504**	**.0480**	**.4922**	**.2043**	**.2444**	**.5046**	**.4930**	**.0498**
Stddev	.034	.0006	.0004	.0036	.0001	.0008	.0008	.0033	.0008
%RSD	1.203	1.209	.9131	.7412	.0506	.3248	.1554	.6749	1.562
#1	2.847	.0509	.0477	.4897	.2042	.2450	.5040	.4907	.0493
#2	2.799	.0500	.0484	.4948	.2044	.2439	.5052	.4954	.0504

Elem	V_2924	Zn2062	As1890	Tl1908	Pb2203	Se1960	Sb2068	Al3961	Ca3179
Avg	**.5024**	**.4987**	**2.070**	**2.070**	**.5113**	**2.161**	**.4970**	**2.131**	**144.1**
Stddev	.0010	.0029	.019	.015	.0017	.023	.0071	.034	2.1
%RSD	.2043	.5885	.9202	.7108	.3406	1.075	1.419	1.591	1.462
#1	.5017	.4966	2.057	2.059	.5101	2.145	.4920	2.155	145.6
#2	.5032	.5007	2.084	2.080	.5125	2.178	.5020	2.107	142.7

Elem	Fe2599	Mg2790	K_7664	Na5895	B_2089	Mo2020	Pd3404	Si2124	Sn1899
Avg	**1.092**	**81.31**	**29.35**	**59.20**	**2.178**	**2.046**	**1.985**	**13.29**	**2.063**
Stddev	.010	1.29	.42	.74	.023	.015	.003	.14	.012
%RSD	.9188	1.588	1.441	1.244	1.056	.7411	.1294	1.049	.5770
#1	1.099	82.22	29.64	59.72	2.162	2.035	1.986	13.19	2.055
#2	1.085	80.39	29.05	58.68	2.194	2.056	1.983	13.38	2.072

Elem	Sr4077	Ti3349	W_2079	Zr3391	S_1820	Bi2230	Li6707
Avg	**3.317**	**2.119**	**.0267**	**-.0012**	**7.207**	**.0541**	**.0212**
Stddev	.086	.001	.0025	.0000	.070	.0002	.0003
%RSD	2.580	.0420	9.247	.5566	.9708	.4124	1.471
#1	3.377	2.119	.0250	-.0012	7.158	.0540	.0210
#2	3.256	2.120	.0285	-.0012	7.257	.0543	.0214

Int. Std.	Y_3600	Y_3710	Y_2243	In2306
Avg	**69364.**	**21019.**	**1431.6**	**3176.3**
Stddev	55.	305.	17.8	36.1
%RSD	.07920	1.4523	1.2453	1.1356
#1	69325.	20803.	1444.2	3201.8
#2	69403.	21235.	1419.0	3150.8

Zoom In Zoom Out

Sample Name: MP80467-S2 Acquired: 7/7/2014 15:41:11 Type: Unk
Method: Accutest 2(v181) Mode: CONC Corr. Factor: 1.000000
User: admin Custom ID1: Custom ID2: Custom ID3:
Comment: 5

Elem	Ba4554	Be3130	Cd2288	Co2286	Cr2677	Cu3247	Mn2576	Ni2316	Ag3280
Avg	**2.840**	**.0508**	**.0480**	**.4901**	**.2187**	**.2667**	**.5453**	**.4911**	**.0537**
Stddev	.059	.0010	.0003	.0009	.0211	.0252	.0500	.0003	.0040
%RSD	2.065	1.933	.6104	.1757	9.650	9.464	9.166	.0527	7.403
#1	2.882	.0515	.0482	.4907	.2336	.2845	.5806	.4912	.0565
#2	2.799	.0501	.0478	.4895	.2038	.2488	.5099	.4909	.0509

Elem	V_2924	Zn2062	As1890	Tl1908	Pb2203	Se1960	Sb2068	Al3961	Ca3179
Avg	**.5414**	**.4951**	**2.060**	**2.074**	**.5080**	**2.160**	**.4936**	**2.111**	**144.9**
Stddev	.0474	.0024	.003	.004	.0038	.006	.0003	.043	2.6
%RSD	8.750	.4765	.1478	.2010	.7441	.2968	.0586	2.028	1.827
#1	.5748	.4968	2.057	2.077	.5106	2.164	.4934	2.141	146.8
#2	.5079	.4934	2.062	2.071	.5053	2.155	.4938	2.081	143.1

Elem	Fe2599	Mg2790	K_7664	Na5895	B_2089	Mo2020	Pd3404	Si2124	Sn1899
Avg	**1.083**	**81.60**	**29.46**	**59.68**	**2.164**	**2.031**	**2.144**	**13.24**	**2.049**
Stddev	.023	1.35	.57	1.19	.002	.007	.200	.03	.009
%RSD	2.101	1.655	1.933	1.994	.0909	.3688	9.349	.1956	.4174
#1	1.099	82.55	29.87	60.52	2.166	2.036	2.286	13.26	2.055
#2	1.067	80.64	29.06	58.84	2.163	2.026	2.002	13.22	2.043

Elem	Sr4077	Ti3349	W_2079	Zr3391	S_1820	Bi2230	Li6707
Avg	**3.280**	**2.290**	**.0241**	**-.0016**	**7.249**	**.0602**	**.0197**
Stddev	.097	.210	.0007	.0001	.015	.0046	.0014
%RSD	2.957	9.181	2.704	5.931	.2123	7.643	7.221
#1	3.349	2.438	.0237	-.0016	7.260	.0635	.0207
#2	3.212	2.141	.0246	-.0017	7.238	.0570	.0187

Int. Std.	Y_3600	Y_3710	Y_2243	In2306
Avg	**65459.**	**20994.**	**1443.8**	**3199.9**
Stddev	5246.	241.	.6	3.2
%RSD	8.0144	1.1462	.03953	.09971
#1	61749.	20824.	1443.4	3202.1
#2	69169.	21164.	1444.2	3197.6

Zoom In Zoom Out

Sample Name: JB70822-3 Acquired: 7/7/2014 15:44:14 Type: Unk
Method: Accutest 2(v181) Mode: CONC Corr. Factor: 1.000000
User: admin Custom ID1: Custom ID2: Custom ID3:
Comment: 6

Elem	Ba4554	Be3130	Cd2288	Co2286	Cr2677	Cu3247	Mn2576	Ni2316	Ag3280
Avg	**.9116**	**-.0002**	**.0003**	**-.0002**	**.0031**	**.0013**	**.0023**	**.0011**	**.0004**
Stddev	.0090	.0000	.0002	.0000	.0001	.0000	.0000	.0003	.0007
%RSD	.9848	4.579	61.91	3.723	4.325	1.671	1.695	30.89	166.3
#1	.9179	-.0002	.0004	-.0002	.0030	.0014	.0023	.0008	.0009
#2	.9052	-.0002	.0002	-.0002	.0032	.0013	.0024	.0013	-.0001

Elem	V_2924	Zn2062	As1890	Tl1908	Pb2203	Se1960	Sb2068	Al3961	Ca3179
Avg	**.0026**	**.0020**	**.0007**	**.0005**	**-.0018**	**-.0000**	**.0019**	**.1420**	**119.3**
Stddev	.0000	.0001	.0001	.0004	.0008	.0011	.0001	.0072	1.1
%RSD	1.630	2.815	7.041	76.27	46.80	3599.	7.408	5.075	.9249
#1	.0026	.0020	.0007	.0002	-.0012	.0008	.0020	.1369	120.0
#2	.0027	.0020	.0007	.0007	-.0023	-.0008	.0018	.1471	118.5

Elem	Fe2599	Mg2790	K_7664	Na5895	B_2089	Mo2020	Pd3404	Si2124	Sn1899
Avg	**.0654**	**55.64**	**4.439**	**33.56**	**.0367**	**.0013**	**.0036**	**10.98**	**-.0019**
Stddev	.0027	.60	.071	.46	.0005	.0002	.0007	.03	.0002
%RSD	4.156	1.082	1.611	1.368	1.286	15.38	20.30	.2656	8.145
#1	.0673	56.06	4.490	33.88	.0371	.0011	.0031	11.00	-.0018
#2	.0635	55.21	4.389	33.23	.0364	.0014	.0041	10.96	-.0020

Elem	Sr4077	Ti3349	W_2079	Zr3391	S_1820	Bi2230	Li6707
Avg	**1.294**	**.0020**	**.0037**	**-.0020**	**7.146**	**.0007**	**.0219**
Stddev	.014	.0007	.0025	.0000	.012	.0001	.0009
%RSD	1.105	34.05	66.24	2.202	.1710	18.32	4.134
#1	1.304	.0024	.0020	-.0021	7.155	.0008	.0225
#2	1.284	.0015	.0055	-.0020	7.137	.0006	.0212

Int. Std.	Y_3600	Y_3710	Y_2243	In2306
Avg	**70279.**	**21137.**	**1455.9**	**3299.1**
Stddev	671.	210.	4.6	3.8
%RSD	.95530	.99422	.31792	.11445
#1	70753.	20989.	1459.2	3301.8
#2	69804.	21286.	1452.6	3296.5

Zoom In Zoom Out

Sample Name: MP80467-SD1 Acquired: 7/7/2014 15:47:24 Type: Unk
Method: Accutest 2(v181) Mode: CONC Corr. Factor: 5.000000
User: admin Custom ID1: Custom ID2: Custom ID3:
Comment: 7

Elem	Ba4554	Be3130	Cd2288	Co2286	Cr2677	Cu3247	Mn2576	Ni2316	Ag3280
Avg	**.8968**	**-.0011**	**.0001**	**.0005**	**.0039**	**.0034**	**.0013**	**.0004**	**.0016**
Stddev	.0112	.0001	.0004	.0009	.0035	.0003	.0001	.0019	.0008
%RSD	1.248	4.940	343.7	175.5	90.49	9.257	5.998	426.3	48.46
#1	.9047	-.0011	-.0002	.0011	.0014	.0031	.0013	.0018	.0021
#2	.8889	-.0012	.0004	-.0001	.0063	.0036	.0012	-.0009	.0010

Elem	V_2924	Zn2062	As1890	Tl1908	Pb2203	Se1960	Sb2068	Al3961	Ca3179
Avg	**.0018**	**.0048**	**.0019**	**-.0056**	**.0040**	**.0014**	**-.0031**	**.1209**	**119.2**
Stddev	.0017	.0009	.0061	.0033	.0054	.0036	.0011	.0062	1.4
%RSD	91.85	19.49	327.5	59.48	133.2	262.2	36.55	5.132	1.189
#1	.0030	.0055	.0062	-.0033	.0078	.0040	-.0023	.1253	120.2
#2	.0006	.0042	-.0025	-.0080	.0002	-.0012	-.0039	.1165	118.2

Elem	Fe2599	Mg2790	K_7664	Na5895	B_2089	Mo2020	Pd3404	Si2124	Sn1899
Avg	**.0617**	**55.61**	**4.228**	**32.29**	**.0318**	**-.0009**	**.0091**	**10.78**	**-.0056**
Stddev	.0022	.66	.006	.35	.0026	.0012	.0011	.23	.0039
%RSD	3.605	1.179	.1319	1.088	8.332	136.1	12.60	2.175	69.35
#1	.0632	56.08	4.232	32.54	.0337	-.0018	.0083	10.94	-.0083
#2	.0601	55.15	4.224	32.05	.0299	-.0000	.0099	10.61	-.0029

Elem	Sr4077	Ti3349	W_2079	Zr3391	S_1820	Bi2230	Li6707
Avg	**1.265**	**-.0007**	**-.0441**	**-.0031**	**6.832**	**-.0076**	**.0198**
Stddev	.012	.0010	.0076	.0008	.122	.0026	.0010
%RSD	.9794	149.1	17.31	26.74	1.779	34.45	4.892
#1	1.273	.0000	-.0495	-.0025	6.918	-.0095	.0205
#2	1.256	-.0014	-.0387	-.0037	6.746	-.0058	.0191

Int. Std.	Y_3600	Y_3710	Y_2243	In2306
Avg	**73836.**	**21218.**	**1522.1**	**3618.6**
Stddev	459.	195.	18.0	42.6
%RSD	.62141	.91934	1.1838	1.1776
#1	73512.	21080.	1509.3	3588.5
#2	74161.	21356.	1534.8	3648.8

Zoom In Zoom Out

Sample Name: JB64500-63 Acquired: 7/7/2014 15:50:35 Type: Unk
Method: Accutest 2(v181) Mode: CONC Corr. Factor: 1.000000
User: admin Custom ID1: Custom ID2: Custom ID3:
Comment: 8

Elem	Ba4554	Be3130	Cd2288	Co2286	Cr2677	Cu3247	Mn2576	Ni2316	Ag3280
Avg	**-.0000**	**-.0002**	**.0002**	**-.0002**	**.0001**	**.0005**	**-.0002**	**-.0001**	**-.0004**
Stddev	.0002	.0000	.0002	.0002	.0005	.0001	.0000	.0002	.0003
%RSD	9366.	16.94	70.85	93.95	594.2	23.83	19.32	163.0	78.02
#1	.0001	-.0002	.0001	-.0003	-.0002	.0004	-.0002	-.0003	-.0006
#2	-.0001	-.0002	.0003	-.0001	.0004	.0006	-.0002	.0000	-.0002

Elem	V_2924	Zn2062	As1890	Tl1908	Pb2203	Se1960	Sb2068	Al3961	Ca3179
Avg	**.0000**	**.0010**	**-.0006**	**-.0012**	**-.0002**	**.0034**	**.0012**	**.0056**	**.0048**
Stddev	.0001	.0003	.0012	.0019	.0002	.0007	.0003	.0005	.0007
%RSD	275.9	31.44	188.9	155.7	74.73	19.16	29.21	9.374	14.36
#1	-.0000	.0012	.0002	.0001	-.0003	.0039	.0014	.0059	.0043
#2	.0001	.0008	-.0014	-.0025	-.0001	.0029	.0009	.0052	.0053

Elem	Fe2599	Mg2790	K_7664	Na5895	B_2089	Mo2020	Pd3404	Si2124	Sn1899
Avg	**-.0027**	**.0161**	**.0056**	**.0028**	**-.0004**	**-.0003**	**-.0012**	**.0160**	**-.0004**
Stddev	.0001	.0216	.0187	.0046	.0004	.0004	.0008	.0001	.0004
%RSD	3.589	133.8	331.8	163.3	84.66	111.8	66.56	.6483	88.91
#1	-.0027	.0314	.0188	.0060	-.0002	-.0006	-.0006	.0159	-.0007
#2	-.0026	.0009	-.0076	-.0004	-.0007	-.0001	-.0018	.0161	-.0002

Elem	Sr4077	Ti3349	W_2079	Zr3391	S_1820	Bi2230	Li6707
Avg	**-.0001**	**-.0001**	**-.0092**	**.0000**	**-.0030**	**-.0017**	**-.0004**
Stddev	.0000	.0002	.0014	.0000	.0015	.0005	.0004
%RSD	32.73	210.5	15.08	4.923	49.66	30.73	103.6
#1	-.0001	.0000	-.0102	.0000	-.0020	-.0013	-.0001
#2	-.0001	-.0002	-.0082	.0000	-.0041	-.0020	-.0007

Int. Std.	Y_3600	Y_3710	Y_2243	In2306
Avg	**75357.**	**21529.**	**1549.8**	**3781.1**
Stddev	253.	78.	8.2	11.4
%RSD	.33638	.36337	.53048	.30069
#1	75537.	21585.	1555.6	3789.1
#2	75178.	21474.	1544.0	3773.1

Zoom In Zoom Out

Sample Name: JB70672-10 Acquired: 7/7/2014 15:53:48 Type: Unk
Method: Accutest 2(v181) Mode: CONC Corr. Factor: 1.000000
User: admin Custom ID1: Custom ID2: Custom ID3:
Comment: 9

Elem	Ba4554	Be3130	Cd2288	Co2286	Cr2677	Cu3247	Mn2576	Ni2316	Ag3280
Avg	**.0006**	**-.0002**	**.0002**	**-.0000**	**.0004**	**.0004**	**.0006**	**.0000**	**-.0001**
Stddev	.0000	.0001	.0000	.0000	.0007	.0007	.0000	.0001	.0004
%RSD	1.221	43.45	7.597	299.3	191.7	152.7	1.114	811.1	305.1
#1	.0006	-.0003	.0002	.0000	.0009	-.0000	.0006	.0001	.0002
#2	.0006	-.0001	.0003	-.0000	-.0001	.0009	.0006	-.0000	-.0004

Elem	V_2924	Zn2062	As1890	Tl1908	Pb2203	Se1960	Sb2068	Al3961	Ca3179
Avg	**.0003**	**.0015**	**.0004**	**-.0008**	**.0004**	**.0016**	**.0011**	**.0179**	**.1675**
Stddev	.0003	.0001	.0008	.0001	.0012	.0018	.0008	.0017	.0009
%RSD	95.35	10.11	209.6	18.18	330.5	118.5	72.10	9.318	.5473
#1	.0001	.0014	-.0002	-.0007	.0012	.0003	.0016	.0191	.1669
#2	.0005	.0016	.0009	-.0009	-.0005	.0029	.0005	.0168	.1682

Elem	Fe2599	Mg2790	K_7664	Na5895	B_2089	Mo2020	Pd3404	Si2124	Sn1899
Avg	**.0176**	**.0300**	**-.0059**	**.3616**	**.0002**	**-.0005**	**-.0012**	**.2556**	**.0008**
Stddev	.0001	.0110	.0113	.0117	.0000	.0002	.0021	.0049	.0006
%RSD	.6947	36.52	191.0	3.227	3.902	36.05	170.6	1.919	72.28
#1	.0177	.0223	-.0139	.3533	.0002	-.0003	.0002	.2591	.0012
#2	.0175	.0378	.0021	.3698	.0002	-.0006	-.0027	.2521	.0004

Elem	Sr4077	Ti3349	W_2079	Zr3391	S_1820	Bi2230	Li6707
Avg	**.0001**	**.0006**	**-.0105**	**-.0002**	**.0078**	**-.0021**	**-.0014**
Stddev	.0000	.0006	.0005	.0001	.0005	.0007	.0005
%RSD	3.132	109.3	4.464	40.15	6.158	31.67	38.21
#1	.0001	.0001	-.0108	-.0001	.0081	-.0025	-.0010
#2	.0001	.0010	-.0102	-.0002	.0075	-.0016	-.0018

Int. Std.	Y_3600	Y_3710	Y_2243	In2306
Avg	**75927.**	**21563.**	**1570.8**	**3830.7**
Stddev	207.	98.	14.8	34.5
%RSD	.27251	.45529	.94331	.90187
#1	76074.	21493.	1560.4	3806.3
#2	75781.	21632.	1581.3	3855.1

Zoom In Zoom Out

Sample Name: CCV Acquired: 7/7/2014 15:57:01 Type: QC
Method: Accutest 2(v181) Mode: CONC Corr. Factor: 1.000000
User: admin Custom ID1: Custom ID2: Custom ID3:
Comment:

Elem	Ba4554	Be3130	Cd2288	Co2286	Cr2677	Cu3247	Mn2576	Ni2316	Ag3280
Units	ppm	ppm	ppm	ppm	ppm	ppm	ppm	ppm	ppm
Avg	**1.954**	**2.020**	**1.897**	**1.951**	**2.034**	**1.945**	**2.059**	**1.952**	**.2460**
Stddev	.004	.000	.030	.032	.003	.005	.000	.032	.0001
%RSD	.2221	.0058	1.601	1.629	.1224	.2478	.0159	1.635	.0446
#1	1.957	2.020	1.876	1.929	2.036	1.948	2.059	1.929	.2461
#2	1.951	2.020	1.919	1.974	2.032	1.941	2.058	1.975	.2460
Check ?	Chk Pass	Chk Pass	Chk Pass	Chk Pass	Chk Pass	Chk Pass	Chk Pass	Chk Pass	Chk Pass
Value									
Range									

Elem	V_2924	Zn2062	As1890	Tl1908	Pb2203	Se1960	Sb2068	Al3961	Ca3179
Units	ppm	ppm	ppm	ppm	ppm	ppm	ppm	ppm	ppm
Avg	**2.003**	**1.981**	**1.914**	**1.995**	**1.989**	**1.919**	**1.921**	**38.86**	**40.49**
Stddev	.002	.030	.034	.025	.025	.036	.028	.01	.02
%RSD	.0874	1.517	1.761	1.240	1.284	1.899	1.470	.0261	.0463
#1	2.002	1.959	1.890	1.978	1.971	1.893	1.901	38.86	40.48
#2	2.005	2.002	1.937	2.013	2.007	1.945	1.941	38.85	40.51
Check ?	Chk Pass	Chk Pass	Chk Pass	Chk Pass	Chk Pass	Chk Pass	Chk Pass	Chk Pass	Chk Pass
Value									
Range									

Elem	Fe2599	Mg2790	K_7664	Na5895	B_2089	Mo2020	Pd3404	Si2124	Sn1899
Units	ppm	ppm	ppm	ppm	ppm	ppm	ppm	ppm	ppm
Avg	**39.70**	**39.29**	**38.12**	**38.63**	**1.948**	**1.945**	**1.965**	**4.748**	**1.981**
Stddev	.02	.07	.09	.06	.036	.031	.002	.081	.032
%RSD	.0537	.1726	.2431	.1476	1.848	1.608	.1203	1.712	1.610
#1	39.72	39.25	38.19	38.67	1.922	1.923	1.966	4.691	1.958
#2	39.69	39.34	38.05	38.59	1.973	1.967	1.963	4.806	2.003
Check ?	Chk Pass	Chk Pass	Chk Pass	Chk Pass	Chk Pass	Chk Pass	Chk Pass	Chk Pass	Chk Pass
Value									
Range									

Zoom In Zoom Out

Sample Name: CCV Acquired: 7/7/2014 15:57:01 Type: QC
Method: Accutest 2(v181) Mode: CONC Corr. Factor: 1.000000
User: admin Custom ID1: Custom ID2: Custom ID3:
Comment:

Elem	Sr4077	Ti3349	W_2079	Zr3391	S_1820	Bi2230	Li6707
Units	ppm	ppm	ppm	ppm	ppm	ppm	ppm
Avg	**1.948**	**2.007**	**1.919**	**1.990**	**1.879**	**1.877**	**1.960**
Stddev	.003	.001	.023	.001	.024	.032	.006
%RSD	.1447	.0321	1.204	.0279	1.252	1.716	.2960
#1	1.950	2.007	1.903	1.991	1.862	1.854	1.964
#2	1.946	2.007	1.935	1.990	1.896	1.899	1.956
Check ?	Chk Pass	Chk Pass	Chk Pass	Chk Pass	Chk Pass	Chk Pass	Chk Pass
Value							
Range							

Int. Std.	Y_3600	Y_3710	Y_2243	In2306
Units	Cts/S	Cts/S	Cts/S	Cts/S
Avg	**71600.**	**21334.**	**1552.3**	**3441.4**
Stddev	32.	41.	26.1	57.4
%RSD	.04442	.19221	1.6810	1.6688
#1	71578.	21363.	1570.7	3482.0
#2	71623.	21305.	1533.8	3400.8

Zoom In Zoom Out

Sample Name: CCB Acquired: 7/7/2014 16:00:33 Type: QC
Method: Accutest 2(v181) Mode: CONC Corr. Factor: 1.000000
User: admin Custom ID1: Custom ID2: Custom ID3:
Comment:

Elem	Ba4554	Be3130	Cd2288	Co2286	Cr2677	Cu3247	Mn2576	Ni2316	Ag3280
Units	ppm	ppm	ppm	ppm	ppm	ppm	ppm	ppm	ppm
Avg	**.0002**	**.0000**	**.0002**	**.0000**	**.0002**	**.0004**	**-.0000**	**-.0000**	**.0003**
Stddev	.0001	.0001	.0002	.0001	.0004	.0005	.0000	.0002	.0003
%RSD	96.06	428.7	113.7	162.3	269.4	125.8	10.96	1555.	102.8
#1	.0003	.0001	.0003	-.0000	.0005	.0008	-.0000	.0001	.0005
#2	.0001	-.0000	.0000	.0001	-.0001	.0000	-.0000	-.0002	.0001
Check ?	Chk Pass	Chk Pass	Chk Pass	Chk Pass	Chk Pass	Chk Pass	Chk Pass	Chk Pass	Chk Pass
High Limit									
Low Limit									

Elem	V_2924	Zn2062	As1890	Tl1908	Pb2203	Se1960	Sb2068	Al3961	Ca3179
Units	ppm	ppm	ppm	ppm	ppm	ppm	ppm	ppm	ppm
Avg	**-.0000**	**.0000**	**.0000**	**.0005**	**-.0001**	**.0004**	**.0006**	**-.0009**	**-.0020**
Stddev	.0002	.0000	.0007	.0002	.0005	.0013	.0003	.0028	.0026
%RSD	366.0	147.1	5187.	40.70	770.1	378.7	55.00	324.6	125.5
#1	.0001	-.0000	.0005	.0003	.0003	-.0006	.0004	.0011	-.0002
#2	-.0002	.0001	-.0005	.0006	-.0005	.0013	.0008	-.0029	-.0039
Check ?	Chk Pass	Chk Pass	Chk Pass	Chk Pass	Chk Pass	Chk Pass	Chk Pass	Chk Pass	Chk Pass
High Limit									
Low Limit									

Elem	Fe2599	Mg2790	K_7664	Na5895	B_2089	Mo2020	Pd3404	Si2124	Sn1899
Units	ppm	ppm	ppm	ppm	ppm	ppm	ppm	ppm	ppm
Avg	**.0005**	**.0115**	**-.0001**	**.0008**	**-.0000**	**.0007**	**-.0003**	**-.0004**	**.0005**
Stddev	.0012	.0009	.0134	.0100	.0004	.0002	.0012	.0006	.0008
%RSD	235.7	7.930	12870.	1241.	1186.	28.38	367.5	164.9	166.3
#1	.0014	.0108	.0094	.0079	.0003	.0008	.0005	.0001	-.0001
#2	-.0004	.0121	-.0096	-.0063	-.0003	.0006	-.0011	-.0008	.0010
Check ?	Chk Pass	Chk Pass	Chk Pass	Chk Pass	Chk Pass	Chk Pass	Chk Pass	Chk Pass	Chk Pass
High Limit									
Low Limit									

Zoom In Zoom Out

Sample Name: CCB Acquired: 7/7/2014 16:00:33 Type: QC
Method: Accutest 2(v181) Mode: CONC Corr. Factor: 1.000000
User: admin Custom ID1: Custom ID2: Custom ID3:
Comment:

Elem	Sr4077	Ti3349	W_2079	Zr3391	S_1820	Bi2230	Li6707
Units	ppm	ppm	ppm	ppm	ppm	ppm	ppm
Avg	**.0000**	**-.0004**	**.0040**	**.0002**	**-.0014**	**-.0007**	**.0002**
Stddev	.0001	.0002	.0021	.0000	.0016	.0004	.0003
%RSD	135.2	67.43	52.14	10.75	112.1	63.50	185.9
#1	.0001	-.0005	.0025	.0002	-.0025	-.0009	.0004
#2	.0000	-.0002	.0054	.0002	-.0003	-.0004	-.0001
Check ?	Chk Pass	Chk Pass	Chk Pass	Chk Pass	Chk Pass	Chk Pass	Chk Pass
High Limit							
Low Limit							

Int. Std.	Y_3600	Y_3710	Y_2243	In2306
Units	Cts/S	Cts/S	Cts/S	Cts/S
Avg	**75385.**	**20865.**	**1567.6**	**3807.7**
Stddev	159.	655.	10.3	22.9
%RSD	.21070	3.1393	.65669	.60121
#1	75498.	20402.	1574.8	3823.9
#2	75273.	21328.	1560.3	3791.5

Zoom In Zoom Out

Sample Name: JB70734-1F Acquired: 7/7/2014 16:03:46 Type: Unk
Method: Accutest 2(v181) Mode: CONC Corr. Factor: 1.000000
User: admin Custom ID1: Custom ID2: Custom ID3:
Comment: 10

Elem	Ba4554	Be3130	Cd2288	Co2286	Cr2677	Cu3247	Mn2576	Ni2316	Ag3280
Avg	**.1691**	**-.0002**	**.0028**	**.0012**	**.0016**	**.0043**	**.3160**	**.0135**	**.0005**
Stddev	.0128	.0001	.0001	.0001	.0002	.0001	.0037	.0002	.0001
%RSD	7.586	43.41	3.448	6.915	12.63	1.315	1.155	1.363	13.38
#1	.1781	-.0001	.0027	.0012	.0014	.0043	.3134	.0134	.0005
#2	.1600	-.0002	.0028	.0011	.0017	.0043	.3186	.0137	.0004

Elem	V_2924	Zn2062	As1890	Tl1908	Pb2203	Se1960	Sb2068	Al3961	Ca3179
Avg	**.0000**	**1.180**	**.0032**	**.0012**	**-.0007**	**.0024**	**.0047**	**.0599**	**137.6**
Stddev	.0001	.008	.0023	.0019	.0003	.0012	.0002	.0070	9.9
%RSD	4898.	.6963	73.19	159.8	42.10	50.60	3.197	11.69	7.222
#1	.0001	1.186	.0048	.0025	-.0005	.0016	.0046	.0649	144.6
#2	-.0001	1.174	.0015	-.0002	-.0009	.0033	.0048	.0550	130.6

Elem	Fe2599	Mg2790	K_7664	Na5895	B_2089	Mo2020	Pd3404	Si2124	Sn1899
Avg	**4.458**	**19.32**	**8.970**	**68.69**	**.1691**	**.0047**	**.0032**	**11.07**	**-.0025**
Stddev	.322	1.36	.614	5.01	.0017	.0001	.0003	.05	.0005
%RSD	7.224	7.017	6.847	7.289	1.012	1.505	8.181	.4123	20.61
#1	4.686	20.27	9.404	72.23	.1703	.0048	.0030	11.10	-.0028
#2	4.230	18.36	8.536	65.15	.1679	.0047	.0033	11.04	-.0021

Elem	Sr4077	Ti3349	W_2079	Zr3391	S_1820	Bi2230	Li6707
Avg	**.6392**	**-.0002**	**.0103**	**-.0019**	**17.31**	**.0019**	**.0801**
Stddev	.0481	.0003	.0010	.0002	.10	.0012	.0065
%RSD	7.524	119.7	9.559	8.545	.5632	61.25	8.116
#1	.6732	-.0004	.0096	-.0018	17.37	.0028	.0847
#2	.6051	-.0000	.0110	-.0020	17.24	.0011	.0755

Int. Std.	Y_3600	Y_3710	Y_2243	In2306
Avg	**69222.**	**19728.**	**1448.2**	**3290.3**
Stddev	513.	1164.	1.5	4.9
%RSD	.74153	5.9013	.10324	.14776
#1	69585.	18905.	1447.2	3286.8
#2	68859.	20552.	1449.3	3293.7

Zoom In Zoom Out

Sample Name: JB70734-2F Acquired: 7/7/2014 16:06:54 Type: Unk
Method: Accutest 2(v181) Mode: CONC Corr. Factor: 1.000000
User: admin Custom ID1: Custom ID2: Custom ID3:
Comment: 11

Elem	Ba4554	Be3130	Cd2288	Co2286	Cr2677	Cu3247	Mn2576	Ni2316	Ag3280
Avg	**.1570**	**-.0002**	**.0026**	**.0012**	**.0019**	**.0029**	**.3063**	**.0132**	**.0007**
Stddev	.0023	.0000	.0001	.0001	.0001	.0002	.0004	.0006	.0006
%RSD	1.440	5.238	4.467	5.800	4.963	5.479	.1373	4.698	83.00
#1	.1554	-.0002	.0027	.0012	.0020	.0030	.3060	.0127	.0003
#2	.1586	-.0002	.0025	.0013	.0018	.0028	.3066	.0136	.0011

Elem	V_2924	Zn2062	As1890	Tl1908	Pb2203	Se1960	Sb2068	Al3961	Ca3179
Avg	**.0003**	**1.168**	**.0026**	**.0006**	**-.0009**	**.0044**	**.0033**	**.0626**	**127.9**
Stddev	.0002	.006	.0011	.0009	.0014	.0017	.0000	.0063	1.7
%RSD	62.37	.5244	42.69	152.7	164.8	39.39	1.397	9.987	1.335
#1	.0002	1.172	.0034	.0012	-.0019	.0032	.0034	.0582	126.7
#2	.0004	1.164	.0018	-.0000	.0001	.0056	.0033	.0670	129.1

Elem	Fe2599	Mg2790	K_7664	Na5895	B_2089	Mo2020	Pd3404	Si2124	Sn1899
Avg	**4.037**	**17.92**	**8.209**	**63.43**	**.1695**	**.0042**	**.0019**	**11.10**	**-.0021**
Stddev	.060	.31	.103	.82	.0001	.0002	.0003	.06	.0001
%RSD	1.491	1.732	1.259	1.287	.0617	5.588	13.65	.5135	4.413
#1	3.995	17.70	8.136	62.85	.1696	.0044	.0020	11.15	-.0021
#2	4.080	18.14	8.282	64.01	.1694	.0040	.0017	11.06	-.0020

Elem	Sr4077	Ti3349	W_2079	Zr3391	S_1820	Bi2230	Li6707
Avg	**.5928**	**-.0005**	**.0070**	**-.0019**	**17.10**	**.0017**	**.0740**
Stddev	.0075	.0004	.0012	.0001	.08	.0010	.0019
%RSD	1.261	82.48	17.28	5.139	.4730	61.31	2.523
#1	.5875	-.0002	.0061	-.0019	17.16	.0024	.0726
#2	.5981	-.0008	.0078	-.0020	17.05	.0010	.0753

Int. Std.	Y_3600	Y_3710	Y_2243	In2306
Avg	**70267.**	**21231.**	**1450.4**	**3289.3**
Stddev	72.	255.	3.9	8.4
%RSD	.10291	1.1987	.27191	.25614
#1	70216.	21411.	1447.6	3283.4
#2	70318.	21051.	1453.1	3295.3

Zoom In Zoom Out

Sample Name: JB70734-3F Acquired: 7/7/2014 16:10:02 Type: Unk
Method: Accutest 2(v181) Mode: CONC Corr. Factor: 1.000000
User: admin Custom ID1: Custom ID2: Custom ID3:
Comment: 12

Elem	Ba4554	Be3130	Cd2288	Co2286	Cr2677	Cu3247	Mn2576	Ni2316	Ag3280
Avg	**.2574**	**-.0002**	**.0002**	**-.0003**	**.0016**	**.0011**	**.0963**	**.0019**	**.0009**
Stddev	.0094	.0000	.0001	.0003	.0002	.0003	.0001	.0002	.0003
%RSD	3.637	12.21	52.44	122.9	15.34	23.72	.0522	10.43	30.75
#1	.2640	-.0002	.0003	-.0000	.0017	.0009	.0962	.0021	.0011
#2	.2508	-.0002	.0001	-.0005	.0014	.0013	.0963	.0018	.0007

Elem	V_2924	Zn2062	As1890	Tl1908	Pb2203	Se1960	Sb2068	Al3961	Ca3179
Avg	**.0001**	**.2759**	**.0031**	**.0006**	**.0007**	**-.0009**	**.0013**	**.0717**	**107.3**
Stddev	.0001	.0045	.0000	.0005	.0008	.0006	.0016	.0053	4.0
%RSD	63.88	1.634	.8563	90.68	105.5	69.98	119.0	7.418	3.745
#1	.0001	.2727	.0030	.0010	.0013	-.0013	.0024	.0754	110.1
#2	.0000	.2791	.0031	.0002	.0002	-.0004	.0002	.0679	104.5

Elem	Fe2599	Mg2790	K_7664	Na5895	B_2089	Mo2020	Pd3404	Si2124	Sn1899
Avg	**3.390**	**13.57**	**4.141**	**9.010**	**.1022**	**.0030**	**.0022**	**12.34**	**-.0022**
Stddev	.135	.52	.115	.319	.0016	.0001	.0004	.19	.0003
%RSD	3.979	3.819	2.769	3.535	1.576	3.049	19.50	1.535	14.24
#1	3.485	13.94	4.222	9.235	.1011	.0029	.0025	12.21	-.0024
#2	3.294	13.21	4.060	8.785	.1033	.0031	.0019	12.48	-.0020

Elem	Sr4077	Ti3349	W_2079	Zr3391	S_1820	Bi2230	Li6707
Avg	**.4492**	**-.0003**	**.0069**	**-.0021**	**6.045**	**.0006**	**.0341**
Stddev	.0160	.0001	.0020	.0002	.082	.0009	.0018
%RSD	3.556	43.91	28.67	9.547	1.351	160.9	5.298
#1	.4605	-.0002	.0055	-.0019	5.987	-.0001	.0353
#2	.4379	-.0004	.0083	-.0022	6.103	.0012	.0328

Int. Std.	Y_3600	Y_3710	Y_2243	In2306
Avg	**72107.**	**21204.**	**1478.4**	**3421.2**
Stddev	163.	602.	21.5	45.1
%RSD	.22645	2.8406	1.4552	1.3174
#1	72222.	20778.	1493.6	3453.1
#2	71991.	21630.	1463.2	3389.3

Zoom In Zoom Out

Sample Name: JB70734-4F Acquired: 7/7/2014 16:13:09 Type: Unk
Method: Accutest 2(v181) Mode: CONC Corr. Factor: 1.000000
User: admin Custom ID1: Custom ID2: Custom ID3:
Comment: 13

Elem	Ba4554	Be3130	Cd2288	Co2286	Cr2677	Cu3247	Mn2576	Ni2316	Ag3280
Avg	**.0277**	**-.0002**	**.0004**	**.0002**	**.0021**	**.0035**	**.2000**	**.0005**	**.0006**
Stddev	.0000	.0000	.0001	.0003	.0002	.0001	.0010	.0003	.0003
%RSD	.1024	8.465	34.57	126.1	8.901	3.748	.5115	60.72	53.98
#1	.0276	-.0002	.0003	.0004	.0020	.0036	.1993	.0003	.0004
#2	.0277	-.0003	.0005	.0000	.0022	.0034	.2008	.0007	.0008

Elem	V_2924	Zn2062	As1890	Tl1908	Pb2203	Se1960	Sb2068	Al3961	Ca3179
Avg	**.0001**	**.0172**	**-.0002**	**.0003**	**-.0007**	**.0080**	**.0017**	**.0467**	**111.4**
Stddev	.0001	.0000	.0008	.0001	.0001	.0033	.0007	.0055	.0
%RSD	59.27	.1154	354.2	41.13	8.874	41.50	41.88	11.75	.0343
#1	.0002	.0172	-.0008	.0002	-.0007	.0104	.0022	.0506	111.4
#2	.0001	.0172	.0003	.0004	-.0006	.0057	.0012	.0428	111.4

Elem	Fe2599	Mg2790	K_7664	Na5895	B_2089	Mo2020	Pd3404	Si2124	Sn1899
Avg	**-.0059**	**15.75**	**3.321**	**4.539**	**.0911**	**.0020**	**.0030**	**6.524**	**-.0024**
Stddev	.0004	.01	.039	.028	.0012	.0000	.0019	.016	.0001
%RSD	7.385	.0899	1.169	.6116	1.289	1.310	65.14	.2486	3.845
#1	-.0056	15.76	3.348	4.558	.0903	.0020	.0043	6.536	-.0025
#2	-.0062	15.74	3.293	4.519	.0920	.0020	.0016	6.513	-.0024

Elem	Sr4077	Ti3349	W_2079	Zr3391	S_1820	Bi2230	Li6707
Avg	**.4125**	**-.0007**	**-.0013**	**-.0009**	**10.49**	**.0008**	**.0010**
Stddev	.0016	.0004	.0021	.0001	.04	.0008	.0011
%RSD	.3960	55.59	155.2	7.712	.3765	101.0	115.0
#1	.4137	-.0010	-.0028	-.0009	10.52	.0013	.0018
#2	.4113	-.0004	.0001	-.0010	10.47	.0002	.0002

Int. Std.	Y_3600	Y_3710	Y_2243	In2306
Avg	**71921.**	**21291.**	**1487.3**	**3452.4**
Stddev	397.	55.	1.0	4.0
%RSD	.55151	.25642	.06828	.11608
#1	72202.	21330.	1488.0	3455.2
#2	71641.	21252.	1486.6	3449.5

Zoom In Zoom Out

Sample Name: JB70734-5F Acquired: 7/7/2014 16:16:18 Type: Unk
Method: Accutest 2(v181) Mode: CONC Corr. Factor: 1.000000
User: admin Custom ID1: Custom ID2: Custom ID3:
Comment: 14

Elem	Ba4554	Be3130	Cd2288	Co2286	Cr2677	Cu3247	Mn2576	Ni2316	Ag3280
Avg	**.0006**	**-.0002**	**.0000**	**-.0001**	**.0010**	**.0019**	**.0016**	**-.0001**	**.0004**
Stddev	.0000	.0000	.0000	.0001	.0001	.0003	.0000	.0001	.0001
%RSD	7.588	5.622	103.4	72.84	7.259	16.14	.0202	201.6	17.02
#1	.0006	-.0002	.0001	-.0002	.0009	.0017	.0016	.0000	.0003
#2	.0007	-.0002	.0000	-.0001	.0010	.0021	.0016	-.0001	.0004

Elem	V_2924	Zn2062	As1890	Tl1908	Pb2203	Se1960	Sb2068	Al3961	Ca3179
Avg	**-.0000**	**.0021**	**-.0004**	**-.0005**	**.0005**	**.0020**	**.0021**	**-.0001**	**.1006**
Stddev	.0000	.0000	.0020	.0006	.0013	.0040	.0009	.0082	.0028
%RSD	159.0	2.135	554.5	123.8	262.2	196.5	45.51	5985.	2.750
#1	-.0000	.0022	.0010	-.0001	.0014	-.0008	.0028	.0057	.0986
#2	.0000	.0021	-.0017	-.0009	-.0004	.0049	.0014	-.0059	.1025

Elem	Fe2599	Mg2790	K_7664	Na5895	B_2089	Mo2020	Pd3404	Si2124	Sn1899
Avg	**.1006**	**.0393**	**-.0020**	**.2408**	**.0003**	**-.0001**	**.0002**	**.2523**	**.0003**
Stddev	.0029	.0070	.0009	.0040	.0009	.0001	.0007	.0006	.0000
%RSD	2.851	17.92	46.44	1.644	271.1	98.16	412.0	.2276	3.138
#1	.0986	.0443	-.0013	.2380	-.0003	-.0000	.0006	.2519	.0003
#2	.1027	.0343	-.0026	.2436	.0010	-.0002	-.0003	.2527	.0003

Elem	Sr4077	Ti3349	W_2079	Zr3391	S_1820	Bi2230	Li6707
Avg	**.0000**	**.0003**	**-.0083**	**-.0002**	**.0047**	**-.0012**	**-.0006**
Stddev	.0000	.0007	.0006	.0000	.0000	.0012	.0001
%RSD	30.77	233.8	7.571	22.16	.7255	100.5	23.44
#1	.0001	.0008	-.0088	-.0002	.0047	-.0021	-.0007
#2	.0000	-.0002	-.0079	-.0002	.0047	-.0004	-.0005

Int. Std.	Y_3600	Y_3710	Y_2243	In2306
Avg	**76277.**	**21690.**	**1561.7**	**3804.7**
Stddev	82.	340.	14.5	26.4
%RSD	.10692	1.5661	.92600	.69513
#1	76335.	21930.	1572.0	3823.4
#2	76220.	21450.	1551.5	3786.0

Zoom In Zoom Out

Sample Name: JB70734-6F Acquired: 7/7/2014 16:19:31 Type: Unk
Method: Accutest 2(v181) Mode: CONC Corr. Factor: 1.000000
User: admin Custom ID1: Custom ID2: Custom ID3:
Comment: 15

Elem	Ba4554	Be3130	Cd2288	Co2286	Cr2677	Cu3247	Mn2576	Ni2316	Ag3280
Avg	**.9559**	**-.0003**	**.0003**	**-.0002**	**.0021**	**.0005**	**.6205**	**-.0001**	**.0014**
Stddev	.0073	.0000	.0002	.0001	.0003	.0001	.0027	.0003	.0002
%RSD	.7669	5.530	55.61	35.43	15.42	16.04	.4297	291.2	12.41
#1	.9611	-.0003	.0004	-.0003	.0019	.0004	.6224	-.0004	.0015
#2	.9507	-.0003	.0002	-.0002	.0023	.0005	.6186	.0001	.0013

Elem	V_2924	Zn2062	As1890	Tl1908	Pb2203	Se1960	Sb2068	Al3961	Ca3179
Avg	**.0014**	**-.0002**	**.0034**	**.0007**	**-.0031**	**.0003**	**.0019**	**.0929**	**170.8**
Stddev	.0004	.0002	.0002	.0010	.0007	.0007	.0006	.0031	.9
%RSD	30.44	123.0	5.424	149.2	21.28	222.3	29.42	3.353	.5422
#1	.0011	-.0000	.0032	-.0000	-.0026	.0008	.0023	.0907	171.4
#2	.0017	-.0004	.0035	.0014	-.0035	-.0002	.0015	.0951	170.1

Elem	Fe2599	Mg2790	K_7664	Na5895	B_2089	Mo2020	Pd3404	Si2124	Sn1899
Avg	**30.15**	**50.09**	**27.67**	**149.6**	**.2823**	**-.0008**	**.0050**	**15.52**	**-.0033**
Stddev	.15	.15	.24	1.6	.0005	.0000	.0007	.03	.0017
%RSD	.5042	.3026	.8524	1.047	.1860	.3790	13.22	.1921	51.17
#1	30.26	50.19	27.84	150.7	.2827	-.0008	.0046	15.54	-.0045
#2	30.04	49.98	27.50	148.5	.2819	-.0008	.0055	15.50	-.0021

Elem	Sr4077	Ti3349	W_2079	Zr3391	S_1820	Bi2230	Li6707
Avg	**1.031**	**-.0005**	**.0068**	**-.0030**	**.2324**	**.0008**	**.1739**
Stddev	.008	.0002	.0010	.0000	.0017	.0004	.0022
%RSD	.7797	42.00	14.52	.3328	.7335	49.88	1.286
#1	1.037	-.0003	.0061	-.0030	.2312	.0010	.1755
#2	1.025	-.0006	.0075	-.0030	.2336	.0005	.1723

Int. Std.	Y_3600	Y_3710	Y_2243	In2306
Avg	**68601.**	**21130.**	**1426.3**	**3145.3**
Stddev	140.	9.	7.1	13.6
%RSD	.20419	.04272	.49802	.43258
#1	68502.	21123.	1431.4	3154.9
#2	68700.	21136.	1421.3	3135.6

Zoom In Zoom Out

Sample Name: JB70746-2 Acquired: 7/7/2014 16:22:47 Type: Unk
Method: Accutest 2(v181) Mode: CONC Corr. Factor: 1.000000
User: admin Custom ID1: Custom ID2: Custom ID3:
Comment: 16

Elem	Ba4554	Be3130	Cd2288	Co2286	Cr2677	Cu3247	Mn2576	Ni2316	Ag3280
Avg	**.0318**	**-.0003**	**.0004**	**.0161**	**.0011**	**.0371**	**1.067**	**.0034**	**-.0000**
Stddev	.0003	.0001	.0003	.0002	.0003	.0004	.002	.0002	.0002
%RSD	1.098	33.43	74.13	1.353	29.17	1.137	.1752	6.667	706.1
#1	.0320	-.0002	.0002	.0163	.0008	.0374	1.066	.0035	.0001
#2	.0315	-.0003	.0007	.0160	.0013	.0368	1.069	.0032	-.0002

Elem	V_2924	Zn2062	As1890	Tl1908	Pb2203	Se1960	Sb2068	Al3961	Ca3179
Avg	**.0005**	**.0682**	**.0048**	**.0014**	**.0028**	**.0001**	**.0006**	**.0909**	**11.52**
Stddev	.0001	.0001	.0002	.0013	.0005	.0020	.0015	.0080	.08
%RSD	23.47	.1851	4.280	96.84	18.41	1920.	261.9	8.777	.7209
#1	.0004	.0681	.0050	.0004	.0024	.0015	-.0005	.0965	11.58
#2	.0005	.0683	.0047	.0023	.0031	-.0013	.0016	.0852	11.46

Elem	Fe2599	Mg2790	K_7664	Na5895	B_2089	Mo2020	Pd3404	Si2124	Sn1899
Avg	**3.906**	**4.331**	**4.637**	**184.7**	**.0392**	**.0122**	**-.0014**	**3.378**	**.0008**
Stddev	.018	.002	.018	.5	.0001	.0001	.0000	.014	.0015
%RSD	.4523	.0540	.3922	.2642	.2460	.7267	3.004	.4211	197.7
#1	3.918	4.330	4.650	184.4	.0391	.0122	-.0014	3.368	.0019
#2	3.893	4.333	4.624	185.0	.0393	.0123	-.0014	3.388	-.0003

Elem	Sr4077	Ti3349	W_2079	Zr3391	S_1820	Bi2230	Li6707
Avg	**.0692**	**.0049**	**-.0080**	**-.0007**	**4.493**	**-.0008**	**.0034**
Stddev	.0004	.0001	.0001	.0001	.023	.0007	.0004
%RSD	.6211	3.057	1.003	19.26	.5108	90.52	11.28
#1	.0695	.0048	-.0079	-.0008	4.477	-.0003	.0037
#2	.0689	.0050	-.0080	-.0006	4.509	-.0014	.0032

Int. Std.	Y_3600	Y_3710	Y_2243	In2306
Avg	**70191.**	**21399.**	**1476.0**	**3295.6**
Stddev	13.	2.	13.0	25.0
%RSD	.01834	.00714	.87776	.75895
#1	70200.	21400.	1485.2	3313.3
#2	70182.	21398.	1466.9	3277.9

Zoom In Zoom Out

Sample Name: JB70781-17 Acquired: 7/7/2014 16:26:01 Type: Unk
Method: Accutest 2(v181) Mode: CONC Corr. Factor: 1.000000
User: admin Custom ID1: Custom ID2: Custom ID3:
Comment: 17

Elem	Ba4554	Be3130	Cd2288	Co2286	Cr2677	Cu3247	Mn2576	Ni2316	Ag3280
Avg	**.0003**	**-.0002**	**.0002**	**-.0002**	**.0004**	**.0001**	**.0010**	**-.0004**	**.0002**
Stddev	.0000	.0000	.0001	.0000	.0001	.0003	.0000	.0003	.0002
%RSD	9.679	7.875	45.32	4.254	15.01	258.2	.1654	81.00	87.74
#1	.0003	-.0002	.0001	-.0003	.0004	-.0001	.0010	-.0007	.0004
#2	.0003	-.0002	.0002	-.0002	.0004	.0003	.0010	-.0002	.0001

Elem	V_2924	Zn2062	As1890	Tl1908	Pb2203	Se1960	Sb2068	Al3961	Ca3179
Avg	**.0000**	**.0045**	**-.0002**	**-.0014**	**.0004**	**.0007**	**.0008**	**.0003**	**.0065**
Stddev	.0003	.0002	.0022	.0007	.0000	.0019	.0005	.0081	.0005
%RSD	986.3	5.463	1362.	47.81	9.261	275.3	62.39	3219.	7.545
#1	-.0002	.0044	-.0017	-.0019	.0004	-.0006	.0012	-.0055	.0062
#2	.0002	.0047	.0014	-.0010	.0004	.0020	.0005	.0060	.0069

Elem	Fe2599	Mg2790	K_7664	Na5895	B_2089	Mo2020	Pd3404	Si2124	Sn1899
Avg	**.0004**	**.0076**	**.0049**	**.0678**	**-.0003**	**-.0005**	**-.0008**	**.0220**	**.0005**
Stddev	.0018	.0012	.0048	.0063	.0005	.0000	.0005	.0004	.0001
%RSD	486.3	16.11	99.69	9.222	151.8	4.431	65.51	2.016	28.82
#1	-.0009	.0085	.0014	.0723	-.0006	-.0005	-.0011	.0223	.0004
#2	.0016	.0067	.0083	.0634	.0000	-.0006	-.0004	.0217	.0006

Elem	Sr4077	Ti3349	W_2079	Zr3391	S_1820	Bi2230	Li6707
Avg	**-.0002**	**-.0008**	**-.0110**	**-.0000**	**.0004**	**-.0014**	**.0002**
Stddev	.0000	.0001	.0009	.0001	.0021	.0001	.0001
%RSD	13.06	19.02	7.822	14920.	478.7	6.916	27.52
#1	-.0002	-.0007	-.0116	.0000	.0019	-.0014	.0002
#2	-.0002	-.0009	-.0104	-.0000	-.0011	-.0013	.0003

Int. Std.	Y_3600	Y_3710	Y_2243	In2306
Avg	**75560.**	**21541.**	**1571.0**	**3825.4**
Stddev	293.	228.	3.3	12.5
%RSD	.38808	1.0563	.21175	.32683
#1	75768.	21380.	1573.4	3834.3
#2	75353.	21702.	1568.7	3816.6

Zoom In Zoom Out

Sample Name: CCV Acquired: 7/7/2014 16:29:16 Type: QC
Method: Accutest 2(v181) Mode: CONC Corr. Factor: 1.000000
User: admin Custom ID1: Custom ID2: Custom ID3:
Comment:

Elem	Ba4554	Be3130	Cd2288	Co2286	Cr2677	Cu3247	Mn2576	Ni2316	Ag3280
Units	ppm	ppm	ppm	ppm	ppm	ppm	ppm	ppm	ppm
Avg	**1.959**	**2.031**	**1.926**	**1.995**	**2.020**	**1.926**	**2.045**	**1.988**	**.2436**
Stddev	.060	.064	.005	.003	.001	.004	.002	.000	.0008
%RSD	3.072	3.151	.2436	.1502	.0693	.2330	.0711	.0184	.3166
#1	2.001	2.076	1.923	1.992	2.019	1.923	2.044	1.988	.2441
#2	1.916	1.985	1.929	1.997	2.021	1.929	2.046	1.988	.2431
Check ?	Chk Pass	Chk Pass	Chk Pass	Chk Pass	Chk Pass	Chk Pass	Chk Pass	Chk Pass	Chk Pass
Value									
Range									

Elem	V_2924	Zn2062	As1890	Tl1908	Pb2203	Se1960	Sb2068	Al3961	Ca3179
Units	ppm	ppm	ppm	ppm	ppm	ppm	ppm	ppm	ppm
Avg	**1.994**	**2.026**	**1.956**	**2.024**	**2.028**	**1.955**	**1.961**	**39.06**	**40.86**
Stddev	.003	.000	.002	.006	.001	.002	.000	1.28	1.33
%RSD	.1479	.0133	.1199	.3034	.0393	.1135	.0007	3.276	3.263
#1	1.992	2.026	1.955	2.020	2.027	1.954	1.961	39.97	41.80
#2	1.996	2.025	1.958	2.029	2.029	1.957	1.961	38.16	39.92
Check ?	Chk Pass	Chk Pass	Chk Pass	Chk Pass	Chk Pass	Chk Pass	Chk Pass	Chk Pass	Chk Pass
Value									
Range									

Elem	Fe2599	Mg2790	K_7664	Na5895	B_2089	Mo2020	Pd3404	Si2124	Sn1899
Units	ppm	ppm	ppm	ppm	ppm	ppm	ppm	ppm	ppm
Avg	**39.94**	**39.49**	**38.24**	**38.60**	**1.992**	**1.983**	**1.937**	**4.848**	**2.022**
Stddev	1.23	1.27	1.04	1.04	.007	.001	.001	.014	.001
%RSD	3.077	3.214	2.723	2.698	.3378	.0482	.0614	.2895	.0525
#1	40.81	40.39	38.98	39.33	1.987	1.982	1.937	4.838	2.023
#2	39.07	38.59	37.51	37.86	1.996	1.984	1.938	4.858	2.021
Check ?	Chk Pass	Chk Pass	Chk Pass	Chk Pass	Chk Pass	Chk Pass	Chk Pass	Chk Pass	Chk Pass
Value									
Range									

Zoom In Zoom Out

Sample Name: CCV Acquired: 7/7/2014 16:29:16 Type: QC
Method: Accutest 2(v181) Mode: CONC Corr. Factor: 1.000000
User: admin Custom ID1: Custom ID2: Custom ID3:
Comment:

Elem	Sr4077	Ti3349	W_2079	Zr3391	S_1820	Bi2230	Li6707
Units	ppm	ppm	ppm	ppm	ppm	ppm	ppm
Avg	**1.951**	**1.988**	**1.957**	**1.977**	**1.916**	**1.899**	**1.968**
Stddev	.058	.004	.010	.005	.005	.003	.065
%RSD	2.981	.2123	.4926	.2726	.2388	.1522	3.321
#1	1.992	1.985	1.964	1.973	1.913	1.897	2.014
#2	1.910	1.991	1.950	1.981	1.919	1.901	1.922
Check ?	Chk Pass	Chk Pass	Chk Pass	Chk Pass	Chk Pass	Chk Pass	Chk Pass
Value							
Range							

Int. Std.	Y_3600	Y_3710	Y_2243	In2306
Units	Cts/S	Cts/S	Cts/S	Cts/S
Avg	**71981.**	**21105.**	**1528.8**	**3388.5**
Stddev	163.	377.	7.8	16.5
%RSD	.22637	1.7860	.51013	.48832
#1	72096.	20838.	1534.3	3400.2
#2	71866.	21371.	1523.3	3376.8

Zoom In Zoom Out

Sample Name: CCB Acquired: 7/7/2014 16:32:12 Type: QC
Method: Accutest 2(v181) Mode: CONC Corr. Factor: 1.000000
User: admin Custom ID1: Custom ID2: Custom ID3:
Comment:

Elem	Ba4554	Be3130	Cd2288	Co2286	Cr2677	Cu3247	Mn2576	Ni2316	Ag3280
Units	ppm	ppm	ppm	ppm	ppm	ppm	ppm	ppm	ppm
Avg	**.0003**	**.0000**	**.0001**	**.0001**	**.0003**	**-.0000**	**.0000**	**-.0001**	**-.0000**
Stddev	.0000	.0000	.0001	.0001	.0004	.0001	.0000	.0003	.0000
%RSD	1.777	12.72	49.00	47.24	152.3	480.0	24.85	202.4	205.4
#1	.0003	.0000	.0001	.0002	.0005	.0001	.0000	-.0003	-.0000
#2	.0004	.0000	.0002	.0001	-.0000	-.0001	.0000	.0001	.0000
Check ?	Chk Pass	Chk Pass	Chk Pass	Chk Pass	Chk Pass	Chk Pass	Chk Pass	Chk Pass	Chk Pass
High Limit									
Low Limit									

Elem	V_2924	Zn2062	As1890	Tl1908	Pb2203	Se1960	Sb2068	Al3961	Ca3179
Units	ppm	ppm	ppm	ppm	ppm	ppm	ppm	ppm	ppm
Avg	**.0002**	**-.0001**	**.0003**	**.0012**	**.0006**	**-.0010**	**.0014**	**.0066**	**-.0051**
Stddev	.0001	.0001	.0000	.0006	.0005	.0017	.0000	.0031	.0023
%RSD	67.78	38.20	2.661	47.67	87.76	167.9	1.204	46.63	44.75
#1	.0001	-.0002	.0003	.0016	.0009	-.0022	.0014	.0088	-.0035
#2	.0003	-.0001	.0003	.0008	.0002	.0002	.0014	.0044	-.0068
Check ?	Chk Pass	Chk Pass	Chk Pass	Chk Pass	Chk Pass	Chk Pass	Chk Pass	Chk Pass	Chk Pass
High Limit									
Low Limit									

Elem	Fe2599	Mg2790	K_7664	Na5895	B_2089	Mo2020	Pd3404	Si2124	Sn1899
Units	ppm	ppm	ppm	ppm	ppm	ppm	ppm	ppm	ppm
Avg	**.0002**	**.0194**	**-.0130**	**.0214**	**-.0008**	**.0006**	**-.0005**	**-.0008**	**.0002**
Stddev	.0006	.0151	.0094	.0014	.0009	.0001	.0008	.0003	.0005
%RSD	293.2	77.91	72.52	6.669	110.5	21.22	152.8	32.17	275.9
#1	.0007	.0087	-.0063	.0204	-.0002	.0005	.0000	-.0010	-.0002
#2	-.0002	.0301	-.0197	.0224	-.0014	.0007	-.0011	-.0006	.0005
Check ?	Chk Pass	Chk Pass	Chk Pass	Chk Pass	Chk Pass	Chk Pass	Chk Pass	Chk Pass	Chk Pass
High Limit									
Low Limit									

Zoom In Zoom Out

Sample Name: CCB Acquired: 7/7/2014 16:32:12 Type: QC
Method: Accutest 2(v181) Mode: CONC Corr. Factor: 1.000000
User: admin Custom ID1: Custom ID2: Custom ID3:
Comment:

Elem	Sr4077	Ti3349	W_2079	Zr3391	S_1820	Bi2230	Li6707
Units	ppm	ppm	ppm	ppm	ppm	ppm	ppm
Avg	**.0000**	**-.0002**	**.0017**	**.0002**	**-.0019**	**-.0019**	**-.0004**
Stddev	.0000	.0002	.0016	.0002	.0010	.0011	.0008
%RSD	33.12	110.7	93.61	118.6	53.44	54.97	174.6
#1	.0000	-.0004	.0006	.0000	-.0026	-.0012	-.0010
#2	.0001	-.0000	.0028	.0003	-.0012	-.0027	.0001
Check ?	Chk Pass	Chk Pass	Chk Pass	Chk Pass	Chk Pass	Chk Pass	Chk Pass
High Limit							
Low Limit							

Int. Std.	Y_3600	Y_3710	Y_2243	In2306
Units	Cts/S	Cts/S	Cts/S	Cts/S
Avg	**75621.**	**21437.**	**1572.3**	**3810.5**
Stddev	108.	1827.	7.2	19.3
%RSD	.14251	8.5223	.45808	.50743
#1	75544.	22729.	1577.4	3824.1
#2	75697.	20146.	1567.2	3796.8

Zoom In Zoom Out

Sample Name: jb70783-1 Acquired: 7/7/2014 16:35:25 Type: Unk
Method: Accutest 2(v181) Mode: CONC Corr. Factor: 1.000000
User: admin Custom ID1: Custom ID2: Custom ID3:
Comment: 18

Elem	Ba4554	Be3130	Cd2288	Co2286	Cr2677	Cu3247	Mn2576	Ni2316	Ag3280
Avg	**.8452**	**-.0003**	**.0004**	**.0039**	**.0026**	**.0035**	**2.684**	**.0144**	**.0012**
Stddev	.0215	.0001	.0001	.0003	.0002	.0004	.031	.0008	.0004
%RSD	2.541	35.18	32.45	6.739	8.581	12.04	1.145	5.384	33.68
#1	.8604	-.0002	.0003	.0041	.0024	.0032	2.662	.0150	.0009
#2	.8301	-.0003	.0005	.0037	.0027	.0038	2.705	.0139	.0015

Elem	V_2924	Zn2062	As1890	Tl1908	Pb2203	Se1960	Sb2068	Al3961	Ca3179
Avg	**.0035**	**.0133**	**.0057**	**.0001**	**-.0002**	**-.0003**	**.0032**	**.1364**	**303.5**
Stddev	.0001	.0002	.0014	.0025	.0002	.0019	.0005	.0026	7.2
%RSD	4.190	1.135	24.51	1801.	93.66	615.3	15.16	1.910	2.386
#1	.0034	.0134	.0067	.0019	-.0004	.0010	.0029	.1382	308.6
#2	.0036	.0132	.0047	-.0017	-.0001	-.0016	.0036	.1346	298.4

Elem	Fe2599	Mg2790	K_7664	Na5895	B_2089	Mo2020	Pd3404	Si2124	Sn1899
Avg	**6.288**	**29.17**	**21.40**	**1219.**	**.3672**	**.0088**	**.0114**	**14.96**	**-.0028**
Stddev	.152	.71	.57	55.	.0061	.0001	.0008	.33	.0012
%RSD	2.409	2.428	2.647	4.518	1.649	.6028	7.189	2.193	41.37
#1	6.395	29.67	21.80	1258.	.3715	.0088	.0120	15.19	-.0020
#2	6.181	28.67	21.00	1181.	.3629	.0087	.0109	14.73	-.0036

Elem	Sr4077	Ti3349	W_2079	Zr3391	S_1820	Bi2230	Li6707
Avg	**1.683**	**.0018**	**.0115**	**-.0019**	**36.57**	**.0087**	**.0213**
Stddev	.042	.0004	.0005	.0001	.71	.0014	.0006
%RSD	2.490	24.35	4.204	7.170	1.938	15.87	2.964
#1	1.713	.0021	.0112	-.0020	37.07	.0096	.0208
#2	1.653	.0015	.0118	-.0018	36.07	.0077	.0217

Int. Std.	Y_3600	Y_3710	Y_2243	In2306
Avg	**60827.**	**20632.**	**1307.4**	**2651.9**
Stddev	689.	505.	14.3	32.1
%RSD	1.1331	2.4475	1.0917	1.2102
#1	61314.	20274.	1297.3	2629.2
#2	60340.	20989.	1317.5	2674.6

Zoom In Zoom Out

Sample Name: jb70783-2 Acquired: 7/7/2014 16:38:46 Type: Unk
Method: Accutest 2(v181) Mode: CONC Corr. Factor: 1.000000
User: admin Custom ID1: Custom ID2: Custom ID3:
Comment: 19

Elem	Ba4554	Be3130	Cd2288	Co2286	Cr2677	Cu3247	Mn2576	Ni2316	Ag3280
Avg	**.0002**	**-.0002**	**.0002**	**-.0001**	**-.0001**	**.0006**	**.0000**	**-.0004**	**.0000**
Stddev	.0001	.0000	.0001	.0001	.0003	.0003	.0001	.0004	.0000
%RSD	70.12	9.889	37.40	74.80	208.9	53.35	316.1	116.0	50.39
#1	.0001	-.0003	.0001	-.0002	.0001	.0009	.0001	-.0007	.0000
#2	.0003	-.0002	.0002	-.0001	-.0004	.0004	-.0000	-.0001	.0000

Elem	V_2924	Zn2062	As1890	Tl1908	Pb2203	Se1960	Sb2068	Al3961	Ca3179
Avg	**-.0000**	**.0001**	**-.0009**	**-.0011**	**.0002**	**.0018**	**.0021**	**.0025**	**.0296**
Stddev	.0000	.0001	.0016	.0004	.0002	.0010	.0018	.0043	.0069
%RSD	16.27	145.6	168.8	34.57	104.2	53.73	88.80	171.7	23.24
#1	-.0000	.0002	-.0020	-.0014	.0003	.0025	.0008	-.0005	.0345
#2	-.0000	-.0000	.0002	-.0008	.0000	.0011	.0034	.0055	.0247

Elem	Fe2599	Mg2790	K_7664	Na5895	B_2089	Mo2020	Pd3404	Si2124	Sn1899
Avg	**-.0005**	**.0063**	**.0450**	**.3817**	**-.0008**	**-.0004**	**-.0002**	**.0218**	**.0003**
Stddev	.0010	.0049	.0072	.0591	.0007	.0001	.0013	.0026	.0004
%RSD	185.0	77.42	15.99	15.49	89.57	15.17	607.6	12.15	166.0
#1	.0002	.0097	.0399	.4236	-.0003	-.0005	.0007	.0236	.0006
#2	-.0012	.0028	.0501	.3399	-.0013	-.0004	-.0011	.0199	-.0000

Elem	Sr4077	Ti3349	W_2079	Zr3391	S_1820	Bi2230	Li6707
Avg	**.0000**	**-.0003**	**-.0131**	**-.0002**	**.0034**	**-.0014**	**.0011**
Stddev	.0000	.0003	.0011	.0002	.0006	.0003	.0009
%RSD	5.125	86.20	8.429	91.68	16.75	22.58	81.24
#1	.0000	-.0005	-.0139	-.0004	.0038	-.0016	.0005
#2	.0000	-.0001	-.0123	-.0001	.0030	-.0012	.0018

Int. Std.	Y_3600	Y_3710	Y_2243	In2306
Avg	**75650.**	**21441.**	**1559.3**	**3797.2**
Stddev	358.	110.	2.7	.3
%RSD	.47301	.51140	.17099	.00809
#1	75903.	21363.	1561.2	3797.4
#2	75397.	21518.	1557.4	3797.0

Zoom In Zoom Out

Sample Name: jb70783-3 Acquired: 7/7/2014 16:41:58 Type: Unk
Method: Accutest 2(v181) Mode: CONC Corr. Factor: 1.000000
User: admin Custom ID1: Custom ID2: Custom ID3:
Comment: 20

Elem	Ba4554	Be3130	Cd2288	Co2286	Cr2677	Cu3247	Mn2576	Ni2316	Ag3280
Avg	**.1496**	**-.0002**	**.0002**	**.0002**	**.0020**	**.0012**	**.2710**	**.0063**	**.0004**
Stddev	.0015	.0000	.0001	.0003	.0004	.0001	.0020	.0001	.0000
%RSD	.9750	17.71	67.88	136.3	18.76	10.95	.7358	1.323	10.01
#1	.1507	-.0002	.0003	.0000	.0017	.0013	.2696	.0062	.0005
#2	.1486	-.0002	.0001	.0004	.0023	.0011	.2724	.0063	.0004

Elem	V_2924	Zn2062	As1890	Tl1908	Pb2203	Se1960	Sb2068	Al3961	Ca3179
Avg	**.0051**	**.0015**	**.0176**	**.0021**	**-.0017**	**-.0000**	**.0063**	**.0910**	**163.1**
Stddev	.0002	.0001	.0000	.0013	.0006	.0042	.0006	.0021	1.0
%RSD	4.184	7.940	.1054	62.04	32.45	9051.	9.709	2.363	.6197
#1	.0053	.0016	.0176	.0012	-.0021	-.0030	.0058	.0894	163.8
#2	.0050	.0014	.0176	.0031	-.0013	.0029	.0067	.0925	162.4

Elem	Fe2599	Mg2790	K_7664	Na5895	B_2089	Mo2020	Pd3404	Si2124	Sn1899
Avg	**.5337**	**9.161**	**17.95**	**110.1**	**.2263**	**.0067**	**.0068**	**11.34**	**-.0023**
Stddev	.0034	.067	.17	1.1	.0017	.0003	.0009	.07	.0005
%RSD	.6461	.7275	.9281	.9665	.7562	5.123	13.14	.6315	20.72
#1	.5362	9.208	18.07	110.8	.2276	.0069	.0074	11.39	-.0019
#2	.5313	9.114	17.83	109.3	.2251	.0065	.0062	11.29	-.0026

Elem	Sr4077	Ti3349	W_2079	Zr3391	S_1820	Bi2230	Li6707
Avg	**2.371**	**.0003**	**.0041**	**-.0017**	**112.2**	**.0042**	**.0072**
Stddev	.022	.0001	.0016	.0001	.7	.0009	.0006
%RSD	.9478	53.34	39.32	7.389	.6498	21.52	8.252
#1	2.387	.0002	.0029	-.0018	112.7	.0036	.0067
#2	2.355	.0004	.0052	-.0016	111.7	.0048	.0076

Int. Std.	Y_3600	Y_3710	Y_2243	In2306
Avg	**69706.**	**21055.**	**1466.5**	**3271.9**
Stddev	286.	101.	.9	6.5
%RSD	.41057	.48056	.06428	.19727
#1	69909.	20984.	1465.9	3267.3
#2	69504.	21127.	1467.2	3276.5

Zoom In Zoom Out

Sample Name: jb70822-2f Acquired: 7/7/2014 16:45:08 Type: Unk
Method: Accutest 2(v181) Mode: CONC Corr. Factor: 1.000000
User: admin Custom ID1: Custom ID2: Custom ID3:
Comment:

Elem	Ba4554	Be3130	Cd2288	Co2286	Cr2677	Cu3247	Mn2576	Ni2316	Ag3280
Avg	**.5304**	**-.0003**	**.0005**	**-.0003**	**.0019**	**.0023**	**-.0004**	**-.0004**	**.0003**
Stddev	.0040	.0000	.0001	.0005	.0002	.0002	.0000	.0001	.0001
%RSD	.7630	3.850	28.28	187.6	10.14	7.318	3.505	38.90	39.35
#1	.5333	-.0003	.0004	.0001	.0018	.0024	-.0004	-.0005	.0004
#2	.5275	-.0003	.0006	-.0006	.0021	.0022	-.0004	-.0003	.0002

Elem	V_2924	Zn2062	As1890	Tl1908	Pb2203	Se1960	Sb2068	Al3961	Ca3179
Avg	**.0011**	**.0044**	**.0008**	**.0004**	**-.0010**	**-.0015**	**.0008**	**.0760**	**177.2**
Stddev	.0004	.0000	.0008	.0000	.0003	.0006	.0008	.0072	.1
%RSD	39.16	1.083	102.8	9.224	26.10	39.79	92.49	9.480	.0776
#1	.0014	.0044	.0002	.0004	-.0008	-.0011	.0013	.0709	177.3
#2	.0008	.0045	.0014	.0004	-.0012	-.0019	.0003	.0811	177.1

Elem	Fe2599	Mg2790	K_7664	Na5895	B_2089	Mo2020	Pd3404	Si2124	Sn1899
Avg	**-.0153**	**44.65**	**1.861**	**82.46**	**.0363**	**.0158**	**.0051**	**10.42**	**-.0015**
Stddev	.0013	.01	.023	.49	.0012	.0004	.0003	.06	.0010
%RSD	8.285	.0259	1.230	.5975	3.194	2.342	5.858	.5533	68.63
#1	-.0162	44.64	1.878	82.80	.0354	.0155	.0049	10.38	-.0023
#2	-.0144	44.66	1.845	82.11	.0371	.0160	.0053	10.46	-.0008

Elem	Sr4077	Ti3349	W_2079	Zr3391	S_1820	Bi2230	Li6707
Avg	**.5047**	**-.0004**	**-.0015**	**-.0022**	**8.911**	**.0034**	**.0083**
Stddev	.0039	.0002	.0013	.0002	.061	.0008	.0001
%RSD	.7684	37.82	87.82	10.20	.6892	22.73	1.392
#1	.5074	-.0003	-.0024	-.0023	8.868	.0029	.0082
#2	.5019	-.0005	-.0006	-.0020	8.955	.0040	.0084

Int. Std.	Y_3600	Y_3710	Y_2243	In2306
Avg	**69281.**	**21004.**	**1441.4**	**3215.2**
Stddev	186.	12.	13.7	24.3
%RSD	.26895	.05556	.95223	.75676
#1	69413.	21012.	1451.1	3232.4
#2	69150.	20996.	1431.7	3198.0

Zoom In Zoom Out

Sample Name: jb70822-4 Acquired: 7/7/2014 16:48:18 Type: Unk
Method: Accutest 2(v181) Mode: CONC Corr. Factor: 1.000000
User: admin Custom ID1: Custom ID2: Custom ID3:
Comment:

Elem	Ba4554	Be3130	Cd2288	Co2286	Cr2677	Cu3247	Mn2576	Ni2316	Ag3280
Avg	**-.0000**	**-.0002**	**.0003**	**-.0001**	**.0003**	**.0006**	**-.0001**	**-.0003**	**.0000**
Stddev	.0001	.0000	.0002	.0004	.0002	.0001	.0000	.0004	.0003
%RSD	17010.	9.394	47.23	304.9	69.17	20.08	6.507	127.7	1144.
#1	.0001	-.0002	.0002	.0002	.0005	.0006	-.0001	-.0000	.0002
#2	-.0001	-.0002	.0004	-.0004	.0002	.0005	-.0001	-.0006	-.0002

Elem	V_2924	Zn2062	As1890	Tl1908	Pb2203	Se1960	Sb2068	Al3961	Ca3179
Avg	**.0002**	**.0025**	**-.0014**	**.0000**	**.0006**	**.0018**	**.0007**	**.0058**	**.0276**
Stddev	.0002	.0001	.0006	.0008	.0002	.0014	.0000	.0038	.0047
%RSD	110.3	2.893	41.70	2326.	31.41	80.68	4.934	65.86	17.08
#1	.0004	.0025	-.0018	.0006	.0005	.0028	.0007	.0086	.0310
#2	.0000	.0026	-.0010	-.0005	.0008	.0008	.0007	.0031	.0243

Elem	Fe2599	Mg2790	K_7664	Na5895	B_2089	Mo2020	Pd3404	Si2124	Sn1899
Avg	**.0005**	**.0107**	**-.0009**	**.1521**	**-.0007**	**-.0006**	**-.0007**	**.0161**	**.0005**
Stddev	.0002	.0058	.0121	.0131	.0002	.0002	.0001	.0007	.0005
%RSD	44.70	54.13	1305.	8.619	29.59	37.01	12.20	4.297	119.4
#1	.0007	.0066	.0076	.1614	-.0006	-.0005	-.0006	.0166	.0008
#2	.0004	.0149	-.0095	.1428	-.0009	-.0008	-.0007	.0156	.0001

Elem	Sr4077	Ti3349	W_2079	Zr3391	S_1820	Bi2230	Li6707
Avg	**-.0001**	**-.0006**	**-.0151**	**-.0003**	**.0013**	**-.0005**	**.0002**
Stddev	.0000	.0003	.0001	.0002	.0005	.0004	.0005
%RSD	9.878	53.45	.6559	68.69	39.25	76.32	298.3
#1	-.0001	-.0004	-.0151	-.0001	.0016	-.0002	-.0002
#2	-.0001	-.0008	-.0150	-.0004	.0009	-.0007	.0005

Int. Std.	Y_3600	Y_3710	Y_2243	In2306
Avg	**75510.**	**21602.**	**1562.1**	**3805.8**
Stddev	365.	109.	7.5	13.1
%RSD	.48353	.50622	.48266	.34488
#1	75768.	21525.	1567.4	3815.1
#2	75252.	21679.	1556.7	3796.5

Zoom In Zoom Out

Sample Name: jb70822-2 Acquired: 7/7/2014 16:51:31 Type: Unk
Method: Accutest 2(v181) Mode: CONC Corr. Factor: 1.000000
User: admin Custom ID1: Custom ID2: Custom ID3:
Comment:

Elem	Ba4554	Be3130	Cd2288	Co2286	Cr2677	Cu3247	Mn2576	Ni2316	Ag3280
Avg	**.5345**	**-.0003**	**.0010**	**.0005**	**.0022**	**.0031**	**.0125**	**-.0003**	**.0006**
Stddev	.0026	.0000	.0001	.0001	.0001	.0003	.0002	.0005	.0006
%RSD	.4955	5.724	8.805	29.69	4.472	10.53	1.460	203.4	109.3
#1	.5326	-.0003	.0010	.0006	.0023	.0033	.0124	-.0007	.0001
#2	.5363	-.0003	.0011	.0004	.0021	.0028	.0127	.0001	.0010

Elem	V_2924	Zn2062	As1890	Tl1908	Pb2203	Se1960	Sb2068	Al3961	Ca3179
Avg	**.0008**	**.0086**	**.0019**	**-.0005**	**.0001**	**-.0019**	**.0037**	**.2076**	**177.2**
Stddev	.0001	.0003	.0004	.0000	.0005	.0001	.0006	.0020	1.0
%RSD	16.27	2.979	21.55	5.163	404.6	7.707	16.72	.9631	.5429
#1	.0007	.0084	.0022	-.0005	.0005	-.0018	.0032	.2062	176.5
#2	.0009	.0088	.0016	-.0005	-.0003	-.0020	.0041	.2090	177.9

Elem	Fe2599	Mg2790	K_7664	Na5895	B_2089	Mo2020	Pd3404	Si2124	Sn1899
Avg	**.1278**	**44.58**	**1.879**	**82.50**	**.0364**	**.0158**	**.0057**	**10.73**	**-.0011**
Stddev	.0016	.22	.002	.42	.0002	.0002	.0013	.01	.0008
%RSD	1.251	.4879	.0792	.5146	.4935	1.113	21.86	.1081	69.41
#1	.1266	44.43	1.878	82.20	.0365	.0159	.0048	10.72	-.0006
#2	.1289	44.74	1.880	82.80	.0362	.0157	.0066	10.74	-.0017

Elem	Sr4077	Ti3349	W_2079	Zr3391	S_1820	Bi2230	Li6707
Avg	**.5054**	**.0025**	**-.0022**	**-.0022**	**8.958**	**.0024**	**.0071**
Stddev	.0024	.0003	.0017	.0001	.001	.0004	.0004
%RSD	.4681	11.45	76.09	3.732	.0116	16.75	5.726
#1	.5037	.0027	-.0010	-.0022	8.957	.0027	.0074
#2	.5070	.0023	-.0034	-.0021	8.959	.0021	.0068

Int. Std.	Y_3600	Y_3710	Y_2243	In2306
Avg	**69159.**	**21170.**	**1442.2**	**3214.3**
Stddev	756.	109.	8.9	10.9
%RSD	1.0929	.51621	.62046	.33964
#1	69693.	21248.	1448.5	3222.0
#2	68624.	21093.	1435.8	3206.6

Zoom In Zoom Out

Sample Name: jb70822-3f Acquired: 7/7/2014 16:54:40 Type: Unk
Method: Accutest 2(v181) Mode: CONC Corr. Factor: 1.000000
User: admin Custom ID1: Custom ID2: Custom ID3:
Comment:

Elem	Ba4554	Be3130	Cd2288	Co2286	Cr2677	Cu3247	Mn2576	Ni2316	Ag3280
Avg	**.8906**	**-.0003**	**.0003**	**.0001**	**.0020**	**.0006**	**-.0001**	**.0008**	**.0002**
Stddev	.0078	.0000	.0001	.0002	.0001	.0003	.0001	.0001	.0006
%RSD	.8744	8.265	36.67	147.6	5.942	54.21	94.80	11.66	404.6
#1	.8851	-.0003	.0002	.0002	.0020	.0004	-.0000	.0007	.0006
#2	.8961	-.0003	.0004	-.0000	.0019	.0008	-.0001	.0008	-.0003

Elem	V_2924	Zn2062	As1890	Tl1908	Pb2203	Se1960	Sb2068	Al3961	Ca3179
Avg	**.0024**	**.0011**	**.0022**	**-.0001**	**-.0010**	**.0022**	**.0013**	**.0638**	**118.6**
Stddev	.0000	.0000	.0009	.0029	.0015	.0042	.0004	.0019	.9
%RSD	1.235	.3907	38.18	4086.	151.5	189.1	34.93	2.966	.7396
#1	.0023	.0011	.0016	.0020	.0001	-.0008	.0009	.0651	118.0
#2	.0024	.0011	.0028	-.0021	-.0021	.0052	.0016	.0624	119.2

Elem	Fe2599	Mg2790	K_7664	Na5895	B_2089	Mo2020	Pd3404	Si2124	Sn1899
Avg	**-.0157**	**54.32**	**4.419**	**34.85**	**.0291**	**.0025**	**.0013**	**10.54**	**-.0025**
Stddev	.0007	.40	.084	.34	.0015	.0002	.0003	.03	.0011
%RSD	4.211	.7405	1.906	.9826	5.067	6.198	19.39	.3003	42.80
#1	-.0152	54.04	4.360	34.61	.0281	.0024	.0015	10.56	-.0033
#2	-.0162	54.60	4.479	35.09	.0301	.0026	.0011	10.52	-.0017

Elem	Sr4077	Ti3349	W_2079	Zr3391	S_1820	Bi2230	Li6707
Avg	**1.234**	**-.0005**	**-.0041**	**-.0022**	**7.055**	**.0001**	**.0221**
Stddev	.011	.0000	.0018	.0001	.028	.0001	.0004
%RSD	.8651	2.825	44.86	6.285	.3927	90.52	1.669
#1	1.226	-.0005	-.0054	-.0023	7.074	.0000	.0218
#2	1.241	-.0004	-.0028	-.0021	7.035	.0002	.0223

Int. Std.	Y_3600	Y_3710	Y_2243	In2306
Avg	**71050.**	**21530.**	**1481.7**	**3346.9**
Stddev	736.	221.	2.4	5.5
%RSD	1.0363	1.0267	.16023	.16284
#1	71571.	21687.	1483.4	3350.7
#2	70530.	21374.	1480.0	3343.0

Zoom In Zoom Out

Sample Name: jb70832-1a Acquired: 7/7/2014 16:57:50 Type: Unk
Method: Accutest 2(v181) Mode: CONC Corr. Factor: 1.000000
User: admin Custom ID1: Custom ID2: Custom ID3:
Comment:

Elem	Ba4554	Be3130	Cd2288	Co2286	Cr2677	Cu3247	Mn2576	Ni2316	Ag3280
Avg	**.5500**	**-.0002**	**.0051**	**.0023**	**.0084**	**.1204**	**.1759**	**.0153**	**.0002**
Stddev	.0020	.0000	.0001	.0002	.0007	.0006	.0003	.0002	.0005
%RSD	.3629	16.60	1.408	9.172	8.693	.4700	.1514	1.268	218.7
#1	.5514	-.0002	.0051	.0022	.0079	.1200	.1757	.0154	.0005
#2	.5486	-.0002	.0052	.0025	.0089	.1208	.1761	.0151	-.0001

Elem	V_2924	Zn2062	As1890	Tl1908	Pb2203	Se1960	Sb2068	Al3961	Ca3179
Avg	**.0033**	**.9543**	**.0059**	**.0011**	**.6409**	**.0022**	**.0075**	**1.061**	**115.2**
Stddev	.0003	.0020	.0001	.0011	.0014	.0009	.0002	.010	.2
%RSD	8.939	.2135	.9371	101.6	.2222	42.71	2.760	.9156	.2031
#1	.0031	.9557	.0058	.0003	.6419	.0028	.0073	1.054	115.4
#2	.0035	.9528	.0059	.0019	.6399	.0015	.0076	1.068	115.1

Elem	Fe2599	Mg2790	K_7664	Na5895	B_2089	Mo2020	Pd3404	Si2124	Sn1899
Avg	**5.623**	**51.35**	**9.038**	**286.0**	**.2129**	**.0252**	**.0032**	**8.212**	**.0143**
Stddev	.019	.03	.025	4.4	.0003	.0001	.0011	.007	.0003
%RSD	.3392	.0680	.2739	1.522	.1395	.2038	35.73	.0866	2.118
#1	5.637	51.37	9.055	289.1	.2131	.0251	.0040	8.217	.0146
#2	5.610	51.33	9.020	282.9	.2127	.0252	.0024	8.207	.0141

Elem	Sr4077	Ti3349	W_2079	Zr3391	S_1820	Bi2230	Li6707
Avg	**1.318**	**.0318**	**-.0057**	**-.0015**	**48.36**	**.0024**	**.0341**
Stddev	.005	.0002	.0000	.0002	.04	.0002	.0001
%RSD	.4120	.6080	.3357	10.98	.0784	8.170	.2860
#1	1.322	.0316	-.0057	-.0016	48.39	.0025	.0342
#2	1.314	.0319	-.0057	-.0014	48.33	.0023	.0340

Int. Std.	Y_3600	Y_3710	Y_2243	In2306
Avg	**68514.**	**21408.**	**1458.9**	**3154.0**
Stddev	123.	11.	3.0	8.5
%RSD	.17937	.05297	.20811	.26975
#1	68601.	21399.	1461.1	3160.0
#2	68427.	21416.	1456.8	3148.0

Zoom In Zoom Out

Sample Name: jb70813-2a Acquired: 7/7/2014 17:01:03 Type: Unk
Method: Accutest 2(v181) Mode: CONC Corr. Factor: 1.000000
User: admin Custom ID1: Custom ID2: Custom ID3:
Comment:

Elem	Ba4554	Be3130	Cd2288	Co2286	Cr2677	Cu3247	Mn2576	Ni2316	Ag3280
Avg	**.0003**	**-.0002**	**.0001**	**-.0003**	**.0001**	**.0004**	**.0001**	**-.0005**	**.0001**
Stddev	.0000	.0000	.0001	.0001	.0000	.0003	.0000	.0002	.0001
%RSD	13.68	5.225	155.5	36.14	29.52	77.77	76.78	30.01	120.1
#1	.0003	-.0002	.0002	-.0004	.0001	.0002	.0001	-.0004	.0001
#2	.0003	-.0002	-.0000	-.0002	.0001	.0007	.0000	-.0006	.0000

Elem	V_2924	Zn2062	As1890	Tl1908	Pb2203	Se1960	Sb2068	Al3961	Ca3179
Avg	**-.0001**	**.0003**	**.0006**	**-.0009**	**.0011**	**.0021**	**.0015**	**.0046**	**.0461**
Stddev	.0001	.0000	.0017	.0013	.0000	.0016	.0015	.0004	.0032
%RSD	38.87	15.15	265.9	141.0	2.552	75.43	101.6	8.867	7.022
#1	-.0001	.0003	.0018	-.0018	.0011	.0032	.0004	.0048	.0484
#2	-.0002	.0002	-.0005	-.0000	.0011	.0010	.0025	.0043	.0438

Elem	Fe2599	Mg2790	K_7664	Na5895	B_2089	Mo2020	Pd3404	Si2124	Sn1899
Avg	**-.0002**	**.0271**	**.0114**	**.3028**	**-.0013**	**-.0006**	**-.0006**	**.0433**	**-.0000**
Stddev	.0009	.0059	.0005	.0103	.0000	.0003	.0004	.0009	.0012
%RSD	590.1	21.80	4.348	3.392	.6485	45.08	59.93	2.113	3417.
#1	.0005	.0229	.0117	.3101	-.0013	-.0004	-.0009	.0426	.0008
#2	-.0008	.0312	.0110	.2956	-.0013	-.0008	-.0004	.0439	-.0009

Elem	Sr4077	Ti3349	W_2079	Zr3391	S_1820	Bi2230	Li6707
Avg	**.0000**	**-.0001**	**-.0162**	**-.0003**	**.0043**	**-.0011**	**.0008**
Stddev	.0000	.0003	.0014	.0000	.0007	.0001	.0003
%RSD	108.8	276.8	8.505	4.332	15.77	6.192	40.94
#1	.0001	-.0004	-.0172	-.0003	.0039	-.0012	.0006
#2	.0000	.0001	-.0152	-.0003	.0048	-.0011	.0010

Int. Std.	Y_3600	Y_3710	Y_2243	In2306
Avg	**75657.**	**21808.**	**1577.7**	**3837.7**
Stddev	553.	164.	3.9	13.9
%RSD	.73079	.75320	.24769	.36305
#1	76048.	21924.	1580.4	3847.5
#2	75266.	21691.	1574.9	3827.8

Zoom In Zoom Out

Sample Name: ccv Acquired: 7/7/2014 17:04:16 Type: QC
Method: Accutest 2(v181) Mode: CONC Corr. Factor: 1.000000
User: admin Custom ID1: Custom ID2: Custom ID3:
Comment:

Elem	Ba4554	Be3130	Cd2288	Co2286	Cr2677	Cu3247	Mn2576	Ni2316	Ag3280
Units	ppm	ppm	ppm	ppm	ppm	ppm	ppm	ppm	ppm
Avg	**1.889**	**1.963**	**1.871**	**1.938**	**2.001**	**1.905**	**2.018**	**1.934**	**.2412**
Stddev	.015	.015	.015	.017	.018	.009	.018	.013	.0018
%RSD	.8052	.7598	.8076	.8601	.8989	.4596	.9022	.6590	.7450
#1	1.900	1.973	1.882	1.950	1.989	1.899	2.006	1.943	.2399
#2	1.879	1.952	1.860	1.927	2.014	1.911	2.031	1.925	.2424
Check ?	Chk Pass	Chk Pass	Chk Pass	Chk Pass	Chk Pass	Chk Pass	Chk Pass	Chk Pass	Chk Pass
Value									
Range									

Elem	V_2924	Zn2062	As1890	Tl1908	Pb2203	Se1960	Sb2068	Al3961	Ca3179
Units	ppm	ppm	ppm	ppm	ppm	ppm	ppm	ppm	ppm
Avg	**1.961**	**1.977**	**1.893**	**1.968**	**1.977**	**1.897**	**1.898**	**37.58**	**39.39**
Stddev	.016	.015	.021	.018	.018	.018	.021	.26	.35
%RSD	.7953	.7690	1.093	.9204	.9021	.9439	1.086	.7000	.8783
#1	1.950	1.987	1.907	1.980	1.989	1.910	1.912	37.77	39.64
#2	1.973	1.966	1.878	1.955	1.964	1.885	1.883	37.40	39.15
Check ?	Chk Pass	Chk Pass	Chk Pass	Chk Pass	Chk Pass	Chk Pass	Chk Pass	Chk Pass	Chk Pass
Value									
Range									

Elem	Fe2599	Mg2790	K_7664	Na5895	B_2089	Mo2020	Pd3404	Si2124	Sn1899
Units	ppm	ppm	ppm	ppm	ppm	ppm	ppm	ppm	ppm
Avg	**38.58**	**38.14**	**37.06**	**37.30**	**1.928**	**1.922**	**1.919**	**4.698**	**1.967**
Stddev	.27	.25	.35	.31	.014	.020	.007	.046	.016
%RSD	.6995	.6508	.9531	.8442	.7347	1.051	.3810	.9858	.8221
#1	38.77	38.32	37.31	37.52	1.938	1.936	1.914	4.730	1.978
#2	38.39	37.97	36.81	37.07	1.918	1.908	1.924	4.665	1.955
Check ?	Chk Pass	Chk Pass	Chk Pass	Chk Pass	Chk Pass	Chk Pass	Chk Pass	Chk Pass	Chk Pass
Value									
Range									

Zoom In Zoom Out

Sample Name: ccv Acquired: 7/7/2014 17:04:16 Type: QC
Method: Accutest 2(v181) Mode: CONC Corr. Factor: 1.000000
User: admin Custom ID1: Custom ID2: Custom ID3:
Comment:

Elem	Sr4077	Ti3349	W_2079	Zr3391	S_1820	Bi2230	Li6707
Units	ppm	ppm	ppm	ppm	ppm	ppm	ppm
Avg	**1.884**	**1.963**	**1.859**	**1.950**	**1.856**	**1.837**	**1.899**
Stddev	.015	.017	.034	.017	.020	.017	.019
%RSD	.7824	.8765	1.824	.8630	1.065	.9315	.9834
#1	1.894	1.951	1.883	1.938	1.870	1.849	1.912
#2	1.873	1.975	1.835	1.962	1.842	1.825	1.886
Check ?	Chk Pass	Chk Pass	Chk Pass	Chk Pass	Chk Pass	Chk Pass	Chk Pass
Value							
Range							

Int. Std.	Y_3600	Y_3710	Y_2243	In2306
Units	Cts/S	Cts/S	Cts/S	Cts/S
Avg	**72591.**	**21489.**	**1560.9**	**3452.1**
Stddev	481.	108.	9.1	20.1
%RSD	.66276	.50106	.58299	.58097
#1	72932.	21413.	1554.4	3437.9
#2	72251.	21565.	1567.3	3466.3

Zoom In Zoom Out

Sample Name: ccb Acquired: 7/7/2014 17:07:23 Type: QC
Method: Accutest 2(v181) Mode: CONC Corr. Factor: 1.000000
User: admin Custom ID1: Custom ID2: Custom ID3:
Comment:

Elem	Ba4554	Be3130	Cd2288	Co2286	Cr2677	Cu3247	Mn2576	Ni2316
Units	ppm	ppm	ppm	ppm	ppm	ppm	ppm	ppm
Avg	**.0002**	**.0000**	**.0002**	**-.0001**	**.0003**	**.0003**	**-.0001**	**-.0002**
Stddev	.0003	.0001	.0000	.0000	.0003	.0003	.0000	.0000
%RSD	129.7	183.0	11.29	28.09	132.9	94.51	15.50	17.78
#1	.0004	.0001	.0003	-.0002	.0005	.0005	-.0001	-.0002
#2	.0000	-.0000	.0002	-.0001	.0000	.0001	-.0001	-.0002
Check ?	Chk Pass	Chk Pass	Chk Pass	Chk Pass	Chk Pass	Chk Pass	Chk Pass	Chk Pass
High Limit								
Low Limit								

Elem	Ag3280	V_2924	Zn2062	As1890	Tl1908	Pb2203	Se1960	Sb2068
Units	ppm	ppm	ppm	ppm	ppm	ppm	ppm	ppm
Avg	**-.0002**	**.0001**	**-.0002**	**.0005**	F **.0020**	**.0005**	**.0012**	**.0013**
Stddev	.0001	.0001	.0001	.0009	.0002	.0004	.0007	.0009
%RSD	21.07	207.6	78.49	179.8	11.81	81.18	63.68	68.71
#1	-.0003	.0002	-.0001	.0012	.0022	.0002	.0017	.0007
#2	-.0002	-.0000	-.0002	-.0001	.0019	.0008	.0006	.0019
Check ?	Chk Pass	Chk Pass	Chk Pass	Chk Pass	Chk Fail	Chk Pass	Chk Pass	Chk Pass
High Limit					.0020			
Low Limit					-.0020			

Elem	Al3961	Ca3179	Fe2599	Mg2790	K_7664	Na5895	B_2089	Mo2020
Units	ppm	ppm	ppm	ppm	ppm	ppm	ppm	ppm
Avg	**.0072**	**-.0025**	**.0003**	**.0240**	**.0035**	**.0489**	**-.0012**	**.0002**
Stddev	.0037	.0034	.0009	.0127	.0056	.0027	.0003	.0002
%RSD	51.90	135.5	266.3	52.88	159.5	5.563	27.36	132.0
#1	.0099	-.0001	.0010	.0151	-.0004	.0470	-.0010	.0000
#2	.0046	-.0049	-.0003	.0330	.0074	.0508	-.0015	.0003
Check ?	Chk Pass	Chk Pass	Chk Pass	Chk Pass	Chk Pass	Chk Pass	Chk Pass	Chk Pass
High Limit								
Low Limit								

Zoom In Zoom Out

Sample Name: ccb Acquired: 7/7/2014 17:07:23 Type: QC
Method: Accutest 2(v181) Mode: CONC Corr. Factor: 1.000000
User: admin Custom ID1: Custom ID2: Custom ID3:
Comment:

Elem	Pd3404	Si2124	Sn1899	Sr4077	Ti3349	W_2079	Zr3391	S_1820
Units	ppm	ppm	ppm	ppm	ppm	ppm	ppm	ppm
Avg	**-.0003**	**-.0002**	**-.0003**	**.0001**	**-.0004**	F **-.0075**	**-.0001**	**-.0020**
Stddev	.0009	.0005	.0001	.0000	.0004	.0006	.0000	.0007
%RSD	347.2	269.4	51.38	65.13	93.91	7.860	40.58	32.91
#1	.0004	.0002	-.0002	.0001	-.0001	-.0070	-.0000	-.0015
#2	-.0009	-.0005	-.0003	.0000	-.0006	-.0079	-.0001	-.0024
Check ?	Chk Pass	Chk Pass	Chk Pass	Chk Pass	Chk Pass	Chk Fail	Chk Pass	Chk Pass
High Limit						.0050		
Low Limit						-.0050		

Elem	Bi2230	Li6707
Units	ppm	ppm
Avg	**-.0010**	**-.0016**
Stddev	.0011	.0009
%RSD	109.4	55.93
#1	-.0018	-.0009
#2	-.0002	-.0022
Check ?	Chk Pass	Chk Pass
High Limit		
Low Limit		

Int. Std.	Y_3600	Y_3710	Y_2243	In2306
Units	Cts/S	Cts/S	Cts/S	Cts/S
Avg	**75481.**	**21552.**	**1591.3**	**3853.6**
Stddev	150.	104.	4.3	4.7
%RSD	.19902	.48308	.26719	.12293
#1	75587.	21626.	1588.3	3850.3
#2	75375.	21479.	1594.3	3857.0

Zoom In Zoom Out

Sample Name: mp80467-s2 Acquired: 7/7/2014 17:10:37 Type: Unk
Method: Accutest 2(v181) Mode: CONC Corr. Factor: 1.000000
User: admin Custom ID1: Custom ID2: Custom ID3:
Comment:

Elem	Ba4554	Be3130	Cd2288	Co2286	Cr2677	Cu3247	Mn2576	Ni2316	Ag3280
Avg	**2.778**	**.0488**	**.0515**	**.4864**	**.2122**	**.2566**	**.5273**	**.4845**	**.0518**
Stddev	.088	.0001	.0066	.0012	.0138	.0176	.0346	.0015	.0014
%RSD	3.181	.1170	12.82	.2525	6.517	6.858	6.557	.3036	2.612
#1	2.716	.0488	.0468	.4873	.2024	.2442	.5029	.4856	.0508
#2	2.841	.0487	.0562	.4856	.2220	.2690	.5518	.4835	.0527

Elem	V_2924	Zn2062	As1890	Tl1908	Pb2203	Se1960	Sb2068	Al3961	Ca3179
Avg	**.5117**	**.4919**	**2.059**	**2.021**	**.5008**	**2.118**	**.4742**	**2.131**	**143.0**
Stddev	.0147	.0007	.032	.029	.0014	.002	.0175	.101	4.6
%RSD	2.866	.1368	1.557	1.462	.2854	.1029	3.697	4.753	3.204
#1	.5013	.4923	2.036	2.042	.4998	2.117	.4866	2.060	139.7
#2	.5220	.4914	2.082	2.000	.5018	2.120	.4618	2.203	146.2

Elem	Fe2599	Mg2790	K_7664	Na5895	B_2089	Mo2020	Pd3404	Si2124	Sn1899
Avg	**1.094**	**80.20**	**28.73**	**57.82**	**2.156**	**1.999**	**2.045**	**13.09**	**2.022**
Stddev	.043	2.53	.77	1.84	.041	.004	.117	.00	.008
%RSD	3.913	3.150	2.675	3.188	1.912	.2157	5.726	.0056	.4016
#1	1.063	78.41	28.18	56.52	2.127	2.003	1.963	13.09	2.028
#2	1.124	81.99	29.27	59.13	2.185	1.996	2.128	13.09	2.016

Elem	Sr4077	Ti3349	W_2079	Zr3391	S_1820	Bi2230	Li6707
Avg	**3.178**	**2.213**	**.0085**	**.0000**	**7.112**	**.0223**	**.0224**
Stddev	.070	.149	.0150	.0021	.004	.0429	.0006
%RSD	2.188	6.751	176.3	15090.	.0519	192.3	2.758
#1	3.129	2.108	.0191	-.0014	7.109	.0527	.0219
#2	3.227	2.319	-.0021	.0015	7.114	-.0080	.0228

Int. Std.	Y_3600	Y_3710	Y_2243	In2306
Avg	*****	**21229.**	**1458.2**	**3225.0**
Stddev	-----	585.	3.8	9.3
%RSD	-----	2.7565	.26043	.28832
#1	69646.	21643.	1460.9	3231.6
#2	-----	20815.	1455.5	3218.5

Zoom In Zoom Out

Sample Name: mp80463-mb1 2 Acquired: 7/7/2014 17:13:39 Type: Unk
Method: Accutest 2(v181) Mode: CONC Corr. Factor: 1.000000
User: admin Custom ID1: Custom ID2: Custom ID3:
Comment:

Elem	Ba4554	Be3130	Cd2288	Co2286	Cr2677	Cu3247	Mn2576	Ni2316	Ag3280
Avg	**.0029**	**-.0002**	**-.0004**	**.0001**	**.0008**	**.0009**	**.0004**	**.0004**	**-.0000**
Stddev	.0002	.0000	.0001	.0000	.0004	.0002	.0000	.0002	.0000
%RSD	7.997	22.84	30.40	22.41	49.65	26.89	8.709	39.66	79.55
#1	.0031	-.0002	-.0003	.0001	.0005	.0011	.0004	.0003	-.0000
#2	.0028	-.0002	-.0005	.0002	.0010	.0007	.0004	.0005	-.0000

Elem	V_2924	Zn2062	As1890	Tl1908	Pb2203	Se1960	Sb2068	Al3961	Ca3179
Avg	**-.0001**	**.0032**	**-.0002**	**.0017**	**-.0005**	**.0016**	**.0006**	**.0231**	**.0985**
Stddev	.0003	.0001	.0005	.0000	.0005	.0000	.0006	.0062	.0053
%RSD	332.6	4.014	272.6	.9458	110.0	2.294	100.1	26.91	5.403
#1	.0001	.0033	-.0005	.0017	-.0001	.0017	.0002	.0187	.1023
#2	-.0003	.0031	.0002	.0017	-.0008	.0016	.0011	.0275	.0948

Elem	Fe2599	Mg2790	K_7664	Na5895	B_2089	Mo2020	Pd3404	Si2124	Sn1899
Avg	**.0253**	**.0326**	**.0321**	**.0551**	**.0005**	**.0003**	**-.0002**	**.0123**	**.0164**
Stddev	.0012	.0115	.0254	.0088	.0003	.0000	.0002	.0014	.0001
%RSD	4.828	35.25	79.30	15.92	53.50	9.552	120.0	11.21	.5636
#1	.0262	.0244	.0141	.0613	.0007	.0003	-.0003	.0132	.0164
#2	.0245	.0407	.0501	.0489	.0003	.0003	-.0000	.0113	.0163

Elem	Sr4077	Ti3349	W_2079	Zr3391	S_1820	Bi2230	Li6707
Avg	**.0005**	**-.0000**	**-.0152**	**-.0002**	**.0059**	**.0005**	**-.0019**
Stddev	.0001	.0006	.0002	.0001	.0004	.0008	.0010
%RSD	12.94	5248.	1.399	49.16	6.157	157.0	51.00
#1	.0006	-.0005	-.0154	-.0001	.0057	-.0001	-.0012
#2	.0005	.0004	-.0151	-.0002	.0062	.0010	-.0026

Int. Std.	Y_3600	Y_3710	Y_2243	In2306
Avg	**77701.**	**22081.**	**1619.7**	**3953.7**
Stddev	537.	48.	1.3	3.2
%RSD	.69067	.21610	.07863	.08036
#1	78080.	22115.	1618.8	3951.4
#2	77321.	22047.	1620.6	3955.9

Zoom In Zoom Out

Sample Name: mp80463-lc1 Acquired: 7/7/2014 17:16:52 Type: Unk
Method: Accutest 2(v181) Mode: CONC Corr. Factor: 1.000000
User: admin Custom ID1: Custom ID2: Custom ID3:
Comment:

Elem	Ba4554	Be3130	Cd2288	Co2286	Cr2677	Cu3247	Mn2576	Ni2316	Ag3280
Avg	**2.450**	**1.282**	**1.437**	**.6871**	**1.168**	**.6482**	**5.540**	**3.117**	**.4314**
Stddev	.010	.005	.009	.0018	.018	.0105	.090	.011	.0077
%RSD	.4149	.4175	.6084	.2575	1.576	1.620	1.630	.3612	1.774
#1	2.443	1.278	1.443	.6884	1.155	.6407	5.477	3.125	.4260
#2	2.457	1.286	1.431	.6859	1.181	.6556	5.604	3.109	.4368

Elem	V_2924	Zn2062	As1890	Tl1908	Pb2203	Se1960	Sb2068	Al3961	Ca3179
Avg	**1.124**	**3.017**	**1.470**	**2.716**	**2.567**	**1.680**	**.7661**	**84.17**	**61.88**
Stddev	.019	.007	.005	.014	.010	.012	.0048	.46	.17
%RSD	1.715	.2315	.3105	.5203	.3740	.6914	.6272	.5498	.2750
#1	1.110	3.022	1.473	2.726	2.574	1.688	.7695	83.84	61.76
#2	1.138	3.012	1.466	2.706	2.560	1.672	.7627	84.50	62.00

Elem	Fe2599	Mg2790	K_7664	Na5895	B_2089	Mo2020	Pd3404	Si2124	Sn1899
Avg	**123.5**	**33.98**	**28.48**	**6.693**	**1.093**	**.7343**	**.0099**	**4.947**	**1.085**
Stddev	.5	.10	.08	.029	.005	.0032	.0005	.053	.005
%RSD	.4415	.3046	.2710	.4276	.4842	.4291	4.965	1.070	.4545
#1	123.1	33.91	28.42	6.672	1.096	.7365	.0102	4.984	1.089
#2	123.9	34.06	28.53	6.713	1.089	.7321	.0095	4.909	1.082

Elem	Sr4077	Ti3349	W_2079	Zr3391	S_1820	Bi2230	Li6707
Avg	**1.022**	**2.449**	**.0057**	**.0768**	**2.263**	**.0557**	**.0743**
Stddev	.004	.040	.0015	.0012	.015	.0021	.0001
%RSD	.3998	1.639	25.54	1.543	.6567	3.749	.1102
#1	1.019	2.421	.0047	.0760	2.274	.0542	.0742
#2	1.025	2.477	.0067	.0777	2.253	.0571	.0744

Int. Std.	Y_3600	Y_3710	Y_2243	In2306
Avg	**74915.**	**22601.**	**1602.5**	**3466.2**
Stddev	611.	84.	6.5	9.6
%RSD	.81505	.37333	.40611	.27756
#1	75347.	22661.	1597.9	3459.4
#2	74483.	22541.	1607.1	3473.0

Zoom In Zoom Out

Sample Name: mp80463-b1 Acquired: 7/7/2014 17:19:49 Type: Unk
Method: Accutest 2(v181) Mode: CONC Corr. Factor: 1.000000
User: admin Custom ID1: Custom ID2: Custom ID3:
Comment:

Elem	Ba4554	Be3130	Cd2288	Co2286	Cr2677	Cu3247	Mn2576	Ni2316	Ag3280
Avg	**3.731**	**.0991**	**.0912**	**.9570**	**.4107**	**.4880**	**1.026**	**.9585**	**.1010**
Stddev	.045	.0014	.0012	.0049	.0048	.0029	.015	.0049	.0002
%RSD	1.219	1.445	1.293	.5093	1.157	.6001	1.485	.5118	.1896
#1	3.763	.1001	.0920	.9605	.4140	.4901	1.037	.9620	.1012
#2	3.699	.0981	.0903	.9536	.4073	.4860	1.016	.9550	.1009

Elem	V_2924	Zn2062	As1890	Tl1908	Pb2203	Se1960	Sb2068	Al3961	Ca3179
Avg	**.9877**	**.9985**	**3.939**	**4.150**	**1.006**	**4.162**	**.9691**	**51.67**	**12.87**
Stddev	.0135	.0046	.018	.034	.001	.019	.0077	.58	.14
%RSD	1.368	.4598	.4547	.8073	.0881	.4628	.7969	1.130	1.081
#1	.9973	1.002	3.952	4.174	1.007	4.176	.9745	52.08	12.97
#2	.9782	.9953	3.927	4.127	1.006	4.148	.9636	51.26	12.78

Elem	Fe2599	Mg2790	K_7664	Na5895	B_2089	Mo2020	Pd3404	Si2124	Sn1899
Avg	**52.14**	**12.69**	**12.36**	**12.35**	**-.0014**	**-.0002**	**.0060**	**.0159**	**.0140**
Stddev	.60	.13	.15	.14	.0002	.0002	.0001	.0014	.0006
%RSD	1.152	.9964	1.178	1.139	13.87	85.58	2.078	8.884	4.640
#1	52.56	12.77	12.46	12.44	-.0012	-.0004	.0059	.0149	.0135
#2	51.71	12.60	12.26	12.25	-.0015	-.0001	.0061	.0169	.0144

Elem	Sr4077	Ti3349	W_2079	Zr3391	S_1820	Bi2230	Li6707
Avg	**-.0000**	**.0006**	**-.0009**	**-.0009**	**.0127**	**-.0018**	**.0004**
Stddev	.0001	.0006	.0007	.0001	.0007	.0004	.0001
%RSD	156.0	101.5	74.54	13.78	5.863	23.42	21.15
#1	.0000	.0010	-.0014	-.0009	.0132	-.0015	.0004
#2	-.0001	.0002	-.0004	-.0008	.0122	-.0021	.0005

Int. Std.	Y_3600	Y_3710	Y_2243	In2306
Avg	**72309.**	**21683.**	**1561.8**	**3562.2**
Stddev	837.	128.	.6	2.9
%RSD	1.1581	.58907	.03854	.08221
#1	71717.	21593.	1562.2	3564.3
#2	72901.	21774.	1561.4	3560.2

Zoom In Zoom Out

Sample Name: mp80463-s1 Acquired: 7/7/2014 17:22:50 Type: Unk
Method: Accutest 2(v181) Mode: CONC Corr. Factor: 1.000000
User: admin Custom ID1: Custom ID2: Custom ID3:
Comment:

Elem	Ba4554	Be3130	Cd2288	Co2286	Cr2677	Cu3247	Mn2576	Ni2316	Ag3280
Avg	**5.148**	**.0963**	**.0908**	**.9472**	**.7720**	**1.226**	**2.206**	**1.173**	**.0974**
Stddev	.094	.0009	.0010	.0072	.0067	.014	.015	.009	.0012
%RSD	1.827	.8970	1.125	.7638	.8726	1.166	.6743	.7700	1.239
#1	5.215	.0969	.0916	.9523	.7672	1.216	2.196	1.180	.0983
#2	5.082	.0957	.0901	.9421	.7768	1.236	2.217	1.167	.0966

Elem	V_2924	Zn2062	As1890	Tl1908	Pb2203	Se1960	Sb2068	Al3961	Ca3179
Avg	**1.895**	**2.923**	**3.835**	**3.833**	**3.107**	**3.844**	**.4748**	**97.06**	**45.86**
Stddev	.011	.021	.039	.036	.019	.042	.0060	.52	.22
%RSD	.5874	.7217	1.024	.9357	.6171	1.103	1.257	.5400	.4744
#1	1.888	2.938	3.862	3.859	3.121	3.874	.4790	97.43	46.01
#2	1.903	2.908	3.807	3.808	3.093	3.814	.4705	96.69	45.70

Elem	Fe2599	Mg2790	K_7664	Na5895	B_2089	Mo2020	Pd3404	Si2124	Sn1899
Avg	**170.2**	**27.94**	**15.83**	**16.37**	**.0510**	**.0115**	**.0131**	**3.214**	**.0783**
Stddev	1.2	.20	.19	.19	.0008	.0001	.0002	.042	.0005
%RSD	.7317	.7315	1.175	1.153	1.654	1.252	1.836	1.297	.5788
#1	171.0	28.08	15.96	16.50	.0516	.0117	.0129	3.243	.0786
#2	169.3	27.79	15.70	16.23	.0505	.0114	.0133	3.184	.0779

Elem	Sr4077	Ti3349	W_2079	Zr3391	S_1820	Bi2230	Li6707
Avg	**.2140**	**2.021**	**.0034**	**.0508**	**10.93**	**.0450**	**.0575**
Stddev	.0016	.013	.0003	.0003	.11	.0002	.0004
%RSD	.7600	.6320	7.609	.5286	.9821	.3825	.7612
#1	.2151	2.012	.0035	.0510	11.00	.0451	.0578
#2	.2128	2.030	.0032	.0506	10.85	.0449	.0572

Int. Std.	Y_3600	Y_3710	Y_2243	In2306
Avg	**74035.**	**22431.**	**1584.8**	**3499.6**
Stddev	258.	134.	9.5	16.5
%RSD	.34864	.59846	.59875	.47144
#1	74217.	22336.	1578.1	3487.9
#2	73852.	22526.	1591.6	3511.2

Zoom In Zoom Out

Sample Name: mp80463-s2 Acquired: 7/7/2014 17:25:55 Type: Unk
Method: Accutest 2(v181) Mode: CONC Corr. Factor: 1.000000
User: admin Custom ID1: Custom ID2: Custom ID3:
Comment:

Elem	Ba4554	Be3130	Cd2288	Co2286	Cr2677	Cu3247	Mn2576	Ni2316	Ag3280
Avg	**5.143**	**.0973**	**.0929**	**.9678**	**.7080**	**1.171**	**2.559**	**1.180**	**.0967**
Stddev	.047	.0001	.0003	.0051	.0024	.005	.011	.004	.0001
%RSD	.9130	.1277	.3150	.5292	.3335	.4646	.4361	.3435	.1196
#1	5.176	.0972	.0927	.9642	.7063	1.168	2.551	1.177	.0966
#2	5.110	.0974	.0931	.9714	.7097	1.175	2.567	1.183	.0968

Elem	V_2924	Zn2062	As1890	Tl1908	Pb2203	Se1960	Sb2068	Al3961	Ca3179
Avg	**1.892**	**2.874**	**3.922**	**3.903**	**3.218**	**3.922**	**.5046**	**93.48**	**57.51**
Stddev	.007	.014	.023	.010	.009	.024	.0013	.01	.08
%RSD	.3842	.4754	.5964	.2662	.2760	.6204	.2528	.0143	.1464
#1	1.887	2.865	3.905	3.896	3.212	3.904	.5037	93.49	57.57
#2	1.897	2.884	3.938	3.910	3.225	3.939	.5055	93.47	57.45

Elem	Fe2599	Mg2790	K_7664	Na5895	B_2089	Mo2020	Pd3404	Si2124	Sn1899
Avg	**168.8**	**28.50**	**15.48**	**15.64**	**.0515**	**.0132**	**.0133**	**3.179**	**.0714**
Stddev	.2	.07	.00	.01	.0003	.0001	.0006	.001	.0005
%RSD	.1034	.2355	.0217	.0367	.5571	1.130	4.704	.0207	.7567
#1	168.7	28.55	15.49	15.64	.0517	.0131	.0128	3.179	.0718
#2	169.0	28.45	15.48	15.65	.0513	.0133	.0137	3.180	.0710

Elem	Sr4077	Ti3349	W_2079	Zr3391	S_1820	Bi2230	Li6707
Avg	**.2203**	**2.674**	**.0047**	**.0579**	**9.904**	**.0608**	**.0535**
Stddev	.0006	.014	.0007	.0005	.045	.0002	.0002
%RSD	.2594	.5093	14.26	.8163	.4530	.4051	.3444
#1	.2199	2.664	.0042	.0575	9.872	.0607	.0536
#2	.2207	2.683	.0051	.0582	9.936	.0610	.0534

Int. Std.	Y_3600	Y_3710	Y_2243	In2306
Avg	**73708.**	**22338.**	**1568.5**	**3463.3**
Stddev	127.	9.	8.4	14.6
%RSD	.17230	.04120	.53683	.42130
#1	73797.	22345.	1574.5	3473.6
#2	73618.	22332.	1562.6	3453.0

Zoom In Zoom Out

Sample Name: jb70803-1a Acquired: 7/7/2014 17:28:59 Type: Unk
Method: Accutest 2(v181) Mode: CONC Corr. Factor: 1.000000
User: admin Custom ID1: Custom ID2: Custom ID3:
Comment:

Elem	Ba4554	Be3130	Cd2288	Co2286	Cr2677	Cu3247	Mn2576	Ni2316	Ag3280
Avg	**1.428**	**.0027**	**.0043**	**.0692**	**.3407**	**.7094**	**1.117**	**.4188**	**.0012**
Stddev	.025	.0000	.0001	.0008	.0016	.0031	.007	.0017	.0006
%RSD	1.755	1.772	3.269	1.122	.4716	.4365	.5880	.4007	51.17
#1	1.410	.0027	.0044	.0687	.3396	.7072	1.112	.4176	.0007
#2	1.446	.0028	.0042	.0698	.3419	.7116	1.122	.4200	.0016

Elem	V_2924	Zn2062	As1890	Tl1908	Pb2203	Se1960	Sb2068	Al3961	Ca3179
Avg	**.9353**	**1.635**	**.1448**	**.0050**	**1.900**	**.0057**	**.0094**	**45.50**	**27.83**
Stddev	.0053	.011	.0004	.0005	.015	.0005	.0013	.78	.49
%RSD	.5659	.6694	.2507	10.39	.7796	9.329	14.11	1.721	1.778
#1	.9315	1.628	.1445	.0047	1.890	.0053	.0104	44.95	27.48
#2	.9390	1.643	.1450	.0054	1.910	.0061	.0085	46.05	28.18

Elem	Fe2599	Mg2790	K_7664	Na5895	B_2089	Mo2020	Pd3404	Si2124	Sn1899
Avg	**110.1**	**19.74**	**4.314**	**6.589**	**.0441**	**.0090**	**.0070**	**4.269**	**.0525**
Stddev	2.2	.38	.068	.108	.0006	.0003	.0001	.032	.0009
%RSD	1.995	1.907	1.586	1.639	1.358	3.738	1.091	.7451	1.777
#1	108.5	19.48	4.266	6.513	.0437	.0088	.0071	4.247	.0519
#2	111.6	20.01	4.363	6.666	.0445	.0093	.0069	4.292	.0532

Elem	Sr4077	Ti3349	W_2079	Zr3391	S_1820	Bi2230	Li6707
Avg	**.1875**	**2.351**	**-.0112**	**.0516**	**9.631**	**.0536**	**.0591**
Stddev	.0035	.014	.0005	.0003	.092	.0010	.0008
%RSD	1.868	.6062	4.469	.6240	.9514	1.874	1.397
#1	.1850	2.341	-.0115	.0514	9.566	.0529	.0585
#2	.1900	2.361	-.0108	.0518	9.696	.0543	.0597

Int. Std.	Y_3600	Y_3710	Y_2243	In2306
Avg	**75632.**	**22708.**	**1610.6**	**3620.8**
Stddev	492.	430.	13.5	21.1
%RSD	.65039	1.8956	.83992	.58194
#1	75979.	23013.	1620.1	3635.7
#2	75284.	22404.	1601.0	3605.9

Zoom In Zoom Out

Sample Name: mp80463-sd1 Acquired: 7/7/2014 17:32:04 Type: Unk
Method: Accutest 2(v181) Mode: CONC Corr. Factor: 5.000000
User: admin Custom ID1: Custom ID2: Custom ID3:
Comment:

Elem	Ba4554	Be3130	Cd2288	Co2286	Cr2677	Cu3247	Mn2576	Ni2316	Ag3280
Avg	**1.487**	**.0020**	**.0051**	**.0694**	**.3529**	**.7201**	**1.171**	**.4233**	**.0027**
Stddev	.005	.0000	.0008	.0001	.0026	.0113	.008	.0016	.0020
%RSD	.3504	.3841	15.75	.1304	.7353	1.573	.6640	.3762	75.21
#1	1.490	.0020	.0057	.0693	.3511	.7121	1.165	.4222	.0042
#2	1.483	.0020	.0045	.0695	.3548	.7281	1.176	.4244	.0013

Elem	V_2924	Zn2062	As1890	Tl1908	Pb2203	Se1960	Sb2068	Al3961	Ca3179
Avg	**.9745**	**1.718**	**.1495**	**.0056**	**1.929**	**.0141**	**.0086**	**47.32**	**29.40**
Stddev	.0117	.007	.0085	.0044	.005	.0072	.0022	.10	.04
%RSD	1.204	.4088	5.682	79.39	.2854	51.19	24.94	.2059	.1274
#1	.9662	1.713	.1435	.0025	1.925	.0090	.0071	47.39	29.38
#2	.9828	1.723	.1555	.0087	1.933	.0192	.0102	47.25	29.43

Elem	Fe2599	Mg2790	K_7664	Na5895	B_2089	Mo2020	Pd3404	Si2124	Sn1899
Avg	**116.8**	**20.82**	**4.418**	**6.780**	**.0406**	**.0057**	**.0040**	**4.328**	**.0534**
Stddev	.0	.16	.076	.040	.0011	.0001	.0043	.034	.0016
%RSD	.0419	.7674	1.716	.5823	2.728	1.591	109.3	.7939	3.038
#1	116.9	20.93	4.364	6.808	.0414	.0057	.0009	4.352	.0545
#2	116.8	20.70	4.471	6.752	.0398	.0056	.0070	4.304	.0522

Elem	Sr4077	Ti3349	W_2079	Zr3391	S_1820	Bi2230	Li6707
Avg	**.1958**	**2.440**	**-.0728**	**.0523**	**9.557**	**.0505**	**.0600**
Stddev	.0002	.030	.0097	.0026	.071	.0029	.0070
%RSD	.1151	1.218	13.32	4.873	.7425	5.701	11.66
#1	.1959	2.419	-.0797	.0505	9.506	.0484	.0649
#2	.1956	2.461	-.0660	.0541	9.607	.0525	.0550

Int. Std.	Y_3600	Y_3710	Y_2243	In2306
Avg	**75057.**	**21608.**	**1596.2**	**3752.8**
Stddev	439.	20.	13.2	20.5
%RSD	.58490	.09035	.82570	.54668
#1	75368.	21594.	1605.6	3767.3
#2	74747.	21621.	1586.9	3738.3

Zoom In Zoom Out

Sample Name: mp80467-s2 Acquired: 7/7/2014 17:35:10 Type: Unk
Method: Accutest 2(v181) Mode: CONC Corr. Factor: 1.000000
User: admin Custom ID1: Custom ID2: Custom ID3:
Comment:

Elem	Ba4554	Be3130	Cd2288	Co2286	Cr2677	Cu3247	Mn2576	Ni2316	Ag3280
Avg	**2.744**	**.0489**	**.0457**	**.4816**	**.2015**	**.2433**	**.5024**	**.4792**	**.0498**
Stddev	.003	.0004	.0004	.0029	.0011	.0002	.0025	.0029	.0009
%RSD	.1041	.7193	.8874	.6012	.5327	.0697	.4977	.6066	1.799
#1	2.742	.0486	.0460	.4837	.2007	.2434	.5006	.4812	.0492
#2	2.746	.0491	.0454	.4796	.2022	.2432	.5042	.4771	.0504

Elem	V_2924	Zn2062	As1890	Tl1908	Pb2203	Se1960	Sb2068	Al3961	Ca3179
Avg	**.5007**	**.4847**	**2.003**	**2.006**	**.4969**	**2.093**	**.4810**	**2.162**	**140.9**
Stddev	.0020	.0023	.008	.008	.0018	.005	.0005	.003	1.0
%RSD	.4083	.4668	.4054	.4198	.3655	.2592	.1019	.1168	.6807
#1	.4993	.4863	2.009	2.012	.4981	2.097	.4806	2.160	140.2
#2	.5022	.4831	1.997	2.000	.4956	2.089	.4813	2.164	141.6

Elem	Fe2599	Mg2790	K_7664	Na5895	B_2089	Mo2020	Pd3404	Si2124	Sn1899
Avg	**1.120**	**78.70**	**28.39**	**57.25**	**2.096**	**1.973**	**1.947**	**13.00**	**1.994**
Stddev	.011	.68	.05	.02	.004	.009	.011	.04	.012
%RSD	.9880	.8580	.1664	.0422	.1913	.4398	.5431	.3339	.5835
#1	1.112	78.22	28.36	57.23	2.099	1.979	1.940	13.03	2.002
#2	1.128	79.18	28.42	57.27	2.094	1.967	1.955	12.97	1.985

Elem	Sr4077	Ti3349	W_2079	Zr3391	S_1820	Bi2230	Li6707
Avg	**3.175**	**2.106**	**.0163**	**-.0017**	**7.017**	**.0546**	**.0212**
Stddev	.012	.007	.0011	.0000	.027	.0001	.0003
%RSD	.3653	.3154	6.916	.3441	.3800	.2687	1.297
#1	3.183	2.102	.0155	-.0017	7.036	.0545	.0210
#2	3.167	2.111	.0171	-.0017	6.998	.0547	.0214

Int. Std.	Y_3600	Y_3710	Y_2243	In2306
Avg	**69345.**	**21265.**	**1470.8**	**3249.3**
Stddev	251.	101.	4.4	6.0
%RSD	.36137	.47415	.30050	.18470
#1	69522.	21336.	1473.9	3253.5
#2	69167.	21193.	1467.6	3245.0

Zoom In Zoom Out

Sample Name: ccv Acquired: 7/7/2014 17:38:14 Type: QC
Method: Accutest 2(v181) Mode: CONC Corr. Factor: 1.000000
User: admin Custom ID1: Custom ID2: Custom ID3:
Comment:

Elem	Ba4554	Be3130	Cd2288	Co2286	Cr2677	Cu3247	Mn2576	Ni2316	Ag3280
Units	ppm	ppm	ppm	ppm	ppm	ppm	ppm	ppm	ppm
Avg	**1.890**	**1.974**	**1.835**	**1.915**	**2.014**	**1.926**	**2.037**	**1.904**	**.2424**
Stddev	.006	.010	.068	.068	.002	.020	.010	.071	.0021
%RSD	.3438	.5211	3.699	3.564	.0887	1.034	.5046	3.727	.8845
#1	1.885	1.966	1.883	1.963	2.013	1.912	2.030	1.954	.2409
#2	1.894	1.981	1.787	1.867	2.016	1.940	2.045	1.853	.2439
Check ?	Chk Pass	Chk Pass	Chk Pass	Chk Pass	Chk Pass	Chk Pass	Chk Pass	Chk Pass	Chk Pass
Value									
Range									

Elem	V_2924	Zn2062	As1890	Tl1908	Pb2203	Se1960	Sb2068	Al3961	Ca3179
Units	ppm	ppm	ppm	ppm	ppm	ppm	ppm	ppm	ppm
Avg	**1.981**	**1.946**	**1.869**	**1.939**	**1.949**	**1.861**	**1.870**	**37.78**	**39.85**
Stddev	.013	.074	.075	.068	.067	.065	.071	.24	.23
%RSD	.6583	3.814	4.042	3.484	3.450	3.484	3.778	.6431	.5663
#1	1.972	1.998	1.922	1.987	1.997	1.907	1.920	37.61	39.69
#2	1.990	1.893	1.815	1.891	1.902	1.815	1.820	37.95	40.01
Check ?	Chk Pass	Chk Pass	Chk Pass	Chk Pass	Chk Pass	Chk Pass	Chk Pass	Chk Pass	Chk Pass
Value									
Range									

Elem	Fe2599	Mg2790	K_7664	Na5895	B_2089	Mo2020	Pd3404	Si2124	Sn1899
Units	ppm	ppm	ppm	ppm	ppm	ppm	ppm	ppm	ppm
Avg	**38.76**	**38.38**	**36.99**	**37.48**	**1.898**	**1.893**	**1.936**	**4.622**	**1.937**
Stddev	.18	.32	.18	.06	.071	.075	.022	.168	.076
%RSD	.4556	.8212	.4915	.1502	3.760	3.970	1.157	3.640	3.906
#1	38.63	38.15	36.86	37.44	1.948	1.946	1.920	4.741	1.991
#2	38.88	38.60	37.12	37.52	1.847	1.840	1.952	4.503	1.884
Check ?	Chk Pass	Chk Pass	Chk Pass	Chk Pass	Chk Pass	Chk Pass	Chk Pass	Chk Pass	Chk Pass
Value									
Range									

Zoom In Zoom Out

Sample Name: ccv Acquired: 7/7/2014 17:38:14 Type: QC
Method: Accutest 2(v181) Mode: CONC Corr. Factor: 1.000000
User: admin Custom ID1: Custom ID2: Custom ID3:
Comment:

Elem	Sr4077	Ti3349	W_2079	Zr3391	S_1820	Bi2230	Li6707
Units	ppm	ppm	ppm	ppm	ppm	ppm	ppm
Avg	**1.883**	**1.979**	**1.838**	**1.967**	**1.827**	**1.801**	**1.909**
Stddev	.007	.014	.082	.014	.069	.064	.009
%RSD	.3716	.6945	4.436	.6927	3.751	3.557	.4807
#1	1.878	1.969	1.895	1.958	1.875	1.846	1.902
#2	1.888	1.989	1.780	1.977	1.778	1.756	1.915
Check ?	Chk Pass	Chk Pass	Chk Pass	Chk Pass	Chk Pass	Chk Pass	Chk Pass
Value							
Range							

Int. Std.	Y_3600	Y_3710	Y_2243	In2306
Units	Cts/S	Cts/S	Cts/S	Cts/S
Avg	**71852.**	**21368.**	**1577.4**	**3484.4**
Stddev	217.	127.	46.1	97.7
%RSD	.30269	.59248	2.9198	2.8038
#1	72006.	21458.	1544.8	3415.3
#2	71698.	21279.	1609.9	3553.4

Zoom In Zoom Out

Sample Name: ccb Acquired: 7/7/2014 17:41:32 Type: QC
Method: Accutest 2(v181) Mode: CONC Corr. Factor: 1.000000
User: admin Custom ID1: Custom ID2: Custom ID3:
Comment:

Elem	Ba4554	Be3130	Cd2288	Co2286	Cr2677	Cu3247	Mn2576	Ni2316	Ag3280
Units	ppm	ppm	ppm	ppm	ppm	ppm	ppm	ppm	ppm
Avg	**.0003**	**.0000**	**.0002**	**-.0002**	**-.0002**	**-.0002**	**.0000**	**.0001**	**.0007**
Stddev	.0001	.0000	.0000	.0004	.0006	.0005	.0000	.0002	.0001
%RSD	49.54	1509.	20.92	187.4	336.1	267.3	225.0	184.8	18.94
#1	.0002	.0000	.0003	-.0005	.0002	.0002	.0000	.0003	.0007
#2	.0004	-.0000	.0002	.0001	-.0006	-.0005	-.0000	-.0000	.0006
Check ?	Chk Pass	Chk Pass	Chk Pass	Chk Pass	Chk Pass	Chk Pass	Chk Pass	Chk Pass	Chk Pass
High Limit									
Low Limit									

Elem	V_2924	Zn2062	As1890	Tl1908	Pb2203	Se1960	Sb2068	Al3961	Ca3179
Units	ppm	ppm	ppm	ppm	ppm	ppm	ppm	ppm	ppm
Avg	**.0001**	**.0000**	**-.0003**	**.0008**	**.0012**	**.0008**	**.0011**	**.0077**	**-.0022**
Stddev	.0003	.0001	.0007	.0004	.0006	.0009	.0004	.0091	.0008
%RSD	260.6	3277.	256.9	48.49	52.50	103.2	39.09	117.5	36.69
#1	.0003	.0001	.0002	.0006	.0017	.0002	.0008	.0013	-.0027
#2	-.0001	-.0001	-.0008	.0011	.0008	.0015	.0014	.0142	-.0016
Check ?	Chk Pass	Chk Pass	Chk Pass	Chk Pass	Chk Pass	Chk Pass	Chk Pass	Chk Pass	Chk Pass
High Limit									
Low Limit									

Elem	Fe2599	Mg2790	K_7664	Na5895	B_2089	Mo2020	Pd3404	Si2124	Sn1899
Units	ppm	ppm	ppm	ppm	ppm	ppm	ppm	ppm	ppm
Avg	**.0040**	**-.0012**	**.0063**	**.0186**	**-.0001**	**.0004**	**.0001**	**-.0007**	**.0006**
Stddev	.0020	.0107	.0297	.0012	.0010	.0002	.0016	.0012	.0003
%RSD	49.75	913.5	467.6	6.700	1306.	38.96	2967.	172.2	47.76
#1	.0055	.0064	.0273	.0177	.0006	.0003	-.0011	-.0016	.0004
#2	.0026	-.0088	-.0146	.0195	-.0008	.0005	.0012	.0002	.0008
Check ?	Chk Pass	Chk Pass	Chk Pass	Chk Pass	Chk Pass	Chk Pass	Chk Pass	Chk Pass	Chk Pass
High Limit									
Low Limit									

Zoom In Zoom Out

Sample Name: ccb Acquired: 7/7/2014 17:41:32 Type: QC
Method: Accutest 2(v181) Mode: CONC Corr. Factor: 1.000000
User: admin Custom ID1: Custom ID2: Custom ID3:
Comment:

Elem	Sr4077	Ti3349	W_2079	Zr3391	S_1820	Bi2230	Li6707
Units	ppm	ppm	ppm	ppm	ppm	ppm	ppm
Avg	**.0001**	**.0001**	**-.0037**	**.0002**	**-.0036**	**-.0007**	**-.0015**
Stddev	.0001	.0000	.0020	.0000	.0000	.0004	.0005
%RSD	59.26	27.98	54.98	24.23	.2065	51.79	36.92
#1	.0002	.0001	-.0051	.0001	-.0036	-.0010	-.0011
#2	.0001	.0001	-.0023	.0002	-.0036	-.0005	-.0019
Check ?	Chk Pass	Chk Pass	Chk Pass	Chk Pass	Chk Pass	Chk Pass	Chk Pass
High Limit							
Low Limit							

Int. Std.	Y_3600	Y_3710	Y_2243	In2306
Units	Cts/S	Cts/S	Cts/S	Cts/S
Avg	**75581.**	**21491.**	**1593.0**	**3850.9**
Stddev	3.	263.	8.7	20.4
%RSD	.00425	1.2241	.54567	.52980
#1	75578.	21677.	1599.2	3865.3
#2	75583.	21305.	1586.9	3836.4

Zoom In Zoom Out

Sample Name: jb70660-4a Acquired: 7/7/2014 17:44:45 Type: Unk
Method: Accutest 2(v181) Mode: CONC Corr. Factor: 1.000000
User: admin Custom ID1: Custom ID2: Custom ID3:
Comment:

Elem	Ba4554	Be3130	Cd2288	Co2286	Cr2677	Cu3247	Mn2576	Ni2316	Ag3280
Avg	**.1282**	**.0011**	**.0014**	**.0199**	**.1076**	**.0948**	**.7229**	**.0565**	**-.0145**
Stddev	.0010	.0008	.0003	.0020	.0009	.0048	.0123	.0008	.0246
%RSD	.7431	70.59	18.93	10.18	.8621	5.048	1.703	1.348	169.4
#1	.1289	.0006	.0012	.0213	.1070	.0914	.7142	.0570	-.0319
#2	.1276	.0017	.0016	.0184	.1083	.0982	.7316	.0560	.0029

Elem	V_2924	Zn2062	As1890	Tl1908	Pb2203	Se1960	Sb2068	Al3961	Ca3179
Avg	**.1150**	**.4326**	**.0182**	**-.0029**	**.1363**	**-.0053**	**.0029**	**33.93**	**8.409**
Stddev	.0021	.0017	.0034	.0100	.0011	.0087	.0026	.06	.052
%RSD	1.850	.3942	18.61	342.2	.7804	165.1	89.78	.1874	.6172
#1	.1135	.4338	.0158	-.0100	.1355	-.0114	.0047	33.89	8.446
#2	.1165	.4314	.0206	.0041	.1370	.0009	.0011	33.98	8.372

Elem	Fe2599	Mg2790	K_7664	Na5895	B_2089	Mo2020	Pd3404	Si2124	Sn1899
Avg	**56.42**	**7.902**	**2.336**	**.2432**	**.0037**	**.0011**	**-.0017**	**2.774**	**.0182**
Stddev	.07	.018	.020	.0087	.0003	.0003	.0052	.042	.0006
%RSD	.1289	.2285	.8387	3.557	7.440	31.44	313.3	1.497	3.049
#1	56.37	7.915	2.350	.2493	.0039	.0009	-.0054	2.803	.0186
#2	56.48	7.890	2.322	.2371	.0035	.0013	.0020	2.744	.0178

Elem	Sr4077	Ti3349	W_2079	Zr3391	S_1820	Bi2230	Li6707
Avg	**.0387**	**1.247**	**-.0084**	**.0128**	**.7431**	**.0110**	**.0320**
Stddev	.0003	.015	.0004	.0023	.0047	.0214	.0012
%RSD	.8878	1.207	4.622	18.37	.6267	194.6	3.824
#1	.0389	1.236	-.0081	.0111	.7464	-.0041	.0328
#2	.0384	1.258	-.0087	.0144	.7398	.0262	.0311

Int. Std.	Y_3600	Y_3710	Y_2243	In2306
Avg	**75613.**	*****	**1617.4**	**3726.1**
Stddev	888.	-----	.3	.9
%RSD	1.1747	-----	.01884	.02393
#1	76241.	-----	1617.6	3726.7
#2	74985.	20579.	1617.2	3725.4

Zoom In Zoom Out

Sample Name: jb70676-1 Acquired: 7/7/2014 17:47:52 Type: Unk
Method: Accutest 2(v181) Mode: CONC Corr. Factor: 1.000000
User: admin Custom ID1: Custom ID2: Custom ID3:
Comment:

Elem	Ba4554	Be3130	Cd2288	Co2286	Cr2677	Cu3247	Mn2576	Ni2316	Ag3280
Avg	**.1435**	**.0011**	**.0025**	**.0092**	**.1127**	**.0501**	**.2465**	**.0415**	**.0001**
Stddev	.0012	.0000	.0003	.0000	.0007	.0007	.0028	.0008	.0003
%RSD	.8225	.2004	12.01	.1970	.5870	1.384	1.134	1.928	529.4
#1	.1427	.0011	.0023	.0091	.1122	.0496	.2446	.0420	.0003
#2	.1444	.0011	.0027	.0092	.1131	.0506	.2485	.0409	-.0001

Elem	V_2924	Zn2062	As1890	Tl1908	Pb2203	Se1960	Sb2068	Al3961	Ca3179
Avg	**.1283**	**.1327**	**.0205**	**.0023**	**.1343**	**.0010**	**.0010**	**100.5**	**5.989**
Stddev	.0018	.0010	.0009	.0011	.0012	.0018	.0010	.4	.011
%RSD	1.421	.7791	4.435	48.41	.8678	185.1	103.1	.3678	.1831
#1	.1270	.1334	.0199	.0015	.1351	-.0003	.0003	100.2	5.981
#2	.1295	.1320	.0212	.0031	.1335	.0023	.0017	100.7	5.997

Elem	Fe2599	Mg2790	K_7664	Na5895	B_2089	Mo2020	Pd3404	Si2124	Sn1899
Avg	**58.21**	**4.320**	**2.310**	**.1339**	**.0078**	**.0023**	**.0034**	**6.879**	**.0128**
Stddev	.23	.032	.017	.0076	.0003	.0002	.0001	.048	.0002
%RSD	.3908	.7453	.7233	5.699	3.398	7.067	1.973	.7002	1.538
#1	58.05	4.298	2.298	.1285	.0076	.0022	.0033	6.913	.0129
#2	58.37	4.343	2.322	.1393	.0080	.0024	.0034	6.845	.0127

Elem	Sr4077	Ti3349	W_2079	Zr3391	S_1820	Bi2230	Li6707
Avg	**.0289**	**1.448**	**-.0087**	**.0697**	**.6144**	**.0288**	**.0371**
Stddev	.0002	.013	.0003	.0006	.0020	.0007	.0008
%RSD	.7623	.8813	3.091	.8671	.3331	2.576	2.236
#1	.0288	1.439	-.0085	.0692	.6159	.0293	.0365
#2	.0291	1.457	-.0089	.0701	.6130	.0283	.0377

Int. Std.	Y_3600	Y_3710	Y_2243	In2306
Avg	**75200.**	**22266.**	**1643.0**	**3681.2**
Stddev	1007.	152.	2.1	.7
%RSD	1.3397	.68419	.12515	.01901
#1	75912.	22374.	1644.4	3681.7
#2	74488.	22158.	1641.5	3680.7

Zoom In Zoom Out

Sample Name: jb70676-2 Acquired: 7/7/2014 17:51:00 Type: Unk
Method: Accutest 2(v181) Mode: CONC Corr. Factor: 1.000000
User: admin Custom ID1: Custom ID2: Custom ID3:
Comment:

Elem	Ba4554	Be3130	Cd2288	Co2286	Cr2677	Cu3247	Mn2576	Ni2316	Ag3280
Avg	**.2171**	**.0020**	**.0003**	**.0089**	**.1443**	**.0412**	**.1326**	**.0507**	**-.0005**
Stddev	.0002	.0000	.0001	.0001	.0007	.0002	.0011	.0001	.0003
%RSD	.0786	2.330	36.44	.9448	.4934	.5174	.7967	.2621	73.09
#1	.2173	.0019	.0002	.0089	.1438	.0411	.1319	.0506	-.0002
#2	.2170	.0020	.0004	.0090	.1448	.0414	.1334	.0508	-.0007

Elem	V_2924	Zn2062	As1890	Tl1908	Pb2203	Se1960	Sb2068	Al3961	Ca3179
Avg	**.1551**	**.0805**	**.0111**	**.0012**	**.0918**	**-.0011**	**-.0011**	**149.3**	**3.622**
Stddev	.0017	.0003	.0003	.0010	.0010	.0013	.0012	.2	.009
%RSD	1.069	.3503	3.123	83.49	1.114	124.5	113.8	.1128	.2472
#1	.1539	.0807	.0113	.0019	.0911	-.0001	-.0002	149.2	3.615
#2	.1562	.0803	.0108	.0005	.0926	-.0020	-.0019	149.4	3.628

Elem	Fe2599	Mg2790	K_7664	Na5895	B_2089	Mo2020	Pd3404	Si2124	Sn1899
Avg	**16.54**	**2.254**	**6.733**	**.1905**	**.0147**	**.0002**	**-.0021**	**6.713**	**.0158**
Stddev	.01	.013	.006	.0009	.0001	.0000	.0004	.021	.0005
%RSD	.0626	.5846	.0942	.4672	.7499	15.43	17.37	.3197	2.944
#1	16.54	2.263	6.729	.1911	.0147	.0002	-.0018	6.728	.0154
#2	16.55	2.244	6.738	.1898	.0148	.0003	-.0024	6.698	.0161

Elem	Sr4077	Ti3349	W_2079	Zr3391	S_1820	Bi2230	Li6707
Avg	**.0414**	**1.067**	**-.0101**	**.1238**	**.2797**	**.0139**	**.0170**
Stddev	.0001	.014	.0023	.0017	.0021	.0012	.0003
%RSD	.2004	1.345	22.51	1.350	.7444	8.805	2.011
#1	.0414	1.056	-.0117	.1226	.2782	.0147	.0172
#2	.0413	1.077	-.0085	.1249	.2811	.0130	.0167

Int. Std.	Y_3600	Y_3710	Y_2243	In2306
Avg	**76770.**	**22613.**	**1687.7**	**3619.7**
Stddev	444.	48.	8.2	11.4
%RSD	.57893	.21101	.48700	.31531
#1	77084.	22647.	1693.6	3627.8
#2	76455.	22579.	1681.9	3611.6

Zoom In Zoom Out

Sample Name: jb70676-3 Acquired: 7/7/2014 17:54:07 Type: Unk
Method: Accutest 2(v181) Mode: CONC Corr. Factor: 1.000000
User: admin Custom ID1: Custom ID2: Custom ID3:
Comment:

Elem	Ba4554	Be3130	Cd2288	Co2286	Cr2677	Cu3247	Mn2576	Ni2316	Ag3280
Avg	**.0276**	**.0001**	**.0002**	**.0033**	**.0261**	**.0063**	**.0181**	**.0120**	**-.0002**
Stddev	.0001	.0000	.0001	.0002	.0005	.0002	.0001	.0004	.0002
%RSD	.4928	9.432	33.14	6.187	1.934	3.911	.6695	3.327	137.2
#1	.0277	.0001	.0002	.0032	.0265	.0061	.0180	.0117	-.0000
#2	.0275	.0001	.0003	.0035	.0258	.0064	.0182	.0122	-.0003

Elem	V_2924	Zn2062	As1890	Tl1908	Pb2203	Se1960	Sb2068	Al3961	Ca3179
Avg	**.0256**	**.0162**	**.0039**	**.0014**	**.0182**	**.0031**	**.0012**	**22.82**	**.7015**
Stddev	.0000	.0000	.0006	.0021	.0005	.0032	.0006	.09	.0003
%RSD	.0616	.0984	16.26	147.0	2.635	102.5	53.59	.3871	.0432
#1	.0255	.0162	.0043	-.0001	.0185	.0009	.0007	22.76	.7012
#2	.0256	.0162	.0034	.0028	.0179	.0054	.0017	22.88	.7017

Elem	Fe2599	Mg2790	K_7664	Na5895	B_2089	Mo2020	Pd3404	Si2124	Sn1899
Avg	**6.896**	**.6107**	**.4781**	**.0962**	**.0004**	**-.0001**	**.0008**	**1.698**	**.0138**
Stddev	.038	.0231	.0158	.0031	.0004	.0000	.0007	.001	.0001
%RSD	.5537	3.780	3.314	3.269	89.24	4.802	90.60	.0454	.4428
#1	6.869	.6270	.4669	.0940	.0002	-.0001	.0003	1.698	.0139
#2	6.923	.5943	.4893	.0984	.0007	-.0001	.0013	1.699	.0138

Elem	Sr4077	Ti3349	W_2079	Zr3391	S_1820	Bi2230	Li6707
Avg	**.0095**	**.5158**	**-.0140**	**.0223**	**.5170**	**.0110**	**.0066**
Stddev	.0001	.0046	.0003	.0004	.0013	.0007	.0003
%RSD	.5273	.8954	2.362	1.899	.2525	6.199	4.290
#1	.0095	.5125	-.0143	.0220	.5180	.0105	.0068
#2	.0096	.5190	-.0138	.0226	.5161	.0115	.0064

Int. Std.	Y_3600	Y_3710	Y_2243	In2306
Avg	**76027.**	**21803.**	**1616.7**	**3803.5**
Stddev	374.	166.	6.0	13.8
%RSD	.49191	.76223	.36961	.36225
#1	76292.	21920.	1620.9	3813.2
#2	75763.	21685.	1612.5	3793.7

Zoom In Zoom Out

Sample Name: jb70676-4 Acquired: 7/7/2014 17:57:16 Type: Unk
Method: Accutest 2(v181) Mode: CONC Corr. Factor: 1.000000
User: admin Custom ID1: Custom ID2: Custom ID3:
Comment:

Elem	Ba4554	Be3130	Cd2288	Co2286	Cr2677	Cu3247	Mn2576	Ni2316	Ag3280
Avg	**.0345**	**-.0003**	**.0001**	**.0039**	**.0278**	**.0096**	**.0441**	**.0143**	**-.0034**
Stddev	.0037	.0005	.0000	.0008	.0002	.0007	.0008	.0003	.0050
%RSD	10.63	179.1	26.32	20.97	.8882	7.383	1.871	2.405	149.4
#1	.0319	-.0006	.0001	.0045	.0276	.0091	.0435	.0146	-.0069
#2	.0371	.0001	.0001	.0033	.0279	.0101	.0447	.0141	.0002

Elem	V_2924	Zn2062	As1890	Tl1908	Pb2203	Se1960	Sb2068	Al3961	Ca3179
Avg	**.0300**	**.0188**	**.0041**	**-.0005**	**.0170**	**-.0016**	**.0020**	**26.16**	**.8956**
Stddev	.0003	.0003	.0001	.0019	.0013	.0001	.0004	2.92	.1029
%RSD	.8999	1.634	2.418	371.1	7.913	8.325	17.35	11.18	11.49
#1	.0302	.0186	.0040	-.0018	.0160	-.0015	.0023	24.10	.8229
#2	.0298	.0190	.0041	.0008	.0179	-.0017	.0018	28.23	.9684

Elem	Fe2599	Mg2790	K_7664	Na5895	B_2089	Mo2020	Pd3404	Si2124	Sn1899
Avg	**9.725**	**.7929**	**.6655**	**.0346**	**.0020**	**.0000**	**-.0009**	**1.796**	**.0143**
Stddev	1.088	.0865	.0663	.0024	.0002	.0002	.0039	.014	.0018
%RSD	11.18	10.90	9.957	6.972	10.17	717.4	413.1	.7732	12.60
#1	8.956	.7318	.6187	.0329	.0018	-.0001	-.0037	1.786	.0130
#2	10.49	.8540	.7124	.0363	.0021	.0002	.0018	1.806	.0156

Elem	Sr4077	Ti3349	W_2079	Zr3391	S_1820	Bi2230	Li6707
Avg	**.0135**	**.8620**	**-.0139**	**.0247**	**.0925**	**.0080**	**.0057**
Stddev	.0014	.0103	.0032	.0002	.0008	.0158	.0010
%RSD	10.22	1.189	22.65	.8743	.8622	197.7	17.39
#1	.0125	.8548	-.0162	.0245	.0931	-.0032	.0050
#2	.0145	.8693	-.0117	.0248	.0920	.0192	.0064

Int. Std.	Y_3600	Y_3710	Y_2243	In2306
Avg	**75145.**	*****	**1600.0**	**3739.2**
Stddev	670.	-----	12.7	26.1
%RSD	.89120	-----	.79591	.69688
#1	75619.	-----	1609.0	3757.6
#2	74672.	21444.	1591.0	3720.8

Zoom In Zoom Out

Sample Name: jb70676-5 Acquired: 7/7/2014 18:00:26 Type: Unk
Method: Accutest 2(v181) Mode: CONC Corr. Factor: 1.000000
User: admin Custom ID1: Custom ID2: Custom ID3:
Comment:

Elem	Ba4554	Be3130	Cd2288	Co2286	Cr2677	Cu3247	Mn2576	Ni2316	Ag3280
Avg	**.1225**	**.0009**	**.0004**	**.0052**	**.1208**	**.0378**	**.0393**	**.0541**	**.0005**
Stddev	.0006	.0000	.0002	.0002	.0021	.0005	.0002	.0006	.0009
%RSD	.5082	3.767	36.39	3.750	1.700	1.229	.6308	1.053	169.0
#1	.1230	.0008	.0005	.0051	.1194	.0375	.0392	.0537	.0012
#2	.1221	.0009	.0003	.0053	.1223	.0381	.0395	.0545	-.0001

Elem	V_2924	Zn2062	As1890	Tl1908	Pb2203	Se1960	Sb2068	Al3961	Ca3179
Avg	**.0862**	**.0452**	**.0108**	**-.0005**	**.0528**	**.0012**	**.0002**	**134.3**	**2.011**
Stddev	.0011	.0002	.0013	.0000	.0011	.0015	.0007	.5	.013
%RSD	1.251	.4643	12.48	2.466	1.992	120.3	333.1	.3839	.6201
#1	.0854	.0451	.0098	-.0005	.0536	.0023	-.0003	134.7	2.020
#2	.0869	.0454	.0117	-.0005	.0521	.0002	.0007	133.9	2.002

Elem	Fe2599	Mg2790	K_7664	Na5895	B_2089	Mo2020	Pd3404	Si2124	Sn1899
Avg	**29.44**	**1.303**	**1.660**	**.0667**	**.0036**	**.0007**	**.0031**	**3.628**	**.0147**
Stddev	.13	.006	.006	.0012	.0012	.0002	.0003	.033	.0001
%RSD	.4322	.4846	.3589	1.777	34.21	32.74	8.592	.9003	.4117
#1	29.53	1.299	1.656	.0676	.0027	.0008	.0033	3.605	.0147
#2	29.35	1.308	1.664	.0659	.0045	.0005	.0029	3.652	.0146

Elem	Sr4077	Ti3349	W_2079	Zr3391	S_1820	Bi2230	Li6707
Avg	**.0161**	**.7658**	**-.0124**	**.0714**	**.2734**	**.0141**	**.0224**
Stddev	.0000	.0099	.0005	.0008	.0016	.0002	.0001
%RSD	.0540	1.288	3.991	1.165	.5933	1.091	.3127
#1	.0161	.7588	-.0128	.0708	.2722	.0139	.0224
#2	.0161	.7727	-.0121	.0720	.2745	.0142	.0225

Int. Std.	Y_3600	Y_3710	Y_2243	In2306
Avg	**74911.**	**22072.**	**1621.2**	**3584.6**
Stddev	738.	95.	10.8	24.0
%RSD	.98465	.42948	.66483	.67002
#1	75433.	22005.	1628.8	3601.6
#2	74390.	22139.	1613.6	3567.7

Zoom In Zoom Out

Sample Name: jb70676-6 Acquired: 7/7/2014 18:03:33 Type: Unk
Method: Accutest 2(v181) Mode: CONC Corr. Factor: 1.000000
User: admin Custom ID1: Custom ID2: Custom ID3:
Comment:

Elem	Ba4554	Be3130	Cd2288	Co2286	Cr2677	Cu3247	Mn2576	Ni2316	Ag3280
Avg	**.1238**	**.0006**	**.0005**	**.0049**	**.0960**	**.0345**	**.1017**	**.0387**	**.0008**
Stddev	.0134	.0000	.0001	.0005	.0007	.0002	.0003	.0004	.0023
%RSD	10.83	2.843	15.59	10.49	.6789	.6626	.3394	1.032	283.5
#1	.1143	.0006	.0004	.0053	.0955	.0343	.1015	.0385	-.0008
#2	.1333	.0006	.0006	.0046	.0964	.0346	.1019	.0390	.0025

Elem	V_2924	Zn2062	As1890	Tl1908	Pb2203	Se1960	Sb2068	Al3961	Ca3179
Avg	**.0854**	**.0696**	**.0191**	**.0027**	**.0701**	**.0011**	**.0005**	**99.47**	**1.959**
Stddev	.0001	.0011	.0002	.0009	.0021	.0011	.0003	10.43	.204
%RSD	.0629	1.590	.8219	34.85	2.998	94.42	61.95	10.49	10.42
#1	.0853	.0688	.0190	.0020	.0686	.0019	.0007	92.09	1.815
#2	.0854	.0704	.0192	.0033	.0716	.0004	.0003	106.8	2.104

Elem	Fe2599	Mg2790	K_7664	Na5895	B_2089	Mo2020	Pd3404	Si2124	Sn1899
Avg	**39.71**	**2.016**	**1.467**	**.1374**	**.0024**	**.0014**	**.0028**	**5.782**	**.0186**
Stddev	4.29	.193	.137	.0100	.0004	.0001	.0007	.089	.0011
%RSD	10.80	9.578	9.344	7.277	16.13	7.311	25.76	1.546	6.168
#1	36.67	1.880	1.370	.1303	.0022	.0014	.0023	5.719	.0178
#2	42.74	2.153	1.564	.1444	.0027	.0015	.0033	5.845	.0194

Elem	Sr4077	Ti3349	W_2079	Zr3391	S_1820	Bi2230	Li6707
Avg	**.0121**	**.6388**	**-.0112**	**.0588**	**.3728**	**.0108**	**.0230**
Stddev	.0014	.0011	.0001	.0001	.0073	.0016	.0031
%RSD	11.67	.1684	1.181	.1527	1.958	15.05	13.31
#1	.0111	.6380	-.0112	.0588	.3676	.0119	.0208
#2	.0130	.6395	-.0113	.0587	.3779	.0096	.0251

Int. Std.	Y_3600	Y_3710	Y_2243	In2306
Avg	**73871.**	**21214.**	**1598.7**	**3603.0**
Stddev	157.	1849.	23.9	51.0
%RSD	.21211	8.7178	1.4951	1.4162
#1	73760.	22522.	1615.6	3639.1
#2	73981.	19907.	1581.8	3566.9

Zoom In Zoom Out

Sample Name: jb70803-2a Acquired: 7/7/2014 18:06:42 Type: Unk
Method: Accutest 2(v181) Mode: CONC Corr. Factor: 1.000000
User: admin Custom ID1: Custom ID2: Custom ID3:
Comment:

Elem	Ba4554	Be3130	Cd2288	Co2286	Cr2677	Cu3247	Mn2576	Ni2316	Ag3280
Avg	**1.387**	**.0026**	**.0052**	**.0427**	**.3627**	**.7158**	**1.127**	**.2785**	**-.0005**
Stddev	.096	.0001	.0003	.0001	.0024	.0098	.005	.0025	.0068
%RSD	6.908	2.521	5.466	.3201	.6744	1.364	.4263	.9037	1325.
#1	1.455	.0026	.0054	.0428	.3609	.7089	1.124	.2768	.0043
#2	1.319	.0026	.0050	.0426	.3644	.7227	1.131	.2803	-.0053

Elem	V_2924	Zn2062	As1890	Tl1908	Pb2203	Se1960	Sb2068	Al3961	Ca3179
Avg	**.9256**	**1.850**	**.1465**	**.0020**	**2.048**	**.0050**	**.0084**	**41.54**	**53.44**
Stddev	.0051	.009	.0022	.0003	.016	.0011	.0006	2.96	3.94
%RSD	.5460	.4895	1.506	14.32	.7548	21.10	7.586	7.134	7.367
#1	.9220	1.844	.1480	.0022	2.037	.0058	.0080	43.64	56.22
#2	.9291	1.856	.1449	.0018	2.059	.0043	.0089	39.45	50.65

Elem	Fe2599	Mg2790	K_7664	Na5895	B_2089	Mo2020	Pd3404	Si2124	Sn1899
Avg	**121.2**	**15.12**	**4.070**	**4.131**	**.0425**	**.0095**	**.0090**	**3.207**	**.0753**
Stddev	9.0	1.11	.280	.295	.0002	.0002	.0012	.007	.0019
%RSD	7.429	7.344	6.886	7.146	.5405	1.836	12.88	.2185	2.527
#1	127.6	15.90	4.269	4.340	.0427	.0094	.0098	3.202	.0739
#2	114.9	14.33	3.872	3.923	.0423	.0096	.0081	3.212	.0766

Elem	Sr4077	Ti3349	W_2079	Zr3391	S_1820	Bi2230	Li6707
Avg	**.2115**	**1.946**	**-.0077**	**.0488**	**9.793**	**.0447**	**.0578**
Stddev	.0149	.017	.0005	.0005	.064	.0002	.0046
%RSD	7.032	.8744	6.829	.9665	.6540	.4930	8.011
#1	.2220	1.934	-.0081	.0491	9.748	.0445	.0611
#2	.2009	1.958	-.0074	.0485	9.838	.0448	.0545

Int. Std.	Y_3600	Y_3710	Y_2243	In2306
Avg	**75424.**	**22849.**	**1597.7**	**3579.2**
Stddev	515.	1481.	14.2	30.0
%RSD	.68304	6.4799	.89161	.83902
#1	75788.	21802.	1607.8	3600.5
#2	75059.	23896.	1587.6	3558.0

Zoom In Zoom Out

Sample Name: jb70856-1 Acquired: 7/7/2014 18:09:46 Type: Unk
Method: Accutest 2(v181) Mode: CONC Corr. Factor: 1.000000
User: admin Custom ID1: Custom ID2: Custom ID3:
Comment:

Elem	Ba4554	Be3130	Cd2288	Co2286	Cr2677	Cu3247	Mn2576	Ni2316	Ag3280
Avg	**.4380**	**.0038**	**.0010**	**.0751**	**.1477**	**.1365**	**2.666**	**.1082**	**-.0011**
Stddev	.0041	.0000	.0001	.0000	.0011	.0004	.009	.0015	.0010
%RSD	.9379	.3682	8.869	.0127	.7443	.3245	.3299	1.361	84.58
#1	.4409	.0038	.0009	.0751	.1470	.1368	2.660	.1093	-.0005
#2	.4351	.0038	.0011	.0751	.1485	.1361	2.673	.1072	-.0018

Elem	V_2924	Zn2062	As1890	Tl1908	Pb2203	Se1960	Sb2068	Al3961	Ca3179
Avg	**.1933**	**.2052**	**.0216**	**-.0003**	**.0463**	**-.0029**	**.0099**	**92.70**	**632.0**
Stddev	.0007	.0020	.0020	.0011	.0010	.0027	.0007	.91	14.2
%RSD	.3673	.9629	9.109	335.7	2.253	92.96	6.904	.9821	2.255
#1	.1928	.2066	.0202	-.0011	.0456	-.0049	.0104	93.35	642.1
#2	.1938	.2038	.0229	.0005	.0471	-.0010	.0094	92.06	622.0

Elem	Fe2599	Mg2790	K_7664	Na5895	B_2089	Mo2020	Pd3404	Si2124	Sn1899
Avg	**119.0**	**44.73**	**23.94**	**9.510**	**.1054**	**.0083**	**.0369**	**2.165**	**.0131**
Stddev	1.1	.36	.26	.081	.0002	.0003	.0006	.000	.0001
%RSD	.9232	.8053	1.069	.8497	.1534	3.109	1.567	.0059	1.027
#1	119.7	44.99	24.12	9.567	.1055	.0085	.0373	2.166	.0132
#2	118.2	44.48	23.76	9.452	.1053	.0081	.0365	2.165	.0130

Elem	Sr4077	Ti3349	W_2079	Zr3391	S_1820	Bi2230	Li6707
Avg	**3.289**	**5.345**	**.0622**	**.0976**	**16.68**	**.1439**	**.0998**
Stddev	.039	.013	.0007	.0002	.06	.0012	.0021
%RSD	1.180	.2487	1.164	.1858	.3295	.8360	2.099
#1	3.317	5.335	.0617	.0975	16.72	.1447	.1013
#2	3.262	5.354	.0627	.0977	16.64	.1430	.0983

Int. Std.	Y_3600	Y_3710	Y_2243	In2306
Avg	**69838.**	**21891.**	**1505.0**	**3037.3**
Stddev	86.	140.	6.7	12.3
%RSD	.12267	.63889	.44193	.40343
#1	69899.	21792.	1509.7	3045.9
#2	69778.	21990.	1500.3	3028.6

Zoom In Zoom Out

Sample Name: ccv Acquired: 7/7/2014 18:13:02 Type: QC
Method: Accutest 2(v181) Mode: CONC Corr. Factor: 1.000000
User: admin Custom ID1: Custom ID2: Custom ID3:
Comment:

Elem	Ba4554	Be3130	Cd2288	Co2286	Cr2677	Cu3247	Mn2576	Ni2316	Ag3280
Units	ppm	ppm	ppm	ppm	ppm	ppm	ppm	ppm	ppm
Avg	**1.902**	**1.976**	**1.902**	**1.977**	**2.016**	**1.922**	**2.035**	**1.965**	**.2431**
Stddev	.002	.002	.021	.016	.011	.012	.008	.021	.0018
%RSD	.1123	.1028	1.118	.8142	.5234	.6434	.4063	1.067	.7524
#1	1.900	1.975	1.887	1.966	2.008	1.914	2.029	1.950	.2418
#2	1.903	1.978	1.917	1.989	2.023	1.931	2.041	1.980	.2444
Check ?	Chk Pass	Chk Pass	Chk Pass	Chk Pass	Chk Pass	Chk Pass	Chk Pass	Chk Pass	Chk Pass
Value									
Range									

Elem	V_2924	Zn2062	As1890	Tl1908	Pb2203	Se1960	Sb2068	Al3961	Ca3179
Units	ppm	ppm	ppm	ppm	ppm	ppm	ppm	ppm	ppm
Avg	**1.975**	**2.010**	**1.928**	**1.995**	**2.012**	**1.929**	**1.936**	**37.95**	**39.82**
Stddev	.004	.018	.022	.024	.018	.016	.019	.07	.02
%RSD	.2242	.8853	1.146	1.192	.9066	.8140	.9896	.1750	.0515
#1	1.971	1.997	1.913	1.978	2.000	1.918	1.923	37.91	39.80
#2	1.978	2.022	1.944	2.011	2.025	1.941	1.950	38.00	39.83
Check ?	Chk Pass	Chk Pass	Chk Pass	Chk Pass	Chk Pass	Chk Pass	Chk Pass	Chk Pass	Chk Pass
Value									
Range									

Elem	Fe2599	Mg2790	K_7664	Na5895	B_2089	Mo2020	Pd3404	Si2124	Sn1899
Units	ppm	ppm	ppm	ppm	ppm	ppm	ppm	ppm	ppm
Avg	**38.70**	**38.19**	**37.23**	**37.73**	**1.964**	**1.960**	**1.937**	**4.783**	**2.005**
Stddev	.04	.06	.11	.01	.023	.020	.016	.062	.017
%RSD	.1002	.1665	.2836	.0336	1.188	1.028	.8401	1.301	.8426
#1	38.68	38.15	37.31	37.73	1.947	1.946	1.926	4.739	1.993
#2	38.73	38.24	37.16	37.72	1.980	1.974	1.949	4.827	2.017
Check ?	Chk Pass	Chk Pass	Chk Pass	Chk Pass	Chk Pass	Chk Pass	Chk Pass	Chk Pass	Chk Pass
Value									
Range									

Zoom In Zoom Out

Sample Name: ccv Acquired: 7/7/2014 18:13:02 Type: QC
Method: Accutest 2(v181) Mode: CONC Corr. Factor: 1.000000
User: admin Custom ID1: Custom ID2: Custom ID3:
Comment:

Elem	Sr4077	Ti3349	W_2079	Zr3391	S_1820	Bi2230	Li6707
Units	ppm	ppm	ppm	ppm	ppm	ppm	ppm
Avg	**1.895**	**1.976**	**1.913**	**1.963**	**1.896**	**1.868**	**1.926**
Stddev	.001	.009	.012	.011	.025	.026	.001
%RSD	.0695	.4789	.6189	.5510	1.305	1.412	.0499
#1	1.895	1.969	1.904	1.955	1.879	1.850	1.926
#2	1.896	1.983	1.921	1.971	1.914	1.887	1.927
Check ?	Chk Pass	Chk Pass	Chk Pass	Chk Pass	Chk Pass	Chk Pass	Chk Pass
Value							
Range							

Int. Std.	Y_3600	Y_3710	Y_2243	In2306
Units	Cts/S	Cts/S	Cts/S	Cts/S
Avg	**71377.**	**21114.**	**1521.9**	**3372.8**
Stddev	62.	22.	16.0	30.4
%RSD	.08718	.10189	1.0483	.90194
#1	71421.	21099.	1533.2	3394.3
#2	71333.	21129.	1510.6	3351.3

Zoom In Zoom Out

Sample Name: ccb Acquired: 7/7/2014 18:15:59 Type: QC
Method: Accutest 2(v181) Mode: CONC Corr. Factor: 1.000000
User: admin Custom ID1: Custom ID2: Custom ID3:
Comment:

Elem	Ba4554	Be3130	Cd2288	Co2286	Cr2677	Cu3247	Mn2576	Ni2316	Ag3280
Units	ppm	ppm	ppm	ppm	ppm	ppm	ppm	ppm	ppm
Avg	**.0003**	**.0001**	**.0003**	**-.0001**	**.0003**	**.0005**	**.0001**	**.0001**	**-.0001**
Stddev	.0001	.0000	.0000	.0001	.0001	.0002	.0001	.0002	.0003
%RSD	44.90	20.42	11.66	89.56	34.26	32.03	146.3	240.1	208.8
#1	.0004	.0001	.0003	-.0001	.0004	.0006	.0002	.0003	-.0003
#2	.0002	.0001	.0002	-.0000	.0002	.0004	-.0000	-.0001	.0001
Check ?	Chk Pass	Chk Pass	Chk Pass	Chk Pass	Chk Pass	Chk Pass	Chk Pass	Chk Pass	Chk Pass
High Limit									
Low Limit									

Elem	V_2924	Zn2062	As1890	Tl1908	Pb2203	Se1960	Sb2068	Al3961	Ca3179
Units	ppm	ppm	ppm	ppm	ppm	ppm	ppm	ppm	ppm
Avg	**.0001**	**.0002**	**.0005**	**.0003**	**.0003**	**.0001**	**.0015**	**.0107**	**-.0005**
Stddev	.0004	.0001	.0003	.0009	.0001	.0029	.0009	.0056	.0006
%RSD	339.3	58.18	55.51	284.3	47.16	2477.	63.61	52.02	118.4
#1	.0004	.0003	.0003	.0010	.0004	-.0019	.0008	.0147	-.0001
#2	-.0002	.0001	.0006	-.0003	.0002	.0022	.0021	.0068	-.0009
Check ?	Chk Pass	Chk Pass	Chk Pass	Chk Pass	Chk Pass	Chk Pass	Chk Pass	Chk Pass	Chk Pass
High Limit									
Low Limit									

Elem	Fe2599	Mg2790	K_7664	Na5895	B_2089	Mo2020	Pd3404	Si2124	Sn1899
Units	ppm	ppm	ppm	ppm	ppm	ppm	ppm	ppm	ppm
Avg	**.0054**	**.0015**	**.0061**	**.0119**	**-.0006**	**.0005**	**.0005**	**-.0008**	**.0004**
Stddev	.0001	.0162	.0034	.0051	.0007	.0002	.0001	.0014	.0005
%RSD	2.419	1101.	56.63	42.88	115.6	38.30	10.30	175.7	113.2
#1	.0055	.0130	.0036	.0155	-.0011	.0004	.0006	-.0018	.0007
#2	.0053	-.0100	.0085	.0083	-.0001	.0006	.0005	.0002	.0001
Check ?	Chk Pass	Chk Pass	Chk Pass	Chk Pass	Chk Pass	Chk Pass	Chk Pass	Chk Pass	Chk Pass
High Limit									
Low Limit									

Zoom In Zoom Out

Sample Name: ccb Acquired: 7/7/2014 18:15:59 Type: QC
Method: Accutest 2(v181) Mode: CONC Corr. Factor: 1.000000
User: admin Custom ID1: Custom ID2: Custom ID3:
Comment:

Elem	Sr4077	Ti3349	W_2079	Zr3391	S_1820	Bi2230	Li6707
Units	ppm	ppm	ppm	ppm	ppm	ppm	ppm
Avg	**.0001**	**.0003**	**-.0013**	**.0003**	**-.0030**	**-.0010**	**-.0001**
Stddev	.0001	.0002	.0004	.0001	.0012	.0011	.0007
%RSD	53.02	68.02	33.53	39.99	40.76	101.4	986.9
#1	.0001	.0005	-.0016	.0002	-.0021	-.0018	.0004
#2	.0001	.0002	-.0010	.0003	-.0039	-.0003	-.0006
Check ?	Chk Pass	Chk Pass	Chk Pass	Chk Pass	Chk Pass	Chk Pass	Chk Pass
High Limit							
Low Limit							

Int. Std.	Y_3600	Y_3710	Y_2243	In2306
Units	Cts/S	Cts/S	Cts/S	Cts/S
Avg	**75259.**	**21363.**	**1584.7**	**3833.3**
Stddev	263.	55.	3.4	4.7
%RSD	.34932	.25898	.21427	.12342
#1	75445.	21324.	1587.1	3836.6
#2	75073.	21402.	1582.3	3829.9

Zoom In Zoom Out

Sample Name: jb70856-3 Acquired: 7/7/2014 18:20:51 Type: Unk
Method: Accutest 2(v181) Mode: CONC Corr. Factor: 1.000000
User: admin Custom ID1: Custom ID2: Custom ID3:
Comment:

Elem	Ba4554	Be3130	Cd2288	Co2286	Cr2677	Cu3247	Mn2576	Ni2316	Ag3280
Avg	**.3105**	**.0024**	**.0007**	**.0533**	**.0839**	**.1433**	**1.671**	**.0748**	**.0005**
Stddev	.0036	.0000	.0000	.0001	.0006	.0001	.005	.0005	.0001
%RSD	1.144	.3959	2.242	.1344	.6643	.0877	.2976	.7097	16.74
#1	.3130	.0024	.0007	.0533	.0835	.1434	1.668	.0752	.0006
#2	.3080	.0024	.0006	.0534	.0843	.1432	1.675	.0744	.0005

Elem	V_2924	Zn2062	As1890	Tl1908	Pb2203	Se1960	Sb2068	Al3961	Ca3179
Avg	**.1093**	**.1534**	**.0168**	**.0003**	**.0254**	**-.0032**	**.0051**	**62.21**	**432.4**
Stddev	.0004	.0006	.0003	.0004	.0003	.0007	.0023	.56	3.9
%RSD	.3673	.3747	1.812	130.8	1.180	21.13	44.17	.9018	.8923
#1	.1090	.1538	.0170	.0006	.0252	-.0027	.0035	62.61	435.1
#2	.1095	.1530	.0166	.0000	.0256	-.0037	.0067	61.81	429.7

Elem	Fe2599	Mg2790	K_7664	Na5895	B_2089	Mo2020	Pd3404	Si2124	Sn1899
Avg	**92.99**	**31.90**	**9.361**	**4.326**	**.0686**	**.0024**	**.0229**	**3.053**	**.0129**
Stddev	.51	.16	.098	.039	.0004	.0002	.0005	.005	.0011
%RSD	.5496	.5114	1.041	.8925	.6080	8.173	2.330	.1682	8.477
#1	93.35	32.01	9.430	4.353	.0688	.0023	.0226	3.050	.0136
#2	92.63	31.78	9.292	4.298	.0683	.0026	.0233	3.057	.0121

Elem	Sr4077	Ti3349	W_2079	Zr3391	S_1820	Bi2230	Li6707
Avg	**2.373**	**2.580**	**.0225**	**.0674**	**11.55**	**.0721**	**.0718**
Stddev	.024	.005	.0006	.0005	.01	.0011	.0028
%RSD	1.008	.1944	2.736	.6891	.1231	1.496	3.867
#1	2.390	2.577	.0221	.0670	11.56	.0729	.0737
#2	2.356	2.584	.0230	.0677	11.54	.0713	.0698

Int. Std.	Y_3600	Y_3710	Y_2243	In2306
Avg	**71319.**	**21750.**	**1518.2**	**3158.8**
Stddev	68.	18.	8.8	10.9
%RSD	.09591	.08448	.58047	.34446
#1	71367.	21737.	1524.4	3166.5
#2	71270.	21763.	1512.0	3151.1

Zoom In Zoom Out

Sample Name: jb70856-5 Acquired: 7/7/2014 18:24:03 Type: Unk
Method: Accutest 2(v181) Mode: CONC Corr. Factor: 1.000000
User: admin Custom ID1: Custom ID2: Custom ID3:
Comment:

Elem	Ba4554	Be3130	Cd2288	Co2286	Cr2677	Cu3247	Mn2576	Ni2316	Ag3280
Avg	**.4062**	**.0048**	**.0013**	**.1767**	**.1648**	**.1764**	**1.975**	**.2393**	**-.0030**
Stddev	.0011	.0001	.0003	.0001	.0003	.0001	.001	.0001	.0006
%RSD	.2776	1.157	20.83	.0552	.1882	.0333	.0610	.0450	18.36
#1	.4070	.0047	.0015	.1768	.1651	.1764	1.974	.2393	-.0034
#2	.4054	.0048	.0011	.1766	.1646	.1764	1.976	.2392	-.0026

Elem	V_2924	Zn2062	As1890	Tl1908	Pb2203	Se1960	Sb2068	Al3961	Ca3179
Avg	**.2737**	**.2051**	**.0179**	**-.0038**	**.0397**	**-.0054**	**.0085**	**97.71**	**493.5**
Stddev	.0003	.0002	.0019	.0003	.0005	.0043	.0011	.03	2.1
%RSD	.1086	.0934	10.47	8.112	1.188	79.59	12.68	.0259	.4284
#1	.2735	.2049	.0192	-.0036	.0400	-.0084	.0077	97.73	492.0
#2	.2739	.2052	.0166	-.0040	.0393	-.0024	.0092	97.69	495.0

Elem	Fe2599	Mg2790	K_7664	Na5895	B_2089	Mo2020	Pd3404	Si2124	Sn1899
Avg	**180.8**	**67.46**	**49.07**	**5.997**	**.0848**	**.0027**	**.0365**	**1.953**	**.0208**
Stddev	.2	.01	.11	.016	.0012	.0002	.0006	.002	.0016
%RSD	.1231	.0153	.2161	.2726	1.358	8.106	1.594	.1098	7.492
#1	181.0	67.45	49.15	6.009	.0856	.0025	.0369	1.952	.0197
#2	180.7	67.46	49.00	5.986	.0840	.0028	.0361	1.955	.0219

Elem	Sr4077	Ti3349	W_2079	Zr3391	S_1820	Bi2230	Li6707
Avg	**2.564**	**8.757**	**.1141**	**.0858**	**34.37**	**.2227**	**.1505**
Stddev	.007	.006	.0009	.0000	.02	.0007	.0010
%RSD	.2655	.0663	.7782	.0331	.0462	.3019	.6469
#1	2.569	8.753	.1135	.0858	34.36	.2222	.1499
#2	2.559	8.761	.1148	.0858	34.38	.2231	.1512

Int. Std.	Y_3600	Y_3710	Y_2243	In2306
Avg	**72537.**	**22631.**	**1549.9**	**3067.3**
Stddev	229.	14.	10.2	17.0
%RSD	.31527	.06383	.65793	.55268
#1	72699.	22620.	1557.1	3079.2
#2	72376.	22641.	1542.6	3055.3

Zoom In Zoom Out

Sample Name: jb70856-7 Acquired: 7/7/2014 18:27:14 Type: Unk
Method: Accutest 2(v181) Mode: CONC Corr. Factor: 1.000000
User: admin Custom ID1: Custom ID2: Custom ID3:
Comment:

Elem	Ba4554	Be3130	Cd2288	Co2286	Cr2677	Cu3247	Mn2576	Ni2316	Ag3280
Avg	**.4112**	**.0036**	**.0011**	**.0721**	**.1903**	**.1468**	**2.361**	**.1057**	**-.0001**
Stddev	.0002	.0001	.0001	.0004	.0012	.0005	.014	.0008	.0002
%RSD	.0560	2.733	8.585	.5715	.6211	.3432	.6089	.7666	209.0
#1	.4114	.0035	.0011	.0724	.1895	.1464	2.351	.1063	.0000
#2	.4110	.0036	.0012	.0718	.1912	.1471	2.371	.1051	-.0002

Elem	V_2924	Zn2062	As1890	Tl1908	Pb2203	Se1960	Sb2068	Al3961	Ca3179
Avg	**.1595**	**.1898**	**.0204**	**-.0001**	**.0276**	**-.0011**	**.0083**	**91.51**	**737.8**
Stddev	.0017	.0002	.0016	.0001	.0024	.0022	.0007	.13	8.2
%RSD	1.070	.1314	7.935	94.67	8.669	193.6	8.581	.1451	1.106
#1	.1583	.1900	.0193	-.0000	.0293	-.0027	.0088	91.60	743.6
#2	.1607	.1896	.0216	-.0001	.0259	.0004	.0078	91.41	732.0

Elem	Fe2599	Mg2790	K_7664	Na5895	B_2089	Mo2020	Pd3404	Si2124	Sn1899
Avg	**110.5**	**67.29**	**13.80**	**2.793**	**.1330**	**.0080**	**.0428**	**2.355**	**.0138**
Stddev	.1	.01	.05	.005	.0002	.0003	.0003	.001	.0001
%RSD	.0979	.0202	.3460	.1761	.1409	3.666	.5934	.0458	.5757
#1	110.6	67.30	13.83	2.790	.1328	.0078	.0430	2.356	.0139
#2	110.5	67.28	13.76	2.797	.1331	.0082	.0427	2.354	.0138

Elem	Sr4077	Ti3349	W_2079	Zr3391	S_1820	Bi2230	Li6707
Avg	**2.912**	**4.731**	**.0701**	**.1048**	**22.60**	**.1310**	**.0974**
Stddev	.005	.019	.0003	.0007	.03	.0001	.0004
%RSD	.1753	.4029	.4837	.7127	.1513	.1094	.3843
#1	2.908	4.718	.0703	.1043	22.62	.1311	.0977
#2	2.915	4.745	.0698	.1054	22.57	.1309	.0971

Int. Std.	Y_3600	Y_3710	Y_2243	In2306
Avg	**68793.**	**21640.**	**1487.1**	**2989.9**
Stddev	255.	71.	.6	2.2
%RSD	.37090	.32915	.04362	.07332
#1	68974.	21590.	1487.5	2991.5
#2	68613.	21690.	1486.6	2988.4

Zoom In Zoom Out

Sample Name: jb70856-9 Acquired: 7/7/2014 18:30:30 Type: Unk
Method: Accutest 2(v181) Mode: CONC Corr. Factor: 1.000000
User: admin Custom ID1: Custom ID2: Custom ID3:
Comment:

Elem	Ba4554	Be3130	Cd2288	Co2286	Cr2677	Cu3247	Mn2576	Ni2316	Ag3280
Avg	**.3362**	**.0030**	**.0009**	**.0532**	**.1112**	**.1237**	**2.079**	**.0821**	**-.0005**
Stddev	.0009	.0000	.0001	.0006	.0012	.0002	.013	.0006	.0008
%RSD	.2582	.8755	9.374	1.215	1.078	.1489	.6166	.7681	160.6
#1	.3368	.0029	.0009	.0537	.1103	.1235	2.070	.0825	.0001
#2	.3356	.0030	.0008	.0527	.1120	.1238	2.088	.0817	-.0011

Elem	V_2924	Zn2062	As1890	Tl1908	Pb2203	Se1960	Sb2068	Al3961	Ca3179
Avg	**.1498**	**.1423**	**.0173**	**.0003**	**.0195**	**-.0033**	**.0067**	**70.09**	**518.3**
Stddev	.0011	.0012	.0018	.0009	.0011	.0019	.0000	.08	2.4
%RSD	.7432	.8772	10.60	287.5	5.537	57.90	.0839	.1111	.4564
#1	.1490	.1432	.0186	-.0003	.0187	-.0046	.0067	70.15	519.9
#2	.1506	.1414	.0160	.0009	.0202	-.0019	.0067	70.04	516.6

Elem	Fe2599	Mg2790	K_7664	Na5895	B_2089	Mo2020	Pd3404	Si2124	Sn1899
Avg	**87.34**	**34.28**	**12.04**	**5.470**	**.0956**	**.0015**	**.0304**	**2.144**	**.0207**
Stddev	.20	.01	.00	.035	.0004	.0001	.0008	.002	.0002
%RSD	.2280	.0417	.0232	.6433	.4004	7.920	2.591	.1045	.9876
#1	87.48	34.27	12.04	5.495	.0953	.0015	.0299	2.143	.0208
#2	87.20	34.29	12.03	5.445	.0959	.0014	.0310	2.146	.0206

Elem	Sr4077	Ti3349	W_2079	Zr3391	S_1820	Bi2230	Li6707
Avg	**2.600**	**3.693**	**.0492**	**.0794**	**12.69**	**.1044**	**.0706**
Stddev	.012	.023	.0003	.0006	.04	.0008	.0003
%RSD	.4729	.6121	.6625	.7870	.3281	.7418	.4386
#1	2.609	3.677	.0494	.0789	12.72	.1038	.0708
#2	2.592	3.709	.0490	.0798	12.66	.1049	.0704

Int. Std.	Y_3600	Y_3710	Y_2243	In2306
Avg	**70116.**	**21739.**	**1508.9**	**3100.0**
Stddev	326.	109.	7.4	7.9
%RSD	.46535	.49935	.48913	.25453
#1	70347.	21816.	1514.1	3105.6
#2	69885.	21662.	1503.6	3094.4

Zoom In Zoom Out

Sample Name: jb70856-10 Acquired: 7/7/2014 18:33:42 Type: Unk
Method: Accutest 2(v181) Mode: CONC Corr. Factor: 1.000000
User: admin Custom ID1: Custom ID2: Custom ID3:
Comment:

Elem	Ba4554	Be3130	Cd2288	Co2286	Cr2677	Cu3247	Mn2576	Ni2316	Ag3280
Avg	**.4955**	**.0040**	**.0012**	**.0983**	**.1329**	**.2948**	**3.221**	**.1090**	**-.0014**
Stddev	.0026	.0000	.0001	.0012	.0004	.0010	.000	.0008	.0002
%RSD	.5327	.8380	4.289	1.192	.2794	.3487	.0022	.7272	13.65
#1	.4973	.0040	.0013	.0974	.1326	.2940	3.221	.1085	-.0015
#2	.4936	.0039	.0012	.0991	.1332	.2955	3.220	.1096	-.0012

Elem	V_2924	Zn2062	As1890	Tl1908	Pb2203	Se1960	Sb2068	Al3961	Ca3179
Avg	**.1639**	**.5731**	**.0451**	**-.0019**	**.0293**	**-.0052**	**.0103**	**112.7**	**902.2**
Stddev	.0001	.0077	.0014	.0013	.0008	.0007	.0017	.7	3.2
%RSD	.0659	1.346	3.154	71.20	2.658	13.85	16.40	.5928	.3553
#1	.1640	.5677	.0441	-.0009	.0288	-.0057	.0115	113.1	904.4
#2	.1639	.5786	.0461	-.0028	.0299	-.0047	.0091	112.2	899.9

Elem	Fe2599	Mg2790	K_7664	Na5895	B_2089	Mo2020	Pd3404	Si2124	Sn1899
Avg	**144.2**	**55.46**	**9.138**	**6.888**	**.1280**	**.0002**	**.0531**	**2.459**	**.0128**
Stddev	.4	.22	.060	.035	.0008	.0003	.0002	.037	.0013
%RSD	.3048	.3996	.6606	.5151	.6245	113.1	.4205	1.487	10.45
#1	144.5	55.62	9.180	6.913	.1274	.0004	.0533	2.434	.0118
#2	143.9	55.31	9.095	6.863	.1285	.0000	.0530	2.485	.0137

Elem	Sr4077	Ti3349	W_2079	Zr3391	S_1820	Bi2230	Li6707
Avg	**4.346**	**3.821**	**.1042**	**.1209**	**15.89**	**.1192**	**.1201**
Stddev	.014	.005	.0024	.0002	.25	.0004	.0006
%RSD	.3309	.1262	2.270	.1449	1.547	.3031	.5090
#1	4.336	3.818	.1025	.1210	15.71	.1189	.1205
#2	4.356	3.825	.1058	.1208	16.06	.1194	.1197

Int. Std.	Y_3600	Y_3710	Y_2243	In2306
Avg	**67464.**	**21265.**	**1444.8**	**2943.6**
Stddev	44.	26.	20.3	36.8
%RSD	.06490	.12303	1.4020	1.2514
#1	67495.	21247.	1459.1	2969.7
#2	67433.	21284.	1430.5	2917.6

Zoom In Zoom Out

Sample Name: jb70687-1a Acquired: 7/7/2014 18:36:58 Type: Unk
Method: Accutest 2(v181) Mode: CONC Corr. Factor: 1.000000
User: admin Custom ID1: Custom ID2: Custom ID3:
Comment:

Elem	Ba4554	Be3130	Cd2288	Co2286	Cr2677	Cu3247	Mn2576	Ni2316	Ag3280
Avg	**.2914**	**.0043**	**.0017**	**.1260**	**.1436**	**.5141**	**4.007**	**.1509**	**-.0074**
Stddev	.0013	.0000	.0002	.0006	.0011	.0041	.001	.0012	.0016
%RSD	.4302	1.116	14.51	.5100	.7594	.8059	.0193	.8171	21.58
#1	.2923	.0043	.0015	.1264	.1429	.5170	4.007	.1517	-.0085
#2	.2905	.0042	.0018	.1255	.1444	.5112	4.008	.1500	-.0062

Elem	V_2924	Zn2062	As1890	Tl1908	Pb2203	Se1960	Sb2068	Al3961	Ca3179
Avg	**.6826**	**.4544**	**.1086**	**.0003**	**.2169**	**.0043**	**.0095**	**107.0**	**111.6**
Stddev	.0015	.0042	.0018	.0027	.0010	.0028	.0015	.4	.5
%RSD	.2239	.9289	1.655	1070.	.4638	64.45	15.60	.3697	.4282
#1	.6837	.4574	.1098	-.0017	.2176	.0024	.0084	107.3	111.9
#2	.6815	.4514	.1073	.0022	.2161	.0063	.0105	106.8	111.3

Elem	Fe2599	Mg2790	K_7664	Na5895	B_2089	Mo2020	Pd3404	Si2124	Sn1899
Avg	**274.6**	**62.52**	**5.265**	**7.522**	**.8864**	**.0135**	**.0248**	**2.288**	**.0203**
Stddev	1.4	.23	.006	.044	.0054	.0001	.0001	.030	.0017
%RSD	.5141	.3721	.1176	.5818	.6081	.3878	.3121	1.296	8.235
#1	273.6	62.69	5.270	7.553	.8902	.0136	.0248	2.309	.0215
#2	275.6	62.36	5.261	7.491	.8826	.0135	.0249	2.267	.0191

Elem	Sr4077	Ti3349	W_2079	Zr3391	S_1820	Bi2230	Li6707
Avg	**.2286**	**10.12**	**-.0077**	**.1061**	**1.394**	**.2111**	**.0837**
Stddev	.0016	.01	.0013	.0003	.018	.0000	.0008
%RSD	.6828	.1394	16.27	.2632	1.267	.0192	.9976
#1	.2297	10.13	-.0086	.1059	1.406	.2112	.0842
#2	.2275	10.11	-.0068	.1063	1.382	.2111	.0831

Int. Std.	Y_3600	Y_3710	Y_2243	In2306
Avg	**74304.**	**22689.**	**1583.1**	**3351.3**
Stddev	46.	23.	3.5	3.5
%RSD	.06174	.09921	.22266	.10383
#1	74337.	22674.	1585.6	3353.8
#2	74272.	22705.	1580.6	3348.8

Zoom In Zoom Out

Sample Name: jb70687-2a Acquired: 7/7/2014 18:40:07 Type: Unk
Method: Accutest 2(v181) Mode: CONC Corr. Factor: 1.000000
User: admin Custom ID1: Custom ID2: Custom ID3:
Comment:

Elem	Ba4554	Be3130	Cd2288	Co2286	Cr2677	Cu3247	Mn2576	Ni2316	Ag3280
Avg	**.2675**	**.0033**	**.0017**	**.0608**	**.1294**	**.3096**	**3.014**	**.1002**	**.0008**
Stddev	.0020	.0001	.0000	.0006	.0015	.0025	.028	.0015	.0017
%RSD	.7417	2.322	1.332	1.059	1.133	.8141	.9348	1.468	207.4
#1	.2689	.0032	.0017	.0603	.1284	.3078	2.994	.0992	.0020
#2	.2661	.0034	.0017	.0612	.1304	.3114	3.034	.1013	-.0004

Elem	V_2924	Zn2062	As1890	Tl1908	Pb2203	Se1960	Sb2068	Al3961	Ca3179
Avg	**.2488**	**.5045**	**.0256**	**.0025**	**.1921**	**.0046**	**.0050**	**65.59**	**9.709**
Stddev	.0024	.0040	.0004	.0004	.0004	.0012	.0006	.34	.051
%RSD	.9836	.7942	1.713	14.20	.1829	27.24	12.16	.5217	.5295
#1	.2470	.5017	.0259	.0023	.1918	.0054	.0046	65.83	9.746
#2	.2505	.5074	.0253	.0028	.1923	.0037	.0055	65.34	9.673

Elem	Fe2599	Mg2790	K_7664	Na5895	B_2089	Mo2020	Pd3404	Si2124	Sn1899
Avg	**130.3**	**20.07**	**4.495**	**.5010**	**.0120**	**.0037**	**.0074**	**2.958**	**.0378**
Stddev	.8	.12	.031	.0103	.0006	.0000	.0001	.033	.0004
%RSD	.5809	.6051	.6806	2.058	4.879	.2039	1.406	1.120	1.145
#1	130.8	20.15	4.517	.5083	.0124	.0038	.0073	2.935	.0381
#2	129.7	19.98	4.474	.4937	.0116	.0037	.0075	2.982	.0375

Elem	Sr4077	Ti3349	W_2079	Zr3391	S_1820	Bi2230	Li6707
Avg	**.0523**	**3.750**	**-.0103**	**.0380**	**.2680**	**.0854**	**.0944**
Stddev	.0004	.032	.0002	.0005	.0018	.0008	.0006
%RSD	.7084	.8573	2.260	1.403	.6624	.9706	.6016
#1	.0526	3.727	-.0101	.0377	.2667	.0860	.0948
#2	.0521	3.773	-.0104	.0384	.2692	.0848	.0940

Int. Std.	Y_3600	Y_3710	Y_2243	In2306
Avg	**76494.**	**22296.**	**1612.9**	**3593.8**
Stddev	467.	61.	20.1	35.5
%RSD	.61040	.27431	1.2483	.98838
#1	76824.	22253.	1627.1	3618.9
#2	76164.	22340.	1598.7	3568.6

Zoom In Zoom Out

Sample Name: jb70687-3a Acquired: 7/7/2014 18:43:13 Type: Unk
Method: Accutest 2(v181) Mode: CONC Corr. Factor: 1.000000
User: admin Custom ID1: Custom ID2: Custom ID3:
Comment:

Elem	Ba4554	Be3130	Cd2288	Co2286	Cr2677	Cu3247	Mn2576	Ni2316	Ag3280
Avg	**.2762**	**.0040**	**.0018**	**.0628**	**.1323**	**.3191**	**3.092**	**.1028**	**-.0010**
Stddev	.0027	.0000	.0000	.0001	.0000	.0019	.004	.0002	.0010
%RSD	.9761	1.023	1.189	.1385	.0280	.5965	.1388	.2180	94.22
#1	.2781	.0040	.0018	.0629	.1323	.3178	3.089	.1026	-.0003
#2	.2743	.0040	.0018	.0627	.1323	.3205	3.095	.1030	-.0017

Elem	V_2924	Zn2062	As1890	Tl1908	Pb2203	Se1960	Sb2068	Al3961	Ca3179
Avg	**.2532**	**.5028**	**.0408**	**.0037**	**.2011**	**.0002**	**.0023**	**56.02**	**11.44**
Stddev	.0002	.0015	.0017	.0002	.0004	.0035	.0008	.33	.06
%RSD	.0732	.3080	4.064	4.022	.2152	1712.	33.72	.5897	.5396
#1	.2530	.5039	.0420	.0039	.2007	.0027	.0028	56.26	11.49
#2	.2533	.5017	.0396	.0036	.2014	-.0023	.0017	55.79	11.40

Elem	Fe2599	Mg2790	K_7664	Na5895	B_2089	Mo2020	Pd3404	Si2124	Sn1899
Avg	**202.4**	**20.82**	**4.716**	**.6068**	**.0087**	**.0051**	**.0093**	**2.933**	**.0402**
Stddev	1.3	.14	.061	.0076	.0000	.0002	.0006	.006	.0003
%RSD	.6591	.6890	1.291	1.259	.4382	3.247	6.585	.2180	.8618
#1	203.3	20.92	4.759	.6122	.0087	.0052	.0089	2.937	.0400
#2	201.4	20.72	4.673	.6014	.0087	.0050	.0097	2.928	.0405

Elem	Sr4077	Ti3349	W_2079	Zr3391	S_1820	Bi2230	Li6707
Avg	**.0760**	**2.963**	**-.0108**	**.0370**	**.2720**	**.0584**	**.0836**
Stddev	.0007	.006	.0005	.0001	.0029	.0003	.0002
%RSD	.9530	.2107	4.770	.2596	1.072	.4839	.2803
#1	.0765	2.959	-.0105	.0371	.2700	.0582	.0835
#2	.0755	2.967	-.0112	.0369	.2741	.0586	.0838

Int. Std.	Y_3600	Y_3710	Y_2243	In2306
Avg	**75790.**	**22460.**	**1614.8**	**3603.3**
Stddev	341.	135.	8.4	12.1
%RSD	.45026	.60282	.51845	.33611
#1	76031.	22364.	1620.7	3611.9
#2	75548.	22556.	1608.9	3594.8

Zoom In Zoom Out

Sample Name: jb70740-5a Acquired: 7/7/2014 18:46:19 Type: Unk
Method: Accutest 2(v181) Mode: CONC Corr. Factor: 1.000000
User: admin Custom ID1: Custom ID2: Custom ID3:
Comment:

Elem	Ba4554	Be3130	Cd2288	Co2286	Cr2677	Cu3247	Mn2576	Ni2316	Ag3280
Avg	**.6236**	**.0044**	**.0034**	**.0673**	**.1545**	**.7134**	**2.884**	**.1910**	**.0103**
Stddev	.0053	.0001	.0001	.0004	.0005	.0113	.024	.0011	.0003
%RSD	.8473	2.035	4.404	.6355	.2945	1.581	.8355	.5612	2.655
#1	.6274	.0043	.0035	.0676	.1541	.7054	2.867	.1903	.0101
#2	.6199	.0045	.0033	.0670	.1548	.7214	2.901	.1918	.0105

Elem	V_2924	Zn2062	As1890	Tl1908	Pb2203	Se1960	Sb2068	Al3961	Ca3179
Avg	**.1957**	**1.221**	**.1375**	**.0029**	**1.331**	**.0086**	**.0251**	**76.14**	**61.11**
Stddev	.0020	.003	.0002	.0002	.009	.0014	.0019	.30	.09
%RSD	1.002	.2413	.1577	8.370	.6958	16.71	7.693	.3927	.1494
#1	.1943	1.219	.1376	.0031	1.325	.0076	.0264	76.35	61.18
#2	.1971	1.223	.1373	.0028	1.338	.0096	.0237	75.93	61.05

Elem	Fe2599	Mg2790	K_7664	Na5895	B_2089	Mo2020	Pd3404	Si2124	Sn1899
Avg	**155.8**	**37.14**	**16.16**	**2.124**	**.0760**	**.0042**	**.0104**	**5.009**	**.0514**
Stddev	.4	.04	.12	.022	.0003	.0004	.0008	.027	.0011
%RSD	.2680	.1010	.7496	1.049	.3798	10.35	7.533	.5392	2.050
#1	156.1	37.11	16.24	2.140	.0763	.0039	.0110	4.990	.0522
#2	155.5	37.17	16.07	2.109	.0758	.0045	.0098	5.028	.0507

Elem	Sr4077	Ti3349	W_2079	Zr3391	S_1820	Bi2230	Li6707
Avg	**.2232**	**2.808**	**-.0079**	**.0526**	**1.803**	**.0609**	**.1585**
Stddev	.0018	.028	.0004	.0007	.016	.0001	.0013
%RSD	.7894	.9881	4.849	1.328	.8962	.2417	.8340
#1	.2244	2.788	-.0076	.0521	1.792	.0610	.1595
#2	.2219	2.828	-.0082	.0531	1.815	.0608	.1576

Int. Std.	Y_3600	Y_3710	Y_2243	In2306
Avg	**74431.**	**22138.**	**1582.5**	**3462.2**
Stddev	260.	35.	11.9	15.6
%RSD	.34937	.15643	.75367	.45187
#1	74615.	22163.	1591.0	3473.2
#2	74248.	22114.	1574.1	3451.1

Zoom In Zoom Out

Sample Name: ccv Acquired: 7/7/2014 18:49:23 Type: QC
Method: Accutest 2(v181) Mode: CONC Corr. Factor: 1.000000
User: admin Custom ID1: Custom ID2: Custom ID3:
Comment:

Elem	Ba4554	Be3130	Cd2288	Co2286	Cr2677	Cu3247	Mn2576	Ni2316	Ag3280
Units	ppm	ppm	ppm	ppm	ppm	ppm	ppm	ppm	ppm
Avg	**1.929**	**1.993**	**1.930**	**1.991**	**2.031**	**1.935**	**2.046**	**1.982**	**.2448**
Stddev	.003	.006	.020	.016	.018	.017	.015	.014	.0018
%RSD	.1478	.2937	1.043	.8010	.8643	.8984	.7351	.7061	.7277
#1	1.927	1.989	1.916	1.980	2.018	1.922	2.036	1.973	.2436
#2	1.931	1.998	1.944	2.002	2.043	1.947	2.057	1.992	.2461
Check ?	Chk Pass	Chk Pass	Chk Pass	Chk Pass	Chk Pass	Chk Pass	Chk Pass	Chk Pass	Chk Pass
Value									
Range									

Elem	V_2924	Zn2062	As1890	Tl1908	Pb2203	Se1960	Sb2068	Al3961	Ca3179
Units	ppm	ppm	ppm	ppm	ppm	ppm	ppm	ppm	ppm
Avg	**1.986**	**2.031**	**1.955**	**2.017**	**2.026**	**1.958**	**1.961**	**38.32**	**39.94**
Stddev	.013	.017	.024	.012	.018	.020	.026	.08	.11
%RSD	.6355	.8457	1.224	.6050	.8809	1.011	1.315	.2172	.2748
#1	1.977	2.018	1.938	2.009	2.013	1.944	1.943	38.26	39.86
#2	1.995	2.043	1.972	2.026	2.039	1.972	1.979	38.38	40.01
Check ?	Chk Pass	Chk Pass	Chk Pass	Chk Pass	Chk Pass	Chk Pass	Chk Pass	Chk Pass	Chk Pass
Value									
Range									

Elem	Fe2599	Mg2790	K_7664	Na5895	B_2089	Mo2020	Pd3404	Si2124	Sn1899
Units	ppm	ppm	ppm	ppm	ppm	ppm	ppm	ppm	ppm
Avg	**39.14**	**38.58**	**37.73**	**38.23**	**1.989**	**1.984**	**1.956**	**4.873**	**2.027**
Stddev	.14	.24	.09	.11	.019	.017	.020	.056	.014
%RSD	.3576	.6318	.2321	.2836	.9420	.8726	1.042	1.155	.7001
#1	39.04	38.41	37.67	38.16	1.976	1.972	1.942	4.833	2.017
#2	39.24	38.75	37.79	38.31	2.002	1.996	1.971	4.913	2.037
Check ?	Chk Pass	Chk Pass	Chk Pass	Chk Pass	Chk Pass	Chk Pass	Chk Pass	Chk Pass	Chk Pass
Value									
Range									

Zoom In Zoom Out

Sample Name: ccv Acquired: 7/7/2014 18:49:23 Type: QC
Method: Accutest 2(v181) Mode: CONC Corr. Factor: 1.000000
User: admin Custom ID1: Custom ID2: Custom ID3:
Comment:

Elem	Sr4077	Ti3349	W_2079	Zr3391	S_1820	Bi2230	Li6707
Units	ppm	ppm	ppm	ppm	ppm	ppm	ppm
Avg	**1.921**	**1.992**	**1.940**	**1.979**	**1.917**	**1.902**	**1.937**
Stddev	.006	.012	.005	.013	.021	.021	.002
%RSD	.2903	.5929	.2713	.6598	1.114	1.076	.0928
#1	1.917	1.983	1.937	1.970	1.902	1.888	1.938
#2	1.925	2.000	1.944	1.988	1.933	1.917	1.936
Check ?	Chk Pass	Chk Pass	Chk Pass	Chk Pass	Chk Pass	Chk Pass	Chk Pass
Value							
Range							

Int. Std.	Y_3600	Y_3710	Y_2243	In2306
Units	Cts/S	Cts/S	Cts/S	Cts/S
Avg	**71091.**	**21072.**	**1512.5**	**3361.7**
Stddev	180.	107.	14.3	25.8
%RSD	.25337	.50922	.94507	.76809
#1	71218.	21148.	1522.6	3380.0
#2	70963.	20996.	1502.4	3343.5

Zoom In Zoom Out

Sample Name: ccb Acquired: 7/7/2014 18:52:19 Type: QC
Method: Accutest 2(v181) Mode: CONC Corr. Factor: 1.000000
User: admin Custom ID1: Custom ID2: Custom ID3:
Comment:

Elem	Ba4554	Be3130	Cd2288	Co2286	Cr2677	Cu3247	Mn2576	Ni2316	Ag3280
Units	ppm	ppm	ppm	ppm	ppm	ppm	ppm	ppm	ppm
Avg	**.0004**	**-.0000**	**.0001**	**.0001**	**.0004**	**-.0001**	**.0000**	**-.0002**	**-.0002**
Stddev	.0002	.0000	.0002	.0000	.0004	.0003	.0000	.0002	.0003
%RSD	42.00	51.48	162.8	33.69	92.06	286.4	75.88	76.51	119.4
#1	.0005	-.0000	-.0000	.0001	.0007	-.0003	.0000	-.0001	-.0004
#2	.0003	-.0001	.0003	.0001	.0001	.0001	.0000	-.0004	-.0000
Check ?	Chk Pass	Chk Pass	Chk Pass	Chk Pass	Chk Pass	Chk Pass	Chk Pass	Chk Pass	Chk Pass
High Limit									
Low Limit									

Elem	V_2924	Zn2062	As1890	Tl1908	Pb2203	Se1960	Sb2068	Al3961	Ca3179
Units	ppm	ppm	ppm	ppm	ppm	ppm	ppm	ppm	ppm
Avg	**-.0000**	**.0001**	**-.0006**	**.0014**	**.0003**	**.0013**	**.0020**	**.0056**	**-.0040**
Stddev	.0002	.0001	.0003	.0009	.0012	.0031	.0010	.0018	.0009
%RSD	569.4	223.2	51.57	65.20	434.7	236.3	49.27	31.53	22.43
#1	.0001	-.0000	-.0004	.0020	-.0006	-.0009	.0026	.0068	-.0034
#2	-.0001	.0002	-.0008	.0007	.0011	.0035	.0013	.0043	-.0047
Check ?	Chk Pass	Chk Pass	Chk Pass	Chk Pass	Chk Pass	Chk Pass	Chk Pass	Chk Pass	Chk Pass
High Limit									
Low Limit									

Elem	Fe2599	Mg2790	K_7664	Na5895	B_2089	Mo2020	Pd3404	Si2124	Sn1899
Units	ppm	ppm	ppm	ppm	ppm	ppm	ppm	ppm	ppm
Avg	**.0037**	**.0160**	**.0150**	**.0053**	**-.0002**	**.0005**	**-.0006**	**-.0001**	**-.0001**
Stddev	.0021	.0003	.0193	.0086	.0004	.0002	.0000	.0002	.0002
%RSD	56.86	1.785	128.3	163.0	236.6	47.69	.7867	198.3	141.0
#1	.0052	.0158	.0014	-.0008	.0001	.0003	-.0006	-.0003	-.0003
#2	.0022	.0162	.0286	.0113	-.0005	.0007	-.0006	.0000	-.0000
Check ?	Chk Pass	Chk Pass	Chk Pass	Chk Pass	Chk Pass	Chk Pass	Chk Pass	Chk Pass	Chk Pass
High Limit									
Low Limit									

Zoom In Zoom Out

Sample Name: ccb Acquired: 7/7/2014 18:52:19 Type: QC
Method: Accutest 2(v181) Mode: CONC Corr. Factor: 1.000000
User: admin Custom ID1: Custom ID2: Custom ID3:
Comment:

Elem	Sr4077	Ti3349	W_2079	Zr3391	S_1820	Bi2230	Li6707
Units	ppm	ppm	ppm	ppm	ppm	ppm	ppm
Avg	**.0001**	**.0001**	**-.0019**	**.0005**	**-.0044**	**-.0004**	**-.0016**
Stddev	.0000	.0002	.0029	.0001	.0009	.0003	.0014
%RSD	5.773	381.4	153.7	14.46	20.59	71.80	84.72
#1	.0001	-.0001	-.0039	.0006	-.0038	-.0002	-.0007
#2	.0001	.0002	.0002	.0005	-.0051	-.0005	-.0026
Check ?	Chk Pass	Chk Pass	Chk Pass	Chk Pass	Chk Pass	Chk Pass	Chk Pass
High Limit							
Low Limit							

Int. Std.	Y_3600	Y_3710	Y_2243	In2306
Units	Cts/S	Cts/S	Cts/S	Cts/S
Avg	**75549.**	**21042.**	**1590.8**	**3852.4**
Stddev	493.	115.	10.3	21.0
%RSD	.65260	.54599	.64639	.54548
#1	75898.	20961.	1598.1	3867.2
#2	75200.	21123.	1583.6	3837.5

Zoom In Zoom Out

Sample Name: mp80466-mb1 2 Acquired: 7/7/2014 18:55:32 Type: Unk
Method: Accutest 2(v181) Mode: CONC Corr. Factor: 1.000000
User: admin Custom ID1: Custom ID2: Custom ID3:
Comment:

Elem	Ba4554	Be3130	Cd2288	Co2286	Cr2677	Cu3247	Mn2576	Ni2316	Ag3280
Avg	**.0011**	**-.0002**	**.0003**	**.0001**	**.0004**	**.0010**	**.0005**	**.0003**	**.0000**
Stddev	.0001	.0000	.0000	.0001	.0002	.0003	.0001	.0003	.0003
%RSD	8.924	2.219	15.26	156.1	49.08	27.71	9.856	94.78	866.2
#1	.0012	-.0002	.0002	-.0000	.0006	.0008	.0005	.0005	.0002
#2	.0010	-.0002	.0003	.0001	.0003	.0012	.0005	.0001	-.0002

Elem	V_2924	Zn2062	As1890	Tl1908	Pb2203	Se1960	Sb2068	Al3961	Ca3179
Avg	**-.0000**	**.0047**	**.0004**	**.0008**	**.0004**	**.0010**	**.0016**	**.0232**	**.0950**
Stddev	.0004	.0000	.0001	.0009	.0021	.0005	.0015	.0085	.0062
%RSD	2678.	.5348	27.65	115.2	560.0	48.44	93.45	36.52	6.546
#1	.0002	.0047	.0005	.0001	.0018	.0013	.0027	.0172	.0994
#2	-.0003	.0047	.0003	.0014	-.0011	.0007	.0005	.0292	.0906

Elem	Fe2599	Mg2790	K_7664	Na5895	B_2089	Mo2020	Pd3404	Si2124	Sn1899
Avg	**.0427**	**.0351**	**.0201**	**.0383**	**-.0012**	**-.0004**	**-.0003**	**.0195**	**.0159**
Stddev	.0038	.0108	.0282	.0044	.0001	.0002	.0003	.0002	.0011
%RSD	8.843	30.75	140.1	11.46	9.093	59.42	92.93	.8925	7.109
#1	.0454	.0275	.0401	.0352	-.0011	-.0005	-.0005	.0196	.0167
#2	.0401	.0427	.0002	.0414	-.0013	-.0002	-.0001	.0194	.0151

Elem	Sr4077	Ti3349	W_2079	Zr3391	S_1820	Bi2230	Li6707
Avg	**.0001**	**.0002**	**-.0095**	**.0000**	**.0085**	**-.0007**	**-.0011**
Stddev	.0000	.0001	.0000	.0001	.0006	.0012	.0005
%RSD	2.857	56.14	.4762	162.2	6.523	183.1	46.38
#1	.0001	.0001	-.0095	-.0000	.0081	-.0016	-.0015
#2	.0001	.0002	-.0096	.0001	.0089	.0002	-.0008

Int. Std.	Y_3600	Y_3710	Y_2243	In2306
Avg	**75981.**	**21415.**	**1596.6**	**3887.0**
Stddev	838.	126.	9.7	24.4
%RSD	1.1032	.59030	.60542	.62875
#1	76574.	21326.	1603.5	3904.3
#2	75388.	21505.	1589.8	3869.7

Zoom In Zoom Out

Sample Name: mp80466-b1 Acquired: 7/7/2014 18:58:45 Type: Unk
Method: Accutest 2(v181) Mode: CONC Corr. Factor: 1.000000
User: admin Custom ID1: Custom ID2: Custom ID3:
Comment:

Elem	Ba4554	Be3130	Cd2288	Co2286	Cr2677	Cu3247	Mn2576	Ni2316	Ag3280
Avg	**3.709**	**.0982**	**.0894**	**.9457**	**.3995**	**.4705**	**1.003**	**.9501**	**.0980**
Stddev	.031	.0006	.0007	.0036	.0051	.0070	.014	.0019	.0011
%RSD	.8474	.5915	.8100	.3784	1.274	1.494	1.403	.2033	1.141
#1	3.732	.0987	.0889	.9432	.3959	.4655	.9928	.9488	.0972
#2	3.687	.0978	.0900	.9483	.4031	.4755	1.013	.9515	.0988

Elem	V_2924	Zn2062	As1890	Tl1908	Pb2203	Se1960	Sb2068	Al3961	Ca3179
Avg	**.9662**	**.9926**	**3.859**	**4.071**	**.9928**	**4.036**	**.9490**	**51.34**	**12.81**
Stddev	.0127	.0040	.030	.016	.0035	.022	.0080	.29	.08
%RSD	1.315	.4041	.7788	.3862	.3475	.5532	.8481	.5674	.6449
#1	.9572	.9898	3.837	4.060	.9904	4.020	.9434	51.55	12.87
#2	.9751	.9955	3.880	4.083	.9953	4.052	.9547	51.14	12.75

Elem	Fe2599	Mg2790	K_7664	Na5895	B_2089	Mo2020	Pd3404	Si2124	Sn1899
Avg	**51.84**	**12.61**	**12.26**	**12.31**	**-.0026**	**-.0004**	**.0058**	**.0167**	**.0125**
Stddev	.31	.07	.10	.12	.0014	.0000	.0003	.0002	.0002
%RSD	.6071	.5904	.8102	.9507	55.33	6.810	4.312	1.340	1.258
#1	52.06	12.66	12.33	12.39	-.0036	-.0004	.0060	.0165	.0126
#2	51.62	12.55	12.19	12.22	-.0016	-.0005	.0056	.0168	.0124

Elem	Sr4077	Ti3349	W_2079	Zr3391	S_1820	Bi2230	Li6707
Avg	**-.0002**	**.0005**	**.0054**	**-.0005**	**.0103**	**-.0021**	**.0008**
Stddev	.0000	.0001	.0017	.0002	.0015	.0002	.0000
%RSD	13.25	20.17	30.96	43.90	14.65	8.443	2.528
#1	-.0002	.0006	.0042	-.0003	.0114	-.0020	.0009
#2	-.0003	.0005	.0065	-.0006	.0093	-.0022	.0008

Int. Std.	Y_3600	Y_3710	Y_2243	In2306
Avg	**73625.**	**21437.**	**1571.3**	**3583.3**
Stddev	686.	72.	11.1	17.5
%RSD	.93114	.33697	.70351	.48868
#1	74110.	21488.	1579.1	3595.7
#2	73140.	21386.	1563.5	3570.9

Zoom In Zoom Out

Sample Name: mp80466-s1 Acquired: 7/7/2014 19:01:46 Type: Unk
Method: Accutest 2(v181) Mode: CONC Corr. Factor: 1.000000
User: admin Custom ID1: Custom ID2: Custom ID3:
Comment:

Elem	Ba4554	Be3130	Cd2288	Co2286	Cr2677	Cu3247	Mn2576	Ni2316	Ag3280
Avg	**3.941**	**.0975**	**.0884**	**.9661**	**.5522**	**.5966**	**4.143**	**1.010**	**.0971**
Stddev	.059	.0015	.0002	.0001	.0004	.0011	.011	.001	.0024
%RSD	1.497	1.510	.1892	.0139	.0703	.1842	.2562	.1392	2.501
#1	3.983	.0986	.0883	.9660	.5519	.5958	4.135	1.009	.0989
#2	3.899	.0965	.0885	.9662	.5525	.5974	4.150	1.011	.0954

Elem	V_2924	Zn2062	As1890	Tl1908	Pb2203	Se1960	Sb2068	Al3961	Ca3179
Avg	**1.158**	**1.862**	**3.693**	**3.812**	**1.460**	**3.785**	**.4642**	**139.2**	**26.05**
Stddev	.004	.001	.004	.004	.002	.014	.0023	1.7	.34
%RSD	.3327	.0298	.1182	.0994	.1214	.3666	.4892	1.211	1.293
#1	1.155	1.862	3.690	3.809	1.459	3.775	.4626	140.4	26.28
#2	1.160	1.862	3.696	3.815	1.461	3.795	.4658	138.0	25.81

Elem	Fe2599	Mg2790	K_7664	Na5895	B_2089	Mo2020	Pd3404	Si2124	Sn1899
Avg	**192.1**	**26.67**	**16.30**	**12.71**	**.0173**	**.0044**	**.0109**	**3.649**	**.0227**
Stddev	3.0	.41	.27	.25	.0006	.0003	.0005	.003	.0009
%RSD	1.560	1.520	1.671	1.987	3.437	5.989	4.678	.0845	3.758
#1	194.2	26.96	16.49	12.89	.0177	.0043	.0113	3.651	.0233
#2	190.0	26.39	16.10	12.54	.0169	.0046	.0105	3.647	.0221

Elem	Sr4077	Ti3349	W_2079	Zr3391	S_1820	Bi2230	Li6707
Avg	**.0873**	**2.494**	**.0056**	**.0171**	**.8045**	**.0488**	**.0746**
Stddev	.0015	.012	.0029	.0001	.0013	.0001	.0008
%RSD	1.702	.4704	51.11	.7635	.1567	.1443	1.077
#1	.0883	2.486	.0036	.0172	.8054	.0487	.0751
#2	.0862	2.503	.0076	.0170	.8036	.0488	.0740

Int. Std.	Y_3600	Y_3710	Y_2243	In2306
Avg	**73585.**	**21918.**	**1583.0**	**3464.5**
Stddev	454.	219.	4.4	9.0
%RSD	.61647	1.0013	.27963	.25980
#1	73906.	21762.	1586.2	3470.9
#2	73265.	22073.	1579.9	3458.1

Zoom In Zoom Out

Sample Name: mp80466-s2 Acquired: 7/7/2014 19:04:45 Type: Unk
Method: Accutest 2(v181) Mode: CONC Corr. Factor: 1.000000
User: admin Custom ID1: Custom ID2: Custom ID3:
Comment:

Elem	Ba4554	Be3130	Cd2288	Co2286	Cr2677	Cu3247	Mn2576	Ni2316	Ag3280
Avg	**3.983**	**.0991**	**.0888**	**.9634**	**.5489**	**.5682**	**4.362**	**1.007**	**.0980**
Stddev	.038	.0009	.0006	.0081	.0013	.0063	.006	.008	.0015
%RSD	.9450	.8819	.7076	.8425	.2286	1.113	.1396	.7581	1.561
#1	4.010	.0997	.0893	.9692	.5497	.5637	4.366	1.013	.0991
#2	3.957	.0985	.0884	.9577	.5480	.5726	4.358	1.002	.0969

Elem	V_2924	Zn2062	As1890	Tl1908	Pb2203	Se1960	Sb2068	Al3961	Ca3179
Avg	**1.167**	**1.927**	**3.681**	**3.818**	**1.435**	**3.801**	**.4248**	**136.3**	**25.88**
Stddev	.001	.018	.023	.032	.010	.003	.0032	1.3	.26
%RSD	.0425	.9173	.6276	.8456	.6984	.0786	.7559	.9517	1.012
#1	1.168	1.940	3.697	3.840	1.443	3.803	.4271	137.2	26.06
#2	1.167	1.915	3.664	3.795	1.428	3.798	.4226	135.3	25.69

Elem	Fe2599	Mg2790	K_7664	Na5895	B_2089	Mo2020	Pd3404	Si2124	Sn1899
Avg	**193.4**	**26.38**	**16.46**	**12.72**	**.0163**	**.0043**	**.0101**	**3.966**	**.0285**
Stddev	2.0	.36	.17	.15	.0013	.0000	.0005	.026	.0003
%RSD	1.010	1.364	1.053	1.157	7.709	1.159	5.322	.6683	1.133
#1	194.8	26.64	16.58	12.83	.0172	.0043	.0097	3.985	.0287
#2	192.0	26.13	16.34	12.62	.0154	.0043	.0104	3.947	.0283

Elem	Sr4077	Ti3349	W_2079	Zr3391	S_1820	Bi2230	Li6707
Avg	**.0866**	**2.377**	**.0057**	**.0156**	**.5913**	**.0472**	**.0778**
Stddev	.0010	.002	.0030	.0004	.0027	.0002	.0016
%RSD	1.169	.0721	52.37	2.598	.4569	.4985	2.035
#1	.0873	2.376	.0036	.0158	.5932	.0474	.0789
#2	.0858	2.378	.0078	.0153	.5894	.0470	.0767

Int. Std.	Y_3600	Y_3710	Y_2243	In2306
Avg	**74229.**	**21924.**	**1618.3**	**3529.5**
Stddev	28.	258.	3.5	10.5
%RSD	.03826	1.1750	.21757	.29857
#1	74209.	21742.	1615.8	3522.0
#2	74249.	22106.	1620.8	3536.9

Zoom In Zoom Out

Sample Name: jb70824-13 Acquired: 7/7/2014 19:07:45 Type: Unk
Method: Accutest 2(v181) Mode: CONC Corr. Factor: 1.000000
User: admin Custom ID1: Custom ID2: Custom ID3:
Comment:

Elem	Ba4554	Be3130	Cd2288	Co2286	Cr2677	Cu3247	Mn2576	Ni2316	Ag3280
Avg	**.4090**	**.0034**	**.0039**	**.0538**	**.1570**	**.1229**	**2.678**	**.0900**	**.0001**
Stddev	.0019	.0001	.0000	.0002	.0012	.0015	.017	.0005	.0029
%RSD	.4528	2.865	.6191	.4498	.7589	1.252	.6403	.6021	2091.
#1	.4104	.0033	.0039	.0536	.1562	.1218	2.666	.0896	.0022
#2	.4077	.0035	.0038	.0540	.1579	.1240	2.690	.0903	-.0019

Elem	V_2924	Zn2062	As1890	Tl1908	Pb2203	Se1960	Sb2068	Al3961	Ca3179
Avg	**.2455**	**.8979**	**.0410**	**.0055**	**.5006**	**.0042**	**.0022**	**85.25**	**17.49**
Stddev	.0024	.0063	.0030	.0008	.0034	.0001	.0017	.37	.11
%RSD	.9963	.7006	7.197	14.21	.6739	1.302	78.62	.4346	.6404
#1	.2438	.8934	.0390	.0060	.4982	.0043	.0034	85.52	17.57
#2	.2472	.9023	.0431	.0049	.5030	.0042	.0010	84.99	17.41

Elem	Fe2599	Mg2790	K_7664	Na5895	B_2089	Mo2020	Pd3404	Si2124	Sn1899
Avg	**185.9**	**16.77**	**4.697**	**.8456**	**.0165**	**.0047**	**.0083**	**3.231**	**.0232**
Stddev	.9	.03	.062	.0155	.0012	.0000	.0009	.022	.0009
%RSD	.5048	.2023	1.324	1.838	7.028	.6069	10.70	.6715	3.945
#1	186.6	16.80	4.741	.8566	.0173	.0047	.0089	3.216	.0226
#2	185.3	16.75	4.653	.8346	.0157	.0047	.0076	3.247	.0239

Elem	Sr4077	Ti3349	W_2079	Zr3391	S_1820	Bi2230	Li6707
Avg	**.1211**	**2.725**	**-.0106**	**.0102**	**.9320**	**.0573**	**.0672**
Stddev	.0005	.019	.0007	.0002	.0093	.0013	.0011
%RSD	.3876	.7110	6.366	1.501	1.001	2.225	1.597
#1	.1214	2.711	-.0111	.0103	.9254	.0564	.0679
#2	.1208	2.739	-.0101	.0101	.9386	.0582	.0664

Int. Std.	Y_3600	Y_3710	Y_2243	In2306
Avg	**75500.**	**22202.**	**1618.3**	**3605.3**
Stddev	484.	51.	15.0	31.2
%RSD	.64059	.23005	.92609	.86414
#1	75842.	22166.	1628.9	3627.4
#2	75158.	22238.	1607.7	3583.3

Zoom In Zoom Out

Sample Name: mp80466-sd1 Acquired: 7/7/2014 19:10:50 Type: Unk
Method: Accutest 2(v181) Mode: CONC Corr. Factor: 5.000000
User: admin Custom ID1: Custom ID2: Custom ID3:
Comment:

Elem	Ba4554	Be3130	Cd2288	Co2286	Cr2677	Cu3247	Mn2576	Ni2316	Ag3280
Avg	**.0057**	**-.0020**	**-.0010**	**.0001**	**.0004**	**-.0220**	**.0023**	**.0019**	**.0026**
Stddev	.0042	.0005	.0004	.0007	.0011	.0029	.0015	.0000	.0011
%RSD	74.08	23.54	37.40	544.7	299.6	13.30	67.20	1.280	43.57
#1	.0087	-.0016	-.0013	-.0004	.0011	-.0199	.0033	.0019	.0018
#2	.0027	-.0023	-.0007	.0006	-.0004	-.0241	.0012	.0019	.0034

Elem	V_2924	Zn2062	As1890	Tl1908	Pb2203	Se1960	Sb2068	Al3961	Ca3179
Avg	**.0009**	**-.0024**	**.0126**	**.0146**	**.0037**	**-.0058**	**.0087**	**.1240**	**.1553**
Stddev	.0008	.0007	.0000	.0033	.0013	.0137	.0027	.0719	.2096
%RSD	91.94	29.42	.1403	22.55	35.11	234.4	30.96	58.02	135.0
#1	.0014	-.0019	.0126	.0123	.0046	-.0155	.0106	.1749	.3034
#2	.0003	-.0029	.0126	.0169	.0028	.0038	.0068	.0731	.0071

Elem	Fe2599	Mg2790	K_7664	Na5895	B_2089	Mo2020	Pd3404	Si2124	Sn1899
Avg	**.3374**	**.1342**	**-.6157**	**-.1739**	**-.0144**	**-.0061**	**-.0016**	**-.0593**	**-.0032**
Stddev	.1891	.1534	.6140	.0294	.0000	.0005	.0009	.0112	.0006
%RSD	56.05	114.3	99.72	16.91	.2838	7.861	57.90	18.90	19.71
#1	.4712	.2427	-1.050	-.1947	-.0144	-.0058	-.0009	-.0514	-.0037
#2	.2037	.0257	-.1816	-.1531	-.0144	-.0064	-.0022	-.0672	-.0028

Elem	Sr4077	Ti3349	W_2079	Zr3391	S_1820	Bi2230	Li6707
Avg	**-.0005**	**.0043**	**-.0882**	**-.0014**	**-.0352**	**.0134**	**-.0012**
Stddev	.0002	.0045	.0019	.0002	.0014	.0012	.0008
%RSD	46.61	103.9	2.121	12.63	4.057	8.611	67.78
#1	-.0004	.0074	-.0868	-.0012	-.0362	.0142	-.0006
#2	-.0007	.0011	-.0895	-.0015	-.0342	.0126	-.0018

Int. Std.	Y_3600	Y_3710	Y_2243	In2306
Avg	**129250.**	*****	**3633.2**	**8340.8**
Stddev	3675.	-----	495.0	1063.2
%RSD	2.8432	-----	13.624	12.747
#1	126650.	-----	3283.2	7589.0
#2	131850.	28722.	3983.2	9092.6

Zoom In Zoom Out

Sample Name: jb70715-7 Acquired: 7/7/2014 19:14:02 Type: Unk
Method: Accutest 2(v181) Mode: CONC Corr. Factor: 1.000000
User: admin Custom ID1: Custom ID2: Custom ID3:
Comment:

Elem	Ba4554	Be3130	Cd2288	Co2286	Cr2677	Cu3247	Mn2576	Ni2316	Ag3280
Avg	**.4105**	**.0027**	**.0007**	**.0386**	**.0785**	**.1345**	**3.903**	**.0861**	**.0007**
Stddev	.0012	.0000	.0000	.0000	.0001	.0017	.035	.0002	.0012
%RSD	.2975	1.002	.1316	.1024	.1338	1.295	.8980	.2389	174.5
#1	.4114	.0027	.0007	.0387	.0785	.1333	3.878	.0863	.0015
#2	.4097	.0026	.0007	.0386	.0786	.1357	3.928	.0860	-.0002

Elem	V_2924	Zn2062	As1890	Tl1908	Pb2203	Se1960	Sb2068	Al3961	Ca3179
Avg	**.0881**	**.1890**	**.0152**	**.0033**	**.0567**	**.0035**	**.0012**	**33.84**	**8.577**
Stddev	.0005	.0005	.0010	.0005	.0016	.0008	.0005	.16	.103
%RSD	.5148	.2741	6.524	14.64	2.775	23.31	39.64	.4705	1.206
#1	.0878	.1894	.0159	.0029	.0556	.0030	.0015	33.95	8.650
#2	.0884	.1886	.0145	.0036	.0579	.0041	.0008	33.73	8.503

Elem	Fe2599	Mg2790	K_7664	Na5895	B_2089	Mo2020	Pd3404	Si2124	Sn1899
Avg	**94.16**	**14.79**	**6.593**	**2.372**	**.0347**	**.0011**	**.0044**	**2.395**	**.0127**
Stddev	.67	.15	.036	.008	.0001	.0001	.0003	.001	.0009
%RSD	.7159	.9970	.5461	.3310	.2782	6.202	7.775	.0294	7.052
#1	94.64	14.90	6.619	2.377	.0347	.0011	.0047	2.395	.0120
#2	93.69	14.69	6.568	2.366	.0346	.0012	.0042	2.396	.0133

Elem	Sr4077	Ti3349	W_2079	Zr3391	S_1820	Bi2230	Li6707
Avg	**.0365**	**1.121**	**-.0101**	**.0417**	**.2990**	**.0181**	**.0688**
Stddev	.0002	.009	.0004	.0002	.0012	.0001	.0000
%RSD	.4782	.8305	4.466	.4271	.4018	.7601	.0045
#1	.0366	1.115	-.0097	.0416	.2982	.0180	.0688
#2	.0364	1.128	-.0104	.0418	.2999	.0182	.0688

Int. Std.	Y_3600	Y_3710	Y_2243	In2306
Avg	**76361.**	**21971.**	**1629.0**	**3690.1**
Stddev	713.	202.	7.1	8.1
%RSD	.93420	.91777	.43316	.22041
#1	76866.	21828.	1634.0	3695.8
#2	75857.	22113.	1624.1	3684.3

Zoom In Zoom Out

Sample Name: jb70781-1 Acquired: 7/7/2014 19:17:09 Type: Unk
Method: Accutest 2(v181) Mode: CONC Corr. Factor: 1.000000
User: admin Custom ID1: Custom ID2: Custom ID3:
Comment:

Elem	Ba4554	Be3130	Cd2288	Co2286	Cr2677	Cu3247	Mn2576	Ni2316	Ag3280
Avg	**.0766**	**.0006**	**.0143**	**.0032**	**.1505**	**.0439**	**.1567**	**.0146**	**.0009**
Stddev	.0009	.0001	.0001	.0003	.0011	.0005	.0007	.0001	.0002
%RSD	1.231	10.56	.9321	8.061	.7182	1.053	.4649	.4818	18.70
#1	.0772	.0005	.0144	.0030	.1497	.0436	.1562	.0146	.0010
#2	.0759	.0006	.0142	.0034	.1513	.0443	.1572	.0147	.0008

Elem	V_2924	Zn2062	As1890	Tl1908	Pb2203	Se1960	Sb2068	Al3961	Ca3179
Avg	**.0683**	**.1655**	**.0129**	**-.0006**	**.0745**	**.0014**	**.0028**	**22.75**	**23.49**
Stddev	.0006	.0006	.0011	.0009	.0007	.0003	.0005	.25	.26
%RSD	.9136	.3832	8.716	150.4	.9743	20.02	17.84	1.083	1.103
#1	.0678	.1650	.0121	-.0012	.0740	.0012	.0032	22.92	23.68
#2	.0687	.1659	.0137	.0000	.0750	.0016	.0025	22.57	23.31

Elem	Fe2599	Mg2790	K_7664	Na5895	B_2089	Mo2020	Pd3404	Si2124	Sn1899
Avg	**38.39**	**2.354**	**1.341**	**.1222**	**.0076**	**.0029**	**.0064**	**3.909**	**.0141**
Stddev	.44	.029	.032	.0026	.0008	.0002	.0007	.001	.0005
%RSD	1.134	1.231	2.373	2.090	9.872	6.491	11.00	.0129	3.450
#1	38.70	2.374	1.364	.1240	.0071	.0030	.0059	3.909	.0137
#2	38.08	2.333	1.319	.1204	.0081	.0027	.0069	3.909	.0144

Elem	Sr4077	Ti3349	W_2079	Zr3391	S_1820	Bi2230	Li6707
Avg	**.0575**	**2.555**	**-.0031**	**.1307**	**.5417**	**.0715**	**.0102**
Stddev	.0005	.023	.0014	.0016	.0058	.0000	.0005
%RSD	.8777	.9025	45.13	1.213	1.073	.0478	5.203
#1	.0579	2.539	-.0041	.1295	.5376	.0715	.0106
#2	.0571	2.571	-.0021	.1318	.5459	.0715	.0098

Int. Std.	Y_3600	Y_3710	Y_2243	In2306
Avg	**75184.**	**21538.**	**1604.9**	**3722.9**
Stddev	387.	56.	6.7	15.3
%RSD	.51429	.26020	.41511	.41037
#1	75457.	21498.	1609.7	3733.7
#2	74910.	21578.	1600.2	3712.1

Zoom In Zoom Out

Sample Name: jb70781-2 Acquired: 7/7/2014 19:20:16 Type: Unk
Method: Accutest 2(v181) Mode: CONC Corr. Factor: 1.000000
User: admin Custom ID1: Custom ID2: Custom ID3:
Comment:

Elem	Ba4554	Be3130	Cd2288	Co2286	Cr2677	Cu3247	Mn2576	Ni2316	Ag3280
Avg	**.0438**	**.0005**	**.0390**	**.0030**	**.1905**	**.0195**	**.0979**	**.0175**	**.0001**
Stddev	.0010	.0000	.0007	.0001	.0012	.0003	.0008	.0002	.0003
%RSD	2.272	5.089	1.819	3.280	.6357	1.504	.8309	.8770	347.9
#1	.0445	.0004	.0385	.0029	.1897	.0193	.0974	.0173	-.0001
#2	.0431	.0005	.0395	.0031	.1914	.0197	.0985	.0176	.0003

Elem	V_2924	Zn2062	As1890	Tl1908	Pb2203	Se1960	Sb2068	Al3961	Ca3179
Avg	**.0582**	**.0738**	**.0098**	**.0006**	**.0295**	**.0004**	**.0013**	**18.04**	**2.011**
Stddev	.0001	.0008	.0022	.0011	.0007	.0026	.0008	.32	.030
%RSD	.0884	1.121	23.00	186.4	2.382	604.1	63.35	1.793	1.517
#1	.0582	.0732	.0113	.0013	.0300	-.0014	.0018	18.27	2.032
#2	.0582	.0744	.0082	-.0002	.0290	.0023	.0007	17.81	1.989

Elem	Fe2599	Mg2790	K_7664	Na5895	B_2089	Mo2020	Pd3404	Si2124	Sn1899
Avg	**28.64**	**1.371**	**1.792**	**.1403**	**.0095**	**.0015**	**.0035**	**4.876**	**.0144**
Stddev	.48	.029	.025	.0036	.0001	.0001	.0004	.053	.0004
%RSD	1.685	2.095	1.391	2.541	1.571	4.396	10.13	1.086	2.532
#1	28.98	1.391	1.810	.1428	.0096	.0015	.0037	4.838	.0141
#2	28.30	1.351	1.775	.1378	.0093	.0016	.0032	4.913	.0146

Elem	Sr4077	Ti3349	W_2079	Zr3391	S_1820	Bi2230	Li6707
Avg	**.0150**	**2.151**	**-.0075**	**.0713**	**.1256**	**.0502**	**.0063**
Stddev	.0003	.020	.0009	.0003	.0012	.0001	.0004
%RSD	2.129	.9430	11.54	.3635	.9547	.2280	6.655
#1	.0152	2.137	-.0081	.0711	.1247	.0503	.0060
#2	.0147	2.165	-.0069	.0715	.1264	.0501	.0066

Int. Std.	Y_3600	Y_3710	Y_2243	In2306
Avg	**76348.**	**21484.**	**1601.3**	**3777.3**
Stddev	565.	257.	30.7	63.6
%RSD	.74037	1.1969	1.9156	1.6848
#1	76748.	21302.	1623.0	3822.3
#2	75948.	21666.	1579.6	3732.3

Zoom In Zoom Out

Sample Name: ccv Acquired: 7/7/2014 19:23:25 Type: QC
Method: Accutest 2(v181) Mode: CONC Corr. Factor: 1.000000
User: admin Custom ID1: Custom ID2: Custom ID3:
Comment:

Elem	Ba4554	Be3130	Cd2288	Co2286	Cr2677	Cu3247	Mn2576	Ni2316	Ag3280
Units	ppm	ppm	ppm	ppm	ppm	ppm	ppm	ppm	ppm
Avg	**1.932**	**2.009**	**1.890**	**1.966**	**2.005**	**1.908**	**2.027**	**1.958**	**.2435**
Stddev	.052	.044	.021	.022	.002	.002	.005	.021	.0006
%RSD	2.706	2.193	1.082	1.132	.0841	.0973	.2538	1.068	.2407
#1	1.969	2.040	1.876	1.950	2.004	1.909	2.023	1.944	.2439
#2	1.895	1.978	1.905	1.982	2.006	1.907	2.030	1.973	.2431
Check ?	Chk Pass	Chk Pass	Chk Pass	Chk Pass	Chk Pass	Chk Pass	Chk Pass	Chk Pass	Chk Pass
Value									
Range									

Elem	V_2924	Zn2062	As1890	Tl1908	Pb2203	Se1960	Sb2068	Al3961	Ca3179
Units	ppm	ppm	ppm	ppm	ppm	ppm	ppm	ppm	ppm
Avg	**1.968**	**2.001**	**1.918**	**1.986**	**2.003**	**1.918**	**1.920**	**38.51**	**40.38**
Stddev	.004	.018	.026	.018	.020	.023	.027	1.00	.87
%RSD	.2113	.8780	1.354	.8924	1.005	1.195	1.388	2.601	2.150
#1	1.965	1.988	1.899	1.974	1.988	1.901	1.901	39.22	40.99
#2	1.971	2.013	1.936	1.999	2.017	1.934	1.939	37.80	39.76
Check ?	Chk Pass	Chk Pass	Chk Pass	Chk Pass	Chk Pass	Chk Pass	Chk Pass	Chk Pass	Chk Pass
Value									
Range									

Elem	Fe2599	Mg2790	K_7664	Na5895	B_2089	Mo2020	Pd3404	Si2124	Sn1899
Units	ppm	ppm	ppm	ppm	ppm	ppm	ppm	ppm	ppm
Avg	**39.39**	**39.05**	**37.94**	**38.47**	**1.950**	**1.945**	**1.926**	**4.761**	**1.991**
Stddev	.91	.70	.97	.99	.027	.021	.002	.065	.021
%RSD	2.298	1.804	2.550	2.563	1.364	1.083	.0895	1.361	1.029
#1	40.03	39.55	38.62	39.17	1.931	1.930	1.927	4.715	1.976
#2	38.75	38.55	37.26	37.77	1.968	1.960	1.924	4.807	2.005
Check ?	Chk Pass	Chk Pass	Chk Pass	Chk Pass	Chk Pass	Chk Pass	Chk Pass	Chk Pass	Chk Pass
Value									
Range									

Zoom In Zoom Out

Sample Name: ccv Acquired: 7/7/2014 19:23:25 Type: QC
Method: Accutest 2(v181) Mode: CONC Corr. Factor: 1.000000
User: admin Custom ID1: Custom ID2: Custom ID3:
Comment:

Elem	Sr4077	Ti3349	W_2079	Zr3391	S_1820	Bi2230	Li6707
Units	ppm	ppm	ppm	ppm	ppm	ppm	ppm
Avg	**1.926**	**1.966**	**1.909**	**1.954**	**1.875**	**1.855**	**1.945**
Stddev	.051	.006	.006	.004	.022	.023	.052
%RSD	2.659	.3176	.3283	.1971	1.159	1.221	2.680
#1	1.962	1.961	1.904	1.951	1.860	1.839	1.982
#2	1.889	1.970	1.913	1.956	1.890	1.871	1.908
Check ?	Chk Pass	Chk Pass	Chk Pass	Chk Pass	Chk Pass	Chk Pass	Chk Pass
Value							
Range							

Int. Std.	Y_3600	Y_3710	Y_2243	In2306
Units	Cts/S	Cts/S	Cts/S	Cts/S
Avg	**71854.**	**20724.**	**1541.7**	**3407.7**
Stddev	41.	468.	17.5	37.3
%RSD	.05667	2.2570	1.1359	1.0935
#1	71883.	20393.	1554.1	3434.1
#2	71825.	21054.	1529.3	3381.4

Zoom In Zoom Out

Sample Name: ccb Acquired: 7/7/2014 19:26:21 Type: QC
Method: Accutest 2(v181) Mode: CONC Corr. Factor: 1.000000
User: admin Custom ID1: Custom ID2: Custom ID3:
Comment:

Elem	Ba4554	Be3130	Cd2288	Co2286	Cr2677	Cu3247	Mn2576	Ni2316	Ag3280
Units	ppm	ppm	ppm	ppm	ppm	ppm	ppm	ppm	ppm
Avg	**.0003**	**.0000**	**.0002**	**-.0000**	**.0001**	**.0000**	**-.0000**	**-.0000**	**-.0001**
Stddev	.0001	.0001	.0001	.0005	.0004	.0003	.0001	.0004	.0000
%RSD	36.23	242.6	63.77	3544.	297.6	2937.	1894.	1241.	71.45
#1	.0003	.0001	.0001	.0003	-.0001	.0002	.0000	.0002	-.0000
#2	.0002	-.0000	.0002	-.0003	.0004	-.0002	-.0000	-.0003	-.0001
Check ?	Chk Pass	Chk Pass	Chk Pass	Chk Pass	Chk Pass	Chk Pass	Chk Pass	Chk Pass	Chk Pass
High Limit									
Low Limit									

Elem	V_2924	Zn2062	As1890	Tl1908	Pb2203	Se1960	Sb2068	Al3961	Ca3179
Units	ppm	ppm	ppm	ppm	ppm	ppm	ppm	ppm	ppm
Avg	**.0004**	**.0001**	**.0000**	**.0007**	**-.0003**	**.0004**	**.0011**	**.0036**	**-.0048**
Stddev	.0000	.0000	.0007	.0003	.0011	.0013	.0009	.0038	.0031
%RSD	4.082	3.275	3753.	43.46	400.9	362.4	80.38	103.8	65.47
#1	.0005	.0001	-.0005	.0009	.0005	.0013	.0005	.0063	-.0026
#2	.0004	.0001	.0005	.0005	-.0011	-.0006	.0018	.0010	-.0070
Check ?	Chk Pass	Chk Pass	Chk Pass	Chk Pass	Chk Pass	Chk Pass	Chk Pass	Chk Pass	Chk Pass
High Limit									
Low Limit									

Elem	Fe2599	Mg2790	K_7664	Na5895	B_2089	Mo2020	Pd3404	Si2124	Sn1899
Units	ppm	ppm	ppm	ppm	ppm	ppm	ppm	ppm	ppm
Avg	**.0031**	**.0088**	**.0040**	**.0004**	**-.0011**	**.0005**	**-.0001**	**-.0003**	**.0001**
Stddev	.0000	.0021	.0293	.0017	.0005	.0001	.0001	.0005	.0003
%RSD	.8082	24.36	739.6	454.2	46.30	25.52	118.8	161.6	270.6
#1	.0031	.0103	.0247	-.0008	-.0008	.0004	-.0002	.0000	-.0001
#2	.0031	.0073	-.0168	.0016	-.0015	.0006	-.0000	-.0006	.0004
Check ?	Chk Pass	Chk Pass	Chk Pass	Chk Pass	Chk Pass	Chk Pass	Chk Pass	Chk Pass	Chk Pass
High Limit									
Low Limit									

Zoom In Zoom Out

Sample Name: ccb Acquired: 7/7/2014 19:26:21 Type: QC
Method: Accutest 2(v181) Mode: CONC Corr. Factor: 1.000000
User: admin Custom ID1: Custom ID2: Custom ID3:
Comment:

Elem	Sr4077	Ti3349	W_2079	Zr3391	S_1820	Bi2230	Li6707
Units	ppm	ppm	ppm	ppm	ppm	ppm	ppm
Avg	**.0001**	**-.0001**	**-.0002**	**.0002**	**-.0020**	**-.0013**	**.0002**
Stddev	.0000	.0003	.0008	.0001	.0002	.0005	.0009
%RSD	87.75	339.8	412.6	39.53	8.863	36.28	479.2
#1	.0001	-.0003	-.0008	.0002	-.0021	-.0010	.0009
#2	.0000	.0001	.0004	.0001	-.0019	-.0016	-.0005
Check ?	Chk Pass	Chk Pass	Chk Pass	Chk Pass	Chk Pass	Chk Pass	Chk Pass
High Limit							
Low Limit							

Int. Std.	Y_3600	Y_3710	Y_2243	In2306
Units	Cts/S	Cts/S	Cts/S	Cts/S
Avg	**75442.**	**21199.**	**1600.8**	**3870.5**
Stddev	372.	28.	6.2	18.5
%RSD	.49245	.13060	.38793	.47712
#1	75705.	21218.	1605.2	3883.6
#2	75179.	21179.	1596.5	3857.5

Zoom In Zoom Out

Sample Name: cri Acquired: 7/7/2014 19:29:34 Type: QC
Method: Accutest 2(v181) Mode: CONC Corr. Factor: 1.000000
User: admin Custom ID1: Custom ID2: Custom ID3:
Comment:

Elem	Ba4554	Be3130	Cd2288	Co2286	Cr2677	Cu3247	Mn2576	Ni2316	Ag3280
Units	ppm	ppm	ppm	ppm	ppm	ppm	ppm	ppm	ppm
Avg	**.1971**	**.0020**	**.0035**	**.0493**	**.0112**	**.0104**	**.0162**	**.0095**	**.0050**
Stddev	.0028	.0001	.0001	.0003	.0001	.0001	.0002	.0004	.0001
%RSD	1.437	2.721	3.524	.5314	.5420	.8523	1.368	4.718	1.793
#1	.1991	.0020	.0036	.0495	.0111	.0105	.0160	.0098	.0050
#2	.1951	.0019	.0034	.0491	.0112	.0104	.0163	.0092	.0049
Check ?	Chk Pass	Chk Pass	Chk Pass	Chk Pass	Chk Pass	Chk Pass	Chk Pass	Chk Pass	Chk Pass
Value									
Range									

Elem	V_2924	Zn2062	As1890	Tl1908	Pb2203	Se1960	Sb2068	Al3961	Ca3179
Units	ppm	ppm	ppm	ppm	ppm	ppm	ppm	ppm	ppm
Avg	**.0540**	**.0221**	**.0091**	**.0088**	**.0036**	**.0128**	**.0071**	**.2004**	**5.114**
Stddev	.0009	.0002	.0001	.0012	.0016	.0000	.0017	.0137	.066
%RSD	1.699	.8919	.9524	13.49	44.09	.3711	24.49	6.832	1.282
#1	.0533	.0222	.0091	.0079	.0048	.0128	.0084	.2100	5.161
#2	.0546	.0220	.0090	.0096	.0025	.0128	.0059	.1907	5.068
Check ?	Chk Pass	Chk Pass	Chk Pass	Chk Pass	Chk Pass	Chk Pass	Chk Pass	Chk Pass	Chk Pass
Value									
Range									

Elem	Fe2599	Mg2790	K_7664	Na5895	B_2089	Mo2020	Pd3404	Si2124	Sn1899
Units	ppm	ppm	ppm	ppm	ppm	ppm	ppm	ppm	ppm
Avg	**.1028**	**4.966**	**4.803**	**4.780**	**.0999**	**.0198**	**.0538**	**.1989**	**.0109**
Stddev	.0015	.042	.018	.060	.0013	.0003	.0008	.0015	.0002
%RSD	1.457	.8433	.3751	1.247	1.322	1.286	1.435	.7775	1.960
#1	.1039	4.996	4.815	4.822	.1008	.0200	.0533	.2000	.0111
#2	.1018	4.936	4.790	4.738	.0989	.0196	.0544	.1978	.0108
Check ?	Chk Pass	Chk Pass	Chk Pass	Chk Pass	Chk Pass	Chk Pass	Chk Pass	Chk Pass	Chk Pass
Value									
Range									

Zoom In Zoom Out

Sample Name: cri Acquired: 7/7/2014 19:29:34 Type: QC
Method: Accutest 2(v181) Mode: CONC Corr. Factor: 1.000000
User: admin Custom ID1: Custom ID2: Custom ID3:
Comment:

Elem	Sr4077	Ti3349	W_2079	Zr3391	S_1820	Bi2230	Li6707
Units	ppm	ppm	ppm	ppm	ppm	ppm	ppm
Avg	**.0099**	**.0101**	**.0481**	**.0100**	**.0428**	**.0207**	**.0206**
Stddev	.0002	.0005	.0007	.0002	.0006	.0004	.0010
%RSD	1.631	4.900	1.552	1.864	1.391	2.037	5.055
#1	.0100	.0098	.0476	.0099	.0432	.0210	.0213
#2	.0098	.0105	.0486	.0101	.0424	.0204	.0199
Check ?	Chk Pass	Chk Pass	Chk Pass	Chk Pass	Chk Pass	Chk Pass	Chk Pass
Value							
Range							

Int. Std.	Y_3600	Y_3710	Y_2243	In2306
Units	Cts/S	Cts/S	Cts/S	Cts/S
Avg	**74824.**	**21082.**	**1598.6**	**3801.9**
Stddev	698.	187.	8.2	24.7
%RSD	.93234	.88869	.51044	.65010
#1	75317.	20950.	1592.9	3784.4
#2	74331.	21215.	1604.4	3819.4

Zoom In Zoom Out

Sample Name: crid Acquired: 7/7/2014 19:32:45 Type: QC
Method: Accutest 2(v181) Mode: CONC Corr. Factor: 1.000000
User: admin Custom ID1: Custom ID2: Custom ID3:
Comment:

Elem	Ba4554	Be3130	Cd2288	Co2286	Cr2677	Cu3247	Mn2576	Ni2316
Units	ppm	ppm	ppm	ppm	ppm	ppm	ppm	ppm
Avg	**.0040**	**.0008**	**.0010**	**.0032**	**.0019**	**.0022**	**.0031**	**.0040**
Stddev	.0002	.0000	.0000	.0000	.0002	.0003	.0000	.0003
%RSD	4.703	3.839	3.870	1.357	9.497	14.58	.6543	7.572
#1	.0041	.0008	.0009	.0032	.0018	.0025	.0031	.0042
#2	.0038	.0008	.0010	.0031	.0020	.0020	.0030	.0038
Check ?	Chk Pass	Chk Pass	Chk Pass	Chk Pass	Chk Pass	Chk Pass	Chk Pass	Chk Pass
Value								
Range								

Elem	Ag3280	V_2924	Zn2062	As1890	Tl1908	Pb2203	Se1960	Sb2068
Units	ppm	ppm	ppm	ppm	ppm	ppm	ppm	ppm
Avg	**.0011**	**.0016**	**.0110**	**.0032**	**.0023**	**.0032**	F **.0066**	**.0038**
Stddev	.0004	.0001	.0000	.0001	.0001	.0006	.0004	.0002
%RSD	33.91	3.537	.2427	4.316	6.057	20.12	6.434	5.932
#1	.0013	.0016	.0111	.0031	.0022	.0036	.0063	.0040
#2	.0008	.0016	.0110	.0033	.0024	.0027	.0069	.0037
Check ?	Chk Pass	Chk Pass	Chk Pass	Chk Pass	Chk Pass	Chk Pass	Chk Fail	Chk Pass
Value							.0050	
Range							30.00%	

Elem	Al3961	Ca3179	Fe2599	Mg2790	K_7664	Na5895	B_2089	Mo2020
Units	ppm	ppm	ppm	ppm	ppm	ppm	ppm	ppm
Avg	**.0992**	**1.024**	**-.0022**	**.1103**	**1.909**	**.9556**	**.0079**	**-.0006**
Stddev	.0066	.009	.0002	.0263	.025	.0070	.0001	.0000
%RSD	6.680	.8342	9.728	23.88	1.301	.7319	1.848	4.260
#1	.1038	1.030	-.0023	.0917	1.891	.9605	.0080	-.0006
#2	.0945	1.018	-.0020	.1289	1.927	.9506	.0078	-.0007
Check ?	Chk Pass	Chk Pass	None	Chk Pass	Chk Pass	Chk Pass	Chk Pass	None
Value								
Range								

Zoom In Zoom Out

Sample Name: crid Acquired: 7/7/2014 19:32:45 Type: QC
Method: Accutest 2(v181) Mode: CONC Corr. Factor: 1.000000
User: admin Custom ID1: Custom ID2: Custom ID3:
Comment:

Elem	Pd3404	Si2124	Sn1899	Sr4077	Ti3349	W_2079	Zr3391	S_1820
Units	ppm	ppm	ppm	ppm	ppm	ppm	ppm	ppm
Avg	**-.0013**	**-.0030**	**-.0001**	**-.0002**	**-.0006**	F **-.0108**	F **-.0003**	F **-.0047**
Stddev	.0013	.0005	.0002	.0000	.0000	.0004	.0000	.0002
%RSD	100.1	16.18	150.8	1.096	6.844	3.655	.3025	3.316
#1	-.0004	-.0034	-.0002	-.0002	-.0007	-.0110	-.0003	-.0048
#2	-.0023	-.0027	.0000	-.0002	-.0006	-.0105	-.0003	-.0046
Check ?	None	None	None	None	None	Chk Fail	Chk Fail	Chk Fail
Value						.0040	.0040	.0040
Range						-30.00%	-30.00%	-30.00%

Elem	Bi2230	Li6707
Units	ppm	ppm
Avg	F **.0001**	F **-.0007**
Stddev	.0005	.0001
%RSD	883.5	15.44
#1	-.0003	-.0006
#2	.0004	-.0007
Check ?	Chk Fail	Chk Fail
Value	.0040	.0040
Range	-30.00%	-30.00%

Int. Std.	Y_3600	Y_3710	Y_2243	In2306
Units	Cts/S	Cts/S	Cts/S	Cts/S
Avg	**75429.**	**21229.**	**1611.1**	**3873.5**
Stddev	139.	56.	3.6	5.9
%RSD	.18439	.26251	.22626	.15282
#1	75528.	21189.	1608.5	3869.4
#2	75331.	21268.	1613.7	3877.7

Zoom In Zoom Out

Sample Name: cria Acquired: 7/7/2014 19:35:57 Type: QC
Method: Accutest 2(v181) Mode: CONC Corr. Factor: 1.000000
User: admin Custom ID1: Custom ID2: Custom ID3:
Comment:

Elem	Ba4554	Be3130	Cd2288	Co2286	Cr2677	Cu3247	Mn2576	Ni2316	Ag3280
Units	ppm	ppm	ppm	ppm	ppm	ppm	ppm	ppm	ppm
Avg	**.0001**	**-.0003**	**.0001**	**-.0002**	**-.0001**	**-.0000**	**-.0002**	**-.0003**	**-.0001**
Stddev	.0001	.0000	.0000	.0002	.0004	.0001	.0000	.0004	.0001
%RSD	50.84	7.723	52.81	79.43	374.3	340.5	6.596	160.5	212.8
#1	.0001	-.0003	.0001	-.0001	.0002	.0000	-.0002	.0000	-.0002
#2	.0001	-.0003	.0001	-.0003	-.0004	-.0001	-.0002	-.0005	.0000
Check ?	None	None	None	None	None	None	None	None	None
Value									
Range									

Elem	V_2924	Zn2062	As1890	Tl1908	Pb2203	Se1960	Sb2068	Al3961	Ca3179
Units	ppm	ppm	ppm	ppm	ppm	ppm	ppm	ppm	ppm
Avg	**.0003**	**.0001**	**.0198**	**.0005**	**.0212**	**.0229**	**.0202**	**.4945**	**-.0023**
Stddev	.0002	.0000	.0000	.0010	.0007	.0013	.0014	.0030	.0001
%RSD	74.83	8.937	.0579	183.4	3.367	5.663	6.932	.6161	3.965
#1	.0005	.0001	.0198	-.0002	.0207	.0238	.0192	.4966	-.0024
#2	.0002	.0001	.0198	.0013	.0217	.0220	.0212	.4923	-.0023
Check ?	None	None	Chk Pass	None	Chk Pass	Chk Pass	Chk Pass	Chk Pass	None
Value									
Range									

Elem	Fe2599	Mg2790	K_7664	Na5895	B_2089	Mo2020	Pd3404	Si2124	Sn1899
Units	ppm	ppm	ppm	ppm	ppm	ppm	ppm	ppm	ppm
Avg	**.5214**	**-.0001**	**-.0247**	**-.0043**	**-.0025**	**-.0005**	**-.0009**	**-.0016**	**-.0002**
Stddev	.0090	.0143	.0041	.0005	.0004	.0003	.0013	.0003	.0002
%RSD	1.720	23380.	16.57	10.69	17.07	63.56	141.3	19.80	82.07
#1	.5278	-.0102	-.0276	-.0040	-.0028	-.0008	-.0018	-.0019	-.0004
#2	.5151	.0101	-.0218	-.0047	-.0022	-.0003	-.0000	-.0014	-.0001
Check ?	Chk Pass	None	None	None	None	None	None	None	None
Value									
Range									

Zoom In Zoom Out

Sample Name: cria Acquired: 7/7/2014 19:35:57 Type: QC
Method: Accutest 2(v181) Mode: CONC Corr. Factor: 1.000000
User: admin Custom ID1: Custom ID2: Custom ID3:
Comment:

Elem	Sr4077	Ti3349	W_2079	Zr3391	S_1820	Bi2230	Li6707
Units	ppm	ppm	ppm	ppm	ppm	ppm	ppm
Avg	**-.0002**	**-.0006**	**-.0107**	**-.0003**	**-.0058**	**-.0011**	**-.0019**
Stddev	.0000	.0003	.0005	.0001	.0021	.0006	.0005
%RSD	22.20	56.71	4.468	28.38	35.68	53.29	26.31
#1	-.0001	-.0004	-.0111	-.0002	-.0043	-.0007	-.0023
#2	-.0002	-.0008	-.0104	-.0003	-.0072	-.0015	-.0016
Check ?	None	None	None	None	None	None	None
Value							
Range							

Int. Std.	Y_3600	Y_3710	Y_2243	In2306
Units	Cts/S	Cts/S	Cts/S	Cts/S
Avg	**75722.**	**21141.**	**1612.3**	**3891.6**
Stddev	125.	361.	27.5	57.4
%RSD	.16465	1.7058	1.7032	1.4746
#1	75810.	20886.	1631.7	3932.2
#2	75634.	21396.	1592.9	3851.1

Zoom In Zoom Out

Sample Name: icsacheckconf Acquired: 7/7/2014 19:39:10 Type: Unk
Method: Accutest 2(v181) Mode: CONC Corr. Factor: 1.000000
User: admin Custom ID1: Custom ID2: Custom ID3:
Comment:

Elem	Ba4554	Be3130	Cd2288	Co2286	Cr2677	Cu3247	Mn2576	Ni2316	Ag3280
Avg	**-.0013**	**-.0003**	**.0012**	**-.0003**	**.0017**	**-.0021**	**-.0012**	**.0016**	**-.0026**
Stddev	.0001	.0000	.0004	.0003	.0002	.0002	.0000	.0000	.0002
%RSD	6.721	12.20	36.15	108.8	11.64	11.27	1.756	.2426	8.247
#1	-.0014	-.0003	.0009	-.0001	.0018	-.0019	-.0012	.0016	-.0024
#2	-.0012	-.0004	.0015	-.0006	.0016	-.0023	-.0012	.0016	-.0027

Elem	V_2924	Zn2062	As1890	Tl1908	Pb2203	Se1960	Sb2068	Al3961	Ca3179
Avg	**.0014**	**.0001**	**.0028**	**.0035**	**-.0037**	**.0012**	**.0002**	**478.8**	**367.8**
Stddev	.0001	.0001	.0006	.0004	.0012	.0003	.0020	1.8	1.1
%RSD	3.888	92.50	19.80	11.05	33.23	27.55	918.7	.3674	.2867
#1	.0014	.0002	.0024	.0037	-.0028	.0014	.0017	480.0	367.1
#2	.0013	.0000	.0032	.0032	-.0045	.0009	-.0012	477.5	368.5

Elem	Fe2599	Mg2790	K_7664	Na5895	B_2089	Mo2020	Pd3404	Si2124	Sn1899
Avg	**185.6**	**490.9**	**.0932**	**-.0173**	**-.0076**	**-.0007**	**.0212**	**-.0136**	**-.0029**
Stddev	1.1	3.4	.0304	.0036	.0001	.0005	.0003	.0027	.0002
%RSD	.5671	.6998	32.66	20.80	.8359	77.74	1.389	20.08	8.425
#1	186.3	493.4	.1147	-.0147	-.0075	-.0010	.0210	-.0156	-.0031
#2	184.8	488.5	.0717	-.0198	-.0076	-.0003	.0214	-.0117	-.0028

Elem	Sr4077	Ti3349	W_2079	Zr3391	S_1820	Bi2230	Li6707
Avg	**-.0055**	**.0000**	**-.0154**	**-.0025**	**-.0066**	**-.0060**	**.0061**
Stddev	.0001	.0007	.0010	.0001	.0035	.0013	.0001
%RSD	2.215	5355.	6.530	3.091	53.36	21.23	2.257
#1	-.0054	-.0005	-.0147	-.0026	-.0091	-.0068	.0062
#2	-.0056	.0005	-.0162	-.0025	-.0041	-.0051	.0060

Int. Std.	Y_3600	Y_3710	Y_2243	In2306
Avg	**65081.**	**20395.**	**1414.3**	**2964.3**
Stddev	297.	17.	13.2	26.3
%RSD	.45619	.08114	.93566	.88763
#1	64871.	20407.	1423.7	2982.9
#2	65291.	20384.	1405.0	2945.7

Zoom In Zoom Out

Sample Name: icsa Acquired: 7/7/2014 19:42:30 Type: QC
Method: Accutest 2(v181) Mode: CONC Corr. Factor: 1.000000
User: admin Custom ID1: Custom ID2: Custom ID3:
Comment:

Elem	Ba4554	Be3130	Cd2288	Co2286	Cr2677	Cu3247	Mn2576	Ni2316	Ag3280
Units	ppm	ppm	ppm	ppm	ppm	ppm	ppm	ppm	ppm
Avg	**-.0010**	**-.0004**	**.0012**	**-.0007**	**.0011**	**-.0021**	**-.0015**	**.0015**	**-.0042**
Stddev	.0000	.0000	.0004	.0001	.0000	.0007	.0003	.0000	.0020
%RSD	1.032	8.680	32.46	15.31	3.194	32.80	21.99	.3487	49.21
#1	-.0010	-.0003	.0015	-.0007	.0011	-.0016	-.0013	.0015	-.0027
#2	-.0010	-.0004	.0010	-.0006	.0011	-.0026	-.0017	.0016	-.0056
Check ?	Chk Pass	Chk Pass	Chk Pass	Chk Pass	Chk Pass	Chk Pass	Chk Pass	Chk Pass	Chk Pass
High Limit									
Low Limit									

Elem	V_2924	Zn2062	As1890	Tl1908	Pb2203	Se1960	Sb2068	Al3961	Ca3179
Units	ppm	ppm	ppm	ppm	ppm	ppm	ppm	ppm	ppm
Avg	**.0015**	**.0001**	**-.0010**	**-.0000**	**-.0010**	**-.0012**	**.0007**	**478.3**	**372.0**
Stddev	.0006	.0004	.0017	.0012	.0033	.0035	.0001	.3	4.2
%RSD	43.56	594.9	174.0	27870.	335.7	301.4	11.85	.0630	1.119
#1	.0010	-.0002	.0002	-.0009	-.0033	.0013	.0006	478.5	374.9
#2	.0019	.0003	-.0021	.0009	.0013	-.0037	.0007	478.1	369.0
Check ?	Chk Pass	Chk Pass	Chk Pass	Chk Pass	Chk Pass	Chk Pass	Chk Pass	Chk Pass	Chk Pass
High Limit									
Low Limit									

Elem	Fe2599	Mg2790	K_7664	Na5895	B_2089	Mo2020	Pd3404	Si2124	Sn1899
Units	ppm	ppm	ppm	ppm	ppm	ppm	ppm	ppm	ppm
Avg	**187.7**	**502.5**	**.0968**	**.0070**	**-.0070**	**-.0008**	**.0222**	**-.0188**	**-.0028**
Stddev	2.3	5.5	.0011	.0014	.0004	.0005	.0010	.0000	.0016
%RSD	1.204	1.096	1.141	20.58	5.776	61.71	4.543	.0801	57.01
#1	189.3	506.4	.0960	.0060	-.0067	-.0011	.0229	-.0188	-.0040
#2	186.1	498.6	.0976	.0080	-.0073	-.0004	.0215	-.0189	-.0017
Check ?	Chk Pass	Chk Pass	Chk Pass	Chk Pass	Chk Pass	Chk Pass	Chk Pass	Chk Pass	Chk Pass
High Limit									
Low Limit									

Zoom In Zoom Out

Sample Name: icsa Acquired: 7/7/2014 19:42:30 Type: QC
Method: Accutest 2(v181) Mode: CONC Corr. Factor: 1.000000
User: admin Custom ID1: Custom ID2: Custom ID3:
Comment:

Elem	Sr4077	Ti3349	W_2079	Zr3391	S_1820	Bi2230	Li6707
Units	ppm	ppm	ppm	ppm	ppm	ppm	ppm
Avg	**-.0056**	**-.0003**	**-.0106**	**-.0027**	**-.0068**	**-.0058**	**.0046**
Stddev	.0002	.0000	.0017	.0000	.0031	.0007	.0004
%RSD	2.868	1.159	16.06	.3867	45.23	11.80	9.075
#1	-.0057	-.0003	-.0118	-.0027	-.0046	-.0054	.0049
#2	-.0055	-.0003	-.0094	-.0027	-.0090	-.0063	.0043
Check ?	Chk Pass	Chk Pass	Chk Pass	Chk Pass	Chk Pass	Chk Pass	Chk Pass
High Limit							
Low Limit							

Int. Std.	Y_3600	Y_3710	Y_2243	In2306
Units	Cts/S	Cts/S	Cts/S	Cts/S
Avg	**64903.**	**20440.**	**1411.5**	**2949.9**
Stddev	344.	171.	19.0	33.7
%RSD	.53075	.83658	1.3435	1.1422
#1	65147.	20319.	1424.9	2973.8
#2	64660.	20561.	1398.1	2926.1

Zoom In Zoom Out

Sample Name: icsab Acquired: 7/7/2014 19:45:50 Type: QC
Method: Accutest 2(v181) Mode: CONC Corr. Factor: 1.000000
User: admin Custom ID1: Custom ID2: Custom ID3:
Comment:

Elem	Ba4554	Be3130	Cd2288	Co2286	Cr2677	Cu3247	Mn2576	Ni2316	Ag3280
Units	ppm	ppm	ppm	ppm	ppm	ppm	ppm	ppm	ppm
Avg	**.4602**	**.4695**	**.9263**	**.4695**	**.4663**	**.4901**	**.4845**	**.9255**	**.9847**
Stddev	.0077	.0078	.0150	.0052	.0010	.0027	.0015	.0108	.0001
%RSD	1.674	1.656	1.621	1.117	.2058	.5611	.3142	1.170	.0115
#1	.4656	.4750	.9157	.4658	.4670	.4881	.4834	.9178	.9848
#2	.4547	.4640	.9369	.4732	.4656	.4920	.4856	.9331	.9846
Check ?	Chk Pass	Chk Pass	Chk Pass	Chk Pass	Chk Pass	Chk Pass	Chk Pass	Chk Pass	Chk Pass
Value									
Range									

Elem	V_2924	Zn2062	As1890	Tl1908	Pb2203	Se1960	Sb2068	Al3961	Ca3179
Units	ppm	ppm	ppm	ppm	ppm	ppm	ppm	ppm	ppm
Avg	**.4773**	**.9188**	**.9942**	**.9091**	**.9204**	**1.018**	**.9769**	**484.8**	**383.2**
Stddev	.0007	.0125	.0146	.0108	.0081	.018	.0138	10.2	6.6
%RSD	.1488	1.366	1.471	1.188	.8799	1.769	1.410	2.102	1.727
#1	.4768	.9099	.9838	.9015	.9147	1.005	.9671	492.0	387.9
#2	.4778	.9276	1.004	.9167	.9261	1.031	.9866	477.6	378.6
Check ?	Chk Pass	Chk Pass	Chk Pass	Chk Pass	Chk Pass	Chk Pass	Chk Pass	Chk Pass	Chk Pass
Value									
Range									

Elem	Fe2599	Mg2790	K_7664	Na5895	B_2089	Mo2020	Pd3404	Si2124	Sn1899
Units	ppm	ppm	ppm	ppm	ppm	ppm	ppm	ppm	ppm
Avg	**182.0**	**496.8**	**.1191**	**.0226**	**-.0066**	**.4867**	**.5329**	**-.0149**	**-.0038**
Stddev	2.8	7.7	.0122	.0009	.0001	.0074	.0021	.0009	.0001
%RSD	1.555	1.547	10.21	3.868	1.109	1.528	.3957	6.165	2.609
#1	184.0	502.2	.1105	.0220	-.0066	.4815	.5314	-.0155	-.0039
#2	180.0	491.4	.1277	.0232	-.0067	.4920	.5344	-.0142	-.0038
Check ?	Chk Pass	Chk Pass	None	None	None	Chk Pass	Chk Pass	None	None
Value									
Range									

Zoom In Zoom Out

Sample Name: icsab Acquired: 7/7/2014 19:45:50 Type: QC
Method: Accutest 2(v181) Mode: CONC Corr. Factor: 1.000000
User: admin Custom ID1: Custom ID2: Custom ID3:
Comment:

Elem	Sr4077	Ti3349	W_2079	Zr3391	S_1820	Bi2230	Li6707
Units	ppm	ppm	ppm	ppm	ppm	ppm	ppm
Avg	**-.0057**	**-.0001**	**.4593**	**.4943**	**.4546**	**.4507**	**.5613**
Stddev	.0001	.0008	.0017	.0007	.0106	.0076	.0086
%RSD	2.227	765.5	.3600	.1334	2.323	1.682	1.526
#1	-.0058	.0005	.4581	.4938	.4472	.4453	.5674
#2	-.0056	-.0007	.4604	.4947	.4621	.4560	.5552
Check ?	None	None	Chk Pass	Chk Pass	Chk Pass	Chk Pass	Chk Pass
Value							
Range							

Int. Std.	Y_3600	Y_3710	Y_2243	In2306
Units	Cts/S	Cts/S	Cts/S	Cts/S
Avg	**65054.**	**20436.**	**1399.6**	**2933.5**
Stddev	163.	261.	23.5	42.3
%RSD	.25060	1.2772	1.6757	1.4404
#1	65169.	20252.	1416.2	2963.4
#2	64939.	20621.	1383.1	2903.6

Zoom In Zoom Out

Sample Name: ccv Acquired: 7/7/2014 19:49:00 Type: QC
Method: Accutest 2(v181) Mode: CONC Corr. Factor: 1.000000
User: admin Custom ID1: Custom ID2: Custom ID3:
Comment:

Elem	Ba4554	Be3130	Cd2288	Co2286	Cr2677	Cu3247	Mn2576	Ni2316	Ag3280
Units	ppm	ppm	ppm	ppm	ppm	ppm	ppm	ppm	ppm
Avg	**1.891**	**1.958**	**1.883**	**1.957**	**2.005**	**1.896**	**2.029**	**1.949**	**.2410**
Stddev	.008	.001	.008	.007	.012	.011	.009	.006	.0006
%RSD	.4074	.0612	.4154	.3615	.5932	.5739	.4665	.3103	.2635
#1	1.897	1.959	1.878	1.952	1.996	1.888	2.023	1.945	.2406
#2	1.886	1.957	1.889	1.962	2.013	1.904	2.036	1.954	.2415
Check ?	Chk Pass	Chk Pass	Chk Pass	Chk Pass	Chk Pass	Chk Pass	Chk Pass	Chk Pass	Chk Pass
Value									
Range									

Elem	V_2924	Zn2062	As1890	Tl1908	Pb2203	Se1960	Sb2068	Al3961	Ca3179
Units	ppm	ppm	ppm	ppm	ppm	ppm	ppm	ppm	ppm
Avg	**1.970**	**1.997**	**1.905**	**1.983**	**1.991**	**1.904**	**1.905**	**37.79**	**39.58**
Stddev	.012	.004	.010	.007	.012	.014	.010	.08	.02
%RSD	.5967	.1801	.5265	.3591	.6190	.7291	.5394	.2199	.0560
#1	1.962	1.994	1.898	1.978	1.982	1.894	1.898	37.85	39.59
#2	1.978	1.999	1.912	1.988	2.000	1.914	1.912	37.73	39.56
Check ?	Chk Pass	Chk Pass	Chk Pass	Chk Pass	Chk Pass	Chk Pass	Chk Pass	Chk Pass	Chk Pass
Value									
Range									

Elem	Fe2599	Mg2790	K_7664	Na5895	B_2089	Mo2020	Pd3404	Si2124	Sn1899
Units	ppm	ppm	ppm	ppm	ppm	ppm	ppm	ppm	ppm
Avg	**38.47**	**38.26**	**37.07**	**37.50**	**1.938**	**1.937**	**1.910**	**4.724**	**1.984**
Stddev	.01	.02	.12	.18	.014	.010	.018	.031	.010
%RSD	.0298	.0568	.3298	.4840	.7136	.5025	.9198	.6655	.5181
#1	38.48	38.25	37.15	37.63	1.929	1.930	1.898	4.702	1.977
#2	38.46	38.28	36.98	37.38	1.948	1.944	1.923	4.746	1.991
Check ?	Chk Pass	Chk Pass	Chk Pass	Chk Pass	Chk Pass	Chk Pass	Chk Pass	Chk Pass	Chk Pass
Value									
Range									

Zoom In Zoom Out

Sample Name: ccv Acquired: 7/7/2014 19:49:00 Type: QC
Method: Accutest 2(v181) Mode: CONC Corr. Factor: 1.000000
User: admin Custom ID1: Custom ID2: Custom ID3:
Comment:

Elem	Sr4077	Ti3349	W_2079	Zr3391	S_1820	Bi2230	Li6707
Units	ppm	ppm	ppm	ppm	ppm	ppm	ppm
Avg	**1.884**	**1.963**	**1.908**	**1.949**	**1.868**	**1.846**	**1.898**
Stddev	.007	.012	.001	.011	.010	.012	.007
%RSD	.3876	.6125	.0484	.5697	.5193	.6667	.3978
#1	1.889	1.954	1.908	1.941	1.861	1.837	1.903
#2	1.879	1.971	1.907	1.957	1.875	1.854	1.892
Check ?	Chk Pass	Chk Pass	Chk Pass	Chk Pass	Chk Pass	Chk Pass	Chk Pass
Value							
Range							

Int. Std.	Y_3600	Y_3710	Y_2243	In2306
Units	Cts/S	Cts/S	Cts/S	Cts/S
Avg	**72296.**	**21050.**	**1553.6**	**3436.7**
Stddev	403.	9.	5.6	12.0
%RSD	.55811	.04163	.36109	.34836
#1	72582.	21056.	1557.6	3445.2
#2	72011.	21043.	1549.6	3428.3

Zoom In Zoom Out

Sample Name: ccb Acquired: 7/7/2014 19:51:57 Type: QC
Method: Accutest 2(v181) Mode: CONC Corr. Factor: 1.000000
User: admin Custom ID1: Custom ID2: Custom ID3:
Comment:

Elem	Ba4554	Be3130	Cd2288	Co2286	Cr2677	Cu3247	Mn2576	Ni2316	Ag3280
Units	ppm	ppm	ppm	ppm	ppm	ppm	ppm	ppm	ppm
Avg	**.0003**	**.0001**	F **.0004**	**-.0001**	**.0003**	**.0001**	**.0001**	**.0001**	**-.0003**
Stddev	.0001	.0001	.0004	.0001	.0001	.0002	.0000	.0001	.0004
%RSD	26.49	76.24	87.73	157.6	20.46	194.5	27.99	71.58	141.8
#1	.0004	.0001	.0002	.0000	.0003	-.0000	.0001	.0001	.0000
#2	.0003	.0000	.0007	-.0002	.0004	.0002	.0000	.0000	-.0006
Check ?	Chk Pass	Chk Pass	Chk Fail	Chk Pass	Chk Pass	Chk Pass	Chk Pass	Chk Pass	Chk Pass
High Limit			.0004						
Low Limit			-.0004						

Elem	V_2924	Zn2062	As1890	Tl1908	Pb2203	Se1960	Sb2068	Al3961	Ca3179
Units	ppm	ppm	ppm	ppm	ppm	ppm	ppm	ppm	ppm
Avg	**.0003**	**.0000**	**-.0005**	**.0005**	**-.0003**	**.0006**	**.0017**	**.0105**	**-.0002**
Stddev	.0008	.0002	.0009	.0005	.0008	.0021	.0007	.0015	.0032
%RSD	299.3	2513.	159.8	108.8	237.9	354.4	43.49	13.92	1313.
#1	-.0003	.0002	.0001	.0001	.0002	-.0009	.0012	.0116	-.0025
#2	.0009	-.0001	-.0011	.0009	-.0009	.0021	.0022	.0095	.0020
Check ?	Chk Pass	Chk Pass	Chk Pass	Chk Pass	Chk Pass	Chk Pass	Chk Pass	Chk Pass	Chk Pass
High Limit									
Low Limit									

Elem	Fe2599	Mg2790	K_7664	Na5895	B_2089	Mo2020	Pd3404	Si2124	Sn1899
Units	ppm	ppm	ppm	ppm	ppm	ppm	ppm	ppm	ppm
Avg	**.0044**	**.0236**	**-.0025**	**.0152**	**-.0010**	**.0006**	**.0005**	**-.0005**	**-.0001**
Stddev	.0008	.0058	.0019	.0024	.0001	.0000	.0004	.0007	.0005
%RSD	17.80	24.56	76.68	15.77	8.534	3.317	66.40	137.8	593.0
#1	.0039	.0195	-.0039	.0169	-.0009	.0006	.0008	-.0010	-.0004
#2	.0050	.0277	-.0011	.0135	-.0011	.0006	.0003	-.0000	.0003
Check ?	Chk Pass	Chk Pass	Chk Pass	Chk Pass	Chk Pass	Chk Pass	Chk Pass	Chk Pass	Chk Pass
High Limit									
Low Limit									

Zoom In Zoom Out

Sample Name: ccb Acquired: 7/7/2014 19:51:57 Type: QC
Method: Accutest 2(v181) Mode: CONC Corr. Factor: 1.000000
User: admin Custom ID1: Custom ID2: Custom ID3:
Comment:

Elem	Sr4077	Ti3349	W_2079	Zr3391	S_1820	Bi2230	Li6707
Units	ppm	ppm	ppm	ppm	ppm	ppm	ppm
Avg	**.0001**	**.0000**	**.0030**	**.0004**	**-.0050**	**-.0002**	**.0002**
Stddev	.0000	.0004	.0019	.0001	.0009	.0008	.0003
%RSD	47.20	1580.	63.04	17.97	18.30	405.2	135.2
#1	.0001	.0003	.0017	.0004	-.0057	.0004	.0004
#2	.0001	-.0002	.0044	.0003	-.0044	-.0007	.0000
Check ?	Chk Pass	Chk Pass	Chk Pass	Chk Pass	Chk Pass	Chk Pass	Chk Pass
High Limit							
Low Limit							

Int. Std.	Y_3600	Y_3710	Y_2243	In2306
Units	Cts/S	Cts/S	Cts/S	Cts/S
Avg	**75771.**	**21329.**	**1604.5**	**3875.7**
Stddev	591.	41.	12.9	26.1
%RSD	.78019	.19124	.80485	.67431
#1	76189.	21357.	1613.6	3894.2
#2	75353.	21300.	1595.3	3857.2

NOTE: The remaining raw data for this batch is not relevant to this job. As such it has been omitted.

Element, Wavelength and Order	Use?	# IECs	IEC	k1	k2	Calc-in-fit?
Ba 455.403 { 74}	☒	3	Mg	0.000001	0.000000	No
			Al	0.000002	0.000000	No
			Zr	0.002000	0.000000	No
Be 313.042 {108}	☒	12	V	0.000070	0.000000	No
			Mo	-0.000017	0.000000	No
			Ti	-0.001030	0.000000	No
			Mn	0.000022	0.000000	No
			Ba	-0.000000	0.000000	No
			Co	-0.000004	0.000000	No
			Ni	-0.000050	0.000000	No
			Ca	-0.000000	0.000000	No
			Cu	0.000014	0.000000	No
			Zn	-0.000010	0.000000	No
			Fe	0.000000	0.000000	No
			Cr	0.000008	0.000000	No
Cd 228.802 {448}	☒	14	As	0.006000	0.000000	No
			Ni	-0.000184	0.000000	No
			Fe	-0.000012	0.000000	No
			V	-0.000139	0.000000	No
			Ba	0.000046	0.000000	No
			Co	-0.004524	0.000000	No
			Sr	-0.000006	0.000000	No
			Ca	-0.000000	0.000000	No
			Mn	0.000013	0.000000	No
			Cr	-0.000010	0.000000	No
			Si	-0.000005	0.000000	No
			Cu	-0.000276	0.000000	No
			W	-0.001300	0.000000	No
			Al	-0.000002	0.000000	No
Co 228.616 {448}	☒	10	Fe	0.000005	0.000000	No
			Cr	-0.000049	0.000000	No
			Mo	-0.001801	0.000000	No
			Ni	0.000256	0.000000	No
			Ti	0.001860	0.000000	No
			Ba	-0.000009	0.000000	No
			W	0.000160	0.000000	No
			Cd	0.000012	0.000000	No
			Si	0.000000	0.000000	No
			Ca	-0.000003	0.000000	No
Cr 267.716 {126}	☒	14	Mn	0.000202	0.000000	No
			V	0.000000	0.000000	No
			Mo	-0.000130	0.000000	No
			Fe	-0.000012	0.000000	No
			W	0.000000	0.000000	No
			Cd	-0.000050	0.000000	No
			Al	-0.000002	0.000000	No
			Ca	0.000002	0.000000	No
			Mg	0.000003	0.000000	No
			Ti	0.000100	0.000000	No
			Sn	0.000000	0.000000	No
			Ba	0.000013	0.000000	No
			Cu	0.000100	0.000000	No
			Sr	-0.000100	0.000000	No
Cu 324.754 {104}2	☒	19	Cr	-0.000110	0.000000	No
			V	-0.000353	0.000000	No
			Mo	0.000456	0.000000	No
			Ti	-0.000121	0.000000	No
			Fe	-0.000082	0.000000	No
			Al	0.000003	0.000000	No
			Sn	-0.000497	0.000000	No
			Zn	-0.000004	0.000000	No

Element, Wavelength and Order	Use?	# IECs	IEC	k1	k2	Calc-in-fit?
			Co	-0.000858	0.000000	No
			Zr	-0.000330	0.000000	No
			Si	0.000080	0.000000	No
			Mn	-0.000080	0.000000	No
			Se	0.000050	0.000000	No
			Ba	0.000008	0.000000	No
			Ag	-0.000077	0.000000	No
			Pb	0.000002	0.000000	No
			Sb	0.000370	0.000000	No
			Mg	0.000004	0.000000	No
			Ca	-0.000003	0.000000	No
Mn 257.610 {131}	☒	8	Fe	-0.000085	0.000000	No
			Si	0.000050	0.000000	No
			Ba	0.000012	0.000000	No
			As	0.000001	0.000000	No
			Ca	-0.000000	0.000000	No
			Al	-0.000001	0.000000	No
			Ni	0.000028	0.000000	No
			Mo	-0.000100	0.000000	No
Ni 231.604 {446}	☒	17	Fe	0.000020	0.000000	No
			Zn	-0.000021	0.000000	No
			Be	-0.000112	0.000000	No
			Co	-0.000278	0.000000	No
			Tl	0.000209	0.000000	No
			Mg	0.000004	0.000000	No
			Mo	-0.000030	0.000000	No
			V	-0.000032	0.000000	No
			Cu	0.000100	0.000000	No
			Se	0.000006	0.000000	No
			Al	-0.000003	0.000000	No
			Cr	0.000006	0.000000	No
			Si	-0.000030	0.000000	No
			Sn	0.000079	0.000000	No
			Ba	0.000000	0.000000	No
			Ca	0.000001	0.000000	No
			W	0.001333	0.000000	No
Ag 328.068 {103}	☒	15	Mn	0.000073	0.000000	No
			Mo	0.000006	0.000000	No
			Ti	-0.000335	0.000000	No
			Fe	-0.000605	0.000000	No
			V	0.000038	0.000000	No
			Zn	-0.000015	0.000000	No
			Ca	-0.000004	0.000000	No
			Al	-0.000002	0.000000	No
			Sr	-0.000008	0.000000	No
			Mg	0.000004	0.000000	No
			Ba	-0.000250	0.000000	No
			Cr	0.000026	0.000000	No
			Si	-0.000009	0.000000	No
			Zr	0.003700	0.000000	No
			W	0.000000	0.000000	No
V 292.402 {115}	☒	6	Ti	0.000676	0.000000	No
			Mo	-0.011860	0.000000	No
			Fe	0.000011	0.000000	No
			Sr	-0.000100	0.000000	No
			Cr	-0.001820	0.000000	No
			Mn	-0.001123	0.000000	No
Zn 206.200 {464}	☒	16	Cr	-0.000418	0.000000	No
			Mo	-0.000300	0.000000	No
			Fe	0.000007	0.000000	No
			Al	-0.000007	0.000000	No

Element, Wavelength and Order	Use?	# IECs	IEC	k1	k2	Calc-in-fit?
			Si	-0.000035	0.000000	No
			Ba	-0.000060	0.000000	No
			Na	0.000003	0.000000	No
			Ca	0.000010	0.000000	No
			Sr	-0.000033	0.000000	No
			Sn	0.000069	0.000000	No
			Cu	0.000056	0.000000	No
			As	0.000200	0.000000	No
			Be	0.000071	0.000000	No
			Pd	0.000280	0.000000	No
			Bi	-0.001400	0.000000	No
			W	0.000010	0.000000	No
As 189.042 {478}	☒	24	Al	0.000009	0.000000	No
			Fe	-0.000111	0.000000	No
			Ca	-0.000002	0.000000	No
			Mn	0.000075	0.000000	No
			Mo	0.002840	0.000000	No
			Cr	-0.001870	0.000000	No
			V	0.000070	0.000000	No
			Co	-0.000905	0.000000	No
			Ba	0.000001	0.000000	No
			W	0.000000	0.000000	No
			Sn	-0.000037	0.000000	No
			Cd	-0.000194	0.000000	No
			Tl	0.000085	0.000000	No
			Be	0.000173	0.000000	No
			Mg	0.000002	0.000000	No
			Si	-0.000147	0.000000	No
			Zn	0.000020	0.000000	No
			Sr	0.000010	0.000000	No
			Pd	0.026000	0.000000	No
			Zr	-0.002220	0.000000	No
			Ti	0.000100	0.000000	No
			S	0.000010	0.000000	No
			Cu	0.000200	0.000000	No
			K	0.000000	0.000000	No
Tl 190.856 {477}	☒	26	Cr	0.000240	0.000000	No
			Mo	-0.009400	0.000000	No
			Al	0.000005	0.000000	No
			Fe	-0.000115	0.000000	No
			V	-0.015900	0.000000	No
			Mn	0.001200	0.000000	No
			Si	-0.000037	0.000000	No
			Ca	-0.000002	0.000000	No
			Ti	-0.002500	0.000000	No
			Mg	-0.000001	0.000000	No
			Co	0.002336	0.000000	No
			Sr	-0.000238	0.000000	No
			B	0.000249	0.000000	No
			Ba	0.000061	0.000000	No
			Zn	-0.000112	0.000000	No
			As	-0.000045	0.000000	No
			Ni	0.000143	0.000000	No
			Cu	-0.000186	0.000000	No
			Zr	0.000067	0.000000	No
			Pd	0.000051	0.000000	No
			Pb	-0.000090	0.000000	No
			S	-0.000005	0.000000	No
			W	0.000000	0.000000	No
			Na	-0.000001	0.000000	No
			K	0.000000	0.000000	No

Element, Wavelength and Order	Use?	# IECs	IEC	k1	k2	Calc-in-fit?
			Sn	0.002000	0.000000	No
Pb 220.353 {453}	☒	23	Al	-0.000097	0.000000	No
			Fe	0.000058	0.000000	No
			Ca	0.000003	0.000000	No
			Mn	-0.000003	0.000000	No
			Zn	-0.000036	0.000000	No
			Mo	-0.000765	0.000000	No
			Cu	0.000404	0.000000	No
			V	0.000062	0.000000	No
			Co	-0.000447	0.000000	No
			Ti	-0.000100	0.000000	No
			Si	0.000130	0.000000	No
			Ba	-0.000012	0.000000	No
			Sb	-0.000200	0.000000	No
			Sr	-0.000043	0.000000	No
			W	0.000000	0.000000	No
			Mg	0.000000	0.000000	No
			Cd	-0.000018	0.000000	No
			Cr	0.000042	0.000000	No
			Pd	0.000560	0.000000	No
			Zr	-0.000435	0.000000	No
			Ni	0.000299	0.000000	No
			S	-0.000006	0.000000	No
			Se	-0.000064	0.000000	No
Se 196.090 {472}	☒	23	Al	-0.000002	0.000000	No
			Ca	0.000000	0.000000	No
			Mn	0.000380	0.000000	No
			Mo	0.000123	0.000000	No
			Fe	-0.000235	0.000000	No
			Co	-0.000035	0.000000	No
			V	0.000010	0.000000	No
			Sr	-0.000258	0.000000	No
			Cu	-0.000007	0.000000	No
			W	0.080000	0.000000	No
			Si	0.000074	0.000000	No
			Tl	0.000180	0.000000	No
			Be	-0.000143	0.000000	No
			Zn	-0.000250	0.000000	No
			B	-0.000141	0.000000	No
			Pd	0.000300	0.000000	No
			Ti	-0.000300	0.000000	No
			Cd	0.000090	0.000000	No
			Zr	-0.000198	0.000000	No
			Ba	-0.000119	0.000000	No
			Mg	0.000000	0.000000	No
			Pb	0.000000	0.000000	No
			Cr	-0.000300	0.000000	No
Sb 206.833 {463}	☒	14	Fe	0.000013	0.000000	No
			Al	0.000005	0.000000	No
			Ca	-0.000015	0.000000	No
			Ni	-0.001057	0.000000	No
			Cr	0.016900	0.000000	No
			V	-0.002400	0.000000	No
			Zn	0.000028	0.000000	No
			Mo	0.001234	0.000000	No
			Ti	-0.000008	0.000000	No
			Sn	-0.012177	0.000000	No
			W	0.000000	0.000000	No
			Mg	-0.000001	0.000000	No
			Zr	-0.000260	0.000000	No
			Sr	0.000151	0.000000	No

Element, Wavelength and Order	Use?	# IECs	IEC	k1	k2	Calc-in-fit?
Al 396.152 { 85}	☒	5	Si	-0.002348	0.000000	No
			Ca	-0.000172	0.000000	No
			Mo	0.044500	0.000000	No
			Zr	-0.000018	0.000000	No
			Ti	-0.000017	0.000000	No
Ca 317.933 {106}	☒	16	Fe	0.000130	0.000000	No
			Ti	0.000000	0.000000	No
			W	0.003960	0.000000	No
			Tl	0.004950	0.000000	No
			Be	0.001840	0.000000	No
			Ba	0.003500	0.000000	No
			Cu	-0.001800	0.000000	No
			Cd	0.003700	0.000000	No
			Ni	0.001513	0.000000	No
			Pd	-0.000871	0.000000	No
			B	-0.000210	0.000000	No
			Se	0.002000	0.000000	No
			Co	0.000540	0.000000	No
			Cr	0.000640	0.000000	No
			Al	0.000026	0.000000	No
			As	0.000000	0.000000	No
Fe 259.940 {130}	☒	14	Co	0.000004	0.000000	No
			Si	0.001320	0.000000	No
			Tl	-0.002580	0.000000	No
			Se	0.000000	0.000000	No
			Cr	-0.000566	0.000000	No
			Mn	-0.000025	0.000000	No
			V	-0.000064	0.000000	No
			Cu	0.000953	0.000000	No
			K	-0.000200	0.000000	No
			Zn	0.000046	0.000000	No
			Ti	-0.000631	0.000000	No
			Ca	0.000020	0.000000	No
			Ba	0.001000	0.000000	No
			Pd	-0.000714	0.000000	No
Mg 279.079 {121}	☒	3	Mo	-0.025000	0.000000	No
			W	0.000000	0.000000	No
			Mn	0.000000	0.000000	No
K 766.490 { 44}	☒	13	Fe	-0.000340	0.000000	No
			Al	-0.000123	0.000000	No
			Ca	-0.000071	0.000000	No
			Mn	0.001430	0.000000	No
			Si	-0.003000	0.000000	No
			V	-0.002000	0.000000	No
			Pd	0.004000	0.000000	No
			Sn	-0.004700	0.000000	No
			Na	0.000300	0.000000	No
			Ba	-0.002700	0.000000	No
			Mo	-0.000850	0.000000	No
			Cu	-0.010000	0.000000	No
			Ni	-0.010000	0.000000	No
Na 589.592 { 57}	☒	5	K	0.005000	0.000000	No
			Ba	0.000900	0.000000	No
			Ca	0.000055	0.000000	No
			Al	0.000040	0.000000	No
			V	-0.005000	0.000000	No
B 208.959 {462}	☒	1	Mo	0.031698	0.000000	No
Mo 202.030 {467}	☒	5	Co	0.000000	0.000000	No
			Al	0.000000	0.000000	No
			Fe	-0.000010	0.000000	No
			Mg	-0.000001	0.000000	No

Element, Wavelength and Order	Use?	# IECs	IEC	k1	k2	Calc-in-fit?
			Ca	0.000003	0.000000	No
Pd 340.458 { 99}	☒	10	Ti	-0.001014	0.000000	No
			V	0.000262	0.000000	No
			Sn	-0.000006	0.000000	No
			Fe	-0.000087	0.000000	No
			Mo	-0.000220	0.000000	No
			Zr	-0.087800	0.000000	No
			Co	-0.007151	0.000000	No
			Ca	-0.000076	0.000000	No
			S	-0.000022	0.000000	No
			Si	0.000160	0.000000	No
Si 212.412 {459}	☒	14	Sr	0.000366	0.000000	No
			Ni	0.000106	0.000000	No
			Mo	0.021300	0.000000	No
			V	0.000600	0.000000	No
			Ti	0.003500	0.000000	No
			Al	-0.000016	0.000000	No
			Cd	0.001043	0.000000	No
			Ba	0.000170	0.000000	No
			Fe	0.000100	0.000000	No
			Sn	0.003217	0.000000	No
			Zn	0.000385	0.000000	No
			As	-0.000560	0.000000	No
			Ca	-0.000005	0.000000	No
			Pb	0.000471	0.000000	No
Sn 189.989 {478}	☒	5	Ti	-0.000600	0.000000	No
			Mo	0.000011	0.000000	No
			Fe	0.000018	0.000000	No
			Mn	0.000001	0.000000	No
			Si	0.000131	0.000000	No
Sr 407.771 { 83}	☒	2	Fe	-0.000000	0.000000	No
			Ca	0.000043	0.000000	No
Ti 334.904 {101}	☒	4	Cr	0.000189	0.000000	No
			Mo	0.000870	0.000000	No
			Si	0.000035	0.000000	No
			Ca	0.000005	0.000000	No
Y 360.073 { 94}*	☒	None				
Y 371.030 { 91}*	☒	None				
Y 224.306 {451}*	☒	None				
In 230.606 {446}*	☒	None				
W 207.911 {462}	☒	26	Al	0.000002	0.000000	No
			Si	-0.000900	0.000000	No
			Ca	0.000000	0.000000	No
			Fe	-0.000007	0.000000	No
			As	-0.000200	0.000000	No
			Mg	-0.000006	0.000000	No
			Mn	-0.000110	0.000000	No
			Mo	-0.000300	0.000000	No
			Ti	0.000080	0.000000	No
			Sr	-0.000850	0.000000	No
			V	-0.000140	0.000000	No
			Cd	-0.000650	0.000000	No
			Cr	-0.000390	0.000000	No
			Zn	0.012000	0.000000	No
			Pd	-0.002900	0.000000	No
			Sn	0.001300	0.000000	No
			Zr	-0.002570	0.000000	No
			B	-0.001000	0.000000	No
			Sb	-0.003000	0.000000	No
			Co	0.000041	0.000000	No
			Ni	-0.000263	0.000000	No

	Element, Wavelength and Order	Use?	# IECs	IEC	k1	k2	Calc-in-fit?
				Be	-0.000130	0.000000	No
				Se	-0.002600	0.000000	No
				Cu	-0.000118	0.000000	No
				Ba	-0.000090	0.000000	No
				Tl	-0.000110	0.000000	No
	Zr 339.198 { 99}	☒	6	Mo	0.000250	0.000000	No
				Ti	0.000090	0.000000	No
				Fe	-0.000060	0.000000	No
				Si	0.000177	0.000000	No
				S	-0.000001	0.000000	No
				Pd	0.000000	0.000000	No
	S 182.034 {485}	☒	7	Ca	0.000115	0.000000	No
				Mo	0.001114	0.000000	No
				Al	-0.000005	0.000000	No
				Fe	0.000007	0.000000	No
				Mn	0.002300	0.000000	No
				W	-0.027000	0.000000	No
				Zn	-0.001538	0.000000	No
	Bi 223.061 {451}	☒	9	V	-0.000680	0.000000	No
				Co	-0.002200	0.000000	No
				Ca	-0.000038	0.000000	No
				Mg	0.000018	0.000000	No
				W	-0.002000	0.000000	No
				Cu	-0.000858	0.000000	No
				Fe	0.000065	0.000000	No
				Cr	0.001500	0.000000	No
				Ti	-0.027300	0.000000	No
	Li 670.784 { 50}	☒	None				

Element, Wavelength and Order	Date of Fit	Date of Cal.	Type of Fit	Weighting	A0	A1	A2	n (Exponent)
Ba 455.403 { 74}	7/8/2014 8:17:12	7/7/2014 13:38:24	Linear	1/Conc	0.003101	1.873136	0.000000	1.000000
Be 313.042 {108}	7/8/2014 8:17:12	7/7/2014 13:38:24	Linear	1/Conc	0.000539	1.853787	0.000000	1.000000
Cd 228.802 {448}	7/8/2014 8:17:12	7/7/2014 13:38:24	Linear	1/Conc	0.000242	1.086951	0.000000	1.000000
Co 228.616 {448}	7/8/2014 8:17:12	7/7/2014 13:38:24	Linear	1/Conc	-0.000208	0.483907	0.000000	1.000000
Cr 267.716 {126}	7/8/2014 8:17:12	7/7/2014 13:38:24	Linear	1/Conc	0.000050	0.063035	0.000000	1.000000
Cu 324.754 {104}2	7/8/2014 8:17:12	7/7/2014 13:38:24	Linear	1/Conc	0.002945	0.203206	0.000000	1.000000
Mn 257.610 {131}	7/8/2014 8:17:12	7/7/2014 13:38:24	Linear	1/Conc	0.000123	0.459005	0.000000	1.000000
Ni 231.604 {446}	7/8/2014 8:17:12	7/7/2014 13:38:24	Linear	1/Conc	-0.000067	0.345436	0.000000	1.000000
Ag 328.068 {103}	7/8/2014 8:17:12	7/7/2014 13:38:24	Linear	1/Conc	-0.000110	0.103967	0.000000	1.000000
V 292.402 {115}	7/8/2014 8:17:12	7/7/2014 13:38:24	Linear	1/Conc	0.000001	0.106083	0.000000	1.000000
Zn 206.200 {464}	7/8/2014 8:17:12	7/7/2014 13:38:24	Linear	1/Conc	0.001232	1.015282	0.000000	1.000000
As 189.042 {478}	7/8/2014 8:17:12	7/7/2014 13:38:24	Linear	1/Conc	-0.000319	0.120847	0.000000	1.000000
Tl 190.856 {477}	7/8/2014 8:17:12	7/7/2014 13:38:24	Linear	1/Conc	-0.000113	0.065296	0.000000	1.000000
Pb 220.353 {453}	7/8/2014 8:17:12	7/7/2014 13:38:24	Linear	1/Conc	-0.000138	0.142783	0.000000	1.000000
Se 196.090 {472}	7/8/2014 8:17:12	7/7/2014 13:38:24	Linear	1/Conc	0.000302	0.093357	0.000000	1.000000
Sb 206.833 {463}	7/8/2014 8:17:12	7/7/2014 13:38:24	Linear	1/Conc	-0.000542	0.207829	0.000000	1.000000
Al 396.152 { 85}	7/8/2014 8:17:12	7/7/2014 13:38:24	Linear	1/Conc	-0.000182	0.038798	0.000000	1.000000
Ca 317.933 {106}	7/8/2014 8:17:12	7/7/2014 13:38:24	Linear	1/Conc	0.007217	0.047555	0.000000	1.000000
Fe 259.940 {130}	7/8/2014 8:17:12	7/7/2014 13:38:24	Linear	1/Conc	0.000260	0.045334	0.000000	1.000000
Mg 279.079 {121}	7/8/2014 8:17:12	7/7/2014 13:38:24	Linear	1/Conc	-0.000012	0.005262	0.000000	1.000000
K 766.490 { 44}	7/8/2014 8:17:12	7/7/2014 13:38:24	Linear	1/Conc	-0.004052	0.024083	0.000000	1.000000
Na 589.592 { 57}	7/8/2014 8:17:12	7/7/2014 13:38:24	Linear	1/Conc	0.001371	0.081462	0.000000	1.000000
B 208.959 {462}	7/8/2014 8:17:12	7/7/2014 13:38:24	Linear	1/Conc	0.000983	0.271639	0.000000	1.000000
Mo 202.030 {467}	7/8/2014 8:17:12	7/7/2014 13:38:24	Linear	1/Conc	0.001570	1.076188	0.000000	1.000000
Pd 340.458 { 99}	7/8/2014 8:17:12	7/7/2014 13:38:24	Linear	1/Conc	-0.000021	0.049257	0.000000	1.000000
Si 212.412 {459}	7/8/2014 8:17:12	7/7/2014 13:38:24	Linear	1/Conc	0.005300	0.276022	0.000000	1.000000
Sn 189.989 {478}	7/8/2014 8:17:12	7/7/2014 13:38:24	Linear	1/Conc	0.000055	0.219061	0.000000	1.000000
Sr 407.771 { 83}	7/8/2014 8:17:12	7/7/2014 13:38:24	Linear	1/Conc	0.000946	3.721072	0.000000	1.000000
Ti 334.904 {101}	7/8/2014 8:17:12	7/7/2014 13:38:24	Linear	1/Conc	-0.000103	0.117273	0.000000	1.000000
Y 360.073 { 94}*	7/8/2014 8:17:12	12/23/2009 10:44:16	Linear	1/Conc	0.000000	0.000000	0.000000	1.000000
Y 371.030 { 91}*	7/8/2014 8:17:12	12/23/2009 10:44:16	Linear	1/Conc	0.000000	0.000000	0.000000	1.000000
Y 224.306 {451}*	7/8/2014 8:17:12	12/23/2009 10:44:16	Linear	1/Conc	0.000000	0.000000	0.000000	1.000000
In 230.606 {446}*	7/8/2014 8:17:12	12/23/2009 10:44:16	Linear	1/Conc	0.000000	0.000000	0.000000	1.000000
W 207.911 {462}	7/8/2014 8:17:12	7/7/2014 13:38:24	Linear	1/Conc	0.007469	0.400883	0.000000	1.000000
Zr 339.198 { 99}	7/8/2014 8:17:12	7/7/2014 13:38:24	Linear	1/Conc	-0.000081	0.309672	0.000000	1.000000
S 182.034 {485}	7/8/2014 8:17:12	7/7/2014 13:38:24	Linear	1/Conc	0.000908	0.075428	0.000000	1.000000
Bi 223.061 {451}	7/8/2014 8:17:12	7/7/2014 13:38:24	Linear	1/Conc	-0.000935	0.275823	0.000000	1.000000
Li 670.784 { 50}	7/8/2014 8:17:12	7/7/2014 13:38:24	Linear	1/Conc	0.001565	0.596319	0.000000	1.000000

	Element, Wavelength and Order	Correlation	Std Error of Est	Predicted MDL	Predicted MQL	Status	Reslope		QC Norm	
							Slope	Y-int	Slope factor	Offset
	Ba 455.403 { 74}	1.000000	0.000000	0.000182	0.000606	OK.	1.000000	0.000000	1	0
	Be 313.042 {108}	1.000000	0.000000	0.000074	0.000247	OK.	1.000000	0.000000	1	0
	Cd 228.802 {448}	1.000000	0.000000	0.000247	0.000823	OK.	1.000000	0.000000	1	0
	Co 228.616 {448}	1.000000	0.000000	0.000355	0.001184	OK.	1.000000	0.000000	1	0
	Cr 267.716 {126}	1.000000	0.000000	0.000546	0.001821	OK.	1.000000	0.000000	1	0
	Cu 324.754 {104}2	1.000000	0.000000	0.000405	0.001351	OK.	1.000000	0.000000	1	0
	Mn 257.610 {131}	1.000000	0.000000	0.000072	0.000241	OK.	1.000000	0.000000	1	0
	Ni 231.604 {446}	1.000000	0.000000	0.000430	0.001433	OK.	1.000000	0.000000	1	0
	Ag 328.068 {103}	1.000000	0.000000	0.000664	0.002213	OK.	1.000000	0.000000	1	0
	V 292.402 {115}	1.000000	0.000000	0.000429	0.001430	OK.	1.000000	0.000000	1	0
	Zn 206.200 {464}	1.000000	0.000000	0.000246	0.000822	OK.	1.000000	0.000000	1	0
	As 189.042 {478}	1.000000	0.000000	0.001670	0.005568	OK.	1.000000	0.000000	1	0
	Tl 190.856 {477}	1.000000	0.000000	0.001503	0.005009	OK.	1.000000	0.000000	1	0
	Pb 220.353 {453}	1.000000	0.000000	0.001472	0.004908	OK.	1.000000	0.000000	1	0
	Se 196.090 {472}	1.000000	0.000000	0.002842	0.009475	OK.	1.000000	0.000000	1	0
	Sb 206.833 {463}	1.000000	0.000000	0.001560	0.005199	OK.	1.000000	0.000000	1	0
	Al 396.152 { 85}	1.000000	0.000000	0.008096	0.026988	OK.	1.000000	0.000000	1	0
	Ca 317.933 {106}	1.000000	0.000000	0.003312	0.011041	OK.	1.000000	0.000000	1	0
	Fe 259.940 {130}	1.000000	0.000000	0.001991	0.006637	OK.	1.000000	0.000000	1	0
	Mg 279.079 {121}	1.000000	0.000000	0.020675	0.068918	OK.	1.000000	0.000000	1	0
	K 766.490 { 44}	1.000000	0.000000	0.028242	0.094139	OK.	1.000000	0.000000	1	0
	Na 589.592 { 57}	1.000000	0.000000	0.007671	0.025572	OK.	1.000000	0.000000	1	0
	B 208.959 {462}	1.000000	0.000000	0.000840	0.002800	OK.	1.000000	0.000000	1	0
	Mo 202.030 {467}	1.000000	0.000000	0.000269	0.000895	OK.	1.000000	0.000000	1	0
	Pd 340.458 { 99}	1.000000	0.000000	0.001349	0.004497	OK.	1.000000	0.000000	1	0
	Si 212.412 {459}	1.000000	0.000000	0.001125	0.003750	OK.	1.000000	0.000000	1	0
	Sn 189.989 {478}	1.000000	0.000000	0.000951	0.003171	OK.	1.000000	0.000000	1	0
	Sr 407.771 { 83}	1.000000	0.000000	0.000072	0.000239	OK.	1.000000	0.000000	1	0
	Ti 334.904 {101}	1.000000	0.000000	0.000565	0.001882	OK.	1.000000	0.000000	1	0
	Y 360.073 { 94}*	0.000000	0.000000	-1.000000	-1.000000	Warnin	1.000000	0.000000	1	0
	Y 371.030 { 91}*	0.000000	0.000000	-1.000000	-1.000000	Warnin	1.000000	0.000000	1	0
	Y 224.306 {451}*	0.000000	0.000000	-1.000000	-1.000000	Warnin	1.000000	0.000000	1	0
	In 230.606 {446}*	0.000000	0.000000	-1.000000	-1.000000	Warnin	1.000000	0.000000	1	0
	W 207.911 {462}	1.000000	0.000000	0.001376	0.004587	OK.	1.000000	0.000000	1	0
	Zr 339.198 { 99}	1.000000	0.000000	0.000218	0.000727	OK.	1.000000	0.000000	1	0
	S 182.034 {485}	1.000000	0.000000	0.002977	0.009924	OK.	1.000000	0.000000	1	0
	Bi 223.061 {451}	1.000000	0.000000	0.001456	0.004853	OK.	1.000000	0.000000	1	0
	Li 670.784 { 50}	1.000000	0.000000	0.001067	0.003558	OK.	1.000000	0.000000	1	0

MA34406

Method: ACCUTEST Operator: Admin Date of Analysis: 08 Jul 2014 12:20:32

Sample ID	Date	Type	Units	Conc.	µ Abs.	Wt.	Vol.
STDA - 1	08 Jul 2014 12:20:51	Std	ug/l	-	20	1.000	1.000
STDB - 1	08 Jul 2014 12:22:12	Std	ug/l	-	775	1.000	1.000
STDC - 1	08 Jul 2014 12:23:35	Std	ug/l	-	1867	1.000	1.000
STDD - 1	08 Jul 2014 12:24:59	Std	ug/l	-	3883	1.000	1.000
STDE - 1	08 Jul 2014 12:26:28	Std	ug/l	-	9360	1.000	1.000
STDF - 1	08 Jul 2014 12:28:05	Std	ug/l	-	19804	1.000	1.000
STDE - 1	08 Jul 2014 12:32:14	Std	ug/l	-	9703	1.000	1.000
TESTCONF - 1	08 Jul 2014 12:39:31	SMPL	ug/l	2.6173	10300	1.000	1.000
ICV - 1	08 Jul 2014 13:07:30	SMPL	ug/l	2.8436	11196	1.000	1.000
ICB - 1	08 Jul 2014 13:08:50	SMPL	ug/l	-0.0273	-170	1.000	1.000
CCV - 1	08 Jul 2014 13:10:31	CK STND	ug/l	96.4% 2.4091	9476	1.000	1.000
CCB - 1	08 Jul 2014 13:11:51	CK STND	ug/l	-0.0043	-79	1.000	1.000
CCV - 1	08 Jul 2014 15:11:14	CK STND	ug/l	100.0% 2.4988	9831	1.000	1.000
CCB - 1	08 Jul 2014 15:12:34	CK STND	ug/l	-0.0927	-429	1.000	1.000
CRI - 1	08 Jul 2014 15:14:10	SMPL	ug/l	0.2364	874	1.000	1.000
MP80518-MB1 - 1	08 Jul 2014 15:15:31	SMPL	ug/l	0.0669	203	1.000	1.000
MP80518-LC1 - 1	08 Jul 2014 15:16:54	SMPL	ug/l	1.9161	7524	1.000	1.000
MP80518-S1 - 1	08 Jul 2014 15:18:16	SMPL	ug/l	2.0805	8175	1.000	1.000
MP80518-S2 - 1	08 Jul 2014 15:19:54	SMPL	ug/l	2.1270	8359	1.000	1.000
JB70807-1 - 1	08 Jul 2014 15:21:29	SMPL	ug/l	0.0348	76	1.000	1.000
JB70806-2 - 1	08 Jul 2014 15:23:03	SMPL	ug/l	0.0434	110	1.000	1.000
JB70838-1F - 1	08 Jul 2014 15:24:25	SMPL	ug/l	0.0641	192	1.000	1.000
JB70838-2F - 1	08 Jul 2014 15:25:48	SMPL	ug/l	0.0431	109	1.000	1.000
JB70838-3F - 1	08 Jul 2014 15:27:11	SMPL	ug/l	0.1202	414	1.000	1.000
CCV - 1	08 Jul 2014 15:28:33	CK STND	ug/l	99.8% 2.4945	9814	1.000	1.000
CCB - 1	08 Jul 2014 15:29:54	CK STND	ug/l	-0.0364	-206	1.000	1.000
JB70838-4F - 1	08 Jul 2014 15:32:04	SMPL	ug/l	0.0780	247	1.000	1.000
JB70838-5F - 1	08 Jul 2014 15:33:25	SMPL	ug/l	0.0737	230	1.000	1.000
JB70838-6F - 1	08 Jul 2014 15:34:47	SMPL	ug/l	0.0479	128	1.000	1.000
JB70838-7F - 1	08 Jul 2014 15:36:10	SMPL	ug/l	0.1167	400	1.000	1.000
JB70838-8F - 1	08 Jul 2014 15:37:32	SMPL	ug/l	0.0694	213	1.000	1.000
JB70858-3AB - 1	08 Jul 2014 15:38:55	SMPL	ug/l	0.0901	295	1.000	1.000
JB70893-1 - 1	08 Jul 2014 15:40:17	SMPL	ug/l	0.1053	355	1.000	1.000
JB70893-2 - 1	08 Jul 2014 15:41:40	SMPL	ug/l	0.6872	2659	1.000	1.000
JB70893-3 - 1	08 Jul 2014 15:43:03	SMPL	ug/l	0.5771	2223	1.000	1.000
CRI - 1	08 Jul 2014 15:44:30	SMPL	ug/l	0.1788	646	1.000	1.000
CCV - 1	08 Jul 2014 15:45:57	CK STND	ug/l	102.4% 2.5602	10074	1.000	1.000
CCB - 1	08 Jul 2014 15:47:20	CK STND	ug/l	0.0020	-54	1.000	1.000
MP80519-MB1 - 1	08 Jul 2014 15:48:57	SMPL	ug/l	0.0851	275	1.000	1.000
MP80519-LC1 - 1	08 Jul 2014 15:50:19	SMPL	ug/l	2.1333	8384	1.000	1.000
JB70644-14 - 1	08 Jul 2014 15:51:41	SMPL	ug/l	-0.0200	-141	1.000	1.000
JB70672-5 - 1	08 Jul 2014 15:53:13	SMPL	ug/l	0.0255	39	1.000	1.000
JB70672-10 - 1	08 Jul 2014 15:54:35	SMPL	ug/l	0.2811	1051	1.000	1.000
JB70781-17 - 1	08 Jul 2014 15:55:59	SMPL	ug/l	-0.0114	-107	1.000	1.000
JB70845-4 - 1	08 Jul 2014 15:57:21	SMPL	ug/l	0.0212	22	1.000	1.000
JB70887-14 - 1	08 Jul 2014 15:58:43	SMPL	ug/l	-0.0036	-76	1.000	1.000
MP80533-MB1 - 1	08 Jul 2014 16:05:02	SMPL	ug/l	0.0303	58	1.000	1.000
MP80533-B1 - 1	08 Jul 2014 16:06:23	SMPL	ug/l	1.9744	7755	1.000	1.000
CCV - 1	08 Jul 2014 16:07:45	CK STND	ug/l	99.3% 2.4821	9765	1.000	1.000
CCB - 1	08 Jul 2014 16:09:21	CK STND	ug/l	-0.0652	-320	1.000	1.000
MP80533-S1 - 1	08 Jul 2014 16:11:01	SMPL	ug/l	1.8545	7280	1.000	1.000
MP80533-S2 - 1	08 Jul 2014 16:12:23	SMPL	ug/l	1.7107	6711	1.000	1.000
JB70803-1 - 1	08 Jul 2014 16:13:55	SMPL	ug/l	0.0363	82	1.000	1.000
JB70803-2 - 1	08 Jul 2014 16:15:29	SMPL	ug/l	0.0694	213	1.000	1.000
JB70749-2 - 1	08 Jul 2014 16:16:52	SMPL	ug/l	0.0563	161	1.000	1.000
JB70660-4 - 1	08 Jul 2014 16:18:14	SMPL	ug/l	0.0947	313	1.000	1.000
JB70861-1A - 1	08 Jul 2014 16:19:36	SMPL	ug/l	0.0712	220	1.000	1.000
JB70896-1 - 1	08 Jul 2014 16:20:58	SMPL	ug/l	0.1144	391	1.000	1.000
JB70973-1 - 1	08 Jul 2014 16:22:20	SMPL	ug/l	0.0260	41	1.000	1.000
JB70973-5AB - 1	08 Jul 2014 16:23:43	SMPL	ug/l	0.0512	141	1.000	1.000
CCV - 1	08 Jul 2014 16:25:05	CK STND	ug/l	99.9% 2.4978	9827	1.000	1.000
CCB - 1	08 Jul 2014 16:26:26	CK STND	ug/l	-0.0427	-231	1.000	1.000
JB70954-1 - 1	08 Jul 2014 16:28:05	SMPL	ug/l	0.0366	83	1.000	1.000
JB70889-2A - 1	08 Jul 2014 16:29:26	SMPL	ug/l	0.0401	97	1.000	1.000
JB71000-1 - 1	08 Jul 2014 16:30:48	SMPL	ug/l	0.1500	532	1.000	1.000
MP80535-MB1 - 1	08 Jul 2014 16:32:09	SMPL	ug/l	-0.0609	-303	1.000	1.000
MP80535-B1 - 1	08 Jul 2014 16:33:31	SMPL	ug/l	1.8416	7229	1.000	1.000
MP80535-S1 - 1	08 Jul 2014 16:34:53	SMPL	ug/l	1.6380	6423	1.000	1.000
MP80535-S2 - 1	08 Jul 2014 16:36:27	SMPL	ug/l	1.6989	6664	1.000	1.000

MA34406

Method: ACCUTEST Operator: Admin Date of Analysis: 08 Jul 2014 12:20:32

Sample ID	Date	Type	Units	Conc.	µ Abs.	Wt.	Vol.
JB70865-1 - 1	08 Jul 2014 16:38:03	SMPL	ug/l	-0.0465	-246	1.000	1.000
JB70749-3 - 1	08 Jul 2014 16:39:42	SMPL	ug/l	0.0063	-37	1.000	1.000
JB70798-1A - 1	08 Jul 2014 16:41:06	SMPL	ug/l	0.0419	104	1.000	1.000
CCV - 1	08 Jul 2014 16:42:28	CK STND	ug/l	99.6% 2.4897	9795	1.000	1.000
CCB - 1	08 Jul 2014 16:43:48	CK STND	ug/l	0.0080	-30	1.000	1.000
JB70912-1A - 1	08 Jul 2014 16:45:27	SMPL	ug/l	0.0631	188	1.000	1.000
CCV - 1	08 Jul 2014 16:47:06	CK STND	ug/l	99.5% 2.4864	9782	1.000	1.000
CCB - 1	08 Jul 2014 16:48:26	CK STND	ug/l	-0.0056	-84	1.000	1.000

ACCUTEST

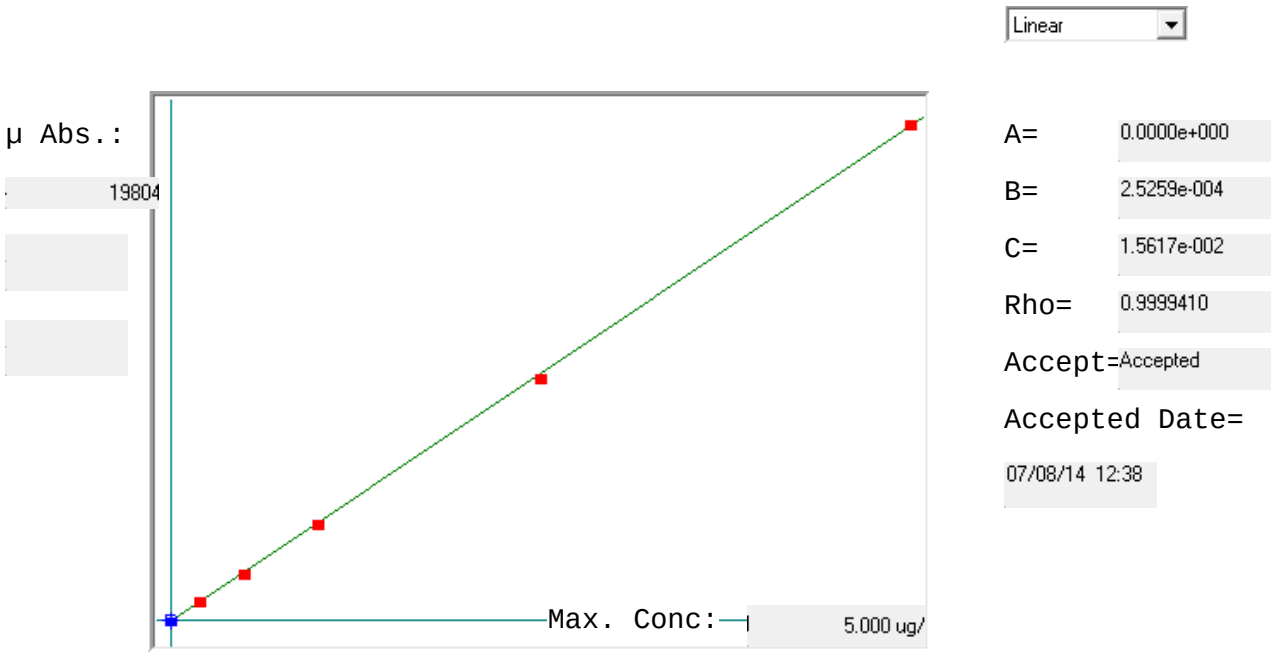

Std ID	Conc.	Calc.	Dev.	Mean	SD or %RSD	Rep 1	Rep 2	Rep 3	Rep 4	Rep 5
STDA	0.000	0.021	0.021	20	0.000	20				
STDB	0.200	0.211	0.011	775	0.0 %	775				
STDC	0.500	0.487	-0.013	1867	0.0 %	1867				
STDD	1.000	0.996	-0.004	3883	0.0 %	3883				
STDE	2.500	2.466	-0.034	9703	0.0 %	9703				
STDF	5.000	5.018	0.018	19804	0.0 %	19804				

MA34418

Method: ACCUTEST Operator: Admin Date of Analysis: 09 Jul 2014 14:00:03

Sample ID	Date	Type	Units	Conc.	µ Abs.	Wt.	Vol.
STDA - 1	09 Jul 2014 14:00:31	Std	ug/l	-	101	1.000	1.000
STDB - 1	09 Jul 2014 14:01:49	Std	ug/l	-	968	1.000	1.000
STDC - 1	09 Jul 2014 14:03:06	Std	ug/l	-	2301	1.000	1.000
STDD - 1	09 Jul 2014 14:04:26	Std	ug/l	-	4546	1.000	1.000
STDE - 1	09 Jul 2014 14:05:48	Std	ug/l	-	11448	1.000	1.000
STDF - 1	09 Jul 2014 14:07:13	Std	ug/l	-	23470	1.000	1.000
ICV - 1	09 Jul 2014 14:09:07	SMPL	ug/l	2.7524	12840	1.000	1.000
ICB - 1	09 Jul 2014 14:10:30	SMPL	ug/l	-0.0380	-209	1.000	1.000
CCV - 1	09 Jul 2014 14:12:03	CK STND	ug/l	97.9% 2.4479	11416	1.000	1.000
CCB - 1	09 Jul 2014 14:13:19	CK STND	ug/l	-0.0286	-165	1.000	1.000
CRI - 1	09 Jul 2014 14:14:51	SMPL	ug/l	0.1968	889	1.000	1.000
MP80496-MB2 - 1	09 Jul 2014 14:20:39	SMPL	ug/l	0.0270	95	1.000	1.000
MP80496-LC1 - 1	09 Jul 2014 14:21:56	SMPL	ug/l	1.9328	9007	1.000	1.000
JB70591-6AB - 1	09 Jul 2014 14:23:12	SMPL	ug/l	-0.0072	-65	1.000	1.000
MP80491-MB3 - 1	09 Jul 2014 14:24:41	SMPL	ug/l	0.0206	65	1.000	1.000
MP80491-LC2 - 1	09 Jul 2014 14:25:58	SMPL	ug/l	1.9381	9032	1.000	1.000
JB70943-1A - 1	09 Jul 2014 14:27:15	SMPL	ug/l	-0.0040	-50	1.000	1.000
MP80491-MB4 - 1	09 Jul 2014 14:28:44	SMPL	ug/l	0.0208	66	1.000	1.000
MP80491-LC3 - 1	09 Jul 2014 14:30:02	SMPL	ug/l	2.0806	9698	1.000	1.000
CCV - 1	09 Jul 2014 14:31:20	CK STND	ug/l	94.4% 2.3590	11000	1.000	1.000
CCB - 1	09 Jul 2014 14:32:47	CK STND	ug/l	-0.0303	-173	1.000	1.000
JB70962-2A - 1	09 Jul 2014 14:34:19	SMPL	ug/l	0.0247	84	1.000	1.000
MP80533-MB2 - 1	09 Jul 2014 14:35:37	SMPL	ug/l	0.0328	122	1.000	1.000
MP80533-LC1 - 1	09 Jul 2014 14:36:55	SMPL	ug/l	2.0190	9410	1.000	1.000
JB70962-1A - 1	09 Jul 2014 14:38:11	SMPL	ug/l	0.0014	-25	1.000	1.000
MP80550-MB1 - 1	09 Jul 2014 14:39:40	SMPL	ug/l	0.0313	115	1.000	1.000
CCV - 1	09 Jul 2014 14:40:57	CK STND	ug/l	95.9% 2.3968	11177	1.000	1.000
CCB - 1	09 Jul 2014 14:42:14	CK STND	ug/l	-0.0232	-140	1.000	1.000
MP80550-LC1 - 1	09 Jul 2014 14:43:45	SMPL	ug/l	1.8894	8804	1.000	1.000
MP80550-S1 - 1	09 Jul 2014 14:45:02	SMPL	ug/l	1.6522	7695	1.000	1.000
MP80550-S2 - 1	09 Jul 2014 14:46:31	SMPL	ug/l	1.5312	7129	1.000	1.000
JB71051-1 - 1	09 Jul 2014 14:48:02	SMPL	ug/l	-0.0061	-60	1.000	1.000
JB70213-2A - 1	09 Jul 2014 14:49:31	SMPL	ug/l	0.1506	673	1.000	1.000
JB70213-3A - 1	09 Jul 2014 15:16:16	SMPL	ug/l	0.6852	3173	1.000	1.000
JB70213-4A - 1	09 Jul 2014 15:17:33	SMPL	ug/l	0.0352	133	1.000	1.000
JB70213-5A - 1	09 Jul 2014 15:18:56	SMPL	ug/l	0.0572	236	1.000	1.000
JB70213-6A - 1	09 Jul 2014 15:20:16	SMPL	ug/l	0.1275	565	1.000	1.000
JB70672-10 - 1	09 Jul 2014 15:21:34	SMPL	ug/l	0.0369	141	1.000	1.000
CCV - 1	09 Jul 2014 15:22:53	CK STND	ug/l	96.0% 2.3990	11187	1.000	1.000
CCB - 1	09 Jul 2014 15:24:08	CK STND	ug/l	-0.0217	-133	1.000	1.000
JB71114-9 - 1	09 Jul 2014 15:25:41	SMPL	ug/l	0.0429	169	1.000	1.000
JB70916-1 - 1	09 Jul 2014 15:26:57	SMPL	ug/l	0.0454	181	1.000	1.000
JB70916-2 - 1	09 Jul 2014 15:28:14	SMPL	ug/l	0.0713	302	1.000	1.000
JB70916-3 - 1	09 Jul 2014 15:29:32	SMPL	ug/l	0.0309	113	1.000	1.000
JB70916-4 - 1	09 Jul 2014 15:30:50	SMPL	ug/l	0.0758	323	1.000	1.000
JB70920-4 - 1	09 Jul 2014 15:32:07	SMPL	ug/l	0.1581	708	1.000	1.000
JB70930-1 - 1	09 Jul 2014 15:33:25	SMPL	ug/l	0.0948	412	1.000	1.000
JB70930-2 - 1	09 Jul 2014 15:34:44	SMPL	ug/l	0.1248	552	1.000	1.000
JB70930-3 - 1	09 Jul 2014 15:36:03	SMPL	ug/l	0.1376	612	1.000	1.000
JB70930-4 - 1	09 Jul 2014 15:37:22	SMPL	ug/l	0.0822	353	1.000	1.000
CCV - 1	09 Jul 2014 15:38:42	CK STND	ug/l	95.1% 2.3763	11081	1.000	1.000
CCB - 1	09 Jul 2014 15:39:58	CK STND	ug/l	-0.0331	-186	1.000	1.000
JB70930-5 - 1	09 Jul 2014 15:41:32	SMPL	ug/l	0.1387	617	1.000	1.000
JB70930-6 - 1	09 Jul 2014 15:42:49	SMPL	ug/l	0.1132	498	1.000	1.000
JB70930-7 - 1	09 Jul 2014 15:44:07	SMPL	ug/l	0.0403	157	1.000	1.000
MP80551-MB1 - 1	09 Jul 2014 15:48:08	SMPL	ug/l	0.0435	172	1.000	1.000
MP80551-B1 - 1	09 Jul 2014 15:49:25	SMPL	ug/l	1.8913	8813	1.000	1.000
MP80551-S1 - 1	09 Jul 2014 15:50:42	SMPL	ug/l	2.1462	10005	1.000	1.000
MP80551-S2 - 1	09 Jul 2014 15:52:14	SMPL	ug/l	2.0799	9695	1.000	1.000
JB71006-1 - 1	09 Jul 2014 15:53:40	SMPL	ug/l	0.0103	17	1.000	1.000
JB71006-2 - 1	09 Jul 2014 15:55:07	SMPL	ug/l	0.0540	221	1.000	1.000
MP80552-MB1 - 1	09 Jul 2014 15:56:26	SMPL	ug/l	0.0373	143	1.000	1.000
CCV - 1	09 Jul 2014 15:57:45	CK STND	ug/l	93.9% 2.3472	10945	1.000	1.000
CCB - 1	09 Jul 2014 15:59:02	CK STND	ug/l	-0.0333	-187	1.000	1.000
MP80552-B1 - 1	09 Jul 2014 16:00:34	SMPL	ug/l	1.7337	8076	1.000	1.000
MP80552-S1 - 1	09 Jul 2014 16:01:52	SMPL	ug/l	1.6494	7682	1.000	1.000
MP80552-S2 - 1	09 Jul 2014 16:03:22	SMPL	ug/l	1.8019	8395	1.000	1.000
JB70845-1A - 1	09 Jul 2014 16:04:48	SMPL	ug/l	0.0041	-12	1.000	1.000
JB71012-6AB - 1	09 Jul 2014 16:06:14	SMPL	ug/l	0.0420	165	1.000	1.000

MA34418

Method: ACCUTEST Operator: Admin Date of Analysis: 09 Jul 2014 14:00:03

Sample ID	Date	Type	Units	Conc.	µ Abs.	Wt.	Vol.
JB70845-3A - 1	09 Jul 2014 16:07:33	SMPL	ug/l	0.0597	248	1.000	1.000
JB71015-1A - 1	09 Jul 2014 16:08:51	SMPL	ug/l	0.0531	217	1.000	1.000
JB71015-2A - 1	09 Jul 2014 16:10:10	SMPL	ug/l	0.0471	189	1.000	1.000
MP80554-FMBCONF - 1	09 Jul 2014 16:11:28	SMPL	ug/l	0.0371	142	1.000	1.000
MP80554-FLCCONF - 1	09 Jul 2014 16:12:46	SMPL	ug/l	1.8301	8527	1.000	1.000
CCV - 1	09 Jul 2014 16:14:03	CK STND	ug/l	92.5% 2.3117	10779	1.000	1.000
CCB - 1	09 Jul 2014 16:15:32	CK STND	ug/l	-0.0322	-182	1.000	1.000
MP80550-PS1 - 1	09 Jul 2014 16:17:06	SMPL	ug/l	1.5128	7043	1.000	1.000
RINSECONF - 1	09 Jul 2014 16:18:23	SMPL	ug/l	-0.0350	-195	1.000	1.000
CRI - 1	09 Jul 2014 16:19:56	SMPL	ug/l	0.1883	849	1.000	1.000
CCV - 1	09 Jul 2014 16:21:39	CK STND	ug/l	92.8% 2.3211	10823	1.000	1.000
CCB - 1	09 Jul 2014 16:22:55	CK STND	ug/l	-0.0341	-191	1.000	1.000

ACCUTEST

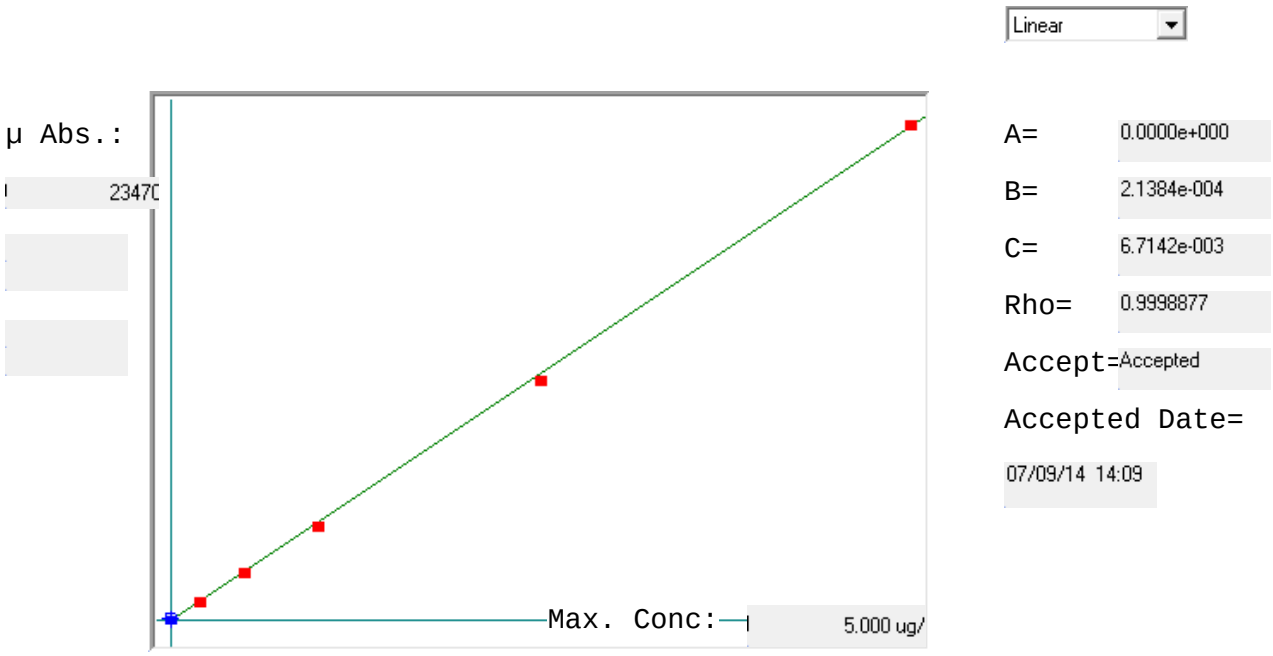

Std ID	Conc.	Calc.	Dev.	Mean	SD or %RSD	Rep 1	Rep 2	Rep 3	Rep 4	Rep 5
STDA	0.000	0.028	0.028	101	0.000	101				
STDB	0.200	0.214	0.014	968	0.0 %	968				
STDC	0.500	0.499	-0.001	2301	0.0 %	2301				
STDD	1.000	0.979	-0.021	4546	0.0 %	4546				
STDE	2.500	2.455	-0.045	11448	0.0 %	11448				
STDF	5.000	5.026	0.026	23470	0.0 %	23470				

Zoom In ▶ Zoom Out

Sample Name: STDA Acquired: 7/11/2014 12:51:50 Type: Cal
Method: Accutest1(v235) Mode: IR Corr. Factor: 1.000000
User: admin Custom ID1: Custom ID2: Custom ID3:
Comment:

Elem	Ba4554	Be3130	Cd2288	Co2286	Cr2677	Cu3247	Mn2576	Ni2316	Ag3280
Units	Cts/S	Cts/S	Cts/S	Cts/S	Cts/S	Cts/S	Cts/S	Cts/S	Cts/S
Avg	**.0012**	**.0004**	**.0005**	**.0000**	**.0000**	**.0037**	**.0000**	**-.0002**	**-.0001**
Stddev	.0000	.0001	.0002	.000	.000	.0000	.0000	.0000	.0000
%RSD	1.680	15.21	34.30	21.46	149.5	.8015	90.84	17.50	4.247
#1	.0012	.0004	.0006	.0000	.0000	.0037	.0000	-.0002	-.0001
#2	.0012	.0004	.0004	.0000	.0000	.0037	.0000	-.0002	-.0001

Elem	V_2924	Zn2062	As1890	Tl1908	Pb2203	Se1960	Sb2068	Al3961	Ca3179
Units	Cts/S	Cts/S	Cts/S	Cts/S	Cts/S	Cts/S	Cts/S	Cts/S	Cts/S
Avg	**-.0001**	**.0001**	**-.0006**	**-.0002**	**-.0002**	**.0006**	**-.0001**	**.0001**	**.0061**
Stddev	.0000	.0000	.0001	.0000	.0001	.0000	.0001	.0000	.0001
%RSD	32.22	45.25	15.62	.1406	32.88	4.492	140.0	12.64	1.146
#1	.0000	.0001	-.0006	-.0002	-.0002	.0006	.0000	.0001	.0061
#2	-.0001	.0001	-.0005	-.0002	-.0003	.0006	-.0002	.0001	.0062

Elem	Fe2599	Mg2790	K_7664	Na5895	B_2089	Mo2020	Pd3404	Si2124	Sn1899
Units	Cts/S	Cts/S	Cts/S	Cts/S	Cts/S	Cts/S	Cts/S	Cts/S	Cts/S
Avg	**.0001**	**.0000**	**.0000**	**.0000**	**.0001**	**.0002**	**-.0001**	**.0049**	**.0001**
Stddev	.0000	.000	.000	.0000	.0001	.0001	.0000	.0001	.0001
%RSD	14.73	104.3	611.7	485.2	104.4	34.51	12.75	2.760	46.85
#1	.0001	-.0001	-.0001	.0000	.0000	.0003	-.0001	.0050	.0002
#2	.0000	.0000	.0001	.0000	.0001	.0002	-.0001	.0048	.0001

Elem	Sr4077	Ti3349	W_2079	Zr3391	S_1820	Bi2230	Li6707
Units	Cts/S	Cts/S	Cts/S	Cts/S	Cts/S	Cts/S	Cts/S
Avg	**-.0005**	**-.0002**	**.0012**	**-.0002**	**-.0008**	**-.0002**	**-.0010**
Stddev	.0000	.0000	.0000	.0000	.0000	.0002	.0000
%RSD	2.340	3.146	.7762	13.73	1.567	113.3	3.584
#1	-.0005	-.0002	.0011	-.0003	-.0008	.0000	-.0010
#2	-.0005	-.0002	.0012	-.0002	-.0008	-.0003	-.0010

Zoom In ▶ Zoom Out

Sample Name: STDA Acquired: 7/11/2014 12:51:50 Type: Cal
Method: Accutest1(v235) Mode: IR Corr. Factor: 1.000000
User: admin Custom ID1: Custom ID2: Custom ID3:
Comment:

Int. Std.	Y_3600	Y_3710	Y_2243	In2306
Units	Cts/S	Cts/S	Cts/S	Cts/S
Avg	**214400.**	**49941.**	**3418.1**	**9679.4**
Stddev	1752.	399.	7.2	5.8
%RSD	.81707	.79951	.21054	.06032
#1	215640.	49659.	3413.0	9675.3
#2	213170.	50223.	3423.2	9683.5

Zoom In ▶ Zoom Out

Sample Name: STDB Acquired: 7/11/2014 12:58:00 Type: Cal
Method: Accutest1(v235) Mode: IR Corr. Factor: 1.000000
User: admin Custom ID1: Custom ID2: Custom ID3:
Comment:

Elem	Ba4554	Be3130	Cd2288	Co2286	Cr2677	Cu3247	Mn2576	Ni2316	Ag3280
Units	Cts/S	Cts/S	Cts/S	Cts/S	Cts/S	Cts/S	Cts/S	Cts/S	Cts/S
Avg	**5.385**	**9.104**	**4.465**	**1.865**	**.3194**	**.8578**	**1.661**	**1.438**	**.0579**
Stddev	.081	.085	.016	.009	.0073	.0204	.027	.006	.0013
%RSD	1.500	.9344	.3645	.4559	2.282	2.383	1.625	.4127	2.291
#1	5.442	9.165	4.476	1.871	.3142	.8433	1.642	1.442	.0570
#2	5.328	9.044	4.453	1.859	.3245	.8722	1.680	1.434	.0589

Elem	V_2924	Zn2062	As1890	Tl1908	Pb2203	Se1960	Sb2068	Al3961	Ca3179
Units	Cts/S	Cts/S	Cts/S	Cts/S	Cts/S	Cts/S	Cts/S	Cts/S	Cts/S
Avg	**.5046**	**3.820**	**.6230**	**.1950**	**.6193**	**.4174**	**.8921**	**1.742**	**5.482**
Stddev	.0114	.017	.0024	.0008	.0031	.0019	.0028	.014	.009
%RSD	2.258	.4395	.3865	.4044	.5031	.4547	.3120	.8270	.1577
#1	.4965	3.832	.6247	.1956	.6215	.4187	.8940	1.753	5.489
#2	.5127	3.808	.6213	.1945	.6171	.4160	.8901	1.732	5.476

Elem	Fe2599	Mg2790	K_7664	Na5895	B_2089	Mo2020	Pd3404	Si2124	Sn1899
Units	Cts/S	Cts/S	Cts/S	Cts/S	Cts/S	Cts/S	Cts/S	Cts/S	Cts/S
Avg	**3.471**	**.4712**	**1.010**	**3.855**	**.9531**	**3.903**	**.1746**	**2.850**	**.7700**
Stddev	.025	.0030	.008	.019	.0018	.015	.0042	.007	.0028
%RSD	.7126	.6380	.7807	.5046	.1879	.3881	2.393	.2630	.3578
#1	3.489	.4733	1.015	3.868	.9543	3.914	.1716	2.855	.7719
#2	3.454	.4691	1.004	3.841	.9518	3.892	.1775	2.845	.7680

Elem	Sr4077	Ti3349	W_2079	Zr3391	S_1820	Bi2230	Li6707
Units	Cts/S	Cts/S	Cts/S	Cts/S	Cts/S	Cts/S	Cts/S
Avg	**9.844**	**.5164**	**1.704**	**.9951**	**.3462**	**1.189**	**1.371**
Stddev	.214	.0122	.001	.0140	.0010	.004	.010
%RSD	2.176	2.353	.0375	1.402	.3018	.3722	.7489
#1	9.995	.5079	1.703	.9852	.3470	1.193	1.378
#2	9.692	.5250	1.704	1.005	.3455	1.186	1.364

Zoom In ▶ Zoom Out

Sample Name: STDB Acquired: 7/11/2014 12:58:00 Type: Cal
Method: Accutest1(v235) Mode: IR Corr. Factor: 1.000000
User: admin Custom ID1: Custom ID2: Custom ID3:
Comment:

Int. Std.	Y_3600	Y_3710	Y_2243	In2306
Units	Cts/S	Cts/S	Cts/S	Cts/S
Avg	**198050.**	**48883.**	**3232.0**	**8695.6**
Stddev	3710.	363.	4.9	23.6
%RSD	1.8732	.74204	.15197	.27114
#1	200670.	48627.	3228.5	8678.9
#2	195430.	49140.	3235.4	8712.3

Zoom In Zoom Out

Sample Name: ccvconf Acquired: 7/11/2014 13:04:39 Type: QC
Method: Accutest1(v235) Mode: CONC Corr. Factor: 1.000000
User: admin Custom ID1: Custom ID2: Custom ID3:
Comment:

Elem	Ba4554	Be3130	Cd2288	Co2286	Cr2677	Cu3247	Mn2576	Ni2316	Ag3280
Units	ppm	ppm	ppm	ppm	ppm	ppm	ppm	ppm	ppm
Avg	**2.025**	**2.051**	**2.003**	**2.013**	**1.984**	**1.934**	**2.031**	**2.033**	**.2427**
Stddev	.001	.001	.011	.020	.023	.023	.024	.019	.0032
%RSD	.0548	.0428	.5671	.9755	1.155	1.182	1.189	.9428	1.339
#1	2.024	2.052	1.994	1.999	2.001	1.951	2.049	2.020	.2450
#2	2.026	2.050	2.011	2.027	1.968	1.918	2.014	2.047	.2404
Check ?	Chk Pass	Chk Pass	Chk Pass	Chk Pass	Chk Pass	Chk Pass	Chk Pass	Chk Pass	Chk Pass
Value									
Range									

Elem	V_2924	Zn2062	As1890	Tl1908	Pb2203	Se1960	Sb2068	Al3961	Ca3179
Units	ppm	ppm	ppm	ppm	ppm	ppm	ppm	ppm	ppm
Avg	**1.969**	**2.060**	**2.003**	**2.063**	**2.023**	**1.996**	**1.986**	**39.45**	**40.86**
Stddev	.023	.036	.018	.018	.024	.016	.009	.05	.14
%RSD	1.156	1.727	.8914	.8848	1.182	.7971	.4595	.1262	.3498
#1	1.985	2.035	1.990	2.051	2.006	1.984	1.980	39.48	40.96
#2	1.953	2.085	2.015	2.076	2.040	2.007	1.993	39.41	40.75
Check ?	Chk Pass	Chk Pass	Chk Pass	Chk Pass	Chk Pass	Chk Pass	Chk Pass	Chk Pass	Chk Pass
Value									
Range									

Elem	Fe2599	Mg2790	K_7664	Na5895	B_2089	Mo2020	Pd3404	Si2124	Sn1899
Units	ppm	ppm	ppm	ppm	ppm	ppm	ppm	ppm	ppm
Avg	**40.57**	**39.78**	**39.47**	**39.92**	**2.007**	**2.018**	**1.939**	**4.991**	**2.047**
Stddev	.07	.21	.05	.04	.009	.009	.021	.015	.022
%RSD	.1656	.5339	.1362	.1097	.4282	.4374	1.063	.2959	1.076
#1	40.62	39.93	39.51	39.95	2.001	2.012	1.953	4.981	2.031
#2	40.52	39.63	39.43	39.89	2.013	2.024	1.924	5.001	2.062
Check ?	Chk Pass	Chk Pass	Chk Pass	Chk Pass	Chk Pass	Chk Pass	Chk Pass	Chk Pass	Chk Pass
Value									
Range									

Zoom In Zoom Out

Sample Name: ccvconf Acquired: 7/11/2014 13:04:39 Type: QC
Method: Accutest1(v235) Mode: CONC Corr. Factor: 1.000000
User: admin Custom ID1: Custom ID2: Custom ID3:
Comment:

Elem	Sr4077	Ti3349	W_2079	Zr3391	S_1820	Bi2230	Li6707
Units	ppm	ppm	ppm	ppm	ppm	ppm	ppm
Avg	**2.027**	**1.969**	**2.062**	**2.013**	**1.977**	**1.994**	**1.973**
Stddev	.039	.021	.014	.024	.028	.003	.003
%RSD	1.905	1.078	.6733	1.204	1.406	.1600	.1334
#1	2.055	1.984	2.053	2.030	1.958	1.992	1.971
#2	2.000	1.954	2.072	1.996	1.997	1.996	1.975
Check ?	Chk Pass	Chk Pass	Chk Pass	Chk Pass	Chk Pass	Chk Pass	Chk Pass
Value							
Range							

Int. Std.	Y_3600	Y_3710	Y_2243	In2306
Units	Cts/S	Cts/S	Cts/S	Cts/S
Avg	**204830.**	**49187.**	**3317.3**	**8974.4**
Stddev	1919.	340.	2.1	19.7
%RSD	.93694	.69160	.06326	.21913
#1	203480.	48946.	3315.8	8988.3
#2	206190.	49428.	3318.8	8960.4

Zoom In Zoom Out

Sample Name: ccbconf Acquired: 7/11/2014 13:10:45 Type: QC
Method: Accutest1(v235) Mode: CONC Corr. Factor: 1.000000
User: admin Custom ID1: Custom ID2: Custom ID3:
Comment:

Elem	Ba4554	Be3130	Cd2288	Co2286	Cr2677	Cu3247	Mn2576	Ni2316
Units	ppm	ppm	ppm	ppm	ppm	ppm	ppm	ppm
Avg	**-.0002**	**.0000**	**-.0001**	**-.0001**	**.0000**	**.0002**	**.0000**	**.0002**
Stddev	.0001	.0000	.0001	.0000	.0002	.0003	.0000	.0002
%RSD	33.41	4329.	158.8	35.84	3251.	139.2	41.86	65.85
#1	-.0002	.0000	-.0002	-.0001	-.0001	.0000	.0000	.0004
#2	-.0003	.0000	.0000	-.0001	.0001	.0004	.0000	.0001
Check ?	Chk Pass	Chk Pass	Chk Pass	Chk Pass	Chk Pass	Chk Pass	Chk Pass	Chk Pass
High Limit								
Low Limit								

Elem	Ag3280	V_2924	Zn2062	As1890	Tl1908	Pb2203	Se1960	Sb2068
Units	ppm	ppm	ppm	ppm	ppm	ppm	ppm	ppm
Avg	**.0000**	**.0001**	**-.0018**	**.0000**	**-.0002**	**-.0006**	**-.0004**	**.0015**
Stddev	.0002	.0001	.0002	.0006	.0007	.0007	.0007	.0001
%RSD	758.2	94.82	12.21	2365.	400.3	110.5	172.8	4.881
#1	.0001	.0001	-.0020	.0004	-.0007	-.0001	.0001	.0014
#2	-.0001	.0000	-.0017	-.0004	.0003	-.0011	-.0009	.0015
Check ?	Chk Pass	Chk Pass	Chk Pass	Chk Pass	Chk Pass	Chk Pass	Chk Pass	Chk Pass
High Limit								
Low Limit								

Elem	Al3961	Ca3179	Fe2599	Mg2790	K_7664	Na5895	B_2089	Mo2020
Units	ppm	ppm	ppm	ppm	ppm	ppm	ppm	ppm
Avg	**.0020**	**-.0008**	**.0002**	**.0022**	**-.0399**	**-.0070**	**.0028**	**.0018**
Stddev	.0065	.0000	.0008	.0049	.0061	.0018	.0000	.0001
%RSD	322.5	2.598	352.7	223.4	15.34	25.60	1.201	3.880
#1	.0066	-.0008	.0008	.0057	-.0442	-.0057	.0027	.0019
#2	-.0026	-.0008	-.0003	-.0013	-.0355	-.0082	.0028	.0018
Check ?	Chk Pass	Chk Pass	Chk Pass	Chk Pass	Chk Pass	Chk Pass	Chk Pass	Chk Pass
High Limit								
Low Limit								

Zoom In Zoom Out

Sample Name: ccbconf Acquired: 7/11/2014 13:10:45 Type: QC
Method: Accutest1(v235) Mode: CONC Corr. Factor: 1.000000
User: admin Custom ID1: Custom ID2: Custom ID3:
Comment:

Elem	Pd3404	Si2124	Sn1899	Sr4077	Ti3349	W_2079	Zr3391	S_1820
Units	ppm	ppm	ppm	ppm	ppm	ppm	ppm	ppm
Avg	**.0008**	**.0010**	**.0000**	**-.0001**	**.0001**	W **.0301**	W **.0011**	**.0006**
Stddev	.0000	.0001	.001	.0000	.0000	.0029	.0001	.0001
%RSD	.2855	11.55	1224.	20.82	52.72	9.698	10.52	14.10
#1	.0008	.0011	-.0004	.0000	.0001	.0322	.0012	.0005
#2	.0008	.0010	.0004	-.0001	.0000	.0281	.0011	.0007
Check ?	Chk Pass	Chk Pass	Chk Pass	Chk Pass	Chk Pass	Chk Warn	Chk Warn	Chk Pass
High Limit						.0266	.0011	
Low Limit						-.0266	-.0011	

Elem	Bi2230	Li6707
Units	ppm	ppm
Avg	**.0011**	**.0002**
Stddev	.0002	.0005
%RSD	17.95	333.7
#1	.0009	.0005
#2	.0012	-.0002
Check ?	Chk Pass	Chk Pass
High Limit		
Low Limit		

Int. Std.	Y_3600	Y_3710	Y_2243	In2306
Units	Cts/S	Cts/S	Cts/S	Cts/S
Avg	**212950.**	**49893.**	**3412.2**	**9616.0**
Stddev	547.	249.	15.7	39.0
%RSD	.25693	.49969	.46098	.40529
#1	213340.	49717.	3401.1	9588.5
#2	212560.	50070.	3423.3	9643.6

Zoom In Zoom Out

Sample Name: icv Acquired: 7/11/2014 13:54:31 Type: QC
Method: Accutest1(v235) Mode: CONC Corr. Factor: 1.000000
User: admin Custom ID1: Custom ID2: Custom ID3:
Comment:

Elem	Ba4554	Be3130	Cd2288	Co2286	Cr2677	Cu3247	Mn2576	Ni2316	Ag3280
Units	ppm	ppm	ppm	ppm	ppm	ppm	ppm	ppm	ppm
Avg	**2.022**	**2.029**	**1.999**	**1.999**	**1.971**	**1.917**	**2.019**	**2.019**	**.2407**
Stddev	.015	.009	.019	.019	.051	.046	.055	.019	.0060
%RSD	.7173	.4582	.9581	.9659	2.580	2.381	2.697	.9242	2.507
#1	2.020	2.037	2.012	2.013	1.915	1.867	1.959	2.033	.2339
#2	2.008	2.019	1.977	1.977	1.981	1.928	2.033	1.998	.2426
#3	2.037	2.030	2.007	2.008	2.015	1.956	2.065	2.027	.2455
Check ?	Chk Pass	Chk Pass	Chk Pass	Chk Pass	Chk Pass	Chk Pass	Chk Pass	Chk Pass	Chk Pass
Value									
Range									

Elem	V_2924	Zn2062	As1890	Tl1908	Pb2203	Se1960	Sb2068	Al3961	Ca3179
Units	ppm	ppm	ppm	ppm	ppm	ppm	ppm	ppm	ppm
Avg	**1.956**	**2.035**	**1.985**	**2.055**	**2.005**	**1.985**	**1.986**	**39.41**	**40.71**
Stddev	.050	.020	.021	.021	.019	.021	.020	.35	.25
%RSD	2.543	.9584	1.078	1.028	.9255	1.048	.9822	.8844	.6133
#1	1.902	2.047	1.998	2.067	2.017	1.997	2.000	39.34	40.73
#2	1.968	2.012	1.960	2.031	1.984	1.961	1.963	39.10	40.46
#3	1.999	2.045	1.996	2.067	2.014	1.997	1.994	39.79	40.96
Check ?	Chk Pass	Chk Pass	Chk Pass	Chk Pass	Chk Pass	Chk Pass	Chk Pass	Chk Pass	Chk Pass
Value									
Range									

Elem	Fe2599	Mg2790	K_7664	Na5895	B_2089	Mo2020	Pd3404	Si2124	Sn1899
Units	ppm	ppm	ppm	ppm	ppm	ppm	ppm	ppm	ppm
Avg	**40.48**	**39.75**	**39.47**	**39.90**	**2.003**	**2.011**	**1.920**	**4.984**	**2.035**
Stddev	.33	.30	.32	.32	.020	.021	.046	.051	.020
%RSD	.8124	.7628	.8110	.7978	.9846	1.020	2.393	1.033	.9922
#1	40.47	39.72	39.42	39.84	2.015	2.026	1.869	5.016	2.047
#2	40.15	39.46	39.18	39.62	1.980	1.988	1.933	4.924	2.012
#3	40.81	40.06	39.82	40.25	2.014	2.019	1.958	5.010	2.047
Check ?	Chk Pass	Chk Pass	Chk Pass	Chk Pass	Chk Pass	Chk Pass	Chk Pass	Chk Pass	Chk Pass
Value									
Range									

Zoom In Zoom Out

Sample Name: icv Acquired: 7/11/2014 13:54:31 Type: QC
Method: Accutest1(v235) Mode: CONC Corr. Factor: 1.000000
User: admin Custom ID1: Custom ID2: Custom ID3:
Comment:

Elem	Sr4077	Ti3349	W_2079	Zr3391	S_1820	Bi2230	Li6707
Units	ppm	ppm	ppm	ppm	ppm	ppm	ppm
Avg	**2.037**	**1.956**	**2.022**	**1.994**	**1.969**	**1.991**	**1.966**
Stddev	.012	.051	.018	.052	.018	.020	.013
%RSD	.5709	2.581	.8736	2.619	.8866	1.006	.6458
#1	2.024	1.900	2.031	1.935	1.979	2.006	1.965
#2	2.042	1.971	2.001	2.009	1.949	1.968	1.953
#3	2.046	1.998	2.033	2.036	1.978	1.999	1.979
Check ?	Chk Pass	Chk Pass	Chk Pass	Chk Pass	Chk Pass	Chk Pass	Chk Pass
Value							
Range							

Int. Std.	Y_3600	Y_3710	Y_2243	In2306
Units	Cts/S	Cts/S	Cts/S	Cts/S
Avg	**207190.**	**49053.**	**3312.4**	**8986.0**
Stddev	6632.	297.	29.0	75.0
%RSD	3.2008	.60632	.87484	.83479
#1	214600.	48954.	3294.6	8932.5
#2	205160.	49387.	3345.8	9071.8
#3	201810.	48818.	3296.8	8953.8

Zoom In Zoom Out

Sample Name: icb Acquired: 7/11/2014 14:07:36 Type: QC
Method: Accutest1(v235) Mode: CONC Corr. Factor: 1.000000
User: admin Custom ID1: Custom ID2: Custom ID3:
Comment:

Elem	Ba4554	Be3130	Cd2288	Co2286	Cr2677	Cu3247	Mn2576	Ni2316	Ag3280
Units	ppm	ppm	ppm	ppm	ppm	ppm	ppm	ppm	ppm
Avg	**.0000**	**.0000**	**-.0001**	**-.0001**	**.0000**	**.0003**	**.0001**	**.0001**	**.0003**
Stddev	.000	.0000	.0001	.0001	.0001	.0002	.0000	.0001	.0000
%RSD	378.8	49.42	53.43	55.36	688.3	73.97	13.73	54.43	1.571
#1	-.0002	.0000	-.0001	-.0002	-.0001	.0005	.0001	.0001	.0003
#2	.0001	.0000	-.0002	-.0001	.0001	.0002	.0001	.0001	.0003
Check ?	Chk Pass	Chk Pass	Chk Pass	Chk Pass	Chk Pass	Chk Pass	Chk Pass	Chk Pass	Chk Pass
High Limit									
Low Limit									

Elem	V_2924	Zn2062	As1890	Tl1908	Pb2203	Se1960	Sb2068	Al3961	Ca3179
Units	ppm	ppm	ppm	ppm	ppm	ppm	ppm	ppm	ppm
Avg	**.0002**	**-.0011**	**.0003**	**-.0001**	**-.0008**	**-.0006**	**.0005**	**.0001**	**.0009**
Stddev	.0003	.0000	.0005	.0000	.0000	.0004	.0006	.0025	.0013
%RSD	111.1	3.968	210.7	6.911	1.633	63.13	128.1	2331.	137.6
#1	.0001	-.0011	-.0001	-.0001	-.0007	-.0003	.0000	-.0016	.0019
#2	.0004	-.0011	.0006	-.0001	-.0008	-.0009	.0009	.0018	.0000
Check ?	Chk Pass	Chk Pass	Chk Pass	Chk Pass	Chk Pass	Chk Pass	Chk Pass	Chk Pass	Chk Pass
High Limit									
Low Limit									

Elem	Fe2599	Mg2790	K_7664	Na5895	B_2089	Mo2020	Pd3404	Si2124	Sn1899
Units	ppm	ppm	ppm	ppm	ppm	ppm	ppm	ppm	ppm
Avg	**-.0002**	**.0046**	**.0106**	**.0046**	**.0018**	**.0009**	**-.0005**	**.0008**	**-.0001**
Stddev	.0000	.0021	.0157	.0005	.0003	.0001	.0005	.0001	.0001
%RSD	9.931	46.14	148.3	10.66	14.01	6.908	101.0	13.25	56.11
#1	-.0002	.0031	.0217	.0049	.0016	.0009	-.0001	.0008	-.0002
#2	-.0002	.0060	-.0005	.0042	.0020	.0009	-.0008	.0009	-.0001
Check ?	Chk Pass	Chk Pass	Chk Pass	Chk Pass	Chk Pass	Chk Pass	Chk Pass	Chk Pass	Chk Pass
High Limit									
Low Limit									

Zoom In Zoom Out

Sample Name: icb Acquired: 7/11/2014 14:07:36 Type: QC
Method: Accutest1(v235) Mode: CONC Corr. Factor: 1.000000
User: admin Custom ID1: Custom ID2: Custom ID3:
Comment:

Elem	Sr4077	Ti3349	W_2079	Zr3391	S_1820	Bi2230	Li6707
Units	ppm	ppm	ppm	ppm	ppm	ppm	ppm
Avg	**.0000**	**.0001**	**.0168**	**.0006**	**.0013**	**.0016**	**-.0006**
Stddev	.0000	.0001	.0003	.0001	.0014	.0012	.0000
%RSD	293.2	70.41	1.996	10.19	105.7	73.17	6.577
#1	.0000	.0000	.0170	.0007	.0003	.0024	-.0007
#2	.0000	.0001	.0165	.0006	.0023	.0008	-.0006
Check ?	Chk Pass	Chk Pass	Chk Pass	Chk Pass	Chk Pass	Chk Pass	Chk Pass
High Limit							
Low Limit							

Int. Std.	Y_3600	Y_3710	Y_2243	In2306
Units	Cts/S	Cts/S	Cts/S	Cts/S
Avg	**212410.**	**49530.**	**3398.0**	**9611.1**
Stddev	23.	1098.	52.7	136.7
%RSD	.01096	2.2166	1.5499	1.4222
#1	212430.	50306.	3435.3	9707.7
#2	212400.	48754.	3360.8	9514.4

Zoom In Zoom Out

Sample Name: iccv Acquired: 7/11/2014 14:12:20 Type: QC
Method: Accutest1(v235) Mode: CONC Corr. Factor: 1.000000
User: admin Custom ID1: Custom ID2: Custom ID3:
Comment:

Elem	Ba4554	Be3130	Cd2288	Co2286	Cr2677	Cu3247	Mn2576	Ni2316	Ag3280
Units	ppm	ppm	ppm	ppm	ppm	ppm	ppm	ppm	ppm
Avg	**2.009**	**2.018**	**1.998**	**2.001**	**1.981**	**1.928**	**2.029**	**2.017**	**.2416**
Stddev	.030	.028	.008	.008	.005	.006	.006	.007	.0008
%RSD	1.509	1.406	.4089	.3904	.2423	.3333	.2870	.3360	.3121
#1	1.991	1.991	1.995	1.995	1.988	1.935	2.037	2.013	.2422
#2	2.030	2.056	1.990	1.994	1.978	1.928	2.025	2.011	.2416
#3	1.976	2.003	1.997	2.002	1.980	1.919	2.026	2.019	.2405
#4	2.040	2.019	2.009	2.011	1.978	1.928	2.026	2.026	.2420
Check ?	Chk Pass	Chk Pass	Chk Pass	Chk Pass	Chk Pass	Chk Pass	Chk Pass	Chk Pass	Chk Pass
Value									
Range									

Elem	V_2924	Zn2062	As1890	Tl1908	Pb2203	Se1960	Sb2068	Al3961	Ca3179
Units	ppm	ppm	ppm	ppm	ppm	ppm	ppm	ppm	ppm
Avg	**1.965**	**2.035**	**1.984**	**2.052**	**2.006**	**1.981**	**1.982**	**39.25**	**40.58**
Stddev	.006	.008	.009	.008	.006	.004	.008	.61	.57
%RSD	.3135	.3807	.4551	.3981	.2838	.2282	.4245	1.547	1.413
#1	1.974	2.033	1.980	2.048	2.002	1.978	1.981	38.92	40.28
#2	1.963	2.026	1.977	2.045	2.002	1.977	1.973	39.62	41.06
#3	1.960	2.035	1.983	2.053	2.006	1.980	1.982	38.57	39.93
#4	1.964	2.045	1.997	2.063	2.014	1.987	1.993	39.88	41.07
Check ?	Chk Pass	Chk Pass	Chk Pass	Chk Pass	Chk Pass	Chk Pass	Chk Pass	Chk Pass	Chk Pass
Value									
Range									

Zoom In Zoom Out

Sample Name: iccv Acquired: 7/11/2014 14:12:20 Type: QC
Method: Accutest1(v235) Mode: CONC Corr. Factor: 1.000000
User: admin Custom ID1: Custom ID2: Custom ID3:
Comment:

Elem	Fe2599	Mg2790	K_7664	Na5895	B_2089	Mo2020	Pd3404	Si2124	Sn1899
Units	ppm	ppm	ppm	ppm	ppm	ppm	ppm	ppm	ppm
Avg	**40.28**	**39.67**	**39.29**	**39.67**	**1.998**	**2.011**	**1.931**	**4.978**	**2.032**
Stddev	.57	.54	.56	.60	.007	.009	.007	.019	.008
%RSD	1.405	1.362	1.429	1.519	.3548	.4344	.3664	.3869	.4154
#1	39.96	39.40	38.96	39.34	1.997	2.007	1.938	4.975	2.030
#2	40.69	40.05	39.64	40.06	1.990	2.002	1.931	4.955	2.023
#3	39.65	39.04	38.69	38.99	1.999	2.011	1.921	4.979	2.034
#4	40.83	40.19	39.88	40.27	2.007	2.022	1.933	5.002	2.043
Check ?	Chk Pass	Chk Pass	Chk Pass	Chk Pass	Chk Pass	Chk Pass	Chk Pass	Chk Pass	Chk Pass
Value									
Range									

Elem	Sr4077	Ti3349	W_2079	Zr3391	S_1820	Bi2230	Li6707
Units	ppm	ppm	ppm	ppm	ppm	ppm	ppm
Avg	**2.022**	**1.966**	**2.035**	**2.008**	**1.960**	**1.992**	**1.953**
Stddev	.041	.005	.012	.006	.008	.010	.030
%RSD	2.011	.2803	.6053	.3251	.4142	.5067	1.524
#1	2.023	1.974	2.026	2.016	1.958	1.988	1.937
#2	2.011	1.965	2.025	2.008	1.951	1.983	1.971
#3	1.977	1.961	2.037	2.000	1.961	1.989	1.919
#4	2.075	1.963	2.052	2.007	1.971	2.006	1.983
Check ?	Chk Pass	Chk Pass	Chk Pass	Chk Pass	Chk Pass	Chk Pass	Chk Pass
Value							
Range							

Zoom In Zoom Out

Sample Name: iccv Acquired: 7/11/2014 14:12:20 Type: QC
Method: Accutest1(v235) Mode: CONC Corr. Factor: 1.000000
User: admin Custom ID1: Custom ID2: Custom ID3:
Comment:

Int. Std.	Y_3600	Y_3710	Y_2243	In2306
Units	Cts/S	Cts/S	Cts/S	Cts/S
Avg	**205430.**	**49098.**	**3317.1**	**8980.0**
Stddev	585.	452.	11.4	27.0
%RSD	.28456	.92007	.34419	.30065
#1	204590.	49235.	3317.3	8992.3
#2	205870.	48756.	3330.8	9005.9
#3	205770.	49677.	3317.5	8978.8
#4	205500.	48723.	3302.8	8943.1

Zoom In Zoom Out

Sample Name: ccb Acquired: 7/11/2014 14:25:02 Type: QC
Method: Accutest1(v235) Mode: CONC Corr. Factor: 1.000000
User: admin Custom ID1: Custom ID2: Custom ID3:
Comment:

Elem	Ba4554	Be3130	Cd2288	Co2286	Cr2677	Cu3247	Mn2576	Ni2316	Ag3280
Units	ppm	ppm	ppm	ppm	ppm	ppm	ppm	ppm	ppm
Avg	**.0000**	**.0001**	**.0000**	**.0000**	**-.0001**	**.0004**	**.0001**	**.0004**	**.0001**
Stddev	.000	.0000	.0000	.000	.0004	.0003	.0000	.0000	.0004
%RSD	451.9	5.206	111.7	572.0	271.7	79.89	2.634	4.756	403.6
#1	-.0001	.0001	.0000	-.0001	-.0004	.0007	.0001	.0004	-.0002
#2	.0001	.0001	.0000	.0001	.0001	.0002	.0001	.0004	.0004
Check ?	Chk Pass	Chk Pass	Chk Pass	Chk Pass	Chk Pass	Chk Pass	Chk Pass	Chk Pass	Chk Pass
High Limit									
Low Limit									

Elem	V_2924	Zn2062	As1890	Tl1908	Pb2203	Se1960	Sb2068	Al3961	Ca3179
Units	ppm	ppm	ppm	ppm	ppm	ppm	ppm	ppm	ppm
Avg	**.0001**	**-.0013**	**.0003**	**-.0004**	**.0001**	**-.0009**	**.0008**	**-.0053**	**-.0004**
Stddev	.0001	.0001	.0002	.0012	.0003	.0007	.0000	.0001	.0010
%RSD	81.17	6.875	60.72	294.4	329.8	72.27	5.551	1.479	285.9
#1	.0002	-.0014	.0002	-.0013	.0003	-.0005	.0009	-.0054	-.0011
#2	.0001	-.0012	.0004	.0004	-.0001	-.0014	.0008	-.0053	.0004
Check ?	Chk Pass	Chk Pass	Chk Pass	Chk Pass	Chk Pass	Chk Pass	Chk Pass	Chk Pass	Chk Pass
High Limit									
Low Limit									

Elem	Fe2599	Mg2790	K_7664	Na5895	B_2089	Mo2020	Pd3404	Si2124	Sn1899
Units	ppm	ppm	ppm	ppm	ppm	ppm	ppm	ppm	ppm
Avg	**.0013**	**.0080**	**.0033**	**.0037**	**.0021**	**.0012**	**-.0001**	**.0002**	**-.0004**
Stddev	.0010	.0073	.0071	.0019	.0004	.0000	.0003	.0006	.0002
%RSD	73.23	91.46	211.3	52.84	17.33	1.143	266.4	286.9	47.54
#1	.0020	.0028	.0083	.0023	.0018	.0012	.0001	-.0002	-.0003
#2	.0006	.0131	-.0017	.0050	.0023	.0012	-.0003	.0006	-.0006
Check ?	Chk Pass	Chk Pass	Chk Pass	Chk Pass	Chk Pass	Chk Pass	Chk Pass	Chk Pass	Chk Pass
High Limit									
Low Limit									

Zoom In Zoom Out

Sample Name: ccb Acquired: 7/11/2014 14:25:02 Type: QC
Method: Accutest1(v235) Mode: CONC Corr. Factor: 1.000000
User: admin Custom ID1: Custom ID2: Custom ID3:
Comment:

Elem	Sr4077	Ti3349	W_2079	Zr3391	S_1820	Bi2230	Li6707
Units	ppm	ppm	ppm	ppm	ppm	ppm	ppm
Avg	**.0001**	**.0001**	**.0218**	**.0010**	**.0031**	**.0006**	**-.0001**
Stddev	.0000	.0001	.0013	.0001	.0005	.0001	.0011
%RSD	3.661	87.18	5.767	8.707	16.05	9.880	2041.
#1	.0001	.0002	.0226	.0009	.0028	.0006	.0007
#2	.0001	.0001	.0209	.0010	.0035	.0007	-.0008
Check ?	Chk Pass	Chk Pass	Chk Pass	Chk Pass	Chk Pass	Chk Pass	Chk Pass
High Limit							
Low Limit							

Int. Std.	Y_3600	Y_3710	Y_2243	In2306
Units	Cts/S	Cts/S	Cts/S	Cts/S
Avg	**211230.**	**48741.**	**3423.6**	**9652.4**
Stddev	3419.	1438.	.4	4.3
%RSD	1.6184	2.9499	.01206	.04495
#1	208810.	49757.	3423.3	9649.3
#2	213650.	47724.	3423.9	9655.4

Zoom In Zoom Out

Sample Name: cri Acquired: 7/11/2014 14:29:44 Type: QC
Method: Accutest1(v235) Mode: CONC Corr. Factor: 1.000000
User: admin Custom ID1: Custom ID2: Custom ID3:
Comment:

Elem	Ba4554	Be3130	Cd2288	Co2286	Cr2677	Cu3247	Mn2576	Ni2316
Units	ppm	ppm	ppm	ppm	ppm	ppm	ppm	ppm
Avg	**.2112**	W **.0025**	**.0034**	**.0520**	**.0108**	**.0106**	**.0165**	**.0111**
Stddev	.0004	.0000	.0000	.0008	.0001	.0002	.0000	.0003
%RSD	.1888	.0717	.5354	1.470	1.348	2.058	.1381	2.283
#1	.2114	.0025	.0033	.0525	.0107	.0108	.0165	.0112
#2	.2109	.0025	.0034	.0514	.0109	.0105	.0165	.0109
Check ?	Chk Pass	Chk Warn	Chk Pass	Chk Pass	Chk Pass	Chk Pass	Chk Pass	Chk Pass
Value		.0020						
Range		20.00%						

Elem	Ag3280	V_2924	Zn2062	As1890	Tl1908	Pb2203	Se1960	Sb2068
Units	ppm	ppm	ppm	ppm	ppm	ppm	ppm	ppm
Avg	**.0051**	**.0555**	**.0211**	**.0091**	**.0095**	**.0034**	W **.0121**	**.0067**
Stddev	.0002	.0003	.0002	.0007	.0001	.0000	.0001	.0003
%RSD	3.666	.5905	1.063	7.376	1.470	1.291	.4861	4.597
#1	.0052	.0553	.0212	.0095	.0096	.0035	.0120	.0065
#2	.0050	.0558	.0209	.0086	.0094	.0034	.0121	.0069
Check ?	Chk Pass	Chk Pass	Chk Pass	Chk Pass	Chk Pass	Chk Pass	Chk Warn	Chk Pass
Value							.0100	
Range							20.00%	

Elem	Al3961	Ca3179	Fe2599	Mg2790	K_7664	Na5895	B_2089	Mo2020
Units	ppm	ppm	ppm	ppm	ppm	ppm	ppm	ppm
Avg	**.2267**	**5.363**	**.1193**	**5.211**	**5.200**	**5.198**	**.1067**	**.0224**
Stddev	.0025	.001	.0003	.008	.030	.003	.0016	.0003
%RSD	1.111	.0269	.2128	.1554	.5700	.0661	1.457	1.376
#1	.2249	5.362	.1191	5.205	5.179	5.201	.1078	.0226
#2	.2285	5.364	.1195	5.217	5.221	5.196	.1056	.0221
Check ?	Chk Pass	Chk Pass	Chk Pass	Chk Pass	Chk Pass	Chk Pass	Chk Pass	Chk Pass
Value								
Range								

Zoom In Zoom Out

Sample Name: cri Acquired: 7/11/2014 14:29:44 Type: QC
Method: Accutest1(v235) Mode: CONC Corr. Factor: 1.000000
User: admin Custom ID1: Custom ID2: Custom ID3:
Comment:

Elem	Pd3404	Si2124	Sn1899	Sr4077	Ti3349	W_2079	Zr3391	S_1820
Units	ppm	ppm	ppm	ppm	ppm	ppm	ppm	ppm
Avg	**.0476**	**.2027**	**.0107**	**.0114**	**.0109**	F **.0736**	**.0110**	**.0540**
Stddev	.0000	.0034	.0000	.0000	.0000	.0013	.0000	.0011
%RSD	.0058	1.682	.1607	.3375	.0402	1.832	.1418	1.970
#1	.0476	.2052	.0107	.0114	.0109	.0746	.0110	.0532
#2	.0476	.2003	.0107	.0113	.0109	.0727	.0110	.0547
Check ?	Chk Pass	Chk Pass	Chk Pass	Chk Pass	Chk Pass	Chk Fail	Chk Pass	Chk Pass
Value						.0500		
Range						30.00%		

Elem	Bi2230	Li6707
Units	ppm	ppm
Avg	**.0227**	**.0214**
Stddev	.0003	.0002
%RSD	1.282	.8808
#1	.0224	.0213
#2	.0229	.0216
Check ?	Chk Pass	Chk Pass
Value		
Range		

Int. Std.	Y_3600	Y_3710	Y_2243	In2306
Units	Cts/S	Cts/S	Cts/S	Cts/S
Avg	**210240.**	**48927.**	**3401.5**	**9503.8**
Stddev	676.	144.	39.4	105.0
%RSD	.32129	.29341	1.1585	1.1043
#1	209770.	48825.	3373.6	9429.6
#2	210720.	49028.	3429.3	9578.0

Zoom In Zoom Out

Sample Name: crid Acquired: 7/11/2014 14:35:54 Type: QC
Method: Accutest1(v235) Mode: CONC Corr. Factor: 1.000000
User: admin Custom ID1: Custom ID2: Custom ID3:
Comment:

Elem	Ba4554	Be3130	Cd2288	Co2286	Cr2677	Cu3247	Mn2576	Ni2316
Units	ppm	ppm	ppm	ppm	ppm	ppm	ppm	ppm
Avg	**.0042**	**.0011**	**.0009**	**.0031**	**.0021**	**.0021**	**.0033**	**.0045**
Stddev	.0000	.0000	.0001	.0001	.0003	.0001	.0000	.0001
%RSD	.5196	.3509	7.612	2.902	15.19	5.946	.8530	1.604
#1	.0041	.0011	.0009	.0030	.0019	.0020	.0033	.0045
#2	.0042	.0011	.0010	.0031	.0023	.0022	.0033	.0046
Check ?	Chk Pass	Chk Pass	Chk Pass	Chk Pass	Chk Pass	Chk Pass	Chk Pass	Chk Pass
Value								
Range								

Elem	Ag3280	V_2924	Zn2062	As1890	Tl1908	Pb2203	Se1960	Sb2068
Units	ppm	ppm	ppm	ppm	ppm	ppm	ppm	ppm
Avg	**.0010**	**.0022**	W **.0125**	F **.0043**	**.0021**	**.0028**	**.0051**	**.0029**
Stddev	.0004	.0001	.0002	.0008	.0008	.0003	.0011	.0001
%RSD	43.92	2.886	1.446	18.89	36.30	9.312	20.79	4.594
#1	.0012	.0022	.0123	.0037	.0027	.0030	.0043	.0030
#2	.0007	.0023	.0126	.0049	.0016	.0026	.0058	.0028
Check ?	Chk Pass	Chk Pass	Chk Warn	Chk Fail	Chk Pass	Chk Pass	Chk Pass	Chk Pass
Value			.0100	.0030				
Range			20.00%	30.00%				

Elem	Al3961	Ca3179	Fe2599	Mg2790	K_7664	Na5895	B_2089	Mo2020
Units	ppm	ppm	ppm	ppm	ppm	ppm	ppm	ppm
Avg	**.1059**	**1.071**	**.0027**	**.1130**	**2.096**	**1.043**	**.0117**	**.0005**
Stddev	.0005	.003	.0000	.0081	.022	.003	.0005	.0001
%RSD	.5026	.2830	.4575	7.194	1.074	.2928	4.425	17.77
#1	.1056	1.069	.0027	.1187	2.112	1.041	.0113	.0006
#2	.1063	1.073	.0027	.1072	2.080	1.045	.0120	.0004
Check ?	Chk Pass	Chk Pass	None	Chk Pass	Chk Pass	Chk Pass	Chk Pass	None
Value								
Range								

Zoom In Zoom Out

Sample Name: crid Acquired: 7/11/2014 14:35:54 Type: QC
Method: Accutest1(v235) Mode: CONC Corr. Factor: 1.000000
User: admin Custom ID1: Custom ID2: Custom ID3:
Comment:

Elem	Pd3404	Si2124	Sn1899	Sr4077	Ti3349	W_2079	Zr3391	S_1820
Units	ppm	ppm	ppm	ppm	ppm	ppm	ppm	ppm
Avg	**-.0009**	**-.0055**	**.0001**	**.0000**	**.0002**	F **.0092**	F **.0003**	**.0035**
Stddev	.0005	.0003	.0002	.000	.0003	.0006	.0001	.0003
%RSD	60.14	4.790	169.2	46.10	222.6	6.795	32.98	8.909
#1	-.0005	-.0053	.0000	.0000	-.0001	.0097	.0003	.0033
#2	-.0013	-.0057	.0002	.0000	.0004	.0088	.0002	.0037
Check ?	None	None	None	None	None	Chk Fail	Chk Fail	Chk Pass
Value						.0040	.0040	
Range						30.00%	-30.00%	

Elem	Bi2230	Li6707
Units	ppm	ppm
Avg	F **.0011**	F **-.0003**
Stddev	.0007	.0004
%RSD	66.82	104.9
#1	.0006	-.0006
#2	.0016	-.0001
Check ?	Chk Fail	Chk Fail
Value	.0040	.0040
Range	-30.00%	-30.00%

Int. Std.	Y_3600	Y_3710	Y_2243	In2306
Units	Cts/S	Cts/S	Cts/S	Cts/S
Avg	**212650.**	**49721.**	**3431.0**	**9604.9**
Stddev	282.	314.	15.1	32.7
%RSD	.13259	.63064	.44077	.34091
#1	212850.	49943.	3441.7	9628.0
#2	212450.	49499.	3420.4	9581.7

Zoom In Zoom Out

Sample Name: cria Acquired: 7/11/2014 14:42:06 Type: QC
Method: Accutest1(v235) Mode: CONC Corr. Factor: 1.000000
User: admin Custom ID1: Custom ID2: Custom ID3:
Comment:

Elem	Ba4554	Be3130	Cd2288	Co2286	Cr2677	Cu3247	Mn2576	Ni2316	Ag3280
Units	ppm	ppm	ppm	ppm	ppm	ppm	ppm	ppm	ppm
Avg	**-.0001**	**.0000**	**-.0001**	**-.0002**	**-.0001**	**.0001**	**.0001**	**.0001**	**.0001**
Stddev	.0001	.0000	.0001	.0002	.0000	.0002	.0000	.0001	.0000
%RSD	109.9	295.6	47.08	90.62	76.69	236.4	28.91	101.4	17.15
#1	-.0002	.0000	-.0001	-.0003	.0000	.0003	.0000	.0001	.0001
#2	.0000	.0000	-.0001	-.0001	-.0001	-.0001	.0001	.0000	.0001
Check ?	None	None	None	None	None	None	None	None	None
Value									
Range									

Elem	V_2924	Zn2062	As1890	Tl1908	Pb2203	Se1960	Sb2068	Al3961	Ca3179
Units	ppm	ppm	ppm	ppm	ppm	ppm	ppm	ppm	ppm
Avg	**.0002**	**.0005**	**.0215**	**.0002**	**.0218**	**.0206**	**.0215**	**.5268**	**.0060**
Stddev	.0000	.0001	.0002	.0006	.0002	.0016	.0017	.0045	.0008
%RSD	1.000	15.99	.8794	268.3	.9222	7.821	7.920	.8464	14.21
#1	.0002	.0006	.0213	.0007	.0220	.0217	.0228	.5299	.0066
#2	.0002	.0005	.0216	-.0002	.0217	.0194	.0203	.5236	.0054
Check ?	None	None	Chk Pass	None	Chk Pass	Chk Pass	Chk Pass	Chk Pass	None
Value									
Range									

Elem	Fe2599	Mg2790	K_7664	Na5895	B_2089	Mo2020	Pd3404	Si2124	Sn1899
Units	ppm	ppm	ppm	ppm	ppm	ppm	ppm	ppm	ppm
Avg	**.5622**	**.0069**	**-.0094**	**.0055**	**.0007**	**.0004**	**.0000**	**-.0048**	**-.0003**
Stddev	.0069	.0099	.0130	.0052	.0004	.0002	.0008	.0003	.0000
%RSD	1.226	144.4	138.4	94.92	47.53	48.41	2632.	6.191	10.50
#1	.5671	-.0001	-.0002	.0018	.0005	.0005	-.0005	-.0050	-.0004
#2	.5573	.0139	-.0186	.0092	.0010	.0002	.0006	-.0046	-.0003
Check ?	Chk Pass	None	None	None	None	None	None	None	None
Value									
Range									

Zoom In Zoom Out

Sample Name: cria Acquired: 7/11/2014 14:42:06 Type: QC
Method: Accutest1(v235) Mode: CONC Corr. Factor: 1.000000
User: admin Custom ID1: Custom ID2: Custom ID3:
Comment:

Elem	Sr4077	Ti3349	W_2079	Zr3391	S_1820	Bi2230	Li6707
Units	ppm	ppm	ppm	ppm	ppm	ppm	ppm
Avg	**.0000**	**.0004**	**.0096**	**.0004**	**.0008**	**.0013**	**-.0007**
Stddev	.000	.0000	.0009	.0001	.0015	.0003	.0000
%RSD	231.2	7.330	9.178	19.81	193.5	27.11	4.492
#1	.0000	.0003	.0090	.0004	.0018	.0010	-.0007
#2	.0000	.0004	.0103	.0003	-.0003	.0015	-.0008
Check ?	None	None	None	None	None	None	None
Value							
Range							

Int. Std.	Y_3600	Y_3710	Y_2243	In2306
Units	Cts/S	Cts/S	Cts/S	Cts/S
Avg	**213820.**	**49660.**	**3445.2**	**9648.3**
Stddev	101.	617.	22.9	82.6
%RSD	.04745	1.2429	.66373	.85625
#1	213890.	49224.	3429.0	9589.9
#2	213750.	50097.	3461.3	9706.8

Zoom In Zoom Out

Sample Name: crid Acquired: 7/11/2014 14:48:21 Type: QC
Method: Accutest1(v235) Mode: CONC Corr. Factor: 1.000000
User: admin Custom ID1: Custom ID2: Custom ID3:
Comment:

Elem	Ba4554	Be3130	Cd2288	Co2286	Cr2677	Cu3247	Mn2576	Ni2316
Units	ppm	ppm	ppm	ppm	ppm	ppm	ppm	ppm
Avg	**.0041**	**.0010**	**.0009**	**.0031**	**.0018**	W **.0025**	**.0033**	**.0044**
Stddev	.0000	.0000	.0000	.0002	.0002	.0001	.0000	.0000
%RSD	.2324	.5715	.7914	5.555	8.523	2.708	.8483	.6448
#1	.0041	.0010	.0009	.0033	.0017	.0025	.0033	.0045
#2	.0041	.0011	.0009	.0030	.0019	.0024	.0033	.0044
Check ?	Chk Pass	Chk Pass	Chk Pass	Chk Pass	Chk Pass	Chk Warn	Chk Pass	Chk Pass
Value						.0020		
Range						20.00%		

Elem	Ag3280	V_2924	Zn2062	As1890	Tl1908	Pb2203	Se1960	Sb2068
Units	ppm	ppm	ppm	ppm	ppm	ppm	ppm	ppm
Avg	**.0012**	**.0023**	W **.0125**	W **.0038**	**.0024**	**.0023**	**.0046**	F **.0040**
Stddev	.0001	.0000	.0000	.0001	.0002	.0007	.0000	.0003
%RSD	5.955	1.921	.2414	1.903	9.725	28.75	.0506	6.408
#1	.0011	.0023	.0126	.0038	.0025	.0028	.0046	.0041
#2	.0012	.0023	.0125	.0037	.0022	.0019	.0046	.0038
Check ?	Chk Pass	Chk Pass	Chk Warn	Chk Warn	Chk Pass	Chk Pass	Chk Pass	Chk Fail
Value			.0100	.0030				.0030
Range			20.00%	20.00%				30.00%

Elem	Al3961	Ca3179	Fe2599	Mg2790	K_7664	Na5895	B_2089	Mo2020
Units	ppm	ppm	ppm	ppm	ppm	ppm	ppm	ppm
Avg	**.1057**	**1.068**	**.0010**	**.1190**	**2.059**	**1.043**	**.0111**	**.0001**
Stddev	.0063	.001	.0003	.0015	.013	.008	.0000	.0002
%RSD	5.937	.0971	27.73	1.228	.6193	.7804	.1232	119.0
#1	.1013	1.069	.0008	.1201	2.068	1.049	.0111	.0000
#2	.1102	1.068	.0012	.1180	2.050	1.037	.0111	.0003
Check ?	Chk Pass	Chk Pass	None	Chk Pass	Chk Pass	Chk Pass	Chk Pass	None
Value								
Range								

Zoom In Zoom Out

Sample Name: crid Acquired: 7/11/2014 14:48:21 Type: QC
Method: Accutest1(v235) Mode: CONC Corr. Factor: 1.000000
User: admin Custom ID1: Custom ID2: Custom ID3:
Comment:

Elem	Pd3404	Si2124	Sn1899	Sr4077	Ti3349	W_2079	Zr3391	S_1820
Units	ppm	ppm	ppm	ppm	ppm	ppm	ppm	ppm
Avg	**.0000**	**-.0061**	**-.0007**	**.0000**	**-.0001**	F **.0066**	F **.0003**	F **.0025**
Stddev	.000	.0006	.0007	.000	.0001	.0001	.0001	.0003
%RSD	47.33	9.926	95.84	35.69	143.7	1.099	28.52	10.72
#1	.0000	-.0057	-.0002	.0000	.0000	.0066	.0002	.0026
#2	.0000	-.0065	-.0012	-.0001	-.0002	.0065	.0003	.0023
Check ?	None	None	None	None	None	Chk Fail	Chk Fail	Chk Fail
Value						.0040	.0040	.0040
Range						30.00%	-30.00%	-30.00%

Elem	Bi2230	Li6707
Units	ppm	ppm
Avg	F **.0006**	F **.0003**
Stddev	.0012	.0009
%RSD	205.0	268.0
#1	.0015	.0010
#2	-.0003	-.0003
Check ?	Chk Fail	Chk Fail
Value	.0040	.0040
Range	-30.00%	-30.00%

Int. Std.	Y_3600	Y_3710	Y_2243	In2306
Units	Cts/S	Cts/S	Cts/S	Cts/S
Avg	**212410.**	**49786.**	**3443.4**	**9628.8**
Stddev	376.	82.	17.4	56.7
%RSD	.17696	.16526	.50542	.58925
#1	212670.	49728.	3431.1	9588.7
#2	212140.	49844.	3455.7	9668.9

Zoom In Zoom Out

Sample Name: icsa Acquired: 7/11/2014 14:54:32 Type: QC
Method: Accutest1(v235) Mode: CONC Corr. Factor: 1.000000
User: admin Custom ID1: Custom ID2: Custom ID3:
Comment:

Elem	Ba4554	Be3130	Cd2288	Co2286	Cr2677	Cu3247	Mn2576	Ni2316	Ag3280
Units	ppm	ppm	ppm	ppm	ppm	ppm	ppm	ppm	ppm
Avg	**-.0005**	**.0000**	**.0031**	**-.0013**	**-.0009**	**.0014**	**.0028**	**-.0021**	**.0036**
Stddev	.0001	.000	.0002	.0002	.0003	.0002	.0000	.0003	.0009
%RSD	20.70	55.57	5.805	16.25	35.96	12.52	1.366	13.96	25.63
#1	-.0006	-.0001	.0033	-.0015	-.0006	.0015	.0028	-.0023	.0030
#2	-.0004	.0000	.0030	-.0012	-.0011	.0013	.0029	-.0019	.0043
Check ?	Chk Pass	Chk Pass	Chk Pass	Chk Pass	Chk Pass	Chk Pass	Chk Pass	Chk Pass	Chk Pass
High Limit									
Low Limit									

Elem	V_2924	Zn2062	As1890	Tl1908	Pb2203	Se1960	Sb2068	Al3961	Ca3179
Units	ppm	ppm	ppm	ppm	ppm	ppm	ppm	ppm	ppm
Avg	**.0001**	**.0014**	**-.0011**	**-.0009**	**.0017**	**.0060**	**.0027**	**496.2**	**376.2**
Stddev	.0002	.0000	.0005	.0006	.0008	.0020	.0010	3.6	.3
%RSD	184.1	3.268	43.16	72.53	47.54	32.98	36.08	.7202	.0798
#1	.0000	.0014	-.0007	-.0013	.0023	.0074	.0034	498.8	376.4
#2	.0002	.0014	-.0014	-.0004	.0011	.0046	.0020	493.7	375.9
Check ?	Chk Pass	Chk Pass	Chk Pass	Chk Pass	Chk Pass	Chk Pass	Chk Pass	Chk Pass	Chk Pass
High Limit									
Low Limit									

Elem	Fe2599	Mg2790	K_7664	Na5895	B_2089	Mo2020	Pd3404	Si2124	Sn1899
Units	ppm	ppm	ppm	ppm	ppm	ppm	ppm	ppm	ppm
Avg	**190.0**	**514.0**	**.1429**	**.0160**	**-.0008**	**-.0021**	**-.0045**	**.0047**	**-.0015**
Stddev	.2	.9	.0083	.0014	.0003	.0002	.0002	.0005	.0010
%RSD	.1212	.1809	5.805	8.679	38.36	10.64	3.937	10.28	69.40
#1	189.9	514.6	.1487	.0150	-.0006	-.0019	-.0046	.0043	-.0008
#2	190.2	513.3	.1370	.0169	-.0010	-.0022	-.0043	.0050	-.0022
Check ?	Chk Pass	Chk Pass	Chk Pass	Chk Pass	Chk Pass	Chk Pass	Chk Pass	Chk Pass	Chk Pass
High Limit									
Low Limit									

Zoom In Zoom Out

Sample Name: icsa Acquired: 7/11/2014 14:54:32 Type: QC
Method: Accutest1(v235) Mode: CONC Corr. Factor: 1.000000
User: admin Custom ID1: Custom ID2: Custom ID3:
Comment:

Elem	Sr4077	Ti3349	W_2079	Zr3391	S_1820	Bi2230	Li6707
Units	ppm	ppm	ppm	ppm	ppm	ppm	ppm
Avg	**-.0060**	**.0010**	**.0137**	**.0099**	**.0401**	**.0182**	**.0062**
Stddev	.0000	.0004	.0009	.0000	.0004	.0007	.0001
%RSD	.2490	44.60	6.201	.3695	1.059	3.566	2.195
#1	-.0061	.0007	.0143	.0099	.0404	.0178	.0061
#2	-.0060	.0013	.0131	.0099	.0398	.0187	.0063
Check ?	Chk Pass	Chk Pass	Chk Pass	Chk Pass	Chk Pass	Chk Pass	Chk Pass
High Limit							
Low Limit							

Int. Std.	Y_3600	Y_3710	Y_2243	In2306
Units	Cts/S	Cts/S	Cts/S	Cts/S
Avg	**191010.**	**48262.**	**3061.4**	**7922.8**
Stddev	112.	54.	14.0	31.5
%RSD	.05845	.11271	.45779	.39722
#1	190930.	48223.	3071.3	7945.0
#2	191090.	48300.	3051.5	7900.5

Zoom In Zoom Out

Sample Name: ICSAB Acquired: 7/11/2014 15:00:53 Type: QC
Method: Accutest1(v235) Mode: CONC Corr. Factor: 1.000000
User: admin Custom ID1: Custom ID2: Custom ID3:
Comment:

Elem	Ba4554	Be3130	Cd2288	Co2286	Cr2677	Cu3247	Mn2576	Ni2316	Ag3280
Units	ppm	ppm	ppm	ppm	ppm	ppm	ppm	ppm	ppm
Avg	**.4971**	**.4973**	**1.010**	**.4778**	**.4637**	**.5156**	**.4932**	**.9678**	**1.007**
Stddev	.0003	.0002	.002	.0010	.0017	.0025	.0004	.0009	.001
%RSD	.0520	.0420	.1447	.2175	.3767	.4921	.0837	.0925	.1152
#1	.4969	.4972	1.009	.4770	.4625	.5138	.4929	.9672	1.006
#2	.4973	.4975	1.011	.4785	.4650	.5174	.4935	.9684	1.008
Check ?	Chk Pass	Chk Pass	Chk Pass	Chk Pass	Chk Pass	Chk Pass	Chk Pass	Chk Pass	Chk Pass
Value									
Range									

Elem	V_2924	Zn2062	As1890	Tl1908	Pb2203	Se1960	Sb2068	Al3961	Ca3179
Units	ppm	ppm	ppm	ppm	ppm	ppm	ppm	ppm	ppm
Avg	**.4799**	**.9619**	**1.066**	**1.004**	**.9465**	**1.088**	**1.043**	**507.1**	**386.7**
Stddev	.0001	.0039	.002	.002	.0017	.002	.003	.5	1.1
%RSD	.0136	.4059	.1771	.1520	.1770	.2055	.3184	.1032	.2913
#1	.4800	.9591	1.065	1.003	.9453	1.086	1.041	506.8	385.9
#2	.4799	.9646	1.068	1.005	.9477	1.090	1.046	507.5	387.5
Check ?	Chk Pass	Chk Pass	Chk Pass	Chk Pass	Chk Pass	Chk Pass	Chk Pass	Chk Pass	Chk Pass
Value									
Range									

Elem	Fe2599	Mg2790	K_7664	Na5895	B_2089	Mo2020	Pd3404	Si2124	Sn1899
Units	ppm	ppm	ppm	ppm	ppm	ppm	ppm	ppm	ppm
Avg	**187.1**	**524.1**	**.1292**	**.0204**	**-.0001**	**.5085**	**.5377**	**.0084**	**-.0015**
Stddev	1.8	.1	.0199	.0032	.0010	.0015	.0034	.0011	.0001
%RSD	.9616	.0113	15.42	15.75	859.6	.2943	.6331	12.73	6.510
#1	188.3	524.1	.1151	.0226	-.0008	.5074	.5353	.0076	-.0016
#2	185.8	524.0	.1433	.0181	.0006	.5095	.5401	.0091	-.0014
Check ?	Chk Pass	Chk Pass	None	None	None	Chk Pass	Chk Pass	None	None
Value									
Range									

Zoom In Zoom Out

Sample Name: ICSAB Acquired: 7/11/2014 15:00:53 Type: QC
Method: Accutest1(v235) Mode: CONC Corr. Factor: 1.000000
User: admin Custom ID1: Custom ID2: Custom ID3:
Comment:

Elem	Sr4077	Ti3349	W_2079	Zr3391	S_1820	Bi2230	Li6707
Units	ppm	ppm	ppm	ppm	ppm	ppm	ppm
Avg	**-.0062**	**.0010**	**.4955**	**.5273**	**.5369**	**.5465**	**.5980**
Stddev	.0001	.0002	.0009	.0011	.0002	.0013	.0007
%RSD	1.002	16.36	.1898	.2127	.0369	.2422	.1171
#1	-.0061	.0009	.4949	.5265	.5370	.5455	.5975
#2	-.0062	.0012	.4962	.5280	.5367	.5474	.5985
Check ?	None	None	Chk Pass	Chk Pass	Chk Pass	Chk Pass	Chk Pass
Value							
Range							

Int. Std.	Y_3600	Y_3710	Y_2243	In2306
Units	Cts/S	Cts/S	Cts/S	Cts/S
Avg	**189790.**	**48056.**	**3076.8**	**7946.4**
Stddev	433.	49.	7.6	11.4
%RSD	.22794	.10188	.24825	.14371
#1	190100.	48021.	3082.2	7954.4
#2	189480.	48090.	3071.4	7938.3

Zoom In Zoom Out

Sample Name: feconf Acquired: 7/11/2014 15:07:08 Type: Unk
Method: Accutest1(v235) Mode: CONC Corr. Factor: 1.000000
User: admin Custom ID1: Custom ID2: Custom ID3:
Comment:

Elem	Ba4554	Be3130	Cd2288	Co2286	Cr2677	Cu3247	Mn2576	Ni2316
Avg	**.0000**	**.0000**	**.0021**	**-.0008**	**-.0006**	**.0021**	**.0067**	**-.0001**
Stddev	.0001	.0000	.0000	.0000	.0002	.0006	.0002	.0003
%RSD	239.1	172.1	1.109	2.382	26.45	29.63	3.580	342.6
#1	.0000	.0000	.0021	-.0009	-.0007	.0017	.0065	.0001
#2	.0001	.0000	.0021	-.0008	-.0005	.0025	.0068	-.0003

Elem	Ag3280	V_2924	Zn2062	As1890	Tl1908	Pb2203	Se1960	Sb2068
Avg	**.0025**	**.0001**	**.0044**	**-.0006**	**.0011**	**.0012**	W **-.0049**	**.0061**
Stddev	.0011	.0001	.0001	.0006	.0019	.0004	.0020	.0007
%RSD	45.74	52.19	2.076	101.4	178.8	31.66	40.41	11.69
#1	.0017	.0001	.0043	-.0002	-.0003	.0009	-.0035	.0056
#2	.0033	.0002	.0045	-.0010	.0024	.0014	-.0063	.0067

Elem	Al3961	Ca3179	Fe2599	Mg2790	K_7664	Na5895	B_2089	Mo2020
Avg	**-.0069**	**-.0102**	**200.1**	**.0036**	**.1033**	**.0092**	**-.0013**	**.0009**
Stddev	.0011	.0022	3.1	.0027	.0112	.0059	.0001	.0000
%RSD	15.19	21.25	1.533	76.12	10.84	64.08	10.05	3.900
#1	-.0062	-.0118	197.9	.0017	.0953	.0050	-.0014	.0009
#2	-.0077	-.0087	202.2	.0055	.1112	.0133	-.0012	.0008

Elem	Pd3404	Si2124	Sn1899	Sr4077	Ti3349	W_2079	Zr3391	S_1820
Avg	**-.0025**	**-.0208**	W **-.0026**	**.0000**	**.0003**	**.0179**	**.0119**	**.0274**
Stddev	.0002	.0007	.0004	.0000	.0004	.0001	.0002	.0007
%RSD	7.098	3.439	17.12	40.73	119.5	.7567	1.733	2.549
#1	-.0023	-.0203	-.0022	.0000	.0001	.0180	.0118	.0279
#2	-.0026	-.0213	-.0029	.0000	.0006	.0179	.0121	.0269

Elem	Bi2230	Li6707
Avg	**.0239**	**-.0002**
Stddev	.0004	.0005
%RSD	1.771	278.7
#1	.0242	-.0005
#2	.0236	.0002

Zoom In Zoom Out

Sample Name: feconf Acquired: 7/11/2014 15:07:08 Type: Unk
Method: Accutest1(v235) Mode: CONC Corr. Factor: 1.000000
User: admin Custom ID1: Custom ID2: Custom ID3:
Comment:

Int. Std.	Y_3600	Y_3710	Y_2243	In2306
Avg	**210070.**	**49596.**	**3360.4**	**9555.1**
Stddev	125.	22.	9.1	17.3
%RSD	.05941	.04514	.27211	.18116
#1	209980.	49580.	3354.0	9542.8
#2	210160.	49612.	3366.9	9567.3

Zoom In Zoom Out

Sample Name: crconf Acquired: 7/11/2014 15:13:21 Type: Unk
Method: Accutest1(v235) Mode: CONC Corr. Factor: 1.000000
User: admin Custom ID1: Custom ID2: Custom ID3:
Comment:

Elem	Ba4554	Be3130	Cd2288	Co2286	Cr2677	Cu3247	Mn2576	Ni2316
Avg	**.0002**	**.0001**	**-.0002**	**.0014**	**10.37**	**.0001**	**.0000**	**-.0003**
Stddev	.0001	.0000	.0001	.0002	.11	.0002	.0000	.0001
%RSD	64.37	8.869	35.88	11.21	1.026	186.1	75.14	24.73
#1	.0001	.0001	-.0002	.0013	10.30	.0000	.0000	-.0002
#2	.0003	.0001	-.0003	.0015	10.45	.0002	.0000	-.0004

Elem	Ag3280	V_2924	Zn2062	As1890	Tl1908	Pb2203	Se1960	Sb2068
Avg	**.0004**	**.0024**	**.0017**	**.0011**	F **-.0023**	**-.0006**	**.0007**	**.0018**
Stddev	.0001	.0000	.0004	.0005	.0006	.0001	.0011	.0029
%RSD	23.66	1.269	24.19	48.69	27.05	9.275	150.7	161.3
#1	.0004	.0024	.0014	.0007	-.0019	-.0006	.0000	.0038
#2	.0003	.0024	.0020	.0015	-.0027	-.0005	.0015	-.0002

Elem	Al3961	Ca3179	Fe2599	Mg2790	K_7664	Na5895	B_2089	Mo2020
Avg	**-.0031**	**-.0060**	**.0101**	**.0064**	**.0098**	**.0123**	**.0005**	**.0013**
Stddev	.0034	.0023	.0004	.0001	.0036	.0021	.0001	.0000
%RSD	110.2	38.72	4.380	1.878	36.72	17.06	13.66	2.057
#1	-.0007	-.0044	.0098	.0065	.0124	.0138	.0005	.0012
#2	-.0056	-.0076	.0104	.0063	.0073	.0108	.0004	.0013

Elem	Pd3404	Si2124	Sn1899	Sr4077	Ti3349	W_2079	Zr3391	S_1820
Avg	**-.0010**	**-.0095**	**-.0002**	**.0001**	**.0000**	**.0175**	W **-.0032**	**.0048**
Stddev	.0003	.0004	.0001	.0000	.000	.0013	.0002	.0005
%RSD	31.88	4.110	30.21	61.30	822.3	7.555	6.244	9.921
#1	-.0008	-.0092	-.0003	.0000	.0001	.0184	-.0031	.0052
#2	-.0012	-.0098	-.0002	.0001	-.0001	.0166	-.0033	.0045

Elem	Bi2230	Li6707
Avg	**-.0010**	**-.0003**
Stddev	.0009	.0007
%RSD	91.60	232.1
#1	-.0004	.0002
#2	-.0017	-.0008

Zoom In Zoom Out

Sample Name: crconf Acquired: 7/11/2014 15:13:21 Type: Unk
Method: Accutest1(v235) Mode: CONC Corr. Factor: 1.000000
User: admin Custom ID1: Custom ID2: Custom ID3:
Comment:

Int. Std.	Y_3600	Y_3710	Y_2243	In2306
Avg	**213410.**	**49735.**	**3377.5**	**9518.8**
Stddev	1740.	295.	26.6	84.2
%RSD	.81510	.59216	.78735	.88437
#1	214640.	49526.	3358.7	9459.3
#2	212180.	49943.	3396.3	9578.3

Zoom In Zoom Out

Sample Name: ccv Acquired: 7/11/2014 15:19:35 Type: QC
Method: Accutest1(v235) Mode: CONC Corr. Factor: 1.000000
User: admin Custom ID1: Custom ID2: Custom ID3:
Comment:

Elem	Ba4554	Be3130	Cd2288	Co2286	Cr2677	Cu3247	Mn2576	Ni2316	Ag3280
Units	ppm	ppm	ppm	ppm	ppm	ppm	ppm	ppm	ppm
Avg	**2.013**	**2.012**	**2.015**	**2.027**	**1.978**	**1.948**	**2.015**	**2.040**	**.2426**
Stddev	.005	.000	.023	.021	.004	.011	.006	.020	.0014
%RSD	.2638	.0061	1.133	1.041	.1854	.5765	.2993	.9700	.5710
#1	2.016	2.013	1.999	2.012	1.975	1.940	2.011	2.026	.2416
#2	2.009	2.012	2.031	2.042	1.981	1.956	2.019	2.054	.2436
Check ?	Chk Pass	Chk Pass	Chk Pass	Chk Pass	Chk Pass	Chk Pass	Chk Pass	Chk Pass	Chk Pass
Value									
Range									

Elem	V_2924	Zn2062	As1890	Tl1908	Pb2203	Se1960	Sb2068	Al3961	Ca3179
Units	ppm	ppm	ppm	ppm	ppm	ppm	ppm	ppm	ppm
Avg	**1.968**	**2.049**	**2.005**	**2.072**	**2.028**	**1.998**	**1.996**	**39.01**	**40.27**
Stddev	.004	.025	.020	.023	.022	.023	.020	.10	.09
%RSD	.1868	1.233	1.009	1.128	1.068	1.152	1.000	.2498	.2224
#1	1.966	2.031	1.991	2.056	2.013	1.982	1.982	39.08	40.33
#2	1.971	2.066	2.019	2.089	2.043	2.014	2.010	38.94	40.21
Check ?	Chk Pass	Chk Pass	Chk Pass	Chk Pass	Chk Pass	Chk Pass	Chk Pass	Chk Pass	Chk Pass
Value									
Range									

Elem	Fe2599	Mg2790	K_7664	Na5895	B_2089	Mo2020	Pd3404	Si2124	Sn1899
Units	ppm	ppm	ppm	ppm	ppm	ppm	ppm	ppm	ppm
Avg	**39.98**	**39.36**	**39.11**	**39.42**	**2.008**	**2.025**	**1.945**	**4.998**	**2.043**
Stddev	.07	.10	.09	.15	.023	.023	.008	.057	.024
%RSD	.1744	.2527	.2327	.3745	1.142	1.116	.4235	1.130	1.173
#1	40.03	39.43	39.17	39.53	1.991	2.009	1.939	4.958	2.026
#2	39.93	39.29	39.04	39.32	2.024	2.041	1.951	5.037	2.060
Check ?	Chk Pass	Chk Pass	Chk Pass	Chk Pass	Chk Pass	Chk Pass	Chk Pass	Chk Pass	Chk Pass
Value									
Range									

Zoom In Zoom Out

Sample Name: ccv Acquired: 7/11/2014 15:19:35 Type: QC
Method: Accutest1(v235) Mode: CONC Corr. Factor: 1.000000
User: admin Custom ID1: Custom ID2: Custom ID3:
Comment:

Elem	Sr4077	Ti3349	W_2079	Zr3391	S_1820	Bi2230	Li6707
Units	ppm	ppm	ppm	ppm	ppm	ppm	ppm
Avg	**2.006**	**1.953**	**2.029**	**2.000**	**1.976**	**2.009**	**1.952**
Stddev	.007	.001	.029	.003	.017	.021	.003
%RSD	.3285	.0595	1.412	.1618	.8379	1.068	.1656
#1	2.002	1.952	2.009	1.998	1.964	1.994	1.955
#2	2.011	1.954	2.050	2.002	1.988	2.024	1.950
Check ?	Chk Pass	Chk Pass	Chk Pass	Chk Pass	Chk Pass	Chk Pass	Chk Pass
Value							
Range							

Int. Std.	Y_3600	Y_3710	Y_2243	In2306
Units	Cts/S	Cts/S	Cts/S	Cts/S
Avg	**205810.**	**49839.**	**3306.8**	**8900.6**
Stddev	374.	95.	29.0	68.0
%RSD	.18158	.18987	.87737	.76412
#1	206080.	49906.	3327.3	8948.7
#2	205550.	49772.	3286.3	8852.5

Zoom In Zoom Out

Sample Name: ccb Acquired: 7/11/2014 15:25:48 Type: QC
Method: Accutest1(v235) Mode: CONC Corr. Factor: 1.000000
User: admin Custom ID1: Custom ID2: Custom ID3:
Comment:

Elem	Ba4554	Be3130	Cd2288	Co2286	Cr2677	Cu3247	Mn2576	Ni2316	Ag3280
Units	ppm	ppm	ppm	ppm	ppm	ppm	ppm	ppm	ppm
Avg	**.0001**	**.0001**	**.0000**	**.0000**	**.0001**	**.0009**	**.0001**	**.0003**	**-.0002**
Stddev	.0000	.0000	.000	.0001	.0001	.0003	.0000	.0000	.0001
%RSD	39.38	19.87	135.2	168.0	119.5	32.40	1.870	14.63	34.83
#1	.0001	.0001	-.0001	.0000	.0000	.0007	.0001	.0002	-.0003
#2	.0001	.0001	.0000	.0001	.0001	.0012	.0001	.0003	-.0002
Check ?	Chk Pass	Chk Pass	Chk Pass	Chk Pass	Chk Pass	Chk Pass	Chk Pass	Chk Pass	Chk Pass
High Limit									
Low Limit									

Elem	V_2924	Zn2062	As1890	Tl1908	Pb2203	Se1960	Sb2068	Al3961	Ca3179
Units	ppm	ppm	ppm	ppm	ppm	ppm	ppm	ppm	ppm
Avg	**.0002**	**-.0010**	**.0001**	**.0001**	**-.0007**	**-.0008**	**.0002**	**.0003**	**-.0004**
Stddev	.0001	.0002	.0004	.0003	.0006	.0012	.0006	.0039	.0014
%RSD	32.78	19.37	354.4	417.9	87.90	150.1	255.8	1503.	368.2
#1	.0002	-.0011	-.0002	-.0001	-.0002	-.0017	-.0002	-.0025	.0006
#2	.0001	-.0009	.0004	.0002	-.0011	.0001	.0006	.0030	-.0014
Check ?	Chk Pass	Chk Pass	Chk Pass	Chk Pass	Chk Pass	Chk Pass	Chk Pass	Chk Pass	Chk Pass
High Limit									
Low Limit									

Elem	Fe2599	Mg2790	K_7664	Na5895	B_2089	Mo2020	Pd3404	Si2124	Sn1899
Units	ppm	ppm	ppm	ppm	ppm	ppm	ppm	ppm	ppm
Avg	**.0016**	**.0023**	**.0127**	**.0043**	**.0023**	**.0012**	**.0002**	**.0008**	**-.0002**
Stddev	.0003	.0020	.0171	.0090	.0004	.0000	.0001	.0005	.0004
%RSD	18.43	87.08	135.2	208.1	18.43	.8570	56.63	63.57	165.9
#1	.0018	.0037	.0006	-.0020	.0026	.0012	.0001	.0012	.0000
#2	.0014	.0009	.0248	.0107	.0020	.0012	.0003	.0005	-.0005
Check ?	Chk Pass	Chk Pass	Chk Pass	Chk Pass	Chk Pass	Chk Pass	Chk Pass	Chk Pass	Chk Pass
High Limit									
Low Limit									

Zoom In Zoom Out

Sample Name: ccb Acquired: 7/11/2014 15:25:48 Type: QC
Method: Accutest1(v235) Mode: CONC Corr. Factor: 1.000000
User: admin Custom ID1: Custom ID2: Custom ID3:
Comment:

Elem	Sr4077	Ti3349	W_2079	Zr3391	S_1820	Bi2230	Li6707
Units	ppm	ppm	ppm	ppm	ppm	ppm	ppm
Avg	**.0001**	**.0002**	**.0184**	**.0008**	**.0010**	**.0009**	**.0000**
Stddev	.0000	.0004	.0027	.0001	.0004	.0004	.0004
%RSD	66.21	219.9	14.69	12.35	44.78	40.54	1116.
#1	.0000	-.0001	.0203	.0007	.0013	.0006	-.0003
#2	.0001	.0004	.0165	.0009	.0007	.0011	.0003
Check ?	Chk Pass	Chk Pass	Chk Pass	Chk Pass	Chk Pass	Chk Pass	Chk Pass
High Limit							
Low Limit							

Int. Std.	Y_3600	Y_3710	Y_2243	In2306
Units	Cts/S	Cts/S	Cts/S	Cts/S
Avg	**208670.**	**49984.**	**3408.1**	**9524.0**
Stddev	1761.	666.	7.9	37.1
%RSD	.84385	1.3324	.23158	.38904
#1	209920.	49513.	3402.5	9497.8
#2	207430.	50455.	3413.7	9550.2

Zoom In Zoom Out

Sample Name: mp80564-mb2 2 Acquired: 7/11/2014 15:32:03 Type: Unk
Method: Accutest1(v235) Mode: CONC Corr. Factor: 1.000000
User: admin Custom ID1: Custom ID2: Custom ID3:
Comment:

Elem	Ba4554	Be3130	Cd2288	Co2286	Cr2677	Cu3247	Mn2576	Ni2316	Ag3280
Avg	**.0035**	**.0001**	**.0000**	**-.0001**	**.0002**	**-.0001**	**.0024**	**.0012**	**.0002**
Stddev	.0002	.0001	.000	.0001	.0000	.0015	.0002	.0001	.0001
%RSD	5.819	93.33	576.2	108.0	22.92	1263.	10.14	5.376	38.50
#1	.0036	.0001	.0001	-.0001	.0002	.0010	.0025	.0012	.0002
#2	.0033	.0000	-.0002	.0000	.0002	-.0012	.0022	.0011	.0001

Elem	V_2924	Zn2062	As1890	Tl1908	Pb2203	Se1960	Sb2068	Al3961	Ca3179
Avg	**.0003**	**.0003**	**.0002**	**-.0004**	**.0000**	**-.0003**	**.0007**	**-.0005**	**.0739**
Stddev	.0002	.0000	.0002	.0003	.000	.0000	.0003	.0042	.0014
%RSD	58.88	8.207	93.18	86.21	1459.	8.490	46.96	901.6	1.902
#1	.0004	.0004	.0001	-.0001	.0002	-.0003	.0009	-.0034	.0749
#2	.0001	.0003	.0004	-.0006	-.0002	-.0003	.0004	.0025	.0729

Elem	Fe2599	Mg2790	K_7664	Na5895	B_2089	Mo2020	Pd3404	Si2124	Sn1899
Avg	**.0025**	**.0352**	**.0427**	**.0889**	**.0024**	**.0005**	**-.0002**	**.3965**	**.0001**
Stddev	.0005	.0006	.0162	.0035	.0001	.0002	.0000	.0003	.0002
%RSD	18.12	1.812	37.86	3.937	3.810	34.97	21.92	.0877	169.7
#1	.0022	.0357	.0541	.0865	.0025	.0004	-.0001	.3968	.0000
#2	.0029	.0348	.0313	.0914	.0023	.0007	-.0002	.3963	.0003

Elem	Sr4077	Ti3349	W_2079	Zr3391	S_1820	Bi2230	Li6707
Avg	**.0110**	**.0003**	**.0131**	**.0006**	**.0028**	**.0007**	**.0006**
Stddev	.0002	.0003	.0001	.0001	.0006	.0004	.0004
%RSD	2.024	96.26	.8239	20.92	19.84	54.13	64.82
#1	.0111	.0001	.0131	.0007	.0032	.0004	.0009
#2	.0108	.0006	.0130	.0005	.0024	.0010	.0003

Int. Std.	Y_3600	Y_3710	Y_2243	In2306
Avg	**226770.**	**50186.**	**3411.2**	**9624.8**
Stddev	20779.	734.	4.8	19.2
%RSD	9.1630	1.4626	.14191	.19899
#1	212070.	49667.	3414.6	9638.4
#2	241460.	50705.	3407.8	9611.3

Zoom In Zoom Out

Sample Name: mp80564-b2 Acquired: 7/11/2014 15:38:15 Type: Unk
Method: Accutest1(v235) Mode: CONC Corr. Factor: 1.000000
User: admin Custom ID1: Custom ID2: Custom ID3:
Comment:

Elem	Ba4554	Be3130	Cd2288	Co2286	Cr2677	Cu3247	Mn2576	Ni2316
Avg	**2.000**	**2.059**	**2.013**	**1.984**	**1.999**	**1.955**	**2.033**	**2.007**
Stddev	.002	.019	.004	.002	.001	.002	.018	.001
%RSD	.0924	.9095	.1972	.0745	.0573	.1141	.9121	.0424
#1	1.998	2.072	2.010	1.983	2.000	1.956	2.020	2.007
#2	2.001	2.045	2.015	1.985	1.999	1.953	2.046	2.008

Elem	Ag3280	V_2924	Zn2062	As1890	Tl1908	Pb2203	Se1960	Sb2068
Avg	**.2395**	**2.009**	**2.041**	**2.021**	**2.072**	**2.014**	**1.988**	**2.014**
Stddev	.0002	.002	.000	.003	.000	.000	.007	.005
%RSD	.0891	.1181	.0146	.1271	.0002	.0181	.3632	.2288
#1	.2396	2.011	2.041	2.019	2.072	2.014	1.983	2.011
#2	.2393	2.007	2.041	2.023	2.072	2.015	1.993	2.017

Elem	Al3961	Ca3179	Fe2599	Mg2790	K_7664	Na5895	B_2089	Mo2020
Avg	**24.75**	**25.54**	**25.49**	**24.86**	**24.84**	**25.18**	**.0083**	**2.014**
Stddev	.11	.03	.08	.08	.15	.11	.0001	.003
%RSD	.4257	.1126	.3292	.3292	.5972	.4473	1.533	.1608
#1	24.68	25.52	25.43	24.80	24.73	25.11	.0084	2.011
#2	24.83	25.56	25.55	24.91	24.94	25.26	.0082	2.016

Elem	Pd3404	Si2124	Sn1899	Sr4077	Ti3349	W_2079	Zr3391	S_1820
Avg	**1.980**	**2.409**	**2.109**	**2.077**	**2.061**	**2.165**	**1.999**	F **-.0655**
Stddev	.003	.010	.001	.024	.004	.006	.002	.0015
%RSD	.1542	.4011	.0430	1.175	.1685	.2916	.1089	2.230
#1	1.982	2.402	2.108	2.094	2.063	2.160	2.000	-.0665
#2	1.978	2.416	2.110	2.060	2.058	2.169	1.997	-.0644

Elem	Bi2230	Li6707
Avg	**1.996**	**1.961**
Stddev	.004	.002
%RSD	.1791	.1205
#1	1.994	1.959
#2	1.999	1.963

Zoom In Zoom Out

Sample Name: mp80564-b2 Acquired: 7/11/2014 15:38:15 Type: Unk
Method: Accutest1(v235) Mode: CONC Corr. Factor: 1.000000
User: admin Custom ID1: Custom ID2: Custom ID3:
Comment:

Int. Std.	Y_3600	Y_3710	Y_2243	In2306
Avg	**206670.**	**49816.**	**3313.5**	**9059.2**
Stddev	182.	4.	9.2	11.0
%RSD	.08830	.00729	.27834	.12151
#1	206540.	49813.	3320.0	9067.0
#2	206800.	49818.	3307.0	9051.4

Zoom In Zoom Out

Sample Name: jb71171-1a Acquired: 7/11/2014 15:44:28 Type: Unk
Method: Accutest1(v235) Mode: CONC Corr. Factor: 1.000000
User: admin Custom ID1: Custom ID2: Custom ID3:
Comment:

Elem	Ba4554	Be3130	Cd2288	Co2286	Cr2677	Cu3247	Mn2576	Ni2316	Ag3280
Avg	**.0217**	**.0000**	**.0005**	**.0005**	**.0008**	**.0172**	**.0797**	**.0025**	**.0005**
Stddev	.0001	.0000	.0001	.0001	.0000	.0001	.0003	.0002	.0001
%RSD	.3239	45.15	16.87	16.27	2.263	.3791	.4159	7.849	13.82
#1	.0217	.0000	.0006	.0005	.0008	.0171	.0794	.0027	.0005
#2	.0218	.0000	.0005	.0006	.0008	.0172	.0799	.0024	.0006

Elem	V_2924	Zn2062	As1890	Tl1908	Pb2203	Se1960	Sb2068	Al3961	Ca3179
Avg	**.0012**	**.1601**	**.0059**	**-.0001**	**.0418**	**-.0001**	**.0011**	**.3814**	**5.946**
Stddev	.0001	.0002	.0008	.0011	.0001	.0037	.0007	.0052	.013
%RSD	7.457	.1537	13.79	804.1	.3293	4532.	62.15	1.354	.2178
#1	.0012	.1603	.0064	.0006	.0419	.0025	.0016	.3778	5.955
#2	.0013	.1599	.0053	-.0009	.0417	-.0027	.0006	.3851	5.937

Elem	Fe2599	Mg2790	K_7664	Na5895	B_2089	Mo2020	Pd3404	Si2124	Sn1899
Avg	**1.503**	**.6192**	**1.338**	**116.0**	**.1554**	**.0023**	**.0008**	**4.510**	**-.0010**
Stddev	.004	.0037	.017	.5	.0005	.0002	.0004	.012	.0001
%RSD	.2828	.5935	1.264	.4682	.2917	7.028	47.37	.2649	8.494
#1	1.506	.6218	1.350	115.6	.1557	.0025	.0005	4.518	-.0010
#2	1.500	.6166	1.326	116.4	.1551	.0022	.0010	4.501	-.0009

Elem	Sr4077	Ti3349	W_2079	Zr3391	S_1820	Bi2230	Li6707
Avg	**.0335**	**.0070**	**.0147**	**.0000**	**24.06**	**.0006**	**.0138**
Stddev	.0000	.0002	.0009	.000	.05	.0006	.0001
%RSD	.1152	3.385	6.383	352.5	.2045	100.0	.3861
#1	.0335	.0068	.0154	.0000	24.10	.0002	.0138
#2	.0335	.0072	.0141	-.0001	24.03	.0010	.0137

Int. Std.	Y_3600	Y_3710	Y_2243	In2306
Avg	**206250.**	**49364.**	**3299.7**	**9014.3**
Stddev	468.	17.	6.0	9.8
%RSD	.22690	.03499	.18109	.10918
#1	206580.	49376.	3295.5	9007.4
#2	205920.	49352.	3303.9	9021.3

Zoom In Zoom Out

Sample Name: mp80583-mb1 1 Acquired: 7/11/2014 15:50:41 Type: Unk
Method: Accutest1(v235) Mode: CONC Corr. Factor: 1.000000
User: admin Custom ID1: Custom ID2: Custom ID3:
Comment:

Elem	Ba4554	Be3130	Cd2288	Co2286	Cr2677	Cu3247	Mn2576	Ni2316	Ag3280
Avg	**-.0001**	**.0000**	**-.0001**	**-.0002**	**.0002**	**.0006**	**.0001**	**.0002**	**.0005**
Stddev	.0000	.0000	.0000	.0000	.0002	.0002	.0000	.0004	.0002
%RSD	19.91	265.5	61.00	25.19	121.7	27.80	11.00	157.7	31.72
#1	-.0001	.0000	-.0001	-.0002	.0000	.0005	.0001	.0005	.0006
#2	-.0001	.0000	.0000	-.0001	.0003	.0007	.0001	.0000	.0004

Elem	V_2924	Zn2062	As1890	Tl1908	Pb2203	Se1960	Sb2068	Al3961	Ca3179
Avg	**.0002**	**.0013**	**.0004**	**.0010**	**.0005**	**-.0014**	**.0005**	**-.0021**	**.0010**
Stddev	.0001	.0011	.0003	.0004	.0004	.0016	.0001	.0031	.0014
%RSD	66.76	87.86	68.13	39.79	90.67	109.3	20.00	147.5	148.1
#1	.0003	.0020	.0002	.0007	.0007	-.0026	.0005	-.0043	.0020
#2	.0001	.0005	.0006	.0013	.0002	-.0003	.0006	.0001	.0000

Elem	Fe2599	Mg2790	K_7664	Na5895	B_2089	Mo2020	Pd3404	Si2124	Sn1899
Avg	**.0012**	**.0032**	**-.0179**	**.0033**	**.0010**	**.0003**	**-.0004**	**.0008**	**-.0002**
Stddev	.0001	.0180	.0162	.0109	.0003	.0000	.0004	.0010	.0002
%RSD	9.990	557.1	90.48	325.4	24.93	6.351	98.07	125.3	113.2
#1	.0012	-.0095	-.0064	.0110	.0008	.0003	-.0001	.0001	-.0004
#2	.0011	.0159	-.0293	-.0043	.0012	.0003	-.0006	.0015	.0000

Elem	Sr4077	Ti3349	W_2079	Zr3391	S_1820	Bi2230	Li6707
Avg	**.0000**	**.0000**	**.0054**	**.0002**	**.0209**	**.0008**	**-.0007**
Stddev	.0000	.000	.0000	.0001	.0226	.0001	.0005
%RSD	72.45	689.0	.5740	89.38	107.9	17.72	81.84
#1	.0000	.0000	.0054	.0003	.0369	.0009	-.0003
#2	.0000	-.0001	.0054	.0001	.0050	.0007	-.0011

Int. Std.	Y_3600	Y_3710	Y_2243	In2306
Avg	**212770.**	**50208.**	**3414.8**	**9609.8**
Stddev	2294.	197.	22.9	37.0
%RSD	1.0783	.39222	.66931	.38502
#1	214390.	50068.	3431.0	9636.0
#2	211150.	50347.	3398.7	9583.7

Zoom In Zoom Out

Sample Name: mp80583-b1 Acquired: 7/11/2014 15:56:51 Type: Unk
Method: Accutest1(v235) Mode: CONC Corr. Factor: 1.000000
User: admin Custom ID1: Custom ID2: Custom ID3:
Comment:

Elem	Ba4554	Be3130	Cd2288	Co2286	Cr2677	Cu3247	Mn2576	Ni2316
Avg	**1.996**	**2.033**	**2.093**	**2.014**	**2.024**	**1.979**	**2.042**	**2.043**
Stddev	.026	.020	.000	.001	.000	.007	.008	.001
%RSD	1.300	.9861	.0171	.0360	.0190	.3761	.4042	.0603
#1	1.978	2.019	2.093	2.013	2.024	1.974	2.048	2.042
#2	2.014	2.048	2.094	2.014	2.023	1.984	2.036	2.044

Elem	Ag3280	V_2924	Zn2062	As1890	Tl1908	Pb2203	Se1960	Sb2068
Avg	**.2482**	**2.026**	**2.100**	**2.095**	**2.164**	**2.076**	**2.125**	**2.091**
Stddev	.0004	.001	.000	.002	.004	.002	.006	.004
%RSD	.1794	.0502	.0060	.1008	.1597	.0842	.2688	.1816
#1	.2479	2.025	2.100	2.094	2.166	2.074	2.121	2.088
#2	.2485	2.027	2.100	2.097	2.161	2.077	2.129	2.094

Elem	Al3961	Ca3179	Fe2599	Mg2790	K_7664	Na5895	B_2089	Mo2020
Avg	**25.04**	**25.61**	**25.63**	**25.10**	**25.19**	**25.45**	**.0062**	**2.020**
Stddev	.29	.32	.29	.23	.24	.34	.0003	.002
%RSD	1.174	1.251	1.147	.9226	.9638	1.317	4.206	.0878
#1	24.83	25.39	25.42	24.94	25.02	25.22	.0061	2.019
#2	25.25	25.84	25.83	25.27	25.36	25.69	.0064	2.021

Elem	Pd3404	Si2124	Sn1899	Sr4077	Ti3349	W_2079	Zr3391	S_1820
Avg	**2.028**	**2.068**	**2.160**	**2.049**	**2.085**	**2.098**	**2.017**	F **-.0623**
Stddev	.006	.002	.002	.014	.001	.004	.002	.0002
%RSD	.2764	.0906	.0782	.6746	.0628	.2098	.1035	.3120
#1	2.025	2.066	2.159	2.059	2.084	2.095	2.015	-.0624
#2	2.032	2.069	2.162	2.040	2.086	2.101	2.018	-.0621

Elem	Bi2230	Li6707
Avg	**2.079**	**1.970**
Stddev	.003	.025
%RSD	.1381	1.279
#1	2.077	1.952
#2	2.081	1.988

Zoom In Zoom Out

Sample Name: mp80583-b1 Acquired: 7/11/2014 15:56:51 Type: Unk
Method: Accutest1(v235) Mode: CONC Corr. Factor: 1.000000
User: admin Custom ID1: Custom ID2: Custom ID3:
Comment:

Int. Std.	Y_3600	Y_3710	Y_2243	In2306
Avg	**208250.**	**51203.**	**3367.0**	**9188.9**
Stddev	200.	405.	2.7	8.8
%RSD	.09614	.79060	.07943	.09579
#1	208110.	51490.	3368.9	9195.1
#2	208390.	50917.	3365.1	9182.7

Zoom In Zoom Out

Sample Name: mp80583-s1 Acquired: 7/11/2014 16:03:08 Type: Unk
Method: Accutest1(v235) Mode: CONC Corr. Factor: 1.000000
User: admin Custom ID1: Custom ID2: Custom ID3:
Comment:

Elem	Ba4554	Be3130	Cd2288	Co2286	Cr2677	Cu3247	Mn2576	Ni2316	Ag3280
Avg	**2.029**	**2.004**	**2.089**	**2.030**	**1.985**	**1.963**	**2.076**	**2.053**	**.2452**
Stddev	.006	.016	.002	.000	.001	.004	.008	.001	.0003
%RSD	.2931	.7808	.0834	.0096	.0255	.1956	.3680	.0696	.1382
#1	2.033	2.015	2.087	2.029	1.984	1.965	2.081	2.052	.2454
#2	2.024	1.993	2.090	2.030	1.985	1.960	2.070	2.054	.2450

Elem	V_2924	Zn2062	As1890	Tl1908	Pb2203	Se1960	Sb2068	Al3961	Ca3179
Avg	**1.997**	**2.231**	**2.083**	**2.158**	**2.081**	**2.091**	**2.067**	**26.10**	**39.93**
Stddev	.002	.002	.003	.003	.002	.002	.002	.08	.09
%RSD	.1044	.0924	.1248	.1487	.0931	.0825	.1120	.3031	.2253
#1	1.996	2.232	2.081	2.155	2.082	2.090	2.065	26.15	39.99
#2	1.999	2.229	2.084	2.160	2.079	2.092	2.069	26.04	39.87

Elem	Fe2599	Mg2790	K_7664	Na5895	B_2089	Mo2020	Pd3404	Si2124	Sn1899
Avg	**26.27**	**33.22**	**26.10**	**30.44**	**.0279**	**1.991**	**2.007**	**4.064**	**2.120**
Stddev	.09	.10	.05	.09	.0006	.001	.004	.002	.001
%RSD	.3549	.3014	.2051	.2969	2.066	.0693	.1899	.0388	.0501
#1	26.34	33.29	26.14	30.51	.0283	1.990	2.010	4.063	2.119
#2	26.21	33.15	26.07	30.38	.0275	1.992	2.005	4.065	2.120

Elem	Sr4077	Ti3349	W_2079	Zr3391	S_1820	Bi2230	Li6707
Avg	**2.139**	**2.051**	**2.225**	**1.999**	**27.22**	**2.053**	**1.970**
Stddev	.008	.000	.000	.003	.01	.005	.005
%RSD	.3867	.0169	.0110	.1376	.0289	.2655	.2532
#1	2.145	2.051	2.225	2.001	27.21	2.049	1.973
#2	2.133	2.052	2.225	1.997	27.23	2.057	1.966

Int. Std.	Y_3600	Y_3710	Y_2243	In2306
Avg	**211150.**	**51764.**	**3392.0**	**9046.0**
Stddev	491.	9.	7.4	18.5
%RSD	.23258	.01707	.21912	.20459
#1	211500.	51770.	3397.3	9059.1
#2	210800.	51758.	3386.8	9032.9

Zoom In Zoom Out

Sample Name: mp80583-s2 Acquired: 7/11/2014 16:09:24 Type: Unk
Method: Accutest1(v235) Mode: CONC Corr. Factor: 1.000000
User: admin Custom ID1: Custom ID2: Custom ID3:
Comment:

Elem	Ba4554	Be3130	Cd2288	Co2286	Cr2677	Cu3247	Mn2576	Ni2316	Ag3280
Avg	**2.003**	**1.976**	**2.059**	**2.000**	**1.954**	**1.938**	**2.051**	**2.021**	**.2417**
Stddev	.011	.027	.005	.003	.006	.001	.010	.003	.0001
%RSD	.5353	1.351	.2292	.1708	.3291	.0361	.4688	.1432	.0331
#1	2.010	1.957	2.055	1.998	1.950	1.938	2.045	2.019	.2417
#2	1.995	1.995	2.062	2.003	1.959	1.939	2.058	2.023	.2418

Elem	V_2924	Zn2062	As1890	Tl1908	Pb2203	Se1960	Sb2068	Al3961	Ca3179
Avg	**1.968**	**2.198**	**2.055**	**2.126**	**2.050**	**2.061**	**2.043**	**25.75**	**39.38**
Stddev	.003	.004	.002	.005	.004	.006	.006	.11	.10
%RSD	.1476	.1775	.1021	.2328	.1761	.2819	.2975	.4381	.2562
#1	1.966	2.195	2.054	2.123	2.047	2.056	2.038	25.83	39.45
#2	1.970	2.201	2.057	2.130	2.052	2.065	2.047	25.67	39.31

Elem	Fe2599	Mg2790	K_7664	Na5895	B_2089	Mo2020	Pd3404	Si2124	Sn1899
Avg	**25.95**	**32.73**	**25.72**	**29.99**	**.0280**	**1.969**	**1.984**	**4.011**	**2.093**
Stddev	.08	.12	.10	.09	.0004	.003	.001	.005	.006
%RSD	.3231	.3527	.3742	.3062	1.346	.1453	.0433	.1365	.3022
#1	26.01	32.81	25.79	30.06	.0277	1.967	1.983	4.007	2.088
#2	25.89	32.65	25.65	29.93	.0282	1.971	1.985	4.014	2.097

Elem	Sr4077	Ti3349	W_2079	Zr3391	S_1820	Bi2230	Li6707
Avg	**2.147**	**2.027**	**2.199**	**1.979**	**26.58**	**2.027**	**1.943**
Stddev	.022	.003	.005	.001	.06	.003	.009
%RSD	1.006	.1347	.2116	.0685	.2215	.1491	.4716
#1	2.162	2.025	2.195	1.978	26.54	2.025	1.950
#2	2.131	2.029	2.202	1.980	26.62	2.029	1.937

Int. Std.	Y_3600	Y_3710	Y_2243	In2306
Avg	**211140.**	**51772.**	**3388.3**	**9034.5**
Stddev	351.	60.	5.2	6.2
%RSD	.16605	.11493	.15241	.06826
#1	211390.	51730.	3391.9	9038.8
#2	210900.	51815.	3384.6	9030.1

Zoom In Zoom Out

Sample Name: jb71246-2 Acquired: 7/11/2014 16:15:41 Type: Unk
Method: Accutest1(v235) Mode: CONC Corr. Factor: 1.000000
User: admin Custom ID1: Custom ID2: Custom ID3:
Comment:

Elem	Ba4554	Be3130	Cd2288	Co2286	Cr2677	Cu3247	Mn2576	Ni2316	Ag3280
Avg	**.0329**	**.0004**	**.0255**	**.0066**	**.0004**	**.0034**	**.0766**	**.0046**	**.0000**
Stddev	.0000	.0000	.0002	.0001	.0001	.0003	.0001	.0000	.0005
%RSD	.1083	12.28	.9168	1.524	20.37	9.589	.1689	.2164	3981.
#1	.0329	.0004	.0257	.0065	.0004	.0031	.0767	.0046	-.0003
#2	.0329	.0003	.0253	.0067	.0003	.0036	.0765	.0045	.0003

Elem	V_2924	Zn2062	As1890	Tl1908	Pb2203	Se1960	Sb2068	Al3961	Ca3179
Avg	**.0011**	**.1977**	**.0043**	**.0009**	**.0028**	**-.0016**	**-.0001**	**1.160**	**14.49**
Stddev	.0001	.0006	.0001	.0000	.0004	.0006	.0001	.011	.02
%RSD	10.94	.3029	2.337	.1612	13.04	39.48	42.14	.9229	.1651
#1	.0011	.1973	.0043	.0009	.0031	-.0011	-.0001	1.152	14.47
#2	.0012	.1981	.0044	.0009	.0025	-.0020	-.0002	1.167	14.51

Elem	Fe2599	Mg2790	K_7664	Na5895	B_2089	Mo2020	Pd3404	Si2124	Sn1899
Avg	**.9535**	**8.405**	**1.075**	**5.065**	**.0215**	**.0010**	**-.0005**	**1.964**	**-.0014**
Stddev	.0001	.027	.002	.009	.0003	.0003	.0008	.003	.0002
%RSD	.0065	.3161	.1519	.1833	1.613	29.64	156.0	.1749	10.68
#1	.9534	8.386	1.076	5.058	.0217	.0012	-.0011	1.967	-.0013
#2	.9535	8.424	1.073	5.071	.0212	.0008	.0001	1.962	-.0015

Elem	Sr4077	Ti3349	W_2079	Zr3391	S_1820	Bi2230	Li6707
Avg	**.1338**	**.0013**	**.0050**	**-.0003**	**26.71**	**.0023**	**.0006**
Stddev	.0001	.0001	.0005	.0002	.02	.0008	.0003
%RSD	.0728	10.04	10.14	68.01	.0625	34.92	48.41
#1	.1337	.0012	.0054	-.0001	26.72	.0028	.0008
#2	.1338	.0014	.0046	-.0004	26.70	.0017	.0004

Int. Std.	Y_3600	Y_3710	Y_2243	In2306
Avg	**215150.**	**52189.**	**3464.9**	**9515.3**
Stddev	202.	207.	3.9	6.1
%RSD	.09393	.39572	.11333	.06439
#1	215000.	52335.	3462.1	9519.7
#2	215290.	52043.	3467.7	9511.0

Zoom In Zoom Out

Sample Name: mp80583-sd1 Acquired: 7/11/2014 16:21:54 Type: Unk
Method: Accutest1(v235) Mode: CONC Corr. Factor: 5.000000
User: admin Custom ID1: Custom ID2: Custom ID3:
Comment:

Elem	Ba4554	Be3130	Cd2288	Co2286	Cr2677	Cu3247	Mn2576	Ni2316	Ag3280
Avg	**.0316**	**.0003**	**.0230**	**.0058**	**-.0003**	**.0055**	**.0744**	**.0047**	**.0006**
Stddev	.0011	.0001	.0003	.0008	.0005	.0004	.0004	.0000	.0014
%RSD	3.520	43.25	1.191	14.28	188.0	7.057	.5623	.8472	236.0
#1	.0324	.0004	.0228	.0064	-.0006	.0058	.0741	.0048	-.0004
#2	.0308	.0002	.0232	.0052	.0001	.0052	.0747	.0047	.0016

Elem	V_2924	Zn2062	As1890	Tl1908	Pb2203	Se1960	Sb2068	Al3961	Ca3179
Avg	**.0015**	**.1950**	**.0070**	**-.0010**	**.0042**	**-.0007**	**.0014**	**1.142**	**14.15**
Stddev	.0001	.0003	.0003	.0059	.0002	.0032	.0006	.002	.01
%RSD	7.001	.1493	3.662	562.4	4.601	493.4	40.17	.1327	.0904
#1	.0014	.1952	.0071	.0031	.0043	-.0029	.0018	1.143	14.16
#2	.0015	.1948	.0068	-.0052	.0041	.0016	.0010	1.141	14.14

Elem	Fe2599	Mg2790	K_7664	Na5895	B_2089	Mo2020	Pd3404	Si2124	Sn1899
Avg	**.9273**	**8.245**	**.9774**	**4.886**	**.0201**	**.0030**	**-.0013**	**1.842**	**-.0035**
Stddev	.0088	.066	.0075	.054	.0010	.0002	.0005	.004	.0007
%RSD	.9458	.7968	.7662	1.097	4.848	7.669	35.19	.2175	20.71
#1	.9335	8.291	.9827	4.924	.0194	.0032	-.0016	1.839	-.0040
#2	.9211	8.198	.9721	4.848	.0208	.0028	-.0010	1.844	-.0030

Elem	Sr4077	Ti3349	W_2079	Zr3391	S_1820	Bi2230	Li6707
Avg	**.1297**	**.0021**	**.0403**	**.0010**	**24.73**	**.0030**	**.0007**
Stddev	.0009	.0001	.0010	.0002	.07	.0025	.0011
%RSD	.6868	5.526	2.595	22.18	.2650	82.35	165.1
#1	.1304	.0020	.0410	.0012	24.68	.0013	-.0001
#2	.1291	.0022	.0396	.0009	24.77	.0048	.0015

Int. Std.	Y_3600	Y_3710	Y_2243	In2306
Avg	**210850.**	**50014.**	**3407.8**	**9544.2**
Stddev	1006.	34.	9.0	33.4
%RSD	.47716	.06764	.26460	.34958
#1	211560.	49990.	3414.2	9567.8
#2	210140.	50038.	3401.5	9520.6

Zoom In Zoom Out

Sample Name: ccv Acquired: 7/11/2014 16:28:03 Type: QC
Method: Accutest1(v235) Mode: CONC Corr. Factor: 1.000000
User: admin Custom ID1: Custom ID2: Custom ID3:
Comment:

Elem	Ba4554	Be3130	Cd2288	Co2286	Cr2677	Cu3247	Mn2576	Ni2316	Ag3280
Units	ppm	ppm	ppm	ppm	ppm	ppm	ppm	ppm	ppm
Avg	**2.034**	**2.017**	**2.013**	**2.015**	**1.983**	**1.955**	**2.029**	**2.030**	**.2435**
Stddev	.015	.008	.003	.002	.003	.001	.003	.003	.0001
%RSD	.7437	.3911	.1419	.1166	.1593	.0636	.1567	.1605	.0250
#1	2.023	2.011	2.015	2.017	1.981	1.955	2.027	2.032	.2435
#2	2.044	2.022	2.011	2.013	1.985	1.954	2.031	2.027	.2435
Check ?	Chk Pass	Chk Pass	Chk Pass	Chk Pass	Chk Pass	Chk Pass	Chk Pass	Chk Pass	Chk Pass
Value									
Range									

Elem	V_2924	Zn2062	As1890	Tl1908	Pb2203	Se1960	Sb2068	Al3961	Ca3179
Units	ppm	ppm	ppm	ppm	ppm	ppm	ppm	ppm	ppm
Avg	**1.976**	**2.036**	**2.001**	**2.064**	**2.015**	**1.998**	**1.996**	**39.41**	**40.59**
Stddev	.002	.003	.004	.001	.001	.003	.000	.38	.43
%RSD	.1209	.1341	.2177	.0700	.0407	.1718	.0036	.9592	1.068
#1	1.974	2.038	2.004	2.063	2.016	2.000	1.996	39.14	40.29
#2	1.977	2.034	1.998	2.065	2.014	1.996	1.996	39.68	40.90
Check ?	Chk Pass	Chk Pass	Chk Pass	Chk Pass	Chk Pass	Chk Pass	Chk Pass	Chk Pass	Chk Pass
Value									
Range									

Elem	Fe2599	Mg2790	K_7664	Na5895	B_2089	Mo2020	Pd3404	Si2124	Sn1899
Units	ppm	ppm	ppm	ppm	ppm	ppm	ppm	ppm	ppm
Avg	**40.37**	**39.65**	**39.57**	**39.89**	**2.014**	**2.022**	**1.953**	**5.021**	**2.041**
Stddev	.39	.44	.27	.35	.002	.002	.001	.004	.003
%RSD	.9699	1.106	.6829	.8826	.0998	.0855	.0533	.0850	.1635
#1	40.09	39.34	39.38	39.64	2.016	2.023	1.952	5.024	2.043
#2	40.64	39.96	39.76	40.14	2.013	2.021	1.954	5.018	2.039
Check ?	Chk Pass	Chk Pass	Chk Pass	Chk Pass	Chk Pass	Chk Pass	Chk Pass	Chk Pass	Chk Pass
Value									
Range									

Zoom In Zoom Out

Sample Name: ccv Acquired: 7/11/2014 16:28:03 Type: QC
Method: Accutest1(v235) Mode: CONC Corr. Factor: 1.000000
User: admin Custom ID1: Custom ID2: Custom ID3:
Comment:

Elem	Sr4077	Ti3349	W_2079	Zr3391	S_1820	Bi2230	Li6707
Units	ppm	ppm	ppm	ppm	ppm	ppm	ppm
Avg	**2.047**	**1.971**	**2.028**	**2.017**	**1.976**	**2.010**	**1.975**
Stddev	.020	.000	.002	.001	.007	.005	.015
%RSD	.9990	.0043	.0750	.0665	.3353	.2761	.7499
#1	2.032	1.971	2.029	2.016	1.981	2.014	1.964
#2	2.061	1.971	2.027	2.018	1.971	2.006	1.985
Check ?	Chk Pass	Chk Pass	Chk Pass	Chk Pass	Chk Pass	Chk Pass	Chk Pass
Value							
Range							

Int. Std.	Y_3600	Y_3710	Y_2243	In2306
Units	Cts/S	Cts/S	Cts/S	Cts/S
Avg	**204440.**	**49409.**	**3293.2**	**8912.6**
Stddev	340.	488.	5.6	14.8
%RSD	.16641	.98823	.17039	.16582
#1	204680.	49754.	3289.2	8902.1
#2	204200.	49063.	3297.2	8923.0

Zoom In Zoom Out

Sample Name: ccb Acquired: 7/11/2014 16:34:16 Type: QC
Method: Accutest1(v235) Mode: CONC Corr. Factor: 1.000000
User: admin Custom ID1: Custom ID2: Custom ID3:
Comment:

Elem	Ba4554	Be3130	Cd2288	Co2286	Cr2677	Cu3247	Mn2576	Ni2316	Ag3280
Units	ppm	ppm	ppm	ppm	ppm	ppm	ppm	ppm	ppm
Avg	**-.0002**	**.0000**	**-.0001**	**-.0001**	**-.0001**	**.0005**	**.0001**	**.0000**	**.0002**
Stddev	.0000	.0000	.0001	.0000	.0002	.0001	.0001	.000	.0002
%RSD	19.72	401.9	206.0	38.01	364.5	19.13	157.7	336.1	99.12
#1	-.0002	.0000	-.0001	-.0001	-.0002	.0006	.0000	.0000	.0003
#2	-.0002	.0000	.0000	-.0002	.0001	.0004	.0001	-.0001	.0001
Check ?	Chk Pass	Chk Pass	Chk Pass	Chk Pass	Chk Pass	Chk Pass	Chk Pass	Chk Pass	Chk Pass
High Limit									
Low Limit									

Elem	V_2924	Zn2062	As1890	Tl1908	Pb2203	Se1960	Sb2068	Al3961	Ca3179
Units	ppm	ppm	ppm	ppm	ppm	ppm	ppm	ppm	ppm
Avg	**.0003**	**-.0012**	**-.0002**	**.0002**	**-.0003**	**-.0002**	**.0010**	**-.0063**	**-.0018**
Stddev	.0001	.0000	.0001	.0007	.0006	.0000	.0006	.0006	.0004
%RSD	22.52	.0525	69.84	330.2	172.6	10.58	61.60	8.797	23.66
#1	.0002	-.0012	-.0001	.0007	-.0008	-.0002	.0015	-.0059	-.0021
#2	.0003	-.0012	-.0002	-.0003	.0001	-.0002	.0006	-.0067	-.0015
Check ?	Chk Pass	Chk Pass	Chk Pass	Chk Pass	Chk Pass	Chk Pass	Chk Pass	Chk Pass	Chk Pass
High Limit									
Low Limit									

Elem	Fe2599	Mg2790	K_7664	Na5895	B_2089	Mo2020	Pd3404	Si2124	Sn1899
Units	ppm	ppm	ppm	ppm	ppm	ppm	ppm	ppm	ppm
Avg	**-.0001**	**.0086**	**.0191**	**.0023**	**.0021**	**.0013**	**.0001**	**.0043**	**-.0006**
Stddev	.0006	.0051	.0189	.0006	.0000	.0003	.0004	.0003	.0001
%RSD	413.3	59.03	98.78	25.51	1.539	19.00	307.7	5.880	16.75
#1	.0003	.0122	.0325	.0018	.0021	.0015	-.0002	.0042	-.0006
#2	-.0005	.0050	.0058	.0027	.0021	.0011	.0004	.0045	-.0007
Check ?	Chk Pass	Chk Pass	Chk Pass	Chk Pass	Chk Pass	Chk Pass	Chk Pass	Chk Pass	Chk Pass
High Limit									
Low Limit									

Zoom In Zoom Out

Sample Name: ccb Acquired: 7/11/2014 16:34:16 Type: QC
Method: Accutest1(v235) Mode: CONC Corr. Factor: 1.000000
User: admin Custom ID1: Custom ID2: Custom ID3:
Comment:

Elem	Sr4077	Ti3349	W_2079	Zr3391	S_1820	Bi2230	Li6707
Units	ppm	ppm	ppm	ppm	ppm	ppm	ppm
Avg	**-.0001**	**.0003**	**.0196**	**.0007**	**.0006**	**.0007**	**-.0005**
Stddev	.0001	.0002	.0013	.0001	.0012	.0003	.0004
%RSD	100.00	57.43	6.721	18.08	221.5	46.75	72.09
#1	.0000	.0004	.0205	.0008	-.0003	.0009	-.0003
#2	-.0001	.0002	.0186	.0007	.0014	.0004	-.0008
Check ?	Chk Pass	Chk Pass	Chk Pass	Chk Pass	Chk Pass	Chk Pass	Chk Pass
High Limit							
Low Limit							

Int. Std.	Y_3600	Y_3710	Y_2243	In2306
Units	Cts/S	Cts/S	Cts/S	Cts/S
Avg	**212410.**	**49868.**	**3393.4**	**9572.3**
Stddev	3014.	128.	9.4	33.1
%RSD	1.4189	.25655	.27719	.34596
#1	214540.	49958.	3386.7	9548.9
#2	210280.	49777.	3400.0	9595.8

Zoom In Zoom Out

Sample Name: mp80565-mb1 2 Acquired: 7/11/2014 16:40:29 Type: Unk
Method: Accutest1(v235) Mode: CONC Corr. Factor: 1.000000
User: admin Custom ID1: Custom ID2: Custom ID3:
Comment:

Elem	Ba4554	Be3130	Cd2288	Co2286	Cr2677	Cu3247	Mn2576	Ni2316
Avg	**.0045**	**.0001**	**.0001**	**.0001**	**.0013**	**.0101**	**.0053**	**.0024**
Stddev	.0001	.0000	.0001	.0001	.0000	.0001	.0000	.0001
%RSD	2.661	13.55	52.18	45.86	3.425	1.462	.5930	3.437
#1	.0044	.0001	.0002	.0002	.0013	.0100	.0053	.0023
#2	.0046	.0001	.0001	.0001	.0014	.0102	.0053	.0024

Elem	Ag3280	V_2924	Zn2062	As1890	Tl1908	Pb2203	Se1960	Sb2068
Avg	**.0002**	**.0001**	**.0041**	F **-.0061**	F **-.0089**	**.0006**	**-.0023**	**.0022**
Stddev	.0004	.0002	.0002	.0006	.0008	.0009	.0006	.0005
%RSD	205.7	239.0	3.889	10.23	8.893	141.7	24.74	22.99
#1	.0005	.0003	.0042	-.0066	-.0083	.0012	-.0027	.0018
#2	-.0001	-.0001	.0040	-.0057	-.0095	.0000	-.0019	.0026

Elem	Al3961	Ca3179	Fe2599	Mg2790	K_7664	Na5895	B_2089	Mo2020
Avg	**.0263**	**.1800**	**.7027**	**.0186**	**.1887**	F **1134.**	**.0048**	**.0010**
Stddev	.0097	.0013	.0014	.0012	.0253	9.	.0003	.0001
%RSD	36.98	.7122	.2056	6.529	13.39	.8102	5.408	11.86
#1	.0194	.1809	.7037	.0195	.2065	1127.	.0050	.0010
#2	.0332	.1791	.7017	.0178	.1708	1140.	.0046	.0009

Elem	Pd3404	Si2124	Sn1899	Sr4077	Ti3349	W_2079	Zr3391	S_1820
Avg	**-.0001**	**.8921**	**.0024**	**.0028**	**.0001**	**.0140**	**.0004**	**.0460**
Stddev	.0002	.0231	.0000	.0001	.0001	.0001	.0000	.0007
%RSD	200.0	2.592	.6130	2.100	94.39	.3769	.6827	1.627
#1	.0000	.8757	.0024	.0028	.0000	.0139	.0004	.0455
#2	-.0003	.9084	.0024	.0028	.0001	.0140	.0004	.0465

Elem	Bi2230	Li6707
Avg	**.0005**	**.0002**
Stddev	.0002	.0003
%RSD	38.89	139.1
#1	.0006	.0005
#2	.0003	.0000

Zoom In Zoom Out

Sample Name: mp80565-mb1 2 Acquired: 7/11/2014 16:40:29 Type: Unk
Method: Accutest1(v235) Mode: CONC Corr. Factor: 1.000000
User: admin Custom ID1: Custom ID2: Custom ID3:
Comment:

Int. Std.	Y_3600	Y_3710	Y_2243	In2306
Avg	**186370.**	**48316.**	**2960.1**	**7716.5**
Stddev	774.	90.	3.6	10.1
%RSD	.41556	.18586	.12066	.13050
#1	186920.	48253.	2962.6	7723.6
#2	185820.	48380.	2957.5	7709.4

Zoom In Zoom Out

Sample Name: mp80565-b1 Acquired: 7/11/2014 16:46:43 Type: Unk
Method: Accutest1(v235) Mode: CONC Corr. Factor: 1.000000
User: admin Custom ID1: Custom ID2: Custom ID3:
Comment:

Elem	Ba4554	Be3130	Cd2288	Co2286	Cr2677	Cu3247	Mn2576	Ni2316
Avg	**2.050**	**2.094**	**2.168**	**2.076**	**1.998**	**2.058**	**2.040**	**2.102**
Stddev	.001	.006	.001	.003	.003	.000	.002	.003
%RSD	.0631	.2755	.0640	.1271	.1633	.0109	.0998	.1238
#1	2.051	2.090	2.167	2.075	1.996	2.059	2.041	2.100
#2	2.049	2.098	2.169	2.078	2.000	2.058	2.038	2.104

Elem	Ag3280	V_2924	Zn2062	As1890	Tl1908	Pb2203	Se1960	Sb2068
Avg	**.2640**	**2.032**	**2.085**	**2.258**	**2.010**	**2.046**	**2.346**	**2.138**
Stddev	.0004	.001	.007	.005	.004	.002	.005	.001
%RSD	.1682	.0583	.3488	.2370	.2048	.0779	.2089	.0669
#1	.2637	2.031	2.080	2.254	2.007	2.045	2.342	2.137
#2	.2643	2.033	2.091	2.262	2.013	2.047	2.349	2.139

Elem	Al3961	Ca3179	Fe2599	Mg2790	K_7664	Na5895	B_2089	Mo2020
Avg	**25.57**	**25.87**	**25.95**	**24.62**	**26.18**	F **1106.**	**.0098**	**2.032**
Stddev	.01	.09	.07	.10	.07	6.	.0004	.003
%RSD	.0432	.3368	.2513	.3906	.2837	.5241	4.449	.1386
#1	25.57	25.81	25.90	24.55	26.12	1111.	.0095	2.030
#2	25.58	25.93	25.99	24.69	26.23	1102.	.0101	2.033

Elem	Pd3404	Si2124	Sn1899	Sr4077	Ti3349	W_2079	Zr3391	S_1820
Avg	**2.139**	**2.270**	**2.062**	**2.110**	**2.081**	**2.261**	**2.055**	W **-.0471**
Stddev	.001	.000	.008	.010	.003	.004	.004	.0009
%RSD	.0410	.0112	.3675	.4756	.1351	.1585	.1809	1.949
#1	2.140	2.269	2.057	2.117	2.083	2.258	2.058	-.0464
#2	2.138	2.270	2.068	2.103	2.079	2.263	2.053	-.0477

Elem	Bi2230	Li6707
Avg	**2.056**	**2.030**
Stddev	.001	.001
%RSD	.0664	.0367
#1	2.055	2.031
#2	2.057	2.030

Zoom In Zoom Out

Sample Name: mp80565-b1 Acquired: 7/11/2014 16:46:43 Type: Unk
Method: Accutest1(v235) Mode: CONC Corr. Factor: 1.000000
User: admin Custom ID1: Custom ID2: Custom ID3:
Comment:

Int. Std.	Y_3600	Y_3710	Y_2243	In2306
Avg	**188720.**	**48986.**	**2994.7**	**7677.1**
Stddev	64.	283.	.8	2.0
%RSD	.03411	.57795	.02708	.02552
#1	188760.	49186.	2995.3	7675.7
#2	188670.	48786.	2994.1	7678.5

Zoom In Zoom Out

Sample Name: mp80565-s1 Acquired: 7/11/2014 16:52:58 Type: Unk
Method: Accutest1(v235) Mode: CONC Corr. Factor: 1.000000
User: admin Custom ID1: Custom ID2: Custom ID3:
Comment:

Elem	Ba4554	Be3130	Cd2288	Co2286	Cr2677	Cu3247	Mn2576	Ni2316	Ag3280
Avg	**3.391**	**2.057**	**2.241**	**2.038**	**1.940**	**2.125**	**2.732**	**2.059**	**.2737**
Stddev	.005	.034	.004	.004	.002	.006	.005	.003	.0001
%RSD	.1412	1.643	.1683	.1878	.0790	.2775	.1873	.1551	.0484
#1	3.395	2.080	2.243	2.041	1.941	2.121	2.735	2.061	.2738
#2	3.388	2.033	2.238	2.035	1.939	2.129	2.728	2.057	.2737

Elem	V_2924	Zn2062	As1890	Tl1908	Pb2203	Se1960	Sb2068	Al3961	Ca3179
Avg	**2.012**	**6.601**	**2.302**	**1.956**	**5.172**	**2.400**	**2.213**	**26.52**	F **565.0**
Stddev	.001	.027	.005	.008	.017	.003	.003	.05	4.1
%RSD	.0533	.4140	.2129	.3987	.3183	.1275	.1255	.1927	.7257
#1	2.013	6.620	2.305	1.961	5.184	2.402	2.215	26.56	567.9
#2	2.012	6.581	2.298	1.950	5.161	2.398	2.211	26.49	562.1

Elem	Fe2599	Mg2790	K_7664	Na5895	B_2089	Mo2020	Pd3404	Si2124	Sn1899
Avg	**25.19**	**36.79**	**32.16**	F **1114.**	**.3664**	**2.043**	**2.163**	**5.717**	**2.030**
Stddev	.07	.19	.01	24.	.0002	.004	.002	.011	.004
%RSD	.2608	.5084	.0355	2.169	.0612	.1719	.1127	.1856	.2229
#1	25.23	36.92	32.17	1131.	.3665	2.045	2.162	5.724	2.033
#2	25.14	36.66	32.15	1097.	.3662	2.040	2.165	5.709	2.027

Elem	Sr4077	Ti3349	W_2079	Zr3391	S_1820	Bi2230	Li6707
Avg	**3.054**	**2.071**	**2.276**	**2.041**	**15.62**	**2.149**	**2.114**
Stddev	.037	.001	.005	.001	.04	.003	.002
%RSD	1.202	.0358	.2029	.0475	.2830	.1573	.0853
#1	3.080	2.070	2.279	2.041	15.65	2.151	2.113
#2	3.028	2.071	2.272	2.042	15.59	2.146	2.115

Int. Std.	Y_3600	Y_3710	Y_2243	In2306
Avg	**181880.**	**47647.**	**2809.4**	**7253.5**
Stddev	136.	329.	2.1	3.2
%RSD	.07461	.68947	.07395	.04436
#1	181970.	47415.	2807.9	7251.2
#2	181780.	47880.	2810.8	7255.8

Zoom In Zoom Out

Sample Name: mp80565-s2 Acquired: 7/11/2014 16:59:20 Type: Unk
Method: Accutest1(v235) Mode: CONC Corr. Factor: 1.000000
User: admin Custom ID1: Custom ID2: Custom ID3:
Comment:

Elem	Ba4554	Be3130	Cd2288	Co2286	Cr2677	Cu3247	Mn2576	Ni2316	Ag3280
Avg	**3.383**	**2.061**	**2.204**	**2.004**	**1.905**	**2.109**	**2.662**	**2.027**	**.2713**
Stddev	.006	.001	.015	.012	.003	.001	.004	.010	.0001
%RSD	.1875	.0379	.6839	.6086	.1328	.0607	.1361	.4739	.0440
#1	3.388	2.061	2.215	2.012	1.906	2.110	2.659	2.033	.2712
#2	3.379	2.060	2.194	1.995	1.903	2.108	2.664	2.020	.2714

Elem	V_2924	Zn2062	As1890	Tl1908	Pb2203	Se1960	Sb2068	Al3961	Ca3179
Avg	**1.980**	**6.460**	**2.268**	**1.925**	**5.080**	**2.358**	**2.181**	**26.40**	F **561.6**
Stddev	.002	.025	.014	.013	.022	.013	.020	.03	6.3
%RSD	.0899	.3897	.6012	.6764	.4349	.5391	.8971	.1242	1.126
#1	1.982	6.477	2.277	1.934	5.095	2.367	2.194	26.42	557.1
#2	1.979	6.442	2.258	1.915	5.064	2.349	2.167	26.37	566.1

Elem	Fe2599	Mg2790	K_7664	Na5895	B_2089	Mo2020	Pd3404	Si2124	Sn1899
Avg	**25.10**	**36.53**	**31.99**	F **1100.**	**.3610**	**2.011**	**2.145**	**5.591**	**1.994**
Stddev	.02	.03	.04	7.	.0032	.014	.005	.046	.014
%RSD	.0696	.0937	.1139	.6273	.8772	.6777	.2168	.8283	.7191
#1	25.09	36.51	32.01	1095.	.3632	2.020	2.149	5.624	2.004
#2	25.11	36.56	31.96	1105.	.3588	2.001	2.142	5.559	1.984

Elem	Sr4077	Ti3349	W_2079	Zr3391	S_1820	Bi2230	Li6707
Avg	**3.028**	**2.031**	**2.233**	**2.005**	**15.35**	**2.117**	**2.105**
Stddev	.004	.005	.018	.005	.10	.019	.004
%RSD	.1196	.2302	.8084	.2321	.6563	.8804	.2138
#1	3.030	2.034	2.246	2.008	15.43	2.130	2.108
#2	3.025	2.027	2.221	2.002	15.28	2.103	2.102

Int. Std.	Y_3600	Y_3710	Y_2243	In2306
Avg	**181650.**	**47532.**	**2812.5**	**7267.4**
Stddev	295.	63.	20.9	46.7
%RSD	.16235	.13222	.74256	.64276
#1	181440.	47577.	2797.7	7234.3
#2	181860.	47488.	2827.3	7300.4

Zoom In Zoom Out

Sample Name: jb71196-1a Acquired: 7/11/2014 17:05:41 Type: Unk
Method: Accutest1(v235) Mode: CONC Corr. Factor: 1.000000
User: admin Custom ID1: Custom ID2: Custom ID3:
Comment:

Elem	Ba4554	Be3130	Cd2288	Co2286	Cr2677	Cu3247	Mn2576	Ni2316
Avg	**1.371**	**.0000**	**.0068**	**.0056**	**.0020**	**.0286**	**.8065**	**.0180**
Stddev	.003	.000	.0002	.0001	.0002	.0000	.0012	.0001
%RSD	.2447	54.69	2.268	2.302	8.920	.1641	.1546	.3316
#1	1.369	.0000	.0067	.0055	.0019	.0286	.8073	.0180
#2	1.374	.0000	.0069	.0056	.0022	.0286	.8056	.0181

Elem	Ag3280	V_2924	Zn2062	As1890	Tl1908	Pb2203	Se1960	Sb2068
Avg	**.0053**	**.0004**	**4.856**	F **-.0052**	F **-.0050**	**3.247**	**.0082**	**.0042**
Stddev	.0001	.0001	.007	.0005	.0006	.004	.0000	.0000
%RSD	1.426	24.18	.1416	9.987	12.90	.1273	.1662	.5489
#1	.0054	.0004	4.851	-.0049	-.0045	3.244	.0082	.0042
#2	.0053	.0003	4.861	-.0056	-.0054	3.250	.0082	.0042

Elem	Al3961	Ca3179	Fe2599	Mg2790	K_7664	Na5895	B_2089	Mo2020
Avg	**.6753**	F **561.0**	**.0382**	**13.57**	**5.784**	F **1122.**	**.3735**	**-.0006**
Stddev	.0051	1.7	.0015	.04	.008	3.	.0001	.0001
%RSD	.7566	.2995	3.971	.3116	.1374	.2899	.0362	20.90
#1	.6789	559.8	.0371	13.54	5.779	1120.	.3734	-.0005
#2	.6716	562.2	.0393	13.60	5.790	1125.	.3736	-.0007

Elem	Pd3404	Si2124	Sn1899	Sr4077	Ti3349	W_2079	Zr3391	S_1820
Avg	**.0029**	**3.392**	**-.0006**	**.9991**	**.0015**	**.0048**	W **-.0016**	**16.28**
Stddev	.0006	.005	.0005	.0028	.0000	.0007	.0001	.00
%RSD	20.08	.1387	88.00	.2775	1.523	14.77	7.556	.0084
#1	.0033	3.395	-.0010	.9971	.0015	.0053	-.0015	16.28
#2	.0025	3.388	-.0002	1.001	.0015	.0043	-.0017	16.28

Elem	Bi2230	Li6707
Avg	**.0011**	**.0179**
Stddev	.0005	.0004
%RSD	50.25	2.302
#1	.0015	.0182
#2	.0007	.0176

Zoom In Zoom Out

Sample Name: jb71196-1a Acquired: 7/11/2014 17:05:41 Type: Unk
Method: Accutest1(v235) Mode: CONC Corr. Factor: 1.000000
User: admin Custom ID1: Custom ID2: Custom ID3:
Comment:

Int. Std.	Y_3600	Y_3710	Y_2243	In2306
Avg	**180370.**	**47016.**	**2785.3**	**7224.4**
Stddev	355.	149.	1.3	4.1
%RSD	.19701	.31589	.04763	.05679
#1	180120.	47121.	2784.4	7221.5
#2	180620.	46911.	2786.2	7227.3

Zoom In Zoom Out

Sample Name: mp80565-sd1 Acquired: 7/11/2014 17:11:57 Type: Unk
Method: Accutest1(v235) Mode: CONC Corr. Factor: 5.000000
User: admin Custom ID1: Custom ID2: Custom ID3:
Comment:

Elem	Ba4554	Be3130	Cd2288	Co2286	Cr2677	Cu3247	Mn2576	Ni2316	Ag3280
Avg	**1.342**	**.0001**	**.0053**	**.0030**	**.0001**	**.0312**	**.8098**	**.0191**	**.0054**
Stddev	.000	.0001	.0001	.0001	.0001	.0008	.0002	.0003	.0001
%RSD	.0033	154.3	1.425	2.499	109.0	2.405	.0208	1.359	1.179
#1	1.342	.0000	.0053	.0029	.0002	.0307	.8099	.0193	.0055
#2	1.342	.0002	.0052	.0030	.0000	.0318	.8096	.0190	.0054

Elem	V_2924	Zn2062	As1890	Tl1908	Pb2203	Se1960	Sb2068	Al3961	Ca3179
Avg	**.0012**	**5.025**	**-.0005**	**-.0018**	**3.325**	**.0035**	**.0018**	**1.391**	**591.2**
Stddev	.0013	.006	.0009	.0052	.007	.0062	.0026	.008	.6
%RSD	110.6	.1172	196.8	287.8	.2028	174.9	141.4	.6044	.1019
#1	.0003	5.029	.0002	.0019	3.329	.0079	.0000	1.386	590.8
#2	.0021	5.021	-.0011	-.0055	3.320	-.0008	.0036	1.397	591.7

Elem	Fe2599	Mg2790	K_7664	Na5895	B_2089	Mo2020	Pd3404	Si2124	Sn1899
Avg	**.0433**	**14.11**	**5.604**	**1200.**	**.3722**	**.0003**	**.0004**	**3.220**	**-.0048**
Stddev	.0107	.00	.026	20.	.0002	.0002	.0037	.006	.0003
%RSD	24.67	.0033	.4692	1.684	.0442	59.93	880.3	.1849	5.953
#1	.0508	14.11	5.623	1214.	.3723	.0004	.0030	3.216	-.0046
#2	.0357	14.11	5.586	1186.	.3721	.0002	-.0022	3.224	-.0050

Elem	Sr4077	Ti3349	W_2079	Zr3391	S_1820	Bi2230	Li6707
Avg	**.9792**	**.0013**	**.0239**	**-.0012**	**15.49**	**.0059**	**.0185**
Stddev	.0028	.0003	.0029	.0005	.01	.0002	.0009
%RSD	.2897	19.23	12.30	42.10	.0692	4.099	4.963
#1	.9812	.0012	.0260	-.0015	15.48	.0058	.0191
#2	.9772	.0015	.0218	-.0008	15.50	.0061	.0178

Int. Std.	Y_3600	Y_3710	Y_2243	In2306
Avg	**200590.**	**48890.**	**3157.0**	**8412.7**
Stddev	185.	157.	2.6	4.0
%RSD	.09240	.32078	.08341	.04748
#1	200450.	48780.	3158.9	8415.6
#2	200720.	49001.	3155.1	8409.9

Zoom In Zoom Out

Sample Name: jb71211-1a Acquired: 7/11/2014 17:18:15 Type: Unk
Method: Accutest1(v235) Mode: CONC Corr. Factor: 1.000000
User: admin Custom ID1: Custom ID2: Custom ID3:
Comment:

Elem	Ba4554	Be3130	Cd2288	Co2286	Cr2677	Cu3247	Mn2576	Ni2316
Avg	**.0335**	**.0000**	**.0009**	**.0005**	**1.264**	**.0021**	**.0264**	**.0177**
Stddev	.0001	.000	.0000	.0000	.002	.0002	.0000	.0002
%RSD	.2761	88.25	3.540	4.254	.1303	11.84	.0831	.9420
#1	.0334	.0000	.0009	.0005	1.263	.0019	.0264	.0178
#2	.0335	.0000	.0009	.0005	1.265	.0023	.0264	.0176

Elem	Ag3280	V_2924	Zn2062	As1890	Tl1908	Pb2203	Se1960	Sb2068
Avg	**.0023**	**.0160**	W **-.0031**	F **-.0037**	F **-.0055**	**-.0006**	**.0056**	**.0011**
Stddev	.0004	.0001	.0003	.0010	.0006	.0001	.0009	.0010
%RSD	15.76	.6479	8.349	25.91	11.50	8.378	16.48	92.14
#1	.0026	.0160	-.0033	-.0044	-.0050	-.0007	.0063	.0018
#2	.0021	.0159	-.0029	-.0030	-.0059	-.0006	.0050	.0004

Elem	Al3961	Ca3179	Fe2599	Mg2790	K_7664	Na5895	B_2089	Mo2020
Avg	**.5818**	**259.6**	**.0080**	**184.7**	**4.822**	F **1070.**	**.2592**	**.0012**
Stddev	.0043	1.0	.0009	.8	.021	1.	.0005	.0005
%RSD	.7383	.3702	11.49	.4438	.4447	.1300	.2086	41.67
#1	.5849	258.9	.0087	184.1	4.807	1069.	.2596	.0016
#2	.5788	260.3	.0074	185.3	4.837	1071.	.2588	.0009

Elem	Pd3404	Si2124	Sn1899	Sr4077	Ti3349	W_2079	Zr3391	S_1820
Avg	**.0011**	**1.129**	**.0002**	**.3746**	**.0010**	**.0090**	**-.0008**	**4.144**
Stddev	.0003	.005	.0000	.0003	.0002	.0003	.0000	.025
%RSD	31.33	.4859	15.81	.0834	21.78	3.098	3.975	.6122
#1	.0013	1.133	.0002	.3744	.0011	.0088	-.0008	4.162
#2	.0008	1.125	.0002	.3749	.0008	.0092	-.0008	4.126

Elem	Bi2230	Li6707
Avg	**.0017**	**.0084**
Stddev	.0007	.0002
%RSD	42.52	2.419
#1	.0022	.0085
#2	.0012	.0083

Zoom In Zoom Out

Sample Name: jb71211-1a Acquired: 7/11/2014 17:18:15 Type: Unk
Method: Accutest1(v235) Mode: CONC Corr. Factor: 1.000000
User: admin Custom ID1: Custom ID2: Custom ID3:
Comment:

Int. Std.	Y_3600	Y_3710	Y_2243	In2306
Avg	**181630.**	**47253.**	**2796.3**	**7264.5**
Stddev	65.	131.	13.0	33.1
%RSD	.03606	.27662	.46553	.45628
#1	181580.	47345.	2787.1	7241.0
#2	181680.	47161.	2805.5	7287.9

Zoom In Zoom Out

Sample Name: jb71221-1a Acquired: 7/11/2014 17:24:32 Type: Unk
Method: Accutest1(v235) Mode: CONC Corr. Factor: 1.000000
User: admin Custom ID1: Custom ID2: Custom ID3:
Comment:

Elem	Ba4554	Be3130	Cd2288	Co2286	Cr2677	Cu3247	Mn2576	Ni2316
Avg	**.0473**	**.0000**	**.0009**	**.0046**	**5.674**	**.0024**	**.0117**	**.0857**
Stddev	.0003	.000	.0001	.0002	.007	.0002	.0001	.0003
%RSD	.6926	85.07	10.16	4.715	.1203	8.901	.5914	.4021
#1	.0471	.0000	.0008	.0044	5.669	.0022	.0117	.0854
#2	.0476	.0000	.0010	.0047	5.678	.0025	.0118	.0859

Elem	Ag3280	V_2924	Zn2062	As1890	Tl1908	Pb2203	Se1960	Sb2068
Avg	**.0029**	**.0213**	**-.0026**	F **-.0035**	F **-.0066**	**-.0003**	**.0064**	**.0010**
Stddev	.0002	.0002	.0001	.0015	.0003	.0007	.0016	.0019
%RSD	5.632	1.132	3.218	41.70	4.038	288.5	25.37	183.9
#1	.0028	.0214	-.0025	-.0045	-.0068	.0003	.0075	-.0003
#2	.0030	.0211	-.0027	-.0025	-.0065	-.0008	.0052	.0023

Elem	Al3961	Ca3179	Fe2599	Mg2790	K_7664	Na5895	B_2089	Mo2020
Avg	**.5487**	**363.9**	**.0274**	**197.3**	**3.819**	F **1121.**	**.1932**	**.0012**
Stddev	.0106	3.7	.0002	.6	.013	15.	.0013	.0002
%RSD	1.929	1.019	.7252	.3043	.3464	1.354	.6667	13.36
#1	.5412	361.2	.0275	196.9	3.809	1110.	.1941	.0013
#2	.5561	366.5	.0272	197.7	3.828	1131.	.1923	.0010

Elem	Pd3404	Si2124	Sn1899	Sr4077	Ti3349	W_2079	Zr3391	S_1820
Avg	**.0015**	**3.543**	**-.0004**	**.3540**	**.0020**	**.0097**	W **-.0033**	**15.56**
Stddev	.0001	.006	.0002	.0002	.0001	.0004	.0000	.01
%RSD	5.005	.1807	65.04	.0649	6.102	4.136	.4988	.0490
#1	.0015	3.547	-.0005	.3541	.0021	.0100	-.0033	15.56
#2	.0014	3.538	-.0002	.3538	.0019	.0094	-.0033	15.57

Elem	Bi2230	Li6707
Avg	**.0000**	**.0115**
Stddev	.000	.0003
%RSD	572.7	2.177
#1	.0002	.0114
#2	-.0002	.0117

Zoom In Zoom Out

Sample Name: jb71221-1a Acquired: 7/11/2014 17:24:32 Type: Unk
Method: Accutest1(v235) Mode: CONC Corr. Factor: 1.000000
User: admin Custom ID1: Custom ID2: Custom ID3:
Comment:

Int. Std.	Y_3600	Y_3710	Y_2243	In2306
Avg	**179270.**	**46786.**	**2751.8**	**7187.4**
Stddev	334.	167.	4.4	2.2
%RSD	.18620	.35663	.15837	.03106
#1	179510.	46904.	2754.9	7185.8
#2	179040.	46668.	2748.7	7188.9

Zoom In Zoom Out

Sample Name: jb71232-1 Acquired: 7/11/2014 17:30:49 Type: Unk
Method: Accutest1(v235) Mode: CONC Corr. Factor: 1.000000
User: admin Custom ID1: Custom ID2: Custom ID3:
Comment:

Elem	Ba4554	Be3130	Cd2288	Co2286	Cr2677	Cu3247	Mn2576	Ni2316
Avg	**.2543**	**.0003**	**.0104**	**.0133**	**.0029**	**.0543**	**.9949**	**.2511**
Stddev	.0002	.0000	.0001	.0001	.0001	.0002	.0030	.0007
%RSD	.0864	5.971	1.014	.4196	2.732	.2832	.2966	.2630
#1	.2541	.0003	.0103	.0134	.0030	.0544	.9970	.2506
#2	.2544	.0004	.0105	.0133	.0029	.0541	.9928	.2515

Elem	Ag3280	V_2924	Zn2062	As1890	Tl1908	Pb2203	Se1960	Sb2068
Avg	**.0012**	**.0008**	**.7762**	**-.0003**	F **-.0065**	**.0930**	**-.0002**	**.0035**
Stddev	.0001	.0001	.0003	.0009	.0006	.0004	.0010	.0002
%RSD	5.828	15.59	.0339	346.4	9.914	.4392	478.0	4.868
#1	.0012	.0007	.7760	-.0009	-.0070	.0927	.0005	.0036
#2	.0013	.0008	.7764	.0004	-.0061	.0933	-.0009	.0034

Elem	Al3961	Ca3179	Fe2599	Mg2790	K_7664	Na5895	B_2089	Mo2020
Avg	**.5342**	**56.06**	**1.372**	**3.009**	**4.074**	F **1040.**	**.3507**	**.0002**
Stddev	.0013	.35	.004	.016	.024	24.	.0006	.0001
%RSD	.2346	.6176	.3179	.5399	.5990	2.288	.1775	40.87
#1	.5334	55.81	1.369	2.997	4.057	1023.	.3503	.0003
#2	.5351	56.30	1.375	3.020	4.091	1057.	.3512	.0002

Elem	Pd3404	Si2124	Sn1899	Sr4077	Ti3349	W_2079	Zr3391	S_1820
Avg	**.0002**	**4.233**	**.0002**	**.1845**	**.0071**	**.0080**	**-.0002**	**20.59**
Stddev	.0008	.008	.0002	.0005	.0001	.0003	.0001	.02
%RSD	412.9	.1962	76.50	.2465	1.723	3.766	25.29	.0755
#1	.0007	4.239	.0003	.1842	.0072	.0078	-.0002	20.60
#2	-.0004	4.227	.0001	.1848	.0070	.0082	-.0002	20.58

Elem	Bi2230	Li6707
Avg	**.0008**	**.0064**
Stddev	.0002	.0001
%RSD	21.49	.9138
#1	.0007	.0065
#2	.0009	.0064

Zoom In Zoom Out

Sample Name: jb71232-1 Acquired: 7/11/2014 17:30:49 Type: Unk
Method: Accutest1(v235) Mode: CONC Corr. Factor: 1.000000
User: admin Custom ID1: Custom ID2: Custom ID3:
Comment:

Int. Std.	Y_3600	Y_3710	Y_2243	In2306
Avg	**188240.**	**48425.**	**2980.0**	**7691.3**
Stddev	226.	426.	5.7	4.1
%RSD	.11994	.88069	.19106	.05316
#1	188080.	48727.	2975.9	7688.4
#2	188400.	48124.	2984.0	7694.2

Zoom In Zoom Out

Sample Name: ccv Acquired: 7/11/2014 17:37:00 Type: QC
Method: Accutest1(v235) Mode: CONC Corr. Factor: 1.000000
User: admin Custom ID1: Custom ID2: Custom ID3:
Comment:

Elem	Ba4554	Be3130	Cd2288	Co2286	Cr2677	Cu3247	Mn2576	Ni2316	Ag3280
Units	ppm	ppm	ppm	ppm	ppm	ppm	ppm	ppm	ppm
Avg	**2.011**	**1.991**	**2.025**	**2.016**	**1.967**	**1.931**	**2.007**	**2.039**	**.2424**
Stddev	.004	.033	.011	.015	.001	.004	.000	.014	.0005
%RSD	.1887	1.666	.5522	.7548	.0444	.1862	.0069	.6964	.2110
#1	2.013	2.015	2.017	2.005	1.968	1.933	2.007	2.029	.2428
#2	2.008	1.968	2.033	2.027	1.967	1.928	2.007	2.049	.2421
Check ?	Chk Pass	Chk Pass	Chk Pass	Chk Pass	Chk Pass	Chk Pass	Chk Pass	Chk Pass	Chk Pass
Value									
Range									

Elem	V_2924	Zn2062	As1890	Tl1908	Pb2203	Se1960	Sb2068	Al3961	Ca3179
Units	ppm	ppm	ppm	ppm	ppm	ppm	ppm	ppm	ppm
Avg	**1.958**	**2.039**	**2.013**	**2.073**	**2.019**	**2.013**	**2.012**	**38.97**	**40.33**
Stddev	.001	.011	.012	.012	.012	.014	.013	.07	.07
%RSD	.0280	.5161	.5812	.5762	.6092	.7011	.6633	.1770	.1734
#1	1.959	2.031	2.004	2.065	2.011	2.003	2.002	39.02	40.28
#2	1.958	2.046	2.021	2.082	2.028	2.023	2.021	38.93	40.38
Check ?	Chk Pass	Chk Pass	Chk Pass	Chk Pass	Chk Pass	Chk Pass	Chk Pass	Chk Pass	Chk Pass
Value									
Range									

Elem	Fe2599	Mg2790	K_7664	Na5895	B_2089	Mo2020	Pd3404	Si2124	Sn1899
Units	ppm	ppm	ppm	ppm	ppm	ppm	ppm	ppm	ppm
Avg	**39.97**	**38.99**	**38.97**	**39.37**	**2.031**	**2.033**	**1.931**	**5.062**	**2.057**
Stddev	.00	.14	.06	.02	.011	.012	.005	.024	.013
%RSD	.0028	.3599	.1444	.0390	.5515	.5872	.2579	.4762	.6290
#1	39.97	38.89	39.01	39.38	2.023	2.025	1.935	5.045	2.048
#2	39.97	39.09	38.93	39.36	2.039	2.041	1.928	5.079	2.066
Check ?	Chk Pass	Chk Pass	Chk Pass	Chk Pass	Chk Pass	Chk Pass	Chk Pass	Chk Pass	Chk Pass
Value									
Range									

Zoom In Zoom Out

Sample Name: ccv Acquired: 7/11/2014 17:37:00 Type: QC
Method: Accutest1(v235) Mode: CONC Corr. Factor: 1.000000
User: admin Custom ID1: Custom ID2: Custom ID3:
Comment:

Elem	Sr4077	Ti3349	W_2079	Zr3391	S_1820	Bi2230	Li6707
Units	ppm	ppm	ppm	ppm	ppm	ppm	ppm
Avg	**2.002**	**1.950**	**2.025**	**1.986**	**1.985**	**2.016**	**1.953**
Stddev	.028	.001	.020	.001	.011	.014	.003
%RSD	1.386	.0587	.9674	.0404	.5312	.7116	.1291
#1	1.983	1.951	2.011	1.986	1.978	2.006	1.955
#2	2.022	1.949	2.039	1.985	1.992	2.027	1.951
Check ?	Chk Pass	Chk Pass	Chk Pass	Chk Pass	Chk Pass	Chk Pass	Chk Pass
Value							
Range							

Int. Std.	Y_3600	Y_3710	Y_2243	In2306
Units	Cts/S	Cts/S	Cts/S	Cts/S
Avg	**206780.**	**49739.**	**3274.6**	**8908.6**
Stddev	122.	136.	13.4	49.9
%RSD	.05894	.27390	.41015	.56007
#1	206700.	49835.	3284.1	8943.9
#2	206870.	49643.	3265.1	8873.3

Zoom In Zoom Out

Sample Name: ccb Acquired: 7/11/2014 17:43:13 Type: QC
Method: Accutest1(v235) Mode: CONC Corr. Factor: 1.000000
User: admin Custom ID1: Custom ID2: Custom ID3:
Comment:

Elem	Ba4554	Be3130	Cd2288	Co2286	Cr2677	Cu3247	Mn2576	Ni2316	Ag3280
Units	ppm	ppm	ppm	ppm	ppm	ppm	ppm	ppm	ppm
Avg	**-.0001**	**.0000**	**-.0001**	**.0000**	**.0000**	**.0005**	**.0001**	**.0001**	**.0000**
Stddev	.0000	.0000	.0000	.000	.0002	.0001	.0000	.0002	.0001
%RSD	49.17	107.8	53.87	220.2	468.2	11.65	15.15	158.9	609.3
#1	-.0001	.0001	-.0001	-.0001	-.0001	.0005	.0001	.0003	.0001
#2	-.0001	.0000	-.0001	.0000	.0002	.0006	.0001	.0000	-.0001
Check ?	Chk Pass	Chk Pass	Chk Pass	Chk Pass	Chk Pass	Chk Pass	Chk Pass	Chk Pass	Chk Pass
High Limit									
Low Limit									

Elem	V_2924	Zn2062	As1890	Tl1908	Pb2203	Se1960	Sb2068	Al3961	Ca3179
Units	ppm	ppm	ppm	ppm	ppm	ppm	ppm	ppm	ppm
Avg	**.0003**	**-.0010**	**.0007**	**.0005**	**.0006**	**-.0010**	**.0004**	**-.0033**	**-.0001**
Stddev	.0001	.0000	.0001	.0003	.0009	.0011	.0004	.0040	.0003
%RSD	25.31	4.475	18.42	59.73	148.2	105.9	88.14	119.7	318.9
#1	.0003	-.0010	.0006	.0007	.0000	-.0018	.0007	-.0005	-.0003
#2	.0002	-.0011	.0007	.0003	.0013	-.0003	.0002	-.0061	.0001
Check ?	Chk Pass	Chk Pass	Chk Pass	Chk Pass	Chk Pass	Chk Pass	Chk Pass	Chk Pass	Chk Pass
High Limit									
Low Limit									

Elem	Fe2599	Mg2790	K_7664	Na5895	B_2089	Mo2020	Pd3404	Si2124	Sn1899
Units	ppm	ppm	ppm	ppm	ppm	ppm	ppm	ppm	ppm
Avg	**.0007**	**.0058**	**.0248**	**.0725**	**.0025**	**.0010**	**.0008**	**.0045**	**.0000**
Stddev	.0003	.0199	.0339	.0001	.0001	.0002	.0005	.0001	.0002
%RSD	41.61	344.6	136.8	.0706	1.969	17.76	56.27	2.093	1920.
#1	.0005	-.0083	.0008	.0726	.0026	.0012	.0005	.0046	-.0002
#2	.0009	.0199	.0487	.0725	.0025	.0009	.0011	.0045	.0002
Check ?	Chk Pass	Chk Pass	Chk Pass	Chk Pass	Chk Pass	Chk Pass	Chk Pass	Chk Pass	Chk Pass
High Limit									
Low Limit									

Zoom In Zoom Out

Sample Name: ccb Acquired: 7/11/2014 17:43:13 Type: QC
Method: Accutest1(v235) Mode: CONC Corr. Factor: 1.000000
User: admin Custom ID1: Custom ID2: Custom ID3:
Comment:

Elem	Sr4077	Ti3349	W_2079	Zr3391	S_1820	Bi2230	Li6707
Units	ppm	ppm	ppm	ppm	ppm	ppm	ppm
Avg	**.0000**	**.0000**	**.0156**	**.0007**	**.0004**	**.0006**	**-.0001**
Stddev	.0000	.0001	.0010	.0000	.0012	.0003	.0001
%RSD	44.56	129.1	6.499	3.019	282.5	41.50	77.26
#1	.0000	.0001	.0163	.0007	-.0004	.0004	-.0001
#2	.0001	.0000	.0149	.0007	.0012	.0008	.0000
Check ?	Chk Pass	Chk Pass	Chk Pass	Chk Pass	Chk Pass	Chk Pass	Chk Pass
High Limit							
Low Limit							

Int. Std.	Y_3600	Y_3710	Y_2243	In2306
Units	Cts/S	Cts/S	Cts/S	Cts/S
Avg	**212210.**	**49762.**	**3393.5**	**9541.7**
Stddev	1051.	53.	16.6	50.2
%RSD	.49543	.10598	.49053	.52618
#1	211470.	49799.	3405.3	9577.2
#2	212950.	49725.	3381.8	9506.2

Zoom In Zoom Out

Sample Name: jb71232-2 Acquired: 7/11/2014 17:49:29 Type: Unk
Method: Accutest1(v235) Mode: CONC Corr. Factor: 1.000000
User: admin Custom ID1: Custom ID2: Custom ID3:
Comment:

Elem	Ba4554	Be3130	Cd2288	Co2286	Cr2677	Cu3247	Mn2576	Ni2316
Avg	**.3255**	**.0004**	**.0261**	**.0225**	**.0021**	**.0189**	**1.347**	**.0342**
Stddev	.0030	.0000	.0001	.0003	.0002	.0002	.000	.0001
%RSD	.9307	9.149	.4229	1.482	7.399	1.127	.0099	.2561
#1	.3276	.0004	.0262	.0227	.0022	.0191	1.347	.0342
#2	.3233	.0004	.0261	.0222	.0020	.0188	1.347	.0343

Elem	Ag3280	V_2924	Zn2062	As1890	Tl1908	Pb2203	Se1960	Sb2068
Avg	**.0009**	**.0001**	**1.949**	**-.0023**	F **-.0075**	**.5309**	**-.0004**	**.0025**
Stddev	.0000	.0002	.011	.0015	.0007	.0020	.0004	.0001
%RSD	1.159	244.2	.5409	64.48	8.995	.3809	88.18	3.086
#1	.0009	.0002	1.956	-.0012	-.0070	.5323	-.0002	.0025
#2	.0008	-.0001	1.941	-.0033	-.0080	.5294	-.0007	.0026

Elem	Al3961	Ca3179	Fe2599	Mg2790	K_7664	Na5895	B_2089	Mo2020
Avg	**.2466**	**62.82**	**.0377**	**13.93**	**4.502**	F **1057.**	**.4677**	**.0003**
Stddev	.0050	.74	.0011	.17	.070	12.	.0039	.0003
%RSD	2.011	1.173	2.807	1.231	1.549	1.138	.8241	93.51
#1	.2501	63.34	.0384	14.05	4.551	1066.	.4704	.0005
#2	.2431	62.30	.0369	13.81	4.452	1049.	.4650	.0001

Elem	Pd3404	Si2124	Sn1899	Sr4077	Ti3349	W_2079	Zr3391	S_1820
Avg	**-.0009**	**3.305**	**.0006**	**.2652**	**.0006**	**.0080**	**-.0003**	**7.158**
Stddev	.0003	.022	.0000	.0026	.0000	.0010	.0000	.052
%RSD	36.18	.6648	5.761	.9980	1.655	12.91	4.459	.7322
#1	-.0007	3.321	.0006	.2670	.0006	.0087	-.0003	7.195
#2	-.0011	3.290	.0007	.2633	.0006	.0073	-.0003	7.121

Elem	Bi2230	Li6707
Avg	**.0006**	**.0063**
Stddev	.0003	.0008
%RSD	52.00	12.25
#1	.0008	.0057
#2	.0004	.0068

Zoom In Zoom Out

Sample Name: jb71232-2 Acquired: 7/11/2014 17:49:29 Type: Unk
Method: Accutest1(v235) Mode: CONC Corr. Factor: 1.000000
User: admin Custom ID1: Custom ID2: Custom ID3:
Comment:

Int. Std.	Y_3600	Y_3710	Y_2243	In2306
Avg	**187410.**	**47641.**	**2956.9**	**7646.4**
Stddev	189.	468.	14.8	30.5
%RSD	.10070	.98206	.49912	.39938
#1	187540.	47311.	2946.4	7624.8
#2	187280.	47972.	2967.3	7668.0

Zoom In Zoom Out

Sample Name: jb71232-3 Acquired: 7/11/2014 17:55:40 Type: Unk
Method: Accutest1(v235) Mode: CONC Corr. Factor: 1.000000
User: admin Custom ID1: Custom ID2: Custom ID3:
Comment:

Elem	Ba4554	Be3130	Cd2288	Co2286	Cr2677	Cu3247	Mn2576	Ni2316
Avg	**.4701**	**.0004**	**.0025**	**.0021**	**.0025**	**.0129**	**.8731**	**.0379**
Stddev	.0013	.0000	.0001	.0000	.0003	.0001	.0019	.0001
%RSD	.2714	1.473	5.157	1.763	11.69	1.028	.2214	.1576
#1	.4692	.0004	.0026	.0022	.0027	.0130	.8717	.0378
#2	.4710	.0004	.0024	.0021	.0023	.0129	.8745	.0379

Elem	Ag3280	V_2924	Zn2062	As1890	Tl1908	Pb2203	Se1960	Sb2068
Avg	**.0009**	**.0003**	**.1641**	**-.0028**	F **-.0078**	**.0447**	**.0005**	**.0021**
Stddev	.0001	.0000	.0004	.0003	.0010	.0006	.0001	.0001
%RSD	8.653	14.15	.2423	10.85	13.33	1.280	18.68	4.235
#1	.0009	.0004	.1638	-.0030	-.0070	.0443	.0006	.0021
#2	.0010	.0003	.1644	-.0026	-.0085	.0451	.0004	.0020

Elem	Al3961	Ca3179	Fe2599	Mg2790	K_7664	Na5895	B_2089	Mo2020
Avg	**.4965**	**99.30**	**.0891**	**15.14**	**5.597**	F **1064.**	**.3233**	**.0002**
Stddev	.0052	.40	.0016	.10	.008	13.	.0000	.0000
%RSD	1.055	.3979	1.783	.6539	.1482	1.244	.0058	5.920
#1	.5002	99.02	.0880	15.07	5.591	1074.	.3233	.0002
#2	.4928	99.58	.0902	15.21	5.602	1055.	.3233	.0002

Elem	Pd3404	Si2124	Sn1899	Sr4077	Ti3349	W_2079	Zr3391	S_1820
Avg	**-.0008**	**5.540**	**-.0007**	**.4156**	**.0023**	**.0097**	**-.0008**	**5.105**
Stddev	.0002	.002	.0001	.0000	.0002	.0006	.0001	.004
%RSD	21.12	.0336	13.10	.0013	6.874	6.202	14.96	.0832
#1	-.0009	5.539	-.0006	.4156	.0022	.0093	-.0009	5.102
#2	-.0007	5.542	-.0008	.4156	.0024	.0101	-.0007	5.108

Elem	Bi2230	Li6707
Avg	**.0009**	**.0061**
Stddev	.0004	.0002
%RSD	48.12	3.119
#1	.0012	.0059
#2	.0006	.0062

Zoom In Zoom Out

Sample Name: jb71232-3 Acquired: 7/11/2014 17:55:40 Type: Unk
Method: Accutest1(v235) Mode: CONC Corr. Factor: 1.000000
User: admin Custom ID1: Custom ID2: Custom ID3:
Comment:

Int. Std.	Y_3600	Y_3710	Y_2243	In2306
Avg	**186370.**	**48246.**	**2940.8**	**7557.3**
Stddev	264.	164.	.3	8.9
%RSD	.14179	.34028	.01133	.11714
#1	186560.	48362.	2940.6	7551.1
#2	186190.	48130.	2941.1	7563.6

Zoom In Zoom Out

Sample Name: jb71232-4 Acquired: 7/11/2014 18:01:58 Type: Unk
Method: Accutest1(v235) Mode: CONC Corr. Factor: 1.000000
User: admin Custom ID1: Custom ID2: Custom ID3:
Comment:

Elem	Ba4554	Be3130	Cd2288	Co2286	Cr2677	Cu3247	Mn2576	Ni2316
Avg	**.4393**	**.0004**	**.0050**	**.0657**	**.0165**	**.0131**	**2.500**	**.1328**
Stddev	.0010	.0000	.0001	.0002	.0000	.0003	.004	.0001
%RSD	.2271	4.580	2.610	.3479	.0964	2.413	.1428	.1084
#1	.4400	.0004	.0050	.0655	.0165	.0129	2.497	.1329
#2	.4386	.0004	.0049	.0659	.0165	.0133	2.502	.1327

Elem	Ag3280	V_2924	Zn2062	As1890	Tl1908	Pb2203	Se1960	Sb2068
Avg	**.0033**	**-.0004**	**.1625**	**-.0006**	F **-.0071**	**.0271**	**.0047**	**.0004**
Stddev	.0001	.0000	.0001	.0004	.0009	.0017	.0006	.0009
%RSD	4.411	6.596	.0389	62.60	12.67	6.331	11.81	229.9
#1	.0034	-.0004	.1625	-.0003	-.0065	.0259	.0043	-.0002
#2	.0032	-.0004	.1625	-.0009	-.0078	.0283	.0051	.0010

Elem	Al3961	Ca3179	Fe2599	Mg2790	K_7664	Na5895	B_2089	Mo2020
Avg	**.8823**	**266.3**	**2.002**	**16.58**	**9.882**	F **1072.**	**.3165**	**.0014**
Stddev	.0029	.1	.004	.04	.026	4.	.0003	.0000
%RSD	.3292	.0245	.1848	.2230	.2591	.3872	.0946	1.869
#1	.8843	266.2	2.005	16.61	9.864	1075.	.3163	.0013
#2	.8802	266.3	2.000	16.55	9.901	1070.	.3167	.0014

Elem	Pd3404	Si2124	Sn1899	Sr4077	Ti3349	W_2079	Zr3391	S_1820
Avg	**.0007**	**19.25**	W **-.0023**	**1.176**	**.0004**	**.0098**	W **-.0028**	**8.225**
Stddev	.0001	.01	.0006	.003	.0003	.0009	.0001	.001
%RSD	20.46	.0371	26.52	.2286	66.18	9.103	4.250	.0158
#1	.0006	19.25	-.0018	1.178	.0002	.0104	-.0027	8.224
#2	.0008	19.24	-.0027	1.174	.0007	.0091	-.0029	8.226

Elem	Bi2230	Li6707
Avg	**-.0004**	**.0148**
Stddev	.0001	.0000
%RSD	16.06	.0234
#1	-.0003	.0148
#2	-.0004	.0148

Zoom In Zoom Out

Sample Name: jb71232-4 Acquired: 7/11/2014 18:01:58 Type: Unk
Method: Accutest1(v235) Mode: CONC Corr. Factor: 1.000000
User: admin Custom ID1: Custom ID2: Custom ID3:
Comment:

Int. Std.	Y_3600	Y_3710	Y_2243	In2306
Avg	**185090.**	**47689.**	**2895.7**	**7427.3**
Stddev	119.	184.	.9	1.4
%RSD	.06423	.38524	.03006	.01853
#1	185180.	47559.	2896.4	7426.3
#2	185010.	47819.	2895.1	7428.3

Zoom In Zoom Out

Sample Name: jb71224-1ab Acquired: 7/11/2014 18:08:21 Type: Unk
Method: Accutest1(v235) Mode: CONC Corr. Factor: 1.000000
User: admin Custom ID1: Custom ID2: Custom ID3:
Comment:

Elem	Ba4554	Be3130	Cd2288	Co2286	Cr2677	Cu3247	Mn2576	Ni2316
Avg	**.4844**	**.0003**	**.0045**	**.0085**	**.0112**	**.0288**	**2.471**	**.0303**
Stddev	.0121	.0000	.0001	.0001	.0001	.0004	.010	.0001
%RSD	2.504	9.367	1.458	1.248	.6421	1.401	.4147	.4486
#1	.4758	.0004	.0045	.0086	.0113	.0285	2.464	.0302
#2	.4930	.0003	.0044	.0085	.0112	.0290	2.479	.0304

Elem	Ag3280	V_2924	Zn2062	As1890	Tl1908	Pb2203	Se1960	Sb2068
Avg	**.0028**	**-.0004**	**.2415**	**-.0005**	F **-.0064**	**.0137**	**.0026**	**.0013**
Stddev	.0005	.0001	.0003	.0003	.0028	.0005	.0005	.0008
%RSD	16.45	18.23	.1386	54.90	43.02	3.451	19.69	57.45
#1	.0031	-.0005	.2413	-.0007	-.0084	.0133	.0022	.0019
#2	.0024	-.0003	.2418	-.0003	-.0045	.0140	.0029	.0008

Elem	Al3961	Ca3179	Fe2599	Mg2790	K_7664	Na5895	B_2089	Mo2020
Avg	**.8929**	**213.9**	**.0706**	**13.89**	**5.216**	F **1068.**	**.3631**	**.0001**
Stddev	.0148	2.8	.0020	.24	.130	20.	.0006	.0000
%RSD	1.654	1.308	2.777	1.736	2.500	1.900	.1728	3.697
#1	.8825	212.0	.0692	13.72	5.123	1054.	.3626	.0001
#2	.9034	215.9	.0720	14.06	5.308	1083.	.3635	.0001

Elem	Pd3404	Si2124	Sn1899	Sr4077	Ti3349	W_2079	Zr3391	S_1820
Avg	**.0006**	**18.10**	W **-.0025**	**.9199**	**.0006**	**.0081**	W **-.0026**	**7.304**
Stddev	.0002	.05	.0004	.0216	.0003	.0003	.0001	.007
%RSD	27.63	.2641	14.39	2.343	41.77	3.754	3.012	.0983
#1	.0005	18.07	-.0022	.9047	.0004	.0079	-.0027	7.299
#2	.0007	18.14	-.0027	.9352	.0008	.0083	-.0025	7.309

Elem	Bi2230	Li6707
Avg	**-.0003**	**.0107**
Stddev	.0002	.0001
%RSD	78.91	1.058
#1	-.0004	.0108
#2	-.0001	.0107

Zoom In Zoom Out

Sample Name: jb71224-1ab Acquired: 7/11/2014 18:08:21 Type: Unk
Method: Accutest1(v235) Mode: CONC Corr. Factor: 1.000000
User: admin Custom ID1: Custom ID2: Custom ID3:
Comment:

Int. Std.	Y_3600	Y_3710	Y_2243	In2306
Avg	**185290.**	**48189.**	**2916.2**	**7433.0**
Stddev	68.	736.	4.0	8.9
%RSD	.03646	1.5276	.13767	.11967
#1	185250.	48710.	2919.0	7426.7
#2	185340.	47669.	2913.4	7439.3

Zoom In Zoom Out

Sample Name: mp80583-s3 1 Acquired: 7/11/2014 18:14:45 Type: Unk
Method: Accutest1(v235) Mode: CONC Corr. Factor: 1.000000
User: admin Custom ID1: Custom ID2: Custom ID3:
Comment:

Elem	Ba4554	Be3130	Cd2288	Co2286	Cr2677	Cu3247	Mn2576	Ni2316	Ag3280
Avg	**1.989**	**1.954**	**2.035**	**1.949**	**1.938**	**1.894**	**1.993**	**1.981**	**.2396**
Stddev	.003	.005	.000	.004	.041	.042	.044	.002	.0061
%RSD	.1415	.2609	.0049	.2305	2.130	2.196	2.213	.0933	2.550
#1	1.991	1.951	2.035	1.946	1.909	1.865	1.962	1.979	.2353
#2	1.987	1.958	2.035	1.952	1.967	1.924	2.024	1.982	.2440

Elem	V_2924	Zn2062	As1890	Tl1908	Pb2203	Se1960	Sb2068	Al3961	Ca3179
Avg	**1.943**	**2.065**	**2.031**	**2.081**	**2.010**	**2.044**	**2.022**	**24.81**	**26.52**
Stddev	.041	.002	.002	.002	.002	.001	.003	.07	.01
%RSD	2.115	.0977	.1135	.0792	.0845	.0517	.1326	.2803	.0417
#1	1.914	2.066	2.033	2.082	2.008	2.044	2.024	24.86	26.51
#2	1.972	2.063	2.030	2.080	2.011	2.043	2.020	24.76	26.53

Elem	Fe2599	Mg2790	K_7664	Na5895	B_2089	Mo2020	Pd3404	Si2124	Sn1899
Avg	**36.68**	**25.72**	**25.19**	**29.35**	**.0227**	**1.955**	**1.948**	**4.467**	**2.093**
Stddev	.00	.03	.08	.11	.0001	.001	.045	.005	.002
%RSD	.0106	.1265	.3045	.3908	.3280	.0693	2.295	.1081	.0946
#1	36.68	25.70	25.25	29.43	.0228	1.956	1.917	4.470	2.094
#2	36.69	25.74	25.14	29.27	.0227	1.954	1.980	4.464	2.092

Elem	Sr4077	Ti3349	W_2079	Zr3391	S_1820	Bi2230	Li6707
Avg	**2.011**	**1.996**	**2.109**	**1.931**	**3.117**	**2.007**	**1.909**
Stddev	.015	.040	.004	.039	.010	.000	.002
%RSD	.7319	1.991	.1887	2.008	.3112	.0206	.1143
#1	2.001	1.968	2.112	1.903	3.124	2.006	1.910
#2	2.022	2.024	2.106	1.958	3.110	2.007	1.907

Int. Std.	Y_3600	Y_3710	Y_2243	In2306
Avg	**211610.**	**50996.**	**3366.8**	**9232.8**
Stddev	4175.	68.	1.7	20.8
%RSD	1.9730	.13239	.05092	.22547
#1	214560.	50948.	3368.0	9247.5
#2	208660.	51044.	3365.6	9218.1

Zoom In Zoom Out

Sample Name: jb71246-3 Acquired: 7/11/2014 18:21:02 Type: Unk
Method: Accutest1(v235) Mode: CONC Corr. Factor: 1.000000
User: admin Custom ID1: Custom ID2: Custom ID3:
Comment:

Elem	Ba4554	Be3130	Cd2288	Co2286	Cr2677	Cu3247	Mn2576	Ni2316	Ag3280
Avg	**.0560**	**.0005**	**.0045**	**.0036**	**.0013**	**.0027**	**.0433**	**.0028**	**.0007**
Stddev	.0004	.0001	.0000	.0001	.0000	.0000	.0000	.0001	.0001
%RSD	.6581	12.86	.2020	2.146	1.906	1.676	.0489	4.963	16.06
#1	.0563	.0005	.0045	.0037	.0013	.0026	.0433	.0027	.0006
#2	.0557	.0004	.0045	.0036	.0012	.0027	.0433	.0029	.0008

Elem	V_2924	Zn2062	As1890	Tl1908	Pb2203	Se1960	Sb2068	Al3961	Ca3179
Avg	**.0012**	**.0466**	**.0033**	**.0012**	**.0099**	**-.0014**	**-.0001**	**.5668**	**1.635**
Stddev	.0001	.0002	.0005	.0003	.0005	.0005	.0002	.0066	.016
%RSD	6.018	.5008	15.82	23.42	4.577	38.98	242.4	1.164	1.004
#1	.0013	.0464	.0037	.0010	.0096	-.0017	-.0002	.5714	1.647
#2	.0012	.0468	.0030	.0014	.0102	-.0010	.0000	.5621	1.624

Elem	Fe2599	Mg2790	K_7664	Na5895	B_2089	Mo2020	Pd3404	Si2124	Sn1899
Avg	**12.71**	**1.574**	**.9018**	**4.857**	**.0163**	**.0010**	**-.0002**	**2.398**	**-.0011**
Stddev	.08	.029	.0272	.032	.0002	.0002	.0006	.003	.0002
%RSD	.6122	1.824	3.012	.6671	1.484	16.89	380.0	.1416	19.58
#1	12.77	1.594	.8826	4.880	.0162	.0012	-.0006	2.395	-.0013
#2	12.66	1.554	.9211	4.834	.0165	.0009	.0003	2.400	-.0010

Elem	Sr4077	Ti3349	W_2079	Zr3391	S_1820	Bi2230	Li6707
Avg	**.0264**	**.0020**	**.0029**	**.0007**	**3.254**	**.0028**	**.0007**
Stddev	.0002	.0009	.0001	.0000	.004	.0002	.0004
%RSD	.6718	44.43	2.354	6.441	.1082	7.665	49.52
#1	.0265	.0027	.0028	.0007	3.252	.0026	.0010
#2	.0262	.0014	.0029	.0006	3.257	.0029	.0005

Int. Std.	Y_3600	Y_3710	Y_2243	In2306
Avg	**215590.**	**50730.**	**3459.4**	**9695.4**
Stddev	69.	379.	3.8	4.9
%RSD	.03213	.74736	.10944	.05091
#1	215640.	50462.	3462.1	9698.9
#2	215540.	50998.	3456.7	9691.9

Zoom In Zoom Out

Sample Name: jb70332-1 Acquired: 7/11/2014 18:27:06 Type: Unk
Method: Accutest1(v235) Mode: CONC Corr. Factor: 1.000000
User: admin Custom ID1: Custom ID2: Custom ID3:
Comment:

Elem	Ba4554	Be3130	Cd2288	Co2286	Cr2677	Cu3247	Mn2576	Ni2316	Ag3280
Avg	**.1099**	**.0025**	**.0031**	**.0206**	**.6427**	**.0782**	**.5184**	**.0741**	**.0029**
Stddev	.0007	.0000	.0000	.0000	.0014	.0005	.0009	.0000	.0007
%RSD	.5971	1.343	.0465	.0240	.2237	.5975	.1758	.0283	24.10
#1	.1094	.0025	.0031	.0206	.6437	.0779	.5191	.0741	.0024
#2	.1104	.0025	.0031	.0206	.6416	.0786	.5178	.0741	.0034

Elem	V_2924	Zn2062	As1890	Tl1908	Pb2203	Se1960	Sb2068	Al3961	Ca3179
Avg	**.1203**	**.4039**	**.0382**	**.0007**	**.5439**	**-.0005**	**.0013**	**21.25**	**161.3**
Stddev	.0001	.0009	.0004	.0008	.0011	.0012	.0004	.19	.6
%RSD	.1188	.2189	1.107	122.2	.2082	240.9	31.36	.9138	.3486
#1	.1202	.4045	.0379	.0013	.5431	.0003	.0016	21.11	160.9
#2	.1204	.4032	.0385	.0001	.5447	-.0013	.0010	21.38	161.7

Elem	Fe2599	Mg2790	K_7664	Na5895	B_2089	Mo2020	Pd3404	Si2124	Sn1899
Avg	**60.75**	**21.29**	**12.60**	**120.7**	**.2095**	**.0059**	**-.0007**	**44.25**	**.0092**
Stddev	.45	.17	.07	.2	.0008	.0001	.0003	.00	.0000
%RSD	.7346	.7938	.5632	.1976	.3654	1.660	38.23	.0024	.0164
#1	60.43	21.17	12.55	120.6	.2101	.0058	-.0005	44.25	.0092
#2	61.06	21.41	12.65	120.9	.2090	.0060	-.0009	44.25	.0092

Elem	Sr4077	Ti3349	W_2079	Zr3391	S_1820	Bi2230	Li6707
Avg	**.5849**	**.4724**	**.0090**	**-.0010**	**8.122**	**.0025**	**.0394**
Stddev	.0050	.0014	.0013	.0001	.005	.0005	.0002
%RSD	.8519	.3010	14.57	9.393	.0650	18.52	.4844
#1	.5813	.4734	.0081	-.0011	8.126	.0028	.0392
#2	.5884	.4714	.0099	-.0009	8.118	.0022	.0395

Int. Std.	Y_3600	Y_3710	Y_2243	In2306
Avg	**208430.**	**51353.**	**3320.0**	**8604.0**
Stddev	126.	359.	1.2	.6
%RSD	.06037	.69959	.03588	.00687
#1	208340.	51607.	3320.9	8603.6
#2	208520.	51099.	3319.2	8604.4

Zoom In Zoom Out

Sample Name: jb70332-2 Acquired: 7/11/2014 18:33:21 Type: Unk
Method: Accutest1(v235) Mode: CONC Corr. Factor: 1.000000
User: admin Custom ID1: Custom ID2: Custom ID3:
Comment:

Elem	Ba4554	Be3130	Cd2288	Co2286	Cr2677	Cu3247	Mn2576	Ni2316	Ag3280
Avg	**.0550**	**.0001**	**.0001**	**.0025**	**.0711**	**.0276**	**.0979**	**.0121**	**.0009**
Stddev	.0001	.0000	.0001	.0000	.0000	.0001	.0003	.0000	.0003
%RSD	.1269	1.065	68.45	.2492	.0029	.2530	.3374	.3842	29.53
#1	.0550	.0001	.0001	.0025	.0711	.0276	.0976	.0122	.0007
#2	.0551	.0001	.0002	.0025	.0711	.0277	.0981	.0121	.0011

Elem	V_2924	Zn2062	As1890	Tl1908	Pb2203	Se1960	Sb2068	Al3961	Ca3179
Avg	**.0225**	**.0828**	**.0124**	**.0002**	**.0572**	**-.0026**	**.0012**	**6.256**	**16.50**
Stddev	.0002	.0003	.0001	.0008	.0003	.0006	.0012	.006	.03
%RSD	1.079	.3669	1.049	410.6	.5840	24.60	104.5	.1046	.1622
#1	.0223	.0826	.0125	-.0004	.0569	-.0022	.0003	6.251	16.48
#2	.0226	.0830	.0123	.0007	.0574	-.0031	.0020	6.261	16.52

Elem	Fe2599	Mg2790	K_7664	Na5895	B_2089	Mo2020	Pd3404	Si2124	Sn1899
Avg	**7.388**	**7.074**	**11.94**	**241.9**	**.2526**	**.0032**	**.0001**	**8.809**	**.0027**
Stddev	.011	.028	.02	1.2	.0008	.0002	.0003	.005	.0001
%RSD	.1512	.4003	.1499	.4812	.3159	4.765	362.1	.0591	3.898
#1	7.380	7.054	11.93	241.1	.2520	.0031	.0002	8.806	.0026
#2	7.396	7.094	11.95	242.8	.2531	.0033	-.0001	8.813	.0027

Elem	Sr4077	Ti3349	W_2079	Zr3391	S_1820	Bi2230	Li6707
Avg	**.1248**	**.0980**	**.0035**	**-.0002**	**3.061**	**.0020**	**.0058**
Stddev	.0001	.0004	.0003	.0001	.005	.0007	.0008
%RSD	.0558	.4273	8.418	80.32	.1628	32.80	13.24
#1	.1247	.0983	.0038	-.0001	3.057	.0025	.0063
#2	.1248	.0977	.0033	-.0002	3.064	.0015	.0053

Int. Std.	Y_3600	Y_3710	Y_2243	In2306
Avg	**205250.**	**50040.**	**3283.1**	**8663.6**
Stddev	119.	110.	6.0	8.5
%RSD	.05777	.22008	.18401	.09755
#1	205330.	50118.	3287.4	8669.6
#2	205160.	49963.	3278.8	8657.7

Zoom In Zoom Out

Sample Name: jb70332-3 Acquired: 7/11/2014 18:39:30 Type: Unk
Method: Accutest1(v235) Mode: CONC Corr. Factor: 1.000000
User: admin Custom ID1: Custom ID2: Custom ID3:
Comment:

Elem	Ba4554	Be3130	Cd2288	Co2286	Cr2677	Cu3247	Mn2576	Ni2316	Ag3280
Avg	**.0922**	**.0000**	**.0000**	**.0087**	**1.327**	**.0161**	**.1853**	**.0308**	**.0006**
Stddev	.0005	.0000	.0000	.0002	.036	.0005	.0046	.0002	.0002
%RSD	.5219	72.05	99.07	2.718	2.701	3.241	2.504	.7509	35.20
#1	.0918	.0000	.0000	.0086	1.302	.0157	.1820	.0307	.0008
#2	.0925	.0000	.0000	.0089	1.353	.0164	.1886	.0310	.0005

Elem	V_2924	Zn2062	As1890	Tl1908	Pb2203	Se1960	Sb2068	Al3961	Ca3179
Avg	**.0644**	**.0518**	**.0074**	**.0013**	**.0582**	**-.0013**	**-.0006**	**3.741**	**46.58**
Stddev	.0014	.0006	.0003	.0009	.0010	.0015	.0006	.018	.20
%RSD	2.149	1.105	4.016	70.45	1.764	116.9	104.5	.4667	.4230
#1	.0634	.0514	.0076	.0007	.0574	-.0024	-.0002	3.729	46.44
#2	.0654	.0522	.0072	.0019	.0589	-.0002	-.0010	3.754	46.72

Elem	Fe2599	Mg2790	K_7664	Na5895	B_2089	Mo2020	Pd3404	Si2124	Sn1899
Avg	**7.552**	**8.130**	**4.841**	**274.7**	**.0636**	**.0020**	**-.0005**	**5.071**	**-.0003**
Stddev	.035	.045	.039	1.2	.0005	.0001	.0003	.038	.0002
%RSD	.4689	.5579	.7983	.4189	.8410	6.238	68.36	.7446	88.37
#1	7.527	8.098	4.814	275.5	.0633	.0021	-.0007	5.045	-.0001
#2	7.577	8.162	4.868	273.8	.0640	.0019	-.0003	5.098	-.0005

Elem	Sr4077	Ti3349	W_2079	Zr3391	S_1820	Bi2230	Li6707
Avg	**.1617**	**.1288**	**.0013**	**-.0009**	**12.23**	**.0023**	**.0041**
Stddev	.0007	.0038	.0000	.0001	.08	.0004	.0008
%RSD	.4359	2.930	1.137	15.32	.6754	18.03	20.43
#1	.1612	.1262	.0013	-.0010	12.17	.0020	.0046
#2	.1622	.1315	.0013	-.0008	12.29	.0026	.0035

Int. Std.	Y_3600	Y_3710	Y_2243	In2306
Avg	**198330.**	**49696.**	**3242.1**	**8515.7**
Stddev	5005.	202.	15.5	33.4
%RSD	2.5237	.40678	.47833	.39259
#1	201860.	49839.	3253.1	8539.3
#2	194790.	49553.	3231.2	8492.1

Zoom In Zoom Out

Sample Name: ccv Acquired: 7/11/2014 18:45:41 Type: QC
Method: Accutest1(v235) Mode: CONC Corr. Factor: 1.000000
User: admin Custom ID1: Custom ID2: Custom ID3:
Comment:

Elem	Ba4554	Be3130	Cd2288	Co2286	Cr2677	Cu3247	Mn2576	Ni2316	Ag3280
Units	ppm	ppm	ppm	ppm	ppm	ppm	ppm	ppm	ppm
Avg	**2.030**	**2.015**	**2.010**	**2.023**	**1.979**	**1.946**	**2.011**	**2.035**	**.2428**
Stddev	.002	.002	.003	.001	.002	.000	.001	.004	.0004
%RSD	.1136	.0732	.1418	.0609	.0755	.0152	.0691	.1698	.1507
#1	2.031	2.014	2.012	2.024	1.978	1.946	2.010	2.037	.2426
#2	2.028	2.016	2.008	2.022	1.980	1.945	2.012	2.033	.2431
Check ?	Chk Pass	Chk Pass	Chk Pass	Chk Pass	Chk Pass	Chk Pass	Chk Pass	Chk Pass	Chk Pass
Value									
Range									

Elem	V_2924	Zn2062	As1890	Tl1908	Pb2203	Se1960	Sb2068	Al3961	Ca3179
Units	ppm	ppm	ppm	ppm	ppm	ppm	ppm	ppm	ppm
Avg	**1.967**	**2.041**	**2.001**	**2.064**	**2.020**	**1.988**	**1.987**	**39.17**	**40.69**
Stddev	.000	.003	.005	.001	.005	.000	.005	.03	.06
%RSD	.0205	.1580	.2644	.0402	.2440	.0001	.2473	.0888	.1393
#1	1.968	2.043	2.005	2.064	2.024	1.988	1.990	39.19	40.73
#2	1.967	2.039	1.997	2.063	2.017	1.988	1.983	39.14	40.65
Check ?	Chk Pass	Chk Pass	Chk Pass	Chk Pass	Chk Pass	Chk Pass	Chk Pass	Chk Pass	Chk Pass
Value									
Range									

Elem	Fe2599	Mg2790	K_7664	Na5895	B_2089	Mo2020	Pd3404	Si2124	Sn1899
Units	ppm	ppm	ppm	ppm	ppm	ppm	ppm	ppm	ppm
Avg	**40.17**	**39.53**	**39.20**	**39.50**	**2.001**	**2.019**	**1.943**	**4.992**	**2.038**
Stddev	.06	.05	.02	.05	.002	.004	.002	.010	.006
%RSD	.1404	.1150	.0490	.1175	.0829	.2043	.1190	.2024	.2769
#1	40.21	39.56	39.22	39.53	2.003	2.022	1.945	4.999	2.042
#2	40.13	39.50	39.19	39.46	2.000	2.016	1.942	4.984	2.034
Check ?	Chk Pass	Chk Pass	Chk Pass	Chk Pass	Chk Pass	Chk Pass	Chk Pass	Chk Pass	Chk Pass
Value									
Range									

Zoom In Zoom Out

Sample Name: ccv Acquired: 7/11/2014 18:45:41 Type: QC
Method: Accutest1(v235) Mode: CONC Corr. Factor: 1.000000
User: admin Custom ID1: Custom ID2: Custom ID3:
Comment:

Elem	Sr4077	Ti3349	W_2079	Zr3391	S_1820	Bi2230	Li6707
Units	ppm	ppm	ppm	ppm	ppm	ppm	ppm
Avg	**2.000**	**1.951**	**2.017**	**2.002**	**1.967**	**2.007**	**1.967**
Stddev	.021	.000	.001	.001	.001	.007	.002
%RSD	1.044	.0054	.0644	.0247	.0684	.3353	.0861
#1	1.986	1.951	2.016	2.003	1.967	2.012	1.968
#2	2.015	1.951	2.018	2.002	1.966	2.003	1.966
Check ?	Chk Pass	Chk Pass	Chk Pass	Chk Pass	Chk Pass	Chk Pass	Chk Pass
Value							
Range							

Int. Std.	Y_3600	Y_3710	Y_2243	In2306
Units	Cts/S	Cts/S	Cts/S	Cts/S
Avg	**205280.**	**49074.**	**3306.6**	**8894.7**
Stddev	25.	20.	9.1	21.4
%RSD	.01194	.04110	.27403	.24042
#1	205290.	49060.	3300.2	8879.6
#2	205260.	49088.	3313.0	8909.8

Zoom In Zoom Out

Sample Name: ccb Acquired: 7/11/2014 18:51:53 Type: QC
Method: Accutest1(v235) Mode: CONC Corr. Factor: 1.000000
User: admin Custom ID1: Custom ID2: Custom ID3:
Comment:

Elem	Ba4554	Be3130	Cd2288	Co2286	Cr2677	Cu3247	Mn2576	Ni2316	Ag3280
Units	ppm	ppm	ppm	ppm	ppm	ppm	ppm	ppm	ppm
Avg	**-.0001**	**.0001**	**-.0001**	**.0000**	**.0000**	**.0008**	**.0001**	**.0002**	**-.0002**
Stddev	.0001	.0000	.0001	.000	.0003	.0005	.0000	.0002	.0001
%RSD	86.35	49.12	83.89	1283.	1654.	56.32	9.124	83.38	46.31
#1	.0000	.0001	-.0002	.0000	.0002	.0011	.0001	.0001	-.0003
#2	-.0001	.0001	-.0001	.0000	-.0002	.0005	.0001	.0004	-.0001
Check ?	Chk Pass	Chk Pass	Chk Pass	Chk Pass	Chk Pass	Chk Pass	Chk Pass	Chk Pass	Chk Pass
High Limit									
Low Limit									

Elem	V_2924	Zn2062	As1890	Tl1908	Pb2203	Se1960	Sb2068	Al3961	Ca3179
Units	ppm	ppm	ppm	ppm	ppm	ppm	ppm	ppm	ppm
Avg	**.0002**	**-.0009**	**.0004**	**-.0002**	**-.0001**	**-.0009**	**.0011**	**.0015**	**-.0015**
Stddev	.0002	.0002	.0003	.0005	.0001	.0004	.0004	.0010	.0003
%RSD	88.07	18.40	80.21	231.9	73.81	47.41	36.43	63.15	20.39
#1	.0001	-.0011	.0006	-.0006	-.0001	-.0006	.0014	.0022	-.0012
#2	.0003	-.0008	.0002	.0001	-.0002	-.0012	.0008	.0009	-.0017
Check ?	Chk Pass	Chk Pass	Chk Pass	Chk Pass	Chk Pass	Chk Pass	Chk Pass	Chk Pass	Chk Pass
High Limit									
Low Limit									

Elem	Fe2599	Mg2790	K_7664	Na5895	B_2089	Mo2020	Pd3404	Si2124	Sn1899
Units	ppm	ppm	ppm	ppm	ppm	ppm	ppm	ppm	ppm
Avg	**.0016**	**.0000**	**-.0017**	**.0463**	**.0018**	**.0011**	**-.0007**	**.0047**	**.0001**
Stddev	.0006	.0055	.0152	.0038	.0000	.0002	.0003	.0002	.0002
%RSD	35.14	83520.	914.8	8.235	1.681	16.98	46.92	5.117	236.2
#1	.0020	.0039	.0091	.0436	.0018	.0012	-.0005	.0048	.0000
#2	.0012	-.0039	-.0124	.0490	.0018	.0010	-.0009	.0045	.0002
Check ?	Chk Pass	Chk Pass	Chk Pass	Chk Pass	Chk Pass	Chk Pass	Chk Pass	Chk Pass	Chk Pass
High Limit									
Low Limit									

Zoom In Zoom Out

Sample Name: ccb Acquired: 7/11/2014 18:51:53 Type: QC
Method: Accutest1(v235) Mode: CONC Corr. Factor: 1.000000
User: admin Custom ID1: Custom ID2: Custom ID3:
Comment:

Elem	Sr4077	Ti3349	W_2079	Zr3391	S_1820	Bi2230	Li6707
Units	ppm	ppm	ppm	ppm	ppm	ppm	ppm
Avg	**.0000**	**.0003**	**.0145**	**.0007**	**.0002**	**.0001**	**-.0002**
Stddev	.0001	.0002	.0014	.0001	.0009	.0006	.0009
%RSD	626.7	71.42	9.322	18.30	377.6	675.0	412.8
#1	.0001	.0001	.0155	.0006	-.0004	.0005	.0004
#2	.0000	.0004	.0136	.0008	.0009	-.0004	-.0008
Check ?	Chk Pass	Chk Pass	Chk Pass	Chk Pass	Chk Pass	Chk Pass	Chk Pass
High Limit							
Low Limit							

Int. Std.	Y_3600	Y_3710	Y_2243	In2306
Units	Cts/S	Cts/S	Cts/S	Cts/S
Avg	**211330.**	**49342.**	**3421.9**	**9548.1**
Stddev	5158.	173.	3.2	6.4
%RSD	2.4409	.35094	.09293	.06694
#1	207680.	49464.	3424.1	9552.6
#2	214980.	49219.	3419.6	9543.5

Zoom In Zoom Out

Sample Name: jb70332-1f Acquired: 7/11/2014 18:58:07 Type: Unk
Method: Accutest1(v235) Mode: CONC Corr. Factor: 1.000000
User: admin Custom ID1: Custom ID2: Custom ID3:
Comment:

Elem	Ba4554	Be3130	Cd2288	Co2286	Cr2677	Cu3247	Mn2576	Ni2316	Ag3280
Avg	**.0059**	**.0001**	**.0000**	**.0002**	**.0024**	**.0022**	**.0034**	**.0046**	**.0005**
Stddev	.0000	.0000	.0001	.0001	.0002	.0001	.0000	.0001	.0000
%RSD	.1712	9.015	246.8	83.70	8.884	2.354	.4500	2.482	7.252
#1	.0059	.0001	.0001	.0003	.0023	.0023	.0035	.0047	.0005
#2	.0059	.0001	.0000	.0001	.0026	.0022	.0034	.0045	.0005

Elem	V_2924	Zn2062	As1890	Tl1908	Pb2203	Se1960	Sb2068	Al3961	Ca3179
Avg	**.0088**	**.0004**	**.0070**	**.0008**	**.0012**	**-.0019**	**.0008**	**1.524**	**48.24**
Stddev	.0001	.0001	.0009	.0001	.0006	.0006	.0005	.003	.12
%RSD	.9229	17.73	13.12	12.55	44.67	30.72	66.51	.1820	.2537
#1	.0088	.0004	.0076	.0009	.0016	-.0023	.0004	1.522	48.16
#2	.0087	.0005	.0063	.0007	.0008	-.0015	.0012	1.526	48.33

Elem	Fe2599	Mg2790	K_7664	Na5895	B_2089	Mo2020	Pd3404	Si2124	Sn1899
Avg	**.0287**	**8.139**	**6.823**	**131.1**	**.1206**	**.0082**	**.0002**	**5.484**	**-.0016**
Stddev	.0003	.015	.001	1.3	.0003	.0001	.0004	.009	.0002
%RSD	1.050	.1898	.0211	.9555	.2127	1.721	173.6	.1707	13.57
#1	.0289	8.128	6.822	130.2	.1205	.0083	.0004	5.478	-.0014
#2	.0284	8.150	6.824	132.0	.1208	.0081	.0000	5.491	-.0017

Elem	Sr4077	Ti3349	W_2079	Zr3391	S_1820	Bi2230	Li6707
Avg	**.2707**	**.0005**	**.0097**	**-.0005**	**6.539**	**.0013**	**.0056**
Stddev	.0005	.0002	.0000	.0000	.017	.0003	.0009
%RSD	.1903	43.85	.2550	3.741	.2554	21.69	15.22
#1	.2710	.0004	.0097	-.0005	6.527	.0011	.0050
#2	.2703	.0007	.0096	-.0005	6.550	.0015	.0062

Int. Std.	Y_3600	Y_3710	Y_2243	In2306
Avg	**208090.**	**50131.**	**3308.1**	**8895.7**
Stddev	15.	255.	8.7	14.3
%RSD	.00736	.50909	.26217	.16043
#1	208080.	50311.	3314.2	8905.8
#2	208100.	49950.	3302.0	8885.6

Zoom In Zoom Out

Sample Name: jb70332-2f Acquired: 7/11/2014 19:04:19 Type: Unk
Method: Accutest1(v235) Mode: CONC Corr. Factor: 1.000000
User: admin Custom ID1: Custom ID2: Custom ID3:
Comment:

Elem	Ba4554	Be3130	Cd2288	Co2286	Cr2677	Cu3247	Mn2576	Ni2316	Ag3280
Avg	**.0091**	**.0000**	**-.0003**	**-.0002**	**.0014**	**.0014**	**.0231**	**.0041**	**.0002**
Stddev	.0000	.0000	.0000	.0000	.0002	.0000	.0000	.0001	.0001
%RSD	.0648	96.40	3.037	22.98	12.64	2.404	.1117	2.817	52.57
#1	.0091	.0000	-.0003	-.0002	.0015	.0014	.0231	.0041	.0001
#2	.0091	.0000	-.0003	-.0002	.0012	.0014	.0231	.0040	.0003

Elem	V_2924	Zn2062	As1890	Tl1908	Pb2203	Se1960	Sb2068	Al3961	Ca3179
Avg	**.0106**	**-.0004**	**.0066**	**-.0010**	**.0008**	**-.0027**	**-.0005**	**4.174**	**14.18**
Stddev	.0001	.0001	.0003	.0007	.0009	.0004	.0000	.021	.08
%RSD	1.366	26.92	4.042	73.64	124.1	13.50	5.798	.5120	.5851
#1	.0107	-.0003	.0068	-.0005	.0014	-.0024	-.0005	4.189	14.24
#2	.0105	-.0005	.0064	-.0015	.0001	-.0030	-.0005	4.159	14.12

Elem	Fe2599	Mg2790	K_7664	Na5895	B_2089	Mo2020	Pd3404	Si2124	Sn1899
Avg	**.1815**	**6.395**	**12.57**	**262.7**	**.2644**	**.0031**	**-.0003**	**4.756**	**-.0014**
Stddev	.0015	.045	.07	1.9	.0002	.0001	.0006	.001	.0005
%RSD	.8028	.6985	.5324	.7059	.0743	1.856	211.3	.0183	37.11
#1	.1825	6.426	12.61	264.0	.2643	.0030	.0001	4.755	-.0010
#2	.1804	6.363	12.52	261.4	.2645	.0031	-.0007	4.757	-.0017

Elem	Sr4077	Ti3349	W_2079	Zr3391	S_1820	Bi2230	Li6707
Avg	**.1140**	**.0007**	**.0104**	**.0000**	**1.259**	**.0013**	**.0018**
Stddev	.0002	.0002	.0020	.0000	.001	.0005	.0006
%RSD	.2129	33.95	19.61	64.81	.0557	38.70	35.94
#1	.1142	.0009	.0089	.0000	1.260	.0017	.0022
#2	.1139	.0006	.0118	.0000	1.259	.0010	.0013

Int. Std.	Y_3600	Y_3710	Y_2243	In2306
Avg	**204000.**	**49585.**	**3282.4**	**8635.9**
Stddev	668.	261.	5.2	3.4
%RSD	.32754	.52543	.15926	.03980
#1	204470.	49401.	3286.1	8638.3
#2	203530.	49770.	3278.7	8633.4

Zoom In Zoom Out

Sample Name: jb70332-3f Acquired: 7/11/2014 19:10:32 Type: Unk
Method: Accutest1(v235) Mode: CONC Corr. Factor: 1.000000
User: admin Custom ID1: Custom ID2: Custom ID3:
Comment:

Elem	Ba4554	Be3130	Cd2288	Co2286	Cr2677	Cu3247	Mn2576	Ni2316	Ag3280
Avg	**.0817**	**.0000**	**-.0001**	**-.0004**	**.3789**	**.0017**	**.0907**	**.0016**	**.0007**
Stddev	.0001	.0000	.0001	.0000	.0014	.0000	.0002	.0001	.0002
%RSD	.0873	566.9	73.93	6.472	.3794	1.270	.2610	3.578	25.65
#1	.0816	.0000	-.0001	-.0004	.3778	.0017	.0905	.0016	.0008
#2	.0817	.0000	-.0002	-.0004	.3799	.0017	.0908	.0016	.0006

Elem	V_2924	Zn2062	As1890	Tl1908	Pb2203	Se1960	Sb2068	Al3961	Ca3179
Avg	**.0036**	**.0006**	**.0060**	**.0008**	**.0022**	**-.0016**	**.0002**	**1.069**	**37.43**
Stddev	.0000	.0002	.0002	.0005	.0010	.0004	.0003	.001	.15
%RSD	1.052	27.79	2.617	57.19	45.75	23.72	116.4	.0597	.3921
#1	.0036	.0005	.0061	.0005	.0015	-.0019	.0004	1.068	37.33
#2	.0036	.0007	.0059	.0012	.0029	-.0013	.0000	1.069	37.54

Elem	Fe2599	Mg2790	K_7664	Na5895	B_2089	Mo2020	Pd3404	Si2124	Sn1899
Avg	**.0205**	**6.380**	**5.139**	**299.3**	**.0706**	**.0020**	**.0000**	**3.834**	**-.0019**
Stddev	.0002	.033	.004	2.5	.0011	.0000	.0001	.041	.0001
%RSD	.7671	.5100	.0878	.8394	1.576	2.371	371.4	1.059	6.651
#1	.0204	6.357	5.136	297.5	.0698	.0021	.0001	3.806	-.0018
#2	.0206	6.403	5.142	301.1	.0714	.0020	-.0001	3.863	-.0020

Elem	Sr4077	Ti3349	W_2079	Zr3391	S_1820	Bi2230	Li6707
Avg	**.1598**	**.0001**	**.0023**	**-.0012**	**13.50**	**.0012**	**.0022**
Stddev	.0001	.0003	.0009	.0000	.13	.0002	.0002
%RSD	.0763	233.2	40.32	3.244	.9769	13.02	9.972
#1	.1599	-.0001	.0029	-.0012	13.40	.0013	.0021
#2	.1597	.0003	.0016	-.0012	13.59	.0011	.0024

Int. Std.	Y_3600	Y_3710	Y_2243	In2306
Avg	**202690.**	**49499.**	**3223.6**	**8477.9**
Stddev	220.	313.	28.6	61.8
%RSD	.10836	.63223	.88601	.72860
#1	202850.	49721.	3243.8	8521.5
#2	202540.	49278.	3203.4	8434.2

Zoom In Zoom Out

Sample Name: jb71235-1 Acquired: 7/11/2014 19:16:44 Type: Unk
Method: Accutest1(v235) Mode: CONC Corr. Factor: 1.000000
User: admin Custom ID1: Custom ID2: Custom ID3:
Comment:

Elem	Ba4554	Be3130	Cd2288	Co2286	Cr2677	Cu3247	Mn2576	Ni2316
Avg	**.0937**	**.0000**	**-.0003**	**.0260**	**.0771**	**.0470**	**.0045**	**.1820**
Stddev	.0010	.0000	.0001	.0000	.0000	.0002	.0000	.0001
%RSD	1.071	169.6	30.24	.0672	.0106	.4815	1.025	.0657
#1	.0930	.0000	-.0004	.0260	.0771	.0471	.0044	.1819
#2	.0944	.0000	-.0002	.0260	.0771	.0468	.0045	.1821

Elem	Ag3280	V_2924	Zn2062	As1890	Tl1908	Pb2203	Se1960	Sb2068
Avg	**.0028**	**.0017**	W **-.0077**	**.0032**	F **-.1297**	**.0032**	W **-.0048**	**.0000**
Stddev	.0005	.0000	.0000	.0003	.0006	.0002	.0005	.0011
%RSD	15.88	2.759	.0672	8.584	.4833	7.342	10.04	3153.
#1	.0025	.0018	-.0077	.0034	-.1293	.0033	-.0045	-.0007
#2	.0032	.0017	-.0077	.0030	-.1302	.0030	-.0052	.0008

Elem	Al3961	Ca3179	Fe2599	Mg2790	K_7664	Na5895	B_2089	Mo2020
Avg	**.1310**	**31.68**	**.2187**	**10.88**	**824.0**	F **1007.**	**3.029**	**.1928**
Stddev	.0000	.37	.0030	.12	9.2	6.	.000	.0005
%RSD	.0052	1.159	1.379	1.107	1.110	.5489	.0130	.2573
#1	.1310	31.42	.2165	10.79	817.5	1003.	3.029	.1925
#2	.1310	31.94	.2208	10.96	830.5	1011.	3.029	.1932

Elem	Pd3404	Si2124	Sn1899	Sr4077	Ti3349	W_2079	Zr3391	S_1820
Avg	**.0007**	**7.143**	W **-.0025**	**.0879**	**.0020**	**.1354**	W **-.0055**	F **118.5**
Stddev	.0004	.007	.0003	.0009	.0001	.0005	.0001	.1
%RSD	57.56	.0967	11.15	1.048	6.016	.3636	2.372	.0845
#1	.0009	7.138	-.0027	.0872	.0020	.1358	-.0056	118.4
#2	.0004	7.148	-.0023	.0885	.0019	.1351	-.0054	118.5

Elem	Bi2230	Li6707
Avg	**.0016**	**.0293**
Stddev	.0000	.0006
%RSD	2.227	2.067
#1	.0016	.0289
#2	.0016	.0298

Zoom In Zoom Out

Sample Name: jb71235-1 Acquired: 7/11/2014 19:16:44 Type: Unk
Method: Accutest1(v235) Mode: CONC Corr. Factor: 1.000000
User: admin Custom ID1: Custom ID2: Custom ID3:
Comment:

Int. Std.	Y_3600	Y_3710	Y_2243	In2306
Avg	**183760.**	**47561.**	**2946.1**	**7400.2**
Stddev	290.	329.	2.9	7.0
%RSD	.15770	.69178	.09792	.09495
#1	183970.	47794.	2948.2	7405.2
#2	183560.	47328.	2944.1	7395.3

Zoom In Zoom Out

Sample Name: jb71237-1 Acquired: 7/11/2014 19:23:00 Type: Unk
Method: Accutest1(v235) Mode: CONC Corr. Factor: 1.000000
User: admin Custom ID1: Custom ID2: Custom ID3:
Comment:

Elem	Ba4554	Be3130	Cd2288	Co2286	Cr2677	Cu3247	Mn2576	Ni2316
Avg	**.0852**	**.0000**	**.0000**	**.0011**	**.0003**	**.0028**	**.7612**	**.0010**
Stddev	.0003	.000	.0000	.0002	.0000	.0000	.0016	.0002
%RSD	.3443	287.6	450.4	19.49	10.76	1.224	.2064	24.17
#1	.0854	-.0001	.0000	.0009	.0002	.0029	.7601	.0012
#2	.0850	.0000	.0000	.0012	.0003	.0028	.7623	.0008

Elem	Ag3280	V_2924	Zn2062	As1890	Tl1908	Pb2203	Se1960	Sb2068
Avg	**.0009**	**.0001**	**.0056**	**.0247**	**.0021**	**.0023**	**-.0027**	**-.0002**
Stddev	.0002	.0001	.0002	.0008	.0009	.0005	.0003	.0003
%RSD	25.57	131.8	3.551	3.033	40.86	21.93	10.57	145.5
#1	.0010	.0001	.0054	.0253	.0027	.0019	-.0025	-.0004
#2	.0007	.0000	.0057	.0242	.0015	.0026	-.0029	.0000

Elem	Al3961	Ca3179	Fe2599	Mg2790	K_7664	Na5895	B_2089	Mo2020
Avg	**.1020**	**28.58**	**19.91**	**22.50**	**2.998**	**79.55**	**.1375**	**.0014**
Stddev	.0059	.13	.10	.08	.026	1.10	.0006	.0001
%RSD	5.761	.4653	.4811	.3498	.8711	1.383	.4162	5.750
#1	.1062	28.67	19.98	22.55	3.016	80.32	.1371	.0015
#2	.0978	28.48	19.84	22.44	2.979	78.77	.1379	.0014

Elem	Pd3404	Si2124	Sn1899	Sr4077	Ti3349	W_2079	Zr3391	S_1820
Avg	**-.0005**	**6.512**	W **-.0027**	**.2255**	**.0015**	**.0013**	**.0002**	**.9697**
Stddev	.0005	.067	.0009	.0011	.0001	.0000	.0000	.0077
%RSD	100.2	1.026	34.05	.5066	8.334	.6774	4.905	.7957
#1	-.0001	6.465	-.0033	.2263	.0016	.0013	.0002	.9642
#2	-.0008	6.559	-.0020	.2247	.0014	.0013	.0002	.9751

Elem	Bi2230	Li6707
Avg	**.0033**	**-.0008**
Stddev	.0005	.0004
%RSD	14.34	50.38
#1	.0029	-.0005
#2	.0036	-.0011

Zoom In Zoom Out

Sample Name: jb71237-1 Acquired: 7/11/2014 19:23:00 Type: Unk
Method: Accutest1(v235) Mode: CONC Corr. Factor: 1.000000
User: admin Custom ID1: Custom ID2: Custom ID3:
Comment:

Int. Std.	Y_3600	Y_3710	Y_2243	In2306
Avg	**209920.**	**50118.**	**3296.9**	**8986.5**
Stddev	595.	183.	35.3	97.0
%RSD	.28348	.36583	1.0709	1.0791
#1	210340.	49988.	3321.9	9055.1
#2	209500.	50247.	3272.0	8917.9

Zoom In Zoom Out

Sample Name: jb71246-1 Acquired: 7/11/2014 19:29:14 Type: Unk
Method: Accutest1(v235) Mode: CONC Corr. Factor: 1.000000
User: admin Custom ID1: Custom ID2: Custom ID3:
Comment:

Elem	Ba4554	Be3130	Cd2288	Co2286	Cr2677	Cu3247	Mn2576	Ni2316	Ag3280
Avg	**.0615**	**.0001**	**-.0002**	**.0012**	**.4104**	**.0035**	**.0184**	**.0302**	**.0004**
Stddev	.0000	.0000	.0001	.0001	.0037	.0002	.0001	.0002	.0003
%RSD	.0750	25.74	60.30	5.932	.8896	4.381	.6958	.6070	72.24
#1	.0615	.0001	-.0001	.0013	.4079	.0034	.0184	.0304	.0007
#2	.0614	.0001	-.0003	.0012	.4130	.0036	.0185	.0301	.0002

Elem	V_2924	Zn2062	As1890	Tl1908	Pb2203	Se1960	Sb2068	Al3961	Ca3179
Avg	**.0025**	**.0069**	**.0030**	**.0016**	**.0048**	**-.0014**	**-.0003**	**.4035**	**1.259**
Stddev	.0001	.0000	.0005	.0003	.0000	.0000	.0003	.0022	.005
%RSD	4.846	.3892	15.32	21.13	.3034	2.766	91.62	.5558	.3804
#1	.0024	.0069	.0033	.0013	.0048	-.0014	-.0006	.4051	1.262
#2	.0026	.0070	.0026	.0018	.0048	-.0014	-.0001	.4019	1.256

Elem	Fe2599	Mg2790	K_7664	Na5895	B_2089	Mo2020	Pd3404	Si2124	Sn1899
Avg	**2.146**	**1.256**	**1.069**	**7.659**	**.0150**	**.0048**	**-.0005**	**3.479**	**-.0009**
Stddev	.004	.015	.040	.028	.0005	.0001	.0001	.000	.0002
%RSD	.1964	1.216	3.740	.3632	3.619	2.134	14.61	.0044	17.94
#1	2.149	1.267	1.041	7.678	.0146	.0048	-.0004	3.479	-.0010
#2	2.143	1.245	1.097	7.639	.0154	.0047	-.0005	3.479	-.0008

Elem	Sr4077	Ti3349	W_2079	Zr3391	S_1820	Bi2230	Li6707
Avg	**.0158**	**.0091**	**.0007**	**.0000**	**.3649**	**.0011**	**-.0001**
Stddev	.0000	.0013	.0000	.000	.0015	.0002	.0000
%RSD	.0687	14.36	5.178	212.7	.4171	18.45	3.166
#1	.0158	.0082	.0007	-.0001	.3660	.0010	-.0001
#2	.0158	.0100	.0007	.0000	.3638	.0013	-.0001

Int. Std.	Y_3600	Y_3710	Y_2243	In2306
Avg	**215120.**	**51105.**	**3439.8**	**9627.3**
Stddev	1365.	56.	7.1	3.9
%RSD	.63441	.11029	.20608	.04046
#1	216080.	51065.	3444.8	9630.0
#2	214150.	51145.	3434.8	9624.5

Zoom In Zoom Out

Sample Name: jb71246-4 Acquired: 7/11/2014 19:35:25 Type: Unk
Method: Accutest1(v235) Mode: CONC Corr. Factor: 1.000000
User: admin Custom ID1: Custom ID2: Custom ID3:
Comment:

Elem	Ba4554	Be3130	Cd2288	Co2286	Cr2677	Cu3247	Mn2576	Ni2316	Ag3280
Avg	**.0489**	**.0002**	**.0001**	**.0011**	**.0029**	**.0046**	**.0225**	**.0050**	**.0004**
Stddev	.0002	.0000	.0001	.0001	.0000	.0000	.0002	.0002	.0002
%RSD	.4292	4.593	41.93	13.60	.8313	.0427	.8957	3.310	47.60
#1	.0490	.0001	.0001	.0010	.0030	.0046	.0223	.0051	.0005
#2	.0487	.0002	.0002	.0012	.0029	.0046	.0226	.0049	.0002

Elem	V_2924	Zn2062	As1890	Tl1908	Pb2203	Se1960	Sb2068	Al3961	Ca3179
Avg	**.0019**	**.0193**	**.0041**	**.0016**	**.0045**	**-.0029**	**-.0004**	**1.111**	**1.646**
Stddev	.0001	.0002	.0005	.0001	.0003	.0015	.0007	.005	.001
%RSD	6.239	1.060	11.32	3.292	7.253	51.30	150.0	.4354	.0426
#1	.0020	.0192	.0038	.0015	.0043	-.0039	.0000	1.107	1.647
#2	.0018	.0195	.0044	.0016	.0047	-.0018	-.0009	1.114	1.646

Elem	Fe2599	Mg2790	K_7664	Na5895	B_2089	Mo2020	Pd3404	Si2124	Sn1899
Avg	**16.08**	**.8674**	**.6503**	**4.332**	**.0110**	**.0001**	**.0000**	**2.867**	**-.0010**
Stddev	.04	.0010	.0159	.022	.0005	.0001	.0004	.007	.0001
%RSD	.2307	.1172	2.443	.5097	4.707	76.55	3031.	.2443	11.26
#1	16.11	.8682	.6615	4.348	.0107	.0001	-.0003	2.872	-.0009
#2	16.06	.8667	.6390	4.316	.0114	.0000	.0003	2.862	-.0011

Elem	Sr4077	Ti3349	W_2079	Zr3391	S_1820	Bi2230	Li6707
Avg	**.0180**	**.0129**	**.0000**	**.0012**	**2.353**	**.0034**	**.0001**
Stddev	.0000	.0006	.000	.0001	.002	.0001	.0000
%RSD	.2502	4.498	2826.	8.549	.0627	3.512	14.48
#1	.0181	.0125	.0003	.0012	2.352	.0035	.0001
#2	.0180	.0133	-.0003	.0011	2.354	.0033	.0001

Int. Std.	Y_3600	Y_3710	Y_2243	In2306
Avg	**216180.**	**51002.**	**3452.7**	**9655.6**
Stddev	1733.	92.	9.7	22.9
%RSD	.80183	.18063	.27964	.23741
#1	217410.	51068.	3459.5	9671.8
#2	214960.	50937.	3445.8	9639.4

Zoom In Zoom Out

Sample Name: jb71246-5 Acquired: 7/11/2014 19:41:33 Type: Unk
Method: Accutest1(v235) Mode: CONC Corr. Factor: 1.000000
User: admin Custom ID1: Custom ID2: Custom ID3:
Comment:

Elem	Ba4554	Be3130	Cd2288	Co2286	Cr2677	Cu3247	Mn2576	Ni2316	Ag3280
Avg	**.0770**	**.0003**	**.0000**	**.0019**	**.0024**	**.0013**	**.0174**	**.0041**	**.0001**
Stddev	.0001	.0000	.0000	.0001	.0002	.0004	.0002	.0003	.0002
%RSD	.0862	4.086	82.36	3.933	7.312	33.08	1.128	6.521	131.0
#1	.0771	.0003	.0000	.0019	.0025	.0010	.0173	.0039	.0003
#2	.0770	.0003	.0000	.0018	.0022	.0016	.0176	.0043	.0000

Elem	V_2924	Zn2062	As1890	Tl1908	Pb2203	Se1960	Sb2068	Al3961	Ca3179
Avg	**.0016**	**.0141**	**.0028**	**.0012**	**.0019**	**-.0013**	**-.0003**	**1.718**	**.8772**
Stddev	.0000	.0001	.0008	.0005	.0002	.0002	.0006	.001	.0013
%RSD	.5759	.4061	29.67	47.10	11.12	13.97	175.1	.0364	.1426
#1	.0016	.0141	.0034	.0008	.0017	-.0014	.0001	1.719	.8781
#2	.0016	.0142	.0022	.0015	.0020	-.0012	-.0007	1.718	.8763

Elem	Fe2599	Mg2790	K_7664	Na5895	B_2089	Mo2020	Pd3404	Si2124	Sn1899
Avg	**.3110**	**.6452**	**.4417**	**4.443**	**.0173**	**.0002**	**-.0003**	**2.985**	**-.0008**
Stddev	.0007	.0011	.0010	.005	.0000	.0001	.0010	.024	.0001
%RSD	.2315	.1652	.2256	.1136	.2689	61.78	415.5	.7903	10.96
#1	.3105	.6444	.4424	4.440	.0172	.0002	-.0010	3.002	-.0007
#2	.3115	.6459	.4410	4.447	.0173	.0001	.0005	2.968	-.0008

Elem	Sr4077	Ti3349	W_2079	Zr3391	S_1820	Bi2230	Li6707
Avg	**.0155**	**.0153**	**-.0003**	**.0002**	**3.072**	**.0019**	**-.0002**
Stddev	.0000	.0014	.0001	.0002	.014	.0008	.0008
%RSD	.2390	9.434	38.17	81.13	.4690	40.41	338.3
#1	.0155	.0163	-.0003	.0004	3.062	.0014	.0003
#2	.0155	.0143	-.0002	.0001	3.082	.0025	-.0008

Int. Std.	Y_3600	Y_3710	Y_2243	In2306
Avg	**217710.**	**51553.**	**3456.9**	**9666.6**
Stddev	2192.	144.	13.0	28.8
%RSD	1.0066	.27868	.37739	.29844
#1	219260.	51655.	3466.1	9687.0
#2	216160.	51452.	3447.7	9646.2

Zoom In Zoom Out

Sample Name: jb71246-6 Acquired: 7/11/2014 19:47:43 Type: Unk
Method: Accutest1(v235) Mode: CONC Corr. Factor: 1.000000
User: admin Custom ID1: Custom ID2: Custom ID3:
Comment:

Elem	Ba4554	Be3130	Cd2288	Co2286	Cr2677	Cu3247	Mn2576	Ni2316	Ag3280
Avg	**.0933**	**.0002**	**.0000**	**.0021**	**.0013**	**.0038**	**.0090**	**.0041**	**-.0001**
Stddev	.0014	.0000	.000	.0000	.0001	.0000	.0001	.0001	.0001
%RSD	1.553	6.073	1395.	1.132	6.161	.6596	1.110	2.099	114.9
#1	.0943	.0002	-.0001	.0022	.0014	.0038	.0090	.0041	-.0001
#2	.0922	.0002	.0000	.0021	.0013	.0038	.0089	.0042	.0000

Elem	V_2924	Zn2062	As1890	Tl1908	Pb2203	Se1960	Sb2068	Al3961	Ca3179
Avg	**.0006**	**.0525**	**.0024**	**.0008**	**.0013**	**-.0017**	**-.0007**	**.3896**	**1.142**
Stddev	.0001	.0004	.0002	.0002	.0006	.0002	.0005	.0117	.027
%RSD	14.43	.7336	9.170	21.27	51.24	12.47	73.55	3.008	2.348
#1	.0006	.0528	.0026	.0007	.0017	-.0016	-.0011	.3979	1.161
#2	.0005	.0522	.0023	.0009	.0008	-.0019	-.0003	.3813	1.123

Elem	Fe2599	Mg2790	K_7664	Na5895	B_2089	Mo2020	Pd3404	Si2124	Sn1899
Avg	**.1783**	**2.383**	**1.063**	**4.063**	**.0184**	**.0000**	**-.0001**	**2.879**	**-.0009**
Stddev	.0036	.051	.021	.078	.0004	.000	.0010	.023	.0006
%RSD	2.007	2.134	1.972	1.912	2.057	1254.	1424.	.8006	65.36
#1	.1809	2.419	1.078	4.118	.0187	.0001	.0007	2.895	-.0005
#2	.1758	2.347	1.048	4.008	.0182	-.0001	-.0008	2.862	-.0013

Elem	Sr4077	Ti3349	W_2079	Zr3391	S_1820	Bi2230	Li6707
Avg	**.0324**	**.0058**	**-.0009**	**-.0002**	**1.960**	**.0010**	**.0004**
Stddev	.0006	.0019	.0002	.0000	.006	.0005	.0005
%RSD	1.916	31.82	27.35	26.93	.2833	51.96	137.8
#1	.0328	.0071	-.0011	-.0001	1.964	.0006	.0000
#2	.0320	.0045	-.0007	-.0002	1.956	.0013	.0007

Int. Std.	Y_3600	Y_3710	Y_2243	In2306
Avg	**216470.**	**52023.**	**3439.3**	**9654.3**
Stddev	2545.	1115.	8.3	32.3
%RSD	1.1758	2.1439	.24150	.33481
#1	214670.	51234.	3433.4	9631.4
#2	218270.	52812.	3445.1	9677.1

Zoom In Zoom Out

Sample Name: ccv Acquired: 7/11/2014 19:53:52 Type: QC
Method: Accutest1(v235) Mode: CONC Corr. Factor: 1.000000
User: admin Custom ID1: Custom ID2: Custom ID3:
Comment:

Elem	Ba4554	Be3130	Cd2288	Co2286	Cr2677	Cu3247	Mn2576	Ni2316	Ag3280
Units	ppm	ppm	ppm	ppm	ppm	ppm	ppm	ppm	ppm
Avg	**2.019**	**2.004**	**2.010**	**2.013**	**1.976**	**1.941**	**2.010**	**2.029**	**.2425**
Stddev	.007	.014	.004	.003	.000	.001	.002	.002	.0007
%RSD	.3311	.6848	.2240	.1626	.0203	.0709	.0827	.1199	.2873
#1	2.024	2.014	2.013	2.016	1.976	1.940	2.011	2.031	.2430
#2	2.014	1.994	2.007	2.011	1.977	1.942	2.009	2.027	.2420
Check ?	Chk Pass	Chk Pass	Chk Pass	Chk Pass	Chk Pass	Chk Pass	Chk Pass	Chk Pass	Chk Pass
Value									
Range									

Elem	V_2924	Zn2062	As1890	Tl1908	Pb2203	Se1960	Sb2068	Al3961	Ca3179
Units	ppm	ppm	ppm	ppm	ppm	ppm	ppm	ppm	ppm
Avg	**1.965**	**2.036**	**1.994**	**2.062**	**2.016**	**1.988**	**1.988**	**39.21**	**40.40**
Stddev	.001	.006	.003	.006	.003	.002	.004	.11	.14
%RSD	.0238	.3013	.1562	.2733	.1252	.0964	.1933	.2905	.3410
#1	1.964	2.040	1.996	2.066	2.018	1.990	1.990	39.29	40.49
#2	1.965	2.031	1.992	2.058	2.014	1.987	1.985	39.13	40.30
Check ?	Chk Pass	Chk Pass	Chk Pass	Chk Pass	Chk Pass	Chk Pass	Chk Pass	Chk Pass	Chk Pass
Value									
Range									

Elem	Fe2599	Mg2790	K_7664	Na5895	B_2089	Mo2020	Pd3404	Si2124	Sn1899
Units	ppm	ppm	ppm	ppm	ppm	ppm	ppm	ppm	ppm
Avg	**39.99**	**39.32**	**39.32**	**39.62**	**2.005**	**2.017**	**1.942**	**4.997**	**2.037**
Stddev	.09	.14	.17	.10	.003	.004	.002	.007	.005
%RSD	.2141	.3444	.4255	.2431	.1708	.1939	.0906	.1371	.2435
#1	40.05	39.42	39.44	39.68	2.008	2.019	1.943	5.002	2.041
#2	39.93	39.23	39.20	39.55	2.003	2.014	1.941	4.992	2.034
Check ?	Chk Pass	Chk Pass	Chk Pass	Chk Pass	Chk Pass	Chk Pass	Chk Pass	Chk Pass	Chk Pass
Value									
Range									

Zoom In Zoom Out

Sample Name: ccv Acquired: 7/11/2014 19:53:52 Type: QC
Method: Accutest1(v235) Mode: CONC Corr. Factor: 1.000000
User: admin Custom ID1: Custom ID2: Custom ID3:
Comment:

Elem	Sr4077	Ti3349	W_2079	Zr3391	S_1820	Bi2230	Li6707
Units	ppm	ppm	ppm	ppm	ppm	ppm	ppm
Avg	**2.018**	**1.952**	**1.982**	**1.996**	**1.967**	**2.002**	**1.960**
Stddev	.029	.004	.004	.000	.005	.001	.004
%RSD	1.415	.2115	.2086	.0055	.2645	.0631	.2142
#1	1.998	1.955	1.985	1.996	1.970	2.002	1.963
#2	2.039	1.949	1.979	1.996	1.963	2.001	1.957
Check ?	Chk Pass	Chk Pass	Chk Pass	Chk Pass	Chk Pass	Chk Pass	Chk Pass
Value							
Range							

Int. Std.	Y_3600	Y_3710	Y_2243	In2306
Units	Cts/S	Cts/S	Cts/S	Cts/S
Avg	**205930.**	**49279.**	**3310.1**	**8945.2**
Stddev	66.	233.	7.4	14.0
%RSD	.03228	.47196	.22415	.15658
#1	205880.	49114.	3304.9	8935.2
#2	205980.	49443.	3315.4	8955.1

Zoom In Zoom Out

Sample Name: ccb Acquired: 7/11/2014 20:00:04 Type: QC
Method: Accutest1(v235) Mode: CONC Corr. Factor: 1.000000
User: admin Custom ID1: Custom ID2: Custom ID3:
Comment:

Elem	Ba4554	Be3130	Cd2288	Co2286	Cr2677	Cu3247	Mn2576	Ni2316
Units	ppm	ppm	ppm	ppm	ppm	ppm	ppm	ppm
Avg	**.0000**	**.0002**	**.0001**	**.0000**	**-.0001**	**.0008**	**.0002**	**.0004**
Stddev	.0000	.0000	.0000	.000	.0002	.0001	.0000	.0000
%RSD	16.66	17.53	47.53	15.14	271.4	13.42	6.592	4.989
#1	.0000	.0002	.0000	.0000	.0001	.0007	.0002	.0004
#2	.0000	.0001	.0001	.0000	-.0002	.0008	.0002	.0003
Check ?	Chk Pass	Chk Pass	Chk Pass	Chk Pass	Chk Pass	Chk Pass	Chk Pass	Chk Pass
High Limit								
Low Limit								

Elem	Ag3280	V_2924	Zn2062	As1890	Tl1908	Pb2203	Se1960	Sb2068
Units	ppm	ppm	ppm	ppm	ppm	ppm	ppm	ppm
Avg	**.0000**	**.0003**	**.0020**	**.0000**	**-.0004**	**.0002**	**.0003**	**.0006**
Stddev	.000	.0001	.0034	.001	.0005	.0004	.0004	.0006
%RSD	78.77	26.48	169.6	9194.	127.1	149.3	139.1	102.4
#1	.0000	.0003	.0044	-.0005	-.0007	.0000	.0000	.0010
#2	.0000	.0004	-.0004	.0004	.0000	.0005	.0006	.0002
Check ?	Chk Pass	Chk Pass	Chk Pass	Chk Pass	Chk Pass	Chk Pass	Chk Pass	Chk Pass
High Limit								
Low Limit								

Elem	Al3961	Ca3179	Fe2599	Mg2790	K_7664	Na5895	B_2089	Mo2020
Units	ppm	ppm	ppm	ppm	ppm	ppm	ppm	ppm
Avg	**-.0010**	**.0026**	**.0030**	**.0178**	**.0489**	**.0373**	**.0027**	**.0009**
Stddev	.0003	.0012	.0012	.0012	.0062	.0005	.0002	.0002
%RSD	32.97	47.16	39.39	6.872	12.64	1.266	5.624	16.08
#1	-.0013	.0035	.0038	.0187	.0445	.0370	.0026	.0010
#2	-.0008	.0018	.0021	.0169	.0533	.0377	.0028	.0008
Check ?	Chk Pass	Chk Pass	Chk Pass	Chk Pass	Chk Pass	Chk Pass	Chk Pass	Chk Pass
High Limit								
Low Limit								

Zoom In Zoom Out

Sample Name: ccb Acquired: 7/11/2014 20:00:04 Type: QC
Method: Accutest1(v235) Mode: CONC Corr. Factor: 1.000000
User: admin Custom ID1: Custom ID2: Custom ID3:
Comment:

Elem	Pd3404	Si2124	Sn1899	Sr4077	Ti3349	W_2079	Zr3391	S_1820
Units	ppm	ppm	ppm	ppm	ppm	ppm	ppm	ppm
Avg	**.0000**	**.0049**	**.0000**	**.0002**	**.0000**	**.0111**	**.0006**	W **.0442**
Stddev	.0000	.0004	.000	.0000	.000	.0009	.0001	.0605
%RSD	70.83	7.864	769.8	17.53	609.1	8.404	18.04	136.8
#1	.0000	.0051	.0000	.0002	-.0002	.0117	.0007	.0869
#2	.0000	.0046	.0000	.0001	.0001	.0104	.0006	.0014
Check ?	Chk Pass	Chk Pass	Chk Pass	Chk Pass	Chk Pass	Chk Pass	Chk Pass	Chk Warn
High Limit								.0050
Low Limit								-.0050

Elem	Bi2230	Li6707
Units	ppm	ppm
Avg	**.0001**	**-.0003**
Stddev	.0004	.0002
%RSD	381.7	71.43
#1	.0004	-.0004
#2	-.0002	-.0001
Check ?	Chk Pass	Chk Pass
High Limit		
Low Limit		

Int. Std.	Y_3600	Y_3710	Y_2243	In2306
Units	Cts/S	Cts/S	Cts/S	Cts/S
Avg	**213980.**	**49563.**	**3396.8**	**9512.0**
Stddev	821.	58.	7.8	21.5
%RSD	.38358	.11646	.23049	.22636
#1	213400.	49604.	3402.4	9496.8
#2	214560.	49522.	3391.3	9527.3

Zoom In Zoom Out

Sample Name: jb71246-7 Acquired: 7/11/2014 20:06:15 Type: Unk
Method: Accutest1(v235) Mode: CONC Corr. Factor: 1.000000
User: admin Custom ID1: Custom ID2: Custom ID3:
Comment:

Elem	Ba4554	Be3130	Cd2288	Co2286	Cr2677	Cu3247	Mn2576	Ni2316	Ag3280
Avg	**.0911**	**.0003**	**-.0001**	**.0013**	**.0055**	**.0023**	**.0547**	**.0051**	**-.0005**
Stddev	.0004	.0000	.0000	.0002	.0001	.0001	.0000	.0001	.0000
%RSD	.4048	2.576	50.49	12.22	1.942	5.245	.0060	1.882	7.292
#1	.0914	.0003	-.0001	.0014	.0055	.0024	.0547	.0052	-.0005
#2	.0909	.0003	.0000	.0012	.0054	.0022	.0547	.0051	-.0005

Elem	V_2924	Zn2062	As1890	Tl1908	Pb2203	Se1960	Sb2068	Al3961	Ca3179
Avg	**.0013**	**.0022**	**.0063**	**.0007**	**.0039**	**-.0024**	**-.0007**	**2.911**	**5.391**
Stddev	.0004	.0000	.0000	.0004	.0002	.0001	.0005	.032	.007
%RSD	28.17	1.956	.4657	53.58	4.621	4.924	68.23	1.089	.1362
#1	.0010	.0022	.0063	.0005	.0040	-.0025	-.0011	2.934	5.396
#2	.0016	.0023	.0063	.0010	.0038	-.0023	-.0004	2.889	5.386

Elem	Fe2599	Mg2790	K_7664	Na5895	B_2089	Mo2020	Pd3404	Si2124	Sn1899
Avg	**.4394**	**3.646**	**1.473**	**18.57**	**.0098**	**.0007**	**-.0009**	**3.220**	**-.0005**
Stddev	.0048	.005	.007	.04	.0001	.0001	.0000	.025	.0003
%RSD	1.093	.1308	.4652	.2174	1.474	16.41	1.572	.7917	62.68
#1	.4428	3.649	1.478	18.59	.0099	.0006	-.0009	3.238	-.0003
#2	.4360	3.642	1.468	18.54	.0097	.0008	-.0009	3.202	-.0007

Elem	Sr4077	Ti3349	W_2079	Zr3391	S_1820	Bi2230	Li6707
Avg	**.0582**	**.0247**	**.0021**	**.0028**	**4.073**	**.0003**	**.0002**
Stddev	.0001	.0008	.0000	.0011	.005	.0003	.0005
%RSD	.1837	3.317	2.295	38.18	.1241	97.63	258.6
#1	.0582	.0241	.0021	.0021	4.070	.0005	.0006
#2	.0581	.0253	.0021	.0036	4.077	.0001	-.0002

Int. Std.	Y_3600	Y_3710	Y_2243	In2306
Avg	**225380.**	**53674.**	**3630.6**	**9510.4**
Stddev	755.	58.	.0	.0
%RSD	.33519	.10725	.00029	.00030
#1	224840.	53633.	3630.6	9510.4
#2	225910.	53715.	3630.6	9510.3

Zoom In Zoom Out

Sample Name: jb71246-8 Acquired: 7/11/2014 20:12:27 Type: Unk
Method: Accutest1(v235) Mode: CONC Corr. Factor: 1.000000
User: admin Custom ID1: Custom ID2: Custom ID3:
Comment:

Elem	Ba4554	Be3130	Cd2288	Co2286	Cr2677	Cu3247	Mn2576	Ni2316	Ag3280
Avg	**.0565**	**.0002**	**.0046**	**.0036**	**.0020**	**.0037**	**.0445**	**.0031**	**.0007**
Stddev	.0004	.0000	.0002	.0001	.0000	.0001	.0001	.0001	.0001
%RSD	.6886	.6256	4.373	3.394	.9879	3.634	.2535	4.733	19.40
#1	.0562	.0002	.0047	.0035	.0020	.0038	.0446	.0030	.0008
#2	.0568	.0002	.0045	.0037	.0020	.0036	.0444	.0032	.0006

Elem	V_2924	Zn2062	As1890	Tl1908	Pb2203	Se1960	Sb2068	Al3961	Ca3179
Avg	**.0022**	**.0544**	**.0052**	**.0013**	**.0219**	**-.0020**	**.0004**	**1.157**	**1.637**
Stddev	.0002	.0000	.0002	.0003	.0003	.0008	.0004	.004	.005
%RSD	8.093	.0036	3.185	20.65	1.584	42.62	88.71	.3835	.2835
#1	.0024	.0544	.0051	.0011	.0222	-.0014	.0002	1.154	1.640
#2	.0021	.0544	.0053	.0015	.0217	-.0025	.0007	1.161	1.634

Elem	Fe2599	Mg2790	K_7664	Na5895	B_2089	Mo2020	Pd3404	Si2124	Sn1899
Avg	**29.46**	**1.562**	**.9615**	**4.822**	**.0168**	**.0005**	**-.0009**	**2.758**	**-.0016**
Stddev	.02	.023	.0207	.005	.0001	.0000	.0001	.011	.0003
%RSD	.0563	1.482	2.152	.1105	.7851	8.490	14.90	.3879	17.50
#1	29.45	1.579	.9762	4.818	.0167	.0004	-.0010	2.765	-.0018
#2	29.47	1.546	.9469	4.826	.0169	.0005	-.0008	2.750	-.0014

Elem	Sr4077	Ti3349	W_2079	Zr3391	S_1820	Bi2230	Li6707
Avg	**.0264**	**.0051**	**.0028**	**.0014**	**3.596**	**.0048**	**.0000**
Stddev	.0000	.0009	.0005	.0001	.004	.0009	.0000
%RSD	.0847	17.65	18.85	7.605	.1061	18.28	5.498
#1	.0263	.0057	.0032	.0013	3.593	.0042	.0000
#2	.0264	.0045	.0024	.0015	3.599	.0055	.0000

Int. Std.	Y_3600	Y_3710	Y_2243	In2306
Avg	**213870.**	**51028.**	**3440.8**	**9631.9**
Stddev	603.	70.	2.3	1.3
%RSD	.28186	.13726	.06666	.01320
#1	213440.	50979.	3442.5	9631.0
#2	214290.	51078.	3439.2	9632.8

Zoom In Zoom Out

Sample Name: jb71246-9 Acquired: 7/11/2014 20:18:31 Type: Unk
Method: Accutest1(v235) Mode: CONC Corr. Factor: 1.000000
User: admin Custom ID1: Custom ID2: Custom ID3:
Comment:

Elem	Ba4554	Be3130	Cd2288	Co2286	Cr2677	Cu3247	Mn2576	Ni2316	Ag3280
Avg	**-.0001**	**.0000**	**-.0003**	**-.0001**	**.0000**	**.0011**	**.0001**	**.0003**	**.0001**
Stddev	.0000	.0000	.0000	.0001	.0001	.0002	.0000	.0001	.0003
%RSD	.4607	4.925	10.13	142.0	347.2	14.93	1.467	26.75	552.1
#1	-.0001	.0000	-.0002	.0000	.0000	.0012	.0001	.0003	-.0002
#2	-.0001	.0000	-.0003	-.0001	.0001	.0010	.0001	.0004	.0003

Elem	V_2924	Zn2062	As1890	Tl1908	Pb2203	Se1960	Sb2068	Al3961	Ca3179
Avg	**.0001**	**.0007**	**.0010**	**.0013**	**.0005**	**-.0022**	**-.0005**	**.0007**	**-.0009**
Stddev	.0000	.0001	.0000	.0002	.0004	.0006	.0006	.0014	.0011
%RSD	30.81	8.578	.4270	18.68	69.73	27.82	132.5	208.6	120.6
#1	.0000	.0008	.0010	.0015	.0003	-.0018	-.0009	-.0003	-.0001
#2	.0001	.0007	.0010	.0011	.0008	-.0026	.0000	.0017	-.0017

Elem	Fe2599	Mg2790	K_7664	Na5895	B_2089	Mo2020	Pd3404	Si2124	Sn1899
Avg	**.0030**	**.0041**	**.0271**	**.0104**	**.0003**	**.0000**	**-.0001**	**-.0015**	**-.0007**
Stddev	.0001	.0081	.0016	.0035	.0002	.0001	.0001	.0006	.0001
%RSD	3.350	197.1	5.975	34.04	79.44	277.8	90.88	39.18	18.51
#1	.0030	.0098	.0260	.0129	.0004	.0001	-.0001	-.0019	-.0008
#2	.0029	-.0016	.0283	.0079	.0001	.0000	.0000	-.0011	-.0006

Elem	Sr4077	Ti3349	W_2079	Zr3391	S_1820	Bi2230	Li6707
Avg	**.0000**	**.0002**	**.0009**	**.0000**	**.0012**	**.0014**	**.0001**
Stddev	.000	.0001	.0003	.0001	.0031	.0004	.0006
%RSD	244.1	43.42	29.40	308.4	270.0	26.65	522.5
#1	.0000	.0001	.0007	.0000	-.0011	.0011	-.0003
#2	.0000	.0003	.0011	.0001	.0034	.0016	.0006

Int. Std.	Y_3600	Y_3710	Y_2243	In2306
Avg	**215420.**	**50822.**	**3440.2**	**9700.3**
Stddev	106.	277.	5.2	13.1
%RSD	.04934	.54583	.14984	.13495
#1	215350.	50626.	3443.8	9709.6
#2	215500.	51019.	3436.5	9691.1

Zoom In Zoom Out

Sample Name: jb71246-10 Acquired: 7/11/2014 20:24:40 Type: Unk
Method: Accutest1(v235) Mode: CONC Corr. Factor: 1.000000
User: admin Custom ID1: Custom ID2: Custom ID3:
Comment:

Elem	Ba4554	Be3130	Cd2288	Co2286	Cr2677	Cu3247	Mn2576	Ni2316	Ag3280
Avg	**-.0001**	**.0000**	**-.0003**	**-.0001**	**-.0002**	**.0010**	**.0000**	**.0004**	**.0001**
Stddev	.0000	.0000	.0002	.0000	.0002	.0002	.0000	.0001	.0001
%RSD	2.762	71.82	57.31	32.85	112.1	15.10	136.1	12.14	61.01
#1	-.0001	.0000	-.0002	-.0001	-.0003	.0009	.0000	.0004	.0001
#2	-.0001	.0000	-.0004	-.0001	.0000	.0011	.0000	.0005	.0002

Elem	V_2924	Zn2062	As1890	Tl1908	Pb2203	Se1960	Sb2068	Al3961	Ca3179
Avg	**.0001**	**.0009**	**.0009**	**.0018**	**.0010**	**-.0031**	**-.0007**	**.0009**	**.0042**
Stddev	.0003	.0001	.0002	.0001	.0002	.0012	.0007	.0003	.0007
%RSD	182.1	7.794	21.45	6.119	21.86	38.56	111.0	36.36	15.32
#1	.0000	.0009	.0007	.0017	.0012	-.0023	-.0012	.0011	.0038
#2	.0003	.0010	.0010	.0019	.0008	-.0040	-.0001	.0007	.0047

Elem	Fe2599	Mg2790	K_7664	Na5895	B_2089	Mo2020	Pd3404	Si2124	Sn1899
Avg	**.0011**	**.0117**	**-.0023**	**.0100**	**-.0002**	**-.0002**	**.0000**	**-.0021**	**-.0004**
Stddev	.0001	.0043	.0282	.0012	.0001	.0000	.001	.0003	.0000
%RSD	10.09	36.45	1217.	12.07	65.16	10.34	1306.	14.25	6.962
#1	.0010	.0147	-.0223	.0109	-.0003	-.0002	.0003	-.0019	-.0004
#2	.0012	.0087	.0177	.0092	-.0001	-.0002	-.0004	-.0024	-.0004

Elem	Sr4077	Ti3349	W_2079	Zr3391	S_1820	Bi2230	Li6707
Avg	**.0000**	**.0003**	**.0006**	**.0001**	**.0016**	**.0019**	**-.0003**
Stddev	.000	.0001	.0000	.0000	.0002	.0004	.0004
%RSD	26.58	49.01	5.141	2.038	11.22	22.99	161.9
#1	.0000	.0004	.0007	.0001	.0017	.0016	-.0006
#2	.0000	.0002	.0006	.0001	.0015	.0022	.0000

Int. Std.	Y_3600	Y_3710	Y_2243	In2306
Avg	**215570.**	**50640.**	**3429.5**	**9699.2**
Stddev	270.	58.	.9	4.5
%RSD	.12513	.11361	.02499	.04681
#1	215380.	50600.	3430.1	9702.4
#2	215760.	50681.	3428.9	9696.0

Zoom In Zoom Out

Sample Name: jb71248-1 Acquired: 7/11/2014 20:30:50 Type: Unk
Method: Accutest1(v235) Mode: CONC Corr. Factor: 1.000000
User: admin Custom ID1: Custom ID2: Custom ID3:
Comment:

Elem	Ba4554	Be3130	Cd2288	Co2286	Cr2677	Cu3247	Mn2576	Ni2316	Ag3280
Avg	**.0464**	**.0002**	**.0000**	**.0028**	**.0021**	**.0014**	**.0079**	**.0049**	**-.0002**
Stddev	.0002	.0000	.000	.0000	.0003	.0002	.0000	.0000	.0003
%RSD	.3712	9.039	448.1	.4250	16.23	11.11	.1302	.0769	203.8
#1	.0465	.0002	-.0001	.0028	.0023	.0013	.0080	.0049	-.0004
#2	.0463	.0002	.0001	.0028	.0019	.0015	.0079	.0049	.0001

Elem	V_2924	Zn2062	As1890	Tl1908	Pb2203	Se1960	Sb2068	Al3961	Ca3179
Avg	**.0004**	**.0124**	**.0019**	**.0014**	**.0008**	**-.0021**	**.0001**	**.1490**	**.5123**
Stddev	.0002	.0002	.0006	.0001	.0001	.0003	.0002	.0071	.0009
%RSD	46.18	1.227	29.65	10.36	7.936	13.41	403.5	4.786	.1826
#1	.0005	.0123	.0024	.0015	.0008	-.0023	.0002	.1439	.5129
#2	.0002	.0125	.0015	.0013	.0009	-.0019	-.0001	.1540	.5116

Elem	Fe2599	Mg2790	K_7664	Na5895	B_2089	Mo2020	Pd3404	Si2124	Sn1899
Avg	**.0747**	**.7818**	**1.075**	**5.210**	**.0088**	**.0001**	**.0000**	**5.058**	**-.0015**
Stddev	.0003	.0001	.027	.014	.0004	.0002	.000	.026	.0000
%RSD	.4225	.0161	2.474	.2590	4.842	167.0	3258.	.5197	2.566
#1	.0749	.7817	1.094	5.220	.0091	.0002	.0001	5.040	-.0015
#2	.0745	.7819	1.056	5.201	.0085	.0000	-.0001	5.077	-.0014

Elem	Sr4077	Ti3349	W_2079	Zr3391	S_1820	Bi2230	Li6707
Avg	**.0082**	**.0034**	**.0016**	**-.0004**	**.6786**	**.0016**	**.0016**
Stddev	.0000	.0002	.0007	.0001	.0069	.0013	.0001
%RSD	.0483	7.204	43.88	20.08	1.015	77.64	7.460
#1	.0082	.0032	.0021	-.0003	.6737	.0007	.0017
#2	.0082	.0035	.0011	-.0004	.6835	.0025	.0015

Int. Std.	Y_3600	Y_3710	Y_2243	In2306
Avg	**215990.**	**50800.**	**3413.2**	**9602.5**
Stddev	1074.	45.	19.9	48.6
%RSD	.49716	.08804	.58363	.50622
#1	216750.	50831.	3427.3	9636.9
#2	215230.	50768.	3399.1	9568.1

Zoom In Zoom Out

Sample Name: mp80589-mb1conf Acquired: 7/11/2014 20:36:57 Type: Unk
Method: Accutest1(v235) Mode: CONC Corr. Factor: 1.000000
User: admin Custom ID1: Custom ID2: Custom ID3:
Comment:

Elem	Ba4554	Be3130	Cd2288	Co2286	Cr2677	Cu3247	Mn2576	Ni2316
Avg	**.0038**	**.0000**	**.0001**	**.0001**	**.0011**	**.0059**	**.0026**	**.0009**
Stddev	.0001	.0000	.0001	.0003	.0000	.0001	.0000	.0003
%RSD	3.796	40.32	91.33	195.6	4.129	2.400	.2909	30.43
#1	.0039	.0000	.0001	-.0001	.0011	.0058	.0027	.0011
#2	.0037	.0000	.0000	.0003	.0011	.0060	.0026	.0007

Elem	Ag3280	V_2924	Zn2062	As1890	Tl1908	Pb2203	Se1960	Sb2068
Avg	**.0001**	**.0003**	**.0218**	F **-.0046**	F **-.0060**	**.0074**	**-.0006**	**.0018**
Stddev	.0003	.0001	.0000	.0006	.0003	.0008	.0005	.0000
%RSD	472.9	23.66	.1326	12.89	4.246	10.50	92.91	1.021
#1	.0002	.0004	.0218	-.0050	-.0062	.0079	-.0009	.0018
#2	-.0001	.0003	.0217	-.0042	-.0058	.0068	-.0002	.0018

Elem	Al3961	Ca3179	Fe2599	Mg2790	K_7664	Na5895	B_2089	Mo2020
Avg	**.0411**	**.2945**	**.1036**	**.0529**	**.0162**	**.0983**	**.0015**	**.0002**
Stddev	.0044	.0006	.0001	.0013	.0229	.0037	.0001	.0001
%RSD	10.82	.1922	.0911	2.382	141.2	3.803	8.784	47.51
#1	.0442	.2949	.1035	.0538	.0323	.0957	.0014	.0001
#2	.0379	.2941	.1037	.0520	.0000	.1010	.0016	.0003

Elem	Pd3404	Si2124	Sn1899	Sr4077	Ti3349	W_2079	Zr3391	S_1820
Avg	**-.0001**	**.1952**	**.0017**	**.0043**	**.0012**	**.0041**	**.0003**	**.0368**
Stddev	.0008	.0017	.0002	.0000	.0004	.0009	.0000	.0004
%RSD	869.7	.8760	12.10	.1560	36.48	20.80	14.90	1.066
#1	.0005	.1964	.0019	.0043	.0015	.0047	.0003	.0366
#2	-.0006	.1940	.0016	.0043	.0009	.0035	.0003	.0371

Elem	Bi2230	Li6707
Avg	**.0008**	**-.0003**
Stddev	.0004	.0008
%RSD	58.81	286.7
#1	.0004	.0003
#2	.0011	-.0008

Zoom In Zoom Out

Sample Name: mp80589-mb1conf Acquired: 7/11/2014 20:36:57 Type: Unk
Method: Accutest1(v235) Mode: CONC Corr. Factor: 1.000000
User: admin Custom ID1: Custom ID2: Custom ID3:
Comment:

Int. Std.	Y_3600	Y_3710	Y_2243	In2306
Avg	**217350.**	**50676.**	**3394.5**	**9703.3**
Stddev	441.	8.	8.3	28.4
%RSD	.20285	.01595	.24545	.29304
#1	217030.	50670.	3388.6	9683.2
#2	217660.	50681.	3400.4	9723.4

Zoom In Zoom Out

Sample Name: mp80589-s1 2 Acquired: 7/11/2014 20:43:10 Type: Unk
Method: Accutest1(v235) Mode: CONC Corr. Factor: 1.000000
User: admin Custom ID1: Custom ID2: Custom ID3:
Comment:

Elem	Ba4554	Be3130	Cd2288	Co2286	Cr2677	Cu3247	Mn2576	Ni2316	Ag3280
Avg	**2.618**	**1.990**	**2.192**	**1.925**	**1.863**	**2.111**	F **12.79**	**1.971**	**.2737**
Stddev	.002	.000	.001	.000	.003	.004	.01	.001	.0001
%RSD	.0870	.0082	.0651	.0168	.1654	.2138	.0801	.0414	.0547
#1	2.620	1.991	2.193	1.925	1.861	2.114	12.80	1.971	.2736
#2	2.617	1.990	2.191	1.925	1.865	2.108	12.78	1.970	.2738

Elem	V_2924	Zn2062	As1890	Tl1908	Pb2203	Se1960	Sb2068	Al3961	Ca3179
Avg	**1.955**	**1.876**	**2.247**	**1.891**	**1.932**	**2.339**	**2.170**	**26.79**	F **1385.**
Stddev	.001	.004	.007	.002	.002	.002	.003	.03	21.
%RSD	.0610	.2321	.2937	.0790	.0889	.0646	.1201	.1112	1.488
#1	1.954	1.873	2.252	1.890	1.930	2.340	2.172	26.77	1371.
#2	1.956	1.879	2.242	1.893	1.933	2.338	2.168	26.81	1400.

Elem	Fe2599	Mg2790	K_7664	Na5895	B_2089	Mo2020	Pd3404	Si2124	Sn1899
Avg	**24.12**	**374.5**	**31.61**	**103.6**	**1.262**	**2.004**	**1.972**	**17.01**	**1.962**
Stddev	.06	1.6	.01	1.9	.001	.002	.002	.03	.002
%RSD	.2349	.4181	.0431	1.789	.0386	.0879	.1204	.1845	.0900
#1	24.08	373.3	31.60	102.3	1.261	2.005	1.974	17.03	1.963
#2	24.16	375.6	31.62	104.9	1.262	2.003	1.971	16.98	1.960

Elem	Sr4077	Ti3349	W_2079	Zr3391	S_1820	Bi2230	Li6707
Avg	**7.982**	**2.007**	**2.215**	**1.959**	F **107.0**	**2.128**	**2.212**
Stddev	.089	.003	.003	.000	.1	.002	.004
%RSD	1.120	.1515	.1290	.0108	.1236	.1133	.1574
#1	7.919	2.005	2.217	1.958	107.1	2.130	2.214
#2	8.046	2.010	2.213	1.959	106.9	2.126	2.209

Int. Std.	Y_3600	Y_3710	Y_2243	In2306
Avg	**181380.**	**46756.**	**2774.5**	**7297.7**
Stddev	4.	337.	3.8	5.9
%RSD	.00206	.72137	.13848	.08113
#1	181380.	46995.	2771.8	7293.5
#2	181390.	46518.	2777.2	7301.9

Zoom In Zoom Out

Sample Name: mp80589-s2 Acquired: 7/11/2014 20:49:32 Type: Unk
Method: Accutest1(v235) Mode: CONC Corr. Factor: 1.000000
User: admin Custom ID1: Custom ID2: Custom ID3:
Comment:

Elem	Ba4554	Be3130	Cd2288	Co2286	Cr2677	Cu3247	Mn2576	Ni2316	Ag3280
Avg	**2.626**	**1.986**	**2.201**	**1.919**	**1.865**	**2.103**	F **12.83**	**1.962**	**.2670**
Stddev	.008	.002	.009	.012	.008	.004	.03	.012	.0086
%RSD	.3204	.1001	.3874	.6181	.4053	.2124	.2531	.6227	3.238
#1	2.632	1.987	2.207	1.910	1.870	2.100	12.86	1.953	.2609
#2	2.620	1.984	2.195	1.927	1.859	2.106	12.81	1.970	.2731

Elem	V_2924	Zn2062	As1890	Tl1908	Pb2203	Se1960	Sb2068	Al3961	Ca3179
Avg	**1.933**	**1.932**	**2.290**	**1.910**	**1.923**	**2.373**	**2.170**	**26.54**	*****
Stddev	.026	.082	.050	.022	.016	.032	.019	.19	-----
%RSD	1.338	4.229	2.172	1.154	.8498	1.351	.8750	.7190	-----
#1	1.914	1.989	2.325	1.926	1.911	2.396	2.157	26.40	-----
#2	1.951	1.874	2.255	1.894	1.935	2.351	2.184	26.67	1399.

Elem	Fe2599	Mg2790	K_7664	Na5895	B_2089	Mo2020	Pd3404	Si2124	Sn1899
Avg	**24.08**	**375.9**	**31.51**	**103.1**	**1.306**	**2.012**	**1.843**	**17.05**	**1.960**
Stddev	.01	.4	.07	.2	.048	.012	.252	.04	.012
%RSD	.0445	.1188	.2117	.1691	3.668	.6049	13.65	.2095	.5885
#1	24.07	375.5	31.47	103.0	1.339	2.003	1.665	17.02	1.952
#2	24.09	376.2	31.56	103.2	1.272	2.020	2.021	17.07	1.968

Elem	Sr4077	Ti3349	W_2079	Zr3391	S_1820	Bi2230	Li6707
Avg	**8.067**	**2.016**	**2.216**	**1.968**	F **107.1**	**2.103**	**2.213**
Stddev	.006	.009	.019	.004	.7	.042	.010
%RSD	.0695	.4342	.8664	.2169	.6421	1.982	.4361
#1	8.064	2.022	2.203	1.971	106.6	2.073	2.220
#2	8.071	2.010	2.230	1.965	107.6	2.132	2.207

Int. Std.	Y_3600	Y_3710	Y_2243	In2306
Avg	**181680.**	**46816.**	**2785.7**	**7304.4**
Stddev	238.	199.	18.8	46.1
%RSD	.13095	.42418	.67587	.63114
#1	181510.	46957.	2799.0	7337.0
#2	181850.	46676.	2772.4	7271.8

Zoom In Zoom Out

Sample Name: mp80589-sd1 Acquired: 7/11/2014 20:55:52 Type: Unk
Method: Accutest1(v235) Mode: CONC Corr. Factor: 5.000000
User: admin Custom ID1: Custom ID2: Custom ID3:
Comment:

Elem	Ba4554	Be3130	Cd2288	Co2286	Cr2677	Cu3247	Mn2576	Ni2316	Ag3280
Avg	**.6696**	**-.0002**	**.0071**	**-.0003**	**.0016**	**.0229**	**14.18**	**.0519**	**.0149**
Stddev	.0001	.0003	.0005	.0006	.0014	.0012	.09	.0009	.0017
%RSD	.0089	196.3	7.535	173.3	85.82	5.109	.6521	1.796	11.35
#1	.6696	-.0004	.0075	-.0008	.0025	.0220	14.24	.0526	.0161
#2	.6697	.0001	.0067	.0001	.0006	.0237	14.11	.0513	.0137

Elem	V_2924	Zn2062	As1890	Tl1908	Pb2203	Se1960	Sb2068	Al3961	Ca3179
Avg	**-.0014**	**.0494**	**-.0025**	**.0041**	**.0426**	**.0297**	**.0025**	**2.592**	**1784.**
Stddev	.0011	.0013	.0028	.0042	.0001	.0037	.0013	.021	5.
%RSD	79.63	2.733	114.5	103.5	.1273	12.29	53.02	.8051	.2997
#1	-.0006	.0504	-.0045	.0071	.0426	.0271	.0034	2.606	1788.
#2	-.0022	.0484	-.0005	.0011	.0425	.0323	.0016	2.577	1780.

Elem	Fe2599	Mg2790	K_7664	Na5895	B_2089	Mo2020	Pd3404	Si2124	Sn1899
Avg	**.0355**	**404.3**	**5.903**	**87.95**	**1.464**	**.0230**	**.0061**	**16.28**	**-.0061**
Stddev	.0011	.9	.114	.02	.002	.0009	.0015	.02	.0014
%RSD	3.100	.2327	1.924	.0195	.1152	3.696	24.50	.1531	23.07
#1	.0363	403.6	5.822	87.96	1.465	.0236	.0050	16.29	-.0051
#2	.0347	405.0	5.983	87.94	1.462	.0224	.0071	16.26	-.0071

Elem	Sr4077	Ti3349	W_2079	Zr3391	S_1820	Bi2230	Li6707
Avg	**7.144**	**.0039**	**.0454**	**-.0055**	**122.7**	**.0118**	**.0982**
Stddev	.000	.0000	.0041	.0009	.1	.0031	.0038
%RSD	.0021	.3671	8.966	15.41	.1000	26.47	3.822
#1	7.144	.0039	.0425	-.0049	122.8	.0141	.1009
#2	7.144	.0038	.0483	-.0061	122.6	.0096	.0956

Int. Std.	Y_3600	Y_3710	Y_2243	In2306
Avg	**199120.**	**48244.**	**3092.4**	**8360.5**
Stddev	386.	15.	1.1	13.5
%RSD	.19410	.03025	.03539	.16153
#1	198840.	48234.	3091.6	8350.9
#2	199390.	48255.	3093.2	8370.0

Zoom In Zoom Out

Sample Name: ccv Acquired: 7/11/2014 21:02:11 Type: QC
Method: Accutest1(v235) Mode: CONC Corr. Factor: 1.000000
User: admin Custom ID1: Custom ID2: Custom ID3:
Comment:

Elem	Ba4554	Be3130	Cd2288	Co2286	Cr2677	Cu3247	Mn2576	Ni2316	Ag3280
Units	ppm	ppm	ppm	ppm	ppm	ppm	ppm	ppm	ppm
Avg	**1.991**	**1.975**	**2.019**	**2.017**	**1.982**	**1.945**	**2.016**	**2.038**	**.2440**
Stddev	.028	.007	.003	.002	.004	.004	.004	.004	.0013
%RSD	1.426	.3322	.1336	.1177	.2028	.2289	.1718	.1941	.5351
#1	1.970	1.970	2.017	2.015	1.985	1.942	2.018	2.035	.2431
#2	2.011	1.979	2.021	2.018	1.980	1.948	2.013	2.041	.2450
Check ?	Chk Pass	Chk Pass	Chk Pass	Chk Pass	Chk Pass	Chk Pass	Chk Pass	Chk Pass	Chk Pass
Value									
Range									

Elem	V_2924	Zn2062	As1890	Tl1908	Pb2203	Se1960	Sb2068	Al3961	Ca3179
Units	ppm	ppm	ppm	ppm	ppm	ppm	ppm	ppm	ppm
Avg	**1.973**	**2.040**	**2.007**	**2.074**	**2.023**	**2.006**	**2.001**	**38.57**	**40.18**
Stddev	.002	.002	.001	.002	.000	.003	.004	.55	.57
%RSD	.1017	.0731	.0526	.1137	.0113	.1475	.1953	1.427	1.414
#1	1.974	2.039	2.007	2.072	2.023	2.004	1.998	38.18	39.78
#2	1.972	2.041	2.008	2.076	2.023	2.008	2.003	38.96	40.58
Check ?	Chk Pass	Chk Pass	Chk Pass	Chk Pass	Chk Pass	Chk Pass	Chk Pass	Chk Pass	Chk Pass
Value									
Range									

Elem	Fe2599	Mg2790	K_7664	Na5895	B_2089	Mo2020	Pd3404	Si2124	Sn1899
Units	ppm	ppm	ppm	ppm	ppm	ppm	ppm	ppm	ppm
Avg	**39.65**	**38.89**	**38.62**	**39.06**	**2.023**	**2.024**	**1.947**	**5.030**	**2.052**
Stddev	.60	.54	.43	.53	.005	.004	.002	.013	.003
%RSD	1.519	1.392	1.120	1.359	.2466	.1852	.1126	.2595	.1474
#1	39.23	38.51	38.31	38.68	2.019	2.021	1.946	5.021	2.050
#2	40.08	39.27	38.92	39.43	2.026	2.026	1.949	5.039	2.055
Check ?	Chk Pass	Chk Pass	Chk Pass	Chk Pass	Chk Pass	Chk Pass	Chk Pass	Chk Pass	Chk Pass
Value									
Range									

Zoom In Zoom Out

Sample Name: ccv Acquired: 7/11/2014 21:02:11 Type: QC
Method: Accutest1(v235) Mode: CONC Corr. Factor: 1.000000
User: admin Custom ID1: Custom ID2: Custom ID3:
Comment:

Elem	Sr4077	Ti3349	W_2079	Zr3391	S_1820	Bi2230	Li6707
Units	ppm	ppm	ppm	ppm	ppm	ppm	ppm
Avg	**1.997**	**1.954**	**1.998**	**1.991**	**1.985**	**2.007**	**1.927**
Stddev	.000	.002	.006	.000	.002	.005	.030
%RSD	.0027	.0854	.2847	.0066	.1083	.2330	1.577
#1	1.997	1.955	1.994	1.991	1.983	2.004	1.906
#2	1.997	1.953	2.002	1.991	1.987	2.010	1.949
Check ?	Chk Pass	Chk Pass	Chk Pass	Chk Pass	Chk Pass	Chk Pass	Chk Pass
Value							
Range							

Int. Std.	Y_3600	Y_3710	Y_2243	In2306
Units	Cts/S	Cts/S	Cts/S	Cts/S
Avg	**205610.**	**49599.**	**3298.7**	**8946.2**
Stddev	183.	387.	4.7	13.4
%RSD	.08903	.77965	.14127	.14945
#1	205480.	49872.	3302.0	8955.6
#2	205740.	49326.	3295.4	8936.7

Zoom In Zoom Out

Sample Name: ccb Acquired: 7/11/2014 21:08:24 Type: QC
Method: Accutest1(v235) Mode: CONC Corr. Factor: 1.000000
User: admin Custom ID1: Custom ID2: Custom ID3:
Comment:

Elem	Ba4554	Be3130	Cd2288	Co2286	Cr2677	Cu3247	Mn2576	Ni2316	Ag3280
Units	ppm	ppm	ppm	ppm	ppm	ppm	ppm	ppm	ppm
Avg	**.0001**	**.0003**	**.0001**	**-.0001**	**.0003**	**.0010**	**.0003**	**.0002**	**-.0001**
Stddev	.0000	.0000	.0001	.0001	.0001	.0002	.0000	.0001	.0001
%RSD	2.707	9.575	50.78	66.56	44.10	22.53	6.078	46.13	99.05
#1	.0001	.0002	.0002	.0000	.0004	.0008	.0003	.0003	.0000
#2	.0001	.0003	.0001	-.0001	.0002	.0011	.0003	.0002	-.0001
Check ?	Chk Pass	Chk Pass	Chk Pass	Chk Pass	Chk Pass	Chk Pass	Chk Pass	Chk Pass	Chk Pass
High Limit									
Low Limit									

Elem	V_2924	Zn2062	As1890	Tl1908	Pb2203	Se1960	Sb2068	Al3961	Ca3179
Units	ppm	ppm	ppm	ppm	ppm	ppm	ppm	ppm	ppm
Avg	**.0003**	**-.0006**	**.0009**	**.0009**	**.0003**	**.0000**	**.0009**	**.0048**	**.0045**
Stddev	.0001	.0000	.0007	.0003	.0003	.0003	.0007	.0010	.0001
%RSD	22.85	5.239	75.99	31.45	100.2	2187.	75.09	21.25	1.146
#1	.0003	-.0006	.0004	.0007	.0001	.0002	.0004	.0055	.0045
#2	.0004	-.0007	.0013	.0011	.0004	-.0002	.0014	.0041	.0044
Check ?	Chk Pass	Chk Pass	Chk Pass	Chk Pass	Chk Pass	Chk Pass	Chk Pass	Chk Pass	Chk Pass
High Limit									
Low Limit									

Elem	Fe2599	Mg2790	K_7664	Na5895	B_2089	Mo2020	Pd3404	Si2124	Sn1899
Units	ppm	ppm	ppm	ppm	ppm	ppm	ppm	ppm	ppm
Avg	**.0041**	**.0087**	**.0273**	**.0249**	**.0032**	**.0014**	**-.0005**	**.0050**	**-.0009**
Stddev	.0008	.0161	.0115	.0022	.0001	.0000	.0004	.0002	.0005
%RSD	18.96	186.0	42.34	8.743	2.664	3.580	77.71	4.700	56.51
#1	.0047	.0201	.0191	.0264	.0031	.0014	-.0002	.0051	-.0012
#2	.0036	-.0027	.0354	.0233	.0033	.0014	-.0008	.0048	-.0005
Check ?	Chk Pass	Chk Pass	Chk Pass	Chk Pass	Chk Pass	Chk Pass	Chk Pass	Chk Pass	Chk Pass
High Limit									
Low Limit									

Zoom In Zoom Out

Sample Name: ccb Acquired: 7/11/2014 21:08:24 Type: QC
Method: Accutest1(v235) Mode: CONC Corr. Factor: 1.000000
User: admin Custom ID1: Custom ID2: Custom ID3:
Comment:

Elem	Sr4077	Ti3349	W_2079	Zr3391	S_1820	Bi2230	Li6707
Units	ppm	ppm	ppm	ppm	ppm	ppm	ppm
Avg	**.0002**	**.0004**	**.0134**	**.0008**	**.0018**	**.0007**	**.0002**
Stddev	.0000	.0001	.0006	.0001	.0006	.0007	.0004
%RSD	4.059	32.51	4.106	9.638	31.31	98.85	248.0
#1	.0002	.0003	.0138	.0008	.0014	.0011	-.0001
#2	.0002	.0005	.0130	.0007	.0022	.0002	.0005
Check ?	Chk Pass	Chk Pass	Chk Pass	Chk Pass	Chk Pass	Chk Pass	Chk Pass
High Limit							
Low Limit							

Int. Std.	Y_3600	Y_3710	Y_2243	In2306
Units	Cts/S	Cts/S	Cts/S	Cts/S
Avg	**213800.**	**49726.**	**3405.4**	**9623.4**
Stddev	2457.	105.	15.4	45.0
%RSD	1.1494	.21210	.45303	.46769
#1	215540.	49651.	3394.4	9591.6
#2	212060.	49800.	3416.3	9655.3

Zoom In Zoom Out

Sample Name: mp80589-s1 Acquired: 7/11/2014 21:14:37 Type: Unk
Method: Accutest1(v235) Mode: CONC Corr. Factor: 5.000000
User: admin Custom ID1: Custom ID2: Custom ID3:
Comment:

Elem	Ba4554	Be3130	Cd2288	Co2286	Cr2677	Cu3247	Mn2576	Ni2316	Ag3280
Avg	**2.791**	**2.182**	**2.291**	**2.106**	**2.094**	**2.088**	**15.29**	**2.229**	**.2794**
Stddev	.024	.020	.002	.003	.002	.005	.01	.005	.0003
%RSD	.8539	.9193	.0816	.1260	.1023	.2628	.0341	.2099	.1185
#1	2.807	2.196	2.293	2.108	2.093	2.092	15.29	2.232	.2796
#2	2.774	2.167	2.290	2.104	2.096	2.084	15.29	2.226	.2791

Elem	V_2924	Zn2062	As1890	Tl1908	Pb2203	Se1960	Sb2068	Al3961	Ca3179
Avg	**2.133**	**2.184**	**2.293**	**2.231**	**2.216**	**2.307**	**2.262**	**29.32**	**1692.**
Stddev	.004	.009	.004	.002	.004	.015	.006	.33	16.
%RSD	.1663	.4126	.1729	.1022	.2000	.6393	.2879	1.140	.9606
#1	2.135	2.190	2.296	2.233	2.220	2.317	2.267	29.55	1704.
#2	2.130	2.178	2.290	2.229	2.213	2.296	2.257	29.08	1681.

Elem	Fe2599	Mg2790	K_7664	Na5895	B_2089	Mo2020	Pd3404	Si2124	Sn1899
Avg	**27.08**	**405.3**	**32.71**	**110.1**	**1.374**	**2.207**	**2.009**	**17.47**	**2.266**
Stddev	.26	3.8	.25	.9	.004	.003	.003	.00	.005
%RSD	.9469	.9316	.7751	.8016	.2517	.1141	.1323	.0243	.2222
#1	27.26	408.0	32.89	110.7	1.377	2.209	2.010	17.47	2.270
#2	26.90	402.7	32.53	109.5	1.372	2.205	2.007	17.46	2.262

Elem	Sr4077	Ti3349	W_2079	Zr3391	S_1820	Bi2230	Li6707
Avg	**8.796**	**2.151**	**2.461**	**2.078**	**114.0**	**2.223**	**2.255**
Stddev	.108	.004	.000	.004	.1	.001	.026
%RSD	1.232	.1868	.0069	.1665	.0878	.0418	1.143
#1	8.873	2.154	2.461	2.081	114.0	2.222	2.273
#2	8.719	2.148	2.460	2.076	113.9	2.224	2.237

Int. Std.	Y_3600	Y_3710	Y_2243	In2306
Avg	**199570.**	**48379.**	**3106.6**	**8385.9**
Stddev	223.	303.	3.7	15.1
%RSD	.11167	.62732	.11961	.18035
#1	199410.	48164.	3104.0	8375.2
#2	199730.	48593.	3109.2	8396.6

Zoom In Zoom Out

Sample Name: mp80589-s2 Acquired: 7/11/2014 21:20:54 Type: Unk
Method: Accutest1(v235) Mode: CONC Corr. Factor: 5.000000
User: admin Custom ID1: Custom ID2: Custom ID3:
Comment:

Elem	Ba4554	Be3130	Cd2288	Co2286	Cr2677	Cu3247	Mn2576	Ni2316	Ag3280
Avg	**2.734**	**2.134**	**2.235**	**2.050**	**2.065**	**2.052**	**15.21**	**2.171**	**.2751**
Stddev	.003	.006	.028	.027	.003	.008	.03	.028	.0012
%RSD	.1252	.2702	1.232	1.304	.1474	.3760	.1936	1.292	.4419
#1	2.732	2.130	2.216	2.031	2.063	2.057	15.18	2.152	.2742
#2	2.737	2.138	2.255	2.069	2.067	2.046	15.23	2.191	.2760

Elem	V_2924	Zn2062	As1890	Tl1908	Pb2203	Se1960	Sb2068	Al3961	Ca3179
Avg	**2.102**	**2.139**	**2.232**	**2.171**	**2.163**	**2.253**	**2.225**	**28.66**	**1684.**
Stddev	.004	.031	.033	.035	.032	.029	.025	.01	9.
%RSD	.1817	1.437	1.468	1.626	1.458	1.277	1.146	.0283	.5389
#1	2.104	2.118	2.209	2.146	2.141	2.233	2.207	28.67	1678.
#2	2.099	2.161	2.255	2.196	2.185	2.274	2.243	28.66	1691.

Elem	Fe2599	Mg2790	K_7664	Na5895	B_2089	Mo2020	Pd3404	Si2124	Sn1899
Avg	**26.53**	**397.7**	**32.26**	**108.8**	**1.350**	**2.165**	**2.024**	**17.15**	**2.225**
Stddev	.05	1.6	.01	.1	.017	.029	.002	.23	.022
%RSD	.1713	.4023	.0275	.1364	1.237	1.339	.1127	1.357	.9888
#1	26.49	396.5	32.26	108.7	1.338	2.145	2.022	16.98	2.209
#2	26.56	398.8	32.25	108.9	1.362	2.186	2.025	17.31	2.240

Elem	Sr4077	Ti3349	W_2079	Zr3391	S_1820	Bi2230	Li6707
Avg	**8.719**	**2.140**	**2.400**	**2.061**	**112.1**	**2.174**	**2.210**
Stddev	.027	.005	.032	.008	1.5	.024	.004
%RSD	.3142	.2177	1.331	.3792	1.294	1.117	.1604
#1	8.738	2.143	2.377	2.066	111.0	2.156	2.208
#2	8.700	2.137	2.422	2.055	113.1	2.191	2.213

Int. Std.	Y_3600	Y_3710	Y_2243	In2306
Avg	**198990.**	**48524.**	**3120.0**	**8444.8**
Stddev	172.	156.	35.6	94.5
%RSD	.08649	.32216	1.1395	1.1195
#1	198870.	48635.	3145.1	8511.6
#2	199120.	48414.	3094.8	8377.9

Zoom In Zoom Out

Sample Name: mp80589-sd1 Acquired: 7/11/2014 21:27:08 Type: Unk
Method: Accutest1(v235) Mode: CONC Corr. Factor: 25.000000
User: admin Custom ID1: Custom ID2: Custom ID3:
Comment:

Elem	Ba4554	Be3130	Cd2288	Co2286	Cr2677	Cu3247	Mn2576	Ni2316	Ag3280
Avg	**.6212**	**.0002**	**.0027**	**-.0111**	**-.0085**	**.0383**	**13.76**	**.0470**	**.0181**
Stddev	.0024	.0011	.0010	.0027	.0075	.0023	.06	.0057	.0008
%RSD	.3855	673.3	37.85	24.07	88.34	6.086	.4265	12.16	4.176
#1	.6195	-.0006	.0020	-.0130	-.0032	.0367	13.72	.0511	.0175
#2	.6229	.0009	.0035	-.0093	-.0138	.0400	13.80	.0430	.0186

Elem	V_2924	Zn2062	As1890	Tl1908	Pb2203	Se1960	Sb2068	Al3961	Ca3179
Avg	**.0029**	**.0947**	**.0168**	**.0246**	**.0460**	**.0118**	**.0001**	**4.504**	**1732.**
Stddev	.0069	.0029	.0018	.0107	.0014	.0258	.0067	.171	7.
%RSD	236.4	3.022	10.67	43.70	3.008	219.7	4778.	3.787	.4268
#1	.0078	.0927	.0180	.0322	.0470	-.0065	-.0046	4.625	1737.
#2	-.0020	.0967	.0155	.0170	.0450	.0300	.0048	4.383	1727.

Elem	Fe2599	Mg2790	K_7664	Na5895	B_2089	Mo2020	Pd3404	Si2124	Sn1899
Avg	**.0637**	**376.9**	**6.276**	**79.21**	**1.351**	**.0269**	**.0229**	**14.62**	**-.0324**
Stddev	.0234	1.1	.293	.31	.020	.0009	.0043	.05	.0118
%RSD	36.67	.2851	4.669	.3949	1.449	3.195	18.73	.3318	36.38
#1	.0802	377.7	6.069	79.43	1.337	.0275	.0198	14.59	-.0241
#2	.0472	376.2	6.484	78.98	1.365	.0263	.0259	14.65	-.0408

Elem	Sr4077	Ti3349	W_2079	Zr3391	S_1820	Bi2230	Li6707
Avg	**6.567**	**.0124**	**.1513**	**.0013**	**109.2**	**.0170**	**.0879**
Stddev	.006	.0102	.0101	.0000	.3	.0165	.0126
%RSD	.0848	82.24	6.691	3.576	.2365	97.35	14.36
#1	6.571	.0052	.1584	.0014	109.0	.0053	.0790
#2	6.563	.0196	.1441	.0013	109.3	.0287	.0968

Int. Std.	Y_3600	Y_3710	Y_2243	In2306
Avg	**209130.**	**49330.**	**3306.6**	**9228.1**
Stddev	719.	121.	10.4	11.2
%RSD	.34382	.24449	.31460	.12122
#1	209640.	49245.	3314.0	9236.1
#2	208620.	49415.	3299.3	9220.2

Zoom In Zoom Out

Sample Name: mp80450-mb1 Acquired: 7/11/2014 21:33:17 Type: Unk
Method: Accutest1(v235) Mode: CONC Corr. Factor: 1.000000
User: admin Custom ID1: Custom ID2: Custom ID3:
Comment:

Elem	Ba4554	Be3130	Cd2288	Co2286	Cr2677	Cu3247	Mn2576	Ni2316	Ag3280
Avg	**.0012**	**.0000**	**-.0001**	**.0000**	**.0009**	**.0016**	**.0007**	**.0004**	**.0001**
Stddev	.0001	.000	.0001	.000	.0002	.0002	.0000	.0000	.0001
%RSD	8.446	452.1	106.0	655.8	19.61	12.53	1.974	5.507	47.73
#1	.0013	.0000	-.0002	.0001	.0010	.0014	.0007	.0004	.0001
#2	.0012	.0000	.0000	-.0001	.0007	.0017	.0007	.0004	.0002

Elem	V_2924	Zn2062	As1890	Tl1908	Pb2203	Se1960	Sb2068	Al3961	Ca3179
Avg	**.0002**	**.0050**	**-.0001**	**-.0002**	**.0000**	**.0010**	**.0008**	**.0284**	**.1875**
Stddev	.0000	.0000	.0003	.0007	.000	.0005	.0000	.0002	.0013
%RSD	7.442	.9879	347.5	326.8	625.4	50.62	.2640	.6260	.6879
#1	.0002	.0050	.0001	.0003	.0001	.0014	.0008	.0286	.1884
#2	.0002	.0051	-.0003	-.0007	-.0002	.0007	.0008	.0283	.1866

Elem	Fe2599	Mg2790	K_7664	Na5895	B_2089	Mo2020	Pd3404	Si2124	Sn1899
Avg	**.0521**	**.0202**	**.0396**	**.0354**	**.0012**	**.0005**	**-.0002**	**.0199**	**.0284**
Stddev	.0004	.0015	.0124	.0014	.0003	.0001	.0005	.0010	.0003
%RSD	.7191	7.315	31.42	3.864	27.55	18.23	216.1	5.130	1.019
#1	.0523	.0212	.0308	.0363	.0014	.0004	-.0006	.0192	.0282
#2	.0518	.0191	.0484	.0344	.0009	.0005	.0001	.0206	.0286

Elem	Sr4077	Ti3349	W_2079	Zr3391	S_1820	Bi2230	Li6707
Avg	**.0004**	**.0013**	**.0073**	**.0006**	**.0173**	**-.0001**	**.0002**
Stddev	.0000	.0001	.0003	.0001	.0006	.0001	.0000
%RSD	6.474	3.997	4.118	18.32	3.274	49.13	2.677
#1	.0004	.0013	.0075	.0006	.0169	-.0001	.0002
#2	.0005	.0012	.0071	.0005	.0177	-.0002	.0002

Int. Std.	Y_3600	Y_3710	Y_2243	In2306
Avg	**214630.**	**49828.**	**3384.9**	**9601.5**
Stddev	1727.	209.	2.4	23.4
%RSD	.80485	.42023	.07050	.24358
#1	213410.	49680.	3383.2	9585.0
#2	215850.	49976.	3386.6	9618.0

Zoom In Zoom Out

Sample Name: jb70672-1 2 Acquired: 7/11/2014 21:39:27 Type: Unk
Method: Accutest1(v235) Mode: CONC Corr. Factor: 1.000000
User: admin Custom ID1: Custom ID2: Custom ID3:
Comment:

Elem	Ba4554	Be3130	Cd2288	Co2286	Cr2677	Cu3247	Mn2576	Ni2316
Avg	**.3957**	**.0070**	**.0034**	**.0983**	**.2537**	**.2157**	**2.010**	**.4117**
Stddev	.0004	.0001	.0001	.0005	.0011	.0009	.017	.0016
%RSD	.1109	.8564	2.682	.4844	.4388	.4230	.8275	.3866
#1	.3954	.0071	.0033	.0980	.2545	.2163	2.021	.4106
#2	.3960	.0070	.0035	.0987	.2529	.2151	1.998	.4128

Elem	Ag3280	V_2924	Zn2062	As1890	Tl1908	Pb2203	Se1960	Sb2068
Avg	**.0048**	**.2979**	**.6347**	**.0522**	F **-.0042**	**.2960**	W **-.0045**	**.0066**
Stddev	.0003	.0023	.0016	.0002	.0001	.0016	.0016	.0010
%RSD	6.432	.7798	.2574	.4205	2.764	.5376	34.69	14.83
#1	.0045	.2995	.6335	.0523	-.0041	.2949	-.0034	.0059
#2	.0050	.2962	.6358	.0520	-.0043	.2972	-.0056	.0073

Elem	Al3961	Ca3179	Fe2599	Mg2790	K_7664	Na5895	B_2089	Mo2020
Avg	**119.8**	**22.37**	**210.6**	**58.67**	**25.11**	**4.480**	**.0975**	**.0053**
Stddev	.3	.00	.2	.06	.09	.014	.0004	.0000
%RSD	.2253	.0210	.0978	.0994	.3458	.3192	.4076	.3033
#1	119.6	22.37	210.4	58.63	25.05	4.470	.0973	.0053
#2	120.0	22.38	210.7	58.71	25.17	4.490	.0978	.0053

Elem	Pd3404	Si2124	Sn1899	Sr4077	Ti3349	W_2079	Zr3391	S_1820
Avg	**.0025**	**11.35**	**.0331**	**.1845**	**5.331**	**.0102**	**.0917**	**37.03**
Stddev	.0002	.04	.0001	.0003	.033	.0004	.0004	.09
%RSD	5.938	.3475	.2191	.1785	.6178	4.388	.3946	.2340
#1	.0024	11.32	.0331	.1843	5.354	.0099	.0919	36.97
#2	.0026	11.37	.0330	.1847	5.307	.0105	.0914	37.09

Elem	Bi2230	Li6707
Avg	W **-.0081**	**.2057**
Stddev	.0017	.0011
%RSD	21.03	.5245
#1	-.0069	.2050
#2	-.0093	.2065

Zoom In Zoom Out

Sample Name: jb70672-1 2 Acquired: 7/11/2014 21:39:27 Type: Unk
Method: Accutest1(v235) Mode: CONC Corr. Factor: 1.000000
User: admin Custom ID1: Custom ID2: Custom ID3:
Comment:

Int. Std.	Y_3600	Y_3710	Y_2243	In2306
Avg	**219930.**	**53466.**	**3516.8**	**9093.1**
Stddev	1262.	153.	8.0	15.4
%RSD	.57370	.28605	.22751	.16885
#1	219040.	53575.	3522.4	9103.9
#2	220820.	53358.	3511.1	9082.2

Zoom In Zoom Out

Sample Name: jb71235-1 1 Acquired: 7/11/2014 21:45:46 Type: Unk
Method: Accutest1(v235) Mode: CONC Corr. Factor: 2.000000
User: admin Custom ID1: Custom ID2: Custom ID3:
Comment:

Elem	Ba4554	Be3130	Cd2288	Co2286	Cr2677	Cu3247	Mn2576	Ni2316
Avg	**.0932**	**.0000**	**-.0004**	**.0258**	**.0781**	**.0479**	**.0050**	**.1824**
Stddev	.0005	.0000	.0003	.0001	.0011	.0001	.0000	.0006
%RSD	.5885	17.77	84.66	.4157	1.387	.1680	.2922	.3286
#1	.0935	.0000	-.0002	.0259	.0774	.0479	.0050	.1828
#2	.0928	.0000	-.0006	.0258	.0789	.0478	.0050	.1820

Elem	Ag3280	V_2924	Zn2062	As1890	Tl1908	Pb2203	Se1960	Sb2068
Avg	**.0027**	**.0016**	W **-.0063**	**.0038**	F **-.1324**	**.0019**	**-.0079**	**-.0004**
Stddev	.0008	.0000	.0002	.0012	.0029	.0007	.0031	.0000
%RSD	30.23	1.838	3.559	31.34	2.160	35.17	40.01	2.405
#1	.0033	.0016	-.0064	.0046	-.1344	.0015	-.0101	-.0004
#2	.0022	.0017	-.0061	.0030	-.1304	.0024	-.0056	-.0004

Elem	Al3961	Ca3179	Fe2599	Mg2790	K_7664	Na5895	B_2089	Mo2020
Avg	**.1498**	**31.76**	**.2552**	**10.83**	**844.3**	**1072.**	**3.085**	**.1958**
Stddev	.0190	.11	.0003	.03	.1	11.	.002	.0010
%RSD	12.67	.3484	.1182	.2723	.0098	1.071	.0571	.5011
#1	.1364	31.84	.2554	10.85	844.3	1064.	3.086	.1965
#2	.1632	31.68	.2550	10.81	844.4	1080.	3.083	.1951

Elem	Pd3404	Si2124	Sn1899	Sr4077	Ti3349	W_2079	Zr3391	S_1820
Avg	**.0006**	**7.005**	**-.0042**	**.0875**	**.0027**	**.1404**	W **-.0050**	**115.9**
Stddev	.0001	.017	.0002	.0008	.0002	.0015	.0004	.5
%RSD	25.23	.2370	5.134	.9406	5.802	1.055	8.955	.3965
#1	.0007	7.016	-.0043	.0881	.0026	.1415	-.0046	116.2
#2	.0005	6.993	-.0040	.0870	.0028	.1394	-.0053	115.6

Elem	Bi2230	Li6707
Avg	**.0032**	**.0256**
Stddev	.0000	.0013
%RSD	.7959	5.158
#1	.0033	.0265
#2	.0032	.0247

Zoom In Zoom Out

Sample Name: jb71235-1 1 Acquired: 7/11/2014 21:45:46 Type: Unk
Method: Accutest1(v235) Mode: CONC Corr. Factor: 2.000000
User: admin Custom ID1: Custom ID2: Custom ID3:
Comment:

Int. Std.	Y_3600	Y_3710	Y_2243	In2306
Avg	**192840.**	**48542.**	**3070.6**	**7988.3**
Stddev	1485.	80.	2.7	4.6
%RSD	.76987	.16541	.08633	.05740
#1	193890.	48485.	3068.8	7985.1
#2	191790.	48598.	3072.5	7991.6

Zoom In Zoom Out

Sample Name: ccv Acquired: 7/11/2014 21:52:04 Type: QC
Method: Accutest1(v235) Mode: CONC Corr. Factor: 1.000000
User: admin Custom ID1: Custom ID2: Custom ID3:
Comment:

Elem	Ba4554	Be3130	Cd2288	Co2286	Cr2677	Cu3247	Mn2576	Ni2316	Ag3280
Units	ppm	ppm	ppm	ppm	ppm	ppm	ppm	ppm	ppm
Avg	**2.017**	**2.006**	**2.022**	**2.011**	**1.965**	**1.930**	**1.999**	**2.037**	**.2434**
Stddev	.011	.002	.005	.006	.019	.020	.018	.006	.0022
%RSD	.5554	.0787	.2672	.2871	.9628	1.020	.9145	.2975	.8949
#1	2.025	2.007	2.018	2.007	1.979	1.944	2.012	2.033	.2449
#2	2.009	2.005	2.026	2.015	1.952	1.916	1.986	2.041	.2419
Check ?	Chk Pass	Chk Pass	Chk Pass	Chk Pass	Chk Pass	Chk Pass	Chk Pass	Chk Pass	Chk Pass
Value									
Range									

Elem	V_2924	Zn2062	As1890	Tl1908	Pb2203	Se1960	Sb2068	Al3961	Ca3179
Units	ppm	ppm	ppm	ppm	ppm	ppm	ppm	ppm	ppm
Avg	**1.963**	**2.037**	**2.004**	**2.068**	**2.018**	**1.999**	**2.002**	**39.02**	**40.87**
Stddev	.019	.005	.008	.009	.007	.003	.005	.24	.24
%RSD	.9796	.2610	.3829	.4362	.3397	.1456	.2660	.6142	.5955
#1	1.976	2.033	1.999	2.062	2.014	1.997	1.998	39.19	41.05
#2	1.949	2.041	2.009	2.074	2.023	2.001	2.006	38.85	40.70
Check ?	Chk Pass	Chk Pass	Chk Pass	Chk Pass	Chk Pass	Chk Pass	Chk Pass	Chk Pass	Chk Pass
Value									
Range									

Elem	Fe2599	Mg2790	K_7664	Na5895	B_2089	Mo2020	Pd3404	Si2124	Sn1899
Units	ppm	ppm	ppm	ppm	ppm	ppm	ppm	ppm	ppm
Avg	**40.22**	**39.28**	**39.15**	**39.62**	**2.027**	**2.024**	**1.933**	**5.034**	**2.052**
Stddev	.25	.15	.20	.26	.004	.006	.015	.010	.007
%RSD	.6154	.3803	.5061	.6645	.1756	.2896	.7979	.1992	.3629
#1	40.39	39.38	39.29	39.81	2.025	2.020	1.944	5.027	2.047
#2	40.04	39.17	39.01	39.43	2.030	2.028	1.922	5.041	2.057
Check ?	Chk Pass	Chk Pass	Chk Pass	Chk Pass	Chk Pass	Chk Pass	Chk Pass	Chk Pass	Chk Pass
Value									
Range									

Zoom In Zoom Out

Sample Name: ccv Acquired: 7/11/2014 21:52:04 Type: QC
Method: Accutest1(v235) Mode: CONC Corr. Factor: 1.000000
User: admin Custom ID1: Custom ID2: Custom ID3:
Comment:

Elem	Sr4077	Ti3349	W_2079	Zr3391	S_1820	Bi2230	Li6707
Units	ppm	ppm	ppm	ppm	ppm	ppm	ppm
Avg	**2.045**	**1.937**	**1.988**	**1.970**	**1.988**	**2.008**	**1.953**
Stddev	.012	.016	.007	.017	.002	.004	.012
%RSD	.6055	.8485	.3695	.8531	.1152	.2252	.6250
#1	2.054	1.949	1.982	1.982	1.986	2.004	1.961
#2	2.037	1.925	1.993	1.958	1.990	2.011	1.944
Check ?	Chk Pass	Chk Pass	Chk Pass	Chk Pass	Chk Pass	Chk Pass	Chk Pass
Value							
Range							

Int. Std.	Y_3600	Y_3710	Y_2243	In2306
Units	Cts/S	Cts/S	Cts/S	Cts/S
Avg	**206490.**	**48867.**	**3285.8**	**8947.9**
Stddev	1590.	124.	5.9	19.5
%RSD	.77009	.25317	.17839	.21811
#1	205370.	48780.	3290.0	8961.7
#2	207620.	48955.	3281.7	8934.1

Zoom In Zoom Out

Sample Name: ccb Acquired: 7/11/2014 21:58:17 Type: QC
Method: Accutest1(v235) Mode: CONC Corr. Factor: 1.000000
User: admin Custom ID1: Custom ID2: Custom ID3:
Comment:

Elem	Ba4554	Be3130	Cd2288	Co2286	Cr2677	Cu3247	Mn2576	Ni2316	Ag3280
Units	ppm	ppm	ppm	ppm	ppm	ppm	ppm	ppm	ppm
Avg	**.0001**	**.0003**	**.0001**	**.0001**	**.0001**	**.0009**	**.0003**	**.0001**	**.0001**
Stddev	.0001	.0000	.0001	.0001	.0001	.0002	.0000	.0000	.0002
%RSD	58.80	2.152	50.29	151.0	202.3	23.79	6.139	37.49	312.2
#1	.0002	.0003	.0001	.0001	.0000	.0007	.0003	.0001	-.0001
#2	.0001	.0003	.0002	.0000	.0001	.0010	.0003	.0002	.0002
Check ?	Chk Pass	Chk Pass	Chk Pass	Chk Pass	Chk Pass	Chk Pass	Chk Pass	Chk Pass	Chk Pass
High Limit									
Low Limit									

Elem	V_2924	Zn2062	As1890	Tl1908	Pb2203	Se1960	Sb2068	Al3961	Ca3179
Units	ppm	ppm	ppm	ppm	ppm	ppm	ppm	ppm	ppm
Avg	**.0003**	**-.0005**	**.0005**	**.0011**	**.0001**	**-.0003**	**.0009**	**.0080**	**.0062**
Stddev	.0001	.0001	.0002	.0003	.0004	.0001	.0005	.0027	.0003
%RSD	20.46	21.95	42.83	31.40	373.6	51.93	63.43	33.33	5.301
#1	.0003	-.0006	.0007	.0013	-.0002	-.0004	.0012	.0061	.0060
#2	.0002	-.0004	.0004	.0008	.0003	-.0002	.0005	.0099	.0065
Check ?	Chk Pass	Chk Pass	Chk Pass	Chk Pass	Chk Pass	Chk Pass	Chk Pass	Chk Pass	Chk Pass
High Limit									
Low Limit									

Elem	Fe2599	Mg2790	K_7664	Na5895	B_2089	Mo2020	Pd3404	Si2124	Sn1899
Units	ppm	ppm	ppm	ppm	ppm	ppm	ppm	ppm	ppm
Avg	**.0049**	**.0052**	**.0594**	**.0311**	**.0030**	**.0011**	**.0005**	**.0028**	**.0001**
Stddev	.0002	.0005	.0104	.0007	.0011	.0002	.0001	.0004	.0002
%RSD	3.630	10.27	17.49	2.302	36.02	18.10	14.65	13.26	211.3
#1	.0051	.0048	.0520	.0306	.0038	.0013	.0006	.0031	-.0001
#2	.0048	.0055	.0667	.0316	.0022	.0010	.0005	.0025	.0003
Check ?	Chk Pass	Chk Pass	Chk Pass	Chk Pass	Chk Pass	Chk Pass	Chk Pass	Chk Pass	Chk Pass
High Limit									
Low Limit									

Zoom In Zoom Out

Sample Name: ccb Acquired: 7/11/2014 21:58:17 Type: QC
Method: Accutest1(v235) Mode: CONC Corr. Factor: 1.000000
User: admin Custom ID1: Custom ID2: Custom ID3:
Comment:

Elem	Sr4077	Ti3349	W_2079	Zr3391	S_1820	Bi2230	Li6707
Units	ppm	ppm	ppm	ppm	ppm	ppm	ppm
Avg	**.0003**	**.0003**	**.0137**	**.0009**	**.0008**	**.0006**	**-.0003**
Stddev	.0000	.0003	.0013	.0002	.0001	.0002	.0003
%RSD	18.35	101.4	9.645	16.34	13.94	32.56	124.6
#1	.0002	.0001	.0147	.0008	.0009	.0005	.0000
#2	.0003	.0005	.0128	.0010	.0007	.0008	-.0005
Check ?	Chk Pass	Chk Pass	Chk Pass	Chk Pass	Chk Pass	Chk Pass	Chk Pass
High Limit							
Low Limit							

Int. Std.	Y_3600	Y_3710	Y_2243	In2306
Units	Cts/S	Cts/S	Cts/S	Cts/S
Avg	**214070.**	**49413.**	**3405.1**	**9652.5**
Stddev	94.	44.	11.7	29.9
%RSD	.04400	.08900	.34435	.30939
#1	214140.	49445.	3396.9	9631.3
#2	214000.	49382.	3413.4	9673.6

Zoom In Zoom Out

Sample Name: mp80565-mb1conf Acquired: 7/11/2014 22:04:30 Type: Unk
Method: Accutest1(v235) Mode: CONC Corr. Factor: 1.000000
User: admin Custom ID1: Custom ID2: Custom ID3:
Comment:

Elem	Ba4554	Be3130	Cd2288	Co2286	Cr2677	Cu3247	Mn2576	Ni2316	Ag3280
Avg	**.0040**	**.0010**	**.0010**	**.0030**	**.0020**	**.0026**	**.0032**	**.0044**	**.0012**
Stddev	.0003	.0000	.0000	.0002	.0002	.0003	.0000	.0001	.0003
%RSD	6.489	3.577	4.491	6.154	10.60	12.70	.7817	1.358	21.59
#1	.0039	.0011	.0009	.0031	.0022	.0024	.0032	.0045	.0010
#2	.0042	.0010	.0010	.0028	.0019	.0028	.0033	.0044	.0013

Elem	V_2924	Zn2062	As1890	Tl1908	Pb2203	Se1960	Sb2068	Al3961	Ca3179
Avg	**.0020**	**.0140**	**.0036**	**.0029**	**.0018**	**.0054**	**.0033**	**.1027**	**1.065**
Stddev	.0000	.0001	.0004	.0010	.0000	.0007	.0004	.0049	.001
%RSD	.7747	.6095	12.02	33.00	2.050	13.11	12.40	4.778	.1076
#1	.0020	.0139	.0039	.0022	.0019	.0049	.0030	.1062	1.066
#2	.0020	.0140	.0033	.0036	.0018	.0059	.0036	.0992	1.065

Elem	Fe2599	Mg2790	K_7664	Na5895	B_2089	Mo2020	Pd3404	Si2124	Sn1899
Avg	**.0025**	**.1046**	**2.066**	**1.037**	**.0119**	**.0004**	**.0006**	**-.0058**	**-.0003**
Stddev	.0017	.0043	.012	.000	.0006	.0000	.0002	.0006	.0000
%RSD	67.24	4.100	.5645	.0133	4.811	9.211	27.94	9.741	12.26
#1	.0036	.1016	2.058	1.037	.0123	.0004	.0008	-.0062	-.0003
#2	.0013	.1076	2.074	1.037	.0115	.0004	.0005	-.0054	-.0004

Elem	Sr4077	Ti3349	W_2079	Zr3391	S_1820	Bi2230	Li6707
Avg	**-.0001**	**.0002**	**.0080**	**.0003**	**.0008**	**.0013**	**.0001**
Stddev	.0000	.0002	.0008	.0001	.0002	.0005	.0007
%RSD	47.42	110.2	10.21	17.22	27.97	40.62	1220.
#1	-.0001	.0000	.0085	.0003	.0009	.0016	-.0004
#2	-.0001	.0003	.0074	.0004	.0006	.0009	.0005

Int. Std.	Y_3600	Y_3710	Y_2243	In2306
Avg	**214240.**	**49635.**	**3395.0**	**9631.4**
Stddev	221.	222.	9.7	20.6
%RSD	.10333	.44674	.28590	.21367
#1	214080.	49479.	3401.9	9645.9
#2	214390.	49792.	3388.1	9616.8

Zoom In Zoom Out

Sample Name: cri Acquired: 7/11/2014 22:10:41 Type: QC
Method: Accutest1(v235) Mode: CONC Corr. Factor: 1.000000
User: admin Custom ID1: Custom ID2: Custom ID3:
Comment:

Elem	Ba4554	Be3130	Cd2288	Co2286	Cr2677	Cu3247	Mn2576	Ni2316
Units	ppm	ppm	ppm	ppm	ppm	ppm	ppm	ppm
Avg	**.2052**	**.0022**	**.0032**	**.0512**	**.0104**	**.0109**	**.0161**	**.0107**
Stddev	.0009	.0000	.0000	.0001	.0000	.0003	.0002	.0003
%RSD	.4162	1.308	1.245	.1809	.2049	3.050	.9590	3.139
#1	.2046	.0022	.0032	.0512	.0104	.0106	.0160	.0109
#2	.2058	.0022	.0032	.0511	.0104	.0111	.0162	.0104
Check ?	Chk Pass	Chk Pass	Chk Pass	Chk Pass	Chk Pass	Chk Pass	Chk Pass	Chk Pass
Value								
Range								

Elem	Ag3280	V_2924	Zn2062	As1890	Tl1908	Pb2203	Se1960	Sb2068
Units	ppm	ppm	ppm	ppm	ppm	ppm	ppm	ppm
Avg	**.0051**	**.0551**	**.0209**	**.0080**	**.0091**	**.0030**	W **.0128**	**.0070**
Stddev	.0000	.0006	.0001	.0005	.0004	.0007	.0003	.0002
%RSD	.5710	1.077	.6033	5.633	4.467	21.37	2.563	2.543
#1	.0051	.0547	.0210	.0083	.0094	.0035	.0126	.0071
#2	.0051	.0556	.0208	.0077	.0088	.0026	.0131	.0069
Check ?	Chk Pass	Chk Pass	Chk Pass	Chk Pass	Chk Pass	Chk Pass	Chk Warn	Chk Pass
Value							.0100	
Range							20.00%	

Elem	Al3961	Ca3179	Fe2599	Mg2790	K_7664	Na5895	B_2089	Mo2020
Units	ppm	ppm	ppm	ppm	ppm	ppm	ppm	ppm
Avg	**.2126**	**5.232**	**.1102**	**4.971**	**5.014**	**5.045**	**.1066**	**.0215**
Stddev	.0030	.002	.0005	.011	.009	.008	.0006	.0001
%RSD	1.406	.0456	.4588	.2211	.1702	.1526	.5849	.3467
#1	.2105	5.231	.1106	4.963	5.008	5.040	.1070	.0216
#2	.2147	5.234	.1098	4.979	5.020	5.050	.1062	.0215
Check ?	Chk Pass	Chk Pass	Chk Pass	Chk Pass	Chk Pass	Chk Pass	Chk Pass	Chk Pass
Value								
Range								

Zoom In Zoom Out

Sample Name: cri Acquired: 7/11/2014 22:10:41 Type: QC
Method: Accutest1(v235) Mode: CONC Corr. Factor: 1.000000
User: admin Custom ID1: Custom ID2: Custom ID3:
Comment:

Elem	Pd3404	Si2124	Sn1899	Sr4077	Ti3349	W_2079	Zr3391	S_1820
Units	ppm	ppm	ppm	ppm	ppm	ppm	ppm	ppm
Avg	**.0478**	**.2005**	**.0098**	**.0108**	**.0103**	W **.0644**	**.0105**	**.0497**
Stddev	.0006	.0012	.0001	.0000	.0000	.0003	.0001	.0012
%RSD	1.160	.5861	.8531	.1430	.2673	.3945	.6152	2.507
#1	.0482	.2013	.0098	.0107	.0103	.0646	.0104	.0505
#2	.0474	.1996	.0097	.0108	.0103	.0643	.0105	.0488
Check ?	Chk Pass	Chk Pass	Chk Pass	Chk Pass	Chk Pass	Chk Warn	Chk Pass	Chk Pass
Value						.0500		
Range						20.00%		

Elem	Bi2230	Li6707
Units	ppm	ppm
Avg	**.0215**	**.0210**
Stddev	.0001	.0001
%RSD	.5286	.5299
#1	.0214	.0211
#2	.0216	.0209
Check ?	Chk Pass	Chk Pass
Value		
Range		

Int. Std.	Y_3600	Y_3710	Y_2243	In2306
Units	Cts/S	Cts/S	Cts/S	Cts/S
Avg	**209460.**	**49721.**	**3390.6**	**9554.0**
Stddev	2197.	23.	15.8	50.6
%RSD	1.0488	.04609	.46661	.52938
#1	211010.	49737.	3379.4	9518.3
#2	207900.	49704.	3401.8	9589.8

Zoom In Zoom Out

Sample Name: cria Acquired: 7/11/2014 22:16:49 Type: QC
Method: Accutest1(v235) Mode: CONC Corr. Factor: 1.000000
User: admin Custom ID1: Custom ID2: Custom ID3:
Comment:

Elem	Ba4554	Be3130	Cd2288	Co2286	Cr2677	Cu3247	Mn2576	Ni2316	Ag3280
Units	ppm	ppm	ppm	ppm	ppm	ppm	ppm	ppm	ppm
Avg	**.0000**	**.0000**	**-.0001**	**-.0001**	**.0001**	**.0007**	**.0001**	**.0004**	**.0002**
Stddev	.000	.0000	.0002	.0001	.0002	.0002	.0000	.0000	.0001
%RSD	179.1	520.6	139.6	41.56	318.9	27.78	6.400	3.072	28.95
#1	.0000	.0000	-.0003	-.0001	-.0001	.0009	.0001	.0004	.0003
#2	-.0001	.0000	.0000	-.0002	.0002	.0006	.0001	.0004	.0002
Check ?	None	None	None	None	None	None	None	None	None
Value									
Range									

Elem	V_2924	Zn2062	As1890	Tl1908	Pb2203	Se1960	Sb2068	Al3961	Ca3179
Units	ppm	ppm	ppm	ppm	ppm	ppm	ppm	ppm	ppm
Avg	**.0002**	**.0007**	**.0217**	**.0006**	**.0214**	**.0215**	**.0210**	**.5017**	**.0059**
Stddev	.0000	.0000	.0002	.0005	.0001	.0003	.0007	.0081	.0005
%RSD	23.73	1.483	.8053	91.46	.2445	1.496	3.358	1.623	8.132
#1	.0002	.0007	.0218	.0010	.0214	.0217	.0215	.5075	.0062
#2	.0002	.0007	.0216	.0002	.0215	.0212	.0205	.4960	.0056
Check ?	None	None	Chk Pass	None	Chk Pass	Chk Pass	Chk Pass	Chk Pass	None
Value									
Range									

Elem	Fe2599	Mg2790	K_7664	Na5895	B_2089	Mo2020	Pd3404	Si2124	Sn1899
Units	ppm	ppm	ppm	ppm	ppm	ppm	ppm	ppm	ppm
Avg	**.5373**	**.0080**	**.0541**	**.0169**	**.0009**	**.0002**	**-.0002**	**-.0051**	**-.0005**
Stddev	.0057	.0007	.0300	.0022	.0001	.0000	.0003	.0001	.0005
%RSD	1.057	9.369	55.48	13.28	8.955	2.562	122.5	2.525	96.45
#1	.5414	.0085	.0753	.0153	.0010	.0002	.0000	-.0052	-.0002
#2	.5333	.0074	.0329	.0184	.0009	.0003	-.0004	-.0050	-.0009
Check ?	Chk Pass	None	None	None	None	None	None	None	None
Value									
Range									

Zoom In Zoom Out

Sample Name: cria Acquired: 7/11/2014 22:16:49 Type: QC
Method: Accutest1(v235) Mode: CONC Corr. Factor: 1.000000
User: admin Custom ID1: Custom ID2: Custom ID3:
Comment:

Elem	Sr4077	Ti3349	W_2079	Zr3391	S_1820	Bi2230	Li6707
Units	ppm	ppm	ppm	ppm	ppm	ppm	ppm
Avg	**.0000**	**.0001**	**.0049**	**.0003**	**.0010**	**.0010**	**.0000**
Stddev	.000	.0000	.0004	.0002	.0015	.0003	.0003
%RSD	175.3	.5059	7.544	51.68	142.6	34.81	925.7
#1	.0000	.0001	.0052	.0002	.0000	.0012	.0003
#2	-.0001	.0001	.0047	.0004	.0021	.0007	-.0002
Check ?	None	None	None	None	None	None	None
Value							
Range							

Int. Std.	Y_3600	Y_3710	Y_2243	In2306
Units	Cts/S	Cts/S	Cts/S	Cts/S
Avg	**214490.**	**49888.**	**3412.2**	**9677.6**
Stddev	1006.	682.	21.1	46.1
%RSD	.46917	1.3674	.61887	.47630
#1	215200.	49406.	3427.1	9710.2
#2	213780.	50371.	3397.3	9645.0

Zoom In Zoom Out

Sample Name: crid Acquired: 7/11/2014 22:23:03 Type: QC
Method: Accutest1(v235) Mode: CONC Corr. Factor: 1.000000
User: admin Custom ID1: Custom ID2: Custom ID3:
Comment:

Elem	Ba4554	Be3130	Cd2288	Co2286	Cr2677	Cu3247	Mn2576	Ni2316
Units	ppm	ppm	ppm	ppm	ppm	ppm	ppm	ppm
Avg	**.0040**	**.0010**	**.0010**	**.0030**	**.0019**	F **.0028**	**.0033**	**.0044**
Stddev	.0001	.0000	.0002	.0001	.0002	.0003	.0001	.0001
%RSD	1.794	1.820	15.68	2.592	12.88	9.490	1.874	1.568
#1	.0041	.0010	.0011	.0030	.0021	.0026	.0032	.0043
#2	.0040	.0011	.0009	.0031	.0017	.0030	.0033	.0044
Check ?	Chk Pass	Chk Pass	Chk Pass	Chk Pass	Chk Pass	Chk Fail	Chk Pass	Chk Pass
Value						.0020		
Range						30.00%		

Elem	Ag3280	V_2924	Zn2062	As1890	Tl1908	Pb2203	Se1960	Sb2068
Units	ppm	ppm	ppm	ppm	ppm	ppm	ppm	ppm
Avg	**.0012**	**.0021**	F **.0142**	W **.0038**	W **.0026**	**.0025**	**.0052**	F **.0041**
Stddev	.0002	.0000	.0000	.0002	.0003	.0009	.0009	.0013
%RSD	16.58	2.126	.2313	3.988	10.07	37.01	18.07	32.09
#1	.0013	.0021	.0142	.0039	.0027	.0018	.0058	.0050
#2	.0011	.0021	.0142	.0037	.0024	.0031	.0045	.0032
Check ?	Chk Pass	Chk Pass	Chk Fail	Chk Warn	Chk Warn	Chk Pass	Chk Pass	Chk Fail
Value			.0100	.0030	.0020			.0030
Range			30.00%	20.00%	20.00%			30.00%

Elem	Al3961	Ca3179	Fe2599	Mg2790	K_7664	Na5895	B_2089	Mo2020
Units	ppm	ppm	ppm	ppm	ppm	ppm	ppm	ppm
Avg	**.1054**	**1.069**	**.0011**	**.1121**	**2.034**	**1.024**	**.0108**	**.0002**
Stddev	.0013	.001	.0007	.0012	.005	.007	.0000	.0000
%RSD	1.245	.1006	60.90	1.047	.2524	.6719	.2653	24.73
#1	.1063	1.068	.0016	.1113	2.037	1.020	.0107	.0001
#2	.1045	1.069	.0007	.1130	2.030	1.029	.0108	.0002
Check ?	Chk Pass	Chk Pass	None	Chk Pass	Chk Pass	Chk Pass	Chk Pass	None
Value								
Range								

Zoom In Zoom Out

Sample Name: crid Acquired: 7/11/2014 22:23:03 Type: QC
Method: Accutest1(v235) Mode: CONC Corr. Factor: 1.000000
User: admin Custom ID1: Custom ID2: Custom ID3:
Comment:

Elem	Pd3404	Si2124	Sn1899	Sr4077	Ti3349	W_2079	Zr3391	S_1820
Units	ppm	ppm	ppm	ppm	ppm	ppm	ppm	ppm
Avg	**-.0002**	**-.0061**	**-.0003**	**-.0001**	**.0001**	**.0040**	F **.0002**	F **.0009**
Stddev	.0002	.0001	.0004	.0000	.0000	.0001	.0001	.0012
%RSD	111.9	1.367	123.2	5.305	39.85	1.662	31.76	132.9
#1	-.0003	-.0062	.0000	-.0001	.0000	.0040	.0003	.0017
#2	.0000	-.0060	-.0006	-.0001	.0001	.0041	.0002	.0001
Check ?	None	None	None	None	None	Chk Pass	Chk Fail	Chk Fail
Value							.0040	.0040
Range							-30.00%	-30.00%

Elem	Bi2230	Li6707
Units	ppm	ppm
Avg	F **.0009**	F **.0000**
Stddev	.0001	.0010
%RSD	6.585	22400.
#1	.0009	.0007
#2	.0009	-.0007
Check ?	Chk Fail	Chk Fail
Value	.0040	.0040
Range	-30.00%	-30.00%

Int. Std.	Y_3600	Y_3710	Y_2243	In2306
Units	Cts/S	Cts/S	Cts/S	Cts/S
Avg	**212760.**	**49677.**	**3393.3**	**9629.7**
Stddev	1875.	151.	5.3	17.8
%RSD	.88102	.30388	.15744	.18458
#1	214090.	49570.	3389.6	9617.1
#2	211440.	49784.	3397.1	9642.2

Zoom In Zoom Out

Sample Name: icsa Acquired: 7/11/2014 22:29:16 Type: QC
Method: Accutest1(v235) Mode: CONC Corr. Factor: 1.000000
User: admin Custom ID1: Custom ID2: Custom ID3:
Comment:

Elem	Ba4554	Be3130	Cd2288	Co2286	Cr2677	Cu3247	Mn2576	Ni2316	Ag3280
Units	ppm	ppm	ppm	ppm	ppm	ppm	ppm	ppm	ppm
Avg	**-.0004**	**.0000**	**.0033**	**-.0014**	**-.0009**	**.0014**	**.0035**	**-.0019**	**.0060**
Stddev	.0001	.0000	.0004	.0001	.0002	.0001	.0001	.0001	.0005
%RSD	36.28	2.752	11.26	8.250	20.64	7.594	2.060	6.809	8.689
#1	-.0005	.0000	.0030	-.0015	-.0010	.0015	.0035	-.0018	.0063
#2	-.0003	.0000	.0035	-.0013	-.0007	.0013	.0034	-.0020	.0056
Check ?	Chk Pass	Chk Pass	Chk Pass	Chk Pass	Chk Pass	Chk Pass	Chk Pass	Chk Pass	Chk Pass
High Limit									
Low Limit									

Elem	V_2924	Zn2062	As1890	Tl1908	Pb2203	Se1960	Sb2068	Al3961	Ca3179
Units	ppm	ppm	ppm	ppm	ppm	ppm	ppm	ppm	ppm
Avg	**-.0002**	**.0041**	**-.0012**	**.0019**	**.0019**	**.0060**	**.0028**	**489.6**	**371.1**
Stddev	.0003	.0003	.0010	.0001	.0006	.0019	.0006	3.9	4.7
%RSD	122.0	8.328	81.19	5.901	33.21	31.06	20.26	.7948	1.254
#1	-.0004	.0044	-.0005	.0018	.0024	.0073	.0031	486.8	367.8
#2	.0000	.0039	-.0019	.0020	.0015	.0047	.0024	492.3	374.3
Check ?	Chk Pass	Chk Pass	Chk Pass	Chk Pass	Chk Pass	Chk Pass	Chk Pass	Chk Pass	Chk Pass
High Limit									
Low Limit									

Elem	Fe2599	Mg2790	K_7664	Na5895	B_2089	Mo2020	Pd3404	Si2124	Sn1899
Units	ppm	ppm	ppm	ppm	ppm	ppm	ppm	ppm	ppm
Avg	**188.0**	**503.7**	**.2310**	**.0335**	**.0000**	**-.0021**	**-.0057**	**.0014**	**-.0008**
Stddev	1.5	2.4	.0285	.0020	.001	.0003	.0006	.0008	.0002
%RSD	.7858	.4828	12.33	5.900	2678.	12.55	10.01	56.31	27.95
#1	187.0	502.0	.2511	.0349	-.0006	-.0019	-.0061	.0020	-.0010
#2	189.1	505.4	.2108	.0321	.0006	-.0023	-.0053	.0008	-.0007
Check ?	Chk Pass	Chk Pass	Chk Pass	Chk Pass	Chk Pass	Chk Pass	Chk Pass	Chk Pass	Chk Pass
High Limit									
Low Limit									

Zoom In Zoom Out

Sample Name: icsa Acquired: 7/11/2014 22:29:16 Type: QC
Method: Accutest1(v235) Mode: CONC Corr. Factor: 1.000000
User: admin Custom ID1: Custom ID2: Custom ID3:
Comment:

Elem	Sr4077	Ti3349	W_2079	Zr3391	S_1820	Bi2230	Li6707
Units	ppm	ppm	ppm	ppm	ppm	ppm	ppm
Avg	**-.0059**	**.0007**	**.0114**	**.0102**	**.0342**	**.0189**	**.0054**
Stddev	.0002	.0004	.0008	.0000	.0035	.0019	.0006
%RSD	3.334	57.05	7.197	.4551	10.34	10.11	11.54
#1	-.0058	.0010	.0108	.0102	.0317	.0203	.0059
#2	-.0061	.0004	.0120	.0103	.0366	.0176	.0050
Check ?	Chk Pass	Chk Pass	Chk Pass	Chk Pass	Chk Pass	Chk Pass	Chk Pass
High Limit							
Low Limit							

Int. Std.	Y_3600	Y_3710	Y_2243	In2306
Units	Cts/S	Cts/S	Cts/S	Cts/S
Avg	**190330.**	**48205.**	**3044.5**	**7974.9**
Stddev	2065.	253.	4.2	7.4
%RSD	1.0852	.52482	.13743	.09233
#1	191790.	48384.	3047.4	7980.1
#2	188870.	48026.	3041.5	7969.7

Zoom In Zoom Out

Sample Name: icsab Acquired: 7/11/2014 22:35:35 Type: QC
Method: Accutest1(v235) Mode: CONC Corr. Factor: 1.000000
User: admin Custom ID1: Custom ID2: Custom ID3:
Comment:

Elem	Ba4554	Be3130	Cd2288	Co2286	Cr2677	Cu3247	Mn2576	Ni2316	Ag3280
Units	ppm	ppm	ppm	ppm	ppm	ppm	ppm	ppm	ppm
Avg	**.4848**	**.4809**	**1.020**	**.4760**	**.4591**	**.5053**	**.4837**	**.9698**	**1.007**
Stddev	.0046	.0043	.002	.0013	.0007	.0000	.0004	.0008	.000
%RSD	.9431	.9038	.1426	.2660	.1623	.0037	.0853	.0873	.0121
#1	.4880	.4839	1.019	.4751	.4586	.5053	.4840	.9692	1.007
#2	.4815	.4778	1.021	.4769	.4596	.5053	.4834	.9704	1.007
Check ?	Chk Pass	Chk Pass	Chk Pass	Chk Pass	Chk Pass	Chk Pass	Chk Pass	Chk Pass	Chk Pass
Value									
Range									

Elem	V_2924	Zn2062	As1890	Tl1908	Pb2203	Se1960	Sb2068	Al3961	Ca3179
Units	ppm	ppm	ppm	ppm	ppm	ppm	ppm	ppm	ppm
Avg	**.4734**	**.9621**	**1.066**	**1.003**	**.9461**	**1.081**	**1.048**	**491.2**	**376.6**
Stddev	.0006	.0004	.002	.000	.0010	.002	.005	4.8	1.2
%RSD	.1195	.0409	.1600	.0022	.1023	.1679	.5065	.9787	.3302
#1	.4738	.9619	1.065	1.003	.9468	1.082	1.044	487.8	377.5
#2	.4730	.9624	1.067	1.003	.9454	1.080	1.051	494.6	375.8
Check ?	Chk Pass	Chk Pass	Chk Pass	Chk Pass	Chk Pass	Chk Pass	Chk Pass	Chk Pass	Chk Pass
Value									
Range									

Elem	Fe2599	Mg2790	K_7664	Na5895	B_2089	Mo2020	Pd3404	Si2124	Sn1899
Units	ppm	ppm	ppm	ppm	ppm	ppm	ppm	ppm	ppm
Avg	**181.8**	**503.1**	**.1724**	**.0320**	**-.0013**	**.5050**	**.5273**	**.0051**	**-.0013**
Stddev	.5	2.5	.0027	.0037	.0009	.0008	.0008	.0000	.0004
%RSD	.2554	.5010	1.580	11.61	65.74	.1569	.1517	.5176	33.54
#1	182.1	504.9	.1743	.0346	-.0019	.5044	.5278	.0051	-.0016
#2	181.5	501.4	.1705	.0294	-.0007	.5055	.5267	.0052	-.0010
Check ?	Chk Pass	Chk Pass	None	None	None	Chk Pass	Chk Pass	None	None
Value									
Range									

Zoom In Zoom Out

Sample Name: icsab Acquired: 7/11/2014 22:35:35 Type: QC
Method: Accutest1(v235) Mode: CONC Corr. Factor: 1.000000
User: admin Custom ID1: Custom ID2: Custom ID3:
Comment:

Elem	Sr4077	Ti3349	W_2079	Zr3391	S_1820	Bi2230	Li6707
Units	ppm	ppm	ppm	ppm	ppm	ppm	ppm
Avg	**-.0061**	**.0009**	**.4972**	**.5128**	F **1.477**	**.5443**	**.5762**
Stddev	.0001	.0000	.0025	.0002	.001	.0021	.0063
%RSD	1.261	4.072	.5113	.0438	.0547	.3863	1.088
#1	-.0060	.0009	.4954	.5130	1.478	.5429	.5806
#2	-.0061	.0009	.4990	.5127	1.476	.5458	.5718
Check ?	None	None	Chk Pass	Chk Pass	Chk Fail	Chk Pass	Chk Pass
Value					.5000		
Range					20.00%		

Int. Std.	Y_3600	Y_3710	Y_2243	In2306
Units	Cts/S	Cts/S	Cts/S	Cts/S
Avg	**191090.**	**48364.**	**3036.8**	**7955.3**
Stddev	97.	131.	4.2	5.5
%RSD	.05058	.27103	.13874	.06880
#1	191160.	48271.	3039.8	7959.2
#2	191020.	48456.	3033.8	7951.4

Zoom In Zoom Out

Sample Name: ccv Acquired: 7/11/2014 22:41:53 Type: QC
Method: Accutest1(v235) Mode: CONC Corr. Factor: 1.000000
User: admin Custom ID1: Custom ID2: Custom ID3:
Comment:

Elem	Ba4554	Be3130	Cd2288	Co2286	Cr2677	Cu3247	Mn2576	Ni2316	Ag3280
Units	ppm	ppm	ppm	ppm	ppm	ppm	ppm	ppm	ppm
Avg	**2.015**	**1.992**	**2.023**	**2.004**	**2.034**	**1.983**	**2.071**	**2.036**	**.2501**
Stddev	.002	.016	.001	.000	.070	.069	.071	.002	.0080
%RSD	.1154	.8029	.0478	.0135	3.442	3.468	3.444	.1046	3.189
#1	2.013	2.003	2.024	2.004	1.985	1.934	2.021	2.037	.2444
#2	2.017	1.981	2.022	2.005	2.084	2.032	2.122	2.034	.2557
Check ?	Chk Pass	Chk Pass	Chk Pass	Chk Pass	Chk Pass	Chk Pass	Chk Pass	Chk Pass	Chk Pass
Value									
Range									

Elem	V_2924	Zn2062	As1890	Tl1908	Pb2203	Se1960	Sb2068	Al3961	Ca3179
Units	ppm	ppm	ppm	ppm	ppm	ppm	ppm	ppm	ppm
Avg	**2.027**	**2.039**	**2.001**	**2.067**	**2.015**	**1.999**	**2.007**	**39.06**	**40.84**
Stddev	.069	.002	.005	.001	.004	.001	.000	.00	.02
%RSD	3.408	.1003	.2737	.0658	.2027	.0539	.0135	.0026	.0449
#1	1.978	2.040	2.005	2.068	2.018	1.998	2.007	39.06	40.82
#2	2.076	2.037	1.997	2.066	2.012	2.000	2.007	39.06	40.85
Check ?	Chk Pass	Chk Pass	Chk Pass	Chk Pass	Chk Pass	Chk Pass	Chk Pass	Chk Pass	Chk Pass
Value									
Range									

Elem	Fe2599	Mg2790	K_7664	Na5895	B_2089	Mo2020	Pd3404	Si2124	Sn1899
Units	ppm	ppm	ppm	ppm	ppm	ppm	ppm	ppm	ppm
Avg	**40.17**	**39.24**	**39.06**	**39.73**	**2.037**	**2.024**	**1.988**	**5.057**	**2.057**
Stddev	.03	.09	.06	.01	.002	.003	.068	.004	.003
%RSD	.0865	.2237	.1595	.0374	.1172	.1587	3.405	.0809	.1574
#1	40.14	39.18	39.01	39.72	2.038	2.026	1.941	5.060	2.059
#2	40.19	39.30	39.10	39.74	2.035	2.022	2.036	5.054	2.055
Check ?	Chk Pass	Chk Pass	Chk Pass	Chk Pass	Chk Pass	Chk Pass	Chk Pass	Chk Pass	Chk Pass
Value									
Range									

Zoom In Zoom Out

Sample Name: ccv Acquired: 7/11/2014 22:41:53 Type: QC
Method: Accutest1(v235) Mode: CONC Corr. Factor: 1.000000
User: admin Custom ID1: Custom ID2: Custom ID3:
Comment:

Elem	Sr4077	Ti3349	W_2079	Zr3391	S_1820	Bi2230	Li6707
Units	ppm	ppm	ppm	ppm	ppm	ppm	ppm
Avg	**2.008**	**2.007**	**2.003**	**2.037**	**1.994**	**2.005**	**1.948**
Stddev	.003	.068	.002	.070	.002	.001	.002
%RSD	.1453	3.410	.1057	3.438	.0730	.0498	.1038
#1	2.010	1.959	2.002	1.988	1.995	2.006	1.947
#2	2.006	2.055	2.005	2.087	1.993	2.005	1.950
Check ?	Chk Pass	Chk Pass	Chk Pass	Chk Pass	Chk Pass	Chk Pass	Chk Pass
Value							
Range							

Int. Std.	Y_3600	Y_3710	Y_2243	In2306
Units	Cts/S	Cts/S	Cts/S	Cts/S
Avg	**201530.**	**49050.**	**3284.6**	**8991.1**
Stddev	5285.	24.	1.5	5.6
%RSD	2.6224	.04817	.04526	.06240
#1	205260.	49033.	3283.6	8987.1
#2	197790.	49067.	3285.7	8995.1

Zoom In Zoom Out

Sample Name: ccb Acquired: 7/11/2014 22:48:06 Type: QC
Method: Accutest1(v235) Mode: CONC Corr. Factor: 1.000000
User: admin Custom ID1: Custom ID2: Custom ID3:
Comment:

Elem	Ba4554	Be3130	Cd2288	Co2286	Cr2677	Cu3247	Mn2576	Ni2316	Ag3280
Units	ppm	ppm	ppm	ppm	ppm	ppm	ppm	ppm	ppm
Avg	**.0001**	**.0002**	**.0001**	**.0001**	**.0000**	**.0009**	**.0003**	**.0003**	**.0006**
Stddev	.0001	.0000	.0001	.0001	.000	.0002	.0000	.0003	.0000
%RSD	162.5	1.379	75.47	75.08	262.0	22.58	14.81	108.3	2.661
#1	.0000	.0002	.0000	.0002	-.0001	.0007	.0003	.0001	.0006
#2	.0002	.0002	.0001	.0001	.0000	.0010	.0003	.0006	.0006
Check ?	Chk Pass	Chk Pass	Chk Pass	Chk Pass	Chk Pass	Chk Pass	Chk Pass	Chk Pass	Chk Pass
High Limit									
Low Limit									

Elem	V_2924	Zn2062	As1890	Tl1908	Pb2203	Se1960	Sb2068	Al3961	Ca3179
Units	ppm	ppm	ppm	ppm	ppm	ppm	ppm	ppm	ppm
Avg	**.0004**	**-.0008**	**.0007**	**.0007**	**.0000**	**-.0003**	**.0010**	**-.0011**	**.0064**
Stddev	.0001	.0001	.0002	.0007	.0001	.0004	.0006	.0007	.0010
%RSD	28.51	8.291	31.18	97.29	162.9	111.9	56.13	62.75	16.50
#1	.0003	-.0008	.0005	.0012	.0001	-.0001	.0006	-.0006	.0071
#2	.0004	-.0007	.0008	.0002	.0000	-.0006	.0015	-.0016	.0056
Check ?	Chk Pass	Chk Pass	Chk Pass	Chk Pass	Chk Pass	Chk Pass	Chk Pass	Chk Pass	Chk Pass
High Limit									
Low Limit									

Elem	Fe2599	Mg2790	K_7664	Na5895	B_2089	Mo2020	Pd3404	Si2124	Sn1899
Units	ppm	ppm	ppm	ppm	ppm	ppm	ppm	ppm	ppm
Avg	**.0039**	**.0117**	**.0293**	**.0133**	**.0023**	**.0012**	**-.0001**	**.0016**	**-.0001**
Stddev	.0000	.0030	.0099	.0019	.0006	.0002	.0003	.0003	.0001
%RSD	.9012	25.87	33.90	14.10	25.17	15.75	242.4	16.40	101.6
#1	.0040	.0139	.0223	.0146	.0027	.0013	.0001	.0014	-.0002
#2	.0039	.0096	.0364	.0119	.0019	.0011	-.0003	.0018	.0000
Check ?	Chk Pass	Chk Pass	Chk Pass	Chk Pass	Chk Pass	Chk Pass	Chk Pass	Chk Pass	Chk Pass
High Limit									
Low Limit									

Zoom In Zoom Out

Sample Name: ccb Acquired: 7/11/2014 22:48:06 Type: QC
Method: Accutest1(v235) Mode: CONC Corr. Factor: 1.000000
User: admin Custom ID1: Custom ID2: Custom ID3:
Comment:

Elem	Sr4077	Ti3349	W_2079	Zr3391	S_1820	Bi2230	Li6707
Units	ppm	ppm	ppm	ppm	ppm	ppm	ppm
Avg	**.0002**	**.0003**	**.0168**	**.0010**	**-.0007**	**.0012**	**.0001**
Stddev	.0000	.0002	.0008	.0002	.0012	.0006	.0005
%RSD	7.776	91.11	4.659	19.43	165.7	54.50	551.2
#1	.0002	.0001	.0174	.0011	.0001	.0016	-.0003
#2	.0002	.0004	.0162	.0008	-.0016	.0007	.0005
Check ?	Chk Pass	Chk Pass	Chk Pass	Chk Pass	Chk Pass	Chk Pass	Chk Pass
High Limit							
Low Limit							

Int. Std.	Y_3600	Y_3710	Y_2243	In2306
Units	Cts/S	Cts/S	Cts/S	Cts/S
Avg	**212710.**	**49939.**	**3406.4**	**9687.6**
Stddev	580.	99.	19.9	51.1
%RSD	.27283	.19765	.58525	.52757
#1	213120.	50009.	3420.5	9723.8
#2	212300.	49869.	3392.3	9651.5

NOTE: The remaining raw data for this batch is not relevant to this job. As such it has been omitted.

	Element, Wavelength and Order	Use?	# IECs	IEC	k1	k2	Calc-in-fit?
	Ba 455.403 { 74}	☒	3	Mg	0.000001	0.000000	No
				Al	0.000000	0.000000	No
				Zr	0.001080	0.000000	No
	Be 313.042 {108}	☒	13	V	0.000099	0.000000	No
				Mo	-0.000037	0.000000	No
				Ti	-0.001217	0.000000	No
				Mn	0.000027	0.000000	No
				Ba	0.000015	0.000000	No
				Co	-0.000020	0.000000	No
				Ni	0.000004	0.000000	No
				Ca	0.000000	0.000000	No
				Cu	0.000034	0.000000	No
				Zn	-0.000010	0.000000	No
				Fe	0.000000	0.000000	No
				Cd	0.000050	0.000000	No
				W	0.000000	0.000000	No
	Cd 228.802 {448}	☒	13	As	0.019000	0.000000	No
				Ni	-0.000178	0.000000	No
				Fe	-0.000005	0.000000	No
				V	0.000050	0.000000	No
				Ba	-0.000047	0.000000	No
				Co	-0.000950	0.000000	No
				Sr	0.000100	0.000000	No
				Ca	-0.000003	0.000000	No
				Mn	-0.000021	0.000000	No
				Cr	0.000025	0.000000	No
				Si	-0.000005	0.000000	No
				Cu	-0.000026	0.000000	No
				Al	0.000000	0.000000	No
	Co 228.616 {448}	☒	10	Fe	0.000006	0.000000	No
				Cr	-0.000100	0.000000	No
				Mo	-0.001900	0.000000	No
				Ni	0.000256	0.000000	No
				Ti	0.001639	0.000000	No
				Ba	0.000062	0.000000	No
				W	0.000000	0.000000	No
				Cd	-0.000060	0.000000	No
				Si	0.000000	0.000000	No
				Ca	0.000000	0.000000	No
	Cr 267.716 {126}	☒	15	Mn	0.000402	0.000000	No
				V	0.000080	0.000000	No
				Mo	0.000018	0.000000	No
				Fe	-0.000009	0.000000	No
				Cd	-0.000050	0.000000	No
				Al	0.000001	0.000000	No
				Ca	-0.000002	0.000000	No
				Mg	0.000000	0.000000	No
				Ti	0.000000	0.000000	No
				Sn	0.000000	0.000000	No
				Ba	-0.000005	0.000000	No
				Cu	0.000100	0.000000	No
				Sr	0.000000	0.000000	No
				W	0.004000	0.000000	No
				Zr	0.000280	0.000000	No
	Cu 324.754 {104}2	☒	22	Cr	0.000016	0.000000	No
				V	-0.000283	0.000000	No
				Mo	0.000406	0.000000	No

	Element, Wavelength and Order	Use?	# IECs	IEC	k1	k2	Calc-in-fit?
				Ti	-0.000100	0.000000	No
				Fe	-0.000155	0.000000	No
				Al	0.000002	0.000000	No
				Sn	-0.000097	0.000000	No
				Zn	-0.000004	0.000000	No
				Co	-0.000317	0.000000	No
				Zr	0.000000	0.000000	No
				Si	0.000009	0.000000	No
				Mn	-0.000080	0.000000	No
				Se	0.000050	0.000000	No
				Ba	0.000100	0.000000	No
				Ag	-0.000077	0.000000	No
				Pb	0.000060	0.000000	No
				Sb	0.000000	0.000000	No
				Mg	0.000002	0.000000	No
				Ca	-0.000001	0.000000	No
				Bi	0.000000	0.000000	No
				W	0.000000	0.000000	No
				K	0.000000	0.000000	No
	Mn 257.610 {131}	☒	8	Fe	-0.000101	0.000000	No
				Si	0.000050	0.000000	No
				Ba	0.000100	0.000000	No
				As	0.000001	0.000000	No
				Ca	0.000000	0.000000	No
				Mg	0.000000	0.000000	No
				Al	-0.000001	0.000000	No
				Cr	-0.000100	0.000000	No
	Ni 231.604 {446}	☒	19	Fe	0.000017	0.000000	No
				Zn	0.000079	0.000000	No
				Be	0.000213	0.000000	No
				Co	0.000080	0.000000	No
				Tl	0.000209	0.000000	No
				Mg	0.000001	0.000000	No
				Mo	0.000485	0.000000	No
				V	0.000011	0.000000	No
				Cu	0.000050	0.000000	No
				Se	0.000100	0.000000	No
				Al	0.000003	0.000000	No
				Cr	0.000006	0.000000	No
				Si	-0.000030	0.000000	No
				Sn	0.000079	0.000000	No
				Ba	0.000000	0.000000	No
				Ca	-0.000002	0.000000	No
				Ti	-0.000040	0.000000	No
				Mn	-0.000080	0.000000	No
				W	0.000000	0.000000	No
	Ag 328.068 {103}	☒	14	Mn	0.000211	0.000000	No
				Mo	-0.000098	0.000000	No
				Ti	-0.000830	0.000000	No
				Fe	-0.000454	0.000000	No
				V	-0.000040	0.000000	No
				Zn	-0.000080	0.000000	No
				Ca	-0.000010	0.000000	No
				Al	-0.000011	0.000000	No
				Sr	-0.000024	0.000000	No
				Mg	0.000001	0.000000	No
				Zr	0.005800	0.000000	No

	Element, Wavelength and Order	Use?	# IECs	IEC	k1	k2	Calc-in-fit?
				Si	-0.000021	0.000000	No
				Ba	0.000006	0.000000	No
				K	0.000000	0.000000	No
	V 292.402 {115}	☒	7	Ti	0.000630	0.000000	No
				Mo	-0.013100	0.000000	No
				Fe	0.000011	0.000000	No
				Sr	-0.000100	0.000000	No
				Cr	-0.003700	0.000000	No
				Mn	-0.000200	0.000000	No
				Zr	0.000170	0.000000	No
	Zn 206.200 {464}	☒	20	Cr	-0.001125	0.000000	No
				Mo	0.000260	0.000000	No
				Fe	-0.000008	0.000000	No
				Si	0.000065	0.000000	No
				Mn	0.000350	0.000000	No
				Ba	-0.000060	0.000000	No
				Na	0.000003	0.000000	No
				Ca	0.000000	0.000000	No
				Sr	0.000000	0.000000	No
				Sn	0.000255	0.000000	No
				Cu	-0.000774	0.000000	No
				As	0.000500	0.000000	No
				Be	0.000364	0.000000	No
				Pd	0.000280	0.000000	No
				Ti	-0.000080	0.000000	No
				Al	0.000005	0.000000	No
				Zr	0.000000	0.000000	No
				Bi	-0.003364	0.000000	No
				W	0.060000	0.000000	No
				K	0.000000	0.000000	No
	As 189.042 {478}	☒	23	Al	0.000003	0.000000	No
				Fe	-0.000122	0.000000	No
				Ca	0.000000	0.000000	No
				Mn	0.000090	0.000000	No
				Mo	0.003840	0.000000	No
				Cr	-0.001150	0.000000	No
				V	0.000095	0.000000	No
				Co	-0.001500	0.000000	No
				Ba	-0.000067	0.000000	No
				Sn	-0.000037	0.000000	No
				Cd	-0.000228	0.000000	No
				Tl	0.000030	0.000000	No
				Be	-0.000007	0.000000	No
				Mg	-0.000000	0.000000	No
				Si	-0.000195	0.000000	No
				Zn	0.000115	0.000000	No
				Sr	0.000100	0.000000	No
				Pd	0.031510	0.000000	No
				Zr	-0.004110	0.000000	No
				Ti	-0.000070	0.000000	No
				W	0.020000	0.000000	No
				S	-0.000020	0.000000	No
				K	0.000000	0.000000	No
	Tl 190.856 {477}	☒	29	Cr	0.000421	0.000000	No
				Mo	-0.005700	0.000000	No
				Al	-0.000004	0.000000	No
				Fe	-0.000073	0.000000	No

	Element, Wavelength and Order	Use?	# IECs	IEC	k1	k2	Calc-in-fit?
				V	-0.000800	0.000000	No
				Mn	0.001325	0.000000	No
				Ca	-0.000003	0.000000	No
				Ti	-0.001000	0.000000	No
				Mg	-0.000002	0.000000	No
				Co	0.003472	0.000000	No
				Sr	-0.000054	0.000000	No
				B	0.000700	0.000000	No
				Ba	0.000000	0.000000	No
				Zn	0.000100	0.000000	No
				As	-0.000020	0.000000	No
				W	0.020000	0.000000	No
				Ni	0.000090	0.000000	No
				Cu	-0.000125	0.000000	No
				Zr	0.000000	0.000000	No
				Pd	0.000185	0.000000	No
				Pb	-0.000600	0.000000	No
				S	0.000010	0.000000	No
				Ag	0.000250	0.000000	No
				Be	0.000000	0.000000	No
				Sn	-0.000023	0.000000	No
				K	0.000150	0.000000	No
				Cd	-0.000240	0.000000	No
				Si	-0.000040	0.000000	No
				Na	0.000000	0.000000	No
	Pb 220.353 {453}	☒	23	Al	-0.000119	0.000000	No
				Fe	0.000035	0.000000	No
				Ca	0.000003	0.000000	No
				Mn	0.000033	0.000000	No
				Zn	-0.000036	0.000000	No
				Mo	-0.002150	0.000000	No
				Cu	-0.000031	0.000000	No
				V	0.000068	0.000000	No
				Co	0.000073	0.000000	No
				Ti	-0.000200	0.000000	No
				Si	-0.000042	0.000000	No
				Ba	-0.000010	0.000000	No
				Sb	0.000150	0.000000	No
				K	0.000000	0.000000	No
				Sr	0.000140	0.000000	No
				W	0.000000	0.000000	No
				Mg	0.000002	0.000000	No
				Cd	-0.000018	0.000000	No
				Pd	0.000560	0.000000	No
				Zr	-0.001000	0.000000	No
				Ni	0.000050	0.000000	No
				S	-0.000010	0.000000	No
				Bi	0.000000	0.000000	No
	Se 196.090 {472}	☒	22	Al	0.000006	0.000000	No
				Ca	-0.000006	0.000000	No
				Mn	0.000223	0.000000	No
				Mo	-0.000119	0.000000	No
				Fe	-0.000087	0.000000	No
				Co	-0.000330	0.000000	No
				V	-0.000200	0.000000	No
				Sr	-0.000258	0.000000	No
				Cu	-0.000007	0.000000	No

	Element, Wavelength and Order	Use?	# IECs	IEC	k1	k2	Calc-in-fit?
				W	0.040000	0.000000	No
				Si	0.000011	0.000000	No
				Tl	0.000204	0.000000	No
				Be	-0.000143	0.000000	No
				Zn	0.000100	0.000000	No
				B	0.000025	0.000000	No
				Pd	0.000700	0.000000	No
				Ti	-0.000017	0.000000	No
				Cd	0.000090	0.000000	No
				Zr	-0.004300	0.000000	No
				Ba	0.000040	0.000000	No
				Mg	-0.000002	0.000000	No
				S	-0.000010	0.000000	No
	Sb 206.833 {463}	☒	14	Fe	-0.000010	0.000000	No
				Al	0.000006	0.000000	No
				Ca	-0.000001	0.000000	No
				Ni	-0.000856	0.000000	No
				Cr	0.016720	0.000000	No
				V	-0.001830	0.000000	No
				Zn	0.000188	0.000000	No
				Mo	0.000250	0.000000	No
				Ti	0.000100	0.000000	No
				Sn	-0.015500	0.000000	No
				W	0.000000	0.000000	No
				Mg	0.000003	0.000000	No
				Zr	-0.000300	0.000000	No
				Sr	0.000031	0.000000	No
	Al 396.152 { 85}	☒	4	Si	0.000350	0.000000	No
				Ca	-0.000265	0.000000	No
				Mo	0.039000	0.000000	No
				Zr	-0.008158	0.000000	No
	Ca 317.933 {106}	☒	18	Fe	0.000120	0.000000	No
				Ti	0.000000	0.000000	No
				W	0.003960	0.000000	No
				Tl	0.004955	0.000000	No
				Be	0.001840	0.000000	No
				Ba	-0.001500	0.000000	No
				Cu	0.004200	0.000000	No
				Cd	0.003700	0.000000	No
				Ni	0.001859	0.000000	No
				Pd	0.004700	0.000000	No
				Mn	0.000000	0.000000	No
				B	-0.000210	0.000000	No
				Se	0.005000	0.000000	No
				Co	-0.000920	0.000000	No
				Cr	0.004000	0.000000	No
				Al	0.000026	0.000000	No
				As	0.010000	0.000000	No
				Pb	0.002000	0.000000	No
	Fe 259.940 {130}	☒	13	Co	0.000200	0.000000	No
				Si	-0.001181	0.000000	No
				Tl	-0.002562	0.000000	No
				Se	0.000000	0.000000	No
				Cr	-0.000360	0.000000	No
				Mn	-0.002000	0.000000	No
				V	-0.000064	0.000000	No
				Cu	0.000085	0.000000	No

Element, Wavelength and Order	Use?	# IECs	IEC	k1	k2	Calc-in-fit?
			K	-0.000200	0.000000	No
			Zn	0.000080	0.000000	No
			Ti	-0.000631	0.000000	No
			Ca	0.000020	0.000000	No
			Ba	0.001000	0.000000	No
Mg 279.079 {121}	☒	3	Mo	-0.016250	0.000000	No
			W	0.000000	0.000000	No
			Mn	-0.005360	0.000000	No
K 766.490 { 44}	☒	12	Fe	-0.000715	0.000000	No
			Al	0.000032	0.000000	No
			Ca	-0.000012	0.000000	No
			Mn	0.001430	0.000000	No
			Si	-0.003000	0.000000	No
			V	-0.002360	0.000000	No
			Pd	0.004000	0.000000	No
			Sn	-0.004700	0.000000	No
			Ba	-0.002700	0.000000	No
			Mo	-0.000850	0.000000	No
			Cu	-0.010000	0.000000	No
			Ni	-0.000500	0.000000	No
Na 589.592 { 57}	☒	6	K	-0.000560	0.000000	No
			Ba	0.000900	0.000000	No
			Ca	-0.000034	0.000000	No
			Al	0.000040	0.000000	No
			V	0.000000	0.000000	No
			Cr	0.000000	0.000000	No
B 208.959 {462}	☒	1	Mo	0.041150	0.000000	No
Mo 202.030 {467}	☒	6	Co	0.000000	0.000000	No
			Al	0.000000	0.000000	No
			Fe	-0.000010	0.000000	No
			Mg	-0.000001	0.000000	No
			Ca	0.000003	0.000000	No
			W	0.000576	0.000000	No
Pd 340.458 { 99}	☒	10	Ti	-0.000684	0.000000	No
			V	-0.000048	0.000000	No
			Sn	-0.000006	0.000000	No
			Fe	-0.000060	0.000000	No
			Mo	-0.000320	0.000000	No
			Co	-0.005883	0.000000	No
			Ca	-0.000021	0.000000	No
			S	-0.000017	0.000000	No
			Si	-0.000040	0.000000	No
			Zr	-0.157000	0.000000	No
Si 212.412 {459}	☒	19	Sr	0.000366	0.000000	No
			Ni	0.000106	0.000000	No
			Mo	0.027685	0.000000	No
			V	-0.000190	0.000000	No
			Ti	0.006476	0.000000	No
			Al	0.000049	0.000000	No
			Cd	0.000800	0.000000	No
			Ba	0.000000	0.000000	No
			Fe	0.000129	0.000000	No
			Sn	0.007000	0.000000	No
			Zn	0.000385	0.000000	No
			As	0.000700	0.000000	No
			Mg	-0.000185	0.000000	No
			W	-0.007198	0.000000	No

	Element, Wavelength and Order	Use?	# IECs	IEC	k1	k2	Calc-in-fit?
				Ca	0.000078	0.000000	No
				Cr	0.001600	0.000000	No
				Mn	0.001000	0.000000	No
				Zr	0.000540	0.000000	No
				B	0.001900	0.000000	No
	Sn 189.989 {478}	☒	6	Ti	-0.002020	0.000000	No
				Mo	0.000011	0.000000	No
				Fe	0.000018	0.000000	No
				Mn	0.000001	0.000000	No
				Si	0.000131	0.000000	No
				Al	-0.000004	0.000000	No
	Sr 407.771 { 83}	☒	2	Fe	0.000000	0.000000	No
				Ca	0.000047	0.000000	No
	Ti 334.904 {101}	☒	4	Cr	0.000204	0.000000	No
				Mo	0.000870	0.000000	No
				Si	0.000035	0.000000	No
				Ca	0.000005	0.000000	No
	Y 360.073 { 94}*	☒	None				
	Y 371.030 { 91}*	☒	None				
	Y 224.306 {451}*	☒	None				
	In 230.606 {446}*	☒	None				
	W 207.911 {462}	☒	27	Al	0.000005	0.000000	No
				Si	-0.000117	0.000000	No
				Ca	-0.000004	0.000000	No
				Fe	-0.000039	0.000000	No
				As	-0.000220	0.000000	No
				Mg	-0.000005	0.000000	No
				Mn	-0.000070	0.000000	No
				Mo	0.000710	0.000000	No
				Ti	0.000000	0.000000	No
				Sr	0.000000	0.000000	No
				V	0.001000	0.000000	No
				Cd	-0.000650	0.000000	No
				Cr	-0.000001	0.000000	No
				Zn	0.009921	0.000000	No
				Pd	0.000000	0.000000	No
				Sn	-0.000500	0.000000	No
				Zr	-0.001000	0.000000	No
				B	0.000000	0.000000	No
				Sb	0.000000	0.000000	No
				Co	-0.002830	0.000000	No
				Ni	0.000000	0.000000	No
				Be	-0.001000	0.000000	No
				Se	0.000000	0.000000	No
				Cu	-0.002860	0.000000	No
				Ba	0.000000	0.000000	No
				Tl	0.000000	0.000000	No
				Pb	0.000000	0.000000	No
	Zr 339.198 { 99}	☒	10	Mo	0.000250	0.000000	No
				Ti	0.000000	0.000000	No
				Fe	-0.000068	0.000000	No
				Si	0.000125	0.000000	No
				S	0.000039	0.000000	No
				Pd	0.000000	0.000000	No
				Be	-0.000500	0.000000	No
				Bi	0.000000	0.000000	No
				Ba	0.000700	0.000000	No

	Element, Wavelength and Order	Use?	# IECs	IEC	k1	k2	Calc-in-fit?
				Ag	0.000000	0.000000	No
	S 182.034 {485}	☒	7	Ca	0.000065	0.000000	No
				Mo	0.000000	0.000000	No
				Al	-0.000129	0.000000	No
				Fe	-0.000043	0.000000	No
				Mn	0.003160	0.000000	No
				Mg	0.000004	0.000000	No
				Ti	-0.005300	0.000000	No
	Bi 223.061 {451}	☒	4	Fe	0.000035	0.000000	No
				Ti	-0.018190	0.000000	No
				V	-0.000680	0.000000	No
				Cr	0.001100	0.000000	No
	Li 670.784 { 50}	☒	1	Mg	0.000006	0.000000	No

	Element, Wavelength and Order	Date of Fit	Date of Cal.	Type of Fit	Weighting	A0	A1	A2	n (Exponent)
	Ba 455.403 { 74}	7/11/2014 13:04:33	7/11/2014 13:04:33	Linear	1/Conc	0.001224	1.344384	0.000000	1.000000
	Be 313.042 {108}	7/11/2014 13:04:33	7/11/2014 13:04:33	Linear	1/Conc	0.000400	2.278402	0.000000	1.000000
	Cd 228.802 {448}	7/11/2014 13:04:33	7/11/2014 13:04:33	Linear	1/Conc	0.000482	1.096624	0.000000	1.000000
	Co 228.616 {448}	7/11/2014 13:04:33	7/11/2014 13:04:33	Linear	1/Conc	-0.000026	0.466275	0.000000	1.000000
	Cr 267.716 {126}	7/11/2014 13:04:33	7/11/2014 13:04:33	Linear	1/Conc	-0.000005	0.079474	0.000000	1.000000
	Cu 324.754 {104}2	7/11/2014 13:04:33	7/11/2014 13:04:33	Linear	1/Conc	0.003703	0.214219	0.000000	1.000000
	Mn 257.610 {131}	7/11/2014 13:04:33	7/11/2014 13:04:33	Linear	1/Conc	0.000002	0.416118	0.000000	1.000000
	Ni 231.604 {446}	7/11/2014 13:04:33	7/11/2014 13:04:33	Linear	1/Conc	-0.000200	0.359050	0.000000	1.000000
	Ag 328.068 {103}	7/11/2014 13:04:33	7/11/2014 13:04:33	Linear	1/Conc	-0.000120	0.120560	0.000000	1.000000
	V 292.402 {115}	7/11/2014 13:04:33	7/11/2014 13:04:33	Linear	1/Conc	-0.000058	0.128225	0.000000	1.000000
	Zn 206.200 {464}	7/11/2014 13:04:33	7/11/2014 13:04:33	Linear	1/Conc	0.000084	0.903659	0.000000	1.000000
	As 189.042 {478}	7/11/2014 13:04:33	7/11/2014 13:04:33	Linear	1/Conc	-0.000552	0.149077	0.000000	1.000000
	Tl 190.856 {477}	7/11/2014 13:04:33	7/11/2014 13:04:33	Linear	1/Conc	-0.000175	0.047889	0.000000	1.000000
	Pb 220.353 {453}	7/11/2014 13:04:33	7/11/2014 13:04:33	Linear	1/Conc	-0.000223	0.155515	0.000000	1.000000
	Se 196.090 {472}	7/11/2014 13:04:33	7/11/2014 13:04:33	Linear	1/Conc	0.000585	0.100752	0.000000	1.000000
	Sb 206.833 {463}	7/11/2014 13:04:33	7/11/2014 13:04:33	Linear	1/Conc	-0.000089	0.223314	0.000000	1.000000
	Al 396.152 { 85}	7/11/2014 13:04:33	7/11/2014 13:04:33	Linear	1/Conc	0.000065	0.021751	0.000000	1.000000
	Ca 317.933 {106}	7/11/2014 13:04:33	7/11/2014 13:04:33	Linear	1/Conc	0.006141	0.068295	0.000000	1.000000
	Fe 259.940 {130}	7/11/2014 13:04:33	7/11/2014 13:04:33	Linear	1/Conc	0.000055	0.043412	0.000000	1.000000
	Mg 279.079 {121}	7/11/2014 13:04:33	7/11/2014 13:04:33	Linear	1/Conc	-0.000033	0.005897	0.000000	1.000000
	K 766.490 { 44}	7/11/2014 13:04:33	7/11/2014 13:04:33	Linear	1/Conc	-0.000021	0.012643	0.000000	1.000000
	Na 589.592 { 57}	7/11/2014 13:04:33	7/11/2014 13:04:33	Linear	1/Conc	0.000006	0.048206	0.000000	1.000000
	B 208.959 {462}	7/11/2014 13:04:33	7/11/2014 13:04:33	Linear	1/Conc	0.000086	0.228831	0.000000	1.000000
	Mo 202.030 {467}	7/11/2014 13:04:33	7/11/2014 13:04:33	Linear	1/Conc	0.000206	0.975257	0.000000	1.000000
	Pd 340.458 { 99}	7/11/2014 13:04:33	7/11/2014 13:04:33	Linear	1/Conc	-0.000133	0.052355	0.000000	1.000000
	Si 212.412 {459}	7/11/2014 13:04:33	7/11/2014 13:04:33	Linear	1/Conc	0.004860	0.279745	0.000000	1.000000
	Sn 189.989 {478}	7/11/2014 13:04:33	7/11/2014 13:04:33	Linear	1/Conc	0.000149	0.192725	0.000000	1.000000
	Sr 407.771 { 83}	7/11/2014 13:04:33	7/11/2014 13:04:33	Linear	1/Conc	-0.000459	2.458745	0.000000	1.000000
	Ti 334.904 {101}	7/11/2014 13:04:33	7/11/2014 13:04:33	Linear	1/Conc	-0.000241	0.129010	0.000000	1.000000
	Y 360.073 { 94}*	6/17/2014 18:19:07	12/23/2009 10:44:16	Linear	1/Conc	0.000000	0.000000	0.000000	1.000000
	Y 371.030 { 91}*	6/17/2014 18:19:12	12/23/2009 10:44:16	Linear	1/Conc	0.000000	0.000000	0.000000	1.000000
	Y 224.306 {451}*	7/2/2014 11:08:50	12/23/2009 10:44:16	Linear	1/Conc	0.000000	0.000000	0.000000	1.000000
	In 230.606 {446}*	6/17/2014 18:19:20	12/23/2009 10:44:16	Linear	1/Conc	0.000000	0.000000	0.000000	1.000000
	W 207.911 {462}	7/11/2014 13:04:33	7/11/2014 13:04:33	Linear	1/Conc	0.001155	0.425037	0.000000	1.000000
	Zr 339.198 { 99}	7/11/2014 13:04:33	7/11/2014 13:04:33	Linear	1/Conc	-0.000233	0.248964	0.000000	1.000000
	S 182.034 {485}	7/11/2014 13:04:33	7/11/2014 13:04:33	Linear	1/Conc	-0.000765	0.087114	0.000000	1.000000
	Bi 223.061 {451}	7/11/2014 13:04:33	7/11/2014 13:04:33	Linear	1/Conc	-0.000163	0.302564	0.000000	1.000000
	Li 670.784 { 50}	7/11/2014 13:04:33	7/11/2014 13:04:33	Linear	1/Conc	-0.000980	0.342903	0.000000	1.000000

	Element, Wavelength and Order	Correlation	Std Error of Est	Predicted MDL	Predicted MQL	Status	Reslope		QC Norm	
							Slope	Y-int	Slope factor	Offset
	Ba 455.403 { 74}	1.000000	0.000000	0.000154	0.000513	OK.	1.000000	0.000000	1	0
	Be 313.042 {108}	1.000000	0.000000	0.000041	0.000137	OK.	1.000000	0.000000	1	0
	Cd 228.802 {448}	1.000000	0.000000	0.000161	0.000535	OK.	1.000000	0.000000	1	0
	Co 228.616 {448}	1.000000	0.000000	0.000213	0.000709	OK.	1.000000	0.000000	1	0
	Cr 267.716 {126}	1.000000	0.000000	0.000295	0.000983	OK.	1.000000	0.000000	1	0
	Cu 324.754 {104}2	1.000000	0.000000	0.000272	0.000906	OK.	1.000000	0.000000	1	0
	Mn 257.610 {131}	1.000000	0.000000	0.000047	0.000157	OK.	1.000000	0.000000	1	0
	Ni 231.604 {446}	1.000000	0.000000	0.000250	0.000834	OK.	1.000000	0.000000	1	0
	Ag 328.068 {103}	1.000000	0.000000	0.000404	0.001347	OK.	1.000000	0.000000	1	0
	V 292.402 {115}	1.000000	0.000000	0.000244	0.000814	OK.	1.000000	0.000000	1	0
	Zn 206.200 {464}	1.000000	0.000000	0.000162	0.000540	OK.	1.000000	0.000000	1	0
	As 189.042 {478}	1.000000	0.000000	0.000873	0.002911	OK.	1.000000	0.000000	1	0
	Tl 190.856 {477}	1.000000	0.000000	0.001022	0.003408	OK.	1.000000	0.000000	1	0
	Pb 220.353 {453}	1.000000	0.000000	0.000831	0.002771	OK.	1.000000	0.000000	1	0
	Se 196.090 {472}	1.000000	0.000000	0.001622	0.005405	OK.	1.000000	0.000000	1	0
	Sb 206.833 {463}	1.000000	0.000000	0.000934	0.003113	OK.	1.000000	0.000000	1	0
	Al 396.152 { 85}	1.000000	0.000000	0.007458	0.024860	OK.	1.000000	0.000000	1	0
	Ca 317.933 {106}	1.000000	0.000000	0.001571	0.005236	OK.	1.000000	0.000000	1	0
	Fe 259.940 {130}	1.000000	0.000000	0.001244	0.004148	OK.	1.000000	0.000000	1	0
	Mg 279.079 {121}	1.000000	0.000000	0.011916	0.039719	OK.	1.000000	0.000000	1	0
	K 766.490 { 44}	1.000000	0.000000	0.026814	0.089380	OK.	1.000000	0.000000	1	0
	Na 589.592 { 57}	1.000000	0.000000	0.006411	0.021370	OK.	1.000000	0.000000	1	0
	B 208.959 {462}	1.000000	0.000000	0.000574	0.001912	OK.	1.000000	0.000000	1	0
	Mo 202.030 {467}	1.000000	0.000000	0.000184	0.000614	OK.	1.000000	0.000000	1	0
	Pd 340.458 { 99}	1.000000	0.000000	0.000856	0.002854	OK.	1.000000	0.000000	1	0
	Si 212.412 {459}	1.000000	0.000000	0.000725	0.002416	OK.	1.000000	0.000000	1	0
	Sn 189.989 {478}	1.000000	0.000000	0.000592	0.001974	OK.	1.000000	0.000000	1	0
	Sr 407.771 { 83}	1.000000	0.000000	0.000059	0.000196	OK.	1.000000	0.000000	1	0
	Ti 334.904 {101}	1.000000	0.000000	0.000340	0.001134	OK.	1.000000	0.000000	1	0
	Y 360.073 { 94}*	0.000000	0.000000	-1.000000	-1.000000	Warnin	1.000000	0.000000	1	0
	Y 371.030 { 91}*	0.000000	0.000000	-1.000000	-1.000000	Warnin	1.000000	0.000000	1	0
	Y 224.306 {451}*	0.000000	0.000000	-1.000000	-1.000000	Warnin	1.000000	0.000000	1	0
	In 230.606 {446}*	0.000000	0.000000	-1.000000	-1.000000	Warnin	1.000000	0.000000	1	0
	W 207.911 {462}	1.000000	0.000000	0.000844	0.002813	OK.	1.000000	0.000000	1	0
	Zr 339.198 { 99}	1.000000	0.000000	0.000163	0.000544	OK.	1.000000	0.000000	1	0
	S 182.034 {485}	1.000000	0.000000	0.001632	0.005440	OK.	1.000000	0.000000	1	0
	Bi 223.061 {451}	1.000000	0.000000	0.000955	0.003185	OK.	1.000000	0.000000	1	0
	Li 670.784 { 50}	1.000000	0.000000	0.000945	0.003149	OK.	1.000000	0.000000	1	0

ACCUTEST

Mercury Digestion Log

Product: **HG** / **HGCLP / HGLIQ**
Matrix: **Soil**

MA Batch #:	MA34392
Analyst:	JW
Date:	7/7/2014
Balance ID:	24
Reagents:	See attached shee
Thermometer ID:	420

Methods (Circle as appropriate)

SW846 7471B **EPA 245.5 CLP-M**

Type of Digestion: Hot:Block#: 2 Hot Block: Start Time: 12:00 Temp: 95 c End Time: 12:36 Temp: 95 c Tubes 17060
Hot:Block#: Hot:Block: Start Time: Temp: End Time: T Temp: Tubes

Bot #	Sample ID	Initial Sample Wt. in g	Final Samp Vol ml	Spike Used Amount Spiked	Spike Used Added- Y or N	Spikelot and Conc (mg/L)	MP Number	Comments
1	ICV		100	3.0 ml	Y	0.1		
2	ICB							
	CCV			2.5 ml	Y	0.1		
	CCB							
3	CRI			2.0 ml	Y	0.01		
4	MP80486-MB1	0.6001					MP80486	
5	MP80486-LC1	0.1004						
6	MP80486-S1	1.2113		2.0ml	Y	0.1		JB70947-3
7	MP80486-S2	1.1736		2.0ml	Y	0.1		JB70947-3 Low %Sol
8	JB70947-1	0.9627						
9	JB70947-3	1.0636						
10	JB70973-5A	0.6701						
11	JB70665-1	0.6096						
12	JB70703-1	0.6340						
	CCV			2.5 ml	Y	0.1		
	CCB							
13	JB70703-2	0.6227						
14	JB70703-3	0.6185						
15	JB70744-1	0.6018						
16	JB70744-3	0.6883						
17	JB70744-4	0.6083						
18	JB70744-5	0.6411						
19	JB70744-6	0.6261						
20	JB70744-8	0.6168						
21	JB70744-9	0.6810						
22	JB70744-11	0.6382						
	CCV			2.5 ml	Y	0.1		
	CCB							
23	JB70796-1	0.6835						
24	JB70796-2	0.6930						
25	JB70796-3	0.6048						
26	JB70796-4	0.6838						
27	JB70861-1	0.6809						
28	MP80488-MB1	0.6000					MP80488	
29	MP80488-LC1	0.1008						
30	MP80488-S1	0.6239						JB70856-1
31	MP80488-S2	0.6232						JB70856-1
32	JB70856-1	0.6213						
	CCV			2.5 ml	Y	0.1		
	CCB							

Form: GN-022F
Revision Date:06/09/08

ANALYST: [signature]
QC REVIEWER: _____

DATE: 7/7/14
DATE: _____

11.9.1 11

ACCUTEST

Mercury Digestion Log

Product: HG / HGCLP / HGLIQ
Matrix: Soil

MA Batch #: MA34392
Analyst: JW
Date: 7/7/2014
Balance ID: 24
Reagents: See attached shee
Thermometer ID: 420

Methods (Circle as appropriate)

SW846 7471B

EPA 245.5 CLP-M

Type of Digestion: Hot:Block#: 7 Hot Block: Start Time: 12:00 Temp: 95 C End Time: 12:30 Temp: 95 C Tubes 1 to 60
Hot:Block#: Hot:Block: Start Time:_____ Temp:_____ End Time:_____ T Temp: Tubes

Bot #	Sample ID	Initial Sample Wt. in g	Final Samp Vol ml	Spike Used Amount Spiked	Spike Used Added-Y or N	Spikelot and Conc (mg/L)	MP Number	Comments
33	JB70856-3	0.6111	100					
34	JB70856-5	0.655						
35	JB70856-7	0.6224						
36	JB70856-9	0.6698						
37	JB70856-10	0.6831						
38	JB70700-1A	0.6122						
39	JB70740-1A	0.6005						
40	JB70740-3A	0.6100						
41	JB70740-5A	0.6602						
42	JB70740-7A	0.6099						
	CCV			2.5 ml	Y	0.1		
	CCB							
43	JB70717-1	0.6183						
44	JB70660-4A	0.6431						
45	MP80489-MB1	0.6					MP80489	
46	MP80489-LC1	0.1009						
47	MP80489-S1	0.6255						JB70672-12
48	MP80489-S2	0.6019						JB70672-12
49	JB70672-12	0.6307						
50	JB70672-1	0.6307						
51	JB70672-2	0.6020						
52	JB70672-3	0.6186						
	CCV			2.5 ml	Y	0.1		
	CCB							
53	JB70672-4	0.6841						
54	JB70672-7	0.6336						
55	JB70672-8	0.6869						
56	JB70672-9	0.6633						
57	JB70672-11	0.6009						
58	JB70687-1A	0.6690						
59	JB70687-2A	0.6398						
60	JB70687-3A	0.6242						
61	LOQ			0.20	✓	0.01		
62	LOD			0.15	✓	0.01		
	CCV			2.5 ml	Y	0.1		
	CCB							
63								
64								
65								
66								

Form: GN-022F
Revision Date:06/09/08

ANALYST: [signature]
QC REVIEWER: _____

DATE: 7/7/14
DATE: _____

11.9.1 11

ACCUTEST

Mercury Digestion Log

Product: HG / HGCLP / HGLIQ
Matrix: Soil

MA Batch #:	MA34392
Analyst:	JW
Date:	7/7/2014
Balance ID:	24
Reagents:	See attached sheet
Thermometer ID:	420

Methods (Circle as appropriate)

SW846 7471B **EPA 245.5 CLP-M**

Type of Digestion: Hot Block#: 2 Hot:Block: Start Time: 8:00 Temp: 95.1 End Time: 12:30 T Temp: 95.1 Tubes 12066
Hot Block#: Hot:Block: Start Time: Temp: End Time: T Temp: Tubes

Bot #	Sample ID	Initial Sample Vol in ml	Final Sample Vol in ml	Spiked Used Amount Spiked	Spiked Used Added- Y or N	Spikelot and Conc (mg/L)	MP Number	Comments
S-1	Calibration Blank	100 ml	100 ml	N/A	N	N/A	N/A	N/A
S-2	0.20 ug/l standard	100 ml	100 ml	2.0 ml	Y	0.0100	N/A	
S-3	0.50 ug/l standard	100 ml	100 ml	5.0 ml	Y	0.0100	N/A	
S-4	1.00 ug/l standard	100 ml	100 ml	1.0 ml	Y	0.1000	N/A	
S-5	2.50 ug/l standard	100 ml	100 ml	2.5 ml	Y	0.1000	N/A	
S-6	5.00 us/l standard	100 ml	100 ml	5.0 ml	Y	0.1000	N/A	

Analyst: _____ **Date:** 7/7/14
QC Reviewer: _____ **Date:** _____

Form: GN-022E
Rev. Date: 06/09/08

11.9.1 11

ACCUTEST.

Reagent Information Log- Hg Soil

MA # 34392

Reagents	Exp. Date	Reagent # or manufacturer lot #
Conc. ~~Sulfuric~~ HCL (JW) Acid	6/16	Baker 60411
Conc. Nitric Acid	6/16	Baker 74185
Sodium Chloride-Hydroxylamine Hydrochloride	12/11/14	HG-1492-78 --HGHCL
Potassium Permanganate	12/12/14	HG-1492-76 --HGKM2
Stannous Chloride	2/8/14	HG-1492-153 --HGS
STD Hg standard solution 1000 ppm	1/31/16	ULTRA J01211
STD Hg standard solution 100 ppb	2/8/14	HG-1492-150 --HGA1
STD Hg standard solution 10 ppb	2/8/14	HG-1492-151 --HGA2
ICV Hg standard solution 1000 ppm	2/1/2015	INORG VENTURE F2-HG0215
ICV Hg standard solution ~~50~~ 100 ppb (FW)	2/8/14	HG-1492-152 --HGB1
Solid Lab control	11/14/16	ERA D082-540
Aqua Regia	2/8/14	HG-1492-154 --HGKAQ
Dilution acid	12/12/14	HG-1492-79 --HGD1
Digestion Tubes Lot	N/A	EXPRESS
Teflon Chips	N/A	Saint Gobain F718-2G022

Form: GN087A80-03
Rev. Date: 10/15/12

11.9.1 11

ACCUTEST.

Mercury Digestion Log

Product: HG / EHG
Matrix: Aq / Liq / DW

MA Batch: MA34406
Analyst: JW
Date: 7/8/14
Balance: N/A
Reagents: See attached sheet
Thermometer ID: 420

Methods (Circle as appropriate)

EPA 245.1 SW846 7470A

Type of Digestion:

Hot Block ID 2 Start Time: 10:10 Temp: 95°C End time: 12:40 Temp: 95°C Tubes: 1 to 84

Hot Block ID ___ Start Time ___ Temp: ___ End time: ___ Temp: ___ Tubes: ___

lot #	Sample ID	pH <2 Y/N	Initial Samp Vol ml	Final Samp Vol ml	Spiked Used: Amount Spiked	Spiked Used: Added- Y or N	Spikelot and Conc (mg/L)	MP Number	Comments
1	ICV		30	30	3.0 ML	Y	0.03		0.030 ppm Hg std.(Ext)
2	ICB								
	CCV				2.5 ML	Y	0.03		0.030 ppm Hg std.
	CCB								
3	CRA				2.0 ML	Y	0.003		0.003 ppm Hg std.
4	mb80517-MB1	N						80517	SW846
5	LCS1	I			2.0	Y	0.03		
6	S1	Y				Y			JB70782-1
7	S2					Y			
8	JB70538-2		30						
9	-4		30						
10	-5		30						
11	-6		30						
12	-7		30						Brown & muddy
	CCV		30		2.5 ML	Y	0.03		0.03 ppm Hg std.
	CCB								
13	JB70538-8		30						
14	-9		30						
15	-12		30						
16	-13		30						
17	JB70677-1								
18	JB70726-3								
19	JB70782-1								
20	-3								
21	-3								
22	-4								
	CCV				2.5 ML	Y	0.03		0.03 ppm Hg std.
	CCB								
23	JB70782-5								
24	-6								
25	-7								
26	-8								
27	-9								
28	mb80518-MB1	N						80518	SW846
29	LCS1	I			2.0	Y	0.03		
30	S1	Y				Y			JB70807-1
31	S2					Y			
32	JB70807-1								
	CCV				2.5 ML	Y	0.03		0.03 ppm Hg std.
	CCB								

Form GN022A-02
Revision Date: 03/25/13

ANALYST: [signature]
QC REVIEWER: [signature]

DATE: 7/8/14
DATE: 7/8/14

11.9.2 11

ACCUTEST

Mercury Digestion Log

Product: HG / EHG
Matrix: Aq / Liq / DW

MA Batch: MA34406
Analyst: JW
Date:
Balance: N/A
Reagents: See attached sheet
Thermometer ID:

Methods (Circle as appropriate)

EPA 245.1 SW846 7470A

Type of Digestion:

Hot Block ID 7 Start Time: 12:00 Temp: 95 End time: 14:00 Temp: 95 Tubes: 55 to 77

Hot Block ID ___ Start Time ___ Temp: ___ End time: ___ Temp: ___ Tubes: ___

Bot #	Sample ID	pH <2 Y/N	Initial Sample Vol ml	Final Samp Vol ml	Spiked Used Amount Spiked	Spiked Used Added- Y or N	Spikelot and Conc (mg/L)	MP Number	Comments
33	JB70806-2	✓	30	30					
34	JB70838-1R								
35	-2R								
36	-3R								
37	-4R								
38	-5R								
39	-6R								
40	-7R								
41	-8R								
42	JB70854-3AB								
	CCV				2.5 ML	✓	0.03		0.03 ppm Hg std.
	CCB								
43	JB70893-1		30						
44	-2								Oily & muddy
45	-3								
46	JB70896-1								
47	mb80519-mB1	✓							
48	ld1							80519	
49	JB70644-1R	Y			2.0	✓	0.03		
50	JB70672-9								
51	-10								
52	JB70781-17								
	CCV				2.5 ML	✓	0.03		0.03 ppm Hg std.
	CCB								
53	JB70845-4								
54	JB70887-1R								
55	mb80533-mB1	✓							
56	B1							80533	FCLP
57	S1								
58	S2								JB70803-1
59	JB70803-1								
60	-2	Y							
61	JB70749-2								
62	JB70660-4								
	CCV				2.5 ML		0.03		0.03 ppm Hg std.
	CCB								

11.9.2 11

Form GN022A-02
Revision Date: 03/25/13

ANALYST: [signature]
QC REVIEWER: ___

DATE: 7/8/14
DATE: ___

ACCUTEST.

Mercury Digestion Log

Product: HG / EHG
Matrix: Aq / Liq / DW

MA Batch: MA34406
Analyst: JW
Date: 7/8/14
Balance: N/A
Reagents: See attached sheet
Thermometer ID: 420

Methods (Circle as appropriate)

EPA 245.1 **SW846 7470A**

Type of Digestion: Hot Block ID 2 Start Time: 12:00 Temp: 95 C End time: 14:00 Temp: 95 C Tubes: 55 to 77

Hot Block ID ___ Start Time ___ Temp: ___ End time: ___ Temp: ___ Tubes: ___

Bot #	Sample ID	pH <2 Y/N	Initial Sample Vol ml	Final Samp Vol ml	Spiked Used: Amount Spiked	Spiked Used: Added- Y or N	Spikelot and Conc (mg/L)	MP Number	Comments
63	JB70861-1A	N	30	30					
64	JB70943-1A								
65	JB70973-1								
66	-SA8								
67	JB70954-1								
68	JB70889-2A								
69	JB71000-1								
70	MP80535-MB1	N						80535	
71	" MB1	"			2.0	V	0.03		
72	" LCS1	"			"	V	"		JB70865-1
	CCV				2.5 ML	V	0.03		0.03 ppm Hg std.
	CCB								
73	MP80535-S2	"			2.0	V	0.07		JB70865-1
74	JB70865-1	"							
75	JB70769-3	V							
76	JB70798-1A	"							
77	JB70912-1A	"	"	"					
78									
79									
80									
81									
82									
	CCV				2.5 ML		0.03		0.03 ppm Hg std.
	CCB								
83									
84									
85									
86									
87									
88									
89									
90									
91									
92									
	CCV				2.5 ML		0.03		0.03 ppm Hg std.
	CCB								
93									
94									
95									
96									
97									
98									
99									
100									
	CCV				2.5 ML		0.03		0.03 ppm Hg std.
	CCB								

Form GN022A-02

ANALYST: _____

DATE: 7/8/14

11.9.2 11

ACCUTEST.

Mercury Digestion Log

Product: HG / EHG / HGCLP
Matrix: Aq / Liq

MA Batch #: MA
Analyst:
Date:
Balance ID: N/A
Reagents: See attached sheet
Thermometer ID:

Methods (Circle as appropriate)

EPA 245.1 SW846 7470A EPA 245.1 CLP-M

Type of Digestion:

Hot Block: Start Time: 10:10 Temp: 95.1 End time: 12:10 Temp: 95.2

Water Bath Start Time: Temp: End time: Temp:

Bot #	Sample ID	Initial Sample Vol ml	Final Samp Vol ml	Spiked Used Amount Spiked	Spiked Used Added-Y or N	Spikelot and Conc (mg/L)	MP Number	Comments
S-1	Calibration Blank	30 ml	30 ml	0.0 ml				
S-2	0.20 ug/l standard	30 ml	30 ml	2.0 ml	Y	0.0030		
S-3	0.50 ug/l standard	30 ml	30 ml	5.0 ml	Y	0.0030		
S-4	1.00 ug/l standard	30 ml	30 ml	1.0 ml	Y	0.0300		
S-5	2.50 ug/l standard	30 ml	30 ml	2.5 ml	Y	0.0300		
S-6	5.00 ug/l standard	30 ml	30 ml	5.0 ml	Y	0.0300		

Analyst: Date:
QC Reviewer: Date: 2/18/14

Form: GN-022A3
Rev. Date: 03/25/13

11.9.2 11

ACCUTEST.

Reagent Information Log- Hg Waters

MA # 34406

Reagents	Exp. Date	Reagent # or manufacturer lot #
Conc. Sulfuric Acid	2/16	Fisher 141489
Conc. Nitric Acid	7/16	Baker 68623
Sodium Chloride-Hydroxylamine Hydrochloride	12/30/14	HG-1492-112-HGHCL
Potassium Permanganate 5%	12/30/14	HG-1492-110-HGKM1
Potassium Persulfate	12/30/14	HG-1492-111-HGKS
Stannous Chloride	7/9/14	HG-1496-140-HGS
STD Hg standard solution 1000 ppm	1/31/2016	ULTRA JO1211
STD Hg standard solution 30 ppb	7/9/14	HG-1496-137-HGA3
STD Hg standard solution 3 ppb	7/9/14	HG-1496-138-HGA4
ICV Hg standard solution 1000 ppm	2/1/2015	IN ORG VENTURE F2-HG0215
ICV Hg standard solution 30 ppb	7/9/14	HG-1496-139-HGB3
Dilution Acid	12/27/14	HG-1488-116-HGD2(AQ)
Digestion Tubes Lot	N/A	enviExpress 1402095 HG--HGD2(AQ)
pH Paper	N/A	Hydrion Papers 1 to 12, Lot # 160112.209510

Form: GN087A79-03
Rev. Date: 02/27/13

11.9.2 11

ACCUTEST

Mercury Digestion Log

Product HG / EHG
Matrix: Aq / Liq / DW

MA Batcl MA34418
Analyst: DP
Date: 7/9/14
Balance N/A
Reagents: See attached sheet
Thermometer ID: 425

Methods (Circle as appropriate)

EPA 245.1 **SW846 7470A**

Type of Digestion: Hot Block ID___ Start Time: 11:00 Temp: 94+/-95 End time: 13:00 Temp: 94+/-95 Tubes: 4 - 39
Hot Block ID___ Start Time _____ Temp: ____ End time: ____ Temp: ____ Tubes: _____

ot #	Sample ID	pH <2 Y/N	Initial Samp Vol ml	Final Samp Vol ml	Spiked Used Amount Spiked	Spiked Used Added- Y or N	Spikelot and Conc (mg/L)	MP Number	Comments
1	ICV	N	30	30	3.0 ML	Y	0.03		0.030 ppm Hg std.(Ext)
2	ICB								
	CCV				2.5 ML	Y	0.03		0.030 ppm Hg std.
	CCB								
3	CRA				2.0 ML	Y	0.003		0.003 ppm Hg std.
4	MP80496-MB2								
5	-LL				2.0ml	Y	0.03		
6	JB70591-6AB	Y							
7	MP80491-MB3	N							
8	-LL	N			2.0ml	Y	0.03		
9	JB70943-1A	Y							
10	MP80491-MB4	N							
11	-LC3	N			2.0ml	Y	0.03		
12	JB70962-2A	Y							
	CCV				2.5 ML		0.03		0.03 ppm Hg std.
	CCB								
13	MP80533-MB2	N							
14	-LL1	N			2.0ml	Y	0.03		
15	JB70962-1A	Y							
16	MP80550-MB1	N							
17	-LL	N			2.0ml	Y	0.03		
18	-S1	Y	15						JB71051-1
19	-S2		15						
20	JB71051-1		15						Oily
21	JB70213-2A		30						
22	JB70213-3A								
	CCV				2.5 ML		0.03		0.03 ppm Hg std.
	CCB								
23	JB70213-4A								
24	-5A								
25	-6A								
26	JB70672-10								
27	JB71114-9								
28	JB70916-1								
29	-2								
30	-3								
31	-4								
32	JB70920-4								
	CCV				2.5 ML		0.03		0.03 ppm Hg std.
	CCB								

Form GN022A-02
Revision Date: 03/25/13

ANALYST: [signature]
QC REVIEWER: _____

DATE: 7/9/14
DATE: _____

11.9.3 11

ACCUTEST

Mercury Digestion Log

Product HG / EHG
Matrix: Aq / Liq / DW

MA Batch: MA34418
Analyst: DP
Date: 7/9/14
Balance: N/A
Reagents: See attached sheet
Thermometer ID: 425

Methods (Circle as appropriate)

EPA 245.1 **SW846 7470A**

Type of Digestion: Hot Block ID___ Start Time: 13 am Temp: 94/195 End time: 15:00 Temp: 94/195 Tubes: 40-56
Hot Block ID___ Start Time ___ Temp: ___ End time: ___ Temp: ___ Tubes: ___

Bot #	Sample ID	pH <2 Y/N	Initial Sample Vol ml	Final Samp Vol ml	Spiked Used Amount Spiked	Spiked Used Added- Y or N	Spikelot and Conc (mg/L)	MP Number	Comments
33	JB70930-1	Y	10	30					Brown, muddy
34	-2		5						
35	-3		5						
36	-4		5						
37	-5		5						
38	-6		5						
39	-7		30						
40	(27) MP80551 -MB1	N							
41	-B1				2.0ml	Y	0.03		
42	-S1								
	CCV				2.5 ML		0.03		0.03 ppm Hg std.
	CCB								
43	MP80551 -S2				2.0ml	Y	0.03		
44	JB71006-1								
45	-2	Y							
46	(23) MP80552 -MB1	N							
47	-B1				2.0ml	Y	0.03		
48	-S1								
49	-S2								
50	JB70845-1A								
51	JB71012-6AB	Y							
52	JB70845-3A								
	CCV				2.5 ML		0.03		0.03 ppm Hg std.
	CCB								
53	JB71015-1A								
54	-2A								
55	MP80554-FMB								
56	-FLC				2.0ml	Y	0.03		
57	MP80550-PS1		25	25	1.0ml	Y	0.03		1 ml of spike in 25 ml of digested
58									
59									
60									
61									
62									
	CCV				2.5 ML		0.03		0.03 ppm Hg std.
	CCB								

Form GN022A-02
Revision Date: 03/25/13

ANALYST: [signature]
QC REVIEWER: ___

DATE: 7/9/14
DATE: ___

11.9.3 11

ACCUTEST.

Mercury Digestion Log

Product HG / EHG / HGCLP
Matrix: Aq / Liq

MA Batch #: MA34418
Analyst: DF
Date: 7/9/14
Balance ID: N/A
Reagents: See attached sheet
Thermometer ID: 425

Methods (Circle as appropriate)

EPA 245.1 SW846 7470A EPA 245.1 CLP-M

Type of Digestion:

Hot Block: Start Time: 11:00 Temp: 94°C End time: 13:00 Temp: 94°C

Water Bath Start Time: _____ Temp: _____ End time: _____ Temp: _____

Bot #	Sample ID	Initial Sample Vol ml	Final Samp Vol ml	Spiked Used Amount Spiked	Spiked Used Added- Y or N	Spikelot and Conc (mg/L)	MP Number	Comments
S-1	Calibration Blank	30 ml	30 ml	0.0 ml	N			
S-2	0.20 ug/l standard	30 ml	30 ml	2.0 ml	Y	0.0030		
S-3	0.50 ug/l standard	30 ml	30 ml	5.0 ml	Y	0.0030		
S-4	1.00 ug/l standard	30 ml	30 ml	1.0 ml	Y	0.0300		
S-5	2.50 ug/l standard	30 ml	30 ml	2.5 ml	Y	0.0300		
S-6	5.00 ug/l standard	30 ml	30 ml	5.0 ml	Y	0.0300		

Analyst: [signature] Date: 7/9/14
QC Reviewer: _____ Date: _____

Form: GN-022A3
Rev. Date: 03/25/13

11.9.3 11

ACCUTEST.

Reagent Information Log- Hg Waters

MA # 34418

Reagents	Exp. Date	Reagent # or manufacturer lot #
Conc. Sulfuric Acid	7/16	Fisher 141489
Conc. Nitric Acid	7/16	Baker. 00000 74185
Sodium Chloride-Hydroxylamine Hydrochloride	1/7/15	HG-- 1492 -- 157 -- HGHCL
Potassium Permanganate 5%	1/7/15	HG-- 1492 -- 155 -- HGKM1
Potassium Persulfate	## 1/7/15	HG-- 1492 -- 156 -- HGKS
Stannous Chloride	7/1/14	HG-- 1496 -- 144 -- HGS
STD Hg standard solution 1000 ppm	1/31/2016	ULTRA JO1211
STD Hg standard solu ion 30 ppb	7/1/14	HG-- 1496 -- 141 -- HGA3
STD Hg standard solu ion 3 ppb	7/1/14	HG-- 1496 -- 142 -- HGA4
ICV Hg standard solution 1000 ppm	2/1/2015	IN ORG VENTURE F2-HG0215
ICV Hg standard soluti on 30 ppb	7/1/14	HG-- 1496 -- 143 --HGB3
Dilution Acid		HG-- -- --HGD2(AQ)
Digestion Tubes Lot	N/A	HG-- Envi Express. 140495 --HGD2(AQ)
pH Paper	N/A	Hydrion Papers 1 to 12, Lot #

Form: GN087A79-03
Rev. Date: 02/27/13

11.9.3 11

ACCUTEST LABORATORIES

Solids/Soil Metals Digestion Form

Batch Information

Batch ID	Start Date	Start Time	End Date	End time	QC Samp 1	QC Samp 2
MP80450	7/2/2014	16:00	7/2/2014	22:00	JB70672-12	

Temperature

		Block ID	Therm. ID#	Balance ID	Temperature	Correction	Corrected Temp	
1	Start	5	431	B41	92	0	92	
1	End	5	431	NA	92	0	92	
2	Start							
2	End			NA				

Methods and Equipment

	Dig. Method	Heating Method		Auto Pipette #	Digestion Tube Lot #	
	SW846 3050B	Digestion Block		M54	1404095	

Sample ID	Bottle ID	Final Volume (ML)	Wet Weight (G)	Reagent Groups Added	Spike Groups Added	Comments
MP80450-MB1		50	0.51	ABCD		
MP80450-B1		50	0.51	ABCD	AB	
MP80450-S1	1	50	0.54	ABCD	AB	
MP80450-S2	1	50	0.59	ABCD	AB	
MP80450-SD1	1	50	0.60	ABCD		
JB70672-1	1	50	0.53	ABCD		
JB70672-11	1	50	0.60	ABCD		
JB70672-12	1	50	0.60	ABCD		
JB70672-2	1	50	0.53	ABCD		
JB70672-3	1	50	0.60	ABCD		
JB70672-4	1	50	0.59	ABCD		
JB70672-7	1	50	0.55	ABCD		
JB70672-8	1	50	0.52	ABCD		
JB70672-9	1	50	0.53	ABCD		
JB70715-1	1	50	0.50	ABCD		
JB70715-2	1	50	0.50	ABCD		
JB70715-3	1	50	0.56	ABCD		
JB70715-4	1	50	0.52	ABCD		
JB70715-5	1	50	0.56	ABCD		
JB70715-6	1	50	0.57	ABCD		

Reagents Groups

Group	Description	MLs Used
A	CONC HNO3	2.5
B	1:1 HNO3	5
C	30% H2O2	2
D	CONC HNO3	5
E		
F		
G		
H		

Spike Groups

Group	Description	MLs Used
A	SP	1
B	MIN2	1
C		
D		
E		
F		
G		
H		

Comments:

Analyst MICHAELB **Approved by** Wendyz **Approved on** 7/3/2014

Note: Reagent traceability for batch Start Date can be seen on the reagent traceability page for this batch.
Serial Dilution samples shown for QC purposes only.
Acceptable Temperature range is 90-95 degrees C unless otherwise noted

ACCUTEST.

Soil Digestion Reagents Information Log

Digestion Reagents Information Log

Digestion Batch ID: MP 80450
Matrix: SOIL

Standard/Reagent Type	Exp. Date	Standard/Reagent ID
Spiking Solution - Reg. Spike	1/1/15	MP-013-662 -SP
Spiking Solution - Min. Spike	12/14/14	MP-013-659 -MIN2
Spiking Solution - Odd Spike	12/16/14	MP-013-660 -ODD
Spiking Solution - Other		
Spiking Solution - Other		
Nitric Acid	7/2/16	E Batch # 0000074185 J.T. Baker
Nitric Acid (1:1)	12/24/14	MP-013-20-201 -HNO3 (1:1)
Hydrochloric Acid	6/2016	E Batch # 0000068623 J.T. Baker
Hydrogen Peroxide	6/2016	Lot #: 142358 Mfg. Fisher Scientific
Lab Control	6/17/15	Lot #: D082-540 Mfg. ERA
Spike Blank		
Filter Lot (sample filtration)	N/A	Lot #: FC008135 Mfg. Fisher Scientific
Digestion Tubes Lot	N/A	Lot #: 1404095 Mfg. Environmental Express
Teflon Chips	N/A	Batch # F718-26022 SAINT-GOBAIN
FilterMate Filtration Device	N/A	Lot #40107756 Mfg. Environmental Expre

Form: AA014A-02
Rev. Date: 10/15/12

11.9.4 11

ACCUTEST LABORATORIES

Accutest Aqueous Metals Digestion Form

Batch Information

Batch ID	Start Date	Start Time	End Date	End time	QC Samp 1	QC Samp 2
MP80451	7/3/2014	9:00	7/3/2014	15:00	JB70718-4	

Temperature

		Block ID1	Therm. ID#	Temperature	Correction	Corrected Temp
1	Start	8	174	91	1	92
1	End	8	174	93	1	94
2	Start					
2	End					

Methods and Equipment

	Dig. Method	Heating Method		Auto Pipette #	Digestion Tube Lot #	
	SW846 3010A	Digestion Block		M-54	1404095	

Sample ID	Bottle Number	Pres (Y/N)	Initial Sample Volume	Final Volume in ML	Reagent Groups Added	Spike Groups Added	Comments
MP80451-MB1	N/A	N	50	50	A & B		
MP80451-S1	1	Y	50	50	A & B	A & B	
MP80451-S2	1	Y	50	50	A & B	A & B	
MP80451-SD1	1	Y	50	50	A & B		
JB70619-19	1	Y	50	50	A & B		
JB70619-19F	2	Y	50	50	A & B		
JB70644-14	9	Y	50	50	A & B		
JB70666-2A	1	Y	50	50	A & B		
JB70672-5	3	Y	50	50	A & B		
JB70677-1	5	Y	50	50	A & B		
JB70718-2	1	Y	50	50	A & B		
JB70718-2F	2	Y	50	50	A & B		
JB70718-3	1	Y	50	50	A & B		
JB70718-3F	2	Y	50	50	A & B		
JB70718-4	1	Y	50	50	A & B		
JB70718-4F	2	Y	50	50	A & B		
JB70718-5	1	Y	50	50	A & B		
JB70718-5F	2	Y	50	50	A & B		
JB70718-6	1	Y	50	50	A & B		
JB70718-6F	2	Y	50	50	A & B		
JB70718-7	1	Y	50	50	A & B		
JB70718-7F	2	Y	50	50	A & B		
JB70718-8	1	Y	50	50	A & B		
JB70821-1	5	Y	50	50	A & B		
MP80451-LC1	N/A	Y	50	50	A & B		

Reagents Groups

Group	Description	MLs Used
A	CONC HNO3	3
B	1:1 HCL	5
C		
D		
E		
F		
G		
H		

Spike Groups

Group	Description	MLs Used
A	SP	0.5
B	MIN1	0.5
C		
D		
E		
F		
G		
H		

Comments:

Analyst AMIRAHH **Approved by** Wendyz **Approved on** 7/3/2014

Note: Reagent traceability for batch Start Date can be seen on the reagent traceability page for this batch.
Serial Dilution samples shown for QC purposes only.
Acceptable Temperature range is 90-95 degrees C unless otherwise noted

ACCUTEST.

Aqueous Digestion Reagent Information Log

Digestion Reagents Information Log

Digestion Batch ID: MP 80451

Matrix: AQ

Standard/Reagent Type	Exp. Date	Standard/Reagent ID
Spiking Solution - Reg. Spike	7/1/14	MP - 013 - 6062 -SP
Spiking Solution - Min. Spike	12/14/14	MP - 013 - 6058 -MIN1
Spiking Solution - Odd Spike	12/16/14	MP - 013 - 6060 -ODD
Spiking Solution - Other		
Spiking Solution - Other		
Nitric Acid	7/2016	E batch NO0000074185 JT BAKER
Nitric Acid (1:1)		MP - 013 - -HNO3 (1:1)
Hydrochloric Acid	12/30/14	MP - 013 - 203 -HCl (1:1)
Hydrogen Peroxide		Lot #: Mfg.
Lab Control	09/01/14	MP ~~-0-~~ 151 - 120 -LCW
Spike Blank		
Filter Lot (sample filtration)	N/A	Lot #: FC008135 Mfg. Fisher Sci.
Digestion Tubes Lot	N/A	Lot #: 1404095 Mfg. ENVIROM. EXP.
pH Paper	10/15/2016	Hydrion Paper 1 to 12, lot # 228713

Form: AA014B-01
Rev. Date: 5/12/08

11.9.5 11

ACCUTEST LABORATORIES

Accutest Aqueous Metals Digestion Form

Batch Information

Batch ID	Start Date	Start Time	End Date	End time	QC Samp 1	QC Samp 2
MP80467	7/3/2014	17:00	7/3/2014	23:00	JB70822-3	

Temperature

		Block ID1	Therm. ID#	Temperature	Correction	Corrected Temp
1	Start	2	3	93	0	93
1	End	2	3	93	0	93
2	Start					
2	End					

Methods and Equipment

	Dig. Method	Heating Method		Auto Pipette #	Digestion Tube Lot #	
	SW846 3010A	Digestion Block		M54	1404095	

Sample ID	Bottle Number	Pres (Y/N)	Initial Sample Volume	Final Volume in ML	Reagent Groups Added	Spike Groups Added	Comments
MP80467-MB1		N	50	50	AB		
MP80467-B1		N	50	50	AB	ABC	
MP80467-S1	1	Y	50	50	AB	ABC	
MP80467-S2	1	Y	50	50	AB	ABC	
MP80467-SD1	1	Y	50	50	AB		
JB64500-63	4	Y	50	50	AB		
JB70672-10	3	Y	50	50	AB		
JB70734-1F	1	Y	50	50	AB		
JB70734-2F	1	Y	50	50	AB		
JB70734-3F	1	Y	50	50	AB		
JB70734-4F	1	Y	50	50	AB		
JB70734-5F	1	Y	50	50	AB		
JB70734-6F	1	Y	50	50	AB		
JB70746-2	3	Y	50	50	AB		
JB70781-17	9	Y	50	50	AB		
JB70783-1	1	Y	50	50	AB		
JB70783-2	1	Y	50	50	AB		
JB70783-3	1	Y	50	50	AB		
JB70813-2A	1	Y	50	50	AB		
JB70822-2	1	Y	50	50	AB		
JB70822-2F	2	Y	50	50	AB		
JB70822-3	1	Y	50	50	AB		
JB70822-3F	2	Y	50	50	AB		
JB70822-4	1	Y	50	50	AB		
JB70832-1A	7	Y	50	50	AB		
MP80467-LC1		Y	50	50	AB		

Reagents Groups

Group	Description	MLs Used
A	CONC HNO3	3
B	1:1 HCL	5
C		
D		
E		
F		
G		
H		

Spike Groups

Group	Description	MLs Used
A	SP	0.5
B	MIN1	0.5
C	ODD	1
D		
E		
F		
G		
H		

Comments: _____

Analyst MICHAELB **Approved by** _____ **Approved on** _____

Note: Reagent traceability for batch Start Date can be seen on the reagent traceability page for this batch.
Serial Dilution samples shown for QC purposes only.
Acceptable Temperature range is 90-95 degrees C unless otherwise noted

ACCUTEST.

Aqueous Digestion Reagent Information Log

Digestion Reagents Information Log

Digestion Batch ID: MP 80467
Matrix: AQ

Standard/Reagent Type	Exp. Date	Standard/Reagent ID
Spiking Solution - Reg. Spike	7/11/14	MP-013-6062 -SP
Spiking Solution - Min. Spike	12/14/14	MP-013-658 -MIN1
Spiking Solution - Odd Spike	12/10/14	MP-013-600 -ODD
Spiking Solution - Other		
Spiking Solution - Other		
Nitric Acid	7/2016	# batch NO 00000 74185 JT BAKER
Nitric Acid (1:1)		MP-013- -HNO3 (1:1)
Hydrochloric Acid	12/30/14	MP-013-20-203 -HCl (1:1)
Hydrogen Peroxide		Lot #: Mfg.
Lab Control	9/1/14	MP-0-151-120 -LCW
Spike Blank		
Filter Lot (sample filtration)	N/A	Lot #: FC008135 Mfg. Fisher Sci.
Digestion Tubes Lot	N/A	Lot #: 1404095 Mfg. ENVIROM. EXP.
pH Paper	10/15/2016	Hydrion Paper 1 to 12, lot # 228713

Form: AA014B-01
Rev. Date: 5/12/08

11.9.6 11

ACCUTEST.

Metals Digestion Reagents Information Log

Digestion Batch ID: MP 80467
Matrix: ALL

Standard/Reagent Type	Exp. Date	Standard/Reagent ID
Spiking Solution - MIX-A	01/02/15	MP - 013 - 663 -MIX-A
Spiking Solution - MIX-B (5000 mg/l Metals Mix)	01/02/15	MP - 013 - 664 -MIX-2
Spiking Solution - Min. Spike	05/28/17	Lot #: 052814 Mfg. Absolute Grade
Spiking Solution - Other		Lot #: Mfg.
Spiking Solution - Other		Lot #: Mfg.
Nitric Acid	07/2016	0000074185 J.T. Baker
Nitric Acid (1:1)		MP - 013 - 20 -HNO3 (1:1)
Hydrochloric Acid	07/2016	0000060411 J.T. Baker
Hydrochloric Acid (1:1)	12/30/14	MP - 013 - 20 - 203 -HCl (1:1)
Hydrogen Peroxide	07/2016	Lot #: 142358 Mfg. Fisher Scientific
Lab Control-Soil	06/17/15	Lot #: D082-540 Mfg. ERA
Filter Lot (Sample filtration)	N/A	Lot #: FC008135 Mfg. Fisher Scientific
Digestion Tubes Lot	N/A	Lot #: 1404095 Mfg. Environmental Express
FilterMate (sample filtration)	N/A	Lot #: 40107756 Mfg. Environmental Express
Teflon Chips	N/A	Lot #: F718-26022 Mfg. Saint-Gobain
pH Paper	10/15/16	228713 Hydrion

Form: AA014-03
Rev. Date: 7/7/14

11.9.6 11

New Jersey ACCUTEST LABORATORIES

General Chemistry

QC Data Summaries

Includes the following where applicable:

- Percent Solids Raw Data Summary

Percent Solids Raw Data Summary

Job Number: JB70672
Account: LANGAN Langan Engineering & Environmental
Project: Carroll Gardens, 363-365 Bond Street, Brooklyn, NY

Sample: JB70672-1 **Analyzed:** 03-JUL-14 by AC **Method:** SM2540 G-97
ClientID: 419-PE-8

Wet Weight (Total)	32.4	g
Tare Weight	25.11	g
Dry Weight (Total)	30.29	g
Solids, Percent	71.1	%

Sample: JB70672-2 **Analyzed:** 03-JUL-14 by AC **Method:** SM2540 G-97
ClientID: 420-PE-7

Wet Weight (Total)	30.45	g
Tare Weight	23.27	g
Dry Weight (Total)	27.51	g
Solids, Percent	59.1	%

Sample: JB70672-3 **Analyzed:** 03-JUL-14 by AC **Method:** SM2540 G-97
ClientID: 421-PE-29

Wet Weight (Total)	25.72	g
Tare Weight	19.18	g
Dry Weight (Total)	23	g
Solids, Percent	58.4	%

Sample: JB70672-4 **Analyzed:** 03-JUL-14 by AC **Method:** SM2540 G-97
ClientID: 422-DUP-8

Wet Weight (Total)	30.61	g
Tare Weight	22.34	g
Dry Weight (Total)	27.04	g
Solids, Percent	56.8	%

Sample: JB70672-7 **Analyzed:** 03-JUL-14 by AC **Method:** SM2540 G-97
ClientID: 425-PE-2

Wet Weight (Total)	26.98	g
Tare Weight	20.76	g
Dry Weight (Total)	24.62	g
Solids, Percent	62.1	%

Sample: JB70672-8 **Analyzed:** 03-JUL-14 by AC **Method:** SM2540 G-97
ClientID: 426-PE-1

Wet Weight (Total)	31.36	g
Tare Weight	22	g
Dry Weight (Total)	27.04	g
Solids, Percent	53.8	%

Percent Solids Raw Data Summary

Job Number: JB70672
Account: LANGAN Langan Engineering & Environmental
Project: Carroll Gardens, 363-365 Bond Street, Brooklyn, NY

Sample: JB70672-9 **Analyzed:** 03-JUL-14 by AC **Method:** SM2540 G-97
ClientID: 427-PE-28

Wet Weight (Total)	26.42	g
Tare Weight	17.62	g
Dry Weight (Total)	22.67	g
Solids, Percent	57.4	%

Sample: JB70672-11 **Analyzed:** 03-JUL-14 by AC **Method:** SM2540 G-97
ClientID: 429-PE-26

Wet Weight (Total)	28.86	g
Tare Weight	22.19	g
Dry Weight (Total)	27.09	g
Solids, Percent	73.5	%

Sample: JB70672-12 **Analyzed:** 03-JUL-14 by AC **Method:** SM2540 G-97
ClientID: 430-PE-27

Wet Weight (Total)	26.64	g
Tare Weight	21.24	g
Dry Weight (Total)	24.29	g
Solids, Percent	56.5	%

New Jersey ACCUTEST LABORATORIES

Misc. Raw Data

Raw Data

Methanol Prep Log

Vial Track #:	Lims ID:	Initial Tare Wt (g)	Total Wt (g)	Weight of Sample (g)	Date Prepared	Lot #:	Prep By	Vial Desc:	Comments
6/17/2014-4363	JB70672-1.2	36.7500	41.1000	4.3500	7/1/2014 5:56:35 PM	dk010	GP	10ml MeOH	
6/19/2014-5135	JB70672-1.3	30.4500	35.6300	5.1800	7/1/2014 5:56:50 PM	di	jp	DI water	
6/19/2014-5136	JB70672-1.4	30.5600	35.5400	4.9800	7/1/2014 5:58:20 PM	di	jp	DI water	
6/17/2014-4355	JB70672-11.2	36.7100	41.8500	5.1400	7/1/2014 6:06:13 PM	dk010	GP	10ml MeOH	
6/19/2014-5151	JB70672-11.3	30.6500	36.2800	5.6300	7/1/2014 6:06:38 PM	di	jp	DI water	
6/19/2014-5152	JB70672-11.4	30.5200	36.4000	5.8800	7/1/2014 6:06:56 PM	di	jp	DI water	
6/17/2014-4362	JB70672-12.2	36.9200	41.7100	4.7900	7/1/2014 6:07:27 PM	dk010	GP	10ml MeOH	
6/17/2014-4357	JB70672-12.3	36.9600	41.5900	4.6300	7/1/2014 6:08:00 PM	dk010	GP	10ml MeOH	
6/19/2014-5147	JB70672-12.4	30.5100	35.2000	4.6900	7/1/2014 6:08:16 PM	di	jp	DI water	
6/19/2014-5148	JB70672-12.5	30.6000	35.5200	4.9200	7/7/2014 12:36:04 PM	di	jp	DI water	
6/19/2014-5137	JB70672-12.6	30.5500	35.4500	4.9000	7/1/2014 6:09:05 PM	di	jp	DI water	
6/19/2014-5138	JB70672-12.7	30.4800	35.2700	4.7900	7/1/2014 6:09:24 PM	di	jp	DI water	
6/17/2014-4351	JB70672-2.2	36.9400	41.0700	4.1300	7/1/2014 5:58:34 PM	dk010	GP	10ml MeOH	
6/19/2014-5159	JB70672-2.3	30.4200	35.2500	4.8300	7/1/2014 5:58:48 PM	di	jp	DI water	
6/19/2014-5160	JB70672-2.4	30.4500	35.5000	5.0500	7/1/2014 5:59:44 PM	di	jp	DI water	

Methanol Prep Log

Vial Track #:	Lims ID:	Initial Tare Wt (g)	Total Wt (g)	Weight of Sample (g)	Date Prepared	Lot #:	Prep By	Vial Desc:	Comments
6/17/2014-4360	JB70672-3.2	37.0300	42.0900	5.0600	7/1/2014 6:00:17 PM	dk010	GP	10ml MeOH	
6/19/2014-5141	JB70672-3.3	30.5800	35.7100	5.1300	7/1/2014 6:00:38 PM	di	jp	DI water	
6/19/2014-5142	JB70672-3.4	30.4700	35.3300	4.8600	7/1/2014 6:00:56 PM	di	jp	DI water	
6/17/2014-4349	JB70672-4.2	36.6300	41.4400	4.8100	7/1/2014 6:01:19 PM	dk010	GP	10ml MeOH	
6/19/2014-5163	JB70672-4.3	29.5500	34.7400	5.1900	7/1/2014 6:01:39 PM	di	jp	DI water	
6/19/2014-5164	JB70672-4.4	30.5500	35.7400	5.1900	7/1/2014 6:02:16 PM	di	jp	DI water	
6/17/2014-4364	JB70672-7.2	36.8000	41.9300	5.1300	7/1/2014 6:02:34 PM	dk010	GP	10ml MeOH	
6/19/2014-5133	JB70672-7.3	30.6700	35.9900	5.3200	7/1/2014 6:02:56 PM	di	jp	DI water	
6/19/2014-5134	JB70672-7.4	30.5700	35.8600	5.2900	7/1/2014 6:03:16 PM	di	jp	DI water	
6/17/2014-4350	JB70672-8.2	36.7500	41.7400	4.9900	7/1/2014 6:03:45 PM	dk010	GP	10ml MeOH	
6/19/2014-5161	JB70672-8.3	30.5800	35.8600	5.2800	7/1/2014 6:04:02 PM	di	jp	DI water	
6/19/2014-5162	JB70672-8.4	30.5700	35.9600	5.3900	7/1/2014 6:04:28 PM	di	jp	DI water	
6/17/2014-4353	JB70672-9.2	36.8200	41.3400	4.5200	7/1/2014 6:05:09 PM	dk010	GP	10ml MeOH	
6/19/2014-5155	JB70672-9.3	30.5700	35.3000	4.7300	7/1/2014 6:05:27 PM	di	jp	DI water	
6/19/2014-5156	JB70672-9.4	30.5700	35.5300	4.9600	7/1/2014 6:05:44 PM	di	jp	DI water	