New Jersey ACCUTEST LABORATORIES

09/18/14

Technical Report for

Langan Engineering & Environmental

Carroll Gardens, 363-365 Bond Street, Brooklyn, NY

100287501

Accutest Job Number: JB72256

Sampling Date: 07/22/14

Report to:

Langan Engineering & Environmental

ldeckard@langan.com

ATTN: Lindsay Deckard

Total number of pages in report: **1411**

Test results contained within this data package meet the requirements of the National Environmental Laboratory Accreditation Program and/or state specific certification programs as applicable.

Nancy Cole
Laboratory Director

Client Service contact: Tammy McCloskey 732-329-0200

Certifications: NJ(12129), NY(10983), CA, CT, DE, FL, IL, IN, KS, KY, LA, MA, MD, MI, MT, NC, OH VAP (CL0056), PA, RI, SC, TN, VA, WV, DoD ELAP (L-A-B L2248)

This report shall not be reproduced, except in its entirety, without the written approval of Accutest Laboratories. Test results relate only to samples analyzed.

Accutest Laboratories is the sole authority for authorizing edits or modifications to this document. Unauthorized modification of this report is strictly prohibited.

Sections: 1 2 3 4 5 6 7 8 9 10 11 12 13

Table of Contents

Section 1: Sample Summary **4**
Section 2: Case Narrative/Conformance Summary **5**
Section 3: Summary of Hits **8**
Section 4: Sample Results **12**
4.1: JB72256-1: 431-PE-72 13
4.2: JB72256-2: 432-PE-69 19
4.3: JB72256-3: 433-PE-73 25
4.4: JB72256-4: 434-PE-70 31
4.5: JB72256-5: 435-PE-71 37
4.6: JB72256-6: 436-FB-23 43
4.7: JB72256-7: 437-TB-23 49
Section 5: Misc. Forms **51**
5.1: Chain of Custody 52
5.2: Sample Tracking Chronicle 56
5.3: Internal Chain of Custody 58
Section 6: GC/MS Volatiles - QC Data Summaries **66**
6.1: Method Blank Summary 67
6.2: Blank Spike Summary 73
6.3: Matrix Spike Summary 79
6.4: Matrix Spike/Matrix Spike Duplicate Summary 81
6.5: Duplicate Summary 85
6.6: Instrument Performance Checks (BFB) 87
6.7: Internal Standard Area Summaries 92
6.8: Surrogate Recovery Summaries 96
6.9: Initial and Continuing Calibration Summaries 98
Section 7: GC/MS Volatiles - Raw Data **128**
7.1: Samples 129
7.2: Method Blanks 167
7.3: Blank Spikes 173
7.4: Matrix Spike/Matrix Spike Duplicates 186
7.5: Duplicates 206
7.6: Instrument Performance Checks (BFB) 210
7.7: Initial and Continuing Calibarations 220
7.8: Instrument Run Logs 400
Section 8: GC/MS Semi-volatiles - QC Data Summaries **410**
8.1: Method Blank Summary 411
8.2: Blank Spike Summary 420
8.3: Matrix Spike/Matrix Spike Duplicate Summary 426
8.4: Instrument Performance Checks (DFTPP) 432
8.5: Internal Standard Area Summaries 441
8.6: Surrogate Recovery Summaries 444
8.7: Initial and Continuing Calibration Summaries 446

Sections: 1 2 3 4 5 6 7 8 9 10 11 12 13

Table of Contents

Section 9: GC/MS Semi-volatiles - Raw Data 495
9.1: Samples 496
9.2: Method Blanks 513
9.3: Blank Spikes 520
9.4: Matrix Spike/Matrix Spike Duplicates 532
9.5: Instrument Performance Checks (DFTPP) 552
9.6: Initial and Continuing Calibarations 595
9.7: Instrument Run Logs 843
9.8: Prep Logs 855
Section 10: Metals Analysis - QC Data Summaries 857
10.1: Inst QC MA34537: Al,Sb,As,Ba,Be,Cd,Ca,Cr,Co,Cu,Fe,Pb,Mg,Mn,Ni,K,Se,Ag, Na,Tl,V,Zn 858
10.2: Inst QC MA34538: Al,Sb,As,Ba,Be,Cd,Ca,Cr,Co,Cu,Fe,Pb,Mg,Mn,Ni,K,Se,Ag, Na,Tl,V,Zn 882
10.3: Inst QC MA34550: Hg 922
10.4: Inst QC MA34568: Hg 935
10.5: Inst QC MA34584: Al,Sb,As,Ba,Be,Cd,Ca,Cr,Co,Cu,Fe,Pb,Mg,Mn,K,Se,Ag,Na, Tl,V,Zn 943
10.6: Inst QC MA34592: Zn 993
10.7: Inst QC MA34597: Ni 1027
10.8: Prep QC MP80807: Al,Sb,As,Ba,Be,Cd,Ca,Cr,Co,Cu,Fe,Pb,Mg,Mn,Ni,K,Se,Ag, Na,Tl,V,Zn 1063
10.9: Prep QC MP80870: Hg 1073
10.10: Prep QC MP80946: Hg 1077
10.11: Prep QC MP80966: Al,Sb,As,Ba,Be,Cd,Ca,Cr,Co,Cu,Fe,Pb,Mg,Mn,Ni,K,Se,Ag, Na,Tl,V,Zn 1081
10.12: IDL and Linear Range Summaries 1093
Section 11: Metals Analysis - Raw Data 1099
11.1: Raw Data MA34537 1100
11.2: Raw Data MA34538 1137
11.3: Raw Data MA34550 1205
11.4: Raw Data MA34568 1209
11.5: Raw Data MA34584 1212
11.6: Raw Data MA34592 1277
11.7: Raw Data MA34597 1326
11.8: Prep Logs 1391
Section 12: General Chemistry - QC Data Summaries 1408
12.1: Percent Solids Raw Data Summary 1409
Section 13: Misc. Raw Data 1410
13.1: VOA Soil Prep Log 1411

Sample Summary

Langan Engineering & Environmental

Job No: JB72256

Carroll Gardens, 363-365 Bond Street, Brooklyn, NY
Project No: 100287501

Sample Number	Collected Date	Time	By	Received	Matrix Code	Type	Client Sample ID
JB72256-1	07/22/14	08:35	CBM	07/22/14	SO	Soil	431-PE-72
JB72256-2	07/22/14	08:45	CBM	07/22/14	SO	Soil	432-PE-69
JB72256-3	07/22/14	11:35	CBM	07/22/14	SO	Soil	433-PE-73
JB72256-4	07/22/14	11:40	CBM	07/22/14	SO	Soil	434-PE-70
JB72256-5	07/22/14	12:10	CBM	07/22/14	SO	Soil	435-PE-71
JB72256-6	07/22/14	12:20	CBM	07/22/14	AQ	Field Blank Soil	436-FB-23
JB72256-7	07/22/14	12:20	CBM	07/22/14	AQ	Trip Blank Soil	437-TB-23

Soil samples reported on a dry weight basis unless otherwise indicated on result page.

CASE NARRATIVE / CONFORMANCE SUMMARY

Client:	Langan Engineering & Environmental	**Job No**	JB72256
Site:	Carroll Gardens, 363-365 Bond Street, Brooklyn, NY	**Report Date**	8/4/2014 12:48:52 PM

On 07/22/2014, 5 Sample(s), 1 Trip Blank(s) and 1 Field Blank(s) were received at Accutest Laboratories at a temperature of 4 C. Samples were intact and chemically preserved, unless noted below. An Accutest Job Number of JB72256 was assigned to the project. Laboratory sample ID, client sample ID and dates of sample collection are detailed in the report's Results Summary Section.

Specified quality control criteria were achieved for this job except as noted below. For more information, please refer to the analytical results and QC summary pages.

Volatiles by GCMS By Method SW846 8260C

Matrix: AQ **Batch ID:** V4V407

- All samples were analyzed within the recommended method holding time.
- All method blanks for this batch meet method specific criteria.
- Sample(s) JB72097-2MS, JB72097-2MSD were used as the QC samples indicated.
- Matrix Spike Recovery(s) for Benzene are outside control limits. Outside control limits due to high level in sample relative to spike amount.
- RPD(s) for MSD for 2-Hexanone, trans-1,3-Dichloropropene are outside control limits for sample JB72097-2MSD. Outside control limits due to matrix interference.

Matrix: AQ **Batch ID:** V4V408

- All samples were analyzed within the recommended method holding time.
- All method blanks for this batch meet method specific criteria.
- Sample(s) JB71810-1MS, JB71810-1MSD were used as the QC samples indicated.

Matrix: SO **Batch ID:** VI7923

- All samples were analyzed within the recommended method holding time.
- All method blanks for this batch meet method specific criteria.
- Sample(s) JB72256-2MS, JB72256-1DUP were used as the QC samples indicated.
- RPD(s) for Duplicate for Cyclohexane, Methylene chloride, o-Xylene, Xylene (total) are outside control limits for sample JB72256-1DUP. high RPD due to possible sample analyzed from different vials.

Extractables by GCMS By Method SW846 8270D

Matrix: AQ	Batch ID: OP76713

- All samples were extracted within the recommended method holding time.
- Sample(s) JB72235-1MS, JB72235-1MSD were used as the QC samples indicated.
- Sample(s) JB72256-6 have compound(s) reported with a “B” qualifier, indicating analyte is found in the associated method blank.

Matrix: SO	Batch ID: OP76701

- All samples were extracted within the recommended method holding time.
- Sample(s) JB72256-1MS, JB72256-1MSD were used as the QC samples indicated.
- All method blanks for this batch meet method specific criteria.
- Matrix Spike Recovery(s) for 4-Nitrophenol are outside of in house control limits.
- Matrix Spike Duplicate Recovery(s) for 4-Nitrophenol are outside of in house control limits.
- OP76701-BS1 for 4-Nitrophenol: Outside of in-house control limits.
- OP76701-MB1 for Nitrobenzene-d5: Outside of in-house control limits, but within reasonable method recovery limits.

Metals By Method SW846 6010C

Matrix: AQ	Batch ID: MP80807

- All samples were digested within the recommended method holding time.
- All method blanks for this batch meet method specific criteria.
- Sample(s) JB72229-1MS, JB72229-1MSD, JB72229-1SDL were used as the QC samples for metals.
- RPD(s) for Serial Dilution for Arsenic, Cadmium, Chromium, Cobalt, Copper, Lead, Nickel, Vanadium, Zinc are outside control limits for sample MP80807-SD1. Percent difference acceptable due to low initial sample concentration (< 50 times IDL).

Matrix: SO	Batch ID: MP80966

- All samples were digested within the recommended method holding time.
- All method blanks for this batch meet method specific criteria.
- Sample(s) JB72804-1MS, JB72804-1MSD, JB72804-1SDL were used as the QC samples for metals.
- Matrix Spike Recovery(s) for Aluminum, Antimony, Manganese are outside control limits. Spike recovery indicates possible matrix interference and/or sample nonhomogeneity.
- Matrix Spike Duplicate Recovery(s) for Antimony, Manganese are outside control limits. Spike recovery indicates possible matrix interference and/or sample nonhomogeneity.
- Matrix Spike Recovery(s) for Iron are outside control limits. Spike amount low relative to the sample amount. Refer to lab control or spike blank for recovery information.
- RPD(s) for MSD for Iron are outside control limits for sample MP80966-S2. High rpd due to possible sample nonhomogeneity.
- RPD(s) for Serial Dilution for Antimony, Cadmium, Selenium, Silver, Thallium are outside control limits for sample MP80966-SD1. Percent difference acceptable due to low initial sample concentration (< 50 times IDL).

Metals By Method SW846 7470A

Matrix: AQ	Batch ID: MP80870

- All samples were digested within the recommended method holding time.
- All method blanks for this batch meet method specific criteria.
- Sample(s) JB72362-7MS, JB72362-7MSD were used as the QC samples for metals.

Metals By Method SW846 7471B

Matrix:	SO	Batch ID:	MP80946

- All samples were digested within the recommended method holding time.
- All method blanks for this batch meet method specific criteria.
- Sample(s) JB72317-4MSD, JB72317-4MS were used as the QC samples for metals.
- Matrix Spike Recovery(s) for Mercury are outside control limits. Spike recovery indicates possible matrix interference and/or sample nonhomogeneity.

Wet Chemistry By Method SM2540 G-97

Matrix:	SO	Batch ID:	GN8744

- The data for SM2540 G-97 meets quality control requirements.

Accutest certifies that data reported for samples received, listed on the associated custody chain or analytical task order, were produced to specifications meeting Accutest's Quality System precision, accuracy and completeness objectives except as noted.

Estimated non-standard method measurement uncertainty data is available on request, based on quality control bias and implicit for standard methods. Acceptable uncertainty requires tested parameter quality control data to meet method criteria.

Accutest Laboratories is not responsible for data quality assumptions if partial reports are used and recommends that this report be used in its entirety. Data release is authorized by Accutest Laboratories indicated via signature on the report cover

Summary of Hits

Job Number: JB72256
Account: Langan Engineering & Environmental
Project: Carroll Gardens, 363-365 Bond Street, Brooklyn, NY
Collected: 07/22/14

Lab Sample ID / Analyte	Client Sample ID	Result/ Qual	RL	MDL	Units	Method
JB72256-1	**431-PE-72**					
Acetone		0.0082 J	0.0094	0.0014	mg/kg	SW846 8260C
Cyclohexane		0.0010 J	0.0047	0.00033	mg/kg	SW846 8260C
Methylene chloride		0.0019 J	0.0047	0.00089	mg/kg	SW846 8260C
Phenanthrene		0.0268 J	0.037	0.017	mg/kg	SW846 8270D
Aluminum		4440	53	1.4	mg/kg	SW846 6010C
Arsenic		2.5	2.1	0.30	mg/kg	SW846 6010C
Barium		27.0	21	0.084	mg/kg	SW846 6010C
Beryllium		0.55	0.21	0.021	mg/kg	SW846 6010C
Cadmium		0.13 B	0.53	0.053	mg/kg	SW846 6010C
Calcium		1770	530	3.2	mg/kg	SW846 6010C
Chromium		18.9	1.1	0.074	mg/kg	SW846 6010C
Cobalt		3.5 B	5.3	0.063	mg/kg	SW846 6010C
Copper		9.8	2.6	0.16	mg/kg	SW846 6010C
Iron		10100	53	1.0	mg/kg	SW846 6010C
Lead		6.4	2.1	0.22	mg/kg	SW846 6010C
Magnesium		2470	530	3.5	mg/kg	SW846 6010C
Manganese		139	1.6	0.063	mg/kg	SW846 6010C
Nickel		18.5	4.6	0.11	mg/kg	SW846 6010C
Potassium		830 B	1100	4.2	mg/kg	SW846 6010C
Selenium		0.96 B	2.1	0.35	mg/kg	SW846 6010C
Silver		0.20 B	0.53	0.15	mg/kg	SW846 6010C
Sodium		247 B	1100	2.0	mg/kg	SW846 6010C
Vanadium		15.7	5.3	0.095	mg/kg	SW846 6010C
Zinc		29.3	2.3	0.44	mg/kg	SW846 6010C
JB72256-2	**432-PE-69**					
Acetone		0.0253	0.010	0.0015	mg/kg	SW846 8260C
Benzene		0.00047 J	0.0010	0.00018	mg/kg	SW846 8260C
Cyclohexane		0.0017 J	0.0050	0.00036	mg/kg	SW846 8260C
Ethylbenzene		0.00092 J	0.0010	0.00011	mg/kg	SW846 8260C
Isopropylbenzene		0.00048 J	0.0050	0.00015	mg/kg	SW846 8260C
Methylcyclohexane		0.0048 J	0.0050	0.00014	mg/kg	SW846 8260C
Toluene		0.00033 J	0.0010	0.00015	mg/kg	SW846 8260C
m,p-Xylene		0.00068 J	0.0010	0.00023	mg/kg	SW846 8260C
o-Xylene		0.0034	0.0010	0.00014	mg/kg	SW846 8260C
Xylene (total)		0.0041	0.0010	0.00014	mg/kg	SW846 8260C
Phenanthrene		0.0186 J	0.036	0.016	mg/kg	SW846 8270D
Aluminum		7590	56	1.5	mg/kg	SW846 6010C
Arsenic		2.8	2.2	0.33	mg/kg	SW846 6010C
Barium		62.5	22	0.090	mg/kg	SW846 6010C
Beryllium		1.1	0.22	0.022	mg/kg	SW846 6010C
Cadmium		0.28 B	0.56	0.056	mg/kg	SW846 6010C

Summary of Hits

Job Number: JB72256
Account: Langan Engineering & Environmental
Project: Carroll Gardens, 363-365 Bond Street, Brooklyn, NY
Collected: 07/22/14

Lab Sample ID / Client Sample ID / Analyte	Result/ Qual	RL	MDL	Units	Method
Calcium	2410	560	3.4	mg/kg	SW846 6010C
Chromium	20.0	1.1	0.078	mg/kg	SW846 6010C
Cobalt	7.5	5.6	0.067	mg/kg	SW846 6010C
Copper	15.1	2.8	0.17	mg/kg	SW846 6010C
Iron	18400	56	1.1	mg/kg	SW846 6010C
Lead	10.5	2.2	0.24	mg/kg	SW846 6010C
Magnesium	4180	560	3.8	mg/kg	SW846 6010C
Manganese	288	1.7	0.067	mg/kg	SW846 6010C
Mercury	0.014 B	0.035	0.0079	mg/kg	SW846 7471B
Nickel	31.9	4.7	0.12	mg/kg	SW846 6010C
Potassium	2120	1100	4.5	mg/kg	SW846 6010C
Selenium	1.6 B	2.2	0.37	mg/kg	SW846 6010C
Silver	0.38 B	0.56	0.16	mg/kg	SW846 6010C
Sodium	269 B	1100	2.1	mg/kg	SW846 6010C
Thallium	0.48 B	1.1	0.46	mg/kg	SW846 6010C
Vanadium	32.2	5.6	0.10	mg/kg	SW846 6010C
Zinc	46.4	2.2	0.43	mg/kg	SW846 6010C
JB72256-3 433-PE-73					
Acetone	0.0124	0.0099	0.0015	mg/kg	SW846 8260C
Cyclohexane	0.0019 J	0.0049	0.00035	mg/kg	SW846 8260C
Methylcyclohexane	0.0024 J	0.0049	0.00014	mg/kg	SW846 8260C
m,p-Xylene	0.00054 J	0.00099	0.00022	mg/kg	SW846 8260C
o-Xylene	0.00021 J	0.00099	0.00014	mg/kg	SW846 8260C
Xylene (total)	0.00074 J	0.00099	0.00014	mg/kg	SW846 8260C
Aluminum	5760	52	1.4	mg/kg	SW846 6010C
Arsenic	4.7	2.1	0.30	mg/kg	SW846 6010C
Barium	29.1	21	0.083	mg/kg	SW846 6010C
Beryllium	0.82	0.21	0.021	mg/kg	SW846 6010C
Cadmium	0.17 B	0.52	0.052	mg/kg	SW846 6010C
Calcium	1340	520	3.2	mg/kg	SW846 6010C
Chromium	20.8	1.0	0.073	mg/kg	SW846 6010C
Cobalt	9.5	5.2	0.063	mg/kg	SW846 6010C
Copper	10.7	2.6	0.16	mg/kg	SW846 6010C
Iron	11200	52	1.0	mg/kg	SW846 6010C
Lead	7.0	2.1	0.22	mg/kg	SW846 6010C
Magnesium	6740	520	3.5	mg/kg	SW846 6010C
Manganese	88.5	1.6	0.063	mg/kg	SW846 6010C
Mercury	0.0099 B	0.038	0.0087	mg/kg	SW846 7471B
Nickel	25.8	4.2	0.10	mg/kg	SW846 6010C
Potassium	1200	1000	4.2	mg/kg	SW846 6010C
Selenium	0.68 B	2.1	0.34	mg/kg	SW846 6010C
Silver	0.27 B	0.52	0.15	mg/kg	SW846 6010C
Sodium	220 B	1000	2.0	mg/kg	SW846 6010C

Summary of Hits

Job Number: JB72256
Account: Langan Engineering & Environmental
Project: Carroll Gardens, 363-365 Bond Street, Brooklyn, NY
Collected: 07/22/14

Lab Sample ID / Analyte	Client Sample ID	Result/ Qual	RL	MDL	Units	Method
Vanadium		22.9	5.2	0.094	mg/kg	SW846 6010C
Zinc		35.5	2.1	0.40	mg/kg	SW846 6010C
JB72256-4	**434-PE-70**					
Acetone		0.0169	0.0097	0.0014	mg/kg	SW846 8260C
Cyclohexane		0.0026 J	0.0048	0.00034	mg/kg	SW846 8260C
Methylcyclohexane		0.0029 J	0.0048	0.00013	mg/kg	SW846 8260C
Aluminum		6030	48	1.3	mg/kg	SW846 6010C
Arsenic		2.4	1.9	0.28	mg/kg	SW846 6010C
Barium		30.7	19	0.076	mg/kg	SW846 6010C
Beryllium		0.77	0.19	0.019	mg/kg	SW846 6010C
Cadmium		0.17 B	0.48	0.048	mg/kg	SW846 6010C
Calcium		1440	480	2.9	mg/kg	SW846 6010C
Chromium		16.3	0.95	0.067	mg/kg	SW846 6010C
Cobalt		5.6	4.8	0.057	mg/kg	SW846 6010C
Copper		11.1	2.4	0.14	mg/kg	SW846 6010C
Iron		10700	48	0.91	mg/kg	SW846 6010C
Lead		6.8	1.9	0.20	mg/kg	SW846 6010C
Magnesium		2400	480	3.2	mg/kg	SW846 6010C
Manganese		82.1	1.4	0.057	mg/kg	SW846 6010C
Mercury		0.013 B	0.039	0.0088	mg/kg	SW846 7471B
Nickel		36.1	4.2	0.10	mg/kg	SW846 6010C
Potassium		1280	950	3.8	mg/kg	SW846 6010C
Selenium		0.51 B	1.9	0.31	mg/kg	SW846 6010C
Sodium		206 B	950	1.8	mg/kg	SW846 6010C
Vanadium		21.7	4.8	0.086	mg/kg	SW846 6010C
Zinc		31.3	1.9	0.36	mg/kg	SW846 6010C
JB72256-5	**435-PE-71**					
Acetone		0.0112	0.0097	0.0014	mg/kg	SW846 8260C
Cyclohexane		0.0045 J	0.0048	0.00034	mg/kg	SW846 8260C
Methylcyclohexane		0.0046 J	0.0048	0.00013	mg/kg	SW846 8260C
Aluminum		3950	51	1.3	mg/kg	SW846 6010C
Arsenic		1.7 B	2.0	0.30	mg/kg	SW846 6010C
Barium		25.2	20	0.082	mg/kg	SW846 6010C
Beryllium		0.51	0.20	0.020	mg/kg	SW846 6010C
Cadmium		0.11 B	0.51	0.051	mg/kg	SW846 6010C
Calcium		896	510	3.1	mg/kg	SW846 6010C
Chromium		10.7	1.0	0.071	mg/kg	SW846 6010C
Cobalt		3.4 B	5.1	0.061	mg/kg	SW846 6010C
Copper		8.2	2.6	0.15	mg/kg	SW846 6010C
Iron		7920	51	0.98	mg/kg	SW846 6010C
Lead		4.9	2.0	0.21	mg/kg	SW846 6010C

Summary of Hits

Job Number: JB72256
Account: Langan Engineering & Environmental
Project: Carroll Gardens, 363-365 Bond Street, Brooklyn, NY
Collected: 07/22/14

Lab Sample ID / Analyte	Client Sample ID	Result/ Qual	RL	MDL	Units	Method
Magnesium		2010	510	3.4	mg/kg	SW846 6010C
Manganese		97.4	1.5	0.061	mg/kg	SW846 6010C
Mercury		0.0080 B	0.033	0.0074	mg/kg	SW846 7471B
Nickel		26.8	4.2	0.10	mg/kg	SW846 6010C
Potassium		765 B	1000	4.1	mg/kg	SW846 6010C
Silver		0.20 B	0.51	0.14	mg/kg	SW846 6010C
Sodium		111 B	1000	1.9	mg/kg	SW846 6010C
Vanadium		14.4	5.1	0.092	mg/kg	SW846 6010C
Zinc		23.2	2.0	0.39	mg/kg	SW846 6010C
JB72256-6	**436-FB-23**					
Acetone		67.4	10	2.7	ug/l	SW846 8260C
2-Butanone (MEK)		3.8 J	10	2.3	ug/l	SW846 8260C
Carbon disulfide		0.77 J	2.0	0.17	ug/l	SW846 8260C
Phenol		2.0	2.0	0.55	ug/l	SW846 8270D
Acetophenone		1.0 J	2.0	0.36	ug/l	SW846 8270D
Diethyl phthalate		1.6 J	2.0	0.23	ug/l	SW846 8270D
bis(2-Ethylhexyl)phthalate		3.4 B	2.0	0.55	ug/l	SW846 8270D
Calcium		41.0 B	5000	19	ug/l	SW846 6010C
Copper		1.4 B	10	1.2	ug/l	SW846 6010C
Sodium		37.5 B	10000	19	ug/l	SW846 6010C
JB72256-7	**437-TB-23**					
No hits reported in this sample.						

New Jersey ACCUTEST LABORATORIES

Sample Results

Report of Analysis

Accutest LabLink@815166 15:07 18-Sep-2014

Report of Analysis

Client Sample ID:	431-PE-72		
Lab Sample ID:	JB72256-1	**Date Sampled:**	07/22/14
Matrix:	SO - Soil	**Date Received:**	07/22/14
Method:	SW846 8260C	**Percent Solids:**	82.1
Project:	Carroll Gardens, 363-365 Bond Street, Brooklyn, NY		

	File ID	DF	Analyzed	By	Prep Date	Prep Batch	Analytical Batch
Run #1	I196658.D	1	07/24/14	SJM	n/a	n/a	VI7923
Run #2							

	Initial Weight
Run #1	6.5 g
Run #2	

VOA TCL List

CAS No.	Compound	Result	RL	MDL	Units	Q
67-64-1	Acetone	0.0082	0.0094	0.0014	mg/kg	J
71-43-2	Benzene	ND	0.00094	0.00016	mg/kg	
74-97-5	Bromochloromethane	ND	0.0047	0.00023	mg/kg	
75-27-4	Bromodichloromethane	ND	0.0047	0.00023	mg/kg	
75-25-2	Bromoform	ND	0.0047	0.000099	mg/kg	
74-83-9	Bromomethane	ND	0.0047	0.00027	mg/kg	
78-93-3	2-Butanone (MEK)	ND	0.0094	0.0011	mg/kg	
75-15-0	Carbon disulfide	ND	0.0047	0.00022	mg/kg	
56-23-5	Carbon tetrachloride	ND	0.0047	0.00013	mg/kg	
108-90-7	Chlorobenzene	ND	0.0047	0.00011	mg/kg	
75-00-3	Chloroethane	ND	0.0047	0.00022	mg/kg	
67-66-3	Chloroform	ND	0.0047	0.000097	mg/kg	
74-87-3	Chloromethane	ND	0.0047	0.00028	mg/kg	
110-82-7	Cyclohexane	0.0010	0.0047	0.00033	mg/kg	J
96-12-8	1,2-Dibromo-3-chloropropane	ND	0.0094	0.00049	mg/kg	
124-48-1	Dibromochloromethane	ND	0.0047	0.00013	mg/kg	
106-93-4	1,2-Dibromoethane	ND	0.00094	0.00015	mg/kg	
95-50-1	1,2-Dichlorobenzene	ND	0.0047	0.00015	mg/kg	
541-73-1	1,3-Dichlorobenzene	ND	0.0047	0.00015	mg/kg	
106-46-7	1,4-Dichlorobenzene	ND	0.0047	0.00015	mg/kg	
75-71-8	Dichlorodifluoromethane	ND	0.0047	0.00049	mg/kg	
75-34-3	1,1-Dichloroethane	ND	0.0047	0.00034	mg/kg	
107-06-2	1,2-Dichloroethane	ND	0.00094	0.00011	mg/kg	
75-35-4	1,1-Dichloroethene	ND	0.0047	0.00023	mg/kg	
156-59-2	cis-1,2-Dichloroethene	ND	0.0047	0.00024	mg/kg	
156-60-5	trans-1,2-Dichloroethene	ND	0.0047	0.00018	mg/kg	
78-87-5	1,2-Dichloropropane	ND	0.0047	0.00016	mg/kg	
10061-01-5	cis-1,3-Dichloropropene	ND	0.0047	0.00012	mg/kg	
10061-02-6	trans-1,3-Dichloropropene	ND	0.0047	0.00016	mg/kg	
100-41-4	Ethylbenzene	ND	0.00094	0.000099	mg/kg	
76-13-1	Freon 113	ND	0.0047	0.00027	mg/kg	
591-78-6	2-Hexanone	ND	0.0047	0.00052	mg/kg	

ND = Not detected MDL = Method Detection Limit
RL = Reporting Limit
E = Indicates value exceeds calibration range
J = Indicates an estimated value
B = Indicates analyte found in associated method blank
N = Indicates presumptive evidence of a compound

Report of Analysis

Client Sample ID:	431-PE-72		
Lab Sample ID:	JB72256-1	**Date Sampled:**	07/22/14
Matrix:	SO - Soil	**Date Received:**	07/22/14
Method:	SW846 8260C	**Percent Solids:**	82.1
Project:	Carroll Gardens, 363-365 Bond Street, Brooklyn, NY		

VOA TCL List

CAS No.	Compound	Result	RL	MDL	Units	Q
98-82-8	Isopropylbenzene	ND	0.0047	0.00014	mg/kg	
79-20-9	Methyl Acetate	ND	0.0047	0.00045	mg/kg	
108-87-2	Methylcyclohexane	ND	0.0047	0.00013	mg/kg	
1634-04-4	Methyl Tert Butyl Ether	ND	0.00094	0.00016	mg/kg	
108-10-1	4-Methyl-2-pentanone(MIBK)	ND	0.0047	0.00030	mg/kg	
75-09-2	Methylene chloride	0.0019	0.0047	0.00089	mg/kg	J
100-42-5	Styrene	ND	0.0047	0.00013	mg/kg	
79-34-5	1,1,2,2-Tetrachloroethane	ND	0.0047	0.00014	mg/kg	
127-18-4	Tetrachloroethene	ND	0.0047	0.00018	mg/kg	
108-88-3	Toluene	ND	0.00094	0.00014	mg/kg	
87-61-6	1,2,3-Trichlorobenzene	ND	0.0047	0.00014	mg/kg	
120-82-1	1,2,4-Trichlorobenzene	ND	0.0047	0.00017	mg/kg	
71-55-6	1,1,1-Trichloroethane	ND	0.0047	0.00012	mg/kg	
79-00-5	1,1,2-Trichloroethane	ND	0.0047	0.00017	mg/kg	
79-01-6	Trichloroethene	ND	0.0047	0.00018	mg/kg	
75-69-4	Trichlorofluoromethane	ND	0.0047	0.00016	mg/kg	
75-01-4	Vinyl chloride	ND	0.0047	0.00013	mg/kg	
	m,p-Xylene	ND	0.00094	0.00021	mg/kg	
95-47-6	o-Xylene	ND	0.00094	0.00013	mg/kg	
1330-20-7	Xylene (total)	ND	0.00094	0.00013	mg/kg	

CAS No.	Surrogate Recoveries	Run# 1	Run# 2	Limits
1868-53-7	Dibromofluoromethane	94%		59-130%
17060-07-0	1,2-Dichloroethane-D4	106%		65-123%
2037-26-5	Toluene-D8	91%		77-125%
460-00-4	4-Bromofluorobenzene	92%		71-132%

ND = Not detected MDL = Method Detection Limit
RL = Reporting Limit
E = Indicates value exceeds calibration range
J = Indicates an estimated value
B = Indicates analyte found in associated method blank
N = Indicates presumptive evidence of a compound

Accutest LabLink@815166 15:07 18-Sep-2014

Report of Analysis

Client Sample ID:	431-PE-72		
Lab Sample ID:	JB72256-1	**Date Sampled:**	07/22/14
Matrix:	SO - Soil	**Date Received:**	07/22/14
Method:	SW846 8270D SW846 3550C	**Percent Solids:**	82.1
Project:	Carroll Gardens, 363-365 Bond Street, Brooklyn, NY		

	File ID	DF	Analyzed	By	Prep Date	Prep Batch	Analytical Batch
Run #1	5P10513.D	1	07/26/14	ALS	07/25/14	OP76701	E5P526
Run #2							

	Initial Weight	Final Volume
Run #1	33.3 g	1.0 ml
Run #2		

ABN TCL List (SOM0 2.0)

CAS No.	Compound	Result	RL	MDL	Units	Q
95-57-8	2-Chlorophenol	ND	0.073	0.037	mg/kg	
59-50-7	4-Chloro-3-methyl phenol	ND	0.18	0.037	mg/kg	
120-83-2	2,4-Dichlorophenol	ND	0.18	0.059	mg/kg	
105-67-9	2,4-Dimethylphenol	ND	0.18	0.061	mg/kg	
51-28-5	2,4-Dinitrophenol	ND	0.73	0.045	mg/kg	
534-52-1	4,6-Dinitro-o-cresol	ND	0.73	0.045	mg/kg	
95-48-7	2-Methylphenol	ND	0.073	0.042	mg/kg	
	3&4-Methylphenol	ND	0.073	0.046	mg/kg	
88-75-5	2-Nitrophenol	ND	0.18	0.039	mg/kg	
100-02-7	4-Nitrophenol	ND	0.37	0.062	mg/kg	
87-86-5	Pentachlorophenol	ND	0.37	0.063	mg/kg	
108-95-2	Phenol	ND	0.073	0.038	mg/kg	
58-90-2	2,3,4,6-Tetrachlorophenol	ND	0.18	0.038	mg/kg	
95-95-4	2,4,5-Trichlorophenol	ND	0.18	0.042	mg/kg	
88-06-2	2,4,6-Trichlorophenol	ND	0.18	0.034	mg/kg	
83-32-9	Acenaphthene	ND	0.037	0.011	mg/kg	
208-96-8	Acenaphthylene	ND	0.037	0.012	mg/kg	
98-86-2	Acetophenone	ND	0.18	0.0064	mg/kg	
120-12-7	Anthracene	ND	0.037	0.013	mg/kg	
1912-24-9	Atrazine	ND	0.073	0.0072	mg/kg	
56-55-3	Benzo(a)anthracene	ND	0.037	0.012	mg/kg	
50-32-8	Benzo(a)pyrene	ND	0.037	0.011	mg/kg	
205-99-2	Benzo(b)fluoranthene	ND	0.037	0.012	mg/kg	
191-24-2	Benzo(g,h,i)perylene	ND	0.037	0.014	mg/kg	
207-08-9	Benzo(k)fluoranthene	ND	0.037	0.014	mg/kg	
101-55-3	4-Bromophenyl phenyl ether	ND	0.073	0.013	mg/kg	
85-68-7	Butyl benzyl phthalate	ND	0.073	0.021	mg/kg	
92-52-4	1,1'-Biphenyl	ND	0.073	0.0042	mg/kg	
100-52-7	Benzaldehyde	ND	0.18	0.0084	mg/kg	
91-58-7	2-Chloronaphthalene	ND	0.073	0.011	mg/kg	
106-47-8	4-Chloroaniline	ND	0.18	0.012	mg/kg	
86-74-8	Carbazole	ND	0.073	0.017	mg/kg	

ND = Not detected MDL = Method Detection Limit
RL = Reporting Limit
E = Indicates value exceeds calibration range
J = Indicates an estimated value
B = Indicates analyte found in associated method blank
N = Indicates presumptive evidence of a compound

Report of Analysis

Client Sample ID:	431-PE-72		
Lab Sample ID:	JB72256-1	**Date Sampled:**	07/22/14
Matrix:	SO - Soil	**Date Received:**	07/22/14
Method:	SW846 8270D SW846 3550C	**Percent Solids:**	82.1
Project:	Carroll Gardens, 363-365 Bond Street, Brooklyn, NY		

ABN TCL List (SOM0 2.0)

CAS No.	Compound	Result	RL	MDL	Units	Q
105-60-2	Caprolactam	ND	0.073	0.012	mg/kg	
218-01-9	Chrysene	ND	0.037	0.012	mg/kg	
111-91-1	bis(2-Chloroethoxy)methane	ND	0.073	0.015	mg/kg	
111-44-4	bis(2-Chloroethyl)ether	ND	0.073	0.011	mg/kg	
108-60-1	bis(2-Chloroisopropyl)ether	ND	0.073	0.011	mg/kg	
7005-72-3	4-Chlorophenyl phenyl ether	ND	0.073	0.011	mg/kg	
121-14-2	2,4-Dinitrotoluene	ND	0.037	0.016	mg/kg	
606-20-2	2,6-Dinitrotoluene	ND	0.037	0.014	mg/kg	
91-94-1	3,3'-Dichlorobenzidine	ND	0.073	0.0093	mg/kg	
123-91-1	1,4-Dioxane	ND	0.037	0.024	mg/kg	
53-70-3	Dibenzo(a,h)anthracene	ND	0.037	0.012	mg/kg	
132-64-9	Dibenzofuran	ND	0.073	0.011	mg/kg	
84-74-2	Di-n-butyl phthalate	ND	0.073	0.0081	mg/kg	
117-84-0	Di-n-octyl phthalate	ND	0.073	0.018	mg/kg	
84-66-2	Diethyl phthalate	ND	0.073	0.012	mg/kg	
131-11-3	Dimethyl phthalate	ND	0.073	0.013	mg/kg	
117-81-7	bis(2-Ethylhexyl)phthalate	ND	0.073	0.032	mg/kg	
206-44-0	Fluoranthene	ND	0.037	0.016	mg/kg	
86-73-7	Fluorene	ND	0.037	0.012	mg/kg	
118-74-1	Hexachlorobenzene	ND	0.073	0.012	mg/kg	
87-68-3	Hexachlorobutadiene	ND	0.037	0.010	mg/kg	
77-47-4	Hexachlorocyclopentadiene	ND	0.37	0.037	mg/kg	
67-72-1	Hexachloroethane	ND	0.18	0.010	mg/kg	
193-39-5	Indeno(1,2,3-cd)pyrene	ND	0.037	0.013	mg/kg	
78-59-1	Isophorone	ND	0.073	0.0098	mg/kg	
91-57-6	2-Methylnaphthalene	ND	0.073	0.020	mg/kg	
88-74-4	2-Nitroaniline	ND	0.18	0.016	mg/kg	
99-09-2	3-Nitroaniline	ND	0.18	0.015	mg/kg	
100-01-6	4-Nitroaniline	ND	0.18	0.014	mg/kg	
91-20-3	Naphthalene	ND	0.037	0.010	mg/kg	
98-95-3	Nitrobenzene	ND	0.073	0.011	mg/kg	
621-64-7	N-Nitroso-di-n-propylamine	ND	0.073	0.0089	mg/kg	
86-30-6	N-Nitrosodiphenylamine	ND	0.18	0.022	mg/kg	
85-01-8	Phenanthrene	0.0268	0.037	0.017	mg/kg	J
129-00-0	Pyrene	ND	0.037	0.014	mg/kg	
95-94-3	1,2,4,5-Tetrachlorobenzene	ND	0.18	0.011	mg/kg	

CAS No.	Surrogate Recoveries	Run# 1	Run# 2	Limits
367-12-4	2-Fluorophenol	78%		13-110%

ND = Not detected MDL = Method Detection Limit
RL = Reporting Limit
E = Indicates value exceeds calibration range
J = Indicates an estimated value
B = Indicates analyte found in associated method blank
N = Indicates presumptive evidence of a compound

Report of Analysis

Client Sample ID:	431-PE-72		
Lab Sample ID:	JB72256-1	**Date Sampled:**	07/22/14
Matrix:	SO - Soil	**Date Received:**	07/22/14
Method:	SW846 8270D SW846 3550C	**Percent Solids:**	82.1
Project:	Carroll Gardens, 363-365 Bond Street, Brooklyn, NY		

ABN TCL List (SOM0 2.0)

CAS No.	Surrogate Recoveries	Run# 1	Run# 2	Limits
4165-62-2	Phenol-d5	75%		15-110%
118-79-6	2,4,6-Tribromophenol	93%		20-123%
4165-60-0	Nitrobenzene-d5	91%		10-110%
321-60-8	2-Fluorobiphenyl	81%		17-110%
1718-51-0	Terphenyl-d14	82%		30-124%

ND = Not detected MDL = Method Detection Limit
RL = Reporting Limit
E = Indicates value exceeds calibration range

J = Indicates an estimated value
B = Indicates analyte found in associated method blank
N = Indicates presumptive evidence of a compound

Report of Analysis

Client Sample ID: 431-PE-72
Lab Sample ID: JB72256-1
Matrix: SO - Soil
Project: Carroll Gardens, 363-365 Bond Street, Brooklyn, NY

Date Sampled: 07/22/14
Date Received: 07/22/14
Percent Solids: 82.1

Metals Analysis

Analyte	Result	RL	MDL	Units	DF	Prep	Analyzed	By	Method	Prep Method
Aluminum	4440	53	1.4	mg/kg	1	07/30/14	07/31/14	KK	SW846 6010C [2]	SW846 3050B [6]
Antimony	0.28 U	2.1	0.28	mg/kg	1	07/30/14	07/31/14	KK	SW846 6010C [2]	SW846 3050B [6]
Arsenic	2.5	2.1	0.30	mg/kg	1	07/30/14	07/31/14	KK	SW846 6010C [2]	SW846 3050B [6]
Barium	27.0	21	0.084	mg/kg	1	07/30/14	07/31/14	KK	SW846 6010C [2]	SW846 3050B [6]
Beryllium	0.55	0.21	0.021	mg/kg	1	07/30/14	07/31/14	KK	SW846 6010C [2]	SW846 3050B [6]
Cadmium	0.13 B	0.53	0.053	mg/kg	1	07/30/14	07/31/14	KK	SW846 6010C [2]	SW846 3050B [6]
Calcium	1770	530	3.2	mg/kg	1	07/30/14	07/31/14	KK	SW846 6010C [2]	SW846 3050B [6]
Chromium	18.9	1.1	0.074	mg/kg	1	07/30/14	07/31/14	KK	SW846 6010C [2]	SW846 3050B [6]
Cobalt	3.5 B	5.3	0.063	mg/kg	1	07/30/14	07/31/14	KK	SW846 6010C [2]	SW846 3050B [6]
Copper	9.8	2.6	0.16	mg/kg	1	07/30/14	07/31/14	KK	SW846 6010C [2]	SW846 3050B [6]
Iron	10100	53	1.0	mg/kg	1	07/30/14	07/31/14	KK	SW846 6010C [2]	SW846 3050B [6]
Lead	6.4	2.1	0.22	mg/kg	1	07/30/14	07/31/14	KK	SW846 6010C [2]	SW846 3050B [6]
Magnesium	2470	530	3.5	mg/kg	1	07/30/14	07/31/14	KK	SW846 6010C [2]	SW846 3050B [6]
Manganese	139	1.6	0.063	mg/kg	1	07/30/14	07/31/14	KK	SW846 6010C [2]	SW846 3050B [6]
Mercury	0.0088 U	0.039	0.0088	mg/kg	1	07/30/14	07/30/14	DP	SW846 7471B [1]	SW846 7471B [5]
Nickel	18.5	4.6	0.11	mg/kg	1	08/01/14	08/02/14	ND	SW846 6010C [4]	SW846 3050B [6]
Potassium	830 B	1100	4.2	mg/kg	1	07/30/14	07/31/14	KK	SW846 6010C [2]	SW846 3050B [6]
Selenium	0.96 B	2.1	0.35	mg/kg	1	07/30/14	07/31/14	KK	SW846 6010C [2]	SW846 3050B [6]
Silver	0.20 B	0.53	0.15	mg/kg	1	07/30/14	07/31/14	KK	SW846 6010C [2]	SW846 3050B [6]
Sodium	247 B	1100	2.0	mg/kg	1	07/30/14	07/31/14	KK	SW846 6010C [2]	SW846 3050B [6]
Thallium	0.43 U	1.1	0.43	mg/kg	1	07/30/14	07/31/14	KK	SW846 6010C [2]	SW846 3050B [6]
Vanadium	15.7	5.3	0.095	mg/kg	1	07/30/14	07/31/14	KK	SW846 6010C [2]	SW846 3050B [6]
Zinc	29.3	2.3	0.44	mg/kg	1	07/30/14	08/01/14	KK	SW846 6010C [3]	SW846 3050B [6]

(1) Instrument QC Batch: MA34568
(2) Instrument QC Batch: MA34584
(3) Instrument QC Batch: MA34592
(4) Instrument QC Batch: MA34597
(5) Prep QC Batch: MP80946
(6) Prep QC Batch: MP80966

RL = Reporting Limit
MDL = Method Detection Limit

U = Indicates a result < MDL
B = Indicates a result > = MDL but < RL

Accutest LabLink@815166 15:07 18-Sep-2014

Report of Analysis

Client Sample ID:	432-PE-69		
Lab Sample ID:	JB72256-2	**Date Sampled:**	07/22/14
Matrix:	SO - Soil	**Date Received:**	07/22/14
Method:	SW846 8260C	**Percent Solids:**	82.6
Project:	Carroll Gardens, 363-365 Bond Street, Brooklyn, NY		

	File ID	DF	Analyzed	By	Prep Date	Prep Batch	Analytical Batch
Run #1	I196659.D	1	07/24/14	SJM	n/a	n/a	VI7923
Run #2							

	Initial Weight
Run #1	6.0 g
Run #2	

VOA TCL List

CAS No.	Compound	Result	RL	MDL	Units	Q
67-64-1	Acetone	0.0253	0.010	0.0015	mg/kg	
71-43-2	Benzene	0.00047	0.0010	0.00018	mg/kg	J
74-97-5	Bromochloromethane	ND	0.0050	0.00024	mg/kg	
75-27-4	Bromodichloromethane	ND	0.0050	0.00024	mg/kg	
75-25-2	Bromoform	ND	0.0050	0.00011	mg/kg	
74-83-9	Bromomethane	ND	0.0050	0.00029	mg/kg	
78-93-3	2-Butanone (MEK)	ND	0.010	0.0012	mg/kg	
75-15-0	Carbon disulfide	ND	0.0050	0.00024	mg/kg	
56-23-5	Carbon tetrachloride	ND	0.0050	0.00014	mg/kg	
108-90-7	Chlorobenzene	ND	0.0050	0.00012	mg/kg	
75-00-3	Chloroethane	ND	0.0050	0.00024	mg/kg	
67-66-3	Chloroform	ND	0.0050	0.00010	mg/kg	
74-87-3	Chloromethane	ND	0.0050	0.00030	mg/kg	
110-82-7	Cyclohexane	0.0017	0.0050	0.00036	mg/kg	J
96-12-8	1,2-Dibromo-3-chloropropane	ND	0.010	0.00053	mg/kg	
124-48-1	Dibromochloromethane	ND	0.0050	0.00014	mg/kg	
106-93-4	1,2-Dibromoethane	ND	0.0010	0.00016	mg/kg	
95-50-1	1,2-Dichlorobenzene	ND	0.0050	0.00016	mg/kg	
541-73-1	1,3-Dichlorobenzene	ND	0.0050	0.00016	mg/kg	
106-46-7	1,4-Dichlorobenzene	ND	0.0050	0.00017	mg/kg	
75-71-8	Dichlorodifluoromethane	ND	0.0050	0.00053	mg/kg	
75-34-3	1,1-Dichloroethane	ND	0.0050	0.00036	mg/kg	
107-06-2	1,2-Dichloroethane	ND	0.0010	0.00012	mg/kg	
75-35-4	1,1-Dichloroethene	ND	0.0050	0.00025	mg/kg	
156-59-2	cis-1,2-Dichloroethene	ND	0.0050	0.00026	mg/kg	
156-60-5	trans-1,2-Dichloroethene	ND	0.0050	0.00019	mg/kg	
78-87-5	1,2-Dichloropropane	ND	0.0050	0.00017	mg/kg	
10061-01-5	cis-1,3-Dichloropropene	ND	0.0050	0.00013	mg/kg	
10061-02-6	trans-1,3-Dichloropropene	ND	0.0050	0.00017	mg/kg	
100-41-4	Ethylbenzene	0.00092	0.0010	0.00011	mg/kg	J
76-13-1	Freon 113	ND	0.0050	0.00029	mg/kg	
591-78-6	2-Hexanone	ND	0.0050	0.00056	mg/kg	

ND = Not detected MDL = Method Detection Limit
RL = Reporting Limit
E = Indicates value exceeds calibration range

J = Indicates an estimated value
B = Indicates analyte found in associated method blank
N = Indicates presumptive evidence of a compound

Report of Analysis

Client Sample ID:	432-PE-69		
Lab Sample ID:	JB72256-2	**Date Sampled:**	07/22/14
Matrix:	SO - Soil	**Date Received:**	07/22/14
Method:	SW846 8260C	**Percent Solids:**	82.6
Project:	Carroll Gardens, 363-365 Bond Street, Brooklyn, NY		

VOA TCL List

CAS No.	Compound	Result	RL	MDL	Units	Q
98-82-8	Isopropylbenzene	0.00048	0.0050	0.00015	mg/kg	J
79-20-9	Methyl Acetate	ND	0.0050	0.00049	mg/kg	
108-87-2	Methylcyclohexane	0.0048	0.0050	0.00014	mg/kg	J
1634-04-4	Methyl Tert Butyl Ether	ND	0.0010	0.00017	mg/kg	
108-10-1	4-Methyl-2-pentanone(MIBK)	ND	0.0050	0.00032	mg/kg	
75-09-2	Methylene chloride	ND	0.0050	0.00096	mg/kg	
100-42-5	Styrene	ND	0.0050	0.00014	mg/kg	
79-34-5	1,1,2,2-Tetrachloroethane	ND	0.0050	0.00015	mg/kg	
127-18-4	Tetrachloroethene	ND	0.0050	0.00020	mg/kg	
108-88-3	Toluene	0.00033	0.0010	0.00015	mg/kg	J
87-61-6	1,2,3-Trichlorobenzene	ND	0.0050	0.00015	mg/kg	
120-82-1	1,2,4-Trichlorobenzene	ND	0.0050	0.00018	mg/kg	
71-55-6	1,1,1-Trichloroethane	ND	0.0050	0.00013	mg/kg	
79-00-5	1,1,2-Trichloroethane	ND	0.0050	0.00018	mg/kg	
79-01-6	Trichloroethene	ND	0.0050	0.00020	mg/kg	
75-69-4	Trichlorofluoromethane	ND	0.0050	0.00017	mg/kg	
75-01-4	Vinyl chloride	ND	0.0050	0.00014	mg/kg	
	m,p-Xylene	0.00068	0.0010	0.00023	mg/kg	J
95-47-6	o-Xylene	0.0034	0.0010	0.00014	mg/kg	
1330-20-7	Xylene (total)	0.0041	0.0010	0.00014	mg/kg	

CAS No.	Surrogate Recoveries	Run# 1	Run# 2	Limits
1868-53-7	Dibromofluoromethane	95%		59-130%
17060-07-0	1,2-Dichloroethane-D4	112%		65-123%
2037-26-5	Toluene-D8	93%		77-125%
460-00-4	4-Bromofluorobenzene	91%		71-132%

ND = Not detected MDL = Method Detection Limit
RL = Reporting Limit
E = Indicates value exceeds calibration range
J = Indicates an estimated value
B = Indicates analyte found in associated method blank
N = Indicates presumptive evidence of a compound

Accutest LabLink@815166 15:07 18-Sep-2014

Report of Analysis

Client Sample ID:	432-PE-69		
Lab Sample ID:	JB72256-2	**Date Sampled:**	07/22/14
Matrix:	SO - Soil	**Date Received:**	07/22/14
Method:	SW846 8270D SW846 3550C	**Percent Solids:**	82.6
Project:	Carroll Gardens, 363-365 Bond Street, Brooklyn, NY		

	File ID	DF	Analyzed	By	Prep Date	Prep Batch	Analytical Batch
Run #1	5P10514.D	1	07/26/14	ALS	07/25/14	OP76701	E5P526
Run #2							

	Initial Weight	Final Volume
Run #1	33.6 g	1.0 ml
Run #2		

ABN TCL List (SOM0 2.0)

CAS No.	Compound	Result	RL	MDL	Units	Q
95-57-8	2-Chlorophenol	ND	0.072	0.036	mg/kg	
59-50-7	4-Chloro-3-methyl phenol	ND	0.18	0.036	mg/kg	
120-83-2	2,4-Dichlorophenol	ND	0.18	0.058	mg/kg	
105-67-9	2,4-Dimethylphenol	ND	0.18	0.061	mg/kg	
51-28-5	2,4-Dinitrophenol	ND	0.72	0.044	mg/kg	
534-52-1	4,6-Dinitro-o-cresol	ND	0.72	0.044	mg/kg	
95-48-7	2-Methylphenol	ND	0.072	0.041	mg/kg	
	3&4-Methylphenol	ND	0.072	0.046	mg/kg	
88-75-5	2-Nitrophenol	ND	0.18	0.038	mg/kg	
100-02-7	4-Nitrophenol	ND	0.36	0.061	mg/kg	
87-86-5	Pentachlorophenol	ND	0.36	0.062	mg/kg	
108-95-2	Phenol	ND	0.072	0.038	mg/kg	
58-90-2	2,3,4,6-Tetrachlorophenol	ND	0.18	0.037	mg/kg	
95-95-4	2,4,5-Trichlorophenol	ND	0.18	0.042	mg/kg	
88-06-2	2,4,6-Trichlorophenol	ND	0.18	0.034	mg/kg	
83-32-9	Acenaphthene	ND	0.036	0.010	mg/kg	
208-96-8	Acenaphthylene	ND	0.036	0.012	mg/kg	
98-86-2	Acetophenone	ND	0.18	0.0063	mg/kg	
120-12-7	Anthracene	ND	0.036	0.013	mg/kg	
1912-24-9	Atrazine	ND	0.072	0.0071	mg/kg	
56-55-3	Benzo(a)anthracene	ND	0.036	0.012	mg/kg	
50-32-8	Benzo(a)pyrene	ND	0.036	0.011	mg/kg	
205-99-2	Benzo(b)fluoranthene	ND	0.036	0.012	mg/kg	
191-24-2	Benzo(g,h,i)perylene	ND	0.036	0.013	mg/kg	
207-08-9	Benzo(k)fluoranthene	ND	0.036	0.014	mg/kg	
101-55-3	4-Bromophenyl phenyl ether	ND	0.072	0.013	mg/kg	
85-68-7	Butyl benzyl phthalate	ND	0.072	0.021	mg/kg	
92-52-4	1,1'-Biphenyl	ND	0.072	0.0042	mg/kg	
100-52-7	Benzaldehyde	ND	0.18	0.0083	mg/kg	
91-58-7	2-Chloronaphthalene	ND	0.072	0.011	mg/kg	
106-47-8	4-Chloroaniline	ND	0.18	0.012	mg/kg	
86-74-8	Carbazole	ND	0.072	0.017	mg/kg	

ND = Not detected MDL = Method Detection Limit
RL = Reporting Limit
E = Indicates value exceeds calibration range
J = Indicates an estimated value
B = Indicates analyte found in associated method blank
N = Indicates presumptive evidence of a compound

Report of Analysis

Client Sample ID:	432-PE-69		
Lab Sample ID:	JB72256-2	**Date Sampled:**	07/22/14
Matrix:	SO - Soil	**Date Received:**	07/22/14
Method:	SW846 8270D SW846 3550C	**Percent Solids:**	82.6
Project:	Carroll Gardens, 363-365 Bond Street, Brooklyn, NY		

ABN TCL List (SOM0 2.0)

CAS No.	Compound	Result	RL	MDL	Units	Q
105-60-2	Caprolactam	ND	0.072	0.011	mg/kg	
218-01-9	Chrysene	ND	0.036	0.012	mg/kg	
111-91-1	bis(2-Chloroethoxy)methane	ND	0.072	0.015	mg/kg	
111-44-4	bis(2-Chloroethyl)ether	ND	0.072	0.011	mg/kg	
108-60-1	bis(2-Chloroisopropyl)ether	ND	0.072	0.011	mg/kg	
7005-72-3	4-Chlorophenyl phenyl ether	ND	0.072	0.011	mg/kg	
121-14-2	2,4-Dinitrotoluene	ND	0.036	0.016	mg/kg	
606-20-2	2,6-Dinitrotoluene	ND	0.036	0.014	mg/kg	
91-94-1	3,3'-Dichlorobenzidine	ND	0.072	0.0092	mg/kg	
123-91-1	1,4-Dioxane	ND	0.036	0.023	mg/kg	
53-70-3	Dibenzo(a,h)anthracene	ND	0.036	0.012	mg/kg	
132-64-9	Dibenzofuran	ND	0.072	0.011	mg/kg	
84-74-2	Di-n-butyl phthalate	ND	0.072	0.0080	mg/kg	
117-84-0	Di-n-octyl phthalate	ND	0.072	0.018	mg/kg	
84-66-2	Diethyl phthalate	ND	0.072	0.012	mg/kg	
131-11-3	Dimethyl phthalate	ND	0.072	0.013	mg/kg	
117-81-7	bis(2-Ethylhexyl)phthalate	ND	0.072	0.032	mg/kg	
206-44-0	Fluoranthene	ND	0.036	0.016	mg/kg	
86-73-7	Fluorene	ND	0.036	0.012	mg/kg	
118-74-1	Hexachlorobenzene	ND	0.072	0.012	mg/kg	
87-68-3	Hexachlorobutadiene	ND	0.036	0.010	mg/kg	
77-47-4	Hexachlorocyclopentadiene	ND	0.36	0.037	mg/kg	
67-72-1	Hexachloroethane	ND	0.18	0.010	mg/kg	
193-39-5	Indeno(1,2,3-cd)pyrene	ND	0.036	0.013	mg/kg	
78-59-1	Isophorone	ND	0.072	0.0097	mg/kg	
91-57-6	2-Methylnaphthalene	ND	0.072	0.020	mg/kg	
88-74-4	2-Nitroaniline	ND	0.18	0.016	mg/kg	
99-09-2	3-Nitroaniline	ND	0.18	0.014	mg/kg	
100-01-6	4-Nitroaniline	ND	0.18	0.014	mg/kg	
91-20-3	Naphthalene	ND	0.036	0.0098	mg/kg	
98-95-3	Nitrobenzene	ND	0.072	0.010	mg/kg	
621-64-7	N-Nitroso-di-n-propylamine	ND	0.072	0.0088	mg/kg	
86-30-6	N-Nitrosodiphenylamine	ND	0.18	0.022	mg/kg	
85-01-8	Phenanthrene	0.0186	0.036	0.016	mg/kg	J
129-00-0	Pyrene	ND	0.036	0.014	mg/kg	
95-94-3	1,2,4,5-Tetrachlorobenzene	ND	0.18	0.011	mg/kg	

CAS No.	Surrogate Recoveries	Run# 1	Run# 2	Limits
367-12-4	2-Fluorophenol	83%		13-110%

ND = Not detected MDL = Method Detection Limit
RL = Reporting Limit
E = Indicates value exceeds calibration range
J = Indicates an estimated value
B = Indicates analyte found in associated method blank
N = Indicates presumptive evidence of a compound

Report of Analysis

Client Sample ID:	432-PE-69		
Lab Sample ID:	JB72256-2	**Date Sampled:**	07/22/14
Matrix:	SO - Soil	**Date Received:**	07/22/14
Method:	SW846 8270D SW846 3550C	**Percent Solids:**	82.6
Project:	Carroll Gardens, 363-365 Bond Street, Brooklyn, NY		

ABN TCL List (SOM0 2.0)

CAS No.	Surrogate Recoveries	Run# 1	Run# 2	Limits
4165-62-2	Phenol-d5	80%		15-110%
118-79-6	2,4,6-Tribromophenol	94%		20-123%
4165-60-0	Nitrobenzene-d5	101%		10-110%
321-60-8	2-Fluorobiphenyl	85%		17-110%
1718-51-0	Terphenyl-d14	89%		30-124%

ND = Not detected MDL = Method Detection Limit
RL = Reporting Limit
E = Indicates value exceeds calibration range

J = Indicates an estimated value
B = Indicates analyte found in associated method blank
N = Indicates presumptive evidence of a compound

Report of Analysis

Client Sample ID: 432-PE-69
Lab Sample ID: JB72256-2
Matrix: SO - Soil
Project: Carroll Gardens, 363-365 Bond Street, Brooklyn, NY

Date Sampled: 07/22/14
Date Received: 07/22/14
Percent Solids: 82.6

Metals Analysis

Analyte	Result	RL	MDL	Units	DF	Prep	Analyzed	By	Method	Prep Method
Aluminum	7590	56	1.5	mg/kg	1	07/30/14	07/31/14	KK	SW846 6010C [2]	SW846 3050B [5]
Antimony	0.30 U	2.2	0.30	mg/kg	1	07/30/14	07/31/14	KK	SW846 6010C [2]	SW846 3050B [5]
Arsenic	2.8	2.2	0.33	mg/kg	1	07/30/14	07/31/14	KK	SW846 6010C [2]	SW846 3050B [5]
Barium	62.5	22	0.090	mg/kg	1	07/30/14	07/31/14	KK	SW846 6010C [2]	SW846 3050B [5]
Beryllium	1.1	0.22	0.022	mg/kg	1	07/30/14	07/31/14	KK	SW846 6010C [2]	SW846 3050B [5]
Cadmium	0.28 B	0.56	0.056	mg/kg	1	07/30/14	07/31/14	KK	SW846 6010C [2]	SW846 3050B [5]
Calcium	2410	560	3.4	mg/kg	1	07/30/14	07/31/14	KK	SW846 6010C [2]	SW846 3050B [5]
Chromium	20.0	1.1	0.078	mg/kg	1	07/30/14	07/31/14	KK	SW846 6010C [2]	SW846 3050B [5]
Cobalt	7.5	5.6	0.067	mg/kg	1	07/30/14	07/31/14	KK	SW846 6010C [2]	SW846 3050B [5]
Copper	15.1	2.8	0.17	mg/kg	1	07/30/14	07/31/14	KK	SW846 6010C [2]	SW846 3050B [5]
Iron	18400	56	1.1	mg/kg	1	07/30/14	07/31/14	KK	SW846 6010C [2]	SW846 3050B [5]
Lead	10.5	2.2	0.24	mg/kg	1	07/30/14	07/31/14	KK	SW846 6010C [2]	SW846 3050B [5]
Magnesium	4180	560	3.8	mg/kg	1	07/30/14	07/31/14	KK	SW846 6010C [2]	SW846 3050B [5]
Manganese	288	1.7	0.067	mg/kg	1	07/30/14	07/31/14	KK	SW846 6010C [2]	SW846 3050B [5]
Mercury	0.014 B	0.035	0.0079	mg/kg	1	07/30/14	07/30/14	DP	SW846 7471B [1]	SW846 7471B [4]
Nickel	31.9	4.7	0.12	mg/kg	1	08/01/14	08/02/14	ND	SW846 6010C [3]	SW846 3050B [5]
Potassium	2120	1100	4.5	mg/kg	1	07/30/14	07/31/14	KK	SW846 6010C [2]	SW846 3050B [5]
Selenium	1.6 B	2.2	0.37	mg/kg	1	07/30/14	07/31/14	KK	SW846 6010C [2]	SW846 3050B [5]
Silver	0.38 B	0.56	0.16	mg/kg	1	07/30/14	07/31/14	KK	SW846 6010C [2]	SW846 3050B [5]
Sodium	269 B	1100	2.1	mg/kg	1	07/30/14	07/31/14	KK	SW846 6010C [2]	SW846 3050B [5]
Thallium	0.48 B	1.1	0.46	mg/kg	1	07/30/14	07/31/14	KK	SW846 6010C [2]	SW846 3050B [5]
Vanadium	32.2	5.6	0.10	mg/kg	1	07/30/14	07/31/14	KK	SW846 6010C [2]	SW846 3050B [5]
Zinc	46.4	2.2	0.43	mg/kg	1	07/30/14	07/31/14	KK	SW846 6010C [2]	SW846 3050B [5]

(1) Instrument QC Batch: MA34568
(2) Instrument QC Batch: MA34584
(3) Instrument QC Batch: MA34597
(4) Prep QC Batch: MP80946
(5) Prep QC Batch: MP80966

RL = Reporting Limit
MDL = Method Detection Limit

U = Indicates a result < MDL
B = Indicates a result > = MDL but < RL

Accutest LabLink@815166 15:07 18-Sep-2014

Report of Analysis

Client Sample ID:	433-PE-73		
Lab Sample ID:	JB72256-3	**Date Sampled:**	07/22/14
Matrix:	SO - Soil	**Date Received:**	07/22/14
Method:	SW846 8260C	**Percent Solids:**	84.2
Project:	Carroll Gardens, 363-365 Bond Street, Brooklyn, NY		

	File ID	DF	Analyzed	By	Prep Date	Prep Batch	Analytical Batch
Run #1	I196662.D	1	07/24/14	SJM	n/a	n/a	VI7923
Run #2							

	Initial Weight
Run #1	6.0 g
Run #2	

VOA TCL List

CAS No.	Compound	Result	RL	MDL	Units	Q
67-64-1	Acetone	0.0124	0.0099	0.0015	mg/kg	
71-43-2	Benzene	ND	0.00099	0.00017	mg/kg	
74-97-5	Bromochloromethane	ND	0.0049	0.00024	mg/kg	
75-27-4	Bromodichloromethane	ND	0.0049	0.00024	mg/kg	
75-25-2	Bromoform	ND	0.0049	0.00010	mg/kg	
74-83-9	Bromomethane	ND	0.0049	0.00029	mg/kg	
78-93-3	2-Butanone (MEK)	ND	0.0099	0.0012	mg/kg	
75-15-0	Carbon disulfide	ND	0.0049	0.00023	mg/kg	
56-23-5	Carbon tetrachloride	ND	0.0049	0.00014	mg/kg	
108-90-7	Chlorobenzene	ND	0.0049	0.00012	mg/kg	
75-00-3	Chloroethane	ND	0.0049	0.00024	mg/kg	
67-66-3	Chloroform	ND	0.0049	0.00010	mg/kg	
74-87-3	Chloromethane	ND	0.0049	0.00030	mg/kg	
110-82-7	Cyclohexane	0.0019	0.0049	0.00035	mg/kg	J
96-12-8	1,2-Dibromo-3-chloropropane	ND	0.0099	0.00052	mg/kg	
124-48-1	Dibromochloromethane	ND	0.0049	0.00013	mg/kg	
106-93-4	1,2-Dibromoethane	ND	0.00099	0.00015	mg/kg	
95-50-1	1,2-Dichlorobenzene	ND	0.0049	0.00016	mg/kg	
541-73-1	1,3-Dichlorobenzene	ND	0.0049	0.00015	mg/kg	
106-46-7	1,4-Dichlorobenzene	ND	0.0049	0.00016	mg/kg	
75-71-8	Dichlorodifluoromethane	ND	0.0049	0.00052	mg/kg	
75-34-3	1,1-Dichloroethane	ND	0.0049	0.00035	mg/kg	
107-06-2	1,2-Dichloroethane	ND	0.00099	0.00011	mg/kg	
75-35-4	1,1-Dichloroethene	ND	0.0049	0.00024	mg/kg	
156-59-2	cis-1,2-Dichloroethene	ND	0.0049	0.00026	mg/kg	
156-60-5	trans-1,2-Dichloroethene	ND	0.0049	0.00019	mg/kg	
78-87-5	1,2-Dichloropropane	ND	0.0049	0.00017	mg/kg	
10061-01-5	cis-1,3-Dichloropropene	ND	0.0049	0.00013	mg/kg	
10061-02-6	trans-1,3-Dichloropropene	ND	0.0049	0.00017	mg/kg	
100-41-4	Ethylbenzene	ND	0.00099	0.00010	mg/kg	
76-13-1	Freon 113	ND	0.0049	0.00028	mg/kg	
591-78-6	2-Hexanone	ND	0.0049	0.00055	mg/kg	

ND = Not detected MDL = Method Detection Limit
RL = Reporting Limit
E = Indicates value exceeds calibration range
J = Indicates an estimated value
B = Indicates analyte found in associated method blank
N = Indicates presumptive evidence of a compound

Report of Analysis

Client Sample ID:	433-PE-73		
Lab Sample ID:	JB72256-3	**Date Sampled:**	07/22/14
Matrix:	SO - Soil	**Date Received:**	07/22/14
Method:	SW846 8260C	**Percent Solids:**	84.2
Project:	Carroll Gardens, 363-365 Bond Street, Brooklyn, NY		

VOA TCL List

CAS No.	Compound	Result	RL	MDL	Units	Q
98-82-8	Isopropylbenzene	ND	0.0049	0.00015	mg/kg	
79-20-9	Methyl Acetate	ND	0.0049	0.00048	mg/kg	
108-87-2	Methylcyclohexane	0.0024	0.0049	0.00014	mg/kg	J
1634-04-4	Methyl Tert Butyl Ether	ND	0.00099	0.00016	mg/kg	
108-10-1	4-Methyl-2-pentanone(MIBK)	ND	0.0049	0.00032	mg/kg	
75-09-2	Methylene chloride	ND	0.0049	0.00094	mg/kg	
100-42-5	Styrene	ND	0.0049	0.00014	mg/kg	
79-34-5	1,1,2,2-Tetrachloroethane	ND	0.0049	0.00014	mg/kg	
127-18-4	Tetrachloroethene	ND	0.0049	0.00019	mg/kg	
108-88-3	Toluene	ND	0.00099	0.00015	mg/kg	
87-61-6	1,2,3-Trichlorobenzene	ND	0.0049	0.00015	mg/kg	
120-82-1	1,2,4-Trichlorobenzene	ND	0.0049	0.00018	mg/kg	
71-55-6	1,1,1-Trichloroethane	ND	0.0049	0.00013	mg/kg	
79-00-5	1,1,2-Trichloroethane	ND	0.0049	0.00018	mg/kg	
79-01-6	Trichloroethene	ND	0.0049	0.00019	mg/kg	
75-69-4	Trichlorofluoromethane	ND	0.0049	0.00016	mg/kg	
75-01-4	Vinyl chloride	ND	0.0049	0.00014	mg/kg	
	m,p-Xylene	0.00054	0.00099	0.00022	mg/kg	J
95-47-6	o-Xylene	0.00021	0.00099	0.00014	mg/kg	J
1330-20-7	Xylene (total)	0.00074	0.00099	0.00014	mg/kg	J

CAS No.	Surrogate Recoveries	Run# 1	Run# 2	Limits
1868-53-7	Dibromofluoromethane	94%		59-130%
17060-07-0	1,2-Dichloroethane-D4	106%		65-123%
2037-26-5	Toluene-D8	92%		77-125%
460-00-4	4-Bromofluorobenzene	94%		71-132%

ND = Not detected MDL = Method Detection Limit
RL = Reporting Limit
E = Indicates value exceeds calibration range

J = Indicates an estimated value
B = Indicates analyte found in associated method blank
N = Indicates presumptive evidence of a compound

Accutest LabLink@815166 15:07 18-Sep-2014

Report of Analysis

Client Sample ID:	433-PE-73		
Lab Sample ID:	JB72256-3	**Date Sampled:**	07/22/14
Matrix:	SO - Soil	**Date Received:**	07/22/14
Method:	SW846 8270D SW846 3550C	**Percent Solids:**	84.2
Project:	Carroll Gardens, 363-365 Bond Street, Brooklyn, NY		

	File ID	DF	Analyzed	By	Prep Date	Prep Batch	Analytical Batch
Run #1	5P10515.D	1	07/26/14	ALS	07/25/14	OP76701	E5P526
Run #2							

	Initial Weight	Final Volume
Run #1	33.0 g	1.0 ml
Run #2		

ABN TCL List (SOM0 2.0)

CAS No.	Compound	Result	RL	MDL	Units	Q
95-57-8	2-Chlorophenol	ND	0.072	0.036	mg/kg	
59-50-7	4-Chloro-3-methyl phenol	ND	0.18	0.036	mg/kg	
120-83-2	2,4-Dichlorophenol	ND	0.18	0.058	mg/kg	
105-67-9	2,4-Dimethylphenol	ND	0.18	0.060	mg/kg	
51-28-5	2,4-Dinitrophenol	ND	0.72	0.044	mg/kg	
534-52-1	4,6-Dinitro-o-cresol	ND	0.72	0.044	mg/kg	
95-48-7	2-Methylphenol	ND	0.072	0.041	mg/kg	
	3&4-Methylphenol	ND	0.072	0.046	mg/kg	
88-75-5	2-Nitrophenol	ND	0.18	0.038	mg/kg	
100-02-7	4-Nitrophenol	ND	0.36	0.061	mg/kg	
87-86-5	Pentachlorophenol	ND	0.36	0.062	mg/kg	
108-95-2	Phenol	ND	0.072	0.038	mg/kg	
58-90-2	2,3,4,6-Tetrachlorophenol	ND	0.18	0.037	mg/kg	
95-95-4	2,4,5-Trichlorophenol	ND	0.18	0.042	mg/kg	
88-06-2	2,4,6-Trichlorophenol	ND	0.18	0.034	mg/kg	
83-32-9	Acenaphthene	ND	0.036	0.010	mg/kg	
208-96-8	Acenaphthylene	ND	0.036	0.012	mg/kg	
98-86-2	Acetophenone	ND	0.18	0.0063	mg/kg	
120-12-7	Anthracene	ND	0.036	0.013	mg/kg	
1912-24-9	Atrazine	ND	0.072	0.0071	mg/kg	
56-55-3	Benzo(a)anthracene	ND	0.036	0.012	mg/kg	
50-32-8	Benzo(a)pyrene	ND	0.036	0.011	mg/kg	
205-99-2	Benzo(b)fluoranthene	ND	0.036	0.012	mg/kg	
191-24-2	Benzo(g,h,i)perylene	ND	0.036	0.013	mg/kg	
207-08-9	Benzo(k)fluoranthene	ND	0.036	0.014	mg/kg	
101-55-3	4-Bromophenyl phenyl ether	ND	0.072	0.013	mg/kg	
85-68-7	Butyl benzyl phthalate	ND	0.072	0.021	mg/kg	
92-52-4	1,1'-Biphenyl	ND	0.072	0.0042	mg/kg	
100-52-7	Benzaldehyde	ND	0.18	0.0083	mg/kg	
91-58-7	2-Chloronaphthalene	ND	0.072	0.011	mg/kg	
106-47-8	4-Chloroaniline	ND	0.18	0.012	mg/kg	
86-74-8	Carbazole	ND	0.072	0.017	mg/kg	

ND = Not detected MDL = Method Detection Limit
RL = Reporting Limit
E = Indicates value exceeds calibration range
J = Indicates an estimated value
B = Indicates analyte found in associated method blank
N = Indicates presumptive evidence of a compound

Report of Analysis

Client Sample ID:	433-PE-73		
Lab Sample ID:	JB72256-3	**Date Sampled:**	07/22/14
Matrix:	SO - Soil	**Date Received:**	07/22/14
Method:	SW846 8270D SW846 3550C	**Percent Solids:**	84.2
Project:	Carroll Gardens, 363-365 Bond Street, Brooklyn, NY		

ABN TCL List (SOM0 2.0)

CAS No.	Compound	Result	RL	MDL	Units	Q
105-60-2	Caprolactam	ND	0.072	0.011	mg/kg	
218-01-9	Chrysene	ND	0.036	0.012	mg/kg	
111-91-1	bis(2-Chloroethoxy)methane	ND	0.072	0.015	mg/kg	
111-44-4	bis(2-Chloroethyl)ether	ND	0.072	0.011	mg/kg	
108-60-1	bis(2-Chloroisopropyl)ether	ND	0.072	0.011	mg/kg	
7005-72-3	4-Chlorophenyl phenyl ether	ND	0.072	0.011	mg/kg	
121-14-2	2,4-Dinitrotoluene	ND	0.036	0.016	mg/kg	
606-20-2	2,6-Dinitrotoluene	ND	0.036	0.014	mg/kg	
91-94-1	3,3'-Dichlorobenzidine	ND	0.072	0.0091	mg/kg	
123-91-1	1,4-Dioxane	ND	0.036	0.023	mg/kg	
53-70-3	Dibenzo(a,h)anthracene	ND	0.036	0.012	mg/kg	
132-64-9	Dibenzofuran	ND	0.072	0.011	mg/kg	
84-74-2	Di-n-butyl phthalate	ND	0.072	0.0080	mg/kg	
117-84-0	Di-n-octyl phthalate	ND	0.072	0.018	mg/kg	
84-66-2	Diethyl phthalate	ND	0.072	0.012	mg/kg	
131-11-3	Dimethyl phthalate	ND	0.072	0.013	mg/kg	
117-81-7	bis(2-Ethylhexyl)phthalate	ND	0.072	0.032	mg/kg	
206-44-0	Fluoranthene	ND	0.036	0.016	mg/kg	
86-73-7	Fluorene	ND	0.036	0.012	mg/kg	
118-74-1	Hexachlorobenzene	ND	0.072	0.012	mg/kg	
87-68-3	Hexachlorobutadiene	ND	0.036	0.010	mg/kg	
77-47-4	Hexachlorocyclopentadiene	ND	0.36	0.037	mg/kg	
67-72-1	Hexachloroethane	ND	0.18	0.010	mg/kg	
193-39-5	Indeno(1,2,3-cd)pyrene	ND	0.036	0.012	mg/kg	
78-59-1	Isophorone	ND	0.072	0.0097	mg/kg	
91-57-6	2-Methylnaphthalene	ND	0.072	0.020	mg/kg	
88-74-4	2-Nitroaniline	ND	0.18	0.016	mg/kg	
99-09-2	3-Nitroaniline	ND	0.18	0.014	mg/kg	
100-01-6	4-Nitroaniline	ND	0.18	0.014	mg/kg	
91-20-3	Naphthalene	ND	0.036	0.0098	mg/kg	
98-95-3	Nitrobenzene	ND	0.072	0.010	mg/kg	
621-64-7	N-Nitroso-di-n-propylamine	ND	0.072	0.0088	mg/kg	
86-30-6	N-Nitrosodiphenylamine	ND	0.18	0.021	mg/kg	
85-01-8	Phenanthrene	ND	0.036	0.016	mg/kg	
129-00-0	Pyrene	ND	0.036	0.014	mg/kg	
95-94-3	1,2,4,5-Tetrachlorobenzene	ND	0.18	0.011	mg/kg	

CAS No.	Surrogate Recoveries	Run# 1	Run# 2	Limits
367-12-4	2-Fluorophenol	79%		13-110%

ND = Not detected MDL = Method Detection Limit
RL = Reporting Limit
E = Indicates value exceeds calibration range
J = Indicates an estimated value
B = Indicates analyte found in associated method blank
N = Indicates presumptive evidence of a compound

Report of Analysis

Client Sample ID:	433-PE-73		
Lab Sample ID:	JB72256-3	**Date Sampled:**	07/22/14
Matrix:	SO - Soil	**Date Received:**	07/22/14
Method:	SW846 8270D SW846 3550C	**Percent Solids:**	84.2
Project:	Carroll Gardens, 363-365 Bond Street, Brooklyn, NY		

ABN TCL List (SOM0 2.0)

CAS No.	Surrogate Recoveries	Run# 1	Run# 2	Limits
4165-62-2	Phenol-d5	80%		15-110%
118-79-6	2,4,6-Tribromophenol	99%		20-123%
4165-60-0	Nitrobenzene-d5	99%		10-110%
321-60-8	2-Fluorobiphenyl	90%		17-110%
1718-51-0	Terphenyl-d14	96%		30-124%

ND = Not detected MDL = Method Detection Limit
RL = Reporting Limit
E = Indicates value exceeds calibration range

J = Indicates an estimated value
B = Indicates analyte found in associated method blank
N = Indicates presumptive evidence of a compound

Report of Analysis

Client Sample ID: 433-PE-73
Lab Sample ID: JB72256-3
Matrix: SO - Soil
Project: Carroll Gardens, 363-365 Bond Street, Brooklyn, NY

Date Sampled: 07/22/14
Date Received: 07/22/14
Percent Solids: 84.2

Metals Analysis

Analyte	Result	RL	MDL	Units	DF	Prep	Analyzed	By	Method	Prep Method
Aluminum	5760	52	1.4	mg/kg	1	07/30/14	07/31/14	KK	SW846 6010C [2]	SW846 3050B [5]
Antimony	0.28 U	2.1	0.28	mg/kg	1	07/30/14	07/31/14	KK	SW846 6010C [2]	SW846 3050B [5]
Arsenic	4.7	2.1	0.30	mg/kg	1	07/30/14	07/31/14	KK	SW846 6010C [2]	SW846 3050B [5]
Barium	29.1	21	0.083	mg/kg	1	07/30/14	07/31/14	KK	SW846 6010C [2]	SW846 3050B [5]
Beryllium	0.82	0.21	0.021	mg/kg	1	07/30/14	07/31/14	KK	SW846 6010C [2]	SW846 3050B [5]
Cadmium	0.17 B	0.52	0.052	mg/kg	1	07/30/14	07/31/14	KK	SW846 6010C [2]	SW846 3050B [5]
Calcium	1340	520	3.2	mg/kg	1	07/30/14	07/31/14	KK	SW846 6010C [2]	SW846 3050B [5]
Chromium	20.8	1.0	0.073	mg/kg	1	07/30/14	07/31/14	KK	SW846 6010C [2]	SW846 3050B [5]
Cobalt	9.5	5.2	0.063	mg/kg	1	07/30/14	07/31/14	KK	SW846 6010C [2]	SW846 3050B [5]
Copper	10.7	2.6	0.16	mg/kg	1	07/30/14	07/31/14	KK	SW846 6010C [2]	SW846 3050B [5]
Iron	11200	52	1.0	mg/kg	1	07/30/14	07/31/14	KK	SW846 6010C [2]	SW846 3050B [5]
Lead	7.0	2.1	0.22	mg/kg	1	07/30/14	07/31/14	KK	SW846 6010C [2]	SW846 3050B [5]
Magnesium	6740	520	3.5	mg/kg	1	07/30/14	07/31/14	KK	SW846 6010C [2]	SW846 3050B [5]
Manganese	88.5	1.6	0.063	mg/kg	1	07/30/14	07/31/14	KK	SW846 6010C [2]	SW846 3050B [5]
Mercury	0.0099 B	0.038	0.0087	mg/kg	1	07/30/14	07/30/14	DP	SW846 7471B [1]	SW846 7471B [4]
Nickel	25.8	4.2	0.10	mg/kg	1	08/01/14	08/02/14	ND	SW846 6010C [3]	SW846 3050B [5]
Potassium	1200	1000	4.2	mg/kg	1	07/30/14	07/31/14	KK	SW846 6010C [2]	SW846 3050B [5]
Selenium	0.68 B	2.1	0.34	mg/kg	1	07/30/14	07/31/14	KK	SW846 6010C [2]	SW846 3050B [5]
Silver	0.27 B	0.52	0.15	mg/kg	1	07/30/14	07/31/14	KK	SW846 6010C [2]	SW846 3050B [5]
Sodium	220 B	1000	2.0	mg/kg	1	07/30/14	07/31/14	KK	SW846 6010C [2]	SW846 3050B [5]
Thallium	0.43 U	1.0	0.43	mg/kg	1	07/30/14	07/31/14	KK	SW846 6010C [2]	SW846 3050B [5]
Vanadium	22.9	5.2	0.094	mg/kg	1	07/30/14	07/31/14	KK	SW846 6010C [2]	SW846 3050B [5]
Zinc	35.5	2.1	0.40	mg/kg	1	07/30/14	07/31/14	KK	SW846 6010C [2]	SW846 3050B [5]

(1) Instrument QC Batch: MA34568
(2) Instrument QC Batch: MA34584
(3) Instrument QC Batch: MA34597
(4) Prep QC Batch: MP80946
(5) Prep QC Batch: MP80966

RL = Reporting Limit
MDL = Method Detection Limit

U = Indicates a result < MDL
B = Indicates a result > = MDL but < RL

Accutest LabLink@815166 15:07 18-Sep-2014

Report of Analysis

Client Sample ID:	434-PE-70		
Lab Sample ID:	JB72256-4	**Date Sampled:**	07/22/14
Matrix:	SO - Soil	**Date Received:**	07/22/14
Method:	SW846 8260C	**Percent Solids:**	79.6
Project:	Carroll Gardens, 363-365 Bond Street, Brooklyn, NY		

	File ID	DF	Analyzed	By	Prep Date	Prep Batch	Analytical Batch
Run #1	I196663.D	1	07/24/14	SJM	n/a	n/a	VI7923
Run #2							

	Initial Weight
Run #1	6.5 g
Run #2	

VOA TCL List

CAS No.	Compound	Result	RL	MDL	Units	Q
67-64-1	Acetone	0.0169	0.0097	0.0014	mg/kg	
71-43-2	Benzene	ND	0.00097	0.00017	mg/kg	
74-97-5	Bromochloromethane	ND	0.0048	0.00023	mg/kg	
75-27-4	Bromodichloromethane	ND	0.0048	0.00023	mg/kg	
75-25-2	Bromoform	ND	0.0048	0.00010	mg/kg	
74-83-9	Bromomethane	ND	0.0048	0.00028	mg/kg	
78-93-3	2-Butanone (MEK)	ND	0.0097	0.0012	mg/kg	
75-15-0	Carbon disulfide	ND	0.0048	0.00023	mg/kg	
56-23-5	Carbon tetrachloride	ND	0.0048	0.00014	mg/kg	
108-90-7	Chlorobenzene	ND	0.0048	0.00012	mg/kg	
75-00-3	Chloroethane	ND	0.0048	0.00023	mg/kg	
67-66-3	Chloroform	ND	0.0048	0.00010	mg/kg	
74-87-3	Chloromethane	ND	0.0048	0.00029	mg/kg	
110-82-7	Cyclohexane	0.0026	0.0048	0.00034	mg/kg	J
96-12-8	1,2-Dibromo-3-chloropropane	ND	0.0097	0.00050	mg/kg	
124-48-1	Dibromochloromethane	ND	0.0048	0.00013	mg/kg	
106-93-4	1,2-Dibromoethane	ND	0.00097	0.00015	mg/kg	
95-50-1	1,2-Dichlorobenzene	ND	0.0048	0.00016	mg/kg	
541-73-1	1,3-Dichlorobenzene	ND	0.0048	0.00015	mg/kg	
106-46-7	1,4-Dichlorobenzene	ND	0.0048	0.00016	mg/kg	
75-71-8	Dichlorodifluoromethane	ND	0.0048	0.00050	mg/kg	
75-34-3	1,1-Dichloroethane	ND	0.0048	0.00035	mg/kg	
107-06-2	1,2-Dichloroethane	ND	0.00097	0.00011	mg/kg	
75-35-4	1,1-Dichloroethene	ND	0.0048	0.00024	mg/kg	
156-59-2	cis-1,2-Dichloroethene	ND	0.0048	0.00025	mg/kg	
156-60-5	trans-1,2-Dichloroethene	ND	0.0048	0.00018	mg/kg	
78-87-5	1,2-Dichloropropane	ND	0.0048	0.00017	mg/kg	
10061-01-5	cis-1,3-Dichloropropene	ND	0.0048	0.00012	mg/kg	
10061-02-6	trans-1,3-Dichloropropene	ND	0.0048	0.00016	mg/kg	
100-41-4	Ethylbenzene	ND	0.00097	0.00010	mg/kg	
76-13-1	Freon 113	ND	0.0048	0.00028	mg/kg	
591-78-6	2-Hexanone	ND	0.0048	0.00054	mg/kg	

ND = Not detected MDL = Method Detection Limit
RL = Reporting Limit
E = Indicates value exceeds calibration range
J = Indicates an estimated value
B = Indicates analyte found in associated method blank
N = Indicates presumptive evidence of a compound

Report of Analysis

Client Sample ID:	434-PE-70		
Lab Sample ID:	JB72256-4	**Date Sampled:**	07/22/14
Matrix:	SO - Soil	**Date Received:**	07/22/14
Method:	SW846 8260C	**Percent Solids:**	79.6
Project:	Carroll Gardens, 363-365 Bond Street, Brooklyn, NY		

VOA TCL List

CAS No.	Compound	Result	RL	MDL	Units	Q
98-82-8	Isopropylbenzene	ND	0.0048	0.00015	mg/kg	
79-20-9	Methyl Acetate	ND	0.0048	0.00047	mg/kg	
108-87-2	Methylcyclohexane	0.0029	0.0048	0.00013	mg/kg	J
1634-04-4	Methyl Tert Butyl Ether	ND	0.00097	0.00016	mg/kg	
108-10-1	4-Methyl-2-pentanone(MIBK)	ND	0.0048	0.00031	mg/kg	
75-09-2	Methylene chloride	ND	0.0048	0.00092	mg/kg	
100-42-5	Styrene	ND	0.0048	0.00014	mg/kg	
79-34-5	1,1,2,2-Tetrachloroethane	ND	0.0048	0.00014	mg/kg	
127-18-4	Tetrachloroethene	ND	0.0048	0.00019	mg/kg	
108-88-3	Toluene	ND	0.00097	0.00014	mg/kg	
87-61-6	1,2,3-Trichlorobenzene	ND	0.0048	0.00015	mg/kg	
120-82-1	1,2,4-Trichlorobenzene	ND	0.0048	0.00017	mg/kg	
71-55-6	1,1,1-Trichloroethane	ND	0.0048	0.00013	mg/kg	
79-00-5	1,1,2-Trichloroethane	ND	0.0048	0.00017	mg/kg	
79-01-6	Trichloroethene	ND	0.0048	0.00019	mg/kg	
75-69-4	Trichlorofluoromethane	ND	0.0048	0.00016	mg/kg	
75-01-4	Vinyl chloride	ND	0.0048	0.00014	mg/kg	
	m,p-Xylene	ND	0.00097	0.00022	mg/kg	
95-47-6	o-Xylene	ND	0.00097	0.00014	mg/kg	
1330-20-7	Xylene (total)	ND	0.00097	0.00014	mg/kg	

CAS No.	Surrogate Recoveries	Run# 1	Run# 2	Limits
1868-53-7	Dibromofluoromethane	94%		59-130%
17060-07-0	1,2-Dichloroethane-D4	105%		65-123%
2037-26-5	Toluene-D8	92%		77-125%
460-00-4	4-Bromofluorobenzene	94%		71-132%

ND = Not detected MDL = Method Detection Limit
RL = Reporting Limit
E = Indicates value exceeds calibration range

J = Indicates an estimated value
B = Indicates analyte found in associated method blank
N = Indicates presumptive evidence of a compound

Accutest LabLink@815166 15:07 18-Sep-2014

Report of Analysis

Client Sample ID:	434-PE-70		
Lab Sample ID:	JB72256-4	**Date Sampled:**	07/22/14
Matrix:	SO - Soil	**Date Received:**	07/22/14
Method:	SW846 8270D SW846 3550C	**Percent Solids:**	79.6
Project:	Carroll Gardens, 363-365 Bond Street, Brooklyn, NY		

	File ID	DF	Analyzed	By	Prep Date	Prep Batch	Analytical Batch
Run #1	5P10516.D	1	07/26/14	ALS	07/25/14	OP76701	E5P526
Run #2							

	Initial Weight	Final Volume
Run #1	34.9 g	1.0 ml
Run #2		

ABN TCL List (SOM0 2.0)

CAS No.	Compound	Result	RL	MDL	Units	Q
95-57-8	2-Chlorophenol	ND	0.072	0.036	mg/kg	
59-50-7	4-Chloro-3-methyl phenol	ND	0.18	0.036	mg/kg	
120-83-2	2,4-Dichlorophenol	ND	0.18	0.058	mg/kg	
105-67-9	2,4-Dimethylphenol	ND	0.18	0.060	mg/kg	
51-28-5	2,4-Dinitrophenol	ND	0.72	0.044	mg/kg	
534-52-1	4,6-Dinitro-o-cresol	ND	0.72	0.044	mg/kg	
95-48-7	2-Methylphenol	ND	0.072	0.041	mg/kg	
	3&4-Methylphenol	ND	0.072	0.046	mg/kg	
88-75-5	2-Nitrophenol	ND	0.18	0.038	mg/kg	
100-02-7	4-Nitrophenol	ND	0.36	0.061	mg/kg	
87-86-5	Pentachlorophenol	ND	0.36	0.062	mg/kg	
108-95-2	Phenol	ND	0.072	0.038	mg/kg	
58-90-2	2,3,4,6-Tetrachlorophenol	ND	0.18	0.037	mg/kg	
95-95-4	2,4,5-Trichlorophenol	ND	0.18	0.042	mg/kg	
88-06-2	2,4,6-Trichlorophenol	ND	0.18	0.034	mg/kg	
83-32-9	Acenaphthene	ND	0.036	0.010	mg/kg	
208-96-8	Acenaphthylene	ND	0.036	0.012	mg/kg	
98-86-2	Acetophenone	ND	0.18	0.0063	mg/kg	
120-12-7	Anthracene	ND	0.036	0.013	mg/kg	
1912-24-9	Atrazine	ND	0.072	0.0071	mg/kg	
56-55-3	Benzo(a)anthracene	ND	0.036	0.012	mg/kg	
50-32-8	Benzo(a)pyrene	ND	0.036	0.011	mg/kg	
205-99-2	Benzo(b)fluoranthene	ND	0.036	0.012	mg/kg	
191-24-2	Benzo(g,h,i)perylene	ND	0.036	0.013	mg/kg	
207-08-9	Benzo(k)fluoranthene	ND	0.036	0.014	mg/kg	
101-55-3	4-Bromophenyl phenyl ether	ND	0.072	0.013	mg/kg	
85-68-7	Butyl benzyl phthalate	ND	0.072	0.021	mg/kg	
92-52-4	1,1'-Biphenyl	ND	0.072	0.0042	mg/kg	
100-52-7	Benzaldehyde	ND	0.18	0.0083	mg/kg	
91-58-7	2-Chloronaphthalene	ND	0.072	0.011	mg/kg	
106-47-8	4-Chloroaniline	ND	0.18	0.012	mg/kg	
86-74-8	Carbazole	ND	0.072	0.017	mg/kg	

ND = Not detected MDL = Method Detection Limit
RL = Reporting Limit
E = Indicates value exceeds calibration range
J = Indicates an estimated value
B = Indicates analyte found in associated method blank
N = Indicates presumptive evidence of a compound

Report of Analysis

Client Sample ID:	434-PE-70		
Lab Sample ID:	JB72256-4	**Date Sampled:**	07/22/14
Matrix:	SO - Soil	**Date Received:**	07/22/14
Method:	SW846 8270D SW846 3550C	**Percent Solids:**	79.6
Project:	Carroll Gardens, 363-365 Bond Street, Brooklyn, NY		

ABN TCL List (SOM0 2.0)

CAS No.	Compound	Result	RL	MDL	Units	Q
105-60-2	Caprolactam	ND	0.072	0.011	mg/kg	
218-01-9	Chrysene	ND	0.036	0.012	mg/kg	
111-91-1	bis(2-Chloroethoxy)methane	ND	0.072	0.015	mg/kg	
111-44-4	bis(2-Chloroethyl)ether	ND	0.072	0.011	mg/kg	
108-60-1	bis(2-Chloroisopropyl)ether	ND	0.072	0.011	mg/kg	
7005-72-3	4-Chlorophenyl phenyl ether	ND	0.072	0.011	mg/kg	
121-14-2	2,4-Dinitrotoluene	ND	0.036	0.016	mg/kg	
606-20-2	2,6-Dinitrotoluene	ND	0.036	0.014	mg/kg	
91-94-1	3,3'-Dichlorobenzidine	ND	0.072	0.0091	mg/kg	
123-91-1	1,4-Dioxane	ND	0.036	0.023	mg/kg	
53-70-3	Dibenzo(a,h)anthracene	ND	0.036	0.012	mg/kg	
132-64-9	Dibenzofuran	ND	0.072	0.011	mg/kg	
84-74-2	Di-n-butyl phthalate	ND	0.072	0.0080	mg/kg	
117-84-0	Di-n-octyl phthalate	ND	0.072	0.018	mg/kg	
84-66-2	Diethyl phthalate	ND	0.072	0.012	mg/kg	
131-11-3	Dimethyl phthalate	ND	0.072	0.013	mg/kg	
117-81-7	bis(2-Ethylhexyl)phthalate	ND	0.072	0.032	mg/kg	
206-44-0	Fluoranthene	ND	0.036	0.016	mg/kg	
86-73-7	Fluorene	ND	0.036	0.012	mg/kg	
118-74-1	Hexachlorobenzene	ND	0.072	0.012	mg/kg	
87-68-3	Hexachlorobutadiene	ND	0.036	0.010	mg/kg	
77-47-4	Hexachlorocyclopentadiene	ND	0.36	0.037	mg/kg	
67-72-1	Hexachloroethane	ND	0.18	0.010	mg/kg	
193-39-5	Indeno(1,2,3-cd)pyrene	ND	0.036	0.012	mg/kg	
78-59-1	Isophorone	ND	0.072	0.0097	mg/kg	
91-57-6	2-Methylnaphthalene	ND	0.072	0.020	mg/kg	
88-74-4	2-Nitroaniline	ND	0.18	0.016	mg/kg	
99-09-2	3-Nitroaniline	ND	0.18	0.014	mg/kg	
100-01-6	4-Nitroaniline	ND	0.18	0.014	mg/kg	
91-20-3	Naphthalene	ND	0.036	0.0098	mg/kg	
98-95-3	Nitrobenzene	ND	0.072	0.010	mg/kg	
621-64-7	N-Nitroso-di-n-propylamine	ND	0.072	0.0088	mg/kg	
86-30-6	N-Nitrosodiphenylamine	ND	0.18	0.021	mg/kg	
85-01-8	Phenanthrene	ND	0.036	0.016	mg/kg	
129-00-0	Pyrene	ND	0.036	0.014	mg/kg	
95-94-3	1,2,4,5-Tetrachlorobenzene	ND	0.18	0.011	mg/kg	

CAS No.	Surrogate Recoveries	Run# 1	Run# 2	Limits
367-12-4	2-Fluorophenol	80%		13-110%

ND = Not detected MDL = Method Detection Limit
RL = Reporting Limit
E = Indicates value exceeds calibration range
J = Indicates an estimated value
B = Indicates analyte found in associated method blank
N = Indicates presumptive evidence of a compound

Report of Analysis

Client Sample ID:	434-PE-70		
Lab Sample ID:	JB72256-4	**Date Sampled:**	07/22/14
Matrix:	SO - Soil	**Date Received:**	07/22/14
Method:	SW846 8270D SW846 3550C	**Percent Solids:**	79.6
Project:	Carroll Gardens, 363-365 Bond Street, Brooklyn, NY		

ABN TCL List (SOM0 2.0)

CAS No.	Surrogate Recoveries	Run# 1	Run# 2	Limits
4165-62-2	Phenol-d5	82%		15-110%
118-79-6	2,4,6-Tribromophenol	103%		20-123%
4165-60-0	Nitrobenzene-d5	97%		10-110%
321-60-8	2-Fluorobiphenyl	88%		17-110%
1718-51-0	Terphenyl-d14	91%		30-124%

ND = Not detected MDL = Method Detection Limit
RL = Reporting Limit
E = Indicates value exceeds calibration range

J = Indicates an estimated value
B = Indicates analyte found in associated method blank
N = Indicates presumptive evidence of a compound

Report of Analysis

Client Sample ID: 434-PE-70
Lab Sample ID: JB72256-4
Matrix: SO - Soil
Project: Carroll Gardens, 363-365 Bond Street, Brooklyn, NY

Date Sampled: 07/22/14
Date Received: 07/22/14
Percent Solids: 79.6

Metals Analysis

Analyte	Result	RL	MDL	Units	DF	Prep	Analyzed	By	Method	Prep Method
Aluminum	6030	48	1.3	mg/kg	1	07/30/14	07/31/14	KK	SW846 6010C [2]	SW846 3050B [5]
Antimony	0.26 U	1.9	0.26	mg/kg	1	07/30/14	07/31/14	KK	SW846 6010C [2]	SW846 3050B [5]
Arsenic	2.4	1.9	0.28	mg/kg	1	07/30/14	07/31/14	KK	SW846 6010C [2]	SW846 3050B [5]
Barium	30.7	19	0.076	mg/kg	1	07/30/14	07/31/14	KK	SW846 6010C [2]	SW846 3050B [5]
Beryllium	0.77	0.19	0.019	mg/kg	1	07/30/14	07/31/14	KK	SW846 6010C [2]	SW846 3050B [5]
Cadmium	0.17 B	0.48	0.048	mg/kg	1	07/30/14	07/31/14	KK	SW846 6010C [2]	SW846 3050B [5]
Calcium	1440	480	2.9	mg/kg	1	07/30/14	07/31/14	KK	SW846 6010C [2]	SW846 3050B [5]
Chromium	16.3	0.95	0.067	mg/kg	1	07/30/14	07/31/14	KK	SW846 6010C [2]	SW846 3050B [5]
Cobalt	5.6	4.8	0.057	mg/kg	1	07/30/14	07/31/14	KK	SW846 6010C [2]	SW846 3050B [5]
Copper	11.1	2.4	0.14	mg/kg	1	07/30/14	07/31/14	KK	SW846 6010C [2]	SW846 3050B [5]
Iron	10700	48	0.91	mg/kg	1	07/30/14	07/31/14	KK	SW846 6010C [2]	SW846 3050B [5]
Lead	6.8	1.9	0.20	mg/kg	1	07/30/14	07/31/14	KK	SW846 6010C [2]	SW846 3050B [5]
Magnesium	2400	480	3.2	mg/kg	1	07/30/14	07/31/14	KK	SW846 6010C [2]	SW846 3050B [5]
Manganese	82.1	1.4	0.057	mg/kg	1	07/30/14	07/31/14	KK	SW846 6010C [2]	SW846 3050B [5]
Mercury	0.013 B	0.039	0.0088	mg/kg	1	07/30/14	07/30/14	DP	SW846 7471B [1]	SW846 7471B [4]
Nickel	36.1	4.2	0.10	mg/kg	1	08/01/14	08/02/14	ND	SW846 6010C [3]	SW846 3050B [5]
Potassium	1280	950	3.8	mg/kg	1	07/30/14	07/31/14	KK	SW846 6010C [2]	SW846 3050B [5]
Selenium	0.51 B	1.9	0.31	mg/kg	1	07/30/14	07/31/14	KK	SW846 6010C [2]	SW846 3050B [5]
Silver	0.13 U	0.48	0.13	mg/kg	1	07/30/14	07/31/14	KK	SW846 6010C [2]	SW846 3050B [5]
Sodium	206 B	950	1.8	mg/kg	1	07/30/14	07/31/14	KK	SW846 6010C [2]	SW846 3050B [5]
Thallium	0.39 U	0.95	0.39	mg/kg	1	07/30/14	07/31/14	KK	SW846 6010C [2]	SW846 3050B [5]
Vanadium	21.7	4.8	0.086	mg/kg	1	07/30/14	07/31/14	KK	SW846 6010C [2]	SW846 3050B [5]
Zinc	31.3	1.9	0.36	mg/kg	1	07/30/14	07/31/14	KK	SW846 6010C [2]	SW846 3050B [5]

(1) Instrument QC Batch: MA34568
(2) Instrument QC Batch: MA34584
(3) Instrument QC Batch: MA34597
(4) Prep QC Batch: MP80946
(5) Prep QC Batch: MP80966

RL = Reporting Limit
MDL = Method Detection Limit

U = Indicates a result < MDL
B = Indicates a result > = MDL but < RL

Accutest LabLink@815166 15:07 18-Sep-2014

Report of Analysis

Client Sample ID:	435-PE-71		
Lab Sample ID:	JB72256-5	**Date Sampled:**	07/22/14
Matrix:	SO - Soil	**Date Received:**	07/22/14
Method:	SW846 8260C	**Percent Solids:**	87.5
Project:	Carroll Gardens, 363-365 Bond Street, Brooklyn, NY		

	File ID	DF	Analyzed	By	Prep Date	Prep Batch	Analytical Batch
Run #1	I196664.D	1	07/24/14	SJM	n/a	n/a	VI7923
Run #2							

	Initial Weight
Run #1	5.9 g
Run #2	

VOA TCL List

CAS No.	Compound	Result	RL	MDL	Units	Q
67-64-1	Acetone	0.0112	0.0097	0.0014	mg/kg	
71-43-2	Benzene	ND	0.00097	0.00017	mg/kg	
74-97-5	Bromochloromethane	ND	0.0048	0.00023	mg/kg	
75-27-4	Bromodichloromethane	ND	0.0048	0.00023	mg/kg	
75-25-2	Bromoform	ND	0.0048	0.00010	mg/kg	
74-83-9	Bromomethane	ND	0.0048	0.00028	mg/kg	
78-93-3	2-Butanone (MEK)	ND	0.0097	0.0012	mg/kg	
75-15-0	Carbon disulfide	ND	0.0048	0.00023	mg/kg	
56-23-5	Carbon tetrachloride	ND	0.0048	0.00014	mg/kg	
108-90-7	Chlorobenzene	ND	0.0048	0.00012	mg/kg	
75-00-3	Chloroethane	ND	0.0048	0.00023	mg/kg	
67-66-3	Chloroform	ND	0.0048	0.00010	mg/kg	
74-87-3	Chloromethane	ND	0.0048	0.00029	mg/kg	
110-82-7	Cyclohexane	0.0045	0.0048	0.00034	mg/kg	J
96-12-8	1,2-Dibromo-3-chloropropane	ND	0.0097	0.00051	mg/kg	
124-48-1	Dibromochloromethane	ND	0.0048	0.00013	mg/kg	
106-93-4	1,2-Dibromoethane	ND	0.00097	0.00015	mg/kg	
95-50-1	1,2-Dichlorobenzene	ND	0.0048	0.00016	mg/kg	
541-73-1	1,3-Dichlorobenzene	ND	0.0048	0.00015	mg/kg	
106-46-7	1,4-Dichlorobenzene	ND	0.0048	0.00016	mg/kg	
75-71-8	Dichlorodifluoromethane	ND	0.0048	0.00050	mg/kg	
75-34-3	1,1-Dichloroethane	ND	0.0048	0.00035	mg/kg	
107-06-2	1,2-Dichloroethane	ND	0.00097	0.00011	mg/kg	
75-35-4	1,1-Dichloroethene	ND	0.0048	0.00024	mg/kg	
156-59-2	cis-1,2-Dichloroethene	ND	0.0048	0.00025	mg/kg	
156-60-5	trans-1,2-Dichloroethene	ND	0.0048	0.00018	mg/kg	
78-87-5	1,2-Dichloropropane	ND	0.0048	0.00017	mg/kg	
10061-01-5	cis-1,3-Dichloropropene	ND	0.0048	0.00012	mg/kg	
10061-02-6	trans-1,3-Dichloropropene	ND	0.0048	0.00016	mg/kg	
100-41-4	Ethylbenzene	ND	0.00097	0.00010	mg/kg	
76-13-1	Freon 113	ND	0.0048	0.00028	mg/kg	
591-78-6	2-Hexanone	ND	0.0048	0.00054	mg/kg	

ND = Not detected MDL = Method Detection Limit
RL = Reporting Limit
E = Indicates value exceeds calibration range
J = Indicates an estimated value
B = Indicates analyte found in associated method blank
N = Indicates presumptive evidence of a compound

Report of Analysis

Client Sample ID:	435-PE-71		
Lab Sample ID:	JB72256-5	**Date Sampled:**	07/22/14
Matrix:	SO - Soil	**Date Received:**	07/22/14
Method:	SW846 8260C	**Percent Solids:**	87.5
Project:	Carroll Gardens, 363-365 Bond Street, Brooklyn, NY		

VOA TCL List

CAS No.	Compound	Result	RL	MDL	Units	Q
98-82-8	Isopropylbenzene	ND	0.0048	0.00015	mg/kg	
79-20-9	Methyl Acetate	ND	0.0048	0.00047	mg/kg	
108-87-2	Methylcyclohexane	0.0046	0.0048	0.00013	mg/kg	J
1634-04-4	Methyl Tert Butyl Ether	ND	0.00097	0.00016	mg/kg	
108-10-1	4-Methyl-2-pentanone(MIBK)	ND	0.0048	0.00031	mg/kg	
75-09-2	Methylene chloride	ND	0.0048	0.00092	mg/kg	
100-42-5	Styrene	ND	0.0048	0.00014	mg/kg	
79-34-5	1,1,2,2-Tetrachloroethane	ND	0.0048	0.00014	mg/kg	
127-18-4	Tetrachloroethene	ND	0.0048	0.00019	mg/kg	
108-88-3	Toluene	ND	0.00097	0.00014	mg/kg	
87-61-6	1,2,3-Trichlorobenzene	ND	0.0048	0.00015	mg/kg	
120-82-1	1,2,4-Trichlorobenzene	ND	0.0048	0.00017	mg/kg	
71-55-6	1,1,1-Trichloroethane	ND	0.0048	0.00013	mg/kg	
79-00-5	1,1,2-Trichloroethane	ND	0.0048	0.00017	mg/kg	
79-01-6	Trichloroethene	ND	0.0048	0.00019	mg/kg	
75-69-4	Trichlorofluoromethane	ND	0.0048	0.00016	mg/kg	
75-01-4	Vinyl chloride	ND	0.0048	0.00014	mg/kg	
	m,p-Xylene	ND	0.00097	0.00022	mg/kg	
95-47-6	o-Xylene	ND	0.00097	0.00014	mg/kg	
1330-20-7	Xylene (total)	ND	0.00097	0.00014	mg/kg	

CAS No.	Surrogate Recoveries	Run# 1	Run# 2	Limits
1868-53-7	Dibromofluoromethane	94%		59-130%
17060-07-0	1,2-Dichloroethane-D4	103%		65-123%
2037-26-5	Toluene-D8	93%		77-125%
460-00-4	4-Bromofluorobenzene	94%		71-132%

ND = Not detected MDL = Method Detection Limit
RL = Reporting Limit
E = Indicates value exceeds calibration range

J = Indicates an estimated value
B = Indicates analyte found in associated method blank
N = Indicates presumptive evidence of a compound

Accutest LabLink@815166 15:07 18-Sep-2014

Report of Analysis

Client Sample ID:	435-PE-71		
Lab Sample ID:	JB72256-5	**Date Sampled:**	07/22/14
Matrix:	SO - Soil	**Date Received:**	07/22/14
Method:	SW846 8270D SW846 3550C	**Percent Solids:**	87.5
Project:	Carroll Gardens, 363-365 Bond Street, Brooklyn, NY		

	File ID	DF	Analyzed	By	Prep Date	Prep Batch	Analytical Batch
Run #1	5P10517.D	1	07/26/14	ALS	07/25/14	OP76701	E5P526
Run #2							

	Initial Weight	Final Volume
Run #1	31.8 g	1.0 ml
Run #2		

ABN TCL List (SOM0 2.0)

CAS No.	Compound	Result	RL	MDL	Units	Q
95-57-8	2-Chlorophenol	ND	0.072	0.036	mg/kg	
59-50-7	4-Chloro-3-methyl phenol	ND	0.18	0.036	mg/kg	
120-83-2	2,4-Dichlorophenol	ND	0.18	0.058	mg/kg	
105-67-9	2,4-Dimethylphenol	ND	0.18	0.060	mg/kg	
51-28-5	2,4-Dinitrophenol	ND	0.72	0.044	mg/kg	
534-52-1	4,6-Dinitro-o-cresol	ND	0.72	0.044	mg/kg	
95-48-7	2-Methylphenol	ND	0.072	0.041	mg/kg	
	3&4-Methylphenol	ND	0.072	0.046	mg/kg	
88-75-5	2-Nitrophenol	ND	0.18	0.038	mg/kg	
100-02-7	4-Nitrophenol	ND	0.36	0.061	mg/kg	
87-86-5	Pentachlorophenol	ND	0.36	0.061	mg/kg	
108-95-2	Phenol	ND	0.072	0.038	mg/kg	
58-90-2	2,3,4,6-Tetrachlorophenol	ND	0.18	0.037	mg/kg	
95-95-4	2,4,5-Trichlorophenol	ND	0.18	0.042	mg/kg	
88-06-2	2,4,6-Trichlorophenol	ND	0.18	0.034	mg/kg	
83-32-9	Acenaphthene	ND	0.036	0.010	mg/kg	
208-96-8	Acenaphthylene	ND	0.036	0.012	mg/kg	
98-86-2	Acetophenone	ND	0.18	0.0063	mg/kg	
120-12-7	Anthracene	ND	0.036	0.013	mg/kg	
1912-24-9	Atrazine	ND	0.072	0.0071	mg/kg	
56-55-3	Benzo(a)anthracene	ND	0.036	0.012	mg/kg	
50-32-8	Benzo(a)pyrene	ND	0.036	0.011	mg/kg	
205-99-2	Benzo(b)fluoranthene	ND	0.036	0.012	mg/kg	
191-24-2	Benzo(g,h,i)perylene	ND	0.036	0.013	mg/kg	
207-08-9	Benzo(k)fluoranthene	ND	0.036	0.014	mg/kg	
101-55-3	4-Bromophenyl phenyl ether	ND	0.072	0.013	mg/kg	
85-68-7	Butyl benzyl phthalate	ND	0.072	0.021	mg/kg	
92-52-4	1,1'-Biphenyl	ND	0.072	0.0042	mg/kg	
100-52-7	Benzaldehyde	ND	0.18	0.0083	mg/kg	
91-58-7	2-Chloronaphthalene	ND	0.072	0.011	mg/kg	
106-47-8	4-Chloroaniline	ND	0.18	0.012	mg/kg	
86-74-8	Carbazole	ND	0.072	0.017	mg/kg	

ND = Not detected MDL = Method Detection Limit
RL = Reporting Limit
E = Indicates value exceeds calibration range
J = Indicates an estimated value
B = Indicates analyte found in associated method blank
N = Indicates presumptive evidence of a compound

Report of Analysis

Client Sample ID:	435-PE-71		
Lab Sample ID:	JB72256-5	**Date Sampled:**	07/22/14
Matrix:	SO - Soil	**Date Received:**	07/22/14
Method:	SW846 8270D SW846 3550C	**Percent Solids:**	87.5
Project:	Carroll Gardens, 363-365 Bond Street, Brooklyn, NY		

ABN TCL List (SOM0 2.0)

CAS No.	Compound	Result	RL	MDL	Units	Q
105-60-2	Caprolactam	ND	0.072	0.011	mg/kg	
218-01-9	Chrysene	ND	0.036	0.012	mg/kg	
111-91-1	bis(2-Chloroethoxy)methane	ND	0.072	0.015	mg/kg	
111-44-4	bis(2-Chloroethyl)ether	ND	0.072	0.011	mg/kg	
108-60-1	bis(2-Chloroisopropyl)ether	ND	0.072	0.011	mg/kg	
7005-72-3	4-Chlorophenyl phenyl ether	ND	0.072	0.011	mg/kg	
121-14-2	2,4-Dinitrotoluene	ND	0.036	0.016	mg/kg	
606-20-2	2,6-Dinitrotoluene	ND	0.036	0.014	mg/kg	
91-94-1	3,3'-Dichlorobenzidine	ND	0.072	0.0091	mg/kg	
123-91-1	1,4-Dioxane	ND	0.036	0.023	mg/kg	
53-70-3	Dibenzo(a,h)anthracene	ND	0.036	0.012	mg/kg	
132-64-9	Dibenzofuran	ND	0.072	0.011	mg/kg	
84-74-2	Di-n-butyl phthalate	ND	0.072	0.0080	mg/kg	
117-84-0	Di-n-octyl phthalate	ND	0.072	0.018	mg/kg	
84-66-2	Diethyl phthalate	ND	0.072	0.012	mg/kg	
131-11-3	Dimethyl phthalate	ND	0.072	0.013	mg/kg	
117-81-7	bis(2-Ethylhexyl)phthalate	ND	0.072	0.032	mg/kg	
206-44-0	Fluoranthene	ND	0.036	0.016	mg/kg	
86-73-7	Fluorene	ND	0.036	0.012	mg/kg	
118-74-1	Hexachlorobenzene	ND	0.072	0.012	mg/kg	
87-68-3	Hexachlorobutadiene	ND	0.036	0.010	mg/kg	
77-47-4	Hexachlorocyclopentadiene	ND	0.36	0.037	mg/kg	
67-72-1	Hexachloroethane	ND	0.18	0.010	mg/kg	
193-39-5	Indeno(1,2,3-cd)pyrene	ND	0.036	0.012	mg/kg	
78-59-1	Isophorone	ND	0.072	0.0097	mg/kg	
91-57-6	2-Methylnaphthalene	ND	0.072	0.020	mg/kg	
88-74-4	2-Nitroaniline	ND	0.18	0.016	mg/kg	
99-09-2	3-Nitroaniline	ND	0.18	0.014	mg/kg	
100-01-6	4-Nitroaniline	ND	0.18	0.014	mg/kg	
91-20-3	Naphthalene	ND	0.036	0.0098	mg/kg	
98-95-3	Nitrobenzene	ND	0.072	0.010	mg/kg	
621-64-7	N-Nitroso-di-n-propylamine	ND	0.072	0.0088	mg/kg	
86-30-6	N-Nitrosodiphenylamine	ND	0.18	0.021	mg/kg	
85-01-8	Phenanthrene	ND	0.036	0.016	mg/kg	
129-00-0	Pyrene	ND	0.036	0.014	mg/kg	
95-94-3	1,2,4,5-Tetrachlorobenzene	ND	0.18	0.011	mg/kg	

CAS No.	Surrogate Recoveries	Run# 1	Run# 2	Limits
367-12-4	2-Fluorophenol	78%		13-110%

ND = Not detected MDL = Method Detection Limit
RL = Reporting Limit
E = Indicates value exceeds calibration range
J = Indicates an estimated value
B = Indicates analyte found in associated method blank
N = Indicates presumptive evidence of a compound

Report of Analysis

Client Sample ID:	435-PE-71		
Lab Sample ID:	JB72256-5	**Date Sampled:**	07/22/14
Matrix:	SO - Soil	**Date Received:**	07/22/14
Method:	SW846 8270D SW846 3550C	**Percent Solids:**	87.5
Project:	Carroll Gardens, 363-365 Bond Street, Brooklyn, NY		

ABN TCL List (SOM0 2.0)

CAS No.	Surrogate Recoveries	Run# 1	Run# 2	Limits
4165-62-2	Phenol-d5	79%		15-110%
118-79-6	2,4,6-Tribromophenol	98%		20-123%
4165-60-0	Nitrobenzene-d5	100%		10-110%
321-60-8	2-Fluorobiphenyl	88%		17-110%
1718-51-0	Terphenyl-d14	87%		30-124%

ND = Not detected MDL = Method Detection Limit
RL = Reporting Limit
E = Indicates value exceeds calibration range

J = Indicates an estimated value
B = Indicates analyte found in associated method blank
N = Indicates presumptive evidence of a compound

Report of Analysis

Client Sample ID: 435-PE-71
Lab Sample ID: JB72256-5
Matrix: SO - Soil
Project: Carroll Gardens, 363-365 Bond Street, Brooklyn, NY

Date Sampled: 07/22/14
Date Received: 07/22/14
Percent Solids: 87.5

Metals Analysis

Analyte	Result	RL	MDL	Units	DF	Prep	Analyzed	By	Method	Prep Method
Aluminum	3950	51	1.3	mg/kg	1	07/30/14	07/31/14	KK	SW846 6010C [2]	SW846 3050B [5]
Antimony	0.28 U	2.0	0.28	mg/kg	1	07/30/14	07/31/14	KK	SW846 6010C [2]	SW846 3050B [5]
Arsenic	1.7 B	2.0	0.30	mg/kg	1	07/30/14	07/31/14	KK	SW846 6010C [2]	SW846 3050B [5]
Barium	25.2	20	0.082	mg/kg	1	07/30/14	07/31/14	KK	SW846 6010C [2]	SW846 3050B [5]
Beryllium	0.51	0.20	0.020	mg/kg	1	07/30/14	07/31/14	KK	SW846 6010C [2]	SW846 3050B [5]
Cadmium	0.11 B	0.51	0.051	mg/kg	1	07/30/14	07/31/14	KK	SW846 6010C [2]	SW846 3050B [5]
Calcium	896	510	3.1	mg/kg	1	07/30/14	07/31/14	KK	SW846 6010C [2]	SW846 3050B [5]
Chromium	10.7	1.0	0.071	mg/kg	1	07/30/14	07/31/14	KK	SW846 6010C [2]	SW846 3050B [5]
Cobalt	3.4 B	5.1	0.061	mg/kg	1	07/30/14	07/31/14	KK	SW846 6010C [2]	SW846 3050B [5]
Copper	8.2	2.6	0.15	mg/kg	1	07/30/14	07/31/14	KK	SW846 6010C [2]	SW846 3050B [5]
Iron	7920	51	0.98	mg/kg	1	07/30/14	07/31/14	KK	SW846 6010C [2]	SW846 3050B [5]
Lead	4.9	2.0	0.21	mg/kg	1	07/30/14	07/31/14	KK	SW846 6010C [2]	SW846 3050B [5]
Magnesium	2010	510	3.4	mg/kg	1	07/30/14	07/31/14	KK	SW846 6010C [2]	SW846 3050B [5]
Manganese	97.4	1.5	0.061	mg/kg	1	07/30/14	07/31/14	KK	SW846 6010C [2]	SW846 3050B [5]
Mercury	0.0080 B	0.033	0.0074	mg/kg	1	07/30/14	07/30/14	DP	SW846 7471B [1]	SW846 7471B [4]
Nickel	26.8	4.2	0.10	mg/kg	1	08/01/14	08/02/14	ND	SW846 6010C [3]	SW846 3050B [5]
Potassium	765 B	1000	4.1	mg/kg	1	07/30/14	07/31/14	KK	SW846 6010C [2]	SW846 3050B [5]
Selenium	0.34 U	2.0	0.34	mg/kg	1	07/30/14	07/31/14	KK	SW846 6010C [2]	SW846 3050B [5]
Silver	0.20 B	0.51	0.14	mg/kg	1	07/30/14	07/31/14	KK	SW846 6010C [2]	SW846 3050B [5]
Sodium	111 B	1000	1.9	mg/kg	1	07/30/14	07/31/14	KK	SW846 6010C [2]	SW846 3050B [5]
Thallium	0.42 U	1.0	0.42	mg/kg	1	07/30/14	07/31/14	KK	SW846 6010C [2]	SW846 3050B [5]
Vanadium	14.4	5.1	0.092	mg/kg	1	07/30/14	07/31/14	KK	SW846 6010C [2]	SW846 3050B [5]
Zinc	23.2	2.0	0.39	mg/kg	1	07/30/14	07/31/14	KK	SW846 6010C [2]	SW846 3050B [5]

(1) Instrument QC Batch: MA34568
(2) Instrument QC Batch: MA34584
(3) Instrument QC Batch: MA34597
(4) Prep QC Batch: MP80946
(5) Prep QC Batch: MP80966

RL = Reporting Limit
MDL = Method Detection Limit

U = Indicates a result < MDL
B = Indicates a result > = MDL but < RL

Accutest LabLink@815166 15:07 18-Sep-2014

Report of Analysis

Client Sample ID:	436-FB-23		
Lab Sample ID:	JB72256-6	**Date Sampled:**	07/22/14
Matrix:	AQ - Field Blank Soil	**Date Received:**	07/22/14
Method:	SW846 8260C	**Percent Solids:**	n/a
Project:	Carroll Gardens, 363-365 Bond Street, Brooklyn, NY		

	File ID	DF	Analyzed	By	Prep Date	Prep Batch	Analytical Batch
Run #1	4V9899.D	1	07/24/14	BM	n/a	n/a	V4V408
Run #2							

	Purge Volume
Run #1	5.0 ml
Run #2	

VOA TCL List

CAS No.	Compound	Result	RL	MDL	Units	Q
67-64-1	Acetone	67.4	10	2.7	ug/l	
71-43-2	Benzene	ND	1.0	0.21	ug/l	
74-97-5	Bromochloromethane	ND	5.0	0.49	ug/l	
75-27-4	Bromodichloromethane	ND	1.0	0.19	ug/l	
75-25-2	Bromoform	ND	4.0	0.31	ug/l	
74-83-9	Bromomethane	ND	2.0	0.39	ug/l	
78-93-3	2-Butanone (MEK)	3.8	10	2.3	ug/l	J
75-15-0	Carbon disulfide	0.77	2.0	0.17	ug/l	J
56-23-5	Carbon tetrachloride	ND	1.0	0.22	ug/l	
108-90-7	Chlorobenzene	ND	1.0	0.19	ug/l	
75-00-3	Chloroethane	ND	1.0	0.65	ug/l	
67-66-3	Chloroform	ND	1.0	0.20	ug/l	
74-87-3	Chloromethane	ND	1.0	0.24	ug/l	
110-82-7	Cyclohexane	ND	5.0	0.23	ug/l	
96-12-8	1,2-Dibromo-3-chloropropane	ND	10	1.2	ug/l	
124-48-1	Dibromochloromethane	ND	1.0	0.22	ug/l	
106-93-4	1,2-Dibromoethane	ND	2.0	0.21	ug/l	
95-50-1	1,2-Dichlorobenzene	ND	1.0	0.16	ug/l	
541-73-1	1,3-Dichlorobenzene	ND	1.0	0.22	ug/l	
106-46-7	1,4-Dichlorobenzene	ND	1.0	0.24	ug/l	
75-71-8	Dichlorodifluoromethane	ND	5.0	0.31	ug/l	
75-34-3	1,1-Dichloroethane	ND	1.0	0.35	ug/l	
107-06-2	1,2-Dichloroethane	ND	1.0	0.30	ug/l	
75-35-4	1,1-Dichloroethene	ND	1.0	0.50	ug/l	
156-59-2	cis-1,2-Dichloroethene	ND	1.0	0.33	ug/l	
156-60-5	trans-1,2-Dichloroethene	ND	1.0	0.51	ug/l	
78-87-5	1,2-Dichloropropane	ND	1.0	0.34	ug/l	
10061-01-5	cis-1,3-Dichloropropene	ND	1.0	0.18	ug/l	
10061-02-6	trans-1,3-Dichloropropene	ND	1.0	0.32	ug/l	
100-41-4	Ethylbenzene	ND	1.0	0.31	ug/l	
76-13-1	Freon 113	ND	5.0	0.50	ug/l	
591-78-6	2-Hexanone	ND	5.0	2.3	ug/l	

ND = Not detected MDL = Method Detection Limit
RL = Reporting Limit
E = Indicates value exceeds calibration range

J = Indicates an estimated value
B = Indicates analyte found in associated method blank
N = Indicates presumptive evidence of a compound

Report of Analysis

Client Sample ID:	436-FB-23		
Lab Sample ID:	JB72256-6	**Date Sampled:**	07/22/14
Matrix:	AQ - Field Blank Soil	**Date Received:**	07/22/14
Method:	SW846 8260C	**Percent Solids:**	n/a
Project:	Carroll Gardens, 363-365 Bond Street, Brooklyn, NY		

VOA TCL List

CAS No.	Compound	Result	RL	MDL	Units	Q
98-82-8	Isopropylbenzene	ND	2.0	0.22	ug/l	
79-20-9	Methyl Acetate	ND	5.0	1.4	ug/l	
108-87-2	Methylcyclohexane	ND	5.0	0.22	ug/l	
1634-04-4	Methyl Tert Butyl Ether	ND	1.0	0.19	ug/l	
108-10-1	4-Methyl-2-pentanone(MIBK)	ND	5.0	1.2	ug/l	
75-09-2	Methylene chloride	ND	2.0	0.89	ug/l	
100-42-5	Styrene	ND	5.0	0.19	ug/l	
79-34-5	1,1,2,2-Tetrachloroethane	ND	1.0	0.39	ug/l	
127-18-4	Tetrachloroethene	ND	1.0	0.35	ug/l	
108-88-3	Toluene	ND	1.0	0.22	ug/l	
87-61-6	1,2,3-Trichlorobenzene	ND	5.0	0.27	ug/l	
120-82-1	1,2,4-Trichlorobenzene	ND	5.0	0.22	ug/l	
71-55-6	1,1,1-Trichloroethane	ND	1.0	0.32	ug/l	
79-00-5	1,1,2-Trichloroethane	ND	1.0	0.36	ug/l	
79-01-6	Trichloroethene	ND	1.0	0.25	ug/l	
75-69-4	Trichlorofluoromethane	ND	5.0	0.47	ug/l	
75-01-4	Vinyl chloride	ND	1.0	0.16	ug/l	
	m,p-Xylene	ND	1.0	0.35	ug/l	
95-47-6	o-Xylene	ND	1.0	0.20	ug/l	
1330-20-7	Xylene (total)	ND	1.0	0.20	ug/l	

CAS No.	Surrogate Recoveries	Run# 1	Run# 2	Limits
1868-53-7	Dibromofluoromethane	105%		79-120%
17060-07-0	1,2-Dichloroethane-D4	95%		72-123%
2037-26-5	Toluene-D8	103%		78-119%
460-00-4	4-Bromofluorobenzene	103%		74-119%

ND = Not detected MDL = Method Detection Limit
RL = Reporting Limit
E = Indicates value exceeds calibration range
J = Indicates an estimated value
B = Indicates analyte found in associated method blank
N = Indicates presumptive evidence of a compound

Accutest LabLink@815166 15:07 18-Sep-2014

Report of Analysis

Client Sample ID:	436-FB-23		
Lab Sample ID:	JB72256-6	**Date Sampled:**	07/22/14
Matrix:	AQ - Field Blank Soil	**Date Received:**	07/22/14
Method:	SW846 8270D SW846 3510C	**Percent Solids:**	n/a
Project:	Carroll Gardens, 363-365 Bond Street, Brooklyn, NY		

	File ID	DF	Analyzed	By	Prep Date	Prep Batch	Analytical Batch
Run #1	2P38908.D	1	07/26/14	AD	07/25/14	OP76713	E2P1623
Run #2							

	Initial Volume	Final Volume
Run #1	1000 ml	1.0 ml
Run #2		

ABN TCL List (SOM0 2.0)

CAS No.	Compound	Result	RL	MDL	Units	Q
95-57-8	2-Chlorophenol	ND	5.0	1.3	ug/l	
59-50-7	4-Chloro-3-methyl phenol	ND	5.0	1.3	ug/l	
120-83-2	2,4-Dichlorophenol	ND	2.0	1.6	ug/l	
105-67-9	2,4-Dimethylphenol	ND	5.0	1.8	ug/l	
51-28-5	2,4-Dinitrophenol	ND	20	6.5	ug/l	
534-52-1	4,6-Dinitro-o-cresol	ND	20	1.3	ug/l	
95-48-7	2-Methylphenol	ND	2.0	1.3	ug/l	
	3&4-Methylphenol	ND	2.0	1.1	ug/l	
88-75-5	2-Nitrophenol	ND	5.0	1.9	ug/l	
100-02-7	4-Nitrophenol	ND	10	0.91	ug/l	
87-86-5	Pentachlorophenol	ND	10	1.4	ug/l	
108-95-2	Phenol	2.0	2.0	0.55	ug/l	
58-90-2	2,3,4,6-Tetrachlorophenol	ND	5.0	1.4	ug/l	
95-95-4	2,4,5-Trichlorophenol	ND	5.0	1.7	ug/l	
88-06-2	2,4,6-Trichlorophenol	ND	5.0	1.5	ug/l	
83-32-9	Acenaphthene	ND	1.0	0.30	ug/l	
208-96-8	Acenaphthylene	ND	1.0	0.20	ug/l	
98-86-2	Acetophenone	1.0	2.0	0.36	ug/l	J
120-12-7	Anthracene	ND	1.0	0.19	ug/l	
1912-24-9	Atrazine	ND	2.0	0.42	ug/l	
100-52-7	Benzaldehyde	ND	5.0	0.67	ug/l	
56-55-3	Benzo(a)anthracene	ND	1.0	0.22	ug/l	
50-32-8	Benzo(a)pyrene	ND	1.0	0.24	ug/l	
205-99-2	Benzo(b)fluoranthene	ND	1.0	0.22	ug/l	
191-24-2	Benzo(g,h,i)perylene	ND	1.0	0.31	ug/l	
207-08-9	Benzo(k)fluoranthene	ND	1.0	0.22	ug/l	
101-55-3	4-Bromophenyl phenyl ether	ND	2.0	0.25	ug/l	
85-68-7	Butyl benzyl phthalate	ND	2.0	0.22	ug/l	
92-52-4	1,1'-Biphenyl	ND	1.0	0.27	ug/l	
91-58-7	2-Chloronaphthalene	ND	2.0	0.34	ug/l	
106-47-8	4-Chloroaniline	ND	5.0	0.30	ug/l	
86-74-8	Carbazole	ND	1.0	0.17	ug/l	

ND = Not detected MDL = Method Detection Limit
RL = Reporting Limit
E = Indicates value exceeds calibration range
J = Indicates an estimated value
B = Indicates analyte found in associated method blank
N = Indicates presumptive evidence of a compound

Report of Analysis

Client Sample ID:	436-FB-23		
Lab Sample ID:	JB72256-6	**Date Sampled:**	07/22/14
Matrix:	AQ - Field Blank Soil	**Date Received:**	07/22/14
Method:	SW846 8270D SW846 3510C	**Percent Solids:**	n/a
Project:	Carroll Gardens, 363-365 Bond Street, Brooklyn, NY		

ABN TCL List (SOM0 2.0)

CAS No.	Compound	Result	RL	MDL	Units	Q
105-60-2	Caprolactam	ND	2.0	0.41	ug/l	
218-01-9	Chrysene	ND	1.0	0.16	ug/l	
111-91-1	bis(2-Chloroethoxy)methane	ND	2.0	0.42	ug/l	
111-44-4	bis(2-Chloroethyl)ether	ND	2.0	0.43	ug/l	
108-60-1	bis(2-Chloroisopropyl)ether	ND	2.0	0.41	ug/l	
7005-72-3	4-Chlorophenyl phenyl ether	ND	2.0	0.38	ug/l	
121-14-2	2,4-Dinitrotoluene	ND	1.0	0.32	ug/l	
606-20-2	2,6-Dinitrotoluene	ND	1.0	0.26	ug/l	
91-94-1	3,3'-Dichlorobenzidine	ND	2.0	0.56	ug/l	
123-91-1	1,4-Dioxane	ND	1.0	0.72	ug/l	
53-70-3	Dibenzo(a,h)anthracene	ND	1.0	0.28	ug/l	
132-64-9	Dibenzofuran	ND	5.0	0.23	ug/l	
84-74-2	Di-n-butyl phthalate	ND	2.0	0.58	ug/l	
117-84-0	Di-n-octyl phthalate	ND	2.0	0.25	ug/l	
84-66-2	Diethyl phthalate	1.6	2.0	0.23	ug/l	J
131-11-3	Dimethyl phthalate	ND	2.0	0.26	ug/l	
117-81-7	bis(2-Ethylhexyl)phthalate	3.4	2.0	0.55	ug/l	B
206-44-0	Fluoranthene	ND	1.0	0.16	ug/l	
86-73-7	Fluorene	ND	1.0	0.27	ug/l	
118-74-1	Hexachlorobenzene	ND	1.0	0.46	ug/l	
87-68-3	Hexachlorobutadiene	ND	1.0	0.39	ug/l	
77-47-4	Hexachlorocyclopentadiene	ND	10	0.48	ug/l	
67-72-1	Hexachloroethane	ND	2.0	0.29	ug/l	
193-39-5	Indeno(1,2,3-cd)pyrene	ND	1.0	0.40	ug/l	
78-59-1	Isophorone	ND	2.0	0.34	ug/l	
91-57-6	2-Methylnaphthalene	ND	1.0	0.29	ug/l	
88-74-4	2-Nitroaniline	ND	5.0	0.32	ug/l	
99-09-2	3-Nitroaniline	ND	5.0	0.26	ug/l	
100-01-6	4-Nitroaniline	ND	5.0	0.30	ug/l	
91-20-3	Naphthalene	ND	1.0	0.27	ug/l	
98-95-3	Nitrobenzene	ND	2.0	0.52	ug/l	
621-64-7	N-Nitroso-di-n-propylamine	ND	2.0	0.38	ug/l	
86-30-6	N-Nitrosodiphenylamine	ND	5.0	0.21	ug/l	
85-01-8	Phenanthrene	ND	1.0	0.19	ug/l	
129-00-0	Pyrene	ND	1.0	0.19	ug/l	
95-94-3	1,2,4,5-Tetrachlorobenzene	ND	2.0	0.44	ug/l	

CAS No.	Surrogate Recoveries	Run# 1	Run# 2	Limits
367-12-4	2-Fluorophenol	50%		10-110%

ND = Not detected MDL = Method Detection Limit
RL = Reporting Limit
E = Indicates value exceeds calibration range
J = Indicates an estimated value
B = Indicates analyte found in associated method blank
N = Indicates presumptive evidence of a compound

Report of Analysis

Client Sample ID:	436-FB-23		
Lab Sample ID:	JB72256-6	**Date Sampled:**	07/22/14
Matrix:	AQ - Field Blank Soil	**Date Received:**	07/22/14
Method:	SW846 8270D SW846 3510C	**Percent Solids:**	n/a
Project:	Carroll Gardens, 363-365 Bond Street, Brooklyn, NY		

ABN TCL List (SOM0 2.0)

CAS No.	Surrogate Recoveries	Run# 1	Run# 2	Limits
4165-62-2	Phenol-d5	36%		10-110%
118-79-6	2,4,6-Tribromophenol	92%		29-139%
4165-60-0	Nitrobenzene-d5	70%		28-131%
321-60-8	2-Fluorobiphenyl	77%		30-121%
1718-51-0	Terphenyl-d14	100%		16-147%

ND = Not detected MDL = Method Detection Limit
RL = Reporting Limit
E = Indicates value exceeds calibration range

J = Indicates an estimated value
B = Indicates analyte found in associated method blank
N = Indicates presumptive evidence of a compound

Report of Analysis

Client Sample ID: 436-FB-23
Lab Sample ID: JB72256-6
Matrix: AQ - Field Blank Soil
Project: Carroll Gardens, 363-365 Bond Street, Brooklyn, NY

Date Sampled: 07/22/14
Date Received: 07/22/14
Percent Solids: n/a

Total Metals Analysis

Analyte	Result	RL	MDL	Units	DF	Prep	Analyzed	By	Method	Prep Method
Aluminum	11 U	200	11	ug/l	1	07/23/14	07/25/14	ND	SW846 6010C [1]	SW846 3010A [3]
Antimony	2.6 U	6.0	2.6	ug/l	1	07/23/14	07/25/14	ND	SW846 6010C [1]	SW846 3010A [3]
Arsenic	2.6 U	3.0	2.6	ug/l	1	07/23/14	07/25/14	ND	SW846 6010C [1]	SW846 3010A [3]
Barium	1.0 U	200	1.0	ug/l	1	07/23/14	07/25/14	ND	SW846 6010C [1]	SW846 3010A [3]
Beryllium	0.40 U	1.0	0.40	ug/l	1	07/23/14	07/25/14	ND	SW846 6010C [1]	SW846 3010A [3]
Cadmium	0.70 U	3.0	0.70	ug/l	1	07/23/14	07/25/14	ND	SW846 6010C [1]	SW846 3010A [3]
Calcium	41.0 B	5000	19	ug/l	1	07/23/14	07/25/14	ND	SW846 6010C [1]	SW846 3010A [3]
Chromium	0.89 U	10	0.89	ug/l	1	07/23/14	07/25/14	ND	SW846 6010C [1]	SW846 3010A [3]
Cobalt	0.83 U	50	0.83	ug/l	1	07/23/14	07/25/14	ND	SW846 6010C [1]	SW846 3010A [3]
Copper	1.4 B	10	1.2	ug/l	1	07/23/14	07/25/14	ND	SW846 6010C [1]	SW846 3010A [3]
Iron	12 U	100	12	ug/l	1	07/23/14	07/25/14	ND	SW846 6010C [1]	SW846 3010A [3]
Lead	1.3 U	3.0	1.3	ug/l	1	07/23/14	07/25/14	ND	SW846 6010C [1]	SW846 3010A [3]
Magnesium	41 U	5000	41	ug/l	1	07/23/14	07/25/14	ND	SW846 6010C [1]	SW846 3010A [3]
Manganese	0.48 U	15	0.48	ug/l	1	07/23/14	07/25/14	ND	SW846 6010C [1]	SW846 3010A [3]
Mercury	0.064 U	0.20	0.064	ug/l	1	07/25/14	07/25/14	MS	SW846 7470A [2]	SW846 7470A [4]
Nickel	0.75 U	10	0.75	ug/l	1	07/23/14	07/25/14	ND	SW846 6010C [1]	SW846 3010A [3]
Potassium	50 U	10000	50	ug/l	1	07/23/14	07/25/14	ND	SW846 6010C [1]	SW846 3010A [3]
Selenium	3.6 U	10	3.6	ug/l	1	07/23/14	07/25/14	ND	SW846 6010C [1]	SW846 3010A [3]
Silver	1.2 U	10	1.2	ug/l	1	07/23/14	07/25/14	ND	SW846 6010C [1]	SW846 3010A [3]
Sodium	37.5 B	10000	19	ug/l	1	07/23/14	07/25/14	ND	SW846 6010C [1]	SW846 3010A [3]
Thallium	1.8 U	2.0	1.8	ug/l	1	07/23/14	07/25/14	ND	SW846 6010C [1]	SW846 3010A [3]
Vanadium	0.87 U	50	0.87	ug/l	1	07/23/14	07/25/14	ND	SW846 6010C [1]	SW846 3010A [3]
Zinc	7.6 U	20	7.6	ug/l	1	07/23/14	07/25/14	ND	SW846 6010C [1]	SW846 3010A [3]

(1) Instrument QC Batch: MA34538
(2) Instrument QC Batch: MA34550
(3) Prep QC Batch: MP80807
(4) Prep QC Batch: MP80870

RL = Reporting Limit
MDL = Method Detection Limit

U = Indicates a result < MDL
B = Indicates a result > = MDL but < RL

Accutest LabLink@815166 15:07 18-Sep-2014

Report of Analysis

Client Sample ID:	437-TB-23		
Lab Sample ID:	JB72256-7	**Date Sampled:**	07/22/14
Matrix:	AQ - Trip Blank Soil	**Date Received:**	07/22/14
Method:	SW846 8260C	**Percent Solids:**	n/a
Project:	Carroll Gardens, 363-365 Bond Street, Brooklyn, NY		

	File ID	DF	Analyzed	By	Prep Date	Prep Batch	Analytical Batch
Run #1	4V9891.D	1	07/24/14	BM	n/a	n/a	V4V407
Run #2							

	Purge Volume
Run #1	5.0 ml
Run #2	

VOA TCL List

CAS No.	Compound	Result	RL	MDL	Units	Q
67-64-1	Acetone	ND	10	2.7	ug/l	
71-43-2	Benzene	ND	1.0	0.21	ug/l	
74-97-5	Bromochloromethane	ND	5.0	0.49	ug/l	
75-27-4	Bromodichloromethane	ND	1.0	0.19	ug/l	
75-25-2	Bromoform	ND	4.0	0.31	ug/l	
74-83-9	Bromomethane	ND	2.0	0.39	ug/l	
78-93-3	2-Butanone (MEK)	ND	10	2.3	ug/l	
75-15-0	Carbon disulfide	ND	2.0	0.17	ug/l	
56-23-5	Carbon tetrachloride	ND	1.0	0.22	ug/l	
108-90-7	Chlorobenzene	ND	1.0	0.19	ug/l	
75-00-3	Chloroethane	ND	1.0	0.65	ug/l	
67-66-3	Chloroform	ND	1.0	0.20	ug/l	
74-87-3	Chloromethane	ND	1.0	0.24	ug/l	
110-82-7	Cyclohexane	ND	5.0	0.23	ug/l	
96-12-8	1,2-Dibromo-3-chloropropane	ND	10	1.2	ug/l	
124-48-1	Dibromochloromethane	ND	1.0	0.22	ug/l	
106-93-4	1,2-Dibromoethane	ND	2.0	0.21	ug/l	
95-50-1	1,2-Dichlorobenzene	ND	1.0	0.16	ug/l	
541-73-1	1,3-Dichlorobenzene	ND	1.0	0.22	ug/l	
106-46-7	1,4-Dichlorobenzene	ND	1.0	0.24	ug/l	
75-71-8	Dichlorodifluoromethane	ND	5.0	0.31	ug/l	
75-34-3	1,1-Dichloroethane	ND	1.0	0.35	ug/l	
107-06-2	1,2-Dichloroethane	ND	1.0	0.30	ug/l	
75-35-4	1,1-Dichloroethene	ND	1.0	0.50	ug/l	
156-59-2	cis-1,2-Dichloroethene	ND	1.0	0.33	ug/l	
156-60-5	trans-1,2-Dichloroethene	ND	1.0	0.51	ug/l	
78-87-5	1,2-Dichloropropane	ND	1.0	0.34	ug/l	
10061-01-5	cis-1,3-Dichloropropene	ND	1.0	0.18	ug/l	
10061-02-6	trans-1,3-Dichloropropene	ND	1.0	0.32	ug/l	
100-41-4	Ethylbenzene	ND	1.0	0.31	ug/l	
76-13-1	Freon 113	ND	5.0	0.50	ug/l	
591-78-6	2-Hexanone	ND	5.0	2.3	ug/l	

ND = Not detected MDL = Method Detection Limit
RL = Reporting Limit
E = Indicates value exceeds calibration range
J = Indicates an estimated value
B = Indicates analyte found in associated method blank
N = Indicates presumptive evidence of a compound

Report of Analysis

Client Sample ID:	437-TB-23		
Lab Sample ID:	JB72256-7	**Date Sampled:**	07/22/14
Matrix:	AQ - Trip Blank Soil	**Date Received:**	07/22/14
Method:	SW846 8260C	**Percent Solids:**	n/a
Project:	Carroll Gardens, 363-365 Bond Street, Brooklyn, NY		

VOA TCL List

CAS No.	Compound	Result	RL	MDL	Units	Q
98-82-8	Isopropylbenzene	ND	2.0	0.22	ug/l	
79-20-9	Methyl Acetate	ND	5.0	1.4	ug/l	
108-87-2	Methylcyclohexane	ND	5.0	0.22	ug/l	
1634-04-4	Methyl Tert Butyl Ether	ND	1.0	0.19	ug/l	
108-10-1	4-Methyl-2-pentanone(MIBK)	ND	5.0	1.2	ug/l	
75-09-2	Methylene chloride	ND	2.0	0.89	ug/l	
100-42-5	Styrene	ND	5.0	0.19	ug/l	
79-34-5	1,1,2,2-Tetrachloroethane	ND	1.0	0.39	ug/l	
127-18-4	Tetrachloroethene	ND	1.0	0.35	ug/l	
108-88-3	Toluene	ND	1.0	0.22	ug/l	
87-61-6	1,2,3-Trichlorobenzene	ND	5.0	0.27	ug/l	
120-82-1	1,2,4-Trichlorobenzene	ND	5.0	0.22	ug/l	
71-55-6	1,1,1-Trichloroethane	ND	1.0	0.32	ug/l	
79-00-5	1,1,2-Trichloroethane	ND	1.0	0.36	ug/l	
79-01-6	Trichloroethene	ND	1.0	0.25	ug/l	
75-69-4	Trichlorofluoromethane	ND	5.0	0.47	ug/l	
75-01-4	Vinyl chloride	ND	1.0	0.16	ug/l	
	m,p-Xylene	ND	1.0	0.35	ug/l	
95-47-6	o-Xylene	ND	1.0	0.20	ug/l	
1330-20-7	Xylene (total)	ND	1.0	0.20	ug/l	

CAS No.	Surrogate Recoveries	Run# 1	Run# 2	Limits
1868-53-7	Dibromofluoromethane	107%		79-120%
17060-07-0	1,2-Dichloroethane-D4	98%		72-123%
2037-26-5	Toluene-D8	109%		78-119%
460-00-4	4-Bromofluorobenzene	101%		74-119%

ND = Not detected MDL = Method Detection Limit
RL = Reporting Limit
E = Indicates value exceeds calibration range
J = Indicates an estimated value
B = Indicates analyte found in associated method blank
N = Indicates presumptive evidence of a compound

New Jersey ACCUTEST LABORATORIES

Misc. Forms

Custody Documents and Other Forms

Includes the following where applicable:

- Chain of Custody
- Sample Tracking Chronicle
- Internal Chain of Custody

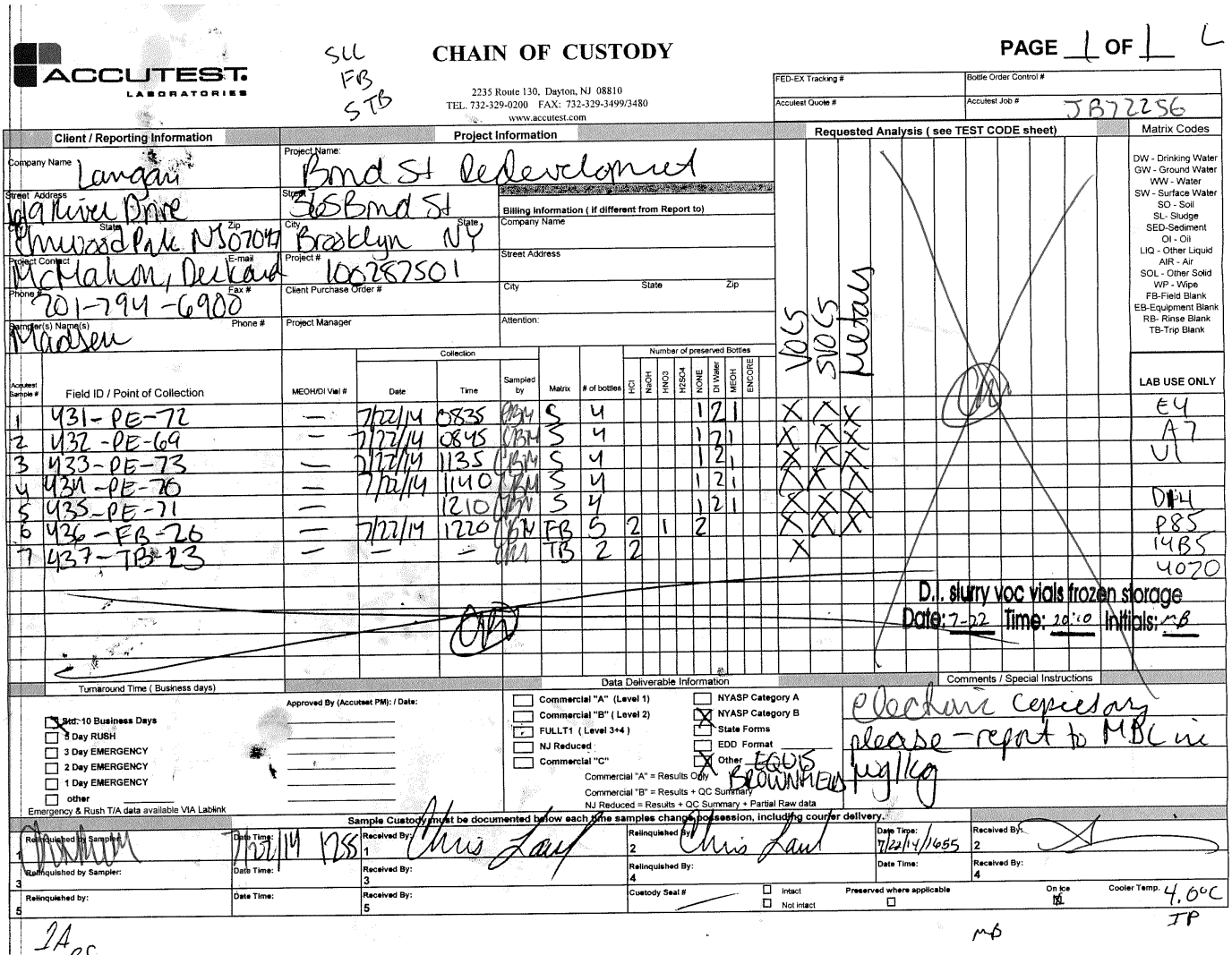

ACCUTEST LABORATORIES

SLL
FB
STB

CHAIN OF CUSTODY

2235 Route 130, Dayton, NJ 08810
TEL. 732-329-0200 FAX: 732-329-3499/3480
www.accutest.com

PAGE 1 OF 1 L

FED-EX Tracking #	Bottle Order Control #
Accutest Quote #	Accutest Job # JB72256

Client / Reporting Information

Company Name: Langan
Street Address: 619 River Drive
City: Elmwood Park State: NJ Zip: 07047
Project Contact: McMahon, Deckard E-mail:
Phone #: 201-794-6900 Fax #:
Sampler(s) Name(s): Madsen Phone #:

Project Information

Project Name: Bond St Redevelopment
Street: 365 Bond St
City: Brooklyn State: NY
Project #: 100287501
Client Purchase Order #:
Project Manager:

Billing Information (if different from Report to)
Company Name:
Street Address:
City: State: Zip:
Attention:

Requested Analysis (see TEST CODE sheet)

Matrix Codes: DW - Drinking Water; GW - Ground Water; WW - Water; SW - Surface Water; SO - Soil; SL- Sludge; SED-Sediment; OI - Oil; LIQ - Other Liquid; AIR - Air; SOL - Other Solid; WP - Wipe; FB-Field Blank; EB-Equipment Blank; RB- Rinse Blank; TB-Trip Blank

Accutest Sample #	Field ID / Point of Collection	MEOH/DI Vial #	Collection Date	Collection Time	Sampled by	Matrix	# of bottles	HCl	NaOH	HNO3	H2SO4	NONE	DI Water	MEOH	ENCORE	VOCs	SVOCs	Metals	LAB USE ONLY
1	431-PE-72	—	7/22/14	0835	CBM	S	4					1	2	1		X	X	X	E4
2	432-PE-69	—	7/22/14	0845	CBM	S	4					1	2	1		X	X	X	A7
3	433-PE-73	—	7/22/14	1135	CBM	S	4					1	2	1		X	X	X	U1
4	434-PE-70	—	7/22/14	1140	CBM	S	4					1	2	1		X	X	X	
5	435-PE-71	—		1210	CBM	S	4					1	2	1		X	X	X	D14
6	436-FB-26	—	7/22/14	1220	CBM	FB	5	2		1		2				X	X	X	P85
7	437-TB-23	—	—	—	CBM	TB	2	2								X			14B5
																			4070

D.I. slurry voc vials frozen storage
Date: 7-22 Time: 20:10 Initials: MB

Turnaround Time (Business days)

- [x] Std. 10 Business Days
- [ ] 5 Day RUSH
- [ ] 3 Day EMERGENCY
- [ ] 2 Day EMERGENCY
- [ ] 1 Day EMERGENCY
- [ ] other

Emergency & Rush T/A data available VIA Lablink

Approved By (Accutest PM): / Date:

Data Deliverable Information

- [ ] Commercial "A" (Level 1)
- [ ] Commercial "B" (Level 2)
- [x] FULLT1 (Level 3+4)
- [ ] NJ Reduced
- [ ] Commercial "C"
- [ ] NYASP Category A
- [x] NYASP Category B
- [ ] State Forms
- [ ] EDD Format
- [x] Other EQUIS BROWNFIELD

Commercial "A" = Results Only
Commercial "B" = Results + QC Summary
NJ Reduced = Results + QC Summary + Partial Raw data

Comments / Special Instructions

electronic copies only
please - report to MBL in
ug/kg

Sample Custody must be documented below each time samples change possession, including courier delivery.

Relinquished by Sampler:	Date Time:	Received By:	Relinquished By:	Date Time:	Received By:
1 [signature]	7/22/14 1255	1 Chris Laul	2 Chris Laul	7/22/14/1655	2 [signature]
3 Relinquished by Sampler:	Date Time:	3 Received By:	4 Relinquished By:	Date Time:	4 Received By:
5 Relinquished by:	Date Time:	5 Received By:	Custody Seal # — ☐ Intact ☐ Not intact	Preserved where applicable ☐	On Ice ☒ Cooler Temp. 4.0°C

IP

MB

1A

5.1

5

JB72256: Chain of Custody
Page 1 of 4

JB72256

SAMPLE #	MEOH VIAL	D.I. VIAL	D.I. VIAL
1	2823	2765	2766
2	4346	5169	5170
3	4356	5149	5150
4	4358	5145	5146
5	4345	5171	5172
6			
7			
8			
9			
10			
11			
12			
13			
14			
15			
16			
17			
18			
19			
20			
21			
22			
23			
24			
25			
26			
27			
28			
29			
30			
31			
32			
33			
34			
35			
36			
37			
38			
39			
40			
41			
42			
43			
44			
45			
46			
47			
48			
49			
50			

JB72256: Chain of Custody
Page 2 of 4

Accutest Laboratories Sample Receipt Summary

Accutest Job Number: JB72256 **Client:** LANGAN **Project:** BOND STREET REDEVELOPMENT

Date / Time Received: 7/22/2014 1655 **Delivery Method:** Accutest Courier **Airbill #'s:**

Cooler Temps (Initial/Adjusted): #1: (4/4); 0

Cooler Security	Y	or	N		Y	or	N
1. Custody Seals Present:	☑		☐	3. COC Present:	☑		☐
2. Custody Seals Intact:	☑		☐	4. Smpl Dates/Time OK	☑		☐

Cooler Temperature	Y	or	N
1. Temp criteria achieved:	☑		☐
2. Cooler temp verification:			
3. Cooler media:	Ice (Bag)		
4. No, Coolers	1		

Quality Control Preservatio	Y	N	N/A
1. Trip Blank present / cooler:	☑	☐	☐
2. Trip Blank listed on COC:	☑	☐	☐
3. Samples preserved properly:	☑	☐	
4. VOCs headspace free:	☑	☐	☐

Sample Integrity - Documentation	Y	or	N
1. Sample labels present on bottles:	☑		☐
2. Container labeling complete:	☑		☐
3. Sample container label / COC agree:	☐		☑

Sample Integrity - Condition	Y	or	N
1. Sample recvd within HT:	☑		☐
2. All containers accounted for:	☑		☐
3. Condition of sample:	Intact		

Sample Integrity - Instructions	Y	N	N/A
1. Analysis requested is clear:	☑	☐	
2. Bottles received for unspecified tests	☐	☑	
3. Sufficient volume recvd for analysis:	☑	☐	
4. Compositing instructions clear:	☐	☐	☑
5. Filtering instructions clear:	☐	☐	☑

Comments -6 ID on label "436-FB-23" not "436-FB-26" no date or time on labels

Accutest Laboratories
V:732.329.0200

2235 US Highway 130
F: 732.329.3499

Dayton, New Jersey
www/accutest.com

JB72256: Chain of Custody
Page 3 of 4

Sample Receipt Summary - Problem Resolution

Accutest Job Number: JB72256

Initiator: ANDREWS

CSR: Mayur Patel

Response Date: 7/23/2014

Response: As per Christine Madsen Please use "436-fb-23" collected on 7/22/2014 at 12:20 for client sample ID information

Accutest Laboratories
V:732.329.0200

2235 US Highway 130
F: 732.329.3499

Dayton, New Jersey
www/accutest.com

JB72256: Chain of Custody
Page 4 of 4

Internal Sample Tracking Chronicle

Langan Engineering & Environmental

Job No: JB72256

Carroll Gardens, 363-365 Bond Street, Brooklyn, NY
Project No: 100287501

Sample Number	Method	Analyzed	By	Prepped	By	Test Codes
JB72256-1	Collected: 22-JUL-14 08:35 By: CBM		Received: 22-JUL-14 By: AS			
431-PE-72						
JB72256-1	SM2540 G-97	23-JUL-14 15:00	NR			%SOL
JB72256-1	SW846 8260C	24-JUL-14 17:41	SJM			VC8260TCL20
JB72256-1	SW846 8270D	26-JUL-14 02:31	ALS	25-JUL-14	SA	AB8270TCL20
JB72256-1	SW846 7471B	30-JUL-14 12:21	DP	30-JUL-14	MS	HG
JB72256-1	SW846 6010C	31-JUL-14 18:51	KK	30-JUL-14	WWZ	AG,AL,AS,BA,BE,CA,CD,CO,CR,CU,FE,K,MG,MN,NA,PB,SB,SE,TL,V
JB72256-1	SW846 6010C	01-AUG-14 17:24	KK	30-JUL-14	WWZ	ZN
JB72256-1	SW846 6010C	02-AUG-14 01:26	ND	01-AUG-14	WWZ	NI
JB72256-2	Collected: 22-JUL-14 08:45 By: CBM		Received: 22-JUL-14 By: AS			
432-PE-69						
JB72256-2	SM2540 G-97	23-JUL-14 15:00	NR			%SOL
JB72256-2	SW846 8260C	24-JUL-14 18:10	SJM			VC8260TCL20
JB72256-2	SW846 8270D	26-JUL-14 03:01	ALS	25-JUL-14	SA	AB8270TCL20
JB72256-2	SW846 7471B	30-JUL-14 12:23	DP	30-JUL-14	MS	HG
JB72256-2	SW846 6010C	31-JUL-14 18:54	KK	30-JUL-14	WWZ	AG,AL,AS,BA,BE,CA,CD,CO,CR,CU,FE,K,MG,MN,NA,PB,SB,SE,TL,V,ZN
JB72256-2	SW846 6010C	02-AUG-14 01:32	ND	01-AUG-14	WWZ	NI
JB72256-3	Collected: 22-JUL-14 11:35 By: CBM		Received: 22-JUL-14 By: AS			
433-PE-73						
JB72256-3	SM2540 G-97	23-JUL-14 15:00	NR			%SOL
JB72256-3	SW846 8260C	24-JUL-14 19:35	SJM			VC8260TCL20
JB72256-3	SW846 8270D	26-JUL-14 03:31	ALS	25-JUL-14	SA	AB8270TCL20
JB72256-3	SW846 7471B	30-JUL-14 12:24	DP	30-JUL-14	MS	HG
JB72256-3	SW846 6010C	31-JUL-14 18:57	KK	30-JUL-14	WWZ	AG,AL,AS,BA,BE,CA,CD,CO,CR,CU,FE,K,MG,MN,NA,PB,SB,SE,TL,V,ZN
JB72256-3	SW846 6010C	02-AUG-14 01:38	ND	01-AUG-14	WWZ	NI
JB72256-4	Collected: 22-JUL-14 11:40 By: CBM		Received: 22-JUL-14 By: AS			
434-PE-70						

Internal Sample Tracking Chronicle

Langan Engineering & Environmental

Job No: JB72256

Carroll Gardens, 363-365 Bond Street, Brooklyn, NY
Project No: 100287501

Sample Number	Method	Analyzed	By	Prepped	By	Test Codes
JB72256-4	SM2540 G-97	23-JUL-14 15:00	NR			%SOL
JB72256-4	SW846 8260C	24-JUL-14 20:03	SJM			VC8260TCL20
JB72256-4	SW846 8270D	26-JUL-14 04:01	ALS	25-JUL-14	SA	AB8270TCL20
JB72256-4	SW846 7471B	30-JUL-14 12:25	DP	30-JUL-14	MS	HG
JB72256-4	SW846 6010C	31-JUL-14 19:00	KK	30-JUL-14	WWZ	AG,AL,AS,BA,BE,CA,CD,CO,CR,CU,FE,K,MG,MN,NA,PB,SB,SE,TL,V,ZN
JB72256-4	SW846 6010C	02-AUG-14 01:55	ND	01-AUG-14	WWZ	NI
JB72256-5	Collected: 22-JUL-14 12:10 By: CBM		Received: 22-JUL-14 By: AS			
435-PE-71						
JB72256-5	SM2540 G-97	23-JUL-14 15:00	NR			%SOL
JB72256-5	SW846 8260C	24-JUL-14 20:31	SJM			VC8260TCL20
JB72256-5	SW846 8270D	26-JUL-14 04:31	ALS	25-JUL-14	SA	AB8270TCL20
JB72256-5	SW846 7471B	30-JUL-14 12:27	DP	30-JUL-14	MS	HG
JB72256-5	SW846 6010C	31-JUL-14 19:03	KK	30-JUL-14	WWZ	AG,AL,AS,BA,BE,CA,CD,CO,CR,CU,FE,K,MG,MN,NA,PB,SB,SE,TL,V,ZN
JB72256-5	SW846 6010C	02-AUG-14 02:01	ND	01-AUG-14	WWZ	NI
JB72256-6	Collected: 22-JUL-14 12:20 By: CBM		Received: 22-JUL-14 By: AS			
436-FB-23						
JB72256-6	SW846 8260C	24-JUL-14 11:41	BM			VC8260TCL20
JB72256-6	SW846 6010C	25-JUL-14 03:19	ND	23-JUL-14	JF	AG,AL,AS,BA,BE,CA,CD,CO,CR,CU,FE,K,MG,MN,NA,NI,PB,SB,SE,TL,V,ZN
JB72256-6	SW846 7470A	25-JUL-14 20:32	MS	25-JUL-14	JW	HG
JB72256-6	SW846 8270D	26-JUL-14 00:37	AD	25-JUL-14	NG	AB8270TCL20
JB72256-7	Collected: 22-JUL-14 12:20 By: CBM		Received: 22-JUL-14 By: AS			
437-TB-23						
JB72256-7	SW846 8260C	24-JUL-14 07:10	BM			VC8260TCL20

Accutest Internal Chain of Custody

Job Number: JB72256
Account: LANGAN Langan Engineering & Environmental
Project: Carroll Gardens, 363-365 Bond Street, Brooklyn, NY
Received: 07/22/14

Sample.Bottle Number	Transfer FROM	Transfer TO	Date/Time	Reason
JB72256-1.1	Secured Storage	Ana Maria Moreta	07/25/14 04:17	Retrieve from Storage
JB72256-1.1	Ana Maria Moreta	Secured Storage	07/25/14 06:57	Return to Storage
JB72256-1.1	Secured Storage	Alfredo Crespo	07/30/14 07:30	Retrieve from Storage
JB72256-1.1	Alfredo Crespo	Secured Staging Area	07/30/14 07:30	Return to Storage
JB72256-1.1	Secured Staging Area	Masooda Sultani	07/30/14 08:40	Retrieve from Storage
JB72256-1.1	Masooda Sultani	Secured Storage	07/30/14 12:37	Return to Storage
JB72256-1.1	Shirley Grzybowski		08/25/14 11:14	Disposed
JB72256-1.1.1	Ana Maria Moreta	Organics Prep	07/25/14 04:44	Extract from JB72256-1.1
JB72256-1.1.1	Organics Prep	Sauvelson Auguste	07/25/14 16:59	Extract from JB72256-1.1
JB72256-1.1.1	Sauvelson Auguste	Extract Storage	07/25/14 16:59	Return to Storage
JB72256-1.1.1	Extract Storage	Sara Wellington	07/25/14 23:29	Retrieve from Storage
JB72256-1.1.1	Sara Wellington	GCMS5P	07/25/14 23:29	Load on Instrument
JB72256-1.1.1	GCMS5P	Saumil Patel	07/28/14 11:34	Unload from Instrument
JB72256-1.1.1	Saumil Patel	Extract Freezer	07/28/14 11:34	Return to Storage
JB72256-1.1.1	Extract Freezer		09/04/14 09:00	Disposed
JB72256-1.2	Secured Storage	Todd Shoemaker	07/23/14 14:13	Retrieve from Storage
JB72256-1.2	Todd Shoemaker	Nicole Reiff	07/23/14 14:14	Custody Transfer
JB72256-1.2	Nicole Reiff	Secured Storage	07/23/14 14:46	Return to Storage
JB72256-1.2	Secured Storage	Alfredo Crespo	07/29/14 07:26	Retrieve from Storage
JB72256-1.2	Alfredo Crespo	Secured Staging Area	07/29/14 07:26	Return to Storage
JB72256-1.2	Secured Staging Area	Gina Montenegro	07/29/14 08:26	Retrieve from Storage
JB72256-1.2	Gina Montenegro	Secured Storage	07/29/14 11:07	Return to Storage
JB72256-1.2	Secured Storage	Gage Donahue	07/30/14 14:08	Retrieve from Storage
JB72256-1.2	Gage Donahue	Secured Staging Area	07/30/14 14:08	Return to Storage
JB72256-1.2	Secured Staging Area	Juliana Franchetti	07/30/14 16:01	Retrieve from Storage
JB72256-1.2	Juliana Franchetti	Secured Storage	07/30/14 20:16	Return to Storage
JB72256-1.2	Secured Storage	Vincent Christel	08/01/14 12:28	Retrieve from Storage
JB72256-1.2	Vincent Christel	Secured Staging Area	08/01/14 12:28	Return to Storage
JB72256-1.2	Secured Staging Area	Juliana Franchetti	08/01/14 15:26	Retrieve from Storage
JB72256-1.2	Juliana Franchetti	Secured Storage	08/01/14 18:35	Return to Storage
JB72256-1.2	Shirley Grzybowski		08/25/14 11:14	Disposed
JB72256-1.2.1	Juliana Franchetti	Metals Digestion	07/30/14 18:54	Digestate from JB72256-1.2
JB72256-1.2.1	Metals Digestion	Juliana Franchetti	07/30/14 18:54	Digestate from JB72256-1.2
JB72256-1.2.1	Juliana Franchetti	Metals Digestate Storage	07/30/14 18:54	Return to Storage
JB72256-1.2.1	Metals Digestate Storage	Piyush Patel	08/01/14 22:17	Retrieve from Storage
JB72256-1.2.1	Piyush Patel	Metals Digestate Storage	08/01/14 22:52	Return to Storage
JB72256-1.2.2	Juliana Franchetti	Metals Digestion	08/01/14 18:32	Digestate from JB72256-1.2
JB72256-1.2.2	Metals Digestion	Juliana Franchetti	08/01/14 18:32	Digestate from JB72256-1.2
JB72256-1.2.2	Juliana Franchetti	Metals Digestate Storage	08/01/14 18:32	Return to Storage
JB72256-1.2.2	Metals Digestate Storage	Piyush Patel	08/01/14 22:17	Retrieve from Storage

Accutest Internal Chain of Custody

Job Number: JB72256
Account: LANGAN Langan Engineering & Environmental
Project: Carroll Gardens, 363-365 Bond Street, Brooklyn, NY
Received: 07/22/14

Sample.Bottle Number	Transfer FROM	Transfer TO	Date/Time	Reason
JB72256-1.2.2	Piyush Patel	Metals Digestate Storage	08/01/14 22:52	Return to Storage
JB72256-1.4	Secured Storage	Scott McGonigal	07/24/14 13:26	Retrieve from Storage
JB72256-1.4	Scott McGonigal	GCMSI	07/24/14 13:26	Load on Instrument
JB72256-1.4	GCMSI	Scott McGonigal	07/25/14 08:51	Unload from Instrument
JB72256-1.4	Scott McGonigal		07/25/14 08:51	Depleted
JB72256-1.5	Secured Storage	Scott McGonigal	07/24/14 13:26	Retrieve from Storage
JB72256-1.5	Scott McGonigal	GCMSI	07/24/14 13:26	Load on Instrument
JB72256-1.5	GCMSI	Scott McGonigal	07/25/14 08:51	Unload from Instrument
JB72256-1.5	Scott McGonigal		07/25/14 08:51	Depleted
JB72256-2.1	Secured Storage	Ana Maria Moreta	07/25/14 04:17	Retrieve from Storage
JB72256-2.1	Ana Maria Moreta	Secured Storage	07/25/14 06:57	Return to Storage
JB72256-2.1	Secured Storage	Alfredo Crespo	07/30/14 07:30	Retrieve from Storage
JB72256-2.1	Alfredo Crespo	Secured Staging Area	07/30/14 07:30	Return to Storage
JB72256-2.1	Secured Staging Area	Masooda Sultani	07/30/14 08:40	Retrieve from Storage
JB72256-2.1	Masooda Sultani	Secured Storage	07/30/14 12:37	Return to Storage
JB72256-2.1	Shirley Grzybowski		08/25/14 11:14	Disposed
JB72256-2.1.1	Ana Maria Moreta	Organics Prep	07/25/14 04:44	Extract from JB72256-2.1
JB72256-2.1.1	Organics Prep	Sauvelson Auguste	07/25/14 16:59	Extract from JB72256-2.1
JB72256-2.1.1	Sauvelson Auguste	Extract Storage	07/25/14 16:59	Return to Storage
JB72256-2.1.1	Extract Storage	Sara Wellington	07/25/14 23:29	Retrieve from Storage
JB72256-2.1.1	Sara Wellington	GCMS5P	07/25/14 23:29	Load on Instrument
JB72256-2.1.1	GCMS5P	Saumil Patel	07/28/14 11:34	Unload from Instrument
JB72256-2.1.1	Saumil Patel	Extract Freezer	07/28/14 11:34	Return to Storage
JB72256-2.1.1	Extract Freezer		09/04/14 09:00	Disposed
JB72256-2.2	Secured Storage	Todd Shoemaker	07/23/14 14:13	Retrieve from Storage
JB72256-2.2	Todd Shoemaker	Nicole Reiff	07/23/14 14:14	Custody Transfer
JB72256-2.2	Nicole Reiff	Secured Storage	07/23/14 14:46	Return to Storage
JB72256-2.2	Secured Storage	Alfredo Crespo	07/29/14 07:26	Retrieve from Storage
JB72256-2.2	Alfredo Crespo	Secured Staging Area	07/29/14 07:26	Return to Storage
JB72256-2.2	Secured Staging Area	Gina Montenegro	07/29/14 08:26	Retrieve from Storage
JB72256-2.2	Gina Montenegro	Secured Storage	07/29/14 11:07	Return to Storage
JB72256-2.2	Secured Storage	Gage Donahue	07/30/14 14:08	Retrieve from Storage
JB72256-2.2	Gage Donahue	Secured Staging Area	07/30/14 14:08	Return to Storage
JB72256-2.2	Secured Staging Area	Juliana Franchetti	07/30/14 16:01	Retrieve from Storage
JB72256-2.2	Juliana Franchetti	Secured Storage	07/30/14 20:16	Return to Storage
JB72256-2.2	Secured Storage	Vincent Christel	08/01/14 12:28	Retrieve from Storage
JB72256-2.2	Vincent Christel	Secured Staging Area	08/01/14 12:28	Return to Storage
JB72256-2.2	Secured Staging Area	Juliana Franchetti	08/01/14 15:26	Retrieve from Storage
JB72256-2.2	Juliana Franchetti	Secured Storage	08/01/14 18:35	Return to Storage

Accutest Internal Chain of Custody

Job Number: JB72256
Account: LANGAN Langan Engineering & Environmental
Project: Carroll Gardens, 363-365 Bond Street, Brooklyn, NY
Received: 07/22/14

Sample.Bottle Number	Transfer FROM	Transfer TO	Date/Time	Reason
JB72256-2.2	Shirley Grzybowski		08/25/14 11:14	Disposed
JB72256-2.2.1	Juliana Franchetti	Metals Digestion	07/30/14 18:54	Digestate from JB72256-2.2
JB72256-2.2.1	Metals Digestion	Juliana Franchetti	07/30/14 18:54	Digestate from JB72256-2.2
JB72256-2.2.1	Juliana Franchetti	Metals Digestate Storage	07/30/14 18:54	Return to Storage
JB72256-2.2.1	Metals Digestate Storage	Piyush Patel	08/01/14 22:17	Retrieve from Storage
JB72256-2.2.1	Piyush Patel	Metals Digestate Storage	08/01/14 22:52	Return to Storage
JB72256-2.2.2	Juliana Franchetti	Metals Digestion	08/01/14 18:32	Digestate from JB72256-2.2
JB72256-2.2.2	Metals Digestion	Juliana Franchetti	08/01/14 18:32	Digestate from JB72256-2.2
JB72256-2.2.2	Juliana Franchetti	Metals Digestate Storage	08/01/14 18:32	Return to Storage
JB72256-2.2.2	Metals Digestate Storage	Piyush Patel	08/01/14 22:17	Retrieve from Storage
JB72256-2.2.2	Piyush Patel	Metals Digestate Storage	08/01/14 22:52	Return to Storage
JB72256-2.4	Secured Storage	Scott McGonigal	07/24/14 13:26	Retrieve from Storage
JB72256-2.4	Scott McGonigal	GCMSI	07/24/14 13:26	Load on Instrument
JB72256-2.4	GCMSI	Scott McGonigal	07/25/14 08:51	Unload from Instrument
JB72256-2.4	Scott McGonigal		07/25/14 08:51	Depleted
JB72256-2.5	Secured Storage	Scott McGonigal	07/24/14 13:26	Retrieve from Storage
JB72256-2.5	Scott McGonigal	GCMSI	07/24/14 13:26	Load on Instrument
JB72256-2.5	GCMSI	Scott McGonigal	07/25/14 08:51	Unload from Instrument
JB72256-2.5	Scott McGonigal		07/25/14 08:51	Depleted
JB72256-3.1	Secured Storage	Ana Maria Moreta	07/25/14 04:17	Retrieve from Storage
JB72256-3.1	Ana Maria Moreta	Secured Storage	07/25/14 06:57	Return to Storage
JB72256-3.1	Secured Storage	Alfredo Crespo	07/30/14 07:30	Retrieve from Storage
JB72256-3.1	Alfredo Crespo	Secured Staging Area	07/30/14 07:30	Return to Storage
JB72256-3.1	Secured Staging Area	Masooda Sultani	07/30/14 08:40	Retrieve from Storage
JB72256-3.1	Masooda Sultani	Secured Storage	07/30/14 12:37	Return to Storage
JB72256-3.1	Shirley Grzybowski		08/25/14 11:14	Disposed
JB72256-3.1.1	Ana Maria Moreta	Organics Prep	07/25/14 04:44	Extract from JB72256-3.1
JB72256-3.1.1	Organics Prep	Sauvelson Auguste	07/25/14 16:59	Extract from JB72256-3.1
JB72256-3.1.1	Sauvelson Auguste	Extract Storage	07/25/14 16:59	Return to Storage
JB72256-3.1.1	Extract Storage	Sara Wellington	07/25/14 23:29	Retrieve from Storage
JB72256-3.1.1	Sara Wellington	GCMS5P	07/25/14 23:29	Load on Instrument
JB72256-3.1.1	GCMS5P	Saumil Patel	07/28/14 11:34	Unload from Instrument
JB72256-3.1.1	Saumil Patel	Extract Freezer	07/28/14 11:34	Return to Storage
JB72256-3.1.1	Extract Freezer		09/04/14 09:00	Disposed
JB72256-3.2	Secured Storage	Todd Shoemaker	07/23/14 14:13	Retrieve from Storage
JB72256-3.2	Todd Shoemaker	Nicole Reiff	07/23/14 14:14	Custody Transfer
JB72256-3.2	Nicole Reiff	Secured Storage	07/23/14 14:46	Return to Storage

Accutest Internal Chain of Custody

Job Number: JB72256
Account: LANGAN Langan Engineering & Environmental
Project: Carroll Gardens, 363-365 Bond Street, Brooklyn, NY
Received: 07/22/14

Sample.Bottle Number	Transfer FROM	Transfer TO	Date/Time	Reason
JB72256-3.2	Secured Storage	Alfredo Crespo	07/29/14 07:26	Retrieve from Storage
JB72256-3.2	Alfredo Crespo	Secured Staging Area	07/29/14 07:26	Return to Storage
JB72256-3.2	Secured Staging Area	Gina Montenegro	07/29/14 08:26	Retrieve from Storage
JB72256-3.2	Gina Montenegro	Secured Storage	07/29/14 11:07	Return to Storage
JB72256-3.2	Secured Storage	Gage Donahue	07/30/14 14:08	Retrieve from Storage
JB72256-3.2	Gage Donahue	Secured Staging Area	07/30/14 14:08	Return to Storage
JB72256-3.2	Secured Staging Area	Juliana Franchetti	07/30/14 16:01	Retrieve from Storage
JB72256-3.2	Juliana Franchetti	Secured Storage	07/30/14 20:16	Return to Storage
JB72256-3.2	Secured Storage	Vincent Christel	08/01/14 12:28	Retrieve from Storage
JB72256-3.2	Vincent Christel	Secured Staging Area	08/01/14 12:28	Return to Storage
JB72256-3.2	Secured Staging Area	Juliana Franchetti	08/01/14 15:26	Retrieve from Storage
JB72256-3.2	Juliana Franchetti	Secured Storage	08/01/14 18:35	Return to Storage
JB72256-3.2	Shirley Grzybowski		08/25/14 11:14	Disposed
JB72256-3.2.1	Juliana Franchetti	Metals Digestion	07/30/14 18:54	Digestate from JB72256-3.2
JB72256-3.2.1	Metals Digestion	Juliana Franchetti	07/30/14 18:54	Digestate from JB72256-3.2
JB72256-3.2.1	Juliana Franchetti	Metals Digestate Storage	07/30/14 18:54	Return to Storage
JB72256-3.2.1	Metals Digestate Storage	Piyush Patel	08/01/14 22:17	Retrieve from Storage
JB72256-3.2.1	Piyush Patel	Metals Digestate Storage	08/01/14 22:52	Return to Storage
JB72256-3.2.2	Juliana Franchetti	Metals Digestion	08/01/14 18:32	Digestate from JB72256-3.2
JB72256-3.2.2	Metals Digestion	Juliana Franchetti	08/01/14 18:32	Digestate from JB72256-3.2
JB72256-3.2.2	Juliana Franchetti	Metals Digestate Storage	08/01/14 18:32	Return to Storage
JB72256-3.2.2	Metals Digestate Storage	Piyush Patel	08/01/14 22:17	Retrieve from Storage
JB72256-3.2.2	Piyush Patel	Metals Digestate Storage	08/01/14 22:52	Return to Storage
JB72256-3.4	Secured Storage	Scott McGonigal	07/24/14 13:26	Retrieve from Storage
JB72256-3.4	Scott McGonigal	GCMSI	07/24/14 13:26	Load on Instrument
JB72256-3.4	GCMSI	Scott McGonigal	07/25/14 08:51	Unload from Instrument
JB72256-3.4	Scott McGonigal		07/25/14 08:51	Depleted
JB72256-4.1	Secured Storage	Ana Maria Moreta	07/25/14 04:17	Retrieve from Storage
JB72256-4.1	Ana Maria Moreta	Secured Storage	07/25/14 06:57	Return to Storage
JB72256-4.1	Secured Storage	Alfredo Crespo	07/30/14 07:30	Retrieve from Storage
JB72256-4.1	Alfredo Crespo	Secured Staging Area	07/30/14 07:30	Return to Storage
JB72256-4.1	Secured Staging Area	Masooda Sultani	07/30/14 08:40	Retrieve from Storage
JB72256-4.1	Masooda Sultani	Secured Storage	07/30/14 12:37	Return to Storage
JB72256-4.1	Shirley Grzybowski		08/25/14 11:14	Disposed
JB72256-4.1.1	Ana Maria Moreta	Organics Prep	07/25/14 04:44	Extract from JB72256-4.1
JB72256-4.1.1	Organics Prep	Sauvelson Auguste	07/25/14 16:59	Extract from JB72256-4.1
JB72256-4.1.1	Sauvelson Auguste	Extract Storage	07/25/14 16:59	Return to Storage
JB72256-4.1.1	Extract Storage	Sara Wellington	07/25/14 23:29	Retrieve from Storage
JB72256-4.1.1	Sara Wellington	GCMS5P	07/25/14 23:29	Load on Instrument

Accutest Internal Chain of Custody

Job Number: JB72256
Account: LANGAN Langan Engineering & Environmental
Project: Carroll Gardens, 363-365 Bond Street, Brooklyn, NY
Received: 07/22/14

Sample.Bottle Number	Transfer FROM	Transfer TO	Date/Time	Reason
JB72256-4.1.1	GCMS5P	Saumil Patel	07/28/14 11:34	Unload from Instrument
JB72256-4.1.1	Saumil Patel	Extract Freezer	07/28/14 11:34	Return to Storage
JB72256-4.1.1	Extract Freezer		09/04/14 09:00	Disposed
JB72256-4.2	Secured Storage	Todd Shoemaker	07/23/14 14:13	Retrieve from Storage
JB72256-4.2	Todd Shoemaker	Nicole Reiff	07/23/14 14:14	Custody Transfer
JB72256-4.2	Nicole Reiff	Secured Storage	07/23/14 14:46	Return to Storage
JB72256-4.2	Secured Storage	Alfredo Crespo	07/29/14 07:26	Retrieve from Storage
JB72256-4.2	Alfredo Crespo	Secured Staging Area	07/29/14 07:26	Return to Storage
JB72256-4.2	Secured Staging Area	Gina Montenegro	07/29/14 08:26	Retrieve from Storage
JB72256-4.2	Gina Montenegro	Secured Storage	07/29/14 11:07	Return to Storage
JB72256-4.2	Secured Storage	Gage Donahue	07/30/14 14:08	Retrieve from Storage
JB72256-4.2	Gage Donahue	Secured Staging Area	07/30/14 14:08	Return to Storage
JB72256-4.2	Secured Staging Area	Juliana Franchetti	07/30/14 16:01	Retrieve from Storage
JB72256-4.2	Juliana Franchetti	Secured Storage	07/30/14 20:16	Return to Storage
JB72256-4.2	Secured Storage	Vincent Christel	08/01/14 12:28	Retrieve from Storage
JB72256-4.2	Vincent Christel	Secured Staging Area	08/01/14 12:28	Return to Storage
JB72256-4.2	Secured Staging Area	Juliana Franchetti	08/01/14 15:26	Retrieve from Storage
JB72256-4.2	Juliana Franchetti	Secured Storage	08/01/14 18:35	Return to Storage
JB72256-4.2	Shirley Grzybowski		08/25/14 11:14	Disposed
JB72256-4.2.1	Juliana Franchetti	Metals Digestion	07/30/14 18:54	Digestate from JB72256-4.2
JB72256-4.2.1	Metals Digestion	Juliana Franchetti	07/30/14 18:54	Digestate from JB72256-4.2
JB72256-4.2.1	Juliana Franchetti	Metals Digestate Storage	07/30/14 18:54	Return to Storage
JB72256-4.2.1	Metals Digestate Storage	Piyush Patel	08/01/14 22:17	Retrieve from Storage
JB72256-4.2.1	Piyush Patel	Metals Digestate Storage	08/01/14 22:52	Return to Storage
JB72256-4.2.2	Juliana Franchetti	Metals Digestion	08/01/14 18:32	Digestate from JB72256-4.2
JB72256-4.2.2	Metals Digestion	Juliana Franchetti	08/01/14 18:32	Digestate from JB72256-4.2
JB72256-4.2.2	Juliana Franchetti	Metals Digestate Storage	08/01/14 18:32	Return to Storage
JB72256-4.2.2	Metals Digestate Storage	Piyush Patel	08/01/14 22:17	Retrieve from Storage
JB72256-4.2.2	Piyush Patel	Metals Digestate Storage	08/01/14 22:52	Return to Storage
JB72256-4.4	Secured Storage	Scott McGonigal	07/24/14 13:26	Retrieve from Storage
JB72256-4.4	Scott McGonigal	GCMSI	07/24/14 13:26	Load on Instrument
JB72256-4.4	GCMSI	Scott McGonigal	07/25/14 08:51	Unload from Instrument
JB72256-4.4	Scott McGonigal		07/25/14 08:51	Depleted
JB72256-5.1	Secured Storage	Ana Maria Moreta	07/25/14 04:17	Retrieve from Storage
JB72256-5.1	Ana Maria Moreta	Secured Storage	07/25/14 06:57	Return to Storage
JB72256-5.1	Secured Storage	Alfredo Crespo	07/30/14 07:30	Retrieve from Storage
JB72256-5.1	Alfredo Crespo	Secured Staging Area	07/30/14 07:30	Return to Storage
JB72256-5.1	Secured Staging Area	Masooda Sultani	07/30/14 08:40	Retrieve from Storage
JB72256-5.1	Masooda Sultani	Secured Storage	07/30/14 12:37	Return to Storage

Accutest Internal Chain of Custody

Job Number: JB72256
Account: LANGAN Langan Engineering & Environmental
Project: Carroll Gardens, 363-365 Bond Street, Brooklyn, NY
Received: 07/22/14

Sample.Bottle Number	Transfer FROM	Transfer TO	Date/Time	Reason
JB72256-5.1	Shirley Grzybowski		08/25/14 11:14	Disposed
JB72256-5.1.1	Ana Maria Moreta	Organics Prep	07/25/14 04:29	Extract from JB72256-5.1
JB72256-5.1.2	Ana Maria Moreta	Organics Prep	07/25/14 04:44	Extract from JB72256-5.1
JB72256-5.1.2	Organics Prep	Sauvelson Auguste	07/25/14 16:59	Extract from JB72256-5.1
JB72256-5.1.2	Sauvelson Auguste	Extract Storage	07/25/14 16:59	Return to Storage
JB72256-5.1.2	Extract Storage	Sara Wellington	07/25/14 23:29	Retrieve from Storage
JB72256-5.1.2	Sara Wellington	GCMS5P	07/25/14 23:29	Load on Instrument
JB72256-5.1.2	GCMS5P	Saumil Patel	07/28/14 11:34	Unload from Instrument
JB72256-5.1.2	Saumil Patel	Extract Freezer	07/28/14 11:34	Return to Storage
JB72256-5.1.2	Extract Freezer		09/04/14 09:00	Disposed
JB72256-5.2	Secured Storage	Todd Shoemaker	07/23/14 14:13	Retrieve from Storage
JB72256-5.2	Todd Shoemaker	Nicole Reiff	07/23/14 14:14	Custody Transfer
JB72256-5.2	Nicole Reiff	Secured Storage	07/23/14 14:46	Return to Storage
JB72256-5.2	Secured Storage	Alfredo Crespo	07/29/14 07:26	Retrieve from Storage
JB72256-5.2	Alfredo Crespo	Secured Staging Area	07/29/14 07:26	Return to Storage
JB72256-5.2	Secured Staging Area	Gina Montenegro	07/29/14 08:26	Retrieve from Storage
JB72256-5.2	Gina Montenegro	Secured Storage	07/29/14 11:07	Return to Storage
JB72256-5.2	Secured Storage	Gage Donahue	07/30/14 14:08	Retrieve from Storage
JB72256-5.2	Gage Donahue	Secured Staging Area	07/30/14 14:08	Return to Storage
JB72256-5.2	Secured Staging Area	Juliana Franchetti	07/30/14 16:01	Retrieve from Storage
JB72256-5.2	Juliana Franchetti	Secured Storage	07/30/14 20:16	Return to Storage
JB72256-5.2	Secured Storage	Vincent Christel	08/01/14 12:28	Retrieve from Storage
JB72256-5.2	Vincent Christel	Secured Staging Area	08/01/14 12:28	Return to Storage
JB72256-5.2	Secured Staging Area	Juliana Franchetti	08/01/14 15:26	Retrieve from Storage
JB72256-5.2	Juliana Franchetti	Secured Storage	08/01/14 18:35	Return to Storage
JB72256-5.2	Shirley Grzybowski		08/25/14 11:14	Disposed
JB72256-5.2.1	Juliana Franchetti	Metals Digestion	07/30/14 18:54	Digestate from JB72256-5.2
JB72256-5.2.1	Metals Digestion	Juliana Franchetti	07/30/14 18:54	Digestate from JB72256-5.2
JB72256-5.2.1	Juliana Franchetti	Metals Digestate Storage	07/30/14 18:54	Return to Storage
JB72256-5.2.1	Metals Digestate Storage	Piyush Patel	08/01/14 22:17	Retrieve from Storage
JB72256-5.2.1	Piyush Patel	Metals Digestate Storage	08/01/14 22:52	Return to Storage
JB72256-5.2.2	Juliana Franchetti	Metals Digestion	08/01/14 18:32	Digestate from JB72256-5.2
JB72256-5.2.2	Metals Digestion	Juliana Franchetti	08/01/14 18:32	Digestate from JB72256-5.2
JB72256-5.2.2	Juliana Franchetti	Metals Digestate Storage	08/01/14 18:32	Return to Storage
JB72256-5.2.2	Metals Digestate Storage	Piyush Patel	08/01/14 22:17	Retrieve from Storage
JB72256-5.2.2	Piyush Patel	Metals Digestate Storage	08/01/14 22:52	Return to Storage
JB72256-5.4	Secured Storage	Scott McGonigal	07/24/14 13:26	Retrieve from Storage
JB72256-5.4	Scott McGonigal	GCMSI	07/24/14 13:26	Load on Instrument

Accutest Internal Chain of Custody

Job Number: JB72256
Account: LANGAN Langan Engineering & Environmental
Project: Carroll Gardens, 363-365 Bond Street, Brooklyn, NY
Received: 07/22/14

Sample.Bottle Number	Transfer FROM	Transfer TO	Date/Time	Reason
JB72256-5.4	GCMSI	Scott McGonigal	07/25/14 08:51	Unload from Instrument
JB72256-5.4	Scott McGonigal		07/25/14 08:51	Depleted
JB72256-6.2	Secured Storage	Brian Johnson	07/25/14 04:33	Retrieve from Storage
JB72256-6.2	Brian Johnson		07/25/14 13:41	Depleted
JB72256-6.2.1	Brian Johnson	Organics Prep	07/25/14 04:47	Extract from JB72256-6.2
JB72256-6.2.1	Organics Prep	Nicholas Goydish	07/25/14 15:39	Extract from JB72256-6.2
JB72256-6.2.1	Nicholas Goydish	Extract Storage	07/25/14 15:39	Return to Storage
JB72256-6.2.1	Extract Storage	Ashley Dye	07/25/14 21:23	Retrieve from Storage
JB72256-6.2.1	Ashley Dye	GCMS3P	07/25/14 21:23	Load on Instrument
JB72256-6.2.1	GCMS3P	Ashley Dye	07/25/14 21:23	Unload from Instrument
JB72256-6.2.1	Ashley Dye	GCMS2P	07/25/14 21:23	Load on Instrument
JB72256-6.2.1	GCMS2P	Elwira Antonik	07/28/14 10:32	Unload from Instrument
JB72256-6.2.1	Elwira Antonik	Extract Freezer	07/28/14 10:33	Return to Storage
JB72256-6.2.1	Extract Freezer		09/04/14 09:00	Disposed
JB72256-6.3	Secured Storage	Gage Donahue	07/23/14 12:52	Retrieve from Storage
JB72256-6.3	Gage Donahue	Secured Staging Area	07/23/14 12:52	Return to Storage
JB72256-6.3	Secured Staging Area	Juliana Franchetti	07/23/14 14:25	Retrieve from Storage
JB72256-6.3	Juliana Franchetti	Secured Storage	07/23/14 16:05	Return to Storage
JB72256-6.3	Secured Storage	Gage Donahue	07/24/14 10:18	Retrieve from Storage
JB72256-6.3	Gage Donahue	Secured Staging Area	07/24/14 10:18	Return to Storage
JB72256-6.3	Secured Staging Area	Masooda Sultani	07/24/14 10:24	Retrieve from Storage
JB72256-6.3	Masooda Sultani	Secured Storage	07/24/14 15:54	Return to Storage
JB72256-6.3	Secured Storage	Alfredo Crespo	07/25/14 07:19	Retrieve from Storage
JB72256-6.3	Alfredo Crespo	Secured Staging Area	07/25/14 07:19	Return to Storage
JB72256-6.3	Secured Staging Area	Masooda Sultani	07/25/14 09:19	Retrieve from Storage
JB72256-6.3	Masooda Sultani	Secured Storage	07/25/14 12:48	Return to Storage
JB72256-6.3	Shirley Grzybowski		08/25/14 11:14	Disposed
JB72256-6.3.1	Juliana Franchetti	Metals Digestion	07/23/14 16:03	Digestate from JB72256-6.3
JB72256-6.3.1	Metals Digestion	Juliana Franchetti	07/23/14 16:03	Digestate from JB72256-6.3
JB72256-6.3.1	Juliana Franchetti	Metals Digestate Storage	07/23/14 16:03	Return to Storage
JB72256-6.3.1	Metals Digestate Storage	Nancy Duan	07/24/14 10:15	Retrieve from Storage
JB72256-6.3.1	Nancy Duan	Metals Digestate Storage	07/24/14 10:33	Return to Storage
JB72256-6.4	Secured Storage	Benjamin Mendez	07/23/14 15:38	Retrieve from Storage
JB72256-6.4	Benjamin Mendez	GCMS4V	07/23/14 15:38	Load on Instrument
JB72256-6.4	GCMS4V	Benjamin Mendez	07/24/14 10:29	Unload from Instrument
JB72256-6.4	Benjamin Mendez	Secured Storage	07/24/14 10:29	Return to Storage
JB72256-6.4	Shirley Grzybowski		08/25/14 11:14	Disposed
JB72256-6.5	Secured Storage	Benjamin Mendez	07/24/14 10:37	Retrieve from Storage

Accutest Internal Chain of Custody

Job Number: JB72256
Account: LANGAN Langan Engineering & Environmental
Project: Carroll Gardens, 363-365 Bond Street, Brooklyn, NY
Received: 07/22/14

Sample.Bottle Number	Transfer FROM	Transfer TO	Date/Time	Reason
JB72256-6.5	Benjamin Mendez	GCMS4V	07/24/14 10:37	Load on Instrument
JB72256-6.5	GCMS4V	Benjamin Mendez	07/25/14 09:49	Unload from Instrument
JB72256-6.5	Benjamin Mendez	Secured Storage	07/25/14 09:49	Return to Storage
JB72256-6.5	Shirley Grzybowski		08/25/14 11:14	Disposed
JB72256-7.1	Secured Storage	Benjamin Mendez	07/23/14 15:38	Retrieve from Storage
JB72256-7.1	Benjamin Mendez	GCMS4V	07/23/14 15:38	Load on Instrument
JB72256-7.1	GCMS4V	Benjamin Mendez	07/24/14 10:29	Unload from Instrument
JB72256-7.1	Benjamin Mendez	Secured Storage	07/24/14 10:29	Return to Storage
JB72256-7.1	Shirley Grzybowski		08/25/14 11:14	Disposed

New Jersey ACCUTEST LABORATORIES

GC/MS Volatiles

QC Data Summaries

Includes the following where applicable:

- Method Blank Summaries
- Blank Spike Summaries
- Matrix Spike and Duplicate Summaries
- Instrument Performance Checks (BFB)
- Internal Standard Area Summaries
- Surrogate Recovery Summaries
- Initial and Continuing Calibration Summaries

Method Blank Summary

Job Number: JB72256
Account: LANGAN Langan Engineering & Environmental
Project: Carroll Gardens, 363-365 Bond Street, Brooklyn, NY

Sample	File ID	DF	Analyzed	By	Prep Date	Prep Batch	Analytical Batch
V4V407-MB	4V9870.D	1	07/23/14	BM	n/a	n/a	V4V407

The QC reported here applies to the following samples: **Method:** SW846 8260C

JB72256-7

CAS No.	Compound	Result	RL	MDL	Units	Q
67-64-1	Acetone	ND	10	2.7	ug/l	
71-43-2	Benzene	ND	1.0	0.21	ug/l	
74-97-5	Bromochloromethane	ND	5.0	0.49	ug/l	
75-27-4	Bromodichloromethane	ND	1.0	0.19	ug/l	
75-25-2	Bromoform	ND	4.0	0.31	ug/l	
74-83-9	Bromomethane	ND	2.0	0.39	ug/l	
78-93-3	2-Butanone (MEK)	ND	10	2.3	ug/l	
75-15-0	Carbon disulfide	ND	2.0	0.17	ug/l	
56-23-5	Carbon tetrachloride	ND	1.0	0.22	ug/l	
108-90-7	Chlorobenzene	ND	1.0	0.19	ug/l	
75-00-3	Chloroethane	ND	1.0	0.65	ug/l	
67-66-3	Chloroform	ND	1.0	0.20	ug/l	
74-87-3	Chloromethane	ND	1.0	0.24	ug/l	
110-82-7	Cyclohexane	ND	5.0	0.23	ug/l	
96-12-8	1,2-Dibromo-3-chloropropane	ND	10	1.2	ug/l	
124-48-1	Dibromochloromethane	ND	1.0	0.22	ug/l	
106-93-4	1,2-Dibromoethane	ND	2.0	0.21	ug/l	
95-50-1	1,2-Dichlorobenzene	ND	1.0	0.16	ug/l	
541-73-1	1,3-Dichlorobenzene	ND	1.0	0.22	ug/l	
106-46-7	1,4-Dichlorobenzene	ND	1.0	0.24	ug/l	
75-71-8	Dichlorodifluoromethane	ND	5.0	0.31	ug/l	
75-34-3	1,1-Dichloroethane	ND	1.0	0.35	ug/l	
107-06-2	1,2-Dichloroethane	ND	1.0	0.30	ug/l	
75-35-4	1,1-Dichloroethene	ND	1.0	0.50	ug/l	
156-59-2	cis-1,2-Dichloroethene	ND	1.0	0.33	ug/l	
156-60-5	trans-1,2-Dichloroethene	ND	1.0	0.51	ug/l	
78-87-5	1,2-Dichloropropane	ND	1.0	0.34	ug/l	
10061-01-5	cis-1,3-Dichloropropene	ND	1.0	0.18	ug/l	
10061-02-6	trans-1,3-Dichloropropene	ND	1.0	0.32	ug/l	
100-41-4	Ethylbenzene	ND	1.0	0.31	ug/l	
76-13-1	Freon 113	ND	5.0	0.50	ug/l	
591-78-6	2-Hexanone	ND	5.0	2.3	ug/l	
98-82-8	Isopropylbenzene	ND	2.0	0.22	ug/l	
79-20-9	Methyl Acetate	ND	5.0	1.4	ug/l	
108-87-2	Methylcyclohexane	ND	5.0	0.22	ug/l	
1634-04-4	Methyl Tert Butyl Ether	ND	1.0	0.19	ug/l	

Method Blank Summary

Job Number: JB72256
Account: LANGAN Langan Engineering & Environmental
Project: Carroll Gardens, 363-365 Bond Street, Brooklyn, NY

Sample	File ID	DF	Analyzed	By	Prep Date	Prep Batch	Analytical Batch
V4V407-MB	4V9870.D	1	07/23/14	BM	n/a	n/a	V4V407

The QC reported here applies to the following samples: **Method:** SW846 8260C

JB72256-7

CAS No.	Compound	Result	RL	MDL	Units	Q
108-10-1	4-Methyl-2-pentanone(MIBK)	ND	5.0	1.2	ug/l	
75-09-2	Methylene chloride	ND	2.0	0.89	ug/l	
100-42-5	Styrene	ND	5.0	0.19	ug/l	
79-34-5	1,1,2,2-Tetrachloroethane	ND	1.0	0.39	ug/l	
127-18-4	Tetrachloroethene	ND	1.0	0.35	ug/l	
108-88-3	Toluene	ND	1.0	0.22	ug/l	
87-61-6	1,2,3-Trichlorobenzene	ND	5.0	0.27	ug/l	
120-82-1	1,2,4-Trichlorobenzene	ND	5.0	0.22	ug/l	
71-55-6	1,1,1-Trichloroethane	ND	1.0	0.32	ug/l	
79-00-5	1,1,2-Trichloroethane	ND	1.0	0.36	ug/l	
79-01-6	Trichloroethene	ND	1.0	0.25	ug/l	
75-69-4	Trichlorofluoromethane	ND	5.0	0.47	ug/l	
75-01-4	Vinyl chloride	ND	1.0	0.16	ug/l	
	m,p-Xylene	ND	1.0	0.35	ug/l	
95-47-6	o-Xylene	ND	1.0	0.20	ug/l	
1330-20-7	Xylene (total)	ND	1.0	0.20	ug/l	

CAS No.	Surrogate Recoveries		Limits
1868-53-7	Dibromofluoromethane	103%	79-120%
17060-07-0	1,2-Dichloroethane-D4	95%	72-123%
2037-26-5	Toluene-D8	107%	78-119%
460-00-4	4-Bromofluorobenzene	101%	74-119%

CAS No.	Tentatively Identified Compounds	R.T.	Est. Conc.	Units	Q
	Total TIC, Volatile		0	ug/l	

Method Blank Summary

Job Number: JB72256
Account: LANGAN Langan Engineering & Environmental
Project: Carroll Gardens, 363-365 Bond Street, Brooklyn, NY

Sample	File ID	DF	Analyzed	By	Prep Date	Prep Batch	Analytical Batch
V4V408-MB	4V9895.D	1	07/24/14	BM	n/a	n/a	V4V408

The QC reported here applies to the following samples: **Method:** SW846 8260C

JB72256-6

CAS No.	Compound	Result	RL	MDL	Units	Q
67-64-1	Acetone	ND	10	2.7	ug/l	
71-43-2	Benzene	ND	1.0	0.21	ug/l	
74-97-5	Bromochloromethane	ND	5.0	0.49	ug/l	
75-27-4	Bromodichloromethane	ND	1.0	0.19	ug/l	
75-25-2	Bromoform	ND	4.0	0.31	ug/l	
74-83-9	Bromomethane	ND	2.0	0.39	ug/l	
78-93-3	2-Butanone (MEK)	ND	10	2.3	ug/l	
75-15-0	Carbon disulfide	ND	2.0	0.17	ug/l	
56-23-5	Carbon tetrachloride	ND	1.0	0.22	ug/l	
108-90-7	Chlorobenzene	ND	1.0	0.19	ug/l	
75-00-3	Chloroethane	ND	1.0	0.65	ug/l	
67-66-3	Chloroform	ND	1.0	0.20	ug/l	
74-87-3	Chloromethane	ND	1.0	0.24	ug/l	
110-82-7	Cyclohexane	ND	5.0	0.23	ug/l	
96-12-8	1,2-Dibromo-3-chloropropane	ND	10	1.2	ug/l	
124-48-1	Dibromochloromethane	ND	1.0	0.22	ug/l	
106-93-4	1,2-Dibromoethane	ND	2.0	0.21	ug/l	
95-50-1	1,2-Dichlorobenzene	ND	1.0	0.16	ug/l	
541-73-1	1,3-Dichlorobenzene	ND	1.0	0.22	ug/l	
106-46-7	1,4-Dichlorobenzene	ND	1.0	0.24	ug/l	
75-71-8	Dichlorodifluoromethane	ND	5.0	0.31	ug/l	
75-34-3	1,1-Dichloroethane	ND	1.0	0.35	ug/l	
107-06-2	1,2-Dichloroethane	ND	1.0	0.30	ug/l	
75-35-4	1,1-Dichloroethene	ND	1.0	0.50	ug/l	
156-59-2	cis-1,2-Dichloroethene	ND	1.0	0.33	ug/l	
156-60-5	trans-1,2-Dichloroethene	ND	1.0	0.51	ug/l	
78-87-5	1,2-Dichloropropane	ND	1.0	0.34	ug/l	
10061-01-5	cis-1,3-Dichloropropene	ND	1.0	0.18	ug/l	
10061-02-6	trans-1,3-Dichloropropene	ND	1.0	0.32	ug/l	
100-41-4	Ethylbenzene	ND	1.0	0.31	ug/l	
76-13-1	Freon 113	ND	5.0	0.50	ug/l	
591-78-6	2-Hexanone	ND	5.0	2.3	ug/l	
98-82-8	Isopropylbenzene	ND	2.0	0.22	ug/l	
79-20-9	Methyl Acetate	ND	5.0	1.4	ug/l	
108-87-2	Methylcyclohexane	ND	5.0	0.22	ug/l	
1634-04-4	Methyl Tert Butyl Ether	ND	1.0	0.19	ug/l	

Method Blank Summary

Job Number: JB72256
Account: LANGAN Langan Engineering & Environmental
Project: Carroll Gardens, 363-365 Bond Street, Brooklyn, NY

Sample	File ID	DF	Analyzed	By	Prep Date	Prep Batch	Analytical Batch
V4V408-MB	4V9895.D	1	07/24/14	BM	n/a	n/a	V4V408

The QC reported here applies to the following samples: **Method:** SW846 8260C

JB72256-6

CAS No.	Compound	Result	RL	MDL	Units	Q
108-10-1	4-Methyl-2-pentanone(MIBK)	ND	5.0	1.2	ug/l	
75-09-2	Methylene chloride	ND	2.0	0.89	ug/l	
100-42-5	Styrene	ND	5.0	0.19	ug/l	
79-34-5	1,1,2,2-Tetrachloroethane	ND	1.0	0.39	ug/l	
127-18-4	Tetrachloroethene	ND	1.0	0.35	ug/l	
108-88-3	Toluene	ND	1.0	0.22	ug/l	
87-61-6	1,2,3-Trichlorobenzene	ND	5.0	0.27	ug/l	
120-82-1	1,2,4-Trichlorobenzene	ND	5.0	0.22	ug/l	
71-55-6	1,1,1-Trichloroethane	ND	1.0	0.32	ug/l	
79-00-5	1,1,2-Trichloroethane	ND	1.0	0.36	ug/l	
79-01-6	Trichloroethene	ND	1.0	0.25	ug/l	
75-69-4	Trichlorofluoromethane	ND	5.0	0.47	ug/l	
75-01-4	Vinyl chloride	ND	1.0	0.16	ug/l	
	m,p-Xylene	ND	1.0	0.35	ug/l	
95-47-6	o-Xylene	ND	1.0	0.20	ug/l	
1330-20-7	Xylene (total)	ND	1.0	0.20	ug/l	

CAS No.	Surrogate Recoveries		Limits
1868-53-7	Dibromofluoromethane	105%	79-120%
17060-07-0	1,2-Dichloroethane-D4	98%	72-123%
2037-26-5	Toluene-D8	104%	78-119%
460-00-4	4-Bromofluorobenzene	101%	74-119%

Method Blank Summary

Job Number: JB72256
Account: LANGAN Langan Engineering & Environmental
Project: Carroll Gardens, 363-365 Bond Street, Brooklyn, NY

Sample	File ID	DF	Analyzed	By	Prep Date	Prep Batch	Analytical Batch
VI7923-MB1	I196649.D	1	07/24/14	SJM	n/a	n/a	VI7923

The QC reported here applies to the following samples: **Method:** SW846 8260C

JB72256-1, JB72256-2, JB72256-3, JB72256-4, JB72256-5

CAS No.	Compound	Result	RL	MDL	Units	Q
67-64-1	Acetone	ND	10	1.5	ug/kg	
71-43-2	Benzene	ND	1.0	0.17	ug/kg	
74-97-5	Bromochloromethane	ND	5.0	0.24	ug/kg	
75-27-4	Bromodichloromethane	ND	5.0	0.24	ug/kg	
75-25-2	Bromoform	ND	5.0	0.11	ug/kg	
74-83-9	Bromomethane	ND	5.0	0.29	ug/kg	
78-93-3	2-Butanone (MEK)	ND	10	1.2	ug/kg	
75-15-0	Carbon disulfide	ND	5.0	0.24	ug/kg	
56-23-5	Carbon tetrachloride	ND	5.0	0.14	ug/kg	
108-90-7	Chlorobenzene	ND	5.0	0.12	ug/kg	
75-00-3	Chloroethane	ND	5.0	0.24	ug/kg	
67-66-3	Chloroform	ND	5.0	0.10	ug/kg	
74-87-3	Chloromethane	ND	5.0	0.30	ug/kg	
110-82-7	Cyclohexane	ND	5.0	0.35	ug/kg	
96-12-8	1,2-Dibromo-3-chloropropane	ND	10	0.52	ug/kg	
124-48-1	Dibromochloromethane	ND	5.0	0.14	ug/kg	
106-93-4	1,2-Dibromoethane	ND	1.0	0.16	ug/kg	
95-50-1	1,2-Dichlorobenzene	ND	5.0	0.16	ug/kg	
541-73-1	1,3-Dichlorobenzene	ND	5.0	0.16	ug/kg	
106-46-7	1,4-Dichlorobenzene	ND	5.0	0.17	ug/kg	
75-71-8	Dichlorodifluoromethane	ND	5.0	0.52	ug/kg	
75-34-3	1,1-Dichloroethane	ND	5.0	0.36	ug/kg	
107-06-2	1,2-Dichloroethane	ND	1.0	0.12	ug/kg	
75-35-4	1,1-Dichloroethene	ND	5.0	0.25	ug/kg	
156-59-2	cis-1,2-Dichloroethene	ND	5.0	0.26	ug/kg	
156-60-5	trans-1,2-Dichloroethene	ND	5.0	0.19	ug/kg	
78-87-5	1,2-Dichloropropane	ND	5.0	0.17	ug/kg	
10061-01-5	cis-1,3-Dichloropropene	ND	5.0	0.13	ug/kg	
10061-02-6	trans-1,3-Dichloropropene	ND	5.0	0.17	ug/kg	
100-41-4	Ethylbenzene	ND	1.0	0.11	ug/kg	
76-13-1	Freon 113	ND	5.0	0.29	ug/kg	
591-78-6	2-Hexanone	ND	5.0	0.56	ug/kg	
98-82-8	Isopropylbenzene	ND	5.0	0.15	ug/kg	
79-20-9	Methyl Acetate	ND	5.0	0.48	ug/kg	
108-87-2	Methylcyclohexane	ND	5.0	0.14	ug/kg	
1634-04-4	Methyl Tert Butyl Ether	ND	1.0	0.17	ug/kg	

Method Blank Summary

Job Number: JB72256
Account: LANGAN Langan Engineering & Environmental
Project: Carroll Gardens, 363-365 Bond Street, Brooklyn, NY

Sample	File ID	DF	Analyzed	By	Prep Date	Prep Batch	Analytical Batch
VI7923-MB1	I196649.D	1	07/24/14	SJM	n/a	n/a	VI7923

The QC reported here applies to the following samples: **Method:** SW846 8260C

JB72256-1, JB72256-2, JB72256-3, JB72256-4, JB72256-5

CAS No.	Compound	Result	RL	MDL	Units	Q
108-10-1	4-Methyl-2-pentanone(MIBK)	ND	5.0	0.32	ug/kg	
75-09-2	Methylene chloride	ND	5.0	0.95	ug/kg	
100-42-5	Styrene	ND	5.0	0.14	ug/kg	
79-34-5	1,1,2,2-Tetrachloroethane	ND	5.0	0.15	ug/kg	
127-18-4	Tetrachloroethene	ND	5.0	0.20	ug/kg	
108-88-3	Toluene	ND	1.0	0.15	ug/kg	
87-61-6	1,2,3-Trichlorobenzene	ND	5.0	0.15	ug/kg	
120-82-1	1,2,4-Trichlorobenzene	ND	5.0	0.18	ug/kg	
71-55-6	1,1,1-Trichloroethane	ND	5.0	0.13	ug/kg	
79-00-5	1,1,2-Trichloroethane	ND	5.0	0.18	ug/kg	
79-01-6	Trichloroethene	ND	5.0	0.20	ug/kg	
75-69-4	Trichlorofluoromethane	ND	5.0	0.17	ug/kg	
75-01-4	Vinyl chloride	ND	5.0	0.14	ug/kg	
	m,p-Xylene	ND	1.0	0.23	ug/kg	
95-47-6	o-Xylene	ND	1.0	0.14	ug/kg	
1330-20-7	Xylene (total)	ND	1.0	0.14	ug/kg	

CAS No.	Surrogate Recoveries		Limits
1868-53-7	Dibromofluoromethane	96%	59-130%
17060-07-0	1,2-Dichloroethane-D4	106%	65-123%
2037-26-5	Toluene-D8	91%	77-125%
460-00-4	4-Bromofluorobenzene	95%	71-132%

Blank Spike Summary

Job Number: JB72256
Account: LANGAN Langan Engineering & Environmental
Project: Carroll Gardens, 363-365 Bond Street, Brooklyn, NY

Sample	File ID	DF	Analyzed	By	Prep Date	Prep Batch	Analytical Batch
V4V407-BS	4V9871.D	1	07/23/14	BM	n/a	n/a	V4V407

The QC reported here applies to the following samples: **Method:** SW846 8260C

JB72256-7

CAS No.	Compound	Spike ug/l	BSP ug/l	BSP %	Limits
67-64-1	Acetone	50	61.5	123	52-152
71-43-2	Benzene	50	52.3	105	80-121
74-97-5	Bromochloromethane	50	54.4	109	82-125
75-27-4	Bromodichloromethane	50	53.5	107	83-127
75-25-2	Bromoform	50	52.8	106	74-131
74-83-9	Bromomethane	50	50.2	100	45-155
78-93-3	2-Butanone (MEK)	50	53.2	106	67-136
75-15-0	Carbon disulfide	50	55.0	110	69-129
56-23-5	Carbon tetrachloride	50	60.3	121	77-138
108-90-7	Chlorobenzene	50	49.4	99	82-119
75-00-3	Chloroethane	50	59.4	119	61-151
67-66-3	Chloroform	50	53.3	107	79-124
74-87-3	Chloromethane	50	49.7	99	48-148
110-82-7	Cyclohexane	50	53.7	107	72-129
96-12-8	1,2-Dibromo-3-chloropropane	50	46.1	92	66-137
124-48-1	Dibromochloromethane	50	48.4	97	81-127
106-93-4	1,2-Dibromoethane	50	50.5	101	79-122
95-50-1	1,2-Dichlorobenzene	50	49.3	99	81-121
541-73-1	1,3-Dichlorobenzene	50	48.8	98	81-119
106-46-7	1,4-Dichlorobenzene	50	48.5	97	80-116
75-71-8	Dichlorodifluoromethane	50	47.2	94	33-161
75-34-3	1,1-Dichloroethane	50	53.7	107	78-129
107-06-2	1,2-Dichloroethane	50	53.8	108	75-133
75-35-4	1,1-Dichloroethene	50	56.0	112	74-128
156-59-2	cis-1,2-Dichloroethene	50	50.2	100	78-123
156-60-5	trans-1,2-Dichloroethene	50	52.3	105	75-122
78-87-5	1,2-Dichloropropane	50	53.1	106	80-124
10061-01-5	cis-1,3-Dichloropropene	50	47.7	95	75-114
10061-02-6	trans-1,3-Dichloropropene	50	50.5	101	78-123
100-41-4	Ethylbenzene	50	47.2	94	82-120
76-13-1	Freon 113	50	58.3	117	65-150
591-78-6	2-Hexanone	50	54.6	109	65-135
98-82-8	Isopropylbenzene	50	44.4	89	80-124
79-20-9	Methyl Acetate	50	51.7	103	53-137
108-87-2	Methylcyclohexane	50	47.5	95	62-142
1634-04-4	Methyl Tert Butyl Ether	100	108	108	74-123

* = Outside of Control Limits.

Blank Spike Summary

Job Number: JB72256
Account: LANGAN Langan Engineering & Environmental
Project: Carroll Gardens, 363-365 Bond Street, Brooklyn, NY

Sample	File ID	DF	Analyzed	By	Prep Date	Prep Batch	Analytical Batch
V4V407-BS	4V9871.D	1	07/23/14	BM	n/a	n/a	V4V407

The QC reported here applies to the following samples: **Method:** SW846 8260C

JB72256-7

CAS No.	Compound	Spike ug/l	BSP ug/l	BSP %	Limits
108-10-1	4-Methyl-2-pentanone(MIBK)	50	53.6	107	68-135
75-09-2	Methylene chloride	50	55.3	111	75-121
100-42-5	Styrene	50	49.5	99	81-123
79-34-5	1,1,2,2-Tetrachloroethane	50	42.8	86	71-123
127-18-4	Tetrachloroethene	50	52.0	104	69-141
108-88-3	Toluene	50	51.7	103	80-122
87-61-6	1,2,3-Trichlorobenzene	50	54.2	108	71-138
120-82-1	1,2,4-Trichlorobenzene	50	52.2	104	77-132
71-55-6	1,1,1-Trichloroethane	50	59.7	119	80-132
79-00-5	1,1,2-Trichloroethane	50	53.6	107	80-127
79-01-6	Trichloroethene	50	53.0	106	82-126
75-69-4	Trichlorofluoromethane	50	50.6	101	63-141
75-01-4	Vinyl chloride	50	51.5	103	53-135
	m,p-Xylene	100	95.5	96	81-121
95-47-6	o-Xylene	50	48.1	96	82-121
1330-20-7	Xylene (total)	150	144	96	82-121

CAS No.	Surrogate Recoveries	BSP	Limits
1868-53-7	Dibromofluoromethane	105%	79-120%
17060-07-0	1,2-Dichloroethane-D4	98%	72-123%
2037-26-5	Toluene-D8	103%	78-119%
460-00-4	4-Bromofluorobenzene	100%	74-119%

* = Outside of Control Limits.

Blank Spike Summary

Job Number: JB72256
Account: LANGAN Langan Engineering & Environmental
Project: Carroll Gardens, 363-365 Bond Street, Brooklyn, NY

Sample	File ID	DF	Analyzed	By	Prep Date	Prep Batch	Analytical Batch
V4V408-BS	4V9896.D	1	07/24/14	BM	n/a	n/a	V4V408

The QC reported here applies to the following samples: **Method:** SW846 8260C

JB72256-6

CAS No.	Compound	Spike ug/l	BSP ug/l	BSP %	Limits
67-64-1	Acetone	50	59.2	118	52-152
71-43-2	Benzene	50	53.4	107	80-121
74-97-5	Bromochloromethane	50	57.3	115	82-125
75-27-4	Bromodichloromethane	50	55.0	110	83-127
75-25-2	Bromoform	50	53.5	107	74-131
74-83-9	Bromomethane	50	52.9	106	45-155
78-93-3	2-Butanone (MEK)	50	53.2	106	67-136
75-15-0	Carbon disulfide	50	58.2	116	69-129
56-23-5	Carbon tetrachloride	50	64.7	129	77-138
108-90-7	Chlorobenzene	50	51.1	102	82-119
75-00-3	Chloroethane	50	69.6	139	61-151
67-66-3	Chloroform	50	56.4	113	79-124
74-87-3	Chloromethane	50	52.0	104	48-148
110-82-7	Cyclohexane	50	58.4	117	72-129
96-12-8	1,2-Dibromo-3-chloropropane	50	47.9	96	66-137
124-48-1	Dibromochloromethane	50	50.5	101	81-127
106-93-4	1,2-Dibromoethane	50	51.6	103	79-122
95-50-1	1,2-Dichlorobenzene	50	51.1	102	81-121
541-73-1	1,3-Dichlorobenzene	50	50.6	101	81-119
106-46-7	1,4-Dichlorobenzene	50	50.3	101	80-116
75-71-8	Dichlorodifluoromethane	50	50.5	101	33-161
75-34-3	1,1-Dichloroethane	50	57.4	115	78-129
107-06-2	1,2-Dichloroethane	50	55.3	111	75-133
75-35-4	1,1-Dichloroethene	50	59.5	119	74-128
156-59-2	cis-1,2-Dichloroethene	50	54.0	108	78-123
156-60-5	trans-1,2-Dichloroethene	50	55.9	112	75-122
78-87-5	1,2-Dichloropropane	50	54.9	110	80-124
10061-01-5	cis-1,3-Dichloropropene	50	50.6	101	75-114
10061-02-6	trans-1,3-Dichloropropene	50	53.8	108	78-123
100-41-4	Ethylbenzene	50	49.8	100	82-120
76-13-1	Freon 113	50	61.8	124	65-150
591-78-6	2-Hexanone	50	54.3	109	65-135
98-82-8	Isopropylbenzene	50	48.0	96	80-124
79-20-9	Methyl Acetate	50	50.3	101	53-137
108-87-2	Methylcyclohexane	50	51.1	102	62-142
1634-04-4	Methyl Tert Butyl Ether	100	113	113	74-123

* = Outside of Control Limits.

Blank Spike Summary

Job Number: JB72256
Account: LANGAN Langan Engineering & Environmental
Project: Carroll Gardens, 363-365 Bond Street, Brooklyn, NY

Sample	File ID	DF	Analyzed	By	Prep Date	Prep Batch	Analytical Batch
V4V408-BS	4V9896.D	1	07/24/14	BM	n/a	n/a	V4V408

The QC reported here applies to the following samples: **Method:** SW846 8260C

JB72256-6

CAS No.	Compound	Spike ug/l	BSP ug/l	BSP %	Limits
108-10-1	4-Methyl-2-pentanone(MIBK)	50	55.7	111	68-135
75-09-2	Methylene chloride	50	57.9	116	75-121
100-42-5	Styrene	50	50.5	101	81-123
79-34-5	1,1,2,2-Tetrachloroethane	50	44.8	90	71-123
127-18-4	Tetrachloroethene	50	52.5	105	69-141
108-88-3	Toluene	50	54.3	109	80-122
87-61-6	1,2,3-Trichlorobenzene	50	56.4	113	71-138
120-82-1	1,2,4-Trichlorobenzene	50	54.6	109	77-132
71-55-6	1,1,1-Trichloroethane	50	64.5	129	80-132
79-00-5	1,1,2-Trichloroethane	50	56.5	113	80-127
79-01-6	Trichloroethene	50	54.7	109	82-126
75-69-4	Trichlorofluoromethane	50	63.7	127	63-141
75-01-4	Vinyl chloride	50	53.2	106	53-135
	m,p-Xylene	100	99.1	99	81-121
95-47-6	o-Xylene	50	50.1	100	82-121
1330-20-7	Xylene (total)	150	149	99	82-121

CAS No.	Surrogate Recoveries	BSP	Limits
1868-53-7	Dibromofluoromethane	106%	79-120%
17060-07-0	1,2-Dichloroethane-D4	98%	72-123%
2037-26-5	Toluene-D8	102%	78-119%
460-00-4	4-Bromofluorobenzene	100%	74-119%

* = Outside of Control Limits.

Blank Spike Summary

Job Number: JB72256
Account: LANGAN Langan Engineering & Environmental
Project: Carroll Gardens, 363-365 Bond Street, Brooklyn, NY

Sample	File ID	DF	Analyzed	By	Prep Date	Prep Batch	Analytical Batch
VI7923-BS	I196651.D	1	07/24/14	SJM	n/a	n/a	VI7923

The QC reported here applies to the following samples: **Method:** SW846 8260C

JB72256-1, JB72256-2, JB72256-3, JB72256-4, JB72256-5

CAS No.	Compound	Spike ug/kg	BSP ug/kg	BSP %	Limits
67-64-1	Acetone	50	47.4	95	50-147
71-43-2	Benzene	50	52.2	104	75-122
74-97-5	Bromochloromethane	50	56.9	114	77-127
75-27-4	Bromodichloromethane	50	55.5	111	79-132
75-25-2	Bromoform	50	55.3	111	76-134
74-83-9	Bromomethane	50	52.2	104	56-151
78-93-3	2-Butanone (MEK)	50	55.7	111	68-137
75-15-0	Carbon disulfide	50	51.0	102	70-129
56-23-5	Carbon tetrachloride	50	59.0	118	71-148
108-90-7	Chlorobenzene	50	50.1	100	78-120
75-00-3	Chloroethane	50	58.2	116	64-145
67-66-3	Chloroform	50	50.3	101	75-124
74-87-3	Chloromethane	50	47.2	94	51-139
110-82-7	Cyclohexane	50	50.1	100	67-133
96-12-8	1,2-Dibromo-3-chloropropane	50	47.1	94	69-134
124-48-1	Dibromochloromethane	50	56.7	113	79-130
106-93-4	1,2-Dibromoethane	50	51.0	102	80-122
95-50-1	1,2-Dichlorobenzene	50	45.6	91	76-118
541-73-1	1,3-Dichlorobenzene	50	45.2	90	75-120
106-46-7	1,4-Dichlorobenzene	50	43.7	87	73-116
75-71-8	Dichlorodifluoromethane	50	49.5	99	34-161
75-34-3	1,1-Dichloroethane	50	51.9	104	78-128
107-06-2	1,2-Dichloroethane	50	58.9	118	75-139
75-35-4	1,1-Dichloroethene	50	52.0	104	73-128
156-59-2	cis-1,2-Dichloroethene	50	49.2	98	76-123
156-60-5	trans-1,2-Dichloroethene	50	48.1	96	74-123
78-87-5	1,2-Dichloropropane	50	54.1	108	78-125
10061-01-5	cis-1,3-Dichloropropene	50	52.7	105	75-115
10061-02-6	trans-1,3-Dichloropropene	50	50.8	102	80-125
100-41-4	Ethylbenzene	50	47.6	95	75-122
76-13-1	Freon 113	50	66.1	132	60-155
591-78-6	2-Hexanone	50	49.0	98	69-134
98-82-8	Isopropylbenzene	50	44.0	88	73-123
79-20-9	Methyl Acetate	50	52.2	104	59-133
108-87-2	Methylcyclohexane	50	67.6	135	63-142
1634-04-4	Methyl Tert Butyl Ether	100	98.8	99	75-122

* = Outside of Control Limits.

Blank Spike Summary

Job Number: JB72256
Account: LANGAN Langan Engineering & Environmental
Project: Carroll Gardens, 363-365 Bond Street, Brooklyn, NY

Sample	File ID	DF	Analyzed	By	Prep Date	Prep Batch	Analytical Batch
VI7923-BS	I196651.D	1	07/24/14	SJM	n/a	n/a	VI7923

The QC reported here applies to the following samples: **Method:** SW846 8260C

JB72256-1, JB72256-2, JB72256-3, JB72256-4, JB72256-5

CAS No.	Compound	Spike ug/kg	BSP ug/kg	BSP %	Limits
108-10-1	4-Methyl-2-pentanone(MIBK)	50	51.3	103	72-130
75-09-2	Methylene chloride	50	45.1	90	72-122
100-42-5	Styrene	50	47.6	95	79-123
79-34-5	1,1,2,2-Tetrachloroethane	50	40.9	82	70-117
127-18-4	Tetrachloroethene	50	55.3	111	70-136
108-88-3	Toluene	50	51.9	104	75-122
87-61-6	1,2,3-Trichlorobenzene	50	49.7	99	67-135
120-82-1	1,2,4-Trichlorobenzene	50	49.0	98	64-137
71-55-6	1,1,1-Trichloroethane	50	52.5	105	78-136
79-00-5	1,1,2-Trichloroethane	50	52.4	105	75-123
79-01-6	Trichloroethene	50	54.9	110	81-130
75-69-4	Trichlorofluoromethane	50	55.3	111	57-146
75-01-4	Vinyl chloride	50	50.1	100	55-133
	m,p-Xylene	100	102	102	75-122
95-47-6	o-Xylene	50	51.7	103	75-121
1330-20-7	Xylene (total)	150	154	103	75-122

CAS No.	Surrogate Recoveries	BSP	Limits
1868-53-7	Dibromofluoromethane	95%	59-130%
17060-07-0	1,2-Dichloroethane-D4	109%	65-123%
2037-26-5	Toluene-D8	92%	77-125%
460-00-4	4-Bromofluorobenzene	87%	71-132%

* = Outside of Control Limits.

Matrix Spike Summary

Job Number: JB72256
Account: LANGAN Langan Engineering & Environmental
Project: Carroll Gardens, 363-365 Bond Street, Brooklyn, NY

Sample	File ID	DF	Analyzed	By	Prep Date	Prep Batch	Analytical Batch
JB72256-2MS	I196661.D	1	07/24/14	SJM	n/a	n/a	VI7923
JB72256-2	I196659.D	1	07/24/14	SJM	n/a	n/a	VI7923

The QC reported here applies to the following samples: **Method:** SW846 8260C

JB72256-1, JB72256-2, JB72256-3, JB72256-4, JB72256-5

CAS No.	Compound	JB72256-2 ug/kg	Q	Spike ug/kg	MS ug/kg	MS %	Limits
67-64-1	Acetone	25.3		50.4	65.7	80	10-181
71-43-2	Benzene	0.47	J	50.4	41.9	82	45-131
74-97-5	Bromochloromethane	ND		50.4	43.2	86	50-131
75-27-4	Bromodichloromethane	ND		50.4	41.6	82	44-138
75-25-2	Bromoform	ND		50.4	44.3	88	34-140
74-83-9	Bromomethane	ND		50.4	46.7	93	18-152
78-93-3	2-Butanone (MEK)	ND		50.4	51.7	102	25-156
75-15-0	Carbon disulfide	ND		50.4	42.7	85	28-139
56-23-5	Carbon tetrachloride	ND		50.4	50.1	99	33-153
108-90-7	Chlorobenzene	ND		50.4	39.8	79	34-138
75-00-3	Chloroethane	ND		50.4	45.8	91	26-142
67-66-3	Chloroform	ND		50.4	40.2	80	51-129
74-87-3	Chloromethane	ND		50.4	43.9	87	34-134
110-82-7	Cyclohexane	1.7	J	50.4	45.3	86	13-150
96-12-8	1,2-Dibromo-3-chloropropane	ND		50.4	38.9	77	22-145
124-48-1	Dibromochloromethane	ND		50.4	43.8	87	41-137
106-93-4	1,2-Dibromoethane	ND		50.4	40.3	80	41-133
95-50-1	1,2-Dichlorobenzene	ND		50.4	35.9	71	22-140
541-73-1	1,3-Dichlorobenzene	ND		50.4	36.1	72	21-141
106-46-7	1,4-Dichlorobenzene	ND		50.4	34.9	69	20-140
75-71-8	Dichlorodifluoromethane	ND		50.4	55.6	110	10-156
75-34-3	1,1-Dichloroethane	ND		50.4	42.5	84	50-130
107-06-2	1,2-Dichloroethane	ND		50.4	44.5	88	49-136
75-35-4	1,1-Dichloroethene	ND		50.4	44.7	89	32-143
156-59-2	cis-1,2-Dichloroethene	ND		50.4	40.0	79	46-129
156-60-5	trans-1,2-Dichloroethene	ND		50.4	41.3	82	41-131
78-87-5	1,2-Dichloropropane	ND		50.4	41.6	82	46-131
10061-01-5	cis-1,3-Dichloropropene	ND		50.4	42.3	84	40-134
10061-02-6	trans-1,3-Dichloropropene	ND		50.4	40.7	81	37-137
100-41-4	Ethylbenzene	0.92	J	50.4	40.0	77	30-139
76-13-1	Freon 113	ND		50.4	53.8	107	16-157
591-78-6	2-Hexanone	ND		50.4	48.0	95	19-155
98-82-8	Isopropylbenzene	0.48	J	50.4	36.7	72	26-141
79-20-9	Methyl Acetate	ND		50.4	41.1	81	17-179
108-87-2	Methylcyclohexane	4.8	J	50.4	53.1	96	10-150
1634-04-4	Methyl Tert Butyl Ether	ND		50.4	37.8	75	45-130

* = Outside of Control Limits.

Matrix Spike Summary

Job Number: JB72256
Account: LANGAN Langan Engineering & Environmental
Project: Carroll Gardens, 363-365 Bond Street, Brooklyn, NY

Sample	File ID	DF	Analyzed	By	Prep Date	Prep Batch	Analytical Batch
JB72256-2MS	I196661.D	1	07/24/14	SJM	n/a	n/a	VI7923
JB72256-2	I196659.D	1	07/24/14	SJM	n/a	n/a	VI7923

The QC reported here applies to the following samples: **Method:** SW846 8260C

JB72256-1, JB72256-2, JB72256-3, JB72256-4, JB72256-5

CAS No.	Compound	JB72256-2 ug/kg	Q	Spike ug/kg	MS ug/kg	MS %	Limits
108-10-1	4-Methyl-2-pentanone(MIBK)	ND		50.4	42.1	83	31-140
75-09-2	Methylene chloride	ND		50.4	36.4	72	44-127
100-42-5	Styrene	ND		50.4	38.2	76	30-143
79-34-5	1,1,2,2-Tetrachloroethane	ND		50.4	34.1	68	30-131
127-18-4	Tetrachloroethene	ND		50.4	48.0	95	15-183
108-88-3	Toluene	0.33	J	50.4	43.0	85	38-135
87-61-6	1,2,3-Trichlorobenzene	ND		50.4	38.2	76	10-159
120-82-1	1,2,4-Trichlorobenzene	ND		50.4	36.3	72	10-161
71-55-6	1,1,1-Trichloroethane	ND		50.4	45.4	90	43-142
79-00-5	1,1,2-Trichloroethane	ND		50.4	42.5	84	37-135
79-01-6	Trichloroethene	ND		50.4	45.1	89	29-161
75-69-4	Trichlorofluoromethane	ND		50.4	54.3	108	14-160
75-01-4	Vinyl chloride	ND		50.4	48.6	96	31-140
	m,p-Xylene	0.68	J	101	83.7	82	29-140
95-47-6	o-Xylene	3.4		50.4	43.4	79	31-140
1330-20-7	Xylene (total)	4.1		151	127	81	30-140

CAS No.	Surrogate Recoveries	MS	JB72256-2	Limits
1868-53-7	Dibromofluoromethane	96%	95%	59-130%
17060-07-0	1,2-Dichloroethane-D4	107%	112%	65-123%
2037-26-5	Toluene-D8	92%	93%	77-125%
460-00-4	4-Bromofluorobenzene	89%	91%	71-132%

* = Outside of Control Limits.

Matrix Spike/Matrix Spike Duplicate Summary

Job Number: JB72256
Account: LANGAN Langan Engineering & Environmental
Project: Carroll Gardens, 363-365 Bond Street, Brooklyn, NY

Sample	File ID	DF	Analyzed	By	Prep Date	Prep Batch	Analytical Batch
JB72097-2MS	4V9872.D	20	07/23/14	BM	n/a	n/a	V4V407
JB72097-2MSD	4V9873.D	20	07/23/14	BM	n/a	n/a	V4V407
JB72097-2	4V9875.D	20	07/24/14	BM	n/a	n/a	V4V407
JB72097-2	4V9876.D	200	07/24/14	BM	n/a	n/a	V4V407

The QC reported here applies to the following samples: **Method:** SW846 8260C

JB72256-7

CAS No.	Compound	JB72097-2 ug/l	Q	Spike ug/l	MS ug/l	MS %	Spike ug/l	MSD ug/l	MSD %	RPD	Limits Rec/RPD
67-64-1	Acetone	ND		1000	1330	133	1000	1230	123	8	44-160/20
71-43-2	Benzene	8870 [b]		1000	8530	-34* [a]	1000	8150	-72* [a]	5	50-136/12
74-97-5	Bromochloromethane	ND		1000	1210	121	1000	1150	115	5	74-131/11
75-27-4	Bromodichloromethane	ND		1000	1110	111	1000	1100	110	1	74-132/11
75-25-2	Bromoform	ND		1000	1130	113	1000	1090	109	4	68-136/12
74-83-9	Bromomethane	ND		1000	1190	119	1000	1160	116	3	37-157/21
78-93-3	2-Butanone (MEK)	ND		1000	1140	114	1000	1140	114	0	60-145/15
75-15-0	Carbon disulfide	ND		1000	1190	119	1000	1150	115	3	37-143/17
56-23-5	Carbon tetrachloride	ND		1000	1300	130	1000	1270	127	2	46-152/17
108-90-7	Chlorobenzene	ND		1000	1060	106	1000	1040	104	2	70-127/12
75-00-3	Chloroethane	ND		1000	1190	119	1000	1200	120	1	44-147/16
67-66-3	Chloroform	ND		1000	1150	115	1000	1090	109	5	67-129/12
74-87-3	Chloromethane	ND		1000	1210	121	1000	1140	114	6	40-149/19
110-82-7	Cyclohexane	214		1000	1380	117	1000	1380	117	0	31-153/21
96-12-8	1,2-Dibromo-3-chloropropane	ND		1000	1000	100	1000	948	95	5	61-144/14
124-48-1	Dibromochloromethane	ND		1000	1090	109	1000	1030	103	6	74-131/10
106-93-4	1,2-Dibromoethane	ND		1000	1060	106	1000	1050	105	1	74-129/10
95-50-1	1,2-Dichlorobenzene	ND		1000	1050	105	1000	1040	104	1	73-126/11
541-73-1	1,3-Dichlorobenzene	ND		1000	1070	107	1000	1030	103	4	71-124/12
106-46-7	1,4-Dichlorobenzene	ND		1000	1050	105	1000	1020	102	3	71-123/12
75-71-8	Dichlorodifluoromethane	ND		1000	1370	137	1000	1320	132	4	20-161/25
75-34-3	1,1-Dichloroethane	ND		1000	1160	116	1000	1130	113	3	61-134/12
107-06-2	1,2-Dichloroethane	ND		1000	1090	109	1000	1070	107	2	68-137/11
75-35-4	1,1-Dichloroethene	ND		1000	1240	124	1000	1180	118	5	40-143/17
156-59-2	cis-1,2-Dichloroethene	ND		1000	1110	111	1000	1060	106	5	59-133/12
156-60-5	trans-1,2-Dichloroethene	ND		1000	1180	118	1000	1140	114	3	55-132/14
78-87-5	1,2-Dichloropropane	ND		1000	1100	110	1000	1090	109	1	70-128/11
10061-01-5	cis-1,3-Dichloropropene	ND		1000	1010	101	1000	1090	109	8	73-127/11
10061-02-6	trans-1,3-Dichloropropene	ND		1000	999	100	1000	1160	116	15* [c]	72-128/11
100-41-4	Ethylbenzene	434		1000	1450	102	1000	1370	94	6	49-137/13
76-13-1	Freon 113	ND		1000	1370	137	1000	1340	134	2	32-161/23
591-78-6	2-Hexanone	ND		1000	1010	101	1000	1200	120	17* [c]	59-145/14
98-82-8	Isopropylbenzene	17.0	J	1000	1050	103	1000	1000	98	5	57-136/14
79-20-9	Methyl Acetate	ND		1000	1180	118	1000	1180	118	0	46-148/15
108-87-2	Methylcyclohexane	102		1000	1240	114	1000	1220	112	2	30-155/21
1634-04-4	Methyl Tert Butyl Ether	70.9		1000	1260	119	1000	1240	117	2	64-134/11

* = Outside of Control Limits.

Matrix Spike/Matrix Spike Duplicate Summary

Job Number: JB72256
Account: LANGAN Langan Engineering & Environmental
Project: Carroll Gardens, 363-365 Bond Street, Brooklyn, NY

Sample	File ID	DF	Analyzed	By	Prep Date	Prep Batch	Analytical Batch
JB72097-2MS	4V9872.D	20	07/23/14	BM	n/a	n/a	V4V407
JB72097-2MSD	4V9873.D	20	07/23/14	BM	n/a	n/a	V4V407
JB72097-2	4V9875.D	20	07/24/14	BM	n/a	n/a	V4V407
JB72097-2	4V9876.D	200	07/24/14	BM	n/a	n/a	V4V407

The QC reported here applies to the following samples: **Method:** SW846 8260C

JB72256-7

CAS No.	Compound	JB72097-2 ug/l	Q	Spike ug/l	MS ug/l	MS %	Spike ug/l	MSD ug/l	MSD %	RPD	Limits Rec/RPD
108-10-1	4-Methyl-2-pentanone(MIBK)	ND		1000	1080	108	1000	1130	113	5	63-144/13
75-09-2	Methylene chloride	ND		1000	1210	121	1000	1170	117	3	64-128/11
100-42-5	Styrene	ND		1000	1040	104	1000	1000	100	4	67-130/12
79-34-5	1,1,2,2-Tetrachloroethane	ND		1000	928	93	1000	960	96	3	68-131/11
127-18-4	Tetrachloroethene	ND		1000	1180	118	1000	1070	107	10	48-143/15
108-88-3	Toluene	62.8		1000	1130	107	1000	1190	113	5	54-137/13
87-61-6	1,2,3-Trichlorobenzene	ND		1000	1250	125	1000	1140	114	9	62-143/13
120-82-1	1,2,4-Trichlorobenzene	ND		1000	1220	122	1000	1090	109	11	66-138/12
71-55-6	1,1,1-Trichloroethane	ND		1000	1320	132	1000	1260	126	5	52-145/16
79-00-5	1,1,2-Trichloroethane	ND		1000	1070	107	1000	1180	118	10	73-130/10
79-01-6	Trichloroethene	ND		1000	1140	114	1000	1080	108	5	54-141/13
75-69-4	Trichlorofluoromethane	ND		1000	1420	142	1000	1370	137	4	33-159/25
75-01-4	Vinyl chloride	ND		1000	1250	125	1000	1190	119	5	36-149/19
	m,p-Xylene	141		2000	2250	105	2000	2120	99	6	50-137/12
95-47-6	o-Xylene	30.2		1000	1120	109	1000	1030	100	8	60-134/12
1330-20-7	Xylene (total)	171		3000	3360	106	3000	3150	99	6	53-136/12

CAS No.	Surrogate Recoveries	MS	MSD	JB72097-2	JB72097-2	Limits
1868-53-7	Dibromofluoromethane	105%	103%	104%	102%	79-120%
17060-07-0	1,2-Dichloroethane-D4	98%	94%	92%	91%	72-123%
2037-26-5	Toluene-D8	101%	106%	111%	110%	78-119%
460-00-4	4-Bromofluorobenzene	97%	103%	106%	104%	74-119%

(a) Outside control limits due to high level in sample relative to spike amount.
(b) Result is from Run #2.
(c) Outside control limits due to matrix interference.

* = Outside of Control Limits.

Matrix Spike/Matrix Spike Duplicate Summary

Job Number: JB72256
Account: LANGAN Langan Engineering & Environmental
Project: Carroll Gardens, 363-365 Bond Street, Brooklyn, NY

Sample	File ID	DF	Analyzed	By	Prep Date	Prep Batch	Analytical Batch
JB71810-1MS	4V9904.D	1	07/24/14	BM	n/a	n/a	V4V408
JB71810-1MSD	4V9905.D	1	07/24/14	BM	n/a	n/a	V4V408
JB71810-1	4V9898.D	1	07/24/14	BM	n/a	n/a	V4V408

The QC reported here applies to the following samples: **Method:** SW846 8260C

JB72256-6

CAS No.	Compound	JB71810-1 ug/l	Q	Spike ug/l	MS ug/l	MS %	Spike ug/l	MSD ug/l	MSD %	RPD	Limits Rec/RPD
67-64-1	Acetone	13.1		50	72.4	119	50	73.4	121	1	44-160/20
71-43-2	Benzene	ND		50	51.9	104	50	49.1	98	6	50-136/12
74-97-5	Bromochloromethane	ND		50	56.2	112	50	53.7	107	5	74-131/11
75-27-4	Bromodichloromethane	ND		50	54.0	108	50	51.4	103	5	74-132/11
75-25-2	Bromoform	ND		50	55.1	110	50	53.4	107	3	68-136/12
74-83-9	Bromomethane	ND		50	50.0	100	50	46.4	93	7	37-157/21
78-93-3	2-Butanone (MEK)	ND		50	54.8	110	50	57.3	115	4	60-145/15
75-15-0	Carbon disulfide	ND		50	54.6	109	50	50.3	101	8	37-143/17
56-23-5	Carbon tetrachloride	ND		50	62.9	126	50	57.4	115	9	46-152/17
108-90-7	Chlorobenzene	ND		50	49.7	99	50	47.6	95	4	70-127/12
75-00-3	Chloroethane	ND		50	50.1	100	50	48.3	97	4	44-147/16
67-66-3	Chloroform	ND		50	54.1	108	50	51.1	102	6	67-129/12
74-87-3	Chloromethane	ND		50	47.0	94	50	43.1	86	9	40-149/19
110-82-7	Cyclohexane	ND		50	58.2	116	50	53.5	107	8	31-153/21
96-12-8	1,2-Dibromo-3-chloropropane	ND		50	49.0	98	50	45.7	91	7	61-144/14
124-48-1	Dibromochloromethane	ND		50	51.0	102	50	48.8	98	4	74-131/10
106-93-4	1,2-Dibromoethane	ND		50	51.5	103	50	50.1	100	3	74-129/10
95-50-1	1,2-Dichlorobenzene	ND		50	51.2	102	50	47.4	95	8	73-126/11
541-73-1	1,3-Dichlorobenzene	ND		50	50.9	102	50	47.4	95	7	71-124/12
106-46-7	1,4-Dichlorobenzene	ND		50	50.4	101	50	46.9	94	7	71-123/12
75-71-8	Dichlorodifluoromethane	ND		50	53.2	106	50	48.2	96	10	20-161/25
75-34-3	1,1-Dichloroethane	ND		50	54.0	108	50	50.9	102	6	61-134/12
107-06-2	1,2-Dichloroethane	ND		50	55.5	111	50	52.3	105	6	68-137/11
75-35-4	1,1-Dichloroethene	ND		50	57.6	115	50	53.2	106	8	40-143/17
156-59-2	cis-1,2-Dichloroethene	ND		50	54.4	109	50	51.3	103	6	59-133/12
156-60-5	trans-1,2-Dichloroethene	0.84	J	50	55.2	109	50	51.9	102	6	55-132/14
78-87-5	1,2-Dichloropropane	ND		50	52.6	105	50	50.0	100	5	70-128/11
10061-01-5	cis-1,3-Dichloropropene	ND		50	50.6	101	50	47.3	95	7	73-127/11
10061-02-6	trans-1,3-Dichloropropene	ND		50	54.5	109	50	50.7	101	7	72-128/11
100-41-4	Ethylbenzene	ND		50	49.2	98	50	46.4	93	6	49-137/13
76-13-1	Freon 113	ND		50	64.7	129	50	60.4	121	7	32-161/23
591-78-6	2-Hexanone	ND		50	54.1	108	50	52.6	105	3	59-145/14
98-82-8	Isopropylbenzene	ND		50	46.9	94	50	43.1	86	8	57-136/14
79-20-9	Methyl Acetate	ND		50	54.7	109	50	54.6	109	0	46-148/15
108-87-2	Methylcyclohexane	ND		50	56.0	112	50	52.0	104	7	30-155/21
1634-04-4	Methyl Tert Butyl Ether	ND		50	56.6	113	50	55.4	111	2	64-134/11

* = Outside of Control Limits.

Matrix Spike/Matrix Spike Duplicate Summary

Job Number: JB72256
Account: LANGAN Langan Engineering & Environmental
Project: Carroll Gardens, 363-365 Bond Street, Brooklyn, NY

Sample	File ID	DF	Analyzed	By	Prep Date	Prep Batch	Analytical Batch
JB71810-1MS	4V9904.D	1	07/24/14	BM	n/a	n/a	V4V408
JB71810-1MSD	4V9905.D	1	07/24/14	BM	n/a	n/a	V4V408
JB71810-1	4V9898.D	1	07/24/14	BM	n/a	n/a	V4V408

The QC reported here applies to the following samples: **Method:** SW846 8260C

JB72256-6

CAS No.	Compound	JB71810-1 ug/l	Q	Spike ug/l	MS ug/l	MS %	Spike ug/l	MSD ug/l	MSD %	RPD	Limits Rec/RPD
108-10-1	4-Methyl-2-pentanone(MIBK)	ND		50	53.8	108	50	53.0	106	1	63-144/13
75-09-2	Methylene chloride	ND		50	56.4	113	50	53.9	108	5	64-128/11
100-42-5	Styrene	ND		50	49.9	100	50	48.4	97	3	67-130/12
79-34-5	1,1,2,2-Tetrachloroethane	ND		50	45.6	91	50	42.5	85	7	68-131/11
127-18-4	Tetrachloroethene	ND		50	52.3	105	50	49.0	98	7	48-143/15
108-88-3	Toluene	0.40	J	50	52.4	104	50	47.9	95	9	54-137/13
87-61-6	1,2,3-Trichlorobenzene	ND		50	58.7	117	50	55.0	110	7	62-143/13
120-82-1	1,2,4-Trichlorobenzene	ND		50	55.9	112	50	52.5	105	6	66-138/12
71-55-6	1,1,1-Trichloroethane	ND		50	61.6	123	50	56.8	114	8	52-145/16
79-00-5	1,1,2-Trichloroethane	ND		50	54.1	108	50	50.8	102	6	73-130/10
79-01-6	Trichloroethene	ND		50	53.4	107	50	50.0	100	7	54-141/13
75-69-4	Trichlorofluoromethane	ND		50	63.2	126	50	57.9	116	9	33-159/25
75-01-4	Vinyl chloride	ND		50	50.4	101	50	46.9	94	7	36-149/19
	m,p-Xylene	ND		100	97.7	98	100	93.4	93	5	50-137/12
95-47-6	o-Xylene	ND		50	49.9	100	50	48.2	96	3	60-134/12
1330-20-7	Xylene (total)	ND		150	148	99	150	142	95	4	53-136/12

CAS No.	Surrogate Recoveries	MS	MSD	JB71810-1	Limits
1868-53-7	Dibromofluoromethane	107%	107%	106%	79-120%
17060-07-0	1,2-Dichloroethane-D4	101%	101%	98%	72-123%
2037-26-5	Toluene-D8	102%	100%	104%	78-119%
460-00-4	4-Bromofluorobenzene	102%	98%	102%	74-119%

* = Outside of Control Limits.

Duplicate Summary

Job Number: JB72256
Account: LANGAN Langan Engineering & Environmental
Project: Carroll Gardens, 363-365 Bond Street, Brooklyn, NY

Sample	File ID	DF	Analyzed	By	Prep Date	Prep Batch	Analytical Batch
JB72256-1DUP	I196660.D	1	07/24/14	SJM	n/a	n/a	VI7923
JB72256-1	I196658.D	1	07/24/14	SJM	n/a	n/a	VI7923

The QC reported here applies to the following samples: **Method:** SW846 8260C

JB72256-1, JB72256-2, JB72256-3, JB72256-4, JB72256-5

CAS No.	Compound	JB72256-1 ug/kg	Q	DUP ug/kg	Q	RPD	Limits
67-64-1	Acetone	8.2	J	10.6		26	39
71-43-2	Benzene	ND		ND		nc	24
74-97-5	Bromochloromethane	ND		ND		nc	30
75-27-4	Bromodichloromethane	ND		ND		nc	30
75-25-2	Bromoform	ND		ND		nc	30
74-83-9	Bromomethane	ND		ND		nc	30
78-93-3	2-Butanone (MEK)	ND		ND		nc	19
75-15-0	Carbon disulfide	ND		ND		nc	21
56-23-5	Carbon tetrachloride	ND		ND		nc	30
108-90-7	Chlorobenzene	ND		ND		nc	30
75-00-3	Chloroethane	ND		ND		nc	30
67-66-3	Chloroform	ND		ND		nc	30
74-87-3	Chloromethane	ND		ND		nc	30
110-82-7	Cyclohexane	1.0	J	ND		200* [a]	12
96-12-8	1,2-Dibromo-3-chloropropane	ND		ND		nc	30
124-48-1	Dibromochloromethane	ND		ND		nc	30
106-93-4	1,2-Dibromoethane	ND		ND		nc	30
95-50-1	1,2-Dichlorobenzene	ND		ND		nc	30
541-73-1	1,3-Dichlorobenzene	ND		ND		nc	30
106-46-7	1,4-Dichlorobenzene	ND		ND		nc	30
75-71-8	Dichlorodifluoromethane	ND		ND		nc	30
75-34-3	1,1-Dichloroethane	ND		ND		nc	30
107-06-2	1,2-Dichloroethane	ND		ND		nc	30
75-35-4	1,1-Dichloroethene	ND		ND		nc	30
156-59-2	cis-1,2-Dichloroethene	ND		ND		nc	30
156-60-5	trans-1,2-Dichloroethene	ND		ND		nc	30
78-87-5	1,2-Dichloropropane	ND		ND		nc	30
10061-01-5	cis-1,3-Dichloropropene	ND		ND		nc	30
10061-02-6	trans-1,3-Dichloropropene	ND		ND		nc	30
100-41-4	Ethylbenzene	ND		ND		nc	17
76-13-1	Freon 113	ND		ND		nc	30
591-78-6	2-Hexanone	ND		ND		nc	30
98-82-8	Isopropylbenzene	ND		ND		nc	17
79-20-9	Methyl Acetate	ND		ND		nc	30
108-87-2	Methylcyclohexane	ND		ND		nc	11
1634-04-4	Methyl Tert Butyl Ether	ND		ND		nc	16

* = Outside of Control Limits.

Duplicate Summary

Job Number: JB72256
Account: LANGAN Langan Engineering & Environmental
Project: Carroll Gardens, 363-365 Bond Street, Brooklyn, NY

Sample	File ID	DF	Analyzed	By	Prep Date	Prep Batch	Analytical Batch
JB72256-1DUP	I196660.D	1	07/24/14	SJM	n/a	n/a	VI7923
JB72256-1	I196658.D	1	07/24/14	SJM	n/a	n/a	VI7923

The QC reported here applies to the following samples: **Method:** SW846 8260C

JB72256-1, JB72256-2, JB72256-3, JB72256-4, JB72256-5

CAS No.	Compound	JB72256-1 ug/kg	Q	DUP ug/kg	Q	RPD	Limits
108-10-1	4-Methyl-2-pentanone(MIBK)	ND		ND		nc	30
75-09-2	Methylene chloride	1.9	J	ND		200* [a]	60
100-42-5	Styrene	ND		ND		nc	30
79-34-5	1,1,2,2-Tetrachloroethane	ND		ND		nc	30
127-18-4	Tetrachloroethene	ND		ND		nc	18
108-88-3	Toluene	ND		ND		nc	33
87-61-6	1,2,3-Trichlorobenzene	ND		ND		nc	30
120-82-1	1,2,4-Trichlorobenzene	ND		ND		nc	30
71-55-6	1,1,1-Trichloroethane	ND		ND		nc	30
79-00-5	1,1,2-Trichloroethane	ND		ND		nc	30
79-01-6	Trichloroethene	ND		ND		nc	17
75-69-4	Trichlorofluoromethane	ND		ND		nc	30
75-01-4	Vinyl chloride	ND		ND		nc	30
	m,p-Xylene	ND		ND		nc	22
95-47-6	o-Xylene	ND		0.25	J	200* [a]	19
1330-20-7	Xylene (total)	ND		0.25	J	200* [a]	25

CAS No.	Surrogate Recoveries	DUP	JB72256-1	Limits
1868-53-7	Dibromofluoromethane	94%	94%	59-130%
17060-07-0	1,2-Dichloroethane-D4	104%	106%	65-123%
2037-26-5	Toluene-D8	92%	91%	77-125%
460-00-4	4-Bromofluorobenzene	91%	92%	71-132%

(a) high RPD due to possible sample analyzed from different vials.

* = Outside of Control Limits.

Instrument Performance Check (BFB)

Job Number: JB72256
Account: LANGAN Langan Engineering & Environmental
Project: Carroll Gardens, 363-365 Bond Street, Brooklyn, NY

Sample:	V4V368-BFB	**Injection Date:**	06/17/14
Lab File ID:	4V8912.D	**Injection Time:**	10:56
Instrument ID:	GCMS4V		

m/e	Ion Abundance Criteria	Raw Abundance	% Relative Abundance		Pass/Fail
50	15.0 - 40.0% of mass 95	8885	15.9		Pass
75	30.0 - 60.0% of mass 95	24259	43.4		Pass
95	Base peak, 100% relative abundance	55909	100.0		Pass
96	5.0 - 9.0% of mass 95	3676	6.57		Pass
173	Less than 2.0% of mass 174	0	0.00	(0.00) [a]	Pass
174	50.0 - 120.0% of mass 95	48363	86.5		Pass
175	5.0 - 9.0% of mass 174	3730	6.67	(7.71) [a]	Pass
176	95.0 - 101.0% of mass 174	46987	84.0	(97.2) [a]	Pass
177	5.0 - 9.0% of mass 176	3058	5.47	(6.51) [b]	Pass

(a) Value is % of mass 174
(b) Value is % of mass 176

This check applies to the following Samples, MS, MSD, Blanks, and Standards:

Lab Sample ID	Lab File ID	Date Analyzed	Time Analyzed	Hours Lapsed	Client Sample ID
V4V368-IC368	4V8913.D	06/17/14	11:27	00:31	Initial cal 5
V4V368-IC368	4V8914.D	06/17/14	11:53	00:57	Initial cal 2
V4V368-IC368	4V8915.D	06/17/14	12:19	01:23	Initial cal 1
V4V368-IC368	4V8916.D	06/17/14	12:46	01:50	Initial cal 0.5
V4V368-IC368	4V8917.D	06/17/14	13:12	02:16	Initial cal 0.2
V4V368-IC368	4V8918.D	06/17/14	13:38	02:42	Initial cal 10
V4V368-IC368	4V8919.D	06/17/14	14:05	03:09	Initial cal 20
V4V368-ICC368	4V8920.D	06/17/14	14:31	03:35	Initial cal 50
V4V368-IC368	4V8921.D	06/17/14	14:58	04:02	Initial cal 100
V4V368-IC368	4V8922.D	06/17/14	15:24	04:28	Initial cal 200
V4V368-ICV368	4V8925.D	06/17/14	16:43	05:47	Initial cal verification 50
ZZZZZZ	4V8928.D	06/17/14	18:03	07:07	(unrelated sample)
ZZZZZZ	4V8929.D	06/17/14	18:29	07:33	(unrelated sample)

Instrument Performance Check (BFB)

Job Number: JB72256
Account: LANGAN Langan Engineering & Environmental
Project: Carroll Gardens, 363-365 Bond Street, Brooklyn, NY

Sample: V4V407-BFB
Lab File ID: 4V9867.D
Instrument ID: GCMS4V
Injection Date: 07/23/14
Injection Time: 20:42

m/e	Ion Abundance Criteria	Raw Abundance	% Relative Abundance		Pass/Fail
50	15.0 - 40.0% of mass 95	10394	15.4		Pass
75	30.0 - 60.0% of mass 95	29093	43.1		Pass
95	Base peak, 100% relative abundance	67523	100.0		Pass
96	5.0 - 9.0% of mass 95	4404	6.52		Pass
173	Less than 2.0% of mass 174	0	0.00	(0.00) [a]	Pass
174	50.0 - 120.0% of mass 95	59669	88.4		Pass
175	5.0 - 9.0% of mass 174	4431	6.56	(7.43) [a]	Pass
176	95.0 - 101.0% of mass 174	57469	85.1	(96.3) [a]	Pass
177	5.0 - 9.0% of mass 176	3796	5.62	(6.61) [b]	Pass

(a) Value is % of mass 174
(b) Value is % of mass 176

This check applies to the following Samples, MS, MSD, Blanks, and Standards:

Lab Sample ID	Lab File ID	Date Analyzed	Time Analyzed	Hours Lapsed	Client Sample ID
V4V407-CC368	4V9868.D	07/23/14	21:08	00:26	Continuing cal 50
V4V407-MB	4V9870.D	07/23/14	22:01	01:19	Method Blank
V4V407-BS	4V9871.D	07/23/14	22:27	01:45	Blank Spike
JB72097-2MS	4V9872.D	07/23/14	22:53	02:11	Matrix Spike
JB72097-2MSD	4V9873.D	07/23/14	23:19	02:37	Matrix Spike Duplicate
JB72097-2	4V9875.D	07/24/14	00:11	03:29	(used for QC only; not part of job JB72256)
JB72097-2	4V9876.D	07/24/14	00:37	03:55	(used for QC only; not part of job JB72256)
ZZZZZZ	4V9877.D	07/24/14	01:04	04:22	(unrelated sample)
ZZZZZZ	4V9880.D	07/24/14	02:22	05:40	(unrelated sample)
ZZZZZZ	4V9881.D	07/24/14	02:48	06:06	(unrelated sample)
ZZZZZZ	4V9882.D	07/24/14	03:15	06:33	(unrelated sample)
ZZZZZZ	4V9883.D	07/24/14	03:41	06:59	(unrelated sample)
ZZZZZZ	4V9887.D	07/24/14	05:25	08:43	(unrelated sample)
ZZZZZZ	4V9888.D	07/24/14	05:51	09:09	(unrelated sample)
ZZZZZZ	4V9889.D	07/24/14	06:18	09:36	(unrelated sample)
JB72256-7	4V9891.D	07/24/14	07:10	10:28	437-TB-23

Instrument Performance Check (BFB)

Job Number: JB72256
Account: LANGAN Langan Engineering & Environmental
Project: Carroll Gardens, 363-365 Bond Street, Brooklyn, NY

Sample: V4V408-BFB
Lab File ID: 4V9892.D
Instrument ID: GCMS4V
Injection Date: 07/24/14
Injection Time: 08:21

m/e	Ion Abundance Criteria	Raw Abundance	% Relative Abundance		Pass/Fail
50	15.0 - 40.0% of mass 95	9592	16.0		Pass
75	30.0 - 60.0% of mass 95	26136	43.6		Pass
95	Base peak, 100% relative abundance	59979	100.0		Pass
96	5.0 - 9.0% of mass 95	3925	6.54		Pass
173	Less than 2.0% of mass 174	0	0.00	(0.00) [a]	Pass
174	50.0 - 120.0% of mass 95	51397	85.7		Pass
175	5.0 - 9.0% of mass 174	3966	6.61	(7.72) [a]	Pass
176	95.0 - 101.0% of mass 174	50235	83.8	(97.7) [a]	Pass
177	5.0 - 9.0% of mass 176	3291	5.49	(6.55) [b]	Pass

(a) Value is % of mass 174
(b) Value is % of mass 176

This check applies to the following Samples, MS, MSD, Blanks, and Standards:

Lab Sample ID	Lab File ID	Date Analyzed	Time Analyzed	Hours Lapsed	Client Sample ID
V4V408-CC368	4V9893.D	07/24/14	08:49	00:28	Continuing cal 20
V4V408-MB	4V9895.D	07/24/14	09:56	01:35	Method Blank
V4V408-BS	4V9896.D	07/24/14	10:22	02:01	Blank Spike
JB71810-1	4V9898.D	07/24/14	11:15	02:54	(used for QC only; not part of job JB72256)
JB72256-6	4V9899.D	07/24/14	11:41	03:20	436-FB-23
ZZZZZZ	4V9900.D	07/24/14	12:08	03:47	(unrelated sample)
ZZZZZZ	4V9901.D	07/24/14	12:34	04:13	(unrelated sample)
ZZZZZZ	4V9903.D	07/24/14	13:27	05:06	(unrelated sample)
JB71810-1MS	4V9904.D	07/24/14	13:53	05:32	Matrix Spike
JB71810-1MSD	4V9905.D	07/24/14	14:19	05:58	Matrix Spike Duplicate
ZZZZZZ	4V9906.D	07/24/14	14:46	06:25	(unrelated sample)
ZZZZZZ	4V9907.D	07/24/14	15:12	06:51	(unrelated sample)
ZZZZZZ	4V9908.D	07/24/14	15:39	07:18	(unrelated sample)
ZZZZZZ	4V9914.D	07/24/14	18:17	09:56	(unrelated sample)
ZZZZZZ	4V9915.D	07/24/14	18:43	10:22	(unrelated sample)
ZZZZZZ	4V9916.D	07/24/14	19:09	10:48	(unrelated sample)
ZZZZZZ	4V9917.D	07/24/14	19:36	11:15	(unrelated sample)

Instrument Performance Check (BFB)

Job Number: JB72256
Account: LANGAN Langan Engineering & Environmental
Project: Carroll Gardens, 363-365 Bond Street, Brooklyn, NY

Sample: VI7869-BFB
Lab File ID: I195138.D
Instrument ID: GCMSI
Injection Date: 05/29/14
Injection Time: 09:09

m/e	Ion Abundance Criteria	Raw Abundance	% Relative Abundance		Pass/Fail
50	15.0 - 40.0% of mass 95	24344	17.1		Pass
75	30.0 - 60.0% of mass 95	63552	44.8		Pass
95	Base peak, 100% relative abundance	141973	100.0		Pass
96	5.0 - 9.0% of mass 95	9332	6.57		Pass
173	Less than 2.0% of mass 174	0	0.00	(0.00) [a]	Pass
174	50.0 - 120.0% of mass 95	123973	87.3		Pass
175	5.0 - 9.0% of mass 174	10529	7.42	(8.49) [a]	Pass
176	95.0 - 101.0% of mass 174	120642	85.0	(97.3) [a]	Pass
177	5.0 - 9.0% of mass 176	8039	5.66	(6.66) [b]	Pass

(a) Value is % of mass 174
(b) Value is % of mass 176

This check applies to the following Samples, MS, MSD, Blanks, and Standards:

Lab Sample ID	Lab File ID	Date Analyzed	Time Analyzed	Hours Lapsed	Client Sample ID
VI7869-IC7869	I195139.D	05/29/14	11:17	02:08	Initial cal 0.2
VI7869-IC7869	I195140.D	05/29/14	11:45	02:36	Initial cal 0.5
VI7869-IC7869	I195141.D	05/29/14	12:14	03:05	Initial cal 1
VI7869-IC7869	I195142.D	05/29/14	12:42	03:33	Initial cal 2
VI7869-IC7869	I195143.D	05/29/14	13:10	04:01	Initial cal 5
VI7869-IC7869	I195144.D	05/29/14	13:38	04:29	Initial cal 10
VI7869-IC7869	I195145.D	05/29/14	14:07	04:58	Initial cal 20
VI7869-ICC7869	I195146.D	05/29/14	14:35	05:26	Initial cal 50
VI7869-IC7869	I195147.D	05/29/14	15:07	05:58	Initial cal 100
VI7869-IC7869	I195148.D	05/29/14	15:35	06:26	Initial cal 200
VI7869-ICV7869	I195150.D	05/29/14	16:33	07:24	Initial cal verification 50
VI7869-ICV7869	I195151.D	05/29/14	17:52	08:43	Initial cal verification 50

Instrument Performance Check (BFB)

Job Number: JB72256
Account: LANGAN Langan Engineering & Environmental
Project: Carroll Gardens, 363-365 Bond Street, Brooklyn, NY

Sample: VI7923-BFB
Lab File ID: I196645.D
Instrument ID: GCMSI
Injection Date: 07/24/14
Injection Time: 10:48

m/e	Ion Abundance Criteria	Raw Abundance	% Relative Abundance		Pass/Fail
50	15.0 - 40.0% of mass 95	18159	17.4		Pass
75	30.0 - 60.0% of mass 95	48514	46.5		Pass
95	Base peak, 100% relative abundance	104229	100.0		Pass
96	5.0 - 9.0% of mass 95	7060	6.77		Pass
173	Less than 2.0% of mass 174	0	0.00	(0.00) [a]	Pass
174	50.0 - 120.0% of mass 95	100258	96.2		Pass
175	5.0 - 9.0% of mass 174	7655	7.34	(7.64) [a]	Pass
176	95.0 - 101.0% of mass 174	97242	93.3	(97.0) [a]	Pass
177	5.0 - 9.0% of mass 176	6319	6.06	(6.50) [b]	Pass

(a) Value is % of mass 174
(b) Value is % of mass 176

This check applies to the following Samples, MS, MSD, Blanks, and Standards:

Lab Sample ID	Lab File ID	Date Analyzed	Time Analyzed	Hours Lapsed	Client Sample ID
VI7922-CC7869	I196647.D	07/24/14	12:00	01:12	Continuing cal 50
VI7923-CC7869	I196647.D	07/24/14	12:00	01:12	Continuing cal 50
ZZZZZZ	I196649A.D	07/24/14	13:06	02:18	(unrelated sample)
VI7923-MB1	I196649.D	07/24/14	13:06	02:18	Method Blank
VI7922-MB2	I196650.D	07/24/14	13:38	02:50	Method Blank
VI7923-BS	I196651.D	07/24/14	14:14	03:26	Blank Spike
JB72209-10MS	I196652.D	07/24/14	14:52	04:04	Matrix Spike
JB72209-10MSD	I196653.D	07/24/14	15:20	04:32	Matrix Spike Duplicate
JB72209-10	I196655.D	07/24/14	16:17	05:29	(used for QC only; not part of job JB72256)
ZZZZZZ	I196656.D	07/24/14	16:45	05:57	(unrelated sample)
ZZZZZZ	I196657.D	07/24/14	17:13	06:25	(unrelated sample)
JB72256-1	I196658.D	07/24/14	17:41	06:53	431-PE-72
JB72256-2	I196659.D	07/24/14	18:10	07:22	432-PE-69
JB72256-1DUP	I196660.D	07/24/14	18:38	07:50	Duplicate
JB72256-2MS	I196661.D	07/24/14	19:06	08:18	Matrix Spike
JB72256-3	I196662.D	07/24/14	19:35	08:47	433-PE-73
JB72256-4	I196663.D	07/24/14	20:03	09:15	434-PE-70
JB72256-5	I196664.D	07/24/14	20:31	09:43	435-PE-71
ZZZZZZ	I196665.D	07/24/14	20:59	10:11	(unrelated sample)
ZZZZZZ	I196666.D	07/24/14	21:28	10:40	(unrelated sample)
ZZZZZZ	I196667.D	07/24/14	21:56	11:08	(unrelated sample)
ZZZZZZ	I196668.D	07/24/14	22:24	11:36	(unrelated sample)

Volatile Internal Standard Area Summary

Job Number: JB72256
Account: LANGAN Langan Engineering & Environmental
Project: Carroll Gardens, 363-365 Bond Street, Brooklyn, NY

Check Std:	V4V407-CC368	**Injection Date:**	07/23/14
Lab File ID:	4V9868.D	**Injection Time:**	21:08
Instrument ID:	GCMS4V	**Method:**	SW846 8260C

	IS 1 AREA	RT	IS 2 AREA	RT	IS 3 AREA	RT	IS 4 AREA	RT	IS 5 AREA	RT
Check Std	141928	7.46	153865	9.92	203097	10.89	195538	14.09	122257	16.44
Upper Limit [a]	283856	7.96	307730	10.42	406194	11.39	391076	14.59	244514	16.94
Lower Limit [b]	70964	6.96	76933	9.42	101549	10.39	97769	13.59	61129	15.94

Lab Sample ID	IS 1 AREA	RT	IS 2 AREA	RT	IS 3 AREA	RT	IS 4 AREA	RT	IS 5 AREA	RT
V4V407-MB	138494	7.44	150462	9.92	192731	10.89	198904	14.09	121825	16.44
V4V407-BS	137555	7.46	148811	9.93	190635	10.89	189109	14.09	121742	16.44
JB72097-2MS	135643	7.45	151582	9.92	199929	10.89	176713	14.09	114709	16.44
JB72097-2MSD	139631	7.45	154155	9.92	200278	10.89	208288	14.09	127273	16.44
JB72097-2	132294	7.44	150341	9.92	195540	10.89	206741	14.09	111920	16.44
JB72097-2	132849	7.44	150804	9.92	194862	10.88	206026	14.09	117434	16.44
ZZZZZZ	130607	7.45	148445	9.92	190699	10.89	192214	14.09	114337	16.44
ZZZZZZ	131142	7.44	144602	9.93	186244	10.89	196781	14.09	116140	16.44
ZZZZZZ	129371	7.43	138563	9.92	178450	10.89	181997	14.09	110789	16.44
ZZZZZZ	132577	7.43	146756	9.92	182076	10.89	183399	14.09	111480	16.44
ZZZZZZ	123717	7.43	137379	9.92	175177	10.88	169856	14.09	104153	16.44
ZZZZZZ	129075	7.43	140584	9.92	180502	10.89	185355	14.09	113817	16.44
ZZZZZZ	128517	7.44	137777	9.92	176315	10.89	175998	14.09	107559	16.44
ZZZZZZ	126845	7.43	140239	9.92	178152	10.89	185971	14.09	110772	16.44
JB72256-7	128135	7.45	140553	9.92	180120	10.89	191912	14.09	116585	16.44

IS 1 = Tert Butyl Alcohol-D9
IS 2 = Pentafluorobenzene
IS 3 = 1,4-Difluorobenzene
IS 4 = Chlorobenzene-D5
IS 5 = 1,4-Dichlorobenzene-d4

(a) Upper Limit = + 100% of check standard area; Retention time + 0.5 minutes.
(b) Lower Limit = -50% of check standard area; Retention time -0.5 minutes.

Volatile Internal Standard Area Summary

Job Number: JB72256
Account: LANGAN Langan Engineering & Environmental
Project: Carroll Gardens, 363-365 Bond Street, Brooklyn, NY

Check Std:	V4V408-CC368	**Injection Date:**	07/24/14
Lab File ID:	4V9893.D	**Injection Time:**	08:49
Instrument ID:	GCMS4V	**Method:**	SW846 8260C

	IS 1 AREA	RT	IS 2 AREA	RT	IS 3 AREA	RT	IS 4 AREA	RT	IS 5 AREA	RT
Check Std	132386	7.45	144500	9.92	186074	10.89	180082	14.09	110799	16.45
Upper Limit [a]	264772	7.95	289000	10.42	372148	11.39	360164	14.59	221598	16.95
Lower Limit [b]	66193	6.95	72250	9.42	93037	10.39	90041	13.59	55400	15.95

Lab Sample ID	IS 1 AREA	RT	IS 2 AREA	RT	IS 3 AREA	RT	IS 4 AREA	RT	IS 5 AREA	RT
V4V408-MB	128975	7.45	138559	9.92	177630	10.89	174179	14.09	106598	16.44
V4V408-BS	135311	7.45	147801	9.92	188293	10.89	188302	14.09	117158	16.44
JB71810-1	128893	7.43	137423	9.92	175717	10.89	173228	14.09	105083	16.44
JB72256-6	124962	7.43	141606	9.92	180706	10.88	173590	14.09	105240	16.44
ZZZZZZ	125132	7.44	137506	9.92	171901	10.88	166668	14.09	99087	16.44
ZZZZZZ	135584	7.45	148215	9.92	185971	10.89	191067	14.09	113499	16.44
ZZZZZZ	129089	7.43	139266	9.92	178992	10.89	175742	14.09	109483	16.44
JB71810-1MS	130826	7.44	140294	9.92	179767	10.88	174172	14.09	110887	16.44
JB71810-1MSD	137111	7.45	149879	9.92	194419	10.89	181585	14.09	119811	16.44
ZZZZZZ	136389	7.45	161682	9.92	216197	10.89	206672	14.09	120091	16.44
ZZZZZZ	134067	7.44	152721	9.93	201920	10.89	209349	14.09	117720	16.44
ZZZZZZ	129124	7.44	146740	9.92	193310	10.89	193326	14.09	112494	16.44
ZZZZZZ	129259	7.44	146170	9.92	189686	10.89	195984	14.09	117315	16.44
ZZZZZZ	124584	7.44	140257	9.92	180270	10.89	188713	14.09	106528	16.44
ZZZZZZ	125125	7.46	143199	9.92	182372	10.89	188733	14.09	111961	16.44
ZZZZZZ	129677	7.46	148950	9.92	196032	10.89	198808	14.09	116403	16.44

IS 1 = Tert Butyl Alcohol-D9
IS 2 = Pentafluorobenzene
IS 3 = 1,4-Difluorobenzene
IS 4 = Chlorobenzene-D5
IS 5 = 1,4-Dichlorobenzene-d4

(a) Upper Limit = + 100% of check standard area; Retention time + 0.5 minutes.
(b) Lower Limit = -50% of check standard area; Retention time -0.5 minutes.

Volatile Internal Standard Area Summary

Job Number: JB72256
Account: LANGAN Langan Engineering & Environmental
Project: Carroll Gardens, 363-365 Bond Street, Brooklyn, NY

Check Std:	VI7923-CC7869	**Injection Date:**	07/24/14
Lab File ID:	I196647.D	**Injection Time:**	12:00
Instrument ID:	GCMSI	**Method:**	SW846 8260C

	IS 1 AREA	RT	IS 2 AREA	RT	IS 3 AREA	RT	IS 4 AREA	RT	IS 5 AREA	RT
Check Std	120820	7.23	273115	9.49	406996	10.40	339585	13.56	191643	15.87
Upper Limit [a]	241640	7.73	546230	9.99	813992	10.90	679170	14.06	383286	16.37
Lower Limit [b]	60410	6.73	136558	8.99	203498	9.90	169793	13.06	95822	15.37

Lab Sample ID	IS 1 AREA	RT	IS 2 AREA	RT	IS 3 AREA	RT	IS 4 AREA	RT	IS 5 AREA	RT
VI7923-MB1	104076	7.22	249022	9.49	376300	10.40	317129	13.56	157740	15.87
ZZZZZZ	104076	7.22	249022	9.49	376300	10.40	317129	13.56	157740	15.87
VI7922-MB2	89674	7.21	272285	9.49	407830	10.40	342008	13.56	168280	15.87
VI7923-BS	116556	7.23	274781	9.49	401010	10.40	335151	13.56	181124	15.87
JB72209-10MS	102305	7.22	278931	9.49	409990	10.40	347531	13.56	190113	15.87
JB72209-10MSD	102296	7.22	265801	9.49	394242	10.40	327069	13.56	178703	15.87
JB72209-10	108974	7.22	267221	9.49	397422	10.40	329907	13.56	166974	15.87
ZZZZZZ	99242	7.22	260512	9.49	389627	10.41	326013	13.56	159376	15.87
ZZZZZZ	90789	7.23	261601	9.49	388848	10.40	318026	13.56	162252	15.87
JB72256-1	98495	7.22	257177	9.49	382547	10.40	322421	13.56	164037	15.87
JB72256-2	95147	7.22	258666	9.49	380182	10.40	314305	13.56	167616	15.87
JB72256-1DUP	84744	7.21	256332	9.49	382603	10.40	320785	13.56	163153	15.87
JB72256-2MS	88358	7.22	257667	9.49	385061	10.40	327992	13.56	177444	15.87
JB72256-3	101836	7.22	263345	9.49	390427	10.40	325159	13.56	165968	15.87
JB72256-4	89975	7.22	263533	9.49	384687	10.40	321487	13.56	159382	15.87
JB72256-5	92405	7.22	257232	9.49	385236	10.40	320885	13.56	162091	15.87
ZZZZZZ	99189	7.24	264051	9.49	391316	10.40	323130	13.56	158150	15.87
ZZZZZZ	107130	7.22	273136	9.49	401580	10.40	342352	13.56	170921	15.87
ZZZZZZ	118817	7.21	260441	9.49	383257	10.40	328537	13.56	164121	15.87
ZZZZZZ	96443	7.22	256825	9.49	384379	10.40	324221	13.56	162799	15.87

IS 1 = Tert Butyl Alcohol-D9
IS 2 = Pentafluorobenzene
IS 3 = 1,4-Difluorobenzene
IS 4 = Chlorobenzene-D5
IS 5 = 1,4-Dichlorobenzene-d4

(a) Upper Limit = + 100% of check standard area; Retention time + 0.5 minutes.
(b) Lower Limit = -50% of check standard area; Retention time -0.5 minutes.

Volatile Internal Standard Area Summary

Job Number: JB72256
Account: LANGAN Langan Engineering & Environmental
Project: Carroll Gardens, 363-365 Bond Street, Brooklyn, NY

Check Std:	VI7922-CC7869	**Injection Date:**	07/24/14
Lab File ID:	I196647.D	**Injection Time:**	12:00
Instrument ID:	GCMSI	**Method:**	SW846 8260C

	IS 1 AREA	RT	IS 2 AREA	RT	IS 3 AREA	RT	IS 4 AREA	RT	IS 5 AREA	RT
Check Std	120820	7.23	273115	9.49	406996	10.40	339585	13.56	191643	15.87
Upper Limit [a]	241640	7.73	546230	9.99	813992	10.90	679170	14.06	383286	16.37
Lower Limit [b]	60410	6.73	136558	8.99	203498	9.90	169793	13.06	95822	15.37

Lab Sample ID	IS 1 AREA	RT	IS 2 AREA	RT	IS 3 AREA	RT	IS 4 AREA	RT	IS 5 AREA	RT
VI7923-MB1	104076	7.22	249022	9.49	376300	10.40	317129	13.56	157740	15.87
ZZZZZZ	104076	7.22	249022	9.49	376300	10.40	317129	13.56	157740	15.87
VI7922-MB2	89674	7.21	272285	9.49	407830	10.40	342008	13.56	168280	15.87
VI7923-BS	116556	7.23	274781	9.49	401010	10.40	335151	13.56	181124	15.87
JB72209-10MS	102305	7.22	278931	9.49	409990	10.40	347531	13.56	190113	15.87
JB72209-10MSD	102296	7.22	265801	9.49	394242	10.40	327069	13.56	178703	15.87
JB72209-10	108974	7.22	267221	9.49	397422	10.40	329907	13.56	166974	15.87
ZZZZZZ	99242	7.22	260512	9.49	389627	10.41	326013	13.56	159376	15.87
ZZZZZZ	90789	7.23	261601	9.49	388848	10.40	318026	13.56	162252	15.87
JB72256-1	98495	7.22	257177	9.49	382547	10.40	322421	13.56	164037	15.87
JB72256-2	95147	7.22	258666	9.49	380182	10.40	314305	13.56	167616	15.87
JB72256-1DUP	84744	7.21	256332	9.49	382603	10.40	320785	13.56	163153	15.87
JB72256-2MS	88358	7.22	257667	9.49	385061	10.40	327992	13.56	177444	15.87
JB72256-3	101836	7.22	263345	9.49	390427	10.40	325159	13.56	165968	15.87
JB72256-4	89975	7.22	263533	9.49	384687	10.40	321487	13.56	159382	15.87
JB72256-5	92405	7.22	257232	9.49	385236	10.40	320885	13.56	162091	15.87
ZZZZZZ	99189	7.24	264051	9.49	391316	10.40	323130	13.56	158150	15.87
ZZZZZZ	107130	7.22	273136	9.49	401580	10.40	342352	13.56	170921	15.87
ZZZZZZ	118817	7.21	260441	9.49	383257	10.40	328537	13.56	164121	15.87
ZZZZZZ	96443	7.22	256825	9.49	384379	10.40	324221	13.56	162799	15.87

IS 1 = Tert Butyl Alcohol-D9
IS 2 = Pentafluorobenzene
IS 3 = 1,4-Difluorobenzene
IS 4 = Chlorobenzene-D5
IS 5 = 1,4-Dichlorobenzene-d4

(a) Upper Limit = + 100% of check standard area; Retention time + 0.5 minutes.
(b) Lower Limit = -50% of check standard area; Retention time -0.5 minutes.

Volatile Surrogate Recovery Summary

Job Number: JB72256
Account: LANGAN Langan Engineering & Environmental
Project: Carroll Gardens, 363-365 Bond Street, Brooklyn, NY

Method: SW846 8260C **Matrix:** AQ

Samples and QC shown here apply to the above method

Lab Sample ID	Lab File ID	S1	S2	S3	S4
JB72256-6	4V9899.D	105	95	103	103
JB72256-7	4V9891.D	107	98	109	101
JB71810-1MS	4V9904.D	107	101	102	102
JB71810-1MSD	4V9905.D	107	101	100	98
JB72097-2MS	4V9872.D	105	98	101	97
JB72097-2MSD	4V9873.D	103	94	106	103
V4V407-BS	4V9871.D	105	98	103	100
V4V407-MB	4V9870.D	103	95	107	101
V4V408-BS	4V9896.D	106	98	102	100
V4V408-MB	4V9895.D	105	98	104	101

Surrogate Compounds	Recovery Limits
S1 = Dibromofluoromethane	79-120%
S2 = 1,2-Dichloroethane-D4	72-123%
S3 = Toluene-D8	78-119%
S4 = 4-Bromofluorobenzene	74-119%

Volatile Surrogate Recovery Summary

Job Number: JB72256
Account: LANGAN Langan Engineering & Environmental
Project: Carroll Gardens, 363-365 Bond Street, Brooklyn, NY

Method: SW846 8260C **Matrix:** SO

Samples and QC shown here apply to the above method

Lab Sample ID	Lab File ID	S1	S2	S3	S4
JB72256-1	I196658.D	94	106	91	92
JB72256-2	I196659.D	95	112	93	91
JB72256-3	I196662.D	94	106	92	94
JB72256-4	I196663.D	94	105	92	94
JB72256-5	I196664.D	94	103	93	94
JB72256-1DUP	I196660.D	94	104	92	91
JB72256-2MS	I196661.D	96	107	92	89
VI7923-BS	I196651.D	95	109	92	87
VI7923-MB1	I196649.D	96	106	91	95

Surrogate Compounds	Recovery Limits
S1 = Dibromofluoromethane	59-130%
S2 = 1,2-Dichloroethane-D4	65-123%
S3 = Toluene-D8	77-125%
S4 = 4-Bromofluorobenzene	71-132%

Initial Calibration Summary

Job Number: JB72256 **Sample:** V4V368-ICC368
Account: LANGAN Langan Engineering & Environmental **Lab FileID:** 4V8920.D
Project: Carroll Gardens, 363-365 Bond Street, Brooklyn, NY

Response Factor Report GCMS4V

Method : C:\MSDCHEM\1\METHODS\M4V368.M (RTE Integrator)
Title : sw846 8260b
Last Update : Wed Jun 18 16:17:49 2014
Response via : Initial Calibration

Calibration Files
0.2 =4V8917.D 0.5 =4V8916.D 5 =4V8913.D 50 =4V8920.D
100 =4V8921.D 1 =4V8915.D 200 =4V8922.D 20 =4V8919.D
2 =4V8914.D 10 =4V8918.D = =

Compound	0.2	0.5	5	50	100	1	200	20	2	10	Avg	%RSD
1) I Tert Butyl Alcohol-d9	----------ISTD----------											
2) 1,4-dioxane	0.069	0.081	0.084		0.081	0.075		0.079			0.078	6.71
3) tertiary butyl alcohol	0.969	0.983	0.998		0.944	0.997	1.047	1.019			0.994	3.37
4) I pentafluorobenzene	----------ISTD----------											
5) Freon 143a											0.000	-1.00
6) chlorodifluoromethane	0.755	0.686	0.718	0.716	0.732	0.744	0.712	0.770	0.685		0.724	4.01
7) dichlorodifluoromethane	0.738	0.820	0.840	0.701	0.854	0.831	0.819	0.781			0.798	6.73
8) freon 142b											0.000	-1.00
9) chloromethane	0.900	0.823	0.689	0.735	0.789	0.830	0.823	0.735	0.822	0.719	0.786	8.28
10) vinyl chloride	0.817	0.753	0.809	0.858	0.783	0.893	0.828	0.900	0.800		0.827	5.90
11) bromomethane	0.512	0.495	0.495	0.608	0.485	0.519	0.606	0.524			0.531	9.24
12) chloroethane	0.292	0.306	0.304	0.271	0.263	0.317	0.331	0.317			0.300	7.75
13) trichlorofluoromethane	0.785	0.866	0.897	0.733	0.940	0.859	0.897	0.823			0.850	7.91
14) ethyl ether	0.219	0.215	0.216	0.165	0.221	0.210	0.203	0.206			0.207	8.69
15) freon 141b											0.000	-1.00
16) 2-chloropropane	0.909	0.771	0.765		0.791	0.765		0.777			0.796	7.03
17) acrolein	0.106	0.123	0.102	0.109		0.117		0.108	0.114	0.105	0.111	6.30
18) 1,1-dichloroethene	0.636	0.792	0.774	0.794	0.823	0.824	0.772	0.765	0.752		0.770	7.26
19) acetone	0.037	0.047	0.045		0.048	0.044		0.036			0.043	11.55
20) allyl chloride	0.233	0.209	0.213	0.171	0.218	0.226	0.197	0.220			0.211	9.29
21) acetonitrile	0.046	0.046	0.044		0.045	0.045	0.040	0.043			0.044	4.64
22) iodomethane	1.131	0.770	1.047	0.985	1.010	1.036	1.047	0.986	0.994	0.963	0.997	9.31
23) iso-butyl alcohol												

Initial Calibration Summary

Job Number: JB72256 **Sample:** V4V368-ICC368
Account: LANGAN Langan Engineering & Environmental **Lab FileID:** 4V8920.D
Project: Carroll Gardens, 363-365 Bond Street, Brooklyn, NY

		0.022	0.020	0.019		0.020	0.019	0.023	0.020	0.020	8.34
24)	carbon disulfide										
		2.202	2.115	1.931	1.961	2.339	2.065	1.946	2.062	1.890	2.057	7.07
25)	methylene chloride										
		0.553	0.584	0.559	0.571	0.632	0.584	0.551	0.576	0.540	0.572	4.73
26)	1-chloropropane										
		0.242	0.208	0.211		0.222	0.212	0.246	0.214	0.222	6.96
27)	methyl acetate										
		0.064	0.081	0.080		0.081	0.076		0.072	0.076	8.73
28)	methyl tert butyl ether										
		1.497	1.578	1.501	1.531	1.735	1.526	1.505	1.576	1.459	1.545	5.21
29)	trans-1,2-dichloroethene										
		0.735	0.636	0.723	0.678	0.669	0.672	0.682	0.672	0.664	0.668	0.680	4.27
30)	di-isopropyl ether										
		1.588	1.405	1.483	1.510	1.442	1.521	1.467	1.585	1.438	1.493	4.28
31)	ethyl tert-butyl ether										
		1.320	1.434	1.548	1.585	1.356	1.610	1.540	1.543	1.489	1.492	6.80
32)	2-butanone										
		0.046	0.056	0.060		0.059	0.054		0.053	0.055	9.08
33)	1,1-dichloroethane										
		0.954	0.747	0.860	0.838	0.840	0.837	0.850	0.832	0.811	0.807	0.838	6.19
34)	chloroprene										
		0.558	0.595	0.591	0.480	0.605	0.589	0.563	0.567	0.569	6.93
35)	acrylonitrile										
		0.161	0.143	0.190	0.192	0.194	0.187	0.193	0.189	0.189	0.180	0.182	9.10
36)	vinyl acetate										
				0.062	0.068		0.068	0.059		0.056	0.063	8.37
37)	ethyl acetate										
		0.072	0.071	0.077		0.073	0.076	0.076	0.070	0.073	3.44
38)	2,2-dichloropropane										
		0.744	0.791	0.715	0.711	0.888	0.721	0.729	0.774	0.709	0.754	7.69
39)	cis-1,2-dichloroethene										
		1.043	0.757	0.881	0.842	0.836	0.871	0.847	0.839	0.861	0.811	0.859	8.57
40)	propionitrile										
		0.079	0.061	0.076	0.079	0.079	0.075	0.079	0.077	0.078	0.074	0.076	7.43
41)	methyl acrylate										
		0.523	0.520	0.564	0.555	0.553	0.528	0.573	0.542	0.545	3.62
42)	bromochloromethane										
		0.278	0.263	0.261	0.276	0.265	0.254	0.249	0.247	0.262	4.33
43)	tetrahydrofuran										
		0.191	0.175	0.180	0.200	0.187	0.176	0.208	0.183	0.187	6.32
44)	chloroform										
		0.935	0.859	0.830	0.824	0.926	0.831	0.812	0.843	0.805	0.852	5.56
45)	dibromofluoromethane (s)										
		0.457	0.462	0.460	0.547	0.468	0.451	0.489	0.452	0.473	6.79
46)	1,2-dichloroethane-d4 (s)										
		0.464	0.447	0.460		0.455	0.458	0.524	0.473	0.469	5.50
47)	freon 113										
		0.380	0.395	0.405		0.419	0.400	0.369	0.378	0.392	4.48
48)	methacrylonitrile										
		0.672	0.621	0.643		0.629	0.623		0.632	0.637	2.95
49)	1,1,1-trichloroethane										
		0.852	0.670	0.805	0.771	0.780	0.804	0.803	0.753	0.763	0.735	0.774	6.34
50)	tert-amyl methyl ether										
		1.545	1.391	1.507	1.564	1.429	1.592	1.478	1.591	1.449	1.505	4.85
51)	I 1,4-difluorobenzene	----------				ISTD						
52)	epichlorohydrin										
		0.031	0.033	0.037	0.039	0.034	0.041	0.035	0.037	0.038	0.036	8.58
53)	n-butyl alcohol										

Initial Calibration Summary

Job Number: JB72256 **Sample:** V4V368-ICC368
Account: LANGAN Langan Engineering & Environmental **Lab FileID:** 4V8920.D
Project: Carroll Gardens, 363-365 Bond Street, Brooklyn, NY

		0.012	0.011	0.013	0.013	0.010	0.013	0.012	0.012	0.012	0.012	8.58
54)	cyclohexane											
		0.564	0.527	0.645	0.576	0.545	0.632	0.573	0.561	0.561	0.513	0.570	7.28
55)	carbon tetrachloride											
		0.544	0.458	0.605	0.551	0.519	0.600	0.550	0.534	0.533	0.499	0.539	8.06
56)	1,1-dichloropropene											
		0.527	0.421	0.494	0.460	0.435	0.492	0.453	0.445	0.452	0.421	0.460	7.50
57)	hexane											
		0.316	0.405	0.401	0.376	0.387	0.389	0.398	0.416	0.369	0.384	7.64
58)	benzene											
		1.425	1.453	1.351	1.313	1.528	1.324	1.313	1.376	1.251	1.370	6.22
59)	isooctane											
		1.157	1.322	1.440	1.387	1.215	1.477	1.378	1.317	1.235	1.325	8.08
60)	heptane											
		0.168	0.217	0.215	0.214	0.199	0.218	0.216	0.234	0.214	0.211	8.70
61)	isopropyl acetate											
			0.879	0.878	0.900	0.930	0.902	0.873	0.917	0.849	0.891	2.94
62)	1,2-dichloroethane											
		0.404	0.371	0.429	0.429	0.419	0.428	0.414	0.419	0.415	0.388	0.412	4.62
63)	trichloroethene											
		0.358	0.309	0.361	0.338	0.342	0.370	0.342	0.340	0.361	0.329	0.345	5.21
64)	ethyl acrylate											
												0.000	-1.00
65)	2-nitropropane											
		0.934	0.758	0.741	0.807	0.846	0.818	0.730	0.809	0.775	0.802	7.81
66)	2-chloroethyl vinyl ether											
		0.202	0.204	0.211	0.231	0.185	0.237	0.205	0.210	0.219	0.212	7.35
67)	methyl methacrylate											
			0.216	0.221	0.246	0.219	0.250	0.207	0.197	0.222	0.222	8.05
68)	1,2-dichloropropane											
		0.270	0.281	0.348	0.338	0.349	0.339	0.348	0.331	0.329	0.335	0.327	8.60
69)	methylcyclohexane											
		0.477	0.601	0.613	0.589	0.575	0.630	0.593	0.592	0.544	0.579	7.80
70)	dibromomethane											
		0.182	0.243	0.235	0.250	0.227	0.244	0.237	0.240	0.235	0.233	8.69
71)	bromodichloromethane											
		0.435	0.433	0.467	0.456	0.480	0.486	0.467	0.453	0.470	0.450	0.460	3.85
72)	cis-1,3-dichloropropene											
		0.621	0.510	0.510	0.504	0.564	0.533	0.565	0.485	0.515	0.518	0.533	7.50
73)	toluene-d8 (s)											
			1.054	1.010	1.091		1.100	0.971	1.134	1.073	1.062	5.26
74)	4-methyl-2-pentanone											
			0.143	0.152	0.162		0.163	0.142	0.128	0.142	0.148	8.40
75)	toluene											
		0.872	0.708	0.724	0.696	0.762	0.749	0.770	0.666	0.700	0.707	0.735	7.85
76)	3-methyl-1-butanol											
			0.010	0.011	0.011		0.012	0.010	0.010	0.011	0.011	7.83
77)	trans-1,3-dichloropropene											
		0.480	0.490	0.453	0.497	0.468	0.514	0.441	0.466	0.473	0.476	4.71
78)	ethyl methacrylate											
		0.429	0.407	0.426	0.409	0.438	0.445	0.458	0.392	0.395	0.405	0.420	5.28
79)	1,1,2-trichloroethane											
		0.227	0.265	0.258	0.283	0.251	0.290	0.246	0.266	0.260	0.261	7.24
80)	2-hexanone											
			0.147	0.134	0.142	0.129	0.155	0.133	0.130	0.133	0.138	6.89
81)	I chlorobenzene-d5	----------				ISTD						
82)	tetrachloroethene											
		0.331	0.298	0.352	0.366	0.378	0.377	0.368	0.357	0.361	0.355	0.354	6.77
83)	1,3-dichloropropane											

Initial Calibration Summary

Job Number: JB72256 **Sample:** V4V368-ICC368
Account: LANGAN Langan Engineering & Environmental **Lab FileID:** 4V8920.D
Project: Carroll Gardens, 363-365 Bond Street, Brooklyn, NY

```
      0.664 0.494 0.526 0.512 0.535 0.553 0.524 0.500 0.526 0.513  0.535    9.08
 84)  butyl acetate
            0.239 0.245 0.255 0.254 0.267 0.252 0.277 0.294 0.286  0.263    7.14
 85)  dibromochloromethane
      0.376 0.410 0.440 0.439 0.463 0.444 0.453 0.431 0.435 0.428  0.432    5.63
 86)  1,2-dibromoethane
      0.428 0.355 0.394 0.384 0.396 0.397 0.391 0.385 0.390 0.374  0.389    4.71
 87)  chlorobenzene
           1.015 1.000 0.947 0.963 1.022 0.963 0.944 0.998 0.947  0.978    3.18
 88)  1,1,1,2-tetrachloroethane
      0.396 0.362 0.435 0.436 0.419 0.438 0.403 0.428 0.437 0.376  0.413    6.68
 89)  ethylbenzene
           1.778 1.745 1.685 1.666 1.874 1.647 1.668 1.794 1.622  1.720    4.82
 90)  m,p-xylene
      0.768 0.617 0.646 0.623 0.620 0.698 0.613 0.613 0.647 0.600  0.644    7.98
 91)  o-xylene
      0.736 0.593 0.700 0.670 0.660 0.709 0.646 0.648 0.680 0.633  0.667    6.16
 92)  styrene
      1.371 1.071 1.129 1.058 1.083 1.189 1.072 1.088 1.109 1.029  1.120    8.78
 93)  bromoform
      0.330 0.307 0.354 0.338 0.354 0.348 0.352 0.346 0.351 0.324  0.340    4.55

 94) I   1,4-dichlorobenzene-d ----------------ISTD--------------------
 95)  isopropylbenzene
      3.740 3.007 3.008 3.002 2.995 2.980 2.893 2.838 2.908 2.968  3.034    8.39
 96)  4-bromofluorobenzene (s)
                0.892 0.804 0.837       0.826 0.820 1.004 0.900  0.869    8.04
 97)  bromobenzene
      0.760 0.796 0.802 0.739 0.787 0.808 0.776 0.742 0.798 0.766  0.777    3.19
 98)  cyclohexanone
                0.165 0.094 0.100       0.088 0.114 0.158 0.124  0.121   25.48
           ----- Linear regression -----  Coefficient =  0.9964
             Response Ratio = 0.08491 + 0.08799 *A

 99)  1,1,2,2-tetrachloroethane
      1.351 1.118 1.104 1.049 1.063 1.134 1.037 1.025 1.092 1.075  1.105    8.45
100)  trans-1,4-dichloro-2-butene
                0.256 0.247 0.254 0.271 0.243 0.238 0.251 0.250  0.251    3.92
101)  1,2,3-trichloropropane
                0.229 0.214 0.222 0.192 0.213 0.213 0.219 0.222  0.216    5.18
102)  n-propylbenzene
           3.935 3.761 3.417 3.459 3.956 3.378 3.386 3.761 3.532  3.621    6.48
103)  2-chlorotoluene
           0.729 0.769 0.696 0.712 0.748 0.699 0.678 0.742 0.718  0.721    3.98
104)  4-chlorotoluene
           2.423 2.342 2.099 2.166 2.479 2.125 2.120 2.321 2.184  2.251    6.33
105)  1,3,5-trimethylbenzene
           2.765 2.650 2.560 2.593 2.686 2.534 2.419 2.608 2.575  2.599    3.76
106)  tert-butylbenzene
           1.889 1.948 2.378 2.172 1.995 2.044 2.008 1.964 2.371  2.086    8.69
107)  pentachloroethane
           0.423 0.517 0.554 0.566 0.478 0.548 0.520 0.521 0.513  0.516    8.45
108)  1,2,4-trimethylbenzene
           2.906 2.671 2.540 2.576 2.765 2.509 2.485 2.705 2.580  2.638    5.19
109)  sec-butylbenzene
      4.595 3.584 3.579 3.526 3.576 3.692 3.454 3.371 3.473 3.466  3.632    9.64
110)  1,3-dichlorobenzene
           1.691 1.623 1.500 1.548 1.707 1.519 1.507 1.613 1.505  1.579    5.17
111)  p-isopropyltoluene
           3.121 2.976 2.795 2.840 3.153 2.829 2.759 2.903 2.862  2.915    4.82
```

Initial Calibration Summary

Job Number: JB72256 **Sample:** V4V368-ICC368
Account: LANGAN Langan Engineering & Environmental **Lab FileID:** 4V8920.D
Project: Carroll Gardens, 363-365 Bond Street, Brooklyn, NY

```
112)  1,4-dichlorobenzene
             1.759 1.642 1.527 1.576 1.719 1.553 1.522 1.703 1.526  1.614    5.79
113)  indane
                                                                    0.000   -1.00
114)  1,2-dichlorobenzene
             1.784 1.678 1.559 1.611 1.759 1.574 1.549 1.713 1.548  1.642    5.69
115)  n-butylbenzene
             1.696 1.729 1.551 1.565 1.684 1.549 1.573 1.695 1.538  1.620    4.84
116)  1,2-dibromo-3-chloropropane
                   0.251 0.233 0.228       0.220 0.229 0.286 0.224  0.239    9.72
117)  1,3,5-trichlorobenzene
             1.628 1.437 1.354 1.341 1.537 1.299 1.313 1.453 1.230  1.399    9.03
118)  1,2,4-trichlorobenzene
                   1.346 1.300 1.266 1.563 1.206 1.244 1.398 1.157  1.310    9.74
119)  hexachlorobutadiene
             0.612 0.622 0.580 0.589 0.634 0.581 0.572 0.623 0.549  0.596    4.75
120)  naphthalene
             4.197 3.889 3.774 3.606 4.060 3.436 3.575 3.854 3.291  3.742    7.83
121)  1,2,3-trichlorobenzene
             1.457 1.310 1.255 1.201 1.363 1.151 1.204 1.289 1.073  1.256    9.18
122)  hexachloroethane
      0.620 0.566 0.602 0.659 0.647 0.621 0.651 0.621 0.643 0.612  0.624    4.45
123)  Benzyl chloride
                   2.086 1.910 1.928 2.124 1.847 1.944 2.309 1.951  2.012    7.49
 ----------------------------------------------------------------------------
 (#) = Out of Range  ###  Number of calibration levels exceeded format  ###

           M4V368.M          Wed Jun 18 16:20:55 2014   RPT1
```

Initial Calibration Verification

Job Number: JB72256 **Sample:** V4V368-ICV368
Account: LANGAN Langan Engineering & Environmental **Lab FileID:** 4V8925.D
Project: Carroll Gardens, 363-365 Bond Street, Brooklyn, NY

Evaluate Continuing Calibration Report

Data File : C:\msdchem\1\DATA\4V8925.D Vial: 14
Acq On : 17 Jun 2014 4:43 pm Operator: BenM
Sample : icv368-50 Inst : GCMS4V
Misc : MS68934,V4V368,5,,,,1 Multiplr: 1.00
MS Integration Params: lcsint.p

Method : C:\MSDCHEM\1\METHODS\M4V368.M (RTE Integrator)
Title : sw846 8260b
Last Update : Wed Jun 18 16:17:49 2014
Response via : Multiple Level Calibration

Min. RRF : 0.000 Min. Rel. Area : 50% Max. R.T. Dev 0.50min
Max. RRF Dev : 20% Max. Rel. Area : 200%

		Compound	AvgRF	CCRF	%Dev	Area%	Dev(min)	R.T.
1	I	Tert Butyl Alcohol-d9	1.000	1.000	0.0	101	0.00	7.46
2		1,4-dioxane	0.078	0.080	-2.6	99	0.00	11.66
3	M	tertiary butyl alcohol	0.994	1.000	-0.6	103	-0.02	7.59
4	I	pentafluorobenzene	1.000	1.000	0.0	102	0.00	9.94
5		Freon 143a		----------NA----------				
6		chlorodifluoromethane	0.724	0.580	19.9	83	-0.01	3.63
7		dichlorodifluoromethane	0.798	0.830	-4.0	103	0.00	3.62
8		freon 142b		----------NA----------				
9		chloromethane	0.786	0.760	3.3	106	0.00	3.96
10		vinyl chloride	0.827	0.853	-3.1	108	0.00	4.24
11		bromomethane	0.531	0.511	3.8	106	0.00	4.94
12		chloroethane	0.300	0.313	-4.3	105	0.00	5.13
13		trichlorofluoromethane	0.850	0.907	-6.7	107	0.00	5.65
14		ethyl ether	0.207	0.215	-3.9	102	0.00	6.11
15		freon 141b		----------NA----------				
16		2-chloropropane	0.796	0.783	1.6	104	0.00	6.33
17		acrolein	0.111	0.108	2.7	101	0.00	6.45
18		1,1-dichloroethene	0.770	0.794	-3.1	105	0.00	6.59
19		acetone	0.043	0.047	-9.3	104	-0.01	6.71
20		allyl chloride	0.211	0.218	-3.3	107	0.00	7.21
21		acetonitrile	0.044	0.046	-4.5	104	0.00	7.25
22		iodomethane	0.997	1.011	-1.4	105	0.00	6.91
23		iso-butyl alcohol	0.020	0.020	0.0	104	0.00	10.30
24		carbon disulfide	2.057	2.001	2.7	106	0.00	7.02
25		methylene chloride	0.572	0.559	2.3	102	0.00	7.46
26		1-chloropropane	0.222	0.216	2.7	106	0.00	7.46
27		methyl acetate	0.076	0.075	1.3	95	0.00	7.23
28		methyl tert butyl ether	1.545	1.474	4.6	101	0.00	7.80
29		trans-1,2-dichloroethene	0.680	0.692	-1.8	104	0.00	7.85
30		di-isopropyl ether	1.493	1.514	-1.4	104	0.00	8.48
31		ethyl tert-butyl ether	1.492	1.533	-2.7	101	0.00	9.01
32		2-butanone	0.055	0.056	-1.8	101	0.00	9.35
33	M	1,1-dichloroethane	0.838	0.857	-2.3	105	0.00	8.53
34		chloroprene	0.569	0.566	0.5	97	0.00	8.63
35		acrylonitrile	0.182	0.189	-3.8	101	0.00	7.88
36		vinyl acetate	0.063	0.070	-11.1	116	0.00	8.53
37		ethyl acetate	0.073	0.068	6.8	98	0.00	9.36
38		2,2-dichloropropane	0.754	0.698	7.4	100	0.00	9.34
39		cis-1,2-dichloroethene	0.859	0.846	1.5	103	0.00	9.36
40		propionitrile	0.076	0.077	-1.3	100	0.00	9.50
41		methyl acrylate	0.545	0.510	6.4	100	0.00	9.44

Initial Calibration Verification

Job Number: JB72256 **Sample:** V4V368-ICV368
Account: LANGAN Langan Engineering & Environmental **Lab FileID:** 4V8925.D
Project: Carroll Gardens, 363-365 Bond Street, Brooklyn, NY

42		bromochloromethane	0.262	0.261	0.4	101	0.00	9.71
43		tetrahydrofuran	0.187	0.173	7.5	101	0.00	9.73
44		chloroform	0.852	0.837	1.8	103	0.00	9.78
45	S	dibromofluoromethane (s)	0.473	0.466	1.5	103	0.00	10.00
46	S	1,2-dichloroethane-d4 (s)	0.469	0.443	5.5	101	0.00	10.44
47		freon 113	0.392	0.412	-5.1	107	0.00	6.54
48		methacrylonitrile	0.637	0.619	2.8	102	0.00	9.67
49		1,1,1-trichloroethane	0.774	0.788	-1.8	104	0.00	10.01
50		tert-amyl methyl ether	1.505	1.513	-0.5	103	0.00	10.51
51	I	1,4-difluorobenzene	1.000	1.000	0.0	103	0.00	10.90
52		epichlorohydrin	0.036	0.037	-2.8	105	0.00	12.22
53		n-butyl alcohol	0.012	0.013	-8.3	104	0.00	11.09
54	M	cyclohexane	0.570	0.595	-4.4	106	0.00	10.05
55		carbon tetrachloride	0.539	0.565	-4.8	106	0.00	10.21
56		1,1-dichloropropene	0.460	0.461	-0.2	103	0.00	10.19
57		hexane	0.384	0.313	18.5	80	0.00	8.17
58	M	benzene	1.370	1.346	1.8	103	0.00	10.48
59	m	isooctane	1.325	1.412	-6.6	101	0.00	10.44
60		heptane	0.211	0.227	-7.6	108	0.00	10.64
61		isopropyl acetate	0.891	0.975	-9.4	114	0.00	10.44
62		1,2-dichloroethane	0.412	0.405	1.7	97	0.00	10.53
63		trichloroethene	0.345	0.336	2.6	102	0.00	11.23
64		ethyl acrylate		----------NA----------				
65		2-nitropropane	0.802	0.756	5.7	105	0.00	12.07
66		2-chloroethyl vinyl ether	0.212	0.216	-1.9	105	0.00	12.07
67		methyl methacrylate	0.222	0.221	0.5	103	0.00	11.53
68		1,2-dichloropropane	0.327	0.339	-3.7	103	0.00	11.52
69		methylcyclohexane	0.579	0.615	-6.2	103	0.00	11.42
70		dibromomethane	0.233	0.235	-0.9	103	0.00	11.69
71		bromodichloromethane	0.460	0.455	1.1	102	0.00	11.83
72		cis-1,3-dichloropropene	0.533	0.513	3.8	105	0.00	12.28
73	S	toluene-d8 (s)	1.062	1.043	1.8	106	0.00	12.55
74		4-methyl-2-pentanone	0.148	0.152	-2.7	103	0.00	12.39
75		toluene	0.735	0.721	1.9	107	0.00	12.63
76		3-methyl-1-butanol	0.011	0.012	-9.1	104	0.00	12.44
77		trans-1,3-dichloropropene	0.476	0.466	2.1	106	0.00	12.86
78		ethyl methacrylate	0.420	0.418	0.5	105	0.00	12.84
79		1,1,2-trichloroethane	0.261	0.260	0.4	104	0.00	13.08
80		2-hexanone	0.138	0.137	0.7	106	0.00	13.25
81	I	chlorobenzene-d5	1.000	1.000	0.0	105	0.00	14.10
82		tetrachloroethene	0.354	0.371	-4.8	106	0.00	13.20
83		1,3-dichloropropane	0.535	0.518	3.2	106	0.00	13.26
84		butyl acetate	0.263	0.264	-0.4	108	0.00	13.32
85		dibromochloromethane	0.432	0.440	-1.9	105	0.00	13.53
86		1,2-dibromoethane	0.389	0.385	1.0	105	0.00	13.67
87		chlorobenzene	0.978	0.964	1.4	107	0.00	14.14
88		1,1,1,2-tetrachloroethane	0.413	0.428	-3.6	103	0.00	14.20
89		ethylbenzene	1.720	1.709	0.6	107	0.00	14.18
90		m,p-xylene	0.644	0.633	1.7	107	0.00	14.29
91		o-xylene	0.667	0.675	-1.2	106	0.00	14.73
92		styrene	1.120	1.079	3.7	107	0.00	14.74
93		bromoform	0.340	0.337	0.9	105	0.00	15.04
94	I	1,4-dichlorobenzene-d4	1.000	1.000	0.0	103	0.00	16.45
95		isopropylbenzene	3.034	3.059	-0.8	105	0.00	15.07
96	S	4-bromofluorobenzene (s)	0.869	0.837	3.7	108	0.00	15.29
97		bromobenzene	0.777	0.758	2.4	106	0.00	15.49

Initial Calibration Verification

Job Number: JB72256 **Sample:** V4V368-ICV368
Account: LANGAN Langan Engineering & Environmental **Lab FileID:** 4V8925.D
Project: Carroll Gardens, 363-365 Bond Street, Brooklyn, NY

		True	Calc.	% Drift			
98	cyclohexanone	500.000	353.248	29.4#	78	0.00	15.28

		AvgRF	CCRF	% Dev			
99	1,1,2,2-tetrachloroethane	1.105	1.059	4.2	104	0.00	15.43
100	trans-1,4-dichloro-2-bute	0.251	0.238	5.2	100	0.00	15.46
101	1,2,3-trichloropropane	0.216	0.217	-0.5	105	0.00	15.50
102	n-propylbenzene	3.621	3.567	1.5	108	0.00	15.49
103	2-chlorotoluene	0.721	0.723	-0.3	107	0.00	15.64
104	4-chlorotoluene	2.251	2.154	4.3	106	0.00	15.74
105	1,3,5-trimethylbenzene	2.599	2.656	-2.2	107	0.00	15.64
106	tert-butylbenzene	2.086	2.098	-0.6	91	0.00	15.98
107	pentachloroethane	0.516	0.559	-8.3	104	0.00	16.08
108	1,2,4-trimethylbenzene	2.638	2.623	0.6	107	0.00	16.03
109	sec-butylbenzene	3.632	3.618	0.4	106	0.00	16.19
110	1,3-dichlorobenzene	1.579	1.514	4.1	104	0.00	16.39
111	p-isopropyltoluene	2.915	2.919	-0.1	108	0.00	16.31
112	1,4-dichlorobenzene	1.614	1.540	4.6	104	0.00	16.47
113	indane		----------NA----------				
114	1,2-dichlorobenzene	1.642	1.569	4.4	104	0.00	16.86
115	n-butylbenzene	1.620	1.606	0.9	107	0.00	16.71
116	1,2-dibromo-3-chloropropa	0.239	0.222	7.1	99	0.00	17.61
117	1,3,5-trichlorobenzene	1.399	1.350	3.5	103	0.00	17.74
118	1,2,4-trichlorobenzene	1.310	1.311	-0.1	104	0.00	18.32
119	hexachlorobutadiene	0.596	0.590	1.0	105	0.00	18.40
120	naphthalene	3.742	3.682	1.6	101	0.00	18.58
121	1,2,3-trichlorobenzene	1.256	1.259	-0.2	104	0.00	18.79
122	hexachloroethane	0.624	0.664	-6.4	104	0.00	17.09
123	Benzyl chloride	2.012	1.772	11.9	96	0.00	16.60

(#) = Out of Range SPCC's out = 0 CCC's out = 0
4V8920.D M4V368.M Wed Jun 18 16:20:45 2014 RPT1

Continuing Calibration Summary

Job Number: JB72256 **Sample:** V4V407-CC368
Account: LANGAN Langan Engineering & Environmental **Lab FileID:** 4V9868.D
Project: Carroll Gardens, 363-365 Bond Street, Brooklyn, NY

Evaluate Continuing Calibration Report

Data File : C:\msdchem\1\DATA\4V9868.D Vial: 29
Acq On : 23 Jul 2014 9:08 pm Operator: BenM
Sample : cc368-50 Inst : GCMS4V
Misc : MS71014,V4V407,5,,,,1 Multiplr: 1.00
MS Integration Params: rteint.p

Method : C:\MSDCHEM\1\METHODS\M4V368.M (RTE Integrator)
Title : sw846 8260b
Last Update : Wed Jun 18 16:17:49 2014
Response via : Multiple Level Calibration

Min. RRF : 0.000 Min. Rel. Area : 50% Max. R.T. Dev 0.50min
Max. RRF Dev : 20% Max. Rel. Area : 200%

		Compound	AvgRF	CCRF	%Dev	Area%	Dev(min)	R.T.
1	I	Tert Butyl Alcohol-d9	1.000	1.000	0.0	110	0.00	7.46
2		1,4-dioxane	0.078	0.076	2.6	103	-0.01	11.64
3	M	tertiary butyl alcohol	0.994	1.007	-1.3	112	-0.03	7.59
4	I	pentafluorobenzene	1.000	1.000	0.0	92	-0.01	9.92
5		Freon 143a		----------NA----------				
6		chlorodifluoromethane	0.724	0.779	-7.6	100	0.00	3.64
7		dichlorodifluoromethane	0.798	0.899	-12.7	101	0.00	3.63
8		freon 142b		----------NA----------				
9		chloromethane	0.786	0.827	-5.2	103	0.01	3.97
10		vinyl chloride	0.827	0.928	-12.2	106	0.00	4.25
11		bromomethane	0.531	0.573	-7.9	106	0.00	4.94
12		chloroethane	0.300	0.334	-11.3	100	0.00	5.13
13		trichlorofluoromethane	0.850	1.109	-30.5#	118	0.00	5.66
14		ethyl ether	0.207	0.241	-16.4	103	-0.01	6.10
15		freon 141b		----------NA----------				
16		2-chloropropane	0.796	0.877	-10.2	105	-0.01	6.33
17		acrolein	0.111	0.109	1.8	91	-0.01	6.44
18		1,1-dichloroethene	0.770	0.929	-20.6#	110	-0.01	6.57
19		acetone	0.043	0.053	-23.3#	105	-0.02	6.70
20		allyl chloride	0.211	0.250	-18.5	110	-0.01	7.20
21		acetonitrile	0.044	0.052	-18.2	105	-0.02	7.24
22		iodomethane	0.997	1.312	-31.6#	122	-0.01	6.90
23		iso-butyl alcohol	0.020	0.021	-5.0	100	-0.02	10.29
24		carbon disulfide	2.057	2.380	-15.7	113	-0.02	7.01
25		methylene chloride	0.572	0.672	-17.5	110	-0.01	7.44
26		1-chloropropane	0.222	0.241	-8.6	106	0.00	7.46
27		methyl acetate	0.076	0.084	-10.5	95	-0.01	7.21
28		methyl tert butyl ether	1.545	1.771	-14.6	108	0.00	7.79
29		trans-1,2-dichloroethene	0.680	0.780	-14.7	106	-0.01	7.85
30		di-isopropyl ether	1.493	1.605	-7.5	100	-0.01	8.47
31		ethyl tert-butyl ether	1.492	1.806	-21.0#	107	-0.01	9.00
32		2-butanone	0.055	0.059	-7.3	97	-0.02	9.34
33	M	1,1-dichloroethane	0.838	0.936	-11.7	103	-0.01	8.52
34		chloroprene	0.569	0.644	-13.2	100	-0.02	8.61
35		acrylonitrile	0.182	0.200	-9.9	96	-0.01	7.87
36		vinyl acetate	0.063	0.069	-9.5	102	-0.01	8.52
37		ethyl acetate	0.073	0.064	12.3	83	-0.01	9.35
38		2,2-dichloropropane	0.754	0.892	-18.3	115	-0.01	9.33
39		cis-1,2-dichloroethene	0.859	0.912	-6.2	100	-0.01	9.35
40		propionitrile	0.076	0.078	-2.6	91	-0.02	9.48
41		methyl acrylate	0.545	0.424	22.2#	75	0.00	9.43

Continuing Calibration Summary

Job Number: JB72256 **Sample:** V4V407-CC368
Account: LANGAN Langan Engineering & Environmental **Lab FileID:** 4V9868.D
Project: Carroll Gardens, 363-365 Bond Street, Brooklyn, NY

42		bromochloromethane	0.262	0.296	-13.0	103	-0.01	9.69
43		tetrahydrofuran	0.187	0.174	7.0	92	-0.02	9.71
44		chloroform	0.852	0.943	-10.7	105	-0.02	9.76
45	S	dibromofluoromethane (s)	0.473	0.498	-5.3	99	-0.01	9.98
46	S	1,2-dichloroethane-d4 (s)	0.469	0.461	1.7	95	-0.01	10.43
47		freon 113	0.392	0.533	-36.0#	124	0.00	6.55
48		methacrylonitrile	0.637	0.278	56.4#	41#	-0.02	9.66
49		1,1,1-trichloroethane	0.774	0.969	-25.2#	116	-0.01	10.00
50		tert-amyl methyl ether	1.505	1.719	-14.2	105	0.00	10.51
51	I	1,4-difluorobenzene	1.000	1.000	0.0	95	-0.01	10.89
52		epichlorohydrin	0.036	0.037	-2.8	98	-0.01	12.21
53		n-butyl alcohol	0.012	0.013	-8.3	96	-0.01	11.08
54	M	cyclohexane	0.570	0.637	-11.8	106	0.00	10.05
55		carbon tetrachloride	0.539	0.663	-23.0#	115	-0.01	10.20
56		1,1-dichloropropene	0.460	0.491	-6.7	102	0.00	10.19
57		hexane	0.384	0.376	2.1	90	-0.01	8.16
58	M	benzene	1.370	1.425	-4.0	101	-0.01	10.47
59	m	isooctane	1.325	1.253	5.4	83	0.00	10.44
60		heptane	0.211	0.194	8.1	86	-0.01	10.63
61		isopropyl acetate	0.891	0.851	4.5	93	-0.01	10.43
62		1,2-dichloroethane	0.412	0.453	-10.0	101	0.00	10.53
63		trichloroethene	0.345	0.379	-9.9	107	-0.01	11.22
64		ethyl acrylate		----------NA----------				
65		2-nitropropane	0.802	0.787	1.9	101	0.00	12.07
66		2-chloroethyl vinyl ether	0.212	0.222	-4.7	100	0.00	12.07
67		methyl methacrylate	0.222	0.224	-0.9	97	-0.01	11.52
68		1,2-dichloropropane	0.327	0.341	-4.3	96	-0.01	11.51
69		methylcyclohexane	0.579	0.668	-15.4	104	-0.01	11.41
70		dibromomethane	0.233	0.257	-10.3	105	0.00	11.69
71		bromodichloromethane	0.460	0.493	-7.2	103	0.00	11.82
72		cis-1,3-dichloropropene	0.533	0.528	0.9	100	0.00	12.28
73	S	toluene-d8 (s)	1.062	1.074	-1.1	101	0.00	12.55
74		4-methyl-2-pentanone	0.148	0.156	-5.4	98	0.00	12.38
75		toluene	0.735	0.784	-6.7	107	0.00	12.62
76		3-methyl-1-butanol	0.011	0.012	-9.1	104	-0.01	12.43
77		trans-1,3-dichloropropene	0.476	0.502	-5.5	106	0.00	12.86
78		ethyl methacrylate	0.420	0.437	-4.0	102	0.00	12.83
79		1,1,2-trichloroethane	0.261	0.279	-6.9	103	-0.01	13.07
80		2-hexanone	0.138	0.145	-5.1	103	0.00	13.24
81	I	chlorobenzene-d5	1.000	1.000	0.0	109	0.00	14.09
82		tetrachloroethene	0.354	0.385	-8.8	115	0.00	13.20
83		1,3-dichloropropane	0.535	0.501	6.4	107	0.00	13.25
84		butyl acetate	0.263	0.239	9.1	102	0.00	13.31
85		dibromochloromethane	0.432	0.438	-1.4	109	0.00	13.52
86		1,2-dibromoethane	0.389	0.408	-4.9	116	0.00	13.67
87		chlorobenzene	0.978	0.997	-1.9	115	0.00	14.12
88		1,1,1,2-tetrachloroethane	0.413	0.446	-8.0	112	0.00	14.20
89		ethylbenzene	1.720	1.719	0.1	111	0.00	14.18
90		m,p-xylene	0.644	0.643	0.2	113	0.00	14.29
91		o-xylene	0.667	0.680	-1.9	111	0.00	14.72
92		styrene	1.120	1.140	-1.8	118	0.00	14.74
93		bromoform	0.340	0.372	-9.4	120	0.00	15.03
94	I	1,4-dichlorobenzene-d4	1.000	1.000	0.0	112	0.00	16.44
95		isopropylbenzene	3.034	2.950	2.8	110	0.00	15.06
96	S	4-bromofluorobenzene (s)	0.869	0.872	-0.3	122	0.00	15.29
97		bromobenzene	0.777	0.831	-6.9	126	0.00	15.48

Continuing Calibration Summary

Job Number: JB72256 **Sample:** V4V407-CC368
Account: LANGAN Langan Engineering & Environmental **Lab FileID:** 4V9868.D
Project: Carroll Gardens, 363-365 Bond Street, Brooklyn, NY

		True	Calc.	% Drift			
98	cyclohexanone	500.000	163.486	67.3#	45	0.00	15.28

		AvgRF	CCRF	% Dev			
99	1,1,2,2-tetrachloroethane	1.105	1.011	8.5	108	0.00	15.42
100	trans-1,4-dichloro-2-bute	0.251	0.129	48.6#	59	0.00	15.46
101	1,2,3-trichloropropane	0.216	0.224	-3.7	117	0.00	15.49
102	n-propylbenzene	3.621	3.482	3.8	114	0.00	15.48
103	2-chlorotoluene	0.721	0.762	-5.7	123	0.00	15.63
104	4-chlorotoluene	2.251	2.223	1.2	119	0.00	15.73
105	1,3,5-trimethylbenzene	2.599	2.600	-0.0	114	0.00	15.63
106	tert-butylbenzene	2.086	2.049	1.8	97	0.00	15.97
107	pentachloroethane	0.516	0.561	-8.7	114	0.00	16.07
108	1,2,4-trimethylbenzene	2.638	2.668	-1.1	118	0.00	16.02
109	sec-butylbenzene	3.632	3.449	5.0	110	0.00	16.18
110	1,3-dichlorobenzene	1.579	1.651	-4.6	124	0.00	16.38
111	p-isopropyltoluene	2.915	2.899	0.5	116	0.00	16.31
112	1,4-dichlorobenzene	1.614	1.658	-2.7	122	0.00	16.47
113	indane		NA				
114	1,2-dichlorobenzene	1.642	1.716	-4.5	124	0.00	16.85
115	n-butylbenzene	1.620	1.575	2.8	114	0.00	16.71
116	1,2-dibromo-3-chloropropa	0.239	0.225	5.9	108	0.00	17.60
117	1,3,5-trichlorobenzene	1.399	1.571	-12.3	130	0.00	17.74
118	1,2,4-trichlorobenzene	1.310	1.475	-12.6	127	0.00	18.32
119	hexachlorobutadiene	0.596	0.652	-9.4	126	0.00	18.40
120	naphthalene	3.742	3.967	-6.0	118	0.00	18.57
121	1,2,3-trichlorobenzene	1.256	1.452	-15.6	130	-0.01	18.78
122	hexachloroethane	0.624	0.633	-1.4	108	0.00	17.08
123	Benzyl chloride	2.012	1.784	11.3	105	0.00	16.59

(#) = Out of Range SPCC's out = 0 CCC's out = 0
4V8920.D M4V368.M Thu Jul 24 09:46:08 2014 RPT1

Continuing Calibration Summary

Job Number: JB72256 **Sample:** V4V408-CC368
Account: LANGAN Langan Engineering & Environmental **Lab FileID:** 4V9893.D
Project: Carroll Gardens, 363-365 Bond Street, Brooklyn, NY

Evaluate Continuing Calibration Report

Data File : C:\msdchem\1\DATA\4V9893.D Vial: 2
Acq On : 24 Jul 2014 8:49 am Operator: BenM
Sample : cc368-20 Inst : GCMS4V
Misc : MS71048,V4V408,5,,,,1 Multiplr: 1.00
MS Integration Params: rteint.p

Method : C:\MSDCHEM\1\METHODS\M4V368.M (RTE Integrator)
Title : sw846 8260b
Last Update : Wed Jun 18 16:17:49 2014
Response via : Multiple Level Calibration

Min. RRF : 0.000 Min. Rel. Area : 50% Max. R.T. Dev 0.50min
Max. RRF Dev : 20% Max. Rel. Area : 200%

		Compound	AvgRF	CCRF	%Dev	Area%	Dev(min)	R.T.
1	I	Tert Butyl Alcohol-d9	1.000	1.000	0.0	107	-0.02	7.45
2		1,4-dioxane	0.078	0.074	5.1	106	-0.01	11.64
3	M	tertiary butyl alcohol	0.994	1.027	-3.3	110	-0.03	7.58
4	I	pentafluorobenzene	1.000	1.000	0.0	87	-0.01	9.92
5		Freon 143a		----------NA----------				
6		chlorodifluoromethane	0.724	0.754	-4.1	92	0.00	3.64
7		dichlorodifluoromethane	0.798	0.886	-11.0	92	0.00	3.63
8		freon 142b		----------NA----------				
9		chloromethane	0.786	0.768	2.3	91	0.00	3.96
10		vinyl chloride	0.827	0.862	-4.2	90	0.00	4.24
11		bromomethane	0.531	0.583	-9.8	97	0.00	4.94
12		chloroethane	0.300	0.334	-11.3	91	0.00	5.13
13		trichlorofluoromethane	0.850	1.075	-26.5#	109	0.00	5.65
14		ethyl ether	0.207	0.227	-9.7	94	-0.01	6.10
15		freon 141b		----------NA----------				
16		2-chloropropane	0.796	0.849	-6.7	96	-0.02	6.32
17		acrolein	0.111	0.103	7.2	82	-0.01	6.44
18		1,1-dichloroethene	0.770	0.866	-12.5	97	-0.02	6.57
19		acetone	0.043	0.043	0.0	85	-0.02	6.69
20		allyl chloride	0.211	0.250	-18.5	96	-0.01	7.20
21		acetonitrile	0.044	0.054	-22.7#	104	-0.02	7.23
22		iodomethane	0.997	1.209	-21.3#	106	-0.02	6.89
23		iso-butyl alcohol	0.020	0.022	-10.0	100	-0.02	10.28
24		carbon disulfide	2.057	2.201	-7.0	98	-0.02	7.01
25		methylene chloride	0.572	0.648	-13.3	102	-0.02	7.44
26		1-chloropropane	0.222	0.236	-6.3	97	-0.02	7.44
27		methyl acetate	0.076	0.082	-7.9	94	-0.01	7.21
28		methyl tert butyl ether	1.545	1.710	-10.7	99	-0.01	7.79
29		trans-1,2-dichloroethene	0.680	0.761	-11.9	98	-0.01	7.85
30		di-isopropyl ether	1.493	1.600	-7.2	95	-0.01	8.47
31		ethyl tert-butyl ether	1.492	1.742	-16.8	98	-0.01	9.00
32		2-butanone	0.055	0.056	-1.8	90	-0.01	9.34
33	M	1,1-dichloroethane	0.838	0.919	-9.7	96	-0.02	8.51
34		chloroprene	0.569	0.660	-16.0	97	-0.02	8.61
35		acrylonitrile	0.182	0.198	-8.8	91	-0.02	7.86
36		vinyl acetate	0.063	0.065	-3.2	95	-0.01	8.52
37		ethyl acetate	0.073	0.061	16.4	70	-0.01	9.35
38		2,2-dichloropropane	0.754	0.942	-24.9#	112	0.00	9.34
39		cis-1,2-dichloroethene	0.859	0.918	-6.9	95	-0.01	9.35
40		propionitrile	0.076	0.077	-1.3	87	-0.02	9.48
41		methyl acrylate	0.545	0.504	7.5	83	0.00	9.43

Continuing Calibration Summary

Job Number: JB72256 **Sample:** V4V408-CC368
Account: LANGAN Langan Engineering & Environmental **Lab FileID:** 4V9893.D
Project: Carroll Gardens, 363-365 Bond Street, Brooklyn, NY

42		bromochloromethane	0.262	0.297	-13.4	101	-0.01	9.69
43		tetrahydrofuran	0.187	0.155	17.1	77	-0.02	9.71
44		chloroform	0.852	0.936	-9.9	100	-0.02	9.76
45	S	dibromofluoromethane (s)	0.473	0.506	-7.0	97	-0.01	9.98
46	S	1,2-dichloroethane-d4 (s)	0.469	0.466	0.6	88	-0.01	10.43
47		freon 113	0.392	0.525	-33.9#	114	0.00	6.55
48		methacrylonitrile	0.637	0.262	58.9#	36#	-0.02	9.66
49		1,1,1-trichloroethane	0.774	0.957	-23.6#	110	-0.02	9.99
50		tert-amyl methyl ether	1.505	1.681	-11.7	99	-0.01	10.50
51	I	1,4-difluorobenzene	1.000	1.000	0.0	86	-0.01	10.89
52		epichlorohydrin	0.036	0.037	-2.8	90	-0.01	12.21
53		n-butyl alcohol	0.012	0.013	-8.3	94	-0.02	11.07
54	M	cyclohexane	0.570	0.635	-11.4	97	-0.01	10.04
55		carbon tetrachloride	0.539	0.666	-23.6#	107	-0.01	10.20
56		1,1-dichloropropene	0.460	0.475	-3.3	92	-0.01	10.18
57		hexane	0.384	0.359	6.5	78	-0.02	8.15
58	M	benzene	1.370	1.446	-5.5	95	-0.01	10.47
59	m	isooctane	1.325	1.129	14.8	70	0.00	10.44
60		heptane	0.211	0.178	15.6	71	-0.01	10.63
61		isopropyl acetate	0.891	0.850	4.6	84	-0.01	10.43
62		1,2-dichloroethane	0.412	0.450	-9.2	92	-0.01	10.52
63		trichloroethene	0.345	0.365	-5.8	92	-0.01	11.22
64		ethyl acrylate		----------NA----------				
65		2-nitropropane	0.802	0.798	0.5	94	0.00	12.07
66		2-chloroethyl vinyl ether	0.212	0.226	-6.6	95	0.00	12.07
67		methyl methacrylate	0.222	0.218	1.8	91	-0.01	11.52
68		1,2-dichloropropane	0.327	0.340	-4.0	88	-0.01	11.51
69		methylcyclohexane	0.579	0.661	-14.2	96	-0.01	11.41
70		dibromomethane	0.233	0.257	-10.3	93	-0.01	11.68
71		bromodichloromethane	0.460	0.479	-4.1	91	0.00	11.82
72		cis-1,3-dichloropropene	0.533	0.513	3.8	91	-0.01	12.27
73	S	toluene-d8 (s)	1.062	1.077	-1.4	95	0.00	12.55
74		4-methyl-2-pentanone	0.148	0.151	-2.0	91	-0.01	12.38
75		toluene	0.735	0.755	-2.7	98	0.00	12.62
76		3-methyl-1-butanol	0.011	0.012	-9.1	101	-0.01	12.43
77		trans-1,3-dichloropropene	0.476	0.501	-5.3	98	0.00	12.86
78		ethyl methacrylate	0.420	0.420	0.0	92	0.00	12.83
79		1,1,2-trichloroethane	0.261	0.276	-5.7	96	-0.01	13.07
80		2-hexanone	0.138	0.143	-3.6	93	0.00	13.24
81	I	chlorobenzene-d5	1.000	1.000	0.0	101	0.00	14.09
82		tetrachloroethene	0.354	0.371	-4.8	105	0.00	13.20
83		1,3-dichloropropane	0.535	0.500	6.5	101	0.00	13.25
84		butyl acetate	0.263	0.240	8.7	88	-0.01	13.31
85		dibromochloromethane	0.432	0.421	2.5	99	0.00	13.52
86		1,2-dibromoethane	0.389	0.380	2.3	100	0.00	13.67
87		chlorobenzene	0.978	0.973	0.5	104	0.00	14.12
88		1,1,1,2-tetrachloroethane	0.413	0.424	-2.7	100	-0.01	14.19
89		ethylbenzene	1.720	1.691	1.7	103	0.00	14.18
90		m,p-xylene	0.644	0.627	2.6	104	0.00	14.29
91		o-xylene	0.667	0.657	1.5	103	-0.01	14.72
92		styrene	1.120	1.084	3.2	101	0.00	14.74
93		bromoform	0.340	0.347	-2.1	101	-0.01	15.03
94	I	1,4-dichlorobenzene-d4	1.000	1.000	0.0	99	0.00	16.45
95		isopropylbenzene	3.034	2.889	4.8	101	0.00	15.06
96	S	4-bromofluorobenzene (s)	0.869	0.884	-1.7	107	0.00	15.29
97		bromobenzene	0.777	0.809	-4.1	108	0.00	15.48

Continuing Calibration Summary

Job Number: JB72256 **Sample:** V4V408-CC368
Account: LANGAN Langan Engineering & Environmental **Lab FileID:** 4V9893.D
Project: Carroll Gardens, 363-365 Bond Street, Brooklyn, NY

		True	Calc.	% Drift			
98	cyclohexanone	200.000	40.432	79.8#	34	0.00	15.28

		AvgRF	CCRF	% Dev			
99	1,1,2,2-tetrachloroethane	1.105	1.002	9.3	97	0.00	15.42
100	trans-1,4-dichloro-2-bute	0.251	0.191	23.9#	80	0.00	15.46
101	1,2,3-trichloropropane	0.216	0.229	-6.0	107	0.00	15.49
102	n-propylbenzene	3.621	3.476	4.0	102	-0.01	15.48
103	2-chlorotoluene	0.721	0.757	-5.0	111	0.00	15.63
104	4-chlorotoluene	2.251	2.152	4.4	101	0.00	15.73
105	1,3,5-trimethylbenzene	2.599	2.539	2.3	104	0.00	15.63
106	tert-butylbenzene	2.086	1.888	9.5	93	0.00	15.97
107	pentachloroethane	0.516	0.527	-2.1	101	0.00	16.07
108	1,2,4-trimethylbenzene	2.638	2.599	1.5	104	0.00	16.02
109	sec-butylbenzene	3.632	3.349	7.8	99	0.00	16.18
110	1,3-dichlorobenzene	1.579	1.579	0.0	104	0.00	16.38
111	p-isopropyltoluene	2.915	2.845	2.4	102	0.00	16.31
112	1,4-dichlorobenzene	1.614	1.591	1.4	104	0.00	16.47
113	indane		----------NA----------				
114	1,2-dichlorobenzene	1.642	1.634	0.5	105	0.00	16.85
115	n-butylbenzene	1.620	1.526	5.8	96	0.00	16.71
116	1,2-dibromo-3-chloropropa	0.239	0.221	7.5	96	0.00	17.60
117	1,3,5-trichlorobenzene	1.399	1.475	-5.4	112	0.00	17.74
118	1,2,4-trichlorobenzene	1.310	1.392	-6.3	111	0.00	18.32
119	hexachlorobutadiene	0.596	0.622	-4.4	108	0.00	18.40
120	naphthalene	3.742	3.839	-2.6	107	0.00	18.57
121	1,2,3-trichlorobenzene	1.256	1.376	-9.6	114	-0.01	18.78
122	hexachloroethane	0.624	0.575	7.9	92	0.00	17.08
123	Benzyl chloride	2.012	1.869	7.1	96	0.00	16.59

(#) = Out of Range SPCC's out = 0 CCC's out = 0
4V8919.D M4V368.M Thu Jul 24 10:28:22 2014 RPT1

Initial Calibration Summary

Job Number: JB72256 **Sample:** VI7869-ICC7869
Account: LANGAN Langan Engineering & Environmental **Lab FileID:** I195146.D
Project: Carroll Gardens, 363-365 Bond Street, Brooklyn, NY

Response Factor Report MSI

Method : C:\msdchem\1\METHODS\MI7869.M (RTE Integrator)
Title : Method SW846 8260B, ZB624 60m x 0.25mm x 1.4um
Last Update : Mon Jun 02 16:16:52 2014
Response via : Initial Calibration

Calibration Files
0.2 =I195139.D 0.5 =I195140.D 1 =I195141.D 2 =I195142.D
5 =I195143.D 10 =I195144.D 20 =I195145.D 50 =I195146.D
100 =I195147.D 200 =I195148.D = =

Compound	0.2	0.5	1	2	5	10	20	50	100	200	Avg	%RSD
1) I Tert Butyl Alcohol-d9	----------ISTD----------											
2) ethanol											0.000	-1.00
3) tertiary butyl alcohol	1.475	1.582	1.458	1.456	1.394	1.425	1.316	1.627			1.467	6.76
4) 1,4-dioxane	0.094	0.109	0.120	0.114	0.122	0.119	0.106	0.129			0.114	9.77
5) I pentafluorobenzene	----------ISTD----------											
6) chlorodifluoromethane	0.541	0.472	0.559	0.562	0.517	0.557	0.535	0.563			0.538	5.78
7) dichlorodifluoromethane	0.598	0.618	0.745	0.741	0.708	0.777	0.731	0.767			0.711	9.41
8) chloromethane	0.917	0.806	0.913	0.908	0.840	0.880	0.848	0.854			0.871	4.61
9) vinyl chloride	0.733	0.715	0.850	0.858	0.819	0.872	0.835	0.867			0.818	7.44
10) bromomethane	0.554	0.535	0.572	0.552	0.511	0.547	0.513	0.544			0.541	3.84
11) chloroethane	0.359	0.314	0.371	0.363	0.342	0.363	0.344	0.363			0.352	5.27
12) trichlorofluoromethane	0.749	0.785	0.927	0.941	0.895	0.970	0.922	0.977			0.896	9.43
13) ethyl ether	0.287	0.279	0.282	0.272	0.269	0.282	0.281	0.284			0.279	2.16
14) acrolein	0.096	0.084	0.080	0.082	0.082	0.085	0.086	0.085			0.085	5.42
15) 2-chloropropane	0.266	0.219	0.238	0.253	0.236	0.233	0.246	0.235	0.245		0.241	5.53
16) freon 113	0.352	0.318	0.369	0.395	0.363	0.390	0.379	0.409			0.372	7.69
17) 1,1-dichloroethene	0.807	0.810	0.733	0.728	0.842	0.790	0.819	0.848	0.816	0.853	0.805	5.44
18) acetone					0.047	0.040	0.041	0.040	0.040		0.041	8.16
19) iodomethane	0.949	0.928	1.040	0.999	1.007	1.035	0.996	1.044			1.000	4.23
20) carbon disulfide	1.779	1.851	1.797	2.017	1.931	1.963	2.019	1.939	2.030		1.925	4.97
21) methyl acetate				0.062	0.069	0.065	0.068	0.072	0.075		0.069	6.71
22) allyl chloride	0.242	0.245	0.289	0.268	0.282	0.294	0.282	0.300			0.275	7.92
23) acetonitrile												

Initial Calibration Summary

Job Number: JB72256 **Sample:** VI7869-ICC7869
Account: LANGAN Langan Engineering & Environmental **Lab FileID:** I195146.D
Project: Carroll Gardens, 363-365 Bond Street, Brooklyn, NY

		0.047	0.035	0.038	0.040	0.038	0.046	0.048	0.049	0.042	12.85
24)	methylene chloride										
		0.642	0.732	0.797	0.665	0.591	0.607	0.574	0.596	0.650	12.02
25)	1-chloropropane										
		0.975	0.918	0.996	0.921	0.913	0.950	0.910	0.948	0.941	3.36
26)	methyl tert butyl ether										
	1.813	1.625	1.626	1.471	1.529	1.445	1.486	1.557	1.525	1.563	1.564	6.77
27)	acrylonitrile										
		0.156	0.143	0.144	0.143	0.146	0.155	0.156	0.157	0.150	4.19
28)	trans-1,2-dichloroethene										
		0.637	0.621	0.584	0.596	0.574	0.592	0.563	0.589	0.595	4.05
29)	hexane										
		0.625	0.687	0.750	0.651	0.604	0.617	0.595	0.640	0.646	7.87
30)	di-isopropyl ether										
	1.840	1.807	1.695	1.652	1.669	1.732	1.613	1.689	1.631	1.726	1.705	4.29
31)	vinyl acetate										
			0.330	0.333	0.327	0.328	0.326	0.312	0.325	0.326	2.00
32)	1,1-dichloroethane										
	0.931	0.931	0.909	0.906	1.028	0.985	0.994	1.016	0.978	1.014	0.969	4.77
33)	chloroprene										
		0.677	0.684	0.749	0.762	0.723	0.763	0.750	0.811	0.740	5.96
34)	ethyl tert-butyl ether										
	1.648	1.576	1.625	1.542	1.667	1.693	1.632	1.706	1.670	1.789	1.655	4.17
35)	2-butanone										
				0.047	0.046	0.047	0.052	0.053	0.054	0.050	7.23
36)	ethyl acetate										
				0.063	0.063	0.056	0.058	0.058	0.060	0.060	4.73
37)	2,2-dichloropropane										
		0.854	0.825	0.938	0.869	0.869	0.909	0.861	0.906	0.879	4.13
38)	cis-1,2-dichloroethene										
		0.648	0.656	0.661	0.625	0.608	0.633	0.603	0.630	0.633	3.36
39)	methacrylonitrile										
				0.168	0.166	0.168	0.182	0.185	0.188	0.176	5.51
40)	propionitrile										
		0.056	0.053	0.055	0.058	0.057	0.061	0.062	0.061	0.058	5.62
41)	bromochloromethane										
		0.264	0.271	0.274	0.265	0.272	0.284	0.274	0.286	0.274	2.85
42)	tetrahydrofuran										
		0.070	0.059	0.057	0.054	0.056	0.057	0.058	0.057	0.059	8.29
43)	chloroform										
		1.051	0.952	1.001	0.946	0.964	0.989	0.950	0.996	0.981	3.62
44)	tert-Butyl Formate										
		0.410	0.396	0.412	0.425	0.409	0.446	0.445	0.476	0.427	6.21
45)	dibromofluoromethane (s)										
				0.542	0.507	0.527	0.526	0.514	0.548	0.527	2.99
46)	1,1,1-trichloroethane										
	0.774	0.797	0.777	0.775	0.847	0.817	0.841	0.866	0.833	0.878	0.820	4.69
47)	cyclohexane										
	0.803	0.818	0.762	0.744	0.841	0.749	0.823	0.854	0.809	0.855	0.806	5.12
48)	I 1,4-difluorobenzene	----------	ISTD	----------							
49)	1,2-dichloroethane-d4 (s)										
				0.381	0.343	0.350	0.353	0.354	0.358	0.357	3.67
50)	1,1-dichloropropene										
	0.462	0.426	0.435	0.435	0.496	0.474	0.486	0.501	0.490	0.502	0.471	6.25
51)	carbon tetrachloride										
	0.456	0.395	0.404	0.424	0.488	0.450	0.467	0.492	0.477	0.493	0.455	7.97
52)	iso-butyl alcohol										
				0.013	0.012	0.012	0.013	0.014	0.013	0.013	6.74
53)	isopropyl acetate										

Initial Calibration Summary

Job Number: JB72256 **Sample:** VI7869-ICC7869
Account: LANGAN Langan Engineering & Environmental **Lab FileID:** I195146.D
Project: Carroll Gardens, 363-365 Bond Street, Brooklyn, NY

					0.112	0.113	0.111	0.121	0.125	0.128	0.119	6.15
54)	benzene											
	1.501	1.436	1.447	1.407	1.512	1.451	1.450	1.485	1.451	1.467	1.461	2.15
55)	2,2,4-trimethylpentane											
				1.111	1.104	1.286	1.260	1.217	1.309	1.266	1.341	1.237	7.08
56)	tert-amyl methyl ether											
			1.070	1.122	1.032	1.039	1.012	0.997	1.053	1.050	1.087	1.051	3.64
57)	1,2-dichloroethane											
	0.397	0.414	0.389	0.403	0.430	0.409	0.422	0.434	0.432	0.437	0.417	4.02
58)	heptane											
					0.239	0.260	0.251	0.237	0.257	0.253	0.269	0.252	4.47
59)	n-butyl alcohol											
					0.007	0.007	0.008	0.007	0.008	0.009	0.009	0.008	10.69
60)	trichloroethene											
	0.326	0.343	0.342	0.340	0.392	0.366	0.375	0.384	0.373	0.384	0.363	6.29
61)	methyl methacrylate											
					0.321	0.302	0.305	0.322	0.325	0.327	0.317	3.43
62)	1,2-dichloropropane											
			0.324	0.331	0.352	0.370	0.349	0.356	0.370	0.357	0.360	0.352	4.51
63)	methylcyclohexane											
	0.500	0.527	0.515	0.490	0.570	0.572	0.550	0.594	0.581	0.610	0.551	7.50
64)	dibromomethane											
			0.197	0.207	0.192	0.205	0.196	0.200	0.208	0.207	0.207	0.202	3.00
65)	bromodichloromethane											
	0.454	0.447	0.437	0.444	0.457	0.444	0.456	0.474	0.470	0.483	0.457	3.26
66)	2-nitropropane											
					0.065	0.070	0.062	0.068	0.073	0.073	0.068	6.27
67)	2-chloroethyl vinyl ether											
				0.159	0.157	0.158	0.161	0.160	0.168	0.169	0.170	0.163	3.38
68)	epichlorohydrin											
				0.027	0.026	0.027	0.027	0.024	0.026	0.028	0.028	0.027	4.74
69)	cis-1,3-dichloropropene											
	0.537	0.512	0.514	0.537	0.581	0.553	0.569	0.587	0.575	0.585	0.555	5.17
70)	4-methyl-2-pentanone											
					0.104	0.102	0.104	0.112	0.115	0.112	0.108	5.22
71)	3-methyl-1-butanol											
					0.007	0.008	0.007	0.008	0.009	0.009	0.008	7.20
72)	toluene											
	1.588	1.395	1.407	1.421	1.537	1.463	1.478	1.514	1.467	1.485	1.476	4.06
73)	trans-1,3-dichloropropene											
	0.494	0.482	0.507	0.503	0.498	0.475	0.492	0.508	0.499	0.504	0.496	2.16
74)	ethyl methacrylate											
				0.349	0.321	0.366	0.345	0.356	0.391	0.396	0.390	0.364	7.30
75)	1,1,2-trichloroethane											
	0.217	0.232	0.236	0.232	0.238	0.221	0.224	0.238	0.236	0.240	0.231	3.41
76)	2-hexanone											
					0.101	0.085	0.092	0.100	0.103	0.100	0.097	7.35
77)	I chlorobenzene-d5				----------ISTD----------							
78)	toluene-d8 (s)											
					1.537	1.466	1.564	1.571	1.508	1.594	1.540	3.03
79)	tetrachloroethene											
	0.450	0.432	0.432	0.452	0.470	0.450	0.469	0.481	0.460	0.481	0.458	3.90
80)	1,3-dichloropropane											
			0.512	0.528	0.580	0.560	0.532	0.554	0.569	0.554	0.568	0.551	4.05
81)	butyl acetate											
					0.195	0.210	0.206	0.223	0.222	0.232	0.214	6.26
82)	3,3-Dimethyl-1-Butanol											
				0.038	0.032	0.029	0.032	0.030	0.035	0.037	0.037	0.034	10.24
83)	dibromochloromethane											

Initial Calibration Summary

Job Number: JB72256 **Sample:** VI7869-ICC7869
Account: LANGAN Langan Engineering & Environmental **Lab FileID:** I195146.D
Project: Carroll Gardens, 363-365 Bond Street, Brooklyn, NY

```
      0.345 0.383 0.406 0.375 0.402 0.376 0.410 0.428 0.419 0.443  0.399    7.33
 84)  1,2-dibromoethane
      0.295 0.362 0.327 0.344 0.350 0.332 0.342 0.360 0.354 0.367  0.343    6.17
 85)  n-butyl ether
            1.570 1.564 1.660 1.534 1.630 1.669 1.592 1.646  1.608    3.11
 86)  chlorobenzene
      1.180 1.196 1.091 1.111 1.188 1.151 1.170 1.204 1.137 1.203  1.163    3.40
 87)  1,1,1,2-tetrachloroethane
      0.408 0.392 0.401 0.423 0.428 0.409 0.429 0.442 0.419 0.450  0.420    4.27
 88)  ethylbenzene
      2.155 1.983 1.841 1.885 2.035 1.955 2.003 2.060 1.939 2.036  1.989    4.53
 89)  m,p-xylene
      0.759 0.726 0.700 0.724 0.780 0.740 0.770 0.781 0.735 0.771  0.749    3.69
 90)  o-xylene
      0.660 0.722 0.723 0.719 0.767 0.726 0.744 0.771 0.725 0.760  0.732    4.37
 91)  styrene
      1.251 1.190 1.245 1.227 1.259 1.232 1.251 1.305 1.229 1.290  1.248    2.61
 92)  bromoform
            0.237 0.234 0.261 0.251 0.266 0.289 0.288 0.305  0.266    9.63

 93) I   1,4-dichlorobenzene-d ----------------ISTD--------------------
 94)  4-bromofluorobenzene (s)
                        1.168 1.112 1.171 1.158 1.084 1.178  1.145    3.32
 95)  isopropylbenzene
      4.144 3.878 3.742 3.914 4.094 3.962 4.048 4.087 3.763 4.018  3.965    3.51
 96)  cyclohexanone
            0.056 0.050 0.057 0.042 0.036 0.055 0.052 0.059  0.051   15.90
       ----- Linear regression -----  Coefficient =  0.9961
         Response Ratio = -0.03503 + 0.05831 *A

 97)  1,1,2,2-tetrachloroethane
      0.908 0.929 1.002 0.935 0.945 0.886 0.908 0.952 0.914 0.948  0.933    3.46
 98)  trans-1,4-dichloro-2-butene
            0.261 0.216 0.226 0.217 0.225 0.241 0.234 0.250  0.234    6.80
 99)  1,2,3-trichloropropane
            0.199 0.187 0.200 0.190 0.200 0.210 0.205 0.213  0.201    4.44
100)  n-propylbenzene
      4.989 4.776 4.602 4.476 4.857 4.560 4.606 4.712 4.278 4.594  4.645    4.31
101)  bromobenzene
            1.094 1.029 1.079 1.023 1.036 1.078 0.997 1.067  1.050    3.21
102)  2-chlorotoluene
            0.974 1.043 1.050 0.999 1.022 1.017 0.931 0.997  1.004    3.84
103)  4-chlorotoluene
            2.975 2.859 3.176 2.864 2.905 2.978 2.724 2.938  2.927    4.42
104)  1,3,5-trimethylbenzene
         3.443 3.296 3.346 3.518 3.341 3.407 3.438 3.172 3.395  3.373    2.96
105)  tert-butylbenzene
      3.514 2.751 2.697 2.698 2.915 2.748 2.792 2.868 2.626 2.835  2.844    8.81
106)  pentachloroethane
      0.566 0.619 0.617 0.583 0.642 0.597 0.629 0.654 0.617 0.669  0.619    5.10
107)  1,2,4-trimethylbenzene
      3.774 3.481 3.309 3.335 3.451 3.240 3.331 3.371 3.077 3.314  3.368    5.37
108)  sec-butylbenzene
      4.419 4.293 4.120 4.193 4.556 4.290 4.363 4.449 4.041 4.362  4.309    3.63
109)  p-isopropyltoluene
         3.755 3.495 3.474 3.755 3.563 3.634 3.745 3.409 3.659  3.610    3.63
110)  benzyl chloride
         1.811 1.946 1.734 1.793 1.760 1.651 1.867 1.800 1.997  1.818    5.83
111)  1,3-dichlorobenzene
      1.932 2.025 1.876 1.988 2.048 1.952 1.995 2.027 1.858 2.011  1.971    3.31
```

Initial Calibration Summary

Job Number: JB72256 **Sample:** VI7869-ICC7869
Account: LANGAN Langan Engineering & Environmental **Lab FileID:** I195146.D
Project: Carroll Gardens, 363-365 Bond Street, Brooklyn, NY

```
112)  1,4-dichlorobenzene
       2.368 2.205 2.000 1.960 2.030 1.915 1.980 2.017 1.848 2.010  2.033    7.33
113)  1,2-dichlorobenzene
       2.119 1.873 1.847 1.895 1.897 1.799 1.839 1.902 1.736 1.859  1.876    5.28
114)  n-butylbenzene
             1.858 1.761 1.809 1.964 1.882 1.878 1.940 1.754 1.890  1.860    3.93
115)  hexachloroethane
             0.777 0.784 0.685 0.724 0.677 0.707 0.729 0.677 0.754  0.724    5.68
116)  1,2-dibromo-3-chloropropane
                         0.180 0.176 0.168 0.169 0.191 0.184 0.188  0.179    4.92
117)  1,3,5-Trichlorobenzene
             1.429 1.464 1.502 1.601 1.571 1.587 1.666 1.500 1.610  1.548    5.02
118)  1,2,4-trichlorobenzene
             1.302 1.153 1.182 1.277 1.280 1.302 1.398 1.277 1.365  1.282    6.03
119)  hexachlorobutadiene
             0.750 0.708 0.753 0.862 0.851 0.801 0.848 0.744 0.800  0.791    6.97
120)  naphthalene
             2.402 2.352 2.239 2.313 2.292 2.417 2.609 2.495 2.563  2.409    5.22
121)  1,2,3-trichlorobenzene
             1.004 1.098 1.081 1.132 1.121 1.152 1.226 1.129 1.173  1.124    5.50
 ---------------------------------------------------------------------------
 (#) = Out of Range  ###  Number of calibration levels exceeded format  ###

           MI7869.M          Mon Jun 02 16:22:10 2014   RPT1
```

Initial Calibration Verification

Job Number: JB72256 **Sample:** VI7869-ICV7869
Account: LANGAN Langan Engineering & Environmental **Lab FileID:** I195150.D
Project: Carroll Gardens, 363-365 Bond Street, Brooklyn, NY

Evaluate Continuing Calibration Report

Data File : C:\msdchem\1\DATA\VI7869\I195150.D Vial: 11
Acq On : 29 May 2014 4:33 pm Operator: SCOTTM
Sample : ICV7869-50 Inst : MSI
Misc : MS68022,VI7869,,,,,1 Multiplr: 1.00
MS Integration Params: RTEINT.P

Method : C:\msdchem\1\METHODS\MI7869.M (RTE Integrator)
Title : Method SW846 8260B, ZB624 60m x 0.25mm x 1.4um
Last Update : Mon Jun 02 16:16:52 2014
Response via : Multiple Level Calibration

Min. RRF : 0.000 Min. Rel. Area : 50% Max. R.T. Dev 0.50min
Max. RRF Dev : 20% Max. Rel. Area : 200%

		Compound	AvgRF	CCRF	%Dev	Area%	Dev(min)	R.T.
1	I	Tert Butyl Alcohol-d9	1.000	1.000	0.0	90	0.00	7.16
2		ethanol		----------NA----------				
3		tertiary butyl alcohol	1.467	1.438	2.0	91	0.00	7.28
4		1,4-dioxane	0.114	0.116	-1.8	88	0.00	10.97
5	I	pentafluorobenzene	1.000	1.000	0.0	104	0.00	9.35
6		chlorodifluoromethane	0.538	0.560	-4.1	104	-0.01	4.08
7		dichlorodifluoromethane	0.711	0.724	-1.8	97	0.00	4.07
8		chloromethane	0.871	0.866	0.6	102	-0.01	4.38
9		vinyl chloride	0.818	0.843	-3.1	100	0.00	4.61
10		bromomethane	0.541	0.539	0.4	102	0.00	5.20
11		chloroethane	0.352	0.354	-0.6	101	0.00	5.36
12		trichlorofluoromethane	0.896	0.927	-3.5	99	-0.01	5.79
13		ethyl ether	0.279	0.264	5.4	97	0.00	6.17
14		acrolein	0.085	0.075	11.8	91	0.00	6.37
15		2-chloropropane	0.241	0.228	5.4	96	0.00	6.35
16		freon 113	0.372	0.399	-7.3	106	0.00	6.55
17		1,1-dichloroethene	0.805	0.797	1.0	98	0.00	6.57
18		acetone	0.041	0.036	12.2	91	0.00	6.58
19		iodomethane	1.000	0.984	1.6	99	0.00	6.83
20		carbon disulfide	1.925	1.901	1.2	98	0.00	6.97
21		methyl acetate	0.069	0.062	10.1	95	0.00	7.03
22		allyl chloride	0.275	0.282	-2.5	100	0.00	7.05
23		acetonitrile	0.042	0.043	-2.4	96	0.00	6.96
24		methylene chloride	0.650	0.584	10.2	100	0.00	7.22
25		1-chloropropane	0.941	0.902	4.1	99	0.00	7.28
26		methyl tert butyl ether	1.564	1.374	12.1	92	0.00	7.56
27		acrylonitrile	0.150	0.141	6.0	95	0.00	7.51
28		trans-1,2-dichloroethene	0.595	0.555	6.7	97	0.00	7.60
29		hexane		----------NA----------				
30		di-isopropyl ether	1.705	1.621	4.9	100	0.00	8.13
31		vinyl acetate	0.326	0.311	4.6	99	0.00	8.13
32		1,1-dichloroethane	0.969	0.969	0.0	99	0.00	8.13
33		chloroprene	0.740	0.704	4.9	96	0.00	8.25
34		ethyl tert-butyl ether	1.655	1.577	4.7	96	0.00	8.58
35		2-butanone	0.050	0.047	6.0	93	0.00	8.80
36		ethyl acetate	0.060	0.053	11.7	95	0.00	8.82
37		2,2-dichloropropane	0.879	0.858	2.4	98	0.00	8.86
38		cis-1,2-dichloroethene	0.633	0.598	5.5	98	0.00	8.85
39		methacrylonitrile	0.176	0.167	5.1	95	0.00	9.07
40		propionitrile	0.058	0.054	6.9	92	0.00	8.87
41		bromochloromethane	0.274	0.263	4.0	96	0.00	9.15

Initial Calibration Verification

Job Number: JB72256
Account: LANGAN Langan Engineering & Environmental
Project: Carroll Gardens, 363-365 Bond Street, Brooklyn, NY

Sample: VI7869-ICV7869
Lab FileID: I195150.D

42		tetrahydrofuran	0.059	0.051	13.6	92	0.00	9.20
43		chloroform	0.981	0.935	4.7	98	0.00	9.20
44		tert-Butyl Formate	0.427	0.428	-0.2	100	0.00	9.24
45	S	dibromofluoromethane (s)	0.527	0.476	9.7	94	0.00	9.39
46		1,1,1-trichloroethane	0.820	0.810	1.2	97	0.00	9.47
47		cyclohexane	0.806	0.773	4.1	94	0.00	9.56
48	I	1,4-difluorobenzene	1.000	1.000	0.0	104	0.00	10.26
49	s	1,2-dichloroethane-d4 (s	0.357	0.314	12.0	92	0.03	9.81
50		1,1-dichloropropene	0.471	0.475	-0.8	98	0.00	9.65
51		carbon tetrachloride	0.455	0.457	-0.4	97	0.00	9.68
52		iso-butyl alcohol	0.013	0.011	15.4	85	0.00	9.61
53		isopropyl acetate	0.119	0.107	10.1	92	0.00	9.81
54		benzene	1.461	1.421	2.7	99	0.00	9.90
55		2,2,4-trimethylpentane	1.237	1.155	6.6	92	0.00	9.92
56		tert-amyl methyl ether	1.051	0.952	9.4	94	0.00	9.94
57		1,2-dichloroethane	0.417	0.404	3.1	97	0.00	9.90
58		heptane	0.252	0.239	5.2	97	0.00	10.09
59		n-butyl alcohol	0.008	0.007	12.5	90	0.00	10.36
60		trichloroethene	0.363	0.363	0.0	98	0.00	10.61
61		methyl methacrylate	0.317	0.292	7.9	94	0.00	10.86
62		1,2-dichloropropane	0.352	0.347	1.4	97	0.00	10.86
63		methylcyclohexane	0.551	0.536	2.7	94	0.00	10.85
64		dibromomethane	0.202	0.191	5.4	95	0.00	11.02
65		bromodichloromethane	0.457	0.446	2.4	98	0.00	11.15
66		2-nitropropane	0.068	0.063	7.4	96	0.00	11.35
67		2-chloroethyl vinyl ether	0.163	0.176	-8.0	109	0.00	11.38
68		epichlorohydrin	0.027	0.025	7.4	99	0.00	11.50
69		cis-1,3-dichloropropene	0.555	0.560	-0.9	99	0.00	11.61
70		4-methyl-2-pentanone	0.108	0.100	7.4	93	0.00	11.70
71		3-methyl-1-butanol	0.008	0.007	12.5	88	0.00	11.71
72		toluene	1.476	1.462	0.9	100	0.00	11.98
73		trans-1,3-dichloropropene	0.496	0.474	4.4	97	0.00	12.16
74		ethyl methacrylate	0.364	0.351	3.6	93	0.00	12.16
75		1,1,2-trichloroethane	0.231	0.220	4.8	96	0.00	12.37
76		2-hexanone	0.097	0.088	9.3	91	0.00	12.54
77	I	chlorobenzene-d5	1.000	1.000	0.0	104	0.00	13.40
78	S	toluene-d8 (s)	1.540	1.470	4.5	97	0.00	11.91
79		tetrachloroethene	0.458	0.457	0.2	98	0.00	12.56
80		1,3-dichloropropane	0.551	0.526	4.5	96	0.00	12.55
81		butyl acetate	0.214	0.198	7.5	92	0.00	12.62
82		3,3-Dimethyl-1-Butanol	0.034	0.030	11.8	89	0.00	12.71
83		dibromochloromethane	0.399	0.398	0.3	96	0.00	12.82
84		1,2-dibromoethane	0.343	0.333	2.9	96	0.00	12.96
85		n-butyl ether	1.608	1.582	1.6	98	0.00	13.35
86		chlorobenzene	1.163	1.154	0.8	99	0.00	13.42
87		1,1,1,2-tetrachloroethane	0.420	0.421	-0.2	99	0.00	13.48
88		ethylbenzene	1.989	1.963	1.3	99	0.00	13.48
89		m,p-xylene	0.749	0.751	-0.3	100	0.00	13.59
90		o-xylene	0.732	0.739	-1.0	99	0.00	14.00
91		styrene	1.248	1.241	0.6	99	0.00	14.00
92		bromoform	0.266	0.264	0.8	95	0.00	14.25
93	I	1,4-dichlorobenzene-d4	1.000	1.000	0.0	102	0.00	15.67
94	S	4-bromofluorobenzene (s)	1.145	1.088	5.0	96	0.00	14.53
95		isopropylbenzene	3.965	3.972	-0.2	99	0.00	14.33
			True	Calc.	% Drift			
96		cyclohexanone	500.000	448.926	10.2	91	0.00	14.47

Initial Calibration Verification

Job Number: JB72256 **Sample:** VI7869-ICV7869
Account: LANGAN Langan Engineering & Environmental **Lab FileID:** I195150.D
Project: Carroll Gardens, 363-365 Bond Street, Brooklyn, NY

		AvgRF	CCRF	% Dev			
97	1,1,2,2-tetrachloroethane	0.933	0.875	6.2	94	0.00	14.61
98	trans-1,4-dichloro-2-bute	0.234	0.225	3.8	95	0.00	14.65
99	1,2,3-trichloropropane	0.201	0.197	2.0	96	0.00	14.69
100	n-propylbenzene	4.645	4.564	1.7	99	0.00	14.73
101	bromobenzene	1.050	1.034	1.5	98	0.00	14.71
102	2-chlorotoluene	1.004	0.990	1.4	99	0.00	14.88
103	4-chlorotoluene	2.927	2.895	1.1	99	0.00	14.97
104	1,3,5-trimethylbenzene	3.373	3.368	0.1	100	0.00	14.88
105	tert-butylbenzene	2.844	2.782	2.2	99	0.00	15.22
106	pentachloroethane	0.619	0.635	-2.6	99	0.00	15.29
107	1,2,4-trimethylbenzene	3.368	3.278	2.7	99	0.00	15.27
108	sec-butylbenzene	4.309	4.341	-0.7	99	0.00	15.44
109	p-isopropyltoluene	3.610	3.614	-0.1	98	0.00	15.55
110	benzyl chloride	1.818	1.961	-7.9	107	0.00	15.80
111	1,3-dichlorobenzene	1.971	1.964	0.4	99	0.00	15.61
112	1,4-dichlorobenzene	2.033	1.944	4.4	98	0.00	15.69
113	1,2-dichlorobenzene	1.876	1.811	3.5	97	0.00	16.07
114	n-butylbenzene	1.860	1.893	-1.8	99	0.00	15.96
115	hexachloroethane	0.724	0.706	2.5	99	0.00	16.34
116	1,2-dibromo-3-chloropropa	0.179	0.167	6.7	89	0.00	16.82
117	1,3,5-Trichlorobenzene	1.548	1.615	-4.3	99	0.00	17.02
118	1,2,4-trichlorobenzene	1.282	1.341	-4.6	98	0.00	17.61
119	hexachlorobutadiene	0.791	0.871	-10.1	105	0.00	17.74
120	naphthalene	2.409	2.453	-1.8	96	0.00	17.87
121	1,2,3-trichlorobenzene	1.124	1.162	-3.4	97	0.00	18.11

(#) = Out of Range SPCC's out = 0 CCC's out = 0
I195146.D MI7869.M Tue Jun 03 11:20:44 2014 RPT1

Initial Calibration Verification

Job Number: JB72256 **Sample:** VI7869-ICV7869
Account: LANGAN Langan Engineering & Environmental **Lab FileID:** I195151.D
Project: Carroll Gardens, 363-365 Bond Street, Brooklyn, NY

Evaluate Continuing Calibration Report

Data File : C:\msdchem\1\DATA\VI7869\I195151.D Vial: 19
Acq On : 29 May 2014 5:52 pm Operator: SCOTTM
Sample : ICV7869-50 Inst : MSI
Misc : MS68022,VI7869,,,,,1,(HEXANE) Multiplr: 1.00
MS Integration Params: RTEINT.P

Method : C:\msdchem\1\METHODS\MI7869.M (RTE Integrator)
Title : Method SW846 8260B, ZB624 60m x 0.25mm x 1.4um
Last Update : Fri May 30 08:45:26 2014
Response via : Multiple Level Calibration

Min. RRF : 0.000 Min. Rel. Area : 50% Max. R.T. Dev 0.50min
Max. RRF Dev : 20% Max. Rel. Area : 200%

		Compound	AvgRF	CCRF	%Dev	Area%	Dev(min)	R.T.
1	I	Tert Butyl Alcohol-d9	1.000	1.000	0.0	105	0.00	7.17
2		ethanol		----------	NA	----------		
3		tertiary butyl alcohol		----------	NA	----------		
4		1,4-dioxane		----------	NA	----------		
5	I	pentafluorobenzene	1.000	1.000	0.0	90	0.00	9.35
6		chlorodifluoromethane		----------	NA	----------		
7		dichlorodifluoromethane		----------	NA	----------		
8		chloromethane		----------	NA	----------		
9		vinyl chloride		----------	NA	----------		
10		bromomethane		----------	NA	----------		
11		chloroethane		----------	NA	----------		
12		trichlorofluoromethane		----------	NA	----------		
13		ethyl ether		----------	NA	----------		
14		acrolein		----------	NA	----------		
15		2-chloropropane		----------	NA	----------		
16		freon 113		----------	NA	----------		
17		1,1-dichloroethene		----------	NA	----------		
18		acetone		----------	NA	----------		
19		iodomethane		----------	NA	----------		
20		carbon disulfide		----------	NA	----------		
21		methyl acetate		----------	NA	----------		
22		allyl chloride		----------	NA	----------		
23		acetonitrile		----------	NA	----------		
24		methylene chloride		----------	NA	----------		
26		methyl tert butyl ether		----------	NA	----------		
27		acrylonitrile		----------	NA	----------		
28		trans-1,2-dichloroethene		----------	NA	----------		
29		hexane	0.646	0.885	-37.0#	129	0.00	7.91
30		di-isopropyl ether		----------	NA	----------		
31		vinyl acetate		----------	NA	----------		
32		1,1-dichloroethane		----------	NA	----------		
33		chloroprene		----------	NA	----------		
34		ethyl tert-butyl ether		----------	NA	----------		
35		2-butanone		----------	NA	----------		
36		ethyl acetate		----------	NA	----------		
37		2,2-dichloropropane		----------	NA	----------		
38		cis-1,2-dichloroethene		----------	NA	----------		
39		methacrylonitrile		----------	NA	----------		
40		propionitrile		----------	NA	----------		
41		bromochloromethane		----------	NA	----------		
42		tetrahydrofuran		----------	NA	----------		

Initial Calibration Verification

Job Number: JB72256 **Sample:** VI7869-ICV7869
Account: LANGAN Langan Engineering & Environmental **Lab FileID:** I195151.D
Project: Carroll Gardens, 363-365 Bond Street, Brooklyn, NY

43		chloroform			----------NA----------				
44		tert-Butyl Formate			----------NA----------				
45	S	dibromofluoromethane (s)	0.527	0.487	7.6	83	0.00	9.39	
46		1,1,1-trichloroethane			----------NA----------				
47		cyclohexane			----------NA----------				
48	I	1,4-difluorobenzene	1.000	1.000	0.0	92	0.00	10.26	
49	s	1,2-dichloroethane-d4 (s	0.357	0.287	19.6	75	0.03	9.81	
50		1,1-dichloropropene			----------NA----------				
51		carbon tetrachloride			----------NA----------				
52		iso-butyl alcohol			----------NA----------				
53		isopropyl acetate			----------NA----------				
56		tert-amyl methyl ether			----------NA----------				
57		1,2-dichloroethane			----------NA----------				
58		heptane			----------NA----------				
59		n-butyl alcohol			----------NA----------				
60		trichloroethene			----------NA----------				
61		methyl methacrylate			----------NA----------				
62		1,2-dichloropropane			----------NA----------				
63		methylcyclohexane			----------NA----------				
64		dibromomethane			----------NA----------				
65		bromodichloromethane			----------NA----------				
66		2-nitropropane			----------NA----------				
67		2-chloroethyl vinyl ether			----------NA----------				
68		epichlorohydrin			----------NA----------				
69		cis-1,3-dichloropropene			----------NA----------				
70		4-methyl-2-pentanone			----------NA----------				
71		3-methyl-1-butanol			----------NA----------				
72		toluene			----------NA----------				
73		trans-1,3-dichloropropene			----------NA----------				
74		ethyl methacrylate			----------NA----------				
75		1,1,2-trichloroethane			----------NA----------				
76		2-hexanone			----------NA----------				
77	I	chlorobenzene-d5	1.000	1.000	0.0	105	0.00	13.39	
78	S	toluene-d8 (s)	1.540	1.319	14.4	88	0.00	11.91	
79		tetrachloroethene			----------NA----------				
80		1,3-dichloropropane			----------NA----------				
81		butyl acetate			----------NA----------				
82		3,3-Dimethyl-1-Butanol			----------NA----------				
83		dibromochloromethane			----------NA----------				
84		1,2-dibromoethane			----------NA----------				
93	I	1,4-dichlorobenzene-d4	1.000	1.000	0.0	109	0.00	15.67	
94	S	4-bromofluorobenzene (s)	1.145	0.989	13.6	93	0.00	14.53	

(#) = Out of Range SPCC's out = 0 CCC's out = 0
I195146.D MI7869.M Fri May 30 10:34:47 2014 RPT1

Continuing Calibration Summary

Job Number: JB72256 **Sample:** VI7922-CC7869
Account: LANGAN Langan Engineering & Environmental **Lab FileID:** I196647.D
Project: Carroll Gardens, 363-365 Bond Street, Brooklyn, NY

Evaluate Continuing Calibration Report

Data File : C:\msdchem\1\DATA\VI7923\I196647.D Vial: 8
Acq On : 24 Jul 2014 12:00 pm Operator: SCOTTM
Sample : CC7869-50 Inst : MSI
Misc : MS70841,VI7923,,,,,1 Multiplr: 1.00
MS Integration Params: RTEINT.P

Method : C:\MSDCHEM\1\METHODS\MI7869.M (RTE Integrator)
Title : Method SW846 8260B, ZB624 60m x 0.25mm x 1.4um
Last Update : Thu Jul 24 12:19:49 2014
Response via : Multiple Level Calibration

Min. RRF : 0.000 Min. Rel. Area : 50% Max. R.T. Dev 0.50min
Max. RRF Dev : 20% Max. Rel. Area : 200%

		Compound	AvgRF	CCRF	%Dev	Area%	Dev(min)	R.T.
1	I	Tert Butyl Alcohol-d9	1.000	1.000	0.0	110	0.00	7.23
2		ethanol		----------NA----------				
3		tertiary butyl alcohol	1.467	1.234	15.9	95	0.00	7.33
4		1,4-dioxane	0.114	0.110	3.5	102	0.00	11.12
5	I	pentafluorobenzene	1.000	1.000	0.0	95	0.00	9.49
6		chlorodifluoromethane	0.538	0.601	-11.7	103	-0.05	3.86
7		dichlorodifluoromethane	0.711	0.814	-14.5	99	-0.05	3.85
8		chloromethane	0.871	0.852	2.2	92	0.00	4.19
9		vinyl chloride	0.818	0.849	-3.8	93	0.00	4.44
10		bromomethane	0.541	0.582	-7.6	101	0.00	5.07
11		chloroethane	0.352	0.354	-0.6	93	0.00	5.25
12		trichlorofluoromethane	0.896	1.002	-11.8	98	0.00	5.72
13		ethyl ether	0.279	0.289	-3.6	97	0.00	6.13
14		acrolein	0.085	0.096	-12.9	107	0.00	6.34
15		2-chloropropane	0.241	0.237	1.7	92	0.00	6.31
16		freon 113	0.372	0.430	-15.6	105	0.00	6.53
17		1,1-dichloroethene	0.805	0.859	-6.7	96	0.00	6.54
18		acetone	0.041	0.040	2.4	93	0.00	6.57
19		iodomethane	1.000	1.116	-11.6	102	0.00	6.80
20		carbon disulfide	1.925	1.974	-2.5	93	0.00	6.94
21		methyl acetate	0.069	0.068	1.4	95	0.00	7.05
22		allyl chloride	0.275	0.290	-5.5	94	0.00	7.07
23		acetonitrile	0.042	0.078	-85.7#	161	0.00	7.06
24		methylene chloride	0.650	0.622	4.3	97	0.00	7.24
25		1-chloropropane	0.941	0.940	0.1	94	0.00	7.30
26		methyl tert butyl ether	1.564	1.627	-4.0	99	0.00	7.61
27		acrylonitrile	0.150	0.156	-4.0	96	0.00	7.55
28		trans-1,2-dichloroethene	0.595	0.605	-1.7	97	0.00	7.64
29		hexane	0.646	0.648	-0.3	100	0.00	7.98
30		di-isopropyl ether	1.705	1.578	7.4	89	0.00	8.22
31		vinyl acetate	0.326	0.339	-4.0	99	0.00	8.20
32		1,1-dichloroethane	0.969	1.029	-6.2	96	0.00	8.20
33		chloroprene	0.740	0.737	0.4	92	0.00	8.32
34		ethyl tert-butyl ether	1.655	1.709	-3.3	95	0.00	8.69
35		2-butanone	0.050	0.053	-6.0	97	0.00	8.91
36		ethyl acetate	0.060	0.056	6.7	91	0.00	8.94
37		2,2-dichloropropane	0.879	0.914	-4.0	96	0.00	8.96
38		cis-1,2-dichloroethene	0.633	0.660	-4.3	99	0.00	8.94
39		methacrylonitrile	0.176	0.183	-4.0	96	0.00	9.18
40		propionitrile	0.058	0.060	-3.4	94	0.00	8.97
41		bromochloromethane	0.274	0.322	-17.5	108	0.00	9.25

Continuing Calibration Summary

Job Number: JB72256 **Sample:** VI7922-CC7869
Account: LANGAN Langan Engineering & Environmental **Lab FileID:** I196647.D
Project: Carroll Gardens, 363-365 Bond Street, Brooklyn, NY

42		tetrahydrofuran	0.059	0.059	0.0	97	0.00	9.30
43		chloroform	0.981	1.015	-3.5	98	0.00	9.31
44		tert-Butyl Formate	0.427	0.432	-1.2	92	0.00	9.36
45	S	dibromofluoromethane (s)	0.527	0.503	4.6	91	0.00	9.51
46		1,1,1-trichloroethane	0.820	0.897	-9.4	98	0.00	9.59
47		cyclohexane	0.806	0.856	-6.2	95	0.00	9.68
48	I	1,4-difluorobenzene	1.000	1.000	0.0	92	0.00	10.40
49	s	1,2-dichloroethane-d4 (s	0.357	0.376	-5.3	98	0.00	9.93
50		1,1-dichloropropene	0.471	0.528	-12.1	97	0.00	9.77
51		carbon tetrachloride	0.455	0.546	-20.0#	102	0.00	9.80
52		iso-butyl alcohol	0.013	0.012	7.7	88	0.00	9.76
53		isopropyl acetate	0.119	0.120	-0.8	91	0.00	9.96
54		benzene	1.461	1.535	-5.1	95	0.00	10.03
55		2,2,4-trimethylpentane	1.237	1.330	-7.5	93	0.00	10.06
56		tert-amyl methyl ether	1.051	1.105	-5.1	96	0.00	10.08
57		1,2-dichloroethane	0.417	0.506	-21.3#	107	0.00	10.03
58		heptane	0.252	0.256	-1.6	91	0.00	10.23
59		n-butyl alcohol	0.008	0.009	-12.5	95	0.00	10.52
60		trichloroethene	0.363	0.398	-9.6	95	0.00	10.75
61		methyl methacrylate	0.317	0.328	-3.5	93	0.00	11.02
62		1,2-dichloropropane	0.352	0.380	-8.0	94	0.00	11.00
63		methylcyclohexane	0.551	0.624	-13.2	96	0.00	10.99
64		dibromomethane	0.202	0.231	-14.4	101	0.00	11.16
65		bromodichloromethane	0.457	0.511	-11.8	99	0.00	11.29
66		2-nitropropane	0.068	0.075	-10.3	101	0.00	11.50
67		2-chloroethyl vinyl ether	0.163	0.190	-16.6	104	0.00	11.54
68		epichlorohydrin	0.027	0.025	7.4	86	0.10	11.65
69		cis-1,3-dichloropropene	0.555	0.634	-14.2	99	0.00	11.76
70		4-methyl-2-pentanone	0.108	0.112	-3.7	91	0.00	11.86
71		3-methyl-1-butanol	0.008	0.008	0.0	91	0.00	11.88
72		toluene	1.476	1.588	-7.6	96	0.00	12.13
73		trans-1,3-dichloropropene	0.496	0.555	-11.9	100	0.00	12.32
74		ethyl methacrylate	0.364	0.378	-3.8	89	0.00	12.33
75		1,1,2-trichloroethane	0.231	0.256	-10.8	99	0.00	12.53
76		2-hexanone	0.097	0.100	-3.1	91	0.00	12.71
77	I	chlorobenzene-d5	1.000	1.000	0.0	97	0.00	13.56
78	S	toluene-d8 (s)	1.540	1.424	7.5	88	0.00	12.05
79		tetrachloroethene	0.458	0.507	-10.7	102	0.00	12.72
80		1,3-dichloropropane	0.551	0.580	-5.3	99	0.00	12.70
81		butyl acetate	0.214	0.202	5.6	88	0.00	12.79
82		3,3-Dimethyl-1-Butanol	0.034	0.033	2.9	92	0.00	12.88
83		dibromochloromethane	0.399	0.484	-21.3#	109	0.00	12.97
84		1,2-dibromoethane	0.343	0.378	-10.2	102	0.00	13.12
85		n-butyl ether	1.608	1.641	-2.1	95	0.00	13.53
86		chlorobenzene	1.163	1.226	-5.4	99	0.00	13.59
87		1,1,1,2-tetrachloroethane	0.420	0.455	-8.3	100	0.00	13.64
88		ethylbenzene	1.989	1.990	-0.1	94	0.00	13.65
89		m,p-xylene	0.749	0.800	-6.8	99	0.00	13.76
90		o-xylene	0.732	0.788	-7.7	99	0.00	14.17
91		styrene	1.248	1.280	-2.6	95	0.00	14.18
92		bromoform	0.266	0.313	-17.7	105	0.00	14.43
93	I	1,4-dichlorobenzene-d4	1.000	1.000	0.0	112	0.00	15.87
94	S	4-bromofluorobenzene (s)	1.145	1.012	11.6	98	0.00	14.71
95		isopropylbenzene	3.965	3.464	12.6	95	0.00	14.51
		----------	True	Calc.	% Drift	----------		
96		cyclohexanone	500.000	241.514	51.7#	51	0.00	14.65

Continuing Calibration Summary

Job Number: JB72256 **Sample:** VI7922-CC7869
Account: LANGAN Langan Engineering & Environmental **Lab FileID:** I196647.D
Project: Carroll Gardens, 363-365 Bond Street, Brooklyn, NY

		AvgRF	CCRF	% Dev			
97	1,1,2,2-tetrachloroethane	0.933	0.813	12.9	96	0.00	14.80
98	trans-1,4-dichloro-2-bute	0.234	0.202	13.7	94	0.00	14.84
99	1,2,3-trichloropropane	0.201	0.192	4.5	103	0.00	14.87
100	n-propylbenzene	4.645	3.851	17.1	92	0.00	14.92
101	bromobenzene	1.050	0.990	5.7	103	0.00	14.89
102	2-chlorotoluene	1.004	0.869	13.4	96	0.00	15.06
103	4-chlorotoluene	2.927	2.525	13.7	95	0.00	15.16
104	1,3,5-trimethylbenzene	3.373	2.983	11.6	97	0.00	15.07
105	tert-butylbenzene	2.844	2.424	14.8	95	0.00	15.42
106	pentachloroethane	0.619	0.609	1.6	105	0.00	15.49
107	1,2,4-trimethylbenzene	3.368	2.940	12.7	98	0.00	15.46
108	sec-butylbenzene	4.309	3.729	13.5	94	0.00	15.64
109	p-isopropyltoluene	3.610	3.177	12.0	95	0.00	15.76
110	benzyl chloride	1.818	1.528	16.0	92	0.00	16.00
111	1,3-dichlorobenzene	1.971	1.850	6.1	102	0.00	15.81
112	1,4-dichlorobenzene	2.033	1.861	8.5	104	0.00	15.89
113	1,2-dichlorobenzene	1.876	1.764	6.0	104	0.00	16.29
114	n-butylbenzene	1.860	1.601	13.9	93	0.00	16.18
115	hexachloroethane	0.724	0.638	11.9	98	0.00	16.57
116	1,2-dibromo-3-chloropropa	0.179	0.164	8.4	97	0.00	17.08
117	1,3,5-Trichlorobenzene	1.548	1.520	1.8	102	0.00	17.29
118	1,2,4-trichlorobenzene	1.282	1.240	3.3	100	0.00	17.93
119	hexachlorobutadiene	0.791	0.772	2.4	102	0.00	18.07
120	naphthalene	2.409	2.455	-1.9	106	0.00	18.21
121	1,2,3-trichlorobenzene	1.124	1.108	1.4	101	0.00	18.46

(#) = Out of Range SPCC's out = 0 CCC's out = 0

I196646.D MI7869.M Fri Jul 25 09:11:27 2014 RPT1

Continuing Calibration Summary

Job Number: JB72256 **Sample:** VI7923-CC7869
Account: LANGAN Langan Engineering & Environmental **Lab FileID:** I196647.D
Project: Carroll Gardens, 363-365 Bond Street, Brooklyn, NY

Evaluate Continuing Calibration Report

Data File : C:\msdchem\1\DATA\VI7923\I196647.D Vial: 8
Acq On : 24 Jul 2014 12:00 pm Operator: SCOTTM
Sample : CC7869-50 Inst : MSI
Misc : MS70841,VI7923,,,,,1 Multiplr: 1.00
MS Integration Params: RTEINT.P

Method : C:\MSDCHEM\1\METHODS\MI7869.M (RTE Integrator)
Title : Method SW846 8260B, ZB624 60m x 0.25mm x 1.4um
Last Update : Thu Jul 24 12:19:49 2014
Response via : Multiple Level Calibration

Min. RRF : 0.000 Min. Rel. Area : 50% Max. R.T. Dev 0.50min
Max. RRF Dev : 20% Max. Rel. Area : 200%

		Compound	AvgRF	CCRF	%Dev	Area%	Dev(min)	R.T.
1	I	Tert Butyl Alcohol-d9	1.000	1.000	0.0	110	0.00	7.23
2		ethanol		----------NA----------				
3		tertiary butyl alcohol	1.467	1.234	15.9	95	0.00	7.33
4		1,4-dioxane	0.114	0.110	3.5	102	0.00	11.12
5	I	pentafluorobenzene	1.000	1.000	0.0	95	0.00	9.49
6		chlorodifluoromethane	0.538	0.601	-11.7	103	-0.05	3.86
7		dichlorodifluoromethane	0.711	0.814	-14.5	99	-0.05	3.85
8		chloromethane	0.871	0.852	2.2	92	0.00	4.19
9		vinyl chloride	0.818	0.849	-3.8	93	0.00	4.44
10		bromomethane	0.541	0.582	-7.6	101	0.00	5.07
11		chloroethane	0.352	0.354	-0.6	93	0.00	5.25
12		trichlorofluoromethane	0.896	1.002	-11.8	98	0.00	5.72
13		ethyl ether	0.279	0.289	-3.6	97	0.00	6.13
14		acrolein	0.085	0.096	-12.9	107	0.00	6.34
15		2-chloropropane	0.241	0.237	1.7	92	0.00	6.31
16		freon 113	0.372	0.430	-15.6	105	0.00	6.53
17		1,1-dichloroethene	0.805	0.859	-6.7	96	0.00	6.54
18		acetone	0.041	0.040	2.4	93	0.00	6.57
19		iodomethane	1.000	1.116	-11.6	102	0.00	6.80
20		carbon disulfide	1.925	1.974	-2.5	93	0.00	6.94
21		methyl acetate	0.069	0.068	1.4	95	0.00	7.05
22		allyl chloride	0.275	0.290	-5.5	94	0.00	7.07
23		acetonitrile	0.042	0.078	-85.7#	161	0.00	7.06
24		methylene chloride	0.650	0.622	4.3	97	0.00	7.24
25		1-chloropropane	0.941	0.940	0.1	94	0.00	7.30
26		methyl tert butyl ether	1.564	1.627	-4.0	99	0.00	7.61
27		acrylonitrile	0.150	0.156	-4.0	96	0.00	7.55
28		trans-1,2-dichloroethene	0.595	0.605	-1.7	97	0.00	7.64
29		hexane	0.646	0.648	-0.3	100	0.00	7.98
30		di-isopropyl ether	1.705	1.578	7.4	89	0.00	8.22
31		vinyl acetate	0.326	0.339	-4.0	99	0.00	8.20
32		1,1-dichloroethane	0.969	1.029	-6.2	96	0.00	8.20
33		chloroprene	0.740	0.737	0.4	92	0.00	8.32
34		ethyl tert-butyl ether	1.655	1.709	-3.3	95	0.00	8.69
35		2-butanone	0.050	0.053	-6.0	97	0.00	8.91
36		ethyl acetate	0.060	0.056	6.7	91	0.00	8.94
37		2,2-dichloropropane	0.879	0.914	-4.0	96	0.00	8.96
38		cis-1,2-dichloroethene	0.633	0.660	-4.3	99	0.00	8.94
39		methacrylonitrile	0.176	0.183	-4.0	96	0.00	9.18
40		propionitrile	0.058	0.060	-3.4	94	0.00	8.97
41		bromochloromethane	0.274	0.322	-17.5	108	0.00	9.25

Continuing Calibration Summary

Job Number: JB72256 **Sample:** VI7923-CC7869
Account: LANGAN Langan Engineering & Environmental **Lab FileID:** I196647.D
Project: Carroll Gardens, 363-365 Bond Street, Brooklyn, NY

42		tetrahydrofuran	0.059	0.059	0.0	97	0.00	9.30
43		chloroform	0.981	1.015	-3.5	98	0.00	9.31
44		tert-Butyl Formate	0.427	0.432	-1.2	92	0.00	9.36
45	S	dibromofluoromethane (s)	0.527	0.503	4.6	91	0.00	9.51
46		1,1,1-trichloroethane	0.820	0.897	-9.4	98	0.00	9.59
47		cyclohexane	0.806	0.856	-6.2	95	0.00	9.68
48	I	1,4-difluorobenzene	1.000	1.000	0.0	92	0.00	10.40
49	s	1,2-dichloroethane-d4 (s	0.357	0.376	-5.3	98	0.00	9.93
50		1,1-dichloropropene	0.471	0.528	-12.1	97	0.00	9.77
51		carbon tetrachloride	0.455	0.546	-20.0#	102	0.00	9.80
52		iso-butyl alcohol	0.013	0.012	7.7	88	0.00	9.76
53		isopropyl acetate	0.119	0.120	-0.8	91	0.00	9.96
54		benzene	1.461	1.535	-5.1	95	0.00	10.03
55		2,2,4-trimethylpentane	1.237	1.330	-7.5	93	0.00	10.06
56		tert-amyl methyl ether	1.051	1.105	-5.1	96	0.00	10.08
57		1,2-dichloroethane	0.417	0.506	-21.3#	107	0.00	10.03
58		heptane	0.252	0.256	-1.6	91	0.00	10.23
59		n-butyl alcohol	0.008	0.009	-12.5	95	0.00	10.52
60		trichloroethene	0.363	0.398	-9.6	95	0.00	10.75
61		methyl methacrylate	0.317	0.328	-3.5	93	0.00	11.02
62		1,2-dichloropropane	0.352	0.380	-8.0	94	0.00	11.00
63		methylcyclohexane	0.551	0.624	-13.2	96	0.00	10.99
64		dibromomethane	0.202	0.231	-14.4	101	0.00	11.16
65		bromodichloromethane	0.457	0.511	-11.8	99	0.00	11.29
66		2-nitropropane	0.068	0.075	-10.3	101	0.00	11.50
67		2-chloroethyl vinyl ether	0.163	0.190	-16.6	104	0.00	11.54
68		epichlorohydrin	0.027	0.025	7.4	86	0.10	11.65
69		cis-1,3-dichloropropene	0.555	0.634	-14.2	99	0.00	11.76
70		4-methyl-2-pentanone	0.108	0.112	-3.7	91	0.00	11.86
71		3-methyl-1-butanol	0.008	0.008	0.0	91	0.00	11.88
72		toluene	1.476	1.588	-7.6	96	0.00	12.13
73		trans-1,3-dichloropropene	0.496	0.555	-11.9	100	0.00	12.32
74		ethyl methacrylate	0.364	0.378	-3.8	89	0.00	12.33
75		1,1,2-trichloroethane	0.231	0.256	-10.8	99	0.00	12.53
76		2-hexanone	0.097	0.100	-3.1	91	0.00	12.71
77	I	chlorobenzene-d5	1.000	1.000	0.0	97	0.00	13.56
78	S	toluene-d8 (s)	1.540	1.424	7.5	88	0.00	12.05
79		tetrachloroethene	0.458	0.507	-10.7	102	0.00	12.72
80		1,3-dichloropropane	0.551	0.580	-5.3	99	0.00	12.70
81		butyl acetate	0.214	0.202	5.6	88	0.00	12.79
82		3,3-Dimethyl-1-Butanol	0.034	0.033	2.9	92	0.00	12.88
83		dibromochloromethane	0.399	0.484	-21.3#	109	0.00	12.97
84		1,2-dibromoethane	0.343	0.378	-10.2	102	0.00	13.12
85		n-butyl ether	1.608	1.641	-2.1	95	0.00	13.53
86		chlorobenzene	1.163	1.226	-5.4	99	0.00	13.59
87		1,1,1,2-tetrachloroethane	0.420	0.455	-8.3	100	0.00	13.64
88		ethylbenzene	1.989	1.990	-0.1	94	0.00	13.65
89		m,p-xylene	0.749	0.800	-6.8	99	0.00	13.76
90		o-xylene	0.732	0.788	-7.7	99	0.00	14.17
91		styrene	1.248	1.280	-2.6	95	0.00	14.18
92		bromoform	0.266	0.313	-17.7	105	0.00	14.43
93	I	1,4-dichlorobenzene-d4	1.000	1.000	0.0	112	0.00	15.87
94	S	4-bromofluorobenzene (s)	1.145	1.012	11.6	98	0.00	14.71
95		isopropylbenzene	3.965	3.464	12.6	95	0.00	14.51
			True	Calc.	% Drift			
96		cyclohexanone	500.000	241.514	51.7#	51	0.00	14.65

Continuing Calibration Summary

Job Number: JB72256 **Sample:** VI7923-CC7869
Account: LANGAN Langan Engineering & Environmental **Lab FileID:** I196647.D
Project: Carroll Gardens, 363-365 Bond Street, Brooklyn, NY

		AvgRF	CCRF	% Dev			
97	1,1,2,2-tetrachloroethane	0.933	0.813	12.9	96	0.00	14.80
98	trans-1,4-dichloro-2-bute	0.234	0.202	13.7	94	0.00	14.84
99	1,2,3-trichloropropane	0.201	0.192	4.5	103	0.00	14.87
100	n-propylbenzene	4.645	3.851	17.1	92	0.00	14.92
101	bromobenzene	1.050	0.990	5.7	103	0.00	14.89
102	2-chlorotoluene	1.004	0.869	13.4	96	0.00	15.06
103	4-chlorotoluene	2.927	2.525	13.7	95	0.00	15.16
104	1,3,5-trimethylbenzene	3.373	2.983	11.6	97	0.00	15.07
105	tert-butylbenzene	2.844	2.424	14.8	95	0.00	15.42
106	pentachloroethane	0.619	0.609	1.6	105	0.00	15.49
107	1,2,4-trimethylbenzene	3.368	2.940	12.7	98	0.00	15.46
108	sec-butylbenzene	4.309	3.729	13.5	94	0.00	15.64
109	p-isopropyltoluene	3.610	3.177	12.0	95	0.00	15.76
110	benzyl chloride	1.818	1.528	16.0	92	0.00	16.00
111	1,3-dichlorobenzene	1.971	1.850	6.1	102	0.00	15.81
112	1,4-dichlorobenzene	2.033	1.861	8.5	104	0.00	15.89
113	1,2-dichlorobenzene	1.876	1.764	6.0	104	0.00	16.29
114	n-butylbenzene	1.860	1.601	13.9	93	0.00	16.18
115	hexachloroethane	0.724	0.638	11.9	98	0.00	16.57
116	1,2-dibromo-3-chloropropa	0.179	0.164	8.4	97	0.00	17.08
117	1,3,5-Trichlorobenzene	1.548	1.520	1.8	102	0.00	17.29
118	1,2,4-trichlorobenzene	1.282	1.240	3.3	100	0.00	17.93
119	hexachlorobutadiene	0.791	0.772	2.4	102	0.00	18.07
120	naphthalene	2.409	2.455	-1.9	106	0.00	18.21
121	1,2,3-trichlorobenzene	1.124	1.108	1.4	101	0.00	18.46

(#) = Out of Range SPCC's out = 0 CCC's out = 0
I196646.D MI7869.M Fri Jul 25 09:11:27 2014 RPT1

New Jersey ACCUTEST LABORATORIES

GC/MS Volatiles

Raw Data

Manual Integrations APPROVED (compounds with "m" flag)
Mei Chen
07/28/14 11:28

Quantitation Report (QT Reviewed)

Data Path : C:\msdchem\1\DATA\VI7923\
Data File : I196658.D
Acq On : 24 Jul 2014 5:41 pm
Operator : SCOTTM
Sample : JB72256-1,VTCL20n
Misc : MS71047,VI7923,6.5,,,,1
ALS Vial : 18 Sample Multiplier: 1

Quant Time: Jul 25 10:25:31 2014
Quant Method : C:\MSDCHEM\1\METHODS\MI7869.M
Quant Title : Method SW846 8260B, ZB624 60m x 0.25mm x 1.4um
QLast Update : Thu Jul 24 12:19:49 2014
Response via : Initial Calibration

Internal Standards	R.T.	QIon	Response	Conc	Units	Dev(Min)
1) Tert Butyl Alcohol-d9	7.223	65	98495	500.00	ug/L	0.00
5) pentafluorobenzene	9.488	168	257177	50.00	ug/L	0.00
48) 1,4-difluorobenzene	10.403	114	382547	50.00	ug/L	0.00
77) chlorobenzene-d5	13.557	117	322421	50.00	ug/L	0.00
93) 1,4-dichlorobenzene-d4	15.869	152	164037	50.00	ug/L	0.00
System Monitoring Compounds						
45) dibromofluoromethane (s)	9.514	113	127448	46.98	ug/L	0.00
Spiked Amount 50.000	Range 59 - 130		Recovery = 93.96%			
49) 1,2-dichloroethane-d4...	9.937	65	144917	53.12	ug/L	0.00
Spiked Amount 50.000	Range 70 - 123		Recovery = 106.24%			
78) toluene-d8 (s)	12.056	98	451371	45.45	ug/L	0.00
Spiked Amount 50.000	Range 81 - 127		Recovery = 90.90%			
94) 4-bromofluorobenzene (s)	14.707	95	173667	46.22	ug/L	0.00
Spiked Amount 50.000	Range 66 - 132		Recovery = 92.44%			
Target Compounds						Qvalue
18) acetone	6.585	58	1859m	8.72	ug/L	
24) methylene chloride	7.249	84	6822	2.04	ug/L	90
47) cyclohexane	9.681	84	4513	1.09	ug/L #	46

(#) = qualifier out of range (m) = manual integration (+) = signals summed

Quantitation Report (QT Reviewed)

Data Path : C:\msdchem\1\DATA\VI7923\
Data File : I196658.D
Acq On : 24 Jul 2014 5:41 pm
Operator : SCOTTM
Sample : JB72256-1,VTCL20n
Misc : MS71047,VI7923,6.5,,,,1
ALS Vial : 18 Sample Multiplier: 1

Quant Time: Jul 25 10:25:31 2014
Quant Method : C:\MSDCHEM\1\METHODS\MI7869.M
Quant Title : Method SW846 8260B, ZB624 60m x 0.25mm x 1.4um
QLast Update : Thu Jul 24 12:19:49 2014
Response via : Initial Calibration

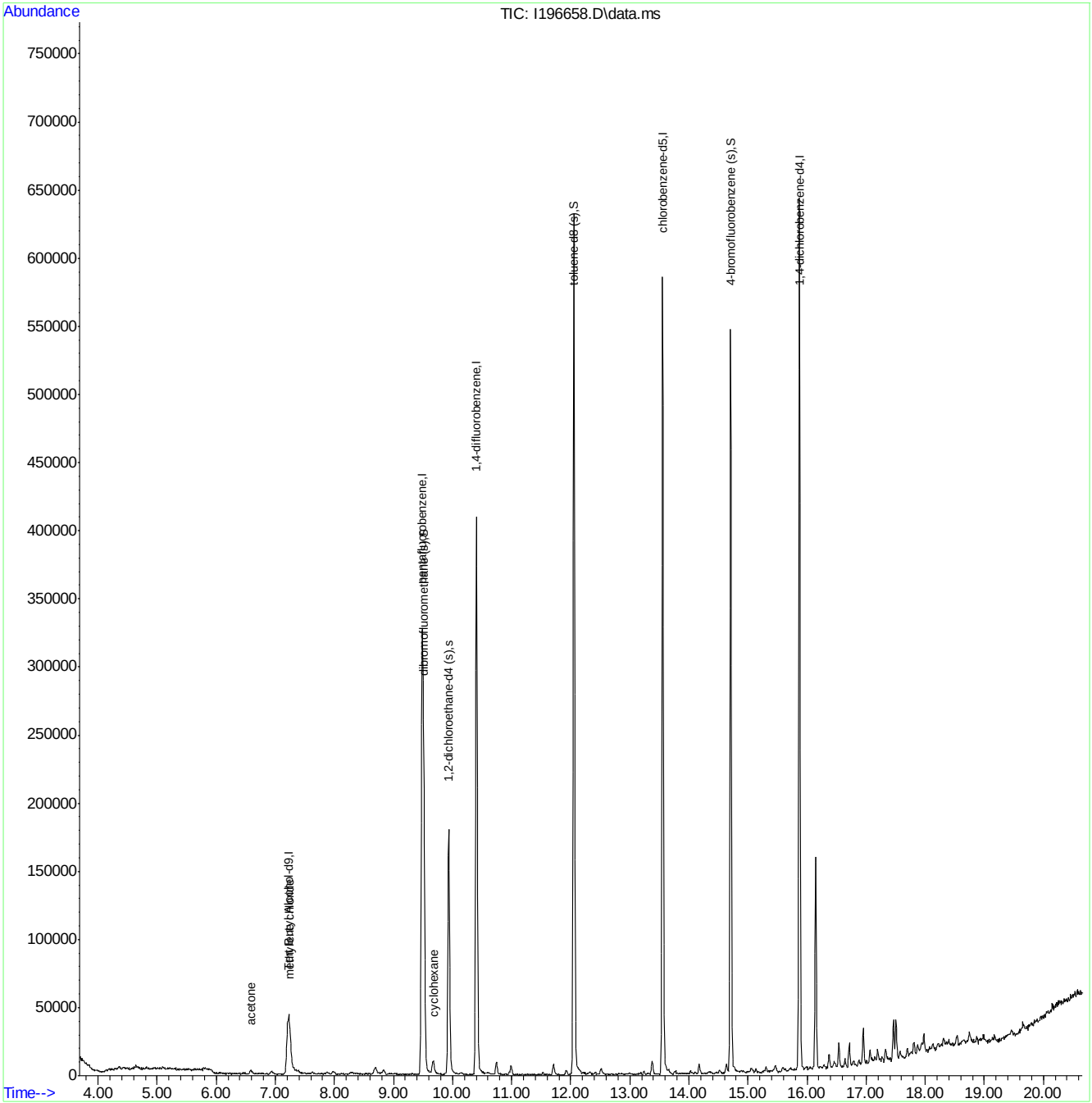

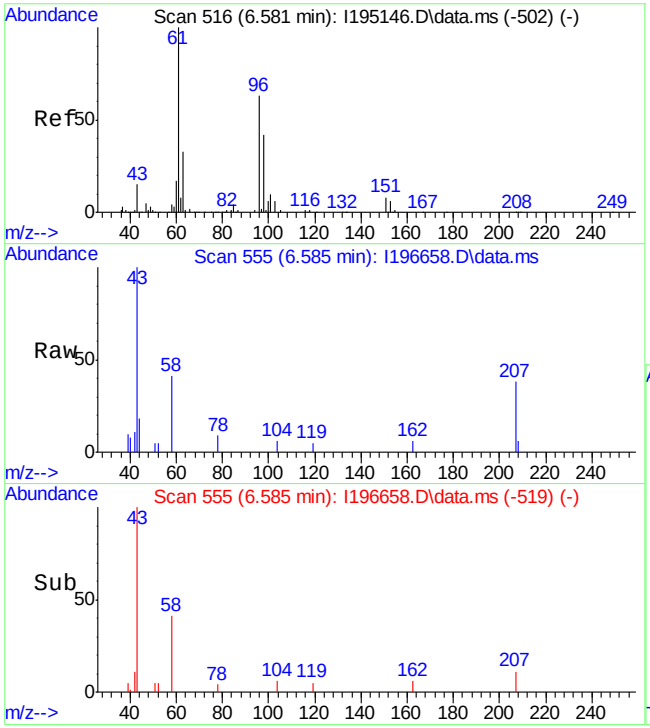

#18
acetone
Concen: 8.72 ug/L m
RT: 6.585 min Scan# 555
Delta R.T. 0.009 min
Lab File: I196658.D
Acq: 24 Jul 2014 5:41 pm

Tgt Ion: 58 Resp: 1859

Ion	Ratio	Lower	Upper
58	100		
43	246.5	322.7	382.7#
42	27.8	2.7	62.7

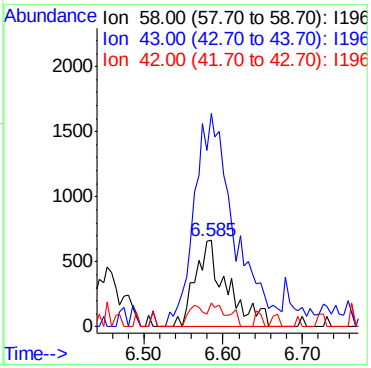

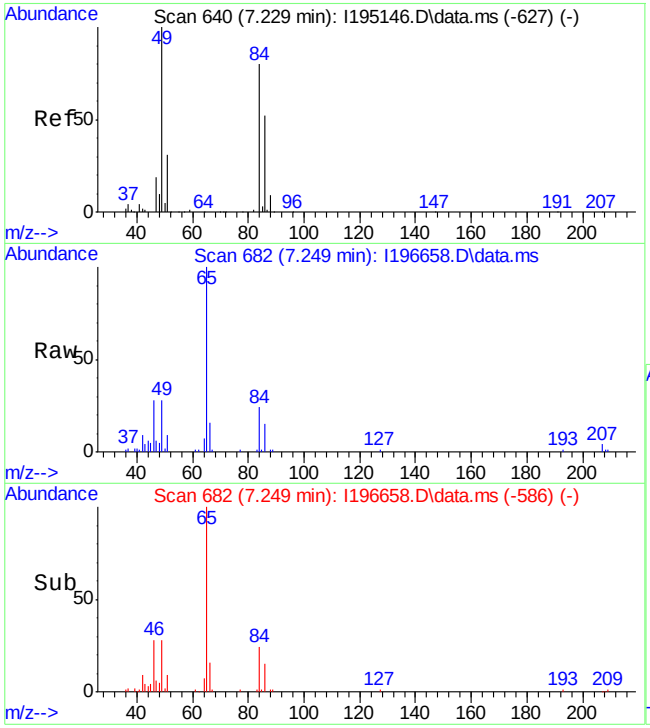

#24
methylene chloride
Concen: 2.04 ug/L
RT: 7.249 min Scan# 682
Delta R.T. 0.004 min
Lab File: I196658.D
Acq: 24 Jul 2014 5:41 pm

Tgt Ion: 84 Resp: 6822

Ion	Ratio	Lower	Upper
84	100		
86	61.6	34.2	94.2
49	109.5	94.4	154.4

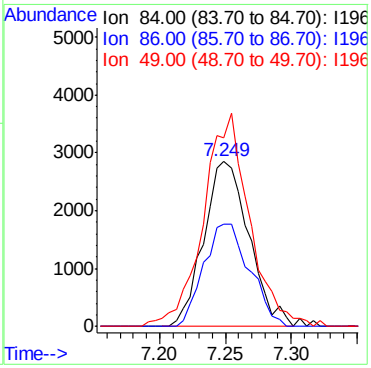

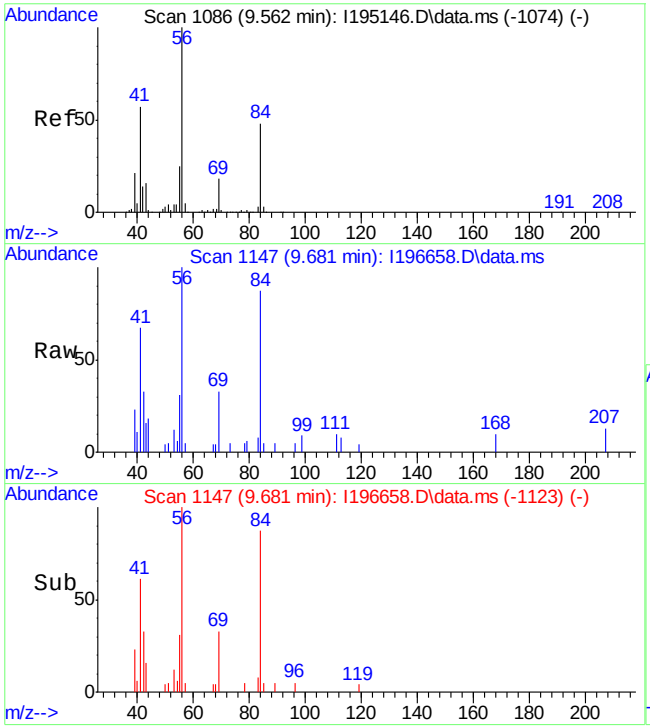

#47
cyclohexane
Concen: 1.09 ug/L
RT: 9.681 min Scan# 1147
Delta R.T. 0.004 min
Lab File: I196658.D
Acq: 24 Jul 2014 5:41 pm

Tgt Ion: 84 Resp: 4513

Ion	Ratio	Lower	Upper
84	100		
56	110.5	178.4	238.4#
41	77.0	88.9	148.9#

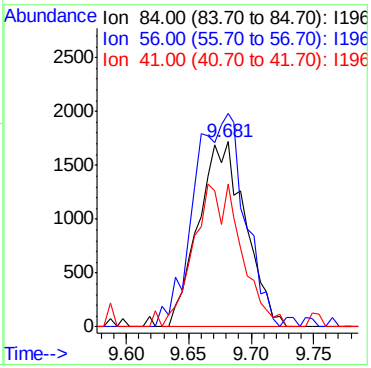

Manual Integration Approval Summary

Sample Number:	JB72256-1	**Method:**	SW846 8260C
Lab FileID:	I196658.D	**Analyst approved:**	07/25/14 13:51 Scott McGonigal
Injection Time:	07/24/14 17:41	**Supervisor approved:**	07/28/14 11:28 Mei Chen

Parameter	CAS	Sig#	R.T. (min.)	Reason
Acetone	67-64-1		6.58	Poor instrument integration

Quantitation Report (QT Reviewed)

Data Path : C:\msdchem\1\DATA\VI7923\
Data File : I196659.D
Acq On : 24 Jul 2014 6:10 pm
Operator : SCOTTM
Sample : JB72256-2,VTCL20n
Misc : MS71047,VI7923,6.0,,,,1
ALS Vial : 19 Sample Multiplier: 1

Quant Time: Jul 25 10:29:24 2014
Quant Method : C:\MSDCHEM\1\METHODS\MI7869.M
Quant Title : Method SW846 8260B, ZB624 60m x 0.25mm x 1.4um
QLast Update : Thu Jul 24 12:19:49 2014
Response via : Initial Calibration

Internal Standards	R.T.	QIon	Response	Conc	Units		Dev(Min)
1) Tert Butyl Alcohol-d9	7.218	65	95147	500.00	ug/L		0.00
5) pentafluorobenzene	9.488	168	258666	50.00	ug/L		0.00
48) 1,4-difluorobenzene	10.403	114	380182	50.00	ug/L		0.00
77) chlorobenzene-d5	13.557	117	314305	50.00	ug/L		0.00
93) 1,4-dichlorobenzene-d4	15.868	152	167616	50.00	ug/L		0.00
System Monitoring Compounds							
45) dibromofluoromethane (s)	9.519	113	129600	47.50	ug/L		0.00
Spiked Amount 50.000	Range 59 - 130		Recovery = 95.00%				
49) 1,2-dichloroethane-d4...	9.937	65	151626	55.92	ug/L		0.00
Spiked Amount 50.000	Range 70 - 123		Recovery = 111.84%				
78) toluene-d8 (s)	12.056	98	448929	46.37	ug/L		0.00
Spiked Amount 50.000	Range 81 - 127		Recovery = 92.74%				
94) 4-bromofluorobenzene (s)	14.707	95	174266	45.39	ug/L		0.00
Spiked Amount 50.000	Range 66 - 132		Recovery = 90.78%				
Target Compounds							Qvalue
18) acetone	6.574	58	5384	25.11	ug/L	#	56
47) cyclohexane	9.676	84	6884	1.65	ug/L	#	42
54) benzene	10.037	78	5215	0.47	ug/L		94
63) methylcyclohexane	10.983	83	19857	4.74	ug/L		96
72) toluene	12.139	91	3643	0.32	ug/L	#	93
88) ethylbenzene	13.651	91	11356	0.91	ug/L		91
89) m,p-xylene	13.766	106	3166	0.67	ug/L		87
90) o-xylene	14.169	106	15484	3.37	ug/L		96
95) isopropylbenzene	14.514	105	6259	0.47	ug/L		87

(#) = qualifier out of range (m) = manual integration (+) = signals summed

Quantitation Report (QT Reviewed)

Data Path : C:\msdchem\1\DATA\VI7923\
Data File : I196659.D
Acq On : 24 Jul 2014 6:10 pm
Operator : SCOTTM
Sample : JB72256-2,VTCL20n
Misc : MS71047,VI7923,6.0,,,,1
ALS Vial : 19 Sample Multiplier: 1

Quant Time: Jul 25 10:29:24 2014
Quant Method : C:\MSDCHEM\1\METHODS\MI7869.M
Quant Title : Method SW846 8260B, ZB624 60m x 0.25mm x 1.4um
QLast Update : Thu Jul 24 12:19:49 2014
Response via : Initial Calibration

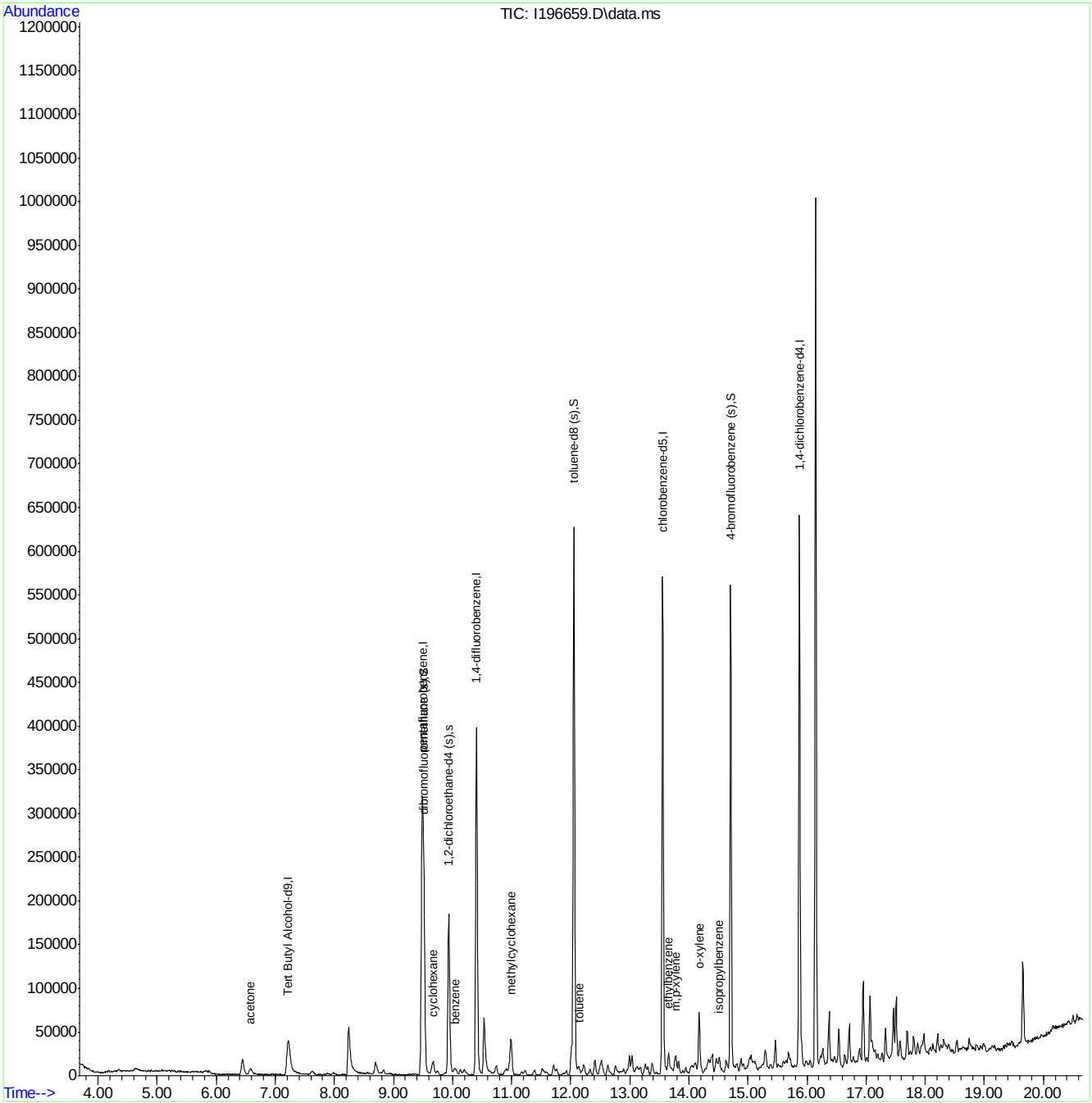

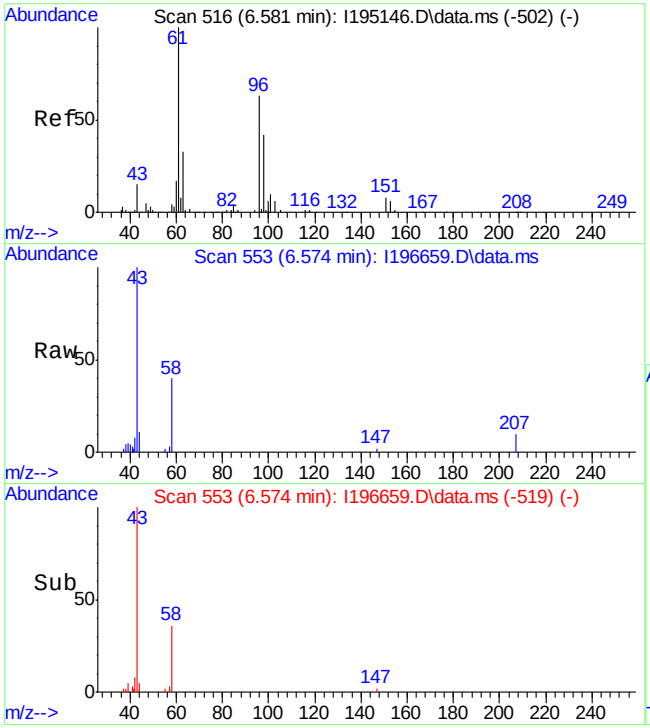

#18
acetone
Concen: 25.11 ug/L
RT: 6.574 min Scan# 553
Delta R.T. -0.001 min
Lab File: I196659.D
Acq: 24 Jul 2014 6:10 pm

Tgt Ion: 58 Resp: 5384

Ion	Ratio	Lower	Upper
58	100		
43	252.4	322.7	382.7#
42	19.3	2.7	62.7

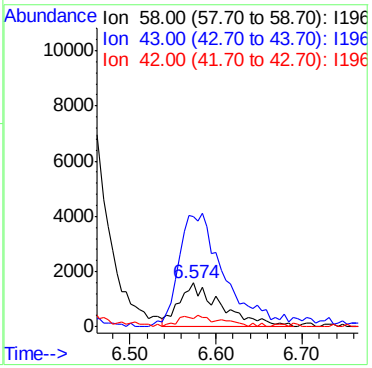

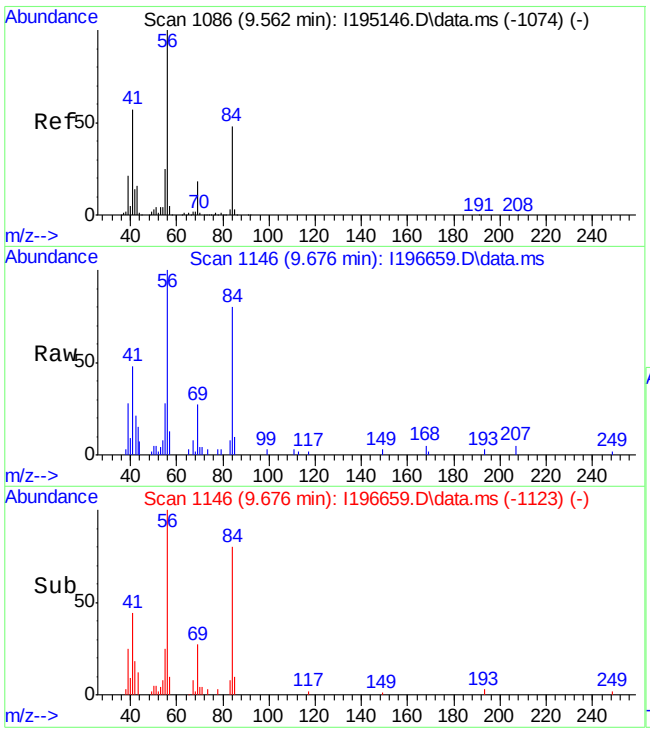

#47
cyclohexane
Concen: 1.65 ug/L
RT: 9.676 min Scan# 1146
Delta R.T. -0.001 min
Lab File: I196659.D
Acq: 24 Jul 2014 6:10 pm

Tgt Ion: 84 Resp: 6884

Ion	Ratio	Lower	Upper
84	100		
56	117.4	178.4	238.4#
41	56.0	88.9	148.9#

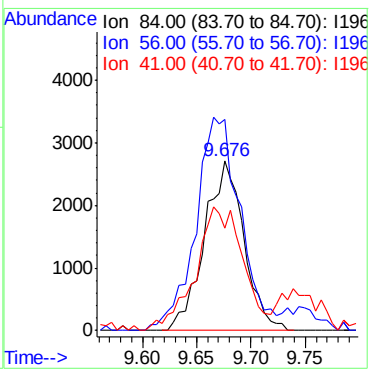

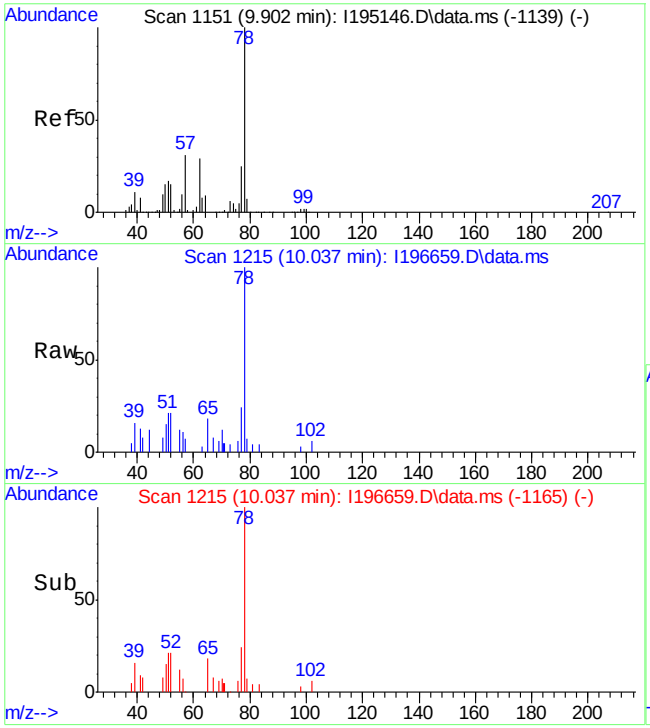

#54
benzene
Concen: 0.47 ug/L
RT: 10.037 min Scan# 1215
Delta R.T. 0.009 min
Lab File: I196659.D
Acq: 24 Jul 2014 6:10 pm

Tgt Ion: 78 Resp: 5215

Ion	Ratio	Lower	Upper
78	100		
77	24.1	0.0	55.1
52	21.1	0.0	45.5

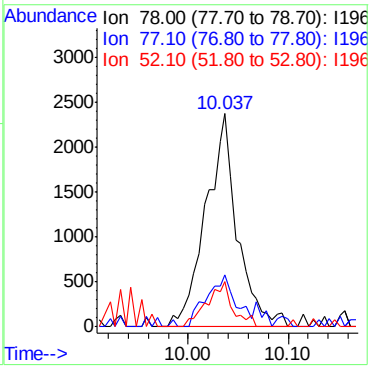

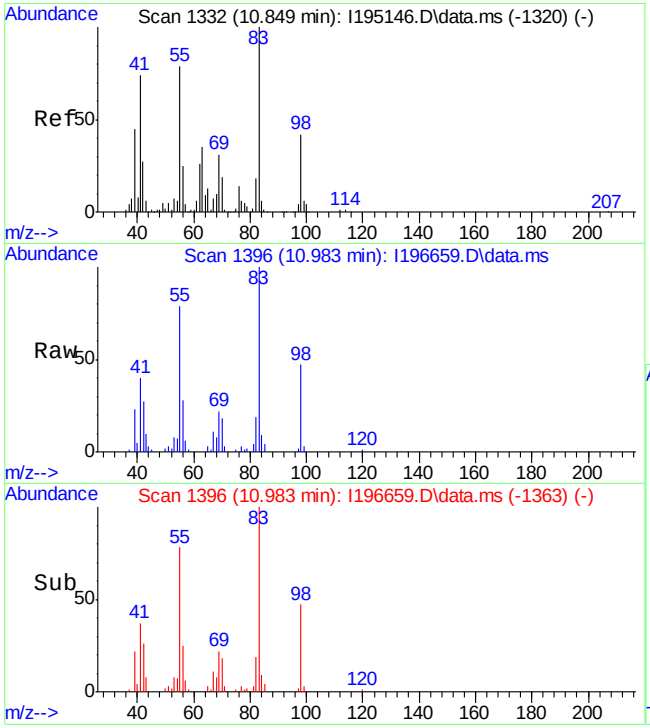

#63
methylcyclohexane
Concen: 4.74 ug/L
RT: 10.983 min Scan# 1396
Delta R.T. -0.007 min
Lab File: I196659.D
Acq: 24 Jul 2014 6:10 pm

Tgt Ion: 83 Resp: 19857

Ion	Ratio	Lower	Upper
83	100		
55	77.2	49.1	109.1
98	46.9	11.9	71.9

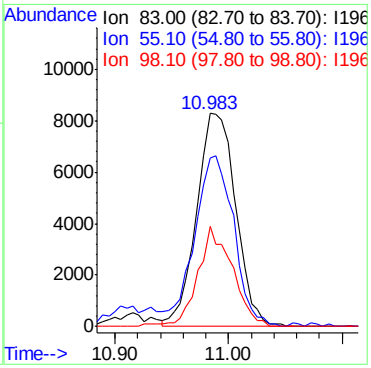

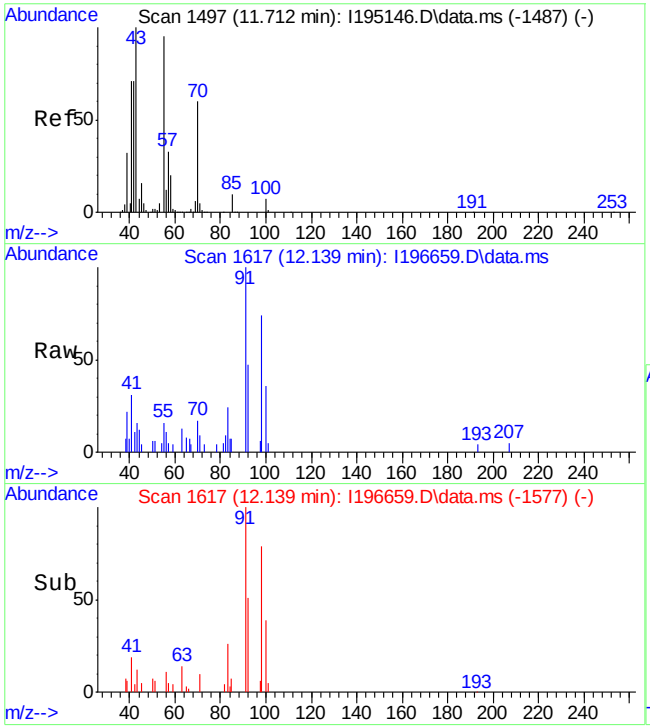

#72
toluene
Concen: 0.32 ug/L
RT: 12.139 min Scan# 1617
Delta R.T. 0.009 min
Lab File: I196659.D
Acq: 24 Jul 2014 6:10 pm

Tgt Ion: 91 Resp: 3643

Ion	Ratio	Lower	Upper
91	100		
92	60.4	38.6	78.6
65	0.0	0.0	31.1

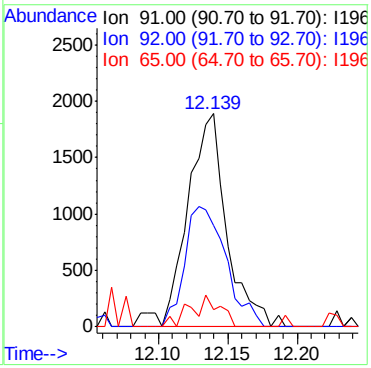

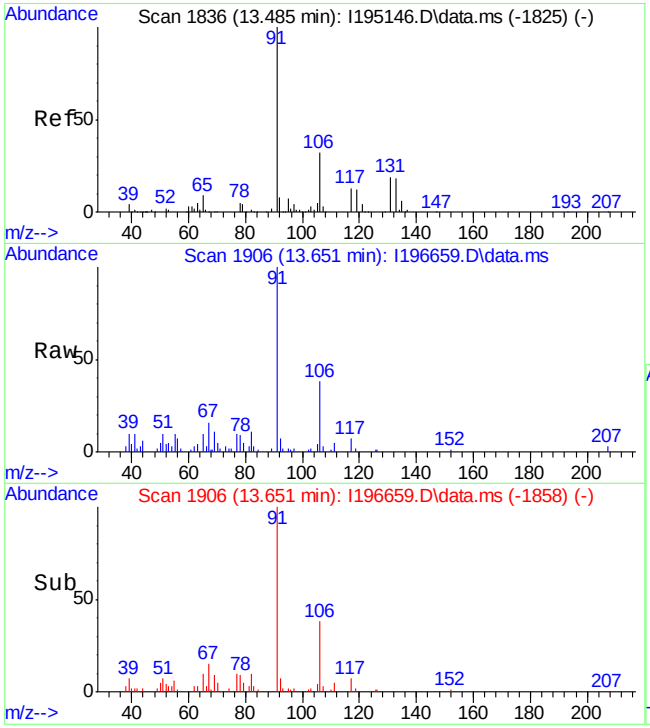

#88
ethylbenzene
Concen: 0.91 ug/L
RT: 13.651 min Scan# 1906
Delta R.T. -0.001 min
Lab File: I196659.D
Acq: 24 Jul 2014 6:10 pm

Tgt Ion: 91 Resp: 11356

Ion	Ratio	Lower	Upper
91	100		
106	37.7	1.7	61.7
77	8.7	0.0	38.4

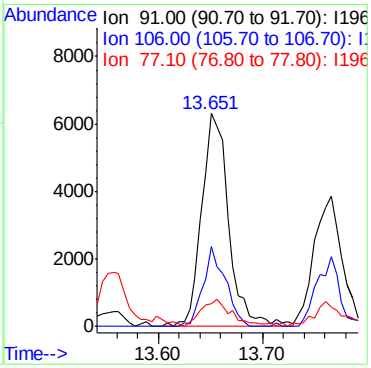

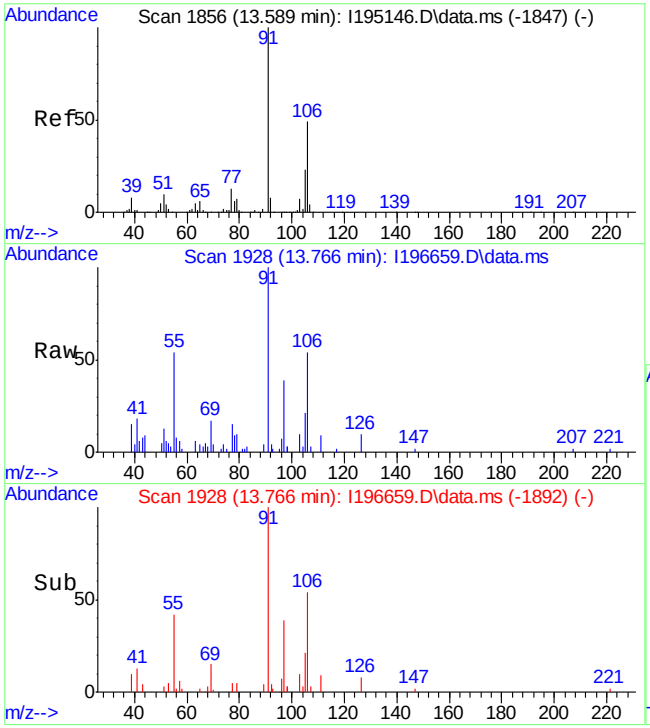

#89
m,p-xylene
Concen: 0.67 ug/L
RT: 13.766 min Scan# 1928
Delta R.T. 0.009 min
Lab File: I196659.D
Acq: 24 Jul 2014 6:10 pm

Tgt Ion:106 Resp: 3166

Ion	Ratio	Lower	Upper
106	100		
91	182.7	141.5	262.7

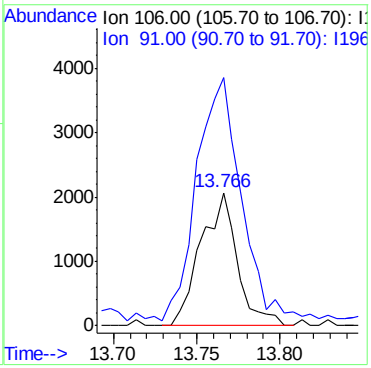

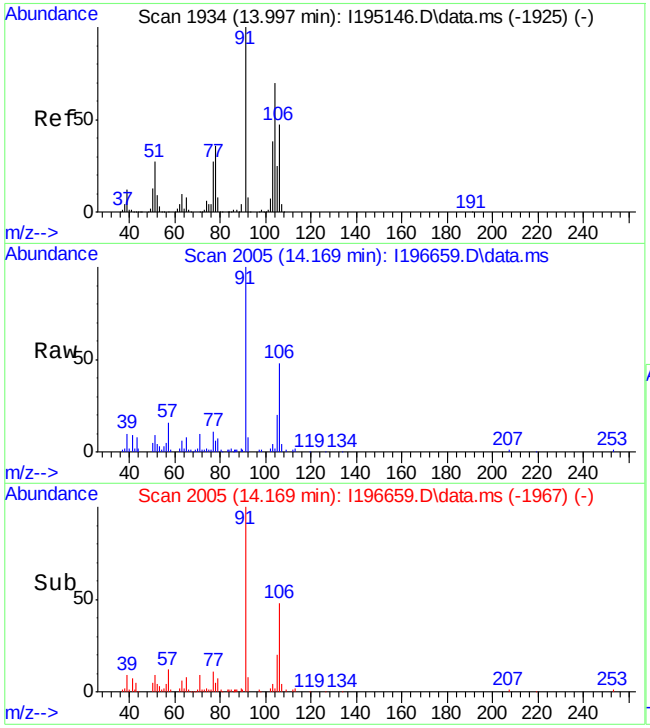

#90
o-xylene
Concen: 3.37 ug/L
RT: 14.169 min Scan# 2005
Delta R.T. -0.001 min
Lab File: I196659.D
Acq: 24 Jul 2014 6:10 pm

Tgt Ion:106 Resp: 15484

Ion	Ratio	Lower	Upper
106	100		
91	208.1	150.1	278.7

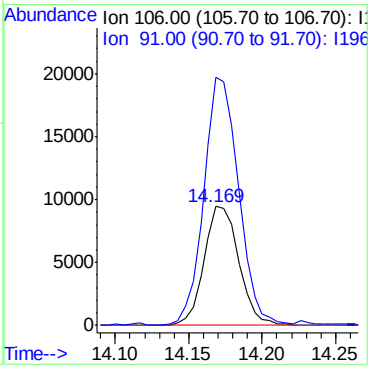

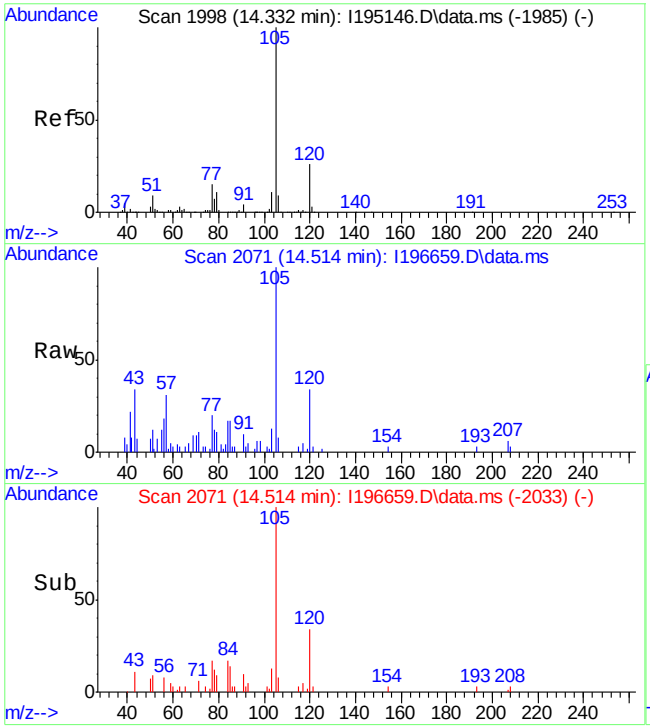

#95
isopropylbenzene
Concen: 0.47 ug/L
RT: 14.514 min Scan# 2071
Delta R.T. 0.001 min
Lab File: I196659.D
Acq: 24 Jul 2014 6:10 pm

Tgt Ion:105 Resp: 6259

Ion	Ratio	Lower	Upper
105	100		
120	33.6	0.0	55.5
77	17.9	0.0	44.9

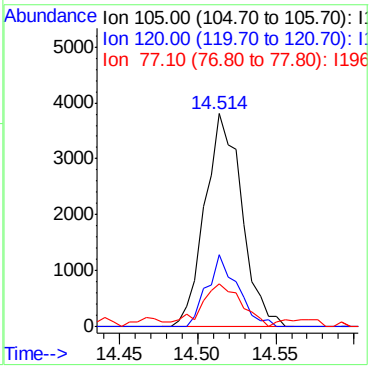

Quantitation Report (QT Reviewed)

Data Path : C:\msdchem\1\DATA\VI7923\
Data File : I196662.D
Acq On : 24 Jul 2014 7:35 pm
Operator : SCOTTM
Sample : JB72256-3,VTCL20n
Misc : MS71047,VI7923,6.0,,,,1
ALS Vial : 22 Sample Multiplier: 1

Quant Time: Jul 25 10:46:41 2014
Quant Method : C:\MSDCHEM\1\METHODS\MI7869.M
Quant Title : Method SW846 8260B, ZB624 60m x 0.25mm x 1.4um
QLast Update : Thu Jul 24 12:19:49 2014
Response via : Initial Calibration

Internal Standards	R.T.	QIon	Response	Conc	Units	Dev(Min)
1) Tert Butyl Alcohol-d9	7.218	65	101836	500.00	ug/L	0.00
5) pentafluorobenzene	9.488	168	263345	50.00	ug/L	0.00
48) 1,4-difluorobenzene	10.403	114	390427	50.00	ug/L	0.00
77) chlorobenzene-d5	13.557	117	325159	50.00	ug/L	0.00
93) 1,4-dichlorobenzene-d4	15.868	152	165968	50.00	ug/L	0.00
System Monitoring Compounds						
45) dibromofluoromethane (s)	9.514	113	130758	47.08	ug/L	0.00
Spiked Amount 50.000	Range 59 - 130		Recovery = 94.16%			
49) 1,2-dichloroethane-d4...	9.932	65	147360	52.92	ug/L	0.00
Spiked Amount 50.000	Range 70 - 123		Recovery = 105.84%			
78) toluene-d8 (s)	12.056	98	461618	46.09	ug/L	0.00
Spiked Amount 50.000	Range 81 - 127		Recovery = 92.18%			
94) 4-bromofluorobenzene (s)	14.707	95	179316	47.17	ug/L	0.00
Spiked Amount 50.000	Range 66 - 132		Recovery = 94.34%			
Target Compounds						Qvalue
18) acetone	6.564	58	2725	12.48	ug/L #	59
47) cyclohexane	9.671	84	8276	1.95	ug/L #	41
63) methylcyclohexane	10.989	83	10282	2.39	ug/L	85
89) m,p-xylene	13.761	106	2632	0.54	ug/L	97
90) o-xylene	14.179	106	1009	0.21	ug/L	86

(#) = qualifier out of range (m) = manual integration (+) = signals summed

Quantitation Report (QT Reviewed)

Data Path : C:\msdchem\1\DATA\VI7923\
Data File : I196662.D
Acq On : 24 Jul 2014 7:35 pm
Operator : SCOTTM
Sample : JB72256-3,VTCL20n
Misc : MS71047,VI7923,6.0,,,,1
ALS Vial : 22 Sample Multiplier: 1

Quant Time: Jul 25 10:46:41 2014
Quant Method : C:\MSDCHEM\1\METHODS\MI7869.M
Quant Title : Method SW846 8260B, ZB624 60m x 0.25mm x 1.4um
QLast Update : Thu Jul 24 12:19:49 2014
Response via : Initial Calibration

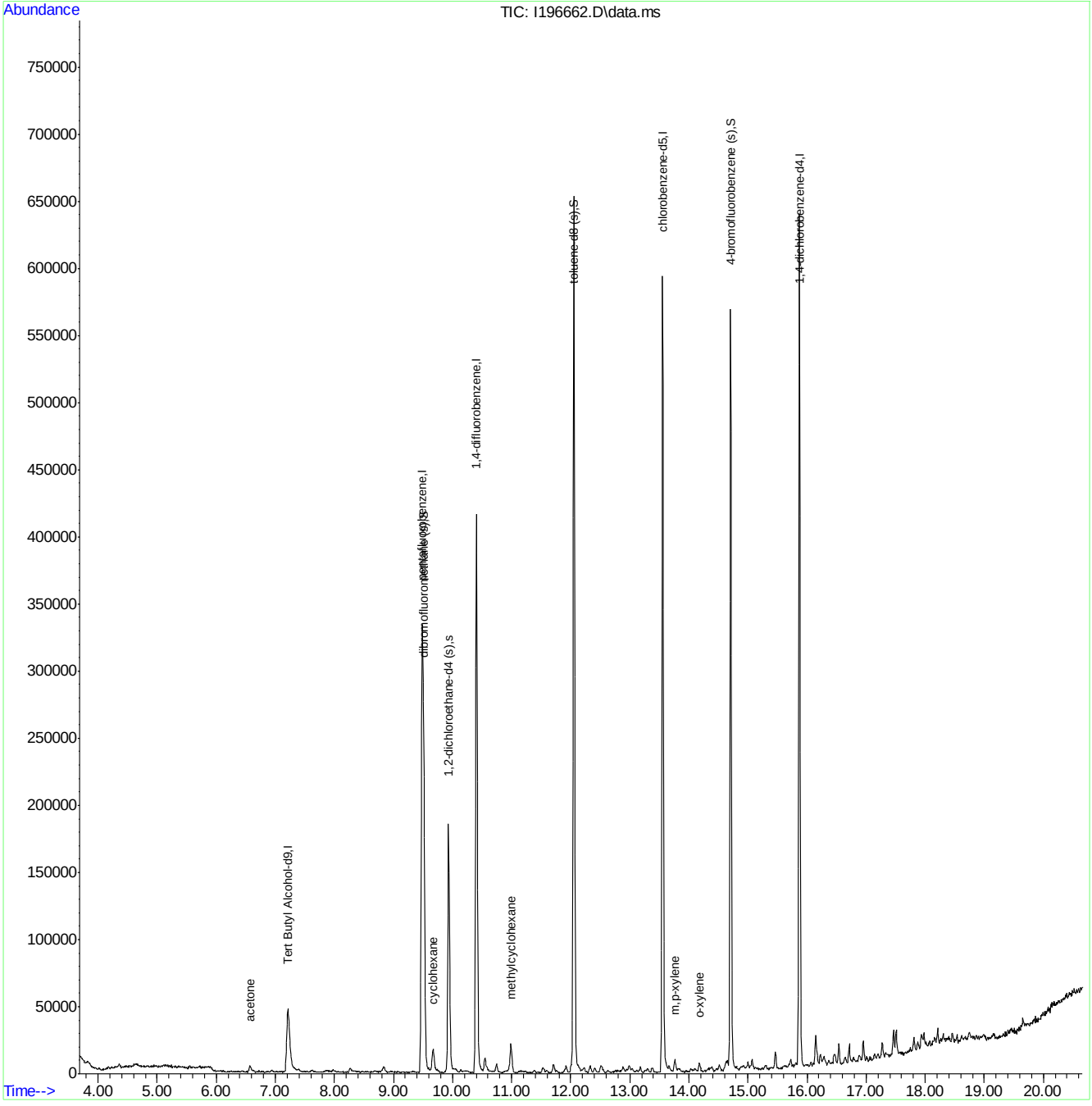

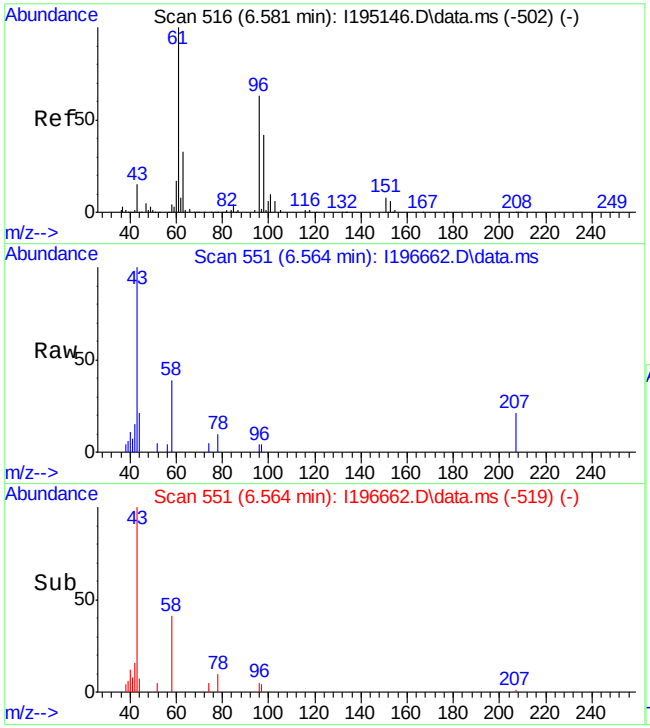

#18
acetone
Concen: 12.48 ug/L
RT: 6.564 min Scan# 551
Delta R.T. -0.012 min
Lab File: I196662.D
Acq: 24 Jul 2014 7:35 pm

Tgt Ion: 58 Resp: 2725

Ion	Ratio	Lower	Upper
58	100		
43	257.2	322.7	382.7#
42	38.9	2.7	62.7

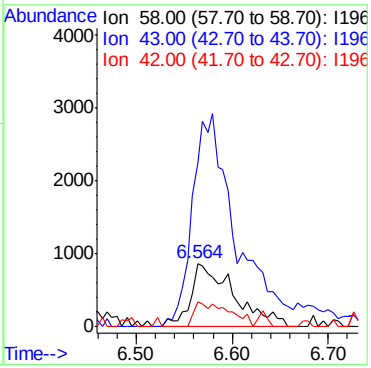

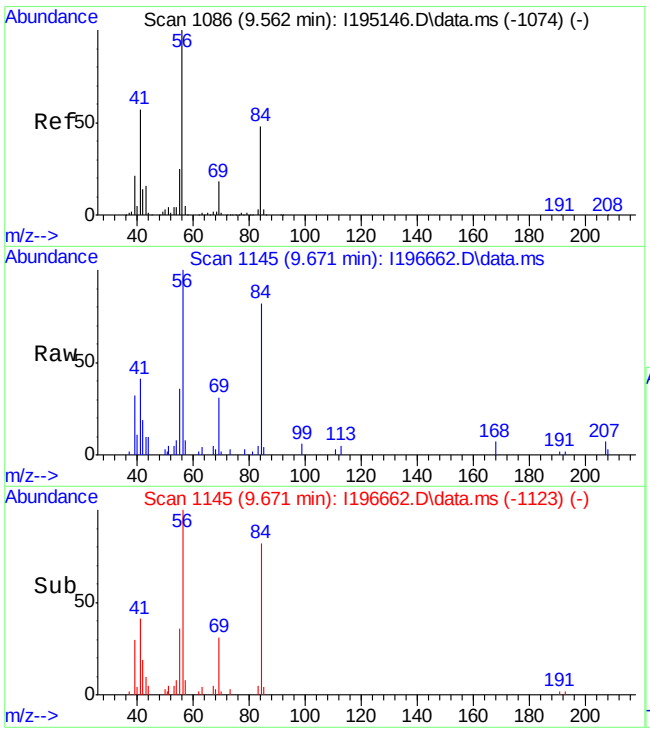

#47
cyclohexane
Concen: 1.95 ug/L
RT: 9.671 min Scan# 1145
Delta R.T. -0.007 min
Lab File: I196662.D
Acq: 24 Jul 2014 7:35 pm

Tgt Ion: 84 Resp: 8276

Ion	Ratio	Lower	Upper
84	100		
56	119.3	178.4	238.4#
41	49.9	88.9	148.9#

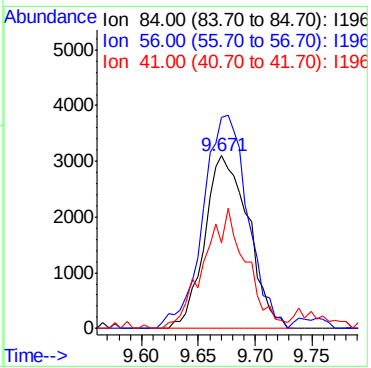

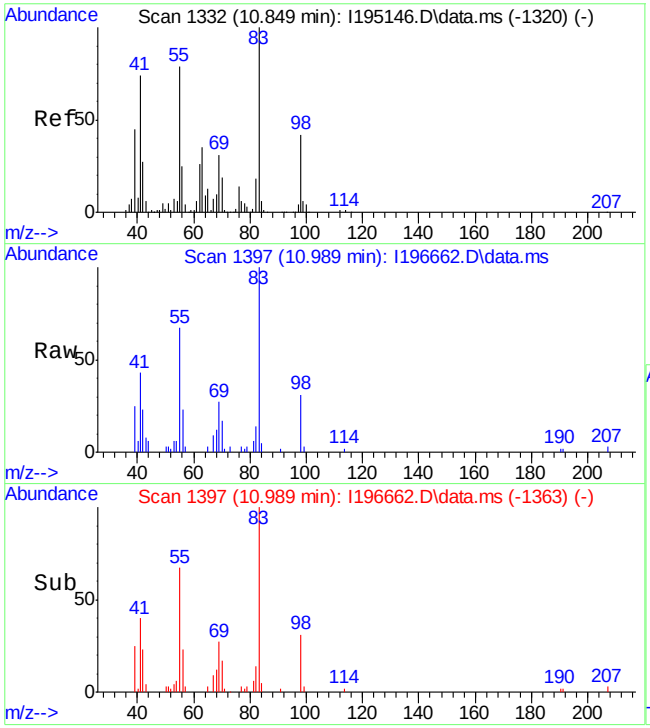

#63
methylcyclohexane
Concen: 2.39 ug/L
RT: 10.989 min Scan# 1397
Delta R.T. -0.001 min
Lab File: I196662.D
Acq: 24 Jul 2014 7:35 pm

Tgt Ion: 83 Resp: 10282

Ion	Ratio	Lower	Upper
83	100		
55	67.0	49.1	109.1
98	31.4	11.9	71.9

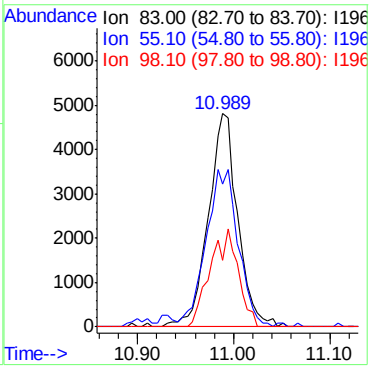

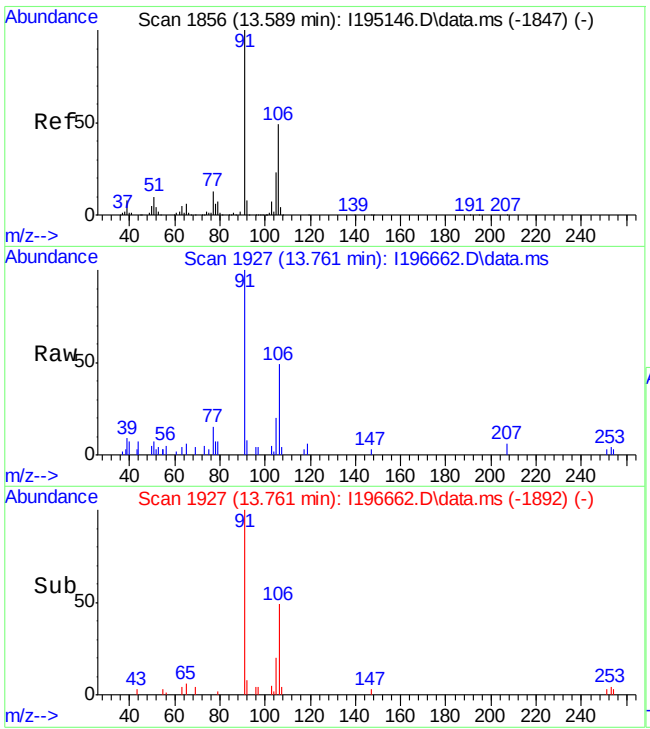

#89
m,p-xylene
Concen: 0.54 ug/L
RT: 13.761 min Scan# 1927
Delta R.T. 0.004 min
Lab File: I196662.D
Acq: 24 Jul 2014 7:35 pm

Tgt Ion:106 Resp: 2632

Ion	Ratio	Lower	Upper
106	100		
91	197.0	141.5	262.7

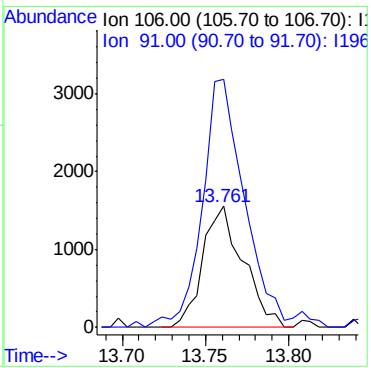

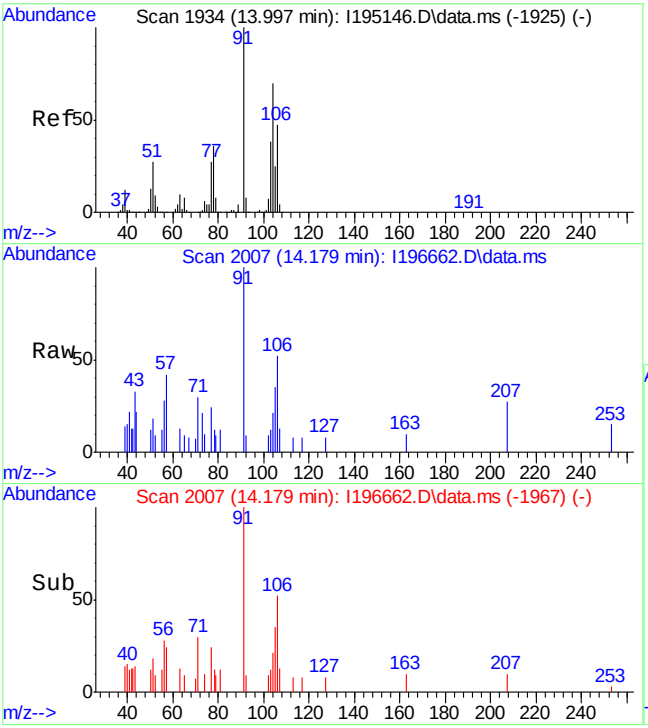

#90
o-xylene
Concen: 0.21 ug/L
RT: 14.179 min Scan# 2007
Delta R.T. 0.009 min
Lab File: I196662.D
Acq: 24 Jul 2014 7:35 pm

Tgt Ion:106 Resp: 1009

Ion	Ratio	Lower	Upper
106	100		
91	192.3	150.1	278.7

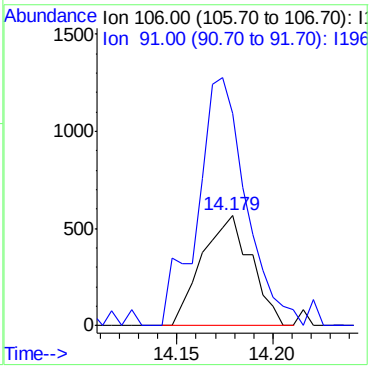

Quantitation Report (QT Reviewed)

Data Path : C:\msdchem\1\DATA\VI7923\
Data File : I196663.D
Acq On : 24 Jul 2014 8:03 pm
Operator : SCOTTM
Sample : JB72256-4,VTCL20n
Misc : MS71047,VI7923,6.5,,,,1
ALS Vial : 23 Sample Multiplier: 1

Quant Time: Jul 25 10:53:16 2014
Quant Method : C:\MSDCHEM\1\METHODS\MI7869.M
Quant Title : Method SW846 8260B, ZB624 60m x 0.25mm x 1.4um
QLast Update : Thu Jul 24 12:19:49 2014
Response via : Initial Calibration

Internal Standards	R.T.	QIon	Response	Conc	Units	Dev(Min)
1) Tert Butyl Alcohol-d9	7.223	65	89975	500.00	ug/L	0.00
5) pentafluorobenzene	9.488	168	263533	50.00	ug/L	0.00
48) 1,4-difluorobenzene	10.403	114	384687	50.00	ug/L	0.00
77) chlorobenzene-d5	13.557	117	321487	50.00	ug/L	0.00
93) 1,4-dichlorobenzene-d4	15.868	152	159382	50.00	ug/L	0.00
System Monitoring Compounds						
45) dibromofluoromethane (s)	9.514	113	130743	47.04	ug/L	0.00
Spiked Amount 50.000	Range 59 - 130		Recovery = 94.08%			
49) 1,2-dichloroethane-d4...	9.937	65	143738	52.39	ug/L	0.00
Spiked Amount 50.000	Range 70 - 123		Recovery = 104.78%			
78) toluene-d8 (s)	12.056	98	455201	45.97	ug/L	0.00
Spiked Amount 50.000	Range 81 - 127		Recovery = 91.94%			
94) 4-bromofluorobenzene (s)	14.707	95	171009	46.84	ug/L	0.00
Spiked Amount 50.000	Range 66 - 132		Recovery = 93.68%			
Target Compounds						Qvalue
18) acetone	6.585	58	3818	17.48	ug/L	# 65
47) cyclohexane	9.681	84	11324	2.67	ug/L	# 44
63) methylcyclohexane	10.989	83	12679	2.99	ug/L	82

(#) = qualifier out of range (m) = manual integration (+) = signals summed

Quantitation Report (QT Reviewed)

Data Path : C:\msdchem\1\DATA\VI7923\
Data File : I196663.D
Acq On : 24 Jul 2014 8:03 pm
Operator : SCOTTM
Sample : JB72256-4,VTCL20n
Misc : MS71047,VI7923,6.5,,,,1
ALS Vial : 23 Sample Multiplier: 1

Quant Time: Jul 25 10:53:16 2014
Quant Method : C:\MSDCHEM\1\METHODS\MI7869.M
Quant Title : Method SW846 8260B, ZB624 60m x 0.25mm x 1.4um
QLast Update : Thu Jul 24 12:19:49 2014
Response via : Initial Calibration

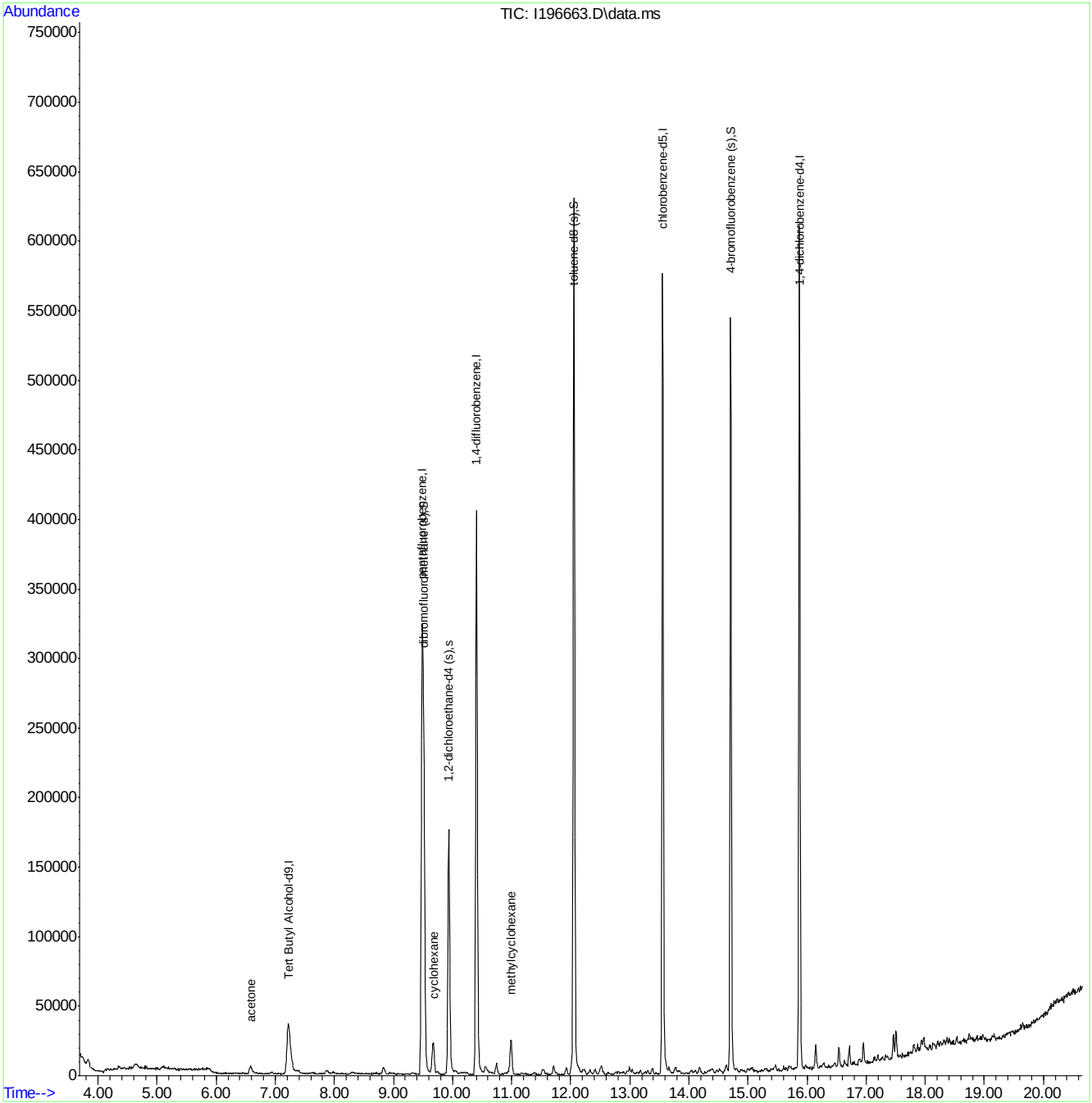

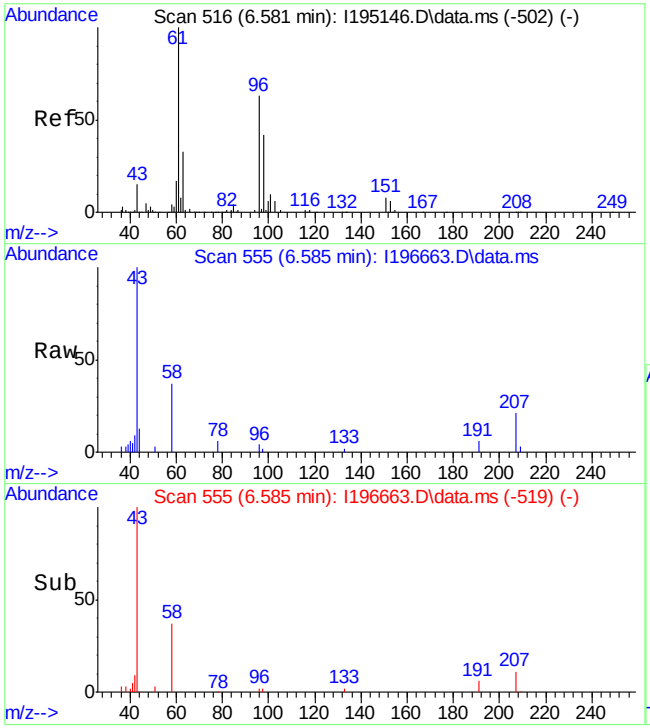

#18
acetone
Concen: 17.48 ug/L
RT: 6.585 min Scan# 555
Delta R.T. 0.009 min
Lab File: I196663.D
Acq: 24 Jul 2014 8:03 pm

Tgt Ion: 58 Resp: 3818

Ion	Ratio	Lower	Upper
58	100		
43	271.4	322.7	382.7#
42	24.5	2.7	62.7

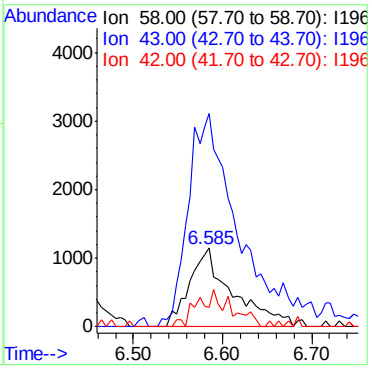

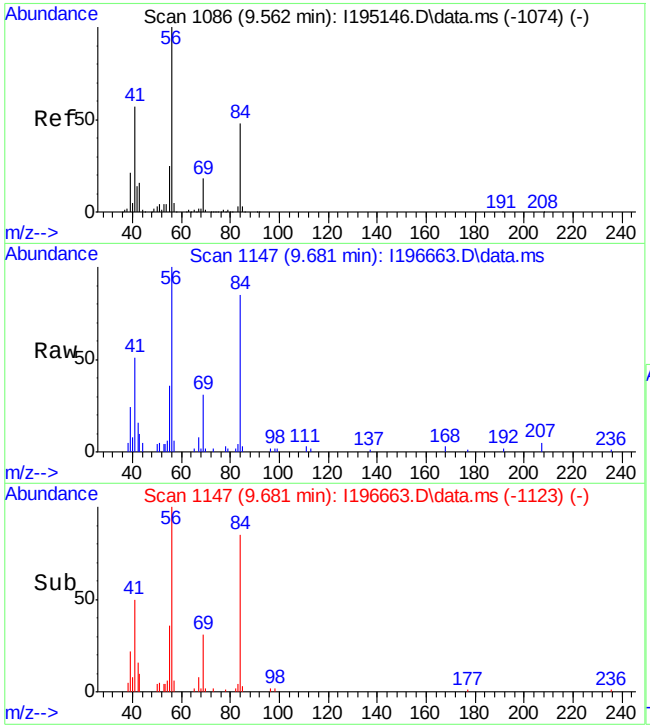

#47
cyclohexane
Concen: 2.67 ug/L
RT: 9.681 min Scan# 1147
Delta R.T. 0.004 min
Lab File: I196663.D
Acq: 24 Jul 2014 8:03 pm

Tgt Ion: 84 Resp: 11324

Ion	Ratio	Lower	Upper
84	100		
56	118.2	178.4	238.4#
41	60.3	88.9	148.9#

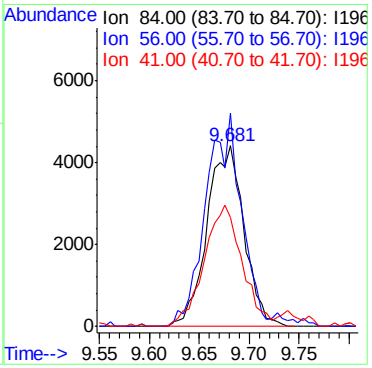

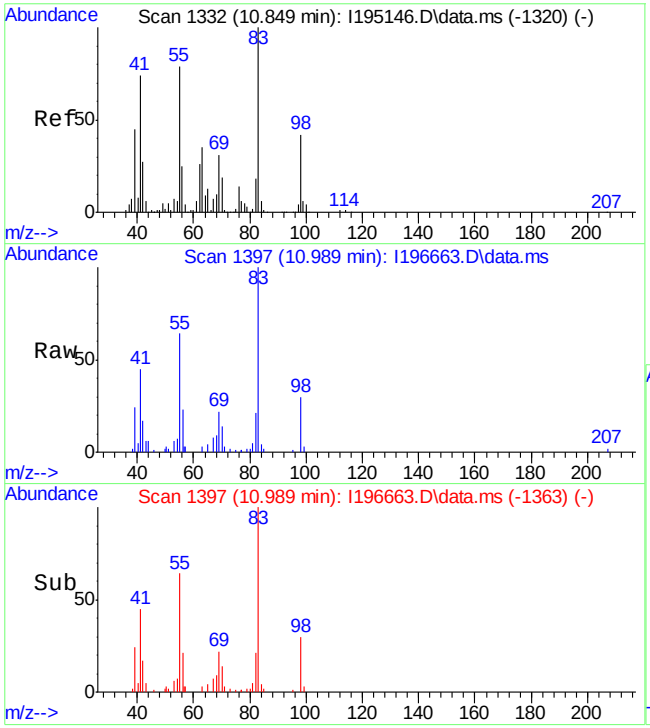

#63
methylcyclohexane
Concen: 2.99 ug/L
RT: 10.989 min Scan# 1397
Delta R.T. -0.001 min
Lab File: I196663.D
Acq: 24 Jul 2014 8:03 pm

Tgt Ion: 83 Resp: 12679

Ion	Ratio	Lower	Upper
83	100		
55	63.7	49.1	109.1
98	30.4	11.9	71.9

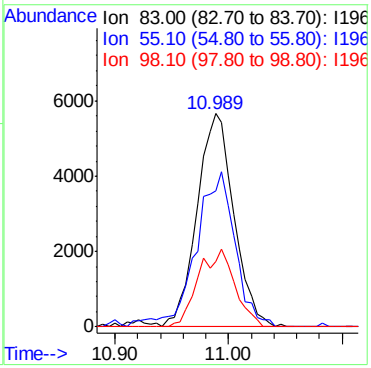

Quantitation Report (QT Reviewed)

Data Path : C:\msdchem\1\DATA\VI7923\
Data File : I196664.D
Acq On : 24 Jul 2014 8:31 pm
Operator : SCOTTM
Sample : JB72256-5,VTCL20n
Misc : MS71047,VI7923,5.9,,,,1
ALS Vial : 24 Sample Multiplier: 1

Quant Time: Jul 25 10:54:33 2014
Quant Method : C:\MSDCHEM\1\METHODS\MI7869.M
Quant Title : Method SW846 8260B, ZB624 60m x 0.25mm x 1.4um
QLast Update : Thu Jul 24 12:19:49 2014
Response via : Initial Calibration

Internal Standards	R.T.	QIon	Response	Conc	Units	Dev(Min)
1) Tert Butyl Alcohol-d9	7.218	65	92405	500.00	ug/L	0.00
5) pentafluorobenzene	9.488	168	257232	50.00	ug/L	0.00
48) 1,4-difluorobenzene	10.403	114	385236	50.00	ug/L	0.00
77) chlorobenzene-d5	13.557	117	320885	50.00	ug/L	0.00
93) 1,4-dichlorobenzene-d4	15.868	152	162091	50.00	ug/L	0.00
System Monitoring Compounds						
45) dibromofluoromethane (s)	9.514	113	126861	46.76	ug/L	0.00
Spiked Amount 50.000	Range 59 - 130		Recovery = 93.52%			
49) 1,2-dichloroethane-d4...	9.937	65	141517	51.51	ug/L	0.00
Spiked Amount 50.000	Range 70 - 123		Recovery = 103.02%			
78) toluene-d8 (s)	12.056	98	461200	46.66	ug/L	0.00
Spiked Amount 50.000	Range 81 - 127		Recovery = 93.32%			
94) 4-bromofluorobenzene (s)	14.707	95	175145	47.17	ug/L	0.00
Spiked Amount 50.000	Range 66 - 132		Recovery = 94.34%			
Target Compounds						Qvalue
18) acetone	6.574	58	2458	11.53	ug/L #	50
47) cyclohexane	9.681	84	19428	4.69	ug/L #	40
63) methylcyclohexane	10.994	83	20131	4.74	ug/L	96

(#) = qualifier out of range (m) = manual integration (+) = signals summed

Quantitation Report (QT Reviewed)

Data Path : C:\msdchem\1\DATA\VI7923\
Data File : I196664.D
Acq On : 24 Jul 2014 8:31 pm
Operator : SCOTTM
Sample : JB72256-5,VTCL20n
Misc : MS71047,VI7923,5.9,,,,1
ALS Vial : 24 Sample Multiplier: 1

Quant Time: Jul 25 10:54:33 2014
Quant Method : C:\MSDCHEM\1\METHODS\MI7869.M
Quant Title : Method SW846 8260B, ZB624 60m x 0.25mm x 1.4um
QLast Update : Thu Jul 24 12:19:49 2014
Response via : Initial Calibration

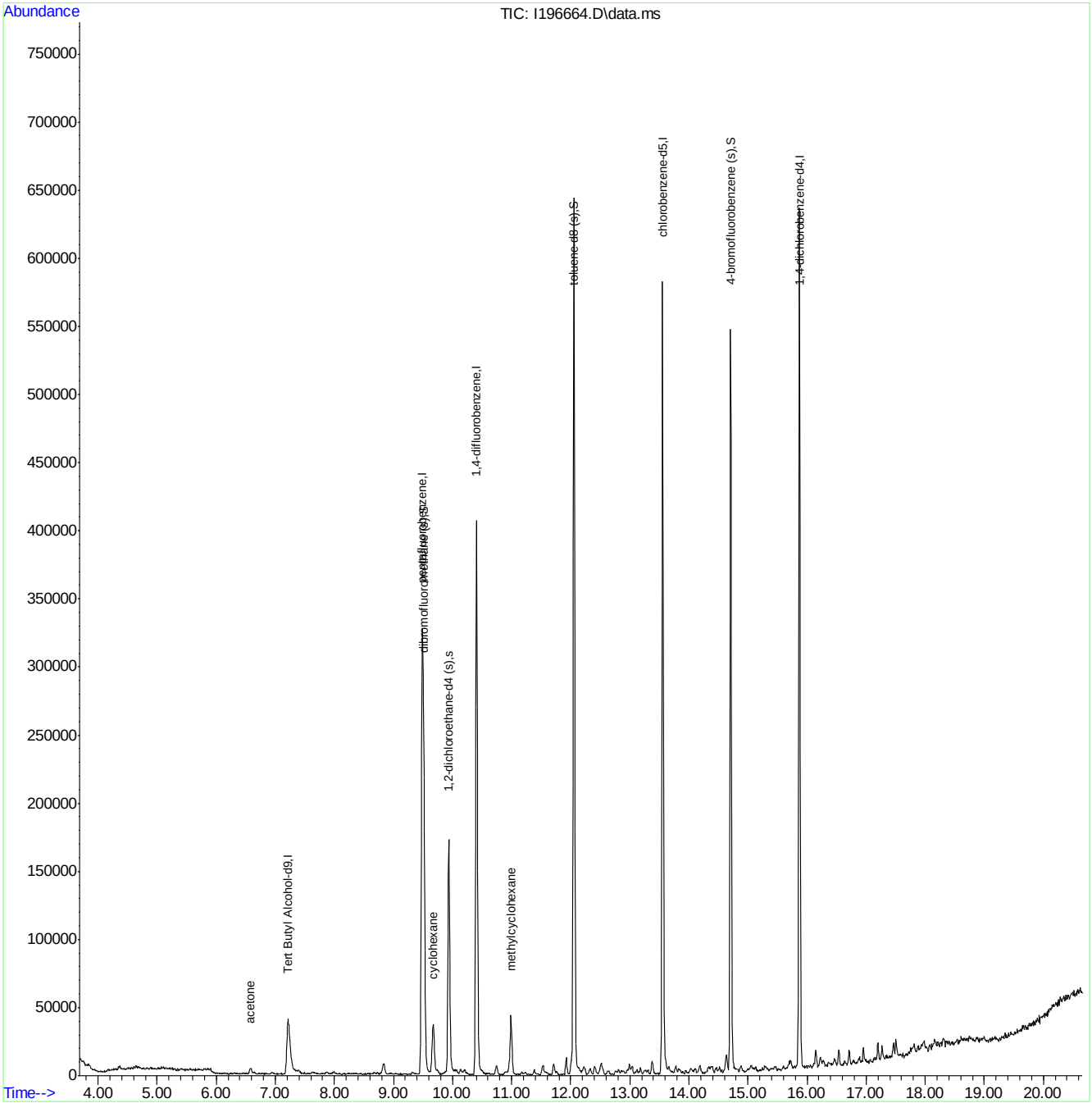

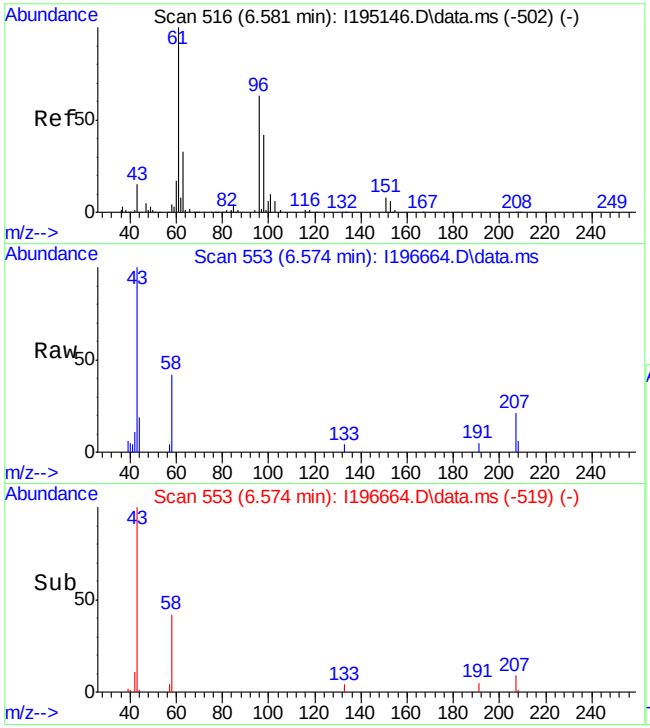

#18
acetone
Concen: 11.53 ug/L
RT: 6.574 min Scan# 553
Delta R.T. -0.001 min
Lab File: I196664.D
Acq: 24 Jul 2014 8:31 pm

Tgt Ion: 58 Resp: 2458

Ion	Ratio	Lower	Upper
58	100		
43	236.6	322.7	382.7#
42	26.7	2.7	62.7

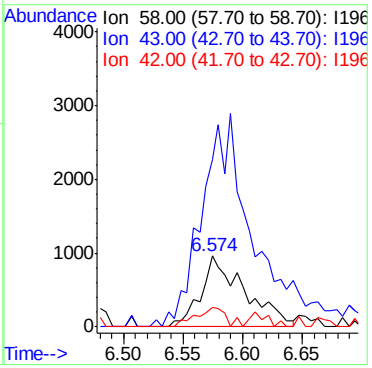

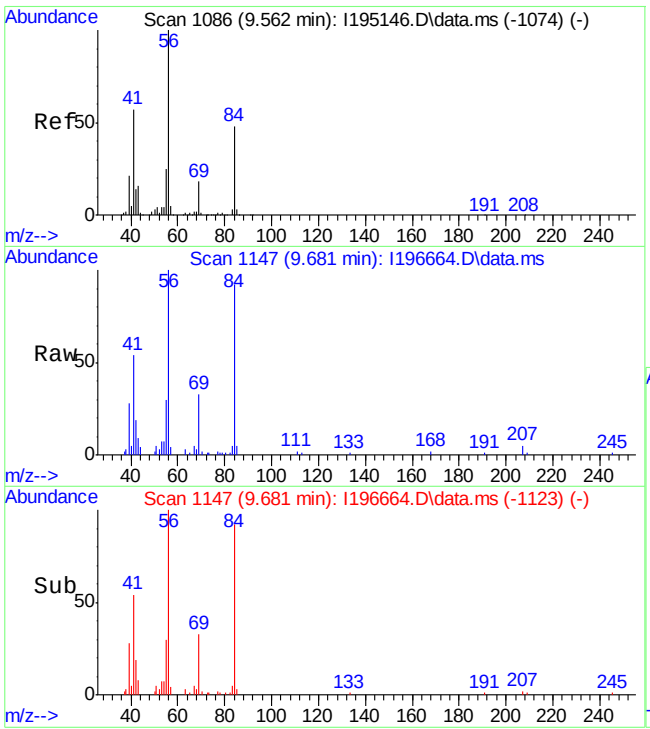

#47
cyclohexane
Concen: 4.69 ug/L
RT: 9.681 min Scan# 1147
Delta R.T. 0.004 min
Lab File: I196664.D
Acq: 24 Jul 2014 8:31 pm

Tgt Ion: 84 Resp: 19428

Ion	Ratio	Lower	Upper
84	100		
56	109.1	178.4	238.4#
41	58.9	88.9	148.9#

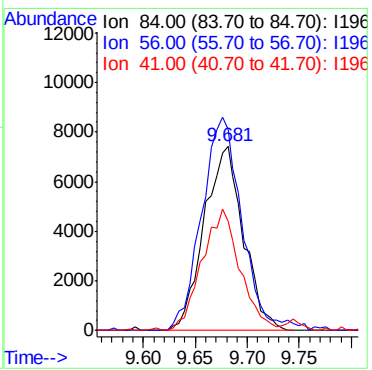

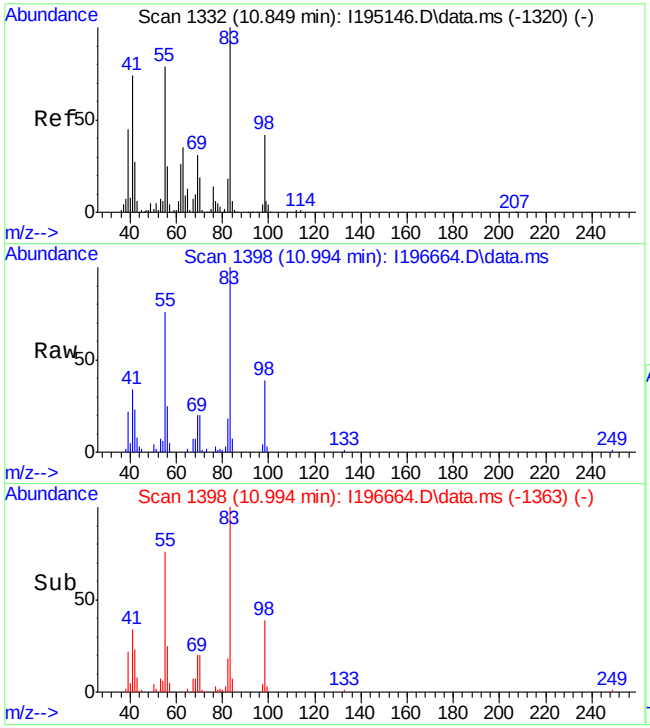

#63
methylcyclohexane
Concen: 4.74 ug/L
RT: 10.994 min Scan# 1398
Delta R.T. 0.004 min
Lab File: I196664.D
Acq: 24 Jul 2014 8:31 pm

Tgt Ion: 83 Resp: 20131

Ion	Ratio	Lower	Upper
83	100		
55	75.8	49.1	109.1
98	39.1	11.9	71.9

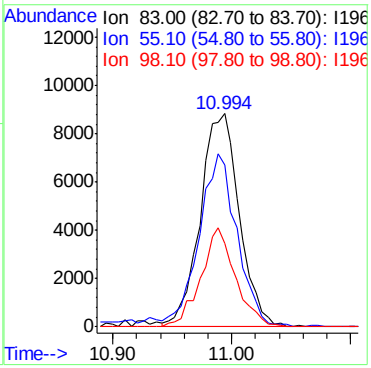

7.1.5

7

Manual Integrations APPROVED
(compounds with "m" flag)
Mei Chen
07/25/14 14:55

Quantitation Report (QT Reviewed)

Data Path : C:\msdchem\1\DATA\4v\v4v408-409\
Data File : 4V9899.D
Acq On : 24 Jul 2014 11:41 am
Operator : BenM
Sample : jb72256-6
Misc : MS71048,V4V408,5,,,,1
ALS Vial : 8 Sample Multiplier: 1

Quant Time: Jul 24 16:45:11 2014
Quant Method : C:\MSDCHEM\1\METHODS\M4V368.M
Quant Title : sw846 8260b
QLast Update : Wed Jun 18 16:17:49 2014
Response via : Initial Calibration

Compound	R.T.	QIon	Response	Conc	Units	Dev(Min)
Internal Standards						
1) Tert Butyl Alcohol-d9	7.429	65	124962	500.00	ug/L	-0.04
4) pentafluorobenzene	9.924	168	141606	50.00	ug/L	-0.01
51) 1,4-difluorobenzene	10.884	114	180706	50.00	ug/L	-0.02
81) chlorobenzene-d5	14.093	117	173590	50.00	ug/L	0.00
94) 1,4-dichlorobenzene-d4	16.442	152	105240	50.00	ug/L	0.00
System Monitoring Compounds						
45) dibromofluoromethane (s)	9.982	113	70051	52.25	ug/L	-0.01
Spiked Amount 50.000	Range 79 - 120		Recovery = 104.50%			
46) 1,2-dichloroethane-d4 (s)	10.428	65	63267	47.65	ug/L	-0.01
Spiked Amount 50.000	Range 72 - 123		Recovery = 95.30%			
73) toluene-d8 (s)	12.541	98	197259	51.39	ug/L	-0.01
Spiked Amount 50.000	Range 78 - 119		Recovery = 102.78%			
96) 4-bromofluorobenzene (s)	15.288	95	94248	51.54	ug/L	0.00
Spiked Amount 50.000	Range 74 - 119		Recovery = 103.08%			
Target Compounds						Qvalue
18) 1,1-dichloroethene	6.595	61	863m	0.40	ug/L	
19) acetone	6.695	58	8221m	67.45	ug/L	
24) carbon disulfide	7.004	76	4508	0.77	ug/L	84
32) 2-butanone	9.337	72	597m	3.84	ug/L	

(#) = qualifier out of range (m) = manual integration (+) = signals summed

Quantitation Report (QT Reviewed)

Data Path : C:\msdchem\1\DATA\4v\v4v408-409\
Data File : 4V9899.D
Acq On : 24 Jul 2014 11:41 am
Operator : BenM
Sample : jb72256-6
Misc : MS71048,V4V408,5,,,,1
ALS Vial : 8 Sample Multiplier: 1

Quant Time: Jul 24 16:45:11 2014
Quant Method : C:\MSDCHEM\1\METHODS\M4V368.M
Quant Title : sw846 8260b
QLast Update : Wed Jun 18 16:17:49 2014
Response via : Initial Calibration

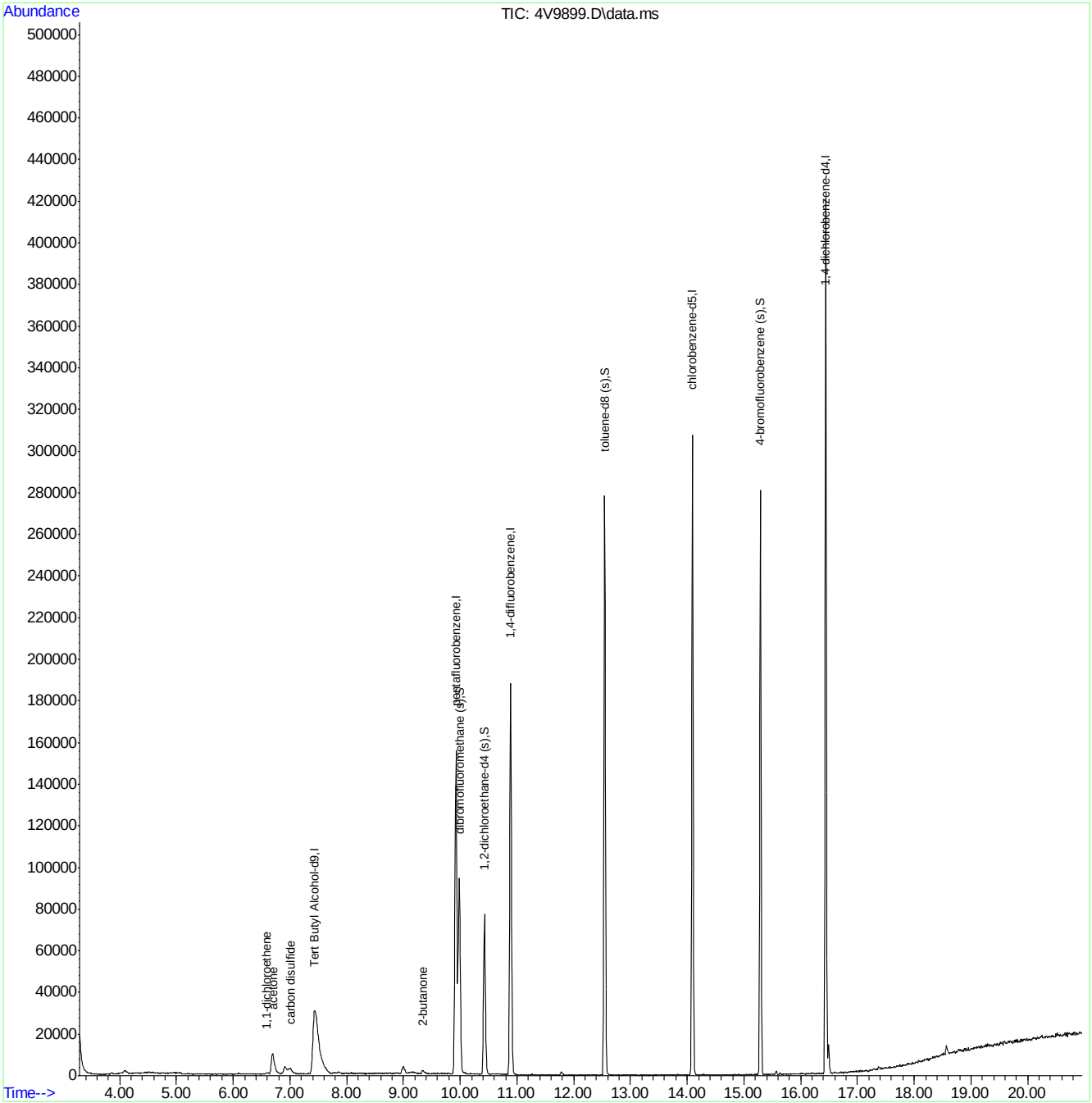

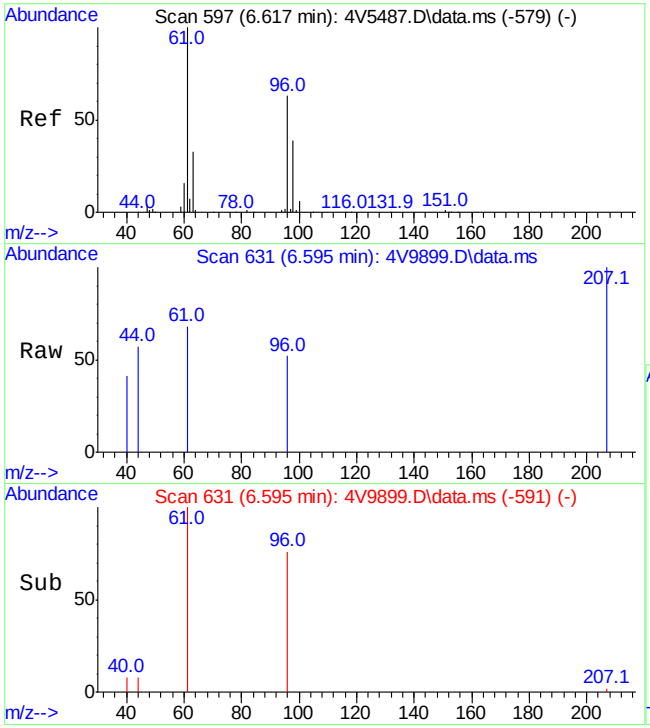

#18
1,1-dichloroethene
Concen: 0.40 ug/L m
RT: 6.595 min Scan# 631
Delta R.T. 0.010 min
Lab File: 4V9899.D
Acq: 24 Jul 2014 11:41 am

Tgt Ion: 61 Resp: 863

Ion	Ratio	Lower	Upper
61	100		
96	76.4	31.7	91.7
63	0.0	2.5	62.5#

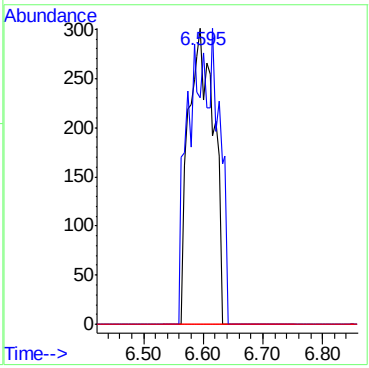

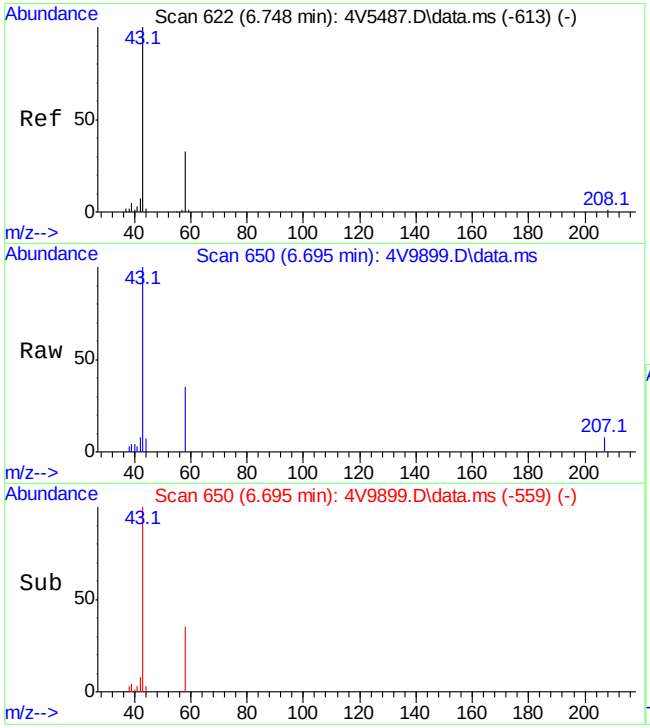

#19
acetone
Concen: 67.45 ug/L m
RT: 6.695 min Scan# 650
Delta R.T. -0.022 min
Lab File: 4V9899.D
Acq: 24 Jul 2014 11:41 am

Tgt Ion: 58 Resp: 8221

Ion	Ratio	Lower	Upper
58	100		
43	289.6	243.2	303.2

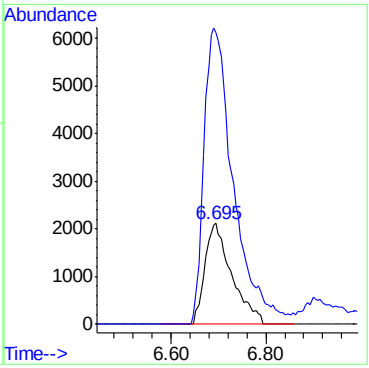

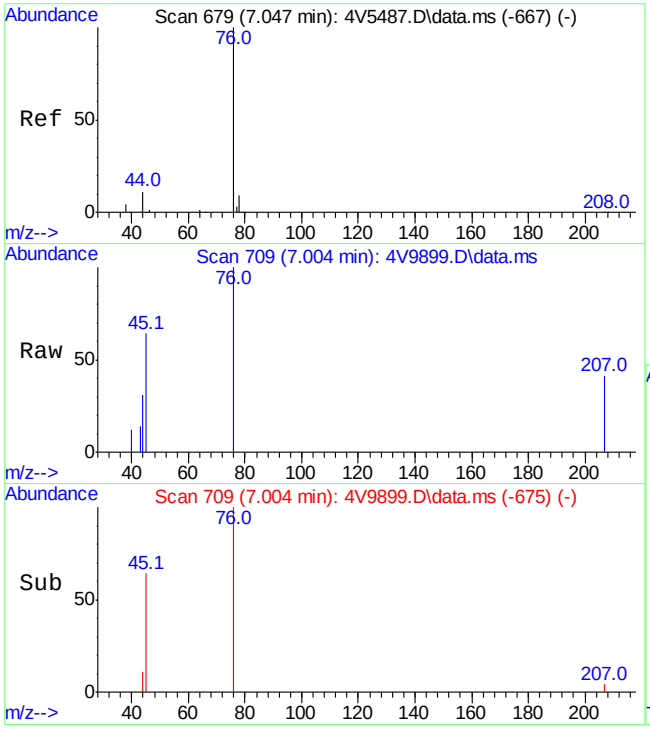

#24
carbon disulfide
Concen: 0.77 ug/L
RT: 7.004 min Scan# 709
Delta R.T. -0.022 min
Lab File: 4V9899.D
Acq: 24 Jul 2014 11:41 am

Tgt Ion: 76 Resp: 4508

Ion	Ratio	Lower	Upper
76	100		
78	0.0	0.0	38.8
44	13.6	0.0	40.2

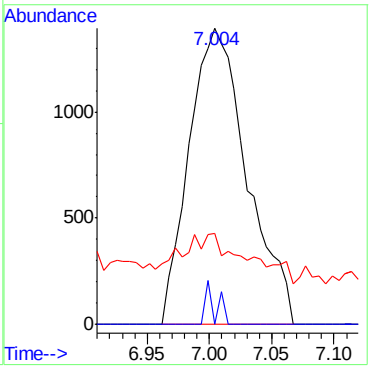

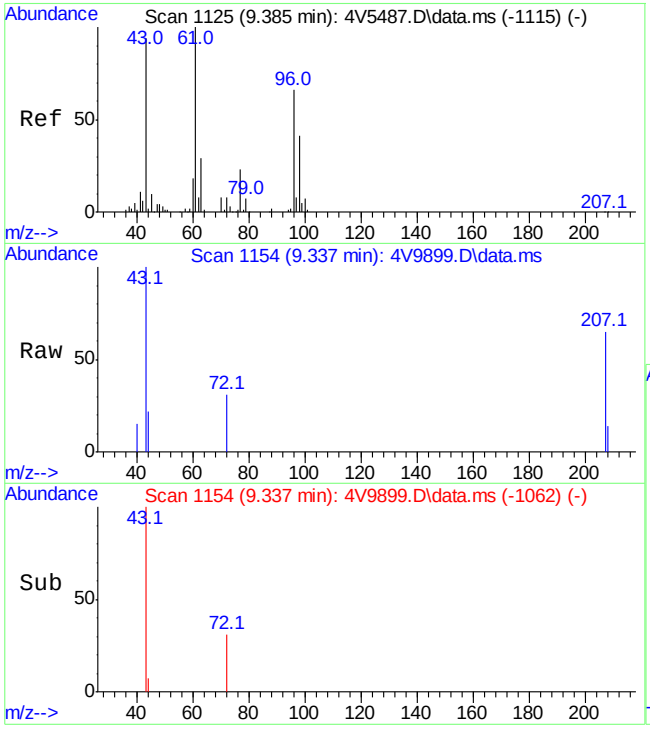

#32
2-butanone
Concen: 3.84 ug/L m
RT: 9.337 min Scan# 1154
Delta R.T. -0.017 min
Lab File: 4V9899.D
Acq: 24 Jul 2014 11:41 am

Tgt Ion: 72 Resp: 597

Ion	Ratio	Lower	Upper
72	100		
43	521.4	815.6	1514.8#
57	0.0	20.0	37.2#

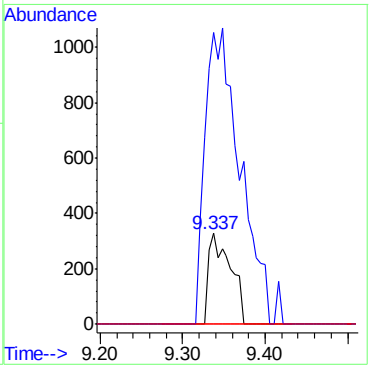

Manual Integration Approval Summary

Sample Number: JB72256-6
Lab FileID: 4V9899.D
Injection Time: 07/24/14 11:41
Method: SW846 8260C
Analyst approved: 07/25/14 09:00 Juntae Park
Supervisor approved: 07/25/14 14:55 Mei Chen

Parameter	CAS	Sig#	R.T. (min.)	Reason
1,1-Dichloroethene	75-35-4		6.60	Poorly defined baseline
Acetone	67-64-1		6.69	Poorly defined baseline
2-Butanone (MEK)	78-93-3		9.34	Poorly defined baseline

Quantitation Report (Qedit)

Data Path : C:\msdchem\1\DATA\
Data File : 4V9899.D
Acq On : 24 Jul 2014 11:41 am
Operator : BenM
Sample : jb72256-6
Misc : MS71048,V4V408,5,,,,1
ALS Vial : 8 Sample Multiplier: 1

Quant Time: Jul 24 16:38:32 2014
Quant Method : C:\MSDCHEM\1\METHODS\M4V368.M
Quant Title : sw846 8260b
QLast Update : Wed Jun 18 16:17:49 2014
Response via : Initial Calibration

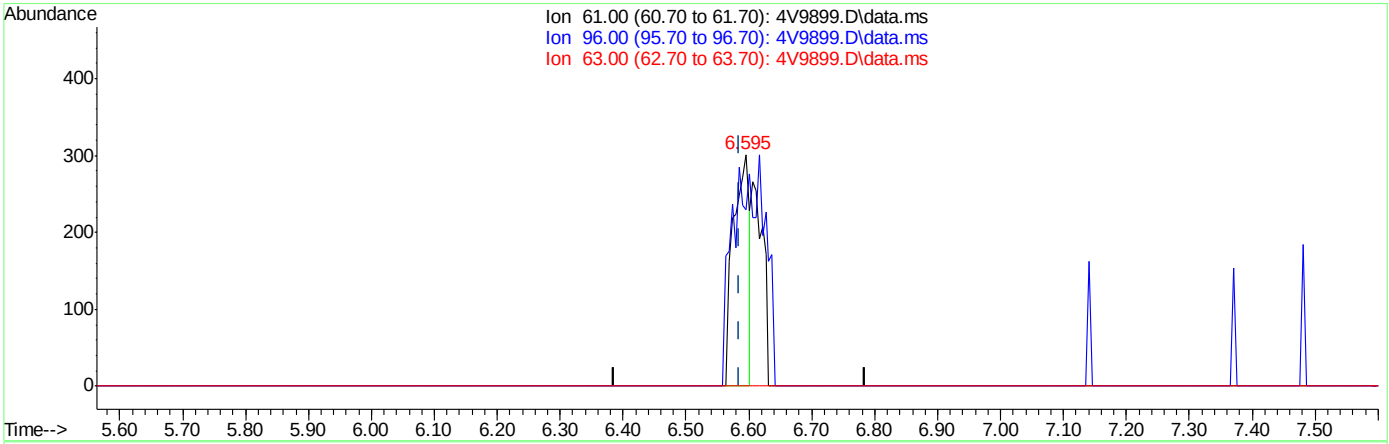

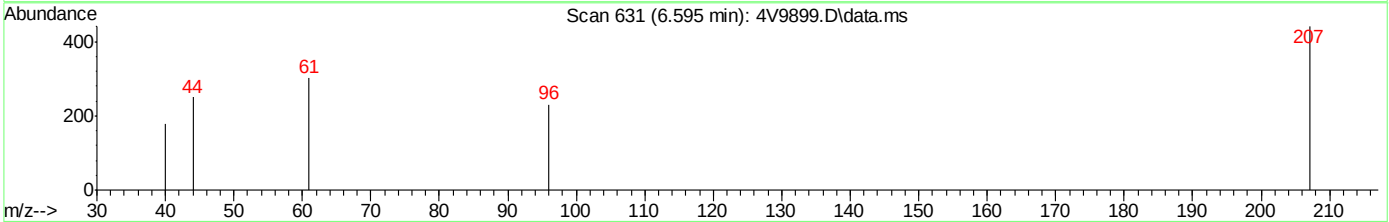

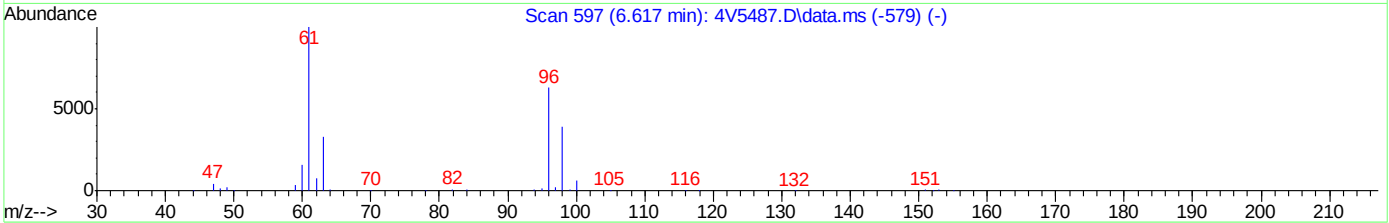

TIC: 4V9899.D\data.ms

(18) 1,1-dichloroethene

6.595min (+0.010) 0.24ug/L

response 520

Ion	Exp%	Act%
61.00	100	100
96.00	61.70	19.93#
63.00	32.50	0.00#
0.00	0.00	0.00

Quantitation Report (Qedit)

Data Path : C:\msdchem\1\DATA\
Data File : 4V9899.D
Acq On : 24 Jul 2014 11:41 am
Operator : BenM
Sample : jb72256-6
Misc : MS71048,V4V408,5,,,,1
ALS Vial : 8 Sample Multiplier: 1

Quant Time: Jul 24 16:38:32 2014
Quant Method : C:\MSDCHEM\1\METHODS\M4V368.M
Quant Title : sw846 8260b
QLast Update : Wed Jun 18 16:17:49 2014
Response via : Initial Calibration

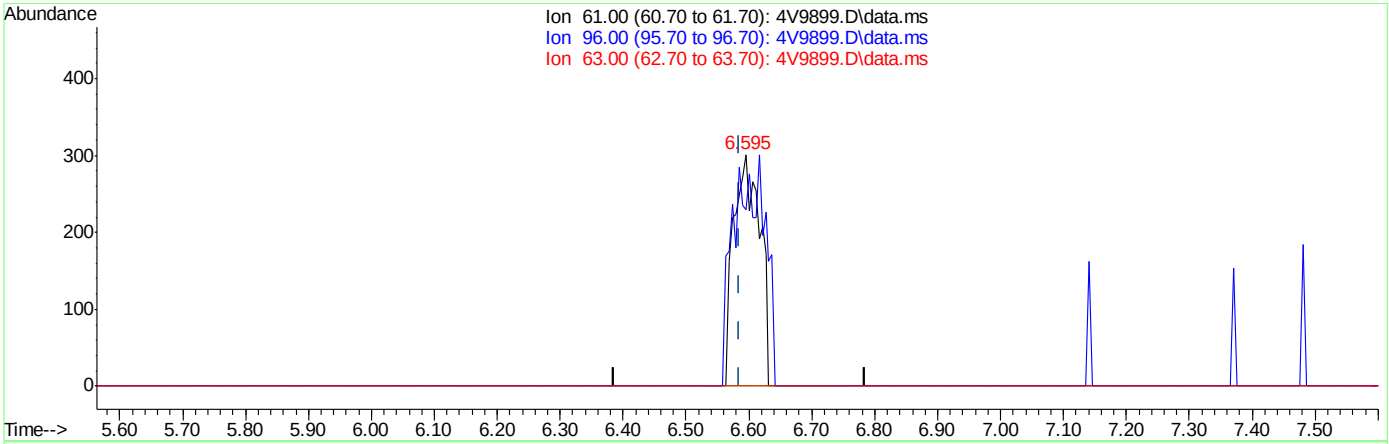

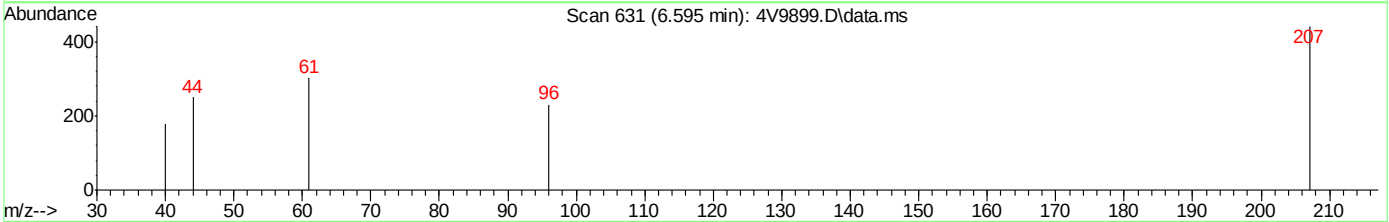

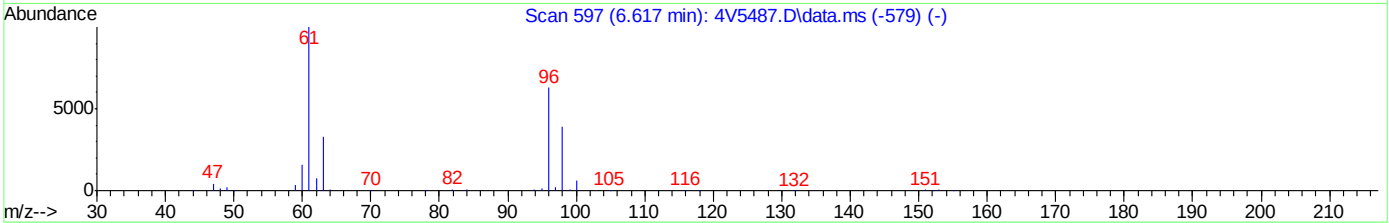

TIC: 4V9899.D\data.ms

(18) 1,1-dichloroethene

6.595min (+0.010) 0.40ug/L m

response 863

Ion	Exp%	Act%
61.00	100	100
96.00	61.70	76.41
63.00	32.50	0.00#
0.00	0.00	0.00

Quantitation Report (Qedit)

Data Path : C:\msdchem\1\DATA\
Data File : 4V9899.D
Acq On : 24 Jul 2014 11:41 am
Operator : BenM
Sample : jb72256-6
Misc : MS71048,V4V408,5,,,,1
ALS Vial : 8 Sample Multiplier: 1

Quant Time: Jul 24 16:38:32 2014
Quant Method : C:\MSDCHEM\1\METHODS\M4V368.M
Quant Title : sw846 8260b
QLast Update : Wed Jun 18 16:17:49 2014
Response via : Initial Calibration

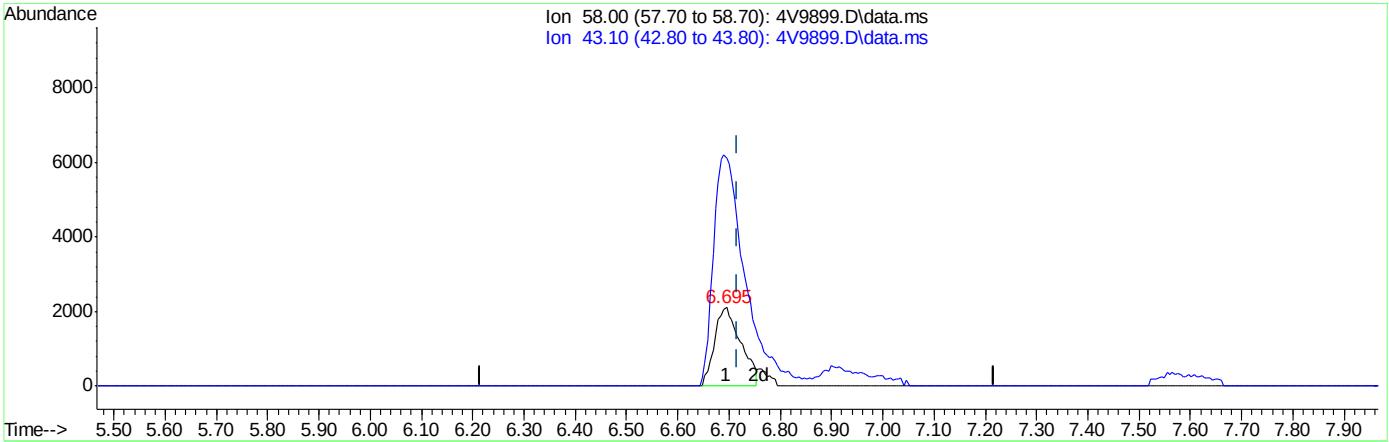

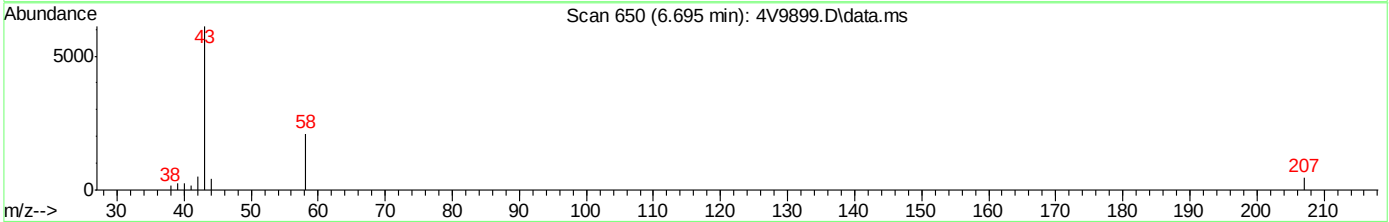

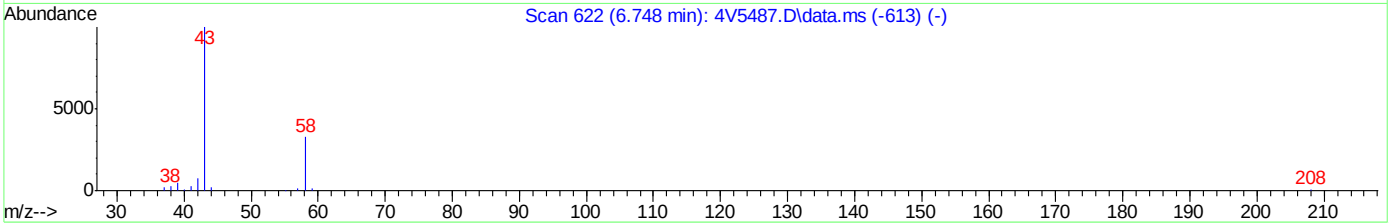

TIC: 4V9899.D\data.ms

(19) acetone

6.695min (-0.022) 61.66ug/L

response 7515

Ion	Exp%	Act%
58.00	100	100
43.10	273.20	279.81
0.00	0.00	0.00
0.00	0.00	0.00

Quantitation Report (Qedit)

Data Path : C:\msdchem\1\DATA\
Data File : 4V9899.D
Acq On : 24 Jul 2014 11:41 am
Operator : BenM
Sample : jb72256-6
Misc : MS71048,V4V408,5,,,,1
ALS Vial : 8 Sample Multiplier: 1

Quant Time: Jul 24 16:38:32 2014
Quant Method : C:\MSDCHEM\1\METHODS\M4V368.M
Quant Title : sw846 8260b
QLast Update : Wed Jun 18 16:17:49 2014
Response via : Initial Calibration

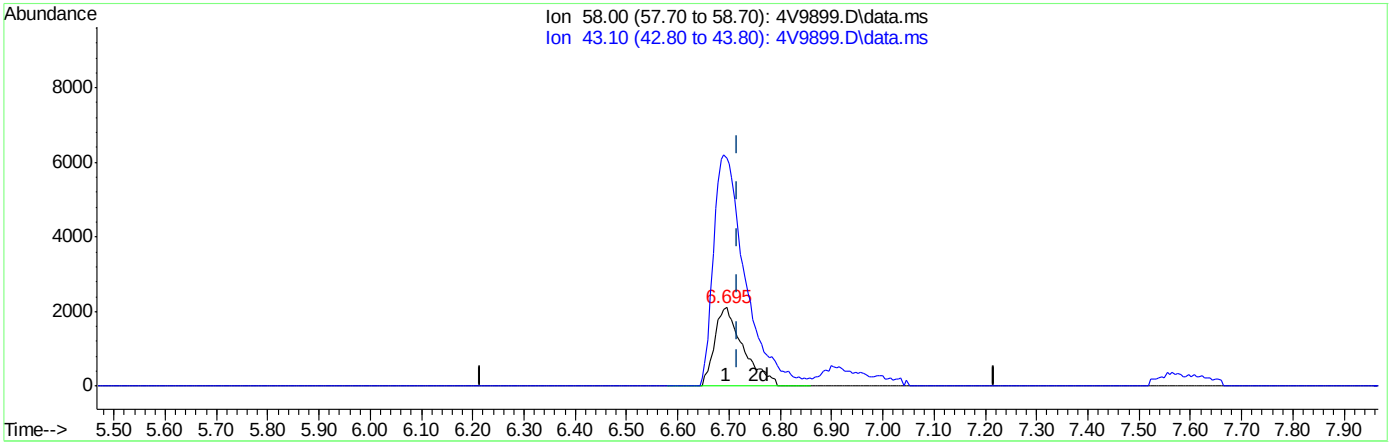

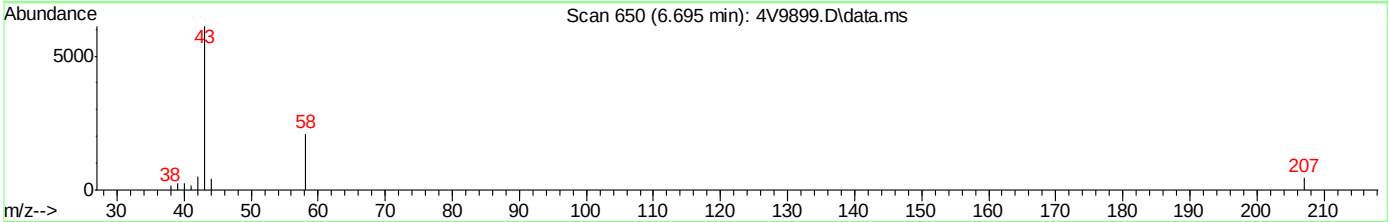

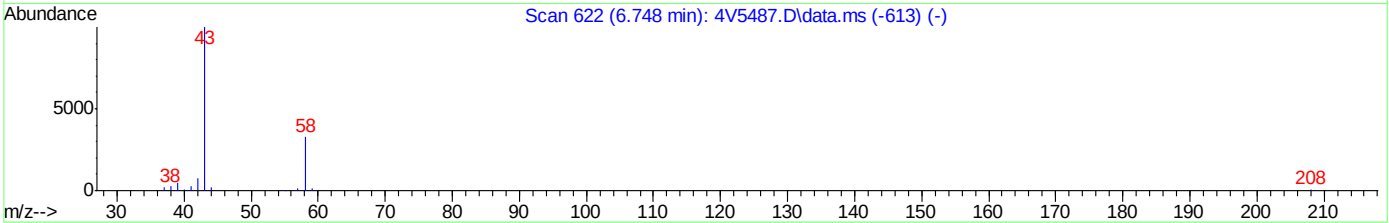

TIC: 4V9899.D\data.ms

(19) acetone

6.695min (-0.022) 67.45ug/L m

response 8221

Ion	Exp%	Act%
58.00	100	100
43.10	273.20	289.62
0.00	0.00	0.00
0.00	0.00	0.00

Quantitation Report (Qedit)

Data Path : C:\msdchem\1\DATA\
Data File : 4V9899.D
Acq On : 24 Jul 2014 11:41 am
Operator : BenM
Sample : jb72256-6
Misc : MS71048,V4V408,5,,,,1
ALS Vial : 8 Sample Multiplier: 1

Quant Time: Jul 24 16:38:32 2014
Quant Method : C:\MSDCHEM\1\METHODS\M4V368.M
Quant Title : sw846 8260b
QLast Update : Wed Jun 18 16:17:49 2014
Response via : Initial Calibration

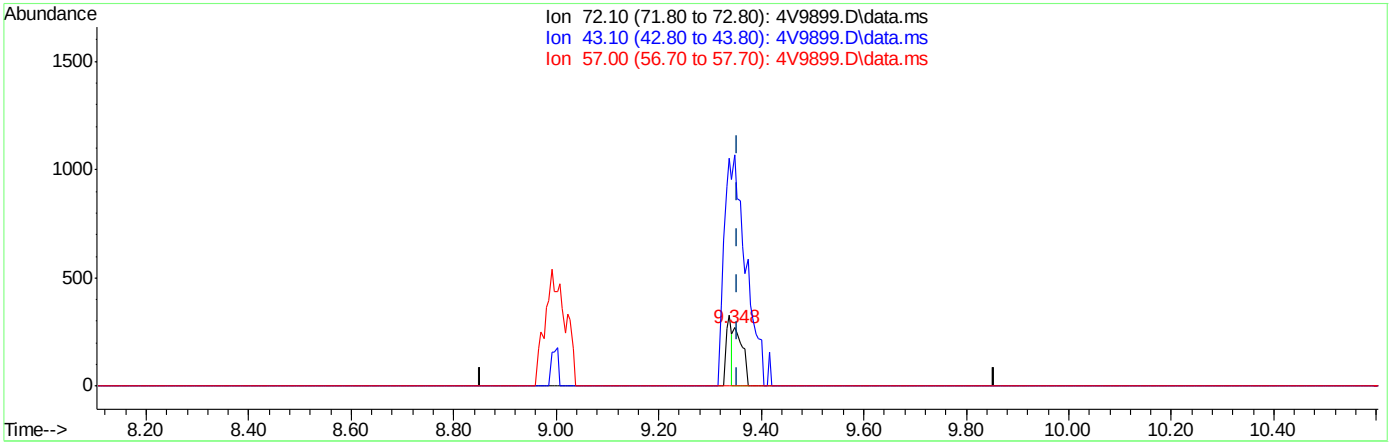

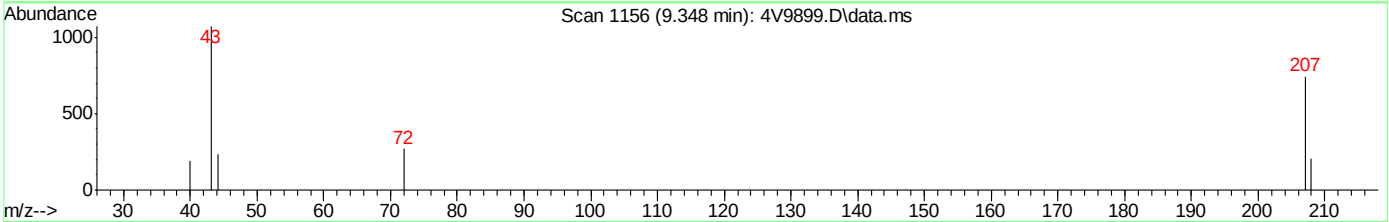

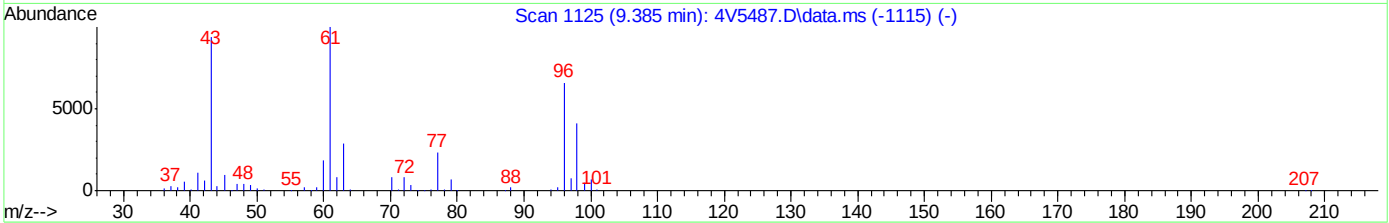

TIC: 4V9899.D\data.ms

(32) 2-butanone

9.348min (-0.006) 2.15ug/L

response 335

Ion	Exp%	Act%
72.10	100	100
43.10	1165.20	929.25
57.00	28.60	0.00#
0.00	0.00	0.00

Quantitation Report (Qedit)

Data Path : C:\msdchem\1\DATA\
Data File : 4V9899.D
Acq On : 24 Jul 2014 11:41 am
Operator : BenM
Sample : jb72256-6
Misc : MS71048,V4V408,5,,,,1
ALS Vial : 8 Sample Multiplier: 1

Quant Time: Jul 24 16:38:32 2014
Quant Method : C:\MSDCHEM\1\METHODS\M4V368.M
Quant Title : sw846 8260b
QLast Update : Wed Jun 18 16:17:49 2014
Response via : Initial Calibration

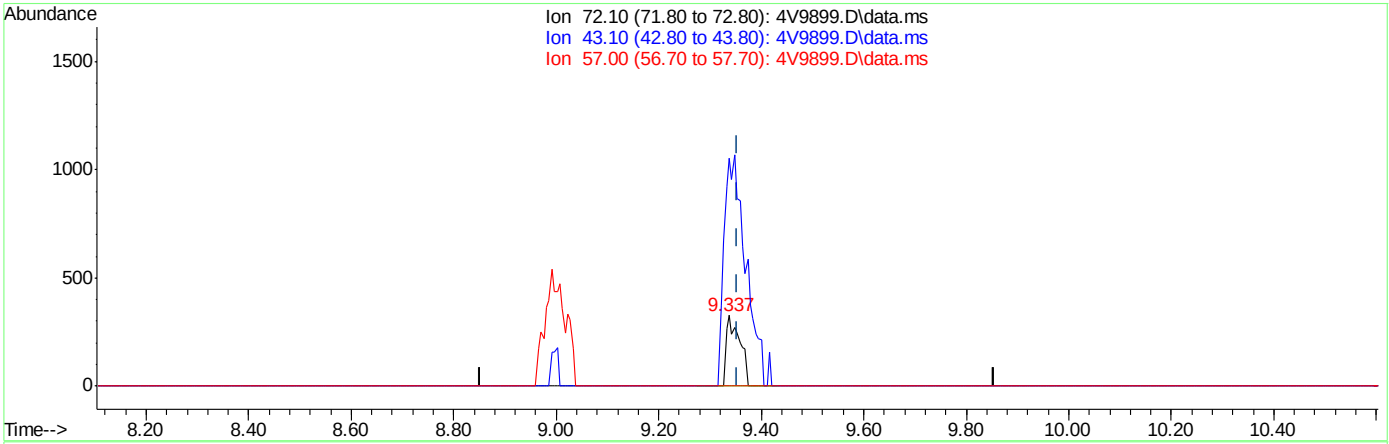

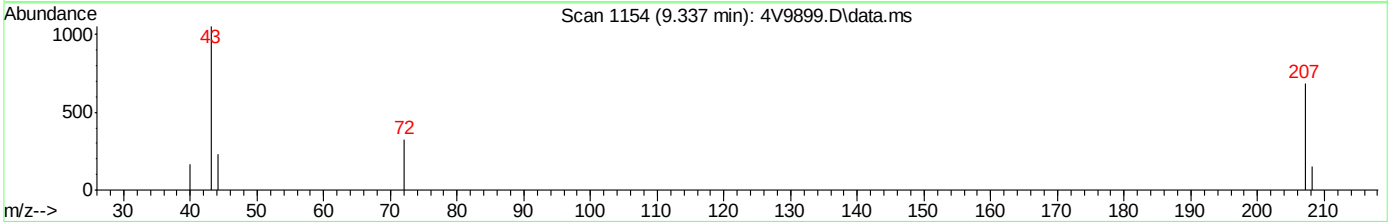

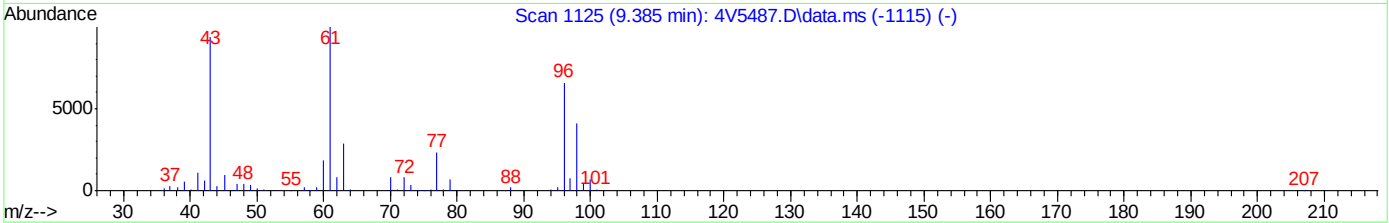

TIC: 4V9899.D\data.ms

(32) 2-butanone

9.337min (-0.017) 3.84ug/L m

response 597

Ion	Exp%	Act%
72.10	100	100
43.10	1165.20	521.44#
57.00	28.60	0.00#
0.00	0.00	0.00

Quantitation Report (QT Reviewed)

Data Path : C:\msdchem\1\DATA\
Data File : 4V9891.D
Acq On : 24 Jul 2014 7:10 am
Operator : BenM
Sample : jb72256-7
Misc : MS71048,V4V407,5,,,,1
ALS Vial : 52 Sample Multiplier: 1

Quant Time: Jul 24 10:12:02 2014
Quant Method : C:\MSDCHEM\1\METHODS\M4V368.M
Quant Title : sw846 8260b
QLast Update : Wed Jun 18 16:17:49 2014
Response via : Initial Calibration

Compound	R.T.	QIon	Response	Conc	Units	Dev(Min)
Internal Standards						
1) Tert Butyl Alcohol-d9	7.455	65	128135	500.00	ug/L	-0.01
4) pentafluorobenzene	9.924	168	140553	50.00	ug/L	-0.01
51) 1,4-difluorobenzene	10.889	114	180120	50.00	ug/L	-0.01
81) chlorobenzene-d5	14.093	117	191912	50.00	ug/L	0.00
94) 1,4-dichlorobenzene-d4	16.442	152	116585	50.00	ug/L	0.00
System Monitoring Compounds						
45) dibromofluoromethane (s)	9.987	113	70917	53.30	ug/L	0.00
Spiked Amount 50.000	Range 79 - 120		Recovery = 106.60%			
46) 1,2-dichloroethane-d4 (s)	10.428	65	64819	49.19	ug/L	-0.01
Spiked Amount 50.000	Range 72 - 123		Recovery = 98.38%			
73) toluene-d8 (s)	12.546	98	209365	54.73	ug/L	0.00
Spiked Amount 50.000	Range 78 - 119		Recovery = 109.46%			
96) 4-bromofluorobenzene (s)	15.288	95	102282	50.49	ug/L	0.00
Spiked Amount 50.000	Range 74 - 119		Recovery = 100.98%			

Target Compounds Qvalue

(#) = qualifier out of range (m) = manual integration (+) = signals summed

Quantitation Report (QT Reviewed)

Data Path : C:\msdchem\1\DATA\
Data File : 4V9891.D
Acq On : 24 Jul 2014 7:10 am
Operator : BenM
Sample : jb72256-7
Misc : MS71048,V4V407,5,,,,1
ALS Vial : 52 Sample Multiplier: 1

Quant Time: Jul 24 10:12:02 2014
Quant Method : C:\MSDCHEM\1\METHODS\M4V368.M
Quant Title : sw846 8260b
QLast Update : Wed Jun 18 16:17:49 2014
Response via : Initial Calibration

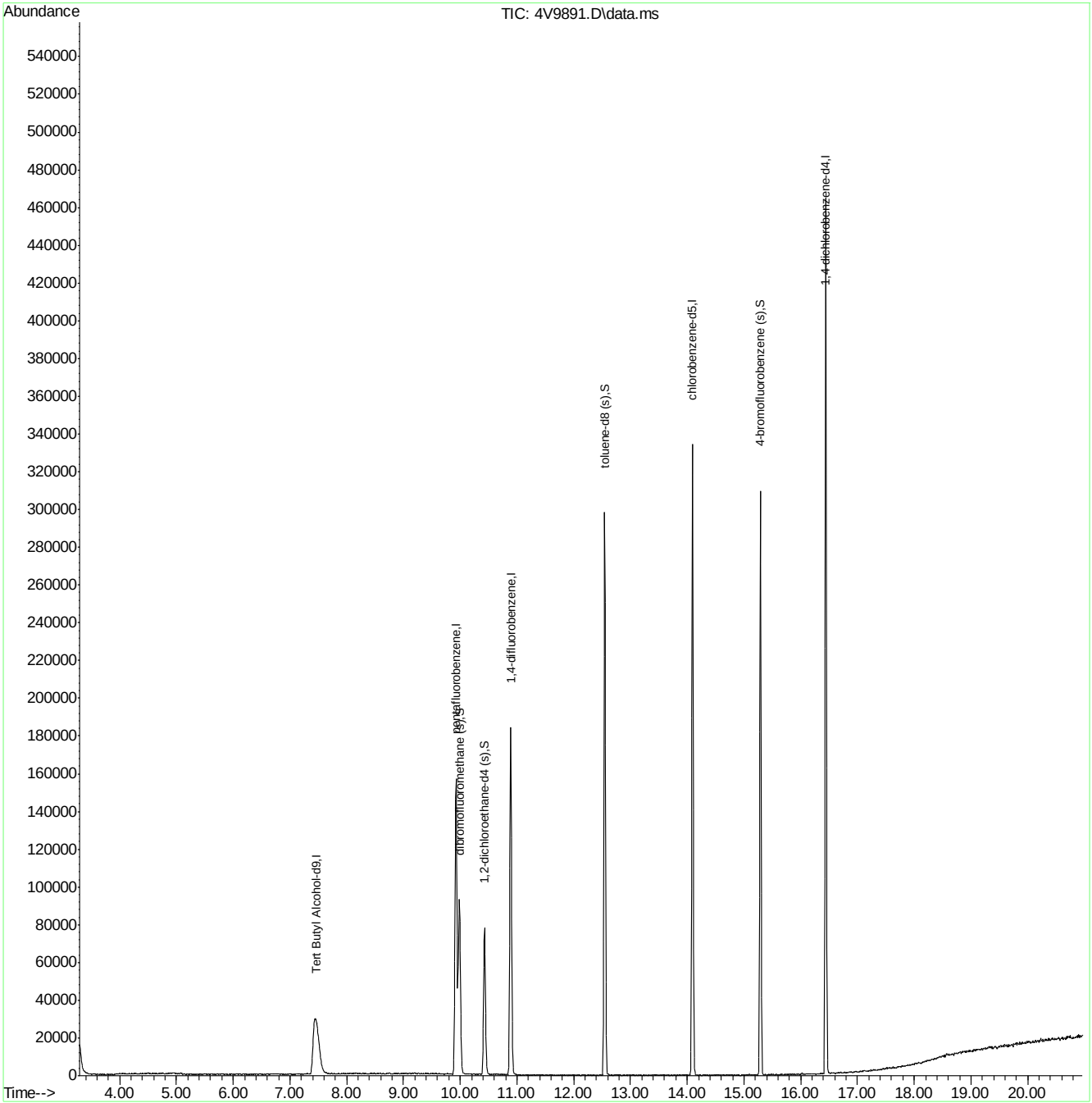

Quantitation Report (QT Reviewed)

Data Path : C:\msdchem\1\DATA\
Data File : 4V9870.D
Acq On : 23 Jul 2014 10:01 pm
Operator : BenM
Sample : mb
Misc : MS71014,V4V407,5,,,,1
ALS Vial : 31 Sample Multiplier: 1

Quant Time: Jul 24 09:47:24 2014
Quant Method : C:\MSDCHEM\1\METHODS\M4V368.M
Quant Title : sw846 8260b
QLast Update : Wed Jun 18 16:17:49 2014
Response via : Initial Calibration

Compound	R.T.	QIon	Response	Conc	Units	Dev(Min)
Internal Standards						
1) Tert Butyl Alcohol-d9	7.445	65	138494	500.00	ug/L	#-0.02
4) pentafluorobenzene	9.925	168	150462	50.00	ug/L	-0.01
51) 1,4-difluorobenzene	10.889	114	192731	50.00	ug/L	-0.01
81) chlorobenzene-d5	14.093	117	198904	50.00	ug/L	0.00
94) 1,4-dichlorobenzene-d4	16.442	152	121825	50.00	ug/L	0.00
System Monitoring Compounds						
45) dibromofluoromethane (s)	9.982	113	73319	51.47	ug/L	-0.01
Spiked Amount 50.000	Range 79 - 120		Recovery = 102.94%			
46) 1,2-dichloroethane-d4 (s)	10.428	65	66959	47.46	ug/L	-0.01
Spiked Amount 50.000	Range 72 - 123		Recovery = 94.92%			
73) toluene-d8 (s)	12.546	98	218004	53.26	ug/L	0.00
Spiked Amount 50.000	Range 78 - 119		Recovery = 106.52%			
96) 4-bromofluorobenzene (s)	15.288	95	107418	50.74	ug/L	0.00
Spiked Amount 50.000	Range 74 - 119		Recovery = 101.48%			
Target Compounds						Qvalue

(#) = qualifier out of range (m) = manual integration (+) = signals summed

Quantitation Report (QT Reviewed)

Data Path : C:\msdchem\1\DATA\
Data File : 4V9870.D
Acq On : 23 Jul 2014 10:01 pm
Operator : BenM
Sample : mb
Misc : MS71014,V4V407,5,,,,1
ALS Vial : 31 Sample Multiplier: 1

Quant Time: Jul 24 09:47:24 2014
Quant Method : C:\MSDCHEM\1\METHODS\M4V368.M
Quant Title : sw846 8260b
QLast Update : Wed Jun 18 16:17:49 2014
Response via : Initial Calibration

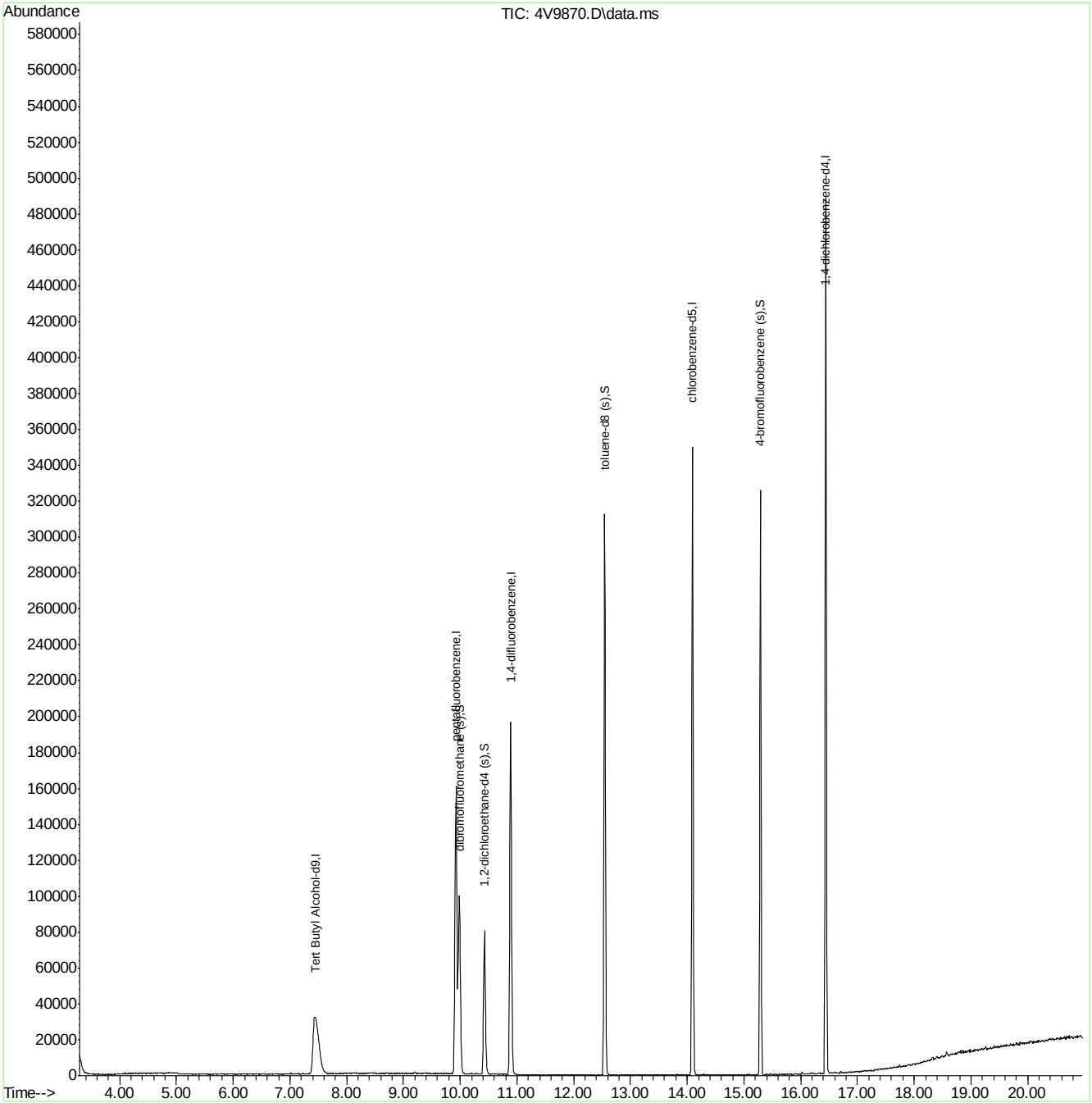

Quantitation Report (QT/LSC Reviewed)

Data Path : C:\msdchem\1\DATA\4v\v4v408-409\
Data File : 4V9895.D
Acq On : 24 Jul 2014 9:56 am
Operator : BenM
Sample : mb
Misc : MS70802,V4V408,5,,,,1
ALS Vial : 4 Sample Multiplier: 1

Quant Time: Jul 24 16:40:55 2014
Quant Method : C:\MSDCHEM\1\METHODS\M4V368.M
Quant Title : sw846 8260b
QLast Update : Wed Jun 18 16:17:49 2014
Response via : Initial Calibration

Compound	R.T.	QIon	Response	Conc	Units	Dev(Min)
Internal Standards						
1) Tert Butyl Alcohol-d9	7.450	65	128975	500.00	ug/L	-0.02
4) pentafluorobenzene	9.925	168	138559	50.00	ug/L	-0.01
51) 1,4-difluorobenzene	10.889	114	177630	50.00	ug/L	-0.01
81) chlorobenzene-d5	14.093	117	174179	50.00	ug/L	0.00
94) 1,4-dichlorobenzene-d4	16.442	152	106598	50.00	ug/L	0.00
System Monitoring Compounds						
45) dibromofluoromethane (s)	9.982	113	68718	52.39	ug/L	-0.01
Spiked Amount 50.000	Range 79 - 120		Recovery = 104.78%			
46) 1,2-dichloroethane-d4 (s)	10.428	65	63950	49.23	ug/L	-0.01
Spiked Amount 50.000	Range 72 - 123		Recovery = 98.46%			
73) toluene-d8 (s)	12.546	98	196212	52.01	ug/L	0.00
Spiked Amount 50.000	Range 78 - 119		Recovery = 104.02%			
96) 4-bromofluorobenzene (s)	15.288	95	93108	50.26	ug/L	0.00
Spiked Amount 50.000	Range 74 - 119		Recovery = 100.52%			
Target Compounds						Qvalue

(#) = qualifier out of range (m) = manual integration (+) = signals summed

Quantitation Report (QT/LSC Reviewed)

Data Path : C:\msdchem\1\DATA\4v\v4v408-409\
Data File : 4V9895.D
Acq On : 24 Jul 2014 9:56 am
Operator : BenM
Sample : mb
Misc : MS70802,V4V408,5,,,,1
ALS Vial : 4 Sample Multiplier: 1

Quant Time: Jul 24 16:40:55 2014
Quant Method : C:\MSDCHEM\1\METHODS\M4V368.M
Quant Title : sw846 8260b
QLast Update : Wed Jun 18 16:17:49 2014
Response via : Initial Calibration

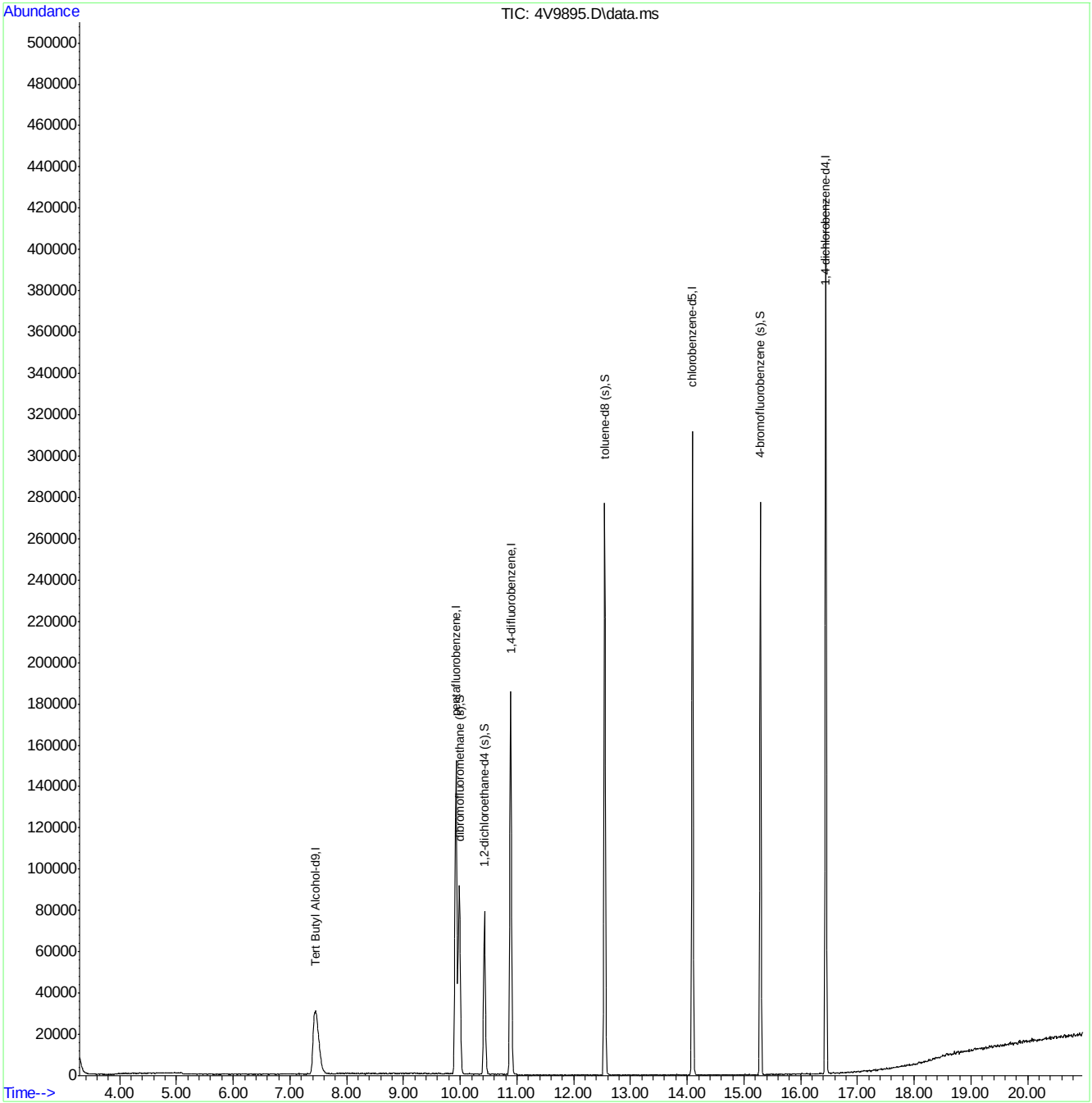

Quantitation Report (QT Reviewed)

Data Path : C:\msdchem\1\DATA\VI7923\
Data File : I196649.D
Acq On : 24 Jul 2014 1:06 pm
Operator : SCOTTM
Sample : MB1
Misc : MS70934,VI7923,,,,,1
ALS Vial : 9 Sample Multiplier: 1

Quant Time: Jul 24 13:32:05 2014
Quant Method : C:\MSDCHEM\1\METHODS\MI7869.M
Quant Title : Method SW846 8260B, ZB624 60m x 0.25mm x 1.4um
QLast Update : Thu Jul 24 12:19:49 2014
Response via : Initial Calibration

Internal Standards	R.T.	QIon	Response	Conc	Units	Dev(Min)
1) Tert Butyl Alcohol-d9	7.218	65	104076	500.00	ug/L	0.00
5) pentafluorobenzene	9.488	168	249022	50.00	ug/L	0.00
48) 1,4-difluorobenzene	10.403	114	376300	50.00	ug/L	0.00
77) chlorobenzene-d5	13.557	117	317129	50.00	ug/L	0.00
93) 1,4-dichlorobenzene-d4	15.869	152	157740	50.00	ug/L	0.00
System Monitoring Compounds						
45) dibromofluoromethane (s)	9.514	113	125421	47.75	ug/L	0.00
Spiked Amount 50.000	Range 59 - 130		Recovery = 95.50%			
49) 1,2-dichloroethane-d4...	9.937	65	142589	53.13	ug/L	0.00
Spiked Amount 50.000	Range 70 - 123		Recovery = 106.26%			
78) toluene-d8 (s)	12.056	98	444456	45.50	ug/L	0.00
Spiked Amount 50.000	Range 81 - 127		Recovery = 91.00%			
94) 4-bromofluorobenzene (s)	14.707	95	171052	47.34	ug/L	0.00
Spiked Amount 50.000	Range 66 - 132		Recovery = 94.68%			

Target Compounds	Qvalue

(#) = qualifier out of range (m) = manual integration (+) = signals summed

Quantitation Report (QT Reviewed)

Data Path : C:\msdchem\1\DATA\VI7923\
Data File : I196649.D
Acq On : 24 Jul 2014 1:06 pm
Operator : SCOTTM
Sample : MB1
Misc : MS70934,VI7923,,,,,1
ALS Vial : 9 Sample Multiplier: 1

Quant Time: Jul 24 13:32:05 2014
Quant Method : C:\MSDCHEM\1\METHODS\MI7869.M
Quant Title : Method SW846 8260B, ZB624 60m x 0.25mm x 1.4um
QLast Update : Thu Jul 24 12:19:49 2014
Response via : Initial Calibration

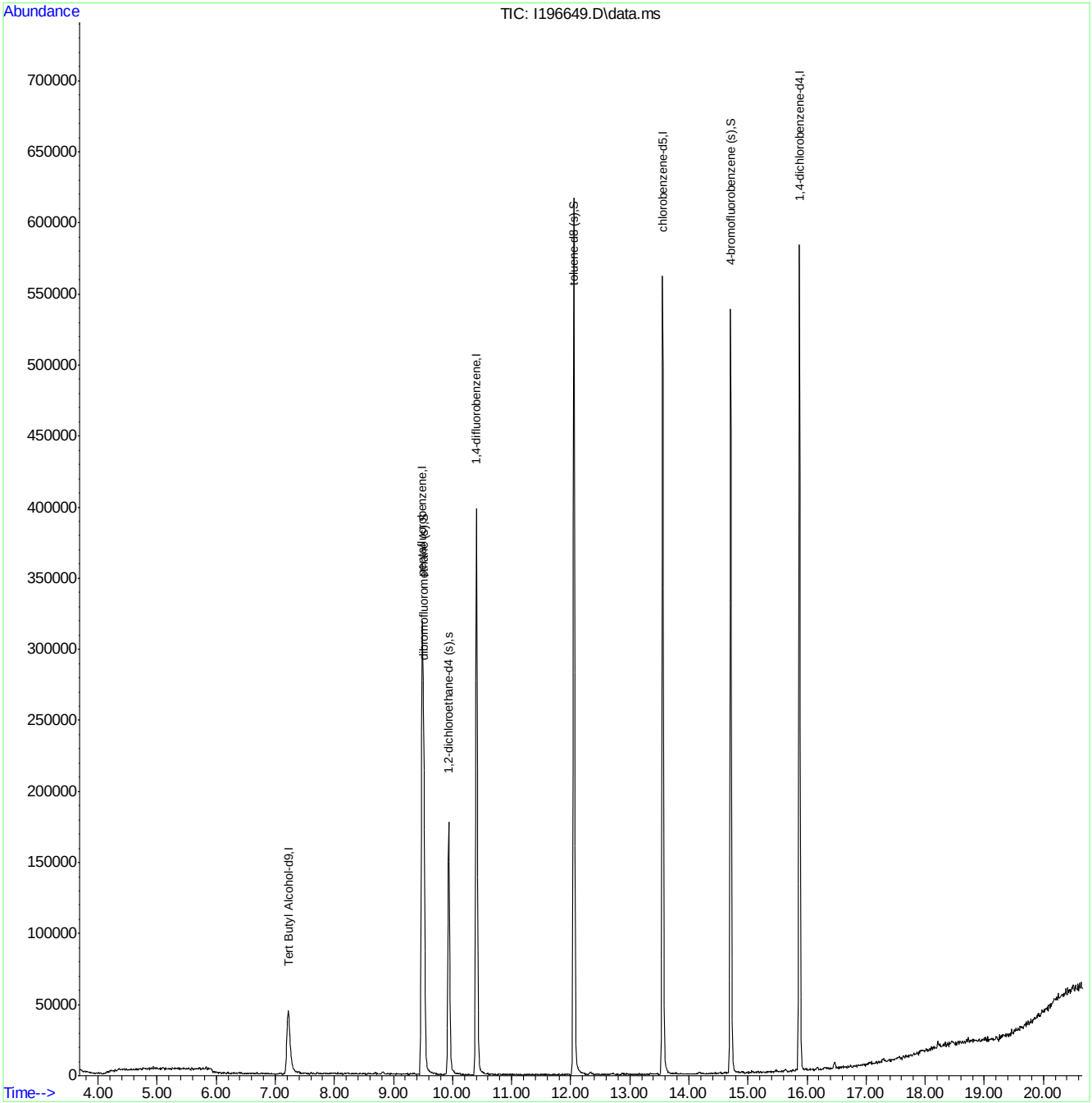

ACCUTEST LABORATORIES JB72256

Manual Integrations APPROVED (compounds with "m" flag)
Wen Wen Chi
07/24/14 23:50

Quantitation Report (QT Reviewed)

Data Path : C:\msdchem\1\DATA\
Data File : 4V9871.D
Acq On : 23 Jul 2014 10:27 pm
Operator : BenM
Sample : bs
Misc : MS70777,V4V407,5,,,,1
ALS Vial : 32 Sample Multiplier: 1

Quant Time: Jul 24 09:49:45 2014
Quant Method : C:\MSDCHEM\1\METHODS\M4V368.M
Quant Title : sw846 8260b
QLast Update : Wed Jun 18 16:17:49 2014
Response via : Initial Calibration

Compound	R.T.	QIon	Response	Conc	Units		Dev(Min)
Internal Standards							
1) Tert Butyl Alcohol-d9	7.455	65	137555	500.00	ug/L		-0.01
4) pentafluorobenzene	9.930	168	148811	50.00	ug/L		0.00
51) 1,4-difluorobenzene	10.889	114	190635	50.00	ug/L		-0.01
81) chlorobenzene-d5	14.093	117	189109	50.00	ug/L		0.00
94) 1,4-dichlorobenzene-d4	16.442	152	121742	50.00	ug/L		0.00
System Monitoring Compounds							
45) dibromofluoromethane (s)	9.982	113	74177	52.65	ug/L		-0.01
Spiked Amount 50.000	Range 79 - 120		Recovery = 105.30%				
46) 1,2-dichloroethane-d4 (s)	10.428	65	68593	49.16	ug/L		-0.01
Spiked Amount 50.000	Range 72 - 123		Recovery = 98.32%				
73) toluene-d8 (s)	12.546	98	209310	51.69	ug/L		0.00
Spiked Amount 50.000	Range 78 - 119		Recovery = 103.38%				
96) 4-bromofluorobenzene (s)	15.288	95	105363	49.80	ug/L		0.00
Spiked Amount 50.000	Range 74 - 119		Recovery = 99.60%				
Target Compounds							Qvalue
2) 1,4-dioxane	11.639	88	27230	1266.11	ug/L		95
3) tertiary butyl alcohol	7.581	59	70372	257.41	ug/L		95
6) chlorodifluoromethane	3.638	51	105370	48.89	ug/L		98
7) dichlorodifluoromethane	3.622	85	112189	47.24	ug/L		99
9) chloromethane	3.963	50	116387	49.73	ug/L		98
10) vinyl chloride	4.241	62	126773	51.52	ug/L		99
11) bromomethane	4.954	94	79259	50.20	ug/L		98
12) chloroethane	5.127	64	53096	59.43	ug/L		98
13) trichlorofluoromethane	5.646	101	127947	50.58	ug/L		98
14) ethyl ether	6.097	74	35053	56.89	ug/L		97
16) 2-chloropropane	6.328	43	123601	52.15	ug/L	#	93
17) acrolein	6.438	56	146638	445.24	ug/L		98
18) 1,1-dichloroethene	6.574	61	128422	56.02	ug/L		98
19) acetone	6.690	58	7876m	61.49	ug/L		
20) allyl chloride	7.203	76	40396	64.33	ug/L	#	85
21) acetonitrile	7.235	40	79896	606.24	ug/L		86
22) iodomethane	6.899	142	182348	61.46	ug/L		97
23) iso-butyl alcohol	10.291	41	33297	552.15	ug/L		97
24) carbon disulfide	7.009	76	336537	54.98	ug/L		99
25) methylene chloride	7.445	84	94148	55.28	ug/L		96
26) 1-chloropropane	7.450	41	31415	47.58	ug/L	#	96
27) methyl acetate	7.214	74	11664	51.73	ug/L	#	84
28) methyl tert butyl ether	7.785	73	496707	108.00	ug/L		98
29) trans-1,2-dichloroethene	7.843	61	105844	52.31	ug/L		99
30) di-isopropyl ether	8.472	45	226632	50.99	ug/L		98
31) ethyl tert-butyl ether	8.996	59	244736	55.12	ug/L		97
32) 2-butanone	9.337	72	8700	53.22	ug/L		92
33) 1,1-dichloroethane	8.514	63	133754	53.66	ug/L		98
34) chloroprene	8.619	53	79269	46.85	ug/L		99
35) acrylonitrile	7.869	53	145053	268.26	ug/L		99
36) vinyl acetate	8.525	86	10162	54.46	ug/L		76
37) ethyl acetate	9.348	45	9502	43.46	ug/L		84

Quantitation Report (QT Reviewed)

Data Path : C:\msdchem\1\DATA\
Data File : 4V9871.D
Acq On : 23 Jul 2014 10:27 pm
Operator : BenM
Sample : bs
Misc : MS70777,V4V407,5,,,,1
ALS Vial : 32 Sample Multiplier: 1

Quant Time: Jul 24 09:49:45 2014
Quant Method : C:\MSDCHEM\1\METHODS\M4V368.M
Quant Title : sw846 8260b
QLast Update : Wed Jun 18 16:17:49 2014
Response via : Initial Calibration

Compound	R.T.	QIon	Response	Conc	Units		Dev(Min)
38) 2,2-dichloropropane	9.337	77	119096	53.09	ug/L		98
39) cis-1,2-dichloroethene	9.348	61	128392	50.23	ug/L		98
40) propionitrile	9.484	54	120266	532.51	ug/L		97
41) methyl acrylate	9.432	55	78921	48.68	ug/L	#	99
42) bromochloromethane	9.694	128	42347	54.37	ug/L		93
43) tetrahydrofuran	9.720	42	26200	46.98	ug/L		97
44) chloroform	9.762	83	134998	53.26	ug/L		99
47) freon 113	6.553	151	68062	58.28	ug/L		93
48) methacrylonitrile	9.657	41	40985	21.63	ug/L		96
49) 1,1,1-trichloroethane	9.998	97	137400	59.68	ug/L		99
50) tert-amyl methyl ether	10.506	73	246751	55.09	ug/L		98
52) epichlorohydrin	12.205	57	36089	261.82	ug/L		100
53) n-butyl alcohol	11.073	56	129584	2847.38	ug/L		99
54) cyclohexane	10.045	84	116692	53.73	ug/L	#	100
55) carbon tetrachloride	10.197	117	123917	60.27	ug/L		96
56) 1,1-dichloropropene	10.187	75	87187	49.69	ug/L		98
57) hexane	8.158	57	61088	41.71	ug/L		97
58) benzene	10.470	78	273192	52.29	ug/L		99
59) isooctane	10.444	57	206774	40.92	ug/L		99
60) heptane	10.627	57	26206	32.63	ug/L		98
61) isopropyl acetate	10.433	43	176659	52.01	ug/L		100
62) 1,2-dichloroethane	10.527	62	84497	53.81	ug/L		97
63) trichloroethene	11.220	95	69746	53.01	ug/L		98
65) 2-nitropropane	12.069	43	134214	43.90	ug/L		95
66) 2-chloroethyl vinyl ether	12.069	63	186308	230.78	ug/L		99
67) methyl methacrylate	11.529	69	44779	52.84	ug/L		85
68) 1,2-dichloropropane	11.513	63	66169	53.10	ug/L		93
69) methylcyclohexane	11.408	83	104852	47.47	ug/L		94
70) dibromomethane	11.681	93	48535	54.74	ug/L		97
71) bromodichloromethane	11.822	83	93787	53.49	ug/L		99
72) cis-1,3-dichloropropene	12.279	75	96830	47.69	ug/L		98
74) 4-methyl-2-pentanone	12.383	58	30182	53.64	ug/L	#	40
75) toluene	12.619	92	144813	51.66	ug/L		99
76) 3-methyl-1-butanol	12.425	70	49525	1208.99	ug/L		93
77) trans-1,3-dichloropropene	12.855	75	91595	50.49	ug/L		99
78) ethyl methacrylate	12.829	69	82033	51.18	ug/L		99
79) 1,1,2-trichloroethane	13.070	83	53267	53.59	ug/L		98
80) 2-hexanone	13.243	58	28714	54.64	ug/L		96
82) tetrachloroethene	13.196	166	69639	51.97	ug/L		97
83) 1,3-dichloropropane	13.254	76	92503	45.75	ug/L		98
84) butyl acetate	13.312	56	44786	44.97	ug/L		98
85) dibromochloromethane	13.521	129	79101	48.43	ug/L		98
86) 1,2-dibromoethane	13.668	107	74411	50.53	ug/L		98
87) chlorobenzene	14.124	112	182740	49.42	ug/L		98
88) 1,1,1,2-tetrachloroethane	14.198	131	78747	50.42	ug/L		95
89) ethylbenzene	14.177	91	307112	47.21	ug/L		99
90) m,p-xylene	14.287	106	232838	95.55	ug/L		98
91) o-xylene	14.717	106	121382	48.09	ug/L		97
92) styrene	14.738	104	209543	49.47	ug/L		99
93) bromoform	15.031	173	68004	52.82	ug/L		98

Quantitation Report (QT Reviewed)

Data Path : C:\msdchem\1\DATA\
Data File : 4V9871.D
Acq On : 23 Jul 2014 10:27 pm
Operator : BenM
Sample : bs
Misc : MS70777,V4V407,5,,,,1
ALS Vial : 32 Sample Multiplier: 1

Quant Time: Jul 24 09:49:45 2014
Quant Method : C:\MSDCHEM\1\METHODS\M4V368.M
Quant Title : sw846 8260b
QLast Update : Wed Jun 18 16:17:49 2014
Response via : Initial Calibration

Compound	R.T.	QIon	Response	Conc	Units	Dev(Min)
95) isopropylbenzene	15.063	105	327906	44.39	ug/L	100
97) bromobenzene	15.482	156	97244	51.38	ug/L	94
98) cyclohexanone	15.278	55	37657	127.52	ug/L	92
99) 1,1,2,2-tetrachloroethane	15.419	83	115003	42.75	ug/L	99
100) trans-1,4-dichloro-2-b...	15.456	53	17802	29.11	ug/L	99
101) 1,2,3-trichloropropane	15.487	110	25600	48.74	ug/L	97
102) n-propylbenzene	15.477	91	415842	47.17	ug/L	100
103) 2-chlorotoluene	15.634	126	86187	49.08	ug/L	88
104) 4-chlorotoluene	15.734	91	251132	45.82	ug/L	98
105) 1,3,5-trimethylbenzene	15.629	105	291146	46.01	ug/L	98
106) tert-butylbenzene	15.975	119	226178	44.54	ug/L	100
107) pentachloroethane	16.075	167	62035	49.42	ug/L	99
108) 1,2,4-trimethylbenzene	16.022	105	317324	49.41	ug/L	98
109) sec-butylbenzene	16.185	105	381731	43.17	ug/L	99
110) 1,3-dichlorobenzene	16.384	146	187531	48.77	ug/L	98
111) p-isopropyltoluene	16.305	119	328431	46.27	ug/L	99
112) 1,4-dichlorobenzene	16.468	146	190602	48.50	ug/L	98
114) 1,2-dichlorobenzene	16.851	146	197207	49.33	ug/L	98
115) n-butylbenzene	16.704	92	179964	45.62	ug/L	99
116) 1,2-dibromo-3-chloropr...	17.600	75	26819	46.12	ug/L	89
117) 1,3,5-trichlorobenzene	17.737	180	177065	51.98	ug/L	99
118) 1,2,4-trichlorobenzene	18.319	180	166371	52.16	ug/L	99
119) hexachlorobutadiene	18.397	225	70790	48.80	ug/L	99
120) naphthalene	18.570	128	450824	49.47	ug/L	100
121) 1,2,3-trichlorobenzene	18.780	180	165745	54.21	ug/L	99
122) hexachloroethane	17.076	119	69899	45.99	ug/L	95
123) Benzyl chloride	16.588	91	196663	40.14	ug/L	99

(#) = qualifier out of range (m) = manual integration (+) = signals summed

Quantitation Report (QT Reviewed)

Data Path : C:\msdchem\1\DATA\
Data File : 4V9871.D
Acq On : 23 Jul 2014 10:27 pm
Operator : BenM
Sample : bs
Misc : MS70777,V4V407,5,,,,1
ALS Vial : 32 Sample Multiplier: 1

Quant Time: Jul 24 09:49:45 2014
Quant Method : C:\MSDCHEM\1\METHODS\M4V368.M
Quant Title : sw846 8260b
QLast Update : Wed Jun 18 16:17:49 2014
Response via : Initial Calibration

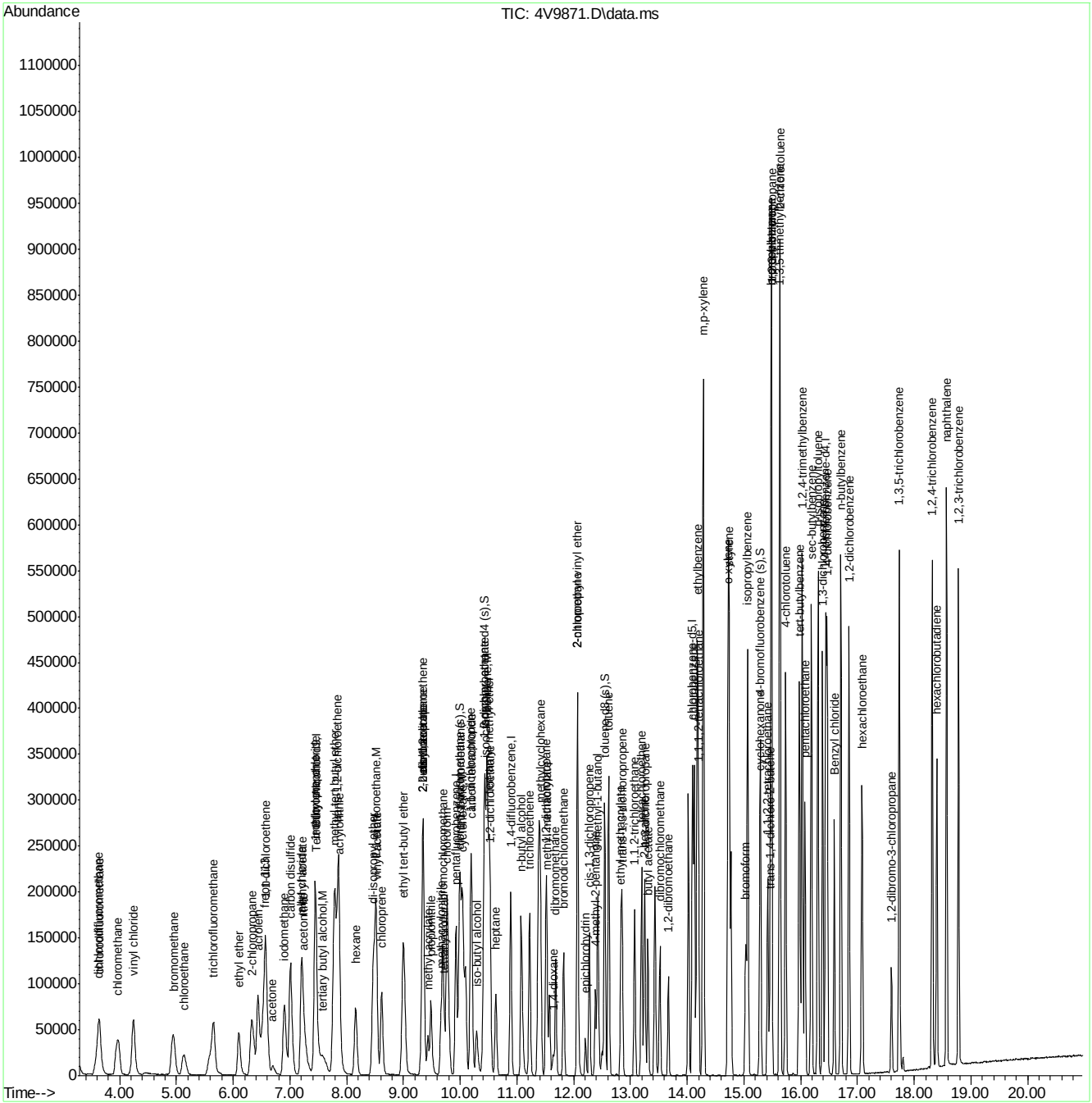

Manual Integration Approval Summary

Sample Number: V4V407-BS
Lab FileID: 4V9871.D
Injection Time: 07/23/14 22:27
Method: SW846 8260C
Analyst approved: 07/24/14 10:17 Ying Li
Supervisor approved: 07/24/14 23:50 Wen Wen Chi

Parameter	CAS	Sig#	R.T. (min.)	Reason
Acetone	67-64-1		6.69	Split peak

Quantitation Report (QT Reviewed)

Data Path : C:\msdchem\1\DATA\4v\v4v408-409\
Data File : 4V9896.D
Acq On : 24 Jul 2014 10:22 am
Operator : BenM
Sample : bs
Misc : MS71048,V4V408,5,,,,1
ALS Vial : 5 Sample Multiplier: 1

Quant Time: Jul 24 16:41:49 2014
Quant Method : C:\MSDCHEM\1\METHODS\M4V368.M
Quant Title : sw846 8260b
QLast Update : Wed Jun 18 16:17:49 2014
Response via : Initial Calibration

Compound	R.T.	QIon	Response	Conc	Units		Dev(Min)
Internal Standards							
1) Tert Butyl Alcohol-d9	7.450	65	135311	500.00	ug/L		#-0.02
4) pentafluorobenzene	9.924	168	147801	50.00	ug/L		-0.01
51) 1,4-difluorobenzene	10.889	114	188293	50.00	ug/L		-0.01
81) chlorobenzene-d5	14.093	117	188302	50.00	ug/L		0.00
94) 1,4-dichlorobenzene-d4	16.441	152	117158	50.00	ug/L		0.00
System Monitoring Compounds							
45) dibromofluoromethane (s)	9.987	113	73994	52.88	ug/L		0.00
Spiked Amount 50.000	Range 79 - 120		Recovery = 105.76%				
46) 1,2-dichloroethane-d4 (s)	10.428	65	67995	49.07	ug/L		-0.01
Spiked Amount 50.000	Range 72 - 123		Recovery = 98.14%				
73) toluene-d8 (s)	12.546	98	204068	51.03	ug/L		0.00
Spiked Amount 50.000	Range 78 - 119		Recovery = 102.06%				
96) 4-bromofluorobenzene (s)	15.288	95	101897	50.05	ug/L		0.00
Spiked Amount 50.000	Range 74 - 119		Recovery = 100.10%				
Target Compounds							Qvalue
2) 1,4-dioxane	11.639	88	27339	1292.26	ug/L		96
3) tertiary butyl alcohol	7.596	59	72144	268.26	ug/L		96
6) chlorodifluoromethane	3.643	51	108317	50.60	ug/L		97
7) dichlorodifluoromethane	3.638	85	119239	50.55	ug/L		97
9) chloromethane	3.963	50	120894	52.01	ug/L		98
10) vinyl chloride	4.246	62	129905	53.15	ug/L		100
11) bromomethane	4.938	94	82932	52.88	ug/L		97
12) chloroethane	5.127	64	61765	69.61	ug/L		98
13) trichlorofluoromethane	5.651	101	159982	63.67	ug/L		96
14) ethyl ether	6.097	74	36315	59.34	ug/L		100
16) 2-chloropropane	6.322	43	131515	55.87	ug/L	#	93
17) acrolein	6.438	56	155874	476.52	ug/L		99
18) 1,1-dichloroethene	6.579	61	135572	59.54	ug/L		97
19) acetone	6.705	58	7532	59.21	ug/L	#	82
20) allyl chloride	7.203	76	42119	67.53	ug/L		87
21) acetonitrile	7.240	40	83376	636.97	ug/L		92
22) iodomethane	6.899	142	189287	64.23	ug/L		98
23) iso-butyl alcohol	10.286	41	34509	576.16	ug/L		97
24) carbon disulfide	7.009	76	353880	58.21	ug/L		99
25) methylene chloride	7.444	84	97942	57.90	ug/L		97
26) 1-chloropropane	7.450	41	33574	51.20	ug/L	#	95
27) methyl acetate	7.214	74	11258	50.27	ug/L		96
28) methyl tert butyl ether	7.790	73	514138	112.55	ug/L		98
29) trans-1,2-dichloroethene	7.848	61	112351	55.90	ug/L		96
30) di-isopropyl ether	8.472	45	240471	54.48	ug/L		99
31) ethyl tert-butyl ether	9.002	59	257223	58.33	ug/L		99
32) 2-butanone	9.337	72	8635	53.19	ug/L		93
33) 1,1-dichloroethane	8.519	63	142113	57.40	ug/L		99
34) chloroprene	8.619	53	84876	50.50	ug/L		98
35) acrylonitrile	7.869	53	148173	275.91	ug/L		99
36) vinyl acetate	8.519	86	10465	56.46	ug/L		97
37) ethyl acetate	9.348	45	9247	42.58	ug/L		80

Quantitation Report (QT Reviewed)

Data Path : C:\msdchem\1\DATA\4v\v4v408-409\
Data File : 4V9896.D
Acq On : 24 Jul 2014 10:22 am
Operator : BenM
Sample : bs
Misc : MS71048,V4V408,5,,,,1
ALS Vial : 5 Sample Multiplier: 1

Quant Time: Jul 24 16:41:49 2014
Quant Method : C:\MSDCHEM\1\METHODS\M4V368.M
Quant Title : sw846 8260b
QLast Update : Wed Jun 18 16:17:49 2014
Response via : Initial Calibration

Compound	R.T.	QIon	Response	Conc	Units		Dev(Min)
38) 2,2-dichloropropane	9.342	77	139787	62.74	ug/L		98
39) cis-1,2-dichloroethene	9.348	61	137072	54.00	ug/L		99
40) propionitrile	9.484	54	119484	532.67	ug/L		96
41) methyl acrylate	9.432	55	78999	49.06	ug/L	#	99
42) bromochloromethane	9.694	128	44310	57.28	ug/L		94
43) tetrahydrofuran	9.720	42	26348	47.57	ug/L		97
44) chloroform	9.767	83	142036	56.42	ug/L		100
47) freon 113	6.553	151	71694	61.81	ug/L		99
48) methacrylonitrile	9.657	41	39940	21.22	ug/L		99
49) 1,1,1-trichloroethane	9.998	97	147479	64.50	ug/L		99
50) tert-amyl methyl ether	10.506	73	254092	57.11	ug/L		97
52) epichlorohydrin	12.205	57	37322	274.13	ug/L		98
53) n-butyl alcohol	11.073	56	132004	2936.63	ug/L		99
54) cyclohexane	10.045	84	125237	58.38	ug/L	#	100
55) carbon tetrachloride	10.202	117	131375	64.69	ug/L		99
56) 1,1-dichloropropene	10.181	75	89501	51.64	ug/L		97
57) hexane	8.157	57	66237	45.79	ug/L		97
58) benzene	10.470	78	275458	53.38	ug/L		100
59) isooctane	10.438	57	222202	44.52	ug/L		98
60) heptane	10.627	57	28139	35.48	ug/L		100
61) isopropyl acetate	10.428	43	183003	54.55	ug/L		99
62) 1,2-dichloroethane	10.522	62	85794	55.31	ug/L		100
63) trichloroethene	11.219	95	71112	54.72	ug/L		98
65) 2-nitropropane	12.069	43	139552	46.21	ug/L		95
66) 2-chloroethyl vinyl ether	12.069	63	191043	239.59	ug/L		98
67) methyl methacrylate	11.529	69	45462	54.32	ug/L		83
68) 1,2-dichloropropane	11.513	63	67548	54.88	ug/L		95
69) methylcyclohexane	11.408	83	111392	51.06	ug/L		93
70) dibromomethane	11.681	93	48522	55.40	ug/L		97
71) bromodichloromethane	11.822	83	95215	54.98	ug/L		100
72) cis-1,3-dichloropropene	12.273	75	101475	50.60	ug/L		97
74) 4-methyl-2-pentanone	12.383	58	30932	55.65	ug/L	#	39
75) toluene	12.619	92	150308	54.28	ug/L		99
76) 3-methyl-1-butanol	12.425	70	49317	1218.89	ug/L		95
77) trans-1,3-dichloropropene	12.855	75	96484	53.85	ug/L		98
78) ethyl methacrylate	12.834	69	84399	53.31	ug/L		99
79) 1,1,2-trichloroethane	13.070	83	55511	56.54	ug/L		98
80) 2-hexanone	13.243	58	28167	54.27	ug/L		96
82) tetrachloroethene	13.196	166	70055	52.51	ug/L		97
83) 1,3-dichloropropane	13.254	76	95445	47.41	ug/L		99
84) butyl acetate	13.306	56	45559	45.94	ug/L		99
85) dibromochloromethane	13.521	129	82141	50.51	ug/L		100
86) 1,2-dibromoethane	13.668	107	75683	51.62	ug/L		98
87) chlorobenzene	14.124	112	188185	51.11	ug/L		100
88) 1,1,1,2-tetrachloroethane	14.197	131	82218	52.87	ug/L		98
89) ethylbenzene	14.176	91	322479	49.78	ug/L		100
90) m,p-xylene	14.287	106	240353	99.06	ug/L		95
91) o-xylene	14.717	106	126025	50.14	ug/L		100
92) styrene	14.737	104	212963	50.49	ug/L		99
93) bromoform	15.031	173	68546	53.47	ug/L		99

Quantitation Report (QT Reviewed)

Data Path : C:\msdchem\1\DATA\4v\v4v408-409\
Data File : 4V9896.D
Acq On : 24 Jul 2014 10:22 am
Operator : BenM
Sample : bs
Misc : MS71048,V4V408,5,,,,1
ALS Vial : 5 Sample Multiplier: 1

Quant Time: Jul 24 16:41:49 2014
Quant Method : C:\MSDCHEM\1\METHODS\M4V368.M
Quant Title : sw846 8260b
QLast Update : Wed Jun 18 16:17:49 2014
Response via : Initial Calibration

Compound	R.T.	QIon	Response	Conc	Units	Dev(Min)
95) isopropylbenzene	15.063	105	341386	48.02	ug/L	99
97) bromobenzene	15.482	156	97828	53.71	ug/L	96
98) cyclohexanone	15.278	55	38492	138.45	ug/L	94
99) 1,1,2,2-tetrachloroethane	15.419	83	115980	44.80	ug/L	99
100) trans-1,4-dichloro-2-b...	15.456	53	23809	40.45	ug/L	98
101) 1,2,3-trichloropropane	15.487	110	26682	52.79	ug/L	100
102) n-propylbenzene	15.482	91	431017	50.81	ug/L	99
103) 2-chlorotoluene	15.634	126	88709	52.49	ug/L	89
104) 4-chlorotoluene	15.734	91	257953	48.91	ug/L	98
105) 1,3,5-trimethylbenzene	15.629	105	305759	50.21	ug/L	99
106) tert-butylbenzene	15.975	119	233193	47.72	ug/L	100
107) pentachloroethane	16.074	167	65090	53.88	ug/L	99
108) 1,2,4-trimethylbenzene	16.022	105	328272	53.12	ug/L	99
109) sec-butylbenzene	16.185	105	400118	47.02	ug/L	99
110) 1,3-dichlorobenzene	16.384	146	187398	50.65	ug/L	98
111) p-isopropyltoluene	16.305	119	343690	50.31	ug/L	100
112) 1,4-dichlorobenzene	16.468	146	190160	50.28	ug/L	99
114) 1,2-dichlorobenzene	16.850	146	196500	51.08	ug/L	100
115) n-butylbenzene	16.709	92	186593	49.15	ug/L	98
116) 1,2-dibromo-3-chloropr...	17.600	75	26830	47.94	ug/L	94
117) 1,3,5-trichlorobenzene	17.742	180	180756	55.13	ug/L	100
118) 1,2,4-trichlorobenzene	18.318	180	167664	54.62	ug/L	97
119) hexachlorobutadiene	18.397	225	75739	54.25	ug/L	97
120) naphthalene	18.570	128	459660	52.42	ug/L	99
121) 1,2,3-trichlorobenzene	18.780	180	165841	56.36	ug/L	99
122) hexachloroethane	17.081	119	70121	47.95	ug/L	95
123) Benzyl chloride	16.593	91	228140	48.38	ug/L	99

(#) = qualifier out of range (m) = manual integration (+) = signals summed

Quantitation Report (QT Reviewed)

Data Path : C:\msdchem\1\DATA\4v\v4v408-409\
Data File : 4V9896.D
Acq On : 24 Jul 2014 10:22 am
Operator : BenM
Sample : bs
Misc : MS71048,V4V408,5,,,,1
ALS Vial : 5 Sample Multiplier: 1

Quant Time: Jul 24 16:41:49 2014
Quant Method : C:\MSDCHEM\1\METHODS\M4V368.M
Quant Title : sw846 8260b
QLast Update : Wed Jun 18 16:17:49 2014
Response via : Initial Calibration

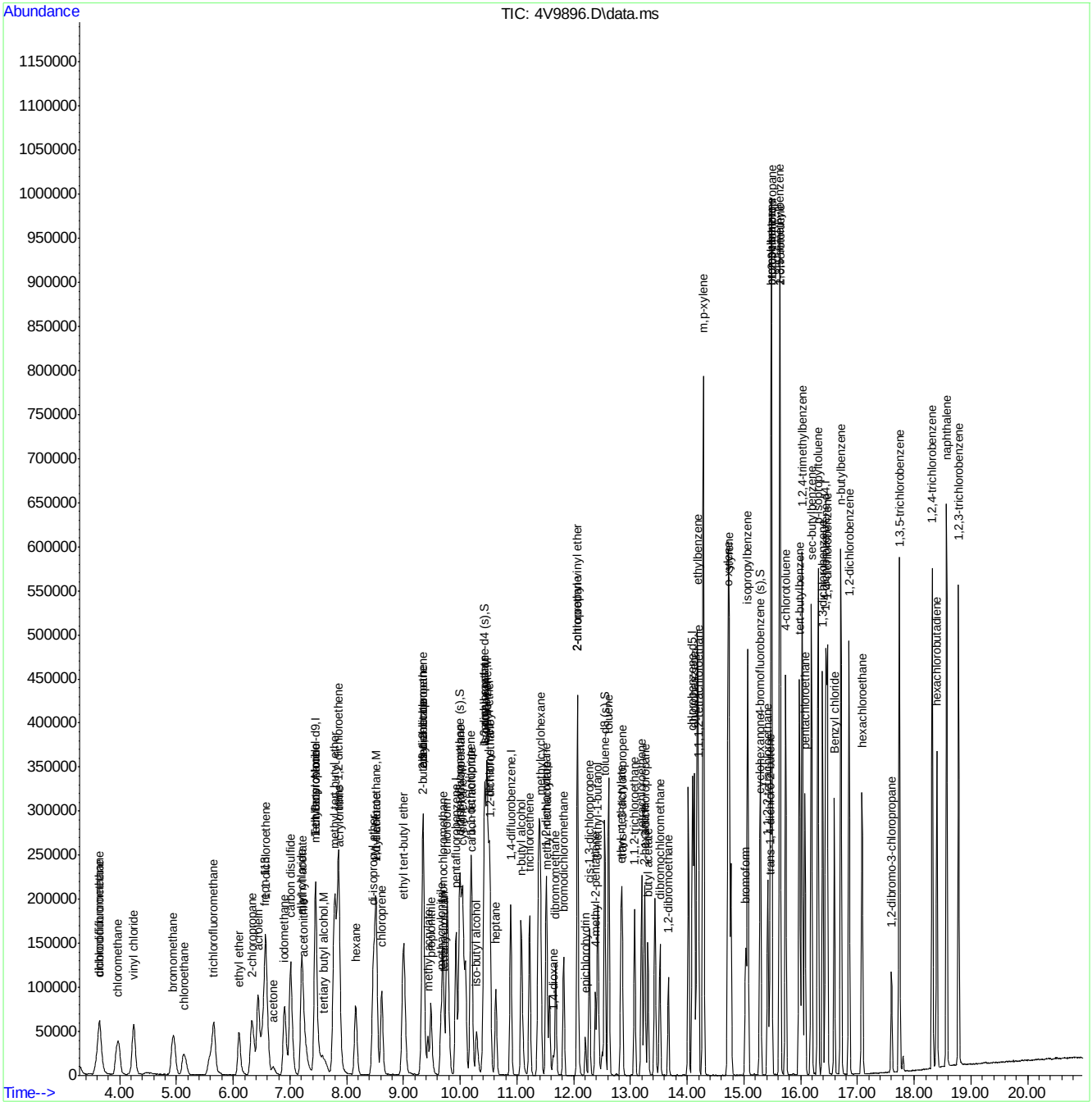

Quantitation Report (QT Reviewed)

Data Path : C:\msdchem\1\DATA\VI7923\
Data File : I196651.D
Acq On : 24 Jul 2014 2:14 pm
Operator : SCOTTM
Sample : BS
Misc : MS70841,VI7923,,,,,1
ALS Vial : 11 Sample Multiplier: 1

Quant Time: Jul 24 14:35:19 2014
Quant Method : C:\MSDCHEM\1\METHODS\MI7869.M
Quant Title : Method SW846 8260B, ZB624 60m x 0.25mm x 1.4um
QLast Update : Thu Jul 24 12:19:49 2014
Response via : Initial Calibration

Internal Standards	R.T.	QIon	Response	Conc	Units		Dev(Min)
1) Tert Butyl Alcohol-d9	7.233	65	116556	500.00	ug/L		0.00
5) pentafluorobenzene	9.488	168	274781	50.00	ug/L		0.00
48) 1,4-difluorobenzene	10.403	114	401010	50.00	ug/L		0.00
77) chlorobenzene-d5	13.557	117	335151	50.00	ug/L		0.00
93) 1,4-dichlorobenzene-d4	15.869	152	181124	50.00	ug/L		0.00
System Monitoring Compounds							
45) dibromofluoromethane (s)	9.514	113	137257	47.36	ug/L		0.00
Spiked Amount 50.000	Range 59 - 130		Recovery = 94.72%				
49) 1,2-dichloroethane-d4...	9.937	65	155571	54.40	ug/L		0.00
Spiked Amount 50.000	Range 70 - 123		Recovery = 108.80%				
78) toluene-d8 (s)	12.056	98	474841	46.00	ug/L		0.00
Spiked Amount 50.000	Range 81 - 127		Recovery = 92.00%				
94) 4-bromofluorobenzene (s)	14.707	95	180791	43.58	ug/L		0.00
Spiked Amount 50.000	Range 66 - 132		Recovery = 87.16%				
Target Compounds							Qvalue
3) tertiary butyl alcohol	7.343	59	79319	232.01	ug/L	#	8
4) 1,4-dioxane	11.120	88	33637	1264.77	ug/L	#	81
6) chlorodifluoromethane	3.865	51	171502	57.97	ug/L		95
7) dichlorodifluoromethane	3.849	85	193491	49.54	ug/L		99
8) chloromethane	4.189	50	225990	47.23	ug/L		97
9) vinyl chloride	4.440	62	225326	50.10	ug/L		99
10) bromomethane	5.079	94	155211	52.21	ug/L		99
11) chloroethane	5.251	64	112788	58.24	ug/L		94
12) trichlorofluoromethane	5.722	101	272200	55.29	ug/L		99
13) ethyl ether	6.135	74	78151	50.89	ug/L		98
14) acrolein	6.344	56	203211	434.22	ug/L		97
15) 2-chloropropane	6.313	63	63693	48.07	ug/L		94
16) freon 113	6.533	151	135171	66.14	ug/L		98
17) 1,1-dichloroethene	6.543	61	229931	52.00	ug/L		99
18) acetone	6.574	58	10802	47.42	ug/L	#	74
19) iodomethane	6.805	142	293477	53.40	ug/L	#	99
20) carbon disulfide	6.941	76	539206	50.97	ug/L		99
21) methyl acetate	7.056	74	19663	52.15	ug/L	#	91
22) allyl chloride	7.071	76	89833	59.39	ug/L		91
23) acetonitrile	7.066	41	250104	1071.27	ug/L		98
24) methylene chloride	7.249	84	161335	45.14	ug/L		94
25) 1-chloropropane	7.301	42	233139	45.07	ug/L		99
26) methyl tert butyl ether	7.610	73	849546	98.84	ug/L		98
27) acrylonitrile	7.558	53	211025	255.99	ug/L		99
28) trans-1,2-dichloroethene	7.647	96	157241	48.13	ug/L		99
29) hexane	7.981	57	229568	64.63	ug/L		98
30) di-isopropyl ether	8.222	45	458841	48.96	ug/L		96
31) vinyl acetate	8.206	65	88382	49.37	ug/L		100
32) 1,1-dichloroethane	8.206	63	276470	51.92	ug/L		100
33) chloroprene	8.327	53	233059	57.32	ug/L		97
34) ethyl tert-butyl ether	8.693	59	476342	52.37	ug/L		99
35) 2-butanone	8.912	72	15216	55.67	ug/L	#	1
36) ethyl acetate	8.944	45	15781	48.13	ug/L	#	1

Quantitation Report (QT Reviewed)

Data Path : C:\msdchem\1\DATA\VI7923\
Data File : I196651.D
Acq On : 24 Jul 2014 2:14 pm
Operator : SCOTTM
Sample : BS
Misc : MS70841,VI7923,,,,,1
ALS Vial : 11 Sample Multiplier: 1

Quant Time: Jul 24 14:35:19 2014
Quant Method : C:\MSDCHEM\1\METHODS\MI7869.M
Quant Title : Method SW846 8260B, ZB624 60m x 0.25mm x 1.4um
QLast Update : Thu Jul 24 12:19:49 2014
Response via : Initial Calibration

Internal Standards	R.T.	QIon	Response	Conc	Units		Dev(Min)
37) 2,2-dichloropropane	8.959	77	239406	49.57	ug/L		99
38) cis-1,2-dichloroethene	8.949	96	171271	49.22	ug/L		93
39) methacrylonitrile	9.184	67	48684	50.28	ug/L		96
40) propionitrile	8.980	54	166645	524.59	ug/L		94
41) bromochloromethane	9.258	128	85557	56.87	ug/L		90
42) tetrahydrofuran	9.310	71	15655	48.64	ug/L	#	98
43) chloroform	9.320	83	271360	50.32	ug/L		97
44) tert-Butyl Formate	9.362	59	123690	52.66	ug/L	#	99
46) 1,1,1-trichloroethane	9.587	97	236882	52.53	ug/L		96
47) cyclohexane	9.676	84	221848	50.10	ug/L	#	78
50) 1,1-dichloropropene	9.770	75	199466	52.84	ug/L		98
51) carbon tetrachloride	9.796	117	215046	58.97	ug/L		97
52) iso-butyl alcohol	9.770	43	52509	516.96	ug/L	#	100
53) isopropyl acetate	9.964	61	54789	57.65	ug/L	#	68
54) benzene	10.026	78	612046	52.24	ug/L		99
55) 2,2,4-trimethylpentane	10.063	57	601439	60.63	ug/L		99
56) tert-amyl methyl ether	10.079	73	462091	54.79	ug/L		98
57) 1,2-dichloroethane	10.026	62	196666	58.86	ug/L		99
58) heptane	10.236	57	123375	60.96	ug/L		96
59) n-butyl alcohol	10.528	56	194092	3063.61	ug/L		99
60) trichloroethene	10.753	95	159686	54.90	ug/L		95
61) methyl methacrylate	11.025	69	139260	54.77	ug/L	#	69
62) 1,2-dichloropropane	11.004	63	152768	54.05	ug/L		98
63) methylcyclohexane	10.989	83	298692	67.59	ug/L		97
64) dibromomethane	11.161	93	89873	55.39	ug/L		90
65) bromodichloromethane	11.292	83	203343	55.53	ug/L		98
66) 2-nitropropane	11.496	41	31254	56.97	ug/L	#	73
67) 2-chloroethyl vinyl ether	11.538	63	400765	307.17	ug/L		100
68) epichlorohydrin	11.648	57	52438	244.28	ug/L		97
69) cis-1,3-dichloropropene	11.758	75	234422	52.66	ug/L		100
70) 4-methyl-2-pentanone	11.857	58	44499	51.33	ug/L		94
71) 3-methyl-1-butanol	11.878	70	73265	1151.64	ug/L		98
72) toluene	12.129	91	614408	51.92	ug/L		100
73) trans-1,3-dichloropropene	12.312	75	202096	50.78	ug/L		87
74) ethyl methacrylate	12.328	69	144772	49.57	ug/L		98
75) 1,1,2-trichloroethane	12.526	83	97373	52.45	ug/L		99
76) 2-hexanone	12.704	58	38103	49.04	ug/L		96
79) tetrachloroethene	12.720	166	169709	55.34	ug/L		98
80) 1,3-dichloropropane	12.704	76	181421	49.12	ug/L		98
81) butyl acetate	12.793	56	71136	49.48	ug/L		98
82) 3,3-Dimethyl-1-Butanol	12.877	57	122639	543.18	ug/L		97
83) dibromochloromethane	12.971	129	151451	56.67	ug/L		100
84) 1,2-dibromoethane	13.117	107	117342	50.99	ug/L		99
85) n-butyl ether	13.531	57	531198	49.28	ug/L		97
86) chlorobenzene	13.588	112	390795	50.13	ug/L		98
87) 1,1,1,2-tetrachloroethane	13.646	131	144361	51.27	ug/L		96
88) ethylbenzene	13.651	91	634400	47.58	ug/L		99
89) m,p-xylene	13.756	106	511696	101.98	ug/L		96
90) o-xylene	14.169	106	253442	51.68	ug/L		91
91) styrene	14.179	104	398306	47.62	ug/L		97

Quantitation Report (QT Reviewed)

Data Path : C:\msdchem\1\DATA\VI7923\
Data File : I196651.D
Acq On : 24 Jul 2014 2:14 pm
Operator : SCOTTM
Sample : BS
Misc : MS70841,VI7923,,,,,1
ALS Vial : 11 Sample Multiplier: 1

Quant Time: Jul 24 14:35:19 2014
Quant Method : C:\MSDCHEM\1\METHODS\MI7869.M
Quant Title : Method SW846 8260B, ZB624 60m x 0.25mm x 1.4um
QLast Update : Thu Jul 24 12:19:49 2014
Response via : Initial Calibration

Internal Standards	R.T.	QIon	Response	Conc	Units	Dev(Min)
92) bromoform	14.425	173	98824	55.33	ug/L	99
95) isopropylbenzene	14.514	105	632628	44.05	ug/L	99
96) cyclohexanone	14.655	55	39465	216.86	ug/L	95
97) 1,1,2,2-tetrachloroethane	14.802	83	138024	40.86	ug/L	98
98) trans-1,4-dichloro-2-b...	14.843	53	36169	42.71	ug/L	83
99) 1,2,3-trichloropropane	14.870	110	34007	46.78	ug/L	99
100) n-propylbenzene	14.922	91	718934	42.73	ug/L	99
101) bromobenzene	14.896	156	172939	45.45	ug/L	100
102) 2-chlorotoluene	15.058	126	155390	42.72	ug/L	89
103) 4-chlorotoluene	15.157	91	444314	41.90	ug/L	99
104) 1,3,5-trimethylbenzene	15.074	105	534268	43.73	ug/L	99
105) tert-butylbenzene	15.419	119	444695	43.16	ug/L	99
106) pentachloroethane	15.492	167	107746	48.03	ug/L	98
107) 1,2,4-trimethylbenzene	15.466	105	543460	44.54	ug/L	99
108) sec-butylbenzene	15.633	105	674484	43.21	ug/L	98
109) p-isopropyltoluene	15.759	119	576030	44.05	ug/l	100
110) benzyl chloride	16.005	91	309041	46.94	ug/L	100
111) 1,3-dichlorobenzene	15.811	146	322972	45.23	ug/L	98
112) 1,4-dichlorobenzene	15.895	146	321691	43.67	ug/L	98
113) 1,2-dichlorobenzene	16.292	146	309851	45.58	ug/L	99
114) n-butylbenzene	16.177	92	291673	43.30	ug/L	100
115) hexachloroethane	16.569	119	116521	44.45	ug/L	98
116) 1,2-dibromo-3-chloropr...	17.077	157	30616	47.12	ug/L	90
117) 1,3,5-Trichlorobenzene	17.291	180	273793	48.84	ug/L	100
118) 1,2,4-trichlorobenzene	17.935	180	227398	48.98	ug/L	97
119) hexachlorobutadiene	18.070	225	138910	48.48	ug/L	98
120) naphthalene	18.206	128	445847	51.09	ug/L	99
121) 1,2,3-trichlorobenzene	18.458	180	202386	49.71	ug/L	98

(#) = qualifier out of range (m) = manual integration (+) = signals summed

Quantitation Report (QT Reviewed)

Data Path : C:\msdchem\1\DATA\VI7923\
Data File : I196651.D
Acq On : 24 Jul 2014 2:14 pm
Operator : SCOTTM
Sample : BS
Misc : MS70841,VI7923,,,,,1
ALS Vial : 11 Sample Multiplier: 1

Quant Time: Jul 24 14:35:19 2014
Quant Method : C:\MSDCHEM\1\METHODS\MI7869.M
Quant Title : Method SW846 8260B, ZB624 60m x 0.25mm x 1.4um
QLast Update : Thu Jul 24 12:19:49 2014
Response via : Initial Calibration

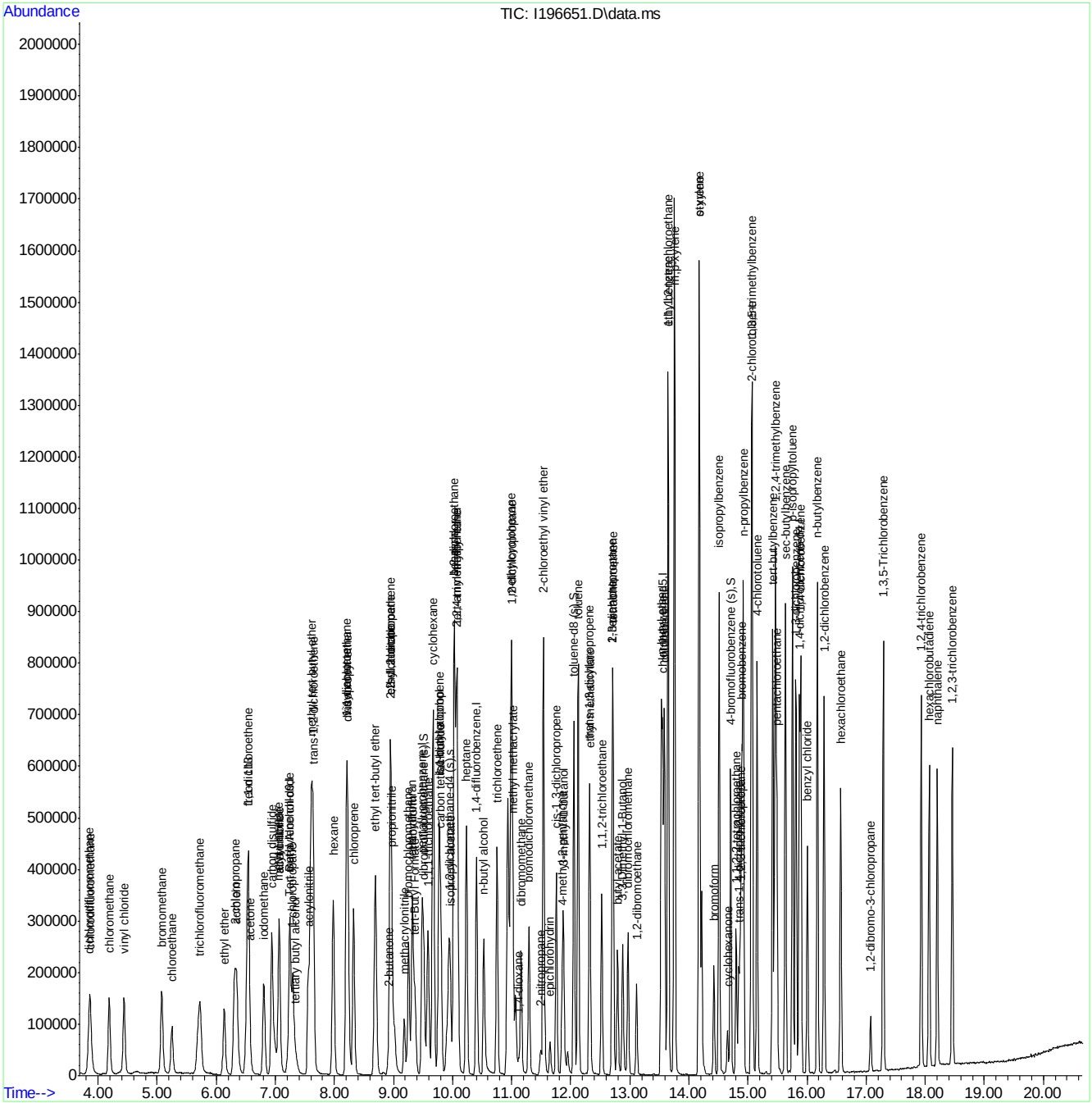

MI7869.M Fri Jul 25 10:07:20 2014 RPT1 Page: 4

Quantitation Report (QT Reviewed)

Data Path : C:\msdchem\1\DATA\
Data File : 4V9872.D
Acq On : 23 Jul 2014 10:53 pm
Operator : BenM
Sample : jb72097-2ms
Misc : MS70810,V4V407,5,,,,20
ALS Vial : 33 Sample Multiplier: 1

Quant Time: Jul 24 09:50:55 2014
Quant Method : C:\MSDCHEM\1\METHODS\M4V368.M
Quant Title : sw846 8260b
QLast Update : Wed Jun 18 16:17:49 2014
Response via : Initial Calibration

Compound	R.T.	QIon	Response	Conc	Units		Dev(Min)
Internal Standards							
1) Tert Butyl Alcohol-d9	7.450	65	135643	500.00	ug/L		-0.02
4) pentafluorobenzene	9.925	168	151582	50.00	ug/L		-0.01
51) 1,4-difluorobenzene	10.889	114	199929	50.00	ug/L		-0.01
81) chlorobenzene-d5	14.093	117	176713	50.00	ug/L		0.00
94) 1,4-dichlorobenzene-d4	16.442	152	114709	50.00	ug/L		0.00
System Monitoring Compounds							
45) dibromofluoromethane (s)	9.988	113	75677	52.73	ug/L		0.00
Spiked Amount 50.000	Range 79 - 120		Recovery = 105.46%				
46) 1,2-dichloroethane-d4 (s)	10.428	65	69654	49.01	ug/L		-0.01
Spiked Amount 50.000	Range 72 - 123		Recovery = 98.02%				
73) toluene-d8 (s)	12.546	98	213737	50.33	ug/L		0.00
Spiked Amount 50.000	Range 78 - 119		Recovery = 100.66%				
96) 4-bromofluorobenzene (s)	15.288	95	96526	48.42	ug/L		0.00
Spiked Amount 50.000	Range 74 - 119		Recovery = 96.84%				
Target Compounds							Qvalue
2) 1,4-dioxane	11.639	88	28097	1324.84	ug/L		95
3) tertiary butyl alcohol	7.581	59	79485	294.84	ug/L		97
6) chlorodifluoromethane	3.638	51	120241	54.77	ug/L		99
7) dichlorodifluoromethane	3.622	85	165835	68.55	ug/L		97
9) chloromethane	3.974	50	144600	60.66	ug/L		97
10) vinyl chloride	4.241	62	156911	62.60	ug/L		99
11) bromomethane	4.949	94	95670	59.48	ug/L		99
12) chloroethane	5.122	64	54169	59.53	ug/L		99
13) trichlorofluoromethane	5.652	101	183470	71.20	ug/L		96
14) ethyl ether	6.097	74	39620	63.13	ug/L		96
16) 2-chloropropane	6.328	43	138593	57.40	ug/L	#	92
17) acrolein	6.438	56	159136	474.36	ug/L		98
18) 1,1-dichloroethene	6.574	61	144437	61.85	ug/L		97
19) acetone	6.695	58	8665	66.41	ug/L		87
20) allyl chloride	7.198	76	39238	61.34	ug/L	#	79
21) acetonitrile	7.235	40	89292	665.15	ug/L		91
22) iodomethane	6.899	142	205019	67.83	ug/L		98
23) iso-butyl alcohol	10.286	41	32926	536.02	ug/L		97
24) carbon disulfide	7.004	76	372489	59.74	ug/L		99
25) methylene chloride	7.439	84	105195	60.64	ug/L		92
26) 1-chloropropane	7.450	41	44689	66.45	ug/L	#	80
27) methyl acetate	7.209	74	13537	58.94	ug/L	#	88
28) methyl tert butyl ether	7.791	73	296042	63.19	ug/L		99
29) trans-1,2-dichloroethene	7.843	61	122032	59.21	ug/L		97
30) di-isopropyl ether	8.472	45	245276	54.18	ug/L		97
31) ethyl tert-butyl ether	8.997	59	269076	59.50	ug/L		97
32) 2-butanone	9.332	72	9457	56.80	ug/L		76
33) 1,1-dichloroethane	8.514	63	147768	58.20	ug/L		99
34) chloroprene	8.614	53	99680	57.83	ug/L		99
35) acrylonitrile	7.869	53	160783	291.92	ug/L		98
36) vinyl acetate	8.514	86	10122	53.25	ug/L		96
37) ethyl acetate	9.343	45	9568	42.96	ug/L		68

Quantitation Report (QT Reviewed)

Data Path : C:\msdchem\1\DATA\
Data File : 4V9872.D
Acq On : 23 Jul 2014 10:53 pm
Operator : BenM
Sample : jb72097-2ms
Misc : MS70810,V4V407,5,,,,20
ALS Vial : 33 Sample Multiplier: 1

Quant Time: Jul 24 09:50:55 2014
Quant Method : C:\MSDCHEM\1\METHODS\M4V368.M
Quant Title : sw846 8260b
QLast Update : Wed Jun 18 16:17:49 2014
Response via : Initial Calibration

Compound	R.T.	QIon	Response	Conc	Units		Dev(Min)
38) 2,2-dichloropropane	9.337	77	136370	59.68	ug/L		99
39) cis-1,2-dichloroethene	9.348	61	143985	55.31	ug/L		96
40) propionitrile	9.484	54	130853	568.80	ug/L		97
41) methyl acrylate	9.432	55	84204	50.99	ug/L	#	98
42) bromochloromethane	9.694	128	48073	60.60	ug/L		94
43) tetrahydrofuran	9.720	42	26246	46.20	ug/L		91
44) chloroform	9.762	83	149009	57.71	ug/L		99
47) freon 113	6.548	151	81682	68.66	ug/L		99
48) methacrylonitrile	9.657	41	44069	22.83	ug/L		92
49) 1,1,1-trichloroethane	9.998	97	154326	65.81	ug/L		99
50) tert-amyl methyl ether	10.507	73	293227	64.27	ug/L		96
52) epichlorohydrin	12.205	57	36611	253.26	ug/L		98
53) n-butyl alcohol	11.078	56	135938	2848.14	ug/L		100
54) cyclohexane	10.040	84	157041	68.95	ug/L	#	100
55) carbon tetrachloride	10.197	117	140004	64.93	ug/L		99
56) 1,1-dichloropropene	10.182	75	102000	55.42	ug/L		97
57) hexane	8.152	57	80124	52.16	ug/L		98
58) benzene	10.470	78	2335900	426.28	ug/L		99
59) isooctane	10.438	57	277163	52.30	ug/L		94
60) heptane	10.627	57	39140	46.48	ug/L		100
61) isopropyl acetate	10.428	43	175768	49.34	ug/L		88
62) 1,2-dichloroethane	10.522	62	90054	54.68	ug/L		99
63) trichloroethene	11.220	95	78829	57.12	ug/L		98
65) 2-nitropropane	11.964	43	2674	0.83	ug/L		55
66) 2-chloroethyl vinyl ether	12.069	63	2973	3.51	ug/L		93
67) methyl methacrylate	11.524	69	46036	51.80	ug/L		98
68) 1,2-dichloropropane	11.513	63	71660	54.84	ug/L		94
69) methylcyclohexane	11.408	83	143896	62.12	ug/L		97
70) dibromomethane	11.681	93	53455	57.48	ug/L		95
71) bromodichloromethane	11.823	83	102487	55.74	ug/L		100
72) cis-1,3-dichloropropene	12.273	75	107217	50.35	ug/L		98
74) 4-methyl-2-pentanone	12.384	58	31955	54.15	ug/L	#	40
75) toluene	12.614	92	166203	56.53	ug/L		98
76) 3-methyl-1-butanol	12.426	70	51657	1202.42	ug/L		94
77) trans-1,3-dichloropropene	12.855	75	95037	49.95	ug/L		99
78) ethyl methacrylate	12.834	69	83571	49.71	ug/L		97
79) 1,1,2-trichloroethane	13.070	83	55709	53.44	ug/L		98
80) 2-hexanone	13.243	58	27865	50.56	ug/L		97
82) tetrachloroethene	13.196	166	74100	59.18	ug/L		98
83) 1,3-dichloropropane	13.254	76	93643	49.57	ug/L		100
84) butyl acetate	13.306	56	41619	44.72	ug/L		95
85) dibromochloromethane	13.516	129	82970	54.36	ug/L		99
86) 1,2-dibromoethane	13.663	107	73226	53.22	ug/L		100
87) chlorobenzene	14.124	112	183307	53.05	ug/L		97
88) 1,1,1,2-tetrachloroethane	14.192	131	88697	60.77	ug/L		98
89) ethylbenzene	14.171	91	439587	72.31	ug/L		100
90) m,p-xylene	14.282	106	255866	112.36	ug/L		98
91) o-xylene	14.717	106	131520	55.76	ug/L		96
92) styrene	14.738	104	206650	52.21	ug/L		98
93) bromoform	15.026	173	67835	56.39	ug/L		100

Quantitation Report (QT Reviewed)

Data Path : C:\msdchem\1\DATA\
Data File : 4V9872.D
Acq On : 23 Jul 2014 10:53 pm
Operator : BenM
Sample : jb72097-2ms
Misc : MS70810,V4V407,5,,,,20
ALS Vial : 33 Sample Multiplier: 1

Quant Time: Jul 24 09:50:55 2014
Quant Method : C:\MSDCHEM\1\METHODS\M4V368.M
Quant Title : sw846 8260b
QLast Update : Wed Jun 18 16:17:49 2014
Response via : Initial Calibration

Compound	R.T.	QIon	Response	Conc	Units		Dev(Min)
95) isopropylbenzene	15.063	105	365214	52.47	ug/L		99
97) bromobenzene	15.482	156	94515	53.00	ug/L		94
98) cyclohexanone	15.273	55	40418	151.98	ug/L		98
99) 1,1,2,2-tetrachloroethane	15.419	83	117619	46.41	ug/L		100
100) trans-1,4-dichloro-2-b...	15.456	53	20001	34.71	ug/L		94
101) 1,2,3-trichloropropane	15.487	110	24892	50.30	ug/L		96
102) n-propylbenzene	15.477	91	410766	49.45	ug/L		99
103) 2-chlorotoluene	15.634	126	87939	53.14	ug/L	#	86
104) 4-chlorotoluene	15.734	91	252382	48.87	ug/L		98
105) 1,3,5-trimethylbenzene	15.629	105	312906	52.48	ug/L		99
106) tert-butylbenzene	15.975	119	255542	53.41	ug/L		100
107) pentachloroethane	16.075	167	71646	60.58	ug/L		97
108) 1,2,4-trimethylbenzene	16.022	105	324954	53.70	ug/L		99
109) sec-butylbenzene	16.185	105	420880	50.51	ug/L		99
110) 1,3-dichlorobenzene	16.384	146	193218	53.33	ug/L		98
111) p-isopropyltoluene	16.305	119	339489	50.76	ug/L		99
112) 1,4-dichlorobenzene	16.468	146	195086	52.68	ug/L		99
114) 1,2-dichlorobenzene	16.851	146	198149	52.61	ug/L		99
115) n-butylbenzene	16.704	92	184909	49.75	ug/L		99
116) 1,2-dibromo-3-chloropr...	17.600	75	27531	50.24	ug/L		93
117) 1,3,5-trichlorobenzene	17.737	180	191269	59.59	ug/L		100
118) 1,2,4-trichlorobenzene	18.319	180	183459	61.04	ug/L		98
119) hexachlorobutadiene	18.397	225	76058	55.64	ug/L		96
120) naphthalene	18.570	128	511233	59.54	ug/L		99
121) 1,2,3-trichlorobenzene	18.780	180	179877	62.44	ug/L		100
122) hexachloroethane	17.076	119	76692	53.56	ug/L		95
123) Benzyl chloride	16.589	91	189021	40.94	ug/L		99

(#) = qualifier out of range (m) = manual integration (+) = signals summed

Quantitation Report (QT Reviewed)

Data Path : C:\msdchem\1\DATA\
Data File : 4V9872.D
Acq On : 23 Jul 2014 10:53 pm
Operator : BenM
Sample : jb72097-2ms
Misc : MS70810,V4V407,5,,,,20
ALS Vial : 33 Sample Multiplier: 1

Quant Time: Jul 24 09:50:55 2014
Quant Method : C:\MSDCHEM\1\METHODS\M4V368.M
Quant Title : sw846 8260b
QLast Update : Wed Jun 18 16:17:49 2014
Response via : Initial Calibration

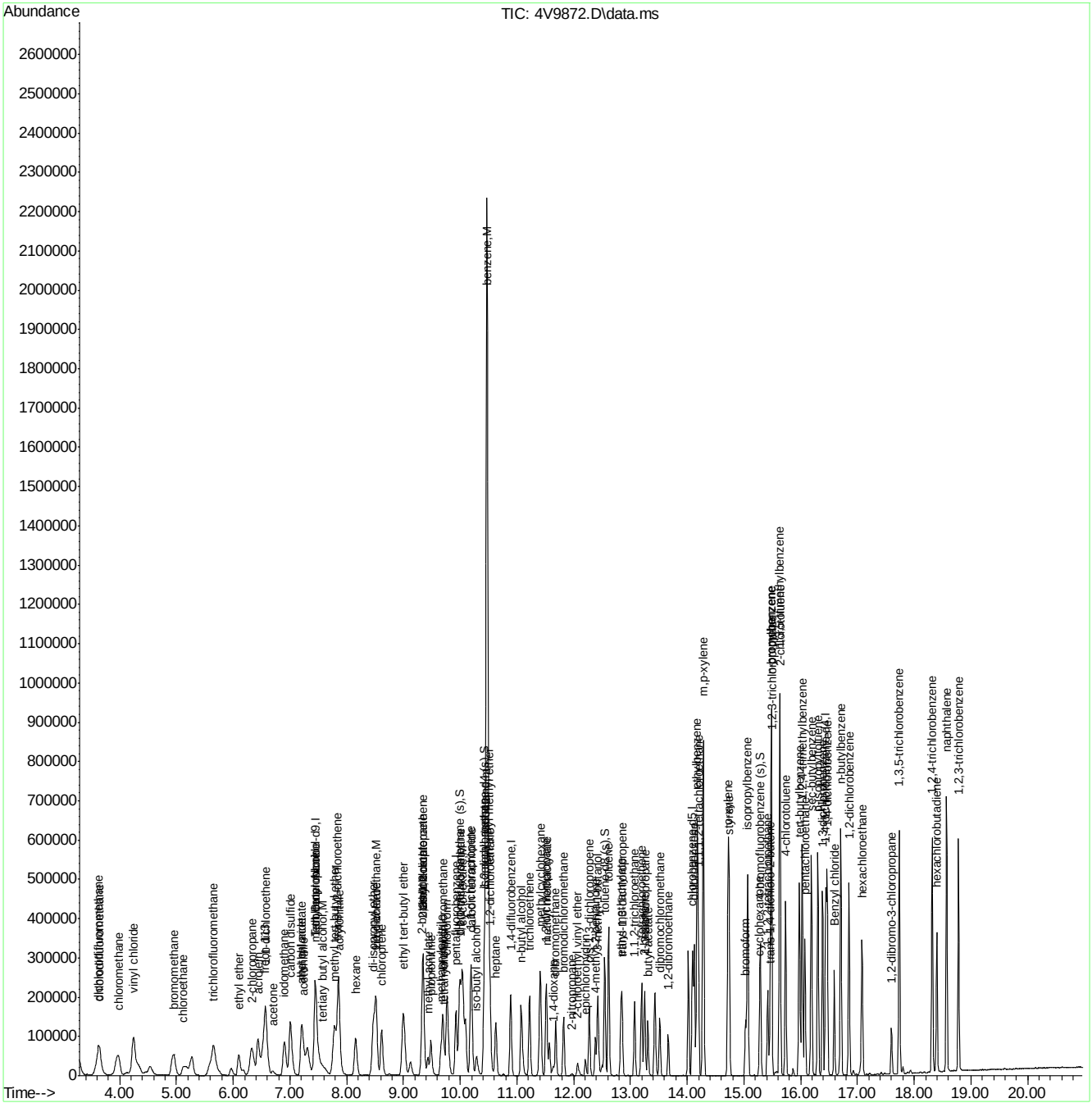

Quantitation Report (QT Reviewed)

Data Path : C:\msdchem\1\DATA\
Data File : 4V9873.D
Acq On : 23 Jul 2014 11:19 pm
Operator : BenM
Sample : jb72097-2msd
Misc : MS70810,V4V407,5,,,,20
ALS Vial : 34 Sample Multiplier: 1

Quant Time: Jul 24 09:50:26 2014
Quant Method : C:\MSDCHEM\1\METHODS\M4V368.M
Quant Title : sw846 8260b
QLast Update : Wed Jun 18 16:17:49 2014
Response via : Initial Calibration

Compound	R.T.	QIon	Response	Conc	Units		Dev(Min)
Internal Standards							
1) Tert Butyl Alcohol-d9	7.450	65	139631	500.00	ug/L		-0.02
4) pentafluorobenzene	9.924	168	154155	50.00	ug/L		-0.01
51) 1,4-difluorobenzene	10.889	114	200278	50.00	ug/L		-0.01
81) chlorobenzene-d5	14.093	117	208288	50.00	ug/L		0.00
94) 1,4-dichlorobenzene-d4	16.442	152	127273	50.00	ug/L		0.00
System Monitoring Compounds							
45) dibromofluoromethane (s)	9.982	113	74956	51.36	ug/L		-0.01
Spiked Amount 50.000	Range 79 - 120		Recovery = 102.72%				
46) 1,2-dichloroethane-d4 (s)	10.428	65	67788	46.90	ug/L		-0.01
Spiked Amount 50.000	Range 72 - 123		Recovery = 93.80%				
73) toluene-d8 (s)	12.546	98	226082	53.15	ug/L		0.00
Spiked Amount 50.000	Range 78 - 119		Recovery = 106.30%				
96) 4-bromofluorobenzene (s)	15.288	95	113368	51.26	ug/L		0.00
Spiked Amount 50.000	Range 74 - 119		Recovery = 102.52%				
Target Compounds							Qvalue
2) 1,4-dioxane	11.639	88	31685	1451.36	ug/L		96
3) tertiary butyl alcohol	7.581	59	82368	296.80	ug/L		97
6) chlorodifluoromethane	3.638	51	117627	52.68	ug/L		98
7) dichlorodifluoromethane	3.622	85	161806	65.76	ug/L		99
9) chloromethane	3.963	50	138453	57.11	ug/L		99
10) vinyl chloride	4.241	62	151849	59.57	ug/L		97
11) bromomethane	4.949	94	94534	57.80	ug/L		99
12) chloroethane	5.127	64	55317	59.77	ug/L		98
13) trichlorofluoromethane	5.646	101	179193	68.38	ug/L		98
14) ethyl ether	6.102	74	39610	62.06	ug/L		98
16) 2-chloropropane	6.328	43	132870	54.12	ug/L	#	92
17) acrolein	6.438	56	161474	473.29	ug/L		99
18) 1,1-dichloroethene	6.569	61	139801	58.87	ug/L		98
19) acetone	6.695	58	8179	61.64	ug/L		97
20) allyl chloride	7.198	76	37681	57.93	ug/L	#	75
21) acetonitrile	7.235	40	89270	653.89	ug/L		89
22) iodomethane	6.899	142	201899	65.69	ug/L		97
23) iso-butyl alcohol	10.291	41	32983	527.99	ug/L		98
24) carbon disulfide	7.009	76	365048	57.57	ug/L		99
25) methylene chloride	7.445	84	103358	58.59	ug/L		92
26) 1-chloropropane	7.450	41	46648	68.20	ug/L	#	91
27) methyl acetate	7.214	74	13836	59.24	ug/L	#	86
28) methyl tert butyl ether	7.785	73	295259	61.97	ug/L		97
29) trans-1,2-dichloroethene	7.848	61	119311	56.92	ug/L		95
30) di-isopropyl ether	8.472	45	244183	53.04	ug/L		96
31) ethyl tert-butyl ether	9.002	59	267601	58.18	ug/L		98
32) 2-butanone	9.337	72	9659	57.04	ug/L		83
33) 1,1-dichloroethane	8.514	63	145599	56.38	ug/L		99
34) chloroprene	8.619	53	94426	53.87	ug/L		97
35) acrylonitrile	7.869	53	158041	282.15	ug/L		99
36) vinyl acetate	8.519	86	10040	51.94	ug/L		89
37) ethyl acetate	9.348	45	9827	43.38	ug/L		90

Quantitation Report (QT Reviewed)

Data Path : C:\msdchem\1\DATA\
Data File : 4V9873.D
Acq On : 23 Jul 2014 11:19 pm
Operator : BenM
Sample : jb72097-2msd
Misc : MS70810,V4V407,5,,,,20
ALS Vial : 34 Sample Multiplier: 1

Quant Time: Jul 24 09:50:26 2014
Quant Method : C:\MSDCHEM\1\METHODS\M4V368.M
Quant Title : sw846 8260b
QLast Update : Wed Jun 18 16:17:49 2014
Response via : Initial Calibration

Compound	R.T.	QIon	Response	Conc	Units		Dev(Min)
38) 2,2-dichloropropane	9.337	77	131787	56.71	ug/L		99
39) cis-1,2-dichloroethene	9.348	61	140106	52.92	ug/L		95
40) propionitrile	9.484	54	130293	556.91	ug/L		97
41) methyl acrylate	9.432	55	67211	40.02	ug/L	#	88
42) bromochloromethane	9.694	128	46480	57.61	ug/L		91
43) tetrahydrofuran	9.715	42	27582	47.74	ug/L		93
44) chloroform	9.762	83	143229	54.55	ug/L		99
47) freon 113	6.537	151	80900	66.87	ug/L		98
48) methacrylonitrile	9.657	41	42479	21.64	ug/L		98
49) 1,1,1-trichloroethane	9.998	97	150304	63.02	ug/L		98
50) tert-amyl methyl ether	10.506	73	294134	63.39	ug/L		98
52) epichlorohydrin	12.205	57	42317	292.22	ug/L		99
53) n-butyl alcohol	11.078	56	150759	3153.16	ug/L		99
54) cyclohexane	10.040	84	157138	68.87	ug/L	#	100
55) carbon tetrachloride	10.197	117	136687	63.28	ug/L		97
56) 1,1-dichloropropene	10.187	75	96048	52.10	ug/L		96
57) hexane	8.158	57	78579	51.07	ug/L		99
58) benzene	10.470	78	2235763	407.30	ug/L		99
59) isooctane	10.438	57	273307	51.48	ug/L		95
60) heptane	10.627	57	38557	45.70	ug/L		97
61) isopropyl acetate	10.433	43	177094	49.63	ug/L		89
62) 1,2-dichloroethane	10.522	62	88406	53.59	ug/L		99
63) trichloroethene	11.220	95	74872	54.16	ug/L		97
65) 2-nitropropane	11.959	43	2533	0.79	ug/L		54
66) 2-chloroethyl vinyl ether	12.069	63	2189	2.58	ug/L		93
67) methyl methacrylate	11.529	69	51293	57.61	ug/L		83
68) 1,2-dichloropropane	11.513	63	71441	54.57	ug/L		95
69) methylcyclohexane	11.414	83	141807	61.11	ug/L		97
70) dibromomethane	11.681	93	53200	57.11	ug/L		97
71) bromodichloromethane	11.822	83	100945	54.80	ug/L		99
72) cis-1,3-dichloropropene	12.279	75	115902	54.33	ug/L		99
74) 4-methyl-2-pentanone	12.383	58	33416	56.52	ug/L	#	40
75) toluene	12.619	92	174679	59.31	ug/L		98
76) 3-methyl-1-butanol	12.425	70	55820	1297.05	ug/L		93
77) trans-1,3-dichloropropene	12.855	75	110217	57.83	ug/L		99
78) ethyl methacrylate	12.834	69	95802	56.89	ug/L		97
79) 1,1,2-trichloroethane	13.070	83	61768	59.15	ug/L		100
80) 2-hexanone	13.243	58	33158	60.06	ug/L		99
82) tetrachloroethene	13.196	166	78643	53.29	ug/L		97
83) 1,3-dichloropropane	13.254	76	108063	48.53	ug/L		99
84) butyl acetate	13.306	56	48255	43.99	ug/L		95
85) dibromochloromethane	13.521	129	92657	51.51	ug/L		98
86) 1,2-dibromoethane	13.668	107	84926	52.36	ug/L		98
87) chlorobenzene	14.124	112	211472	51.92	ug/L		98
88) 1,1,1,2-tetrachloroethane	14.192	131	87147	50.66	ug/L		98
89) ethylbenzene	14.177	91	492367	68.72	ug/L		99
90) m,p-xylene	14.287	106	284251	105.91	ug/L		97
91) o-xylene	14.722	106	143014	51.44	ug/L		100
92) styrene	14.738	104	234371	50.23	ug/L		99
93) bromoform	15.031	173	77480	54.64	ug/L		99

Quantitation Report (QT Reviewed)

Data Path : C:\msdchem\1\DATA\
Data File : 4V9873.D
Acq On : 23 Jul 2014 11:19 pm
Operator : BenM
Sample : jb72097-2msd
Misc : MS70810,V4V407,5,,,,20
ALS Vial : 34 Sample Multiplier: 1

Quant Time: Jul 24 09:50:26 2014
Quant Method : C:\MSDCHEM\1\METHODS\M4V368.M
Quant Title : sw846 8260b
QLast Update : Wed Jun 18 16:17:49 2014
Response via : Initial Calibration

Compound	R.T.	QIon	Response	Conc	Units	Dev(Min)
95) isopropylbenzene	15.063	105	386548	50.05	ug/L	100
97) bromobenzene	15.482	156	108107	54.64	ug/L	95
98) cyclohexanone	15.278	55	47368	163.24	ug/L	95
99) 1,1,2,2-tetrachloroethane	15.419	83	135034	48.02	ug/L	100
100) trans-1,4-dichloro-2-b...	15.456	53	21961	34.35	ug/L	95
101) 1,2,3-trichloropropane	15.487	110	29484	53.70	ug/L	99
102) n-propylbenzene	15.477	91	456635	49.55	ug/L	100
103) 2-chlorotoluene	15.634	126	97761	53.25	ug/L	88
104) 4-chlorotoluene	15.734	91	284543	49.66	ug/L	98
105) 1,3,5-trimethylbenzene	15.629	105	344289	52.05	ug/L	100
106) tert-butylbenzene	15.975	119	253604	47.77	ug/L	99
107) pentachloroethane	16.075	167	72301	55.10	ug/L	97
108) 1,2,4-trimethylbenzene	16.022	105	360773	53.73	ug/L	98
109) sec-butylbenzene	16.185	105	456716	49.40	ug/L	99
110) 1,3-dichlorobenzene	16.384	146	206773	51.44	ug/L	98
111) p-isopropyltoluene	16.305	119	380517	51.27	ug/L	99
112) 1,4-dichlorobenzene	16.468	146	209462	50.98	ug/L	99
114) 1,2-dichlorobenzene	16.851	146	217786	52.11	ug/L	99
115) n-butylbenzene	16.704	92	199233	48.31	ug/L	100
116) 1,2-dibromo-3-chloropr...	17.600	75	28831	47.42	ug/L	88
117) 1,3,5-trichlorobenzene	17.737	180	197196	55.37	ug/L	100
118) 1,2,4-trichlorobenzene	18.319	180	182457	54.71	ug/L	100
119) hexachlorobutadiene	18.397	225	85904	56.64	ug/L	94
120) naphthalene	18.570	128	518955	54.48	ug/L	100
121) 1,2,3-trichlorobenzene	18.780	180	182562	57.11	ug/L	100
122) hexachloroethane	17.081	119	71584	45.06	ug/L	95
123) Benzyl chloride	16.588	91	196073	38.28	ug/L	98

(#) = qualifier out of range (m) = manual integration (+) = signals summed

Quantitation Report (QT Reviewed)

Data Path : C:\msdchem\1\DATA\
Data File : 4V9873.D
Acq On : 23 Jul 2014 11:19 pm
Operator : BenM
Sample : jb72097-2msd
Misc : MS70810,V4V407,5,,,,20
ALS Vial : 34 Sample Multiplier: 1

Quant Time: Jul 24 09:50:26 2014
Quant Method : C:\MSDCHEM\1\METHODS\M4V368.M
Quant Title : sw846 8260b
QLast Update : Wed Jun 18 16:17:49 2014
Response via : Initial Calibration

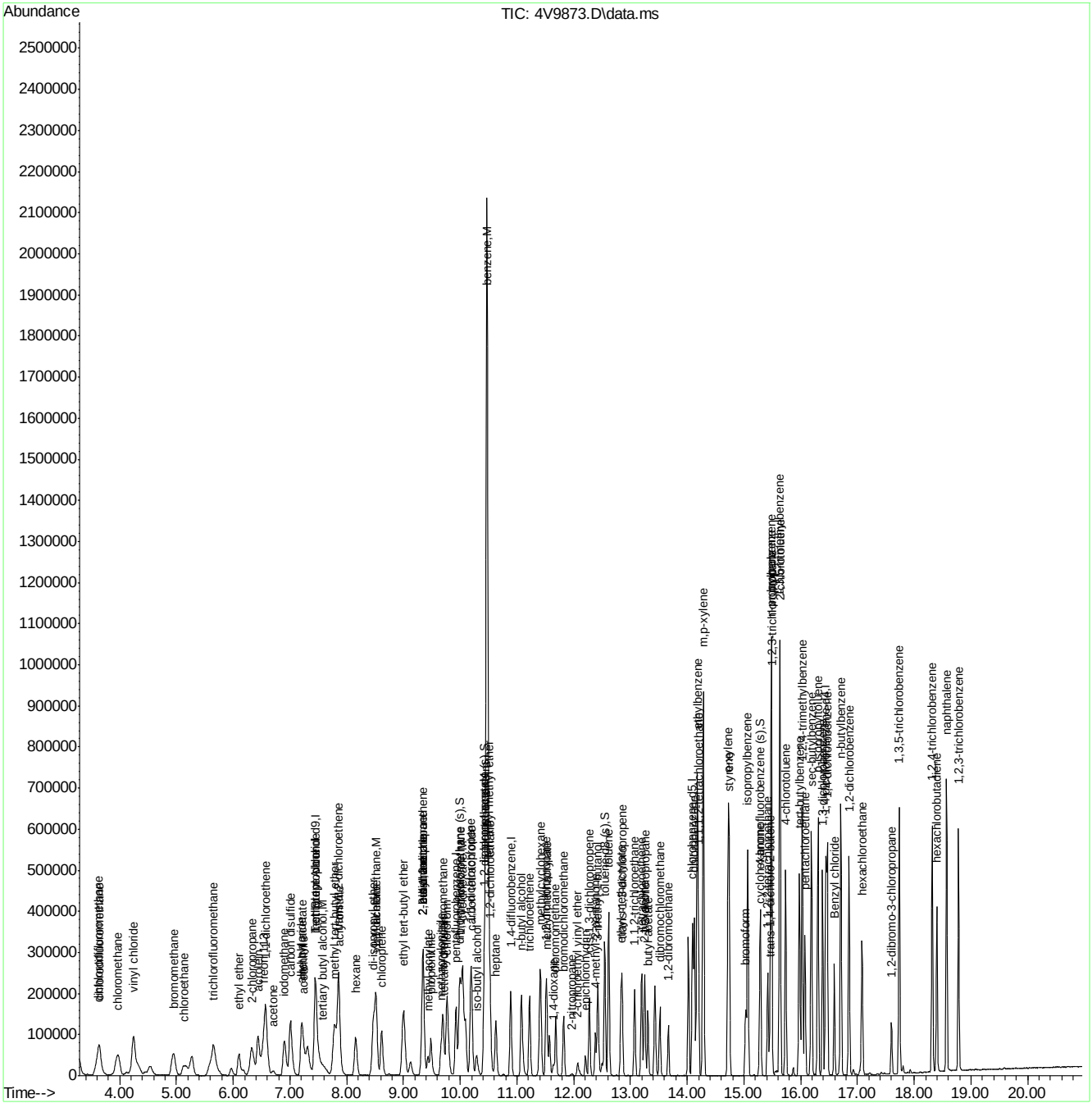

Quantitation Report (QT Reviewed)

Data Path : C:\msdchem\1\DATA\4v\v4v408-409\
Data File : 4V9904.D
Acq On : 24 Jul 2014 1:53 pm
Operator : BenM
Sample : jb71810-1ms
Misc : MS70802,V4V408,5,,,,1
ALS Vial : 13 Sample Multiplier: 1

Quant Time: Jul 24 16:49:26 2014
Quant Method : C:\MSDCHEM\1\METHODS\M4V368.M
Quant Title : sw846 8260b
QLast Update : Wed Jun 18 16:17:49 2014
Response via : Initial Calibration

Compound	R.T.	QIon	Response	Conc	Units		Dev(Min)
Internal Standards							
1) Tert Butyl Alcohol-d9	7.445	65	130826	500.00	ug/L		-0.02
4) pentafluorobenzene	9.925	168	140294	50.00	ug/L		-0.01
51) 1,4-difluorobenzene	10.884	114	179767	50.00	ug/L		-0.02
81) chlorobenzene-d5	14.093	117	174172	50.00	ug/L		0.00
94) 1,4-dichlorobenzene-d4	16.442	152	110887	50.00	ug/L		0.00
System Monitoring Compounds							
45) dibromofluoromethane (s)	9.982	113	71084	53.52	ug/L		-0.01
Spiked Amount 50.000	Range 79 - 120		Recovery = 107.04%				
46) 1,2-dichloroethane-d4 (s)	10.428	65	66422	50.50	ug/L		-0.01
Spiked Amount 50.000	Range 72 - 123		Recovery = 101.00%				
73) toluene-d8 (s)	12.546	98	195467	51.19	ug/L		0.00
Spiked Amount 50.000	Range 78 - 119		Recovery = 102.38%				
96) 4-bromofluorobenzene (s)	15.288	95	98136	50.93	ug/L		0.00
Spiked Amount 50.000	Range 74 - 119		Recovery = 101.86%				
Target Compounds							Qvalue
2) 1,4-dioxane	11.634	88	23026	1125.71	ug/L		96
3) tertiary butyl alcohol	7.586	59	65718	252.75	ug/L		96
6) chlorodifluoromethane	3.638	51	101118	49.76	ug/L		97
7) dichlorodifluoromethane	3.612	85	119096	53.19	ug/L		99
9) chloromethane	3.969	50	103777	47.03	ug/L		98
10) vinyl chloride	4.236	62	116881	50.38	ug/L		97
11) bromomethane	4.944	94	74467	50.02	ug/L		98
12) chloroethane	5.122	64	42173	50.07	ug/L		97
13) trichlorofluoromethane	5.646	101	150827	63.24	ug/L		98
14) ethyl ether	6.097	74	32108	55.27	ug/L		99
16) 2-chloropropane	6.328	43	118922	53.22	ug/L	#	92
17) acrolein	6.433	56	155524	500.89	ug/L		100
18) 1,1-dichloroethene	6.569	61	124533	57.62	ug/L		97
19) acetone	6.700	58	8742	72.39	ug/L		85
20) allyl chloride	7.203	76	33343	56.32	ug/L		92
21) acetonitrile	7.240	40	74316	598.13	ug/L		93
22) iodomethane	6.899	142	172939	61.82	ug/L		99
23) iso-butyl alcohol	10.286	41	29075	511.41	ug/L		94
24) carbon disulfide	7.004	76	315264	54.63	ug/L		99
25) methylene chloride	7.439	84	90601	56.43	ug/L		96
26) 1-chloropropane	7.450	41	32624	52.41	ug/L	#	96
27) methyl acetate	7.209	74	11627	54.70	ug/L		89
28) methyl tert butyl ether	7.785	73	245573	56.63	ug/L		98
29) trans-1,2-dichloroethene	7.843	61	105369	55.23	ug/L		96
30) di-isopropyl ether	8.472	45	215274	51.38	ug/L		98
31) ethyl tert-butyl ether	8.997	59	240551	57.47	ug/L		98
32) 2-butanone	9.332	72	8448	54.82	ug/L		69
33) 1,1-dichloroethane	8.514	63	126997	54.04	ug/L		100
34) chloroprene	8.614	53	86114	53.98	ug/L		98
35) acrylonitrile	7.864	53	140548	275.71	ug/L		98
36) vinyl acetate	8.519	86	9476	53.86	ug/L		91
37) ethyl acetate	9.348	45	11318	54.90	ug/L		61

Quantitation Report (QT Reviewed)

Data Path : C:\msdchem\1\DATA\4v\v4v408-409\
Data File : 4V9904.D
Acq On : 24 Jul 2014 1:53 pm
Operator : BenM
Sample : jb71810-1ms
Misc : MS70802,V4V408,5,,,,1
ALS Vial : 13 Sample Multiplier: 1

Quant Time: Jul 24 16:49:26 2014
Quant Method : C:\MSDCHEM\1\METHODS\M4V368.M
Quant Title : sw846 8260b
QLast Update : Wed Jun 18 16:17:49 2014
Response via : Initial Calibration

Compound	R.T.	QIon	Response	Conc	Units		Dev(Min)
38) 2,2-dichloropropane	9.337	77	137314	64.93	ug/L		99
39) cis-1,2-dichloroethene	9.343	61	131126	54.42	ug/L		97
40) propionitrile	9.479	54	112449	528.13	ug/L		97
41) methyl acrylate	9.427	55	74785	48.93	ug/L	#	99
42) bromochloromethane	9.694	128	41267	56.20	ug/L		93
43) tetrahydrofuran	9.715	42	24052	45.75	ug/L		96
44) chloroform	9.762	83	129397	54.15	ug/L		100
47) freon 113	6.538	151	71234	64.70	ug/L		99
48) methacrylonitrile	9.657	41	38285	21.43	ug/L		99
49) 1,1,1-trichloroethane	9.998	97	133638	61.57	ug/L		98
50) tert-amyl methyl ether	10.501	73	232034	54.95	ug/L		99
52) epichlorohydrin	12.205	57	32227	247.94	ug/L		99
53) n-butyl alcohol	11.073	56	114341	2664.33	ug/L		97
54) cyclohexane	10.045	84	119224	58.22	ug/L	#	100
55) carbon tetrachloride	10.197	117	121990	62.92	ug/L		98
56) 1,1-dichloropropene	10.182	75	87897	53.12	ug/L		99
57) hexane	8.158	57	70062	50.73	ug/L		99
58) benzene	10.470	78	255477	51.85	ug/L		100
59) isooctane	10.438	57	229617	48.18	ug/L		96
60) heptane	10.627	57	37044	48.92	ug/L		97
61) isopropyl acetate	10.428	43	151478	47.29	ug/L		98
62) 1,2-dichloroethane	10.522	62	82188	55.50	ug/L		99
63) trichloroethene	11.220	95	66279	53.42	ug/L		98
65) 2-nitropropane	12.069	43	19149	6.64	ug/L	#	1
67) methyl methacrylate	11.524	69	41858	52.38	ug/L		97
68) 1,2-dichloropropane	11.513	63	61833	52.62	ug/L		94
69) methylcyclohexane	11.408	83	116578	55.97	ug/L		98
70) dibromomethane	11.681	93	46034	55.05	ug/L		96
71) bromodichloromethane	11.817	83	89244	53.98	ug/L		99
72) cis-1,3-dichloropropene	12.273	75	96849	50.58	ug/L		97
74) 4-methyl-2-pentanone	12.378	58	28572	53.85	ug/L	#	41
75) toluene	12.614	92	138599	52.43	ug/L		97
76) 3-methyl-1-butanol	12.426	70	44407	1149.59	ug/L		97
77) trans-1,3-dichloropropene	12.850	75	93284	54.53	ug/L		95
78) ethyl methacrylate	12.829	69	77386	51.20	ug/L		98
79) 1,1,2-trichloroethane	13.070	83	50726	54.12	ug/L		99
80) 2-hexanone	13.243	58	26824	54.13	ug/L		99
82) tetrachloroethene	13.196	166	64597	52.34	ug/L		96
83) 1,3-dichloropropane	13.254	76	88196	47.36	ug/L		98
84) butyl acetate	13.306	56	41363	45.09	ug/L		92
85) dibromochloromethane	13.516	129	76692	50.98	ug/L		99
86) 1,2-dibromoethane	13.663	107	69890	51.53	ug/L		98
87) chlorobenzene	14.124	112	169290	49.71	ug/L		99
88) 1,1,1,2-tetrachloroethane	14.192	131	77103	53.60	ug/L		97
89) ethylbenzene	14.171	91	294886	49.22	ug/L		99
90) m,p-xylene	14.282	106	219190	97.66	ug/L		96
91) o-xylene	14.717	106	115946	49.87	ug/L		100
92) styrene	14.738	104	194579	49.87	ug/L		100
93) bromoform	15.026	173	65287	55.06	ug/L		100
95) isopropylbenzene	15.063	105	315772	46.93	ug/L		99

Quantitation Report (QT Reviewed)

Data Path : C:\msdchem\1\DATA\4v\v4v408-409\
Data File : 4V9904.D
Acq On : 24 Jul 2014 1:53 pm
Operator : BenM
Sample : jb71810-1ms
Misc : MS70802,V4V408,5,,,,1
ALS Vial : 13 Sample Multiplier: 1

Quant Time: Jul 24 16:49:26 2014
Quant Method : C:\MSDCHEM\1\METHODS\M4V368.M
Quant Title : sw846 8260b
QLast Update : Wed Jun 18 16:17:49 2014
Response via : Initial Calibration

Compound	R.T.	QIon	Response	Conc	Units	Dev(Min)
97) bromobenzene	15.482	156	90072	52.25	ug/L	94
98) cyclohexanone	15.278	55	36584	139.23	ug/L	93
99) 1,1,2,2-tetrachloroethane	15.419	83	111719	45.60	ug/L	99
100) trans-1,4-dichloro-2-b...	15.456	53	23759	42.65	ug/L	97
101) 1,2,3-trichloropropane	15.487	110	24641	51.51	ug/L	98
102) n-propylbenzene	15.477	91	381124	47.47	ug/L	99
103) 2-chlorotoluene	15.634	126	81770	51.12	ug/L	91
104) 4-chlorotoluene	15.734	91	240966	48.27	ug/L	98
105) 1,3,5-trimethylbenzene	15.629	105	283428	49.18	ug/L	99
106) tert-butylbenzene	15.975	119	220126	47.59	ug/L	99
107) pentachloroethane	16.075	167	63272	55.34	ug/L	99
108) 1,2,4-trimethylbenzene	16.022	105	290696	49.70	ug/L	99
109) sec-butylbenzene	16.185	105	378841	47.04	ug/L	100
110) 1,3-dichlorobenzene	16.384	146	178167	50.88	ug/L	98
111) p-isopropyltoluene	16.305	119	314918	48.71	ug/L	99
112) 1,4-dichlorobenzene	16.468	146	180319	50.37	ug/L	99
114) 1,2-dichlorobenzene	16.851	146	186526	51.23	ug/L	99
115) n-butylbenzene	16.704	92	173736	48.36	ug/L	100
116) 1,2-dibromo-3-chloropr...	17.600	75	25954	49.00	ug/L	96
117) 1,3,5-trichlorobenzene	17.737	180	172996	55.75	ug/L	100
118) 1,2,4-trichlorobenzene	18.319	180	162530	55.94	ug/L	100
119) hexachlorobutadiene	18.397	225	70894	53.65	ug/L	95
120) naphthalene	18.570	128	449796	54.19	ug/L	100
121) 1,2,3-trichlorobenzene	18.780	180	163397	58.67	ug/L	98
122) hexachloroethane	17.076	119	68744	49.66	ug/L	96
123) Benzyl chloride	16.589	91	230106	51.56	ug/L	99

(#) = qualifier out of range (m) = manual integration (+) = signals summed

Quantitation Report (QT Reviewed)

Data Path : C:\msdchem\1\DATA\4v\v4v408-409\
Data File : 4V9904.D
Acq On : 24 Jul 2014 1:53 pm
Operator : BenM
Sample : jb71810-1ms
Misc : MS70802,V4V408,5,,,,1
ALS Vial : 13 Sample Multiplier: 1

Quant Time: Jul 24 16:49:26 2014
Quant Method : C:\MSDCHEM\1\METHODS\M4V368.M
Quant Title : sw846 8260b
QLast Update : Wed Jun 18 16:17:49 2014
Response via : Initial Calibration

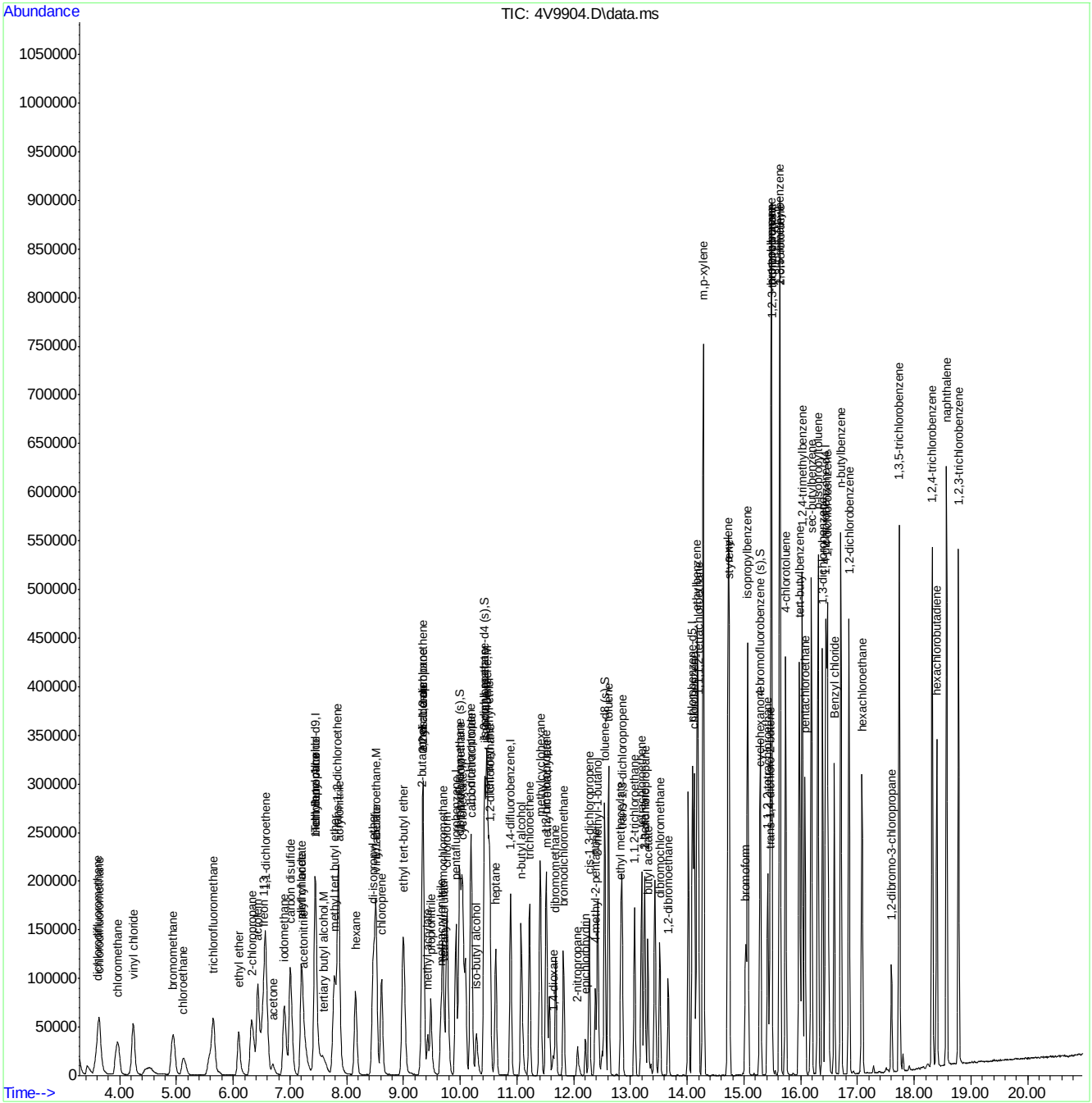

Quantitation Report (QT Reviewed)

Data Path : C:\msdchem\1\DATA\4v\v4v408-409\
Data File : 4V9905.D
Acq On : 24 Jul 2014 2:19 pm
Operator : BenM
Sample : jb71810-1msd
Misc : MS70802,V4V408,5,,,,1
ALS Vial : 14 Sample Multiplier: 1

Quant Time: Jul 24 16:49:52 2014
Quant Method : C:\MSDCHEM\1\METHODS\M4V368.M
Quant Title : sw846 8260b
QLast Update : Wed Jun 18 16:17:49 2014
Response via : Initial Calibration

Compound	R.T.	QIon	Response	Conc	Units		Dev(Min)
Internal Standards							
1) Tert Butyl Alcohol-d9	7.455	65	137111	500.00	ug/L		#-0.01
4) pentafluorobenzene	9.924	168	149879	50.00	ug/L		-0.01
51) 1,4-difluorobenzene	10.889	114	194419	50.00	ug/L		-0.01
81) chlorobenzene-d5	14.093	117	181585	50.00	ug/L		0.00
94) 1,4-dichlorobenzene-d4	16.441	152	119811	50.00	ug/L		0.00
System Monitoring Compounds							
45) dibromofluoromethane (s)	9.987	113	75789	53.41	ug/L		0.00
Spiked Amount 50.000	Range 79 - 120		Recovery = 106.82%				
46) 1,2-dichloroethane-d4 (s)	10.428	65	70666	50.29	ug/L		-0.01
Spiked Amount 50.000	Range 72 - 123		Recovery = 100.58%				
73) toluene-d8 (s)	12.546	98	206781	50.07	ug/L		0.00
Spiked Amount 50.000	Range 78 - 119		Recovery = 100.14%				
96) 4-bromofluorobenzene (s)	15.288	95	102353	49.16	ug/L		0.00
Spiked Amount 50.000	Range 74 - 119		Recovery = 98.32%				
Target Compounds							Qvalue
2) 1,4-dioxane	11.639	88	25107	1171.18	ug/L		97
3) tertiary butyl alcohol	7.591	59	73254	268.81	ug/L		96
6) chlorodifluoromethane	3.638	51	98516	45.38	ug/L		98
7) dichlorodifluoromethane	3.627	85	115301	48.20	ug/L		99
9) chloromethane	3.963	50	101499	43.06	ug/L		99
10) vinyl chloride	4.246	62	116279	46.92	ug/L		98
11) bromomethane	4.938	94	73787	46.40	ug/L		98
12) chloroethane	5.132	64	43493	48.34	ug/L		97
13) trichlorofluoromethane	5.651	101	147499	57.89	ug/L		98
14) ethyl ether	6.102	74	33752	54.39	ug/L		96
16) 2-chloropropane	6.328	43	118034	49.44	ug/L	#	92
17) acrolein	6.438	56	167350	504.51	ug/L		99
18) 1,1-dichloroethene	6.574	61	122828	53.19	ug/L		97
19) acetone	6.700	58	9468	73.39	ug/L		99
20) allyl chloride	7.203	76	33785	53.42	ug/L		91
21) acetonitrile	7.235	40	80149	603.83	ug/L		95
22) iodomethane	6.904	142	175882	58.86	ug/L		98
23) iso-butyl alcohol	10.286	41	32209	530.31	ug/L		95
24) carbon disulfide	7.009	76	310322	50.33	ug/L		99
25) methylene chloride	7.444	84	92424	53.88	ug/L		96
26) 1-chloropropane	7.450	41	32200	48.42	ug/L	#	97
27) methyl acetate	7.214	74	12388	54.55	ug/L		90
28) methyl tert butyl ether	7.785	73	256718	55.42	ug/L		98
29) trans-1,2-dichloroethene	7.848	61	105827	51.93	ug/L		97
30) di-isopropyl ether	8.472	45	220931	49.36	ug/L		98
31) ethyl tert-butyl ether	9.002	59	247868	55.43	ug/L		98
32) 2-butanone	9.342	72	9438	57.33	ug/L		82
33) 1,1-dichloroethane	8.519	63	127885	50.94	ug/L		100
34) chloroprene	8.619	53	86391	50.69	ug/L		98
35) acrylonitrile	7.869	53	149141	273.86	ug/L		98
36) vinyl acetate	8.519	86	9607	51.12	ug/L		96
37) ethyl acetate	9.348	45	11843	53.78	ug/L		56

Quantitation Report (QT Reviewed)

Data Path : C:\msdchem\1\DATA\4v\v4v408-409\
Data File : 4V9905.D
Acq On : 24 Jul 2014 2:19 pm
Operator : BenM
Sample : jb71810-1msd
Misc : MS70802,V4V408,5,,,,1
ALS Vial : 14 Sample Multiplier: 1

Quant Time: Jul 24 16:49:52 2014
Quant Method : C:\MSDCHEM\1\METHODS\M4V368.M
Quant Title : sw846 8260b
QLast Update : Wed Jun 18 16:17:49 2014
Response via : Initial Calibration

Compound	R.T.	QIon	Response	Conc	Units		Dev(Min)
38) 2,2-dichloropropane	9.332	77	134868	59.70	ug/L		98
39) cis-1,2-dichloroethene	9.348	61	132092	51.31	ug/L		98
40) propionitrile	9.484	54	124601	547.78	ug/L		97
41) methyl acrylate	9.426	55	79971	48.98	ug/L	#	98
42) bromochloromethane	9.694	128	42156	53.74	ug/L		94
43) tetrahydrofuran	9.720	42	25138	44.75	ug/L		93
44) chloroform	9.762	83	130414	51.08	ug/L		100
47) freon 113	6.543	151	71028	60.39	ug/L		98
48) methacrylonitrile	9.657	41	39884	20.90	ug/L		97
49) 1,1,1-trichloroethane	9.998	97	131823	56.85	ug/L		100
50) tert-amyl methyl ether	10.501	73	241404	53.51	ug/L		97
52) epichlorohydrin	12.205	57	32892	233.98	ug/L		99
53) n-butyl alcohol	11.073	56	126651	2728.77	ug/L		99
54) cyclohexane	10.040	84	118592	53.54	ug/L	#	100
55) carbon tetrachloride	10.197	117	120375	57.41	ug/L		99
56) 1,1-dichloropropene	10.181	75	88872	49.66	ug/L		99
57) hexane	8.157	57	71185	47.66	ug/L		97
58) benzene	10.470	78	261791	49.13	ug/L		99
59) isooctane	10.443	57	228535	44.34	ug/L		96
60) heptane	10.627	57	37424	45.70	ug/L		97
61) isopropyl acetate	10.428	43	155168	44.79	ug/L		97
62) 1,2-dichloroethane	10.522	62	83765	52.30	ug/L		99
63) trichloroethene	11.219	95	67094	50.00	ug/L		98
65) 2-nitropropane	12.074	43	18364	5.89	ug/L	#	1
67) methyl methacrylate	11.524	69	43025	49.78	ug/L		99
68) 1,2-dichloropropane	11.513	63	63558	50.01	ug/L		92
69) methylcyclohexane	11.408	83	117045	51.96	ug/L		97
70) dibromomethane	11.681	93	48671	53.82	ug/L		97
71) bromodichloromethane	11.822	83	91839	51.36	ug/L		99
72) cis-1,3-dichloropropene	12.273	75	97972	47.31	ug/L		98
74) 4-methyl-2-pentanone	12.378	58	30424	53.01	ug/L	#	41
75) toluene	12.619	92	136914	47.89	ug/L		99
76) 3-methyl-1-butanol	12.425	70	49014	1173.23	ug/L		95
77) trans-1,3-dichloropropene	12.855	75	93835	50.72	ug/L		99
78) ethyl methacrylate	12.829	69	80402	49.18	ug/L		99
79) 1,1,2-trichloroethane	13.070	83	51468	50.77	ug/L		97
80) 2-hexanone	13.243	58	28174	52.57	ug/L		98
82) tetrachloroethene	13.196	166	63088	49.03	ug/L		99
83) 1,3-dichloropropane	13.254	76	88688	45.68	ug/L		99
84) butyl acetate	13.306	56	41702	43.60	ug/L		95
85) dibromochloromethane	13.521	129	76514	48.79	ug/L		100
86) 1,2-dibromoethane	13.668	107	70835	50.10	ug/L		99
87) chlorobenzene	14.124	112	168961	47.58	ug/L		99
88) 1,1,1,2-tetrachloroethane	14.192	131	79024	52.69	ug/L		99
89) ethylbenzene	14.176	91	290007	46.43	ug/L		99
90) m,p-xylene	14.281	106	218440	93.35	ug/L		96
91) o-xylene	14.717	106	116804	48.19	ug/L		99
92) styrene	14.737	104	196849	48.40	ug/L		98
93) bromoform	15.031	173	66040	53.42	ug/L		99
95) isopropylbenzene	15.063	105	313007	43.06	ug/L		100

Quantitation Report (QT Reviewed)

Data Path : C:\msdchem\1\DATA\4v\v4v408-409\
Data File : 4V9905.D
Acq On : 24 Jul 2014 2:19 pm
Operator : BenM
Sample : jb71810-1msd
Misc : MS70802,V4V408,5,,,,1
ALS Vial : 14 Sample Multiplier: 1

Quant Time: Jul 24 16:49:52 2014
Quant Method : C:\MSDCHEM\1\METHODS\M4V368.M
Quant Title : sw846 8260b
QLast Update : Wed Jun 18 16:17:49 2014
Response via : Initial Calibration

Compound	R.T.	QIon	Response	Conc	Units	Dev(Min)
97) bromobenzene	15.482	156	90230	48.44	ug/L	94
98) cyclohexanone	15.278	55	39135	137.36	ug/L	93
99) 1,1,2,2-tetrachloroethane	15.419	83	112578	42.53	ug/L	100
100) trans-1,4-dichloro-2-b...	15.456	53	24100	40.04	ug/L	98
101) 1,2,3-trichloropropane	15.487	110	24801	47.98	ug/L	97
102) n-propylbenzene	15.477	91	371447	42.81	ug/L	100
103) 2-chlorotoluene	15.634	126	79463	45.98	ug/L	94
104) 4-chlorotoluene	15.734	91	237628	44.06	ug/L	99
105) 1,3,5-trimethylbenzene	15.629	105	275916	44.31	ug/L	98
106) tert-butylbenzene	15.975	119	220955	44.21	ug/L	97
107) pentachloroethane	16.074	167	64046	51.85	ug/L	98
108) 1,2,4-trimethylbenzene	16.022	105	286246	45.29	ug/L	99
109) sec-butylbenzene	16.185	105	367316	42.21	ug/L	100
110) 1,3-dichlorobenzene	16.384	146	179425	47.42	ug/L	98
111) p-isopropyltoluene	16.305	119	308586	44.17	ug/L	99
112) 1,4-dichlorobenzene	16.468	146	181463	46.92	ug/L	99
114) 1,2-dichlorobenzene	16.850	146	186376	47.38	ug/L	98
115) n-butylbenzene	16.704	92	170960	44.04	ug/L	99
116) 1,2-dibromo-3-chloropr...	17.600	75	26154	45.70	ug/L	89
117) 1,3,5-trichlorobenzene	17.736	180	174709	52.11	ug/L	100
118) 1,2,4-trichlorobenzene	18.318	180	164908	52.53	ug/L	99
119) hexachlorobutadiene	18.397	225	69728	48.84	ug/L	94
120) naphthalene	18.570	128	467020	52.08	ug/L	99
121) 1,2,3-trichlorobenzene	18.780	180	165561	55.02	ug/L	99
122) hexachloroethane	17.076	119	68528	45.82	ug/L	96
123) Benzyl chloride	16.594	91	234580	48.65	ug/L	99

(#) = qualifier out of range (m) = manual integration (+) = signals summed

Quantitation Report (QT Reviewed)

Data Path : C:\msdchem\1\DATA\4v\v4v408-409\
Data File : 4V9905.D
Acq On : 24 Jul 2014 2:19 pm
Operator : BenM
Sample : jb71810-1msd
Misc : MS70802,V4V408,5,,,,1
ALS Vial : 14 Sample Multiplier: 1

Quant Time: Jul 24 16:49:52 2014
Quant Method : C:\MSDCHEM\1\METHODS\M4V368.M
Quant Title : sw846 8260b
QLast Update : Wed Jun 18 16:17:49 2014
Response via : Initial Calibration

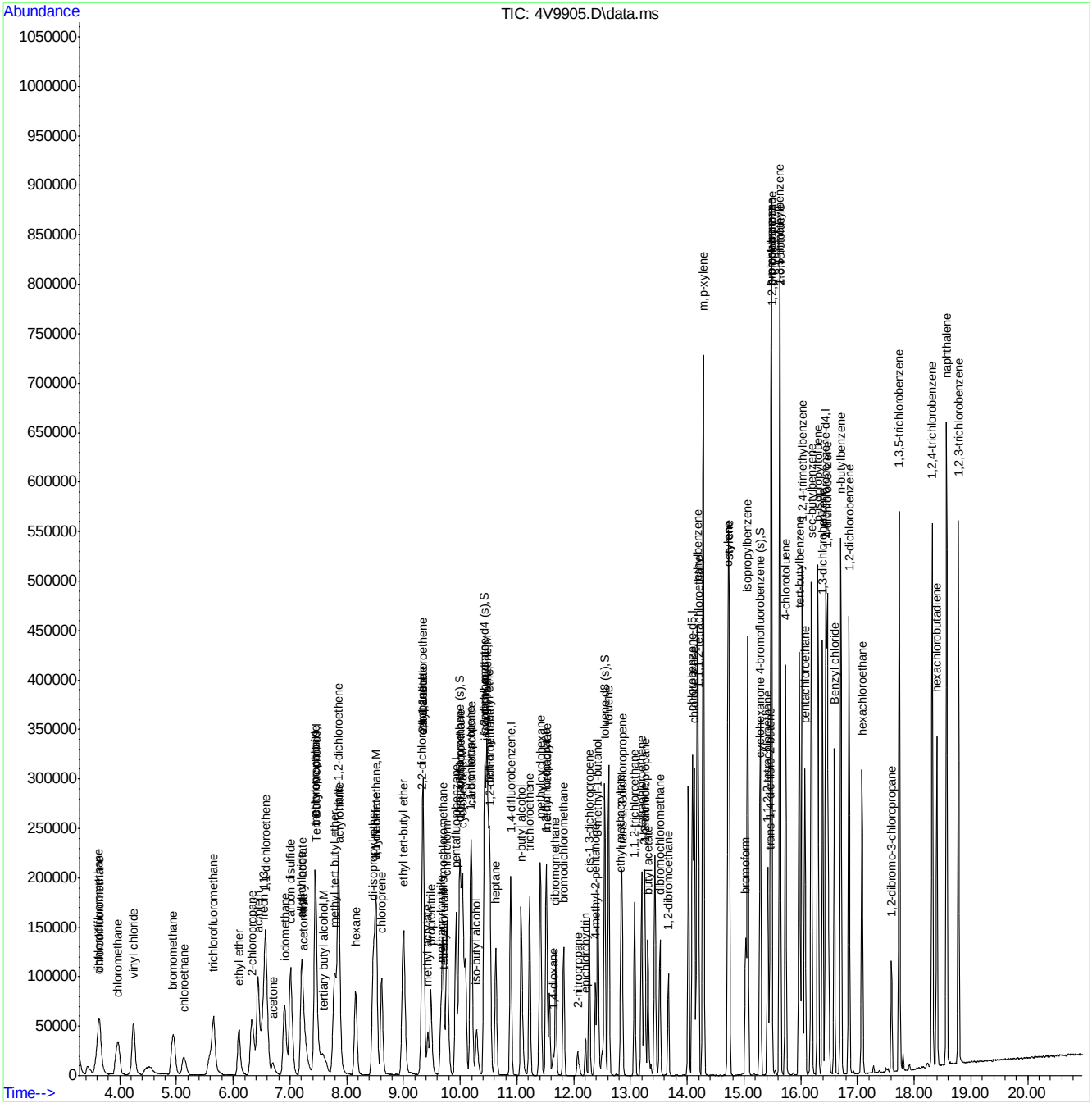

Quantitation Report (QT Reviewed)

Data Path : C:\msdchem\1\DATA\VI7923\
Data File : I196661.D
Acq On : 24 Jul 2014 7:06 pm
Operator : SCOTTM
Sample : JB72256-2ms,VTCL20n
Misc : MS71047,VI7923,6.0,,,,1
ALS Vial : 21 Sample Multiplier: 1

Quant Time: Jul 24 19:27:37 2014
Quant Method : C:\MSDCHEM\1\METHODS\MI7869.M
Quant Title : Method SW846 8260B, ZB624 60m x 0.25mm x 1.4um
QLast Update : Thu Jul 24 12:19:49 2014
Response via : Initial Calibration

Internal Standards	R.T.	QIon	Response	Conc	Units		Dev(Min)
1) Tert Butyl Alcohol-d9	7.218	65	88358	500.00	ug/L		0.00
5) pentafluorobenzene	9.488	168	257667	50.00	ug/L		0.00
48) 1,4-difluorobenzene	10.403	114	385061	50.00	ug/L		0.00
77) chlorobenzene-d5	13.557	117	327992	50.00	ug/L		0.00
93) 1,4-dichlorobenzene-d4	15.868	152	177444	50.00	ug/L		0.00
System Monitoring Compounds							
45) dibromofluoromethane (s)	9.514	113	130812	48.13	ug/L		0.00
Spiked Amount 50.000	Range 59 - 130		Recovery = 96.26%				
49) 1,2-dichloroethane-d4...	9.937	65	146771	53.45	ug/L		0.00
Spiked Amount 50.000	Range 70 - 123		Recovery = 106.90%				
78) toluene-d8 (s)	12.056	98	463525	45.88	ug/L		0.00
Spiked Amount 50.000	Range 81 - 127		Recovery = 91.76%				
94) 4-bromofluorobenzene (s)	14.707	95	181744	44.71	ug/L		0.00
Spiked Amount 50.000	Range 66 - 132		Recovery = 89.42%				
Target Compounds							Qvalue
3) tertiary butyl alcohol	7.338	59	75703	292.10	ug/L	#	7
4) 1,4-dioxane	11.119	88	40926	2029.93	ug/L	#	98
6) chlorodifluoromethane	3.870	51	132012	47.59	ug/L		91
7) dichlorodifluoromethane	3.849	85	201744	55.08	ug/L		97
8) chloromethane	4.195	50	195322	43.53	ug/L		98
9) vinyl chloride	4.440	62	202969	48.12	ug/L		97
10) bromomethane	5.078	94	129126	46.32	ug/L		100
11) chloroethane	5.246	64	82521	45.44	ug/L		96
12) trichlorofluoromethane	5.722	101	248239	53.77	ug/L		96
13) ethyl ether	6.135	74	54118	37.58	ug/L		89
14) acrolein	6.344	56	129033	294.03	ug/L		98
15) 2-chloropropane	6.308	63	52734	42.44	ug/L		95
16) freon 113	6.532	151	102248	53.35	ug/L		99
17) 1,1-dichloroethene	6.543	61	183853	44.34	ug/L		99
18) acetone	6.569	58	13918	65.16	ug/L	#	78
19) iodomethane	6.799	142	223313	43.33	ug/L	#	99
20) carbon disulfide	6.940	76	419947	42.33	ug/L		99
21) methyl acetate	7.056	74	14402	40.73	ug/L	#	85
22) allyl chloride	7.066	76	56877	40.10	ug/L		97
23) acetonitrile	7.066	41	160024	730.96	ug/L		94
24) methylene chloride	7.249	84	120934	36.08	ug/L		99
25) 1-chloropropane	7.296	42	197698	40.75	ug/L		99
26) methyl tert butyl ether	7.610	73	301764	37.44	ug/L		99
27) acrylonitrile	7.552	53	152505	197.29	ug/L		99
28) trans-1,2-dichloroethene	7.641	96	125368	40.92	ug/L		98
29) hexane	7.981	57	158633	47.63	ug/L		98
30) di-isopropyl ether	8.222	45	311188	35.41	ug/L		97
31) vinyl acetate	8.206	65	67166	40.01	ug/L	#	82
32) 1,1-dichloroethane	8.201	63	210140	42.08	ug/L		100
33) chloroprene	8.321	53	172098	45.13	ug/L		96
34) ethyl tert-butyl ether	8.687	59	327284	38.38	ug/L		98
35) 2-butanone	8.907	72	13126	51.21	ug/L	#	1
36) ethyl acetate	8.949	45	11279	36.69	ug/L	#	1

Quantitation Report (QT Reviewed)

Data Path : C:\msdchem\1\DATA\VI7923\
Data File : I196661.D
Acq On : 24 Jul 2014 7:06 pm
Operator : SCOTTM
Sample : JB72256-2ms,VTCL20n
Misc : MS71047,VI7923,6.0,,,,1
ALS Vial : 21 Sample Multiplier: 1

Quant Time: Jul 24 19:27:37 2014
Quant Method : C:\MSDCHEM\1\METHODS\MI7869.M
Quant Title : Method SW846 8260B, ZB624 60m x 0.25mm x 1.4um
QLast Update : Thu Jul 24 12:19:49 2014
Response via : Initial Calibration

Internal Standards	R.T.	QIon	Response	Conc	Units		Dev(Min)
37) 2,2-dichloropropane	8.954	77	193405	42.71	ug/L		100
38) cis-1,2-dichloroethene	8.944	96	129372	39.65	ug/L		97
39) methacrylonitrile	9.179	67	36611	40.33	ug/L		94
40) propionitrile	8.975	54	129455	434.58	ug/L		93
41) bromochloromethane	9.252	128	60413	42.82	ug/L		88
42) tetrahydrofuran	9.305	71	12283	40.70	ug/L	#	95
43) chloroform	9.320	83	201617	39.87	ug/L		100
44) tert-Butyl Formate	9.362	59	80399	36.50	ug/L	#	96
46) 1,1,1-trichloroethane	9.582	97	190432	45.04	ug/L		96
47) cyclohexane	9.676	84	186288	44.87	ug/L	#	80
50) 1,1-dichloropropene	9.765	75	164961	45.51	ug/L		98
51) carbon tetrachloride	9.796	117	173803	49.63	ug/L		98
52) iso-butyl alcohol	9.765	43	51965	532.80	ug/L	#	100
53) isopropyl acetate	9.958	61	36441	39.93	ug/L		98
54) benzene	10.026	78	466949	41.51	ug/L		98
55) 2,2,4-trimethylpentane	10.063	57	468204	49.16	ug/L		99
56) tert-amyl methyl ether	10.079	73	317541	39.21	ug/L		97
57) 1,2-dichloroethane	10.026	62	141601	44.13	ug/L		98
58) heptane	10.236	57	92479	47.59	ug/L		97
59) n-butyl alcohol	10.528	56	215940	3549.64	ug/L		100
60) trichloroethene	10.753	95	124862	44.70	ug/L		96
61) methyl methacrylate	11.025	69	105361	43.15	ug/L	#	65
62) 1,2-dichloropropane	11.004	63	111859	41.22	ug/L		99
63) methylcyclohexane	10.989	83	223134	52.58	ug/L		98
64) dibromomethane	11.156	93	66100	42.43	ug/L		93
65) bromodichloromethane	11.292	83	144873	41.20	ug/L		97
66) 2-nitropropane	11.496	41	22881	43.43	ug/L	#	76
67) 2-chloroethyl vinyl ether	11.543	63	293078	233.94	ug/L		100
68) epichlorohydrin	11.543	57	54387	263.86	ug/L	#	22
69) cis-1,3-dichloropropene	11.758	75	179136	41.91	ug/L		99
70) 4-methyl-2-pentanone	11.852	58	34756	41.75	ug/L	#	85
71) 3-methyl-1-butanol	11.878	70	68657	1123.91	ug/L		97
72) toluene	12.129	91	484787	42.66	ug/L		100
73) trans-1,3-dichloropropene	12.317	75	154146	40.34	ug/L		95
74) ethyl methacrylate	12.328	69	112159	39.99	ug/L		99
75) 1,1,2-trichloroethane	12.526	83	75074	42.11	ug/L		97
76) 2-hexanone	12.704	58	35462	47.53	ug/L		95
79) tetrachloroethene	12.720	166	142789	47.58	ug/L		98
80) 1,3-dichloropropane	12.704	76	137354	38.00	ug/L		99
81) butyl acetate	12.793	56	57166	40.63	ug/L		95
82) 3,3-Dimethyl-1-Butanol	12.877	57	109572	495.90	ug/L		98
83) dibromochloromethane	12.971	129	113678	43.46	ug/L		100
84) 1,2-dibromoethane	13.117	107	89887	39.91	ug/L		100
85) n-butyl ether	13.531	57	402219	38.13	ug/L		97
86) chlorobenzene	13.588	112	300756	39.42	ug/L		98
87) 1,1,1,2-tetrachloroethane	13.646	131	110228	40.00	ug/L		98
88) ethylbenzene	13.651	91	517735	39.68	ug/L		97
89) m,p-xylene	13.755	106	407446	82.97	ug/L		96
90) o-xylene	14.169	106	206369	43.00	ug/L		98
91) styrene	14.179	104	309605	37.82	ug/L		97

Quantitation Report (QT Reviewed)

Data Path : C:\msdchem\1\DATA\VI7923\
Data File : I196661.D
Acq On : 24 Jul 2014 7:06 pm
Operator : SCOTTM
Sample : JB72256-2ms,VTCL20n
Misc : MS71047,VI7923,6.0,,,,1
ALS Vial : 21 Sample Multiplier: 1

Quant Time: Jul 24 19:27:37 2014
Quant Method : C:\MSDCHEM\1\METHODS\MI7869.M
Quant Title : Method SW846 8260B, ZB624 60m x 0.25mm x 1.4um
QLast Update : Thu Jul 24 12:19:49 2014
Response via : Initial Calibration

Internal Standards	R.T.	QIon	Response	Conc	Units		Dev(Min)
92) bromoform	14.425	173	76683	43.87	ug/L		98
95) isopropylbenzene	14.514	105	511229	36.33	ug/L		99
96) cyclohexanone	14.650	55	123539	626.99	ug/L		98
97) 1,1,2,2-tetrachloroethane	14.802	83	111892	33.81	ug/L		94
98) trans-1,4-dichloro-2-b...	14.843	53	26642	32.11	ug/L		83
99) 1,2,3-trichloropropane	14.869	110	26730	37.53	ug/L		91
100) n-propylbenzene	14.922	91	571305	34.66	ug/L		98
101) bromobenzene	14.896	156	134970	36.21	ug/L		99
102) 2-chlorotoluene	15.058	126	124045	34.81	ug/L	#	87
103) 4-chlorotoluene	15.157	91	352511	33.93	ug/L		98
104) 1,3,5-trimethylbenzene	15.073	105	430546	35.97	ug/L		98
105) tert-butylbenzene	15.419	119	367741	36.43	ug/L		98
106) pentachloroethane	15.487	167	77680	35.35	ug/L		99
107) 1,2,4-trimethylbenzene	15.466	105	423691	35.44	ug/L		98
108) sec-butylbenzene	15.633	105	572981	37.47	ug/L		99
109) p-isopropyltoluene	15.759	119	476740	37.21	ug/l		99
110) benzyl chloride	16.004	91	229194	35.53	ug/L		99
111) 1,3-dichlorobenzene	15.811	146	250393	35.80	ug/L		97
112) 1,4-dichlorobenzene	15.895	146	249422	34.57	ug/L		100
113) 1,2-dichlorobenzene	16.292	146	237215	35.62	ug/L		98
114) n-butylbenzene	16.177	92	246301	37.32	ug/L		100
115) hexachloroethane	16.569	119	108232	42.14	ug/L		87
116) 1,2-dibromo-3-chloropr...	17.077	157	24538	38.55	ug/L		90
117) 1,3,5-Trichlorobenzene	17.291	180	205763	37.46	ug/L		99
118) 1,2,4-trichlorobenzene	17.934	180	163560	35.96	ug/L		99
119) hexachlorobutadiene	18.070	225	121414	43.25	ug/L		95
120) naphthalene	18.206	128	357267	41.79	ug/L		98
121) 1,2,3-trichlorobenzene	18.457	180	151150	37.90	ug/L		98

(#) = qualifier out of range (m) = manual integration (+) = signals summed

Quantitation Report (QT Reviewed)

Data Path : C:\msdchem\1\DATA\VI7923\
Data File : I196661.D
Acq On : 24 Jul 2014 7:06 pm
Operator : SCOTTM
Sample : JB72256-2ms,VTCL20n
Misc : MS71047,VI7923,6.0,,,,1
ALS Vial : 21 Sample Multiplier: 1

Quant Time: Jul 24 19:27:37 2014
Quant Method : C:\MSDCHEM\1\METHODS\MI7869.M
Quant Title : Method SW846 8260B, ZB624 60m x 0.25mm x 1.4um
QLast Update : Thu Jul 24 12:19:49 2014
Response via : Initial Calibration

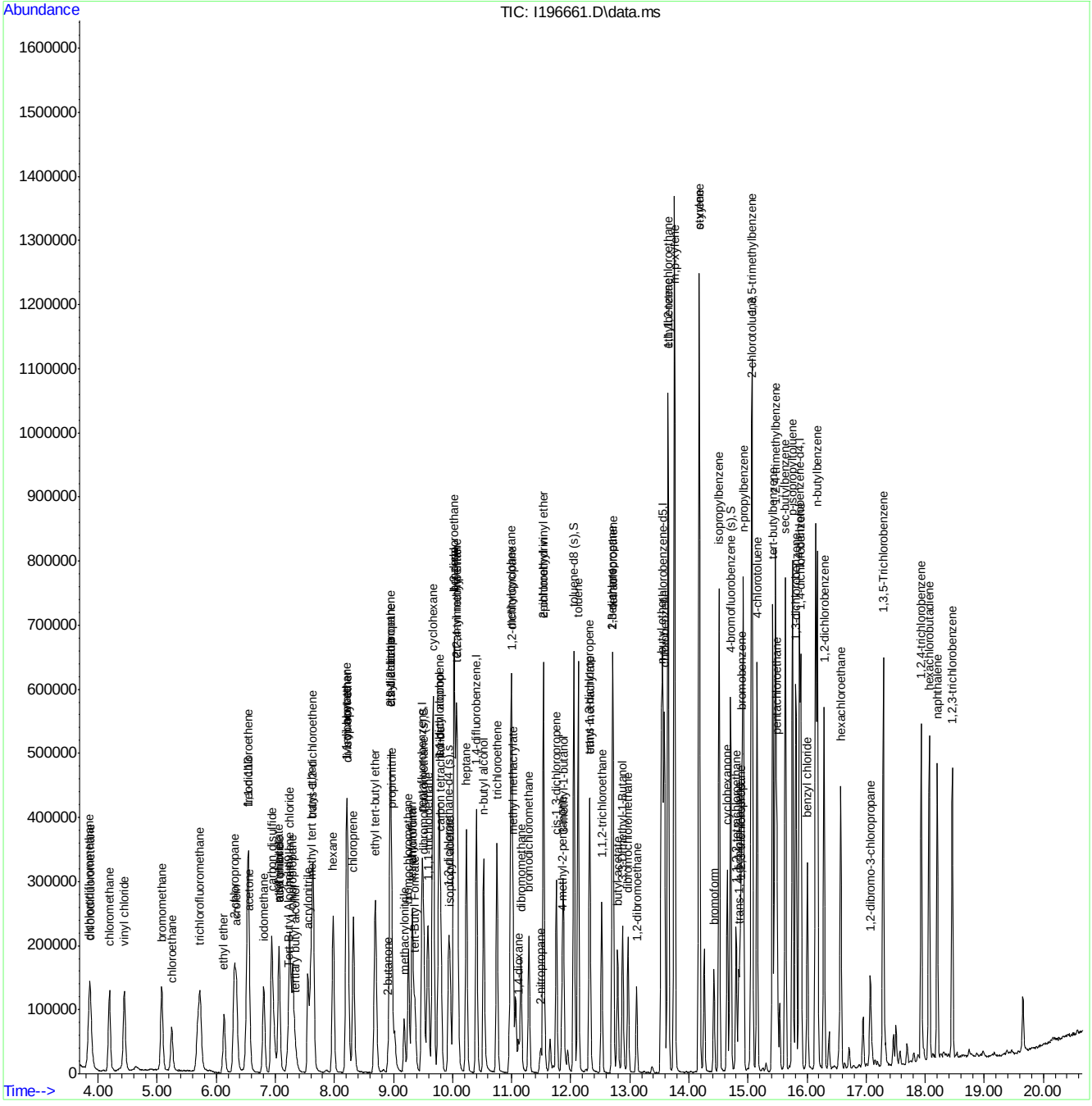

Quantitation Report (QT Reviewed)

Data Path : C:\msdchem\1\DATA\VI7923\
Data File : I196660.D
Acq On : 24 Jul 2014 6:38 pm
Operator : SCOTTM
Sample : JB72256-1dup,VTCL20n
Misc : MS71047,VI7923,6.5,,,,1
ALS Vial : 20 Sample Multiplier: 1

Quant Time: Jul 25 10:42:18 2014
Quant Method : C:\MSDCHEM\1\METHODS\MI7869.M
Quant Title : Method SW846 8260B, ZB624 60m x 0.25mm x 1.4um
QLast Update : Thu Jul 24 12:19:49 2014
Response via : Initial Calibration

Internal Standards	R.T.	QIon	Response	Conc	Units	Dev(Min)
1) Tert Butyl Alcohol-d9	7.212	65	84744	500.00	ug/L	-0.01
5) pentafluorobenzene	9.487	168	256332	50.00	ug/L	0.00
48) 1,4-difluorobenzene	10.403	114	382603	50.00	ug/L	0.00
77) chlorobenzene-d5	13.557	117	320785	50.00	ug/L	0.00
93) 1,4-dichlorobenzene-d4	15.868	152	163153	50.00	ug/L	0.00
System Monitoring Compounds						
45) dibromofluoromethane (s)	9.519	113	127468	47.15	ug/L	0.00
Spiked Amount 50.000	Range 59 - 130		Recovery = 94.30%			
49) 1,2-dichloroethane-d4...	9.937	65	141373	51.81	ug/L	0.00
Spiked Amount 50.000	Range 70 - 123		Recovery = 103.62%			
78) toluene-d8 (s)	12.055	98	456497	46.20	ug/L	0.00
Spiked Amount 50.000	Range 81 - 127		Recovery = 92.40%			
94) 4-bromofluorobenzene (s)	14.707	95	170102	45.51	ug/L	0.00
Spiked Amount 50.000	Range 66 - 132		Recovery = 91.02%			
Target Compounds						Qvalue
18) acetone	6.579	58	2408	11.33	ug/L #	57
47) cyclohexane	9.676	84	1379	0.33	ug/L #	36
90) o-xylene	14.179	106	1258	0.27	ug/L	63

(#) = qualifier out of range (m) = manual integration (+) = signals summed

7.5.1
7

Quantitation Report (QT Reviewed)

Data Path : C:\msdchem\1\DATA\VI7923\
Data File : I196660.D
Acq On : 24 Jul 2014 6:38 pm
Operator : SCOTTM
Sample : JB72256-1dup,VTCL20n
Misc : MS71047,VI7923,6.5,,,,1
ALS Vial : 20 Sample Multiplier: 1

Quant Time: Jul 25 10:42:18 2014
Quant Method : C:\MSDCHEM\1\METHODS\MI7869.M
Quant Title : Method SW846 8260B, ZB624 60m x 0.25mm x 1.4um
QLast Update : Thu Jul 24 12:19:49 2014
Response via : Initial Calibration

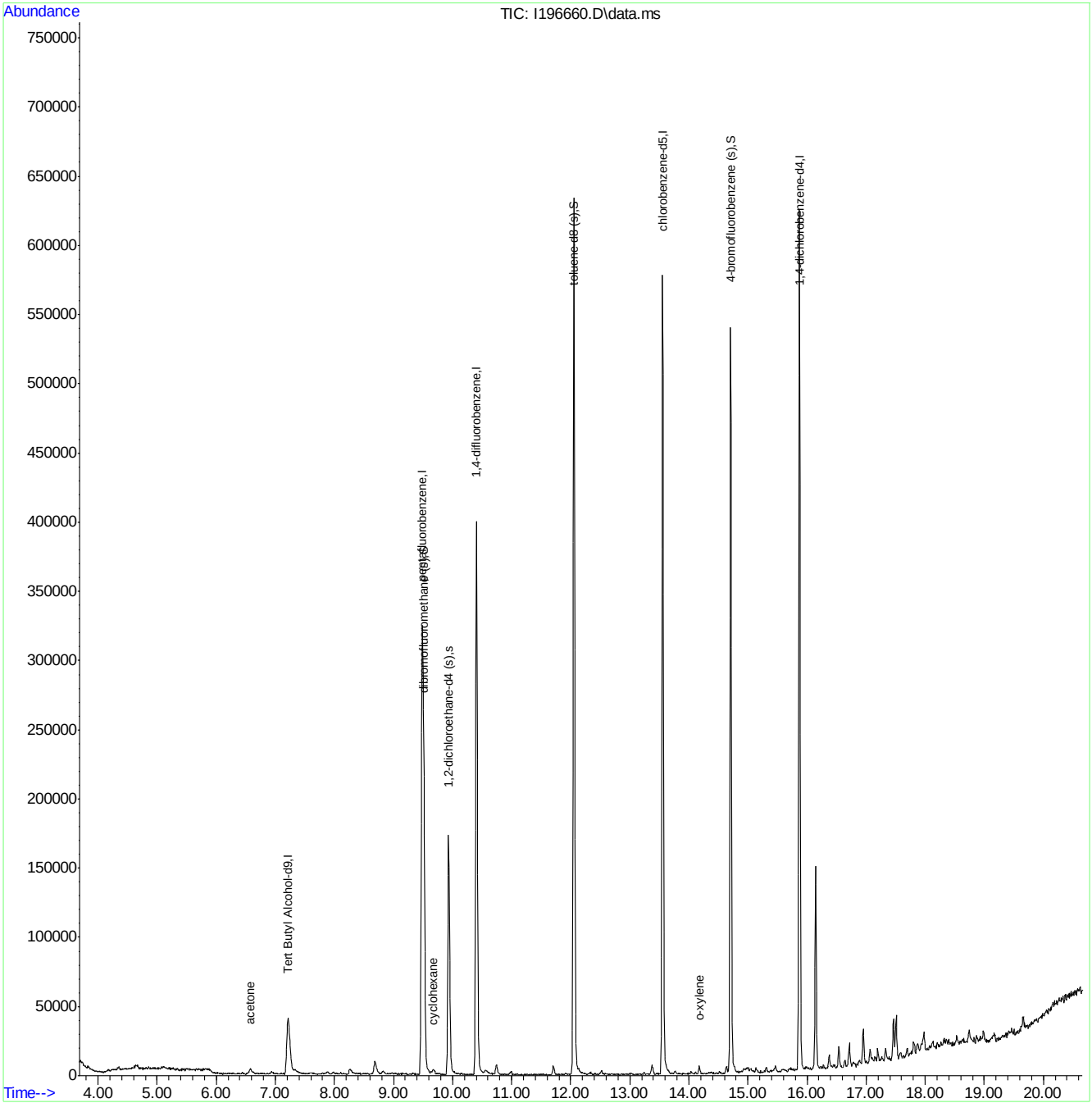

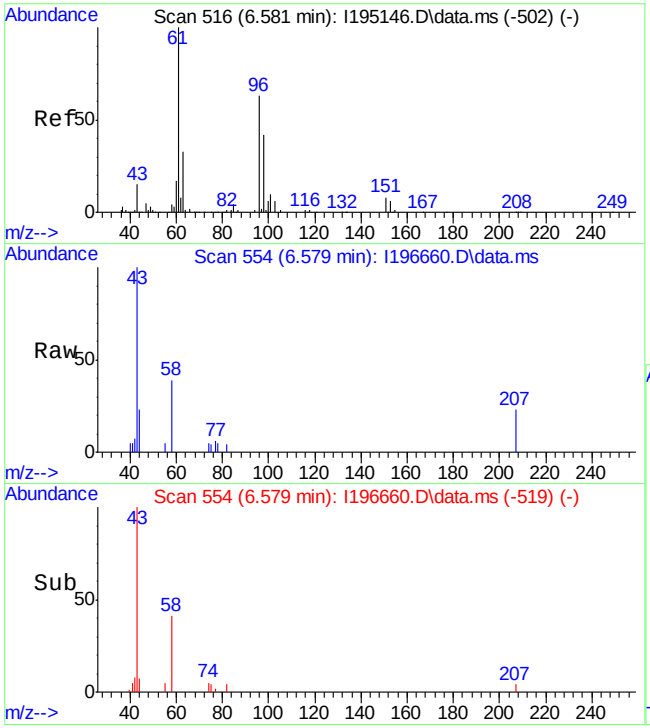

#18
acetone
Concen: 11.33 ug/L
RT: 6.579 min Scan# 554
Delta R.T. 0.004 min
Lab File: I196660.D
Acq: 24 Jul 2014 6:38 pm

Tgt Ion: 58 Resp: 2408

Ion	Ratio	Lower	Upper
58	100		
43	255.9	322.7	382.7#
42	19.2	2.7	62.7

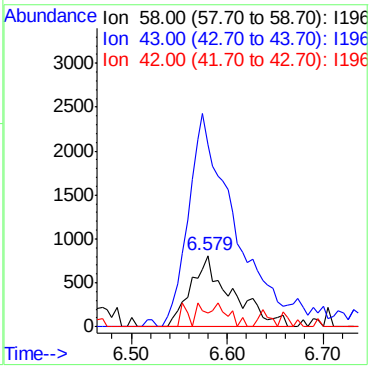

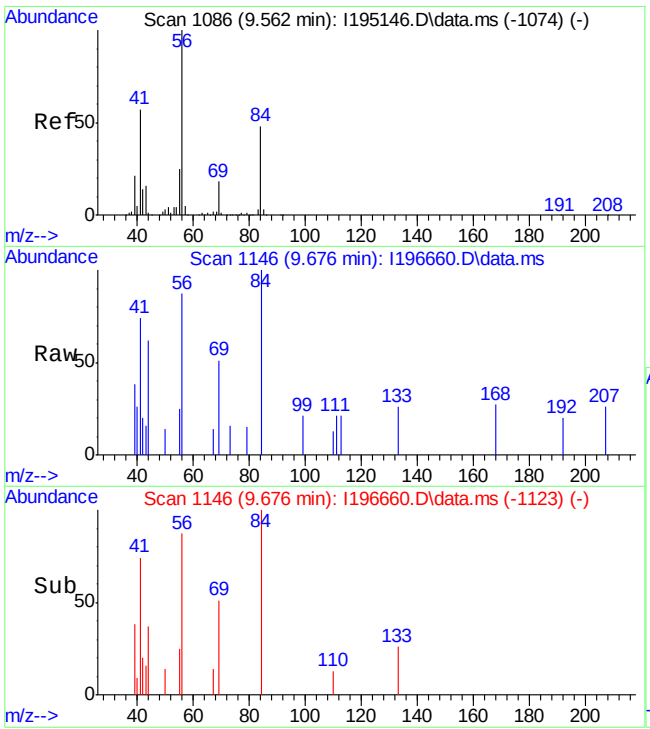

#47
cyclohexane
Concen: 0.33 ug/L
RT: 9.676 min Scan# 1146
Delta R.T. -0.001 min
Lab File: I196660.D
Acq: 24 Jul 2014 6:38 pm

Tgt Ion: 84 Resp: 1379

Ion	Ratio	Lower	Upper
84	100		
56	87.3	178.4	238.4#
41	74.0	88.9	148.9#

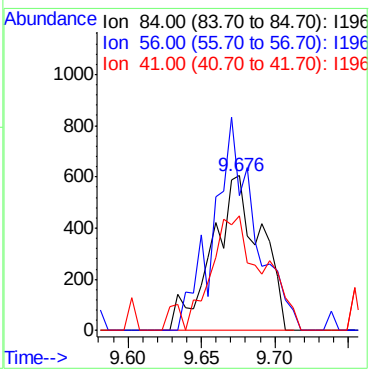

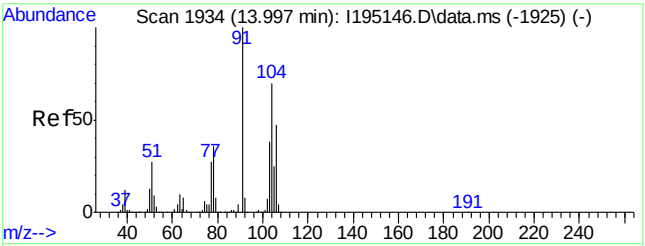

#90
o-xylene
Concen: 0.27 ug/L
RT: 14.179 min Scan# 2007
Delta R.T. 0.009 min
Lab File: I196660.D
Acq: 24 Jul 2014 6:38 pm

Tgt Ion:106 Resp: 1258

Ion	Ratio	Lower	Upper
106	100		
91	155.9	150.1	278.7

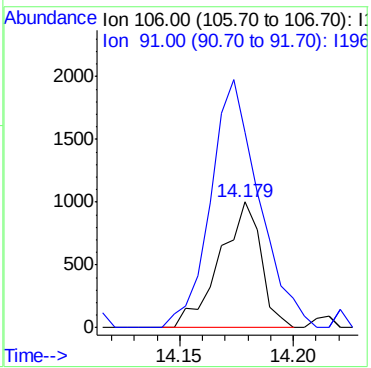

7.5.1

7

SW-846 Method 8260

Data File : C:\msdchem\1\DATA\4V8912.D Vial: 1
Acq On : 17 Jun 2014 10:56 am Operator: BenM
Sample : bfb Inst : GCMS4V
Misc : MS68934,V4V368,5,,,,1 Multiplr: 1.00
MS Integration Params: lcsint.p

Method : C:\MSDCHEM\1\METHODS\M4V368.M (RTE Integrator)
Title : sw846 8260b

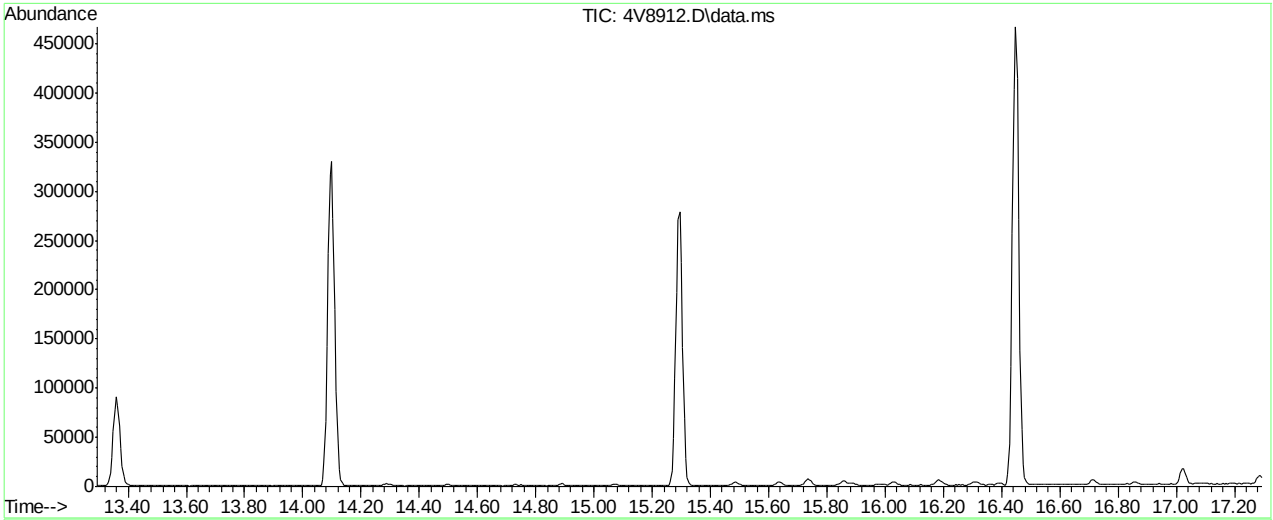

AutoFind: Scans 2251, 2252, 2253; Background Corrected with Scan 2242

Target Mass	Rel. to Mass	Lower Limit%	Upper Limit%	Rel. Abn%	Raw Abn	Result Pass/Fail
50	95	15	40	15.9	8885	PASS
75	95	30	60	43.4	24259	PASS
95	95	100	100	100.0	55909	PASS
96	95	5	9	6.6	3676	PASS
173	174	0.00	2	0.0	0	PASS
174	95	50	120	86.5	48363	PASS
175	174	5	9	7.7	3730	PASS
176	174	95	101	97.2	46987	PASS
177	176	5	9	6.5	3058	PASS

4V8912.D M4V368.M Wed Jun 18 09:37:06 2014 RPT1

Average of 15.289 to 15.299 min.: 4V8912.D\data.ms
bfb
Modified:subtracted

m/z	abund.	m/z	abund.	m/z	abund.	m/z	abund.
36.00	414	50.10	8885	68.05	4818	79.95	299
37.05	2164	51.10	2685	69.05	4982	80.90	1176
38.10	1837	55.10	256	70.00	399	81.90	245
39.05	767	56.00	665	72.00	281	87.00	3344
40.00	16	57.05	1213	73.05	2064	88.00	3142
41.10	61	60.00	466	74.10	7620	91.00	226
44.00	218	61.05	2034	75.10	24259	92.00	1359
45.00	478	62.05	1979	76.05	2072	93.00	1935
47.05	790	63.05	1458	77.00	397	94.05	5596
48.00	294	64.10	61	77.95	315	95.10	55909
49.05	1789	67.00	66	78.95	1133	96.10	3676

Average of 15.289 to 15.299 min.: 4V8912.D\data.ms
bfb
Modified:subtracted

m/z	abund.	m/z	abund.	m/z	abund.	m/z	abund.
103.90	177	174.00	48363				
105.90	169	175.00	3730				
115.90	164	176.00	46987				
116.90	272	177.00	3058				
117.90	178						
118.95	228						
127.95	210						
129.90	209						
140.95	370						
142.90	396						
155.00	60						

SW-846 Method 8260

Data File : C:\msdchem\1\DATA\4V9867.D Vial: 28
Acq On : 23 Jul 2014 8:42 pm Operator: BenM
Sample : bfb Inst : GCMS4V
Misc : MS71014,V4V407,5,,,,1 Multiplr: 1.00
MS Integration Params: rteint.p

Method : C:\MSDCHEM\1\METHODS\M4V368.M (RTE Integrator)
Title : sw846 8260b

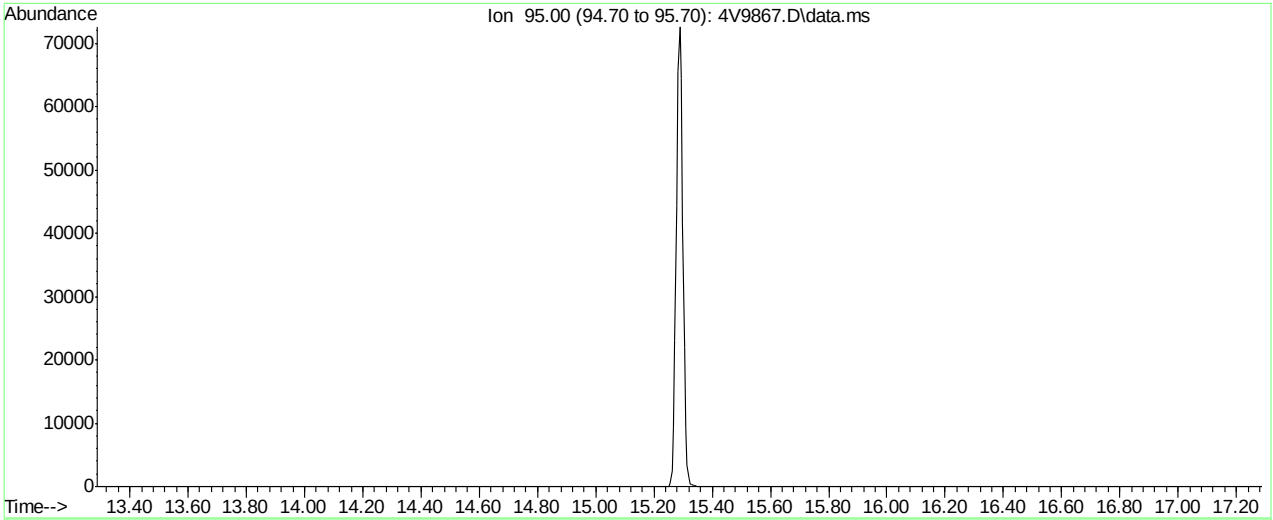

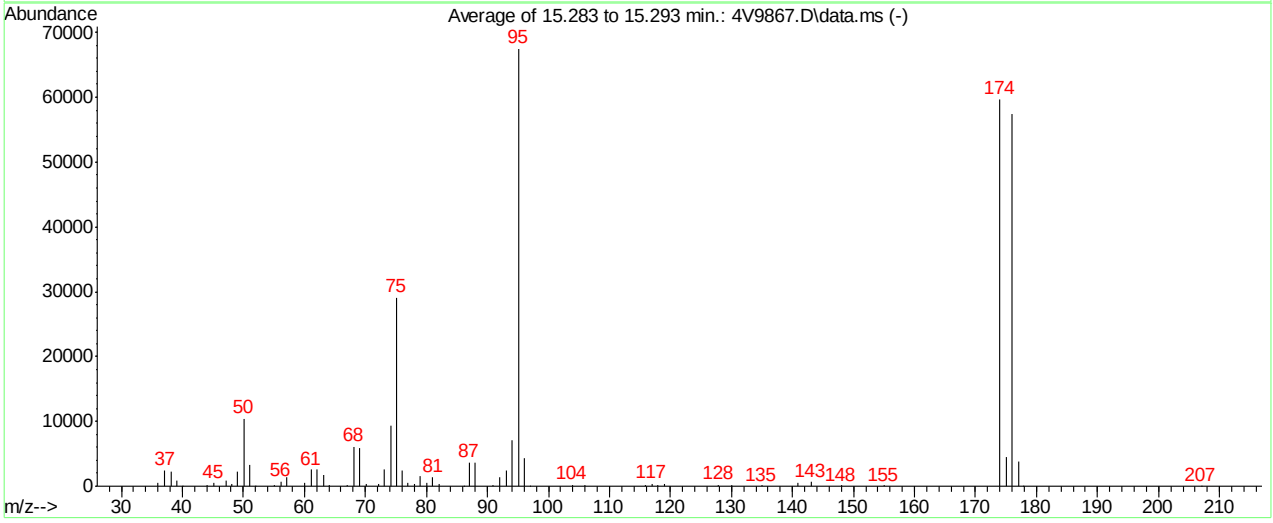

AutoFind: Scans 2288, 2289, 2290; Background Corrected with Scan 2281

Target Mass	Rel. to Mass	Lower Limit%	Upper Limit%	Rel. Abn%	Raw Abn	Result Pass/Fail
50	95	15	40	15.4	10394	PASS
75	95	30	60	43.1	29093	PASS
95	95	100	100	100.0	67523	PASS
96	95	5	9	6.5	4404	PASS
173	174	0.00	2	0.0	0	PASS
174	95	50	120	88.4	59669	PASS
175	174	5	9	7.4	4431	PASS
176	174	95	101	96.3	57469	PASS
177	176	5	9	6.6	3796	PASS

4V9867.D M4V368.M Thu Jul 24 09:35:38 2014 RPT1

Average of 15.283 to 15.293 min.: 4V9867.D\data.ms
bfb
Modified:subtracted

m/z	abund.	m/z	abund.	m/z	abund.	m/z	abund.
36.05	487	51.10	3321	68.10	6140	80.00	506
37.10	2505	52.00	58	69.10	5928	81.00	1456
38.10	2227	55.10	121	70.10	417	82.00	361
39.10	851	56.10	779	72.10	308	86.10	53
39.95	4	57.10	1453	73.10	2619	87.00	3673
44.00	255	60.05	545	74.10	9291	88.00	3555
45.10	486	61.10	2537	75.10	29093	90.95	217
47.10	854	62.10	2524	76.10	2513	92.05	1445
48.05	375	63.10	1681	77.00	454	93.05	2458
49.10	2269	64.10	185	78.00	355	94.10	7043
50.10	10394	67.05	114	79.00	1540	95.10	67523

Average of 15.283 to 15.293 min.: 4V9867.D\data.ms
bfb
Modified:subtracted

m/z	abund.	m/z	abund.	m/z	abund.	m/z	abund.
96.10	4404	140.95	543				
97.00	51	143.00	620				
103.95	246	148.00	108				
105.95	237	154.95	117				
115.95	203	174.00	59669				
116.95	350	175.00	4431				
117.95	225	176.00	57469				
118.95	287	177.00	3796				
127.90	233	177.90	52				
129.95	230	206.95	26				
135.00	115						

SW-846 Method 8260

Data File : C:\msdchem\1\DATA\4V9892.D Vial: 1
Acq On : 24 Jul 2014 8:21 am Operator: BenM
Sample : bfb Inst : GCMS4V
Misc : MS71048,V4V408,5,,,,1 Multiplr: 1.00
MS Integration Params: rteint.p

Method : C:\MSDCHEM\1\METHODS\M4V368.M (RTE Integrator)
Title : sw846 8260b

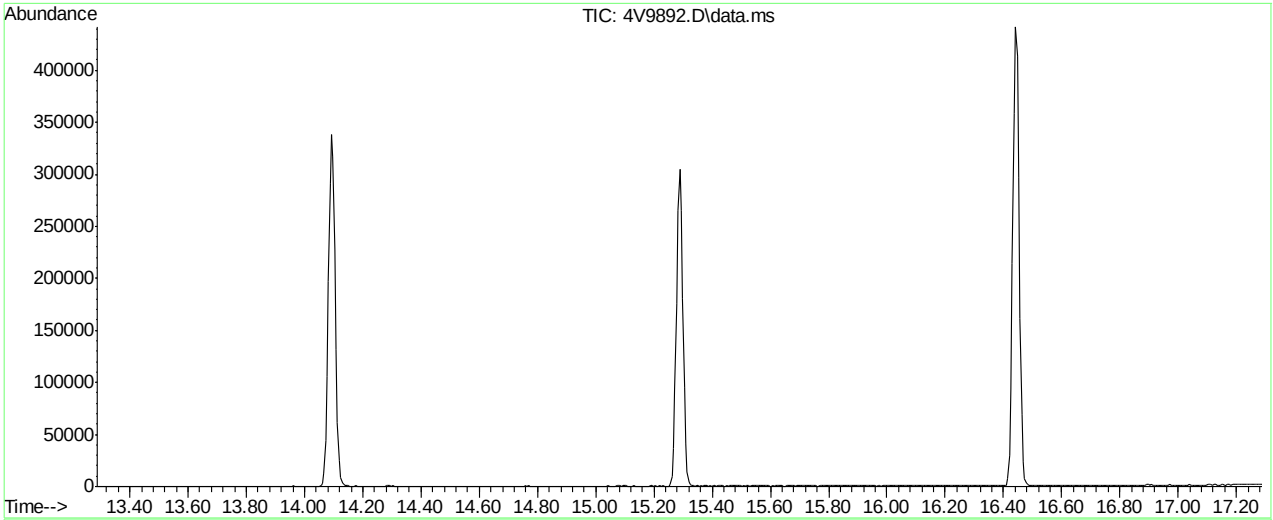

AutoFind: Scans 2288, 2289, 2290; Background Corrected with Scan 2281

Target Mass	Rel. to Mass	Lower Limit%	Upper Limit%	Rel. Abn%	Raw Abn	Result Pass/Fail
50	95	15	40	16.0	9592	PASS
75	95	30	60	43.6	26136	PASS
95	95	100	100	100.0	59979	PASS
96	95	5	9	6.5	3925	PASS
173	174	0.00	2	0.0	0	PASS
174	95	50	120	85.7	51397	PASS
175	174	5	9	7.7	3966	PASS
176	174	95	101	97.7	50235	PASS
177	176	5	9	6.6	3291	PASS

4V9892.D M4V368.M Thu Jul 24 16:39:53 2014 RPT1

Average of 15.283 to 15.293 min.: 4V9892.D\data.ms
bfb
Modified:subtracted

m/z	abund.	m/z	abund.	m/z	abund.	m/z	abund.
36.10	444	51.10	2883	68.10	5278	79.95	447
37.10	2355	52.10	112	69.10	5392	81.00	1437
38.10	1981	55.00	115	70.05	407	82.00	326
39.10	751	56.05	665	72.05	305	87.00	3129
40.00	65	57.10	1397	73.10	2220	88.00	3099
44.00	271	60.05	438	74.10	8422	91.00	222
45.10	444	61.10	2350	75.10	26136	92.05	1390
47.05	798	62.10	2205	76.10	2258	93.10	2218
48.00	342	63.10	1700	77.05	355	94.10	6216
49.10	2072	64.10	107	78.05	317	95.10	59979
50.10	9592	67.10	112	78.95	1381	96.10	3925

Average of 15.283 to 15.293 min.: 4V9892.D\data.ms
bfb
Modified:subtracted

m/z	abund.	m/z	abund.	m/z	abund.	m/z	abund.
103.95	223	155.00	56				
105.90	218	174.00	51397				
115.95	185	175.00	3966				
116.95	316	176.00	50235				
118.00	236	177.00	3291				
118.95	257	207.10	55				
127.95	171						
129.90	209						
140.95	494						
143.00	475						
147.95	108						

SW-846 Method 8260

Data File : C:\msdchem\1\DATA\VI7869\I195138.D Vial: 1
Acq On : 29 May 2014 9:09 am Operator: SCOTTM
Sample : BFB Inst : MSI
Misc : MS68022,VI7869,,,,,1 Multiplr: 1.00
MS Integration Params: RTEINT.P

Method : C:\msdchem\1\METHODS\MI7869.M (RTE Integrator)
Title : Method SW846 8260B, ZB624 60m x 0.25mm x 1.4um

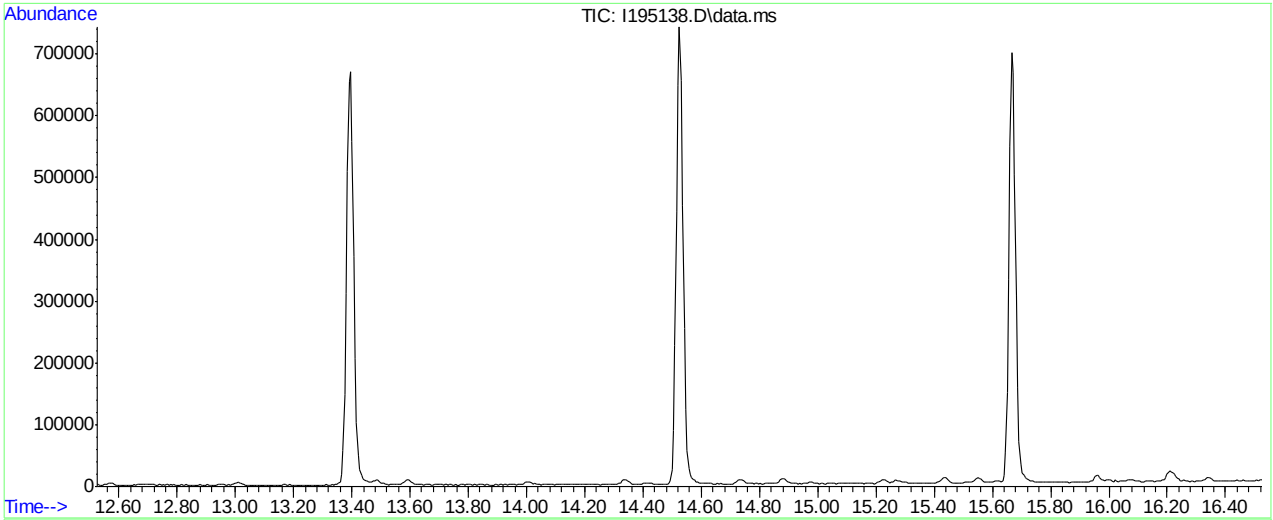

AutoFind: Scans 2034, 2035, 2036; Background Corrected with Scan 2025

Target Mass	Rel. to Mass	Lower Limit%	Upper Limit%	Rel. Abn%	Raw Abn	Result Pass/Fail
50	95	15	40	17.1	24344	PASS
75	95	30	60	44.8	63552	PASS
95	95	100	100	100.0	141973	PASS
96	95	5	9	6.6	9332	PASS
173	174	0.00	2	0.0	0	PASS
174	95	50	120	87.3	123973	PASS
175	174	5	9	8.5	10529	PASS
176	174	95	101	97.3	120642	PASS
177	176	5	9	6.7	8039	PASS

I195138.D MI7869.M Fri May 30 09:28:36 2014 RPT1

Average of 14.520 to 14.531 min.: I195138.D\data.ms
BFB
Modified:subtracted

m/z	abund.	m/z	abund.	m/z	abund.	m/z	abund.
36.00	1235	47.00	1776	60.00	1323	72.00	700
37.00	6308	47.80	245	61.00	6054	73.00	5576
37.95	5479	48.05	615	62.00	5654	74.00	21477
39.00	2029	49.00	5282	63.00	4420	75.00	63552
39.90	64	50.00	24344	64.05	468	76.00	5299
41.00	66	51.00	7556	66.10	25	76.95	998
42.05	62	52.00	311	67.00	185	78.05	699
43.05	88	55.05	452	68.00	13381	78.90	3205
44.00	450	56.05	1902	69.00	12865	79.95	990
45.00	991	57.00	3316	70.00	934	80.90	3435
46.00	37	58.05	188	71.00	33	81.85	682

Average of 14.520 to 14.531 min.: I195138.D\data.ms
BFB
Modified:subtracted

m/z	abund.	m/z	abund.	m/z	abund.	m/z	abund.
82.80	35	97.00	269	114.85	151	128.90	208
83.00	73	102.90	96	115.10	31	129.90	477
86.00	112	103.90	574	115.90	391	130.95	129
86.95	6649	104.95	229	116.85	793	132.90	44
87.95	6148	105.85	514	117.90	478	133.80	30
90.95	511	106.95	133	118.90	559	134.90	229
92.00	3515	109.90	113	120.10	40	135.60	25
93.00	5119	110.85	122	124.90	39	136.85	203
94.00	15748	111.90	46	125.80	68	138.85	60
95.00	141973	112.80	39	126.95	86	139.10	34
96.00	9332	114.60	34	127.85	415	139.70	58

Average of 14.520 to 14.531 min.: I195138.D\data.ms
BFB
Modified:subtracted

m/z	abund.	m/z	abund.	m/z	abund.	m/z	abund.
139.95	121	149.95	127	171.20	59	209.00	64
140.20	121	151.80	60	171.60	68	252.90	94
140.90	1143	152.80	35	171.90	119	254.00	29
141.90	225	153.00	70	173.90	123973	254.90	27
142.90	1192	153.90	72	174.95	10529		
143.80	70	154.85	333	175.90	120642		
144.85	122	155.90	52	176.90	8039		
145.85	213	156.80	273	177.70	64		
146.90	129	157.70	38	177.90	166		
147.80	292	158.90	180	191.00	61		
148.90	93	160.80	209	191.20	28		

SW-846 Method 8260

Data File : C:\msdchem\1\DATA\VI7923\I196645.D Vial: 8
Acq On : 24 Jul 2014 10:48 am Operator: SCOTTM
Sample : BFB Inst : MSI
Misc : MS70841,VI7923,,,,,1 Multiplr: 1.00
MS Integration Params: RTEINT.P

Method : C:\MSDCHEM\1\METHODS\MI7869.M (RTE Integrator)
Title : Method SW846 8260B, ZB624 60m x 0.25mm x 1.4um

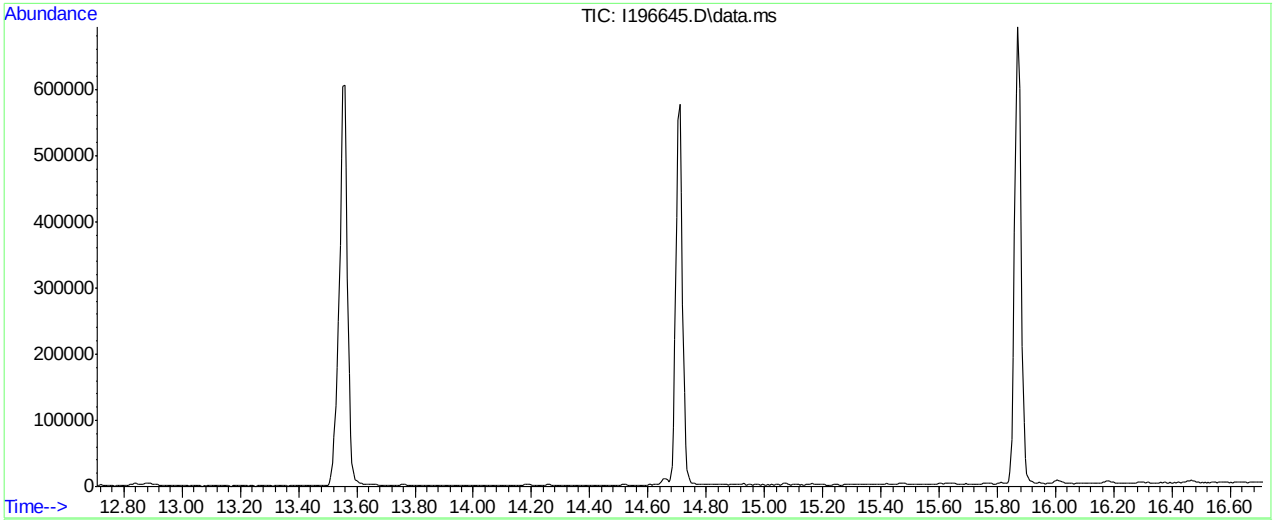

AutoFind: Scans 2069, 2070, 2071; Background Corrected with Scan 2060

Target Mass	Rel. to Mass	Lower Limit%	Upper Limit%	Rel. Abn%	Raw Abn	Result Pass/Fail
50	95	15	40	17.4	18159	PASS
75	95	30	60	46.5	48514	PASS
95	95	100	100	100.0	104229	PASS
96	95	5	9	6.8	7060	PASS
173	174	0.00	2	0.0	0	PASS
174	95	50	120	96.2	100258	PASS
175	174	5	9	7.6	7655	PASS
176	174	95	101	97.0	97242	PASS
177	176	5	9	6.5	6319	PASS

I196645.D MI7869.M Fri Jul 25 09:10:43 2014 RPT1

Average of 14.703 to 14.714 min.: I196645.D\data.ms
BFB
Modified:subtracted

m/z	abund.	m/z	abund.	m/z	abund.	m/z	abund.
36.00	1076	50.00	18159	63.00	3351	76.95	699
37.00	4908	50.95	5349	63.70	76	77.65	224
38.00	4291	51.95	239	64.05	313	78.05	364
39.00	1003	53.70	26	65.15	101	78.90	2890
44.00	537	55.95	1182	68.00	9511	79.95	930
45.00	772	57.00	2495	69.00	8622	80.90	2736
46.10	44	58.40	28	71.95	586	81.95	646
47.00	1071	58.95	62	73.00	4072	87.00	4458
47.70	275	60.05	1083	74.00	16517	88.00	4269
48.05	339	61.00	4739	75.00	48514	90.90	383
49.00	4122	62.00	4074	76.00	4076	92.00	2603

Average of 14.703 to 14.714 min.: I196645.D\data.ms
BFB
Modified:subtracted

m/z	abund.	m/z	abund.	m/z	abund.	m/z	abund.
93.00	3783	110.00	25	119.80	43	134.95	259
94.00	11637	111.90	39	120.10	33	136.95	255
95.00	104229	112.70	54	123.00	26	140.00	55
96.05	7060	113.00	46	125.95	84	140.90	901
96.95	190	114.85	88	126.30	27	141.95	183
102.90	29	115.50	54	127.00	31	142.95	1042
103.95	356	115.80	73	127.85	410	144.95	90
104.60	80	115.95	200	129.00	188	145.20	57
104.90	91	116.90	510	129.90	283	145.95	160
105.95	430	117.90	350	130.90	120	147.00	179
106.90	79	119.00	441	134.00	26	147.90	265

Average of 14.703 to 14.714 min.: I196645.D\data.ms
BFB
Modified:subtracted

m/z	abund.	m/z	abund.	m/z	abund.	m/z	abund.
149.05	73	171.90	147	207.80	35		
149.80	63	172.10	111	208.10	76		
152.95	77	174.00	100258	253.10	21		
154.05	104	175.00	7655	253.80	34		
154.90	322	176.00	97242				
156.10	28	177.00	6319				
156.95	236	178.00	220				
158.00	25	181.00	25				
158.85	149	190.85	80				
160.90	87	192.00	27				
161.10	27	193.00	31				

Quantitation Report (QT Reviewed)

Data Path : C:\msdchem\1\DATA\
Data File : 4V8913.D
Acq On : 17 Jun 2014 11:27 am
Operator : BenM
Sample : ic368-5
Misc : MS68934,V4V368,5,,,,1
ALS Vial : 2 Sample Multiplier: 1

Quant Time: Jun 18 16:16:52 2014
Quant Method : C:\MSDCHEM\1\METHODS\M4V368.M
Quant Title : sw846 8260b
QLast Update : Wed Jun 18 08:29:29 2014
Response via : Initial Calibration

Compound	R.T.	QIon	Response	Conc	Units		Dev(Min)
Internal Standards							
1) Tert Butyl Alcohol-d9	7.451	65	127276	500.00	ug/L		-0.02
4) pentafluorobenzene	9.930	168	170974	50.00	ug/L		0.00
51) 1,4-difluorobenzene	10.895	114	207372	50.00	ug/L		0.00
81) chlorobenzene-d5	14.099	117	182766	50.00	ug/L		0.00
94) 1,4-dichlorobenzene-d4	16.448	152	110758	50.00	ug/L		0.00
System Monitoring Compounds							
45) dibromofluoromethane (s)	9.988	113	7814	4.94	ug/L		0.00
Spiked Amount 50.000	Range 79 - 120		Recovery = 9.88%#				
46) 1,2-dichloroethane-d4 (s)	10.439	65	7930	5.18	ug/L		0.00
Spiked Amount 50.000	Range 72 - 123		Recovery = 10.36%#				
73) toluene-d8 (s)	12.552	98	21860	5.22	ug/L		0.00
Spiked Amount 50.000	Range 78 - 119		Recovery = 10.44%#				
96) 4-bromofluorobenzene (s)	15.294	95	9878	5.54	ug/L		0.00
Spiked Amount 50.000	Range 74 - 119		Recovery = 11.08%#				
Target Compounds							Qvalue
2) 1,4-dioxane	11.650	88	2208	106.56	ug/L	#	91
3) tertiary butyl alcohol	7.608	59	6165	24.64	ug/L		87
6) chlorodifluoromethane	3.649	51	11737	4.78	ug/L		98
7) dichlorodifluoromethane	3.628	85	12626	4.50	ug/L		93
9) chloromethane	3.943	50	11775	4.69	ug/L		99
10) vinyl chloride	4.231	62	12880	4.66	ug/L		96
11) bromomethane	4.934	94	8758	5.18	ug/L		97
12) chloroethane	5.133	64	4997	4.77	ug/L		96
13) trichlorofluoromethane	5.657	101	13417	4.53	ug/L		97
14) ethyl ether	6.114	74	3748	5.10	ug/L		96
16) 2-chloropropane	6.329	43	15540	5.90	ug/L		96
17) acrolein	6.449	56	17396	46.47	ug/L		98
18) 1,1-dichloroethene	6.580	61	13541	5.12	ug/L		94
19) acetone	6.722	58	639	4.01	ug/L	#	31
20) allyl chloride	7.209	76	3991	5.60	ug/L	#	67
21) acetonitrile	7.262	40	7857	50.14	ug/L	#	76
22) iodomethane	6.910	142	17905	5.32	ug/L		98
23) iso-butyl alcohol	10.303	41	3704	55.39	ug/L		94
24) carbon disulfide	7.021	76	36159	5.48	ug/L		98
25) methylene chloride	7.451	84	9978	5.22	ug/L		95
26) 1-chloropropane	7.461	41	4130	5.80	ug/L	#	38
27) methyl acetate	7.220	74	1099	3.98	ug/L	#	6
28) methyl tert butyl ether	7.797	73	26974	5.26	ug/L		98
29) trans-1,2-dichloroethene	7.854	61	12368	5.34	ug/L		97
30) di-isopropyl ether	8.478	45	24025	4.74	ug/L		98
31) ethyl tert-butyl ether	9.008	59	24524	4.63	ug/L		97
32) 2-butanone	9.354	72	794	4.12	ug/L	#	7
33) 1,1-dichloroethane	8.525	63	14705	5.13	ug/L		98
34) chloroprene	8.625	53	9545	4.69	ug/L		97
35) acrylonitrile	7.880	53	16240	24.75	ug/L		96
37) ethyl acetate	9.354	45	1231	5.06	ug/L		77
38) 2,2-dichloropropane	9.333	77	13524	5.53	ug/L		98

Quantitation Report (QT Reviewed)

Data Path : C:\msdchem\1\DATA\
Data File : 4V8913.D
Acq On : 17 Jun 2014 11:27 am
Operator : BenM
Sample : ic368-5
Misc : MS68934,V4V368,5,,,,1
ALS Vial : 2 Sample Multiplier: 1

Quant Time: Jun 18 16:16:52 2014
Quant Method : C:\MSDCHEM\1\METHODS\M4V368.M
Quant Title : sw846 8260b
QLast Update : Wed Jun 18 08:29:29 2014
Response via : Initial Calibration

Compound	R.T.	QIon	Response	Conc	Units		Dev(Min)
39) cis-1,2-dichloroethene	9.354	61	15061	5.23	ug/L		99
40) propionitrile	9.501	54	13072	48.30	ug/L		96
41) methyl acrylate	9.443	55	8945	5.03	ug/L	#	93
42) bromochloromethane	9.705	128	4749	5.28	ug/L		90
43) tetrahydrofuran	9.736	42	3268	5.47	ug/L		88
44) chloroform	9.768	83	14680	5.17	ug/L		99
47) freon 113	6.533	151	6502	4.82	ug/L		81
48) methacrylonitrile	9.674	41	11486	5.41	ug/L		97
49) 1,1,1-trichloroethane	10.004	97	13769	5.22	ug/L		98
50) tert-amyl methyl ether	10.512	73	23788	4.61	ug/L		100
52) epichlorohydrin	12.211	57	3466	22.88	ug/L		96
53) n-butyl alcohol	11.084	56	11052	204.08	ug/L		97
54) cyclohexane	10.046	84	13380	5.60	ug/L	#	100
55) carbon tetrachloride	10.208	117	12548	5.49	ug/L		98
56) 1,1-dichloropropene	10.193	75	10253	5.37	ug/L		98
57) hexane	8.158	57	8395	5.05	ug/L		97
58) benzene	10.476	78	30123	5.38	ug/L		98
59) isooctane	10.439	57	27415	4.59	ug/L		95
60) heptane	10.633	57	4491	5.03	ug/L		100
61) isopropyl acetate	10.439	43	18223m	3.54	ug/L		
62) 1,2-dichloroethane	10.528	62	8905	5.00	ug/L		98
63) trichloroethene	11.231	95	7489	5.34	ug/L		99
65) 2-nitropropane	12.075	43	15710	5.11	ug/L		99
66) 2-chloroethyl vinyl ether	12.075	63	21166	24.17	ug/L		99
67) methyl methacrylate	11.530	69	4481	4.88	ug/L		94
68) 1,2-dichloropropane	11.519	63	7217	5.14	ug/L		96
69) methylcyclohexane	11.414	83	12459	4.90	ug/L		99
70) dibromomethane	11.687	93	5029	5.17	ug/L		92
71) bromodichloromethane	11.828	83	9691	5.12	ug/L		97
72) cis-1,3-dichloropropene	12.279	75	10574	5.06	ug/L		98
74) 4-methyl-2-pentanone	12.389	58	2972	4.71	ug/L	#	80
75) toluene	12.620	92	15012	5.20	ug/L		100
76) 3-methyl-1-butanol	12.437	70	4079	86.00	ug/L		96
77) trans-1,3-dichloropropene	12.856	75	10166	5.42	ug/L		94
78) ethyl methacrylate	12.835	69	8836	5.21	ug/L		91
79) 1,1,2-trichloroethane	13.076	83	5491	5.13	ug/L		98
80) 2-hexanone	13.255	58	3051	5.51	ug/L		92
82) tetrachloroethene	13.202	166	6441	4.82	ug/L		95
83) 1,3-dichloropropane	13.260	76	9607	5.14	ug/L		95
84) butyl acetate	13.317	56	4486	4.81	ug/L		98
85) dibromochloromethane	13.527	129	8034	5.01	ug/L		98
86) 1,2-dibromoethane	13.674	107	7195	5.13	ug/L		99
87) chlorobenzene	14.130	112	18270	5.28	ug/L		92
88) 1,1,1,2-tetrachloroethane	14.204	131	7947	4.99	ug/L		97
89) ethylbenzene	14.177	91	31885	5.18	ug/L		100
90) m,p-xylene	14.287	106	23610	10.37	ug/L		90
91) o-xylene	14.723	106	12790	5.22	ug/L		99
92) styrene	14.744	104	20633	5.33	ug/L		99
93) bromoform	15.032	173	6464	5.23	ug/L		99
95) isopropylbenzene	15.069	105	33313	5.01	ug/L		100

Quantitation Report (QT Reviewed)

Data Path : C:\msdchem\1\DATA\
Data File : 4V8913.D
Acq On : 17 Jun 2014 11:27 am
Operator : BenM
Sample : ic368-5
Misc : MS68934,V4V368,5,,,,1
ALS Vial : 2 Sample Multiplier: 1

Quant Time: Jun 18 16:16:52 2014
Quant Method : C:\MSDCHEM\1\METHODS\M4V368.M
Quant Title : sw846 8260b
QLast Update : Wed Jun 18 08:29:29 2014
Response via : Initial Calibration

	Compound	R.T.	QIon	Response	Conc	Units	Dev(Min)
97)	bromobenzene	15.488	156	8881	5.42	ug/L	98
98)	cyclohexanone	15.284	55	18329	88.31	ug/L	97
99)	1,1,2,2-tetrachloroethane	15.425	83	12230	5.26	ug/L	98
100)	trans-1,4-dichloro-2-b...	15.462	53	2839	5.20	ug/L	95
101)	1,2,3-trichloropropane	15.499	110	2541	5.35	ug/L	93
102)	n-propylbenzene	15.483	91	41655	5.50	ug/L	99
103)	2-chlorotoluene	15.640	126	8517	5.52	ug/L	90
104)	4-chlorotoluene	15.740	91	25935	5.58	ug/L	98
105)	1,3,5-trimethylbenzene	15.635	105	29356	5.18	ug/L	96
106)	tert-butylbenzene	15.981	119	21576	4.10	ug/L	99
107)	pentachloroethane	16.081	167	5726	4.66	ug/L	98
108)	1,2,4-trimethylbenzene	16.028	105	29587	5.26	ug/L	97
109)	sec-butylbenzene	16.191	105	39645	5.08	ug/L	99
110)	1,3-dichlorobenzene	16.390	146	17972	5.41	ug/L	97
111)	p-isopropyltoluene	16.311	119	32966	5.32	ug/L	99
112)	1,4-dichlorobenzene	16.474	146	18191	5.38	ug/L	99
114)	1,2-dichlorobenzene	16.857	146	18588	5.38	ug/L	99
115)	n-butylbenzene	16.715	92	19153	5.57	ug/L	98
116)	1,2-dibromo-3-chloropr...	17.606	75	2783	5.39	ug/L	97
117)	1,3,5-trichlorobenzene	17.743	180	15914	5.31	ug/L	98
118)	1,2,4-trichlorobenzene	18.325	180	14907	5.18	ug/L	99
119)	hexachlorobutadiene	18.403	225	6891	5.36	ug/L	94
120)	naphthalene	18.576	128	43077	5.15	ug/L	98
121)	1,2,3-trichlorobenzene	18.786	180	14505	5.22	ug/L	96
122)	hexachloroethane	17.082	119	6666	4.57	ug/L	94
123)	Benzyl chloride	16.600	91	23105	5.46	ug/L	100

(#) = qualifier out of range (m) = manual integration (+) = signals summed

Quantitation Report (QT Reviewed)

Data Path : C:\msdchem\1\DATA\
Data File : 4V8913.D
Acq On : 17 Jun 2014 11:27 am
Operator : BenM
Sample : ic368-5
Misc : MS68934,V4V368,5,,,,1
ALS Vial : 2 Sample Multiplier: 1

Quant Time: Jun 18 16:16:52 2014
Quant Method : C:\MSDCHEM\1\METHODS\M4V368.M
Quant Title : sw846 8260b
QLast Update : Wed Jun 18 08:29:29 2014
Response via : Initial Calibration

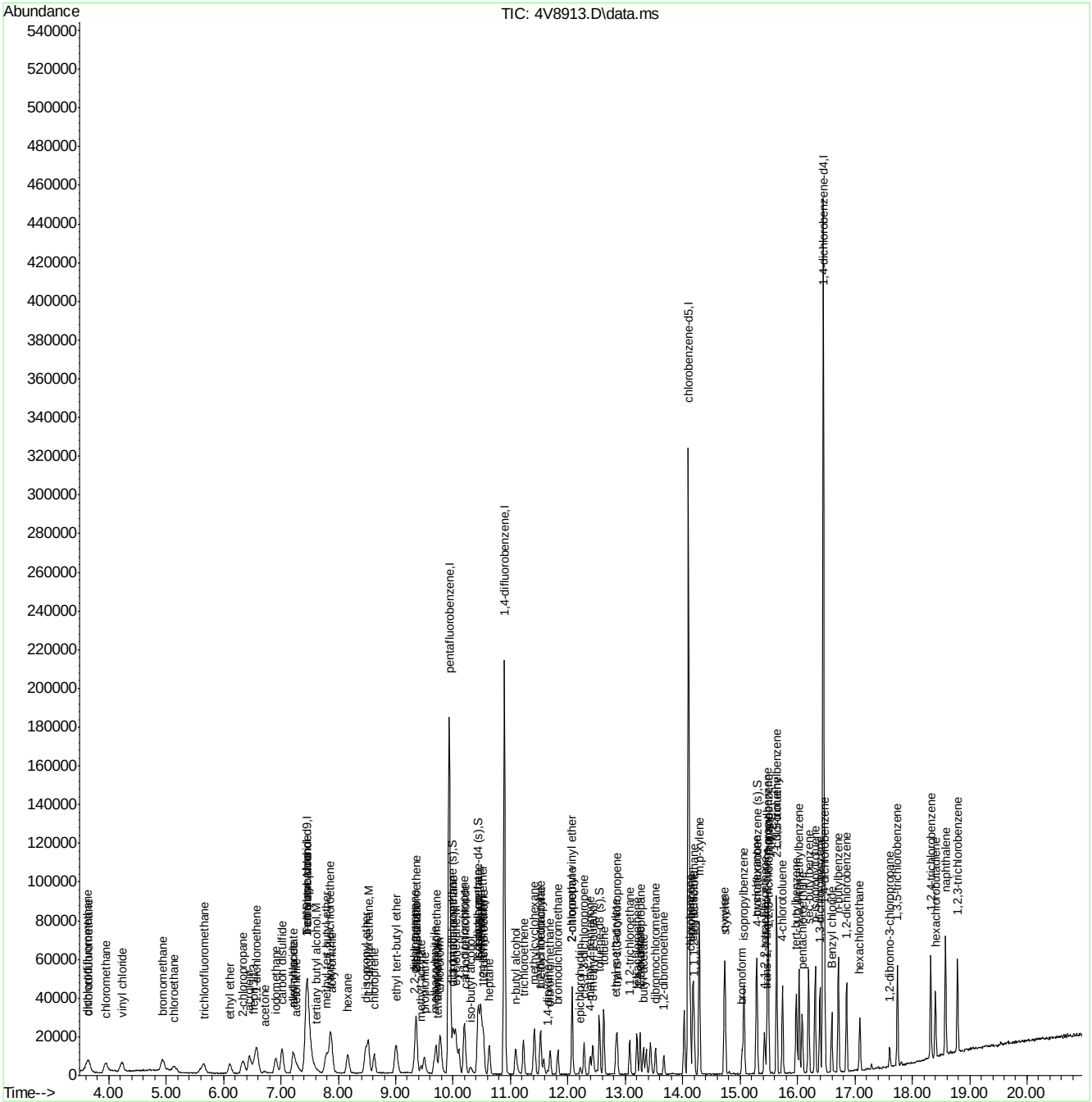

ACCUTEST LABORATORIES JB72256

Quantitation Report (Qedit)

Data Path : C:\msdchem\1\DATA\v4v368InitialRaw\
Data File : 4V8913.D
Acq On : 17 Jun 2014 11:27 am
Operator : BenM
Sample : ic368-5
Misc : MS68934,V4V368,5,,,,1
ALS Vial : 2 Sample Multiplier: 1

Quant Time: Jun 17 11:49:48 2014
Quant Method : C:\MSDCHEM\1\METHODS\M4V368.M
Quant Title : sw846 8260b
QLast Update : Tue Jun 17 08:04:06 2014
Response via : Initial Calibration

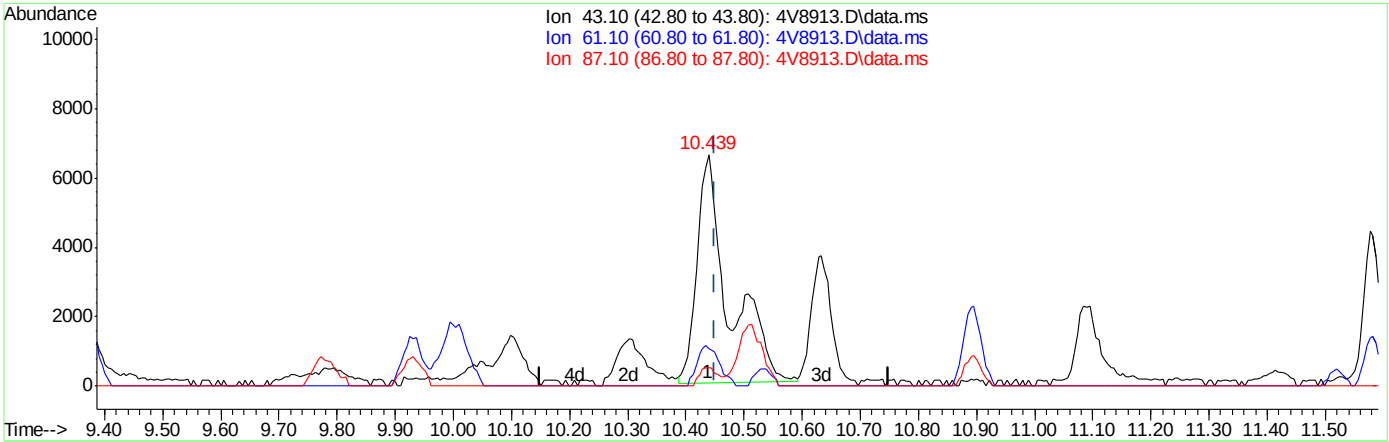

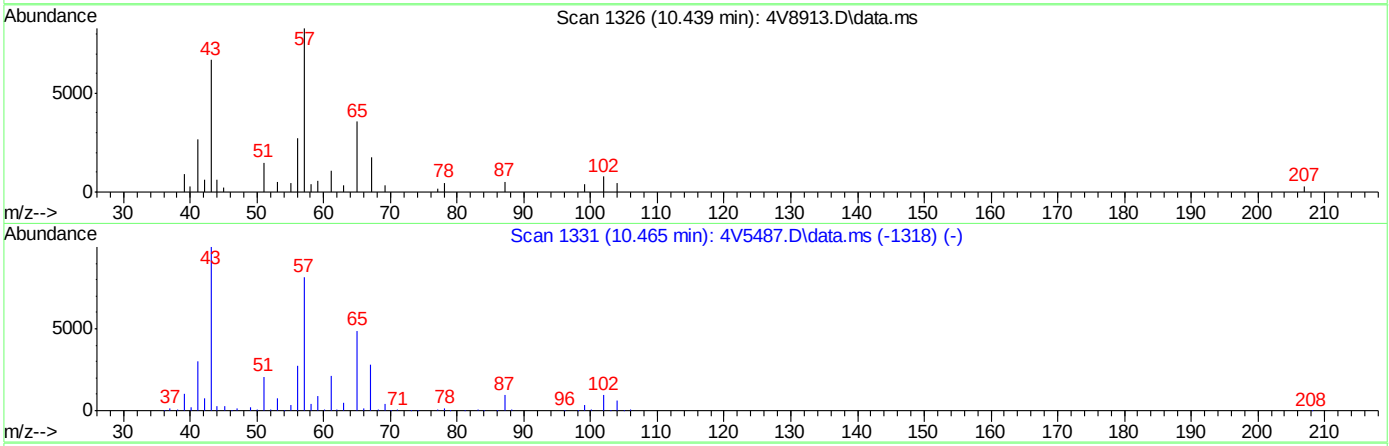

TIC: 4V8913.D\data.ms

(61) isopropyl acetate

10.439min (-0.011) 4.91ug/L

response 25309

Ion	Exp%	Act%
43.10	100	100
61.10	19.30	12.22
87.10	8.10	5.69
0.00	0.00	0.00

Quantitation Report (Qedit)

Data Path : C:\msdchem\1\DATA\
Data File : 4V8913.D
Acq On : 17 Jun 2014 11:27 am
Operator : BenM
Sample : ic368-5
Misc : MS68934,V4V368,5,,,,1
ALS Vial : 2 Sample Multiplier: 1

Quant Time: Jun 18 16:16:52 2014
Quant Method : C:\MSDCHEM\1\METHODS\M4V368.M
Quant Title : sw846 8260b
QLast Update : Wed Jun 18 08:29:29 2014
Response via : Initial Calibration

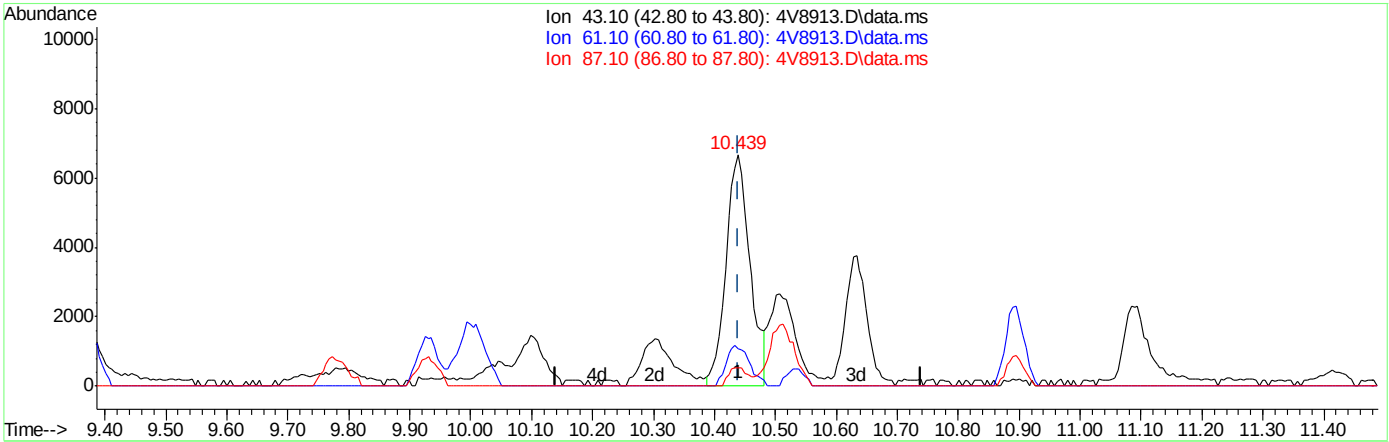

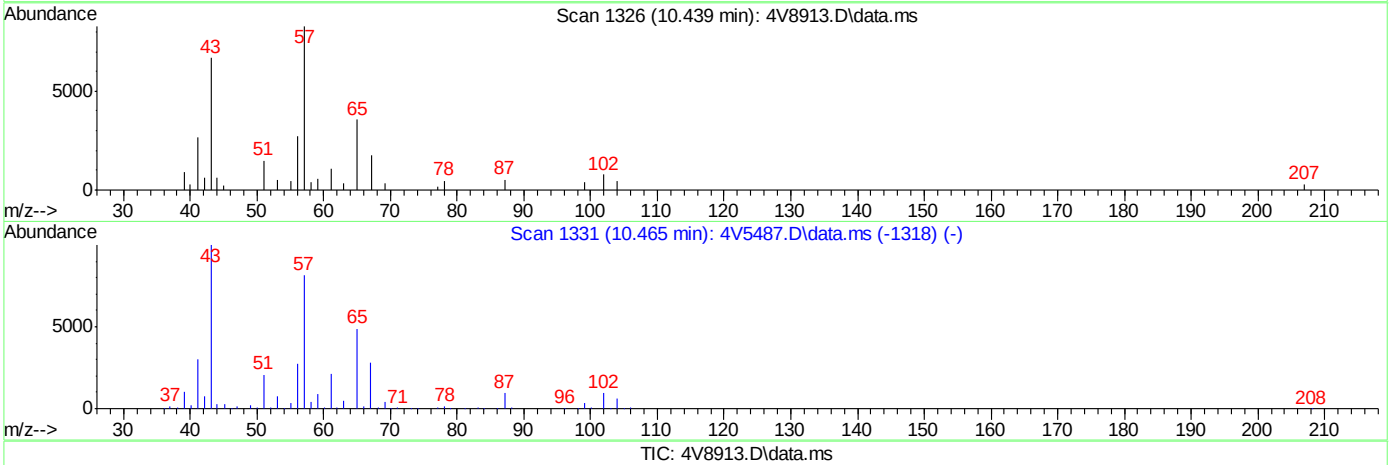

TIC: 4V8913.D\data.ms

(61) isopropyl acetate

10.439min (-0.000) 3.54ug/L m

response 18223

Ion	Exp%	Act%
43.10	100	100
61.10	12.90	16.97
87.10	5.70	7.90
0.00	0.00	0.00

ACCUTEST LABORATORIES JB72256

Manual Integrations APPROVED (compounds with "m" flag)
Jessica Reitan-Chu 06/18/14 18:04

Quantitation Report (QT Reviewed)

Data Path : C:\msdchem\1\DATA\
Data File : 4V8914.D
Acq On : 17 Jun 2014 11:53 am
Operator : BenM
Sample : ic368-2
Misc : MS68934,V4V368,5,,,,1
ALS Vial : 3 Sample Multiplier: 1

Quant Time: Jun 18 14:45:05 2014
Quant Method : C:\MSDCHEM\1\METHODS\M4V368.M
Quant Title : sw846 8260b
QLast Update : Wed Jun 18 08:29:29 2014
Response via : Initial Calibration

Compound	R.T.	QIon	Response	Conc	Units		Dev(Min)
Internal Standards							
1) Tert Butyl Alcohol-d9	7.461	65	126064	500.00	ug/L		0.00
4) pentafluorobenzene	9.936	168	171479	50.00	ug/L		0.00
51) 1,4-difluorobenzene	10.900	114	223165	50.00	ug/L		0.00
81) chlorobenzene-d5	14.099	117	183410	50.00	ug/L		0.00
94) 1,4-dichlorobenzene-d4	16.448	152	113290	50.00	ug/L		0.00
System Monitoring Compounds							
45) dibromofluoromethane (s)	9.999	113	3352	2.11	ug/L		0.00
Spiked Amount 50.000	Range 79 - 120		Recovery = 4.22%#				
46) 1,2-dichloroethane-d4 (s)	10.444	65	3597	2.34	ug/L		0.00
Spiked Amount 50.000	Range 72 - 123		Recovery = 4.68%#				
73) toluene-d8 (s)	12.552	98	10123	2.24	ug/L		0.00
Spiked Amount 50.000	Range 78 - 119		Recovery = 4.48%#				
96) 4-bromofluorobenzene (s)	15.294	95	4551	2.50	ug/L		0.00
Spiked Amount 50.000	Range 74 - 119		Recovery = 5.00%#				
Target Compounds							Qvalue
3) tertiary butyl alcohol	7.618	59	2640	10.65	ug/L		52
6) chlorodifluoromethane	3.639	51	5279	2.15	ug/L		94
7) dichlorodifluoromethane	3.623	85	5618	2.00	ug/L		90
9) chloromethane	3.938	50	5637	2.24	ug/L		94
10) vinyl chloride	4.231	62	6171	2.22	ug/L		93
11) bromomethane	4.923	94	4155	2.45	ug/L		98
12) chloroethane	5.133	64	2267	2.16	ug/L		97
13) trichlorofluoromethane	5.652	101	6155	2.07	ug/L		96
14) ethyl ether	6.098	74	1392	1.89	ug/L	#	72
17) acrolein	6.444	56	785055	2091.03	ug/L		100
18) 1,1-dichloroethene	6.585	61	5248	1.98	ug/L		96
20) allyl chloride	7.209	76	1351	1.89	ug/L	#	42
21) acetonitrile	7.272	40	2747m	17.48	ug/L		
22) iodomethane	6.916	142	6817	2.02	ug/L		96
23) iso-butyl alcohol	10.303	41	1605	23.93	ug/L		95
24) carbon disulfide	7.026	76	14145	2.14	ug/L		98
25) methylene chloride	7.456	84	3952	2.06	ug/L		94
26) 1-chloropropane	7.445	41	1684	2.36	ug/L	#	1
28) methyl tert butyl ether	7.807	73	10813	2.10	ug/L		94
29) trans-1,2-dichloroethene	7.854	61	4554	1.96	ug/L		90
30) di-isopropyl ether	8.483	45	10870	2.14	ug/L		99
31) ethyl tert-butyl ether	9.008	59	10584	1.99	ug/L		98
33) 1,1-dichloroethane	8.531	63	5560	1.93	ug/L		97
34) chloroprene	8.625	53	3865	1.89	ug/L		94
35) acrylonitrile	7.896	53	6478	9.84	ug/L		94
37) ethyl acetate	9.370	45	518	2.12	ug/L	#	1
38) 2,2-dichloropropane	9.343	77	5308	2.17	ug/L		96
39) cis-1,2-dichloroethene	9.359	61	5905	2.04	ug/L		95
40) propionitrile	9.506	54	5384	19.83	ug/L		88
41) methyl acrylate	9.448	55	3933	2.21	ug/L	#	80
42) bromochloromethane	9.710	128	1711	1.90	ug/L		88
43) tetrahydrofuran	9.742	42	1425	2.38	ug/L	#	58

Quantitation Report (QT Reviewed)

Data Path : C:\msdchem\1\DATA\
Data File : 4V8914.D
Acq On : 17 Jun 2014 11:53 am
Operator : BenM
Sample : ic368-2
Misc : MS68934,V4V368,5,,,,1
ALS Vial : 3 Sample Multiplier: 1

Quant Time: Jun 18 14:45:05 2014
Quant Method : C:\MSDCHEM\1\METHODS\M4V368.M
Quant Title : sw846 8260b
QLast Update : Wed Jun 18 08:29:29 2014
Response via : Initial Calibration

Compound	R.T.	QIon	Response	Conc	Units		Dev(Min)
44) chloroform	9.778	83	5783	2.03	ug/L		96
47) freon 113	6.549	151	2530	1.87	ug/L		94
49) 1,1,1-trichloroethane	10.004	97	5235	1.98	ug/L		92
50) tert-amyl methyl ether	10.518	73	10910	2.11	ug/L		93
52) epichlorohydrin	12.217	57	1668	10.23	ug/L		91
53) n-butyl alcohol	11.094	56	5452	93.55	ug/L		90
54) cyclohexane	10.051	84	5004	1.95	ug/L	#	100
55) carbon tetrachloride	10.208	117	4758	1.93	ug/L		95
56) 1,1-dichloropropene	10.198	75	4033	1.96	ug/L		92
57) hexane	8.164	57	3716	2.08	ug/L		93
58) benzene	10.481	78	12279	2.04	ug/L		98
59) isooctane	10.439	57	11757	1.83	ug/L	#	87
60) heptane	10.633	57	2093	2.18	ug/L		92
61) isopropyl acetate	10.439	43	8182m	1.48	ug/L		
62) 1,2-dichloroethane	10.539	62	3708	1.93	ug/L		95
63) trichloroethene	11.231	95	3225	2.13	ug/L		98
65) 2-nitropropane	12.075	43	7222	2.18	ug/L		97
66) 2-chloroethyl vinyl ether	12.075	63	9392	9.96	ug/L		99
67) methyl methacrylate	11.540	69	1757	1.78	ug/L	#	75
68) 1,2-dichloropropane	11.519	63	2933	1.94	ug/L		97
69) methylcyclohexane	11.420	83	5281	1.93	ug/L		97
70) dibromomethane	11.697	93	2146	2.05	ug/L		95
71) bromodichloromethane	11.829	83	4198	2.06	ug/L		99
72) cis-1,3-dichloropropene	12.285	75	4600	2.05	ug/L		94
74) 4-methyl-2-pentanone	12.395	58	1144	1.69	ug/L	#	38
75) toluene	12.625	92	6251	2.01	ug/L		98
76) 3-methyl-1-butanol	12.442	70	1760	34.48	ug/L		88
77) trans-1,3-dichloropropene	12.861	75	4162	2.06	ug/L		95
78) ethyl methacrylate	12.840	69	3530	1.93	ug/L		95
79) 1,1,2-trichloroethane	13.082	83	2371	2.06	ug/L		94
80) 2-hexanone	13.255	58	1159	1.94	ug/L		78
82) tetrachloroethene	13.207	166	2645	1.97	ug/L		89
83) 1,3-dichloropropane	13.260	76	3856	2.05	ug/L		98
84) butyl acetate	13.318	56	2154	2.30	ug/L		88
85) dibromochloromethane	13.527	129	3194	1.98	ug/L		98
86) 1,2-dibromoethane	13.674	107	2858	2.03	ug/L		91
87) chlorobenzene	14.130	112	7321	2.11	ug/L		90
88) 1,1,1,2-tetrachloroethane	14.204	131	3209	2.01	ug/L		98
89) ethylbenzene	14.183	91	13163	2.13	ug/L		95
90) m,p-xylene	14.293	106	9487	4.15	ug/L		98
91) o-xylene	14.723	106	4986	2.03	ug/L		90
92) styrene	14.744	104	8137	2.10	ug/L		98
93) bromoform	15.037	173	2572	2.07	ug/L		92
95) isopropylbenzene	15.069	105	13178	1.94	ug/L		99
97) bromobenzene	15.488	156	3615	2.16	ug/L		96
98) cyclohexanone	15.284	55	7162	33.73	ug/L		96
99) 1,1,2,2-tetrachloroethane	15.425	83	4947	2.08	ug/L		98
100) trans-1,4-dichloro-2-b...	15.462	53	1136	2.03	ug/L		94
101) 1,2,3-trichloropropane	15.499	110	994	2.05	ug/L		86
102) n-propylbenzene	15.483	91	17043	2.20	ug/L		99

Quantitation Report (QT Reviewed)

Data Path : C:\msdchem\1\DATA\
Data File : 4V8914.D
Acq On : 17 Jun 2014 11:53 am
Operator : BenM
Sample : ic368-2
Misc : MS68934,V4V368,5,,,,1
ALS Vial : 3 Sample Multiplier: 1

Quant Time: Jun 18 14:45:05 2014
Quant Method : C:\MSDCHEM\1\METHODS\M4V368.M
Quant Title : sw846 8260b
QLast Update : Wed Jun 18 08:29:29 2014
Response via : Initial Calibration

Compound	R.T.	QIon	Response	Conc	Units	Dev(Min)
103) 2-chlorotoluene	15.640	126	3363	2.13	ug/L	97
104) 4-chlorotoluene	15.745	91	10516	2.21	ug/L	99
105) 1,3,5-trimethylbenzene	15.635	105	11817	2.04	ug/L	97
106) tert-butylbenzene	15.981	119	8901	1.65	ug/L	92
107) pentachloroethane	16.081	167	2361	1.88	ug/L	92
108) 1,2,4-trimethylbenzene	16.028	105	12258	2.13	ug/L	98
109) sec-butylbenzene	16.191	105	15739	1.97	ug/L	97
110) 1,3-dichlorobenzene	16.390	146	7310	2.15	ug/L	98
111) p-isopropyltoluene	16.311	119	13156	2.08	ug/L	98
112) 1,4-dichlorobenzene	16.474	146	7716	2.23	ug/L	97
114) 1,2-dichlorobenzene	16.857	146	7761	2.20	ug/L	98
115) n-butylbenzene	16.715	92	7680	2.19	ug/L	96
116) 1,2-dibromo-3-chloropr...	17.612	75	1298	2.46	ug/L	82
117) 1,3,5-trichlorobenzene	17.743	180	6584	2.15	ug/L	98
118) 1,2,4-trichlorobenzene	18.325	180	6336	2.15	ug/L	96
119) hexachlorobutadiene	18.403	225	2822	2.15	ug/L	95
120) naphthalene	18.576	128	17465	2.04	ug/L	97
121) 1,2,3-trichlorobenzene	18.791	180	5840	2.05	ug/L	99
122) hexachloroethane	17.087	119	2915	1.95	ug/L	89
123) Benzyl chloride	16.600	91	10462	2.42	ug/L	99

(#) = qualifier out of range (m) = manual integration (+) = signals summed

Quantitation Report (QT Reviewed)

Data Path : C:\msdchem\1\DATA\
Data File : 4V8914.D
Acq On : 17 Jun 2014 11:53 am
Operator : BenM
Sample : ic368-2
Misc : MS68934,V4V368,5,,,,1
ALS Vial : 3 Sample Multiplier: 1

Quant Time: Jun 18 14:45:05 2014
Quant Method : C:\MSDCHEM\1\METHODS\M4V368.M
Quant Title : sw846 8260b
QLast Update : Wed Jun 18 08:29:29 2014
Response via : Initial Calibration

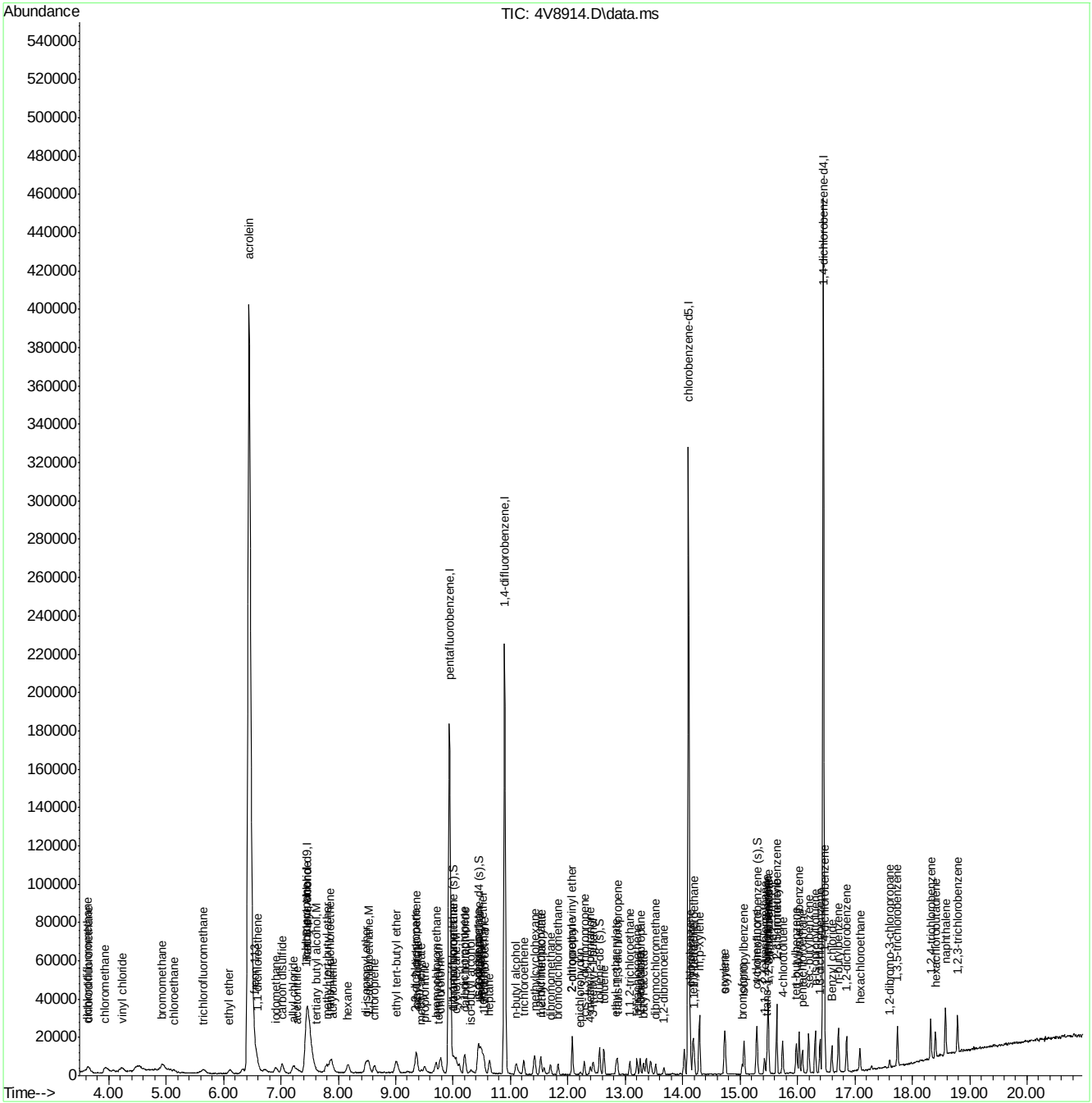

Manual Integration Approval Summary

Sample Number: V4V368-IC368
Lab FileID: 4V8914.D
Injection Time: 06/17/14 11:53
Method: SW846 8260B
Analyst approved: 06/18/14 15:05 Juntae Park
Supervisor approved: 06/18/14 18:04 Jessica Reitan-Chu

Parameter	CAS	Sig#	R.T. (min.)	Reason
Acetonitrile	75-05-8		7.27	Poorly defined baseline
Isopropyl Acetate	108-21-4		10.44	Poorly defined baseline

Quantitation Report (Qedit)

Data Path : C:\msdchem\1\DATA\v4v368Initial\
Data File : 4V8914.D
Acq On : 17 Jun 2014 11:53 am
Operator : BenM
Sample : ic368-2
Misc : MS68934,V4V368,5,,,,1
ALS Vial : 3 Sample Multiplier: 1

Quant Time: Jun 17 12:16:06 2014
Quant Method : C:\MSDCHEM\1\METHODS\M4V368.M
Quant Title : sw846 8260b
QLast Update : Tue Jun 17 08:04:06 2014
Response via : Initial Calibration

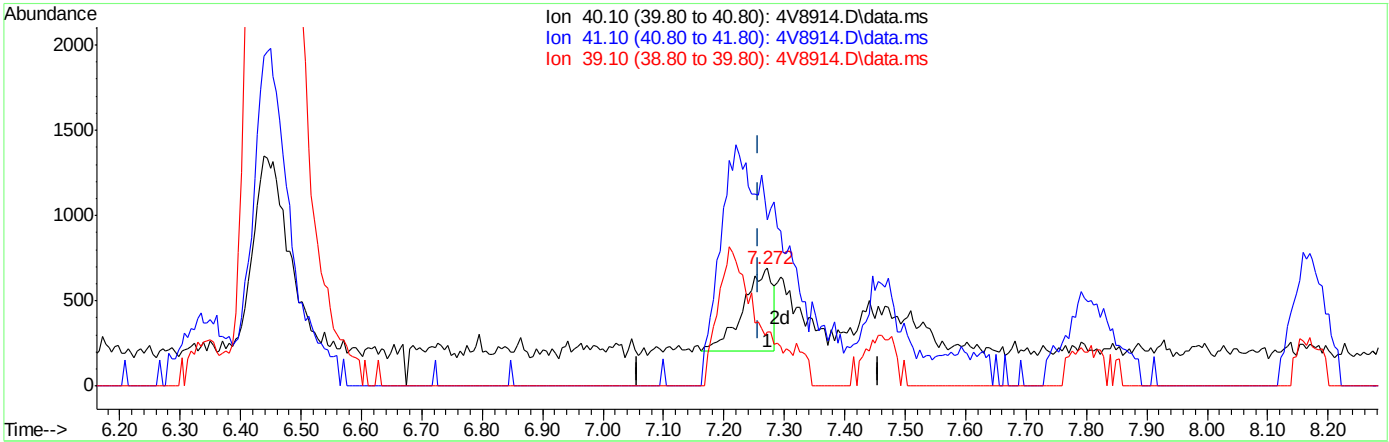

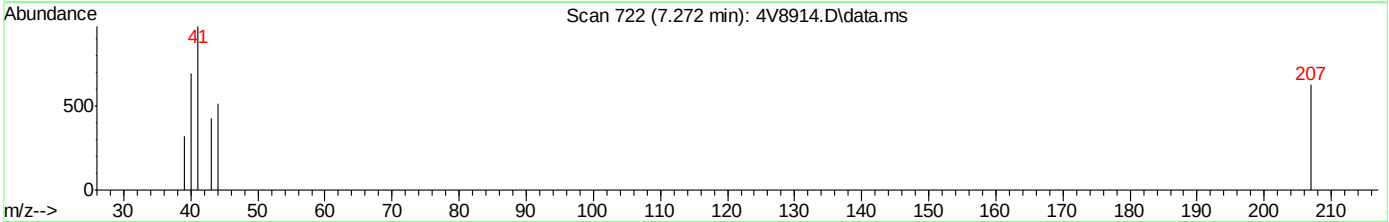

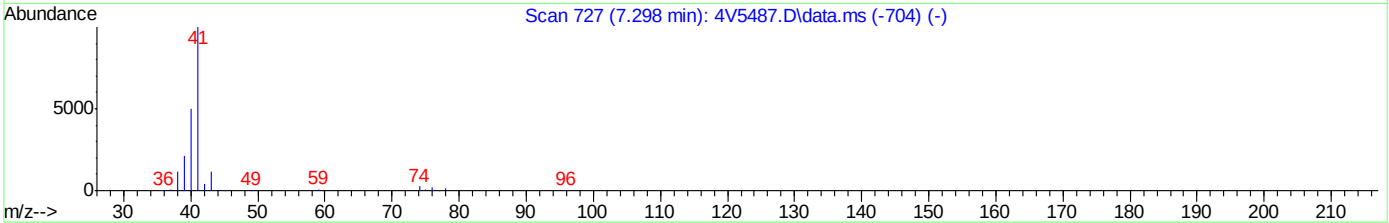

TIC: 4V8914.D\data.ms

(21) acetonitrile

7.272min (+0.015) 12.39ug/L

response 1681

Ion	Exp%	Act%
40.10	100	100
41.10	224.60	200.00
39.10	66.10	65.50
0.00	0.00	0.00

Quantitation Report (Qedit)

Data Path : C:\msdchem\1\DATA\
Data File : 4V8914.D
Acq On : 17 Jun 2014 11:53 am
Operator : BenM
Sample : ic368-2
Misc : MS68934,V4V368,5,,,,1
ALS Vial : 3 Sample Multiplier: 1

Quant Time: Jun 18 09:55:08 2014
Quant Method : C:\MSDCHEM\1\METHODS\M4V368.M
Quant Title : sw846 8260b
QLast Update : Wed Jun 18 08:29:29 2014
Response via : Initial Calibration

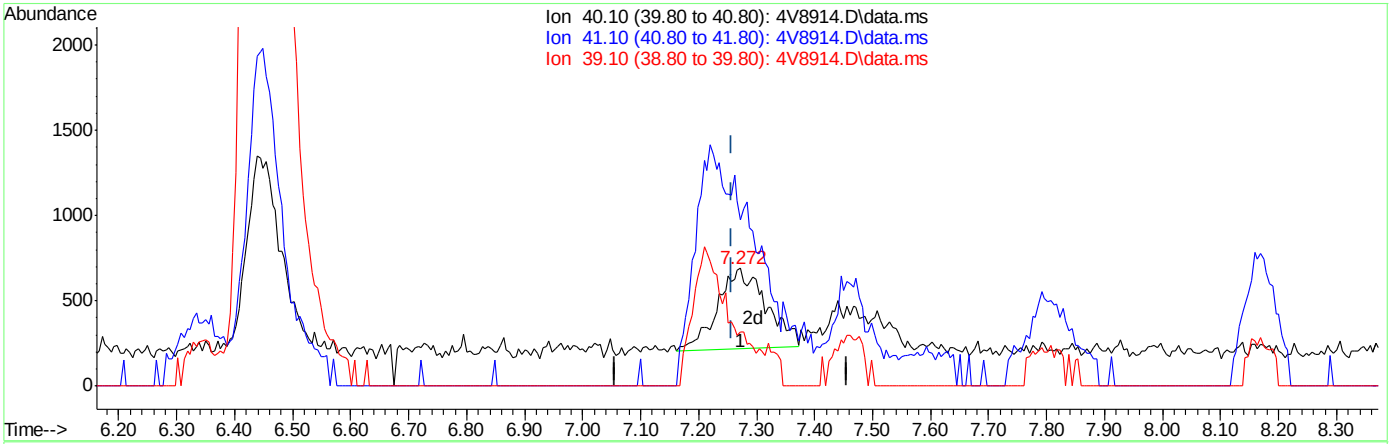

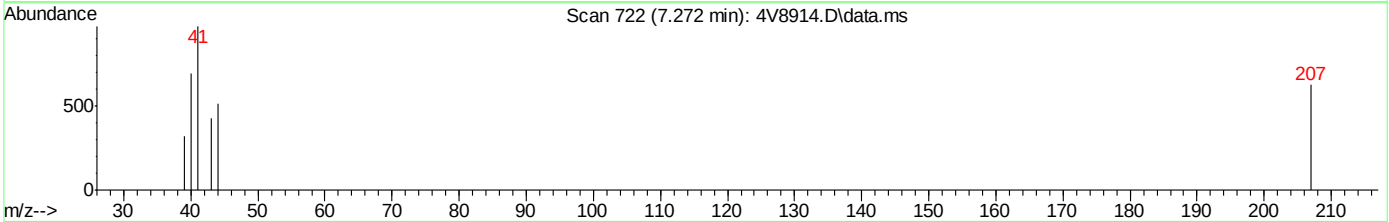

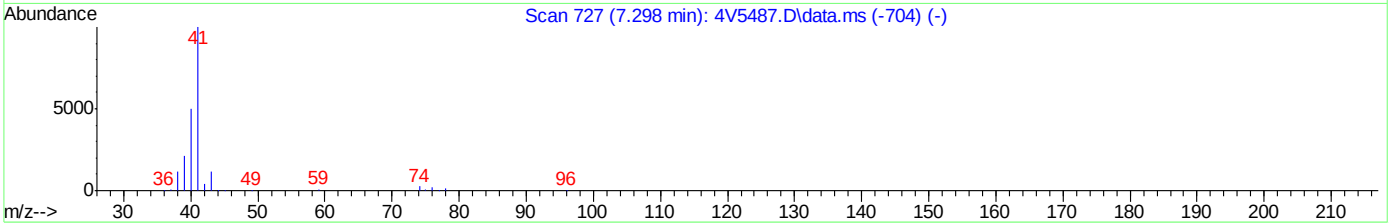

TIC: 4V8914.D\data.ms

(21) acetonitrile

7.272min (+0.016) 17.48ug/L m

response 2747

Ion	Exp%	Act%
40.10	100	100
41.10	226.50	140.96#
39.10	61.30	46.16
0.00	0.00	0.00

Quantitation Report (Qedit)

Data Path : C:\msdchem\1\DATA\v4v368InitialRaw\
Data File : 4V8914.D
Acq On : 17 Jun 2014 11:53 am
Operator : BenM
Sample : ic368-2
Misc : MS68934,V4V368,5,,,,1
ALS Vial : 3 Sample Multiplier: 1

Quant Time: Jun 17 12:16:06 2014
Quant Method : C:\MSDCHEM\1\METHODS\M4V368.M
Quant Title : sw846 8260b
QLast Update : Tue Jun 17 08:04:06 2014
Response via : Initial Calibration

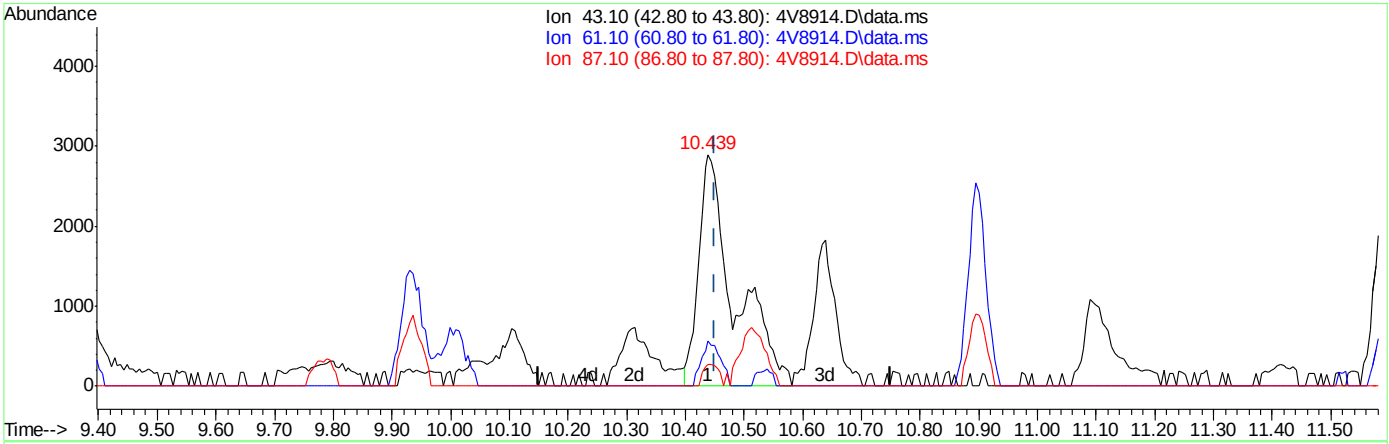

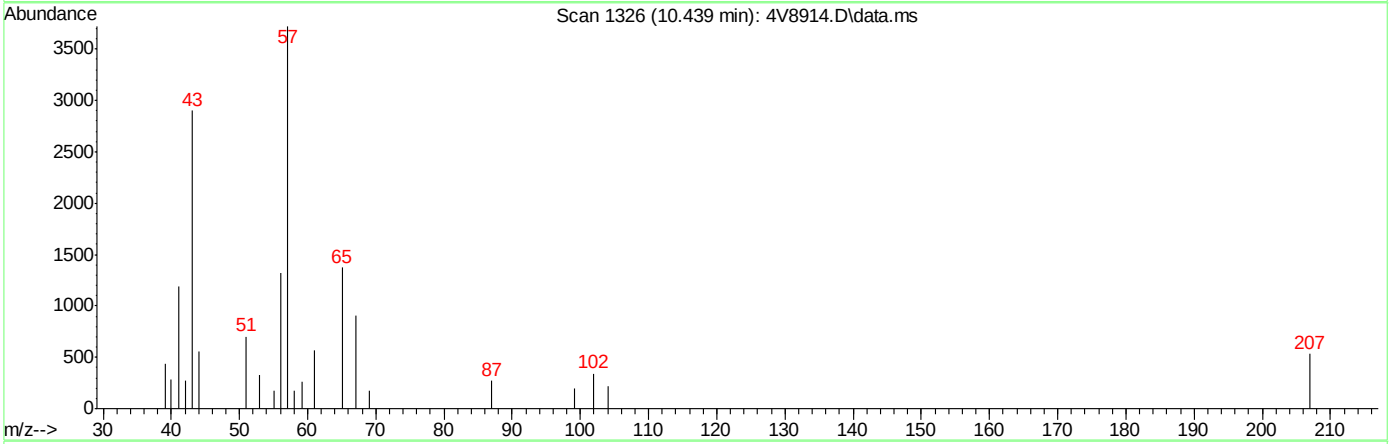

TIC: 4V8914.D\data.ms

(61) isopropyl acetate

10.439min (-0.011) 2.21ug/L

response 12278

Ion	Exp%	Act%
43.10	100	100
61.10	19.30	10.25
87.10	8.10	4.14
0.00	0.00	0.00

Quantitation Report (Qedit)

Data Path : C:\msdchem\1\DATA\
Data File : 4V8914.D
Acq On : 17 Jun 2014 11:53 am
Operator : BenM
Sample : ic368-2
Misc : MS68934,V4V368,5,,,,1
ALS Vial : 3 Sample Multiplier: 1

Quant Time: Jun 18 14:45:05 2014
Quant Method : C:\MSDCHEM\1\METHODS\M4V368.M
Quant Title : sw846 8260b
QLast Update : Wed Jun 18 08:29:29 2014
Response via : Initial Calibration

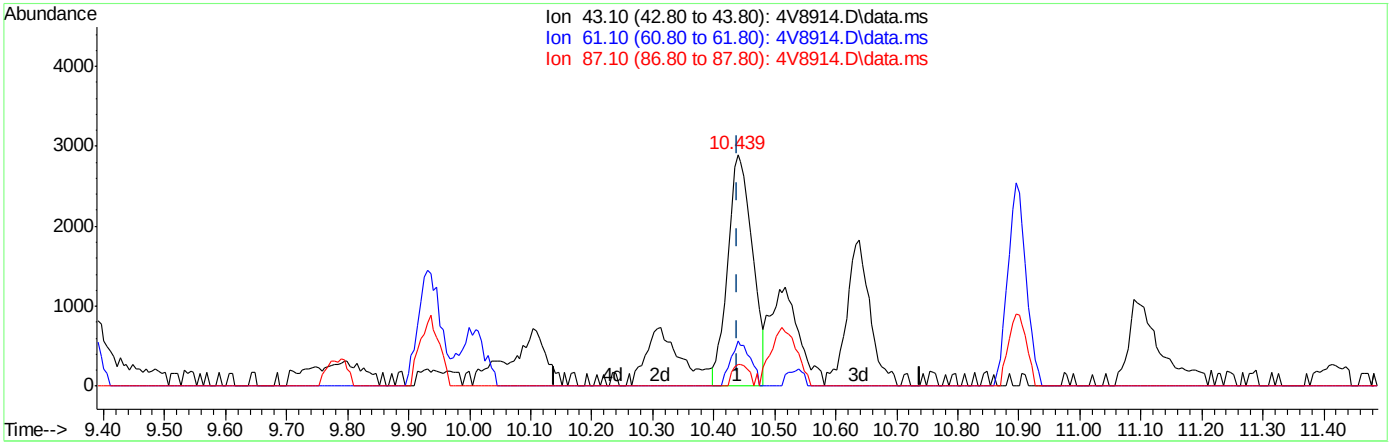

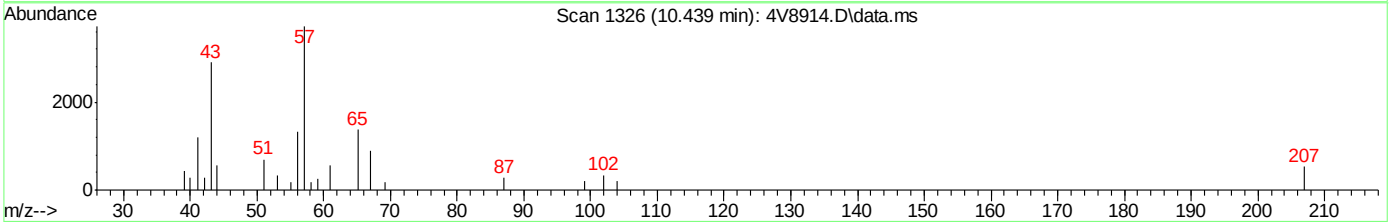

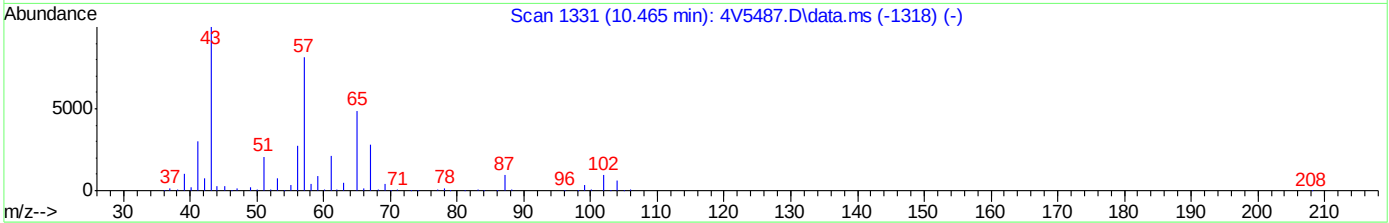

TIC: 4V8914.D\data.ms

(61) isopropyl acetate

10.439min (+0.000) 1.48ug/L m

response 8182

Ion	Exp%	Act%
43.10	100	100
61.10	12.90	15.38
87.10	5.70	6.21
0.00	0.00	0.00

Manual Integrations APPROVED (compounds with "m" flag)
Jessica Reitan-Chu 06/18/14 18:04

Quantitation Report (QT Reviewed)

Data Path : C:\msdchem\1\DATA\
Data File : 4V8915.D
Acq On : 17 Jun 2014 12:19 pm
Operator : BenM
Sample : ic368-1
Misc : MS68934,V4V368,5,,,,1
ALS Vial : 4 Sample Multiplier: 1

Quant Time: Jun 18 14:50:54 2014
Quant Method : C:\MSDCHEM\1\METHODS\M4V368.M
Quant Title : sw846 8260b
QLast Update : Wed Jun 18 09:10:57 2014
Response via : Initial Calibration

Compound	R.T.	QIon	Response	Conc	Units		Dev(Min)
Internal Standards							
1) Tert Butyl Alcohol-d9	7.466	65	127834	500.00	ug/L		0.00
4) pentafluorobenzene	9.936	168	169110	50.00	ug/L		0.00
51) 1,4-difluorobenzene	10.900	114	210740	50.00	ug/L		0.00
81) chlorobenzene-d5	14.099	117	181575	50.00	ug/L		0.00
94) 1,4-dichlorobenzene-d4	16.448	152	115711	50.00	ug/L		0.00
System Monitoring Compounds							
45) dibromofluoromethane (s)	9.993	113	1851	1.16	ug/L		0.00
Spiked Amount 50.000	Range 79 - 120		Recovery =	2.32%#			
46) 1,2-dichloroethane-d4 (s)	0.000	65	0d	0.00	ug/L		
Spiked Amount 50.000	Range 72 - 123		Recovery =	0.00%#			
73) toluene-d8 (s)	0.000	98	0d	0.00	ug/L		
Spiked Amount 50.000	Range 78 - 119		Recovery =	0.00%#			
96) 4-bromofluorobenzene (s)	0.000	95	0d	0.00	ug/L		
Spiked Amount 50.000	Range 74 - 119		Recovery =	0.00%#			
Target Compounds							Qvalue
6) chlorodifluoromethane	3.654	51	2476	1.01	ug/L		65
7) dichlorodifluoromethane	3.618	85	2371	0.90	ug/L	#	50
9) chloromethane	3.938	50	2806	1.06	ug/L		93
10) vinyl chloride	4.226	62	2649	0.95	ug/L		85
11) bromomethane	4.923	94	2057	1.12	ug/L		91
12) chloroethane	5.117	64	917	0.90	ug/L	#	45
13) trichlorofluoromethane	5.647	101	2479	0.86	ug/L		84
14) ethyl ether	6.098	74	559	0.80	ug/L		96
17) acrolein	6.444	56	395192	1055.90	ug/L		99
18) 1,1-dichloroethene	6.596	61	2784	1.10	ug/L		88
20) allyl chloride	7.215	76	578	0.81	ug/L	#	1
22) iodomethane	6.916	142	3505	1.04	ug/L		93
24) carbon disulfide	7.015	76	7910	1.14	ug/L		94
25) methylene chloride	7.450	84	2136	1.07	ug/L		94
28) methyl tert butyl ether	7.796	73	5867	1.08	ug/L		88
29) trans-1,2-dichloroethene	7.854	61	2273	0.99	ug/L		87
30) di-isopropyl ether	8.473	45	4878	0.97	ug/L		96
31) ethyl tert-butyl ether	9.002	59	4586	0.89	ug/L		94
33) 1,1-dichloroethane	8.531	63	2830	1.00	ug/L		95
34) chloroprene	8.630	53	1624	0.88	ug/L		95
35) acrylonitrile	7.891	53	3157	5.14	ug/L		95
38) 2,2-dichloropropane	9.348	77	3004	1.14	ug/L		98
39) cis-1,2-dichloroethene	9.359	61	2946	1.01	ug/L		89
40) propionitrile	9.500	54	2537	9.88	ug/L		69
41) methyl acrylate	9.453	55	1877	1.06	ug/L	#	66
42) bromochloromethane	9.710	128	933	1.10	ug/L		90
43) tetrahydrofuran	9.742	42	678	1.07	ug/L	#	36
44) chloroform	9.773	83	3131	1.04	ug/L		94
49) 1,1,1-trichloroethane	10.014	97	2719	1.04	ug/L		98
50) tert-amyl methyl ether	10.512	73	4832	0.95	ug/L		97
52) epichlorohydrin	12.216	57	706	4.63	ug/L		55
53) n-butyl alcohol	11.105	56	2169	43.11	ug/L		88

Quantitation Report (QT Reviewed)

Data Path : C:\msdchem\1\DATA\
Data File : 4V8915.D
Acq On : 17 Jun 2014 12:19 pm
Operator : BenM
Sample : ic368-1
Misc : MS68934,V4V368,5,,,,1
ALS Vial : 4 Sample Multiplier: 1

Quant Time: Jun 18 14:50:54 2014
Quant Method : C:\MSDCHEM\1\METHODS\M4V368.M
Quant Title : sw846 8260b
QLast Update : Wed Jun 18 09:10:57 2014
Response via : Initial Calibration

Compound	R.T.	QIon	Response	Conc	Units		Dev(Min)
54) cyclohexane	10.051	84	2664	1.11	ug/L	#	100
55) carbon tetrachloride	10.208	117	2528	1.11	ug/L		95
56) 1,1-dichloropropene	10.193	75	2075	1.07	ug/L		93
57) hexane	8.158	57	1633	1.01	ug/L		79
58) benzene	10.486	78	6442	1.12	ug/L		97
59) isooctane	10.444	57	5122	0.92	ug/L	#	77
60) heptane	10.643	57	840	0.98	ug/L		84
61) isopropyl acetate	10.449	43	3920m	0.71	ug/L		
62) 1,2-dichloroethane	10.539	62	1806	1.04	ug/L		92
63) trichloroethene	11.231	95	1558	1.07	ug/L		93
65) 2-nitropropane	12.080	43	3564	1.05	ug/L		85
66) 2-chloroethyl vinyl ether	12.075	63	3905	4.19	ug/L		97
67) methyl methacrylate	11.540	69	925	1.02	ug/L	#	74
68) 1,2-dichloropropane	11.519	63	1429	1.04	ug/L		97
69) methylcyclohexane	11.419	83	2422	0.97	ug/L		98
70) dibromomethane	11.692	93	958	0.98	ug/L		96
71) bromodichloromethane	11.828	83	2048	1.06	ug/L		94
72) cis-1,3-dichloropropene	12.285	75	2246	1.00	ug/L		94
75) toluene	12.625	92	3156	1.02	ug/L		95
77) trans-1,3-dichloropropene	12.861	75	1973	0.96	ug/L		81
78) ethyl methacrylate	12.846	69	1874	1.06	ug/L		87
79) 1,1,2-trichloroethane	13.076	83	1059	0.96	ug/L		93
80) 2-hexanone	13.260	58	542	0.93	ug/L	#	75
82) tetrachloroethene	13.202	166	1370	1.06	ug/L		96
83) 1,3-dichloropropane	13.260	76	2007	1.03	ug/L		95
84) butyl acetate	13.317	56	971	1.02	ug/L	#	73
85) dibromochloromethane	13.527	129	1613	1.03	ug/L		98
86) 1,2-dibromoethane	13.674	107	1440	1.02	ug/L		89
87) chlorobenzene	14.130	112	3713	1.01	ug/L		92
88) 1,1,1,2-tetrachloroethane	14.203	131	1590	1.06	ug/L		81
89) ethylbenzene	14.182	91	6807	1.09	ug/L		97
90) m,p-xylene	14.293	106	5066	2.17	ug/L		96
91) o-xylene	14.723	106	2573	1.06	ug/L		94
92) styrene	14.749	104	4317	1.06	ug/L		94
93) bromoform	15.037	173	1264	1.02	ug/L		96
95) isopropylbenzene	15.069	105	6896	0.98	ug/L		95
97) bromobenzene	15.488	156	1869	1.04	ug/L		85
99) 1,1,2,2-tetrachloroethane	15.425	83	2624	1.03	ug/L		99
100) trans-1,4-dichloro-2-b...	15.472	53	627	1.11	ug/L		95
101) 1,2,3-trichloropropane	15.493	110	444	0.89	ug/L		87
102) n-propylbenzene	15.488	91	9156	1.05	ug/L		95
103) 2-chlorotoluene	15.645	126	1732	1.01	ug/L	#	87
104) 4-chlorotoluene	15.745	91	5737	1.10	ug/L		98
105) 1,3,5-trimethylbenzene	15.635	105	6215	1.00	ug/L		92
106) tert-butylbenzene	15.986	119	4618m	0.92	ug/L		
107) pentachloroethane	16.086	167	1106	0.93	ug/L		87
108) 1,2,4-trimethylbenzene	16.028	105	6398	1.00	ug/L		99
109) sec-butylbenzene	16.191	105	8543	1.02	ug/L		99
110) 1,3-dichlorobenzene	16.390	146	3950	1.08	ug/L		97
111) p-isopropyltoluene	16.311	119	7297	1.03	ug/L		97

Quantitation Report (QT Reviewed)

Data Path : C:\msdchem\1\DATA\
Data File : 4V8915.D
Acq On : 17 Jun 2014 12:19 pm
Operator : BenM
Sample : ic368-1
Misc : MS68934,V4V368,5,,,,1
ALS Vial : 4 Sample Multiplier: 1

Quant Time: Jun 18 14:50:54 2014
Quant Method : C:\MSDCHEM\1\METHODS\M4V368.M
Quant Title : sw846 8260b
QLast Update : Wed Jun 18 09:10:57 2014
Response via : Initial Calibration

Compound	R.T.	QIon	Response	Conc	Units	Dev(Min)
112) 1,4-dichlorobenzene	16.474	146	3979	1.02	ug/L	89
114) 1,2-dichlorobenzene	16.862	146	4071	1.04	ug/L	92
115) n-butylbenzene	16.715	92	3897	1.00	ug/L	96
117) 1,3,5-trichlorobenzene	17.743	180	3558	1.10	ug/L	98
118) 1,2,4-trichlorobenzene	18.325	180	3618	1.17	ug/L	92
119) hexachlorobutadiene	18.403	225	1468	1.02	ug/L	98
120) naphthalene	18.576	128	9396	1.08	ug/L	98
121) 1,2,3-trichlorobenzene	18.791	180	3155	1.09	ug/L	96
122) hexachloroethane	17.082	119	1436	0.99	ug/L	86
123) Benzyl chloride	16.600	91	4915	1.02	ug/L	97

(#) = qualifier out of range (m) = manual integration (+) = signals summed

7.7.3

7

Quantitation Report (QT Reviewed)

Data Path : C:\msdchem\1\DATA\
Data File : 4V8915.D
Acq On : 17 Jun 2014 12:19 pm
Operator : BenM
Sample : ic368-1
Misc : MS68934,V4V368,5,,,,1
ALS Vial : 4 Sample Multiplier: 1

Quant Time: Jun 18 14:50:54 2014
Quant Method : C:\MSDCHEM\1\METHODS\M4V368.M
Quant Title : sw846 8260b
QLast Update : Wed Jun 18 09:10:57 2014
Response via : Initial Calibration

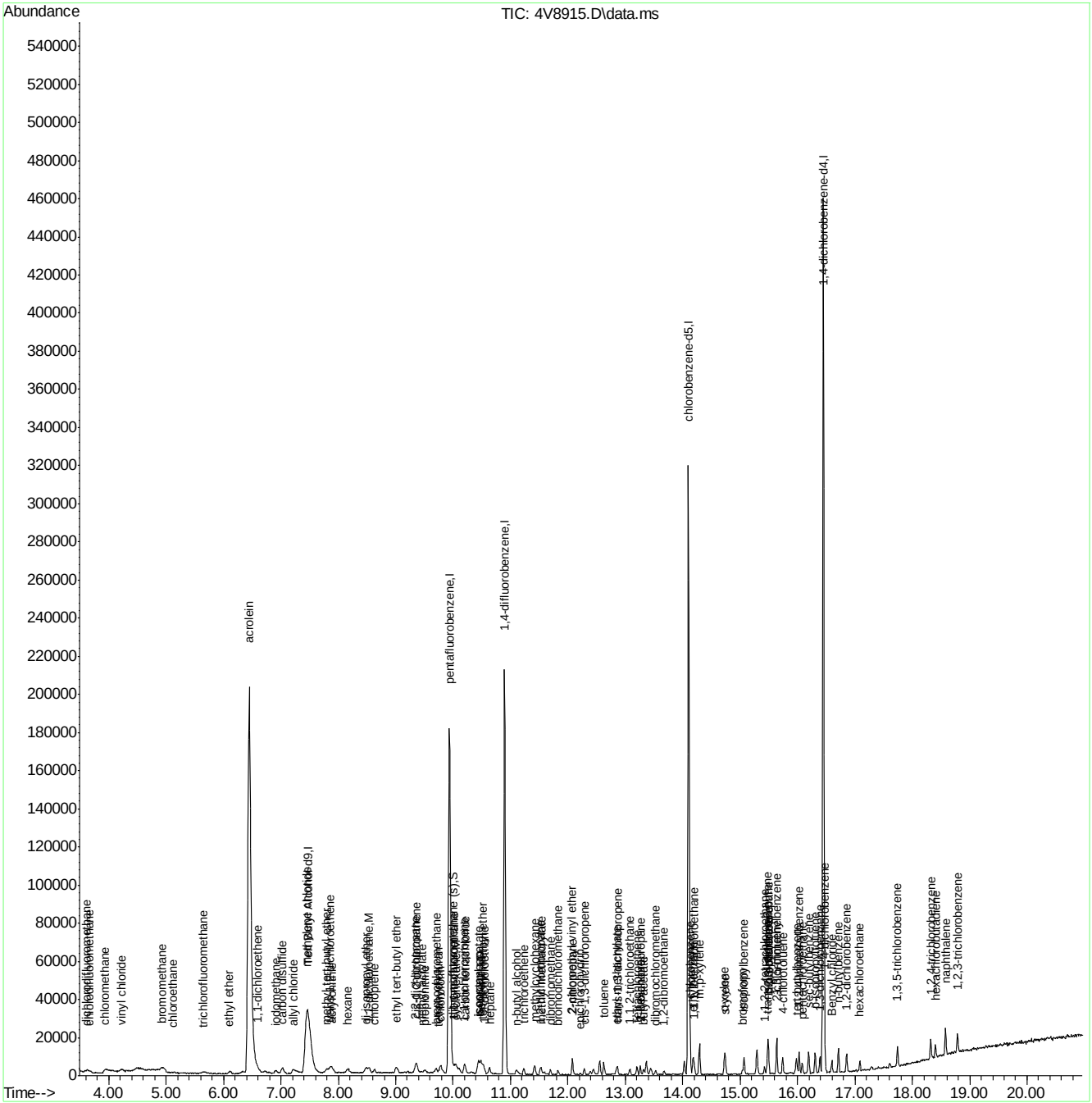

ACCUTEST LABORATORIES JB72256

Manual Integration Approval Summary

Sample Number: V4V368-IC368
Lab FileID: 4V8915.D
Injection Time: 06/17/14 12:19

Method: SW846 8260B
Analyst approved: 06/18/14 15:05 Juntae Park
Supervisor approved: 06/18/14 18:04 Jessica Reitan-Chu

Parameter	CAS	Sig#	R.T. (min.)	Reason
Isopropyl Acetate	108-21-4		10.45	Poorly defined baseline
tert-Butylbenzene	98-06-6		15.99	Poorly defined baseline

Quantitation Report (Qedit)

Data Path : C:\msdchem\1\DATA\v4v368InitialRaw\
Data File : 4V8915.D
Acq On : 17 Jun 2014 12:19 pm
Operator : BenM
Sample : ic368-1
Misc : MS68934,V4V368,5,,,,1
ALS Vial : 4 Sample Multiplier: 1

Quant Time: Jun 17 12:42:24 2014
Quant Method : C:\MSDCHEM\1\METHODS\M4V368.M
Quant Title : sw846 8260b
QLast Update : Tue Jun 17 08:04:06 2014
Response via : Initial Calibration

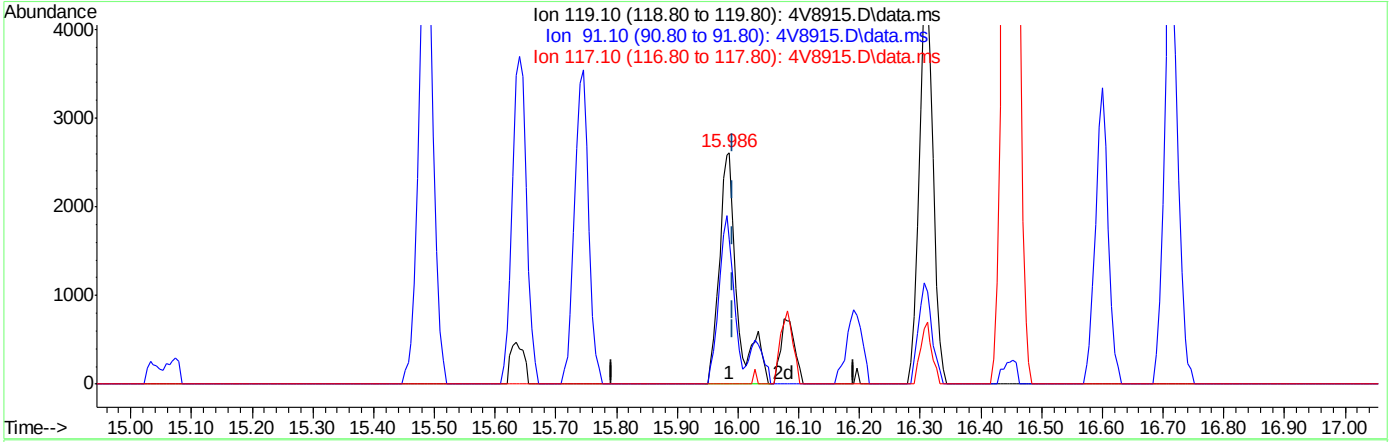

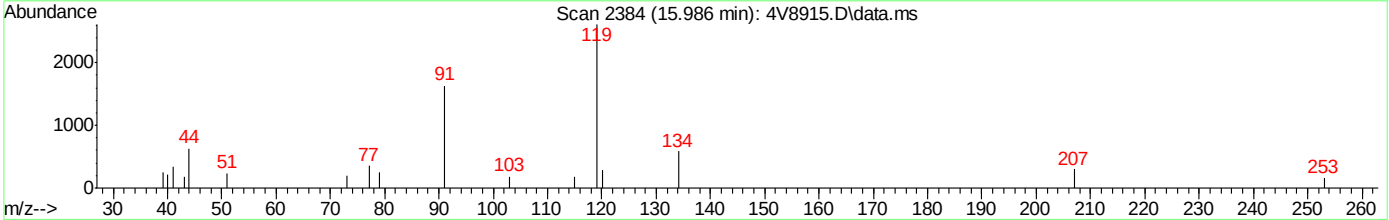

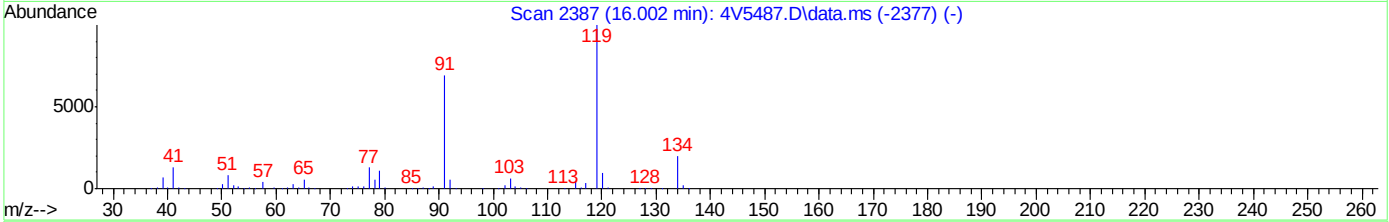

TIC: 4V8915.D\data.ms

(106) tert-butylbenzene

15.986min (-0.006) 1.08ug/L

response 5368

Ion	Exp%	Act%
119.10	100	100
91.10	69.80	62.45
117.10	3.40	0.00
0.00	0.00	0.00

ACCUTEST LABORATORIES JB72256

Quantitation Report (Qedit)

Data Path : C:\msdchem\1\DATA\v4v368InitialRaw\
Data File : 4V8915.D
Acq On : 17 Jun 2014 12:19 pm
Operator : BenM
Sample : ic368-1
Misc : MS68934,V4V368,5,,,,1
ALS Vial : 4 Sample Multiplier: 1

Quant Time: Jun 17 12:42:24 2014
Quant Method : C:\MSDCHEM\1\METHODS\M4V368.M
Quant Title : sw846 8260b
QLast Update : Tue Jun 17 08:04:06 2014
Response via : Initial Calibration

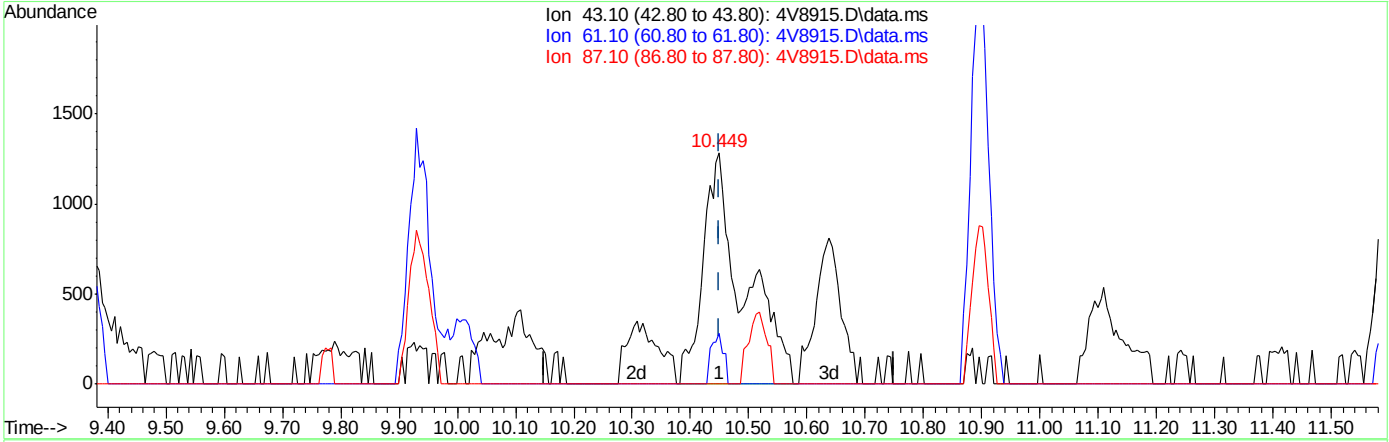

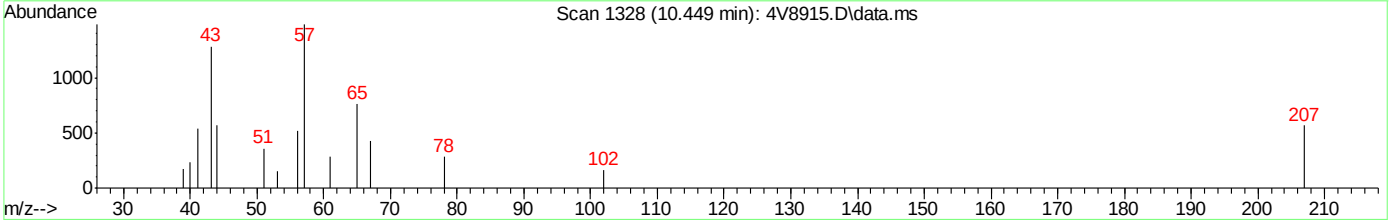

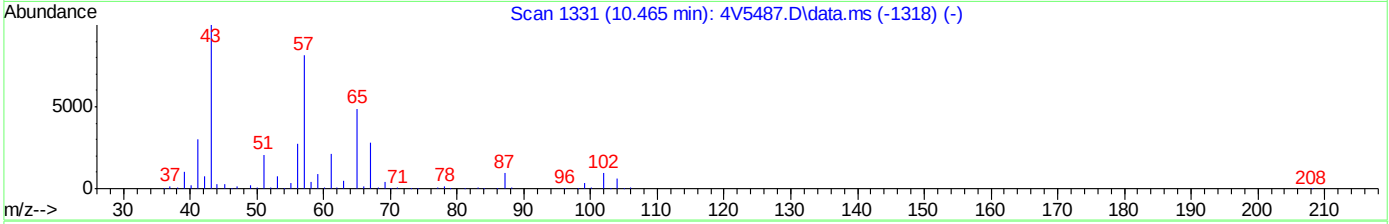

TIC: 4V8915.D\data.ms

(61) isopropyl acetate

10.449min (-0.001) 1.17ug/L

response 6131

Ion	Exp%	Act%
43.10	100	100
61.10	19.30	6.59
87.10	8.10	0.00
0.00	0.00	0.00

4V8915.D edits: isopropyl acetate

Quantitation Report (Qedit)

Data Path : C:\msdchem\1\DATA\
Data File : 4V8915.D
Acq On : 17 Jun 2014 12:19 pm
Operator : BenM
Sample : ic368-1
Misc : MS68934,V4V368,5,,,,1
ALS Vial : 4 Sample Multiplier: 1

Quant Time: Jun 18 14:43:05 2014
Quant Method : C:\MSDCHEM\1\METHODS\M4V368.M
Quant Title : sw846 8260b
QLast Update : Wed Jun 18 09:10:57 2014
Response via : Initial Calibration

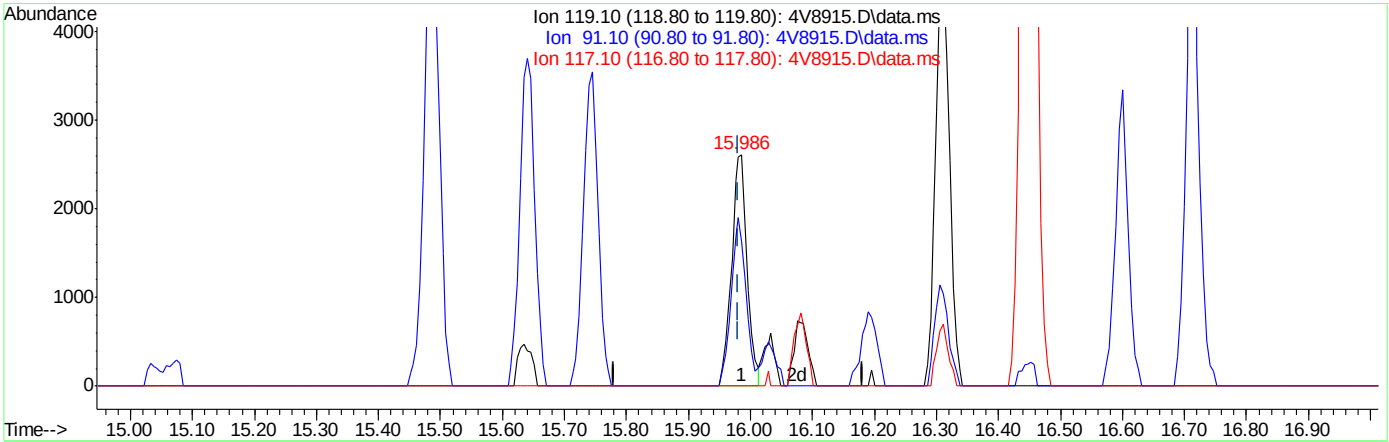

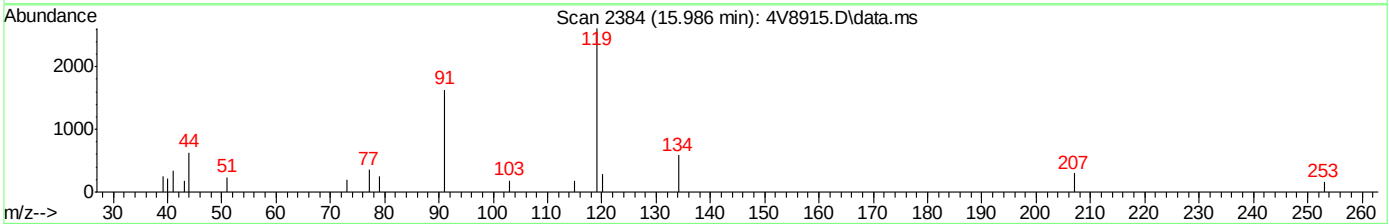

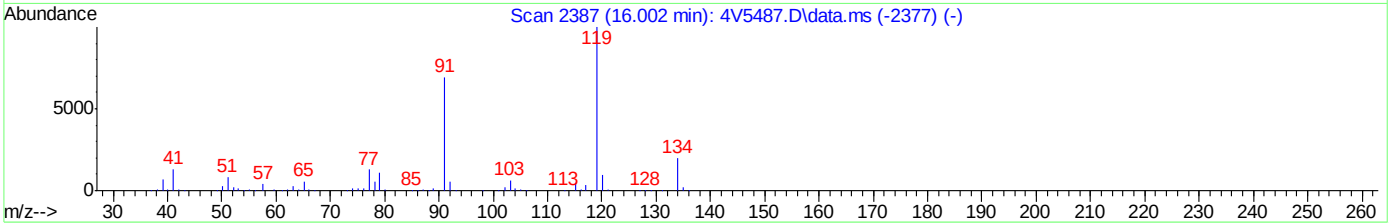

TIC: 4V8915.D\data.ms

(106) tert-butylbenzene

15.986min (+0.005) 0.92ug/L m

response 4618

Ion	Exp%	Act%
119.10	100	100
91.10	68.20	62.45
117.10	3.40	0.00
0.00	0.00	0.00

ACCUTEST LABORATORIES JB72256

Quantitation Report (Qedit)

Data Path : C:\msdchem\1\DATA\
Data File : 4V8915.D
Acq On : 17 Jun 2014 12:19 pm
Operator : BenM
Sample : ic368-1
Misc : MS68934,V4V368,5,,,,1
ALS Vial : 4 Sample Multiplier: 1

Quant Time: Jun 18 14:43:05 2014
Quant Method : C:\MSDCHEM\1\METHODS\M4V368.M
Quant Title : sw846 8260b
QLast Update : Wed Jun 18 09:10:57 2014
Response via : Initial Calibration

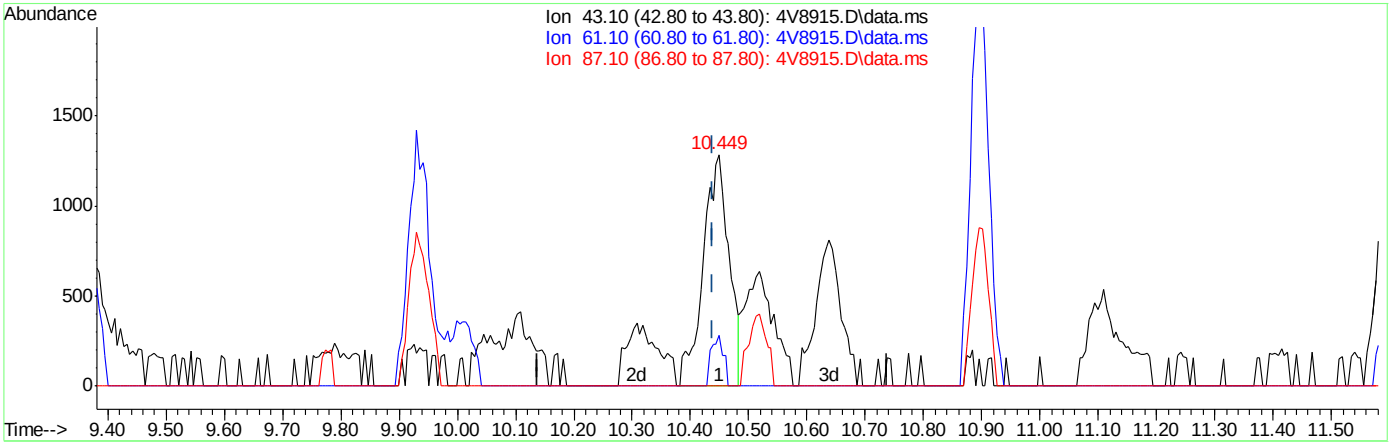

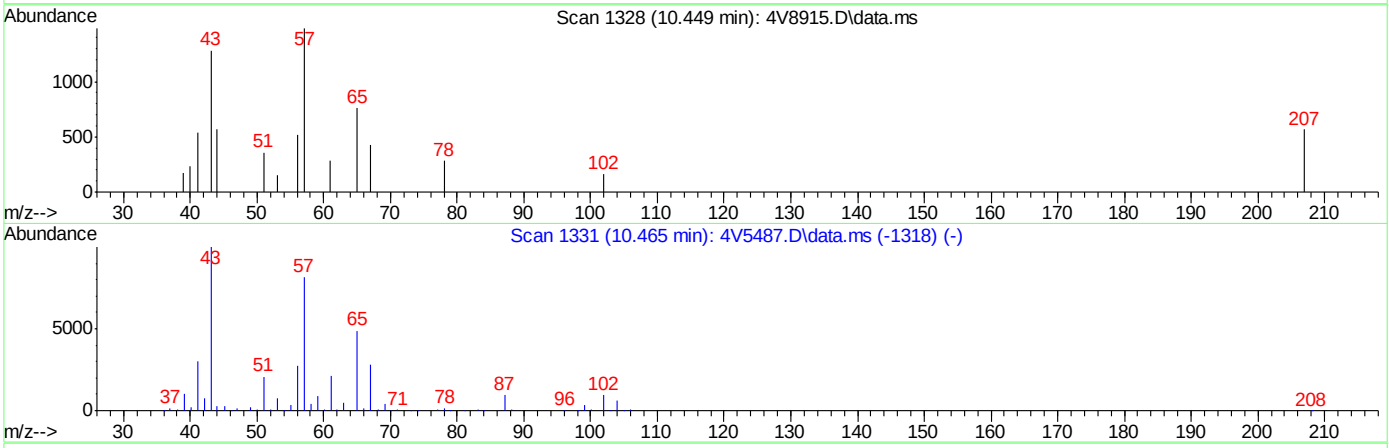

TIC: 4V8915.D\data.ms

(61) isopropyl acetate

10.449min (+0.010) 0.71ug/L m

response 3920

Ion	Exp%	Act%
43.10	100	100
61.10	12.90	10.31
87.10	5.70	0.00
0.00	0.00	0.00

ACCUTEST LABORATORIES JB72256

Manual Integrations APPROVED (compounds with "m" flag)
Jessica Reitan-Chu 06/18/14 18:04

Quantitation Report (QT Reviewed)

Data Path : C:\msdchem\1\DATA\
Data File : 4V8916.D
Acq On : 17 Jun 2014 12:46 pm
Operator : BenM
Sample : ic368-0.5
Misc : MS68934,V4V368,5,,,,1
ALS Vial : 5 Sample Multiplier: 1

Quant Time: Jun 18 10:36:16 2014
Quant Method : C:\MSDCHEM\1\METHODS\M4V368.M
Quant Title : sw846 8260b
QLast Update : Wed Jun 18 08:29:29 2014
Response via : Initial Calibration

Compound	R.T.	QIon	Response	Conc	Units		Dev(Min)
Internal Standards							
1) Tert Butyl Alcohol-d9	7.466	65	125842	500.00	ug/L		0.00
4) pentafluorobenzene	9.936	168	164695	50.00	ug/L		0.00
51) 1,4-difluorobenzene	10.895	114	204312	50.00	ug/L		0.00
81) chlorobenzene-d5	14.099	117	180062	50.00	ug/L		0.00
94) 1,4-dichlorobenzene-d4	16.448	152	106235	50.00	ug/L		0.00
System Monitoring Compounds							
45) dibromofluoromethane (s)	0.000	113	0d	0.00	ug/L		
Spiked Amount 50.000	Range 79 - 120		Recovery =	0.00%#			
46) 1,2-dichloroethane-d4 (s)	0.000	65	0d	0.00	ug/L		
Spiked Amount 50.000	Range 72 - 123		Recovery =	0.00%#			
73) toluene-d8 (s)	0.000	98	0d	0.00	ug/L		
Spiked Amount 50.000	Range 78 - 119		Recovery =	0.00%#			
96) 4-bromofluorobenzene (s)	0.000	95	0d	0.00	ug/L		
Spiked Amount 50.000	Range 74 - 119		Recovery =	0.00%#			
Target Compounds							Qvalue
6) chlorodifluoromethane	3.628	51	1244	0.53	ug/L		65
9) chloromethane	3.938	50	1356	0.56	ug/L		78
10) vinyl chloride	4.215	62	1346	0.51	ug/L	#	50
17) acrolein	6.454	56	2025	5.62	ug/L		85
18) 1,1-dichloroethene	6.580	61	1048	0.41	ug/L	#	64
22) iodomethane	6.900	142	1268	0.39	ug/L		84
24) carbon disulfide	7.010	76	3627	0.57	ug/L		78
25) methylene chloride	7.450	84	911	0.49	ug/L		79
28) methyl tert butyl ether	7.791	73	2466	0.50	ug/L		71
29) trans-1,2-dichloroethene	7.854	61	1047	0.47	ug/L		92
30) di-isopropyl ether	8.489	45	2616	0.54	ug/L		85
31) ethyl tert-butyl ether	9.002	59	2174	0.43	ug/L		95
33) 1,1-dichloroethane	8.525	63	1230	0.45	ug/L		89
35) acrylonitrile	7.901	53	1180	1.87	ug/L		90
38) 2,2-dichloropropane	9.338	77	1226	0.52	ug/L	#	45
39) cis-1,2-dichloroethene	9.354	61	1246	0.45	ug/L		83
40) propionitrile	9.516	54	1002	3.84	ug/L		54
44) chloroform	9.773	83	1540	0.56	ug/L		88
49) 1,1,1-trichloroethane	10.009	97	1103	0.43	ug/L		77
50) tert-amyl methyl ether	10.512	73	2545	0.51	ug/L		84
52) epichlorohydrin	12.216	57	321	2.15	ug/L		55
53) n-butyl alcohol	11.115	56	1196	22.42	ug/L		84
54) cyclohexane	10.046	84	1077	0.46	ug/L	#	100
55) carbon tetrachloride	10.214	117	936	0.42	ug/L		91
56) 1,1-dichloropropene	10.193	75	861	0.46	ug/L		84
57) hexane	8.174	57	646	0.39	ug/L	#	65
58) benzene	10.486	78	2911	0.53	ug/L		92
59) isooctane	10.444	57	2363	0.40	ug/L		94
60) heptane	10.633	57	343	0.39	ug/L	#	50
62) 1,2-dichloroethane	10.539	62	759	0.43	ug/L	#	50
63) trichloroethene	11.231	95	632	0.46	ug/L		96
65) 2-nitropropane	12.080	43	1909	0.63	ug/L		84

Quantitation Report (QT Reviewed)

Data Path : C:\msdchem\1\DATA\
Data File : 4V8916.D
Acq On : 17 Jun 2014 12:46 pm
Operator : BenM
Sample : ic368-0.5
Misc : MS68934,V4V368,5,,,,1
ALS Vial : 5 Sample Multiplier: 1

Quant Time: Jun 18 10:36:16 2014
Quant Method : C:\MSDCHEM\1\METHODS\M4V368.M
Quant Title : sw846 8260b
QLast Update : Wed Jun 18 08:29:29 2014
Response via : Initial Calibration

	Compound	R.T.	QIon	Response	Conc	Units		Dev(Min)
66)	2-chloroethyl vinyl ether	12.080	63	2067	2.40	ug/L		98
68)	1,2-dichloropropane	11.519	63	574	0.42	ug/L	#	44
69)	methylcyclohexane	11.425	83	975	0.39	ug/L		93
70)	dibromomethane	11.692	93	371	0.39	ug/L		86
71)	bromodichloromethane	11.828	83	884	0.47	ug/L		92
72)	cis-1,3-dichloropropene	12.285	75	1043	0.51	ug/L		89
75)	toluene	12.631	92	1446	0.51	ug/L		98
77)	trans-1,3-dichloropropene	12.867	75	980	0.53	ug/L		91
78)	ethyl methacrylate	12.840	69	831	0.50	ug/L		71
79)	1,1,2-trichloroethane	13.087	83	464	0.44	ug/L		82
82)	tetrachloroethene	13.207	166	536	0.41	ug/L		85
83)	1,3-dichloropropane	13.260	76	890	0.48	ug/L		83
84)	butyl acetate	13.323	56	431	0.47	ug/L	#	53
85)	dibromochloromethane	13.532	129	739	0.47	ug/L		84
86)	1,2-dibromoethane	13.679	107	640	0.46	ug/L		85
87)	chlorobenzene	14.130	112	1828	0.54	ug/L		97
88)	1,1,1,2-tetrachloroethane	14.198	131	651	0.41	ug/L		93
89)	ethylbenzene	14.183	91	3201	0.53	ug/L		96
90)	m,p-xylene	14.293	106	2223	0.99	ug/L		73
91)	o-xylene	14.723	106	1068	0.44	ug/L		99
92)	styrene	14.749	104	1929	0.51	ug/L		94
93)	bromoform	15.037	173	553	0.45	ug/L		85
95)	isopropylbenzene	15.069	105	3195	0.50	ug/L		95
97)	bromobenzene	15.488	156	846	0.54	ug/L		90
99)	1,1,2,2-tetrachloroethane	15.425	83	1188	0.53	ug/L		93
102)	n-propylbenzene	15.488	91	4180	0.58	ug/L		95
103)	2-chlorotoluene	15.640	126	774m	0.52	ug/L		
104)	4-chlorotoluene	15.745	91	2574	0.58	ug/L		95
105)	1,3,5-trimethylbenzene	15.635	105	2937	0.54	ug/L		96
106)	tert-butylbenzene	15.981	119	2007	0.40	ug/L		99
107)	pentachloroethane	16.081	167	449	0.38	ug/L	#	67
108)	1,2,4-trimethylbenzene	16.033	105	3087	0.57	ug/L		94
109)	sec-butylbenzene	16.196	105	3807	0.51	ug/L		91
110)	1,3-dichlorobenzene	16.395	146	1796	0.56	ug/L		97
111)	p-isopropyltoluene	16.306	119	3316	0.56	ug/L		97
112)	1,4-dichlorobenzene	16.474	146	1869	0.58	ug/L		87
114)	1,2-dichlorobenzene	16.856	146	1895	0.57	ug/L		87
115)	n-butylbenzene	16.715	92	1802	0.55	ug/L		96
117)	1,3,5-trichlorobenzene	17.748	180	1730	0.60	ug/L		91
119)	hexachlorobutadiene	18.408	225	650	0.53	ug/L		90
120)	naphthalene	18.576	128	4459	0.56	ug/L		92
121)	1,2,3-trichlorobenzene	18.791	180	1548	0.58	ug/L		97
122)	hexachloroethane	17.087	119	601	0.43	ug/L		85

(#) = qualifier out of range (m) = manual integration (+) = signals summed

Quantitation Report (QT Reviewed)

Data Path : C:\msdchem\1\DATA\
Data File : 4V8916.D
Acq On : 17 Jun 2014 12:46 pm
Operator : BenM
Sample : ic368-0.5
Misc : MS68934,V4V368,5,,,,1
ALS Vial : 5 Sample Multiplier: 1

Quant Time: Jun 18 10:36:16 2014
Quant Method : C:\MSDCHEM\1\METHODS\M4V368.M
Quant Title : sw846 8260b
QLast Update : Wed Jun 18 08:29:29 2014
Response via : Initial Calibration

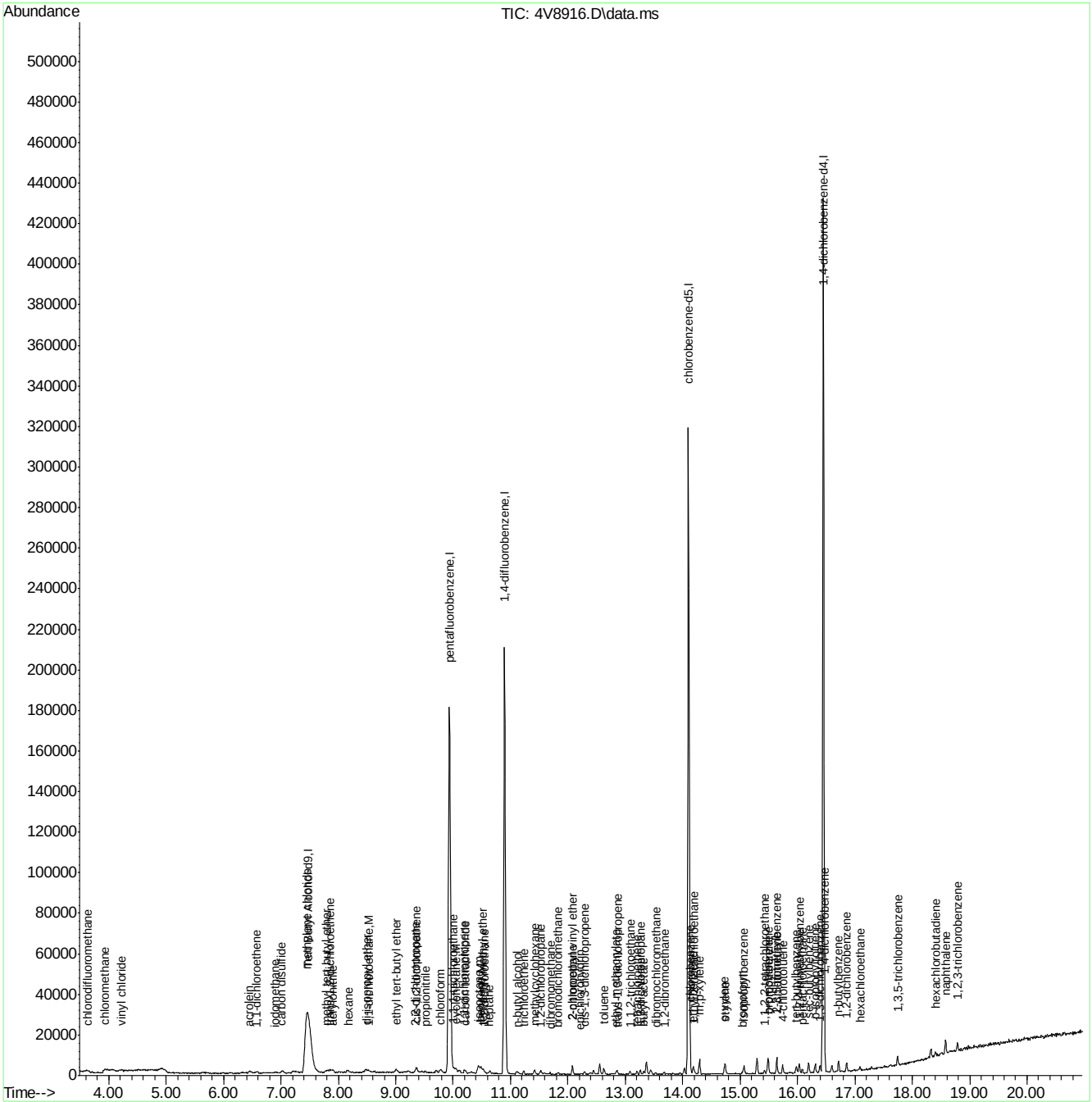

Manual Integration Approval Summary

Sample Number:	V4V368-IC368	**Method:**	SW846 8260B
Lab FileID:	4V8916.D	**Analyst approved:**	06/18/14 15:05 Juntae Park
Injection Time:	06/17/14 12:46	**Supervisor approved:**	06/18/14 18:04 Jessica Reitan-Chu

Parameter	CAS	Sig#	R.T. (min.)	Reason
o-Chlorotoluene	95-49-8		15.64	Poorly defined baseline

Quantitation Report (Qedit)

Data Path : C:\msdchem\1\DATA\v4v368Initial\
Data File : 4V8916.D
Acq On : 17 Jun 2014 12:46 pm
Operator : BenM
Sample : ic368-0.5
Misc : MS68934,V4V368,5,,,,1
ALS Vial : 5 Sample Multiplier: 1

Quant Time: Jun 17 13:08:44 2014
Quant Method : C:\MSDCHEM\1\METHODS\M4V368.M
Quant Title : sw846 8260b
QLast Update : Tue Jun 17 08:04:06 2014
Response via : Initial Calibration

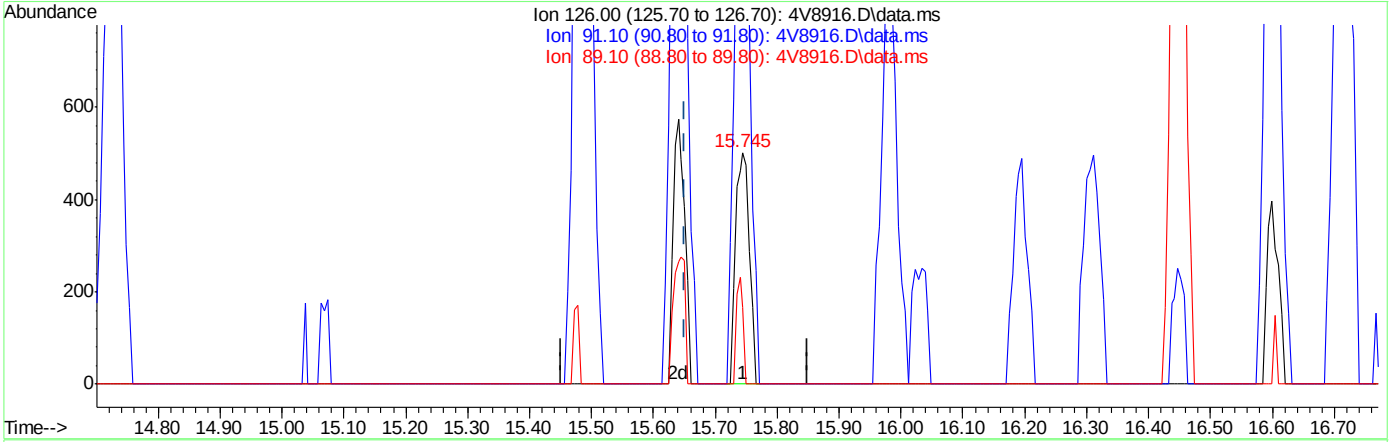

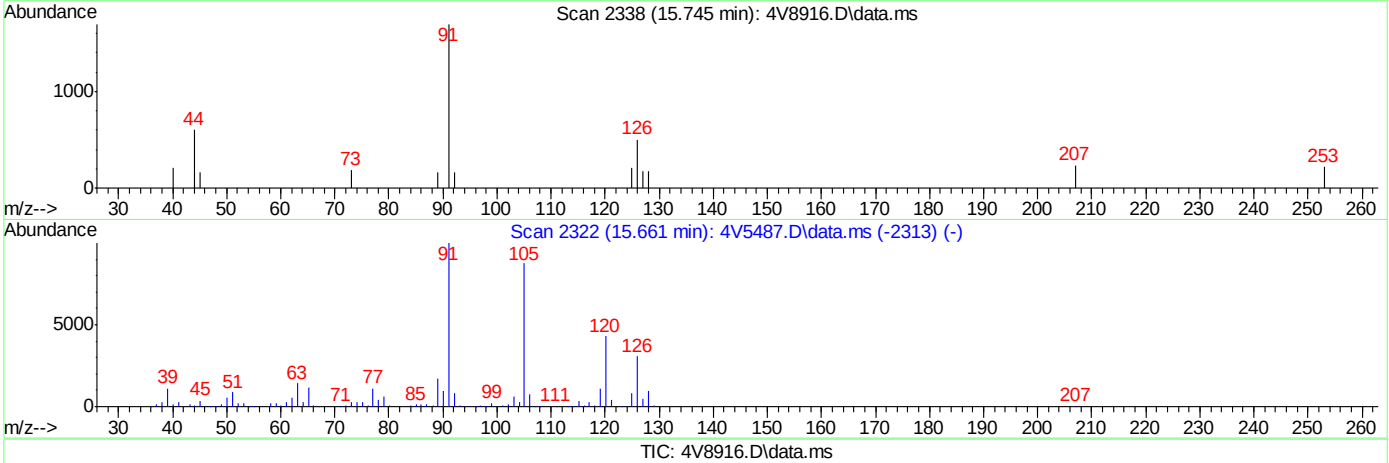

TIC: 4V8916.D\data.ms

(103) 2-chlorotoluene

15.745min (+0.094) 0.53ug/L

response 796

Ion	Exp%	Act%
126.00	100	100
91.10	323.60	337.25
89.10	56.40	33.07
0.00	0.00	0.00

ACCUTEST LABORATORIES JB72256

Quantitation Report (Qedit)

Data Path : C:\msdchem\1\DATA\
Data File : 4V8916.D
Acq On : 17 Jun 2014 12:46 pm
Operator : BenM
Sample : ic368-0.5
Misc : MS68934,V4V368,5,,,,1
ALS Vial : 5 Sample Multiplier: 1

Quant Time: Jun 18 09:50:11 2014
Quant Method : C:\MSDCHEM\1\METHODS\M4V368.M
Quant Title : sw846 8260b
QLast Update : Wed Jun 18 08:29:29 2014
Response via : Initial Calibration

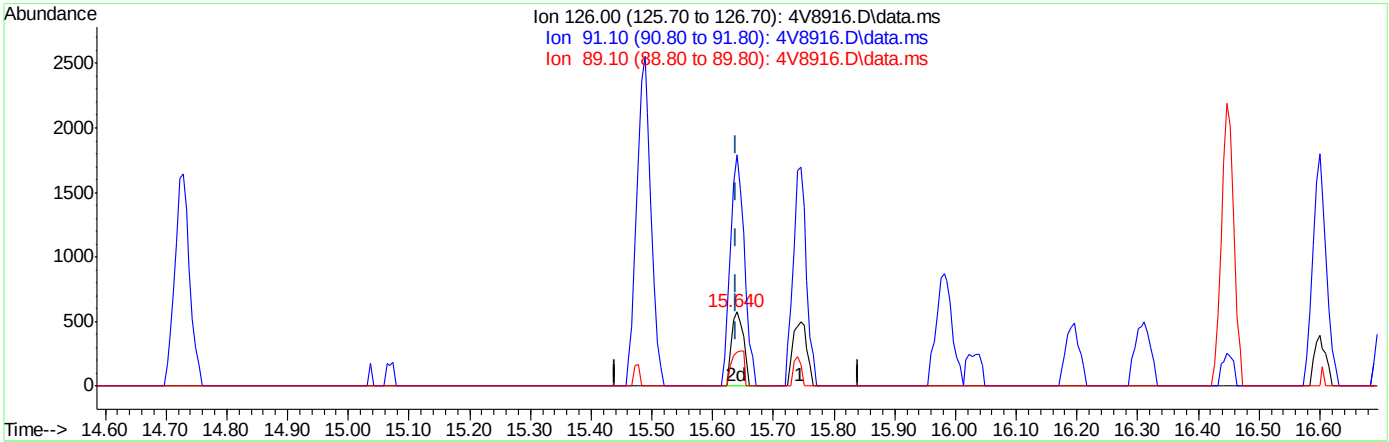

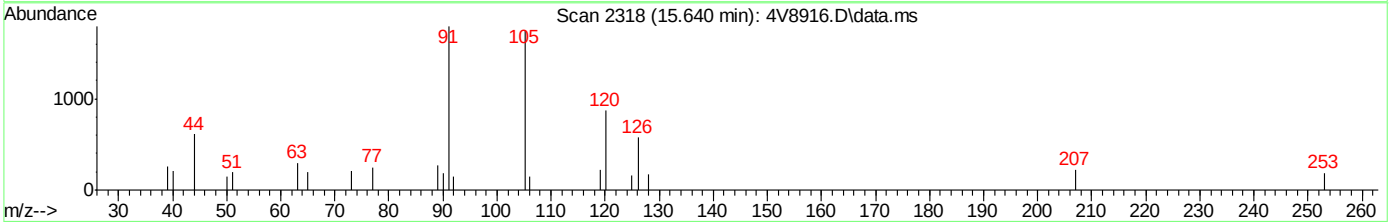

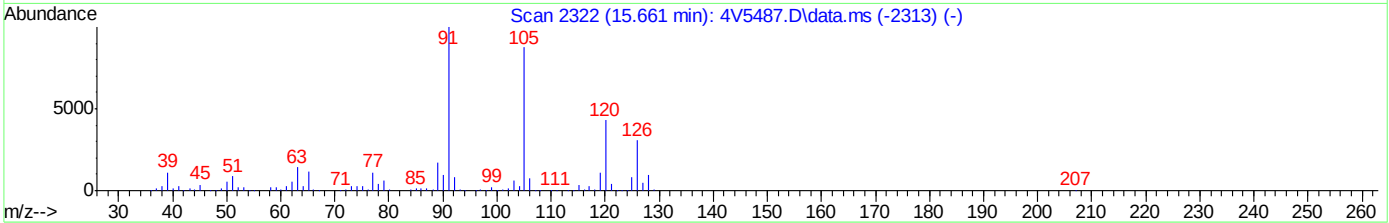

TIC: 4V8916.D\data.ms

(103) 2-chlorotoluene

15.640min (-0.000) 0.52ug/L m

response 774

Ion	Exp%	Act%
126.00	100	100
91.10	339.00	312.54
89.10	57.20	46.34
0.00	0.00	0.00

ACCUTEST LABORATORIES JB72256

Quantitation Report (QT Reviewed)

Data Path : C:\msdchem\1\DATA\
Data File : 4V8917.D
Acq On : 17 Jun 2014 1:12 pm
Operator : BenM
Sample : ic368-0.2
Misc : MS68934,V4V368,5,,,,1
ALS Vial : 6 Sample Multiplier: 1

Quant Time: Jun 18 09:45:37 2014
Quant Method : C:\MSDCHEM\1\METHODS\M4V368.M
Quant Title : sw846 8260b
QLast Update : Wed Jun 18 08:29:29 2014
Response via : Initial Calibration

Compound	R.T.	QIon	Response	Conc	Units		Dev(Min)
Internal Standards							
1) Tert Butyl Alcohol-d9	7.461	65	125794	500.00	ug/L		0.00
4) pentafluorobenzene	9.936	168	165575	50.00	ug/L		0.00
51) 1,4-difluorobenzene	10.900	114	198157	50.00	ug/L		0.00
81) chlorobenzene-d5	14.099	117	181074	50.00	ug/L		0.00
94) 1,4-dichlorobenzene-d4	16.447	152	112514	50.00	ug/L		0.00
System Monitoring Compounds							
45) dibromofluoromethane (s)	0.000	113	0d	0.00	ug/L		
Spiked Amount 50.000	Range 79 - 120		Recovery =	0.00%#			
46) 1,2-dichloroethane-d4 (s)	0.000	65	0d	0.00	ug/L		
Spiked Amount 50.000	Range 72 - 123		Recovery =	0.00%#			
73) toluene-d8 (s)	0.000	98	0d	0.00	ug/L		
Spiked Amount 50.000	Range 78 - 119		Recovery =	0.00%#			
96) 4-bromofluorobenzene (s)	0.000	95	0d	0.00	ug/L		
Spiked Amount 50.000	Range 74 - 119		Recovery =	0.00%#			
Target Compounds							Qvalue
9) chloromethane	3.932	50	596	0.24	ug/L	#	49
17) acrolein	6.465	56	705	1.94	ug/L		93
22) iodomethane	6.931	142	749	0.23	ug/L	#	42
29) trans-1,2-dichloroethene	7.870	61	487	0.22	ug/L	#	69
33) 1,1-dichloroethane	8.536	63	632	0.23	ug/L	#	50
35) acrylonitrile	7.901	53	534	0.84	ug/L	#	17
39) cis-1,2-dichloroethene	9.364	61	691	0.25	ug/L	#	57
40) propionitrile	9.511	54	526	2.01	ug/L		67
49) 1,1,1-trichloroethane	9.999	97	564	0.22	ug/L	#	24
56) 1,1-dichloropropene	10.198	75	418	0.23	ug/L	#	41
63) trichloroethene	11.225	95	284	0.21	ug/L	#	51
72) cis-1,3-dichloropropene	12.290	75	492	0.25	ug/L	#	63
75) toluene	12.625	92	691	0.25	ug/L		80
78) ethyl methacrylate	12.851	69	340	0.21	ug/L		65
83) 1,3-dichloropropane	13.260	76	481	0.26	ug/L	#	50
86) 1,2-dibromoethane	13.674	107	310	0.22	ug/L		86
90) m,p-xylene	14.293	106	1112	0.49	ug/L		88
91) o-xylene	14.728	106	533	0.22	ug/L		99
92) styrene	14.743	104	993	0.26	ug/L		95
95) isopropylbenzene	15.074	105	1683	0.25	ug/L		90
97) bromobenzene	15.493	156	342	0.21	ug/L	#	76
99) 1,1,2,2-tetrachloroethane	15.425	83	608	0.26	ug/L		88
109) sec-butylbenzene	16.191	105	2068	0.26	ug/L		91

(#) = qualifier out of range (m) = manual integration (+) = signals summed

Quantitation Report (QT Reviewed)

Data Path : C:\msdchem\1\DATA\
Data File : 4V8917.D
Acq On : 17 Jun 2014 1:12 pm
Operator : BenM
Sample : ic368-0.2
Misc : MS68934,V4V368,5,,,,1
ALS Vial : 6 Sample Multiplier: 1

Quant Time: Jun 18 09:45:37 2014
Quant Method : C:\MSDCHEM\1\METHODS\M4V368.M
Quant Title : sw846 8260b
QLast Update : Wed Jun 18 08:29:29 2014
Response via : Initial Calibration

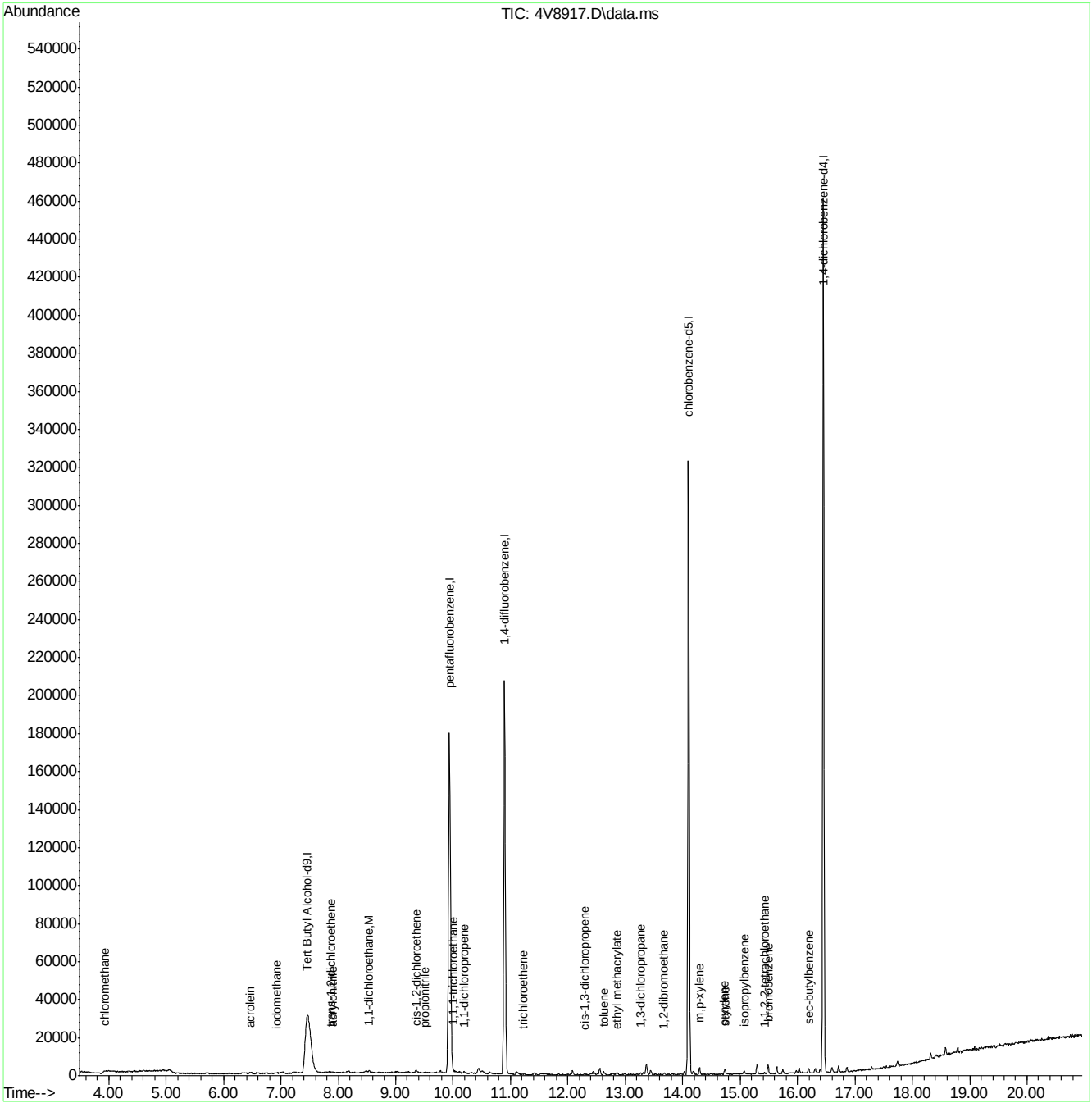

Manual Integrations APPROVED (compounds with "m" flag)
Jessica Reitan-Chu 06/18/14 18:04

Quantitation Report (QT Reviewed)

Data Path : C:\msdchem\1\DATA\
Data File : 4V8918.D
Acq On : 17 Jun 2014 1:38 pm
Operator : BenM
Sample : ic368-10
Misc : MS68934,V4V368,5,,,,1
ALS Vial : 7 Sample Multiplier: 1

Quant Time: Jun 18 14:51:36 2014
Quant Method : C:\MSDCHEM\1\METHODS\M4V368.M
Quant Title : sw846 8260b
QLast Update : Wed Jun 18 08:29:29 2014
Response via : Initial Calibration

Compound	R.T.	QIon	Response	Conc	Units		Dev(Min)
Internal Standards							
1) Tert Butyl Alcohol-d9	7.461	65	127046	500.00	ug/L		0.00
4) pentafluorobenzene	9.936	168	175386	50.00	ug/L		0.00
51) 1,4-difluorobenzene	10.900	114	238741	50.00	ug/L		0.00
81) chlorobenzene-d5	14.104	117	212087	50.00	ug/L		0.00
94) 1,4-dichlorobenzene-d4	16.448	152	120105	50.00	ug/L		0.00
System Monitoring Compounds							
45) dibromofluoromethane (s)	9.993	113	15872	9.78	ug/L		0.00
Spiked Amount 50.000	Range 79 - 120		Recovery = 19.56%#				
46) 1,2-dichloroethane-d4 (s)	10.444	65	16594	10.57	ug/L		0.00
Spiked Amount 50.000	Range 72 - 123		Recovery = 21.14%#				
73) toluene-d8 (s)	12.552	98	51242	10.62	ug/L		0.00
Spiked Amount 50.000	Range 78 - 119		Recovery = 21.24%#				
96) 4-bromofluorobenzene (s)	15.294	95	21609	11.18	ug/L		0.00
Spiked Amount 50.000	Range 74 - 119		Recovery = 22.36%#				
Target Compounds							Qvalue
2) 1,4-dioxane	11.655	88	5039	243.63	ug/L	#	95
3) tertiary butyl alcohol	7.592	59	12948	51.85	ug/L		92
6) chlorodifluoromethane	3.649	51	24012	9.54	ug/L		98
7) dichlorodifluoromethane	3.634	85	27378	9.52	ug/L		97
9) chloromethane	3.959	50	25213	9.78	ug/L		97
10) vinyl chloride	4.237	62	28070	9.89	ug/L		99
11) bromomethane	4.939	94	18374	10.59	ug/L		98
12) chloroethane	5.138	64	11103	10.34	ug/L		96
13) trichlorofluoromethane	5.663	101	28856	9.50	ug/L		94
14) ethyl ether	6.119	74	7241	9.60	ug/L		95
16) 2-chloropropane	6.344	43	27249	10.08	ug/L		97
17) acrolein	6.449	56	36799	95.83	ug/L		94
18) 1,1-dichloroethene	6.591	61	26373	9.71	ug/L		97
19) acetone	6.717	58	1278	7.82	ug/L	#	54
20) allyl chloride	7.220	76	7726	10.56	ug/L		94
21) acetonitrile	7.257	40	15245	94.83	ug/L		84
22) iodomethane	6.921	142	33790	9.78	ug/L		98
23) iso-butyl alcohol	10.308	41	6988	101.86	ug/L		94
24) carbon disulfide	7.031	76	66295	9.79	ug/L		98
25) methylene chloride	7.456	84	18943	9.66	ug/L		98
26) 1-chloropropane	7.466	41	7502	10.27	ug/L	#	62
27) methyl acetate	7.230	74	2540	8.96	ug/L	#	74
28) methyl tert butyl ether	7.807	73	51178	9.72	ug/L		98
29) trans-1,2-dichloroethene	7.860	61	23425	9.85	ug/L		97
30) di-isopropyl ether	8.483	45	50446	9.70	ug/L		99
31) ethyl tert-butyl ether	9.008	59	52226	9.62	ug/L		98
32) 2-butanone	9.364	72	1868	9.46	ug/L		64
33) 1,1-dichloroethane	8.536	63	28322	9.64	ug/L		98
34) chloroprene	8.630	53	19892	9.53	ug/L		96
35) acrylonitrile	7.886	53	31505	46.81	ug/L		98
36) vinyl acetate	8.536	86	1973	9.07	ug/L		54
37) ethyl acetate	9.370	45	2467	9.89	ug/L	#	30

Quantitation Report (QT Reviewed)

Data Path : C:\msdchem\1\DATA\
Data File : 4V8918.D
Acq On : 17 Jun 2014 1:38 pm
Operator : BenM
Sample : ic368-10
Misc : MS68934,V4V368,5,,,,1
ALS Vial : 7 Sample Multiplier: 1

Quant Time: Jun 18 14:51:36 2014
Quant Method : C:\MSDCHEM\1\METHODS\M4V368.M
Quant Title : sw846 8260b
QLast Update : Wed Jun 18 08:29:29 2014
Response via : Initial Calibration

Compound	R.T.	QIon	Response	Conc	Units		Dev(Min)
38) 2,2-dichloropropane	9.349	77	24877	9.92	ug/L		97
39) cis-1,2-dichloroethene	9.364	61	28441	9.62	ug/L		98
40) propionitrile	9.501	54	25934	93.41	ug/L		89
41) methyl acrylate	9.448	55	19012	10.42	ug/L	#	99
42) bromochloromethane	9.710	128	8664	9.38	ug/L		95
43) tetrahydrofuran	9.737	42	6434	10.51	ug/L		93
44) chloroform	9.784	83	28249	9.71	ug/L		97
47) freon 113	6.549	151	13265	9.58	ug/L		95
48) methacrylonitrile	9.679	41	22174	10.18	ug/L		97
49) 1,1,1-trichloroethane	10.009	97	25797	9.53	ug/L		99
50) tert-amyl methyl ether	10.518	73	50826	9.61	ug/L		96
52) epichlorohydrin	12.216	57	8987	51.52	ug/L		97
53) n-butyl alcohol	11.094	56	28627	459.16	ug/L		99
54) cyclohexane	10.051	84	24488	8.91	ug/L	#	100
55) carbon tetrachloride	10.214	117	23804	9.05	ug/L		99
56) 1,1-dichloropropene	10.193	75	20120	9.15	ug/L		97
57) hexane	8.169	57	17620	9.20	ug/L		96
58) benzene	10.481	78	59711	9.26	ug/L		99
59) isooctane	10.444	57	58975	8.58	ug/L		97
60) heptane	10.638	57	10215	9.93	ug/L		96
61) isopropyl acetate	10.444	43	40520m	6.84	ug/L		
62) 1,2-dichloroethane	10.539	62	18544	9.04	ug/L		96
63) trichloroethene	11.236	95	15730	9.73	ug/L		98
65) 2-nitropropane	12.080	43	36996	10.45	ug/L		98
66) 2-chloroethyl vinyl ether	12.080	63	52263	51.83	ug/L		100
67) methyl methacrylate	11.535	69	10593	10.03	ug/L		97
68) 1,2-dichloropropane	11.524	63	16011	9.91	ug/L		98
69) methylcyclohexane	11.420	83	25960	8.88	ug/L		97
70) dibromomethane	11.697	93	11228	10.02	ug/L		98
71) bromodichloromethane	11.834	83	21490	9.86	ug/L		99
72) cis-1,3-dichloropropene	12.285	75	24729	10.28	ug/L		96
74) 4-methyl-2-pentanone	12.390	58	6797	9.36	ug/L		93
75) toluene	12.625	92	33738	10.15	ug/L		98
76) 3-methyl-1-butanol	12.437	70	10147	185.82	ug/L		98
77) trans-1,3-dichloropropene	12.861	75	22571	10.45	ug/L		97
78) ethyl methacrylate	12.840	69	19321	9.89	ug/L		96
79) 1,1,2-trichloroethane	13.082	83	12422	10.07	ug/L		95
80) 2-hexanone	13.255	58	6360	9.97	ug/L		99
82) tetrachloroethene	13.207	166	15074	9.72	ug/L		97
83) 1,3-dichloropropane	13.260	76	21755	10.03	ug/L		99
84) butyl acetate	13.318	56	12137	11.21	ug/L		97
85) dibromochloromethane	13.527	129	18136	9.74	ug/L		98
86) 1,2-dibromoethane	13.674	107	15882	9.76	ug/L		94
87) chlorobenzene	14.135	112	40183	10.00	ug/L		94
88) 1,1,1,2-tetrachloroethane	14.204	131	15966	8.64	ug/L		98
89) ethylbenzene	14.183	91	68806	9.62	ug/L		98
90) m,p-xylene	14.293	106	50917	19.28	ug/L		98
91) o-xylene	14.728	106	26843	9.44	ug/L		100
92) styrene	14.744	104	43666	9.73	ug/L		99
93) bromoform	15.037	173	13761	9.59	ug/L		98

Quantitation Report (QT Reviewed)

Data Path : C:\msdchem\1\DATA\
Data File : 4V8918.D
Acq On : 17 Jun 2014 1:38 pm
Operator : BenM
Sample : ic368-10
Misc : MS68934,V4V368,5,,,,1
ALS Vial : 7 Sample Multiplier: 1

Quant Time: Jun 18 14:51:36 2014
Quant Method : C:\MSDCHEM\1\METHODS\M4V368.M
Quant Title : sw846 8260b
QLast Update : Wed Jun 18 08:29:29 2014
Response via : Initial Calibration

Compound	R.T.	QIon	Response	Conc	Units	Dev(Min)
95) isopropylbenzene	15.074	105	71304	9.89	ug/L	99
97) bromobenzene	15.488	156	18409	10.37	ug/L	95
98) cyclohexanone	15.284	55	29782	132.32	ug/L	98
99) 1,1,2,2-tetrachloroethane	15.425	83	25818	10.24	ug/L	99
100) trans-1,4-dichloro-2-b...	15.462	53	6002	10.13	ug/L	95
101) 1,2,3-trichloropropane	15.499	110	5338	10.37	ug/L	99
102) n-propylbenzene	15.488	91	84854	10.34	ug/L	99
103) 2-chlorotoluene	15.640	126	17255	10.32	ug/L	97
104) 4-chlorotoluene	15.740	91	52464	10.40	ug/L	100
105) 1,3,5-trimethylbenzene	15.635	105	61846	10.06	ug/L	98
106) tert-butylbenzene	15.981	119	56942	9.97	ug/L	97
107) pentachloroethane	16.081	167	12330	9.26	ug/L	97
108) 1,2,4-trimethylbenzene	16.028	105	61981	10.16	ug/L	98
109) sec-butylbenzene	16.191	105	83265	9.83	ug/L	99
110) 1,3-dichlorobenzene	16.390	146	36142	10.03	ug/L	98
111) p-isopropyltoluene	16.311	119	68739	10.24	ug/L	98
112) 1,4-dichlorobenzene	16.474	146	36652	9.99	ug/L	99
114) 1,2-dichlorobenzene	16.857	146	37192	9.93	ug/L	98
115) n-butylbenzene	16.715	92	36946	9.92	ug/L	99
116) 1,2-dibromo-3-chloropr...	17.606	75	5375	9.60	ug/L	97
117) 1,3,5-trichlorobenzene	17.748	180	29544	9.08	ug/L	99
118) 1,2,4-trichlorobenzene	18.325	180	27782	8.90	ug/L	98
119) hexachlorobutadiene	18.403	225	13191	9.46	ug/L	100
120) naphthalene	18.576	128	79051	8.72	ug/L	99
121) 1,2,3-trichlorobenzene	18.786	180	25763	8.55	ug/L	99
122) hexachloroethane	17.087	119	14705	9.29	ug/L	96
123) Benzyl chloride	16.600	91	46868	10.22	ug/L	100

(#) = qualifier out of range (m) = manual integration (+) = signals summed

Quantitation Report (QT Reviewed)

Data Path : C:\msdchem\1\DATA\
Data File : 4V8918.D
Acq On : 17 Jun 2014 1:38 pm
Operator : BenM
Sample : ic368-10
Misc : MS68934,V4V368,5,,,,1
ALS Vial : 7 Sample Multiplier: 1

Quant Time: Jun 18 14:51:36 2014
Quant Method : C:\MSDCHEM\1\METHODS\M4V368.M
Quant Title : sw846 8260b
QLast Update : Wed Jun 18 08:29:29 2014
Response via : Initial Calibration

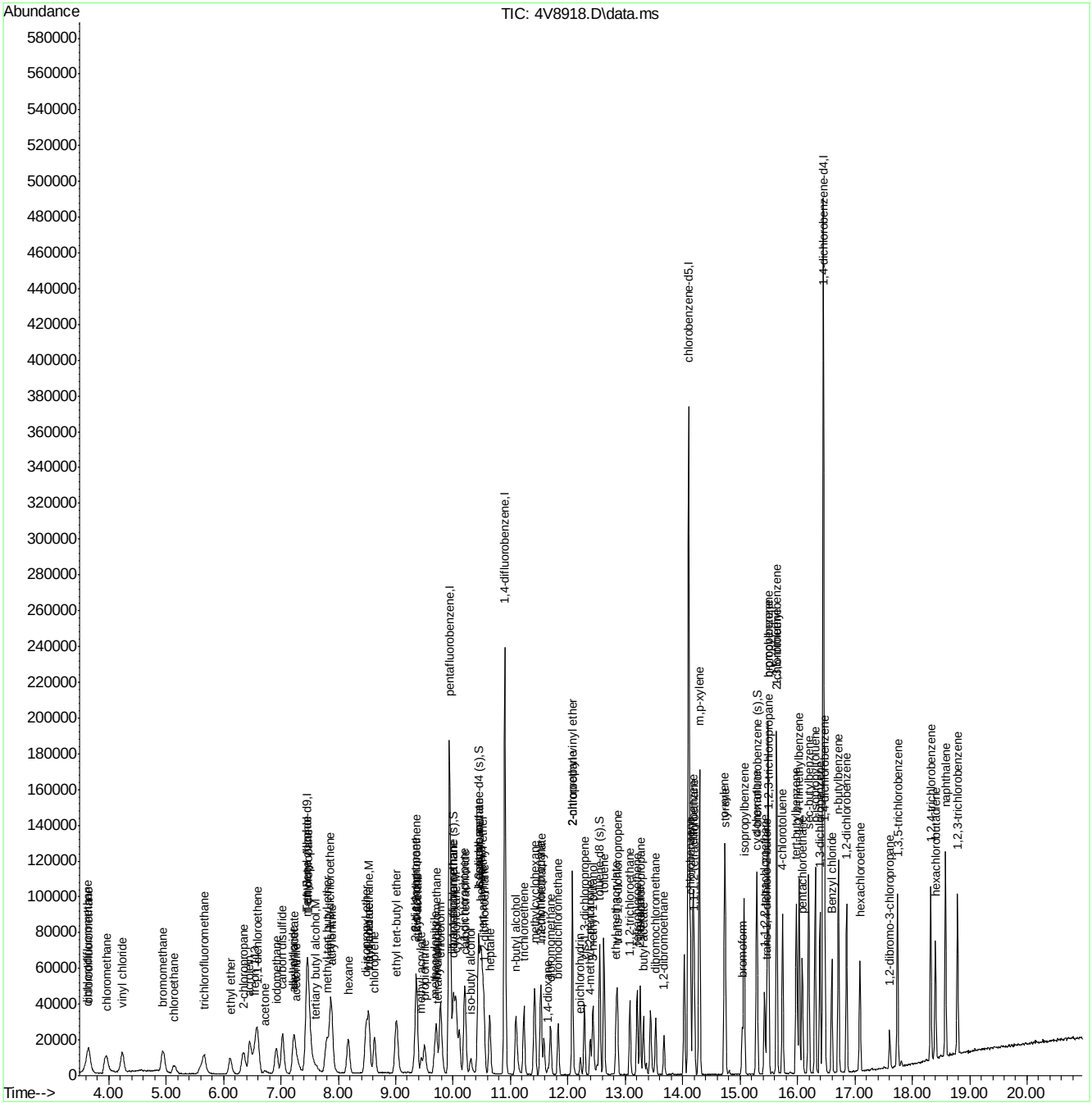

Manual Integration Approval Summary

Sample Number: V4V368-IC368
Lab FileID: 4V8918.D
Injection Time: 06/17/14 13:38

Method: SW846 8260B
Analyst approved: 06/18/14 15:05 Juntae Park
Supervisor approved: 06/18/14 18:04 Jessica Reitan-Chu

Parameter	CAS	Sig#	R.T. (min.)	Reason
Isopropyl Acetate	108-21-4		10.44	Poorly defined baseline

Quantitation Report (Qedit)

Data Path : C:\msdchem\1\DATA\
Data File : 4V8918.D
Acq On : 17 Jun 2014 1:38 pm
Operator : BenM
Sample : ic368-10
Misc : MS68934,V4V368,5,,,,1
ALS Vial : 7 Sample Multiplier: 1

Quant Time: Jun 18 08:44:53 2014
Quant Method : C:\MSDCHEM\1\METHODS\M4V368.M
Quant Title : sw846 8260b
QLast Update : Wed Jun 18 08:29:29 2014
Response via : Initial Calibration

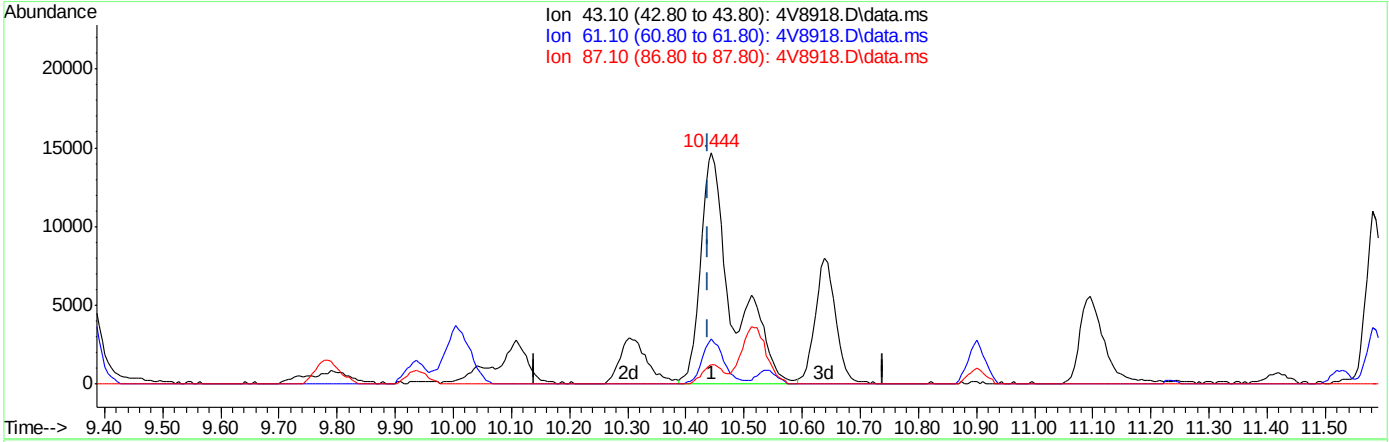

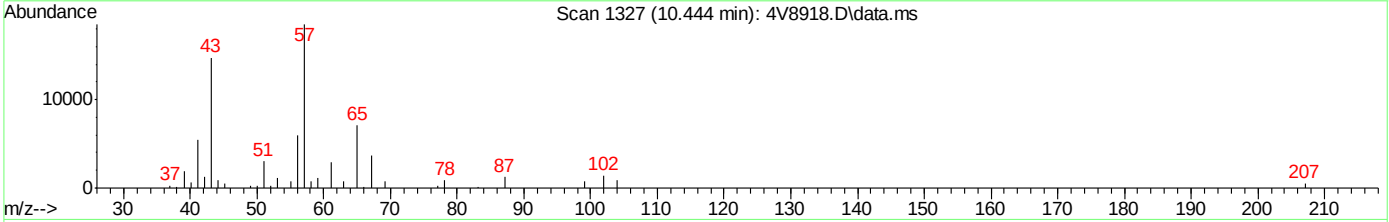

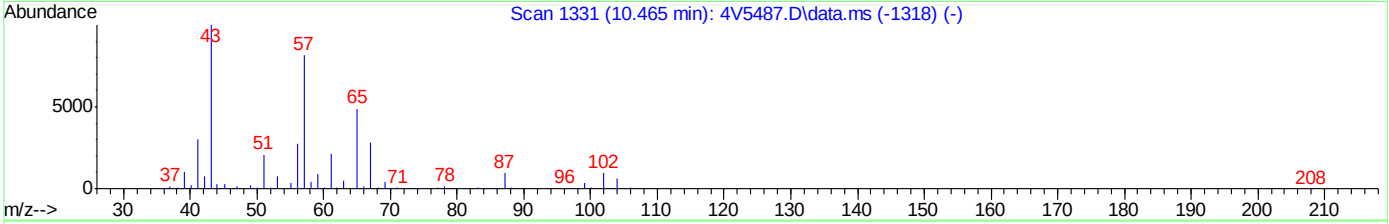

TIC: 4V8918.D\data.ms

(61) isopropyl acetate

10.444min (+0.005) 9.54ug/L

response 56481

Ion	Exp%	Act%
43.10	100	100
61.10	12.90	13.62
87.10	5.70	6.35
0.00	0.00	0.00

ACCUTEST LABORATORIES JB72256

Quantitation Report (Qedit)

Data Path : C:\msdchem\1\DATA\
Data File : 4V8918.D
Acq On : 17 Jun 2014 1:38 pm
Operator : BenM
Sample : ic368-10
Misc : MS68934,V4V368,5,,,,1
ALS Vial : 7 Sample Multiplier: 1

Quant Time: Jun 18 08:44:53 2014
Quant Method : C:\MSDCHEM\1\METHODS\M4V368.M
Quant Title : sw846 8260b
QLast Update : Wed Jun 18 08:29:29 2014
Response via : Initial Calibration

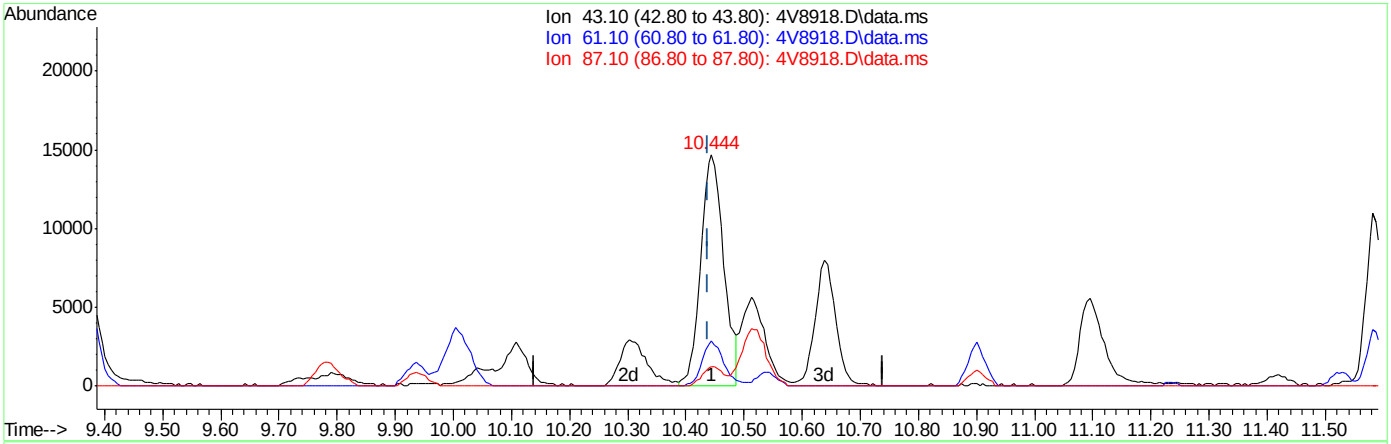

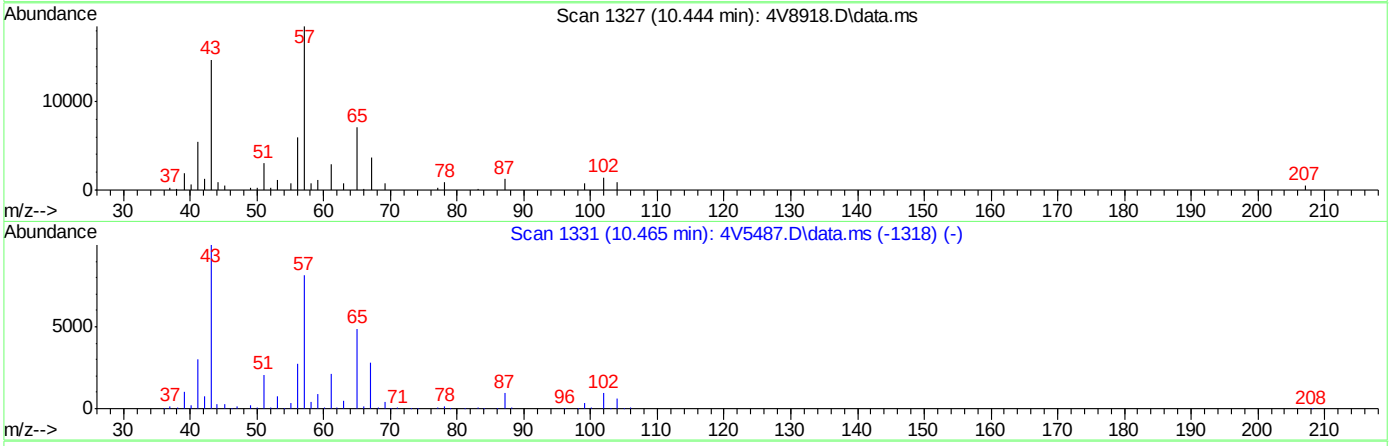

TIC: 4V8918.D\data.ms

(61) isopropyl acetate

10.444min (+0.005) 6.84ug/L m

response 40520

Ion	Exp%	Act%
43.10	100	100
61.10	12.90	18.98
87.10	5.70	8.86
0.00	0.00	0.00

4V8919.D

Manual Integrations APPROVED (compounds with "m" flag)

Jessica Reitan-Chu 06/18/14 18:04

Quantitation Report (QT Reviewed)

Data Path : C:\msdchem\1\DATA\
Data File : 4V8919.D
Acq On : 17 Jun 2014 2:05 pm
Operator : BenM
Sample : ic368-20
Misc : MS68934,V4V368,5,,,,1
ALS Vial : 8 Sample Multiplier: 1

Quant Time: Jun 18 14:52:10 2014
Quant Method : C:\MSDCHEM\1\METHODS\M4V368.M
Quant Title : sw846 8260b
QLast Update : Wed Jun 18 08:29:29 2014
Response via : Initial Calibration

Compound	R.T.	QIon	Response	Conc	Units		Dev(Min)
Internal Standards							
1) Tert Butyl Alcohol-d9	7.466	65	123675	500.00	ug/L		0.00
4) pentafluorobenzene	9.936	168	166667	50.00	ug/L		0.00
51) 1,4-difluorobenzene	10.900	114	216140	50.00	ug/L		0.00
81) chlorobenzene-d5	14.099	117	177840	50.00	ug/L		0.00
94) 1,4-dichlorobenzene-d4	16.448	152	111510	50.00	ug/L		0.00
System Monitoring Compounds							
45) dibromofluoromethane (s)	9.999	113	75154	48.76	ug/L		0.00
Spiked Amount 50.000	Range 79 - 120		Recovery = 97.52%				
46) 1,2-dichloroethane-d4 (s)	10.439	65	76397	51.23	ug/L		0.00
Spiked Amount 50.000	Range 72 - 123		Recovery = 102.46%				
73) toluene-d8 (s)	12.552	98	209819	48.04	ug/L		0.00
Spiked Amount 50.000	Range 78 - 119		Recovery = 96.08%				
96) 4-bromofluorobenzene (s)	15.294	95	91395	50.95	ug/L		0.00
Spiked Amount 50.000	Range 74 - 119		Recovery = 101.90%				
Target Compounds							Qvalue
2) 1,4-dioxane	11.650	88	9229	458.37	ug/L	#	98
3) tertiary butyl alcohol	7.608	59	24657	101.43	ug/L		99
6) chlorodifluoromethane	3.644	51	47443	19.84	ug/L		97
7) dichlorodifluoromethane	3.618	85	55416	20.28	ug/L		99
9) chloromethane	3.953	50	48979	19.99	ug/L		98
10) vinyl chloride	4.237	62	55173	20.46	ug/L		100
11) bromomethane	4.934	94	34630	21.00	ug/L		98
12) chloroethane	5.138	64	21143	20.71	ug/L		99
13) trichlorofluoromethane	5.652	101	57250	19.83	ug/L		99
14) ethyl ether	6.114	74	13992	19.51	ug/L		99
16) 2-chloropropane	6.344	43	51033	19.87	ug/L		98
17) acrolein	6.449	56	72296	198.12	ug/L		99
18) 1,1-dichloroethene	6.591	61	51495	19.95	ug/L		99
19) acetone	6.711	58	2940	18.94	ug/L		96
20) allyl chloride	7.215	76	15076	21.69	ug/L		88
21) acetonitrile	7.257	40	29900	195.73	ug/L		99
22) iodomethane	6.916	142	65743	20.03	ug/L		99
23) iso-butyl alcohol	10.298	41	12471	191.30	ug/L		96
24) carbon disulfide	7.021	76	129739	20.16	ug/L		99
25) methylene chloride	7.456	84	36701	19.69	ug/L		98
26) 1-chloropropane	7.461	41	14106	20.33	ug/L		87
27) methyl acetate	7.225	74	5038	18.70	ug/L	#	83
28) methyl tert butyl ether	7.807	73	100338	20.06	ug/L		99
29) trans-1,2-dichloroethene	7.860	61	44778	19.82	ug/L		98
30) di-isopropyl ether	8.483	45	97813	19.79	ug/L		99
31) ethyl tert-butyl ether	9.013	59	102645	19.89	ug/L		99
32) 2-butanone	9.354	72	3603	19.20	ug/L		81
33) 1,1-dichloroethane	8.525	63	55444	19.85	ug/L		98
34) chloroprene	8.630	53	39265	19.80	ug/L		99
35) acrylonitrile	7.881	53	62931	98.40	ug/L		98
36) vinyl acetate	8.536	86	3949	19.10	ug/L		78
37) ethyl acetate	9.359	45	5069	21.39	ug/L		86

Quantitation Report (QT Reviewed)

Data Path : C:\msdchem\1\DATA\
Data File : 4V8919.D
Acq On : 17 Jun 2014 2:05 pm
Operator : BenM
Sample : ic368-20
Misc : MS68934,V4V368,5,,,,1
ALS Vial : 8 Sample Multiplier: 1

Quant Time: Jun 18 14:52:10 2014
Quant Method : C:\MSDCHEM\1\METHODS\M4V368.M
Quant Title : sw846 8260b
QLast Update : Wed Jun 18 08:29:29 2014
Response via : Initial Calibration

Compound	R.T.	QIon	Response	Conc	Units		Dev(Min)
38) 2,2-dichloropropane	9.343	77	48602	20.40	ug/L		96
39) cis-1,2-dichloroethene	9.359	61	55913	19.91	ug/L		97
40) propionitrile	9.501	54	51224	194.15	ug/L		99
41) methyl acrylate	9.443	55	35171	20.29	ug/L	#	100
42) bromochloromethane	9.705	128	16939	19.30	ug/L		95
43) tetrahydrofuran	9.737	42	11703	20.11	ug/L		98
44) chloroform	9.773	83	54145	19.58	ug/L		98
47) freon 113	6.549	151	26685	20.27	ug/L		97
48) methacrylonitrile	9.674	41	41547	20.07	ug/L		99
49) 1,1,1-trichloroethane	10.004	97	50176	19.51	ug/L		99
50) tert-amyl methyl ether	10.513	73	98503	19.60	ug/L		95
52) epichlorohydrin	12.217	57	15146	95.92	ug/L		100
53) n-butyl alcohol	11.089	56	49920	884.40	ug/L		98
54) cyclohexane	10.051	84	48476	19.47	ug/L	#	100
55) carbon tetrachloride	10.208	117	46201	19.39	ug/L		97
56) 1,1-dichloropropene	10.193	75	38479	19.33	ug/L		99
57) hexane	8.164	57	34370	19.83	ug/L		94
58) benzene	10.481	78	113556	19.44	ug/L		99
59) isooctane	10.444	57	119176	19.14	ug/L		99
60) heptane	10.638	57	18692	20.07	ug/L		96
61) isopropyl acetate	10.439	43	75486m	14.08	ug/L		
62) 1,2-dichloroethane	10.539	62	36262	19.53	ug/L		99
63) trichloroethene	11.231	95	29427	20.11	ug/L		99
65) 2-nitropropane	12.075	43	63076	19.68	ug/L		100
66) 2-chloroethyl vinyl ether	12.075	63	88832	97.31	ug/L		99
67) methyl methacrylate	11.535	69	17896	18.71	ug/L		99
68) 1,2-dichloropropane	11.524	63	28615	19.57	ug/L		98
69) methylcyclohexane	11.420	83	51311	19.38	ug/L		99
70) dibromomethane	11.692	93	20529	20.24	ug/L		100
71) bromodichloromethane	11.829	83	39155	19.85	ug/L		97
72) cis-1,3-dichloropropene	12.285	75	41972	19.27	ug/L		98
74) 4-methyl-2-pentanone	12.390	58	12289	18.70	ug/L		98
75) toluene	12.625	92	57571	19.13	ug/L		100
76) 3-methyl-1-butanol	12.437	70	17765	359.35	ug/L		98
77) trans-1,3-dichloropropene	12.861	75	38160	19.51	ug/L		99
78) ethyl methacrylate	12.840	69	33911	19.18	ug/L		99
79) 1,1,2-trichloroethane	13.082	83	21259	19.05	ug/L		98
80) 2-hexanone	13.249	58	11466	19.86	ug/L		98
82) tetrachloroethene	13.202	166	25391	19.52	ug/L		97
83) 1,3-dichloropropane	13.260	76	35576	19.55	ug/L		98
84) butyl acetate	13.318	56	19716	21.71	ug/L		96
85) dibromochloromethane	13.527	129	30659	19.64	ug/L		98
86) 1,2-dibromoethane	13.674	107	27416	20.08	ug/L		98
87) chlorobenzene	14.130	112	67174	19.94	ug/L		98
88) 1,1,1,2-tetrachloroethane	14.204	131	30430	19.63	ug/L		99
89) ethylbenzene	14.183	91	118679	19.80	ug/L		99
90) m,p-xylene	14.293	106	87151	39.35	ug/L		97
91) o-xylene	14.728	106	46096	19.33	ug/L		99
92) styrene	14.744	104	77431	20.57	ug/L		98
93) bromoform	15.037	173	24608	20.46	ug/L		99

Quantitation Report (QT Reviewed)

Data Path : C:\msdchem\1\DATA\
Data File : 4V8919.D
Acq On : 17 Jun 2014 2:05 pm
Operator : BenM
Sample : ic368-20
Misc : MS68934,V4V368,5,,,,1
ALS Vial : 8 Sample Multiplier: 1

Quant Time: Jun 18 14:52:10 2014
Quant Method : C:\MSDCHEM\1\METHODS\M4V368.M
Quant Title : sw846 8260b
QLast Update : Wed Jun 18 08:29:29 2014
Response via : Initial Calibration

Compound	R.T.	QIon	Response	Conc	Units	Dev(Min)
95) isopropylbenzene	15.069	105	126600	18.91	ug/L	99
97) bromobenzene	15.488	156	33078	20.06	ug/L	98
98) cyclohexanone	15.284	55	50815	243.17	ug/L	96
99) 1,1,2,2-tetrachloroethane	15.425	83	45727	19.54	ug/L	100
100) trans-1,4-dichloro-2-b...	15.467	53	10636	19.33	ug/L	85
101) 1,2,3-trichloropropane	15.499	110	9493	19.86	ug/L	96
102) n-propylbenzene	15.483	91	151023	19.82	ug/L	99
103) 2-chlorotoluene	15.640	126	30232	19.47	ug/L	94
104) 4-chlorotoluene	15.740	91	94574	20.20	ug/L	98
105) 1,3,5-trimethylbenzene	15.635	105	107909	18.90	ug/L	98
106) tert-butylbenzene	15.981	119	89585	16.89	ug/L	98
107) pentachloroethane	16.081	167	23174	18.74	ug/L	99
108) 1,2,4-trimethylbenzene	16.028	105	110857	19.57	ug/L	99
109) sec-butylbenzene	16.191	105	150358	19.12	ug/L	100
110) 1,3-dichlorobenzene	16.390	146	67204	20.08	ug/L	99
111) p-isopropyltoluene	16.311	119	123070	19.74	ug/L	99
112) 1,4-dichlorobenzene	16.474	146	67903	19.94	ug/L	99
114) 1,2-dichlorobenzene	16.857	146	69105	19.88	ug/L	99
115) n-butylbenzene	16.715	92	70148	20.28	ug/L	99
116) 1,2-dibromo-3-chloropr...	17.606	75	10218	19.65	ug/L	99
117) 1,3,5-trichlorobenzene	17.743	180	58561	19.39	ug/L	100
118) 1,2,4-trichlorobenzene	18.325	180	55489	19.14	ug/L	99
119) hexachlorobutadiene	18.403	225	25519	19.71	ug/L	98
120) naphthalene	18.576	128	159452	18.94	ug/L	100
121) 1,2,3-trichlorobenzene	18.791	180	53697	19.19	ug/L	99
122) hexachloroethane	17.087	119	27688	18.84	ug/L	98
123) Benzyl chloride	16.600	91	86716	20.36	ug/L	100

(#) = qualifier out of range (m) = manual integration (+) = signals summed

Quantitation Report (QT Reviewed)

Data Path : C:\msdchem\1\DATA\
Data File : 4V8919.D
Acq On : 17 Jun 2014 2:05 pm
Operator : BenM
Sample : ic368-20
Misc : MS68934,V4V368,5,,,,1
ALS Vial : 8 Sample Multiplier: 1

Quant Time: Jun 18 14:52:10 2014
Quant Method : C:\MSDCHEM\1\METHODS\M4V368.M
Quant Title : sw846 8260b
QLast Update : Wed Jun 18 08:29:29 2014
Response via : Initial Calibration

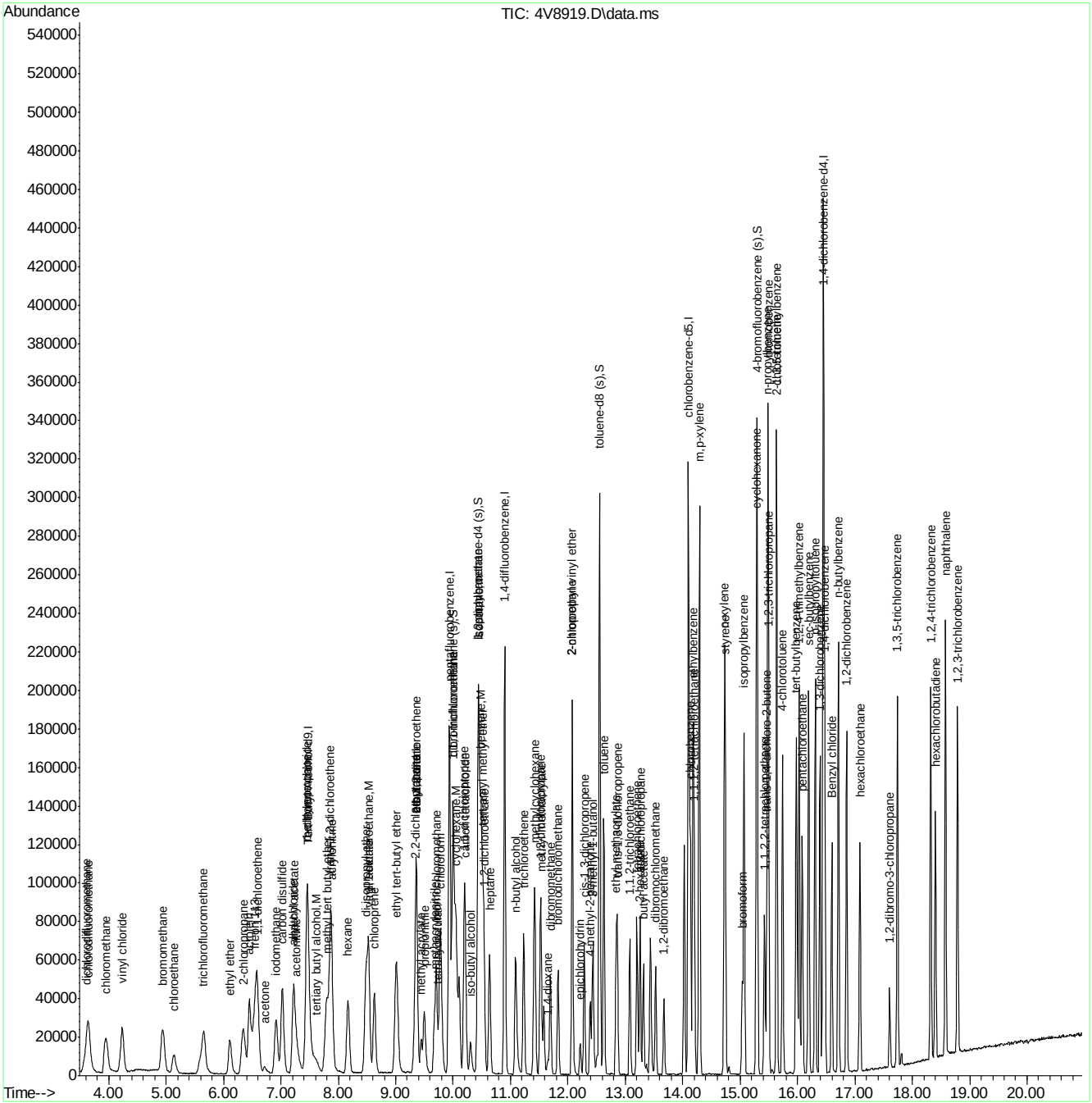

Manual Integration Approval Summary

Sample Number:	V4V368-IC368	**Method:**	SW846 8260B
Lab FileID:	4V8919.D	**Analyst approved:**	06/18/14 15:05 Juntae Park
Injection Time:	06/17/14 14:05	**Supervisor approved:**	06/18/14 18:04 Jessica Reitan-Chu

Parameter	CAS	Sig#	R.T. (min.)	Reason
Isopropyl Acetate	108-21-4		10.44	Poorly defined baseline

Quantitation Report (Qedit)

Data Path : C:\msdchem\1\DATA\
Data File : 4V8919.D
Acq On : 17 Jun 2014 2:05 pm
Operator : BenM
Sample : ic368-20
Misc : MS68934,V4V368,5,,,,1
ALS Vial : 8 Sample Multiplier: 1

Quant Time: Jun 18 08:46:44 2014
Quant Method : C:\MSDCHEM\1\METHODS\M4V368.M
Quant Title : sw846 8260b
QLast Update : Wed Jun 18 08:29:29 2014
Response via : Initial Calibration

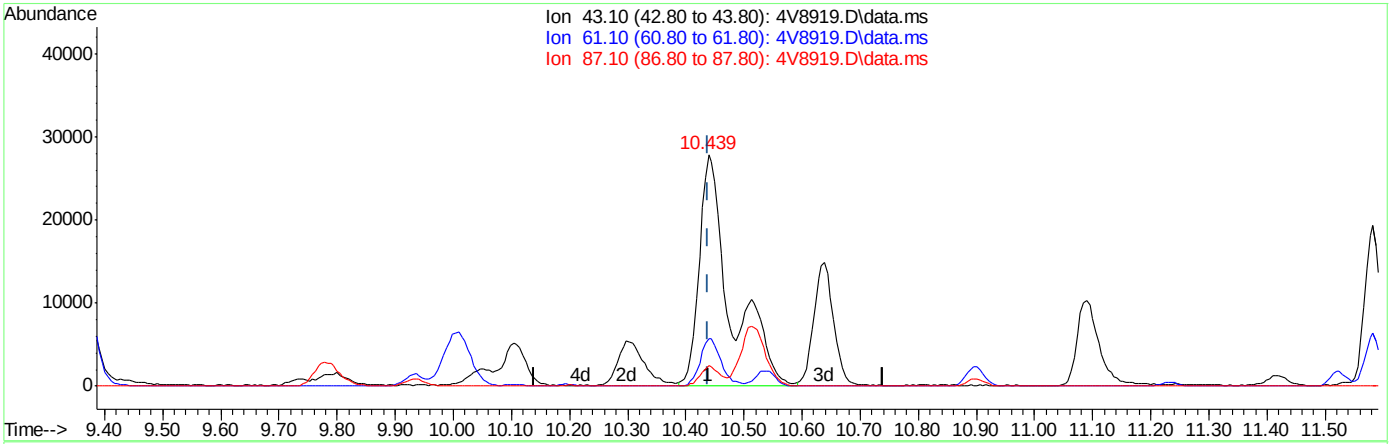

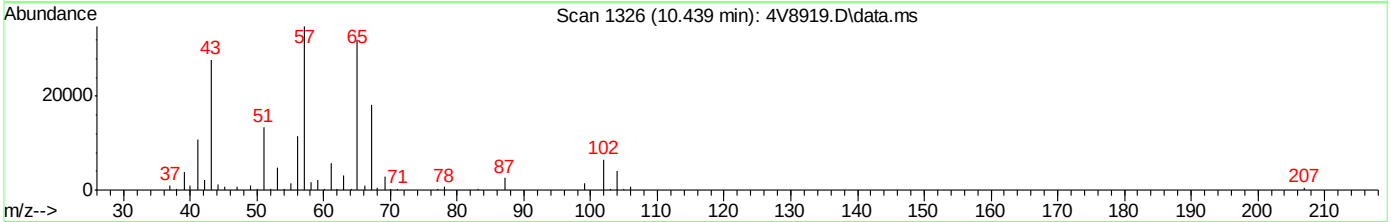

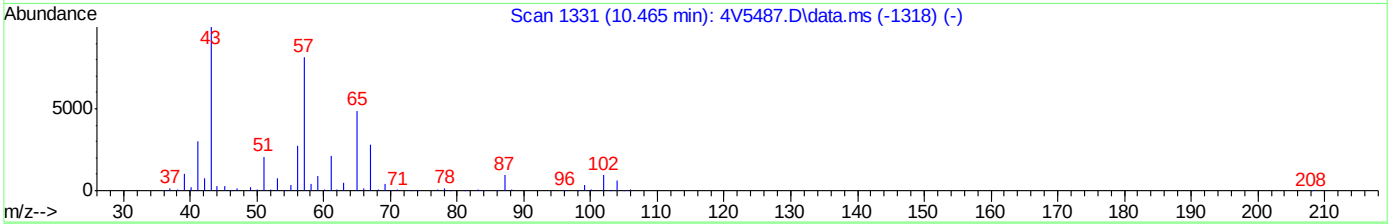

TIC: 4V8919.D\data.ms

(61) isopropyl acetate

10.439min (+0.000) 19.58ug/L

response 104935

Ion	Exp%	Act%
43.10	100	100
61.10	12.90	13.89
87.10	5.70	5.82
0.00	0.00	0.00

ACCUTEST LABORATORIES JB72256

4V8919.D edits: isopropyl acetate

Quantitation Report (Qedit)

Data Path : C:\msdchem\1\DATA\
Data File : 4V8919.D
Acq On : 17 Jun 2014 2:05 pm
Operator : BenM
Sample : ic368-20
Misc : MS68934,V4V368,5,,,,1
ALS Vial : 8 Sample Multiplier: 1

Quant Time: Jun 18 08:46:44 2014
Quant Method : C:\MSDCHEM\1\METHODS\M4V368.M
Quant Title : sw846 8260b
QLast Update : Wed Jun 18 08:29:29 2014
Response via : Initial Calibration

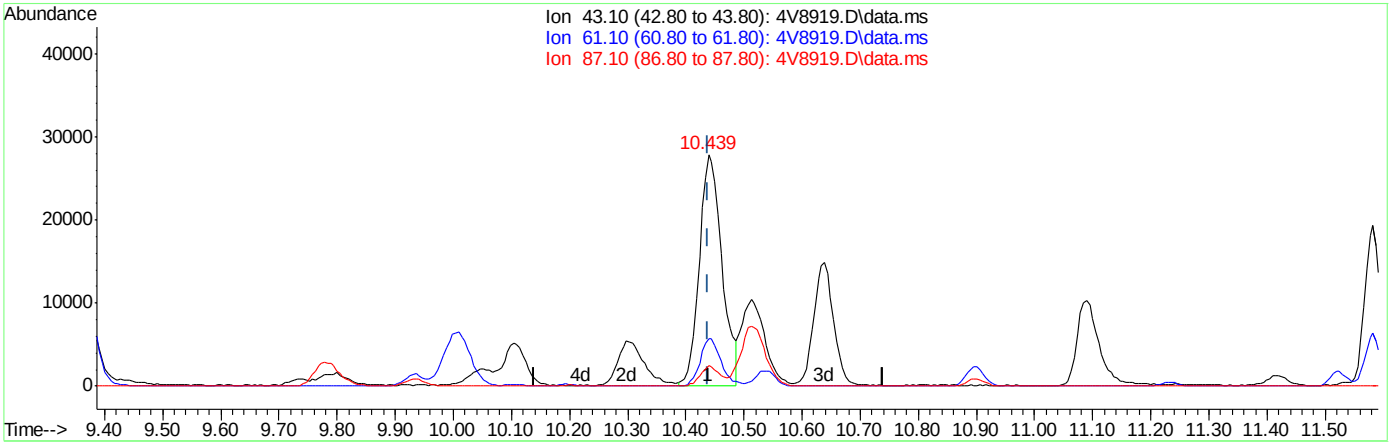

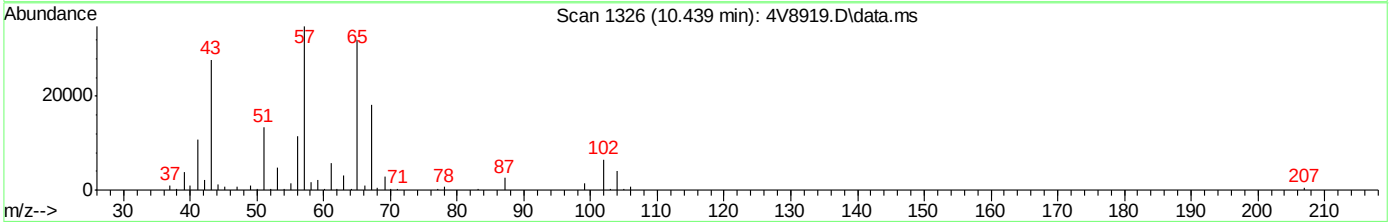

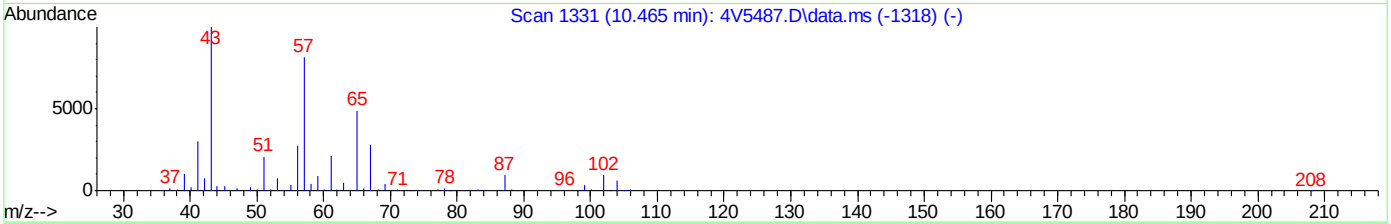

TIC: 4V8919.D\data.ms

(61) isopropyl acetate

10.439min (+0.000) 14.08ug/L m

response 75486

Ion	Exp%	Act%
43.10	100	100
61.10	12.90	19.31
87.10	5.70	8.10
0.00	0.00	0.00

ACCUTEST LABORATORIES JB72256

Manual Integrations APPROVED (compounds with "m" flag)
Jessica Reitan-Chu 06/18/14 18:04

Quantitation Report (QT Reviewed)

Data Path : C:\msdchem\1\DATA\
Data File : 4V8920.D
Acq On : 17 Jun 2014 2:31 pm
Operator : BenM
Sample : icc368-50
Misc : MS68934,V4V368,5,,,,1
ALS Vial : 9 Sample Multiplier: 1

Quant Time: Jun 18 14:52:37 2014
Quant Method : C:\MSDCHEM\1\METHODS\M4V368.M
Quant Title : sw846 8260b
QLast Update : Tue Jun 17 08:04:06 2014
Response via : Initial Calibration

Compound	R.T.	QIon	Response	Conc	Units		Dev(Min)
Internal Standards							
1) Tert Butyl Alcohol-d9	7.466	65	129482	500.00	ug/L		0.00
4) pentafluorobenzene	9.936	168	167351	50.00	ug/L		0.00
51) 1,4-difluorobenzene	10.900	114	212732	50.00	ug/L		0.00
81) chlorobenzene-d5	14.099	117	179279	50.00	ug/L		-0.01
94) 1,4-dichlorobenzene-d4	16.448	152	108897	50.00	ug/L		-0.01
System Monitoring Compounds							
45) dibromofluoromethane (s)	9.993	113	77389	50.09	ug/L		-0.01
Spiked Amount 50.000	Range 79 - 120		Recovery = 100.18%				
46) 1,2-dichloroethane-d4 (s)	10.439	65	74875	49.29	ug/L		-0.01
Spiked Amount 50.000	Range 72 - 123		Recovery = 98.58%				
73) toluene-d8 (s)	12.552	98	214930	46.55	ug/L		-0.01
Spiked Amount 50.000	Range 78 - 119		Recovery = 93.10%				
96) 4-bromofluorobenzene (s)	15.294	95	87589	42.75	ug/L		-0.01
Spiked Amount 50.000	Range 74 - 119		Recovery = 85.50%				
Target Compounds							Qvalue
2) 1,4-dioxane	11.650	88	26350	1444.86	ug/L	#	87
3) tertiary butyl alcohol	7.613	59	63626	258.87	ug/L		98
6) chlorodifluoromethane	3.644	51	120076	48.73	ug/L		99
7) dichlorodifluoromethane	3.628	85	137183	49.99	ug/L		98
9) chloromethane	3.959	50	122993	48.24	ug/L		99
10) vinyl chloride	4.242	62	135358	49.52	ug/L		100
11) bromomethane	4.939	94	82800	46.50	ug/L		97
12) chloroethane	5.133	64	51254	59.63	ug/L		99
13) trichlorofluoromethane	5.652	101	144912	51.70	ug/L		98
14) ethyl ether	6.114	74	36001	56.70	ug/L		97
16) 2-chloropropane	6.339	43	128964	47.09	ug/L	#	93
17) acrolein	6.449	56	183201	13.62	ug/L		100
18) 1,1-dichloroethene	6.585	61	129559	53.51	ug/L		97
19) acetone	6.717	58	7794	50.24	ug/L		98
20) allyl chloride	7.215	76	34901	52.77	ug/L	#	65
21) acetonitrile	7.257	40	76696	579.43	ug/L		98
22) iodomethane	6.916	142	164820	51.61	ug/L		98
23) iso-butyl alcohol	10.303	41	32729	402.28	ug/L		97
24) carbon disulfide	7.026	76	323087	51.32	ug/L		99
25) methylene chloride	7.456	84	93576	52.39	ug/L		96
26) 1-chloropropane	7.461	41	34838	46.26	ug/L	#	92
27) methyl acetate	7.225	74	13527	54.64	ug/L		89
28) methyl tert butyl ether	7.797	73	251166	51.75	ug/L		99
29) trans-1,2-dichloroethene	7.860	61	113449	52.90	ug/L		97
30) di-isopropyl ether	8.483	45	248111	49.12	ug/L		98
31) ethyl tert-butyl ether	9.008	59	259090	51.04	ug/L		97
32) 2-butanone	9.354	72	9422	55.65	ug/L		77
33) 1,1-dichloroethane	8.531	63	140233	52.93	ug/L		99
34) chloroprene	8.630	53	99553	49.57	ug/L		99
35) acrylonitrile	7.880	53	160548	271.96	ug/L		99
36) vinyl acetate	8.531	86	10382	54.14	ug/L		90
37) ethyl acetate	9.359	45	11896	46.50	ug/L		97

Quantitation Report (QT Reviewed)

Data Path : C:\msdchem\1\DATA\
Data File : 4V8920.D
Acq On : 17 Jun 2014 2:31 pm
Operator : BenM
Sample : icc368-50
Misc : MS68934,V4V368,5,,,,1
ALS Vial : 9 Sample Multiplier: 1

Quant Time: Jun 18 14:52:37 2014
Quant Method : C:\MSDCHEM\1\METHODS\M4V368.M
Quant Title : sw846 8260b
QLast Update : Tue Jun 17 08:04:06 2014
Response via : Initial Calibration

Compound	R.T.	QIon	Response	Conc	Units		Dev(Min)
38) 2,2-dichloropropane	9.343	77	119608	52.42	ug/L		98
39) cis-1,2-dichloroethene	9.359	61	140990	52.88	ug/L		99
40) propionitrile	9.501	54	132460	544.65	ug/L		99
41) methyl acrylate	9.438	55	87031	47.76	ug/L	#	97
42) bromochloromethane	9.705	128	44056	53.33	ug/L		92
43) tetrahydrofuran	9.731	42	29217	44.49	ug/L		96
44) chloroform	9.778	83	138848	51.43	ug/L		99
47) freon 113	6.549	151	66084	52.81	ug/L		94
48) methacrylonitrile	9.674	41	103933	43.12	ug/L		93
49) 1,1,1-trichloroethane	10.009	97	129089	51.45	ug/L		100
50) tert-amyl methyl ether	10.512	73	252271	49.49	ug/L		97
52) epichlorohydrin	12.217	57	38855	237.61	ug/L		97
53) n-butyl alcohol	11.089	56	138887	2586.29	ug/L		99
54) cyclohexane	10.051	84	122513	51.30	ug/L	#	1
55) carbon tetrachloride	10.208	117	117243	51.64	ug/L		99
56) 1,1-dichloropropene	10.193	75	97944	51.49	ug/L		98
57) hexane	8.169	57	85314	48.39	ug/L		98
58) benzene	10.481	78	287394	50.81	ug/L		99
59) isooctane	10.444	57	306396	53.83	ug/L		95
60) heptane	10.638	57	45836	49.63	ug/L		97
61) isopropyl acetate	10.439	43	186824m	35.30	ug/L		
62) 1,2-dichloroethane	10.533	62	91352	54.12	ug/L		99
63) trichloroethene	11.231	95	71999	50.42	ug/L		98
65) 2-nitropropane	12.075	43	157690	46.89	ug/L		95
66) 2-chloroethyl vinyl ether	12.075	63	224615	249.55	ug/L		98
67) methyl methacrylate	11.535	69	47069	50.85	ug/L		89
68) 1,2-dichloropropane	11.524	63	71959	52.25	ug/L		99
69) methylcyclohexane	11.420	83	130313	50.28	ug/L		97
70) dibromomethane	11.692	93	49908	51.44	ug/L		99
71) bromodichloromethane	11.829	83	97093	50.86	ug/L		98
72) cis-1,3-dichloropropene	12.285	75	107187	51.94	ug/L		99
74) 4-methyl-2-pentanone	12.390	58	32341	53.69	ug/L	#	24
75) toluene	12.625	92	148104	50.93	ug/L		100
76) 3-methyl-1-butanol	12.437	70	48657	1058.56	ug/L		96
77) trans-1,3-dichloropropene	12.861	75	96271	51.28	ug/L		99
78) ethyl methacrylate	12.840	69	87010	50.94	ug/L		95
79) 1,1,2-trichloroethane	13.082	83	54932	51.51	ug/L		98
80) 2-hexanone	13.249	58	28412	52.49	ug/L		96
82) tetrachloroethene	13.202	166	65576	51.17	ug/L		98
83) 1,3-dichloropropane	13.260	76	91713	52.08	ug/L		99
84) butyl acetate	13.318	56	45775	44.75	ug/L		99
85) dibromochloromethane	13.527	129	78682	51.98	ug/L		100
86) 1,2-dibromoethane	13.674	107	68806	51.66	ug/L		100
87) chlorobenzene	14.130	112	169790	50.45	ug/L		99
88) 1,1,1,2-tetrachloroethane	14.204	131	78138	52.24	ug/L		99
89) ethylbenzene	14.183	91	302149	50.41	ug/L		100
90) m,p-xylene	14.293	106	223253	102.57	ug/L		97
91) o-xylene	14.728	106	120169	51.18	ug/L		97
92) styrene	14.744	104	189700	49.94	ug/L		99
93) bromoform	15.037	173	60624	51.03	ug/L		99

Quantitation Report (QT Reviewed)

Data Path : C:\msdchem\1\DATA\
Data File : 4V8920.D
Acq On : 17 Jun 2014 2:31 pm
Operator : BenM
Sample : icc368-50
Misc : MS68934,V4V368,5,,,,1
ALS Vial : 9 Sample Multiplier: 1

Quant Time: Jun 18 14:52:37 2014
Quant Method : C:\MSDCHEM\1\METHODS\M4V368.M
Quant Title : sw846 8260b
QLast Update : Tue Jun 17 08:04:06 2014
Response via : Initial Calibration

Compound	R.T.	QIon	Response	Conc	Units	Dev(Min)
95) isopropylbenzene	15.069	105	326859	51.06	ug/L	99
97) bromobenzene	15.488	156	80503	48.98	ug/L	94
98) cyclohexanone	15.284	55	102038	665.77	ug/L	94
99) 1,1,2,2-tetrachloroethane	15.425	83	114248	50.68	ug/L	99
100) trans-1,4-dichloro-2-b...	15.462	53	26861	52.55	ug/L	92
101) 1,2,3-trichloropropane	15.499	110	23340	51.94	ug/L	99
102) n-propylbenzene	15.488	91	372084	48.94	ug/L	100
103) 2-chlorotoluene	15.640	126	75828	49.27	ug/L	93
104) 4-chlorotoluene	15.740	91	228602	49.15	ug/L	99
105) 1,3,5-trimethylbenzene	15.635	105	278752	50.10	ug/L	100
106) tert-butylbenzene	15.981	119	259009	55.12	ug/L	98
107) pentachloroethane	16.081	167	60382	52.28	ug/L	97
108) 1,2,4-trimethylbenzene	16.028	105	276640	49.33	ug/L	96
109) sec-butylbenzene	16.191	105	384025	50.90	ug/L	100
110) 1,3-dichlorobenzene	16.390	146	163387	49.76	ug/L	99
111) p-isopropyltoluene	16.311	119	304388	48.90	ug/L	99
112) 1,4-dichlorobenzene	16.474	146	166243	49.75	ug/L	100
114) 1,2-dichlorobenzene	16.857	146	169771	50.27	ug/L	99
115) n-butylbenzene	16.710	92	168903	50.08	ug/L	99
116) 1,2-dibromo-3-chloropr...	17.606	75	25386	48.50	ug/L	97
117) 1,3,5-trichlorobenzene	17.743	180	147450	52.67	ug/L	99
118) 1,2,4-trichlorobenzene	18.325	180	141571	52.72	ug/L	100
119) hexachlorobutadiene	18.403	225	63208	52.29	ug/L	96
120) naphthalene	18.576	128	410981	52.78	ug/L	100
121) 1,2,3-trichlorobenzene	18.791	180	136630	53.08	ug/L	100
122) hexachloroethane	17.087	119	71778	51.33	ug/L	96
123) Benzyl chloride	16.600	91	207946	49.99	ug/L	99

(#) = qualifier out of range (m) = manual integration (+) = signals summed

Quantitation Report (QT Reviewed)

Data Path : C:\msdchem\1\DATA\
Data File : 4V8920.D
Acq On : 17 Jun 2014 2:31 pm
Operator : BenM
Sample : icc368-50
Misc : MS68934,V4V368,5,,,,1
ALS Vial : 9 Sample Multiplier: 1

Quant Time: Jun 18 14:52:37 2014
Quant Method : C:\MSDCHEM\1\METHODS\M4V368.M
Quant Title : sw846 8260b
QLast Update : Tue Jun 17 08:04:06 2014
Response via : Initial Calibration

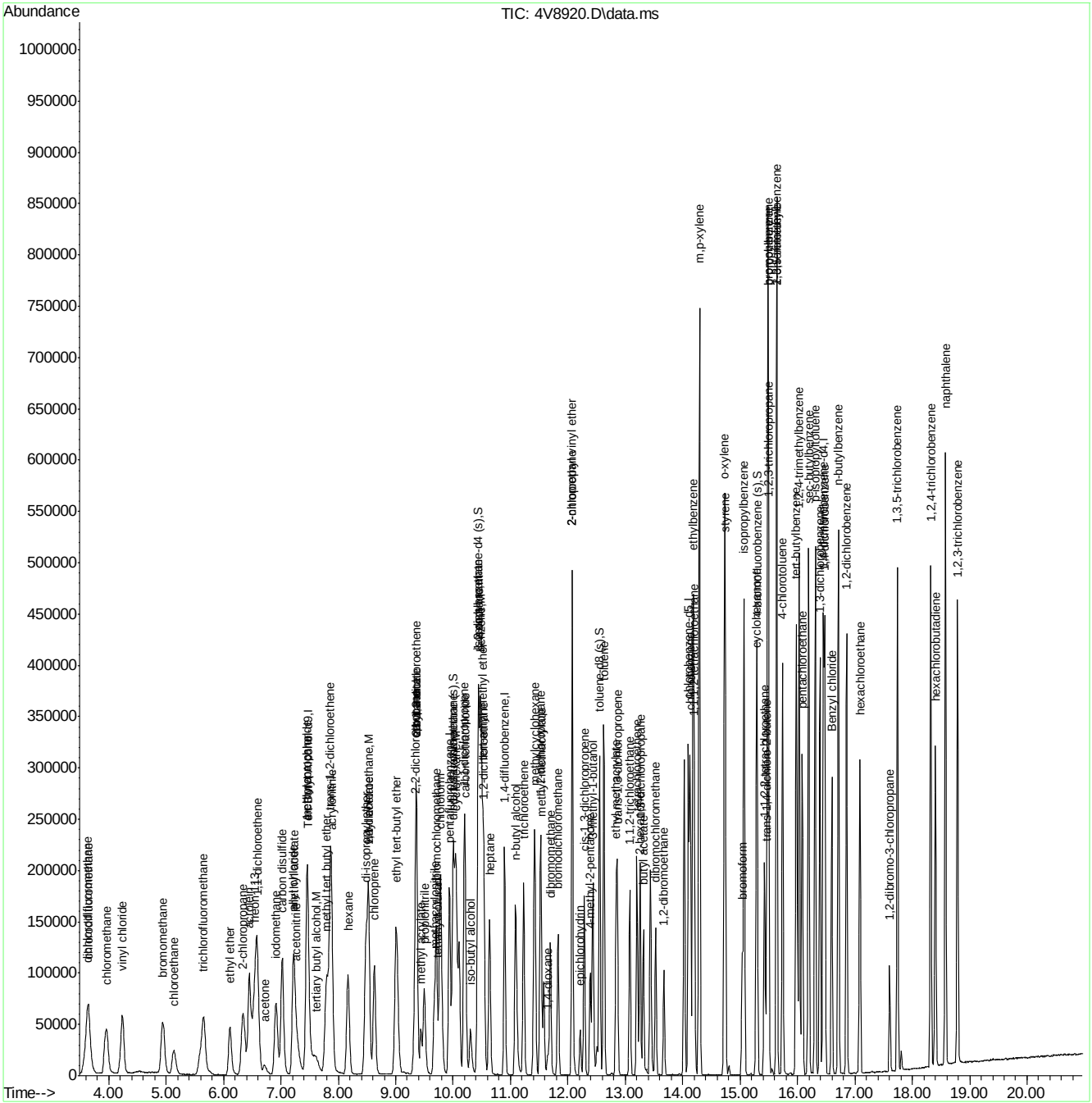

ACCUTEST LABORATORIES JB72256

Manual Integration Approval Summary

Sample Number:	V4V368-ICC368	**Method:**	SW846 8260B
Lab FileID:	4V8920.D	**Analyst approved:**	06/18/14 15:05 Juntae Park
Injection Time:	06/17/14 14:31	**Supervisor approved:**	06/18/14 18:04 Jessica Reitan-Chu

Parameter	CAS	Sig#	R.T. (min.)	Reason
Isopropyl Acetate	108-21-4		10.44	Poorly defined baseline

Quantitation Report (Qedit)

Data Path : C:\msdchem\1\DATA\
Data File : 4V8920.D
Acq On : 17 Jun 2014 2:31 pm
Operator : BenM
Sample : icc368-50
Misc : MS68934,V4V368,5,,,,1
ALS Vial : 9 Sample Multiplier: 1

Quant Time: Jun 18 08:27:33 2014
Quant Method : C:\MSDCHEM\1\METHODS\M4V368.M
Quant Title : sw846 8260b
QLast Update : Tue Jun 17 08:04:06 2014
Response via : Initial Calibration

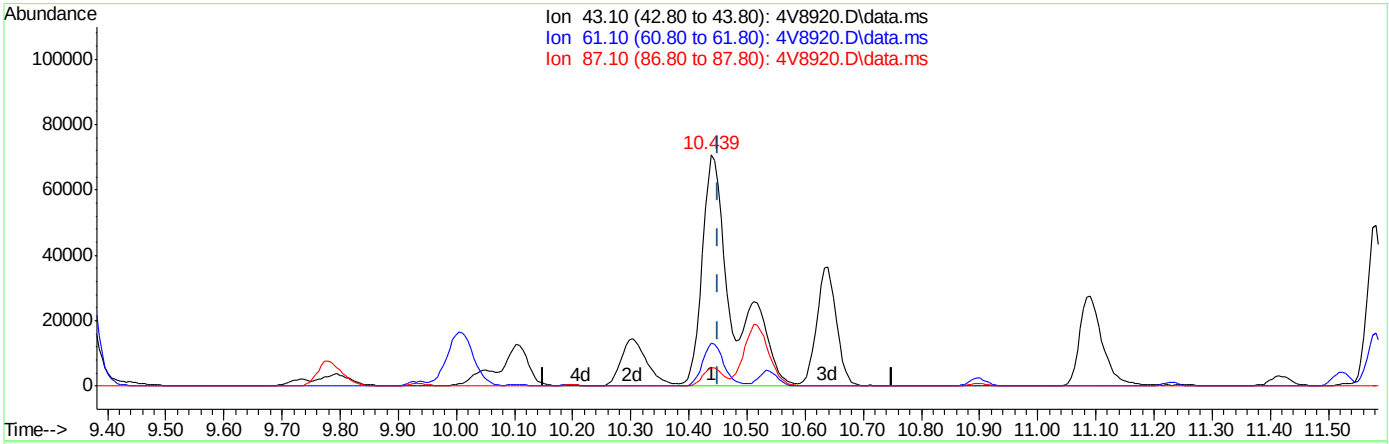

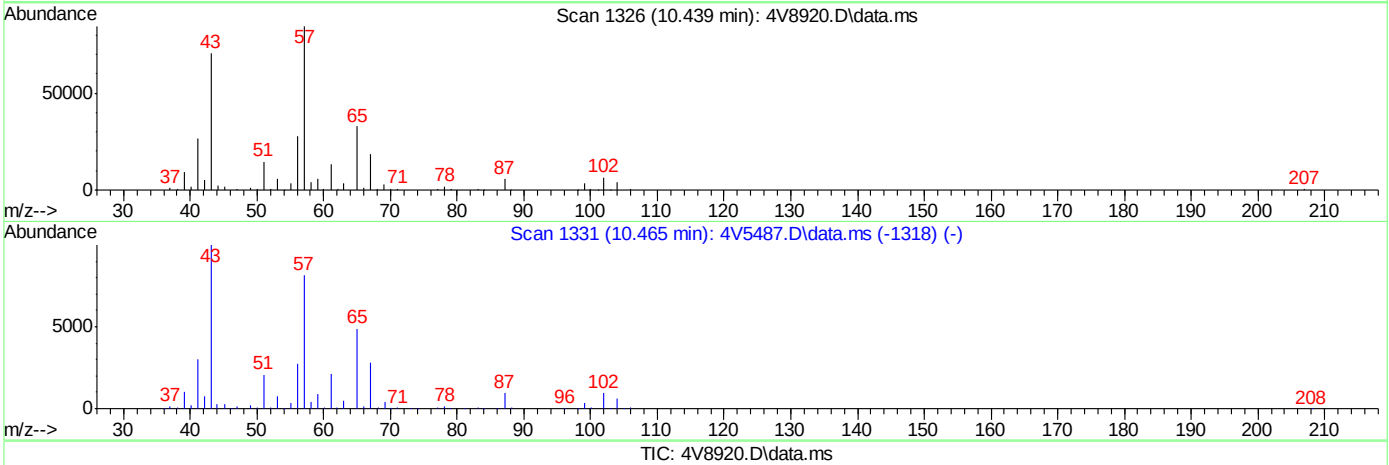

TIC: 4V8920.D\data.ms

(61) isopropyl acetate

10.439min (-0.011) 49.85ug/L

response 263782

Ion	Exp%	Act%
43.10	100	100
61.10	19.30	12.90
87.10	8.10	5.68
0.00	0.00	0.00

4V8920.D edits: isopropyl acetate

Quantitation Report (Qedit)

Data Path : C:\msdchem\1\DATA\
Data File : 4V8920.D
Acq On : 17 Jun 2014 2:31 pm
Operator : BenM
Sample : icc368-50
Misc : MS68934,V4V368,5,,,,1
ALS Vial : 9 Sample Multiplier: 1

Quant Time: Jun 18 08:27:33 2014
Quant Method : C:\MSDCHEM\1\METHODS\M4V368.M
Quant Title : sw846 8260b
QLast Update : Tue Jun 17 08:04:06 2014
Response via : Initial Calibration

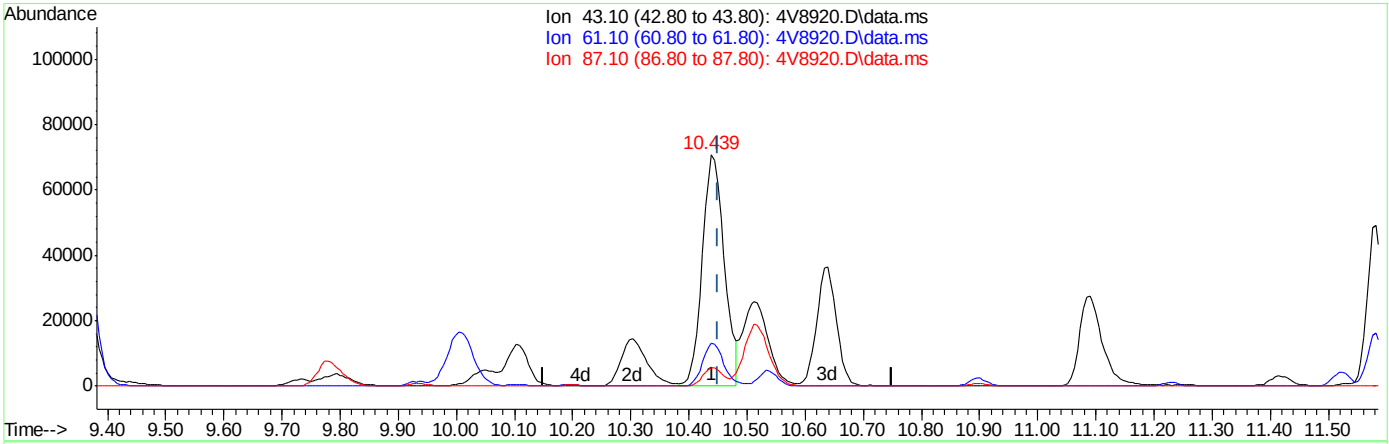

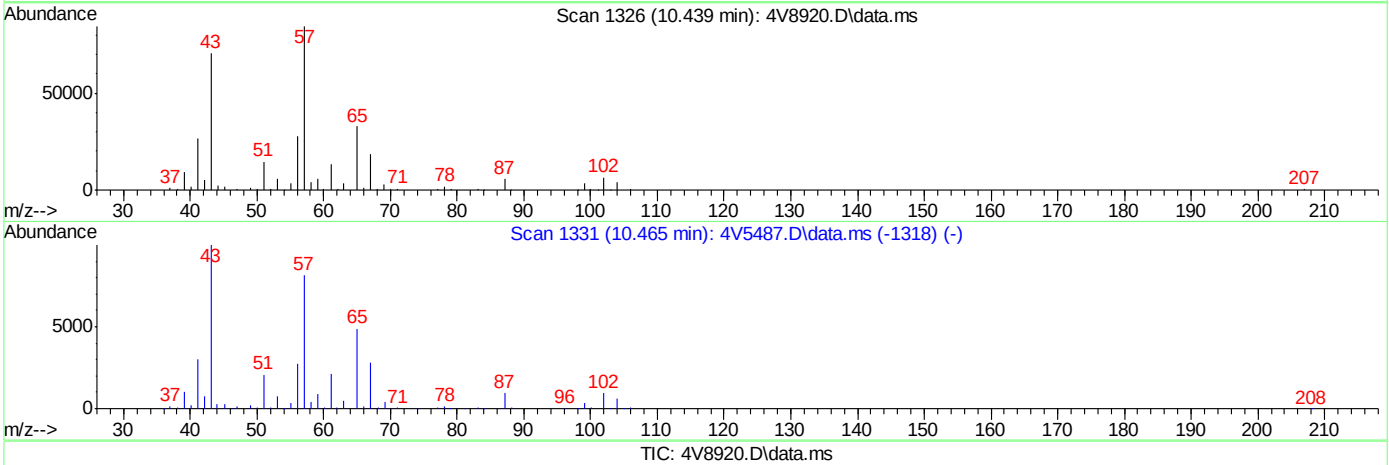

TIC: 4V8920.D\data.ms

(61) isopropyl acetate

10.439min (-0.011) 35.30ug/L m

response 186824

Ion	Exp%	Act%
43.10	100	100
61.10	19.30	18.21
87.10	8.10	8.02
0.00	0.00	0.00

4V8920.D edits: isopropyl acetate

Manual Integrations APPROVED (compounds with "m" flag)
Jessica Reitan-Chu 06/18/14 18:04

Quantitation Report (QT Reviewed)

Data Path : C:\msdchem\1\DATA\
Data File : 4V8921.D
Acq On : 17 Jun 2014 2:58 pm
Operator : BenM
Sample : ic368-100
Misc : MS68934,V4V368,5,,,,1
ALS Vial : 10 Sample Multiplier: 1

Quant Time: Jun 18 14:53:09 2014
Quant Method : C:\MSDCHEM\1\METHODS\M4V368.M
Quant Title : sw846 8260b
QLast Update : Wed Jun 18 08:29:29 2014
Response via : Initial Calibration

Compound	R.T.	QIon	Response	Conc	Units	Dev(Min)
Internal Standards						
1) Tert Butyl Alcohol-d9	7.461	65	124074	500.00	ug/L	0.00
4) pentafluorobenzene	9.935	168	170188	50.00	ug/L	0.00
51) 1,4-difluorobenzene	10.900	114	231134	50.00	ug/L	0.00
81) chlorobenzene-d5	14.104	117	204290	50.00	ug/L	0.00
94) 1,4-dichlorobenzene-d4	16.447	152	120199	50.00	ug/L	0.00
System Monitoring Compounds						
45) dibromofluoromethane (s)	9.998	113	156609	99.50	ug/L	0.00
Spiked Amount 50.000	Range 79 - 120		Recovery = 199.00%#			
46) 1,2-dichloroethane-d4 (s)	10.439	65	156550	102.80	ug/L	0.00
Spiked Amount 50.000	Range 72 - 123		Recovery = 205.60%#			
73) toluene-d8 (s)	12.552	98	504377	107.99	ug/L	0.00
Spiked Amount 50.000	Range 78 - 119		Recovery = 215.98%#			
96) 4-bromofluorobenzene (s)	15.294	95	201187	104.05	ug/L	0.00
Spiked Amount 50.000	Range 74 - 119		Recovery = 208.10%#			
Target Compounds						Qvalue
2) 1,4-dioxane	11.650	88	51906	2569.66	ug/L #	99
3) tertiary butyl alcohol	7.608	59	123788	507.59	ug/L	96
6) chlorodifluoromethane	3.639	51	243791	99.82	ug/L	99
7) dichlorodifluoromethane	3.628	85	286038	102.52	ug/L	98
9) chloromethane	3.964	50	268585	107.37	ug/L	99
10) vinyl chloride	4.242	62	292156	106.12	ug/L	99
11) bromomethane	4.939	94	168622	100.13	ug/L	99
12) chloroethane	5.133	64	103549	99.33	ug/L	99
13) trichlorofluoromethane	5.652	101	305462	103.64	ug/L	97
14) ethyl ether	6.108	74	73613	100.53	ug/L	95
16) 2-chloropropane	6.339	43	260484	99.31	ug/L #	93
18) 1,1-dichloroethene	6.585	61	270160	102.52	ug/L	98
19) acetone	6.711	58	15425	97.30	ug/L	93
20) allyl chloride	7.214	76	72584	102.25	ug/L	97
21) acetonitrile	7.256	40	151197	969.26	ug/L	99
22) iodomethane	6.915	142	343845	102.57	ug/L	99
23) iso-butyl alcohol	10.303	41	64156	963.77	ug/L	95
24) carbon disulfide	7.020	76	667515	101.58	ug/L	99
25) methylene chloride	7.456	84	194483	102.18	ug/L	99
26) 1-chloropropane	7.461	41	71673	101.15	ug/L	93
27) methyl acetate	7.220	74	27233	98.98	ug/L	100
28) methyl tert butyl ether	7.802	73	521065	102.00	ug/L	99
29) trans-1,2-dichloroethene	7.854	61	227600	98.64	ug/L	99
30) di-isopropyl ether	8.483	45	514081	101.87	ug/L	99
31) ethyl tert-butyl ether	9.007	59	539640	102.41	ug/L	98
32) 2-butanone	9.348	72	20465	106.79	ug/L	97
33) 1,1-dichloroethane	8.525	63	286047	100.29	ug/L	100
34) chloroprene	8.630	53	201058	99.30	ug/L	99
35) acrylonitrile	7.880	53	329617	504.71	ug/L	99
36) vinyl acetate	8.530	86	23206	109.90	ug/L	91
37) ethyl acetate	9.359	45	26044	107.64	ug/L	80
38) 2,2-dichloropropane	9.343	77	242168	99.55	ug/L	97

Quantitation Report (QT Reviewed)

Data Path : C:\msdchem\1\DATA\
Data File : 4V8921.D
Acq On : 17 Jun 2014 2:58 pm
Operator : BenM
Sample : ic368-100
Misc : MS68934,V4V368,5,,,,1
ALS Vial : 10 Sample Multiplier: 1

Quant Time: Jun 18 14:53:09 2014
Quant Method : C:\MSDCHEM\1\METHODS\M4V368.M
Quant Title : sw846 8260b
QLast Update : Wed Jun 18 08:29:29 2014
Response via : Initial Calibration

Compound	R.T.	QIon	Response	Conc	Units		Dev(Min)
39) cis-1,2-dichloroethene	9.359	61	284554	99.23	ug/L		98
40) propionitrile	9.495	54	270281	1003.23	ug/L		97
41) methyl acrylate	9.443	55	191803	108.36	ug/L	#	99
42) bromochloromethane	9.705	128	88748	99.04	ug/L		93
43) tetrahydrofuran	9.726	42	61134	102.88	ug/L		99
44) chloroform	9.773	83	280639	99.38	ug/L		99
47) freon 113	6.548	151	137884	102.59	ug/L		95
48) methacrylonitrile	9.668	41	218739	103.48	ug/L		99
49) 1,1,1-trichloroethane	10.009	97	265445	101.10	ug/L		99
50) tert-amyl methyl ether	10.517	73	532245	103.73	ug/L		99
52) epichlorohydrin	12.216	57	90725	537.27	ug/L		98
53) n-butyl alcohol	11.089	56	290361	4810.45	ug/L		100
54) cyclohexane	10.051	84	251903	94.62	ug/L	#	100
55) carbon tetrachloride	10.208	117	239723	94.09	ug/L		98
56) 1,1-dichloropropene	10.192	75	201022	94.45	ug/L		99
57) hexane	8.163	57	173642	93.66	ug/L		99
58) benzene	10.481	78	606976	97.19	ug/L		99
59) isooctane	10.449	57	641077	96.29	ug/L		100
60) heptane	10.638	57	98855	99.25	ug/L		99
61) isopropyl acetate	10.444	43	415973m	72.57	ug/L		
62) 1,2-dichloroethane	10.538	62	193506	97.48	ug/L		97
63) trichloroethene	11.231	95	157895	100.92	ug/L		99
65) 2-nitropropane	12.075	43	373066	108.87	ug/L		99
66) 2-chloroethyl vinyl ether	12.075	63	533796	546.82	ug/L		99
67) methyl methacrylate	11.535	69	113628	111.09	ug/L		99
68) 1,2-dichloropropane	11.524	63	161474	103.27	ug/L		100
69) methylcyclohexane	11.419	83	272430	96.21	ug/L		99
70) dibromomethane	11.697	93	115766	106.75	ug/L		97
71) bromodichloromethane	11.833	83	222084	105.26	ug/L		99
72) cis-1,3-dichloropropene	12.284	75	260789	111.97	ug/L		99
74) 4-methyl-2-pentanone	12.389	58	74716	106.32	ug/L		96
75) toluene	12.625	92	352130	109.41	ug/L		98
76) 3-methyl-1-butanol	12.436	70	102594	1940.64	ug/L		99
77) trans-1,3-dichloropropene	12.861	75	229887	109.89	ug/L		100
78) ethyl methacrylate	12.840	69	202505	107.10	ug/L		99
79) 1,1,2-trichloroethane	13.081	83	130875	109.64	ug/L		100
80) 2-hexanone	13.249	58	65749	106.49	ug/L		100
82) tetrachloroethene	13.207	166	154364	103.29	ug/L		97
83) 1,3-dichloropropane	13.260	76	218558	104.57	ug/L		100
84) butyl acetate	13.317	56	103728	99.43	ug/L		99
85) dibromochloromethane	13.527	129	189007	105.40	ug/L		99
86) 1,2-dibromoethane	13.674	107	161757	103.15	ug/L		98
87) chlorobenzene	14.135	112	393515	101.70	ug/L		98
88) 1,1,1,2-tetrachloroethane	14.203	131	171224	96.15	ug/L		99
89) ethylbenzene	14.182	91	680651	98.85	ug/L		99
90) m,p-xylene	14.292	106	506567	199.12	ug/L		100
91) o-xylene	14.728	106	269491	98.40	ug/L		99
92) styrene	14.743	104	442433	102.34	ug/L		100
93) bromoform	15.037	173	144479	104.57	ug/L		99
95) isopropylbenzene	15.074	105	719964	99.78	ug/L		99

Quantitation Report (QT Reviewed)

Data Path : C:\msdchem\1\DATA\
Data File : 4V8921.D
Acq On : 17 Jun 2014 2:58 pm
Operator : BenM
Sample : ic368-100
Misc : MS68934,V4V368,5,,,,1
ALS Vial : 10 Sample Multiplier: 1

Quant Time: Jun 18 14:53:09 2014
Quant Method : C:\MSDCHEM\1\METHODS\M4V368.M
Quant Title : sw846 8260b
QLast Update : Wed Jun 18 08:29:29 2014
Response via : Initial Calibration

	Compound	R.T.	QIon	Response	Conc	Units	Dev(Min)
97)	bromobenzene	15.488	156	189191	106.46	ug/L	99
98)	cyclohexanone	15.283	55	240892	1069.41	ug/L	100
99)	1,1,2,2-tetrachloroethane	15.425	83	255542	101.32	ug/L	100
100)	trans-1,4-dichloro-2-b...	15.467	53	61019	102.90	ug/L	92
101)	1,2,3-trichloropropane	15.498	110	53478	103.79	ug/L	99
102)	n-propylbenzene	15.488	91	831458	101.22	ug/L	98
103)	2-chlorotoluene	15.640	126	171171	102.26	ug/L	96
104)	4-chlorotoluene	15.740	91	520735	103.19	ug/L	100
105)	1,3,5-trimethylbenzene	15.635	105	623464	101.32	ug/L	100
106)	tert-butylbenzene	15.981	119	522141	91.32	ug/L	98
107)	pentachloroethane	16.080	167	136022	102.04	ug/L	98
108)	1,2,4-trimethylbenzene	16.028	105	619339	101.41	ug/L	97
109)	sec-butylbenzene	16.190	105	859713	101.41	ug/L	99
110)	1,3-dichlorobenzene	16.390	146	372248	103.20	ug/L	99
111)	p-isopropyltoluene	16.311	119	682777	101.61	ug/L	99
112)	1,4-dichlorobenzene	16.474	146	378750	103.20	ug/L	98
114)	1,2-dichlorobenzene	16.856	146	387327	103.35	ug/L	99
115)	n-butylbenzene	16.715	92	376208	100.90	ug/L	99
116)	1,2-dibromo-3-chloropr...	17.606	75	54763	97.72	ug/L	99
117)	1,3,5-trichlorobenzene	17.742	180	322418	99.05	ug/L	100
118)	1,2,4-trichlorobenzene	18.324	180	304441	97.41	ug/L	99
119)	hexachlorobutadiene	18.403	225	141553	101.45	ug/L	99
120)	naphthalene	18.576	128	866871	95.55	ug/L	100
121)	1,2,3-trichlorobenzene	18.786	180	288693	95.71	ug/L	98
122)	hexachloroethane	17.087	119	155559	98.17	ug/L	99
123)	Benzyl chloride	16.599	91	463582	100.99	ug/L	100

(#) = qualifier out of range (m) = manual integration (+) = signals summed

Quantitation Report (QT Reviewed)

Data Path : C:\msdchem\1\DATA\
Data File : 4V8921.D
Acq On : 17 Jun 2014 2:58 pm
Operator : BenM
Sample : ic368-100
Misc : MS68934,V4V368,5,,,,1
ALS Vial : 10 Sample Multiplier: 1

Quant Time: Jun 18 14:53:09 2014
Quant Method : C:\MSDCHEM\1\METHODS\M4V368.M
Quant Title : sw846 8260b
QLast Update : Wed Jun 18 08:29:29 2014
Response via : Initial Calibration

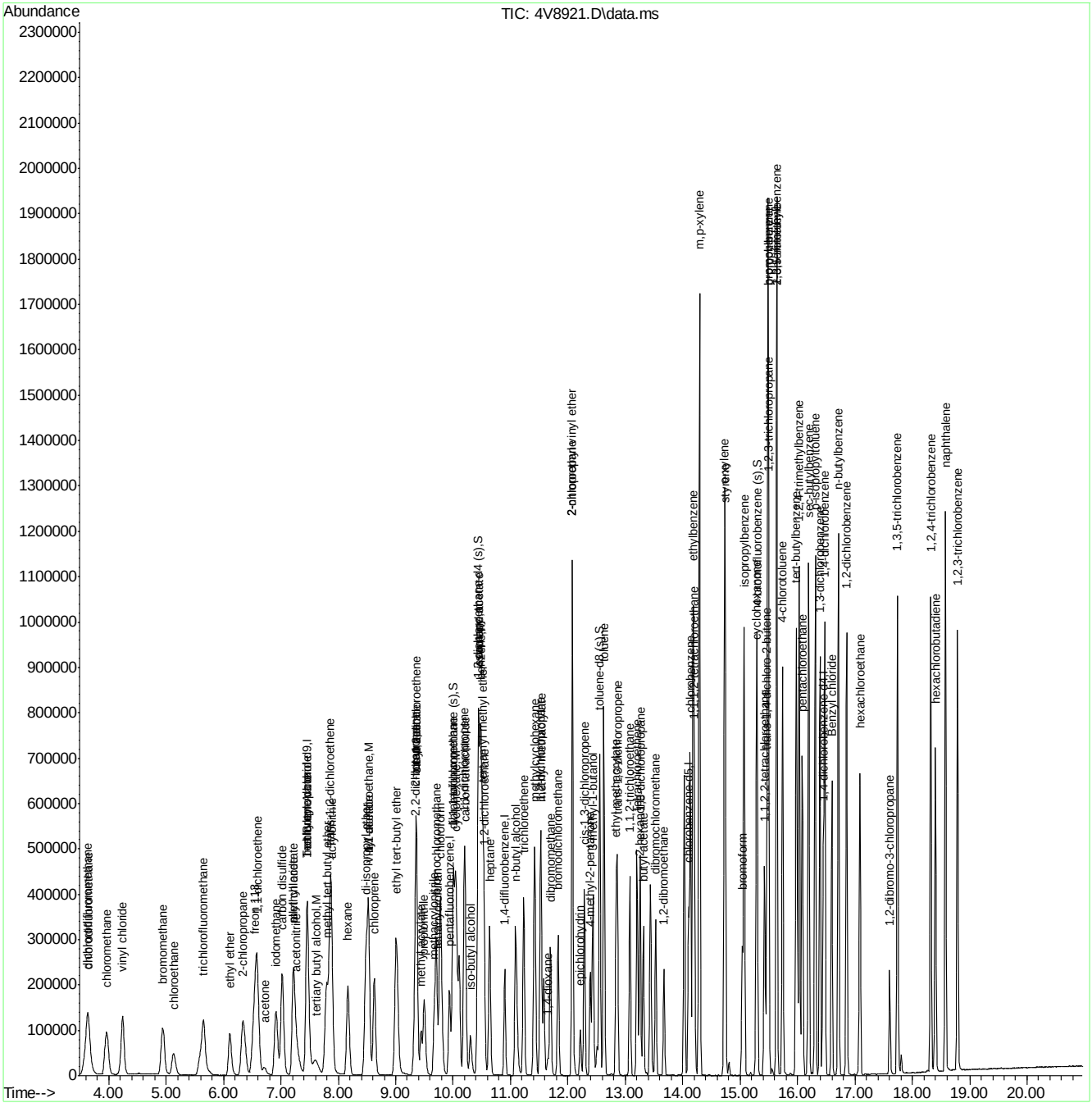

Manual Integration Approval Summary

Sample Number:	V4V368-IC368	**Method:**	SW846 8260B
Lab FileID:	4V8921.D	**Analyst approved:**	06/18/14 15:05 Juntae Park
Injection Time:	06/17/14 14:58	**Supervisor approved:**	06/18/14 18:04 Jessica Reitan-Chu

Parameter	CAS	Sig#	R.T. (min.)	Reason
Isopropyl Acetate	108-21-4		10.44	Poorly defined baseline

Quantitation Report (Qedit)

Data Path : C:\msdchem\1\DATA\
Data File : 4V8921.D
Acq On : 17 Jun 2014 2:58 pm
Operator : BenM
Sample : ic368-100
Misc : MS68934,V4V368,5,,,,1
ALS Vial : 10 Sample Multiplier: 1

Quant Time: Jun 18 09:57:58 2014
Quant Method : C:\MSDCHEM\1\METHODS\M4V368.M
Quant Title : sw846 8260b
QLast Update : Wed Jun 18 08:29:29 2014
Response via : Initial Calibration

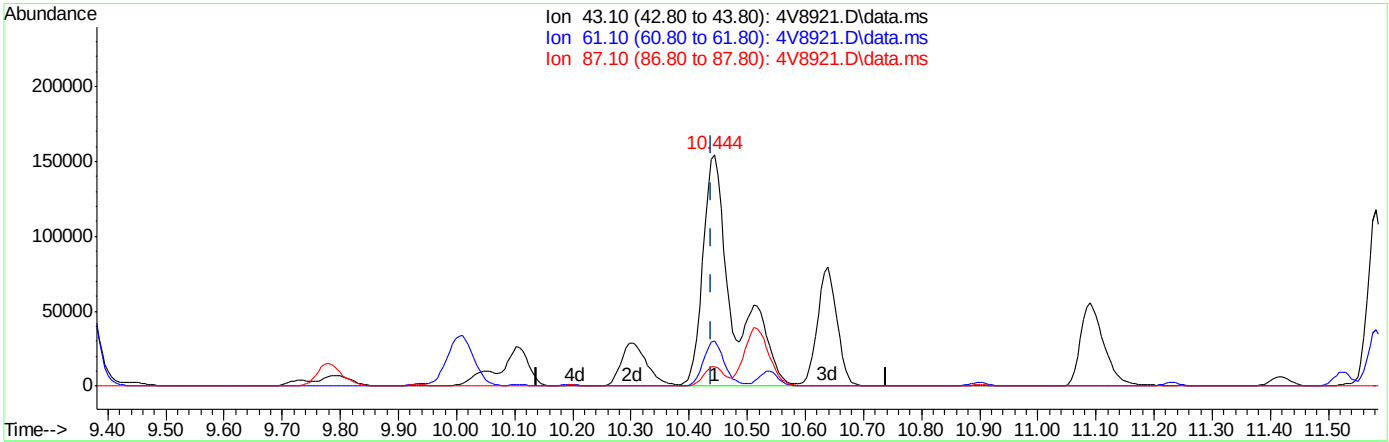

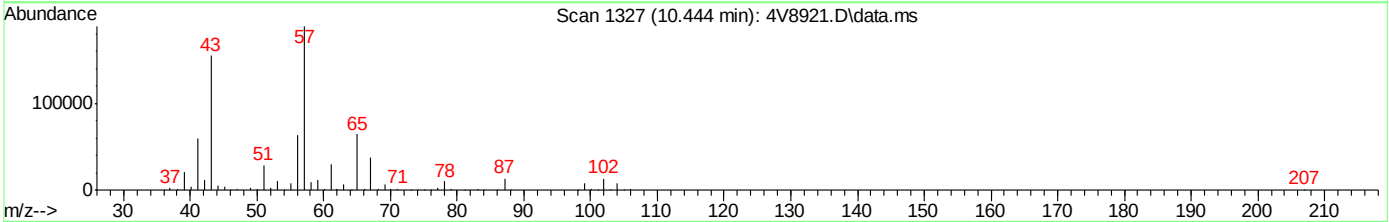

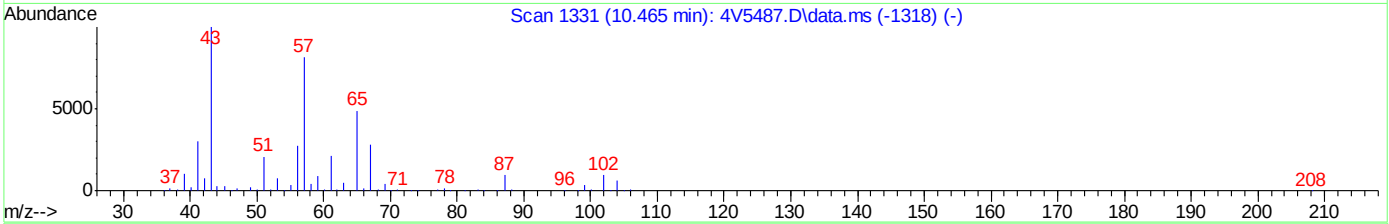

TIC: 4V8921.D\data.ms

(61) isopropyl acetate

10.444min (+0.005) 99.07ug/L

response 567865

Ion	Exp%	Act%
43.10	100	100
61.10	12.90	13.60
87.10	5.70	6.00
0.00	0.00	0.00

ACCUTEST LABORATORIES JB72256

Quantitation Report (Qedit)

Data Path : C:\msdchem\1\DATA\
Data File : 4V8921.D
Acq On : 17 Jun 2014 2:58 pm
Operator : BenM
Sample : ic368-100
Misc : MS68934,V4V368,5,,,,1
ALS Vial : 10 Sample Multiplier: 1

Quant Time: Jun 18 09:57:58 2014
Quant Method : C:\MSDCHEM\1\METHODS\M4V368.M
Quant Title : sw846 8260b
QLast Update : Wed Jun 18 08:29:29 2014
Response via : Initial Calibration

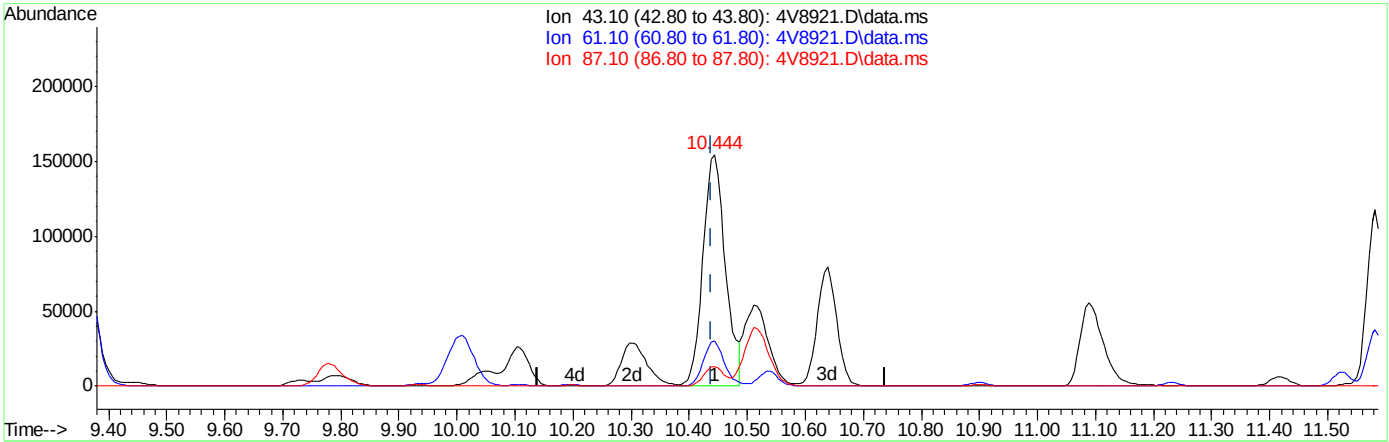

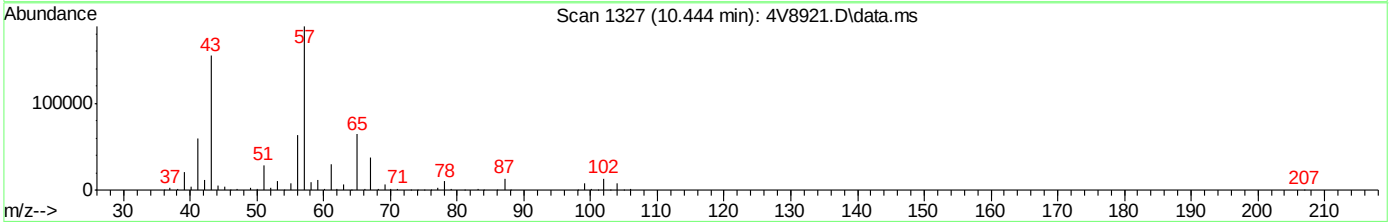

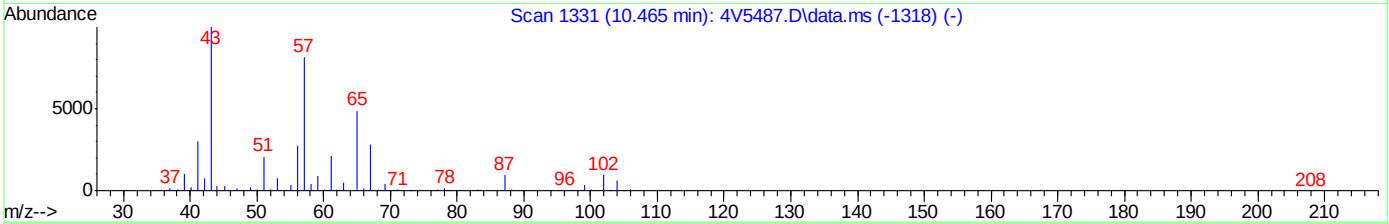

TIC: 4V8921.D\data.ms

(61) isopropyl acetate

10.444min (+0.005) 72.57ug/L m

response 415973

Ion	Exp%	Act%
43.10	100	100
61.10	12.90	18.56
87.10	5.70	8.19
0.00	0.00	0.00

ACCUTEST LABORATORIES JB72256

Manual Integrations APPROVED (compounds with "m" flag)
Jessica Reitan-Chu 06/18/14 18:04

Quantitation Report (QT Reviewed)

Data Path : C:\msdchem\1\DATA\
Data File : 4V8922.D
Acq On : 17 Jun 2014 3:24 pm
Operator : BenM
Sample : ic368-200
Misc : MS68934,V4V368,5,,,,1
ALS Vial : 11 Sample Multiplier: 1

Quant Time: Jun 18 14:53:33 2014
Quant Method : C:\MSDCHEM\1\METHODS\M4V368.M
Quant Title : sw846 8260b
QLast Update : Wed Jun 18 08:29:29 2014
Response via : Initial Calibration

Compound	R.T.	QIon	Response	Conc	Units		Dev(Min)
Internal Standards							
1) Tert Butyl Alcohol-d9	7.471	65	139767	500.00	ug/L		0.00
4) pentafluorobenzene	9.936	168	170250	50.00	ug/L		0.00
51) 1,4-difluorobenzene	10.900	114	227913	50.00	ug/L		0.00
81) chlorobenzene-d5	14.104	117	215471	50.00	ug/L		0.00
94) 1,4-dichlorobenzene-d4	16.453	152	129272	50.00	ug/L		0.00
System Monitoring Compounds							
45) dibromofluoromethane (s)	9.993	113	318661	202.38	ug/L		0.00
Spiked Amount 50.000	Range 79 - 120		Recovery = 404.76%#				
46) 1,2-dichloroethane-d4 (s)	10.439	65	309581	203.21	ug/L		0.00
Spiked Amount 50.000	Range 72 - 123		Recovery = 406.42%#				
73) toluene-d8 (s)	12.552	98	1003222	217.84	ug/L		0.00
Spiked Amount 50.000	Range 78 - 119		Recovery = 435.68%#				
96) 4-bromofluorobenzene (s)	15.294	95	426898	205.28	ug/L		0.00
Spiked Amount 50.000	Range 74 - 119		Recovery = 410.56%#				
Target Compounds							Qvalue
2) 1,4-dioxane	11.650	88	112706	4953.15	ug/L	#	99
3) tertiary butyl alcohol	7.608	59	263856	960.46	ug/L		97
6) chlorodifluoromethane	3.639	51	506844	207.46	ug/L		99
7) dichlorodifluoromethane	3.618	85	581455	208.32	ug/L		99
9) chloromethane	3.974	50	560176	223.85	ug/L		99
10) vinyl chloride	4.242	62	607908	220.73	ug/L		100
11) bromomethane	4.939	94	330021	195.89	ug/L		99
12) chloroethane	5.123	64	179328	171.96	ug/L		99
13) trichlorofluoromethane	5.642	101	640330	217.18	ug/L		98
14) ethyl ether	6.108	74	150559	205.54	ug/L		96
16) 2-chloropropane	6.339	43	538777	205.33	ug/L	#	92
18) 1,1-dichloroethene	6.585	61	561139	212.87	ug/L		98
19) acetone	6.706	58	32977	207.95	ug/L		87
20) allyl chloride	7.209	76	148738	209.46	ug/L		89
21) acetonitrile	7.251	40	309181	1981.30	ug/L		93
22) iodomethane	6.910	142	712694	212.52	ug/L		99
23) iso-butyl alcohol	10.303	41	134401	2018.28	ug/L		96
24) carbon disulfide	7.021	76	1406335	213.93	ug/L		99
25) methylene chloride	7.456	84	397882	208.98	ug/L		100
26) 1-chloropropane	7.461	41	150924	212.92	ug/L	#	84
27) methyl acetate	7.220	74	55450	201.47	ug/L		94
28) methyl tert butyl ether	7.802	73	1039453	203.40	ug/L		100
29) trans-1,2-dichloroethene	7.854	61	464662	201.30	ug/L		99
30) di-isopropyl ether	8.483	45	1035638	205.15	ug/L		99
31) ethyl tert-butyl ether	9.008	59	1096742	208.05	ug/L		99
32) 2-butanone	9.348	72	40433	210.91	ug/L		97
33) 1,1-dichloroethane	8.525	63	578635	202.80	ug/L		99
34) chloroprene	8.625	53	411777	203.29	ug/L		99
35) acrylonitrile	7.880	53	656161	1004.35	ug/L		99
36) vinyl acetate	8.531	86	46173	218.58	ug/L		89
37) ethyl acetate	9.359	45	49573	204.81	ug/L		90
38) 2,2-dichloropropane	9.343	77	491264	201.87	ug/L		98

Quantitation Report (QT Reviewed)

Data Path : C:\msdchem\1\DATA\
Data File : 4V8922.D
Acq On : 17 Jun 2014 3:24 pm
Operator : BenM
Sample : ic368-200
Misc : MS68934,V4V368,5,,,,1
ALS Vial : 11 Sample Multiplier: 1

Quant Time: Jun 18 14:53:33 2014
Quant Method : C:\MSDCHEM\1\METHODS\M4V368.M
Quant Title : sw846 8260b
QLast Update : Wed Jun 18 08:29:29 2014
Response via : Initial Calibration

Compound	R.T.	QIon	Response	Conc	Units		Dev(Min)
39) cis-1,2-dichloroethene	9.359	61	576706	201.04	ug/L		99
40) propionitrile	9.501	54	539934	2003.40	ug/L		99
41) methyl acrylate	9.443	55	376577	212.66	ug/L	#	99
42) bromochloromethane	9.705	128	180676	201.56	ug/L		98
43) tetrahydrofuran	9.726	42	127028	213.69	ug/L		98
44) chloroform	9.773	83	565948	200.33	ug/L		100
47) freon 113	6.538	151	285503	212.34	ug/L		94
48) methacrylonitrile	9.668	41	428601	202.68	ug/L		98
49) 1,1,1-trichloroethane	10.004	97	546519	208.08	ug/L		99
50) tert-amyl methyl ether	10.518	73	1083897	211.17	ug/L		99
52) epichlorohydrin	12.216	57	187753	1127.57	ug/L		100
53) n-butyl alcohol	11.089	56	610564	10258.25	ug/L		99
54) cyclohexane	10.051	84	522299	198.96	ug/L	#	100
55) carbon tetrachloride	10.208	117	501504	199.63	ug/L		99
56) 1,1-dichloropropene	10.193	75	413391	196.98	ug/L		99
57) hexane	8.164	57	355035	194.22	ug/L		97
58) benzene	10.481	78	1207294	196.05	ug/L		99
59) isooctane	10.450	57	1346716	205.13	ug/L		99
60) heptane	10.638	57	198628	202.24	ug/L		98
61) isopropyl acetate	10.439	43	821963m	145.43	ug/L		
62) 1,2-dichloroethane	10.533	62	377695	192.96	ug/L		99
63) trichloroethene	11.231	95	311425	201.86	ug/L		99
65) 2-nitropropane	12.080	43	745907	220.76	ug/L		99
66) 2-chloroethyl vinyl ether	12.080	63	1079810	1121.79	ug/L		99
67) methyl methacrylate	11.535	69	227717	225.78	ug/L		98
68) 1,2-dichloropropane	11.524	63	317067	205.64	ug/L		99
69) methylcyclohexane	11.419	83	574610	205.79	ug/L		99
70) dibromomethane	11.692	93	222183	207.77	ug/L		99
71) bromodichloromethane	11.828	83	425953	204.74	ug/L		99
72) cis-1,3-dichloropropene	12.285	75	514891	224.19	ug/L		99
74) 4-methyl-2-pentanone	12.389	58	149049	215.08	ug/L		98
75) toluene	12.625	92	701708	221.12	ug/L		99
76) 3-methyl-1-butanol	12.437	70	220305	4226.13	ug/L		99
77) trans-1,3-dichloropropene	12.861	75	468475	227.10	ug/L		99
78) ethyl methacrylate	12.840	69	417876	224.14	ug/L		100
79) 1,1,2-trichloroethane	13.082	83	264428	224.65	ug/L		99
80) 2-hexanone	13.249	58	141674	232.71	ug/L		98
82) tetrachloroethene	13.207	166	316939	201.07	ug/L		98
83) 1,3-dichloropropane	13.260	76	451402	204.76	ug/L		99
84) butyl acetate	13.317	56	216978	197.20	ug/L		99
85) dibromochloromethane	13.527	129	390669	206.56	ug/L		100
86) 1,2-dibromoethane	13.674	107	336609	203.52	ug/L		98
87) chlorobenzene	14.135	112	829626	203.27	ug/L		99
88) 1,1,1,2-tetrachloroethane	14.204	131	346931	184.71	ug/L		99
89) ethylbenzene	14.183	91	1419940	195.51	ug/L		99
90) m,p-xylene	14.293	106	1056281	393.66	ug/L		100
91) o-xylene	14.728	106	556931	192.81	ug/L		99
92) styrene	14.744	104	924024	202.64	ug/L		99
93) bromoform	15.037	173	303612	208.35	ug/L		99
95) isopropylbenzene	15.074	105	1496142	192.79	ug/L		98

Quantitation Report (QT Reviewed)

Data Path : C:\msdchem\1\DATA\
Data File : 4V8922.D
Acq On : 17 Jun 2014 3:24 pm
Operator : BenM
Sample : ic368-200
Misc : MS68934,V4V368,5,,,,1
ALS Vial : 11 Sample Multiplier: 1

Quant Time: Jun 18 14:53:33 2014
Quant Method : C:\MSDCHEM\1\METHODS\M4V368.M
Quant Title : sw846 8260b
QLast Update : Wed Jun 18 08:29:29 2014
Response via : Initial Calibration

	Compound	R.T.	QIon	Response	Conc	Units	Dev(Min)
97)	bromobenzene	15.488	156	401154	209.88	ug/L	100
98)	cyclohexanone	15.284	55	456494	1884.32	ug/L	99
99)	1,1,2,2-tetrachloroethane	15.425	83	536013	197.61	ug/L	100
100)	trans-1,4-dichloro-2-b...	15.467	53	125509	196.80	ug/L	91
101)	1,2,3-trichloropropane	15.499	110	110267	198.99	ug/L	100
102)	n-propylbenzene	15.488	91	1746910	197.75	ug/L	98
103)	2-chlorotoluene	15.640	126	361381	200.73	ug/L	98
104)	4-chlorotoluene	15.740	91	1098620	202.42	ug/L	99
105)	1,3,5-trimethylbenzene	15.640	105	1310256	197.98	ug/L	100
106)	tert-butylbenzene	15.981	119	1056710	171.84	ug/L	98
107)	pentachloroethane	16.086	167	283344	197.65	ug/L	97
108)	1,2,4-trimethylbenzene	16.033	105	1297562	197.56	ug/L	97
109)	sec-butylbenzene	16.196	105	1786264	195.91	ug/L	99
110)	1,3-dichlorobenzene	16.395	146	785266	202.43	ug/L	98
111)	p-isopropyltoluene	16.311	119	1462671	202.40	ug/L	99
112)	1,4-dichlorobenzene	16.474	146	803188	203.50	ug/L	100
114)	1,2-dichlorobenzene	16.857	146	814007	201.95	ug/L	99
115)	n-butylbenzene	16.715	92	801195	199.79	ug/L	98
116)	1,2-dibromo-3-chloropr...	17.606	75	114008	189.16	ug/L	96
117)	1,3,5-trichlorobenzene	17.748	180	671564	191.83	ug/L	100
118)	1,2,4-trichlorobenzene	18.325	180	623741	185.57	ug/L	99
119)	hexachlorobutadiene	18.403	225	300197	200.04	ug/L	98
120)	naphthalene	18.576	128	1776503	182.06	ug/L	99
121)	1,2,3-trichlorobenzene	18.791	180	595176	183.48	ug/L	99
122)	hexachloroethane	17.087	119	336704	197.58	ug/L	99
123)	Benzyl chloride	16.600	91	955023	193.44	ug/L	99

(#) = qualifier out of range (m) = manual integration (+) = signals summed

Quantitation Report (QT Reviewed)

Data Path : C:\msdchem\1\DATA\
Data File : 4V8922.D
Acq On : 17 Jun 2014 3:24 pm
Operator : BenM
Sample : ic368-200
Misc : MS68934,V4V368,5,,,,1
ALS Vial : 11 Sample Multiplier: 1

Quant Time: Jun 18 14:53:33 2014
Quant Method : C:\MSDCHEM\1\METHODS\M4V368.M
Quant Title : sw846 8260b
QLast Update : Wed Jun 18 08:29:29 2014
Response via : Initial Calibration

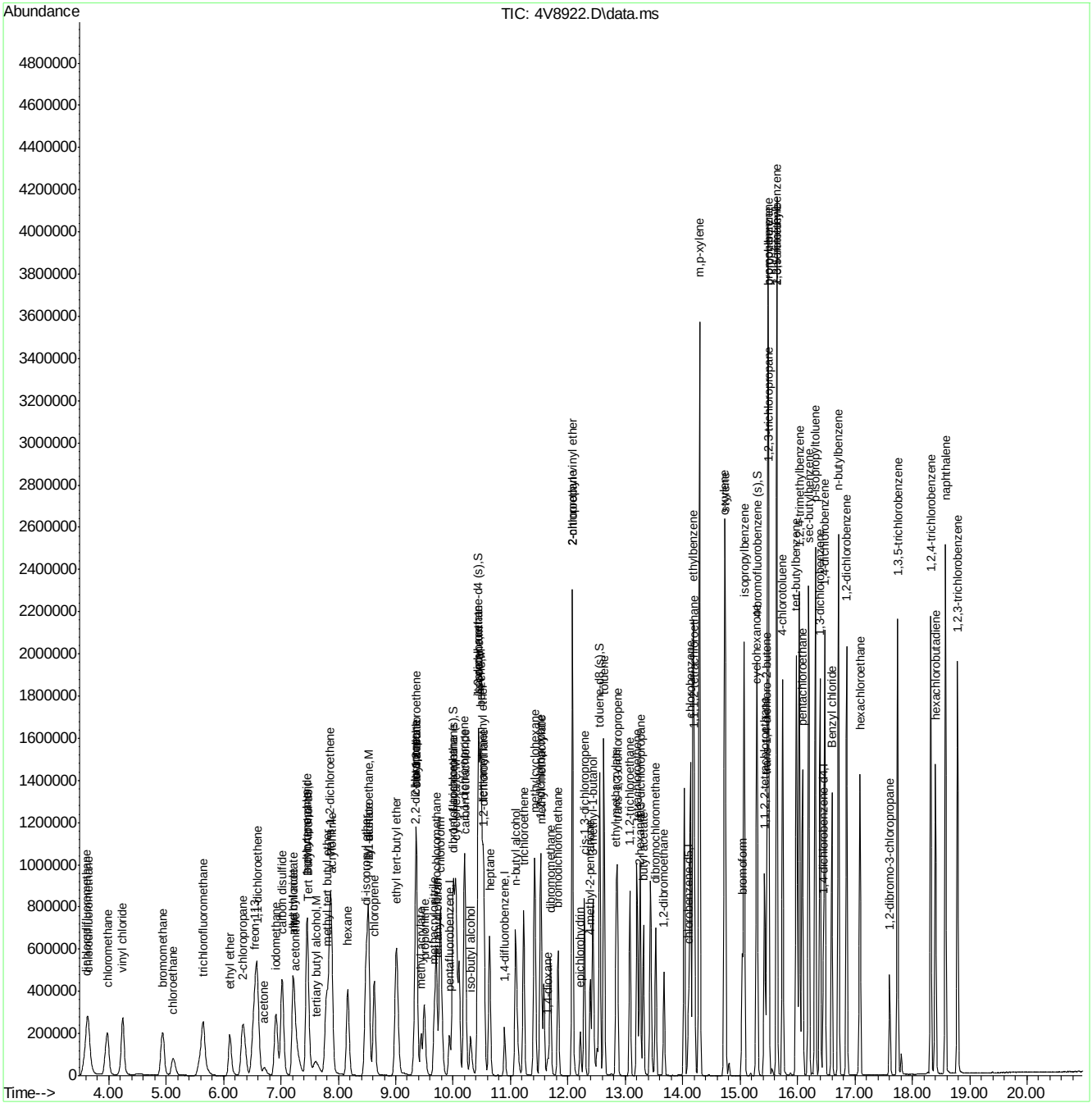

ACCUTEST LABORATORIES JB72256

Manual Integration Approval Summary

Sample Number:	V4V368-IC368	**Method:**	SW846 8260B
Lab FileID:	4V8922.D	**Analyst approved:**	06/18/14 15:05 Juntae Park
Injection Time:	06/17/14 15:24	**Supervisor approved:**	06/18/14 18:04 Jessica Reitan-Chu

Parameter	CAS	Sig#	R.T. (min.)	Reason
Isopropyl Acetate	108-21-4		10.44	Poorly defined baseline

Quantitation Report (Qedit)

Data Path : C:\msdchem\1\DATA\
Data File : 4V8922.D
Acq On : 17 Jun 2014 3:24 pm
Operator : BenM
Sample : ic368-200
Misc : MS68934,V4V368,5,,,,1
ALS Vial : 11 Sample Multiplier: 1

Quant Time: Jun 18 09:58:18 2014
Quant Method : C:\MSDCHEM\1\METHODS\M4V368.M
Quant Title : sw846 8260b
QLast Update : Wed Jun 18 08:29:29 2014
Response via : Initial Calibration

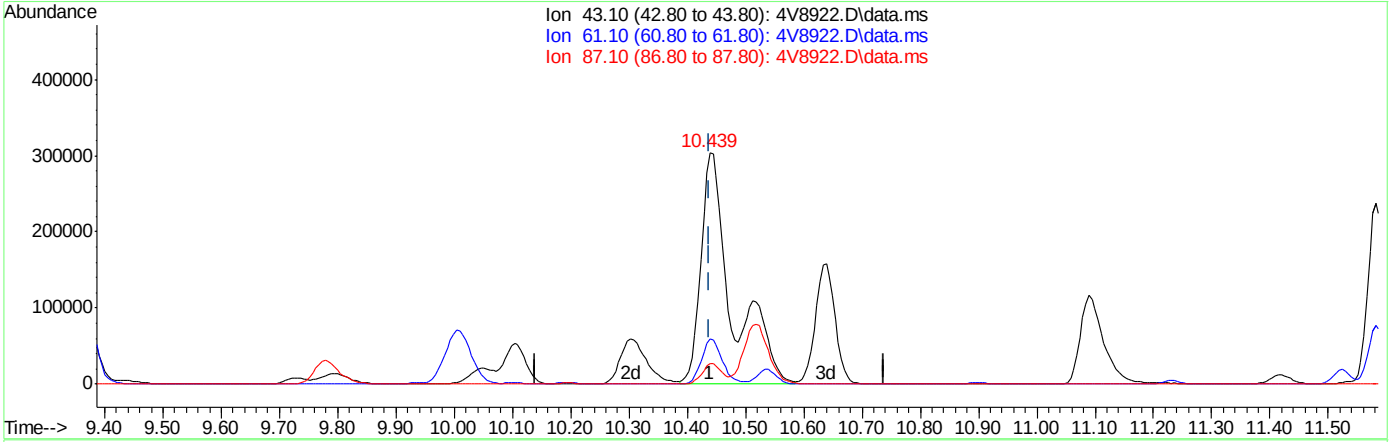

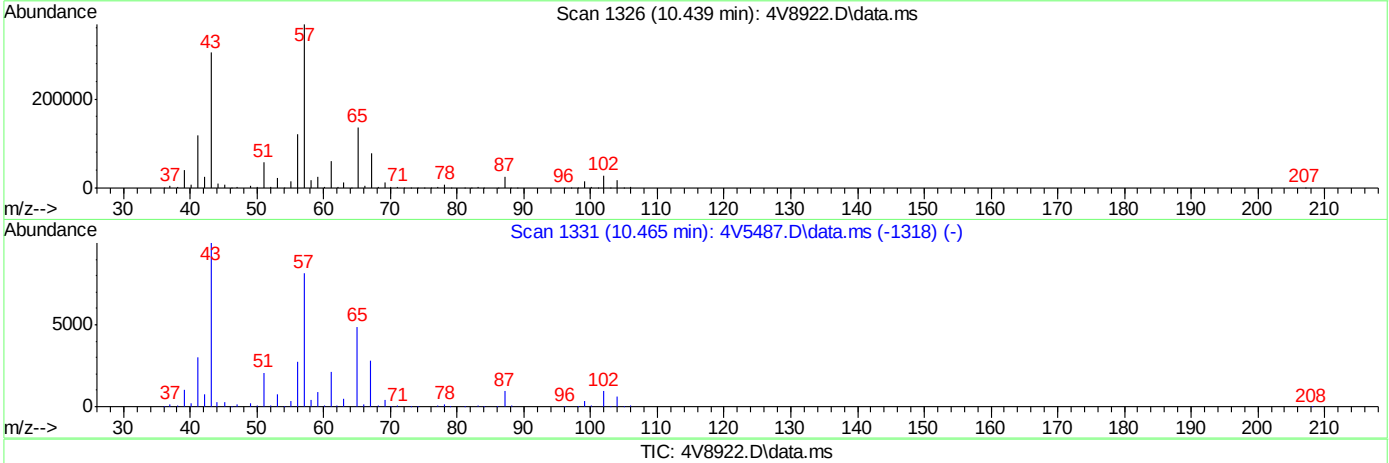

TIC: 4V8922.D\data.ms

(61) isopropyl acetate

10.439min (-0.000) 200.35ug/L

response 1132418

Ion	Exp%	Act%
43.10	100	100
61.10	12.90	13.19
87.10	5.70	5.93
0.00	0.00	0.00

4V8922.D edits: isopropyl acetate

Quantitation Report (Qedit)

Data Path : C:\msdchem\1\DATA\
Data File : 4V8922.D
Acq On : 17 Jun 2014 3:24 pm
Operator : BenM
Sample : ic368-200
Misc : MS68934,V4V368,5,,,,1
ALS Vial : 11 Sample Multiplier: 1

Quant Time: Jun 18 14:53:33 2014
Quant Method : C:\MSDCHEM\1\METHODS\M4V368.M
Quant Title : sw846 8260b
QLast Update : Wed Jun 18 08:29:29 2014
Response via : Initial Calibration

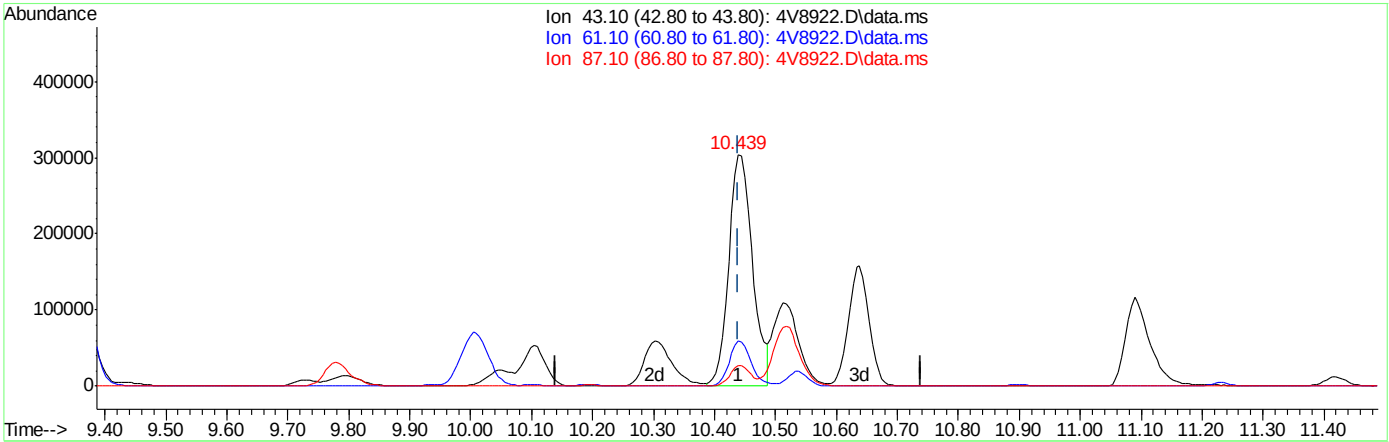

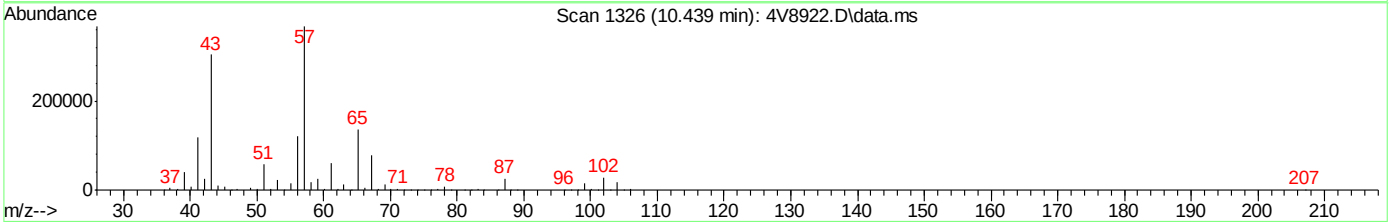

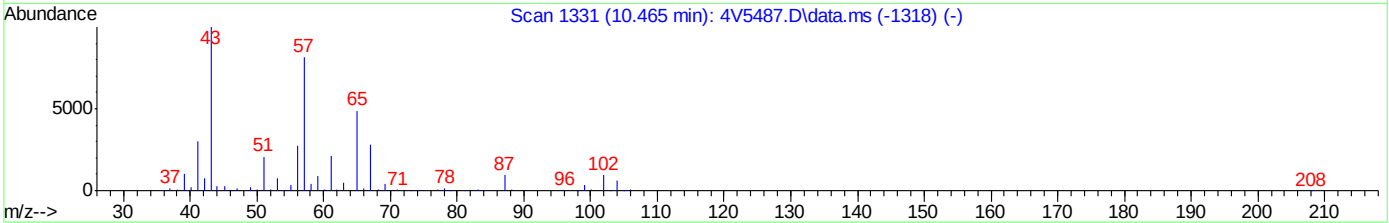

TIC: 4V8922.D\data.ms

(61) isopropyl acetate

10.439min (-0.000) 145.43ug/L m

response 821963

Ion	Exp%	Act%
43.10	100	100
61.10	12.90	18.17
87.10	5.70	8.18
0.00	0.00	0.00

4V8922.D edits: isopropyl acetate

Manual Integrations APPROVED (compounds with "m" flag)
Jessica Reitan-Chu 06/18/14 18:23

Quantitation Report (QT Reviewed)

Data Path : C:\msdchem\1\DATA\
Data File : 4V8925.D
Acq On : 17 Jun 2014 4:43 pm
Operator : BenM
Sample : icv368-50
Misc : MS68934,V4V368,5,,,,1
ALS Vial : 14 Sample Multiplier: 1

Quant Time: Jun 18 16:19:58 2014
Quant Method : C:\MSDCHEM\1\METHODS\M4V368.M
Quant Title : sw846 8260b
QLast Update : Wed Jun 18 16:17:49 2014
Response via : Initial Calibration

Compound	R.T.	QIon	Response	Conc	Units	Dev(Min)
Internal Standards						
1) Tert Butyl Alcohol-d9	7.461	65	130497	500.00	ug/L	0.00
4) pentafluorobenzene	9.936	168	171010	50.00	ug/L	0.00
51) 1,4-difluorobenzene	10.895	114	218883	50.00	ug/L	0.00
81) chlorobenzene-d5	14.104	117	188364	50.00	ug/L	0.00
94) 1,4-dichlorobenzene-d4	16.448	152	112575	50.00	ug/L	0.00
System Monitoring Compounds						
45) dibromofluoromethane (s)	9.999	113	79679	49.22	ug/L	0.00
Spiked Amount 50.000	Range 79 - 120		Recovery = 98.44%			
46) 1,2-dichloroethane-d4 (s)	10.439	65	75774	47.26	ug/L	0.00
Spiked Amount 50.000	Range 72 - 123		Recovery = 94.52%			
73) toluene-d8 (s)	12.552	98	228250	49.10	ug/L	0.00
Spiked Amount 50.000	Range 78 - 119		Recovery = 98.20%			
96) 4-bromofluorobenzene (s)	15.294	95	94250	48.18	ug/L	0.00
Spiked Amount 50.000	Range 74 - 119		Recovery = 96.36%			
Target Compounds						Qvalue
2) 1,4-dioxane	11.656	88	26215	1284.85	ug/L #	99
3) tertiary butyl alcohol	7.592	59	65233	251.51	ug/L	95
6) chlorodifluoromethane	3.634	51	99141	40.03	ug/L	97
7) dichlorodifluoromethane	3.623	85	141944	52.01	ug/L	99
9) chloromethane	3.959	50	129930	48.31	ug/L	100
10) vinyl chloride	4.237	62	145795	51.56	ug/L	100
11) bromomethane	4.944	94	87445	48.19	ug/L	97
12) chloroethane	5.128	64	53602	52.21	ug/L	99
13) trichlorofluoromethane	5.652	101	155092	53.35	ug/L	99
14) ethyl ether	6.108	74	36738	51.88	ug/L	95
16) 2-chloropropane	6.334	43	133825	49.13	ug/L	99
17) acrolein	6.449	56	184773	488.20	ug/L	100
18) 1,1-dichloroethene	6.586	61	135802	51.55	ug/L	98
19) acetone	6.706	58	8089	54.95	ug/L	98
20) allyl chloride	7.215	76	37300	51.69	ug/L	92
21) acetonitrile	7.251	40	79406	524.31	ug/L	92
22) iodomethane	6.911	142	172924	50.72	ug/L	98
23) iso-butyl alcohol	10.303	41	34081	491.79	ug/L	97
24) carbon disulfide	7.021	76	342127	48.64	ug/L	100
25) methylene chloride	7.456	84	95652	48.88	ug/L	100
26) 1-chloropropane	7.461	41	37012	48.78	ug/L	96
27) methyl acetate	7.225	74	12847	49.58	ug/L	97
28) methyl tert butyl ether	7.802	73	504100	95.38	ug/L	99
29) trans-1,2-dichloroethene	7.854	61	118305	50.88	ug/L	99
30) di-isopropyl ether	8.484	45	258987	50.71	ug/L	99
31) ethyl tert-butyl ether	9.008	59	262168	51.38	ug/L	99
32) 2-butanone	9.349	72	9520	50.68	ug/L	97
33) 1,1-dichloroethane	8.531	63	146608	51.18	ug/L	99
34) chloroprene	8.630	53	96769	49.77	ug/L	99
35) acrylonitrile	7.881	53	161844	260.46	ug/L	98
36) vinyl acetate	8.531	86	12007	55.99	ug/L	95
37) ethyl acetate	9.359	45	11625	46.26	ug/L	84

Quantitation Report (QT Reviewed)

Data Path : C:\msdchem\1\DATA\
Data File : 4V8925.D
Acq On : 17 Jun 2014 4:43 pm
Operator : BenM
Sample : icv368-50
Misc : MS68934,V4V368,5,,,,1
ALS Vial : 14 Sample Multiplier: 1

Quant Time: Jun 18 16:19:58 2014
Quant Method : C:\MSDCHEM\1\METHODS\M4V368.M
Quant Title : sw846 8260b
QLast Update : Wed Jun 18 16:17:49 2014
Response via : Initial Calibration

Compound	R.T.	QIon	Response	Conc	Units		Dev(Min)
38) 2,2-dichloropropane	9.343	77	119313	46.29	ug/L		98
39) cis-1,2-dichloroethene	9.359	61	144642	49.25	ug/L		98
40) propionitrile	9.501	54	131916	508.28	ug/L		99
41) methyl acrylate	9.443	55	87146	46.78	ug/L	#	99
42) bromochloromethane	9.705	128	44647	49.88	ug/L		92
43) tetrahydrofuran	9.731	42	29546	46.10	ug/L		98
44) chloroform	9.779	83	143139	49.14	ug/L		99
47) freon 113	6.544	151	70389	52.45	ug/L		98
48) methacrylonitrile	9.674	41	105809	48.59	ug/L		98
49) 1,1,1-trichloroethane	10.009	97	134712	50.92	ug/L		100
50) tert-amyl methyl ether	10.513	73	258822	50.28	ug/L		99
52) epichlorohydrin	12.217	57	40815	257.89	ug/L		98
53) n-butyl alcohol	11.089	56	144111	2757.92	ug/L		98
54) cyclohexane	10.051	84	130167	52.20	ug/L	#	100
55) carbon tetrachloride	10.208	117	123744	52.42	ug/L		99
56) 1,1-dichloropropene	10.193	75	101002	50.13	ug/L		98
57) hexane	8.169	57	68485	40.72	ug/L		97
58) benzene	10.481	78	294610	49.11	ug/L		100
59) isooctane	10.444	57	309119	53.28	ug/L		98
60) heptane	10.638	57	49595	53.79	ug/L		96
61) isopropyl acetate	10.444	43	213515m	54.75	ug/L		
62) 1,2-dichloroethane	10.534	62	88674	49.18	ug/L		99
63) trichloroethene	11.231	95	73451	48.62	ug/L		99
65) 2-nitropropane	12.075	43	165523	47.15	ug/L		99
66) 2-chloroethyl vinyl ether	12.075	63	236102	254.72	ug/L		99
67) methyl methacrylate	11.535	69	48279	49.62	ug/L		99
68) 1,2-dichloropropane	11.519	63	74136	51.82	ug/L		99
69) methylcyclohexane	11.420	83	134704	53.12	ug/L		97
70) dibromomethane	11.692	93	51346	50.43	ug/L		99
71) bromodichloromethane	11.829	83	99516	49.44	ug/L		100
72) cis-1,3-dichloropropene	12.285	75	112317	48.18	ug/L		99
74) 4-methyl-2-pentanone	12.390	58	33346	51.61	ug/L		99
75) toluene	12.626	92	157877	49.05	ug/L		98
76) 3-methyl-1-butanol	12.437	70	50651	1076.90	ug/L		100
77) trans-1,3-dichloropropene	12.861	75	102067	49.00	ug/L		99
78) ethyl methacrylate	12.840	69	91512	49.72	ug/L		99
79) 1,1,2-trichloroethane	13.082	83	56986	49.93	ug/L		97
80) 2-hexanone	13.249	58	30076	49.85	ug/L		97
82) tetrachloroethene	13.202	166	69791	52.29	ug/L		99
83) 1,3-dichloropropane	13.260	76	97480	48.41	ug/L		99
84) butyl acetate	13.318	56	49660	50.06	ug/L		98
85) dibromochloromethane	13.527	129	82873	50.94	ug/L		99
86) 1,2-dibromoethane	13.674	107	72507	49.44	ug/L		100
87) chlorobenzene	14.136	112	181578	49.30	ug/L		97
88) 1,1,1,2-tetrachloroethane	14.204	131	80620	51.82	ug/L		99
89) ethylbenzene	14.183	91	321828	49.67	ug/L		100
90) m,p-xylene	14.293	106	238654	98.32	ug/L		99
91) o-xylene	14.728	106	127237	50.61	ug/L		99
92) styrene	14.744	104	203193	48.16	ug/L		99
93) bromoform	15.037	173	63563	49.57	ug/L		100

Quantitation Report (QT Reviewed)

Data Path : C:\msdchem\1\DATA\
Data File : 4V8925.D
Acq On : 17 Jun 2014 4:43 pm
Operator : BenM
Sample : icv368-50
Misc : MS68934,V4V368,5,,,,1
ALS Vial : 14 Sample Multiplier: 1

Quant Time: Jun 18 16:19:58 2014
Quant Method : C:\MSDCHEM\1\METHODS\M4V368.M
Quant Title : sw846 8260b
QLast Update : Wed Jun 18 16:17:49 2014
Response via : Initial Calibration

Compound	R.T.	QIon	Response	Conc	Units	Dev(Min)
95) isopropylbenzene	15.069	105	344396	50.42	ug/L	99
97) bromobenzene	15.488	156	85365	48.77	ug/L	98
98) cyclohexanone	15.284	55	79540	353.25	ug/L	99
99) 1,1,2,2-tetrachloroethane	15.425	83	119196	47.92	ug/L	99
100) trans-1,4-dichloro-2-b...	15.462	53	26846	47.47	ug/L	99
101) 1,2,3-trichloropropane	15.499	110	24444	50.33	ug/L	96
102) n-propylbenzene	15.488	91	401526	49.26	ug/L	100
103) 2-chlorotoluene	15.640	126	81356	50.10	ug/L	98
104) 4-chlorotoluene	15.740	91	242507	47.85	ug/L	100
105) 1,3,5-trimethylbenzene	15.635	105	298966	51.09	ug/L	98
106) tert-butylbenzene	15.981	119	236132	50.29	ug/L	99
107) pentachloroethane	16.081	167	62936	54.22	ug/L	96
108) 1,2,4-trimethylbenzene	16.028	105	295287	49.72	ug/L	98
109) sec-butylbenzene	16.191	105	407308	49.81	ug/L	100
110) 1,3-dichlorobenzene	16.390	146	170389	47.92	ug/L	99
111) p-isopropyltoluene	16.311	119	328627	50.06	ug/L	98
112) 1,4-dichlorobenzene	16.474	146	173370	47.70	ug/L	99
114) 1,2-dichlorobenzene	16.857	146	176587	47.77	ug/L	100
115) n-butylbenzene	16.710	92	180778	49.56	ug/L	99
116) 1,2-dibromo-3-chloropr...	17.606	75	25037	46.56	ug/L	97
117) 1,3,5-trichlorobenzene	17.743	180	151973	48.24	ug/L	100
118) 1,2,4-trichlorobenzene	18.325	180	147641	50.05	ug/L	99
119) hexachlorobutadiene	18.403	225	66434	49.52	ug/L	98
120) naphthalene	18.576	128	414491	49.19	ug/L	100
121) 1,2,3-trichlorobenzene	18.786	180	141783	50.15	ug/L	99
122) hexachloroethane	17.087	119	74796	53.22	ug/L	99
123) Benzyl chloride	16.600	91	199524	44.04	ug/L	100

(#) = qualifier out of range (m) = manual integration (+) = signals summed

Quantitation Report (QT Reviewed)

Data Path : C:\msdchem\1\DATA\
Data File : 4V8925.D
Acq On : 17 Jun 2014 4:43 pm
Operator : BenM
Sample : icv368-50
Misc : MS68934,V4V368,5,,,,1
ALS Vial : 14 Sample Multiplier: 1

Quant Time: Jun 18 16:19:58 2014
Quant Method : C:\MSDCHEM\1\METHODS\M4V368.M
Quant Title : sw846 8260b
QLast Update : Wed Jun 18 16:17:49 2014
Response via : Initial Calibration

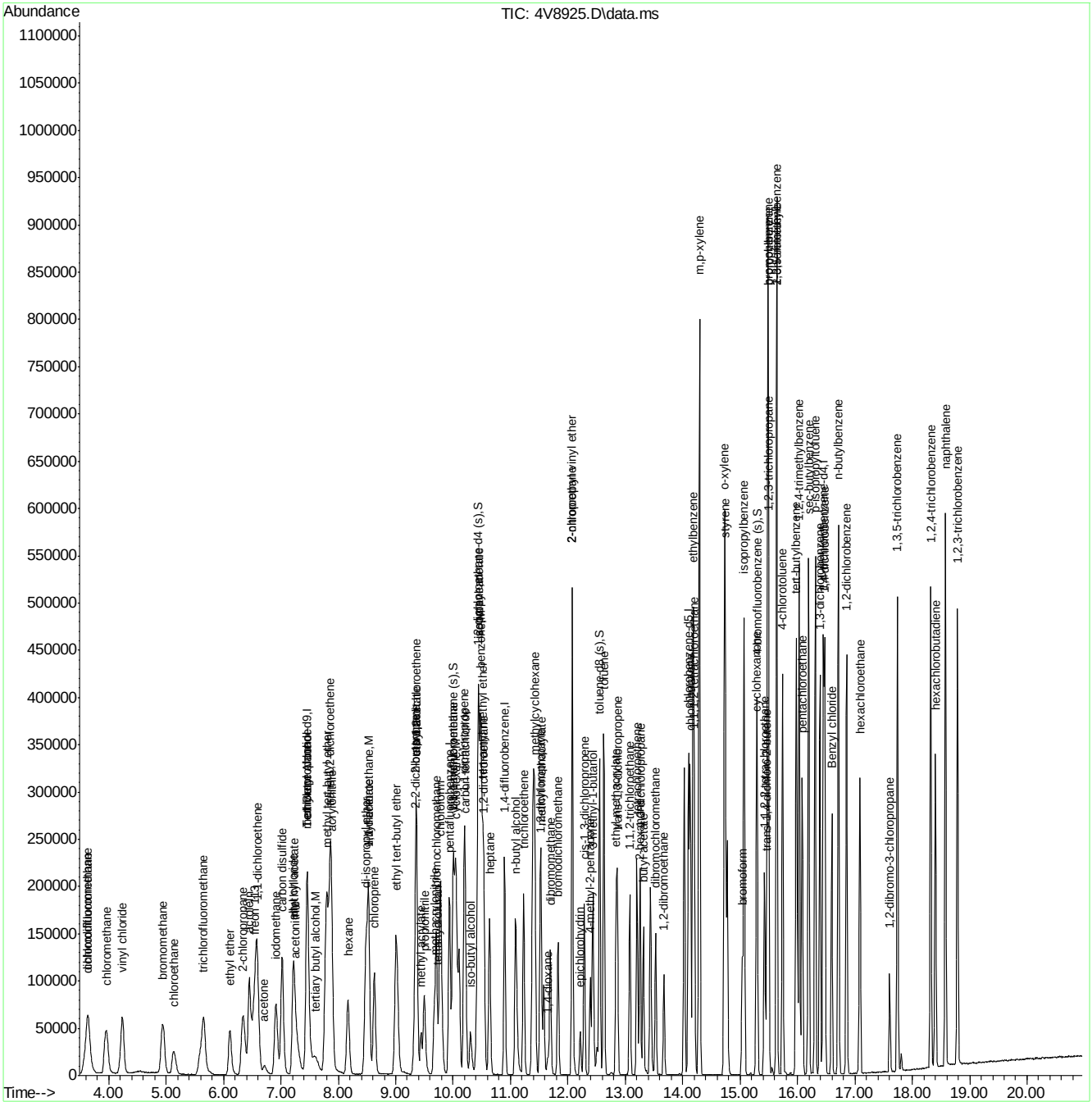

Manual Integration Approval Summary

Sample Number: V4V368-ICV368
Lab FileID: 4V8925.D
Injection Time: 06/17/14 16:43
Method: SW846 8260B
Analyst approved: 06/18/14 16:21 Juntae Park
Supervisor approved: 06/18/14 18:23 Jessica Reitan-Chu

Parameter	CAS	Sig#	R.T. (min.)	Reason
Isopropyl Acetate	108-21-4		10.44	Poorly defined baseline

Quantitation Report (Qedit)

Data Path : C:\msdchem\1\DATA\
Data File : 4V8925.D
Acq On : 17 Jun 2014 4:43 pm
Operator : BenM
Sample : icv368-50
Misc : MS68934,V4V368,5,,,,1
ALS Vial : 14 Sample Multiplier: 1

Quant Time: Jun 18 15:00:57 2014
Quant Method : C:\MSDCHEM\1\METHODS\M4V368.M
Quant Title : sw846 8260b
QLast Update : Wed Jun 18 15:00:22 2014
Response via : Initial Calibration

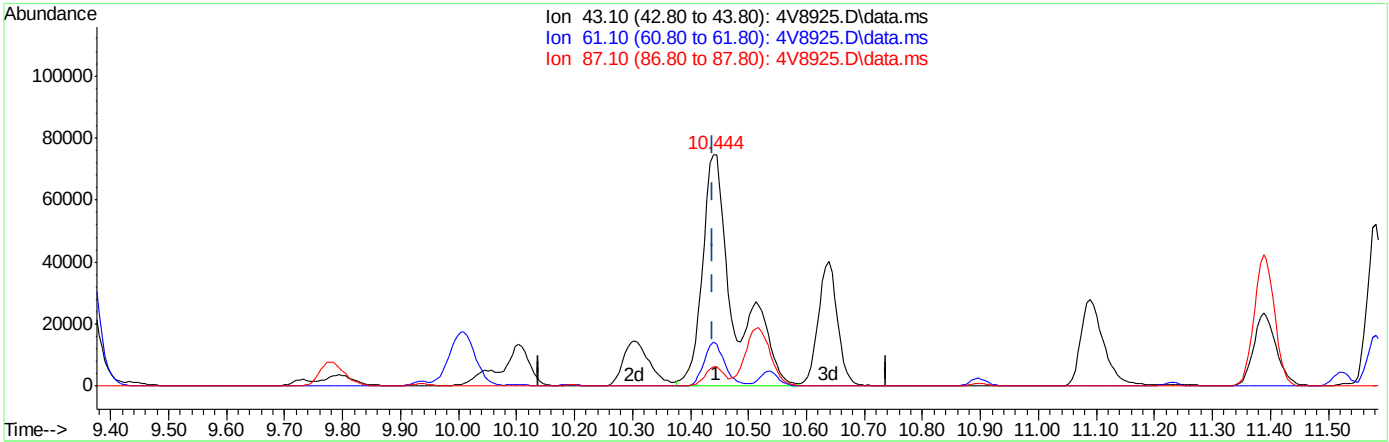

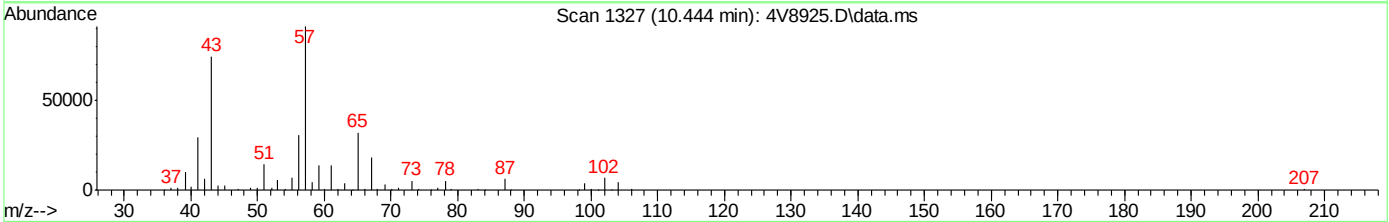

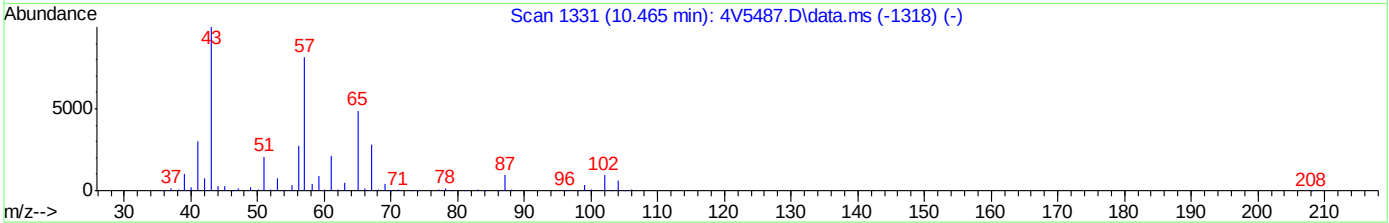

TIC: 4V8925.D\data.ms

(61) isopropyl acetate

10.444min (+0.005) 70.48ug/L

response 287788

Ion	Exp%	Act%
43.10	100	100
61.10	18.20	12.33
87.10	8.00	5.54
0.00	0.00	0.00

Quantitation Report (Qedit)

Data Path : C:\msdchem\1\DATA\
Data File : 4V8925.D
Acq On : 17 Jun 2014 4:43 pm
Operator : BenM
Sample : icv368-50
Misc : MS68934,V4V368,5,,,,1
ALS Vial : 14 Sample Multiplier: 1

Quant Time: Jun 18 15:00:57 2014
Quant Method : C:\MSDCHEM\1\METHODS\M4V368.M
Quant Title : sw846 8260b
QLast Update : Wed Jun 18 15:00:22 2014
Response via : Initial Calibration

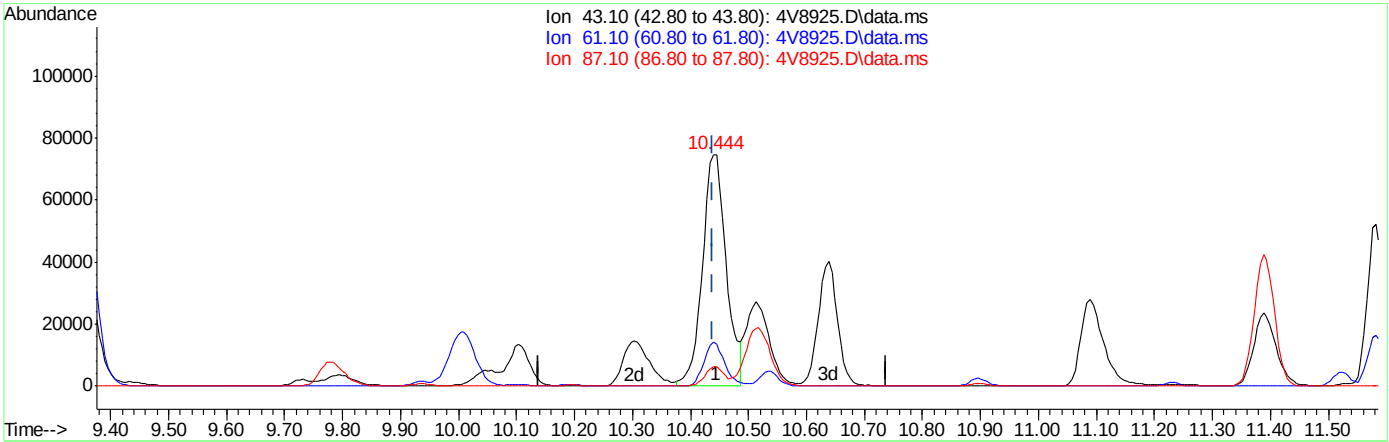

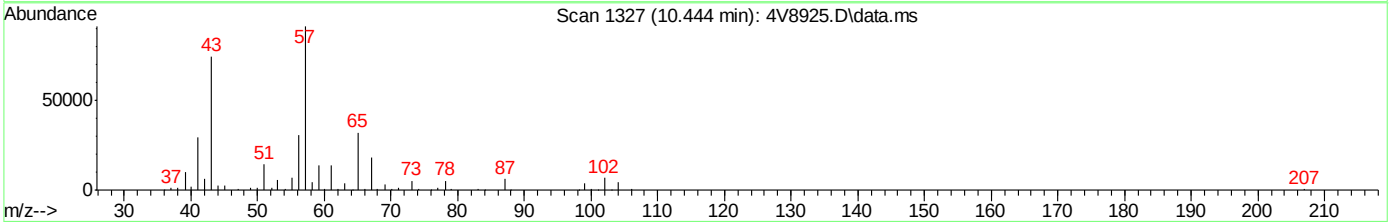

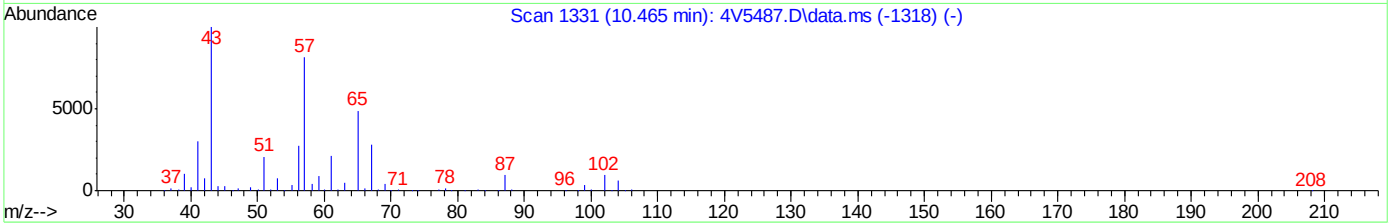

TIC: 4V8925.D\data.ms

(61) isopropyl acetate

10.444min (+0.005) 52.29ug/L m

response 213515

Ion	Exp%	Act%
43.10	100	100
61.10	18.20	16.62
87.10	8.00	7.46
0.00	0.00	0.00

Quantitation Report (QT Reviewed)

Data Path : C:\msdchem\1\DATA\
Data File : 4V9868.D
Acq On : 23 Jul 2014 9:08 pm
Operator : BenM
Sample : cc368-50
Misc : MS70777,V4V407,5,,,,1
ALS Vial : 29 Sample Multiplier: 1

Quant Time: Jul 24 09:36:04 2014
Quant Method : C:\MSDCHEM\1\METHODS\M4V368.M
Quant Title : sw846 8260b
QLast Update : Wed Jun 18 16:17:49 2014
Response via : Initial Calibration

Compound	R.T.	QIon	Response	Conc	Units		Dev(Min)
Internal Standards							
1) Tert Butyl Alcohol-d9	7.460	65	141928	500.00	ug/L		0.00
4) pentafluorobenzene	9.924	168	153865	50.00	ug/L		-0.01
51) 1,4-difluorobenzene	10.889	114	203097	50.00	ug/L		-0.01
81) chlorobenzene-d5	14.093	117	195538	50.00	ug/L		0.00
94) 1,4-dichlorobenzene-d4	16.442	152	122257	50.00	ug/L		0.00
System Monitoring Compounds							
45) dibromofluoromethane (s)	9.982	113	76677	52.64	ug/L		-0.01
Spiked Amount 50.000	Range 79 - 120		Recovery = 105.28%				
46) 1,2-dichloroethane-d4 (s)	10.428	65	70995	49.21	ug/L		-0.01
Spiked Amount 50.000	Range 72 - 123		Recovery = 98.42%				
73) toluene-d8 (s)	12.546	98	218041	50.55	ug/L		0.00
Spiked Amount 50.000	Range 78 - 119		Recovery = 101.10%				
96) 4-bromofluorobenzene (s)	15.288	95	106570	50.16	ug/L		0.00
Spiked Amount 50.000	Range 74 - 119		Recovery = 100.32%				
Target Compounds							Qvalue
2) 1,4-dioxane	11.639	88	27083	1220.48	ug/L		95
3) tertiary butyl alcohol	7.586	59	71474	253.38	ug/L		98
6) chlorodifluoromethane	3.643	51	119823	53.77	ug/L		98
7) dichlorodifluoromethane	3.633	85	138318	56.32	ug/L		99
9) chloromethane	3.974	50	127175	52.56	ug/L		98
10) vinyl chloride	4.246	62	142827	56.14	ug/L		99
11) bromomethane	4.944	94	88158	54.00	ug/L		100
12) chloroethane	5.132	64	51424	55.67	ug/L		98
13) trichlorofluoromethane	5.657	101	170688	65.25	ug/L		96
14) ethyl ether	6.102	74	37045	58.15	ug/L		98
16) 2-chloropropane	6.328	43	135010	55.09	ug/L	#	92
17) acrolein	6.438	56	167064	490.60	ug/L		99
18) 1,1-dichloroethene	6.574	61	142907	60.29	ug/L		98
19) acetone	6.700	58	8201	61.92	ug/L		90
20) allyl chloride	7.203	76	38419	59.17	ug/L		87
21) acetonitrile	7.240	40	80163	588.29	ug/L		94
22) iodomethane	6.904	142	201873	65.80	ug/L		96
23) iso-butyl alcohol	10.286	41	32651	523.66	ug/L		96
24) carbon disulfide	7.009	76	366198	57.86	ug/L		99
25) methylene chloride	7.445	84	103378	58.71	ug/L		97
26) 1-chloropropane	7.455	41	37090	54.33	ug/L	#	94
27) methyl acetate	7.214	74	12876	55.23	ug/L		93
28) methyl tert butyl ether	7.791	73	272434	57.29	ug/L		98
29) trans-1,2-dichloroethene	7.848	61	120073	57.39	ug/L		96
30) di-isopropyl ether	8.472	45	247010	53.75	ug/L		98
31) ethyl tert-butyl ether	8.996	59	277951	60.55	ug/L		98
32) 2-butanone	9.337	72	9120	53.96	ug/L		91
33) 1,1-dichloroethane	8.519	63	143981	55.86	ug/L		100
34) chloroprene	8.614	53	99087	56.64	ug/L		99
35) acrylonitrile	7.869	53	153675	274.87	ug/L		98
36) vinyl acetate	8.519	86	10554	54.70	ug/L		81
37) ethyl acetate	9.348	45	9849	43.56	ug/L		95

Quantitation Report (QT Reviewed)

Data Path : C:\msdchem\1\DATA\
Data File : 4V9868.D
Acq On : 23 Jul 2014 9:08 pm
Operator : BenM
Sample : cc368-50
Misc : MS70777,V4V407,5,,,,1
ALS Vial : 29 Sample Multiplier: 1

Quant Time: Jul 24 09:36:04 2014
Quant Method : C:\MSDCHEM\1\METHODS\M4V368.M
Quant Title : sw846 8260b
QLast Update : Wed Jun 18 16:17:49 2014
Response via : Initial Calibration

Compound	R.T.	QIon	Response	Conc	Units		Dev(Min)
38) 2,2-dichloropropane	9.332	77	137270	59.18	ug/L		98
39) cis-1,2-dichloroethene	9.348	61	140321	53.10	ug/L		96
40) propionitrile	9.484	54	120517	516.10	ug/L		96
41) methyl acrylate	9.432	55	65190	38.89	ug/L	#	88
42) bromochloromethane	9.694	128	45583	56.61	ug/L		94
43) tetrahydrofuran	9.715	42	26816	46.50	ug/L		97
44) chloroform	9.762	83	145127	55.37	ug/L		99
47) freon 113	6.548	151	82012	67.92	ug/L		99
48) methacrylonitrile	9.657	41	42711	21.80	ug/L		95
49) 1,1,1-trichloroethane	9.998	97	149147	62.65	ug/L		98
50) tert-amyl methyl ether	10.506	73	264461	57.10	ug/L		99
52) epichlorohydrin	12.205	57	37919	258.22	ug/L		100
53) n-butyl alcohol	11.078	56	133177	2746.77	ug/L		99
54) cyclohexane	10.045	84	129432	55.94	ug/L	#	100
55) carbon tetrachloride	10.197	117	134579	61.44	ug/L		100
56) 1,1-dichloropropene	10.187	75	99689	53.32	ug/L		97
57) hexane	8.158	57	76358	48.93	ug/L		98
58) benzene	10.470	78	289506	52.01	ug/L		99
59) isooctane	10.444	57	254419	47.26	ug/L		96
60) heptane	10.627	57	39436	46.10	ug/L		99
61) isopropyl acetate	10.428	43	172831	47.76	ug/L		98
62) 1,2-dichloroethane	10.527	62	91975	54.98	ug/L		97
63) trichloroethene	11.220	95	76879	54.84	ug/L		97
65) 2-nitropropane	12.069	43	159911	49.09	ug/L		97
66) 2-chloroethyl vinyl ether	12.069	63	225000	261.61	ug/L		98
67) methyl methacrylate	11.524	69	45443	50.34	ug/L		94
68) 1,2-dichloropropane	11.513	63	69267	52.18	ug/L		95
69) methylcyclohexane	11.408	83	135663	57.65	ug/L		98
70) dibromomethane	11.686	93	52207	55.26	ug/L		94
71) bromodichloromethane	11.822	83	100216	53.65	ug/L		99
72) cis-1,3-dichloropropene	12.279	75	107176	49.55	ug/L		99
74) 4-methyl-2-pentanone	12.383	58	31657	52.81	ug/L	#	38
75) toluene	12.619	92	159132	53.28	ug/L		99
76) 3-methyl-1-butanol	12.425	70	50765	1163.22	ug/L		94
77) trans-1,3-dichloropropene	12.855	75	101998	52.78	ug/L		98
78) ethyl methacrylate	12.834	69	88810	52.01	ug/L		98
79) 1,1,2-trichloroethane	13.070	83	56749	53.59	ug/L		98
80) 2-hexanone	13.243	58	29392	52.50	ug/L		96
82) tetrachloroethene	13.196	166	75302	54.35	ug/L		98
83) 1,3-dichloropropane	13.254	76	97869	46.82	ug/L		100
84) butyl acetate	13.311	56	46676	45.32	ug/L		99
85) dibromochloromethane	13.521	129	85584	50.68	ug/L		99
86) 1,2-dibromoethane	13.668	107	79735	52.37	ug/L		99
87) chlorobenzene	14.124	112	194987	50.99	ug/L		100
88) 1,1,1,2-tetrachloroethane	14.198	131	87219	54.01	ug/L		97
89) ethylbenzene	14.177	91	336152	49.97	ug/L		100
90) m,p-xylene	14.287	106	251467	99.80	ug/L		100
91) o-xylene	14.722	106	132998	50.96	ug/L		100
92) styrene	14.738	104	222982	50.91	ug/L		99
93) bromoform	15.031	173	72828	54.71	ug/L		99

Quantitation Report (QT Reviewed)

Data Path : C:\msdchem\1\DATA\
Data File : 4V9868.D
Acq On : 23 Jul 2014 9:08 pm
Operator : BenM
Sample : cc368-50
Misc : MS70777,V4V407,5,,,,1
ALS Vial : 29 Sample Multiplier: 1

Quant Time: Jul 24 09:36:04 2014
Quant Method : C:\MSDCHEM\1\METHODS\M4V368.M
Quant Title : sw846 8260b
QLast Update : Wed Jun 18 16:17:49 2014
Response via : Initial Calibration

Compound	R.T.	QIon	Response	Conc	Units	Dev(Min)
95) isopropylbenzene	15.063	105	360697	48.62	ug/L	99
97) bromobenzene	15.482	156	101647	53.48	ug/L	94
98) cyclohexanone	15.278	55	45554	163.49	ug/L	94
99) 1,1,2,2-tetrachloroethane	15.419	83	123558	45.74	ug/L	99
100) trans-1,4-dichloro-2-b...	15.456	53	15795	25.72	ug/L	99
101) 1,2,3-trichloropropane	15.493	110	27350	51.85	ug/L	99
102) n-propylbenzene	15.482	91	425717	48.09	ug/L	99
103) 2-chlorotoluene	15.634	126	93119	52.80	ug/L	88
104) 4-chlorotoluene	15.734	91	271726	49.37	ug/L	99
105) 1,3,5-trimethylbenzene	15.629	105	317897	50.03	ug/L	99
106) tert-butylbenzene	15.975	119	250504	49.12	ug/L	100
107) pentachloroethane	16.075	167	68647	54.46	ug/L	99
108) 1,2,4-trimethylbenzene	16.022	105	326136	50.57	ug/L	98
109) sec-butylbenzene	16.185	105	421629	47.48	ug/L	100
110) 1,3-dichlorobenzene	16.384	146	201788	52.26	ug/L	98
111) p-isopropyltoluene	16.305	119	354466	49.72	ug/L	99
112) 1,4-dichlorobenzene	16.468	146	202693	51.36	ug/L	98
114) 1,2-dichlorobenzene	16.851	146	209762	52.25	ug/L	99
115) n-butylbenzene	16.709	92	192591	48.62	ug/L	99
116) 1,2-dibromo-3-chloropr...	17.600	75	27541	47.16	ug/L	85
117) 1,3,5-trichlorobenzene	17.737	180	192073	56.14	ug/L	100
118) 1,2,4-trichlorobenzene	18.319	180	180289	56.28	ug/L	98
119) hexachlorobutadiene	18.397	225	79692	54.70	ug/L	95
120) naphthalene	18.570	128	484971	53.00	ug/L	99
121) 1,2,3-trichlorobenzene	18.780	180	177516	57.81	ug/L	99
122) hexachloroethane	17.081	119	77355	50.69	ug/L	96
123) Benzyl chloride	16.594	91	218119	44.33	ug/L	98

(#) = qualifier out of range (m) = manual integration (+) = signals summed

Quantitation Report (QT Reviewed)

Data Path : C:\msdchem\1\DATA\
Data File : 4V9868.D
Acq On : 23 Jul 2014 9:08 pm
Operator : BenM
Sample : cc368-50
Misc : MS70777,V4V407,5,,,,1
ALS Vial : 29 Sample Multiplier: 1

Quant Time: Jul 24 09:36:04 2014
Quant Method : C:\MSDCHEM\1\METHODS\M4V368.M
Quant Title : sw846 8260b
QLast Update : Wed Jun 18 16:17:49 2014
Response via : Initial Calibration

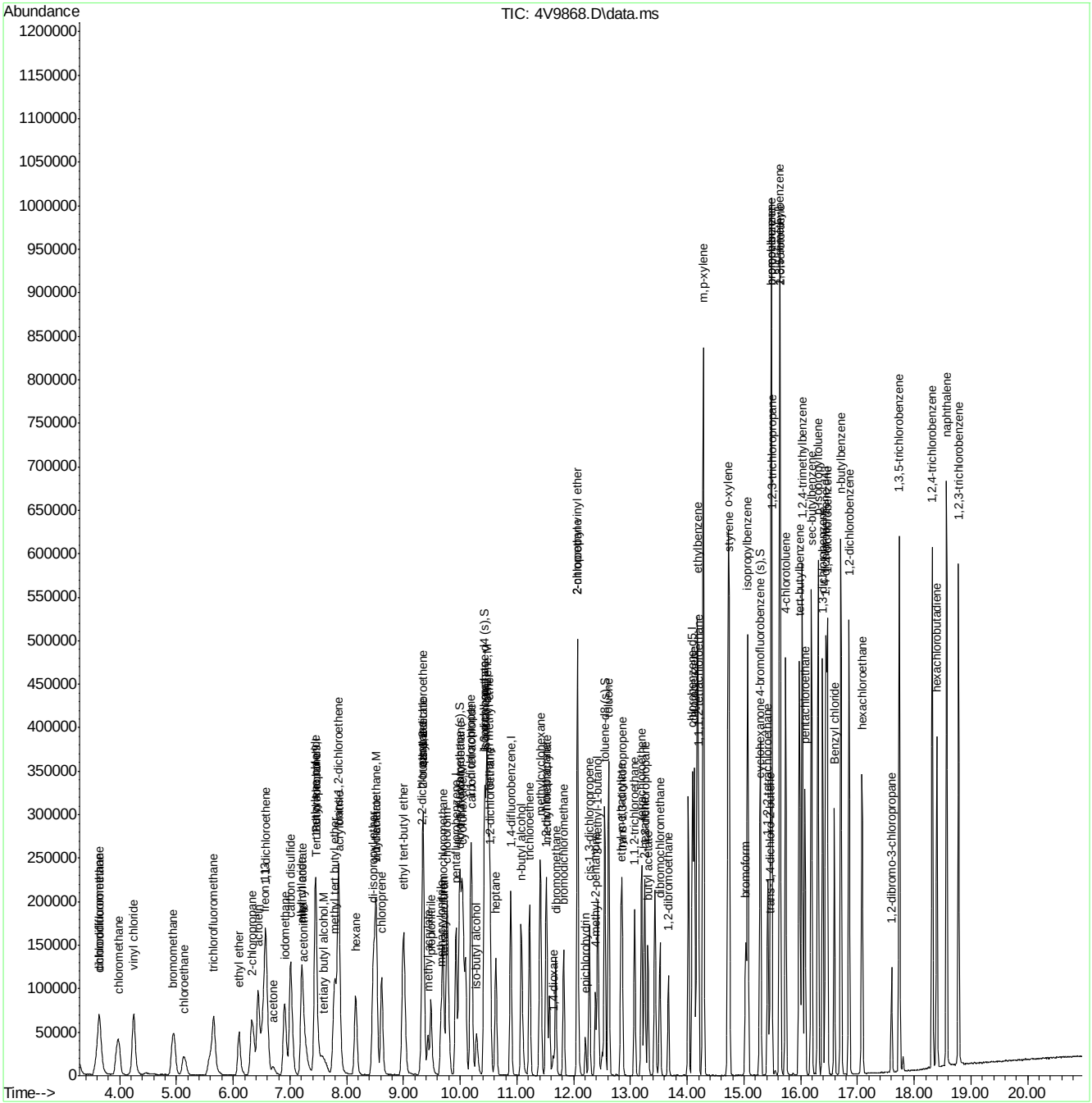

Manual Integrations APPROVED (compounds with "m" flag)
Mei Chen
07/25/14 14:53

Quantitation Report (Not Reviewed)

Data Path : C:\msdchem\1\DATA\
Data File : 4V9893.D
Acq On : 24 Jul 2014 8:49 am
Operator : BenM
Sample : cc368-20
Misc : MS71048,V4V408,5,,,,1
ALS Vial : 2 Sample Multiplier: 1

Quant Time: Jul 24 16:38:20 2014
Quant Method : C:\MSDCHEM\1\METHODS\M4V368.M
Quant Title : sw846 8260b
QLast Update : Wed Jun 18 16:17:49 2014
Response via : Initial Calibration

Compound	R.T.	QIon	Response	Conc	Units		Dev(Min)
Internal Standards							
1) Tert Butyl Alcohol-d9	7.450	65	132386	500.00	ug/L		#-0.02
4) pentafluorobenzene	9.924	168	144500	50.00	ug/L		-0.01
51) 1,4-difluorobenzene	10.889	114	186074	50.00	ug/L		-0.01
81) chlorobenzene-d5	14.093	117	180082	50.00	ug/L		0.00
94) 1,4-dichlorobenzene-d4	16.447	152	110799	50.00	ug/L		0.00
System Monitoring Compounds							
45) dibromofluoromethane (s)	9.982	113	73098	53.43	ug/L		-0.01
Spiked Amount 50.000	Range 79 - 120		Recovery = 106.86%				
46) 1,2-dichloroethane-d4 (s)	10.428	65	67387	49.74	ug/L		-0.01
Spiked Amount 50.000	Range 72 - 123		Recovery = 99.48%				
73) toluene-d8 (s)	12.546	98	200343	50.69	ug/L		0.00
Spiked Amount 50.000	Range 78 - 119		Recovery = 101.38%				
96) 4-bromofluorobenzene (s)	15.288	95	97939	50.87	ug/L		0.00
Spiked Amount 50.000	Range 74 - 119		Recovery = 101.74%				
Target Compounds							Qvalue
2) 1,4-dioxane	11.639	88	9763	471.68	ug/L		97
3) tertiary butyl alcohol	7.581	59	27192	103.35	ug/L		97
6) chlorodifluoromethane	3.638	51	43566	20.82	ug/L		95
7) dichlorodifluoromethane	3.633	85	51185	22.19	ug/L		97
9) chloromethane	3.963	50	44377	19.53	ug/L		99
10) vinyl chloride	4.241	62	49809	20.85	ug/L		98
11) bromomethane	4.938	94	33675	21.96	ug/L		96
12) chloroethane	5.127	64	19303	22.25	ug/L		98
13) trichlorofluoromethane	5.646	101	62138	25.30	ug/L		100
14) ethyl ether	6.102	74	13145	21.97	ug/L		95
16) 2-chloropropane	6.322	43	49046	21.31	ug/L	#	93
17) acrolein	6.438	56	59611	186.40	ug/L		98
18) 1,1-dichloroethene	6.569	61	50059	22.49	ug/L		97
19) acetone	6.695	58	2499	20.09	ug/L	#	82
20) allyl chloride	7.203	76	14446	23.69	ug/L		90
21) acetonitrile	7.235	40	31238	244.10	ug/L		90
22) iodomethane	6.894	142	69859	24.25	ug/L		99
23) iso-butyl alcohol	10.281	41	12447	212.56	ug/L		91
24) carbon disulfide	7.009	76	127239	21.41	ug/L		99
25) methylene chloride	7.439	84	37456	22.65	ug/L		96
26) 1-chloropropane	7.444	41	13622	21.25	ug/L		80
27) methyl acetate	7.214	74	2635	12.04	ug/L	#	1
28) methyl tert butyl ether	7.785	73	98835	22.13	ug/L		97
29) trans-1,2-dichloroethene	7.848	61	43974	22.38	ug/L		99
30) di-isopropyl ether	8.472	45	92460	21.42	ug/L		98
31) ethyl tert-butyl ether	8.996	59	100688	23.35	ug/L		99
32) 2-butanone	9.342	72	3246	20.45	ug/L		98
33) 1,1-dichloroethane	8.514	63	53111	21.94	ug/L		99
34) chloroprene	8.614	53	38140	23.21	ug/L		97
35) acrylonitrile	7.864	53	57133	108.82	ug/L		98
36) vinyl acetate	8.519	86	3745	20.67	ug/L		60
37) ethyl acetate	9.348	45	3531	16.63	ug/L		88

Quantitation Report (Not Reviewed)

Data Path : C:\msdchem\1\DATA\
Data File : 4V9893.D
Acq On : 24 Jul 2014 8:49 am
Operator : BenM
Sample : cc368-20
Misc : MS71048,V4V408,5,,,,1
ALS Vial : 2 Sample Multiplier: 1

Quant Time: Jul 24 16:38:20 2014
Quant Method : C:\MSDCHEM\1\METHODS\M4V368.M
Quant Title : sw846 8260b
QLast Update : Wed Jun 18 16:17:49 2014
Response via : Initial Calibration

Compound	R.T.	QIon	Response	Conc	Units		Dev(Min)
38) 2,2-dichloropropane	9.337	77	54452	25.00	ug/L		98
39) cis-1,2-dichloroethene	9.348	61	53082	21.39	ug/L		99
40) propionitrile	9.479	54	44656	203.63	ug/L		95
41) methyl acrylate	9.432	55	29119	18.50	ug/L	#	100
42) bromochloromethane	9.694	128	17156	22.69	ug/L		90
43) tetrahydrofuran	9.715	42	8974	16.57	ug/L		92
44) chloroform	9.762	83	54077	21.97	ug/L		99
47) freon 113	6.548	151	30336	26.75	ug/L		95
48) methacrylonitrile	9.657	41	15123	8.22	ug/L		97
49) 1,1,1-trichloroethane	9.993	97	55303	24.74	ug/L		100
50) tert-amyl methyl ether	10.501	73	97143	22.33	ug/L		98
52) epichlorohydrin	12.205	57	13645	101.42	ug/L		99
53) n-butyl alcohol	11.073	56	47143	1061.28	ug/L		98
54) cyclohexane	10.040	84	47259	22.29	ug/L	#	100
55) carbon tetrachloride	10.197	117	49577	24.70	ug/L		100
56) 1,1-dichloropropene	10.181	75	35335	20.63	ug/L		100
57) hexane	8.152	57	26687	18.67	ug/L		97
58) benzene	10.470	78	107650	21.11	ug/L		99
59) isooctane	10.438	57	84015	17.03	ug/L		97
60) heptane	10.627	57	13247	16.90	ug/L		98
61) isopropyl acetate	10.428	43	63245	19.08	ug/L		95
62) 1,2-dichloroethane	10.522	62	33503	21.86	ug/L		99
63) trichloroethene	11.219	95	27153	21.14	ug/L		99
65) 2-nitropropane	12.069	43	59421	19.91	ug/L		97
66) 2-chloroethyl vinyl ether	12.069	63	83964	106.56	ug/L		98
67) methyl methacrylate	11.524	69	16242	19.64	ug/L		93
68) 1,2-dichloropropane	11.513	63	25271	20.78	ug/L		95
69) methylcyclohexane	11.408	83	49170	22.81	ug/L		98
70) dibromomethane	11.681	93	19097	22.06	ug/L		97
71) bromodichloromethane	11.822	83	35687	20.85	ug/L		99
72) cis-1,3-dichloropropene	12.273	75	38152	19.25	ug/L		98
74) 4-methyl-2-pentanone	12.378	58	11238	20.46	ug/L	#	41
75) toluene	12.619	92	56212	20.54	ug/L		97
76) 3-methyl-1-butanol	12.425	70	17885	447.31	ug/L		96
77) trans-1,3-dichloropropene	12.855	75	37325	21.08	ug/L		99
78) ethyl methacrylate	12.834	69	31281	19.99	ug/L		99
79) 1,1,2-trichloroethane	13.070	83	20506	21.14	ug/L		96
80) 2-hexanone	13.243	58	10653	20.77	ug/L		94
82) tetrachloroethene	13.196	166	26709	20.93	ug/L		96
83) 1,3-dichloropropane	13.254	76	35999	18.70	ug/L		99
84) butyl acetate	13.306	56	17299	18.24	ug/L		99
85) dibromochloromethane	13.521	129	30358	19.52	ug/L		100
86) 1,2-dibromoethane	13.668	107	27367	19.52	ug/L		96
87) chlorobenzene	14.124	112	70053	19.89	ug/L		96
88) 1,1,1,2-tetrachloroethane	14.192	131	30558	20.55	ug/L		96
89) ethylbenzene	14.177	91	121777	19.66	ug/L		99
90) m,p-xylene	14.287	106	90306	38.92	ug/L		99
91) o-xylene	14.717	106	47358	19.70	ug/L		100
92) styrene	14.738	104	78067	19.35	ug/L		98
93) bromoform	15.026	173	24962	20.36	ug/L		99

Quantitation Report (Not Reviewed)

Data Path : C:\msdchem\1\DATA\
Data File : 4V9893.D
Acq On : 24 Jul 2014 8:49 am
Operator : BenM
Sample : cc368-20
Misc : MS71048,V4V408,5,,,,1
ALS Vial : 2 Sample Multiplier: 1

Quant Time: Jul 24 16:38:20 2014
Quant Method : C:\MSDCHEM\1\METHODS\M4V368.M
Quant Title : sw846 8260b
QLast Update : Wed Jun 18 16:17:49 2014
Response via : Initial Calibration

Compound	R.T.	QIon	Response	Conc	Units		Dev(Min)
95) isopropylbenzene	15.063	105	128051	19.05	ug/L		99
97) bromobenzene	15.482	156	35850	20.81	ug/L		96
98) cyclohexanone	15.278	55	17291	40.43	ug/L	#	86
99) 1,1,2,2-tetrachloroethane	15.419	83	44407	18.14	ug/L		99
100) trans-1,4-dichloro-2-b...	15.461	53	8481	15.24	ug/L		86
101) 1,2,3-trichloropropane	15.493	110	10156	21.25	ug/L		99
102) n-propylbenzene	15.477	91	154044	19.20	ug/L		99
103) 2-chlorotoluene	15.634	126	33551	20.99	ug/L		90
104) 4-chlorotoluene	15.734	91	95360	19.12	ug/L		99
105) 1,3,5-trimethylbenzene	15.629	105	112507	19.54	ug/L		99
106) tert-butylbenzene	15.975	119	83686	18.11	ug/L		97
107) pentachloroethane	16.075	167	23376	20.46	ug/L		99
108) 1,2,4-trimethylbenzene	16.022	105	115177	19.71	ug/L		99
109) sec-butylbenzene	16.185	105	148407	18.44	ug/L		99
110) 1,3-dichlorobenzene	16.384	146	69999	20.00	ug/L		98
111) p-isopropyltoluene	16.305	119	126074	19.51	ug/L		98
112) 1,4-dichlorobenzene	16.468	146	70500	19.71	ug/L		98
114) 1,2-dichlorobenzene	16.851	146	72405	19.90	ug/L		99
115) n-butylbenzene	16.709	92	67638	18.84	ug/L		98
116) 1,2-dibromo-3-chloropr...	17.600	75	9783	18.48	ug/L		95
117) 1,3,5-trichlorobenzene	17.737	180	65379	21.09	ug/L		99
118) 1,2,4-trichlorobenzene	18.319	180	61687	21.25	ug/L		99
119) hexachlorobutadiene	18.397	225	27567	20.88	ug/L		96
120) naphthalene	18.570	128	170139	20.52	ug/L		100
121) 1,2,3-trichlorobenzene	18.780	180	60987	21.92	ug/L		98
122) hexachloroethane	17.081	119	25465	18.41	ug/L		96
123) Benzyl chloride	16.594	91	82837	18.58	ug/L		99

(#) = qualifier out of range (m) = manual integration (+) = signals summed

Quantitation Report (Not Reviewed)

Data Path : C:\msdchem\1\DATA\
Data File : 4V9893.D
Acq On : 24 Jul 2014 8:49 am
Operator : BenM
Sample : cc368-20
Misc : MS71048,V4V408,5,,,,1
ALS Vial : 2 Sample Multiplier: 1

Quant Time: Jul 24 16:38:20 2014
Quant Method : C:\MSDCHEM\1\METHODS\M4V368.M
Quant Title : sw846 8260b
QLast Update : Wed Jun 18 16:17:49 2014
Response via : Initial Calibration

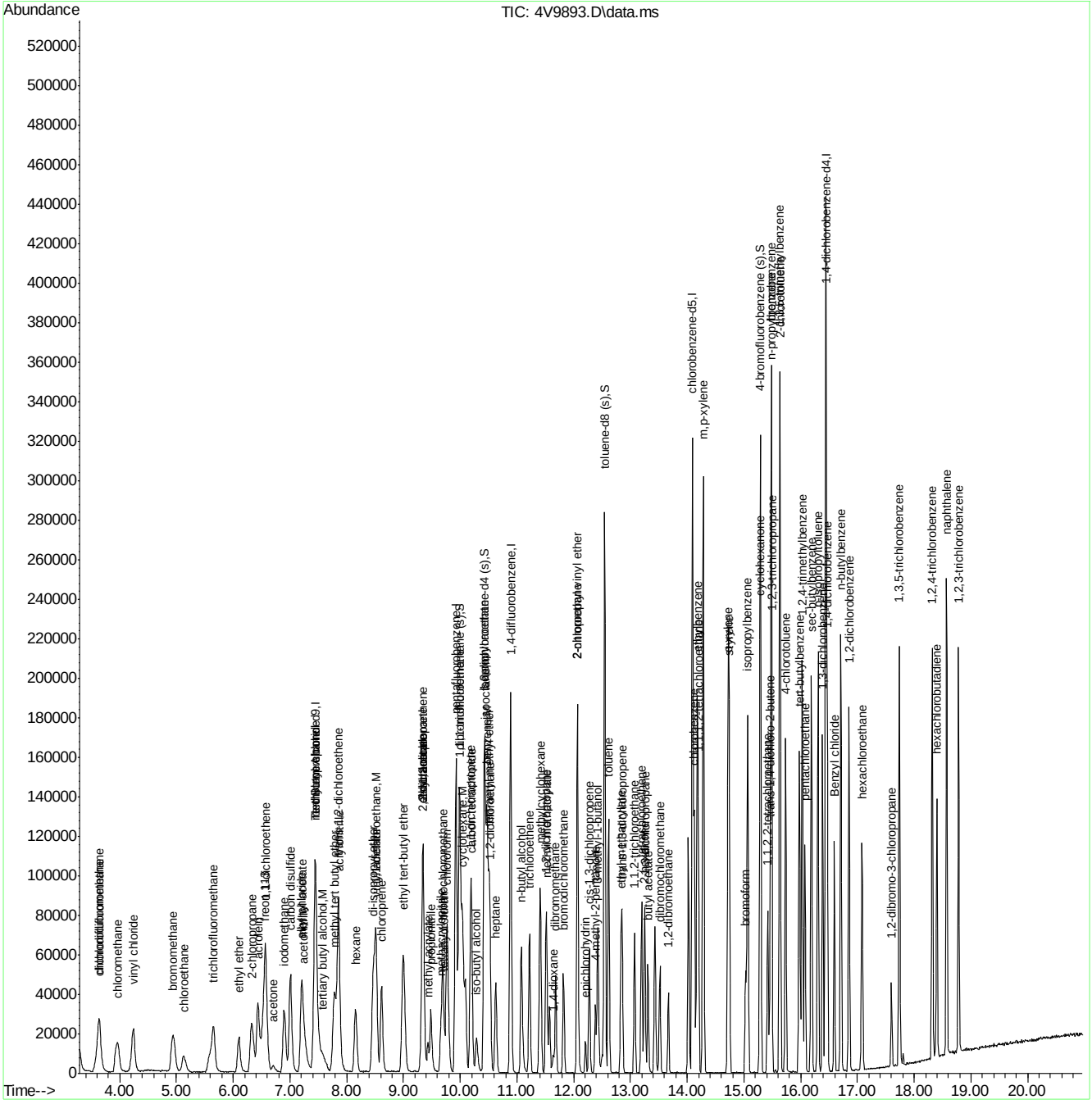

Manual Integration Approval Summary

Sample Number:	V4V408-CC368	**Method:**	SW846 8260C
Lab FileID:	4V9893.D	**Analyst approved:**	07/24/14 16:39 Juntae Park
Injection Time:	07/24/14 08:49	**Supervisor approved:**	07/25/14 14:53 Mei Chen

Parameter	CAS	Sig#	R.T. (min.)	Reason
Methyl Acetate	79-20-9		7.21	Poorly defined baseline

Quantitation Report (Qedit)

Data Path : C:\msdchem\1\DATA\
Data File : 4V9893.D
Acq On : 24 Jul 2014 8:49 am
Operator : BenM
Sample : cc368-20
Misc : MS71048,V4V408,5,,,,1
ALS Vial : 2 Sample Multiplier: 1

Quant Time: Jul 24 16:38:20 2014
Quant Method : C:\MSDCHEM\1\METHODS\M4V368.M
Quant Title : sw846 8260b
QLast Update : Wed Jun 18 16:17:49 2014
Response via : Initial Calibration

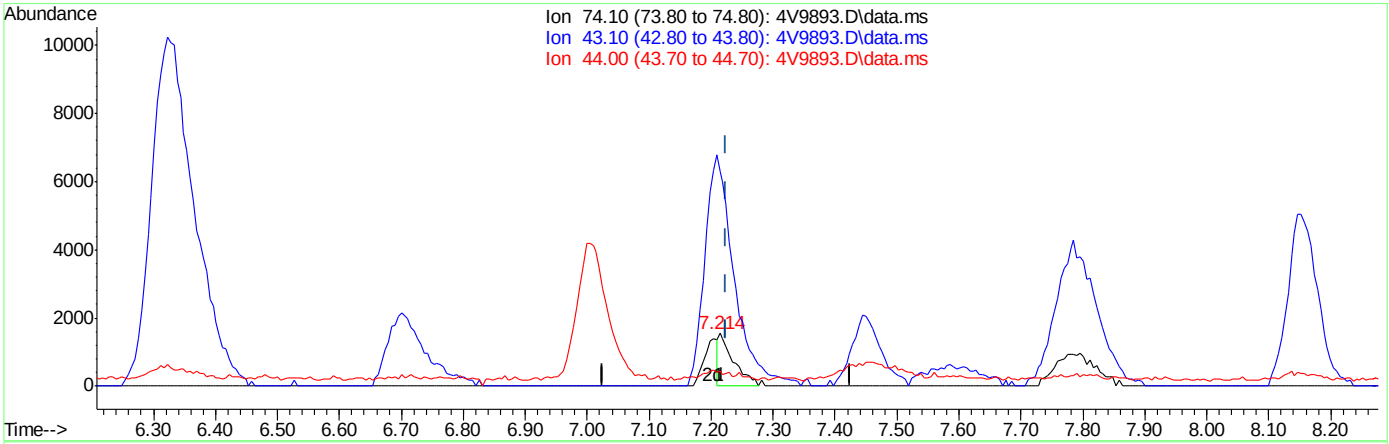

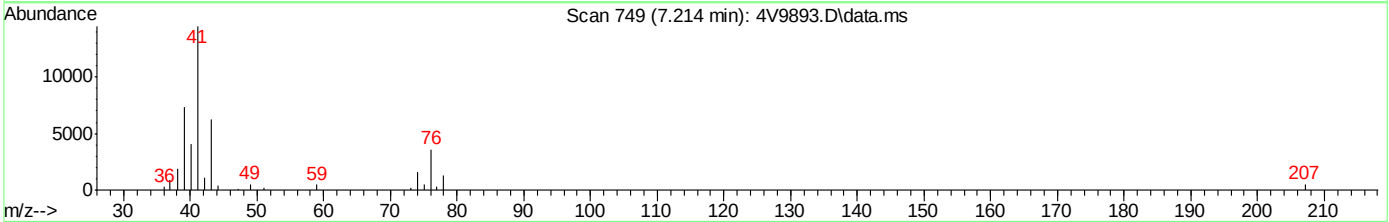

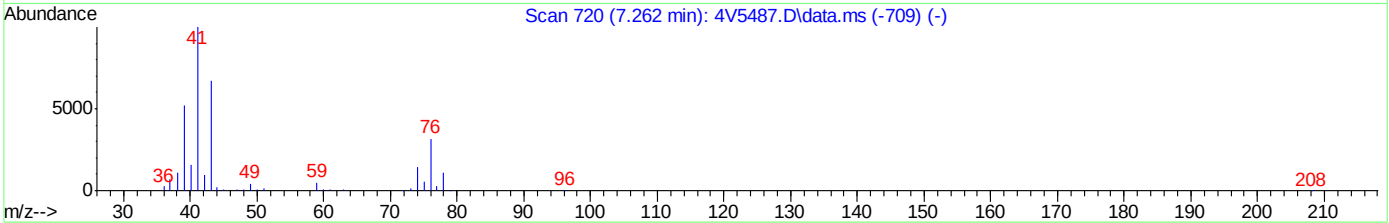

TIC: 4V9893.D\data.ms

(27) methyl acetate

7.214min (-0.011) 12.04ug/L

response 2635

Ion	Exp%	Act%
74.10	100	100
43.10	477.00	850.02#
44.00	14.90	0.00
0.00	0.00	0.00

Quantitation Report (Qedit)

Data Path : C:\msdchem\1\DATA\
Data File : 4V9893.D
Acq On : 24 Jul 2014 8:49 am
Operator : BenM
Sample : cc368-20
Misc : MS71048,V4V408,5,,,,1
ALS Vial : 2 Sample Multiplier: 1

Quant Time: Jul 24 16:38:20 2014
Quant Method : C:\MSDCHEM\1\METHODS\M4V368.M
Quant Title : sw846 8260b
QLast Update : Wed Jun 18 16:17:49 2014
Response via : Initial Calibration

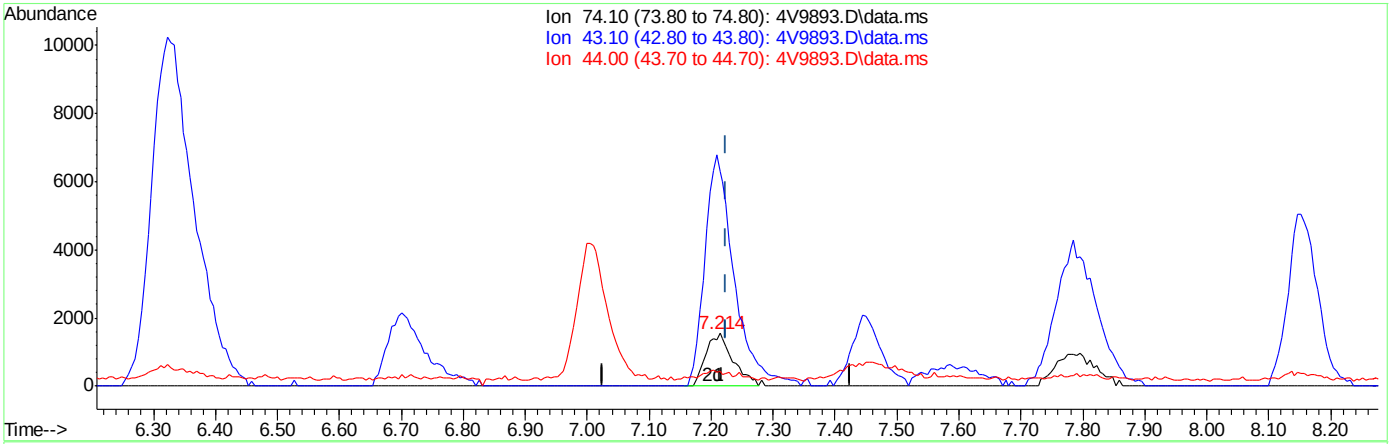

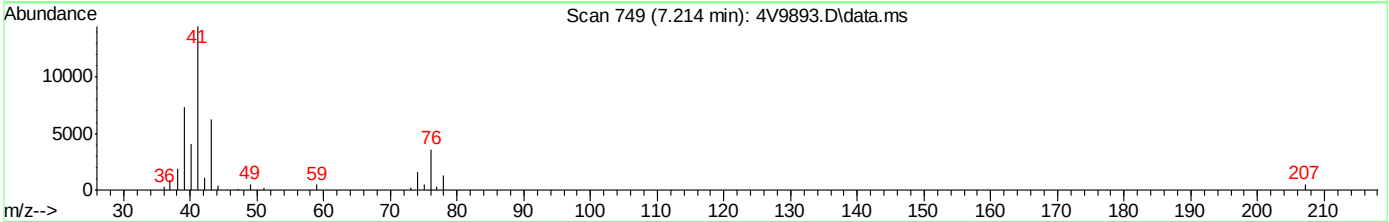

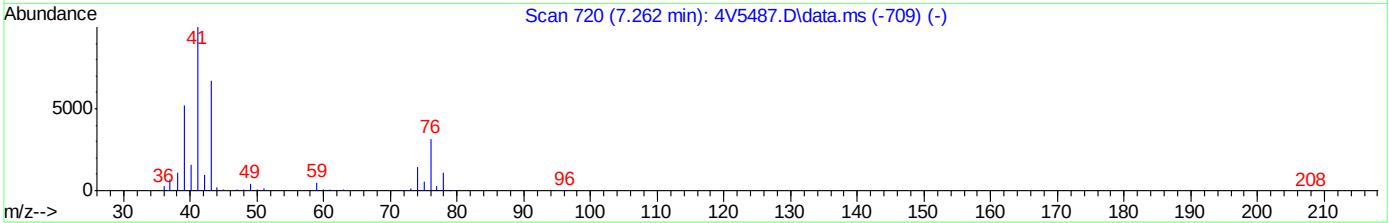

TIC: 4V9893.D\data.ms

(27) methyl acetate

7.214min (-0.011) 21.42ug/L m

response 4690

Ion	Exp%	Act%
74.10	100	100
43.10	477.00	477.57
44.00	14.90	0.00
0.00	0.00	0.00

Quantitation Report (QT Reviewed)

Data Path : C:\msdchem\1\DATA\VI7869\
Data File : I195139.D
Acq On : 29 May 2014 11:17 am
Operator : SCOTTM
Sample : IC7869-0.2
Misc : MS68022,VI7869,,,,,1
ALS Vial : 3 Sample Multiplier: 1

Quant Time: Jun 03 09:45:34 2014
Quant Method : C:\msdchem\1\METHODS\MI7869.M
Quant Title : Method SW846 8260B, ZB624 60m x 0.25mm x 1.4um
QLast Update : Mon Jun 02 16:16:52 2014
Response via : Initial Calibration

Internal Standards	R.T.	QIon	Response	Conc	Units		Dev(Min)
1) Tert Butyl Alcohol-d9	7.161	65	91276	500.00	ug/L		0.00
5) pentafluorobenzene	9.348	168	267405	50.00	ug/L		0.00
48) 1,4-difluorobenzene	10.258	114	411680	50.00	ug/L		0.00
77) chlorobenzene-d5	13.396	117	330106	50.00	ug/L		0.00
93) 1,4-dichlorobenzene-d4	15.666	152	152339	50.00	ug/L		0.00
System Monitoring Compounds							
45) dibromofluoromethane (s)	0.000	113	0d	0.00	ug/L		
Spiked Amount 50.000	Range 59 - 130		Recovery =	0.00%#			
49) 1,2-dichloroethane-d4...	0.000	65	0d	0.00	ug/L		
Spiked Amount 50.000	Range 70 - 123		Recovery =	0.00%#			
78) toluene-d8 (s)	0.000	98	0d	0.00	ug/L		
Spiked Amount 50.000	Range 81 - 127		Recovery =	0.00%#			
94) 4-bromofluorobenzene (s)	0.000	95	0d	0.00	ug/L		
Spiked Amount 50.000	Range 66 - 132		Recovery =	0.00%#			
Target Compounds							Qvalue
17) 1,1-dichloroethene	6.555	61	863	0.20	ug/L		84
26) methyl tert butyl ether	7.575	73	1939	0.23	ug/L		66
30) di-isopropyl ether	8.119	45	1968	0.22	ug/L	#	60
32) 1,1-dichloroethane	8.134	63	996m	0.19	ug/L		
34) ethyl tert-butyl ether	8.579	59	1763	0.20	ug/L		74
46) 1,1,1-trichloroethane	9.468	97	828	0.19	ug/L		81
50) 1,1-dichloropropene	9.651	75	761	0.20	ug/L	#	79
51) carbon tetrachloride	9.677	117	752	0.20	ug/L	#	75
54) benzene	9.907	78	2474	0.21	ug/L		90
57) 1,2-dichloroethane	9.907	62	654	0.19	ug/L		90
60) trichloroethene	10.619	95	538	0.18	ug/L		87
63) methylcyclohexane	10.859	83	824	0.18	ug/L		77
65) bromodichloromethane	11.147	83	749	0.20	ug/L		71
69) cis-1,3-dichloropropene	11.618	75	885	0.19	ug/L		82
72) toluene	11.984	91	2618	0.22	ug/L		94
73) trans-1,3-dichloropropene	12.172	75	815	0.20	ug/L		82
75) 1,1,2-trichloroethane	12.371	83	358	0.19	ug/L		74
79) tetrachloroethene	12.575	166	594	0.20	ug/L		91
83) dibromochloromethane	12.815	129	455	0.17	ug/L		88
84) 1,2-dibromoethane	12.972	107	390	0.17	ug/L	#	95
86) chlorobenzene	13.422	112	1558	0.20	ug/L		85
87) 1,1,1,2-tetrachloroethane	13.485	131	539	0.19	ug/L	#	66
88) ethylbenzene	13.485	91	2845	0.22	ug/L		90
89) m,p-xylene	13.595	106	2004	0.41	ug/L		72
90) o-xylene	13.997	106	872	0.18	ug/L		84
91) styrene	14.003	104	1652	0.20	ug/L		90
95) isopropylbenzene	14.332	105	2525	0.21	ug/L		89
97) 1,1,2,2-tetrachloroethane	14.615	83	553	0.19	ug/L		67
100) n-propylbenzene	14.735	91	3040	0.21	ug/L		89
105) tert-butylbenzene	15.221	119	2141	0.25	ug/L		95
106) pentachloroethane	15.300	167	345	0.18	ug/L		96
107) 1,2,4-trimethylbenzene	15.268	105	2300	0.22	ug/L		77
108) sec-butylbenzene	15.436	105	2693	0.21	ug/L		94

Quantitation Report (QT Reviewed)

Data Path : C:\msdchem\1\DATA\VI7869\
Data File : I195139.D
Acq On : 29 May 2014 11:17 am
Operator : SCOTTM
Sample : IC7869-0.2
Misc : MS68022,VI7869,,,,,1
ALS Vial : 3 Sample Multiplier: 1

Quant Time: Jun 03 09:45:34 2014
Quant Method : C:\msdchem\1\METHODS\MI7869.M
Quant Title : Method SW846 8260B, ZB624 60m x 0.25mm x 1.4um
QLast Update : Mon Jun 02 16:16:52 2014
Response via : Initial Calibration

Internal Standards	R.T.	QIon	Response	Conc	Units	Dev(Min)
111) 1,3-dichlorobenzene	15.613	146	1177	0.20	ug/L	85
112) 1,4-dichlorobenzene	15.697	146	1443	0.23	ug/L	94
113) 1,2-dichlorobenzene	16.079	146	1291	0.23	ug/L	82

(#) = qualifier out of range (m) = manual integration (+) = signals summed

Quantitation Report (QT Reviewed)

Data Path : C:\msdchem\1\DATA\VI7869\
Data File : I195139.D
Acq On : 29 May 2014 11:17 am
Operator : SCOTTM
Sample : IC7869-0.2
Misc : MS68022,VI7869,,,,,1
ALS Vial : 3 Sample Multiplier: 1

Quant Time: Jun 03 09:45:34 2014
Quant Method : C:\msdchem\1\METHODS\MI7869.M
Quant Title : Method SW846 8260B, ZB624 60m x 0.25mm x 1.4um
QLast Update : Mon Jun 02 16:16:52 2014
Response via : Initial Calibration

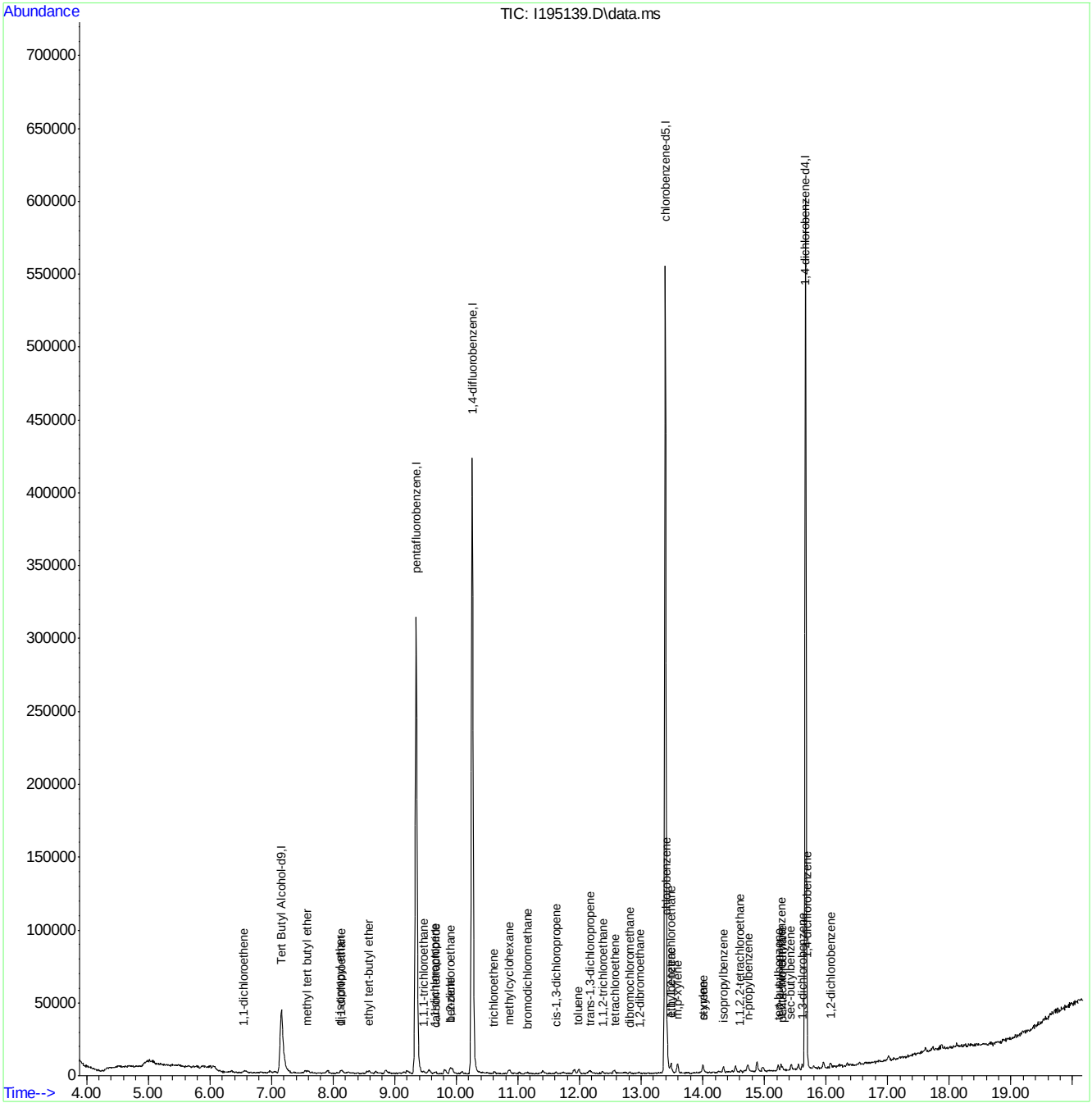

Quantitation Report (Qedit)

Data Path : C:\msdchem\1\DATA\VI7869\
Data File : I195139.D
Acq On : 29 May 2014 11:17 am
Operator : SCOTTM
Sample : IC7869-0.2
Misc : MS68022,VI7869,,,,,1
ALS Vial : 3 Sample Multiplier: 1

Quant Time: Jun 03 09:45:34 2014
Quant Method : C:\msdchem\1\METHODS\MI7869.M
Quant Title : Method SW846 8260B, ZB624 60m x 0.25mm x 1.4um
QLast Update : Mon Jun 02 16:16:52 2014
Response via : Initial Calibration

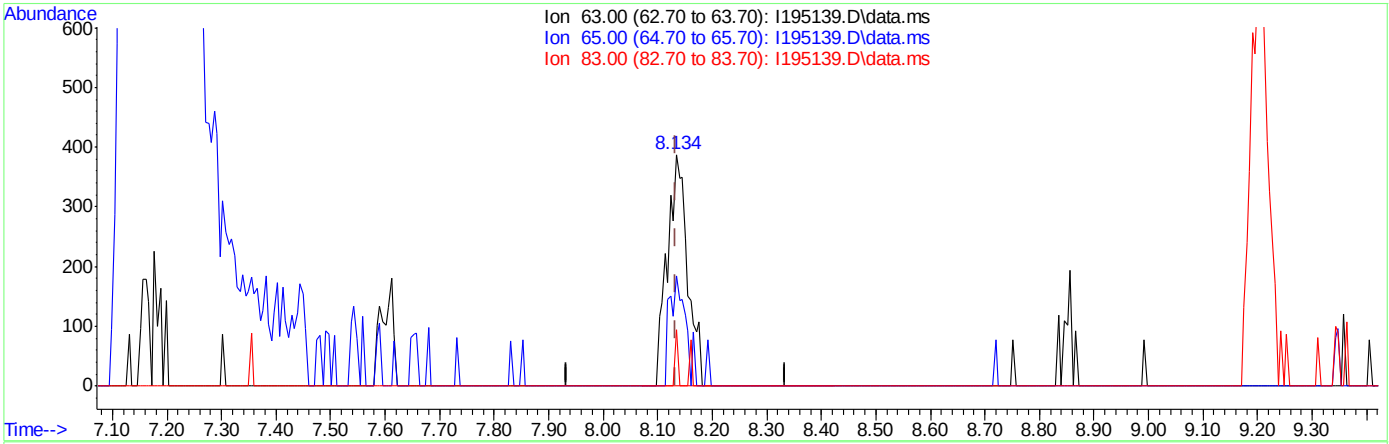

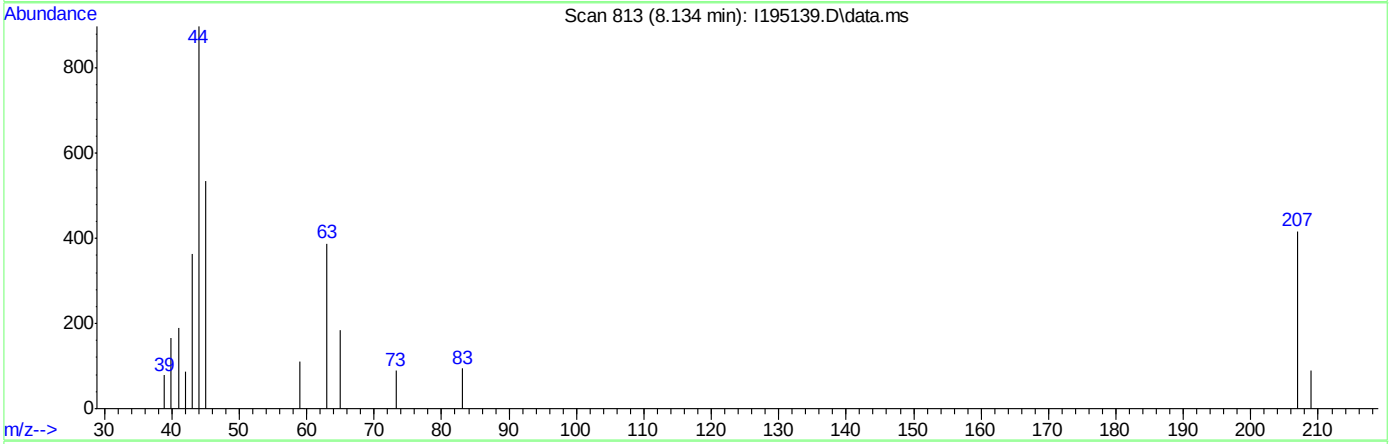

TIC: I195139.D\data.ms

(32) 1,1-dichloroethane

8.134min (+0.000) 0.19ug/L m

response 996

Ion	Exp%	Act%
63.00	100	100
65.00	32.10	37.45
83.00	13.20	2.91
0.00	0.00	0.00

Quantitation Report (Qedit)

Data Path : C:\msdchem\1\DATA\VI7869RAW\
Data File : I195139.D
Acq On : 29 May 2014 11:17 am
Operator : SCOTTM
Sample : IC7869-0.2
Misc : MS68022,VI7869,,,,,1
ALS Vial : 3 Sample Multiplier: 1

Quant Time: May 30 09:29:57 2014
Quant Method : C:\MSDCHEM\1\METHODS\MI7869.M
Quant Title : Method SW846 8260B, ZB624 60m x 0.25mm x 1.4um
QLast Update : Thu May 29 08:36:10 2014
Response via : Initial Calibration

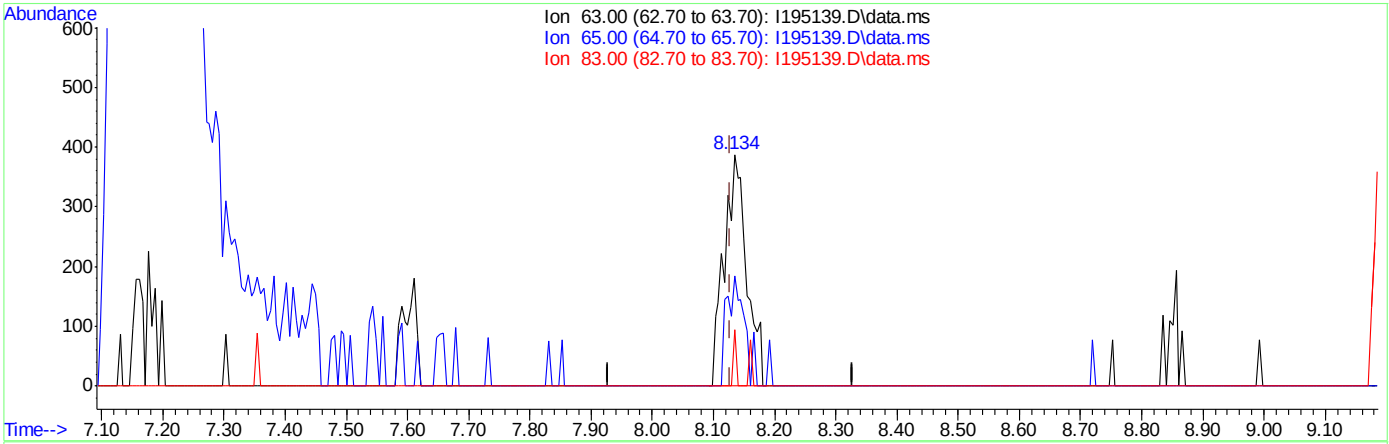

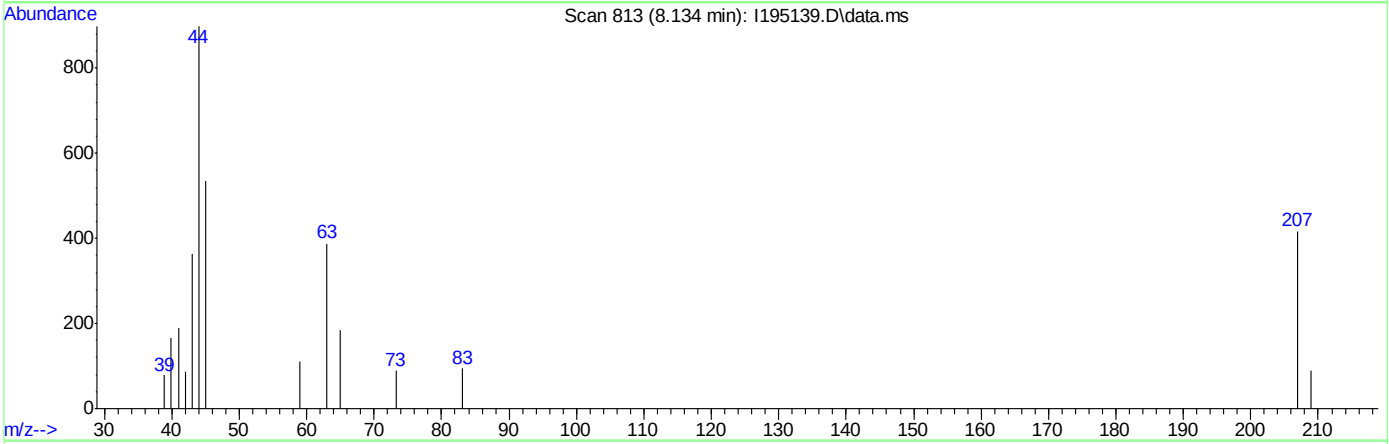

TIC: I195139.D\data.ms

(32) 1,1-dichloroethane

8.134min (+0.005) 0.19ug/L

response 996

Ion	Exp%	Act%
63.00	100	100
65.00	32.20	0.00#
83.00	12.90	0.00
0.00	0.00	0.00

I195139.D edits: 1,1-dichloroethane

Quantitation Report (QT Reviewed)

Data Path : C:\msdchem\1\DATA\VI7869\
Data File : I195140.D
Acq On : 29 May 2014 11:45 am
Operator : SCOTTM
Sample : IC7869-0.5
Misc : MS68022,VI7869,,,,,1
ALS Vial : 3 Sample Multiplier: 1

Quant Time: May 29 14:12:27 2014
Quant Method : C:\MSDCHEM\1\METHODS\MI7869.M
Quant Title : Method SW846 8260B, ZB624 60m x 0.25mm x 1.4um
QLast Update : Thu May 29 08:36:10 2014
Response via : Initial Calibration

Internal Standards	R.T.	QIon	Response	Conc	Units		Dev(Min)
1) Tert Butyl Alcohol-d9	7.161	65	92456	500.00	ug/L		0.00
5) pentafluorobenzene	9.348	168	277687	50.00	ug/L		0.00
48) 1,4-difluorobenzene	10.258	114	430768	50.00	ug/L		0.00
77) chlorobenzene-d5	13.391	117	340483	50.00	ug/L		0.00
93) 1,4-dichlorobenzene-d4	15.666	152	161314	50.00	ug/L		0.00
System Monitoring Compounds							
45) dibromofluoromethane (s)	0.000	113	0d	0.00	ug/L		
Spiked Amount 50.000	Range 59 - 130		Recovery =	0.00%#			
49) 1,2-dichloroethane-d4...	0.000	65	0d	0.00	ug/L		
Spiked Amount 50.000	Range 70 - 123		Recovery =	0.00%#			
78) toluene-d8 (s)	0.000	98	0d	0.00	ug/L		
Spiked Amount 50.000	Range 81 - 127		Recovery =	0.00%#			
94) 4-bromofluorobenzene (s)	0.000	95	0d	0.00	ug/L		
Spiked Amount 50.000	Range 66 - 132		Recovery =	0.00%#			
Target Compounds							Qvalue
17) 1,1-dichloroethene	6.576	61	2250	0.49	ug/L		89
20) carbon disulfide	6.968	76	4940	0.48	ug/L	#	76
26) methyl tert butyl ether	7.569	73	4512	0.55	ug/L		83
30) di-isopropyl ether	8.129	45	5018	0.55	ug/L		92
32) 1,1-dichloroethane	8.129	63	2584	0.49	ug/L	#	82
34) ethyl tert-butyl ether	8.584	59	4377	0.48	ug/L		86
41) bromochloromethane	9.149	128	637	0.42	ug/L	#	60
46) 1,1,1-trichloroethane	9.468	97	2213	0.50	ug/L		86
47) cyclohexane	9.557	84	2272	0.50	ug/L	#	55
50) 1,1-dichloropropene	9.656	75	1836	0.43	ug/L	#	93
51) carbon tetrachloride	9.682	117	1700	0.41	ug/L		79
54) benzene	9.902	78	6184	0.50	ug/L		98
56) tert-amyl methyl ether	9.944	73	4611	0.50	ug/L		94
57) 1,2-dichloroethane	9.897	62	1783	0.48	ug/L		93
60) trichloroethene	10.619	95	1479	0.47	ug/L		93
62) 1,2-dichloropropane	10.864	63	1395	0.45	ug/L		81
63) methylcyclohexane	10.849	83	2268	0.44	ug/L		94
64) dibromomethane	11.021	93	850	0.49	ug/L	#	69
65) bromodichloromethane	11.152	83	1925	0.48	ug/L		89
69) cis-1,3-dichloropropene	11.607	75	2207	0.44	ug/L		83
72) toluene	11.984	91	6010	0.48	ug/L		96
73) trans-1,3-dichloropropene	12.167	75	2076	0.48	ug/L		87
75) 1,1,2-trichloroethane	12.376	83	998	0.50	ug/L		85
79) tetrachloroethene	12.569	166	1470	0.45	ug/L		85
80) 1,3-dichloropropane	12.554	76	1743	0.47	ug/L		87
83) dibromochloromethane	12.815	129	1303	0.43	ug/L	#	86
84) 1,2-dibromoethane	12.972	107	1231	0.53	ug/L	#	87
86) chlorobenzene	13.422	112	4073	0.52	ug/L		94
87) 1,1,1,2-tetrachloroethane	13.479	131	1334	0.45	ug/L	#	75
88) ethylbenzene	13.485	91	6753	0.51	ug/L		94
89) m,p-xylene	13.595	106	4944	0.96	ug/L		100
90) o-xylene	13.992	106	2457	0.48	ug/L		98
91) styrene	14.008	104	4053	0.48	ug/L		94

Quantitation Report (QT Reviewed)

Data Path : C:\msdchem\1\DATA\VI7869\
Data File : I195140.D
Acq On : 29 May 2014 11:45 am
Operator : SCOTTM
Sample : IC7869-0.5
Misc : MS68022,VI7869,,,,,1
ALS Vial : 3 Sample Multiplier: 1

Quant Time: May 29 14:12:27 2014
Quant Method : C:\MSDCHEM\1\METHODS\MI7869.M
Quant Title : Method SW846 8260B, ZB624 60m x 0.25mm x 1.4um
QLast Update : Thu May 29 08:36:10 2014
Response via : Initial Calibration

Internal Standards	R.T.	QIon	Response	Conc	Units		Dev(Min)
95) isopropylbenzene	14.337	105	6255	0.53	ug/L		98
96) cyclohexanone	14.473	55	1014	4.17	ug/L		96
97) 1,1,2,2-tetrachloroethane	14.620	83	1499	0.55	ug/L		94
100) n-propylbenzene	14.735	91	7704	0.59	ug/L		97
104) 1,3,5-trimethylbenzene	14.881	105	5554	0.56	ug/L		98
105) tert-butylbenzene	15.226	119	4437	0.53	ug/L		94
106) pentachloroethane	15.289	167	998	0.50	ug/L		80
107) 1,2,4-trimethylbenzene	15.268	105	5616	0.58	ug/L		88
108) sec-butylbenzene	15.436	105	6925	0.55	ug/L		99
109) p-isopropyltoluene	15.551	119	6058	0.56	ug/l		93
110) benzyl chloride	15.802	91	2922	0.50	ug/L	#	83
111) 1,3-dichlorobenzene	15.619	146	3267	0.56	ug/L		95
112) 1,4-dichlorobenzene	15.692	146	3557	0.61	ug/L		92
113) 1,2-dichlorobenzene	16.074	146	3021	0.56	ug/L		92
114) n-butylbenzene	15.959	92	2998	0.55	ug/L		89
115) hexachloroethane	16.335	119	1253	0.58	ug/L	#	79
117) 1,3,5-Trichlorobenzene	17.015	180	2305	0.50	ug/L		97
118) 1,2,4-trichlorobenzene	17.617	180	2101	0.53	ug/L		81
119) hexachlorobutadiene	17.737	225	1210	0.52	ug/L		74
120) naphthalene	17.878	128	3874	0.51	ug/L		96
121) 1,2,3-trichlorobenzene	18.113	180	1619	0.47	ug/L		95

(#) = qualifier out of range (m) = manual integration (+) = signals summed

Quantitation Report (QT Reviewed)

Data Path : C:\msdchem\1\DATA\VI7869\
Data File : I195140.D
Acq On : 29 May 2014 11:45 am
Operator : SCOTTM
Sample : IC7869-0.5
Misc : MS68022,VI7869,,,,,1
ALS Vial : 3 Sample Multiplier: 1

Quant Time: May 29 14:12:27 2014
Quant Method : C:\MSDCHEM\1\METHODS\MI7869.M
Quant Title : Method SW846 8260B, ZB624 60m x 0.25mm x 1.4um
QLast Update : Thu May 29 08:36:10 2014
Response via : Initial Calibration

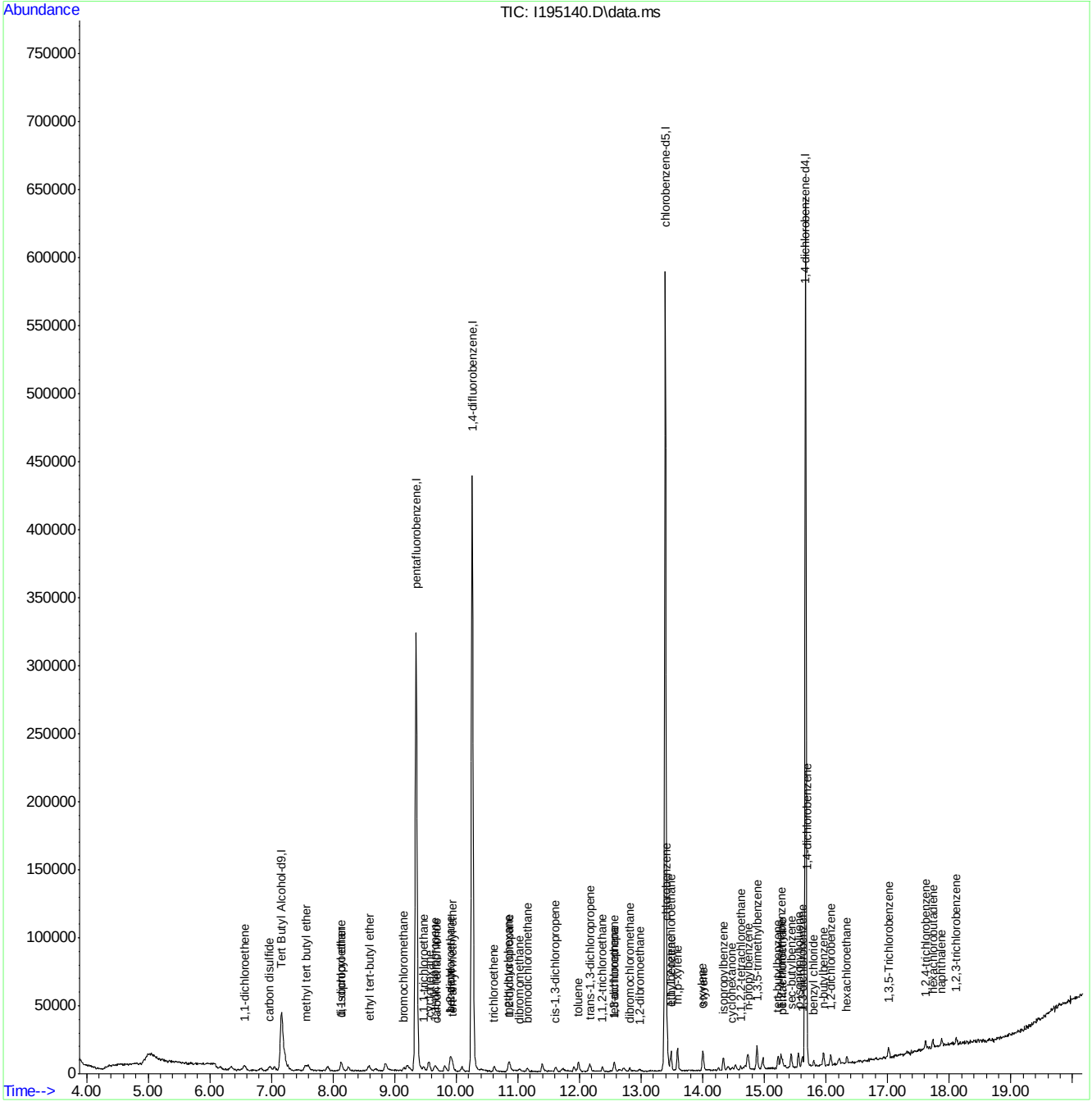

Manual Integrations APPROVED (compounds with "m" flag)
Jessica Reitan-Chu 06/03/14 11:03

Quantitation Report (QT Reviewed)

Data Path : C:\msdchem\1\DATA\VI7869\
Data File : I195141.D
Acq On : 29 May 2014 12:14 pm
Operator : SCOTTM
Sample : IC7869-1
Misc : MS68022,VI7869,,,,,1
ALS Vial : 4 Sample Multiplier: 1

Quant Time: Jun 02 16:07:37 2014
Quant Method : C:\msdchem\1\METHODS\MI7869.M
Quant Title : Method SW846 8260B, ZB624 60m x 0.25mm x 1.4um
QLast Update : Thu May 29 08:36:10 2014
Response via : Initial Calibration

Internal Standards	R.T.	QIon	Response	Conc	Units		Dev(Min)
1) Tert Butyl Alcohol-d9	7.161	65	105595	500.00	ug/L		0.00
5) pentafluorobenzene	9.348	168	279889	50.00	ug/L		0.00
48) 1,4-difluorobenzene	10.258	114	437009	50.00	ug/L		0.00
77) chlorobenzene-d5	13.396	117	347438	50.00	ug/L		0.00
93) 1,4-dichlorobenzene-d4	15.666	152	163954	50.00	ug/L		0.00
System Monitoring Compounds							
45) dibromofluoromethane (s)	0.000	113	0d	0.00	ug/L		
Spiked Amount 50.000	Range 59 - 130		Recovery =	0.00%#			
49) 1,2-dichloroethane-d4...	0.000	65	0d	0.00	ug/L		
Spiked Amount 50.000	Range 70 - 123		Recovery =	0.00%#			
78) toluene-d8 (s)	0.000	98	0d	0.00	ug/L		
Spiked Amount 50.000	Range 81 - 127		Recovery =	0.00%#			
94) 4-bromofluorobenzene (s)	0.000	95	0d	0.00	ug/L		
Spiked Amount 50.000	Range 66 - 132		Recovery =	0.00%#			
Target Compounds							Qvalue
3) tertiary butyl alcohol	7.297	59	1557m	5.34	ug/L		
4) 1,4-dioxane	10.990	88	494	22.08	ug/L	#	67
6) chlorodifluoromethane	4.081	51	3027	0.98	ug/L		77
7) dichlorodifluoromethane	4.065	85	3350	0.85	ug/L		85
8) chloromethane	4.368	50	5133	1.09	ug/L		92
9) vinyl chloride	4.599	62	4105	0.88	ug/L		96
10) bromomethane	5.184	94	3099	1.09	ug/L		78
11) chloroethane	5.352	64	2009	1.02	ug/L		88
12) trichlorofluoromethane	5.791	101	4191	0.85	ug/L		96
13) ethyl ether	6.173	74	1605	1.05	ug/L		87
14) acrolein	6.377	56	5349	11.50	ug/L		86
16) freon 113	6.549	151	1972	0.96	ug/L		89
17) 1,1-dichloroethene	6.570	61	4102	0.89	ug/L		82
19) iodomethane	6.827	142	5315	0.99	ug/L		94
20) carbon disulfide	6.973	76	10360	1.00	ug/L		93
21) methyl acetate	7.052	74	292	0.76	ug/L	#	51
22) allyl chloride	7.057	76	1354	0.87	ug/L	#	66
23) acetonitrile	6.984	41	2620m	9.66	ug/L		
24) methylene chloride	7.229	84	3593	1.17	ug/L	#	78
25) 1-chloropronae	7.271	42	5460	1.05	ug/L	#	91
26) methyl tert butyl ether	7.559	73	9100	1.09	ug/L		91
27) acrylonitrile	7.533	53	4353	5.16	ug/L		92
28) trans-1,2-dichloroethene	7.596	96	3568	1.21	ug/L	#	68
29) hexane	7.915	57	3501	1.04	ug/L	#	84
30) di-isopropyl ether	8.139	45	9490	1.04	ug/L		91
32) 1,1-dichloroethane	8.124	63	5086	0.95	ug/L		92
33) chloroprene	8.249	53	3789	0.92	ug/L		94
34) ethyl tert-butyl ether	8.579	59	9098	0.98	ug/L		92
37) 2,2-dichloropropane	8.866	77	4778	1.03	ug/L		89
38) cis-1,2-dichloroethene	8.840	96	3630	1.14	ug/L	#	76
39) methacrylonitrile	9.097	67	971	0.97	ug/L	#	51
40) propionitrile	8.903	54	3114	9.40	ug/L		94
41) bromochloromethane	9.144	128	1480	0.97	ug/L		92

Quantitation Report (QT Reviewed)

Data Path : C:\msdchem\1\DATA\VI7869\
Data File : I195141.D
Acq On : 29 May 2014 12:14 pm
Operator : SCOTTM
Sample : IC7869-1
Misc : MS68022,VI7869,,,,,1
ALS Vial : 4 Sample Multiplier: 1

Quant Time: Jun 02 16:07:37 2014
Quant Method : C:\msdchem\1\METHODS\MI7869.M
Quant Title : Method SW846 8260B, ZB624 60m x 0.25mm x 1.4um
QLast Update : Thu May 29 08:36:10 2014
Response via : Initial Calibration

Internal Standards	R.T.	QIon	Response	Conc Units		Dev(Min)
42) tetrahydrofuran	9.206	71	392	1.20 ug/L	#	1
43) chloroform	9.201	83	5881	1.17 ug/L		96
44) tert-Butyl Formate	9.243	59	2294	0.90 ug/L	#	97
46) 1,1,1-trichloroethane	9.473	97	4349	0.97 ug/L		91
47) cyclohexane	9.573	84	4265	0.94 ug/L	#	34
50) 1,1-dichloropropene	9.656	75	3804	0.88 ug/L		96
51) carbon tetrachloride	9.672	117	3530	0.84 ug/L		89
54) benzene	9.907	78	12648	1.00 ug/L		99
55) 2,2,4-trimethylpentane	9.923	57	9709	0.81 ug/L		95
56) tert-amyl methyl ether	9.944	73	9810	1.05 ug/L		96
57) 1,2-dichloroethane	9.902	62	3404	0.90 ug/L		94
60) trichloroethene	10.619	95	2989	0.94 ug/L		96
62) 1,2-dichloropropane	10.870	63	2896	0.91 ug/L		92
63) methylcyclohexane	10.854	83	4501	0.86 ug/L		87
64) dibromomethane	11.021	93	1813	1.03 ug/L		79
65) bromodichloromethane	11.152	83	3820	0.95 ug/L		94
67) 2-chloroethyl vinyl ether	11.398	63	6935	4.59 ug/L		98
68) epichlorohydrin	11.513	57	1174	4.66 ug/L	#	61
69) cis-1,3-dichloropropene	11.612	75	4493	0.88 ug/L		90
72) toluene	11.984	91	12300	0.96 ug/L		97
73) trans-1,3-dichloropropene	12.162	75	4432	1.00 ug/L		88
74) ethyl methacrylate	12.172	69	3051	0.91 ug/L		89
75) 1,1,2-trichloroethane	12.371	83	2066	1.01 ug/L		91
79) tetrachloroethene	12.569	166	3002	0.91 ug/L		95
80) 1,3-dichloropropane	12.554	76	3670	0.97 ug/L		98
82) 3,3-Dimethyl-1-Butanol	12.711	57	2628	9.34 ug/L	#	96
83) dibromochloromethane	12.815	129	2822	0.92 ug/L		98
84) 1,2-dibromoethane	12.972	107	2271	0.95 ug/L	#	95
86) chlorobenzene	13.427	112	7584	0.95 ug/L		86
87) 1,1,1,2-tetrachloroethane	13.480	131	2789	0.93 ug/L		91
88) ethylbenzene	13.485	91	12794	0.94 ug/L		98
89) m,p-xylene	13.589	106	9724	1.84 ug/L		95
90) o-xylene	13.997	106	5025	0.97 ug/L		99
91) styrene	14.013	104	8650	1.00 ug/L		89
92) bromoform	14.254	173	1649	0.80 ug/L		98
95) isopropylbenzene	14.332	105	12269	1.03 ug/L		96
96) cyclohexanone	14.473	55	1830	7.41 ug/L		90
97) 1,1,2,2-tetrachloroethane	14.615	83	3286	1.18 ug/L		93
98) trans-1,4-dichloro-2-b...	14.662	53	857	1.15 ug/L	#	76
99) 1,2,3-trichloropropane	14.693	110	653	1.03 ug/L		84
100) n-propylbenzene	14.735	91	15090	1.14 ug/L		94
101) bromobenzene	14.719	156	3586	1.16 ug/L		92
102) 2-chlorotoluene	14.876	126	3195	1.09 ug/L		89
103) 4-chlorotoluene	14.970	91	9754	1.15 ug/L		95
104) 1,3,5-trimethylbenzene	14.881	105	10807	1.06 ug/L		97
105) tert-butylbenzene	15.221	119	8843	1.05 ug/L		99
106) pentachloroethane	15.300	167	2024	1.00 ug/L		94
107) 1,2,4-trimethylbenzene	15.268	105	10852	1.10 ug/L		98
108) sec-butylbenzene	15.436	105	13511	1.05 ug/L		96
109) p-isopropyltoluene	15.551	119	11461	1.05 ug/l		92

Quantitation Report (QT Reviewed)

Data Path : C:\msdchem\1\DATA\VI7869\
Data File : I195141.D
Acq On : 29 May 2014 12:14 pm
Operator : SCOTTM
Sample : IC7869-1
Misc : MS68022,VI7869,,,,,1
ALS Vial : 4 Sample Multiplier: 1

Quant Time: Jun 02 16:07:37 2014
Quant Method : C:\msdchem\1\METHODS\MI7869.M
Quant Title : Method SW846 8260B, ZB624 60m x 0.25mm x 1.4um
QLast Update : Thu May 29 08:36:10 2014
Response via : Initial Calibration

Internal Standards	R.T.	QIon	Response	Conc	Units		Dev(Min)
110) benzyl chloride	15.802	91	6380	1.07	ug/L		97
111) 1,3-dichlorobenzene	15.613	146	6150	1.03	ug/L		96
112) 1,4-dichlorobenzene	15.692	146	6557	1.10	ug/L		96
113) 1,2-dichlorobenzene	16.074	146	6055	1.10	ug/L		93
114) n-butylbenzene	15.959	92	5774	1.04	ug/L		90
115) hexachloroethane	16.335	119	2571	1.16	ug/L	#	78
117) 1,3,5-Trichlorobenzene	17.015	180	4799	1.02	ug/L		95
118) 1,2,4-trichlorobenzene	17.617	180	3780	0.94	ug/L		94
119) hexachlorobutadiene	17.732	225	2322	0.99	ug/L	#	96
120) naphthalene	17.873	128	7714	1.00	ug/L		93
121) 1,2,3-trichlorobenzene	18.114	180	3600	1.02	ug/L		90

(#) = qualifier out of range (m) = manual integration (+) = signals summed

7.7.16

7

Quantitation Report (QT Reviewed)

Data Path : C:\msdchem\1\DATA\VI7869\
Data File : I195141.D
Acq On : 29 May 2014 12:14 pm
Operator : SCOTTM
Sample : IC7869-1
Misc : MS68022,VI7869,,,,,1
ALS Vial : 4 Sample Multiplier: 1

Quant Time: Jun 02 16:07:37 2014
Quant Method : C:\msdchem\1\METHODS\MI7869.M
Quant Title : Method SW846 8260B, ZB624 60m x 0.25mm x 1.4um
QLast Update : Thu May 29 08:36:10 2014
Response via : Initial Calibration

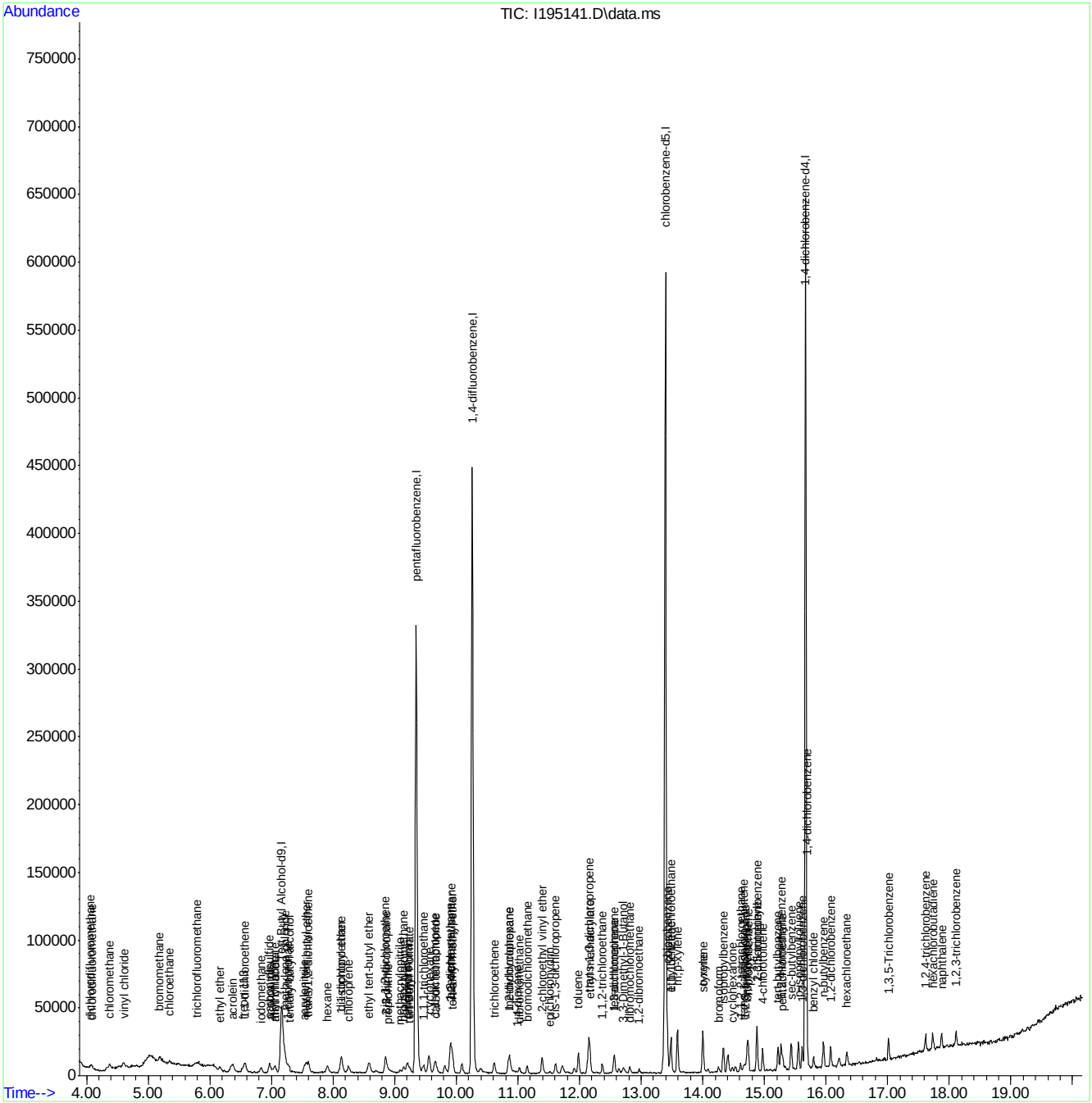

Manual Integration Approval Summary

Sample Number:	VI7869-IC7869	**Method:**	SW846 8260B
Lab FileID:	I195141.D	**Analyst approved:**	05/30/14 10:58 Scott McGonigal
Injection Time:	05/29/14 12:14	**Supervisor approved:**	06/03/14 11:03 Jessica Reitan-Chu

Parameter	CAS	Sig#	R.T. (min.)	Reason
Tert Butyl Alcohol	75-65-0		7.30	Poor instrument integration

Quantitation Report (Qedit)

Data Path : C:\msdchem\1\DATA\VI7869RAW\
Data File : I195141.D
Acq On : 29 May 2014 12:14 pm
Operator : SCOTTM
Sample : IC7869-1
Misc : MS68022,VI7869,,,,,1
ALS Vial : 4 Sample Multiplier: 1

Quant Time: May 29 12:34:19 2014
Quant Method : C:\MSDCHEM\1\METHODS\MI7869.M
Quant Title : Method SW846 8260B, ZB624 60m x 0.25mm x 1.4um
QLast Update : Thu May 29 08:36:10 2014
Response via : Initial Calibration

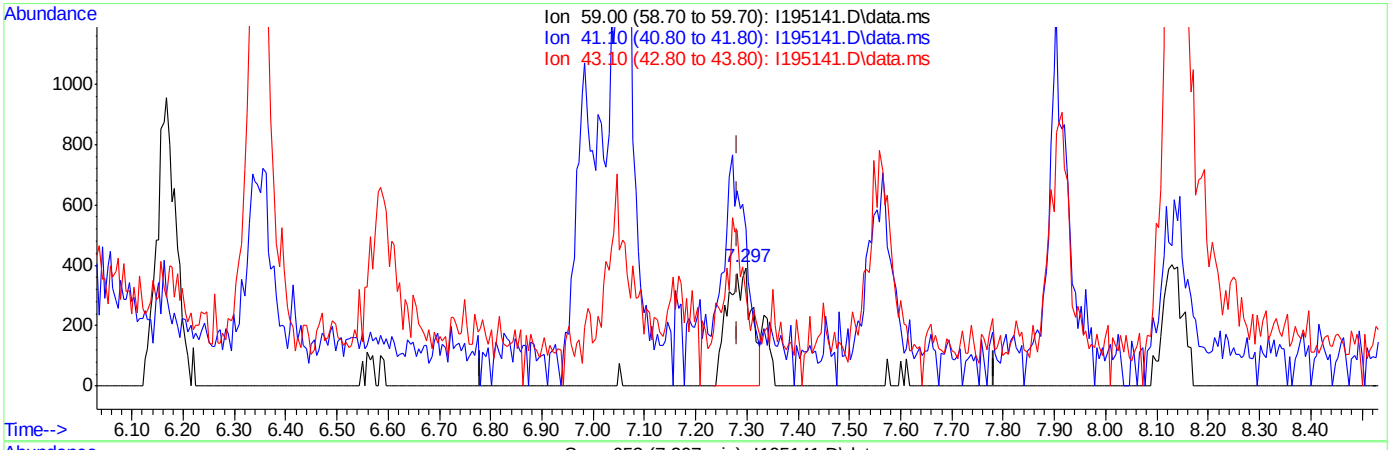

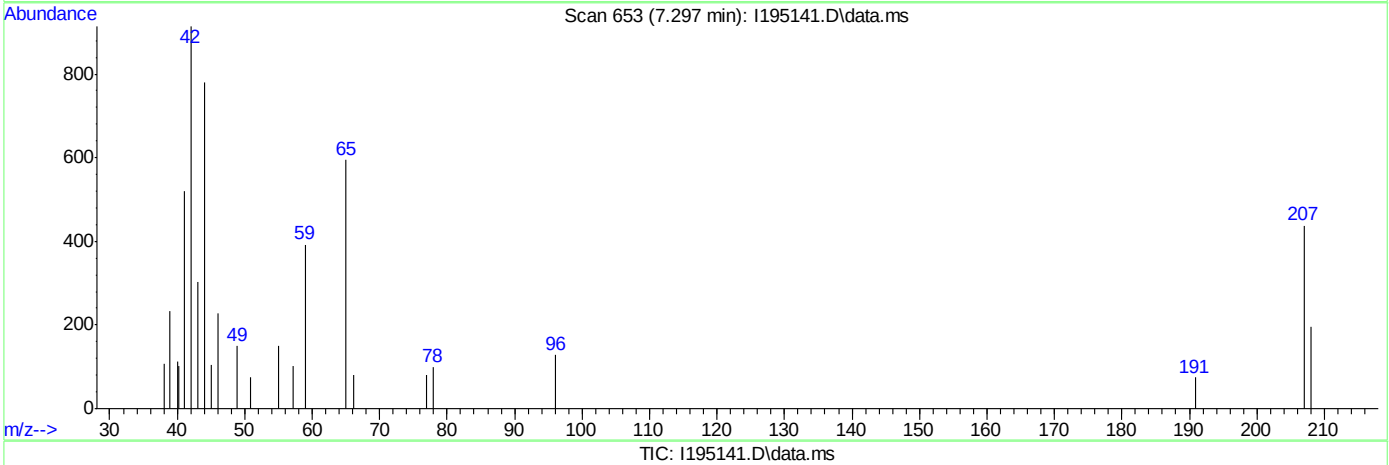

TIC: I195141.D\data.ms

(3) tertiary butyl alcohol

7.297min (+0.016) 4.42ug/L

response 1289

Ion	Exp%	Act%
59.00	100	100
41.10	23.30	132.65#
43.10	15.50	77.30#
0.00	0.00	0.00

Quantitation Report (Qedit)

Data Path : C:\msdchem\1\DATA\VI7869\
Data File : I195141.D
Acq On : 29 May 2014 12:14 pm
Operator : SCOTTM
Sample : IC7869-1
Misc : MS68022,VI7869,,,,,1
ALS Vial : 4 Sample Multiplier: 1

Quant Time: May 29 14:22:10 2014
Quant Method : C:\msdchem\1\METHODS\MI7869.M
Quant Title : Method SW846 8260B, ZB624 60m x 0.25mm x 1.4um
QLast Update : Thu May 29 08:36:10 2014
Response via : Initial Calibration

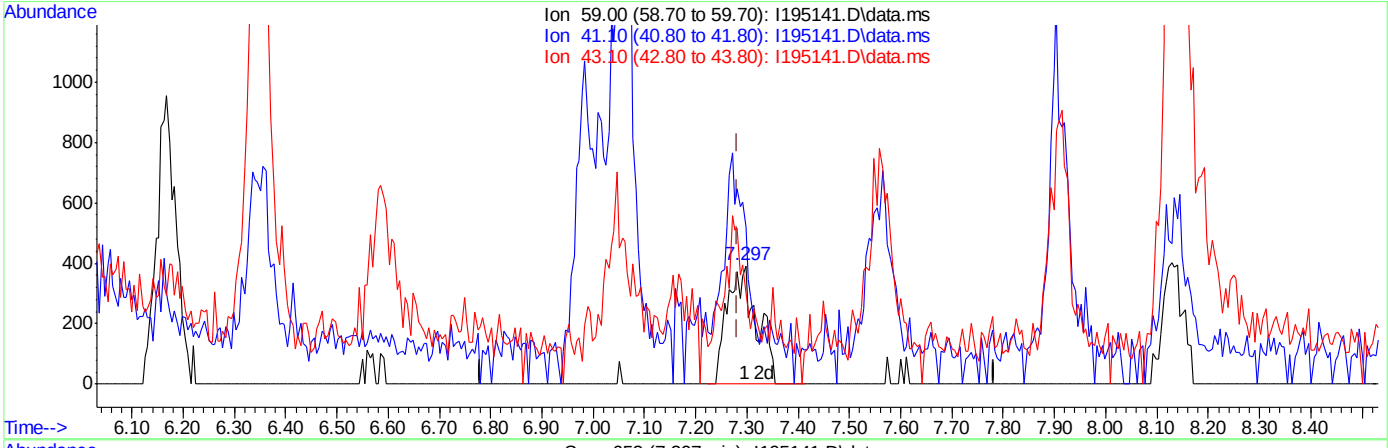

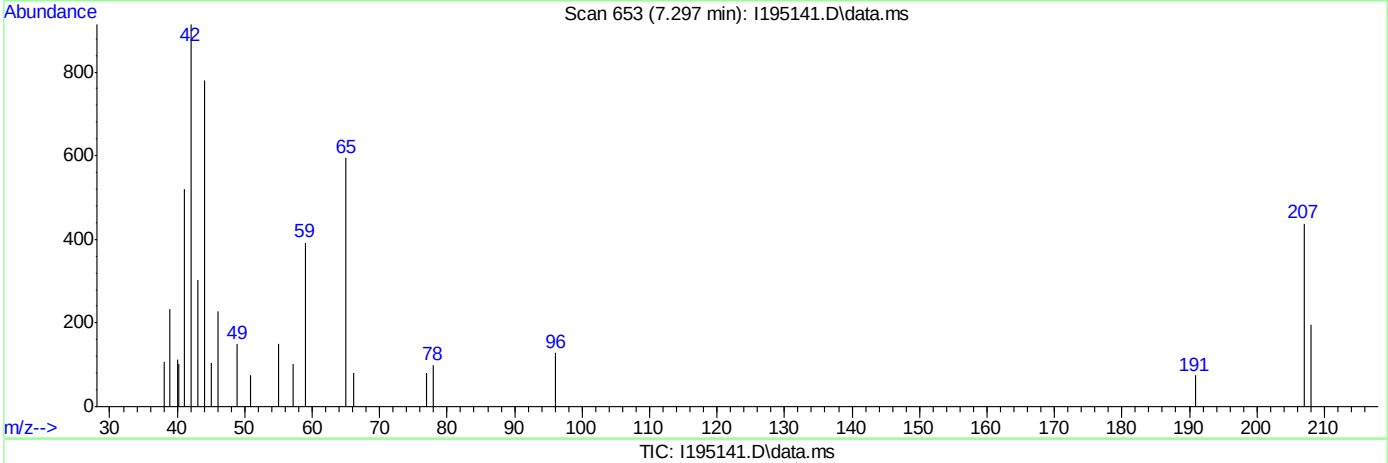

TIC: I195141.D\data.ms

(3) tertiary butyl alcohol

7.297min (+0.016) 5.34ug/L m

response 1557

Ion	Exp%	Act%
59.00	100	100
41.10	23.30	132.65#
43.10	15.50	77.30#
0.00	0.00	0.00

I195141.D edits: tertiary butyl alcohol

Quantitation Report (Qedit)

Data Path : C:\msdchem\1\DATA\VI7869\
Data File : I195141.D
Acq On : 29 May 2014 12:14 pm
Operator : SCOTTM
Sample : IC7869-1
Misc : MS68022,VI7869,,,,,1
ALS Vial : 4 Sample Multiplier: 1

Quant Time: Jun 02 10:56:06 2014
Quant Method : C:\msdchem\1\METHODS\MI7869.M
Quant Title : Method SW846 8260B, ZB624 60m x 0.25mm x 1.4um
QLast Update : Thu May 29 08:36:10 2014
Response via : Initial Calibration

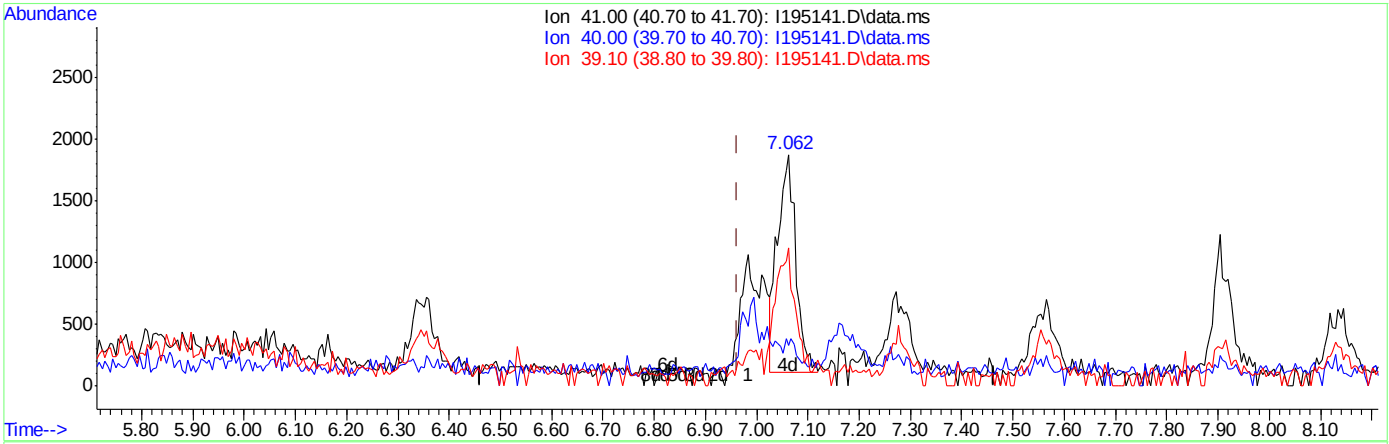

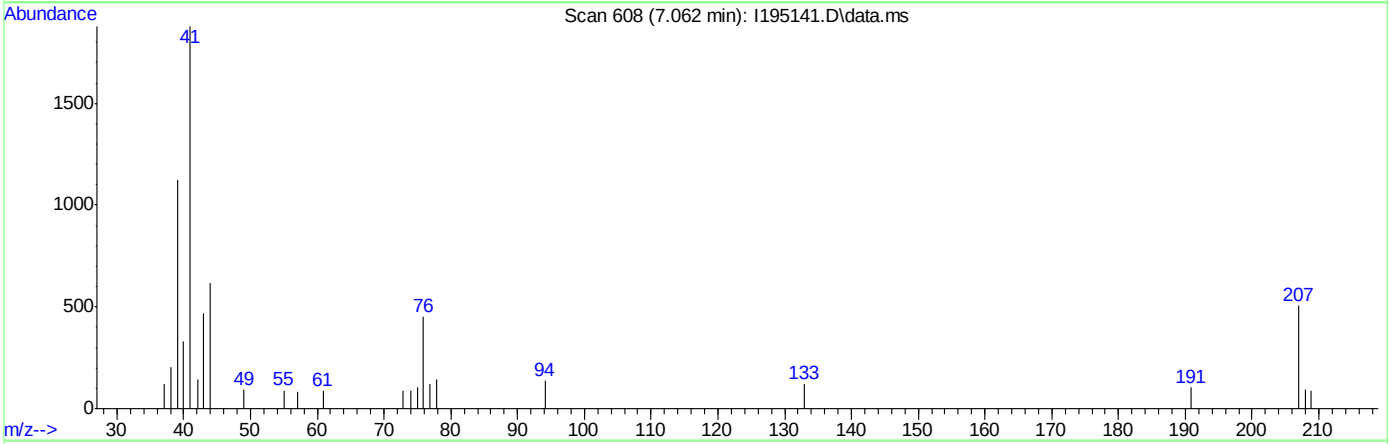

TIC: I195141.D\data.ms

(23) acetonitrile

7.062min (+0.099) 16.11ug/L m

response 4368

Ion	Exp%	Act%
41.00	100	100
40.00	11.70	17.73#
39.10	67.50	59.85
0.00	0.00	0.00

I195141.D edits: acetonitrile

Quantitation Report (Qedit)

Data Path : C:\msdchem\1\DATA\VI7869\
Data File : I195141.D
Acq On : 29 May 2014 12:14 pm
Operator : SCOTTM
Sample : IC7869-1
Misc : MS68022,VI7869,,,,,1
ALS Vial : 4 Sample Multiplier: 1

Quant Time: Jun 02 10:56:06 2014
Quant Method : C:\msdchem\1\METHODS\MI7869.M
Quant Title : Method SW846 8260B, ZB624 60m x 0.25mm x 1.4um
QLast Update : Thu May 29 08:36:10 2014
Response via : Initial Calibration

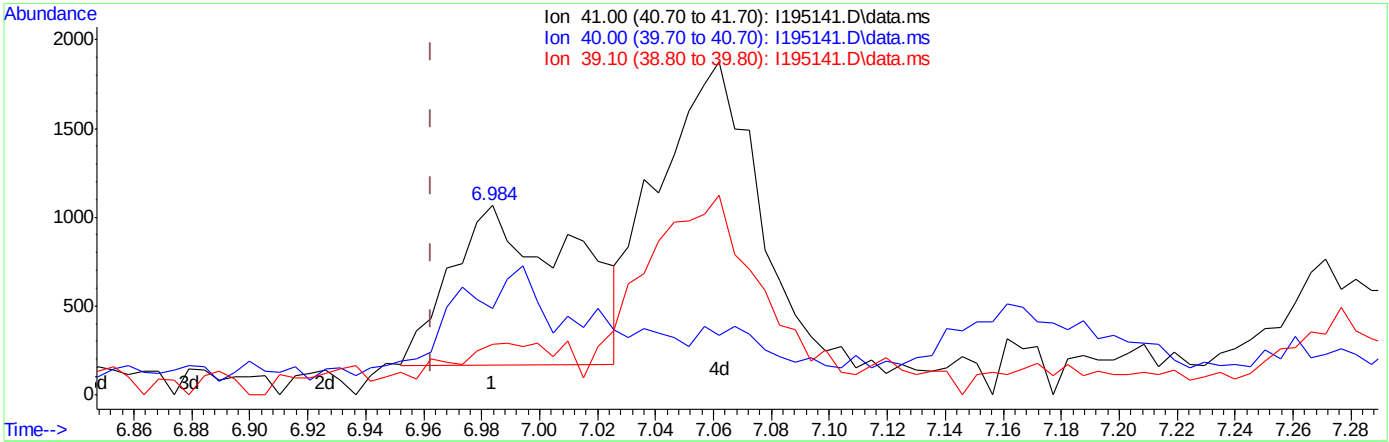

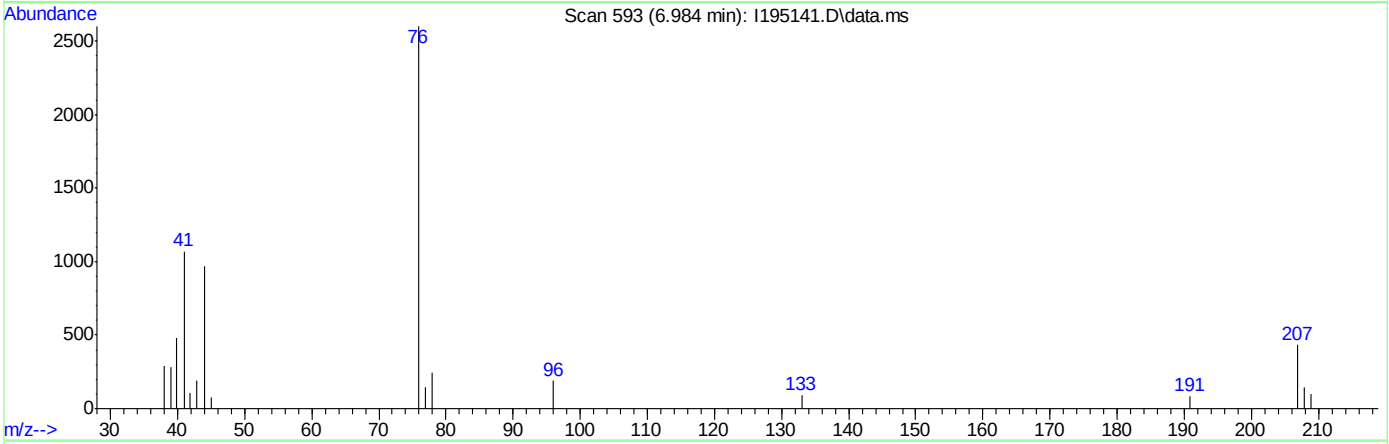

TIC: I195141.D\data.ms

(23) acetonitrile

6.984min (+0.021) 9.66ug/L m

response 2620

Ion	Exp%	Act%
41.00	100	100
40.00	11.70	45.28#
39.10	67.50	26.75#
0.00	0.00	0.00

Manual Integrations APPROVED (compounds with "m" flag)
Jessica Reitan-Chu 06/03/14 11:03

Quantitation Report (QT Reviewed)

Data Path : C:\msdchem\1\DATA\VI7869\
Data File : I195142.D
Acq On : 29 May 2014 12:42 pm
Operator : SCOTTM
Sample : IC7869-2
Misc : MS68022,VI7869,,,,,1
ALS Vial : 5 Sample Multiplier: 1

Quant Time: Jun 02 16:08:57 2014
Quant Method : C:\msdchem\1\METHODS\MI7869.M
Quant Title : Method SW846 8260B, ZB624 60m x 0.25mm x 1.4um
QLast Update : Thu May 29 08:36:10 2014
Response via : Initial Calibration

Internal Standards	R.T.	QIon	Response	Conc	Units		Dev(Min)
1) Tert Butyl Alcohol-d9	7.172	65	91268	500.00	ug/L		0.00
5) pentafluorobenzene	9.353	168	286085	50.00	ug/L		0.00
48) 1,4-difluorobenzene	10.258	114	441224	50.00	ug/L		0.00
77) chlorobenzene-d5	13.396	117	345155	50.00	ug/L		0.00
93) 1,4-dichlorobenzene-d4	15.666	152	159739	50.00	ug/L		0.00
System Monitoring Compounds							
45) dibromofluoromethane (s)	0.000	113	0d	0.00	ug/L		
Spiked Amount 50.000	Range 59 - 130		Recovery =	0.00%#			
49) 1,2-dichloroethane-d4...	0.000	65	0d	0.00	ug/L		
Spiked Amount 50.000	Range 70 - 123		Recovery =	0.00%#			
78) toluene-d8 (s)	0.000	98	0d	0.00	ug/L		
Spiked Amount 50.000	Range 81 - 127		Recovery =	0.00%#			
94) 4-bromofluorobenzene (s)	0.000	95	0d	0.00	ug/L		
Spiked Amount 50.000	Range 66 - 132		Recovery =	0.00%#			
Target Compounds							Qvalue
3) tertiary butyl alcohol	7.287	59	2887	11.45	ug/L	#	1
4) 1,4-dioxane	10.979	88	995	51.46	ug/L	#	91
6) chlorodifluoromethane	4.065	51	5406	1.72	ug/L		85
7) dichlorodifluoromethane	4.065	85	7073	1.75	ug/L		93
8) chloromethane	4.368	50	9223	1.92	ug/L		99
9) vinyl chloride	4.604	62	8181	1.72	ug/L		93
10) bromomethane	5.190	94	6118	2.11	ug/L		96
11) chloroethane	5.352	64	3590	1.79	ug/L		87
12) trichlorofluoromethane	5.796	101	8979	1.77	ug/L		91
13) ethyl ether	6.173	74	3195	2.04	ug/L		81
14) acrolein	6.372	56	9585	20.16	ug/L		95
16) freon 113	6.539	151	3635	1.74	ug/L		96
17) 1,1-dichloroethene	6.565	61	8330	1.77	ug/L		95
19) iodomethane	6.832	142	10625	1.93	ug/L	#	63
20) carbon disulfide	6.968	76	20569	1.94	ug/L		96
21) methyl acetate	7.025	74	160	0.41	ug/L	#	1
22) allyl chloride	7.057	76	2803	1.76	ug/L	#	89
23) acetonitrile	6.999	41	3981m	14.37	ug/L		
24) methylene chloride	7.219	84	8373	2.67	ug/L		91
25) 1-chloropronae	7.276	42	10505	1.98	ug/L	#	97
26) methyl tert butyl ether	7.564	73	16836	1.98	ug/L		99
27) acrylonitrile	7.528	53	8204	9.52	ug/L		97
28) trans-1,2-dichloroethene	7.601	96	7103	2.35	ug/L		84
29) hexane	7.909	57	7857	2.29	ug/L		93
30) di-isopropyl ether	8.134	45	18905	2.02	ug/L		99
31) vinyl acetate	8.129	65	3774	2.16	ug/L	#	89
32) 1,1-dichloroethane	8.134	63	10362	1.89	ug/L		94
33) chloroprene	8.249	53	7831	1.87	ug/L		94
34) ethyl tert-butyl ether	8.584	59	17642	1.86	ug/L		95
37) 2,2-dichloropropane	8.856	77	9438	2.00	ug/L		94
38) cis-1,2-dichloroethene	8.856	96	7512	2.31	ug/L	#	82
40) propionitrile	8.887	54	6021	17.78	ug/L		89
41) bromochloromethane	9.149	128	3100	2.00	ug/L		92

Quantitation Report (QT Reviewed)

Data Path : C:\msdchem\1\DATA\VI7869\
Data File : I195142.D
Acq On : 29 May 2014 12:42 pm
Operator : SCOTTM
Sample : IC7869-2
Misc : MS68022,VI7869,,,,,1
ALS Vial : 5 Sample Multiplier: 1

Quant Time: Jun 02 16:08:57 2014
Quant Method : C:\msdchem\1\METHODS\MI7869.M
Quant Title : Method SW846 8260B, ZB624 60m x 0.25mm x 1.4um
QLast Update : Thu May 29 08:36:10 2014
Response via : Initial Calibration

Internal Standards	R.T.	QIon	Response	Conc	Units		Dev(Min)
42) tetrahydrofuran	9.212	71	672	2.02	ug/L	#	63
43) chloroform	9.206	83	10899	2.13	ug/L		99
44) tert-Butyl Formate	9.238	59	4529	1.73	ug/L	#	97
46) 1,1,1-trichloroethane	9.468	97	8869	1.93	ug/L		94
47) cyclohexane	9.557	84	8515	1.84	ug/L	#	78
50) 1,1-dichloropropene	9.646	75	7672	1.75	ug/L		96
51) carbon tetrachloride	9.677	117	7488	1.76	ug/L		91
54) benzene	9.902	78	24838	1.95	ug/L		96
55) 2,2,4-trimethylpentane	9.923	57	19492	1.62	ug/L		98
56) tert-amyl methyl ether	9.944	73	18219	1.93	ug/L		98
57) 1,2-dichloroethane	9.897	62	7111	1.87	ug/L		95
58) heptane	10.090	57	4210	1.76	ug/L		98
59) n-butyl alcohol	10.388	56	6038	70.80	ug/L		86
60) trichloroethene	10.613	95	6005	1.87	ug/L		93
62) 1,2-dichloropropane	10.864	63	6212	1.93	ug/L		95
63) methylcyclohexane	10.849	83	8645	1.64	ug/L		90
64) dibromomethane	11.027	93	3382	1.89	ug/L		92
65) bromodichloromethane	11.152	83	7834	1.92	ug/L		97
67) 2-chloroethyl vinyl ether	11.393	63	13858	9.08	ug/L		98
68) epichlorohydrin	11.513	57	2284	8.99	ug/L	#	82
69) cis-1,3-dichloropropene	11.612	75	9470	1.84	ug/L		98
72) toluene	11.978	91	25075	1.95	ug/L		95
73) trans-1,3-dichloropropene	12.167	75	8885	1.99	ug/L		85
74) ethyl methacrylate	12.172	69	5661	1.66	ug/L		90
75) 1,1,2-trichloroethane	12.371	83	4095	1.99	ug/L		88
79) tetrachloroethene	12.569	166	6234	1.90	ug/L		86
80) 1,3-dichloropropane	12.554	76	8012	2.12	ug/L		95
82) 3,3-Dimethyl-1-Butanol	12.711	57	4453	15.93	ug/L	#	93
83) dibromochloromethane	12.815	129	5178	1.70	ug/L		94
84) 1,2-dibromoethane	12.967	107	4748	2.00	ug/L	#	98
86) chlorobenzene	13.427	112	15332	1.94	ug/L		92
87) 1,1,1,2-tetrachloroethane	13.480	131	5842	1.97	ug/L		88
88) ethylbenzene	13.485	91	26028	1.93	ug/L		97
89) m,p-xylene	13.589	106	19983	3.81	ug/L		93
90) o-xylene	13.997	106	9924	1.93	ug/L		95
91) styrene	14.008	104	16944	1.96	ug/L		99
92) bromoform	14.254	173	3232	1.57	ug/L		96
95) isopropylbenzene	14.332	105	25007	2.16	ug/L		98
96) cyclohexanone	14.479	55	3196	13.28	ug/L		80
97) 1,1,2,2-tetrachloroethane	14.609	83	5974	2.20	ug/L		94
98) trans-1,4-dichloro-2-b...	14.651	53	1381	1.90	ug/L	#	79
99) 1,2,3-trichloropropane	14.682	110	1196	1.94	ug/L		69
100) n-propylbenzene	14.735	91	28601	2.21	ug/L		96
101) bromobenzene	14.719	156	6576	2.17	ug/L		92
102) 2-chlorotoluene	14.876	126	6664	2.33	ug/L		96
103) 4-chlorotoluene	14.970	91	18269	2.22	ug/L		98
104) 1,3,5-trimethylbenzene	14.881	105	21377	2.16	ug/L		100
105) tert-butylbenzene	15.226	119	17241	2.10	ug/L		96
106) pentachloroethane	15.300	167	3723	1.90	ug/L		92
107) 1,2,4-trimethylbenzene	15.268	105	21310	2.23	ug/L		98

Quantitation Report (QT Reviewed)

Data Path : C:\msdchem\1\DATA\VI7869\
Data File : I195142.D
Acq On : 29 May 2014 12:42 pm
Operator : SCOTTM
Sample : IC7869-2
Misc : MS68022,VI7869,,,,,1
ALS Vial : 5 Sample Multiplier: 1

Quant Time: Jun 02 16:08:57 2014
Quant Method : C:\msdchem\1\METHODS\MI7869.M
Quant Title : Method SW846 8260B, ZB624 60m x 0.25mm x 1.4um
QLast Update : Thu May 29 08:36:10 2014
Response via : Initial Calibration

Internal Standards	R.T.	QIon	Response	Conc	Units	Dev(Min)
108) sec-butylbenzene	15.436	105	26789	2.14	ug/L	96
109) p-isopropyltoluene	15.551	119	22196	2.09	ug/l	95
110) benzyl chloride	15.802	91	11077	1.90	ug/L	97
111) 1,3-dichlorobenzene	15.613	146	12700	2.19	ug/L	95
112) 1,4-dichlorobenzene	15.692	146	12526	2.16	ug/L	95
113) 1,2-dichlorobenzene	16.079	146	12109	2.26	ug/L	96
114) n-butylbenzene	15.959	92	11557	2.14	ug/L	96
115) hexachloroethane	16.335	119	4378	2.03	ug/L	96
116) 1,2-dibromo-3-chloropr...	16.822	157	1150	2.02	ug/L	75
117) 1,3,5-Trichlorobenzene	17.015	180	9595	2.09	ug/L	96
118) 1,2,4-trichlorobenzene	17.617	180	7554	1.93	ug/L	88
119) hexachlorobutadiene	17.737	225	4813	2.10	ug/L	96
120) naphthalene	17.873	128	14304	1.91	ug/L	98
121) 1,2,3-trichlorobenzene	18.114	180	6908	2.02	ug/L	97

(#) = qualifier out of range (m) = manual integration (+) = signals summed

7.7.17

7

Quantitation Report (QT Reviewed)

Data Path : C:\msdchem\1\DATA\VI7869\
Data File : I195142.D
Acq On : 29 May 2014 12:42 pm
Operator : SCOTTM
Sample : IC7869-2
Misc : MS68022,VI7869,,,,,1
ALS Vial : 5 Sample Multiplier: 1

Quant Time: Jun 02 16:08:57 2014
Quant Method : C:\msdchem\1\METHODS\MI7869.M
Quant Title : Method SW846 8260B, ZB624 60m x 0.25mm x 1.4um
QLast Update : Thu May 29 08:36:10 2014
Response via : Initial Calibration

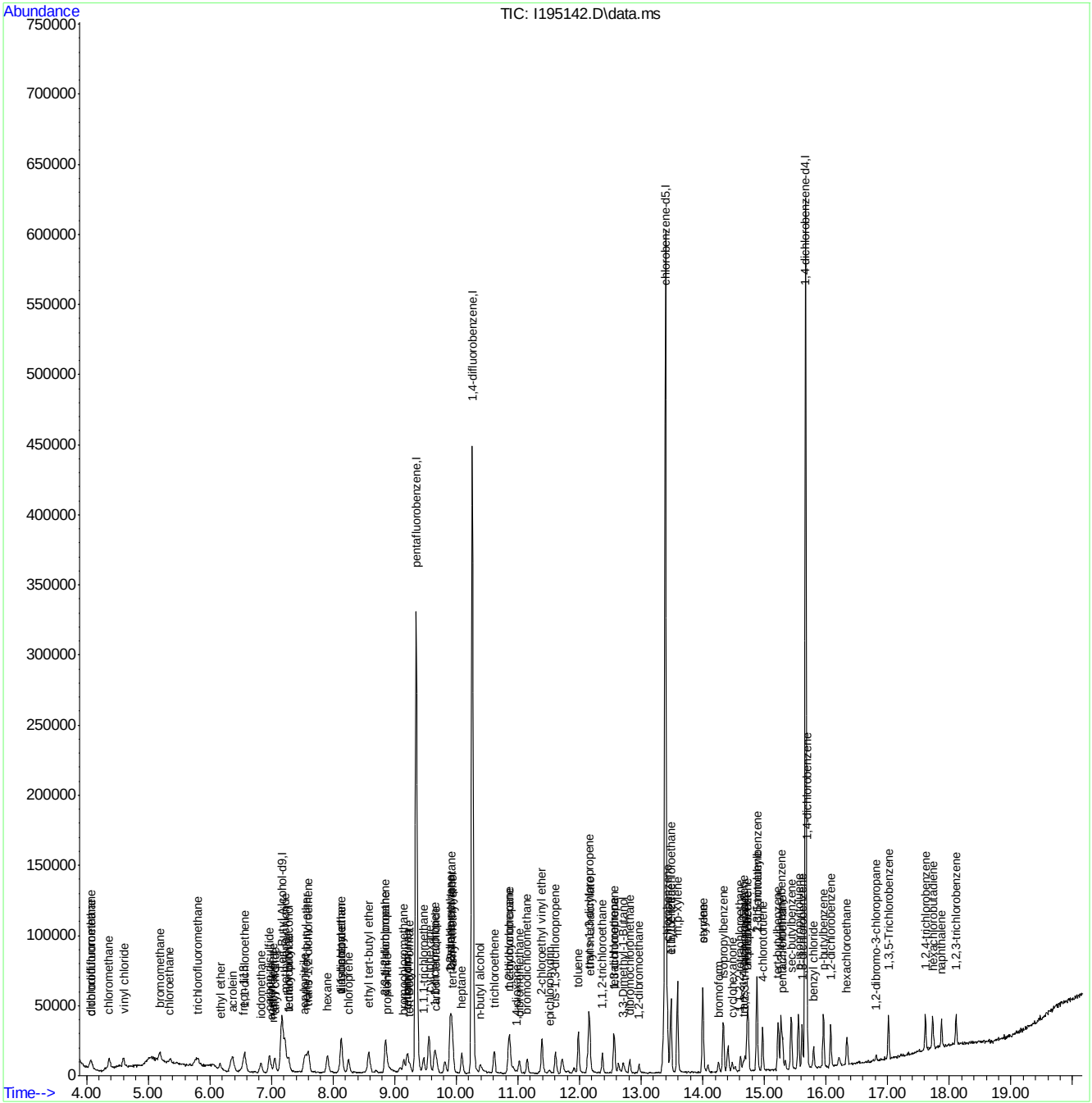

Manual Integration Approval Summary

Sample Number:	VI7869-IC7869	**Method:**	SW846 8260B
Lab FileID:	I195142.D	**Analyst approved:**	05/30/14 10:58 Scott McGonigal
Injection Time:	05/29/14 12:42	**Supervisor approved:**	06/03/14 11:03 Jessica Reitan-Chu

Parameter	CAS	Sig#	R.T. (min.)	Reason
Acetonitrile	75-05-8		7.05	Overlapping peak

Quantitation Report (Qedit)

Data Path : C:\msdchem\1\DATA\VI7869RAW\
Data File : I195142.D
Acq On : 29 May 2014 12:42 pm
Operator : SCOTTM
Sample : IC7869-2
Misc : MS68022,VI7869,,,,,1
ALS Vial : 5 Sample Multiplier: 1

Quant Time: May 29 13:02:34 2014
Quant Method : C:\MSDCHEM\1\METHODS\MI7869.M
Quant Title : Method SW846 8260B, ZB624 60m x 0.25mm x 1.4um
QLast Update : Thu May 29 08:36:10 2014
Response via : Initial Calibration

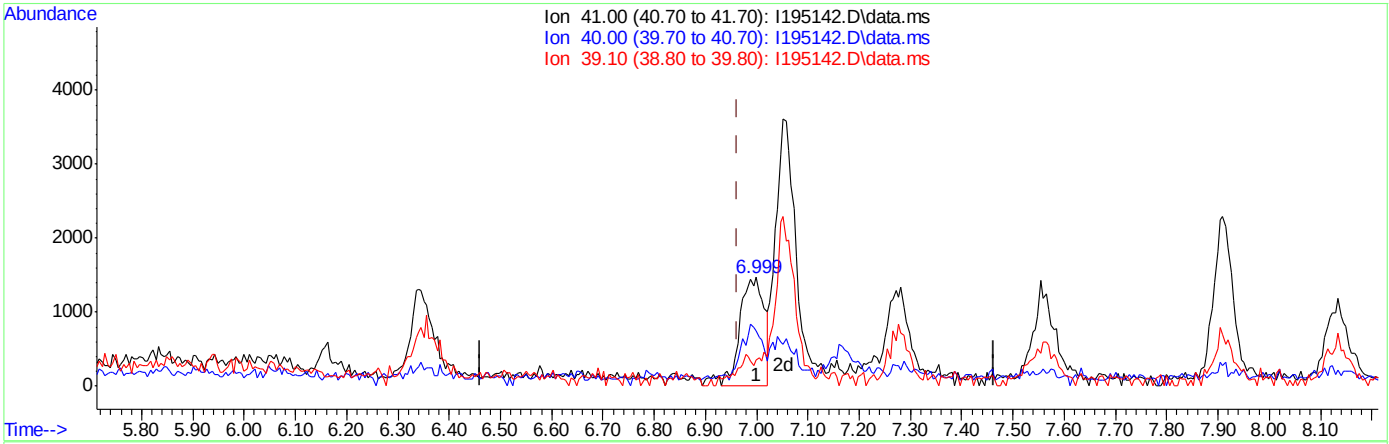

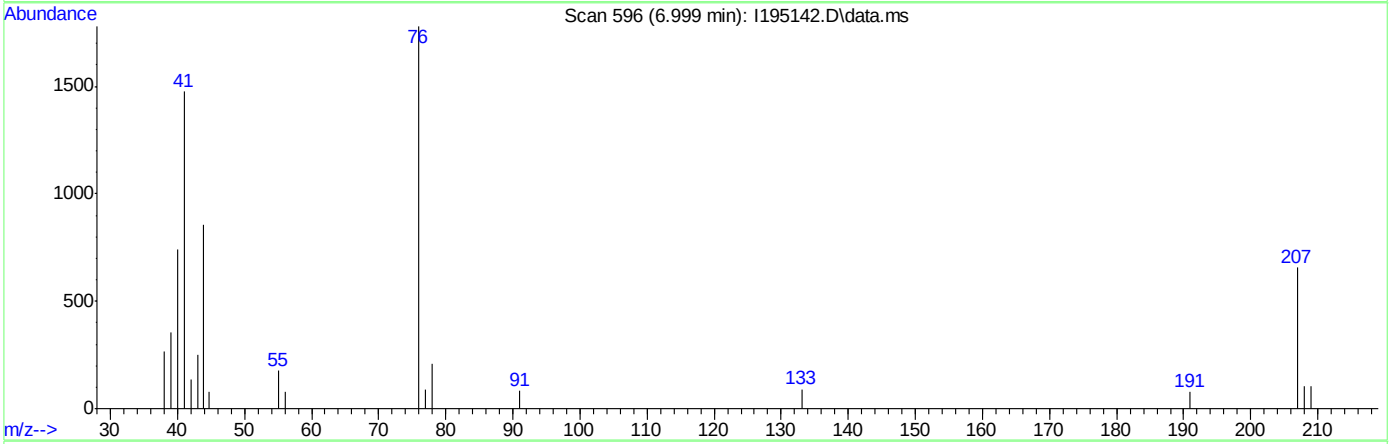

TIC: I195142.D\data.ms

(23) acetonitrile

6.999min (+0.037) 17.23ug/L

response 4775

Ion	Exp%	Act%
41.00	100	100
40.00	11.70	40.34#
39.10	67.50	17.29#
0.00	0.00	0.00

ACCUTEST LABORATORIES JB72256

Quantitation Report (Qedit)

Data Path : C:\msdchem\1\DATA\VI7869\
Data File : I195142.D
Acq On : 29 May 2014 12:42 pm
Operator : SCOTTM
Sample : IC7869-2
Misc : MS68022,VI7869,,,,,1
ALS Vial : 5 Sample Multiplier: 1

Quant Time: May 29 14:34:37 2014
Quant Method : C:\msdchem\1\METHODS\MI7869.M
Quant Title : Method SW846 8260B, ZB624 60m x 0.25mm x 1.4um
QLast Update : Thu May 29 08:36:10 2014
Response via : Initial Calibration

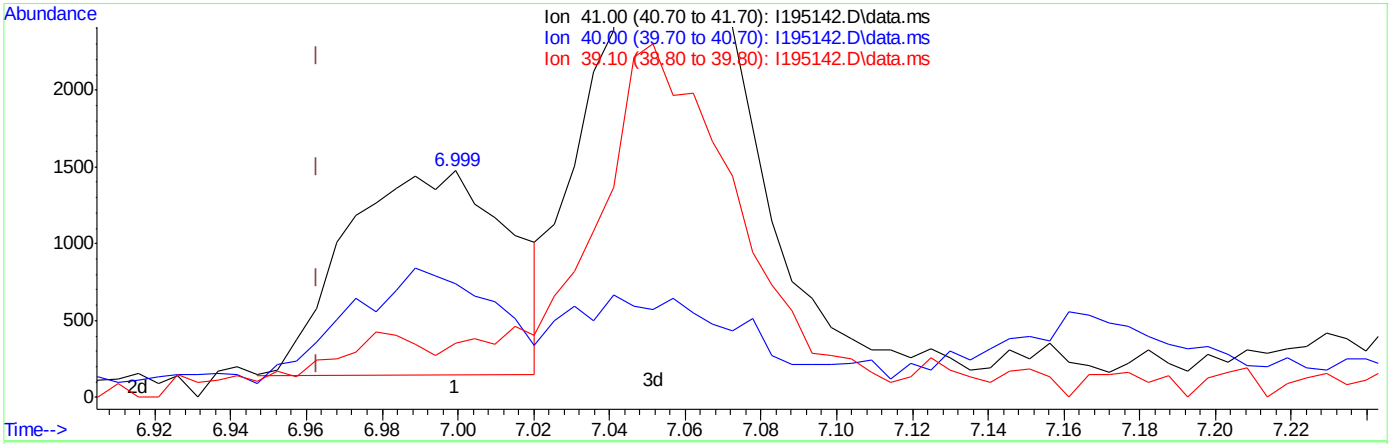

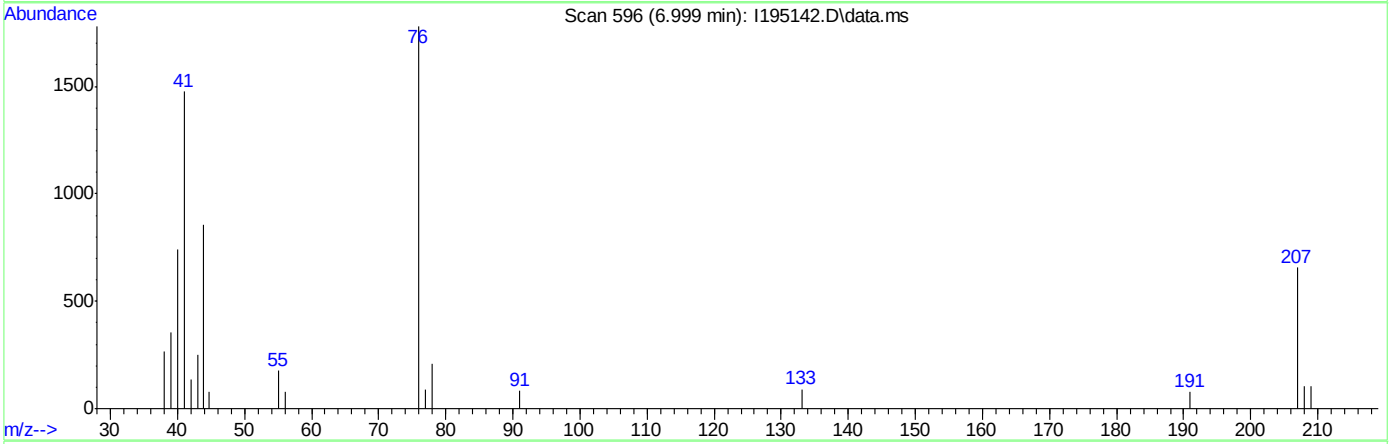

TIC: I195142.D\data.ms

(23) acetonitrile

6.999min (+0.037) 14.37ug/L m

response 3981

Ion	Exp%	Act%
41.00	100	100
40.00	11.70	50.24#
39.10	67.50	24.00#
0.00	0.00	0.00

I195142.D edits: acetonitrile

Manual Integrations APPROVED (compounds with "m" flag)
Jessica Reitan-Chu 06/03/14 11:03

Quantitation Report (QT Reviewed)

Data Path : C:\msdchem\1\DATA\VI7869\
Data File : I195143.D
Acq On : 29 May 2014 1:10 pm
Operator : SCOTTM
Sample : IC7869-5
Misc : MS68022,VI7869,,,,,1
ALS Vial : 6 Sample Multiplier: 1

Quant Time: Jun 02 16:10:06 2014
Quant Method : C:\msdchem\1\METHODS\MI7869.M
Quant Title : Method SW846 8260B, ZB624 60m x 0.25mm x 1.4um
QLast Update : Thu May 29 14:38:09 2014
Response via : Initial Calibration

Internal Standards	R.T.	QIon	Response	Conc	Units		Dev(Min)
1) Tert Butyl Alcohol-d9	7.167	65	100616	500.00	ug/L		0.00
5) pentafluorobenzene	9.348	168	283143	50.00	ug/L		0.00
48) 1,4-difluorobenzene	10.258	114	435945	50.00	ug/L		0.00
77) chlorobenzene-d5	13.390	117	348547	50.00	ug/L		0.00
93) 1,4-dichlorobenzene-d4	15.666	152	165207	50.00	ug/L		0.00
System Monitoring Compounds							
45) dibromofluoromethane (s)	9.395	113	15346	0.00	ug/L		0.00
Spiked Amount 50.000	Range 59 - 130		Recovery =	0.00%#			
49) 1,2-dichloroethane-d4...	9.808	65	16612	0.00	ug/L		-0.09
Spiked Amount 50.000	Range 70 - 123		Recovery =	0.00%#			
78) toluene-d8 (s)	11.905	98	53569	0.00	ug/L		0.00
Spiked Amount 50.000	Range 81 - 127		Recovery =	0.00%#			
94) 4-bromofluorobenzene (s)	14.525	95	19300	0.00	ug/L		0.00
Spiked Amount 50.000	Range 66 - 132		Recovery =	0.00%#			
Target Compounds							Qvalue
3) tertiary butyl alcohol	7.282	59	7333	26.38	ug/L	#	1
4) 1,4-dioxane	10.969	88	3022	141.79	ug/L	#	96
6) chlorodifluoromethane	4.070	51	15821	5.08	ug/L		95
7) dichlorodifluoromethane	4.060	85	21084	5.27	ug/L		99
8) chloromethane	4.374	50	25840	5.43	ug/L		98
9) vinyl chloride	4.604	62	24053	5.12	ug/L		99
10) bromomethane	5.184	94	16200	5.63	ug/L		99
11) chloroethane	5.346	64	10501	5.30	ug/L		95
12) trichlorofluoromethane	5.801	101	26250	5.23	ug/L		93
13) ethyl ether	6.162	74	7980	5.15	ug/L		90
14) acrolein	6.377	56	22762	48.37	ug/L		98
16) freon 113	6.539	151	10443	5.05	ug/L		95
17) 1,1-dichloroethene	6.570	61	23842	5.13	ug/L		97
19) iodomethane	6.827	142	29439	5.40	ug/L	#	63
20) carbon disulfide	6.968	76	57106	5.44	ug/L		98
21) methyl acetate	7.041	74	1768	4.54	ug/L	#	55
22) allyl chloride	7.051	76	8171	5.18	ug/L		95
23) acetonitrile	6.968	41	10677m	38.93	ug/L		
24) methylene chloride	7.224	84	22576	7.29	ug/L		92
25) 1-chloropronae	7.276	42	28198	5.38	ug/L	#	97
26) methyl tert butyl ether	7.554	73	43305	5.13	ug/L		96
27) acrylonitrile	7.512	53	20362	23.87	ug/L		99
28) trans-1,2-dichloroethene	7.595	96	16545	5.54	ug/L		90
29) hexane	7.909	57	21240	6.26	ug/L		96
30) di-isopropyl ether	8.134	45	47253	5.10	ug/L		92
31) vinyl acetate	8.134	65	9419	5.44	ug/L	#	88
32) 1,1-dichloroethane	8.134	63	29104	5.37	ug/L		99
33) chloroprene	8.244	53	21197	5.11	ug/L		98
34) ethyl tert-butyl ether	8.579	59	47206	5.04	ug/L		98
35) 2-butanone	8.819	72	1319	4.20	ug/L	#	43
36) ethyl acetate	8.835	45	1785	5.33	ug/L		73
37) 2,2-dichloropropane	8.861	77	26565	5.67	ug/L		99
38) cis-1,2-dichloroethene	8.845	96	18712	5.83	ug/L		96

Quantitation Report (QT Reviewed)

Data Path : C:\msdchem\1\DATA\VI7869\
Data File : I195143.D
Acq On : 29 May 2014 1:10 pm
Operator : SCOTTM
Sample : IC7869-5
Misc : MS68022,VI7869,,,,,1
ALS Vial : 6 Sample Multiplier: 1

Quant Time: Jun 02 16:10:06 2014
Quant Method : C:\msdchem\1\METHODS\MI7869.M
Quant Title : Method SW846 8260B, ZB624 60m x 0.25mm x 1.4um
QLast Update : Thu May 29 14:38:09 2014
Response via : Initial Calibration

Internal Standards	R.T.	QIon	Response	Conc Units		Dev(Min)
39) methacrylonitrile	9.070	67	4770	4.72 ug/L	#	95
40) propionitrile	8.882	54	15709	46.87 ug/L		97
41) bromochloromethane	9.149	128	7744	5.04 ug/L		94
42) tetrahydrofuran	9.212	71	1609	4.88 ug/L		90
43) chloroform	9.196	83	28345	5.59 ug/L		94
44) tert-Butyl Formate	9.238	59	11679	4.51 ug/L	#	98
46) 1,1,1-trichloroethane	9.468	97	23988	5.28 ug/L		98
47) cyclohexane	9.562	84	23817	5.19 ug/L	#	64
50) 1,1-dichloropropene	9.646	75	21613	5.00 ug/L		99
51) carbon tetrachloride	9.677	117	21294	5.06 ug/L		91
52) iso-butyl alcohol	9.620	43	5528	42.03 ug/L	#	61
53) isopropyl acetate	9.818	61	4902	4.72 ug/L		96
54) benzene	9.902	78	65911	5.24 ug/L		98
55) 2,2,4-trimethylpentane	9.918	57	56061	4.71 ug/L		99
56) tert-amyl methyl ether	9.944	73	45316	4.86 ug/L		99
57) 1,2-dichloroethane	9.897	62	18725	4.98 ug/L		98
58) heptane	10.095	57	11355	4.81 ug/L		98
59) n-butyl alcohol	10.378	56	15371	182.43 ug/L	#	78
60) trichloroethene	10.613	95	17101	5.39 ug/L		94
61) methyl methacrylate	10.870	69	14014	5.24 ug/L	#	53
62) 1,2-dichloropropane	10.864	63	16148	5.09 ug/L		94
63) methylcyclohexane	10.849	83	24868	4.79 ug/L		96
64) dibromomethane	11.021	93	8949	5.07 ug/L		98
65) bromodichloromethane	11.147	83	19910	4.94 ug/L		99
66) 2-nitropropane	11.351	41	2834m	2.90 ug/L		
67) 2-chloroethyl vinyl ether	11.387	63	34455	22.85 ug/L		99
68) epichlorohydrin	11.508	57	5864	23.35 ug/L	#	89
69) cis-1,3-dichloropropene	11.607	75	25349	4.98 ug/L		97
70) 4-methyl-2-pentanone	11.701	58	4531	4.44 ug/L		99
71) 3-methyl-1-butanol	11.717	70	6357	77.21 ug/L		95
72) toluene	11.978	91	66985	5.27 ug/L		98
73) trans-1,3-dichloropropene	12.161	75	21692	4.92 ug/L		88
74) ethyl methacrylate	12.161	69	15950	4.75 ug/L		96
75) 1,1,2-trichloroethane	12.371	83	10376	5.10 ug/L		95
76) 2-hexanone	12.554	58	4384	4.26 ug/L		91
79) tetrachloroethene	12.564	166	16381	4.94 ug/L		96
80) 1,3-dichloropropane	12.548	76	19516	5.12 ug/L		98
81) butyl acetate	12.627	56	6781	4.15 ug/L		93
82) 3,3-Dimethyl-1-Butanol	12.711	57	10079	35.70 ug/L	#	97
83) dibromochloromethane	12.815	129	14025	4.57 ug/L		99
84) 1,2-dibromoethane	12.962	107	12203	5.09 ug/L	#	96
86) chlorobenzene	13.422	112	41400	5.18 ug/L		97
87) 1,1,1,2-tetrachloroethane	13.479	131	14902	4.96 ug/L		97
88) ethylbenzene	13.485	91	70928	5.21 ug/L		96
89) m,p-xylene	13.589	106	54396	10.28 ug/L		95
90) o-xylene	13.997	106	26720	5.14 ug/L		100
91) styrene	14.002	104	43875	5.03 ug/L		99
92) bromoform	14.253	173	9109	4.40 ug/L		97
95) isopropylbenzene	14.332	105	67632	5.64 ug/L		99
96) cyclohexanone	14.473	55	9365	37.62 ug/L		91

Quantitation Report (QT Reviewed)

Data Path : C:\msdchem\1\DATA\VI7869\
Data File : I195143.D
Acq On : 29 May 2014 1:10 pm
Operator : SCOTTM
Sample : IC7869-5
Misc : MS68022,VI7869,,,,,1
ALS Vial : 6 Sample Multiplier: 1

Quant Time: Jun 02 16:10:06 2014
Quant Method : C:\msdchem\1\METHODS\MI7869.M
Quant Title : Method SW846 8260B, ZB624 60m x 0.25mm x 1.4um
QLast Update : Thu May 29 14:38:09 2014
Response via : Initial Calibration

Internal Standards	R.T.	QIon	Response	Conc	Units	Dev(Min)
97) 1,1,2,2-tetrachloroethane	14.614	83	15608	5.55	ug/L	96
98) trans-1,4-dichloro-2-b...	14.656	53	3730	4.95	ug/L	90
99) 1,2,3-trichloropropane	14.682	110	3310	5.19	ug/L	99
100) n-propylbenzene	14.735	91	80238	5.99	ug/L	98
101) bromobenzene	14.719	156	17828	5.70	ug/L	96
102) 2-chlorotoluene	14.876	126	17340	5.86	ug/L	92
103) 4-chlorotoluene	14.970	91	52468	6.16	ug/L	96
104) 1,3,5-trimethylbenzene	14.881	105	58119	5.67	ug/L	96
105) tert-butylbenzene	15.221	119	48159	5.66	ug/L	96
106) pentachloroethane	15.294	167	10612	5.22	ug/L	89
107) 1,2,4-trimethylbenzene	15.268	105	57016	5.76	ug/L	96
108) sec-butylbenzene	15.436	105	75275	5.82	ug/L	99
109) p-isopropyltoluene	15.551	119	62027	5.64	ug/l	98
110) benzyl chloride	15.802	91	29625	4.92	ug/L	99
111) 1,3-dichlorobenzene	15.613	146	33829	5.65	ug/L	95
112) 1,4-dichlorobenzene	15.692	146	33541	5.60	ug/L	98
113) 1,2-dichlorobenzene	16.074	146	31342	5.65	ug/L	96
114) n-butylbenzene	15.959	92	32452	5.82	ug/L	97
115) hexachloroethane	16.340	119	11955	5.36	ug/L	95
116) 1,2-dibromo-3-chloropr...	16.816	157	2907	4.94	ug/L	88
117) 1,3,5-Trichlorobenzene	17.015	180	26446	5.57	ug/L	99
118) 1,2,4-trichlorobenzene	17.617	180	21092	5.21	ug/L	96
119) hexachlorobutadiene	17.732	225	14244	6.01	ug/L	92
120) naphthalene	17.873	128	38215	4.94	ug/L	99
121) 1,2,3-trichlorobenzene	18.113	180	18694	5.28	ug/L	97

(#) = qualifier out of range (m) = manual integration (+) = signals summed

7.7.18

7

Quantitation Report (QT Reviewed)

Data Path : C:\msdchem\1\DATA\VI7869\
Data File : I195143.D
Acq On : 29 May 2014 1:10 pm
Operator : SCOTTM
Sample : IC7869-5
Misc : MS68022,VI7869,,,,,1
ALS Vial : 6 Sample Multiplier: 1

Quant Time: Jun 02 16:10:06 2014
Quant Method : C:\msdchem\1\METHODS\MI7869.M
Quant Title : Method SW846 8260B, ZB624 60m x 0.25mm x 1.4um
QLast Update : Thu May 29 14:38:09 2014
Response via : Initial Calibration

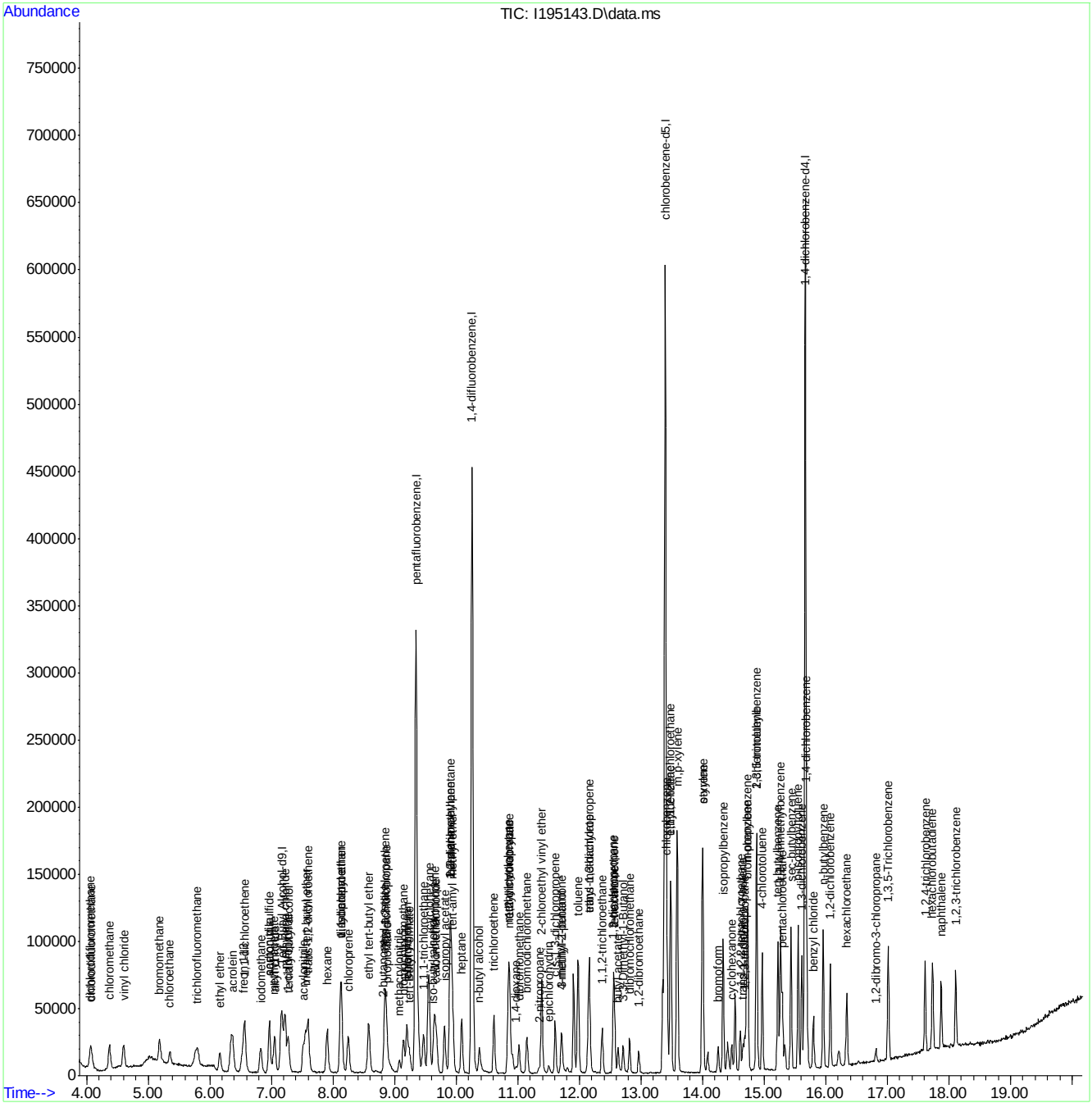

ACCUTEST LABORATORIES JB72256

Manual Integration Approval Summary

Sample Number:	VI7869-IC7869	**Method:**	SW846 8260B
Lab FileID:	I195143.D	**Analyst approved:**	05/30/14 10:58 Scott McGonigal
Injection Time:	05/29/14 13:10	**Supervisor approved:**	06/03/14 11:03 Jessica Reitan-Chu

Parameter	CAS	Sig#	R.T. (min.)	Reason
2-Nitropropane	79-46-9		11.35	Overlapping peak

Quantitation Report (Qedit)

Data Path : C:\msdchem\1\DATA\VI7869RAW\
Data File : I195143.D
Acq On : 29 May 2014 1:10 pm
Operator : SCOTTM
Sample : IC7869-5
Misc : MS68022,VI7869,,,,,1
ALS Vial : 6 Sample Multiplier: 1

Quant Time: May 29 13:30:51 2014
Quant Method : C:\MSDCHEM\1\METHODS\MI7869.M
Quant Title : Method SW846 8260B, ZB624 60m x 0.25mm x 1.4um
QLast Update : Thu May 29 08:36:10 2014
Response via : Initial Calibration

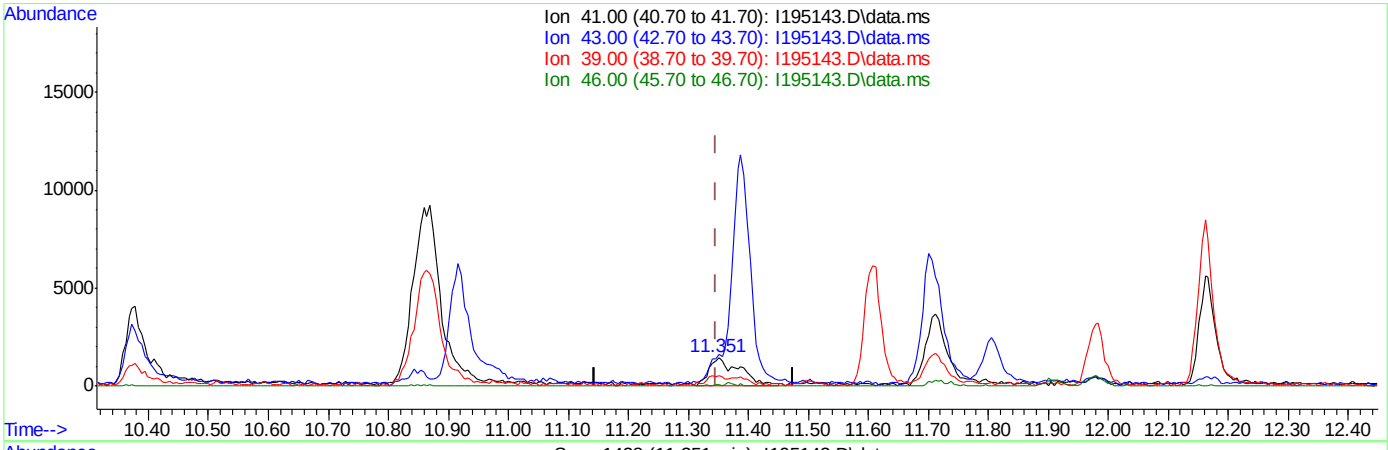

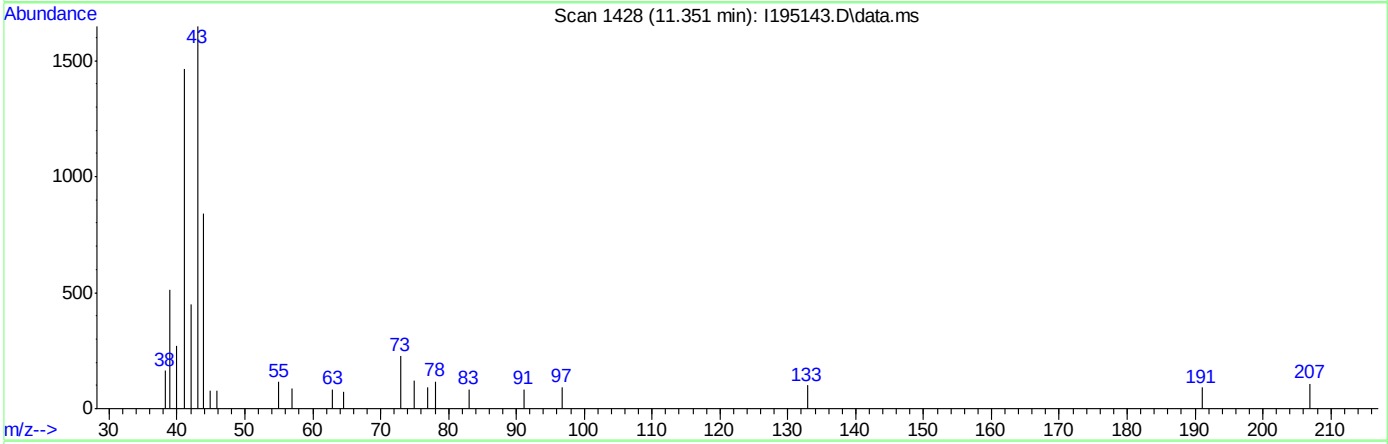

TIC: I195143.D\data.ms

(66) 2-nitropropane

11.351min (+0.005) 5.44ug/L

response 5311

Ion	Exp%	Act%
41.00	100	100
43.00	106.30	0.00#
39.00	40.90	46.81
46.00	5.40	0.00

I195143.D edits: 2-nitropropane

Quantitation Report (Qedit)

Data Path : C:\msdchem\1\DATA\VI7869\
Data File : I195143.D
Acq On : 29 May 2014 1:10 pm
Operator : SCOTTM
Sample : IC7869-5
Misc : MS68022,VI7869,,,,,1
ALS Vial : 6 Sample Multiplier: 1

Quant Time: May 29 15:06:15 2014
Quant Method : C:\msdchem\1\METHODS\MI7869.M
Quant Title : Method SW846 8260B, ZB624 60m x 0.25mm x 1.4um
QLast Update : Thu May 29 14:38:09 2014
Response via : Initial Calibration

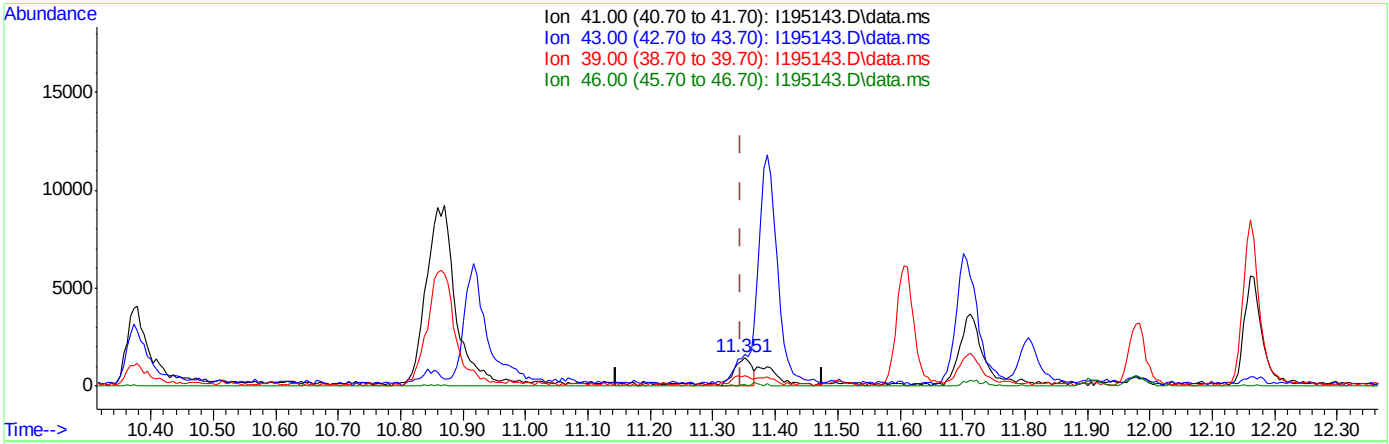

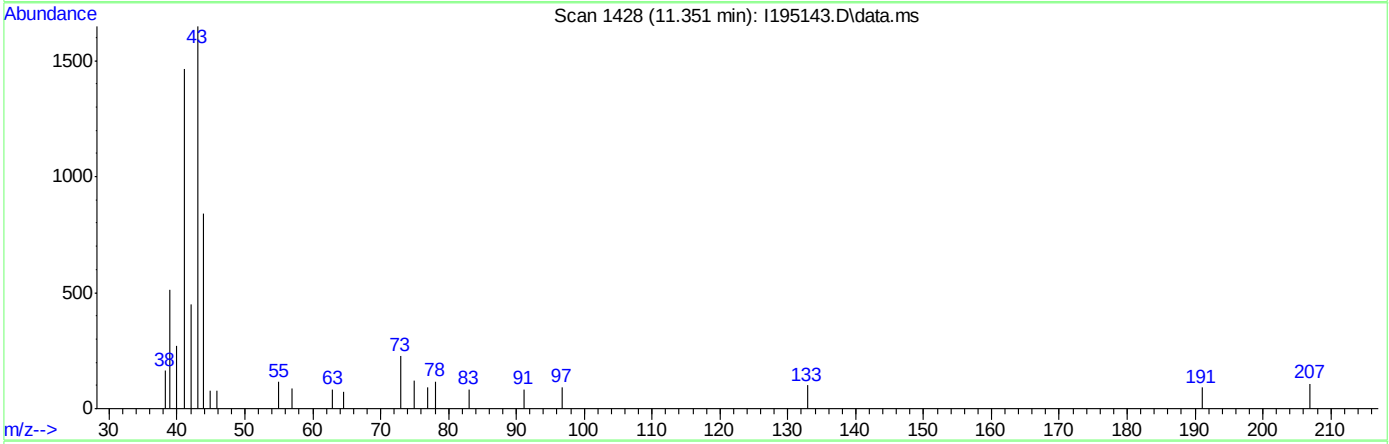

TIC: I195143.D\data.ms

(66) 2-nitropropane

11.351min (+0.005) 2.90ug/L m

response 2834

Ion	Exp%	Act%
41.00	100	100
43.00	106.30	0.00#
39.00	40.90	87.72#
46.00	5.40	0.00

I195143.D edits: 2-nitropropane

Quantitation Report (Qedit)

Data Path : C:\msdchem\1\DATA\VI7869\
Data File : I195143.D
Acq On : 29 May 2014 1:10 pm
Operator : SCOTTM
Sample : IC7869-5
Misc : MS68022,VI7869,,,,,1
ALS Vial : 6 Sample Multiplier: 1

Quant Time: May 29 15:06:15 2014
Quant Method : C:\msdchem\1\METHODS\MI7869.M
Quant Title : Method SW846 8260B, ZB624 60m x 0.25mm x 1.4um
QLast Update : Thu May 29 14:38:09 2014
Response via : Initial Calibration

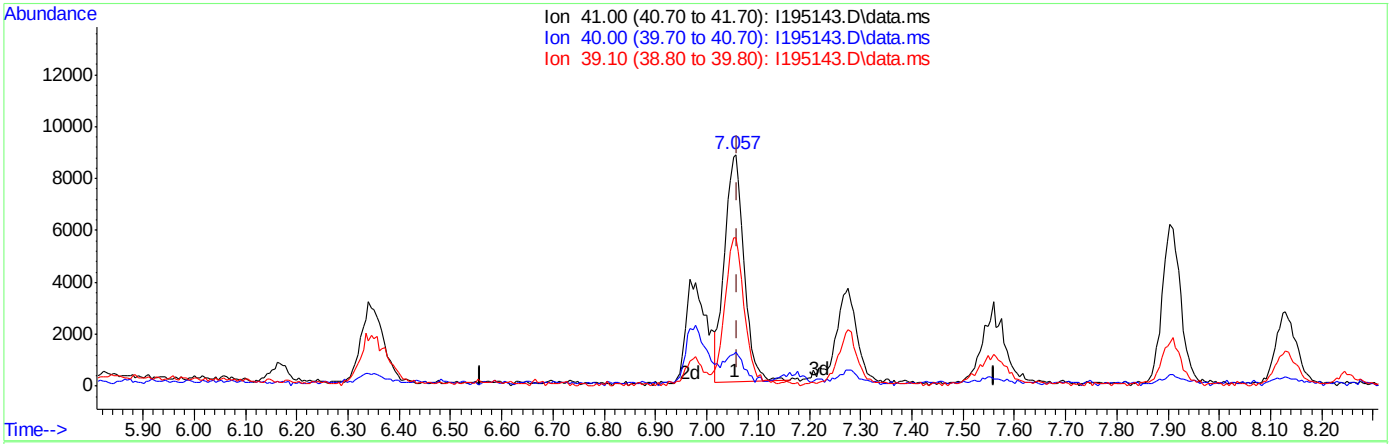

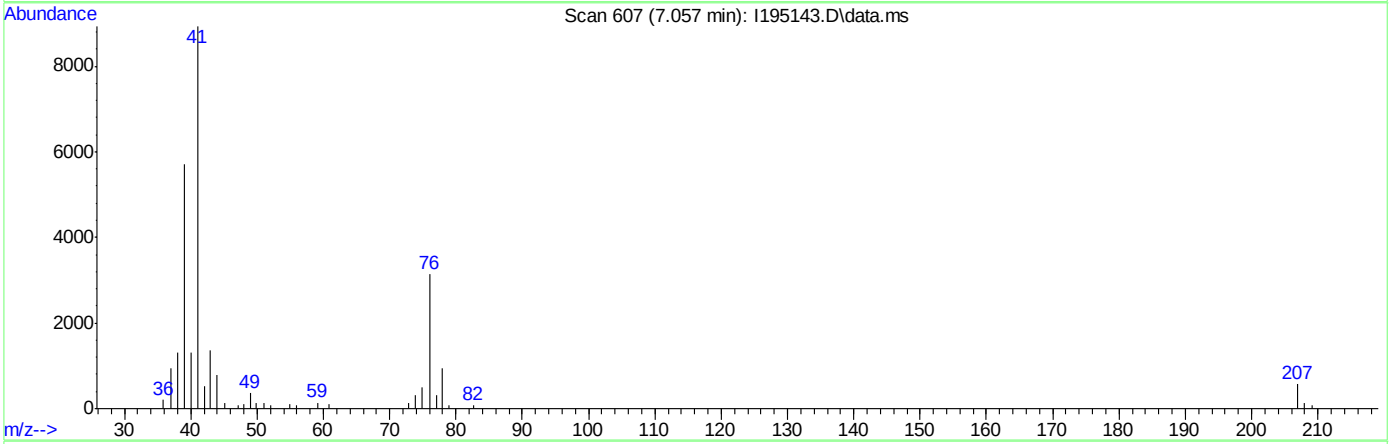

TIC: I195143.D\data.ms

(23) acetonitrile

7.057min (-0.003) 84.15ug/L

response 23081

Ion	Exp%	Act%
41.00	100	100
40.00	11.70	9.18
39.10	67.50	64.07
0.00	0.00	0.00

Quantitation Report (Qedit)

Data Path : C:\msdchem\1\DATA\VI7869\
Data File : I195143.D
Acq On : 29 May 2014 1:10 pm
Operator : SCOTTM
Sample : IC7869-5
Misc : MS68022,VI7869,,,,,1
ALS Vial : 6 Sample Multiplier: 1

Quant Time: May 29 15:06:15 2014
Quant Method : C:\msdchem\1\METHODS\MI7869.M
Quant Title : Method SW846 8260B, ZB624 60m x 0.25mm x 1.4um
QLast Update : Thu May 29 14:38:09 2014
Response via : Initial Calibration

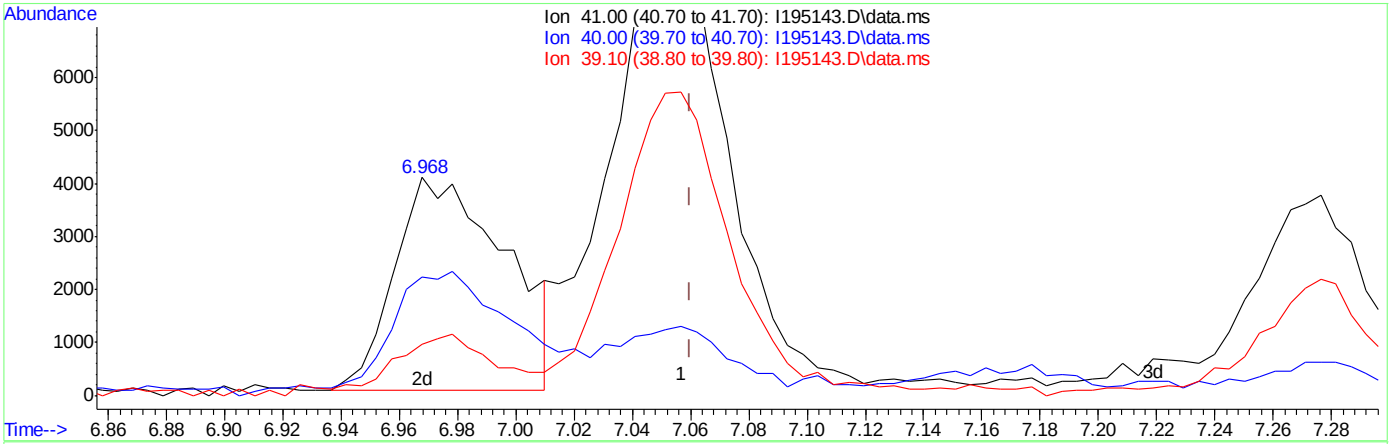

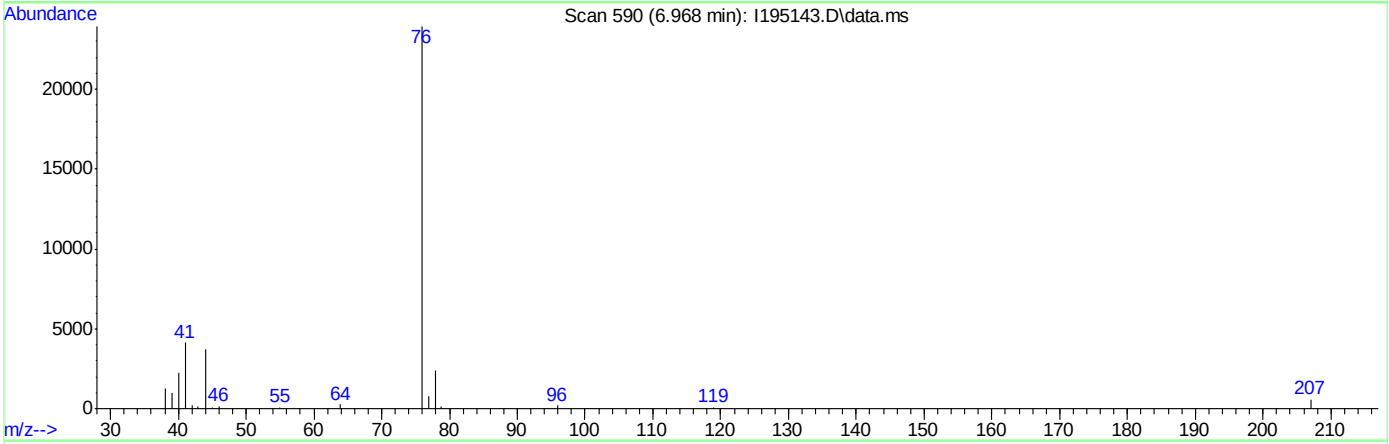

TIC: I195143.D\data.ms

(23) acetonitrile

6.968min (-0.092) 38.93ug/L m

response 10677

Ion	Exp%	Act%
41.00	100	100
40.00	11.70	54.06#
39.10	67.50	23.37#
0.00	0.00	0.00

I195143.D edits: acetonitrile

Manual Integrations APPROVED (compounds with "m" flag)
Jessica Reitan-Chu 06/03/14 11:03

Quantitation Report (QT Reviewed)

Data Path : C:\msdchem\1\DATA\VI7869\
Data File : I195144.D
Acq On : 29 May 2014 1:38 pm
Operator : SCOTTM
Sample : IC7869-10
Misc : MS68022,VI7869,,,,,1
ALS Vial : 7 Sample Multiplier: 1

Quant Time: Jun 02 16:10:42 2014
Quant Method : C:\msdchem\1\METHODS\MI7869.M
Quant Title : Method SW846 8260B, ZB624 60m x 0.25mm x 1.4um
QLast Update : Thu May 29 14:38:09 2014
Response via : Initial Calibration

Internal Standards	R.T.	QIon	Response	Conc	Units		Dev(Min)
1) Tert Butyl Alcohol-d9	7.172	65	109331	500.00	ug/L		0.00
5) pentafluorobenzene	9.353	168	288913	50.00	ug/L		0.00
48) 1,4-difluorobenzene	10.258	114	447598	50.00	ug/L		0.00
77) chlorobenzene-d5	13.396	117	357994	50.00	ug/L		0.00
93) 1,4-dichlorobenzene-d4	15.666	152	170716	50.00	ug/L		0.00
System Monitoring Compounds							
45) dibromofluoromethane (s)	9.395	113	29292	0.00	ug/L		0.00
Spiked Amount 50.000	Range 59 - 130		Recovery =	0.00%#			
49) 1,2-dichloroethane-d4...	9.813	65	30683	0.00	ug/L		-0.08
Spiked Amount 50.000	Range 70 - 123		Recovery =	0.00%#			
78) toluene-d8 (s)	11.910	98	104996	0.00	ug/L		0.00
Spiked Amount 50.000	Range 81 - 127		Recovery =	0.00%#			
94) 4-bromofluorobenzene (s)	14.525	95	37983	0.00	ug/L		0.00
Spiked Amount 50.000	Range 66 - 132		Recovery =	0.00%#			
Target Compounds							Qvalue
3) tertiary butyl alcohol	7.292	59	15923	52.72	ug/L	#	1
4) 1,4-dioxane	10.985	88	6236	269.26	ug/L	#	94
6) chlorodifluoromethane	4.081	51	32502	10.23	ug/L		98
7) dichlorodifluoromethane	4.070	85	42800	10.49	ug/L		99
8) chloromethane	4.379	50	52444	10.80	ug/L		97
9) vinyl chloride	4.609	62	49575	10.34	ug/L		99
10) bromomethane	5.200	94	31877	10.86	ug/L		99
11) chloroethane	5.357	64	20999	10.38	ug/L		96
12) trichlorofluoromethane	5.796	101	54377	10.63	ug/L		96
13) ethyl ether	6.167	74	15713	9.93	ug/L		91
14) acrolein	6.382	56	47668	99.27	ug/L		99
16) freon 113	6.544	151	22850	10.82	ug/L		91
17) 1,1-dichloroethene	6.575	61	45672	9.62	ug/L		98
18) acetone	6.591	58	2741	11.12	ug/L	#	85
19) iodomethane	6.832	142	57741	10.37	ug/L		98
20) carbon disulfide	6.973	76	111581	10.42	ug/L		98
21) methyl acetate	7.036	74	4011	10.09	ug/L	#	92
22) allyl chloride	7.057	76	15510	9.64	ug/L		95
23) acetonitrile	6.983	41	22864m	81.70	ug/L		
24) methylene chloride	7.229	84	38433	12.15	ug/L		99
25) 1-chloropronae	7.282	42	53202	9.95	ug/L	#	97
26) methyl tert butyl ether	7.559	73	83474	9.70	ug/L		99
27) acrylonitrile	7.517	53	41395	47.56	ug/L		99
28) trans-1,2-dichloroethene	7.601	96	34420	11.29	ug/L		96
29) hexane	7.909	57	37628	10.87	ug/L		97
30) di-isopropyl ether	8.129	45	100077	10.58	ug/L		85
31) vinyl acetate	8.134	65	18872	10.68	ug/L		98
32) 1,1-dichloroethane	8.134	63	56892	10.29	ug/L		98
33) chloroprene	8.249	53	44003	10.40	ug/L		99
34) ethyl tert-butyl ether	8.579	59	97853	10.23	ug/L		97
35) 2-butanone	8.824	72	2651	8.27	ug/L	#	89
36) ethyl acetate	8.835	45	3623	10.60	ug/L		60
37) 2,2-dichloropropane	8.861	77	50221	10.51	ug/L		99

Quantitation Report (QT Reviewed)

Data Path : C:\msdchem\1\DATA\VI7869\
Data File : I195144.D
Acq On : 29 May 2014 1:38 pm
Operator : SCOTTM
Sample : IC7869-10
Misc : MS68022,VI7869,,,,,1
ALS Vial : 7 Sample Multiplier: 1

Quant Time: Jun 02 16:10:42 2014
Quant Method : C:\msdchem\1\METHODS\MI7869.M
Quant Title : Method SW846 8260B, ZB624 60m x 0.25mm x 1.4um
QLast Update : Thu May 29 14:38:09 2014
Response via : Initial Calibration

Internal Standards	R.T.	QIon	Response	Conc	Units		Dev(Min)
38) cis-1,2-dichloroethene	8.845	96	36110	11.02	ug/L		92
39) methacrylonitrile	9.081	67	9611	9.32	ug/L	#	92
40) propionitrile	8.877	54	33370	97.58	ug/L		97
41) bromochloromethane	9.154	128	15305	9.75	ug/L		85
42) tetrahydrofuran	9.201	71	3106	9.23	ug/L	#	74
43) chloroform	9.201	83	54659	10.56	ug/L		95
44) tert-Butyl Formate	9.238	59	24531	9.29	ug/L	#	99
46) 1,1,1-trichloroethane	9.473	97	47206	10.18	ug/L		94
47) cyclohexane	9.562	84	43298	9.25	ug/L	#	75
50) 1,1-dichloropropene	9.651	75	42428	9.57	ug/L		99
51) carbon tetrachloride	9.682	117	40273	9.32	ug/L		97
52) iso-butyl alcohol	9.625	43	10489	77.68	ug/L	#	95
53) isopropyl acetate	9.813	61	10120	9.48	ug/L		94
54) benzene	9.902	78	129920	10.07	ug/L		99
55) 2,2,4-trimethylpentane	9.923	57	112766	9.23	ug/L		100
56) tert-amyl methyl ether	9.938	73	90628	9.46	ug/L		99
57) 1,2-dichloroethane	9.897	62	36609	9.48	ug/L		95
58) heptane	10.095	57	22462	9.27	ug/L		96
59) n-butyl alcohol	10.373	56	35509	410.47	ug/L		99
60) trichloroethene	10.618	95	32803	10.07	ug/L		97
61) methyl methacrylate	10.869	69	27007	9.83	ug/L	#	50
62) 1,2-dichloropropane	10.864	63	31280	9.60	ug/L		97
63) methylcyclohexane	10.849	83	51207	9.60	ug/L		97
64) dibromomethane	11.021	93	17565	9.70	ug/L		98
65) bromodichloromethane	11.147	83	39740	9.61	ug/L		96
66) 2-nitropropane	11.345	41	6265m	6.25	ug/L		
67) 2-chloroethyl vinyl ether	11.387	63	71840	46.41	ug/L		99
68) epichlorohydrin	11.497	57	12267	47.58	ug/L	#	90
69) cis-1,3-dichloropropene	11.607	75	49498	9.48	ug/L		99
70) 4-methyl-2-pentanone	11.701	58	9103	8.69	ug/L		98
71) 3-methyl-1-butanol	11.717	70	14013	165.77	ug/L		95
72) toluene	11.978	91	131002	10.03	ug/L		99
73) trans-1,3-dichloropropene	12.161	75	42545	9.39	ug/L		90
74) ethyl methacrylate	12.161	69	30848	8.94	ug/L		96
75) 1,1,2-trichloroethane	12.371	83	19820	9.49	ug/L		99
76) 2-hexanone	12.548	58	7565	7.17	ug/L		97
79) tetrachloroethene	12.564	166	32187	9.45	ug/L		93
80) 1,3-dichloropropane	12.554	76	38119	9.73	ug/L		97
81) butyl acetate	12.627	56	15071	8.97	ug/L		98
82) 3,3-Dimethyl-1-Butanol	12.705	57	22882	78.92	ug/L		99
83) dibromochloromethane	12.815	129	26939	8.54	ug/L		97
84) 1,2-dibromoethane	12.967	107	23762	9.64	ug/L		100
86) chlorobenzene	13.427	112	82401	10.04	ug/L		99
87) 1,1,1,2-tetrachloroethane	13.479	131	29288	9.50	ug/L		96
88) ethylbenzene	13.485	91	140000	10.01	ug/L		99
89) m,p-xylene	13.589	106	106031	19.50	ug/L		97
90) o-xylene	13.997	106	51963	9.72	ug/L		98
91) styrene	14.002	104	88178	9.84	ug/L		99
92) bromoform	14.253	173	17958	8.44	ug/L		99
95) isopropylbenzene	14.332	105	135275	10.92	ug/L		99

Quantitation Report (QT Reviewed)

Data Path : C:\msdchem\1\DATA\VI7869\
Data File : I195144.D
Acq On : 29 May 2014 1:38 pm
Operator : SCOTTM
Sample : IC7869-10
Misc : MS68022,VI7869,,,,,1
ALS Vial : 7 Sample Multiplier: 1

Quant Time: Jun 02 16:10:42 2014
Quant Method : C:\msdchem\1\METHODS\MI7869.M
Quant Title : Method SW846 8260B, ZB624 60m x 0.25mm x 1.4um
QLast Update : Thu May 29 14:38:09 2014
Response via : Initial Calibration

Internal Standards	R.T.	QIon	Response	Conc Units	Dev(Min)
96) cyclohexanone	14.478	55	14199	55.20 ug/L	96
97) 1,1,2,2-tetrachloroethane	14.614	83	30238	10.41 ug/L	98
98) trans-1,4-dichloro-2-b...	14.656	53	7423	9.53 ug/L	87
99) 1,2,3-trichloropropane	14.688	110	6499	9.87 ug/L	96
100) n-propylbenzene	14.735	91	155702	11.25 ug/L	99
101) bromobenzene	14.719	156	34934	10.81 ug/L	97
102) 2-chlorotoluene	14.876	126	34093	11.15 ug/L	96
103) 4-chlorotoluene	14.970	91	97774	11.10 ug/L	99
104) 1,3,5-trimethylbenzene	14.881	105	114061	10.77 ug/L	99
105) tert-butylbenzene	15.226	119	93833	10.67 ug/L	99
106) pentachloroethane	15.294	167	20367	9.70 ug/L	96
107) 1,2,4-trimethylbenzene	15.268	105	110622	10.81 ug/L	99
108) sec-butylbenzene	15.435	105	146483	10.96 ug/L	97
109) p-isopropyltoluene	15.551	119	121652	10.70 ug/l	97
110) benzyl chloride	15.796	91	60105	9.66 ug/L	99
111) 1,3-dichlorobenzene	15.613	146	66634	10.76 ug/L	97
112) 1,4-dichlorobenzene	15.692	146	65388	10.56 ug/L	97
113) 1,2-dichlorobenzene	16.074	146	61418	10.71 ug/L	99
114) n-butylbenzene	15.958	92	64259	11.15 ug/L	98
115) hexachloroethane	16.340	119	23104	10.03 ug/L	98
116) 1,2-dibromo-3-chloropr...	16.816	157	5731	9.43 ug/L	96
117) 1,3,5-Trichlorobenzene	17.015	180	53655	10.93 ug/L	99
118) 1,2,4-trichlorobenzene	17.616	180	43700	10.45 ug/L	99
119) hexachlorobutadiene	17.737	225	29050	11.86 ug/L	96
120) naphthalene	17.873	128	78270	9.79 ug/L	99
121) 1,2,3-trichlorobenzene	18.113	180	38270	10.46 ug/L	98

(#) = qualifier out of range (m) = manual integration (+) = signals summed

Quantitation Report (QT Reviewed)

Data Path : C:\msdchem\1\DATA\VI7869\
Data File : I195144.D
Acq On : 29 May 2014 1:38 pm
Operator : SCOTTM
Sample : IC7869-10
Misc : MS68022,VI7869,,,,,1
ALS Vial : 7 Sample Multiplier: 1

Quant Time: Jun 02 16:10:42 2014
Quant Method : C:\msdchem\1\METHODS\MI7869.M
Quant Title : Method SW846 8260B, ZB624 60m x 0.25mm x 1.4um
QLast Update : Thu May 29 14:38:09 2014
Response via : Initial Calibration

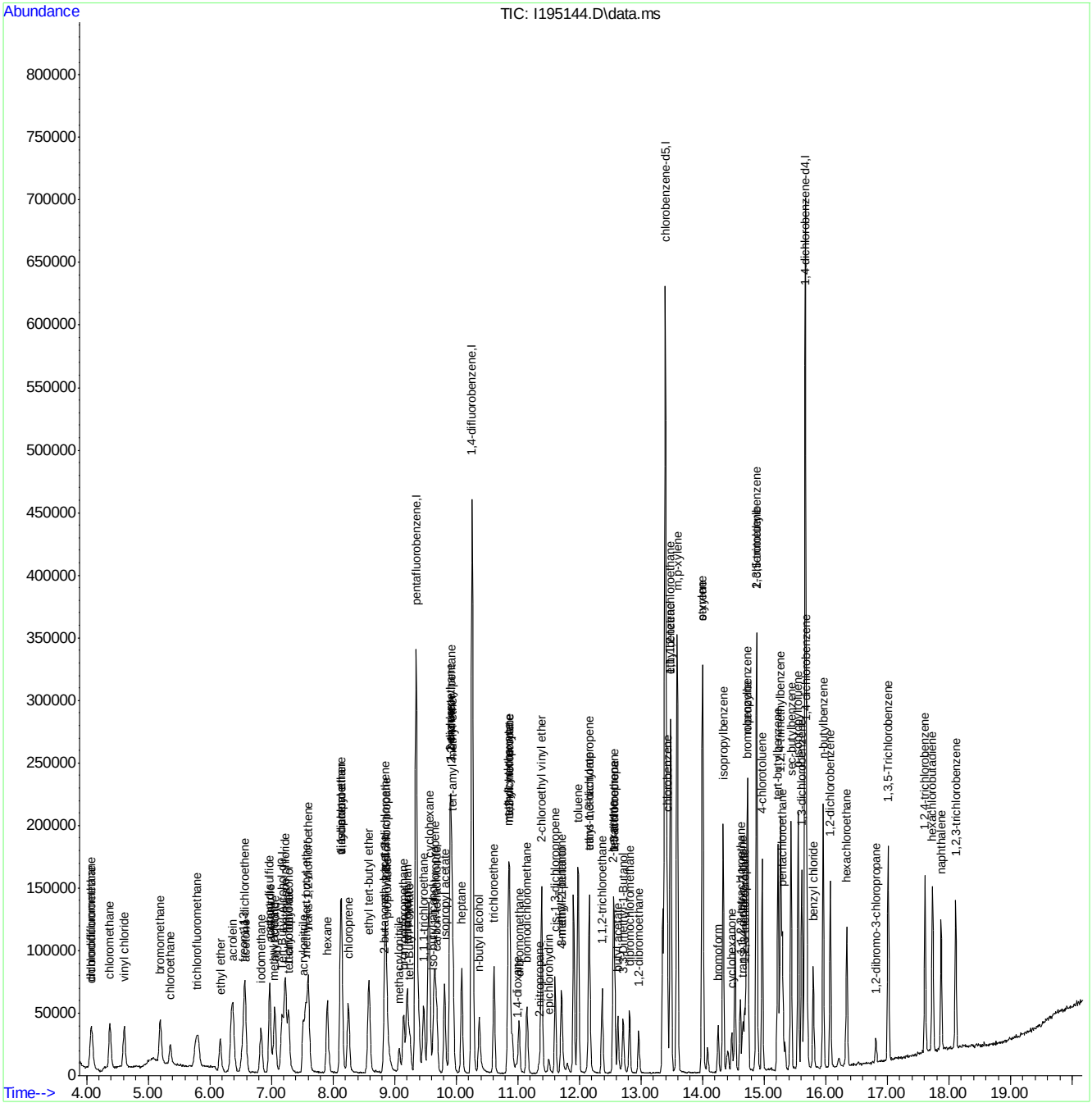

Manual Integration Approval Summary

Sample Number:	VI7869-IC7869	**Method:**	SW846 8260B
Lab FileID:	I195144.D	**Analyst approved:**	05/30/14 10:58 Scott McGonigal
Injection Time:	05/29/14 13:38	**Supervisor approved:**	06/03/14 11:03 Jessica Reitan-Chu

Parameter	CAS	Sig#	R.T. (min.)	Reason
2-Nitropropane	79-46-9		11.35	Overlapping peak

Quantitation Report (Qedit)

Data Path : C:\msdchem\1\DATA\VI7869RAW\
Data File : I195144.D
Acq On : 29 May 2014 1:38 pm
Operator : SCOTTM
Sample : IC7869-10
Misc : MS68022,VI7869,,,,,1
ALS Vial : 7 Sample Multiplier: 1

Quant Time: May 29 13:59:06 2014
Quant Method : C:\MSDCHEM\1\METHODS\MI7869.M
Quant Title : Method SW846 8260B, ZB624 60m x 0.25mm x 1.4um
QLast Update : Thu May 29 08:36:10 2014
Response via : Initial Calibration

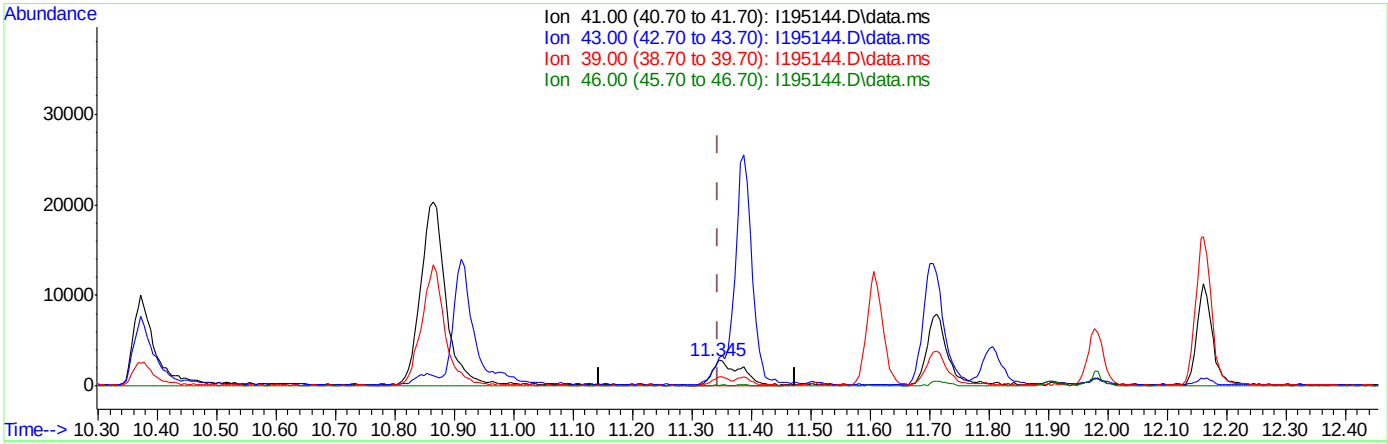

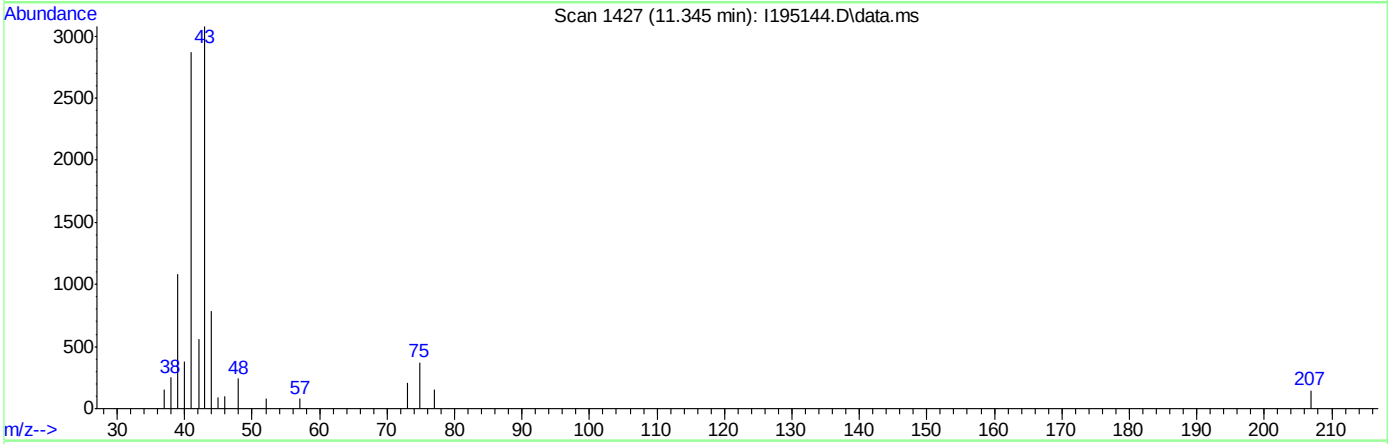

TIC: I195144.D\data.ms

(66) 2-nitropropane

11.345min (-0.000) 9.25ug/L

response 9275

Ion	Exp%	Act%
41.00	100	100
43.00	106.30	0.00#
39.00	40.90	23.65
46.00	5.40	0.00

I195144.D edits: 2-nitropropane

Quantitation Report (Qedit)

Data Path : C:\msdchem\1\DATA\VI7869\
Data File : I195144.D
Acq On : 29 May 2014 1:38 pm
Operator : SCOTTM
Sample : IC7869-10
Misc : MS68022,VI7869,,,,,1
ALS Vial : 7 Sample Multiplier: 1

Quant Time: May 29 15:05:32 2014
Quant Method : C:\msdchem\1\METHODS\MI7869.M
Quant Title : Method SW846 8260B, ZB624 60m x 0.25mm x 1.4um
QLast Update : Thu May 29 14:38:09 2014
Response via : Initial Calibration

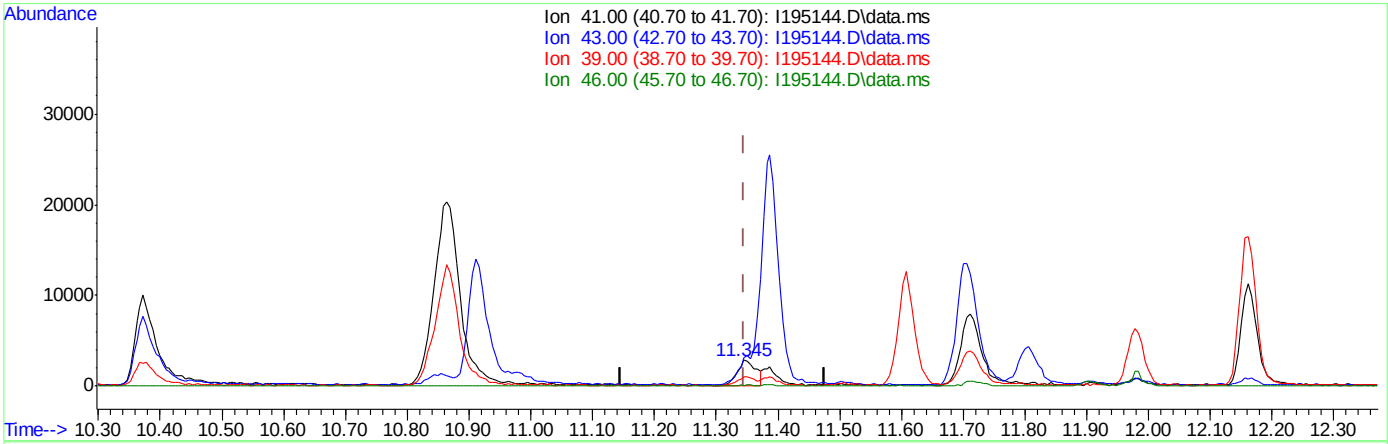

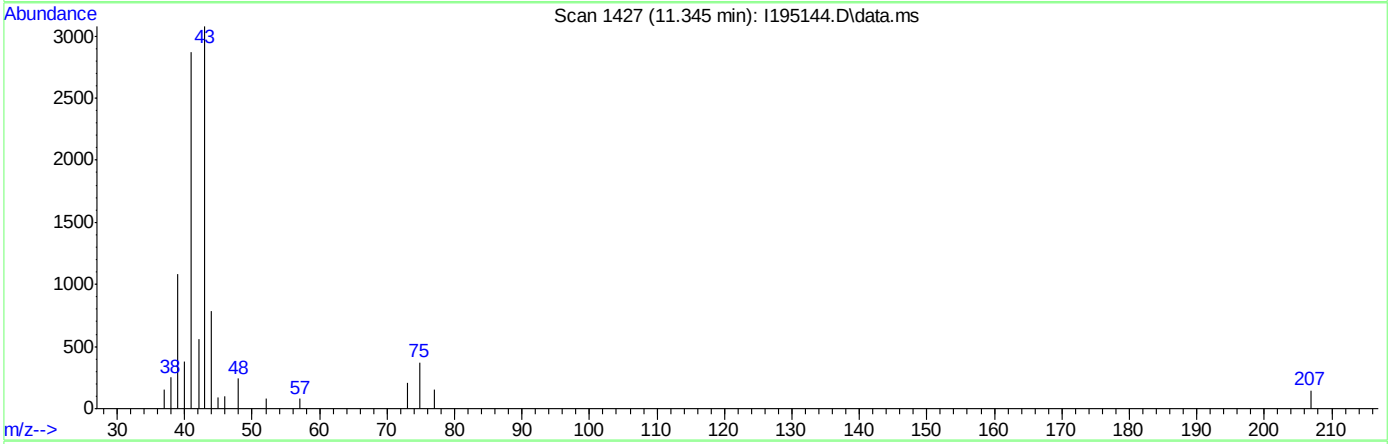

TIC: I195144.D\data.ms

(66) 2-nitropropane

11.345min (-0.000) 6.25ug/L m

response 6265

Ion	Exp%	Act%
41.00	100	100
43.00	106.30	0.00#
39.00	40.90	35.02
46.00	5.40	0.00

I195144.D edits: 2-nitropropane

7.7.19.3
7

Quantitation Report (Qedit)

Data Path : C:\msdchem\1\DATA\VI7869\
Data File : I195144.D
Acq On : 29 May 2014 1:38 pm
Operator : SCOTTM
Sample : IC7869-10
Misc : MS68022,VI7869,,,,,1
ALS Vial : 7 Sample Multiplier: 1

Quant Time: May 29 15:05:32 2014
Quant Method : C:\msdchem\1\METHODS\MI7869.M
Quant Title : Method SW846 8260B, ZB624 60m x 0.25mm x 1.4um
QLast Update : Thu May 29 14:38:09 2014
Response via : Initial Calibration

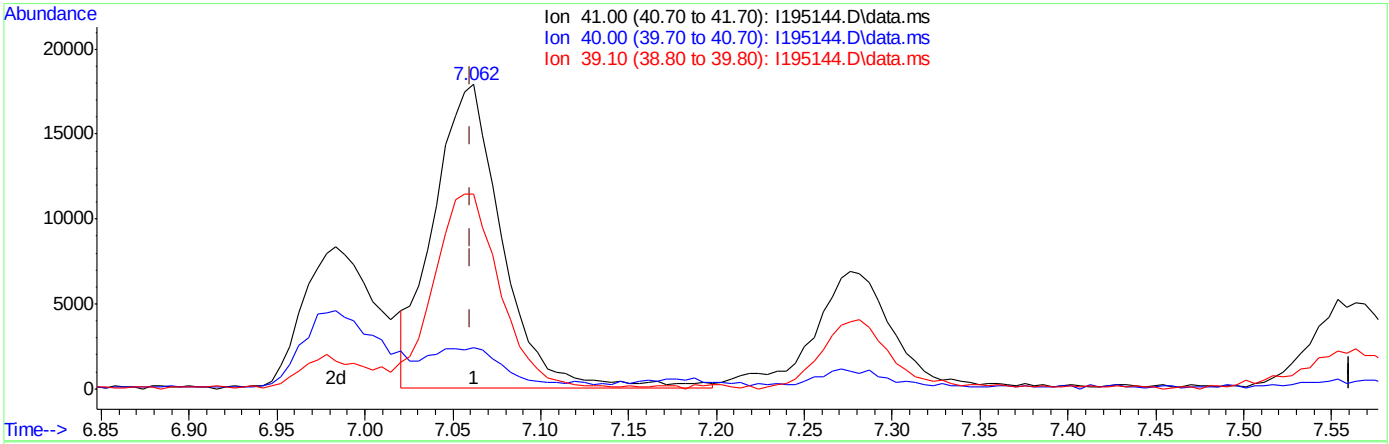

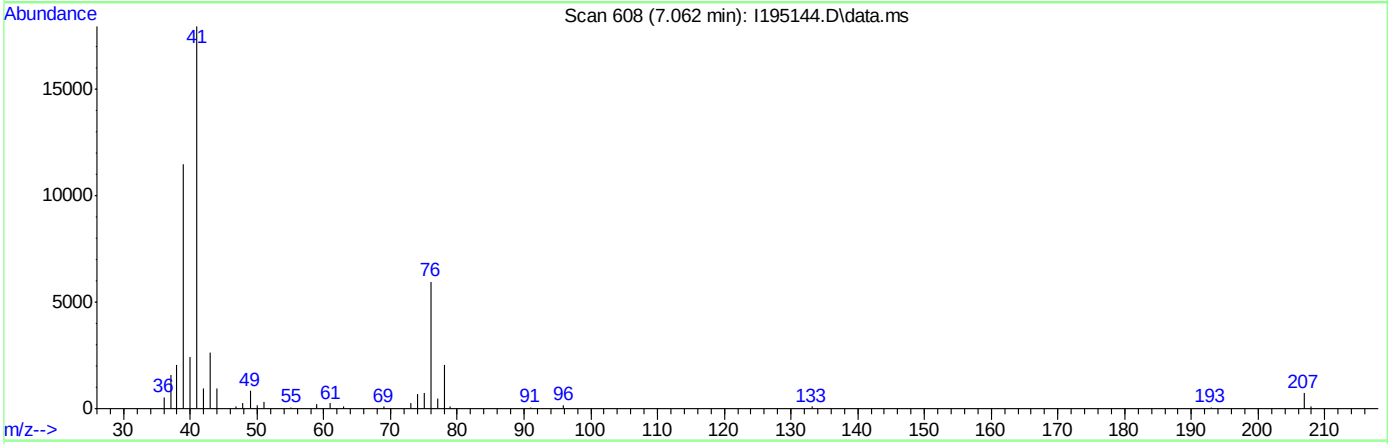

TIC: I195144.D\data.ms

(23) acetonitrile

7.062min (+0.002) 174.11ug/L

response 48725

Ion	Exp%	Act%
41.00	100	100
40.00	11.70	11.70
39.10	67.50	63.88
0.00	0.00	0.00

Quantitation Report (Qedit)

Data Path : C:\msdchem\1\DATA\VI7869\
Data File : I195144.D
Acq On : 29 May 2014 1:38 pm
Operator : SCOTTM
Sample : IC7869-10
Misc : MS68022,VI7869,,,,,1
ALS Vial : 7 Sample Multiplier: 1

Quant Time: May 29 15:05:32 2014
Quant Method : C:\msdchem\1\METHODS\MI7869.M
Quant Title : Method SW846 8260B, ZB624 60m x 0.25mm x 1.4um
QLast Update : Thu May 29 14:38:09 2014
Response via : Initial Calibration

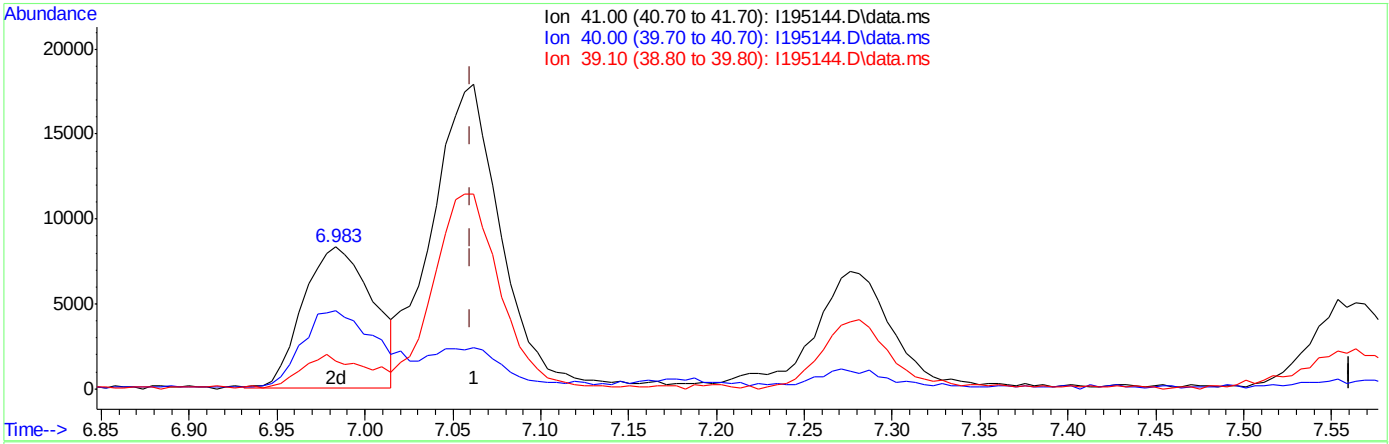

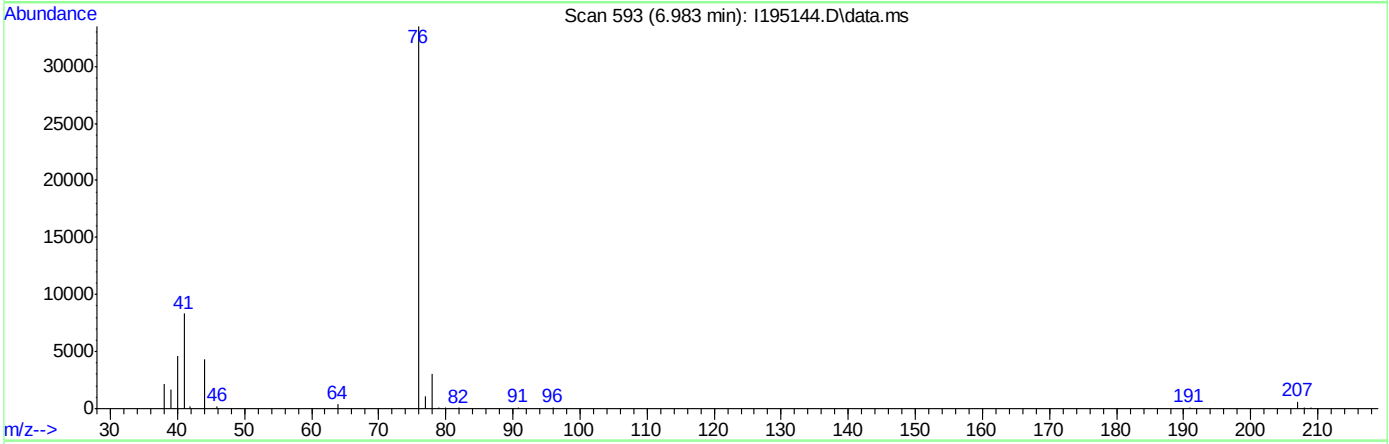

TIC: I195144.D\data.ms

(23) acetonitrile

6.983min (-0.077) 81.70ug/L m

response 22864

Ion	Exp%	Act%
41.00	100	100
40.00	11.70	55.10#
39.10	67.50	19.83#
0.00	0.00	0.00

I195144.D edits: acetonitrile

I195145.D

Manual Integrations APPROVED (compounds with "m" flag)

Jessica Reitan-Chu 06/03/14 11:03

Quantitation Report (QT Reviewed)

Data Path : C:\msdchem\1\DATA\VI7869\
Data File : I195145.D
Acq On : 29 May 2014 2:07 pm
Operator : SCOTTM
Sample : IC7869-20
Misc : MS68022,VI7869,,,,,1
ALS Vial : 8 Sample Multiplier: 1

Quant Time: Jun 02 16:11:15 2014
Quant Method : C:\msdchem\1\METHODS\MI7869.M
Quant Title : Method SW846 8260B, ZB624 60m x 0.25mm x 1.4um
QLast Update : Thu May 29 16:23:23 2014
Response via : Initial Calibration

Internal Standards	R.T.	QIon	Response	Conc	Units		Dev(Min)
1) Tert Butyl Alcohol-d9	7.172	65	102422	500.00	ug/L		0.00
5) pentafluorobenzene	9.353	168	287280	50.00	ug/L		0.00
48) 1,4-difluorobenzene	10.258	114	447265	50.00	ug/L		0.00
77) chlorobenzene-d5	13.396	117	352413	50.00	ug/L		0.00
93) 1,4-dichlorobenzene-d4	15.666	152	168700	50.00	ug/L		0.00
System Monitoring Compounds							
45) dibromofluoromethane (s)	9.395	113	59769	19.77	ug/L		0.00
Spiked Amount 50.000	Range 59 - 130		Recovery = 39.54%#				
49) 1,2-dichloroethane-d4...	9.813	65	61181	49.74	ug/L		0.03
Spiked Amount 50.000	Range 70 - 123		Recovery = 99.48%				
78) toluene-d8 (s)	11.905	98	218451	20.15	ug/L		0.00
Spiked Amount 50.000	Range 81 - 127		Recovery = 40.30%#				
94) 4-bromofluorobenzene (s)	14.525	95	76882	19.99	ug/L		0.00
Spiked Amount 50.000	Range 66 - 132		Recovery = 39.98%#				
Target Compounds							Qvalue
3) tertiary butyl alcohol	7.287	59	28561	95.07	ug/L		91
4) 1,4-dioxane	10.979	88	12493	534.57	ug/L	#	99
6) chlorodifluoromethane	4.081	51	59405	19.21	ug/L		97
7) dichlorodifluoromethane	4.070	85	81372	19.93	ug/L		100
8) chloromethane	4.384	50	96581	19.31	ug/L		98
9) vinyl chloride	4.614	62	94077	20.01	ug/L		98
10) bromomethane	5.195	94	58680	18.88	ug/L		100
11) chloroethane	5.362	64	39259	19.39	ug/L		98
12) trichlorofluoromethane	5.796	101	102866	19.99	ug/L		99
13) ethyl ether	6.173	74	30898	19.24	ug/L		98
14) acrolein	6.382	56	94567	193.28	ug/L		99
15) 2-chloropropane	6.351	63	26739	20.04	ug/L		98
16) freon 113	6.555	151	41657	20.29	ug/L		98
17) 1,1-dichloroethene	6.575	61	94099	20.35	ug/L		99
18) acetone	6.591	58	4557	19.14	ug/L	#	66
19) iodomethane	6.832	142	115726	20.14	ug/L	#	100
20) carbon disulfide	6.968	76	225529	20.39	ug/L		99
21) methyl acetate	7.030	74	7447	18.89	ug/L		96
22) allyl chloride	7.057	76	32396	20.83	ug/L		94
23) acetonitrile	6.978	41	43978m	98.33	ug/L		
24) methylene chloride	7.229	84	67900	18.17	ug/L		96
25) 1-chloropronae	7.276	42	104953	19.41	ug/L		99
26) methyl tert butyl ether	7.559	73	170808	19.01	ug/L		100
27) acrylonitrile	7.512	53	84089	97.57	ug/L		100
28) trans-1,2-dichloroethene	7.601	96	65963	19.31	ug/L		95
29) hexane	7.909	57	69439	18.70	ug/L		98
30) di-isopropyl ether	8.129	45	185300	18.91	ug/L		86
31) vinyl acetate	8.139	65	37717	20.15	ug/L	#	91
32) 1,1-dichloroethane	8.134	63	114235	20.52	ug/L		99
33) chloroprene	8.254	53	83122	19.55	ug/L		99
34) ethyl tert-butyl ether	8.584	59	187568	19.73	ug/L		97
35) 2-butanone	8.809	72	5408	18.92	ug/L	#	93
36) ethyl acetate	8.835	45	6420	18.73	ug/L	#	17

Quantitation Report (QT Reviewed)

Data Path : C:\msdchem\1\DATA\VI7869\
Data File : I195145.D
Acq On : 29 May 2014 2:07 pm
Operator : SCOTTM
Sample : IC7869-20
Misc : MS68022,VI7869,,,,,1
ALS Vial : 8 Sample Multiplier: 1

Quant Time: Jun 02 16:11:15 2014
Quant Method : C:\msdchem\1\METHODS\MI7869.M
Quant Title : Method SW846 8260B, ZB624 60m x 0.25mm x 1.4um
QLast Update : Thu May 29 16:23:23 2014
Response via : Initial Calibration

Internal Standards	R.T.	QIon	Response	Conc	Units		Dev(Min)
37) 2,2-dichloropropane	8.861	77	99867	19.78	ug/L		99
38) cis-1,2-dichloroethene	8.851	96	69903	19.22	ug/L		98
39) methacrylonitrile	9.070	67	19286	19.10	ug/L		99
40) propionitrile	8.877	54	65668	197.72	ug/L		97
41) bromochloromethane	9.149	128	31281	19.89	ug/L		98
42) tetrahydrofuran	9.211	71	6487	19.28	ug/L	#	94
43) chloroform	9.201	83	110774	19.65	ug/L		100
44) tert-Butyl Formate	9.243	59	47017	19.15	ug/L	#	99
46) 1,1,1-trichloroethane	9.468	97	96588	20.49	ug/L		95
47) cyclohexane	9.562	84	94654	20.45	ug/L		92
50) 1,1-dichloropropene	9.651	75	87036	20.67	ug/L		99
51) carbon tetrachloride	9.682	117	83596	20.55	ug/L		98
52) iso-butyl alcohol	9.619	43	20849	184.03	ug/L	#	100
53) isopropyl acetate	9.813	61	19863	18.74	ug/L		98
54) benzene	9.902	78	259534	19.86	ug/L		97
55) 2,2,4-trimethylpentane	9.923	57	217909	19.70	ug/L		99
56) tert-amyl methyl ether	9.938	73	178409	18.97	ug/L		99
57) 1,2-dichloroethane	9.902	62	75556	20.27	ug/L		99
58) heptane	10.090	57	42517	18.84	ug/L		96
59) n-butyl alcohol	10.367	56	65520	927.23	ug/L		96
60) trichloroethene	10.613	95	67086	20.68	ug/L		97
61) methyl methacrylate	10.864	69	54596	19.25	ug/L		99
62) 1,2-dichloropropane	10.864	63	63818	20.25	ug/L		99
63) methylcyclohexane	10.854	83	98540	19.99	ug/L		97
64) dibromomethane	11.021	93	35893	19.83	ug/L		93
65) bromodichloromethane	11.147	83	81666	19.99	ug/L		96
66) 2-nitropropane	11.345	41	11100m	18.00	ug/L		
67) 2-chloroethyl vinyl ether	11.387	63	142869	98.18	ug/L		99
68) epichlorohydrin	11.502	57	21880	91.39	ug/L		97
69) cis-1,3-dichloropropene	11.607	75	101834	20.51	ug/L		99
70) 4-methyl-2-pentanone	11.696	58	18568	19.20	ug/L		100
71) 3-methyl-1-butanol	11.712	70	26022	366.73	ug/L		99
72) toluene	11.978	91	264568	20.04	ug/L		100
73) trans-1,3-dichloropropene	12.161	75	88041	19.84	ug/L		98
74) ethyl methacrylate	12.161	69	63792	19.58	ug/L		97
75) 1,1,2-trichloroethane	12.371	83	40142	19.39	ug/L		98
76) 2-hexanone	12.543	58	16520	19.06	ug/L		95
79) tetrachloroethene	12.564	166	66055	20.48	ug/L		98
80) 1,3-dichloropropane	12.554	76	78143	20.12	ug/L		97
81) butyl acetate	12.627	56	29010	19.19	ug/L		99
82) 3,3-Dimethyl-1-Butanol	12.710	57	41927	176.60	ug/L		95
83) dibromochloromethane	12.815	129	57795	20.57	ug/L		99
84) 1,2-dibromoethane	12.962	107	48275	19.95	ug/L		99
85) n-butyl ether	13.354	57	230010	20.29	ug/L		99
86) chlorobenzene	13.427	112	164878	20.11	ug/L		97
87) 1,1,1,2-tetrachloroethane	13.479	131	60449	20.42	ug/L		98
88) ethylbenzene	13.485	91	282321	20.14	ug/L		100
89) m,p-xylene	13.589	106	217011	41.13	ug/L		99
90) o-xylene	13.997	106	104921	20.35	ug/L		98
91) styrene	14.002	104	176347	20.05	ug/L		98

Quantitation Report (QT Reviewed)

Data Path : C:\msdchem\1\DATA\VI7869\
Data File : I195145.D
Acq On : 29 May 2014 2:07 pm
Operator : SCOTTM
Sample : IC7869-20
Misc : MS68022,VI7869,,,,,1
ALS Vial : 8 Sample Multiplier: 1

Quant Time: Jun 02 16:11:15 2014
Quant Method : C:\msdchem\1\METHODS\MI7869.M
Quant Title : Method SW846 8260B, ZB624 60m x 0.25mm x 1.4um
QLast Update : Thu May 29 16:23:23 2014
Response via : Initial Calibration

Internal Standards	R.T.	QIon	Response	Conc	Units	Dev(Min)
92) bromoform	14.253	173	37520	19.98	ug/L	99
95) isopropylbenzene	14.332	105	273191	20.42	ug/L	99
96) cyclohexanone	14.473	55	24052	152.28	ug/L	96
97) 1,1,2,2-tetrachloroethane	14.614	83	61264	19.47	ug/L	95
98) trans-1,4-dichloro-2-b...	14.651	53	15211	19.28	ug/L	97
99) 1,2,3-trichloropropane	14.688	110	13511	19.95	ug/L	97
100) n-propylbenzene	14.735	91	310825	19.83	ug/L	99
101) bromobenzene	14.714	156	69932	19.73	ug/L	98
102) 2-chlorotoluene	14.876	126	68981	20.36	ug/L	97
103) 4-chlorotoluene	14.970	91	196013	19.85	ug/L	98
104) 1,3,5-trimethylbenzene	14.881	105	229938	20.21	ug/L	99
105) tert-butylbenzene	15.221	119	188388	19.63	ug/L	99
106) pentachloroethane	15.299	167	42420	20.30	ug/L	96
107) 1,2,4-trimethylbenzene	15.268	105	224755	19.78	ug/L	100
108) sec-butylbenzene	15.435	105	294447	20.25	ug/L	100
109) p-isopropyltoluene	15.551	119	245192	20.13	ug/l	100
110) benzyl chloride	15.796	91	111405	18.17	ug/L	99
111) 1,3-dichlorobenzene	15.613	146	134633	20.24	ug/L	99
112) 1,4-dichlorobenzene	15.692	146	133607	19.48	ug/L	100
113) 1,2-dichlorobenzene	16.074	146	124067	19.60	ug/L	99
114) n-butylbenzene	15.958	92	126711	20.20	ug/L	98
115) hexachloroethane	16.340	119	47723	19.54	ug/L	97
116) 1,2-dibromo-3-chloropr...	16.816	157	11422	18.87	ug/L	93
117) 1,3,5-Trichlorobenzene	17.015	180	107084	20.51	ug/L	100
118) 1,2,4-trichlorobenzene	17.611	180	87841	20.31	ug/L	97
119) hexachlorobutadiene	17.732	225	54078	20.26	ug/L	97
120) naphthalene	17.873	128	163096	20.06	ug/L	98
121) 1,2,3-trichlorobenzene	18.108	180	77714	20.50	ug/L	96

(#) = qualifier out of range (m) = manual integration (+) = signals summed

Quantitation Report (QT Reviewed)

Data Path : C:\msdchem\1\DATA\VI7869\
Data File : I195145.D
Acq On : 29 May 2014 2:07 pm
Operator : SCOTTM
Sample : IC7869-20
Misc : MS68022,VI7869,,,,,1
ALS Vial : 8 Sample Multiplier: 1

Quant Time: Jun 02 16:11:15 2014
Quant Method : C:\msdchem\1\METHODS\MI7869.M
Quant Title : Method SW846 8260B, ZB624 60m x 0.25mm x 1.4um
QLast Update : Thu May 29 16:23:23 2014
Response via : Initial Calibration

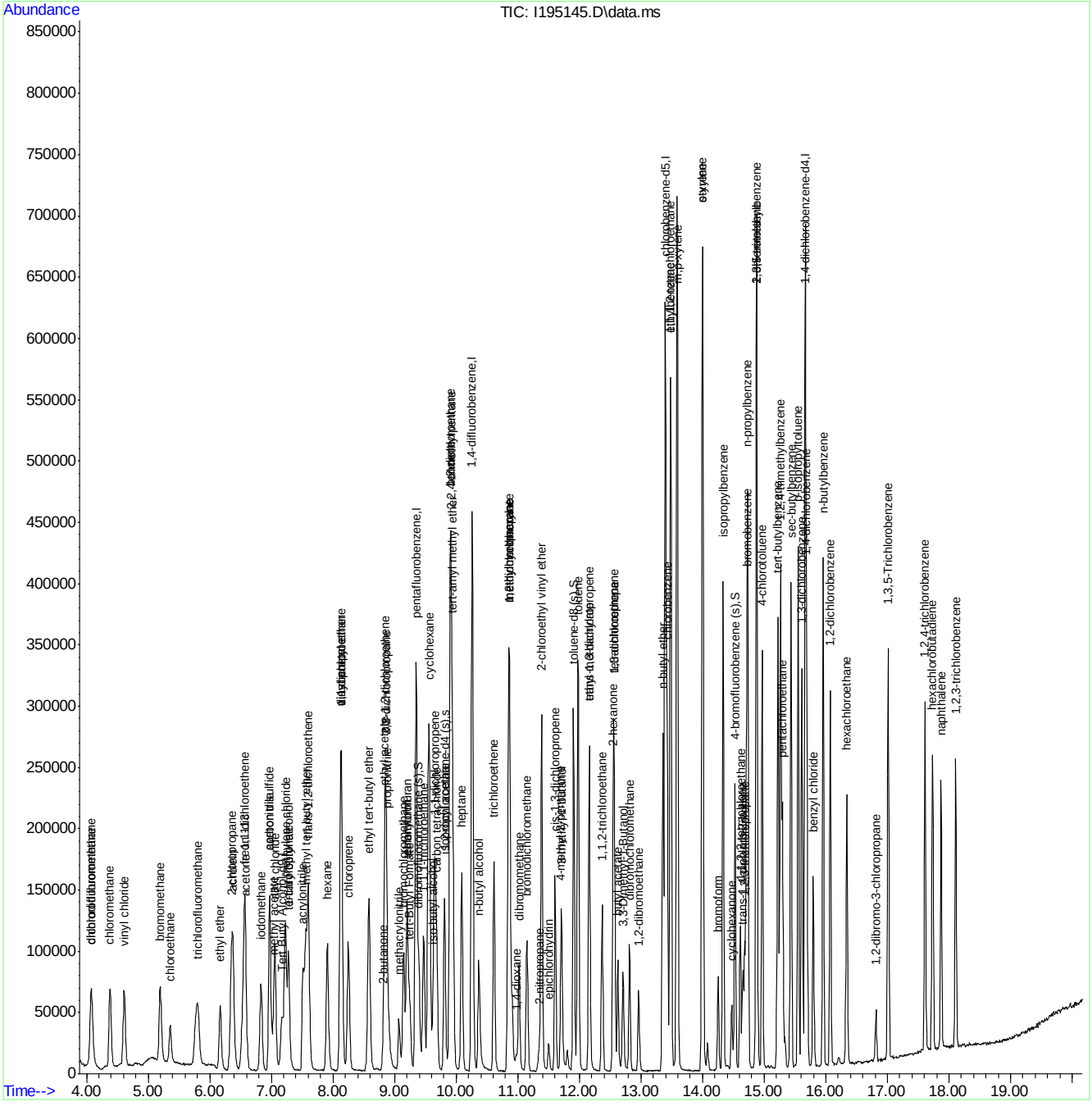

ACCUTEST LABORATORIES JB72256

Manual Integration Approval Summary

Sample Number:	VI7869-IC7869	**Method:**	SW846 8260B
Lab FileID:	I195145.D	**Analyst approved:**	05/30/14 10:58 Scott McGonigal
Injection Time:	05/29/14 14:07	**Supervisor approved:**	06/03/14 11:03 Jessica Reitan-Chu

Parameter	CAS	Sig#	R.T. (min.)	Reason
2-Nitropropane	79-46-9		11.35	Overlapping peak

Quantitation Report (Qedit)

Data Path : C:\msdchem\1\DATA\VI7869RAW\
Data File : I195145.D
Acq On : 29 May 2014 2:07 pm
Operator : SCOTTM
Sample : IC7869-20
Misc : MS68022,VI7869,,,,,1
ALS Vial : 8 Sample Multiplier: 1

Quant Time: May 29 14:27:16 2014
Quant Method : C:\MSDCHEM\1\METHODS\MI7869.M
Quant Title : Method SW846 8260B, ZB624 60m x 0.25mm x 1.4um
QLast Update : Thu May 29 08:36:10 2014
Response via : Initial Calibration

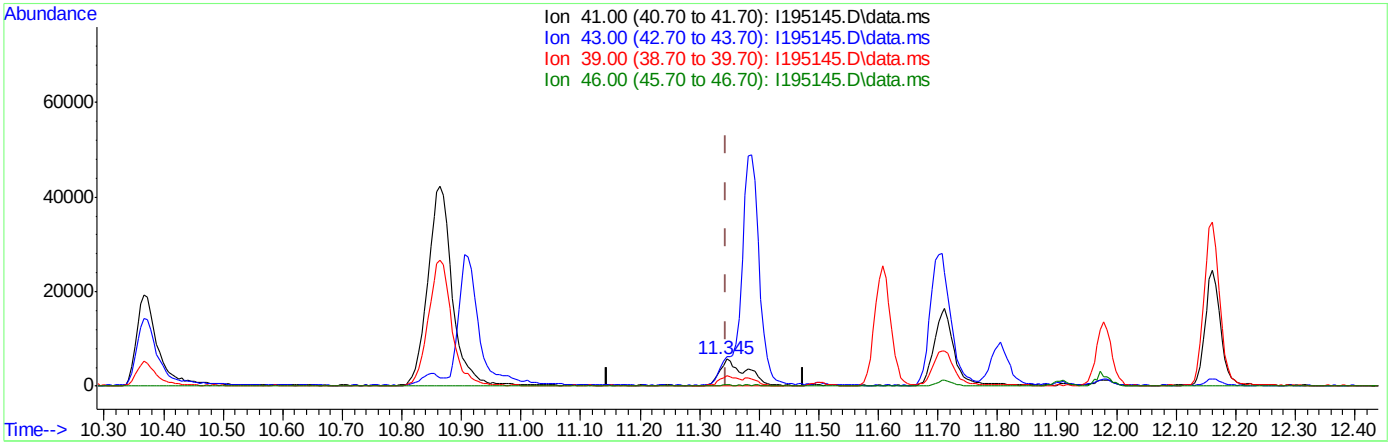

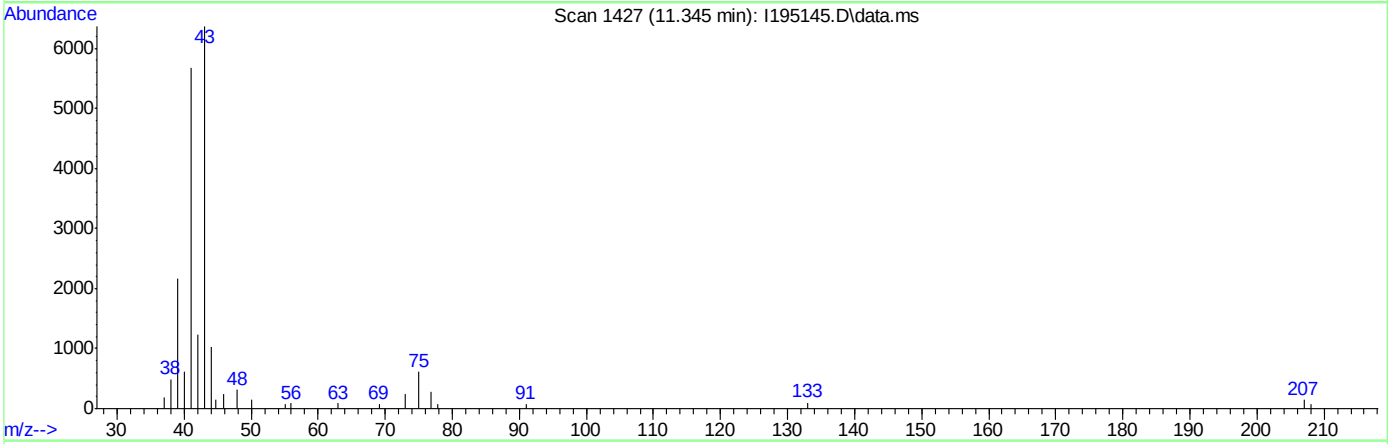

TIC: I195145.D\data.ms

(66) 2-nitropropane

11.345min (-0.000) 16.77ug/L

response 16815

Ion	Exp%	Act%
41.00	100	100
43.00	106.30	0.00#
39.00	40.90	48.49
46.00	5.40	0.00

I195145.D edits: 2-nitropropane

Quantitation Report (Qedit)

Data Path : C:\msdchem\1\DATA\VI7869\
Data File : I195145.D
Acq On : 29 May 2014 2:07 pm
Operator : SCOTTM
Sample : IC7869-20
Misc : MS68022,VI7869,,,,,1
ALS Vial : 8 Sample Multiplier: 1

Quant Time: May 29 16:24:47 2014
Quant Method : C:\msdchem\1\METHODS\MI7869.M
Quant Title : Method SW846 8260B, ZB624 60m x 0.25mm x 1.4um
QLast Update : Thu May 29 16:23:23 2014
Response via : Initial Calibration

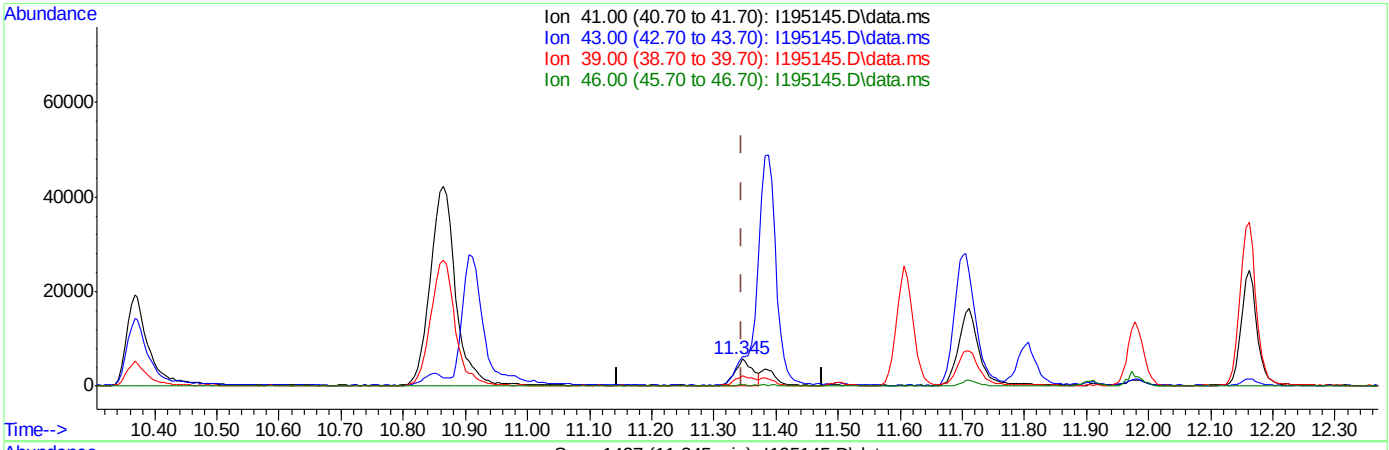

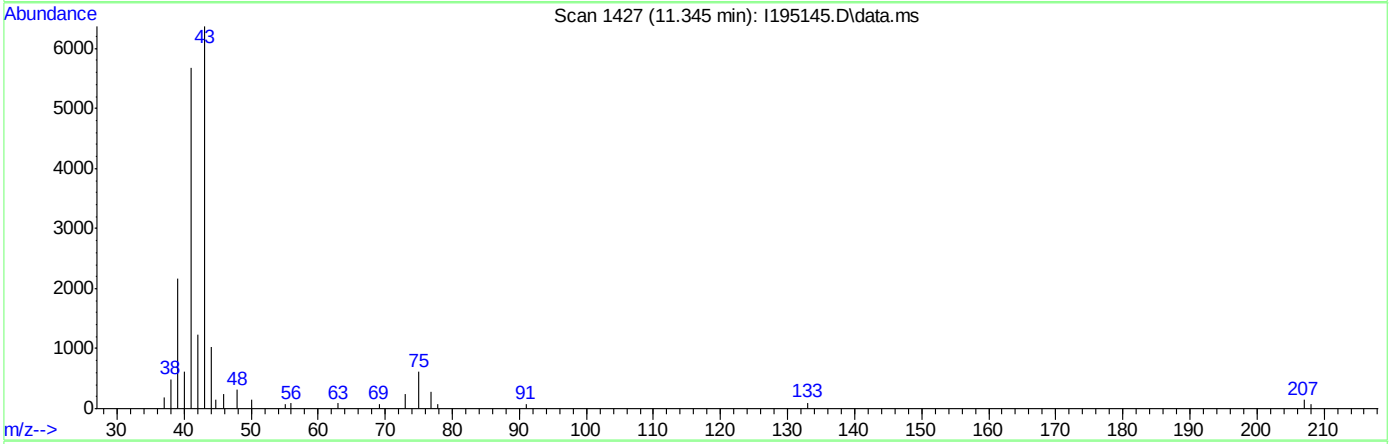

TIC: I195145.D\data.ms

(66) 2-nitropropane

11.345min (-0.000) 18.00ug/L m

response 11100

Ion	Exp%	Act%
41.00	100	100
43.00	0.00	0.00
39.00	60.50	73.45
46.00	0.00	0.00

I195145.D edits: 2-nitropropane

Quantitation Report (Qedit)

```
Data Path : C:\msdchem\1\DATA\VI7869\
Data File : I195145.D
Acq On    : 29 May 2014   2:07 pm
Operator  : SCOTTM
Sample    : IC7869-20
Misc      : MS68022,VI7869,,,,,1
ALS Vial  : 8   Sample Multiplier: 1

Quant Time: May 29 16:24:47 2014
Quant Method : C:\msdchem\1\METHODS\MI7869.M
Quant Title  : Method SW846 8260B, ZB624 60m x 0.25mm x 1.4um
QLast Update : Thu May 29 16:23:23 2014
Response via : Initial Calibration
```

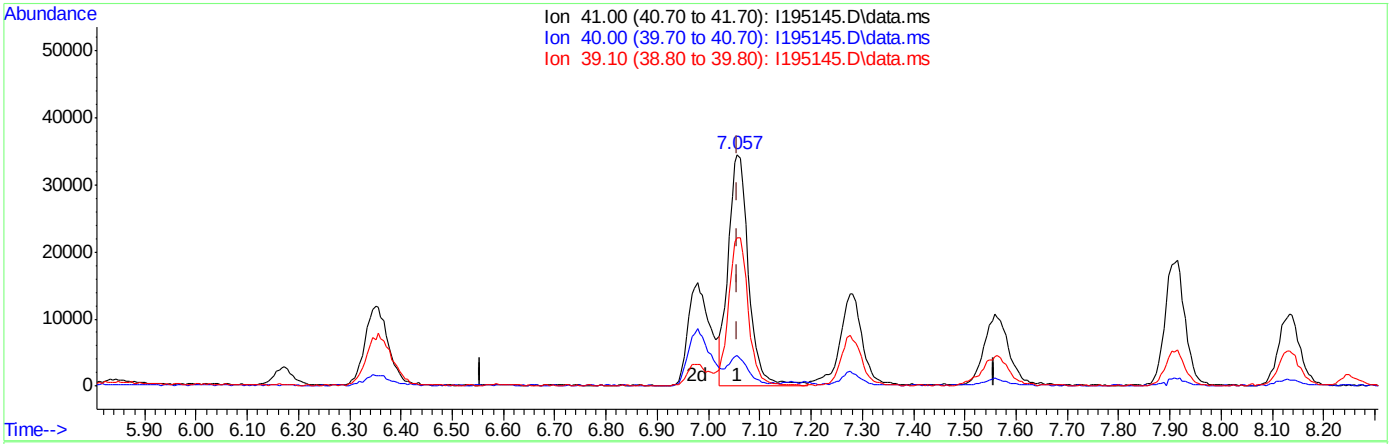

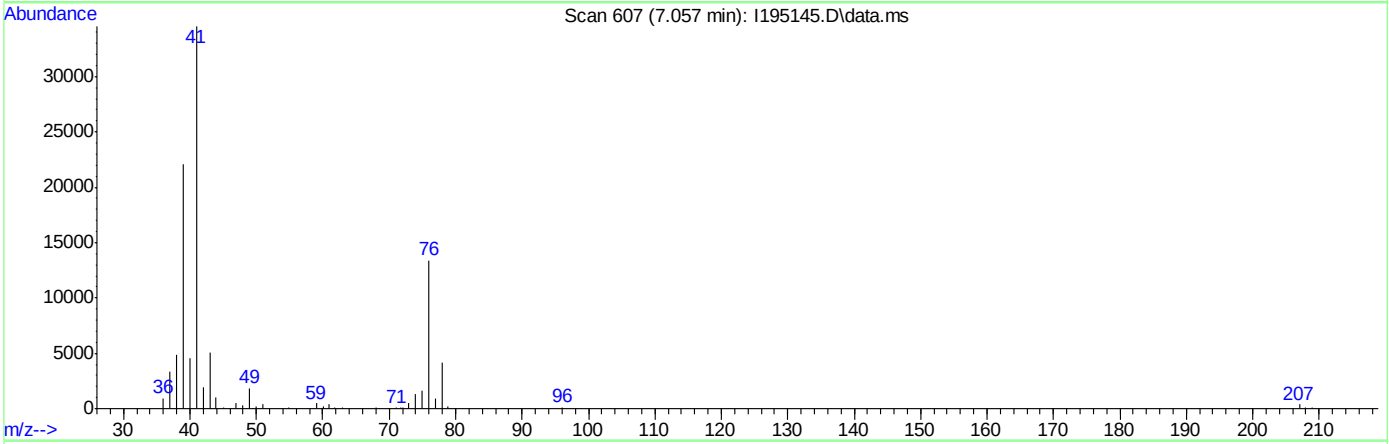

TIC: I195145.D\data.ms

(23) acetonitrile

7.057min (-0.000) 212.26ug/L

response 94927

Ion	Exp%	Act%
41.00	100	100
40.00	11.60	11.77
39.10	66.60	64.07
0.00	0.00	0.00

Quantitation Report (Qedit)

Data Path : C:\msdchem\1\DATA\VI7869\
Data File : I195145.D
Acq On : 29 May 2014 2:07 pm
Operator : SCOTTM
Sample : IC7869-20
Misc : MS68022,VI7869,,,,,1
ALS Vial : 8 Sample Multiplier: 1

Quant Time: May 29 16:24:47 2014
Quant Method : C:\msdchem\1\METHODS\MI7869.M
Quant Title : Method SW846 8260B, ZB624 60m x 0.25mm x 1.4um
QLast Update : Thu May 29 16:23:23 2014
Response via : Initial Calibration

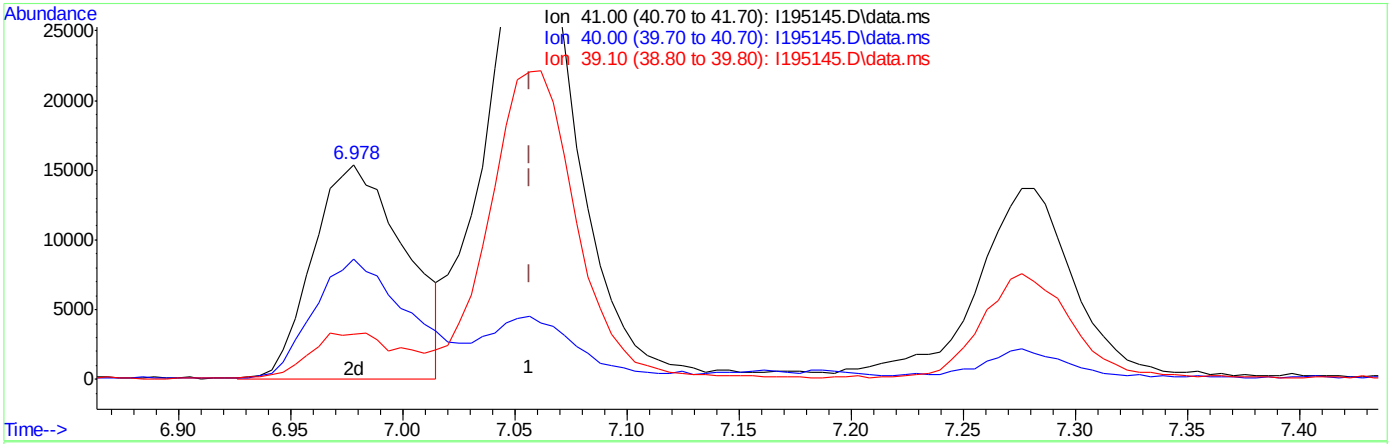

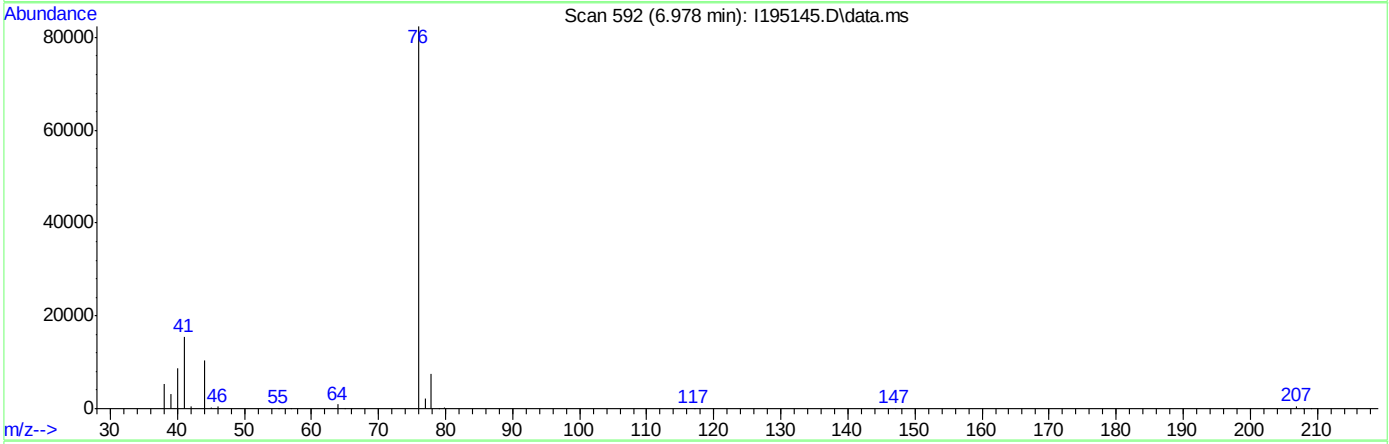

TIC: I195145.D\data.ms

(23) acetonitrile

6.978min (-0.079) 98.33ug/L m

response 43978

Ion	Exp%	Act%
41.00	100	100
40.00	11.60	56.21#
39.10	66.60	21.21#
0.00	0.00	0.00

I195145.D edits: acetonitrile

Manual Integrations APPROVED (compounds with "m" flag)
Jessica Reitan-Chu 06/03/14 11:03

Quantitation Report (QT Reviewed)

Data Path : C:\msdchem\1\DATA\VI7869\
Data File : I195146.D
Acq On : 29 May 2014 2:35 pm
Operator : SCOTTM
Sample : ICC7869-50
Misc : MS68022,VI7869,,,,,1
ALS Vial : 9 Sample Multiplier: 1

Quant Time: Jun 02 16:11:47 2014
Quant Method : C:\msdchem\1\METHODS\MI7869.M
Quant Title : Method SW846 8260B, ZB624 60m x 0.25mm x 1.4um
QLast Update : Thu May 29 16:23:23 2014
Response via : Initial Calibration

Internal Standards	R.T.	QIon	Response	Conc	Units		Dev(Min)
1) Tert Butyl Alcohol-d9	7.166	65	109951	500.00	ug/L		0.00
5) pentafluorobenzene	9.353	168	287516	50.00	ug/L		0.00
48) 1,4-difluorobenzene	10.258	114	443750	50.00	ug/L		0.00
77) chlorobenzene-d5	13.390	117	350712	50.00	ug/L		0.00
93) 1,4-dichlorobenzene-d4	15.666	152	170642	50.00	ug/L		0.00
System Monitoring Compounds							
45) dibromofluoromethane (s)	9.395	113	151257	49.98	ug/L		0.00
Spiked Amount 50.000	Range 59 - 130		Recovery = 99.96%				
49) 1,2-dichloroethane-d4...	9.808	65	156608	128.34	ug/L		0.03
Spiked Amount 50.000	Range 70 - 123		Recovery = 256.68%#				
78) toluene-d8 (s)	11.905	98	551026	51.08	ug/L		0.00
Spiked Amount 50.000	Range 81 - 127		Recovery = 102.16%				
94) 4-bromofluorobenzene (s)	14.525	95	197605	50.79	ug/L		0.00
Spiked Amount 50.000	Range 66 - 132		Recovery = 101.58%				
Target Compounds							Qvalue
3) tertiary butyl alcohol	7.276	59	78349	242.94	ug/L		100
4) 1,4-dioxane	10.969	88	32717	1304.08	ug/L	#	100
6) chlorodifluoromethane	4.086	51	160143	51.74	ug/L		100
7) dichlorodifluoromethane	4.075	85	223444	54.67	ug/L		100
8) chloromethane	4.389	50	252979	50.53	ug/L		100
9) vinyl chloride	4.619	62	250565	53.24	ug/L		100
10) bromomethane	5.195	94	157148	50.52	ug/L		100
11) chloroethane	5.362	64	104453	51.55	ug/L		100
12) trichlorofluoromethane	5.801	101	278910	54.15	ug/L		100
13) ethyl ether	6.173	74	81104	50.47	ug/L		100
14) acrolein	6.377	56	245389	501.12	ug/L		100
15) 2-chloropropane	6.351	63	70677	52.92	ug/L		100
16) freon 113	6.555	151	112180	54.59	ug/L		100
17) 1,1-dichloroethene	6.575	61	243843	52.70	ug/L		100
18) acetone	6.581	58	11714	49.15	ug/L		100
19) iodomethane	6.832	142	297530	51.74	ug/L	#	100
20) carbon disulfide	6.973	76	580435	52.43	ug/L		100
21) methyl acetate	7.031	74	19484	49.39	ug/L		100
22) allyl chloride	7.057	76	84439	54.26	ug/L		100
23) acetonitrile	6.968	41	132478m	295.98	ug/L		
24) methylene chloride	7.229	84	174519	46.66	ug/L		100
25) 1-chloropronae	7.276	42	273015	50.44	ug/L		100
26) methyl tert butyl ether	7.564	73	447479	49.75	ug/L		100
27) acrylonitrile	7.506	53	222429	257.87	ug/L		100
28) trans-1,2-dichloroethene	7.601	96	170116	49.76	ug/L		100
29) hexane	7.909	57	177331	47.72	ug/L		100
30) di-isopropyl ether	8.134	45	485352	49.49	ug/L		100
31) vinyl acetate	8.134	65	93756	50.05	ug/L		100
32) 1,1-dichloroethane	8.134	63	292050	52.41	ug/L		100
33) chloroprene	8.249	53	219318	51.55	ug/L		100
34) ethyl tert-butyl ether	8.584	59	490467	51.54	ug/L		100
35) 2-butanone	8.804	72	14965	52.33	ug/L		100
36) ethyl acetate	8.830	45	16641	48.51	ug/L		100

Quantitation Report (QT Reviewed)

Data Path : C:\msdchem\1\DATA\VI7869\
Data File : I195146.D
Acq On : 29 May 2014 2:35 pm
Operator : SCOTTM
Sample : ICC7869-50
Misc : MS68022,VI7869,,,,,1
ALS Vial : 9 Sample Multiplier: 1

Quant Time: Jun 02 16:11:47 2014
Quant Method : C:\msdchem\1\METHODS\MI7869.M
Quant Title : Method SW846 8260B, ZB624 60m x 0.25mm x 1.4um
QLast Update : Thu May 29 16:23:23 2014
Response via : Initial Calibration

Internal Standards	R.T.	QIon	Response	Conc	Units		Dev(Min)
37) 2,2-dichloropropane	8.861	77	261279	51.70	ug/L		100
38) cis-1,2-dichloroethene	8.845	96	181856	49.95	ug/L		100
39) methacrylonitrile	9.070	67	52204	51.65	ug/L		100
40) propionitrile	8.872	54	175911	529.23	ug/L		100
41) bromochloromethane	9.149	128	81567	51.81	ug/L		100
42) tetrahydrofuran	9.201	71	16492	48.97	ug/L	#	100
43) chloroform	9.201	83	284316	50.39	ug/L		100
44) tert-Butyl Formate	9.243	59	128198	52.16	ug/L	#	100
46) 1,1,1-trichloroethane	9.473	97	248933	52.76	ug/L		100
47) cyclohexane	9.562	84	245424	52.97	ug/L		100
50) 1,1-dichloropropene	9.646	75	222622	53.29	ug/L		100
51) carbon tetrachloride	9.682	117	218301	54.10	ug/L		100
52) iso-butyl alcohol	9.614	43	57031	507.40	ug/L	#	100
53) isopropyl acetate	9.813	61	53885	51.23	ug/L		100
54) benzene	9.902	78	659384	50.86	ug/L		100
55) 2,2,4-trimethylpentane	9.928	57	581098	52.94	ug/L		100
56) tert-amyl methyl ether	9.939	73	467425	50.09	ug/L		100
57) 1,2-dichloroethane	9.897	62	192737	52.13	ug/L		100
58) heptane	10.090	57	114172	50.98	ug/L		100
59) n-butyl alcohol	10.362	56	187873	2679.83	ug/L		100
60) trichloroethene	10.613	95	170406	52.94	ug/L		100
61) methyl methacrylate	10.864	69	142887	50.78	ug/L		100
62) 1,2-dichloropropane	10.864	63	164434	52.58	ug/L		100
63) methylcyclohexane	10.849	83	263826	53.95	ug/L		100
64) dibromomethane	11.016	93	92510	51.53	ug/L		100
65) bromodichloromethane	11.147	83	210540	51.96	ug/L		100
66) 2-nitropropane	11.345	41	30208m	49.38	ug/L		
67) 2-chloroethyl vinyl ether	11.382	63	372924	258.30	ug/L		100
68) epichlorohydrin	11.497	57	58077	244.50	ug/L		100
69) cis-1,3-dichloropropene	11.607	75	260777	52.94	ug/L		100
70) 4-methyl-2-pentanone	11.696	58	49739	51.84	ug/L		100
71) 3-methyl-1-butanol	11.712	70	72278	1026.70	ug/L		100
72) toluene	11.978	91	672237	51.33	ug/L		100
73) trans-1,3-dichloropropene	12.156	75	225320	51.17	ug/L		100
74) ethyl methacrylate	12.161	69	173418	53.66	ug/L		100
75) 1,1,2-trichloroethane	12.371	83	105689	51.44	ug/L		100
76) 2-hexanone	12.543	58	44506	51.76	ug/L		100
79) tetrachloroethene	12.569	166	168799	52.60	ug/L		100
80) 1,3-dichloropropane	12.548	76	199630	51.66	ug/L		100
81) butyl acetate	12.622	56	78050	51.88	ug/L		100
82) 3,3-Dimethyl-1-Butanol	12.705	57	122415	518.13	ug/L		100
83) dibromochloromethane	12.815	129	150221	53.71	ug/L		100
84) 1,2-dibromoethane	12.962	107	126193	52.40	ug/L		100
85) n-butyl ether	13.354	57	585577	51.92	ug/L		100
86) chlorobenzene	13.422	112	422432	51.78	ug/L		100
87) 1,1,1,2-tetrachloroethane	13.479	131	154890	52.57	ug/L		100
88) ethylbenzene	13.485	91	722479	51.78	ug/L		100
89) m,p-xylene	13.589	106	547805	104.33	ug/L		100
90) o-xylene	13.997	106	270311	52.68	ug/L		100
91) styrene	14.002	104	457565	52.27	ug/L		100

Quantitation Report (QT Reviewed)

Data Path : C:\msdchem\1\DATA\VI7869\
Data File : I195146.D
Acq On : 29 May 2014 2:35 pm
Operator : SCOTTM
Sample : ICC7869-50
Misc : MS68022,VI7869,,,,,1
ALS Vial : 9 Sample Multiplier: 1

Quant Time: Jun 02 16:11:47 2014
Quant Method : C:\msdchem\1\METHODS\MI7869.M
Quant Title : Method SW846 8260B, ZB624 60m x 0.25mm x 1.4um
QLast Update : Thu May 29 16:23:23 2014
Response via : Initial Calibration

Internal Standards	R.T.	QIon	Response	Conc	Units	Dev(Min)
92) bromoform	14.253	173	101436	54.28	ug/L	100
95) isopropylbenzene	14.332	105	697366	51.54	ug/L	100
96) cyclohexanone	14.473	55	93135	498.01	ug/L	100
97) 1,1,2,2-tetrachloroethane	14.614	83	162389	51.03	ug/L	100
98) trans-1,4-dichloro-2-b...	14.651	53	41049	51.45	ug/L	100
99) 1,2,3-trichloropropane	14.682	110	35785	52.25	ug/L	100
100) n-propylbenzene	14.735	91	804031	50.72	ug/L	100
101) bromobenzene	14.714	156	183977	51.32	ug/L	100
102) 2-chlorotoluene	14.876	126	173609	50.66	ug/L	100
103) 4-chlorotoluene	14.970	91	508129	50.86	ug/L	100
104) 1,3,5-trimethylbenzene	14.881	105	586615	50.96	ug/L	100
105) tert-butylbenzene	15.221	119	489335	50.41	ug/L	100
106) pentachloroethane	15.294	167	111637	52.82	ug/L	100
107) 1,2,4-trimethylbenzene	15.268	105	575214	50.04	ug/L	100
108) sec-butylbenzene	15.435	105	759184	51.63	ug/L	100
109) p-isopropyltoluene	15.551	119	639015	51.87	ug/l	100
110) benzyl chloride	15.796	91	318531	51.35	ug/L	100
111) 1,3-dichlorobenzene	15.613	146	345907	51.42	ug/L	100
112) 1,4-dichlorobenzene	15.692	146	344161	49.60	ug/L	100
113) 1,2-dichlorobenzene	16.074	146	324476	50.67	ug/L	100
114) n-butylbenzene	15.959	92	331055	52.16	ug/L	100
115) hexachloroethane	16.340	119	124448	50.39	ug/L	100
116) 1,2-dibromo-3-chloropr...	16.816	157	32549	53.17	ug/L	100
117) 1,3,5-Trichlorobenzene	17.015	180	284279	53.82	ug/L	100
118) 1,2,4-trichlorobenzene	17.611	180	238526	54.53	ug/L	100
119) hexachlorobutadiene	17.737	225	144787	53.64	ug/L	100
120) naphthalene	17.873	128	445265	54.15	ug/L	100
121) 1,2,3-trichlorobenzene	18.108	180	209146	54.53	ug/L	100

(#) = qualifier out of range (m) = manual integration (+) = signals summed

Quantitation Report (QT Reviewed)

Data Path : C:\msdchem\1\DATA\VI7869\
Data File : I195146.D
Acq On : 29 May 2014 2:35 pm
Operator : SCOTTM
Sample : ICC7869-50
Misc : MS68022,VI7869,,,,,1
ALS Vial : 9 Sample Multiplier: 1

Quant Time: Jun 02 16:11:47 2014
Quant Method : C:\msdchem\1\METHODS\MI7869.M
Quant Title : Method SW846 8260B, ZB624 60m x 0.25mm x 1.4um
QLast Update : Thu May 29 16:23:23 2014
Response via : Initial Calibration

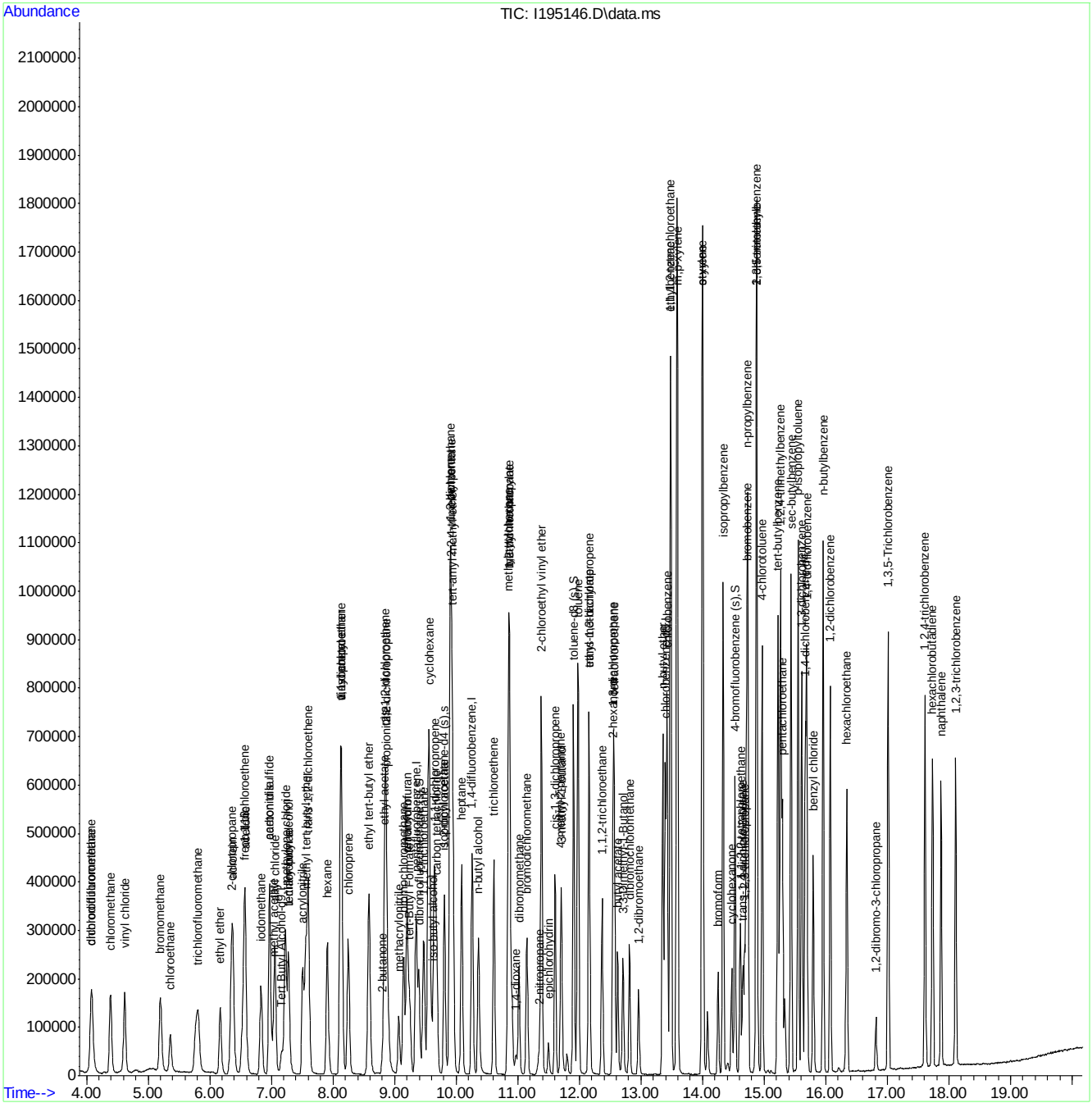

ACCUTEST LABORATORIES JB72256

7.7.21 7

Manual Integration Approval Summary

Sample Number:	VI7869-ICC7869	**Method:**	SW846 8260B
Lab FileID:	I195146.D	**Analyst approved:**	05/30/14 10:58 Scott McGonigal
Injection Time:	05/29/14 14:35	**Supervisor approved:**	06/03/14 11:03 Jessica Reitan-Chu

Parameter	CAS	Sig#	R.T. (min.)	Reason
2-Nitropropane	79-46-9		11.35	Overlapping peak

Quantitation Report (Qedit)

Data Path : C:\msdchem\1\DATA\VI7869RAW\
Data File : I195146.D
Acq On : 29 May 2014 2:35 pm
Operator : SCOTTM
Sample : ICC7869-50
Misc : MS68022,VI7869,,,,,1
ALS Vial : 9 Sample Multiplier: 1

Quant Time: May 29 14:55:32 2014
Quant Method : C:\MSDCHEM\1\METHODS\MI7869.M
Quant Title : Method SW846 8260B, ZB624 60m x 0.25mm x 1.4um
QLast Update : Thu May 29 14:38:09 2014
Response via : Initial Calibration

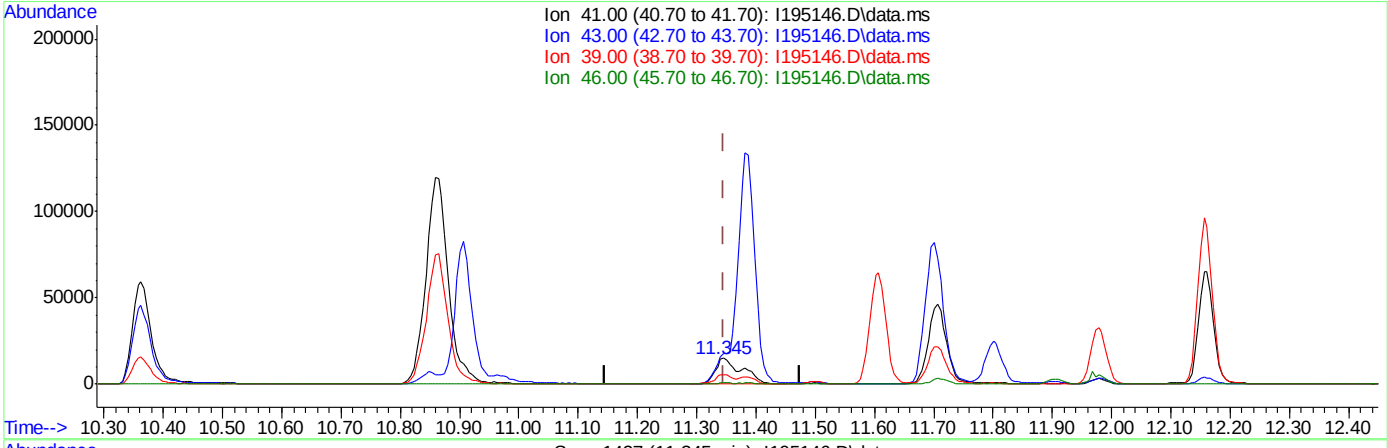

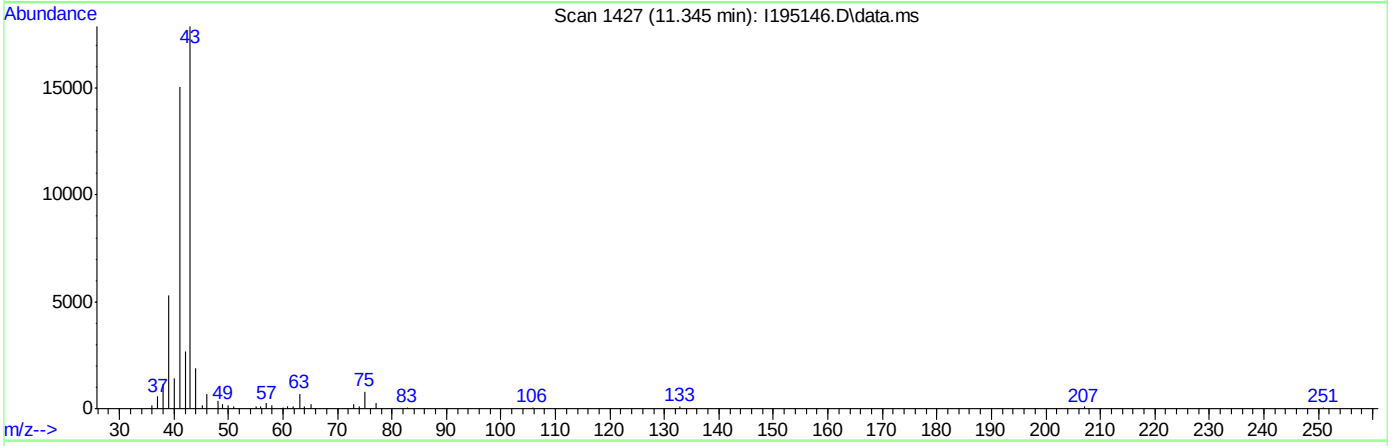

TIC: I195146.D\data.ms

(66) 2-nitropropane

11.345min (-0.000) 46.09ug/L

response 45839

Ion	Exp%	Act%
41.00	100	100
43.00	106.30	0.00#
39.00	40.90	40.06
46.00	5.40	0.00

I195146.D edits: 2-nitropropane

Quantitation Report (Qedit)

Data Path : C:\msdchem\1\DATA\VI7869\
Data File : I195146.D
Acq On : 29 May 2014 2:35 pm
Operator : SCOTTM
Sample : ICC7869-50
Misc : MS68022,VI7869,,,,,1
ALS Vial : 9 Sample Multiplier: 1

Quant Time: May 29 16:25:42 2014
Quant Method : C:\msdchem\1\METHODS\MI7869.M
Quant Title : Method SW846 8260B, ZB624 60m x 0.25mm x 1.4um
QLast Update : Thu May 29 16:23:23 2014
Response via : Initial Calibration

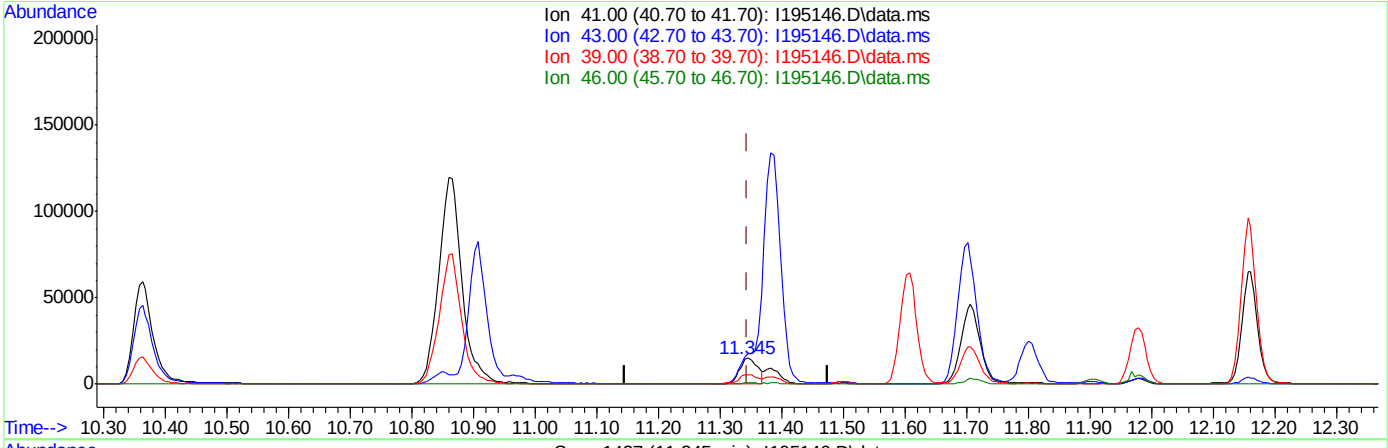

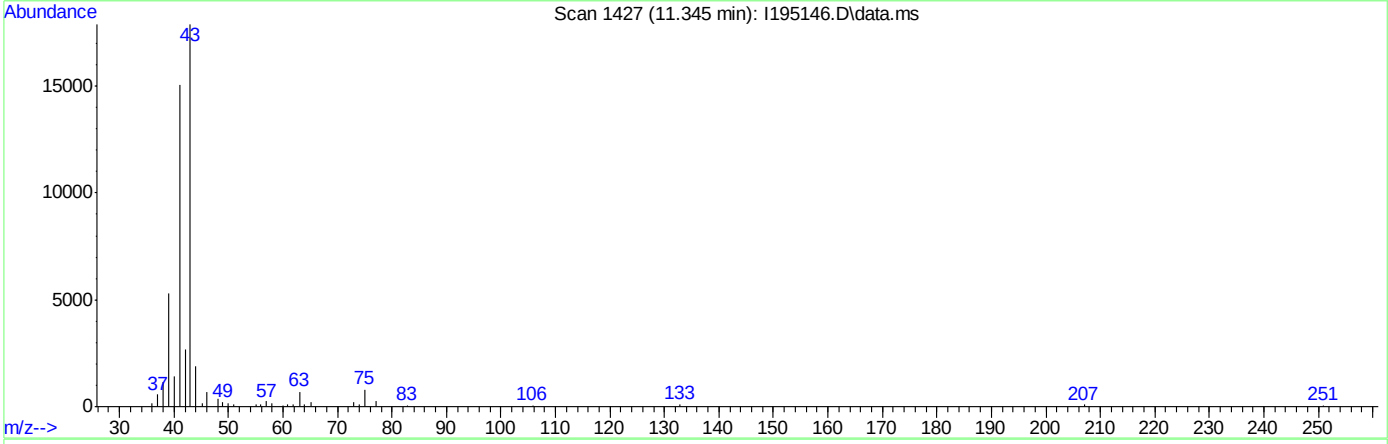

TIC: I195146.D\data.ms

(66) 2-nitropropane

11.345min (0.000) 49.38ug/L m

response 30208

Ion	Exp%	Act%
41.00	100	100
43.00	0.00	0.00
39.00	60.50	60.79
46.00	0.00	0.00

ACCUTEST LABORATORIES JB72256

Quantitation Report (Qedit)

Data Path : C:\msdchem\1\DATA\VI7869\
Data File : I195146.D
Acq On : 29 May 2014 2:35 pm
Operator : SCOTTM
Sample : ICC7869-50
Misc : MS68022,VI7869,,,,,1
ALS Vial : 9 Sample Multiplier: 1

Quant Time: May 29 16:25:42 2014
Quant Method : C:\msdchem\1\METHODS\MI7869.M
Quant Title : Method SW846 8260B, ZB624 60m x 0.25mm x 1.4um
QLast Update : Thu May 29 16:23:23 2014
Response via : Initial Calibration

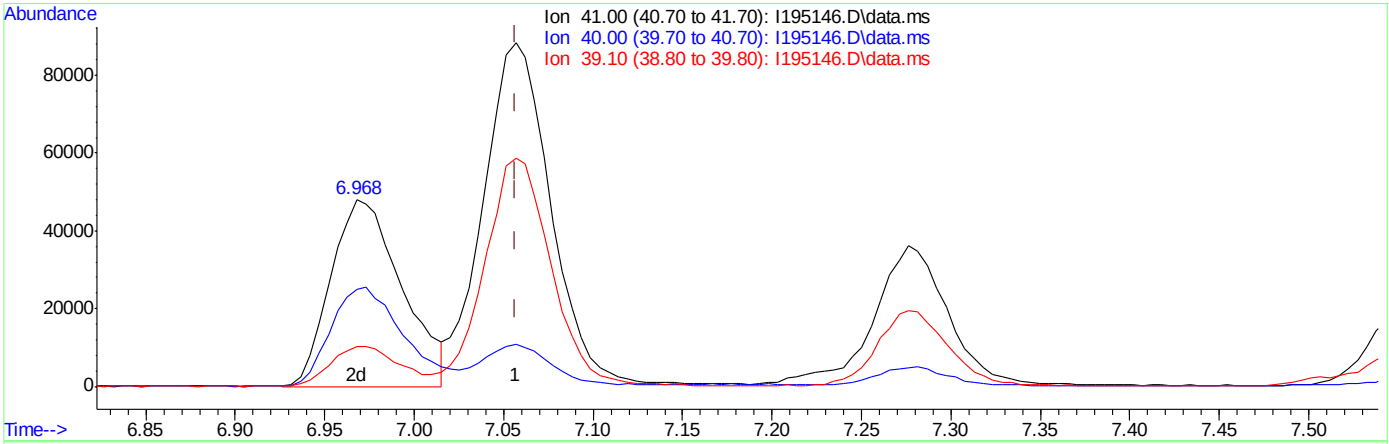

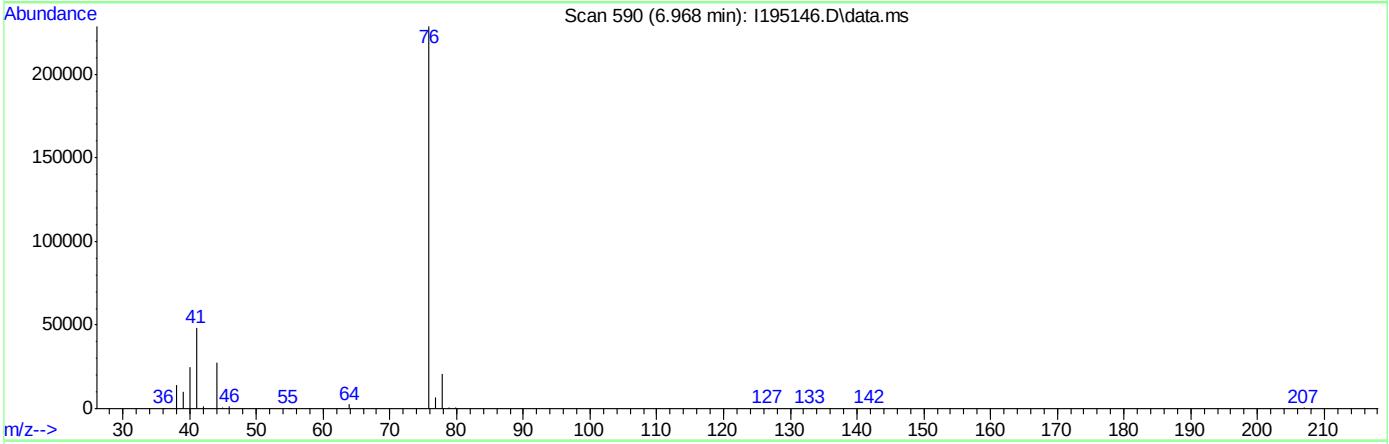

TIC: I195146.D\data.ms

(23) acetonitrile

6.968min (-0.089) 295.98ug/L m

response 132478

Ion	Exp%	Act%
41.00	100	100
40.00	11.60	51.61#
39.10	66.60	21.55#
0.00	0.00	0.00

ACCUTEST LABORATORIES JB72256

Quantitation Report (Qedit)

Data Path : C:\msdchem\1\DATA\VI7869RAW\
Data File : I195146.D
Acq On : 29 May 2014 2:35 pm
Operator : SCOTTM
Sample : ICC7869-50
Misc : MS68022,VI7869,,,,,1
ALS Vial : 9 Sample Multiplier: 1

Quant Time: May 29 14:55:32 2014
Quant Method : C:\MSDCHEM\1\METHODS\MI7869.M
Quant Title : Method SW846 8260B, ZB624 60m x 0.25mm x 1.4um
QLast Update : Thu May 29 14:38:09 2014
Response via : Initial Calibration

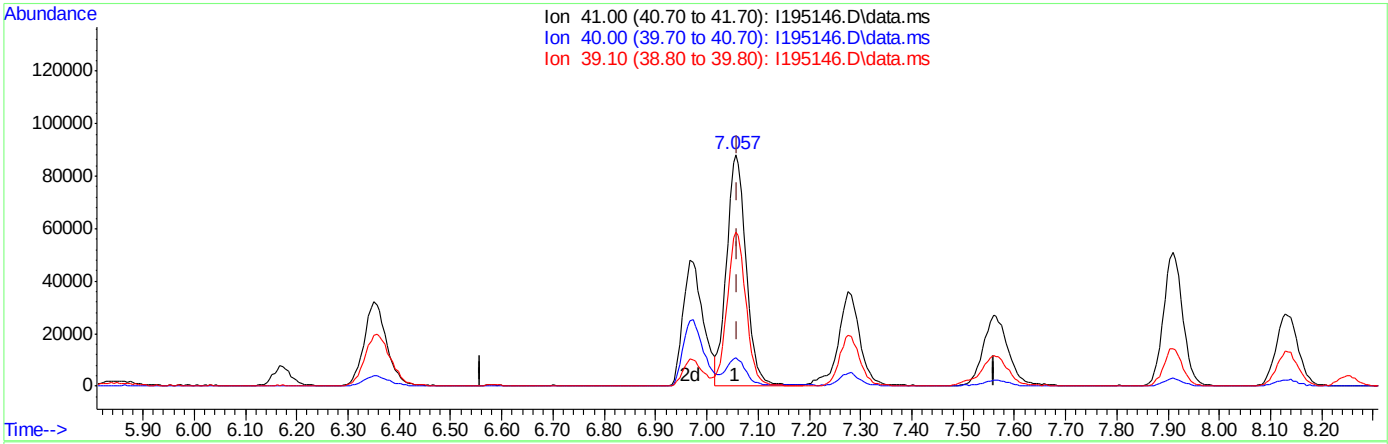

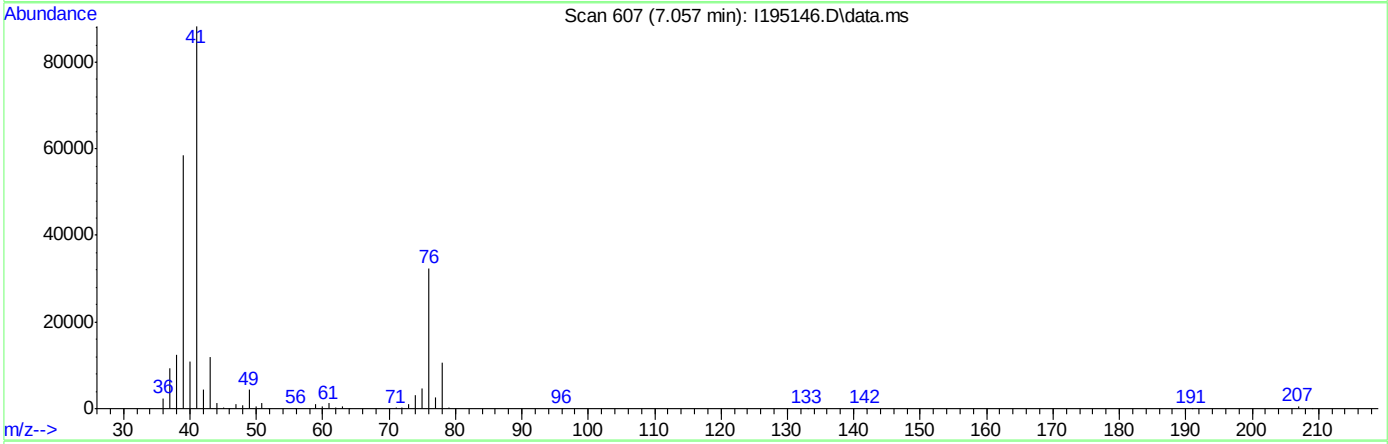

TIC: I195146.D\data.ms

(23) acetonitrile

7.057min (-0.003) 837.10ug/L

response 233058

Ion	Exp%	Act%
41.00	100	100
40.00	11.70	11.64
39.10	67.50	66.57
0.00	0.00	0.00

I195146.D edits: acetonitrile

Manual Integrations APPROVED (compounds with "m" flag)
Jessica Reitan-Chu 06/03/14 11:03

Quantitation Report (QT Reviewed)

Data Path : C:\msdchem\1\DATA\VI7869\
Data File : I195147.D
Acq On : 29 May 2014 3:07 pm
Operator : SCOTTM
Sample : IC7869-100
Misc : MS68022,VI7869,,,,,1
ALS Vial : 10 Sample Multiplier: 1

Quant Time: Jun 02 16:12:18 2014
Quant Method : C:\msdchem\1\METHODS\MI7869.M
Quant Title : Method SW846 8260B, ZB624 60m x 0.25mm x 1.4um
QLast Update : Thu May 29 16:23:23 2014
Response via : Initial Calibration

Internal Standards	R.T.	QIon	Response	Conc	Units		Dev(Min)
1) Tert Butyl Alcohol-d9	7.172	65	134945	500.00	ug/L		0.00
5) pentafluorobenzene	9.348	168	310785	50.00	ug/L		0.00
48) 1,4-difluorobenzene	10.258	114	474901	50.00	ug/L		0.00
77) chlorobenzene-d5	13.396	117	383082	50.00	ug/L		0.00
93) 1,4-dichlorobenzene-d4	15.666	152	190064	50.00	ug/L		0.00
System Monitoring Compounds							
45) dibromofluoromethane (s)	9.395	113	319632	97.71	ug/L		0.00
Spiked Amount 50.000	Range 59 - 130		Recovery = 195.42%#				
49) 1,2-dichloroethane-d4...	9.808	65	330758	253.28	ug/L		0.03
Spiked Amount 50.000	Range 70 - 123		Recovery = 506.56%#				
78) toluene-d8 (s)	11.905	98	1155458	98.07	ug/L		0.00
Spiked Amount 50.000	Range 81 - 127		Recovery = 196.14%#				
94) 4-bromofluorobenzene (s)	14.525	95	412124	95.10	ug/L		0.00
Spiked Amount 50.000	Range 66 - 132		Recovery = 190.20%#				
Target Compounds							Qvalue
3) tertiary butyl alcohol	7.282	59	177582	448.65	ug/L		87
4) 1,4-dioxane	10.969	88	71314	2316.04	ug/L	#	97
6) chlorodifluoromethane	4.081	51	332620	99.41	ug/L		99
7) dichlorodifluoromethane	4.070	85	454724	102.93	ug/L		99
8) chloromethane	4.395	50	527048	97.38	ug/L		99
9) vinyl chloride	4.619	62	518822	101.99	ug/L		99
10) bromomethane	5.200	94	319024	94.89	ug/L		99
11) chloroethane	5.357	64	213946	97.68	ug/L		99
12) trichlorofluoromethane	5.807	101	573172	102.94	ug/L		99
13) ethyl ether	6.168	74	174661	100.56	ug/L		98
14) acrolein	6.377	56	535861	1012.37	ug/L		99
15) 2-chloropropane	6.351	63	146079	101.20	ug/L		100
16) freon 113	6.549	151	235878	106.19	ug/L		100
17) 1,1-dichloroethene	6.570	61	507286	101.43	ug/L		98
18) acetone	6.586	58	24797	96.25	ug/L	#	78
19) iodomethane	6.832	142	619232	99.63	ug/L	#	99
20) carbon disulfide	6.968	76	1205442	100.74	ug/L		100
21) methyl acetate	7.031	74	45044	105.63	ug/L		94
22) allyl chloride	7.057	76	175257	104.19	ug/L	#	85
23) acetonitrile	6.968	41	296236m	612.29	ug/L		
24) methylene chloride	7.224	84	356583	88.20	ug/L		99
25) 1-chloropronae	7.276	42	565454	96.64	ug/L		100
26) methyl tert butyl ether	7.559	73	947941	97.51	ug/L		99
27) acrylonitrile	7.507	53	485874	521.13	ug/L		100
28) trans-1,2-dichloroethene	7.601	96	350111	94.74	ug/L		98
29) hexane	7.909	57	370063	92.12	ug/L		100
30) di-isopropyl ether	8.129	45	1013988	95.66	ug/L		96
31) vinyl acetate	8.134	65	194087	95.85	ug/L		99
32) 1,1-dichloroethane	8.134	63	607691	100.90	ug/L		100
33) chloroprene	8.249	53	466433	101.42	ug/L		100
34) ethyl tert-butyl ether	8.584	59	1037866	100.89	ug/L		98
35) 2-butanone	8.798	72	33003	106.76	ug/L		94
36) ethyl acetate	8.825	45	36305	97.90	ug/L	#	39

Quantitation Report (QT Reviewed)

Data Path : C:\msdchem\1\DATA\VI7869\
Data File : I195147.D
Acq On : 29 May 2014 3:07 pm
Operator : SCOTTM
Sample : IC7869-100
Misc : MS68022,VI7869,,,,,1
ALS Vial : 10 Sample Multiplier: 1

Quant Time: Jun 02 16:12:18 2014
Quant Method : C:\msdchem\1\METHODS\MI7869.M
Quant Title : Method SW846 8260B, ZB624 60m x 0.25mm x 1.4um
QLast Update : Thu May 29 16:23:23 2014
Response via : Initial Calibration

Internal Standards	R.T.	QIon	Response	Conc	Units		Dev(Min)
37) 2,2-dichloropropane	8.861	77	535216	97.98	ug/L		99
38) cis-1,2-dichloroethene	8.845	96	374674	95.21	ug/L		99
39) methacrylonitrile	9.065	67	114723	105.00	ug/L		100
40) propionitrile	8.866	54	383104	1066.27	ug/L		99
41) bromochloromethane	9.149	128	170614	100.27	ug/L		100
42) tetrahydrofuran	9.196	71	36042	99.00	ug/L	#	99
43) chloroform	9.201	83	590764	96.86	ug/L		99
44) tert-Butyl Formate	9.238	59	276670	104.14	ug/L	#	99
46) 1,1,1-trichloroethane	9.468	97	517821	101.54	ug/L		96
47) cyclohexane	9.562	84	503701	100.58	ug/L		98
50) 1,1-dichloropropene	9.646	75	465116	104.04	ug/L		99
51) carbon tetrachloride	9.682	117	453531	105.02	ug/L		99
52) iso-butyl alcohol	9.614	43	131024	1089.25	ug/L	#	100
53) isopropyl acetate	9.808	61	119145	105.85	ug/L		99
54) benzene	9.902	78	1378594	99.36	ug/L		99
55) 2,2,4-trimethylpentane	9.923	57	1202581	102.37	ug/L		99
56) tert-amyl methyl ether	9.944	73	997398	99.87	ug/L		100
57) 1,2-dichloroethane	9.897	62	410139	103.65	ug/L		99
58) heptane	10.090	57	240547	100.37	ug/L		99
59) n-butyl alcohol	10.357	56	423853	5649.28	ug/L		100
60) trichloroethene	10.613	95	354505	102.91	ug/L		100
61) methyl methacrylate	10.864	69	308613	102.49	ug/L		96
62) 1,2-dichloropropane	10.864	63	339478	101.43	ug/L		98
63) methylcyclohexane	10.849	83	552343	105.54	ug/L		100
64) dibromomethane	11.016	93	196846	102.45	ug/L		97
65) bromodichloromethane	11.147	83	446147	102.87	ug/L		98
66) 2-nitropropane	11.346	41	69038m	105.46	ug/L		
67) 2-chloroethyl vinyl ether	11.382	63	804286	520.54	ug/L		100
68) epichlorohydrin	11.497	57	134041	527.28	ug/L		98
69) cis-1,3-dichloropropene	11.607	75	546435	103.65	ug/L		99
70) 4-methyl-2-pentanone	11.696	58	109452	106.60	ug/L		97
71) 3-methyl-1-butanol	11.706	70	162561	2157.69	ug/L		99
72) toluene	11.978	91	1393239	99.41	ug/L		100
73) trans-1,3-dichloropropene	12.156	75	474024	100.58	ug/L		99
74) ethyl methacrylate	12.161	69	376431	108.83	ug/L		100
75) 1,1,2-trichloroethane	12.371	83	224168	101.96	ug/L		100
76) 2-hexanone	12.538	58	98230	106.75	ug/L		96
79) tetrachloroethene	12.564	166	352079	100.44	ug/L		98
80) 1,3-dichloropropane	12.548	76	424424	100.54	ug/L		99
81) butyl acetate	12.622	56	169892	103.39	ug/L		94
82) 3,3-Dimethyl-1-Butanol	12.705	57	280122	1085.46	ug/L		100
83) dibromochloromethane	12.815	129	320828	105.02	ug/L		100
84) 1,2-dibromoethane	12.962	107	271326	103.15	ug/L		99
85) n-butyl ether	13.354	57	1220082	99.03	ug/L		100
86) chlorobenzene	13.422	112	871157	97.76	ug/L		99
87) 1,1,1,2-tetrachloroethane	13.479	131	321296	99.83	ug/L		99
88) ethylbenzene	13.485	91	1485602	97.48	ug/L		100
89) m,p-xylene	13.589	106	1126487	196.41	ug/L		99
90) o-xylene	13.997	106	555354	99.08	ug/L		99
91) styrene	14.002	104	941913	98.51	ug/L		99

Quantitation Report (QT Reviewed)

Data Path : C:\msdchem\1\DATA\VI7869\
Data File : I195147.D
Acq On : 29 May 2014 3:07 pm
Operator : SCOTTM
Sample : IC7869-100
Misc : MS68022,VI7869,,,,,1
ALS Vial : 10 Sample Multiplier: 1

Quant Time: Jun 02 16:12:18 2014
Quant Method : C:\msdchem\1\METHODS\MI7869.M
Quant Title : Method SW846 8260B, ZB624 60m x 0.25mm x 1.4um
QLast Update : Thu May 29 16:23:23 2014
Response via : Initial Calibration

Internal Standards	R.T.	QIon	Response	Conc	Units	Dev(Min)
92) bromoform	14.254	173	220535	108.03	ug/L	100
95) isopropylbenzene	14.332	105	1430555	94.92	ug/L	99
96) cyclohexanone	14.473	55	196765	917.70	ug/L	97
97) 1,1,2,2-tetrachloroethane	14.614	83	347288	97.97	ug/L	99
98) trans-1,4-dichloro-2-b...	14.651	53	88989	100.13	ug/L	93
99) 1,2,3-trichloropropane	14.682	110	77956	102.19	ug/L	99
100) n-propylbenzene	14.735	91	1626193	92.10	ug/L	99
101) bromobenzene	14.714	156	379053	94.93	ug/L	99
102) 2-chlorotoluene	14.876	126	353907	92.72	ug/L	98
103) 4-chlorotoluene	14.970	91	1035587	93.07	ug/L	100
104) 1,3,5-trimethylbenzene	14.881	105	1205864	94.05	ug/L	99
105) tert-butylbenzene	15.221	119	998199	92.32	ug/L	100
106) pentachloroethane	15.300	167	234663	99.69	ug/L	99
107) 1,2,4-trimethylbenzene	15.268	105	1169743	91.35	ug/L	100
108) sec-butylbenzene	15.436	105	1535916	93.78	ug/L	100
109) p-isopropyltoluene	15.551	119	1295740	94.43	ug/l	100
110) benzyl chloride	15.796	91	684300	99.04	ug/L	100
111) 1,3-dichlorobenzene	15.613	146	706352	94.27	ug/L	100
112) 1,4-dichlorobenzene	15.692	146	702340	90.87	ug/L	99
113) 1,2-dichlorobenzene	16.074	146	660081	92.54	ug/L	99
114) n-butylbenzene	15.959	92	666585	94.30	ug/L	100
115) hexachloroethane	16.340	119	257340	93.54	ug/L	100
116) 1,2-dibromo-3-chloropr...	16.816	157	69918	102.55	ug/L	96
117) 1,3,5-Trichlorobenzene	17.015	180	570298	96.94	ug/L	99
118) 1,2,4-trichlorobenzene	17.611	180	485273	99.61	ug/L	99
119) hexachlorobutadiene	17.737	225	282926	94.10	ug/L	97
120) naphthalene	17.873	128	948548	103.58	ug/L	100
121) 1,2,3-trichlorobenzene	18.113	180	429258	100.48	ug/L	99

(#) = qualifier out of range (m) = manual integration (+) = signals summed

Quantitation Report (QT Reviewed)

Data Path : C:\msdchem\1\DATA\VI7869\
Data File : I195147.D
Acq On : 29 May 2014 3:07 pm
Operator : SCOTTM
Sample : IC7869-100
Misc : MS68022,VI7869,,,,,1
ALS Vial : 10 Sample Multiplier: 1

Quant Time: Jun 02 16:12:18 2014
Quant Method : C:\msdchem\1\METHODS\MI7869.M
Quant Title : Method SW846 8260B, ZB624 60m x 0.25mm x 1.4um
QLast Update : Thu May 29 16:23:23 2014
Response via : Initial Calibration

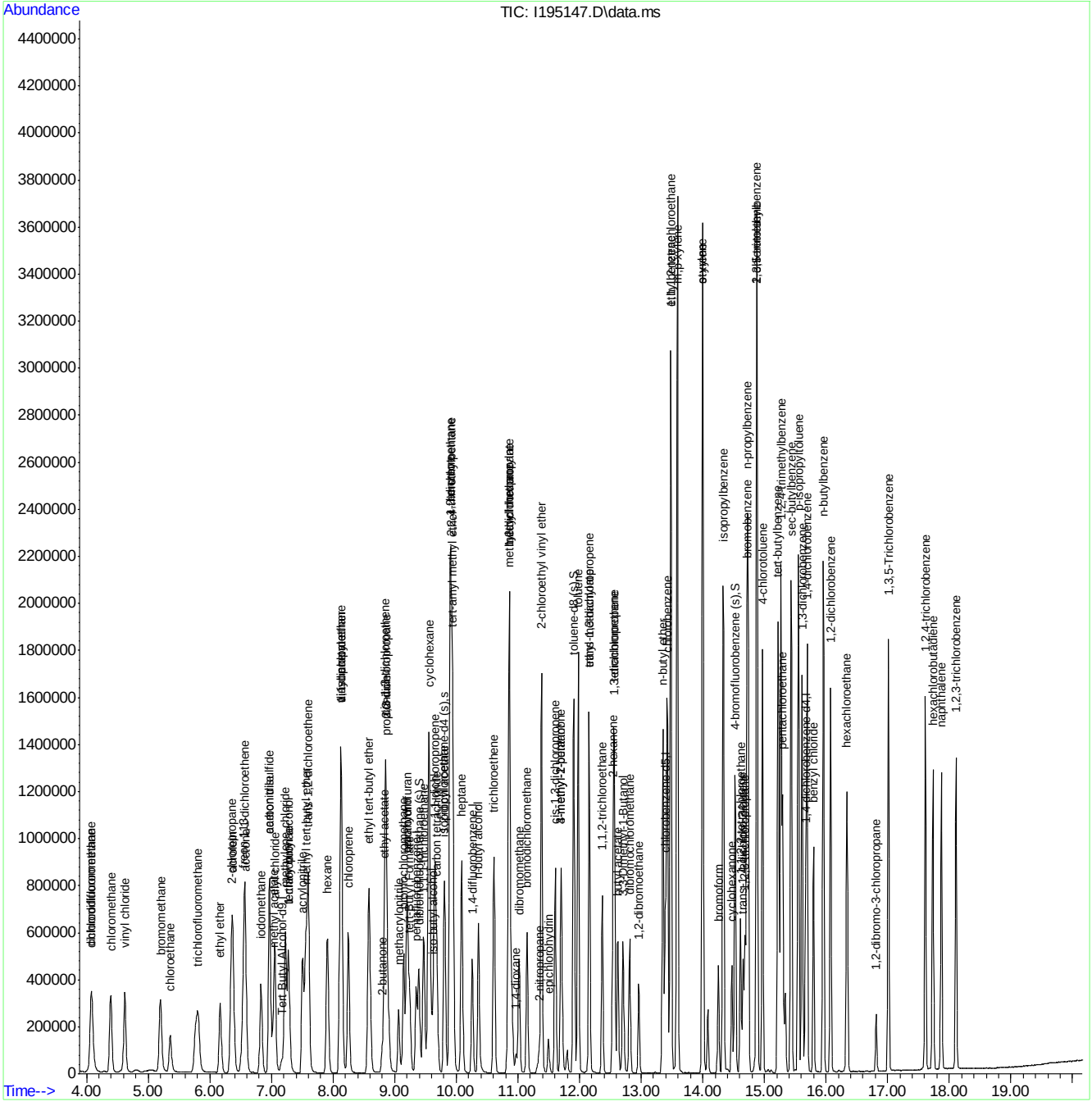

ACCUTEST LABORATORIES JB72256

Manual Integration Approval Summary

Sample Number: VI7869-IC7869
Lab FileID: I195147.D
Injection Time: 05/29/14 15:07

Method: SW846 8260B
Analyst approved: 05/30/14 10:58 Scott McGonigal
Supervisor approved: 06/03/14 11:03 Jessica Reitan-Chu

Parameter	CAS	Sig#	R.T. (min.)	Reason
2-Nitropropane	79-46-9		11.35	Overlapping peak

Quantitation Report (Qedit)

Data Path : C:\msdchem\1\DATA\VI7869RAW\
Data File : I195147.D
Acq On : 29 May 2014 3:07 pm
Operator : SCOTTM
Sample : IC7869-100
Misc : MS68022,VI7869,,,,,1
ALS Vial : 10 Sample Multiplier: 1

Quant Time: May 29 15:27:46 2014
Quant Method : C:\MSDCHEM\1\METHODS\MI7869.M
Quant Title : Method SW846 8260B, ZB624 60m x 0.25mm x 1.4um
QLast Update : Thu May 29 14:38:09 2014
Response via : Initial Calibration

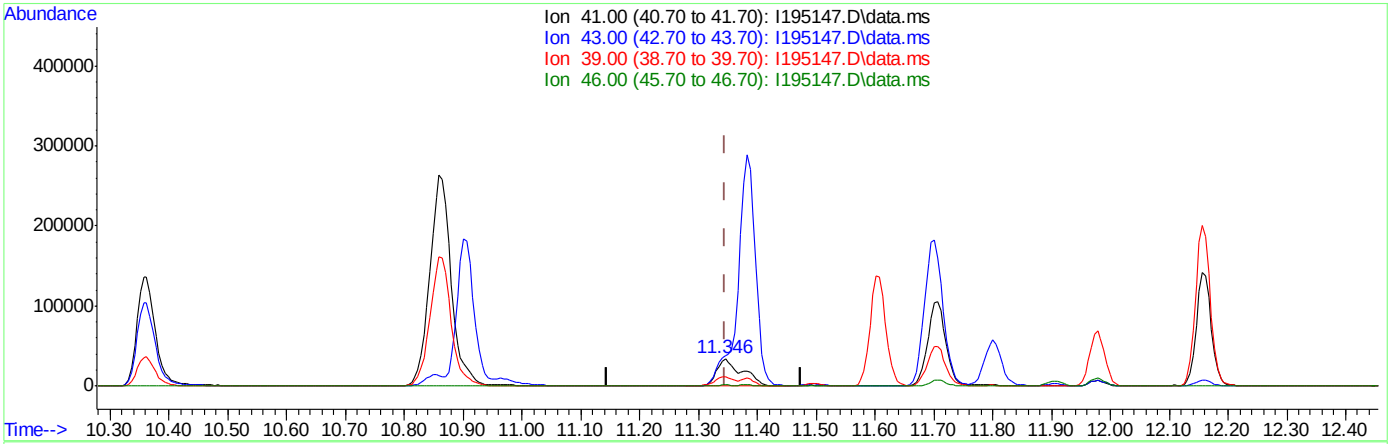

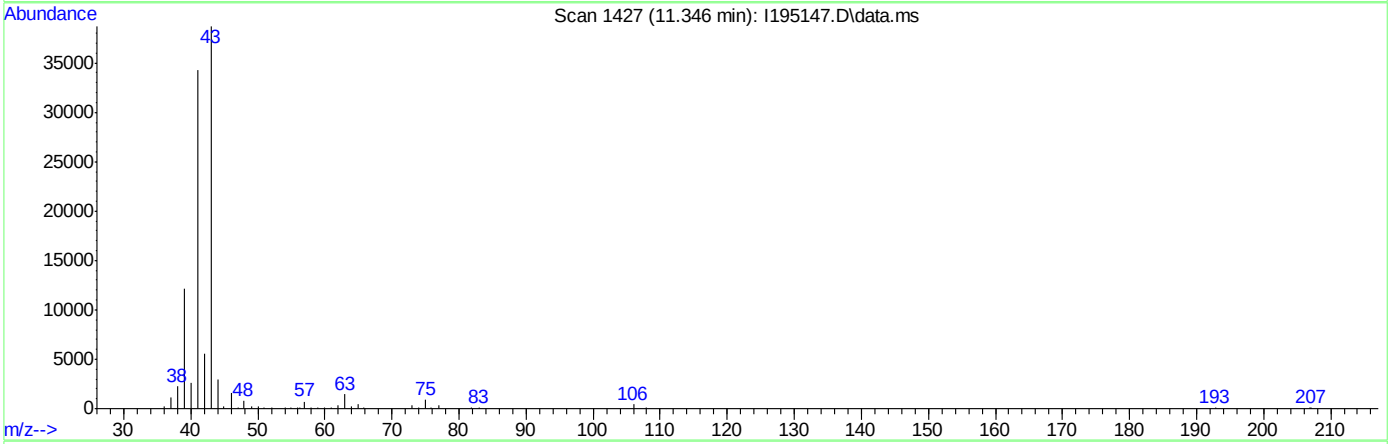

TIC: I195147.D\data.ms

(66) 2-nitropropane

11.346min (-0.000) 95.69ug/L

response 101831

Ion	Exp%	Act%
41.00	100	100
43.00	106.30	0.00#
39.00	40.90	41.84
46.00	5.40	3.21

ACCUTEST LABORATORIES JB72256

Quantitation Report (Qedit)

Data Path : C:\msdchem\1\DATA\VI7869\
Data File : I195147.D
Acq On : 29 May 2014 3:07 pm
Operator : SCOTTM
Sample : IC7869-100
Misc : MS68022,VI7869,,,,,1
ALS Vial : 10 Sample Multiplier: 1

Quant Time: May 29 16:26:40 2014
Quant Method : C:\msdchem\1\METHODS\MI7869.M
Quant Title : Method SW846 8260B, ZB624 60m x 0.25mm x 1.4um
QLast Update : Thu May 29 16:23:23 2014
Response via : Initial Calibration

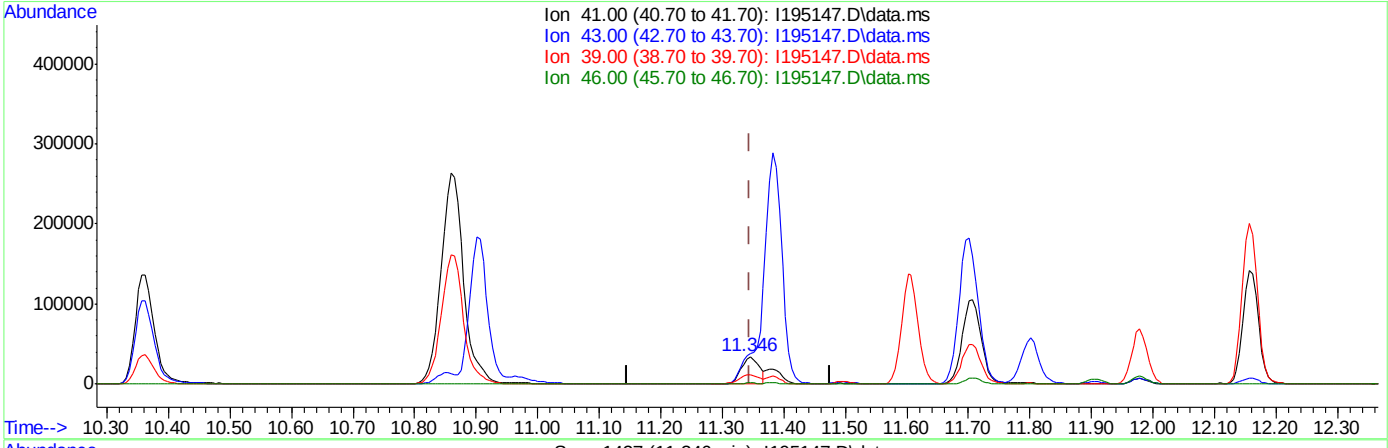

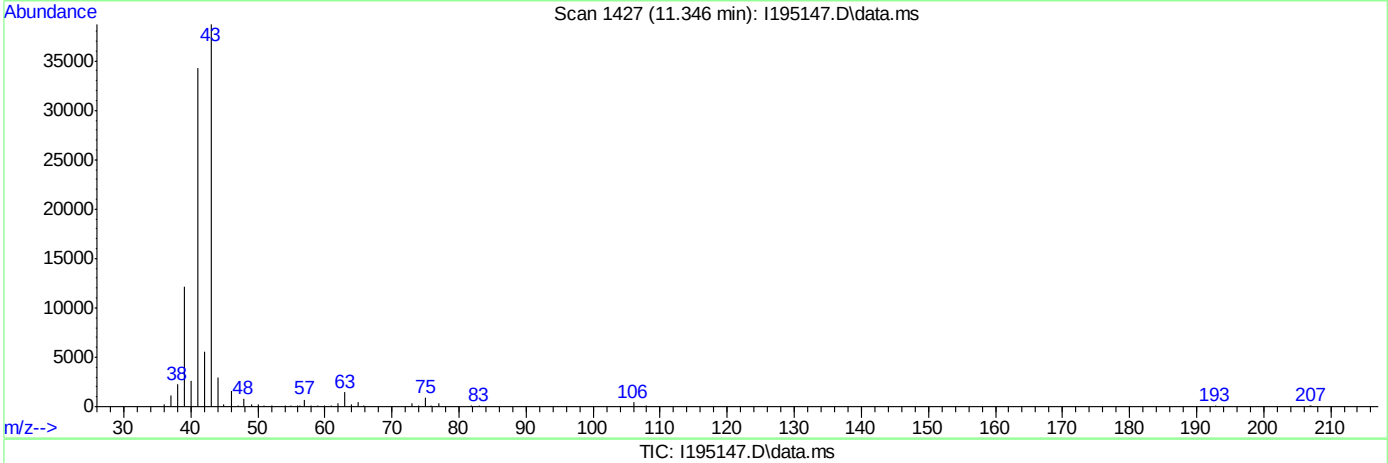

TIC: I195147.D\data.ms

(66) 2-nitropropane

11.346min (+0.000) 105.46ug/L m

response 69038

Ion	Exp%	Act%
41.00	100	100
43.00	0.00	0.00
39.00	60.50	61.72
46.00	0.00	4.73

I195147.D edits: 2-nitropropane

Quantitation Report (Qedit)

Data Path : C:\msdchem\1\DATA\VI7869\
Data File : I195147.D
Acq On : 29 May 2014 3:07 pm
Operator : SCOTTM
Sample : IC7869-100
Misc : MS68022,VI7869,,,,,1
ALS Vial : 10 Sample Multiplier: 1

Quant Time: May 29 16:26:40 2014
Quant Method : C:\msdchem\1\METHODS\MI7869.M
Quant Title : Method SW846 8260B, ZB624 60m x 0.25mm x 1.4um
QLast Update : Thu May 29 16:23:23 2014
Response via : Initial Calibration

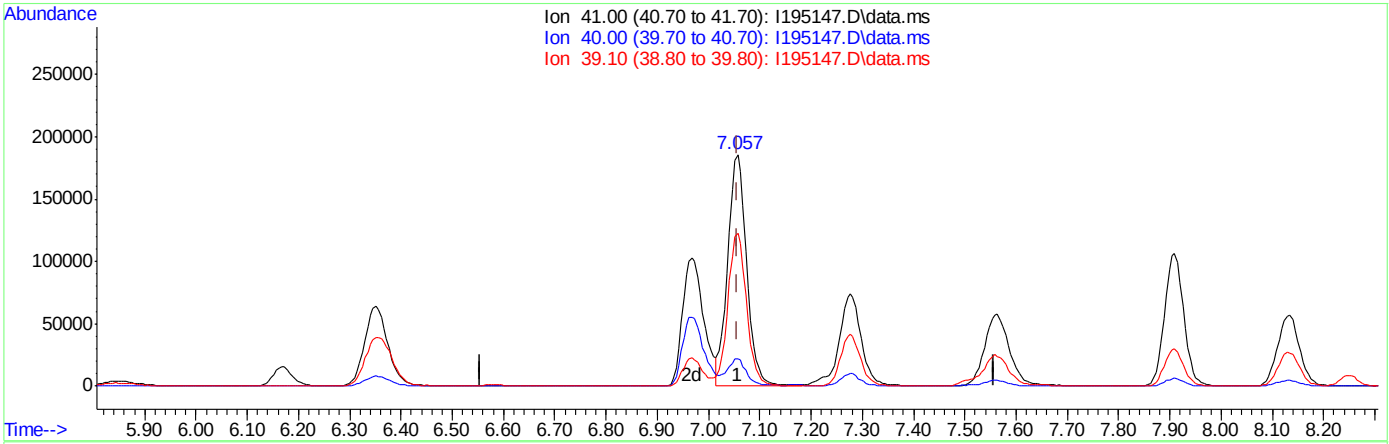

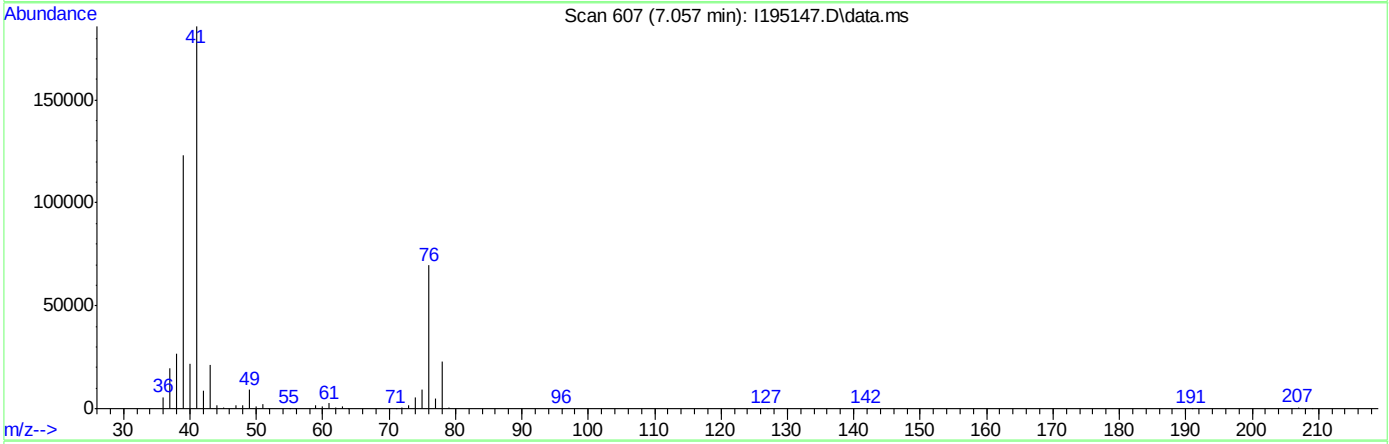

TIC: I195147.D\data.ms

(23) acetonitrile

7.057min (+0.000) 987.81ug/L

response 477924

Ion	Exp%	Act%
41.00	100	100
40.00	11.60	11.27
39.10	66.60	66.31
0.00	0.00	0.00

ACCUTEST LABORATORIES JB72256

Quantitation Report (Qedit)

Data Path : C:\msdchem\1\DATA\VI7869\
Data File : I195147.D
Acq On : 29 May 2014 3:07 pm
Operator : SCOTTM
Sample : IC7869-100
Misc : MS68022,VI7869,,,,,1
ALS Vial : 10 Sample Multiplier: 1

Quant Time: May 29 16:26:40 2014
Quant Method : C:\msdchem\1\METHODS\MI7869.M
Quant Title : Method SW846 8260B, ZB624 60m x 0.25mm x 1.4um
QLast Update : Thu May 29 16:23:23 2014
Response via : Initial Calibration

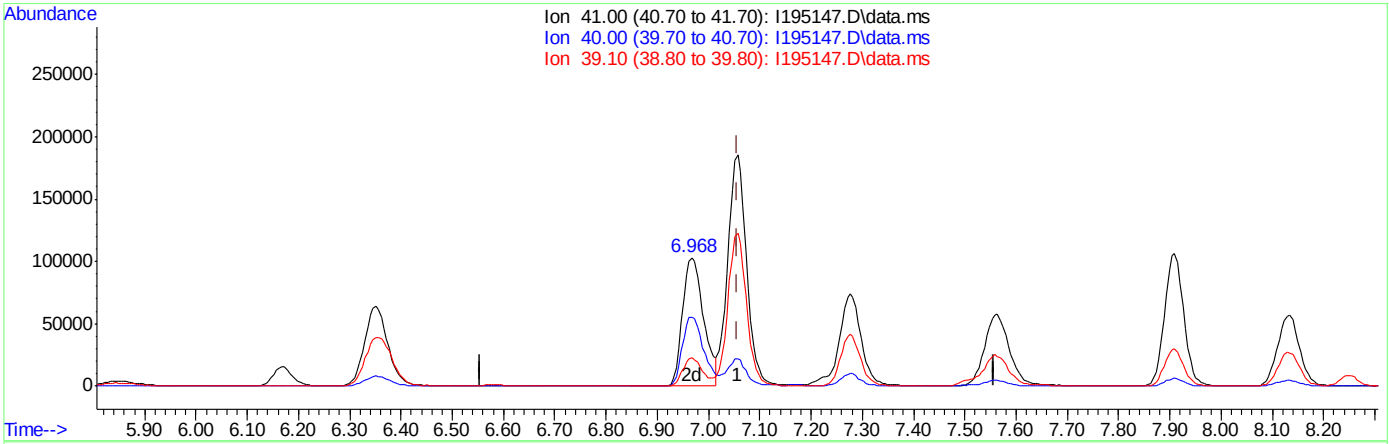

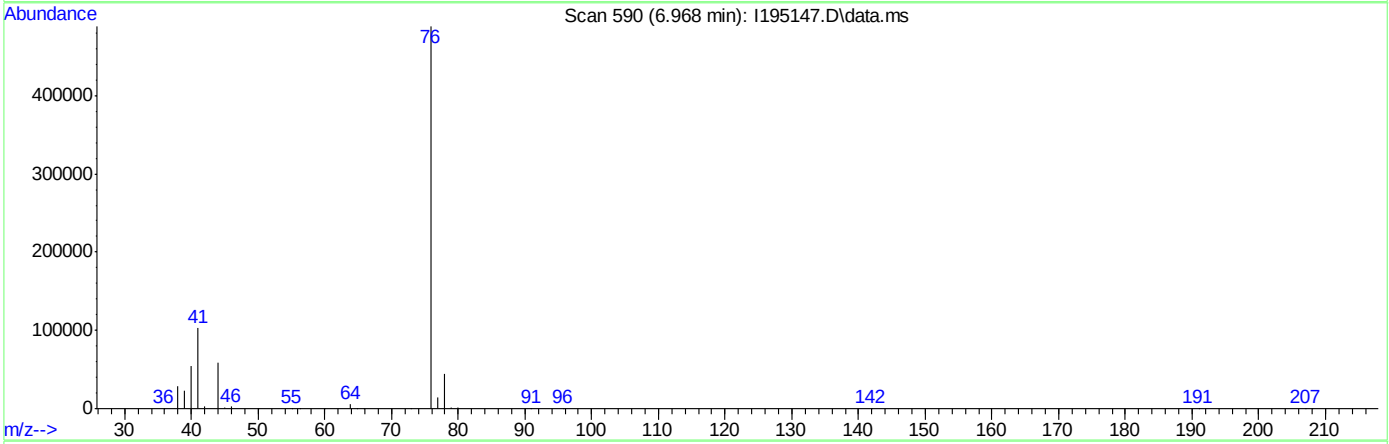

TIC: I195147.D\data.ms

(23) acetonitrile

6.968min (-0.089) 612.29ug/L m

response 296236

Ion	Exp%	Act%
41.00	100	100
40.00	11.60	53.40#
39.10	66.60	22.37#
0.00	0.00	0.00

Manual Integrations APPROVED (compounds with "m" flag)
Jessica Reitan-Chu 06/03/14 11:03

Quantitation Report (QT Reviewed)

Data Path : C:\msdchem\1\DATA\VI7869\
Data File : I195148.D
Acq On : 29 May 2014 3:35 pm
Operator : SCOTTM
Sample : IC7869-200
Misc : MS68022,VI7869,,,,,1
ALS Vial : 11 Sample Multiplier: 1

Quant Time: Jun 02 16:12:48 2014
Quant Method : C:\msdchem\1\METHODS\MI7869.M
Quant Title : Method SW846 8260B, ZB624 60m x 0.25mm x 1.4um
QLast Update : Thu May 29 16:23:23 2014
Response via : Initial Calibration

Internal Standards	R.T.	QIon	Response	Conc	Units		Dev(Min)
1) Tert Butyl Alcohol-d9	7.166	65	105087	500.00	ug/L		0.00
5) pentafluorobenzene	9.347	168	296428	50.00	ug/L		0.00
48) 1,4-difluorobenzene	10.258	114	463932	50.00	ug/L		0.00
77) chlorobenzene-d5	13.390	117	363504	50.00	ug/L		0.00
93) 1,4-dichlorobenzene-d4	15.666	152	180320	50.00	ug/L		0.00
System Monitoring Compounds							
45) dibromofluoromethane (s)	9.395	113	650102	208.35	ug/L		0.00
Spiked Amount 50.000	Range 59 - 130		Recovery = 416.70%#				
49) 1,2-dichloroethane-d4...	9.808	65	665220	521.43	ug/L		0.03
Spiked Amount 50.000	Range 70 - 123		Recovery = 1042.86%#				
78) toluene-d8 (s)	11.905	98	2318267	207.36	ug/L		0.00
Spiked Amount 50.000	Range 81 - 127		Recovery = 414.72%#				
94) 4-bromofluorobenzene (s)	14.525	95	849499	206.63	ug/L		0.00
Spiked Amount 50.000	Range 66 - 132		Recovery = 413.26%#				
Target Compounds							Qvalue
3) tertiary butyl alcohol	7.276	59	341986	1109.49	ug/L		94
4) 1,4-dioxane	10.969	88	135787	5662.88	ug/L	#	99
6) chlorodifluoromethane	4.075	51	667255	209.08	ug/L		99
7) dichlorodifluoromethane	4.065	85	909416	215.83	ug/L		100
8) chloromethane	4.394	50	1012418	196.13	ug/L		99
9) vinyl chloride	4.619	62	1027591	211.78	ug/L		100
10) bromomethane	5.200	94	645250	201.22	ug/L		98
11) chloroethane	5.357	64	430235	205.94	ug/L		98
12) trichlorofluoromethane	5.801	101	1158729	218.18	ug/L		100
13) ethyl ether	6.167	74	336521	203.13	ug/L		99
14) acrolein	6.371	56	1009939	2000.43	ug/L		99
15) 2-chloropropane	6.345	63	290170	210.75	ug/L		99
16) freon 113	6.544	151	484617	228.73	ug/L		99
17) 1,1-dichloroethene	6.570	61	1011112	211.96	ug/L		99
18) acetone	6.575	58	46836	190.60	ug/L	#	86
19) iodomethane	6.832	142	1238241	208.87	ug/L	#	100
20) carbon disulfide	6.968	76	2406735	210.87	ug/L		100
21) methyl acetate	7.025	74	88547	217.70	ug/L	#	92
22) allyl chloride	7.051	76	356267	222.05	ug/L		87
23) acetonitrile	6.962	41	580545m	1258.03	ug/L		
24) methylene chloride	7.224	84	706102	183.12	ug/L		99
25) 1-chloropronae	7.271	42	1123770	201.36	ug/L		100
26) methyl tert butyl ether	7.559	73	1853650	199.91	ug/L		100
27) acrylonitrile	7.501	53	927894	1043.42	ug/L		100
28) trans-1,2-dichloroethene	7.595	96	698332	198.12	ug/L		98
29) hexane	7.904	57	759237	198.15	ug/L		100
30) di-isopropyl ether	8.129	45	2046790	202.44	ug/L		99
31) vinyl acetate	8.134	65	384977	199.33	ug/L		95
32) 1,1-dichloroethane	8.134	63	1201803	209.21	ug/L		100
33) chloroprene	8.249	53	961735	219.24	ug/L		100
34) ethyl tert-butyl ether	8.584	59	2121176	216.19	ug/L		98
35) 2-butanone	8.793	72	63708	216.06	ug/L		93
36) ethyl acetate	8.819	45	71198	201.29	ug/L	#	1

Quantitation Report (QT Reviewed)

Data Path : C:\msdchem\1\DATA\VI7869\
Data File : I195148.D
Acq On : 29 May 2014 3:35 pm
Operator : SCOTTM
Sample : IC7869-200
Misc : MS68022,VI7869,,,,,1
ALS Vial : 11 Sample Multiplier: 1

Quant Time: Jun 02 16:12:48 2014
Quant Method : C:\msdchem\1\METHODS\MI7869.M
Quant Title : Method SW846 8260B, ZB624 60m x 0.25mm x 1.4um
QLast Update : Thu May 29 16:23:23 2014
Response via : Initial Calibration

Internal Standards	R.T.	QIon	Response	Conc	Units		Dev(Min)
37) 2,2-dichloropropane	8.861	77	1073753	206.09	ug/L		99
38) cis-1,2-dichloroethene	8.845	96	747071	199.03	ug/L		98
39) methacrylonitrile	9.060	67	223148	214.12	ug/L		98
40) propionitrile	8.866	54	722937	2109.57	ug/L		98
41) bromochloromethane	9.143	128	339016	208.88	ug/L		99
42) tetrahydrofuran	9.196	71	68062	196.02	ug/L	#	99
43) chloroform	9.201	83	1181038	203.02	ug/L		99
44) tert-Butyl Formate	9.243	59	564895	222.93	ug/L	#	100
46) 1,1,1-trichloroethane	9.473	97	1040982	214.01	ug/L		98
47) cyclohexane	9.562	84	1013395	212.15	ug/L		98
50) 1,1-dichloropropene	9.646	75	931852	213.37	ug/L		99
51) carbon tetrachloride	9.682	117	915736	217.06	ug/L		100
52) iso-butyl alcohol	9.609	43	247101	2102.81	ug/L	#	100
53) isopropyl acetate	9.808	61	237151	215.68	ug/L		98
54) benzene	9.902	78	2722423	200.86	ug/L		99
55) 2,2,4-trimethylpentane	9.928	57	2489438	216.93	ug/L		100
56) tert-amyl methyl ether	9.944	73	2017215	206.76	ug/L		100
57) 1,2-dichloroethane	9.897	62	810442	209.65	ug/L		99
58) heptane	10.090	57	498266	212.82	ug/L		99
59) n-butyl alcohol	10.362	56	812911	11090.96	ug/L		100
60) trichloroethene	10.613	95	713359	211.98	ug/L		99
61) methyl methacrylate	10.864	69	607385	206.49	ug/L		97
62) 1,2-dichloropropane	10.864	63	668677	204.51	ug/L		99
63) methylcyclohexane	10.849	83	1132506	221.51	ug/L		98
64) dibromomethane	11.016	93	383667	204.40	ug/L		97
65) bromodichloromethane	11.147	83	896545	211.62	ug/L		99
66) 2-nitropropane	11.345	41	134952m	211.02	ug/L		
67) 2-chloroethyl vinyl ether	11.382	63	1578864	1046.02	ug/L		99
68) epichlorohydrin	11.497	57	261992	1054.97	ug/L	#	98
69) cis-1,3-dichloropropene	11.607	75	1085586	210.78	ug/L		100
70) 4-methyl-2-pentanone	11.691	58	207862	207.23	ug/L		96
71) 3-methyl-1-butanol	11.706	70	315899	4292.09	ug/L		98
72) toluene	11.978	91	2755886	201.30	ug/L		100
73) trans-1,3-dichloropropene	12.156	75	935110	203.11	ug/L		99
74) ethyl methacrylate	12.156	69	723467	214.11	ug/L		99
75) 1,1,2-trichloroethane	12.371	83	445204	207.28	ug/L		99
76) 2-hexanone	12.538	58	186083	207.01	ug/L		99
79) tetrachloroethene	12.564	166	699387	210.27	ug/L		98
80) 1,3-dichloropropane	12.548	76	826497	206.34	ug/L		100
81) butyl acetate	12.622	56	336863	216.05	ug/L		98
82) 3,3-Dimethyl-1-Butanol	12.705	57	542441	2215.14	ug/L		100
83) dibromochloromethane	12.815	129	644120	222.21	ug/L		100
84) 1,2-dibromoethane	12.962	107	534001	213.94	ug/L		99
85) n-butyl ether	13.354	57	2393025	204.70	ug/L		99
86) chlorobenzene	13.422	112	1748685	206.81	ug/L		99
87) 1,1,1,2-tetrachloroethane	13.479	131	653946	214.13	ug/L		98
88) ethylbenzene	13.485	91	2960055	204.68	ug/L		100
89) m,p-xylene	13.589	106	2241744	411.92	ug/L		100
90) o-xylene	13.997	106	1104430	207.65	ug/L		99
91) styrene	14.002	104	1876079	206.79	ug/L		100

Quantitation Report (QT Reviewed)

Data Path : C:\msdchem\1\DATA\VI7869\
Data File : I195148.D
Acq On : 29 May 2014 3:35 pm
Operator : SCOTTM
Sample : IC7869-200
Misc : MS68022,VI7869,,,,,1
ALS Vial : 11 Sample Multiplier: 1

Quant Time: Jun 02 16:12:48 2014
Quant Method : C:\msdchem\1\METHODS\MI7869.M
Quant Title : Method SW846 8260B, ZB624 60m x 0.25mm x 1.4um
QLast Update : Thu May 29 16:23:23 2014
Response via : Initial Calibration

Internal Standards	R.T.	QIon	Response	Conc	Units	Dev(Min)
92) bromoform	14.253	173	443140	228.77	ug/L	99
95) isopropylbenzene	14.332	105	2898042	202.68	ug/L	98
96) cyclohexanone	14.473	55	423798	2045.22	ug/L	98
97) 1,1,2,2-tetrachloroethane	14.614	83	683534	203.25	ug/L	98
98) trans-1,4-dichloro-2-b...	14.651	53	180057	213.55	ug/L	96
99) 1,2,3-trichloropropane	14.682	110	153939	212.70	ug/L	100
100) n-propylbenzene	14.735	91	3313607	197.81	ug/L	99
101) bromobenzene	14.714	156	769263	203.07	ug/L	100
102) 2-chlorotoluene	14.876	126	718928	198.53	ug/L	97
103) 4-chlorotoluene	14.970	91	2118989	200.72	ug/L	99
104) 1,3,5-trimethylbenzene	14.881	105	2449009	201.33	ug/L	99
105) tert-butylbenzene	15.226	119	2044780	199.34	ug/L	99
106) pentachloroethane	15.299	167	482469	216.03	ug/L	98
107) 1,2,4-trimethylbenzene	15.268	105	2390622	196.79	ug/L	99
108) sec-butylbenzene	15.435	105	3146369	202.48	ug/L	99
109) p-isopropyltoluene	15.551	119	2639015	202.72	ug/l	99
110) benzyl chloride	15.796	91	1440284	219.72	ug/L	100
111) 1,3-dichlorobenzene	15.613	146	1450701	204.08	ug/L	99
112) 1,4-dichlorobenzene	15.692	146	1449919	197.73	ug/L	98
113) 1,2-dichlorobenzene	16.074	146	1340889	198.14	ug/L	99
114) n-butylbenzene	15.958	92	1363401	203.30	ug/L	98
115) hexachloroethane	16.340	119	543493	208.24	ug/L	99
116) 1,2-dibromo-3-chloropr...	16.816	157	135424	209.37	ug/L	98
117) 1,3,5-Trichlorobenzene	17.015	180	1160946	208.00	ug/L	99
118) 1,2,4-trichlorobenzene	17.611	180	984266	212.95	ug/L	100
119) hexachlorobutadiene	17.737	225	577056	202.30	ug/L	97
120) naphthalene	17.873	128	1848572	212.76	ug/L	100
121) 1,2,3-trichlorobenzene	18.108	180	845894	208.71	ug/L	99

(#) = qualifier out of range (m) = manual integration (+) = signals summed

Quantitation Report (QT Reviewed)

Data Path : C:\msdchem\1\DATA\VI7869\
Data File : I195148.D
Acq On : 29 May 2014 3:35 pm
Operator : SCOTTM
Sample : IC7869-200
Misc : MS68022,VI7869,,,,,1
ALS Vial : 11 Sample Multiplier: 1

Quant Time: Jun 02 16:12:48 2014
Quant Method : C:\msdchem\1\METHODS\MI7869.M
Quant Title : Method SW846 8260B, ZB624 60m x 0.25mm x 1.4um
QLast Update : Thu May 29 16:23:23 2014
Response via : Initial Calibration

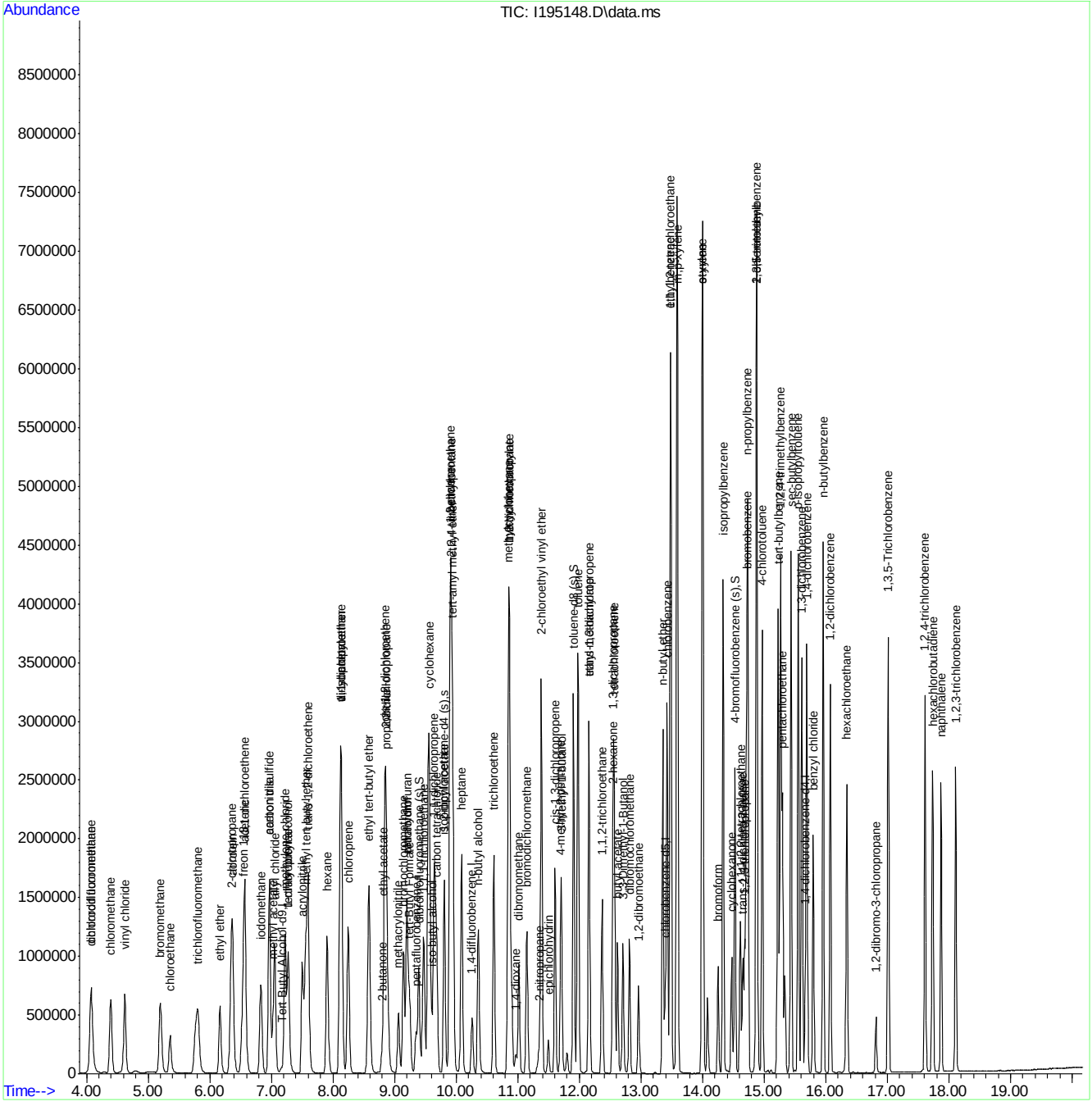

ACCUTEST LABORATORIES JB72256

Manual Integration Approval Summary

Sample Number:	VI7869-IC7869	**Method:**	SW846 8260B
Lab FileID:	I195148.D	**Analyst approved:**	05/30/14 10:58 Scott McGonigal
Injection Time:	05/29/14 15:35	**Supervisor approved:**	06/03/14 11:03 Jessica Reitan-Chu

Parameter	CAS	Sig#	R.T. (min.)	Reason
2-Nitropropane	79-46-9		11.35	Overlapping peak

Quantitation Report (Qedit)

Data Path : C:\msdchem\1\DATA\VI7869RAW\
Data File : I195148.D
Acq On : 29 May 2014 3:35 pm
Operator : SCOTTM
Sample : IC7869-200
Misc : MS68022,VI7869,,,,,1
ALS Vial : 11 Sample Multiplier: 1

Quant Time: May 29 15:56:05 2014
Quant Method : C:\MSDCHEM\1\METHODS\MI7869.M
Quant Title : Method SW846 8260B, ZB624 60m x 0.25mm x 1.4um
QLast Update : Thu May 29 15:47:37 2014
Response via : Initial Calibration

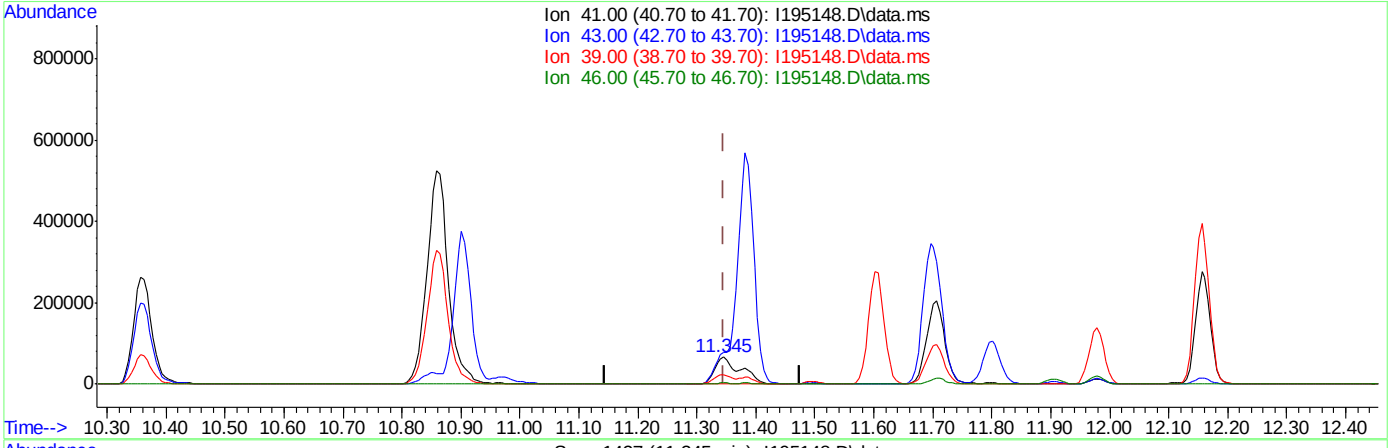

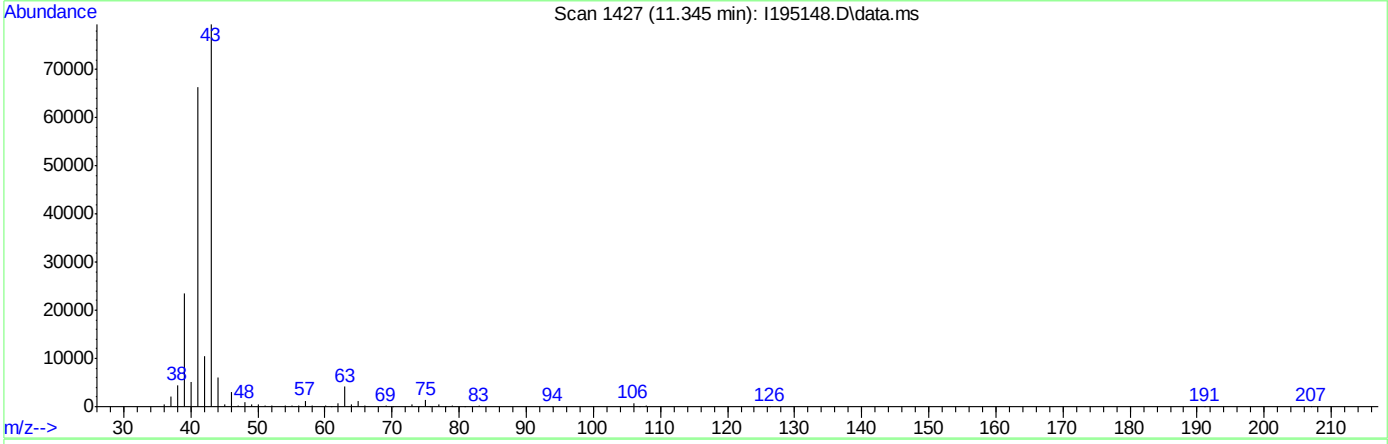

TIC: I195148.D\data.ms

(66) 2-nitropropane

11.345min (-0.000) 284.65ug/L

response 199383

Ion	Exp%	Act%
41.00	100	100
43.00	0.00	0.00
39.00	60.50	41.42
46.00	0.00	5.46

I195148.D edits: 2-nitropropane

Quantitation Report (Qedit)

Data Path : C:\msdchem\1\DATA\VI7869\
Data File : I195148.D
Acq On : 29 May 2014 3:35 pm
Operator : SCOTTM
Sample : IC7869-200
Misc : MS68022,VI7869,,,,,1
ALS Vial : 11 Sample Multiplier: 1

Quant Time: May 29 16:27:43 2014
Quant Method : C:\msdchem\1\METHODS\MI7869.M
Quant Title : Method SW846 8260B, ZB624 60m x 0.25mm x 1.4um
QLast Update : Thu May 29 16:23:23 2014
Response via : Initial Calibration

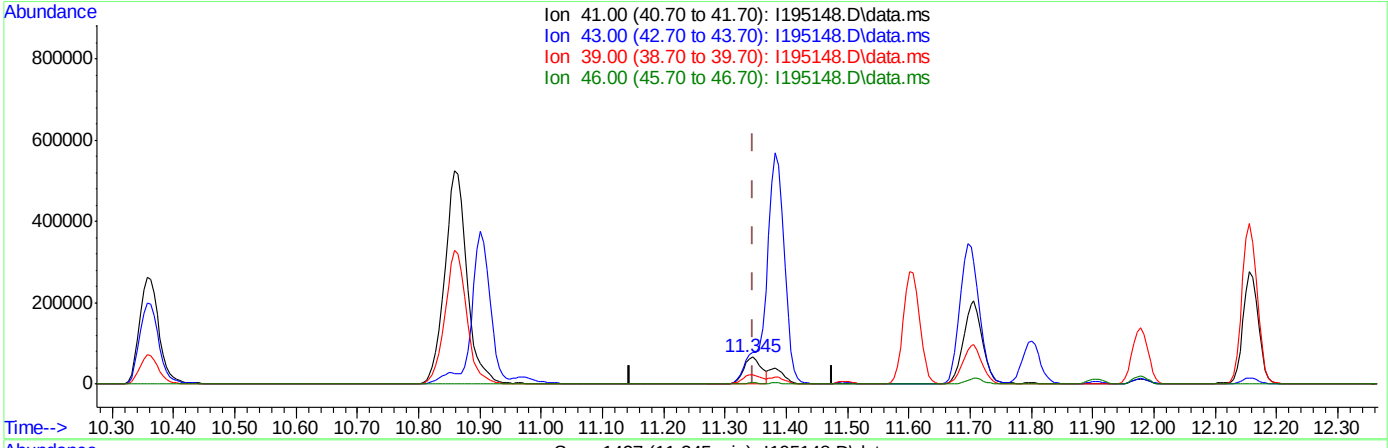

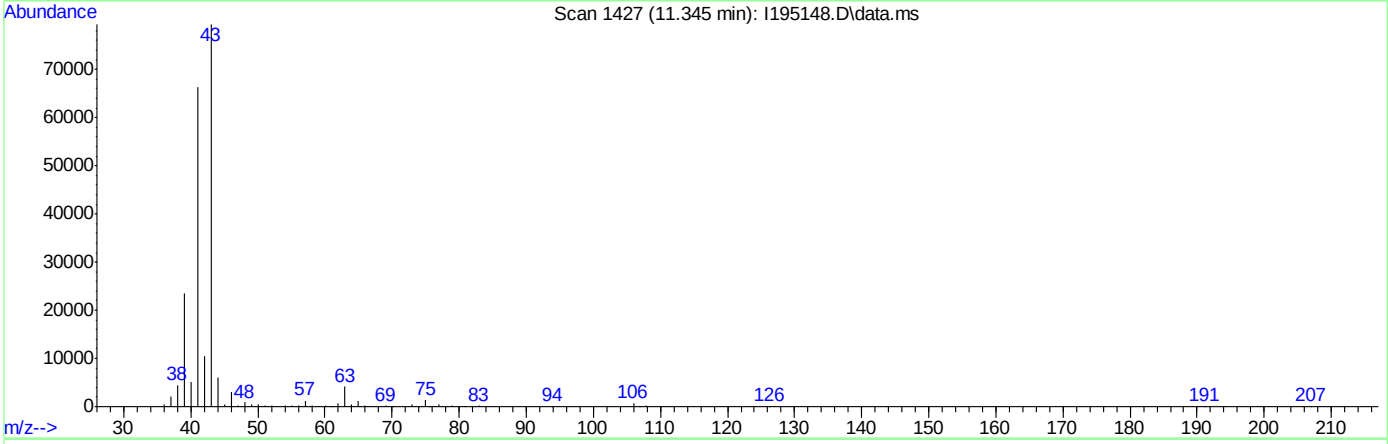

TIC: I195148.D\data.ms

(66) 2-nitropropane

11.345min (-0.000) 211.02ug/L m

response 134952

Ion	Exp%	Act%
41.00	100	100
43.00	0.00	0.00
39.00	60.50	61.20
46.00	0.00	8.07

ACCUTEST LABORATORIES JB72256

Quantitation Report (Qedit)

Data Path : C:\msdchem\1\DATA\VI7869\
Data File : I195148.D
Acq On : 29 May 2014 3:35 pm
Operator : SCOTTM
Sample : IC7869-200
Misc : MS68022,VI7869,,,,,1
ALS Vial : 11 Sample Multiplier: 1

Quant Time: Jun 02 12:44:31 2014
Quant Method : C:\msdchem\1\METHODS\MI7869.M
Quant Title : Method SW846 8260B, ZB624 60m x 0.25mm x 1.4um
QLast Update : Thu May 29 16:23:23 2014
Response via : Initial Calibration

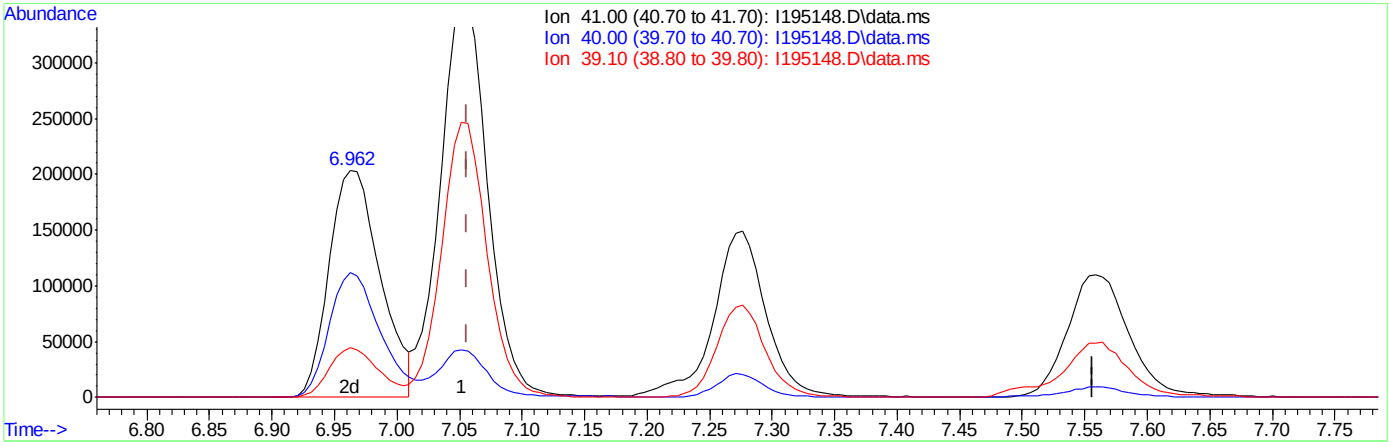

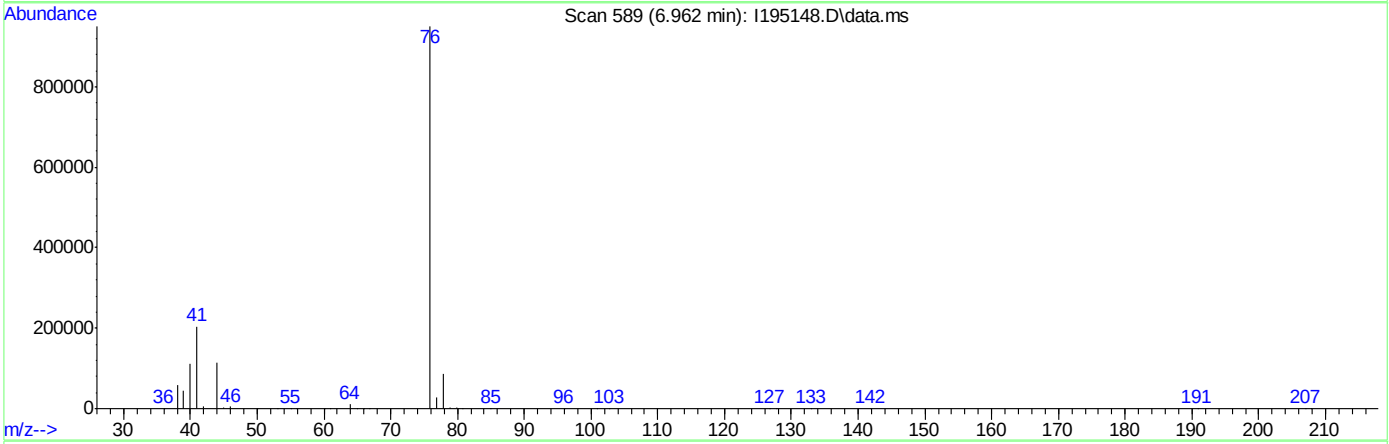

TIC: I195148.D\data.ms

(23) acetonitrile

6.962min (-0.094) 1258.03ug/L m

response 580545

Ion	Exp%	Act%
41.00	100	100
40.00	11.60	54.88#
39.10	66.60	21.75#
0.00	0.00	0.00

Quantitation Report (Qedit)

Data Path : C:\msdchem\1\DATA\VI7869RAW\
Data File : I195148.D
Acq On : 29 May 2014 3:35 pm
Operator : SCOTTM
Sample : IC7869-200
Misc : MS68022,VI7869,,,,,1
ALS Vial : 11 Sample Multiplier: 1

Quant Time: May 29 15:56:05 2014
Quant Method : C:\MSDCHEM\1\METHODS\MI7869.M
Quant Title : Method SW846 8260B, ZB624 60m x 0.25mm x 1.4um
QLast Update : Thu May 29 15:47:37 2014
Response via : Initial Calibration

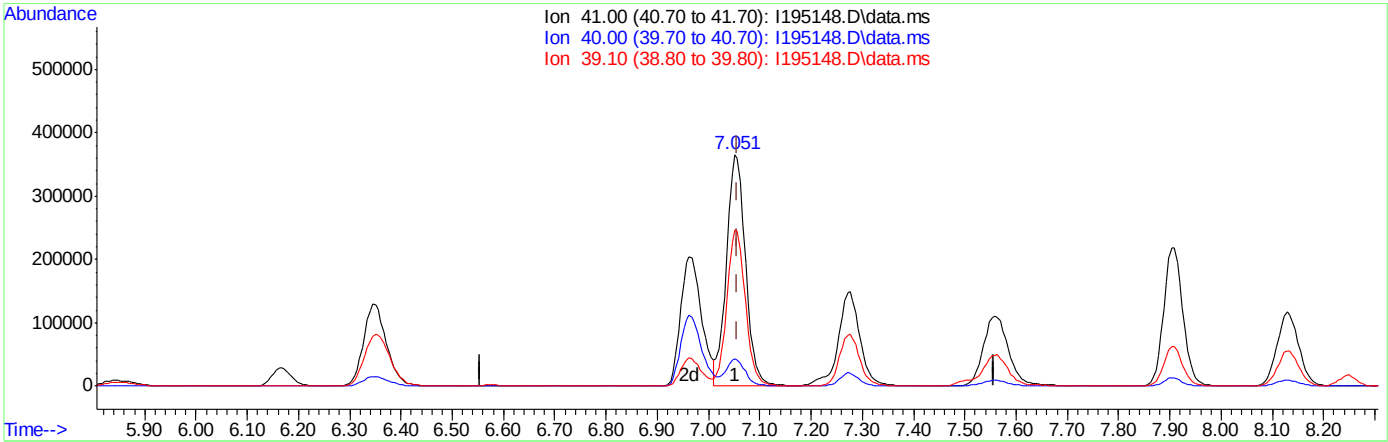

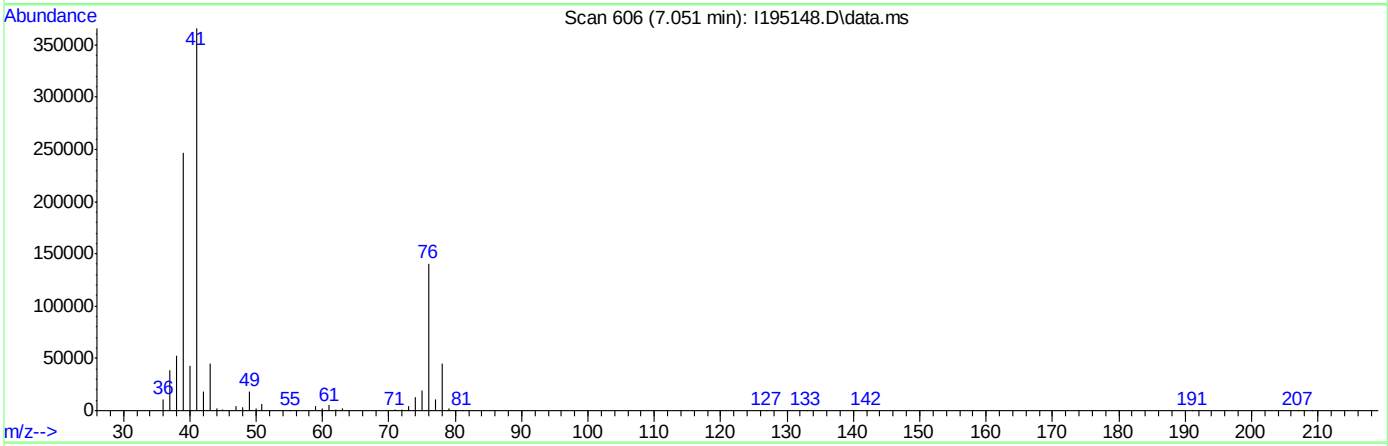

TIC: I195148.D\data.ms

(23) acetonitrile

7.051min (-0.005) 2170.06ug/L

response 950403

Ion	Exp%	Act%
41.00	100	100
40.00	11.60	11.43
39.10	66.60	67.47
0.00	0.00	0.00

Manual Integrations APPROVED (compounds with "m" flag)
Jessica Reitan-Chu 06/03/14 11:24

Quantitation Report (QT Reviewed)

Data Path : C:\msdchem\1\DATA\VI7869\
Data File : I195150.D
Acq On : 29 May 2014 4:33 pm
Operator : SCOTTM
Sample : ICV7869-50
Misc : MS68022,VI7869,,,,,1
ALS Vial : 11 Sample Multiplier: 1

Quant Time: Jun 03 11:19:43 2014
Quant Method : C:\msdchem\1\METHODS\MI7869.M
Quant Title : Method SW846 8260B, ZB624 60m x 0.25mm x 1.4um
QLast Update : Mon Jun 02 16:16:52 2014
Response via : Initial Calibration

Internal Standards	R.T.	QIon	Response	Conc	Units		Dev(Min)
1) Tert Butyl Alcohol-d9	7.161	65	99133	500.00	ug/L		0.00
5) pentafluorobenzene	9.348	168	298599	50.00	ug/L		0.00
48) 1,4-difluorobenzene	10.258	114	461095	50.00	ug/L		0.00
77) chlorobenzene-d5	13.396	117	363736	50.00	ug/L		0.00
93) 1,4-dichlorobenzene-d4	15.666	152	173832	50.00	ug/L		0.00
System Monitoring Compounds							
45) dibromofluoromethane (s)	9.389	113	142185	45.15	ug/L		0.00
Spiked Amount 50.000	Range 59 - 130		Recovery = 90.30%				
49) 1,2-dichloroethane-d4...	9.808	65	144713	44.01	ug/L		0.03
Spiked Amount 50.000	Range 70 - 123		Recovery = 88.02%				
78) toluene-d8 (s)	11.905	98	534666	47.72	ug/L		0.00
Spiked Amount 50.000	Range 81 - 127		Recovery = 95.44%				
94) 4-bromofluorobenzene (s)	14.526	95	189204	47.52	ug/L		0.00
Spiked Amount 50.000	Range 66 - 132		Recovery = 95.04%				
Target Compounds							Qvalue
3) tertiary butyl alcohol	7.282	59	71295	245.19	ug/L		91
4) 1,4-dioxane	10.969	88	28660	1267.03	ug/L	#	99
6) chlorodifluoromethane	4.076	51	167257	52.03	ug/L		99
7) dichlorodifluoromethane	4.065	85	216043	50.90	ug/L		99
8) chloromethane	4.379	50	258723	49.76	ug/L		99
9) vinyl chloride	4.614	62	251671	51.49	ug/L		99
10) bromomethane	5.200	94	160985	49.84	ug/L		97
11) chloroethane	5.357	64	105711	50.23	ug/L		99
12) trichlorofluoromethane	5.791	101	276747	51.73	ug/L		98
13) ethyl ether	6.168	74	78696	47.16	ug/L		98
14) acrolein	6.372	56	224504	441.45	ug/L		98
15) 2-chloropropane	6.351	63	68178	47.35	ug/L		100
16) freon 113	6.549	151	119180	53.66	ug/L		99
17) 1,1-dichloroethene	6.570	61	237870	49.50	ug/L		99
18) acetone	6.581	58	10688	43.18	ug/L	#	72
19) iodomethane	6.827	142	293878	49.21	ug/L	#	100
20) carbon disulfide	6.968	76	567681	49.38	ug/L		100
21) methyl acetate	7.025	74	18519	45.20	ug/L		94
22) allyl chloride	7.052	76	84346	51.31	ug/L		95
23) acetonitrile	6.963	41	127523	502.65	ug/L	#	35
24) methylene chloride	7.224	84	174322	44.88	ug/L		98
25) 1-chloropropane	7.276	42	269401	47.92	ug/L		100
26) methyl tert butyl ether	7.559	73	820932	87.89	ug/L		100
27) acrylonitrile	7.507	53	210273	234.73	ug/L		99
28) trans-1,2-dichloroethene	7.596	96	165654	46.66	ug/L		96
30) di-isopropyl ether	8.129	45	483894	47.51	ug/L		97
31) vinyl acetate	8.134	65	92877	47.74	ug/L		99
32) 1,1-dichloroethane	8.134	63	289435	50.02	ug/L		100
33) chloroprene	8.249	53	210110	47.55	ug/L		100
34) ethyl tert-butyl ether	8.584	59	471022	47.66	ug/L		98
35) 2-butanone	8.798	72	13906	46.82	ug/L		98
36) ethyl acetate	8.825	45	15733	44.16	ug/L		58
37) 2,2-dichloropropane	8.856	77	256082	48.79	ug/L		99

Quantitation Report (QT Reviewed)

Data Path : C:\msdchem\1\DATA\VI7869\
Data File : I195150.D
Acq On : 29 May 2014 4:33 pm
Operator : SCOTTM
Sample : ICV7869-50
Misc : MS68022,VI7869,,,,,1
ALS Vial : 11 Sample Multiplier: 1

Quant Time: Jun 03 11:19:43 2014
Quant Method : C:\msdchem\1\METHODS\MI7869.M
Quant Title : Method SW846 8260B, ZB624 60m x 0.25mm x 1.4um
QLast Update : Mon Jun 02 16:16:52 2014
Response via : Initial Calibration

Internal Standards	R.T.	QIon	Response	Conc	Units		Dev(Min)
38) cis-1,2-dichloroethene	8.846	96	178423	47.19	ug/L		99
39) methacrylonitrile	9.065	67	49742	47.28	ug/L		97
40) propionitrile	8.866	54	162713	471.35	ug/L		95
41) bromochloromethane	9.149	128	78442	47.98	ug/L		96
42) tetrahydrofuran	9.196	71	15100	43.17	ug/L	#	97
43) chloroform	9.201	83	279193	47.65	ug/L		98
44) tert-Butyl Formate	9.238	59	127898	50.11	ug/L	#	99
46) 1,1,1-trichloroethane	9.468	97	241835	49.36	ug/L		98
47) cyclohexane	9.562	84	230767	47.96	ug/L		99
50) 1,1-dichloropropene	9.646	75	218893	50.43	ug/L		99
51) carbon tetrachloride	9.682	117	210853	50.29	ug/L		97
52) iso-butyl alcohol	9.614	43	48712	417.08	ug/L	#	100
53) isopropyl acetate	9.808	61	49466	45.26	ug/L		96
54) benzene	9.902	78	655204	48.64	ug/L		98
55) 2,2,4-trimethylpentane	9.923	57	532525	46.69	ug/L		99
56) tert-amyl methyl ether	9.939	73	439027	45.28	ug/L		100
57) 1,2-dichloroethane	9.897	62	186307	48.49	ug/L		100
58) heptane	10.090	57	110298	47.40	ug/L		99
59) n-butyl alcohol	10.357	56	168471	2312.68	ug/L		99
60) trichloroethene	10.613	95	167593	50.11	ug/L		99
61) methyl methacrylate	10.864	69	134469	46.00	ug/L		96
62) 1,2-dichloropropane	10.864	63	159946	49.22	ug/L		97
63) methylcyclohexane	10.849	83	247346	48.68	ug/L		99
64) dibromomethane	11.016	93	88157	47.25	ug/L		99
65) bromodichloromethane	11.147	83	205751	48.86	ug/L		98
66) 2-nitropropane	11.346	41	29128m	46.17	ug/L		
67) 2-chloroethyl vinyl ether	11.382	63	405439	270.26	ug/L		100
68) epichlorohydrin	11.497	57	57696	233.75	ug/L		97
69) cis-1,3-dichloropropene	11.607	75	258049	50.41	ug/L		99
70) 4-methyl-2-pentanone	11.696	58	46030	46.17	ug/L		99
71) 3-methyl-1-butanol	11.706	70	63729	871.21	ug/L		100
72) toluene	11.978	91	674217	49.55	ug/L		99
73) trans-1,3-dichloropropene	12.156	75	218393	47.73	ug/L		98
74) ethyl methacrylate	12.162	69	161961	48.23	ug/L		99
75) 1,1,2-trichloroethane	12.371	83	101406	47.50	ug/L		98
76) 2-hexanone	12.543	58	40600	45.44	ug/L		96
79) tetrachloroethene	12.564	166	166076	49.90	ug/L		97
80) 1,3-dichloropropane	12.549	76	191480	47.77	ug/L		100
81) butyl acetate	12.622	56	72019	46.16	ug/L		93
82) 3,3-Dimethyl-1-Butanol	12.705	57	109262	445.90	ug/L		98
83) dibromochloromethane	12.815	129	144831	49.93	ug/L		99
84) 1,2-dibromoethane	12.962	107	121296	48.56	ug/L		100
85) n-butyl ether	13.354	57	575399	49.19	ug/L		100
86) chlorobenzene	13.422	112	419782	49.61	ug/L		98
87) 1,1,1,2-tetrachloroethane	13.480	131	153282	50.16	ug/L		99
88) ethylbenzene	13.480	91	713887	49.33	ug/L		99
89) m,p-xylene	13.589	106	546548	100.36	ug/L		100
90) o-xylene	13.997	106	268832	50.51	ug/L		97
91) styrene	14.003	104	451470	49.73	ug/L		98
92) bromoform	14.254	173	96025	49.54	ug/L		98

Quantitation Report (QT Reviewed)

Data Path : C:\msdchem\1\DATA\VI7869\
Data File : I195150.D
Acq On : 29 May 2014 4:33 pm
Operator : SCOTTM
Sample : ICV7869-50
Misc : MS68022,VI7869,,,,,1
ALS Vial : 11 Sample Multiplier: 1

Quant Time: Jun 03 11:19:43 2014
Quant Method : C:\msdchem\1\METHODS\MI7869.M
Quant Title : Method SW846 8260B, ZB624 60m x 0.25mm x 1.4um
QLast Update : Mon Jun 02 16:16:52 2014
Response via : Initial Calibration

Internal Standards	R.T.	QIon	Response	Conc	Units	Dev(Min)
95) isopropylbenzene	14.332	105	690445	50.09	ug/L	99
96) cyclohexanone	14.473	55	84924	448.93	ug/L	97
97) 1,1,2,2-tetrachloroethane	14.614	83	152142	46.93	ug/L	98
98) trans-1,4-dichloro-2-b...	14.651	53	39072	48.07	ug/L	100
99) 1,2,3-trichloropropane	14.688	110	34263	49.11	ug/L	93
100) n-propylbenzene	14.735	91	793404	49.13	ug/L	100
101) bromobenzene	14.714	156	179803	49.24	ug/L	99
102) 2-chlorotoluene	14.876	126	172102	49.30	ug/L	100
103) 4-chlorotoluene	14.970	91	503316	49.46	ug/L	99
104) 1,3,5-trimethylbenzene	14.881	105	585479	49.93	ug/L	99
105) tert-butylbenzene	15.221	119	483567	48.90	ug/L	99
106) pentachloroethane	15.294	167	110352	51.26	ug/L	98
107) 1,2,4-trimethylbenzene	15.268	105	569848	48.66	ug/L	99
108) sec-butylbenzene	15.436	105	754526	50.37	ug/L	99
109) p-isopropyltoluene	15.551	119	628287	50.06	ug/l	99
110) benzyl chloride	15.797	91	340839	53.94	ug/L	99
111) 1,3-dichlorobenzene	15.613	146	341367	49.81	ug/L	99
112) 1,4-dichlorobenzene	15.692	146	337977	47.81	ug/L	100
113) 1,2-dichlorobenzene	16.074	146	314803	48.25	ug/L	99
114) n-butylbenzene	15.959	92	329076	50.90	ug/L	100
115) hexachloroethane	16.340	119	122792	48.80	ug/L	99
116) 1,2-dibromo-3-chloropr...	16.816	157	28945	46.42	ug/L	94
117) 1,3,5-Trichlorobenzene	17.015	180	280756	52.18	ug/L	99
118) 1,2,4-trichlorobenzene	17.611	180	233067	52.31	ug/L	99
119) hexachlorobutadiene	17.737	225	151450	55.07	ug/L	99
120) naphthalene	17.873	128	426346	50.90	ug/L	99
121) 1,2,3-trichlorobenzene	18.108	180	201908	51.68	ug/L	100

(#) = qualifier out of range (m) = manual integration (+) = signals summed

Quantitation Report (QT Reviewed)

Data Path : C:\msdchem\1\DATA\VI7869\
Data File : I195150.D
Acq On : 29 May 2014 4:33 pm
Operator : SCOTTM
Sample : ICV7869-50
Misc : MS68022,VI7869,,,,,1
ALS Vial : 11 Sample Multiplier: 1

Quant Time: Jun 03 11:19:43 2014
Quant Method : C:\msdchem\1\METHODS\MI7869.M
Quant Title : Method SW846 8260B, ZB624 60m x 0.25mm x 1.4um
QLast Update : Mon Jun 02 16:16:52 2014
Response via : Initial Calibration

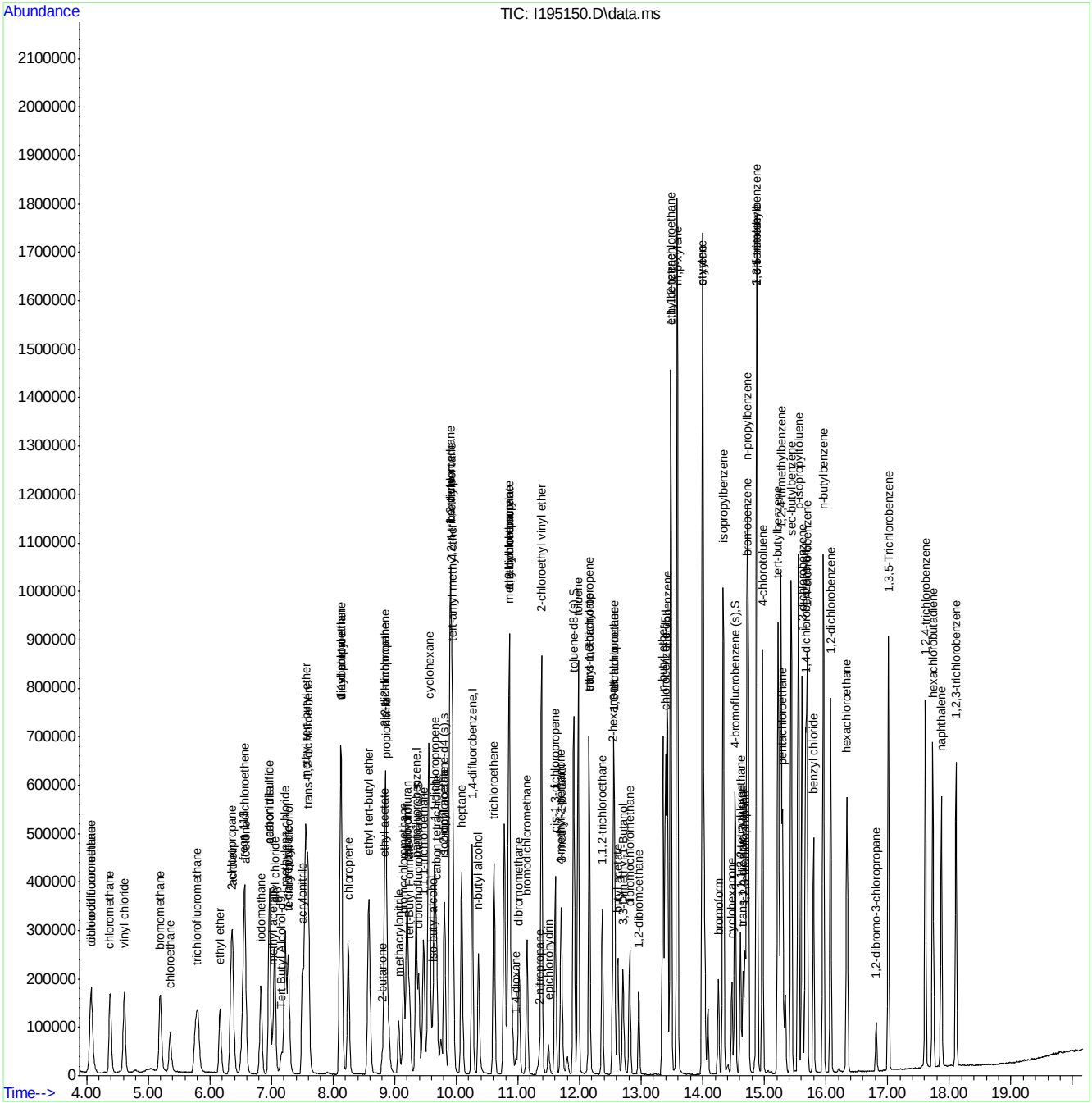

ACCUTEST LABORATORIES JB72256

Manual Integration Approval Summary

Sample Number: VI7869-ICV7869
Lab FileID: I195150.D
Injection Time: 05/29/14 16:33
Method: SW846 8260B
Analyst approved: 05/30/14 10:58 Scott McGonigal
Supervisor approved: 06/03/14 11:24 Jessica Reitan-Chu

Parameter	CAS	Sig#	R.T. (min.)	Reason
2-Nitropropane	79-46-9		11.35	Overlapping peak

Quantitation Report (Qedit)

Data Path : C:\msdchem\1\DATA\VI7869\
Data File : I195150.D
Acq On : 29 May 2014 4:33 pm
Operator : SCOTTM
Sample : ICV7869-50
Misc : MS68022,VI7869,,,,,1
ALS Vial : 11 Sample Multiplier: 1

Quant Time: Jun 03 11:09:19 2014
Quant Method : C:\msdchem\1\METHODS\MI7869.M
Quant Title : Method SW846 8260B, ZB624 60m x 0.25mm x 1.4um
QLast Update : Mon Jun 02 16:16:52 2014
Response via : Initial Calibration

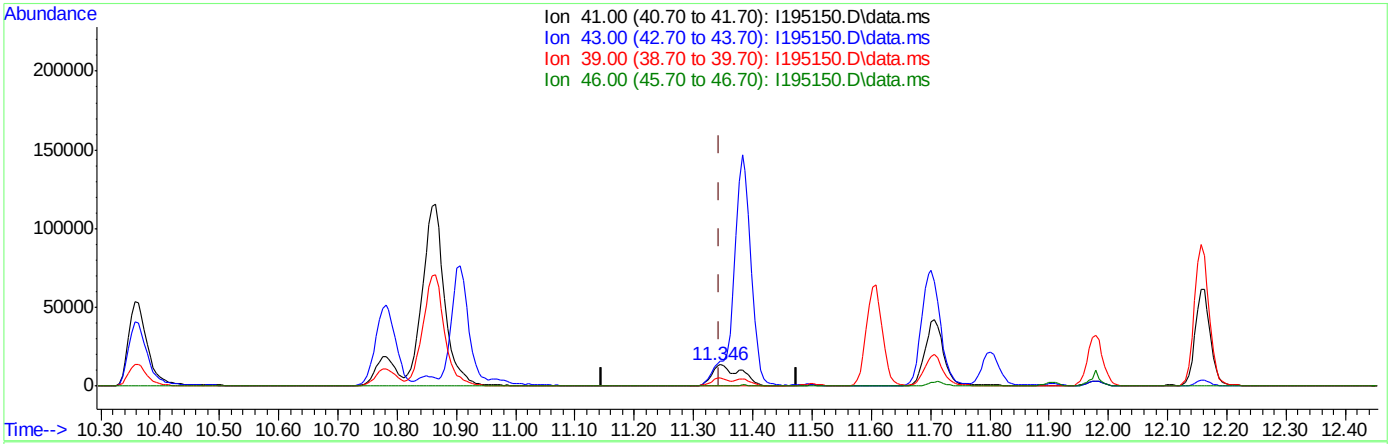

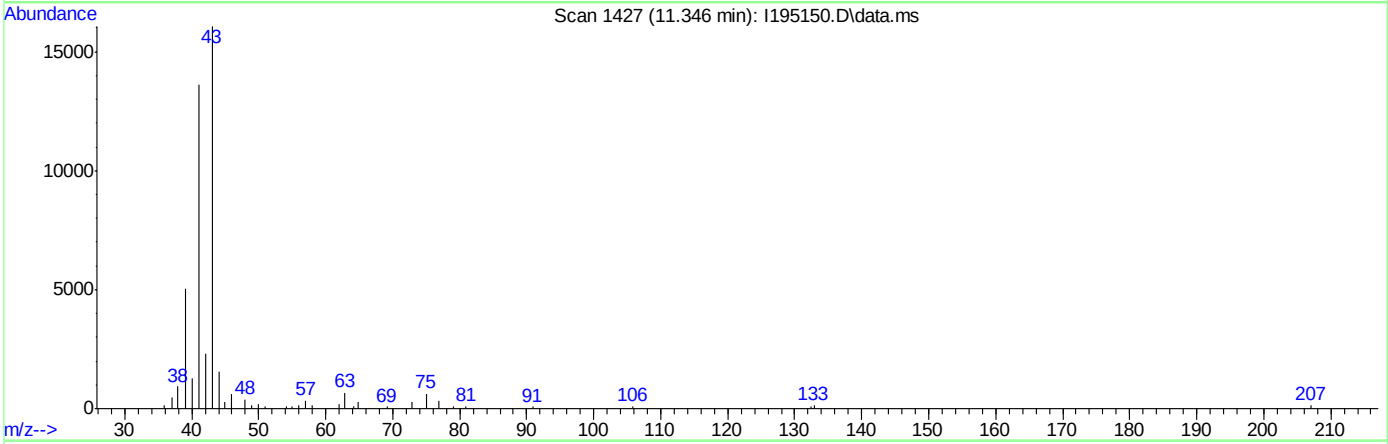

TIC: I195150.D\data.ms

(66) 2-nitropropane

11.346min (+0.001) 72.00ug/L

response 45422

Ion	Exp%	Act%
41.00	100	100
43.00	0.00	0.00
39.00	60.50	41.81
46.00	0.00	2.66

ACCUTEST LABORATORIES JB72256

Quantitation Report (Qedit)

Data Path : C:\msdchem\1\DATA\VI7869\
Data File : I195150.D
Acq On : 29 May 2014 4:33 pm
Operator : SCOTTM
Sample : ICV7869-50
Misc : MS68022,VI7869,,,,,1
ALS Vial : 11 Sample Multiplier: 1

Quant Time: Jun 03 11:09:19 2014
Quant Method : C:\msdchem\1\METHODS\MI7869.M
Quant Title : Method SW846 8260B, ZB624 60m x 0.25mm x 1.4um
QLast Update : Mon Jun 02 16:16:52 2014
Response via : Initial Calibration

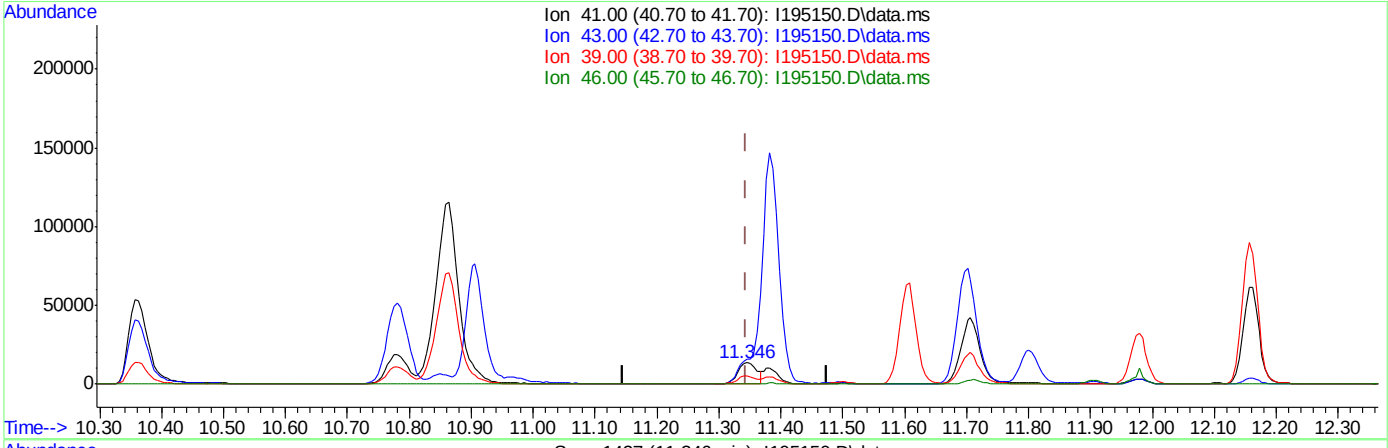

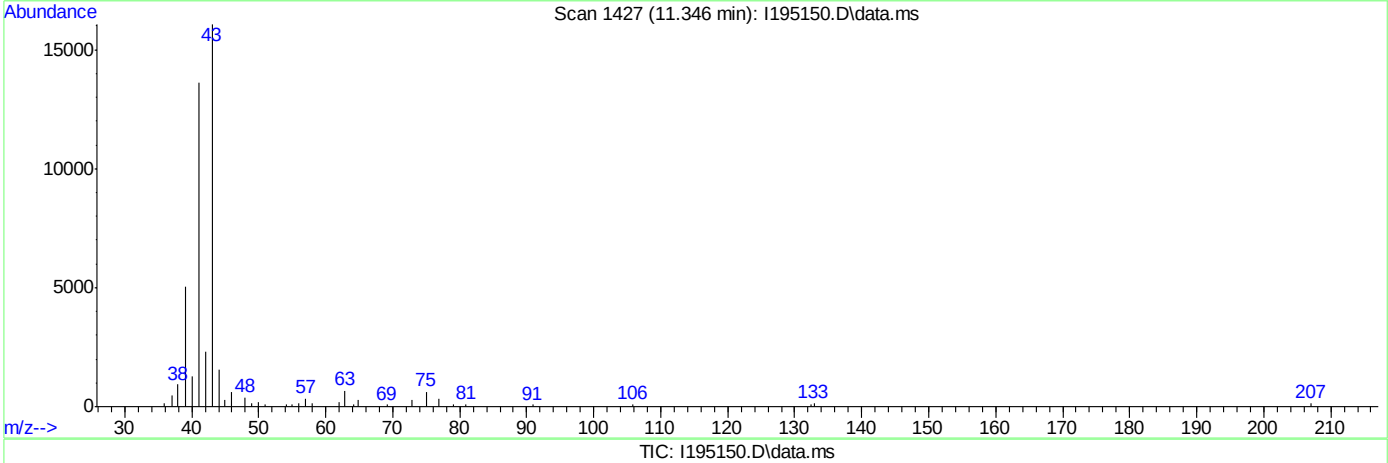

TIC: I195150.D\data.ms

(66) 2-nitropropane

11.346min (+0.001) 46.17ug/L m

response 29128

Ion	Exp%	Act%
41.00	100	100
43.00	0.00	0.00
39.00	60.50	65.20
46.00	0.00	4.15

ACCUTEST LABORATORIES JB72256

Quantitation Report (QT Reviewed)

Data Path : C:\msdchem\1\DATA\VI7869\
Data File : I195151.D
Acq On : 29 May 2014 5:52 pm
Operator : SCOTTM
Sample : ICV7869-50
Misc : MS68022,VI7869,,,,,1,(HEXANE)
ALS Vial : 19 Sample Multiplier: 1

Quant Time: May 30 10:33:31 2014
Quant Method : C:\MSDCHEM\1\METHODS\MI7869.M
Quant Title : Method SW846 8260B, ZB624 60m x 0.25mm x 1.4um
QLast Update : Thu May 29 16:37:26 2014
Response via : Initial Calibration

Internal Standards	R.T.	QIon	Response	Conc	Units	Dev(Min)
1) Tert Butyl Alcohol-d9	7.172	65	115497	500.00	ug/L	0.00
5) pentafluorobenzene	9.353	168	257822	50.00	ug/L	0.00
48) 1,4-difluorobenzene	10.258	114	408669	50.00	ug/L	0.00
77) chlorobenzene-d5	13.391	117	368745	50.00	ug/L	0.00
93) 1,4-dichlorobenzene-d4	15.666	152	186151	50.00	ug/L	0.00
System Monitoring Compounds						
45) dibromofluoromethane (s)	9.395	113	125535	46.26	ug/L	0.00
Spiked Amount 50.000	Range 59 - 130		Recovery = 92.52%			
49) 1,2-dichloroethane-d4...	9.808	65	117404	40.44	ug/L	0.03
Spiked Amount 50.000	Range 70 - 123		Recovery = 80.88%			
78) toluene-d8 (s)	11.905	98	486507	42.90	ug/L	0.00
Spiked Amount 50.000	Range 81 - 127		Recovery = 85.80%			
94) 4-bromofluorobenzene (s)	14.526	95	184035	43.36	ug/L	0.00
Spiked Amount 50.000	Range 66 - 132		Recovery = 86.72%			
Target Compounds						Qvalue
29) hexane	7.909	57	228161	68.46	ug/L	99

(#) = qualifier out of range (m) = manual integration (+) = signals summed

Quantitation Report (QT Reviewed)

Data Path : C:\msdchem\1\DATA\VI7869\
Data File : I195151.D
Acq On : 29 May 2014 5:52 pm
Operator : SCOTTM
Sample : ICV7869-50
Misc : MS68022,VI7869,,,,,1,(HEXANE)
ALS Vial : 19 Sample Multiplier: 1

Quant Time: May 30 10:33:31 2014
Quant Method : C:\MSDCHEM\1\METHODS\MI7869.M
Quant Title : Method SW846 8260B, ZB624 60m x 0.25mm x 1.4um
QLast Update : Thu May 29 16:37:26 2014
Response via : Initial Calibration

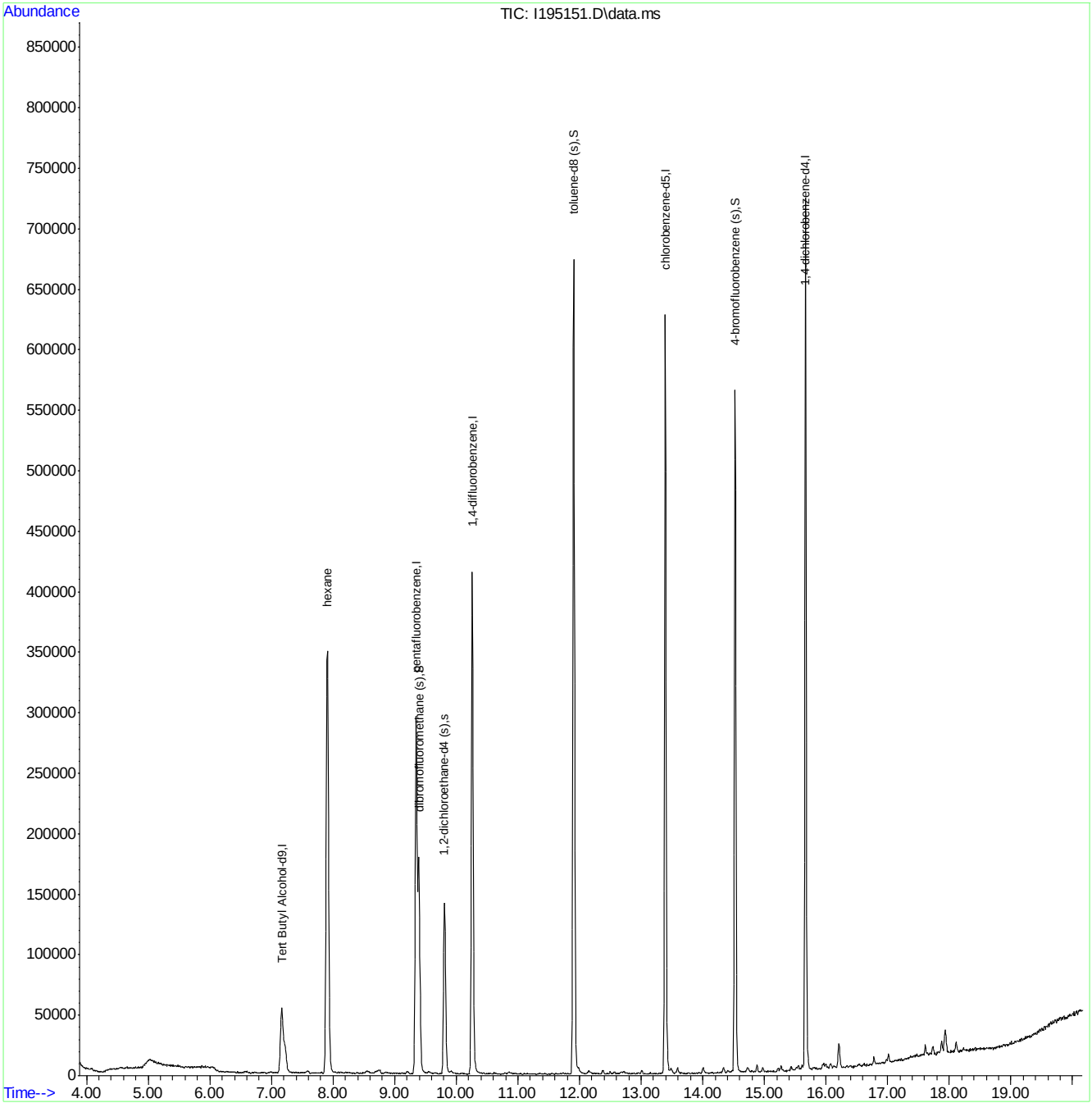

Quantitation Report (QT Reviewed)

Data Path : C:\msdchem\1\DATA\VI7923\
Data File : I196647.D
Acq On : 24 Jul 2014 12:00 pm
Operator : SCOTTM
Sample : CC7869-50
Misc : MS70841,VI7923,,,,,1
ALS Vial : 8 Sample Multiplier: 1

Quant Time: Jul 24 12:20:53 2014
Quant Method : C:\MSDCHEM\1\METHODS\MI7869.M
Quant Title : Method SW846 8260B, ZB624 60m x 0.25mm x 1.4um
QLast Update : Thu Jul 24 12:19:49 2014
Response via : Initial Calibration

Internal Standards	R.T.	QIon	Response	Conc	Units		Dev(Min)
1) Tert Butyl Alcohol-d9	7.227	65	120820	500.00	ug/L		0.00
5) pentafluorobenzene	9.487	168	273115	50.00	ug/L		0.00
48) 1,4-difluorobenzene	10.402	114	406996	50.00	ug/L		0.00
77) chlorobenzene-d5	13.556	117	339585	50.00	ug/L		0.00
93) 1,4-dichlorobenzene-d4	15.868	152	191643	50.00	ug/L		0.00
System Monitoring Compounds							
45) dibromofluoromethane (s)	9.513	113	137257	47.65	ug/L		0.00
Spiked Amount 50.000	Range 59 - 130		Recovery = 95.30%				
49) 1,2-dichloroethane-d4...	9.931	65	152972	52.70	ug/L		0.00
Spiked Amount 50.000	Range 70 - 123		Recovery = 105.40%				
78) toluene-d8 (s)	12.055	98	483637	46.24	ug/L		0.00
Spiked Amount 50.000	Range 81 - 127		Recovery = 92.48%				
94) 4-bromofluorobenzene (s)	14.707	95	193972	44.19	ug/L		0.00
Spiked Amount 50.000	Range 66 - 132		Recovery = 88.38%				
Target Compounds							Qvalue
3) tertiary butyl alcohol	7.332	59	74575	210.43	ug/L	#	15
4) 1,4-dioxane	11.119	88	33359	1210.05	ug/L	#	95
6) chlorodifluoromethane	3.864	51	164267	55.87	ug/L		98
7) dichlorodifluoromethane	3.849	85	222217	57.24	ug/L		99
8) chloromethane	4.189	50	232803	48.95	ug/L		99
9) vinyl chloride	4.440	62	231901	51.87	ug/L		98
10) bromomethane	5.072	94	158902	53.78	ug/L		100
11) chloroethane	5.245	64	96800	50.29	ug/L		97
12) trichlorofluoromethane	5.721	101	273629	55.92	ug/L		100
13) ethyl ether	6.129	74	78829	51.64	ug/L		98
14) acrolein	6.343	56	262479	564.28	ug/L		98
15) 2-chloropropane	6.307	63	64683	49.11	ug/L		96
16) freon 113	6.532	151	117485	57.83	ug/L		97
17) 1,1-dichloroethene	6.537	61	234615	53.38	ug/L		98
18) acetone	6.568	58	10925	48.25	ug/L	#	78
19) iodomethane	6.804	142	304897	55.82	ug/L	#	100
20) carbon disulfide	6.940	76	539112	51.27	ug/L		99
21) methyl acetate	7.055	74	18552	49.50	ug/L		95
22) allyl chloride	7.065	76	79229	52.70	ug/L		95
23) acetonitrile	7.060	41	213264	919.05	ug/L		99
24) methylene chloride	7.243	84	169926	47.83	ug/L		98
25) 1-chloropropane	7.295	42	256726	49.93	ug/L		100
26) methyl tert butyl ether	7.614	73	444442	52.02	ug/L		98
27) acrylonitrile	7.546	53	212687	259.58	ug/L		98
28) trans-1,2-dichloroethene	7.641	96	165267	50.89	ug/L		97
29) hexane	7.975	57	177013	50.14	ug/L		98
30) di-isopropyl ether	8.221	45	430950	46.26	ug/L		97
31) vinyl acetate	8.200	65	92690	52.09	ug/L	#	82
32) 1,1-dichloroethane	8.200	63	281042	53.10	ug/L		98
33) chloroprene	8.320	53	201399	49.83	ug/L		96
34) ethyl tert-butyl ether	8.692	59	466733	51.63	ug/L		96
35) 2-butanone	8.911	72	14575	53.65	ug/L	#	1
36) ethyl acetate	8.943	45	15217	46.69	ug/L	#	1

Quantitation Report (QT Reviewed)

Data Path : C:\msdchem\1\DATA\VI7923\
Data File : I196647.D
Acq On : 24 Jul 2014 12:00 pm
Operator : SCOTTM
Sample : CC7869-50
Misc : MS70841,VI7923,,,,,1
ALS Vial : 8 Sample Multiplier: 1

Quant Time: Jul 24 12:20:53 2014
Quant Method : C:\MSDCHEM\1\METHODS\MI7869.M
Quant Title : Method SW846 8260B, ZB624 60m x 0.25mm x 1.4um
QLast Update : Thu Jul 24 12:19:49 2014
Response via : Initial Calibration

Internal Standards	R.T.	QIon	Response	Conc	Units		Dev(Min)
37) 2,2-dichloropropane	8.959	77	249564	51.99	ug/L		99
38) cis-1,2-dichloroethene	8.943	96	180341	52.15	ug/L		96
39) methacrylonitrile	9.178	67	49880	51.83	ug/L		94
40) propionitrile	8.974	54	164788	521.91	ug/L		96
41) bromochloromethane	9.251	128	87959	58.82	ug/L		92
42) tetrahydrofuran	9.304	71	16057	50.19	ug/L	#	100
43) chloroform	9.314	83	277336	51.74	ug/L		99
44) tert-Butyl Formate	9.361	59	117876	50.49	ug/L	#	98
46) 1,1,1-trichloroethane	9.586	97	244853	54.63	ug/L		97
47) cyclohexane	9.680	84	233766	53.12	ug/L		94
50) 1,1-dichloropropene	9.769	75	214928	56.10	ug/L		98
51) carbon tetrachloride	9.801	117	222054	60.00	ug/L		99
52) iso-butyl alcohol	9.764	43	50429	489.18	ug/L	#	100
53) isopropyl acetate	9.957	61	48880	50.67	ug/L		96
54) benzene	10.025	78	624941	52.56	ug/L		98
55) 2,2,4-trimethylpentane	10.062	57	541125	53.75	ug/L		99
56) tert-amyl methyl ether	10.083	73	449659	52.54	ug/L		98
57) 1,2-dichloroethane	10.025	62	205761	60.67	ug/L		99
58) heptane	10.235	57	104191	50.73	ug/L		97
59) n-butyl alcohol	10.522	56	178742	2779.82	ug/L		99
60) trichloroethene	10.753	95	161782	54.80	ug/L		97
61) methyl methacrylate	11.024	69	133387	51.69	ug/L	#	67
62) 1,2-dichloropropane	11.004	63	154782	53.96	ug/L		98
63) methylcyclohexane	10.988	83	253811	56.59	ug/L		99
64) dibromomethane	11.160	93	93821	56.97	ug/L		92
65) bromodichloromethane	11.291	83	208084	55.99	ug/L		99
66) 2-nitropropane	11.495	41	30562	54.89	ug/L	#	78
67) 2-chloroethyl vinyl ether	11.542	63	387361	292.53	ug/L		100
68) epichlorohydrin	11.647	57	50179	230.32	ug/L		96
69) cis-1,3-dichloropropene	11.757	75	258000	57.10	ug/L		99
70) 4-methyl-2-pentanone	11.856	58	45406	51.60	ug/L		97
71) 3-methyl-1-butanol	11.877	70	65864	1020.08	ug/L		98
72) toluene	12.128	91	646403	53.82	ug/L		100
73) trans-1,3-dichloropropene	12.316	75	225952	55.94	ug/L		94
74) ethyl methacrylate	12.327	69	153749	51.87	ug/L		98
75) 1,1,2-trichloroethane	12.526	83	104355	55.38	ug/L		97
76) 2-hexanone	12.709	58	40634	51.53	ug/L		92
79) tetrachloroethene	12.719	166	172058	55.37	ug/L		99
80) 1,3-dichloropropane	12.703	76	197025	52.65	ug/L		99
81) butyl acetate	12.792	56	68609	47.10	ug/L		96
82) 3,3-Dimethyl-1-Butanol	12.881	57	113150	494.61	ug/L		98
83) dibromochloromethane	12.970	129	164404	60.71	ug/L		98
84) 1,2-dibromoethane	13.117	107	128402	55.07	ug/L		100
85) n-butyl ether	13.530	57	557210	51.02	ug/L		98
86) chlorobenzene	13.587	112	416178	52.69	ug/L		97
87) 1,1,1,2-tetrachloroethane	13.645	131	154434	54.13	ug/L		95
88) ethylbenzene	13.650	91	675810	50.02	ug/L		99
89) m,p-xylene	13.760	106	543559	106.91	ug/L		96
90) o-xylene	14.173	106	267437	53.82	ug/L		92
91) styrene	14.178	104	434568	51.27	ug/L		98

Quantitation Report (QT Reviewed)

Data Path : C:\msdchem\1\DATA\VI7923\
Data File : I196647.D
Acq On : 24 Jul 2014 12:00 pm
Operator : SCOTTM
Sample : CC7869-50
Misc : MS70841,VI7923,,,,,1
ALS Vial : 8 Sample Multiplier: 1

Quant Time: Jul 24 12:20:53 2014
Quant Method : C:\MSDCHEM\1\METHODS\MI7869.M
Quant Title : Method SW846 8260B, ZB624 60m x 0.25mm x 1.4um
QLast Update : Thu Jul 24 12:19:49 2014
Response via : Initial Calibration

Internal Standards	R.T.	QIon	Response	Conc	Units	Dev(Min)
92) bromoform	14.429	173	106150	58.66	ug/L	100
95) isopropylbenzene	14.513	105	663870	43.68	ug/L	99
96) cyclohexanone	14.649	55	47267	241.51	ug/L	96
97) 1,1,2,2-tetrachloroethane	14.801	83	155888	43.62	ug/L	97
98) trans-1,4-dichloro-2-b...	14.843	53	38689	43.17	ug/L	90
99) 1,2,3-trichloropropane	14.869	110	36768	47.80	ug/L	99
100) n-propylbenzene	14.921	91	738000	41.45	ug/L	99
101) bromobenzene	14.895	156	189708	47.12	ug/L	100
102) 2-chlorotoluene	15.057	126	166494	43.26	ug/L	89
103) 4-chlorotoluene	15.156	91	483884	43.13	ug/L	99
104) 1,3,5-trimethylbenzene	15.073	105	571675	44.22	ug/L	98
105) tert-butylbenzene	15.418	119	464575	42.61	ug/L	98
106) pentachloroethane	15.491	167	116727	49.18	ug/L	96
107) 1,2,4-trimethylbenzene	15.465	105	563442	43.64	ug/L	98
108) sec-butylbenzene	15.638	105	714581	43.27	ug/L	98
109) p-isopropyltoluene	15.758	119	608794	44.00	ug/l	100
110) benzyl chloride	16.004	91	292738	42.02	ug/L	100
111) 1,3-dichlorobenzene	15.810	146	354457	46.92	ug/L	98
112) 1,4-dichlorobenzene	15.894	146	356743	45.77	ug/L	100
113) 1,2-dichlorobenzene	16.291	146	338090	47.01	ug/L	99
114) n-butylbenzene	16.176	92	306780	43.04	ug/L	98
115) hexachloroethane	16.569	119	122211	44.06	ug/L	99
116) 1,2-dibromo-3-chloropr...	17.076	157	31495	45.81	ug/L	89
117) 1,3,5-Trichlorobenzene	17.290	180	291210	49.09	ug/L	99
118) 1,2,4-trichlorobenzene	17.934	180	237576	48.36	ug/L	98
119) hexachlorobutadiene	18.070	225	147919	48.79	ug/L	98
120) naphthalene	18.211	128	470494	50.95	ug/L	99
121) 1,2,3-trichlorobenzene	18.457	180	212266	49.28	ug/L	99

(#) = qualifier out of range (m) = manual integration (+) = signals summed

Quantitation Report (QT Reviewed)

Data Path : C:\msdchem\1\DATA\VI7923\
Data File : I196647.D
Acq On : 24 Jul 2014 12:00 pm
Operator : SCOTTM
Sample : CC7869-50
Misc : MS70841,VI7923,,,,,1
ALS Vial : 8 Sample Multiplier: 1

Quant Time: Jul 24 12:20:53 2014
Quant Method : C:\MSDCHEM\1\METHODS\MI7869.M
Quant Title : Method SW846 8260B, ZB624 60m x 0.25mm x 1.4um
QLast Update : Thu Jul 24 12:19:49 2014
Response via : Initial Calibration

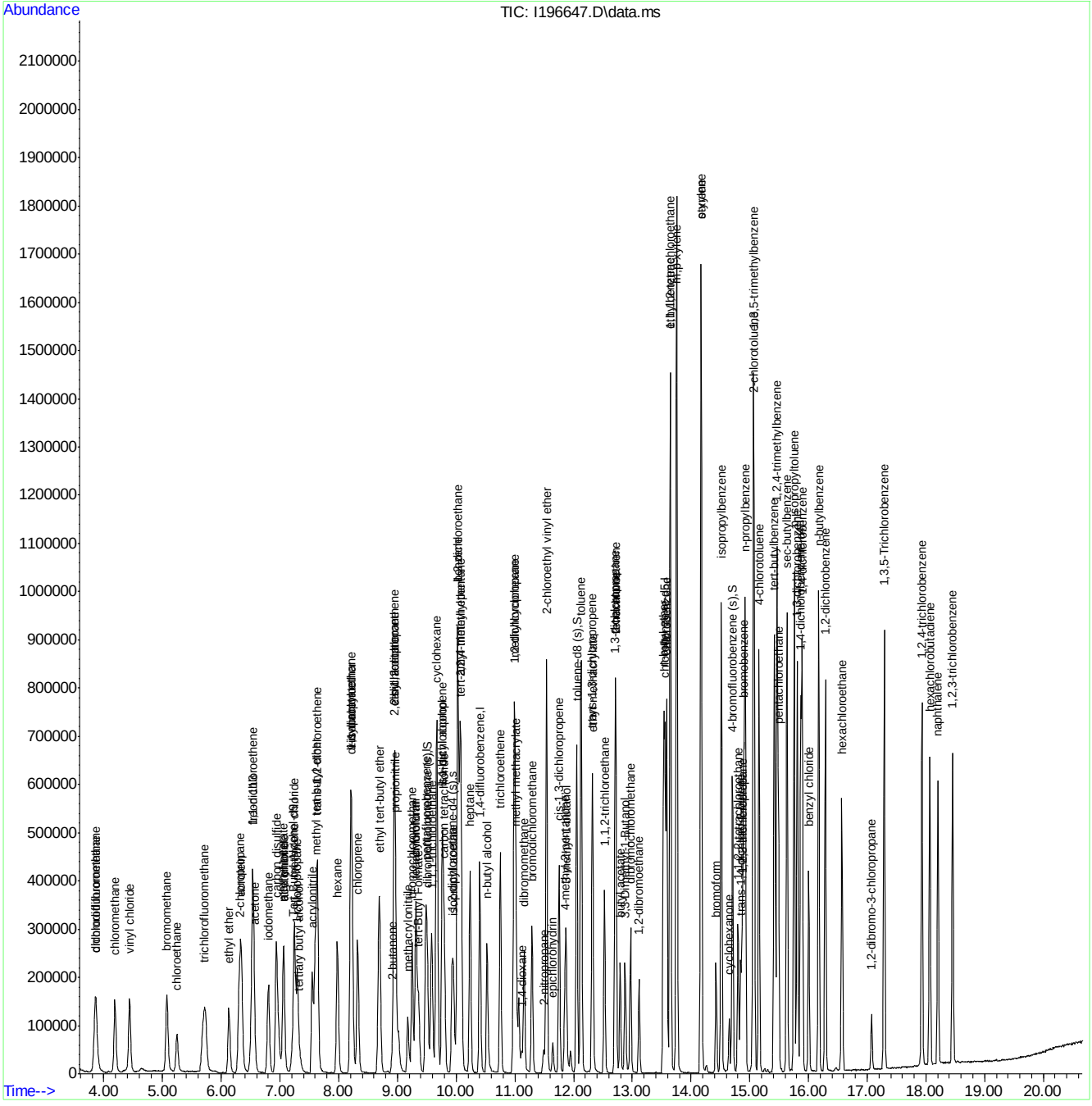

Quantitation Report (QT Reviewed)

Data Path : C:\msdchem\1\DATA\VI7923\
Data File : I196647.D
Acq On : 24 Jul 2014 12:00 pm
Operator : SCOTTM
Sample : CC7869-50
Misc : MS70841,VI7923,,,,,1
ALS Vial : 8 Sample Multiplier: 1

Quant Time: Jul 24 12:20:53 2014
Quant Method : C:\MSDCHEM\1\METHODS\MI7869.M
Quant Title : Method SW846 8260B, ZB624 60m x 0.25mm x 1.4um
QLast Update : Thu Jul 24 12:19:49 2014
Response via : Initial Calibration

Internal Standards	R.T.	QIon	Response	Conc	Units		Dev(Min)
1) Tert Butyl Alcohol-d9	7.227	65	120820	500.00	ug/L		0.00
5) pentafluorobenzene	9.487	168	273115	50.00	ug/L		0.00
48) 1,4-difluorobenzene	10.402	114	406996	50.00	ug/L		0.00
77) chlorobenzene-d5	13.556	117	339585	50.00	ug/L		0.00
93) 1,4-dichlorobenzene-d4	15.868	152	191643	50.00	ug/L		0.00
System Monitoring Compounds							
45) dibromofluoromethane (s)	9.513	113	137257	47.65	ug/L		0.00
Spiked Amount 50.000	Range 59 - 130		Recovery = 95.30%				
49) 1,2-dichloroethane-d4...	9.931	65	152972	52.70	ug/L		0.00
Spiked Amount 50.000	Range 70 - 123		Recovery = 105.40%				
78) toluene-d8 (s)	12.055	98	483637	46.24	ug/L		0.00
Spiked Amount 50.000	Range 81 - 127		Recovery = 92.48%				
94) 4-bromofluorobenzene (s)	14.707	95	193972	44.19	ug/L		0.00
Spiked Amount 50.000	Range 66 - 132		Recovery = 88.38%				
Target Compounds							Qvalue
3) tertiary butyl alcohol	7.332	59	74575	210.43	ug/L	#	15
4) 1,4-dioxane	11.119	88	33359	1210.05	ug/L	#	95
6) chlorodifluoromethane	3.864	51	164267	55.87	ug/L		98
7) dichlorodifluoromethane	3.849	85	222217	57.24	ug/L		99
8) chloromethane	4.189	50	232803	48.95	ug/L		99
9) vinyl chloride	4.440	62	231901	51.87	ug/L		98
10) bromomethane	5.072	94	158902	53.78	ug/L		100
11) chloroethane	5.245	64	96800	50.29	ug/L		97
12) trichlorofluoromethane	5.721	101	273629	55.92	ug/L		100
13) ethyl ether	6.129	74	78829	51.64	ug/L		98
14) acrolein	6.343	56	262479	564.28	ug/L		98
15) 2-chloropropane	6.307	63	64683	49.11	ug/L		96
16) freon 113	6.532	151	117485	57.83	ug/L		97
17) 1,1-dichloroethene	6.537	61	234615	53.38	ug/L		98
18) acetone	6.568	58	10925	48.25	ug/L	#	78
19) iodomethane	6.804	142	304897	55.82	ug/L	#	100
20) carbon disulfide	6.940	76	539112	51.27	ug/L		99
21) methyl acetate	7.055	74	18552	49.50	ug/L		95
22) allyl chloride	7.065	76	79229	52.70	ug/L		95
23) acetonitrile	7.060	41	213264	919.05	ug/L		99
24) methylene chloride	7.243	84	169926	47.83	ug/L		98
25) 1-chloropropane	7.295	42	256726	49.93	ug/L		100
26) methyl tert butyl ether	7.614	73	444442	52.02	ug/L		98
27) acrylonitrile	7.546	53	212687	259.58	ug/L		98
28) trans-1,2-dichloroethene	7.641	96	165267	50.89	ug/L		97
29) hexane	7.975	57	177013	50.14	ug/L		98
30) di-isopropyl ether	8.221	45	430950	46.26	ug/L		97
31) vinyl acetate	8.200	65	92690	52.09	ug/L	#	82
32) 1,1-dichloroethane	8.200	63	281042	53.10	ug/L		98
33) chloroprene	8.320	53	201399	49.83	ug/L		96
34) ethyl tert-butyl ether	8.692	59	466733	51.63	ug/L		96
35) 2-butanone	8.911	72	14575	53.65	ug/L	#	1
36) ethyl acetate	8.943	45	15217	46.69	ug/L	#	1

Quantitation Report (QT Reviewed)

Data Path : C:\msdchem\1\DATA\VI7923\
Data File : I196647.D
Acq On : 24 Jul 2014 12:00 pm
Operator : SCOTTM
Sample : CC7869-50
Misc : MS70841,VI7923,,,,,1
ALS Vial : 8 Sample Multiplier: 1

Quant Time: Jul 24 12:20:53 2014
Quant Method : C:\MSDCHEM\1\METHODS\MI7869.M
Quant Title : Method SW846 8260B, ZB624 60m x 0.25mm x 1.4um
QLast Update : Thu Jul 24 12:19:49 2014
Response via : Initial Calibration

Internal Standards	R.T.	QIon	Response	Conc	Units		Dev(Min)
37) 2,2-dichloropropane	8.959	77	249564	51.99	ug/L		99
38) cis-1,2-dichloroethene	8.943	96	180341	52.15	ug/L		96
39) methacrylonitrile	9.178	67	49880	51.83	ug/L		94
40) propionitrile	8.974	54	164788	521.91	ug/L		96
41) bromochloromethane	9.251	128	87959	58.82	ug/L		92
42) tetrahydrofuran	9.304	71	16057	50.19	ug/L	#	100
43) chloroform	9.314	83	277336	51.74	ug/L		99
44) tert-Butyl Formate	9.361	59	117876	50.49	ug/L	#	98
46) 1,1,1-trichloroethane	9.586	97	244853	54.63	ug/L		97
47) cyclohexane	9.680	84	233766	53.12	ug/L		94
50) 1,1-dichloropropene	9.769	75	214928	56.10	ug/L		98
51) carbon tetrachloride	9.801	117	222054	60.00	ug/L		99
52) iso-butyl alcohol	9.764	43	50429	489.18	ug/L	#	100
53) isopropyl acetate	9.957	61	48880	50.67	ug/L		96
54) benzene	10.025	78	624941	52.56	ug/L		98
55) 2,2,4-trimethylpentane	10.062	57	541125	53.75	ug/L		99
56) tert-amyl methyl ether	10.083	73	449659	52.54	ug/L		98
57) 1,2-dichloroethane	10.025	62	205761	60.67	ug/L		99
58) heptane	10.235	57	104191	50.73	ug/L		97
59) n-butyl alcohol	10.522	56	178742	2779.82	ug/L		99
60) trichloroethene	10.753	95	161782	54.80	ug/L		97
61) methyl methacrylate	11.024	69	133387	51.69	ug/L	#	67
62) 1,2-dichloropropane	11.004	63	154782	53.96	ug/L		98
63) methylcyclohexane	10.988	83	253811	56.59	ug/L		99
64) dibromomethane	11.160	93	93821	56.97	ug/L		92
65) bromodichloromethane	11.291	83	208084	55.99	ug/L		99
66) 2-nitropropane	11.495	41	30562	54.89	ug/L	#	78
67) 2-chloroethyl vinyl ether	11.542	63	387361	292.53	ug/L		100
68) epichlorohydrin	11.647	57	50179	230.32	ug/L		96
69) cis-1,3-dichloropropene	11.757	75	258000	57.10	ug/L		99
70) 4-methyl-2-pentanone	11.856	58	45406	51.60	ug/L		97
71) 3-methyl-1-butanol	11.877	70	65864	1020.08	ug/L		98
72) toluene	12.128	91	646403	53.82	ug/L		100
73) trans-1,3-dichloropropene	12.316	75	225952	55.94	ug/L		94
74) ethyl methacrylate	12.327	69	153749	51.87	ug/L		98
75) 1,1,2-trichloroethane	12.526	83	104355	55.38	ug/L		97
76) 2-hexanone	12.709	58	40634	51.53	ug/L		92
79) tetrachloroethene	12.719	166	172058	55.37	ug/L		99
80) 1,3-dichloropropane	12.703	76	197025	52.65	ug/L		99
81) butyl acetate	12.792	56	68609	47.10	ug/L		96
82) 3,3-Dimethyl-1-Butanol	12.881	57	113150	494.61	ug/L		98
83) dibromochloromethane	12.970	129	164404	60.71	ug/L		98
84) 1,2-dibromoethane	13.117	107	128402	55.07	ug/L		100
85) n-butyl ether	13.530	57	557210	51.02	ug/L		98
86) chlorobenzene	13.587	112	416178	52.69	ug/L		97
87) 1,1,1,2-tetrachloroethane	13.645	131	154434	54.13	ug/L		95
88) ethylbenzene	13.650	91	675810	50.02	ug/L		99
89) m,p-xylene	13.760	106	543559	106.91	ug/L		96
90) o-xylene	14.173	106	267437	53.82	ug/L		92
91) styrene	14.178	104	434568	51.27	ug/L		98

Quantitation Report (QT Reviewed)

Data Path : C:\msdchem\1\DATA\VI7923\
Data File : I196647.D
Acq On : 24 Jul 2014 12:00 pm
Operator : SCOTTM
Sample : CC7869-50
Misc : MS70841,VI7923,,,,,1
ALS Vial : 8 Sample Multiplier: 1

Quant Time: Jul 24 12:20:53 2014
Quant Method : C:\MSDCHEM\1\METHODS\MI7869.M
Quant Title : Method SW846 8260B, ZB624 60m x 0.25mm x 1.4um
QLast Update : Thu Jul 24 12:19:49 2014
Response via : Initial Calibration

Internal Standards	R.T.	QIon	Response	Conc	Units	Dev(Min)
92) bromoform	14.429	173	106150	58.66	ug/L	100
95) isopropylbenzene	14.513	105	663870	43.68	ug/L	99
96) cyclohexanone	14.649	55	47267	241.51	ug/L	96
97) 1,1,2,2-tetrachloroethane	14.801	83	155888	43.62	ug/L	97
98) trans-1,4-dichloro-2-b...	14.843	53	38689	43.17	ug/L	90
99) 1,2,3-trichloropropane	14.869	110	36768	47.80	ug/L	99
100) n-propylbenzene	14.921	91	738000	41.45	ug/L	99
101) bromobenzene	14.895	156	189708	47.12	ug/L	100
102) 2-chlorotoluene	15.057	126	166494	43.26	ug/L	89
103) 4-chlorotoluene	15.156	91	483884	43.13	ug/L	99
104) 1,3,5-trimethylbenzene	15.073	105	571675	44.22	ug/L	98
105) tert-butylbenzene	15.418	119	464575	42.61	ug/L	98
106) pentachloroethane	15.491	167	116727	49.18	ug/L	96
107) 1,2,4-trimethylbenzene	15.465	105	563442	43.64	ug/L	98
108) sec-butylbenzene	15.638	105	714581	43.27	ug/L	98
109) p-isopropyltoluene	15.758	119	608794	44.00	ug/l	100
110) benzyl chloride	16.004	91	292738	42.02	ug/L	100
111) 1,3-dichlorobenzene	15.810	146	354457	46.92	ug/L	98
112) 1,4-dichlorobenzene	15.894	146	356743	45.77	ug/L	100
113) 1,2-dichlorobenzene	16.291	146	338090	47.01	ug/L	99
114) n-butylbenzene	16.176	92	306780	43.04	ug/L	98
115) hexachloroethane	16.569	119	122211	44.06	ug/L	99
116) 1,2-dibromo-3-chloropr...	17.076	157	31495	45.81	ug/L	89
117) 1,3,5-Trichlorobenzene	17.290	180	291210	49.09	ug/L	99
118) 1,2,4-trichlorobenzene	17.934	180	237576	48.36	ug/L	98
119) hexachlorobutadiene	18.070	225	147919	48.79	ug/L	98
120) naphthalene	18.211	128	470494	50.95	ug/L	99
121) 1,2,3-trichlorobenzene	18.457	180	212266	49.28	ug/L	99

(#) = qualifier out of range (m) = manual integration (+) = signals summed

Quantitation Report (QT Reviewed)

Data Path : C:\msdchem\1\DATA\VI7923\
Data File : I196647.D
Acq On : 24 Jul 2014 12:00 pm
Operator : SCOTTM
Sample : CC7869-50
Misc : MS70841,VI7923,,,,,1
ALS Vial : 8 Sample Multiplier: 1

Quant Time: Jul 24 12:20:53 2014
Quant Method : C:\MSDCHEM\1\METHODS\MI7869.M
Quant Title : Method SW846 8260B, ZB624 60m x 0.25mm x 1.4um
QLast Update : Thu Jul 24 12:19:49 2014
Response via : Initial Calibration

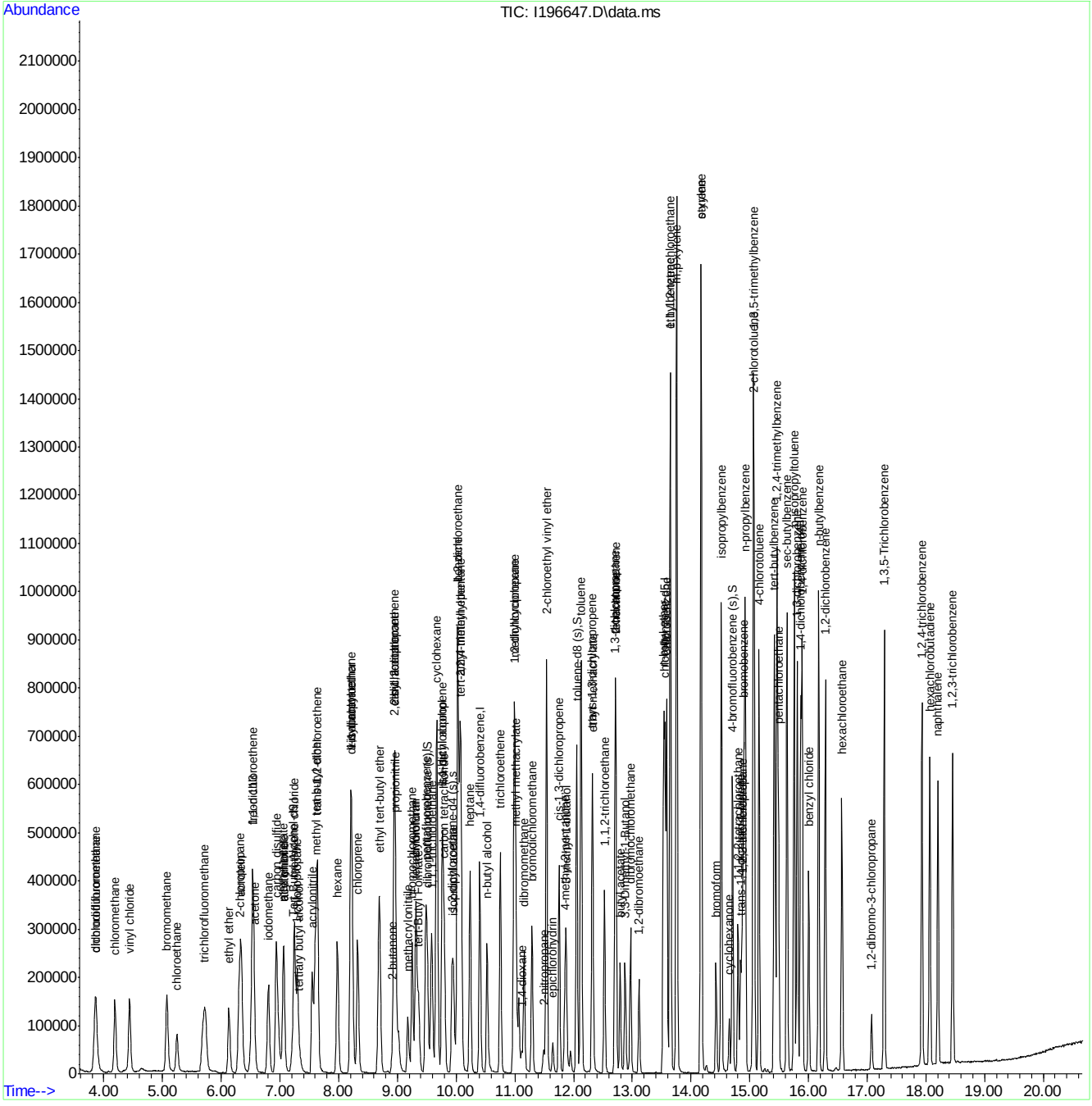

ACCUTEST

VOLATILE ANALYSIS LOG

Batch ID: V4V368

Date: 6/17/2014

Print Analyst Name: AUSTIN PARK

Analyst Signature:

Standard Data

Lot #	Description	Conc.
014-1861-27	STD. A	100 ppm
-34	B	↓
-58	C	↓
-42	↓ ACROLEIN	1000 ppm
-59	INT	200/2000 ppm

Standard Data

Lot #	Description	Conc.
014-1861-62	SXT. A	100 ppm
-61	B	↓
-57	C	↓
-63	ACROLEIN	1000 ppm
-60	↓ HEXANE	100 ppm
-35	SURROGATE	100 ppm

Columns: 7B624 60m x 0.25 mm x 1.4 µm

Method V8260B

Initial Cal. Method M4V368

Manually integrated chromatographic peaks in the following reportable files have been reviewed and verified to comply with the criteria of Accutest SOP EQA044.

Supervisor Signature: Date: 6/18/14

R	Data File	Sample ID	Test	MTX	Vial #	ALS #	Samp. Amt (ml or g)	MOH amt. (ul)	Secondary dilution	L+	IS	SU	Status (Data)	Comments	pH* < 2
	4V8912	BFB				1							OK		
	8913	IC368-5	8260B			2	5						OK	5µl/100ml STD. A+B+C ACROLEIN, surrogate	
	8914	IC368-2	↓			3	5						OK	2µl/100ml 200µl ACROLEIN	
	8915	IC368-1				4	5						OK	1µl/100ml 100µl ACROLEIN	
	8916	IC368-0.5				5	5						OK	0.5µl/100ml	
	8917	IC368-0.2				6	5						OK	0.2µl/100ml	
	8918	IC368-10				7	5						OK	10µl/100ml	
	8919	IC368-20				8	5						OK	20µl/100ml SP 25µl surrogate mp 6/17 ④	
	8920	IC368-50 mp 6/18 ④				9	5						OK	50µl/100ml	
	8921	IC368-100				10	5						OK	100µl/100ml NO ACROLEIN	
	8922	IC368-200				11	5						OK	200µl/100ml NO ACROLEIN	
	8923	1B				12							c/o		
	8924	1B				13							c/o		
	8925	ICV368-50	↓			14	5						OK	50µl/100ml EXT. A+B+C+Hexane EXT. ACROLEIN & surrogate	
	8926	1B				15							c/o	mp 6/17 ④	
	8927	1B				16							c/o		
	8928	JB56878B-9D	MDL VERIFICATION			17	5						OK		
	8929	JB56878B-29H	↓			18	5						OK		

MTX = Matrix Designate W for water, S for soil, O for oil. L+ =Library Search. IS = Internal Standard Area. SU = Surrogate.
Sample Amt = Volume (ML) or Weight (g); MOH amt.= volume (ul) extract injected * IF pH > 2, comment on sample result.

All strike outs must be initialed, dated and reason code applied as follows: 1 = reviewer correction error; 2 = transcription error; 3 = computer miscalculation; 4 = analyst's correction error

Form: OR001-9
Rev. Date: 2/14/2007

3

7.8.1

7

ACCUTEST.

VOLATILE ANALYSIS LOG

Batch ID: V4V407

Print Analyst Name: Ben Mendez

Analyst Signature: BM

Date: 7/23/14 (Wed)

Columns: ZB624 (60m x 0.25mm x 1.4m)

Method V8260C

Initial Cal. Method M4V368

Standard Data

Lot #	Description	Conc.
V4V4-161-105	8260 A	100 ppm
-131	B	100
-114	C	100
-91	Accro	1,000
-145	IS	25/2500

Standard Data

Lot #	Description	Conc.
V4V4-161-102	8260 A	100 ppm
-94	B	100
-130	C	100
-133	Accro	1,000
-147	Hwtfz	100

Manually integrated chromatographic peaks in the following reportable files have been reviewed and verified to comply with the criteria of Accutest SOP EQA044.

Supervisor Signature: [signature] Date: 7/24/2014

R	Data File	Sample ID	Test	MTX	Vial #	ALS #	Samp. Amt (ml or g)	MOH amt. (ul)	Secondary dilution	L+	IS	SU	Status (Data)	Comments	pH* <2
	V4V9867	BFB				28	5		1x				ok	8:42PM	
	9868	CCV368-50				29	↓		↓				ok	5ml A,B,I, cm/100 BM 7/24	
	9869	IB				30							ok	#13, 16, 19, 47, 49, 55	
	9870	MB				31							ok		
	9871	BS				32							ok	5ml A,B,I, cm, lot#72/100	
	9872	jb72097-2MS	70810 BTXM	MW	1	33	2.5/50		2x				ok	25ml A,B,I, cm/50	✓
	9873	jb72097-2MSD	↓	↓	1	34	2.5/50		2x				ok	↓	✓
	9874	IB				35	5 0.5		1x				dlp		
	9875	jb72097-2		MW	1	36	~~2.5/50~~ 0.5/10	RM	~~2x~~ 10x				ok		✓
	9876	jb72097-2		↓	1	37	~~2.5/50~~ 0.5/10	7/23	~~2x~~ 10x				ok		✓
	9877	jb72097-1		EW	1	38	5		1x				~~ok~~	RR 1x FID	✓
	9878	jb71833-2 RM 7/23	70510 BTX, MTBE	MW	1	39	↓		↓				ok	RR1x Benzene Conc.	✓
	9879	jb71833-2	↓	EW	1	40							HG	↓	✓
	9880	jb71896-1	70510 BTX	MW	4	41							ok		✓
	9881	jb71954-5	70810 SOAR	MW	3	42							ok		✓
	9882	jb72112-2	70810 SOAR	MW	1	43							ok		✓
	9883	jb72112-3	↓	MW	1	44	↓		↓				ok		✓

Yz 7/24/2014

MTX = Matrix Designate W for water, S for soil, O for oil. L+ =Library Search. IS = Internal Standard Area. SU = Surrogate.
Sample Amt = Volume (ML) or Weight (g); MOH amt.= volume (ul) extract injected * IF pH > 2, comment on sample result.

All strike outs must be initialed, dated and reason code applied as follows: 1 = reviewer correction error; 2 = transcription error; 3 = computer miscalculation; 4 = analyst's correction error

Form: OR001-9
Rev. Date: 2/14/2007

147

7.8.2

7

ACCUTEST

VOLATILE ANALYSIS LOG

Batch ID: V4V407

Date: 7/23/14 (Wed)

Print Analyst Name: Ben Mender

Analyst Signature: [signature]

Columns: ZB624

Method V8260B

Initial Cal. Method M4V368

Standard Data

Lot #	Description	Conc.
	See page 147	

Standard Data

Lot #	Description	Conc.
	See page 147	

Manually integrated chromatographic peaks in the following reportable files have been reviewed and verified to comply with the criteria of Accutest SOP EQA044.

Supervisor Signature: [signature] Date: 7/24/2014

R	Data File	Sample ID	Test	MTX	Vial #	ALS #	Samp. Amt (ml or g)	MOH amt. (ul)	~~Secondary~~ dilution	L+	IS	SU	Status (Data)	Comments	pH* <2
	4V9884	jb71808-7	70771 TCL20	GW	8	45	5		1x		W		~~NG~~ ~~NG~~	RR 1x Ace HM	5
	9885	jb71808-11	↓	↓	7	46	↓		↓		W		NG	7/24/2014 Acetal overload. RR 1X / 5X	✓
	9886	jb71810-1	70802 TCL20	GW	1	47					W		NG	1X ↓	✓
	9887	jb71810-2	↓	WB	1	48					W		OK		✓
	9888	jb72142-3	71014 TCL20	GW	7	49					W		OK		✓
	9889	jb72142-6	↓	↓	7	50					W		OK		✓
	9890	jb72256-6	71048 TCL20	SB	4	51					W		NG	RR 1x Ace HM	✓
	9891	jb72256-7	↓	STB	1	52	↓		↓		W		OK	7:10AM	✓

[signature] 7/23

MTX = Matrix Designate W for water, S for soil, O for oil. L+ =Library Search. IS = Internal Standard Area. SU = Surrogate.
Sample Amt = Volume (ML) or Weight (g); MOH amt.= volume (ul) extract injected * IF pH > 2, comment on sample result.

All strike outs must be initialed, dated and reason code applied as follows: 1 = reviewer correction error; 2 = transcription error; 3 = computer miscalculation; 4 = analyst's correction error

Form: OR001-9
Rev. Date: 2/14/2007

149

7.8.2

7

ACCUTEST

VOLATILE ANALYSIS LOG

C-Method

Batch ID: V4V408

Print Analyst Name: Ben Mender

Analyst Signature: [signature]

Date: 7/24/14 (Thurs)

Columns: ZB624 (60mx 0.25mm x 1.4mm)

Method: V8260B BM 7/24

Initial Cal. Method: M4V368

Standard Data

Lot #	Description	Conc.
V4V-180-125	8260 A	100 ppm
-134	B	100
-126	C	100
-81	Acro	1,000
-105	F/S	250/2500

Standard Data

Lot #	Description	Conc.
V4V-180-100	EXT 8260 A	100 ppm
-94	B	100
-130	C	100
-123	Acro	1,000
-147	Hex+F22	100

Manually integrated chromatographic peaks in the following reportable files have been reviewed and verified to comply with the criteria of Accutest SOP EQA044.

Supervisor Signature: [signature] Date: 7/25/2014

R	Data File	Sample ID	Test	MTX	Vial #	ALS #	Samp. Amt (ml or g)	MOH amt. (ul)	~~Secondary~~ dilution	L+	IS	SU	Status (Data)	Comments	pH* < 2
	4V9892	BFB				1	5		1x				ok		
	9893	CC368-20				2						W	ok	20ml A,B,C,acro/100 #13,47,49,55J	
	9894	ZB				3						W	clip		
	9895	MB				4						W	ok		
	9896	BS				5						W	ok	50ml A,B,C,acro,hex+F22/100 (EXT)	
	9897	IB				6						W	c/o		
R	9898	jb71810-1	70802 TCL20+	GW	2	7				+		W	ok		✓
R	9899	jb72250-6	71048 TCL20	SFB	5	8						W	ok		✓
R	9900	jb71808-~~11~~ 7 BM 7/24	70777 TCL20	GW	9	9						W	ok		✓
R	9901	jb71808-11			8	10						W	ok		✓
F/D	9902	jb71808-11			8	11	10/50		5x			W	NOT NEED		✓
R	9903	jb71833-1	70810 BTX,MECL	FN	2	12	5		1x			W	ok		✓
	9904	jb71810-1MS	70802 TCL20+	GW	1,2	13	5		1x			W	ok	25ml A,B,C,acro/50	✓
	9905	jb71810-1MSD			1,2	14	5		1x			W	ok	ok	✓
F/D	9906	jb72017-1	70810 BTXM	EF	3	15	5/50		10x			W	ok		✓
R	9907	jb71833-2	70810 BTX,MECL	EF	2	16	5 ~~1x~~ BM 7/24		1x			W	ok	ok	✓
	9908	jb56888C-29B	69794			17	5		1x				ok	2ml A,B,C,acro/100ml	✓

JT 7/26 (4)

MTX = Matrix Designate W for water, S for soil, O for oil. L+ =Library Search. IS = Internal Standard Area. SU = Surrogate.

Sample Amt = Volume (ML) or Weight (g); MOH amt.= volume (ul) extract injected * IF pH > 2, comment on sample result.

All strike outs must be initialed, dated and reason code applied as follows: 1 = reviewer correction error; 2 = transcription error; 3 = computer miscalculation; 4 = analyst's correction error

Form: OR001-9

Rev. Date: 2/14/2007

151

7.8.3

7

ACCUTEST

VOLATILE ANALYSIS LOG (C-Method)

Batch ID: V4V408/09

Print Analyst Name: Ben Mender

Analyst Signature: BM

Date: 7/24/14 (Thurs)

Columns: ZB624

Method V8260/V8260B

Initial Cal. Method M4V368

Standard Data

Lot #	Description	Conc.
	See page 151	

Standard Data

Lot #	Description	Conc.
	See page 151	

Manually integrated chromatographic peaks in the following reportable files have been reviewed and verified to comply with the criteria of Accutest SOP EQA044.

Supervisor Signature: [signature] Date: 7/25/2014

R	Data File	Sample ID	Test	MTX	Vial #	ALS #	Samp. Amt (ml or g)	MOH amt. (ul)	~~Secondary~~ dilution	L+	IS	SU	Status (Data)	Comments	pH* <2
	4V9909	BA7DM jb56888C-29C	69794			18	5		1x		✓	✓	ok	.5 ml A,B,C,gas/100ml	✓
	9910	jb56888C-29F				19					✓	✓	ok	.75 ml	✓
	9911	jb56888C-29D				20					✓	✓	ok	1.0 ml	✓
	9912	IB				21							%		
	9913	MB				22					✓	✓	ok	V8260B-V4V409	✓
	9914	jb56878C-29B	69784			23					✓	✓	ok	.2 ml A,B,C,gas/100ml	✓
	9915	jb56878C-29C				24					✓	✓	ok	.5 ml	✓
	9916	jb56878C-29F				25					✓	✓	ok	.75 ml	✓
	9917	jb56878C-29D				26					✓	✓	ok	1 ml	

BM 7/24

MTX = Matrix Designate W for water, S for soil, O for oil. L+ =Library Search. IS = Internal Standard Area. SU = Surrogate.

Sample Amt = Volume (ML) or Weight (g); MOH amt.= volume (ul) extract injected * IF pH > 2, comment on sample result.

All strike outs must be initialed, dated and reason code applied as follows: 1 = reviewer correction error; 2 = transcription error; 3 = computer miscalculation; 4 = analyst's correction error

Form: OR001-9

Rev. Date: 2/14/2007

153

7.8.3

7

ACCUTEST.

VOLATILE ANALYSIS LOG

Batch ID: VI-7869

Date: 5/29/14

Print Analyst Name: SCOTT MCDONIGAL

Analyst Signature:

Standard Data		
Lot #	Description	Conc.
VO14-1861-27	8260 A	100
VO14-1922-47	B	↓
VO14-1861-30	C	↓
VO14-1922-146	↓ SURR	100
VO14-1922-138	ACROLEIN	1000

Standard Data		
Lot #	Description	Conc.
VO14-1861-28	INT. STD	250
VO14-1861-20	EXT. A	100
VO14-1861-19	B	↓
VO14-1861-25	C	↓
VO14-1861-65	↓ ACRO	1000

Columns: ZB-624

Method SW846-8260B

Initial Cal. Method MI-7869

Manually integrated chromatographic peaks in the following reportable files have been reviewed and verified to comply with the criteria of Accutest SOP EQA044.

Supervisor Signature: Date: 5/30/2014

R	Data File	Sample ID	Test	MTX	Vial #	ALS #	Samp. Amt (ml or g)	MOH amt. (ul)	Secondary dilution	L+	IS	SU	Status (Data)	Comments	pH* <2
	I195138	BFB											ok		
	I195139	IC7869-0.2	8260D	S			5.0						ok	A/B 0.2 of STDS to 100	
	I195140	IC7869-0.5											ok	" 0.5	
	I195141	IC7869-1											ok	A,B,C,ACR,SURR 1.0 of STDS to 100	
	I195142	IC7869-2											ok	" 2.0	
	I195143	IC7869-5											ok	" 5.0	
	I195144	IC7869-10											ok	" 10	
	I195145	IC7869-20											ok	A,B,C,ACR,SURR 10 of STDS to 50	
	I195146	IC7869-50											ok	" 25	
	I195147	IC7869-100											ok	" 50	
	I195148	IC7869-200											ok	" 100	
	I195149	IB													
	I195150	ICV7869-50											ok	A,B,C,ACR,SURR 25 of STDS to 50	
	I195151	ICV789-50				19							N.C	HEXANE ↑	
	I195152	BFB2				20							ok		
	I195153	CC7869-20				22						↓	N.C		
	I195154	IB				34									

MTX = Matrix Designate W for water, S for soil, O for oil. L+ =Library Search. IS = Internal Standard Area. SU = Surrogate.
Sample Amt = Volume (ML) or Weight (g); MOH amt.= volume (ul) extract injected * IF pH > 2, comment on sample result.

All strike outs must be initialed, dated and reason code applied as follows: 1 = reviewer correction error; 2 = transcription error; 3 = computer miscalculation; 4 = analyst's correction error

Form: OR001-9
Rev. Date: 2/14/2007

ACCUTEST

VOLATILE ANALYSIS LOG

Batch ID: VI-7922

Print Analyst Name: SCOTT McGONGAL

Analyst Signature: [signature]

Date: 7/23/14

Columns: ZB-624

Method SW846-8260C

Initial Cal. Method MI-7869

Standard Data

Lot #	Description	Conc.
V014-1861-125	8260 A	100ppm
V014-1861-78	B	
V014-1861-122	C	
V014-1861-81	ACRL	1000ppm
V014-1861-105	INT. STD/SUR	250ppm

Standard Data

Lot #	Description	Conc.
V014-1861-100	EXT. A	100ppm
V014-1861-94	B	
V014-1861-130	C	
V014-1861-127	ACRDL	1000ppm

Manually integrated chromatographic peaks in the following reportable files have been reviewed and verified to comply with the criteria of Accutest SOP EQA044.

Supervisor Signature: [signature] Date: 7/24/14

R	Data File	Sample ID	Test	MTX	Vial #	ALS #	Samp. Amt (ml or g)	MOH amt. (ul)	Secondary dilution	L+	IS	SU	Status (Data)	Comments	pH* < 2
	I196625	BFB											ok	847	
	I196626	CC7869-50											NG		
	I196627	CC7869-50	8260	S			5.0						ok	A, B, C, ACR 25ml of STDS-TO 50ml	
	I196628	IB													
	I196629	MB1									✓	✓	ok	JB25328G-23A	
	I196630	BS									✓	✓	ok	A, B, C, ACR 25ml of STDS-TO 50ml	
	I196631	IB													
	I196632	JB72041-1	VTCL20		6	9	4.7				✓	✓	ok		
	I196633	JB72041-5			6	10	5.2				✓	✓	ok		
	I196634	JB71808-16			6	11	4.7				✓	✓	ok		
	I196635	JB71808-17				12	3.9				✓	✓	ok		
	I196636	JB71808-18				13	5.0				✓	✓	ok		
	I196637	JB71808-19				14	4.3				✓	✓	ok		
	I196638	JB71808-22				15	3.7				✓	✓	ok		
	I196639	JB71808-23				16	4.4				✓	✓	ok		
	I196640	JB71808-24				17	3.9				✓	✓	ok		
	I196641	JB71808-25				18	4.8				✓	✓	ok		

MTX = Matrix Designate W for water, S for soil, O for oil. L+ =Library Search. IS = Internal Standard Area. SU = Surrogate.
Sample Amt = Volume (ML) or Weight (g); MOH amt.= volume (ul) extract injected * IF pH > 2, comment on sample result.
All strike outs must be initialed, dated and reason code applied as follows: 1 = reviewer correction error; 2 = transcription error; 3 = computer miscalculation; 4 = analyst's correction error

Form: OR001-9
Rev. Date: 2/14/2007

ACCUTEST

VOLATILE ANALYSIS LOG

Batch ID: VI-7922

Print Analyst Name: SCOTT McGonigA

Date: 7/23/14

Analyst Signature:

Columns: ZB-624

Method SW846-8260C

Initial Cal. Method MI-7869

Standard Data		
Lot #	Description	Conc.
	P9-107	

Standard Data		
Lot #	Description	Conc.

Manually integrated chromatographic peaks in the following reportable files have been reviewed and verified to comply with the criteria of Accutest SOP EQA044.

Supervisor Signature: Date: 7/29/14

R	Data File	Sample ID	Test	MTX	Vial #	ALS #	Samp. Amt (ml or g)	MOH amt. (ul)	Secondary dilution	L+	IS	SU	Status (Data)	Comments	pH* <2
	I196642	JB72014-2	VTL2	S	6	19	5.8								
	I196643	JB72014-3				20	4.5								
	I196644	JB72014-4				21	5.4								
	I196645	JB72014-6				22	5.1							DID NOT RUN - AUTO SAMPLER ERROR	
	I196646	JB72209-10	V8260*		1	23	5.0								
	I196647	JB72209-10MS				24									
	I196648	JB72209-10MSD				25									

MTX = Matrix Designate W for water, S for soil, O for oil. L+ =Library Search. IS = Internal Standard Area. SU = Surrogate. Sample Amt = Volume (ML) or Weight (g); MOH amt.= volume (ul) extract injected * IF pH > 2, comment on sample result. All strike outs must be initialed, dated and reason code applied as follows: 1 = reviewer correction error; 2 = transcription error; 3 = computer miscalculation; 4 = analyst's correction error

Form: OR001-9
Rev. Date: 2/14/2007

109

ACCUTEST

VOLATILE ANALYSIS LOG

Batch ID: VI-7923

Print Analyst Name: SCOTT McGOWAN

Analyst Signature:

Columns: ZB-624

Method SW846-8260C

Initial Cal. Method MI-7869

Date: 7/24/14

Standard Data

Lot #	Description	Conc.
VO14-1861-125	8260 A	1000ppm
VO14-1861-134	B	
VO14-1861-132 (125)	C	
VO14-1861-135	ACROL.	1000ppm
VO14-1861-105	INT. STD/SUR	250ppm

Standard Data

Lot #	Description	Conc.
VO14-1861-100	EXT. A	100ppm
VO14-1861-99	B	
VO14-1861-110	C	
VO14-1861-123	ACROL	1000ppm

Manually integrated chromatographic peaks in the following reportable files have been reviewed and verified to comply with the criteria of Accutest SOP EQA044.

Supervisor Signature: MW **Date:** 7/30/14

R	Data File	Sample ID	Test	MTX	Vial #	ALS #	Samp. Amt (ml or g)	MOH amt. (ul)	Secondary dilution	L+	IS	SU	Status (Data)	Comments	pH* <2
	I196645	BFB											ok	1048	
	I196646	cc7869-5D	8260	S			5.0						N.G	GAS COMP. ✓	
	I196647	cc7869-5D											ok	A,B,C,ACR 25ul of STDS TO 50ml	
	I196648	IB													
	I196649	MB1									✓		ok		
	I196650	MB2									✓	✓	ok	VI-7923	
	I196651	BS	↓								✓	✓	ok	A,B,C,ACR 25ul of STDS TO 50ml	
	I196652	JB72209-1ms			1						✓	✓	ok	VI-7923	
	I196653	JB72209-1msd			1		↓				✓	✓	ok		
	I196654	IB													
	I196655	JB72209-1	VTC120		1	15	5.0				✓	✓	ok		
	I196656	JB72044-4			6	16	5.4			h	✓	✓	ok		
	I196657	JB72044-6			6	17	5.1				✓	✓	ok		
	I196658	JB72256-1			5	18	6.5				✓	✓	ok		
	I196659	JB72256-2			5	19	6.0				✓	✓	ok		
	I196660	JB72256-1dup			4	20	6.5				✓	✓	ok		
	I196661	JB72256-2ms			4	21	6.0				✓	✓	ok	A,B,C,ACR 25ul of STDS TO 50ml	

MTX = Matrix Designate W for water, S for soil, O for oil. L+ =Library Search. IS = Internal Standard Area. SU = Surrogate.
Sample Amt = Volume (ML) or Weight (g); MOH amt.= volume (ul) extract injected * IF pH > 2, comment on sample result.
All strike outs must be initialed, dated and reason code applied as follows: 1 = reviewer correction error; 2 = transcription error; 3 = computer miscalculation; 4 = analyst's correction error

121

Form: OR001-9
Rev. Date: 2/14/2007

7.8.6

7

ACCUTEST.

VOLATILE ANALYSIS LOG

Batch ID: VI-7923

Date: 7/24/14

Print Analyst Name: SCOTT McGONIGAL

Analyst Signature:

Columns: ZB-624

Method SW846-8260C

Initial Cal. Method MI-7869

Standard Data		
Lot #	Description	Conc.
	Pg. 121	

Standard Data		
Lot #	Description	Conc.

Manually integrated chromatographic peaks in the following reportable files have been reviewed and verified to comply with the criteria of Accutest SOP EQA044.

Supervisor Signature: VM Date: 7/30/14

R	Data File	Sample ID	Test	MTX	Vial #	ALS #	Samp. Amt (ml or g)	MOH amt. (ul)	Secondary dilution	L+	IS	SU	Status (Data)	Comments	pH* < 2
	I196662	JB72256-3		S	4	22	6.0			✓	✓	✓	ok		
	I196663	JB72256-4				23	6.5				✓	✓	ok		
	I196664	JB72256-5				24	5.9				✓	✓	ok		
	I196665	JB72142-1			6	25	3.8				✓	✓	ok		
	I196666	JB72142-2				26	5.3				✓	✓	ok		
	I196667	JB72142-4				27	4.8				✓	✓	ok		
	I196668	JB72142-5				28	5.6				✓	✓	ok		

MTX = Matrix Designate W for water, S for soil, O for oil. L+ =Library Search. IS = Internal Standard Area. SU = Surrogate.
Sample Amt = Volume (ML) or Weight (g); MOH amt.= volume (ul) extract injected * IF pH > 2, comment on sample result.
All strike outs must be initialed, dated and reason code applied as follows: 1 = reviewer correction error; 2 = transcription error; 3 = computer miscalculation; 4 = analyst's correction error

Form: OR001-9
Rev. Date: 2/14/2007

123

7.8.6

7

New Jersey ACCUTEST LABORATORIES

GC/MS Semi-volatiles

QC Data Summaries

Includes the following where applicable:

- Method Blank Summaries
- Blank Spike Summaries
- Matrix Spike and Duplicate Summaries
- Instrument Performance Checks (DFTPP)
- Internal Standard Area Summaries
- Surrogate Recovery Summaries
- Initial and Continuing Calibration Summaries

Method Blank Summary

Job Number: JB72256
Account: LANGAN Langan Engineering & Environmental
Project: Carroll Gardens, 363-365 Bond Street, Brooklyn, NY

Sample	File ID	DF	Analyzed	By	Prep Date	Prep Batch	Analytical Batch
OP76713-MB1	2P38899.D	1	07/25/14	AD	07/25/14	OP76713	E2P1623

The QC reported here applies to the following samples: **Method:** SW846 8270D

JB72256-6

CAS No.	Compound	Result	RL	MDL	Units	Q
95-57-8	2-Chlorophenol	ND	5.0	1.3	ug/l	
59-50-7	4-Chloro-3-methyl phenol	ND	5.0	1.3	ug/l	
120-83-2	2,4-Dichlorophenol	ND	2.0	1.6	ug/l	
105-67-9	2,4-Dimethylphenol	ND	5.0	1.8	ug/l	
51-28-5	2,4-Dinitrophenol	ND	20	6.5	ug/l	
534-52-1	4,6-Dinitro-o-cresol	ND	20	1.3	ug/l	
95-48-7	2-Methylphenol	ND	2.0	1.3	ug/l	
	3&4-Methylphenol	ND	2.0	1.1	ug/l	
88-75-5	2-Nitrophenol	ND	5.0	1.9	ug/l	
100-02-7	4-Nitrophenol	ND	10	0.91	ug/l	
87-86-5	Pentachlorophenol	ND	10	1.4	ug/l	
108-95-2	Phenol	ND	2.0	0.55	ug/l	
58-90-2	2,3,4,6-Tetrachlorophenol	ND	5.0	1.4	ug/l	
95-95-4	2,4,5-Trichlorophenol	ND	5.0	1.7	ug/l	
88-06-2	2,4,6-Trichlorophenol	ND	5.0	1.5	ug/l	
83-32-9	Acenaphthene	ND	1.0	0.30	ug/l	
208-96-8	Acenaphthylene	ND	1.0	0.20	ug/l	
98-86-2	Acetophenone	ND	2.0	0.36	ug/l	
120-12-7	Anthracene	ND	1.0	0.19	ug/l	
1912-24-9	Atrazine	ND	2.0	0.42	ug/l	
100-52-7	Benzaldehyde	ND	5.0	0.67	ug/l	
56-55-3	Benzo(a)anthracene	ND	1.0	0.22	ug/l	
50-32-8	Benzo(a)pyrene	ND	1.0	0.24	ug/l	
205-99-2	Benzo(b)fluoranthene	ND	1.0	0.22	ug/l	
191-24-2	Benzo(g,h,i)perylene	ND	1.0	0.31	ug/l	
207-08-9	Benzo(k)fluoranthene	ND	1.0	0.22	ug/l	
101-55-3	4-Bromophenyl phenyl ether	ND	2.0	0.25	ug/l	
85-68-7	Butyl benzyl phthalate	ND	2.0	0.22	ug/l	
92-52-4	1,1'-Biphenyl	ND	1.0	0.27	ug/l	
91-58-7	2-Chloronaphthalene	ND	2.0	0.34	ug/l	
106-47-8	4-Chloroaniline	ND	5.0	0.30	ug/l	
86-74-8	Carbazole	ND	1.0	0.17	ug/l	
105-60-2	Caprolactam	ND	2.0	0.41	ug/l	
218-01-9	Chrysene	ND	1.0	0.16	ug/l	
111-91-1	bis(2-Chloroethoxy)methane	ND	2.0	0.42	ug/l	
111-44-4	bis(2-Chloroethyl)ether	ND	2.0	0.43	ug/l	

Method Blank Summary

Job Number: JB72256
Account: LANGAN Langan Engineering & Environmental
Project: Carroll Gardens, 363-365 Bond Street, Brooklyn, NY

Sample	File ID	DF	Analyzed	By	Prep Date	Prep Batch	Analytical Batch
OP76713-MB1	2P38899.D	1	07/25/14	AD	07/25/14	OP76713	E2P1623

The QC reported here applies to the following samples: **Method:** SW846 8270D

JB72256-6

CAS No.	Compound	Result	RL	MDL	Units	Q
108-60-1	bis(2-Chloroisopropyl)ether	ND	2.0	0.41	ug/l	
7005-72-3	4-Chlorophenyl phenyl ether	ND	2.0	0.38	ug/l	
121-14-2	2,4-Dinitrotoluene	ND	1.0	0.32	ug/l	
606-20-2	2,6-Dinitrotoluene	ND	1.0	0.26	ug/l	
91-94-1	3,3'-Dichlorobenzidine	ND	2.0	0.56	ug/l	
123-91-1	1,4-Dioxane	ND	1.0	0.72	ug/l	
53-70-3	Dibenzo(a,h)anthracene	ND	1.0	0.28	ug/l	
132-64-9	Dibenzofuran	ND	5.0	0.23	ug/l	
84-74-2	Di-n-butyl phthalate	ND	2.0	0.58	ug/l	
117-84-0	Di-n-octyl phthalate	ND	2.0	0.25	ug/l	
84-66-2	Diethyl phthalate	ND	2.0	0.23	ug/l	
131-11-3	Dimethyl phthalate	ND	2.0	0.26	ug/l	
117-81-7	bis(2-Ethylhexyl)phthalate	8.9	2.0	0.55	ug/l	
206-44-0	Fluoranthene	ND	1.0	0.16	ug/l	
86-73-7	Fluorene	ND	1.0	0.27	ug/l	
118-74-1	Hexachlorobenzene	ND	1.0	0.46	ug/l	
87-68-3	Hexachlorobutadiene	ND	1.0	0.39	ug/l	
77-47-4	Hexachlorocyclopentadiene	ND	10	0.48	ug/l	
67-72-1	Hexachloroethane	ND	2.0	0.29	ug/l	
193-39-5	Indeno(1,2,3-cd)pyrene	ND	1.0	0.40	ug/l	
78-59-1	Isophorone	ND	2.0	0.34	ug/l	
91-57-6	2-Methylnaphthalene	ND	1.0	0.29	ug/l	
88-74-4	2-Nitroaniline	ND	5.0	0.32	ug/l	
99-09-2	3-Nitroaniline	ND	5.0	0.26	ug/l	
100-01-6	4-Nitroaniline	ND	5.0	0.30	ug/l	
91-20-3	Naphthalene	ND	1.0	0.27	ug/l	
98-95-3	Nitrobenzene	ND	2.0	0.52	ug/l	
621-64-7	N-Nitroso-di-n-propylamine	ND	2.0	0.38	ug/l	
86-30-6	N-Nitrosodiphenylamine	ND	5.0	0.21	ug/l	
85-01-8	Phenanthrene	ND	1.0	0.19	ug/l	
129-00-0	Pyrene	ND	1.0	0.19	ug/l	
95-94-3	1,2,4,5-Tetrachlorobenzene	ND	2.0	0.44	ug/l	

Method Blank Summary

Job Number: JB72256
Account: LANGAN Langan Engineering & Environmental
Project: Carroll Gardens, 363-365 Bond Street, Brooklyn, NY

Sample	File ID	DF	Analyzed	By	Prep Date	Prep Batch	Analytical Batch
OP76713-MB1	2P38899.D	1	07/25/14	AD	07/25/14	OP76713	E2P1623

The QC reported here applies to the following samples: **Method:** SW846 8270D

JB72256-6

CAS No.	Surrogate Recoveries		Limits
367-12-4	2-Fluorophenol	44%	10-110%
4165-62-2	Phenol-d5	31%	10-110%
118-79-6	2,4,6-Tribromophenol	108%	29-139%
4165-60-0	Nitrobenzene-d5	85%	28-131%
321-60-8	2-Fluorobiphenyl	84%	30-121%
1718-51-0	Terphenyl-d14	88%	16-147%

CAS No.	Tentatively Identified Compounds	R.T.	Est. Conc.	Units	Q
	system artifact	1.42	35	ug/l	J
	system artifact	2.99	4.7	ug/l	J
	system artifact	10.26	4.3	ug/l	J
	system artifact	10.79	7.1	ug/l	J
	system artifact	12.81	6.7	ug/l	J
	Total TIC, Semi-Volatile		0	ug/l	

Method Blank Summary

Job Number: JB72256
Account: LANGAN Langan Engineering & Environmental
Project: Carroll Gardens, 363-365 Bond Street, Brooklyn, NY

Sample	File ID	DF	Analyzed	By	Prep Date	Prep Batch	Analytical Batch
OP76701-MB1	5P10506.D	1	07/25/14	ALS	07/25/14	OP76701	E5P526

The QC reported here applies to the following samples: **Method:** SW846 8270D

JB72256-1, JB72256-2, JB72256-3, JB72256-4, JB72256-5

CAS No.	Compound	Result	RL	MDL	Units	Q
95-57-8	2-Chlorophenol	ND	57	29	ug/kg	
59-50-7	4-Chloro-3-methyl phenol	ND	140	29	ug/kg	
120-83-2	2,4-Dichlorophenol	ND	140	46	ug/kg	
105-67-9	2,4-Dimethylphenol	ND	140	48	ug/kg	
51-28-5	2,4-Dinitrophenol	ND	570	35	ug/kg	
534-52-1	4,6-Dinitro-o-cresol	ND	570	35	ug/kg	
95-48-7	2-Methylphenol	ND	57	33	ug/kg	
	3&4-Methylphenol	ND	57	36	ug/kg	
88-75-5	2-Nitrophenol	ND	140	30	ug/kg	
100-02-7	4-Nitrophenol	ND	290	48	ug/kg	
87-86-5	Pentachlorophenol	ND	290	49	ug/kg	
108-95-2	Phenol	ND	57	30	ug/kg	
58-90-2	2,3,4,6-Tetrachlorophenol	ND	140	29	ug/kg	
95-95-4	2,4,5-Trichlorophenol	ND	140	33	ug/kg	
88-06-2	2,4,6-Trichlorophenol	ND	140	27	ug/kg	
83-32-9	Acenaphthene	ND	29	8.3	ug/kg	
208-96-8	Acenaphthylene	ND	29	9.1	ug/kg	
98-86-2	Acetophenone	ND	140	5.0	ug/kg	
120-12-7	Anthracene	ND	29	10	ug/kg	
1912-24-9	Atrazine	ND	57	5.6	ug/kg	
56-55-3	Benzo(a)anthracene	ND	29	9.3	ug/kg	
50-32-8	Benzo(a)pyrene	ND	29	8.7	ug/kg	
205-99-2	Benzo(b)fluoranthene	ND	29	9.5	ug/kg	
191-24-2	Benzo(g,h,i)perylene	ND	29	11	ug/kg	
207-08-9	Benzo(k)fluoranthene	ND	29	11	ug/kg	
101-55-3	4-Bromophenyl phenyl ether	ND	57	10	ug/kg	
85-68-7	Butyl benzyl phthalate	ND	57	17	ug/kg	
92-52-4	1,1'-Biphenyl	ND	57	3.3	ug/kg	
100-52-7	Benzaldehyde	ND	140	6.6	ug/kg	
91-58-7	2-Chloronaphthalene	ND	57	8.9	ug/kg	
106-47-8	4-Chloroaniline	ND	140	9.1	ug/kg	
86-74-8	Carbazole	ND	57	13	ug/kg	
105-60-2	Caprolactam	ND	57	9.0	ug/kg	
218-01-9	Chrysene	ND	29	9.7	ug/kg	
111-91-1	bis(2-Chloroethoxy)methane	ND	57	12	ug/kg	
111-44-4	bis(2-Chloroethyl)ether	ND	57	8.6	ug/kg	

Method Blank Summary

Job Number: JB72256
Account: LANGAN Langan Engineering & Environmental
Project: Carroll Gardens, 363-365 Bond Street, Brooklyn, NY

Sample	File ID	DF	Analyzed	By	Prep Date	Prep Batch	Analytical Batch
OP76701-MB1	5P10506.D	1	07/25/14	ALS	07/25/14	OP76701	E5P526

The QC reported here applies to the following samples: **Method:** SW846 8270D

JB72256-1, JB72256-2, JB72256-3, JB72256-4, JB72256-5

CAS No.	Compound	Result	RL	MDL	Units	Q
108-60-1	bis(2-Chloroisopropyl)ether	ND	57	8.5	ug/kg	
7005-72-3	4-Chlorophenyl phenyl ether	ND	57	8.6	ug/kg	
121-14-2	2,4-Dinitrotoluene	ND	29	12	ug/kg	
606-20-2	2,6-Dinitrotoluene	ND	29	11	ug/kg	
91-94-1	3,3'-Dichlorobenzidine	ND	57	7.3	ug/kg	
123-91-1	1,4-Dioxane	ND	29	19	ug/kg	
53-70-3	Dibenzo(a,h)anthracene	ND	29	9.7	ug/kg	
132-64-9	Dibenzofuran	ND	57	8.5	ug/kg	
84-74-2	Di-n-butyl phthalate	ND	57	6.3	ug/kg	
117-84-0	Di-n-octyl phthalate	ND	57	14	ug/kg	
84-66-2	Diethyl phthalate	ND	57	9.7	ug/kg	
131-11-3	Dimethyl phthalate	ND	57	10	ug/kg	
117-81-7	bis(2-Ethylhexyl)phthalate	ND	57	25	ug/kg	
206-44-0	Fluoranthene	ND	29	13	ug/kg	
86-73-7	Fluorene	ND	29	9.4	ug/kg	
118-74-1	Hexachlorobenzene	ND	57	9.3	ug/kg	
87-68-3	Hexachlorobutadiene	ND	29	7.9	ug/kg	
77-47-4	Hexachlorocyclopentadiene	ND	290	29	ug/kg	
67-72-1	Hexachloroethane	ND	140	7.9	ug/kg	
193-39-5	Indeno(1,2,3-cd)pyrene	ND	29	9.9	ug/kg	
78-59-1	Isophorone	ND	57	7.7	ug/kg	
91-57-6	2-Methylnaphthalene	ND	57	16	ug/kg	
88-74-4	2-Nitroaniline	ND	140	13	ug/kg	
99-09-2	3-Nitroaniline	ND	140	11	ug/kg	
100-01-6	4-Nitroaniline	ND	140	11	ug/kg	
91-20-3	Naphthalene	ND	29	7.8	ug/kg	
98-95-3	Nitrobenzene	ND	57	8.3	ug/kg	
621-64-7	N-Nitroso-di-n-propylamine	ND	57	7.0	ug/kg	
86-30-6	N-Nitrosodiphenylamine	ND	140	17	ug/kg	
85-01-8	Phenanthrene	ND	29	13	ug/kg	
129-00-0	Pyrene	ND	29	11	ug/kg	
95-94-3	1,2,4,5-Tetrachlorobenzene	ND	140	8.8	ug/kg	

Method Blank Summary

Job Number: JB72256
Account: LANGAN Langan Engineering & Environmental
Project: Carroll Gardens, 363-365 Bond Street, Brooklyn, NY

Sample	File ID	DF	Analyzed	By	Prep Date	Prep Batch	Analytical Batch
OP76701-MB1	5P10506.D	1	07/25/14	ALS	07/25/14	OP76701	E5P526

The QC reported here applies to the following samples: **Method:** SW846 8270D

JB72256-1, JB72256-2, JB72256-3, JB72256-4, JB72256-5

CAS No.	Surrogate Recoveries		Limits
367-12-4	2-Fluorophenol	90%	13-110%
4165-62-2	Phenol-d5	90%	15-110%
118-79-6	2,4,6-Tribromophenol	112%	20-123%
4165-60-0	Nitrobenzene-d5	115%* [a]	10-110%
321-60-8	2-Fluorobiphenyl	100%	17-110%
1718-51-0	Terphenyl-d14	100%	30-124%

CAS No.	Tentatively Identified Compounds	R.T.	Est. Conc.	Units	Q
	system artifact	2.06	360	ug/kg	J
	system artifact	2.21	350	ug/kg	J
	system artifact/aldol-condensation	3.49	290	ug/kg	J
	Total TIC, Semi-Volatile		0	ug/kg	

(a) Outside of in-house control limits, but within reasonable method recovery limits.

Method Blank Summary

Job Number: JB72256
Account: LANGAN Langan Engineering & Environmental
Project: Carroll Gardens, 363-365 Bond Street, Brooklyn, NY

Sample	File ID	DF	Analyzed	By	Prep Date	Prep Batch	Analytical Batch
OP76701-MB1	M106897.D	1	07/31/14	FM	07/25/14	OP76701	EM4373

The QC reported here applies to the following samples: **Method:** SW846 8270D

JB72256-1, JB72256-2, JB72256-3, JB72256-4, JB72256-5

CAS No.	Compound	Result	RL	MDL	Units	Q
95-57-8	2-Chlorophenol	ND	57	29	ug/kg	
59-50-7	4-Chloro-3-methyl phenol	ND	140	29	ug/kg	
120-83-2	2,4-Dichlorophenol	ND	140	46	ug/kg	
105-67-9	2,4-Dimethylphenol	ND	140	48	ug/kg	
51-28-5	2,4-Dinitrophenol	ND	570	35	ug/kg	
534-52-1	4,6-Dinitro-o-cresol	ND	570	35	ug/kg	
95-48-7	2-Methylphenol	ND	57	33	ug/kg	
	3&4-Methylphenol	ND	57	36	ug/kg	
88-75-5	2-Nitrophenol	ND	140	30	ug/kg	
100-02-7	4-Nitrophenol	ND	290	48	ug/kg	
87-86-5	Pentachlorophenol	ND	290	49	ug/kg	
108-95-2	Phenol	ND	57	30	ug/kg	
58-90-2	2,3,4,6-Tetrachlorophenol	ND	140	29	ug/kg	
95-95-4	2,4,5-Trichlorophenol	ND	140	33	ug/kg	
88-06-2	2,4,6-Trichlorophenol	ND	140	27	ug/kg	
83-32-9	Acenaphthene	ND	29	8.3	ug/kg	
208-96-8	Acenaphthylene	ND	29	9.1	ug/kg	
98-86-2	Acetophenone	ND	140	5.0	ug/kg	
120-12-7	Anthracene	ND	29	10	ug/kg	
1912-24-9	Atrazine	ND	57	5.6	ug/kg	
56-55-3	Benzo(a)anthracene	ND	29	9.3	ug/kg	
50-32-8	Benzo(a)pyrene	ND	29	8.7	ug/kg	
205-99-2	Benzo(b)fluoranthene	ND	29	9.5	ug/kg	
191-24-2	Benzo(g,h,i)perylene	ND	29	11	ug/kg	
207-08-9	Benzo(k)fluoranthene	ND	29	11	ug/kg	
101-55-3	4-Bromophenyl phenyl ether	ND	57	10	ug/kg	
85-68-7	Butyl benzyl phthalate	ND	57	17	ug/kg	
92-52-4	1,1'-Biphenyl	ND	57	3.3	ug/kg	
100-52-7	Benzaldehyde	ND	140	6.6	ug/kg	
91-58-7	2-Chloronaphthalene	ND	57	8.9	ug/kg	
106-47-8	4-Chloroaniline	ND	140	9.1	ug/kg	
86-74-8	Carbazole	ND	57	13	ug/kg	
105-60-2	Caprolactam	ND	57	9.0	ug/kg	
218-01-9	Chrysene	ND	29	9.7	ug/kg	
111-91-1	bis(2-Chloroethoxy)methane	ND	57	12	ug/kg	
111-44-4	bis(2-Chloroethyl)ether	ND	57	8.6	ug/kg	

Method Blank Summary

Job Number: JB72256
Account: LANGAN Langan Engineering & Environmental
Project: Carroll Gardens, 363-365 Bond Street, Brooklyn, NY

Sample	File ID	DF	Analyzed	By	Prep Date	Prep Batch	Analytical Batch
OP76701-MB1	M106897.D	1	07/31/14	FM	07/25/14	OP76701	EM4373

The QC reported here applies to the following samples: **Method:** SW846 8270D

JB72256-1, JB72256-2, JB72256-3, JB72256-4, JB72256-5

CAS No.	Compound	Result	RL	MDL	Units	Q
108-60-1	bis(2-Chloroisopropyl)ether	ND	57	8.5	ug/kg	
7005-72-3	4-Chlorophenyl phenyl ether	ND	57	8.6	ug/kg	
121-14-2	2,4-Dinitrotoluene	ND	29	12	ug/kg	
606-20-2	2,6-Dinitrotoluene	ND	29	11	ug/kg	
91-94-1	3,3'-Dichlorobenzidine	ND	57	7.3	ug/kg	
123-91-1	1,4-Dioxane	ND	29	19	ug/kg	
53-70-3	Dibenzo(a,h)anthracene	ND	29	9.7	ug/kg	
132-64-9	Dibenzofuran	ND	57	8.5	ug/kg	
84-74-2	Di-n-butyl phthalate	ND	57	6.3	ug/kg	
117-84-0	Di-n-octyl phthalate	ND	57	14	ug/kg	
84-66-2	Diethyl phthalate	ND	57	9.7	ug/kg	
131-11-3	Dimethyl phthalate	ND	57	10	ug/kg	
117-81-7	bis(2-Ethylhexyl)phthalate	ND	57	25	ug/kg	
206-44-0	Fluoranthene	ND	29	13	ug/kg	
86-73-7	Fluorene	ND	29	9.4	ug/kg	
118-74-1	Hexachlorobenzene	ND	57	9.3	ug/kg	
87-68-3	Hexachlorobutadiene	ND	29	7.9	ug/kg	
77-47-4	Hexachlorocyclopentadiene	ND	290	29	ug/kg	
67-72-1	Hexachloroethane	ND	140	7.9	ug/kg	
193-39-5	Indeno(1,2,3-cd)pyrene	ND	29	9.9	ug/kg	
78-59-1	Isophorone	ND	57	7.7	ug/kg	
91-57-6	2-Methylnaphthalene	ND	57	16	ug/kg	
88-74-4	2-Nitroaniline	ND	140	13	ug/kg	
99-09-2	3-Nitroaniline	ND	140	11	ug/kg	
100-01-6	4-Nitroaniline	ND	140	11	ug/kg	
91-20-3	Naphthalene	ND	29	7.8	ug/kg	
98-95-3	Nitrobenzene	ND	57	8.3	ug/kg	
621-64-7	N-Nitroso-di-n-propylamine	ND	57	7.0	ug/kg	
86-30-6	N-Nitrosodiphenylamine	ND	140	17	ug/kg	
85-01-8	Phenanthrene	ND	29	13	ug/kg	
129-00-0	Pyrene	ND	29	11	ug/kg	
95-94-3	1,2,4,5-Tetrachlorobenzene	ND	140	8.8	ug/kg	

Method Blank Summary

Job Number: JB72256
Account: LANGAN Langan Engineering & Environmental
Project: Carroll Gardens, 363-365 Bond Street, Brooklyn, NY

Sample	File ID	DF	Analyzed	By	Prep Date	Prep Batch	Analytical Batch
OP76701-MB1	M106897.D	1	07/31/14	FM	07/25/14	OP76701	EM4373

The QC reported here applies to the following samples: **Method:** SW846 8270D

JB72256-1, JB72256-2, JB72256-3, JB72256-4, JB72256-5

CAS No.	Surrogate Recoveries		Limits
367-12-4	2-Fluorophenol	90%	13-110%
4165-62-2	Phenol-d5	94%	15-110%
118-79-6	2,4,6-Tribromophenol	105%	20-123%
4165-60-0	Nitrobenzene-d5	102%	10-110%
321-60-8	2-Fluorobiphenyl	97%	17-110%
1718-51-0	Terphenyl-d14	107%	30-124%

CAS No.	Tentatively Identified Compounds	R.T.	Est. Conc.	Units	Q
	system artifact	1.41	340	ug/kg	J
	system artifact	1.59	230	ug/kg	J
	system artifact/aldol-condensation	2.93	230	ug/kg	J
	Total TIC, Semi-Volatile		0	ug/kg	

Blank Spike Summary

Job Number: JB72256
Account: LANGAN Langan Engineering & Environmental
Project: Carroll Gardens, 363-365 Bond Street, Brooklyn, NY

Sample	File ID	DF	Analyzed	By	Prep Date	Prep Batch	Analytical Batch
OP76713-BS1	2P38900.D	1	07/25/14	AD	07/25/14	OP76713	E2P1623

The QC reported here applies to the following samples: **Method:** SW846 8270D

JB72256-6

CAS No.	Compound	Spike ug/l	BSP ug/l	BSP %	Limits
95-57-8	2-Chlorophenol	50	42.2	84	42-110
59-50-7	4-Chloro-3-methyl phenol	50	50.5	101	49-120
120-83-2	2,4-Dichlorophenol	50	49.8	100	47-114
105-67-9	2,4-Dimethylphenol	50	49.7	99	48-129
51-28-5	2,4-Dinitrophenol	100	99.4	99	26-153
534-52-1	4,6-Dinitro-o-cresol	50	51.9	104	44-132
95-48-7	2-Methylphenol	50	39.7	79	39-110
	3&4-Methylphenol	50	36.5	73	36-110
88-75-5	2-Nitrophenol	50	53.9	108	45-110
100-02-7	4-Nitrophenol	50	25.7	51	10-110
87-86-5	Pentachlorophenol	50	43.0	86	32-122
108-95-2	Phenol	50	19.3	39	10-110
58-90-2	2,3,4,6-Tetrachlorophenol	50	46.5	93	47-119
95-95-4	2,4,5-Trichlorophenol	50	49.6	99	52-119
88-06-2	2,4,6-Trichlorophenol	50	49.7	99	51-118
83-32-9	Acenaphthene	50	43.8	88	46-108
208-96-8	Acenaphthylene	50	36.9	74	44-101
98-86-2	Acetophenone	50	45.4	91	39-125
120-12-7	Anthracene	50	46.8	94	60-117
1912-24-9	Atrazine	50	50.2	100	58-153
100-52-7	Benzaldehyde	50	52.9	106	32-119
56-55-3	Benzo(a)anthracene	50	44.1	88	59-116
50-32-8	Benzo(a)pyrene	50	51.7	103	61-122
205-99-2	Benzo(b)fluoranthene	50	52.6	105	56-129
191-24-2	Benzo(g,h,i)perylene	50	49.5	99	54-126
207-08-9	Benzo(k)fluoranthene	50	43.6	87	53-124
101-55-3	4-Bromophenyl phenyl ether	50	47.9	96	55-120
85-68-7	Butyl benzyl phthalate	50	48.7	97	42-138
92-52-4	1,1'-Biphenyl	50	46.7	93	41-123
91-58-7	2-Chloronaphthalene	50	39.5	79	38-107
106-47-8	4-Chloroaniline	50	32.5	65	38-110
86-74-8	Carbazole	50	47.4	95	55-121
105-60-2	Caprolactam	50	13.7	27	10-113
218-01-9	Chrysene	50	49.1	98	58-121
111-91-1	bis(2-Chloroethoxy)methane	50	48.5	97	48-117
111-44-4	bis(2-Chloroethyl)ether	50	44.0	88	40-108

* = Outside of Control Limits.

Blank Spike Summary

Job Number: JB72256
Account: LANGAN Langan Engineering & Environmental
Project: Carroll Gardens, 363-365 Bond Street, Brooklyn, NY

Sample	File ID	DF	Analyzed	By	Prep Date	Prep Batch	Analytical Batch
OP76713-BS1	2P38900.D	1	07/25/14	AD	07/25/14	OP76713	E2P1623

The QC reported here applies to the following samples: **Method:** SW846 8270D

JB72256-6

CAS No.	Compound	Spike ug/l	BSP ug/l	BSP %	Limits
108-60-1	bis(2-Chloroisopropyl)ether	50	39.5	79	37-107
7005-72-3	4-Chlorophenyl phenyl ether	50	44.2	88	48-117
121-14-2	2,4-Dinitrotoluene	50	47.4	95	53-129
606-20-2	2,6-Dinitrotoluene	50	50.3	101	57-126
91-94-1	3,3'-Dichlorobenzidine	100	89.1	89	41-109
123-91-1	1,4-Dioxane	50	23.8	48	10-110
53-70-3	Dibenzo(a,h)anthracene	50	47.5	95	57-126
132-64-9	Dibenzofuran	50	43.6	87	46-112
84-74-2	Di-n-butyl phthalate	50	53.8	108	54-127
117-84-0	Di-n-octyl phthalate	50	54.4	109	55-142
84-66-2	Diethyl phthalate	50	46.9	94	35-130
131-11-3	Dimethyl phthalate	50	45.8	92	26-132
117-81-7	bis(2-Ethylhexyl)phthalate	50	64.8	130	58-135
206-44-0	Fluoranthene	50	47.7	95	59-120
86-73-7	Fluorene	50	45.7	91	53-114
118-74-1	Hexachlorobenzene	50	45.7	91	52-120
87-68-3	Hexachlorobutadiene	50	32.2	64	10-111
77-47-4	Hexachlorocyclopentadiene	100	74.8	75	10-116
67-72-1	Hexachloroethane	50	29.6	59	14-110
193-39-5	Indeno(1,2,3-cd)pyrene	50	48.0	96	56-127
78-59-1	Isophorone	50	45.0	90	45-119
91-57-6	2-Methylnaphthalene	50	41.2	82	30-112
88-74-4	2-Nitroaniline	50	49.8	100	46-136
99-09-2	3-Nitroaniline	50	40.6	81	46-113
100-01-6	4-Nitroaniline	50	43.4	87	47-129
91-20-3	Naphthalene	50	39.8	80	35-101
98-95-3	Nitrobenzene	50	43.2	86	40-115
621-64-7	N-Nitroso-di-n-propylamine	50	42.5	85	40-118
86-30-6	N-Nitrosodiphenylamine	50	49.8	100	54-112
85-01-8	Phenanthrene	50	44.8	90	58-113
129-00-0	Pyrene	50	43.0	86	56-120
95-94-3	1,2,4,5-Tetrachlorobenzene	50	38.1	76	28-111

* = Outside of Control Limits.

Blank Spike Summary

Job Number: JB72256
Account: LANGAN Langan Engineering & Environmental
Project: Carroll Gardens, 363-365 Bond Street, Brooklyn, NY

Sample	File ID	DF	Analyzed	By	Prep Date	Prep Batch	Analytical Batch
OP76713-BS1	2P38900.D	1	07/25/14	AD	07/25/14	OP76713	E2P1623

The QC reported here applies to the following samples: **Method:** SW846 8270D

JB72256-6

CAS No.	Surrogate Recoveries	BSP	Limits
367-12-4	2-Fluorophenol	51%	10-110%
4165-62-2	Phenol-d5	37%	10-110%
118-79-6	2,4,6-Tribromophenol	107%	29-139%
4165-60-0	Nitrobenzene-d5	90%	28-131%
321-60-8	2-Fluorobiphenyl	83%	30-121%
1718-51-0	Terphenyl-d14	92%	16-147%

* = Outside of Control Limits.

Blank Spike Summary

Job Number: JB72256
Account: LANGAN Langan Engineering & Environmental
Project: Carroll Gardens, 363-365 Bond Street, Brooklyn, NY

Sample	File ID	DF	Analyzed	By	Prep Date	Prep Batch	Analytical Batch
OP76701-BS1	5P10510.D	1	07/25/14	ALS	07/25/14	OP76701	E5P526

The QC reported here applies to the following samples: **Method:** SW846 8270D

JB72256-1, JB72256-2, JB72256-3, JB72256-4, JB72256-5

CAS No.	Compound	Spike ug/kg	BSP ug/kg	BSP %	Limits
95-57-8	2-Chlorophenol	1430	1240	87	37-110
59-50-7	4-Chloro-3-methyl phenol	1430	1460	102	44-125
120-83-2	2,4-Dichlorophenol	1430	1290	90	41-120
105-67-9	2,4-Dimethylphenol	1430	1730	121	43-137
51-28-5	2,4-Dinitrophenol	2860	2360	83	21-147
534-52-1	4,6-Dinitro-o-cresol	1430	1220	85	37-136
95-48-7	2-Methylphenol	1430	1360	95	40-110
	3&4-Methylphenol	1430	1410	99	39-111
88-75-5	2-Nitrophenol	1430	1340	94	36-117
100-02-7	4-Nitrophenol	1430	2160	151* [a]	26-143
87-86-5	Pentachlorophenol	1430	1400	98	21-123
108-95-2	Phenol	1430	1240	87	36-112
58-90-2	2,3,4,6-Tetrachlorophenol	1430	1440	101	40-121
95-95-4	2,4,5-Trichlorophenol	1430	1430	100	48-120
88-06-2	2,4,6-Trichlorophenol	1430	1440	101	48-119
83-32-9	Acenaphthene	1430	1310	92	46-110
208-96-8	Acenaphthylene	1430	1030	72	43-103
98-86-2	Acetophenone	1430	1530	107	35-120
120-12-7	Anthracene	1430	1200	84	56-118
1912-24-9	Atrazine	1430	1380	97	57-151
56-55-3	Benzo(a)anthracene	1430	1130	79	56-117
50-32-8	Benzo(a)pyrene	1430	1220	85	56-124
205-99-2	Benzo(b)fluoranthene	1430	1300	91	53-127
191-24-2	Benzo(g,h,i)perylene	1430	1050	74	52-126
207-08-9	Benzo(k)fluoranthene	1430	1220	85	51-122
101-55-3	4-Bromophenyl phenyl ether	1430	1280	90	51-121
85-68-7	Butyl benzyl phthalate	1430	1240	87	52-133
92-52-4	1,1'-Biphenyl	1430	1320	92	42-122
100-52-7	Benzaldehyde	1430	1300	91	30-119
91-58-7	2-Chloronaphthalene	1430	1170	82	42-110
106-47-8	4-Chloroaniline	1430	850	60	32-102
86-74-8	Carbazole	1430	1160	81	53-119
105-60-2	Caprolactam	1430	1420	99	35-144
218-01-9	Chrysene	1430	1100	77	54-121
111-91-1	bis(2-Chloroethoxy)methane	1430	1260	88	40-118
111-44-4	bis(2-Chloroethyl)ether	1430	1210	85	33-110

* = Outside of Control Limits.

Blank Spike Summary

Job Number: JB72256
Account: LANGAN Langan Engineering & Environmental
Project: Carroll Gardens, 363-365 Bond Street, Brooklyn, NY

Sample	File ID	DF	Analyzed	By	Prep Date	Prep Batch	Analytical Batch
OP76701-BS1	5P10510.D	1	07/25/14	ALS	07/25/14	OP76701	E5P526

The QC reported here applies to the following samples: **Method:** SW846 8270D

JB72256-1, JB72256-2, JB72256-3, JB72256-4, JB72256-5

CAS No.	Compound	Spike ug/kg	BSP ug/kg	BSP %	Limits
108-60-1	bis(2-Chloroisopropyl)ether	1430	1260	88	30-108
7005-72-3	4-Chlorophenyl phenyl ether	1430	1350	95	48-116
121-14-2	2,4-Dinitrotoluene	1430	1350	95	51-126
606-20-2	2,6-Dinitrotoluene	1430	1290	90	52-126
91-94-1	3,3'-Dichlorobenzidine	2860	1950	68	49-115
123-91-1	1,4-Dioxane	1430	855	60	10-110
53-70-3	Dibenzo(a,h)anthracene	1430	1100	77	53-126
132-64-9	Dibenzofuran	1430	1230	86	45-114
84-74-2	Di-n-butyl phthalate	1430	1340	94	56-125
117-84-0	Di-n-octyl phthalate	1430	1420	99	49-145
84-66-2	Diethyl phthalate	1430	1410	99	52-118
131-11-3	Dimethyl phthalate	1430	1340	94	54-114
117-81-7	bis(2-Ethylhexyl)phthalate	1430	1280	90	52-138
206-44-0	Fluoranthene	1430	1230	86	55-119
86-73-7	Fluorene	1430	1290	90	51-114
118-74-1	Hexachlorobenzene	1430	1270	89	47-122
87-68-3	Hexachlorobutadiene	1430	1410	99	28-117
77-47-4	Hexachlorocyclopentadiene	2860	2910	102	22-126
67-72-1	Hexachloroethane	1430	1220	85	28-103
193-39-5	Indeno(1,2,3-cd)pyrene	1430	1090	76	53-128
78-59-1	Isophorone	1430	1260	88	37-117
91-57-6	2-Methylnaphthalene	1430	1180	83	34-114
88-74-4	2-Nitroaniline	1430	1630	114	46-135
99-09-2	3-Nitroaniline	1430	946	66	44-114
100-01-6	4-Nitroaniline	1430	1140	80	44-128
91-20-3	Naphthalene	1430	1170	82	37-104
98-95-3	Nitrobenzene	1430	1360	95	34-117
621-64-7	N-Nitroso-di-n-propylamine	1430	1500	105	35-115
86-30-6	N-Nitrosodiphenylamine	1430	1240	87	51-114
85-01-8	Phenanthrene	1430	1180	83	55-113
129-00-0	Pyrene	1430	1090	76	54-120
95-94-3	1,2,4,5-Tetrachlorobenzene	1430	1290	90	38-112

* = Outside of Control Limits.

Blank Spike Summary

Job Number: JB72256
Account: LANGAN Langan Engineering & Environmental
Project: Carroll Gardens, 363-365 Bond Street, Brooklyn, NY

Sample	File ID	DF	Analyzed	By	Prep Date	Prep Batch	Analytical Batch
OP76701-BS1	5P10510.D	1	07/25/14	ALS	07/25/14	OP76701	E5P526

The QC reported here applies to the following samples: **Method:** SW846 8270D

JB72256-1, JB72256-2, JB72256-3, JB72256-4, JB72256-5

CAS No.	Surrogate Recoveries	BSP	Limits
367-12-4	2-Fluorophenol	84%	13-110%
4165-62-2	Phenol-d5	82%	15-110%
118-79-6	2,4,6-Tribromophenol	101%	20-123%
4165-60-0	Nitrobenzene-d5	98%	10-110%
321-60-8	2-Fluorobiphenyl	89%	17-110%
1718-51-0	Terphenyl-d14	85%	30-124%

(a) Outside of in-house control limits.

* = Outside of Control Limits.

Matrix Spike/Matrix Spike Duplicate Summary

Job Number: JB72256
Account: LANGAN Langan Engineering & Environmental
Project: Carroll Gardens, 363-365 Bond Street, Brooklyn, NY

Sample	File ID	DF	Analyzed	By	Prep Date	Prep Batch	Analytical Batch
OP76713-MS	2P38901.D	1	07/25/14	AD	07/25/14	OP76713	E2P1623
OP76713-MSD	2P38902.D	1	07/25/14	AD	07/25/14	OP76713	E2P1623
JB72235-1	2P38903.D	1	07/25/14	AD	07/25/14	OP76713	E2P1623

The QC reported here applies to the following samples: **Method:** SW846 8270D

JB72256-6

CAS No.	Compound	JB72235-1 ug/l	Q	Spike ug/l	MS ug/l	MS %	Spike ug/l	MSD ug/l	MSD %	RPD	Limits Rec/RPD
95-57-8	2-Chlorophenol	ND		100	88.5	89	100	89.6	90	1	30-106/33
59-50-7	4-Chloro-3-methyl phenol	ND		100	107	107	100	102	102	5	40-130/28
120-83-2	2,4-Dichlorophenol	ND		100	101	101	100	99.5	100	1	27-128/34
105-67-9	2,4-Dimethylphenol	ND		100	98.5	99	100	97.8	98	1	32-145/31
51-28-5	2,4-Dinitrophenol	ND		200	198	99	200	222	111	11	10-162/43
534-52-1	4,6-Dinitro-o-cresol	ND		100	107	107	100	110	110	3	10-147/42
95-48-7	2-Methylphenol	ND		100	91.9	92	100	92.5	93	1	29-111/29
	3&4-Methylphenol	ND		100	88.7	89	100	86.1	86	3	26-114/29
88-75-5	2-Nitrophenol	ND		100	107	107	100	105	105	2	27-121/35
100-02-7	4-Nitrophenol	ND		100	76.9	77	100	82.1	82	7	10-135/37
87-86-5	Pentachlorophenol	ND		100	89.3	89	100	95.9	96	7	21-133/35
108-95-2	Phenol	ND		100	60.8	61	100	63.7	64	5	10-110/33
58-90-2	2,3,4,6-Tetrachlorophenol	ND		100	94.2	94	100	95.3	95	1	30-128/33
95-95-4	2,4,5-Trichlorophenol	ND		100	97.2	97	100	98.7	99	2	35-128/30
88-06-2	2,4,6-Trichlorophenol	ND		100	98.4	98	100	97.8	98	1	31-130/34
83-32-9	Acenaphthene	ND		100	88.5	89	100	87.6	88	1	41-112/29
208-96-8	Acenaphthylene	ND		100	73.7	74	100	71.2	71	3	42-101/29
98-86-2	Acetophenone	ND		100	93.0	93	100	90.6	91	3	24-142/31
120-12-7	Anthracene	ND		100	96.8	97	100	93.8	94	3	52-122/26
1912-24-9	Atrazine	ND		100	103	103	100	101	101	2	42-160/26
100-52-7	Benzaldehyde	ND		100	78.4	78	100	79.0	79	1	17-130/33
56-55-3	Benzo(a)anthracene	ND		100	97.0	97	100	96.3	96	1	50-122/26
50-32-8	Benzo(a)pyrene	ND		100	107	107	100	102	102	5	51-127/27
205-99-2	Benzo(b)fluoranthene	ND		100	107	107	100	99.1	99	8	47-132/31
191-24-2	Benzo(g,h,i)perylene	ND		100	102	102	100	95.3	95	7	47-129/29
207-08-9	Benzo(k)fluoranthene	ND		100	89.7	90	100	92.0	92	3	43-130/29
101-55-3	4-Bromophenyl phenyl ether	ND		100	97.8	98	100	97.2	97	1	51-122/26
85-68-7	Butyl benzyl phthalate	21.8		100	140	118	100	137	115	2	37-145/29
92-52-4	1,1'-Biphenyl	ND		100	95.7	96	100	93.5	94	2	40-122/30
91-58-7	2-Chloronaphthalene	ND		100	80.4	80	100	78.7	79	2	36-108/30
106-47-8	4-Chloroaniline	ND		100	66.3	66	100	54.8	55	19	24-110/32
86-74-8	Carbazole	ND		100	98.5	99	100	96.0	96	3	47-128/25
105-60-2	Caprolactam	ND		100	48.5	49	100	52.1	52	7	10-110/44
218-01-9	Chrysene	ND		100	95.4	95	100	95.9	96	1	51-124/27
111-91-1	bis(2-Chloroethoxy)methane	ND		100	97.0	97	100	97.6	98	1	43-120/31
111-44-4	bis(2-Chloroethyl)ether	ND		100	87.9	88	100	89.6	90	2	33-115/34

* = Outside of Control Limits.

Matrix Spike/Matrix Spike Duplicate Summary

Job Number: JB72256
Account: LANGAN Langan Engineering & Environmental
Project: Carroll Gardens, 363-365 Bond Street, Brooklyn, NY

Sample	File ID	DF	Analyzed	By	Prep Date	Prep Batch	Analytical Batch
OP76713-MS	2P38901.D	1	07/25/14	AD	07/25/14	OP76713	E2P1623
OP76713-MSD	2P38902.D	1	07/25/14	AD	07/25/14	OP76713	E2P1623
JB72235-1	2P38903.D	1	07/25/14	AD	07/25/14	OP76713	E2P1623

The QC reported here applies to the following samples: **Method:** SW846 8270D

JB72256-6

CAS No.	Compound	JB72235-1 ug/l	Q	Spike ug/l	MS ug/l	MS %	Spike ug/l	MSD ug/l	MSD %	RPD	Limits Rec/RPD
108-60-1	bis(2-Chloroisopropyl)ether	ND		100	82.2	82	100	80.2	80	2	28-114/33
7005-72-3	4-Chlorophenyl phenyl ether	ND		100	91.4	91	100	90.0	90	2	46-118/29
121-14-2	2,4-Dinitrotoluene	ND		100	97.3	97	100	93.1	93	4	49-129/27
606-20-2	2,6-Dinitrotoluene	ND		100	100	100	100	99.0	99	1	52-129/26
91-94-1	3,3'-Dichlorobenzidine	ND		200	185	93	200	159	80	15	14-119/33
123-91-1	1,4-Dioxane	ND		100	63.4	63	100	61.2	61	4	10-110/36
53-70-3	Dibenzo(a,h)anthracene	ND		100	96.2	96	100	92.3	92	4	49-130/28
132-64-9	Dibenzofuran	ND		100	85.8	86	100	85.5	86	0	44-114/28
84-74-2	Di-n-butyl phthalate	2.1		100	114	112	100	112	110	2	47-131/27
117-84-0	Di-n-octyl phthalate	ND		100	110	110	100	109	109	1	47-148/29
84-66-2	Diethyl phthalate	ND		100	92.2	92	100	90.2	90	2	32-131/29
131-11-3	Dimethyl phthalate	ND		100	90.3	90	100	88.8	89	2	26-132/33
117-81-7	bis(2-Ethylhexyl)phthalate	4.7	B	100	143	138	100	123	118	15	48-144/27
206-44-0	Fluoranthene	ND		100	98.7	99	100	97.9	98	1	51-123/27
86-73-7	Fluorene	ND		100	91.1	91	100	89.6	90	2	50-116/26
118-74-1	Hexachlorobenzene	ND		100	95.1	95	100	94.2	94	1	45-123/26
87-68-3	Hexachlorobutadiene	ND		100	71.8	72	100	72.8	73	1	10-113/35
77-47-4	Hexachlorocyclopentadiene	ND		200	169	85	200	167	84	1	10-113/37
67-72-1	Hexachloroethane	ND		100	67.8	68	100	65.7	66	3	15-110/37
193-39-5	Indeno(1,2,3-cd)pyrene	ND		100	99.1	99	100	96.7	97	2	48-131/27
78-59-1	Isophorone	ND		100	92.7	93	100	92.1	92	1	42-119/30
91-57-6	2-Methylnaphthalene	ND		100	84.3	84	100	82.5	83	2	22-120/32
88-74-4	2-Nitroaniline	ND		100	98.7	99	100	100	100	1	43-138/29
99-09-2	3-Nitroaniline	ND		100	82.9	83	100	72.0	72	14	34-116/26
100-01-6	4-Nitroaniline	ND		100	88.5	89	100	83.0	83	6	36-131/28
91-20-3	Naphthalene	ND		100	79.5	80	100	78.5	79	1	25-108/32
98-95-3	Nitrobenzene	ND		100	86.5	87	100	86.6	87	0	29-128/32
621-64-7	N-Nitroso-di-n-propylamine	ND		100	83.9	84	100	83.6	84	0	35-120/31
86-30-6	N-Nitrosodiphenylamine	ND		100	103	103	100	101	101	2	46-120/26
85-01-8	Phenanthrene	ND		100	92.4	92	100	89.6	90	3	51-117/25
129-00-0	Pyrene	ND		100	103	103	100	102	102	1	45-130/29
95-94-3	1,2,4,5-Tetrachlorobenzene	ND		100	80.8	81	100	79.4	79	2	29-109/31

* = Outside of Control Limits.

Matrix Spike/Matrix Spike Duplicate Summary

Job Number: JB72256
Account: LANGAN Langan Engineering & Environmental
Project: Carroll Gardens, 363-365 Bond Street, Brooklyn, NY

Sample	File ID	DF	Analyzed	By	Prep Date	Prep Batch	Analytical Batch
OP76713-MS	2P38901.D	1	07/25/14	AD	07/25/14	OP76713	E2P1623
OP76713-MSD	2P38902.D	1	07/25/14	AD	07/25/14	OP76713	E2P1623
JB72235-1	2P38903.D	1	07/25/14	AD	07/25/14	OP76713	E2P1623

The QC reported here applies to the following samples: **Method:** SW846 8270D

JB72256-6

CAS No.	Surrogate Recoveries	MS	MSD	JB72235-1	Limits
367-12-4	2-Fluorophenol	71%	74%	37%	10-110%
4165-62-2	Phenol-d5	59%	63%	25%	10-110%
118-79-6	2,4,6-Tribromophenol	112%	104%	106%	29-139%
4165-60-0	Nitrobenzene-d5	90%	88%	71%	28-131%
321-60-8	2-Fluorobiphenyl	86%	85%	73%	30-121%
1718-51-0	Terphenyl-d14	112%	113%	96%	16-147%

* = Outside of Control Limits.

Matrix Spike/Matrix Spike Duplicate Summary

Job Number: JB72256
Account: LANGAN Langan Engineering & Environmental
Project: Carroll Gardens, 363-365 Bond Street, Brooklyn, NY

Sample	File ID	DF	Analyzed	By	Prep Date	Prep Batch	Analytical Batch
OP76701-MS	5P10511.D	1	07/26/14	ALS	07/25/14	OP76701	E5P526
OP76701-MSD	5P10512.D	1	07/26/14	ALS	07/25/14	OP76701	E5P526
JB72256-1	5P10513.D	1	07/26/14	ALS	07/25/14	OP76701	E5P526

The QC reported here applies to the following samples: **Method:** SW846 8270D

JB72256-1, JB72256-2, JB72256-3, JB72256-4, JB72256-5

CAS No.	Compound	JB72256-1 ug/kg	Q	Spike ug/kg	MS ug/kg	MS %	Spike ug/kg	MSD ug/kg	MSD %	RPD	Limits Rec/RPD
95-57-8	2-Chlorophenol	ND		1850	1530	83	1800	1550	86	1	16-104/44
59-50-7	4-Chloro-3-methyl phenol	ND		1850	2000	108	1800	1960	109	2	25-118/41
120-83-2	2,4-Dichlorophenol	ND		1850	1690	91	1800	1650	92	2	20-111/42
105-67-9	2,4-Dimethylphenol	ND		1850	2290	124	1800	2220	124	3	21-124/40
51-28-5	2,4-Dinitrophenol	ND		3700	3710	100	3590	3540	99	5	10-110/54
534-52-1	4,6-Dinitro-o-cresol	ND		1850	1860	100	1800	1810	101	3	10-111/55
95-48-7	2-Methylphenol	ND		1850	1700	92	1800	1670	93	2	19-105/42
	3&4-Methylphenol	ND		1850	1750	95	1800	1780	99	2	17-108/43
88-75-5	2-Nitrophenol	ND		1850	1660	90	1800	1590	89	4	11-103/44
100-02-7	4-Nitrophenol	ND		1850	3090	167* [a]	1800	2930	163* [a]	5	10-141/48
87-86-5	Pentachlorophenol	ND		1850	2060	111	1800	1920	107	7	10-114/47
108-95-2	Phenol	ND		1850	1550	84	1800	1560	87	1	16-105/42
58-90-2	2,3,4,6-Tetrachlorophenol	ND		1850	1980	107	1800	1870	104	6	20-116/42
95-95-4	2,4,5-Trichlorophenol	ND		1850	1900	103	1800	1760	98	8	24-116/42
88-06-2	2,4,6-Trichlorophenol	ND		1850	1920	104	1800	1820	101	5	21-117/40
83-32-9	Acenaphthene	ND		1850	1700	92	1800	1590	89	7	25-106/38
208-96-8	Acenaphthylene	ND		1850	1330	72	1800	1270	71	5	21-110/39
98-86-2	Acetophenone	ND		1850	1860	100	1800	1860	104	0	13-117/43
120-12-7	Anthracene	ND		1850	1700	92	1800	1620	90	5	27-123/40
1912-24-9	Atrazine	ND		1850	1980	107	1800	1960	109	1	31-147/39
56-55-3	Benzo(a)anthracene	ND		1850	1560	84	1800	1540	86	1	22-127/44
50-32-8	Benzo(a)pyrene	ND		1850	1730	93	1800	1640	91	5	22-132/42
205-99-2	Benzo(b)fluoranthene	ND		1850	1820	98	1800	1720	96	6	17-141/45
191-24-2	Benzo(g,h,i)perylene	ND		1850	1480	80	1800	1440	80	3	23-129/42
207-08-9	Benzo(k)fluoranthene	ND		1850	1720	93	1800	1630	91	5	20-124/44
101-55-3	4-Bromophenyl phenyl ether	ND		1850	1890	102	1800	1720	96	9	30-116/38
85-68-7	Butyl benzyl phthalate	ND		1850	1710	92	1800	1670	93	2	26-134/40
92-52-4	1,1'-Biphenyl	ND		1850	1670	90	1800	1570	87	6	22-114/41
100-52-7	Benzaldehyde	ND		1850	1540	83	1800	1580	88	3	10-115/42
91-58-7	2-Chloronaphthalene	ND		1850	1510	82	1800	1420	79	6	24-101/40
106-47-8	4-Chloroaniline	ND		1850	1190	64	1800	1120	62	6	15-110/44
86-74-8	Carbazole	ND		1850	1670	90	1800	1580	88	6	27-123/38
105-60-2	Caprolactam	ND		1850	2070	112	1800	1880	105	10	10-141/42
218-01-9	Chrysene	ND		1850	1540	83	1800	1500	83	3	21-131/42
111-91-1	bis(2-Chloroethoxy)methane	ND		1850	1640	89	1800	1550	86	6	21-108/40
111-44-4	bis(2-Chloroethyl)ether	ND		1850	1450	78	1800	1510	84	4	13-104/44

* = Outside of Control Limits.

Matrix Spike/Matrix Spike Duplicate Summary

Job Number: JB72256
Account: LANGAN Langan Engineering & Environmental
Project: Carroll Gardens, 363-365 Bond Street, Brooklyn, NY

Sample	File ID	DF	Analyzed	By	Prep Date	Prep Batch	Analytical Batch
OP76701-MS	5P10511.D	1	07/26/14	ALS	07/25/14	OP76701	E5P526
OP76701-MSD	5P10512.D	1	07/26/14	ALS	07/25/14	OP76701	E5P526
JB72256-1	5P10513.D	1	07/26/14	ALS	07/25/14	OP76701	E5P526

The QC reported here applies to the following samples: **Method:** SW846 8270D

JB72256-1, JB72256-2, JB72256-3, JB72256-4, JB72256-5

CAS No.	Compound	JB72256-1 ug/kg	Q	Spike ug/kg	MS ug/kg	MS %	Spike ug/kg	MSD ug/kg	MSD %	RPD	Limits Rec/RPD
108-60-1	bis(2-Chloroisopropyl)ether	ND		1850	1560	84	1800	1610	90	3	13-110/42
7005-72-3	4-Chlorophenyl phenyl ether	ND		1850	1750	95	1800	1750	97	0	27-111/38
121-14-2	2,4-Dinitrotoluene	ND		1850	1940	105	1800	1850	103	5	20-124/40
606-20-2	2,6-Dinitrotoluene	ND		1850	1780	96	1800	1660	92	7	24-122/38
91-94-1	3,3'-Dichlorobenzidine	ND		3700	2810	76	3590	2850	79	1	10-121/45
123-91-1	1,4-Dioxane	ND		1850	952	51	1800	929	52	2	10-110/48
53-70-3	Dibenzo(a,h)anthracene	ND		1850	1550	84	1800	1520	85	2	26-129/42
132-64-9	Dibenzofuran	ND		1850	1630	88	1800	1550	86	5	21-114/39
84-74-2	Di-n-butyl phthalate	ND		1850	1970	106	1800	1880	105	5	29-127/39
117-84-0	Di-n-octyl phthalate	ND		1850	2070	112	1800	1950	109	6	25-140/43
84-66-2	Diethyl phthalate	ND		1850	1940	105	1800	1880	105	3	32-115/37
131-11-3	Dimethyl phthalate	ND		1850	1830	99	1800	1750	97	4	29-115/37
117-81-7	bis(2-Ethylhexyl)phthalate	ND		1850	1780	96	1800	1710	95	4	26-140/43
206-44-0	Fluoranthene	ND		1850	1820	98	1800	1710	95	6	16-134/44
86-73-7	Fluorene	ND		1850	1710	92	1800	1610	90	6	24-116/39
118-74-1	Hexachlorobenzene	ND		1850	1770	96	1800	1720	96	3	24-118/41
87-68-3	Hexachlorobutadiene	ND		1850	1800	97	1800	1710	95	5	15-110/42
77-47-4	Hexachlorocyclopentadiene	ND		3700	3610	98	3590	3410	95	6	10-110/52
67-72-1	Hexachloroethane	ND		1850	1500	81	1800	1550	86	3	11-110/46
193-39-5	Indeno(1,2,3-cd)pyrene	ND		1850	1520	82	1800	1480	82	3	23-132/43
78-59-1	Isophorone	ND		1850	1640	89	1800	1540	86	6	22-105/41
91-57-6	2-Methylnaphthalene	ND		1850	1490	80	1800	1420	79	5	16-108/40
88-74-4	2-Nitroaniline	ND		1850	2110	114	1800	2050	114	3	23-130/39
99-09-2	3-Nitroaniline	ND		1850	1330	72	1800	1290	72	3	19-116/40
100-01-6	4-Nitroaniline	ND		1850	1620	88	1800	1540	86	5	18-124/42
91-20-3	Naphthalene	ND		1850	1510	82	1800	1420	79	6	13-103/41
98-95-3	Nitrobenzene	ND		1850	1730	93	1800	1610	90	7	14-109/41
621-64-7	N-Nitroso-di-n-propylamine	ND		1850	1880	102	1800	1870	104	1	11-113/41
86-30-6	N-Nitrosodiphenylamine	ND		1850	1810	98	1800	1670	93	8	26-119/38
85-01-8	Phenanthrene	26.8	J	1850	1700	90	1800	1610	88	5	19-126/42
129-00-0	Pyrene	ND		1850	1450	78	1800	1420	79	2	17-136/45
95-94-3	1,2,4,5-Tetrachlorobenzene	ND		1850	1620	88	1800	1510	84	7	22-110/41

* = Outside of Control Limits.

Matrix Spike/Matrix Spike Duplicate Summary

Job Number: JB72256
Account: LANGAN Langan Engineering & Environmental
Project: Carroll Gardens, 363-365 Bond Street, Brooklyn, NY

Sample	File ID	DF	Analyzed	By	Prep Date	Prep Batch	Analytical Batch
OP76701-MS	5P10511.D	1	07/26/14	ALS	07/25/14	OP76701	E5P526
OP76701-MSD	5P10512.D	1	07/26/14	ALS	07/25/14	OP76701	E5P526
JB72256-1	5P10513.D	1	07/26/14	ALS	07/25/14	OP76701	E5P526

The QC reported here applies to the following samples: **Method:** SW846 8270D

JB72256-1, JB72256-2, JB72256-3, JB72256-4, JB72256-5

CAS No.	Surrogate Recoveries	MS	MSD	JB72256-1	Limits
367-12-4	2-Fluorophenol	75%	76%	78%	13-110%
4165-62-2	Phenol-d5	77%	76%	75%	15-110%
118-79-6	2,4,6-Tribromophenol	104%	106%	93%	20-123%
4165-60-0	Nitrobenzene-d5	93%	87%	91%	10-110%
321-60-8	2-Fluorobiphenyl	82%	76%	81%	17-110%
1718-51-0	Terphenyl-d14	83%	85%	82%	30-124%

(a) Outside of in-house control limits.

* = Outside of Control Limits.

Instrument Performance Check (DFTPP)

Job Number: JB72256
Account: LANGAN Langan Engineering & Environmental
Project: Carroll Gardens, 363-365 Bond Street, Brooklyn, NY

Sample: E2P1604-DFTPP
Lab File ID: 2P38425.D
Instrument ID: GCMS2P
Injection Date: 07/12/14
Injection Time: 14:56

m/e	Ion Abundance Criteria	Raw Abundance	% Relative Abundance		Pass/Fail
51	30.0 - 60.0% of mass 198	50717	46.2		Pass
68	Less than 2.0% of mass 69	0	0.00	(0.00) [a]	Pass
69	Mass 69 relative abundance	47837	43.6		Pass
70	Less than 2.0% of mass 69	202	0.18	(0.42) [a]	Pass
127	40.0 - 60.0% of mass 198	51790	47.2		Pass
197	Less than 1.0% of mass 198	0	0.00		Pass
198	Base peak, 100% relative abundance	109736	100.0		Pass
199	5.0 - 9.0% of mass 198	7457	6.80		Pass
275	10.0 - 30.0% of mass 198	28931	26.4		Pass
365	1.0 - 100.0% of mass 198	3111	2.83		Pass
441	Present, but less than mass 443	13513	12.3	(87.5) [b]	Pass
442	40.0 - 100.0% of mass 198	75016	68.4		Pass
443	17.0 - 23.0% of mass 442	15441	14.1	(20.6) [c]	Pass

(a) Value is % of mass 69
(b) Value is % of mass 443
(c) Value is % of mass 442

This check applies to the following Samples, MS, MSD, Blanks, and Standards:

Lab Sample ID	Lab File ID	Date Analyzed	Time Analyzed	Hours Lapsed	Client Sample ID
E2P1604-IC1604	2P38426.D	07/12/14	15:06	00:10	Initial cal 100
E2P1604-IC1604	2P38427.D	07/12/14	15:35	00:39	Initial cal 80
E2P1604-ICC1604	2P38428.D	07/12/14	15:58	01:02	Initial cal 50
E2P1604-IC1604	2P38429.D	07/12/14	16:20	01:24	Initial cal 25
E2P1604-IC1604	2P38430.D	07/12/14	16:43	01:47	Initial cal 10
E2P1604-IC1604	2P38431.D	07/12/14	17:06	02:10	Initial cal 5
E2P1604-IC1604	2P38432.D	07/12/14	17:29	02:33	Initial cal 2
E2P1604-IC1604	2P38433.D	07/12/14	17:51	02:55	Initial cal 1
E2P1604-IC1604	2P38435.D	07/12/14	18:15	03:19	Initial cal 100
E2P1604-IC1604	2P38436.D	07/12/14	18:38	03:42	Initial cal 80
E2P1604-IC1604	2P38437.D	07/12/14	19:00	04:04	Initial cal 50
E2P1604-IC1604	2P38438.D	07/12/14	19:23	04:27	Initial cal 25
E2P1604-IC1604	2P38439.D	07/12/14	19:46	04:50	Initial cal 10
E2P1604-IC1604	2P38440.D	07/12/14	20:08	05:12	Initial cal 5
E2P1604-IC1604	2P38441.D	07/12/14	20:31	05:35	Initial cal 2
E2P1604-IC1604	2P38442.D	07/12/14	20:54	05:58	Initial cal 1
E2P1604-ICV1604	2P38443.D	07/12/14	21:16	06:20	Initial cal verification 50
E2P1604-ICV1604	2P38444.D	07/12/14	21:39	06:43	Initial cal verification 50
E2P1604-ICV1604	2P38445.D	07/12/14	22:02	07:06	Initial cal verification 50

Instrument Performance Check (DFTPP)

Job Number: JB72256
Account: LANGAN Langan Engineering & Environmental
Project: Carroll Gardens, 363-365 Bond Street, Brooklyn, NY

Sample:	E2P1604-DFTPP	**Injection Date:**	07/12/14
Lab File ID:	2P38425.D	**Injection Time:**	14:56
Instrument ID:	GCMS2P		

Lab Sample ID	Lab File ID	Date Analyzed	Time Analyzed	Hours Lapsed	Client Sample ID
E2P1604-ICV1604	2P38446.D	07/12/14	22:24	07:28	Initial cal verification 50
E2P1604-ICV1604	2P38447.D	07/12/14	22:47	07:51	Initial cal verification 50
E2P1604-ICV1604	2P38448.D	07/12/14	23:09	08:13	Initial cal verification 50
E2P1604-ICV1604	2P38449.D	07/12/14	23:32	08:36	Initial cal verification 50

Instrument Performance Check (DFTPP)

Job Number: JB72256
Account: LANGAN Langan Engineering & Environmental
Project: Carroll Gardens, 363-365 Bond Street, Brooklyn, NY

Sample: E2P1623-DFTPP
Lab File ID: 2P38895.D
Instrument ID: GCMS2P
Injection Date: 07/25/14
Injection Time: 19:44

m/e	Ion Abundance Criteria	Raw Abundance	% Relative Abundance		Pass/Fail
51	30.0 - 60.0% of mass 198	129555	41.1		Pass
68	Less than 2.0% of mass 69	1990	0.63	(1.56) [a]	Pass
69	Mass 69 relative abundance	127904	40.6		Pass
70	Less than 2.0% of mass 69	1091	0.35	(0.85) [a]	Pass
127	40.0 - 60.0% of mass 198	148357	47.1		Pass
197	Less than 1.0% of mass 198	0	0.00		Pass
198	Base peak, 100% relative abundance	315115	100.0		Pass
199	5.0 - 9.0% of mass 198	23207	7.36		Pass
275	10.0 - 30.0% of mass 198	75741	24.0		Pass
365	1.0 - 100.0% of mass 198	7573	2.40		Pass
441	Present, but less than mass 443	36457	11.6	(89.8) [b]	Pass
442	40.0 - 100.0% of mass 198	203872	64.7		Pass
443	17.0 - 23.0% of mass 442	40589	12.9	(19.9) [c]	Pass

(a) Value is % of mass 69
(b) Value is % of mass 443
(c) Value is % of mass 442

This check applies to the following Samples, MS, MSD, Blanks, and Standards:

Lab Sample ID	Lab File ID	Date Analyzed	Time Analyzed	Hours Lapsed	Client Sample ID
E2P1623-CC1604	2P38896.D	07/25/14	19:55	00:11	Continuing cal 25
E2P1623-CC1604	2P38897.D	07/25/14	20:21	00:37	Continuing cal 25
OP76713-MB1	2P38899.D	07/25/14	21:12	01:28	Method Blank
OP76713-BS1	2P38900.D	07/25/14	21:34	01:50	Blank Spike
OP76713-MS	2P38901.D	07/25/14	21:57	02:13	Matrix Spike
OP76713-MSD	2P38902.D	07/25/14	22:20	02:36	Matrix Spike Duplicate
JB72235-1	2P38903.D	07/25/14	22:43	02:59	(used for QC only; not part of job JB72256)
ZZZZZZ	2P38904.D	07/25/14	23:06	03:22	(unrelated sample)
ZZZZZZ	2P38905.D	07/25/14	23:29	03:45	(unrelated sample)
ZZZZZZ	2P38907.D	07/26/14	00:14	04:30	(unrelated sample)
JB72256-6	2P38908.D	07/26/14	00:37	04:53	436-FB-23
ZZZZZZ	2P38910.D	07/26/14	01:23	05:39	(unrelated sample)
ZZZZZZ	2P38911.D	07/26/14	01:45	06:01	(unrelated sample)
ZZZZZZ	2P38912.D	07/26/14	02:08	06:24	(unrelated sample)
ZZZZZZ	2P38913.D	07/26/14	02:31	06:47	(unrelated sample)
ZZZZZZ	2P38914.D	07/26/14	02:53	07:09	(unrelated sample)
ZZZZZZ	2P38915.D	07/26/14	03:16	07:32	(unrelated sample)
ZZZZZZ	2P38916.D	07/26/14	03:39	07:55	(unrelated sample)
ZZZZZZ	2P38917.D	07/26/14	04:01	08:17	(unrelated sample)

Instrument Performance Check (DFTPP)

Job Number: JB72256
Account: LANGAN Langan Engineering & Environmental
Project: Carroll Gardens, 363-365 Bond Street, Brooklyn, NY

Sample:	E5P501-DFTPP	**Injection Date:**	07/09/14
Lab File ID:	5P9943.D	**Injection Time:**	15:05
Instrument ID:	GCMS5P		

m/e	Ion Abundance Criteria	Raw Abundance	% Relative Abundance		Pass/Fail
51	30.0 - 60.0% of mass 198	17018	38.1		Pass
68	Less than 2.0% of mass 69	118	0.26	(0.63) [a]	Pass
69	Mass 69 relative abundance	18646	41.8		Pass
70	Less than 2.0% of mass 69	0	0.00	(0.00) [a]	Pass
127	40.0 - 60.0% of mass 198	24872	55.7		Pass
197	Less than 1.0% of mass 198	0	0.00		Pass
198	Base peak, 100% relative abundance	44658	100.0		Pass
199	5.0 - 9.0% of mass 198	3065	6.86		Pass
275	10.0 - 30.0% of mass 198	9835	22.0		Pass
365	1.0 - 100.0% of mass 198	1117	2.50		Pass
441	Present, but less than mass 443	4629	10.4	(78.7) [b]	Pass
442	40.0 - 100.0% of mass 198	29776	66.7		Pass
443	17.0 - 23.0% of mass 442	5885	13.2	(19.8) [c]	Pass

(a) Value is % of mass 69
(b) Value is % of mass 443
(c) Value is % of mass 442

This check applies to the following Samples, MS, MSD, Blanks, and Standards:

Lab Sample ID	Lab File ID	Date Analyzed	Time Analyzed	Hours Lapsed	Client Sample ID
E5P501-IC501	5P9944.D	07/09/14	15:17	00:12	Initial cal 100
E5P501-ICC501	5P9945.D	07/09/14	15:51	00:46	Initial cal 50
E5P501-IC501	5P9946.D	07/09/14	16:21	01:16	Initial cal 1
E5P501-IC501	5P9947.D	07/09/14	16:54	01:49	Initial cal 25
E5P501-IC501	5P9948.D	07/09/14	17:24	02:19	Initial cal 80
E5P501-IC501	5P9949.D	07/09/14	17:55	02:50	Initial cal 10
E5P501-IC501	5P9950.D	07/09/14	18:25	03:20	Initial cal 5
E5P501-IC501	5P9951.D	07/09/14	18:56	03:51	Initial cal 2
E5P501-IC501	5P9952.D	07/09/14	19:26	04:21	Initial cal 100
E5P501-IC501	5P9953.D	07/09/14	19:57	04:52	Initial cal 80
E5P501-IC501	5P9954.D	07/09/14	20:27	05:22	Initial cal 50
E5P501-IC501	5P9955.D	07/09/14	20:58	05:53	Initial cal 25
E5P501-IC501	5P9956.D	07/09/14	21:29	06:24	Initial cal 10
E5P501-IC501	5P9957.D	07/09/14	21:59	06:54	Initial cal 5
E5P501-IC501	5P9958.D	07/09/14	22:30	07:25	Initial cal 2
E5P501-IC501	5P9959.D	07/09/14	23:00	07:55	Initial cal 1
E5P501-ICV501	5P9960.D	07/09/14	23:31	08:26	Initial cal verification 50
E5P501-ICV501	5P9961.D	07/10/14	00:02	08:57	Initial cal verification 50
E5P501-ICV501	5P9962.D	07/10/14	00:33	09:28	Initial cal verification 50

Instrument Performance Check (DFTPP)

Job Number: JB72256
Account: LANGAN Langan Engineering & Environmental
Project: Carroll Gardens, 363-365 Bond Street, Brooklyn, NY

Sample:	E5P501-DFTPP	**Injection Date:**	07/09/14
Lab File ID:	5P9943.D	**Injection Time:**	15:05
Instrument ID:	GCMS5P		

Lab Sample ID	Lab File ID	Date Analyzed	Time Analyzed	Hours Lapsed	Client Sample ID
E5P501-ICV501	5P9963.D	07/10/14	01:03	09:58	Initial cal verification 50
E5P501-ICV501	5P9964.D	07/10/14	01:33	10:28	Initial cal verification 50
E5P501-ICV501	5P9965.D	07/10/14	02:04	10:59	Initial cal verification 50
E5P501-ICV501	5P9966.D	07/10/14	02:34	11:29	Initial cal verification 50

Instrument Performance Check (DFTPP)

Job Number: JB72256
Account: LANGAN Langan Engineering & Environmental
Project: Carroll Gardens, 363-365 Bond Street, Brooklyn, NY

Sample:	E5P526-DFTPP	**Injection Date:**	07/25/14
Lab File ID:	5P10503.D	**Injection Time:**	21:46
Instrument ID:	GCMS5P		

m/e	Ion Abundance Criteria	Raw Abundance	% Relative Abundance		Pass/Fail
51	30.0 - 60.0% of mass 198	21523	43.4		Pass
68	Less than 2.0% of mass 69	0	0.00	(0.00) [a]	Pass
69	Mass 69 relative abundance	23054	46.5		Pass
70	Less than 2.0% of mass 69	0	0.00	(0.00) [a]	Pass
127	40.0 - 60.0% of mass 198	29704	59.9		Pass
197	Less than 1.0% of mass 198	74	0.15		Pass
198	Base peak, 100% relative abundance	49551	100.0		Pass
199	5.0 - 9.0% of mass 198	3715	7.50		Pass
275	10.0 - 30.0% of mass 198	11235	22.7		Pass
365	1.0 - 100.0% of mass 198	1619	3.27		Pass
441	Present, but less than mass 443	4200	8.48	(73.9) [b]	Pass
442	40.0 - 100.0% of mass 198	28696	57.9		Pass
443	17.0 - 23.0% of mass 442	5683	11.5	(19.8) [c]	Pass

(a) Value is % of mass 69
(b) Value is % of mass 443
(c) Value is % of mass 442

This check applies to the following Samples, MS, MSD, Blanks, and Standards:

Lab Sample ID	Lab File ID	Date Analyzed	Time Analyzed	Hours Lapsed	Client Sample ID
E5P526-CC501	5P10504.D	07/25/14	21:59	00:13	Continuing cal 25
E5P526-CC501	5P10505.D	07/25/14	22:29	00:43	Continuing cal 25
OP76701-MB1	5P10506.D	07/25/14	23:00	01:14	Method Blank
OP76701-BS1	5P10510.D	07/25/14	23:30	01:44	Blank Spike
OP76701-MS	5P10511.D	07/26/14	00:00	02:14	Matrix Spike
OP76701-MSD	5P10512.D	07/26/14	00:31	02:45	Matrix Spike Duplicate
JB72256-1	5P10513.D	07/26/14	02:31	04:45	431-PE-72
JB72256-2	5P10514.D	07/26/14	03:01	05:15	432-PE-69
JB72256-3	5P10515.D	07/26/14	03:31	05:45	433-PE-73
JB72256-4	5P10516.D	07/26/14	04:01	06:15	434-PE-70
JB72256-5	5P10517.D	07/26/14	04:31	06:45	435-PE-71
ZZZZZZ	5P10518.D	07/26/14	05:01	07:15	(unrelated sample)
ZZZZZZ	5P10519.D	07/26/14	05:31	07:45	(unrelated sample)
ZZZZZZ	5P10520.D	07/26/14	06:01	08:15	(unrelated sample)
ZZZZZZ	5P10521.D	07/26/14	06:31	08:45	(unrelated sample)
ZZZZZZ	5P10522.D	07/26/14	07:01	09:15	(unrelated sample)
ZZZZZZ	5P10526.D	07/26/14	09:01	11:15	(unrelated sample)
ZZZZZZ	5P10527.D	07/26/14	09:31	11:45	(unrelated sample)

Instrument Performance Check (DFTPP)

Job Number: JB72256
Account: LANGAN Langan Engineering & Environmental
Project: Carroll Gardens, 363-365 Bond Street, Brooklyn, NY

Sample: EM4345-DFTPP
Lab File ID: M106258.D
Instrument ID: GCMSM
Injection Date: 07/11/14
Injection Time: 12:03

m/e	Ion Abundance Criteria	Raw Abundance	% Relative Abundance		Pass/Fail
51	30.0 - 60.0% of mass 198	80551	34.4		Pass
68	Less than 2.0% of mass 69	0	0.00	(0.00) [a]	Pass
69	Mass 69 relative abundance	116424	49.7		Pass
70	Less than 2.0% of mass 69	684	0.29	(0.59) [a]	Pass
127	40.0 - 60.0% of mass 198	127220	54.4		Pass
197	Less than 1.0% of mass 198	0	0.00		Pass
198	Base peak, 100% relative abundance	234064	100.0		Pass
199	5.0 - 9.0% of mass 198	15302	6.54		Pass
275	10.0 - 30.0% of mass 198	58288	24.9		Pass
365	1.0 - 100.0% of mass 198	7029	3.00		Pass
441	Present, but less than mass 443	24112	10.3	(75.1) [b]	Pass
442	40.0 - 100.0% of mass 198	171352	73.2		Pass
443	17.0 - 23.0% of mass 442	32117	13.7	(18.7) [c]	Pass

(a) Value is % of mass 69
(b) Value is % of mass 443
(c) Value is % of mass 442

This check applies to the following Samples, MS, MSD, Blanks, and Standards:

Lab Sample ID	Lab File ID	Date Analyzed	Time Analyzed	Hours Lapsed	Client Sample ID
EM4345-IC4345	M106260A.D	07/11/14	13:08	01:05	Initial cal 100
EM4345-IC4345	M106261.D	07/11/14	13:37	01:34	Initial cal 1
EM4345-ICC4345	M106262.D	07/11/14	14:20	02:17	Initial cal 50
EM4345-IC4345	M106263.D	07/11/14	14:49	02:46	Initial cal 25
EM4345-IC4345	M106264.D	07/11/14	15:18	03:15	Initial cal 80
EM4345-IC4345	M106265.D	07/11/14	15:47	03:44	Initial cal 10
EM4345-IC4345	M106266.D	07/11/14	16:16	04:13	Initial cal 5
EM4345-IC4345	M106267.D	07/11/14	16:45	04:42	Initial cal 2

Instrument Performance Check (DFTPP)

Job Number: JB72256
Account: LANGAN Langan Engineering & Environmental
Project: Carroll Gardens, 363-365 Bond Street, Brooklyn, NY

Sample:	EM4346-DFTPP	**Injection Date:**	07/11/14
Lab File ID:	M106268.D	**Injection Time:**	17:21
Instrument ID:	GCMSM		

m/e	Ion Abundance Criteria	Raw Abundance	% Relative Abundance		Pass/Fail
51	30.0 - 60.0% of mass 198	52764	36.6		Pass
68	Less than 2.0% of mass 69	96	0.07	(0.13) [a]	Pass
69	Mass 69 relative abundance	73321	50.8		Pass
70	Less than 2.0% of mass 69	396	0.27	(0.54) [a]	Pass
127	40.0 - 60.0% of mass 198	79138	54.9		Pass
197	Less than 1.0% of mass 198	0	0.00		Pass
198	Base peak, 100% relative abundance	144234	100.0		Pass
199	5.0 - 9.0% of mass 198	10108	7.01		Pass
275	10.0 - 30.0% of mass 198	36285	25.2		Pass
365	1.0 - 100.0% of mass 198	4263	2.96		Pass
441	Present, but less than mass 443	14595	10.1	(67.7) [b]	Pass
442	40.0 - 100.0% of mass 198	110490	76.6		Pass
443	17.0 - 23.0% of mass 442	21547	14.9	(19.5) [c]	Pass

(a) Value is % of mass 69
(b) Value is % of mass 443
(c) Value is % of mass 442

This check applies to the following Samples, MS, MSD, Blanks, and Standards:

Lab Sample ID	Lab File ID	Date Analyzed	Time Analyzed	Hours Lapsed	Client Sample ID
EM4346-IC4346	M106269.D	07/11/14	17:33	00:12	Initial cal 100
EM4346-IC4346	M106270.D	07/11/14	18:02	00:41	Initial cal 80
EM4346-ICC4346	M106271A.D	07/11/14	19:04	01:43	Initial cal 50
EM4346-IC4346	M106272.D	07/11/14	19:32	02:11	Initial cal 25
EM4346-IC4346	M106273.D	07/11/14	20:01	02:40	Initial cal 10
EM4346-IC4346	M106274.D	07/11/14	20:30	03:09	Initial cal 5
EM4346-IC4346	M106275.D	07/11/14	20:59	03:38	Initial cal 2
EM4346-IC4346	M106276.D	07/11/14	21:28	04:07	Initial cal 1
EM4346-ICV4345	M106277.D	07/11/14	22:22	05:01	Initial cal verification 50
EM4346-ICV4345	M106278.D	07/11/14	22:51	05:30	Initial cal verification 50
EM4346-ICV4345	M106279.D	07/11/14	23:20	05:59	Initial cal verification 50
EM4346-ICV4346	M106280A.D	07/11/14	23:49	06:28	Initial cal verification 50
EM4346-ICV4345	M106280.D	07/11/14	23:49	06:28	Initial cal verification 50
EM4346-ICV4346	M106281A.D	07/12/14	00:18	06:57	Initial cal verification 50
EM4346-ICV4345	M106281.D	07/12/14	00:18	06:57	Initial cal verification 50
EM4346-ICV4346	M106282A.D	07/12/14	00:46	07:25	Initial cal verification 50
EM4346-ICV4345	M106282.D	07/12/14	00:46	07:25	Initial cal verification 50
EM4346-ICV4346	M106283.D	07/12/14	01:15	07:54	Initial cal verification 50

Instrument Performance Check (DFTPP)

Job Number: JB72256
Account: LANGAN Langan Engineering & Environmental
Project: Carroll Gardens, 363-365 Bond Street, Brooklyn, NY

Sample:	EM4373-DFTPP	**Injection Date:**	07/31/14
Lab File ID:	M106893.D	**Injection Time:**	16:45
Instrument ID:	GCMSM		

m/e	Ion Abundance Criteria	Raw Abundance	% Relative Abundance		Pass/Fail
51	30.0 - 60.0% of mass 198	41996	33.3		Pass
68	Less than 2.0% of mass 69	0	0.00	(0.00) [a]	Pass
69	Mass 69 relative abundance	60413	48.0		Pass
70	Less than 2.0% of mass 69	644	0.51	(1.07) [a]	Pass
127	40.0 - 60.0% of mass 198	67663	53.7		Pass
197	Less than 1.0% of mass 198	0	0.00		Pass
198	Base peak, 100% relative abundance	125970	100.0		Pass
199	5.0 - 9.0% of mass 198	8466	6.72		Pass
275	10.0 - 30.0% of mass 198	29853	23.7		Pass
365	1.0 - 100.0% of mass 198	4406	3.50		Pass
441	Present, but less than mass 443	13509	10.7	(80.3) [b]	Pass
442	40.0 - 100.0% of mass 198	90224	71.6		Pass
443	17.0 - 23.0% of mass 442	16823	13.4	(18.6) [c]	Pass

(a) Value is % of mass 69
(b) Value is % of mass 443
(c) Value is % of mass 442

This check applies to the following Samples, MS, MSD, Blanks, and Standards:

Lab Sample ID	Lab File ID	Date Analyzed	Time Analyzed	Hours Lapsed	Client Sample ID
EM4373-CC4345	M106894.D	07/31/14	16:57	00:12	Continuing cal 25
EM4373-CC4346	M106896.D	07/31/14	18:10	01:25	Continuing cal 25
OP76701-MB1	M106897.D	07/31/14	18:39	01:54	Method Blank
ZZZZZZ	M106898.D	07/31/14	19:08	02:23	(unrelated sample)
ZZZZZZ	M106900.D	07/31/14	20:05	03:20	(unrelated sample)
ZZZZZZ	M106901.D	07/31/14	20:34	03:49	(unrelated sample)
ZZZZZZ	M106902.D	07/31/14	21:03	04:18	(unrelated sample)
ZZZZZZ	M106903.D	07/31/14	21:32	04:47	(unrelated sample)
ZZZZZZ	M106904.D	07/31/14	22:01	05:16	(unrelated sample)
ZZZZZZ	M106905.D	07/31/14	22:30	05:45	(unrelated sample)
ZZZZZZ	M106906.D	07/31/14	22:59	06:14	(unrelated sample)

Semivolatile Internal Standard Area Summary

Job Number: JB72256
Account: LANGAN Langan Engineering & Environmental
Project: Carroll Gardens, 363-365 Bond Street, Brooklyn, NY

Check Std:	E2P1623-CC1604	**Injection Date:**	07/25/14
Lab File ID:	2P38896.D	**Injection Time:**	19:55
Instrument ID:	GCMS2P	**Method:**	SW846 8270D

	IS 1 AREA	RT	IS 2 AREA	RT	IS 3 AREA	RT	IS 4 AREA	RT	IS 5 AREA	RT	IS 6 AREA	RT
Check Std	755475	4.38	2738585	5.44	1661924	6.87	2883368	8.12	2987974	11.28	2516400	13.25
Upper Limit [a]	1510950	4.88	5477170	5.94	3323848	7.37	5766736	8.62	5975948	11.78	5032800	13.75
Lower Limit [b]	377738	3.88	1369293	4.94	830962	6.37	1441684	7.62	1493987	10.78	1258200	12.75

Lab Sample ID	IS 1 AREA	RT	IS 2 AREA	RT	IS 3 AREA	RT	IS 4 AREA	RT	IS 5 AREA	RT	IS 6 AREA	RT
OP76713-MB1	792444	4.38	2884620	5.43	1623028	6.87	2658152	8.11	2904847	11.26	2358770	13.24
OP76713-BS1	724732	4.38	2484793	5.44	1446264	6.87	2388167	8.11	2632270	11.27	2197251	13.24
OP76713-MS	667966	4.38	2304013	5.44	1367906	6.87	2221309	8.11	2132091	11.27	2064979	13.24
OP76713-MSD	740171	4.38	2559340	5.43	1502160	6.87	2450611	8.11	2346417	11.27	2332830	13.24
JB72235-1	741801	4.38	2695659	5.43	1550248	6.87	2471590	8.11	2319937	11.26	2309019	13.23
ZZZZZZ	785470	4.38	2761986	5.43	1629395	6.87	2687472	8.11	2390295	11.26	2418765	13.23
ZZZZZZ	826532	4.38	2980263	5.43	1715818	6.87	2854565	8.11	2753747	11.26	2753277	13.23
ZZZZZZ	910503	4.39	3189517	5.44	1868526	6.87	2880513	8.12	2616368	11.28	2213933	13.25
JB72256-6	848788	4.39	3041580	5.44	1719565	6.87	2859257	8.12	3023846	11.28	2465084	13.25
ZZZZZZ	536672	4.39	1906020	5.44	1153923	6.88	1861019	8.12	1641255	11.28	1372302	13.26
ZZZZZZ	540530	4.39	1941943	5.44	1116257	6.88	1610886	8.14	1494924	11.29	1285727	13.26
ZZZZZZ	429208	4.38	1537732	5.44	940568	6.87	1513216	8.11	1376720*	11.27	1108357*	13.25
ZZZZZZ	514140	4.38	1857535	5.44	1090519	6.87	1799798	8.11	1538785	11.27	1320588	13.25
ZZZZZZ	517329	4.38	1788567	5.44	1085252	6.87	1772244	8.11	1581349	11.27	1274147	13.25
ZZZZZZ	532577	4.38	1958387	5.44	1186303	6.87	1960233	8.11	1777199	11.27	1384298	13.25
ZZZZZZ	532698	4.39	1917105	5.44	1181458	6.87	1929312	8.12	1771730	11.28	1400538	13.25
ZZZZZZ	541716	4.38	1918918	5.44	1175616	6.87	1933768	8.12	1892053	11.28	1505162	13.25

IS 1 = 1,4-Dichlorobenzene-d4
IS 2 = Naphthalene-d8
IS 3 = Acenaphthene-D10
IS 4 = Phenanthrene-d10
IS 5 = Chrysene-d12
IS 6 = Perylene-d12

(a) Upper Limit = + 100% of check standard area; Retention time + 0.5 minutes.
(b) Lower Limit = -50% of check standard area; Retention time -0.5 minutes.

Semivolatile Internal Standard Area Summary

Job Number: JB72256
Account: LANGAN Langan Engineering & Environmental
Project: Carroll Gardens, 363-365 Bond Street, Brooklyn, NY

Check Std: E5P526-CC501 **Injection Date:** 07/25/14
Lab File ID: 5P10504.D **Injection Time:** 21:59
Instrument ID: GCMS5P **Method:** SW846 8270D

	IS 1 AREA	RT	IS 2 AREA	RT	IS 3 AREA	RT	IS 4 AREA	RT	IS 5 AREA	RT	IS 6 AREA	RT
Check Std	103438	4.75	403527	5.90	231085	8.26	348243	10.89	333216	16.08	265950	18.71
Upper Limit [a]	206876	5.25	807054	6.40	462170	8.76	696486	11.39	666432	16.58	531900	19.21
Lower Limit [b]	51719	4.25	201764	5.40	115543	7.76	174122	10.39	166608	15.58	132975	18.21
Lab Sample ID	**IS 1 AREA**	**RT**	**IS 2 AREA**	**RT**	**IS 3 AREA**	**RT**	**IS 4 AREA**	**RT**	**IS 5 AREA**	**RT**	**IS 6 AREA**	**RT**
OP76701-MB1	94975	4.75	368468	5.90	202109	8.26	313566	10.89	279648	16.07	240457	18.70
OP76701-BS1	97043	4.75	386537	5.90	205467	8.26	319896	10.90	301038	16.08	250193	18.70
OP76701-MS	94506	4.75	362097	5.90	195415	8.26	296688	10.90	295949	16.08	238700	18.70
OP76701-MSD	90806	4.75	373907	5.90	199784	8.26	306996	10.89	298204	16.08	245873	18.70
JB72256-1	120181	4.75	479001	5.90	256982	8.26	381294	10.89	343511	16.07	276120	18.70
JB72256-2	86652	4.75	343294	5.90	185055	8.26	282522	10.89	253430	16.07	219654	18.70
JB72256-3	91208	4.75	359574	5.90	187767	8.26	296498	10.89	268708	16.07	230084	18.70
JB72256-4	106966	4.75	425433	5.90	227634	8.26	358900	10.89	331251	16.07	284599	18.70
JB72256-5	90017	4.75	343936	5.90	187050	8.26	276110	10.89	254647	16.07	222768	18.70
ZZZZZZ	94363	4.77	370489	5.91	207345	8.26	327286	10.89	295033	16.07	259825	18.70
ZZZZZZ	88905	4.75	356502	5.90	191325	8.26	297835	10.89	268828	16.07	238541	18.70
ZZZZZZ	87917	4.75	356139	5.90	199698	8.26	297924	10.89	289507	16.08	228687	18.72
ZZZZZZ	88999	4.75	357617	5.90	191305	8.26	293448	10.90	209861	16.08	187377	18.71
ZZZZZZ	85731	4.75	327962	5.90	179531	8.27	275191	10.90	212513	16.08	172853	18.71
ZZZZZZ	91856	4.75	343940	5.90	186335	8.26	296026	10.91	245439	16.08	195643	18.71
ZZZZZZ	95310	4.75	380832	5.90	205747	8.26	316098	10.90	295799	16.10	323467	18.76

IS 1 = 1,4-Dichlorobenzene-d4
IS 2 = Naphthalene-d8
IS 3 = Acenaphthene-D10
IS 4 = Phenanthrene-d10
IS 5 = Chrysene-d12
IS 6 = Perylene-d12

(a) Upper Limit = + 100% of check standard area; Retention time + 0.5 minutes.
(b) Lower Limit = -50% of check standard area; Retention time -0.5 minutes.

Semivolatile Internal Standard Area Summary

Job Number: JB72256
Account: LANGAN Langan Engineering & Environmental
Project: Carroll Gardens, 363-365 Bond Street, Brooklyn, NY

Check Std:	EM4373-CC4345	**Injection Date:**	07/31/14
Lab File ID:	M106894.D	**Injection Time:**	16:57
Instrument ID:	GCMSM	**Method:**	SW846 8270D

	IS 1 AREA	RT	IS 2 AREA	RT	IS 3 AREA	RT	IS 4 AREA	RT	IS 5 AREA	RT	IS 6 AREA	RT
Check Std	333206	4.21	1218310	5.21	694783	7.33	1152505	9.85	1202069	14.94	1088451	17.54
Upper Limit [a]	666412	4.71	2436620	5.71	1389566	7.83	2305010	10.35	2404138	15.44	2176902	18.04
Lower Limit [b]	166603	3.71	609155	4.71	347392	6.83	576253	9.35	601035	14.44	544226	17.04

Lab Sample ID	IS 1 AREA	RT	IS 2 AREA	RT	IS 3 AREA	RT	IS 4 AREA	RT	IS 5 AREA	RT	IS 6 AREA	RT
OP76701-MB1	309113	4.20	1159893	5.21	645686	7.33	1014272	9.84	1151612	14.93	1071257	17.54
ZZZZZZ	301530	4.20	1175226	5.21	665550	7.33	1106735	9.84	1305941	15.00	1052984	17.54
ZZZZZZ	330344	4.20	1245975	5.21	730728	7.33	1171523	9.84	1201305	14.94	1127141	17.54
ZZZZZZ	224997	4.22	915701	5.23	520177	7.34	1038954	9.89	1587112	14.95	1287323	17.55
ZZZZZZ	252496	4.20	933095	5.21	500629	7.33	797589	9.84	857679	14.94	858014	17.54
ZZZZZZ	221965	4.20	838300	5.21	487393	7.33	825000	9.84	889486	14.94	903401	17.54
ZZZZZZ	264722	4.20	987269	5.21	584281	7.33	972174	9.84	1053966	14.94	1045613	17.54
ZZZZZZ	245852	4.20	907466	5.21	497073	7.33	798951	9.84	895905	14.95	891322	17.54
ZZZZZZ	276885	4.20	1025720	5.21	584958	7.33	996129	9.84	1084796	14.94	1069616	17.54

IS 1 = 1,4-Dichlorobenzene-d4
IS 2 = Naphthalene-d8
IS 3 = Acenaphthene-D10
IS 4 = Phenanthrene-d10
IS 5 = Chrysene-d12
IS 6 = Perylene-d12

(a) Upper Limit = + 100% of check standard area; Retention time + 0.5 minutes.
(b) Lower Limit = -50% of check standard area; Retention time -0.5 minutes.

Semivolatile Surrogate Recovery Summary

Job Number: JB72256
Account: LANGAN Langan Engineering & Environmental
Project: Carroll Gardens, 363-365 Bond Street, Brooklyn, NY

Method: SW846 8270D **Matrix:** AQ

Samples and QC shown here apply to the above method

Lab Sample ID	Lab File ID	S1	S2	S3	S4	S5	S6
JB72256-6	2P38908.D	50	36	92	70	77	100
OP76713-BS1	2P38900.D	51	37	107	90	83	92
OP76713-MB1	2P38899.D	44	31	108	85	84	88
OP76713-MS	2P38901.D	71	59	112	90	86	112
OP76713-MSD	2P38902.D	74	63	104	88	85	113

Surrogate Compounds	Recovery Limits
S1 = 2-Fluorophenol	10-110%
S2 = Phenol-d5	10-110%
S3 = 2,4,6-Tribromophenol	29-139%
S4 = Nitrobenzene-d5	28-131%
S5 = 2-Fluorobiphenyl	30-121%
S6 = Terphenyl-d14	16-147%

Semivolatile Surrogate Recovery Summary

Job Number: JB72256
Account: LANGAN Langan Engineering & Environmental
Project: Carroll Gardens, 363-365 Bond Street, Brooklyn, NY

Method: SW846 8270D **Matrix:** SO

Samples and QC shown here apply to the above method

Lab Sample ID	Lab File ID	S1	S2	S3	S4	S5	S6
JB72256-1	5P10513.D	78	75	93	91	81	82
JB72256-2	5P10514.D	83	80	94	101	85	89
JB72256-3	5P10515.D	79	80	99	99	90	96
JB72256-4	5P10516.D	80	82	103	97	88	91
JB72256-5	5P10517.D	78	79	98	100	88	87
OP76701-BS1	5P10510.D	84	82	101	98	89	85
OP76701-MB1	5P10506.D	90	90	112	115* [a]	100	100
OP76701-MB1	M106897.D	90	94	105	102	97	107
OP76701-MS	5P10511.D	75	77	104	93	82	83
OP76701-MSD	5P10512.D	76	76	106	87	76	85

Surrogate Compounds	Recovery Limits
S1 = 2-Fluorophenol	13-110%
S2 = Phenol-d5	15-110%
S3 = 2,4,6-Tribromophenol	20-123%
S4 = Nitrobenzene-d5	10-110%
S5 = 2-Fluorobiphenyl	17-110%
S6 = Terphenyl-d14	30-124%

(a) Outside of in-house control limits, but within reasonable method recovery limits.

Initial Calibration Summary

Job Number: JB72256 **Sample:** E2P1604-ICC1604
Account: LANGAN Langan Engineering & Environmental **Lab FileID:** 2P38428.D
Project: Carroll Gardens, 363-365 Bond Street, Brooklyn, NY

Response Factor Report MS2P

Method : C:\MSDCHEM\1\METHODS\M2P1604.M (RTE Integrator)
Title : Semi Volatile Extractables by GC/MS
Last Update : Mon Jul 14 11:46:12 2014
Response via : Initial Calibration

Calibration Files
2 =2p38432.D 5 =2p38431.D 25 =2p38429.D 80 =2p38427.D
100 =2p38426.D 50 =2p38428.D 1 =2p38433.D 10 =2p38430.D

Compound	2	5	25	80	100	50	1	10	Avg	%RSD
1) I 1,4-Dichlorobenzene-d	ISTD									
2) 1,4-Dioxane	0.912	0.488	0.491	0.551	0.553	0.505	1.052	0.606	0.645	33.38
----- Quadratic regression ----- Coefficient = 0.9992										
Response Ratio = 0.01700 + 0.45258 *A + 0.03918 *A^2										
3) Pyridine	1.557	1.180	1.275	1.354	1.357	1.253	1.068	1.233	1.285	11.25
4) N-Nitrosodim	0.858	0.661	0.719	0.773	0.776	0.714	0.772	0.710	0.748	8.00
5) 2-Fluorophen	1.405	1.136	1.265	1.315	1.315	1.239	1.211	1.186	1.259	6.78
6) Indene	2.646	2.084	2.103	2.092	2.062	1.984	2.229	2.166	2.171	9.45
7) Cumene	3.688	2.932	3.135	3.156	3.175	3.025	3.155	3.051	3.165	7.18
8) Phenol-d5	1.579	1.319	1.465	1.544	1.521	1.456	1.406	1.498	1.474	5.60
9) Phenol	2.036	1.637	1.628	1.677	1.665	1.553	1.603	1.732	1.691	8.80
10) Aniline	2.330	1.842	1.788	1.885	1.865	1.548	1.850	1.967	1.884	11.55
11) bis(2-Chloro	1.195	0.925	0.976	0.973	0.957	0.924	1.062	0.997	1.001	8.99
12) 2-Chlorophen	1.630	1.301	1.353	1.351	1.353	1.272	1.391	1.467	1.390	8.13
13) Decane	1.697	1.337	1.359	1.334	1.302	1.276	1.458	1.404	1.396	9.61
14) 1,3-Dichloro	2.064	1.600	1.602	1.606	1.563	1.511	1.665	1.694	1.663	10.31
15) 1,4-Dichloro	2.121	1.618	1.580	1.576	1.570	1.512	1.763	1.655	1.675	11.66
16) Benzyl alcoh	0.962	0.721	0.753	0.783	0.764	0.722	0.744	0.780	0.779	9.97
17) 1,2-Dichloro	1.999	1.504	1.481	1.431	1.393	1.386	1.636	1.579	1.551	12.95
18) Acetophenone	2.096	1.644	1.685	1.686	1.661	1.587	1.833	1.730	1.740	9.22
19) 2-Methylphen	1.332	1.081	1.075	1.070	1.071	1.012	1.021	1.143	1.101	9.24
20) 2,2'-oxybis(	0.420	0.293	0.280	0.288	0.289	0.272	0.322	0.308	0.309	15.32
21) 3&4-Methylph	1.459	1.138	1.168	1.150	1.130	1.081	1.170	1.248	1.193	9.81
22) n-Nitroso-di	0.898	0.777	0.740	0.738	0.726	0.694	0.860	0.796	0.779	8.99
23) Hexachloroet	0.788	0.571	0.598	0.599	0.590	0.569	0.675	0.597	0.623	11.91
24) I Naphthalene-d8	ISTD									
25) Nitrobenzene	0.374	0.300	0.324	0.317	0.318	0.315	0.307	0.337	0.324	7.13
26) Nitrobenzene	0.370	0.318	0.321	0.312	0.317	0.308	0.342	0.345	0.329	6.48
27) Quinoline	0.868	0.672	0.688	0.699	0.707	0.684	0.716	0.721	0.719	8.64
28) Isophorone	0.639	0.500	0.542	0.549	0.544	0.523	0.554	0.565	0.552	7.34
29) 2-Nitropheno	0.185	0.171	0.190	0.205	0.204	0.191	0.150	0.202	0.187	10.04
30) 2,4-Dimethyl	0.385	0.304	0.298	0.319	0.318	0.292	0.333	0.340	0.324	9.22
31) Benzoic acid		0.168	0.239	0.274	0.274	0.259		0.215	0.238	17.18
32) bis(2-Chloro	0.391	0.331	0.328	0.328	0.330	0.325	0.321	0.354	0.339	6.93
33) 2,4-Dichloro	0.363	0.295	0.318	0.319	0.328	0.309	0.299	0.344	0.322	7.12
34) 2,6-Dichloro	0.368	0.298	0.301	0.303	0.305	0.291	0.322	0.326	0.314	7.89
35) 1,3,5-Trichl	0.520	0.393	0.390	0.372	0.370	0.373	0.412	0.420	0.406	12.22
36) 1,2,4-Trichl	0.462	0.368	0.370	0.359	0.356	0.350	0.393	0.391	0.381	9.52
37) 1,2,3-Trichl	0.440	0.358	0.353	0.335	0.337	0.336	0.388	0.385	0.366	9.92
38) Naphthalene	1.309	0.972	0.998	0.974	0.984	0.959	1.120	1.052	1.046	11.38
39) 4-Chloroanil	0.545	0.430	0.445	0.446	0.443	0.417	0.442	0.488	0.457	8.99
40) 2,3-Dichloro	0.497	0.389	0.402	0.391	0.392	0.389	0.382	0.413	0.407	9.26
41) Caprolactam	0.089	0.085	0.090	0.092	0.093	0.086	0.081	0.093	0.089	5.02
42) Hexachlorobu	0.299	0.218	0.215	0.211	0.214	0.209	0.247	0.237	0.231	13.20

Initial Calibration Summary

Job Number: JB72256 **Sample:** E2P1604-ICC1604
Account: LANGAN Langan Engineering & Environmental **Lab FileID:** 2P38428.D
Project: Carroll Gardens, 363-365 Bond Street, Brooklyn, NY

43)	4-Chloro-3-m	0.323	0.268	0.286	0.293	0.297	0.282	0.263	0.308	0.290	6.85
44)	2-Methylnaph	0.793	0.625	0.616	0.608	0.626	0.600	0.665	0.674	0.651	9.73
45)	1-Methylnaph	0.792	0.609	0.624	0.605	0.603	0.589	0.607	0.667	0.637	10.50
46)	Dimethylnaph	0.763	0.613	0.631	0.609	0.621	0.606	0.637	0.672	0.644	8.16
47)	I Acenaphthene-d10	ISTD									
48)	Hexachlorocy	0.418	0.349	0.410	0.431	0.430	0.415	0.300	0.411	0.396	11.70
49)	2,4,6-Trichl	0.475	0.401	0.428	0.417	0.406	0.401	0.366	0.453	0.419	8.09
50)	2,4,5-Trichl	0.499	0.433	0.456	0.455	0.449	0.437	0.435	0.477	0.455	5.01
51)	2-Fluorobiph	1.784	1.356	1.333	1.289	1.271	1.259	1.465	1.444	1.400	12.34
52)	2-Chloronaph	1.516	1.222	1.162	1.118	1.104	1.092	1.309	1.290	1.227	11.68
53)	Biphenyl	1.903	1.537	1.468	1.442	1.396	1.402	1.570	1.605	1.540	10.73
54)	2-Nitroanili	0.366	0.311	0.325	0.334	0.336	0.324	0.273	0.355	0.328	8.67
55)	Dimethylphth	1.636	1.262	1.251	1.267	1.275	1.228	1.384	1.391	1.337	10.11
56)	Acenaphthyle	2.328	1.830	1.857	1.863	1.829	1.815	1.910	2.020	1.932	8.97
57)	2,6-Dinitrot	0.265	0.231	0.280	0.290	0.284	0.274	0.197	0.294	0.264	12.68
58)	3-Nitroanili	0.323	0.293	0.337	0.345	0.341	0.325	0.248	0.342	0.319	10.47
59)	Acenaphthene	1.496	1.163	1.147	1.143	1.121	1.098	1.263	1.218	1.206	10.67
60)	2,4-Dinitrop			0.156	0.192	0.190	0.177		0.127	0.168	16.31
61)	4-Nitropheno	0.150	0.141	0.177	0.188	0.185	0.170	0.129	0.191	0.166	14.05
62)	Dibenzofuran	2.086	1.696	1.605	1.585	1.570	1.531	1.791	1.806	1.709	10.74
63)	2,4-Dinitrot	0.382	0.332	0.379	0.389	0.383	0.378	0.228	0.417	0.361	16.23
64)	2,3,4,6-Tetr	0.393	0.360	0.376	0.414	0.412	0.379	0.278	0.407	0.377	11.81
65)	Diethylphtha	1.484	1.214	1.239	1.284	1.290	1.227	1.302	1.383	1.303	6.96
66)	Fluorene	1.636	1.277	1.315	1.298	1.271	1.253	1.288	1.452	1.349	9.76
67)	4-Chlorophen	0.813	0.641	0.636	0.615	0.613	0.604	0.703	0.695	0.665	10.58
68)	4-Nitroanili	0.358	0.306	0.344	0.347	0.346	0.326	0.263	0.363	0.332	9.94
69)	I Phenanthrene-d10	ISTD									
70)	4,6-Dinitro-			0.122	0.147	0.146	0.130		0.117	0.132	10.23
71)	n-Nitrosodip	0.622	0.507	0.503	0.512	0.511	0.480	0.466	0.564	0.521	9.60
72)	1,2-Diphenyl	0.775	0.609	0.621	0.599	0.595	0.577	0.637	0.670	0.635	9.96
73)	2,4,6-Tribro	0.117	0.092	0.100	0.107	0.109	0.103	0.080	0.107	0.102	11.12
74)	4-Bromopheny	0.267	0.213	0.223	0.230	0.234	0.219	0.232	0.238	0.232	7.08
75)	Hexachlorobe	0.304	0.240	0.247	0.248	0.250	0.234	0.269	0.258	0.256	8.67
76)	Pentachlorop	0.146	0.135	0.165	0.175	0.176	0.160	0.100	0.163	0.153	16.73
77)	Phenanthrene	1.383	1.079	1.075	1.066	1.064	1.009	1.214	1.177	1.133	10.63
78)	Anthracene	1.357	1.064	1.060	1.079	1.076	1.020	1.101	1.171	1.116	9.55
79)	Carbazole	1.267	1.018	1.040	1.061	1.054	1.001	1.027	1.111	1.072	7.94
80)	Di-n-butylph	1.212	1.022	1.215	1.289	1.296	1.221	0.903	1.259	1.177	11.89
81)	Fluoranthene	1.492	1.199	1.298	1.366	1.347	1.289	1.116	1.381	1.311	8.79
82)	Octadecane	0.327	0.281	0.302	0.295	0.290	0.279	0.258	0.318	0.294	7.57
83)	I Chrysene-d12	ISTD									
84)	Pyrene	1.556	1.252	1.256	1.305	1.293	1.240	1.271	1.349	1.315	7.85
85)	Terphenyl-d1	0.925	0.737	0.783	0.837	0.834	0.785	0.777	0.818	0.812	6.94
86)	Butylbenzylp	0.427	0.386	0.498	0.570	0.575	0.525		0.486	0.495	14.15
87)	Butyl steara	0.210	0.183	0.403	0.301	0.302	0.412	0.118	0.252	0.273	37.81
88)	Benzo[a]anth	1.404	1.093	1.164	1.248	1.245	1.159	1.200	1.211	1.216	7.54
89)	3,3'-Dichlor	0.374	0.343	0.422	0.452	0.449	0.421	0.275	0.425	0.395	15.43
90)	Chrysene	1.360	1.033	1.016	1.082	1.072	1.013	1.096	1.129	1.100	10.23
91)	bis(2-Ethylh	0.472	0.450	0.637	0.728	0.734	0.664		0.617	0.615	18.49
92)	I Perylene-d12	ISTD									
93)	Di-n-octylph	0.648	0.708	1.232	1.520	1.532	1.320		1.145	1.158	30.84
	----- Quadratic regression -----								Coefficient =		0.9990
	Response Ratio = -0.04820 + 1.23655 *A + 0.13232 *A^2										
94)	Benzo[b]fluo	1.366	1.227	1.356	1.514	1.506	1.320	0.905	1.393	1.324	14.61
95)	Benzo[k]fluo	1.527	1.257	1.233	1.211	1.204	1.151	1.265	1.513	1.295	11.05

8.7.1

8

Initial Calibration Summary

Job Number: JB72256 **Sample:** E2P1604-ICC1604
Account: LANGAN Langan Engineering & Environmental **Lab FileID:** 2P38428.D
Project: Carroll Gardens, 363-365 Bond Street, Brooklyn, NY

```
 96) Benzo[a]pyre 1.098 0.948 1.154 1.296 1.302 1.152 0.746 1.232 1.116  16.89
 97) Indeno[1,2,3 0.637 0.713 1.059 1.263       1.104 0.458 1.017 0.893  32.67
          ----- Quadratic regression -----                 Coefficient =  0.9995
               Response Ratio = -0.00899 + 0.92295 *A + 0.16998 *A^2

 98) Dibenz(a,h)a 0.610 0.595 0.925 1.068 1.074 0.965 0.265 0.850 0.794  35.51
 99) Dibenz[a,h]a 0.780 0.804 1.019 1.133 1.124 1.012 0.564 1.090 0.941  21.66
          ----- Quadratic regression -----                 Coefficient =  0.9990
               Response Ratio = -0.00790 + 0.98172 *A + 0.06253 *A^2

100) 7,12-Dimethy 0.521 0.511 0.552 0.645 0.647 0.557 0.394 0.619 0.556  15.13
101) Benzo[g,h,i] 1.055 0.941 1.108 1.244 1.239 1.113 0.745 1.155 1.075  15.41

102) I   1,4-Dichlorobenzene-d ----------------ISTD---------------------
103) Benzaldehyde 1.163 1.023 0.958 0.808 0.783 0.980 0.973 0.884 0.946  12.92

104)     Acenaphthene-d10a     ----------------ISTD---------------------
105) Atrazine     0.195 0.165 0.179 0.207 0.207 0.183 0.130 0.189 0.182  13.94
106) 1,2,4,5-Tetr 0.878 0.724 0.665 0.746 0.749 0.704 0.759 0.760 0.748   8.22

107) I   Chrysene-d12a         ----------------ISTD---------------------
108) 1-chloroocta 0.270 0.245 0.254 0.259 0.268 0.265 0.196 0.270 0.253   9.80
109) Benzidine    0.447 0.558 0.648 0.413 0.379 0.556       0.115 0.445  38.98

110) I   Phenanthrene-d10a     ----------------ISTD---------------------
111) O-terphenyl  0.702 0.616 0.564 0.586 0.584 0.590 0.623 0.661 0.616   7.46

112) I   Naphthalene-d8a       ----------------ISTD---------------------
113) Hydroquinone             0.285 0.337 0.339 0.315       0.329 0.321   6.91
 ------------------------------------------------------------------------------
 (#) = Out of Range  ###  Number of calibration levels exceeded format  ###

           M2P1604.M         Mon Jul 14 12:13:31 2014   RPT1
```

Initial Calibration Verification

Job Number: JB72256 **Sample:** E2P1604-ICV1604
Account: LANGAN Langan Engineering & Environmental **Lab FileID:** 2P38443.D
Project: Carroll Gardens, 363-365 Bond Street, Brooklyn, NY

Evaluate Continuing Calibration Report

Data File : C:\msdchem\1\DATA\2P1604\2p38443.D Vial: 18
Acq On : 12 Jul 2014 9:16 pm Operator: harpreek
Sample : icv1604-50 Inst : MS2P
Misc : op75909,e2p1604, Multiplr: 1.00
MS Integration Params: lscint.p

Method : C:\MSDCHEM\1\METHODS\M2P1604.M (RTE Integrator)
Title : Semi Volatile Extractables by GC/MS
Last Update : Mon Jul 14 11:38:20 2014
Response via : Multiple Level Calibration

Min. RRF : 0.050 Min. Rel. Area : 50% Max. R.T. Dev 0.50min
Max. RRF Dev : 30% Max. Rel. Area : 200%

		Compound	AvgRF	CCRF	%Dev	Area%	Dev(min)	R.T.
1	I	1,4-Dichlorobenzene-d4	1.000	1.000	0.0	92	0.00	4.50
9	t	Phenol	1.691	1.612	4.7	95	0.00	4.22
12	t	2-Chlorophenol	1.390	1.466	-5.5	106	0.00	4.32
19	t	2-Methylphenol	1.101	1.190	-8.1	108	0.00	4.73
21	t	3&4-Methylphenol	1.193	1.216	-1.9	103	0.00	4.85
24	I	Naphthalene-d8	1.000	1.000	0.0	88	0.00	5.55
29	t	2-Nitrophenol	0.187	0.211	-12.8	97	0.00	5.24
30	t	2,4-Dimethylphenol	0.324	0.375	-15.7	113	0.00	5.29
31	t	Benzoic acid	0.238	0.249	-4.6	84	0.00	5.39
33	t	2,4-Dichlorophenol	0.322	0.356	-10.6	101	0.00	5.44
34	t	2,6-Dichlorophenol	0.314	0.344	-9.6	103	0.00	5.62
43	t	4-Chloro-3-methylphenol	0.290	0.319	-10.0	99	-0.01	6.02
47	I	Acenaphthene-d10	1.000	1.000	0.0	89	0.00	6.98
49	t	2,4,6-Trichlorophenol	0.419	0.468	-11.7	104	0.00	6.37
50	t	2,4,5-Trichlorophenol	0.455	0.488	-7.3	99	-0.01	6.39
60	t	2,4-Dinitrophenol	0.168	0.124	26.3	62	-0.01	7.04
61	t	4-Nitrophenol	0.166	0.195	-17.5	102	0.00	7.10
64		2,3,4,6-Tetrachlorophenol	0.377	0.412	-9.3	97	0.00	7.26
69	I	Phenanthrene-d10	1.000	1.000	0.0	82	0.00	8.25
70	t	4,6-Dinitro-2-methylpheno	0.132	0.134	-1.5	85	-0.01	7.48
76	t	Pentachlorophenol	0.153	0.188	-22.9	98	0.00	8.08

(#) = Out of Range SPCC's out = 0 CCC's out = 0
2p38437.D M2P1604.M Mon Jul 14 11:47:58 2014 RPT1

Initial Calibration Verification

Job Number: JB72256 **Sample:** E2P1604-ICV1604
Account: LANGAN Langan Engineering & Environmental **Lab FileID:** 2P38444.D
Project: Carroll Gardens, 363-365 Bond Street, Brooklyn, NY

Evaluate Continuing Calibration Report

Data File : C:\msdchem\1\DATA\2P1604\2p38444.D Vial: 19
Acq On : 12 Jul 2014 9:39 pm Operator: harpreek
Sample : icv1604-50 Inst : MS2P
Misc : op75909,e2p1604, Multiplr: 1.00
MS Integration Params: lscint.p

Method : C:\MSDCHEM\1\METHODS\M2P1604.M (RTE Integrator)
Title : Semi Volatile Extractables by GC/MS
Last Update : Mon Jul 14 11:38:20 2014
Response via : Multiple Level Calibration

Min. RRF : 0.050 Min. Rel. Area : 50% Max. R.T. Dev 0.50min
Max. RRF Dev : 30% Max. Rel. Area : 200%

		Compound	AvgRF	CCRF	%Dev	Area%	Dev(min)	R.T.
1	I	1,4-Dichlorobenzene-d4	1.000	1.000	0.0	123	0.00	4.50
4	t	N-Nitrosodimethylamine	0.748	0.574	23.3	99	0.00	2.04
11	t	bis(2-Chloroethyl)ether	1.001	0.892	10.9	119	0.00	4.29
14	t	1,3-Dichlorobenzene	1.663	1.387	16.6	113	0.00	4.45
15	t	1,4-Dichlorobenzene	1.675	1.352	19.3	110	0.00	4.51
17	t	1,2-Dichlorobenzene	1.551	1.275	17.8	113	0.00	4.64
20	t	2,2'-oxybis(1-Chloropropa	0.309	0.258	16.5	117	0.00	4.74
22	t	n-Nitroso-di-n-propylamin	0.779	0.635	18.5	113	0.00	4.85
23	t	Hexachloroethane	0.623	0.515	17.3	112	0.00	4.92
24	I	Naphthalene-d8	1.000	1.000	0.0	120	0.00	5.55
26	t	Nitrobenzene	0.329	0.275	16.4	107	0.00	4.98
28	t	Isophorone	0.552	0.470	14.9	108	0.00	5.18
32	t	bis(2-Chloroethoxy)methan	0.339	0.314	7.4	116	0.00	5.37
36	t	1,2,4-Trichlorobenzene	0.381	0.323	15.2	111	0.00	5.51
38	t	Naphthalene	1.046	0.865	17.3	108	0.00	5.57
42	t	Hexachlorobutadiene	0.231	0.192	16.9	110	0.00	5.68
47	I	Acenaphthene-d10	1.000	1.000	0.0	113	0.00	6.99
48	t	Hexachlorocyclopentadiene	0.396	0.330	16.7	90	0.00	6.28
52	t	2-Chloronaphthalene	1.227	1.092	11.0	113	0.00	6.53
55	t	Dimethylphthalate	1.337	1.184	11.4	109	0.00	6.79
56	t	Acenaphthylene	1.932	1.376	28.8	85	0.00	6.87
57	t	2,6-Dinitrotoluene	0.264	0.229	13.3	94	0.00	6.83
59	t	Acenaphthene	1.206	1.045	13.3	107	0.00	7.02
63	t	2,4-Dinitrotoluene	0.361	0.307	15.0	91	0.00	7.15
65	t	Diethylphthalate	1.303	1.159	11.1	106	0.00	7.36
66	t	Fluorene	1.349	1.167	13.5	105	0.00	7.44
67	t	4-Chlorophenyl-phenylethe	0.665	0.579	12.9	108	0.00	7.44
69	I	Phenanthrene-d10	1.000	1.000	0.0	111	0.00	8.25
71	t	n-Nitrosodiphenylamine	0.521	0.470	9.8	108	0.00	7.54
72	t	1,2-Diphenylhydrazine	0.635	0.533	16.1	102	0.00	7.57
74	t	4-Bromophenyl-phenylether	0.232	0.203	12.5	103	0.00	7.86
75	t	Hexachlorobenzene	0.256	0.208	18.8	99	0.00	7.91
77	t	Phenanthrene	1.133	0.946	16.5	104	0.00	8.27
78	t	Anthracene	1.116	0.936	16.1	102	0.00	8.32
80	t	Di-n-butylphthalate	1.177	1.091	7.3	99	0.00	8.88
81	t	Fluoranthene	1.311	1.168	10.9	100	0.00	9.55
83	I	Chrysene-d12	1.000	1.000	0.0	105	0.01	11.47
84	t	Pyrene	1.315	1.142	13.2	97	0.00	9.82

Initial Calibration Verification

Job Number: JB72256 **Sample:** E2P1604-ICV1604
Account: LANGAN Langan Engineering & Environmental **Lab FileID:** 2P38444.D
Project: Carroll Gardens, 363-365 Bond Street, Brooklyn, NY

86	t	Butylbenzylphthalate	0.495	0.481	2.8	96	0.00	10.76
88	t	Benzo[a]anthracene	1.216	1.080	11.2	98	0.00	11.44
90	t	Chrysene	1.100	0.987	10.3	103	0.00	11.50
91	t	bis(2-Ethylhexyl)phthalat	0.615	0.613	0.3	97	0.00	11.64
92	I	Perylene-d12	1.000	1.000	0.0	102	0.00	13.43
		----------	True	Calc.	% Drift	----------		
93	t	Di-n-octylphthalate	50.000	45.823	8.4	95	0.00	12.58
		----------	AvgRF	CCRF	% Dev	----------		
94	t	Benzo[b]fluoranthene	1.324	1.181	10.8	91	0.00	12.94
95	t	Benzo[k]fluoranthene	1.295	1.173	9.4	104	0.00	12.98
96	t	Benzo[a]pyrene	1.116	1.126	-0.9	100	0.00	13.36
		----------	True	Calc.	% Drift	----------		
97	t	Indeno[1,2,3-cd]pyrene	50.000	48.512	3.0	100	0.00	14.76
		----------	True	Calc.	% Drift	----------		
99	t	Dibenz[a,h]anthracene	50.000	48.177	3.6	102	0.00	14.80
		----------	AvgRF	CCRF	% Dev	----------		
101	t	Benzo[g,h,i]perylene	1.075	1.112	-3.4	102	0.00	15.11
104		Acenaphthene-d10a	1.000	1.000	0.0	116	0.00	6.99
106		1,2,4,5-Tetrachlorobenzen	0.748	0.639	14.6	105	0.00	6.28

(#) = Out of Range SPCC's out = 0 CCC's out = 0
2p38437.D M2P1604.M Mon Jul 14 11:52:42 2014 RPT1

8.7.3

8

Initial Calibration Verification

Job Number: JB72256 **Sample:** E2P1604-ICV1604
Account: LANGAN Langan Engineering & Environmental **Lab FileID:** 2P38445.D
Project: Carroll Gardens, 363-365 Bond Street, Brooklyn, NY

Evaluate Continuing Calibration Report

Data File : C:\msdchem\1\DATA\2P1604\2p38445.D Vial: 20
Acq On : 12 Jul 2014 10:02 pm Operator: harpreek
Sample : icv1604-50 Inst : MS2P
Misc : op75909,e2p1604, Multiplr: 1.00
MS Integration Params: lscint.p

Method : C:\MSDCHEM\1\METHODS\M2P1604.M (RTE Integrator)
Title : Semi Volatile Extractables by GC/MS
Last Update : Mon Jul 14 11:38:20 2014
Response via : Multiple Level Calibration

Min. RRF : 0.050 Min. Rel. Area : 50% Max. R.T. Dev 0.50min
Max. RRF Dev : 30% Max. Rel. Area : 200%

		Compound	AvgRF	CCRF	%Dev	Area%	Dev(min)	R.T.
1	I	1,4-Dichlorobenzene-d4	1.000	1.000	0.0	91	0.00	4.50
			True	Calc.	% Drift			
2	t	1,4-Dioxane	50.000	42.092	15.8	78	-0.01	1.74
6	t	Indene	2.171	2.256	-3.9	104	0.00	4.71
7	t	Cumene	3.165	3.001	5.2	91	0.00	3.82
13	t	Decane	1.396	1.171	16.1	84	0.00	4.39
18	t	Acetophenone	1.740	1.729	0.6	99	0.00	4.83
24	I	Naphthalene-d8	1.000	1.000	0.0	95	0.00	5.55
27	t	Quinoline	0.719	0.721	-0.3	100	-0.01	5.84
40	t	2,3-Dichloroaniline	0.407	0.383	5.9	94	0.00	6.37
41	t	Caprolactam	0.089	0.083	6.7	92	-0.03	5.89
45	t	1-Methylnaphthalene	0.637	0.613	3.8	99	0.00	6.22
46	t	Dimethylnaphthalene	0.644	0.632	1.9	99	0.00	6.65
47	I	Acenaphthene-d10	1.000	1.000	0.0	86	0.00	6.99
53	t	Biphenyl	1.540	1.620	-5.2	100	0.00	6.52
69	I	Phenanthrene-d10	1.000	1.000	0.0	84	0.00	8.25
82	t	Octadecane	0.294	0.312	-6.1	94	0.00	8.19
92	I	Perylene-d12	1.000	1.000	0.0	76	0.00	13.43
			AvgRF	CCRF	% Dev			
100	t	7,12-Dimethylbenz(a)anthr	0.556	0.421	24.3	58	-0.02	12.94
102	I	1,4-Dichlorobenzene-d4a	1.000	1.000	0.0	90	0.00	4.50
103		Benzaldehyde	0.946	1.145	-21.0	105	0.00	4.13
104		Acenaphthene-d10a	1.000	1.000	0.0	89	0.00	6.99
105		Atrazine	0.182	0.204	-12.1	100	0.00	8.01

(#) = Out of Range SPCC's out = 0 CCC's out = 0
2p38437.D M2P1604.M Mon Jul 14 11:57:55 2014 RPT1

8.7.4

8

Initial Calibration Verification

Job Number: JB72256 **Sample:** E2P1604-ICV1604
Account: LANGAN Langan Engineering & Environmental **Lab FileID:** 2P38446.D
Project: Carroll Gardens, 363-365 Bond Street, Brooklyn, NY

Evaluate Continuing Calibration Report

Data File : C:\msdchem\1\DATA\2P1604\2p38446.D Vial: 21
Acq On : 12 Jul 2014 10:24 pm Operator: harpreek
Sample : icv1604-50 Inst : MS2P
Misc : op75909,e2p1604, Multiplr: 1.00
MS Integration Params: lscint.p

Method : C:\MSDCHEM\1\METHODS\M2P1604.M (RTE Integrator)
Title : Semi Volatile Extractables by GC/MS
Last Update : Mon Jul 14 11:38:20 2014
Response via : Multiple Level Calibration

Min. RRF : 0.050 Min. Rel. Area : 50% Max. R.T. Dev 0.50min
Max. RRF Dev : 30% Max. Rel. Area : 200%

		Compound	AvgRF	CCRF	%Dev	Area%	Dev(min)	R.T.
1	I	1,4-Dichlorobenzene-d4	1.000	1.000	0.0	125	0.00	4.50
5	S	2-Fluorophenol	1.259	1.064	15.5	107	0.00	3.39
8	S	Phenol-d5	1.474	1.244	15.6	107	0.00	4.21
24	I	Naphthalene-d8	1.000	1.000	0.0	127	0.00	5.55
25	S	Nitrobenzene-d5	0.324	0.277	14.5	112	0.00	4.96
47	I	Acenaphthene-d10	1.000	1.000	0.0	117	0.00	6.99
51	S	2-Fluorobiphenyl	1.400	1.240	11.4	115	0.00	6.44
69	I	Phenanthrene-d10	1.000	1.000	0.0	113	0.00	8.25
73	S	2,4,6-Tribromophenol	0.102	0.087	14.7	96	0.00	7.64
83	I	Chrysene-d12	1.000	1.000	0.0	108	0.00	11.45
85	S	Terphenyl-d14	0.812	0.737	9.2	102	0.00	10.06

(#) = Out of Range SPCC's out = 0 CCC's out = 0
2p38437.D M2P1604.M Mon Jul 14 12:00:20 2014 RPT1

Initial Calibration Verification

Job Number: JB72256 **Sample:** E2P1604-ICV1604
Account: LANGAN Langan Engineering & Environmental **Lab FileID:** 2P38447.D
Project: Carroll Gardens, 363-365 Bond Street, Brooklyn, NY

Evaluate Continuing Calibration Report

Data File : C:\msdchem\1\DATA\2P1604\2p38447.D Vial: 22
Acq On : 12 Jul 2014 10:47 pm Operator: harpreek
Sample : icv1604-50 Inst : MS2P
Misc : op75909,e2p1604, Multiplr: 1.00
MS Integration Params: lscint.p

Method : C:\MSDCHEM\1\METHODS\M2P1604.M (RTE Integrator)
Title : Semi Volatile Extractables by GC/MS
Last Update : Mon Jul 14 11:38:20 2014
Response via : Multiple Level Calibration

Min. RRF : 0.050 Min. Rel. Area : 50% Max. R.T. Dev 0.50min
Max. RRF Dev : 30% Max. Rel. Area : 200%

		Compound	AvgRF	CCRF	%Dev	Area%	Dev(min)	R.T.
1	I	1,4-Dichlorobenzene-d4	1.000	1.000	0.0	93	0.01	4.51
			AvgRF	CCRF	% Dev			
3	t	Pyridine	1.285	1.332	-3.7	99	0.00	2.17
10		Aniline	1.884	2.008	-6.6	121	0.01	4.23
16	t	Benzyl alcohol	0.779	0.837	-7.4	108	0.00	4.63
24	I	Naphthalene-d8	1.000	1.000	0.0	104	0.00	5.55
39	t	4-Chloroaniline	0.457	0.444	2.8	111	0.00	5.62
44	t	2-Methylnaphthalene	0.651	0.589	9.5	102	0.00	6.14
47	I	Acenaphthene-d10	1.000	1.000	0.0	95	0.00	6.99
54	t	2-Nitroaniline	0.328	0.332	-1.2	98	0.00	6.62
58	t	3-Nitroaniline	0.319	0.321	-0.6	94	0.00	6.96
62	t	Dibenzofuran	1.709	1.673	2.1	104	0.00	7.15
68	t	4-Nitroaniline	0.332	0.307	7.5	90	-0.01	7.45
69	I	Phenanthrene-d10	1.000	1.000	0.0	93	0.00	8.25
79	t	Carbazole	1.072	1.042	2.8	97	0.00	8.48

(#) = Out of Range SPCC's out = 0 CCC's out = 0
2p38437.D M2P1604.M Mon Jul 14 12:04:17 2014 RPT1

8.7.6

Initial Calibration Verification

Job Number: JB72256 **Sample:** E2P1604-ICV1604
Account: LANGAN Langan Engineering & Environmental **Lab FileID:** 2P38448.D
Project: Carroll Gardens, 363-365 Bond Street, Brooklyn, NY

Evaluate Continuing Calibration Report

Data File : C:\msdchem\1\DATA\2P1604\2p38448.D Vial: 23
Acq On : 12 Jul 2014 11:09 pm Operator: harpreek
Sample : icv1604-50 Inst : MS2P
Misc : op75909,e2p1604, Multiplr: 1.00
MS Integration Params: lscint.p

Method : C:\MSDCHEM\1\METHODS\M2P1604.M (RTE Integrator)
Title : Semi Volatile Extractables by GC/MS
Last Update : Mon Jul 14 11:38:20 2014
Response via : Multiple Level Calibration

Min. RRF : 0.050 Min. Rel. Area : 50% Max. R.T. Dev 0.50min
Max. RRF Dev : 30% Max. Rel. Area : 200%

		Compound	AvgRF	CCRF	%Dev	Area%	Dev(min)	R.T.
83	I	Chrysene-d12	1.000	1.000	0.0	177	0.00	11.46
89	t	3,3'-Dichlorobenzidine	0.395	0.371	6.1	156	0.00	11.45
107	I	Chrysene-d12a	1.000	1.000	0.0	189	0.00	11.46
109		Benzidine	0.445	0.731	-64.3#	249#	0.00	9.74

(#) = Out of Range SPCC's out = 0 CCC's out = 0
2p38437.D M2P1604.M Mon Jul 14 12:09:20 2014 RPT1

8.7.7

Initial Calibration Verification

Job Number: JB72256 **Sample:** E2P1604-ICV1604
Account: LANGAN Langan Engineering & Environmental **Lab FileID:** 2P38449.D
Project: Carroll Gardens, 363-365 Bond Street, Brooklyn, NY

Evaluate Continuing Calibration Report

Data File : C:\msdchem\1\DATA\2P1604\2p38449.D Vial: 24
Acq On : 12 Jul 2014 11:32 pm Operator: harpreek
Sample : icv1604-50 Inst : MS2P
Misc : op75909,e2p1604, Multiplr: 1.00
MS Integration Params: lscint.p

Method : C:\MSDCHEM\1\METHODS\M2P1604.M (RTE Integrator)
Title : Semi Volatile Extractables by GC/MS
Last Update : Mon Jul 14 11:38:20 2014
Response via : Multiple Level Calibration

Min. RRF : 0.050 Min. Rel. Area : 50% Max. R.T. Dev 0.50min
Max. RRF Dev : 30% Max. Rel. Area : 200%

	Compound	AvgRF	CCRF	%Dev	Area%	Dev(min)	R.T.
112 I	Naphthalene-d8a	1.000	1.000	0.0	146	0.00	5.54
113	Hydroquinone	0.321	0.349	-8.7	161	0.00	5.92

(#) = Out of Range SPCC's out = 0 CCC's out = 0
2p38437.D M2P1604.M Mon Jul 14 12:11:03 2014 RPT1

Continuing Calibration Summary

Job Number: JB72256 **Sample:** E2P1623-CC1604
Account: LANGAN Langan Engineering & Environmental **Lab FileID:** 2P38896.D
Project: Carroll Gardens, 363-365 Bond Street, Brooklyn, NY

Evaluate Continuing Calibration Report

Data File : C:\msdchem\1\DATA\2P1623\2p38896.D Vial: 2
Acq On : 25 Jul 2014 7:55 pm Operator: ashleyd
Sample : cc1604-25 Inst : MS2P
Misc : op75909,e2p1623 Multiplr: 1.00
MS Integration Params: lscint.p

Method : C:\MSDCHEM\1\METHODS\M2P1604.M (RTE Integrator)
Title : Semi Volatile Extractables by GC/MS
Last Update : Fri Jul 25 08:05:09 2014
Response via : Multiple Level Calibration

Min. RRF : 0.050 Min. Rel. Area : 50% Max. R.T. Dev 0.50min
Max. RRF Dev : 20% Max. Rel. Area : 200%

		Compound	AvgRF	CCRF	%Dev	Area%	Dev(min)	R.T.
1	I	1,4-Dichlorobenzene-d4	1.000	1.000	0.0	155	-0.06	4.38
		----------	True	Calc.	% Drift	----------		
2	t	1,4-Dioxane	25.000	25.012	-0.0	160	-0.10	1.62
		----------	AvgRF	CCRF	% Dev	----------		
3	t	Pyridine	1.285	1.234	4.0	150	-0.21	1.95
4	t	N-Nitrosodimethylamine	0.748	0.797	-6.6	172	-0.13	1.92
5	S	2-Fluorophenol	1.259	1.356	-7.7	166	-0.07	3.32
6	t	Indene	2.171	2.123	2.2	157	-0.06	4.60
7	t	Cumene	3.165	2.879	9.0	143	-0.07	3.70
8	S	Phenol-d5	1.474	1.369	7.1	145	-0.06	4.17
9	t	Phenol	1.691	1.483	12.3	141	-0.06	4.18
10		Aniline	1.884	1.792	4.9	156	-0.07	4.13
11	t	bis(2-Chloroethyl)ether	1.001	0.998	0.3	159	-0.07	4.18
12	t	2-Chlorophenol	1.390	1.344	3.3	154	-0.06	4.23
13	t	Decane	1.396	1.441	-3.2	165	-0.06	4.26
14	t	1,3-Dichlorobenzene	1.663	1.598	3.9	155	-0.06	4.34
15	t	1,4-Dichlorobenzene	1.675	1.562	6.7	153	-0.06	4.40
16	t	Benzyl alcohol	0.779	0.758	2.7	156	-0.07	4.53
17	t	1,2-Dichlorobenzene	1.551	1.512	2.5	158	-0.06	4.53
18	t	Acetophenone	1.740	1.681	3.4	155	-0.07	4.74
19	t	2-Methylphenol	1.101	1.140	-3.5	165	-0.06	4.66
20	t	2,2'-oxybis(1-Chloropropa	0.309	0.291	5.8	161	-0.06	4.63
21	t	3&4-Methylphenol	1.193	1.194	-0.1	159	-0.06	4.79
22	t	n-Nitroso-di-n-propylamin	0.779	0.753	3.3	158	-0.07	4.74
23	t	Hexachloroethane	0.623	0.614	1.4	159	-0.06	4.80
24	I	Naphthalene-d8	1.000	1.000	0.0	160	-0.06	5.44
25	S	Nitrobenzene-d5	0.324	0.320	1.2	158	-0.06	4.86
26	t	Nitrobenzene	0.329	0.319	3.0	159	-0.06	4.88
27	t	Quinoline	0.719	0.677	5.8	157	-0.08	5.74
28	t	Isophorone	0.552	0.529	4.2	156	-0.09	5.07
29	t	2-Nitrophenol	0.187	0.202	-8.0	170	-0.06	5.14
30	t	2,4-Dimethylphenol	0.324	0.336	-3.7	181	-0.06	5.21
31	t	Benzoic acid	0.238	0.195	18.1	130	-0.07	5.32
32	t	bis(2-Chloroethoxy)methan	0.339	0.326	3.8	159	-0.06	5.26
33	t	2,4-Dichlorophenol	0.322	0.326	-1.2	164	-0.06	5.36
34	t	2,6-Dichlorophenol	0.314	0.307	2.2	163	-0.06	5.53
35		1,3,5-Trichlorobenzene	0.406	0.394	3.0	162	-0.06	5.14
36	t	1,2,4-Trichlorobenzene	0.381	0.357	6.3	155	-0.06	5.39
37		1,2,3-Trichlorobenzene	0.366	0.344	6.0	156	-0.06	5.58

Continuing Calibration Summary

Job Number: JB72256 **Sample:** E2P1623-CC1604
Account: LANGAN Langan Engineering & Environmental **Lab FileID:** 2P38896.D
Project: Carroll Gardens, 363-365 Bond Street, Brooklyn, NY

38	t	Naphthalene	1.046	0.967	7.6	155	-0.06	5.45
39	t	4-Chloroaniline	0.457	0.447	2.2	161	-0.06	5.53
40	t	2,3-Dichloroaniline	0.407	0.395	2.9	157	-0.06	6.27
41	t	Caprolactam	0.089	0.088	1.1	156	-0.11	5.83
42	t	Hexachlorobutadiene	0.231	0.210	9.1	156	-0.06	5.57
43	t	4-Chloro-3-methylphenol	0.290	0.291	-0.3	163	-0.06	5.97
44	t	2-Methylnaphthalene	0.651	0.618	5.1	160	-0.06	6.02
45	t	1-Methylnaphthalene	0.637	0.605	5.0	155	-0.06	6.10
46	t	Dimethylnaphthalene	0.644	0.625	3.0	159	-0.06	6.53
47	I	Acenaphthene-d10	1.000	1.000	0.0	168	-0.06	6.87
48	t	Hexachlorocyclopentadiene	0.396	0.378	4.5	155	-0.06	6.15
49	t	2,4,6-Trichlorophenol	0.419	0.402	4.1	158	-0.06	6.28
50	t	2,4,5-Trichlorophenol	0.455	0.437	4.0	161	-0.06	6.33
51	S	2-Fluorobiphenyl	1.400	1.248	10.9	157	-0.06	6.33
52	t	2-Chloronaphthalene	1.227	1.094	10.8	158	-0.06	6.42
53	t	Biphenyl	1.540	1.404	8.8	161	-0.06	6.41
54	t	2-Nitroaniline	0.328	0.337	-2.7	174	-0.07	6.53
55	t	Dimethylphthalate	1.337	1.178	11.9	158	-0.07	6.67
56	t	Acenaphthylene	1.932	1.787	7.5	162	-0.06	6.76
57	t	2,6-Dinitrotoluene	0.264	0.263	0.4	158	-0.06	6.72
58	t	3-Nitroaniline	0.319	0.316	0.9	158	-0.07	6.87
59	t	Acenaphthene	1.206	1.088	9.8	160	-0.06	6.90
60	t	2,4-Dinitrophenol	0.168	0.126	25.0#	136	-0.05	6.96
61	t	4-Nitrophenol	0.166	0.142	14.5	135	-0.05	7.08
62	t	Dibenzofuran	1.709	1.550	9.3	163	-0.06	7.04
63	t	2,4-Dinitrotoluene	0.361	0.351	2.8	156	-0.06	7.06
64		2,3,4,6-Tetrachlorophenol	0.377	0.339	10.1	152	-0.06	7.16
65	t	Diethylphthalate	1.303	1.183	9.2	161	-0.07	7.25
66	t	Fluorene	1.349	1.227	9.0	157	-0.06	7.32
67	t	4-Chlorophenyl-phenylethe	0.665	0.595	10.5	157	-0.06	7.33
68	t	4-Nitroaniline	0.332	0.290	12.7	142	-0.06	7.38
69	I	Phenanthrene-d10	1.000	1.000	0.0	164	-0.07	8.12
70	t	4,6-Dinitro-2-methylpheno	0.132	0.111	15.9	148	-0.06	7.39
71	t	n-Nitrosodiphenylamine	0.521	0.486	6.7	158	-0.06	7.43
72	t	1,2-Diphenylhydrazine	0.635	0.594	6.5	156	-0.06	7.45
73	S	2,4,6-Tribromophenol	0.102	0.095	6.9	155	-0.06	7.52
74	t	4-Bromophenyl-phenylether	0.232	0.211	9.1	154	-0.07	7.72
75	t	Hexachlorobenzene	0.256	0.231	9.8	153	-0.06	7.78
76	t	Pentachlorophenol	0.153	0.113	26.1#	112	-0.06	7.97
77	t	Phenanthrene	1.133	0.978	13.7	149	-0.07	8.14
78	t	Anthracene	1.116	1.032	7.5	159	-0.07	8.19
79	t	Carbazole	1.072	0.964	10.1	152	-0.07	8.36
80	t	Di-n-butylphthalate	1.177	1.142	3.0	154	-0.09	8.72
81	t	Fluoranthene	1.311	1.141	13.0	144	-0.08	9.39
82	t	Octadecane	0.294	0.326	-10.9	176	-0.07	8.03
83	I	Chrysene-d12	1.000	1.000	0.0	155	-0.09	11.28
84	t	Pyrene	1.315	1.144	13.0	141	-0.08	9.66
85	S	Terphenyl-d14	0.812	0.721	11.2	143	-0.09	9.88
86	t	Butylbenzylphthalate	0.495	0.540	-9.1	168	-0.10	10.57
87		Butyl stearate	0.273	0.309	-13.2	119	-0.10	10.69
88	t	Benzo[a]anthracene	1.216	1.157	4.9	154	-0.09	11.27
89	t	3,3'-Dichlorobenzidine	0.395	0.394	0.3	145	-0.10	11.28
90	t	Chrysene	1.100	1.022	7.1	156	-0.09	11.32
91	t	bis(2-Ethylhexyl)phthalat	0.615	0.735	-19.5	179	-0.10	11.42
92	I	Perylene-d12	1.000	1.000	0.0	151	-0.09	13.25

Continuing Calibration Summary

Job Number: JB72256 **Sample:** E2P1623-CC1604
Account: LANGAN Langan Engineering & Environmental **Lab FileID:** 2P38896.D
Project: Carroll Gardens, 363-365 Bond Street, Brooklyn, NY

			True	Calc.	% Drift			
93	t	Di-n-octylphthalate	25.000	28.478	-13.9	177	-0.11	12.34
			AvgRF	CCRF	% Dev			
94	t	Benzo[b]fluoranthene	1.324	1.264	4.5	141	-0.09	12.75
95	t	Benzo[k]fluoranthene	1.295	1.193	7.9	146	-0.09	12.79
96	t	Benzo[a]pyrene	1.116	1.137	-1.9	149	-0.09	13.17
			True	Calc.	% Drift			
97	t	Indeno[1,2,3-cd]pyrene	25.000	27.987	-11.9	164	-0.10	14.55
			AvgRF	CCRF	% Dev			
98	t	Dibenz(a,h)acridine	0.794	0.901	-13.5	147	-0.09	14.29
			True	Calc.	% Drift			
99	t	Dibenz[a,h]anthracene	25.000	25.314	-1.3	151	-0.10	14.58
			AvgRF	CCRF	% Dev			
100	t	7,12-Dimethylbenz(a)anthr	0.556	0.601	-8.1	165	-0.09	12.75
101	t	Benzo[g,h,i]perylene	1.075	1.055	1.9	144	-0.11	14.88

(#) = Out of Range SPCC's out = 0 CCC's out = 0
2p38438.D M2P1604.M Sat Jul 26 13:26:37 2014 RPT1

8.7.9

8

Continuing Calibration Summary

Job Number: JB72256 **Sample:** E2P1623-CC1604
Account: LANGAN Langan Engineering & Environmental **Lab FileID:** 2P38897.D
Project: Carroll Gardens, 363-365 Bond Street, Brooklyn, NY

Evaluate Continuing Calibration Report

Data File : C:\msdchem\1\DATA\2P1623\2p38897.D Vial: 3
Acq On : 25 Jul 2014 8:21 pm Operator: ashleyd
Sample : cc1604-25 Inst : MS2P
Misc : op75909,e2p1623 Multiplr: 1.00
MS Integration Params: lscint.p

Method : C:\MSDCHEM\1\METHODS\M2P1604.M (RTE Integrator)
Title : Semi Volatile Extractables by GC/MS
Last Update : Fri Jul 25 08:05:09 2014
Response via : Multiple Level Calibration

Min. RRF : 0.050 Min. Rel. Area : 50% Max. R.T. Dev 0.50min
Max. RRF Dev : 20% Max. Rel. Area : 200%

	Compound	AvgRF	CCRF	%Dev	Area%	Dev(min)	R.T.
102 I	1,4-Dichlorobenzene-d4a	1.000	1.000	0.0	154	-0.06	4.38
103	Benzaldehyde	0.946	0.900	4.9	145	-0.11	4.02
104	Acenaphthene-d10a	1.000	1.000	0.0	158	-0.06	6.87
105	Atrazine	0.182	0.157	13.7	138	-0.13	7.89
106	1,2,4,5-Tetrachlorobenzen	0.748	0.617	17.5	146	-0.12	6.16
107 I	Chrysene-d12a	1.000	1.000	0.0	163	-0.10	11.27
108	Benzidine	0.445	0.484	-8.8	122	-0.14	9.59

(#) = Out of Range SPCC's out = 0 CCC's out = 0
2p38438.D M2P1604.M Sat Jul 26 13:43:40 2014 RPT1

8.7.10

8

Initial Calibration Summary

Job Number: JB72256 **Sample:** E5P501-ICC501
Account: LANGAN Langan Engineering & Environmental **Lab FileID:** 5P9945.D
Project: Carroll Gardens, 363-365 Bond Street, Brooklyn, NY

Response Factor Report MS5P

Method : C:\MSDCHEM\1\METHODS\M5P501.M (RTE Integrator)
Title : Semi Volatile GC/MS, zb-5msi 30mx .25mmx .25um
Last Update : Thu Jul 10 10:00:42 2014
Response via : Initial Calibration

Calibration Files
2 =5p9958.D 5 =5p9957.D 25 =5p9955.D 80 =5p9953.D
100 =5p9952.D 50 =5p9954.D 1 =5p9959.D 10 =5p9956.D

Compound	2	5	25	80	100	50	1	10	Avg	%RSD
1) I 1,4-Dichlorobenzene-d	ISTD									
2) 1,4-Dioxane	0.695	0.717	0.621	0.648	0.645	0.563	0.669	0.704	0.658	7.64
3) Pyridine	1.616	1.840	1.612	1.734	1.721	1.460	1.594	1.912	1.686	8.63
4) N-Nitrosodim	1.038	1.138	0.951	1.003	1.014	0.902	1.018	1.121	1.023	7.69
5) 2-Fluorophen	1.361	1.611	1.373	1.482	1.466	1.269	1.400	1.653	1.452	8.93
6) Indene	2.647	2.915	2.339	1.871	1.762	1.954	2.618	2.857	2.370	19.30
7) Cumene	3.692	4.155	3.276	3.024	2.918	2.886	3.766	3.999	3.465	14.51
8) Phenol-d5	1.781	2.092	1.750	1.736	1.702	1.562	1.763	2.102	1.811	10.45
9) Phenol	2.137	2.411	1.989	1.843	1.741	1.747	2.049	2.408	2.040	13.08
10) Aniline	2.505	2.549	2.120	1.666	1.574	1.946	2.514	2.491	2.171	18.58
11) bis(2-Chloro	1.440	1.669	1.355	1.327	1.310	1.184	1.559	1.611	1.432	11.72
12) 2-Chlorophen	1.557	1.804	1.424	1.434	1.387	1.273	1.590	1.753	1.528	12.02
13) Decane	1.642	1.858	1.445	1.279	1.222	1.243	1.847	1.749	1.536	17.67
14) 1,3-Dichloro	1.936	1.994	1.654	1.594	1.553	1.471	1.849	2.012	1.758	12.21
15) 1,4-Dichloro	1.827	2.005	1.620	1.576	1.485	1.466	1.917	1.970	1.733	12.77
16) Benzyl alcoh	1.022	1.176	0.984	0.992	0.972	0.886	1.043	1.175	1.031	9.70
17) 1,2-Dichloro	1.779	1.949	1.543	1.435	1.367	1.339	1.701	1.913	1.628	14.84
18) Acetophenone	2.130	2.435	1.855	1.610	1.578	1.582	2.124	2.251	1.946	17.22
19) 2-Methylphen	1.339	1.594	1.332	1.114	1.070	1.143	1.371	1.547	1.314	14.82
20) 2,2'-oxybis(	2.290	2.368	1.918	1.509	1.437	1.596	2.175	2.271	1.945	19.70
21) 3&4-Methylph	1.369	1.612	1.343	1.108	1.065	1.151	1.328	1.574	1.319	15.45
22) n-Nitroso-di	1.096	1.126	0.897	0.798	0.773	0.766	1.076	1.068	0.950	16.59
23) Hexachloroet	0.525	0.572	0.469	0.477	0.459	0.432	0.524	0.561	0.502	10.04
24) I Naphthalene-d8	ISTD									
25) Nitrobenzene	0.380	0.424	0.352	0.356	0.345	0.320	0.384	0.432	0.374	10.41
26) Nitrobenzene	0.407	0.466	0.371	0.379	0.359	0.328	0.437	0.461	0.401	12.49
27) Quinoline	0.770	0.928	0.714	0.794	0.765	0.645	0.781	0.881	0.785	11.30
28) Isophorone	0.707	0.819	0.643	0.657	0.622	0.581	0.689	0.796	0.689	12.00
29) 2-Nitropheno	0.190	0.246	0.200	0.209	0.198	0.185	0.194	0.248	0.209	11.77
30) 2,4-Dimethyl	0.262	0.262	0.299	0.335	0.321	0.296	0.266	0.335	0.297	10.58
31) Benzoic acid			0.224	0.305	0.302	0.240		0.263	0.267	13.61
32) bis(2-Chloro	0.445	0.481	0.384	0.386	0.367	0.345	0.435	0.466	0.414	12.01
33) 2,4-Dichloro	0.271	0.343	0.285	0.294	0.277	0.257	0.278	0.350	0.294	11.55
34) 2,6-Dichloro	0.307	0.354	0.281	0.271	0.257	0.249	0.283	0.343	0.293	13.15
35) 1,3,5-Trichl	0.360	0.404	0.308	0.295	0.274	0.272	0.371	0.402	0.336	16.38
36) 1,2,4-Trichl	0.343	0.383	0.296	0.301	0.281	0.266	0.330	0.370	0.321	13.12
37) 1,2,3-Trichl	0.332	0.375	0.296	0.297	0.274	0.262	0.317	0.378	0.316	13.66
38) Naphthalene	1.148	1.324	1.016	0.955	0.891	0.871	1.136	1.254	1.074	15.60
39) 4-Chloroanil	0.472	0.552	0.431	0.399	0.369	0.399	0.490	0.527	0.455	14.48
40) 2,3-Dichloro	0.382	0.459	0.346	0.347	0.324	0.309	0.382	0.437	0.373	14.14
41) Caprolactam	0.142	0.194	0.156	0.181	0.174	0.148	0.151	0.197	0.168	12.80
42) Hexachlorobu	0.155	0.179	0.138	0.139	0.130	0.122	0.153	0.174	0.149	13.68
43) 4-Chloro-3-m	0.291	0.348	0.297	0.321	0.312	0.271	0.272	0.357	0.308	10.49
44) 2-Methylnaph	0.679	0.787	0.595	0.594	0.552	0.543	0.696	0.749	0.650	14.12
45) 1-Methylnaph	0.800	0.909	0.689	0.671	0.641	0.620	0.800	0.872	0.750	14.59

8.7.11
8

Initial Calibration Summary

Job Number: JB72256 **Sample:** E5P501-ICC501
Account: LANGAN Langan Engineering & Environmental **Lab FileID:** 5P9945.D
Project: Carroll Gardens, 363-365 Bond Street, Brooklyn, NY

46)	Dimethylnaph	0.676	0.793	0.602	0.591	0.547	0.533	0.711	0.754	0.651	14.88
47)	I Acenaphthene-d10	ISTD									
48)	Hexachlorocy	0.258	0.316	0.279	0.266	0.249	0.247	0.241	0.336	0.274	12.60
49)	2,4,6-Trichl	0.348	0.414	0.327	0.322	0.305	0.292	0.312	0.394	0.339	12.89
50)	2,4,5-Trichl	0.368	0.411	0.356	0.382	0.366	0.330	0.357	0.414	0.373	7.68
51)	2-Fluorobiph	1.439	1.544	1.230	1.169	1.105	1.079	1.368	1.463	1.300	13.61
52)	2-Chloronaph	1.295	1.493	1.129	1.113	1.049	0.995	1.311	1.413	1.225	14.65
53)	Biphenyl	1.728	1.990	1.548	1.436	1.347	1.293	1.732	1.875	1.619	15.61
54)	2-Nitroanili	0.336	0.413	0.337	0.376	0.360	0.314	0.326	0.415	0.360	10.76
55)	Dimethylphth	1.318	1.504	1.266	1.277	1.213	1.100	1.355	1.500	1.317	10.44
56)	Acenaphthyle	2.074	2.418	1.926	1.869	1.760	1.657	2.088	2.355	2.018	13.37
57)	2,6-Dinitrot	0.259	0.353	0.290	0.327	0.314	0.273	0.269	0.365	0.306	12.97
58)	3-Nitroanili	0.360	0.454	0.379	0.425	0.402	0.350	0.322	0.465	0.395	12.88
59)	Acenaphthene	1.266	1.449	1.163	1.126	1.071	1.004	1.244	1.417	1.218	12.96
60)	2,4-Dinitrop		0.121	0.147	0.204	0.199	0.152		0.173	0.166	19.35
61)	4-Nitropheno		0.118	0.149	0.179	0.175	0.141		0.176	0.157	15.59
62)	Dibenzofuran	1.826	2.079	1.548	1.457	1.358	1.333	1.780	1.961	1.668	16.95
63)	2,4-Dinitrot	0.368	0.473	0.402	0.397	0.376	0.351	0.353	0.486	0.401	12.95
64)	2,3,4,6-Tetr	0.221	0.300	0.251	0.287	0.274	0.233	0.222	0.305	0.262	13.17
65)	Diethylphtha	1.370	1.548	1.285	1.297	1.234	1.139	1.360	1.522	1.344	10.29
66)	Fluorene	1.400	1.603	1.280	1.245	1.174	1.103	1.407	1.585	1.350	13.52
67)	4-Chlorophen	0.574	0.648	0.520	0.497	0.477	0.449	0.568	0.625	0.545	12.99
68)	4-Nitroanili	0.355	0.446	0.384	0.423	0.410	0.341	0.321	0.450	0.391	12.46
69)	I Phenanthrene-d10	ISTD									
70)	4,6-Dinitro-		0.118	0.134	0.176	0.172	0.134		0.160	0.149	15.77
71)	n-Nitrosodip	0.591	0.675	0.569	0.580	0.566	0.500	0.600	0.677	0.595	9.85
72)	1,2-Diphenyl	0.947	1.061	0.885	0.914	0.875	0.783	0.938	1.083	0.936	10.49
73)	2,4,6-Tribro	0.075	0.093	0.081	0.097	0.092	0.077		0.097	0.087	10.69
74)	4-Bromopheny	0.207	0.229	0.187	0.196	0.188	0.171	0.199	0.215	0.199	9.00
75)	Hexachlorobe	0.215	0.243	0.204	0.216	0.207	0.181	0.229	0.244	0.217	9.68
76)	Pentachlorop		0.098	0.115	0.138	0.132	0.115		0.132	0.122	12.17
77)	Phenanthrene	1.287	1.455	1.133	1.150	1.082	1.003	1.323	1.402	1.229	13.08
78)	Anthracene	1.289	1.439	1.145	1.157	1.092	1.032	1.298	1.411	1.233	12.08
79)	Carbazole	1.221	1.456	1.181	1.210	1.152	1.041	1.316	1.442	1.252	11.46
80)	Di-n-butylph	1.366	1.703	1.453	1.502	1.432	1.316	1.410	1.736	1.490	10.24
81)	Fluoranthene	1.213	1.390	1.140	1.188	1.128	1.024	1.235	1.409	1.216	10.73
82)	Octadecane	0.569	0.697	0.558	0.559	0.531	0.498	0.590	0.689	0.586	12.12
83)	I Chrysene-d12	ISTD									
84)	Pyrene	1.479	1.707	1.411	1.573	1.525	1.238	1.534	1.714	1.523	10.20
85)	Terphenyl-d1	0.912	1.021	0.851	0.956	0.915	0.781	0.912	1.002	0.919	8.50
86)	Butylbenzylp	0.639	0.813	0.761	0.902	0.867	0.706	0.664	0.886	0.780	13.15
87)	Butyl steara	0.623	0.526	0.676	0.534	0.510	0.599	0.621	0.567	0.582	9.86
88)	Benzo[a]anth	1.268	1.377	1.150	1.316	1.266	1.034	1.352	1.378	1.268	9.52
89)	3,3'-Dichlor	0.340	0.445	0.406	0.465	0.443	0.374	0.335	0.452	0.407	12.74
90)	Chrysene	1.219	1.339	1.082	1.238	1.188	0.969	1.258	1.293	1.198	10.00
91)	bis(2-Ethylh	0.904	1.112	1.029	1.213	1.163	0.975	0.896	1.207	1.062	12.21
92)	I Perylene-d12	ISTD									
93)	Di-n-octylph	1.557	2.243	1.975	2.029	1.854	1.756	1.700	2.372	1.936	14.26
94)	Benzo[b]fluo	1.295	1.605	1.294	1.362	1.267	1.114	1.361	1.575	1.359	11.92
95)	Benzo[k]fluo	1.296	1.606	1.226	1.155	1.049	1.015	1.316	1.563	1.278	16.99
96)	Benzo[a]pyre	1.159	1.404	1.141	1.184	1.117	1.010	1.179	1.430	1.203	11.89
97)	Indeno[1,2,3	1.051	1.366	1.128	1.292	1.198	1.007	1.066	1.417	1.191	12.90
98)	Dibenz(a,h)a	0.933	1.266	1.001	1.124	1.057	0.914	0.960	1.282	1.067	13.56
99)	Dibenz[a,h]a	1.078	1.332	1.139	1.236	1.140	1.022	1.122	1.426	1.187	11.42
100)	7,12-Dimethy	0.414	0.287	0.540	0.573	0.529	0.510		0.474	0.475	20.49
101)	Benzo[g,h,i]	1.131	1.411	1.148	1.239	1.161	1.011	1.162	1.411	1.209	11.53

8.7.11

8

Initial Calibration Summary

Job Number: JB72256 **Sample:** E5P501-ICC501
Account: LANGAN Langan Engineering & Environmental **Lab FileID:** 5P9945.D
Project: Carroll Gardens, 363-365 Bond Street, Brooklyn, NY

```
102)     1,4-Dichlorobenzene-d ----------------ISTD--------------------
103) Benzaldehyde 1.444 1.273 1.165 0.955 0.871 1.106 1.359 1.453 1.203  18.10

104)     Acenaphthene-d10a     ----------------ISTD--------------------
105) 1,2,4,5-Tetr 0.641 0.542 0.502 0.481 0.466 0.480 0.539 0.628 0.535  12.60

106)     Chrysene-d12a         ----------------ISTD--------------------
107) Benzidine          0.833 0.775 0.529 0.457 0.654       1.107 0.726  32.36
108) 1-chloroocta 0.508 0.481 0.442 0.431 0.412 0.444 0.419 0.565 0.463  11.28

109)     Phenanthrene-d10a     ----------------ISTD--------------------
110) Atrazine     0.109 0.112 0.105 0.103 0.102 0.105       0.138 0.111  11.40
111) o-terphenyl  0.661 0.556 0.500 0.457 0.432 0.477 0.586 0.636 0.538  15.73

112) I   Naphthalene-d8a       ----------------ISTD--------------------
113) Hydroquinone             0.337 0.380 0.371 0.356       0.384 0.366   5.23
 ------------------------------------------------------------------------------
 (#) = Out of Range  ###  Number of calibration levels exceeded format  ###

          M5P501.M          Thu Jul 10 10:12:41 2014   RPT1
```

8.7.11

8

Initial Calibration Verification

Job Number: JB72256 **Sample:** E5P501-ICV501
Account: LANGAN Langan Engineering & Environmental **Lab FileID:** 5P9960.D
Project: Carroll Gardens, 363-365 Bond Street, Brooklyn, NY

Evaluate Continuing Calibration Report

Data File : C:\msdchem\1\DATA\e5p501\5p9960.D Vial: 18
Acq On : 9 Jul 2014 11:31 pm Operator: saumilp
Sample : icv501-50 Inst : MS5P
Misc : op74489,e5p501 Multiplr: 1.00
MS Integration Params: lscint.p

Method : C:\MSDCHEM\1\METHODS\M5P501.M (RTE Integrator)
Title : Semi Volatile GC/MS, zb-5msi 30mx .25mmx .25um
Last Update : Thu Jul 10 10:00:42 2014
Response via : Multiple Level Calibration

Min. RRF : 0.050 Min. Rel. Area : 50% Max. R.T. Dev 0.50min
Max. RRF Dev : 30% Max. Rel. Area : 200%

		Compound	AvgRF	CCRF	%Dev	Area%	Dev(min)	R.T.
1	I	1,4-Dichlorobenzene-d4	1.000	1.000	0.0	93	0.00	4.88
4	t	N-Nitrosodimethylamine	1.023	0.825	19.4	85	0.00	2.74
11	t	bis(2-Chloroethyl)ether	1.432	1.230	14.1	96	0.00	4.66
14	t	1,3-Dichlorobenzene	1.758	1.451	17.5	92	0.00	4.83
15	t	1,4-Dichlorobenzene	1.733	1.399	19.3	89	0.00	4.89
17	t	1,2-Dichlorobenzene	1.628	1.378	15.4	95	0.00	5.02
20	t	2,2'-oxybis(1-Chloropropa	1.945	1.741	10.5	101	0.00	5.10
22	t	n-Nitroso-di-n-propylamin	0.950	0.850	10.5	103	0.00	5.20
23	t	Hexachloroethane	0.502	0.409	18.5	88	0.00	5.31
24	I	Naphthalene-d8	1.000	1.000	0.0	90	0.00	6.06
26	t	Nitrobenzene	0.401	0.322	19.7	88	0.00	5.36
28	t	Isophorone	0.689	0.541	21.5	84	0.00	5.58
32	t	bis(2-Chloroethoxy)methan	0.414	0.365	11.8	95	0.00	5.78
36	t	1,2,4-Trichlorobenzene	0.321	0.266	17.1	90	0.00	5.99
38	t	Naphthalene	1.074	0.883	17.8	91	0.00	6.08
42	t	Hexachlorobutadiene	0.149	0.124	16.8	92	0.00	6.22
47	I	Acenaphthene-d10	1.000	1.000	0.0	85	0.00	8.46
48	t	Hexachlorocyclopentadiene	0.274	0.218	20.4	74	0.00	7.14
52	t	2-Chloronaphthalene	1.225	1.034	15.6	88	0.00	7.59
55	t	Dimethylphthalate	1.317	1.123	14.7	86	0.00	8.05
56	t	Acenaphthylene	2.018	1.448	28.2	74	0.00	8.22
57	t	2,6-Dinitrotoluene	0.306	0.241	21.2	75	0.00	8.13
59	t	Acenaphthene	1.218	1.072	12.0	90	0.00	8.51
63	t	2,4-Dinitrotoluene	0.401	0.315	21.4	76	0.00	8.79
65	t	Diethylphthalate	1.344	1.112	17.3	83	0.00	9.26
66	t	Fluorene	1.350	1.131	16.2	87	0.00	9.39
67	t	4-Chlorophenyl-phenylethe	0.545	0.469	13.9	88	0.00	9.42
69	I	Phenanthrene-d10	1.000	1.000	0.0	85	0.00	11.11
71	t	n-Nitrosodiphenylamine	0.595	0.519	12.8	88	0.00	9.64
72	t	1,2-Diphenylhydrazine	0.936	0.776	17.1	84	0.00	9.70
74	t	4-Bromophenyl-phenylether	0.199	0.172	13.6	85	0.00	10.31
75	t	Hexachlorobenzene	0.217	0.176	18.9	82	0.00	10.40
77	t	Phenanthrene	1.229	0.993	19.2	84	0.00	11.15
78	t	Anthracene	1.233	1.000	18.9	82	0.00	11.24
80	t	Di-n-butylphthalate	1.490	1.239	16.8	80	0.00	12.39
81	t	Fluoranthene	1.216	0.994	18.3	82	0.01	13.45
83	I	Chrysene-d12	1.000	1.000	0.0	76	0.00	16.29

Initial Calibration Verification

Job Number: JB72256 **Sample:** E5P501-ICV501
Account: LANGAN Langan Engineering & Environmental **Lab FileID:** 5P9960.D
Project: Carroll Gardens, 363-365 Bond Street, Brooklyn, NY

84	t	Pyrene	1.523	1.329	12.7	82	0.00	13.88
86	t	Butylbenzylphthalate	0.780	0.712	8.7	77	0.00	15.34
88	t	Benzo[a]anthracene	1.268	1.074	15.3	79	0.00	16.27
90	t	Chrysene	1.198	1.058	11.7	84	0.01	16.34
91	t	bis(2-Ethylhexyl)phthalat	1.062	0.966	9.0	76	0.00	16.55
92	I	Perylene-d12	1.000	1.000	0.0	76	0.00	18.91
93	t	Di-n-octylphthalate	1.936	1.717	11.3	74	0.00	17.78
94	t	Benzo[b]fluoranthene	1.359	1.124	17.3	77	0.01	18.27
95	t	Benzo[k]fluoranthene	1.278	1.112	13.0	83	0.02	18.32
96	t	Benzo[a]pyrene	1.203	1.054	12.4	79	0.01	18.81
97	t	Indeno[1,2,3-cd]pyrene	1.191	0.995	16.5	75	0.02	20.69
99	t	Dibenz[a,h]anthracene	1.187	1.047	11.8	78	0.02	20.75
101	t	Benzo[g,h,i]perylene	1.209	1.071	11.4	81	0.03	21.19
102		1,4-Dichlorobenzene-d4a	1.000	1.000	0.0	90	0.00	4.88
104		Acenaphthene-d10a	1.000	1.000	0.0	91	0.00	8.46
105		1,2,4,5-Tetrachlorobenzen	0.535	0.410	23.4	78	0.00	7.14

(#) = Out of Range SPCC's out = 0 CCC's out = 0
5p9954.D M5P501.M Thu Jul 10 10:42:14 2014 RPT1

8.7.12

8

Initial Calibration Verification

Job Number: JB72256 **Sample:** E5P501-ICV501
Account: LANGAN Langan Engineering & Environmental **Lab FileID:** 5P9961.D
Project: Carroll Gardens, 363-365 Bond Street, Brooklyn, NY

Evaluate Continuing Calibration Report

Data File : C:\msdchem\1\DATA\e5p501\5p9961.D Vial: 19
Acq On : 10 Jul 2014 12:02 am Operator: saumilp
Sample : icv501-50 Inst : MS5P
Misc : op74489,e5p501 Multiplr: 1.00
MS Integration Params: lscint.p

Method : C:\MSDCHEM\1\METHODS\M5P501.M (RTE Integrator)
Title : Semi Volatile GC/MS, zb-5msi 30mx .25mmx .25um
Last Update : Thu Jul 10 10:00:42 2014
Response via : Multiple Level Calibration

Min. RRF : 0.050 Min. Rel. Area : 50% Max. R.T. Dev 0.50min
Max. RRF Dev : 30% Max. Rel. Area : 200%

		Compound	AvgRF	CCRF	%Dev	Area%	Dev(min)	R.T.
1	I	1,4-Dichlorobenzene-d4	1.000	1.000	0.0	108	0.00	4.88
2	t	1,4-Dioxane	0.658	0.570	13.4	109	0.00	2.46
6	t	Indene	2.370	2.523	-6.5	139	0.00	5.09
7	t	Cumene	3.465	3.179	8.3	119	0.00	4.27
13	t	Decane	1.536	1.294	15.8	112	0.00	4.75
18	t	Acetophenone	1.946	2.017	-3.6	137	0.00	5.21
24	I	Naphthalene-d8	1.000	1.000	0.0	108	0.00	6.05
27	t	Quinoline	0.785	0.712	9.3	119	0.00	6.45
40	t	2,3-Dichloroaniline	0.373	0.335	10.2	117	0.00	7.30
41	t	Caprolactam	0.168	0.153	8.9	112	0.02	6.52
45	t	1-Methylnaphthalene	0.750	0.690	8.0	120	0.00	7.05
46	t	Dimethylnaphthalene	0.651	0.598	8.1	121	0.00	7.80
47	I	Acenaphthene-d10	1.000	1.000	0.0	100	0.00	8.46
53	t	Biphenyl	1.619	1.604	0.9	123	0.00	7.57
69	I	Phenanthrene-d10	1.000	1.000	0.0	94	0.00	11.11
82	t	Octadecane	0.586	0.592	-1.0	112	0.00	11.08
83	I	Chrysene-d12	1.000	1.000	0.0	99	-0.01	16.28
92	I	Perylene-d12	1.000	1.000	0.0	79	-0.01	18.91
100	t	7,12-Dimethylbenz(a)anthr	0.475	0.391	17.7	61	0.00	18.27
102		1,4-Dichlorobenzene-d4a	1.000	1.000	0.0	105	0.00	4.88
103		Benzaldehyde	1.203	1.310	-8.9	124	0.00	4.53
104		Acenaphthene-d10a	1.000	1.000	0.0	107	0.00	8.46
106		Chrysene-d12a	1.000	1.000	0.0	97	0.00	16.28
109		Phenanthrene-d10a	1.000	1.000	0.0	92	0.00	11.11
110		Atrazine	0.111	0.118	-6.3	103	0.02	10.68
112	I	Naphthalene-d8a	1.000	1.000	0.0	104	0.00	6.05

(#) = Out of Range SPCC's out = 0 CCC's out = 0
5p9954.D M5P501.M Thu Jul 10 10:42:16 2014 RPT1

8.7.13

8

Initial Calibration Verification

Job Number: JB72256 **Sample:** E5P501-ICV501
Account: LANGAN Langan Engineering & Environmental **Lab FileID:** 5P9962.D
Project: Carroll Gardens, 363-365 Bond Street, Brooklyn, NY

Evaluate Continuing Calibration Report

Data File : C:\msdchem\1\DATA\e5p501\5p9962.D Vial: 20
Acq On : 10 Jul 2014 12:33 am Operator: saumilp
Sample : icv501-50 Inst : MS5P
Misc : op74489,e5p501 Multiplr: 1.00
MS Integration Params: lscint.p

Method : C:\MSDCHEM\1\METHODS\M5P501.M (RTE Integrator)
Title : Semi Volatile GC/MS, zb-5msi 30mx .25mmx .25um
Last Update : Thu Jul 10 10:00:42 2014
Response via : Multiple Level Calibration

Min. RRF : 0.050 Min. Rel. Area : 50% Max. R.T. Dev 0.50min
Max. RRF Dev : 30% Max. Rel. Area : 200%

		Compound	AvgRF	CCRF	%Dev	Area%	Dev(min)	R.T.
1	I	1,4-Dichlorobenzene-d4	1.000	1.000	0.0	79	0.00	4.88
9	t	Phenol	2.040	1.920	5.9	87	0.00	4.60
12	t	2-Chlorophenol	1.528	1.565	-2.4	98	0.00	4.72
19	t	2-Methylphenol	1.314	1.398	-6.4	97	0.00	5.07
21	t	3&4-Methylphenol	1.319	1.451	-10.0	100	0.00	5.20
24	I	Naphthalene-d8	1.000	1.000	0.0	75	0.00	6.05
29	t	2-Nitrophenol	0.209	0.223	-6.7	90	0.00	5.66
30	t	2,4-Dimethylphenol	0.297	0.367	-23.6	93	0.00	5.69
31	t	Benzoic acid	0.267	0.151	43.4#	47#	0.05	5.81
33	t	2,4-Dichlorophenol	0.294	0.316	-7.5	92	0.00	5.90
34	t	2,6-Dichlorophenol	0.293	0.309	-5.5	93	0.00	6.14
43	t	4-Chloro-3-methylphenol	0.308	0.318	-3.2	88	0.00	6.70
47	I	Acenaphthene-d10	1.000	1.000	0.0	70	0.00	8.46
49	t	2,4,6-Trichlorophenol	0.339	0.374	-10.3	90	0.00	7.30
50	t	2,4,5-Trichlorophenol	0.373	0.389	-4.3	83	-0.01	7.34
60	t	2,4-Dinitrophenol	0.166	0.130	21.7	60	0.00	8.56
61	t	4-Nitrophenol	0.157	0.160	-1.9	80	-0.03	8.71
64		2,3,4,6-Tetrachlorophenol	0.262	0.272	-3.8	82	-0.01	9.02
69	I	Phenanthrene-d10	1.000	1.000	0.0	70	0.00	11.10
70	t	4,6-Dinitro-2-methylpheno	0.149	0.135	9.4	71	-0.01	9.50
76	t	Pentachlorophenol	0.122	0.126	-3.3	78	-0.01	10.77

(#) = Out of Range SPCC's out = 0 CCC's out = 0
5p9954.D M5P501.M Thu Jul 10 10:42:18 2014 RPT1

Initial Calibration Verification

Job Number: JB72256 **Sample:** E5P501-ICV501
Account: LANGAN Langan Engineering & Environmental **Lab FileID:** 5P9963.D
Project: Carroll Gardens, 363-365 Bond Street, Brooklyn, NY

Evaluate Continuing Calibration Report

Data File : C:\msdchem\1\DATA\e5p501\5p9963.D Vial: 21
Acq On : 10 Jul 2014 1:03 am Operator: saumilp
Sample : icv501-50 Inst : MS5P
Misc : op74489,e5p501 Multiplr: 1.00
MS Integration Params: lscint.p

Method : C:\MSDCHEM\1\METHODS\M5P501.M (RTE Integrator)
Title : Semi Volatile GC/MS, zb-5msi 30mx .25mmx .25um
Last Update : Thu Jul 10 10:00:42 2014
Response via : Multiple Level Calibration

Min. RRF : 0.050 Min. Rel. Area : 50% Max. R.T. Dev 0.50min
Max. RRF Dev : 30% Max. Rel. Area : 200%

		Compound	AvgRF	CCRF	%Dev	Area%	Dev(min)	R.T.
1	I	1,4-Dichlorobenzene-d4	1.000	1.000	0.0	94	0.00	4.88
5	S	2-Fluorophenol	1.452	1.228	15.4	91	0.00	3.88
8	S	Phenol-d5	1.811	1.489	17.8	90	0.00	4.59
24	I	Naphthalene-d8	1.000	1.000	0.0	91	0.00	6.05
25	S	Nitrobenzene-d5	0.374	0.307	17.9	87	0.00	5.34
47	I	Acenaphthene-d10	1.000	1.000	0.0	85	0.00	8.46
51	S	2-Fluorobiphenyl	1.300	1.114	14.3	88	0.00	7.42
69	I	Phenanthrene-d10	1.000	1.000	0.0	86	0.00	11.10
73	S	2,4,6-Tribromophenol	0.087	0.065	25.3	73	0.00	9.82
83	I	Chrysene-d12	1.000	1.000	0.0	85	-0.01	16.28
85	S	Terphenyl-d14	0.919	0.725	21.1	79	0.00	14.28

(#) = Out of Range SPCC's out = 0 CCC's out = 0
5p9954.D M5P501.M Thu Jul 10 10:42:20 2014 RPT1

8.7.15

8

Initial Calibration Verification

Job Number: JB72256 **Sample:** E5P501-ICV501
Account: LANGAN Langan Engineering & Environmental **Lab FileID:** 5P9964.D
Project: Carroll Gardens, 363-365 Bond Street, Brooklyn, NY

Evaluate Continuing Calibration Report

Data File : C:\msdchem\1\DATA\e5p501\5p9964.D Vial: 22
Acq On : 10 Jul 2014 1:33 am Operator: saumilp
Sample : icv501-50 Inst : MS5P
Misc : op74489,e5p501 Multiplr: 1.00
MS Integration Params: lscint.p

Method : C:\MSDCHEM\1\METHODS\M5P501.M (RTE Integrator)
Title : Semi Volatile GC/MS, zb-5msi 30mx .25mmx .25um
Last Update : Thu Jul 10 10:00:42 2014
Response via : Multiple Level Calibration

Min. RRF : 0.050 Min. Rel. Area : 50% Max. R.T. Dev 0.50min
Max. RRF Dev : 30% Max. Rel. Area : 200%

		Compound	AvgRF	CCRF	%Dev	Area%	Dev(min)	R.T.
1	I	1,4-Dichlorobenzene-d4	1.000	1.000	0.0	75	0.00	4.88
3	t	Pyridine	1.686	1.775	-5.3	92	0.06	2.85
10		Aniline	2.171	2.444	-12.6	95	0.00	4.63
16	t	Benzyl alcohol	1.031	1.033	-0.2	88	0.00	4.99
24	I	Naphthalene-d8	1.000	1.000	0.0	78	0.00	6.05
39	t	4-Chloroaniline	0.455	0.462	-1.5	90	0.00	6.13
44	t	2-Methylnaphthalene	0.650	0.608	6.5	87	0.00	6.91
47	I	Acenaphthene-d10	1.000	1.000	0.0	76	0.00	8.46
54	t	2-Nitroaniline	0.360	0.336	6.7	82	0.00	7.75
58	t	3-Nitroaniline	0.395	0.369	6.6	80	0.00	8.40
62	t	Dibenzofuran	1.668	1.597	4.3	91	0.00	8.80
68	t	4-Nitroaniline	0.391	0.356	9.0	80	0.00	9.44

(#) = Out of Range SPCC's out = 0 CCC's out = 0
5p9954.D M5P501.M Thu Jul 10 10:42:22 2014 RPT1

8.7.16

8

Initial Calibration Verification

Job Number: JB72256 **Sample:** E5P501-ICV501
Account: LANGAN Langan Engineering & Environmental **Lab FileID:** 5P9965.D
Project: Carroll Gardens, 363-365 Bond Street, Brooklyn, NY

Evaluate Continuing Calibration Report

Data File : C:\msdchem\1\DATA\e5p501\5p9965.D Vial: 23
Acq On : 10 Jul 2014 2:04 am Operator: saumilp
Sample : icv501-50 Inst : MS5P
Misc : op74489,e5p501 Multiplr: 1.00
MS Integration Params: lscint.p

Method : C:\MSDCHEM\1\METHODS\M5P501.M (RTE Integrator)
Title : Semi Volatile GC/MS, zb-5msi 30mx .25mmx .25um
Last Update : Thu Jul 10 10:00:42 2014
Response via : Multiple Level Calibration

Min. RRF : 0.050 Min. Rel. Area : 50% Max. R.T. Dev 0.50min
Max. RRF Dev : 30% Max. Rel. Area : 200%

		Compound	AvgRF	CCRF	%Dev	Area%	Dev(min)	R.T.
83	I	Chrysene-d12	1.000	1.000	0.0	123	-0.01	16.28
89	t	3,3'-Dichlorobenzidine	0.407	0.372	8.6	122	0.00	16.29
92	I	Perylene-d12	1.000	1.000	0.0	123	0.00	18.91
102		1,4-Dichlorobenzene-d4a	1.000	1.000	0.0	123	0.00	4.88
104		Acenaphthene-d10a	1.000	1.000	0.0	132	0.00	8.46
106		Chrysene-d12a	1.000	1.000	0.0	121	0.00	16.28
107		Benzidine	0.726	0.910	-25.3	168	0.00	13.79

(#) = Out of Range SPCC's out = 0 CCC's out = 0
5p9954.D M5P501.M Thu Jul 10 10:42:24 2014 RPT1

8.7.17

8

Initial Calibration Verification

Job Number: JB72256 **Sample:** E5P501-ICV501
Account: LANGAN Langan Engineering & Environmental **Lab FileID:** 5P9966.D
Project: Carroll Gardens, 363-365 Bond Street, Brooklyn, NY

Evaluate Continuing Calibration Report

Data File : C:\msdchem\1\DATA\e5p501\5p9966.D Vial: 24
Acq On : 10 Jul 2014 2:34 am Operator: saumilp
Sample : icv501-50 Inst : MS5P
Misc : op74489,e5p501 Multiplr: 1.00
MS Integration Params: lscint.p

Method : C:\MSDCHEM\1\METHODS\M5P501.M (RTE Integrator)
Title : Semi Volatile GC/MS, zb-5msi 30mx .25mmx .25um
Last Update : Thu Jul 10 10:00:42 2014
Response via : Multiple Level Calibration

Min. RRF : 0.050 Min. Rel. Area : 50% Max. R.T. Dev 0.50min
Max. RRF Dev : 30% Max. Rel. Area : 200%

	Compound	AvgRF	CCRF	%Dev	Area%	Dev(min)	R.T.
112 I	Naphthalene-d8a	1.000	1.000	0.0	105	0.00	6.05
113	Hydroquinone	0.366	0.417	-13.9	123	-0.05	6.51

(#) = Out of Range SPCC's out = 0 CCC's out = 0
5p9954.D M5P501.M Thu Jul 10 10:42:26 2014 RPT1

8.7.18

8

Continuing Calibration Summary

Job Number: JB72256 **Sample:** E5P526-CC501
Account: LANGAN Langan Engineering & Environmental **Lab FileID:** 5P10504.D
Project: Carroll Gardens, 363-365 Bond Street, Brooklyn, NY

Evaluate Continuing Calibration Report

Data File : C:\msdchem\1\DATA\e5p526\5p10504.D Vial: 2
Acq On : 25 Jul 2014 9:59 pm Operator: andrews1
Sample : cc501-25 Inst : MS5P
Misc : op74489,e5p526 Multiplr: 1.00
MS Integration Params: lscint.p

Method : C:\MSDCHEM\1\METHODS\M5P501.M (RTE Integrator)
Title : Semi Volatile GC/MS, zb-5msi 30mx .25mmx .25um
Last Update : Fri Jul 25 13:29:40 2014
Response via : Multiple Level Calibration

Min. RRF : 0.050 Min. Rel. Area : 50% Max. R.T. Dev 0.50min
Max. RRF Dev : 20% Max. Rel. Area : 200%

		Compound	AvgRF	CCRF	%Dev	Area%	Dev(min)	R.T.
1	I	1,4-Dichlorobenzene-d4	1.000	1.000	0.0	139	0.00	4.75
2	t	1,4-Dioxane	0.658	0.666	-1.2	149	0.00	2.31
3	t	Pyridine	1.686	1.694	-0.5	146	0.00	2.64
4	t	N-Nitrosodimethylamine	1.023	1.040	-1.7	152	0.00	2.60
5	S	2-Fluorophenol	1.452	1.374	5.4	139	0.00	3.78
6	t	Indene	2.370	2.523	-6.5	150	0.00	4.96
7	t	Cumene	3.465	3.807	-9.9	161	0.00	4.15
8	S	Phenol-d5	1.811	1.780	1.7	141	0.00	4.49
9	t	Phenol	2.040	2.142	-5.0	149	0.00	4.50
10		Aniline	2.171	2.334	-7.5	153	0.00	4.50
11	t	bis(2-Chloroethyl)ether	1.432	1.449	-1.2	148	0.00	4.54
12	t	2-Chlorophenol	1.528	1.552	-1.6	151	0.00	4.60
13	t	Decane	1.536	1.789	-16.5	172	0.00	4.62
14	t	1,3-Dichlorobenzene	1.758	1.701	3.2	143	0.00	4.71
15	t	1,4-Dichlorobenzene	1.733	1.760	-1.6	151	0.00	4.76
16	t	Benzyl alcohol	1.031	1.062	-3.0	150	0.00	4.86
17	t	1,2-Dichlorobenzene	1.628	1.634	-0.4	147	0.00	4.89
18	t	Acetophenone	1.946	2.347	-20.6#	175	0.00	5.07
19	t	2-Methylphenol	1.314	1.404	-6.8	146	0.00	4.96
20	t	2,2'-oxybis(1-Chloropropa	1.945	2.161	-11.1	156	0.00	4.96
21	t	3&4-Methylphenol	1.319	1.529	-15.9	158	0.00	5.09
22	t	n-Nitroso-di-n-propylamin	0.950	1.204	-26.7#	186	0.00	5.07
23	t	Hexachloroethane	0.502	0.549	-9.4	163	0.00	5.17
24	I	Naphthalene-d8	1.000	1.000	0.0	136	0.00	5.90
25	S	Nitrobenzene-d5	0.374	0.460	-23.0#	177	0.00	5.21
26	t	Nitrobenzene	0.401	0.475	-18.5	173	0.00	5.22
27	t	Quinoline	0.785	0.761	3.1	144	0.00	6.29
28	t	Isophorone	0.689	0.796	-15.5	168	0.00	5.44
29	t	2-Nitrophenol	0.209	0.231	-10.5	157	0.00	5.52
30	t	2,4-Dimethylphenol	0.297	0.431	-45.1#	195	0.00	5.56
31	t	Benzoic acid	0.267	0.320	-19.9	194	0.00	5.67
32	t	bis(2-Chloroethoxy)methan	0.414	0.432	-4.3	152	0.00	5.64
33	t	2,4-Dichlorophenol	0.294	0.320	-8.8	152	0.00	5.76
34	t	2,6-Dichlorophenol	0.293	0.310	-5.8	150	0.00	5.99
35		1,3,5-Trichlorobenzene	0.336	0.351	-4.5	154	0.00	5.53
36	t	1,2,4-Trichlorobenzene	0.321	0.322	-0.3	147	0.00	5.84
37		1,2,3-Trichlorobenzene	0.316	0.323	-2.2	148	0.00	6.08
38	t	Naphthalene	1.074	1.097	-2.1	146	0.00	5.92
39	t	4-Chloroaniline	0.455	0.485	-6.6	153	0.00	5.98
40	t	2,3-Dichloroaniline	0.373	0.385	-3.2	150	0.00	7.12
41	t	Caprolactam	0.168	0.204	-21.4#	178	-0.02	6.38

Continuing Calibration Summary

Job Number: JB72256 **Sample:** E5P526-CC501
Account: LANGAN Langan Engineering & Environmental **Lab FileID:** 5P10504.D
Project: Carroll Gardens, 363-365 Bond Street, Brooklyn, NY

42	t	Hexachlorobutadiene	0.149	0.183	-22.8#	180	0.00	6.06
43	t	4-Chloro-3-methylphenol	0.308	0.393	-27.6#	179	0.00	6.56
44	t	2-Methylnaphthalene	0.650	0.710	-9.2	162	0.00	6.74
45	t	1-Methylnaphthalene	0.750	0.759	-1.2	149	0.00	6.86
46	t	Dimethylnaphthalene	0.651	0.675	-3.7	152	0.00	7.61
47	I	Acenaphthene-d10	1.000	1.000	0.0	145	0.00	8.26
48	t	Hexachlorocyclopentadiene	0.274	0.309	-12.8	160	0.00	6.95
49	t	2,4,6-Trichlorophenol	0.339	0.385	-13.6	171	0.00	7.13
50	t	2,4,5-Trichlorophenol	0.373	0.417	-11.8	169	0.00	7.19
51	S	2-Fluorobiphenyl	1.300	1.316	-1.2	155	0.00	7.24
52	t	2-Chloronaphthalene	1.225	1.200	2.0	154	0.00	7.40
53	t	Biphenyl	1.619	1.612	0.4	151	0.00	7.38
54	t	2-Nitroaniline	0.360	0.456	-26.7#	196	0.00	7.56
55	t	Dimethylphthalate	1.317	1.436	-9.0	164	0.00	7.86
56	t	Acenaphthylene	2.018	1.991	1.3	150	0.00	8.03
57	t	2,6-Dinitrotoluene	0.306	0.328	-7.2	164	0.00	7.94
58	t	3-Nitroaniline	0.395	0.386	2.3	147	0.00	8.21
59	t	Acenaphthene	1.218	1.273	-4.5	158	0.00	8.31
60	t	2,4-Dinitrophenol	0.166	0.140	15.7	138	0.00	8.40
61	t	4-Nitrophenol	0.157	0.274	-74.5#	266#	-0.01	8.57
62	t	Dibenzofuran	1.668	1.720	-3.1	161	0.00	8.60
63	t	2,4-Dinitrotoluene	0.401	0.460	-14.7	165	0.00	8.62
64		2,3,4,6-Tetrachlorophenol	0.262	0.307	-17.2	176	0.00	8.84
65	t	Diethylphthalate	1.344	1.522	-13.2	171	0.00	9.05
66	t	Fluorene	1.350	1.342	0.6	152	0.00	9.19
67	t	4-Chlorophenyl-phenylethe	0.545	0.566	-3.9	158	0.00	9.21
68	t	4-Nitroaniline	0.391	0.367	6.1	138	-0.01	9.26
69	I	Phenanthrene-d10	1.000	1.000	0.0	144	0.00	10.89
70	t	4,6-Dinitro-2-methylpheno	0.149	0.144	3.4	154	0.00	9.33
71	t	n-Nitrosodiphenylamine	0.595	0.584	1.8	148	0.00	9.43
72	t	1,2-Diphenylhydrazine	0.936	1.032	-10.3	168	0.00	9.50
73	S	2,4,6-Tribromophenol	0.087	0.100	-14.9	179	0.00	9.63
74	t	4-Bromophenyl-phenylether	0.199	0.215	-8.0	166	0.00	10.09
75	t	Hexachlorobenzene	0.217	0.229	-5.5	161	0.00	10.20
76	t	Pentachlorophenol	0.122	0.135	-10.7	169	0.00	10.59
77	t	Phenanthrene	1.229	1.217	1.0	155	0.00	10.93
78	t	Anthracene	1.233	1.279	-3.7	161	0.00	11.03
79	t	Carbazole	1.252	1.192	4.8	145	0.00	11.38
80	t	Di-n-butylphthalate	1.490	1.660	-11.4	164	0.00	12.17
81	t	Fluoranthene	1.216	1.233	-1.4	156	0.00	13.24
82	t	Octadecane	0.586	0.698	-19.1	180	0.00	10.87
83	I	Chrysene-d12	1.000	1.000	0.0	160	0.00	16.08
84	t	Pyrene	1.523	1.370	10.0	156	0.00	13.66
85	S	Terphenyl-d14	0.919	0.843	8.3	159	0.00	14.07
86	t	Butylbenzylphthalate	0.780	0.789	-1.2	166	0.00	15.12
87		Butyl stearate	0.582	0.514	11.7	122	0.00	15.35
88	t	Benzo[a]anthracene	1.268	1.185	6.5	165	0.00	16.06
89	t	3,3'-Dichlorobenzidine	0.407	0.425	-4.4	168	0.00	16.07
90	t	Chrysene	1.198	1.052	12.2	156	0.00	16.13
91	t	bis(2-Ethylhexyl)phthalat	1.062	1.134	-6.8	177	0.00	16.33
92	I	Perylene-d12	1.000	1.000	0.0	141	0.00	18.71
93	t	Di-n-octylphthalate	1.936	2.403	-24.1#	172	0.00	17.55
94	t	Benzo[b]fluoranthene	1.359	1.457	-7.2	159	0.00	18.06
95	t	Benzo[k]fluoranthene	1.278	1.265	1.0	146	0.00	18.11
96	t	Benzo[a]pyrene	1.203	1.195	0.7	148	0.00	18.61
97	t	Indeno[1,2,3-cd]pyrene	1.191	1.063	10.7	133	0.00	20.44

Continuing Calibration Summary

Job Number: JB72256 **Sample:** E5P526-CC501
Account: LANGAN Langan Engineering & Environmental **Lab FileID:** 5P10504.D
Project: Carroll Gardens, 363-365 Bond Street, Brooklyn, NY

98	t	Dibenz(a,h)acridine	1.067	0.947	11.2	134	0.00	20.06
99	t	Dibenz[a,h]anthracene	1.187	1.058	10.9	131	0.00	20.49
100	t	7,12-Dimethylbenz(a)anthr	0.475	0.643	-35.4#	168	0.00	18.06
101	t	Benzo[g,h,i]perylene	1.209	0.997	17.5	123	0.00	20.91

(#) = Out of Range SPCC's out = 0 CCC's out = 0
5p10451.D M5P501.M Mon Jul 28 15:14:32 2014 RPT1

8.7.19

8

Continuing Calibration Summary

Job Number: JB72256 **Sample:** E5P526-CC501
Account: LANGAN Langan Engineering & Environmental **Lab FileID:** 5P10505.D
Project: Carroll Gardens, 363-365 Bond Street, Brooklyn, NY

Evaluate Continuing Calibration Report

Data File : C:\msdchem\1\DATA\e5p526\5p10505.D Vial: 3
Acq On : 25 Jul 2014 10:29 pm Operator: andrews1
Sample : cc501-25 Inst : MS5P
Misc : op74489,e5p526 Multiplr: 1.00
MS Integration Params: lscint.p

Method : C:\MSDCHEM\1\METHODS\M5P501.M (RTE Integrator)
Title : Semi Volatile GC/MS, zb-5msi 30mx .25mmx .25um
Last Update : Fri Jul 25 13:29:40 2014
Response via : Multiple Level Calibration

Min. RRF : 0.050 Min. Rel. Area : 50% Max. R.T. Dev 0.50min
Max. RRF Dev : 20% Max. Rel. Area : 200%

		Compound	AvgRF	CCRF	%Dev	Area%	Dev(min)	R.T.
102		1,4-Dichlorobenzene-d4a	1.000	1.000	0.0	126	0.00	4.75
103		Benzaldehyde	1.203	1.229	-2.2	133	0.04	4.42
104		Acenaphthene-d10a	1.000	1.000	0.0	138	0.00	8.26
105		1,2,4,5-Tetrachlorobenzen	0.535	0.492	8.0	136	0.06	6.97
106		Chrysene-d12a	1.000	1.000	0.0	155	0.00	16.07
107		Benzidine	0.726	0.396	45.5#	79	0.07	13.57
108		Phenanthrene-d10a	1.000	1.000	0.0	139	0.00	10.89
109		Atrazine	0.111	0.109	1.8	145	0.06	10.48
110	I	Naphthalene-d8a	1.000	1.000	0.0	133	0.00	5.90
111		Hydroquinone	0.366	0.363	0.8	143	0.05	6.37

(#) = Out of Range SPCC's out = 0 CCC's out = 0
5p10451.D M5P501.M Mon Jul 28 15:16:16 2014 RPT1

8.7.20

8

Initial Calibration Summary

Job Number: JB72256 **Sample:** EM4345-ICC4345
Account: LANGAN Langan Engineering & Environmental **Lab FileID:** M106262.D
Project: Carroll Gardens, 363-365 Bond Street, Brooklyn, NY

Response Factor Report Instrument #1

Method : C:\msdchem\1\METHODS\MM4345.M (RTE Integrator)
Title : Semi Volatile GC/MS, rtx-5ms 30mx0.25mmx0.25um
Last Update : Mon Jul 14 13:06:36 2014
Response via : Initial Calibration

Calibration Files
2 =m106267.D 5 =m106266.D 100 =m106260A.D 50 =m106262.D
1 =m106261.D 10 =m106265.D 80 =m106264.D 25 =m106263.D

Compound	2	5	100	50	1	10	80	25	Avg	%RSD
1) I 1,4-Dichlorobenzene-d	ISTD									
2) 1,4-Dioxane	0.691	0.638	0.610	0.574	0.688	0.675	0.586	0.601	0.633	7.38
3) Pyridine	1.513	1.433	1.614	1.503	0.850	1.671	1.602	1.637	1.478	18.00
4) N-Nitrosodim	0.777	0.574	0.600	0.564	0.794	0.638	0.597	0.586	0.641	14.31
5) 2-Fluorophen	1.580	1.239	1.347	1.269	1.236	1.401	1.326	1.303	1.338	8.44
6) Indene	3.241	2.509	2.489	2.374	2.584	2.709	2.497	2.492	2.612	10.39
7) Cumene	4.481	3.561	3.467	3.286	3.787	3.801	3.454	3.579	3.677	9.98
8) Phenol-d5	2.083	1.614	1.720	1.630	1.791	1.787	1.688	1.726	1.755	8.40
9) Phenol	2.375	1.903	1.935	1.764	1.978	2.056	1.932	1.884	1.978	9.13
10) Aniline	2.914	2.244	2.284	1.908	2.472	2.396	2.255	2.123	2.324	12.61
11) bis(2-Chloro	1.770	1.360	1.287	1.231	1.388	1.468	1.271	1.339	1.389	12.29
12) 2-Chlorophen	1.877	1.504	1.468	1.367	1.637	1.584	1.460	1.442	1.542	10.30
13) Decane	1.401	1.086	1.014	0.973	1.084	1.131	1.018	1.049	1.095	12.17
14) 1,3-Dichloro	2.018	1.609	1.572	1.473	1.867	1.711	1.553	1.588	1.674	10.92
15) 1,4-Dichloro	2.165	1.672	1.588	1.503	1.691	1.754	1.580	1.602	1.694	12.11
16) Benzyl alcoh	1.227	0.923	0.968	0.905	1.042	1.055	0.955	0.944	1.002	10.48
17) 1,2-Dichloro	1.973	1.553	1.461	1.402	1.669	1.657	1.452	1.521	1.586	11.53
18) Acetophenone	2.544	2.101	2.042	1.925	2.064	2.149	2.019	2.021	2.108	8.91
19) 2-Methylphen	1.697	1.359	1.387	1.283	1.501	1.497	1.380	1.341	1.431	9.15
20) 2,2'-oxybis(	0.541	0.414	0.433	0.394	0.439	0.466	0.429	0.421	0.442	10.18
21) 3&4-Methylph	1.827	1.398	1.495	1.381	1.454	1.567	1.490	1.425	1.505	9.51
22) n-Nitroso-di	1.296	1.096	1.040	0.975	1.130	1.138	1.024	1.035	1.092	9.12
23) Hexachloroet	0.623	0.515	0.508	0.482	0.611	0.570	0.514	0.510	0.542	9.71
24) I Naphthalene-d8	ISTD									
25) Nitrobenzene	0.514	0.395	0.401	0.391	0.413	0.421	0.401	0.413	0.419	9.55
26) Nitrobenzene	0.543	0.434	0.428	0.420	0.489	0.448	0.422	0.446	0.454	9.32
27) Quinoline	0.933	0.749	0.784	0.751	0.804	0.802	0.779	0.790	0.799	7.26
28) Isophorone	0.912	0.710	0.730	0.694	0.798	0.782	0.722	0.751	0.762	9.19
29) 2-Nitropheno	0.258	0.212	0.217	0.204	0.220	0.224	0.218	0.218	0.221	7.25
30) 2,4-Dimethyl	0.488	0.391	0.399	0.348	0.395	0.416	0.396	0.367	0.400	10.31
31) Benzoic acid	0.209	0.193	0.239	0.280		0.256	0.314	0.273	0.252	16.61
32) bis(2-Chloro	0.515	0.418	0.409	0.386	0.446	0.438	0.401	0.422	0.429	9.18
33) 2,4-Dichloro	0.359	0.306	0.308	0.286	0.302	0.319	0.305	0.301	0.311	6.96
34) 2,6-Dichloro	0.330	0.294	0.302	0.278	0.323	0.322	0.299	0.298	0.306	5.78
35) 1,3,5-Trichl	0.444	0.343	0.322	0.317	0.374	0.361	0.327	0.349	0.355	11.62
36) 1,2,4-Trichl	0.425	0.333	0.313	0.304	0.343	0.338	0.309	0.326	0.336	11.45
37) 1,2,3-Trichl	0.403	0.309	0.313	0.299	0.325	0.335	0.313	0.328	0.328	9.88
38) Naphthalene	1.469	1.139	1.130	1.085	1.279	1.208	1.121	1.148	1.197	10.46
39) 4-Chloroanil	0.602	0.468	0.484	0.448	0.491	0.522	0.488	0.483	0.499	9.40
40) 2,3-Dichloro	0.461	0.348	0.379	0.364	0.396	0.399	0.376	0.387	0.389	8.71
41) Caprolactam	0.188	0.131	0.141	0.139	0.117	0.151	0.140	0.148	0.144	14.21
42) Hexachlorobu	0.234	0.184	0.175	0.169	0.198	0.192	0.178	0.188	0.190	10.67
43) 4-Chloro-3-m	0.381	0.344	0.359	0.339	0.336	0.371	0.361	0.361	0.356	4.43
44) 2-Methylnaph	0.826	0.664	0.645	0.611	0.687	0.700	0.660	0.657	0.681	9.45
45) 1-Methylnaph	0.955	0.742	0.739	0.702	0.776	0.776	0.736	0.752	0.772	10.02

Initial Calibration Summary

Job Number: JB72256 **Sample:** EM4345-ICC4345
Account: LANGAN Langan Engineering & Environmental **Lab FileID:** M106262.D
Project: Carroll Gardens, 363-365 Bond Street, Brooklyn, NY

46)	Dimethylnaph	0.837	0.631	0.646	0.626	0.739	0.718	0.651	0.667	0.690	10.42
47)	I Acenaphthene-d10	ISTD									
48)	Hexachlorocy	0.252	0.222	0.332	0.298		0.279	0.329	0.299	0.287	13.83
49)	2,4,6-Trichl	0.428	0.356	0.392	0.357	0.394	0.396	0.390	0.386	0.387	5.96
50)	2,4,5-Trichl	0.480	0.374	0.425	0.390	0.447	0.413	0.414	0.410	0.419	7.78
51)	2-Fluorobiph	1.761	1.339	1.361	1.294	1.515	1.469	1.348	1.388	1.434	10.49
52)	2-Chloronaph	1.521	1.188	1.193	1.121	1.383	1.285	1.171	1.212	1.259	10.53
53)	Biphenyl	2.039	1.576	1.574	1.475	1.742	1.659	1.543	1.600	1.651	10.64
54)	2-Nitroanili	0.416	0.350	0.391	0.365	0.362	0.406	0.386	0.381	0.382	5.87
55)	Dimethylphth	1.730	1.346	1.375	1.297	1.508	1.449	1.365	1.395	1.433	9.50
56)	Acenaphthyle	2.488	1.968	2.060	1.936	2.138	2.212	2.018	2.050	2.109	8.38
57)	2,6-Dinitrot	0.335	0.294	0.325	0.308	0.284	0.330	0.317	0.320	0.314	5.59
58)	3-Nitroanili	0.402	0.354	0.379	0.351	0.335	0.392	0.382	0.386	0.373	6.27
59)	Acenaphthene	1.587	1.220	1.228	1.147	1.423	1.333	1.215	1.257	1.301	10.97
60)	2,4-Dinitrop		0.059	0.189	0.161		0.099	0.192	0.147	0.141	37.22
	----- Quadratic regression ----- Coefficient = 0.9977										
	Response Ratio = -0.03387 + 0.16700 *A + 0.00632 *A^2										
61)	4-Nitropheno	0.160	0.158	0.202	0.184	0.119	0.192	0.194	0.194	0.176	15.88
62)	Dibenzofuran	2.239	1.726	1.775	1.629	1.923	1.897	1.752	1.772	1.839	10.15
63)	2,4-Dinitrot	0.446	0.402	0.441	0.417	0.355	0.433	0.435	0.446	0.422	7.36
64)	2,3,4,6-Tetr	0.365	0.322	0.353	0.320	0.327	0.351	0.344	0.338	0.340	4.77
65)	Diethylphtha	1.791	1.403	1.387	1.309	1.385	1.451	1.373	1.406	1.438	10.30
66)	Fluorene	1.733	1.347	1.395	1.332	1.528	1.503	1.378	1.419	1.454	9.09
67)	4-Chlorophen	0.814	0.618	0.610	0.574	0.694	0.652	0.597	0.616	0.647	11.87
68)	4-Nitroanili	0.408	0.340	0.383	0.358	0.295	0.378	0.376	0.362	0.363	9.28
69)	I Phenanthrene-d10	ISTD									
70)	4,6-Dinitro-			0.157	0.138		0.120	0.156	0.141	0.142	10.66
71)	n-Nitrosodip	0.739	0.567	0.580	0.553	0.604	0.617	0.583	0.595	0.605	9.57
72)	1,2-Diphenyl	1.148	0.888	0.880	0.857	0.942	0.975	0.895	0.930	0.939	9.84
73)	2,4,6-Tribro	0.119	0.097	0.102	0.099	0.095	0.108	0.105	0.106	0.104	7.22
74)	4-Bromopheny	0.275	0.216	0.219	0.210	0.217	0.242	0.221	0.223	0.228	9.31
75)	Hexachlorobe	0.318	0.243	0.230	0.227	0.277	0.269	0.231	0.243	0.255	12.36
76)	Pentachlorop	0.124	0.116	0.151	0.141	0.109	0.138	0.151	0.141	0.134	11.88
77)	Phenanthrene	1.555	1.192	1.159	1.108	1.352	1.250	1.153	1.197	1.246	11.65
78)	Anthracene	1.591	1.204	1.212	1.153	1.232	1.275	1.222	1.224	1.264	10.78
79)	Carbazole	1.499	1.168	1.175	1.145	1.195	1.267	1.180	1.209	1.230	9.33
80)	Di-n-butylph	1.683	1.308	1.453	1.374	1.374	1.472	1.449	1.469	1.448	7.69
81)	Fluoranthene	1.557	1.199	1.272	1.214	1.330	1.328	1.254	1.293	1.306	8.60
82)	Octadecane	0.572	0.396	0.394	0.401	0.478	0.455	0.403	0.440	0.442	13.75
83)	I Chrysene-d12	ISTD									
84)	Pyrene	1.647	1.279	1.274	1.213	1.420	1.403	1.299	1.318	1.357	10.00
85)	Butyl steara	0.327	0.261	0.284	0.405		0.293	0.286	0.428	0.326	19.94
86)	Terphenyl-d1	1.040	0.826	0.844	0.821	0.960	0.902	0.855	0.883	0.891	8.47
87)	Butylbenzylp	0.691	0.546	0.639	0.600	0.629	0.647	0.647	0.637	0.629	6.65
88)	Benzo[a]anth	1.412	1.125	1.176	1.127	1.376	1.242	1.186	1.195	1.230	8.82
89)	3,3'-Dichlor	0.455	0.380	0.419	0.406	0.435	0.428	0.428	0.430	0.423	5.22
90)	Chrysene	1.406	1.085	1.133	1.057	1.284	1.222	1.141	1.158	1.186	9.67
91)	bis(2-Ethylh	0.932	0.760	0.906	0.850	0.859	0.881	0.915	0.883	0.873	6.14
92)	I Perylene-d12	ISTD									
93)	Di-n-octylph	1.579	1.466	1.734	1.538	1.494	1.623	1.743	1.610	1.598	6.37
94)	Benzo[b]fluo	1.559	1.256	1.360	1.169	1.395	1.359	1.373	1.267	1.342	8.66
95)	Benzo[k]fluo	1.611	1.277	1.231	1.172	1.385	1.388	1.240	1.252	1.319	10.56
96)	Benzo[a]pyre	1.387	1.132	1.186	1.053	1.184	1.217	1.188	1.137	1.185	8.10
97)	Indeno[1,2,3	1.282	1.040	1.117	1.057	1.126	1.162	1.155	1.084	1.128	6.74
98)	Dibenz(a,h)a	1.233	0.965	1.019	0.950	1.082	1.072	1.046	1.016	1.048	8.39

Initial Calibration Summary

Job Number: JB72256 **Sample:** EM4345-ICC4345
Account: LANGAN Langan Engineering & Environmental **Lab FileID:** M106262.D
Project: Carroll Gardens, 363-365 Bond Street, Brooklyn, NY

```
 99) Dibenz[a,h]a 1.265 1.028 1.160 1.080 1.316 1.167 1.181 1.093 1.161   8.24
100) 7,12-Dimethy 0.663 0.576 0.634 0.555 0.636 0.635 0.648 0.579 0.616   6.47
101) Benzo[g,h,i] 1.426 1.163 1.124 1.050 1.237 1.204 1.144 1.121 1.184   9.53
 ------------------------------------------------------------------------------
 (#) = Out of Range  ###  Number of calibration levels exceeded format  ###

           MM4345.M          Mon Jul 14 13:07:50 2014   MSM
```

8.7.21

8

Initial Calibration Summary

Job Number: JB72256 **Sample:** EM4346-ICC4346
Account: LANGAN Langan Engineering & Environmental **Lab FileID:** M106271A.D
Project: Carroll Gardens, 363-365 Bond Street, Brooklyn, NY

Response Factor Report Instrument #1

Method : C:\msdchem\1\METHODS\MM4345.M (RTE Integrator)
Title : Semi Volatile GC/MS, rtx-5ms 30mx0.25mmx0.25um
Last Update : Mon Jul 14 13:52:58 2014
Response via : Initial Calibration

Calibration Files
2 =m106275.D 5 =m106274.D 100 =m106269.D 50 =m106271a.D
1 =m106276.D 10 =m106273.D 80 =m106270.D 25 =m106272.D

Compound	2	5	100	50	1	10	80	25	Avg	%RSD
102) I 1,4-Dichlorobenzene-d	ISTD									
103) Benzaldehyde	1.355	1.210	0.892	1.089	1.260	1.066	0.976	1.112	1.120	13.48
104) I Acenaphthene-d10a	ISTD									
105) 1,2,4,5-Tetr	0.688	0.583	0.586	0.556	0.638	0.626	0.582	0.568	0.603	7.29
106) Atrazine	0.213	0.183	0.203	0.191	0.195	0.216	0.201	0.193	0.199	5.55
107) I Chrysene-d12a	ISTD									
108) Benzidine		0.636	0.435	0.583		0.177	0.472	0.664	0.494	36.34
109) 1-chloroocta	0.328	0.299	0.285	0.304	0.259	0.337	0.288	0.305	0.301	8.26
110) I Phenanthrene-d10a	ISTD									
111) o-terphenyl	0.728	0.612	0.579	0.575	0.619	0.666	0.595	0.584	0.620	8.53
112) I Naphthalene-d8a	ISTD									
113) hydroquinone			0.400	0.377		0.381	0.396	0.361	0.383	4.08

(#) = Out of Range ### Number of calibration levels exceeded format ###

MM4345.M Mon Jul 14 13:56:48 2014 MSM

8.7.22

8

Initial Calibration Verification

Job Number: JB72256 **Sample:** EM4346-ICV4345
Account: LANGAN Langan Engineering & Environmental **Lab FileID:** M106277.D
Project: Carroll Gardens, 363-365 Bond Street, Brooklyn, NY

Evaluate Continuing Calibration Report

Data File : C:\msdchem\1\DATA\em4346\m106277.D Vial: 10
Acq On : 11 Jul 2014 10:22 pm Operator: saumilp
Sample : icv4345-50 Inst : Instrument #1
Misc : op75975,em4346 Multiplr: 1.00
MS Integration Params: RTEINT.P

Method : C:\msdchem\1\METHODS\MM4345.M (RTE Integrator)
Title : Semi Volatile GC/MS, rtx-5ms 30mx0.25mmx0.25um
Last Update : Mon Jul 14 13:52:58 2014
Response via : Multiple Level Calibration

Min. RRF : 0.050 Min. Rel. Area : 50% Max. R.T. Dev 0.50min
Max. RRF Dev : 30% Max. Rel. Area : 200%

		Compound	AvgRF	CCRF	%Dev	Area%	Dev(min)	R.T.
1	I	1,4-Dichlorobenzene-d4	1.000	1.000	0.0	110	0.00	4.37
9	t	Phenol	1.978	2.027	-2.5	127	0.00	4.15
12	t	2-Chlorophenol	1.542	1.612	-4.5	130	0.00	4.22
19	t	2-Methylphenol	1.431	1.481	-3.5	127	0.00	4.59
21	t	3&4-Methylphenol	1.505	1.507	-0.1	120	0.00	4.70
24	I	Naphthalene-d8	1.000	1.000	0.0	109	0.00	5.42
29	t	2-Nitrophenol	0.221	0.230	-4.1	123	0.00	5.07
30	t	2,4-Dimethylphenol	0.400	0.444	-11.0	139	0.00	5.13
31	t	Benzoic acid	0.252	0.278	-10.3	109	0.04	5.28
33	t	2,4-Dichlorophenol	0.311	0.321	-3.2	122	0.00	5.31
34	t	2,6-Dichlorophenol	0.306	0.321	-4.9	126	0.00	5.51
43	t	4-Chloro-3-methylphenol	0.356	0.375	-5.3	121	0.00	6.06
47	I	Acenaphthene-d10	1.000	1.000	0.0	101	0.00	7.62
49	t	2,4,6-Trichlorophenol	0.387	0.413	-6.7	117	0.00	6.56
50	t	2,4,5-Trichlorophenol	0.419	0.435	-3.8	113	0.00	6.63
			True	Calc.	% Drift			
60	t	2,4-Dinitrophenol	100.000	90.698	9.3	82	0.00	7.77
			AvgRF	CCRF	% Dev			
61	t	4-Nitrophenol	0.176	0.197	-11.9	108	-0.02	8.02
64	t	2,3,4,6-Tetrachlorophenol	0.340	0.345	-1.5	109	0.00	8.19
69	I	Phenanthrene-d10	1.000	1.000	0.0	97	0.00	10.16
70	t	4,6-Dinitro-2-methylpheno	0.142	0.145	-2.1	101	0.00	8.66
76	t	Pentachlorophenol	0.134	0.152	-13.4	104	0.00	9.88

(#) = Out of Range SPCC's out = 0 CCC's out = 0
m106271a.D MM4345.M Mon Jul 14 14:16:02 2014 MSM

8.7.23

8

Initial Calibration Verification

Job Number: JB72256 **Sample:** EM4346-ICV4345
Account: LANGAN Langan Engineering & Environmental **Lab FileID:** M106278.D
Project: Carroll Gardens, 363-365 Bond Street, Brooklyn, NY

Evaluate Continuing Calibration Report

Data File : C:\msdchem\1\DATA\em4346\m106278.D Vial: 11
Acq On : 11 Jul 2014 10:51 pm Operator: saumilp
Sample : icv4345-50 Inst : Instrument #1
Misc : op75975,em4346 Multiplr: 1.00
MS Integration Params: RTEINT.P

Method : C:\msdchem\1\METHODS\MM4345.M (RTE Integrator)
Title : Semi Volatile GC/MS, rtx-5ms 30mx0.25mmx0.25um
Last Update : Mon Jul 14 13:52:58 2014
Response via : Multiple Level Calibration

Min. RRF : 0.050 Min. Rel. Area : 50% Max. R.T. Dev 0.50min
Max. RRF Dev : 30% Max. Rel. Area : 200%

		Compound	AvgRF	CCRF	%Dev	Area%	Dev(min)	R.T.
1	I	1,4-Dichlorobenzene-d4	1.000	1.000	0.0	135	0.00	4.37
5	S	2-Fluorophenol	1.338	1.218	9.0	129	0.00	3.41
8	S	Phenol-d5	1.755	1.520	13.4	126	0.00	4.15
24	I	Naphthalene-d8	1.000	1.000	0.0	134	0.00	5.41
25	S	Nitrobenzene-d5	0.419	0.357	14.8	122	0.00	4.79
47	I	Acenaphthene-d10	1.000	1.000	0.0	123	0.00	7.61
51	S	2-Fluorobiphenyl	1.434	1.214	15.3	115	0.00	6.66
69	I	Phenanthrene-d10	1.000	1.000	0.0	122	0.00	10.16
73	S	2,4,6-Tribromophenol	0.104	0.084	19.2	103	0.00	8.93
83	I	Chrysene-d12	1.000	1.000	0.0	106	0.00	15.28
86	S	Terphenyl-d14	0.891	0.801	10.1	103	0.00	13.33

(#) = Out of Range SPCC's out = 0 CCC's out = 0
m106271a.D MM4345.M Mon Jul 14 14:16:04 2014 MSM

8.7.24
8

Initial Calibration Verification

Job Number: JB72256 **Sample:** EM4346-ICV4345
Account: LANGAN Langan Engineering & Environmental **Lab FileID:** M106279.D
Project: Carroll Gardens, 363-365 Bond Street, Brooklyn, NY

Evaluate Continuing Calibration Report

Data File : C:\msdchem\1\DATA\em4346\m106279.D Vial: 12
Acq On : 11 Jul 2014 11:20 pm Operator: saumilp
Sample : icv4345-50 Inst : Instrument #1
Misc : op75975,em4346 Multiplr: 1.00
MS Integration Params: RTEINT.P

Method : C:\msdchem\1\METHODS\MM4345.M (RTE Integrator)
Title : Semi Volatile GC/MS, rtx-5ms 30mx0.25mmx0.25um
Last Update : Mon Jul 14 13:52:58 2014
Response via : Multiple Level Calibration

Min. RRF : 0.050 Min. Rel. Area : 50% Max. R.T. Dev 0.50min
Max. RRF Dev : 30% Max. Rel. Area : 200%

		Compound	AvgRF	CCRF	%Dev	Area%	Dev(min)	R.T.
1	I	1,4-Dichlorobenzene-d4	1.000	1.000	0.0	97	0.00	4.37
3	t	Pyridine	1.478	1.898	-28.4	123	0.11	2.28
10	t	Aniline	2.324	2.696	-16.0	137	0.00	4.13
16	t	Benzyl alcohol	1.002	1.153	-15.1	124	0.00	4.48
24	I	Naphthalene-d8	1.000	1.000	0.0	109	0.00	5.41
39	t	4-Chloroaniline	0.499	0.494	1.0	120	0.00	5.50
44	t	2-Methylnaphthalene	0.681	0.657	3.5	117	0.00	6.19
47	I	Acenaphthene-d10	1.000	1.000	0.0	105	0.00	7.61
54	t	2-Nitroaniline	0.382	0.396	-3.7	114	0.00	6.98
58	t	3-Nitroaniline	0.373	0.362	2.9	109	0.00	7.60
62	t	Dibenzofuran	1.839	1.780	3.2	115	0.00	7.94
68	t	4-Nitroaniline	0.363	0.355	2.2	104	0.01	8.60
69	I	Phenanthrene-d10	1.000	1.000	0.0	102	0.00	10.16
79	t	Carbazole	1.230	1.199	2.5	107	0.00	10.66

(#) = Out of Range SPCC's out = 0 CCC's out = 0
m106271a.D MM4345.M Mon Jul 14 14:22:31 2014 MSM

8.7.25
8

Initial Calibration Verification

Job Number: JB72256 **Sample:** EM4346-ICV4345
Account: LANGAN Langan Engineering & Environmental **Lab FileID:** M106280.D
Project: Carroll Gardens, 363-365 Bond Street, Brooklyn, NY

Evaluate Continuing Calibration Report

Data File : C:\msdchem\1\DATA\em4346\m106280.D Vial: 13
Acq On : 11 Jul 2014 11:49 pm Operator: saumilp
Sample : icv4345-50 Inst : Instrument #1
Misc : op75975,em4346 Multiplr: 1.00
MS Integration Params: RTEINT.P

Method : C:\msdchem\1\METHODS\MM4345.M (RTE Integrator)
Title : Semi Volatile GC/MS, rtx-5ms 30mx0.25mmx0.25um
Last Update : Mon Jul 14 13:52:58 2014
Response via : Multiple Level Calibration

Min. RRF : 0.050 Min. Rel. Area : 50% Max. R.T. Dev 0.50min
Max. RRF Dev : 30% Max. Rel. Area : 200%

		Compound	AvgRF	CCRF	%Dev	Area%	Dev(min)	R.T.
1	I	1,4-Dichlorobenzene-d4	1.000	1.000	0.0	126	0.00	4.36
4	t	N-Nitrosodimethylamine	0.641	0.507	20.9	114	0.00	2.14
11	t	bis(2-Chloroethyl)ether	1.389	1.199	13.7	123	0.00	4.18
14	t	1,3-Dichlorobenzene	1.674	1.359	18.8	116	0.00	4.32
15	t	1,4-Dichlorobenzene	1.694	1.376	18.8	116	0.00	4.38
17	t	1,2-Dichlorobenzene	1.586	1.311	17.3	118	0.00	4.49
20	t	2,2'-oxybis(1-Chloropropa	0.442	0.382	13.6	122	0.00	4.58
22	t	n-Nitroso-di-n-propylamin	1.092	0.916	16.1	119	0.00	4.67
23	t	Hexachloroethane	0.542	0.439	19.0	115	0.00	4.75
24	I	Naphthalene-d8	1.000	1.000	0.0	124	0.00	5.42
26	t	Nitrobenzene	0.454	0.376	17.2	111	0.00	4.80
28	t	Isophorone	0.762	0.631	17.2	113	0.00	5.00
32	t	bis(2-Chloroethoxy)methan	0.429	0.386	10.0	124	0.00	5.20
36	t	1,2,4-Trichlorobenzene	0.336	0.272	19.0	112	0.00	5.36
38	t	Naphthalene	1.197	0.997	16.7	114	0.00	5.44
42	t	Hexachlorobutadiene	0.190	0.154	18.9	114	0.00	5.57
47	I	Acenaphthene-d10	1.000	1.000	0.0	114	0.00	7.62
48	t	Hexachlorocyclopentadiene	0.287	0.242	15.7	92	0.00	6.39
52	t	2-Chloronaphthalene	1.259	1.061	15.7	108	0.00	6.81
55	t	Dimethylphthalate	1.433	1.207	15.8	106	0.00	7.27
56	t	Acenaphthylene	2.109	1.544	26.8	91	0.00	7.39
57	t	2,6-Dinitrotoluene	0.314	0.261	16.9	97	0.01	7.35
59	t	Acenaphthene	1.301	1.160	10.8	116	0.00	7.67
63	t	2,4-Dinitrotoluene	0.422	0.353	16.4	97	0.00	7.98
65	t	Diethylphthalate	1.438	1.255	12.7	110	0.00	8.42
66	t	Fluorene	1.454	1.260	13.3	108	0.00	8.51
67	t	4-Chlorophenyl-phenylethe	0.647	0.553	14.5	110	0.00	8.55
69	I	Phenanthrene-d10	1.000	1.000	0.0	114	0.00	10.17
71	t	n-Nitrosodiphenylamine	0.605	0.530	12.4	110	0.00	8.77
72	t	1,2-Diphenylhydrazine	0.939	0.845	10.0	113	0.00	8.83
74	t	4-Bromophenyl-phenylether	0.228	0.195	14.5	106	0.00	9.41
75	t	Hexachlorobenzene	0.255	0.206	19.2	104	0.00	9.48
77	t	Phenanthrene	1.246	1.016	18.5	105	0.00	10.21
78	t	Anthracene	1.264	1.040	17.7	103	0.00	10.30
80	t	Di-n-butylphthalate	1.448	1.266	12.6	105	0.00	11.49
81	t	Fluoranthene	1.306	1.077	17.5	102	0.00	12.47
83	I	Chrysene-d12	1.000	1.000	0.0	104	0.01	15.29
84	t	Pyrene	1.357	1.188	12.5	101	0.00	12.89

Initial Calibration Verification

Job Number: JB72256 **Sample:** EM4346-ICV4345
Account: LANGAN Langan Engineering & Environmental **Lab FileID:** M106280.D
Project: Carroll Gardens, 363-365 Bond Street, Brooklyn, NY

87	t	Butylbenzylphthalate	0.629	0.570	9.4	98	0.00	14.40
88	t	Benzo[a]anthracene	1.230	1.023	16.8	94	0.00	15.27
90	t	Chrysene	1.186	1.039	12.4	102	0.01	15.34
91	t	bis(2-Ethylhexyl)phthalat	0.873	0.809	7.3	99	0.00	15.64
92	I	Perylene-d12	1.000	1.000	0.0	99	0.00	17.89
93	t	Di-n-octylphthalate	1.598	1.521	4.8	98	0.00	16.86
94	t	Benzo[b]fluoranthene	1.342	1.111	17.2	94	0.00	17.25
95	t	Benzo[k]fluoranthene	1.319	1.163	11.8	98	0.01	17.31
96	t	Benzo[a]pyrene	1.185	1.052	11.2	99	0.01	17.79
97	t	Indeno[1,2,3-cd]pyrene	1.128	0.952	15.6	89	0.01	19.53
99	t	Dibenz[a,h]anthracene	1.161	1.034	10.9	95	0.01	19.58
101	t	Benzo[g,h,i]perylene	1.184	1.057	10.7	100	0.02	19.92

(#) = Out of Range SPCC's out = 0 CCC's out = 0
m106271a.D MM4345.M Mon Jul 14 14:31:55 2014 MSM

8.7.26

8

Initial Calibration Verification

Job Number: JB72256 **Sample:** EM4346-ICV4346
Account: LANGAN Langan Engineering & Environmental **Lab FileID:** M106280A.D
Project: Carroll Gardens, 363-365 Bond Street, Brooklyn, NY

Evaluate Continuing Calibration Report

```
  Data File : C:\msdchem\1\DATA\em4346\m106280a.D          Vial: 13
  Acq On    : 11 Jul 2014  11:49 pm                    Operator: saumilp
  Sample    : icv4346-50                               Inst    : Instrument #1
  Misc      : op75975,em4346                           Multiplr: 1.00
  MS Integration Params: RTEINT.P

  Method       : C:\msdchem\1\METHODS\MM4345.M (RTE Integrator)
  Title        : Semi Volatile GC/MS, rtx-5ms 30mx0.25mmx0.25um
  Last Update  : Mon Jul 14 13:52:58 2014
  Response via : Multiple Level Calibration

  Min. RRF     :   0.050  Min. Rel. Area :  50%  Max. R.T. Dev  0.50min
  Max. RRF Dev :  30%     Max. Rel. Area : 200%
```

	Compound	AvgRF	CCRF	%Dev	Area%	Dev(min)	R.T.
104 I	Acenaphthene-d10a	1.000	1.000	0.0	86	0.00	7.62
105 I	1,2,4,5-Tetrachlorobenzen	0.603	0.514	14.8	80	0.00	6.40

```
    (#) = Out of Range              SPCC's out = 0  CCC's out = 0
     m106271a.D MM4345.M         Mon Jul 14 16:57:57 2014   MSM
```

Initial Calibration Verification

Job Number: JB72256 **Sample:** EM4346-ICV4346
Account: LANGAN Langan Engineering & Environmental **Lab FileID:** M106281A.D
Project: Carroll Gardens, 363-365 Bond Street, Brooklyn, NY

Evaluate Continuing Calibration Report

Data File : C:\msdchem\1\DATA\em4346\m106281a.D Vial: 14
Acq On : 12 Jul 2014 12:18 am Operator: saumilp
Sample : icv4346-50 Inst : Instrument #1
Misc : op75975,em4346 Multiplr: 1.00
MS Integration Params: RTEINT.P

Method : C:\msdchem\1\METHODS\MM4345.M (RTE Integrator)
Title : Semi Volatile GC/MS, rtx-5ms 30mx0.25mmx0.25um
Last Update : Mon Jul 14 13:52:58 2014
Response via : Multiple Level Calibration

Min. RRF : 0.050 Min. Rel. Area : 50% Max. R.T. Dev 0.50min
Max. RRF Dev : 30% Max. Rel. Area : 200%

	Compound	AvgRF	CCRF	%Dev	Area%	Dev(min)	R.T.
102 I	1,4-Dichlorobenzene-d4a	1.000	1.000	0.0	77	0.00	4.36
103 t	Benzaldehyde	1.120	1.333	-19.0	95	0.00	4.04
104 I	Acenaphthene-d10a	1.000	1.000	0.0	81	0.00	7.61
106 t	Atrazine	0.199	0.200	-0.5	85	0.02	9.82

(#) = Out of Range SPCC's out = 0 CCC's out = 0
m106271a.D MM4345.M Mon Jul 14 16:56:34 2014 MSM

8.7.28

8

Initial Calibration Verification

Job Number: JB72256 **Sample:** EM4346-ICV4345
Account: LANGAN Langan Engineering & Environmental **Lab FileID:** M106281.D
Project: Carroll Gardens, 363-365 Bond Street, Brooklyn, NY

Evaluate Continuing Calibration Report

Data File : C:\msdchem\1\DATA\em4346\m106281.D Vial: 14
Acq On : 12 Jul 2014 12:18 am Operator: saumilp
Sample : icv4345-50 Inst : Instrument #1
Misc : op75975,em4346 Multiplr: 1.00
MS Integration Params: RTEINT.P

Method : C:\msdchem\1\METHODS\MM4345.M (RTE Integrator)
Title : Semi Volatile GC/MS, rtx-5ms 30mx0.25mmx0.25um
Last Update : Mon Jul 14 13:52:58 2014
Response via : Multiple Level Calibration

Min. RRF : 0.050 Min. Rel. Area : 50% Max. R.T. Dev 0.50min
Max. RRF Dev : 30% Max. Rel. Area : 200%

		Compound	AvgRF	CCRF	%Dev	Area%	Dev(min)	R.T.
1	I	1,4-Dichlorobenzene-d4	1.000	1.000	0.0	115	0.00	4.36
2	t	1,4-Dioxane	0.633	0.525	17.1	105	0.01	1.83
6	t	Indene	2.612	2.746	-5.1	132	0.00	4.56
7	t	Cumene	3.677	3.644	0.9	127	0.00	3.77
13	t	Decane	1.095	1.001	8.6	118	0.00	4.26
18	t	Acetophenone	2.108	2.160	-2.5	129	0.00	4.67
24	I	Naphthalene-d8	1.000	1.000	0.0	113	0.00	5.41
27	t	Quinoline	0.799	0.825	-3.3	125	0.00	5.78
40	t	2,3-Dichloroaniline	0.389	0.362	6.9	113	0.00	6.55
41	t	Caprolactam	0.144	0.135	6.2	110	0.00	5.86
45	t	1-Methylnaphthalene	0.772	0.769	0.4	124	0.00	6.30
46	t	Dimethylnaphthalene	0.690	0.677	1.9	123	0.00	7.01
47	I	Acenaphthene-d10	1.000	1.000	0.0	107	0.00	7.61
53	t	Biphenyl	1.651	1.715	-3.9	124	0.00	6.80
69	I	Phenanthrene-d10	1.000	1.000	0.0	103	0.00	10.16
82	t	Octadecane	0.442	0.479	-8.4	123	0.00	10.21
83	I	Chrysene-d12	1.000	1.000	0.0	94	0.00	15.28
92	I	Perylene-d12	1.000	1.000	0.0	74	0.00	17.89
100	t	7,12-Dimethylbenz(a)anthr	0.616	0.265	57.0#	35#	0.00	17.26

(#) = Out of Range SPCC's out = 0 CCC's out = 0
m106271a.D MM4345.M Mon Jul 14 14:31:59 2014 MSM

8.7.29

8

Initial Calibration Verification

Job Number: JB72256 **Sample:** EM4346-ICV4345
Account: LANGAN Langan Engineering & Environmental **Lab FileID:** M106282.D
Project: Carroll Gardens, 363-365 Bond Street, Brooklyn, NY

Evaluate Continuing Calibration Report

```
Data File : C:\msdchem\1\DATA\em4346\m106282.D          Vial: 15
Acq On    : 12 Jul 2014  12:46 am                   Operator: saumilp
Sample    : icv4345-50                              Inst    : Instrument #1
Misc      : op75975,em4346                          Multiplr: 1.00
MS Integration Params: RTEINT.P

Method       : C:\msdchem\1\METHODS\MM4345.M (RTE Integrator)
Title        : Semi Volatile GC/MS, rtx-5ms 30mx0.25mmx0.25um
Last Update  : Mon Jul 14 13:52:58 2014
Response via : Multiple Level Calibration

Min. RRF     :   0.050  Min. Rel. Area :  50%  Max. R.T. Dev  0.50min
Max. RRF Dev :  30%     Max. Rel. Area : 200%
```

	Compound	AvgRF	CCRF	%Dev	Area%	Dev(min)	R.T.
83 I	Chrysene-d12	1.000	1.000	0.0	155	0.00	15.28
89 t	3,3'-Dichlorobenzidine	0.423	0.374	11.6	143	0.00	15.33

```
   (#) = Out of Range              SPCC's out = 0  CCC's out = 0
    m106271a.D MM4345.M         Mon Jul 14 14:49:31 2014   MSM
```

8.7.30

8

Initial Calibration Verification

Job Number: JB72256 **Sample:** EM4346-ICV4346
Account: LANGAN Langan Engineering & Environmental **Lab FileID:** M106282A.D
Project: Carroll Gardens, 363-365 Bond Street, Brooklyn, NY

Evaluate Continuing Calibration Report

```
  Data File : C:\msdchem\1\DATA\em4346\m106282a.D          Vial: 15
  Acq On    : 12 Jul 2014  12:46 am                    Operator: saumilp
  Sample    : icv4346-50                               Inst    : Instrument #1
  Misc      : op75975,em4346                           Multiplr: 1.00
  MS Integration Params: RTEINT.P

  Method       : C:\msdchem\1\METHODS\MM4345.M (RTE Integrator)
  Title        : Semi Volatile GC/MS, rtx-5ms 30mx0.25mmx0.25um
  Last Update  : Mon Jul 14 13:52:58 2014
  Response via : Multiple Level Calibration

  Min. RRF     :   0.050  Min. Rel. Area :  50%  Max. R.T. Dev  0.50min
  Max. RRF Dev :  30%     Max. Rel. Area : 200%
```

	Compound	AvgRF	CCRF	%Dev	Area%	Dev(min)	R.T.
107 I	Chrysene-d12a	1.000	1.000	0.0	127	0.00	15.28
108 t	Benzidine	0.494	0.739	-49.6#	161	0.01	12.85

```
   (#) = Out of Range              SPCC's out = 0  CCC's out = 0
    m106271a.D MM4345.M         Mon Jul 14 14:49:33 2014   MSM
```

8.7.31

8

Initial Calibration Verification

Job Number: JB72256 **Sample:** EM4346-ICV4346
Account: LANGAN Langan Engineering & Environmental **Lab FileID:** M106283.D
Project: Carroll Gardens, 363-365 Bond Street, Brooklyn, NY

Evaluate Continuing Calibration Report

Data File : C:\msdchem\1\DATA\em4346\m106283.D Vial: 16
Acq On : 12 Jul 2014 1:15 am Operator: saumilp
Sample : icv4346-50 Inst : Instrument #1
Misc : op75975,em4346 Multiplr: 1.00
MS Integration Params: RTEINT.P

Method : C:\msdchem\1\METHODS\MM4345.M (RTE Integrator)
Title : Semi Volatile GC/MS, rtx-5ms 30mx0.25mmx0.25um
Last Update : Mon Jul 14 13:52:58 2014
Response via : Multiple Level Calibration

Min. RRF : 0.050 Min. Rel. Area : 50% Max. R.T. Dev 0.50min
Max. RRF Dev : 30% Max. Rel. Area : 200%

	Compound	AvgRF	CCRF	%Dev	Area%	Dev(min)	R.T.
112 I	Naphthalene-d8a	1.000	1.000	0.0	96	0.00	5.41
113	hydroquinone	0.383	0.439	-14.6	111	0.00	5.91

(#) = Out of Range SPCC's out = 0 CCC's out = 0
m106271a.D MM4345.M Mon Jul 14 14:49:35 2014 MSM

8.7.32

8

Continuing Calibration Summary

Job Number: JB72256 **Sample:** EM4373-CC4345
Account: LANGAN Langan Engineering & Environmental **Lab FileID:** M106894.D
Project: Carroll Gardens, 363-365 Bond Street, Brooklyn, NY

Evaluate Continuing Calibration Report

Data File : C:\msdchem\1\DATA\em4373\m106894.D Vial: 2
Acq On : 31 Jul 2014 4:57 pm Operator: francism
Sample : cc4345-25 Inst : Instrument #1
Misc : op75975,em4373 Multiplr: 1.00
MS Integration Params: RTEINT.P

Method : C:\msdchem\1\METHODS\MM4345.M (RTE Integrator)
Title : Semi Volatile GC/MS, rtx-5ms 30mx0.25mmx0.25um
Last Update : Fri Aug 01 14:38:51 2014
Response via : Multiple Level Calibration

Min. RRF : 0.050 Min. Rel. Area : 50% Max. R.T. Dev 0.50min
Max. RRF Dev : 20% Max. Rel. Area : 200%

		Compound	AvgRF	CCRF	%Dev	Area%	Dev(min)	R.T.
1	I	1,4-Dichlorobenzene-d4	1.000	1.000	0.0	97	0.00	4.21
2	t	1,4-Dioxane	0.633	0.569	10.1	91	0.00	1.64
3	t	Pyridine	1.478	1.443	2.4	85	0.00	1.98
4	t	N-Nitrosodimethylamine	0.641	0.612	4.5	101	0.00	1.93
5	S	2-Fluorophenol	1.338	1.193	10.8	88	0.00	3.26
6	t	Indene	2.612	2.542	2.7	98	0.00	4.39
7	t	Cumene	3.677	3.873	-5.3	104	0.00	3.60
8	S	Phenol-d5	1.755	1.646	6.2	92	0.00	4.01
9	t	Phenol	1.978	1.875	5.2	96	0.00	4.02
10	t	Aniline	2.324	1.813	22.0#	82	0.00	3.98
11	t	bis(2-Chloroethyl)ether	1.389	1.394	-0.4	101	0.00	4.02
12	t	2-Chlorophenol	1.542	1.426	7.5	95	0.00	4.07
13	t	Decane	1.095	1.053	3.8	97	0.00	4.09
14	t	1,3-Dichlorobenzene	1.674	1.606	4.1	98	0.00	4.16
15	t	1,4-Dichlorobenzene	1.694	1.630	3.8	98	0.00	4.22
16	t	Benzyl alcohol	1.002	0.938	6.4	96	0.00	4.34
17	t	1,2-Dichlorobenzene	1.586	1.496	5.7	95	0.00	4.33
18	t	Acetophenone	2.108	2.071	1.8	99	0.00	4.51
19	t	2-Methylphenol	1.431	1.314	8.2	95	0.00	4.45
20	t	2,2'-oxybis(1-Chloropropa	0.442	0.458	-3.6	105	0.00	4.42
21	t	3&4-Methylphenol	1.505	1.435	4.7	97	0.00	4.56
22	t	n-Nitroso-di-n-propylamin	1.092	1.045	4.3	97	0.00	4.52
23	t	Hexachloroethane	0.542	0.538	0.7	102	0.00	4.57
24	I	Naphthalene-d8	1.000	1.000	0.0	97	0.00	5.21
25	S	Nitrobenzene-d5	0.419	0.434	-3.6	102	0.00	4.62
26	t	Nitrobenzene	0.454	0.466	-2.6	101	0.00	4.64
27	t	Quinoline	0.799	0.766	4.1	94	0.00	5.57
28	t	Isophorone	0.762	0.748	1.8	97	0.00	4.83
29	t	2-Nitrophenol	0.221	0.216	2.3	96	0.00	4.89
30	t	2,4-Dimethylphenol	0.400	0.366	8.5	97	0.00	4.96
31	t	Benzoic acid	0.252	0.283	-12.3	101	0.00	5.10
32	t	bis(2-Chloroethoxy)methan	0.429	0.407	5.1	94	0.00	5.01
33	t	2,4-Dichlorophenol	0.311	0.293	5.8	95	0.00	5.13
34	t	2,6-Dichlorophenol	0.306	0.289	5.6	94	0.00	5.32
35	t	1,3,5-Trichlorobenzene	0.355	0.354	0.3	98	0.00	4.89
36	t	1,2,4-Trichlorobenzene	0.336	0.322	4.2	96	0.00	5.17
37	t	1,2,3-Trichlorobenzene	0.328	0.318	3.0	94	0.00	5.38
38	t	Naphthalene	1.197	1.164	2.8	99	0.00	5.23
39	t	4-Chloroaniline	0.499	0.439	12.0	88	0.00	5.31
40	t	2,3-Dichloroaniline	0.389	0.375	3.6	94	0.00	6.31
41	t	Caprolactam	0.144	0.129	10.4	85	0.00	5.69

Continuing Calibration Summary

Job Number: JB72256 **Sample:** EM4373-CC4345
Account: LANGAN Langan Engineering & Environmental **Lab FileID:** M106894.D
Project: Carroll Gardens, 363-365 Bond Street, Brooklyn, NY

42	t	Hexachlorobutadiene	0.190	0.195	-2.6	101	0.00	5.35
43	t	4-Chloro-3-methylphenol	0.356	0.369	-3.7	99	0.00	5.87
44	t	2-Methylnaphthalene	0.681	0.662	2.8	98	0.00	5.95
45	t	1-Methylnaphthalene	0.772	0.755	2.2	98	0.00	6.06
46	t	Dimethylnaphthalene	0.690	0.668	3.2	97	0.00	6.74
47	I	Acenaphthene-d10	1.000	1.000	0.0	97	0.00	7.33
48	t	Hexachlorocyclopentadiene	0.287	0.333	-16.0	108	0.00	6.14
49	t	2,4,6-Trichlorophenol	0.387	0.375	3.1	94	0.00	6.33
50	t	2,4,5-Trichlorophenol	0.419	0.408	2.6	96	0.00	6.40
51	S	2-Fluorobiphenyl	1.434	1.374	4.2	96	0.00	6.41
52	t	2-Chloronaphthalene	1.259	1.197	4.9	95	0.00	6.55
53	t	Biphenyl	1.651	1.638	0.8	99	0.00	6.53
54	t	2-Nitroaniline	0.382	0.415	-8.6	105	0.00	6.74
55	t	Dimethylphthalate	1.433	1.375	4.0	95	0.00	7.00
56	t	Acenaphthylene	2.109	2.043	3.1	96	0.00	7.12
57	t	2,6-Dinitrotoluene	0.314	0.319	-1.6	96	0.00	7.08
58	t	3-Nitroaniline	0.373	0.342	8.3	85	0.00	7.35
59	t	Acenaphthene	1.301	1.242	4.5	95	0.00	7.38
		----------	True	Calc.	% Drift	----------		
60	t	2,4-Dinitrophenol	50.000	49.991	0.0	97	0.00	7.52
		----------	AvgRF	CCRF	% Dev	----------		
61	t	4-Nitrophenol	0.176	0.183	-4.0	91	0.00	7.80
62	t	Dibenzofuran	1.839	1.717	6.6	94	0.00	7.66
63	t	2,4-Dinitrotoluene	0.422	0.431	-2.1	93	0.00	7.71
64	t	2,3,4,6-Tetrachlorophenol	0.340	0.335	1.5	96	0.00	7.91
65	t	Diethylphthalate	1.438	1.460	-1.5	100	0.00	8.14
66	t	Fluorene	1.454	1.409	3.1	96	0.00	8.21
67	t	4-Chlorophenyl-phenylethe	0.647	0.628	2.9	98	0.00	8.25
68	t	4-Nitroaniline	0.363	0.326	10.2	87	0.00	8.35
69	I	Phenanthrene-d10	1.000	1.000	0.0	97	0.00	9.85
70	t	4,6-Dinitro-2-methylpheno	0.142	0.129	9.2	89	0.00	8.39
71	t	n-Nitrosodiphenylamine	0.605	0.579	4.3	94	0.00	8.47
72	t	1,2-Diphenylhydrazine	0.939	0.943	-0.4	98	0.00	8.52
73	S	2,4,6-Tribromophenol	0.104	0.109	-4.8	99	0.00	8.64
74	t	4-Bromophenyl-phenylether	0.228	0.233	-2.2	101	0.00	9.09
75	t	Hexachlorobenzene	0.255	0.256	-0.4	102	0.00	9.16
76	t	Pentachlorophenol	0.134	0.148	-10.4	101	0.00	9.58
77	t	Phenanthrene	1.246	1.172	5.9	95	0.00	9.88
78	t	Anthracene	1.264	1.189	5.9	94	0.00	9.98
79	t	Carbazole	1.230	1.171	4.8	94	0.00	10.36
80	t	Di-n-butylphthalate	1.448	1.463	-1.0	96	0.00	11.17
81	t	Fluoranthene	1.306	1.252	4.1	94	0.00	12.13
82	t	Octadecane	0.442	0.439	0.7	97	0.00	9.89
83	I	Chrysene-d12	1.000	1.000	0.0	98	0.00	14.94
84	t	Pyrene	1.357	1.270	6.4	95	0.00	12.54
85		Butyl stearate	0.326	0.407	-24.8#	93	0.00	14.33
86	S	Terphenyl-d14	0.891	0.898	-0.8	100	0.00	12.99
87	t	Butylbenzylphthalate	0.629	0.648	-3.0	100	0.00	14.07
88	t	Benzo[a]anthracene	1.230	1.183	3.8	97	0.00	14.93
89	t	3,3'-Dichlorobenzidine	0.423	0.415	1.9	95	0.00	14.99
90	t	Chrysene	1.186	1.100	7.3	93	0.00	14.99
91	t	bis(2-Ethylhexyl)phthalat	0.873	0.862	1.3	96	0.00	15.30
92	I	Perylene-d12	1.000	1.000	0.0	95	0.00	17.54
93	t	Di-n-octylphthalate	1.598	1.632	-2.1	96	0.00	16.51

8.7.33
8

Continuing Calibration Summary

Job Number: JB72256 **Sample:** EM4373-CC4345
Account: LANGAN Langan Engineering & Environmental **Lab FileID:** M106894.D
Project: Carroll Gardens, 363-365 Bond Street, Brooklyn, NY

94	t	Benzo[b]fluoranthene	1.342	1.292	3.7	97	0.00	16.91
95	t	Benzo[k]fluoranthene	1.319	1.266	4.0	96	0.00	16.96
96	t	Benzo[a]pyrene	1.185	1.152	2.8	96	0.00	17.44
97	t	Indeno[1,2,3-cd]pyrene	1.128	1.127	0.1	99	0.00	19.18
98	t	Dibenz(a,h)acridine	1.048	1.036	1.1	97	0.00	18.87
99	t	Dibenz[a,h]anthracene	1.161	1.161	0.0	101	0.00	19.22
100	t	7,12-Dimethylbenz(a)anthr	0.616	0.571	7.3	94	0.00	16.91
101	t	Benzo[g,h,i]perylene	1.184	1.124	5.1	95	0.00	19.54

(#) = Out of Range SPCC's out = 0 CCC's out = 0
m106894.D MM4345.M Mon Aug 04 09:07:37 2014 MSM

8.7.33

8

Continuing Calibration Summary

Job Number: JB72256 **Sample:** EM4373-CC4346
Account: LANGAN Langan Engineering & Environmental **Lab FileID:** M106896.D
Project: Carroll Gardens, 363-365 Bond Street, Brooklyn, NY

Evaluate Continuing Calibration Report

Data File : C:\msdchem\1\DATA\em4373\m106896.D Vial: 3
Acq On : 31 Jul 2014 6:10 pm Operator: saraw
Sample : cc4346-25 Inst : Instrument #1
Misc : op75975,em4373 Multiplr: 1.00
MS Integration Params: RTEINT.P

Method : C:\msdchem\1\METHODS\MM4345.M (RTE Integrator)
Title : Semi Volatile GC/MS, rtx-5ms 30mx0.25mmx0.25um
Last Update : Fri Aug 01 14:19:39 2014
Response via : Multiple Level Calibration

Min. RRF : 0.050 Min. Rel. Area : 50% Max. R.T. Dev 0.50min
Max. RRF Dev : 20% Max. Rel. Area : 200%

		Compound	AvgRF	CCRF	%Dev	Area%	Dev(min)	R.T.
102	I	1,4-Dichlorobenzene-d4a	1.000	1.000	0.0	80	0.00	4.20
103	t	Benzaldehyde	1.120	1.009	9.9	73	0.06	3.88
104	I	Acenaphthene-d10a	1.000	1.000	0.0	85	0.00	7.34
105	I	1,2,4,5-Tetrachlorobenzen	0.603	0.578	4.1	86	0.06	6.15
106	t	Atrazine	0.199	0.195	2.0	85	0.13	9.53
107	I	Chrysene-d12a	1.000	1.000	0.0	90	0.00	14.94
108	t	Benzidine	0.494	0.315	36.2#	43#	0.14	12.53
109	I	Phenanthrene-d10a	1.000	1.000	0.0	82	0.00	9.84
110	I	Naphthalene-d8a	1.000	1.000	0.0	83	0.00	5.21
111		hydroquinone	0.383	0.316	17.5	72	-0.03	5.74

(#) = Out of Range SPCC's out = 0 CCC's out = 0
m106894.D MM4345.M Fri Aug 01 14:21:31 2014 MSM

8.7.34

8

New Jersey ACCUTEST LABORATORIES

GC/MS Semi-volatiles

Raw Data

Quantitation Report (QT Reviewed)

Data Path : C:\msdchem\1\DATA\e5p526\
Data File : 5p10513.D
Acq On : 26 Jul 2014 2:31 am
Operator : andrews1
Sample : jb72256-1
Misc : op76701,e5p526,33.3
ALS Vial : 11 Sample Multiplier: 1

Quant Time: Jul 28 15:24:33 2014
Quant Method : C:\MSDCHEM\1\METHODS\M5P501.M
Quant Title : Semi Volatile GC/MS, zb-5msi 30mx .25mmx .25um
QLast Update : Fri Jul 25 13:29:40 2014
Response via : Initial Calibration

Compound	R.T.	QIon	Response	Conc	Units	Dev(Min)
Internal Standards						
1) 1,4-Dichlorobenzene-d4	4.749	152	120181	40.00	ppb	0.00
24) Naphthalene-d8	5.897	136	479001	40.00	ppb	0.00
47) Acenaphthene-d10	8.258	164	256982	40.00	ppb	0.00
69) Phenanthrene-d10	10.892	188	381294	40.00	ppb	0.00
83) Chrysene-d12	16.074	240	343511	40.00	ppb	0.00
92) Perylene-d12	18.703	264	276120	40.00	ppb	0.00
102) 1,4-Dichlorobenzene-d4a	4.749	152	120181	40.00	ppb	0.00
104) Acenaphthene-d10a	8.258	164	256982	40.00	ppb	0.00
106) Chrysene-d12a	16.074	240	343511	40.00	ppb	0.00
108) Phenanthrene-d10a	10.892	188	381294	40.00	ppb	0.00
110) Naphthalene-d8a	5.897	136	479001	40.00	ppb	0.00
System Monitoring Compounds						
5) 2-Fluorophenol	3.782	112	170028	38.98	ppb	0.00
Spiked Amount 50.000			Recovery = 77.96%			
8) Phenol-d5	4.492	99	205005	37.68	ppb	0.00
Spiked Amount 50.000			Recovery = 75.36%			
25) Nitrobenzene-d5	5.208	82	203750	45.50	ppb	0.00
Spiked Amount 50.000			Recovery = 91.00%			
51) 2-Fluorobiphenyl	7.238	172	337364	40.40	ppb	0.00
Spiked Amount 50.000			Recovery = 80.80%			
73) 2,4,6-Tribromophenol	9.621	330	38742	46.49	ppb	0.00
Spiked Amount 50.000			Recovery = 92.98%			
85) Terphenyl-d14	14.071	244	323549	41.01	ppb	0.00
Spiked Amount 50.000			Recovery = 82.02%			
Target Compounds						Qvalue
77) Phenanthrene	10.935	178	8594	0.73	ppb	98

(#) = qualifier out of range (m) = manual integration (+) = signals summed

Quantitation Report (QT Reviewed)

Data Path : C:\msdchem\1\DATA\e5p526\
Data File : 5p10513.D
Acq On : 26 Jul 2014 2:31 am
Operator : andrews1
Sample : jb72256-1
Misc : op76701,e5p526,33.3
ALS Vial : 11 Sample Multiplier: 1

Quant Time: Jul 28 15:24:33 2014
Quant Method : C:\MSDCHEM\1\METHODS\M5P501.M
Quant Title : Semi Volatile GC/MS, zb-5msi 30mx .25mmx .25um
QLast Update : Fri Jul 25 13:29:40 2014
Response via : Initial Calibration

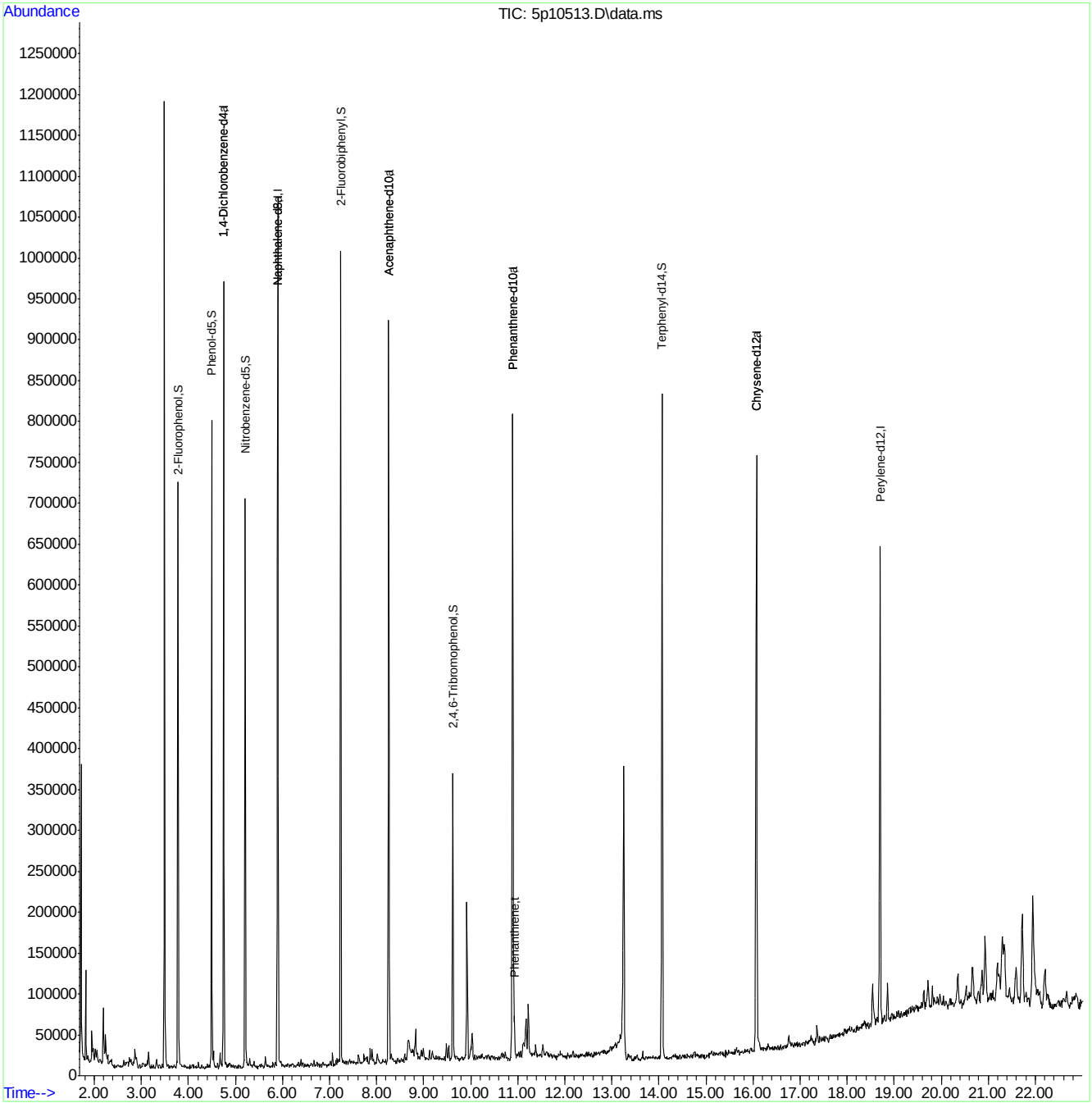

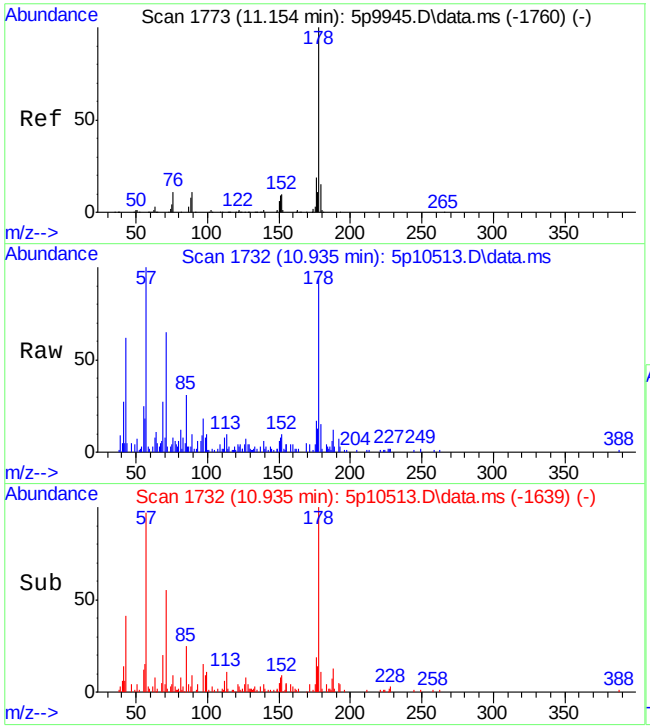

#77
Phenanthrene
Concen: 0.73 ppb
RT: 10.935 min Scan# 1732
Delta R.T. -0.005 min
Lab File: 5p10513.D
Acq: 26 Jul 14 2:31 am

Tgt Ion:178 Resp: 8594

Ion	Ratio	Lower	Upper
178	100		
179	13.7	0.0	45.2
176	18.4	0.0	48.9

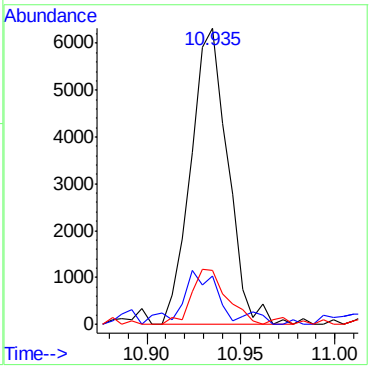

Quantitation Report (QT Reviewed)

Data Path : C:\msdchem\1\DATA\e5p526\
Data File : 5p10514.D
Acq On : 26 Jul 2014 3:01 am
Operator : andrews1
Sample : jb72256-2
Misc : op76701,e5p526,33.6
ALS Vial : 12 Sample Multiplier: 1

Quant Time: Jul 28 15:25:34 2014
Quant Method : C:\MSDCHEM\1\METHODS\M5P501.M
Quant Title : Semi Volatile GC/MS, zb-5msi 30mx .25mmx .25um
QLast Update : Fri Jul 25 13:29:40 2014
Response via : Initial Calibration

Compound	R.T.	QIon	Response	Conc	Units	Dev(Min)
Internal Standards						
1) 1,4-Dichlorobenzene-d4	4.748	152	86652	40.00	ppb	0.00
24) Naphthalene-d8	5.897	136	343294	40.00	ppb	0.00
47) Acenaphthene-d10	8.258	164	185055	40.00	ppb	0.00
69) Phenanthrene-d10	10.892	188	282522	40.00	ppb	0.00
83) Chrysene-d12	16.069	240	253430	40.00	ppb	0.00
92) Perylene-d12	18.697	264	219654	40.00	ppb	0.00
102) 1,4-Dichlorobenzene-d4a	4.748	152	86652	40.00	ppb	0.00
104) Acenaphthene-d10a	8.258	164	185055	40.00	ppb	0.00
106) Chrysene-d12a	16.069	240	253430	40.00	ppb	0.00
108) Phenanthrene-d10a	10.892	188	282522	40.00	ppb	0.00
110) Naphthalene-d8a	5.897	136	343294	40.00	ppb	0.00
System Monitoring Compounds						
5) 2-Fluorophenol	3.781	112	130892	41.62	ppb	0.00
Spiked Amount 50.000			Recovery = 83.24%			
8) Phenol-d5	4.492	99	157759	40.21	ppb	0.00
Spiked Amount 50.000			Recovery = 80.42%			
25) Nitrobenzene-d5	5.208	82	161657	50.37	ppb	0.00
Spiked Amount 50.000			Recovery = 100.74%			
51) 2-Fluorobiphenyl	7.238	172	256606	42.68	ppb	0.00
Spiked Amount 50.000			Recovery = 85.36%			
73) 2,4,6-Tribromophenol	9.621	330	28920	46.84	ppb	0.00
Spiked Amount 50.000			Recovery = 93.68%			
85) Terphenyl-d14	14.065	244	257837	44.30	ppb	0.00
Spiked Amount 50.000			Recovery = 88.60%			
Target Compounds						Qvalue
77) Phenanthrene	10.929	178	4478	0.52	ppb	91

(#) = qualifier out of range (m) = manual integration (+) = signals summed

Quantitation Report (QT Reviewed)

Data Path : C:\msdchem\1\DATA\e5p526\
Data File : 5p10514.D
Acq On : 26 Jul 2014 3:01 am
Operator : andrews1
Sample : jb72256-2
Misc : op76701,e5p526,33.6
ALS Vial : 12 Sample Multiplier: 1

Quant Time: Jul 28 15:25:34 2014
Quant Method : C:\MSDCHEM\1\METHODS\M5P501.M
Quant Title : Semi Volatile GC/MS, zb-5msi 30mx .25mmx .25um
QLast Update : Fri Jul 25 13:29:40 2014
Response via : Initial Calibration

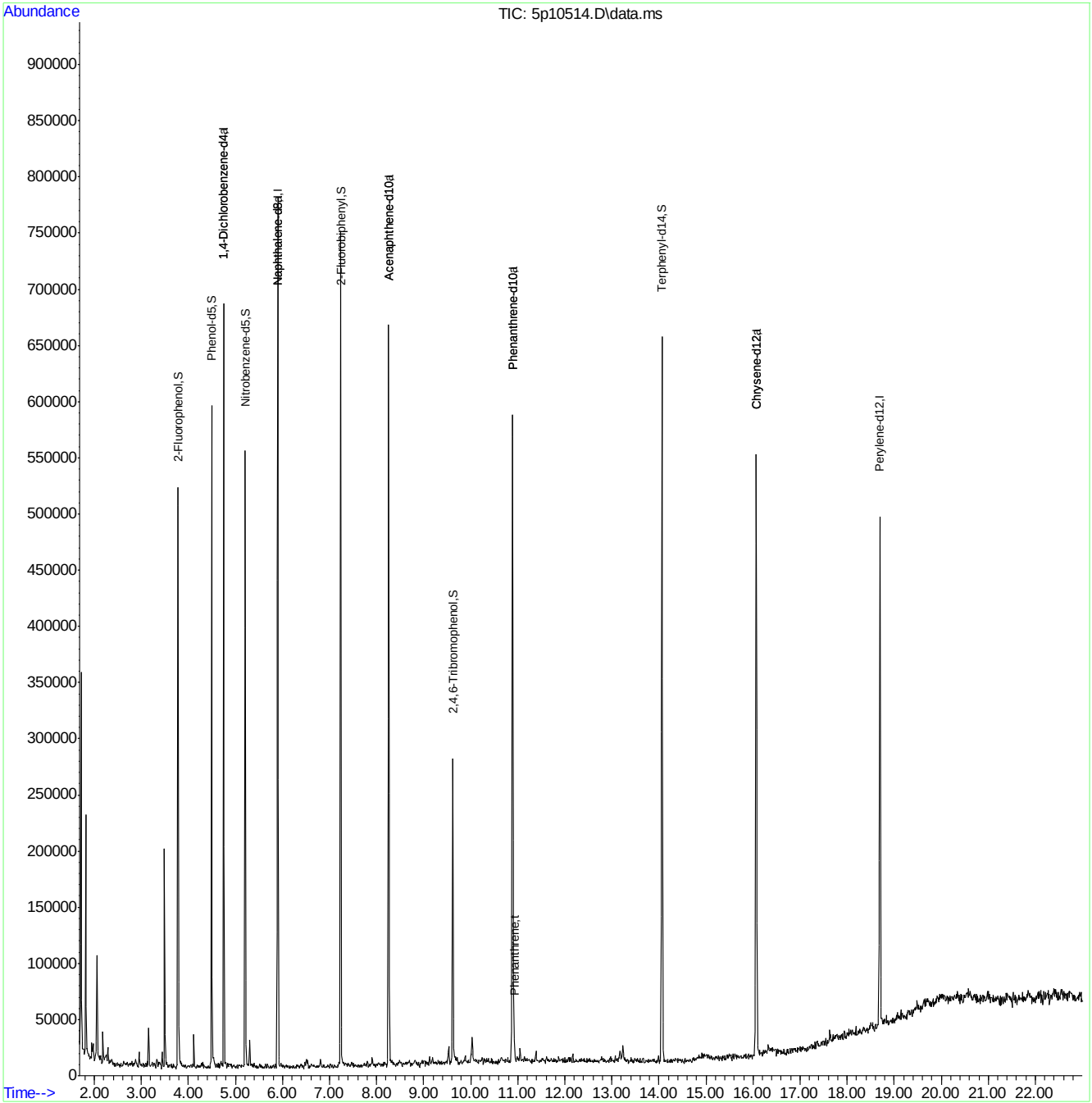

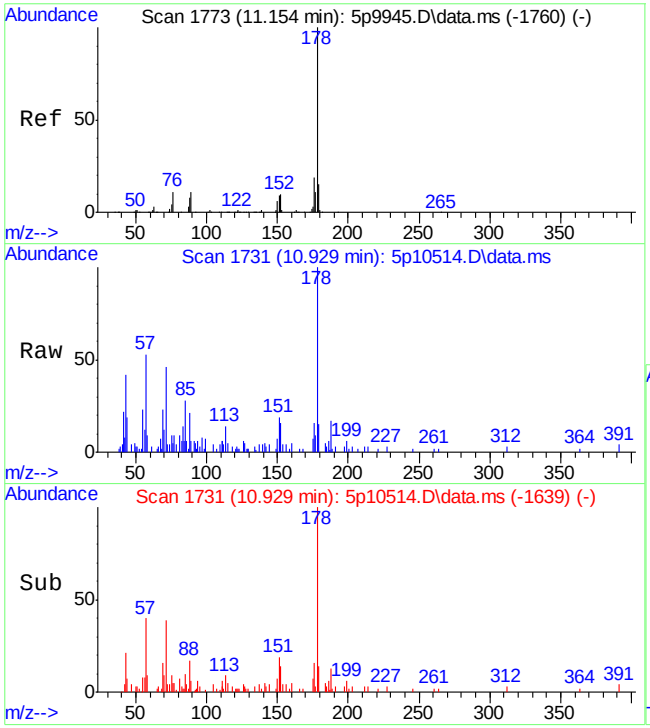

#77
Phenanthrene
Concen: 0.52 ppb
RT: 10.929 min Scan# 1731
Delta R.T. -0.011 min
Lab File: 5p10514.D
Acq: 26 Jul 14 3:01 am

Tgt Ion:178 Resp: 4478

Ion	Ratio	Lower	Upper
178	100		
179	9.8	0.0	45.2
176	16.3	0.0	48.9

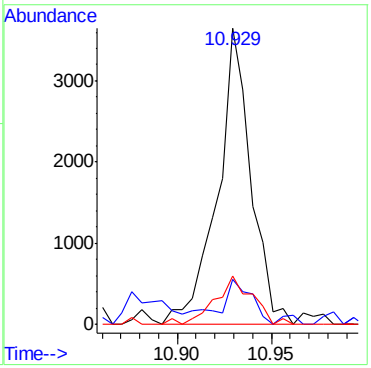

Quantitation Report (QT Reviewed)

Data Path : C:\msdchem\1\DATA\e5p526\
Data File : 5p10515.D
Acq On : 26 Jul 2014 3:31 am
Operator : andrews1
Sample : jb72256-3
Misc : op76701,e5p526,33.0
ALS Vial : 13 Sample Multiplier: 1

Quant Time: Jul 28 15:26:22 2014
Quant Method : C:\MSDCHEM\1\METHODS\M5P501.M
Quant Title : Semi Volatile GC/MS, zb-5msi 30mx .25mmx .25um
QLast Update : Fri Jul 25 13:29:40 2014
Response via : Initial Calibration

Compound	R.T.	QIon	Response	Conc	Units	Dev(Min)
Internal Standards						
1) 1,4-Dichlorobenzene-d4	4.748	152	91208	40.00	ppb	0.00
24) Naphthalene-d8	5.897	136	359574	40.00	ppb	0.00
47) Acenaphthene-d10	8.258	164	187767	40.00	ppb	0.00
69) Phenanthrene-d10	10.892	188	296498	40.00	ppb	0.00
83) Chrysene-d12	16.069	240	268708	40.00	ppb	0.00
92) Perylene-d12	18.697	264	230084	40.00	ppb	0.00
102) 1,4-Dichlorobenzene-d4a	4.748	152	91208	40.00	ppb	0.00
104) Acenaphthene-d10a	8.258	164	187767	40.00	ppb	0.00
106) Chrysene-d12a	16.069	240	268708	40.00	ppb	0.00
108) Phenanthrene-d10a	10.892	188	296498	40.00	ppb	0.00
110) Naphthalene-d8a	5.897	136	359574	40.00	ppb	0.00
System Monitoring Compounds						
5) 2-Fluorophenol	3.776	112	130726	39.49	ppb	0.00
Spiked Amount 50.000			Recovery = 78.98%			
8) Phenol-d5	4.492	99	165971	40.19	ppb	0.00
Spiked Amount 50.000			Recovery = 80.38%			
25) Nitrobenzene-d5	5.208	82	166252	49.46	ppb	0.00
Spiked Amount 50.000			Recovery = 98.92%			
51) 2-Fluorobiphenyl	7.238	172	275127	45.10	ppb	0.00
Spiked Amount 50.000			Recovery = 90.20%			
73) 2,4,6-Tribromophenol	9.621	330	32002	49.38	ppb	0.00
Spiked Amount 50.000			Recovery = 98.76%			
85) Terphenyl-d14	14.065	244	294781	47.77	ppb	0.00
Spiked Amount 50.000			Recovery = 95.54%			
Target Compounds						Qvalue

(#) = qualifier out of range (m) = manual integration (+) = signals summed

Quantitation Report (QT Reviewed)

Data Path : C:\msdchem\1\DATA\e5p526\
Data File : 5p10515.D
Acq On : 26 Jul 2014 3:31 am
Operator : andrews1
Sample : jb72256-3
Misc : op76701,e5p526,33.0
ALS Vial : 13 Sample Multiplier: 1

Quant Time: Jul 28 15:26:22 2014
Quant Method : C:\MSDCHEM\1\METHODS\M5P501.M
Quant Title : Semi Volatile GC/MS, zb-5msi 30mx .25mmx .25um
QLast Update : Fri Jul 25 13:29:40 2014
Response via : Initial Calibration

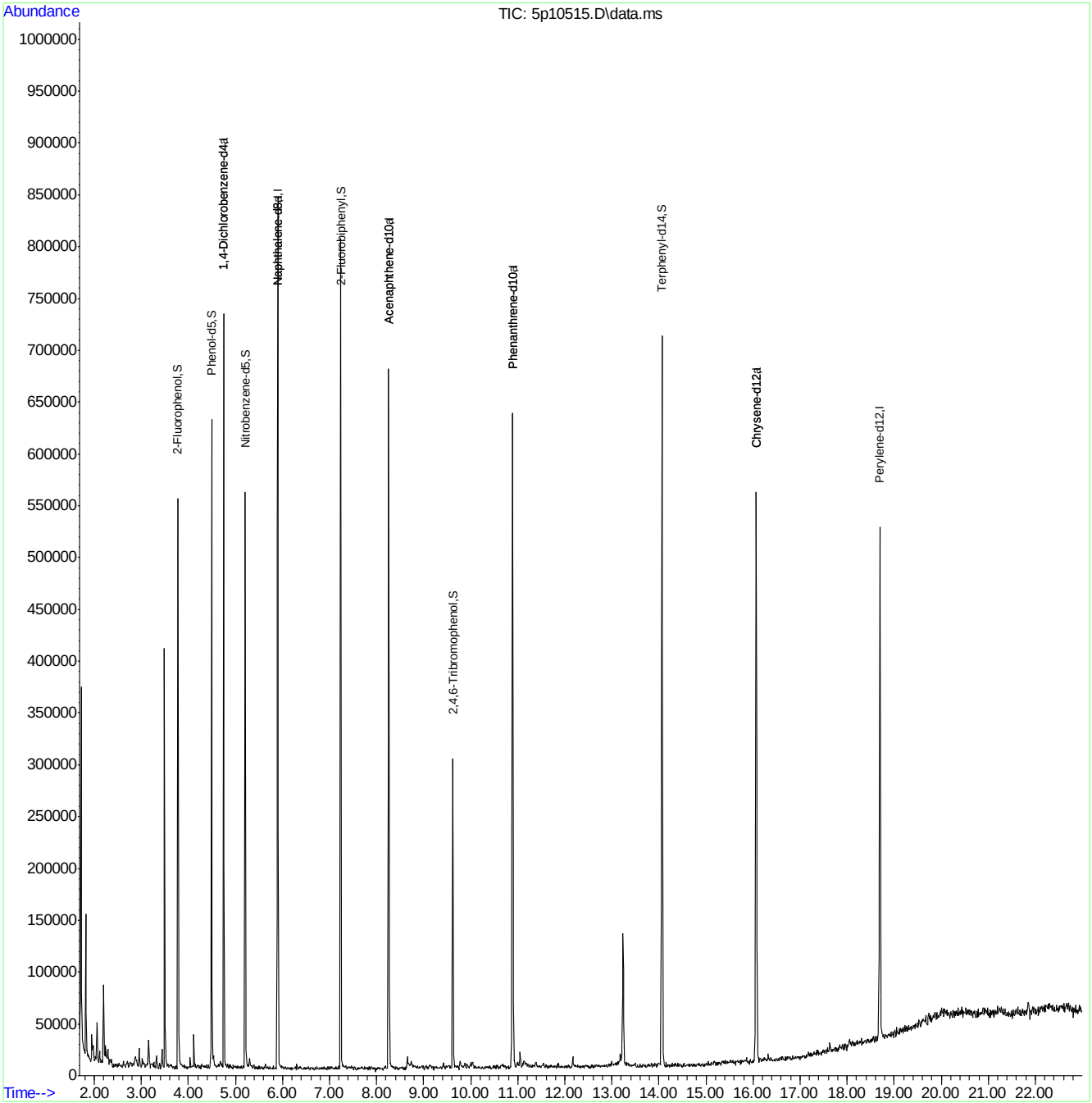

Quantitation Report (QT Reviewed)

Data Path : C:\msdchem\1\DATA\e5p526\
Data File : 5p10516.D
Acq On : 26 Jul 2014 4:01 am
Operator : andrews1
Sample : jb72256-4
Misc : op76701,e5p526,34.9
ALS Vial : 14 Sample Multiplier: 1

Quant Time: Jul 28 15:27:19 2014
Quant Method : C:\MSDCHEM\1\METHODS\M5P501.M
Quant Title : Semi Volatile GC/MS, zb-5msi 30mx .25mmx .25um
QLast Update : Fri Jul 25 13:29:40 2014
Response via : Initial Calibration

Compound	R.T.	QIon	Response	Conc	Units	Dev(Min)
Internal Standards						
1) 1,4-Dichlorobenzene-d4	4.749	152	106966	40.00	ppb	0.00
24) Naphthalene-d8	5.897	136	425433	40.00	ppb	0.00
47) Acenaphthene-d10	8.258	164	227634	40.00	ppb	0.00
69) Phenanthrene-d10	10.892	188	358900	40.00	ppb	0.00
83) Chrysene-d12	16.069	240	331251	40.00	ppb	0.00
92) Perylene-d12	18.697	264	284599	40.00	ppb	0.00
102) 1,4-Dichlorobenzene-d4a	4.749	152	106966	40.00	ppb	0.00
104) Acenaphthene-d10a	8.258	164	227634	40.00	ppb	0.00
106) Chrysene-d12a	16.069	240	331251	40.00	ppb	0.00
108) Phenanthrene-d10a	10.892	188	358900	40.00	ppb	0.00
110) Naphthalene-d8a	5.897	136	425433	40.00	ppb	0.00
System Monitoring Compounds						
5) 2-Fluorophenol	3.776	112	154361	39.76	ppb	0.00
Spiked Amount 50.000			Recovery = 79.52%			
8) Phenol-d5	4.492	99	197533	40.79	ppb	0.00
Spiked Amount 50.000			Recovery = 81.58%			
25) Nitrobenzene-d5	5.208	82	192417	48.38	ppb	0.00
Spiked Amount 50.000			Recovery = 96.76%			
51) 2-Fluorobiphenyl	7.238	172	325344	43.99	ppb	0.00
Spiked Amount 50.000			Recovery = 87.98%			
73) 2,4,6-Tribromophenol	9.621	330	40258	51.32	ppb	0.00
Spiked Amount 50.000			Recovery = 102.64%			
85) Terphenyl-d14	14.065	244	345081	45.36	ppb	0.00
Spiked Amount 50.000			Recovery = 90.72%			
Target Compounds						Qvalue

(#) = qualifier out of range (m) = manual integration (+) = signals summed

Quantitation Report (QT Reviewed)

Data Path : C:\msdchem\1\DATA\e5p526\
Data File : 5p10516.D
Acq On : 26 Jul 2014 4:01 am
Operator : andrews1
Sample : jb72256-4
Misc : op76701,e5p526,34.9
ALS Vial : 14 Sample Multiplier: 1

Quant Time: Jul 28 15:27:19 2014
Quant Method : C:\MSDCHEM\1\METHODS\M5P501.M
Quant Title : Semi Volatile GC/MS, zb-5msi 30mx .25mmx .25um
QLast Update : Fri Jul 25 13:29:40 2014
Response via : Initial Calibration

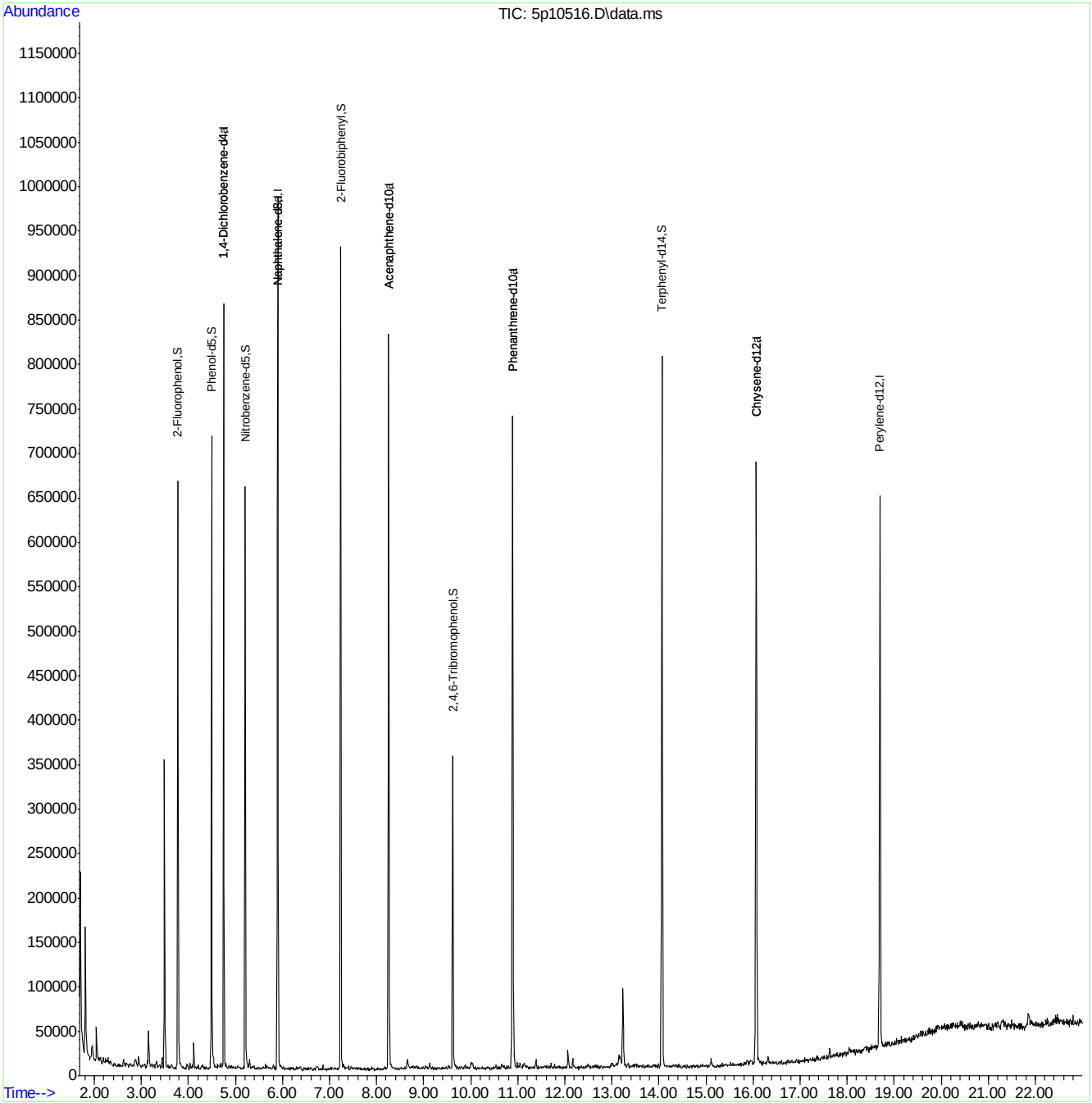

Quantitation Report (QT Reviewed)

Data Path : C:\msdchem\1\DATA\e5p526\
Data File : 5p10517.D
Acq On : 26 Jul 2014 4:31 am
Operator : andrews1
Sample : jb72256-5
Misc : op76701,e5p526,31.8
ALS Vial : 15 Sample Multiplier: 1

Quant Time: Jul 28 15:28:10 2014
Quant Method : C:\MSDCHEM\1\METHODS\M5P501.M
Quant Title : Semi Volatile GC/MS, zb-5msi 30mx .25mmx .25um
QLast Update : Fri Jul 25 13:29:40 2014
Response via : Initial Calibration

Compound	R.T.	QIon	Response	Conc	Units	Dev(Min)
Internal Standards						
1) 1,4-Dichlorobenzene-d4	4.748	152	90017	40.00	ppb	0.00
24) Naphthalene-d8	5.897	136	343936	40.00	ppb	0.00
47) Acenaphthene-d10	8.258	164	187050	40.00	ppb	0.00
69) Phenanthrene-d10	10.892	188	276110	40.00	ppb	0.00
83) Chrysene-d12	16.069	240	254647	40.00	ppb	0.00
92) Perylene-d12	18.697	264	222768	40.00	ppb	0.00
102) 1,4-Dichlorobenzene-d4a	4.748	152	90017	40.00	ppb	0.00
104) Acenaphthene-d10a	8.258	164	187050	40.00	ppb	0.00
106) Chrysene-d12a	16.069	240	254647	40.00	ppb	0.00
108) Phenanthrene-d10a	10.892	188	276110	40.00	ppb	0.00
110) Naphthalene-d8a	5.897	136	343936	40.00	ppb	0.00
System Monitoring Compounds						
5) 2-Fluorophenol	3.776	112	127347	38.97	ppb	0.00
Spiked Amount 50.000			Recovery = 77.94%			
8) Phenol-d5	4.492	99	161277	39.57	ppb	0.00
Spiked Amount 50.000			Recovery = 79.14%			
25) Nitrobenzene-d5	5.208	82	160008	49.76	ppb	0.00
Spiked Amount 50.000			Recovery = 99.52%			
51) 2-Fluorobiphenyl	7.238	172	266812	43.90	ppb	0.00
Spiked Amount 50.000			Recovery = 87.80%			
73) 2,4,6-Tribromophenol	9.626	330	29659	49.15	ppb	0.00
Spiked Amount 50.000			Recovery = 98.30%			
85) Terphenyl-d14	14.065	244	253490	43.34	ppb	0.00
Spiked Amount 50.000			Recovery = 86.68%			
Target Compounds						Qvalue

(#) = qualifier out of range (m) = manual integration (+) = signals summed

Quantitation Report (QT Reviewed)

Data Path : C:\msdchem\1\DATA\e5p526\
Data File : 5p10517.D
Acq On : 26 Jul 2014 4:31 am
Operator : andrews1
Sample : jb72256-5
Misc : op76701,e5p526,31.8
ALS Vial : 15 Sample Multiplier: 1

Quant Time: Jul 28 15:28:10 2014
Quant Method : C:\MSDCHEM\1\METHODS\M5P501.M
Quant Title : Semi Volatile GC/MS, zb-5msi 30mx .25mmx .25um
QLast Update : Fri Jul 25 13:29:40 2014
Response via : Initial Calibration

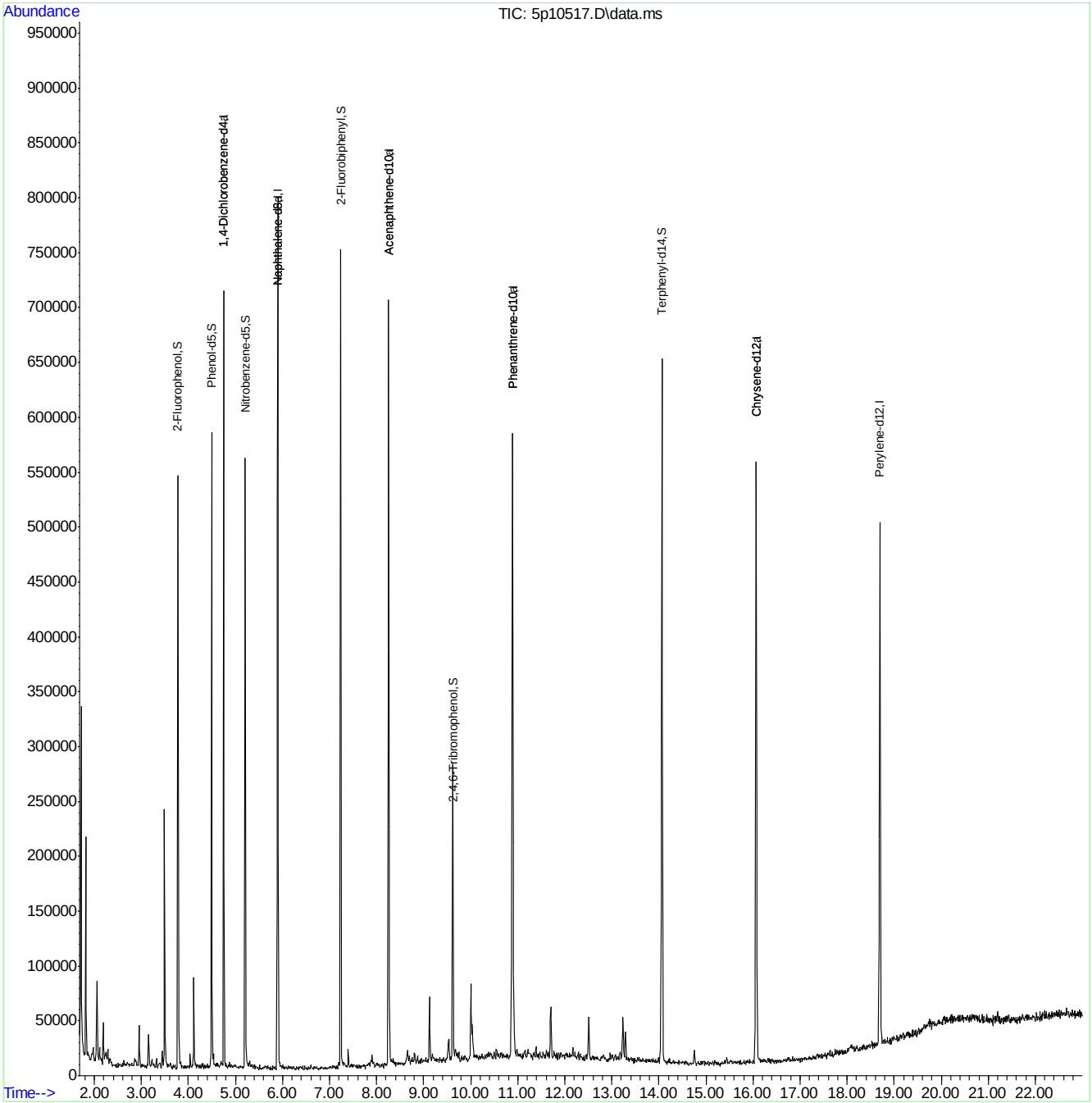

Manual Integrations APPROVED (compounds with "m" flag)
Nina Pandya
07/29/14 12:08

Quantitation Report (QT Reviewed)

Data Path : C:\msdchem\1\DATA\2P1623\
Data File : 2p38908.D
Acq On : 26 Jul 2014 12:37 am
Operator : ashleyd
Sample : jb72256-6
Misc : op76713,e2p1623,1000
ALS Vial : 14 Sample Multiplier: 1

Quant Time: Jul 26 14:04:05 2014
Quant Method : C:\MSDCHEM\1\METHODS\M2P1604.M
Quant Title : Semi Volatile Extractables by GC/MS
QLast Update : Sat Jul 19 09:32:13 2014
Response via : Initial Calibration

Compound	R.T.	QIon	Response	Conc	Units	Dev(Min)
Internal Standards						
1) 1,4-Dichlorobenzene-d4	4.389	152	848788	40.00	ppb	-0.06
24) Naphthalene-d8	5.437	136	3041580	40.00	ppb	-0.06
47) Acenaphthene-d10	6.871	164	1719565	40.00	ppb	-0.06
69) Phenanthrene-d10	8.117	188	2859257	40.00	ppb	-0.07
83) Chrysene-d12	11.278	240	3023846	40.00	ppb	-0.09
92) Perylene-d12	13.252	264	2465084	40.00	ppb	-0.09
102) 1,4-Dichlorobenzene-d4a	4.389	152	848788	40.00	ppb	-0.06
104) Acenaphthene-d10a	6.871	164	1719565	40.00	ppb	-0.06
107) Chrysene-d12a	11.278	240	3023846	40.00	ppb	-0.09
System Monitoring Compounds						
5) 2-Fluorophenol	3.362	112	672319	25.16	ppb	-0.04
Spiked Amount 50.000	Range 11 - 58		Recovery = 50.32%			
8) Phenol-d5	4.207	99	564870	18.06	ppb	-0.03
Spiked Amount 50.000	Range 10 - 59		Recovery = 36.12%			
25) Nitrobenzene-d5	4.860	82	859511	34.89	ppb	-0.06
Spiked Amount 50.000	Range 19 - 61		Recovery = 69.78%#			
51) 2-Fluorobiphenyl	6.331	172	2305814	38.31	ppb	-0.06
Spiked Amount 50.000	Range 21 - 58		Recovery = 76.62%#			
73) 2,4,6-Tribromophenol	7.529	330	335539	46.04	ppb	-0.06
Spiked Amount 50.000	Range 12 - 68		Recovery = 92.08%#			
85) Terphenyl-d14	9.882	244	3067130	49.97	ppb	-0.09
Spiked Amount 50.000	Range 16 - 65		Recovery = 99.94%#			
Target Compounds						Qvalue
9) Phenol	4.218	94	72915	2.03	ppb	71
18) Acetophenone	4.737	105	38385m	1.04	ppb	
65) Diethylphthalate	7.245	149	89696	1.60	ppb	95
91) bis(2-Ethylhexyl)phtha...	11.412	149	156352	3.37	ppb	93

(#) = qualifier out of range (m) = manual integration (+) = signals summed

Quantitation Report (QT Reviewed)

Data Path : C:\msdchem\1\DATA\2P1623\
Data File : 2p38908.D
Acq On : 26 Jul 2014 12:37 am
Operator : ashleyd
Sample : jb72256-6
Misc : op76713,e2p1623,1000
ALS Vial : 14 Sample Multiplier: 1

Quant Time: Jul 26 14:04:05 2014
Quant Method : C:\MSDCHEM\1\METHODS\M2P1604.M
Quant Title : Semi Volatile Extractables by GC/MS
QLast Update : Sat Jul 19 09:32:13 2014
Response via : Initial Calibration

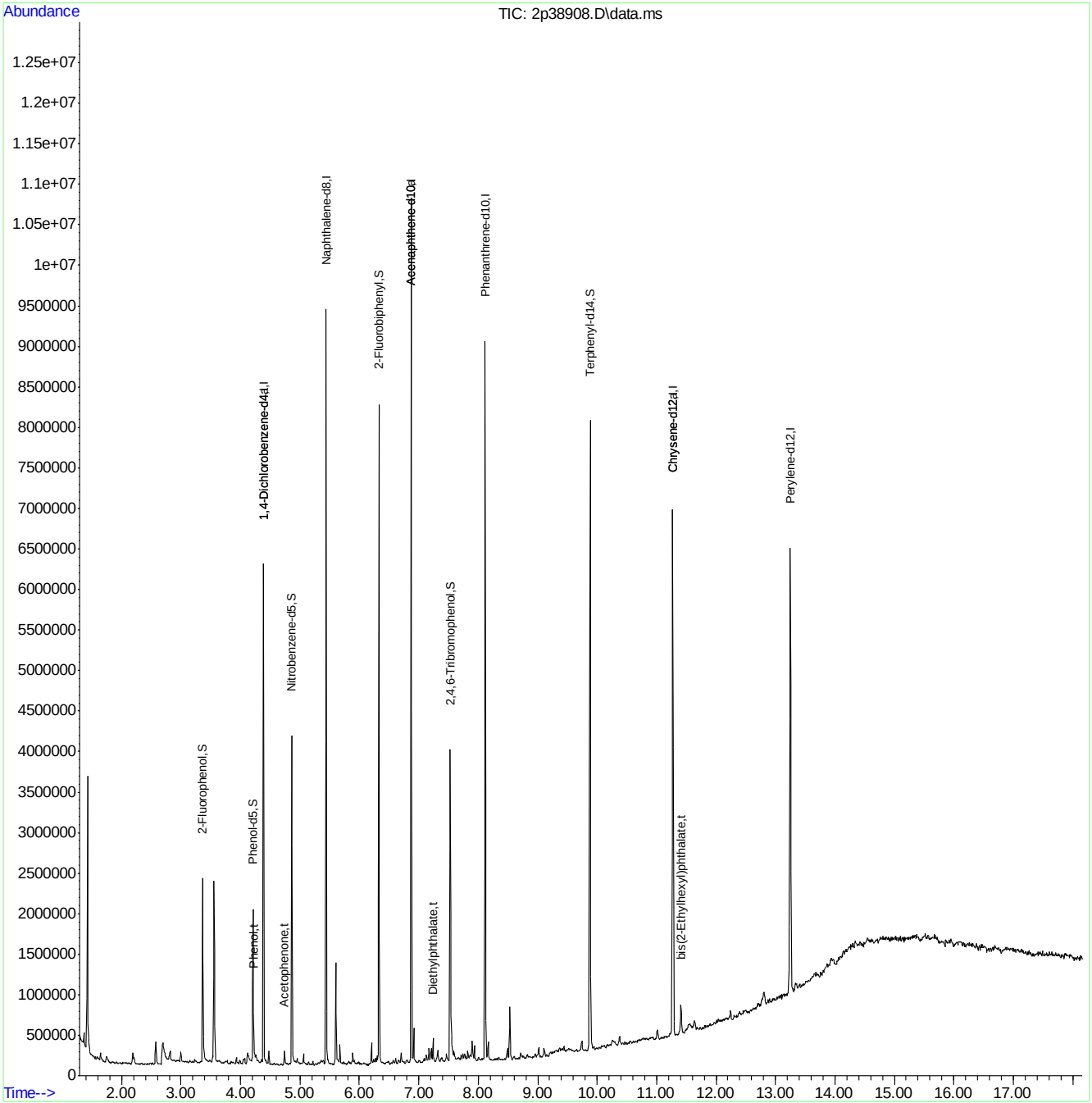

M2P1604.M Sat Jul 26 14:04:10 2014 RPT1 Page: 2

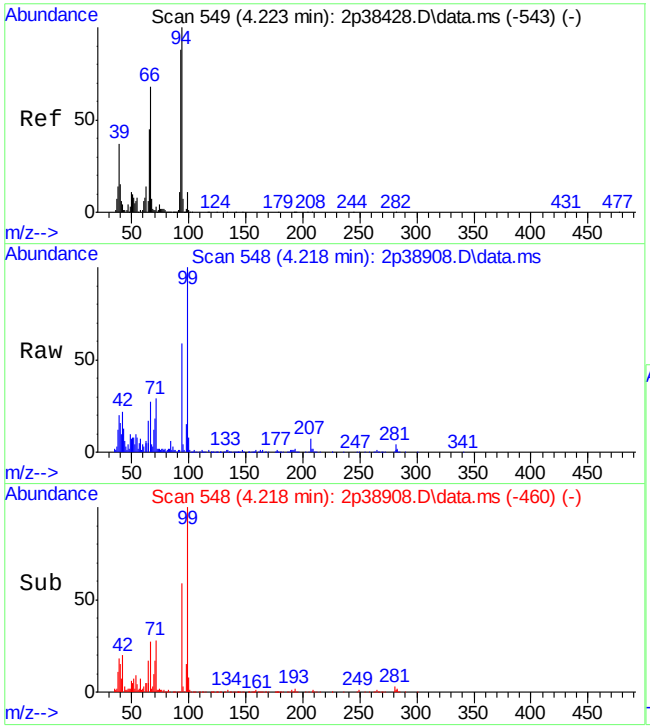

#9
Phenol
Concen: 2.03 ppb
RT: 4.218 min Scan# 548
Delta R.T. -0.027 min
Lab File: 2p38908.D
Acq: 26 Jul 2014 12:37 am

Tgt Ion: 94 Resp: 72915

Ion	Ratio	Lower	Upper
94	100		
65	27.0	15.4	75.4
66	44.5	38.3	98.3

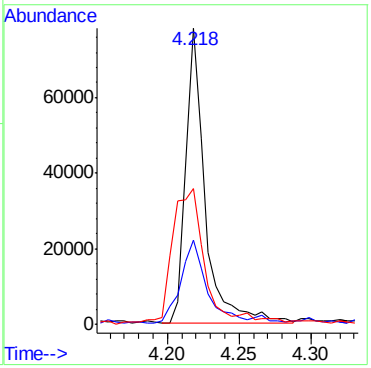

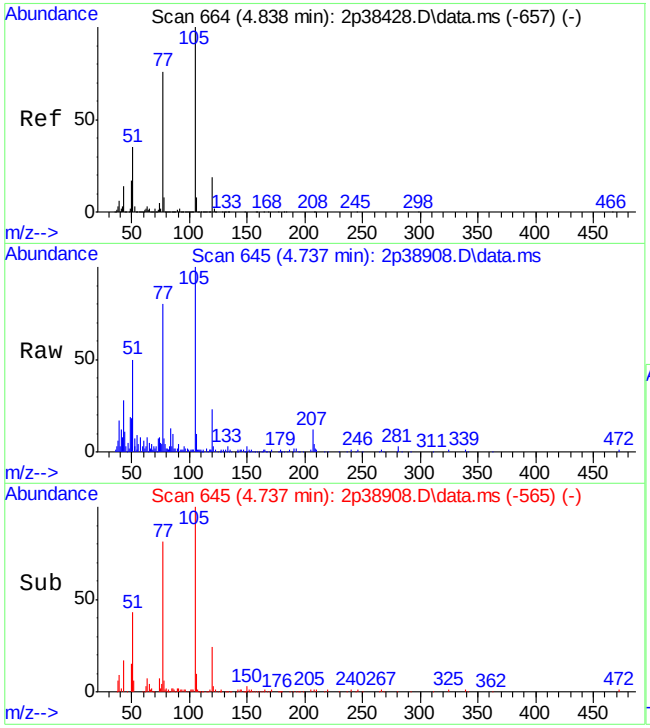

#18
Acetophenone
Concen: 1.04 ppb m
RT: 4.737 min Scan# 645
Delta R.T. -0.069 min
Lab File: 2p38908.D
Acq: 26 Jul 2014 12:37 am

Tgt Ion:105 Resp: 38385

Ion	Ratio	Lower	Upper
105	100		
120	23.1	0.0	49.3
77	80.1	46.5	106.5

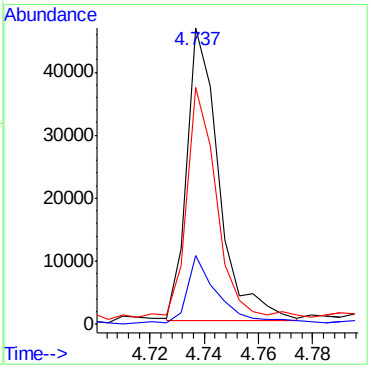

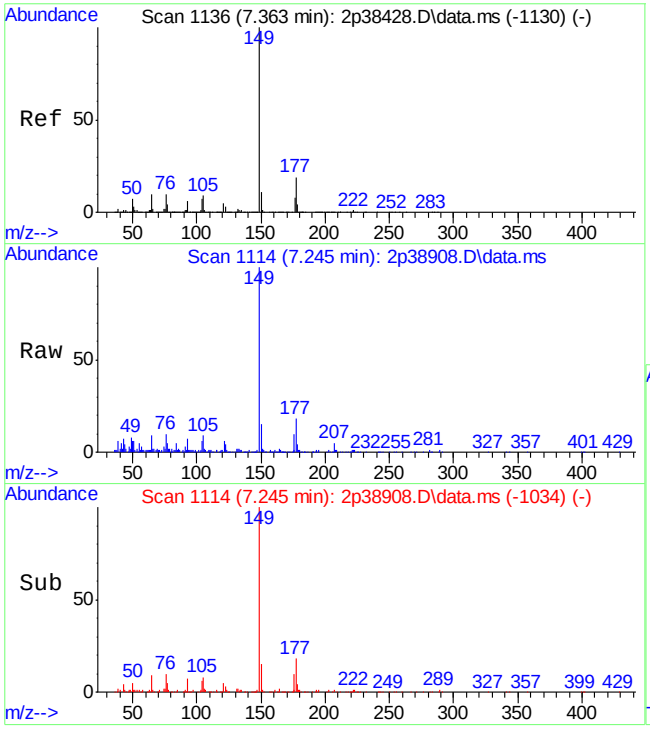

#65
Diethylphthalate
Concen: 1.60 ppb
RT: 7.245 min Scan# 1114
Delta R.T. -0.069 min
Lab File: 2p38908.D
Acq: 26 Jul 2014 12:37 am

Tgt Ion:149 Resp: 89696

Ion	Ratio	Lower	Upper
149	100		
177	17.0	0.0	48.8
150	14.3	0.0	41.3

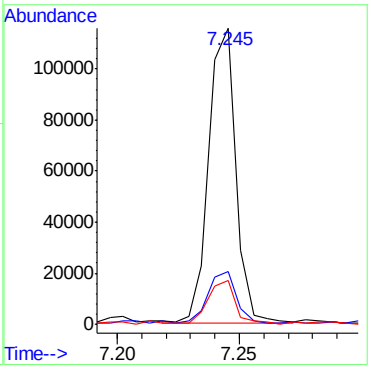

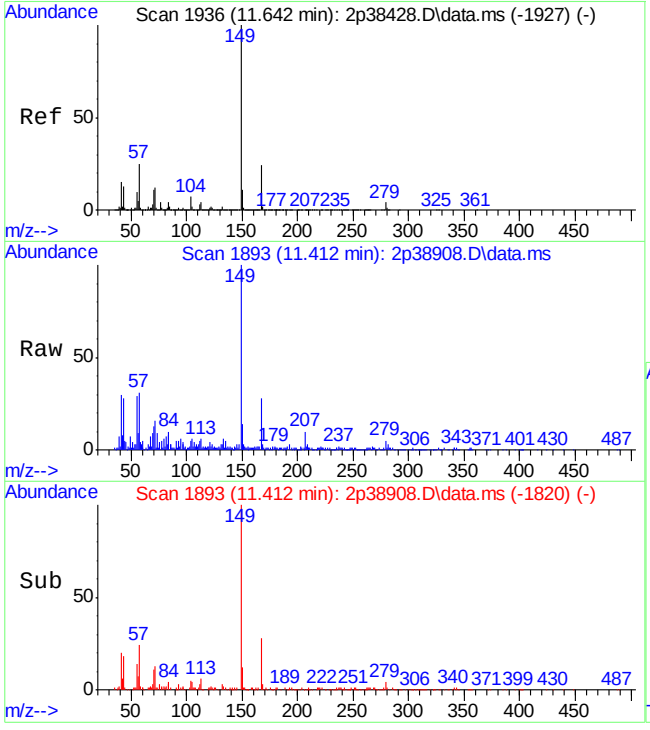

#91
bis(2-Ethylhexyl)phthalate
Concen: 3.37 ppb
RT: 11.412 min Scan# 1893
Delta R.T. -0.107 min
Lab File: 2p38908.D
Acq: 26 Jul 2014 12:37 am

Tgt Ion:149 Resp: 156352

Ion	Ratio	Lower	Upper
149	100		
167	28.0	0.0	54.1
279	4.6	0.0	33.8

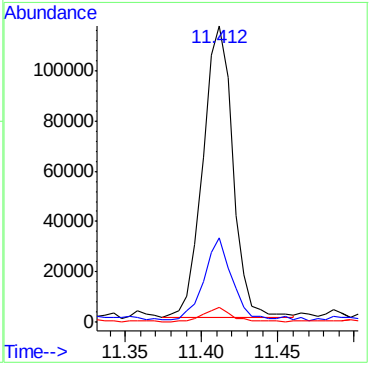

Manual Integration Approval Summary

Sample Number:	JB72256-6	**Method:**	SW846 8270D
Lab FileID:	2P38908.D	**Analyst approved:**	07/26/14 14:22 Andrew Lee Smith
Injection Time:	07/26/14 00:37	**Supervisor approved:**	07/29/14 12:08 Nina Pandya

Parameter	CAS	Sig#	R.T. (min.)	Reason
Acetophenone	98-86-2		4.74	Poor instrument integration

Quantitation Report (QT/LSC Reviewed)

Data Path : C:\msdchem\1\DATA\2P1623\
Data File : 2p38899.D
Acq On : 25 Jul 2014 9:12 pm
Operator : ashleyd
Sample : op76713-mb1
Misc : op76713,e2p1623,1000
ALS Vial : 5 Sample Multiplier: 1

Quant Time: Jul 28 10:29:28 2014
Quant Method : C:\MSDCHEM\1\METHODS\M2P1604.M
Quant Title : Semi Volatile Extractables by GC/MS
QLast Update : Sat Jul 19 09:32:13 2014
Response via : Initial Calibration

Compound	R.T.	QIon	Response	Conc	Units	Dev(Min)
Internal Standards						
1) 1,4-Dichlorobenzene-d4	4.378	152	792444	40.00	ppb	-0.07
24) Naphthalene-d8	5.432	136	2884620	40.00	ppb	-0.07
47) Acenaphthene-d10	6.866	164	1623028	40.00	ppb	-0.07
69) Phenanthrene-d10	8.106	188	2658152	40.00	ppb	-0.08
83) Chrysene-d12	11.262	240	2904847	40.00	ppb	-0.11
92) Perylene-d12	13.236	264	2358770	40.00	ppb	-0.11
102) 1,4-Dichlorobenzene-d4a	4.378	152	792444	40.00	ppb	-0.07
104) Acenaphthene-d10a	6.866	164	1623028	40.00	ppb	-0.07
107) Chrysene-d12a	11.262	240	2904847	40.00	ppb	-0.11
System Monitoring Compounds						
5) 2-Fluorophenol	3.325	112	550845	22.08	ppb	-0.07
Spiked Amount 50.000	Range 11 - 58		Recovery = 44.16%			
8) Phenol-d5	4.165	99	457194	15.66	ppb	-0.07
Spiked Amount 50.000	Range 10 - 59		Recovery = 31.32%			
25) Nitrobenzene-d5	4.854	82	990190	42.38	ppb	-0.07
Spiked Amount 50.000	Range 19 - 61		Recovery = 84.76%#			
51) 2-Fluorobiphenyl	6.320	172	2373125	41.77	ppb	-0.07
Spiked Amount 50.000	Range 21 - 58		Recovery = 83.54%#			
73) 2,4,6-Tribromophenol	7.518	330	364445	53.79	ppb	-0.07
Spiked Amount 50.000	Range 12 - 68		Recovery = 107.58%#			
85) Terphenyl-d14	9.866	244	2602928	44.14	ppb	-0.10
Spiked Amount 50.000	Range 16 - 65		Recovery = 88.28%#			
Target Compounds						Qvalue
91) bis(2-Ethylhexyl)phtha...	11.401	149	398720	8.93	ppb	98

(#) = qualifier out of range (m) = manual integration (+) = signals summed

Quantitation Report (QT/LSC Reviewed)

Data Path : C:\msdchem\1\DATA\2P1623\
Data File : 2p38899.D
Acq On : 25 Jul 2014 9:12 pm
Operator : ashleyd
Sample : op76713-mb1
Misc : op76713,e2p1623,1000
ALS Vial : 5 Sample Multiplier: 1

Quant Time: Jul 28 10:29:28 2014
Quant Method : C:\MSDCHEM\1\METHODS\M2P1604.M
Quant Title : Semi Volatile Extractables by GC/MS
QLast Update : Sat Jul 19 09:32:13 2014
Response via : Initial Calibration

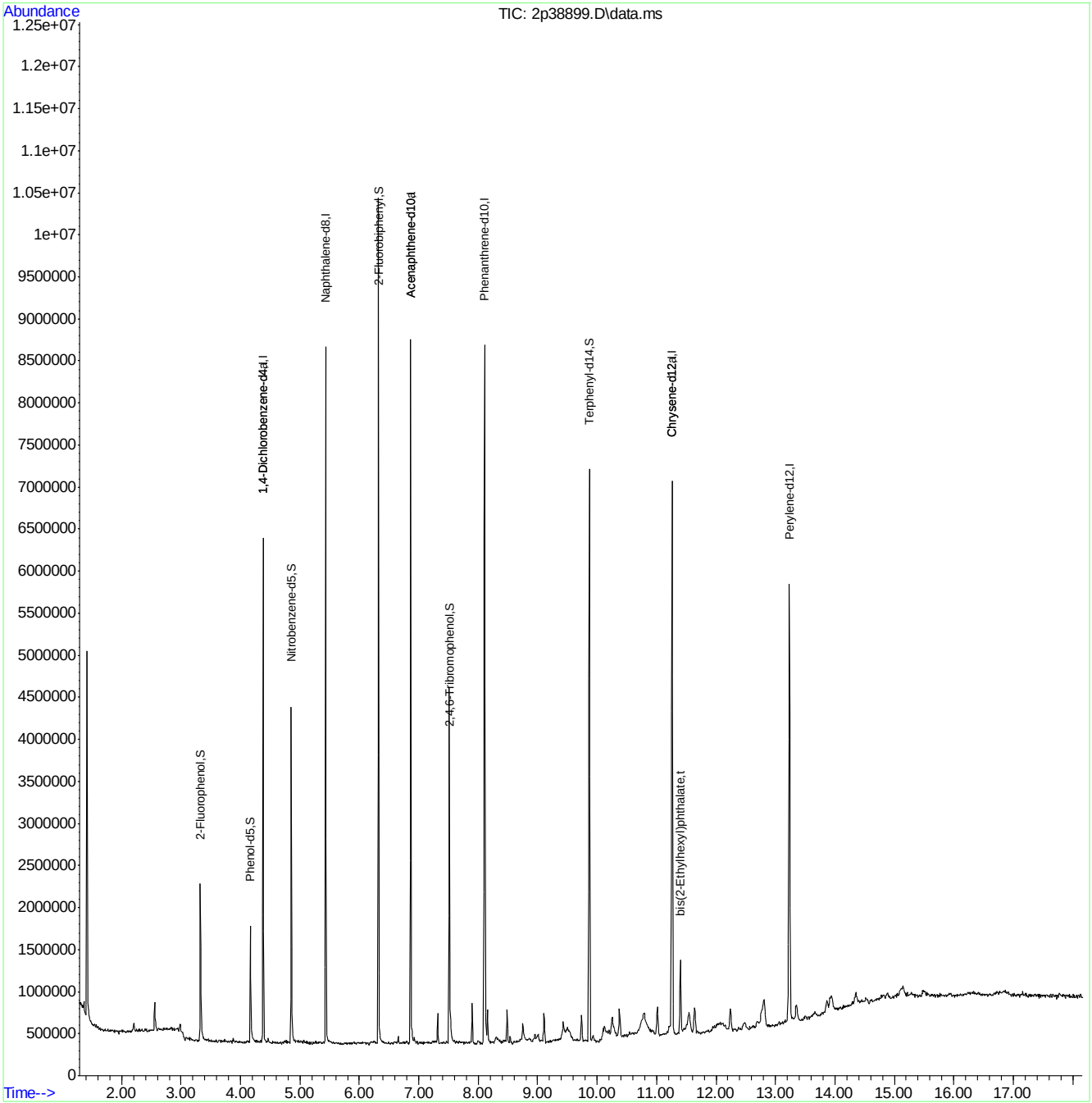

ACCUTEST LABORATORIES JB72256

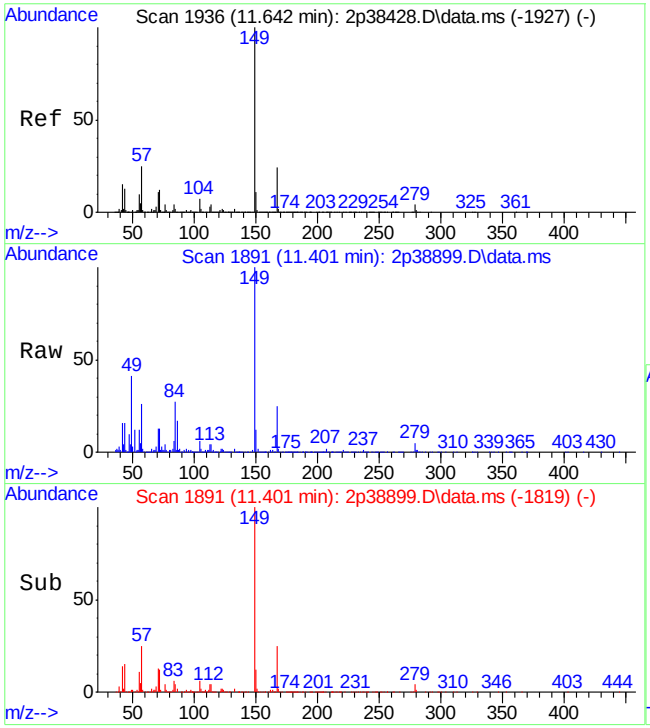

#91
bis(2-Ethylhexyl)phthalate
Concen: 8.93 ppb
RT: 11.401 min Scan# 1891
Delta R.T. -0.117 min
Lab File: 2p38899.D
Acq: 25 Jul 2014 9:12 pm

Tgt Ion:149 Resp: 398720

Ion	Ratio	Lower	Upper
149	100		
167	25.0	0.0	54.1
279	4.7	0.0	33.8

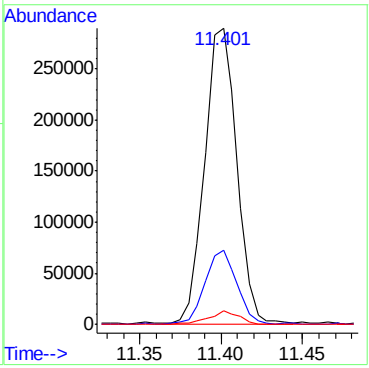

Quantitation Report (QT Reviewed)

Data Path : C:\msdchem\1\DATA\e5p526\
Data File : 5p10506.D
Acq On : 25 Jul 2014 11:00 pm
Operator : andrews1
Sample : op76701-mb1
Misc : op76701,e5p526,35.0
ALS Vial : 4 Sample Multiplier: 1

Quant Time: Jul 28 15:17:30 2014
Quant Method : C:\MSDCHEM\1\METHODS\M5P501.M
Quant Title : Semi Volatile GC/MS, zb-5msi 30mx .25mmx .25um
QLast Update : Fri Jul 25 13:29:40 2014
Response via : Initial Calibration

Compound	R.T.	QIon	Response	Conc	Units	Dev(Min)
Internal Standards						
1) 1,4-Dichlorobenzene-d4	4.748	152	94975	40.00	ppb	0.00
24) Naphthalene-d8	5.897	136	368468	40.00	ppb	0.00
47) Acenaphthene-d10	8.258	164	202109	40.00	ppb	0.00
69) Phenanthrene-d10	10.887	188	313566	40.00	ppb	0.00
83) Chrysene-d12	16.069	240	279648	40.00	ppb	0.00
92) Perylene-d12	18.697	264	240457	40.00	ppb	0.00
102) 1,4-Dichlorobenzene-d4a	4.748	152	94975	40.00	ppb	0.00
104) Acenaphthene-d10a	8.258	164	202109	40.00	ppb	0.00
106) Chrysene-d12a	16.069	240	279648	40.00	ppb	0.00
108) Phenanthrene-d10a	10.887	188	313566	40.00	ppb	0.00
110) Naphthalene-d8a	5.897	136	368468	40.00	ppb	0.00
System Monitoring Compounds						
5) 2-Fluorophenol	3.781	112	155601	45.14	ppb	0.00
Spiked Amount 50.000			Recovery = 90.28%			
8) Phenol-d5	4.492	99	194005	45.12	ppb	0.00
Spiked Amount 50.000			Recovery = 90.24%			
25) Nitrobenzene-d5	5.208	82	197684	57.39	ppb	0.00
Spiked Amount 50.000			Recovery = 114.78%			
51) 2-Fluorobiphenyl	7.238	172	329761	50.22	ppb	0.00
Spiked Amount 50.000			Recovery = 100.44%			
73) 2,4,6-Tribromophenol	9.621	330	38459	56.12	ppb	0.00
Spiked Amount 50.000			Recovery = 112.24%			
85) Terphenyl-d14	14.065	244	321856	50.11	ppb	0.00
Spiked Amount 50.000			Recovery = 100.22%			
Target Compounds						Qvalue

(#) = qualifier out of range (m) = manual integration (+) = signals summed

Quantitation Report (QT Reviewed)

Data Path : C:\msdchem\1\DATA\e5p526\
Data File : 5p10506.D
Acq On : 25 Jul 2014 11:00 pm
Operator : andrews1
Sample : op76701-mb1
Misc : op76701,e5p526,35.0
ALS Vial : 4 Sample Multiplier: 1

Quant Time: Jul 28 15:17:30 2014
Quant Method : C:\MSDCHEM\1\METHODS\M5P501.M
Quant Title : Semi Volatile GC/MS, zb-5msi 30mx .25mmx .25um
QLast Update : Fri Jul 25 13:29:40 2014
Response via : Initial Calibration

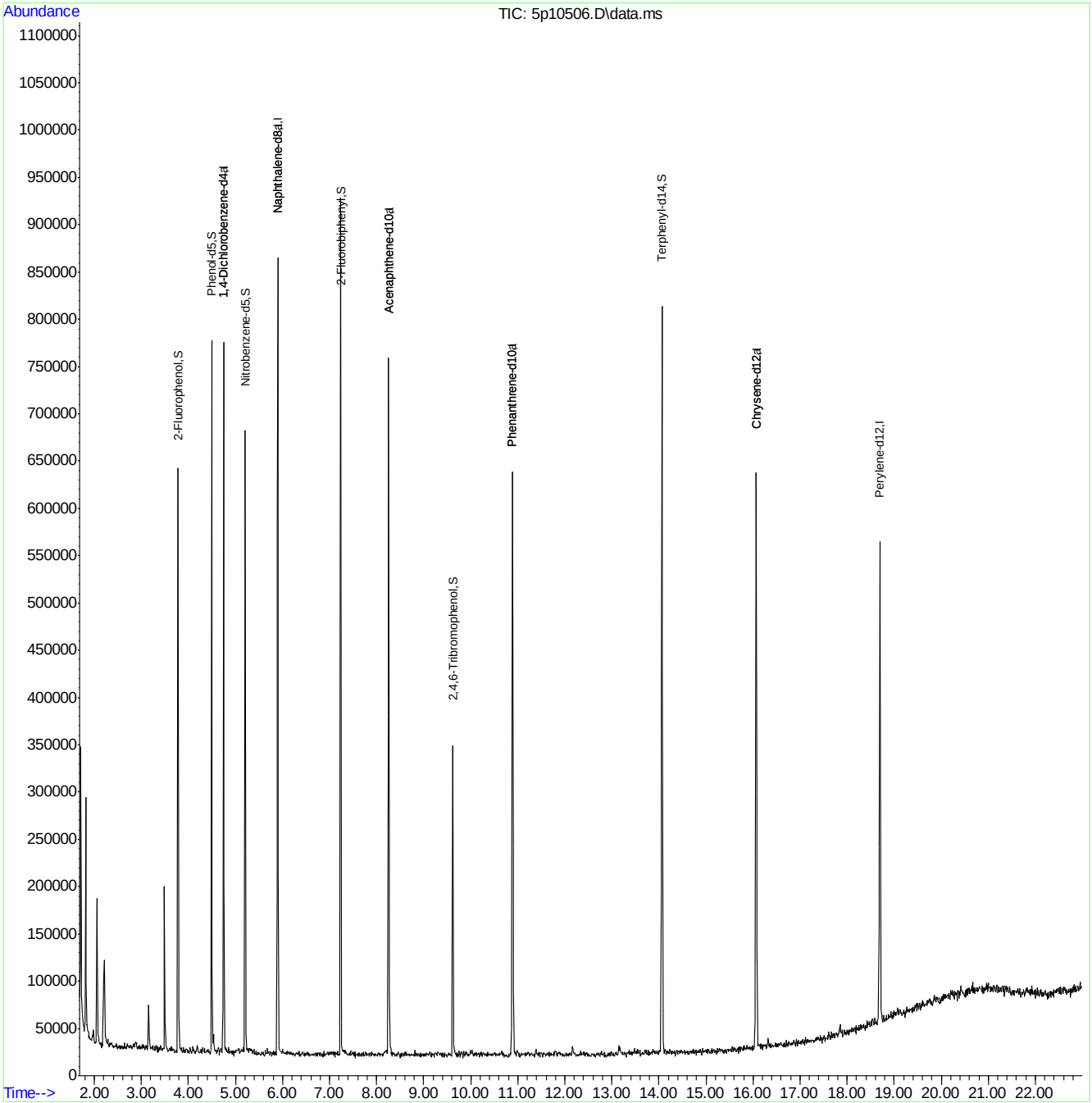

Quantitation Report (QT Reviewed)

Data Path : C:\msdchem\1\DATA\em4373\
Data File : m106897.D
Acq On : 31 Jul 2014 6:39 pm
Operator : saraw
Sample : op76701-mb1
Misc : op76701,em4373,35.0
ALS Vial : 4 Sample Multiplier: 1

Quant Time: Aug 01 14:23:00 2014
Quant Method : C:\msdchem\1\METHODS\MM4345.M
Quant Title : Semi Volatile GC/MS, rtx-5ms 30mx0.25mmx0.25um
QLast Update : Fri Aug 01 14:19:39 2014
Response via : Initial Calibration

Compound	R.T.	QIon	Response	Conc	Units	Dev(Min)
Internal Standards						
1) 1,4-Dichlorobenzene-d4	4.202	152	309113	40.00	ppb	0.00
24) Naphthalene-d8	5.212	136	1159893	40.00	ppb	0.00
47) Acenaphthene-d10	7.328	164	645686	40.00	ppb	0.00
69) Phenanthrene-d10	9.838	188	1014272	40.00	ppb	0.00
83) Chrysene-d12	14.935	240	1151612	40.00	ppb	0.00
92) Perylene-d12	17.536	264	1071257	40.00	ppb	0.00
102) 1,4-Dichlorobenzene-d4a	4.202	152	309113	40.00	ppb	0.00
104) Acenaphthene-d10a	7.328	164	645686	40.00	ppb	0.00
107) Chrysene-d12a	14.935	240	1151612	40.00	ppb	0.00
109) Phenanthrene-d10a	9.838	188	1014272	40.00	ppb	0.00
110) Naphthalene-d8a	5.212	136	1159893	40.00	ppb	0.00
System Monitoring Compounds						
5) 2-Fluorophenol	3.257	112	467041	45.18	ppb	0.00
Spiked Amount 50.000			Recovery = 90.36%			
8) Phenol-d5	4.010	99	636570	46.94	ppb	0.00
Spiked Amount 50.000			Recovery = 93.88%			
25) Nitrobenzene-d5	4.619	82	621091	51.16	ppb	0.00
Spiked Amount 50.000			Recovery = 102.32%			
51) 2-Fluorobiphenyl	6.409	172	1122354	48.47	ppb	0.00
Spiked Amount 50.000			Recovery = 96.94%			
73) 2,4,6-Tribromophenol	8.636	330	138043	52.33	ppb	0.00
Spiked Amount 50.000			Recovery = 104.66%			
86) Terphenyl-d14	12.990	244	1374222	53.55	ppb	0.00
Spiked Amount 50.000			Recovery = 107.10%			
Target Compounds						Qvalue

(#) = qualifier out of range (m) = manual integration (+) = signals summed

Quantitation Report (QT Reviewed)

Data Path : C:\msdchem\1\DATA\em4373\
Data File : m106897.D
Acq On : 31 Jul 2014 6:39 pm
Operator : saraw
Sample : op76701-mb1
Misc : op76701,em4373,35.0
ALS Vial : 4 Sample Multiplier: 1

Quant Time: Aug 01 14:23:00 2014
Quant Method : C:\msdchem\1\METHODS\MM4345.M
Quant Title : Semi Volatile GC/MS, rtx-5ms 30mx0.25mmx0.25um
QLast Update : Fri Aug 01 14:19:39 2014
Response via : Initial Calibration

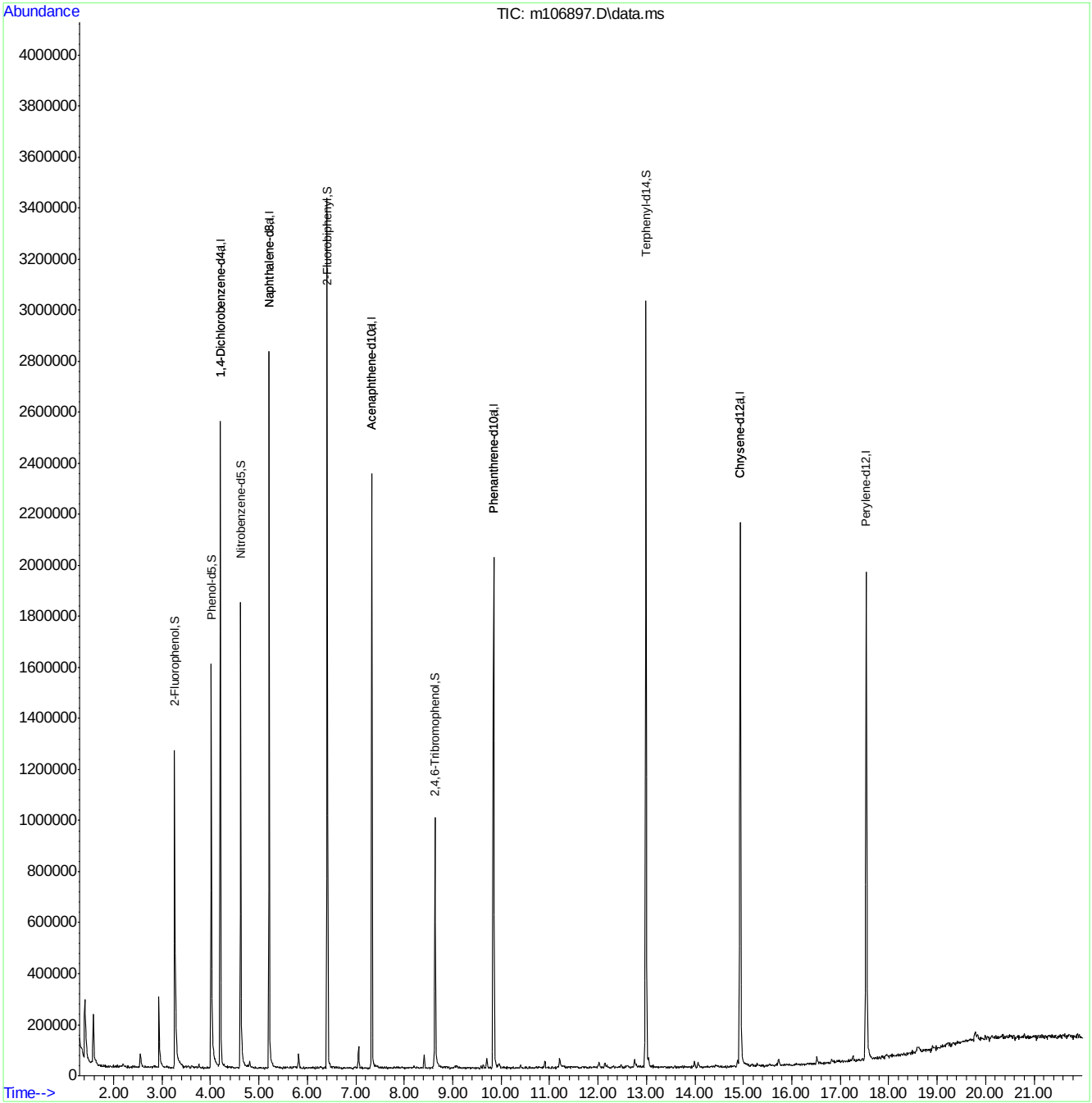

ACCUTEST LABORATORIES JB72256

Manual Integrations APPROVED (compounds with "m" flag)
Jennifer Laidlaw
07/28/14 13:29

Quantitation Report (QT Reviewed)

Data Path : C:\msdchem\1\DATA\2P1623\
Data File : 2p38900.D
Acq On : 25 Jul 2014 9:34 pm
Operator : ashleyd
Sample : op76713-bs1
Misc : op76713,e2p1623,1000
ALS Vial : 6 Sample Multiplier: 1

Quant Time: Jul 26 13:48:22 2014
Quant Method : C:\MSDCHEM\1\METHODS\M2P1604.M
Quant Title : Semi Volatile Extractables by GC/MS
QLast Update : Sat Jul 19 09:32:13 2014
Response via : Initial Calibration

Compound	R.T.	QIon	Response	Conc	Units		Dev(Min)
Internal Standards							
1) 1,4-Dichlorobenzene-d4	4.384	152	724732	40.00	ppb		-0.06
24) Naphthalene-d8	5.437	136	2484793	40.00	ppb		-0.06
47) Acenaphthene-d10	6.871	164	1446264	40.00	ppb		-0.06
69) Phenanthrene-d10	8.112	188	2388167	40.00	ppb		-0.07
83) Chrysene-d12	11.273	240	2632270	40.00	ppb		-0.10
92) Perylene-d12	13.241	264	2197251	40.00	ppb		-0.10
102) 1,4-Dichlorobenzene-d4a	4.384	152	724732	40.00	ppb		-0.06
104) Acenaphthene-d10a	6.871	164	1446264	40.00	ppb		-0.06
107) Chrysene-d12a	11.273	240	2632270	40.00	ppb		-0.10
System Monitoring Compounds							
5) 2-Fluorophenol	3.325	112	584614	25.63	ppb		-0.07
Spiked Amount 50.000	Range 11 - 58		Recovery = 51.26%				
8) Phenol-d5	4.164	99	493851	18.50	ppb		-0.07
Spiked Amount 50.000	Range 10 - 59		Recovery = 37.00%				
25) Nitrobenzene-d5	4.860	82	901049	44.77	ppb		-0.06
Spiked Amount 50.000	Range 19 - 61		Recovery = 89.54%#				
51) 2-Fluorobiphenyl	6.325	172	2098643	41.46	ppb		-0.06
Spiked Amount 50.000	Range 21 - 58		Recovery = 82.92%#				
73) 2,4,6-Tribromophenol	7.523	330	325628	53.49	ppb		-0.06
Spiked Amount 50.000	Range 12 - 68		Recovery = 106.98%#				
85) Terphenyl-d14	9.877	244	2449161	45.84	ppb		-0.09
Spiked Amount 50.000	Range 16 - 65		Recovery = 91.68%#				
Target Compounds							Qvalue
2) 1,4-Dioxane	1.629	88	217193	23.76	ppb		96
3) Pyridine	1.955	79	348195	14.96	ppb		95
4) N-Nitrosodimethylamine	1.918	74	340744	25.15	ppb		98
6) Indene	4.598	116	1675244	42.59	ppb		97
7) Cumene	3.699	105	1792265	31.26	ppb		99
9) Phenol	4.175	94	591925	19.31	ppb	#	73
10) Aniline	4.127	93	930755	27.26	ppb	#	56
11) bis(2-Chloroethyl)ether	4.180	93	797798	43.99	ppb		92
12) 2-Chlorophenol	4.234	128	1063104	42.23	ppb		99
13) Decane	4.261	57	843651	33.36	ppb		94
14) 1,3-Dichlorobenzene	4.336	146	930886	30.89	ppb		99
15) 1,4-Dichlorobenzene	4.400	146	936139	30.86	ppb		99
16) Benzyl alcohol	4.533	108	512798	36.35	ppb		97
17) 1,2-Dichlorobenzene	4.523	146	964780	34.33	ppb		98
18) Acetophenone	4.731	105	1432027	45.42	ppb		97
19) 2-Methylphenol	4.662	108	791980	39.71	ppb		98
20) 2,2'-oxybis(1-Chloropr...	4.630	121	221329	39.53	ppb	#	75
21) 3&4-Methylphenol	4.790	108	789412	36.52	ppb		98
22) n-Nitroso-di-n-propyla...	4.742	70	599295	42.47	ppb		97
23) Hexachloroethane	4.795	201	334040	29.57	ppb		83
26) Nitrobenzene	4.870	77	883647	43.21	ppb		94
27) Quinoline	5.732	129	2198639	49.20	ppb		99
28) Isophorone	5.068	82	1543381	45.00	ppb		96
29) 2-Nitrophenol	5.138	139	626472	53.89	ppb		85

Quantitation Report (QT Reviewed)

Data Path : C:\msdchem\1\DATA\2P1623\
Data File : 2p38900.D
Acq On : 25 Jul 2014 9:34 pm
Operator : ashleyd
Sample : op76713-bs1
Misc : op76713,e2p1623,1000
ALS Vial : 6 Sample Multiplier: 1

Quant Time: Jul 26 13:48:22 2014
Quant Method : C:\MSDCHEM\1\METHODS\M2P1604.M
Quant Title : Semi Volatile Extractables by GC/MS
QLast Update : Sat Jul 19 09:32:13 2014
Response via : Initial Calibration

Compound	R.T.	QIon	Response	Conc	Units	Dev(Min)
30) 2,4-Dimethylphenol	5.207	107	997989	49.65	ppb	97
31) Benzoic acid	5.336	105	257972	17.43	ppb	97
32) bis(2-Chloroethoxy)met...	5.255	93	1020421	48.53	ppb	98
33) 2,4-Dichlorophenol	5.352	162	995574	49.80	ppb	94
34) 2,6-Dichlorophenol	5.528	162	950092	48.67	ppb	98
36) 1,2,4-Trichlorobenzene	5.395	180	855993	36.15	ppb	98
38) Naphthalene	5.453	128	2585720	39.79	ppb	99
39) 4-Chloroaniline	5.528	127	921709	32.46	ppb	97
40) 2,3-Dichloroaniline	6.266	161	1254638	49.64	ppb	99
41) Caprolactam	5.817	113	75614	13.73	ppb	84
42) Hexachlorobutadiene	5.560	225	461893	32.18	ppb	98
43) 4-Chloro-3-methylphenol	5.962	107	909001	50.49	ppb	98
44) 2-Methylnaphthalene	6.020	141	1664158	41.16	ppb	98
45) 1-Methylnaphthalene	6.101	141	1831958	46.30	ppb	99
46) Dimethylnaphthalene	6.528	156	1927826	48.19	ppb	99
48) Hexachlorocyclopentadiene	6.154	237	1070184	74.84	ppb	98
49) 2,4,6-Trichlorophenol	6.277	196	752506	49.73	ppb	99
50) 2,4,5-Trichlorophenol	6.320	196	815794	49.58	ppb	95
52) 2-Chloronaphthalene	6.416	162	1752507	39.52	ppb	99
53) Biphenyl	6.405	154	2601757	46.72	ppb	100
54) 2-Nitroaniline	6.528	65	591065	49.82	ppb	89
55) Dimethylphthalate	6.673	163	2212238	45.77	ppb	100
56) Acenaphthylene	6.753	152	2579272	36.93	ppb	99
57) 2,6-Dinitrotoluene	6.721	165	480374	50.27	ppb	87
58) 3-Nitroaniline	6.871	138	468587	40.58	ppb	93
59) Acenaphthene	6.898	153	1908271	43.77	ppb	99
60) 2,4-Dinitrophenol	6.951	184	604154m	99.37	ppb	
61) 4-Nitrophenol	7.074	109	154200	25.65	ppb	91
62) Dibenzofuran	7.037	168	2695824	43.64	ppb	98
63) 2,4-Dinitrotoluene	7.053	165	618662	47.41	ppb	86
64) 2,3,4,6-Tetrachlorophenol	7.160	232	633831	46.46	ppb	97
65) Diethylphthalate	7.240	149	2210622	46.93	ppb	98
66) Fluorene	7.315	166	2226532	45.66	ppb	98
67) 4-Chlorophenyl-phenyle...	7.320	204	1063138	44.22	ppb	98
68) 4-Nitroaniline	7.374	138	519921	43.36	ppb	89
70) 4,6-Dinitro-2-methylph...	7.390	198	410448	51.89	ppb	86
71) n-Nitrosodiphenylamine	7.427	169	1546757	49.76	ppb	98
72) 1,2-Diphenylhydrazine	7.448	77	1983236	52.29	ppb	99
74) 4-Bromophenyl-phenylether	7.721	248	664073	47.92	ppb	95
75) Hexachlorobenzene	7.775	284	699118	45.72	ppb	93
76) Pentachlorophenol	7.967	266	391733	43.01	ppb	97
77) Phenanthrene	8.133	178	3031994	44.81	ppb	99
78) Anthracene	8.181	178	3116919	46.78	ppb	99
79) Carbazole	8.358	167	3038047	47.45	ppb	99
80) Di-n-butylphthalate	8.716	149	3777628	53.75	ppb	100
81) Fluoranthene	9.385	202	3732576	47.69	ppb	100
82) Octadecane	8.026	43	1069118	60.93	ppb	94
84) Pyrene	9.652	202	3725475	43.05	ppb	99
86) Butylbenzylphthalate	10.561	149	1586205	48.67	ppb	96
88) Benzo[a]anthracene	11.257	228	3530361	44.13	ppb	100

Quantitation Report (QT Reviewed)

Data Path : C:\msdchem\1\DATA\2P1623\
Data File : 2p38900.D
Acq On : 25 Jul 2014 9:34 pm
Operator : ashleyd
Sample : op76713-bs1
Misc : op76713,e2p1623,1000
ALS Vial : 6 Sample Multiplier: 1

Quant Time: Jul 26 13:48:22 2014
Quant Method : C:\MSDCHEM\1\METHODS\M2P1604.M
Quant Title : Semi Volatile Extractables by GC/MS
QLast Update : Sat Jul 19 09:32:13 2014
Response via : Initial Calibration

Compound	R.T.	QIon	Response	Conc	Units	Dev(Min)
89) 3,3'-Dichlorobenzidine	11.278	252	2317706	89.12	ppb	96
90) Chrysene	11.310	228	3553892	49.09	ppb	99
91) bis(2-Ethylhexyl)phtha...	11.406	149	2621321	64.82	ppb	98
93) Di-n-octylphthalate	12.332	149	4127166	54.40	ppb	99
94) Benzo[b]fluoranthene	12.754	252	3821402	52.56	ppb	98
95) Benzo[k]fluoranthene	12.786	252	3102826	43.62	ppb	99
96) Benzo[a]pyrene	13.166	252	3169332	51.71	ppb	99
97) Indeno[1,2,3-cd]pyrene	14.546	276	2952370m	48.01	ppb	
99) Dibenz[a,h]anthracene	14.573	278	2739933	47.53	ppb	99
100) 7,12-Dimethylbenz(a)an...	12.749	256	1660560	54.37	ppb	98
101) Benzo[g,h,i]perylene	14.878	276	2924880	49.53	ppb	97
103) Benzaldehyde	4.020	105	906305	52.85	ppb	93
105) Atrazine	7.887	215	329753	50.16	ppb	88
106) 1,2,4,5-Tetrachloroben...	6.159	216	1031763	38.14	ppb	97
108) Benzidine	9.583	184	552049m	18.84	ppb	

(#) = qualifier out of range (m) = manual integration (+) = signals summed

Quantitation Report (QT Reviewed)

Data Path : C:\msdchem\1\DATA\2P1623\
Data File : 2p38900.D
Acq On : 25 Jul 2014 9:34 pm
Operator : ashleyd
Sample : op76713-bs1
Misc : op76713,e2p1623,1000
ALS Vial : 6 Sample Multiplier: 1

Quant Time: Jul 26 13:48:22 2014
Quant Method : C:\MSDCHEM\1\METHODS\M2P1604.M
Quant Title : Semi Volatile Extractables by GC/MS
QLast Update : Sat Jul 19 09:32:13 2014
Response via : Initial Calibration

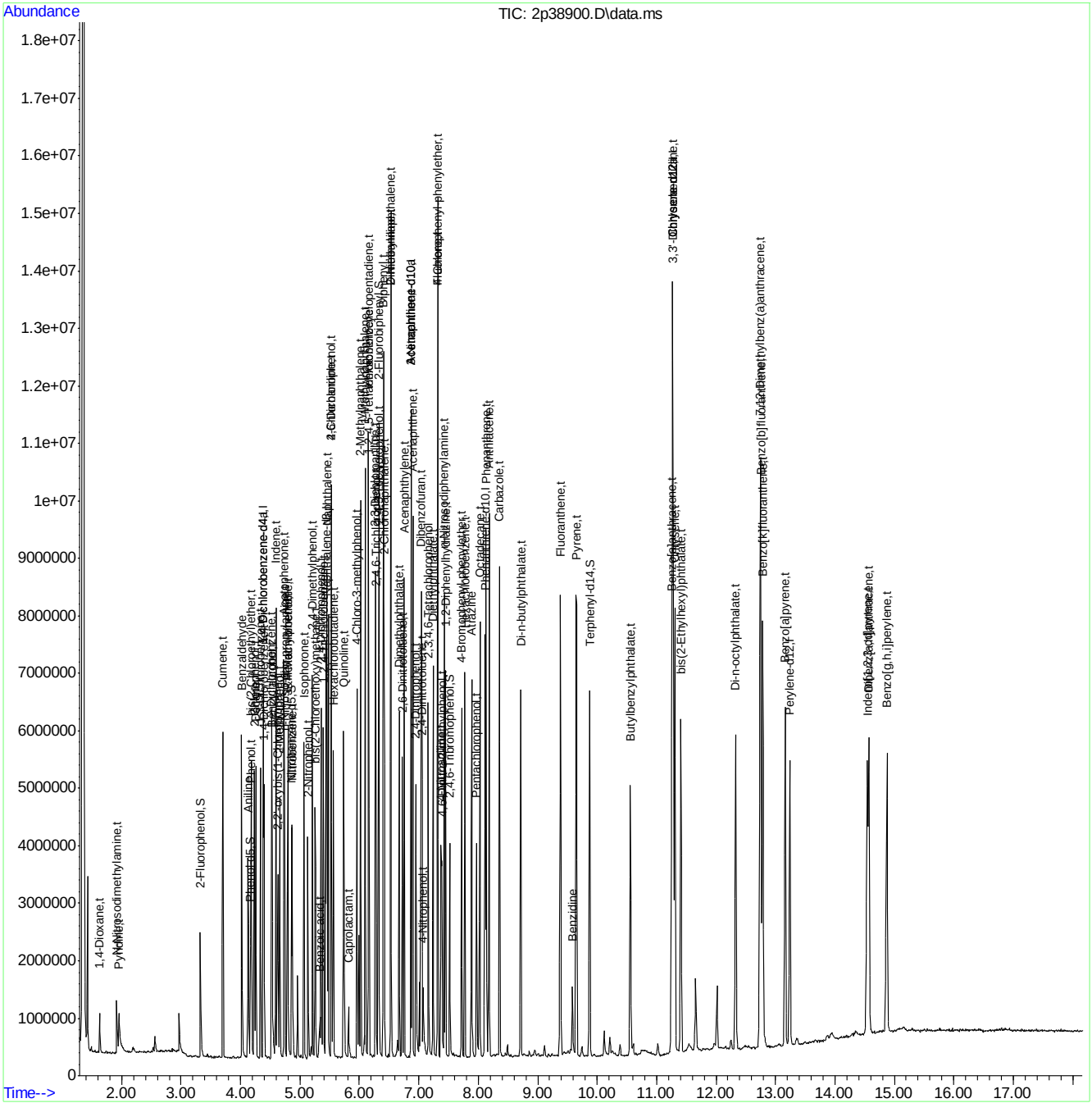

ACCUTEST LABORATORIES JB72256

Manual Integration Approval Summary

Sample Number: OP76713-BS1
Lab FileID: 2P38900.D
Injection Time: 07/25/14 21:34
Method: SW846 8270D
Analyst approved: 07/26/14 14:22 Andrew Lee Smith
Supervisor approved: 07/28/14 13:29 Jennifer Laidlaw

Parameter	CAS	Sig#	R.T. (min.)	Reason
2,4-Dinitrophenol	51-28-5		6.95	Poor instrument integration
Benzidine	92-87-5		9.58	Poor instrument integration
Indeno(1,2,3-cd)pyrene	193-39-5		14.55	Overlapping peak

Quantitation Report (Qedit)

Data Path : C:\msdchem\1\DATA\2P1623\
Data File : 2p38900.D
Acq On : 25 Jul 2014 9:34 pm
Operator : ashleyd
Sample : op76713-bs1
Misc : op76713,e2p1623,1000
ALS Vial : 6 Sample Multiplier: 1

Quant Time: Jul 25 21:51:57 2014
Quant Method : C:\MSDCHEM\1\METHODS\M2P1604.M
Quant Title : Semi Volatile Extractables by GC/MS
QLast Update : Sat Jul 19 09:32:13 2014
Response via : Initial Calibration

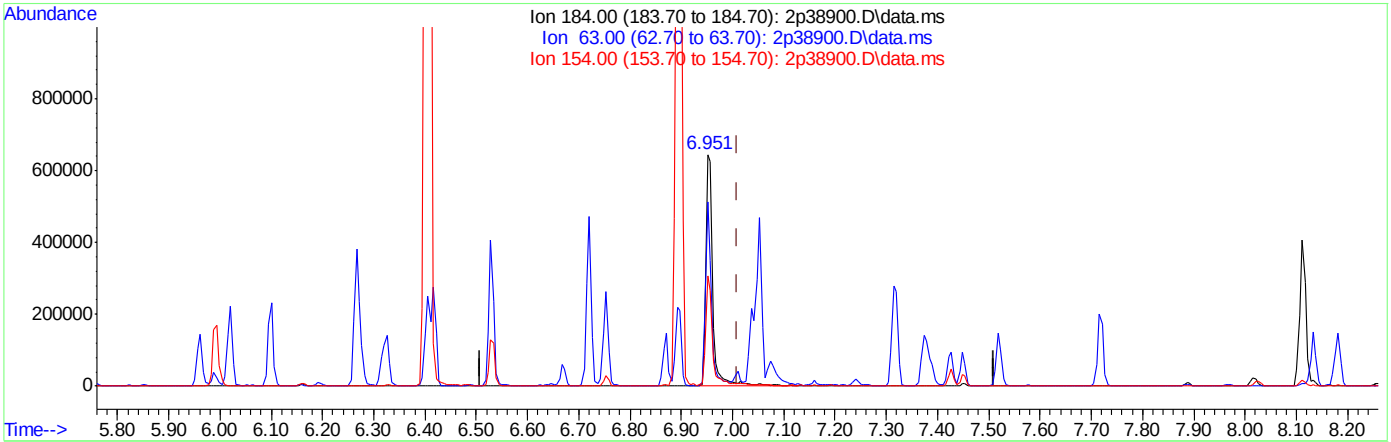

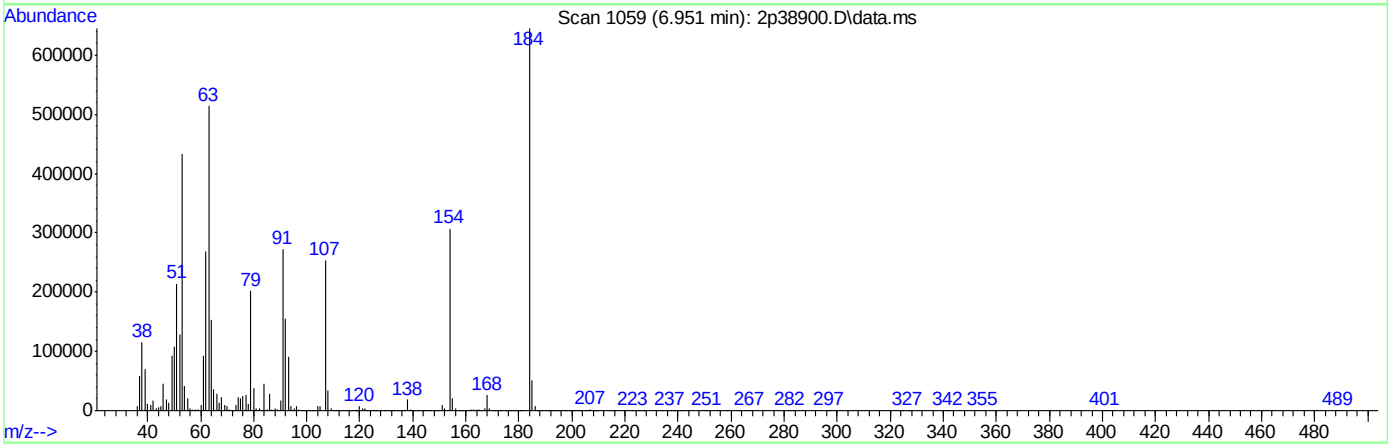

TIC: 2p38900.D\data.ms

(60) 2,4-Dinitrophenol (t)

6.951min (-0.059) 99.37ppb m

response 604154

Ion	Exp%	Act%
184.00	100	100
63.00	32.60	79.69#
154.00	0.00	47.61#
0.00	0.00	0.00

9.3.1.2

9

Quantitation Report (Qedit)

Data Path : C:\msdchem\1\DATA\2P1623\
Data File : 2p38900.D
Acq On : 25 Jul 2014 9:34 pm
Operator : ashleyd
Sample : op76713-bs1
Misc : op76713,e2p1623,1000
ALS Vial : 6 Sample Multiplier: 1

Quant Time: Jul 25 21:51:57 2014
Quant Method : C:\MSDCHEM\1\METHODS\M2P1604.M
Quant Title : Semi Volatile Extractables by GC/MS
QLast Update : Sat Jul 19 09:32:13 2014
Response via : Initial Calibration

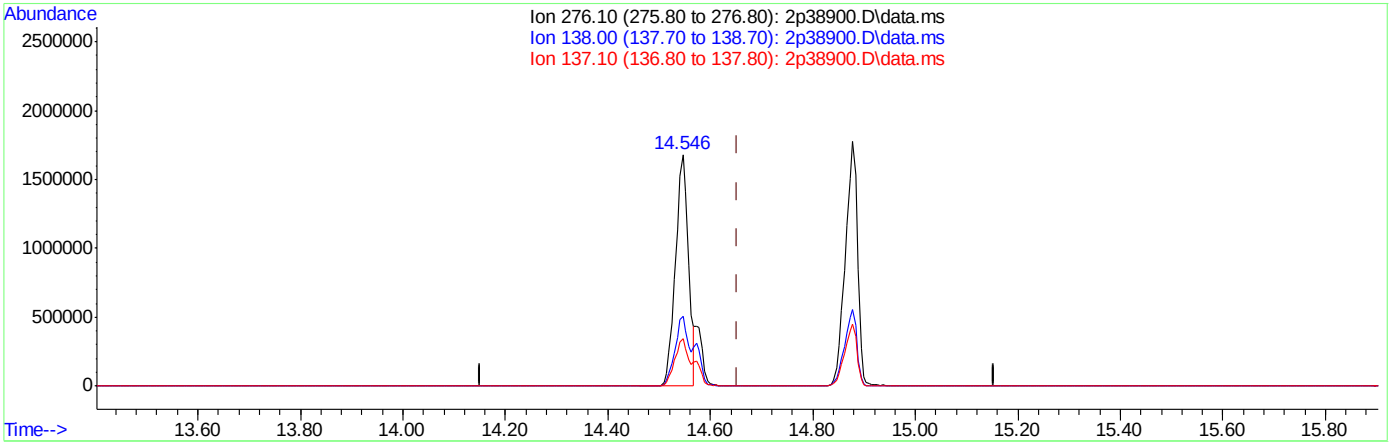

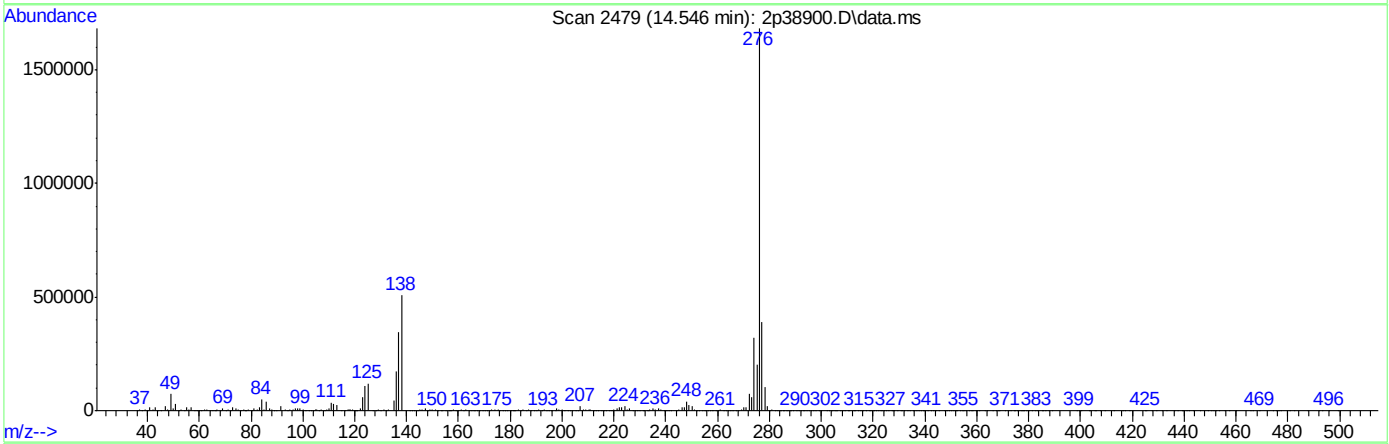

TIC: 2p38900.D\data.ms

(97) Indeno[1,2,3-cd]pyrene (t)

14.546min (-0.107) 48.01ppb m

response 2952370

Ion	Exp%	Act%
276.10	100	100
138.00	26.30	30.23
137.10	18.40	20.50
0.00	0.00	0.00

ACCUTEST LABORATORIES JB72256

Quantitation Report (Qedit)

Data Path : C:\msdchem\1\DATA\2P1623\
Data File : 2p38900.D
Acq On : 25 Jul 2014 9:34 pm
Operator : ashleyd
Sample : op76713-bs1
Misc : op76713,e2p1623,1000
ALS Vial : 6 Sample Multiplier: 1

Quant Time: Jul 25 21:51:57 2014
Quant Method : C:\MSDCHEM\1\METHODS\M2P1604.M
Quant Title : Semi Volatile Extractables by GC/MS
QLast Update : Sat Jul 19 09:32:13 2014
Response via : Initial Calibration

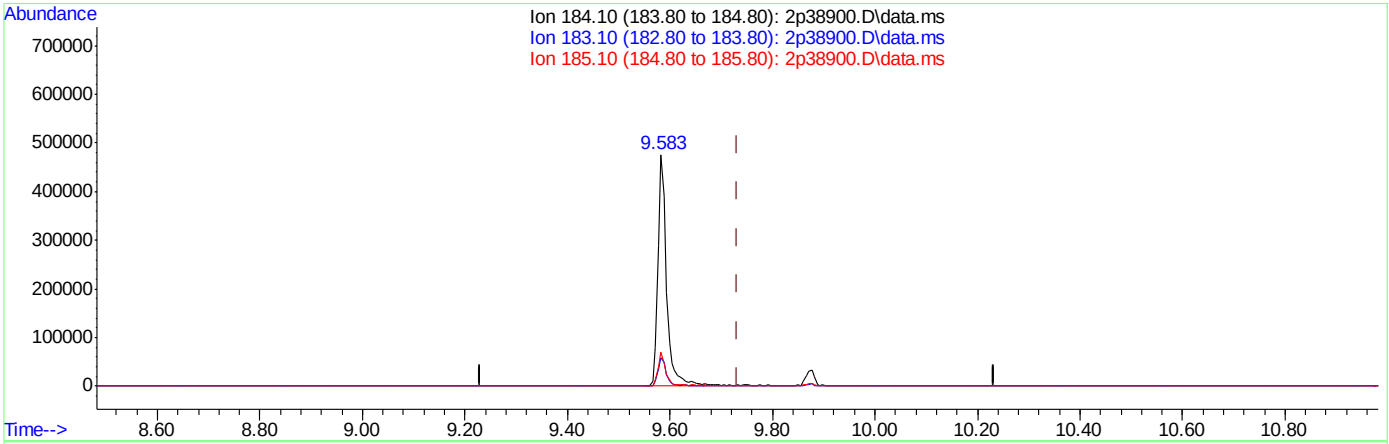

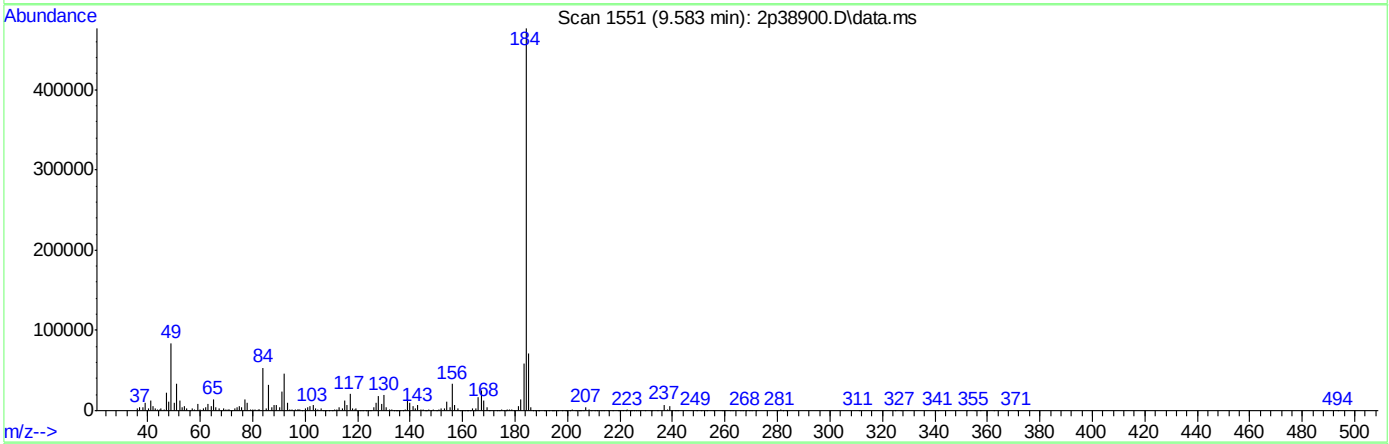

TIC: 2p38900.D\data.ms

(108) Benzidine

9.583min (-0.149) 18.84ppb m

response 552049

Ion	Exp%	Act%
184.10	100	100
183.10	11.70	12.45
185.10	14.50	14.86
0.00	0.00	0.00

Quantitation Report (QT Reviewed)

Data Path : C:\msdchem\1\DATA\e5p526\
Data File : 5p10510.D
Acq On : 25 Jul 2014 11:30 pm
Operator : andrews1
Sample : op76701-bs1
Misc : op76701,e5p526,35.0
ALS Vial : 8 Sample Multiplier: 1

Quant Time: Jul 28 15:21:49 2014
Quant Method : C:\MSDCHEM\1\METHODS\M5P501.M
Quant Title : Semi Volatile GC/MS, zb-5msi 30mx .25mmx .25um
QLast Update : Fri Jul 25 13:29:40 2014
Response via : Initial Calibration

Compound	R.T.	QIon	Response	Conc	Units		Dev(Min)
Internal Standards							
1) 1,4-Dichlorobenzene-d4	4.754	152	97043	40.00	ppb		0.00
24) Naphthalene-d8	5.903	136	386537	40.00	ppb		0.00
47) Acenaphthene-d10	8.264	164	205467	40.00	ppb		0.00
69) Phenanthrene-d10	10.898	188	319896	40.00	ppb		0.00
83) Chrysene-d12	16.080	240	301038	40.00	ppb		0.00
92) Perylene-d12	18.703	264	250193	40.00	ppb		0.00
102) 1,4-Dichlorobenzene-d4a	4.754	152	97043	40.00	ppb		0.00
104) Acenaphthene-d10a	8.264	164	205467	40.00	ppb		0.00
106) Chrysene-d12a	16.080	240	301038	40.00	ppb		0.00
108) Phenanthrene-d10a	10.898	188	319896	40.00	ppb		0.00
110) Naphthalene-d8a	5.903	136	386537	40.00	ppb		0.00
System Monitoring Compounds							
5) 2-Fluorophenol	3.782	112	147973	42.01	ppb		0.00
Spiked Amount 50.000			Recovery = 84.02%				
8) Phenol-d5	4.498	99	179882	40.94	ppb		0.00
Spiked Amount 50.000			Recovery = 81.88%				
25) Nitrobenzene-d5	5.208	82	177837	49.21	ppb		0.00
Spiked Amount 50.000			Recovery = 98.42%				
51) 2-Fluorobiphenyl	7.238	172	296877	44.47	ppb		0.00
Spiked Amount 50.000			Recovery = 88.94%				
73) 2,4,6-Tribromophenol	9.626	330	35162	50.29	ppb		0.00
Spiked Amount 50.000			Recovery = 100.58%				
85) Terphenyl-d14	14.071	244	293401	42.44	ppb		0.00
Spiked Amount 50.000			Recovery = 84.88%				
Target Compounds							Qvalue
2) 1,4-Dioxane	2.313	88	47712	29.91	ppb		88
3) Pyridine	2.633	79	141167	34.51	ppb		94
4) N-Nitrosodimethylamine	2.601	74	98818	39.81	ppb		74
6) Indene	4.957	116	281235	48.90	ppb		95
7) Cumene	4.150	105	375193	44.64	ppb		96
9) Phenol	4.503	94	214147	43.26	ppb	#	29
10) Aniline	4.503	93	183488	34.84	ppb	#	14
11) bis(2-Chloroethyl)ether	4.546	93	146921	42.29	ppb		96
12) 2-Chlorophenol	4.599	128	160966	43.43	ppb		90
13) Decane	4.626	43	171279	45.98	ppb		99
14) 1,3-Dichlorobenzene	4.711	146	164417	38.55	ppb		95
15) 1,4-Dichlorobenzene	4.765	146	164418	39.10	ppb		96
16) Benzyl alcohol	4.866	108	105983	42.36	ppb		73
17) 1,2-Dichlorobenzene	4.888	146	159766	40.44	ppb		97
18) Acetophenone	5.075	105	252673	53.53	ppb		91
19) 2-Methylphenol	4.968	108	151324	47.48	ppb		99
20) 2,2'-oxybis(1-Chloropr...	4.968	45	208052	44.08	ppb	#	58
21) 3&4-Methylphenol	5.091	108	157587	49.26	ppb		100
22) n-Nitroso-di-n-propyla...	5.080	70	121187	52.59	ppb		97
23) Hexachloroethane	5.171	201	52153	42.80	ppb		93
26) Nitrobenzene	5.229	77	184147	47.53	ppb		87
27) Quinoline	6.298	129	324917	42.83	ppb		92

Quantitation Report (QT Reviewed)

Data Path : C:\msdchem\1\DATA\e5p526\
Data File : 5p10510.D
Acq On : 25 Jul 2014 11:30 pm
Operator : andrews1
Sample : op76701-bs1
Misc : op76701,e5p526,35.0
ALS Vial : 8 Sample Multiplier: 1

Quant Time: Jul 28 15:21:49 2014
Quant Method : C:\MSDCHEM\1\METHODS\M5P501.M
Quant Title : Semi Volatile GC/MS, zb-5msi 30mx .25mmx .25um
QLast Update : Fri Jul 25 13:29:40 2014
Response via : Initial Calibration

	Compound	R.T.	QIon	Response	Conc	Units		Dev(Min)
28)	Isophorone	5.438	82	292736	43.95	ppb		93
29)	2-Nitrophenol	5.518	139	94430	46.80	ppb		87
30)	2,4-Dimethylphenol	5.561	107	174338	60.69	ppb		85
31)	Benzoic acid	5.684	105	109789	42.60	ppb		86
32)	bis(2-Chloroethoxy)met...	5.641	93	175843	43.99	ppb		97
33)	2,4-Dichlorophenol	5.764	162	128065	45.04	ppb		94
34)	2,6-Dichlorophenol	5.999	162	130230	45.95	ppb		96
36)	1,2,4-Trichlorobenzene	5.844	180	127214	40.98	ppb		95
38)	Naphthalene	5.924	128	423700	40.81	ppb		99
39)	4-Chloroaniline	5.983	127	130750	29.75	ppb		91
40)	2,3-Dichloroaniline	7.121	161	154257	42.74	ppb		97
41)	Caprolactam	6.394	55	80559	49.67	ppb		90
42)	Hexachlorobutadiene	6.058	225	70780	49.24	ppb		96
43)	4-Chloro-3-methylphenol	6.570	107	151904	50.95	ppb		87
44)	2-Methylnaphthalene	6.736	141	259612	41.36	ppb		96
45)	1-Methylnaphthalene	6.864	142	319258	44.04	ppb		89
46)	Dimethylnaphthalene	7.617	156	285533	45.39	ppb		94
48)	Hexachlorocyclopentadiene	6.955	237	143520	101.89	ppb		96
49)	2,4,6-Trichlorophenol	7.131	196	87723	50.34	ppb		99
50)	2,4,5-Trichlorophenol	7.195	196	96216	50.22	ppb		99
52)	2-Chloronaphthalene	7.409	162	257508	40.93	ppb		93
53)	Biphenyl	7.382	154	385255	46.33	ppb		99
54)	2-Nitroaniline	7.569	65	105077	56.89	ppb	#	76
55)	Dimethylphthalate	7.863	163	318002	47.02	ppb		100
56)	Acenaphthylene	8.034	152	374635	36.13	ppb		97
57)	2,6-Dinitrotoluene	7.949	165	71297	45.32	ppb		77
58)	3-Nitroaniline	8.216	138	67142	33.11	ppb		76
59)	Acenaphthene	8.312	153	286735	45.85	ppb		97
60)	2,4-Dinitrophenol	8.408	184	70281	82.45	ppb		71
61)	4-Nitrophenol	8.579	109	60834	75.67	ppb	#	24
62)	Dibenzofuran	8.606	168	368140	42.97	ppb		91
63)	2,4-Dinitrotoluene	8.622	165	97445	47.33	ppb		91
64)	2,3,4,6-Tetrachlorophenol	8.841	232	67547	50.26	ppb		90
65)	Diethylphthalate	9.060	149	339839	49.21	ppb		98
66)	Fluorene	9.193	166	312815	45.12	ppb		98
67)	4-Chlorophenyl-phenyle...	9.215	204	132275	47.28	ppb		88
68)	4-Nitroaniline	9.268	138	80321	39.98	ppb	#	67
70)	4,6-Dinitro-2-methylph...	9.343	198	50751	42.53	ppb		95
71)	n-Nitrosodiphenylamine	9.439	169	206082	43.33	ppb		97
72)	1,2-Diphenylhydrazine	9.498	77	359915	48.10	ppb		94
74)	4-Bromophenyl-phenylether	10.096	248	71413	44.88	ppb		83
75)	Hexachlorobenzene	10.198	284	77528	44.60	ppb		89
76)	Pentachlorophenol	10.588	266	47754	49.04	ppb		93
77)	Phenanthrene	10.940	178	405469	41.24	ppb		99
78)	Anthracene	11.036	178	413793	41.97	ppb		99
79)	Carbazole	11.384	167	406642	40.60	ppb		100
80)	Di-n-butylphthalate	12.174	149	560485	47.05	ppb		99
81)	Fluoranthene	13.237	202	419371	43.13	ppb		96
82)	Octadecane	10.871	57	255515	54.49	ppb		99
84)	Pyrene	13.665	202	435276	37.99	ppb		98

Quantitation Report (QT Reviewed)

Data Path : C:\msdchem\1\DATA\e5p526\
Data File : 5p10510.D
Acq On : 25 Jul 2014 11:30 pm
Operator : andrews1
Sample : op76701-bs1
Misc : op76701,e5p526,35.0
ALS Vial : 8 Sample Multiplier: 1

Quant Time: Jul 28 15:21:49 2014
Quant Method : C:\MSDCHEM\1\METHODS\M5P501.M
Quant Title : Semi Volatile GC/MS, zb-5msi 30mx .25mmx .25um
QLast Update : Fri Jul 25 13:29:40 2014
Response via : Initial Calibration

Compound	R.T.	QIon	Response	Conc	Units	Dev(Min)
86) Butylbenzylphthalate	15.113	149	254567	43.39	ppb	98
88) Benzo[a]anthracene	16.058	228	377373	39.55	ppb	99
89) 3,3'-Dichlorobenzidine	16.080	252	208925	68.14	ppb	95
90) Chrysene	16.128	228	348208	38.62	ppb	99
91) bis(2-Ethylhexyl)phtha...	16.331	149	358221	44.81	ppb	96
93) Di-n-octylphthalate	17.554	149	602388	49.75	ppb	97
94) Benzo[b]fluoranthene	18.062	252	385442	45.34	ppb	95
95) Benzo[k]fluoranthene	18.115	252	341170	42.67	ppb	95
96) Benzo[a]pyrene	18.606	252	321960	42.79	ppb	96
97) Indeno[1,2,3-cd]pyrene	20.444	276	283159	38.02	ppb	83
99) Dibenz[a,h]anthracene	20.487	278	285743	38.49	ppb	92
100) 7,12-Dimethylbenz(a)an...	18.067	256	198744	66.87	ppb	94
101) Benzo[g,h,i]perylene	20.914	276	278643	36.83	ppb	86
103) Benzaldehyde	4.417	105	132575	45.41	ppb	88
105) 1,2,4,5-Tetrachloroben...	6.966	216	124372	45.26	ppb	98
107) Benzidine	13.569	184	253884	46.48	ppb	99
109) Atrazine	10.486	215	42863	48.43	ppb	91

(#) = qualifier out of range (m) = manual integration (+) = signals summed

Quantitation Report (QT Reviewed)

Data Path : C:\msdchem\1\DATA\e5p526\
Data File : 5p10510.D
Acq On : 25 Jul 2014 11:30 pm
Operator : andrews1
Sample : op76701-bs1
Misc : op76701,e5p526,35.0
ALS Vial : 8 Sample Multiplier: 1

Quant Time: Jul 28 15:21:49 2014
Quant Method : C:\MSDCHEM\1\METHODS\M5P501.M
Quant Title : Semi Volatile GC/MS, zb-5msi 30mx .25mmx .25um
QLast Update : Fri Jul 25 13:29:40 2014
Response via : Initial Calibration

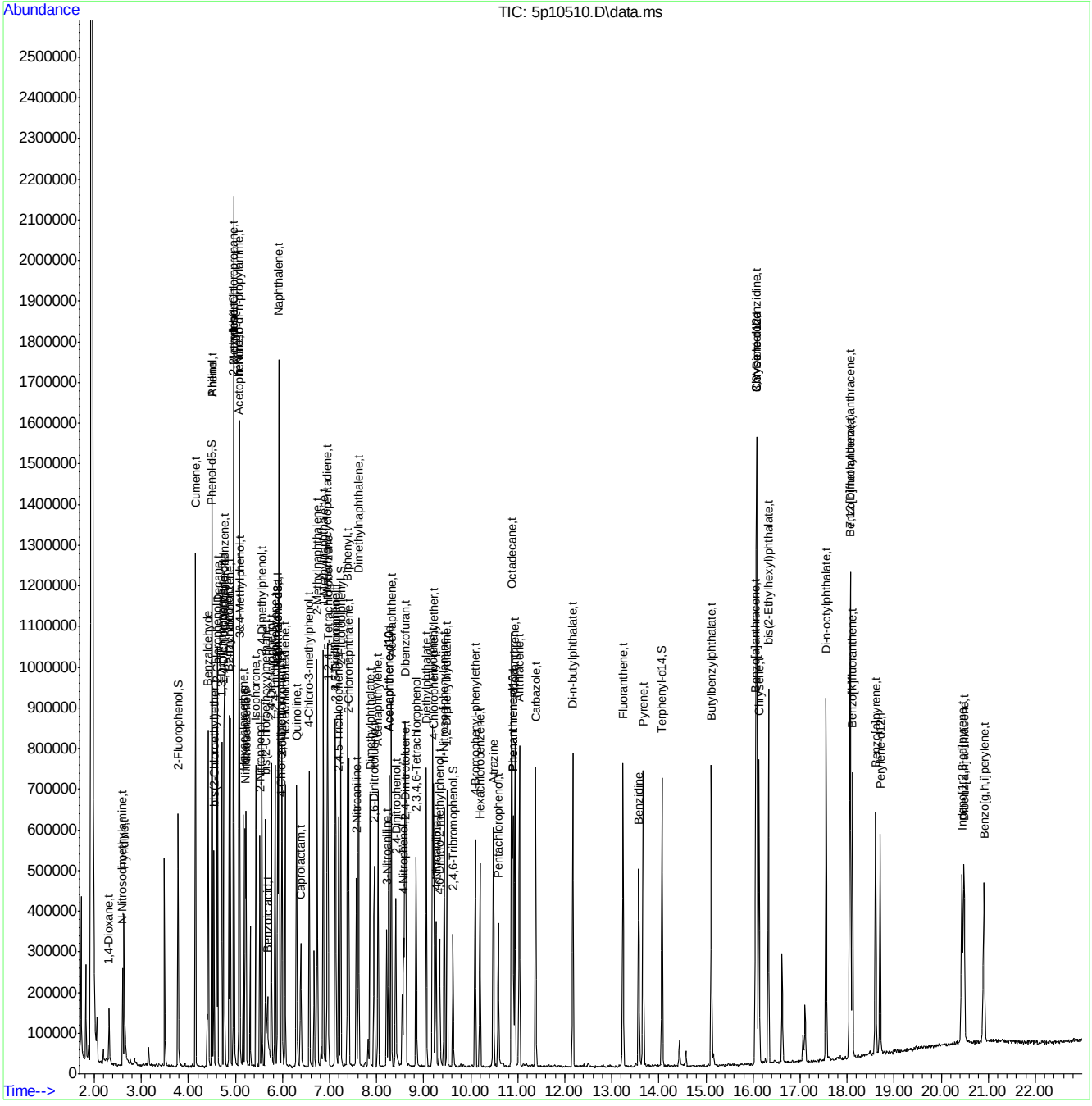

Manual Integrations APPROVED (compounds with "m" flag)
Jennifer Laidlaw 07/28/14 13:29

Quantitation Report (QT Reviewed)

Data Path : C:\msdchem\1\DATA\2P1623\
Data File : 2p38901.D
Acq On : 25 Jul 2014 9:57 pm
Operator : ashleyd
Sample : op76713-ms
Misc : op76713,e2p1623,500
ALS Vial : 7 Sample Multiplier: 1

Quant Time: Jul 26 13:50:11 2014
Quant Method : C:\MSDCHEM\1\METHODS\M2P1604.M
Quant Title : Semi Volatile Extractables by GC/MS
QLast Update : Sat Jul 19 09:32:13 2014
Response via : Initial Calibration

Compound	R.T.	QIon	Response	Conc	Units		Dev(Min)
Internal Standards							
1) 1,4-Dichlorobenzene-d4	4.384	152	667966	40.00	ppb		-0.06
24) Naphthalene-d8	5.437	136	2304013	40.00	ppb		-0.06
47) Acenaphthene-d10	6.871	164	1367906	40.00	ppb		-0.06
69) Phenanthrene-d10	8.112	188	2221309	40.00	ppb		-0.07
83) Chrysene-d12	11.273	240	2132091	40.00	ppb		-0.10
92) Perylene-d12	13.241	264	2064979	40.00	ppb		-0.10
102) 1,4-Dichlorobenzene-d4a	4.384	152	667966	40.00	ppb		-0.06
104) Acenaphthene-d10a	6.871	164	1367906	40.00	ppb		-0.06
107) Chrysene-d12a	11.273	240	2132091	40.00	ppb		-0.10
System Monitoring Compounds							
5) 2-Fluorophenol	3.325	112	744414	35.41	ppb		-0.07
Spiked Amount 50.000	Range 11 - 58		Recovery = 70.82%#				
8) Phenol-d5	4.164	99	728997	29.62	ppb		-0.07
Spiked Amount 50.000	Range 10 - 59		Recovery = 59.24%#				
25) Nitrobenzene-d5	4.860	82	840764	45.05	ppb		-0.06
Spiked Amount 50.000	Range 19 - 61		Recovery = 90.10%#				
51) 2-Fluorobiphenyl	6.325	172	2051411	42.84	ppb		-0.06
Spiked Amount 50.000	Range 21 - 58		Recovery = 85.68%#				
73) 2,4,6-Tribromophenol	7.523	330	317203	56.02	ppb		-0.06
Spiked Amount 50.000	Range 12 - 68		Recovery = 112.04%#				
85) Terphenyl-d14	9.877	244	2415282	55.81	ppb		-0.09
Spiked Amount 50.000	Range 16 - 65		Recovery = 111.62%#				
Target Compounds							Qvalue
2) 1,4-Dioxane	1.629	88	267216m	31.68	ppb		
3) Pyridine	1.955	79	331278	15.44	ppb		96
4) N-Nitrosodimethylamine	1.918	74	400371	32.06	ppb		94
6) Indene	4.598	116	1603594	44.24	ppb		98
7) Cumene	3.699	105	1917794	36.29	ppb		99
9) Phenol	4.175	94	859087	30.41	ppb	#	74
10) Aniline	4.127	93	775643	24.65	ppb	#	56
11) bis(2-Chloroethyl)ether	4.180	93	734543	43.94	ppb		88
12) 2-Chlorophenol	4.234	128	1026897	44.26	ppb		99
13) Decane	4.261	57	875193	37.54	ppb		94
14) 1,3-Dichlorobenzene	4.336	146	934121	33.63	ppb		97
15) 1,4-Dichlorobenzene	4.400	146	905757	32.39	ppb		99
16) Benzyl alcohol	4.533	108	562005	43.23	ppb		96
17) 1,2-Dichlorobenzene	4.528	146	948147	36.60	ppb		98
18) Acetophenone	4.731	105	1351883	46.52	ppb		99
19) 2-Methylphenol	4.662	108	844751	45.96	ppb		99
20) 2,2'-oxybis(1-Chloropr...	4.630	121	212076	41.10	ppb	#	85
21) 3&4-Methylphenol	4.790	108	883144	44.33	ppb		95
22) n-Nitroso-di-n-propyla...	4.742	70	545471	41.95	ppb		96
23) Hexachloroethane	4.801	201	352989	33.91	ppb		97
26) Nitrobenzene	4.870	77	820320	43.26	ppb		94
27) Quinoline	5.737	129	1829528	44.16	ppb		98
28) Isophorone	5.068	82	1474840	46.37	ppb		95
29) 2-Nitrophenol	5.138	139	577023	53.53	ppb		82

Quantitation Report (QT Reviewed)

Data Path : C:\msdchem\1\DATA\2P1623\
Data File : 2p38901.D
Acq On : 25 Jul 2014 9:57 pm
Operator : ashleyd
Sample : op76713-ms
Misc : op76713,e2p1623,500
ALS Vial : 7 Sample Multiplier: 1

Quant Time: Jul 26 13:50:11 2014
Quant Method : C:\MSDCHEM\1\METHODS\M2P1604.M
Quant Title : Semi Volatile Extractables by GC/MS
QLast Update : Sat Jul 19 09:32:13 2014
Response via : Initial Calibration

Compound	R.T.	QIon	Response	Conc	Units		Dev(Min)
30) 2,4-Dimethylphenol	5.207	107	918243	49.27	ppb		99
31) Benzoic acid	5.346	105	501971	36.57	ppb		95
32) bis(2-Chloroethoxy)met...	5.255	93	945837	48.51	ppb		98
33) 2,4-Dichlorophenol	5.352	162	939651	50.69	ppb		94
34) 2,6-Dichlorophenol	5.528	162	875617	48.37	ppb		97
36) 1,2,4-Trichlorobenzene	5.395	180	846028	38.53	ppb		98
38) Naphthalene	5.453	128	2394970	39.75	ppb		99
39) 4-Chloroaniline	5.528	127	872325	33.13	ppb		97
40) 2,3-Dichloroaniline	6.266	161	1181659	50.43	ppb		99
41) Caprolactam	5.822	113	123777	24.24	ppb		88
42) Hexachlorobutadiene	5.560	225	478144	35.92	ppb		99
43) 4-Chloro-3-methylphenol	5.962	107	893024	53.50	ppb		96
44) 2-Methylnaphthalene	6.020	141	1580049	42.15	ppb		100
45) 1-Methylnaphthalene	6.101	141	1774569	48.37	ppb		99
46) Dimethylnaphthalene	6.534	156	1889547	50.94	ppb		96
48) Hexachlorocyclopentadiene	6.154	237	1139976	84.28	ppb		100
49) 2,4,6-Trichlorophenol	6.277	196	703970	49.19	ppb		97
50) 2,4,5-Trichlorophenol	6.320	196	756098	48.58	ppb		99
52) 2-Chloronaphthalene	6.416	162	1686634	40.21	ppb		99
53) Biphenyl	6.405	154	2520073	47.84	ppb		100
54) 2-Nitroaniline	6.528	65	553800	49.36	ppb		89
55) Dimethylphthalate	6.673	163	2063056	45.13	ppb		100
56) Acenaphthylene	6.753	152	2434701	36.86	ppb		100
57) 2,6-Dinitrotoluene	6.721	165	451952	50.00	ppb		87
58) 3-Nitroaniline	6.871	138	452508	41.43	ppb		95
59) Acenaphthene	6.898	153	1825338	44.27	ppb		99
60) 2,4-Dinitrophenol	6.956	184	568112	98.79	ppb	#	63
61) 4-Nitrophenol	7.074	109	218515	38.43	ppb		93
62) Dibenzofuran	7.037	168	2507992	42.92	ppb		99
63) 2,4-Dinitrotoluene	7.053	165	600656	48.67	ppb		92
64) 2,3,4,6-Tetrachlorophenol	7.160	232	607538	47.08	ppb		98
65) Diethylphthalate	7.245	149	2054200	46.11	ppb		99
66) Fluorene	7.315	166	2101044	45.55	ppb		98
67) 4-Chlorophenyl-phenyle...	7.320	204	1039024	45.70	ppb		97
68) 4-Nitroaniline	7.379	138	501774	44.25	ppb		98
70) 4,6-Dinitro-2-methylph...	7.390	198	393116	53.43	ppb		95
71) n-Nitrosodiphenylamine	7.427	169	1492366	51.62	ppb		99
72) 1,2-Diphenylhydrazine	7.448	77	1892277	53.64	ppb		98
74) 4-Bromophenyl-phenylether	7.721	248	629988	48.88	ppb		95
75) Hexachlorobenzene	7.775	284	676397	47.56	ppb		93
76) Pentachlorophenol	7.967	266	378322	44.66	ppb		95
77) Phenanthrene	8.133	178	2906515	46.18	ppb		99
78) Anthracene	8.181	178	2998429	48.38	ppb		98
79) Carbazole	8.358	167	2933653	49.26	ppb		99
80) Di-n-butylphthalate	8.716	149	3732064	57.09	ppb		100
81) Fluoranthene	9.385	202	3594594	49.37	ppb		99
82) Octadecane	8.026	43	1037169	63.55	ppb		94
84) Pyrene	9.647	202	3610524	51.50	ppb		99
86) Butylbenzylphthalate	10.561	149	1847364	69.99	ppb		98
88) Benzo[a]anthracene	11.257	228	3143787	48.52	ppb		99

Quantitation Report (QT Reviewed)

Data Path : C:\msdchem\1\DATA\2P1623\
Data File : 2p38901.D
Acq On : 25 Jul 2014 9:57 pm
Operator : ashleyd
Sample : op76713-ms
Misc : op76713,e2p1623,500
ALS Vial : 7 Sample Multiplier: 1

Quant Time: Jul 26 13:50:11 2014
Quant Method : C:\MSDCHEM\1\METHODS\M2P1604.M
Quant Title : Semi Volatile Extractables by GC/MS
QLast Update : Sat Jul 19 09:32:13 2014
Response via : Initial Calibration

	Compound	R.T.	QIon	Response	Conc	Units	Dev(Min)
89)	3,3'-Dichlorobenzidine	11.278	252	1953035	92.72	ppb	99
90)	Chrysene	11.310	228	2797170	47.70	ppb	99
91)	bis(2-Ethylhexyl)phtha...	11.406	149	2335692	71.30	ppb	98
93)	Di-n-octylphthalate	12.332	149	3944134	55.19	ppb	99
94)	Benzo[b]fluoranthene	12.754	252	3656616	53.51	ppb	97
95)	Benzo[k]fluoranthene	12.786	252	2998770	44.85	ppb	99
96)	Benzo[a]pyrene	13.166	252	3077410	53.42	ppb	99
97)	Indeno[1,2,3-cd]pyrene	14.546	276	2880676m	49.55	ppb	
99)	Dibenz[a,h]anthracene	14.573	278	2607929	48.10	ppb	98
100)	7,12-Dimethylbenz(a)an...	12.749	256	1668911	58.15	ppb	97
101)	Benzo[g,h,i]perylene	14.878	276	2835556	51.10	ppb	97
103)	Benzaldehyde	4.020	105	619647	39.21	ppb	92
105)	Atrazine	7.887	215	318947	51.30	ppb	90
106)	1,2,4,5-Tetrachloroben...	6.159	216	1033671	40.40	ppb	99
108)	Benzidine	9.588	184	215248	9.07	ppb	94

(#) = qualifier out of range (m) = manual integration (+) = signals summed

Quantitation Report (QT Reviewed)

Data Path : C:\msdchem\1\DATA\2P1623\
Data File : 2p38901.D
Acq On : 25 Jul 2014 9:57 pm
Operator : ashleyd
Sample : op76713-ms
Misc : op76713,e2p1623,500
ALS Vial : 7 Sample Multiplier: 1

Quant Time: Jul 26 13:50:11 2014
Quant Method : C:\MSDCHEM\1\METHODS\M2P1604.M
Quant Title : Semi Volatile Extractables by GC/MS
QLast Update : Sat Jul 19 09:32:13 2014
Response via : Initial Calibration

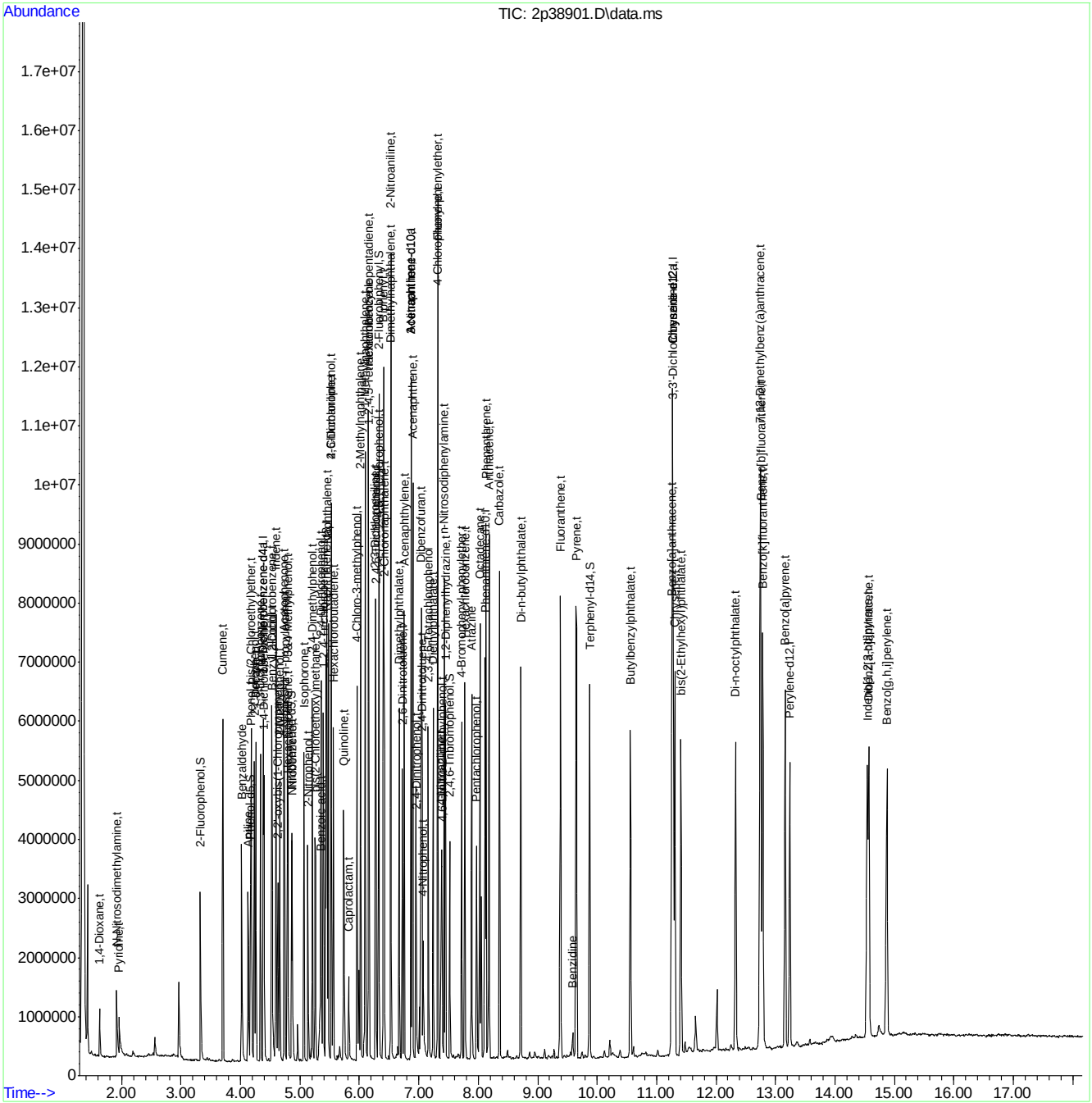

ACCUTEST LABORATORIES JB72256

Manual Integration Approval Summary

Sample Number: OP76713-MS
Lab FileID: 2P38901.D
Injection Time: 07/25/14 21:57
Method: SW846 8270D
Analyst approved: 07/26/14 14:22 Andrew Lee Smith
Supervisor approved: 07/28/14 13:29 Jennifer Laidlaw

Parameter	CAS	Sig#	R.T. (min.)	Reason
1,4-Dioxane	123-91-1		1.63	Poor instrument integration
Indeno(1,2,3-cd)pyrene	193-39-5		14.55	Overlapping peak

Quantitation Report (Qedit)

Data Path : C:\msdchem\1\DATA\2P1623\
Data File : 2p38901.D
Acq On : 25 Jul 2014 9:57 pm
Operator : ashleyd
Sample : op76713-ms
Misc : op76713,e2p1623,500
ALS Vial : 7 Sample Multiplier: 1

Quant Time: Jul 25 22:14:50 2014
Quant Method : C:\MSDCHEM\1\METHODS\M2P1604.M
Quant Title : Semi Volatile Extractables by GC/MS
QLast Update : Sat Jul 19 09:32:13 2014
Response via : Initial Calibration

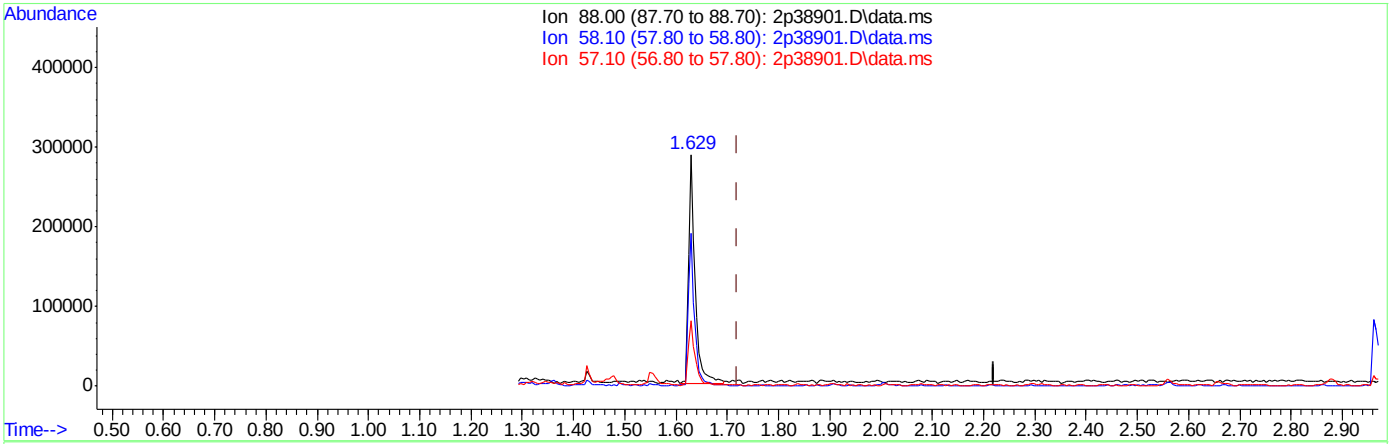

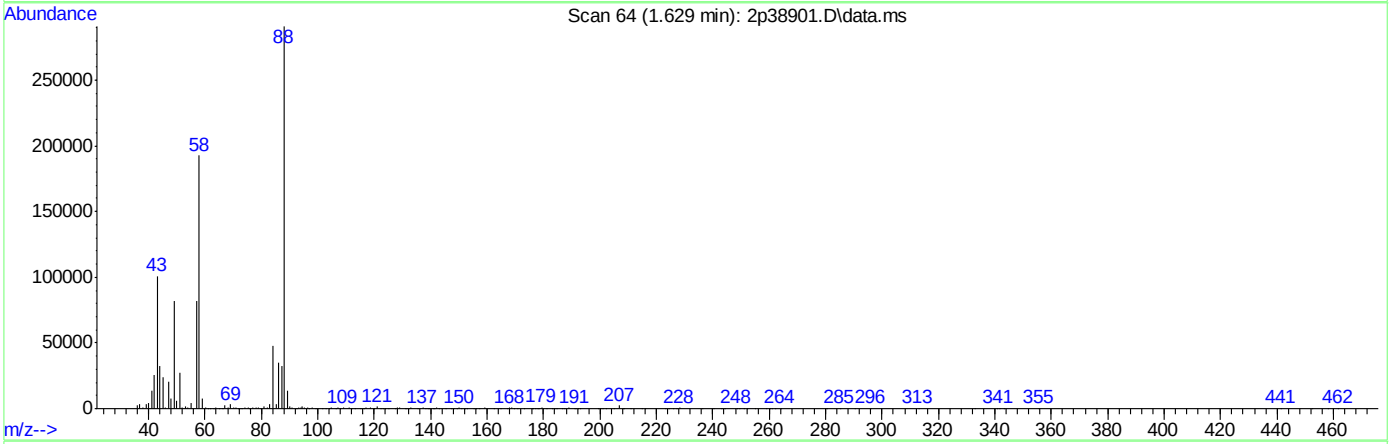

TIC: 2p38901.D\data.ms

(2) 1,4-Dioxane (t)

1.629min (-0.091) 31.68ppb m

response 267216

Ion	Exp%	Act%
88.00	100	100
58.10	64.50	66.20
57.10	30.20	28.22
0.00	0.00	0.00

Manual Integrations APPROVED (compounds with "m" flag)
Jennifer Laidlaw
07/28/14 13:29

Quantitation Report (QT Reviewed)

Data Path : C:\msdchem\1\DATA\2P1623\
Data File : 2p38902.D
Acq On : 25 Jul 2014 10:20 pm
Operator : ashleyd
Sample : op76713-msd
Misc : op76713,e2p1623,500
ALS Vial : 8 Sample Multiplier: 1

Quant Time: Jul 26 13:51:45 2014
Quant Method : C:\MSDCHEM\1\METHODS\M2P1604.M
Quant Title : Semi Volatile Extractables by GC/MS
QLast Update : Sat Jul 19 09:32:13 2014
Response via : Initial Calibration

Compound	R.T.	QIon	Response	Conc	Units		Dev(Min)
Internal Standards							
1) 1,4-Dichlorobenzene-d4	4.384	152	740171	40.00	ppb		-0.06
24) Naphthalene-d8	5.432	136	2559340	40.00	ppb		-0.07
47) Acenaphthene-d10	6.866	164	1502160	40.00	ppb		-0.07
69) Phenanthrene-d10	8.106	188	2450611	40.00	ppb		-0.08
83) Chrysene-d12	11.267	240	2346417	40.00	ppb		-0.10
92) Perylene-d12	13.236	264	2332830	40.00	ppb		-0.11
102) 1,4-Dichlorobenzene-d4a	4.384	152	740171	40.00	ppb		-0.06
104) Acenaphthene-d10a	6.866	164	1502160	40.00	ppb		-0.07
107) Chrysene-d12a	11.267	240	2346417	40.00	ppb		-0.10
System Monitoring Compounds							
5) 2-Fluorophenol	3.325	112	856996	36.78	ppb		-0.07
Spiked Amount 50.000	Range 11 - 58		Recovery = 73.56%#				
8) Phenol-d5	4.165	99	855934	31.39	ppb		-0.07
Spiked Amount 50.000	Range 10 - 59		Recovery = 62.78%#				
25) Nitrobenzene-d5	4.854	82	908902	43.85	ppb		-0.07
Spiked Amount 50.000	Range 19 - 61		Recovery = 87.70%#				
51) 2-Fluorobiphenyl	6.325	172	2223297	42.28	ppb		-0.06
Spiked Amount 50.000	Range 21 - 58		Recovery = 84.56%#				
73) 2,4,6-Tribromophenol	7.518	330	326248	52.23	ppb		-0.07
Spiked Amount 50.000	Range 12 - 68		Recovery = 104.46%#				
85) Terphenyl-d14	9.866	244	2688062	56.44	ppb		-0.10
Spiked Amount 50.000	Range 16 - 65		Recovery = 112.88%#				
Target Compounds							Qvalue
2) 1,4-Dioxane	1.635	88	286050	30.62	ppb		97
3) Pyridine	1.977	79	137417	5.78	ppb		98
4) N-Nitrosodimethylamine	1.923	74	495441	35.81	ppb		94
6) Indene	4.598	116	1737689	43.26	ppb		99
7) Cumene	3.705	105	2099558	35.85	ppb		97
9) Phenol	4.175	94	997081	31.86	ppb	#	75
10) Aniline	4.127	93	509393	14.61	ppb	#	53
11) bis(2-Chloroethyl)ether	4.181	93	829558	44.78	ppb		90
12) 2-Chlorophenol	4.234	128	1151632	44.79	ppb		96
13) Decane	4.261	57	942748	36.50	ppb		96
14) 1,3-Dichlorobenzene	4.336	146	1040011	33.79	ppb		97
15) 1,4-Dichlorobenzene	4.400	146	1024833	33.07	ppb		96
16) Benzyl alcohol	4.534	108	616675	42.80	ppb		94
17) 1,2-Dichlorobenzene	4.523	146	1042769	36.33	ppb		100
18) Acetophenone	4.731	105	1458781	45.30	ppb		98
19) 2-Methylphenol	4.657	108	942236	46.26	ppb		98
20) 2,2'-oxybis(1-Chloropr...	4.624	121	229373	40.11	ppb	#	74
21) 3&4-Methylphenol	4.790	108	950589	43.06	ppb		99
22) n-Nitroso-di-n-propyla...	4.742	70	602357	41.80	ppb		95
23) Hexachloroethane	4.796	201	378943	32.85	ppb		86
26) Nitrobenzene	4.871	77	911890	43.29	ppb		95
27) Quinoline	5.732	129	2015212	43.79	ppb		99
28) Isophorone	5.063	82	1626900	46.05	ppb		91
29) 2-Nitrophenol	5.133	139	626517	52.32	ppb		94

Quantitation Report (QT Reviewed)

Data Path : C:\msdchem\1\DATA\2P1623\
Data File : 2p38902.D
Acq On : 25 Jul 2014 10:20 pm
Operator : ashleyd
Sample : op76713-msd
Misc : op76713,e2p1623,500
ALS Vial : 8 Sample Multiplier: 1

Quant Time: Jul 26 13:51:45 2014
Quant Method : C:\MSDCHEM\1\METHODS\M2P1604.M
Quant Title : Semi Volatile Extractables by GC/MS
QLast Update : Sat Jul 19 09:32:13 2014
Response via : Initial Calibration

Compound	R.T.	QIon	Response	Conc	Units		Dev(Min)
30) 2,4-Dimethylphenol	5.207	107	1012810	48.92	ppb		99
31) Benzoic acid	5.357	105	697674	45.75	ppb		97
32) bis(2-Chloroethoxy)met...	5.256	93	1057112	48.81	ppb		99
33) 2,4-Dichlorophenol	5.352	162	1023862	49.73	ppb		98
34) 2,6-Dichlorophenol	5.528	162	973581	48.42	ppb		95
36) 1,2,4-Trichlorobenzene	5.389	180	944126	38.71	ppb		97
38) Naphthalene	5.454	128	2625980	39.23	ppb		99
39) 4-Chloroaniline	5.523	127	801651	27.41	ppb		99
40) 2,3-Dichloroaniline	6.266	161	1222138	46.95	ppb		96
41) Caprolactam	5.823	113	147698	26.04	ppb		89
42) Hexachlorobutadiene	5.560	225	538066	36.39	ppb		99
43) 4-Chloro-3-methylphenol	5.962	107	945271	50.98	ppb		98
44) 2-Methylnaphthalene	6.015	141	1717804	41.25	ppb		99
45) 1-Methylnaphthalene	6.095	141	1919162	47.10	ppb		99
46) Dimethylnaphthalene	6.529	156	2021985	49.07	ppb		99
48) Hexachlorocyclopentadiene	6.149	237	1240313	83.51	ppb		99
49) 2,4,6-Trichlorophenol	6.272	196	768256	48.88	ppb		99
50) 2,4,5-Trichlorophenol	6.320	196	843795	49.37	ppb		98
52) 2-Chloronaphthalene	6.416	162	1813632	39.37	ppb		98
53) Biphenyl	6.400	154	2705446	46.77	ppb		99
54) 2-Nitroaniline	6.529	65	618363	50.18	ppb		98
55) Dimethylphthalate	6.668	163	2228544	44.39	ppb		100
56) Acenaphthylene	6.748	152	2581221	35.58	ppb		99
57) 2,6-Dinitrotoluene	6.716	165	491172	49.48	ppb		80
58) 3-Nitroaniline	6.866	138	432081	36.02	ppb		89
59) Acenaphthene	6.892	153	1984220	43.82	ppb		98
60) 2,4-Dinitrophenol	6.951	184	700299	110.90	ppb	#	48
61) 4-Nitrophenol	7.069	109	256389	41.06	ppb		97
62) Dibenzofuran	7.037	168	2743996	42.76	ppb		99
63) 2,4-Dinitrotoluene	7.047	165	630677	46.54	ppb		99
64) 2,3,4,6-Tetrachlorophenol	7.160	232	675050	47.64	ppb		92
65) Diethylphthalate	7.240	149	2207678	45.12	ppb		99
66) Fluorene	7.315	166	2269452	44.81	ppb		99
67) 4-Chlorophenyl-phenyle...	7.315	204	1123815	45.01	ppb		98
68) 4-Nitroaniline	7.374	138	516783	41.50	ppb		95
70) 4,6-Dinitro-2-methylph...	7.384	198	447420	55.13	ppb		96
71) n-Nitrosodiphenylamine	7.422	169	1609596	50.47	ppb		99
72) 1,2-Diphenylhydrazine	7.449	77	2076065	53.34	ppb		93
74) 4-Bromophenyl-phenylether	7.716	248	691343	48.62	ppb		94
75) Hexachlorobenzene	7.769	284	739253	47.11	ppb		90
76) Pentachlorophenol	7.962	266	448224	47.96	ppb		99
77) Phenanthrene	8.133	178	3111818	44.82	ppb		98
78) Anthracene	8.176	178	3207094	46.91	ppb		99
79) Carbazole	8.352	167	3155313	48.02	ppb		98
80) Di-n-butylphthalate	8.711	149	4030989	55.90	ppb		100
81) Fluoranthene	9.379	202	3933111	48.97	ppb		100
82) Octadecane	8.021	43	1086181	60.33	ppb		93
84) Pyrene	9.642	202	3942925	51.11	ppb		100
86) Butylbenzylphthalate	10.556	149	1984507	68.32	ppb		96
88) Benzo[a]anthracene	11.251	228	3434948	48.17	ppb		99

Quantitation Report (QT Reviewed)

Data Path : C:\msdchem\1\DATA\2P1623\
Data File : 2p38902.D
Acq On : 25 Jul 2014 10:20 pm
Operator : ashleyd
Sample : op76713-msd
Misc : op76713,e2p1623,500
ALS Vial : 8 Sample Multiplier: 1

Quant Time: Jul 26 13:51:45 2014
Quant Method : C:\MSDCHEM\1\METHODS\M2P1604.M
Quant Title : Semi Volatile Extractables by GC/MS
QLast Update : Sat Jul 19 09:32:13 2014
Response via : Initial Calibration

Compound	R.T.	QIon	Response	Conc	Units	Dev(Min)
89) 3,3'-Dichlorobenzidine	11.273	252	1848035	79.72	ppb	99
90) Chrysene	11.305	228	3095751	47.97	ppb	100
91) bis(2-Ethylhexyl)phtha...	11.401	149	2208600	61.26	ppb	99
93) Di-n-octylphthalate	12.327	149	4384464	54.43	ppb	100
94) Benzo[b]fluoranthene	12.744	252	3826775	49.57	ppb	94
95) Benzo[k]fluoranthene	12.781	252	3474436	46.00	ppb	98
96) Benzo[a]pyrene	13.161	252	3319607	51.01	ppb	98
97) Indeno[1,2,3-cd]pyrene	14.536	276	3160846m	48.35	ppb	
99) Dibenz[a,h]anthracene	14.568	278	2818790	46.16	ppb	98
100) 7,12-Dimethylbenz(a)an...	12.744	256	1731006	53.38	ppb	97
101) Benzo[g,h,i]perylene	14.867	276	2987691	47.66	ppb	97
103) Benzaldehyde	4.020	105	691327	39.48	ppb	91
105) Atrazine	7.887	215	344494	50.45	ppb	90
106) 1,2,4,5-Tetrachloroben...	6.160	216	1115857	39.72	ppb	99

(#) = qualifier out of range (m) = manual integration (+) = signals summed

Quantitation Report (QT Reviewed)

Data Path : C:\msdchem\1\DATA\2P1623\
Data File : 2p38902.D
Acq On : 25 Jul 2014 10:20 pm
Operator : ashleyd
Sample : op76713-msd
Misc : op76713,e2p1623,500
ALS Vial : 8 Sample Multiplier: 1

Quant Time: Jul 26 13:51:45 2014
Quant Method : C:\MSDCHEM\1\METHODS\M2P1604.M
Quant Title : Semi Volatile Extractables by GC/MS
QLast Update : Sat Jul 19 09:32:13 2014
Response via : Initial Calibration

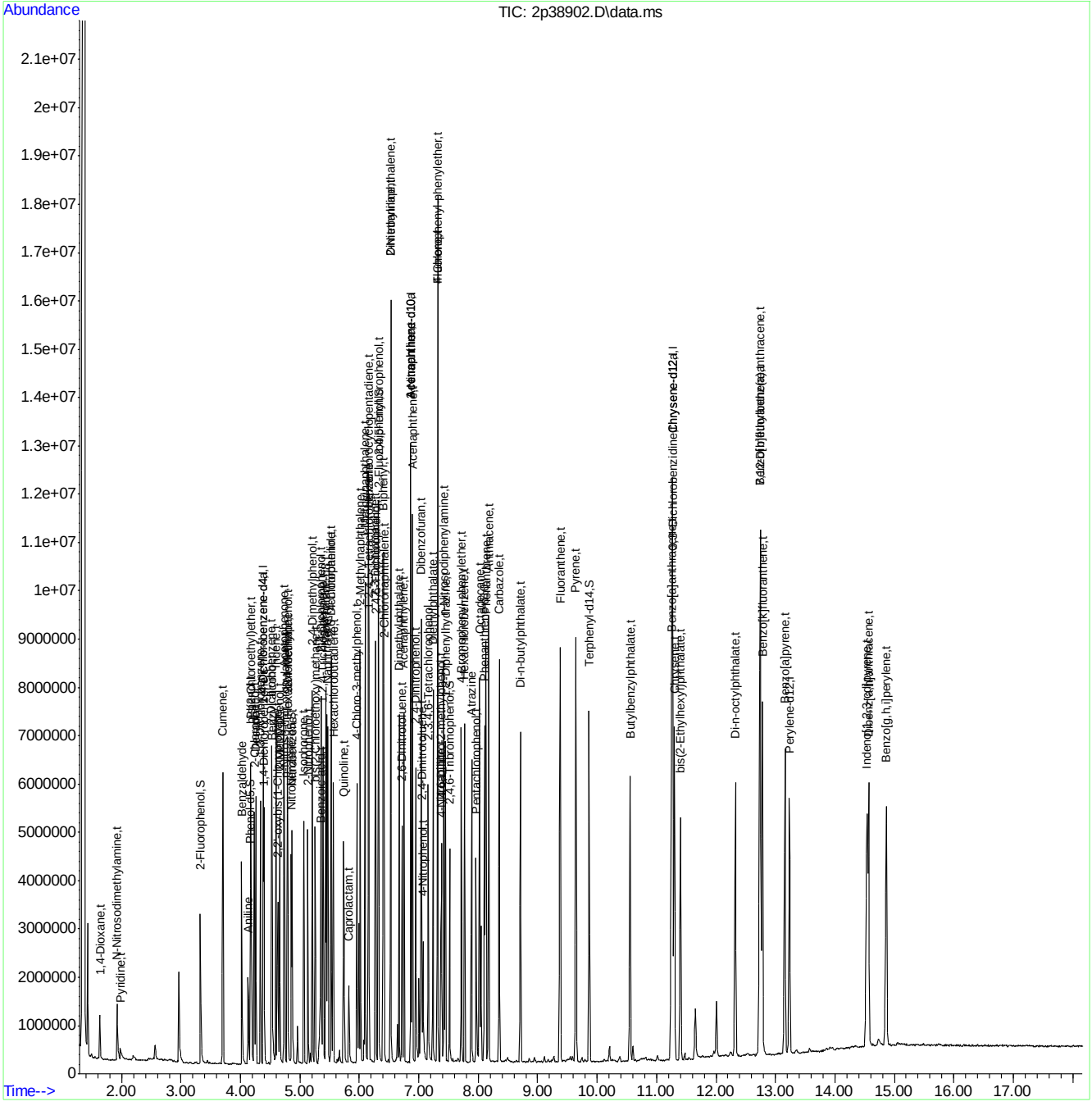

Manual Integration Approval Summary

Sample Number:	OP76713-MSD	**Method:**	SW846 8270D
Lab FileID:	2P38902.D	**Analyst approved:**	07/26/14 14:22 Andrew Lee Smith
Injection Time:	07/25/14 22:20	**Supervisor approved:**	07/28/14 13:29 Jennifer Laidlaw

Parameter	CAS	Sig#	R.T. (min.)	Reason
Indeno(1,2,3-cd)pyrene	193-39-5		14.54	Overlapping peak

Quantitation Report (Qedit)

Data Path : C:\msdchem\1\DATA\2P1623\
Data File : 2p38902.D
Acq On : 25 Jul 2014 10:20 pm
Operator : ashleyd
Sample : op76713-msd
Misc : op76713,e2p1623,500
ALS Vial : 8 Sample Multiplier: 1

Quant Time: Jul 25 22:37:25 2014
Quant Method : C:\MSDCHEM\1\METHODS\M2P1604.M
Quant Title : Semi Volatile Extractables by GC/MS
QLast Update : Sat Jul 19 09:32:13 2014
Response via : Initial Calibration

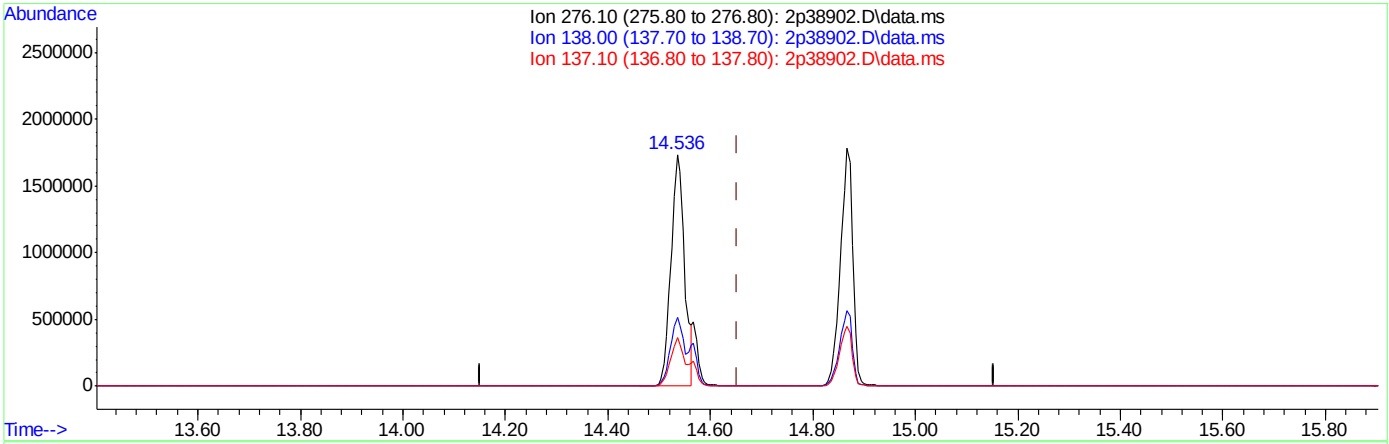

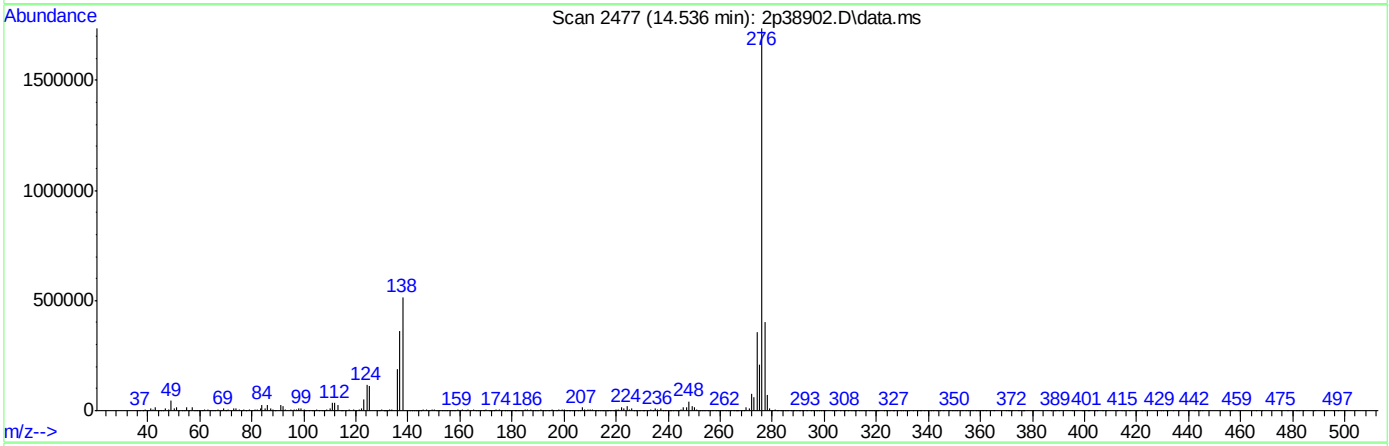

TIC: 2p38902.D\data.ms

(97) Indeno[1,2,3-cd]pyrene (t)

14.536min (-0.118) 48.35ppb m

response 3160846

Ion	Exp%	Act%
276.10	100	100
138.00	26.30	29.67
137.10	18.40	20.81
0.00	0.00	0.00

ACCUTEST LABORATORIES JB72256

Quantitation Report (QT Reviewed)

Data Path : C:\msdchem\1\DATA\e5p526\
Data File : 5p10511.D
Acq On : 26 Jul 2014 12:00 am
Operator : andrews1
Sample : op76701-ms
Misc : op76701,e5p526,32.9
ALS Vial : 9 Sample Multiplier: 1

Quant Time: Jul 28 15:22:39 2014
Quant Method : C:\MSDCHEM\1\METHODS\M5P501.M
Quant Title : Semi Volatile GC/MS, zb-5msi 30mx .25mmx .25um
QLast Update : Fri Jul 25 13:29:40 2014
Response via : Initial Calibration

Compound	R.T.	QIon	Response	Conc	Units		Dev(Min)
Internal Standards							
1) 1,4-Dichlorobenzene-d4	4.754	152	94506	40.00	ppb		0.00
24) Naphthalene-d8	5.902	136	362097	40.00	ppb		0.00
47) Acenaphthene-d10	8.264	164	195415	40.00	ppb		0.00
69) Phenanthrene-d10	10.898	188	296688	40.00	ppb		0.00
83) Chrysene-d12	16.079	240	295949	40.00	ppb		0.00
92) Perylene-d12	18.703	264	238700	40.00	ppb		0.00
102) 1,4-Dichlorobenzene-d4a	4.754	152	94506	40.00	ppb		0.00
104) Acenaphthene-d10a	8.264	164	195415	40.00	ppb		0.00
106) Chrysene-d12a	16.079	240	295949	40.00	ppb		0.00
108) Phenanthrene-d10a	10.898	188	296688	40.00	ppb		0.00
110) Naphthalene-d8a	5.902	136	362097	40.00	ppb		0.00
System Monitoring Compounds							
5) 2-Fluorophenol	3.782	112	128790	37.54	ppb		0.00
Spiked Amount 50.000			Recovery = 75.08%				
8) Phenol-d5	4.497	99	164008	38.33	ppb		0.00
Spiked Amount 50.000			Recovery = 76.66%				
25) Nitrobenzene-d5	5.208	82	158109	46.71	ppb		0.00
Spiked Amount 50.000			Recovery = 93.42%				
51) 2-Fluorobiphenyl	7.238	172	261508	41.19	ppb		0.00
Spiked Amount 50.000			Recovery = 82.38%				
73) 2,4,6-Tribromophenol	9.626	330	33635	51.87	ppb		0.00
Spiked Amount 50.000			Recovery = 103.74%				
85) Terphenyl-d14	14.071	244	283717	41.74	ppb		0.00
Spiked Amount 50.000			Recovery = 83.48%				
Target Compounds							Qvalue
2) 1,4-Dioxane	2.313	88	39962	25.72	ppb		88
3) Pyridine	2.633	79	115135	28.90	ppb		85
4) N-Nitrosodimethylamine	2.601	74	89830	37.16	ppb		73
6) Indene	4.957	116	254622	45.46	ppb		99
7) Cumene	4.150	105	331350	40.48	ppb		94
9) Phenol	4.503	94	201362	41.77	ppb	#	34
10) Aniline	4.503	93	175594	34.24	ppb	#	9
11) bis(2-Chloroethyl)ether	4.546	93	132902	39.28	ppb		96
12) 2-Chlorophenol	4.599	128	149657	41.46	ppb		90
13) Decane	4.626	43	152583	42.06	ppb		95
14) 1,3-Dichlorobenzene	4.711	146	147446	35.50	ppb		97
15) 1,4-Dichlorobenzene	4.765	146	152533	37.25	ppb		95
16) Benzyl alcohol	4.866	108	98862	40.57	ppb	#	72
17) 1,2-Dichlorobenzene	4.887	146	143601	37.32	ppb		95
18) Acetophenone	5.080	105	230684	50.18	ppb		91
19) 2-Methylphenol	4.968	108	142546	45.93	ppb		99
20) 2,2'-oxybis(1-Chloropr...	4.968	45	193705	42.14	ppb	#	61
21) 3&4-Methylphenol	5.090	108	147419	47.32	ppb		96
22) n-Nitroso-di-n-propyla...	5.074	70	114026	50.81	ppb		92
23) Hexachloroethane	5.171	201	48237	40.65	ppb		94
26) Nitrobenzene	5.224	77	169427	46.68	ppb		82
27) Quinoline	6.298	129	304077	42.79	ppb		93

Quantitation Report (QT Reviewed)

Data Path : C:\msdchem\1\DATA\e5p526\
Data File : 5p10511.D
Acq On : 26 Jul 2014 12:00 am
Operator : andrews1
Sample : op76701-ms
Misc : op76701,e5p526,32.9
ALS Vial : 9 Sample Multiplier: 1

Quant Time: Jul 28 15:22:39 2014
Quant Method : C:\MSDCHEM\1\METHODS\M5P501.M
Quant Title : Semi Volatile GC/MS, zb-5msi 30mx .25mmx .25um
QLast Update : Fri Jul 25 13:29:40 2014
Response via : Initial Calibration

Compound	R.T.	QIon	Response	Conc	Units		Dev(Min)
28) Isophorone	5.438	82	276675	44.34	ppb		91
29) 2-Nitrophenol	5.518	139	84837	44.89	ppb		78
30) 2,4-Dimethylphenol	5.561	107	166316	61.81	ppb		84
31) Benzoic acid	5.678	105	112485	46.59	ppb		86
32) bis(2-Chloroethoxy)met...	5.641	93	165888	44.30	ppb		98
33) 2,4-Dichlorophenol	5.764	162	121679	45.68	ppb		92
34) 2,6-Dichlorophenol	5.993	162	119726	45.10	ppb		91
36) 1,2,4-Trichlorobenzene	5.844	180	114149	39.25	ppb		94
38) Naphthalene	5.924	128	396817	40.80	ppb		98
39) 4-Chloroaniline	5.983	127	131782	32.01	ppb		92
40) 2,3-Dichloroaniline	7.121	161	145576	43.06	ppb		92
41) Caprolactam	6.389	55	84974	55.93	ppb		88
42) Hexachlorobutadiene	6.057	225	65455	48.61	ppb		99
43) 4-Chloro-3-methylphenol	6.570	107	150903	54.04	ppb		88
44) 2-Methylnaphthalene	6.736	141	235841	40.11	ppb		96
45) 1-Methylnaphthalene	6.864	142	291184	42.87	ppb		88
46) Dimethylnaphthalene	7.617	156	270871	45.97	ppb		91
48) Hexachlorocyclopentadiene	6.955	237	130499	97.41	ppb		95
49) 2,4,6-Trichlorophenol	7.131	196	86140	51.97	ppb		97
50) 2,4,5-Trichlorophenol	7.195	196	93395	51.26	ppb		97
52) 2-Chloronaphthalene	7.409	162	244525	40.87	ppb		90
53) Biphenyl	7.382	154	356757	45.11	ppb		98
54) 2-Nitroaniline	7.569	65	99888	56.86	ppb		88
55) Dimethylphthalate	7.863	163	317703	49.40	ppb		98
56) Acenaphthylene	8.034	152	353742	35.87	ppb		98
57) 2,6-Dinitrotoluene	7.949	165	72055	48.15	ppb		81
58) 3-Nitroaniline	8.216	138	69048	35.80	ppb		76
59) Acenaphthene	8.317	153	273577	45.99	ppb		95
60) 2,4-Dinitrophenol	8.408	184	81192	100.14	ppb		73
61) 4-Nitrophenol	8.574	109	63853	83.51	ppb	#	25
62) Dibenzofuran	8.606	168	359655	44.14	ppb		90
63) 2,4-Dinitrotoluene	8.622	165	102593	52.39	ppb		92
64) 2,3,4,6-Tetrachlorophenol	8.841	232	68421	53.53	ppb		90
65) Diethylphthalate	9.060	149	344330	52.43	ppb		98
66) Fluorene	9.193	166	304245	46.14	ppb		96
67) 4-Chlorophenyl-phenyle...	9.215	204	125791	47.28	ppb		83
68) 4-Nitroaniline	9.263	138	83857	43.89	ppb		72
70) 4,6-Dinitro-2-methylph...	9.343	198	55482	50.14	ppb		91
71) n-Nitrosodiphenylamine	9.439	169	215184	48.79	ppb		99
72) 1,2-Diphenylhydrazine	9.498	77	367543	52.96	ppb		93
74) 4-Bromophenyl-phenylether	10.096	248	75288	51.02	ppb		89
75) Hexachlorobenzene	10.198	284	77100	47.82	ppb		85
76) Pentachlorophenol	10.588	266	50195	55.58	ppb		93
77) Phenanthrene	10.940	178	418838	45.93	ppb		100
78) Anthracene	11.036	178	420875	46.03	ppb		98
79) Carbazole	11.384	167	417926	44.99	ppb		96
80) Di-n-butylphthalate	12.174	149	589344	53.34	ppb		96
81) Fluoranthene	13.237	202	442805	49.10	ppb		97
82) Octadecane	10.871	57	259713	59.72	ppb		95
84) Pyrene	13.665	202	442635	39.29	ppb		99

Quantitation Report (QT Reviewed)

Data Path : C:\msdchem\1\DATA\e5p526\
Data File : 5p10511.D
Acq On : 26 Jul 2014 12:00 am
Operator : andrews1
Sample : op76701-ms
Misc : op76701,e5p526,32.9
ALS Vial : 9 Sample Multiplier: 1

Quant Time: Jul 28 15:22:39 2014
Quant Method : C:\MSDCHEM\1\METHODS\M5P501.M
Quant Title : Semi Volatile GC/MS, zb-5msi 30mx .25mmx .25um
QLast Update : Fri Jul 25 13:29:40 2014
Response via : Initial Calibration

Compound	R.T.	QIon	Response	Conc	Units	Dev(Min)
86) Butylbenzylphthalate	15.118	149	266320	46.17	ppb	95
88) Benzo[a]anthracene	16.058	228	394731	42.08	ppb	98
89) 3,3'-Dichlorobenzidine	16.079	252	229176	76.03	ppb	97
90) Chrysene	16.128	228	369660	41.70	ppb	98
91) bis(2-Ethylhexyl)phtha...	16.331	149	377315	48.00	ppb	97
93) Di-n-octylphthalate	17.554	149	644861	55.82	ppb	96
94) Benzo[b]fluoranthene	18.067	252	398537	49.14	ppb	93
95) Benzo[k]fluoranthene	18.115	252	353471	46.34	ppb	97
96) Benzo[a]pyrene	18.606	252	335186	46.69	ppb	98
97) Indeno[1,2,3-cd]pyrene	20.444	276	292636	41.19	ppb	82
99) Dibenz[a,h]anthracene	20.487	278	295958	41.78	ppb	90
100) 7,12-Dimethylbenz(a)an...	18.067	256	203120	71.63	ppb	91
101) Benzo[g,h,i]perylene	20.914	276	289332	40.09	ppb	90
103) Benzaldehyde	4.417	105	117902	41.47	ppb	84
105) 1,2,4,5-Tetrachloroben...	6.966	216	114377	43.76	ppb	99
107) Benzidine	13.574	184	286740	53.40	ppb	99
109) Atrazine	10.486	215	43823	53.39	ppb	91

(#) = qualifier out of range (m) = manual integration (+) = signals summed

Quantitation Report (QT Reviewed)

Data Path : C:\msdchem\1\DATA\e5p526\
Data File : 5p10511.D
Acq On : 26 Jul 2014 12:00 am
Operator : andrews1
Sample : op76701-ms
Misc : op76701,e5p526,32.9
ALS Vial : 9 Sample Multiplier: 1

Quant Time: Jul 28 15:22:39 2014
Quant Method : C:\MSDCHEM\1\METHODS\M5P501.M
Quant Title : Semi Volatile GC/MS, zb-5msi 30mx .25mmx .25um
QLast Update : Fri Jul 25 13:29:40 2014
Response via : Initial Calibration

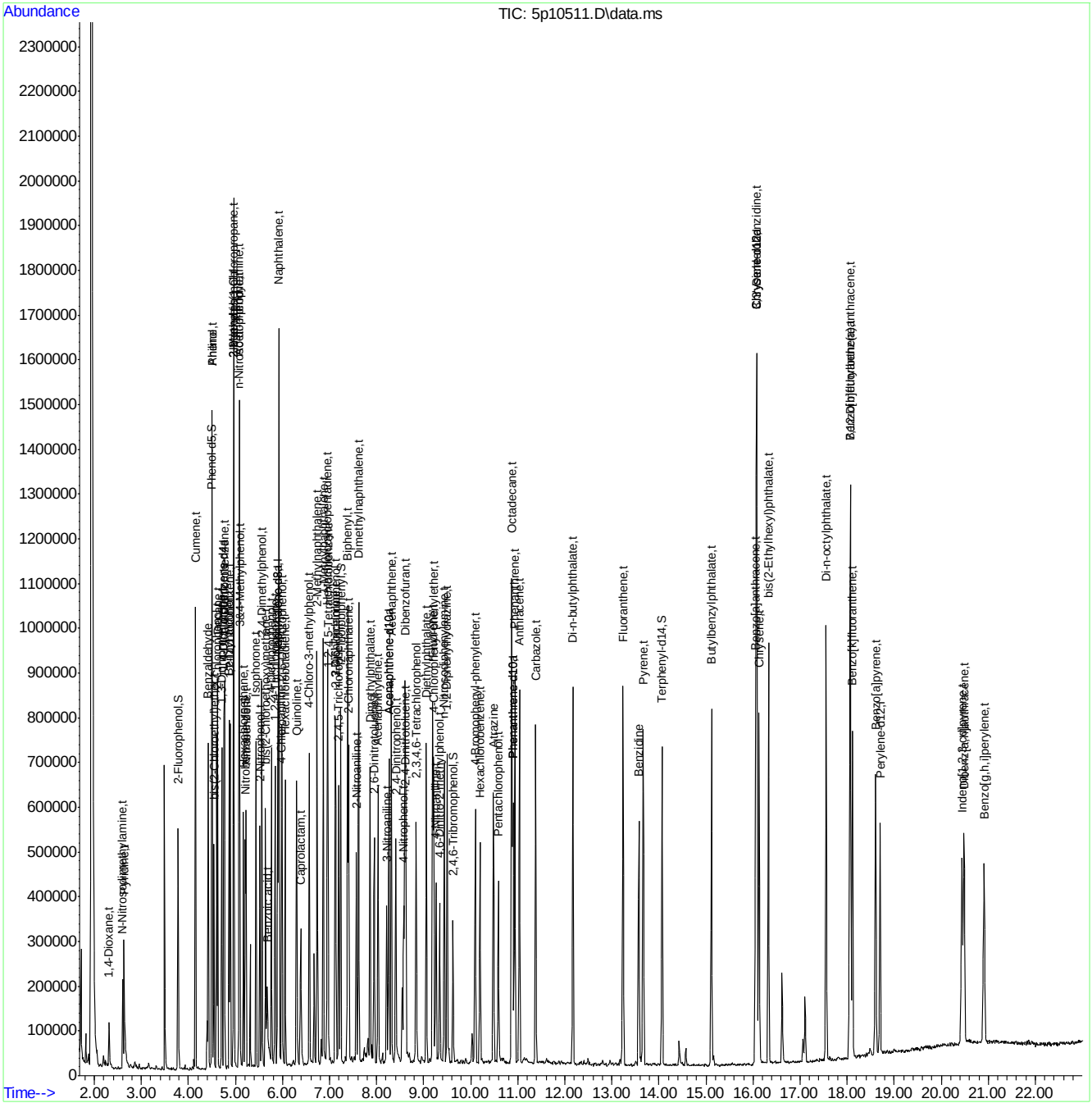

Quantitation Report (QT Reviewed)

Data Path : C:\msdchem\1\DATA\e5p526\
Data File : 5p10512.D
Acq On : 26 Jul 2014 12:31 am
Operator : andrews1
Sample : op76701-msd
Misc : op76701,e5p526,33.9
ALS Vial : 10 Sample Multiplier: 1

Quant Time: Jul 28 15:23:27 2014
Quant Method : C:\MSDCHEM\1\METHODS\M5P501.M
Quant Title : Semi Volatile GC/MS, zb-5msi 30mx .25mmx .25um
QLast Update : Fri Jul 25 13:29:40 2014
Response via : Initial Calibration

Compound	R.T.	QIon	Response	Conc	Units		Dev(Min)
Internal Standards							
1) 1,4-Dichlorobenzene-d4	4.754	152	90806	40.00	ppb		0.00
24) Naphthalene-d8	5.902	136	373907	40.00	ppb		0.00
47) Acenaphthene-d10	8.258	164	199784	40.00	ppb		0.00
69) Phenanthrene-d10	10.892	188	306996	40.00	ppb		0.00
83) Chrysene-d12	16.079	240	298204	40.00	ppb		0.00
92) Perylene-d12	18.702	264	245873	40.00	ppb		0.00
102) 1,4-Dichlorobenzene-d4a	4.754	152	90806	40.00	ppb		0.00
104) Acenaphthene-d10a	8.258	164	199784	40.00	ppb		0.00
106) Chrysene-d12a	16.079	240	298204	40.00	ppb		0.00
108) Phenanthrene-d10a	10.892	188	306996	40.00	ppb		0.00
110) Naphthalene-d8a	5.902	136	373907	40.00	ppb		0.00
System Monitoring Compounds							
5) 2-Fluorophenol	3.781	112	125628	38.11	ppb		0.00
Spiked Amount 50.000			Recovery = 76.22%				
8) Phenol-d5	4.492	99	156879	38.16	ppb		0.00
Spiked Amount 50.000			Recovery = 76.32%				
25) Nitrobenzene-d5	5.208	82	152883	43.73	ppb		0.00
Spiked Amount 50.000			Recovery = 87.46%				
51) 2-Fluorobiphenyl	7.238	172	247913	38.19	ppb		0.00
Spiked Amount 50.000			Recovery = 76.38%				
73) 2,4,6-Tribromophenol	9.626	330	35500	52.91	ppb		0.00
Spiked Amount 50.000			Recovery = 105.82%				
85) Terphenyl-d14	14.071	244	292041	42.64	ppb		0.00
Spiked Amount 50.000			Recovery = 85.28%				
Target Compounds							Qvalue
2) 1,4-Dioxane	2.312	88	38579	25.84	ppb		77
3) Pyridine	2.633	79	119982	31.34	ppb		89
4) N-Nitrosodimethylamine	2.601	74	91147	39.24	ppb		71
6) Indene	4.957	116	252630	46.95	ppb		93
7) Cumene	4.150	105	342830	43.59	ppb		96
9) Phenol	4.503	94	201142	43.42	ppb	#	37
10) Aniline	4.503	93	178135	36.15	ppb	#	11
11) bis(2-Chloroethyl)ether	4.545	93	136972	42.14	ppb		96
12) 2-Chlorophenol	4.599	128	149969	43.24	ppb		88
13) Decane	4.620	43	154417	44.30	ppb		92
14) 1,3-Dichlorobenzene	4.711	146	150845	37.80	ppb		99
15) 1,4-Dichlorobenzene	4.764	146	148876	37.84	ppb		98
16) Benzyl alcohol	4.866	108	99629	42.56	ppb		79
17) 1,2-Dichlorobenzene	4.887	146	145532	39.37	ppb		98
18) Acetophenone	5.074	105	228866	51.81	ppb		89
19) 2-Methylphenol	4.967	108	138377	46.40	ppb		97
20) 2,2'-oxybis(1-Chloropr...	4.967	45	198099	44.86	ppb	#	64
21) 3&4-Methylphenol	5.090	108	148643	49.65	ppb		99
22) n-Nitroso-di-n-propyla...	5.074	70	112047	51.96	ppb		95
23) Hexachloroethane	5.170	201	49196	43.14	ppb		92
26) Nitrobenzene	5.224	77	167487	44.69	ppb		85
27) Quinoline	6.298	129	306545	41.78	ppb		95

Quantitation Report (QT Reviewed)

Data Path : C:\msdchem\1\DATA\e5p526\
Data File : 5p10512.D
Acq On : 26 Jul 2014 12:31 am
Operator : andrews1
Sample : op76701-msd
Misc : op76701,e5p526,33.9
ALS Vial : 10 Sample Multiplier: 1

Quant Time: Jul 28 15:23:27 2014
Quant Method : C:\MSDCHEM\1\METHODS\M5P501.M
Quant Title : Semi Volatile GC/MS, zb-5msi 30mx .25mmx .25um
QLast Update : Fri Jul 25 13:29:40 2014
Response via : Initial Calibration

	Compound	R.T.	QIon	Response	Conc	Units		Dev(Min)
28)	Isophorone	5.438	82	276475	42.91	ppb		92
29)	2-Nitrophenol	5.518	139	86096	44.11	ppb		91
30)	2,4-Dimethylphenol	5.560	107	171866	61.85	ppb		83
31)	Benzoic acid	5.683	105	115767	46.44	ppb		90
32)	bis(2-Chloroethoxy)met...	5.641	93	167340	43.28	ppb		97
33)	2,4-Dichlorophenol	5.763	162	126420	45.96	ppb		95
34)	2,6-Dichlorophenol	5.993	162	122146	44.56	ppb		93
36)	1,2,4-Trichlorobenzene	5.844	180	119252	39.71	ppb		99
38)	Naphthalene	5.924	128	397408	39.57	ppb		99
39)	4-Chloroaniline	5.982	127	132628	31.20	ppb		89
40)	2,3-Dichloroaniline	7.120	161	148764	42.61	ppb		95
41)	Caprolactam	6.394	55	82113	52.34	ppb		91
42)	Hexachlorobutadiene	6.057	225	66254	47.65	ppb		95
43)	4-Chloro-3-methylphenol	6.570	107	157175	54.50	ppb		86
44)	2-Methylnaphthalene	6.736	141	239436	39.44	ppb		92
45)	1-Methylnaphthalene	6.864	142	288087	41.08	ppb		86
46)	Dimethylnaphthalene	7.617	156	265725	43.67	ppb		94
48)	Hexachlorocyclopentadiene	6.955	237	130042	94.95	ppb		97
49)	2,4,6-Trichlorophenol	7.131	196	85647	50.54	ppb		98
50)	2,4,5-Trichlorophenol	7.195	196	91155	48.93	ppb		96
52)	2-Chloronaphthalene	7.409	162	242422	39.63	ppb		93
53)	Biphenyl	7.382	154	353469	43.72	ppb		99
54)	2-Nitroaniline	7.569	65	102603	57.13	ppb	#	75
55)	Dimethylphthalate	7.858	163	319986	48.66	ppb		98
56)	Acenaphthylene	8.029	152	355344	35.25	ppb		99
57)	2,6-Dinitrotoluene	7.948	165	70618	46.16	ppb		78
58)	3-Nitroaniline	8.216	138	70715	35.86	ppb		76
59)	Acenaphthene	8.312	153	268502	44.15	ppb		98
60)	2,4-Dinitrophenol	8.408	184	81564	98.40	ppb		75
61)	4-Nitrophenol	8.573	109	63677	81.46	ppb	#	22
62)	Dibenzofuran	8.600	168	359274	43.13	ppb		91
63)	2,4-Dinitrotoluene	8.622	165	102875	51.39	ppb		89
64)	2,3,4,6-Tetrachlorophenol	8.841	232	68105	52.12	ppb		89
65)	Diethylphthalate	9.060	149	350624	52.22	ppb		98
66)	Fluorene	9.193	166	302713	44.90	ppb		95
67)	4-Chlorophenyl-phenyle...	9.215	204	132133	48.57	ppb		90
68)	4-Nitroaniline	9.263	138	83755	42.87	ppb	#	62
70)	4,6-Dinitro-2-methylph...	9.343	198	57556	50.26	ppb		82
71)	n-Nitrosodiphenylamine	9.439	169	212139	46.48	ppb		97
72)	1,2-Diphenylhydrazine	9.498	77	358065	49.86	ppb		94
74)	4-Bromophenyl-phenylether	10.096	248	73070	47.85	ppb		91
75)	Hexachlorobenzene	10.198	284	80061	47.99	ppb		93
76)	Pentachlorophenol	10.588	266	49877	53.37	ppb		94
77)	Phenanthrene	10.940	178	421598	44.68	ppb		99
78)	Anthracene	11.036	178	426554	45.09	ppb		98
79)	Carbazole	11.384	167	421992	43.91	ppb		97
80)	Di-n-butylphthalate	12.174	149	598358	52.34	ppb		98
81)	Fluoranthene	13.237	202	442886	47.46	ppb		96
82)	Octadecane	10.871	57	260469	57.88	ppb		99
84)	Pyrene	13.665	202	448788	39.54	ppb		99

Quantitation Report (QT Reviewed)

Data Path : C:\msdchem\1\DATA\e5p526\
Data File : 5p10512.D
Acq On : 26 Jul 2014 12:31 am
Operator : andrews1
Sample : op76701-msd
Misc : op76701,e5p526,33.9
ALS Vial : 10 Sample Multiplier: 1

Quant Time: Jul 28 15:23:27 2014
Quant Method : C:\MSDCHEM\1\METHODS\M5P501.M
Quant Title : Semi Volatile GC/MS, zb-5msi 30mx .25mmx .25um
QLast Update : Fri Jul 25 13:29:40 2014
Response via : Initial Calibration

	Compound	R.T.	QIon	Response	Conc	Units		Dev(Min)
86)	Butylbenzylphthalate	15.118	149	270782	46.59	ppb		99
88)	Benzo[a]anthracene	16.058	228	403917	42.74	ppb		98
89)	3,3'-Dichlorobenzidine	16.079	252	240819	79.29	ppb		97
90)	Chrysene	16.127	228	372981	41.76	ppb		99
91)	bis(2-Ethylhexyl)phtha...	16.330	149	377256	47.63	ppb		96
93)	Di-n-octylphthalate	17.554	149	645616	54.26	ppb		98
94)	Benzo[b]fluoranthene	18.067	252	400945	47.99	ppb		95
95)	Benzo[k]fluoranthene	18.115	252	355570	45.25	ppb		96
96)	Benzo[a]pyrene	18.606	252	338253	45.75	ppb		97
97)	Indeno[1,2,3-cd]pyrene	20.444	276	300735	41.09	ppb		86
99)	Dibenz[a,h]anthracene	20.487	278	309494	42.42	ppb		92
100)	7,12-Dimethylbenz(a)an...	18.067	256	202743	69.42	ppb		93
101)	Benzo[g,h,i]perylene	20.914	276	298221	40.11	ppb		90
103)	Benzaldehyde	4.417	105	119870	43.88	ppb		89
105)	1,2,4,5-Tetrachloroben...	6.965	216	112320	42.03	ppb		88
107)	Benzidine	13.574	184	279961	51.74	ppb		98
109)	Atrazine	10.481	215	46309	54.53	ppb	#	82

(#) = qualifier out of range (m) = manual integration (+) = signals summed

Quantitation Report (QT Reviewed)

Data Path : C:\msdchem\1\DATA\e5p526\
Data File : 5p10512.D
Acq On : 26 Jul 2014 12:31 am
Operator : andrews1
Sample : op76701-msd
Misc : op76701,e5p526,33.9
ALS Vial : 10 Sample Multiplier: 1

Quant Time: Jul 28 15:23:27 2014
Quant Method : C:\MSDCHEM\1\METHODS\M5P501.M
Quant Title : Semi Volatile GC/MS, zb-5msi 30mx .25mmx .25um
QLast Update : Fri Jul 25 13:29:40 2014
Response via : Initial Calibration

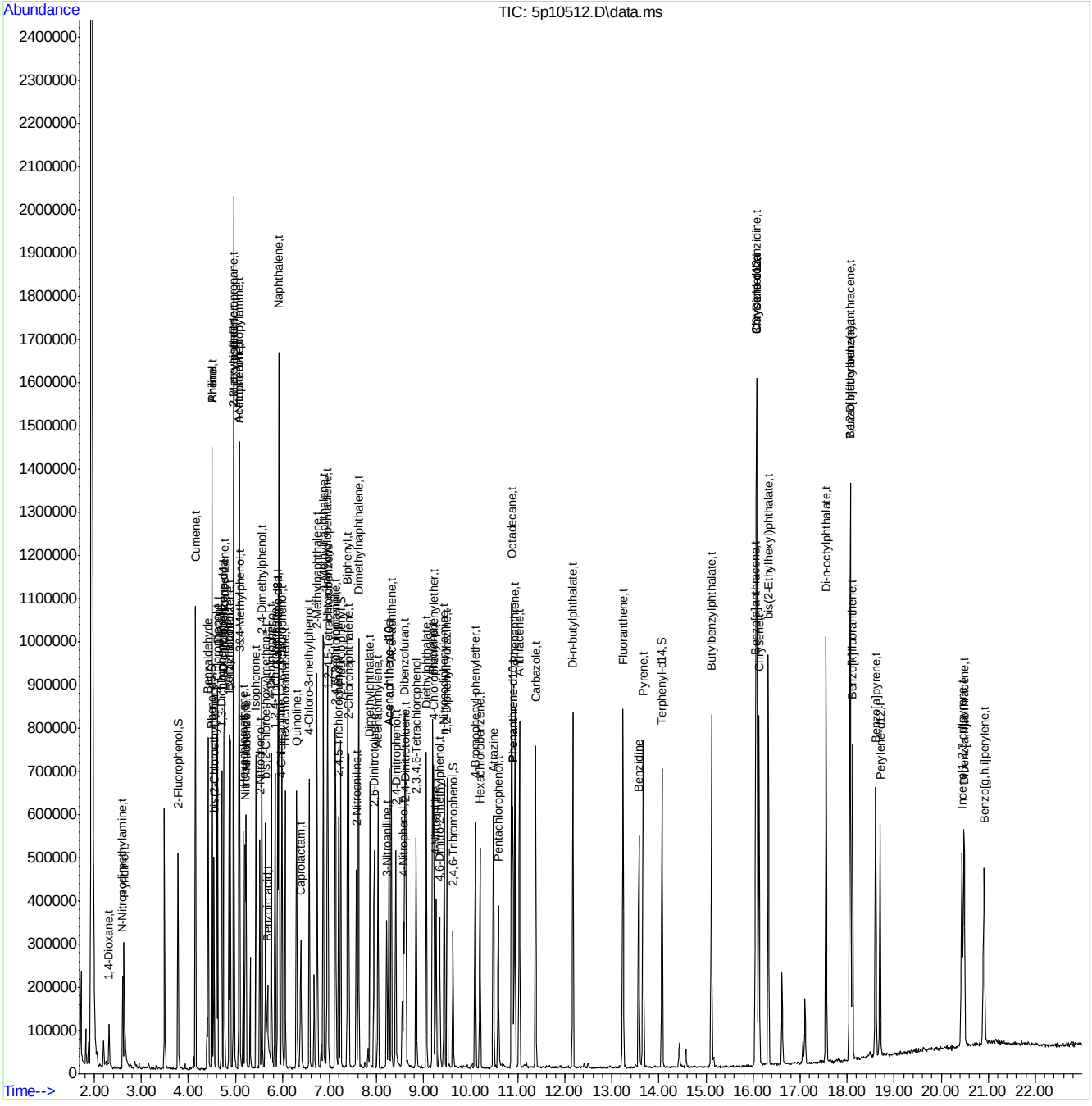

DFTPP

Data File : C:\msdchem\1\DATA\2P1604\2p38425.D Vial: 1
Acq On : 12 Jul 2014 2:56 pm Operator: harpreek
Sample : DFTPP Inst : MS2P
Misc : op75909,e2p1604, Multiplr: 1.00
MS Integration Params: events.e

Method : C:\MSDCHEM\1\METHODS\DFTPP2P.M (ChemStation Integrator)
Title :

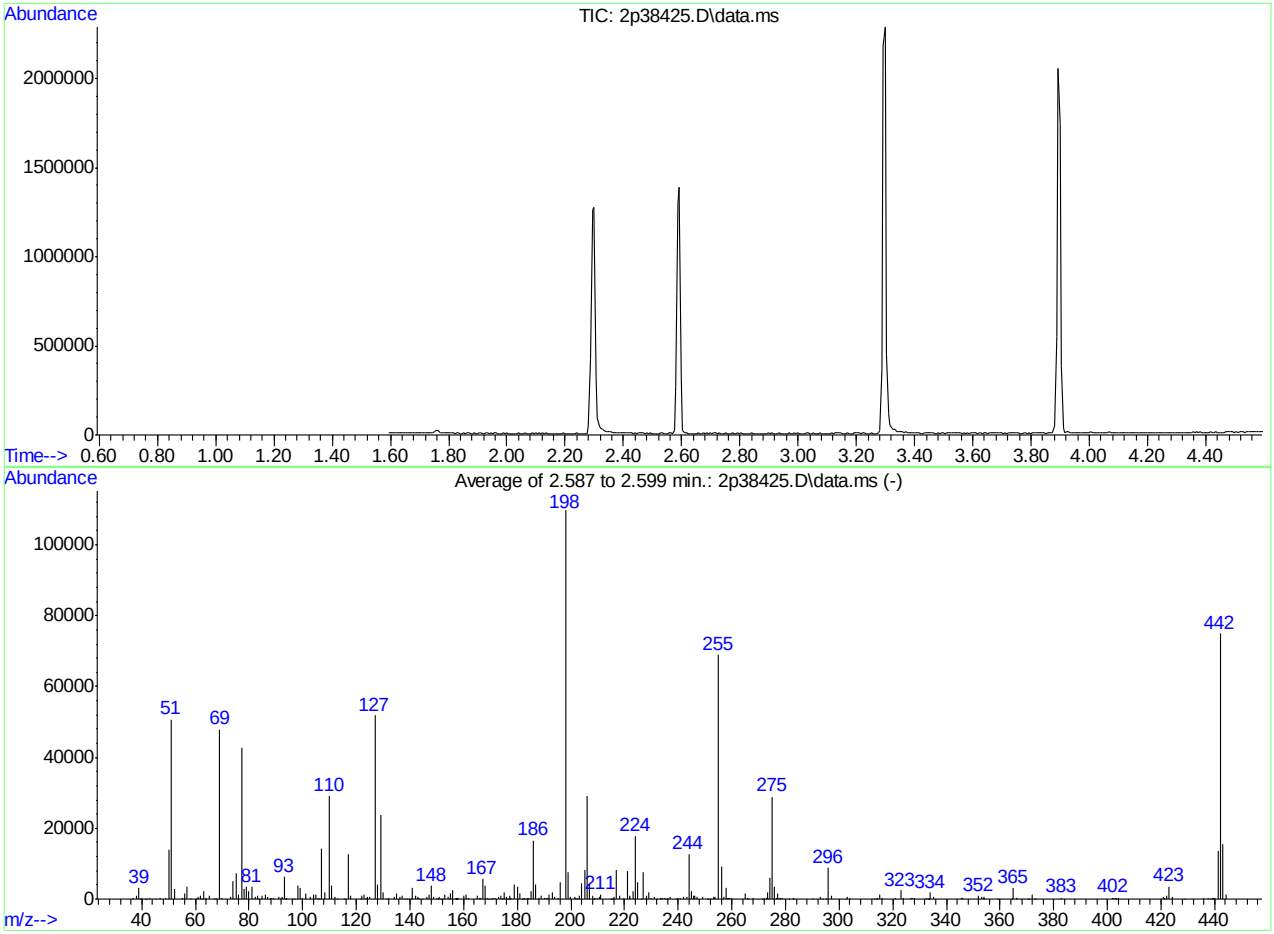

AutoFind: Scans 170, 171, 172; Background Corrected with Scan 166

Target Mass	Rel. to Mass	Lower Limit%	Upper Limit%	Rel. Abn%	Raw Abn	Result Pass/Fail
51	198	30	60	46.2	50717	PASS
68	69	0.00	2	0.0	0	PASS
69	198	0.00	100	43.6	47837	PASS
70	69	0.00	2	0.4	202	PASS
127	198	40	60	47.2	51790	PASS
197	198	0.00	1	0.0	0	PASS
198	198	100	100	100.0	109736	PASS
199	198	5	9	6.8	7457	PASS
275	198	10	30	26.4	28931	PASS
365	198	1	100	2.8	3111	PASS
441	443	0.01	100	87.5	13513	PASS
442	198	40	100	68.4	75016	PASS
443	442	17	23	20.6	15441	PASS

2p38425.D DFTPP2P.M Mon Jul 14 07:01:16 2014 RPT1

Average of 2.587 to 2.599 min.: 2p38425.D\data.ms
DFTPP
Modified:subtracted

m/z	abund.	m/z	abund.	m/z	abund.	m/z	abund.
36.95	474	50.05	13904	63.00	2200	77.10	42861
38.05	832	50.95	50717	64.00	361	78.00	2769
39.00	3032	52.05	2798	65.05	889	79.00	3444
39.20	108	54.95	411	66.80	117	80.00	2289
39.95	342	55.95	1709	67.50	172	81.00	3449
41.20	104	57.00	3633	69.00	47837	82.15	616
41.90	92	58.10	92	69.95	202	83.00	866
43.00	333	60.00	99	73.00	524	83.70	90
45.20	146	61.05	594	74.05	5108	84.95	934
46.90	194	61.95	829	75.00	7143	86.00	1220
48.95	394	62.30	89	76.10	1349	87.00	513

Average of 2.587 to 2.599 min.: 2p38425.D\data.ms
DFTPP
Modified:subtracted

m/z	abund.	m/z	abund.	m/z	abund.	m/z	abund.
87.90	149	98.00	3839	110.00	28997	124.00	532
88.10	232	99.00	3254	110.90	3959	125.10	680
88.95	207	99.85	402	111.90	679	127.00	51790
90.95	643	101.05	1712	112.90	105	128.00	3999
91.80	355	102.85	696	115.50	116	129.00	23602
92.15	690	103.95	1123	117.00	12756	129.95	1837
93.00	6231	105.00	1315	118.00	961	131.10	148
93.80	168	105.90	185	121.70	106	132.20	206
94.00	243	106.10	157	122.05	1003	134.00	650
96.00	136	107.00	14128	123.00	1424	134.95	1455
96.90	121	108.05	1981	123.60	247	136.05	515

Average of 2.587 to 2.599 min.: 2p38425.D\data.ms
DFTPP
Modified:subtracted

m/z	abund.	m/z	abund.	m/z	abund.	m/z	abund.
137.05	1057	147.00	1379	155.00	1577	165.90	460
138.10	91	148.00	3669	156.00	2443	166.20	435
138.90	99	148.90	526	157.05	485	167.00	5659
139.70	129	150.10	450	157.20	98	168.00	3692
140.20	160	150.30	109	157.40	153	168.80	449
140.95	3208	151.00	511	157.70	349	169.10	127
141.95	1034	151.30	156	158.00	198	170.10	86
142.95	689	152.00	128	159.95	805	170.90	415
143.40	188	152.95	1171	161.05	1305	171.95	315
144.70	103	154.05	671	161.90	324	173.05	791
146.05	722	154.70	146	164.90	1039	174.00	1055

Average of 2.587 to 2.599 min.: 2p38425.D\data.ms
DFTPP
Modified:subtracted

m/z	abund.	m/z	abund.	m/z	abund.	m/z	abund.
174.20	159	181.05	1571	188.95	1071	199.95	578
175.00	1894	181.70	89	189.95	402	201.45	772
175.20	175	182.00	109	190.80	201	201.90	227
175.85	682	182.75	213	191.20	209	202.10	92
176.20	102	183.10	155	191.90	1271	203.00	954
176.70	106	183.80	173	192.95	1786	204.05	4576
177.00	1054	184.10	227	194.05	528	205.05	8203
177.20	94	185.05	2236	195.00	267	206.00	29045
177.80	413	186.05	16496	196.00	4906	207.00	4573
178.95	4282	186.95	4097	198.00	109736	208.00	960
180.00	3445	188.05	399	198.95	7457	208.70	167

Average of 2.587 to 2.599 min.: 2p38425.D\data.ms
DFTPP
Modified:subtracted

m/z	abund.	m/z	abund.	m/z	abund.	m/z	abund.
209.05	343	219.70	86	228.90	1850	238.90	133
209.95	268	221.05	7867	229.95	238	239.75	265
210.40	767	221.70	686	230.95	691	240.85	375
211.05	1314	222.00	1101	231.90	92	241.90	312

214.90	165	223.10	2336	233.10	119	242.15	556
215.40	114	224.00	17780	233.50	202	243.10	713
215.60	84	225.00	4696	233.95	382	244.05	12668
216.05	789	226.00	139	234.75	392	245.05	2109
216.95	8105	227.00	7724	235.10	135	245.90	1117
217.95	1070	227.70	101	235.95	346	246.10	1075
219.20	98	227.95	985	237.00	496	246.85	640

Average of 2.587 to 2.599 min.: 2p38425.D\data.ms
DFTPP
Modified:subtracted

m/z	abund.	m/z	abund.	m/z	abund.	m/z	abund.
249.15	517	258.20	295	273.10	1901	281.20	101
250.60	89	258.80	176	273.40	171	282.90	94
251.30	94	259.00	286	274.05	5966	283.10	304
252.00	119	260.00	313	275.00	28931	290.00	138
253.10	575	265.00	1577	276.00	3494	292.95	587
253.40	228	265.75	324	276.70	255	293.70	84
253.70	562	266.00	145	276.95	1593	294.90	97
255.00	68923	268.00	179	277.20	289	296.00	8843
256.00	9272	271.40	115	277.80	116	297.05	1025
257.05	674	271.90	288	278.00	312	302.60	118
258.00	3304	272.80	358	278.85	203	303.00	563

Average of 2.587 to 2.599 min.: 2p38425.D\data.ms
DFTPP
Modified:subtracted

m/z	abund.	m/z	abund.	m/z	abund.	m/z	abund.
303.80	99	327.15	213	353.90	633	373.10	92
304.00	111	328.05	473	354.10	187	382.95	321
313.00	113	332.80	182	358.80	122	401.80	203
313.80	112	333.10	127	364.30	100	402.10	337
314.10	215	333.30	84	364.95	3111	402.90	216
314.95	1314	334.00	1820	365.90	172	403.10	187
316.10	344	334.95	601	366.10	115	403.40	143
320.90	221	345.75	340	370.10	114	404.00	188
323.00	2464	346.10	181	370.70	102	420.85	523
323.90	420	351.90	875	372.00	1270	421.20	419
326.85	273	353.05	568	372.60	154	421.50	101

Average of 2.587 to 2.599 min.: 2p38425.D\data.ms
DFTPP
Modified:subtracted

m/z	abund.	m/z	abund.	m/z	abund.	m/z	abund.
422.00	862	441.10	13513				
422.95	3599	442.05	75016				
423.95	786	443.10	15441				
428.60	127	444.05	1364				
435.85	219						
437.60	386						
438.50	128						
439.05	315						
439.30	135						
439.50	377						
439.90	281						

Quantitation Report (Qedit)

Data Path : C:\msdchem\1\DATA\2P1604\
Data File : 2p38425.D
Acq On : 12 Jul 2014 2:56 pm
Operator : harpreek
Sample : DFTPP
Misc : op75909,e2p1604,
ALS Vial : 1 Sample Multiplier: 1

Quant Time: Jul 12 15:00:50 2014
Quant Method : C:\MSDCHEM\1\METHODS\DFTPP2P.M
Quant Title :
QLast Update : Thu May 29 09:05:38 2014
Response via : Initial Calibration

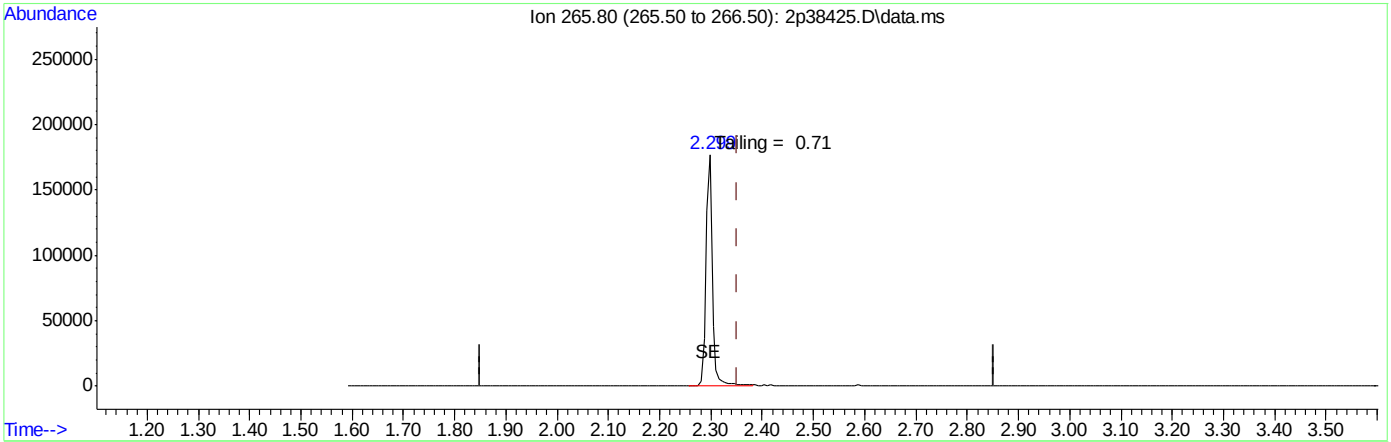

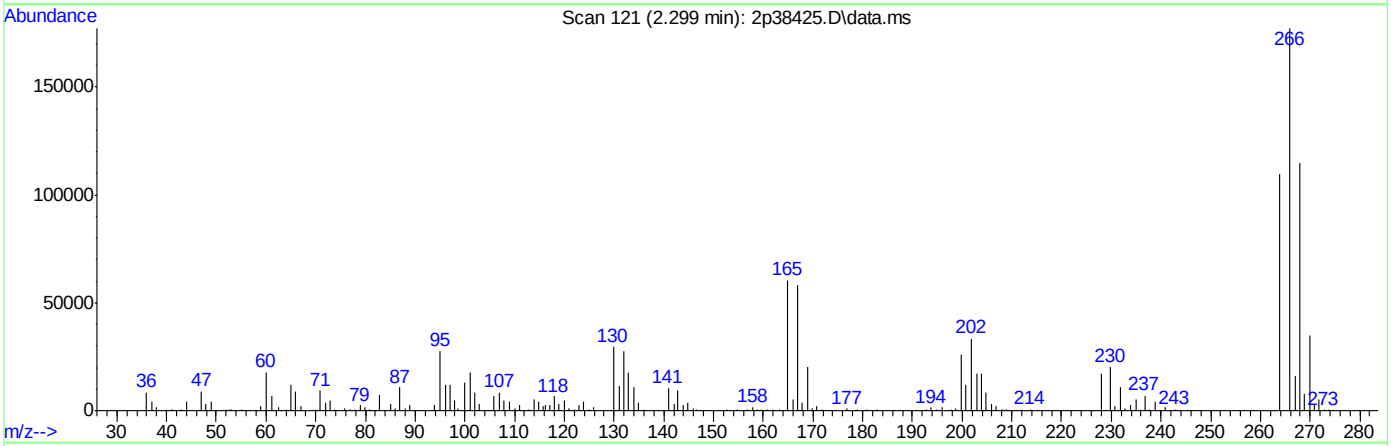

TIC: 2p38425.D\data.ms

(1) Pentacholorphenol

2.299min (-0.053) 31.44ppb

response 1494303

Ion	Exp%	Act%
265.80	100	100
0.00	0.00	0.00
0.00	0.00	0.00
0.00	0.00	0.00

2P38425.D edits: Pentacholorphenol

Quantitation Report (Qedit)

Data Path : C:\msdchem\1\DATA\2P1604\
Data File : 2p38425.D
Acq On : 12 Jul 2014 2:56 pm
Operator : harpreek
Sample : DFTPP
Misc : op75909,e2p1604,
ALS Vial : 1 Sample Multiplier: 1

Quant Time: Jul 12 15:00:50 2014
Quant Method : C:\MSDCHEM\1\METHODS\DFTPP2P.M
Quant Title :
QLast Update : Thu May 29 09:05:38 2014
Response via : Initial Calibration

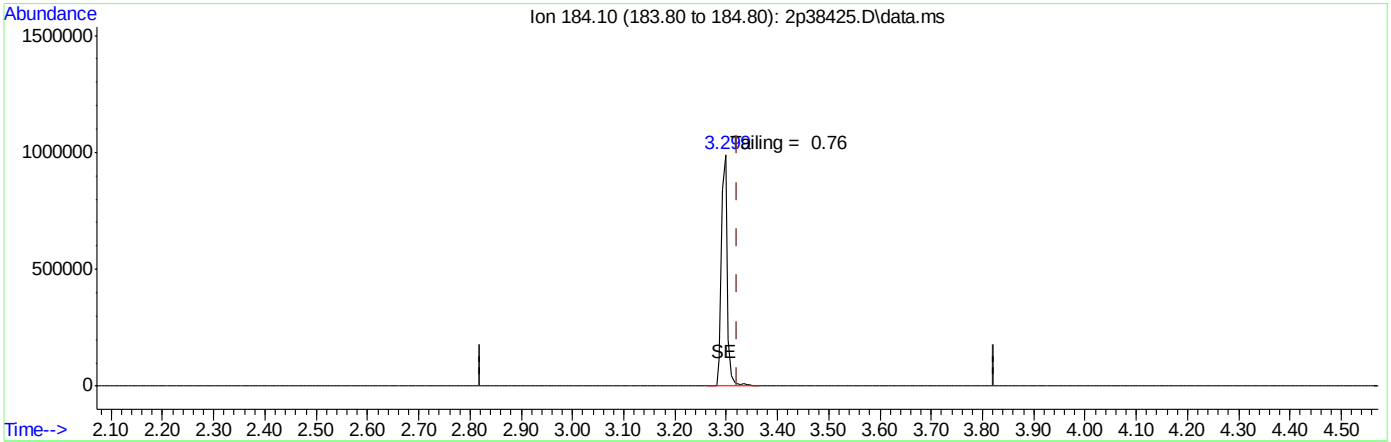

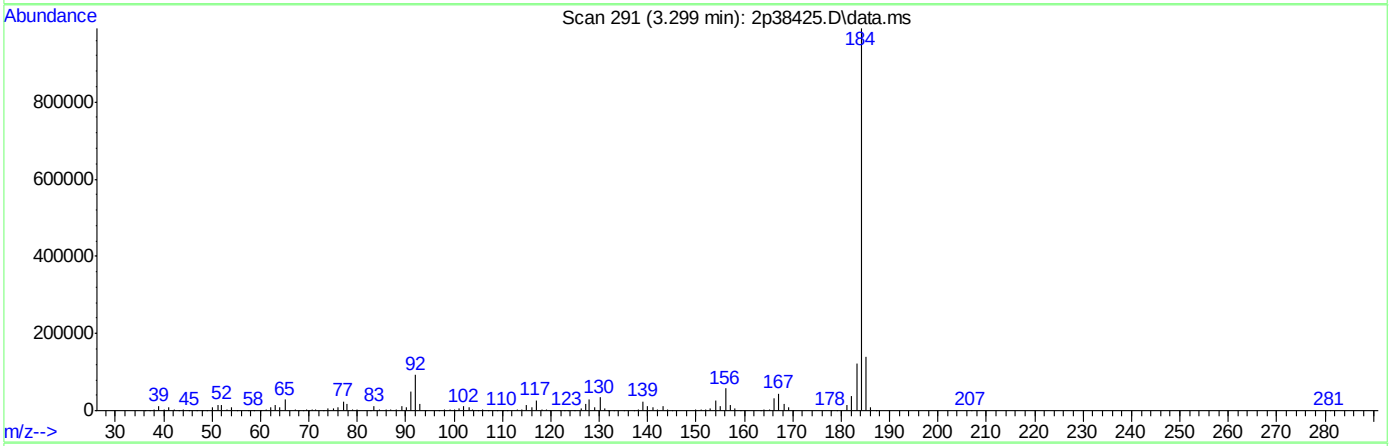

TIC: 2p38425.D\data.ms

(2) Benzidine

3.299min (-0.024) 35.12ppb

response 7937561

Ion	Exp%	Act%
184.10	100	100
0.00	0.00	0.00
0.00	0.00	0.00
0.00	0.00	0.00

ACCUTEST LABORATORIES JB72256

Quantitation Report (Qedit)

Data Path : C:\msdchem\1\DATA\2P1604\
Data File : 2p38425.D
Acq On : 12 Jul 2014 2:56 pm
Operator : harpreek
Sample : DFTPP
Misc : op75909,e2p1604,
ALS Vial : 1 Sample Multiplier: 1

Quant Time: Jul 12 15:00:50 2014
Quant Method : C:\MSDCHEM\1\METHODS\DFTPP2P.M
Quant Title :
QLast Update : Thu May 29 09:05:38 2014
Response via : Initial Calibration

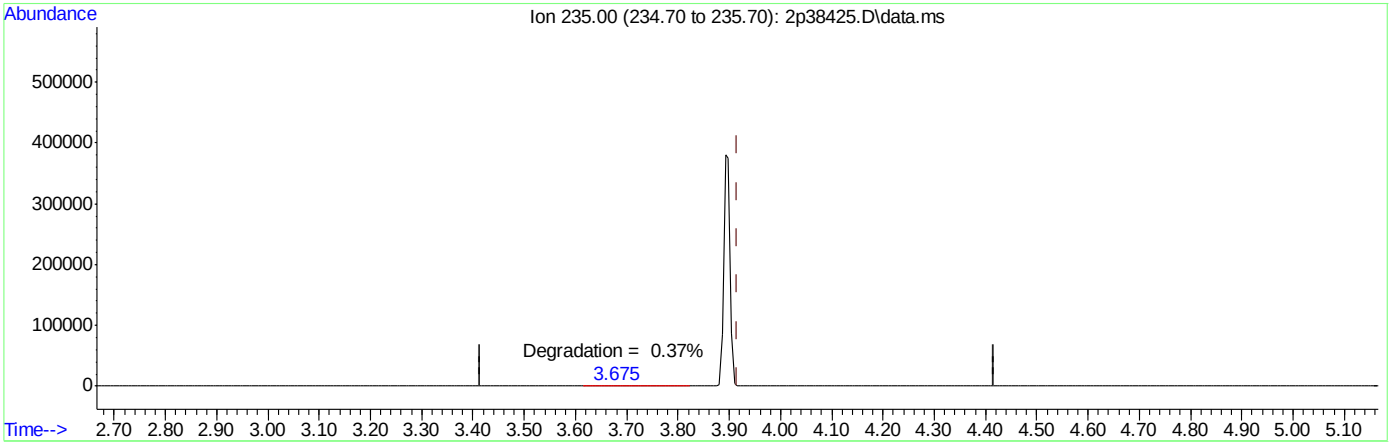

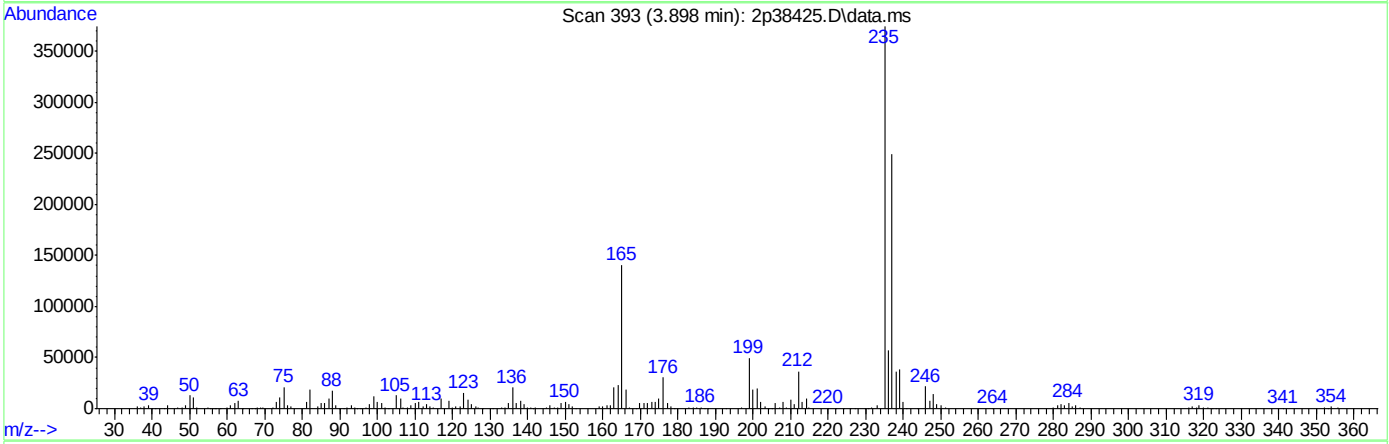

TIC: 2p38425.D\data.ms

(3) PP-DDT

3.898min (-0.018) 35.14ppb

response 3305695

Ion	Exp%	Act%
235.00	100	100
0.00	0.00	0.00
0.00	0.00	0.00
0.00	0.00	0.00

9.5.13

9

DFTPP

Data File : C:\msdchem\1\DATA\2P1623\2p38895.D Vial: 1
Acq On : 25 Jul 2014 7:44 pm Operator: ashleyd
Sample : dftpp Inst : MS2P
Misc : op75909,e2p1623 Multiplr: 1.00
MS Integration Params: events.e

Method : C:\MSDCHEM\1\METHODS\DFTPP2P.M (ChemStation Integrator)
Title :

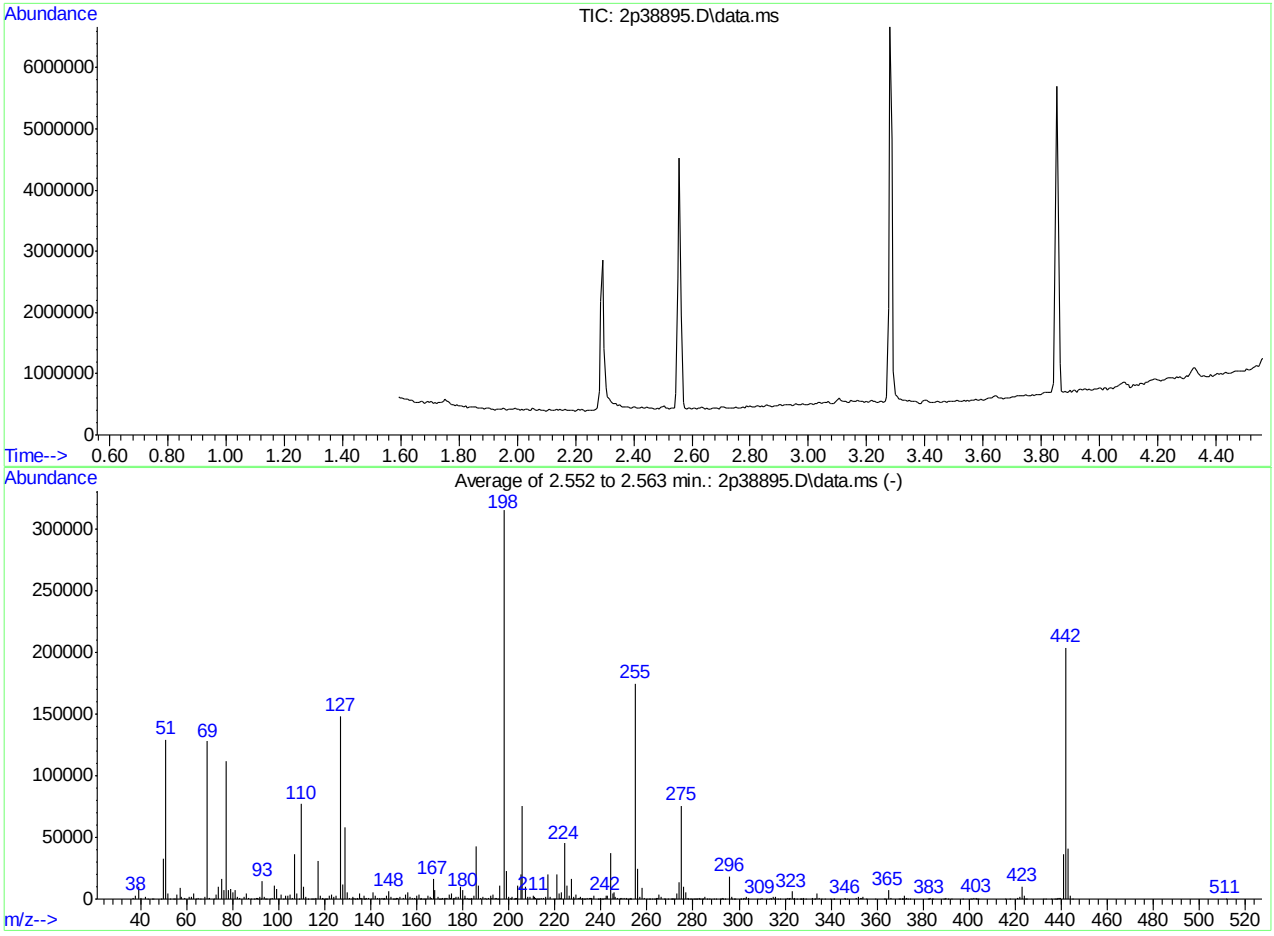

AutoFind: Scans 164, 165, 166; Background Corrected with Scan 160

Target Mass	Rel. to Mass	Lower Limit%	Upper Limit%	Rel. Abn%	Raw Abn	Result Pass/Fail
51	198	30	60	41.1	129555	PASS
68	69	0.00	2	1.6	1990	PASS
69	198	0.00	100	40.6	127904	PASS
70	69	0.00	2	0.9	1091	PASS
127	198	40	60	47.1	148357	PASS
197	198	0.00	1	0.0	0	PASS
198	198	100	100	100.0	315115	PASS
199	198	5	9	7.4	23207	PASS
275	198	10	30	24.0	75741	PASS
365	198	1	100	2.4	7573	PASS
441	443	0.01	100	89.8	36457	PASS
442	198	40	100	64.7	203872	PASS
443	442	17	23	19.9	40589	PASS

2p38895.D DFTPP2P.M Sat Jul 26 13:24:04 2014 RPT1

Average of 2.552 to 2.563 min.: 2p38895.D\data.ms
dftpp
Modified:subtracted

m/z	abund.	m/z	abund.	m/z	abund.	m/z	abund.
37.00	840	51.95	4758	64.00	118	76.10	7256
37.95	2843	52.95	180	65.05	636	76.95	111573
39.00	9912	54.10	395	66.20	293	78.00	7413
40.00	772	54.95	212	68.00	1990	79.00	8567
42.05	2045	56.00	3586	69.00	127904	80.00	5314
43.00	345	57.00	8967	69.80	795	81.00	7621
44.95	165	57.95	1446	70.10	1091	81.90	1412
45.50	126	59.10	725	71.90	291	83.05	1044
49.00	88	60.95	2052	73.05	4038	85.00	1624
50.00	32996	62.00	2174	74.00	10483	85.90	4371
51.00	129555	62.95	4536	75.00	16331	86.95	1200

Average of 2.552 to 2.563 min.: 2p38895.D\data.ms
dftpp
Modified:subtracted

m/z	abund.	m/z	abund.	m/z	abund.	m/z	abund.
87.90	452	96.00	62	106.05	1216	116.00	657
89.15	261	96.95	1265	107.00	36073	116.95	30536
90.20	588	97.95	10819	108.00	4731	118.00	2693
90.80	620	99.00	8492	109.00	148	118.95	906
91.00	339	99.80	116	109.95	77167	119.30	392
91.95	2161	100.10	316	111.00	10360	120.20	265
92.20	382	100.95	3470	111.85	1789	120.70	321
93.00	14879	102.00	267	112.70	213	121.20	225
93.95	1394	103.00	2712	114.00	126	121.90	2849
94.20	238	103.90	2927	114.80	335	123.05	3523
94.95	216	104.90	3296	115.10	406	123.90	1734

Average of 2.552 to 2.563 min.: 2p38895.D\data.ms
dftpp
Modified:subtracted

m/z	abund.	m/z	abund.	m/z	abund.	m/z	abund.
124.95	2939	134.20	449	142.05	2566	150.00	244
127.00	148357	135.00	4805	142.95	1101	150.60	127
127.90	11479	135.70	808	143.95	632	151.00	597
129.00	58582	136.10	1306	144.90	854	151.30	667
130.00	5244	137.05	2582	145.50	242	151.80	590
130.95	1253	137.30	417	145.80	134	152.90	1706
131.70	408	137.70	246	146.05	927	154.00	1130
132.10	1455	138.05	496	146.85	3166	155.00	3388
132.95	652	138.90	761	147.90	6427	156.00	5777
133.40	215	139.90	261	148.95	1752	157.05	1457
133.95	1313	140.95	5740	149.60	120	157.90	1146

Average of 2.552 to 2.563 min.: 2p38895.D\data.ms
dftpp
Modified:subtracted

m/z	abund.	m/z	abund.	m/z	abund.	m/z	abund.
158.95	697	166.05	1469	173.05	572	181.05	2990
159.30	179	166.30	769	174.05	3550	181.90	623
159.95	2951	167.05	16157	174.80	717	182.40	272
160.85	3355	168.00	7602	175.00	4811	182.90	124
161.50	427	169.05	1613	176.00	1071	183.30	224
161.90	138	169.60	273	176.30	710	184.05	801
162.15	1112	170.00	51	177.00	2283	185.00	3195
162.85	66	170.70	95	178.05	1447	186.00	43013
163.60	357	171.25	563	178.95	10263	187.00	10496
163.90	358	172.00	1016	180.05	7106	187.90	1311
164.85	2970	172.70	652	180.80	1157	188.95	1846

Average of 2.552 to 2.563 min.: 2p38895.D\data.ms
dftpp
Modified:subtracted

m/z	abund.	m/z	abund.	m/z	abund.	m/z	abund.
189.90	896	197.95	315115	205.05	19994	214.05	582
190.10	197	198.95	23207	206.00	75335	215.00	586
191.10	1204	200.05	1683	207.05	10314	215.90	1482
191.95	3172	200.80	592	208.00	1588	217.00	19994

192.60	588	201.00	257	209.10	1401	217.90	2144
193.00	3546	201.40	1395	210.75	3183	219.50	326
194.10	1329	202.20	402	211.15	1882	219.75	252
194.75	782	202.60	338	211.80	641	220.95	19635
195.10	115	202.90	1332	212.10	321	221.80	4682
195.30	228	203.20	621	212.70	401	222.30	716
195.95	11270	204.05	10630	213.05	328	223.00	5861

Average of 2.552 to 2.563 min.: 2p38895.D\data.ms
dftpp
Modified:subtracted

m/z	abund.	m/z	abund.	m/z	abund.	m/z	abund.
224.05	45229	231.90	552	240.30	177	248.85	1014
225.00	10510	232.70	109	241.05	55	249.20	677
226.10	2736	233.00	423	241.80	580	249.90	526
227.00	16354	233.90	654	242.10	3071	250.90	667
228.00	2203	234.90	1182	243.00	2366	251.10	114
228.20	211	235.25	814	244.00	36898	252.15	209
228.95	3988	236.00	898	245.15	4187	252.70	451
230.00	790	237.00	2348	245.90	5106	253.00	581
230.70	537	238.90	161	246.10	1605	253.20	403
231.05	2044	239.10	458	247.00	695	255.00	174701
231.50	215	239.85	1066	248.10	475	256.00	25032

Average of 2.552 to 2.563 min.: 2p38895.D\data.ms
dftpp
Modified:subtracted

m/z	abund.	m/z	abund.	m/z	abund.	m/z	abund.
256.90	1519	265.05	3915	274.00	14087	281.90	180
258.00	9442	266.00	1674	275.00	75741	282.50	104
259.05	1282	267.40	182	276.00	10106	282.90	890
259.95	260	267.70	125	276.90	5723	283.40	270
260.80	129	269.10	162	277.60	275	284.10	143
261.35	377	270.40	93	278.05	1025	284.30	320
262.10	95	270.80	206	279.00	453	284.90	1599
263.30	192	271.20	239	279.30	184	285.95	334
263.85	175	271.40	492	280.10	94	287.00	138
264.20	610	272.00	225	280.90	269	289.15	264
264.70	633	273.00	4739	281.20	136	290.05	363

Average of 2.552 to 2.563 min.: 2p38895.D\data.ms
dftpp
Modified:subtracted

m/z	abund.	m/z	abund.	m/z	abund.	m/z	abund.
291.90	246	300.85	295	313.90	198	322.10	698
292.15	311	301.60	224	314.10	1040	323.05	6325
292.80	1174	302.05	537	314.90	2212	323.80	233
293.00	207	302.70	315	315.40	207	324.00	852
293.85	494	303.05	2052	315.95	1532	325.10	223
295.95	18571	304.05	824	317.00	231	326.70	457
296.90	466	308.20	222	318.00	112	326.95	494
297.05	1591	309.10	90	320.40	90	327.20	327
297.80	174	310.00	537	321.00	635	327.95	805
298.20	97	312.10	109	321.50	161	329.00	178
300.60	108	313.10	97	321.70	173	331.90	499

Average of 2.552 to 2.563 min.: 2p38895.D\data.ms
dftpp
Modified:subtracted

m/z	abund.	m/z	abund.	m/z	abund.	m/z	abund.
332.80	106	346.95	407	365.90	1313	382.20	85
333.10	375	351.10	736	369.50	165	382.70	148
334.00	4541	351.90	1685	370.10	248	383.00	883
335.05	1093	353.00	804	370.70	193	383.80	112
336.00	103	353.20	1106	371.00	438	384.15	338
337.10	138	354.05	2120	371.20	139	389.10	102
339.70	91	355.20	247	371.95	2942	389.50	126
341.00	284	359.05	203	372.50	189	390.05	662
341.20	424	362.90	127	372.90	604	390.85	491
345.95	484	363.60	261	373.30	238	392.35	441
346.20	762	364.95	7573	374.10	89	397.00	260

Average of 2.552 to 2.563 min.: 2p38895.D\data.ms

dftpp
Modified:subtracted

m/z	abund.	m/z	abund.	m/z	abund.	m/z	abund.
400.60	107	422.05	1859	438.55	802		
401.10	466	423.00	10246	439.10	774		
402.00	1176	423.95	2455	439.30	505		
402.80	170	424.20	217	439.60	1129		
403.05	1295	424.90	212	441.10	36457		
403.40	237	432.00	187	442.05	203872		
404.00	447	433.20	85	443.05	40589		
415.80	84	435.60	154	444.10	2953		
417.70	218	437.30	295	445.10	303		
420.85	1160	437.60	315	511.40	129		
421.20	640	438.00	96				

Quantitation Report (Qedit)

Data Path : C:\msdchem\1\DATA\2P1623\
Data File : 2p38895.D
Acq On : 25 Jul 2014 7:44 pm
Operator : ashleyd
Sample : dftpp
Misc : op75909,e2p1623
ALS Vial : 1 Sample Multiplier: 1

Quant Time: Jul 25 19:49:19 2014
Quant Method : C:\MSDCHEM\1\METHODS\DFTPP2P.M
Quant Title :
QLast Update : Thu May 29 09:05:38 2014
Response via : Initial Calibration

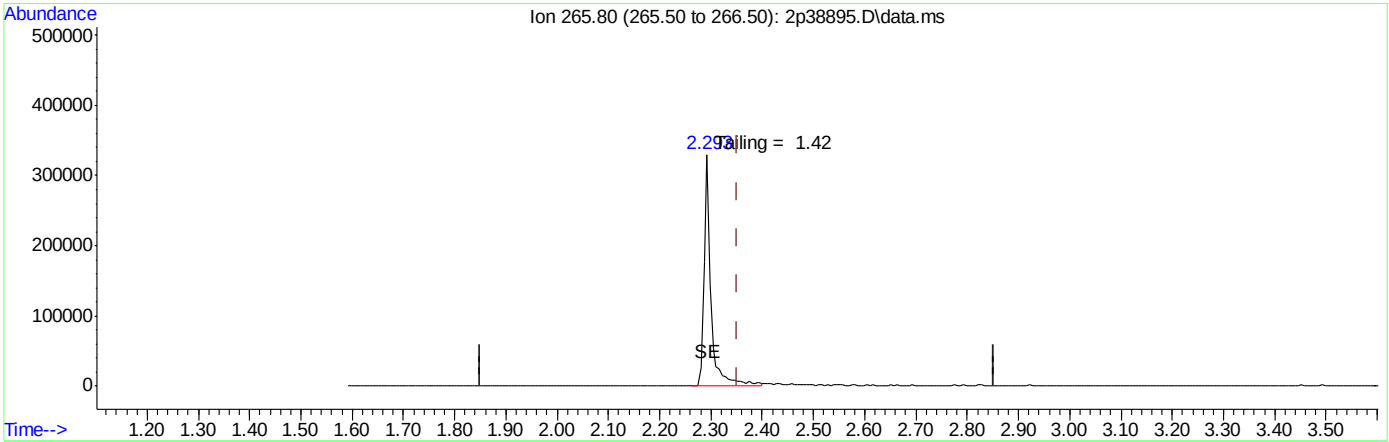

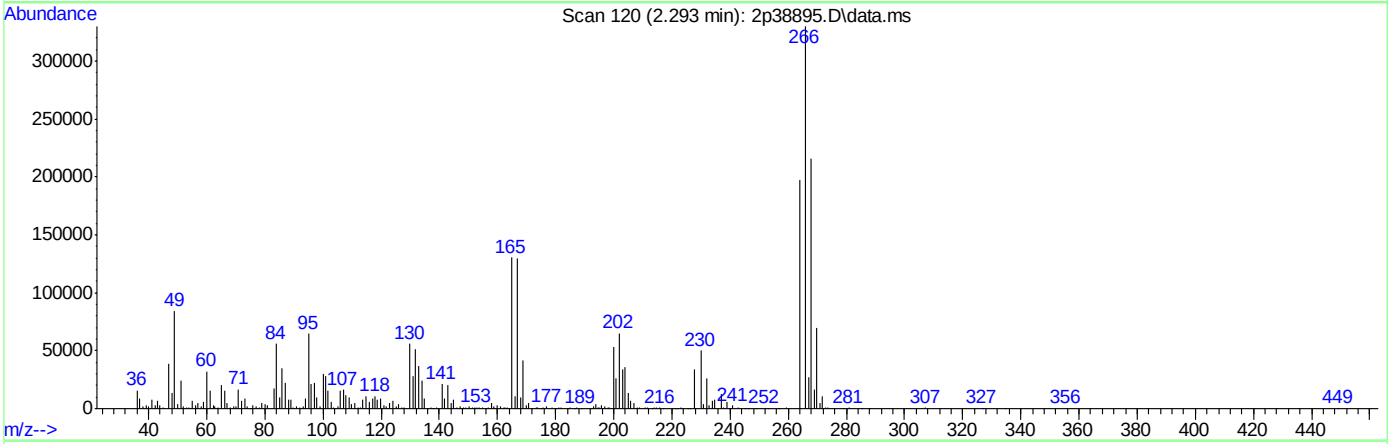

TIC: 2p38895.D\data.ms

(1) Pentacholorphenol

2.295min (-0.057) 62.15ppb

response 2954459

Ion	Exp%	Act%
265.80	100	100
0.00	0.00	0.00
0.00	0.00	0.00
0.00	0.00	0.00

ACCUTEST LABORATORIES JB72256

Quantitation Report (Qedit)

Data Path : C:\msdchem\1\DATA\2P1623\
Data File : 2p38895.D
Acq On : 25 Jul 2014 7:44 pm
Operator : ashleyd
Sample : dftpp
Misc : op75909,e2p1623
ALS Vial : 1 Sample Multiplier: 1

Quant Time: Jul 25 19:49:19 2014
Quant Method : C:\MSDCHEM\1\METHODS\DFTPP2P.M
Quant Title :
QLast Update : Thu May 29 09:05:38 2014
Response via : Initial Calibration

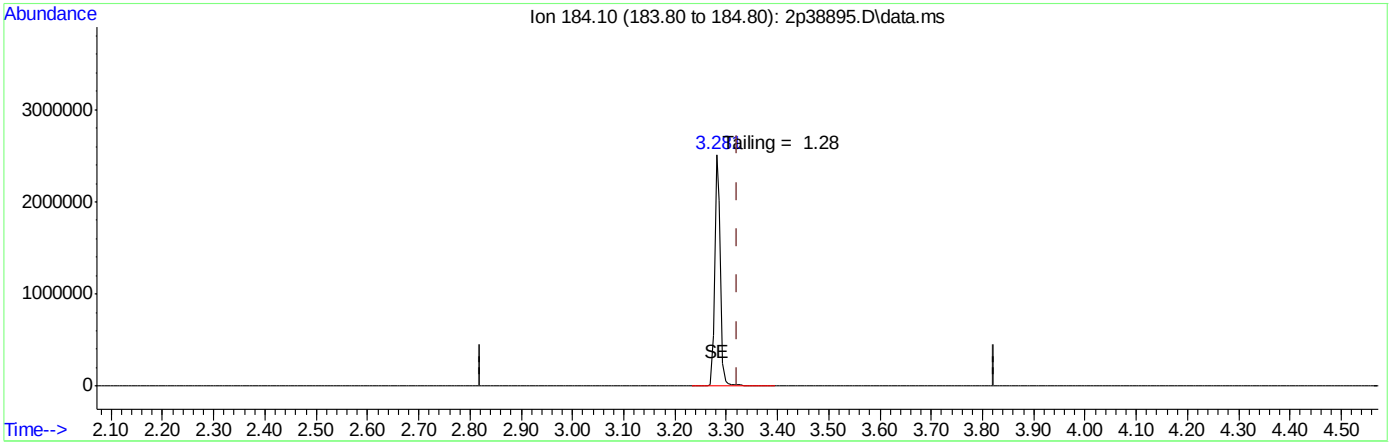

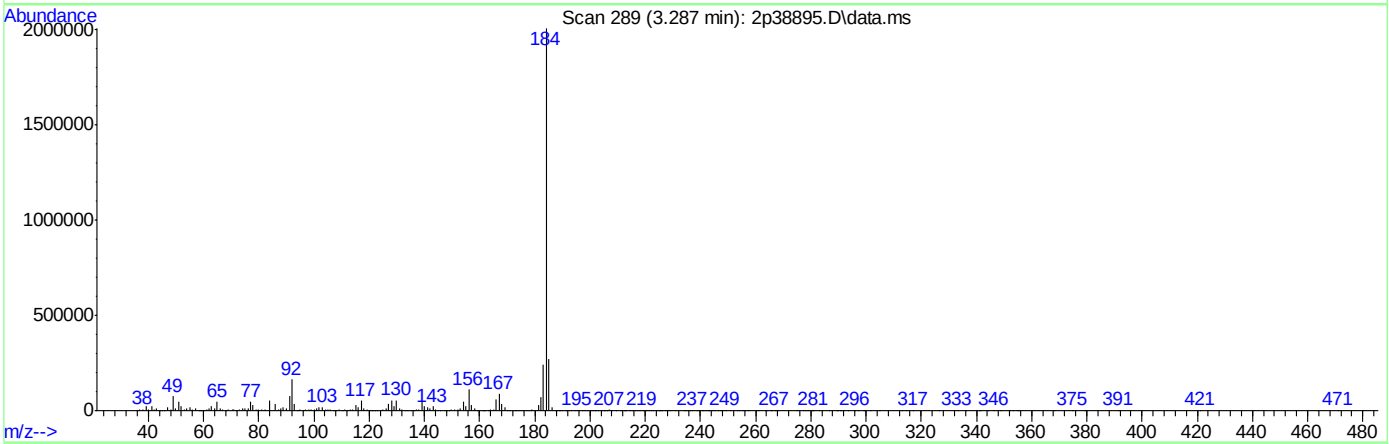

TIC: 2p38895.D\data.ms

(2) Benzidine

3.285min (-0.037) 85.54ppb

response 19334305

Ion	Exp%	Act%
184.10	100	100
0.00	0.00	0.00
0.00	0.00	0.00
0.00	0.00	0.00

ACCUTEST LABORATORIES JB72256

Quantitation Report (Qedit)

Data Path : C:\msdchem\1\DATA\2P1623\
Data File : 2p38895.D
Acq On : 25 Jul 2014 7:44 pm
Operator : ashleyd
Sample : dftpp
Misc : op75909,e2p1623
ALS Vial : 1 Sample Multiplier: 1

Quant Time: Jul 25 19:49:19 2014
Quant Method : C:\MSDCHEM\1\METHODS\DFTPP2P.M
Quant Title :
QLast Update : Thu May 29 09:05:38 2014
Response via : Initial Calibration

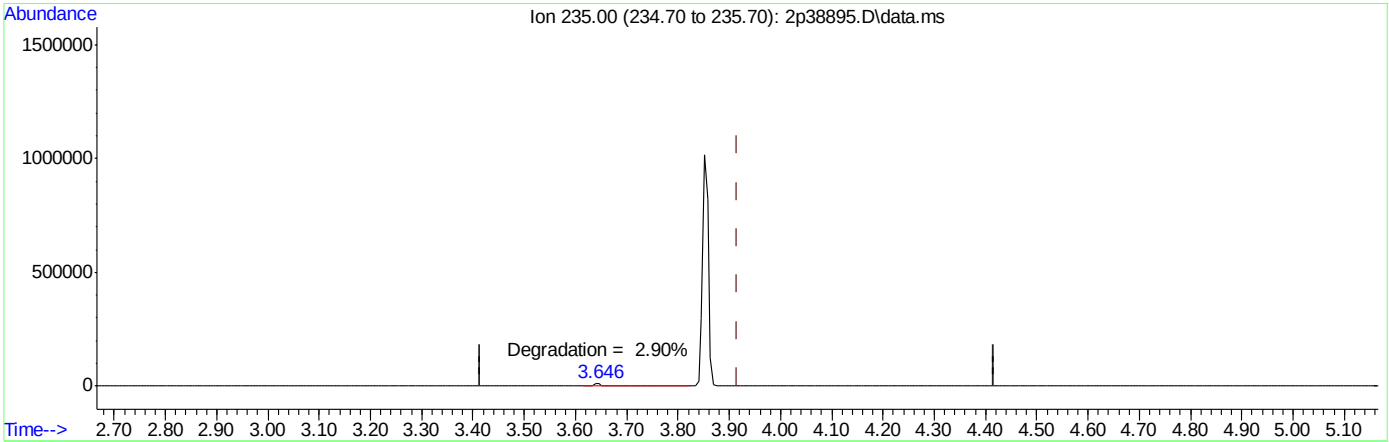

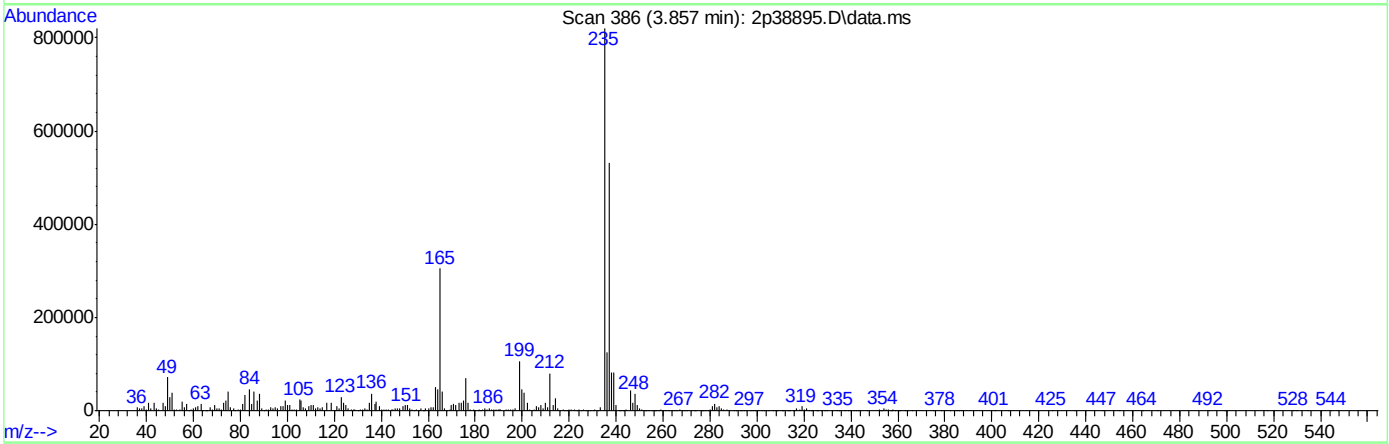

TIC: 2p38895.D\data.ms

(3) PP-DDT

3.856min (-0.061) 85.73ppb

response 8065410

Ion	Exp%	Act%
235.00	100	100
0.00	0.00	0.00
0.00	0.00	0.00
0.00	0.00	0.00

9.5.23

9

DFTPPR

Data Path : C:\msdchem\1\DATA\e5p501\
Data File : 5p9943.D
Acq On : 9 Jul 2014 3:05 pm
Operator : saumilp
Sample : dftpp
Misc : op74489,e5p501
ALS Vial : 1 Sample Multiplier: 1

Integration File: rteint.p

Method : C:\MSDCHEM\1\METHODS\DFTPP5P.M
Title : Semi Volatile Extractables by GC/MS zb-5msi 30mx0.Mon Apr 21 16:05:04 2014
Last Update : Mon Apr 21 16:05:04 2014

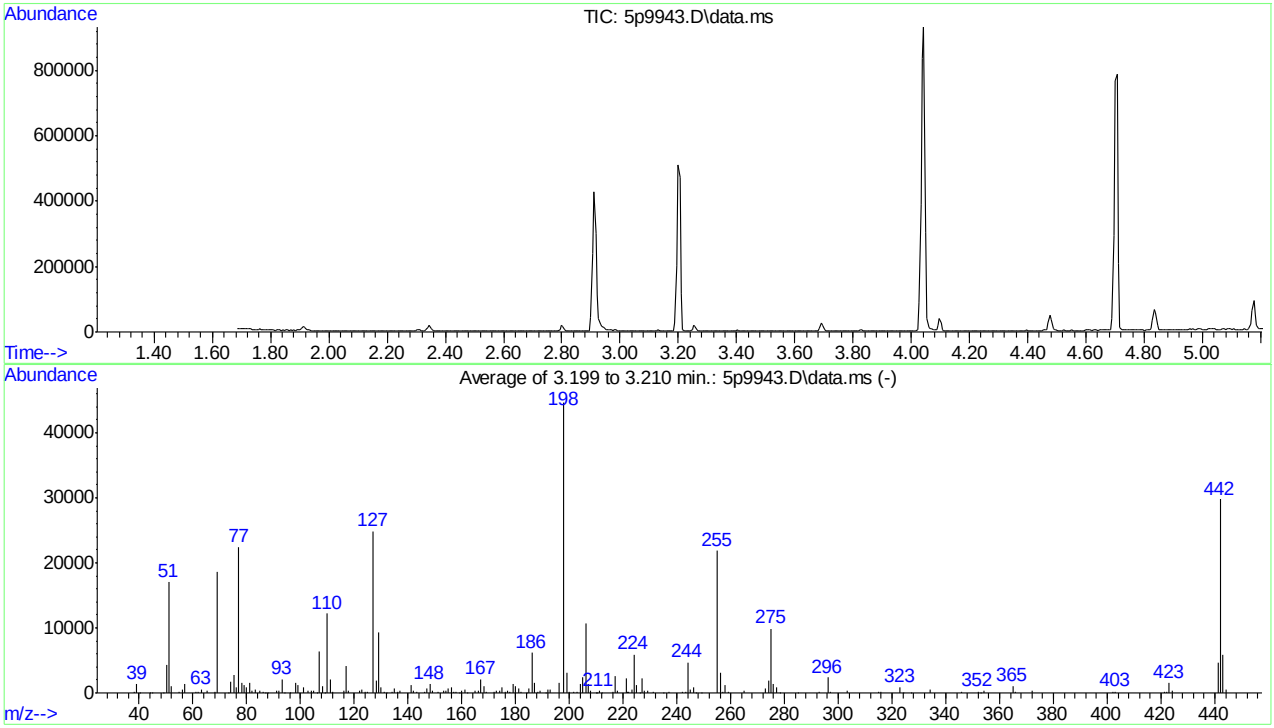

AutoFind: Scans 284, 285, 286; Background Corrected with Scan 280
AUTOFIND via AUTOINTEGRATE

Target Mass	Rel. to Mass	Lower Limit%	Upper Limit%	Rel. Abn%	Raw Abn	Result Pass/Fail
51	198	30	60	38.1	17018	PASS
68	69	0.00	2	0.6	118	PASS
69	198	0.00	100	41.8	18646	PASS
70	69	0.00	2	0.0	0	PASS
127	198	40	60	55.7	24872	PASS
197	198	0.00	1	0.0	0	PASS
198	198	100	100	100.0	44658	PASS
199	198	5	9	6.9	3065	PASS
275	198	10	30	22.0	9835	PASS
365	198	1	100	2.5	1117	PASS
441	443	0.10	100	78.7	4629	PASS
442	198	40	100	66.7	29776	PASS
443	442	17	23	19.8	5885	PASS

Average of 3.199 to 3.210 min.: 5p9943.D\data.ms
dftpp
Modified:subtracted

m/z	abund.	m/z	abund.	m/z	abund.	m/z	abund.
38.00	141	57.10	1310	77.10	22491	91.05	327
39.10	1343	61.10	216	78.10	1554	92.10	322
40.10	73	62.05	208	79.05	1168	93.10	2097
44.10	73	63.10	558	80.00	891	94.20	70
45.00	67	65.10	326	81.05	1486	96.00	69
49.00	69	68.10	118	82.05	433	98.05	1480
50.10	4333	69.05	18646	83.05	438	99.00	1244
51.10	17018	73.05	76	85.00	266	101.05	845
52.10	1062	74.05	1698	86.00	169	103.00	314
55.05	157	75.10	2793	87.10	85	104.05	406
56.10	534	76.10	896	88.00	78	105.05	419

Average of 3.199 to 3.210 min.: 5p9943.D\data.ms
dftpp
Modified:subtracted

m/z	abund.	m/z	abund.	m/z	abund.	m/z	abund.
106.00	77	123.00	566	136.00	253	154.05	293
107.10	6318	123.95	263	137.05	320	155.00	699
108.05	1056	125.10	210	141.00	1233	156.10	875
109.00	69	127.10	24872	142.00	356	157.05	206
110.05	12236	128.05	1853	143.05	237	157.90	110
111.00	2012	129.05	9356	146.00	241	159.00	74
112.10	135	130.05	846	147.00	704	160.00	300
116.05	332	131.00	103	148.05	1308	161.00	500
117.10	4101	132.10	69	149.05	325	162.10	82
118.00	314	133.95	244	151.10	176	165.00	319
122.05	328	135.05	688	153.05	323	166.00	358

Average of 3.199 to 3.210 min.: 5p9943.D\data.ms
dftpp
Modified:subtracted

m/z	abund.	m/z	abund.	m/z	abund.	m/z	abund.
167.10	2152	180.05	1082	193.00	539	208.05	339
168.10	1112	181.00	703	196.05	1495	210.00	75
169.10	92	182.05	146	198.00	44658	210.20	68
171.95	142	183.90	81	199.00	3065	211.05	334
173.00	324	185.05	773	200.00	225	212.00	81
174.10	383	186.10	6148	201.55	206	216.05	220
175.10	831	187.00	1599	203.00	208	217.00	2579
176.05	241	188.05	176	204.05	1365	218.05	331
177.05	337	189.05	284	205.10	2399	221.10	2285
177.95	149	191.10	76	206.10	10723	221.70	249
179.00	1396	191.95	440	207.10	1358	222.10	188

Average of 3.199 to 3.210 min.: 5p9943.D\data.ms
dftpp
Modified:subtracted

m/z	abund.	m/z	abund.	m/z	abund.	m/z	abund.
223.10	549	243.15	220	265.05	313	303.10	312
224.10	5946	244.10	4686	273.00	663	315.05	255
225.10	1278	245.05	564	274.05	1946	316.00	191
226.10	72	246.05	800	275.10	9835	323.10	890
227.00	2229	247.10	89	276.00	1310	324.10	70
228.00	289	249.00	84	277.05	900	327.00	72
229.05	426	255.05	21857	278.10	68	334.10	441
231.10	190	256.10	3029	285.10	70	345.95	142
234.90	82	257.00	254	293.00	166	352.00	204
237.05	146	258.05	1270	296.05	2375	353.00	87
242.00	239	258.95	185	297.05	251	354.00	267

Average of 3.199 to 3.210 min.: 5p9943.D\data.ms
dftpp
Modified:subtracted

m/z	abund.	m/z	abund.	m/z	abund.	m/z	abund.
365.00	1117	443.10	5885				
366.00	92	444.05	487				
372.00	365						
402.00	103						

DFTPP5P.M Wed Jul 09 17:09:02 2014 RPT1 Page: 2

403.00	197
421.10	213
422.05	146
423.05	1522
424.00	296
441.10	4629
442.10	29776

Quantitation Report (Qedit)

Data Path : C:\msdchem\1\DATA\e5p501\
Data File : 5p9943.D
Acq On : 9 Jul 2014 3:05 pm
Operator : saumilp
Sample : dftpp
Misc : op74489,e5p501
ALS Vial : 1 Sample Multiplier: 1

Quant Time: Jul 09 17:08:28 2014
Quant Method : C:\MSDCHEM\1\METHODS\DFTPP5P.M
Quant Title : Semi Volatile Extractables by GC/MS zb-5msi 30mx0.Mon Apr 21 16:05:04 2014
QLast Update : Mon Apr 21 16:05:04 2014
Response via : Initial Calibration

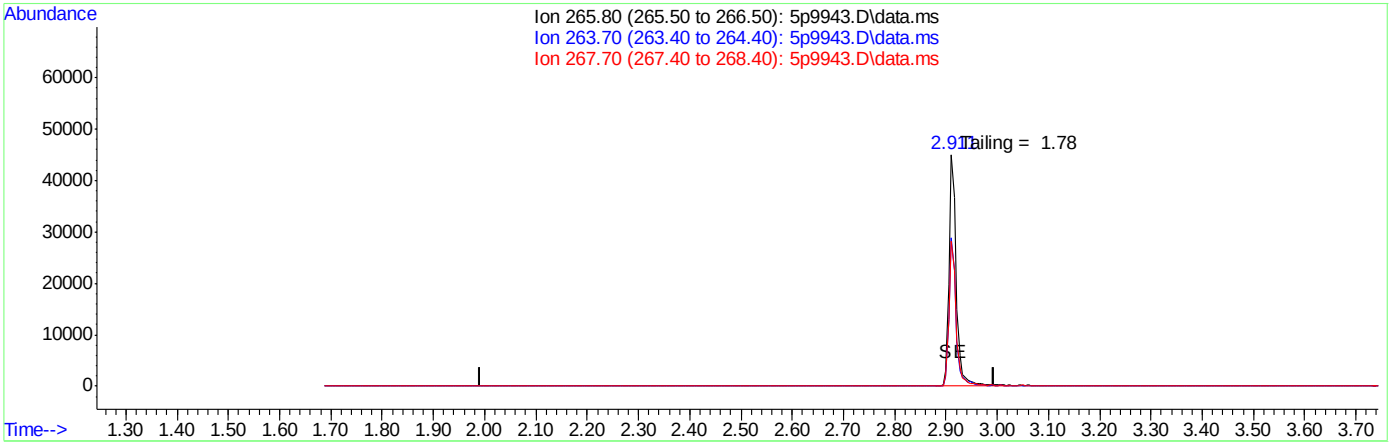

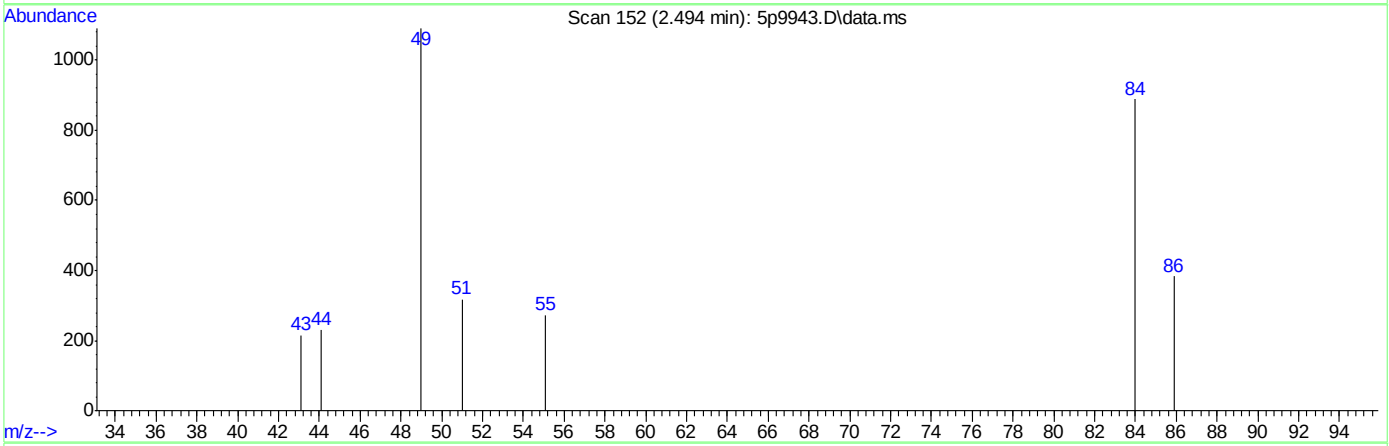

TIC: 5p9943.D\data.ms

(1) Pentachlorophenol (MC)

2.493min (-2.493) 0.00ng

response 0

Ion	Exp%	Act%
265.80	100	0.00
263.70	64.70	0.00#
267.70	64.60	0.00#
0.00	0.00	0.00

Quantitation Report (Qedit)

Data Path : C:\msdchem\1\DATA\e5p501\
Data File : 5p9943.D
Acq On : 9 Jul 2014 3:05 pm
Operator : saumilp
Sample : dftpp
Misc : op74489,e5p501
ALS Vial : 1 Sample Multiplier: 1

Quant Time: Jul 09 17:08:28 2014
Quant Method : C:\MSDCHEM\1\METHODS\DFTPP5P.M
Quant Title : Semi Volatile Extractables by GC/MS zb-5msi 30mx0.Mon Apr 21 16:05:04 2014
QLast Update : Mon Apr 21 16:05:04 2014
Response via : Initial Calibration

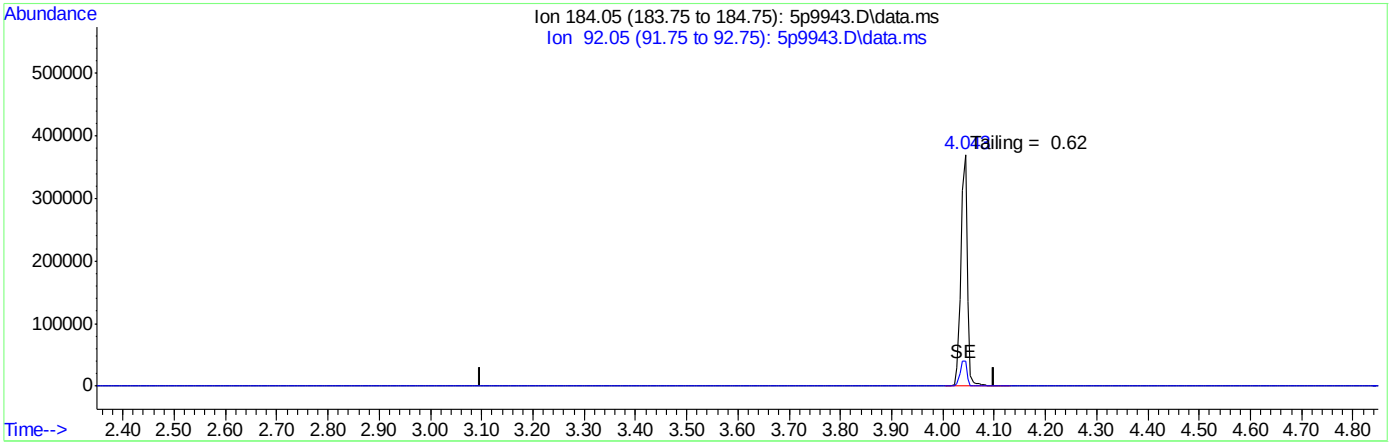

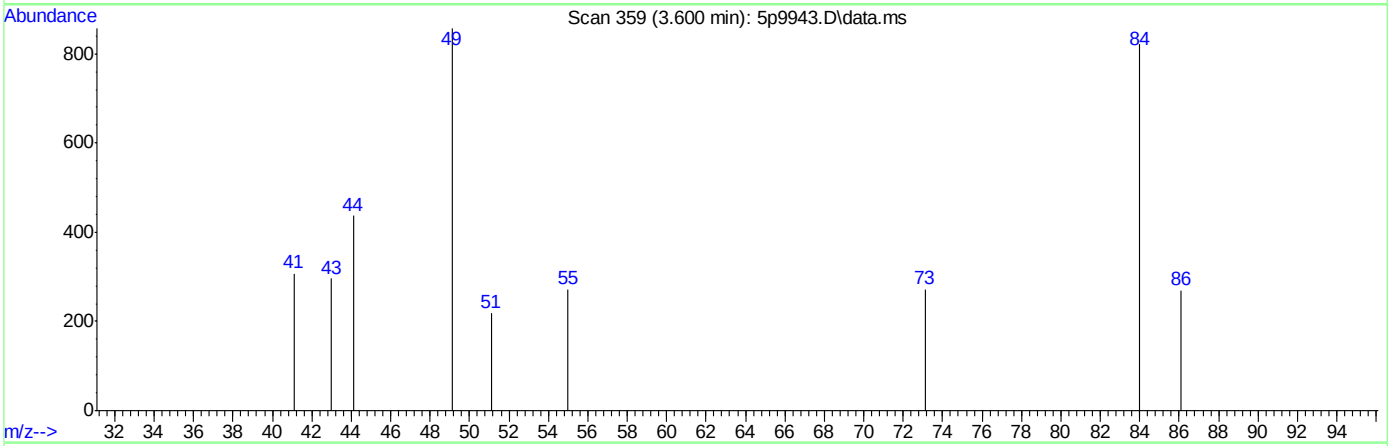

TIC: 5p9943.D\data.ms

(2) Benzidine (M)

3.599min (-3.599) 0.00ng

response 0

Ion	Exp%	Act%
184.05	100	0.00
92.05	11.60	0.00#
0.00	0.00	0.00
0.00	0.00	0.00

Quantitation Report (Qedit)

Data Path : C:\msdchem\1\DATA\e5p501\
Data File : 5p9943.D
Acq On : 9 Jul 2014 3:05 pm
Operator : saumilp
Sample : dftpp
Misc : op74489,e5p501
ALS Vial : 1 Sample Multiplier: 1

Quant Time: Jul 09 17:08:28 2014
Quant Method : C:\MSDCHEM\1\METHODS\DFTPP5P.M
Quant Title : Semi Volatile Extractables by GC/MS zb-5msi 30mx0.Mon Apr 21 16:05:04 2014
QLast Update : Mon Apr 21 16:05:04 2014
Response via : Initial Calibration

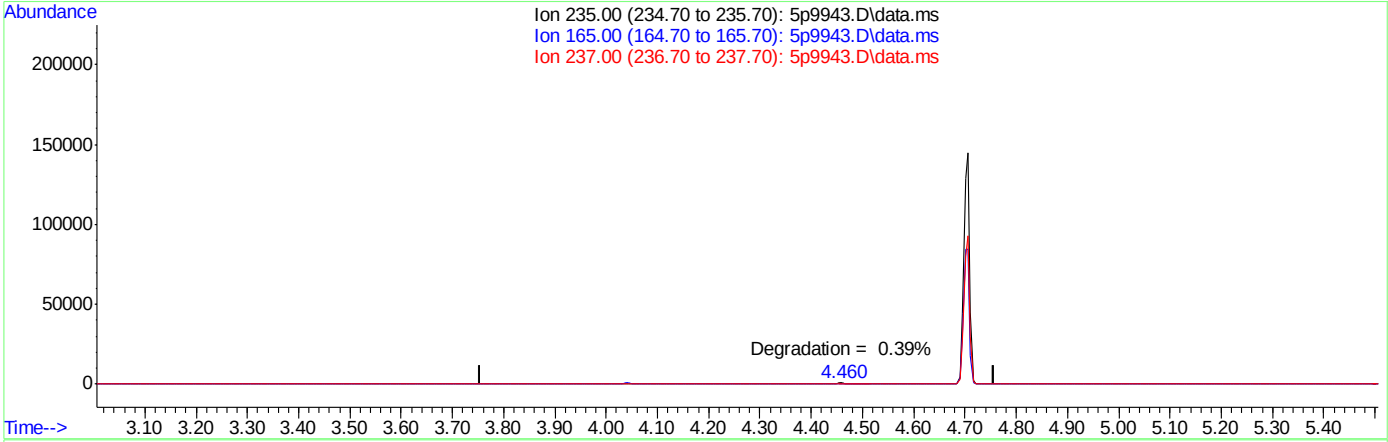

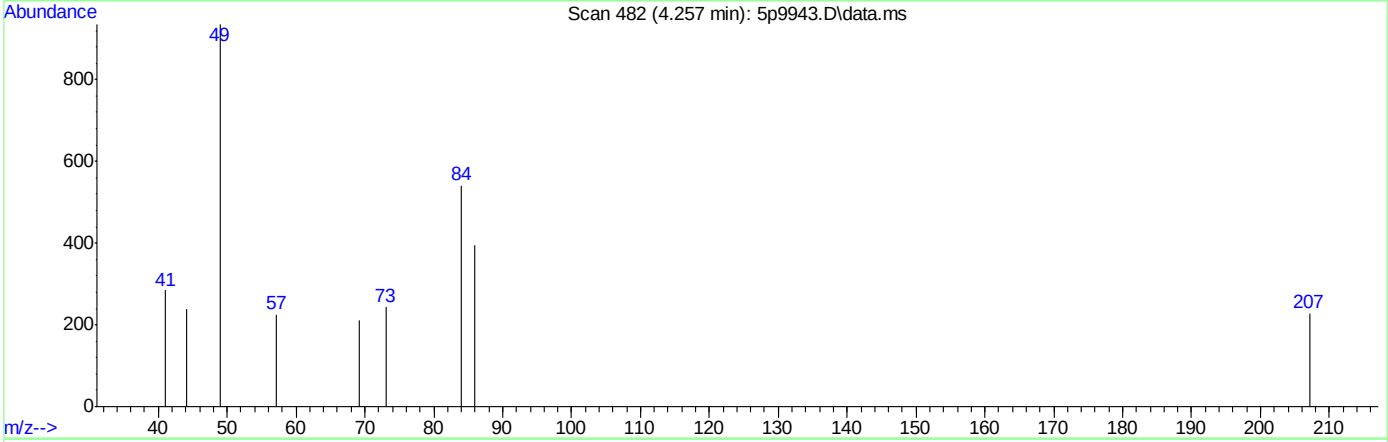

TIC: 5p9943.D\data.ms

(3) PP-DDT (MC)

4.256min (-4.256) 0.00ppb

response 0

Ion	Exp%	Act%
235.00	100	0.00
165.00	58.00	0.00#
237.00	62.20	0.00#
0.00	0.00	0.00

DFTPPR

Data Path : C:\msdchem\1\DATA\e5p526\
Data File : 5p10503.D
Acq On : 25 Jul 2014 9:46 pm
Operator : andrews1
Sample : dftpp
Misc : op74489,e5p526
ALS Vial : 1 Sample Multiplier: 1

Integration File: rteint.p

Method : C:\MSDCHEM\1\METHODS\DFTPP5P.M
Title : Semi Volatile Extractables by GC/MS zb-5msi 30mx0.Mon Apr 21 16:05:04 2014
Last Update : Mon Apr 21 16:05:04 2014

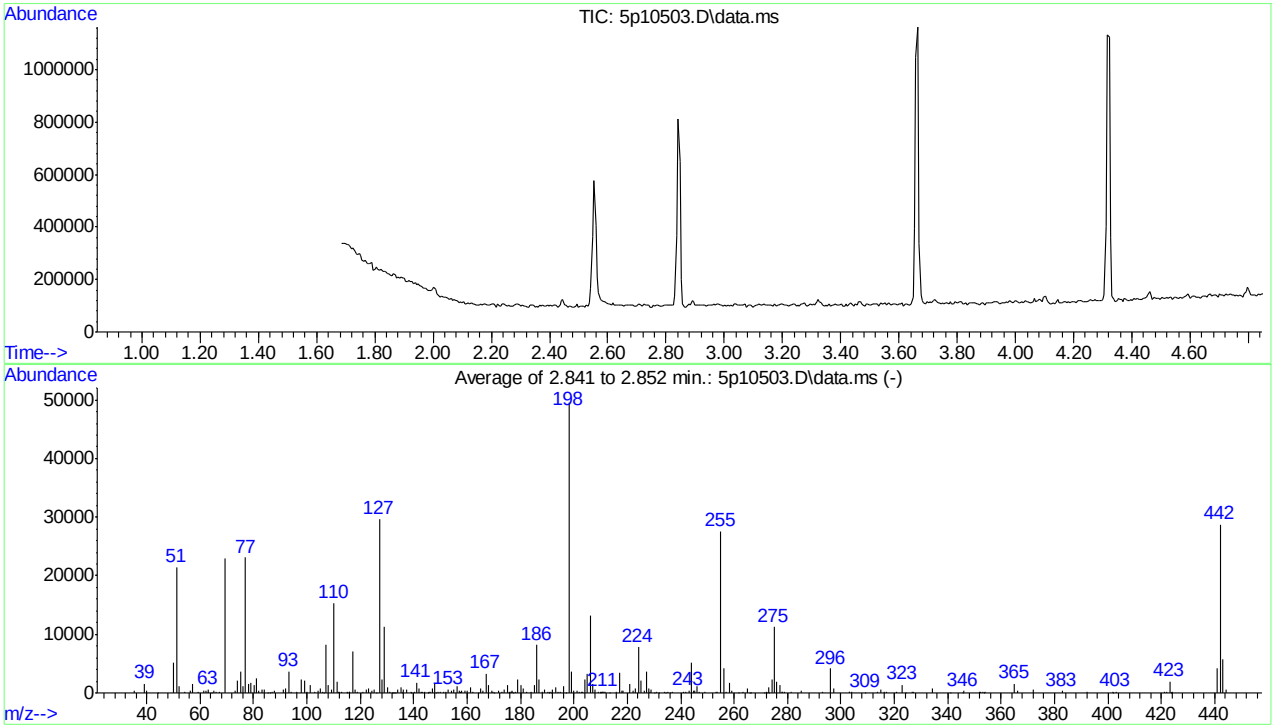

AutoFind: Scans 217, 218, 219; Background Corrected with Scan 212
AUTOFIND via AUTOINTEGRATE

Target Mass	Rel. to Mass	Lower Limit%	Upper Limit%	Rel. Abn%	Raw Abn	Result Pass/Fail
51	198	30	60	43.4	21523	PASS
68	69	0.00	2	0.0	0	PASS
69	198	0.00	100	46.5	23054	PASS
70	69	0.00	2	0.0	0	PASS
127	198	40	60	59.9	29704	PASS
197	198	0.00	1	0.1	74	PASS
198	198	100	100	100.0	49551	PASS
199	198	5	9	7.5	3715	PASS
275	198	10	30	22.7	11235	PASS
365	198	1	100	3.3	1619	PASS
441	443	0.10	100	73.9	4200	PASS
442	198	40	100	57.9	28696	PASS
443	442	17	23	19.8	5683	PASS

Average of 2.841 to 2.852 min.: 5p10503.D\data.ms
dftpp
Modified:subtracted

m/z	abund.	m/z	abund.	m/z	abund.	m/z	abund.
35.10	331	61.15	424	75.10	3603	86.00	88
39.10	1561	62.05	344	76.10	1198	87.00	181
40.05	465	63.00	631	77.05	23108	87.95	320
44.10	6	63.20	242	78.10	1495	91.05	624
50.10	5175	64.10	100	79.10	1643	92.10	686
51.10	21523	65.00	449	80.05	1280	93.10	3679
52.10	1113	66.05	202	81.10	2535	94.10	183
54.00	105	67.05	257	82.05	435	96.00	240
56.10	431	69.10	23054	83.05	634	98.05	2393
57.10	1507	73.10	353	84.00	626	99.05	2037
59.20	178	74.10	2053	85.05	90	100.05	145

Average of 2.841 to 2.852 min.: 5p10503.D\data.ms
dftpp
Modified:subtracted

m/z	abund.	m/z	abund.	m/z	abund.	m/z	abund.
101.10	1295	111.90	141	122.00	561	132.20	82
103.00	104	112.05	167	123.10	853	132.50	94
104.05	425	113.10	103	124.15	484	133.10	86
105.00	738	115.00	109	125.00	552	134.00	582
105.90	110	115.20	98	125.90	79	135.05	1016
106.20	70	115.90	283	127.10	29704	135.70	81
107.10	8160	116.10	243	128.10	2276	136.05	652
108.05	1337	117.05	7064	129.05	11201	137.15	642
109.05	578	118.10	630	130.10	869	138.90	74
110.05	15402	119.05	243	131.05	167	139.15	209
111.10	1995	121.10	254	132.00	84	140.10	277

Average of 2.841 to 2.852 min.: 5p10503.D\data.ms
dftpp
Modified:subtracted

m/z	abund.	m/z	abund.	m/z	abund.	m/z	abund.
141.05	1753	148.90	204	159.00	357	170.20	100
142.05	803	150.00	158	160.10	416	171.95	482
142.80	109	151.05	290	161.10	1046	173.00	245
143.05	126	152.15	202	162.10	149	174.05	497
143.90	252	153.05	581	164.20	75	175.10	1300
145.30	80	154.10	421	165.00	865	175.70	69
145.80	137	155.00	568	166.05	459	176.00	178
146.10	162	156.10	1112	167.10	3268	176.20	176
147.00	830	157.05	320	168.05	1354	176.60	142
148.00	1702	157.30	113	169.10	331	177.00	392
148.30	101	157.85	409	169.70	102	177.20	81

Average of 2.841 to 2.852 min.: 5p10503.D\data.ms
dftpp
Modified:subtracted

m/z	abund.	m/z	abund.	m/z	abund.	m/z	abund.
178.10	141	190.10	124	199.00	3715	209.00	276
179.05	2222	190.80	75	200.05	416	209.80	75
180.05	1308	191.15	247	201.35	300	210.10	131
181.10	793	191.40	68	202.05	275	210.40	109
182.10	166	192.00	549	202.80	177	210.70	153
184.05	205	193.05	938	203.20	159	211.00	246
185.10	1326	194.15	248	204.05	2391	211.20	280
186.10	8196	195.00	103	205.10	3207	211.50	111
187.05	2305	196.00	1199	206.10	13199	213.20	77
188.00	210	197.00	74	207.05	1589	215.70	119
189.00	636	198.00	49551	208.00	644	217.05	3442

Average of 2.841 to 2.852 min.: 5p10503.D\data.ms
dftpp
Modified:subtracted

m/z	abund.	m/z	abund.	m/z	abund.	m/z	abund.
218.00	380	229.05	605	243.10	471	257.05	293
218.15	298	230.10	83	244.10	5215	258.05	1808
221.05	1470	230.90	243	245.00	349	259.10	395
222.00	432	232.00	66	245.20	432	261.40	70

DFTPP5P.M Mon Jul 28 15:12:40 2014 RPT1 Page: 2

223.00	800	234.05	225	246.05	1248	263.40	151
224.10	7778	234.40	68	247.05	269	264.90	796
225.10	2047	235.05	219	249.10	158	265.80	75
226.15	320	236.00	85	253.00	107	266.10	72
227.05	3657	237.00	238	253.80	137	271.10	73
228.10	718	241.00	202	255.00	27623	272.10	122
228.50	174	242.00	233	256.05	4216	272.30	93

Average of 2.841 to 2.852 min.: 5p10503.D\data.ms
dftpp
Modified:subtracted

m/z	abund.	m/z	abund.	m/z	abund.	m/z	abund.
272.80	69	292.95	153	321.00	176	353.00	288
273.05	877	296.10	4208	323.10	1392	353.70	98
274.05	2292	297.10	830	324.10	72	354.10	221
275.05	11235	303.00	204	326.85	173	365.00	1619
275.95	1945	303.20	204	327.10	146	366.05	310
277.05	1402	304.00	130	334.10	835	372.00	643
277.90	112	309.10	71	341.10	71	382.95	382
278.10	120	313.80	165	345.70	92	392.00	155
279.00	110	315.00	573	345.95	303	401.80	153
281.15	175	316.10	283	352.00	110	402.00	82
285.05	296	317.10	113	352.20	141	403.10	240

Average of 2.841 to 2.852 min.: 5p10503.D\data.ms
dftpp
Modified:subtracted

m/z	abund.	m/z	abund.	m/z	abund.	m/z	abund.
421.00	226						
422.05	196						
423.05	2005						
423.60	77						
423.80	91						
424.10	159						
441.05	4200						
442.10	28696						
443.05	5683						
444.10	501						

Quantitation Report (Qedit)

Data Path : C:\msdchem\1\DATA\e5p526\
Data File : 5p10503.D
Acq On : 25 Jul 2014 9:46 pm
Operator : andrews1
Sample : dftpp
Misc : op74489,e5p526
ALS Vial : 1 Sample Multiplier: 1

Quant Time: Jul 25 21:52:39 2014
Quant Method : C:\MSDCHEM\1\METHODS\DFTPP5P.M
Quant Title : Semi Volatile Extractables by GC/MS zb-5msi 30mx0.Mon Apr 21 16:05:04 2014
QLast Update : Mon Apr 21 16:05:04 2014
Response via : Initial Calibration

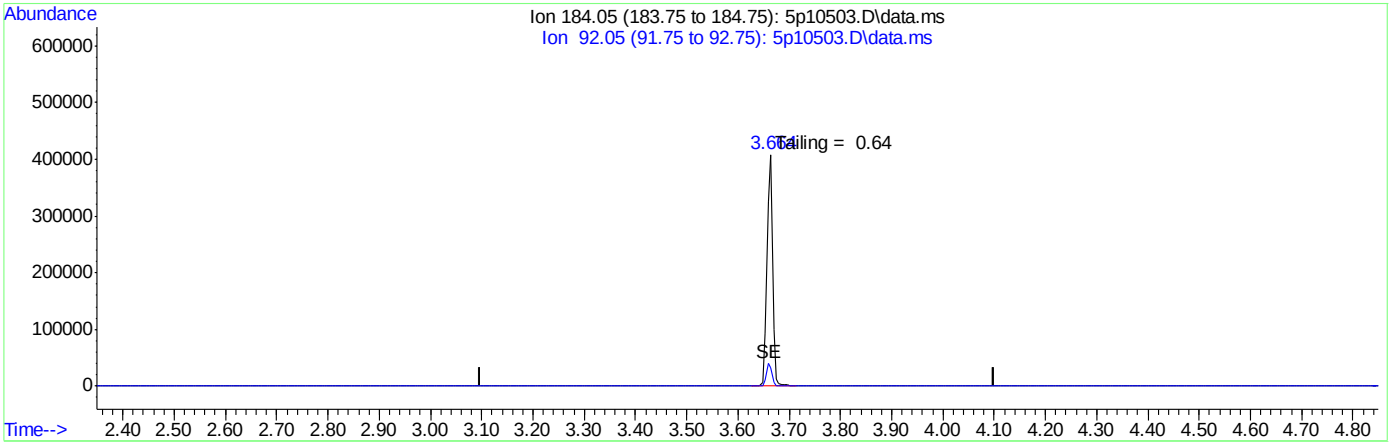

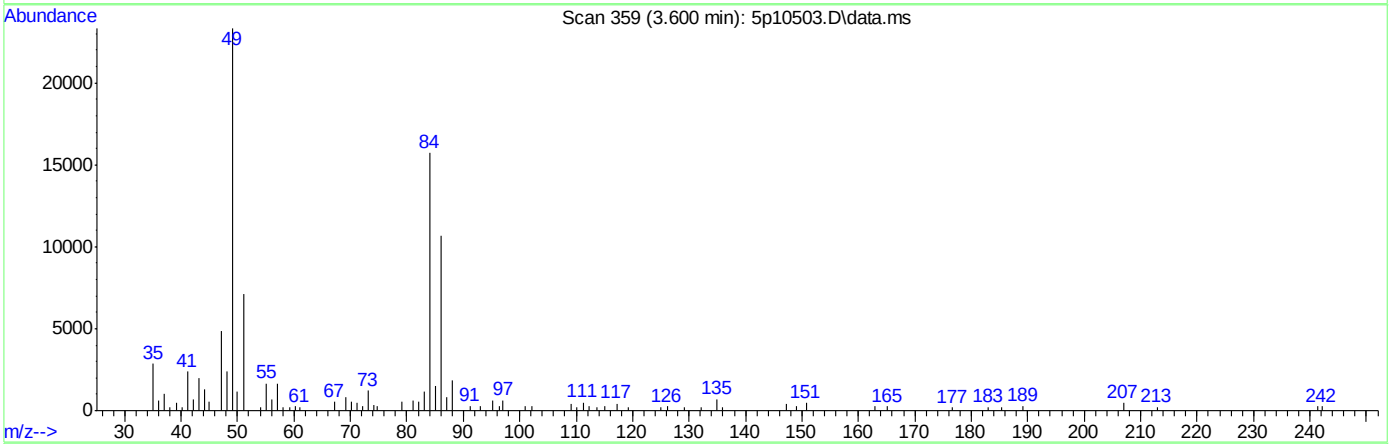

TIC: 5p10503.D\data.ms

(2) Benzidine (M)

3.599min (-3.599) 0.00ng

response 0

Ion	Exp%	Act%
184.05	100	0.00
92.05	11.60	0.00#
0.00	0.00	0.00
0.00	0.00	0.00

Quantitation Report (Qedit)

Data Path : C:\msdchem\1\DATA\e5p526\
Data File : 5p10503.D
Acq On : 25 Jul 2014 9:46 pm
Operator : andrews1
Sample : dftpp
Misc : op74489,e5p526
ALS Vial : 1 Sample Multiplier: 1

Quant Time: Jul 25 21:52:39 2014
Quant Method : C:\MSDCHEM\1\METHODS\DFTPP5P.M
Quant Title : Semi Volatile Extractables by GC/MS zb-5msi 30mx0.Mon Apr 21 16:05:04 2014
QLast Update : Mon Apr 21 16:05:04 2014
Response via : Initial Calibration

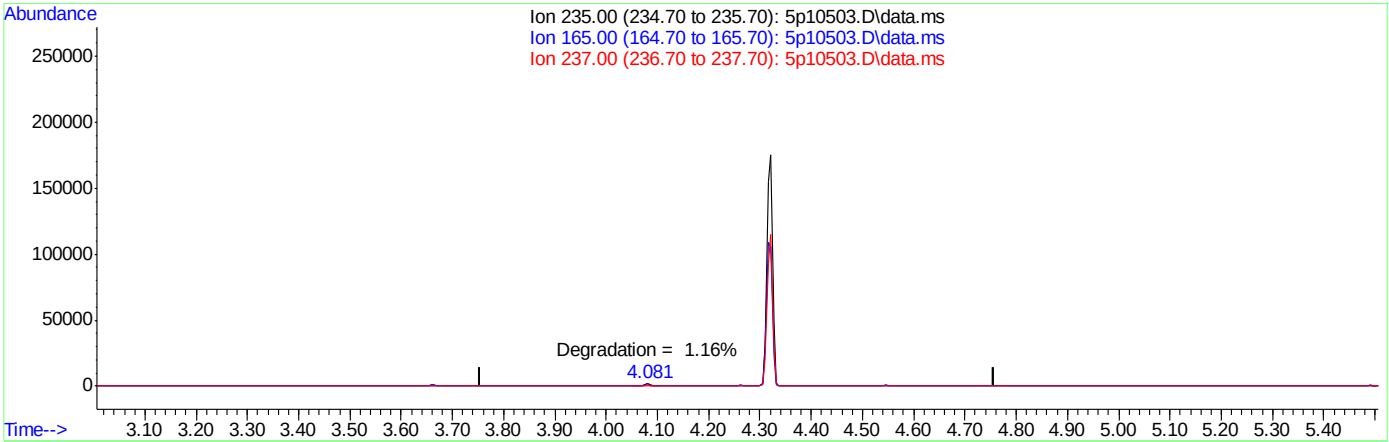

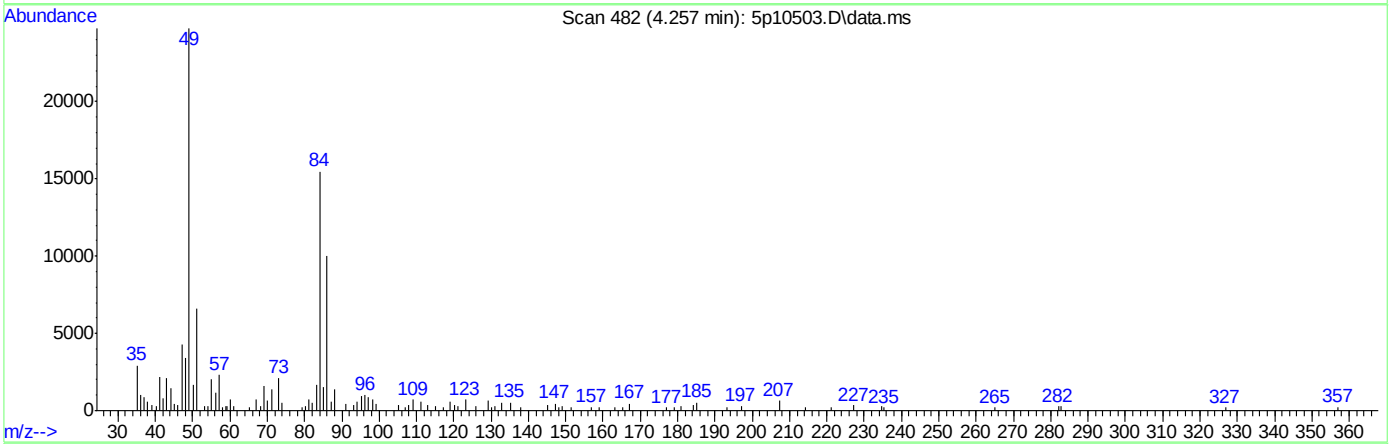

TIC: 5p10503.D\data.ms

(3) PP-DDT (MC)

4.256min (-4.256) 0.00ppb

response 0

Ion	Exp%	Act%
235.00	100	0.00
165.00	58.00	0.00#
237.00	62.20	0.00#
0.00	0.00	0.00

Quantitation Report (Qedit)

Data Path : C:\msdchem\1\DATA\e5p526\
Data File : 5p10503.D
Acq On : 25 Jul 2014 9:46 pm
Operator : andrews1
Sample : dftpp
Misc : op74489,e5p526
ALS Vial : 1 Sample Multiplier: 1

Quant Time: Jul 25 21:52:39 2014
Quant Method : C:\MSDCHEM\1\METHODS\DFTPP5P.M
Quant Title : Semi Volatile Extractables by GC/MS zb-5msi 30mx0.Mon Apr 21 16:05:04 2014
QLast Update : Mon Apr 21 16:05:04 2014
Response via : Initial Calibration

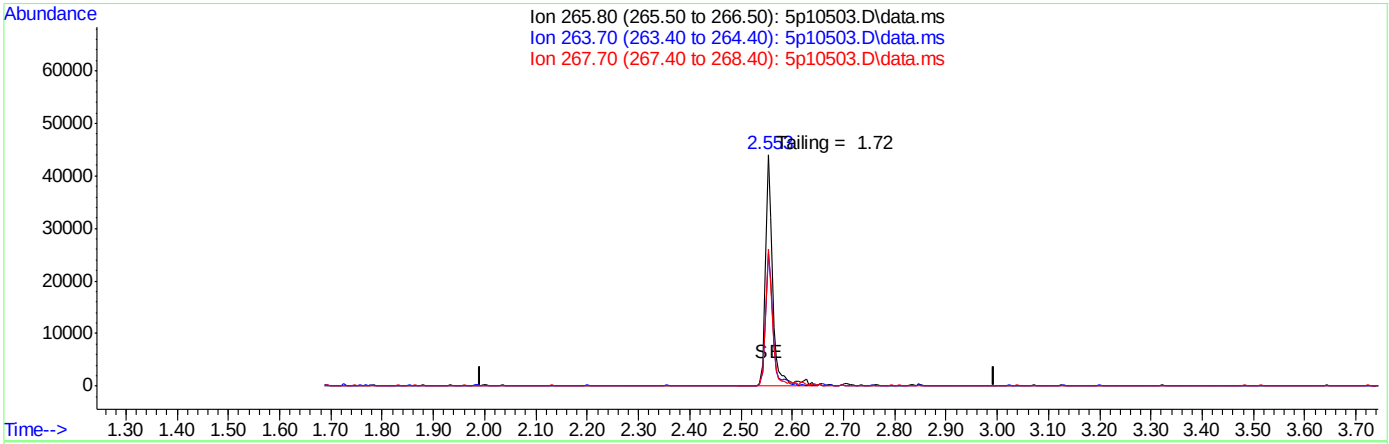

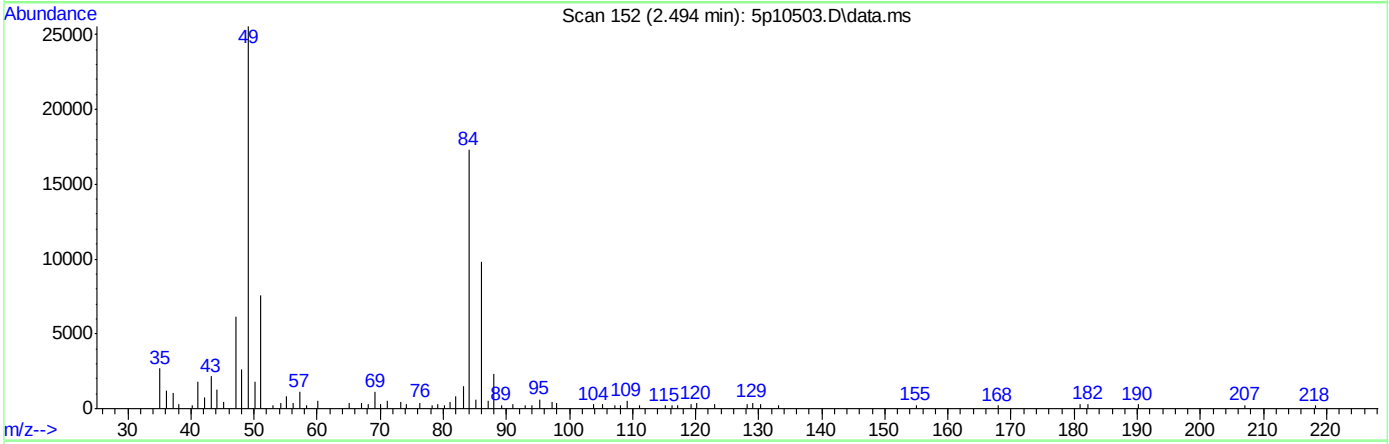

TIC: 5p10503.D\data.ms

(1) Pentachlorophenol (MC)

2.493min (-2.493) 0.00ng

response 0

Ion	Exp%	Act%
265.80	100	0.00
263.70	64.70	0.00#
267.70	64.60	0.00#
0.00	0.00	0.00

DFTPPR

Data Path : C:\msdchem\1\DATA\em4345\
Data File : m106258.D
Acq On : 11 Jul 2014 12:03 pm
Operator : saumilp
Sample : DFTPP
Misc : op75975,em4345
ALS Vial : 1 Sample Multiplier: 1

Integration File: rteint.p

Method : C:\msdchem\1\METHODS\DFTPPm.M
Title : Semi Volatile Extractables by GC/MS rxi-5silms 30mFri Jun 07 07:24:58 2013
Last Update : Fri Jun 07 07:24:58 2013

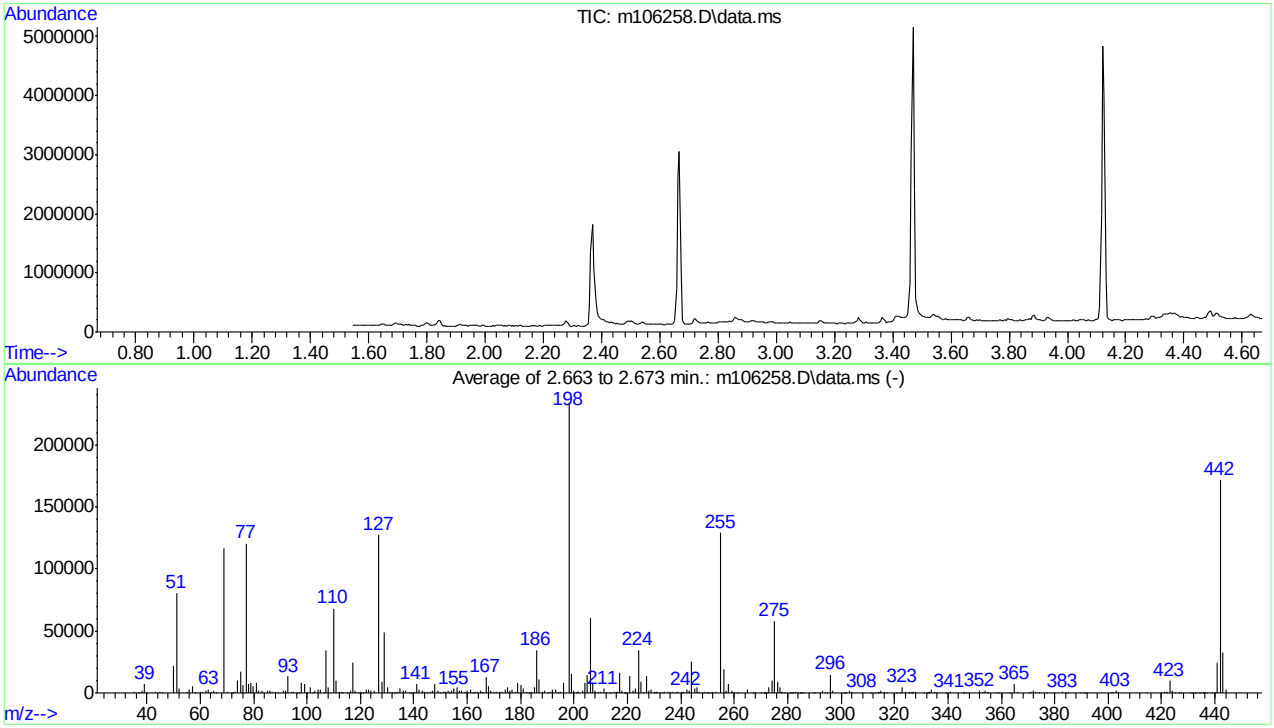

AutoFind: Scans 210, 211, 212; Background Corrected with Scan 202

Target Mass	Rel. to Mass	Lower Limit%	Upper Limit%	Rel. Abn%	Raw Abn	Result Pass/Fail
51	198	30	60	34.4	80551	PASS
68	69	0.00	2	0.0	0	PASS
69	198	0.00	100	49.7	116424	PASS
70	69	0.00	2	0.6	684	PASS
127	198	40	60	54.4	127220	PASS
197	198	0.00	1	0.0	0	PASS
198	198	100	100	100.0	234064	PASS
199	198	5	9	6.5	15302	PASS
275	198	10	30	24.9	58288	PASS
365	198	1	100	3.0	7029	PASS
441	443	0.10	100	75.1	24112	PASS
442	198	40	100	73.2	171352	PASS
443	442	17	23	18.7	32117	PASS

Average of 2.663 to 2.673 min.: m106258.D\data.ms
DFTPP
Modified:subtracted

m/z	abund.	m/z	abund.	m/z	abund.	m/z	abund.
35.10	1301	55.10	580	69.00	116424	79.95	5381
37.00	248	56.05	2491	70.05	684	81.00	8612
38.05	1550	57.10	5397	71.95	250	82.00	2257
39.10	7101	58.00	309	72.20	182	83.05	1517
40.05	236	60.05	727	73.10	806	85.10	1615
43.10	822	61.10	1111	74.10	10027	86.00	2065
45.05	685	62.05	2024	75.00	17205	87.00	1188
45.90	69	63.10	3176	76.05	6315	88.00	903
50.10	21835	64.10	569	77.10	120239	89.05	453
51.10	80551	65.10	1896	78.05	7508	91.05	1387
52.10	3930	66.00	219	78.95	8483	92.05	2250

Average of 2.663 to 2.673 min.: m106258.D\data.ms
DFTPP
Modified:subtracted

m/z	abund.	m/z	abund.	m/z	abund.	m/z	abund.
92.95	13554	104.00	3064	116.10	2101	128.10	9419
94.05	843	105.05	2644	117.00	24713	129.00	48588
95.05	820	106.10	321	118.00	2017	130.00	4203
96.10	477	107.00	34499	119.05	396	131.00	1036
97.10	345	108.00	4905	120.10	536	132.00	165
98.00	8108	110.00	68156	121.00	238	132.50	147
99.00	7163	110.95	9788	122.00	2705	133.05	35
100.00	401	112.05	1335	123.00	3153	134.05	1311
101.05	4298	113.05	550	123.95	1390	134.95	3223
102.00	79	113.40	117	125.00	1628	136.00	1497
103.05	1823	114.95	379	127.00	127220	137.00	1846

Average of 2.663 to 2.673 min.: m106258.D\data.ms
DFTPP
Modified:subtracted

m/z	abund.	m/z	abund.	m/z	abund.	m/z	abund.
138.00	270	147.10	1776	156.05	4843	166.95	12908
138.80	67	148.00	6814	157.00	1390	167.95	5088
139.05	378	149.00	1393	158.00	1528	168.90	1411
140.10	671	150.00	343	159.00	952	170.15	501
141.00	6854	150.95	669	159.95	1497	170.80	562
142.05	2457	151.45	567	161.05	3058	172.10	1008
143.00	1390	152.15	959	162.00	405	172.95	829
144.05	572	152.95	1622	163.05	659	174.10	2432
144.95	189	153.20	249	163.95	614	175.00	4920
146.00	1055	153.95	1462	165.00	1803	176.05	1596
146.90	1195	155.05	3407	166.00	1315	176.95	2317

Average of 2.663 to 2.673 min.: m106258.D\data.ms
DFTPP
Modified:subtracted

m/z	abund.	m/z	abund.	m/z	abund.	m/z	abund.
178.05	1185	189.00	2174	200.00	1779	209.95	1139
179.00	8516	190.05	184	200.70	351	211.05	3322
180.00	6180	191.00	699	201.40	812	212.15	187
181.05	3209	191.80	771	201.70	667	213.10	314
182.05	714	192.05	2386	203.00	1577	213.50	81
182.95	105	193.05	2411	204.00	7852	215.00	570
184.00	839	194.05	301	205.00	14898	215.90	634
185.05	4951	194.95	503	206.00	60306	216.05	879
186.00	34381	196.00	7873	207.05	7741	217.00	16738
187.00	10753	198.00	234064	207.90	1812	218.00	1810
187.95	1169	199.00	15302	209.00	1235	218.80	72

Average of 2.663 to 2.673 min.: m106258.D\data.ms
DFTPP
Modified:subtracted

m/z	abund.	m/z	abund.	m/z	abund.	m/z	abund.
219.05	392	229.90	755	239.00	559	248.90	837
219.50	89	230.10	153	239.95	451	249.90	187
221.00	13232	230.90	437	240.20	83	250.10	145
222.10	1848	231.10	522	241.00	758	251.00	466

DFTPPm.M Mon Jul 14 12:55:20 2014 MSM

223.00	3917	232.10	347	242.05	2423	252.10	831
224.00	34423	232.95	339	243.05	2238	252.95	922
225.00	8707	234.00	1263	244.00	25154	255.00	129192
226.00	184	234.95	1289	245.05	3371	256.00	18917
227.00	13432	235.95	590	246.00	4977	256.95	1845
228.00	2231	236.90	901	247.00	1177	257.95	7320
228.95	2705	238.15	234	248.00	209	259.00	1412

Average of 2.663 to 2.673 min.: m106258.D\data.ms
DFTPP
Modified:subtracted

m/z	abund.	m/z	abund.	m/z	abund.	m/z	abund.
259.80	254	272.95	4228	282.10	86	293.95	487
260.00	74	274.00	10170	283.05	759	294.90	84
261.00	106	275.00	58288	284.00	440	296.00	14467
265.00	3057	276.05	8813	284.80	359	297.00	1981
266.80	99	277.00	4444	285.00	485	300.90	82
267.75	29	277.70	79	285.40	97	301.40	67
269.90	292	277.95	694	285.90	131	302.00	370
271.00	333	278.80	95	289.80	70	303.05	1399
271.20	120	280.75	19	290.00	74	303.95	488
271.60	102	281.20	144	292.00	298	307.80	155
272.10	274	281.90	81	293.00	1413	311.10	133

Average of 2.663 to 2.673 min.: m106258.D\data.ms
DFTPP
Modified:subtracted

m/z	abund.	m/z	abund.	m/z	abund.	m/z	abund.
312.90	122	325.50	127	335.00	572	355.00	594
313.90	229	326.10	87	335.70	90	358.00	67
314.05	624	326.60	103	339.00	84	359.05	185
314.95	1388	326.90	756	340.90	786	363.00	160
315.95	1034	328.00	548	345.90	795	364.95	7029
317.00	402	330.90	75	346.05	355	365.95	937
320.85	421	332.00	187	346.90	228	370.10	122
321.80	227	332.60	121	352.00	1621	371.10	552
323.00	4604	332.80	114	353.05	775	371.95	2206
323.95	816	333.10	540	354.05	1475	373.00	916
325.20	78	333.95	2461	354.60	122	374.10	115

Average of 2.663 to 2.673 min.: m106258.D\data.ms
DFTPP
Modified:subtracted

m/z	abund.	m/z	abund.	m/z	abund.	m/z	abund.
376.80	90	403.00	1418	427.30	81	437.05	333
379.30	76	403.95	488	430.70	98	438.70	214
382.95	833	414.40	71	431.70	237	439.90	84
384.05	198	419.90	83	432.30	139	441.00	24112
385.10	133	421.00	1220	433.00	274	442.00	171352
389.65	182	421.70	209	433.90	197	443.00	32117
390.90	82	422.00	1236	434.50	108	444.00	2828
391.20	110	423.00	9700	435.40	85		
391.90	103	424.00	1400	435.70	104		
401.00	123	425.05	229	435.90	109		
401.95	1090	426.70	126	436.35	161		

Quantitation Report (Qedit)

Data Path : C:\msdchem\1\DATA\em4345\
Data File : m106258.D
Acq On : 11 Jul 2014 12:03 pm
Operator : saumilp
Sample : DFTPP
Misc : op75975,em4345
ALS Vial : 1 Sample Multiplier: 1

Quant Time: Jul 14 12:52:45 2014
Quant Method : C:\msdchem\1\METHODS\DFTPPm.M
Quant Title : Semi Volatile Extractables by GC/MS rxi-5silms 30mFri Jun 07 07:24:58 2013
QLast Update : Fri Jun 07 07:24:58 2013
Response via : Initial Calibration

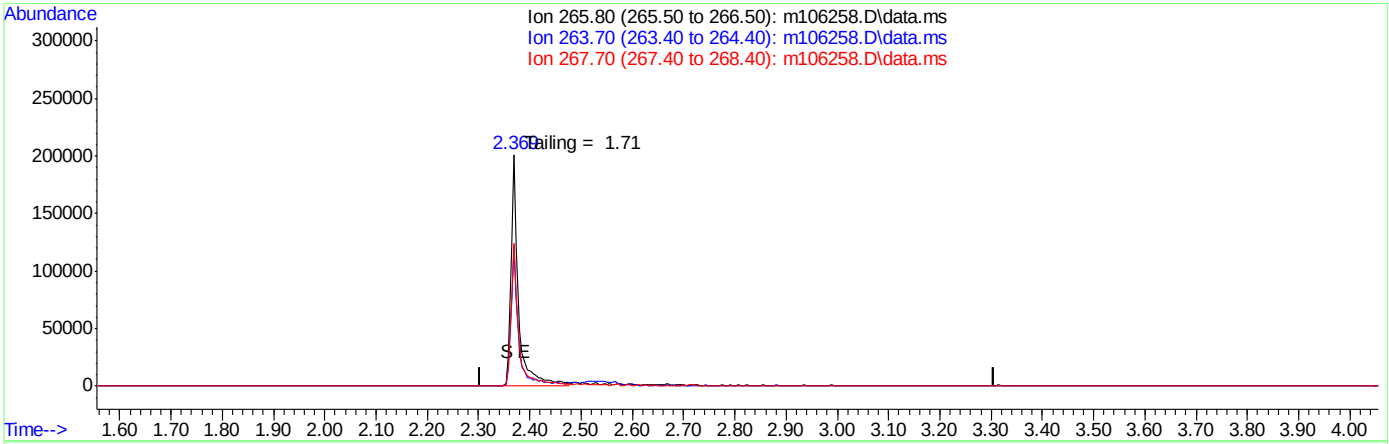

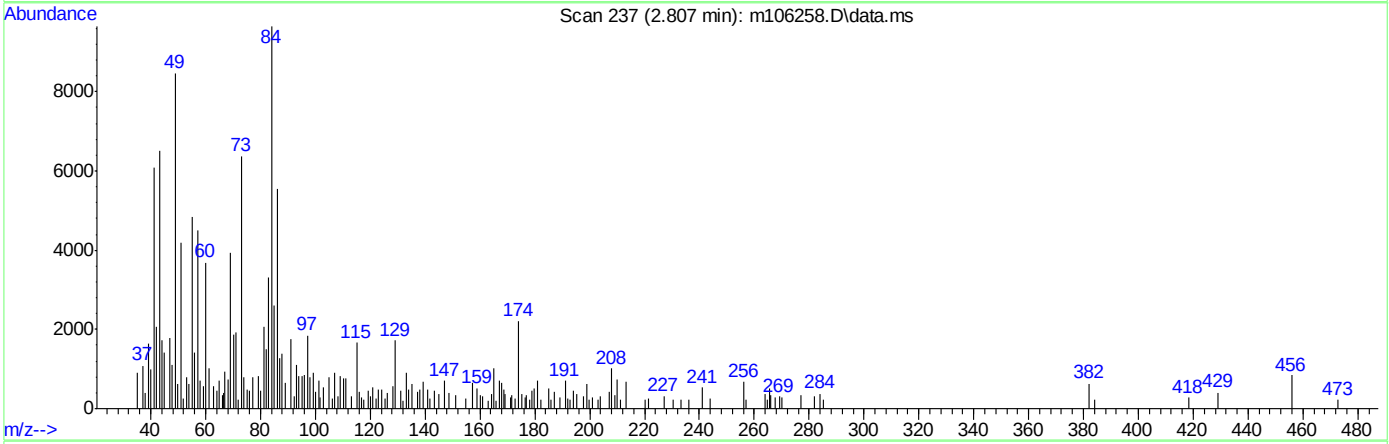

TIC: m106258.D\data.ms

(1) Pentachlorophenol (MC)

2.805min 0.00ng d

response 0

Ion	Exp%	Act%
265.80	100	0.00
263.70	64.70	0.00
267.70	64.60	0.00
0.00	0.00	0.00

Quantitation Report (Qedit)

Data Path : C:\msdchem\1\DATA\em4345\
Data File : m106258.D
Acq On : 11 Jul 2014 12:03 pm
Operator : saumilp
Sample : DFTPP
Misc : op75975,em4345
ALS Vial : 1 Sample Multiplier: 1

Quant Time: Jul 14 12:52:45 2014
Quant Method : C:\msdchem\1\METHODS\DFTPPm.M
Quant Title : Semi Volatile Extractables by GC/MS rxi-5silms 30mFri Jun 07 07:24:58 2013
QLast Update : Fri Jun 07 07:24:58 2013
Response via : Initial Calibration

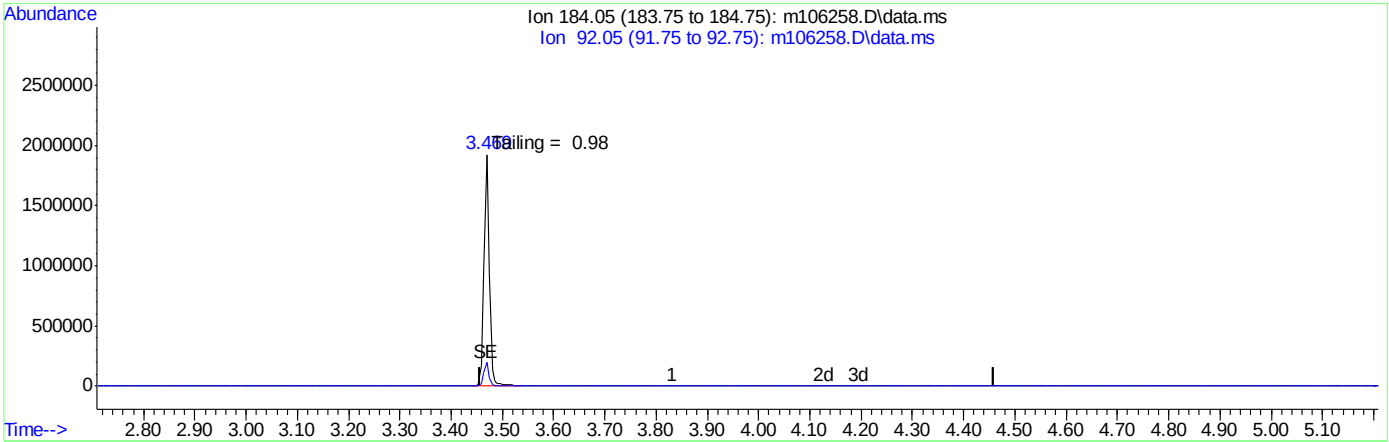

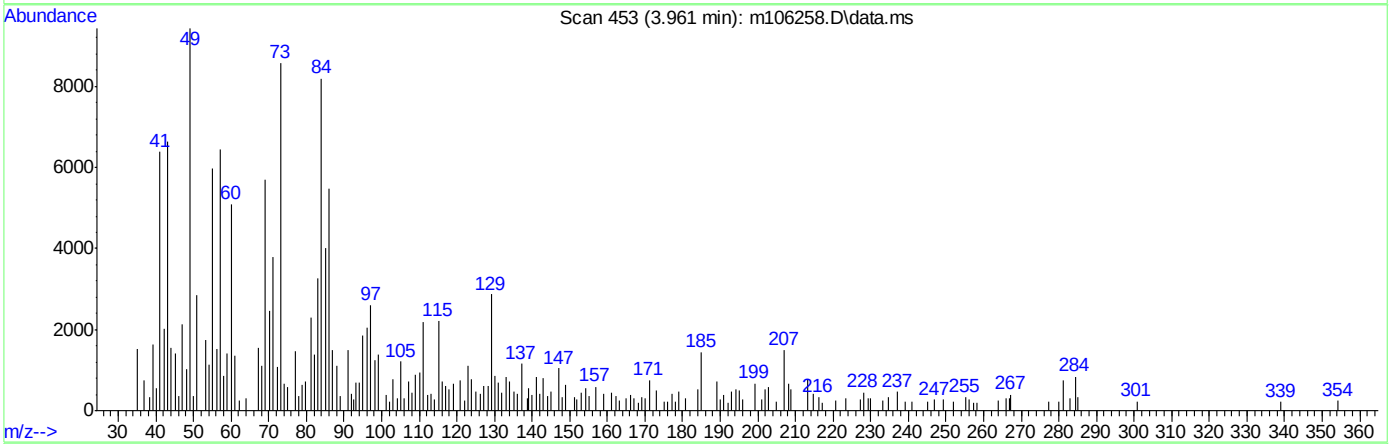

TIC: m106258.D\data.ms

(2) Benzidine (M)

3.959min 0.00ng d

response 0

Ion	Exp%	Act%
184.05	100	0.00
92.05	11.60	0.00
0.00	0.00	0.00
0.00	0.00	0.00

Quantitation Report (Qedit)

Data Path : C:\msdchem\1\DATA\em4345\
Data File : m106258.D
Acq On : 11 Jul 2014 12:03 pm
Operator : saumilp
Sample : DFTPP
Misc : op75975,em4345
ALS Vial : 1 Sample Multiplier: 1

Quant Time: Jul 14 12:52:45 2014
Quant Method : C:\msdchem\1\METHODS\DFTPPm.M
Quant Title : Semi Volatile Extractables by GC/MS rxi-5silms 30mFri Jun 07 07:24:58 2013
QLast Update : Fri Jun 07 07:24:58 2013
Response via : Initial Calibration

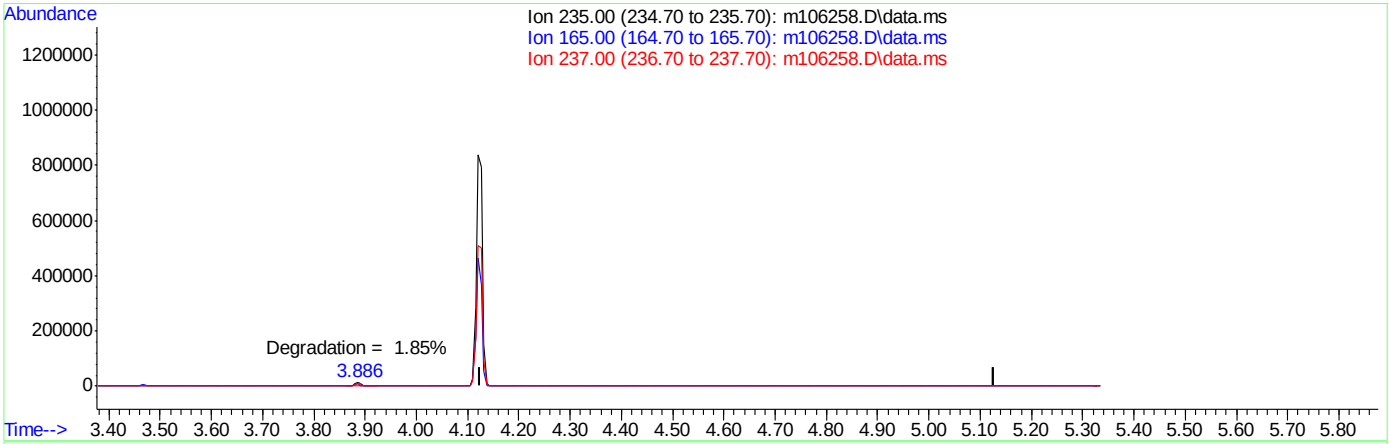

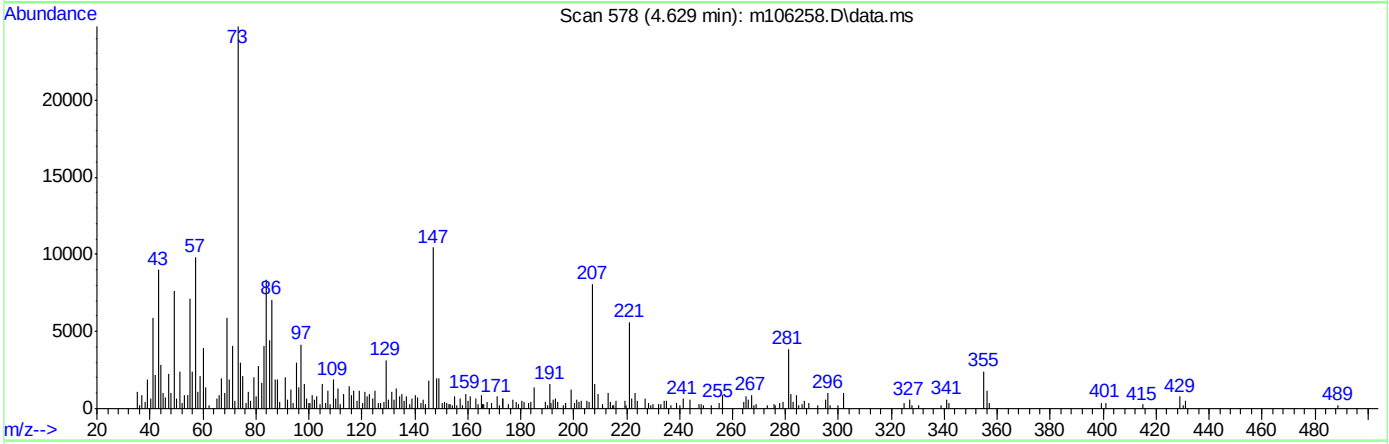

TIC: m106258.D\data.ms

(3) PP-DDT (MC)

4.627min 0.00ppb d

response 0

Ion	Exp%	Act%
235.00	100	0.00
165.00	58.00	0.00
237.00	62.20	0.00
0.00	0.00	0.00

DFTPPR

Data Path : C:\msdchem\1\DATA\em4346\
Data File : m106268.D
Acq On : 11 Jul 2014 5:21 pm
Operator : saumilp
Sample : DFTPP
Misc : op75975,em4346
ALS Vial : 1 Sample Multiplier: 1

Integration File: rteint.p

Method : C:\msdchem\1\METHODS\DFTPPm.M
Title : Semi Volatile Extractables by GC/MS rxi-5silms 30mFri Jun 07 07:24:58 2013
Last Update : Fri Jun 07 07:24:58 2013

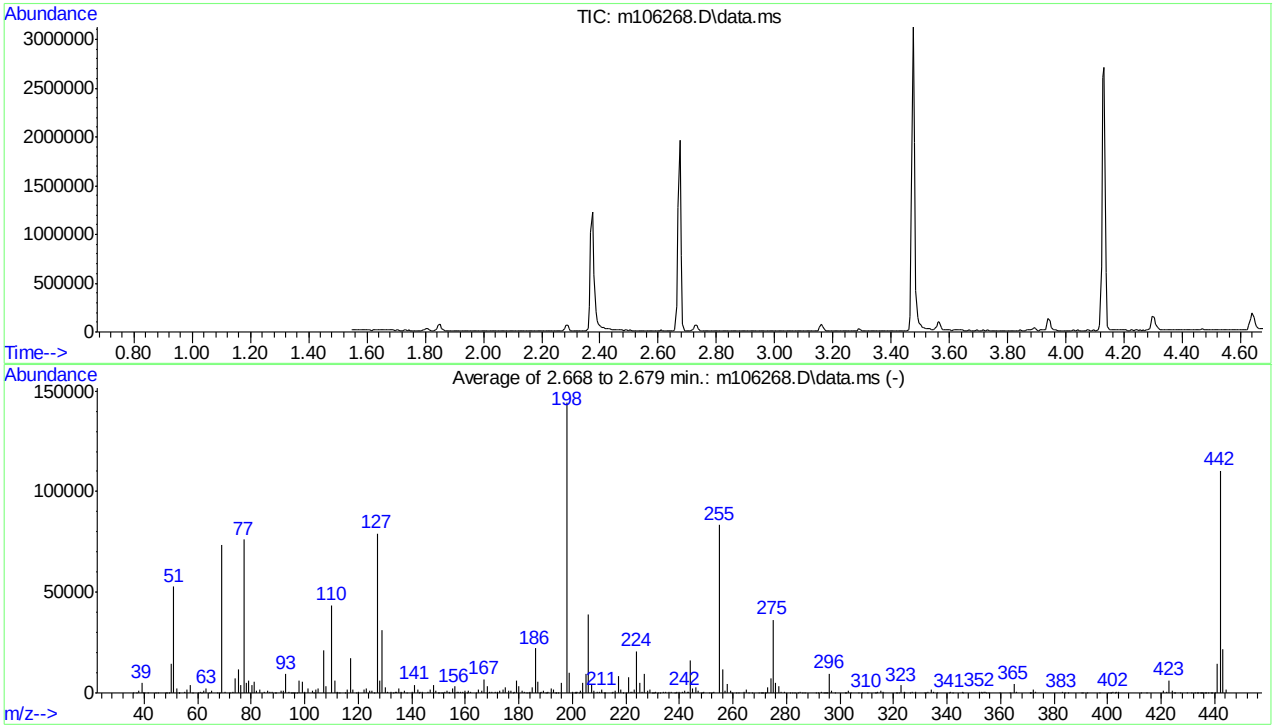

AutoFind: Scans 211, 212, 213; Background Corrected with Scan 206

Target Mass	Rel. to Mass	Lower Limit%	Upper Limit%	Rel. Abn%	Raw Abn	Result Pass/Fail
51	198	30	60	36.6	52764	PASS
68	69	0.00	2	0.1	96	PASS
69	198	0.00	100	50.8	73321	PASS
70	69	0.00	2	0.5	396	PASS
127	198	40	60	54.9	79138	PASS
197	198	0.00	1	0.0	0	PASS
198	198	100	100	100.0	144234	PASS
199	198	5	9	7.0	10108	PASS
275	198	10	30	25.2	36285	PASS
365	198	1	100	3.0	4263	PASS
441	443	0.10	100	67.7	14595	PASS
442	198	40	100	76.6	110490	PASS
443	442	17	23	19.5	21547	PASS

Average of 2.668 to 2.679 min.: m106268.D\data.ms
DFTPP
Modified:subtracted

m/z	abund.	m/z	abund.	m/z	abund.	m/z	abund.
36.05	262	49.10	242	61.00	721	73.05	320
37.00	236	50.10	14599	61.20	120	74.10	7176
38.10	1120	51.10	52764	62.05	980	75.10	11485
39.10	4781	52.10	2394	63.10	2519	76.15	4076
39.80	80	53.00	101	64.15	292	77.10	76213
40.10	246	53.20	112	65.05	1127	78.10	5091
41.10	43	55.05	321	67.15	283	79.10	5906
44.05	70	56.05	1696	67.90	96	80.10	3846
44.95	202	57.05	3858	69.00	73321	81.00	5616
48.10	88	58.00	295	70.05	396	82.05	1333
48.30	86	60.05	141	71.80	68	83.10	1495

Average of 2.668 to 2.679 min.: m106268.D\data.ms
DFTPP
Modified:subtracted

m/z	abund.	m/z	abund.	m/z	abund.	m/z	abund.
85.05	712	95.20	186	105.00	2301	118.00	1576
86.00	1364	95.80	109	107.00	20937	119.20	126
87.00	628	96.00	208	108.05	3365	120.00	400
87.95	437	97.20	75	110.00	43653	122.00	1565
88.90	83	98.00	6065	111.05	5985	123.00	2301
89.10	146	99.05	5358	112.00	686	124.05	1063
91.05	1024	100.05	481	112.20	128	125.00	1008
92.05	1407	101.05	2517	113.10	207	126.00	280
93.00	9230	103.00	972	114.90	150	127.00	79138
94.00	749	103.20	187	116.05	1595	128.05	6149
94.90	161	103.95	1624	117.00	17375	129.00	31308

Average of 2.668 to 2.679 min.: m106268.D\data.ms
DFTPP
Modified:subtracted

m/z	abund.	m/z	abund.	m/z	abund.	m/z	abund.
130.00	3076	140.05	544	150.10	114	158.00	718
131.05	670	141.00	4189	151.05	286	159.00	703
132.05	553	142.05	1513	151.40	150	160.00	1182
133.00	175	142.60	158	152.10	342	160.70	256
133.90	296	143.05	700	153.05	1350	161.05	1395
134.10	562	143.95	374	153.85	624	162.10	551
135.00	2252	146.05	394	154.10	228	163.85	239
135.80	118	147.00	1813	155.05	2021	165.00	1556
136.10	516	148.00	3945	156.05	3104	166.05	969
137.05	1296	149.00	1005	157.05	381	167.00	6754
138.10	257	149.90	185	157.45	467	168.00	3136

Average of 2.668 to 2.679 min.: m106268.D\data.ms
DFTPP
Modified:subtracted

m/z	abund.	m/z	abund.	m/z	abund.	m/z	abund.
169.00	701	179.00	6235	188.10	496	198.00	144234
170.05	338	180.00	3291	188.95	1049	198.95	10108
171.00	406	181.00	1371	190.00	155	200.00	704
171.90	608	182.00	372	190.20	93	200.70	81
172.90	1122	183.05	199	190.95	654	201.20	729
174.05	1483	183.70	147	192.00	2354	201.40	177
175.00	2689	183.95	471	193.00	1733	201.80	653
176.10	936	185.05	2981	193.80	96	202.70	101
177.00	1244	186.10	22255	193.95	248	202.95	906
177.80	235	187.00	5554	194.70	139	204.00	5011
178.10	308	187.90	116	196.00	5103	205.05	9263

Average of 2.668 to 2.679 min.: m106268.D\data.ms
DFTPP
Modified:subtracted

m/z	abund.	m/z	abund.	m/z	abund.	m/z	abund.
206.00	38877	216.00	1112	226.00	568	235.00	757
207.05	4679	217.00	8617	227.00	9400	236.05	378
208.05	1132	217.95	1438	228.00	1158	237.00	622
209.05	511	219.00	69	229.00	1667	238.00	78

DFTPPm.M Mon Jul 14 13:28:14 2014 MSM

209.95	589	220.00	159	229.90	287	238.60	82
210.90	394	221.00	7898	230.20	78	238.95	435
211.10	1593	221.90	678	230.70	93	240.00	463
211.70	181	222.10	464	231.10	675	240.90	654
212.00	196	223.05	1774	232.00	102	241.95	1201
214.80	117	224.00	20856	232.90	281	243.00	684
215.00	298	225.05	4943	234.05	622	243.20	763

Average of 2.668 to 2.679 min.: m106268.D\data.ms
DFTPP
Modified:subtracted

m/z	abund.	m/z	abund.	m/z	abund.	m/z	abund.
244.10	16064	256.00	11702	269.60	128	277.95	564
245.00	2435	257.05	876	270.60	69	279.05	302
246.00	2810	257.95	4270	270.90	127	281.10	93
246.95	924	259.05	859	271.10	70	282.05	178
248.00	194	259.70	109	271.90	72	283.00	242
248.70	112	261.10	74	272.10	272	284.05	188
249.05	651	262.00	74	273.05	2557	285.05	321
251.00	239	264.00	384	274.00	7297	286.10	79
252.05	207	265.00	1943	275.00	36285	286.90	82
252.90	525	265.85	220	276.00	5199	291.10	97
255.00	83274	267.00	68	277.00	3289	291.90	70

Average of 2.668 to 2.679 min.: m106268.D\data.ms
DFTPP
Modified:subtracted

m/z	abund.	m/z	abund.	m/z	abund.	m/z	abund.
292.95	700	304.00	127	321.90	115	334.90	341
294.00	255	306.70	137	322.95	3735	336.00	67
294.30	76	308.00	128	323.90	381	340.90	118
294.80	180	310.05	161	324.10	110	341.05	438
295.10	202	313.00	90	326.10	77	342.10	89
296.00	9569	313.70	107	327.00	381	345.80	183
297.00	1395	313.90	453	328.00	364	346.00	516
297.90	103	315.05	1024	331.70	115	352.10	703
301.80	197	316.00	691	332.00	216	352.90	436
302.10	82	321.00	270	332.90	358	353.10	220
302.95	930	321.20	89	333.95	1919	353.80	509

Average of 2.668 to 2.679 min.: m106268.D\data.ms
DFTPP
Modified:subtracted

m/z	abund.	m/z	abund.	m/z	abund.	m/z	abund.
354.10	798	373.00	388	402.05	598	425.10	82
354.80	193	382.90	465	402.90	245	426.90	83
355.30	71	383.85	221	403.05	541	429.70	72
359.50	96	385.00	96	404.00	395	431.10	93
363.50	69	390.00	286	412.30	75	432.60	213
364.90	4263	390.50	70	414.70	106	433.40	165
365.90	697	392.10	92	420.95	859	433.70	88
370.80	130	396.90	127	421.95	755	434.50	93
371.00	83	400.20	127	423.00	6335	434.90	208
371.40	212	400.90	142	423.95	1230	435.20	115
372.05	1679	401.10	69	424.90	80	435.60	73

Average of 2.668 to 2.679 min.: m106268.D\data.ms
DFTPP
Modified:subtracted

m/z	abund.	m/z	abund.	m/z	abund.	m/z	abund.
436.10	159						
436.65	199						
437.50	146						
438.60	71						
438.90	67						
439.90	68						
441.00	14595						
442.00	110490						
443.00	21547						
444.05	1945						

Quantitation Report (Qedit)

Data Path : C:\msdchem\1\DATA\em4346\
Data File : m106268.D
Acq On : 11 Jul 2014 5:21 pm
Operator : saumilp
Sample : DFTPP
Misc : op75975,em4346
ALS Vial : 1 Sample Multiplier: 1

Quant Time: Jul 11 17:27:29 2014
Quant Method : C:\msdchem\1\METHODS\DFTPPm.M
Quant Title : Semi Volatile Extractables by GC/MS rxi-5silms 30mFri Jun 07 07:24:58 2013
QLast Update : Fri Jun 07 07:24:58 2013
Response via : Initial Calibration

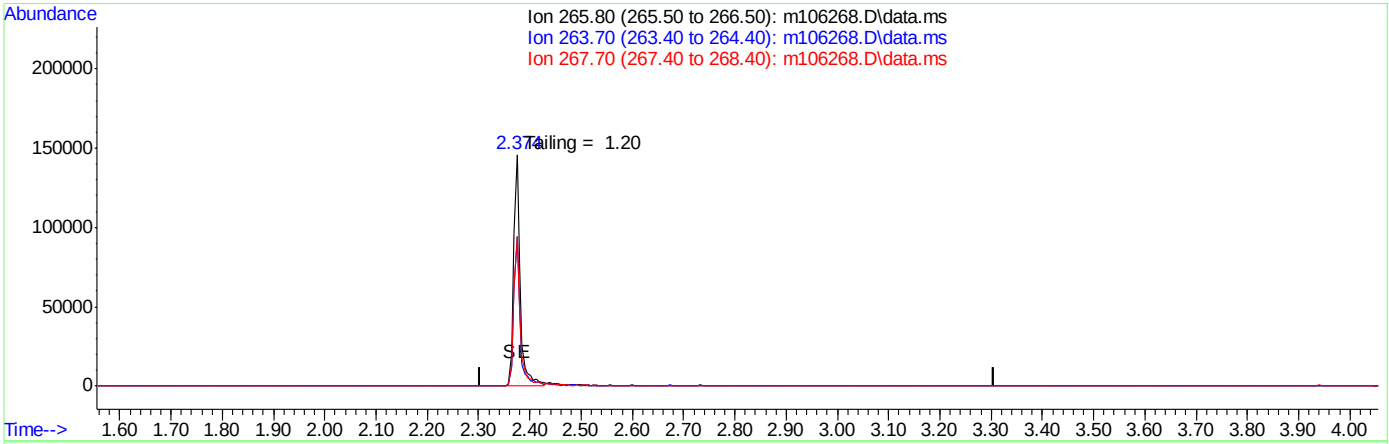

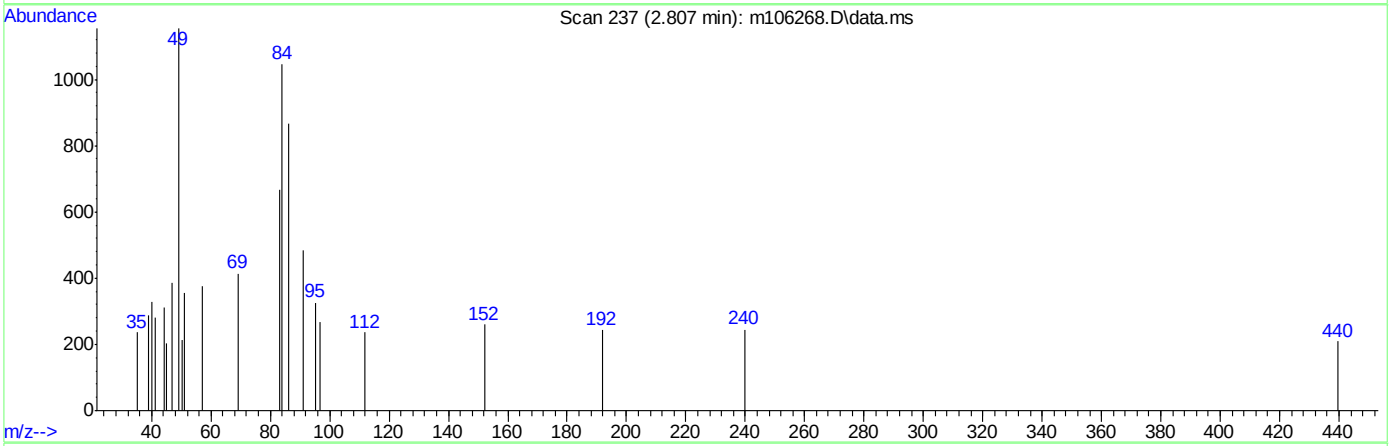

TIC: m106268.D\data.ms

(1) Pentachlorophenol (MC)

2.805min (-2.805) 0.00ng

response 0

Ion	Exp%	Act%
265.80	100	0.00
263.70	64.70	0.00#
267.70	64.60	0.00#
0.00	0.00	0.00

Quantitation Report (Qedit)

Data Path : C:\msdchem\1\DATA\em4346\
Data File : m106268.D
Acq On : 11 Jul 2014 5:21 pm
Operator : saumilp
Sample : DFTPP
Misc : op75975,em4346
ALS Vial : 1 Sample Multiplier: 1

Quant Time: Jul 11 17:27:29 2014
Quant Method : C:\msdchem\1\METHODS\DFTPPm.M
Quant Title : Semi Volatile Extractables by GC/MS rxi-5silms 30mFri Jun 07 07:24:58 2013
QLast Update : Fri Jun 07 07:24:58 2013
Response via : Initial Calibration

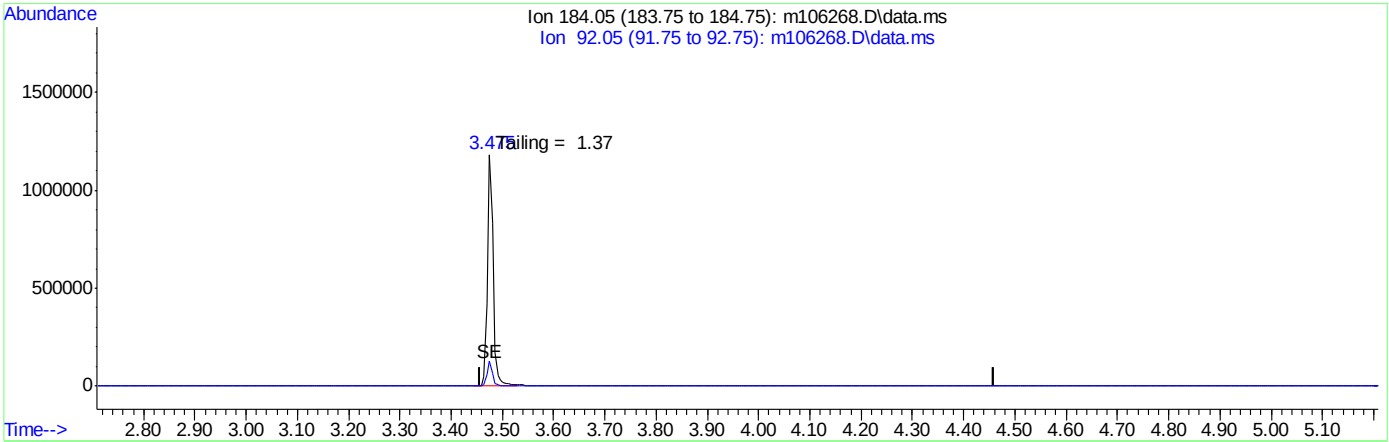

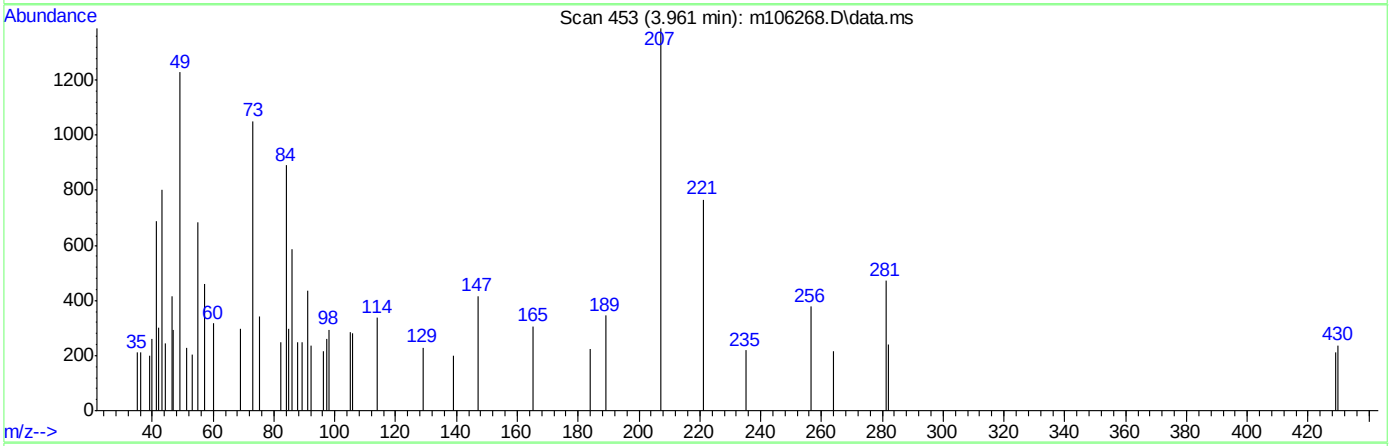

TIC: m106268.D\data.ms

(2) Benzidine (M)

3.959min 0.00ng d

response 0

Ion	Exp%	Act%
184.05	100	0.00
92.05	11.60	0.00
0.00	0.00	0.00
0.00	0.00	0.00

Quantitation Report (Qedit)

Data Path : C:\msdchem\1\DATA\em4346\
Data File : m106268.D
Acq On : 11 Jul 2014 5:21 pm
Operator : saumilp
Sample : DFTPP
Misc : op75975,em4346
ALS Vial : 1 Sample Multiplier: 1

Quant Time: Jul 11 17:27:29 2014
Quant Method : C:\msdchem\1\METHODS\DFTPPm.M
Quant Title : Semi Volatile Extractables by GC/MS rxi-5silms 30mFri Jun 07 07:24:58 2013
QLast Update : Fri Jun 07 07:24:58 2013
Response via : Initial Calibration

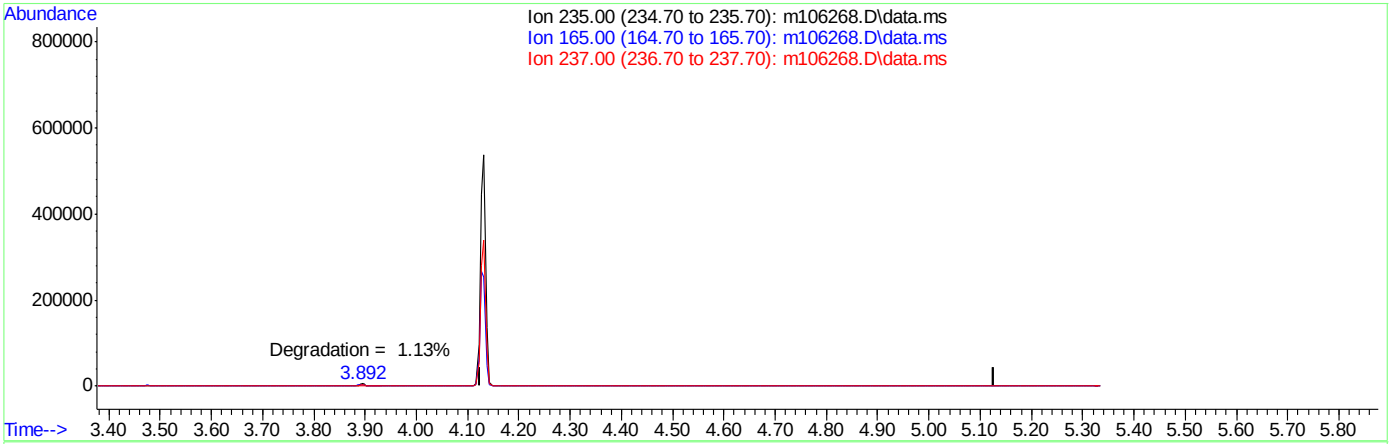

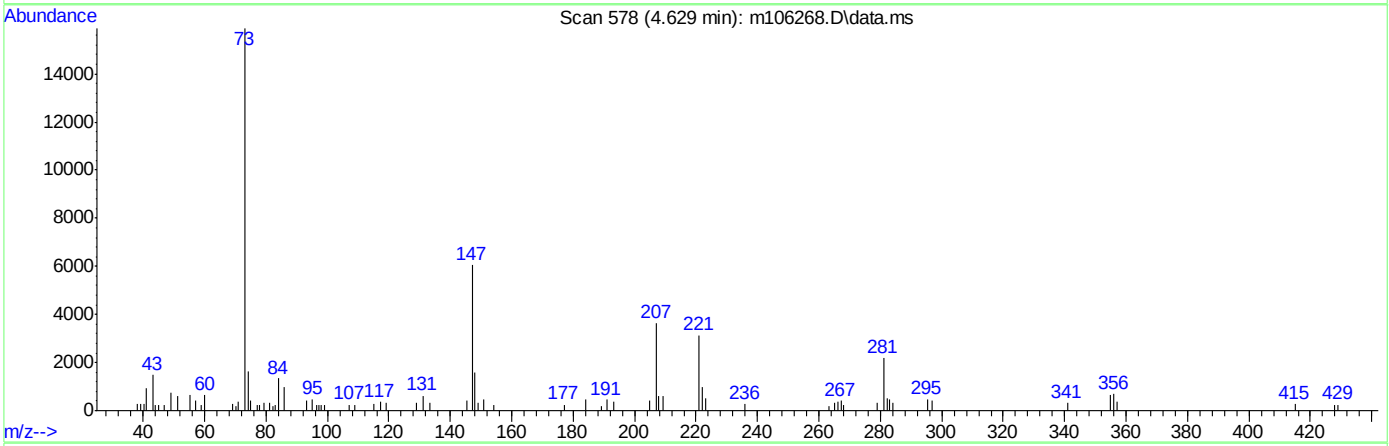

TIC: m106268.D\data.ms

(3) PP-DDT (MC)

4.627min (-4.627) 0.00ppb

response 0

Ion	Exp%	Act%
235.00	100	0.00
165.00	58.00	0.00#
237.00	62.20	0.00#
0.00	0.00	0.00

DFTPPR

Data Path : C:\msdchem\1\DATA\em4373\
Data File : m106893.D
Acq On : 31 Jul 2014 4:45 pm
Operator : francism
Sample : DFTPP
Misc : op75975,em4373
ALS Vial : 1 Sample Multiplier: 1

Integration File: rteint.p

Method : C:\msdchem\1\METHODS\DFTPPm.M
Title : Semi Volatile Extractables by GC/MS rxi-5silms 30mThu Jul 31 15:21:42 2014
Last Update : Thu Jul 31 15:21:42 2014

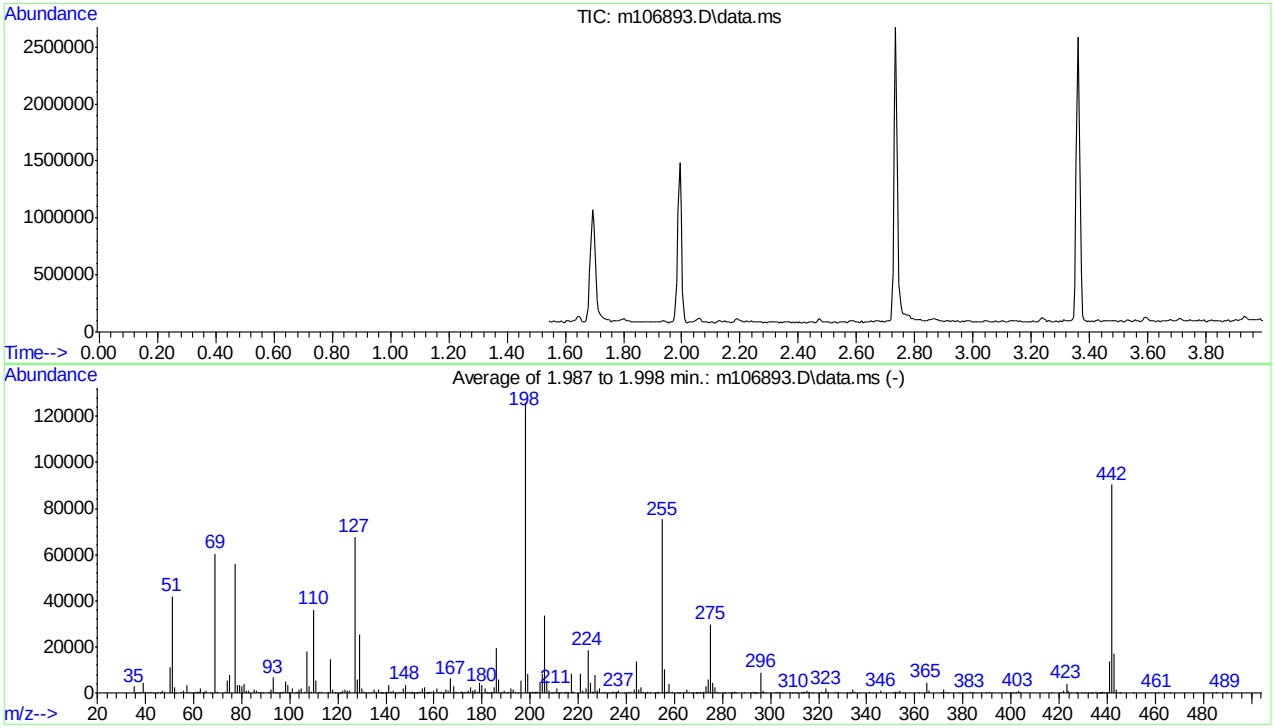

AutoFind: Scans 84, 85, 86; Background Corrected with Scan 78

Target Mass	Rel. to Mass	Lower Limit%	Upper Limit%	Rel. Abn%	Raw Abn	Result Pass/Fail
51	198	30	60	33.3	41996	PASS
68	69	0.00	2	0.0	0	PASS
69	198	0.00	100	48.0	60413	PASS
70	69	0.00	2	1.1	644	PASS
127	198	40	60	53.7	67663	PASS
197	198	0.00	1	0.0	0	PASS
198	198	100	100	100.0	125970	PASS
199	198	5	9	6.7	8466	PASS
275	198	10	30	23.7	29853	PASS
365	198	1	100	3.5	4406	PASS
441	443	0.10	100	80.3	13509	PASS
442	198	40	100	71.6	90224	PASS
443	442	17	23	18.6	16823	PASS

Average of 1.987 to 1.998 min.: m106893.D\data.ms
DFTPP
Modified:subtracted

m/z	abund.	m/z	abund.	m/z	abund.	m/z	abund.
35.10	2801	47.00	1138	60.00	185	70.05	644
36.40	71	48.05	308	61.00	266	73.10	711
37.00	42	50.05	11066	61.20	163	74.05	5171
38.00	494	51.10	41996	61.85	620	75.10	7805
39.10	4322	52.00	2452	62.15	453	77.10	56176
40.00	453	52.80	92	63.05	1729	78.05	3353
41.05	165	55.00	300	64.10	343	79.05	3581
42.10	287	56.00	1170	64.40	95	80.05	2837
43.05	13	57.05	3337	65.05	1063	80.95	3774
45.00	454	58.30	321	67.00	142	81.90	797
45.90	48	58.95	228	69.00	60413	82.95	1056

Average of 1.987 to 1.998 min.: m106893.D\data.ms
DFTPP
Modified:subtracted

m/z	abund.	m/z	abund.	m/z	abund.	m/z	abund.
85.05	1423	96.10	27	104.05	1691	117.00	14497
86.00	968	97.00	269	105.00	1906	118.00	1251
86.95	358	97.25	476	106.00	558	118.80	80
87.95	520	98.05	4924	107.00	17811	119.10	419
89.10	85	99.00	3372	108.00	2789	120.70	102
91.05	725	99.80	140	108.90	288	120.90	110
92.05	1719	100.30	182	109.95	36229	121.30	119
93.00	6725	101.00	2138	111.00	5148	122.00	1053
94.10	380	102.05	181	112.05	587	122.95	1661
94.70	128	102.85	513	113.05	285	124.05	1076
95.10	259	103.10	203	116.00	403	124.95	811

Average of 1.987 to 1.998 min.: m106893.D\data.ms
DFTPP
Modified:subtracted

m/z	abund.	m/z	abund.	m/z	abund.	m/z	abund.
126.95	67663	136.95	1340	142.95	857	151.05	392
128.00	6026	137.70	169	144.10	147	151.55	251
129.00	25535	138.10	279	145.05	232	152.10	82
130.00	2191	138.50	80	146.00	569	152.80	183
130.80	359	138.70	122	146.30	253	152.90	64
131.00	303	139.65	204	147.00	1732	153.95	604
131.95	13	140.10	109	148.00	3531	154.20	444
132.85	225	140.30	277	149.05	652	155.05	2051
134.05	566	141.00	3335	150.00	287	156.05	2339
135.05	1632	141.90	428	150.50	126	156.80	173
135.95	730	142.05	716	150.90	254	157.05	409

Average of 1.987 to 1.998 min.: m106893.D\data.ms
DFTPP
Modified:subtracted

m/z	abund.	m/z	abund.	m/z	abund.	m/z	abund.
157.40	67	165.90	1136	175.05	2339	183.00	254
157.80	168	167.00	6113	176.15	832	184.05	643
158.05	725	168.00	2894	176.40	141	185.05	2556
158.95	301	169.05	510	177.05	1624	186.00	19462
160.00	866	169.70	200	178.10	510	187.05	5619
161.10	1956	171.00	513	178.95	4469	188.05	733
162.05	654	171.50	308	180.00	3276	189.00	1157
162.80	97	172.10	543	181.05	1840	190.00	83
163.15	287	173.05	591	181.70	150	191.10	661
164.00	254	173.90	374	182.05	289	192.00	1844
164.95	1262	174.10	1112	182.50	70	193.05	1342

Average of 1.987 to 1.998 min.: m106893.D\data.ms
DFTPP
Modified:subtracted

m/z	abund.	m/z	abund.	m/z	abund.	m/z	abund.
193.95	611	203.10	359	212.15	175	222.05	1003
194.60	101	204.05	4813	213.05	277	223.00	2202
196.00	5487	205.05	8390	214.10	69	224.05	18728
198.00	125970	206.00	33588	214.70	118	225.00	4233

DFTPPm.M Fri Aug 01 14:15:33 2014 MSM

199.00	8466	207.00	5205	215.00	353	225.80	133
199.95	514	208.00	1163	216.00	696	226.00	319
201.00	478	208.90	242	216.95	8389	226.20	324
201.50	359	209.10	84	217.85	540	227.05	7710
201.90	195	210.10	386	218.10	492	227.90	536
202.15	281	210.95	1963	221.05	8251	228.05	1117
202.80	423	211.60	193	221.80	541	228.95	1830

Average of 1.987 to 1.998 min.: m106893.D\data.ms
DFTPP
Modified:subtracted

m/z	abund.	m/z	abund.	m/z	abund.	m/z	abund.
229.80	116	239.80	130	251.90	70	261.80	79
230.95	725	241.05	646	252.40	84	262.20	75
232.00	108	241.95	720	252.95	516	264.10	407
233.00	227	243.05	1241	253.60	398	265.00	1547
234.00	189	244.05	13813	255.00	75245	265.90	535
234.20	280	245.05	1623	256.00	10097	266.90	164
234.90	470	246.00	2647	256.80	456	267.60	129
236.00	328	247.00	748	257.05	425	268.70	75
236.40	325	247.80	114	257.95	3667	269.00	79
236.95	906	248.95	532	259.00	338	269.50	182
239.00	261	249.95	230	261.10	107	270.00	135

Average of 1.987 to 1.998 min.: m106893.D\data.ms
DFTPP
Modified:subtracted

m/z	abund.	m/z	abund.	m/z	abund.	m/z	abund.
270.75	296	280.80	166	293.10	261	303.90	287
271.00	100	281.10	129	293.35	205	305.00	99
271.50	74	283.00	262	293.60	154	308.10	72
272.10	530	283.90	164	294.00	85	309.10	72
273.05	2773	284.20	334	294.60	88	309.85	197
274.00	5797	284.80	142	296.00	9002	311.10	91
275.00	29853	285.15	318	296.80	147	312.80	150
276.00	4387	285.90	137	297.00	1180	313.00	110
277.00	2692	289.00	89	298.00	79	313.90	284
277.95	640	291.85	143	302.05	176	314.05	379
278.90	208	292.70	357	303.10	743	314.95	1057

Average of 1.987 to 1.998 min.: m106893.D\data.ms
DFTPP
Modified:subtracted

m/z	abund.	m/z	abund.	m/z	abund.	m/z	abund.
315.95	496	331.85	230	352.10	249	373.00	440
317.40	72	332.90	104	352.80	430	373.80	126
321.00	494	333.10	201	353.10	226	378.70	69
321.60	68	334.05	1621	354.00	1229	383.05	432
322.00	122	334.95	350	355.05	252	383.90	82
322.90	715	337.10	90	361.60	71	389.80	89
323.10	1930	341.05	439	364.95	4406	391.10	315
324.10	353	342.40	159	365.95	934	397.60	71
326.85	551	345.90	765	370.90	68	399.90	95
327.60	83	350.80	110	371.10	106	400.70	105
328.05	317	351.90	525	372.05	1557	402.05	537

Average of 1.987 to 1.998 min.: m106893.D\data.ms
DFTPP
Modified:subtracted

m/z	abund.	m/z	abund.	m/z	abund.	m/z	abund.
403.00	910	430.70	125	437.90	107	450.80	88
403.80	256	432.30	96	438.35	291	460.80	95
416.80	76	432.90	164	438.80	163	466.00	68
421.00	588	433.60	92	439.55	194	485.40	69
421.95	885	434.00	137	440.00	253	489.30	78
423.05	3955	435.50	289	441.00	13509		
423.95	904	436.40	153	442.00	90224		
424.90	137	436.70	89	443.00	16823		
426.90	113	437.10	101	443.95	1520		
427.40	68	437.40	143	445.00	101		
429.10	113	437.60	69	445.50	69		

Quantitation Report (Qedit)

Data Path : C:\msdchem\1\DATA\em4373\
Data File : m106893.D
Acq On : 31 Jul 2014 4:45 pm
Operator : francism
Sample : DFTPP
Misc : op75975,em4373
ALS Vial : 1 Sample Multiplier: 1

Quant Time: Jul 31 16:50:38 2014
Quant Method : C:\msdchem\1\METHODS\DFTPPm.M
Quant Title : Semi Volatile Extractables by GC/MS rxi-5silms 30mThu Jul 31 15:21:42 2014
QLast Update : Thu Jul 31 15:21:42 2014
Response via : Initial Calibration

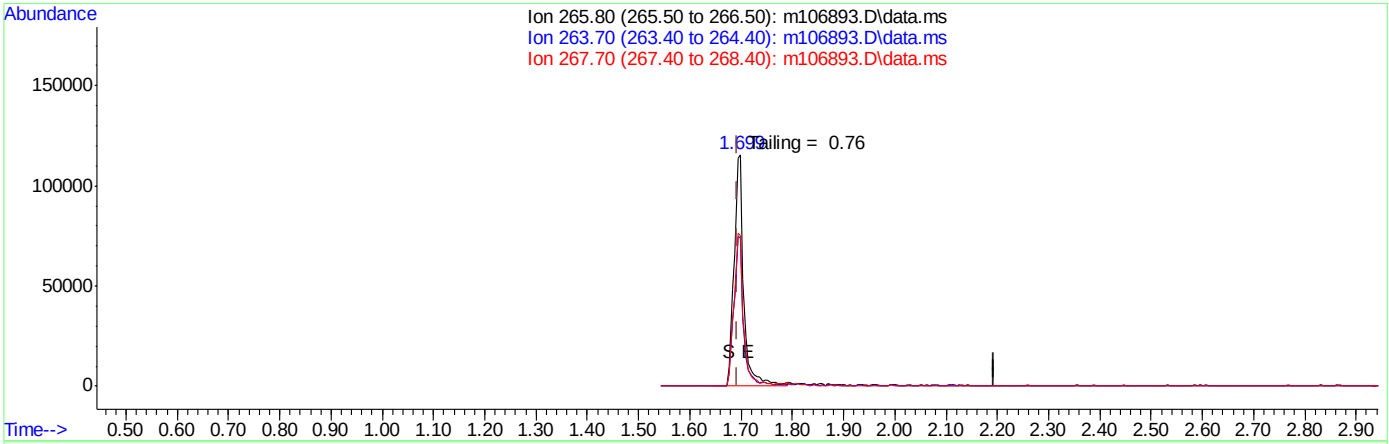

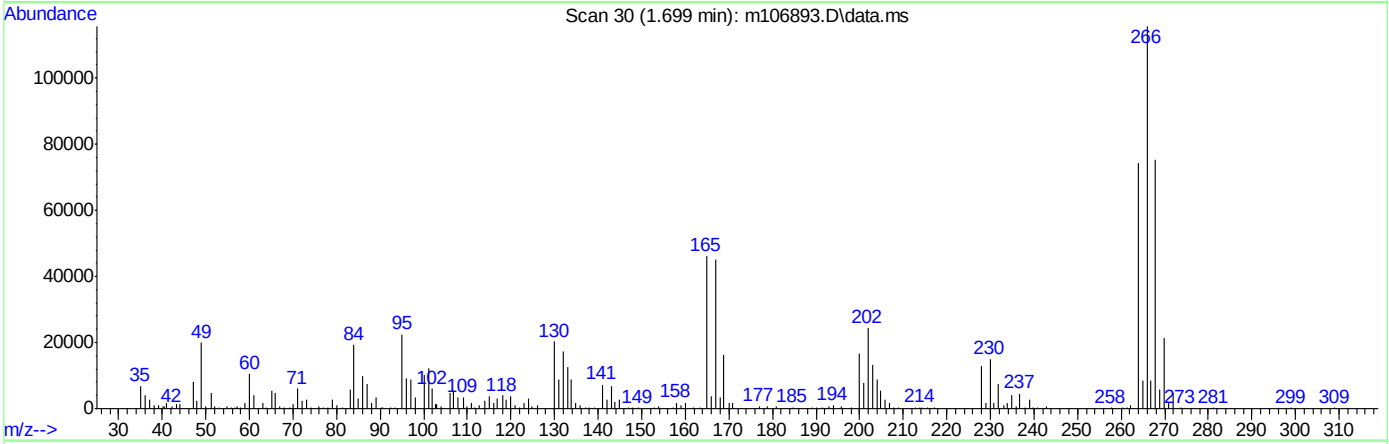

TIC: m106893.D\data.ms

(1) Pentachlorophenol (MC)

1.699min (+0.005) 71.15ng

response 154057

Ion	Exp%	Act%
265.80	100	100
263.70	64.70	63.90
267.70	64.60	65.01
0.00	0.00	0.00

Quantitation Report (Qedit)

Data Path : C:\msdchem\1\DATA\em4373\
Data File : m106893.D
Acq On : 31 Jul 2014 4:45 pm
Operator : francism
Sample : DFTPP
Misc : op75975,em4373
ALS Vial : 1 Sample Multiplier: 1

Quant Time: Jul 31 16:50:38 2014
Quant Method : C:\msdchem\1\METHODS\DFTPPm.M
Quant Title : Semi Volatile Extractables by GC/MS rxi-5silms 30mThu Jul 31 15:21:42 2014
QLast Update : Thu Jul 31 15:21:42 2014
Response via : Initial Calibration

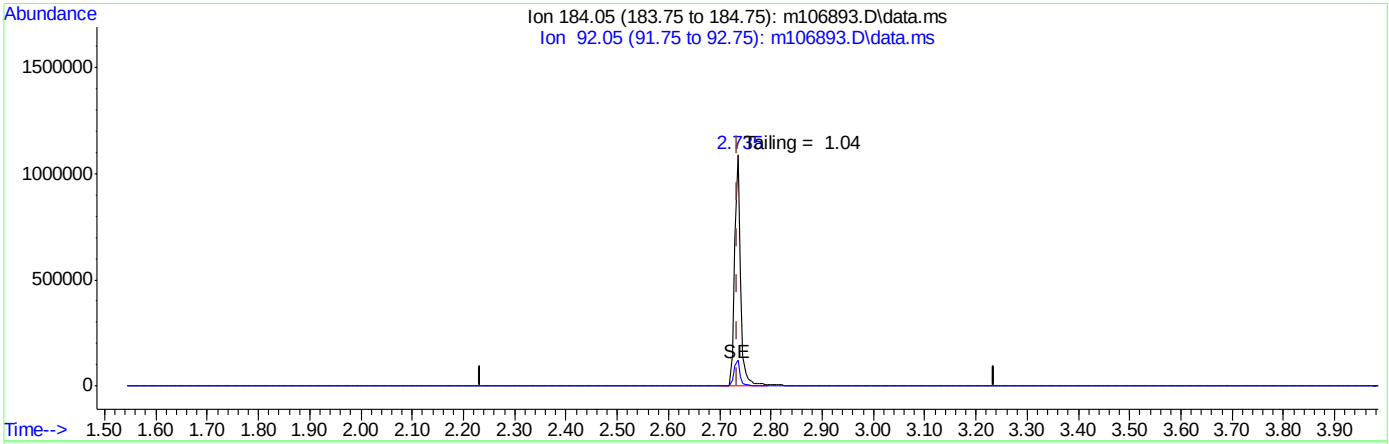

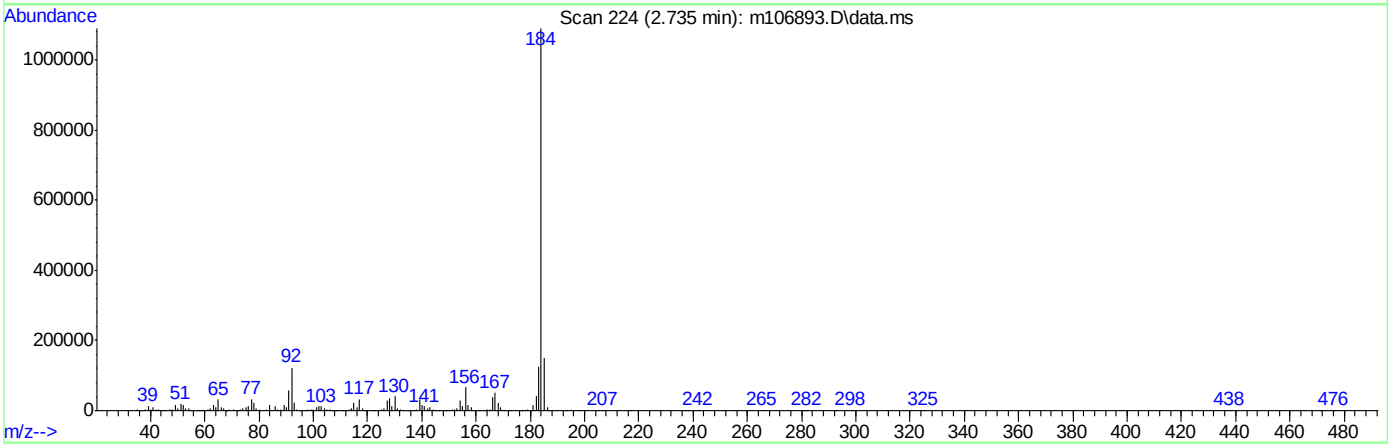

TIC: m106893.D\data.ms

(2) Benzidine (M)

2.735min (+0.000) 143.49ng

response 908536

Ion	Exp%	Act%
184.05	100	100
92.05	11.60	11.26
0.00	0.00	0.00
0.00	0.00	0.00

Quantitation Report (Qedit)

Data Path : C:\msdchem\1\DATA\em4373\
Data File : m106893.D
Acq On : 31 Jul 2014 4:45 pm
Operator : francism
Sample : DFTPP
Misc : op75975,em4373
ALS Vial : 1 Sample Multiplier: 1

Quant Time: Jul 31 16:50:38 2014
Quant Method : C:\msdchem\1\METHODS\DFTPPm.M
Quant Title : Semi Volatile Extractables by GC/MS rxi-5silms 30mThu Jul 31 15:21:42 2014
QLast Update : Thu Jul 31 15:21:42 2014
Response via : Initial Calibration

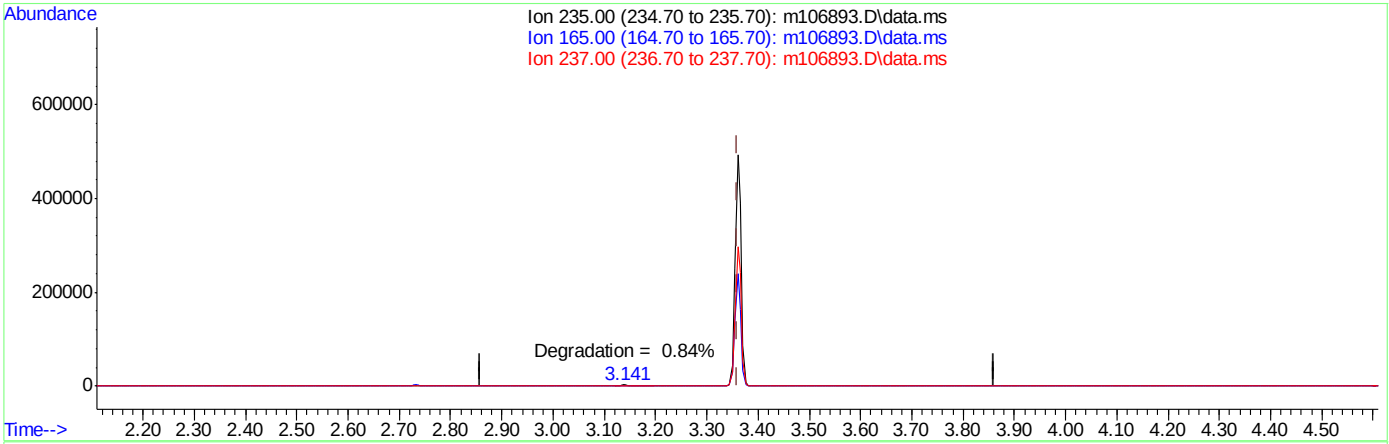

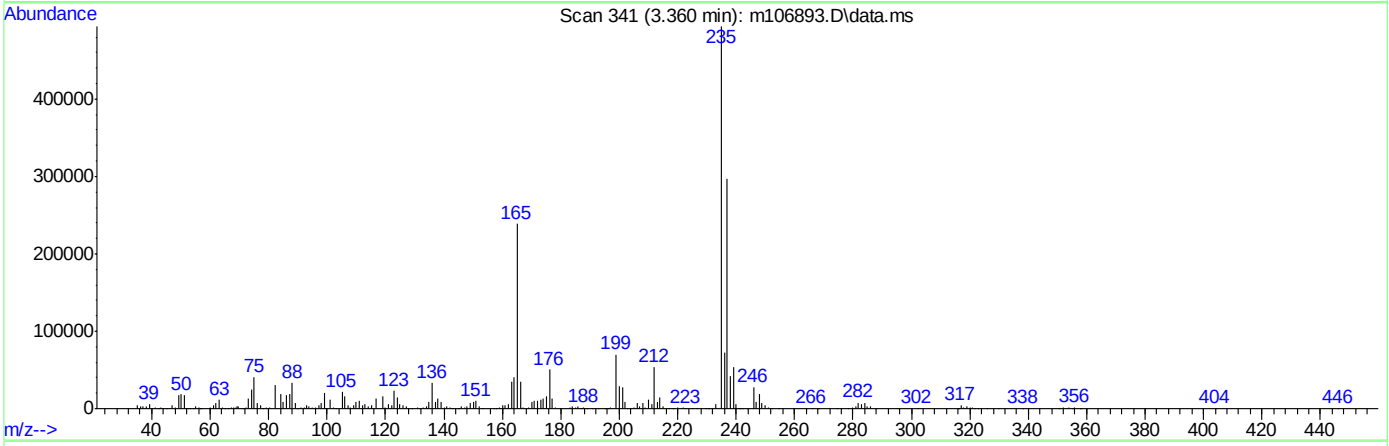

TIC: m106893.D\data.ms

(3) PP-DDT (MC)

3.360min (+0.000) 152.84ppb

response 411403

Ion	Exp%	Act%
235.00	100	100
165.00	58.00	48.25
237.00	62.20	60.27
0.00	0.00	0.00

Quantitation Report (QT Reviewed)

Data Path : C:\msdchem\1\DATA\2P1604\
Data File : 2p38426.D
Acq On : 12 Jul 2014 3:06 pm
Operator : harpreek
Sample : ic1604-100
Misc : op75909,e2p1604,
ALS Vial : 2 Sample Multiplier: 1

Quant Time: Jul 14 09:40:06 2014
Quant Method : C:\MSDCHEM\1\METHODS\M2P1604.M
Quant Title : Semi Volatile Extractables by GC/MS
QLast Update : Mon Jul 14 07:40:30 2014
Response via : Initial Calibration

Compound	R.T.	QIon	Response	Conc	Units		Dev(Min)
Internal Standards							
1) 1,4-Dichlorobenzene-d4	4.501	152	439665	40.00	ppb		0.00
24) Naphthalene-d8	5.550	136	1579703	40.00	ppb		0.00
47) Acenaphthene-d10	6.994	164	944008	40.00	ppb		0.00
69) Phenanthrene-d10	8.256	188	1699743	40.00	ppb		0.00
83) Chrysene-d12	11.471	240	1747686	40.00	ppb		0.01
92) Perylene-d12	13.444	264	1524194	40.00	ppb		0.01
102) 1,4-Dichlorobenzene-d4a	4.501	152	439665	40.00	ppb		0.00
104) Acenaphthene-d10a	6.994	164	944008	40.00	ppb		0.00
107) Chrysene-d12a	11.471	240	1747686	40.00	ppb		0.01
110) Phenanthrene-d10a	8.256	188	1699743	40.00	ppb		0.00
112) Naphthalene-d8a	5.550	136	1579703	40.00	ppb		0.00
System Monitoring Compounds							
5) 2-Fluorophenol	3.389	112	1445782	101.27	ppb		0.00
Spiked Amount 50.000	Range 11 - 58		Recovery = 202.54%#				
8) Phenol-d5	4.218	99	1672334	101.73	ppb		0.00
Spiked Amount 50.000	Range 10 - 59		Recovery = 203.46%#				
25) Nitrobenzene-d5	4.961	82	1256621	99.58	ppb		0.00
Spiked Amount 50.000	Range 19 - 61		Recovery = 199.16%#				
51) 2-Fluorobiphenyl	6.448	172	2999550	101.45	ppb		0.00
Spiked Amount 50.000	Range 21 - 58		Recovery = 202.90%#				
73) 2,4,6-Tribromophenol	7.641	330	463741	103.29	ppb		0.00
Spiked Amount 50.000	Range 12 - 68		Recovery = 206.58%#				
85) Terphenyl-d14	10.064	244	3642747	101.47	ppb		0.00
Spiked Amount 50.000	Range 16 - 65		Recovery = 202.94%#				
108) 1-chlorooctadecane	0.000	57	0d	0.00	ppb		
111) O-terphenyl	0.000	230	0d	0.00	ppb		
Target Compounds							Qvalue
2) 1,4-Dioxane	1.747	88	607765	102.17	ppb		99
3) Pyridine	2.068	79	1491719	102.50	ppb		99
4) N-Nitrosodimethylamine	2.036	74	852566	100.99	ppb		95
6) Indene	4.715	116	2266587	101.31	ppb		99
7) Cumene	3.827	105	3489530	102.37	ppb		100
9) Phenol	4.229	94	1830459	104.69	ppb		95
10) Aniline	4.229	93	2049729	110.11	ppb		93
11) bis(2-Chloroethyl)ether	4.293	93	1052303	101.88	ppb		96
12) 2-Chlorophenol	4.330	128	1487476	104.08	ppb		96
13) Decane	4.394	57	1431253	100.67	ppb		99
14) 1,3-Dichlorobenzene	4.453	146	1718221	102.11	ppb		99
15) 1,4-Dichlorobenzene	4.512	146	1725186	103.32	ppb		98
16) Benzyl alcohol	4.630	108	840162	103.02	ppb		96
17) 1,2-Dichlorobenzene	4.640	146	1530701	100.40	ppb		98
18) Acetophenone	4.844	105	1826163	101.74	ppb		99
19) 2-Methylphenol	4.731	108	1176850	104.01	ppb		97
20) 2,2'-oxybis(1-Chloropr...	4.747	121	317678	106.13	ppb	#	86
21) 3&4-Methylphenol	4.860	108	1242359	102.74	ppb		98
22) n-Nitroso-di-n-propyla...	4.854	70	798179	103.01	ppb		97
23) Hexachloroethane	4.924	201	648475	101.50	ppb		97

Quantitation Report (QT Reviewed)

Data Path : C:\msdchem\1\DATA\2P1604\
Data File : 2p38426.D
Acq On : 12 Jul 2014 3:06 pm
Operator : harpreek
Sample : ic1604-100
Misc : op75909,e2p1604,
ALS Vial : 2 Sample Multiplier: 1

Quant Time: Jul 14 09:40:06 2014
Quant Method : C:\MSDCHEM\1\METHODS\M2P1604.M
Quant Title : Semi Volatile Extractables by GC/MS
QLast Update : Mon Jul 14 07:40:30 2014
Response via : Initial Calibration

Compound	R.T.	QIon	Response	Conc	Units	Dev(Min)
26) Nitrobenzene	4.977	77	1251827	102.21	ppb	96
27) Quinoline	5.855	129	2792825	100.12	ppb	100
28) Isophorone	5.186	82	2149113	100.23	ppb	99
29) 2-Nitrophenol	5.245	139	804975	102.69	ppb	90
30) 2,4-Dimethylphenol	5.293	107	1256374	103.51	ppb	99
31) Benzoic acid	5.421	105	1081899	103.25	ppb	97
32) bis(2-Chloroethoxy)met...	5.368	93	1302103	99.99	ppb	99
33) 2,4-Dichlorophenol	5.443	162	1294893	103.68	ppb	96
34) 2,6-Dichlorophenol	5.630	162	1202993	102.91	ppb	97
35) 1,3,5-Trichlorobenzene	5.256	180	1460616	99.88	ppb	97
36) 1,2,4-Trichlorobenzene	5.512	180	1407313	100.68	ppb	98
37) 1,2,3-Trichlorobenzene	5.694	180	1330071	100.91	ppb	97
38) Naphthalene	5.571	128	3887414	103.58	ppb	99
39) 4-Chloroaniline	5.625	127	1750909	101.50	ppb	96
40) 2,3-Dichloroaniline	6.373	161	1547641	99.69	ppb	97
41) Caprolactam	5.935	113	366844	101.29	ppb	98
42) Hexachlorobutadiene	5.689	225	843980	100.41	ppb	99
43) 4-Chloro-3-methylphenol	6.036	107	1172739	101.40	ppb	99
44) 2-Methylnaphthalene	6.138	141	2471301	102.03	ppb	100
45) 1-Methylnaphthalene	6.218	141	2380739	100.92	ppb	99
46) Dimethylnaphthalene	6.657	156	2452739	101.01	ppb	98
48) Hexachlorocyclopentadiene	6.277	237	2031674	205.64	ppb	99
49) 2,4,6-Trichlorophenol	6.379	196	959072	100.82	ppb	96
50) 2,4,5-Trichlorophenol	6.411	196	1058513	101.47	ppb	98
52) 2-Chloronaphthalene	6.539	162	2605619	102.32	ppb	98
53) Biphenyl	6.528	154	3293694	100.11	ppb	100
54) 2-Nitroaniline	6.630	65	793336	101.36	ppb	97
55) Dimethylphthalate	6.791	163	3009583	101.77	ppb	100
56) Acenaphthylene	6.876	152	4315930	104.04	ppb	100
57) 2,6-Dinitrotoluene	6.828	165	671010	101.23	ppb	83
58) 3-Nitroaniline	6.967	138	805460	101.68	ppb	93
59) Acenaphthene	7.021	153	2644624	101.33	ppb	99
60) 2,4-Dinitrophenol	7.053	184	897514	208.47	ppb	87
61) 4-Nitrophenol	7.111	109	436134	103.38	ppb	95
62) Dibenzofuran	7.165	168	3705903	102.30	ppb	99
63) 2,4-Dinitrotoluene	7.160	165	904625	101.50	ppb	98
64) 2,3,4,6-Tetrachlorophenol	7.267	232	973504	104.21	ppb	94
65) Diethylphthalate	7.368	149	3043943	103.30	ppb	99
66) Fluorene	7.443	166	2999504	101.54	ppb	96
67) 4-Chlorophenyl-phenyle...	7.448	204	1445911	102.17	ppb	95
68) 4-Nitroaniline	7.475	138	815688	103.33	ppb	98
70) 4,6-Dinitro-2-methylph...	7.497	198	621486	106.02	ppb	77
71) n-Nitrosodiphenylamine	7.550	169	2171826	103.55	ppb	99
72) 1,2-Diphenylhydrazine	7.577	77	2526775	101.11	ppb	97
74) 4-Bromophenyl-phenylether	7.855	248	994546	104.32	ppb	94
75) Hexachlorobenzene	7.914	284	1060255	104.67	ppb	94
76) Pentachlorophenol	8.090	266	1499741	212.00	ppb	100
77) Phenanthrene	8.277	178	4522001	103.69	ppb	99
78) Anthracene	8.331	178	4571011	103.02	ppb	99
79) Carbazole	8.491	167	4477841	102.98	ppb	100

Quantitation Report (QT Reviewed)

Data Path : C:\msdchem\1\DATA\2P1604\
Data File : 2p38426.D
Acq On : 12 Jul 2014 3:06 pm
Operator : harpreek
Sample : ic1604-100
Misc : op75909,e2p1604,
ALS Vial : 2 Sample Multiplier: 1

Quant Time: Jul 14 09:40:06 2014
Quant Method : C:\MSDCHEM\1\METHODS\M2P1604.M
Quant Title : Semi Volatile Extractables by GC/MS
QLast Update : Mon Jul 14 07:40:30 2014
Response via : Initial Calibration

	Compound	R.T.	QIon	Response	Conc	Units	Dev(Min)
80)	Di-n-butylphthalate	8.887	149	5506173	104.18	ppb	100
81)	Fluoranthene	9.556	202	5724005	102.39	ppb	99
82)	Octadecane	8.192	43	1234156	101.42	ppb	98
84)	Pyrene	9.829	202	5649703	101.23	ppb	100
86)	Butylbenzylphthalate	10.765	149	2511270	103.49	ppb	99
87)	Butyl stearate	10.925	56	1320113	83.84	ppb	98
88)	Benzo[a]anthracene	11.455	228	5441196	102.99	ppb	100
89)	3,3'-Dichlorobenzidine	11.465	252	1960728	103.55	ppb	99
90)	Chrysene	11.508	228	4684101	101.21	ppb	100
91)	bis(2-Ethylhexyl)phtha...	11.647	149	3206809	104.31	ppb	99
93)	Di-n-octylphthalate	12.583	149	5835854	108.31	ppb	99
94)	Benzo[b]fluoranthene	12.958	252	5739925	110.39	ppb	97
95)	Benzo[k]fluoranthene	13.000	252	4588767	101.71	ppb	98
96)	Benzo[a]pyrene	13.375	252	4959567	106.50	ppb	99
97)	Indeno[1,2,3-cd]pyrene	14.781	276	4870915	107.68	ppb	97
98)	Dibenz(a,h)acridine	14.498	279	4091719	105.64	ppb	99
99)	Dibenz[a,h]anthracene	14.824	278	4284469	105.56	ppb	97
100)	7,12-Dimethylbenz(a)an...	12.968	256	2464946	110.37	ppb	98
101)	Benzo[g,h,i]perylene	15.134	276	4721755	105.48	ppb	99

(#) = qualifier out of range (m) = manual integration (+) = signals summed

Quantitation Report (QT Reviewed)

Data Path : C:\msdchem\1\DATA\2P1604\
Data File : 2p38426.D
Acq On : 12 Jul 2014 3:06 pm
Operator : harpreek
Sample : ic1604-100
Misc : op75909,e2p1604,
ALS Vial : 2 Sample Multiplier: 1

Quant Time: Jul 14 09:40:06 2014
Quant Method : C:\MSDCHEM\1\METHODS\M2P1604.M
Quant Title : Semi Volatile Extractables by GC/MS
QLast Update : Mon Jul 14 07:40:30 2014
Response via : Initial Calibration

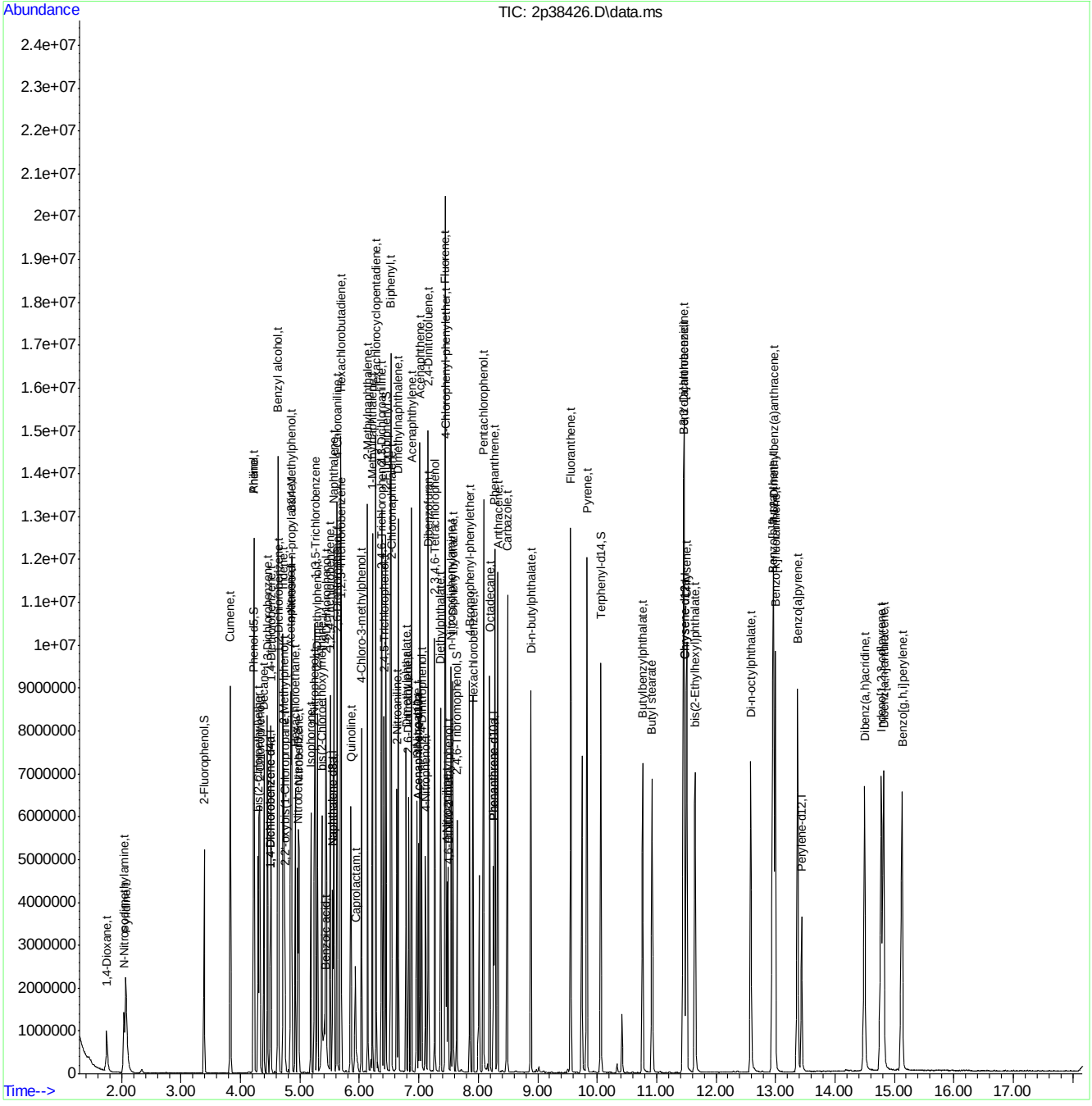

ACCUTEST LABORATORIES JB72256

Quantitation Report (QT Reviewed)

Data Path : C:\msdchem\1\DATA\2P1604\
Data File : 2p38427.D
Acq On : 12 Jul 2014 3:35 pm
Operator : harpreek
Sample : ic1604-80
Misc : op75909,e2p1604,
ALS Vial : 3 Sample Multiplier: 1

Quant Time: Jul 14 09:43:03 2014
Quant Method : C:\MSDCHEM\1\METHODS\M2P1604.M
Quant Title : Semi Volatile Extractables by GC/MS
QLast Update : Mon Jul 14 07:40:30 2014
Response via : Initial Calibration

Compound	R.T.	QIon	Response	Conc	Units	Dev(Min)
Internal Standards						
1) 1,4-Dichlorobenzene-d4	4.501	152	456723	40.00	ppb	0.00
24) Naphthalene-d8	5.550	136	1649526	40.00	ppb	0.00
47) Acenaphthene-d10	6.988	164	966335	40.00	ppb	0.00
69) Phenanthrene-d10	8.251	188	1736447	40.00	ppb	0.00
83) Chrysene-d12	11.465	240	1816309	40.00	ppb	0.00
92) Perylene-d12	13.439	264	1575457	40.00	ppb	0.00
102) 1,4-Dichlorobenzene-d4a	4.501	152	456723	40.00	ppb	0.00
104) Acenaphthene-d10a	6.988	164	966335	40.00	ppb	0.00
107) Chrysene-d12a	11.465	240	1816309	40.00	ppb	0.00
110) Phenanthrene-d10a	8.251	188	1736447	40.00	ppb	0.00
112) Naphthalene-d8a	5.550	136	1649526	40.00	ppb	0.00
System Monitoring Compounds						
5) 2-Fluorophenol	3.389	112	1201296	81.00	ppb	0.00
Spiked Amount 50.000	Range 11 - 58		Recovery = 162.00%#			
8) Phenol-d5	4.218	99	1410147	82.57	ppb	0.00
Spiked Amount 50.000	Range 10 - 59		Recovery = 165.14%#			
25) Nitrobenzene-d5	4.961	82	1044637	79.28	ppb	0.00
Spiked Amount 50.000	Range 19 - 61		Recovery = 158.56%#			
51) 2-Fluorobiphenyl	6.448	172	2490648	82.29	ppb	0.00
Spiked Amount 50.000	Range 21 - 58		Recovery = 164.58%#			
73) 2,4,6-Tribromophenol	7.641	330	372293	81.17	ppb	0.00
Spiked Amount 50.000	Range 12 - 68		Recovery = 162.34%#			
85) Terphenyl-d14	10.064	244	3040234	81.48	ppb	0.00
Spiked Amount 50.000	Range 16 - 65		Recovery = 162.96%#			
108) 1-chlorooctadecane	0.000	57	0d	0.00	ppb	
111) O-terphenyl	0.000	230	0d	0.00	ppb	
Target Compounds						Qvalue
2) 1,4-Dioxane	1.747	88	503165	81.42	ppb	99
3) Pyridine	2.068	79	1237237	81.84	ppb	99
4) N-Nitrosodimethylamine	2.036	74	705881	80.49	ppb	95
6) Indene	4.715	116	1911240	82.23	ppb	99
7) Cumene	3.827	105	2882671	81.41	ppb	100
9) Phenol	4.229	94	1531875	84.34	ppb	95
10) Aniline	4.223	93	1721731	89.03	ppb	87
11) bis(2-Chloroethyl)ether	4.293	93	888828	82.84	ppb	98
12) 2-Chlorophenol	4.325	128	1233657	83.10	ppb	98
13) Decane	4.394	57	1218808	82.52	ppb	99
14) 1,3-Dichlorobenzene	4.453	146	1466782	83.91	ppb	98
15) 1,4-Dichlorobenzene	4.512	146	1439716	83.00	ppb	100
16) Benzyl alcohol	4.624	108	715584	84.46	ppb	99
17) 1,2-Dichlorobenzene	4.640	146	1307542	82.56	ppb	97
18) Acetophenone	4.844	105	1540223	82.60	ppb	95
19) 2-Methylphenol	4.731	108	977270	83.14	ppb	98
20) 2,2'-oxybis(1-Chloropr...	4.742	121	263267	84.66	ppb	90
21) 3&4-Methylphenol	4.854	108	1050756	83.65	ppb	99
22) n-Nitroso-di-n-propyla...	4.854	70	674044	83.74	ppb	96
23) Hexachloroethane	4.919	201	547180	82.45	ppb	88

Quantitation Report (QT Reviewed)

Data Path : C:\msdchem\1\DATA\2P1604\
Data File : 2p38427.D
Acq On : 12 Jul 2014 3:35 pm
Operator : harpreek
Sample : ic1604-80
Misc : op75909,e2p1604,
ALS Vial : 3 Sample Multiplier: 1

Quant Time: Jul 14 09:43:03 2014
Quant Method : C:\MSDCHEM\1\METHODS\M2P1604.M
Quant Title : Semi Volatile Extractables by GC/MS
QLast Update : Mon Jul 14 07:40:30 2014
Response via : Initial Calibration

Compound	R.T.	QIon	Response	Conc	Units	Dev(Min)
26) Nitrobenzene	4.977	77	1029274	80.48	ppb	98
27) Quinoline	5.849	129	2305249	79.15	ppb	99
28) Isophorone	5.181	82	1812798	80.96	ppb	98
29) 2-Nitrophenol	5.239	139	675325	82.50	ppb	96
30) 2,4-Dimethylphenol	5.293	107	1053705	83.14	ppb	98
31) Benzoic acid	5.411	105	903154	82.55	ppb	97
32) bis(2-Chloroethoxy)met...	5.368	93	1081336	79.52	ppb	98
33) 2,4-Dichlorophenol	5.443	162	1050766	80.57	ppb	99
34) 2,6-Dichlorophenol	5.630	162	998806	81.83	ppb	95
35) 1,3,5-Trichlorobenzene	5.255	180	1228777	80.47	ppb	98
36) 1,2,4-Trichlorobenzene	5.507	180	1183394	81.08	ppb	97
37) 1,2,3-Trichlorobenzene	5.689	180	1104248	80.23	ppb	99
38) Naphthalene	5.571	128	3214028	82.02	ppb	100
39) 4-Chloroaniline	5.619	127	1472011	81.72	ppb	98
40) 2,3-Dichloroaniline	6.368	161	1290311	79.59	ppb	99
41) Caprolactam	5.929	113	304777	80.59	ppb	95
42) Hexachlorobutadiene	5.683	225	694649	79.15	ppb	99
43) 4-Chloro-3-methylphenol	6.031	107	966767	80.05	ppb	99
44) 2-Methylnaphthalene	6.138	141	2005745	79.30	ppb	98
45) 1-Methylnaphthalene	6.218	141	1994941	80.99	ppb	98
46) Dimethylnaphthalene	6.652	156	2009631	79.26	ppb	99
48) Hexachlorocyclopentadiene	6.277	237	1664615	164.59	ppb	98
49) 2,4,6-Trichlorophenol	6.379	196	806797	82.85	ppb	98
50) 2,4,5-Trichlorophenol	6.405	196	878505	82.27	ppb	98
52) 2-Chloronaphthalene	6.534	162	2161355	82.91	ppb	99
53) Biphenyl	6.523	154	2786415	82.73	ppb	100
54) 2-Nitroaniline	6.625	65	646261	80.66	ppb	91
55) Dimethylphthalate	6.785	163	2448824	80.89	ppb	100
56) Acenaphthylene	6.876	152	3600771	84.79	ppb	99
57) 2,6-Dinitrotoluene	6.828	165	560268	82.57	ppb	96
58) 3-Nitroaniline	6.962	138	667525	82.32	ppb	87
59) Acenaphthene	7.021	153	2208163	82.65	ppb	99
60) 2,4-Dinitrophenol	7.047	184	741338	168.21	ppb	59
61) 4-Nitrophenol	7.111	109	363987	84.28	ppb	93
62) Dibenzofuran	7.160	168	3063020	82.60	ppb	97
63) 2,4-Dinitrotoluene	7.154	165	751832	82.41	ppb	97
64) 2,3,4,6-Tetrachlorophenol	7.267	232	800213	83.68	ppb	90
65) Diethylphthalate	7.368	149	2480808	82.24	ppb	99
66) Fluorene	7.438	166	2507934	82.93	ppb	96
67) 4-Chlorophenyl-phenyle...	7.443	204	1188574	82.05	ppb	98
68) 4-Nitroaniline	7.470	138	669956	82.91	ppb	99
70) 4,6-Dinitro-2-methylph...	7.491	198	509011	85.00	ppb	90
71) n-Nitrosodiphenylamine	7.545	169	1778095	82.99	ppb	99
72) 1,2-Diphenylhydrazine	7.577	77	2078652	81.42	ppb	91
74) 4-Bromophenyl-phenylether	7.855	248	798819	82.02	ppb	97
75) Hexachlorobenzene	7.908	284	859850	83.09	ppb	95
76) Pentachlorophenol	8.085	266	1218033	168.54	ppb	100
77) Phenanthrene	8.277	178	3703483	83.12	ppb	99
78) Anthracene	8.326	178	3747016	82.66	ppb	99
79) Carbazole	8.486	167	3685927	82.98	ppb	98

ACCUTEST LABORATORIES JB72256

Quantitation Report (QT Reviewed)

Data Path : C:\msdchem\1\DATA\2P1604\
Data File : 2p38427.D
Acq On : 12 Jul 2014 3:35 pm
Operator : harpreek
Sample : ic1604-80
Misc : op75909,e2p1604,
ALS Vial : 3 Sample Multiplier: 1

Quant Time: Jul 14 09:43:03 2014
Quant Method : C:\MSDCHEM\1\METHODS\M2P1604.M
Quant Title : Semi Volatile Extractables by GC/MS
QLast Update : Mon Jul 14 07:40:30 2014
Response via : Initial Calibration

	Compound	R.T.	QIon	Response	Conc	Units	Dev(Min)
80)	Di-n-butylphthalate	8.882	149	4477378	82.92	ppb	100
81)	Fluoranthene	9.550	202	4742955	83.05	ppb	98
82)	Octadecane	8.192	43	1022935	82.28	ppb	98
84)	Pyrene	9.823	202	4740994	81.74	ppb	100
86)	Butylbenzylphthalate	10.765	149	2069579	82.06	ppb	98
87)	Butyl stearate	10.920	56	1093281	66.81	ppb	99
88)	Benzo[a]anthracene	11.449	228	4534529	82.59	ppb	99
89)	3,3'-Dichlorobenzidine	11.460	252	1643220	83.51	ppb	97
90)	Chrysene	11.503	228	3931368	81.74	ppb	99
91)	bis(2-Ethylhexyl)phtha...	11.642	149	2644767	82.77	ppb	100
93)	Di-n-octylphthalate	12.583	149	4790149	86.01	ppb	99
94)	Benzo[b]fluoranthene	12.947	252	4771356	88.78	ppb	99
95)	Benzo[k]fluoranthene	12.995	252	3816224	81.84	ppb	98
96)	Benzo[a]pyrene	13.369	252	4083673	84.84	ppb	99
97)	Indeno[1,2,3-cd]pyrene	14.771	276	3978863	85.10	ppb	97
98)	Dibenz(a,h)acridine	14.493	279	3366567	84.09	ppb	100
99)	Dibenz[a,h]anthracene	14.814	278	3569486	85.09	ppb	99
100)	7,12-Dimethylbenz(a)an...	12.963	256	2033827	88.10	ppb	98
101)	Benzo[g,h,i]perylene	15.124	276	3920999	84.75	ppb	96

(#) = qualifier out of range (m) = manual integration (+) = signals summed

Quantitation Report (QT Reviewed)

Data Path : C:\msdchem\1\DATA\2P1604\
Data File : 2p38427.D
Acq On : 12 Jul 2014 3:35 pm
Operator : harpreek
Sample : ic1604-80
Misc : op75909,e2p1604,
ALS Vial : 3 Sample Multiplier: 1

Quant Time: Jul 14 09:43:03 2014
Quant Method : C:\MSDCHEM\1\METHODS\M2P1604.M
Quant Title : Semi Volatile Extractables by GC/MS
QLast Update : Mon Jul 14 07:40:30 2014
Response via : Initial Calibration

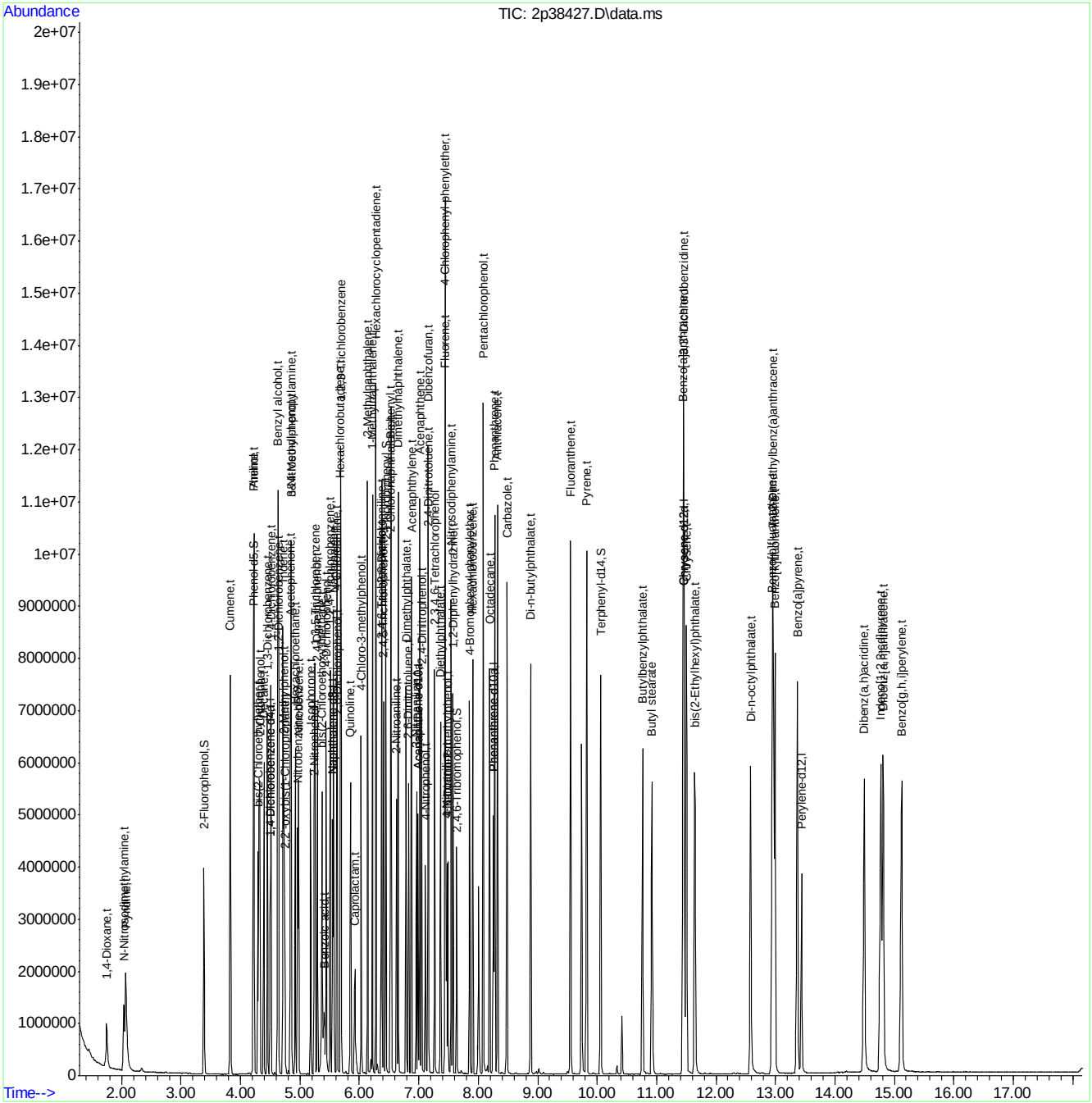

ACCUTEST LABORATORIES JB72256

Quantitation Report (QT Reviewed)

Data Path : C:\msdchem\1\DATA\2P1604\
Data File : 2p38428.D
Acq On : 12 Jul 2014 3:58 pm
Operator : harpreek
Sample : icc1604-50
Misc : op75909,e2p1604,
ALS Vial : 4 Sample Multiplier: 1

Quant Time: Jul 14 09:43:55 2014
Quant Method : C:\MSDCHEM\1\METHODS\M2P1604.M
Quant Title : Semi Volatile Extractables by GC/MS
QLast Update : Mon Jul 14 07:40:30 2014
Response via : Initial Calibration

Compound	R.T.	QIon	Response	Conc	Units	Dev(Min)
Internal Standards						
1) 1,4-Dichlorobenzene-d4	4.501	152	538022	40.00	ppb	0.00
24) Naphthalene-d8	5.550	136	1863324	40.00	ppb	0.00
47) Acenaphthene-d10	6.988	164	1096351	40.00	ppb	0.00
69) Phenanthrene-d10	8.251	188	1991416	40.00	ppb	0.00
83) Chrysene-d12	11.460	240	2126808	40.00	ppb	0.00
92) Perylene-d12	13.434	264	1932093	40.00	ppb	0.00
102) 1,4-Dichlorobenzene-d4a	4.501	152	538022	40.00	ppb	0.00
104) Acenaphthene-d10a	6.988	164	1096351	40.00	ppb	0.00
107) Chrysene-d12a	11.460	240	2126808	40.00	ppb	0.00
110) Phenanthrene-d10a	8.251	188	1991416	40.00	ppb	0.00
112) Naphthalene-d8a	5.550	136	1863324	40.00	ppb	0.00
System Monitoring Compounds						
5) 2-Fluorophenol	3.389	112	833482	47.71	ppb	0.00
Spiked Amount 50.000	Range 11 - 58		Recovery = 95.42%#			
8) Phenol-d5	4.212	99	979174	48.67	ppb	0.00
Spiked Amount 50.000	Range 10 - 59		Recovery = 97.34%#			
25) Nitrobenzene-d5	4.961	82	732910	49.24	ppb	0.00
Spiked Amount 50.000	Range 19 - 61		Recovery = 98.48%#			
51) 2-Fluorobiphenyl	6.448	172	1725328	50.24	ppb	0.00
Spiked Amount 50.000	Range 21 - 58		Recovery = 100.48%#			
73) 2,4,6-Tribromophenol	7.636	330	255305	48.54	ppb	0.00
Spiked Amount 50.000	Range 12 - 68		Recovery = 97.08%#			
85) Terphenyl-d14	10.059	244	2086576	47.76	ppb	0.00
Spiked Amount 50.000	Range 16 - 65		Recovery = 95.52%#			
108) 1-chlorooctadecane	0.000	57	0d	0.00	ppb	
111) O-terphenyl	0.000	230	0d	0.00	ppb	
Target Compounds						Qvalue
2) 1,4-Dioxane	1.747	88	339466	46.63	ppb	100
3) Pyridine	2.068	79	842921	47.33	ppb	100
4) N-Nitrosodimethylamine	2.036	74	480295	46.49	ppb	100
6) Indene	4.715	116	1334501	48.74	ppb	100
7) Cumene	3.827	105	2034418	48.77	ppb	100
9) Phenol	4.223	94	1044495	48.82	ppb	100
10) Aniline	4.223	93	1040739	45.69	ppb	100
11) bis(2-Chloroethyl)ether	4.293	93	621147	49.14	ppb	100
12) 2-Chlorophenol	4.325	128	855625	48.92	ppb	100
13) Decane	4.394	57	858467	49.34	ppb	100
14) 1,3-Dichlorobenzene	4.453	146	1016423	49.36	ppb	100
15) 1,4-Dichlorobenzene	4.512	146	1017146	49.78	ppb	100
16) Benzyl alcohol	4.624	108	485572	48.65	ppb	100
17) 1,2-Dichlorobenzene	4.640	146	931990	49.95	ppb	100
18) Acetophenone	4.838	105	1067166	48.58	ppb	100
19) 2-Methylphenol	4.726	108	680634	49.16	ppb	100
20) 2,2'-oxybis(1-Chloropr...	4.742	121	182919	49.94	ppb	100
21) 3&4-Methylphenol	4.854	108	727281	49.15	ppb	100
22) n-Nitroso-di-n-propyla...	4.849	70	466904	49.24	ppb	100
23) Hexachloroethane	4.924	201	382624	48.94	ppb	100

Quantitation Report (QT Reviewed)

Data Path : C:\msdchem\1\DATA\2P1604\
Data File : 2p38428.D
Acq On : 12 Jul 2014 3:58 pm
Operator : harpreek
Sample : icc1604-50
Misc : op75909,e2p1604,
ALS Vial : 4 Sample Multiplier: 1

Quant Time: Jul 14 09:43:55 2014
Quant Method : C:\MSDCHEM\1\METHODS\M2P1604.M
Quant Title : Semi Volatile Extractables by GC/MS
QLast Update : Mon Jul 14 07:40:30 2014
Response via : Initial Calibration

	Compound	R.T.	QIon	Response	Conc	Units	Dev(Min)
26)	Nitrobenzene	4.977	77	717866	49.69	ppb	100
27)	Quinoline	5.849	129	1593587	48.43	ppb	100
28)	Isophorone	5.181	82	1218335	48.17	ppb	100
29)	2-Nitrophenol	5.239	139	444805	48.10	ppb	100
30)	2,4-Dimethylphenol	5.293	107	679954	47.49	ppb	100
31)	Benzoic acid	5.400	105	603402	48.82	ppb	100
32)	bis(2-Chloroethoxy)met...	5.368	93	757861	49.34	ppb	100
33)	2,4-Dichlorophenol	5.443	162	719759	48.86	ppb	100
34)	2,6-Dichlorophenol	5.624	162	677975	49.17	ppb	100
35)	1,3,5-Trichlorobenzene	5.250	180	869424	50.40	ppb	100
36)	1,2,4-Trichlorobenzene	5.507	180	815183	49.44	ppb	100
37)	1,2,3-Trichlorobenzene	5.689	180	782234	50.31	ppb	100
38)	Naphthalene	5.571	128	2233066	50.45	ppb	100
39)	4-Chloroaniline	5.619	127	970157	47.68	ppb	100
40)	2,3-Dichloroaniline	6.368	161	905857	49.47	ppb	100
41)	Caprolactam	5.913	113	200668	46.97	ppb	100
42)	Hexachlorobutadiene	5.683	225	486167	49.04	ppb	100
43)	4-Chloro-3-methylphenol	6.031	107	656035	48.09	ppb	100
44)	2-Methylnaphthalene	6.138	141	1396688	48.89	ppb	100
45)	1-Methylnaphthalene	6.218	141	1371899	49.30	ppb	100
46)	Dimethylnaphthalene	6.651	156	1411446	49.28	ppb	100
48)	Hexachlorocyclopentadiene	6.277	237	1136404	99.04	ppb	100
49)	2,4,6-Trichlorophenol	6.373	196	549416	49.73	ppb	100
50)	2,4,5-Trichlorophenol	6.405	196	598970	49.44	ppb	100
52)	2-Chloronaphthalene	6.534	162	1496167	50.59	ppb	100
53)	Biphenyl	6.523	154	1921512	50.29	ppb	100
54)	2-Nitroaniline	6.625	65	443482	48.79	ppb	100
55)	Dimethylphthalate	6.785	163	1682402	48.99	ppb	100
56)	Acenaphthylene	6.871	152	2486806	51.62	ppb	100
57)	2,6-Dinitrotoluene	6.828	165	374950	48.71	ppb	100
58)	3-Nitroaniline	6.962	138	445938	48.47	ppb	100
59)	Acenaphthene	7.015	153	1504130	49.62	ppb	100
60)	2,4-Dinitrophenol	7.047	184	484357	96.87	ppb	100
61)	4-Nitrophenol	7.106	109	232736	47.50	ppb	100
62)	Dibenzofuran	7.160	168	2097604	49.86	ppb	100
63)	2,4-Dinitrotoluene	7.154	165	518291	50.07	ppb	100
64)	2,3,4,6-Tetrachlorophenol	7.261	232	519454	47.88	ppb	100
65)	Diethylphthalate	7.363	149	1681046	49.12	ppb	100
66)	Fluorene	7.438	166	1716837	50.04	ppb	100
67)	4-Chlorophenyl-phenyle...	7.443	204	827080	50.32	ppb	100
68)	4-Nitroaniline	7.464	138	446822	48.74	ppb	100
70)	4,6-Dinitro-2-methylph...	7.486	198	324531	47.25	ppb	100
71)	n-Nitrosodiphenylamine	7.545	169	1194904	48.63	ppb	100
72)	1,2-Diphenylhydrazine	7.571	77	1435159	49.02	ppb	100
74)	4-Bromophenyl-phenylether	7.855	248	545791	48.86	ppb	100
75)	Hexachlorobenzene	7.908	284	581468	48.99	ppb	100
76)	Pentachlorophenol	8.085	266	796142	96.06	ppb	100
77)	Phenanthrene	8.272	178	2511313	49.15	ppb	100
78)	Anthracene	8.320	178	2539544	48.85	ppb	100
79)	Carbazole	8.486	167	2492380	48.93	ppb	100

Quantitation Report (QT Reviewed)

Data Path : C:\msdchem\1\DATA\2P1604\
Data File : 2p38428.D
Acq On : 12 Jul 2014 3:58 pm
Operator : harpreek
Sample : icc1604-50
Misc : op75909,e2p1604,
ALS Vial : 4 Sample Multiplier: 1

Quant Time: Jul 14 09:43:55 2014
Quant Method : C:\MSDCHEM\1\METHODS\M2P1604.M
Quant Title : Semi Volatile Extractables by GC/MS
QLast Update : Mon Jul 14 07:40:30 2014
Response via : Initial Calibration

	Compound	R.T.	QIon	Response	Conc	Units	Dev(Min)
80)	Di-n-butylphthalate	8.882	149	3040471	49.10	ppb	100
81)	Fluoranthene	9.550	202	3208670	48.99	ppb	100
82)	Octadecane	8.186	43	694400	48.71	ppb	100
84)	Pyrene	9.823	202	3296052	48.53	ppb	100
86)	Butylbenzylphthalate	10.759	149	1396045	47.28	ppb	100
87)	Butyl stearate	10.920	56	1095851	57.19	ppb	100
88)	Benzo[a]anthracene	11.444	228	3081024	47.92	ppb	100
89)	3,3'-Dichlorobenzidine	11.454	252	1118305	48.53	ppb	100
90)	Chrysene	11.497	228	2692612	47.81	ppb	100
91)	bis(2-Ethylhexyl)phtha...	11.642	149	1764064	47.15	ppb	100
93)	Di-n-octylphthalate	12.578	149	3187528	46.67	ppb	100
94)	Benzo[b]fluoranthene	12.941	252	3187904	48.37	ppb	100
95)	Benzo[k]fluoranthene	12.984	252	2780575	48.62	ppb	100
96)	Benzo[a]pyrene	13.359	252	2782212	47.13	ppb	100
97)	Indeno[1,2,3-cd]pyrene	14.765	276	2666967	46.51	ppb	100
98)	Dibenz(a,h)acridine	14.487	279	2330646	47.47	ppb	100
99)	Dibenz[a,h]anthracene	14.803	278	2444597	47.52	ppb	100
100)	7,12-Dimethylbenz(a)an...	12.952	256	1345668	47.53	ppb	100
101)	Benzo[g,h,i]perylene	15.113	276	2687488	47.36	ppb	100

(#) = qualifier out of range (m) = manual integration (+) = signals summed

9.6.3

6

Quantitation Report (QT Reviewed)

Data Path : C:\msdchem\1\DATA\2P1604\
Data File : 2p38428.D
Acq On : 12 Jul 2014 3:58 pm
Operator : harpreek
Sample : icc1604-50
Misc : op75909,e2p1604,
ALS Vial : 4 Sample Multiplier: 1

Quant Time: Jul 14 09:43:55 2014
Quant Method : C:\MSDCHEM\1\METHODS\M2P1604.M
Quant Title : Semi Volatile Extractables by GC/MS
QLast Update : Mon Jul 14 07:40:30 2014
Response via : Initial Calibration

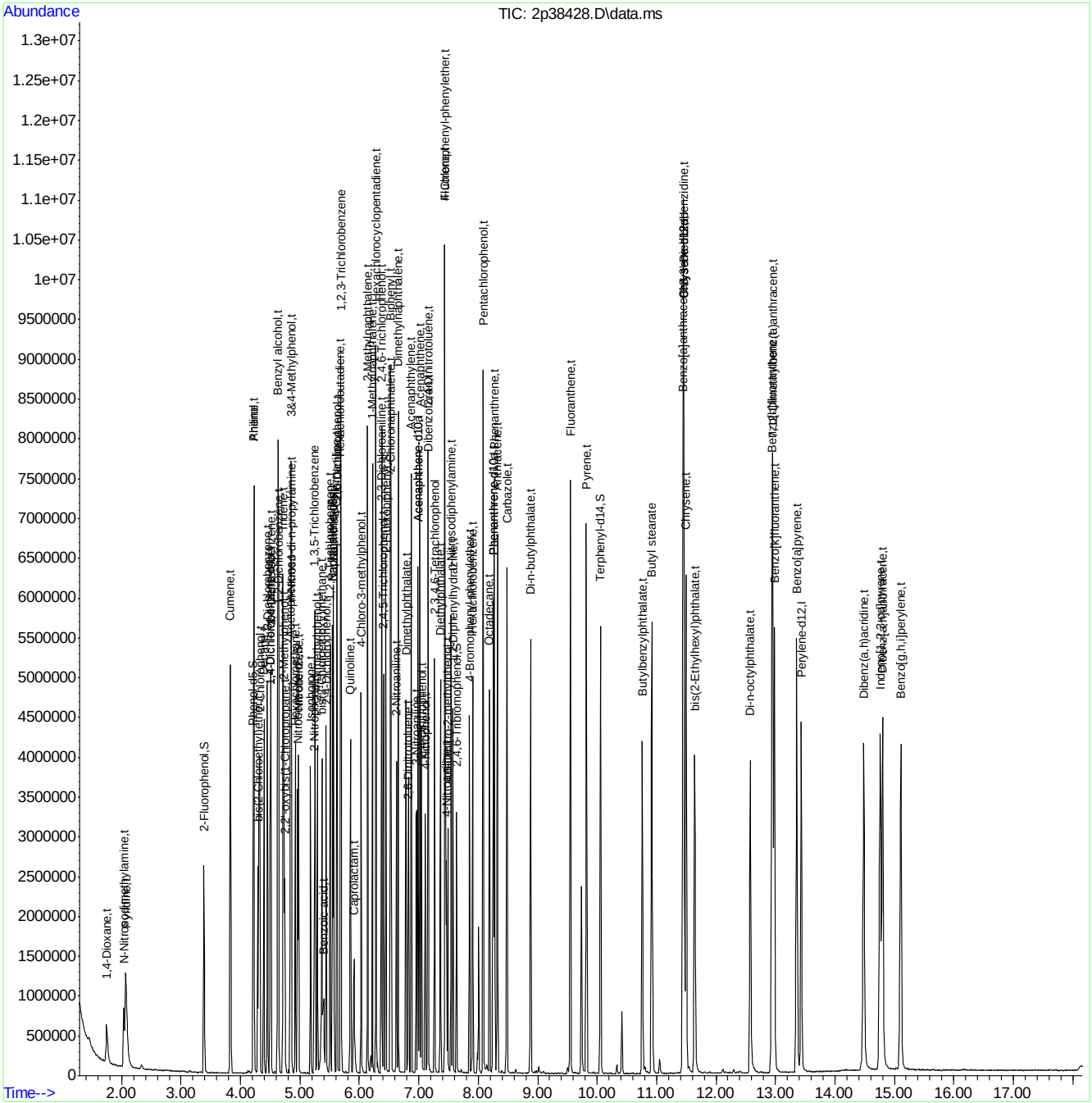

ACCUTEST LABORATORIES JB72256

Quantitation Report (QT Reviewed)

Data Path : C:\msdchem\1\DATA\2P1604\
Data File : 2p38429.D
Acq On : 12 Jul 2014 4:20 pm
Operator : harpreek
Sample : ic1604-25
Misc : op75909,e2p1604,
ALS Vial : 5 Sample Multiplier: 1

Quant Time: Jul 14 09:44:30 2014
Quant Method : C:\MSDCHEM\1\METHODS\M2P1604.M
Quant Title : Semi Volatile Extractables by GC/MS
QLast Update : Mon Jul 14 07:40:30 2014
Response via : Initial Calibration

Compound	R.T.	QIon	Response	Conc	Units	Dev(Min)
Internal Standards						
1) 1,4-Dichlorobenzene-d4	4.501	152	486764	40.00	ppb	0.00
24) Naphthalene-d8	5.550	136	1711891	40.00	ppb	0.00
47) Acenaphthene-d10	6.988	164	988014	40.00	ppb	0.00
69) Phenanthrene-d10	8.251	188	1761468	40.00	ppb	0.00
83) Chrysene-d12	11.460	240	1925027	40.00	ppb	0.00
92) Perylene-d12	13.433	264	1664384	40.00	ppb	0.00
102) 1,4-Dichlorobenzene-d4a	4.501	152	486764	40.00	ppb	0.00
104) Acenaphthene-d10a	6.988	164	988014	40.00	ppb	0.00
107) Chrysene-d12a	11.460	240	1925027	40.00	ppb	0.00
110) Phenanthrene-d10a	8.251	188	1761468	40.00	ppb	0.00
112) Naphthalene-d8a	5.550	136	1711891	40.00	ppb	0.00
System Monitoring Compounds						
5) 2-Fluorophenol	3.383	112	384790	24.34	ppb	0.00
Spiked Amount 50.000	Range 11 - 58		Recovery = 48.68%			
8) Phenol-d5	4.207	99	445829	24.50	ppb	0.00
Spiked Amount 50.000	Range 10 - 59		Recovery = 49.00%			
25) Nitrobenzene-d5	4.956	82	346506	25.34	ppb	0.00
Spiked Amount 50.000	Range 19 - 61		Recovery = 50.68%			
51) 2-Fluorobiphenyl	6.443	172	823081	26.60	ppb	0.00
Spiked Amount 50.000	Range 21 - 58		Recovery = 53.20%			
73) 2,4,6-Tribromophenol	7.636	330	110294	23.71	ppb	0.00
Spiked Amount 50.000	Range 12 - 68		Recovery = 47.42%			
85) Terphenyl-d14	10.058	244	942327	23.83	ppb	0.00
Spiked Amount 50.000	Range 16 - 65		Recovery = 47.66%			
108) 1-chlorooctadecane	0.000	57	0d	0.00	ppb	
111) O-terphenyl	0.000	230	0d	0.00	ppb	
Target Compounds						Qvalue
2) 1,4-Dioxane	1.747	88	149324	22.67	ppb	98
3) Pyridine	2.068	79	387889	24.07	ppb	97
4) N-Nitrosodimethylamine	2.030	74	218742	23.40	ppb	93
6) Indene	4.715	116	639658	25.82	ppb	100
7) Cumene	3.827	105	953892	25.27	ppb	100
9) Phenol	4.223	94	495216	25.58	ppb	89
10) Aniline	4.223	93	543946	26.39	ppb	86
11) bis(2-Chloroethyl)ether	4.287	93	296791	25.95	ppb	96
12) 2-Chlorophenol	4.325	128	411497	26.01	ppb	98
13) Decane	4.389	57	413569	26.27	ppb	97
14) 1,3-Dichlorobenzene	4.453	146	487285	26.16	ppb	99
15) 1,4-Dichlorobenzene	4.512	146	480788	26.01	ppb	99
16) Benzyl alcohol	4.619	108	228989	25.36	ppb	95
17) 1,2-Dichlorobenzene	4.640	146	450559	26.69	ppb	95
18) Acetophenone	4.838	105	512503	25.79	ppb	96
19) 2-Methylphenol	4.726	108	327135	26.11	ppb	98
20) 2,2'-oxybis(1-Chloropr...	4.742	121	85144	25.69	ppb	94
21) 3&4-Methylphenol	4.849	108	355364	26.55	ppb	99
22) n-Nitroso-di-n-propyla...	4.849	70	225124	26.24	ppb	95
23) Hexachloroethane	4.918	201	182026	25.73	ppb	87

ACCUTEST LABORATORIES JB72256

Quantitation Report (QT Reviewed)

Data Path : C:\msdchem\1\DATA\2P1604\
Data File : 2p38429.D
Acq On : 12 Jul 2014 4:20 pm
Operator : harpreek
Sample : ic1604-25
Misc : op75909,e2p1604,
ALS Vial : 5 Sample Multiplier: 1

Quant Time: Jul 14 09:44:30 2014
Quant Method : C:\MSDCHEM\1\METHODS\M2P1604.M
Quant Title : Semi Volatile Extractables by GC/MS
QLast Update : Mon Jul 14 07:40:30 2014
Response via : Initial Calibration

Compound	R.T.	QIon	Response	Conc	Units	Dev(Min)
26) Nitrobenzene	4.972	77	343645	25.89	ppb	95
27) Quinoline	5.838	129	736131	24.35	ppb	98
28) Isophorone	5.175	82	579492	24.94	ppb	97
29) 2-Nitrophenol	5.239	139	203308	23.93	ppb	90
30) 2,4-Dimethylphenol	5.287	107	318361	24.20	ppb	99
31) Benzoic acid	5.373	105	256219	22.56	ppb	94
32) bis(2-Chloroethoxy)met...	5.362	93	350921	24.87	ppb	97
33) 2,4-Dichlorophenol	5.437	162	340553	25.16	ppb	93
34) 2,6-Dichlorophenol	5.624	162	322053	25.42	ppb	97
35) 1,3,5-Trichlorobenzene	5.250	180	416751	26.30	ppb	96
36) 1,2,4-Trichlorobenzene	5.507	180	395644	26.12	ppb	99
37) 1,2,3-Trichlorobenzene	5.689	180	377250	26.41	ppb	98
38) Naphthalene	5.566	128	1068206	26.27	ppb	99
39) 4-Chloroaniline	5.619	127	475641	25.44	ppb	96
40) 2,3-Dichloroaniline	6.368	161	430072	25.56	ppb	98
41) Caprolactam	5.892	113	95923	24.44	ppb	95
42) Hexachlorobutadiene	5.683	225	230073	25.26	ppb	98
43) 4-Chloro-3-methylphenol	6.026	107	306375	24.44	ppb	99
44) 2-Methylnaphthalene	6.138	141	658701	25.10	ppb	98
45) 1-Methylnaphthalene	6.218	141	667351	26.11	ppb	98
46) Dimethylnaphthalene	6.651	156	675063	25.65	ppb	97
48) Hexachlorocyclopentadiene	6.277	237	506135	48.95	ppb	97
49) 2,4,6-Trichlorophenol	6.373	196	264587	26.57	ppb	99
50) 2,4,5-Trichlorophenol	6.400	196	281695	25.80	ppb	98
52) 2-Chloronaphthalene	6.534	162	717266	26.91	ppb	99
53) Biphenyl	6.523	154	906546	26.33	ppb	100
54) 2-Nitroaniline	6.619	65	200863	24.52	ppb	90
55) Dimethylphthalate	6.780	163	772783	24.97	ppb	99
56) Acenaphthylene	6.871	152	1146935	26.42	ppb	100
57) 2,6-Dinitrotoluene	6.823	165	172750	24.90	ppb	91
58) 3-Nitroaniline	6.956	138	207865	25.07	ppb	95
59) Acenaphthene	7.015	153	708104	25.92	ppb	100
60) 2,4-Dinitrophenol	7.042	184	192189	42.65	ppb	69
61) 4-Nitrophenol	7.101	109	109021	24.69	ppb	95
62) Dibenzofuran	7.160	168	990947	26.14	ppb	99
63) 2,4-Dinitrotoluene	7.149	165	233774	25.06	ppb	97
64) 2,3,4,6-Tetrachlorophenol	7.261	232	231887	23.72	ppb	96
65) Diethylphthalate	7.363	149	764823	24.80	ppb	99
66) Fluorene	7.438	166	811983	26.26	ppb	98
67) 4-Chlorophenyl-phenyle...	7.443	204	392461	26.50	ppb	98
68) 4-Nitroaniline	7.454	138	212587	25.73	ppb	97
70) 4,6-Dinitro-2-methylph...	7.480	198	134244	22.10	ppb	86
71) n-Nitrosodiphenylamine	7.539	169	553536	25.47	ppb	99
72) 1,2-Diphenylhydrazine	7.571	77	683719	26.40	ppb	94
74) 4-Bromophenyl-phenylether	7.849	248	245990	24.90	ppb	92
75) Hexachlorobenzene	7.903	284	271883	25.90	ppb	95
76) Pentachlorophenol	8.079	266	363545	49.59	ppb	99
77) Phenanthrene	8.272	178	1183019	26.18	ppb	99
78) Anthracene	8.320	178	1166462	25.37	ppb	99
79) Carbazole	8.481	167	1144802	25.41	ppb	99

ACCUTEST LABORATORIES JB72256

Quantitation Report (QT Reviewed)

Data Path : C:\msdchem\1\DATA\2P1604\
Data File : 2p38429.D
Acq On : 12 Jul 2014 4:20 pm
Operator : harpreek
Sample : ic1604-25
Misc : op75909,e2p1604,
ALS Vial : 5 Sample Multiplier: 1

Quant Time: Jul 14 09:44:30 2014
Quant Method : C:\MSDCHEM\1\METHODS\M2P1604.M
Quant Title : Semi Volatile Extractables by GC/MS
QLast Update : Mon Jul 14 07:40:30 2014
Response via : Initial Calibration

	Compound	R.T.	QIon	Response	Conc	Units	Dev(Min)
80)	Di-n-butylphthalate	8.882	149	1337275	24.41	ppb	100
81)	Fluoranthene	9.545	202	1428987	24.67	ppb	97
82)	Octadecane	8.186	43	332673	26.38	ppb	97
84)	Pyrene	9.818	202	1511332	24.58	ppb	99
86)	Butylbenzylphthalate	10.759	149	599198	22.42	ppb	99
87)	Butyl stearate	10.920	56	484904	27.96	ppb	98
88)	Benzo[a]anthracene	11.444	228	1400326	24.06	ppb	99
89)	3,3'-Dichlorobenzidine	11.449	252	508143	24.36	ppb	97
90)	Chrysene	11.492	228	1221844	23.97	ppb	99
91)	bis(2-Ethylhexyl)phtha...	11.642	149	766745	22.64	ppb	99
93)	Di-n-octylphthalate	12.578	149	1281895	21.79	ppb	99
94)	Benzo[b]fluoranthene	12.936	252	1411074	24.85	ppb	98
95)	Benzo[k]fluoranthene	12.973	252	1282510	26.03	ppb	99
96)	Benzo[a]pyrene	13.353	252	1199988	23.60	ppb	99
97)	Indeno[1,2,3-cd]pyrene	14.755	276	1101923	22.31	ppb	99
98)	Dibenz(a,h)acridine	14.482	279	961991	22.74	ppb	98
99)	Dibenz[a,h]anthracene	14.797	278	1060437	23.93	ppb	98
100)	7,12-Dimethylbenz(a)an...	12.947	256	574339	23.55	ppb	99
101)	Benzo[g,h,i]perylene	15.102	276	1152862	23.59	ppb	100

(#) = qualifier out of range (m) = manual integration (+) = signals summed

9.6.4

6

Quantitation Report (QT Reviewed)

Data Path : C:\msdchem\1\DATA\2P1604\
Data File : 2p38429.D
Acq On : 12 Jul 2014 4:20 pm
Operator : harpreek
Sample : ic1604-25
Misc : op75909,e2p1604,
ALS Vial : 5 Sample Multiplier: 1

Quant Time: Jul 14 09:44:30 2014
Quant Method : C:\MSDCHEM\1\METHODS\M2P1604.M
Quant Title : Semi Volatile Extractables by GC/MS
QLast Update : Mon Jul 14 07:40:30 2014
Response via : Initial Calibration

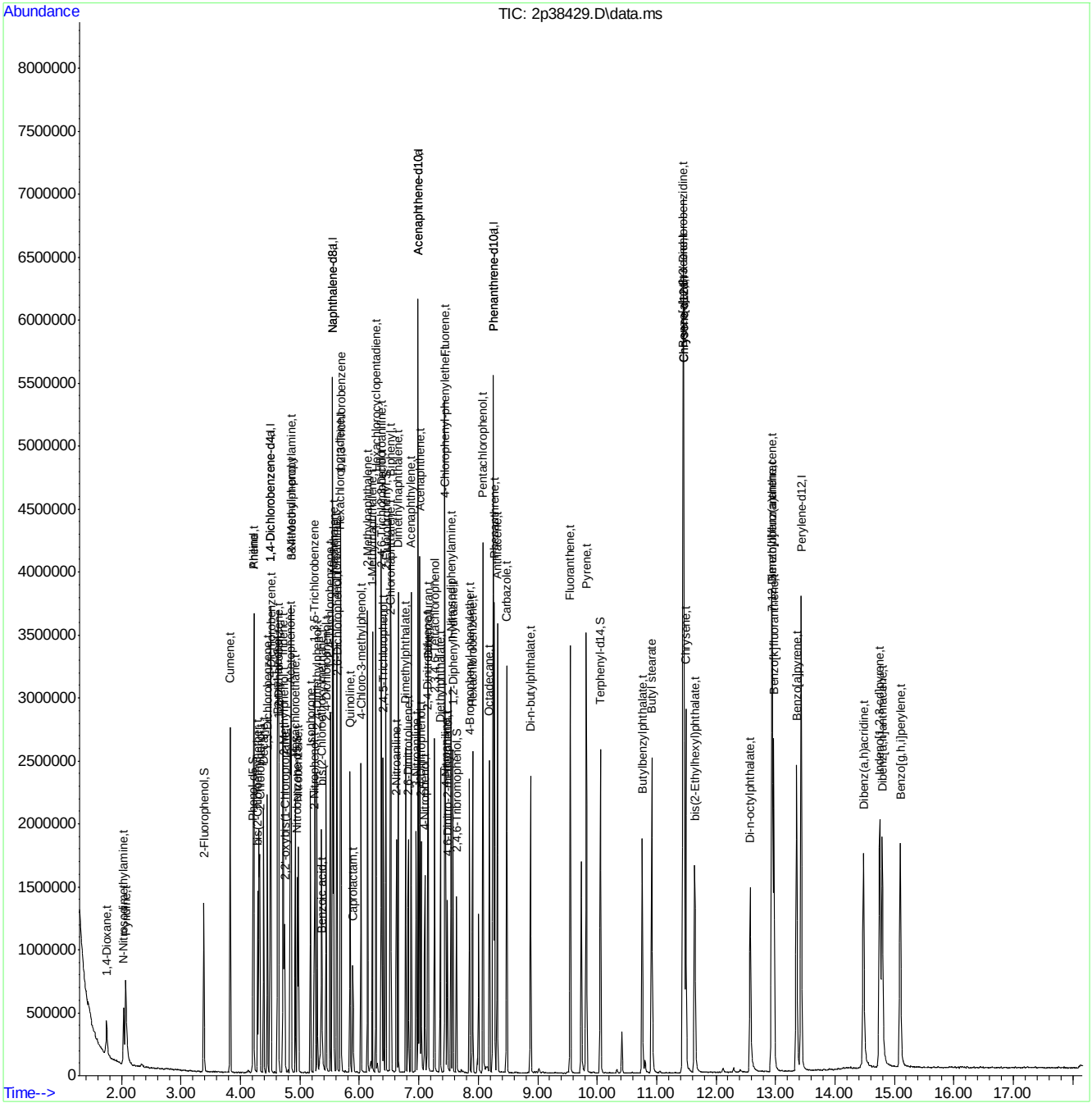

Quantitation Report (QT Reviewed)

Data Path : C:\msdchem\1\DATA\2P1604\
Data File : 2p38430.D
Acq On : 12 Jul 2014 4:43 pm
Operator : harpreek
Sample : ic1604-10
Misc : op75909,e2p1604,
ALS Vial : 6 Sample Multiplier: 1

Quant Time: Jul 14 09:45:18 2014
Quant Method : C:\MSDCHEM\1\METHODS\M2P1604.M
Quant Title : Semi Volatile Extractables by GC/MS
QLast Update : Mon Jul 14 07:40:30 2014
Response via : Initial Calibration

Compound	R.T.	QIon	Response	Conc	Units		Dev(Min)
Internal Standards							
1) 1,4-Dichlorobenzene-d4	4.501	152	484677	40.00	ppb		0.00
24) Naphthalene-d8	5.550	136	1676691	40.00	ppb		0.00
47) Acenaphthene-d10	6.988	164	966593	40.00	ppb		0.00
69) Phenanthrene-d10	8.245	188	1731825	40.00	ppb		0.00
83) Chrysene-d12	11.455	240	1901087	40.00	ppb		0.00
92) Perylene-d12	13.434	264	1525054	40.00	ppb		0.00
102) 1,4-Dichlorobenzene-d4a	4.501	152	484677	40.00	ppb		0.00
104) Acenaphthene-d10a	6.988	164	966593	40.00	ppb		0.00
107) Chrysene-d12a	11.455	240	1901087	40.00	ppb		0.00
110) Phenanthrene-d10a	8.245	188	1731825	40.00	ppb		0.00
112) Naphthalene-d8a	5.550	136	1676691	40.00	ppb		0.00
System Monitoring Compounds							
5) 2-Fluorophenol	3.383	112	143677	9.13	ppb		0.00
Spiked Amount 50.000	Range 11 - 58		Recovery = 18.26%				
8) Phenol-d5	4.207	99	181494	10.01	ppb		0.00
Spiked Amount 50.000	Range 10 - 59		Recovery = 20.02%				
25) Nitrobenzene-d5	4.956	82	141335	10.55	ppb		0.00
Spiked Amount 50.000	Range 19 - 61		Recovery = 21.10%				
51) 2-Fluorobiphenyl	6.443	172	348914	11.52	ppb		0.00
Spiked Amount 50.000	Range 21 - 58		Recovery = 23.04%				
73) 2,4,6-Tribromophenol	7.630	330	46417	10.15	ppb		0.00
Spiked Amount 50.000	Range 12 - 68		Recovery = 20.30%				
85) Terphenyl-d14	10.053	244	389007	9.96	ppb		0.00
Spiked Amount 50.000	Range 16 - 65		Recovery = 19.92%				
108) 1-chlorooctadecane	0.000	57	0d	0.00	ppb		
111) O-terphenyl	0.000	230	0d	0.00	ppb		
Target Compounds							Qvalue
2) 1,4-Dioxane	1.747	88	73457	11.20	ppb		89
3) Pyridine	2.073	79	149381	9.31	ppb		90
4) N-Nitrosodimethylamine	2.036	74	85973	9.24	ppb		99
6) Indene	4.710	116	262467	10.64	ppb		98
7) Cumene	3.827	105	369729	9.84	ppb		99
9) Phenol	4.218	94	209839	10.89	ppb		96
10) Aniline	4.223	93	238341	11.61	ppb		78
11) bis(2-Chloroethyl)ether	4.287	93	120747	10.60	ppb		97
12) 2-Chlorophenol	4.319	128	177697	11.28	ppb		95
13) Decane	4.389	57	170091	10.85	ppb		98
14) 1,3-Dichlorobenzene	4.453	146	205264	11.07	ppb		99
15) 1,4-Dichlorobenzene	4.512	146	200577	10.90	ppb		98
16) Benzyl alcohol	4.619	108	94462	10.51	ppb		98
17) 1,2-Dichlorobenzene	4.640	146	191382	11.39	ppb		98
18) Acetophenone	4.833	105	209589	10.59	ppb		95
19) 2-Methylphenol	4.721	108	138460	11.10	ppb		97
20) 2,2'-oxybis(1-Chloropr...	4.742	121	37356	11.32	ppb	#	93
21) 3&4-Methylphenol	4.849	108	151166	11.34	ppb		98
22) n-Nitroso-di-n-propyla...	4.844	70	96439	11.29	ppb		93
23) Hexachloroethane	4.919	201	72391	10.28	ppb		84

ACCUTEST LABORATORIES JB72256

Quantitation Report (QT Reviewed)

Data Path : C:\msdchem\1\DATA\2P1604\
Data File : 2p38430.D
Acq On : 12 Jul 2014 4:43 pm
Operator : harpreek
Sample : ic1604-10
Misc : op75909,e2p1604,
ALS Vial : 6 Sample Multiplier: 1

Quant Time: Jul 14 09:45:18 2014
Quant Method : C:\MSDCHEM\1\METHODS\M2P1604.M
Quant Title : Semi Volatile Extractables by GC/MS
QLast Update : Mon Jul 14 07:40:30 2014
Response via : Initial Calibration

Compound	R.T.	QIon	Response	Conc	Units		Dev(Min)
26) Nitrobenzene	4.972	77	144759	11.14	ppb		98
27) Quinoline	5.838	129	302188	10.21	ppb		99
28) Isophorone	5.175	82	237038	10.42	ppb		98
29) 2-Nitrophenol	5.239	139	84535	10.16	ppb		90
30) 2,4-Dimethylphenol	5.288	107	142668	11.07	ppb		99
31) Benzoic acid	5.346	105	90219	8.11	ppb		97
32) bis(2-Chloroethoxy)met...	5.362	93	148270	10.73	ppb		98
33) 2,4-Dichlorophenol	5.437	162	144063	10.87	ppb		95
34) 2,6-Dichlorophenol	5.619	162	136788	11.02	ppb		97
35) 1,3,5-Trichlorobenzene	5.250	180	176096	11.35	ppb		97
36) 1,2,4-Trichlorobenzene	5.507	180	164078	11.06	ppb		97
37) 1,2,3-Trichlorobenzene	5.689	180	161427	11.54	ppb		94
38) Naphthalene	5.566	128	440878	11.07	ppb		99
39) 4-Chloroaniline	5.614	127	204672	11.18	ppb		99
40) 2,3-Dichloroaniline	6.368	161	173268	10.51	ppb		97
41) Caprolactam	5.876	113	39148	10.18	ppb		86
42) Hexachlorobutadiene	5.683	225	99330	11.13	ppb		98
43) 4-Chloro-3-methylphenol	6.020	107	128970	10.51	ppb		96
44) 2-Methylnaphthalene	6.133	141	282626	10.99	ppb		98
45) 1-Methylnaphthalene	6.213	141	279655	11.17	ppb		96
46) Dimethylnaphthalene	6.646	156	281711	10.93	ppb		96
48) Hexachlorocyclopentadiene	6.277	237	198547	19.63	ppb		98
49) 2,4,6-Trichlorophenol	6.368	196	109513	11.24	ppb		99
50) 2,4,5-Trichlorophenol	6.395	196	115237	10.79	ppb		97
52) 2-Chloronaphthalene	6.528	162	311607	11.95	ppb		99
53) Biphenyl	6.518	154	387757	11.51	ppb		99
54) 2-Nitroaniline	6.614	65	85904	10.72	ppb	#	77
55) Dimethylphthalate	6.780	163	336146	11.10	ppb		98
56) Acenaphthylene	6.871	152	488205	11.49	ppb		99
57) 2,6-Dinitrotoluene	6.817	165	71070	10.47	ppb		89
58) 3-Nitroaniline	6.951	138	82600	10.18	ppb		89
59) Acenaphthene	7.015	153	294247	11.01	ppb		98
60) 2,4-Dinitrophenol	7.037	184	61141	13.87	ppb	#	46
61) 4-Nitrophenol	7.095	109	46062	10.66	ppb		87
62) Dibenzofuran	7.154	168	436387	11.76	ppb		98
63) 2,4-Dinitrotoluene	7.144	165	100663	11.03	ppb		99
64) 2,3,4,6-Tetrachlorophenol	7.261	232	98302	10.28	ppb		90
65) Diethylphthalate	7.357	149	334279	11.08	ppb		98
66) Fluorene	7.432	166	350763	11.60	ppb		97
67) 4-Chlorophenyl-phenyle...	7.443	204	168049	11.60	ppb		96
68) 4-Nitroaniline	7.448	138	87665	10.85	ppb		92
70) 4,6-Dinitro-2-methylph...	7.475	198	50770	8.50	ppb		95
71) n-Nitrosodiphenylamine	7.539	169	244103	11.42	ppb		95
72) 1,2-Diphenylhydrazine	7.566	77	290241	11.40	ppb		99
74) 4-Bromophenyl-phenylether	7.850	248	102912	10.59	ppb		94
75) Hexachlorobenzene	7.903	284	111717	10.82	ppb		98
76) Pentachlorophenol	8.080	266	140967	19.56	ppb		95
77) Phenanthrene	8.267	178	509555	11.47	ppb		99
78) Anthracene	8.315	178	507098	11.22	ppb		97
79) Carbazole	8.475	167	481034	10.86	ppb		99

Quantitation Report (QT Reviewed)

Data Path : C:\msdchem\1\DATA\2P1604\
Data File : 2p38430.D
Acq On : 12 Jul 2014 4:43 pm
Operator : harpreek
Sample : ic1604-10
Misc : op75909,e2p1604,
ALS Vial : 6 Sample Multiplier: 1

Quant Time: Jul 14 09:45:18 2014
Quant Method : C:\MSDCHEM\1\METHODS\M2P1604.M
Quant Title : Semi Volatile Extractables by GC/MS
QLast Update : Mon Jul 14 07:40:30 2014
Response via : Initial Calibration

	Compound	R.T.	QIon	Response	Conc	Units	Dev(Min)
80)	Di-n-butylphthalate	8.877	149	544930	10.12	ppb	100
81)	Fluoranthene	9.545	202	598079	10.50	ppb	98
82)	Octadecane	8.187	43	137862	11.12	ppb	93
84)	Pyrene	9.813	202	641144	10.56	ppb	99
86)	Butylbenzylphthalate	10.759	149	230897	8.75	ppb	98
87)	Butyl stearate	10.914	56	119708	6.99	ppb	94
88)	Benzo[a]anthracene	11.439	228	575681	10.02	ppb	99
89)	3,3'-Dichlorobenzidine	11.449	252	201921	9.80	ppb	94
90)	Chrysene	11.487	228	536685	10.66	ppb	99
91)	bis(2-Ethylhexyl)phtha...	11.642	149	293368	8.77	ppb	100
93)	Di-n-octylphthalate	12.572	149	436657	8.10	ppb	97
94)	Benzo[b]fluoranthene	12.931	252	531050	10.21	ppb	99
95)	Benzo[k]fluoranthene	12.968	252	576776	12.78	ppb	100
96)	Benzo[a]pyrene	13.348	252	469779	10.08	ppb	97
97)	Indeno[1,2,3-cd]pyrene	14.749	276	387577	8.56	ppb	100
98)	Dibenz(a,h)acridine	14.477	279	323912	8.36	ppb	100
99)	Dibenz[a,h]anthracene	14.792	278	415571	10.23	ppb	94
100)	7,12-Dimethylbenz(a)an...	12.941	256	235994	10.56	ppb	95
101)	Benzo[g,h,i]perylene	15.092	276	440236	9.83	ppb	97

(#) = qualifier out of range (m) = manual integration (+) = signals summed

9.6.5

6

Quantitation Report (QT Reviewed)

Data Path : C:\msdchem\1\DATA\2P1604\
Data File : 2p38430.D
Acq On : 12 Jul 2014 4:43 pm
Operator : harpreek
Sample : ic1604-10
Misc : op75909,e2p1604,
ALS Vial : 6 Sample Multiplier: 1

Quant Time: Jul 14 09:45:18 2014
Quant Method : C:\MSDCHEM\1\METHODS\M2P1604.M
Quant Title : Semi Volatile Extractables by GC/MS
QLast Update : Mon Jul 14 07:40:30 2014
Response via : Initial Calibration

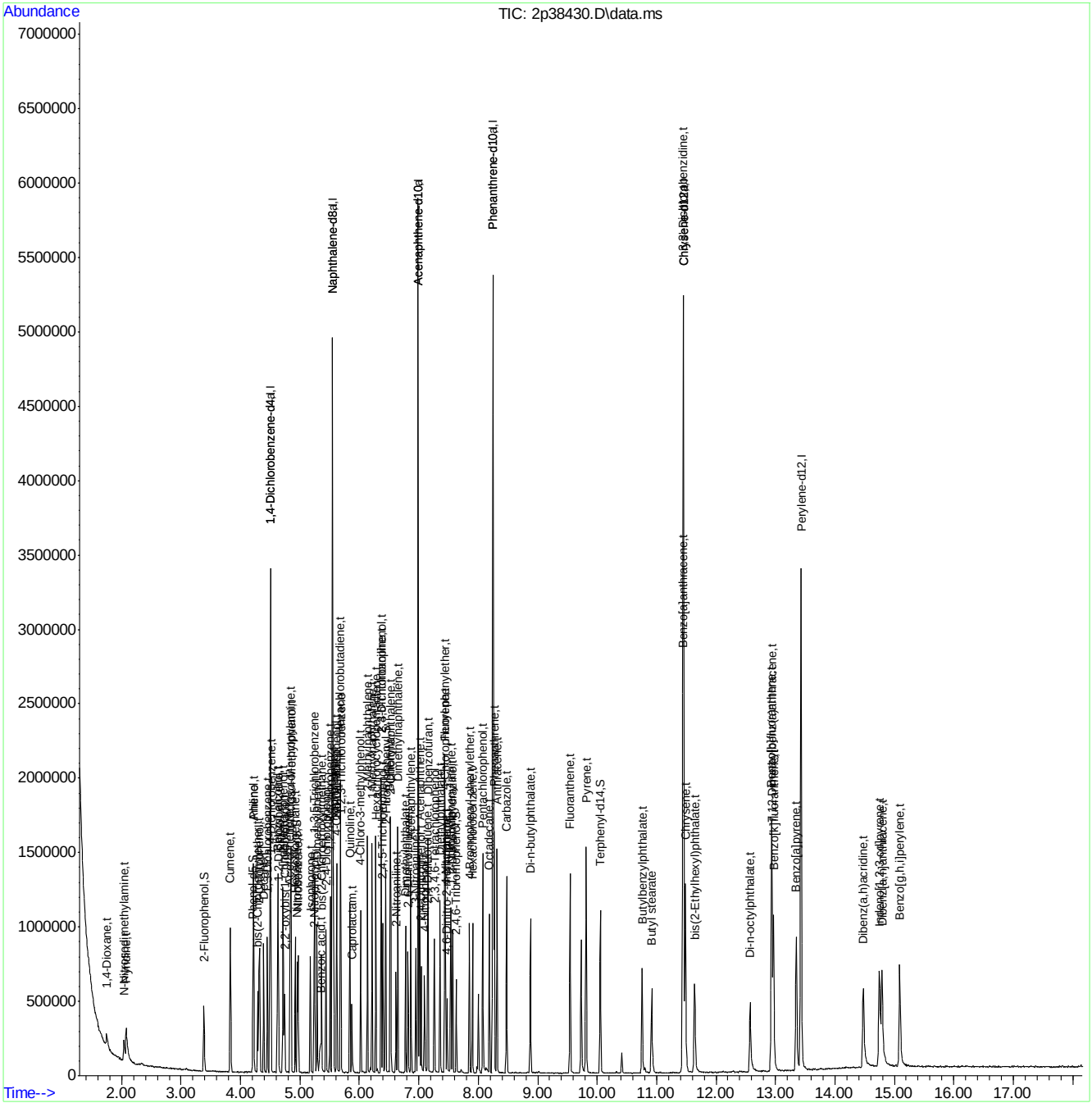

Quantitation Report (QT Reviewed)

Data Path : C:\msdchem\1\DATA\2P1604\
Data File : 2p38431.D
Acq On : 12 Jul 2014 5:06 pm
Operator : harpreek
Sample : ic1604-5
Misc : op75909,e2p1604,
ALS Vial : 7 Sample Multiplier: 1

Quant Time: Jul 14 09:46:07 2014
Quant Method : C:\MSDCHEM\1\METHODS\M2P1604.M
Quant Title : Semi Volatile Extractables by GC/MS
QLast Update : Mon Jul 14 07:40:30 2014
Response via : Initial Calibration

Compound	R.T.	QIon	Response	Conc	Units		Dev(Min)
Internal Standards							
1) 1,4-Dichlorobenzene-d4	4.496	152	473792	40.00	ppb		0.00
24) Naphthalene-d8	5.550	136	1686695	40.00	ppb		0.00
47) Acenaphthene-d10	6.989	164	944641	40.00	ppb		0.00
69) Phenanthrene-d10	8.245	188	1690587	40.00	ppb		0.00
83) Chrysene-d12	11.455	240	1799539	40.00	ppb		0.00
92) Perylene-d12	13.428	264	1471192	40.00	ppb		0.00
102) 1,4-Dichlorobenzene-d4a	4.496	152	473792	40.00	ppb		0.00
104) Acenaphthene-d10a	6.989	164	944641	40.00	ppb		0.00
107) Chrysene-d12a	11.455	240	1799539	40.00	ppb		0.00
110) Phenanthrene-d10a	8.245	188	1690587	40.00	ppb		0.00
112) Naphthalene-d8a	5.550	136	1686695	40.00	ppb		0.00
System Monitoring Compounds							
5) 2-Fluorophenol	3.384	112	67271	4.37	ppb		0.00
Spiked Amount 50.000	Range 11 - 58		Recovery =	8.74%#			
8) Phenol-d5	4.207	99	78146	4.41	ppb		0.00
Spiked Amount 50.000	Range 10 - 59		Recovery =	8.82%#			
25) Nitrobenzene-d5	4.956	82	63299	4.70	ppb		0.00
Spiked Amount 50.000	Range 19 - 61		Recovery =	9.40%#			
51) 2-Fluorobiphenyl	6.443	172	160162	5.41	ppb		0.00
Spiked Amount 50.000	Range 21 - 58		Recovery =	10.82%#			
73) 2,4,6-Tribromophenol	7.630	330	19440	4.35	ppb		0.00
Spiked Amount 50.000	Range 12 - 68		Recovery =	8.70%#			
85) Terphenyl-d14	10.053	244	165718	4.48	ppb		0.00
Spiked Amount 50.000	Range 16 - 65		Recovery =	8.96%#			
108) 1-chlorooctadecane	0.000	57	0d	0.00	ppb		
111) O-terphenyl	0.000	230	0d	0.00	ppb		
Target Compounds							Qvalue
2) 1,4-Dioxane	1.747	88	28876	4.50	ppb		88
3) Pyridine	2.079	79	69858	4.45	ppb		88
4) N-Nitrosodimethylamine	2.041	74	39152	4.30	ppb		100
6) Indene	4.710	116	123437	5.12	ppb		95
7) Cumene	3.828	105	173643	4.73	ppb		99
9) Phenol	4.218	94	96964	5.15	ppb		95
10) Aniline	4.223	93	109088	5.44	ppb		76
11) bis(2-Chloroethyl)ether	4.287	93	54762	4.92	ppb		91
12) 2-Chlorophenol	4.320	128	77022	5.00	ppb		93
13) Decane	4.389	57	79166	5.17	ppb		94
14) 1,3-Dichlorobenzene	4.448	146	94772	5.23	ppb		97
15) 1,4-Dichlorobenzene	4.512	146	95843	5.33	ppb		99
16) Benzyl alcohol	4.619	108	42720	4.86	ppb		95
17) 1,2-Dichlorobenzene	4.641	146	89101	5.42	ppb		96
18) Acetophenone	4.833	105	97346	5.03	ppb		95
19) 2-Methylphenol	4.721	108	64018	5.25	ppb		99
20) 2,2'-oxybis(1-Chloropr...	4.737	121	17369	5.38	ppb	#	82
21) 3&4-Methylphenol	4.849	108	67406	5.17	ppb		97
22) n-Nitroso-di-n-propyla...	4.844	70	46033	5.51	ppb		98
23) Hexachloroethane	4.919	201	33811	4.91	ppb		83

ACCUTEST LABORATORIES JB72256

Quantitation Report (QT Reviewed)

Data Path : C:\msdchem\1\DATA\2P1604\
Data File : 2p38431.D
Acq On : 12 Jul 2014 5:06 pm
Operator : harpreek
Sample : ic1604-5
Misc : op75909,e2p1604,
ALS Vial : 7 Sample Multiplier: 1

Quant Time: Jul 14 09:46:07 2014
Quant Method : C:\MSDCHEM\1\METHODS\M2P1604.M
Quant Title : Semi Volatile Extractables by GC/MS
QLast Update : Mon Jul 14 07:40:30 2014
Response via : Initial Calibration

Compound	R.T.	QIon	Response	Conc	Units		Dev(Min)
26) Nitrobenzene	4.972	77	67038	5.13	ppb		96
27) Quinoline	5.833	129	141713	4.76	ppb		99
28) Isophorone	5.170	82	105473	4.61	ppb		94
29) 2-Nitrophenol	5.240	139	36149	4.32	ppb		90
30) 2,4-Dimethylphenol	5.288	107	64020	4.94	ppb		96
31) Benzoic acid	5.330	105	35504	3.17	ppb		89
32) bis(2-Chloroethoxy)met...	5.363	93	69726	5.01	ppb		95
33) 2,4-Dichlorophenol	5.437	162	62204	4.66	ppb		98
34) 2,6-Dichlorophenol	5.619	162	62836	5.03	ppb		97
35) 1,3,5-Trichlorobenzene	5.250	180	82824	5.30	ppb		97
36) 1,2,4-Trichlorobenzene	5.507	180	77597	5.20	ppb		98
37) 1,2,3-Trichlorobenzene	5.689	180	75418	5.36	ppb		95
38) Naphthalene	5.566	128	204943	5.11	ppb		97
39) 4-Chloroaniline	5.614	127	90761	4.93	ppb		99
40) 2,3-Dichloroaniline	6.368	161	81916	4.94	ppb		94
41) Caprolactam	5.871	113	17816	4.61	ppb		90
42) Hexachlorobutadiene	5.683	225	45964	5.12	ppb		98
43) 4-Chloro-3-methylphenol	6.020	107	56410	4.57	ppb		97
44) 2-Methylnaphthalene	6.133	141	131746	5.09	ppb		99
45) 1-Methylnaphthalene	6.213	141	128306	5.09	ppb		100
46) Dimethylnaphthalene	6.646	156	129242	4.98	ppb		96
48) Hexachlorocyclopentadiene	6.277	237	82430	8.34	ppb		100
49) 2,4,6-Trichlorophenol	6.368	196	47400	4.98	ppb		98
50) 2,4,5-Trichlorophenol	6.395	196	51177	4.90	ppb		97
52) 2-Chloronaphthalene	6.529	162	144306	5.66	ppb		99
53) Biphenyl	6.518	154	181496	5.51	ppb		100
54) 2-Nitroaniline	6.614	65	36697	4.69	ppb	#	81
55) Dimethylphthalate	6.775	163	149016	5.04	ppb		97
56) Acenaphthylene	6.866	152	216131	5.21	ppb		98
57) 2,6-Dinitrotoluene	6.817	165	27254	4.11	ppb		81
58) 3-Nitroaniline	6.951	138	34652	4.37	ppb		93
59) Acenaphthene	7.010	153	137302	5.26	ppb		99
60) 2,4-Dinitrophenol	7.037	184	19562	4.54	ppb		68
61) 4-Nitrophenol	7.096	109	16641	3.94	ppb		89
62) Dibenzofuran	7.154	168	200247	5.52	ppb		97
63) 2,4-Dinitrotoluene	7.144	165	39194	4.39	ppb		99
64) 2,3,4,6-Tetrachlorophenol	7.261	232	42542	4.55	ppb		91
65) Diethylphthalate	7.358	149	143404	4.86	ppb		95
66) Fluorene	7.432	166	150832	5.10	ppb		97
67) 4-Chlorophenyl-phenyle...	7.443	204	75663	5.34	ppb		95
68) 4-Nitroaniline	7.449	138	36170	4.58	ppb		99
70) 4,6-Dinitro-2-methylph...	7.475	198	16685	2.86	ppb		80
71) n-Nitrosodiphenylamine	7.534	169	107214	5.14	ppb		98
72) 1,2-Diphenylhydrazine	7.566	77	128801	5.18	ppb		99
74) 4-Bromophenyl-phenylether	7.850	248	45059	4.75	ppb		93
75) Hexachlorobenzene	7.903	284	50760	5.04	ppb		93
76) Pentachlorophenol	8.080	266	56872	8.08	ppb		99
77) Phenanthrene	8.267	178	228024	5.26	ppb		97
78) Anthracene	8.315	178	224947	5.10	ppb		98
79) Carbazole	8.475	167	215230	4.98	ppb		100

Quantitation Report (QT Reviewed)

Data Path : C:\msdchem\1\DATA\2P1604\
Data File : 2p38431.D
Acq On : 12 Jul 2014 5:06 pm
Operator : harpreek
Sample : ic1604-5
Misc : op75909,e2p1604,
ALS Vial : 7 Sample Multiplier: 1

Quant Time: Jul 14 09:46:07 2014
Quant Method : C:\MSDCHEM\1\METHODS\M2P1604.M
Quant Title : Semi Volatile Extractables by GC/MS
QLast Update : Mon Jul 14 07:40:30 2014
Response via : Initial Calibration

	Compound	R.T.	QIon	Response	Conc	Units	Dev(Min)
80)	Di-n-butylphthalate	8.877	149	215951	4.11	ppb	97
81)	Fluoranthene	9.545	202	253358	4.56	ppb	99
82)	Octadecane	8.187	43	59426	4.91	ppb	95
84)	Pyrene	9.813	202	281649	4.90	ppb	99
86)	Butylbenzylphthalate	10.759	149	86802	3.47	ppb	96
87)	Butyl stearate	10.914	56	41054	2.53	ppb	98
88)	Benzo[a]anthracene	11.444	228	245868	4.52	ppb	98
89)	3,3'-Dichlorobenzidine	11.449	252	77211	3.96	ppb	99
90)	Chrysene	11.487	228	232399	4.88	ppb	97
91)	bis(2-Ethylhexyl)phtha...	11.642	149	101191	3.20	ppb	96
93)	Di-n-octylphthalate	12.573	149	130291	2.51	ppb	98
94)	Benzo[b]fluoranthene	12.931	252	225728	4.50	ppb	99
95)	Benzo[k]fluoranthene	12.968	252	231141	5.31	ppb	97
96)	Benzo[a]pyrene	13.353	252	174344	3.88	ppb	99
97)	Indeno[1,2,3-cd]pyrene	14.749	276	131129	3.00	ppb	94
98)	Dibenz(a,h)acridine	14.477	279	109472	2.93	ppb	99
99)	Dibenz[a,h]anthracene	14.792	278	147829	3.77	ppb	96
100)	7,12-Dimethylbenz(a)an...	12.942	256	94048	4.36	ppb	98
101)	Benzo[g,h,i]perylene	15.092	276	173112	4.01	ppb	93

(#) = qualifier out of range (m) = manual integration (+) = signals summed

Quantitation Report (QT Reviewed)

Data Path : C:\msdchem\1\DATA\2P1604\
Data File : 2p38431.D
Acq On : 12 Jul 2014 5:06 pm
Operator : harpreek
Sample : ic1604-5
Misc : op75909,e2p1604,
ALS Vial : 7 Sample Multiplier: 1

Quant Time: Jul 14 09:46:07 2014
Quant Method : C:\MSDCHEM\1\METHODS\M2P1604.M
Quant Title : Semi Volatile Extractables by GC/MS
QLast Update : Mon Jul 14 07:40:30 2014
Response via : Initial Calibration

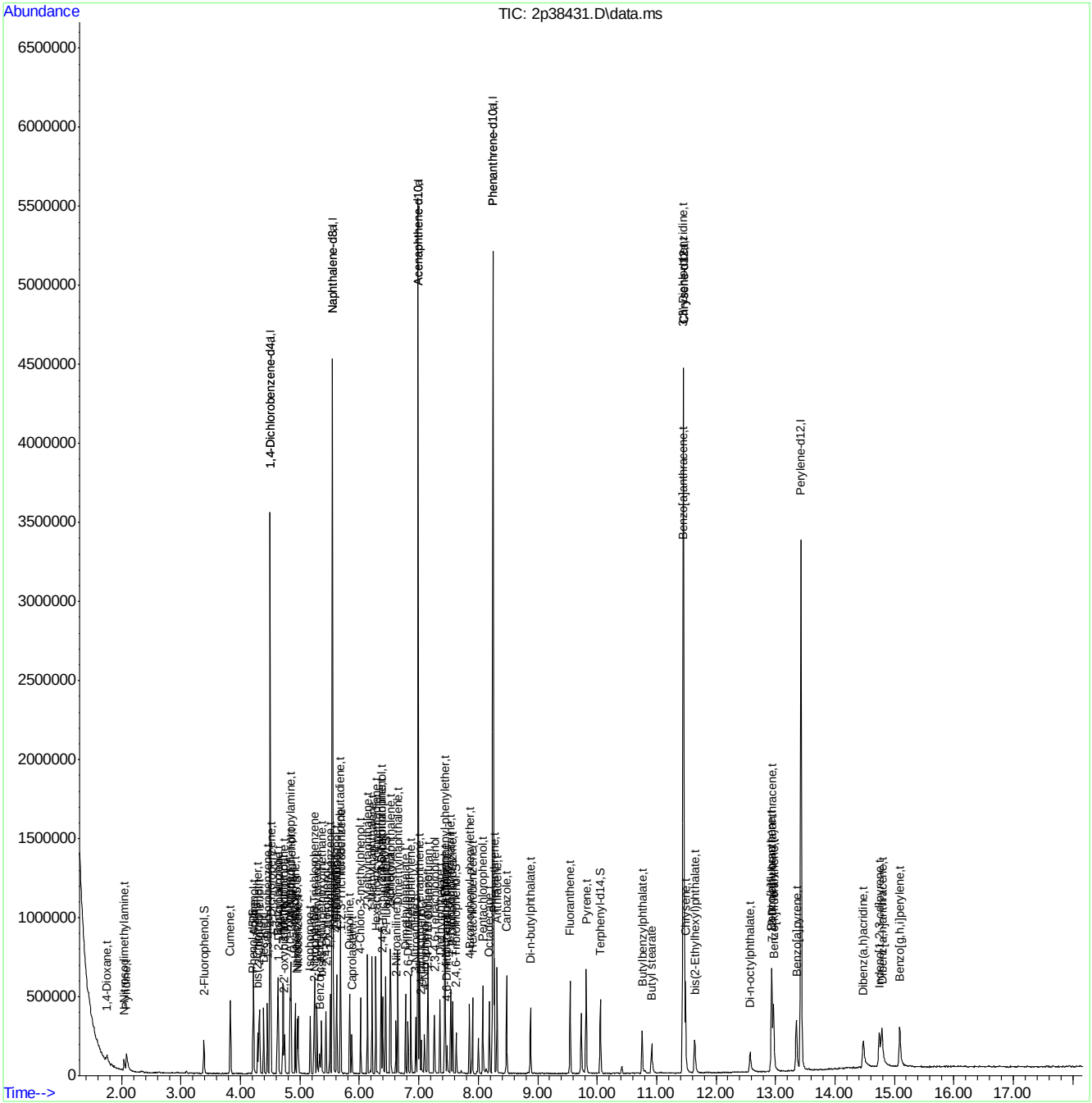

Quantitation Report (QT Reviewed)

Data Path : C:\msdchem\1\DATA\2P1604\
Data File : 2p38432.D
Acq On : 12 Jul 2014 5:29 pm
Operator : harpreek
Sample : ic1604-2
Misc : op75909,e2p1604,
ALS Vial : 8 Sample Multiplier: 1

Quant Time: Jul 14 10:01:36 2014
Quant Method : C:\MSDCHEM\1\METHODS\M2P1604.M
Quant Title : Semi Volatile Extractables by GC/MS
QLast Update : Mon Jul 14 09:48:32 2014
Response via : Initial Calibration

Compound	R.T.	QIon	Response	Conc	Units		Dev(Min)
Internal Standards							
1) 1,4-Dichlorobenzene-d4	4.501	152	494843	40.00	ppb		0.00
24) Naphthalene-d8	5.550	136	1754984	40.00	ppb		0.00
47) Acenaphthene-d10	6.989	164	988613	40.00	ppb		0.00
69) Phenanthrene-d10	8.251	188	1729038	40.00	ppb		0.00
83) Chrysene-d12	11.455	240	1866347	40.00	ppb		0.00
92) Perylene-d12	13.434	264	1560749	40.00	ppb		0.00
102) 1,4-Dichlorobenzene-d4a	4.501	152	494843	40.00	ppb		0.00
104) Acenaphthene-d10a	6.989	164	988613	40.00	ppb		0.00
107) Chrysene-d12a	11.455	240	1866347	40.00	ppb		0.00
110) Phenanthrene-d10a	8.251	188	1729038	40.00	ppb		0.00
112) Naphthalene-d8a	5.550	136	1754984	40.00	ppb		0.00
System Monitoring Compounds							
5) 2-Fluorophenol	3.384	112	34772	2.23	ppb		0.00
Spiked Amount 50.000	Range 11 - 58		Recovery = 4.46%#				
8) Phenol-d5	4.207	99	39079	2.14	ppb		0.00
Spiked Amount 50.000	Range 10 - 59		Recovery = 4.28%#				
25) Nitrobenzene-d5	4.956	82	32841	2.31	ppb		0.00
Spiked Amount 50.000	Range 19 - 61		Recovery = 4.62%#				
51) 2-Fluorobiphenyl	6.443	172	88176	2.55	ppb		0.00
Spiked Amount 50.000	Range 21 - 58		Recovery = 5.10%#				
73) 2,4,6-Tribromophenol	7.636	330	10117	2.30	ppb		0.00
Spiked Amount 50.000	Range 12 - 68		Recovery = 4.60%#				
85) Terphenyl-d14	10.059	244	86274	2.28	ppb		0.00
Spiked Amount 50.000	Range 16 - 65		Recovery = 4.56%#				
108) 1-chlorooctadecane	0.000	57	0d	0.00	ppb		
111) O-terphenyl	0.000	230	0d	0.00	ppb		
Target Compounds							Qvalue
2) 1,4-Dioxane	1.747	88	22571	2.83	ppb		94
3) Pyridine	2.078	79	38525	2.42	ppb		92
4) N-Nitrosodimethylamine	2.041	74	21229	2.29	ppb		80
6) Indene	4.710	116	65473	2.44	ppb		99
7) Cumene	3.827	105	91243	2.33	ppb		94
9) Phenol	4.218	94	50373	2.41	ppb		96
10) Aniline	4.223	93	57656	2.47	ppb		71
11) bis(2-Chloroethyl)ether	4.287	93	29572	2.39	ppb		98
12) 2-Chlorophenol	4.320	128	40318	2.35	ppb		94
13) Decane	4.389	57	41978	2.43	ppb		98
14) 1,3-Dichlorobenzene	4.448	146	51072	2.48	ppb		99
15) 1,4-Dichlorobenzene	4.512	146	52487	2.53	ppb		96
16) Benzyl alcohol	4.619	108	23796	2.47	ppb		96
17) 1,2-Dichlorobenzene	4.640	146	49460	2.58	ppb		97
18) Acetophenone	4.838	105	51857	2.41	ppb		89
19) 2-Methylphenol	4.721	108	32964	2.42	ppb		90
20) 2,2'-oxybis(1-Chloropr...	4.742	121	10381	2.72	ppb	#	82
21) 3&4-Methylphenol	4.849	108	36087	2.45	ppb		98
22) n-Nitroso-di-n-propyla...	4.844	70	22227	2.31	ppb		99
23) Hexachloroethane	4.919	201	19507	2.53	ppb		84

Quantitation Report (QT Reviewed)

Data Path : C:\msdchem\1\DATA\2P1604\
Data File : 2p38432.D
Acq On : 12 Jul 2014 5:29 pm
Operator : harpreek
Sample : ic1604-2
Misc : op75909,e2p1604,
ALS Vial : 8 Sample Multiplier: 1

Quant Time: Jul 14 10:01:36 2014
Quant Method : C:\MSDCHEM\1\METHODS\M2P1604.M
Quant Title : Semi Volatile Extractables by GC/MS
QLast Update : Mon Jul 14 09:48:32 2014
Response via : Initial Calibration

Compound	R.T.	QIon	Response	Conc	Units		Dev(Min)
26) Nitrobenzene	4.972	77	32495	2.25	ppb		99
27) Quinoline	5.839	129	76139	2.41	ppb		97
28) Isophorone	5.175	82	56105	2.32	ppb		97
29) 2-Nitrophenol	5.239	139	16212	1.97	ppb		90
30) 2,4-Dimethylphenol	5.288	107	33765	2.38	ppb		94
31) Benzoic acid	5.325	105	14451	1.38	ppb		85
32) bis(2-Chloroethoxy)met...	5.362	93	34340	2.31	ppb		96
33) 2,4-Dichlorophenol	5.437	162	31877	2.26	ppb		95
34) 2,6-Dichlorophenol	5.625	162	32290	2.34	ppb		93
35) 1,3,5-Trichlorobenzene	5.250	180	45656	2.56	ppb		92
36) 1,2,4-Trichlorobenzene	5.507	180	40562	2.43	ppb		95
37) 1,2,3-Trichlorobenzene	5.689	180	38568	2.40	ppb		97
38) Naphthalene	5.566	128	114892	2.50	ppb		99
39) 4-Chloroaniline	5.614	127	47859	2.39	ppb		95
40) 2,3-Dichloroaniline	6.368	161	43605	2.44	ppb		93
41) Caprolactam	5.871	113	7832	2.01	ppb		89
42) Hexachlorobutadiene	5.683	225	26216	2.59	ppb		95
43) 4-Chloro-3-methylphenol	6.020	107	28301	2.23	ppb		96
44) 2-Methylnaphthalene	6.138	141	69615	2.44	ppb		94
45) 1-Methylnaphthalene	6.218	141	69496	2.49	ppb		93
46) Dimethylnaphthalene	6.652	156	66950	2.37	ppb		99
48) Hexachlorocyclopentadiene	6.277	237	41352	4.23	ppb		98
49) 2,4,6-Trichlorophenol	6.373	196	23466	2.27	ppb		97
50) 2,4,5-Trichlorophenol	6.395	196	24670	2.19	ppb		92
52) 2-Chloronaphthalene	6.534	162	74944	2.47	ppb		97
53) Biphenyl	6.523	154	94053	2.47	ppb		98
54) 2-Nitroaniline	6.619	65	18101	2.23	ppb		91
55) Dimethylphthalate	6.780	163	80849	2.45	ppb		99
56) Acenaphthylene	6.871	152	115074	2.41	ppb		98
57) 2,6-Dinitrotoluene	6.823	165	13077	2.00	ppb		92
58) 3-Nitroaniline	6.951	138	15990	2.03	ppb		93
59) Acenaphthene	7.015	153	73938	2.48	ppb		96
60) 2,4-Dinitrophenol	7.042	184	7545	1.82	ppb	#	42
61) 4-Nitrophenol	7.095	109	7403	1.80	ppb		90
62) Dibenzofuran	7.154	168	103111	2.44	ppb		95
63) 2,4-Dinitrotoluene	7.149	165	18865	2.12	ppb		87
64) 2,3,4,6-Tetrachlorophenol	7.261	232	19406	2.08	ppb		98
65) Diethylphthalate	7.358	149	73351	2.28	ppb		96
66) Fluorene	7.438	166	80890	2.43	ppb		98
67) 4-Chlorophenyl-phenyle...	7.443	204	40165	2.44	ppb		97
68) 4-Nitroaniline	7.448	138	17695	2.16	ppb		97
70) 4,6-Dinitro-2-methylph...	7.481	198	6788	1.19	ppb		85
71) n-Nitrosodiphenylamine	7.539	169	53785	2.39	ppb		98
72) 1,2-Diphenylhydrazine	7.572	77	66985	2.44	ppb		99
74) 4-Bromophenyl-phenylether	7.850	248	23125	2.31	ppb		87
75) Hexachlorobenzene	7.903	284	26319	2.38	ppb		91
76) Pentachlorophenol	8.080	266	25329	3.84	ppb		86
77) Phenanthrene	8.272	178	119521	2.44	ppb		98
78) Anthracene	8.320	178	117346	2.43	ppb		98
79) Carbazole	8.481	167	109516	2.36	ppb		97

Quantitation Report (QT Reviewed)

Data Path : C:\msdchem\1\DATA\2P1604\
Data File : 2p38432.D
Acq On : 12 Jul 2014 5:29 pm
Operator : harpreek
Sample : ic1604-2
Misc : op75909,e2p1604,
ALS Vial : 8 Sample Multiplier: 1

Quant Time: Jul 14 10:01:36 2014
Quant Method : C:\MSDCHEM\1\METHODS\M2P1604.M
Quant Title : Semi Volatile Extractables by GC/MS
QLast Update : Mon Jul 14 09:48:32 2014
Response via : Initial Calibration

Compound	R.T.	QIon	Response	Conc	Units	Dev(Min)
80) Di-n-butylphthalate	8.882	149	104817	2.06	ppb	97
81) Fluoranthene	9.545	202	128957	2.28	ppb	96
82) Octadecane	8.187	43	28298	2.23	ppb	88
84) Pyrene	9.818	202	145163	2.37	ppb	97
86) Butylbenzylphthalate	10.759	149	39854	1.72	ppb	93
87) Butyl stearate	10.914	56	19591	1.54	ppb	79
88) Benzo[a]anthracene	11.444	228	131047	2.31	ppb	97
89) 3,3'-Dichlorobenzidine	11.449	252	34943	1.90	ppb	95
90) Chrysene	11.492	228	126894	2.47	ppb	95
91) bis(2-Ethylhexyl)phtha...	11.642	149	44047	1.54	ppb	99
93) Di-n-octylphthalate	12.572	149	50536	2.59	ppb	93
94) Benzo[b]fluoranthene	12.931	252	106628	2.06	ppb	97
95) Benzo[k]fluoranthene	12.968	252	119156	2.36	ppb	98
96) Benzo[a]pyrene	13.353	252	85681	1.97	ppb	90
97) Indeno[1,2,3-cd]pyrene	14.749	276	49733	1.35	ppb	94
98) Dibenz(a,h)acridine	14.477	279	47584	1.54	ppb	97
99) Dibenz[a,h]anthracene	14.792	278	60879	1.68	ppb	99
100) 7,12-Dimethylbenz(a)an...	12.936	256	40683	1.88	ppb	90
101) Benzo[g,h,i]perylene	15.092	276	82307	1.96	ppb	89

(#) = qualifier out of range (m) = manual integration (+) = signals summed

9.6.7

6

Quantitation Report (QT Reviewed)

Data Path : C:\msdchem\1\DATA\2P1604\
Data File : 2p38432.D
Acq On : 12 Jul 2014 5:29 pm
Operator : harpreek
Sample : ic1604-2
Misc : op75909,e2p1604,
ALS Vial : 8 Sample Multiplier: 1

Quant Time: Jul 14 10:01:36 2014
Quant Method : C:\MSDCHEM\1\METHODS\M2P1604.M
Quant Title : Semi Volatile Extractables by GC/MS
QLast Update : Mon Jul 14 09:48:32 2014
Response via : Initial Calibration

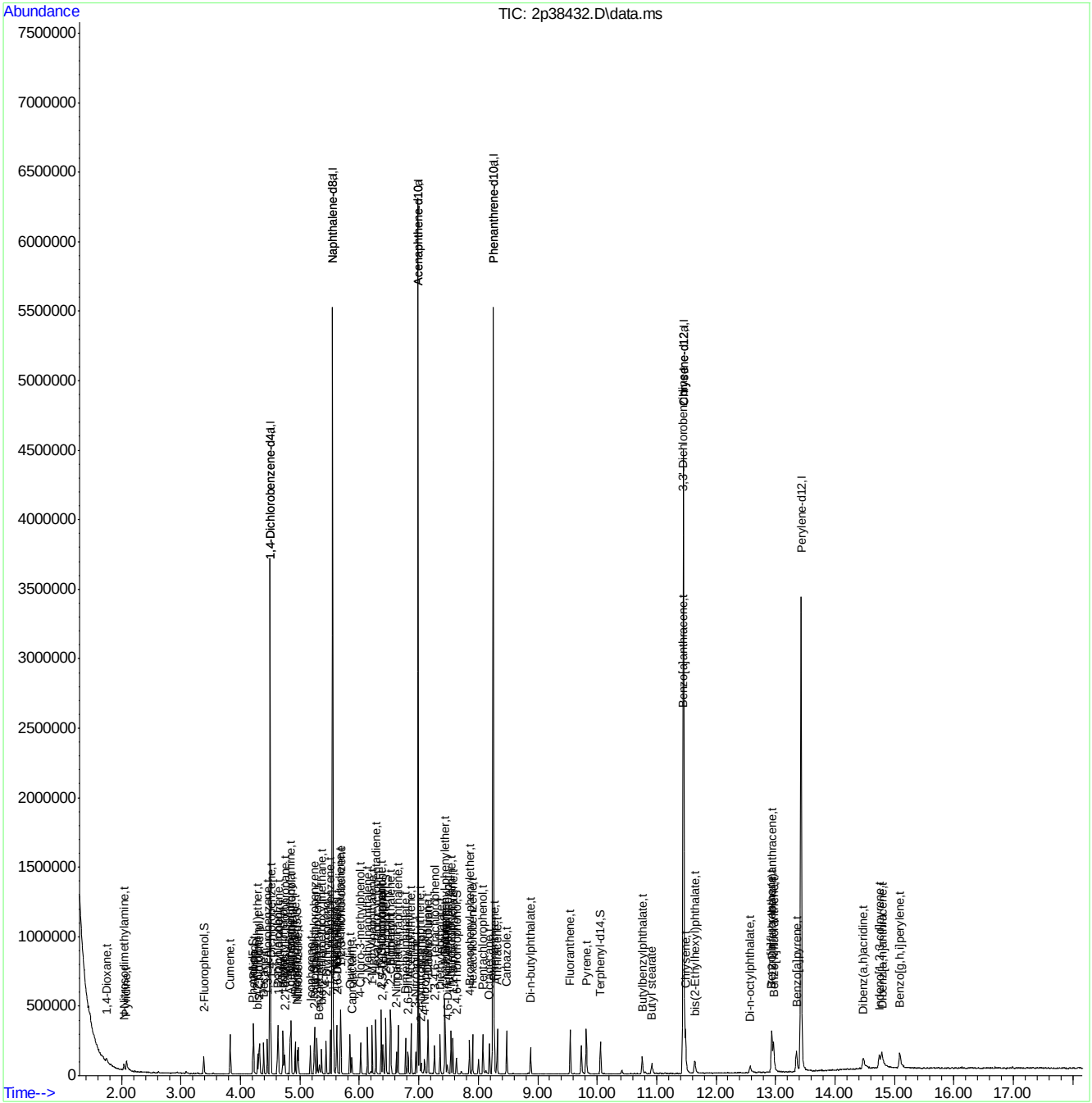

Manual Integrations APPROVED (compounds with "m" flag)
Nina Pandya
07/14/14 14:46

Quantitation Report (QT Reviewed)

Data Path : C:\msdchem\1\DATA\2P1604\
Data File : 2p38433.D
Acq On : 12 Jul 2014 5:51 pm
Operator : harpreek
Sample : ic1604-1
Misc : op75909,e2p1604,
ALS Vial : 9 Sample Multiplier: 1

Quant Time: Jul 14 10:13:37 2014
Quant Method : C:\MSDCHEM\1\METHODS\M2P1604.M
Quant Title : Semi Volatile Extractables by GC/MS
QLast Update : Mon Jul 14 10:07:53 2014
Response via : Initial Calibration

Compound	R.T.	QIon	Response	Conc	Units		Dev(Min)
Internal Standards							
1) 1,4-Dichlorobenzene-d4	4.501	152	491136	40.00	ppb		0.00
24) Naphthalene-d8	5.550	136	1766034	40.00	ppb		0.00
47) Acenaphthene-d10	6.988	164	1032796	40.00	ppb		0.00
69) Phenanthrene-d10	8.251	188	1784300	40.00	ppb		0.00
83) Chrysene-d12	11.455	240	1890162	40.00	ppb		0.00
92) Perylene-d12	13.434	264	1551958	40.00	ppb		0.00
102) 1,4-Dichlorobenzene-d4a	4.501	152	491136	40.00	ppb		0.00
104) Acenaphthene-d10a	6.988	164	1032796	40.00	ppb		0.00
107) Chrysene-d12a	11.455	240	1890162	40.00	ppb		0.00
110) Phenanthrene-d10a	8.251	188	1784300	40.00	ppb		0.00
112) Naphthalene-d8a	5.550	136	1766034	40.00	ppb		0.00
System Monitoring Compounds							
5) 2-Fluorophenol	3.383	112	14867	0.96	ppb		0.00
Spiked Amount 50.000	Range 11 - 58		Recovery = 1.92%#				
8) Phenol-d5	4.207	99	17266	0.95	ppb		0.00
Spiked Amount 50.000	Range 10 - 59		Recovery = 1.90%#				
25) Nitrobenzene-d5	4.956	82	13544	0.95	ppb		0.00
Spiked Amount 50.000	Range 19 - 61		Recovery = 1.90%#				
51) 2-Fluorobiphenyl	6.443	172	37838	1.05	ppb		0.00
Spiked Amount 50.000	Range 21 - 58		Recovery = 2.10%#				
73) 2,4,6-Tribromophenol	7.636	330	3587	0.79	ppb		0.00
Spiked Amount 50.000	Range 12 - 68		Recovery = 1.58%#				
85) Terphenyl-d14	10.059	244	36727	0.96	ppb		0.00
Spiked Amount 50.000	Range 16 - 65		Recovery = 1.92%#				
108) 1-chlorooctadecane	0.000	57	0d	0.00	ppb		
111) O-terphenyl	0.000	230	0d	0.00	ppb		
Target Compounds							Qvalue
2) 1,4-Dioxane	1.747	88	12916	0.82	ppb		87
3) Pyridine	2.089	79	13110	0.83	ppb		93
4) N-Nitrosodimethylamine	2.041	74	9474	1.03	ppb		100
6) Indene	4.710	116	27363	1.03	ppb		97
7) Cumene	3.827	105	38742	1.00	ppb		95
9) Phenol	4.218	94	19688	0.95	ppb		95
10) Aniline	4.223	93	22720	0.98	ppb		75
11) bis(2-Chloroethyl)ether	4.287	93	13044	1.06	ppb		96
12) 2-Chlorophenol	4.319	128	17077	1.00	ppb		92
13) Decane	4.389	57	17905	1.04	ppb		93
14) 1,3-Dichlorobenzene	4.448	146	20446	1.00	ppb		94
15) 1,4-Dichlorobenzene	4.512	146	21641	1.05	ppb		97
16) Benzyl alcohol	4.619	108	9130	0.96	ppb		79
17) 1,2-Dichlorobenzene	4.640	146	20091	1.05	ppb		95
18) Acetophenone	4.838	105	22511	1.05	ppb		89
19) 2-Methylphenol	4.721	108	12540	0.93	ppb		92
20) 2,2'-oxybis(1-Chloropr...	4.742	121	3953	1.04	ppb	#	46
21) 3&4-Methylphenol	4.849	108	14368	0.98	ppb		96
22) n-Nitroso-di-n-propyla...	4.844	70	10561	1.10	ppb		86
23) Hexachloroethane	4.918	201	8282	1.08	ppb		91

Quantitation Report (QT Reviewed)

Data Path : C:\msdchem\1\DATA\2P1604\
Data File : 2p38433.D
Acq On : 12 Jul 2014 5:51 pm
Operator : harpreek
Sample : ic1604-1
Misc : op75909,e2p1604,
ALS Vial : 9 Sample Multiplier: 1

Quant Time: Jul 14 10:13:37 2014
Quant Method : C:\MSDCHEM\1\METHODS\M2P1604.M
Quant Title : Semi Volatile Extractables by GC/MS
QLast Update : Mon Jul 14 10:07:53 2014
Response via : Initial Calibration

Compound	R.T.	QIon	Response	Conc	Units		Dev(Min)
26) Nitrobenzene	4.972	77	15084	1.04	ppb		91
27) Quinoline	5.838	129	31596	0.99	ppb		99
28) Isophorone	5.175	82	24454	1.00	ppb		95
29) 2-Nitrophenol	5.239	139	6611	0.80	ppb		91
30) 2,4-Dimethylphenol	5.288	107	14692	1.03	ppb		97
31) Benzoic acid	5.320	105	3781	0.36	ppb	#	79
32) bis(2-Chloroethoxy)met...	5.362	93	14192	0.95	ppb		97
33) 2,4-Dichlorophenol	5.437	162	13189	0.93	ppb		85
34) 2,6-Dichlorophenol	5.625	162	14235	1.03	ppb		89
35) 1,3,5-Trichlorobenzene	5.250	180	18210	1.02	ppb		91
36) 1,2,4-Trichlorobenzene	5.507	180	17349	1.03	ppb		98
37) 1,2,3-Trichlorobenzene	5.689	180	17133	1.06	ppb		95
38) Naphthalene	5.566	128	49450	1.07	ppb		94
39) 4-Chloroaniline	5.614	127	19522	0.97	ppb		95
40) 2,3-Dichloroaniline	6.368	161	16864	0.94	ppb		95
41) Caprolactam	5.871	113	3574	0.91	ppb		88
42) Hexachlorobutadiene	5.683	225	10901	1.07	ppb		96
43) 4-Chloro-3-methylphenol	6.020	107	11601	0.91	ppb		92
44) 2-Methylnaphthalene	6.138	141	29351	1.02	ppb		97
45) 1-Methylnaphthalene	6.218	141	26806	0.95	ppb		96
46) Dimethylnaphthalene	6.651	156	28115	0.99	ppb		97
48) Hexachlorocyclopentadiene	6.277	237	15514	1.52	ppb		86
49) 2,4,6-Trichlorophenol	6.373	196	9439m	0.87	ppb		
50) 2,4,5-Trichlorophenol	6.395	196	11237	0.96	ppb		86
52) 2-Chloronaphthalene	6.534	162	33800	1.07	ppb		96
53) Biphenyl	6.523	154	40538	1.02	ppb		99
54) 2-Nitroaniline	6.619	65	7049	0.83	ppb		90
55) Dimethylphthalate	6.780	163	35747	1.04	ppb		96
56) Acenaphthylene	6.871	152	49319	0.99	ppb		97
57) 2,6-Dinitrotoluene	6.823	165	5098	0.75	ppb		90
58) 3-Nitroaniline	6.956	138	6394	0.78	ppb		77
59) Acenaphthene	7.015	153	32607	1.05	ppb		94
60) 2,4-Dinitrophenol	7.037	184	1844	0.42	ppb		69
61) 4-Nitrophenol	7.101	109	3339	0.78	ppb	#	60
62) Dibenzofuran	7.154	168	46242	1.05	ppb		85
63) 2,4-Dinitrotoluene	7.149	165	5880	0.63	ppb		91
64) 2,3,4,6-Tetrachlorophenol	7.261	232	7171	0.74	ppb		94
65) Diethylphthalate	7.357	149	33629	1.00	ppb		98
66) Fluorene	7.438	166	33248	0.95	ppb		89
67) 4-Chlorophenyl-phenyle...	7.443	204	18164	1.06	ppb		95
68) 4-Nitroaniline	7.448	138	6796	0.79	ppb		92
70) 4,6-Dinitro-2-methylph...	7.480	198	1862	0.32	ppb	#	51
71) n-Nitrosodiphenylamine	7.539	169	20772	0.89	ppb		93
72) 1,2-Diphenylhydrazine	7.571	77	28402	1.00	ppb		93
74) 4-Bromophenyl-phenylether	7.850	248	10329	1.00	ppb		83
75) Hexachlorobenzene	7.903	284	11979	1.05	ppb		83
76) Pentachlorophenol	8.080	266	8897	1.31	ppb	#	75
77) Phenanthrene	8.272	178	54160	1.07	ppb		98
78) Anthracene	8.320	178	49093	0.99	ppb		95
79) Carbazole	8.481	167	45824	0.96	ppb		98

Quantitation Report (QT Reviewed)

Data Path : C:\msdchem\1\DATA\2P1604\
Data File : 2p38433.D
Acq On : 12 Jul 2014 5:51 pm
Operator : harpreek
Sample : ic1604-1
Misc : op75909,e2p1604,
ALS Vial : 9 Sample Multiplier: 1

Quant Time: Jul 14 10:13:37 2014
Quant Method : C:\MSDCHEM\1\METHODS\M2P1604.M
Quant Title : Semi Volatile Extractables by GC/MS
QLast Update : Mon Jul 14 10:07:53 2014
Response via : Initial Calibration

Compound	R.T.	QIon	Response	Conc	Units		Dev(Min)
80) Di-n-butylphthalate	8.882	149	40277	0.77	ppb		98
81) Fluoranthene	9.545	202	49791	0.85	ppb		96
82) Octadecane	8.192	43	11512	0.88	ppb		93
84) Pyrene	9.818	202	60037	0.97	ppb		94
86) Butylbenzylphthalate	10.759	149	13248	0.57	ppb		92
87) Butyl stearate	10.920	56	5599	0.43	ppb		89
88) Benzo[a]anthracene	11.444	228	56711	0.99	ppb		92
89) 3,3'-Dichlorobenzidine	11.449	252	12985	0.70	ppb	#	85
90) Chrysene	11.492	228	51785	1.00	ppb		97
91) bis(2-Ethylhexyl)phtha...	11.642	149	14524	0.50	ppb		79
93) Di-n-octylphthalate	12.578	149	15083	1.60	ppb		91
94) Benzo[b]fluoranthene	12.936	252	35116	0.68	ppb		97
95) Benzo[k]fluoranthene	12.968	252	49062	0.98	ppb		96
96) Benzo[a]pyrene	13.353	252	28931	0.67	ppb		89
97) Indeno[1,2,3-cd]pyrene	14.749	276	17787	0.88	ppb		68
98) Dibenz(a,h)acridine	14.471	279	10282	0.33	ppb		88
99) Dibenz[a,h]anthracene	14.787	278	21878m	0.90	ppb		
100) 7,12-Dimethylbenz(a)an...	12.941	256	15305	0.71	ppb		85
101) Benzo[g,h,i]perylene	15.102	276	28889	0.69	ppb		77

(#) = qualifier out of range (m) = manual integration (+) = signals summed

9.6.8

9

Quantitation Report (QT Reviewed)

Data Path : C:\msdchem\1\DATA\2P1604\
Data File : 2p38433.D
Acq On : 12 Jul 2014 5:51 pm
Operator : harpreek
Sample : ic1604-1
Misc : op75909,e2p1604,
ALS Vial : 9 Sample Multiplier: 1

Quant Time: Jul 14 10:13:37 2014
Quant Method : C:\MSDCHEM\1\METHODS\M2P1604.M
Quant Title : Semi Volatile Extractables by GC/MS
QLast Update : Mon Jul 14 10:07:53 2014
Response via : Initial Calibration

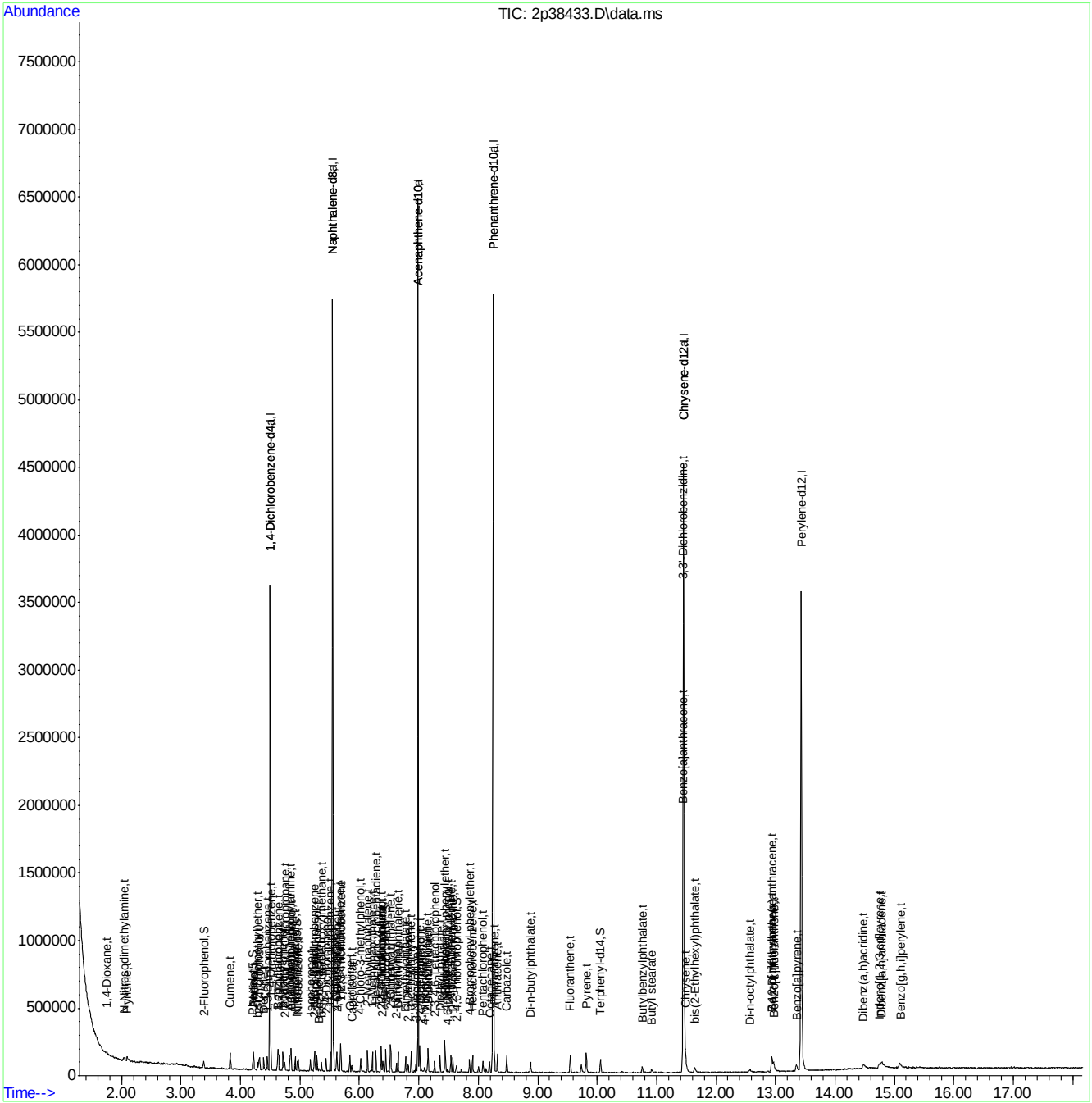

Manual Integration Approval Summary

Sample Number: E2P1604-IC1604
Lab FileID: 2P38433.D
Injection Time: 07/12/14 17:51
Method: SW846 8270D
Analyst approved: 07/14/14 10:25 Andrew Lee Smith
Supervisor approved: 07/14/14 14:46 Nina Pandya

Parameter	CAS	Sig#	R.T. (min.)	Reason
2,4,6-Trichlorophenol	88-06-2		6.37	Poor instrument integration
Dibenzo(a,h)anthracene	53-70-3		14.79	Poor instrument integration

Quantitation Report (Qedit)

Data Path : C:\msdchem\1\DATA\2P1604\
Data File : 2p38433.D
Acq On : 12 Jul 2014 5:51 pm
Operator : harpreek
Sample : ic1604-1
Misc : op75909,e2p1604,
ALS Vial : 9 Sample Multiplier: 1

Quant Time: Jul 14 07:41:13 2014
Quant Method : C:\MSDCHEM\1\METHODS\M2P1604.M
Quant Title : Semi Volatile Extractables by GC/MS
QLast Update : Mon Jul 14 07:40:30 2014
Response via : Initial Calibration

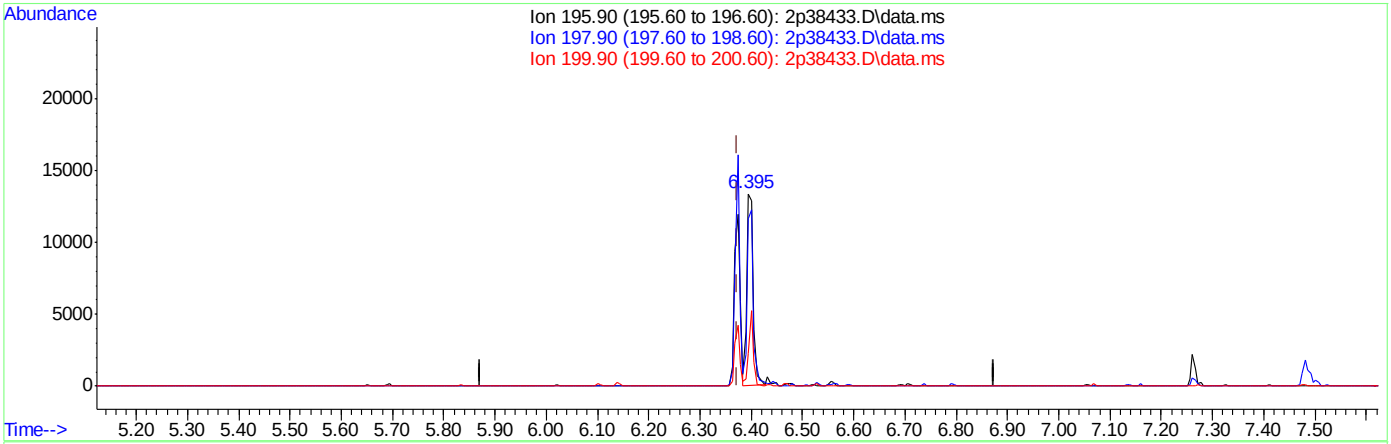

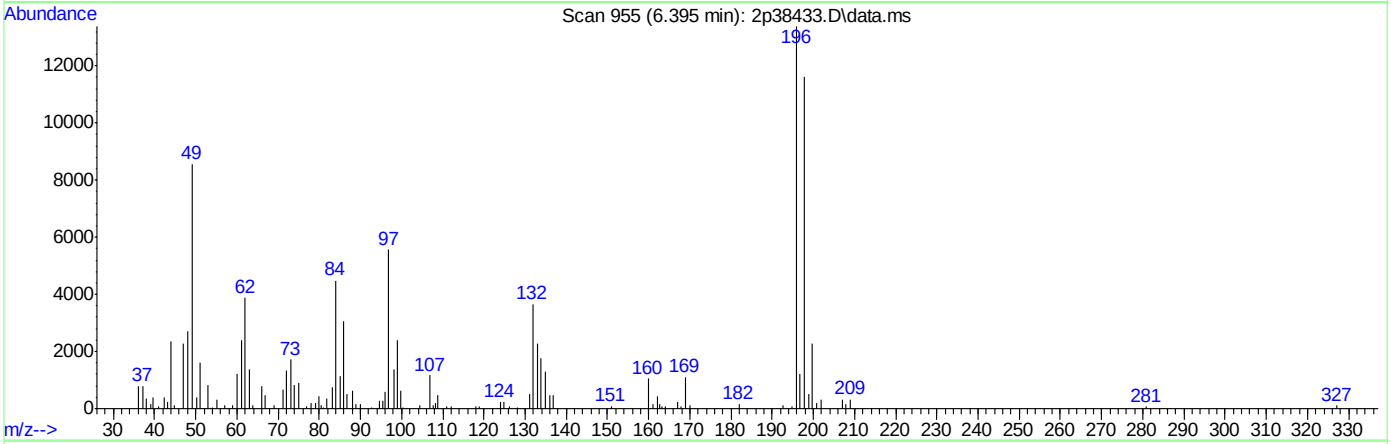

TIC: 2p38433.D\data.ms

(49) 2,4,6-Trichlorophenol (t)

6.395min (+0.021) 1.08ppb

response 11237

Ion	Exp%	Act%
195.90	100	100
197.90	96.20	85.27
199.90	28.70	16.49
0.00	0.00	0.00

9.6.8.2

9

Quantitation Report (Qedit)

Data Path : C:\msdchem\1\DATA\2P1604\
Data File : 2p38433.D
Acq On : 12 Jul 2014 5:51 pm
Operator : harpreek
Sample : ic1604-1
Misc : op75909,e2p1604,
ALS Vial : 9 Sample Multiplier: 1

Quant Time: Jul 14 09:55:03 2014
Quant Method : C:\MSDCHEM\1\METHODS\M2P1604.M
Quant Title : Semi Volatile Extractables by GC/MS
QLast Update : Mon Jul 14 09:48:32 2014
Response via : Initial Calibration

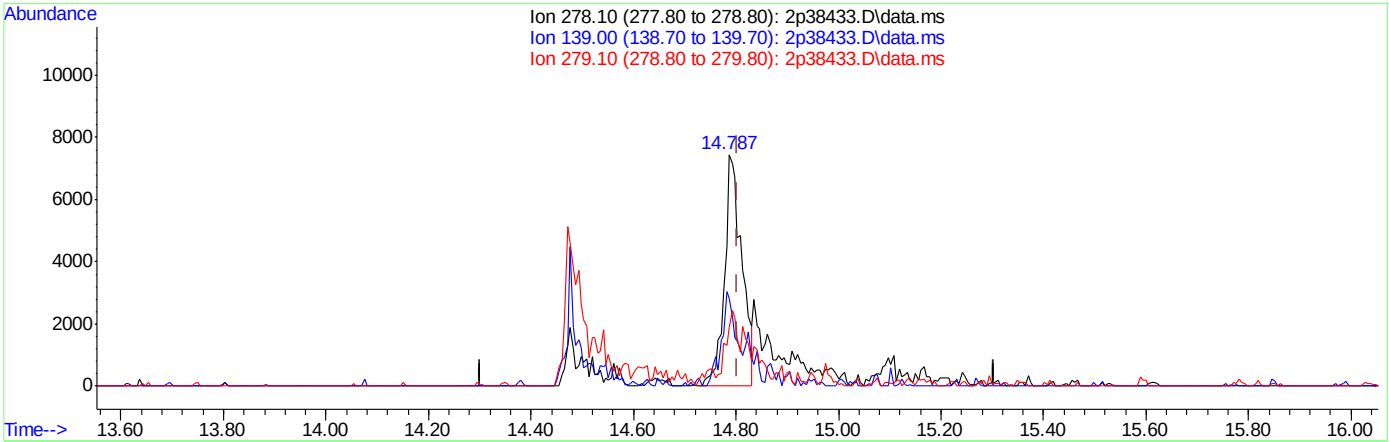

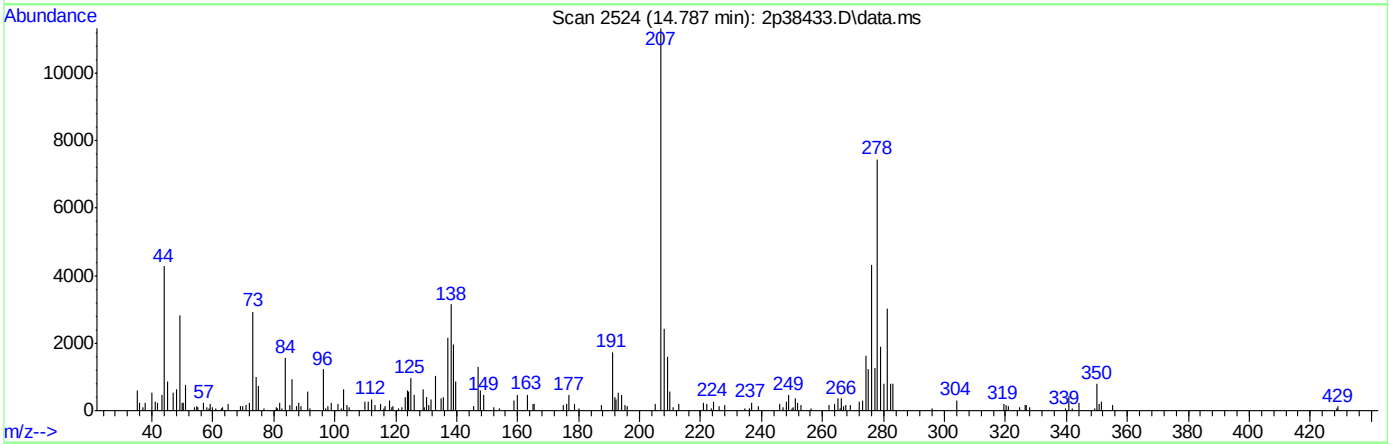

TIC: 2p38433.D\data.ms

(99) Dibenz[a,h]anthracene (t)

14.787min (-0.016) 0.49ppb

response 17447

Ion	Exp%	Act%
278.10	100	100
139.00	25.60	32.39
279.10	23.80	21.42
0.00	0.00	0.00

9.6.83

6

Quantitation Report (Qedit)

Data Path : C:\msdchem\1\DATA\2P1604\
Data File : 2p38433.D
Acq On : 12 Jul 2014 5:51 pm
Operator : harpreek
Sample : ic1604-1
Misc : op75909,e2p1604,
ALS Vial : 9 Sample Multiplier: 1

Quant Time: Jul 14 10:12:59 2014
Quant Method : C:\MSDCHEM\1\METHODS\M2P1604.M
Quant Title : Semi Volatile Extractables by GC/MS
QLast Update : Mon Jul 14 10:07:53 2014
Response via : Initial Calibration

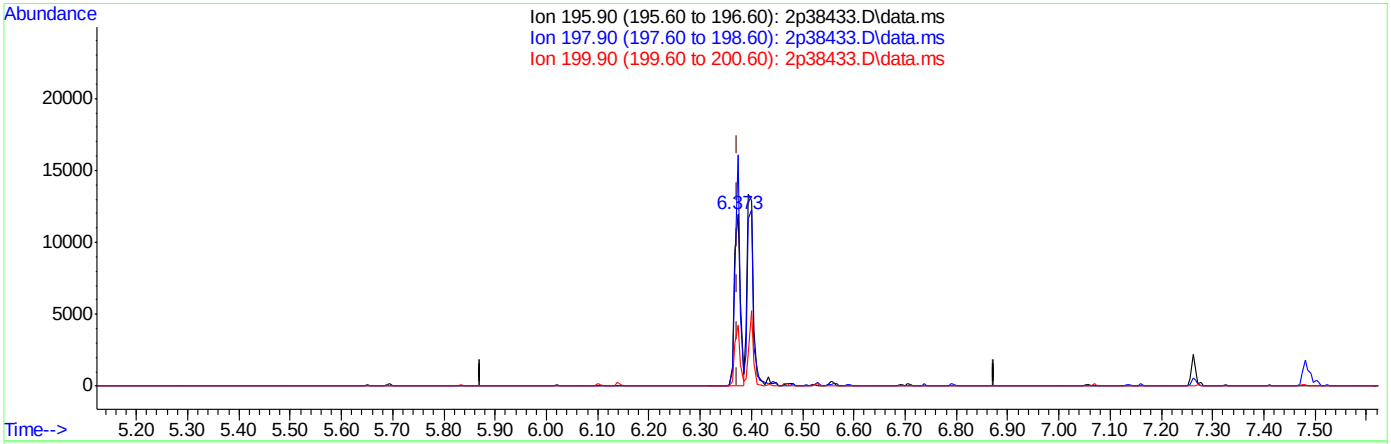

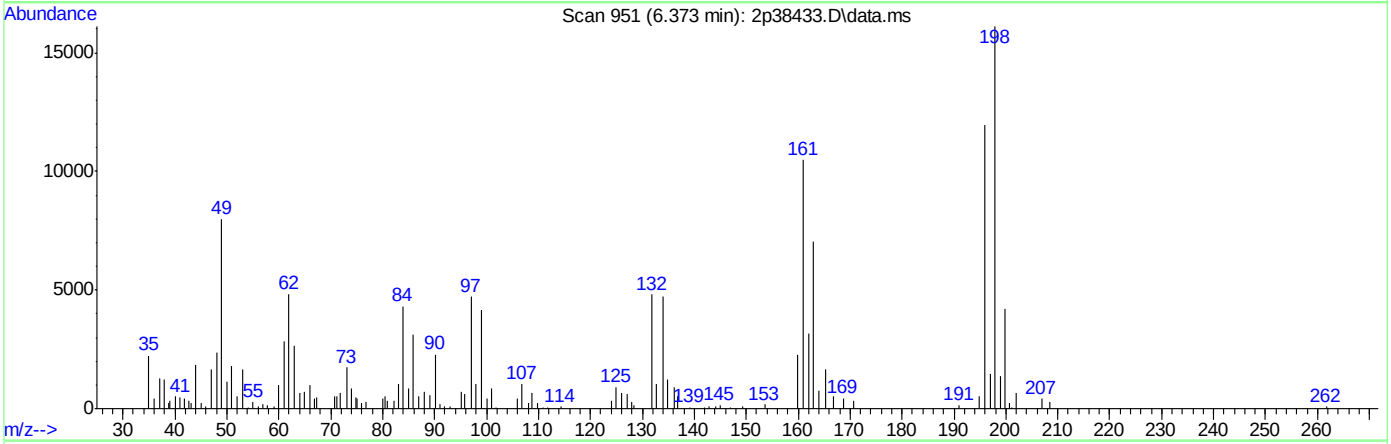

TIC: 2p38433.D\data.ms

(49) 2,4,6-Trichlorophenol (t)

6.373min (+0.000) 0.87ppb m

response 9439

Ion	Exp%	Act%
195.90	100	100
197.90	96.20	134.64#
199.90	28.70	35.32
0.00	0.00	0.00

9.6.8.4

9

ACCUTEST LABORATORIES JB72256

Quantitation Report (Qedit)

Data Path : C:\msdchem\1\DATA\2P1604\
Data File : 2p38433.D
Acq On : 12 Jul 2014 5:51 pm
Operator : harpreek
Sample : ic1604-1
Misc : op75909,e2p1604,
ALS Vial : 9 Sample Multiplier: 1

Quant Time: Jul 14 10:12:59 2014
Quant Method : C:\MSDCHEM\1\METHODS\M2P1604.M
Quant Title : Semi Volatile Extractables by GC/MS
QLast Update : Mon Jul 14 10:07:53 2014
Response via : Initial Calibration

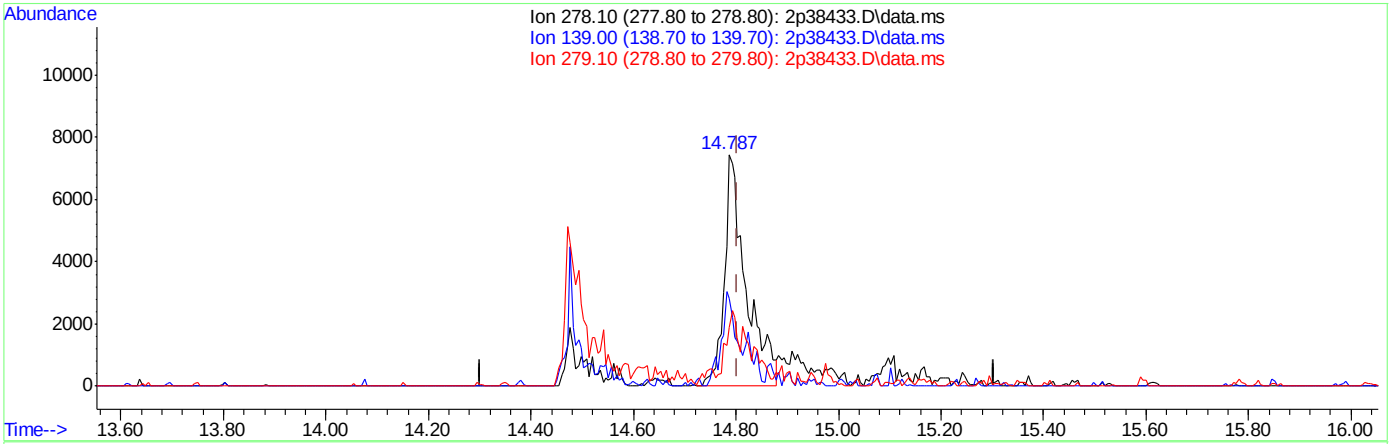

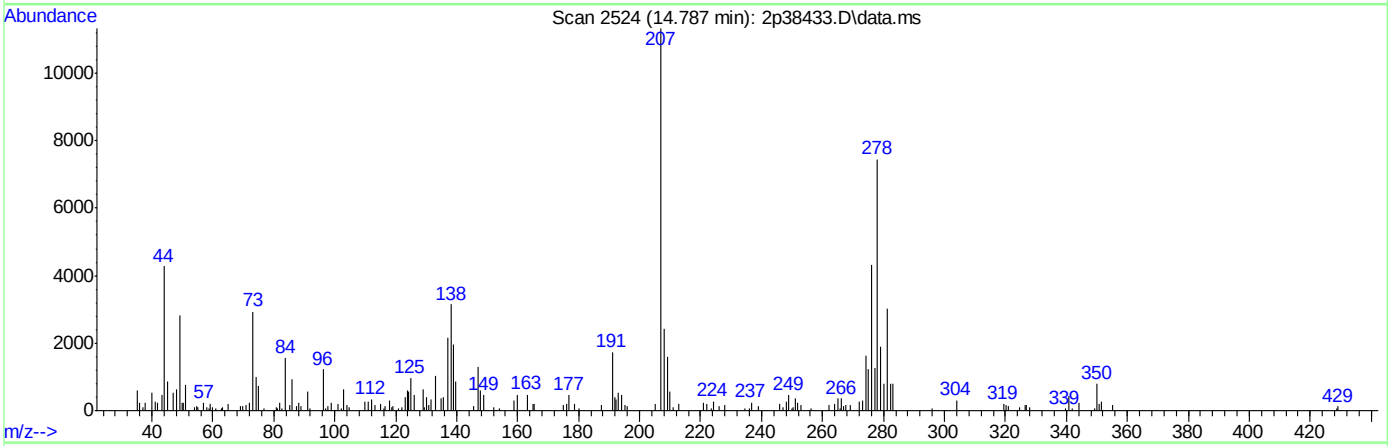

TIC: 2p38433.D\data.ms

(99) Dibenz[a,h]anthracene (t)

14.787min (-0.016) 0.90ppb m

response 21878

Ion	Exp%	Act%
278.10	100	100
139.00	25.60	26.21
279.10	23.80	25.26
0.00	0.00	0.00

Quantitation Report (QT Reviewed)

Data Path : C:\msdchem\1\DATA\2P1604\
Data File : 2p38435.D
Acq On : 12 Jul 2014 6:15 pm
Operator : harpreek
Sample : ic1604-100
Misc : op75909,e2p1604,
ALS Vial : 10 Sample Multiplier: 1

Quant Time: Jul 14 11:27:59 2014
Quant Method : C:\MSDCHEM\1\METHODS\M2P1604.M
Quant Title : Semi Volatile Extractables by GC/MS
QLast Update : Mon Jul 14 11:07:38 2014
Response via : Initial Calibration

Compound	R.T.	QIon	Response	Conc	Units	Dev(Min)
Internal Standards						
1) 1,4-Dichlorobenzene-d4	4.496	152	531763	40.00	ppb	0.00
24) Naphthalene-d8	5.550	136	1998560	40.00	ppb	0.00
47) Acenaphthene-d10	6.989	164	1003627	40.00	ppb	0.00
69) Phenanthrene-d10	8.246	188	1968076	40.00	ppb	0.00
83) Chrysene-d12	11.455	240	2108624	40.00	ppb	0.00
92) Perylene-d12	13.434	264	1887078	40.00	ppb	0.00
102) 1,4-Dichlorobenzene-d4a	4.496	152	531763	40.00	ppb	0.00
104) Acenaphthene-d10a	6.989	164	1003627	40.00	ppb	0.00
107) Chrysene-d12a	11.455	240	2108624	40.00	ppb	0.00
110) Phenanthrene-d10a	8.246	188	1968076	40.00	ppb	0.00
112) Naphthalene-d8a	5.550	136	1998560	40.00	ppb	0.00
System Monitoring Compounds						
5) 2-Fluorophenol	0.000	112	0	0.00	ppb	
Spiked Amount 50.000	Range 11 - 58		Recovery =	0.00%#		
8) Phenol-d5	0.000	99	0	0.00	ppb	
Spiked Amount 50.000	Range 10 - 59		Recovery =	0.00%#		
25) Nitrobenzene-d5	0.000	82	0	0.00	ppb	
Spiked Amount 50.000	Range 19 - 61		Recovery =	0.00%#		
51) 2-Fluorobiphenyl	0.000	172	0d	0.00	ppb	
Spiked Amount 50.000	Range 21 - 58		Recovery =	0.00%#		
73) 2,4,6-Tribromophenol	0.000	330	0	0.00	ppb	
Spiked Amount 50.000	Range 12 - 68		Recovery =	0.00%#		
85) Terphenyl-d14	0.000	244	0	0.00	ppb	
Spiked Amount 50.000	Range 16 - 65		Recovery =	0.00%#		
108) 1-chlorooctadecane	9.486	57	1413277	100.03	ppb	0.00
111) O-terphenyl	8.647	230	2875748	99.96	ppb	0.00
Target Compounds						Qvalue
103) Benzaldehyde	4.127	105	1040712	100.08	ppb	93
105) Atrazine	8.016	215	519657	99.94	ppb	92
106) 1,2,4,5-Tetrachloroben...	6.277	216	1878455	100.19	ppb	99
109) Benzidine	9.738	184	1997904	100.51	ppb	99
113) Hydroquinone	5.919	110	1694424	98.03	ppb	88

(#) = qualifier out of range (m) = manual integration (+) = signals summed

Quantitation Report (QT Reviewed)

Data Path : C:\msdchem\1\DATA\2P1604\
Data File : 2p38435.D
Acq On : 12 Jul 2014 6:15 pm
Operator : harpreek
Sample : ic1604-100
Misc : op75909,e2p1604,
ALS Vial : 10 Sample Multiplier: 1

Quant Time: Jul 14 11:27:59 2014
Quant Method : C:\MSDCHEM\1\METHODS\M2P1604.M
Quant Title : Semi Volatile Extractables by GC/MS
QLast Update : Mon Jul 14 11:07:38 2014
Response via : Initial Calibration

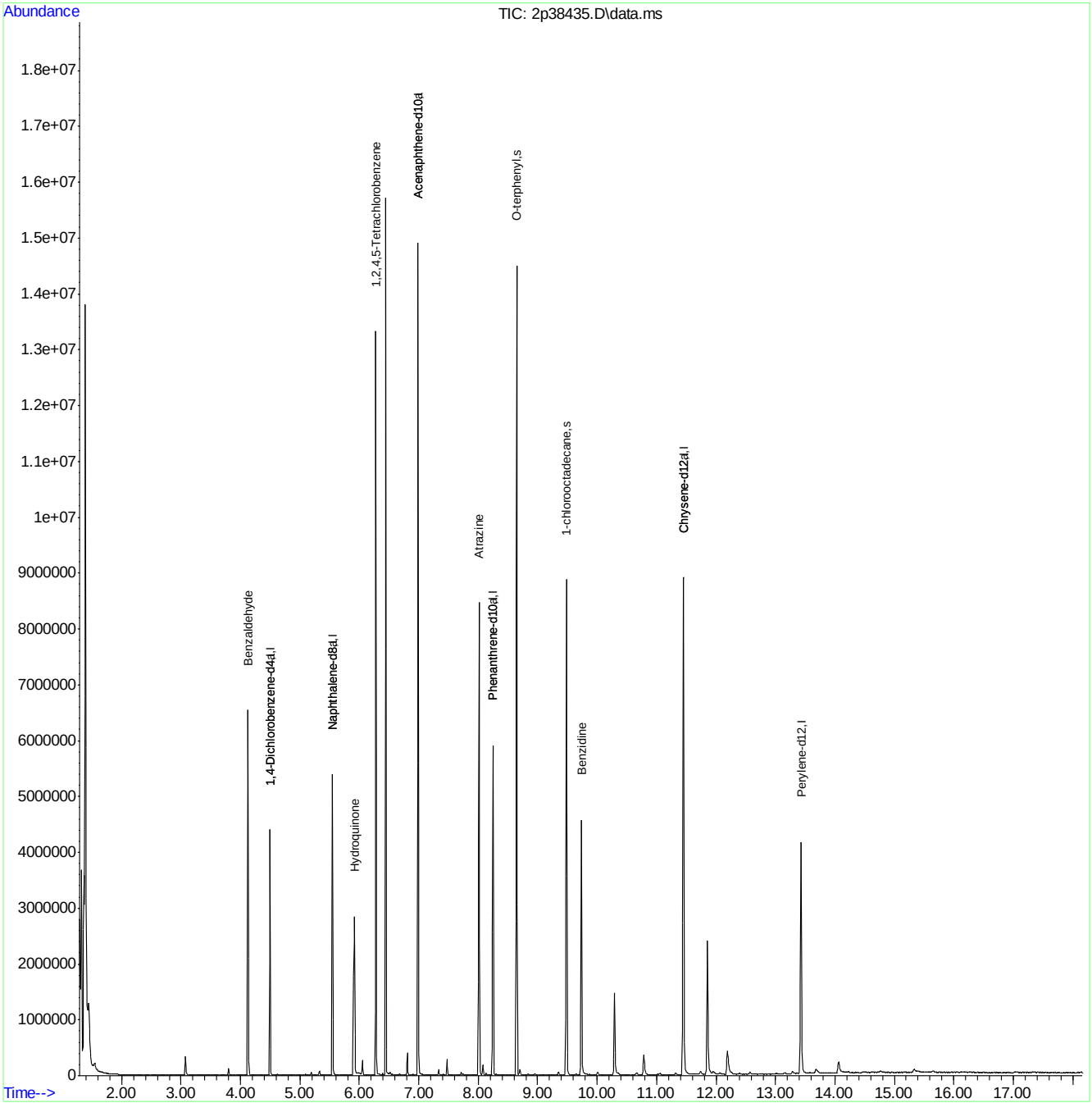

ACCUTEST LABORATORIES JB72256

Quantitation Report (QT Reviewed)

Data Path : C:\msdchem\1\DATA\2P1604\
Data File : 2p38436.D
Acq On : 12 Jul 2014 6:38 pm
Operator : harpreek
Sample : ic1604-80
Misc : op75909,e2p1604,
ALS Vial : 11 Sample Multiplier: 1

Quant Time: Jul 14 11:11:15 2014
Quant Method : C:\MSDCHEM\1\METHODS\M2P1604.M
Quant Title : Semi Volatile Extractables by GC/MS
QLast Update : Mon Jul 14 11:09:07 2014
Response via : Initial Calibration

Compound	R.T.	QIon	Response	Conc	Units	Dev(Min)
Internal Standards						
1) 1,4-Dichlorobenzene-d4	4.496	152	614356	40.00	ppb	0.00
24) Naphthalene-d8	5.544	136	2196662	40.00	ppb	0.00
47) Acenaphthene-d10	6.988	164	1104464	40.00	ppb	0.00
69) Phenanthrene-d10	8.245	188	2193138	40.00	ppb	0.00
83) Chrysene-d12	11.454	240	2432957	40.00	ppb	0.00
92) Perylene-d12	13.428	264	2141603	40.00	ppb	0.00
102) 1,4-Dichlorobenzene-d4a	4.496	152	614356	40.00	ppb	0.00
104) Acenaphthene-d10a	6.988	164	1104464	40.00	ppb	0.00
107) Chrysene-d12a	11.454	240	2432957	40.00	ppb	0.00
110) Phenanthrene-d10a	8.245	188	2193138	40.00	ppb	0.00
112) Naphthalene-d8a	5.544	136	2196662	40.00	ppb	0.00
System Monitoring Compounds						
5) 2-Fluorophenol	0.000	112	0	0.00	ppb	
Spiked Amount 50.000	Range 11 - 58		Recovery =	0.00%#		
8) Phenol-d5	0.000	99	0	0.00	ppb	
Spiked Amount 50.000	Range 10 - 59		Recovery =	0.00%#		
25) Nitrobenzene-d5	0.000	82	0	0.00	ppb	
Spiked Amount 50.000	Range 19 - 61		Recovery =	0.00%#		
51) 2-Fluorobiphenyl	0.000	172	0d	0.00	ppb	
Spiked Amount 50.000	Range 21 - 58		Recovery =	0.00%#		
73) 2,4,6-Tribromophenol	0.000	330	0	0.00	ppb	
Spiked Amount 50.000	Range 12 - 68		Recovery =	0.00%#		
85) Terphenyl-d14	0.000	244	0d	0.00	ppb	
Spiked Amount 50.000	Range 16 - 65		Recovery =	0.00%#		
108) 1-chlorooctadecane	9.481	57	1259812	77.28	ppb	0.00
111) O-terphenyl	8.646	230	2569068	80.14	ppb	0.00
Target Compounds						Qvalue
103) Benzaldehyde	4.127	105	992331	82.60	ppb	93
105) Atrazine	8.015	215	456853	79.84	ppb	87
106) 1,2,4,5-Tetrachloroben...	6.277	216	1647760	79.86	ppb	100
109) Benzidine	9.732	184	2010125	87.65	ppb	99
113) Hydroquinone	5.919	110	1481416	77.98	ppb	90

(#) = qualifier out of range (m) = manual integration (+) = signals summed

Quantitation Report (QT Reviewed)

Data Path : C:\msdchem\1\DATA\2P1604\
Data File : 2p38436.D
Acq On : 12 Jul 2014 6:38 pm
Operator : harpreek
Sample : ic1604-80
Misc : op75909,e2p1604,
ALS Vial : 11 Sample Multiplier: 1

Quant Time: Jul 14 11:11:15 2014
Quant Method : C:\MSDCHEM\1\METHODS\M2P1604.M
Quant Title : Semi Volatile Extractables by GC/MS
QLast Update : Mon Jul 14 11:09:07 2014
Response via : Initial Calibration

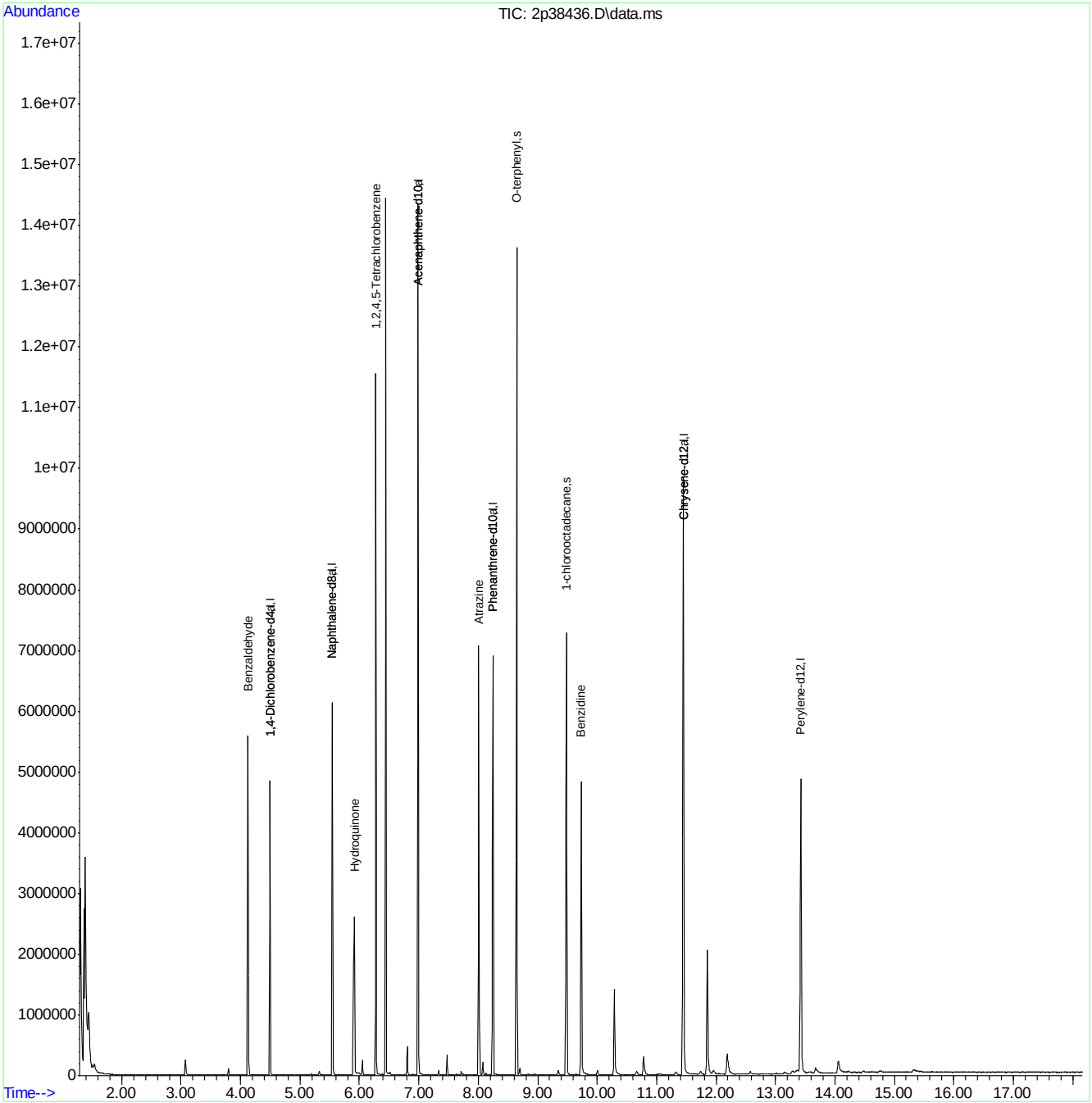

Quantitation Report (QT Reviewed)

Data Path : C:\msdchem\1\DATA\2P1604\
Data File : 2p38437.D
Acq On : 12 Jul 2014 7:00 pm
Operator : harpreek
Sample : ic1604-50
Misc : op75909,e2p1604,
ALS Vial : 12 Sample Multiplier: 1

Quant Time: Jul 14 11:28:33 2014
Quant Method : C:\MSDCHEM\1\METHODS\M2P1604.M
Quant Title : Semi Volatile Extractables by GC/MS
QLast Update : Mon Jul 14 11:09:07 2014
Response via : Initial Calibration

Compound	R.T.	QIon	Response	Conc	Units	Dev(Min)
Internal Standards						
1) 1,4-Dichlorobenzene-d4	4.496	152	544246	40.00	ppb	0.00
24) Naphthalene-d8	5.550	136	1983911	40.00	ppb	0.00
47) Acenaphthene-d10	6.988	164	1062859	40.00	ppb	0.00
69) Phenanthrene-d10	8.245	188	1898856	40.00	ppb	0.00
83) Chrysene-d12	11.449	240	1984168	40.00	ppb	-0.01
92) Perylene-d12	13.428	264	1790005	40.00	ppb	0.00
102) 1,4-Dichlorobenzene-d4a	4.496	152	544246	40.00	ppb	0.00
104) Acenaphthene-d10a	6.988	164	1062859	40.00	ppb	0.00
107) Chrysene-d12a	11.449	240	1984168	40.00	ppb	0.00
110) Phenanthrene-d10a	8.245	188	1898856	40.00	ppb	0.00
112) Naphthalene-d8a	5.550	136	1983911	40.00	ppb	0.00
System Monitoring Compounds						
5) 2-Fluorophenol	0.000	112	0	0.00	ppb	
Spiked Amount 50.000	Range 11 - 58		Recovery =	0.00%#		
8) Phenol-d5	0.000	99	0	0.00	ppb	
Spiked Amount 50.000	Range 10 - 59		Recovery =	0.00%#		
25) Nitrobenzene-d5	0.000	82	0	0.00	ppb	
Spiked Amount 50.000	Range 19 - 61		Recovery =	0.00%#		
51) 2-Fluorobiphenyl	0.000	172	0d	0.00	ppb	
Spiked Amount 50.000	Range 21 - 58		Recovery =	0.00%#		
73) 2,4,6-Tribromophenol	0.000	330	0	0.00	ppb	
Spiked Amount 50.000	Range 12 - 68		Recovery =	0.00%#		
85) Terphenyl-d14	0.000	244	0d	0.00	ppb	
Spiked Amount 50.000	Range 16 - 65		Recovery =	0.00%#		
108) 1-chlorooctadecane	9.481	57	657849	49.48	ppb	0.00
111) O-terphenyl	8.646	230	1399690	50.43	ppb	0.00
Target Compounds						Qvalue
103) Benzaldehyde	4.127	105	666979	62.67	ppb	94
105) Atrazine	8.010	215	242629	44.06	ppb	87
106) 1,2,4,5-Tetrachloroben...	6.277	216	935266	47.10	ppb	99
109) Benzidine	9.732	184	1379066	73.73	ppb	100
113) Hydroquinone	5.903	110	781891	45.57	ppb	88

(#) = qualifier out of range (m) = manual integration (+) = signals summed

Quantitation Report (QT Reviewed)

Data Path : C:\msdchem\1\DATA\2P1604\
Data File : 2p38437.D
Acq On : 12 Jul 2014 7:00 pm
Operator : harpreek
Sample : ic1604-50
Misc : op75909,e2p1604,
ALS Vial : 12 Sample Multiplier: 1

Quant Time: Jul 14 11:28:33 2014
Quant Method : C:\MSDCHEM\1\METHODS\M2P1604.M
Quant Title : Semi Volatile Extractables by GC/MS
QLast Update : Mon Jul 14 11:09:07 2014
Response via : Initial Calibration

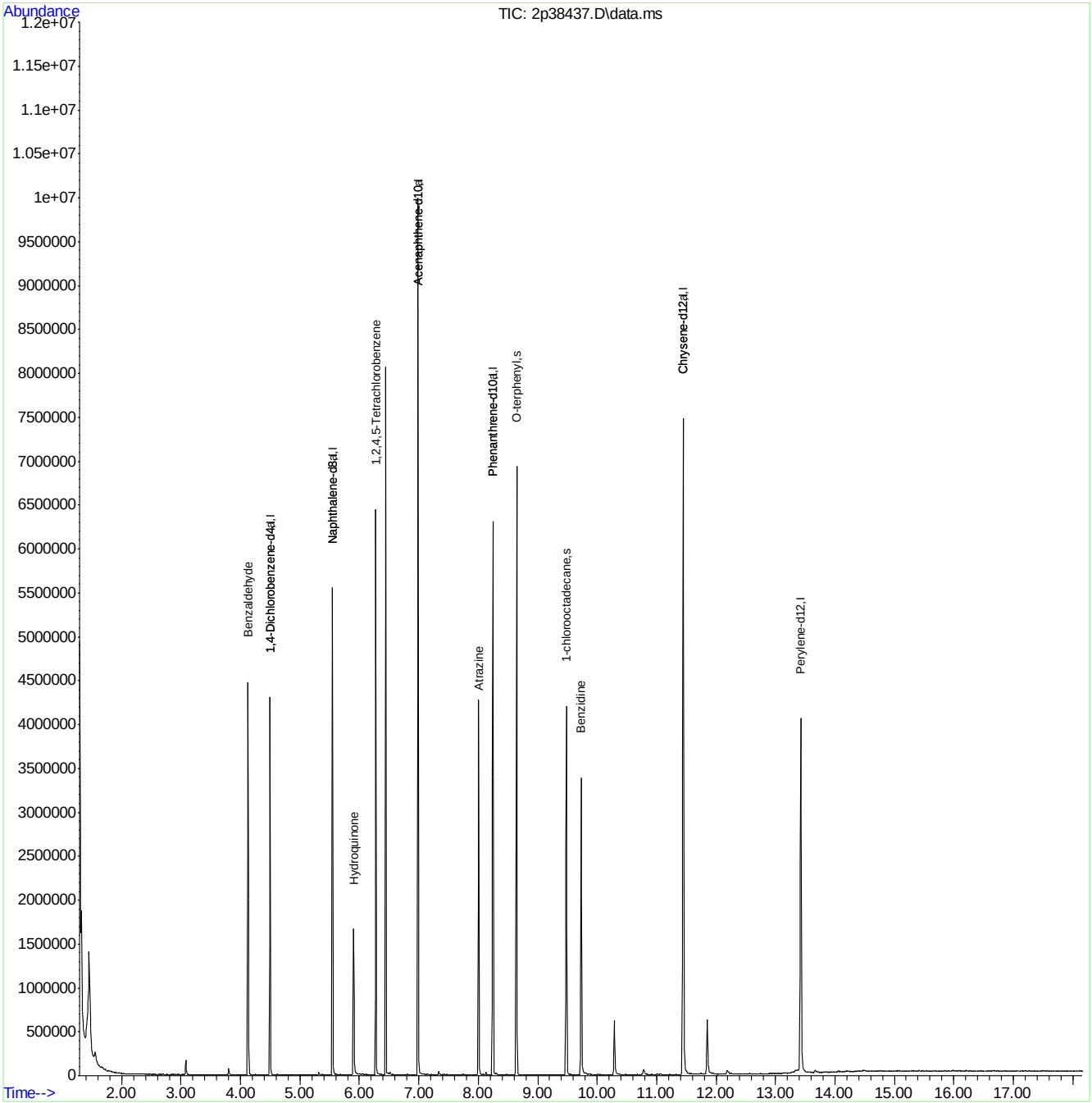

Quantitation Report (QT Reviewed)

Data Path : C:\msdchem\1\DATA\2P1604\
Data File : 2p38438.D
Acq On : 12 Jul 2014 7:23 pm
Operator : harpreek
Sample : ic1604-25
Misc : op75909,e2p1604,
ALS Vial : 13 Sample Multiplier: 1

Quant Time: Jul 14 11:28:53 2014
Quant Method : C:\MSDCHEM\1\METHODS\M2P1604.M
Quant Title : Semi Volatile Extractables by GC/MS
QLast Update : Mon Jul 14 11:09:07 2014
Response via : Initial Calibration

Compound	R.T.	QIon	Response	Conc	Units	Dev(Min)
Internal Standards						
1) 1,4-Dichlorobenzene-d4	4.496	152	530653	40.00	ppb	0.00
24) Naphthalene-d8	5.544	136	1919765	40.00	ppb	0.00
47) Acenaphthene-d10	6.989	164	1060425	40.00	ppb	0.00
69) Phenanthrene-d10	8.246	188	1879844	40.00	ppb	0.00
83) Chrysene-d12	11.449	240	1943740	40.00	ppb	-0.01
92) Perylene-d12	13.428	264	1695167	40.00	ppb	0.00
102) 1,4-Dichlorobenzene-d4a	4.496	152	530653	40.00	ppb	0.00
104) Acenaphthene-d10a	6.989	164	1060425	40.00	ppb	0.00
107) Chrysene-d12a	11.449	240	1943740	40.00	ppb	0.00
110) Phenanthrene-d10a	8.246	188	1879844	40.00	ppb	0.00
112) Naphthalene-d8a	5.544	136	1919765	40.00	ppb	0.00
System Monitoring Compounds						
5) 2-Fluorophenol	0.000	112	0	0.00	ppb	
Spiked Amount 50.000	Range 11 - 58		Recovery =	0.00%#		
8) Phenol-d5	0.000	99	0	0.00	ppb	
Spiked Amount 50.000	Range 10 - 59		Recovery =	0.00%#		
25) Nitrobenzene-d5	0.000	82	0	0.00	ppb	
Spiked Amount 50.000	Range 19 - 61		Recovery =	0.00%#		
51) 2-Fluorobiphenyl	0.000	172	0d	0.00	ppb	
Spiked Amount 50.000	Range 21 - 58		Recovery =	0.00%#		
73) 2,4,6-Tribromophenol	0.000	330	0	0.00	ppb	
Spiked Amount 50.000	Range 12 - 68		Recovery =	0.00%#		
85) Terphenyl-d14	0.000	244	0d	0.00	ppb	
Spiked Amount 50.000	Range 16 - 65		Recovery =	0.00%#		
108) 1-chlorooctadecane	9.481	57	308020	23.65	ppb	0.00
111) O-terphenyl	8.641	230	663064	24.13	ppb	0.00
Target Compounds						Qvalue
103) Benzaldehyde	4.127	105	317645	30.61	ppb	92
105) Atrazine	8.005	215	118493	21.57	ppb	84
106) 1,2,4,5-Tetrachloroben...	6.272	216	440902	22.26	ppb	95
109) Benzidine	9.732	184	787427	42.98	ppb	99
113) Hydroquinone	5.897	110	342274	20.62	ppb	91

(#) = qualifier out of range (m) = manual integration (+) = signals summed

Quantitation Report (QT Reviewed)

Data Path : C:\msdchem\1\DATA\2P1604\
Data File : 2p38438.D
Acq On : 12 Jul 2014 7:23 pm
Operator : harpreek
Sample : ic1604-25
Misc : op75909,e2p1604,
ALS Vial : 13 Sample Multiplier: 1

Quant Time: Jul 14 11:28:53 2014
Quant Method : C:\MSDCHEM\1\METHODS\M2P1604.M
Quant Title : Semi Volatile Extractables by GC/MS
QLast Update : Mon Jul 14 11:09:07 2014
Response via : Initial Calibration

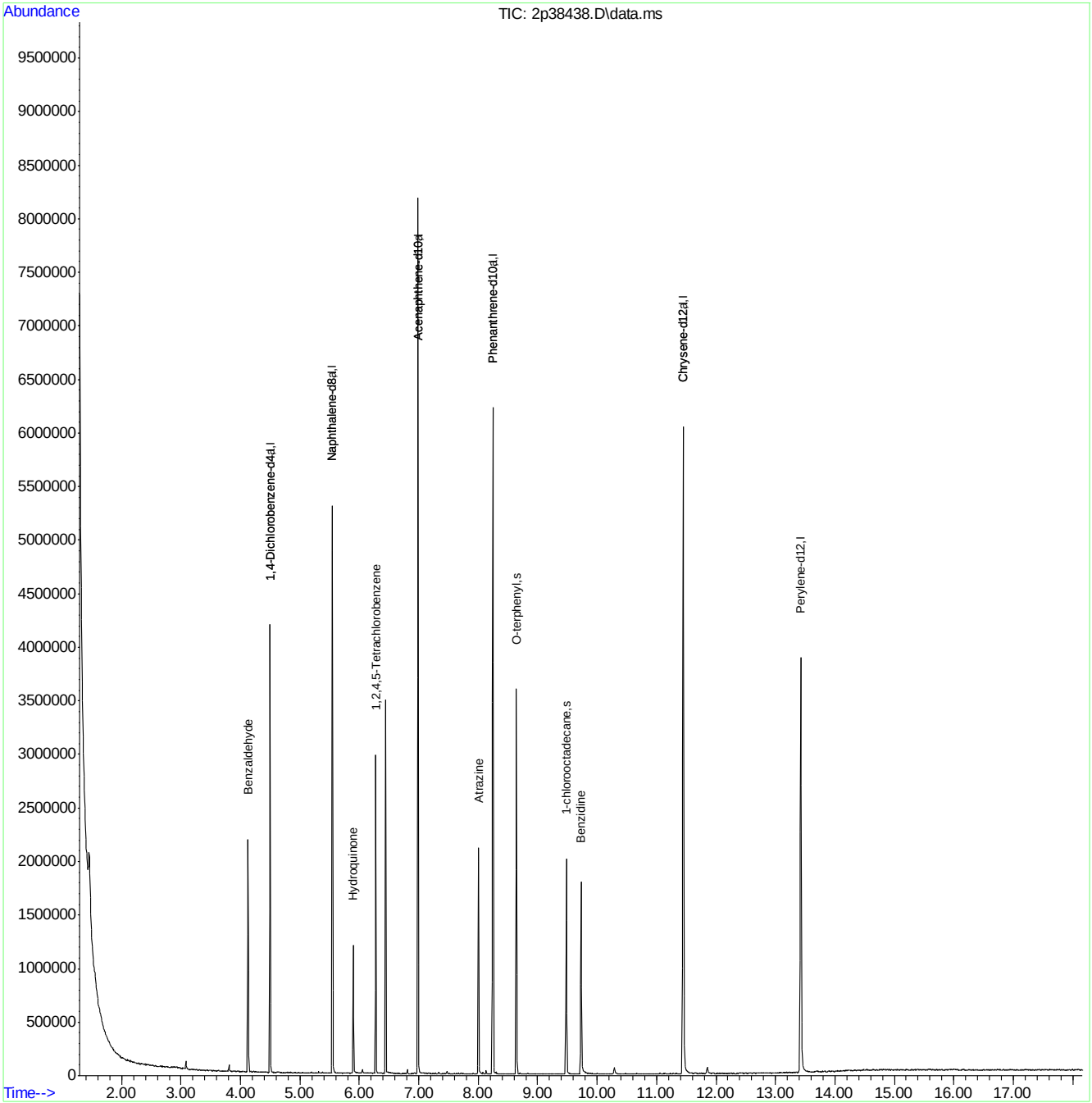

Quantitation Report (QT Reviewed)

Data Path : C:\msdchem\1\DATA\2P1604\
Data File : 2p38439.D
Acq On : 12 Jul 2014 7:46 pm
Operator : harpreek
Sample : ic1604-10
Misc : op75909,e2p1604,
ALS Vial : 14 Sample Multiplier: 1

Quant Time: Jul 14 11:29:06 2014
Quant Method : C:\MSDCHEM\1\METHODS\M2P1604.M
Quant Title : Semi Volatile Extractables by GC/MS
QLast Update : Mon Jul 14 11:09:07 2014
Response via : Initial Calibration

Compound	R.T.	QIon	Response	Conc	Units	Dev(Min)
Internal Standards						
1) 1,4-Dichlorobenzene-d4	4.496	152	497163	40.00	ppb	0.00
24) Naphthalene-d8	5.544	136	1811131	40.00	ppb	0.00
47) Acenaphthene-d10	6.988	164	1074669	40.00	ppb	0.00
69) Phenanthrene-d10	8.245	188	1922541	40.00	ppb	0.00
83) Chrysene-d12	11.449	240	2103651	40.00	ppb	-0.01
92) Perylene-d12	13.428	264	1844376	40.00	ppb	0.00
102) 1,4-Dichlorobenzene-d4a	4.496	152	497163	40.00	ppb	0.00
104) Acenaphthene-d10a	6.988	164	1074669	40.00	ppb	0.00
107) Chrysene-d12a	11.449	240	2103651	40.00	ppb	0.00
110) Phenanthrene-d10a	8.245	188	1922541	40.00	ppb	0.00
112) Naphthalene-d8a	5.544	136	1811131	40.00	ppb	0.00
System Monitoring Compounds						
5) 2-Fluorophenol	0.000	112	0	0.00	ppb	
Spiked Amount 50.000	Range 11 - 58		Recovery =	0.00%#		
8) Phenol-d5	0.000	99	0	0.00	ppb	
Spiked Amount 50.000	Range 10 - 59		Recovery =	0.00%#		
25) Nitrobenzene-d5	0.000	82	0	0.00	ppb	
Spiked Amount 50.000	Range 19 - 61		Recovery =	0.00%#		
51) 2-Fluorobiphenyl	0.000	172	0d	0.00	ppb	
Spiked Amount 50.000	Range 21 - 58		Recovery =	0.00%#		
73) 2,4,6-Tribromophenol	0.000	330	0	0.00	ppb	
Spiked Amount 50.000	Range 12 - 68		Recovery =	0.00%#		
85) Terphenyl-d14	0.000	244	0	0.00	ppb	
Spiked Amount 50.000	Range 16 - 65		Recovery =	0.00%#		
108) 1-chlorooctadecane	9.481	57	142154	10.08	ppb	0.00
111) O-terphenyl	8.641	230	317569	11.30	ppb	0.00
Target Compounds						Qvalue
103) Benzaldehyde	4.127	105	109827	11.30	ppb	93
105) Atrazine	7.999	215	50722	9.11	ppb	92
106) 1,2,4,5-Tetrachloroben...	6.272	216	204319	10.18	ppb	96
109) Benzidine	9.727	184	60522	3.05	ppb	84
113) Hydroquinone	5.892	110	149155	9.52	ppb	88

(#) = qualifier out of range (m) = manual integration (+) = signals summed

Quantitation Report (QT Reviewed)

Data Path : C:\msdchem\1\DATA\2P1604\
Data File : 2p38439.D
Acq On : 12 Jul 2014 7:46 pm
Operator : harpreek
Sample : ic1604-10
Misc : op75909,e2p1604,
ALS Vial : 14 Sample Multiplier: 1

Quant Time: Jul 14 11:29:06 2014
Quant Method : C:\MSDCHEM\1\METHODS\M2P1604.M
Quant Title : Semi Volatile Extractables by GC/MS
QLast Update : Mon Jul 14 11:09:07 2014
Response via : Initial Calibration

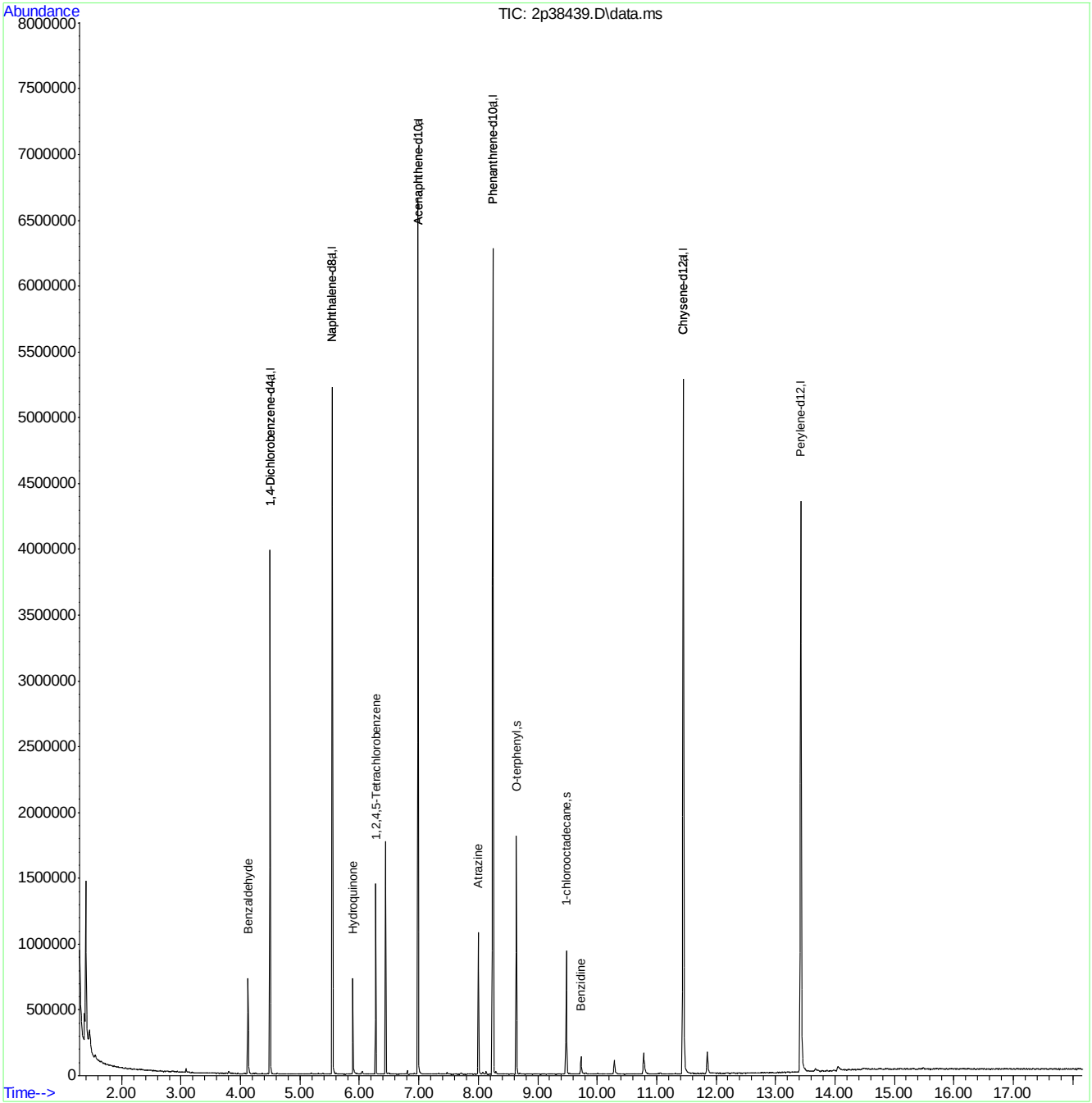

Quantitation Report (QT Reviewed)

Data Path : C:\msdchem\1\DATA\2P1604\
Data File : 2p38440.D
Acq On : 12 Jul 2014 8:08 pm
Operator : harpreek
Sample : ic1604-5
Misc : op75909,e2p1604,
ALS Vial : 15 Sample Multiplier: 1

Quant Time: Jul 14 11:29:29 2014
Quant Method : C:\MSDCHEM\1\METHODS\M2P1604.M
Quant Title : Semi Volatile Extractables by GC/MS
QLast Update : Mon Jul 14 11:07:39 2014
Response via : Initial Calibration

Compound	R.T.	QIon	Response	Conc	Units	Dev(Min)
Internal Standards						
1) 1,4-Dichlorobenzene-d4	4.496	152	1006536	40.00	ppb	0.00
24) Naphthalene-d8	5.550	136	3563524	40.00	ppb	0.00
47) Acenaphthene-d10	6.989	164	1930989	40.00	ppb	0.00
69) Phenanthrene-d10	8.245	188	3487132	40.00	ppb	0.00
83) Chrysene-d12	11.455	240	3680089	40.00	ppb	0.00
92) Perylene-d12	13.434	264	3160721	40.00	ppb	0.00
102) 1,4-Dichlorobenzene-d4a	4.496	152	1006536	40.00	ppb	0.00
104) Acenaphthene-d10a	6.989	164	1930989	40.00	ppb	0.00
107) Chrysene-d12a	11.455	240	3680089	40.00	ppb	0.00
110) Phenanthrene-d10a	8.245	188	3487132	40.00	ppb	0.00
112) Naphthalene-d8a	5.550	136	3563524	40.00	ppb	0.00
System Monitoring Compounds						
5) 2-Fluorophenol	0.000	112	0	0.00	ppb	
Spiked Amount 50.000	Range 11 - 58		Recovery =	0.00%#		
8) Phenol-d5	0.000	99	0	0.00	ppb	
Spiked Amount 50.000	Range 10 - 59		Recovery =	0.00%#		
25) Nitrobenzene-d5	0.000	82	0	0.00	ppb	
Spiked Amount 50.000	Range 19 - 61		Recovery =	0.00%#		
51) 2-Fluorobiphenyl	0.000	172	0d	0.00	ppb	
Spiked Amount 50.000	Range 21 - 58		Recovery =	0.00%#		
73) 2,4,6-Tribromophenol	0.000	330	0	0.00	ppb	
Spiked Amount 50.000	Range 12 - 68		Recovery =	0.00%#		
85) Terphenyl-d14	0.000	244	0	0.00	ppb	
Spiked Amount 50.000	Range 16 - 65		Recovery =	0.00%#		
108) 1-chlorooctadecane	9.481	57	112657	4.57	ppb	0.00
111) O-terphenyl	8.641	230	268308	5.26	ppb	0.00
Target Compounds						Qvalue
103) Benzaldehyde	4.127	105	128735	6.54	ppb	92
105) Atrazine	7.999	215	39883	3.99	ppb	89
106) 1,2,4,5-Tetrachloroben...	6.272	216	174848	4.85	ppb	98
109) Benzidine	9.727	184	256813	7.40	ppb	97
113) Hydroquinone	5.892	110	72581	2.36	ppb	90

(#) = qualifier out of range (m) = manual integration (+) = signals summed

Quantitation Report (QT Reviewed)

Data Path : C:\msdchem\1\DATA\2P1604\
Data File : 2p38440.D
Acq On : 12 Jul 2014 8:08 pm
Operator : harpreek
Sample : ic1604-5
Misc : op75909,e2p1604,
ALS Vial : 15 Sample Multiplier: 1

Quant Time: Jul 14 11:29:29 2014
Quant Method : C:\MSDCHEM\1\METHODS\M2P1604.M
Quant Title : Semi Volatile Extractables by GC/MS
QLast Update : Mon Jul 14 11:07:39 2014
Response via : Initial Calibration

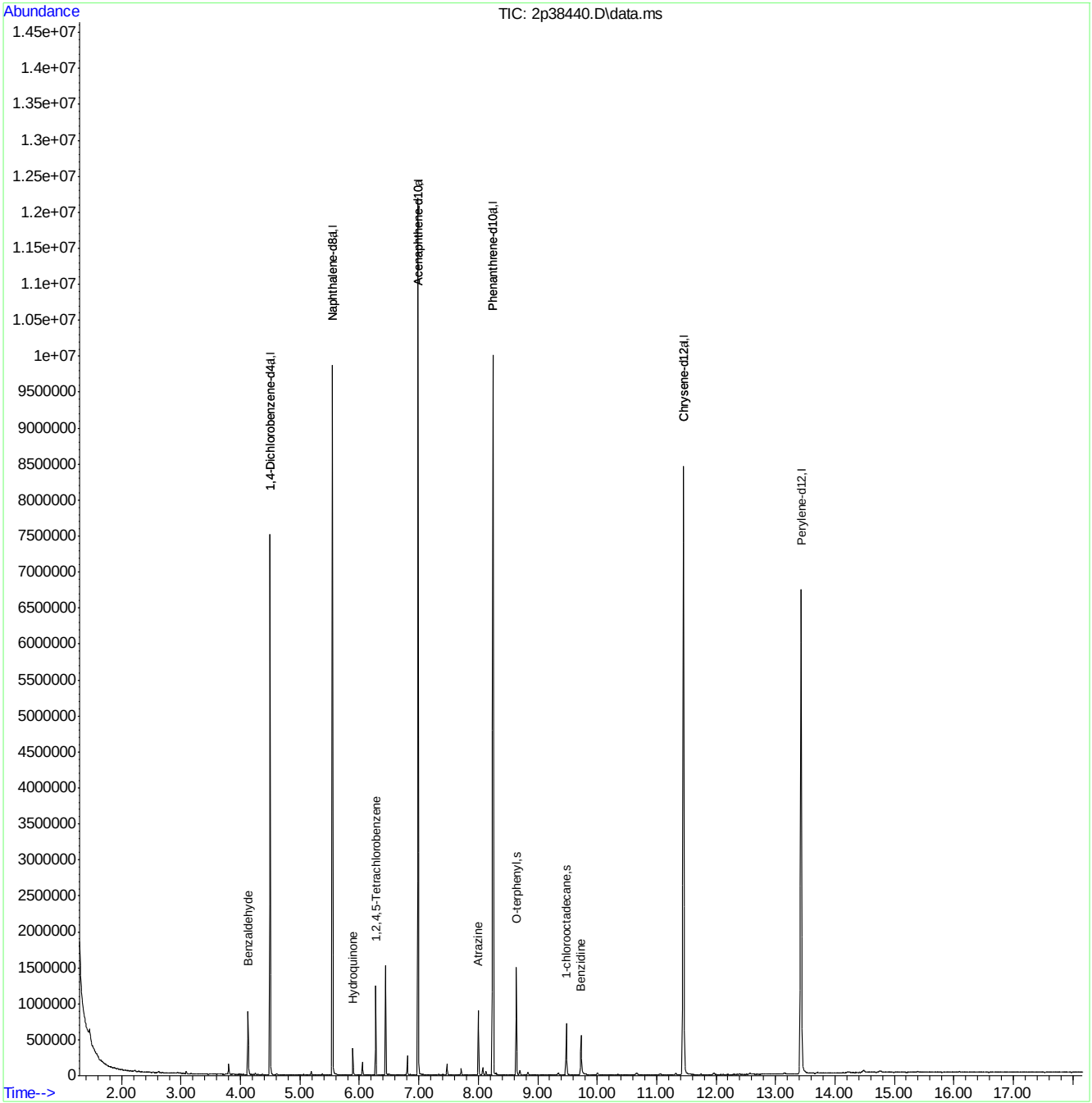

ACCUTEST LABORATORIES JB72256

Quantitation Report (QT Reviewed)

Data Path : C:\msdchem\1\DATA\2P1604\
Data File : 2p38441.D
Acq On : 12 Jul 2014 8:31 pm
Operator : harpreek
Sample : ic1604-2
Misc : op75909,e2p1604,
ALS Vial : 16 Sample Multiplier: 1

Quant Time: Jul 14 11:29:42 2014
Quant Method : C:\MSDCHEM\1\METHODS\M2P1604.M
Quant Title : Semi Volatile Extractables by GC/MS
QLast Update : Mon Jul 14 11:09:07 2014
Response via : Initial Calibration

Compound	R.T.	QIon	Response	Conc	Units	Dev(Min)
Internal Standards						
1) 1,4-Dichlorobenzene-d4	4.496	152	867842	40.00	ppb	0.00
24) Naphthalene-d8	5.544	136	3102145	40.00	ppb	0.00
47) Acenaphthene-d10	6.989	164	1673637	40.00	ppb	0.00
69) Phenanthrene-d10	8.246	188	3057720	40.00	ppb	0.00
83) Chrysene-d12	11.455	240	3238450	40.00	ppb	0.00
92) Perylene-d12	13.434	264	2782983	40.00	ppb	0.00
102) 1,4-Dichlorobenzene-d4a	4.496	152	867842	40.00	ppb	0.00
104) Acenaphthene-d10a	6.989	164	1673637	40.00	ppb	0.00
107) Chrysene-d12a	11.455	240	3238450	40.00	ppb	0.00
110) Phenanthrene-d10a	8.246	188	3057720	40.00	ppb	0.00
112) Naphthalene-d8a	5.544	136	3102145	40.00	ppb	0.00
System Monitoring Compounds						
5) 2-Fluorophenol	0.000	112	0	0.00	ppb	
Spiked Amount 50.000	Range 11 - 58		Recovery =	0.00%#		
8) Phenol-d5	0.000	99	0	0.00	ppb	
Spiked Amount 50.000	Range 10 - 59		Recovery =	0.00%#		
25) Nitrobenzene-d5	0.000	82	0	0.00	ppb	
Spiked Amount 50.000	Range 19 - 61		Recovery =	0.00%#		
51) 2-Fluorobiphenyl	0.000	172	0d	0.00	ppb	
Spiked Amount 50.000	Range 21 - 58		Recovery =	0.00%#		
73) 2,4,6-Tribromophenol	0.000	330	0	0.00	ppb	
Spiked Amount 50.000	Range 12 - 68		Recovery =	0.00%#		
85) Terphenyl-d14	0.000	244	0d	0.00	ppb	
Spiked Amount 50.000	Range 16 - 65		Recovery =	0.00%#		
108) 1-chlorooctadecane	9.476	57	43692	2.01	ppb	-0.01
111) O-terphenyl	8.641	230	107367	2.40	ppb	0.00
Target Compounds						Qvalue
103) Benzaldehyde	4.127	105	50459	2.97	ppb	91
105) Atrazine	8.000	215	16357	1.89	ppb	88
106) 1,2,4,5-Tetrachloroben...	6.272	216	73467	2.35	ppb	94
109) Benzidine	9.727	184	72317	2.37	ppb	85
113) Hydroquinone	5.892	110	14138	0.53	ppb	87

(#) = qualifier out of range (m) = manual integration (+) = signals summed

Quantitation Report (QT Reviewed)

Data Path : C:\msdchem\1\DATA\2P1604\
Data File : 2p38441.D
Acq On : 12 Jul 2014 8:31 pm
Operator : harpreek
Sample : ic1604-2
Misc : op75909,e2p1604,
ALS Vial : 16 Sample Multiplier: 1

Quant Time: Jul 14 11:29:42 2014
Quant Method : C:\MSDCHEM\1\METHODS\M2P1604.M
Quant Title : Semi Volatile Extractables by GC/MS
QLast Update : Mon Jul 14 11:09:07 2014
Response via : Initial Calibration

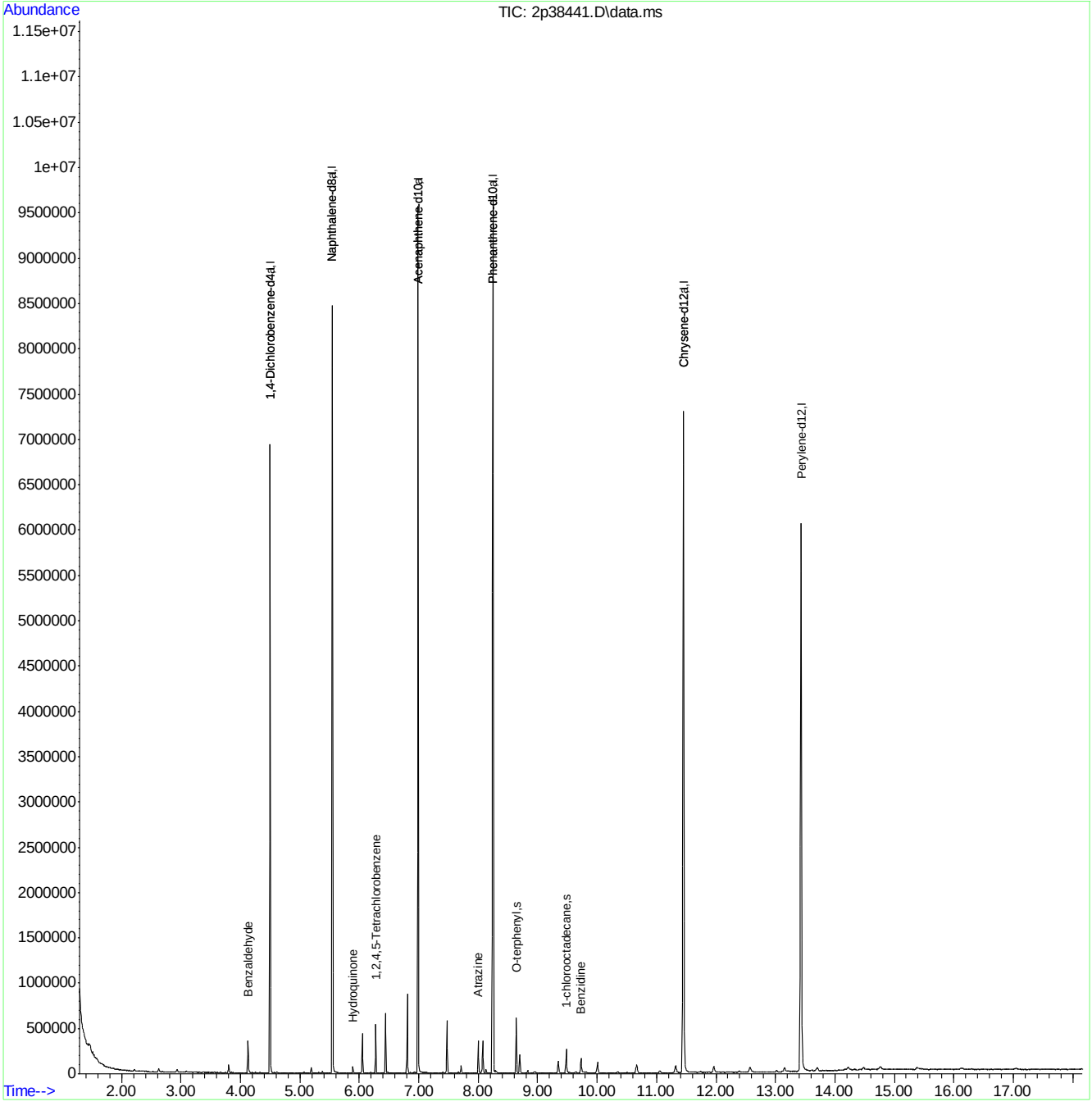

ACCUTEST LABORATORIES JB72256

Quantitation Report (QT Reviewed)

Data Path : C:\msdchem\1\DATA\2P1604\
Data File : 2p38442.D
Acq On : 12 Jul 2014 8:54 pm
Operator : harpreek
Sample : ic1604-1
Misc : op75909,e2p1604,
ALS Vial : 17 Sample Multiplier: 1

Quant Time: Jul 14 11:29:52 2014
Quant Method : C:\MSDCHEM\1\METHODS\M2P1604.M
Quant Title : Semi Volatile Extractables by GC/MS
QLast Update : Mon Jul 14 11:09:07 2014
Response via : Initial Calibration

Compound	R.T.	QIon	Response	Conc	Units	Dev(Min)
Internal Standards						
1) 1,4-Dichlorobenzene-d4	4.496	152	762220	40.00	ppb	0.00
24) Naphthalene-d8	5.544	136	2716786	40.00	ppb	0.00
47) Acenaphthene-d10	6.983	164	1515604	40.00	ppb	0.00
69) Phenanthrene-d10	8.245	188	2692070	40.00	ppb	0.00
83) Chrysene-d12	11.449	240	2831514	40.00	ppb	-0.01
92) Perylene-d12	13.428	264	2386155	40.00	ppb	0.00
102) 1,4-Dichlorobenzene-d4a	4.496	152	762220	40.00	ppb	0.00
104) Acenaphthene-d10a	6.983	164	1515604	40.00	ppb	0.00
107) Chrysene-d12a	11.449	240	2831514	40.00	ppb	0.00
110) Phenanthrene-d10a	8.245	188	2692070	40.00	ppb	0.00
112) Naphthalene-d8a	5.544	136	2716786	40.00	ppb	0.00
System Monitoring Compounds						
5) 2-Fluorophenol	0.000	112	0	0.00	ppb	
Spiked Amount 50.000	Range 11 - 58		Recovery =	0.00%#		
8) Phenol-d5	0.000	99	0	0.00	ppb	
Spiked Amount 50.000	Range 10 - 59		Recovery =	0.00%#		
25) Nitrobenzene-d5	0.000	82	0	0.00	ppb	
Spiked Amount 50.000	Range 19 - 61		Recovery =	0.00%#		
51) 2-Fluorobiphenyl	0.000	172	0d	0.00	ppb	
Spiked Amount 50.000	Range 21 - 58		Recovery =	0.00%#		
73) 2,4,6-Tribromophenol	0.000	330	0	0.00	ppb	
Spiked Amount 50.000	Range 12 - 68		Recovery =	0.00%#		
85) Terphenyl-d14	0.000	244	0	0.00	ppb	
Spiked Amount 50.000	Range 16 - 65		Recovery =	0.00%#		
108) 1-chlorooctadecane	9.481	57	13871	0.73	ppb	0.00
111) O-terphenyl	8.641	230	41907	1.06	ppb	0.00
Target Compounds						Qvalue
103) Benzaldehyde	4.127	105	18542	1.24	ppb	86
105) Atrazine	7.999	215	4916	0.63	ppb	88
106) 1,2,4,5-Tetrachloroben...	6.272	216	28744	1.02	ppb	97
109) Benzidine	9.727	184	20509	0.77	ppb	94
113) Hydroquinone	5.892	110	5753	0.24	ppb	82

(#) = qualifier out of range (m) = manual integration (+) = signals summed

Quantitation Report (QT Reviewed)

Data Path : C:\msdchem\1\DATA\2P1604\
Data File : 2p38442.D
Acq On : 12 Jul 2014 8:54 pm
Operator : harpreek
Sample : ic1604-1
Misc : op75909,e2p1604,
ALS Vial : 17 Sample Multiplier: 1

Quant Time: Jul 14 11:29:52 2014
Quant Method : C:\MSDCHEM\1\METHODS\M2P1604.M
Quant Title : Semi Volatile Extractables by GC/MS
QLast Update : Mon Jul 14 11:09:07 2014
Response via : Initial Calibration

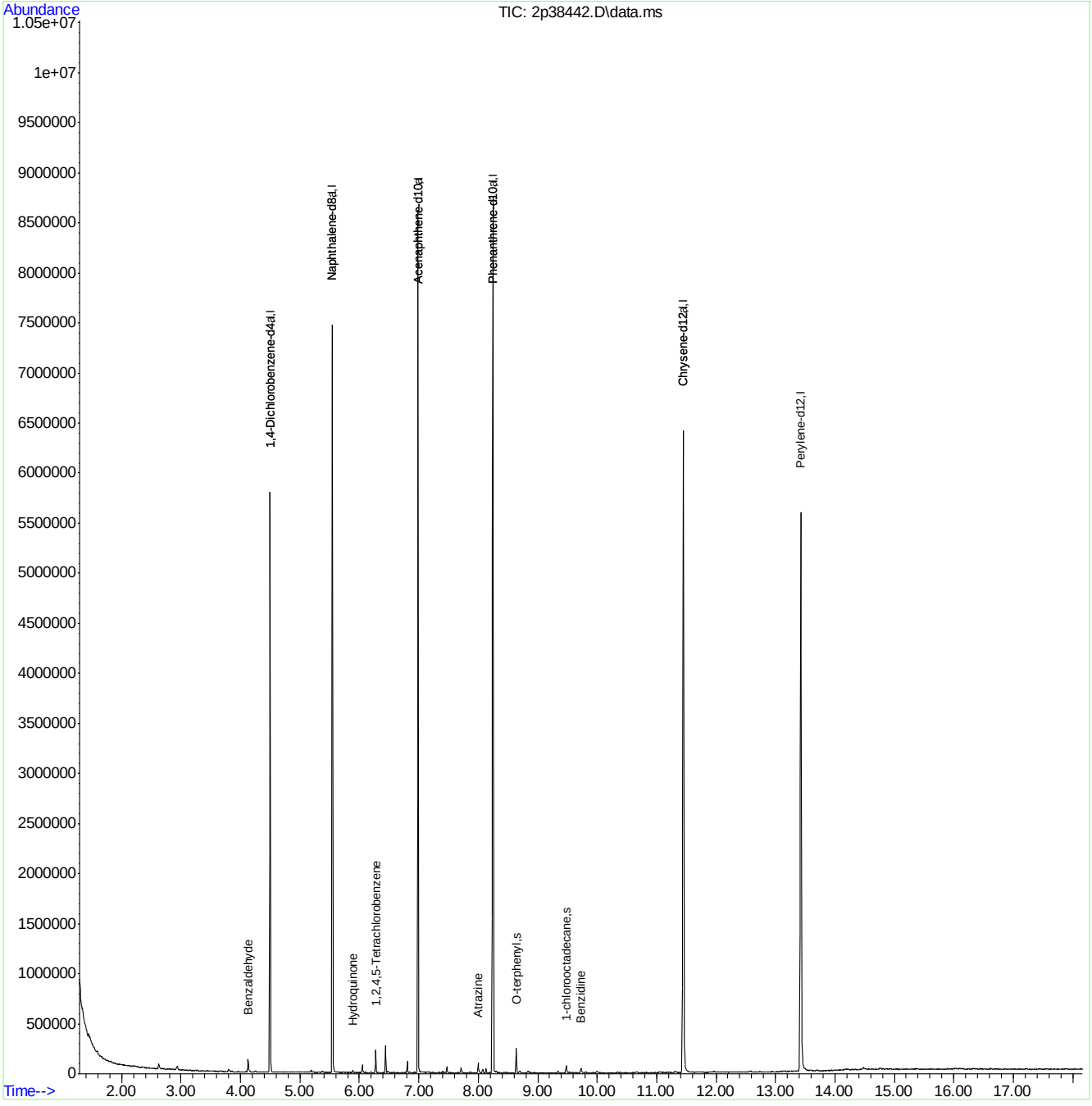

Quantitation Report (QT Reviewed)

Data Path : C:\msdchem\1\DATA\2P1604\
Data File : 2p38443.D
Acq On : 12 Jul 2014 9:16 pm
Operator : harpreek
Sample : icv1604-50
Misc : op75909,e2p1604,
ALS Vial : 18 Sample Multiplier: 1

Quant Time: Jul 14 11:39:55 2014
Quant Method : C:\MSDCHEM\1\METHODS\M2P1604.M
Quant Title : Semi Volatile Extractables by GC/MS
QLast Update : Mon Jul 14 11:33:50 2014
Response via : Initial Calibration

Compound	R.T.	QIon	Response	Conc	Units		Dev(Min)
Internal Standards							
1) 1,4-Dichlorobenzene-d4	4.496	152	493860	40.00	ppb		0.00
24) Naphthalene-d8	5.550	136	1631125	40.00	ppb		0.00
47) Acenaphthene-d10	6.983	164	972859	40.00	ppb		0.00
69) Phenanthrene-d10	8.245	188	1642823	40.00	ppb		0.00
83) Chrysene-d12	11.449	240	1711845	40.00	ppb		-0.01
92) Perylene-d12	13.428	264	1459193	40.00	ppb		0.00
102) 1,4-Dichlorobenzene-d4a	4.496	152	493860	40.00	ppb		0.00
104) Acenaphthene-d10a	6.983	164	972859	40.00	ppb		0.00
107) Chrysene-d12a	11.449	240	1711845	40.00	ppb		-0.01
110) Phenanthrene-d10a	8.245	188	1642823	40.00	ppb		0.00
112) Naphthalene-d8a	5.550	136	1631125	40.00	ppb		0.00
System Monitoring Compounds							
5) 2-Fluorophenol	0.000	112	0	0.00	ppb		
Spiked Amount 50.000	Range 11 - 58		Recovery =	0.00%#			
8) Phenol-d5	0.000	99	0d	0.00	ppb		
Spiked Amount 50.000	Range 10 - 59		Recovery =	0.00%#			
25) Nitrobenzene-d5	0.000	82	0d	0.00	ppb		
Spiked Amount 50.000	Range 19 - 61		Recovery =	0.00%#			
51) 2-Fluorobiphenyl	0.000	172	0d	0.00	ppb		
Spiked Amount 50.000	Range 21 - 58		Recovery =	0.00%#			
73) 2,4,6-Tribromophenol	0.000	330	0	0.00	ppb		
Spiked Amount 50.000	Range 12 - 68		Recovery =	0.00%#			
85) Terphenyl-d14	0.000	244	0	0.00	ppb		
Spiked Amount 50.000	Range 16 - 65		Recovery =	0.00%#			
108) 1-chlorooctadecane	0.000	57	0	0.00	ppb		
111) O-terphenyl	0.000	230	0d	0.00	ppb		
Target Compounds							Qvalue
9) Phenol	4.223	94	995174	47.65	ppb		69
12) 2-Chlorophenol	4.325	128	905089	52.76	ppb		97
19) 2-Methylphenol	4.726	108	734698	54.07	ppb		97
21) 3&4-Methylphenol	4.849	108	750870	50.97	ppb		99
29) 2-Nitrophenol	5.239	139	429763	56.32	ppb		90
30) 2,4-Dimethylphenol	5.287	107	765571	58.02	ppb		98
31) Benzoic acid	5.394	105	507802	52.25	ppb		97
33) 2,4-Dichlorophenol	5.437	162	726603	55.37	ppb		98
34) 2,6-Dichlorophenol	5.624	162	701500	54.74	ppb		92
43) 4-Chloro-3-methylphenol	6.020	107	650558	55.05	ppb		98
49) 2,4,6-Trichlorophenol	6.368	196	569108	55.91	ppb		98
50) 2,4,5-Trichlorophenol	6.395	196	593448	53.61	ppb		100
60) 2,4-Dinitrophenol	7.037	184	150880	36.89	ppb	#	26
61) 4-Nitrophenol	7.101	109	236554	58.50	ppb		90
64) 2,3,4,6-Tetrachlorophenol	7.261	232	501383	54.64	ppb		90
70) 4,6-Dinitro-2-methylph...	7.475	198	274723	50.49	ppb		92
76) Pentachlorophenol	8.079	266	387139	61.79	ppb		99

(#) = qualifier out of range (m) = manual integration (+) = signals summed

Quantitation Report (QT Reviewed)

Data Path : C:\msdchem\1\DATA\2P1604\
Data File : 2p38443.D
Acq On : 12 Jul 2014 9:16 pm
Operator : harpreek
Sample : icv1604-50
Misc : op75909,e2p1604,
ALS Vial : 18 Sample Multiplier: 1

Quant Time: Jul 14 11:39:55 2014
Quant Method : C:\MSDCHEM\1\METHODS\M2P1604.M
Quant Title : Semi Volatile Extractables by GC/MS
QLast Update : Mon Jul 14 11:33:50 2014
Response via : Initial Calibration

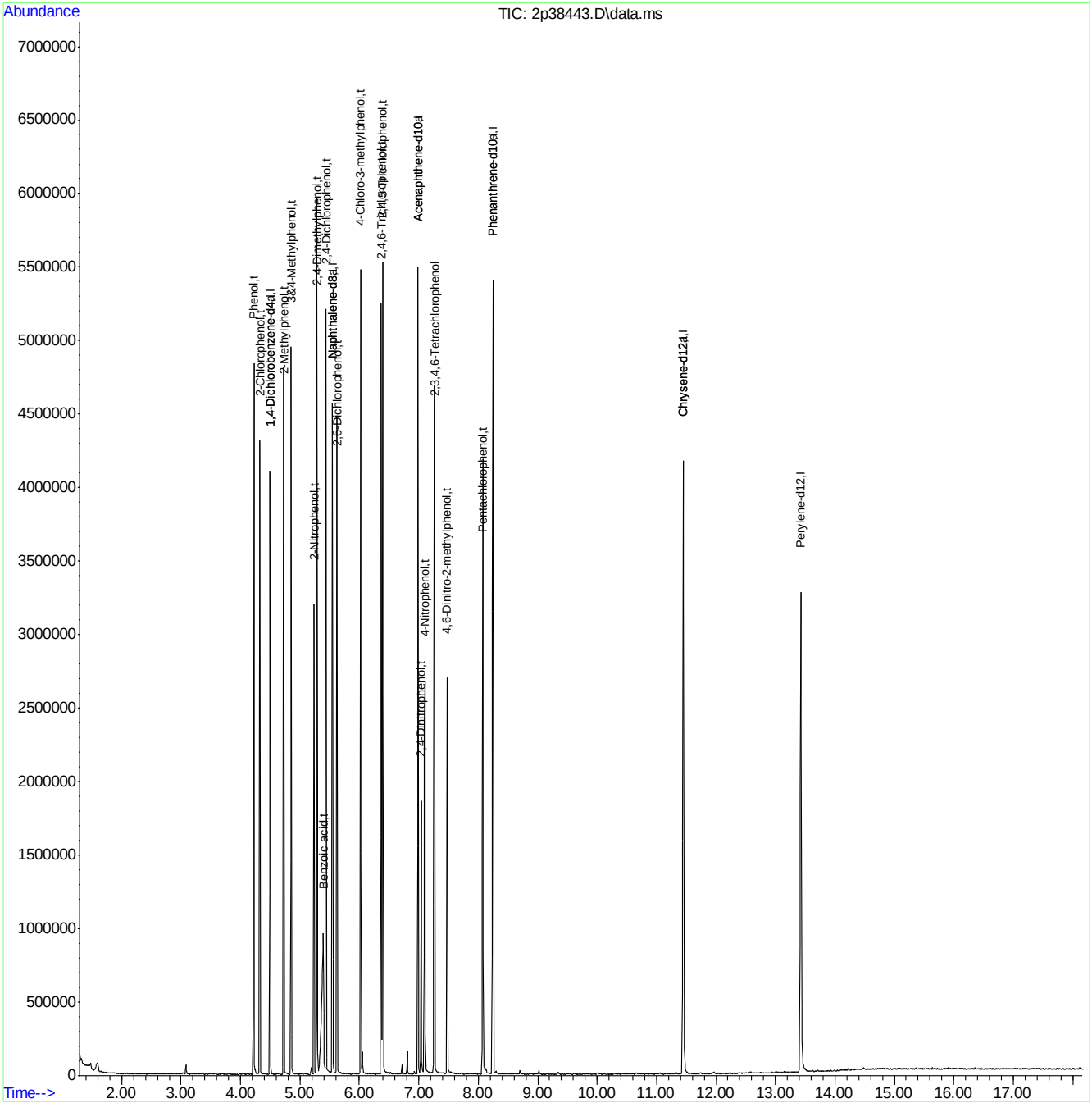

ACCUTEST LABORATORIES JB72256

Quantitation Report (QT Reviewed)

Data Path : C:\msdchem\1\DATA\2P1604\
Data File : 2p38444.D
Acq On : 12 Jul 2014 9:39 pm
Operator : harpreek
Sample : icv1604-50
Misc : op75909,e2p1604,
ALS Vial : 19 Sample Multiplier: 1

Quant Time: Jul 14 11:52:31 2014
Quant Method : C:\MSDCHEM\1\METHODS\M2P1604.M
Quant Title : Semi Volatile Extractables by GC/MS
QLast Update : Mon Jul 14 11:46:13 2014
Response via : Initial Calibration

Compound	R.T.	QIon	Response	Conc	Units	Dev(Min)
Internal Standards						
1) 1,4-Dichlorobenzene-d4	4.501	152	663287	40.00	ppb	0.00
24) Naphthalene-d8	5.550	136	2238016	40.00	ppb	0.00
47) Acenaphthene-d10	6.989	164	1234327	40.00	ppb	0.00
69) Phenanthrene-d10	8.251	188	2206516	40.00	ppb	0.00
83) Chrysene-d12	11.465	240	2236720	40.00	ppb	0.01
92) Perylene-d12	13.434	264	1967203	40.00	ppb	0.00
102) 1,4-Dichlorobenzene-d4a	4.501	152	663287	40.00	ppb	0.00
104) Acenaphthene-d10a	6.989	164	1234327	40.00	ppb	0.00
107) Chrysene-d12a	11.465	240	2236720	40.00	ppb	0.01
110) Phenanthrene-d10a	8.251	188	2206516	40.00	ppb	0.00
112) Naphthalene-d8a	5.550	136	2238016	40.00	ppb	0.00
System Monitoring Compounds						
5) 2-Fluorophenol	0.000	112	0	0.00	ppb	
Spiked Amount 50.000	Range 11 - 58		Recovery =	0.00%#		
8) Phenol-d5	0.000	99	0d	0.00	ppb	
Spiked Amount 50.000	Range 10 - 59		Recovery =	0.00%#		
25) Nitrobenzene-d5	0.000	82	0d	0.00	ppb	
Spiked Amount 50.000	Range 19 - 61		Recovery =	0.00%#		
51) 2-Fluorobiphenyl	0.000	172	0	0.00	ppb	
Spiked Amount 50.000	Range 21 - 58		Recovery =	0.00%#		
73) 2,4,6-Tribromophenol	0.000	330	0	0.00	ppb	
Spiked Amount 50.000	Range 12 - 68		Recovery =	0.00%#		
85) Terphenyl-d14	0.000	244	0d	0.00	ppb	
Spiked Amount 50.000	Range 16 - 65		Recovery =	0.00%#		
108) 1-chlorooctadecane	0.000	57	0d	0.00	ppb	
111) O-terphenyl	0.000	230	0	0.00	ppb	
Target Compounds						Qvalue
4) N-Nitrosodimethylamine	2.036	74	475521	38.35	ppb	98
11) bis(2-Chloroethyl)ether	4.287	93	739275	44.54	ppb	99
14) 1,3-Dichlorobenzene	4.453	146	1150195	41.70	ppb	98
15) 1,4-Dichlorobenzene	4.512	146	1120958	40.37	ppb	100
17) 1,2-Dichlorobenzene	4.640	146	1057273	41.10	ppb	99
20) 2,2'-oxybis(1-Chloropr...	4.742	121	213649	41.69	ppb #	84
22) n-Nitroso-di-n-propyla...	4.849	70	526215	40.75	ppb	92
23) Hexachloroethane	4.919	201	426808	41.29	ppb	87
26) Nitrobenzene	4.977	77	769092	41.76	ppb	99
28) Isophorone	5.175	82	1313477	42.52	ppb	98
32) bis(2-Chloroethoxy)met...	5.368	93	877405	46.33	ppb	99
36) 1,2,4-Trichlorobenzene	5.507	180	904092	42.39	ppb	98
38) Naphthalene	5.566	128	2420336	41.35	ppb	99
42) Hexachlorobutadiene	5.683	225	536797	41.52	ppb	98
48) Hexachlorocyclopentadiene	6.277	237	507924	41.62	ppb	100
52) 2-Chloronaphthalene	6.534	162	1684452	44.50	ppb	99
55) Dimethylphthalate	6.785	163	1827166	44.29	ppb	100
56) Acenaphthylene	6.871	152	2122704	35.61	ppb	99
57) 2,6-Dinitrotoluene	6.828	165	352697	43.24	ppb	99
59) Acenaphthene	7.015	153	1612266	43.33	ppb	96

Quantitation Report (QT Reviewed)

Data Path : C:\msdchem\1\DATA\2P1604\
Data File : 2p38444.D
Acq On : 12 Jul 2014 9:39 pm
Operator : harpreek
Sample : icv1604-50
Misc : op75909,e2p1604,
ALS Vial : 19 Sample Multiplier: 1

Quant Time: Jul 14 11:52:31 2014
Quant Method : C:\MSDCHEM\1\METHODS\M2P1604.M
Quant Title : Semi Volatile Extractables by GC/MS
QLast Update : Mon Jul 14 11:46:13 2014
Response via : Initial Calibration

Compound	R.T.	QIon	Response	Conc	Units	Dev(Min)
63) 2,4-Dinitrotoluene	7.149	165	472966	42.47	ppb	96
65) Diethylphthalate	7.363	149	1788359	44.48	ppb	98
66) Fluorene	7.438	166	1801012	43.28	ppb	99
67) 4-Chlorophenyl-phenyle...	7.443	204	894099	43.58	ppb	97
71) n-Nitrosodiphenylamine	7.539	169	1296121	45.13	ppb	99
72) 1,2-Diphenylhydrazine	7.572	77	1470885	41.97	ppb	97
74) 4-Bromophenyl-phenylether	7.855	248	560699	43.80	ppb	99
75) Hexachlorobenzene	7.908	284	573958	40.63	ppb	98
77) Phenanthrene	8.272	178	2609656	41.74	ppb	99
78) Anthracene	8.320	178	2581975	41.94	ppb	99
80) Di-n-butylphthalate	8.882	149	3008195	46.33	ppb	99
81) Fluoranthene	9.551	202	3222770	44.56	ppb	100
84) Pyrene	9.823	202	3193334	43.42	ppb	100
86) Butylbenzylphthalate	10.765	149	1344109	48.54	ppb	98
88) Benzo[a]anthracene	11.444	228	3018815	44.41	ppb	100
90) Chrysene	11.503	228	2760437	44.87	ppb	99
91) bis(2-Ethylhexyl)phtha...	11.642	149	1714074	49.88	ppb	99
93) Di-n-octylphthalate	12.578	149	3033474	45.82	ppb	99
94) Benzo[b]fluoranthene	12.942	252	2904202	44.61	ppb	99
95) Benzo[k]fluoranthene	12.979	252	2883973	45.28	ppb	97
96) Benzo[a]pyrene	13.359	252	2769980	50.47	ppb	98
97) Indeno[1,2,3-cd]pyrene	14.760	276	2676171	48.51	ppb	99
99) Dibenz[a,h]anthracene	14.803	278	2488905	48.18	ppb	99
101) Benzo[g,h,i]perylene	15.113	276	2733799	51.71	ppb	98
106) 1,2,4,5-Tetrachloroben...	6.277	216	985357	42.68	ppb	99
109) Benzidine	9.738	184	1801098	72.35	ppb	98

(#) = qualifier out of range (m) = manual integration (+) = signals summed

Quantitation Report (QT Reviewed)

Data Path : C:\msdchem\1\DATA\2P1604\
Data File : 2p38444.D
Acq On : 12 Jul 2014 9:39 pm
Operator : harpreek
Sample : icv1604-50
Misc : op75909,e2p1604,
ALS Vial : 19 Sample Multiplier: 1

Quant Time: Jul 14 11:52:31 2014
Quant Method : C:\MSDCHEM\1\METHODS\M2P1604.M
Quant Title : Semi Volatile Extractables by GC/MS
QLast Update : Mon Jul 14 11:46:13 2014
Response via : Initial Calibration

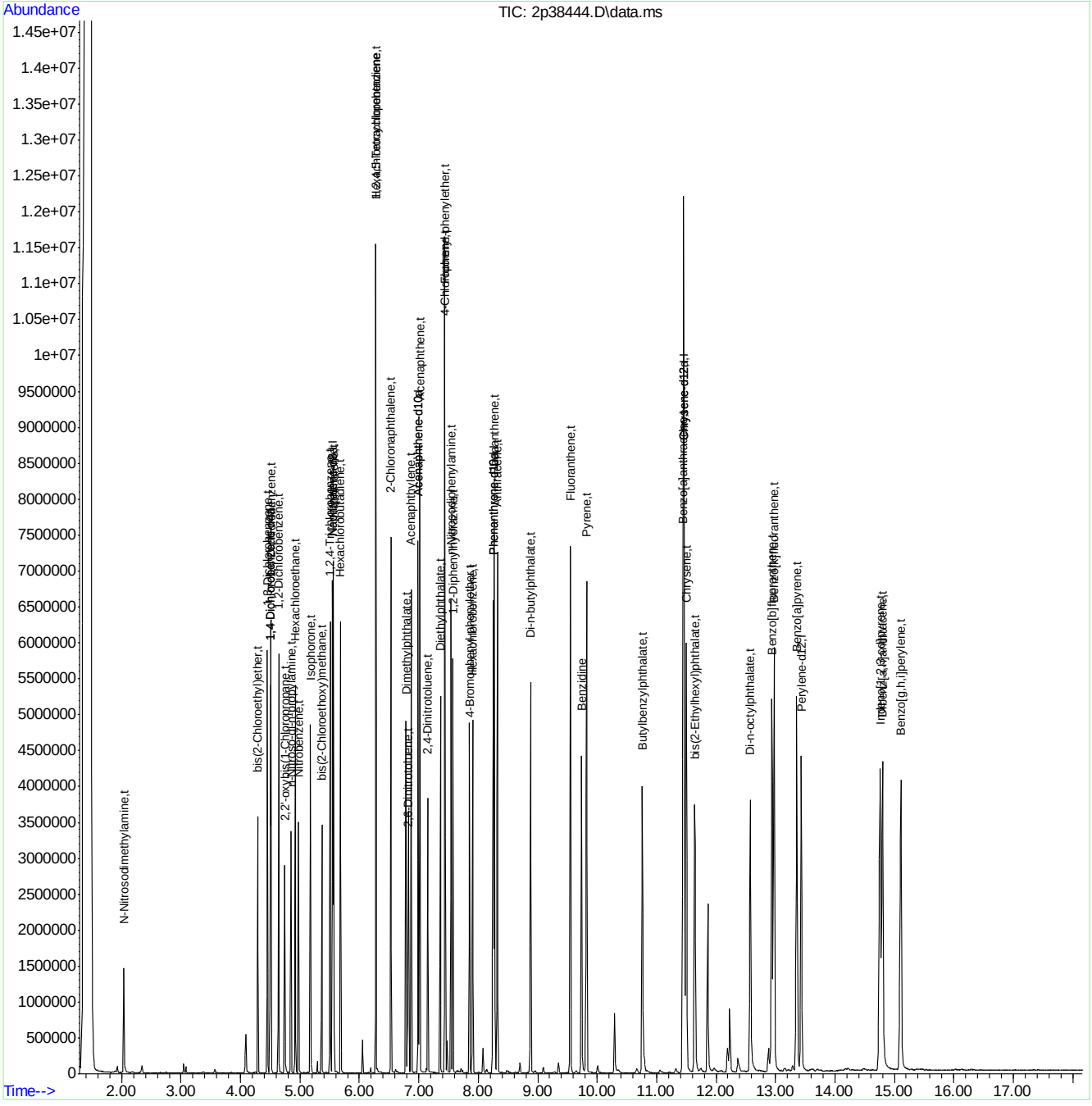

ACCUTEST LABORATORIES JB72256

Quantitation Report (QT Reviewed)

Data Path : C:\msdchem\1\DATA\2P1604\
Data File : 2p38445.D
Acq On : 12 Jul 2014 10:02 pm
Operator : harpreek
Sample : icv1604-50
Misc : op75909,e2p1604,
ALS Vial : 20 Sample Multiplier: 1

Quant Time: Jul 14 12:00:13 2014
Quant Method : C:\MSDCHEM\1\METHODS\M2P1604.M
Quant Title : Semi Volatile Extractables by GC/MS
QLast Update : Mon Jul 14 11:46:13 2014
Response via : Initial Calibration

Compound	R.T.	QIon	Response	Conc	Units	Dev(Min)
Internal Standards						
1) 1,4-Dichlorobenzene-d4	4.496	152	490738	40.00	ppb	0.00
24) Naphthalene-d8	5.550	136	1770799	40.00	ppb	0.00
47) Acenaphthene-d10	6.989	164	945961	40.00	ppb	0.00
69) Phenanthrene-d10	8.251	188	1679943	40.00	ppb	0.00
83) Chrysene-d12	11.455	240	1862669	40.00	ppb	0.00
92) Perylene-d12	13.428	264	1474651	40.00	ppb	0.00
102) 1,4-Dichlorobenzene-d4a	4.496	152	490738	40.00	ppb	0.00
104) Acenaphthene-d10a	6.989	164	945961	40.00	ppb	0.00
107) Chrysene-d12a	11.455	240	1862669	40.00	ppb	0.00
110) Phenanthrene-d10a	8.251	188	1679943	40.00	ppb	0.00
112) Naphthalene-d8a	5.550	136	1770799	40.00	ppb	0.00
System Monitoring Compounds						
5) 2-Fluorophenol	0.000	112	0	0.00	ppb	
Spiked Amount 50.000	Range 11 - 58		Recovery =	0.00%#		
8) Phenol-d5	0.000	99	0d	0.00	ppb	
Spiked Amount 50.000	Range 10 - 59		Recovery =	0.00%#		
25) Nitrobenzene-d5	0.000	82	0	0.00	ppb	
Spiked Amount 50.000	Range 19 - 61		Recovery =	0.00%#		
51) 2-Fluorobiphenyl	0.000	172	0	0.00	ppb	
Spiked Amount 50.000	Range 21 - 58		Recovery =	0.00%#		
73) 2,4,6-Tribromophenol	0.000	330	0	0.00	ppb	
Spiked Amount 50.000	Range 12 - 68		Recovery =	0.00%#		
85) Terphenyl-d14	0.000	244	0	0.00	ppb	
Spiked Amount 50.000	Range 16 - 65		Recovery =	0.00%#		
108) 1-chlorooctadecane	0.000	57	0	0.00	ppb	
111) O-terphenyl	0.000	230	0	0.00	ppb	
Target Compounds						Qvalue
2) 1,4-Dioxane	1.736	88	263349	42.09	ppb	97
6) Indene	4.710	116	1383709	51.96	ppb	100
7) Cumene	3.822	105	1841150	47.42	ppb	99
13) Decane	4.389	57	718261	41.94	ppb	99
18) Acetophenone	4.833	105	1060712	49.68	ppb	97
27) Quinoline	5.839	129	1596338	50.13	ppb	100
40) 2,3-Dichloroaniline	6.368	161	848475	47.11	ppb	98
41) Caprolactam	5.887	113	183868	46.85	ppb	98
45) 1-Methylnaphthalene	6.218	141	1357642	48.15	ppb	98
46) Dimethylnaphthalene	6.652	156	1399720	49.10	ppb	98
53) Biphenyl	6.523	154	1915535	52.59	ppb	100
82) Octadecane	8.187	43	654868	53.06	ppb	97
100) 7,12-Dimethylbenz(a)an...	12.936	256	776237	37.87	ppb	98
103) Benzaldehyde	4.127	105	702198	60.48	ppb	94
105) Atrazine	8.010	215	241612	56.19	ppb	93

(#) = qualifier out of range (m) = manual integration (+) = signals summed

Quantitation Report (QT Reviewed)

Data Path : C:\msdchem\1\DATA\2P1604\
Data File : 2p38445.D
Acq On : 12 Jul 2014 10:02 pm
Operator : harpreek
Sample : icv1604-50
Misc : op75909,e2p1604,
ALS Vial : 20 Sample Multiplier: 1

Quant Time: Jul 14 12:00:13 2014
Quant Method : C:\MSDCHEM\1\METHODS\M2P1604.M
Quant Title : Semi Volatile Extractables by GC/MS
QLast Update : Mon Jul 14 11:46:13 2014
Response via : Initial Calibration

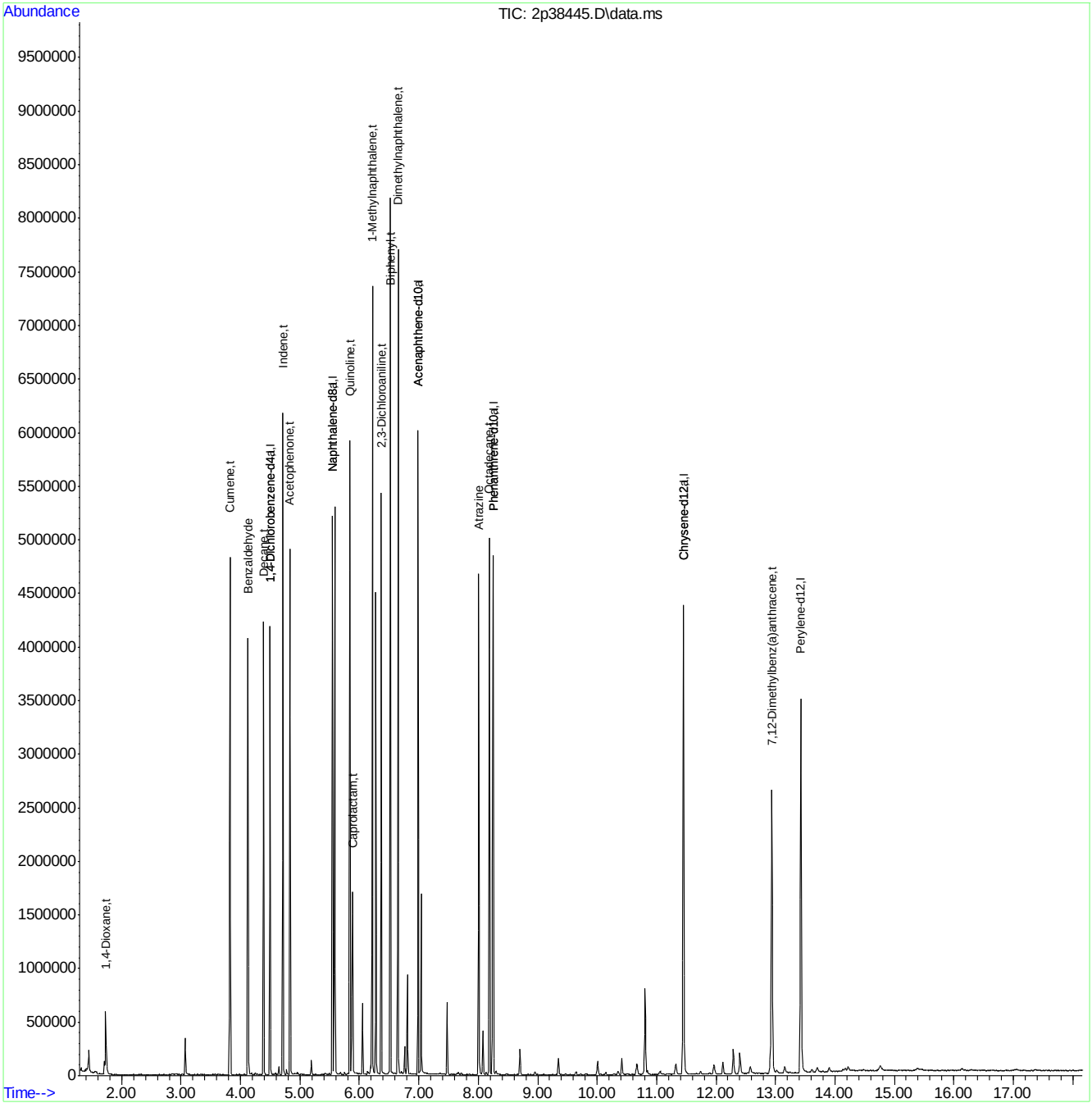

ACCUTEST LABORATORIES JB72256

Quantitation Report (QT Reviewed)

Data Path : C:\msdchem\1\DATA\2P1604\
Data File : 2p38446.D
Acq On : 12 Jul 2014 10:24 pm
Operator : harpreek
Sample : icv1604-50
Misc : op75909,e2p1604,
ALS Vial : 21 Sample Multiplier: 1

Quant Time: Jul 14 12:00:03 2014
Quant Method : C:\MSDCHEM\1\METHODS\M2P1604.M
Quant Title : Semi Volatile Extractables by GC/MS
QLast Update : Sat Jul 12 14:46:38 2014
Response via : Initial Calibration

Compound	R.T.	QIon	Response	Conc	Units	Dev(Min)
Internal Standards						
1) 1,4-Dichlorobenzene-d4	4.496	152	671036	40.00	ppb	0.00
24) Naphthalene-d8	5.550	136	2365647	40.00	ppb	0.00
47) Acenaphthene-d10	6.988	164	1282162	40.00	ppb	0.00
69) Phenanthrene-d10	8.251	188	2250695	40.00	ppb	0.00
83) Chrysene-d12	11.455	240	2306929	40.00	ppb	-0.02
92) Perylene-d12	13.434	264	1923915	40.00	ppb	-0.01
102) 1,4-Dichlorobenzene-d4a	4.496	152	671036	40.00	ppb	0.00
104) Acenaphthene-d10a	6.988	164	1282162	40.00	ppb	0.00
107) Chrysene-d12a	11.455	240	2306929	40.00	ppb	-0.02
110) Phenanthrene-d10a	8.251	188	2250695	40.00	ppb	# 0.00
112) Naphthalene-d8a	5.550	136	2365647	40.00	ppb	0.00
System Monitoring Compounds						
5) 2-Fluorophenol	3.389	112	892431	39.16	ppb	0.00
Spiked Amount 50.000	Range 11 - 58		Recovery = 78.32%#			
8) Phenol-d5	4.213	99	1043105	40.50	ppb	0.00
Spiked Amount 50.000	Range 10 - 59		Recovery = 81.00%#			
25) Nitrobenzene-d5	4.956	82	820357	42.76	ppb	-0.01
Spiked Amount 50.000	Range 19 - 61		Recovery = 85.52%#			
51) 2-Fluorobiphenyl	6.443	172	1987399	49.73	ppb	0.00
Spiked Amount 50.000	Range 21 - 58		Recovery = 99.46%#			
73) 2,4,6-Tribromophenol	7.636	330	244268	39.92	ppb	0.00
Spiked Amount 50.000	Range 12 - 68		Recovery = 79.84%#			
85) Terphenyl-d14	10.059	244	2126255	42.94	ppb	-0.01
Spiked Amount 50.000	Range 16 - 65		Recovery = 85.88%#			
108) 1-chlorooctadecane	0.000	57	0	0.00	ppb	
111) O-terphenyl	0.000	230	0	0.00	ppb	
Target Compounds						Qvalue

(#) = qualifier out of range (m) = manual integration (+) = signals summed

Quantitation Report (QT Reviewed)

Data Path : C:\msdchem\1\DATA\2P1604\
Data File : 2p38446.D
Acq On : 12 Jul 2014 10:24 pm
Operator : harpreek
Sample : icv1604-50
Misc : op75909,e2p1604,
ALS Vial : 21 Sample Multiplier: 1

Quant Time: Jul 14 12:00:03 2014
Quant Method : C:\MSDCHEM\1\METHODS\M2P1604.M
Quant Title : Semi Volatile Extractables by GC/MS
QLast Update : Sat Jul 12 14:46:38 2014
Response via : Initial Calibration

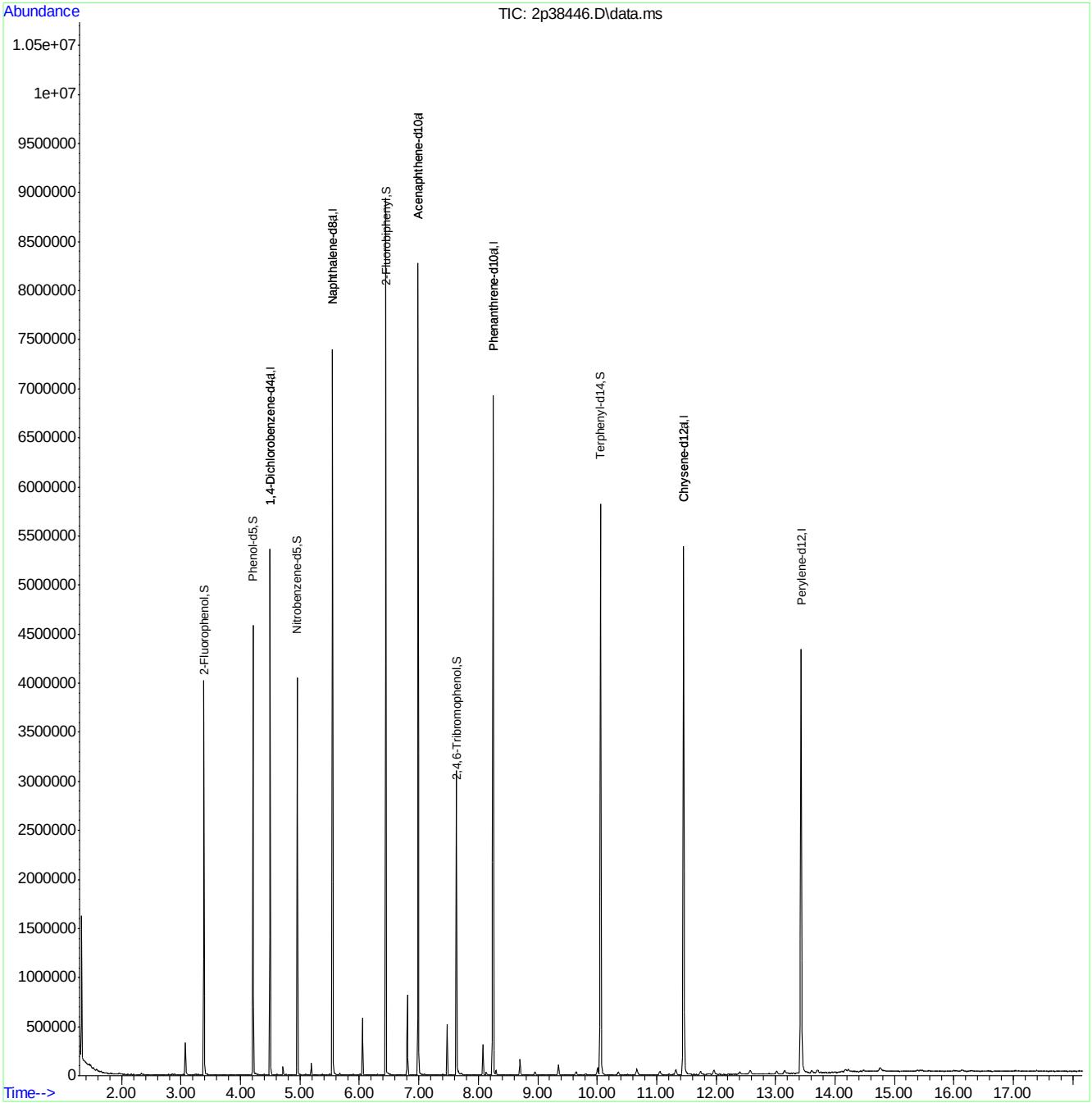

ACCUTEST LABORATORIES JB72256

Quantitation Report (QT Reviewed)

Data Path : C:\msdchem\1\DATA\2P1604\
Data File : 2p38447.D
Acq On : 12 Jul 2014 10:47 pm
Operator : harpreek
Sample : icv1604-50
Misc : op75909,e2p1604,
ALS Vial : 22 Sample Multiplier: 1

Quant Time: Jul 14 12:05:28 2014
Quant Method : C:\MSDCHEM\1\METHODS\M2P1604.M
Quant Title : Semi Volatile Extractables by GC/MS
QLast Update : Mon Jul 14 11:46:13 2014
Response via : Initial Calibration

Compound	R.T.	QIon	Response	Conc	Units		Dev(Min)
Internal Standards							
1) 1,4-Dichlorobenzene-d4	4.507	152	502874	40.00	ppb		0.01
24) Naphthalene-d8	5.550	136	1934340	40.00	ppb		0.00
47) Acenaphthene-d10	6.989	164	1044957	40.00	ppb		0.00
69) Phenanthrene-d10	8.245	188	1861299	40.00	ppb		0.00
83) Chrysene-d12	11.455	240	1893649	40.00	ppb		0.00
92) Perylene-d12	13.428	264	1606239	40.00	ppb		0.00
102) 1,4-Dichlorobenzene-d4a	4.507	152	502874	40.00	ppb		0.01
104) Acenaphthene-d10a	6.989	164	1044957	40.00	ppb		0.00
107) Chrysene-d12a	11.455	240	1893649	40.00	ppb		0.00
110) Phenanthrene-d10a	8.245	188	1861299	40.00	ppb		0.00
112) Naphthalene-d8a	5.550	136	1934340	40.00	ppb		0.00
System Monitoring Compounds							
5) 2-Fluorophenol	0.000	112	0	0.00	ppb		
Spiked Amount 50.000	Range 11 - 58		Recovery =	0.00%#			
8) Phenol-d5	0.000	99	0	0.00	ppb		
Spiked Amount 50.000	Range 10 - 59		Recovery =	0.00%#			
25) Nitrobenzene-d5	0.000	82	0	0.00	ppb		
Spiked Amount 50.000	Range 19 - 61		Recovery =	0.00%#			
51) 2-Fluorobiphenyl	0.000	172	0	0.00	ppb		
Spiked Amount 50.000	Range 21 - 58		Recovery =	0.00%#			
73) 2,4,6-Tribromophenol	0.000	330	0	0.00	ppb		
Spiked Amount 50.000	Range 12 - 68		Recovery =	0.00%#			
85) Terphenyl-d14	0.000	244	0d	0.00	ppb		
Spiked Amount 50.000	Range 16 - 65		Recovery =	0.00%#			
108) 1-chlorooctadecane	0.000	57	0	0.00	ppb		
111) O-terphenyl	0.000	230	0	0.00	ppb		
Target Compounds							Qvalue
3) Pyridine	2.169	79	837003	51.83	ppb		98
10) Aniline	4.234	93	1262368	53.29	ppb	#	54
16) Benzyl alcohol	4.630	108	526014	53.74	ppb		96
39) 4-Chloroaniline	5.619	127	1073452	48.56	ppb		97
44) 2-Methylnaphthalene	6.138	141	1423239	45.22	ppb		98
54) 2-Nitroaniline	6.619	65	433163	50.53	ppb		89
58) 3-Nitroaniline	6.956	138	418957	50.21	ppb		88
62) Dibenzofuran	7.154	168	2185675	48.97	ppb		96
68) 4-Nitroaniline	7.454	138	401596	46.36	ppb		87
79) Carbazole	8.481	167	2424456	48.58	ppb		100

(#) = qualifier out of range (m) = manual integration (+) = signals summed

Quantitation Report (QT Reviewed)

Data Path : C:\msdchem\1\DATA\2P1604\
Data File : 2p38447.D
Acq On : 12 Jul 2014 10:47 pm
Operator : harpreek
Sample : icv1604-50
Misc : op75909,e2p1604,
ALS Vial : 22 Sample Multiplier: 1

Quant Time: Jul 14 12:05:28 2014
Quant Method : C:\MSDCHEM\1\METHODS\M2P1604.M
Quant Title : Semi Volatile Extractables by GC/MS
QLast Update : Mon Jul 14 11:46:13 2014
Response via : Initial Calibration

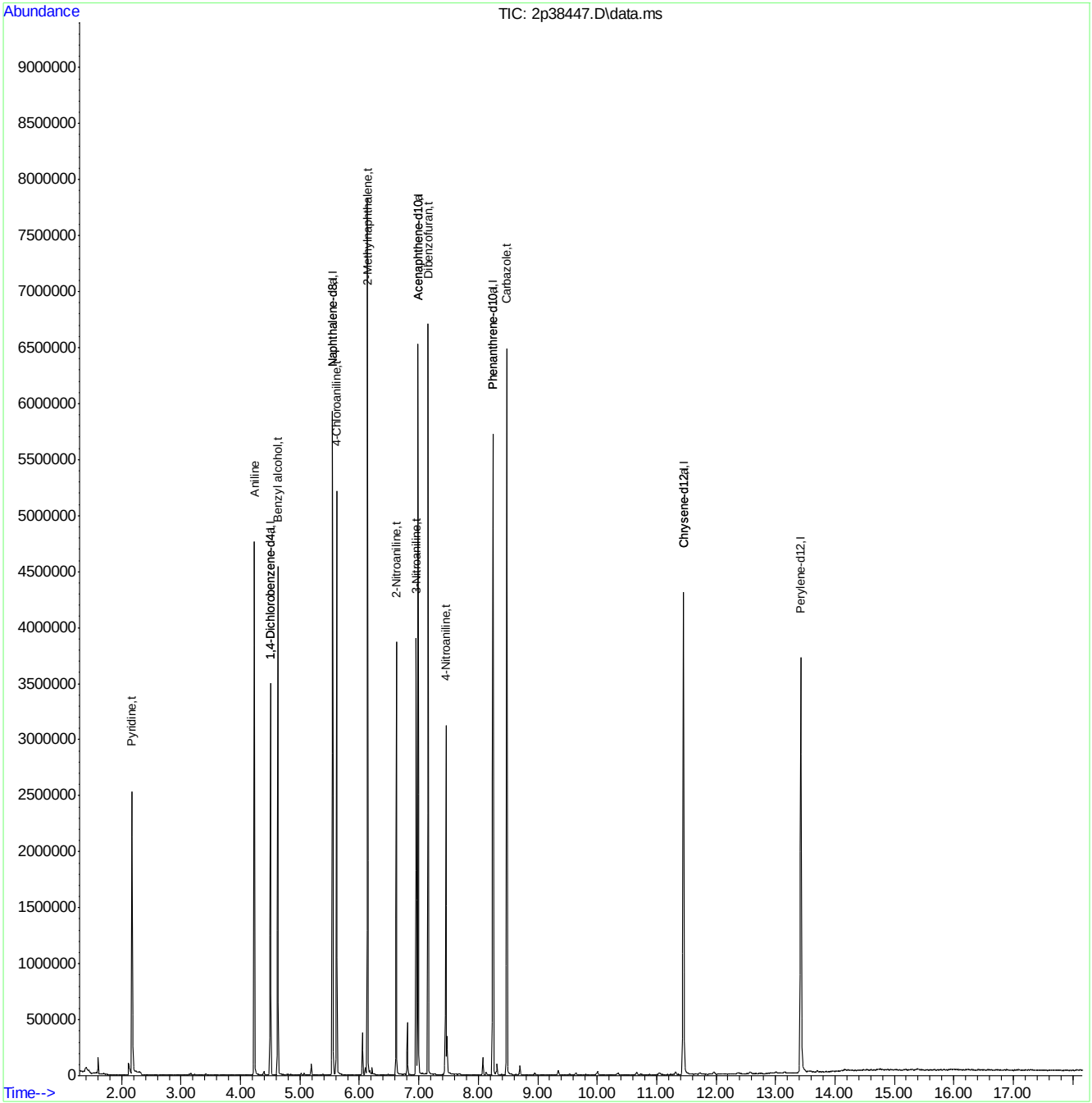

ACCUTEST LABORATORIES JB72256

Quantitation Report (QT Reviewed)

Data Path : C:\msdchem\1\DATA\2P1604\
Data File : 2p38448.D
Acq On : 12 Jul 2014 11:09 pm
Operator : harpreek
Sample : icv1604-50
Misc : op75909,e2p1604,
ALS Vial : 23 Sample Multiplier: 1

Quant Time: Jul 14 12:09:09 2014
Quant Method : C:\MSDCHEM\1\METHODS\M2P1604.M
Quant Title : Semi Volatile Extractables by GC/MS
QLast Update : Mon Jul 14 11:46:13 2014
Response via : Initial Calibration

Compound	R.T.	QIon	Response	Conc	Units	Dev(Min)
Internal Standards						
1) 1,4-Dichlorobenzene-d4	4.496	152	1011200	40.00	ppb	0.00
24) Naphthalene-d8	5.550	136	3593119	40.00	ppb	0.00
47) Acenaphthene-d10	6.988	164	1998581	40.00	ppb	0.00
69) Phenanthrene-d10	8.251	188	3545563	40.00	ppb	0.00
83) Chrysene-d12	11.460	240	3753877	40.00	ppb	0.00
92) Perylene-d12	13.439	264	3487360	40.00	ppb	0.01
102) 1,4-Dichlorobenzene-d4a	4.496	152	1011200	40.00	ppb	0.00
104) Acenaphthene-d10a	6.988	164	1998581	40.00	ppb	0.00
107) Chrysene-d12a	11.460	240	3753877	40.00	ppb	0.00
110) Phenanthrene-d10a	8.251	188	3545563	40.00	ppb	0.00
112) Naphthalene-d8a	5.550	136	3593119	40.00	ppb	0.00
System Monitoring Compounds						
5) 2-Fluorophenol	0.000	112	0	0.00	ppb	
Spiked Amount 50.000	Range 11 - 58		Recovery =	0.00%#		
8) Phenol-d5	0.000	99	0	0.00	ppb	
Spiked Amount 50.000	Range 10 - 59		Recovery =	0.00%#		
25) Nitrobenzene-d5	0.000	82	0	0.00	ppb	
Spiked Amount 50.000	Range 19 - 61		Recovery =	0.00%#		
51) 2-Fluorobiphenyl	0.000	172	0	0.00	ppb	
Spiked Amount 50.000	Range 21 - 58		Recovery =	0.00%#		
73) 2,4,6-Tribromophenol	0.000	330	0	0.00	ppb	
Spiked Amount 50.000	Range 12 - 68		Recovery =	0.00%#		
85) Terphenyl-d14	0.000	244	0d	0.00	ppb	
Spiked Amount 50.000	Range 16 - 65		Recovery =	0.00%#		
108) 1-chlorooctadecane	0.000	57	0	0.00	ppb	
111) O-terphenyl	0.000	230	0	0.00	ppb	
Target Compounds						Qvalue
89) 3,3'-Dichlorobenzidine	11.454	252	1740650	46.93	ppb	98
109) Benzidine	9.738	184	3431342	82.13	ppb	99

(#) = qualifier out of range (m) = manual integration (+) = signals summed

Quantitation Report (QT Reviewed)

Data Path : C:\msdchem\1\DATA\2P1604\
Data File : 2p38448.D
Acq On : 12 Jul 2014 11:09 pm
Operator : harpreek
Sample : icv1604-50
Misc : op75909,e2p1604,
ALS Vial : 23 Sample Multiplier: 1

Quant Time: Jul 14 12:09:09 2014
Quant Method : C:\MSDCHEM\1\METHODS\M2P1604.M
Quant Title : Semi Volatile Extractables by GC/MS
QLast Update : Mon Jul 14 11:46:13 2014
Response via : Initial Calibration

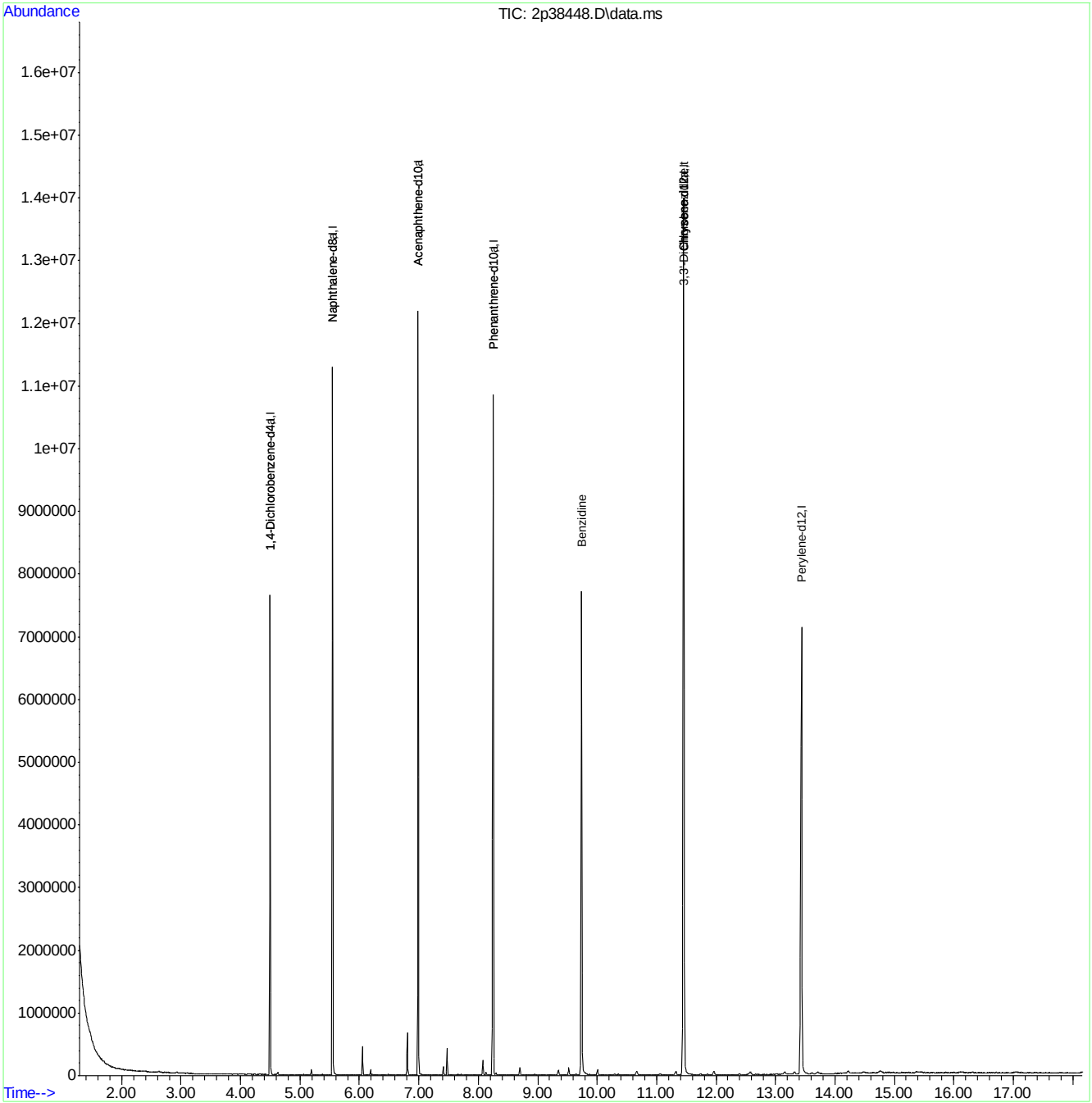

Quantitation Report (QT Reviewed)

Data Path : C:\msdchem\1\DATA\2P1604\
Data File : 2p38449.D
Acq On : 12 Jul 2014 11:32 pm
Operator : harpreek
Sample : icv1604-50
Misc : op75909,e2p1604,
ALS Vial : 24 Sample Multiplier: 1

Quant Time: Jul 14 14:55:51 2014
Quant Method : C:\MSDCHEM\1\METHODS\M2P1604.M
Quant Title : Semi Volatile Extractables by GC/MS
QLast Update : Mon Jul 14 11:46:13 2014
Response via : Initial Calibration

Compound	R.T.	QIon	Response	Conc	Units	Dev(Min)
Internal Standards						
1) 1,4-Dichlorobenzene-d4	4.496	152	832348	40.00	ppb	0.00
24) Naphthalene-d8	5.544	136	2887057	40.00	ppb	0.00
47) Acenaphthene-d10	6.983	164	1609179	40.00	ppb	0.00
69) Phenanthrene-d10	8.245	188	2814458	40.00	ppb	0.00
83) Chrysene-d12	11.449	240	2932423	40.00	ppb	0.00
92) Perylene-d12	13.428	264	2464820	40.00	ppb	0.00
102) 1,4-Dichlorobenzene-d4a	4.496	152	832348	40.00	ppb	0.00
104) Acenaphthene-d10a	6.983	164	1609179	40.00	ppb	0.00
107) Chrysene-d12a	11.449	240	2932423	40.00	ppb	0.00
110) Phenanthrene-d10a	8.245	188	2814458	40.00	ppb	0.00
112) Naphthalene-d8a	5.544	136	2887057	40.00	ppb	0.00
System Monitoring Compounds						
5) 2-Fluorophenol	0.000	112	0	0.00	ppb	
Spiked Amount 50.000	Range 11 - 58		Recovery =	0.00%#		
8) Phenol-d5	0.000	99	0	0.00	ppb	
Spiked Amount 50.000	Range 10 - 59		Recovery =	0.00%#		
25) Nitrobenzene-d5	0.000	82	0	0.00	ppb	
Spiked Amount 50.000	Range 19 - 61		Recovery =	0.00%#		
51) 2-Fluorobiphenyl	0.000	172	0	0.00	ppb	
Spiked Amount 50.000	Range 21 - 58		Recovery =	0.00%#		
73) 2,4,6-Tribromophenol	0.000	330	0	0.00	ppb	
Spiked Amount 50.000	Range 12 - 68		Recovery =	0.00%#		
85) Terphenyl-d14	0.000	244	0	0.00	ppb	
Spiked Amount 50.000	Range 16 - 65		Recovery =	0.00%#		
108) 1-chlorooctadecane	0.000	57	0	0.00	ppb	
111) O-terphenyl	0.000	230	0	0.00	ppb	
Target Compounds						Qvalue
113) Hydroquinone	5.919	110	1261111	54.39	ppb	89

(#) = qualifier out of range (m) = manual integration (+) = signals summed

9.6.23

9

Quantitation Report (QT Reviewed)

Data Path : C:\msdchem\1\DATA\2P1604\
Data File : 2p38449.D
Acq On : 12 Jul 2014 11:32 pm
Operator : harpreek
Sample : icv1604-50
Misc : op75909,e2p1604,
ALS Vial : 24 Sample Multiplier: 1

Quant Time: Jul 14 14:55:51 2014
Quant Method : C:\MSDCHEM\1\METHODS\M2P1604.M
Quant Title : Semi Volatile Extractables by GC/MS
QLast Update : Mon Jul 14 11:46:13 2014
Response via : Initial Calibration

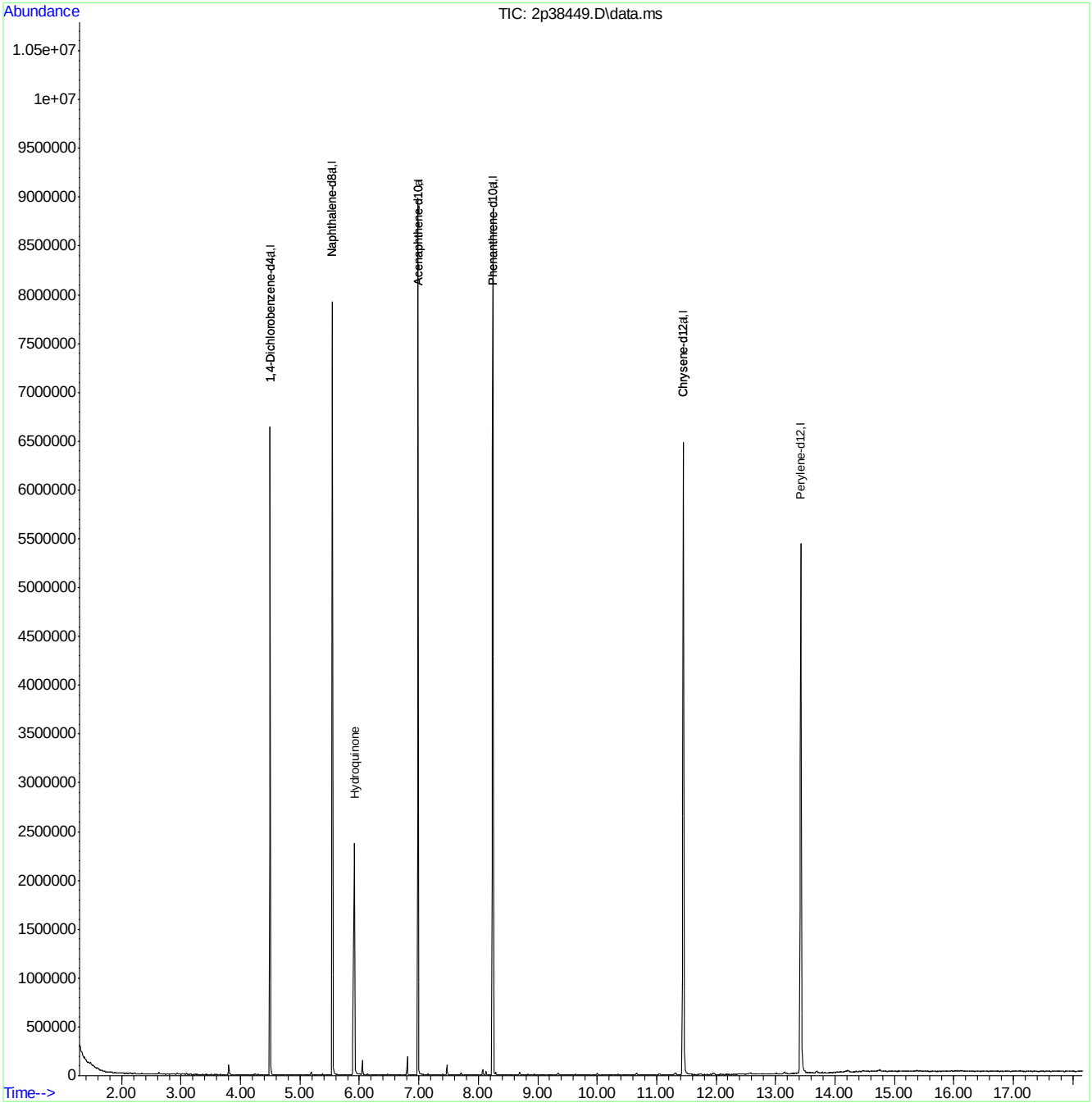

ACCUTEST LABORATORIES JB72256

Manual Integrations APPROVED (compounds with "m" flag)
Jennifer Laidlaw 07/28/14 13:29

Quantitation Report (QT Reviewed)

Data Path : C:\msdchem\1\DATA\2P1623\
Data File : 2p38896.D
Acq On : 25 Jul 2014 7:55 pm
Operator : ashleyd
Sample : cc1604-25
Misc : op75909,e2p1623
ALS Vial : 2 Sample Multiplier: 1

Quant Time: Jul 26 13:26:17 2014
Quant Method : C:\MSDCHEM\1\METHODS\M2P1604.M
Quant Title : Semi Volatile Extractables by GC/MS
QLast Update : Sat Jul 19 09:32:13 2014
Response via : Initial Calibration

Compound	R.T.	QIon	Response	Conc	Units		Dev(Min)
Internal Standards							
1) 1,4-Dichlorobenzene-d4	4.384	152	755475	40.00	ppb		-0.06
24) Naphthalene-d8	5.437	136	2738585	40.00	ppb		-0.06
47) Acenaphthene-d10	6.871	164	1661924	40.00	ppb		-0.06
69) Phenanthrene-d10	8.117	188	2883368	40.00	ppb		-0.07
83) Chrysene-d12	11.278	240	2987974	40.00	ppb		-0.09
92) Perylene-d12	13.252	264	2516400	40.00	ppb		-0.09
102) 1,4-Dichlorobenzene-d4a	4.384	152	755475	40.00	ppb		-0.06
104) Acenaphthene-d10a	6.871	164	1661924	40.00	ppb		-0.06
107) Chrysene-d12a	11.278	240	2987974	40.00	ppb		-0.09
System Monitoring Compounds							
5) 2-Fluorophenol	3.325	112	640089	26.92	ppb		-0.07
Spiked Amount 50.000	Range 11 - 58		Recovery = 53.84%				
8) Phenol-d5	4.170	99	646491	23.23	ppb		-0.06
Spiked Amount 50.000	Range 10 - 59		Recovery = 46.46%				
25) Nitrobenzene-d5	4.860	82	547703	24.69	ppb		-0.06
Spiked Amount 50.000	Range 19 - 61		Recovery = 49.38%				
51) 2-Fluorobiphenyl	6.331	172	1296322	22.28	ppb		-0.06
Spiked Amount 50.000	Range 21 - 58		Recovery = 44.56%				
73) 2,4,6-Tribromophenol	7.523	330	171480	23.33	ppb		-0.06
Spiked Amount 50.000	Range 12 - 68		Recovery = 46.66%				
85) Terphenyl-d14	9.882	244	1346421	22.20	ppb		-0.09
Spiked Amount 50.000	Range 16 - 65		Recovery = 44.40%				
Target Compounds							Qvalue
2) 1,4-Dioxane	1.624	88	238216	25.01	ppb		96
3) Pyridine	1.950	79	582560	24.01	ppb		94
4) N-Nitrosodimethylamine	1.918	74	376233	26.64	ppb		97
6) Indene	4.598	116	1002511	24.45	ppb		100
7) Cumene	3.699	105	1359594	22.75	ppb		98
9) Phenol	4.180	94	699998	21.91	ppb	#	73
10) Aniline	4.132	93	846175	23.78	ppb	#	54
11) bis(2-Chloroethyl)ether	4.180	93	471001	24.91	ppb		82
12) 2-Chlorophenol	4.234	128	634371	24.17	ppb		99
13) Decane	4.261	57	680533	25.81	ppb		97
14) 1,3-Dichlorobenzene	4.335	146	754590	24.02	ppb		100
15) 1,4-Dichlorobenzene	4.400	146	737670	23.32	ppb		100
16) Benzyl alcohol	4.533	108	358130	24.35	ppb		91
17) 1,2-Dichlorobenzene	4.528	146	713910	24.37	ppb		98
18) Acetophenone	4.737	105	793782	24.15	ppb		96
19) 2-Methylphenol	4.662	108	538303	25.90	ppb		97
20) 2,2'-oxybis(1-Chloropr...	4.630	121	137263	23.52	ppb	#	68
21) 3&4-Methylphenol	4.790	108	563758	25.02	ppb		97
22) n-Nitroso-di-n-propyla...	4.742	70	355446	24.17	ppb		95
23) Hexachloroethane	4.801	201	289697	24.60	ppb		93
26) Nitrobenzene	4.876	77	545753	24.21	ppb		99
27) Quinoline	5.737	129	1158653	23.53	ppb		99
28) Isophorone	5.068	82	906233	23.97	ppb		95
29) 2-Nitrophenol	5.138	139	346386	27.03	ppb		74

Quantitation Report (QT Reviewed)

Data Path : C:\msdchem\1\DATA\2P1623\
Data File : 2p38896.D
Acq On : 25 Jul 2014 7:55 pm
Operator : ashleyd
Sample : cc1604-25
Misc : op75909,e2p1623
ALS Vial : 2 Sample Multiplier: 1

Quant Time: Jul 26 13:26:17 2014
Quant Method : C:\MSDCHEM\1\METHODS\M2P1604.M
Quant Title : Semi Volatile Extractables by GC/MS
QLast Update : Sat Jul 19 09:32:13 2014
Response via : Initial Calibration

Compound	R.T.	QIon	Response	Conc	Units		Dev(Min)
30) 2,4-Dimethylphenol	5.213	107	575556	25.98	ppb		100
31) Benzoic acid	5.325	105	333839m	20.46	ppb		
32) bis(2-Chloroethoxy)met...	5.261	93	557541	24.06	ppb		100
33) 2,4-Dichlorophenol	5.357	162	557602	25.31	ppb		96
34) 2,6-Dichlorophenol	5.534	162	524639	24.38	ppb		95
35) 1,3,5-Trichlorobenzene	5.138	180	673699	24.22	ppb		97
36) 1,2,4-Trichlorobenzene	5.394	180	611485	23.43	ppb		99
37) 1,2,3-Trichlorobenzene	5.576	180	589244	23.50	ppb		98
38) Naphthalene	5.453	128	1655305	23.11	ppb		99
39) 4-Chloroaniline	5.528	127	764362	24.42	ppb		97
40) 2,3-Dichloroaniline	6.272	161	676307	24.28	ppb		96
41) Caprolactam	5.828	113	150018	24.72	ppb		96
42) Hexachlorobutadiene	5.566	225	358978	22.69	ppb		98
43) 4-Chloro-3-methylphenol	5.967	107	498874	25.14	ppb		98
44) 2-Methylnaphthalene	6.020	141	1057064	23.72	ppb		98
45) 1-Methylnaphthalene	6.101	141	1035433	23.75	ppb		99
46) Dimethylnaphthalene	6.534	156	1070241	24.27	ppb		98
48) Hexachlorocyclopentadiene	6.154	237	785279	47.79	ppb		97
49) 2,4,6-Trichlorophenol	6.282	196	417732	24.02	ppb		96
50) 2,4,5-Trichlorophenol	6.325	196	453907	24.00	ppb		100
52) 2-Chloronaphthalene	6.421	162	1135866	22.29	ppb		98
53) Biphenyl	6.405	154	1458023	22.78	ppb		100
54) 2-Nitroaniline	6.528	65	350408	25.70	ppb		83
55) Dimethylphthalate	6.673	163	1223721	22.03	ppb		99
56) Acenaphthylene	6.758	152	1856499	23.13	ppb		99
57) 2,6-Dinitrotoluene	6.721	165	273050	24.86	ppb		78
58) 3-Nitroaniline	6.871	138	328079	24.72	ppb		92
59) Acenaphthene	6.897	153	1129598	22.55	ppb		99
60) 2,4-Dinitrophenol	6.956	184	262274	37.54	ppb	#	81
61) 4-Nitrophenol	7.079	109	147196	21.31	ppb		93
62) Dibenzofuran	7.042	168	1610476	22.69	ppb		100
63) 2,4-Dinitrotoluene	7.058	165	364166	24.29	ppb		78
64) 2,3,4,6-Tetrachlorophenol	7.165	232	351837	22.44	ppb		93
65) Diethylphthalate	7.245	149	1228734	22.70	ppb		99
66) Fluorene	7.320	166	1274849	22.75	ppb		99
67) 4-Chlorophenyl-phenyle...	7.325	204	617779	22.36	ppb		95
68) 4-Nitroaniline	7.379	138	301464	21.88	ppb		100
70) 4,6-Dinitro-2-methylph...	7.390	198	199187	20.86	ppb		77
71) n-Nitrosodiphenylamine	7.427	169	875488	23.33	ppb		98
72) 1,2-Diphenylhydrazine	7.454	77	1069892	23.36	ppb		93
74) 4-Bromophenyl-phenylether	7.721	248	379825	22.70	ppb		90
75) Hexachlorobenzene	7.780	284	415442	22.50	ppb		98
76) Pentachlorophenol	7.973	266	407701	37.07	ppb		98
77) Phenanthrene	8.138	178	1761894	21.57	ppb		99
78) Anthracene	8.186	178	1859557	23.12	ppb		98
79) Carbazole	8.363	167	1737100	22.47	ppb		99
80) Di-n-butylphthalate	8.716	149	2058508	24.26	ppb		99
81) Fluoranthene	9.390	202	2055308	21.75	ppb		98
82) Octadecane	8.026	43	587058	27.71	ppb		90
84) Pyrene	9.657	202	2137050	21.75	ppb		99

Quantitation Report (QT Reviewed)

Data Path : C:\msdchem\1\DATA\2P1623\
Data File : 2p38896.D
Acq On : 25 Jul 2014 7:55 pm
Operator : ashleyd
Sample : cc1604-25
Misc : op75909,e2p1623
ALS Vial : 2 Sample Multiplier: 1

Quant Time: Jul 26 13:26:17 2014
Quant Method : C:\MSDCHEM\1\METHODS\M2P1604.M
Quant Title : Semi Volatile Extractables by GC/MS
QLast Update : Sat Jul 19 09:32:13 2014
Response via : Initial Calibration

	Compound	R.T.	QIon	Response	Conc	Units	Dev(Min)
86)	Butylbenzylphthalate	10.567	149	1009299	27.28	ppb	94
87)	Butyl stearate	10.690	56	576427	28.30	ppb	95
88)	Benzo[a]anthracene	11.267	228	2160914	23.80	ppb	99
89)	3,3'-Dichlorobenzidine	11.283	252	735739	24.92	ppb	98
90)	Chrysene	11.315	228	1908973	23.23	ppb	99
91)	bis(2-Ethylhexyl)phtha...	11.417	149	1372678	29.90	ppb	98
93)	Di-n-octylphthalate	12.337	149	2262821	28.48	ppb	100
94)	Benzo[b]fluoranthene	12.754	252	1988487	23.88	ppb	94
95)	Benzo[k]fluoranthene	12.792	252	1876034	23.03	ppb	97
96)	Benzo[a]pyrene	13.171	252	1788420	25.48	ppb	99
97)	Indeno[1,2,3-cd]pyrene	14.551	276	1811790m	27.99	ppb	
98)	Dibenz(a,h)acridine	14.289	279	1416824	28.37	ppb	97
99)	Dibenz[a,h]anthracene	14.583	278	1606535	25.31	ppb	99
100)	7,12-Dimethylbenz(a)an...	12.754	256	945418	27.03	ppb	98
101)	Benzo[g,h,i]perylene	14.883	276	1659280	24.54	ppb	93

(#) = qualifier out of range (m) = manual integration (+) = signals summed

9.6.24

9

Quantitation Report (QT Reviewed)

Data Path : C:\msdchem\1\DATA\2P1623\
Data File : 2p38896.D
Acq On : 25 Jul 2014 7:55 pm
Operator : ashleyd
Sample : cc1604-25
Misc : op75909,e2p1623
ALS Vial : 2 Sample Multiplier: 1

Quant Time: Jul 26 13:26:17 2014
Quant Method : C:\MSDCHEM\1\METHODS\M2P1604.M
Quant Title : Semi Volatile Extractables by GC/MS
QLast Update : Sat Jul 19 09:32:13 2014
Response via : Initial Calibration

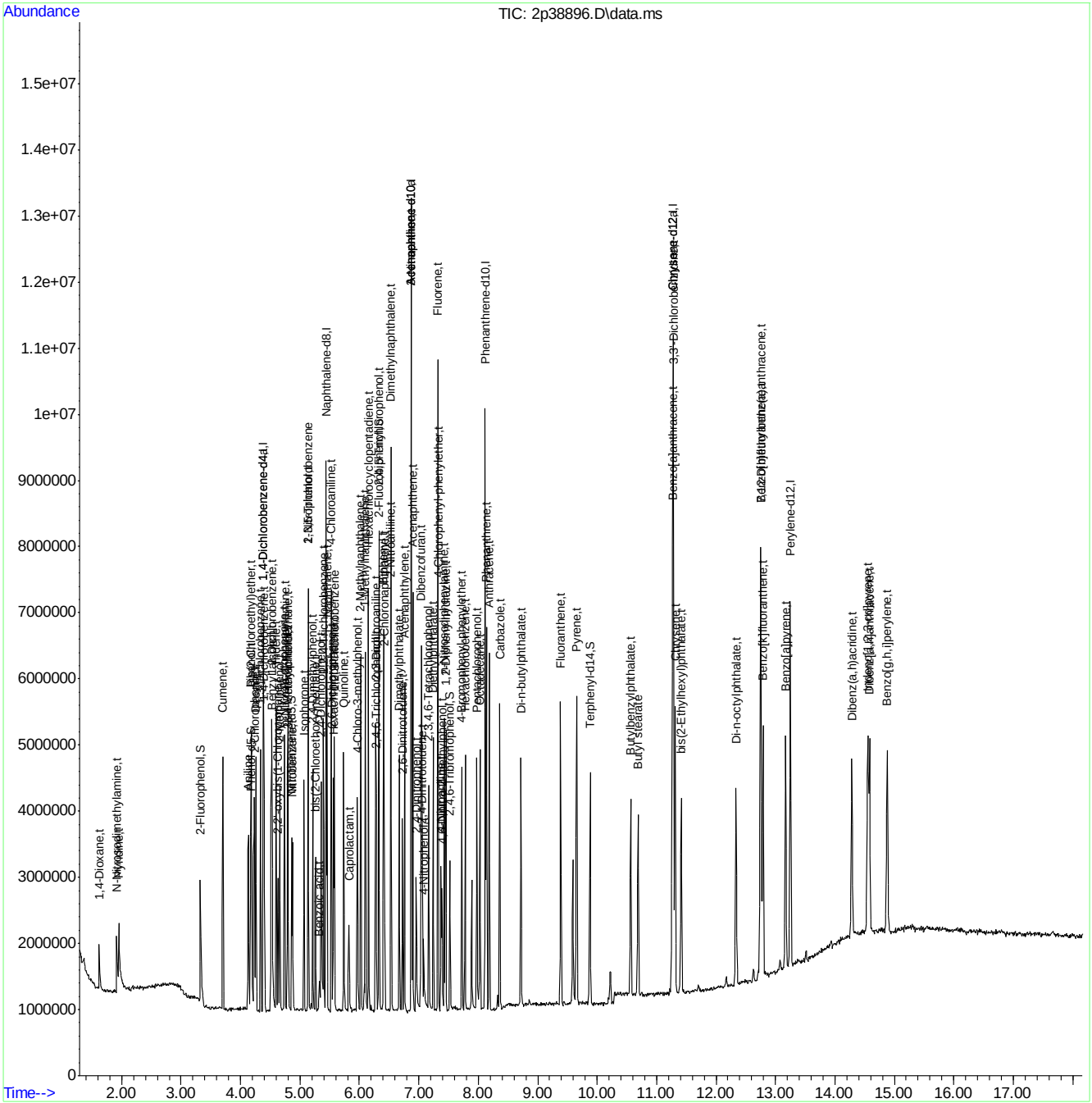

ACCUTEST LABORATORIES JB72256

Manual Integration Approval Summary

Sample Number: E2P1623-CC1604
Lab FileID: 2P38896.D
Injection Time: 07/25/14 19:55

Method: SW846 8270D
Analyst approved: 07/26/14 14:22 Andrew Lee Smith
Supervisor approved: 07/28/14 13:29 Jennifer Laidlaw

Parameter	CAS	Sig#	R.T. (min.)	Reason
Benzoic Acid	65-85-0		5.32	Poor instrument integration
Indeno(1,2,3-cd)pyrene	193-39-5		14.55	Overlapping peak

Quantitation Report (Qedit)

Data Path : C:\msdchem\1\DATA\2P1623\
Data File : 2p38896.D
Acq On : 25 Jul 2014 7:55 pm
Operator : ashleyd
Sample : cc1604-25
Misc : op75909,e2p1623
ALS Vial : 2 Sample Multiplier: 1

Quant Time: Jul 26 13:24:43 2014
Quant Method : C:\MSDCHEM\1\METHODS\M2P1604.M
Quant Title : Semi Volatile Extractables by GC/MS
QLast Update : Sat Jul 19 09:32:13 2014
Response via : Initial Calibration

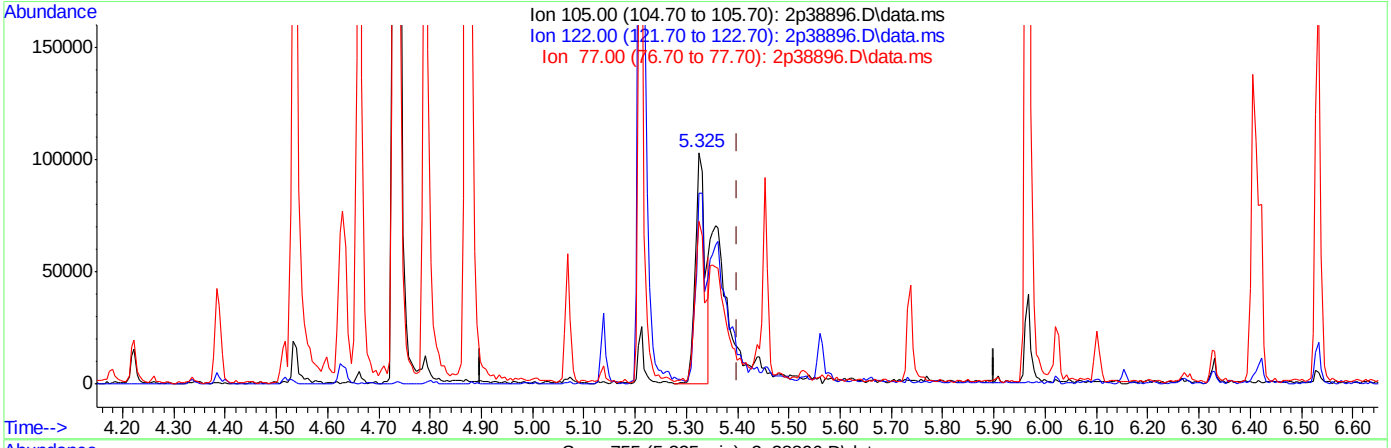

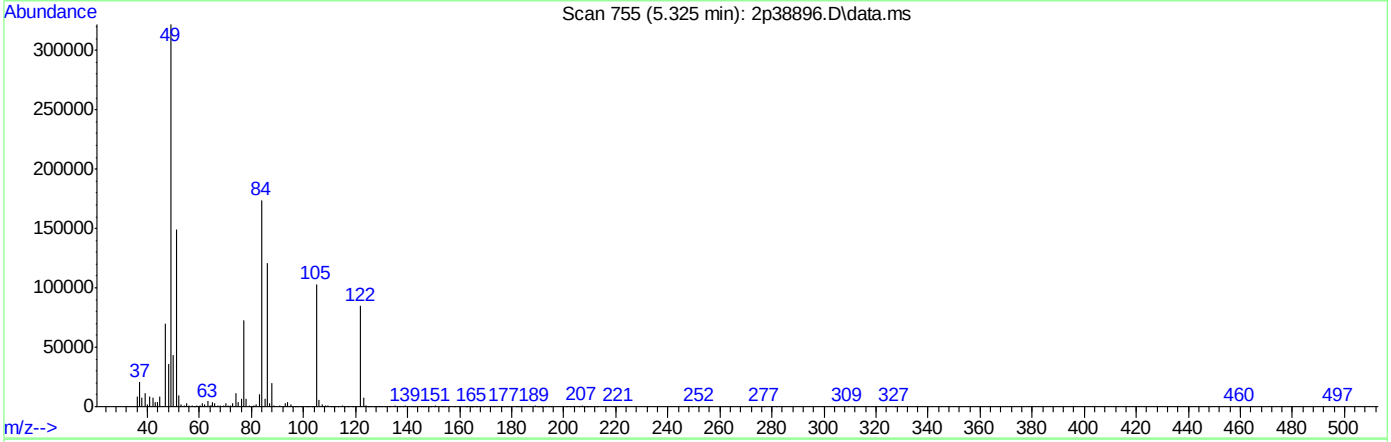

TIC: 2p38896.D\data.ms

(31) Benzoic acid (t)

5.325min (-0.075) 8.22ppb

response 134136

Ion	Exp%	Act%
105.00	100	100
122.00	78.70	80.09
77.00	67.20	70.75
0.00	0.00	0.00

Quantitation Report (Qedit)

Data Path : C:\msdchem\1\DATA\2P1623\
Data File : 2p38896.D
Acq On : 25 Jul 2014 7:55 pm
Operator : ashleyd
Sample : cc1604-25
Misc : op75909,e2p1623
ALS Vial : 2 Sample Multiplier: 1

Quant Time: Jul 26 13:24:43 2014
Quant Method : C:\MSDCHEM\1\METHODS\M2P1604.M
Quant Title : Semi Volatile Extractables by GC/MS
QLast Update : Sat Jul 19 09:32:13 2014
Response via : Initial Calibration

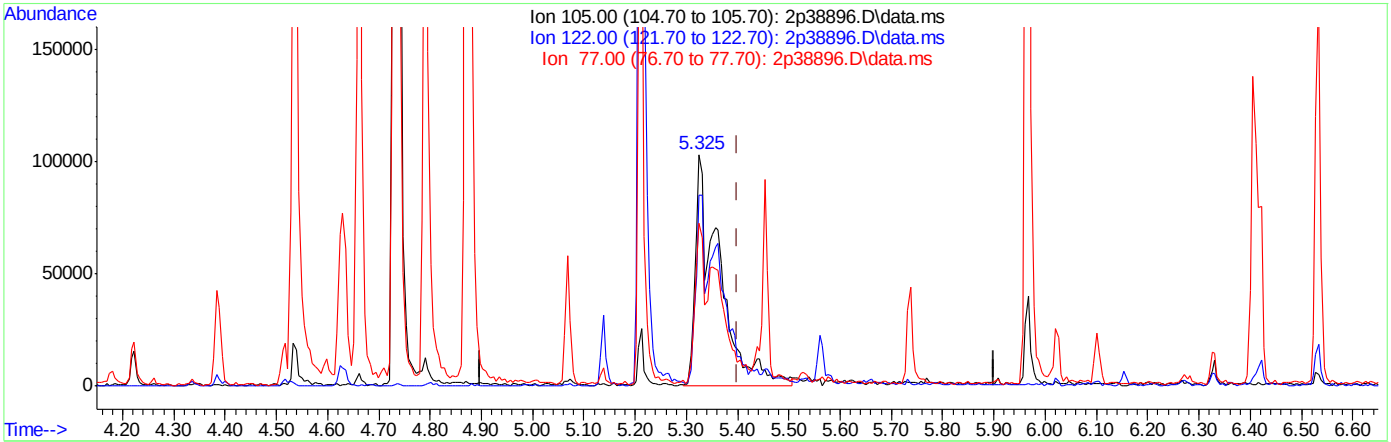

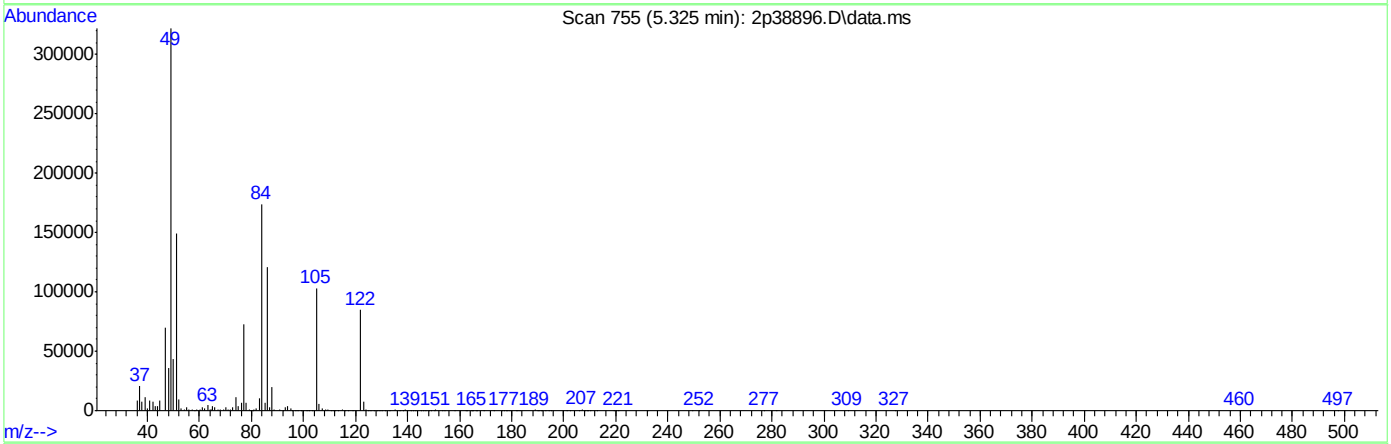

TIC: 2p38896.D\data.ms

(31) Benzoic acid (t)

5.325min (-0.075) 20.46ppb m

response 333839

Ion	Exp%	Act%
105.00	100	100
122.00	78.70	82.24
77.00	67.20	70.33
0.00	0.00	0.00

Quantitation Report (Qedit)

Data Path : C:\msdchem\1\DATA\2P1623\
Data File : 2p38896.D
Acq On : 25 Jul 2014 7:55 pm
Operator : ashleyd
Sample : cc1604-25
Misc : op75909,e2p1623
ALS Vial : 2 Sample Multiplier: 1

Quant Time: Jul 26 13:24:43 2014
Quant Method : C:\MSDCHEM\1\METHODS\M2P1604.M
Quant Title : Semi Volatile Extractables by GC/MS
QLast Update : Sat Jul 19 09:32:13 2014
Response via : Initial Calibration

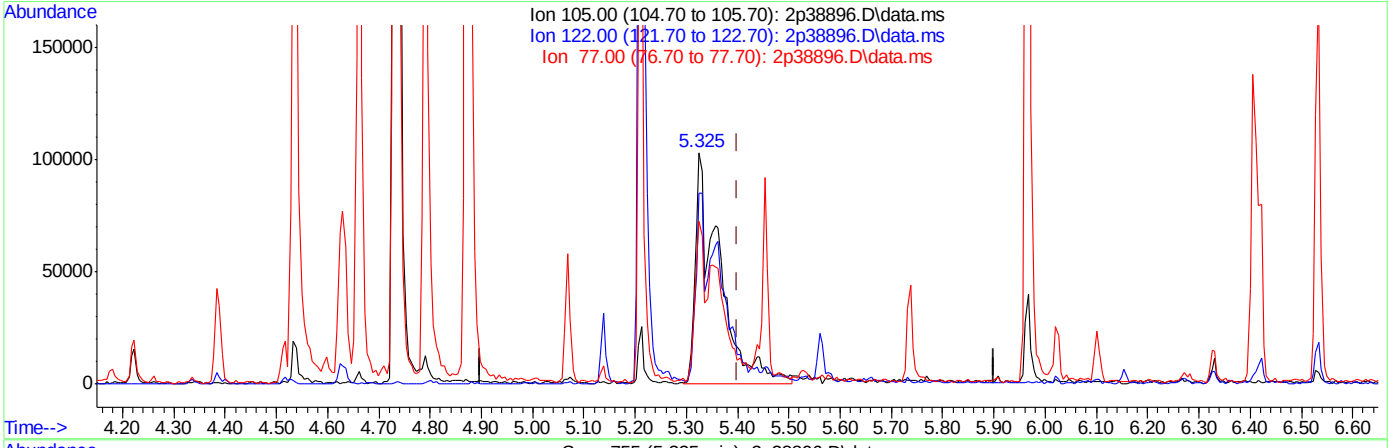

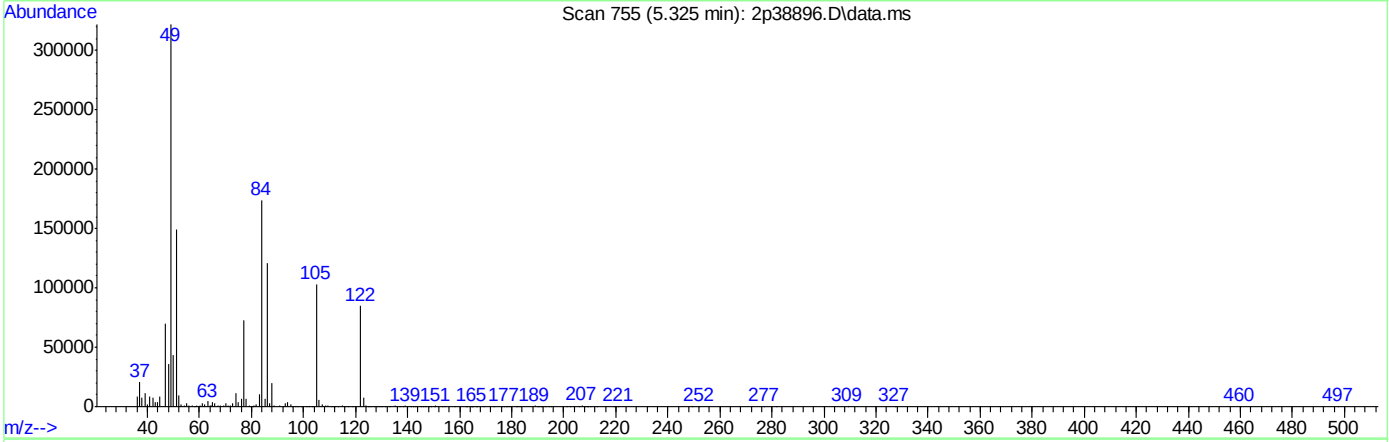

TIC: 2p38896.D\data.ms

(31) Benzoic acid (t)

5.325min (-0.075) 20.46ppb m

response 333839

Ion	Exp%	Act%
105.00	100	100
122.00	78.70	82.24
77.00	67.20	70.33
0.00	0.00	0.00

Quantitation Report (Qedit)

Data Path : C:\msdchem\1\DATA\2P1623\
Data File : 2p38896.D
Acq On : 25 Jul 2014 7:55 pm
Operator : ashleyd
Sample : cc1604-25
Misc : op75909,e2p1623
ALS Vial : 2 Sample Multiplier: 1

Quant Time: Jul 26 13:24:43 2014
Quant Method : C:\MSDCHEM\1\METHODS\M2P1604.M
Quant Title : Semi Volatile Extractables by GC/MS
QLast Update : Sat Jul 19 09:32:13 2014
Response via : Initial Calibration

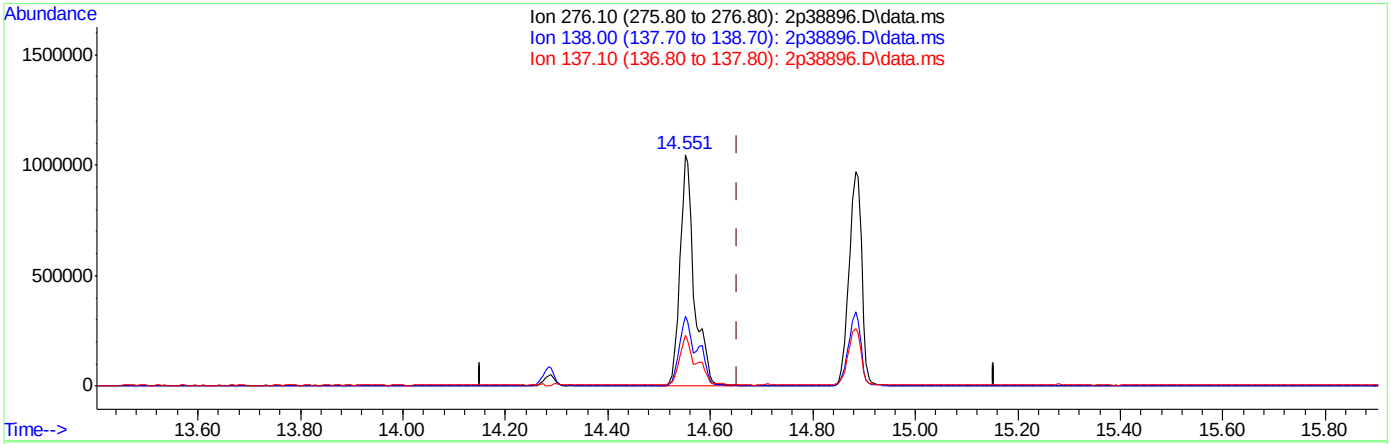

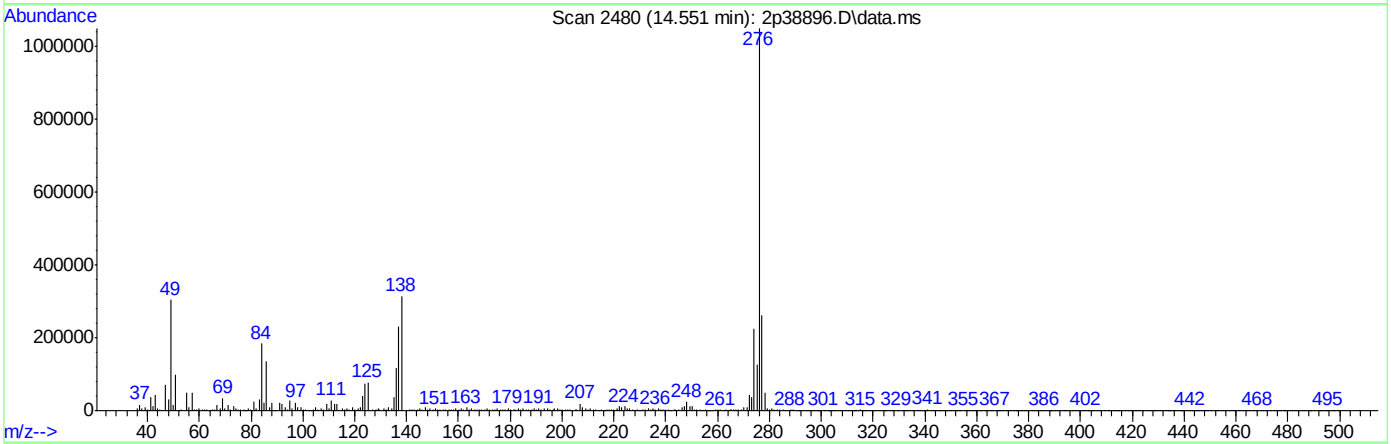

TIC: 2p38896.D\data.ms

(97) Indeno[1,2,3-cd]pyrene (t)

14.551min (-0.102) 30.88ppb

response 2025368

Ion	Exp%	Act%
276.10	100	100
138.00	26.30	29.85
137.10	18.40	21.44
0.00	0.00	0.00

9.6.24.5

9

ACCUTEST LABORATORIES
JB72256

2P38896.D edits: Indeno[1,2,3-cd]pyrene

Quantitation Report (Qedit)

Data Path : C:\msdchem\1\DATA\2P1623\
Data File : 2p38896.D
Acq On : 25 Jul 2014 7:55 pm
Operator : ashleyd
Sample : cc1604-25
Misc : op75909,e2p1623
ALS Vial : 2 Sample Multiplier: 1

Quant Time: Jul 26 13:24:43 2014
Quant Method : C:\MSDCHEM\1\METHODS\M2P1604.M
Quant Title : Semi Volatile Extractables by GC/MS
QLast Update : Sat Jul 19 09:32:13 2014
Response via : Initial Calibration

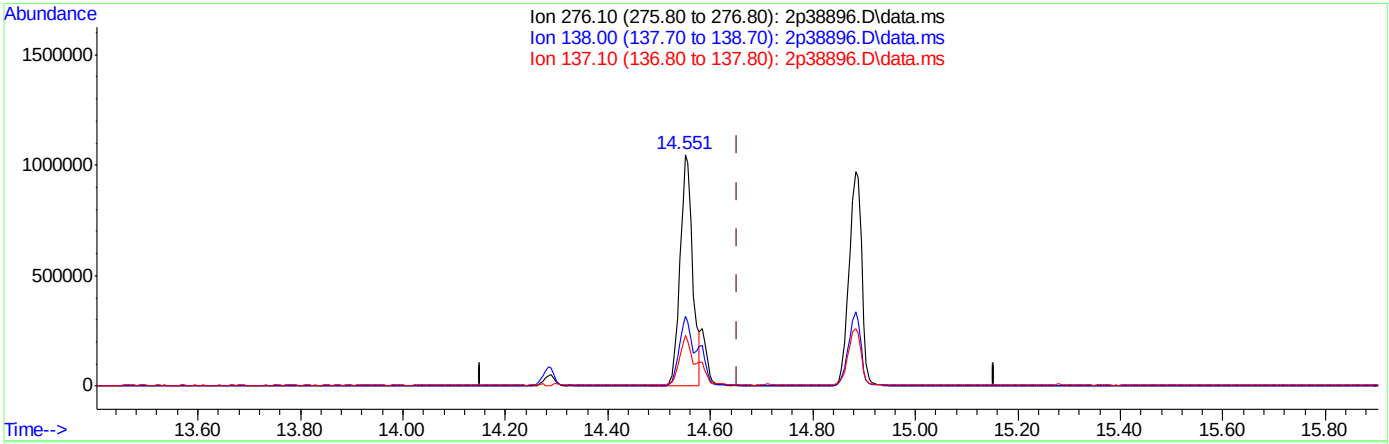

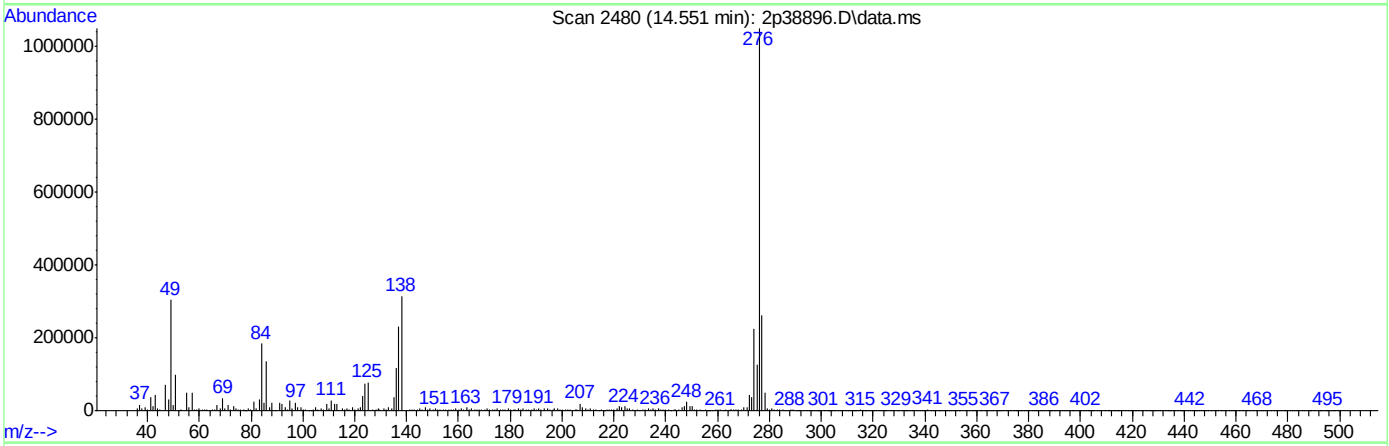

TIC: 2p38896.D\data.ms

(97) Indeno[1,2,3-cd]pyrene (t)

14.551min (-0.102) 27.99ppb m

response 1811790

Ion	Exp%	Act%
276.10	100	100
138.00	26.30	30.04
137.10	18.40	22.00
0.00	0.00	0.00

ACCUTEST LABORATORIES JB72256

Quantitation Report (QT Reviewed)

Data Path : C:\msdchem\1\DATA\2P1623\
Data File : 2p38897.D
Acq On : 25 Jul 2014 8:21 pm
Operator : ashleyd
Sample : cc1604-25
Misc : op75909,e2p1623
ALS Vial : 3 Sample Multiplier: 1

Quant Time: Jul 26 13:43:31 2014
Quant Method : C:\MSDCHEM\1\METHODS\M2P1604.M
Quant Title : Semi Volatile Extractables by GC/MS
QLast Update : Sat Jul 19 09:32:13 2014
Response via : Initial Calibration

Compound	R.T.	QIon	Response	Conc	Units	Dev(Min)
Internal Standards						
1) 1,4-Dichlorobenzene-d4	4.384	152	817951	40.00	ppb	-0.06
24) Naphthalene-d8	5.437	136	3014557	40.00	ppb	-0.06
47) Acenaphthene-d10	6.871	164	1674170	40.00	ppb	-0.06
69) Phenanthrene-d10	8.117	188	2835169	40.00	ppb	-0.07
83) Chrysene-d12	11.273	240	3172400	40.00	ppb	-0.10
92) Perylene-d12	13.246	264	2412113	40.00	ppb	-0.10
102) 1,4-Dichlorobenzene-d4a	4.384	152	817951	40.00	ppb	-0.06
104) Acenaphthene-d10a	6.871	164	1674170	40.00	ppb	-0.06
107) Chrysene-d12a	11.273	240	3172400	40.00	ppb	-0.10
System Monitoring Compounds						
5) 2-Fluorophenol	0.000	112	0	0.00	ppb	
Spiked Amount 50.000	Range 11 - 58		Recovery =	0.00%#		
8) Phenol-d5	0.000	99	0d	0.00	ppb	
Spiked Amount 50.000	Range 10 - 59		Recovery =	0.00%#		
25) Nitrobenzene-d5	0.000	82	0	0.00	ppb	
Spiked Amount 50.000	Range 19 - 61		Recovery =	0.00%#		
51) 2-Fluorobiphenyl	0.000	172	0d	0.00	ppb	
Spiked Amount 50.000	Range 21 - 58		Recovery =	0.00%#		
73) 2,4,6-Tribromophenol	0.000	330	0	0.00	ppb	
Spiked Amount 50.000	Range 12 - 68		Recovery =	0.00%#		
85) Terphenyl-d14	0.000	244	0	0.00	ppb	
Spiked Amount 50.000	Range 16 - 65		Recovery =	0.00%#		
Target Compounds						Qvalue
103) Benzaldehyde	4.020	105	459916	23.76	ppb	93
105) Atrazine	7.887	215	163760	21.52	ppb	90
106) 1,2,4,5-Tetrachloroben...	6.159	216	645559	20.62	ppb	99
108) Benzidine	9.588	184	958923	27.16	ppb	98

(#) = qualifier out of range (m) = manual integration (+) = signals summed

Quantitation Report (QT Reviewed)

Data Path : C:\msdchem\1\DATA\2P1623\
Data File : 2p38897.D
Acq On : 25 Jul 2014 8:21 pm
Operator : ashleyd
Sample : cc1604-25
Misc : op75909,e2p1623
ALS Vial : 3 Sample Multiplier: 1

Quant Time: Jul 26 13:43:31 2014
Quant Method : C:\MSDCHEM\1\METHODS\M2P1604.M
Quant Title : Semi Volatile Extractables by GC/MS
QLast Update : Sat Jul 19 09:32:13 2014
Response via : Initial Calibration

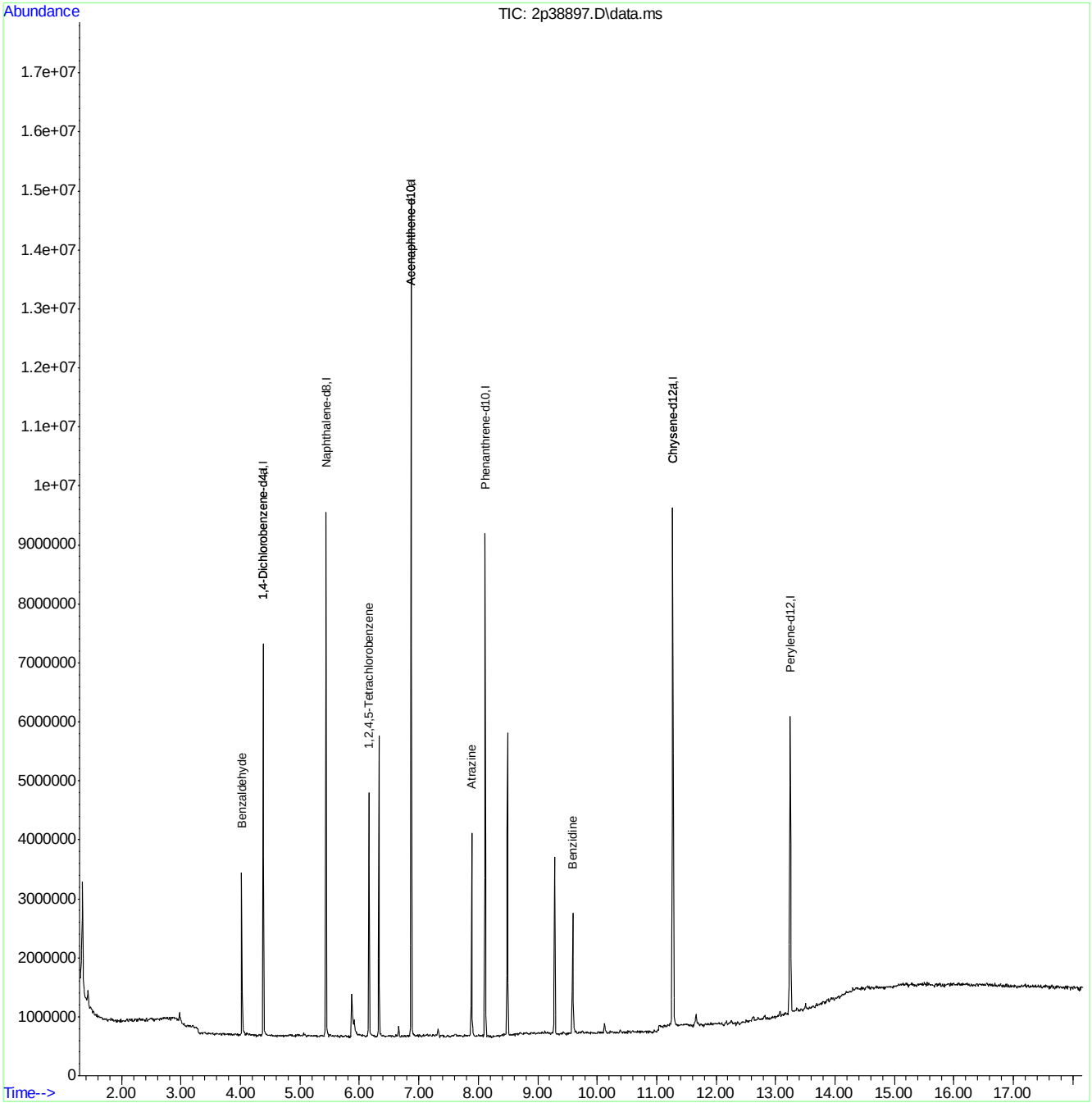

ACCUTEST LABORATORIES JB72256

9.6.25 9

Manual Integrations APPROVED (compounds with "m" flag)
Nina Pandya
07/10/14 14:39

Quantitation Report (QT Reviewed)

Data Path : C:\msdchem\1\DATA\e5p501\
Data File : 5p9944.D
Acq On : 9 Jul 2014 3:17 pm
Operator : saumilp
Sample : ic501-100
Misc : op74489,e5p501
ALS Vial : 2 Sample Multiplier: 1

Quant Time: Jul 09 17:20:39 2014
Quant Method : C:\MSDCHEM\1\METHODS\M5P501.M
Quant Title : Semi Volatile GC/MS, zb-5msi 30mx .25mmx .25um
QLast Update : Wed Jul 09 17:18:59 2014
Response via : Initial Calibration

Compound	R.T.	QIon	Response	Conc	Units	Dev(Min)
Internal Standards						
1) 1,4-Dichlorobenzene-d4	4.882	152	75932	40.00	ppb	0.00
24) Naphthalene-d8	6.063	136	312138	40.00	ppb	0.00
47) Acenaphthene-d10	8.467	164	170895	40.00	ppb	0.00
69) Phenanthrene-d10	11.117	188	248315	40.00	ppb	0.01
83) Chrysene-d12	16.309	240	191154	40.00	ppb	0.02
92) Perylene-d12	18.922	264	206919	40.00	ppb	0.01
102) 1,4-Dichlorobenzene-d4a	4.882	152	75932	40.00	ppb	0.00
104) Acenaphthene-d10a	8.467	164	170895	40.00	ppb	0.00
106) Chrysene-d12a	16.309	240	191154	40.00	ppb	0.02
109) Phenanthrene-d10a	11.117	188	248315	40.00	ppb	0.01
112) Naphthalene-d8a	6.063	136	312138	40.00	ppb	0.00
System Monitoring Compounds						
5) 2-Fluorophenol	3.889	112	278356	106.48	ppb	0.00
Spiked Amount 50.000			Recovery =	212.96%		
8) Phenol-d5	4.604	99	323092	100.47	ppb	0.01
Spiked Amount 50.000			Recovery =	200.94%		
25) Nitrobenzene-d5	5.358	82	269105	98.51	ppb	0.01
Spiked Amount 50.000			Recovery =	197.02%		
51) 2-Fluorobiphenyl	7.436	172	472211	92.44	ppb	0.01
Spiked Amount 50.000			Recovery =	184.88%		
73) 2,4,6-Tribromophenol	9.840	330	57099	110.38	ppb	0.02
Spiked Amount 50.000			Recovery =	220.76%		
85) Terphenyl-d14	14.301	244	437194	105.83	ppb	0.02
Spiked Amount 50.000			Recovery =	211.66%		
108) 1-chlorooctadecane	0.000	57	0	0.00	ppb	
Spiked Amount 50.000			Recovery =	0.00%		
111) o-terphenyl	0.000	230	0	0.00	ppb	
Spiked Amount 50.000			Recovery =	0.00%		
Target Compounds						Qvalue
2) 1,4-Dioxane	2.457	88	122354	103.24	ppb	99
3) Pyridine	2.772	79	326781	107.79	ppb	100
4) N-Nitrosodimethylamine	2.735	74	192486	104.39	ppb	96
6) Indene	5.096	116	334389	81.24	ppb	96
7) Cumene	4.273	105	553969	90.87	ppb	98
9) Phenol	4.620	94	330583	92.56	ppb	73
10) Aniline	4.626	93	298850	77.22	ppb	85
11) bis(2-Chloroethyl)ether	4.674	93	248720	96.89	ppb	100
12) 2-Chlorophenol	4.727	128	263305	97.78	ppb	98
13) Decane	4.754	43	231945	84.90	ppb	97
14) 1,3-Dichlorobenzene	4.839	146	294740	95.15	ppb	98
15) 1,4-Dichlorobenzene	4.898	146	281844	91.54	ppb	96
16) Benzyl alcohol	5.000	108	184605	100.11	ppb	99
17) 1,2-Dichlorobenzene	5.026	146	259539	91.91	ppb	97
18) Acetophenone	5.224	105	299557	88.41	ppb	93
19) 2-Methylphenol	5.091	108	203094	87.04	ppb	99
20) 2,2'-oxybis(1-Chloropr...	5.107	45	272840	80.69	ppb	95
21) 3&4-Methylphenol	5.219	108	202235	87.21	ppb	100

Quantitation Report (QT Reviewed)

Data Path : C:\msdchem\1\DATA\e5p501\
Data File : 5p9944.D
Acq On : 9 Jul 2014 3:17 pm
Operator : saumilp
Sample : ic501-100
Misc : op74489,e5p501
ALS Vial : 2 Sample Multiplier: 1

Quant Time: Jul 09 17:20:39 2014
Quant Method : C:\MSDCHEM\1\METHODS\M5P501.M
Quant Title : Semi Volatile GC/MS, zb-5msi 30mx .25mmx .25um
QLast Update : Wed Jul 09 17:18:59 2014
Response via : Initial Calibration

Compound	R.T.	QIon	Response	Conc	Units	Dev(Min)
22) n-Nitroso-di-n-propyla...	5.229	70	146657	88.02	ppb	98
23) Hexachloroethane	5.315	201	87153	97.46	ppb	96
26) Nitrobenzene	5.374	77	280110	96.03	ppb	96
27) Quinoline	6.479	129	597232	105.34	ppb	99
28) Isophorone	5.598	82	485560	98.16	ppb	98
29) 2-Nitrophenol	5.673	139	154833	102.06	ppb	94
30) 2,4-Dimethylphenol	5.710	107	250879	108.72	ppb	96
31) Benzoic acid	5.881	105	235607	118.31	ppb	99
32) bis(2-Chloroethoxy)met...	5.796	93	286471	95.90	ppb	97
33) 2,4-Dichlorophenol	5.919	162	215957	101.00	ppb	100
34) 2,6-Dichlorophenol	6.159	162	200729	96.12	ppb	97
35) 1,3,5-Trichlorobenzene	5.684	180	213756	89.43	ppb	99
36) 1,2,4-Trichlorobenzene	6.004	180	219157	95.71	ppb	99
37) 1,2,3-Trichlorobenzene	6.250	180	214126	95.57	ppb	98
38) Naphthalene	6.090	128	694912	91.01	ppb	98
39) 4-Chloroaniline	6.148	127	287625	87.31	ppb	97
40) 2,3-Dichloroaniline	7.308	161	252833	95.15	ppb	97
41) Caprolactam	6.602	55	135855	110.74	ppb	99
42) Hexachlorobutadiene	6.228	225	101721	96.07	ppb	99
43) 4-Chloro-3-methylphenol	6.741	107	243448	108.40	ppb	98
44) 2-Methylnaphthalene	6.918	141	430475	92.48	ppb	98
45) 1-Methylnaphthalene	7.051	142	499841	93.16	ppb	98
46) Dimethylnaphthalene	7.815	156	426478	91.34	ppb	96
48) Hexachlorocyclopentadiene	7.142	237	213177	196.25	ppb	99
49) 2,4,6-Trichlorophenol	7.318	196	130409	98.81	ppb	99
50) 2,4,5-Trichlorophenol	7.382	196	156535	104.04	ppb	99
52) 2-Chloronaphthalene	7.607	162	448149	93.57	ppb	96
53) Biphenyl	7.580	154	575530	91.01	ppb	98
54) 2-Nitroaniline	7.772	65	153731	107.64	ppb	98
55) Dimethylphthalate	8.071	163	518030	98.32	ppb	99
56) Acenaphthylene	8.237	152	751878	94.74	ppb	99
57) 2,6-Dinitrotoluene	8.152	165	134215	109.64	ppb	97
58) 3-Nitroaniline	8.424	138	171908	110.72	ppb	92
59) Acenaphthene	8.526	153	457602	95.57	ppb	99
60) 2,4-Dinitrophenol	8.600	184	170229	240.04	ppb	97
61) 4-Nitrophenol	8.750	109	74764	112.73	ppb	98
62) Dibenzofuran	8.819	168	580359	90.26	ppb	100
63) 2,4-Dinitrotoluene	8.825	165	160506	101.37	ppb	95
64) 2,3,4,6-Tetrachlorophenol	9.044	232	116993	111.72	ppb	94
65) Diethylphthalate	9.279	149	527323	98.38	ppb	99
66) Fluorene	9.412	166	501491	94.59	ppb	98
67) 4-Chlorophenyl-phenyle...	9.434	204	203822	94.77	ppb	95
68) 4-Nitroaniline	9.498	138	175061	112.58	ppb	99
70) 4,6-Dinitro-2-methylph...	9.541	198	106585	117.03	ppb	93
71) n-Nitrosodiphenylamine	9.658	169	351385	101.31	ppb	97
72) 1,2-Diphenylhydrazine	9.722	77	543082	100.53	ppb	100
74) 4-Bromophenyl-phenylether	10.321	248	116997	101.12	ppb	100
75) Hexachlorobenzene	10.417	284	128489	100.85	ppb	97
76) Pentachlorophenol	10.801	266	163361	217.93	ppb	97
77) Phenanthrene	11.170	178	671974	95.34	ppb	97

Quantitation Report (QT Reviewed)

Data Path : C:\msdchem\1\DATA\e5p501\
Data File : 5p9944.D
Acq On : 9 Jul 2014 3:17 pm
Operator : saumilp
Sample : ic501-100
Misc : op74489,e5p501
ALS Vial : 2 Sample Multiplier: 1

Quant Time: Jul 09 17:20:39 2014
Quant Method : C:\MSDCHEM\1\METHODS\M5P501.M
Quant Title : Semi Volatile GC/MS, zb-5msi 30mx .25mmx .25um
QLast Update : Wed Jul 09 17:18:59 2014
Response via : Initial Calibration

Compound	R.T.	QIon	Response	Conc	Units	Dev(Min)
78) Anthracene	11.266	178	678124	95.69	ppb	98
79) Carbazole	11.603	167	714883	98.22	ppb	98
80) Di-n-butylphthalate	12.399	149	888917	102.08	ppb	98
81) Fluoranthene	13.467	202	700191	99.68	ppb	98
82) Octadecane	11.095	57	329603	97.56	ppb	98
84) Pyrene	13.900	202	728700	106.86	ppb	98
86) Butylbenzylphthalate	15.348	149	414163	115.64	ppb	99
87) Butyl stearate	15.583	56	243650	84.77	ppb	98
88) Benzo[a]anthracene	16.288	228	605214	105.47	ppb	99
89) 3,3'-Dichlorobenzidine	16.315	252	211908	113.88	ppb	99
90) Chrysene	16.368	228	567835	105.68	ppb	99
91) bis(2-Ethylhexyl)phtha...	16.560	149	555728	114.50	ppb	98
93) Di-n-octylphthalate	17.794	149	959282	101.81	ppb	99
94) Benzo[b]fluoranthene	18.307	252	655649	100.67	ppb	97
95) Benzo[k]fluoranthene	18.361	252	542486m	91.06	ppb	
96) Benzo[a]pyrene	18.841	252	577926	100.48	ppb	99
97) Indeno[1,2,3-cd]pyrene	20.733	276	619588	108.93	ppb	96
98) Dibenz(a,h)acridine	20.332	279	546977	107.55	ppb	99
99) Dibenz[a,h]anthracene	20.786	278	589710	103.10	ppb	99
100) 7,12-Dimethylbenz(a)an...	18.313	256	273619	107.67	ppb	99
101) Benzo[g,h,i]perylene	21.235	276	600600	103.60	ppb	98

(#) = qualifier out of range (m) = manual integration (+) = signals summed

Quantitation Report (QT Reviewed)

Data Path : C:\msdchem\1\DATA\e5p501\
Data File : 5p9944.D
Acq On : 9 Jul 2014 3:17 pm
Operator : saumilp
Sample : ic501-100
Misc : op74489,e5p501
ALS Vial : 2 Sample Multiplier: 1

Quant Time: Jul 09 17:20:39 2014
Quant Method : C:\MSDCHEM\1\METHODS\M5P501.M
Quant Title : Semi Volatile GC/MS, zb-5msi 30mx .25mmx .25um
QLast Update : Wed Jul 09 17:18:59 2014
Response via : Initial Calibration

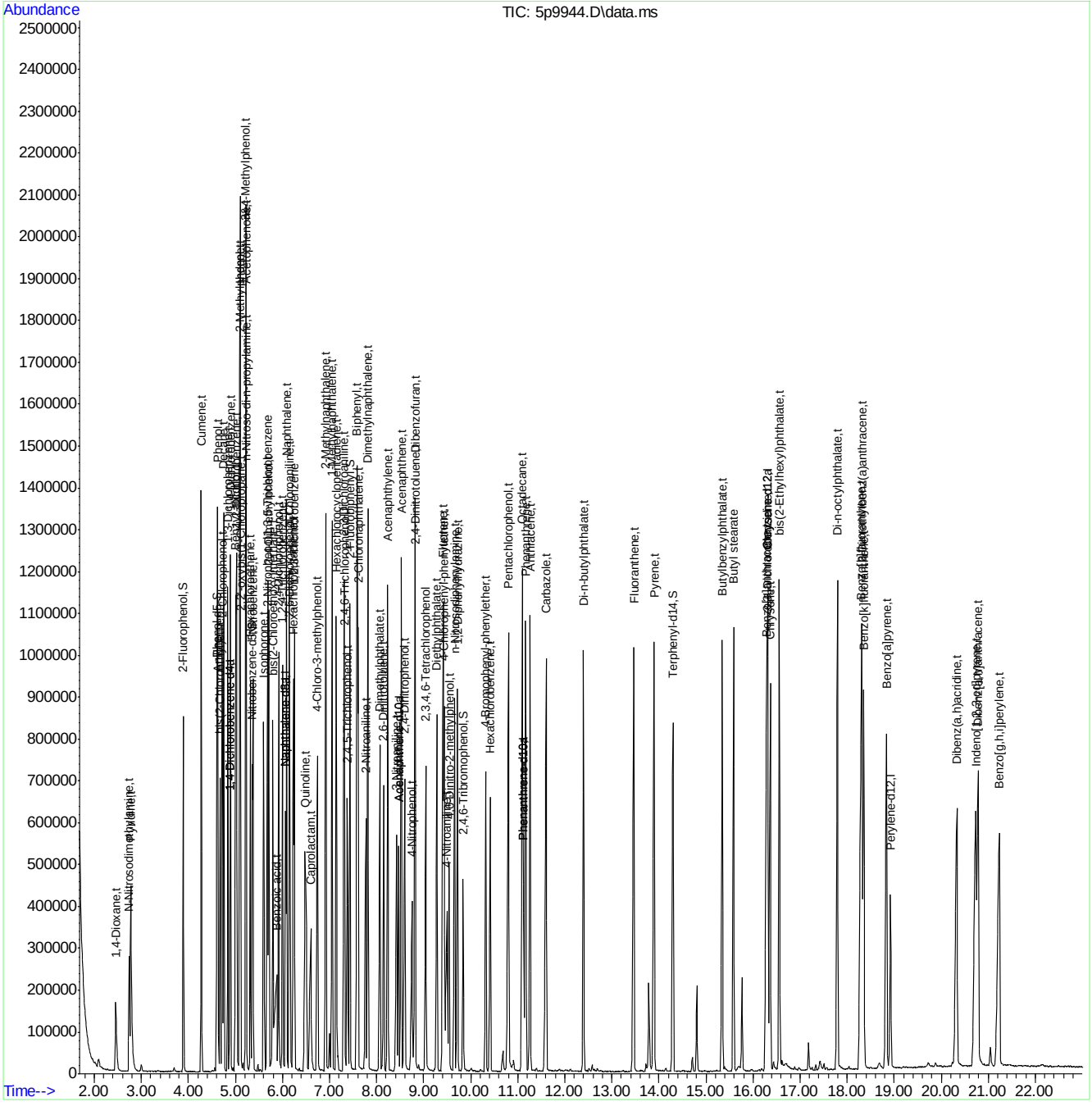

ACCUTEST LABORATORIES JB72256

Manual Integration Approval Summary

Sample Number:	E5P501-IC501	**Method:**	EPA 625
Lab FileID:	5P9944.D	**Analyst approved:**	07/10/14 10:04 Saumil Patel
Injection Time:	07/09/14 15:17	**Supervisor approved:**	07/10/14 14:39 Nina Pandya

Parameter	CAS	Sig#	R.T. (min.)	Reason
Benzo(k)fluoranthene	207-08-9		18.36	Poor instrument integration

Quantitation Report (Qedit)

Data Path : C:\msdchem\1\DATA\e5p501\
Data File : 5p9944.D
Acq On : 9 Jul 2014 3:17 pm
Operator : saumilp
Sample : ic501-100
Misc : op74489,e5p501
ALS Vial : 2 Sample Multiplier: 1

Quant Time: Jul 09 17:19:21 2014
Quant Method : C:\MSDCHEM\1\METHODS\M5P501.M
Quant Title : Semi Volatile GC/MS, zb-5msi 30mx .25mmx .25um
QLast Update : Wed Jul 09 17:18:59 2014
Response via : Initial Calibration

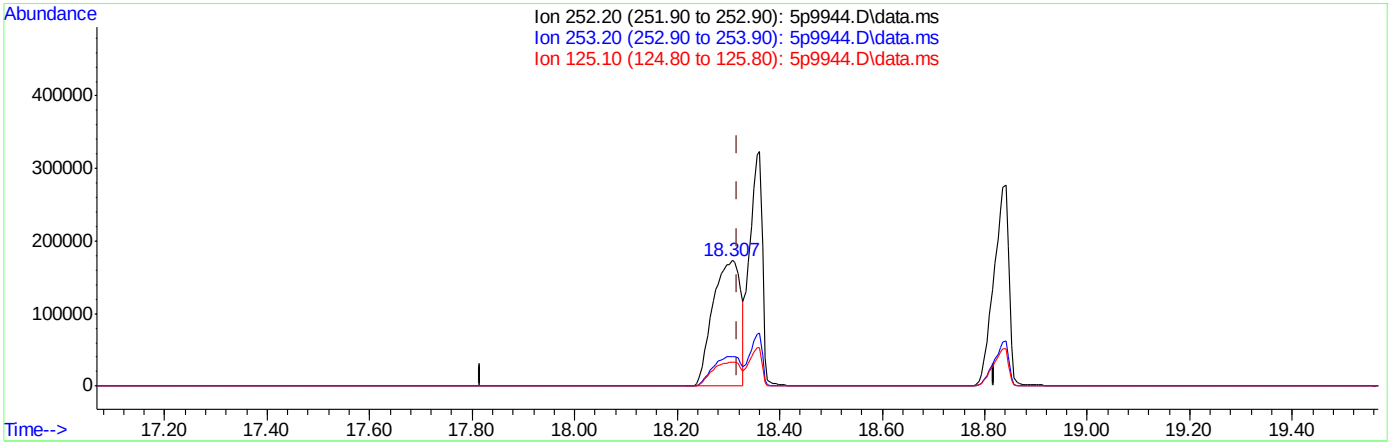

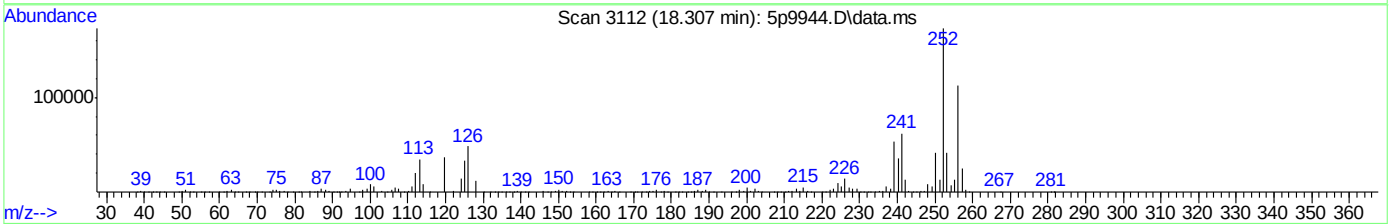

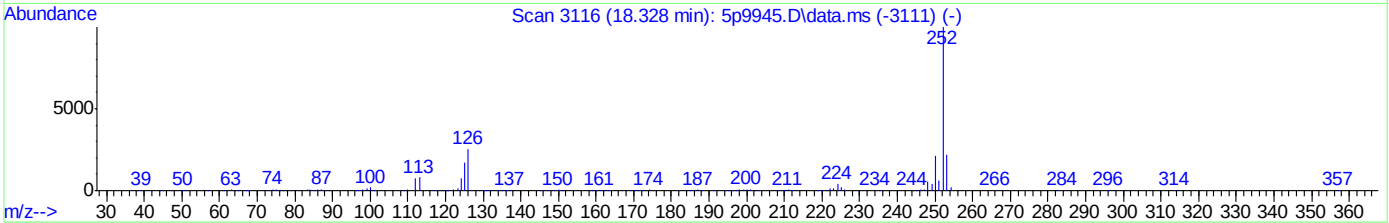

TIC: 5p9944.D\data.ms

(95) Benzo[k]fluoranthene (t)

18.307min (-0.011) 110.05ppb

response 655649

Ion	Exp%	Act%
252.20	100	100
253.20	22.10	23.99
125.10	17.70	19.61
0.00	0.00	0.00

Quantitation Report (Qedit)

Data Path : C:\msdchem\1\DATA\e5p501\
Data File : 5p9944.D
Acq On : 9 Jul 2014 3:17 pm
Operator : saumilp
Sample : ic501-100
Misc : op74489,e5p501
ALS Vial : 2 Sample Multiplier: 1

Quant Time: Jul 09 17:19:21 2014
Quant Method : C:\MSDCHEM\1\METHODS\M5P501.M
Quant Title : Semi Volatile GC/MS, zb-5msi 30mx .25mmx .25um
QLast Update : Wed Jul 09 17:18:59 2014
Response via : Initial Calibration

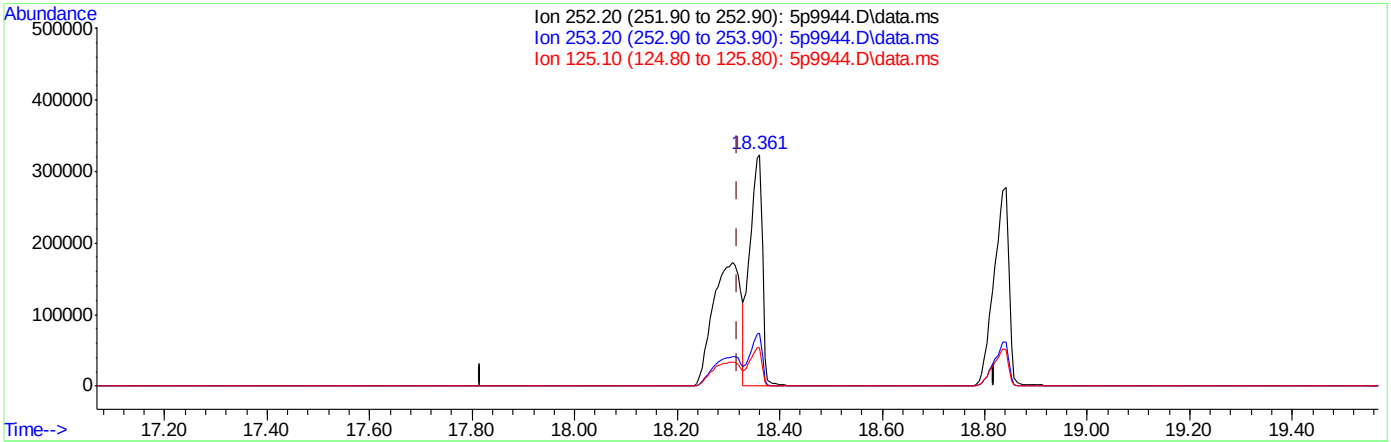

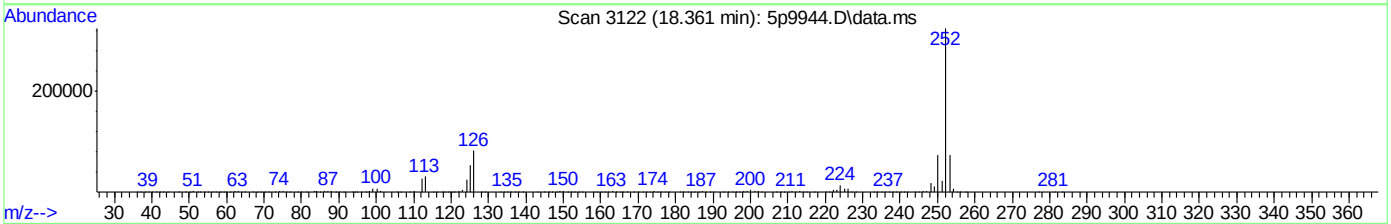

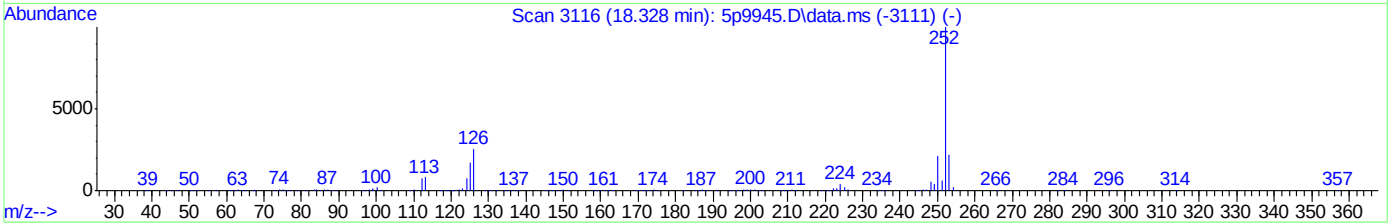

TIC: 5p9944.D\data.ms

(95) Benzo[k]fluoranthene (t)

18.361min (+0.043) 91.06ppb m

response 542486

Ion	Exp%	Act%
252.20	100	100
253.20	22.10	22.76
125.10	17.70	16.40
0.00	0.00	0.00

Manual Integrations APPROVED (compounds with "m" flag)
Nina Pandya
07/10/14 14:39

Quantitation Report (QT Reviewed)

Data Path : C:\msdchem\1\DATA\e5p501\
Data File : 5p9945.D
Acq On : 9 Jul 2014 3:51 pm
Operator : saumilp
Sample : icc501-50
Misc : op74489,e5p501
ALS Vial : 3 Sample Multiplier: 1

Quant Time: Jul 09 16:26:32 2014
Quant Method : C:\MSDCHEM\1\METHODS\M5P501.M
Quant Title : Semi Volatile GC/MS, zb-5msi 30mx .25mmx .25um
QLast Update : Wed Jul 09 15:44:38 2014
Response via : Initial Calibration

Compound	R.T.	QIon	Response	Conc	Units	Dev(Min)
Internal Standards						
1) 1,4-Dichlorobenzene-d4	4.882	152	74209	40.00	ppb	0.00
24) Naphthalene-d8	6.057	136	295761	40.00	ppb	0.00
47) Acenaphthene-d10	8.461	164	163758	40.00	ppb	0.00
69) Phenanthrene-d10	11.111	188	242286	40.00	ppb	0.00
83) Chrysene-d12	16.298	240	204193	40.00	ppb	-0.01
92) Perylene-d12	18.916	264	197514	40.00	ppb	0.00
102) 1,4-Dichlorobenzene-d4a	4.882	152	74209	40.00	ppb	0.00
104) Acenaphthene-d10a	8.461	164	163758	40.00	ppb	0.00
106) Chrysene-d12a	16.298	240	204193	40.00	ppb	-0.01
109) Phenanthrene-d10a	11.111	188	242286	40.00	ppb	0.00
112) Naphthalene-d8a	6.057	136	295761	40.00	ppb	0.00
System Monitoring Compounds						
5) 2-Fluorophenol	3.888	112	117698	43.27	ppb	0.00
Spiked Amount 50.000			Recovery = 86.54%			
8) Phenol-d5	4.599	99	144888	45.89	ppb	0.00
Spiked Amount 50.000			Recovery = 91.78%			
25) Nitrobenzene-d5	5.347	82	118197	46.35	ppb	-0.01
Spiked Amount 50.000			Recovery = 92.70%			
51) 2-Fluorobiphenyl	7.425	172	220871	48.81	ppb	-0.01
Spiked Amount 50.000			Recovery = 97.62%			
73) 2,4,6-Tribromophenol	9.829	330	23401	42.00	ppb	-0.01
Spiked Amount 50.000			Recovery = 84.00%			
85) Terphenyl-d14	14.290	244	199242	42.66	ppb	-0.01
Spiked Amount 50.000			Recovery = 85.32%			
108) 1-chlorooctadecane	0.000	57	0	0.00	ppb	
Spiked Amount 50.000			Recovery = 0.00%			
111) o-terphenyl	0.000	230	0	0.00	ppb	
Spiked Amount 50.000			Recovery = 0.00%			
Target Compounds						Qvalue
2) 1,4-Dioxane	2.462	88	52226	43.68	ppb	99
3) Pyridine	2.772	79	135466	42.42	ppb	100
4) N-Nitrosodimethylamine	2.740	74	83714	44.50	ppb	96
6) Indene	5.096	116	181298	55.48	ppb	95
7) Cumene	4.273	105	267669	49.44	ppb	98
9) Phenol	4.609	94	162050	50.16	ppb	78
10) Aniline	4.620	93	180520	61.81	ppb	87
11) bis(2-Chloroethyl)ether	4.668	93	109875	45.20	ppb	100
12) 2-Chlorophenol	4.722	128	118080	45.89	ppb	98
13) Decane	4.754	43	115338	50.88	ppb	97
14) 1,3-Dichlorobenzene	4.839	146	136448	47.37	ppb	98
15) 1,4-Dichlorobenzene	4.893	146	135977	49.37	ppb	96
16) Benzyl alcohol	4.989	108	82160	45.54	ppb	99
17) 1,2-Dichlorobenzene	5.021	146	124203	48.97	ppb	97
18) Acetophenone	5.213	105	146783	50.14	ppb	93
19) 2-Methylphenol	5.085	108	106038	53.42	ppb	99
20) 2,2'-oxybis(1-Chloropr...	5.101	45	148008	55.51	ppb	95
21) 3&4-Methylphenol	5.208	108	106770	54.02	ppb	100

Quantitation Report (QT Reviewed)

Data Path : C:\msdchem\1\DATA\e5p501\
Data File : 5p9945.D
Acq On : 9 Jul 2014 3:51 pm
Operator : saumilp
Sample : icc501-50
Misc : op74489,e5p501
ALS Vial : 3 Sample Multiplier: 1

Quant Time: Jul 09 16:26:32 2014
Quant Method : C:\MSDCHEM\1\METHODS\M5P501.M
Quant Title : Semi Volatile GC/MS, zb-5msi 30mx .25mmx .25um
QLast Update : Wed Jul 09 15:44:38 2014
Response via : Initial Calibration

Compound	R.T.	QIon	Response	Conc	Units	Dev(Min)
22) n-Nitroso-di-n-propyla...	5.213	70	71009	49.54	ppb	98
23) Hexachloroethane	5.315	201	40106	47.09	ppb	96
26) Nitrobenzene	5.368	77	121377	45.73	ppb	96
27) Quinoline	6.463	129	238470	42.14	ppb	99
28) Isophorone	5.587	82	214871	46.70	ppb	97
29) 2-Nitrophenol	5.667	139	68567	46.74	ppb	94
30) 2,4-Dimethylphenol	5.699	107	109370	46.01	ppb	96
31) Benzoic acid	5.817	105	88794	39.77	ppb	99
32) bis(2-Chloroethoxy)met...	5.790	93	127453	46.95	ppb	97
33) 2,4-Dichlorophenol	5.908	162	94839	46.35	ppb	100
34) 2,6-Dichlorophenol	6.148	162	92153	48.45	ppb	97
35) 1,3,5-Trichlorobenzene	5.678	180	100662	49.70	ppb	99
36) 1,2,4-Trichlorobenzene	5.998	180	98381	47.38	ppb	99
37) 1,2,3-Trichlorobenzene	6.244	180	96677	47.65	ppb	98
38) Naphthalene	6.084	128	322060	48.91	ppb	98
39) 4-Chloroaniline	6.137	127	147693	54.19	ppb	97
40) 2,3-Dichloroaniline	7.297	161	114300	47.71	ppb	97
41) Caprolactam	6.559	55	54653	42.46	ppb	99
42) Hexachlorobutadiene	6.223	225	45111	46.80	ppb	99
43) 4-Chloro-3-methylphenol	6.720	107	100006	43.35	ppb	98
44) 2-Methylnaphthalene	6.912	141	200628	49.19	ppb	98
45) 1-Methylnaphthalene	7.045	142	229204	48.39	ppb	98
46) Dimethylnaphthalene	7.804	156	197066	48.77	ppb	96
48) Hexachlorocyclopentadiene	7.136	237	101319	99.20	ppb	99
49) 2,4,6-Trichlorophenol	7.307	196	59728	47.80	ppb	99
50) 2,4,5-Trichlorophenol	7.361	196	67453	44.97	ppb	99
52) 2-Chloronaphthalene	7.596	162	203685	47.43	ppb	96
53) Biphenyl	7.569	154	264769	48.01	ppb	98
54) 2-Nitroaniline	7.751	65	64223	43.60	ppb	98
55) Dimethylphthalate	8.055	163	225069	45.34	ppb	99
56) Acenaphthylene	8.226	152	339199	47.08	ppb	99
57) 2,6-Dinitrotoluene	8.135	165	55879	43.45	ppb	97
58) 3-Nitroaniline	8.408	138	71721	43.54	ppb	92
59) Acenaphthene	8.515	153	205597	46.89	ppb	99
60) 2,4-Dinitrophenol	8.579	184	62247	76.32	ppb	97
61) 4-Nitrophenol	8.728	109	28938	40.39	ppb	98
62) Dibenzofuran	8.808	168	272885	49.07	ppb	100
63) 2,4-Dinitrotoluene	8.803	165	71885	46.74	ppb	95
64) 2,3,4,6-Tetrachlorophenol	9.033	232	47683	42.53	ppb	94
65) Diethylphthalate	9.268	149	233191	46.15	ppb	99
66) Fluorene	9.396	166	225801	46.99	ppb	98
67) 4-Chlorophenyl-phenyle...	9.428	204	91948	47.08	ppb	95
68) 4-Nitroaniline	9.460	138	69787	41.60	ppb	99
70) 4,6-Dinitro-2-methylph...	9.514	198	40614	39.05	ppb	92
71) n-Nitrosodiphenylamine	9.642	169	151408	44.16	ppb	97
72) 1,2-Diphenylhydrazine	9.711	77	237284	44.78	ppb	100
74) 4-Bromophenyl-phenylether	10.310	248	51724	45.31	ppb	100
75) Hexachlorobenzene	10.406	284	54843	43.75	ppb	97
76) Pentachlorophenol	10.785	266	69867	87.67	ppb	97
77) Phenanthrene	11.154	178	303842	46.34	ppb	97

Quantitation Report (QT Reviewed)

Data Path : C:\msdchem\1\DATA\e5p501\
Data File : 5p9945.D
Acq On : 9 Jul 2014 3:51 pm
Operator : saumilp
Sample : icc501-50
Misc : op74489,e5p501
ALS Vial : 3 Sample Multiplier: 1

Quant Time: Jul 09 16:26:32 2014
Quant Method : C:\MSDCHEM\1\METHODS\M5P501.M
Quant Title : Semi Volatile GC/MS, zb-5msi 30mx .25mmx .25um
QLast Update : Wed Jul 09 15:44:38 2014
Response via : Initial Calibration

Compound	R.T.	QIon	Response	Conc	Units	Dev(Min)
78) Anthracene	11.250	178	312496	47.23	ppb	98
79) Carbazole	11.586	167	315292	45.20	ppb	98
80) Di-n-butylphthalate	12.393	149	398580	45.95	ppb	98
81) Fluoranthene	13.456	202	310121	45.39	ppb	98
82) Octadecane	11.090	57	150922	46.93	ppb	98
84) Pyrene	13.884	202	316061	40.60	ppb	98
86) Butylbenzylphthalate	15.337	149	180175	40.73	ppb	99
87) Butyl stearate	15.577	56	153013	58.79	ppb	98
88) Benzo[a]anthracene	16.277	228	263912	40.82	ppb	99
89) 3,3'-Dichlorobenzidine	16.298	252	95378	42.14	ppb	99
90) Chrysene	16.346	228	247346	40.78	ppb	99
91) bis(2-Ethylhexyl)phtha...	16.555	149	248803	41.91	ppb	98
93) Di-n-octylphthalate	17.783	149	433590	47.35	ppb	99
94) Benzo[b]fluoranthene	18.270	252	275029m	43.95	ppb	
95) Benzo[k]fluoranthene	18.328	252	250626	48.35	ppb	98
96) Benzo[a]pyrene	18.820	252	249427	45.21	ppb	99
97) Indeno[1,2,3-cd]pyrene	20.700	276	248625	42.04	ppb	95
98) Dibenz(a,h)acridine	20.305	279	225783	43.24	ppb	99
99) Dibenz[a,h]anthracene	20.754	278	252310	44.82	ppb	99
100) 7,12-Dimethylbenz(a)an...	18.291	256	125798	48.16	ppb	99
101) Benzo[g,h,i]perylene	21.197	276	249717	43.56	ppb	98

(#) = qualifier out of range (m) = manual integration (+) = signals summed

9.6.27

9

Quantitation Report (QT Reviewed)

Data Path : C:\msdchem\1\DATA\e5p501\
Data File : 5p9945.D
Acq On : 9 Jul 2014 3:51 pm
Operator : saumilp
Sample : icc501-50
Misc : op74489,e5p501
ALS Vial : 3 Sample Multiplier: 1

Quant Time: Jul 09 16:26:32 2014
Quant Method : C:\MSDCHEM\1\METHODS\M5P501.M
Quant Title : Semi Volatile GC/MS, zb-5msi 30mx .25mmx .25um
QLast Update : Wed Jul 09 15:44:38 2014
Response via : Initial Calibration

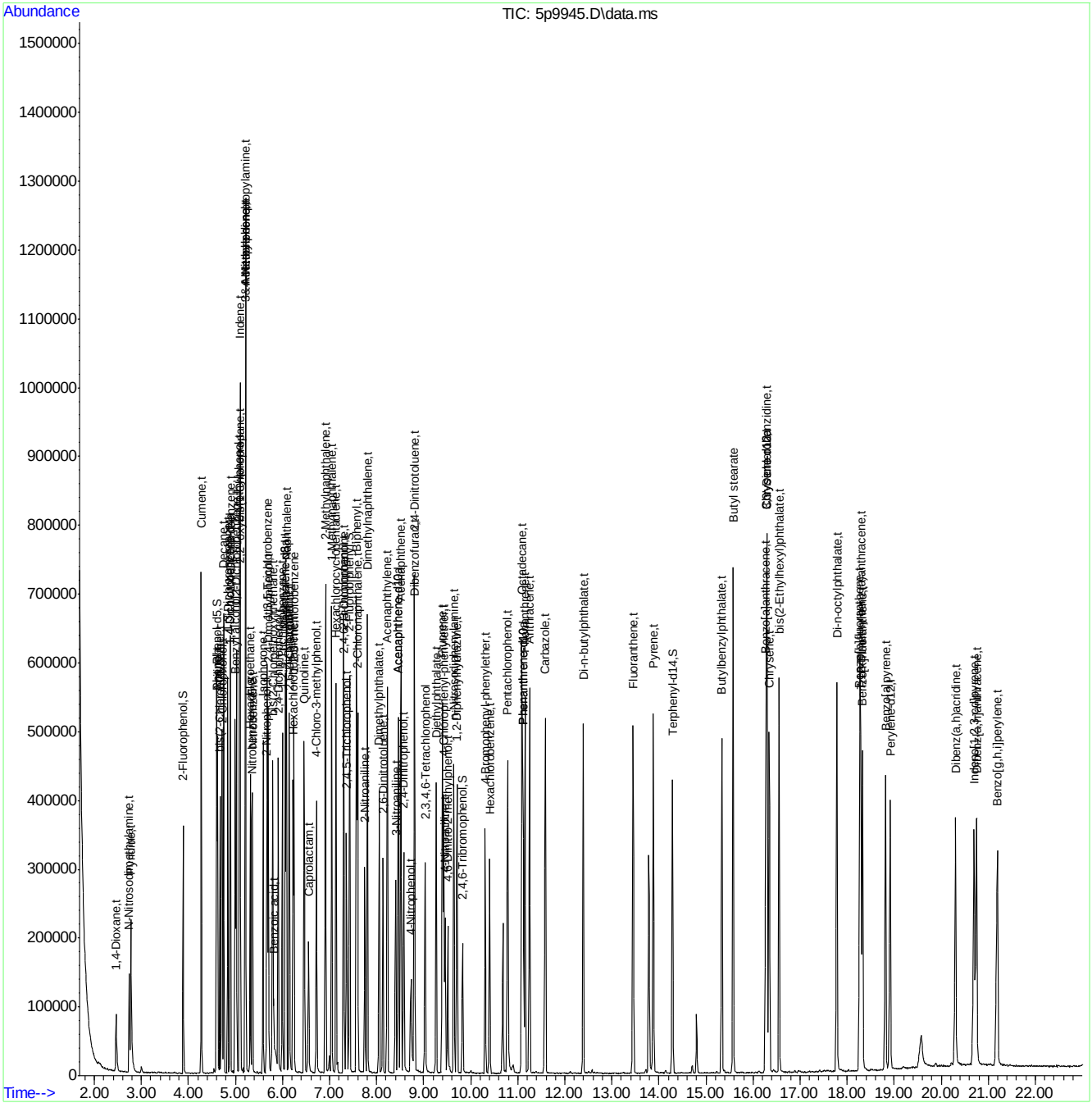

ACCUTEST LABORATORIES JB72256

Manual Integration Approval Summary

Sample Number: E5P501-ICC501
Lab FileID: 5P9945.D
Injection Time: 07/09/14 15:51
Method: EPA 625
Analyst approved: 07/10/14 10:04 Saumil Patel
Supervisor approved: 07/10/14 14:39 Nina Pandya

Parameter	CAS	Sig#	R.T. (min.)	Reason
Benzo(b)fluoranthene	205-99-2		18.27	Poor instrument integration

Quantitation Report (Qedit)

Data Path : C:\msdchem\1\DATA\e5p501\
Data File : 5p9945.D
Acq On : 9 Jul 2014 3:51 pm
Operator : saumilp
Sample : icc501-50
Misc : op74489,e5p501
ALS Vial : 3 Sample Multiplier: 1

Quant Time: Jul 09 16:25:10 2014
Quant Method : C:\MSDCHEM\1\METHODS\M5P501.M
Quant Title : Semi Volatile GC/MS, zb-5msi 30mx .25mmx .25um
QLast Update : Wed Jul 09 15:44:38 2014
Response via : Initial Calibration

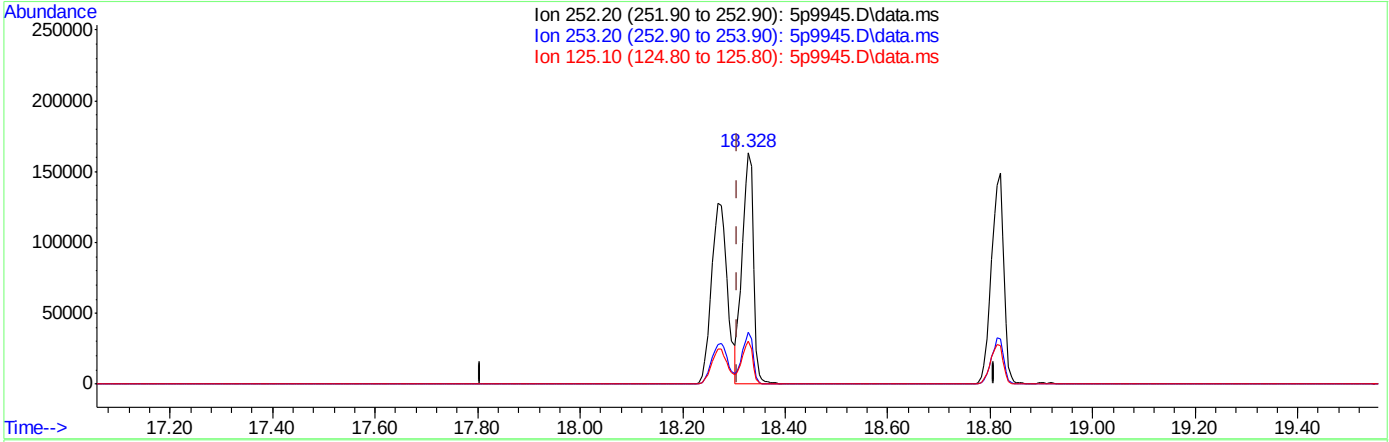

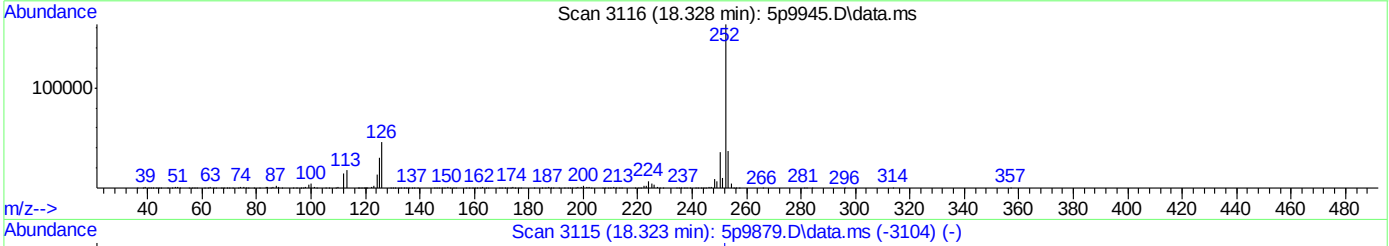

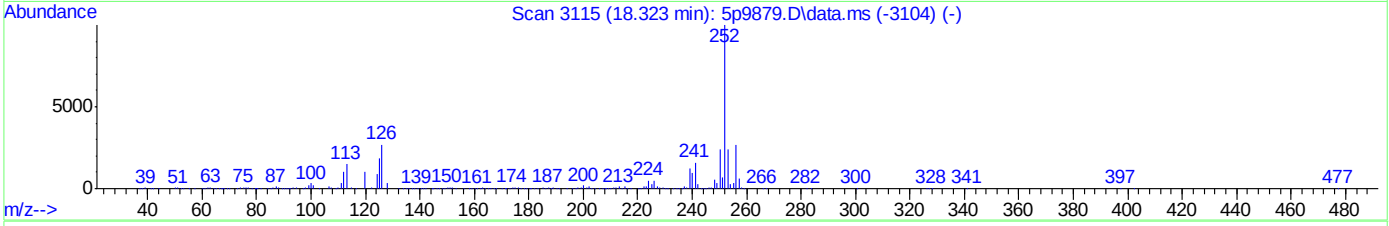

TIC: 5p9945.D\data.ms

(94) Benzo[b]fluoranthene (t)

18.328min (+0.021) 40.05ppb

response 250626

Ion	Exp%	Act%
252.20	100	100
253.20	24.00	22.09
125.10	19.60	17.70
0.00	0.00	0.00

Quantitation Report (Qedit)

Data Path : C:\msdchem\1\DATA\e5p501\
Data File : 5p9945.D
Acq On : 9 Jul 2014 3:51 pm
Operator : saumilp
Sample : icc501-50
Misc : op74489,e5p501
ALS Vial : 3 Sample Multiplier: 1

Quant Time: Jul 09 16:25:10 2014
Quant Method : C:\MSDCHEM\1\METHODS\M5P501.M
Quant Title : Semi Volatile GC/MS, zb-5msi 30mx .25mmx .25um
QLast Update : Wed Jul 09 15:44:38 2014
Response via : Initial Calibration

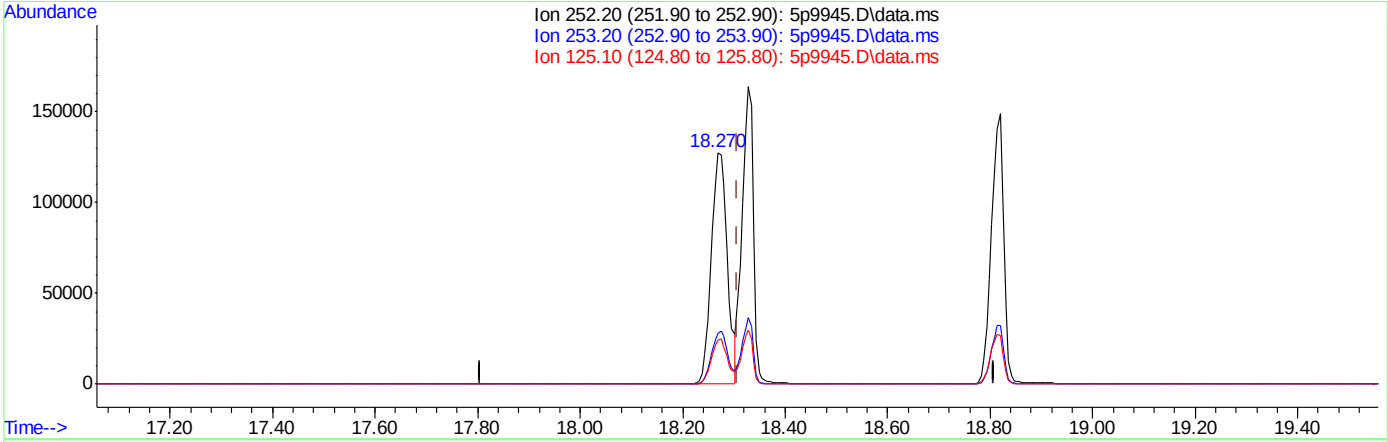

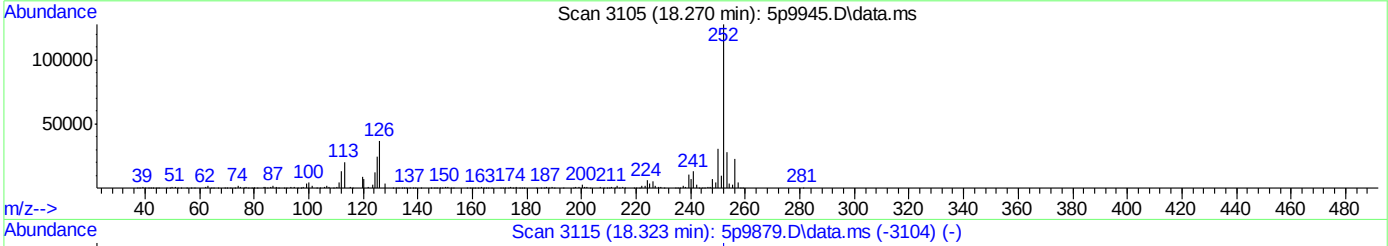

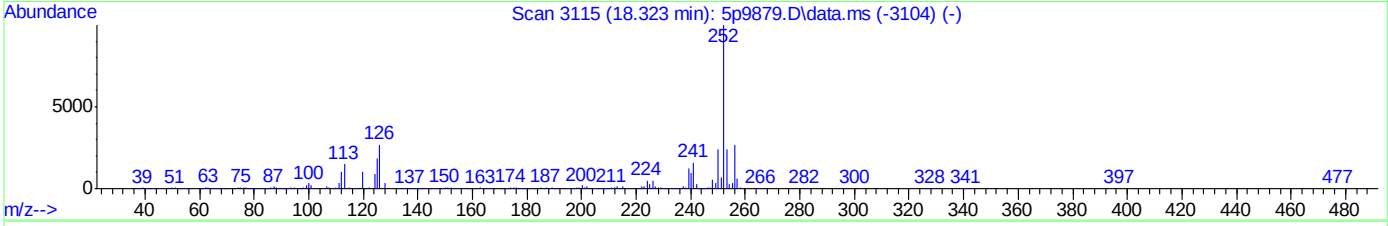

TIC: 5p9945.D\data.ms

(94) Benzo[b]fluoranthene (t)

18.270min (-0.038) 43.95ppb m

response 275029

Ion	Exp%	Act%
252.20	100	100
253.20	24.00	22.06
125.10	19.60	19.19
0.00	0.00	0.00

Quantitation Report (QT Reviewed)

Data Path : C:\msdchem\1\DATA\e5p501\
Data File : 5p9946.D
Acq On : 9 Jul 2014 4:21 pm
Operator : saumilp
Sample : ic501-1
Misc : op74489,e5p501
ALS Vial : 4 Sample Multiplier: 1

Quant Time: Jul 09 16:45:51 2014
Quant Method : C:\MSDCHEM\1\METHODS\M5P501.M
Quant Title : Semi Volatile GC/MS, zb-5msi 30mx .25mmx .25um
QLast Update : Wed Jul 09 16:27:05 2014
Response via : Initial Calibration

Compound	R.T.	QIon	Response	Conc	Units	Dev(Min)
Internal Standards						
1) 1,4-Dichlorobenzene-d4	4.882	152	125340	40.00	ppb	0.00
24) Naphthalene-d8	6.057	136	482883	40.00	ppb	0.00
47) Acenaphthene-d10	8.461	164	270234	40.00	ppb	0.00
69) Phenanthrene-d10	11.106	188	407765	40.00	ppb	0.00
83) Chrysene-d12	16.293	240	355970	40.00	ppb	0.00
92) Perylene-d12	18.921	264	327411	40.00	ppb	0.00
102) 1,4-Dichlorobenzene-d4a	4.882	152	125340	40.00	ppb	0.00
104) Acenaphthene-d10a	8.461	164	270234	40.00	ppb	0.00
106) Chrysene-d12a	16.293	240	355970	40.00	ppb	0.00
109) Phenanthrene-d10a	11.106	188	407765	40.00	ppb	0.00
112) Naphthalene-d8a	6.057	136	482883	40.00	ppb	0.00
System Monitoring Compounds						
5) 2-Fluorophenol	3.888	112	4387	1.02	ppb	0.00
Spiked Amount 50.000			Recovery =	2.04%		
8) Phenol-d5	4.594	99	5523	1.08	ppb	0.00
Spiked Amount 50.000			Recovery =	2.16%		
25) Nitrobenzene-d5	5.341	82	4636	1.16	ppb	0.00
Spiked Amount 50.000			Recovery =	2.32%		
51) 2-Fluorobiphenyl	7.420	172	9245	1.25	ppb	0.00
Spiked Amount 50.000			Recovery =	2.50%		
73) 2,4,6-Tribromophenol	0.000	330	0	0.00	ppb	
Spiked Amount 50.000			Recovery =	0.00%		
85) Terphenyl-d14	14.279	244	8116	1.08	ppb	-0.01
Spiked Amount 50.000			Recovery =	2.16%		
108) 1-chlorooctadecane	0.000	57	0	0.00	ppb	
Spiked Amount 50.000			Recovery =	0.00%		
111) o-terphenyl	0.000	230	0	0.00	ppb	
Spiked Amount 50.000			Recovery =	0.00%		
Target Compounds						Qvalue
2) 1,4-Dioxane	2.467	88	2095	1.11	ppb	87
3) Pyridine	2.793	79	4996	1.00	ppb	97
4) N-Nitrosodimethylamine	2.745	74	3191	1.06	ppb	99
6) Indene	5.090	116	8202	1.41	ppb	96
7) Cumene	4.273	105	11800	1.30	ppb	96
9) Phenol	4.604	94	6420	1.17	ppb	94
10) Aniline	4.620	93	7877	1.43	ppb	97
11) bis(2-Chloroethyl)ether	4.663	93	4885	1.25	ppb	95
12) 2-Chlorophenol	4.716	128	4982	1.20	ppb	98
13) Decane	4.748	43	5787	1.50	ppb	91
14) 1,3-Dichlorobenzene	4.834	146	5795	1.22	ppb	96
15) 1,4-Dichlorobenzene	4.893	146	6008	1.30	ppb	97
16) Benzyl alcohol	4.989	108	3269	1.12	ppb	82
17) 1,2-Dichlorobenzene	5.021	146	5329	1.26	ppb	97
18) Acetophenone	5.208	105	6656	1.34	ppb	95
19) 2-Methylphenol	5.080	108	4297	1.24	ppb	96
20) 2,2'-oxybis(1-Chloropr...	5.096	45	6814	1.43	ppb	95
21) 3&4-Methylphenol	5.208	108	4160	1.20	ppb	93

Quantitation Report (QT Reviewed)

Data Path : C:\msdchem\1\DATA\e5p501\
Data File : 5p9946.D
Acq On : 9 Jul 2014 4:21 pm
Operator : saumilp
Sample : ic501-1
Misc : op74489,e5p501
ALS Vial : 4 Sample Multiplier: 1

Quant Time: Jul 09 16:45:51 2014
Quant Method : C:\MSDCHEM\1\METHODS\M5P501.M
Quant Title : Semi Volatile GC/MS, zb-5msi 30mx .25mmx .25um
QLast Update : Wed Jul 09 16:27:05 2014
Response via : Initial Calibration

Compound	R.T.	QIon	Response	Conc	Units	Dev(Min)
22) n-Nitroso-di-n-propyla...	5.208	70	3372	1.40	ppb	99
23) Hexachloroethane	5.309	201	1643	1.18	ppb	92
26) Nitrobenzene	5.363	77	5275	1.27	ppb	90
27) Quinoline	6.453	129	9433	1.11	ppb	96
28) Isophorone	5.576	82	8322	1.15	ppb	97
29) 2-Nitrophenol	5.662	139	2337	1.01	ppb	95
30) 2,4-Dimethylphenol	5.694	107	3213	0.86	ppb	92
32) bis(2-Chloroethoxy)met...	5.785	93	5249	1.22	ppb	91
33) 2,4-Dichlorophenol	5.908	162	3351	1.04	ppb	90
34) 2,6-Dichlorophenol	6.143	162	3417	1.12	ppb	94
35) 1,3,5-Trichlorobenzene	5.673	180	4484	1.36	ppb	98
36) 1,2,4-Trichlorobenzene	5.993	180	3989	1.21	ppb	98
37) 1,2,3-Trichlorobenzene	6.239	180	3823	1.18	ppb	97
38) Naphthalene	6.079	128	13718	1.29	ppb	96
39) 4-Chloroaniline	6.132	127	5911	1.27	ppb	86
40) 2,3-Dichloroaniline	7.291	161	4617	1.21	ppb	93
41) Caprolactam	6.490	55	1825	0.94	ppb	78
42) Hexachlorobutadiene	6.223	225	1842	1.21	ppb	97
43) 4-Chloro-3-methylphenol	6.714	107	3278	0.93	ppb	89
44) 2-Methylnaphthalene	6.907	141	8408	1.27	ppb	94
45) 1-Methylnaphthalene	7.040	142	9662	1.27	ppb	93
46) Dimethylnaphthalene	7.799	156	8589	1.32	ppb	95
48) Hexachlorocyclopentadiene	7.136	237	3259	1.94	ppb	87
49) 2,4,6-Trichlorophenol	7.302	196	2107	1.04	ppb	87
50) 2,4,5-Trichlorophenol	7.361	196	2411	1.03	ppb	88
52) 2-Chloronaphthalene	7.585	162	8855	1.28	ppb	94
53) Biphenyl	7.564	154	11701	1.31	ppb	97
54) 2-Nitroaniline	7.745	65	2203	0.97	ppb	96
55) Dimethylphthalate	8.045	163	9157	1.17	ppb	97
56) Acenaphthylene	8.221	152	14103	1.22	ppb	98
57) 2,6-Dinitrotoluene	8.125	165	1820	0.92	ppb	99
58) 3-Nitroaniline	8.397	138	2175	0.86	ppb	94
59) Acenaphthene	8.509	153	8405	1.20	ppb	87
62) Dibenzofuran	8.798	168	12027	1.32	ppb	98
63) 2,4-Dinitrotoluene	8.793	165	2387	0.97	ppb	95
64) 2,3,4,6-Tetrachlorophenol	9.028	232	1501	0.88	ppb	85
65) Diethylphthalate	9.252	149	9190	1.15	ppb	99
66) Fluorene	9.391	166	9505	1.24	ppb	98
67) 4-Chlorophenyl-phenyle...	9.418	204	3834	1.23	ppb	99
68) 4-Nitroaniline	9.444	138	2168	0.85	ppb	98
71) n-Nitrosodiphenylamine	9.631	169	6118	1.13	ppb	94
72) 1,2-Diphenylhydrazine	9.695	77	9560	1.13	ppb	92
74) 4-Bromophenyl-phenylether	10.304	248	2027	1.11	ppb	97
75) Hexachlorobenzene	10.395	284	2330	1.18	ppb	98
77) Phenanthrene	11.143	178	13488	1.27	ppb	94
78) Anthracene	11.239	178	13227	1.22	ppb	99
79) Carbazole	11.576	167	13420	1.20	ppb	94
80) Di-n-butylphthalate	12.383	149	14371	1.03	ppb	98
81) Fluoranthene	13.440	202	12587	1.15	ppb	96
82) Octadecane	11.079	57	6011	1.15	ppb	93

Quantitation Report (QT Reviewed)

Data Path : C:\msdchem\1\DATA\e5p501\
Data File : 5p9946.D
Acq On : 9 Jul 2014 4:21 pm
Operator : saumilp
Sample : ic501-1
Misc : op74489,e5p501
ALS Vial : 4 Sample Multiplier: 1

Quant Time: Jul 09 16:45:51 2014
Quant Method : C:\MSDCHEM\1\METHODS\M5P501.M
Quant Title : Semi Volatile GC/MS, zb-5msi 30mx .25mmx .25um
QLast Update : Wed Jul 09 16:27:05 2014
Response via : Initial Calibration

Compound	R.T.	QIon	Response	Conc	Units	Dev(Min)
84) Pyrene	13.873	202	13652	1.11	ppb	98
86) Butylbenzylphthalate	15.331	149	5912	0.84	ppb	96
87) Butyl stearate	15.572	56	5525	1.12	ppb	97
88) Benzo[a]anthracene	16.272	228	12035	1.18	ppb	97
89) 3,3'-Dichlorobenzidine	16.288	252	2979	0.82	ppb	77
90) Chrysene	16.330	228	11198	1.17	ppb	95
91) bis(2-Ethylhexyl)phtha...	16.549	149	7974	0.84	ppb	98
93) Di-n-octylphthalate	17.773	149	13915	0.94	ppb	98
94) Benzo[b]fluoranthene	18.254	252	11142	1.14	ppb	94
95) Benzo[k]fluoranthene	18.302	252	10774	1.27	ppb	98
96) Benzo[a]pyrene	18.799	252	9652	1.11	ppb	94
97) Indeno[1,2,3-cd]pyrene	20.674	276	8722	0.97	ppb	91
98) Dibenz(a,h)acridine	20.289	279	7856	0.97	ppb	100
99) Dibenz[a,h]anthracene	20.727	278	9181	1.04	ppb	85
100) 7,12-Dimethylbenz(a)an...	18.264	256	3168	0.75	ppb	92
101) Benzo[g,h,i]perylene	21.160	276	9512	1.07	ppb	95

(#) = qualifier out of range (m) = manual integration (+) = signals summed

9.6.28

9

Quantitation Report (QT Reviewed)

Data Path : C:\msdchem\1\DATA\e5p501\
Data File : 5p9946.D
Acq On : 9 Jul 2014 4:21 pm
Operator : saumilp
Sample : ic501-1
Misc : op74489,e5p501
ALS Vial : 4 Sample Multiplier: 1

Quant Time: Jul 09 16:45:51 2014
Quant Method : C:\MSDCHEM\1\METHODS\M5P501.M
Quant Title : Semi Volatile GC/MS, zb-5msi 30mx .25mmx .25um
QLast Update : Wed Jul 09 16:27:05 2014
Response via : Initial Calibration

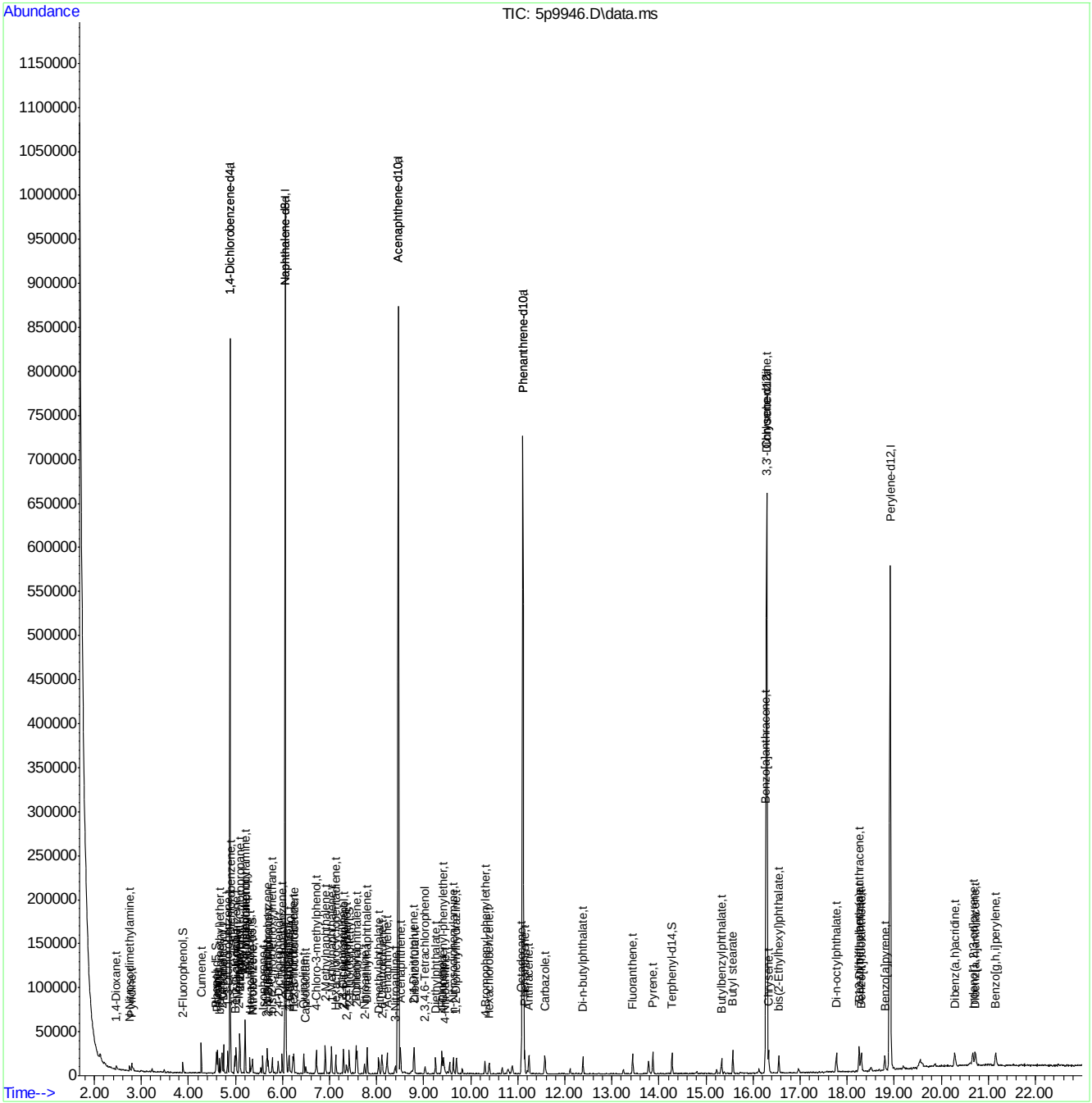

ACCUTEST LABORATORIES JB72256

Quantitation Report (QT Reviewed)

Data Path : C:\msdchem\1\DATA\e5p501\
Data File : 5p9947.D
Acq On : 9 Jul 2014 4:54 pm
Operator : saumilp
Sample : ic501-25
Misc : op74489,e5p501
ALS Vial : 5 Sample Multiplier: 1

Quant Time: Jul 09 17:18:48 2014
Quant Method : C:\MSDCHEM\1\METHODS\M5P501.M
Quant Title : Semi Volatile GC/MS, zb-5msi 30mx .25mmx .25um
QLast Update : Wed Jul 09 16:46:04 2014
Response via : Initial Calibration

Compound	R.T.	QIon	Response	Conc	Units	Dev(Min)
Internal Standards						
1) 1,4-Dichlorobenzene-d4	4.882	152	74586	40.00	ppb	0.00
24) Naphthalene-d8	6.057	136	297803	40.00	ppb	0.00
47) Acenaphthene-d10	8.461	164	159818	40.00	ppb	0.00
69) Phenanthrene-d10	11.106	188	241867	40.00	ppb	0.00
83) Chrysene-d12	16.293	240	207938	40.00	ppb	0.00
92) Perylene-d12	18.911	264	188257	40.00	ppb	-0.01
102) 1,4-Dichlorobenzene-d4a	4.882	152	74586	40.00	ppb	0.00
104) Acenaphthene-d10a	8.461	164	159818	40.00	ppb	0.00
106) Chrysene-d12a	16.293	240	207938	40.00	ppb	0.00
109) Phenanthrene-d10a	11.106	188	241867	40.00	ppb	0.00
112) Naphthalene-d8a	6.057	136	297803	40.00	ppb	0.00
System Monitoring Compounds						
5) 2-Fluorophenol	3.888	112	64020	24.91	ppb	0.00
Spiked Amount 50.000			Recovery = 49.82%			
8) Phenol-d5	4.594	99	81564	26.11	ppb	0.00
Spiked Amount 50.000			Recovery = 52.22%			
25) Nitrobenzene-d5	5.347	82	65454	25.15	ppb	0.00
Spiked Amount 50.000			Recovery = 50.30%			
51) 2-Fluorobiphenyl	7.425	172	122850	25.96	ppb	0.00
Spiked Amount 50.000			Recovery = 51.92%			
73) 2,4,6-Tribromophenol	9.824	330	12205	23.85	ppb	0.00
Spiked Amount 50.000			Recovery = 47.70%			
85) Terphenyl-d14	14.284	244	110536	24.46	ppb	0.00
Spiked Amount 50.000			Recovery = 48.92%			
108) 1-chlorooctadecane	0.000	57	0	0.00	ppb	
Spiked Amount 50.000			Recovery = 0.00%			
111) o-terphenyl	0.000	230	0	0.00	ppb	
Spiked Amount 50.000			Recovery = 0.00%			
Target Compounds						Qvalue
2) 1,4-Dioxane	2.462	88	28954	24.83	ppb	99
3) Pyridine	2.772	79	75153	25.32	ppb	99
4) N-Nitrosodimethylamine	2.740	74	44316	24.29	ppb	93
6) Indene	5.096	116	109053	27.70	ppb	96
7) Cumene	4.273	105	152736	25.68	ppb	99
9) Phenol	4.604	94	92698	26.93	ppb	95
10) Aniline	4.620	93	98846	26.36	ppb	98
11) bis(2-Chloroethyl)ether	4.668	93	63180	25.08	ppb	98
12) 2-Chlorophenol	4.716	128	66402	25.14	ppb	97
13) Decane	4.748	43	67346	25.13	ppb	97
14) 1,3-Dichlorobenzene	4.839	146	77122	25.46	ppb	95
15) 1,4-Dichlorobenzene	4.893	146	75498	24.95	ppb	98
16) Benzyl alcohol	4.989	108	45884	25.44	ppb	94
17) 1,2-Dichlorobenzene	5.021	146	71936	26.26	ppb	98
18) Acetophenone	5.213	105	86468	26.33	ppb	92
19) 2-Methylphenol	5.080	108	62108	27.88	ppb	99
20) 2,2'-oxybis(1-Chloropr...	5.096	45	89395	27.62	ppb	99
21) 3&4-Methylphenol	5.208	108	62583	28.41	ppb	98

ACCUTEST LABORATORIES JB72256

Quantitation Report (QT Reviewed)

Data Path : C:\msdchem\1\DATA\e5p501\
Data File : 5p9947.D
Acq On : 9 Jul 2014 4:54 pm
Operator : saumilp
Sample : ic501-25
Misc : op74489,e5p501
ALS Vial : 5 Sample Multiplier: 1

Quant Time: Jul 09 17:18:48 2014
Quant Method : C:\MSDCHEM\1\METHODS\M5P501.M
Quant Title : Semi Volatile GC/MS, zb-5msi 30mx .25mmx .25um
QLast Update : Wed Jul 09 16:46:04 2014
Response via : Initial Calibration

Compound	R.T.	QIon	Response	Conc	Units	Dev(Min)
22) n-Nitroso-di-n-propyla...	5.208	70	41799	25.72	ppb	99
23) Hexachloroethane	5.315	201	21842	24.82	ppb	95
26) Nitrobenzene	5.363	77	69033	24.74	ppb	94
27) Quinoline	6.458	129	132985	24.45	ppb	99
28) Isophorone	5.582	82	119640	25.47	ppb	100
29) 2-Nitrophenol	5.662	139	37256	26.00	ppb	93
30) 2,4-Dimethylphenol	5.694	107	55710	25.41	ppb	95
31) Benzoic acid	5.785	105	41601	20.61	ppb	94
32) bis(2-Chloroethoxy)met...	5.785	93	71562	25.15	ppb	99
33) 2,4-Dichlorophenol	5.908	162	53070	26.37	ppb	99
34) 2,6-Dichlorophenol	6.148	162	52286	26.68	ppb	95
35) 1,3,5-Trichlorobenzene	5.678	180	57236	25.13	ppb	100
36) 1,2,4-Trichlorobenzene	5.993	180	55148	25.33	ppb	98
37) 1,2,3-Trichlorobenzene	6.244	180	55073	26.03	ppb	95
38) Naphthalene	6.079	128	189093	26.29	ppb	99
39) 4-Chloroaniline	6.132	127	80200	25.69	ppb	99
40) 2,3-Dichloroaniline	7.297	161	64491	25.59	ppb	96
41) Caprolactam	6.538	55	28992	24.69	ppb	97
42) Hexachlorobutadiene	6.223	225	25645	25.52	ppb	98
43) 4-Chloro-3-methylphenol	6.714	107	55317	26.10	ppb	99
44) 2-Methylnaphthalene	6.912	141	110789	24.93	ppb	97
45) 1-Methylnaphthalene	7.040	142	128321	25.09	ppb	94
46) Dimethylnaphthalene	7.804	156	112128	25.23	ppb	99
48) Hexachlorocyclopentadiene	7.136	237	55704	56.66	ppb	97
49) 2,4,6-Trichlorophenol	7.302	196	32639	26.96	ppb	99
50) 2,4,5-Trichlorophenol	7.355	196	35546	25.35	ppb	95
52) 2-Chloronaphthalene	7.591	162	112813	25.25	ppb	99
53) Biphenyl	7.569	154	154624	26.55	ppb	98
54) 2-Nitroaniline	7.745	65	33709	25.32	ppb	98
55) Dimethylphthalate	8.050	163	126417	25.88	ppb	99
56) Acenaphthylene	8.226	152	192382	26.24	ppb	98
57) 2,6-Dinitrotoluene	8.130	165	28920	25.35	ppb	95
58) 3-Nitroaniline	8.397	138	37848	26.44	ppb	92
59) Acenaphthene	8.509	153	116204	26.28	ppb	99
60) 2,4-Dinitrophenol	8.573	184	29306	41.76	ppb	98
61) 4-Nitrophenol	8.728	109	14918	23.60	ppb	93
62) Dibenzofuran	8.803	168	154628	25.96	ppb	99
63) 2,4-Dinitrotoluene	8.793	165	40177	27.93	ppb	94
64) 2,3,4,6-Tetrachlorophenol	9.028	232	25118	25.87	ppb	96
65) Diethylphthalate	9.257	149	128317	25.80	ppb	98
66) Fluorene	9.396	166	127844	26.06	ppb	99
67) 4-Chlorophenyl-phenyle...	9.423	204	51925	26.10	ppb	98
68) 4-Nitroaniline	9.444	138	38389	26.90	ppb	97
70) 4,6-Dinitro-2-methylph...	9.508	198	20306	21.96	ppb	94
71) n-Nitrosodiphenylamine	9.637	169	85960	25.60	ppb	99
72) 1,2-Diphenylhydrazine	9.701	77	133744	25.56	ppb	97
74) 4-Bromophenyl-phenylether	10.310	248	28327	25.18	ppb	95
75) Hexachlorobenzene	10.401	284	30885	24.85	ppb	97
76) Pentachlorophenol	10.780	266	34870	46.71	ppb	99
77) Phenanthrene	11.148	178	171242	24.92	ppb	99

Quantitation Report (QT Reviewed)

Data Path : C:\msdchem\1\DATA\e5p501\
Data File : 5p9947.D
Acq On : 9 Jul 2014 4:54 pm
Operator : saumilp
Sample : ic501-25
Misc : op74489,e5p501
ALS Vial : 5 Sample Multiplier: 1

Quant Time: Jul 09 17:18:48 2014
Quant Method : C:\MSDCHEM\1\METHODS\M5P501.M
Quant Title : Semi Volatile GC/MS, zb-5msi 30mx .25mmx .25um
QLast Update : Wed Jul 09 16:46:04 2014
Response via : Initial Calibration

Compound	R.T.	QIon	Response	Conc	Units	Dev(Min)
78) Anthracene	11.245	178	173019	25.09	ppb	99
79) Carbazole	11.581	167	178477	25.23	ppb	100
80) Di-n-butylphthalate	12.388	149	219653	26.21	ppb	99
81) Fluoranthene	13.446	202	172268	25.24	ppb	97
82) Octadecane	11.084	57	84358	25.85	ppb	98
84) Pyrene	13.878	202	183320	24.62	ppb	98
86) Butylbenzylphthalate	15.337	149	98874	25.51	ppb	95
87) Butyl stearate	15.572	56	87794	29.28	ppb	98
88) Benzo[a]anthracene	16.272	228	149485	23.62	ppb	99
89) 3,3'-Dichlorobenzidine	16.288	252	52730	26.42	ppb	97
90) Chrysene	16.336	228	140572	23.75	ppb	99
91) bis(2-Ethylhexyl)phtha...	16.549	149	133714	25.44	ppb	97
93) Di-n-octylphthalate	17.778	149	232408	27.90	ppb	99
94) Benzo[b]fluoranthene	18.264	252	152212	25.92	ppb	100
95) Benzo[k]fluoranthene	18.318	252	144201	27.18	ppb	99
96) Benzo[a]pyrene	18.809	252	134215	25.87	ppb	96
97) Indeno[1,2,3-cd]pyrene	20.690	276	132699	25.86	ppb	96
98) Dibenz(a,h)acridine	20.300	279	117789	25.61	ppb	100
99) Dibenz[a,h]anthracene	20.738	278	134024	26.02	ppb	98
100) 7,12-Dimethylbenz(a)an...	18.275	256	63487	28.39	ppb	98
101) Benzo[g,h,i]perylene	21.176	276	135119	25.83	ppb	97

(#) = qualifier out of range (m) = manual integration (+) = signals summed

9.6.29

9

Quantitation Report (QT Reviewed)

Data Path : C:\msdchem\1\DATA\e5p501\
Data File : 5p9947.D
Acq On : 9 Jul 2014 4:54 pm
Operator : saumilp
Sample : ic501-25
Misc : op74489,e5p501
ALS Vial : 5 Sample Multiplier: 1

Quant Time: Jul 09 17:18:48 2014
Quant Method : C:\MSDCHEM\1\METHODS\M5P501.M
Quant Title : Semi Volatile GC/MS, zb-5msi 30mx .25mmx .25um
QLast Update : Wed Jul 09 16:46:04 2014
Response via : Initial Calibration

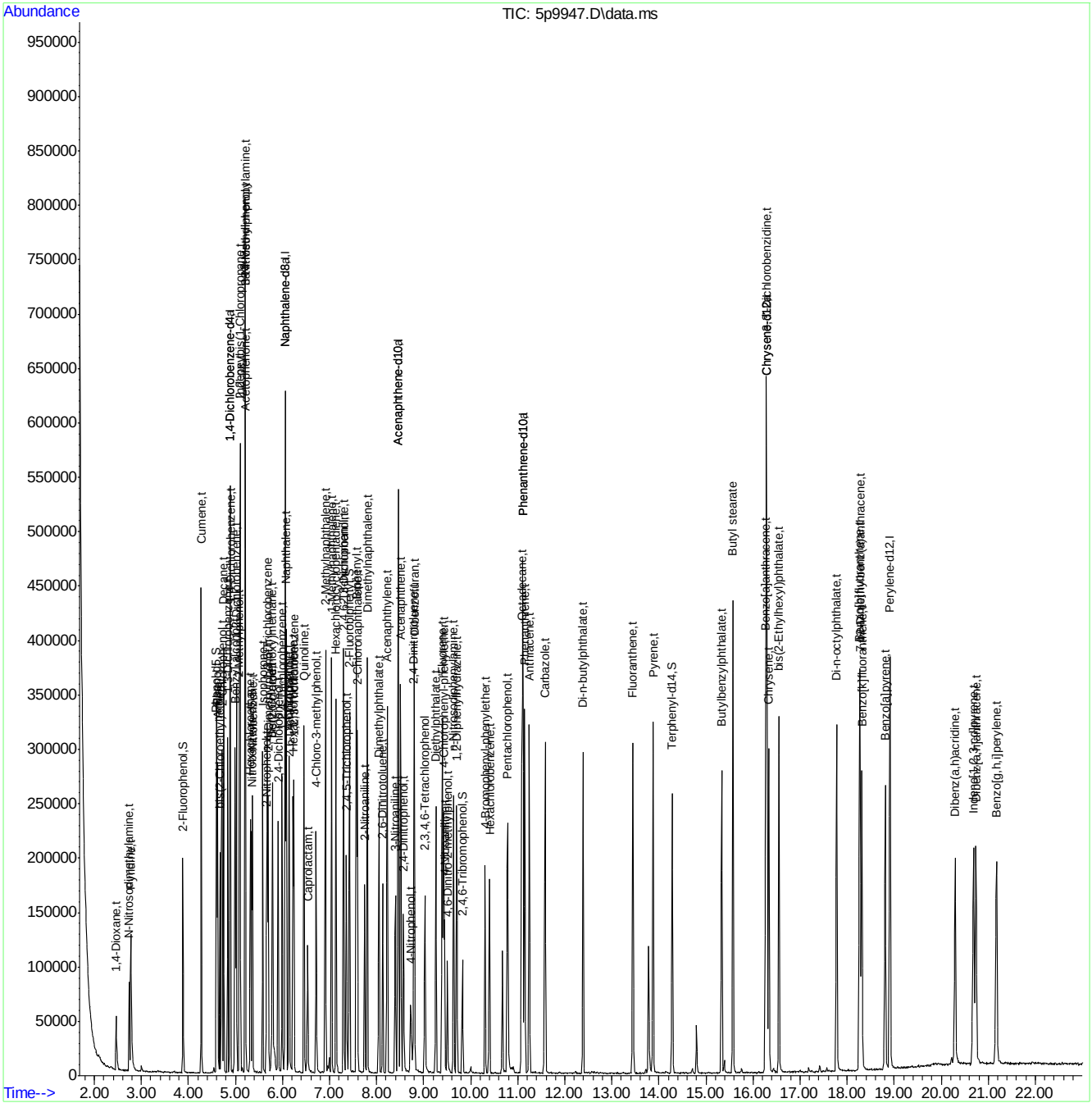

ACCUTEST LABORATORIES JB72256

Quantitation Report (QT Reviewed)

Data Path : C:\msdchem\1\DATA\e5p501\
Data File : 5p9948.D
Acq On : 9 Jul 2014 5:24 pm
Operator : saumilp
Sample : ic501-80
Misc : op74489,e5p501
ALS Vial : 6 Sample Multiplier: 1

Quant Time: Jul 10 08:05:47 2014
Quant Method : C:\MSDCHEM\1\METHODS\M5P501.M
Quant Title : Semi Volatile GC/MS, zb-5msi 30mx .25mmx .25um
QLast Update : Wed Jul 09 17:20:51 2014
Response via : Initial Calibration

Compound	R.T.	QIon	Response	Conc	Units	Dev(Min)
Internal Standards						
1) 1,4-Dichlorobenzene-d4	4.882	152	82806	40.00	ppb	0.00
24) Naphthalene-d8	6.063	136	327154	40.00	ppb	0.00
47) Acenaphthene-d10	8.467	164	178549	40.00	ppb	0.00
69) Phenanthrene-d10	11.116	188	261408	40.00	ppb	0.00
83) Chrysene-d12	16.304	240	202449	40.00	ppb	0.00
92) Perylene-d12	18.921	264	210006	40.00	ppb	0.00
102) 1,4-Dichlorobenzene-d4a	4.882	152	82806	40.00	ppb	0.00
104) Acenaphthene-d10a	8.467	164	178549	40.00	ppb	0.00
106) Chrysene-d12a	16.304	240	202449	40.00	ppb	0.00
109) Phenanthrene-d10a	11.116	188	261408	40.00	ppb	0.00
112) Naphthalene-d8a	6.063	136	327154	40.00	ppb	0.00
System Monitoring Compounds						
5) 2-Fluorophenol	3.888	112	245364	86.07	ppb	0.00
Spiked Amount 50.000			Recovery = 172.14%			
8) Phenol-d5	4.604	99	287483	81.98	ppb	0.00
Spiked Amount 50.000			Recovery = 163.96%			
25) Nitrobenzene-d5	5.352	82	232905	81.35	ppb	0.00
Spiked Amount 50.000			Recovery = 162.70%			
51) 2-Fluorobiphenyl	7.430	172	417379	78.20	ppb	0.00
Spiked Amount 50.000			Recovery = 156.40%			
73) 2,4,6-Tribromophenol	9.840	330	50659	93.03	ppb	0.00
Spiked Amount 50.000			Recovery = 186.06%			
85) Terphenyl-d14	14.295	244	386936	88.43	ppb	0.00
Spiked Amount 50.000			Recovery = 176.86%			
108) 1-chlorooctadecane	0.000	57	0	0.00	ppb	
Spiked Amount 50.000			Recovery = 0.00%			
111) o-terphenyl	0.000	230	0	0.00	ppb	
Spiked Amount 50.000			Recovery = 0.00%			
Target Compounds						Qvalue
2) 1,4-Dioxane	2.457	88	107301	83.02	ppb	97
3) Pyridine	2.766	79	287153	86.85	ppb	99
4) N-Nitrosodimethylamine	2.740	74	166056	82.58	ppb	99
6) Indene	5.096	116	309919	69.05	ppb	98
7) Cumene	4.273	105	500841	75.33	ppb	98
9) Phenol	4.615	94	305187	78.36	ppb	87
10) Aniline	4.626	93	275933	65.38	ppb	97
11) bis(2-Chloroethyl)ether	4.674	93	219803	78.52	ppb	98
12) 2-Chlorophenol	4.722	128	237511	80.88	ppb	97
13) Decane	4.754	43	211796	71.09	ppb	98
14) 1,3-Dichlorobenzene	4.839	146	263988	78.15	ppb	99
15) 1,4-Dichlorobenzene	4.898	146	261058	77.75	ppb	99
16) Benzyl alcohol	4.994	108	164351	81.73	ppb	99
17) 1,2-Dichlorobenzene	5.026	146	237711	77.20	ppb	98
18) Acetophenone	5.219	105	266698	72.18	ppb	91
19) 2-Methylphenol	5.090	108	184538	72.52	ppb	98
20) 2,2'-oxybis(1-Chloropr...	5.101	45	249895	67.77	ppb	93
21) 3&4-Methylphenol	5.219	108	183552	72.58	ppb	99

Quantitation Report (QT Reviewed)

Data Path : C:\msdchem\1\DATA\e5p501\
Data File : 5p9948.D
Acq On : 9 Jul 2014 5:24 pm
Operator : saumilp
Sample : ic501-80
Misc : op74489,e5p501
ALS Vial : 6 Sample Multiplier: 1

Quant Time: Jul 10 08:05:47 2014
Quant Method : C:\MSDCHEM\1\METHODS\M5P501.M
Quant Title : Semi Volatile GC/MS, zb-5msi 30mx .25mmx .25um
QLast Update : Wed Jul 09 17:20:51 2014
Response via : Initial Calibration

Compound	R.T.	QIon	Response	Conc	Units	Dev(Min)
22) n-Nitroso-di-n-propyla...	5.224	70	132117	72.71	ppb	99
23) Hexachloroethane	5.315	201	78954	80.96	ppb	97
26) Nitrobenzene	5.373	77	248062	81.14	ppb	97
27) Quinoline	6.479	129	519604	87.44	ppb	100
28) Isophorone	5.593	82	430101	82.96	ppb	97
29) 2-Nitrophenol	5.667	139	136766	86.01	ppb	95
30) 2,4-Dimethylphenol	5.705	107	219430	90.73	ppb	95
31) Benzoic acid	5.865	105	199409	95.54	ppb	100
32) bis(2-Chloroethoxy)met...	5.795	93	252326	80.60	ppb	98
33) 2,4-Dichlorophenol	5.913	162	192259	85.79	ppb	98
34) 2,6-Dichlorophenol	6.153	162	177203	80.96	ppb	98
35) 1,3,5-Trichlorobenzene	5.683	180	193333	77.18	ppb	98
36) 1,2,4-Trichlorobenzene	5.998	180	196716	81.97	ppb	98
37) 1,2,3-Trichlorobenzene	6.250	180	194090	82.65	ppb	98
38) Naphthalene	6.089	128	625134	78.11	ppb	99
39) 4-Chloroaniline	6.143	127	261044	75.61	ppb	96
40) 2,3-Dichloroaniline	7.302	161	227228	81.59	ppb	99
41) Caprolactam	6.591	55	118196	91.92	ppb	99
42) Hexachlorobutadiene	6.228	225	91052	82.05	ppb	97
43) 4-Chloro-3-methylphenol	6.736	107	210027	89.22	ppb	98
44) 2-Methylnaphthalene	6.917	141	388920	79.72	ppb	99
45) 1-Methylnaphthalene	7.051	142	439094	78.08	ppb	96
46) Dimethylnaphthalene	7.815	156	386869	79.05	ppb	97
48) Hexachlorocyclopentadiene	7.142	237	190069	167.48	ppb	98
49) 2,4,6-Trichlorophenol	7.313	196	114876	83.31	ppb	98
50) 2,4,5-Trichlorophenol	7.371	196	136300	86.71	ppb	97
52) 2-Chloronaphthalene	7.601	162	397323	79.40	ppb	97
53) Biphenyl	7.580	154	512621	77.59	ppb	99
54) 2-Nitroaniline	7.767	65	134199	89.94	ppb	98
55) Dimethylphthalate	8.066	163	456192	82.87	ppb	99
56) Acenaphthylene	8.237	152	667467	80.50	ppb	99
57) 2,6-Dinitrotoluene	8.151	165	116932	91.43	ppb	99
58) 3-Nitroaniline	8.424	138	151923	93.66	ppb	97
59) Acenaphthene	8.525	153	402162	80.39	ppb	96
60) 2,4-Dinitrophenol	8.595	184	145624	196.54	ppb	84
61) 4-Nitrophenol	8.739	109	63944	92.28	ppb	98
62) Dibenzofuran	8.814	168	520278	77.45	ppb	96
63) 2,4-Dinitrotoluene	8.819	165	141787	85.71	ppb	95
64) 2,3,4,6-Tetrachlorophenol	9.038	232	102456	93.65	ppb	94
65) Diethylphthalate	9.279	149	463020	82.68	ppb	100
66) Fluorene	9.407	166	444720	80.29	ppb	99
67) 4-Chlorophenyl-phenyle...	9.434	204	177516	79.00	ppb	96
68) 4-Nitroaniline	9.487	138	150959	92.92	ppb	97
70) 4,6-Dinitro-2-methylph...	9.535	198	92267	96.24	ppb	93
71) n-Nitrosodiphenylamine	9.653	169	303088	83.01	ppb	98
72) 1,2-Diphenylhydrazine	9.717	77	478024	84.06	ppb	99
74) 4-Bromophenyl-phenylether	10.320	248	102401	84.08	ppb	98
75) Hexachlorobenzene	10.411	284	112838	84.13	ppb	93
76) Pentachlorophenol	10.796	266	144441	183.04	ppb	98
77) Phenanthrene	11.164	178	601166	81.02	ppb	98

Quantitation Report (QT Reviewed)

Data Path : C:\msdchem\1\DATA\e5p501\
Data File : 5p9948.D
Acq On : 9 Jul 2014 5:24 pm
Operator : saumilp
Sample : ic501-80
Misc : op74489,e5p501
ALS Vial : 6 Sample Multiplier: 1

Quant Time: Jul 10 08:05:47 2014
Quant Method : C:\MSDCHEM\1\METHODS\M5P501.M
Quant Title : Semi Volatile GC/MS, zb-5msi 30mx .25mmx .25um
QLast Update : Wed Jul 09 17:20:51 2014
Response via : Initial Calibration

Compound	R.T.	QIon	Response	Conc	Units	Dev(Min)
78) Anthracene	11.261	178	604736	81.06	ppb	99
79) Carbazole	11.597	167	632659	82.57	ppb	100
80) Di-n-butylphthalate	12.399	149	785020	85.64	ppb	98
81) Fluoranthene	13.462	202	621338	84.02	ppb	98
82) Octadecane	11.095	57	292371	82.20	ppb	98
84) Pyrene	13.894	202	636915	88.19	ppb	99
86) Butylbenzylphthalate	15.347	149	365078	96.25	ppb	97
87) Butyl stearate	15.582	56	216382	71.09	ppb	97
88) Benzo[a]anthracene	16.282	228	533022	87.71	ppb	99
89) 3,3'-Dichlorobenzidine	16.309	252	188276	95.53	ppb	96
90) Chrysene	16.362	228	501163	88.07	ppb	99
91) bis(2-Ethylhexyl)phtha...	16.560	149	491292	95.57	ppb	99
93) Di-n-octylphthalate	17.789	149	852204	89.12	ppb	99
94) Benzo[b]fluoranthene	18.291	252	572106	86.55	ppb	96
95) Benzo[k]fluoranthene	18.350	252	485315	80.28	ppb	98
96) Benzo[a]pyrene	18.836	252	497188	85.17	ppb	98
97) Indeno[1,2,3-cd]pyrene	20.727	276	542531	93.98	ppb	94
98) Dibenz(a,h)acridine	20.326	279	472222	91.48	ppb	98
99) Dibenz[a,h]anthracene	20.775	278	519281	89.46	ppb	99
100) 7,12-Dimethylbenz(a)an...	18.307	256	240554	93.27	ppb	98
101) Benzo[g,h,i]perylene	21.224	276	520589	88.47	ppb	99

(#) = qualifier out of range (m) = manual integration (+) = signals summed

9.6.30

6

Quantitation Report (QT Reviewed)

Data Path : C:\msdchem\1\DATA\e5p501\
Data File : 5p9948.D
Acq On : 9 Jul 2014 5:24 pm
Operator : saumilp
Sample : ic501-80
Misc : op74489,e5p501
ALS Vial : 6 Sample Multiplier: 1

Quant Time: Jul 10 08:05:47 2014
Quant Method : C:\MSDCHEM\1\METHODS\M5P501.M
Quant Title : Semi Volatile GC/MS, zb-5msi 30mx .25mmx .25um
QLast Update : Wed Jul 09 17:20:51 2014
Response via : Initial Calibration

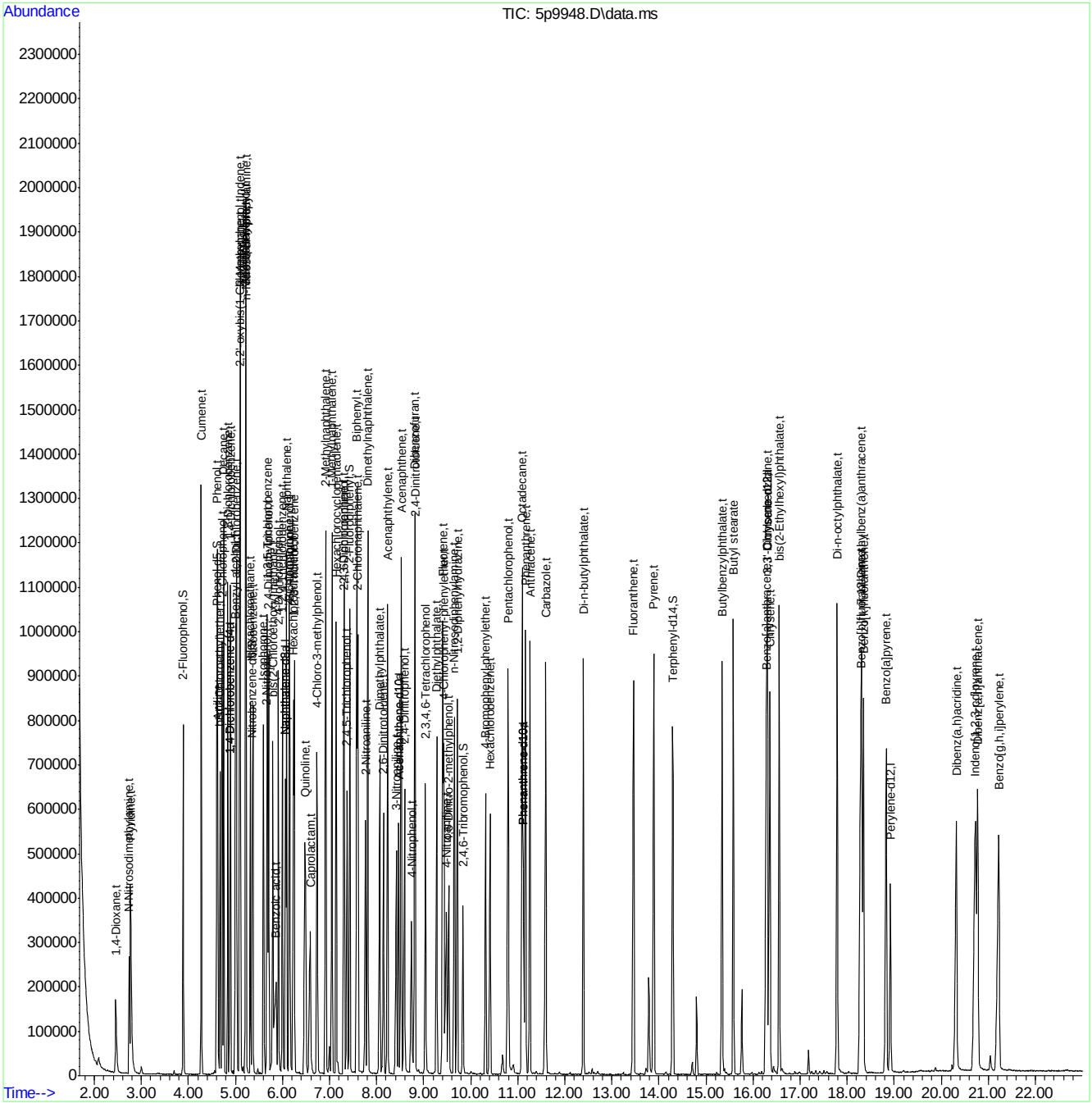

Quantitation Report (QT Reviewed)

Data Path : C:\msdchem\1\DATA\e5p501\
Data File : 5p9949.D
Acq On : 9 Jul 2014 5:55 pm
Operator : saumilp
Sample : ic501-10
Misc : op74489,e5p501
ALS Vial : 7 Sample Multiplier: 1

Quant Time: Jul 10 08:09:00 2014
Quant Method : C:\MSDCHEM\1\METHODS\M5P501.M
Quant Title : Semi Volatile GC/MS, zb-5msi 30mx .25mmx .25um
QLast Update : Thu Jul 10 08:05:59 2014
Response via : Initial Calibration

Compound	R.T.	QIon	Response	Conc	Units	Dev(Min)
Internal Standards						
1) 1,4-Dichlorobenzene-d4	4.882	152	120647	40.00	ppb	0.00
24) Naphthalene-d8	6.057	136	466593	40.00	ppb	0.00
47) Acenaphthene-d10	8.461	164	254058	40.00	ppb	0.00
69) Phenanthrene-d10	11.111	188	383904	40.00	ppb	0.00
83) Chrysene-d12	16.298	240	334568	40.00	ppb	0.00
92) Perylene-d12	18.916	264	293639	40.00	ppb	0.00
102) 1,4-Dichlorobenzene-d4a	4.882	152	120647	40.00	ppb	0.00
104) Acenaphthene-d10a	8.461	164	254058	40.00	ppb	0.00
106) Chrysene-d12a	16.298	240	334568	40.00	ppb	0.00
109) Phenanthrene-d10a	11.111	188	383904	40.00	ppb	0.00
112) Naphthalene-d8a	6.057	136	466593	40.00	ppb	0.00
System Monitoring Compounds						
5) 2-Fluorophenol	3.883	112	49867	11.83	ppb	0.00
Spiked Amount 50.000			Recovery = 23.66%			
8) Phenol-d5	4.594	99	63411	12.35	ppb	-0.01
Spiked Amount 50.000			Recovery = 24.70%			
25) Nitrobenzene-d5	5.347	82	50382	12.30	ppb	0.00
Spiked Amount 50.000			Recovery = 24.60%			
51) 2-Fluorobiphenyl	7.420	172	92893	12.29	ppb	-0.01
Spiked Amount 50.000			Recovery = 24.58%			
73) 2,4,6-Tribromophenol	9.824	330	9305	11.18	ppb	-0.02
Spiked Amount 50.000			Recovery = 22.36%			
85) Terphenyl-d14	14.279	244	83849	11.36	ppb	-0.02
Spiked Amount 50.000			Recovery = 22.72%			
108) 1-chlorooctadecane	0.000	57	0	0.00	ppb	
Spiked Amount 50.000			Recovery = 0.00%			
111) o-terphenyl	0.000	230	0	0.00	ppb	
Spiked Amount 50.000			Recovery = 0.00%			
Target Compounds						Qvalue
2) 1,4-Dioxane	2.462	88	21233	11.19	ppb	93
3) Pyridine	2.772	79	57677	11.77	ppb	99
4) N-Nitrosodimethylamine	2.740	74	33807	11.47	ppb	100
6) Indene	5.090	116	86178	13.55	ppb	99
7) Cumene	4.273	105	120627	12.60	ppb	100
9) Phenol	4.604	94	72619	12.85	ppb	97
10) Aniline	4.620	93	75141	12.68	ppb	97
11) bis(2-Chloroethyl)ether	4.663	93	48581	11.96	ppb	99
12) 2-Chlorophenol	4.716	128	52875	12.33	ppb	97
13) Decane	4.749	43	52751	12.43	ppb	97
14) 1,3-Dichlorobenzene	4.834	146	60692	12.39	ppb	97
15) 1,4-Dichlorobenzene	4.893	146	59413	12.21	ppb	98
16) Benzyl alcohol	4.989	108	35432	12.04	ppb	97
17) 1,2-Dichlorobenzene	5.021	146	57711	12.95	ppb	99
18) Acetophenone	5.208	105	67907	12.87	ppb	100
19) 2-Methylphenol	5.080	108	46651	12.82	ppb	98
20) 2,2'-oxybis(1-Chloropr...	5.096	45	68506	13.15	ppb	99
21) 3&4-Methylphenol	5.208	108	47473	13.13	ppb	98

ACCUTEST LABORATORIES JB72256

Quantitation Report (QT Reviewed)

Data Path : C:\msdchem\1\DATA\e5p501\
Data File : 5p9949.D
Acq On : 9 Jul 2014 5:55 pm
Operator : saumilp
Sample : ic501-10
Misc : op74489,e5p501
ALS Vial : 7 Sample Multiplier: 1

Quant Time: Jul 10 08:09:00 2014
Quant Method : C:\MSDCHEM\1\METHODS\M5P501.M
Quant Title : Semi Volatile GC/MS, zb-5msi 30mx .25mmx .25um
QLast Update : Thu Jul 10 08:05:59 2014
Response via : Initial Calibration

Compound	R.T.	QIon	Response	Conc	Units	Dev(Min)
22) n-Nitroso-di-n-propyla...	5.208	70	32219	12.40	ppb	95
23) Hexachloroethane	5.315	201	16921	11.88	ppb	98
26) Nitrobenzene	5.363	77	53731	12.29	ppb	97
27) Quinoline	6.453	129	102782	11.91	ppb	98
28) Isophorone	5.577	82	92865	12.47	ppb	97
29) 2-Nitrophenol	5.662	139	28904	12.56	ppb	94
30) 2,4-Dimethylphenol	5.694	107	39124	11.05	ppb	99
31) Benzoic acid	5.769	105	30682	9.83	ppb	95
32) bis(2-Chloroethoxy)met...	5.785	93	54402	12.17	ppb	98
33) 2,4-Dichlorophenol	5.902	162	40816	12.59	ppb	97
34) 2,6-Dichlorophenol	6.143	162	40022	12.79	ppb	98
35) 1,3,5-Trichlorobenzene	5.678	180	46917	13.23	ppb	95
36) 1,2,4-Trichlorobenzene	5.999	180	43193	12.56	ppb	98
37) 1,2,3-Trichlorobenzene	6.244	180	44133	13.09	ppb	98
38) Naphthalene	6.079	128	146252	12.87	ppb	98
39) 4-Chloroaniline	6.132	127	61467	12.62	ppb	99
40) 2,3-Dichloroaniline	7.291	161	50937	12.77	ppb	97
41) Caprolactam	6.533	55	23013	12.19	ppb	96
42) Hexachlorobutadiene	6.223	225	20339	12.79	ppb	96
43) 4-Chloro-3-methylphenol	6.715	107	41637	12.12	ppb	95
44) 2-Methylnaphthalene	6.907	141	87412	12.57	ppb	98
45) 1-Methylnaphthalene	7.040	142	101713	12.74	ppb	96
46) Dimethylnaphthalene	7.799	156	87973	12.63	ppb	98
48) Hexachlorocyclopentadiene	7.137	237	42738	26.22	ppb	95
49) 2,4,6-Trichlorophenol	7.302	196	25054	12.66	ppb	96
50) 2,4,5-Trichlorophenol	7.356	196	26287	11.56	ppb	96
52) 2-Chloronaphthalene	7.591	162	89735	12.62	ppb	97
53) Biphenyl	7.564	154	119105	12.75	ppb	97
54) 2-Nitroaniline	7.746	65	26339	12.10	ppb	94
55) Dimethylphthalate	8.050	163	95255	12.07	ppb	99
56) Acenaphthylene	8.221	152	149600	12.66	ppb	99
57) 2,6-Dinitrotoluene	8.130	165	23157	12.37	ppb	96
58) 3-Nitroaniline	8.397	138	29517	12.37	ppb	98
59) Acenaphthene	8.509	153	89975	12.63	ppb	98
60) 2,4-Dinitrophenol	8.568	184	21933	19.68	ppb	98
61) 4-Nitrophenol	8.729	109	11183	10.92	ppb	90
62) Dibenzofuran	8.798	168	124530	13.11	ppb	97
63) 2,4-Dinitrotoluene	8.793	165	30856	12.92	ppb	93
64) 2,3,4,6-Tetrachlorophenol	9.028	232	19348	12.02	ppb	97
65) Diethylphthalate	9.257	149	96657	12.05	ppb	99
66) Fluorene	9.391	166	100669	12.76	ppb	98
67) 4-Chlorophenyl-phenyle...	9.423	204	39679	12.44	ppb	98
68) 4-Nitroaniline	9.444	138	28572	11.97	ppb	98
70) 4,6-Dinitro-2-methylph...	9.503	198	15374	10.39	ppb	93
71) n-Nitrosodiphenylamine	9.637	169	65011	12.03	ppb	97
72) 1,2-Diphenylhydrazine	9.701	77	103953	12.32	ppb	97
74) 4-Bromophenyl-phenylether	10.304	248	20639	11.42	ppb	93
75) Hexachlorobenzene	10.395	284	23439	11.78	ppb	98
76) Pentachlorophenol	10.780	266	25312	21.08	ppb	97
77) Phenanthrene	11.149	178	134585	12.32	ppb	98

Quantitation Report (QT Reviewed)

Data Path : C:\msdchem\1\DATA\e5p501\
Data File : 5p9949.D
Acq On : 9 Jul 2014 5:55 pm
Operator : saumilp
Sample : ic501-10
Misc : op74489,e5p501
ALS Vial : 7 Sample Multiplier: 1

Quant Time: Jul 10 08:09:00 2014
Quant Method : C:\MSDCHEM\1\METHODS\M5P501.M
Quant Title : Semi Volatile GC/MS, zb-5msi 30mx .25mmx .25um
QLast Update : Thu Jul 10 08:05:59 2014
Response via : Initial Calibration

Compound	R.T.	QIon	Response	Conc	Units	Dev(Min)
78) Anthracene	11.245	178	135425	12.33	ppb	99
79) Carbazole	11.581	167	138427	12.22	ppb	98
80) Di-n-butylphthalate	12.388	149	166595	12.20	ppb	100
81) Fluoranthene	13.446	202	135208	12.33	ppb	98
82) Octadecane	11.084	57	66085	12.58	ppb	99
84) Pyrene	13.873	202	143372	11.77	ppb	98
86) Butylbenzylphthalate	15.332	149	74071	11.36	ppb	97
87) Butyl stearate	15.572	56	47409	9.64	ppb	99
88) Benzo[a]anthracene	16.272	228	115251	11.26	ppb	99
89) 3,3'-Dichlorobenzidine	16.288	252	37780	11.17	ppb	95
90) Chrysene	16.336	228	108130	11.27	ppb	97
91) bis(2-Ethylhexyl)phtha...	16.550	149	100939	11.44	ppb	96
93) Di-n-octylphthalate	17.778	149	174163	12.73	ppb	99
94) Benzo[b]fluoranthene	18.264	252	115630	12.31	ppb	99
95) Benzo[k]fluoranthene	18.313	252	114750	13.57	ppb	96
96) Benzo[a]pyrene	18.804	252	104940	12.69	ppb	97
97) Indeno[1,2,3-cd]pyrene	20.684	276	104025	12.45	ppb	98
98) Dibenz(a,h)acridine	20.294	279	94142	12.68	ppb	98
99) Dibenz[a,h]anthracene	20.738	278	104699	12.60	ppb	99
100) 7,12-Dimethylbenz(a)an...	18.275	256	34814	9.34	ppb	97
101) Benzo[g,h,i]perylene	21.171	276	103596	12.33	ppb	97

(#) = qualifier out of range (m) = manual integration (+) = signals summed

Quantitation Report (QT Reviewed)

Data Path : C:\msdchem\1\DATA\e5p501\
Data File : 5p9949.D
Acq On : 9 Jul 2014 5:55 pm
Operator : saumilp
Sample : ic501-10
Misc : op74489,e5p501
ALS Vial : 7 Sample Multiplier: 1

Quant Time: Jul 10 08:09:00 2014
Quant Method : C:\MSDCHEM\1\METHODS\M5P501.M
Quant Title : Semi Volatile GC/MS, zb-5msi 30mx .25mmx .25um
QLast Update : Thu Jul 10 08:05:59 2014
Response via : Initial Calibration

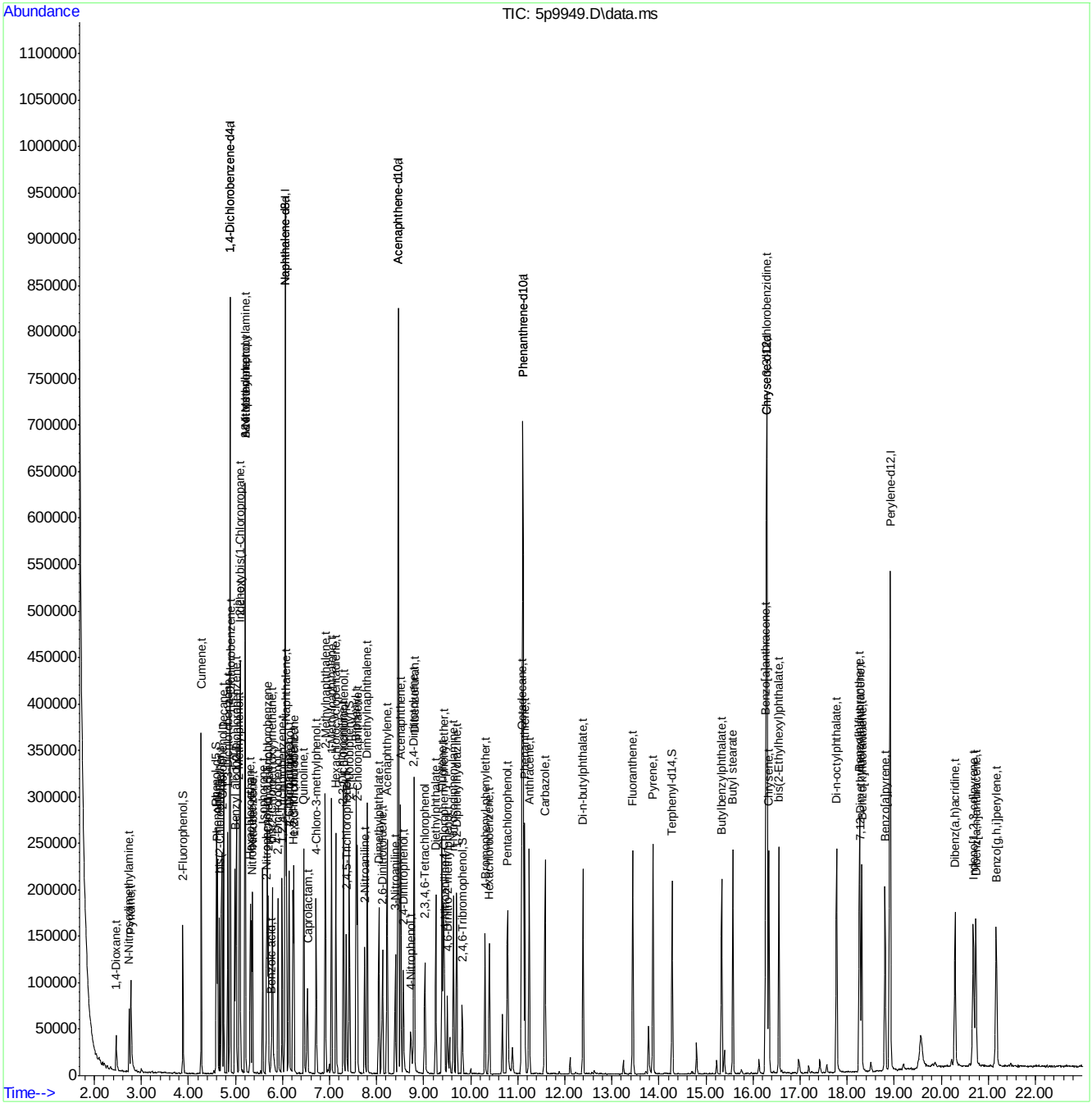

ACCUTEST LABORATORIES JB72256

Quantitation Report (QT Reviewed)

Data Path : C:\msdchem\1\DATA\e5p501\
Data File : 5p9950.D
Acq On : 9 Jul 2014 6:25 pm
Operator : saumilp
Sample : ic501-5
Misc : op74489,e5p501
ALS Vial : 8 Sample Multiplier: 1

Quant Time: Jul 10 08:10:40 2014
Quant Method : C:\MSDCHEM\1\METHODS\M5P501.M
Quant Title : Semi Volatile GC/MS, zb-5msi 30mx .25mmx .25um
QLast Update : Thu Jul 10 08:09:17 2014
Response via : Initial Calibration

Compound	R.T.	QIon	Response	Conc	Units	Dev(Min)
Internal Standards						
1) 1,4-Dichlorobenzene-d4	4.882	152	101505	40.00	ppb	0.00
24) Naphthalene-d8	6.057	136	390310	40.00	ppb	0.00
47) Acenaphthene-d10	8.461	164	213389	40.00	ppb	0.00
69) Phenanthrene-d10	11.106	188	325571	40.00	ppb	0.00
83) Chrysene-d12	16.288	240	286676	40.00	ppb	-0.01
92) Perylene-d12	18.916	264	240468	40.00	ppb	0.00
102) 1,4-Dichlorobenzene-d4a	4.882	152	101505	40.00	ppb	0.00
104) Acenaphthene-d10a	8.461	164	213389	40.00	ppb	0.00
106) Chrysene-d12a	16.288	240	286676	40.00	ppb	-0.01
109) Phenanthrene-d10a	11.106	188	325571	40.00	ppb	0.00
112) Naphthalene-d8a	6.057	136	390310	40.00	ppb	0.00
System Monitoring Compounds						
5) 2-Fluorophenol	3.883	112	20438	5.59	ppb	0.00
Spiked Amount 50.000			Recovery = 11.18%			
8) Phenol-d5	4.588	99	26544	5.91	ppb	0.00
Spiked Amount 50.000			Recovery = 11.82%			
25) Nitrobenzene-d5	5.342	82	20688	5.81	ppb	0.00
Spiked Amount 50.000			Recovery = 11.62%			
51) 2-Fluorobiphenyl	7.420	172	41185	6.25	ppb	0.00
Spiked Amount 50.000			Recovery = 12.50%			
73) 2,4,6-Tribromophenol	9.824	330	3776	5.23	ppb	0.00
Spiked Amount 50.000			Recovery = 10.46%			
85) Terphenyl-d14	14.279	244	36586	5.66	ppb	0.00
Spiked Amount 50.000			Recovery = 11.32%			
108) 1-chlorooctadecane	0.000	57	0	0.00	ppb	
Spiked Amount 50.000			Recovery = 0.00%			
111) o-terphenyl	0.000	230	0	0.00	ppb	
Spiked Amount 50.000			Recovery = 0.00%			
Target Compounds						Qvalue
2) 1,4-Dioxane	2.462	88	9092	5.58	ppb	97
3) Pyridine	2.783	79	23342	5.50	ppb	98
4) N-Nitrosodimethylamine	2.745	74	14439	5.68	ppb	98
6) Indene	5.090	116	36988	6.53	ppb	99
7) Cumene	4.273	105	52725	6.27	ppb	99
9) Phenol	4.599	94	30589	6.14	ppb	98
10) Aniline	4.620	93	32340	6.21	ppb	97
11) bis(2-Chloroethyl)ether	4.663	93	21175	6.00	ppb	92
12) 2-Chlorophenol	4.717	128	22892	6.11	ppb	97
13) Decane	4.749	43	23576	6.35	ppb	92
14) 1,3-Dichlorobenzene	4.834	146	25301	5.90	ppb	97
15) 1,4-Dichlorobenzene	4.893	146	25436	5.99	ppb	96
16) Benzyl alcohol	4.984	108	14916	5.83	ppb	97
17) 1,2-Dichlorobenzene	5.021	146	24735	6.29	ppb	99
18) Acetophenone	5.208	105	30890	6.64	ppb	91
19) 2-Methylphenol	5.080	108	20220	6.31	ppb	97
20) 2,2'-oxybis(1-Chloropr...	5.096	45	30046	6.51	ppb	99
21) 3&4-Methylphenol	5.203	108	20448	6.39	ppb	95

Quantitation Report (QT Reviewed)

Data Path : C:\msdchem\1\DATA\e5p501\
Data File : 5p9950.D
Acq On : 9 Jul 2014 6:25 pm
Operator : saumilp
Sample : ic501-5
Misc : op74489,e5p501
ALS Vial : 8 Sample Multiplier: 1

Quant Time: Jul 10 08:10:40 2014
Quant Method : C:\MSDCHEM\1\METHODS\M5P501.M
Quant Title : Semi Volatile GC/MS, zb-5msi 30mx .25mmx .25um
QLast Update : Thu Jul 10 08:09:17 2014
Response via : Initial Calibration

Compound	R.T.	QIon	Response	Conc	Units		Dev(Min)
22) n-Nitroso-di-n-propyla...	5.203	70	14289	6.28	ppb		96
23) Hexachloroethane	5.310	201	7255	5.87	ppb		94
26) Nitrobenzene	5.358	77	22741	5.99	ppb		94
27) Quinoline	6.453	129	45292	6.08	ppb		98
28) Isophorone	5.577	82	39959	6.16	ppb		96
29) 2-Nitrophenol	5.662	139	12003	5.98	ppb		97
30) 2,4-Dimethylphenol	5.694	107	12802	4.25	ppb		100
31) Benzoic acid	5.758	105	8296	3.19	ppb		81
32) bis(2-Chloroethoxy)met...	5.785	93	23459	6.05	ppb		99
33) 2,4-Dichlorophenol	5.903	162	16737	5.92	ppb		97
34) 2,6-Dichlorophenol	6.143	162	17289	6.31	ppb		94
35) 1,3,5-Trichlorobenzene	5.673	180	19706	6.30	ppb		99
36) 1,2,4-Trichlorobenzene	5.993	180	18667	6.22	ppb		99
37) 1,2,3-Trichlorobenzene	6.239	180	18286	6.17	ppb		99
38) Naphthalene	6.079	128	64614	6.49	ppb		99
39) 4-Chloroaniline	6.132	127	26936	6.33	ppb		100
40) 2,3-Dichloroaniline	7.292	161	22406	6.42	ppb		98
41) Caprolactam	6.512	55	9453	5.77	ppb		94
42) Hexachlorobutadiene	6.223	225	8746	6.28	ppb		98
43) 4-Chloro-3-methylphenol	6.709	107	16980	5.71	ppb		94
44) 2-Methylnaphthalene	6.907	141	38389	6.33	ppb		98
45) 1-Methylnaphthalene	7.040	142	44339	6.35	ppb		98
46) Dimethylnaphthalene	7.799	156	38666	6.36	ppb		98
48) Hexachlorocyclopentadiene	7.137	237	16849	11.70	ppb		98
49) 2,4,6-Trichlorophenol	7.302	196	11050	6.37	ppb		97
50) 2,4,5-Trichlorophenol	7.350	196	10976	5.60	ppb		98
52) 2-Chloronaphthalene	7.585	162	39835	6.39	ppb		99
53) Biphenyl	7.564	154	53093	6.47	ppb		98
54) 2-Nitroaniline	7.740	65	11029	5.83	ppb		97
55) Dimethylphthalate	8.045	163	40118	5.85	ppb		99
56) Acenaphthylene	8.221	152	64500	6.22	ppb		98
57) 2,6-Dinitrotoluene	8.125	165	9415	5.76	ppb		91
58) 3-Nitroaniline	8.392	138	12112	5.81	ppb		99
59) Acenaphthene	8.510	153	38642	6.19	ppb		97
60) 2,4-Dinitrophenol	8.568	184	6466	6.93	ppb		95
61) 4-Nitrophenol	8.723	109	3154	3.60	ppb	#	69
62) Dibenzofuran	8.798	168	55462	6.61	ppb		97
63) 2,4-Dinitrotoluene	8.793	165	12616	6.00	ppb		96
64) 2,3,4,6-Tetrachlorophenol	9.028	232	8015	5.73	ppb		96
65) Diethylphthalate	9.252	149	41284	5.92	ppb		97
66) Fluorene	9.391	166	42765	6.17	ppb		96
67) 4-Chlorophenyl-phenyle...	9.418	204	17285	6.20	ppb		97
68) 4-Nitroaniline	9.439	138	11892	5.74	ppb		99
70) 4,6-Dinitro-2-methylph...	9.503	198	4819	3.81	ppb		98
71) n-Nitrosodiphenylamine	9.631	169	27463	5.80	ppb		98
72) 1,2-Diphenylhydrazine	9.701	77	43175	5.81	ppb		97
74) 4-Bromophenyl-phenylether	10.305	248	9306	5.93	ppb		97
75) Hexachlorobenzene	10.395	284	9886	5.69	ppb		97
76) Pentachlorophenol	10.780	266	8003	7.78	ppb		94
77) Phenanthrene	11.143	178	59194	6.15	ppb		98

Quantitation Report (QT Reviewed)

Data Path : C:\msdchem\1\DATA\e5p501\
Data File : 5p9950.D
Acq On : 9 Jul 2014 6:25 pm
Operator : saumilp
Sample : ic501-5
Misc : op74489,e5p501
ALS Vial : 8 Sample Multiplier: 1

Quant Time: Jul 10 08:10:40 2014
Quant Method : C:\MSDCHEM\1\METHODS\M5P501.M
Quant Title : Semi Volatile GC/MS, zb-5msi 30mx .25mmx .25um
QLast Update : Thu Jul 10 08:09:17 2014
Response via : Initial Calibration

Compound	R.T.	QIon	Response	Conc	Units	Dev(Min)
78) Anthracene	11.239	178	58551	6.05	ppb	99
79) Carbazole	11.576	167	59234	5.95	ppb	96
80) Di-n-butylphthalate	12.383	149	69309	5.77	ppb	99
81) Fluoranthene	13.440	202	56573	5.85	ppb	100
82) Octadecane	11.079	57	28364	6.11	ppb	97
84) Pyrene	13.873	202	61170	5.69	ppb	98
86) Butylbenzylphthalate	15.332	149	29122	5.10	ppb	99
87) Butyl stearate	15.567	56	18861	4.50	ppb	93
88) Benzo[a]anthracene	16.266	228	49332	5.51	ppb	99
89) 3,3'-Dichlorobenzidine	16.288	252	15934	5.39	ppb	99
90) Chrysene	16.331	228	47966	5.71	ppb	96
91) bis(2-Ethylhexyl)phtha...	16.550	149	39854	5.15	ppb	96
93) Di-n-octylphthalate	17.773	149	67428	5.76	ppb	97
94) Benzo[b]fluoranthene	18.254	252	48229	6.04	ppb	100
95) Benzo[k]fluoranthene	18.307	252	48282	6.58	ppb	97
96) Benzo[a]pyrene	18.804	252	42209	5.97	ppb	97
97) Indeno[1,2,3-cd]pyrene	20.674	276	41068	5.77	ppb	94
98) Dibenz(a,h)acridine	20.289	279	38057	5.99	ppb	99
99) Dibenz[a,h]anthracene	20.727	278	40039	5.64	ppb	97
100) 7,12-Dimethylbenz(a)an...	18.264	256	8626	2.86	ppb	89
101) Benzo[g,h,i]perylene	21.165	276	42417	5.93	ppb	100

(#) = qualifier out of range (m) = manual integration (+) = signals summed

9.6.32

9

Quantitation Report (QT Reviewed)

Data Path : C:\msdchem\1\DATA\e5p501\
Data File : 5p9950.D
Acq On : 9 Jul 2014 6:25 pm
Operator : saumilp
Sample : ic501-5
Misc : op74489,e5p501
ALS Vial : 8 Sample Multiplier: 1

Quant Time: Jul 10 08:10:40 2014
Quant Method : C:\MSDCHEM\1\METHODS\M5P501.M
Quant Title : Semi Volatile GC/MS, zb-5msi 30mx .25mmx .25um
QLast Update : Thu Jul 10 08:09:17 2014
Response via : Initial Calibration

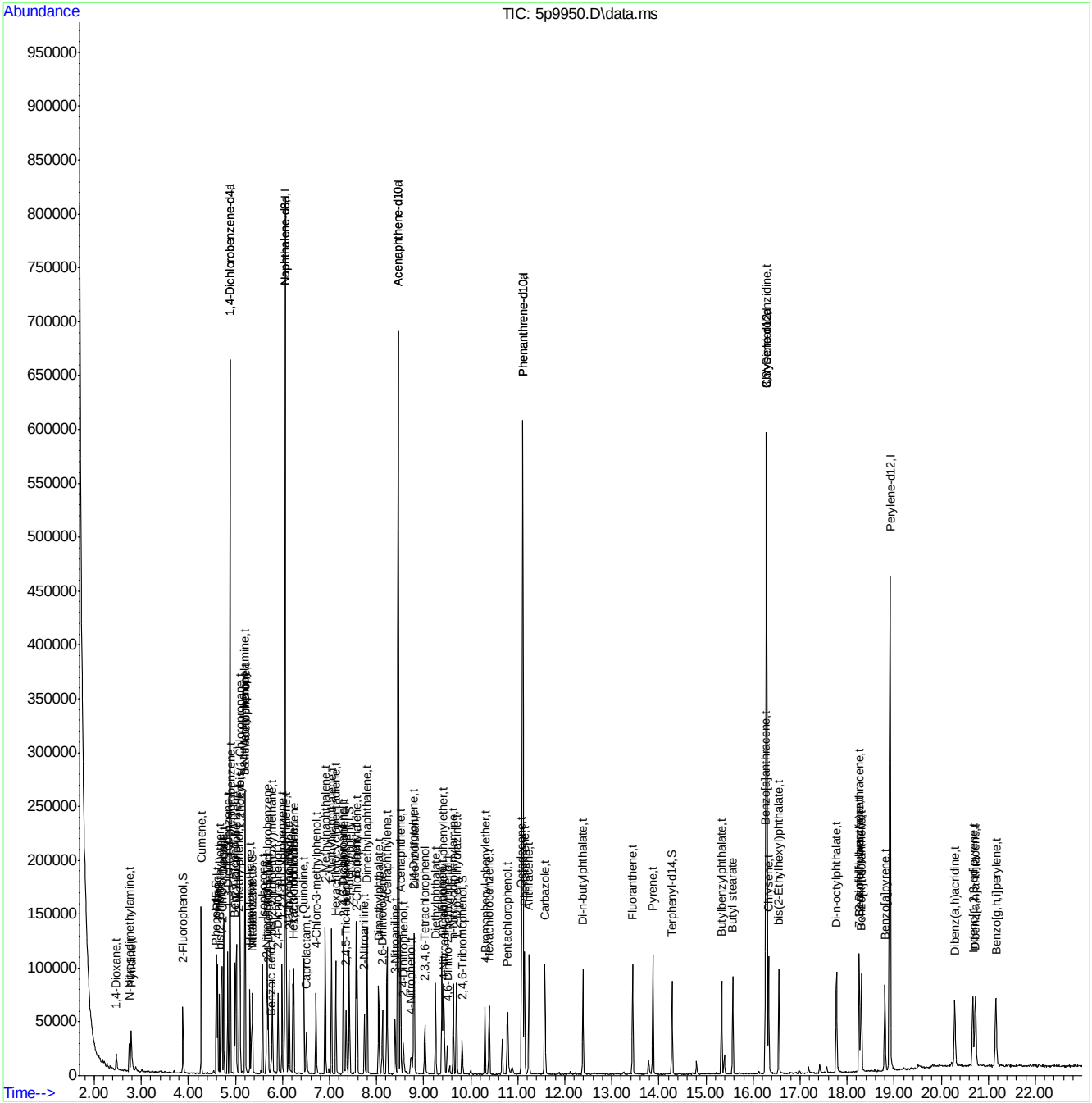

ACCUTEST LABORATORIES JB72256

Quantitation Report (QT Reviewed)

Data Path : C:\msdchem\1\DATA\e5p501\
Data File : 5p9951.D
Acq On : 9 Jul 2014 6:56 pm
Operator : saumilp
Sample : ic501-2
Misc : op74489,e5p501
ALS Vial : 9 Sample Multiplier: 1

Quant Time: Jul 10 08:19:01 2014
Quant Method : C:\MSDCHEM\1\METHODS\M5P501.M
Quant Title : Semi Volatile GC/MS, zb-5msi 30mx .25mmx .25um
QLast Update : Thu Jul 10 08:16:56 2014
Response via : Initial Calibration

Compound	R.T.	QIon	Response	Conc	Units	Dev(Min)
Internal Standards						
1) 1,4-Dichlorobenzene-d4	4.882	152	104921	40.00	ppb	0.00
24) Naphthalene-d8	6.057	136	414447	40.00	ppb	0.00
47) Acenaphthene-d10	8.461	164	228146	40.00	ppb	0.00
69) Phenanthrene-d10	11.106	188	345904	40.00	ppb	0.00
83) Chrysene-d12	16.293	240	298703	40.00	ppb	0.00
92) Perylene-d12	18.916	264	276680	40.00	ppb	0.00
102) 1,4-Dichlorobenzene-d4a	4.882	152	104921	40.00	ppb	0.00
104) Acenaphthene-d10a	8.461	164	228146	40.00	ppb	0.00
106) Chrysene-d12a	16.293	240	298703	40.00	ppb	0.00
109) Phenanthrene-d10a	11.106	188	345904	40.00	ppb	0.00
112) Naphthalene-d8a	6.057	136	414447	40.00	ppb	0.00
System Monitoring Compounds						
5) 2-Fluorophenol	3.883	112	7140	1.87	ppb	0.00
Spiked Amount 50.000			Recovery =	3.74%		
8) Phenol-d5	4.588	99	9342	1.97	ppb	0.00
Spiked Amount 50.000			Recovery =	3.94%		
25) Nitrobenzene-d5	5.342	82	7865	2.03	ppb	0.00
Spiked Amount 50.000			Recovery =	4.06%		
51) 2-Fluorobiphenyl	7.420	172	16420	2.22	ppb	0.00
Spiked Amount 50.000			Recovery =	4.44%		
73) 2,4,6-Tribromophenol	9.824	330	1303	1.72	ppb	0.00
Spiked Amount 50.000			Recovery =	3.44%		
85) Terphenyl-d14	14.279	244	13625	1.99	ppb	0.00
Spiked Amount 50.000			Recovery =	3.98%		
108) 1-chlorooctadecane	0.000	57	0	0.00	ppb	
Spiked Amount 50.000			Recovery =	0.00%		
111) o-terphenyl	0.000	230	0	0.00	ppb	
Spiked Amount 50.000			Recovery =	0.00%		
Target Compounds						Qvalue
2) 1,4-Dioxane	2.467	88	3644	2.11	ppb	94
3) Pyridine	2.788	79	8475	1.92	ppb	95
4) N-Nitrosodimethylamine	2.745	74	5446	2.03	ppb	80
6) Indene	5.090	116	13884	2.23	ppb	98
7) Cumene	4.273	105	19366	2.13	ppb	98
9) Phenol	4.599	94	11209	2.09	ppb	98
10) Aniline	4.620	93	13142	2.31	ppb	80
11) bis(2-Chloroethyl)ether	4.663	93	7553	2.01	ppb	98
12) 2-Chlorophenol	4.716	128	8166	2.04	ppb	97
13) Decane	4.749	43	8612	2.14	ppb	93
14) 1,3-Dichlorobenzene	4.834	146	10155	2.20	ppb	97
15) 1,4-Dichlorobenzene	4.893	146	9583	2.11	ppb	94
16) Benzyl alcohol	4.984	108	5360	1.98	ppb	89
17) 1,2-Dichlorobenzene	5.021	146	9333	2.19	ppb	94
18) Acetophenone	5.208	105	11176	2.19	ppb	93
19) 2-Methylphenol	5.080	108	7022	2.04	ppb	99
20) 2,2'-oxybis(1-Chloropr...	5.096	45	12014	2.35	ppb	98
21) 3&4-Methylphenol	5.208	108	7184	2.08	ppb	92

ACCUTEST LABORATORIES JB72256

Quantitation Report (QT Reviewed)

Data Path : C:\msdchem\1\DATA\e5p501\
Data File : 5p9951.D
Acq On : 9 Jul 2014 6:56 pm
Operator : saumilp
Sample : ic501-2
Misc : op74489,e5p501
ALS Vial : 9 Sample Multiplier: 1

Quant Time: Jul 10 08:19:01 2014
Quant Method : C:\MSDCHEM\1\METHODS\M5P501.M
Quant Title : Semi Volatile GC/MS, zb-5msi 30mx .25mmx .25um
QLast Update : Thu Jul 10 08:16:56 2014
Response via : Initial Calibration

Compound	R.T.	QIon	Response	Conc	Units		Dev(Min)
22) n-Nitroso-di-n-propyla...	5.203	70	5749	2.31	ppb		98
23) Hexachloroethane	5.315	201	2752	2.09	ppb		84
26) Nitrobenzene	5.358	77	8426	2.03	ppb		97
27) Quinoline	6.453	129	15959	1.96	ppb		100
28) Isophorone	5.577	82	14644	2.05	ppb		95
29) 2-Nitrophenol	5.662	139	3933	1.82	ppb		84
30) 2,4-Dimethylphenol	5.694	107	5432	1.76	ppb		93
31) Benzoic acid	5.758	105	1240	0.45	ppb		77
32) bis(2-Chloroethoxy)met...	5.785	93	9225	2.15	ppb		93
33) 2,4-Dichlorophenol	5.902	162	5624	1.84	ppb		98
34) 2,6-Dichlorophenol	6.143	162	6371	2.10	ppb		92
35) 1,3,5-Trichlorobenzene	5.673	180	7452	2.14	ppb		91
36) 1,2,4-Trichlorobenzene	5.993	180	7106	2.13	ppb		97
37) 1,2,3-Trichlorobenzene	6.239	180	6872	2.10	ppb		95
38) Naphthalene	6.079	128	23793	2.14	ppb		96
39) 4-Chloroaniline	6.132	127	9772	2.07	ppb		95
40) 2,3-Dichloroaniline	7.291	161	7926	2.05	ppb		93
41) Caprolactam	6.495	55	2943	1.69	ppb		83
42) Hexachlorobutadiene	6.223	225	3203	2.08	ppb		99
43) 4-Chloro-3-methylphenol	6.709	107	6026	1.89	ppb		89
44) 2-Methylnaphthalene	6.907	141	14080	2.09	ppb		95
45) 1-Methylnaphthalene	7.040	142	16576	2.13	ppb		93
46) Dimethylnaphthalene	7.799	156	14010	2.08	ppb		91
48) Hexachlorocyclopentadiene	7.136	237	5893	3.77	ppb		99
49) 2,4,6-Trichlorophenol	7.297	196	3971	2.05	ppb		82
50) 2,4,5-Trichlorophenol	7.356	196	4199	1.97	ppb		88
52) 2-Chloronaphthalene	7.585	162	14776	2.12	ppb		96
53) Biphenyl	7.564	154	19712	2.14	ppb		97
54) 2-Nitroaniline	7.740	65	3829	1.87	ppb		93
55) Dimethylphthalate	8.045	163	15036	2.00	ppb		98
56) Acenaphthylene	8.221	152	23658	2.06	ppb		96
57) 2,6-Dinitrotoluene	8.125	165	2958	1.69	ppb		83
58) 3-Nitroaniline	8.392	138	4112	1.83	ppb		96
59) Acenaphthene	8.509	153	14439	2.08	ppb		98
61) 4-Nitrophenol	8.739	109	1135	1.27	ppb		86
62) Dibenzofuran	8.798	168	20827	2.19	ppb		95
63) 2,4-Dinitrotoluene	8.793	165	4200	1.84	ppb		94
64) 2,3,4,6-Tetrachlorophenol	9.033	232	2516	1.69	ppb		86
65) Diethylphthalate	9.252	149	15627	2.04	ppb		99
66) Fluorene	9.391	166	15975	2.08	ppb		98
67) 4-Chlorophenyl-phenyle...	9.418	204	6544	2.11	ppb		97
68) 4-Nitroaniline	9.439	138	4045	1.81	ppb		96
70) 4,6-Dinitro-2-methylph...	9.508	198	1140	0.88	ppb	#	73
71) n-Nitrosodiphenylamine	9.631	169	10215	1.99	ppb		95
72) 1,2-Diphenylhydrazine	9.695	77	16372	2.02	ppb		94
74) 4-Bromophenyl-phenylether	10.304	248	3573	2.08	ppb		96
75) Hexachlorobenzene	10.395	284	3721	1.98	ppb		96
76) Pentachlorophenol	10.785	266	1963	1.86	ppb		82
77) Phenanthrene	11.143	178	22264	2.09	ppb		96
78) Anthracene	11.239	178	22292	2.09	ppb		98

Quantitation Report (QT Reviewed)

Data Path : C:\msdchem\1\DATA\e5p501\
Data File : 5p9951.D
Acq On : 9 Jul 2014 6:56 pm
Operator : saumilp
Sample : ic501-2
Misc : op74489,e5p501
ALS Vial : 9 Sample Multiplier: 1

Quant Time: Jul 10 08:19:01 2014
Quant Method : C:\MSDCHEM\1\METHODS\M5P501.M
Quant Title : Semi Volatile GC/MS, zb-5msi 30mx .25mmx .25um
QLast Update : Thu Jul 10 08:16:56 2014
Response via : Initial Calibration

Compound	R.T.	QIon	Response	Conc	Units	Dev(Min)
79) Carbazole	11.576	167	21110	1.95	ppb	97
80) Di-n-butylphthalate	12.383	149	23621	1.83	ppb	99
81) Fluoranthene	13.440	202	20976	2.00	ppb	95
82) Octadecane	11.084	57	9841	1.94	ppb	97
84) Pyrene	13.873	202	22086	1.94	ppb	94
86) Butylbenzylphthalate	15.332	149	9545	1.64	ppb	96
87) Butyl stearate	15.572	56	9308	2.14	ppb	99
88) Benzo[a]anthracene	16.272	228	18944	2.00	ppb	97
89) 3,3'-Dichlorobenzidine	16.288	252	5084	1.67	ppb	86
90) Chrysene	16.331	228	18204	2.03	ppb	96
91) bis(2-Ethylhexyl)phtha...	16.550	149	13498	1.70	ppb	95
93) Di-n-octylphthalate	17.773	149	21535	1.61	ppb	99
94) Benzo[b]fluoranthene	18.259	252	17910	1.91	ppb	96
95) Benzo[k]fluoranthene	18.302	252	17925	2.03	ppb	98
96) Benzo[a]pyrene	18.804	252	16029	1.93	ppb	93
97) Indeno[1,2,3-cd]pyrene	20.668	276	14543	1.77	ppb	99
98) Dibenz(a,h)acridine	20.289	279	12901	1.75	ppb	89
99) Dibenz[a,h]anthracene	20.727	278	14914	1.82	ppb	93
100) 7,12-Dimethylbenz(a)an...	18.264	256	5729	2.81	ppb	98
101) Benzo[g,h,i]perylene	21.160	276	15643	1.87	ppb	95

(#) = qualifier out of range (m) = manual integration (+) = signals summed

9.6.33

9

Quantitation Report (QT Reviewed)

Data Path : C:\msdchem\1\DATA\e5p501\
Data File : 5p9951.D
Acq On : 9 Jul 2014 6:56 pm
Operator : saumilp
Sample : ic501-2
Misc : op74489,e5p501
ALS Vial : 9 Sample Multiplier: 1

Quant Time: Jul 10 08:19:01 2014
Quant Method : C:\MSDCHEM\1\METHODS\M5P501.M
Quant Title : Semi Volatile GC/MS, zb-5msi 30mx .25mmx .25um
QLast Update : Thu Jul 10 08:16:56 2014
Response via : Initial Calibration

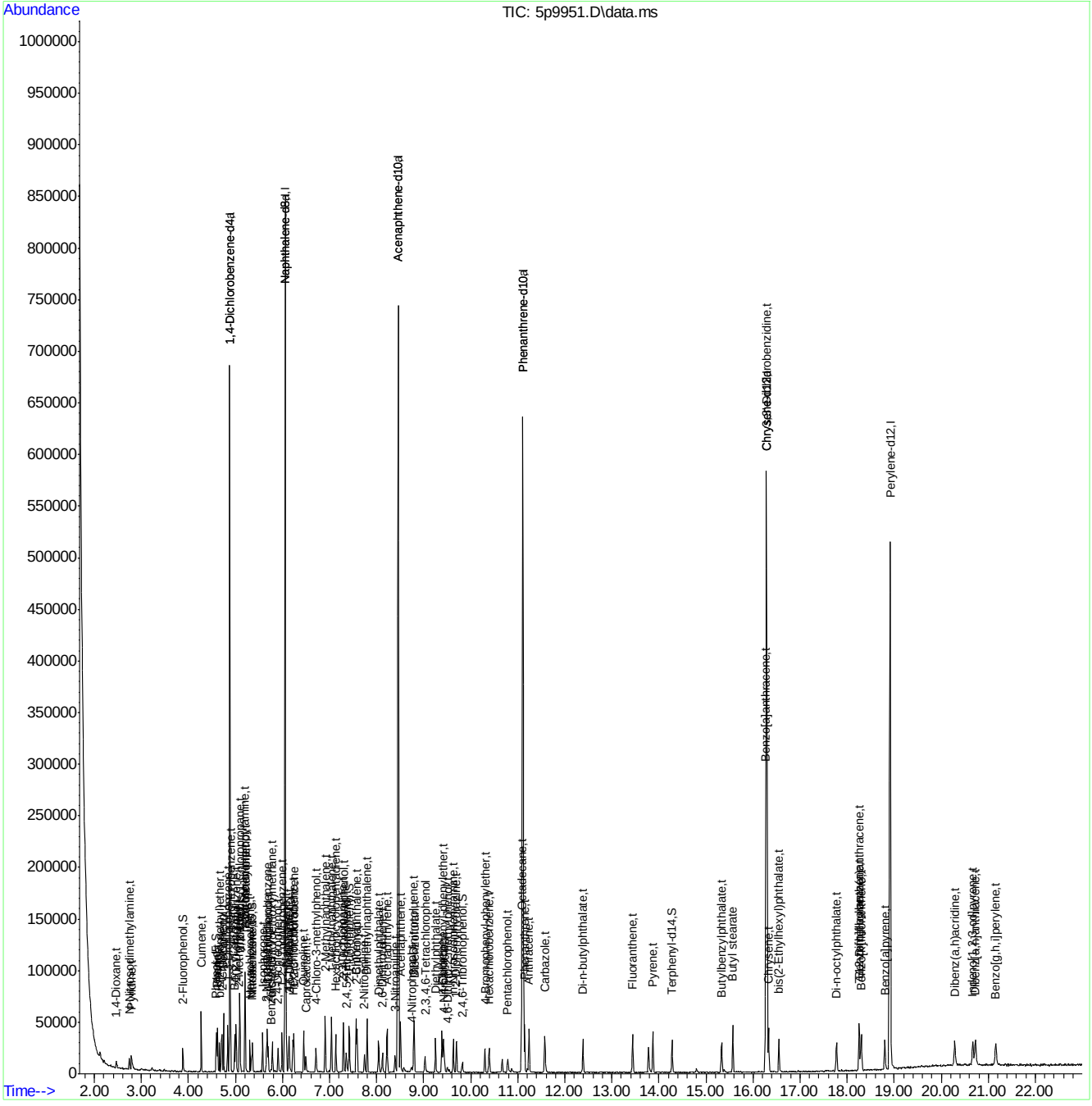

ACCUTEST LABORATORIES JB72256

9.6.33 9

Quantitation Report (QT Reviewed)

Data Path : C:\msdchem\1\DATA\e5p501\
Data File : 5p9952.D
Acq On : 9 Jul 2014 7:26 pm
Operator : saumilp
Sample : ic501-100
Misc : op74489,e5p501
ALS Vial : 10 Sample Multiplier: 1

Quant Time: Jul 10 09:45:05 2014
Quant Method : C:\MSDCHEM\1\METHODS\M5P501.M
Quant Title : Semi Volatile GC/MS, zb-5msi 30mx .25mmx .25um
QLast Update : Thu Jul 10 09:44:30 2014
Response via : Initial Calibration

Compound	R.T.	QIon	Response	Conc	Units	Dev(Min)
Internal Standards						
1) 1,4-Dichlorobenzene-d4	4.877	152	68343	40.00	ppb	0.00
24) Naphthalene-d8	6.057	136	269708	40.00	ppb	0.00
47) Acenaphthene-d10	8.461	164	128794	40.00	ppb	0.00
69) Phenanthrene-d10	11.106	188	216434	40.00	ppb	0.00
83) Chrysene-d12	16.282	240	180660	40.00	ppb	-0.01
92) Perylene-d12	18.905	264	166047	40.00	ppb	-0.01
102) 1,4-Dichlorobenzene-d4a	4.877	152	68343	40.00	ppb	0.00
104) Acenaphthene-d10a	8.461	164	128794	40.00	ppb	0.00
106) Chrysene-d12a	16.282	240	180660	40.00	ppb	0.00
109) Phenanthrene-d10a	11.106	188	216434	40.00	ppb	0.00
112) Naphthalene-d8a	6.057	136	269708	40.00	ppb	0.00
System Monitoring Compounds						
5) 2-Fluorophenol	0.000	112	0	0.00	ppb	
Spiked Amount 50.000			Recovery =	0.00%		
8) Phenol-d5	0.000	99	0	0.00	ppb	
Spiked Amount 50.000			Recovery =	0.00%		
25) Nitrobenzene-d5	0.000	82	0	0.00	ppb	
Spiked Amount 50.000			Recovery =	0.00%		
51) 2-Fluorobiphenyl	0.000	172	0d	0.00	ppb	
Spiked Amount 50.000			Recovery =	0.00%		
73) 2,4,6-Tribromophenol	0.000	330	0	0.00	ppb	
Spiked Amount 50.000			Recovery =	0.00%		
85) Terphenyl-d14	0.000	244	0	0.00	ppb	
Spiked Amount 50.000			Recovery =	0.00%		
108) 1-chlorooctadecane	13.435	57	186283	100.00	ppb	0.00
Spiked Amount 50.000			Recovery =	200.00%		
111) o-terphenyl	11.923	230	233868	100.00	ppb	0.00
Spiked Amount 50.000			Recovery =	200.00%		
Target Compounds						Qvalue
103) Benzaldehyde	4.540	105	148877	100.00	ppb	100
105) 1,2,4,5-Tetrachloroben...	7.147	216	150176	100.00	ppb	100
107) Benzidine	13.788	184	206272	100.00	ppb	100
110) Atrazine	10.694	215	55111	100.00	ppb	100
113) Hydroquinone	6.522	110	250321	100.00	ppb	100

(#) = qualifier out of range (m) = manual integration (+) = signals summed

Quantitation Report (QT Reviewed)

Data Path : C:\msdchem\1\DATA\e5p501\
Data File : 5p9952.D
Acq On : 9 Jul 2014 7:26 pm
Operator : saumilp
Sample : ic501-100
Misc : op74489,e5p501
ALS Vial : 10 Sample Multiplier: 1

Quant Time: Jul 10 09:45:05 2014
Quant Method : C:\MSDCHEM\1\METHODS\M5P501.M
Quant Title : Semi Volatile GC/MS, zb-5msi 30mx .25mmx .25um
QLast Update : Thu Jul 10 09:44:30 2014
Response via : Initial Calibration

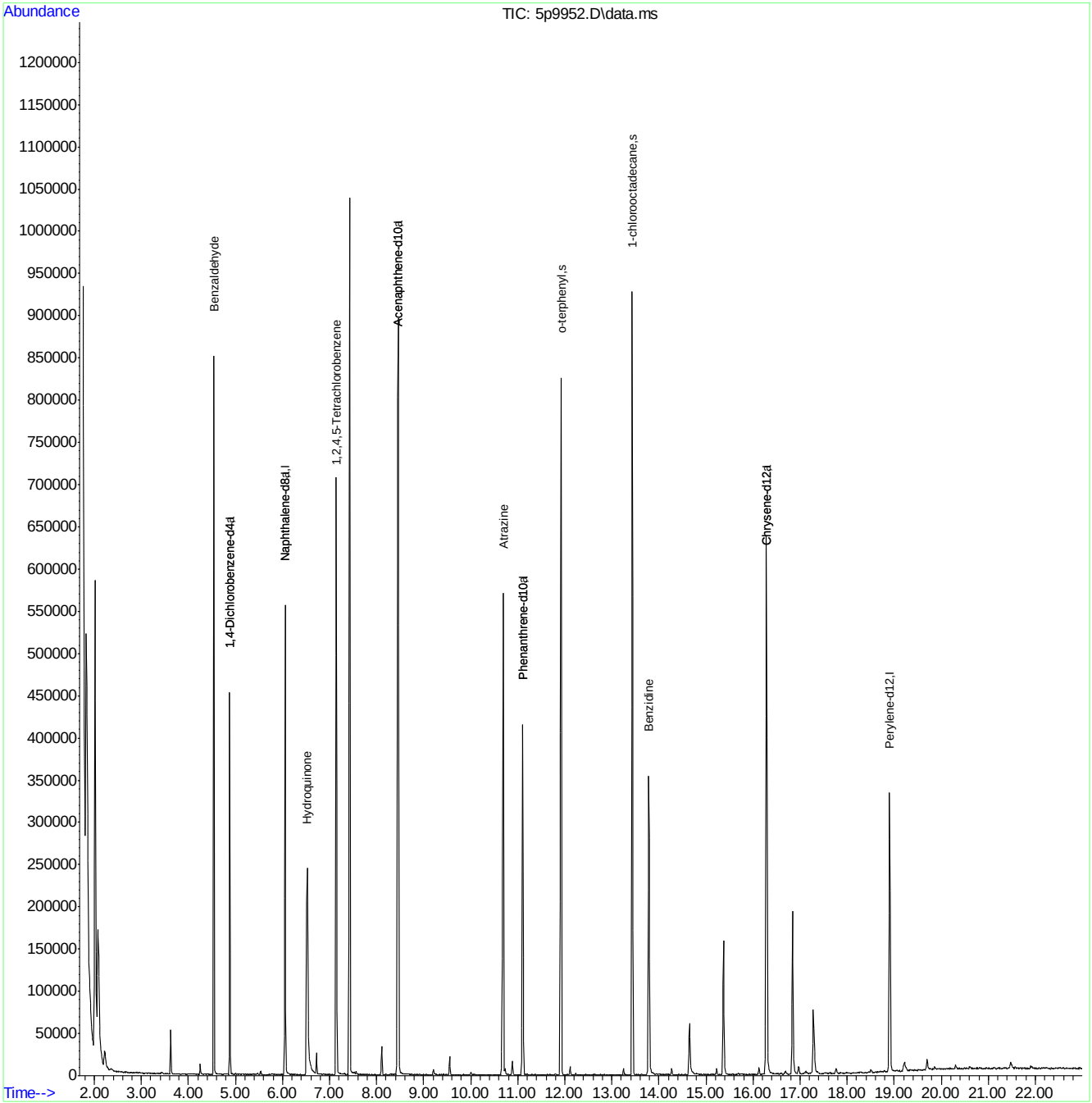

Quantitation Report (QT Reviewed)

Data Path : C:\msdchem\1\DATA\e5p501\
Data File : 5p9953.D
Acq On : 9 Jul 2014 7:57 pm
Operator : saumilp
Sample : ic501-80
Misc : op74489,e5p501
ALS Vial : 11 Sample Multiplier: 1

Quant Time: Jul 10 09:46:02 2014
Quant Method : C:\MSDCHEM\1\METHODS\M5P501.M
Quant Title : Semi Volatile GC/MS, zb-5msi 30mx .25mmx .25um
QLast Update : Thu Jul 10 09:44:30 2014
Response via : Initial Calibration

Compound	R.T.	QIon	Response	Conc	Units	Dev(Min)
Internal Standards						
1) 1,4-Dichlorobenzene-d4	4.877	152	74360	40.00	ppb	0.00
24) Naphthalene-d8	6.057	136	298272	40.00	ppb	0.00
47) Acenaphthene-d10	8.461	164	143414	40.00	ppb	0.00
69) Phenanthrene-d10	11.106	188	242313	40.00	ppb	0.00
83) Chrysene-d12	16.288	240	203977	40.00	ppb	0.00
92) Perylene-d12	18.911	264	188584	40.00	ppb	0.00
102) 1,4-Dichlorobenzene-d4a	4.877	152	74360	40.00	ppb	0.00
104) Acenaphthene-d10a	8.461	164	143414	40.00	ppb	0.00
106) Chrysene-d12a	16.288	240	203977	40.00	ppb	0.00
109) Phenanthrene-d10a	11.106	188	242313	40.00	ppb	0.00
112) Naphthalene-d8a	6.057	136	298272	40.00	ppb	0.00
System Monitoring Compounds						
5) 2-Fluorophenol	0.000	112	0	0.00	ppb	
Spiked Amount 50.000			Recovery =	0.00%		
8) Phenol-d5	0.000	99	0	0.00	ppb	
Spiked Amount 50.000			Recovery =	0.00%		
25) Nitrobenzene-d5	0.000	82	0	0.00	ppb	
Spiked Amount 50.000			Recovery =	0.00%		
51) 2-Fluorobiphenyl	0.000	172	0d	0.00	ppb	
Spiked Amount 50.000			Recovery =	0.00%		
73) 2,4,6-Tribromophenol	0.000	330	0	0.00	ppb	
Spiked Amount 50.000			Recovery =	0.00%		
85) Terphenyl-d14	0.000	244	0	0.00	ppb	
Spiked Amount 50.000			Recovery =	0.00%		
108) 1-chlorooctadecane	13.435	57	175749	83.56	ppb	0.00
Spiked Amount 50.000			Recovery =	167.12%		
111) o-terphenyl	11.918	230	221503	84.60	ppb	0.00
Spiked Amount 50.000			Recovery =	169.20%		
Target Compounds						Qvalue
103) Benzaldehyde	4.540	105	142070	87.71	ppb	97
105) 1,2,4,5-Tetrachloroben...	7.142	216	137825	82.42	ppb	97
107) Benzidine	13.788	184	215653	92.60	ppb	98
110) Atrazine	10.694	215	50132	81.25	ppb	97
113) Hydroquinone	6.517	110	226879	81.96	ppb	98

(#) = qualifier out of range (m) = manual integration (+) = signals summed

Quantitation Report (QT Reviewed)

Data Path : C:\msdchem\1\DATA\e5p501\
Data File : 5p9953.D
Acq On : 9 Jul 2014 7:57 pm
Operator : saumilp
Sample : ic501-80
Misc : op74489,e5p501
ALS Vial : 11 Sample Multiplier: 1

Quant Time: Jul 10 09:46:02 2014
Quant Method : C:\MSDCHEM\1\METHODS\M5P501.M
Quant Title : Semi Volatile GC/MS, zb-5msi 30mx .25mmx .25um
QLast Update : Thu Jul 10 09:44:30 2014
Response via : Initial Calibration

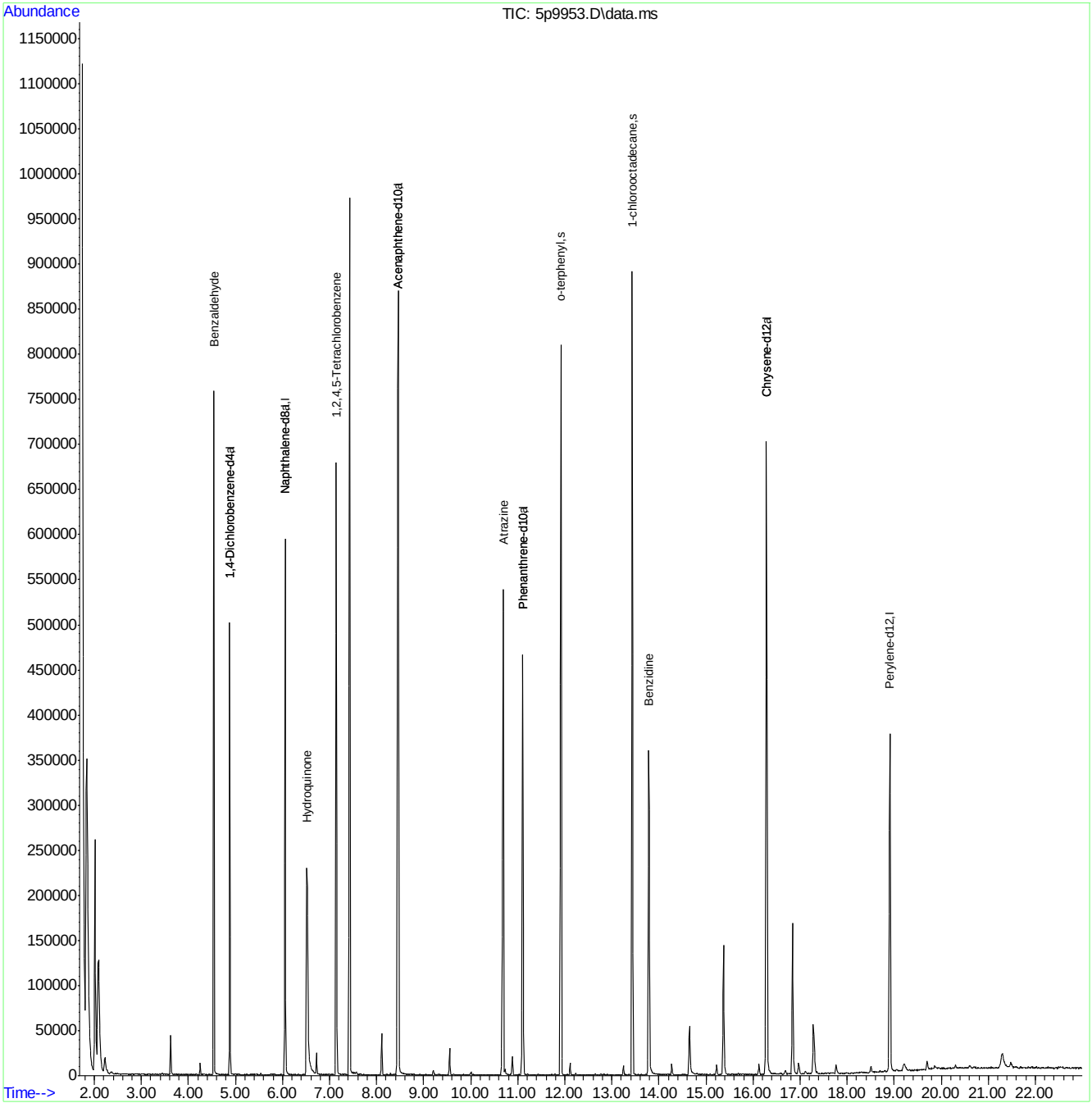

Quantitation Report (QT Reviewed)

Data Path : C:\msdchem\1\DATA\e5p501\
Data File : 5p9954.D
Acq On : 9 Jul 2014 8:27 pm
Operator : saumilp
Sample : ic501-50
Misc : op74489,e5p501
ALS Vial : 12 Sample Multiplier: 1

Quant Time: Jul 10 09:46:51 2014
Quant Method : C:\MSDCHEM\1\METHODS\M5P501.M
Quant Title : Semi Volatile GC/MS, zb-5msi 30mx .25mmx .25um
QLast Update : Thu Jul 10 09:44:30 2014
Response via : Initial Calibration

Compound	R.T.	QIon	Response	Conc	Units	Dev(Min)
Internal Standards						
1) 1,4-Dichlorobenzene-d4	4.877	152	76560	40.00	ppb	0.00
24) Naphthalene-d8	6.057	136	307558	40.00	ppb	0.00
47) Acenaphthene-d10	8.461	164	151918	40.00	ppb	0.00
69) Phenanthrene-d10	11.106	188	248210	40.00	ppb	0.00
83) Chrysene-d12	16.282	240	207638	40.00	ppb	-0.01
92) Perylene-d12	18.911	264	190522	40.00	ppb	0.00
102) 1,4-Dichlorobenzene-d4a	4.877	152	76560	40.00	ppb	0.00
104) Acenaphthene-d10a	8.461	164	151918	40.00	ppb	0.00
106) Chrysene-d12a	16.282	240	207638	40.00	ppb	0.00
109) Phenanthrene-d10a	11.106	188	248210	40.00	ppb	0.00
112) Naphthalene-d8a	6.057	136	307558	40.00	ppb	0.00
System Monitoring Compounds						
5) 2-Fluorophenol	0.000	112	0	0.00	ppb	
Spiked Amount 50.000			Recovery =	0.00%		
8) Phenol-d5	0.000	99	0	0.00	ppb	
Spiked Amount 50.000			Recovery =	0.00%		
25) Nitrobenzene-d5	0.000	82	0	0.00	ppb	
Spiked Amount 50.000			Recovery =	0.00%		
51) 2-Fluorobiphenyl	0.000	172	0d	0.00	ppb	
Spiked Amount 50.000			Recovery =	0.00%		
73) 2,4,6-Tribromophenol	0.000	330	0	0.00	ppb	
Spiked Amount 50.000			Recovery =	0.00%		
85) Terphenyl-d14	0.000	244	0	0.00	ppb	
Spiked Amount 50.000			Recovery =	0.00%		
108) 1-chlorooctadecane	13.435	57	115338	53.87	ppb	0.00
Spiked Amount 50.000			Recovery =	107.74%		
111) o-terphenyl	11.918	230	148147	55.24	ppb	0.00
Spiked Amount 50.000			Recovery =	110.48%		
Target Compounds						Qvalue
103) Benzaldehyde	4.535	105	105852	63.47	ppb	99
105) 1,2,4,5-Tetrachloroben...	7.142	216	91226	51.50	ppb	99
107) Benzidine	13.782	184	169782	71.62	ppb	98
110) Atrazine	10.684	215	32488	51.40	ppb	96
113) Hydroquinone	6.511	110	136804	47.93	ppb	99

(#) = qualifier out of range (m) = manual integration (+) = signals summed

Quantitation Report (QT Reviewed)

Data Path : C:\msdchem\1\DATA\e5p501\
Data File : 5p9954.D
Acq On : 9 Jul 2014 8:27 pm
Operator : saumilp
Sample : ic501-50
Misc : op74489,e5p501
ALS Vial : 12 Sample Multiplier: 1

Quant Time: Jul 10 09:46:51 2014
Quant Method : C:\MSDCHEM\1\METHODS\M5P501.M
Quant Title : Semi Volatile GC/MS, zb-5msi 30mx .25mmx .25um
QLast Update : Thu Jul 10 09:44:30 2014
Response via : Initial Calibration

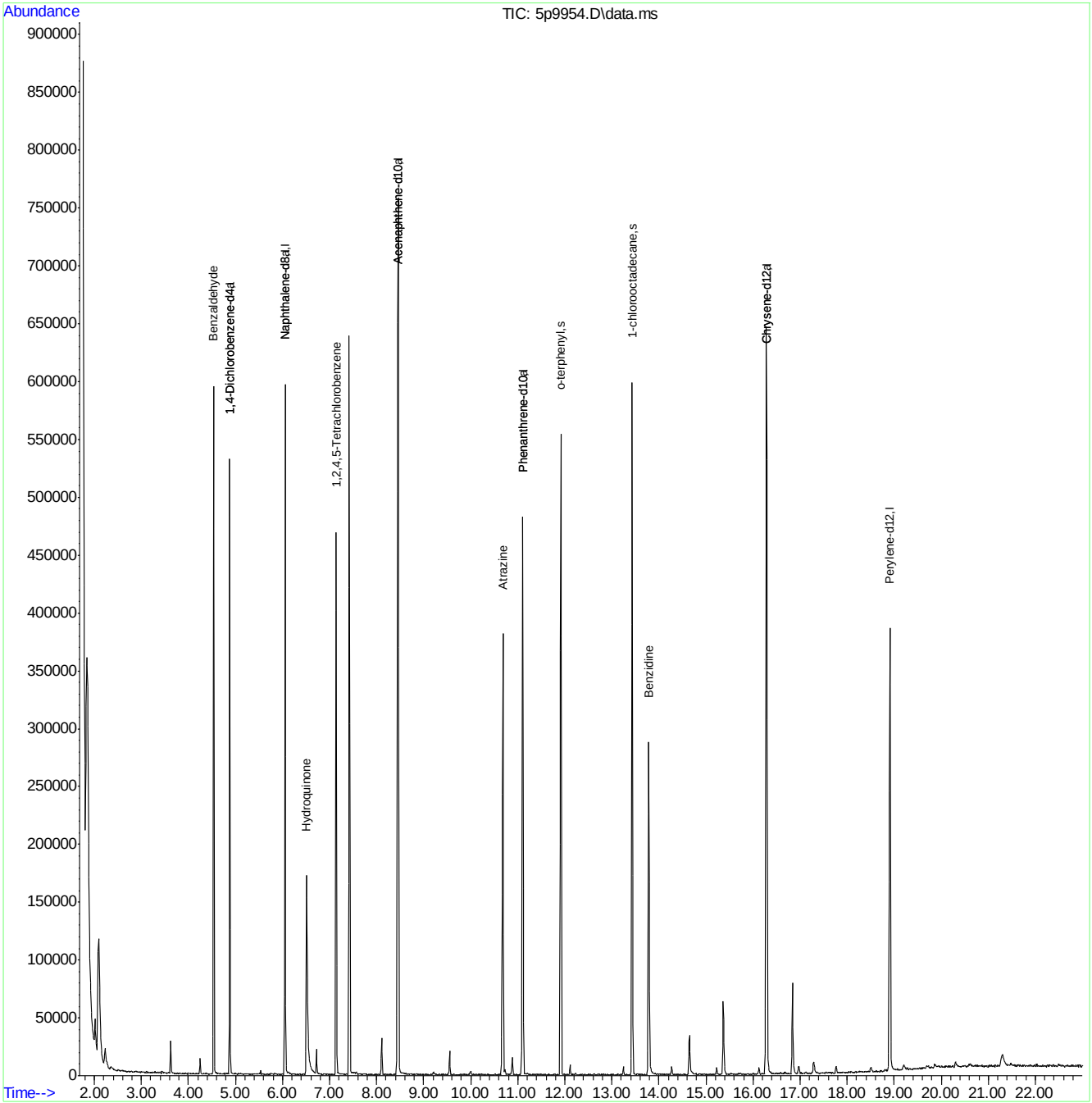

Quantitation Report (QT Reviewed)

Data Path : C:\msdchem\1\DATA\e5p501\
Data File : 5p9955.D
Acq On : 9 Jul 2014 8:58 pm
Operator : saumilp
Sample : ic501-25
Misc : op74489,e5p501
ALS Vial : 13 Sample Multiplier: 1

Quant Time: Jul 10 09:48:10 2014
Quant Method : C:\MSDCHEM\1\METHODS\M5P501.M
Quant Title : Semi Volatile GC/MS, zb-5msi 30mx .25mmx .25um
QLast Update : Thu Jul 10 09:44:30 2014
Response via : Initial Calibration

Compound	R.T.	QIon	Response	Conc	Units	Dev(Min)
Internal Standards						
1) 1,4-Dichlorobenzene-d4	4.877	152	80665	40.00	ppb	0.00
24) Naphthalene-d8	6.052	136	313773	40.00	ppb	0.00
47) Acenaphthene-d10	8.456	164	163629	40.00	ppb	0.00
69) Phenanthrene-d10	11.100	188	259885	40.00	ppb	0.00
83) Chrysene-d12	16.288	240	219052	40.00	ppb	0.00
92) Perylene-d12	18.911	264	194722	40.00	ppb	0.00
102) 1,4-Dichlorobenzene-d4a	4.877	152	80665	40.00	ppb	0.00
104) Acenaphthene-d10a	8.456	164	163629	40.00	ppb	0.00
106) Chrysene-d12a	16.288	240	219052	40.00	ppb	0.00
109) Phenanthrene-d10a	11.100	188	259885	40.00	ppb	0.00
112) Naphthalene-d8a	6.052	136	313773	40.00	ppb	0.00
System Monitoring Compounds						
5) 2-Fluorophenol	0.000	112	0	0.00	ppb	
Spiked Amount 50.000			Recovery =	0.00%		
8) Phenol-d5	0.000	99	0	0.00	ppb	
Spiked Amount 50.000			Recovery =	0.00%		
25) Nitrobenzene-d5	0.000	82	0	0.00	ppb	
Spiked Amount 50.000			Recovery =	0.00%		
51) 2-Fluorobiphenyl	0.000	172	0d	0.00	ppb	
Spiked Amount 50.000			Recovery =	0.00%		
73) 2,4,6-Tribromophenol	0.000	330	0	0.00	ppb	
Spiked Amount 50.000			Recovery =	0.00%		
85) Terphenyl-d14	0.000	244	0	0.00	ppb	
Spiked Amount 50.000			Recovery =	0.00%		
108) 1-chlorooctadecane	13.430	57	60575	26.82	ppb	0.00
Spiked Amount 50.000			Recovery =	53.64%		
111) o-terphenyl	11.912	230	81206	28.92	ppb	-0.01
Spiked Amount 50.000			Recovery =	57.84%		
Target Compounds						Qvalue
103) Benzaldehyde	4.535	105	58715	33.41	ppb	96
105) 1,2,4,5-Tetrachloroben...	7.136	216	51346	26.91	ppb	98
107) Benzidine	13.782	184	106129	42.43	ppb	100
110) Atrazine	10.678	215	17010	25.70	ppb	96
113) Hydroquinone	6.511	110	66179	22.72	ppb	97

(#) = qualifier out of range (m) = manual integration (+) = signals summed

Quantitation Report (QT Reviewed)

Data Path : C:\msdchem\1\DATA\e5p501\
Data File : 5p9955.D
Acq On : 9 Jul 2014 8:58 pm
Operator : saumilp
Sample : ic501-25
Misc : op74489,e5p501
ALS Vial : 13 Sample Multiplier: 1

Quant Time: Jul 10 09:48:10 2014
Quant Method : C:\MSDCHEM\1\METHODS\M5P501.M
Quant Title : Semi Volatile GC/MS, zb-5msi 30mx .25mmx .25um
QLast Update : Thu Jul 10 09:44:30 2014
Response via : Initial Calibration

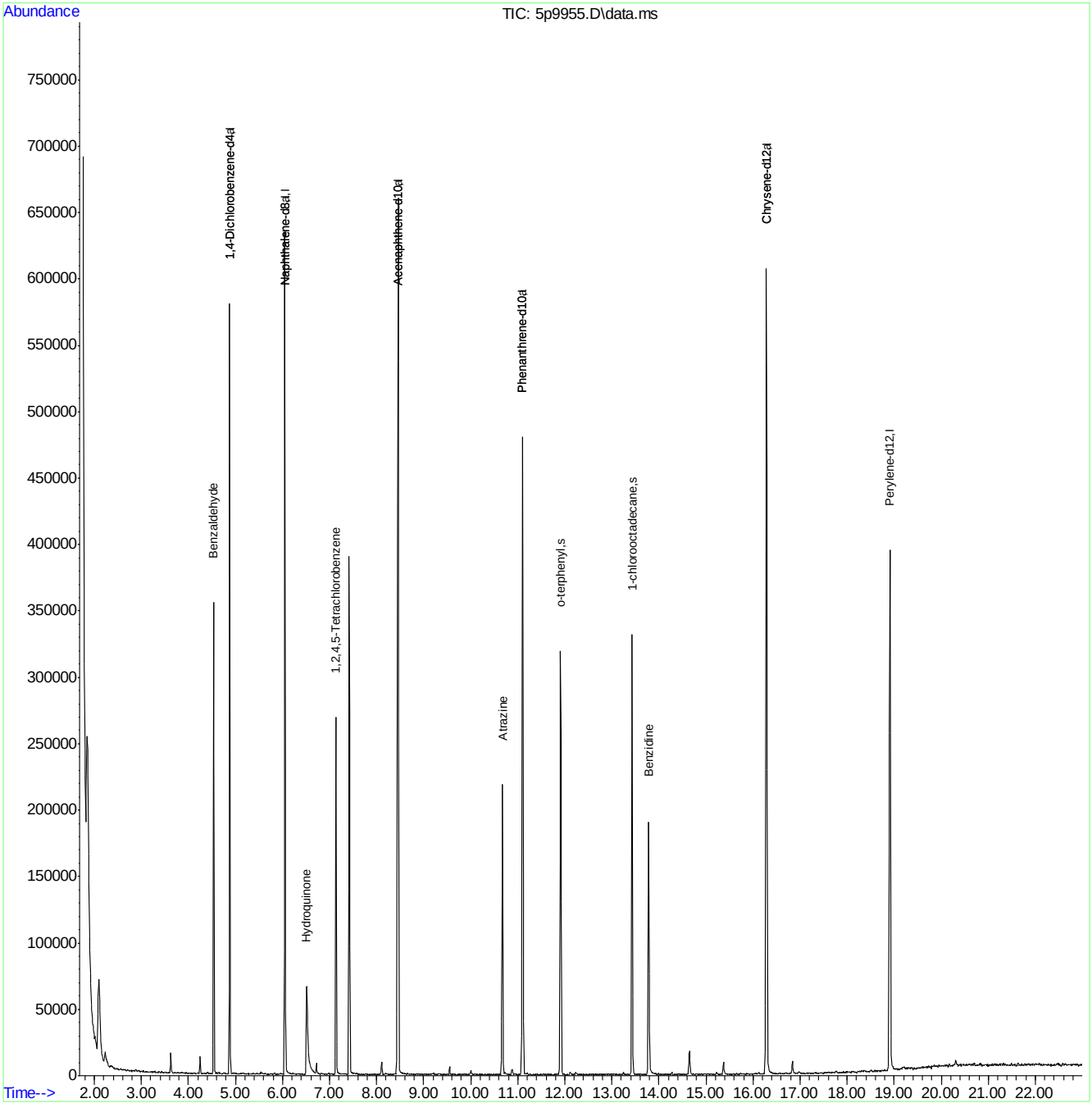

ACCUTEST LABORATORIES JB72256

Quantitation Report (QT Reviewed)

Data Path : C:\msdchem\1\DATA\e5p501\
Data File : 5p9956.D
Acq On : 9 Jul 2014 9:29 pm
Operator : saumilp
Sample : ic501-10
Misc : op74489,e5p501
ALS Vial : 14 Sample Multiplier: 1

Quant Time: Jul 10 09:48:49 2014
Quant Method : C:\MSDCHEM\1\METHODS\M5P501.M
Quant Title : Semi Volatile GC/MS, zb-5msi 30mx .25mmx .25um
QLast Update : Thu Jul 10 09:44:30 2014
Response via : Initial Calibration

Compound	R.T.	QIon	Response	Conc	Units	Dev(Min)
Internal Standards						
1) 1,4-Dichlorobenzene-d4	4.877	152	164384	40.00	ppb	0.00
24) Naphthalene-d8	6.057	136	633638	40.00	ppb	0.00
47) Acenaphthene-d10	8.461	164	335630	40.00	ppb	0.00
69) Phenanthrene-d10	11.111	188	535444	40.00	ppb	0.00
83) Chrysene-d12	16.298	240	457860	40.00	ppb	0.00
92) Perylene-d12	18.927	264	417669	40.00	ppb	0.01
102) 1,4-Dichlorobenzene-d4a	4.877	152	164384	40.00	ppb	0.00
104) Acenaphthene-d10a	8.461	164	335630	40.00	ppb	0.00
106) Chrysene-d12a	16.298	240	457860	40.00	ppb	0.02
109) Phenanthrene-d10a	11.111	188	535444	40.00	ppb	0.00
112) Naphthalene-d8a	6.057	136	633638	40.00	ppb	0.00
System Monitoring Compounds						
5) 2-Fluorophenol	0.000	112	0	0.00	ppb	
Spiked Amount 50.000			Recovery = 0.00%			
8) Phenol-d5	0.000	99	0	0.00	ppb	
Spiked Amount 50.000			Recovery = 0.00%			
25) Nitrobenzene-d5	0.000	82	0	0.00	ppb	
Spiked Amount 50.000			Recovery = 0.00%			
51) 2-Fluorobiphenyl	0.000	172	0d	0.00	ppb	
Spiked Amount 50.000			Recovery = 0.00%			
73) 2,4,6-Tribromophenol	0.000	330	0	0.00	ppb	
Spiked Amount 50.000			Recovery = 0.00%			
85) Terphenyl-d14	0.000	244	0	0.00	ppb	
Spiked Amount 50.000			Recovery = 0.00%			
108) 1-chlorooctadecane	13.430	57	64723	13.71	ppb	0.00
Spiked Amount 50.000			Recovery = 27.42%			
111) o-terphenyl	11.912	230	85163	14.72	ppb	-0.01
Spiked Amount 50.000			Recovery = 29.44%			
Target Compounds						Qvalue
103) Benzaldehyde	4.535	105	59720	16.68	ppb	95
105) 1,2,4,5-Tetrachloroben...	7.136	216	52704	13.47	ppb	97
107) Benzidine	13.782	184	126757	24.25	ppb	100
110) Atrazine	10.678	215	18480	13.55	ppb	95
113) Hydroquinone	6.511	110	60779	10.33	ppb	97

(#) = qualifier out of range (m) = manual integration (+) = signals summed

Quantitation Report (QT Reviewed)

Data Path : C:\msdchem\1\DATA\e5p501\
Data File : 5p9956.D
Acq On : 9 Jul 2014 9:29 pm
Operator : saumilp
Sample : ic501-10
Misc : op74489,e5p501
ALS Vial : 14 Sample Multiplier: 1

Quant Time: Jul 10 09:48:49 2014
Quant Method : C:\MSDCHEM\1\METHODS\M5P501.M
Quant Title : Semi Volatile GC/MS, zb-5msi 30mx .25mmx .25um
QLast Update : Thu Jul 10 09:44:30 2014
Response via : Initial Calibration

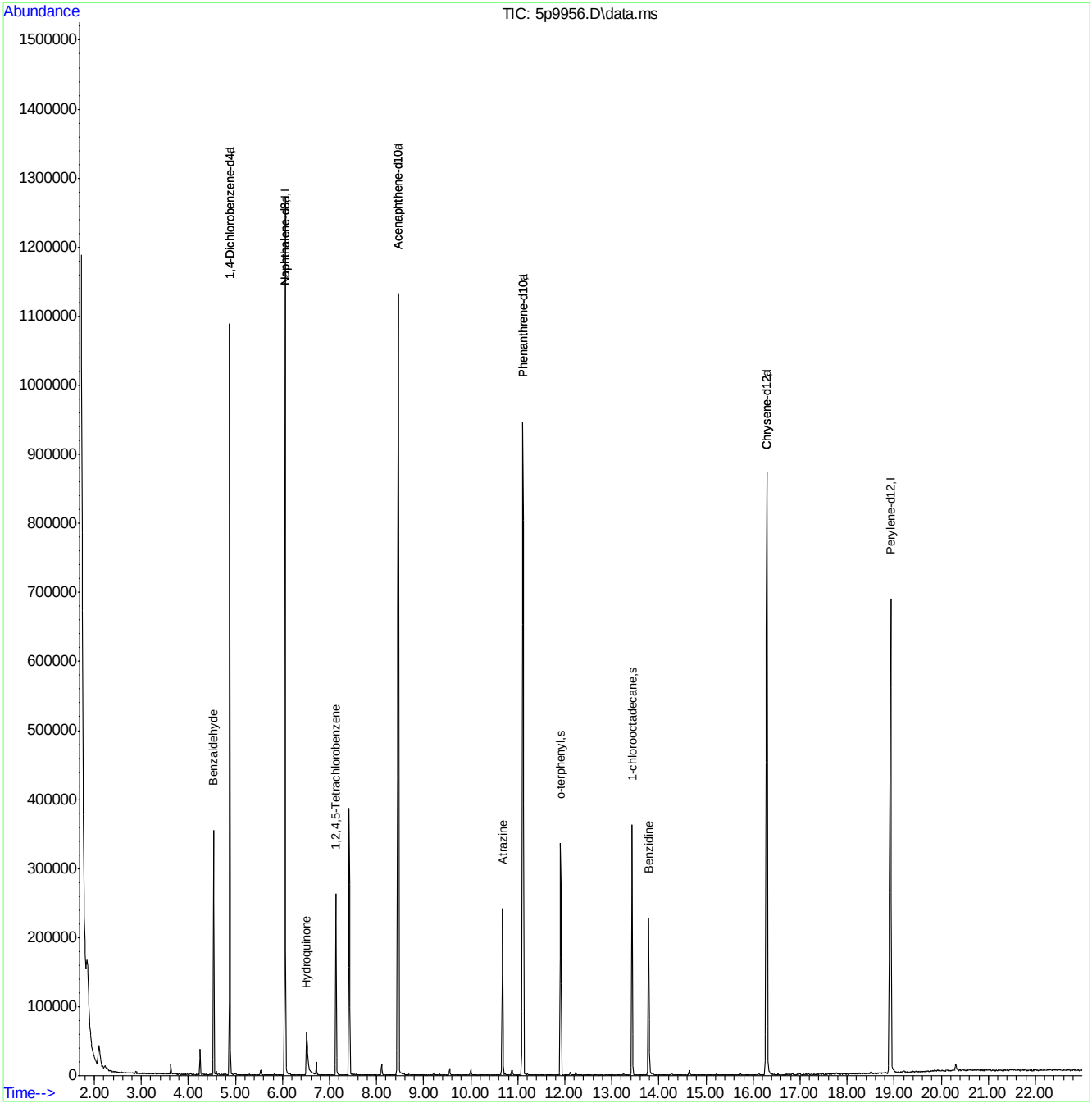

ACCUTEST LABORATORIES JB72256

Quantitation Report (QT Reviewed)

Data Path : C:\msdchem\1\DATA\e5p501\
Data File : 5p9957.D
Acq On : 9 Jul 2014 9:59 pm
Operator : saumilp
Sample : ic501-5
Misc : op74489,e5p501
ALS Vial : 15 Sample Multiplier: 1

Quant Time: Jul 10 10:01:20 2014
Quant Method : C:\MSDCHEM\1\METHODS\M5P501.M
Quant Title : Semi Volatile GC/MS, zb-5msi 30mx .25mmx .25um
QLast Update : Thu Jul 10 10:00:42 2014
Response via : Initial Calibration

Compound	R.T.	QIon	Response	Conc	Units	Dev(Min)
Internal Standards						
1) 1,4-Dichlorobenzene-d4	4.877	152	109409	40.00	ppb	0.00
24) Naphthalene-d8	6.052	136	425278	40.00	ppb	0.00
47) Acenaphthene-d10	8.456	164	231990	40.00	ppb	0.00
69) Phenanthrene-d10	11.106	188	358017	40.00	ppb	0.00
83) Chrysene-d12	16.288	240	307672	40.00	ppb	0.00
92) Perylene-d12	18.916	264	269427	40.00	ppb	0.00
102) 1,4-Dichlorobenzene-d4a	4.877	152	109409	40.00	ppb	0.00
104) Acenaphthene-d10a	8.456	164	231990	40.00	ppb	0.00
106) Chrysene-d12a	16.288	240	307672	40.00	ppb	0.00
109) Phenanthrene-d10a	11.106	188	358017	40.00	ppb	0.00
112) Naphthalene-d8a	6.052	136	425278	40.00	ppb	0.00
System Monitoring Compounds						
5) 2-Fluorophenol	0.000	112	0	0.00	ppb	
Spiked Amount 50.000			Recovery =	0.00%		
8) Phenol-d5	0.000	99	0	0.00	ppb	
Spiked Amount 50.000			Recovery =	0.00%		
25) Nitrobenzene-d5	0.000	82	0	0.00	ppb	
Spiked Amount 50.000			Recovery =	0.00%		
51) 2-Fluorobiphenyl	0.000	172	0d	0.00	ppb	
Spiked Amount 50.000			Recovery =	0.00%		
73) 2,4,6-Tribromophenol	0.000	330	0	0.00	ppb	
Spiked Amount 50.000			Recovery =	0.00%		
85) Terphenyl-d14	0.000	244	0	0.00	ppb	
Spiked Amount 50.000			Recovery =	0.00%		
108) 1-chlorooctadecane	13.430	57	18494	5.19	ppb	0.00
Spiked Amount 50.000			Recovery =	10.38%		
111) o-terphenyl	11.912	230	24891	5.17	ppb	0.00
Spiked Amount 50.000			Recovery =	10.34%		
Target Compounds						Qvalue
103) Benzaldehyde	4.535	105	17403	5.29	ppb	93
105) 1,2,4,5-Tetrachloroben...	7.136	216	15730	5.07	ppb	93
107) Benzidine	13.777	184	32019	5.74	ppb	96
110) Atrazine	10.668	215	5027	5.08	ppb	96
113) Hydroquinone	6.538	110	10315	2.65	ppb	88

(#) = qualifier out of range (m) = manual integration (+) = signals summed

Quantitation Report (QT Reviewed)

Data Path : C:\msdchem\1\DATA\e5p501\
Data File : 5p9957.D
Acq On : 9 Jul 2014 9:59 pm
Operator : saumilp
Sample : ic501-5
Misc : op74489,e5p501
ALS Vial : 15 Sample Multiplier: 1

Quant Time: Jul 10 10:01:20 2014
Quant Method : C:\MSDCHEM\1\METHODS\M5P501.M
Quant Title : Semi Volatile GC/MS, zb-5msi 30mx .25mmx .25um
QLast Update : Thu Jul 10 10:00:42 2014
Response via : Initial Calibration

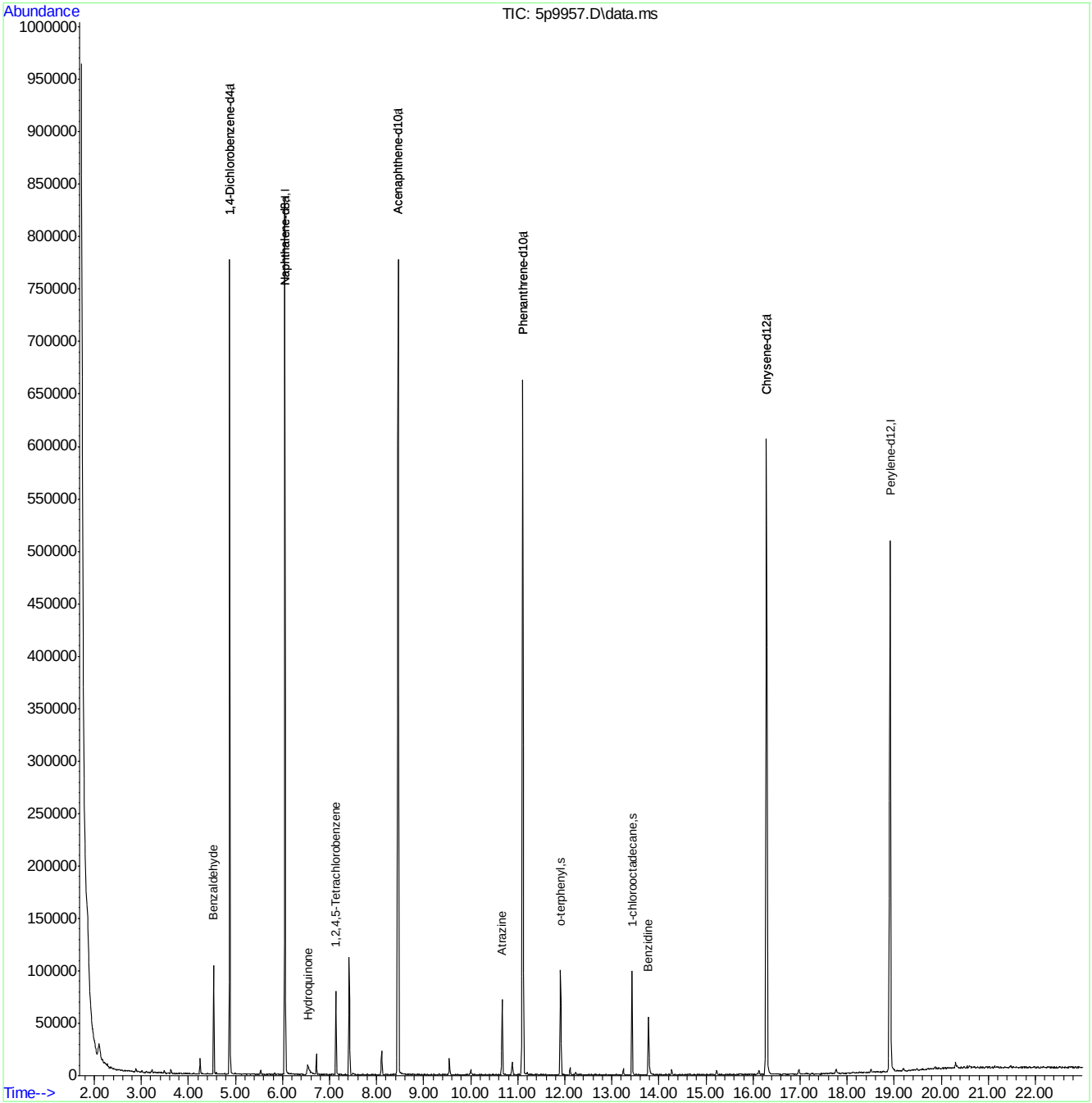

Quantitation Report (QT Reviewed)

Data Path : C:\msdchem\1\DATA\e5p501\
Data File : 5p9958.D
Acq On : 9 Jul 2014 10:30 pm
Operator : saumilp
Sample : ic501-2
Misc : op74489,e5p501
ALS Vial : 16 Sample Multiplier: 1

Quant Time: Jul 10 09:49:54 2014
Quant Method : C:\MSDCHEM\1\METHODS\M5P501.M
Quant Title : Semi Volatile GC/MS, zb-5msi 30mx .25mmx .25um
QLast Update : Thu Jul 10 09:44:30 2014
Response via : Initial Calibration

Compound	R.T.	QIon	Response	Conc	Units	Dev(Min)
Internal Standards						
1) 1,4-Dichlorobenzene-d4	4.877	152	99294	40.00	ppb	0.00
24) Naphthalene-d8	6.052	136	385925	40.00	ppb	0.00
47) Acenaphthene-d10	8.456	164	209469	40.00	ppb	0.00
69) Phenanthrene-d10	11.106	188	316554	40.00	ppb	0.00
83) Chrysene-d12	16.288	240	273777	40.00	ppb	0.00
92) Perylene-d12	18.916	264	240348	40.00	ppb	0.00
102) 1,4-Dichlorobenzene-d4a	4.877	152	99294	40.00	ppb	0.00
104) Acenaphthene-d10a	8.456	164	209469	40.00	ppb	0.00
106) Chrysene-d12a	16.288	240	273777	40.00	ppb	0.00
109) Phenanthrene-d10a	11.106	188	316554	40.00	ppb	0.00
112) Naphthalene-d8a	6.052	136	385925	40.00	ppb	0.00
System Monitoring Compounds						
5) 2-Fluorophenol	0.000	112	0	0.00	ppb	
Spiked Amount 50.000			Recovery =	0.00%		
8) Phenol-d5	0.000	99	0	0.00	ppb	
Spiked Amount 50.000			Recovery =	0.00%		
25) Nitrobenzene-d5	0.000	82	0	0.00	ppb	
Spiked Amount 50.000			Recovery =	0.00%		
51) 2-Fluorobiphenyl	0.000	172	0d	0.00	ppb	
Spiked Amount 50.000			Recovery =	0.00%		
73) 2,4,6-Tribromophenol	0.000	330	0	0.00	ppb	
Spiked Amount 50.000			Recovery =	0.00%		
85) Terphenyl-d14	0.000	244	0	0.00	ppb	
Spiked Amount 50.000			Recovery =	0.00%		
108) 1-chlorooctadecane	13.430	57	6952	2.46	ppb	0.00
Spiked Amount 50.000			Recovery =	4.92%		
111) o-terphenyl	11.907	230	10456	3.06	ppb	-0.02
Spiked Amount 50.000			Recovery =	6.12%		
Target Compounds						Qvalue
103) Benzaldehyde	4.535	105	7168	3.31	ppb	92
105) 1,2,4,5-Tetrachloroben...	7.136	216	6718	2.75	ppb	93
107) Benzidine	13.782	184	10678	3.42	ppb	97
110) Atrazine	10.668	215	1733	2.15	ppb	95
113) Hydroquinone	6.554	110	1266	0.35	ppb	77

(#) = qualifier out of range (m) = manual integration (+) = signals summed

Quantitation Report (QT Reviewed)

Data Path : C:\msdchem\1\DATA\e5p501\
Data File : 5p9958.D
Acq On : 9 Jul 2014 10:30 pm
Operator : saumilp
Sample : ic501-2
Misc : op74489,e5p501
ALS Vial : 16 Sample Multiplier: 1

Quant Time: Jul 10 09:49:54 2014
Quant Method : C:\MSDCHEM\1\METHODS\M5P501.M
Quant Title : Semi Volatile GC/MS, zb-5msi 30mx .25mmx .25um
QLast Update : Thu Jul 10 09:44:30 2014
Response via : Initial Calibration

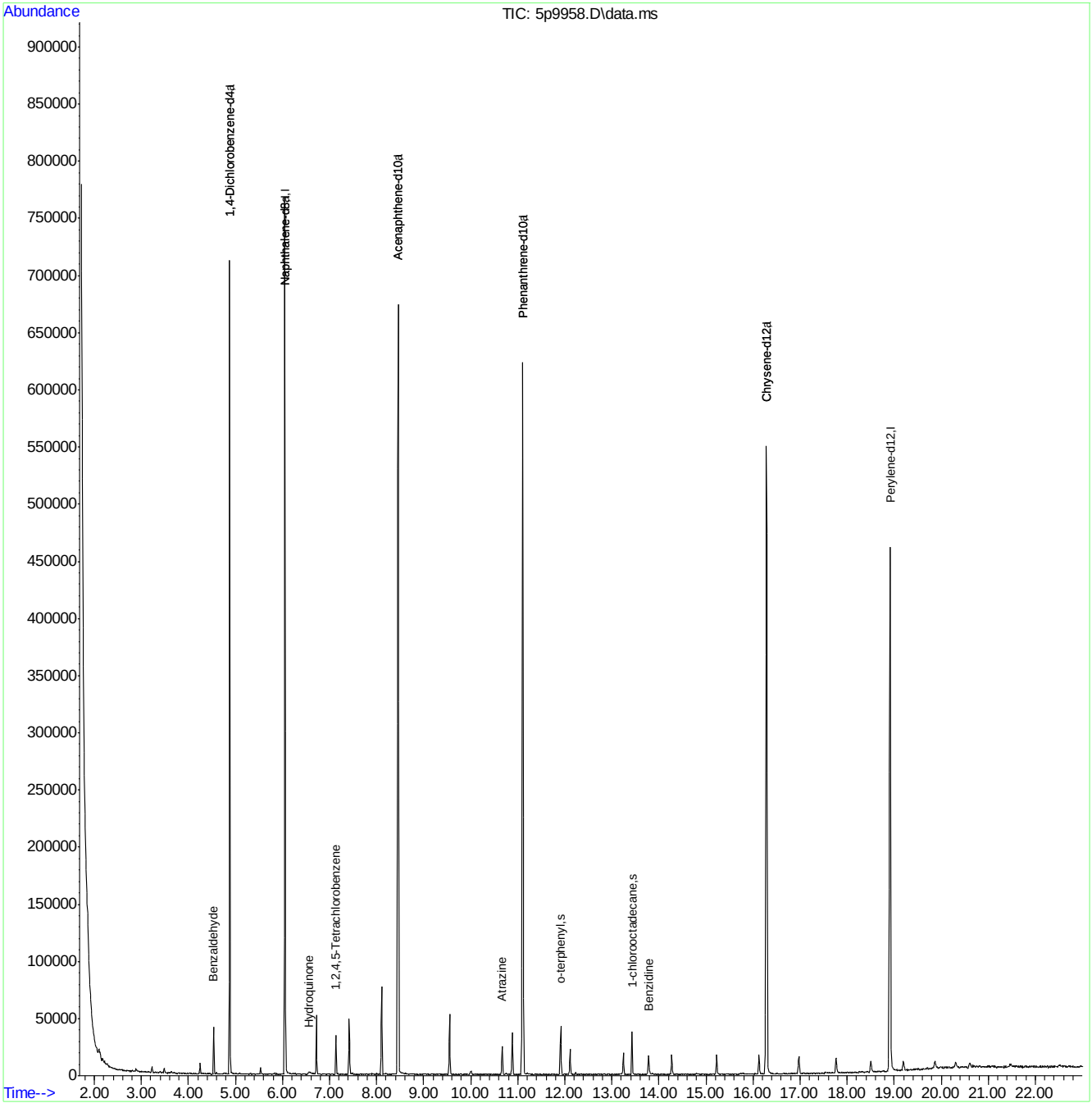

ACCUTEST LABORATORIES JB72256

Quantitation Report (QT Reviewed)

Data Path : C:\msdchem\1\DATA\e5p501\
Data File : 5p9959.D
Acq On : 9 Jul 2014 11:00 pm
Operator : saumilp
Sample : ic501-1
Misc : op74489,e5p501
ALS Vial : 17 Sample Multiplier: 1

Quant Time: Jul 10 09:50:35 2014
Quant Method : C:\MSDCHEM\1\METHODS\M5P501.M
Quant Title : Semi Volatile GC/MS, zb-5msi 30mx .25mmx .25um
QLast Update : Thu Jul 10 09:44:30 2014
Response via : Initial Calibration

Compound	R.T.	QIon	Response	Conc	Units	Dev(Min)
Internal Standards						
1) 1,4-Dichlorobenzene-d4	4.877	152	83545	40.00	ppb	0.00
24) Naphthalene-d8	6.052	136	315909	40.00	ppb	0.00
47) Acenaphthene-d10	8.456	164	170749	40.00	ppb	0.00
69) Phenanthrene-d10	11.106	188	261690	40.00	ppb	0.00
83) Chrysene-d12	16.288	240	225241	40.00	ppb	0.00
92) Perylene-d12	18.911	264	193159	40.00	ppb	0.00
102) 1,4-Dichlorobenzene-d4a	4.877	152	83545	40.00	ppb	0.00
104) Acenaphthene-d10a	8.456	164	170749	40.00	ppb	0.00
106) Chrysene-d12a	16.288	240	225241	40.00	ppb	0.00
109) Phenanthrene-d10a	11.106	188	261690	40.00	ppb	0.00
112) Naphthalene-d8a	6.052	136	315909	40.00	ppb	0.00
System Monitoring Compounds						
5) 2-Fluorophenol	0.000	112	0	0.00	ppb	
Spiked Amount 50.000			Recovery =	0.00%		
8) Phenol-d5	0.000	99	0	0.00	ppb	
Spiked Amount 50.000			Recovery =	0.00%		
25) Nitrobenzene-d5	0.000	82	0	0.00	ppb	
Spiked Amount 50.000			Recovery =	0.00%		
51) 2-Fluorobiphenyl	0.000	172	0d	0.00	ppb	
Spiked Amount 50.000			Recovery =	0.00%		
73) 2,4,6-Tribromophenol	0.000	330	0	0.00	ppb	
Spiked Amount 50.000			Recovery =	0.00%		
85) Terphenyl-d14	0.000	244	0	0.00	ppb	
Spiked Amount 50.000			Recovery =	0.00%		
108) 1-chlorooctadecane	13.424	57	2362	1.02	ppb	-0.01
Spiked Amount 50.000			Recovery =	2.04%		
111) o-terphenyl	11.913	230	3832	1.36	ppb	-0.01
Spiked Amount 50.000			Recovery =	2.72%		
Target Compounds						Qvalue
103) Benzaldehyde	4.535	105	2839	1.56	ppb	88
105) 1,2,4,5-Tetrachloroben...	7.137	216	2300	1.16	ppb	93
107) Benzidine	13.782	184	2629	1.02	ppb	98

(#) = qualifier out of range (m) = manual integration (+) = signals summed

Quantitation Report (QT Reviewed)

Data Path : C:\msdchem\1\DATA\e5p501\
Data File : 5p9959.D
Acq On : 9 Jul 2014 11:00 pm
Operator : saumilp
Sample : ic501-1
Misc : op74489,e5p501
ALS Vial : 17 Sample Multiplier: 1

Quant Time: Jul 10 09:50:35 2014
Quant Method : C:\MSDCHEM\1\METHODS\M5P501.M
Quant Title : Semi Volatile GC/MS, zb-5msi 30mx .25mmx .25um
QLast Update : Thu Jul 10 09:44:30 2014
Response via : Initial Calibration

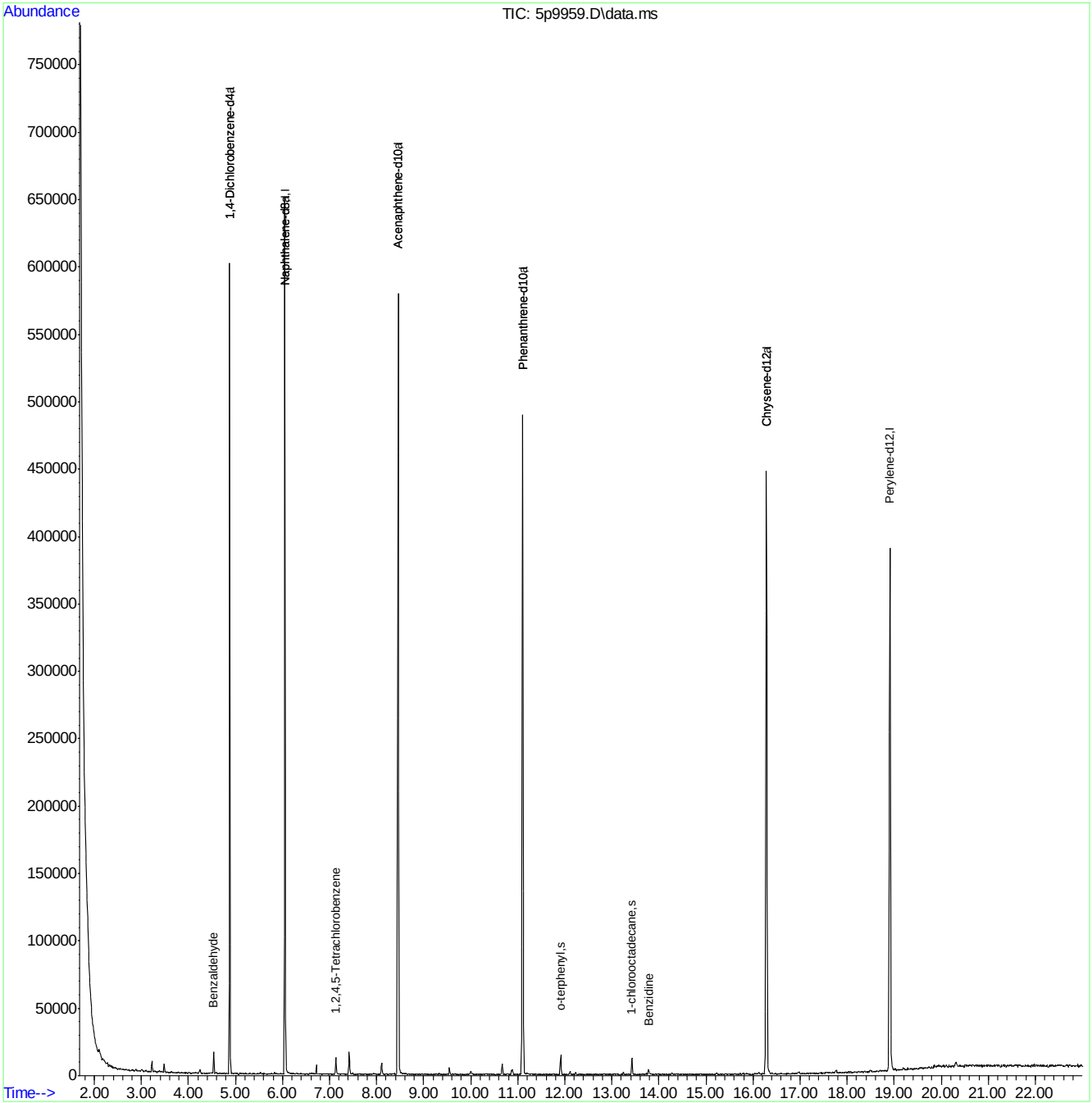

Quantitation Report (QT Reviewed)

Data Path : C:\msdchem\1\DATA\e5p501\
Data File : 5p9960.D
Acq On : 9 Jul 2014 11:31 pm
Operator : saumilp
Sample : icv501-50
Misc : op74489,e5p501
ALS Vial : 18 Sample Multiplier: 1

Quant Time: Jul 10 10:36:40 2014
Quant Method : C:\MSDCHEM\1\METHODS\M5P501.M
Quant Title : Semi Volatile GC/MS, zb-5msi 30mx .25mmx .25um
QLast Update : Thu Jul 10 10:00:42 2014
Response via : Initial Calibration

Compound	R.T.	QIon	Response	Conc	Units	Dev(Min)
Internal Standards						
1) 1,4-Dichlorobenzene-d4	4.877	152	68849	40.00	ppb	0.00
24) Naphthalene-d8	6.057	136	266313	40.00	ppb	0.00
47) Acenaphthene-d10	8.456	164	138505	40.00	ppb	0.00
69) Phenanthrene-d10	11.106	188	205316	40.00	ppb	0.00
83) Chrysene-d12	16.293	240	156122	40.00	ppb	0.00
92) Perylene-d12	18.911	264	150329	40.00	ppb	0.00
102) 1,4-Dichlorobenzene-d4a	4.877	152	68849	40.00	ppb	0.00
104) Acenaphthene-d10a	8.456	164	138505	40.00	ppb	0.00
106) Chrysene-d12a	16.293	240	156122	40.00	ppb	0.00
109) Phenanthrene-d10a	11.106	188	205316	40.00	ppb	0.00
112) Naphthalene-d8a	6.057	136	266313	40.00	ppb	0.00
System Monitoring Compounds						
5) 2-Fluorophenol	0.000	112	0	0.00	ppb	
Spiked Amount 50.000			Recovery =	0.00%		
8) Phenol-d5	0.000	99	0	0.00	ppb	
Spiked Amount 50.000			Recovery =	0.00%		
25) Nitrobenzene-d5	0.000	82	0d	0.00	ppb	
Spiked Amount 50.000			Recovery =	0.00%		
51) 2-Fluorobiphenyl	0.000	172	0	0.00	ppb	
Spiked Amount 50.000			Recovery =	0.00%		
73) 2,4,6-Tribromophenol	0.000	330	0	0.00	ppb	
Spiked Amount 50.000			Recovery =	0.00%		
85) Terphenyl-d14	0.000	244	0	0.00	ppb	
Spiked Amount 50.000			Recovery =	0.00%		
108) 1-chlorooctadecane	0.000	57	0	0.00	ppb	
Spiked Amount 50.000			Recovery =	0.00%		
111) o-terphenyl	0.000	230	0	0.00	ppb	
Spiked Amount 50.000			Recovery =	0.00%		
Target Compounds						Qvalue
4) N-Nitrosodimethylamine	2.740	74	71026	40.33	ppb	100
11) bis(2-Chloroethyl)ether	4.663	93	105834	42.94	ppb	98
14) 1,3-Dichlorobenzene	4.834	146	124882	41.27	ppb	99
15) 1,4-Dichlorobenzene	4.893	146	120359	40.35	ppb	97
17) 1,2-Dichlorobenzene	5.021	146	118606	42.32	ppb	99
20) 2,2'-oxybis(1-Chloropr...	5.096	45	149858	44.75	ppb	100
22) n-Nitroso-di-n-propyla...	5.203	70	73114	44.72	ppb	98
23) Hexachloroethane	5.309	201	35179	40.69	ppb	94
26) Nitrobenzene	5.358	77	107261	40.18	ppb	94
28) Isophorone	5.577	82	180103	39.24	ppb	100
32) bis(2-Chloroethoxy)met...	5.785	93	121394	44.08	ppb	98
36) 1,2,4-Trichlorobenzene	5.993	180	88475	41.36	ppb	97
38) Naphthalene	6.079	128	293902	41.08	ppb	99
42) Hexachlorobutadiene	6.223	225	41385	41.79	ppb	98
48) Hexachlorocyclopentadiene	7.137	237	37912	39.93	ppb	96
52) 2-Chloronaphthalene	7.585	162	179001	42.21	ppb	96
55) Dimethylphthalate	8.050	163	194436	42.65	ppb	100
56) Acenaphthylene	8.221	152	250775	35.88	ppb	98

Quantitation Report (QT Reviewed)

Data Path : C:\msdchem\1\DATA\e5p501\
Data File : 5p9960.D
Acq On : 9 Jul 2014 11:31 pm
Operator : saumilp
Sample : icv501-50
Misc : op74489,e5p501
ALS Vial : 18 Sample Multiplier: 1

Quant Time: Jul 10 10:36:40 2014
Quant Method : C:\MSDCHEM\1\METHODS\M5P501.M
Quant Title : Semi Volatile GC/MS, zb-5msi 30mx .25mmx .25um
QLast Update : Thu Jul 10 10:00:42 2014
Response via : Initial Calibration

Compound	R.T.	QIon	Response	Conc	Units	Dev(Min)
57) 2,6-Dinitrotoluene	8.130	165	41653	39.27	ppb	97
59) Acenaphthene	8.509	153	185610	44.03	ppb	98
63) 2,4-Dinitrotoluene	8.793	165	54569	39.32	ppb	82
65) Diethylphthalate	9.257	149	192462	41.35	ppb	99
66) Fluorene	9.391	166	195747	41.88	ppb	99
67) 4-Chlorophenyl-phenyle...	9.423	204	81112	43.01	ppb	97
71) n-Nitrosodiphenylamine	9.637	169	133130	43.62	ppb	97
72) 1,2-Diphenylhydrazine	9.701	77	199035	41.44	ppb	99
74) 4-Bromophenyl-phenylether	10.310	248	44133	43.22	ppb	91
75) Hexachlorobenzene	10.401	284	45100	40.42	ppb	99
77) Phenanthrene	11.149	178	254823	40.38	ppb	99
78) Anthracene	11.245	178	256604	40.55	ppb	99
80) Di-n-butylphthalate	12.388	149	318029	41.59	ppb	99
81) Fluoranthene	13.451	202	254990	40.86	ppb	98
84) Pyrene	13.878	202	259409	43.65	ppb	99
86) Butylbenzylphthalate	15.337	149	138994	45.68	ppb	99
88) Benzo[a]anthracene	16.272	228	209497	42.34	ppb	99
90) Chrysene	16.341	228	206534	44.16	ppb	99
91) bis(2-Ethylhexyl)phtha...	16.555	149	188589	45.48	ppb	98
93) Di-n-octylphthalate	17.778	149	322706	44.35	ppb	99
94) Benzo[b]fluoranthene	18.270	252	211306	41.37	ppb	97
95) Benzo[k]fluoranthene	18.318	252	208920	43.49	ppb	97
96) Benzo[a]pyrene	18.815	252	198048	43.81	ppb	99
97) Indeno[1,2,3-cd]pyrene	20.690	276	186885	41.77	ppb	99
99) Dibenz[a,h]anthracene	20.749	278	196661	44.09	ppb	98
101) Benzo[g,h,i]perylene	21.187	276	201304	44.29	ppb	97
105) 1,2,4,5-Tetrachloroben...	7.142	216	71015	38.33	ppb	98

(#) = qualifier out of range (m) = manual integration (+) = signals summed

Quantitation Report (QT Reviewed)

Data Path : C:\msdchem\1\DATA\e5p501\
Data File : 5p9960.D
Acq On : 9 Jul 2014 11:31 pm
Operator : saumilp
Sample : icv501-50
Misc : op74489,e5p501
ALS Vial : 18 Sample Multiplier: 1

Quant Time: Jul 10 10:36:40 2014
Quant Method : C:\MSDCHEM\1\METHODS\M5P501.M
Quant Title : Semi Volatile GC/MS, zb-5msi 30mx .25mmx .25um
QLast Update : Thu Jul 10 10:00:42 2014
Response via : Initial Calibration

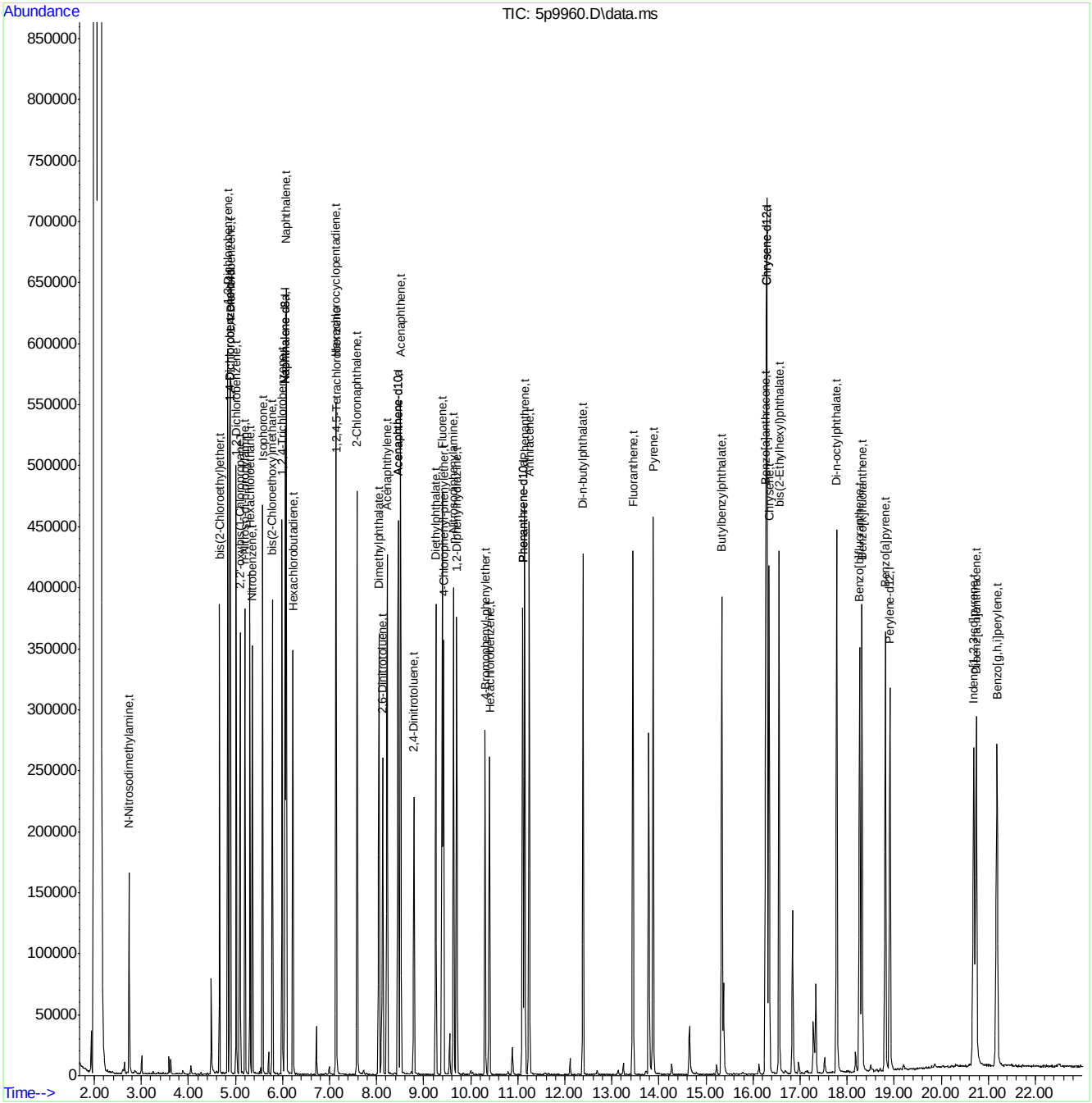

Quantitation Report (QT Reviewed)

Data Path : C:\msdchem\1\DATA\e5p501\
Data File : 5p9961.D
Acq On : 10 Jul 2014 12:02 am
Operator : saumilp
Sample : icv501-50
Misc : op74489,e5p501
ALS Vial : 19 Sample Multiplier: 1

Quant Time: Jul 10 10:37:39 2014
Quant Method : C:\MSDCHEM\1\METHODS\M5P501.M
Quant Title : Semi Volatile GC/MS, zb-5msi 30mx .25mmx .25um
QLast Update : Thu Jul 10 10:00:42 2014
Response via : Initial Calibration

Compound	R.T.	QIon	Response	Conc	Units	Dev(Min)
Internal Standards						
1) 1,4-Dichlorobenzene-d4	4.877	152	80036	40.00	ppb	0.00
24) Naphthalene-d8	6.052	136	319858	40.00	ppb	0.00
47) Acenaphthene-d10	8.456	164	163081	40.00	ppb	0.00
69) Phenanthrene-d10	11.106	188	228496	40.00	ppb	0.00
83) Chrysene-d12	16.282	240	202273	40.00	ppb	-0.01
92) Perylene-d12	18.905	264	156027	40.00	ppb	-0.01
102) 1,4-Dichlorobenzene-d4a	4.877	152	80036	40.00	ppb	0.00
104) Acenaphthene-d10a	8.456	164	163081	40.00	ppb	0.00
106) Chrysene-d12a	16.282	240	202273	40.00	ppb	0.00
109) Phenanthrene-d10a	11.106	188	228496	40.00	ppb	0.00
112) Naphthalene-d8a	6.052	136	319858	40.00	ppb	0.00
System Monitoring Compounds						
5) 2-Fluorophenol	0.000	112	0	0.00	ppb	
Spiked Amount 50.000			Recovery =	0.00%		
8) Phenol-d5	0.000	99	0d	0.00	ppb	
Spiked Amount 50.000			Recovery =	0.00%		
25) Nitrobenzene-d5	0.000	82	0	0.00	ppb	
Spiked Amount 50.000			Recovery =	0.00%		
51) 2-Fluorobiphenyl	0.000	172	0	0.00	ppb	
Spiked Amount 50.000			Recovery =	0.00%		
73) 2,4,6-Tribromophenol	0.000	330	0	0.00	ppb	
Spiked Amount 50.000			Recovery =	0.00%		
85) Terphenyl-d14	0.000	244	0	0.00	ppb	
Spiked Amount 50.000			Recovery =	0.00%		
108) 1-chlorooctadecane	0.000	57	0	0.00	ppb	
Spiked Amount 50.000			Recovery =	0.00%		
111) o-terphenyl	0.000	230	0	0.00	ppb	
Spiked Amount 50.000			Recovery =	0.00%		
Target Compounds						Qvalue
2) 1,4-Dioxane	2.462	88	56998	43.32	ppb	98
6) Indene	5.090	116	252378	53.21	ppb	99
7) Cumene	4.273	105	318014	45.87	ppb	99
13) Decane	4.749	43	129444	42.13	ppb	97
18) Acetophenone	5.208	105	201772	51.83	ppb	82
27) Quinoline	6.453	129	284724	45.36	ppb	99
40) 2,3-Dichloroaniline	7.297	161	133985	44.86	ppb	98
41) Caprolactam	6.517	55	61199	45.60	ppb	98
45) 1-Methylnaphthalene	7.046	142	275883	45.99	ppb	97
46) Dimethylnaphthalene	7.804	156	238953	45.91	ppb	99
53) Biphenyl	7.569	154	326987	49.55	ppb	99
82) Octadecane	11.084	57	168946	50.44	ppb	99
100) 7,12-Dimethylbenz(a)an...	18.270	256	76185	41.10	ppb	99
103) Benzaldehyde	4.535	105	131091	54.45	ppb	97
110) Atrazine	10.684	215	33623	53.19	ppb	96

(#) = qualifier out of range (m) = manual integration (+) = signals summed

Quantitation Report (QT Reviewed)

Data Path : C:\msdchem\1\DATA\e5p501\
Data File : 5p9961.D
Acq On : 10 Jul 2014 12:02 am
Operator : saumilp
Sample : icv501-50
Misc : op74489,e5p501
ALS Vial : 19 Sample Multiplier: 1

Quant Time: Jul 10 10:37:39 2014
Quant Method : C:\MSDCHEM\1\METHODS\M5P501.M
Quant Title : Semi Volatile GC/MS, zb-5msi 30mx .25mmx .25um
QLast Update : Thu Jul 10 10:00:42 2014
Response via : Initial Calibration

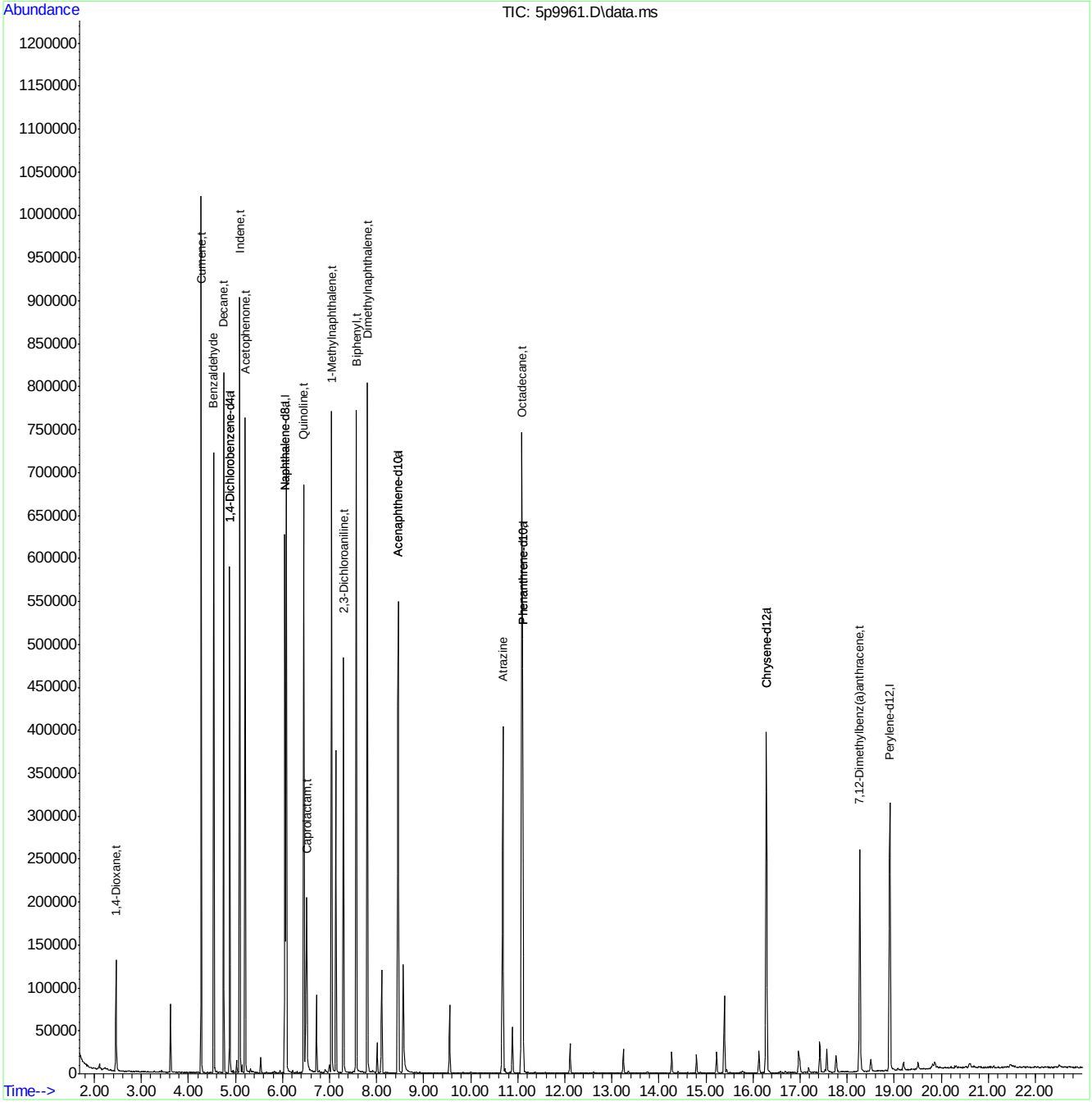

ACCUTEST LABORATORIES JB72256

Quantitation Report (QT Reviewed)

Data Path : C:\msdchem\1\DATA\e5p501\
Data File : 5p9962.D
Acq On : 10 Jul 2014 12:33 am
Operator : saumilp
Sample : icv501-50
Misc : op74489,e5p501
ALS Vial : 20 Sample Multiplier: 1

Quant Time: Jul 10 10:38:39 2014
Quant Method : C:\MSDCHEM\1\METHODS\M5P501.M
Quant Title : Semi Volatile GC/MS, zb-5msi 30mx .25mmx .25um
QLast Update : Thu Jul 10 10:00:42 2014
Response via : Initial Calibration

Compound	R.T.	QIon	Response	Conc	Units	Dev(Min)
Internal Standards						
1) 1,4-Dichlorobenzene-d4	4.877	152	58951	40.00	ppb	0.00
24) Naphthalene-d8	6.052	136	220984	40.00	ppb	0.00
47) Acenaphthene-d10	8.456	164	115108	40.00	ppb	0.00
69) Phenanthrene-d10	11.100	188	170787	40.00	ppb	0.00
83) Chrysene-d12	16.282	240	142912	40.00	ppb	-0.01
92) Perylene-d12	18.905	264	123829	40.00	ppb	-0.01
102) 1,4-Dichlorobenzene-d4a	4.877	152	58951	40.00	ppb	0.00
104) Acenaphthene-d10a	8.456	164	115108	40.00	ppb	0.00
106) Chrysene-d12a	16.282	240	142912	40.00	ppb	0.00
109) Phenanthrene-d10a	11.100	188	170787	40.00	ppb	0.00
112) Naphthalene-d8a	6.052	136	220984	40.00	ppb	0.00
System Monitoring Compounds						
5) 2-Fluorophenol	0.000	112	0	0.00	ppb	
Spiked Amount 50.000			Recovery =	0.00%		
8) Phenol-d5	0.000	99	0d	0.00	ppb	
Spiked Amount 50.000			Recovery =	0.00%		
25) Nitrobenzene-d5	0.000	82	0	0.00	ppb	
Spiked Amount 50.000			Recovery =	0.00%		
51) 2-Fluorobiphenyl	0.000	172	0	0.00	ppb	
Spiked Amount 50.000			Recovery =	0.00%		
73) 2,4,6-Tribromophenol	0.000	330	0	0.00	ppb	
Spiked Amount 50.000			Recovery =	0.00%		
85) Terphenyl-d14	0.000	244	0	0.00	ppb	
Spiked Amount 50.000			Recovery =	0.00%		
108) 1-chlorooctadecane	0.000	57	0	0.00	ppb	
Spiked Amount 50.000			Recovery =	0.00%		
111) o-terphenyl	0.000	230	0	0.00	ppb	
Spiked Amount 50.000			Recovery =	0.00%		
Target Compounds						Qvalue
9) Phenol	4.599	94	141450	47.04	ppb	98
12) 2-Chlorophenol	4.716	128	115317	51.22	ppb	98
19) 2-Methylphenol	5.074	108	103040	53.22	ppb	99
21) 3&4-Methylphenol	5.203	108	106933	55.02	ppb	97
29) 2-Nitrophenol	5.657	139	61729	53.52	ppb	91
30) 2,4-Dimethylphenol	5.694	107	101280	61.67	ppb	96
31) Benzoic acid	5.806	105	41842	28.40	ppb	94
33) 2,4-Dichlorophenol	5.902	162	87341	53.72	ppb	96
34) 2,6-Dichlorophenol	6.143	162	85335	52.67	ppb	98
43) 4-Chloro-3-methylphenol	6.704	107	87852	51.55	ppb	99
49) 2,4,6-Trichlorophenol	7.297	196	53804	55.11	ppb	96
50) 2,4,5-Trichlorophenol	7.345	196	55988	52.16	ppb	99
60) 2,4-Dinitrophenol	8.563	184	18606	38.96	ppb	96
61) 4-Nitrophenol	8.712	109	23019	51.11	ppb	98
64) 2,3,4,6-Tetrachlorophenol	9.022	232	39142	51.99	ppb	94
70) 4,6-Dinitro-2-methylph...	9.498	198	28909	45.38	ppb	95
76) Pentachlorophenol	10.774	266	26925	51.79	ppb	97

Quantitation Report (QT Reviewed)

Data Path : C:\msdchem\1\DATA\e5p501\
Data File : 5p9962.D
Acq On : 10 Jul 2014 12:33 am
Operator : saumilp
Sample : icv501-50
Misc : op74489,e5p501
ALS Vial : 20 Sample Multiplier: 1

Quant Time: Jul 10 10:38:39 2014
Quant Method : C:\MSDCHEM\1\METHODS\M5P501.M
Quant Title : Semi Volatile GC/MS, zb-5msi 30mx .25mmx .25um
QLast Update : Thu Jul 10 10:00:42 2014
Response via : Initial Calibration

Compound	R.T.	QIon	Response	Conc	Units	Dev(Min)

(#) = qualifier out of range (m) = manual integration (+) = signals summed

Quantitation Report (QT Reviewed)

Data Path : C:\msdchem\1\DATA\e5p501\
Data File : 5p9962.D
Acq On : 10 Jul 2014 12:33 am
Operator : saumilp
Sample : icv501-50
Misc : op74489,e5p501
ALS Vial : 20 Sample Multiplier: 1

Quant Time: Jul 10 10:38:39 2014
Quant Method : C:\MSDCHEM\1\METHODS\M5P501.M
Quant Title : Semi Volatile GC/MS, zb-5msi 30mx .25mmx .25um
QLast Update : Thu Jul 10 10:00:42 2014
Response via : Initial Calibration

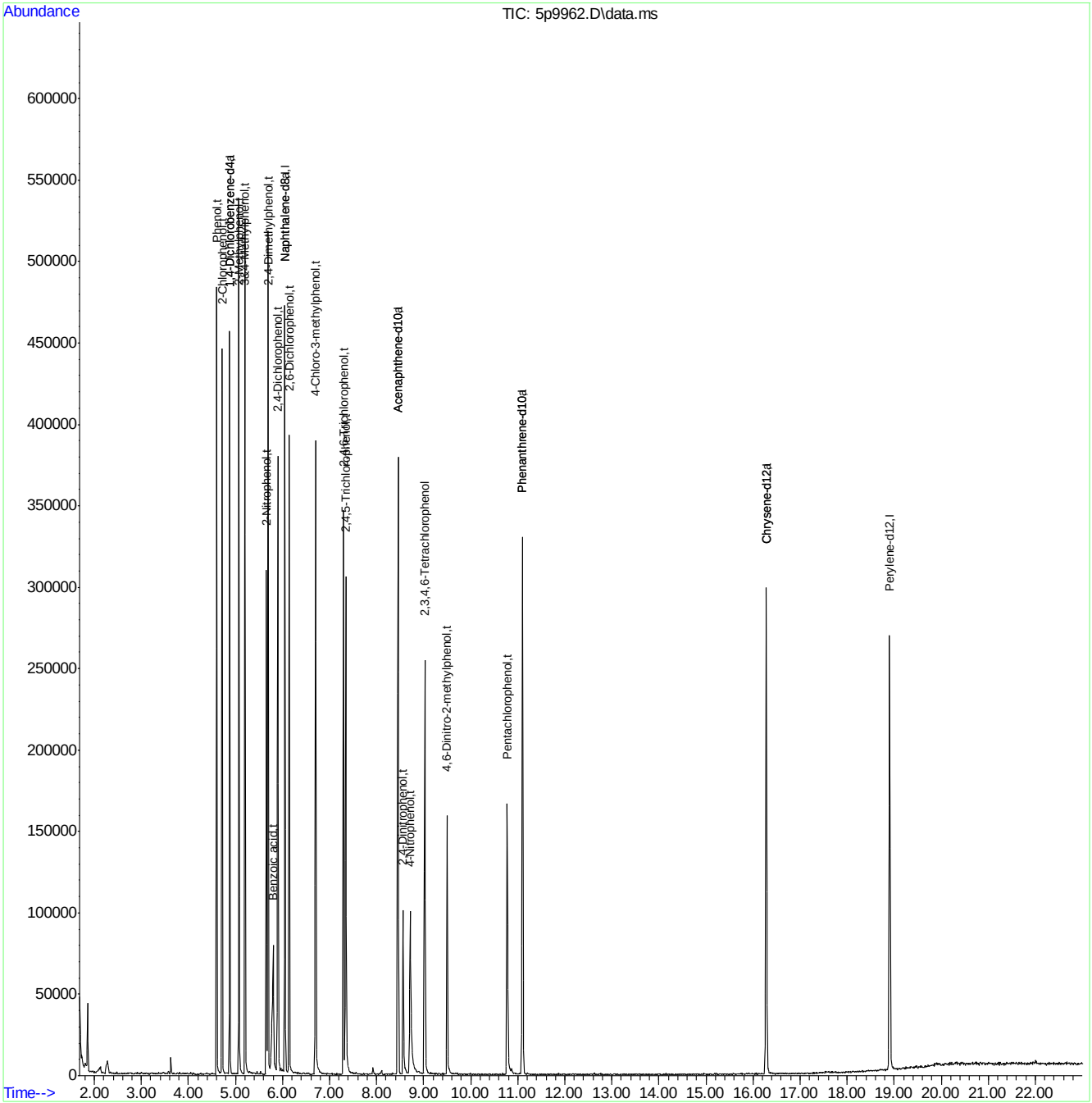

ACCUTEST LABORATORIES JB72256

Quantitation Report (QT Reviewed)

Data Path : C:\msdchem\1\DATA\e5p501\
Data File : 5p9963.D
Acq On : 10 Jul 2014 1:03 am
Operator : saumilp
Sample : icv501-50
Misc : op74489,e5p501
ALS Vial : 21 Sample Multiplier: 1

Quant Time: Jul 10 10:39:09 2014
Quant Method : C:\MSDCHEM\1\METHODS\M5P501.M
Quant Title : Semi Volatile GC/MS, zb-5msi 30mx .25mmx .25um
QLast Update : Thu Jul 10 10:00:42 2014
Response via : Initial Calibration

Compound	R.T.	QIon	Response	Conc	Units	Dev(Min)
Internal Standards						
1) 1,4-Dichlorobenzene-d4	4.877	152	69791	40.00	ppb	0.00
24) Naphthalene-d8	6.052	136	269276	40.00	ppb	0.00
47) Acenaphthene-d10	8.456	164	138802	40.00	ppb	0.00
69) Phenanthrene-d10	11.100	188	207749	40.00	ppb	0.00
83) Chrysene-d12	16.282	240	173708	40.00	ppb	-0.01
92) Perylene-d12	18.905	264	147014	40.00	ppb	-0.01
102) 1,4-Dichlorobenzene-d4a	4.877	152	69791	40.00	ppb	0.00
104) Acenaphthene-d10a	8.456	164	138802	40.00	ppb	0.00
106) Chrysene-d12a	16.282	240	173708	40.00	ppb	0.00
109) Phenanthrene-d10a	11.100	188	207749	40.00	ppb	0.00
112) Naphthalene-d8a	6.052	136	269276	40.00	ppb	0.00
System Monitoring Compounds						
5) 2-Fluorophenol	3.883	112	107091	42.27	ppb	0.00
Spiked Amount 50.000			Recovery = 84.54%			
8) Phenol-d5	4.588	99	129899	41.11	ppb	0.00
Spiked Amount 50.000			Recovery = 82.22%			
25) Nitrobenzene-d5	5.341	82	103194	40.99	ppb	0.00
Spiked Amount 50.000			Recovery = 81.98%			
51) 2-Fluorobiphenyl	7.420	172	193352	42.87	ppb	0.00
Spiked Amount 50.000			Recovery = 85.74%			
73) 2,4,6-Tribromophenol	9.818	330	16989	37.42	ppb	0.00
Spiked Amount 50.000			Recovery = 74.84%			
85) Terphenyl-d14	14.284	244	157413	39.46	ppb	0.00
Spiked Amount 50.000			Recovery = 78.92%			
108) 1-chlorooctadecane	0.000	57	0	0.00	ppb	
Spiked Amount 50.000			Recovery = 0.00%			
111) o-terphenyl	0.000	230	0	0.00	ppb	
Spiked Amount 50.000			Recovery = 0.00%			
Target Compounds						Qvalue

(#) = qualifier out of range (m) = manual integration (+) = signals summed

Quantitation Report (QT Reviewed)

Data Path : C:\msdchem\1\DATA\e5p501\
Data File : 5p9963.D
Acq On : 10 Jul 2014 1:03 am
Operator : saumilp
Sample : icv501-50
Misc : op74489,e5p501
ALS Vial : 21 Sample Multiplier: 1

Quant Time: Jul 10 10:39:09 2014
Quant Method : C:\MSDCHEM\1\METHODS\M5P501.M
Quant Title : Semi Volatile GC/MS, zb-5msi 30mx .25mmx .25um
QLast Update : Thu Jul 10 10:00:42 2014
Response via : Initial Calibration

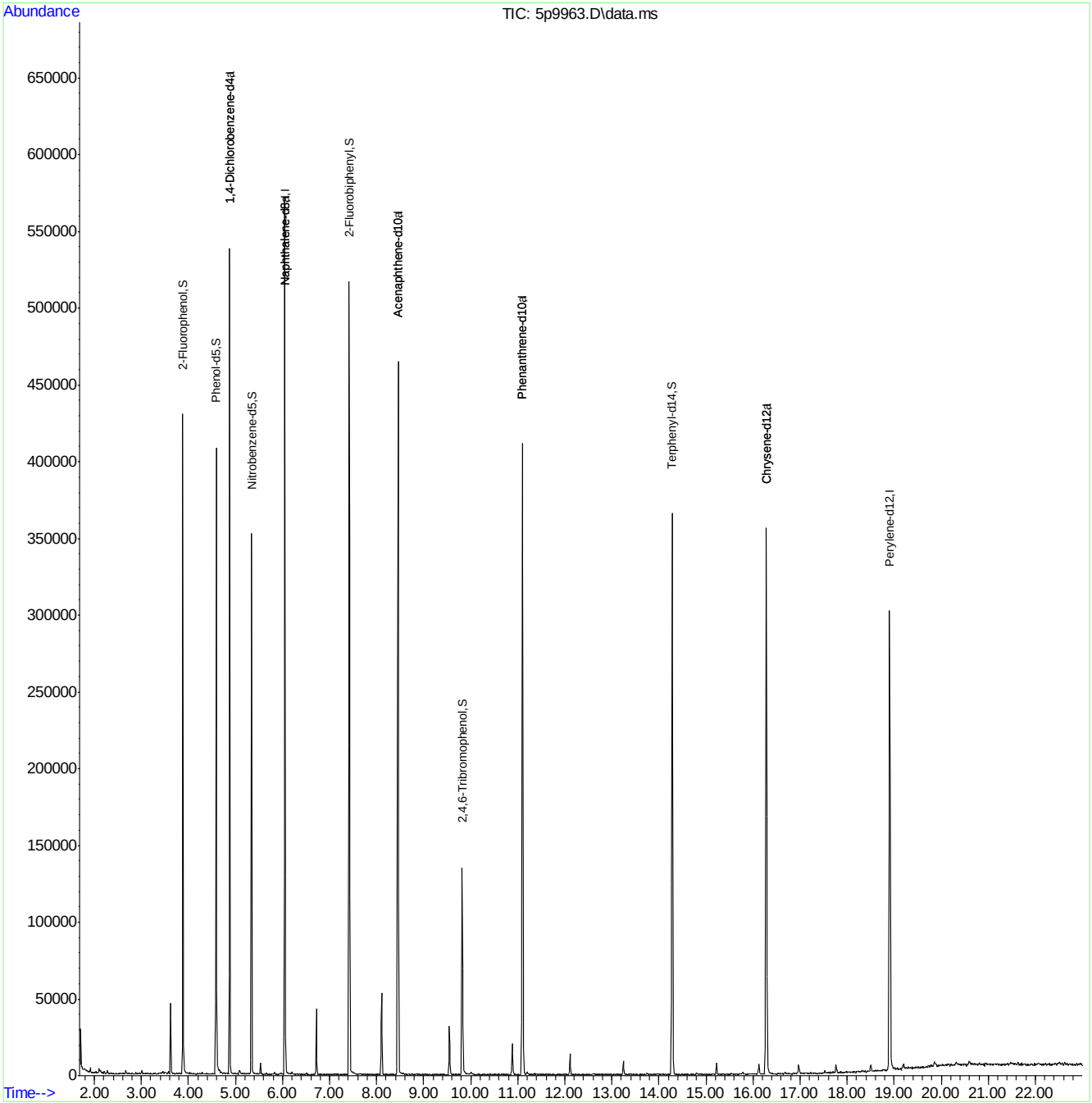

ACCUTEST LABORATORIES JB72256

Quantitation Report (QT Reviewed)

Data Path : C:\msdchem\1\DATA\e5p501\
Data File : 5p9964.D
Acq On : 10 Jul 2014 1:33 am
Operator : saumilp
Sample : icv501-50
Misc : op74489,e5p501
ALS Vial : 22 Sample Multiplier: 1

Quant Time: Jul 10 10:40:14 2014
Quant Method : C:\MSDCHEM\1\METHODS\M5P501.M
Quant Title : Semi Volatile GC/MS, zb-5msi 30mx .25mmx .25um
QLast Update : Thu Jul 10 10:00:42 2014
Response via : Initial Calibration

Compound	R.T.	QIon	Response	Conc	Units	Dev(Min)
Internal Standards						
1) 1,4-Dichlorobenzene-d4	4.882	152	55972	40.00	ppb	0.00
24) Naphthalene-d8	6.052	136	230488	40.00	ppb	0.00
47) Acenaphthene-d10	8.456	164	124864	40.00	ppb	0.00
69) Phenanthrene-d10	11.100	188	183548	40.00	ppb	0.00
83) Chrysene-d12	16.282	240	153235	40.00	ppb	-0.01
92) Perylene-d12	18.905	264	130791	40.00	ppb	-0.01
102) 1,4-Dichlorobenzene-d4a	4.882	152	55972	40.00	ppb	0.00
104) Acenaphthene-d10a	8.456	164	124864	40.00	ppb	0.00
106) Chrysene-d12a	16.282	240	153235	40.00	ppb	0.00
109) Phenanthrene-d10a	11.100	188	183548	40.00	ppb	0.00
112) Naphthalene-d8a	6.052	136	230488	40.00	ppb	0.00
System Monitoring Compounds						
5) 2-Fluorophenol	0.000	112	0	0.00	ppb	
Spiked Amount 50.000			Recovery =	0.00%		
8) Phenol-d5	0.000	99	0	0.00	ppb	
Spiked Amount 50.000			Recovery =	0.00%		
25) Nitrobenzene-d5	0.000	82	0	0.00	ppb	
Spiked Amount 50.000			Recovery =	0.00%		
51) 2-Fluorobiphenyl	0.000	172	0	0.00	ppb	
Spiked Amount 50.000			Recovery =	0.00%		
73) 2,4,6-Tribromophenol	0.000	330	0	0.00	ppb	
Spiked Amount 50.000			Recovery =	0.00%		
85) Terphenyl-d14	0.000	244	0	0.00	ppb	
Spiked Amount 50.000			Recovery =	0.00%		
108) 1-chlorooctadecane	0.000	57	0	0.00	ppb	
Spiked Amount 50.000			Recovery =	0.00%		
111) o-terphenyl	0.000	230	0	0.00	ppb	
Spiked Amount 50.000			Recovery =	0.00%		
Target Compounds						Qvalue
3) Pyridine	2.847	79	124221	52.65	ppb	99
10) Aniline	4.626	93	170984	56.29	ppb	99
16) Benzyl alcohol	4.989	108	72291	50.10	ppb	95
39) 4-Chloroaniline	6.132	127	133159	50.81	ppb	98
44) 2-Methylnaphthalene	6.907	141	175249	46.83	ppb	98
54) 2-Nitroaniline	7.745	65	52450	46.73	ppb	99
58) 3-Nitroaniline	8.397	138	57592	46.73	ppb	93
62) Dibenzofuran	8.798	168	249186	47.86	ppb	98
68) 4-Nitroaniline	9.444	138	55557	45.50	ppb	98

(#) = qualifier out of range (m) = manual integration (+) = signals summed

Quantitation Report (QT Reviewed)

Data Path : C:\msdchem\1\DATA\e5p501\
Data File : 5p9964.D
Acq On : 10 Jul 2014 1:33 am
Operator : saumilp
Sample : icv501-50
Misc : op74489,e5p501
ALS Vial : 22 Sample Multiplier: 1

Quant Time: Jul 10 10:40:14 2014
Quant Method : C:\MSDCHEM\1\METHODS\M5P501.M
Quant Title : Semi Volatile GC/MS, zb-5msi 30mx .25mmx .25um
QLast Update : Thu Jul 10 10:00:42 2014
Response via : Initial Calibration

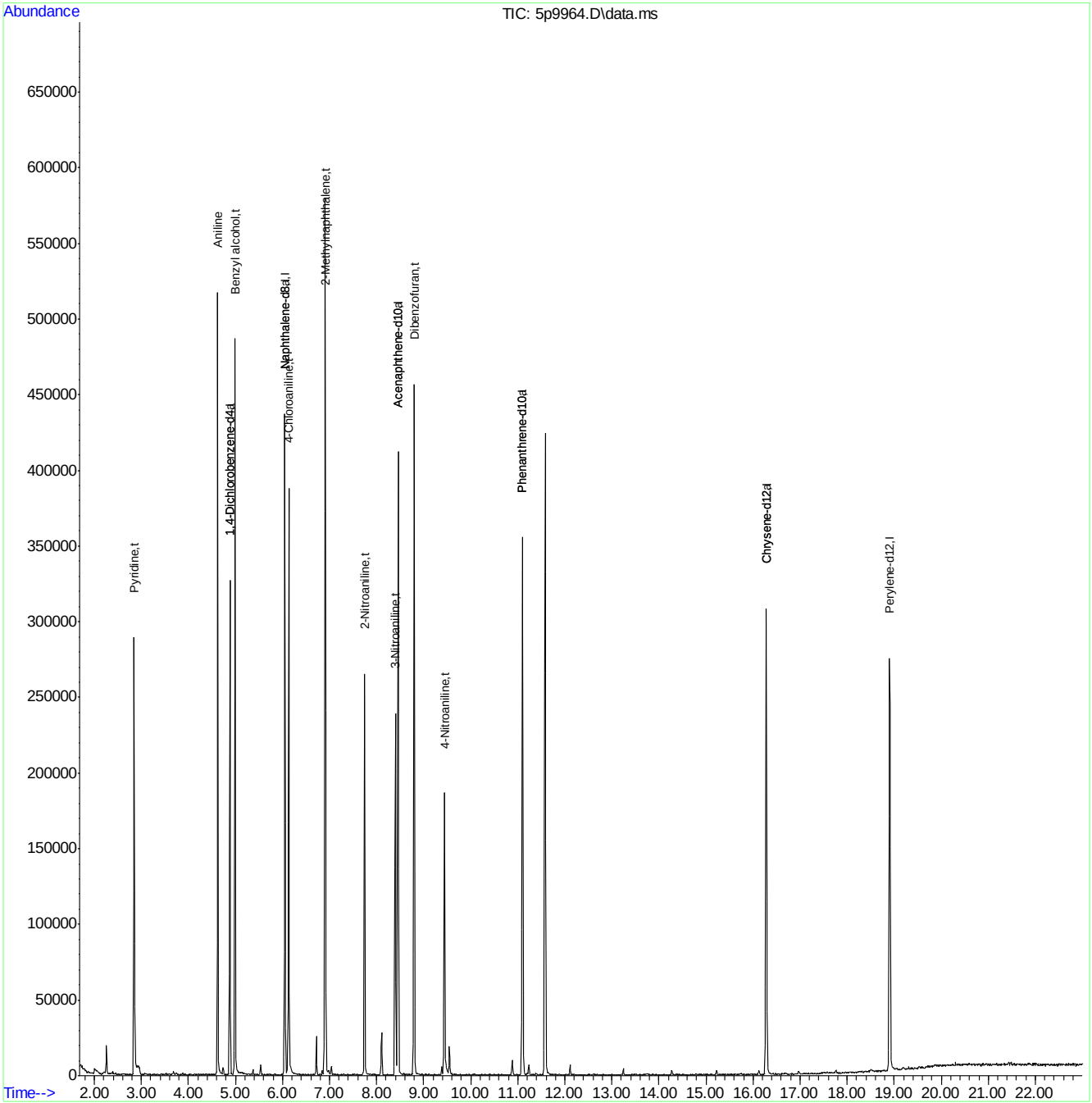

ACCUTEST LABORATORIES JB72256

Quantitation Report (QT Reviewed)

Data Path : C:\msdchem\1\DATA\e5p501\
Data File : 5p9965.D
Acq On : 10 Jul 2014 2:04 am
Operator : saumilp
Sample : icv501-50
Misc : op74489,e5p501
ALS Vial : 23 Sample Multiplier: 1

Quant Time: Jul 10 10:40:56 2014
Quant Method : C:\MSDCHEM\1\METHODS\M5P501.M
Quant Title : Semi Volatile GC/MS, zb-5msi 30mx .25mmx .25um
QLast Update : Thu Jul 10 10:00:42 2014
Response via : Initial Calibration

Compound	R.T.	QIon	Response	Conc	Units	Dev(Min)
Internal Standards						
1) 1,4-Dichlorobenzene-d4	4.877	152	94023	40.00	ppb	0.00
24) Naphthalene-d8	6.052	136	365559	40.00	ppb	0.00
47) Acenaphthene-d10	8.456	164	200402	40.00	ppb	0.00
69) Phenanthrene-d10	11.101	188	298780	40.00	ppb	0.00
83) Chrysene-d12	16.283	240	250513	40.00	ppb	-0.01
92) Perylene-d12	18.911	264	243064	40.00	ppb	0.00
102) 1,4-Dichlorobenzene-d4a	4.877	152	94023	40.00	ppb	0.00
104) Acenaphthene-d10a	8.456	164	200402	40.00	ppb	0.00
106) Chrysene-d12a	16.283	240	250513	40.00	ppb	0.00
109) Phenanthrene-d10a	11.101	188	298780	40.00	ppb	0.00
112) Naphthalene-d8a	6.052	136	365559	40.00	ppb	0.00
System Monitoring Compounds						
5) 2-Fluorophenol	0.000	112	0	0.00	ppb	
Spiked Amount 50.000			Recovery =	0.00%		
8) Phenol-d5	0.000	99	0	0.00	ppb	
Spiked Amount 50.000			Recovery =	0.00%		
25) Nitrobenzene-d5	0.000	82	0	0.00	ppb	
Spiked Amount 50.000			Recovery =	0.00%		
51) 2-Fluorobiphenyl	0.000	172	0	0.00	ppb	
Spiked Amount 50.000			Recovery =	0.00%		
73) 2,4,6-Tribromophenol	0.000	330	0	0.00	ppb	
Spiked Amount 50.000			Recovery =	0.00%		
85) Terphenyl-d14	0.000	244	0	0.00	ppb	
Spiked Amount 50.000			Recovery =	0.00%		
108) 1-chlorooctadecane	0.000	57	0	0.00	ppb	
Spiked Amount 50.000			Recovery =	0.00%		
111) o-terphenyl	0.000	230	0	0.00	ppb	
Spiked Amount 50.000			Recovery =	0.00%		
Target Compounds						Qvalue
89) 3,3'-Dichlorobenzidine	16.293	252	116611	45.70	ppb	97
107) Benzidine	13.788	184	284816	62.66	ppb	100

(#) = qualifier out of range (m) = manual integration (+) = signals summed

Quantitation Report (QT Reviewed)

Data Path : C:\msdchem\1\DATA\e5p501\
Data File : 5p9965.D
Acq On : 10 Jul 2014 2:04 am
Operator : saumilp
Sample : icv501-50
Misc : op74489,e5p501
ALS Vial : 23 Sample Multiplier: 1

Quant Time: Jul 10 10:40:56 2014
Quant Method : C:\MSDCHEM\1\METHODS\M5P501.M
Quant Title : Semi Volatile GC/MS, zb-5msi 30mx .25mmx .25um
QLast Update : Thu Jul 10 10:00:42 2014
Response via : Initial Calibration

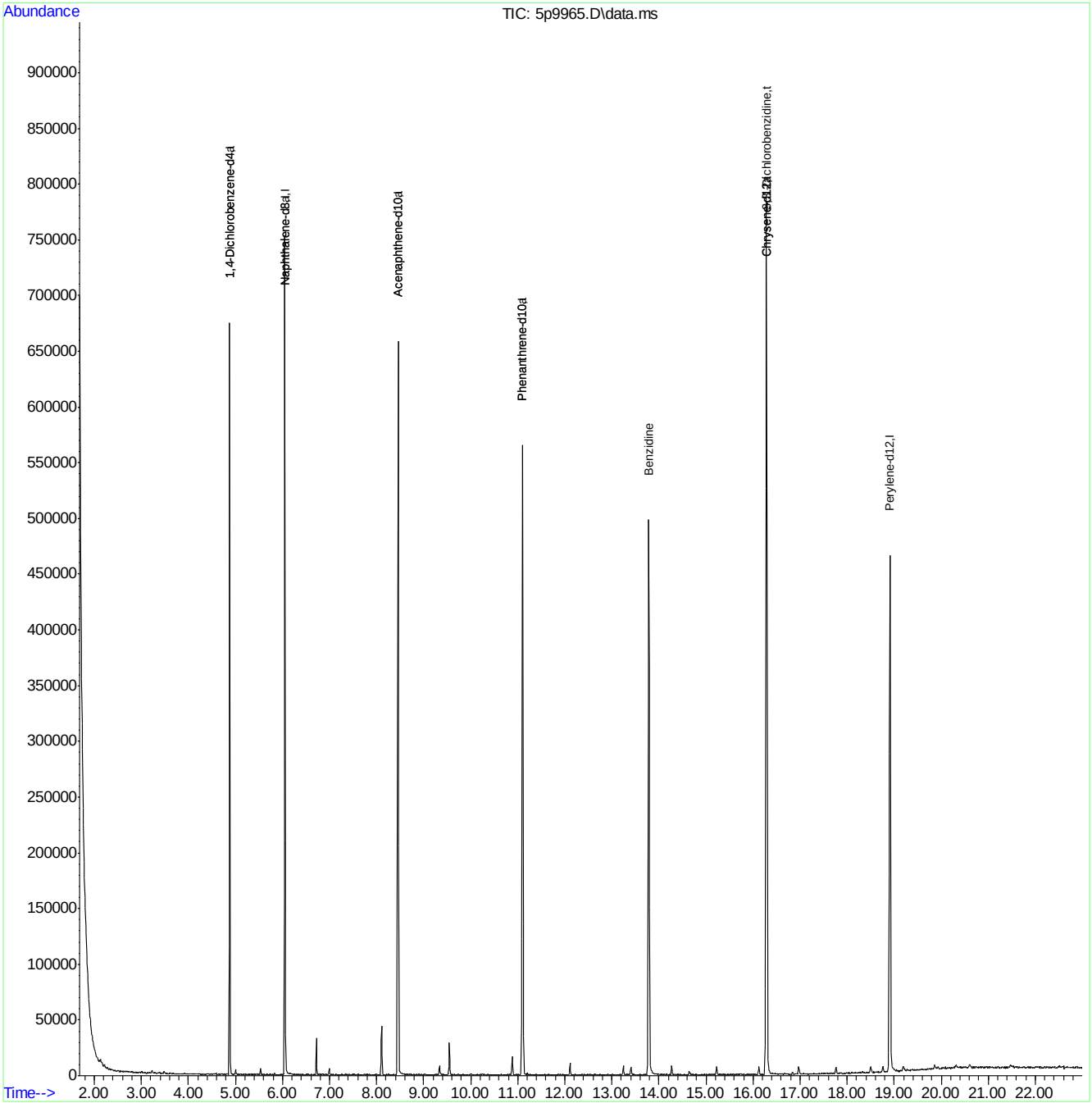

Quantitation Report (QT Reviewed)

Data Path : C:\msdchem\1\DATA\e5p501\
Data File : 5p9966.D
Acq On : 10 Jul 2014 2:34 am
Operator : saumilp
Sample : icv501-50
Misc : op74489,e5p501
ALS Vial : 24 Sample Multiplier: 1

Quant Time: Jul 10 10:41:23 2014
Quant Method : C:\MSDCHEM\1\METHODS\M5P501.M
Quant Title : Semi Volatile GC/MS, zb-5msi 30mx .25mmx .25um
QLast Update : Thu Jul 10 10:00:42 2014
Response via : Initial Calibration

Compound		R.T.	QIon	Response	Conc	Units	Dev(Min)
Internal Standards							
1) 1,4-Dichlorobenzene-d4		4.877	152	83244	40.00	ppb	0.00
24) Naphthalene-d8		6.052	136	322351	40.00	ppb	0.00
47) Acenaphthene-d10		8.456	164	173428	40.00	ppb	0.00
69) Phenanthrene-d10		11.101	188	256268	40.00	ppb	0.00
83) Chrysene-d12		16.283	240	225127	40.00	ppb	-0.01
92) Perylene-d12		18.911	264	196619	40.00	ppb	0.00
102) 1,4-Dichlorobenzene-d4a		4.877	152	83244	40.00	ppb	0.00
104) Acenaphthene-d10a		8.456	164	173428	40.00	ppb	0.00
106) Chrysene-d12a		16.283	240	225127	40.00	ppb	0.00
109) Phenanthrene-d10a		11.101	188	256268	40.00	ppb	0.00
112) Naphthalene-d8a		6.052	136	322351	40.00	ppb	0.00
System Monitoring Compounds							
5) 2-Fluorophenol		0.000	112	0	0.00	ppb	
Spiked Amount	50.000			Recovery =	0.00%		
8) Phenol-d5		0.000	99	0	0.00	ppb	
Spiked Amount	50.000			Recovery =	0.00%		
25) Nitrobenzene-d5		0.000	82	0	0.00	ppb	
Spiked Amount	50.000			Recovery =	0.00%		
51) 2-Fluorobiphenyl		0.000	172	0	0.00	ppb	
Spiked Amount	50.000			Recovery =	0.00%		
73) 2,4,6-Tribromophenol		0.000	330	0	0.00	ppb	
Spiked Amount	50.000			Recovery =	0.00%		
85) Terphenyl-d14		0.000	244	0	0.00	ppb	
Spiked Amount	50.000			Recovery =	0.00%		
108) 1-chlorooctadecane		0.000	57	0	0.00	ppb	
Spiked Amount	50.000			Recovery =	0.00%		
111) o-terphenyl		0.000	230	0	0.00	ppb	
Spiked Amount	50.000			Recovery =	0.00%		
Target Compounds							Qvalue
113) Hydroquinone		6.506	110	167916	56.97	ppb	97

(#) = qualifier out of range (m) = manual integration (+) = signals summed

Quantitation Report (QT Reviewed)

Data Path : C:\msdchem\1\DATA\e5p501\
Data File : 5p9966.D
Acq On : 10 Jul 2014 2:34 am
Operator : saumilp
Sample : icv501-50
Misc : op74489,e5p501
ALS Vial : 24 Sample Multiplier: 1

Quant Time: Jul 10 10:41:23 2014
Quant Method : C:\MSDCHEM\1\METHODS\M5P501.M
Quant Title : Semi Volatile GC/MS, zb-5msi 30mx .25mmx .25um
QLast Update : Thu Jul 10 10:00:42 2014
Response via : Initial Calibration

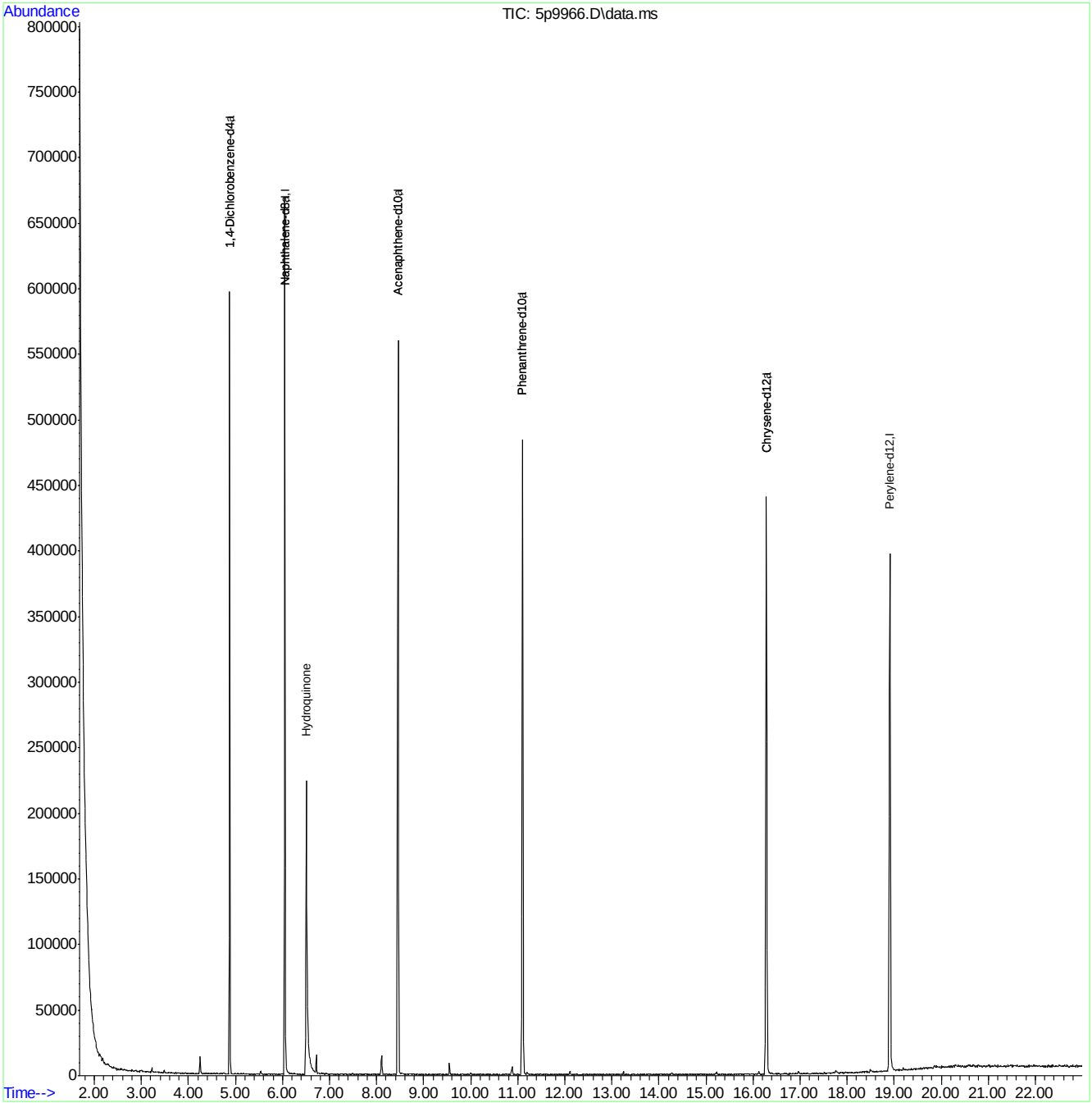

Quantitation Report (QT Reviewed)

Data Path : C:\msdchem\1\DATA\e5p526\
Data File : 5p10504.D
Acq On : 25 Jul 2014 9:59 pm
Operator : andrews1
Sample : cc501-25
Misc : op74489,e5p526
ALS Vial : 2 Sample Multiplier: 1

Quant Time: Jul 28 15:14:18 2014
Quant Method : C:\MSDCHEM\1\METHODS\M5P501.M
Quant Title : Semi Volatile GC/MS, zb-5msi 30mx .25mmx .25um
QLast Update : Fri Jul 25 13:29:40 2014
Response via : Initial Calibration

Compound	R.T.	QIon	Response	Conc	Units		Dev(Min)
Internal Standards							
1) 1,4-Dichlorobenzene-d4	4.749	152	103438	40.00	ppb		0.00
24) Naphthalene-d8	5.897	136	403527	40.00	ppb		0.00
47) Acenaphthene-d10	8.258	164	231085	40.00	ppb		0.00
69) Phenanthrene-d10	10.892	188	348243	40.00	ppb		0.00
83) Chrysene-d12	16.079	240	333216	40.00	ppb		0.00
92) Perylene-d12	18.708	264	265950	40.00	ppb		0.00
102) 1,4-Dichlorobenzene-d4a	4.749	152	103438	40.00	ppb		0.00
104) Acenaphthene-d10a	8.258	164	231085	40.00	ppb		0.00
106) Chrysene-d12a	16.079	240	333216	40.00	ppb		0.00
108) Phenanthrene-d10a	10.892	188	348243	40.00	ppb		0.00
110) Naphthalene-d8a	5.897	136	403527	40.00	ppb		0.00
System Monitoring Compounds							
5) 2-Fluorophenol	3.776	112	88843	23.66	ppb		0.00
Spiked Amount 50.000			Recovery = 47.32%				
8) Phenol-d5	4.492	99	115068	24.57	ppb		0.00
Spiked Amount 50.000			Recovery = 49.14%				
25) Nitrobenzene-d5	5.208	82	115973	30.74	ppb		0.00
Spiked Amount 50.000			Recovery = 61.48%				
51) 2-Fluorobiphenyl	7.238	172	190030	25.31	ppb		0.00
Spiked Amount 50.000			Recovery = 50.62%				
73) 2,4,6-Tribromophenol	9.626	330	21816	28.66	ppb		0.00
Spiked Amount 50.000			Recovery = 57.32%				
85) Terphenyl-d14	14.065	244	175460	22.93	ppb		0.00
Spiked Amount 50.000			Recovery = 45.86%				
Target Compounds							Qvalue
2) 1,4-Dioxane	2.312	88	43077	25.33	ppb		82
3) Pyridine	2.638	79	109510	25.11	ppb		86
4) N-Nitrosodimethylamine	2.601	74	67248	25.42	ppb		63
6) Indene	4.957	116	163122	26.61	ppb		93
7) Cumene	4.150	105	246106	27.47	ppb		93
9) Phenol	4.503	94	138505	26.25	ppb	#	32
10) Aniline	4.497	93	150900	26.88	ppb	#	30
11) bis(2-Chloroethyl)ether	4.540	93	93672	25.30	ppb		90
12) 2-Chlorophenol	4.599	128	100336	25.40	ppb		95
13) Decane	4.620	43	115634	29.12	ppb		96
14) 1,3-Dichlorobenzene	4.706	146	109947	24.19	ppb		98
15) 1,4-Dichlorobenzene	4.765	146	113782	25.39	ppb		94
16) Benzyl alcohol	4.861	108	68659	25.75	ppb		76
17) 1,2-Dichlorobenzene	4.887	146	105621	25.08	ppb		99
18) Acetophenone	5.074	105	151740	30.16	ppb		87
19) 2-Methylphenol	4.962	108	90757	26.72	ppb		98
20) 2,2'-oxybis(1-Chloropr...	4.962	45	139717	27.77	ppb	#	62
21) 3&4-Methylphenol	5.085	108	98829	28.98	ppb		95
22) n-Nitroso-di-n-propyla...	5.074	70	77852	31.70	ppb		98
23) Hexachloroethane	5.165	201	35521	27.35	ppb		98
26) Nitrobenzene	5.224	77	119712	29.60	ppb		89
27) Quinoline	6.292	129	191961	24.24	ppb		94

Quantitation Report (QT Reviewed)

Data Path : C:\msdchem\1\DATA\e5p526\
Data File : 5p10504.D
Acq On : 25 Jul 2014 9:59 pm
Operator : andrews1
Sample : cc501-25
Misc : op74489,e5p526
ALS Vial : 2 Sample Multiplier: 1

Quant Time: Jul 28 15:14:18 2014
Quant Method : C:\MSDCHEM\1\METHODS\M5P501.M
Quant Title : Semi Volatile GC/MS, zb-5msi 30mx .25mmx .25um
QLast Update : Fri Jul 25 13:29:40 2014
Response via : Initial Calibration

Compound	R.T.	QIon	Response	Conc	Units		Dev(Min)
28) Isophorone	5.438	82	200824	28.88	ppb		96
29) 2-Nitrophenol	5.518	139	58372	27.71	ppb		85
30) 2,4-Dimethylphenol	5.561	107	108676	36.24	ppb		84
31) Benzoic acid	5.667	105	80817	30.04	ppb		90
32) bis(2-Chloroethoxy)met...	5.635	93	108991	26.12	ppb		96
33) 2,4-Dichlorophenol	5.764	162	80790	27.21	ppb		97
34) 2,6-Dichlorophenol	5.993	162	78208	26.43	ppb		97
35) 1,3,5-Trichlorobenzene	5.529	180	88404	26.10	ppb		97
36) 1,2,4-Trichlorobenzene	5.838	180	81130	25.03	ppb		96
37) 1,2,3-Trichlorobenzene	6.079	180	81518	25.55	ppb		98
38) Naphthalene	5.918	128	276721	25.53	ppb		98
39) 4-Chloroaniline	5.977	127	122369	26.67	ppb		90
40) 2,3-Dichloroaniline	7.115	161	97032	25.75	ppb		93
41) Caprolactam	6.378	55	51574	30.46	ppb		85
42) Hexachlorobutadiene	6.057	225	46175	30.77	ppb		94
43) 4-Chloro-3-methylphenol	6.565	107	99212	31.88	ppb		87
44) 2-Methylnaphthalene	6.736	141	179019	27.32	ppb		94
45) 1-Methylnaphthalene	6.864	142	191488	25.30	ppb		94
46) Dimethylnaphthalene	7.612	156	170145	25.91	ppb		92
48) Hexachlorocyclopentadiene	6.950	237	89173	56.29	ppb		99
49) 2,4,6-Trichlorophenol	7.131	196	55664	28.40	ppb		97
50) 2,4,5-Trichlorophenol	7.190	196	60222	27.95	ppb		94
52) 2-Chloronaphthalene	7.404	162	173368	24.50	ppb		91
53) Biphenyl	7.377	154	232833	24.90	ppb		99
54) 2-Nitroaniline	7.564	65	65909	31.73	ppb		80
55) Dimethylphthalate	7.858	163	207442	27.27	ppb		99
56) Acenaphthylene	8.029	152	287618	24.67	ppb		98
57) 2,6-Dinitrotoluene	7.943	165	47331	26.75	ppb		69
58) 3-Nitroaniline	8.210	138	55812	24.47	ppb		77
59) Acenaphthene	8.312	153	183824	26.13	ppb		96
60) 2,4-Dinitrophenol	8.403	184	40401	42.14	ppb		68
61) 4-Nitrophenol	8.574	109	39610	43.81	ppb	#	11
62) Dibenzofuran	8.600	168	248450	25.79	ppb		87
63) 2,4-Dinitrotoluene	8.616	165	66491	28.72	ppb		99
64) 2,3,4,6-Tetrachlorophenol	8.841	232	44305	29.31	ppb		91
65) Diethylphthalate	9.054	149	219829	28.31	ppb		99
66) Fluorene	9.188	166	193778	24.85	ppb		98
67) 4-Chlorophenyl-phenyle...	9.215	204	81790	25.99	ppb		84
68) 4-Nitroaniline	9.257	138	53071	23.49	ppb	#	63
70) 4,6-Dinitro-2-methylph...	9.332	198	31330	24.12	ppb		91
71) n-Nitrosodiphenylamine	9.434	169	127153	24.56	ppb		97
72) 1,2-Diphenylhydrazine	9.498	77	224583	27.57	ppb		96
74) 4-Bromophenyl-phenylether	10.091	248	46890	27.07	ppb		89
75) Hexachlorobenzene	10.198	284	49771	26.30	ppb		93
76) Pentachlorophenol	10.588	266	58975	55.63	ppb		95
77) Phenanthrene	10.935	178	264833	24.74	ppb		100
78) Anthracene	11.031	178	278442	25.95	ppb		99
79) Carbazole	11.378	167	259546	23.81	ppb		99
80) Di-n-butylphthalate	12.169	149	361309	27.86	ppb		96
81) Fluoranthene	13.237	202	268410	25.36	ppb		95

Quantitation Report (QT Reviewed)

Data Path : C:\msdchem\1\DATA\e5p526\
Data File : 5p10504.D
Acq On : 25 Jul 2014 9:59 pm
Operator : andrews1
Sample : cc501-25
Misc : op74489,e5p526
ALS Vial : 2 Sample Multiplier: 1

Quant Time: Jul 28 15:14:18 2014
Quant Method : C:\MSDCHEM\1\METHODS\M5P501.M
Quant Title : Semi Volatile GC/MS, zb-5msi 30mx .25mmx .25um
QLast Update : Fri Jul 25 13:29:40 2014
Response via : Initial Calibration

Compound	R.T.	QIon	Response	Conc	Units	Dev(Min)
82) Octadecane	10.865	57	151936	29.76	ppb	97
84) Pyrene	13.665	202	285326	22.50	ppb	99
86) Butylbenzylphthalate	15.118	149	164247	25.29	ppb	91
87) Butyl stearate	15.348	56	107129	22.09	ppb	97
88) Benzo[a]anthracene	16.058	228	246740	23.36	ppb	98
89) 3,3'-Dichlorobenzidine	16.074	252	88588	26.10	ppb	98
90) Chrysene	16.128	228	219008	21.94	ppb	99
91) bis(2-Ethylhexyl)phtha...	16.331	149	236127	26.68	ppb	96
93) Di-n-octylphthalate	17.554	149	399349	31.03	ppb	96
94) Benzo[b]fluoranthene	18.061	252	242226	26.81	ppb	95
95) Benzo[k]fluoranthene	18.109	252	210296	24.74	ppb	96
96) Benzo[a]pyrene	18.606	252	198553	24.83	ppb	95
97) Indeno[1,2,3-cd]pyrene	20.444	276	176662	22.32	ppb	86
98) Dibenz(a,h)acridine	20.065	279	157488	22.19	ppb	99
99) Dibenz[a,h]anthracene	20.487	278	175864	22.29	ppb	90
100) 7,12-Dimethylbenz(a)an...	18.061	256	106894	33.84	ppb	89
101) Benzo[g,h,i]perylene	20.914	276	165660	20.60	ppb	92

(#) = qualifier out of range (m) = manual integration (+) = signals summed

Quantitation Report (QT Reviewed)

Data Path : C:\msdchem\1\DATA\e5p526\
Data File : 5p10504.D
Acq On : 25 Jul 2014 9:59 pm
Operator : andrews1
Sample : cc501-25
Misc : op74489,e5p526
ALS Vial : 2 Sample Multiplier: 1

Quant Time: Jul 28 15:14:18 2014
Quant Method : C:\MSDCHEM\1\METHODS\M5P501.M
Quant Title : Semi Volatile GC/MS, zb-5msi 30mx .25mmx .25um
QLast Update : Fri Jul 25 13:29:40 2014
Response via : Initial Calibration

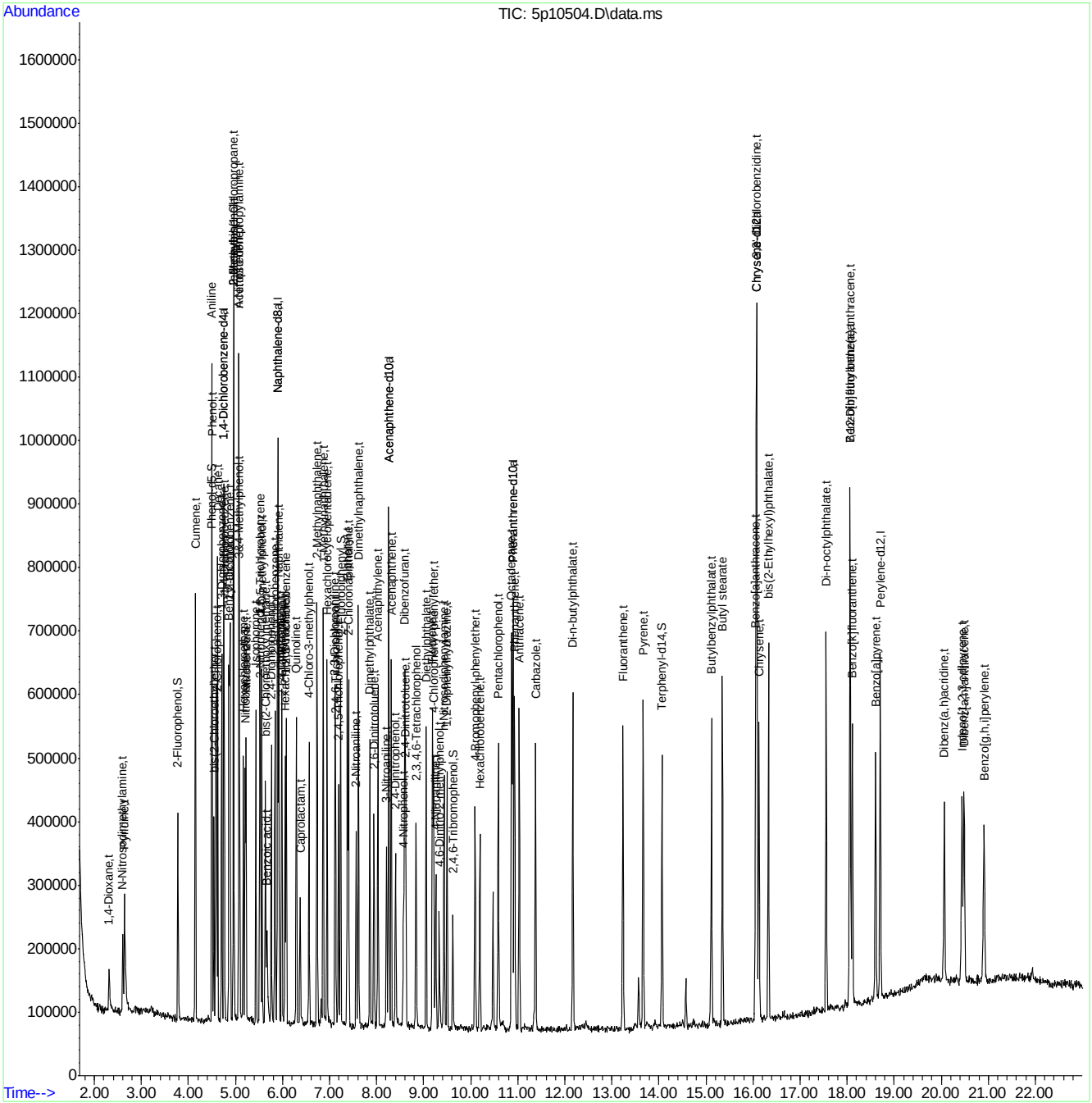

ACCUTEST LABORATORIES JB72256

Quantitation Report (QT Reviewed)

Data Path : C:\msdchem\1\DATA\e5p526\
Data File : 5p10505.D
Acq On : 25 Jul 2014 10:29 pm
Operator : andrews1
Sample : cc501-25
Misc : op74489,e5p526
ALS Vial : 3 Sample Multiplier: 1

Quant Time: Jul 28 15:16:05 2014
Quant Method : C:\MSDCHEM\1\METHODS\M5P501.M
Quant Title : Semi Volatile GC/MS, zb-5msi 30mx .25mmx .25um
QLast Update : Fri Jul 25 13:29:40 2014
Response via : Initial Calibration

Compound	R.T.	QIon	Response	Conc	Units	Dev(Min)
Internal Standards						
1) 1,4-Dichlorobenzene-d4	4.748	152	101951	40.00	ppb	0.00
24) Naphthalene-d8	5.897	136	416004	40.00	ppb	0.00
47) Acenaphthene-d10	8.258	164	226565	40.00	ppb	0.00
69) Phenanthrene-d10	10.892	188	361832	40.00	ppb	0.00
83) Chrysene-d12	16.074	240	339728	40.00	ppb	0.00
92) Perylene-d12	18.702	264	290190	40.00	ppb	0.00
102) 1,4-Dichlorobenzene-d4a	4.748	152	101951	40.00	ppb	0.00
104) Acenaphthene-d10a	8.258	164	226565	40.00	ppb	0.00
106) Chrysene-d12a	16.074	240	339728	40.00	ppb	0.00
108) Phenanthrene-d10a	10.892	188	361832	40.00	ppb	0.00
110) Naphthalene-d8a	5.897	136	416004	40.00	ppb	0.00
System Monitoring Compounds						
5) 2-Fluorophenol	0.000	112	0	0.00	ppb	
Spiked Amount 50.000			Recovery =	0.00%		
8) Phenol-d5	0.000	99	0	0.00	ppb	
Spiked Amount 50.000			Recovery =	0.00%		
25) Nitrobenzene-d5	0.000	82	0	0.00	ppb	
Spiked Amount 50.000			Recovery =	0.00%		
51) 2-Fluorobiphenyl	0.000	172	0d	0.00	ppb	
Spiked Amount 50.000			Recovery =	0.00%		
73) 2,4,6-Tribromophenol	0.000	330	0	0.00	ppb	
Spiked Amount 50.000			Recovery =	0.00%		
85) Terphenyl-d14	0.000	244	0	0.00	ppb	
Spiked Amount 50.000			Recovery =	0.00%		
Target Compounds						Qvalue
103) Benzaldehyde	4.417	105	78328	25.54	ppb	91
105) 1,2,4,5-Tetrachloroben...	6.965	216	69663	22.99	ppb	94
107) Benzidine	13.568	184	84080	13.64	ppb	99
109) Atrazine	10.475	215	24624	24.60	ppb	87
111) Hydroquinone	6.367	110	94355	24.81	ppb	81

(#) = qualifier out of range (m) = manual integration (+) = signals summed

Quantitation Report (QT Reviewed)

Data Path : C:\msdchem\1\DATA\e5p526\
Data File : 5p10505.D
Acq On : 25 Jul 2014 10:29 pm
Operator : andrews1
Sample : cc501-25
Misc : op74489,e5p526
ALS Vial : 3 Sample Multiplier: 1

Quant Time: Jul 28 15:16:05 2014
Quant Method : C:\MSDCHEM\1\METHODS\M5P501.M
Quant Title : Semi Volatile GC/MS, zb-5msi 30mx .25mmx .25um
QLast Update : Fri Jul 25 13:29:40 2014
Response via : Initial Calibration

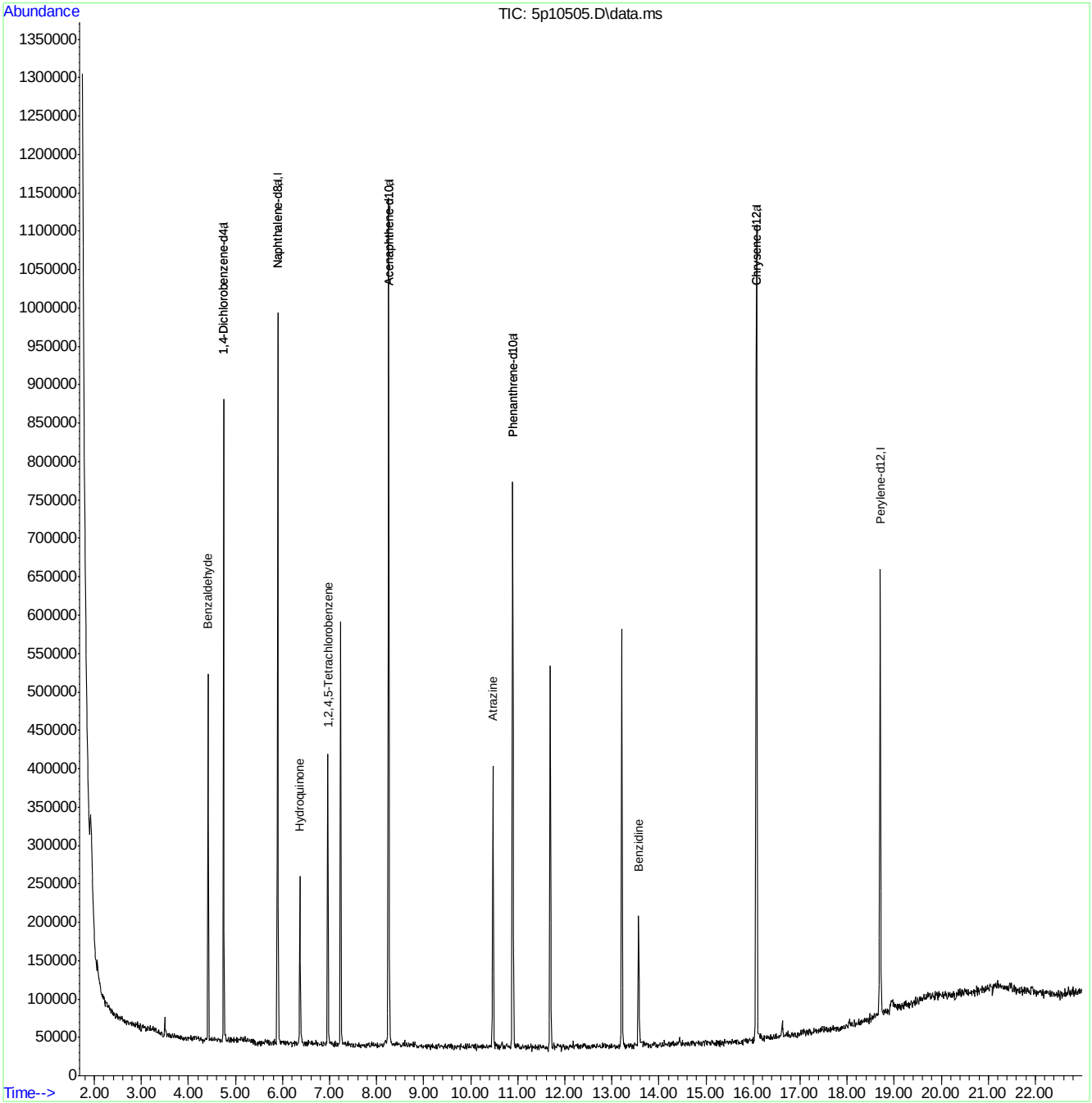

ACCUTEST LABORATORIES JB72256

Quantitation Report (QT Reviewed)

Data Path : C:\msdchem\1\DATA\em4345\
Data File : m106260A.D
Acq On : 11 Jul 2014 1:08 pm
Operator : saumilp
Sample : IC4345-100
Misc : op75975,em4345
ALS Vial : 2 Sample Multiplier: 1

Quant Time: Jul 11 13:32:11 2014
Quant Method : C:\msdchem\1\METHODS\MM4345.M
Quant Title : Semi Volatile GC/MS, rtx-5ms 30mx0.25mmx0.25um
QLast Update : Fri Jul 11 13:30:40 2014
Response via : Initial Calibration

Compound	R.T.	QIon	Response	Conc	Units		Dev(Min)
Internal Standards							
1) 1,4-Dichlorobenzene-d4	4.366	152	325403	40.00	ppb		0.00
24) Naphthalene-d8	5.418	136	1237635	40.00	ppb		0.00
47) Acenaphthene-d10	7.625	164	709835	40.00	ppb		0.00
69) Phenanthrene-d10	10.173	188	1187156	40.00	ppb		0.00
83) Chrysene-d12	15.301	240	1240964	40.00	ppb		0.00
92) Perylene-d12	17.897	264	1124246	40.00	ppb		0.00
102) 1,4-Dichlorobenzene-d4a	4.366	152	325403	40.00	ppb		0.00
104) Acenaphthene-d10a	7.625	164	709835	40.00	ppb		0.00
107) Chrysene-d12a	15.301	240	1240964	40.00	ppb		0.00
110) Phenanthrene-d10a	10.173	188	1187156	40.00	ppb		0.00
112) Naphthalene-d8a	5.418	136	1237635	40.00	ppb		0.00
System Monitoring Compounds							
5) 2-Fluorophenol	3.410	112	1095465	94.47	ppb		0.00
Spiked Amount 50.000			Recovery =	188.94%			
8) Phenol-d5	4.152	99	1398882	92.61	ppb		0.00
Spiked Amount 50.000			Recovery =	185.22%			
25) Nitrobenzene-d5	4.799	82	1240328	96.68	ppb		0.00
Spiked Amount 50.000			Recovery =	193.36%			
51) 2-Fluorobiphenyl	6.674	172	2415113	98.13	ppb		0.00
Spiked Amount 50.000			Recovery =	196.26%			
73) 2,4,6-Tribromophenol	8.949	330	303092	116.00	ppb		0.00
Spiked Amount 50.000			Recovery =	232.00%			
86) Terphenyl-d14	13.341	244	2618002	94.14	ppb		0.00
Spiked Amount 50.000			Recovery =	188.28%			
109) 1-chlorooctadecane	0.000	57	0d	0.00	ppb		
Spiked Amount 50.000			Recovery =	0.00%			
111) o-terphenyl	0.000	230	0	0.00	ppb		
Spiked Amount 50.000			Recovery =	0.00%			
Target Compounds							Qvalue
2) 1,4-Dioxane	1.812	88	496417	84.63	ppb		98
3) Pyridine	2.149	79	1313105	90.26	ppb		98
4) N-Nitrosodimethylamine	2.122	42	488089	92.78	ppb		98
6) Indene	4.558	116	2025162	94.37	ppb		99
7) Cumene	3.768	105	2820313	91.78	ppb		97
9) Phenol	4.163	94	1574524	92.14	ppb		92
10) Aniline	4.131	93	1857957	93.59	ppb		78
11) bis(2-Chloroethyl)ether	4.184	93	1046996	88.61	ppb		93
12) 2-Chlorophenol	4.232	128	1194527	93.56	ppb		97
13) Decane	4.259	43	825294	86.71	ppb		98
14) 1,3-Dichlorobenzene	4.328	146	1278898	96.03	ppb		96
15) 1,4-Dichlorobenzene	4.382	146	1291479	93.30	ppb		98
16) Benzyl alcohol	4.489	108	787758	90.77	ppb		92
17) 1,2-Dichlorobenzene	4.494	146	1188931	92.67	ppb		96
18) Acetophenone	4.681	105	1661150	92.20	ppb		98
19) 2-Methylphenol	4.596	108	1128361	98.86	ppb		99
20) 2,2'-oxybis(1-Chloropr...	4.580	121	352114	93.76	ppb		91
21) 3&4-Methylphenol	4.713	108	1216212	100.18	ppb	#	82

Quantitation Report (QT Reviewed)

Data Path : C:\msdchem\1\DATA\em4345\
Data File : m106260A.D
Acq On : 11 Jul 2014 1:08 pm
Operator : saumilp
Sample : IC4345-100
Misc : op75975,em4345
ALS Vial : 2 Sample Multiplier: 1

Quant Time: Jul 11 13:32:11 2014
Quant Method : C:\msdchem\1\METHODS\MM4345.M
Quant Title : Semi Volatile GC/MS, rtx-5ms 30mx0.25mmx0.25um
QLast Update : Fri Jul 11 13:30:40 2014
Response via : Initial Calibration

Compound	R.T.	QIon	Response	Conc	Units	Dev(Min)
22) n-Nitroso-di-n-propyla...	4.692	70	845690	96.64	ppb	91
23) Hexachloroethane	4.750	201	413667	87.73	ppb	91
26) Nitrobenzene	4.815	77	1323493	91.53	ppb	96
27) Quinoline	5.798	129	2425189	92.73	ppb	99
28) Isophorone	5.012	82	2260106	90.52	ppb	98
29) 2-Nitrophenol	5.082	139	672271	102.93	ppb	74
30) 2,4-Dimethylphenol	5.140	107	1235392	95.28	ppb	95
31) Benzoic acid	5.295	105	740749	86.57	ppb	93
32) bis(2-Chloroethoxy)met...	5.205	93	1265453	89.04	ppb	98
33) 2,4-Dichlorophenol	5.317	162	953228	97.75	ppb	94
34) 2,6-Dichlorophenol	5.520	162	933567	94.73	ppb	96
35) 1,3,5-Trichlorobenzene	5.087	180	996004	81.30	ppb	99
36) 1,2,4-Trichlorobenzene	5.370	180	969391	84.12	ppb	98
37) 1,2,3-Trichlorobenzene	5.589	180	966936	82.72	ppb	97
38) Naphthalene	5.440	128	3495545	91.86	ppb	99
39) 4-Chloroaniline	5.509	127	1497400	89.92	ppb	97
40) 2,3-Dichloroaniline	6.556	161	1171325	92.55	ppb	99
41) Caprolactam	5.926	55	436082	85.90	ppb	91
42) Hexachlorobutadiene	5.573	225	542326	81.96	ppb	99
43) 4-Chloro-3-methylphenol	6.086	107	1112046	98.36	ppb	99
44) 2-Methylnaphthalene	6.193	141	1996115	95.13	ppb	99
45) 1-Methylnaphthalene	6.310	142	2287501	94.84	ppb	97
46) Dimethylnaphthalene	7.021	156	1999822	91.91	ppb	97
48) Hexachlorocyclopentadiene	6.396	237	1177112	194.95	ppb	97
49) 2,4,6-Trichlorophenol	6.577	196	695585	101.06	ppb	98
50) 2,4,5-Trichlorophenol	6.652	196	754594	101.17	ppb	97
52) 2-Chloronaphthalene	6.818	162	2117620	91.66	ppb	99
53) Biphenyl	6.802	154	2792938	96.12	ppb	99
54) 2-Nitroaniline	6.989	65	694378	109.94	ppb	96
55) Dimethylphthalate	7.277	163	2440703	99.77	ppb	99
56) Acenaphthylene	7.405	152	3655401	103.50	ppb	98
57) 2,6-Dinitrotoluene	7.357	165	576097	109.09	ppb	97
58) 3-Nitroaniline	7.614	138	672280	108.30	ppb	99
59) Acenaphthene	7.678	153	2178527	99.44	ppb	97
60) 2,4-Dinitrophenol	7.785	184	669936	241.31	ppb	85
61) 4-Nitrophenol	8.031	109	358475	108.09	ppb	98
62) Dibenzofuran	7.956	168	3150236	97.89	ppb	96
63) 2,4-Dinitrotoluene	7.993	165	783409	108.44	ppb	76
64) 2,3,4,6-Tetrachlorophenol	8.196	232	627010	109.92	ppb	98
65) Diethylphthalate	8.437	149	2460481	103.35	ppb	97
66) Fluorene	8.522	166	2474772	98.97	ppb	98
67) 4-Chlorophenyl-phenyle...	8.559	204	1082629	89.24	ppb	91
68) 4-Nitroaniline	8.640	138	679282	105.84	ppb	96
70) 4,6-Dinitro-2-methylph...	8.688	198	465108	108.61	ppb	98
71) n-Nitrosodiphenylamine	8.784	169	1721569	105.68	ppb	97
72) 1,2-Diphenylhydrazine	8.837	77	2611761	99.12	ppb	99
74) 4-Bromophenyl-phenylether	9.419	248	649168	105.38	ppb	95
75) Hexachlorobenzene	9.494	284	681800	101.25	ppb	95
76) Pentachlorophenol	9.900	266	894338	218.43	ppb	99
77) Phenanthrene	10.221	178	3438439	95.38	ppb	99

Quantitation Report (QT Reviewed)

Data Path : C:\msdchem\1\DATA\em4345\
Data File : m106260A.D
Acq On : 11 Jul 2014 1:08 pm
Operator : saumilp
Sample : IC4345-100
Misc : op75975,em4345
ALS Vial : 2 Sample Multiplier: 1

Quant Time: Jul 11 13:32:11 2014
Quant Method : C:\msdchem\1\METHODS\MM4345.M
Quant Title : Semi Volatile GC/MS, rtx-5ms 30mx0.25mmx0.25um
QLast Update : Fri Jul 11 13:30:40 2014
Response via : Initial Calibration

Compound	R.T.	QIon	Response	Conc	Units	Dev(Min)
78) Anthracene	10.317	178	3597974	100.32	ppb	99
79) Carbazole	10.680	167	3487295	102.42	ppb	99
80) Di-n-butylphthalate	11.498	149	4311035	114.62	ppb	99
81) Fluoranthene	12.486	202	3776116	99.17	ppb	99
82) Octadecane	10.221	57	1168887	97.60	ppb	98
84) Pyrene	12.903	202	3951039	92.29	ppb	99
85) Butyl stearate	14.681	56	882036	104.66	ppb	95
87) Butylbenzylphthalate	14.414	149	1982601	114.71	ppb	99
88) Benzo[a]anthracene	15.285	228	3647749	94.69	ppb	99
89) 3,3'-Dichlorobenzidine	15.339	252	1298942	101.24	ppb	99
90) Chrysene	15.360	228	3515642	96.14	ppb	98
91) bis(2-Ethylhexyl)phtha...	15.643	149	2810255	121.62	ppb	96
93) Di-n-octylphthalate	16.866	149	4873903	117.47	ppb	100
94) Benzo[b]fluoranthene	17.288	252	3823161	95.89	ppb	92
95) Benzo[k]fluoranthene	17.337	252	3460178	87.88	ppb	98
96) Benzo[a]pyrene	17.812	252	3332602	95.44	ppb	98
97) Indeno[1,2,3-cd]pyrene	19.554	276	3139045	100.54	ppb	98
98) Dibenz(a,h)acridine	19.244	279	2864081	101.24	ppb	79
99) Dibenz[a,h]anthracene	19.602	278	3261279	99.69	ppb	99
100) 7,12-Dimethylbenz(a)an...	17.299	256	1782746	98.36	ppb	98
101) Benzo[g,h,i]perylene	19.943	276	3159884	100.15	ppb	99

(#) = qualifier out of range (m) = manual integration (+) = signals summed

Quantitation Report (QT Reviewed)

Data Path : C:\msdchem\1\DATA\em4345\
Data File : m106260A.D
Acq On : 11 Jul 2014 1:08 pm
Operator : saumilp
Sample : IC4345-100
Misc : op75975,em4345
ALS Vial : 2 Sample Multiplier: 1

Quant Time: Jul 11 13:32:11 2014
Quant Method : C:\msdchem\1\METHODS\MM4345.M
Quant Title : Semi Volatile GC/MS, rtx-5ms 30mx0.25mmx0.25um
QLast Update : Fri Jul 11 13:30:40 2014
Response via : Initial Calibration

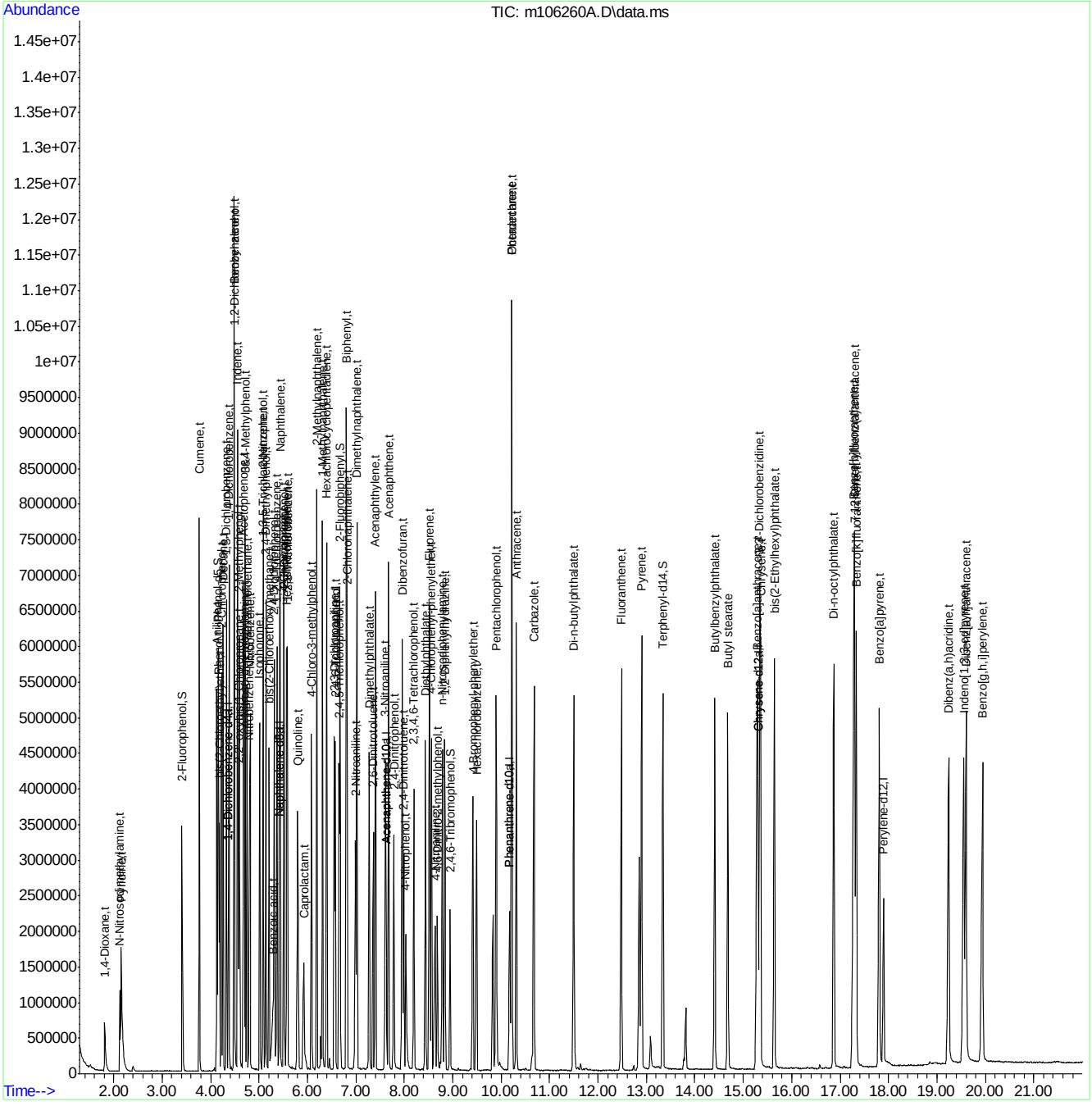

Manual Integrations APPROVED (compounds with "m" flag)
Nina Pandya
07/14/14 16:56

Quantitation Report (QT Reviewed)

Data Path : C:\msdchem\1\DATA\em4345\
Data File : m106261.D
Acq On : 11 Jul 2014 1:37 pm
Operator : saumilp
Sample : IC4345-1
Misc : op75975,em4345
ALS Vial : 3 Sample Multiplier: 1

Quant Time: Jul 11 14:05:12 2014
Quant Method : C:\msdchem\1\METHODS\MM4345.M
Quant Title : Semi Volatile GC/MS, rtx-5ms 30mx0.25mmx0.25um
QLast Update : Fri Jul 11 13:32:53 2014
Response via : Initial Calibration

Compound	R.T.	QIon	Response	Conc	Units		Dev(Min)
Internal Standards							
1) 1,4-Dichlorobenzene-d4	4.364	152	349338	40.00	ppb		0.00
24) Naphthalene-d8	5.417	136	1251848	40.00	ppb		0.00
47) Acenaphthene-d10	7.612	164	703610	40.00	ppb		-0.01
69) Phenanthrene-d10	10.161	188	1161798	40.00	ppb		-0.01
83) Chrysene-d12	15.284	240	1167344	40.00	ppb		-0.02
92) Perylene-d12	17.891	264	1046753	40.00	ppb		0.00
102) 1,4-Dichlorobenzene-d4a	4.364	152	349338	40.00	ppb		0.00
104) Acenaphthene-d10a	7.612	164	703610	40.00	ppb		-0.01
107) Chrysene-d12a	15.284	240	1167344	40.00	ppb		-0.02
110) Phenanthrene-d10a	10.161	188	1161798	40.00	ppb		-0.01
112) Naphthalene-d8a	5.417	136	1251848	40.00	ppb		0.00
System Monitoring Compounds							
5) 2-Fluorophenol	3.419	112	10798	0.92	ppb		0.00
Spiked Amount 50.000			Recovery =	1.84%			
8) Phenol-d5	4.156	99	15645	1.04	ppb		0.00
Spiked Amount 50.000			Recovery =	2.08%			
25) Nitrobenzene-d5	4.792	82	12932	1.03	ppb		0.00
Spiked Amount 50.000			Recovery =	2.06%			
51) 2-Fluorobiphenyl	6.662	172	26656	1.11	ppb		-0.01
Spiked Amount 50.000			Recovery =	2.22%			
73) 2,4,6-Tribromophenol	8.932	330	2764	0.93	ppb		-0.02
Spiked Amount 50.000			Recovery =	1.86%			
86) Terphenyl-d14	13.323	244	28008	1.14	ppb		-0.02
Spiked Amount 50.000			Recovery =	2.28%			
109) 1-chlorooctadecane	0.000	57	0	0.00	ppb		
Spiked Amount 50.000			Recovery =	0.00%			
111) o-terphenyl	0.000	230	0	0.00	ppb		
Spiked Amount 50.000			Recovery =	0.00%			
Target Compounds							Qvalue
2) 1,4-Dioxane	1.827	88	6005	1.13	ppb		91
3) Pyridine	2.206	79	7421	0.53	ppb		86
4) N-Nitrosodimethylamine	2.147	42	6931	1.32	ppb		99
6) Indene	4.557	116	22566	1.04	ppb		99
7) Cumene	3.766	105	33073	1.09	ppb		93
9) Phenol	4.167	94	17271	1.02	ppb		95
10) Aniline	4.129	93	21588	1.08	ppb		87
11) bis(2-Chloroethyl)ether	4.177	93	12118	1.08	ppb		97
12) 2-Chlorophenol	4.231	128	14293	1.11	ppb		95
13) Decane	4.258	43	9470	1.07	ppb		95
14) 1,3-Dichlorobenzene	4.322	146	16303	1.19	ppb		99
15) 1,4-Dichlorobenzene	4.380	146	14766	1.07	ppb		94
16) Benzyl alcohol	4.482	108	9099	1.08	ppb		95
17) 1,2-Dichlorobenzene	4.493	146	14572	1.14	ppb		94
18) Acetophenone	4.669	105	18027	1.01	ppb		97
19) 2-Methylphenol	4.594	108	13109	1.08	ppb		84
20) 2,2'-oxybis(1-Chloropr...	4.578	121	3833	1.01	ppb	#	82
21) 3&4-Methylphenol	4.712	108	12697	0.97	ppb	#	85

Quantitation Report (QT Reviewed)

Data Path : C:\msdchem\1\DATA\em4345\
Data File : m106261.D
Acq On : 11 Jul 2014 1:37 pm
Operator : saumilp
Sample : IC4345-1
Misc : op75975,em4345
ALS Vial : 3 Sample Multiplier: 1

Quant Time: Jul 11 14:05:12 2014
Quant Method : C:\msdchem\1\METHODS\MM4345.M
Quant Title : Semi Volatile GC/MS, rtx-5ms 30mx0.25mmx0.25um
QLast Update : Fri Jul 11 13:32:53 2014
Response via : Initial Calibration

Compound	R.T.	QIon	Response	Conc	Units		Dev(Min)
22) n-Nitroso-di-n-propyla...	4.674	70	9865	1.09	ppb		93
23) Hexachloroethane	4.744	201	5338	1.20	ppb		85
26) Nitrobenzene	4.802	77	15308	1.14	ppb		95
27) Quinoline	5.775	129	25164	1.03	ppb		92
28) Isophorone	5.000	82	24981	1.09	ppb		96
29) 2-Nitrophenol	5.070	139	6878	1.01	ppb		75
30) 2,4-Dimethylphenol	5.134	107	12369	0.99	ppb		92
32) bis(2-Chloroethoxy)met...	5.198	93	13952	1.09	ppb		95
33) 2,4-Dichlorophenol	5.315	162	9439	0.98	ppb		88
34) 2,6-Dichlorophenol	5.513	162	10113	1.07	ppb		88
35) 1,3,5-Trichlorobenzene	5.080	180	11719	1.16	ppb		97
36) 1,2,4-Trichlorobenzene	5.363	180	10730	1.09	ppb		77
37) 1,2,3-Trichlorobenzene	5.582	180	10169	1.04	ppb		91
38) Naphthalene	5.433	128	40043	1.13	ppb		99
39) 4-Chloroaniline	5.502	127	15382	1.02	ppb		95
40) 2,3-Dichloroaniline	6.544	161	12400	1.05	ppb		90
41) Caprolactam	5.833	55	3670	0.83	ppb		88
42) Hexachlorobutadiene	5.566	225	6203	1.13	ppb		89
43) 4-Chloro-3-methylphenol	6.074	107	10527	0.94	ppb		89
44) 2-Methylnaphthalene	6.186	141	21512	1.07	ppb		93
45) 1-Methylnaphthalene	6.304	142	24281	1.05	ppb		96
46) Dimethylnaphthalene	7.009	156	23126	1.14	ppb		89
48) Hexachlorocyclopentadiene	6.389	237	5581	0.96	ppb		92
49) 2,4,6-Trichlorophenol	6.565	196	6923	1.00	ppb		94
50) 2,4,5-Trichlorophenol	6.645	196	7869	1.05	ppb		88
52) 2-Chloronaphthalene	6.806	162	24335	1.16	ppb		96
53) Biphenyl	6.790	154	30645	1.11	ppb		99
54) 2-Nitroaniline	6.977	65	6362	0.92	ppb		76
55) Dimethylphthalate	7.254	163	26521	1.10	ppb		95
56) Acenaphthylene	7.393	152	37606	1.04	ppb		90
57) 2,6-Dinitrotoluene	7.335	165	4998	0.88	ppb		72
58) 3-Nitroaniline	7.586	138	5886	0.88	ppb		88
59) Acenaphthene	7.660	153	25034	1.16	ppb		87
61) 4-Nitrophenol	8.061	109	2098	0.59	ppb	#	69
62) Dibenzofuran	7.938	168	33831	1.08	ppb		97
63) 2,4-Dinitrotoluene	7.976	165	6243	0.80	ppb		92
64) 2,3,4,6-Tetrachlorophenol	8.189	232	5758	0.93	ppb		76
65) Diethylphthalate	8.414	149	24355	1.00	ppb		97
66) Fluorene	8.505	166	26874	1.10	ppb		97
67) 4-Chlorophenyl-phenyle...	8.553	204	12208	1.14	ppb		95
68) 4-Nitroaniline	8.595	138	5193	0.77	ppb		71
71) n-Nitrosodiphenylamine	8.761	169	17542	1.04	ppb		99
72) 1,2-Diphenylhydrazine	8.820	77	27372	1.07	ppb		96
74) 4-Bromophenyl-phenylether	9.402	248	6294	0.99	ppb		92
75) Hexachlorobenzene	9.477	284	8056	1.21	ppb		90
76) Pentachlorophenol	9.883	266	6317	1.44	ppb		76
77) Phenanthrene	10.203	178	39279	1.17	ppb		92
78) Anthracene	10.294	178	35789	1.02	ppb		96
79) Carbazole	10.657	167	34704	1.02	ppb		95
80) Di-n-butylphthalate	11.485	149	39898	0.95	ppb		99

Quantitation Report (QT Reviewed)

Data Path : C:\msdchem\1\DATA\em4345\
Data File : m106261.D
Acq On : 11 Jul 2014 1:37 pm
Operator : saumilp
Sample : IC4345-1
Misc : op75975,em4345
ALS Vial : 3 Sample Multiplier: 1

Quant Time: Jul 11 14:05:12 2014
Quant Method : C:\msdchem\1\METHODS\MM4345.M
Quant Title : Semi Volatile GC/MS, rtx-5ms 30mx0.25mmx0.25um
QLast Update : Fri Jul 11 13:32:53 2014
Response via : Initial Calibration

Compound	R.T.	QIon	Response	Conc	Units	Dev(Min)
81) Fluoranthene	12.463	202	38639	1.05	ppb	96
82) Octadecane	10.203	57	13881	1.21	ppb	91
84) Pyrene	12.880	202	41450	1.12	ppb	98
85) Butyl stearate	14.669	56	7650	0.92	ppb	91
87) Butylbenzylphthalate	14.392	149	18371	0.99	ppb	94
88) Benzo[a]anthracene	15.262	228	40150	1.17	ppb	95
89) 3,3'-Dichlorobenzidine	15.321	252	12707	1.04	ppb	84
90) Chrysene	15.326	228	37485	1.13	ppb	84
91) bis(2-Ethylhexyl)phtha...	15.631	149	25065	0.95	ppb	97
93) Di-n-octylphthalate	16.849	149	39089	0.86	ppb	91
94) Benzo[b]fluoranthene	17.244	252	36500m	1.03	ppb	
95) Benzo[k]fluoranthene	17.287	252	36236	1.12	ppb	88
96) Benzo[a]pyrene	17.778	252	30973	1.00	ppb	97
97) Indeno[1,2,3-cd]pyrene	19.515	276	29463m	1.01	ppb	
98) Dibenz(a,h)acridine	19.205	279	28304	1.06	ppb	85
99) Dibenz[a,h]anthracene	19.563	278	34427	1.13	ppb	89
100) 7,12-Dimethylbenz(a)an...	17.255	256	16633	1.00	ppb	92
101) Benzo[g,h,i]perylene	19.894	276	32378	1.10	ppb	96

(#) = qualifier out of range (m) = manual integration (+) = signals summed

9.6.52

9

Quantitation Report (QT Reviewed)

Data Path : C:\msdchem\1\DATA\em4345\
Data File : m106261.D
Acq On : 11 Jul 2014 1:37 pm
Operator : saumilp
Sample : IC4345-1
Misc : op75975,em4345
ALS Vial : 3 Sample Multiplier: 1

Quant Time: Jul 11 14:05:12 2014
Quant Method : C:\msdchem\1\METHODS\MM4345.M
Quant Title : Semi Volatile GC/MS, rtx-5ms 30mx0.25mmx0.25um
QLast Update : Fri Jul 11 13:32:53 2014
Response via : Initial Calibration

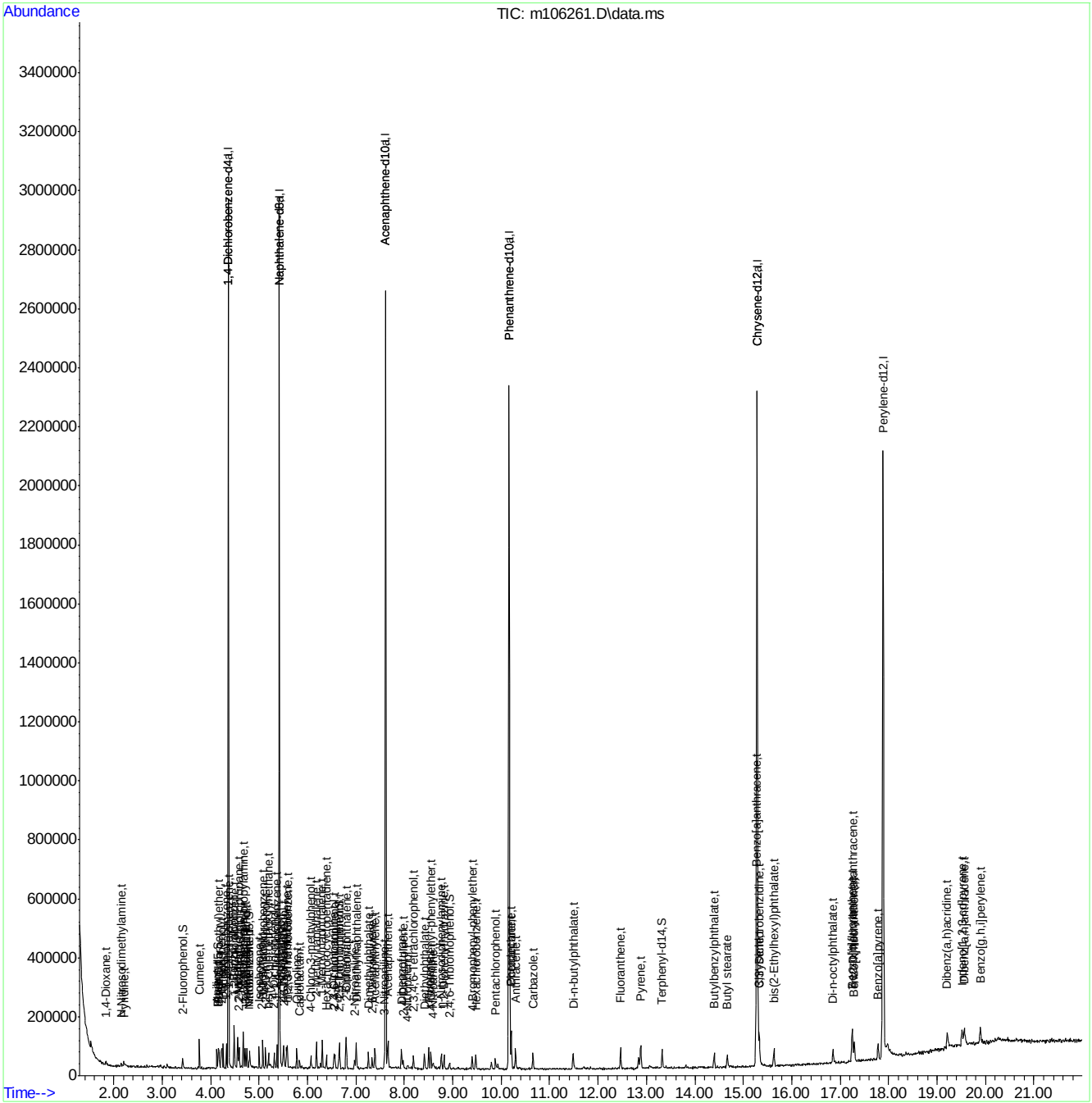

Manual Integration Approval Summary

Sample Number: EM4345-IC4345
Lab FileID: M106261.D
Injection Time: 07/11/14 13:37
Method: SW846 8270D
Analyst approved: 07/14/14 13:18 Saumil Patel
Supervisor approved: 07/14/14 16:56 Nina Pandya

Parameter	CAS	Sig#	R.T. (min.)	Reason
Benzo(b)fluoranthene	205-99-2		17.24	Poor instrument integration
Indeno(1,2,3-cd)pyrene	193-39-5		19.51	Poor instrument integration

Quantitation Report (Qedit)

Data Path : C:\msdchem\1\DATA\em4345\
Data File : m106261.D
Acq On : 11 Jul 2014 1:37 pm
Operator : saumilp
Sample : IC4345-101
Misc : op75975,em4345
ALS Vial : 3 Sample Multiplier: 1

Quant Time: Jul 11 14:03:47 2014
Quant Method : C:\msdchem\1\METHODS\MM4345.M
Quant Title : Semi Volatile GC/MS, rtx-5ms 30mx0.25mmx0.25um
QLast Update : Fri Jul 11 13:32:53 2014
Response via : Initial Calibration

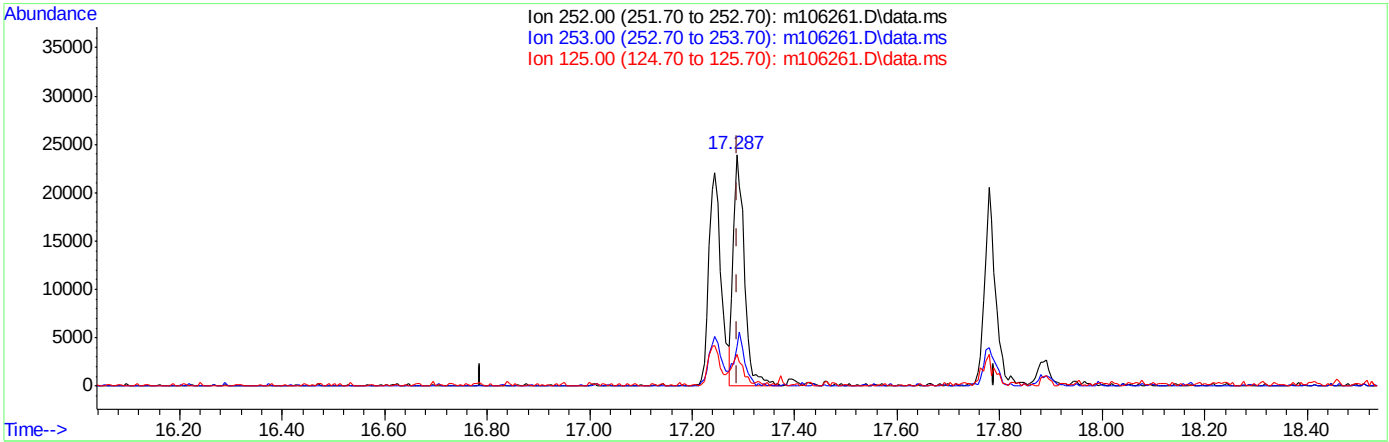

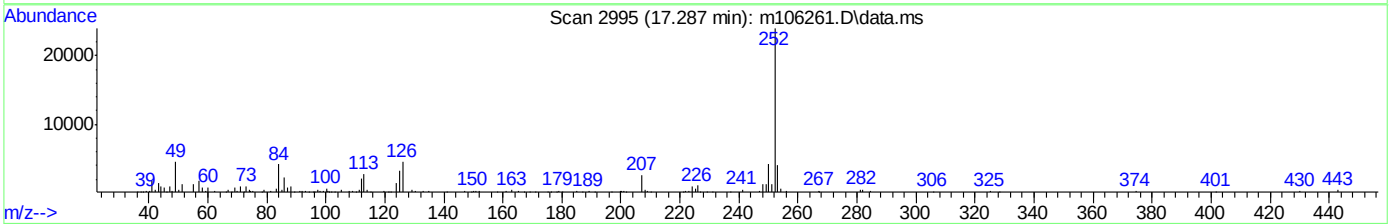

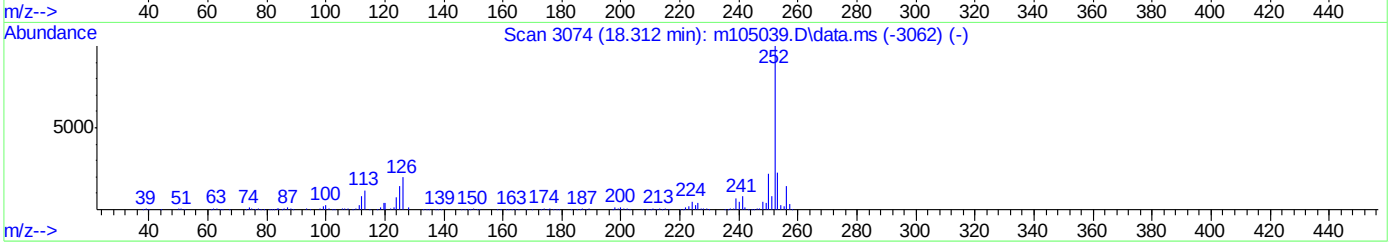

TIC: m106261.D\data.ms

(94) Benzo[b]fluoranthene (t)

17.287min (-0.001) 1.02ppb

response 36236

Ion	Exp%	Act%
252.00	100	100
253.00	24.20	15.48
125.00	17.60	8.93
0.00	0.00	0.00

ACCUTEST LABORATORIES JB72256

Quantitation Report (Qedit)

Data Path : C:\msdchem\1\DATA\em4345\
Data File : m106261.D
Acq On : 11 Jul 2014 1:37 pm
Operator : saumilp
Sample : IC4345-101
Misc : op75975,em4345
ALS Vial : 3 Sample Multiplier: 1

Quant Time: Jul 11 14:03:47 2014
Quant Method : C:\msdchem\1\METHODS\MM4345.M
Quant Title : Semi Volatile GC/MS, rtx-5ms 30mx0.25mmx0.25um
QLast Update : Fri Jul 11 13:32:53 2014
Response via : Initial Calibration

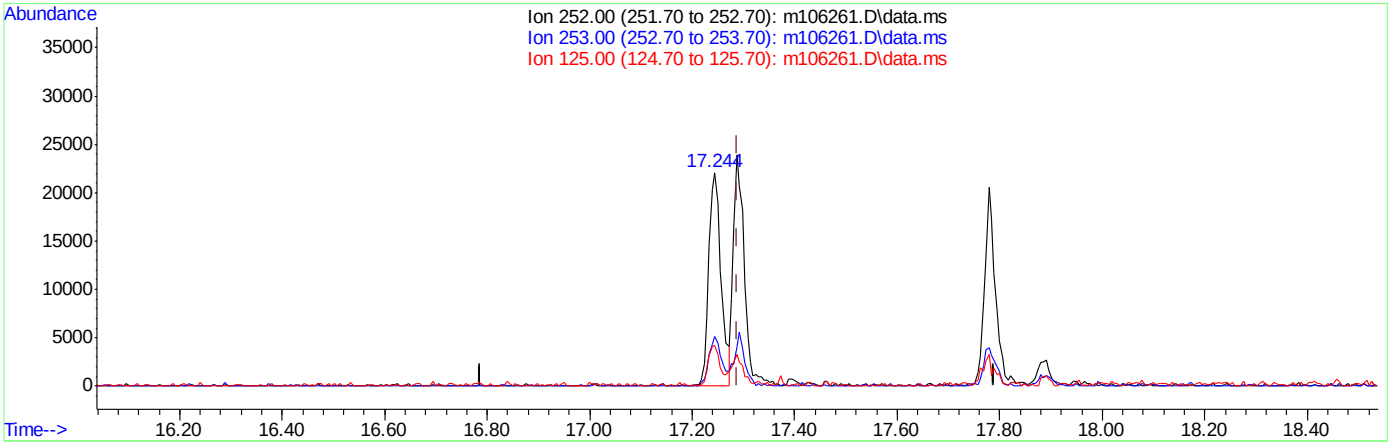

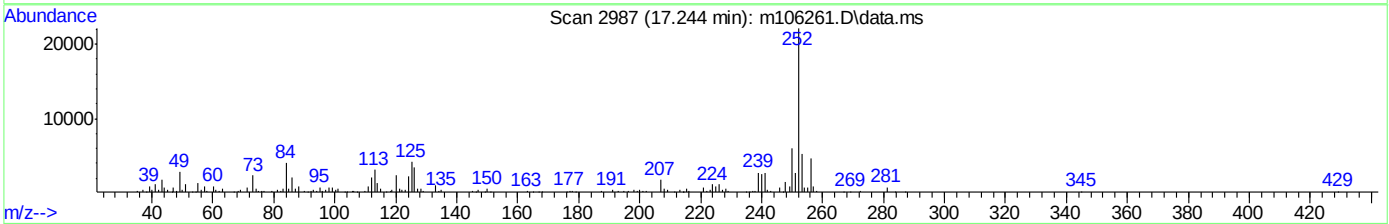

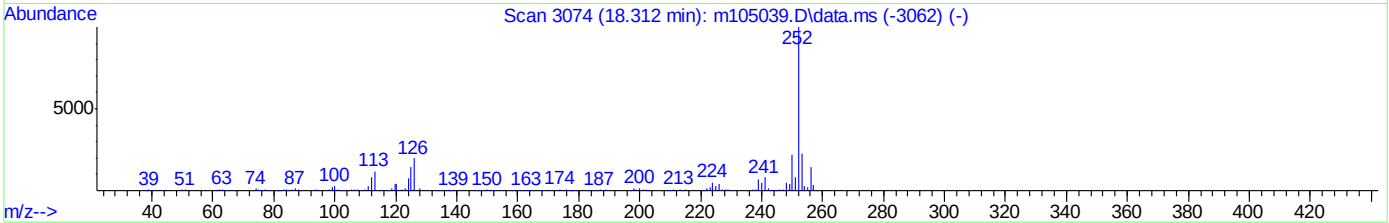

TIC: m106261.D\data.ms

(94) Benzo[b]fluoranthene (t)

17.244min (-0.044) 1.03ppb m

response 36500

Ion	Exp%	Act%
252.00	100	100
253.00	24.20	23.51
125.00	17.60	18.99
0.00	0.00	0.00

M106261.D edits: Benzo[b]fluoranthene

Quantitation Report (Qedit)

Data Path : C:\msdchem\1\DATA\em4345\
Data File : m106261.D
Acq On : 11 Jul 2014 1:37 pm
Operator : saumilp
Sample : IC4345-101
Misc : op75975,em4345
ALS Vial : 3 Sample Multiplier: 1

Quant Time: Jul 11 14:03:47 2014
Quant Method : C:\msdchem\1\METHODS\MM4345.M
Quant Title : Semi Volatile GC/MS, rtx-5ms 30mx0.25mmx0.25um
QLast Update : Fri Jul 11 13:32:53 2014
Response via : Initial Calibration

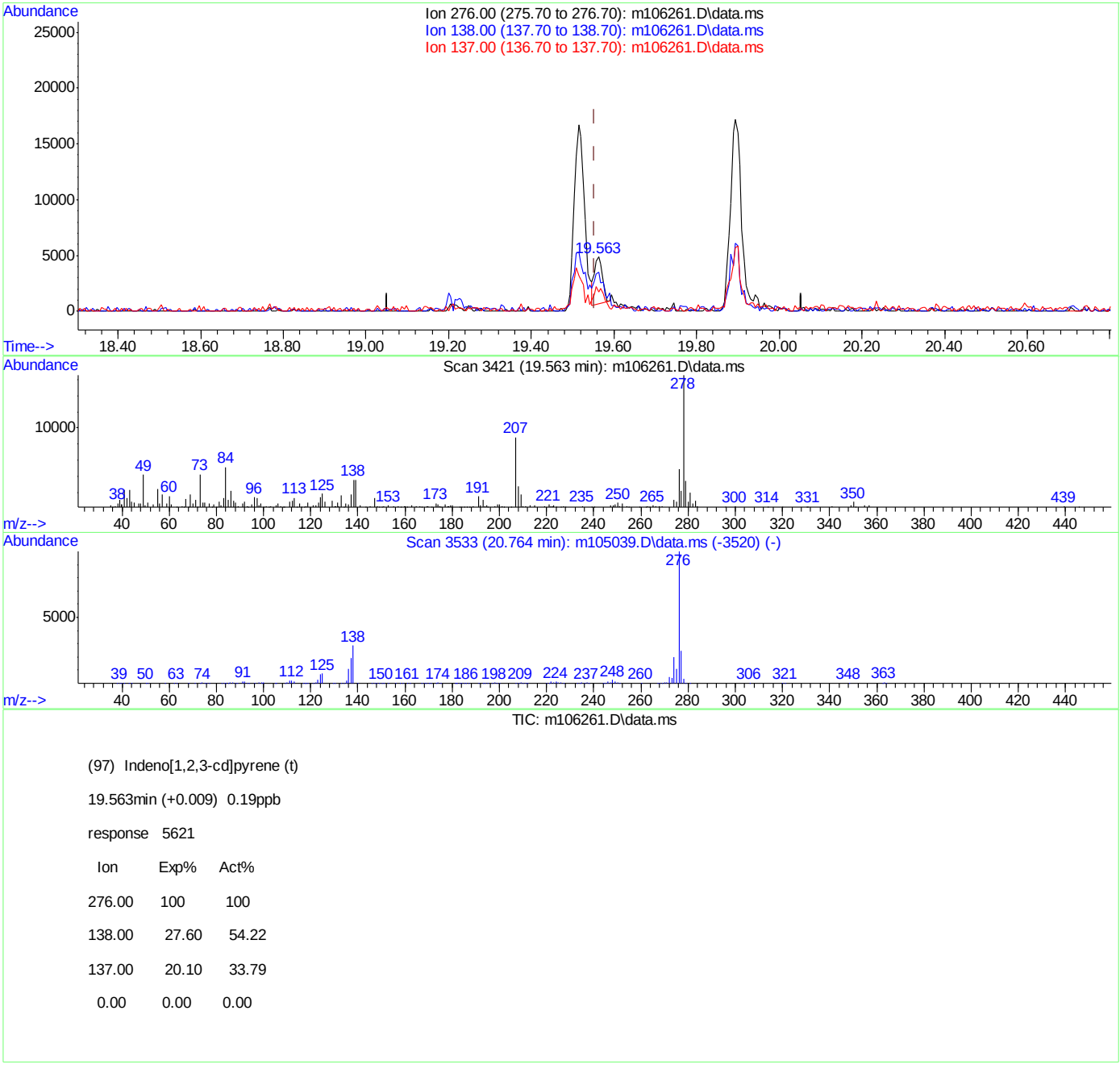

TIC: m106261.D\data.ms

(97) Indeno[1,2,3-cd]pyrene (t)

19.563min (+0.009) 0.19ppb

response 5621

Ion	Exp%	Act%
276.00	100	100
138.00	27.60	54.22
137.00	20.10	33.79
0.00	0.00	0.00

ACCUTEST LABORATORIES JB72256

Quantitation Report (Qedit)

Data Path : C:\msdchem\1\DATA\em4345\
Data File : m106261.D
Acq On : 11 Jul 2014 1:37 pm
Operator : saumilp
Sample : IC4345-101
Misc : op75975,em4345
ALS Vial : 3 Sample Multiplier: 1

Quant Time: Jul 11 14:03:47 2014
Quant Method : C:\msdchem\1\METHODS\MM4345.M
Quant Title : Semi Volatile GC/MS, rtx-5ms 30mx0.25mmx0.25um
QLast Update : Fri Jul 11 13:32:53 2014
Response via : Initial Calibration

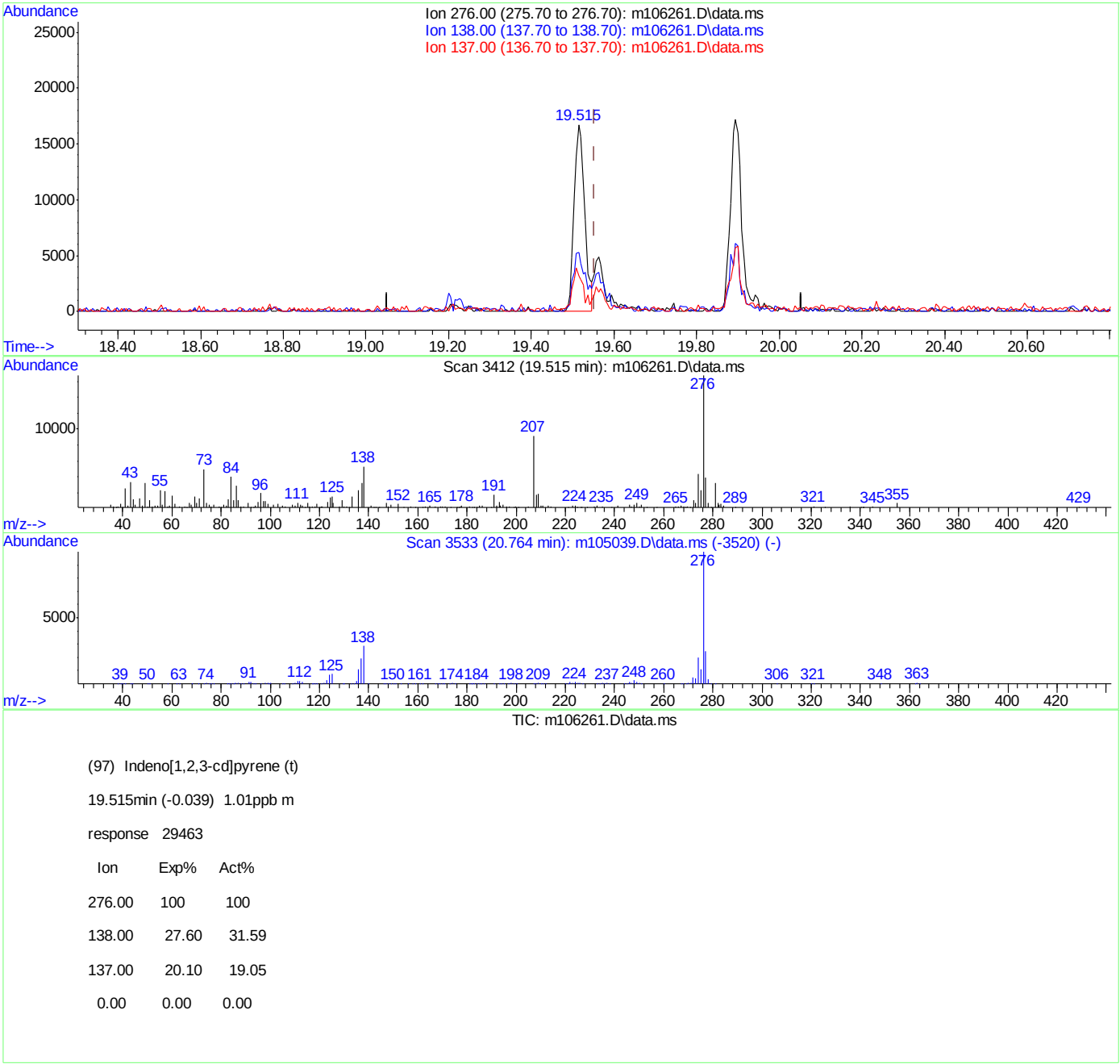

TIC: m106261.D\data.ms

(97) Indeno[1,2,3-cd]pyrene (t)

19.515min (-0.039) 1.01ppb m

response 29463

Ion	Exp%	Act%
276.00	100	100
138.00	27.60	31.59
137.00	20.10	19.05
0.00	0.00	0.00

ACCUTEST LABORATORIES JB72256

Manual Integrations APPROVED (compounds with "m" flag)
Nina Pandya
07/14/14 16:56

Quantitation Report (QT Reviewed)

Data Path : C:\msdchem\1\DATA\em4345\
Data File : m106262.D
Acq On : 11 Jul 2014 2:20 pm
Operator : saumilp
Sample : IcC4345-50
Misc : op75975,em4345
ALS Vial : 4 Sample Multiplier: 1

Quant Time: Jul 11 16:36:45 2014
Quant Method : C:\msdchem\1\METHODS\MM4345.M
Quant Title : Semi Volatile GC/MS, rtx-5ms 30mx0.25mmx0.25um
QLast Update : Fri Jul 11 14:05:29 2014
Response via : Initial Calibration

Compound	R.T.	QIon	Response	Conc	Units	Dev(Min)
Internal Standards						
1) 1,4-Dichlorobenzene-d4	4.367	152	368720	40.00	ppb	0.00
24) Naphthalene-d8	5.419	136	1366245	40.00	ppb	0.00
47) Acenaphthene-d10	7.620	164	793033	40.00	ppb	0.00
69) Phenanthrene-d10	10.168	188	1304097	40.00	ppb	0.00
83) Chrysene-d12	15.297	240	1358439	40.00	ppb	0.01
92) Perylene-d12	17.898	264	1288395	40.00	ppb	0.00
102) 1,4-Dichlorobenzene-d4a	4.367	152	368720	40.00	ppb	0.00
104) Acenaphthene-d10a	7.620	164	793033	40.00	ppb	0.00
107) Chrysene-d12a	15.297	240	1358439	40.00	ppb	0.01
110) Phenanthrene-d10a	10.168	188	1304097	40.00	ppb	0.00
112) Naphthalene-d8a	5.419	136	1366245	40.00	ppb	0.00
System Monitoring Compounds						
5) 2-Fluorophenol	3.411	112	584666	49.11	ppb	0.00
Spiked Amount 50.000			Recovery =	98.22%		
8) Phenol-d5	4.148	99	751058	46.41	ppb	0.00
Spiked Amount 50.000			Recovery =	92.82%		
25) Nitrobenzene-d5	4.794	82	667096	47.98	ppb	0.00
Spiked Amount 50.000			Recovery =	95.96%		
51) 2-Fluorobiphenyl	6.669	172	1282489	44.98	ppb	0.00
Spiked Amount 50.000			Recovery =	89.96%		
73) 2,4,6-Tribromophenol	8.940	330	161840	50.32	ppb	0.00
Spiked Amount 50.000			Recovery =	100.64%		
86) Terphenyl-d14	13.331	244	1393302	45.49	ppb	0.00
Spiked Amount 50.000			Recovery =	90.98%		
109) 1-chlorooctadecane	0.000	57	0d	0.00	ppb	
Spiked Amount 50.000			Recovery =	0.00%		
111) o-terphenyl	0.000	230	0	0.00	ppb	
Spiked Amount 50.000			Recovery =	0.00%		
Target Compounds						Qvalue
2) 1,4-Dioxane	1.819	88	264703	44.25	ppb	98
3) Pyridine	2.155	79	692527	60.98	ppb	99
4) N-Nitrosodimethylamine	2.123	42	259891	40.46	ppb	98
6) Indene	4.559	116	1094397	46.80	ppb	99
7) Cumene	3.769	105	1514632	45.30	ppb	98
9) Phenol	4.159	94	812909	45.07	ppb	95
10) Aniline	4.132	93	879506	40.12	ppb	93
11) bis(2-Chloroethyl)ether	4.180	93	567424	46.03	ppb	93
12) 2-Chlorophenol	4.228	128	630257	44.04	ppb	95
13) Decane	4.260	43	448586	46.37	ppb	98
14) 1,3-Dichlorobenzene	4.324	146	679041	42.84	ppb	98
15) 1,4-Dichlorobenzene	4.378	146	692943	45.86	ppb	98
16) Benzyl alcohol	4.484	108	416964	45.00	ppb	92
17) 1,2-Dichlorobenzene	4.490	146	646229	44.80	ppb	96
18) Acetophenone	4.677	105	887128	46.88	ppb	98
19) 2-Methylphenol	4.591	108	591545	44.44	ppb	100
20) 2,2'-oxybis(1-Chloropr...	4.581	121	181805	45.25	ppb	96
21) 3&4-Methylphenol	4.709	108	636648	46.84	ppb	95

Quantitation Report (QT Reviewed)

Data Path : C:\msdchem\1\DATA\em4345\
Data File : m106262.D
Acq On : 11 Jul 2014 2:20 pm
Operator : saumilp
Sample : IcC4345-50
Misc : op75975,em4345
ALS Vial : 4 Sample Multiplier: 1

Quant Time: Jul 11 16:36:45 2014
Quant Method : C:\msdchem\1\METHODS\MM4345.M
Quant Title : Semi Volatile GC/MS, rtx-5ms 30mx0.25mmx0.25um
QLast Update : Fri Jul 11 14:05:29 2014
Response via : Initial Calibration

Compound	R.T.	QIon	Response	Conc	Units	Dev(Min)
22) n-Nitroso-di-n-propyla...	4.682	70	449550	44.97	ppb	94
23) Hexachloroethane	4.751	201	222271	43.07	ppb	93
26) Nitrobenzene	4.810	77	716495	45.76	ppb	99
27) Quinoline	5.788	129	1282018	47.28	ppb	100
28) Isophorone	5.008	82	1185035	45.39	ppb	98
29) 2-Nitrophenol	5.077	139	347963	46.62	ppb	94
30) 2,4-Dimethylphenol	5.136	107	594714	43.83	ppb	98
31) Benzoic acid	5.270	105	477369m	58.38	ppb	
32) bis(2-Chloroethoxy)met...	5.200	93	659356	45.17	ppb	99
33) 2,4-Dichlorophenol	5.312	162	489148	46.98	ppb	98
34) 2,6-Dichlorophenol	5.515	162	474930	44.50	ppb	99
35) 1,3,5-Trichlorobenzene	5.083	180	541546	45.54	ppb	98
36) 1,2,4-Trichlorobenzene	5.366	180	518455	46.27	ppb	98
37) 1,2,3-Trichlorobenzene	5.585	180	511270	46.96	ppb	98
38) Naphthalene	5.441	128	1853502	45.05	ppb	100
39) 4-Chloroaniline	5.505	127	765909	45.98	ppb	99
40) 2,3-Dichloroaniline	6.552	161	621241	46.95	ppb	98
41) Caprolactam	5.895	55	236711	53.68	ppb	91
42) Hexachlorobutadiene	5.569	225	288188	45.18	ppb	99
43) 4-Chloro-3-methylphenol	6.076	107	578595	48.69	ppb	96
44) 2-Methylnaphthalene	6.189	141	1042892	45.83	ppb	99
45) 1-Methylnaphthalene	6.306	142	1199641	46.36	ppb	96
46) Dimethylnaphthalene	7.017	156	1069221	45.20	ppb	100
48) Hexachlorocyclopentadiene	6.392	237	591704	121.74	ppb	99
49) 2,4,6-Trichlorophenol	6.573	196	353729	45.43	ppb	99
50) 2,4,5-Trichlorophenol	6.648	196	387003	44.74	ppb	93
52) 2-Chloronaphthalene	6.814	162	1110966	43.49	ppb	98
53) Biphenyl	6.798	154	1462603	44.49	ppb	98
54) 2-Nitroaniline	6.979	65	362012	48.50	ppb	94
55) Dimethylphthalate	7.268	163	1285585	44.98	ppb	99
56) Acenaphthylene	7.401	152	1919092	46.12	ppb	99
57) 2,6-Dinitrotoluene	7.348	165	305115	50.56	ppb	99
58) 3-Nitroaniline	7.599	138	347965	49.20	ppb	97
59) Acenaphthene	7.674	153	1136993	43.27	ppb	99
60) 2,4-Dinitrophenol	7.775	184	319646	85.41	ppb	95
61) 4-Nitrophenol	8.026	109	182421	57.28	ppb	93
62) Dibenzofuran	7.951	168	1614324	44.03	ppb	98
63) 2,4-Dinitrotoluene	7.983	165	413175	52.34	ppb	99
64) 2,3,4,6-Tetrachlorophenol	8.192	232	317405	47.04	ppb	98
65) Diethylphthalate	8.427	149	1297595	47.24	ppb	99
66) Fluorene	8.518	166	1320895	45.60	ppb	98
67) 4-Chlorophenyl-phenyle...	8.555	204	568625	43.99	ppb	99
68) 4-Nitroaniline	8.614	138	355271	52.86	ppb	97
70) 4,6-Dinitro-2-methylph...	8.673	198	225505	44.14	ppb	95
71) n-Nitrosodiphenylamine	8.774	169	901930	46.73	ppb	98
72) 1,2-Diphenylhydrazine	8.828	77	1396773	47.02	ppb	98
74) 4-Bromophenyl-phenylether	9.410	248	341795	48.15	ppb	94
75) Hexachlorobenzene	9.485	284	370418	44.81	ppb	98
76) Pentachlorophenol	9.891	266	458151	108.34	ppb	99
77) Phenanthrene	10.216	178	1806234	44.13	ppb	100

Quantitation Report (QT Reviewed)

Data Path : C:\msdchem\1\DATA\em4345\
Data File : m106262.D
Acq On : 11 Jul 2014 2:20 pm
Operator : saumilp
Sample : IcC4345-50
Misc : op75975,em4345
ALS Vial : 4 Sample Multiplier: 1

Quant Time: Jul 11 16:36:45 2014
Quant Method : C:\msdchem\1\METHODS\MM4345.M
Quant Title : Semi Volatile GC/MS, rtx-5ms 30mx0.25mmx0.25um
QLast Update : Fri Jul 11 14:05:29 2014
Response via : Initial Calibration

Compound	R.T.	QIon	Response	Conc	Units	Dev(Min)
78) Anthracene	10.307	178	1880287	47.19	ppb	100
79) Carbazole	10.671	167	1866292	48.31	ppb	99
80) Di-n-butylphthalate	11.493	149	2240550	48.63	ppb	99
81) Fluoranthene	12.476	202	1978283	46.63	ppb	100
82) Octadecane	10.216	57	654325	46.04	ppb	98
84) Pyrene	12.893	202	2059902	45.03	ppb	99
85) Butyl stearate	14.677	56	687915	74.14	ppb	98
87) Butylbenzylphthalate	14.405	149	1019254	47.32	ppb	96
88) Benzo[a]anthracene	15.275	228	1914036	44.18	ppb	98
89) 3,3'-Dichlorobenzidine	15.329	252	689136	47.52	ppb	97
90) Chrysene	15.345	228	1795270	43.73	ppb	99
91) bis(2-Ethylhexyl)phtha...	15.639	149	1443106	48.16	ppb	98
93) Di-n-octylphthalate	16.862	149	2477107	47.65	ppb	100
94) Benzo[b]fluoranthene	17.263	252	1882474	42.43	ppb	96
95) Benzo[k]fluoranthene	17.316	252	1887907	44.81	ppb	99
96) Benzo[a]pyrene	17.797	252	1695356	44.43	ppb	99
97) Indeno[1,2,3-cd]pyrene	19.538	276	1701735	47.11	ppb	99
98) Dibenz(a,h)acridine	19.229	279	1530261	45.23	ppb	96
99) Dibenz[a,h]anthracene	19.587	278	1739379	43.62	ppb	100
100) 7,12-Dimethylbenz(a)an...	17.279	256	893537	43.69	ppb	97
101) Benzo[g,h,i]perylene	19.923	276	1691681	44.48	ppb	98

(#) = qualifier out of range (m) = manual integration (+) = signals summed

Quantitation Report (QT Reviewed)

Data Path : C:\msdchem\1\DATA\em4345\
Data File : m106262.D
Acq On : 11 Jul 2014 2:20 pm
Operator : saumilp
Sample : IcC4345-50
Misc : op75975,em4345
ALS Vial : 4 Sample Multiplier: 1

Quant Time: Jul 11 16:36:45 2014
Quant Method : C:\msdchem\1\METHODS\MM4345.M
Quant Title : Semi Volatile GC/MS, rtx-5ms 30mx0.25mmx0.25um
QLast Update : Fri Jul 11 14:05:29 2014
Response via : Initial Calibration

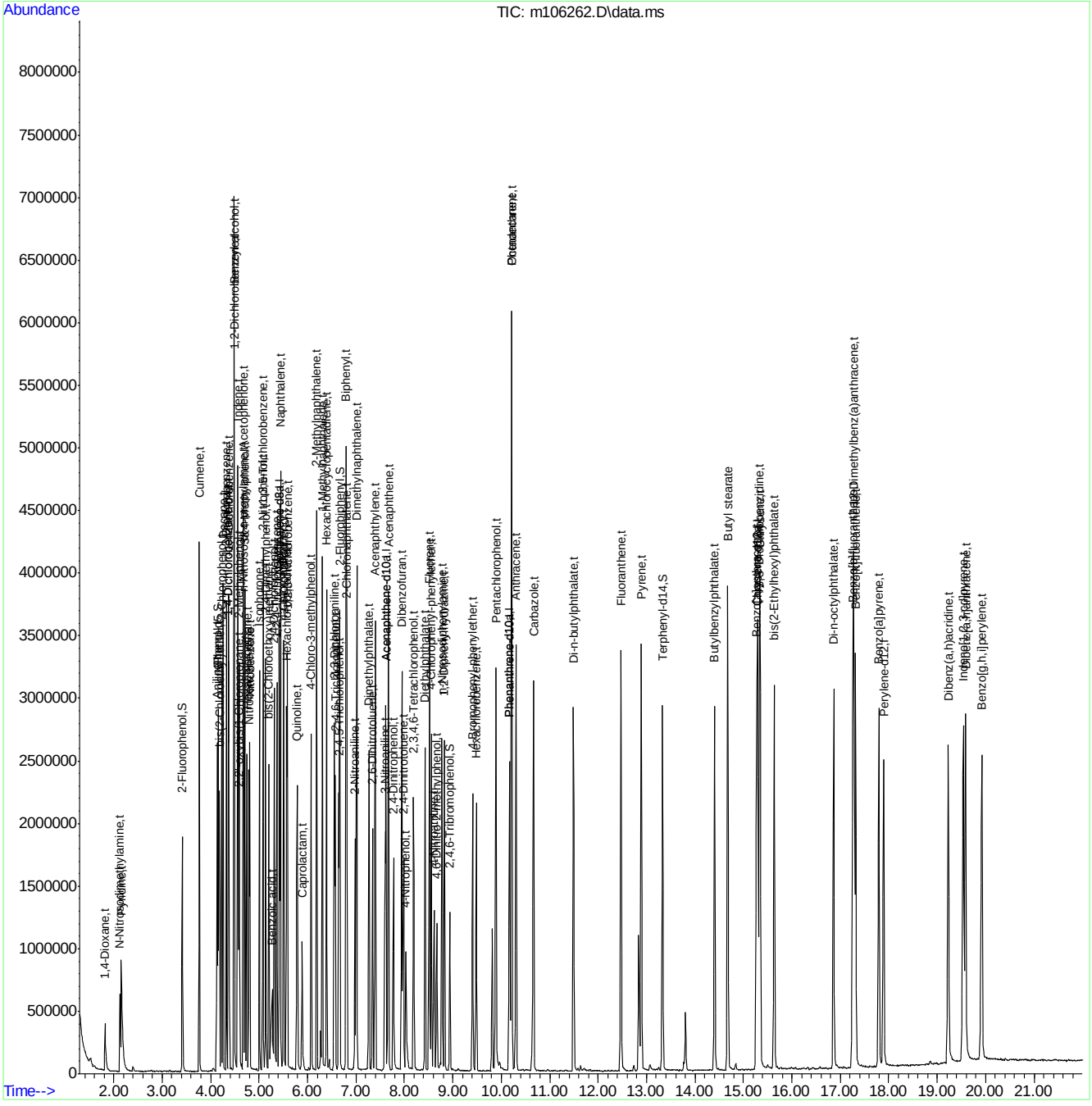

Manual Integration Approval Summary

Sample Number:	EM4345-ICC4345	**Method:**	SW846 8270D
Lab FileID:	M106262.D	**Analyst approved:**	07/14/14 13:18 Saumil Patel
Injection Time:	07/11/14 14:20	**Supervisor approved:**	07/14/14 16:56 Nina Pandya

Parameter	CAS	Sig#	R.T. (min.)	Reason
Benzoic acid	65-85-0		5.27	Poor instrument integration

Quantitation Report (Qedit)

Data Path : C:\msdchem\1\DATA\em4345\
Data File : m106262.D
Acq On : 11 Jul 2014 2:20 pm
Operator : saumilp
Sample : IcC4345-50
Misc : op75975,em4345
ALS Vial : 4 Sample Multiplier: 1

Quant Time: Jul 11 16:35:11 2014
Quant Method : C:\msdchem\1\METHODS\MM4345.M
Quant Title : Semi Volatile GC/MS, rtx-5ms 30mx0.25mmx0.25um
QLast Update : Fri Jul 11 14:05:29 2014
Response via : Initial Calibration

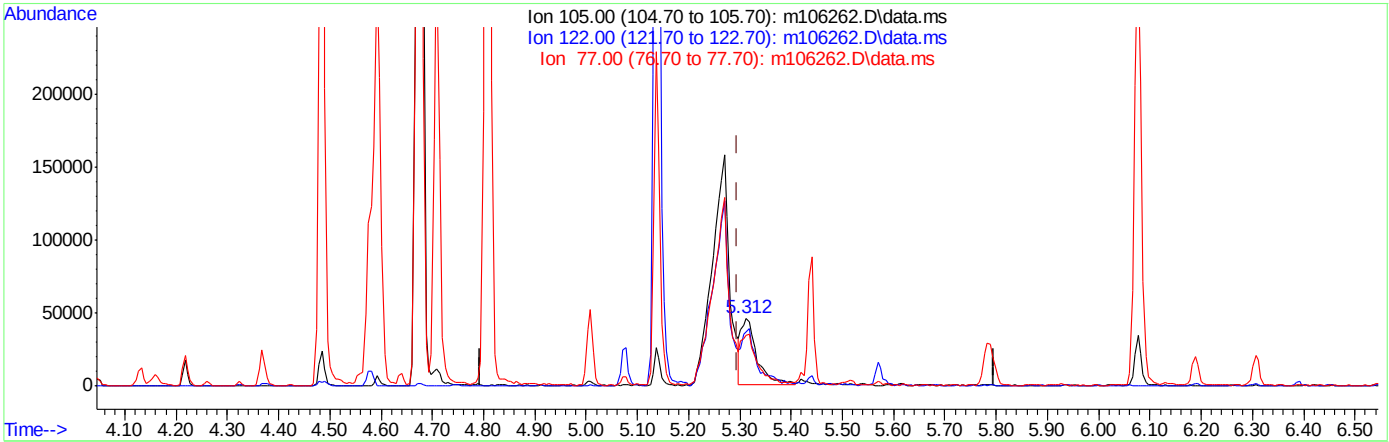

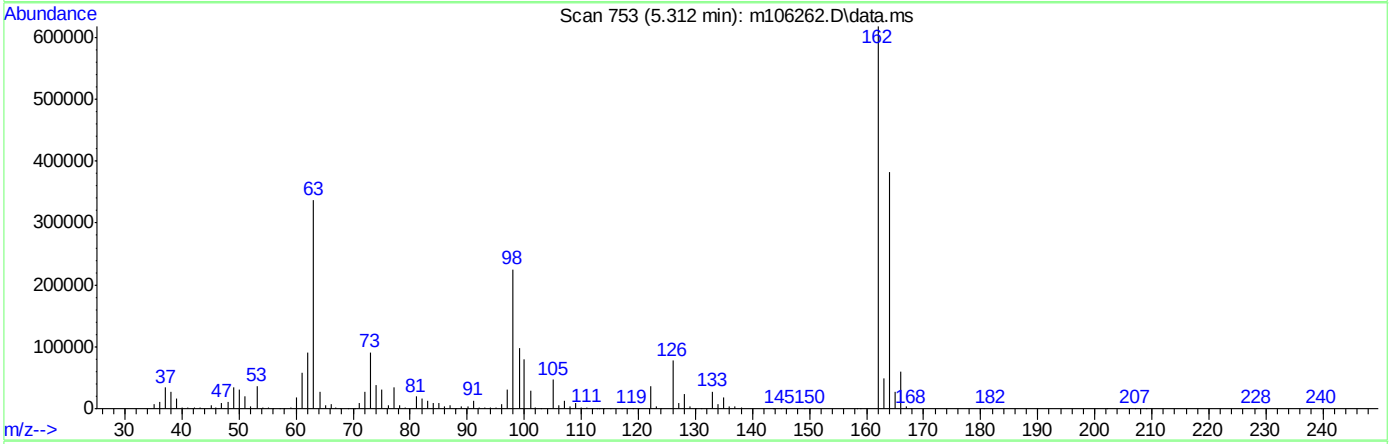

TIC: m106262.D\data.ms

(31) Benzoic acid (t)

5.312min (+0.017) 12.28ppb

response 100397

Ion	Exp%	Act%
105.00	100	100
122.00	71.00	80.14
77.00	73.30	72.64
0.00	0.00	0.00

M106262.D edits: Benzoic acid

Quantitation Report (Qedit)

Data Path : C:\msdchem\1\DATA\em4345\
Data File : m106262.D
Acq On : 11 Jul 2014 2:20 pm
Operator : saumilp
Sample : IcC4345-50
Misc : op75975,em4345
ALS Vial : 4 Sample Multiplier: 1

Quant Time: Jul 11 16:35:11 2014
Quant Method : C:\msdchem\1\METHODS\MM4345.M
Quant Title : Semi Volatile GC/MS, rtx-5ms 30mx0.25mmx0.25um
QLast Update : Fri Jul 11 14:05:29 2014
Response via : Initial Calibration

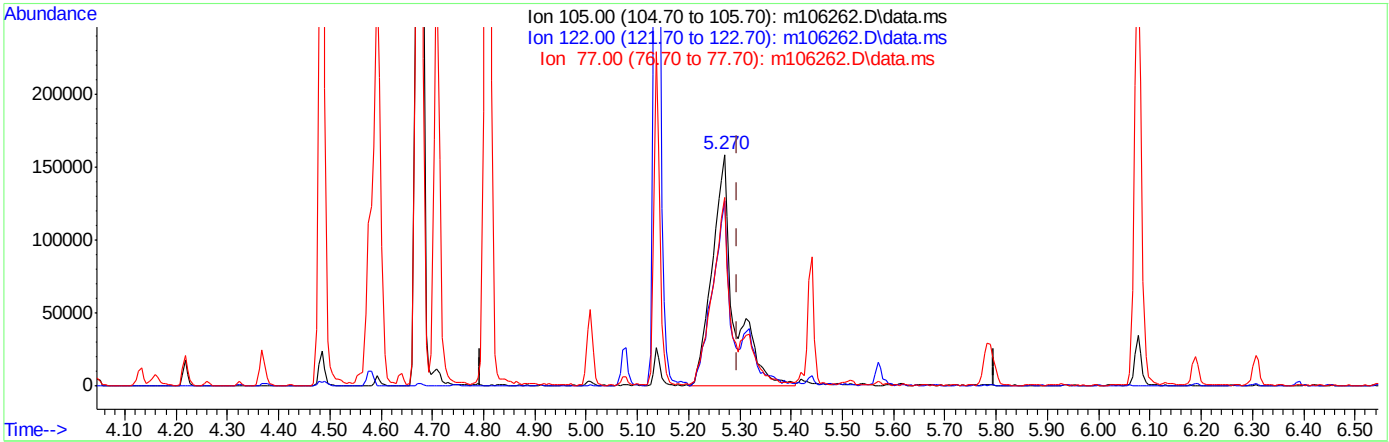

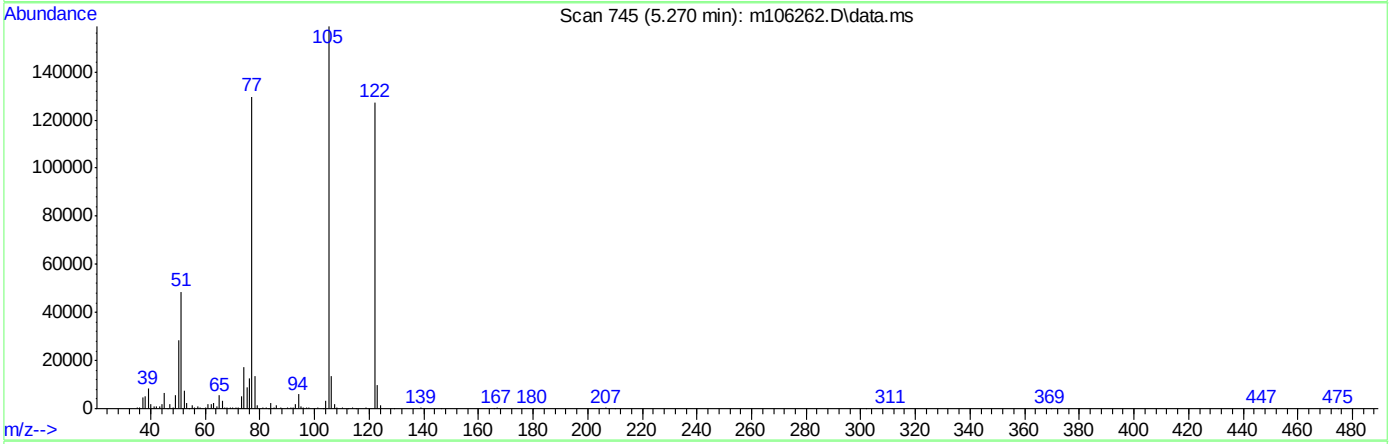

TIC: m106262.D\data.ms

(31) Benzoic acid (t)

5.270min (-0.026) 58.38ppb m

response 477369

Ion	Exp%	Act%
105.00	100	100
122.00	71.00	80.17
77.00	73.30	81.64
0.00	0.00	0.00

M106262.D edits: Benzoic acid

Quantitation Report (QT Reviewed)

Data Path : C:\msdchem\1\DATA\em4345\
Data File : m106263.D
Acq On : 11 Jul 2014 2:49 pm
Operator : saumilp
Sample : IC4345-25
Misc : op75975,em4345
ALS Vial : 5 Sample Multiplier: 1

Quant Time: Jul 11 16:37:32 2014
Quant Method : C:\msdchem\1\METHODS\MM4345.M
Quant Title : Semi Volatile GC/MS, rtx-5ms 30mx0.25mmx0.25um
QLast Update : Fri Jul 11 16:36:52 2014
Response via : Initial Calibration

Compound	R.T.	QIon	Response	Conc	Units	Dev(Min)
Internal Standards						
1) 1,4-Dichlorobenzene-d4	4.365	152	345107	40.00	ppb	0.00
24) Naphthalene-d8	5.417	136	1254488	40.00	ppb	0.00
47) Acenaphthene-d10	7.618	164	719505	40.00	ppb	0.00
69) Phenanthrene-d10	10.166	188	1190477	40.00	ppb	0.00
83) Chrysene-d12	15.289	240	1224796	40.00	ppb	0.00
92) Perylene-d12	17.891	264	1148262	40.00	ppb	0.00
102) 1,4-Dichlorobenzene-d4a	4.365	152	345107	40.00	ppb	0.00
104) Acenaphthene-d10a	7.618	164	719505	40.00	ppb	0.00
107) Chrysene-d12a	15.289	240	1224796	40.00	ppb	0.00
110) Phenanthrene-d10a	10.166	188	1190477	40.00	ppb	0.00
112) Naphthalene-d8a	5.417	136	1254488	40.00	ppb	0.00
System Monitoring Compounds						
5) 2-Fluorophenol	3.414	112	281112	25.38	ppb	0.00
Spiked Amount 50.000			Recovery = 50.76%			
8) Phenol-d5	4.151	99	372269	25.18	ppb	0.00
Spiked Amount 50.000			Recovery = 50.36%			
25) Nitrobenzene-d5	4.787	82	323653	25.70	ppb	0.00
Spiked Amount 50.000			Recovery = 51.40%			
51) 2-Fluorobiphenyl	6.662	172	624072	24.96	ppb	0.00
Spiked Amount 50.000			Recovery = 49.92%			
73) 2,4,6-Tribromophenol	8.932	330	79126	26.89	ppb	0.00
Spiked Amount 50.000			Recovery = 53.78%			
86) Terphenyl-d14	13.324	244	675638	25.23	ppb	0.00
Spiked Amount 50.000			Recovery = 50.46%			
109) 1-chlorooctadecane	0.000	57	0d	0.00	ppb	
Spiked Amount 50.000			Recovery = 0.00%			
111) o-terphenyl	0.000	230	0	0.00	ppb	
Spiked Amount 50.000			Recovery = 0.00%			
Target Compounds						Qvalue
2) 1,4-Dioxane	1.822	88	129724	24.09	ppb	97
3) Pyridine	2.158	79	353104	30.96	ppb	98
4) N-Nitrosodimethylamine	2.126	42	126401	22.45	ppb	97
6) Indene	4.557	116	537439	25.09	ppb	99
7) Cumene	3.766	105	771925	25.47	ppb	98
9) Phenol	4.162	94	406293	24.89	ppb	95
10) Aniline	4.130	93	457860	23.89	ppb	83
11) bis(2-Chloroethyl)ether	4.178	93	288781	25.71	ppb	92
12) 2-Chlorophenol	4.226	128	310988	24.18	ppb	93
13) Decane	4.258	43	226313	25.62	ppb	96
14) 1,3-Dichlorobenzene	4.322	146	342537	24.25	ppb	97
15) 1,4-Dichlorobenzene	4.381	146	345630	25.13	ppb	98
16) Benzyl alcohol	4.482	108	203520	24.28	ppb	91
17) 1,2-Dichlorobenzene	4.493	146	328062	25.17	ppb	96
18) Acetophenone	4.669	105	435838	25.13	ppb	93
19) 2-Methylphenol	4.589	108	289247	24.11	ppb	96
20) 2,2'-oxybis(1-Chloropr...	4.573	121	90753	24.92	ppb	98
21) 3&4-Methylphenol	4.707	108	307464	24.69	ppb	88

Quantitation Report (QT Reviewed)

Data Path : C:\msdchem\1\DATA\em4345\
Data File : m106263.D
Acq On : 11 Jul 2014 2:49 pm
Operator : saumilp
Sample : IC4345-25
Misc : op75975,em4345
ALS Vial : 5 Sample Multiplier: 1

Quant Time: Jul 11 16:37:32 2014
Quant Method : C:\msdchem\1\METHODS\MM4345.M
Quant Title : Semi Volatile GC/MS, rtx-5ms 30mx0.25mmx0.25um
QLast Update : Fri Jul 11 16:36:52 2014
Response via : Initial Calibration

Compound	R.T.	QIon	Response	Conc	Units	Dev(Min)
22) n-Nitroso-di-n-propyla...	4.675	70	223321	24.69	ppb	88
23) Hexachloroethane	4.749	201	109926	23.86	ppb	96
26) Nitrobenzene	4.803	77	349677	25.03	ppb	94
27) Quinoline	5.775	129	619493	25.34	ppb	98
28) Isophorone	5.000	82	588860	25.34	ppb	99
29) 2-Nitrophenol	5.070	139	171045	25.53	ppb	77
30) 2,4-Dimethylphenol	5.134	107	287852	24.10	ppb	99
31) Benzoic acid	5.241	105	214201	26.32	ppb	90
32) bis(2-Chloroethoxy)met...	5.198	93	331140	25.53	ppb	98
33) 2,4-Dichlorophenol	5.310	162	235852	25.18	ppb	99
34) 2,6-Dichlorophenol	5.513	162	233999	24.79	ppb	97
35) 1,3,5-Trichlorobenzene	5.081	180	273916	25.85	ppb	96
36) 1,2,4-Trichlorobenzene	5.364	180	255434	25.46	ppb	100
37) 1,2,3-Trichlorobenzene	5.583	180	256939	26.24	ppb	94
38) Naphthalene	5.433	128	899951	24.63	ppb	99
39) 4-Chloroaniline	5.497	127	379062	25.46	ppb	98
40) 2,3-Dichloroaniline	6.544	161	303141	25.47	ppb	99
41) Caprolactam	5.866	55	116231	28.02	ppb	87
42) Hexachlorobutadiene	5.567	225	147785	26.07	ppb	99
43) 4-Chloro-3-methylphenol	6.069	107	282820	26.15	ppb	95
44) 2-Methylnaphthalene	6.186	141	515365	25.37	ppb	99
45) 1-Methylnaphthalene	6.304	142	589655	25.43	ppb	93
46) Dimethylnaphthalene	7.009	156	523225	24.88	ppb	98
48) Hexachlorocyclopentadiene	6.389	237	268637	56.80	ppb	98
49) 2,4,6-Trichlorophenol	6.566	196	173465	25.33	ppb	96
50) 2,4,5-Trichlorophenol	6.641	196	184526	24.37	ppb	96
52) 2-Chloronaphthalene	6.806	162	545248	24.59	ppb	98
53) Biphenyl	6.790	154	719474	25.04	ppb	98
54) 2-Nitroaniline	6.972	65	171230	25.54	ppb	97
55) Dimethylphthalate	7.260	163	627513	25.04	ppb	100
56) Acenaphthylene	7.394	152	921672	25.06	ppb	99
57) 2,6-Dinitrotoluene	7.340	165	143743	26.16	ppb	95
58) 3-Nitroaniline	7.591	138	173509	27.19	ppb	98
59) Acenaphthene	7.666	153	565359	24.83	ppb	99
60) 2,4-Dinitrophenol	7.768	184	132070	41.96	ppb	94
61) 4-Nitrophenol	8.029	109	87122	28.76	ppb	96
62) Dibenzofuran	7.944	168	797048	24.95	ppb	96
63) 2,4-Dinitrotoluene	7.971	165	200412	27.55	ppb	99
64) 2,3,4,6-Tetrachlorophenol	8.184	232	152025	25.33	ppb	98
65) Diethylphthalate	8.419	149	632106	25.84	ppb	97
66) Fluorene	8.510	166	638114	25.01	ppb	100
67) 4-Chlorophenyl-phenyle...	8.553	204	277080	24.61	ppb	98
68) 4-Nitroaniline	8.596	138	162684	26.18	ppb	98
70) 4,6-Dinitro-2-methylph...	8.660	198	104870	23.88	ppb	97
71) n-Nitrosodiphenylamine	8.767	169	442773	25.69	ppb	100
72) 1,2-Diphenylhydrazine	8.820	77	692303	26.05	ppb	97
74) 4-Bromophenyl-phenylether	9.402	248	165954	25.93	ppb	95
75) Hexachlorobenzene	9.477	284	180695	24.80	ppb	96
76) Pentachlorophenol	9.883	266	210562	53.07	ppb	99
77) Phenanthrene	10.209	178	890971	24.82	ppb	99

Quantitation Report (QT Reviewed)

Data Path : C:\msdchem\1\DATA\em4345\
Data File : m106263.D
Acq On : 11 Jul 2014 2:49 pm
Operator : saumilp
Sample : IC4345-25
Misc : op75975,em4345
ALS Vial : 5 Sample Multiplier: 1

Quant Time: Jul 11 16:37:32 2014
Quant Method : C:\msdchem\1\METHODS\MM4345.M
Quant Title : Semi Volatile GC/MS, rtx-5ms 30mx0.25mmx0.25um
QLast Update : Fri Jul 11 16:36:52 2014
Response via : Initial Calibration

Compound	R.T.	QIon	Response	Conc	Units	Dev(Min)
78) Anthracene	10.300	178	910390	25.51	ppb	99
79) Carbazole	10.658	167	899750	25.80	ppb	99
80) Di-n-butylphthalate	11.486	149	1092814	26.22	ppb	99
81) Fluoranthene	12.469	202	961884	25.41	ppb	99
82) Octadecane	10.209	57	327644	25.94	ppb	97
84) Pyrene	12.885	202	1008689	25.30	ppb	99
85) Butyl stearate	14.670	56	327955	33.77	ppb	98
87) Butylbenzylphthalate	14.403	149	487276	25.55	ppb	99
88) Benzo[a]anthracene	15.268	228	914891	24.37	ppb	99
89) 3,3'-Dichlorobenzidine	15.322	252	329496	25.62	ppb	99
90) Chrysene	15.332	228	886190	24.99	ppb	97
91) bis(2-Ethylhexyl)phtha...	15.631	149	675862	25.33	ppb	99
93) Di-n-octylphthalate	16.855	149	1155529	25.34	ppb	98
94) Benzo[b]fluoranthene	17.250	252	909326	24.22	ppb	93
95) Benzo[k]fluoranthene	17.303	252	898248	24.78	ppb	98
96) Benzo[a]pyrene	17.790	252	816313	24.93	ppb	99
97) Indeno[1,2,3-cd]pyrene	19.526	276	777882	24.64	ppb	99
98) Dibenz(a,h)acridine	19.216	279	729413	24.99	ppb	82
99) Dibenz[a,h]anthracene	19.574	278	784555	23.06	ppb	100
100) 7,12-Dimethylbenz(a)an...	17.266	256	415235	23.78	ppb	98
101) Benzo[g,h,i]perylene	19.905	276	804370	24.64	ppb	100

(#) = qualifier out of range (m) = manual integration (+) = signals summed

Quantitation Report (QT Reviewed)

Data Path : C:\msdchem\1\DATA\em4345\
Data File : m106263.D
Acq On : 11 Jul 2014 2:49 pm
Operator : saumilp
Sample : IC4345-25
Misc : op75975,em4345
ALS Vial : 5 Sample Multiplier: 1

Quant Time: Jul 11 16:37:32 2014
Quant Method : C:\msdchem\1\METHODS\MM4345.M
Quant Title : Semi Volatile GC/MS, rtx-5ms 30mx0.25mmx0.25um
QLast Update : Fri Jul 11 16:36:52 2014
Response via : Initial Calibration

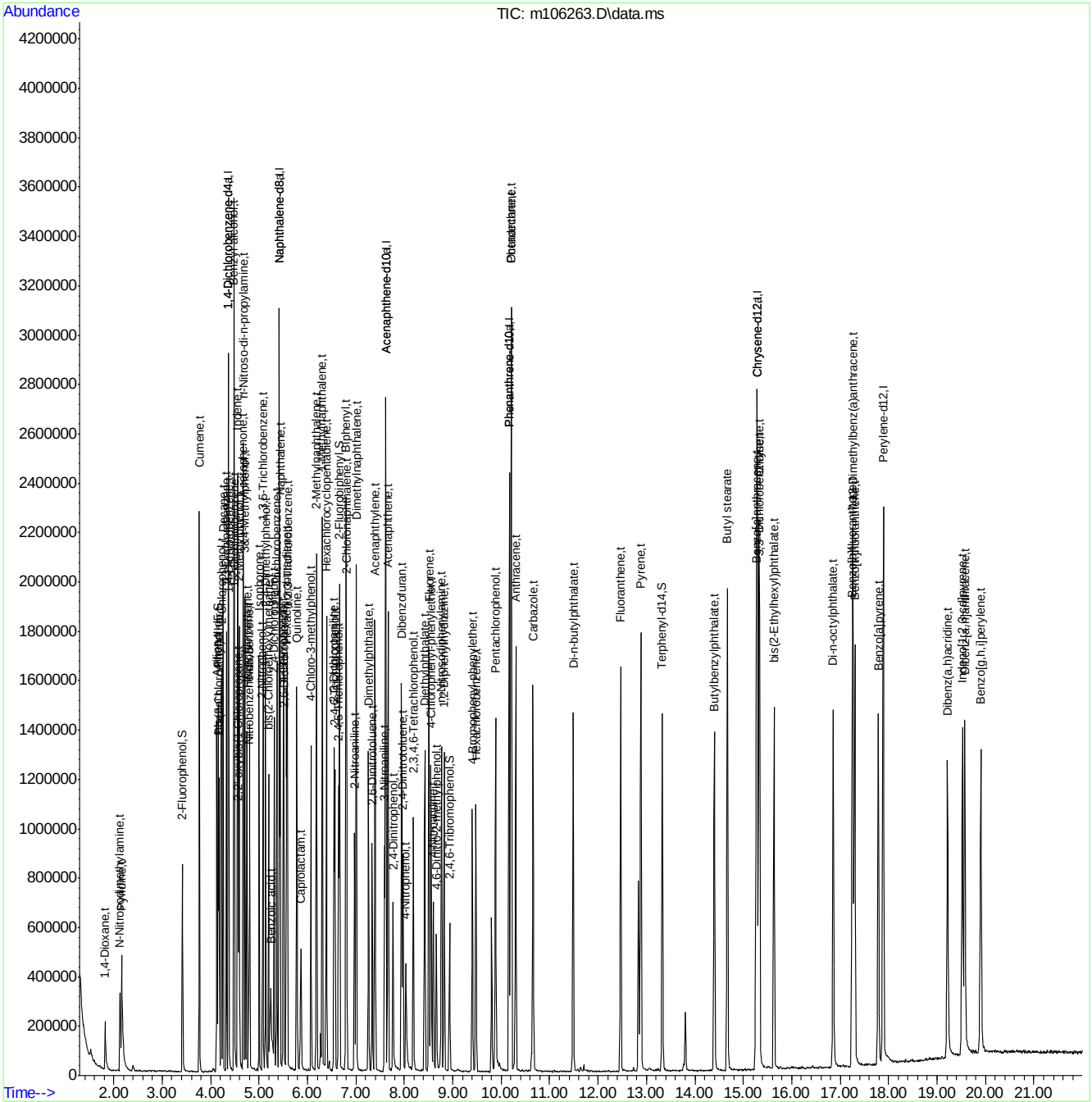

Manual Integrations APPROVED (compounds with "m" flag)
Nina Pandya
07/14/14 16:56

Quantitation Report (QT Reviewed)

Data Path : C:\msdchem\1\DATA\em4345\
Data File : m106264.D
Acq On : 11 Jul 2014 3:18 pm
Operator : saumilp
Sample : IC4345-80
Misc : op75975,em4345
ALS Vial : 6 Sample Multiplier: 1

Quant Time: Jul 11 16:38:56 2014
Quant Method : C:\msdchem\1\METHODS\MM4345.M
Quant Title : Semi Volatile GC/MS, rtx-5ms 30mx0.25mmx0.25um
QLast Update : Fri Jul 11 16:37:44 2014
Response via : Initial Calibration

Compound	R.T.	QIon	Response	Conc	Units	Dev(Min)
Internal Standards						
1) 1,4-Dichlorobenzene-d4	4.367	152	317012	40.00	ppb	0.00
24) Naphthalene-d8	5.420	136	1200997	40.00	ppb	0.00
47) Acenaphthene-d10	7.621	164	699652	40.00	ppb	0.00
69) Phenanthrene-d10	10.169	188	1152943	40.00	ppb	0.00
83) Chrysene-d12	15.297	240	1165036	40.00	ppb	0.00
92) Perylene-d12	17.893	264	1050231	40.00	ppb	0.00
102) 1,4-Dichlorobenzene-d4a	4.367	152	317012	40.00	ppb	0.00
104) Acenaphthene-d10a	7.621	164	699652	40.00	ppb	0.00
107) Chrysene-d12a	15.297	240	1165036	40.00	ppb	0.00
110) Phenanthrene-d10a	10.169	188	1152943	40.00	ppb	0.00
112) Naphthalene-d8a	5.420	136	1200997	40.00	ppb	0.00
System Monitoring Compounds						
5) 2-Fluorophenol	3.411	112	840413	82.29	ppb	0.00
Spiked Amount 50.000			Recovery =	164.58%		
8) Phenol-d5	4.148	99	1070262	78.67	ppb	0.00
Spiked Amount 50.000			Recovery =	157.34%		
25) Nitrobenzene-d5	4.795	82	963995	79.40	ppb	0.00
Spiked Amount 50.000			Recovery =	158.80%		
51) 2-Fluorobiphenyl	6.670	172	1886558	77.62	ppb	0.00
Spiked Amount 50.000			Recovery =	155.24%		
73) 2,4,6-Tribromophenol	8.940	330	242656	83.58	ppb	0.00
Spiked Amount 50.000			Recovery =	167.16%		
86) Terphenyl-d14	13.331	244	1992918	78.05	ppb	0.00
Spiked Amount 50.000			Recovery =	156.10%		
109) 1-chlorooctadecane	0.000	57	0d	0.00	ppb	
Spiked Amount 50.000			Recovery =	0.00%		
111) o-terphenyl	0.000	230	0	0.00	ppb	
Spiked Amount 50.000			Recovery =	0.00%		
Target Compounds						Qvalue
2) 1,4-Dioxane	1.814	88	371465	75.80	ppb	99
3) Pyridine	2.150	79	1015612	91.48	ppb	99
4) N-Nitrosodimethylamine	2.123	42	378653	75.14	ppb	96
6) Indene	4.559	116	1582853	80.38	ppb	99
7) Cumene	3.764	105	2189722	78.28	ppb	98
9) Phenol	4.159	94	1225086	81.78	ppb	94
10) Aniline	4.132	93	1429723	82.12	ppb	96
11) bis(2-Chloroethyl)ether	4.180	93	806108	77.58	ppb	98
12) 2-Chlorophenol	4.228	128	925741	79.00	ppb	96
13) Decane	4.260	43	645130	79.00	ppb	99
14) 1,3-Dichlorobenzene	4.324	146	984605	76.45	ppb	98
15) 1,4-Dichlorobenzene	4.378	146	1001674	79.19	ppb	98
16) Benzyl alcohol	4.485	108	605506	79.20	ppb	93
17) 1,2-Dichlorobenzene	4.490	146	920483	76.75	ppb	97
18) Acetophenone	4.677	105	1280407	80.26	ppb	98
19) 2-Methylphenol	4.592	108	875188	80.13	ppb	99
20) 2,2'-oxybis(1-Chloropr...	4.576	121	272257	81.46	ppb	98
21) 3&4-Methylphenol	4.709	108	944579	82.83	ppb	92

Quantitation Report (QT Reviewed)

Data Path : C:\msdchem\1\DATA\em4345\
Data File : m106264.D
Acq On : 11 Jul 2014 3:18 pm
Operator : saumilp
Sample : IC4345-80
Misc : op75975,em4345
ALS Vial : 6 Sample Multiplier: 1

Quant Time: Jul 11 16:38:56 2014
Quant Method : C:\msdchem\1\METHODS\MM4345.M
Quant Title : Semi Volatile GC/MS, rtx-5ms 30mx0.25mmx0.25um
QLast Update : Fri Jul 11 16:37:44 2014
Response via : Initial Calibration

Compound	R.T.	QIon	Response	Conc	Units	Dev(Min)
22) n-Nitroso-di-n-propyla...	4.688	70	648995	78.37	ppb	98
23) Hexachloroethane	4.752	201	325781	77.87	ppb	88
26) Nitrobenzene	4.811	77	1012612	75.69	ppb	97
27) Quinoline	5.794	129	1871212	79.68	ppb	99
28) Isophorone	5.008	82	1733422	77.66	ppb	99
29) 2-Nitrophenol	5.078	139	524557	81.36	ppb	91
30) 2,4-Dimethylphenol	5.136	107	952243	84.02	ppb	97
31) Benzoic acid	5.291	105	753368m	95.03	ppb	
32) bis(2-Chloroethoxy)met...	5.201	93	963534	77.18	ppb	99
33) 2,4-Dichlorophenol	5.313	162	733078	81.60	ppb	99
34) 2,6-Dichlorophenol	5.516	162	717809	79.60	ppb	99
35) 1,3,5-Trichlorobenzene	5.083	180	785226	76.76	ppb	98
36) 1,2,4-Trichlorobenzene	5.366	180	742424	76.94	ppb	98
37) 1,2,3-Trichlorobenzene	5.585	180	752095	79.24	ppb	99
38) Naphthalene	5.441	128	2692341	77.26	ppb	100
39) 4-Chloroaniline	5.505	127	1172802	81.91	ppb	99
40) 2,3-Dichloroaniline	6.552	161	903687	78.94	ppb	99
41) Caprolactam	5.911	55	335156	81.92	ppb	96
42) Hexachlorobutadiene	5.569	225	427775	77.99	ppb	99
43) 4-Chloro-3-methylphenol	6.077	107	866179	82.70	ppb	98
44) 2-Methylnaphthalene	6.189	141	1584119	81.15	ppb	99
45) 1-Methylnaphthalene	6.306	142	1766729	79.26	ppb	96
46) Dimethylnaphthalene	7.017	156	1564650	77.82	ppb	99
48) Hexachlorocyclopentadiene	6.392	237	920287	193.53	ppb	99
49) 2,4,6-Trichlorophenol	6.573	196	545958	81.70	ppb	97
50) 2,4,5-Trichlorophenol	6.648	196	578669	79.08	ppb	94
52) 2-Chloronaphthalene	6.814	162	1638749	76.33	ppb	100
53) Biphenyl	6.798	154	2158981	77.25	ppb	99
54) 2-Nitroaniline	6.985	65	540128	82.40	ppb	98
55) Dimethylphthalate	7.273	163	1909774	78.33	ppb	99
56) Acenaphthylene	7.402	152	2824075	78.92	ppb	100
57) 2,6-Dinitrotoluene	7.348	165	443396	82.02	ppb	95
58) 3-Nitroaniline	7.604	138	534150	84.22	ppb	100
59) Acenaphthene	7.674	153	1699888	76.90	ppb	99
60) 2,4-Dinitrophenol	7.781	184	536621	185.25	ppb	96
61) 4-Nitrophenol	8.021	109	271830	88.93	ppb	99
62) Dibenzofuran	7.952	168	2451030	78.95	ppb	95
63) 2,4-Dinitrotoluene	7.984	165	609358	84.00	ppb	93
64) 2,3,4,6-Tetrachlorophenol	8.192	232	481603	82.26	ppb	99
65) Diethylphthalate	8.433	149	1920767	80.07	ppb	99
66) Fluorene	8.518	166	1927914	77.70	ppb	99
67) 4-Chlorophenyl-phenyle...	8.555	204	835112	76.58	ppb	97
68) 4-Nitroaniline	8.625	138	526057	86.04	ppb	99
70) 4,6-Dinitro-2-methylph...	8.678	198	359125	85.73	ppb	94
71) n-Nitrosodiphenylamine	8.780	169	1343582	79.94	ppb	99
72) 1,2-Diphenylhydrazine	8.828	77	2063724	79.34	ppb	97
74) 4-Bromophenyl-phenylether	9.410	248	509370	81.42	ppb	96
75) Hexachlorobenzene	9.485	284	533269	75.73	ppb	97
76) Pentachlorophenol	9.891	266	697574	178.79	ppb	100
77) Phenanthrene	10.217	178	2658657	76.60	ppb	100

ACCUTEST LABORATORIES JB72256

Quantitation Report (QT Reviewed)

Data Path : C:\msdchem\1\DATA\em4345\
Data File : m106264.D
Acq On : 11 Jul 2014 3:18 pm
Operator : saumilp
Sample : IC4345-80
Misc : op75975,em4345
ALS Vial : 6 Sample Multiplier: 1

Quant Time: Jul 11 16:38:56 2014
Quant Method : C:\msdchem\1\METHODS\MM4345.M
Quant Title : Semi Volatile GC/MS, rtx-5ms 30mx0.25mmx0.25um
QLast Update : Fri Jul 11 16:37:44 2014
Response via : Initial Calibration

Compound	R.T.	QIon	Response	Conc	Units	Dev(Min)
78) Anthracene	10.313	178	2817286	81.09	ppb	100
79) Carbazole	10.671	167	2721167	79.94	ppb	100
80) Di-n-butylphthalate	11.494	149	3342028	81.81	ppb	99
81) Fluoranthene	12.477	202	2890990	78.53	ppb	98
82) Octadecane	10.217	57	929012	75.24	ppb	99
84) Pyrene	12.899	202	3027041	79.57	ppb	100
85) Butyl stearate	14.677	56	665326	66.21	ppb	96
87) Butylbenzylphthalate	14.405	149	1507070	82.61	ppb	98
88) Benzo[a]anthracene	15.281	228	2762494	77.84	ppb	99
89) 3,3'-Dichlorobenzidine	15.335	252	997473	81.04	ppb	99
90) Chrysene	15.351	228	2658861	78.82	ppb	98
91) bis(2-Ethylhexyl)phtha...	15.639	149	2133029	83.76	ppb	99
93) Di-n-octylphthalate	16.862	149	3661001	87.47	ppb	99
94) Benzo[b]fluoranthene	17.274	252	2883991	84.64	ppb	97
95) Benzo[k]fluoranthene	17.327	252	2605193	78.75	ppb	99
96) Benzo[a]pyrene	17.803	252	2496225	83.41	ppb	98
97) Indeno[1,2,3-cd]pyrene	19.544	276	2425383	84.30	ppb	98
98) Dibenz(a,h)acridine	19.234	279	2196791	82.29	ppb	81
99) Dibenz[a,h]anthracene	19.592	278	2480858	81.29	ppb	99
100) 7,12-Dimethylbenz(a)an...	17.284	256	1361469	86.30	ppb	98
101) Benzo[g,h,i]perylene	19.929	276	2402955	80.76	ppb	98

(#) = qualifier out of range (m) = manual integration (+) = signals summed

Quantitation Report (QT Reviewed)

Data Path : C:\msdchem\1\DATA\em4345\
Data File : m106264.D
Acq On : 11 Jul 2014 3:18 pm
Operator : saumilp
Sample : IC4345-80
Misc : op75975,em4345
ALS Vial : 6 Sample Multiplier: 1

Quant Time: Jul 11 16:38:56 2014
Quant Method : C:\msdchem\1\METHODS\MM4345.M
Quant Title : Semi Volatile GC/MS, rtx-5ms 30mx0.25mmx0.25um
QLast Update : Fri Jul 11 16:37:44 2014
Response via : Initial Calibration

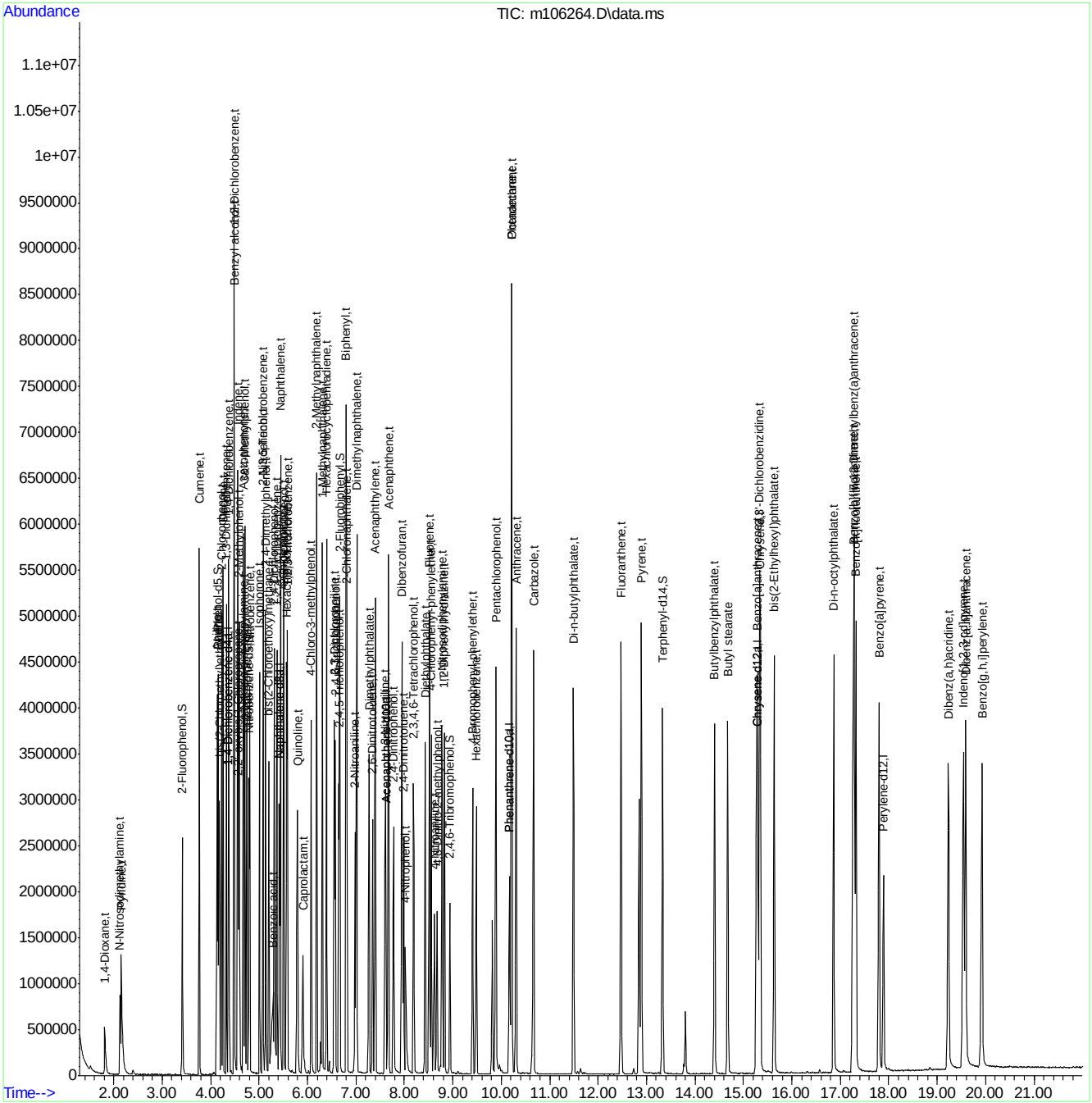

Manual Integration Approval Summary

Sample Number:	EM4345-IC4345	**Method:**	SW846 8270D
Lab FileID:	M106264.D	**Analyst approved:**	07/14/14 13:18 Saumil Patel
Injection Time:	07/11/14 15:18	**Supervisor approved:**	07/14/14 16:56 Nina Pandya

Parameter	CAS	Sig#	R.T. (min.)	Reason
Benzoic acid	65-85-0		5.29	Poor instrument integration

Quantitation Report (Qedit)

Data Path : C:\msdchem\1\DATA\em4345\
Data File : m106264.D
Acq On : 11 Jul 2014 3:18 pm
Operator : saumilp
Sample : IC4345-80
Misc : op75975,em4345
ALS Vial : 6 Sample Multiplier: 1

Quant Time: Jul 11 16:38:00 2014
Quant Method : C:\msdchem\1\METHODS\MM4345.M
Quant Title : Semi Volatile GC/MS, rtx-5ms 30mx0.25mmx0.25um
QLast Update : Fri Jul 11 16:37:44 2014
Response via : Initial Calibration

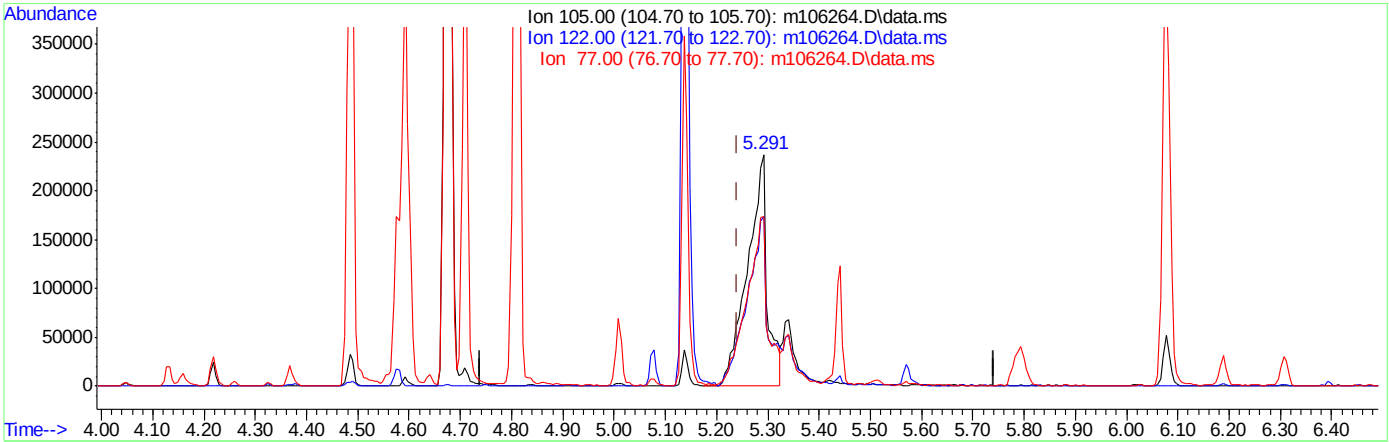

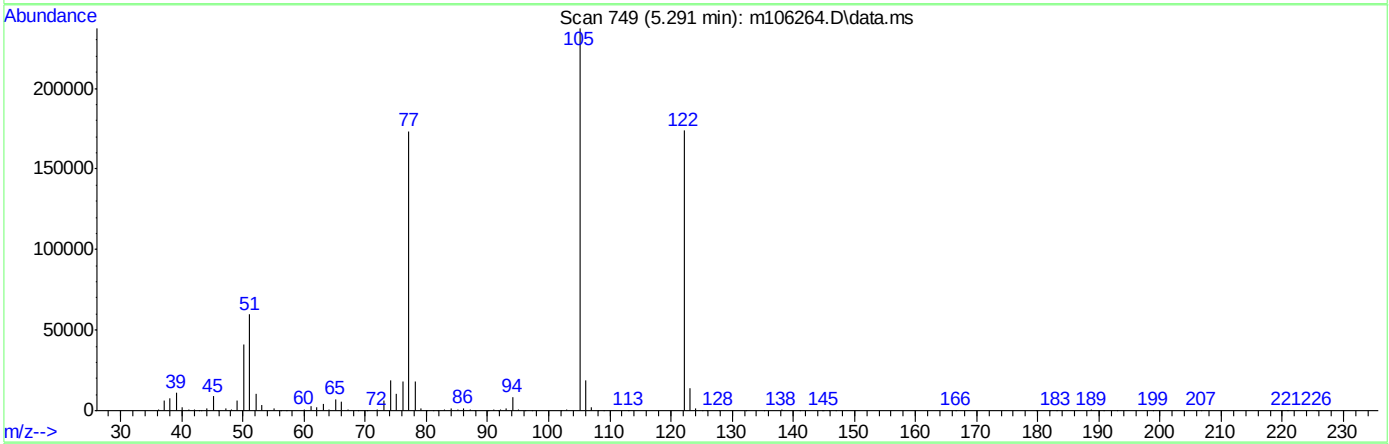

TIC: m106264.D\data.ms

(31) Benzoic acid (t)

5.291min (+0.050) 80.14ppb

response 635317

Ion	Exp%	Act%
105.00	100	100
122.00	71.00	69.35
77.00	73.30	71.18
0.00	0.00	0.00

ACCUTEST LABORATORIES JB72256

Quantitation Report (Qedit)

Data Path : C:\msdchem\1\DATA\em4345\
Data File : m106264.D
Acq On : 11 Jul 2014 3:18 pm
Operator : saumilp
Sample : IC4345-80
Misc : op75975,em4345
ALS Vial : 6 Sample Multiplier: 1

Quant Time: Jul 11 16:38:00 2014
Quant Method : C:\msdchem\1\METHODS\MM4345.M
Quant Title : Semi Volatile GC/MS, rtx-5ms 30mx0.25mmx0.25um
QLast Update : Fri Jul 11 16:37:44 2014
Response via : Initial Calibration

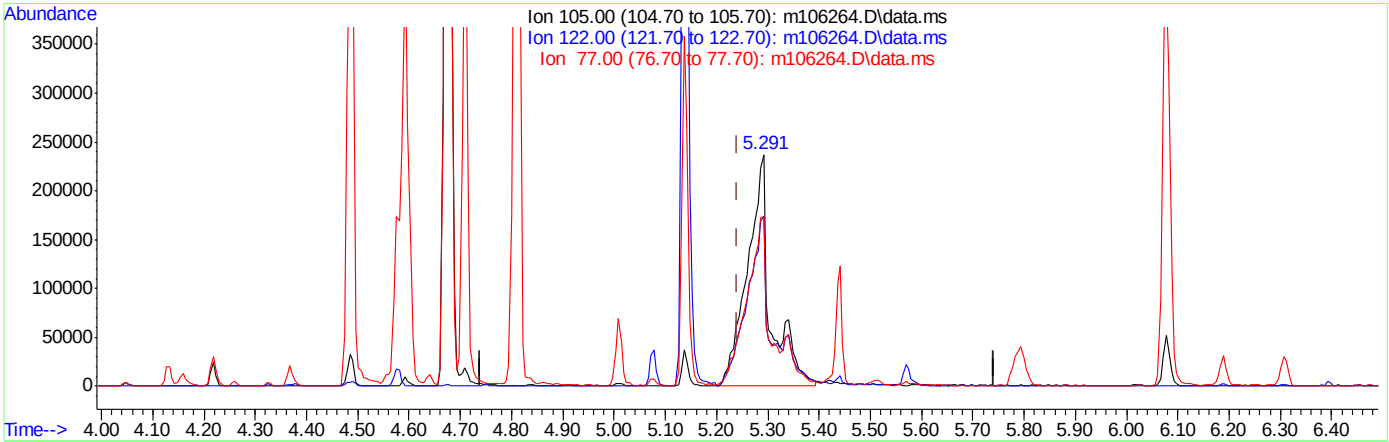

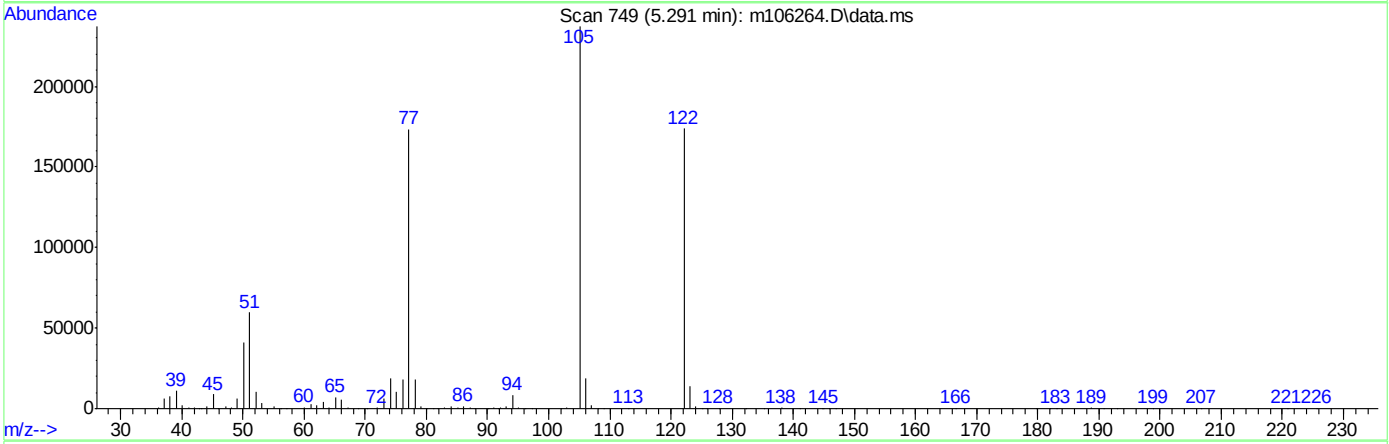

TIC: m106264.D\data.ms

(31) Benzoic acid (t)

5.291min (+0.050) 95.03ppb m

response 753368

Ion	Exp%	Act%
105.00	100	100
122.00	71.00	73.21
77.00	73.30	73.16
0.00	0.00	0.00

ACCUTEST LABORATORIES JB72256

Manual Integrations APPROVED (compounds with "m" flag)
Nina Pandya
07/14/14 16:56

Quantitation Report (QT Reviewed)

Data Path : C:\msdchem\1\DATA\em4345\
Data File : m106265.D
Acq On : 11 Jul 2014 3:47 pm
Operator : saumilp
Sample : IC4345-10
Misc : op75975,em4345
ALS Vial : 7 Sample Multiplier: 1

Quant Time: Jul 11 16:42:02 2014
Quant Method : C:\msdchem\1\METHODS\MM4345.M
Quant Title : Semi Volatile GC/MS, rtx-5ms 30mx0.25mmx0.25um
QLast Update : Fri Jul 11 16:39:06 2014
Response via : Initial Calibration

Compound	R.T.	QIon	Response	Conc	Units		Dev(Min)
Internal Standards							
1) 1,4-Dichlorobenzene-d4	4.368	152	309181	40.00	ppb		0.00
24) Naphthalene-d8	5.415	136	1171108	40.00	ppb		0.00
47) Acenaphthene-d10	7.616	164	669032	40.00	ppb		0.00
69) Phenanthrene-d10	10.164	188	1102470	40.00	ppb		0.00
83) Chrysene-d12	15.282	240	1120296	40.00	ppb		-0.01
92) Perylene-d12	17.889	264	1004817	40.00	ppb		0.00
102) 1,4-Dichlorobenzene-d4a	4.368	152	309181	40.00	ppb		0.00
104) Acenaphthene-d10a	7.616	164	669032	40.00	ppb		0.00
107) Chrysene-d12a	15.282	240	1120296	40.00	ppb		-0.01
110) Phenanthrene-d10a	10.164	188	1102470	40.00	ppb		0.00
112) Naphthalene-d8a	5.415	136	1171108	40.00	ppb		0.00
System Monitoring Compounds							
5) 2-Fluorophenol	3.412	112	108303	10.81	ppb		0.00
Spiked Amount 50.000			Recovery =	21.62%			
8) Phenol-d5	4.155	99	138163	10.45	ppb		0.00
Spiked Amount 50.000			Recovery =	20.90%			
25) Nitrobenzene-d5	4.790	82	123379	10.44	ppb		0.00
Spiked Amount 50.000			Recovery =	20.88%			
51) 2-Fluorobiphenyl	6.660	172	245646	10.63	ppb		0.00
Spiked Amount 50.000			Recovery =	21.26%			
73) 2,4,6-Tribromophenol	8.930	330	29637	10.58	ppb		0.00
Spiked Amount 50.000			Recovery =	21.16%			
86) Terphenyl-d14	13.322	244	252686	10.34	ppb		0.00
Spiked Amount 50.000			Recovery =	20.68%			
109) 1-chlorooctadecane	0.000	57	0d	0.00	ppb		
Spiked Amount 50.000			Recovery =	0.00%			
111) o-terphenyl	0.000	230	0	0.00	ppb		
Spiked Amount 50.000			Recovery =	0.00%			
Target Compounds							Qvalue
2) 1,4-Dioxane	1.820	88	52182	11.03	ppb		93
3) Pyridine	2.167	79	129176	11.60	ppb		99
4) N-Nitrosodimethylamine	2.135	42	49328	10.16	ppb		93
6) Indene	4.555	116	209367	10.89	ppb		99
7) Cumene	3.765	105	293819	10.82	ppb		99
9) Phenol	4.160	94	158934	10.83	ppb		90
10) Aniline	4.128	93	185197	10.85	ppb		80
11) bis(2-Chloroethyl)ether	4.176	93	113449	11.26	ppb		92
12) 2-Chlorophenol	4.229	128	122419	10.74	ppb		97
13) Decane	4.256	43	87444	11.01	ppb		94
14) 1,3-Dichlorobenzene	4.326	146	132217	10.62	ppb		95
15) 1,4-Dichlorobenzene	4.379	146	135549	11.01	ppb		99
16) Benzyl alcohol	4.480	108	81515	10.95	ppb		92
17) 1,2-Dichlorobenzene	4.491	146	128077	11.04	ppb		100
18) Acetophenone	4.673	105	166144	10.67	ppb		97
19) 2-Methylphenol	4.587	108	115741	10.86	ppb		98
20) 2,2'-oxybis(1-Chloropr...	4.577	121	36025	11.01	ppb		99
21) 3&4-Methylphenol	4.705	108	121158	10.82	ppb	#	85

Quantitation Report (QT Reviewed)

Data Path : C:\msdchem\1\DATA\em4345\
Data File : m106265.D
Acq On : 11 Jul 2014 3:47 pm
Operator : saumilp
Sample : IC4345-10
Misc : op75975,em4345
ALS Vial : 7 Sample Multiplier: 1

Quant Time: Jul 11 16:42:02 2014
Quant Method : C:\msdchem\1\METHODS\MM4345.M
Quant Title : Semi Volatile GC/MS, rtx-5ms 30mx0.25mmx0.25um
QLast Update : Fri Jul 11 16:39:06 2014
Response via : Initial Calibration

Compound	R.T.	QIon	Response	Conc	Units	Dev(Min)
22) n-Nitroso-di-n-propyla...	4.673	70	87972	10.94	ppb	88
23) Hexachloroethane	4.748	201	44075	10.86	ppb	99
26) Nitrobenzene	4.801	77	131186	10.17	ppb	94
27) Quinoline	5.773	129	234911	10.27	ppb	98
28) Isophorone	4.999	82	229027	10.58	ppb	98
29) 2-Nitrophenol	5.068	139	65600	10.40	ppb	71
30) 2,4-Dimethylphenol	5.132	107	121875	10.92	ppb	94
31) Benzoic acid	5.239	105	75006m	9.27	ppb	
32) bis(2-Chloroethoxy)met...	5.196	93	128092	10.60	ppb	98
33) 2,4-Dichlorophenol	5.314	162	93477	10.63	ppb	95
34) 2,6-Dichlorophenol	5.511	162	94302	10.73	ppb	97
35) 1,3,5-Trichlorobenzene	5.079	180	105755	10.69	ppb	97
36) 1,2,4-Trichlorobenzene	5.362	180	98869	10.59	ppb	95
37) 1,2,3-Trichlorobenzene	5.581	180	98092	10.62	ppb	98
38) Naphthalene	5.437	128	353552	10.48	ppb	98
39) 4-Chloroaniline	5.501	127	152966	10.90	ppb	96
40) 2,3-Dichloroaniline	6.548	161	116812	10.49	ppb	99
41) Caprolactam	5.848	55	44110	11.00	ppb	93
42) Hexachlorobutadiene	5.565	225	56128	10.55	ppb	97
43) 4-Chloro-3-methylphenol	6.067	107	108548	10.56	ppb	94
44) 2-Methylnaphthalene	6.185	141	204942	10.74	ppb	99
45) 1-Methylnaphthalene	6.302	142	227266	10.48	ppb	97
46) Dimethylnaphthalene	7.007	156	210256	10.78	ppb	99
48) Hexachlorocyclopentadiene	6.388	237	93454	19.73	ppb	97
49) 2,4,6-Trichlorophenol	6.564	196	66304	10.33	ppb	100
50) 2,4,5-Trichlorophenol	6.639	196	69094	9.90	ppb	96
52) 2-Chloronaphthalene	6.804	162	214958	10.57	ppb	97
53) Biphenyl	6.788	154	277513	10.46	ppb	99
54) 2-Nitroaniline	6.970	65	67887	10.77	ppb	98
55) Dimethylphthalate	7.258	163	242428	10.44	ppb	99
56) Acenaphthylene	7.392	152	369926	10.84	ppb	99
57) 2,6-Dinitrotoluene	7.333	165	55123	10.61	ppb	95
58) 3-Nitroaniline	7.590	138	65633	10.71	ppb	95
59) Acenaphthene	7.664	153	222941	10.63	ppb	98
60) 2,4-Dinitrophenol	7.766	184	33047	11.48	ppb	96
61) 4-Nitrophenol	8.038	109	32157	10.76	ppb	99
62) Dibenzofuran	7.942	168	317281	10.72	ppb	97
63) 2,4-Dinitrotoluene	7.969	165	72482	10.35	ppb	88
64) 2,3,4,6-Tetrachlorophenol	8.188	232	58762	10.44	ppb	93
65) Diethylphthalate	8.418	149	242761	10.58	ppb	96
66) Fluorene	8.508	166	251354	10.66	ppb	97
67) 4-Chlorophenyl-phenyle...	8.551	204	108979	10.54	ppb	93
68) 4-Nitroaniline	8.589	138	63256	10.66	ppb	96
70) 4,6-Dinitro-2-methylph...	8.658	198	32967	8.09	ppb	97
71) n-Nitrosodiphenylamine	8.765	169	170037	10.58	ppb	96
72) 1,2-Diphenylhydrazine	8.818	77	268633	10.82	ppb	98
74) 4-Bromophenyl-phenylether	9.401	248	66593	11.09	ppb	94
75) Hexachlorobenzene	9.475	284	74096	11.12	ppb	96
76) Pentachlorophenol	9.881	266	75920	19.88	ppb	96
77) Phenanthrene	10.202	178	344619	10.47	ppb	97

Quantitation Report (QT Reviewed)

Data Path : C:\msdchem\1\DATA\em4345\
Data File : m106265.D
Acq On : 11 Jul 2014 3:47 pm
Operator : saumilp
Sample : IC4345-10
Misc : op75975,em4345
ALS Vial : 7 Sample Multiplier: 1

Quant Time: Jul 11 16:42:02 2014
Quant Method : C:\msdchem\1\METHODS\MM4345.M
Quant Title : Semi Volatile GC/MS, rtx-5ms 30mx0.25mmx0.25um
QLast Update : Fri Jul 11 16:39:06 2014
Response via : Initial Calibration

Compound	R.T.	QIon	Response	Conc	Units	Dev(Min)
78) Anthracene	10.298	178	351403	10.55	ppb	100
79) Carbazole	10.656	167	349222	10.73	ppb	98
80) Di-n-butylphthalate	11.484	149	405733	10.34	ppb	98
81) Fluoranthene	12.462	202	365969	10.43	ppb	98
82) Octadecane	10.207	57	125470	10.75	ppb	95
84) Pyrene	12.884	202	393070	10.76	ppb	97
85) Butyl stearate	14.668	56	82187	8.81	ppb	95
87) Butylbenzylphthalate	14.395	149	181177	10.26	ppb	97
88) Benzo[a]anthracene	15.266	228	347912	10.25	ppb	99
89) 3,3'-Dichlorobenzidine	15.320	252	119943	10.11	ppb	98
90) Chrysene	15.330	228	342367	10.59	ppb	97
91) bis(2-Ethylhexyl)phtha...	15.629	149	246794	9.98	ppb	96
93) Di-n-octylphthalate	16.853	149	407641	9.99	ppb	98
94) Benzo[b]fluoranthene	17.248	252	341369	10.35	ppb	95
95) Benzo[k]fluoranthene	17.296	252	348610	11.05	ppb	98
96) Benzo[a]pyrene	17.782	252	305679	10.59	ppb	94
97) Indeno[1,2,3-cd]pyrene	19.519	276	291906	10.49	ppb	97
98) Dibenz(a,h)acridine	19.214	279	269215	10.48	ppb	81
99) Dibenz[a,h]anthracene	19.567	278	293146	10.01	ppb	97
100) 7,12-Dimethylbenz(a)an...	17.259	256	159486	10.40	ppb	97
101) Benzo[g,h,i]perylene	19.898	276	302358	10.60	ppb	98

(#) = qualifier out of range (m) = manual integration (+) = signals summed

9.6.5.6

6

Quantitation Report (QT Reviewed)

Data Path : C:\msdchem\1\DATA\em4345\
Data File : m106265.D
Acq On : 11 Jul 2014 3:47 pm
Operator : saumilp
Sample : IC4345-10
Misc : op75975,em4345
ALS Vial : 7 Sample Multiplier: 1

Quant Time: Jul 11 16:42:02 2014
Quant Method : C:\msdchem\1\METHODS\MM4345.M
Quant Title : Semi Volatile GC/MS, rtx-5ms 30mx0.25mmx0.25um
QLast Update : Fri Jul 11 16:39:06 2014
Response via : Initial Calibration

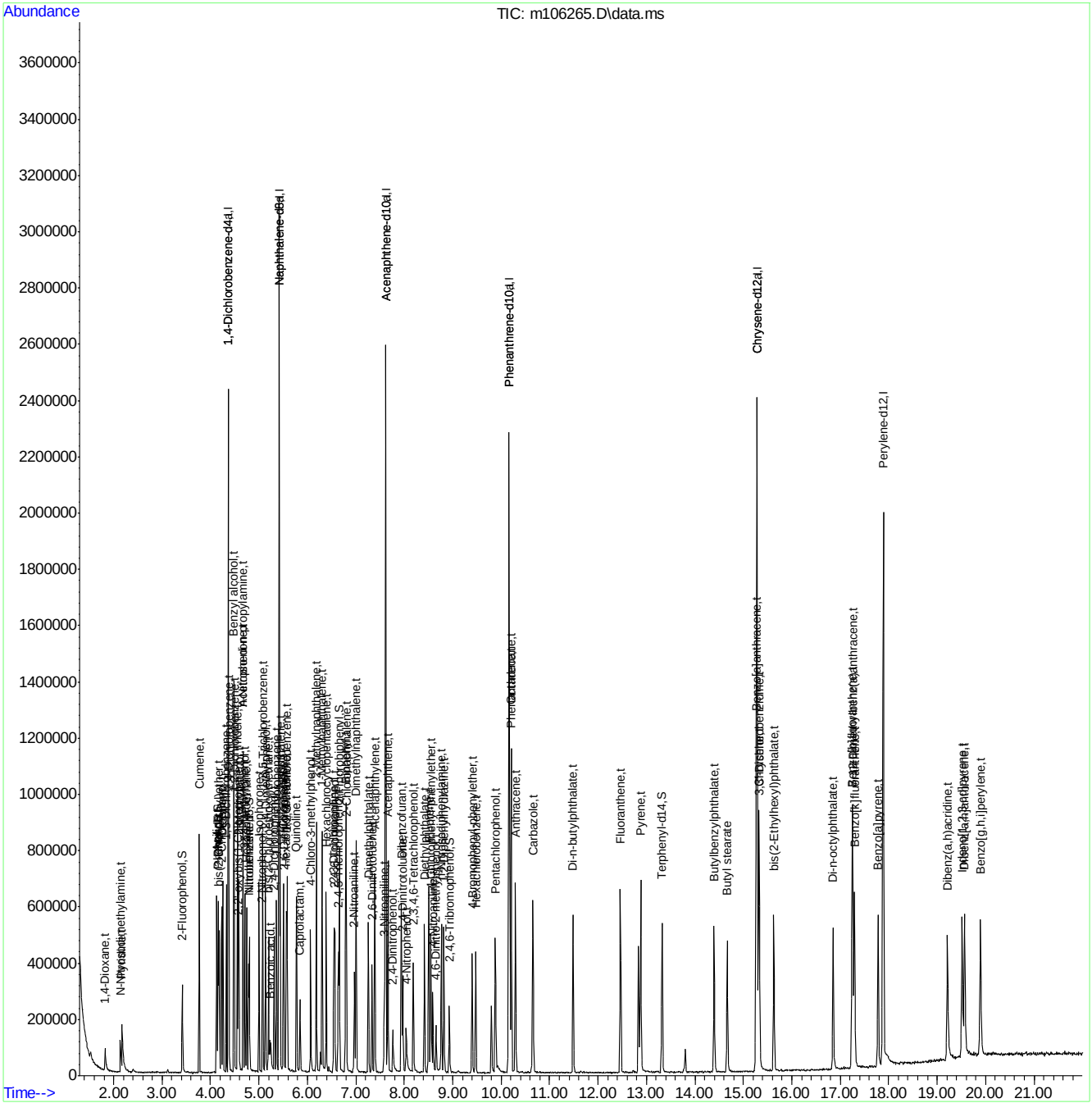

9.6.56

6

Manual Integration Approval Summary

Sample Number:	EM4345-IC4345	**Method:**	SW846 8270D
Lab FileID:	M106265.D	**Analyst approved:**	07/14/14 13:18 Saumil Patel
Injection Time:	07/11/14 15:47	**Supervisor approved:**	07/14/14 16:56 Nina Pandya

Parameter	CAS	Sig#	R.T. (min.)	Reason
Benzoic acid	65-85-0		5.24	Poor instrument integration

Quantitation Report (Qedit)

Data Path : C:\msdchem\1\DATA\em4345\
Data File : m106265.D
Acq On : 11 Jul 2014 3:47 pm
Operator : saumilp
Sample : IC4345-10
Misc : op75975,em4345
ALS Vial : 7 Sample Multiplier: 1

Quant Time: Jul 11 16:39:13 2014
Quant Method : C:\msdchem\1\METHODS\MM4345.M
Quant Title : Semi Volatile GC/MS, rtx-5ms 30mx0.25mmx0.25um
QLast Update : Fri Jul 11 16:39:06 2014
Response via : Initial Calibration

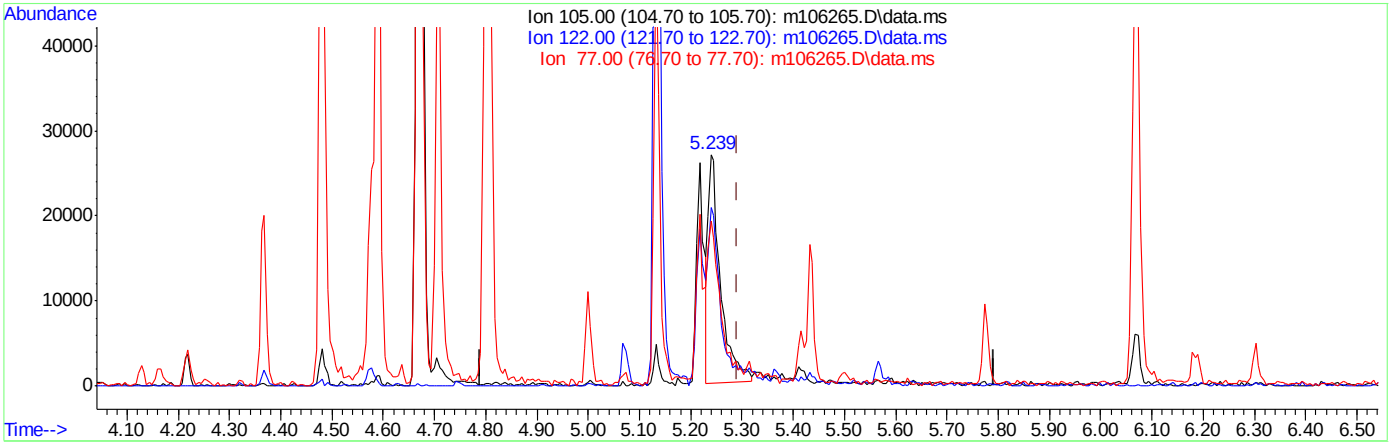

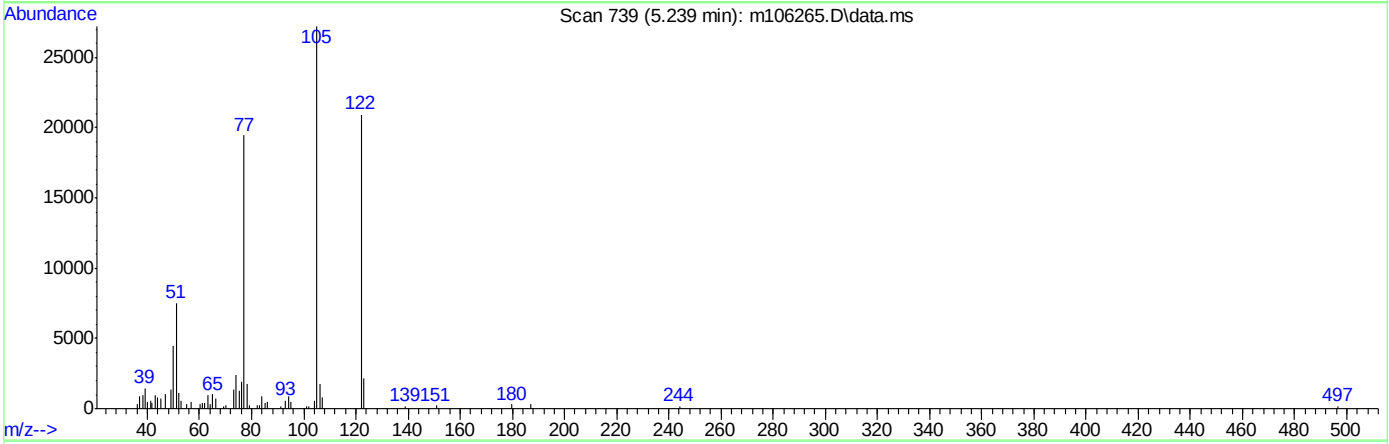

TIC: m106265.D\data.ms

(31) Benzoic acid (t)

5.239min (-0.052) 5.69ppb

response 46014

Ion	Exp%	Act%
105.00	100	100
122.00	71.00	73.08
77.00	73.30	66.96
0.00	0.00	0.00

ACCUTEST LABORATORIES JB72256

Quantitation Report (Qedit)

Data Path : C:\msdchem\1\DATA\em4345\
Data File : m106265.D
Acq On : 11 Jul 2014 3:47 pm
Operator : saumilp
Sample : IC4345-10
Misc : op75975,em4345
ALS Vial : 7 Sample Multiplier: 1

Quant Time: Jul 11 16:42:02 2014
Quant Method : C:\msdchem\1\METHODS\MM4345.M
Quant Title : Semi Volatile GC/MS, rtx-5ms 30mx0.25mmx0.25um
QLast Update : Fri Jul 11 16:39:06 2014
Response via : Initial Calibration

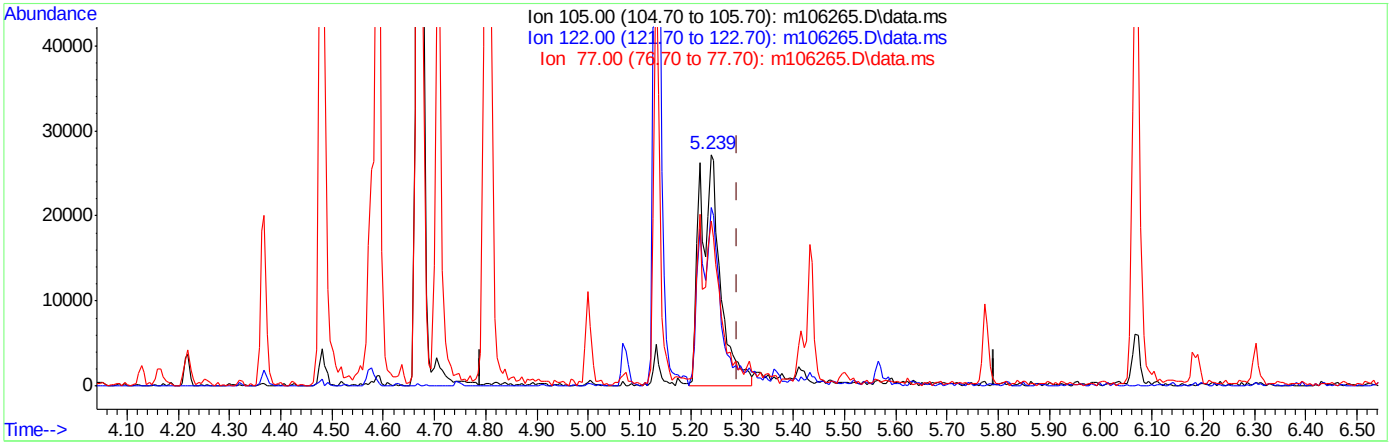

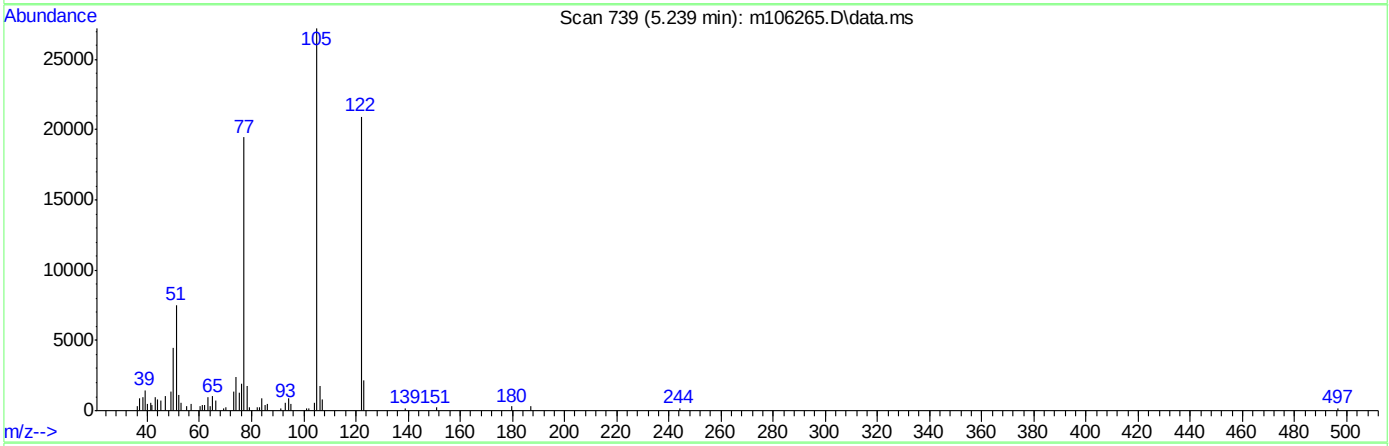

TIC: m106265.D\data.ms

(31) Benzoic acid (t)

5.239min (-0.052) 9.27ppb m

response 75006

Ion	Exp%	Act%
105.00	100	100
122.00	71.00	76.90
77.00	73.30	71.52
0.00	0.00	0.00

9.6.56.3

6

Quantitation Report (QT Reviewed)

Data Path : C:\msdchem\1\DATA\em4345\
Data File : m106266.D
Acq On : 11 Jul 2014 4:16 pm
Operator : saumilp
Sample : IC4345-5
Misc : op75975,em4345
ALS Vial : 8 Sample Multiplier: 1

Quant Time: Jul 14 13:06:26 2014
Quant Method : C:\msdchem\1\METHODS\MM4345.M
Quant Title : Semi Volatile GC/MS, rtx-5ms 30mx0.25mmx0.25um
QLast Update : Mon Jul 14 13:05:11 2014
Response via : Initial Calibration

Compound	R.T.	QIon	Response	Conc	Units	Dev(Min)
Internal Standards						
1) 1,4-Dichlorobenzene-d4	4.364	152	308444	40.00	ppb	0.00
24) Naphthalene-d8	5.417	136	1155238	40.00	ppb	0.00
47) Acenaphthene-d10	7.612	164	661798	40.00	ppb	0.00
69) Phenanthrene-d10	10.161	188	1085862	40.00	ppb	0.00
83) Chrysene-d12	15.284	240	1123536	40.00	ppb	0.00
92) Perylene-d12	17.885	264	978178	40.00	ppb	0.00
102) 1,4-Dichlorobenzene-d4a	4.364	152	308444	40.00	ppb	0.00
104) Acenaphthene-d10a	7.612	164	661798	40.00	ppb	0.00
107) Chrysene-d12a	15.284	240	1123536	40.00	ppb	0.00
110) Phenanthrene-d10a	10.161	188	1085862	40.00	ppb	0.00
112) Naphthalene-d8a	5.417	136	1155238	40.00	ppb	0.00
System Monitoring Compounds						
5) 2-Fluorophenol	3.413	112	47766	4.63	ppb	0.00
Spiked Amount 50.000			Recovery	=	9.26%	
8) Phenol-d5	4.156	99	62210	4.60	ppb	0.00
Spiked Amount 50.000			Recovery	=	9.20%	
25) Nitrobenzene-d5	4.786	82	56987	4.71	ppb	0.00
Spiked Amount 50.000			Recovery	=	9.42%	
51) 2-Fluorobiphenyl	6.662	172	110747	4.67	ppb	0.00
Spiked Amount 50.000			Recovery	=	9.34%	
73) 2,4,6-Tribromophenol	8.932	330	13232	4.69	ppb	0.00
Spiked Amount 50.000			Recovery	=	9.38%	
86) Terphenyl-d14	13.323	244	115987	4.63	ppb	0.00
Spiked Amount 50.000			Recovery	=	9.26%	
109) 1-chlorooctadecane	0.000	57	0d	0.00	ppb	
Spiked Amount 50.000			Recovery	=	0.00%	
111) o-terphenyl	0.000	230	0	0.00	ppb	
Spiked Amount 50.000			Recovery	=	0.00%	
Target Compounds						Qvalue
2) 1,4-Dioxane	1.827	88	24593	5.04	ppb	98
3) Pyridine	2.179	79	55237	4.85	ppb	93
4) N-Nitrosodimethylamine	2.137	42	22118	4.47	ppb	93
6) Indene	4.557	116	96735	4.80	ppb	99
7) Cumene	3.766	105	137296	4.84	ppb	97
9) Phenol	4.161	94	73352	4.81	ppb	90
10) Aniline	4.129	93	86518	4.83	ppb	95
11) bis(2-Chloroethyl)ether	4.177	93	52451	4.90	ppb	95
12) 2-Chlorophenol	4.231	128	58005	4.88	ppb	100
13) Decane	4.258	43	41876	4.96	ppb	99
14) 1,3-Dichlorobenzene	4.322	146	62048	4.81	ppb	97
15) 1,4-Dichlorobenzene	4.380	146	64453	4.93	ppb	95
16) Benzyl alcohol	4.482	108	35581	4.60	ppb	93
17) 1,2-Dichlorobenzene	4.493	146	59888	4.90	ppb	96
18) Acetophenone	4.669	105	81006	4.98	ppb	91
19) 2-Methylphenol	4.589	108	52397	4.75	ppb	98
20) 2,2'-oxybis(1-Chloropr...	4.578	121	15947	4.68	ppb	99
21) 3&4-Methylphenol	4.706	108	53896	4.65	ppb	97

Quantitation Report (QT Reviewed)

Data Path : C:\msdchem\1\DATA\em4345\
Data File : m106266.D
Acq On : 11 Jul 2014 4:16 pm
Operator : saumilp
Sample : IC4345-5
Misc : op75975,em4345
ALS Vial : 8 Sample Multiplier: 1

Quant Time: Jul 14 13:06:26 2014
Quant Method : C:\msdchem\1\METHODS\MM4345.M
Quant Title : Semi Volatile GC/MS, rtx-5ms 30mx0.25mmx0.25um
QLast Update : Mon Jul 14 13:05:11 2014
Response via : Initial Calibration

Compound	R.T.	QIon	Response	Conc	Units	Dev(Min)
22) n-Nitroso-di-n-propyla...	4.674	70	42271	5.02	ppb	92
23) Hexachloroethane	4.749	201	19838	4.75	ppb	99
26) Nitrobenzene	4.802	77	62640	4.78	ppb	98
27) Quinoline	5.775	129	108114	4.69	ppb	96
28) Isophorone	5.000	82	102472	4.65	ppb	96
29) 2-Nitrophenol	5.070	139	30611	4.79	ppb	78
30) 2,4-Dimethylphenol	5.134	107	56466	4.89	ppb	99
31) Benzoic acid	5.235	105	27921	3.84	ppb	92
32) bis(2-Chloroethoxy)met...	5.198	93	60332	4.87	ppb	97
33) 2,4-Dichlorophenol	5.315	162	44126	4.92	ppb	93
34) 2,6-Dichlorophenol	5.513	162	42458	4.81	ppb	97
35) 1,3,5-Trichlorobenzene	5.080	180	49493	4.83	ppb	96
36) 1,2,4-Trichlorobenzene	5.363	180	48085	4.95	ppb	98
37) 1,2,3-Trichlorobenzene	5.582	180	44658	4.71	ppb	95
38) Naphthalene	5.433	128	164444	4.76	ppb	100
39) 4-Chloroaniline	5.502	127	67641	4.70	ppb	95
40) 2,3-Dichloroaniline	6.544	161	50193	4.47	ppb	95
41) Caprolactam	5.839	55	18901	4.54	ppb	93
42) Hexachlorobutadiene	5.566	225	26531	4.84	ppb	99
43) 4-Chloro-3-methylphenol	6.069	107	49633	4.82	ppb	97
44) 2-Methylnaphthalene	6.186	141	95847	4.87	ppb	97
45) 1-Methylnaphthalene	6.304	142	107195	4.81	ppb	97
46) Dimethylnaphthalene	7.003	156	91171	4.58	ppb	92
48) Hexachlorocyclopentadiene	6.389	237	36786	7.74	ppb	94
49) 2,4,6-Trichlorophenol	6.565	196	29451	4.60	ppb	97
50) 2,4,5-Trichlorophenol	6.640	196	30972	4.47	ppb	97
52) 2-Chloronaphthalene	6.806	162	98249	4.72	ppb	98
53) Biphenyl	6.790	154	130358	4.77	ppb	99
54) 2-Nitroaniline	6.971	65	28974	4.58	ppb	96
55) Dimethylphthalate	7.260	163	111376	4.70	ppb	99
56) Acenaphthylene	7.393	152	162814	4.67	ppb	98
57) 2,6-Dinitrotoluene	7.335	165	24321	4.68	ppb	91
58) 3-Nitroaniline	7.591	138	29308	4.75	ppb	98
59) Acenaphthene	7.660	153	100918	4.69	ppb	96
60) 2,4-Dinitrophenol	7.767	184	9782	11.53	ppb	98
61) 4-Nitrophenol	8.050	109	13070	4.50	ppb	81
62) Dibenzofuran	7.938	168	142783	4.69	ppb	97
63) 2,4-Dinitrotoluene	7.970	165	33264	4.76	ppb	90
64) 2,3,4,6-Tetrachlorophenol	8.184	232	26619	4.73	ppb	92
65) Diethylphthalate	8.414	149	116050	4.88	ppb	96
66) Fluorene	8.505	166	111435	4.63	ppb	98
67) 4-Chlorophenyl-phenyle...	8.547	204	51096	4.78	ppb	95
68) 4-Nitroaniline	8.590	138	28166	4.70	ppb	95
70) 4,6-Dinitro-2-methylph...	8.654	198	10840	2.81	ppb	85
71) n-Nitrosodiphenylamine	8.761	169	76944	4.69	ppb	99
72) 1,2-Diphenylhydrazine	8.814	77	120471	4.72	ppb	98
74) 4-Bromophenyl-phenylether	9.402	248	29283	4.74	ppb	91
75) Hexachlorobenzene	9.477	284	32945	4.76	ppb	94
76) Pentachlorophenol	9.877	266	31423	8.66	ppb	89
77) Phenanthrene	10.203	178	161847	4.79	ppb	97

Quantitation Report (QT Reviewed)

Data Path : C:\msdchem\1\DATA\em4345\
Data File : m106266.D
Acq On : 11 Jul 2014 4:16 pm
Operator : saumilp
Sample : IC4345-5
Misc : op75975,em4345
ALS Vial : 8 Sample Multiplier: 1

Quant Time: Jul 14 13:06:26 2014
Quant Method : C:\msdchem\1\METHODS\MM4345.M
Quant Title : Semi Volatile GC/MS, rtx-5ms 30mx0.25mmx0.25um
QLast Update : Mon Jul 14 13:05:11 2014
Response via : Initial Calibration

Compound	R.T.	QIon	Response	Conc	Units	Dev(Min)
78) Anthracene	10.294	178	163422	4.76	ppb	98
79) Carbazole	10.657	167	158490	4.75	ppb	97
80) Di-n-butylphthalate	11.485	149	177541	4.52	ppb	97
81) Fluoranthene	12.463	202	162755	4.59	ppb	99
82) Octadecane	10.209	57	53712	4.47	ppb	92
84) Pyrene	12.880	202	179567	4.71	ppb	97
85) Butyl stearate	14.669	56	36660	4.00	ppb	96
87) Butylbenzylphthalate	14.397	149	76701	4.34	ppb	100
88) Benzo[a]anthracene	15.268	228	158065	4.58	ppb	99
89) 3,3'-Dichlorobenzidine	15.316	252	53389	4.50	ppb	97
90) Chrysene	15.326	228	152374	4.57	ppb	97
91) bis(2-Ethylhexyl)phtha...	15.631	149	106702	4.35	ppb	97
93) Di-n-octylphthalate	16.854	149	179246	4.59	ppb	97
94) Benzo[b]fluoranthene	17.244	252	153538	4.68	ppb	95
95) Benzo[k]fluoranthene	17.292	252	156188	4.84	ppb	98
96) Benzo[a]pyrene	17.778	252	138373	4.77	ppb	97
97) Indeno[1,2,3-cd]pyrene	19.515	276	127213	4.61	ppb	94
98) Dibenz(a,h)acridine	19.210	279	117984	4.60	ppb	80
99) Dibenz[a,h]anthracene	19.563	278	125667	4.43	ppb	97
100) 7,12-Dimethylbenz(a)an...	17.255	256	70407	4.68	ppb	96
101) Benzo[g,h,i]perylene	19.894	276	142143	4.91	ppb	96

(#) = qualifier out of range (m) = manual integration (+) = signals summed

9.6.57

6

Quantitation Report (QT Reviewed)

Data Path : C:\msdchem\1\DATA\em4345\
Data File : m106266.D
Acq On : 11 Jul 2014 4:16 pm
Operator : saumilp
Sample : IC4345-5
Misc : op75975,em4345
ALS Vial : 8 Sample Multiplier: 1

Quant Time: Jul 14 13:06:26 2014
Quant Method : C:\msdchem\1\METHODS\MM4345.M
Quant Title : Semi Volatile GC/MS, rtx-5ms 30mx0.25mmx0.25um
QLast Update : Mon Jul 14 13:05:11 2014
Response via : Initial Calibration

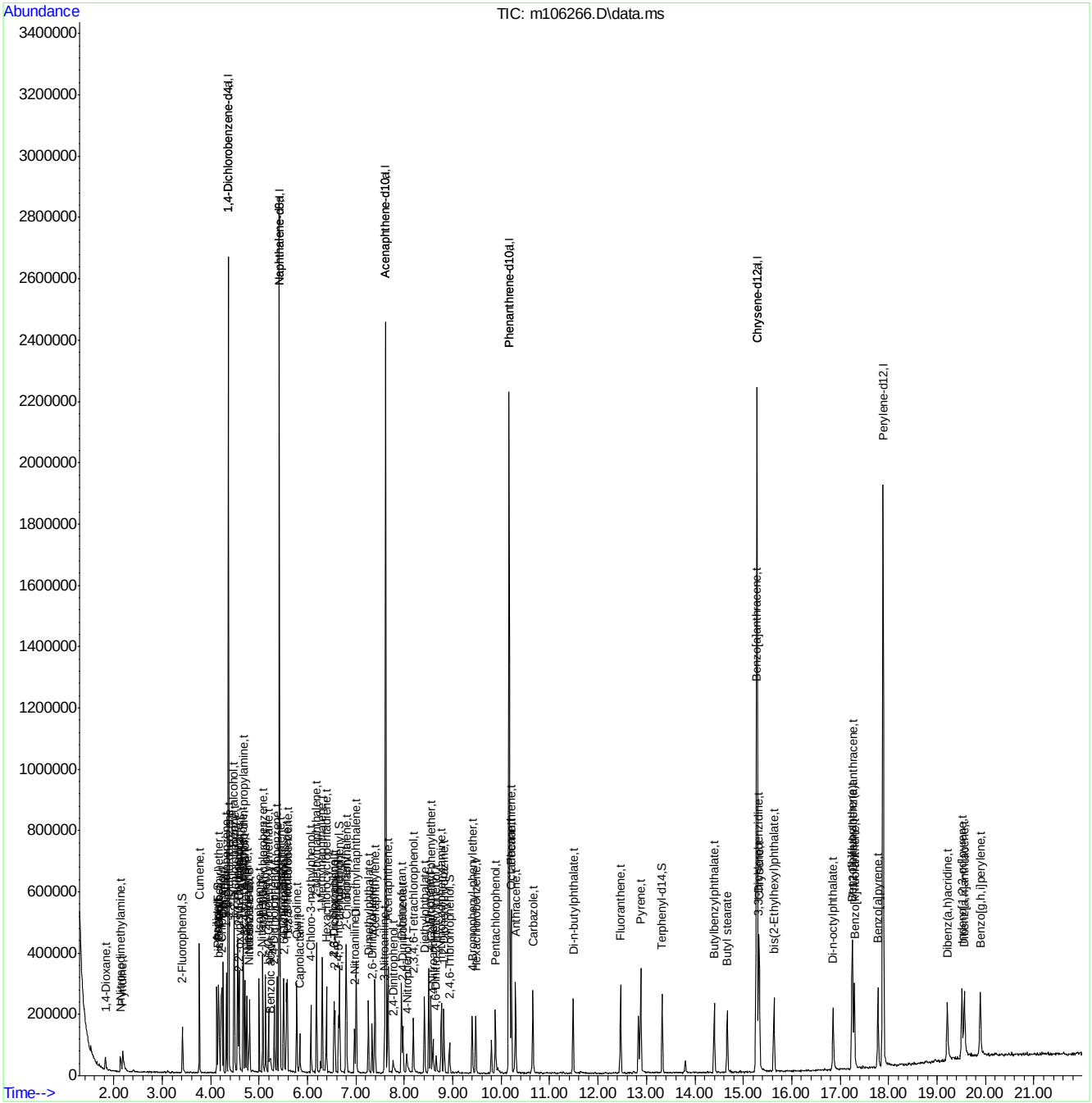

ACCUTEST LABORATORIES JB72256

Quantitation Report (QT Reviewed)

Data Path : C:\msdchem\1\DATA\em4345\
Data File : m106267.D
Acq On : 11 Jul 2014 4:45 pm
Operator : saumilp
Sample : IC4345-2
Misc : op75975,em4345
ALS Vial : 9 Sample Multiplier: 1

Quant Time: Jul 14 13:02:04 2014
Quant Method : C:\msdchem\1\METHODS\MM4345.M
Quant Title : Semi Volatile GC/MS, rtx-5ms 30mx0.25mmx0.25um
QLast Update : Mon Jul 14 13:01:16 2014
Response via : Initial Calibration

Compound	R.T.	QIon	Response	Conc	Units	Dev(Min)
Internal Standards						
1) 1,4-Dichlorobenzene-d4	4.365	152	306817	40.00	ppb	0.00
24) Naphthalene-d8	5.412	136	1150381	40.00	ppb	0.00
47) Acenaphthene-d10	7.613	164	656282	40.00	ppb	0.00
69) Phenanthrene-d10	10.161	188	1063184	40.00	ppb	0.00
83) Chrysene-d12	15.284	240	1090496	40.00	ppb	0.00
92) Perylene-d12	17.886	264	973849	40.00	ppb	0.00
102) 1,4-Dichlorobenzene-d4a	4.365	152	306817	40.00	ppb	0.00
104) Acenaphthene-d10a	7.613	164	656282	40.00	ppb	0.00
107) Chrysene-d12a	15.284	240	1090496	40.00	ppb	0.00
110) Phenanthrene-d10a	10.161	188	1063184	40.00	ppb	0.00
112) Naphthalene-d8a	5.412	136	1150381	40.00	ppb	0.00
System Monitoring Compounds						
5) 2-Fluorophenol	3.419	112	24244	2.43	ppb	0.00
Spiked Amount 50.000			Recovery =	4.86%		
8) Phenol-d5	4.156	99	31948	2.44	ppb	0.00
Spiked Amount 50.000			Recovery =	4.88%		
25) Nitrobenzene-d5	4.787	82	29580	2.54	ppb	0.00
Spiked Amount 50.000			Recovery =	5.08%		
51) 2-Fluorobiphenyl	6.662	172	57798	2.54	ppb	0.00
Spiked Amount 50.000			Recovery =	5.08%		
73) 2,4,6-Tribromophenol	8.932	330	6334	2.34	ppb	0.00
Spiked Amount 50.000			Recovery =	4.68%		
86) Terphenyl-d14	13.323	244	56714	2.39	ppb	0.00
Spiked Amount 50.000			Recovery =	4.78%		
109) 1-chlorooctadecane	0.000	57	0	0.00	ppb	
Spiked Amount 50.000			Recovery =	0.00%		
111) o-terphenyl	0.000	230	0	0.00	ppb	
Spiked Amount 50.000			Recovery =	0.00%		
Target Compounds						Qvalue
2) 1,4-Dioxane	1.822	88	10594	2.21	ppb	93
3) Pyridine	2.190	79	23211	2.05	ppb	88
4) N-Nitrosodimethylamine	2.142	42	11920	2.50	ppb	83
6) Indene	4.557	116	49718	2.57	ppb	97
7) Cumene	3.766	105	68739	2.52	ppb	97
9) Phenol	4.167	94	36438	2.47	ppb	94
10) Aniline	4.130	93	44705	2.60	ppb	90
11) bis(2-Chloroethyl)ether	4.178	93	27159	2.65	ppb	97
12) 2-Chlorophenol	4.231	128	28792	2.51	ppb	98
13) Decane	4.258	43	21487	2.67	ppb	91
14) 1,3-Dichlorobenzene	4.322	146	30957	2.48	ppb	93
15) 1,4-Dichlorobenzene	4.375	146	33212	2.66	ppb	93
16) Benzyl alcohol	4.482	108	18816	2.53	ppb	95
17) 1,2-Dichlorobenzene	4.493	146	30260	2.58	ppb	98
18) Acetophenone	4.669	105	39020	2.49	ppb	87
19) 2-Methylphenol	4.589	108	26041	2.44	ppb	91
20) 2,2'-oxybis(1-Chloropr...	4.578	121	8301	2.53	ppb	93
21) 3&4-Methylphenol	4.707	108	28022	2.50	ppb	93

Quantitation Report (QT Reviewed)

Data Path : C:\msdchem\1\DATA\em4345\
Data File : m106267.D
Acq On : 11 Jul 2014 4:45 pm
Operator : saumilp
Sample : IC4345-2
Misc : op75975,em4345
ALS Vial : 9 Sample Multiplier: 1

Quant Time: Jul 14 13:02:04 2014
Quant Method : C:\msdchem\1\METHODS\MM4345.M
Quant Title : Semi Volatile GC/MS, rtx-5ms 30mx0.25mmx0.25um
QLast Update : Mon Jul 14 13:01:16 2014
Response via : Initial Calibration

Compound	R.T.	QIon	Response	Conc	Units	Dev(Min)
22) n-Nitroso-di-n-propyla...	4.675	70	19883	2.44	ppb	96
23) Hexachloroethane	4.749	201	9552	2.35	ppb	97
26) Nitrobenzene	4.803	77	31208	2.46	ppb	94
27) Quinoline	5.775	129	53657	2.39	ppb	95
28) Isophorone	5.000	82	52460	2.46	ppb	92
29) 2-Nitrophenol	5.070	139	14855	2.39	ppb	77
30) 2,4-Dimethylphenol	5.134	107	28081	2.52	ppb	95
31) Benzoic acid	5.230	105	11998	1.61	ppb	94
32) bis(2-Chloroethoxy)met...	5.193	93	29602	2.47	ppb	95
33) 2,4-Dichlorophenol	5.316	162	20669	2.37	ppb	96
34) 2,6-Dichlorophenol	5.508	162	18995	2.18	ppb	92
35) 1,3,5-Trichlorobenzene	5.081	180	25558	2.60	ppb	93
36) 1,2,4-Trichlorobenzene	5.364	180	24448	2.63	ppb	97
37) 1,2,3-Trichlorobenzene	5.583	180	23194	2.54	ppb	95
38) Naphthalene	5.433	128	84523	2.54	ppb	99
39) 4-Chloroaniline	5.497	127	34652	2.49	ppb	93
40) 2,3-Dichloroaniline	6.544	161	26539	2.44	ppb	95
41) Caprolactam	5.834	55	10813	2.72	ppb	89
42) Hexachlorobutadiene	5.567	225	13469	2.55	ppb	88
43) 4-Chloro-3-methylphenol	6.069	107	21930	2.16	ppb	94
44) 2-Methylnaphthalene	6.186	141	47514	2.50	ppb	98
45) 1-Methylnaphthalene	6.304	142	54910	2.56	ppb	96
46) Dimethylnaphthalene	7.004	156	48122	2.50	ppb	97
48) Hexachlorocyclopentadiene	6.389	237	16541	3.68	ppb	97
49) 2,4,6-Trichlorophenol	6.566	196	14051	2.24	ppb	96
50) 2,4,5-Trichlorophenol	6.640	196	15736	2.34	ppb	95
52) 2-Chloronaphthalene	6.806	162	49903	2.49	ppb	97
53) Biphenyl	6.790	154	66916	2.56	ppb	97
54) 2-Nitroaniline	6.972	65	13643	2.20	ppb	91
55) Dimethylphthalate	7.255	163	56783	2.49	ppb	98
56) Acenaphthylene	7.388	152	81632	2.42	ppb	99
57) 2,6-Dinitrotoluene	7.330	165	10985	2.15	ppb	73
58) 3-Nitroaniline	7.591	138	13202	2.18	ppb	78
59) Acenaphthene	7.661	153	52065	2.52	ppb	97
60) 2,4-Dinitrophenol	7.784	184	2240	0.97	ppb	89
61) 4-Nitrophenol	8.051	109	5266	1.81	ppb	89
62) Dibenzofuran	7.939	168	73472	2.51	ppb	88
63) 2,4-Dinitrotoluene	7.971	165	14643	2.13	ppb	89
64) 2,3,4,6-Tetrachlorophenol	8.184	232	11981	2.17	ppb	96
65) Diethylphthalate	8.414	149	58780	2.58	ppb	98
66) Fluorene	8.505	166	56865	2.45	ppb	96
67) 4-Chlorophenyl-phenyle...	8.548	204	26716	2.61	ppb	86
68) 4-Nitroaniline	8.590	138	13384	2.29	ppb	83
70) 4,6-Dinitro-2-methylph...	8.660	198	4461	1.27	ppb	72
71) n-Nitrosodiphenylamine	8.761	169	39282	2.52	ppb	100
72) 1,2-Diphenylhydrazine	8.820	77	61025	2.52	ppb	93
74) 4-Bromophenyl-phenylether	9.402	248	14607	2.49	ppb	87
75) Hexachlorobenzene	9.477	284	16906	2.59	ppb	97
76) Pentachlorophenol	9.878	266	13142	3.66	ppb	96
77) Phenanthrene	10.198	178	82668	2.59	ppb	99

Quantitation Report (QT Reviewed)

Data Path : C:\msdchem\1\DATA\em4345\
Data File : m106267.D
Acq On : 11 Jul 2014 4:45 pm
Operator : saumilp
Sample : IC4345-2
Misc : op75975,em4345
ALS Vial : 9 Sample Multiplier: 1

Quant Time: Jul 14 13:02:04 2014
Quant Method : C:\msdchem\1\METHODS\MM4345.M
Quant Title : Semi Volatile GC/MS, rtx-5ms 30mx0.25mmx0.25um
QLast Update : Mon Jul 14 13:01:16 2014
Response via : Initial Calibration

Compound	R.T.	QIon	Response	Conc	Units	Dev(Min)
78) Anthracene	10.295	178	84572	2.61	ppb	95
79) Carbazole	10.658	167	79695	2.52	ppb	97
80) Di-n-butylphthalate	11.480	149	89452	2.38	ppb	97
81) Fluoranthene	12.463	202	82795	2.45	ppb	96
82) Octadecane	10.209	57	30389	2.70	ppb	91
84) Pyrene	12.880	202	89795	2.50	ppb	95
85) Butyl stearate	14.670	56	17820	2.06	ppb	96
87) Butylbenzylphthalate	14.397	149	37650	2.22	ppb	93
88) Benzo[a]anthracene	15.263	228	77014	2.35	ppb	98
89) 3,3'-Dichlorobenzidine	15.316	252	24787	2.17	ppb	96
90) Chrysene	15.327	228	76688	2.44	ppb	96
91) bis(2-Ethylhexyl)phtha...	15.631	149	50829	2.16	ppb	93
93) Di-n-octylphthalate	16.849	149	76897	1.97	ppb	96
94) Benzo[b]fluoranthene	17.245	252	75913	2.38	ppb	92
95) Benzo[k]fluoranthene	17.287	252	78426	2.52	ppb	96
96) Benzo[a]pyrene	17.779	252	67541	2.40	ppb	98
97) Indeno[1,2,3-cd]pyrene	19.515	276	62425	2.32	ppb	92
98) Dibenz(a,h)acridine	19.216	279	60019	2.41	ppb	74
99) Dibenz[a,h]anthracene	19.563	278	61605	2.21	ppb	99
100) 7,12-Dimethylbenz(a)an...	17.255	256	32302	2.18	ppb	97
101) Benzo[g,h,i]perylene	19.894	276	69417	2.48	ppb	94

(#) = qualifier out of range (m) = manual integration (+) = signals summed

9.6.58

6

Quantitation Report (QT Reviewed)

Data Path : C:\msdchem\1\DATA\em4345\
Data File : m106267.D
Acq On : 11 Jul 2014 4:45 pm
Operator : saumilp
Sample : IC4345-2
Misc : op75975,em4345
ALS Vial : 9 Sample Multiplier: 1

Quant Time: Jul 14 13:02:04 2014
Quant Method : C:\msdchem\1\METHODS\MM4345.M
Quant Title : Semi Volatile GC/MS, rtx-5ms 30mx0.25mmx0.25um
QLast Update : Mon Jul 14 13:01:16 2014
Response via : Initial Calibration

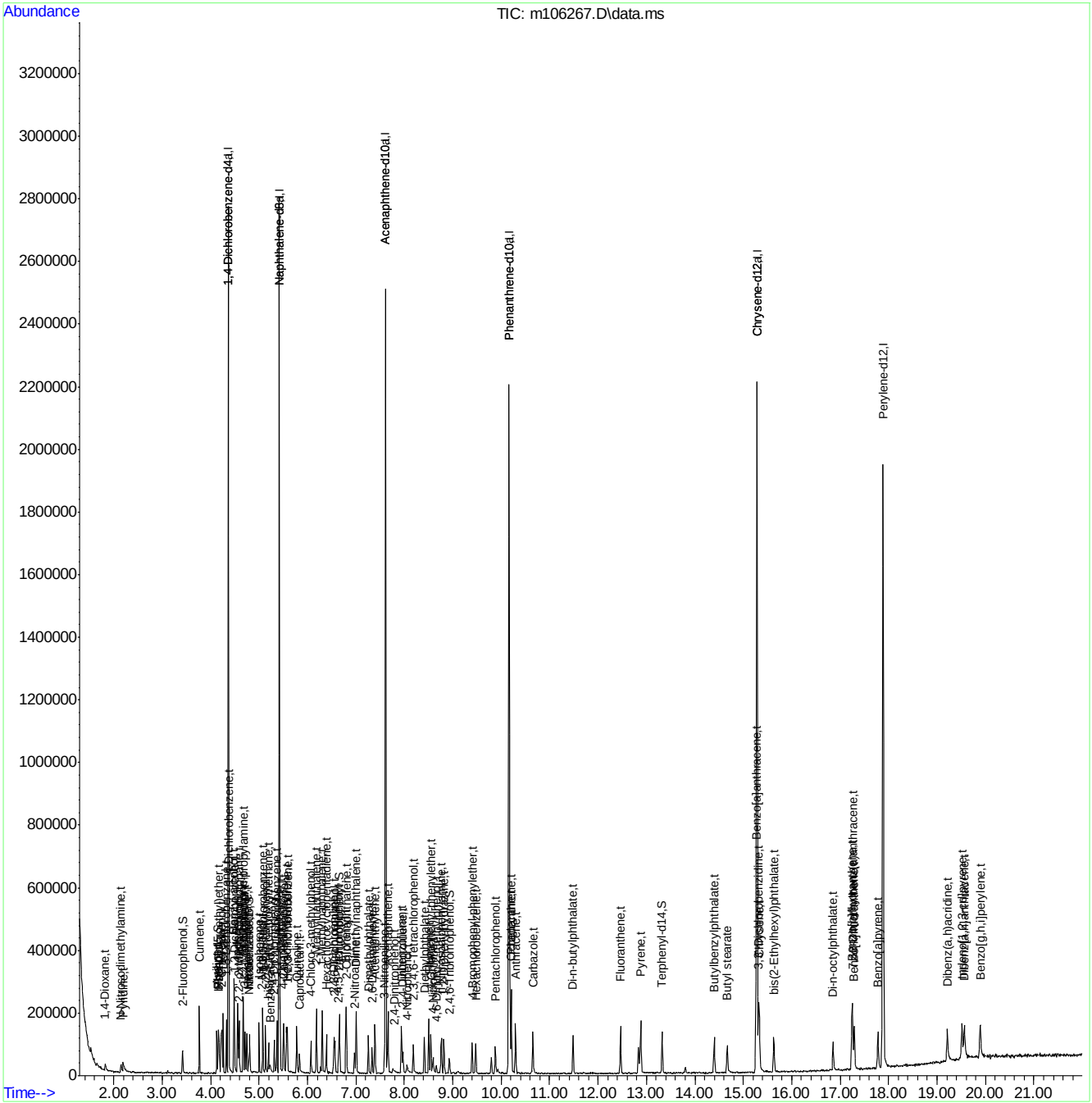

ACCUTEST LABORATORIES JB72256

Quantitation Report (QT Reviewed)

Data Path : C:\msdchem\1\DATA\em4346\
Data File : m106269.D
Acq On : 11 Jul 2014 5:33 pm
Operator : saumilp
Sample : ic4346-100
Misc : op75975,em4346
ALS Vial : 2 Sample Multiplier: 1

Quant Time: Jul 14 13:31:52 2014
Quant Method : C:\msdchem\1\METHODS\MM4345.M
Quant Title : Semi Volatile GC/MS, rtx-5ms 30mx0.25mmx0.25um
QLast Update : Mon Jul 14 13:30:55 2014
Response via : Initial Calibration

Compound	R.T.	QIon	Response	Conc	Units	Dev(Min)
Internal Standards						
1) 1,4-Dichlorobenzene-d4	4.367	152	435884	40.00	ppb	0.00
24) Naphthalene-d8	5.414	136	1597237	40.00	ppb	0.00
47) Acenaphthene-d10	7.626	164	840382	40.00	ppb	0.00
69) Phenanthrene-d10	10.169	188	1444139	40.00	ppb	0.00
83) Chrysene-d12	15.286	240	1458747	40.00	ppb	0.00
92) Perylene-d12	17.888	264	1313119	40.00	ppb	0.00
102) 1,4-Dichlorobenzene-d4a	4.367	152	435884	40.00	ppb	0.00
104) Acenaphthene-d10a	7.626	164	840382	40.00	ppb	0.00
107) Chrysene-d12a	15.286	240	1458747	40.00	ppb	0.00
110) Phenanthrene-d10a	10.169	188	1444139	40.00	ppb	0.00
112) Naphthalene-d8a	5.414	136	1597237	40.00	ppb	0.00
System Monitoring Compounds						
5) 2-Fluorophenol	0.000	112	0	0.00	ppb	
Spiked Amount 50.000			Recovery =	0.00%		
8) Phenol-d5	0.000	99	0d	0.00	ppb	
Spiked Amount 50.000			Recovery =	0.00%		
25) Nitrobenzene-d5	0.000	82	0	0.00	ppb	
Spiked Amount 50.000			Recovery =	0.00%		
51) 2-Fluorobiphenyl	0.000	172	0d	0.00	ppb	
Spiked Amount 50.000			Recovery =	0.00%		
73) 2,4,6-Tribromophenol	0.000	330	0	0.00	ppb	
Spiked Amount 50.000			Recovery =	0.00%		
86) Terphenyl-d14	0.000	244	0	0.00	ppb	
Spiked Amount 50.000			Recovery =	0.00%		
109) 1-chlorooctadecane	12.540	57	1040086	98.97	ppb	0.00
Spiked Amount 50.000			Recovery =	197.94%		
111) o-terphenyl	10.991	230	2090715	99.99	ppb	0.00
Spiked Amount 50.000			Recovery =	199.98%		
Target Compounds						Qvalue
103) Benzaldehyde	4.041	105	972005	100.38	ppb	100
105) 1,2,4,5-Tetrachloroben...	6.402	216	1231563	100.06	ppb	100
106) Atrazine	9.832	215	426736	99.59	ppb	100
108) Benzidine	12.845	184	1585273	98.63	ppb	100
113) hydroquinone	5.922	110	1597409	98.45	ppb	100

(#) = qualifier out of range (m) = manual integration (+) = signals summed

Quantitation Report (QT Reviewed)

Data Path : C:\msdchem\1\DATA\em4346\
Data File : m106269.D
Acq On : 11 Jul 2014 5:33 pm
Operator : saumilp
Sample : ic4346-100
Misc : op75975,em4346
ALS Vial : 2 Sample Multiplier: 1

Quant Time: Jul 14 13:31:52 2014
Quant Method : C:\msdchem\1\METHODS\MM4345.M
Quant Title : Semi Volatile GC/MS, rtx-5ms 30mx0.25mmx0.25um
QLast Update : Mon Jul 14 13:30:55 2014
Response via : Initial Calibration

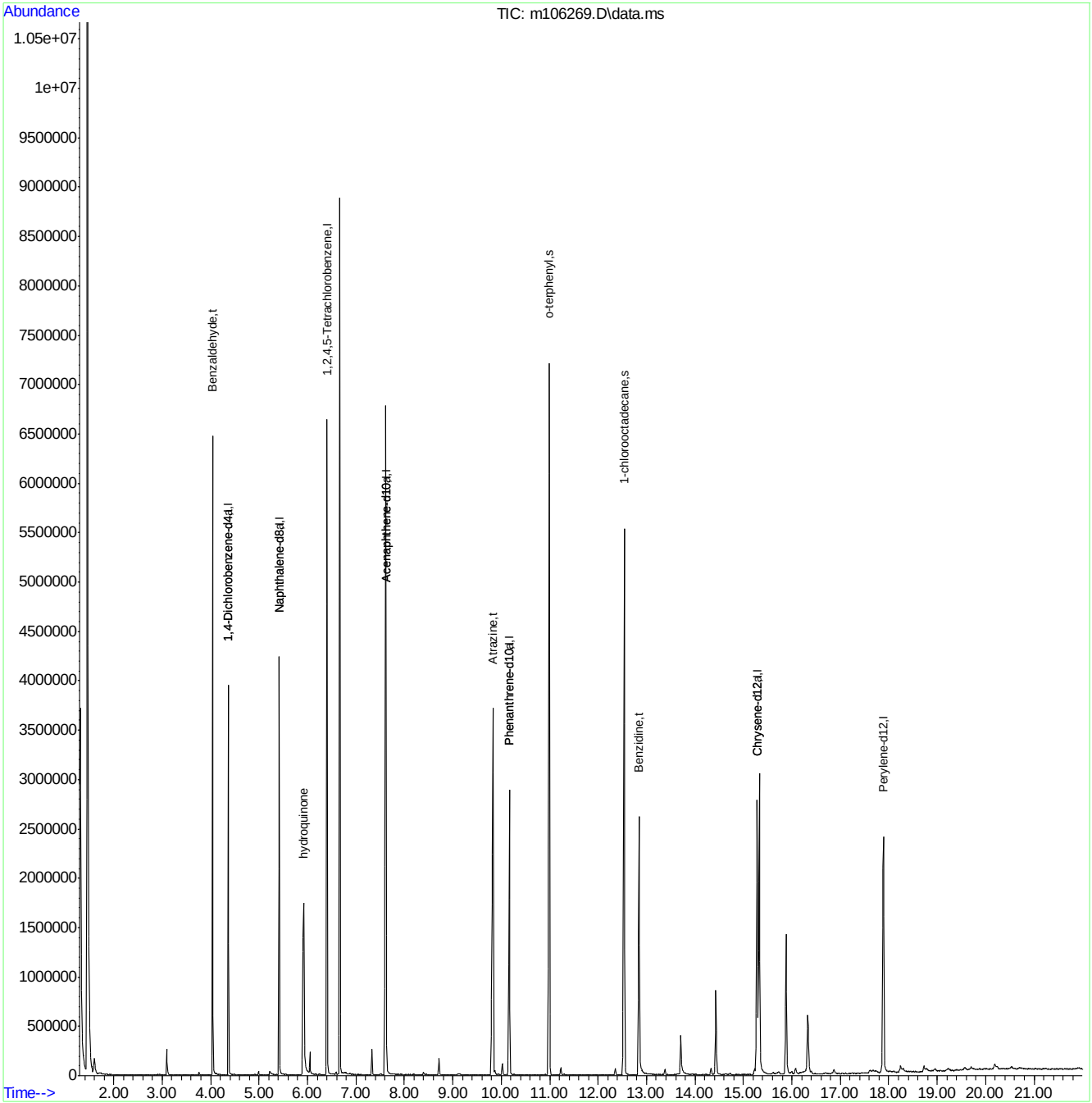

ACCUTEST LABORATORIES JB72256

Quantitation Report (QT Reviewed)

Data Path : C:\msdchem\1\DATA\em4346\
Data File : m106270.D
Acq On : 11 Jul 2014 6:02 pm
Operator : saumilp
Sample : ic4346-80
Misc : op75975,em4346
ALS Vial : 3 Sample Multiplier: 1

Quant Time: Jul 14 13:33:02 2014
Quant Method : C:\msdchem\1\METHODS\MM4345.M
Quant Title : Semi Volatile GC/MS, rtx-5ms 30mx0.25mmx0.25um
QLast Update : Mon Jul 14 13:30:55 2014
Response via : Initial Calibration

Compound	R.T.	QIon	Response	Conc	Units	Dev(Min)
Internal Standards						
1) 1,4-Dichlorobenzene-d4	4.365	152	516944	40.00	ppb	0.00
24) Naphthalene-d8	5.417	136	1918087	40.00	ppb	0.00
47) Acenaphthene-d10	7.624	164	1017469	40.00	ppb	0.00
69) Phenanthrene-d10	10.167	188	1720096	40.00	ppb	0.00
83) Chrysene-d12	15.284	240	1729489	40.00	ppb	0.00
92) Perylene-d12	17.891	264	1544707	40.00	ppb	0.00
102) 1,4-Dichlorobenzene-d4a	4.365	152	516944	40.00	ppb	0.00
104) Acenaphthene-d10a	7.624	164	1017469	40.00	ppb	0.00
107) Chrysene-d12a	15.284	240	1729489	40.00	ppb	0.00
110) Phenanthrene-d10a	10.167	188	1720096	40.00	ppb	0.00
112) Naphthalene-d8a	5.417	136	1918087	40.00	ppb	0.00
System Monitoring Compounds						
5) 2-Fluorophenol	0.000	112	0	0.00	ppb	
Spiked Amount 50.000			Recovery =	0.00%		
8) Phenol-d5	0.000	99	0d	0.00	ppb	
Spiked Amount 50.000			Recovery =	0.00%		
25) Nitrobenzene-d5	0.000	82	0	0.00	ppb	
Spiked Amount 50.000			Recovery =	0.00%		
51) 2-Fluorobiphenyl	0.000	172	0d	0.00	ppb	
Spiked Amount 50.000			Recovery =	0.00%		
73) 2,4,6-Tribromophenol	0.000	330	0	0.00	ppb	
Spiked Amount 50.000			Recovery =	0.00%		
86) Terphenyl-d14	0.000	244	0	0.00	ppb	
Spiked Amount 50.000			Recovery =	0.00%		
109) 1-chlorooctadecane	12.533	57	994559	79.82	ppb	0.00
Spiked Amount 50.000			Recovery =	159.64%		
111) o-terphenyl	10.989	230	2048629	82.25	ppb	0.00
Spiked Amount 50.000			Recovery =	164.50%		
Target Compounds						Qvalue
103) Benzaldehyde	4.039	105	1008792	87.84	ppb	99
105) 1,2,4,5-Tetrachloroben...	6.400	216	1183669	79.43	ppb	99
106) Atrazine	9.830	215	408397	78.72	ppb	96
108) Benzidine	12.848	184	1631655	85.62	ppb	99
113) hydroquinone	5.920	110	1520640	78.05	ppb	98

(#) = qualifier out of range (m) = manual integration (+) = signals summed

Quantitation Report (QT Reviewed)

Data Path : C:\msdchem\1\DATA\em4346\
Data File : m106270.D
Acq On : 11 Jul 2014 6:02 pm
Operator : saumilp
Sample : ic4346-80
Misc : op75975,em4346
ALS Vial : 3 Sample Multiplier: 1

Quant Time: Jul 14 13:33:02 2014
Quant Method : C:\msdchem\1\METHODS\MM4345.M
Quant Title : Semi Volatile GC/MS, rtx-5ms 30mx0.25mmx0.25um
QLast Update : Mon Jul 14 13:30:55 2014
Response via : Initial Calibration

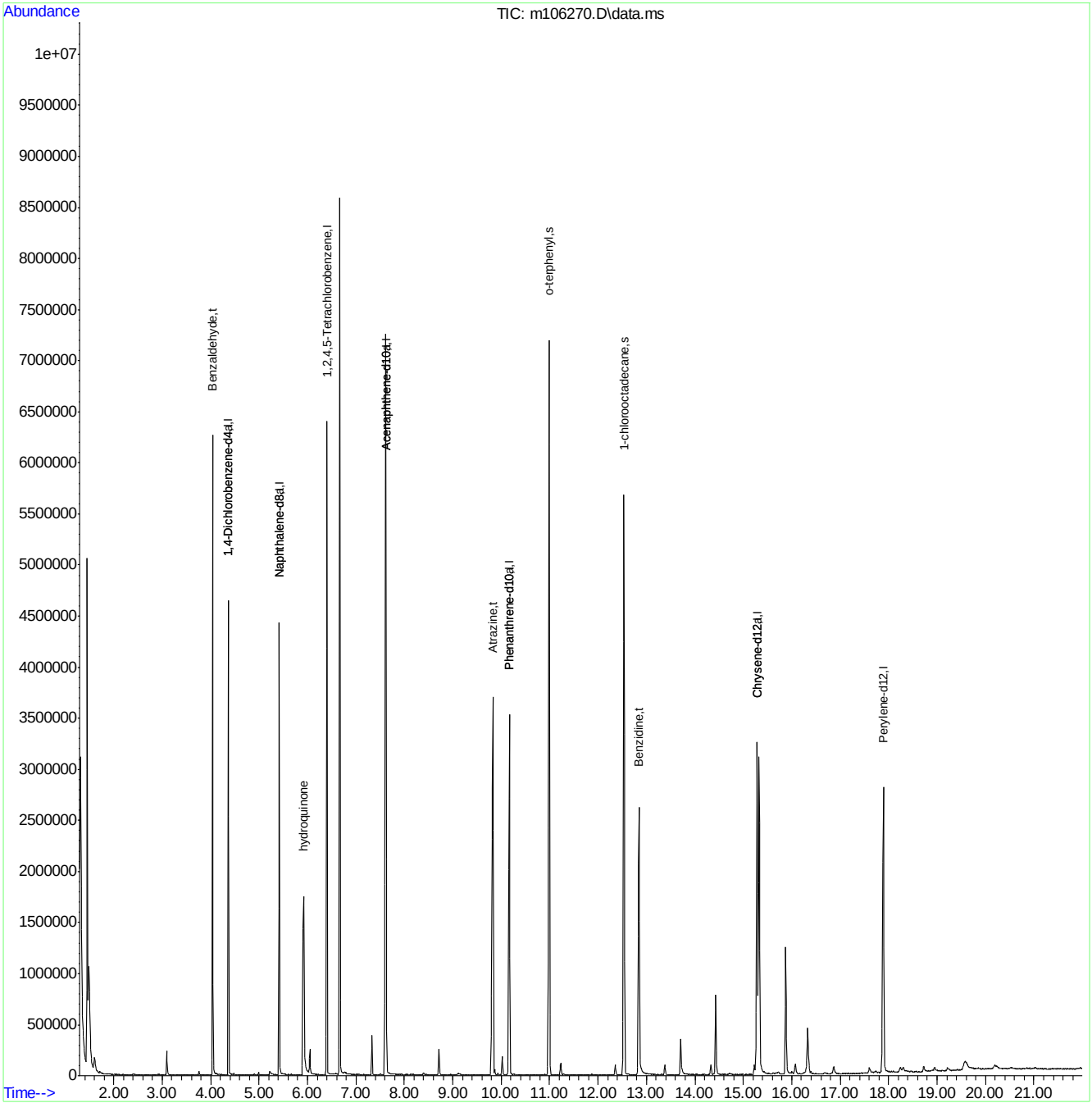

Quantitation Report (QT Reviewed)

Data Path : C:\msdchem\1\DATA\em4346\
Data File : m106271a.D
Acq On : 11 Jul 2014 7:04 pm
Operator : saumilp
Sample : icc4346-50
Misc : op75975,em4346
ALS Vial : 4 Sample Multiplier: 1

Quant Time: Jul 14 13:35:01 2014
Quant Method : C:\msdchem\1\METHODS\MM4345.M
Quant Title : Semi Volatile GC/MS, rtx-5ms 30mx0.25mmx0.25um
QLast Update : Mon Jul 14 13:30:55 2014
Response via : Initial Calibration

Compound	R.T.	QIon	Response	Conc	Units	Dev(Min)
Internal Standards						
1) 1,4-Dichlorobenzene-d4	4.365	152	545234	40.00	ppb	0.00
24) Naphthalene-d8	5.417	136	1964771	40.00	ppb	0.00
47) Acenaphthene-d10	7.618	164	1049450	40.00	ppb	0.00
69) Phenanthrene-d10	10.166	188	1737218	40.00	ppb	0.00
83) Chrysene-d12	15.284	240	1660083	40.00	ppb	0.00
92) Perylene-d12	17.891	264	1438843	40.00	ppb	0.00
102) 1,4-Dichlorobenzene-d4a	4.365	152	545234	40.00	ppb	0.00
104) Acenaphthene-d10a	7.618	164	1049450	40.00	ppb	0.00
107) Chrysene-d12a	15.284	240	1660083	40.00	ppb	0.00
110) Phenanthrene-d10a	10.166	188	1737218	40.00	ppb	0.00
112) Naphthalene-d8a	5.417	136	1964771	40.00	ppb	0.00
System Monitoring Compounds						
5) 2-Fluorophenol	0.000	112	0	0.00	ppb	
Spiked Amount 50.000			Recovery =	0.00%		
8) Phenol-d5	0.000	99	0d	0.00	ppb	
Spiked Amount 50.000			Recovery =	0.00%		
25) Nitrobenzene-d5	0.000	82	0	0.00	ppb	
Spiked Amount 50.000			Recovery =	0.00%		
51) 2-Fluorobiphenyl	0.000	172	0d	0.00	ppb	
Spiked Amount 50.000			Recovery =	0.00%		
73) 2,4,6-Tribromophenol	0.000	330	0	0.00	ppb	
Spiked Amount 50.000			Recovery =	0.00%		
86) Terphenyl-d14	0.000	244	0d	0.00	ppb	
Spiked Amount 50.000			Recovery =	0.00%		
109) 1-chlorooctadecane	12.533	57	631068	52.77	ppb	0.00
Spiked Amount 50.000			Recovery =	105.54%		
111) o-terphenyl	10.984	230	1247774	49.61	ppb	0.00
Spiked Amount 50.000			Recovery =	99.22%		
Target Compounds						Qvalue
103) Benzaldehyde	4.039	105	742104	61.27	ppb	99
105) 1,2,4,5-Tetrachloroben...	6.400	216	729271	47.44	ppb	99
106) Atrazine	9.819	215	249927	46.71	ppb	96
108) Benzidine	12.843	184	1208942	66.09	ppb	99
113) hydroquinone	5.903	110	925388	46.37	ppb	99

(#) = qualifier out of range (m) = manual integration (+) = signals summed

Quantitation Report (QT Reviewed)

Data Path : C:\msdchem\1\DATA\em4346\
Data File : m106271a.D
Acq On : 11 Jul 2014 7:04 pm
Operator : saumilp
Sample : icc4346-50
Misc : op75975,em4346
ALS Vial : 4 Sample Multiplier: 1

Quant Time: Jul 14 13:35:01 2014
Quant Method : C:\msdchem\1\METHODS\MM4345.M
Quant Title : Semi Volatile GC/MS, rtx-5ms 30mx0.25mmx0.25um
QLast Update : Mon Jul 14 13:30:55 2014
Response via : Initial Calibration

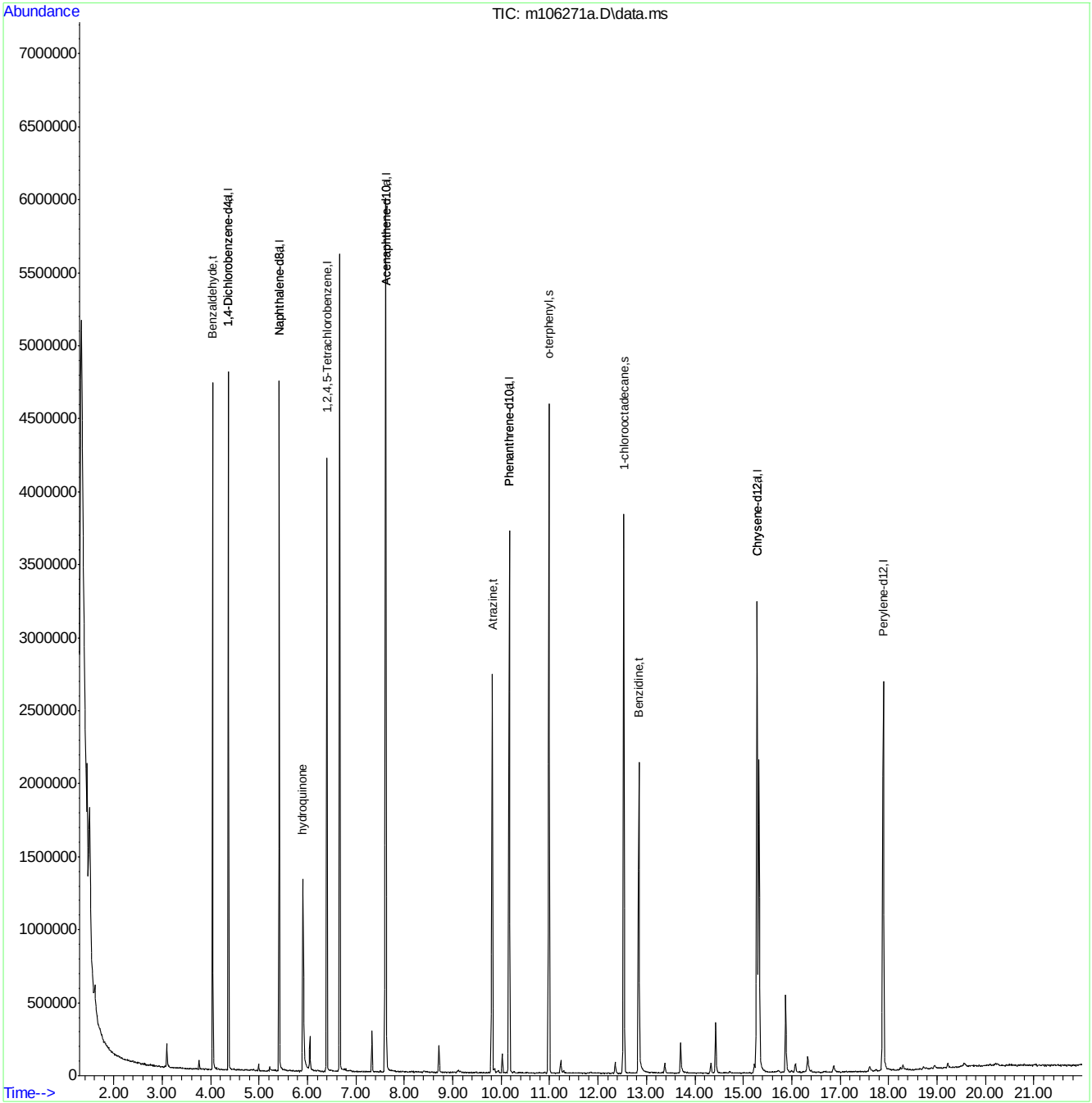

Quantitation Report (QT Reviewed)

Data Path : C:\msdchem\1\DATA\em4346\
Data File : m106272.D
Acq On : 11 Jul 2014 7:32 pm
Operator : saumilp
Sample : ic4346-25
Misc : op75975,em4346
ALS Vial : 5 Sample Multiplier: 1

Quant Time: Jul 14 13:35:54 2014
Quant Method : C:\msdchem\1\METHODS\MM4345.M
Quant Title : Semi Volatile GC/MS, rtx-5ms 30mx0.25mmx0.25um
QLast Update : Mon Jul 14 13:30:55 2014
Response via : Initial Calibration

Compound	R.T.	QIon	Response	Conc	Units	Dev(Min)
Internal Standards						
1) 1,4-Dichlorobenzene-d4	4.365	152	554327	40.00	ppb	0.00
24) Naphthalene-d8	5.412	136	2026971	40.00	ppb	0.00
47) Acenaphthene-d10	7.618	164	1080417	40.00	ppb	0.00
69) Phenanthrene-d10	10.167	188	1798974	40.00	ppb	0.00
83) Chrysene-d12	15.284	240	1713473	40.00	ppb	0.00
92) Perylene-d12	17.891	264	1501275	40.00	ppb	0.00
102) 1,4-Dichlorobenzene-d4a	4.365	152	554327	40.00	ppb	0.00
104) Acenaphthene-d10a	7.618	164	1080417	40.00	ppb	0.00
107) Chrysene-d12a	15.284	240	1713473	40.00	ppb	0.00
110) Phenanthrene-d10a	10.167	188	1798974	40.00	ppb	0.00
112) Naphthalene-d8a	5.412	136	2026971	40.00	ppb	0.00
System Monitoring Compounds						
5) 2-Fluorophenol	0.000	112	0	0.00	ppb	
Spiked Amount 50.000			Recovery =	0.00%		
8) Phenol-d5	0.000	99	0d	0.00	ppb	
Spiked Amount 50.000			Recovery =	0.00%		
25) Nitrobenzene-d5	0.000	82	0	0.00	ppb	
Spiked Amount 50.000			Recovery =	0.00%		
51) 2-Fluorobiphenyl	0.000	172	0d	0.00	ppb	
Spiked Amount 50.000			Recovery =	0.00%		
73) 2,4,6-Tribromophenol	0.000	330	0	0.00	ppb	
Spiked Amount 50.000			Recovery =	0.00%		
86) Terphenyl-d14	0.000	244	0	0.00	ppb	
Spiked Amount 50.000			Recovery =	0.00%		
109) 1-chlorooctadecane	12.528	57	326308	26.43	ppb	-0.01
Spiked Amount 50.000			Recovery =	52.86%		
111) o-terphenyl	10.984	230	657088	25.23	ppb	0.00
Spiked Amount 50.000			Recovery =	50.46%		
Target Compounds						Qvalue
103) Benzaldehyde	4.039	105	385266	31.29	ppb	98
105) 1,2,4,5-Tetrachloroben...	6.395	216	383302	24.22	ppb	97
106) Atrazine	9.814	215	130394	23.67	ppb	85
108) Benzidine	12.838	184	711217	37.67	ppb	99
113) hydroquinone	5.898	110	457805	22.23	ppb	98

(#) = qualifier out of range (m) = manual integration (+) = signals summed

Quantitation Report (QT Reviewed)

Data Path : C:\msdchem\1\DATA\em4346\
Data File : m106272.D
Acq On : 11 Jul 2014 7:32 pm
Operator : saumilp
Sample : ic4346-25
Misc : op75975,em4346
ALS Vial : 5 Sample Multiplier: 1

Quant Time: Jul 14 13:35:54 2014
Quant Method : C:\msdchem\1\METHODS\MM4345.M
Quant Title : Semi Volatile GC/MS, rtx-5ms 30mx0.25mmx0.25um
QLast Update : Mon Jul 14 13:30:55 2014
Response via : Initial Calibration

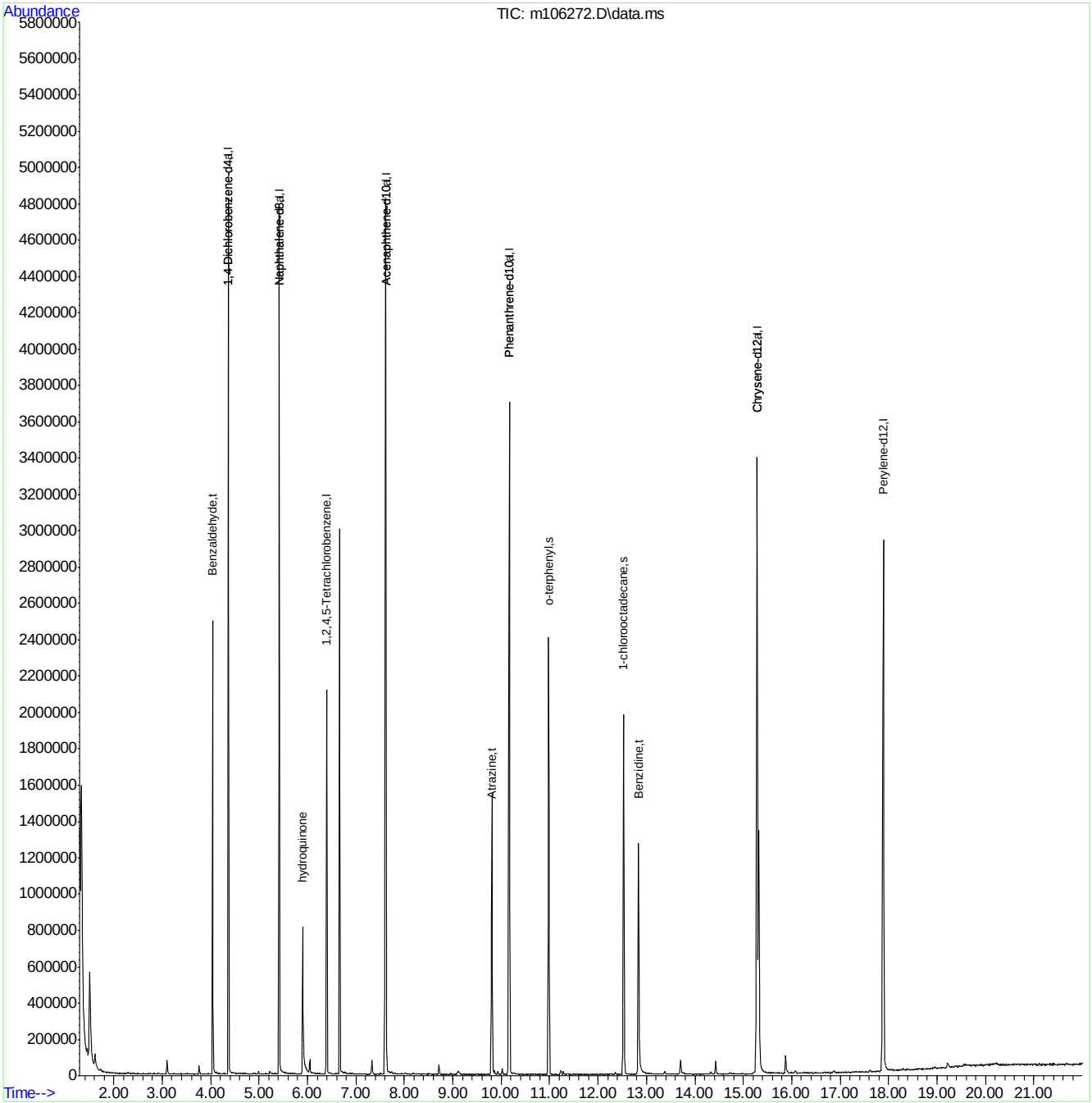

ACCUTEST LABORATORIES JB72256

Quantitation Report (QT Reviewed)

Data Path : C:\msdchem\1\DATA\em4346\
Data File : m106273.D
Acq On : 11 Jul 2014 8:01 pm
Operator : saumilp
Sample : ic4346-10
Misc : op75975,em4346
ALS Vial : 6 Sample Multiplier: 1

Quant Time: Jul 14 13:36:44 2014
Quant Method : C:\msdchem\1\METHODS\MM4345.M
Quant Title : Semi Volatile GC/MS, rtx-5ms 30mx0.25mmx0.25um
QLast Update : Mon Jul 14 13:30:55 2014
Response via : Initial Calibration

Compound	R.T.	QIon	Response	Conc	Units	Dev(Min)
Internal Standards						
1) 1,4-Dichlorobenzene-d4	4.368	152	359283	40.00	ppb	0.00
24) Naphthalene-d8	5.415	136	1338800	40.00	ppb	0.00
47) Acenaphthene-d10	7.616	164	759392	40.00	ppb	0.00
69) Phenanthrene-d10	10.164	188	1249067	40.00	ppb	0.00
83) Chrysene-d12	15.282	240	1220424	40.00	ppb	0.00
92) Perylene-d12	17.889	264	1110017	40.00	ppb	0.00
102) 1,4-Dichlorobenzene-d4a	4.368	152	359283	40.00	ppb	0.00
104) Acenaphthene-d10a	7.616	164	759392	40.00	ppb	0.00
107) Chrysene-d12a	15.282	240	1220424	40.00	ppb	0.00
110) Phenanthrene-d10a	10.164	188	1249067	40.00	ppb	0.00
112) Naphthalene-d8a	5.415	136	1338800	40.00	ppb	0.00
System Monitoring Compounds						
5) 2-Fluorophenol	0.000	112	0	0.00	ppb	
Spiked Amount 50.000			Recovery = 0.00%			
8) Phenol-d5	0.000	99	0d	0.00	ppb	
Spiked Amount 50.000			Recovery = 0.00%			
25) Nitrobenzene-d5	0.000	82	0	0.00	ppb	
Spiked Amount 50.000			Recovery = 0.00%			
51) 2-Fluorobiphenyl	0.000	172	0d	0.00	ppb	
Spiked Amount 50.000			Recovery = 0.00%			
73) 2,4,6-Tribromophenol	0.000	330	0	0.00	ppb	
Spiked Amount 50.000			Recovery = 0.00%			
86) Terphenyl-d14	0.000	244	0	0.00	ppb	
Spiked Amount 50.000			Recovery = 0.00%			
109) 1-chlorooctadecane	12.525	57	102959	11.71	ppb	-0.02
Spiked Amount 50.000			Recovery = 23.42%			
111) o-terphenyl	10.982	230	208097	11.51	ppb	0.00
Spiked Amount 50.000			Recovery = 23.02%			
Target Compounds						Qvalue
103) Benzaldehyde	4.042	105	95736	11.99	ppb	98
105) 1,2,4,5-Tetrachloroben...	6.398	216	118808	10.68	ppb	99
106) Atrazine	9.801	215	40933	10.57	ppb	98
108) Benzidine	12.835	184	54077	4.02	ppb	96
113) hydroquinone	5.896	110	127642	9.39	ppb	95

(#) = qualifier out of range (m) = manual integration (+) = signals summed

Quantitation Report (QT Reviewed)

Data Path : C:\msdchem\1\DATA\em4346\
Data File : m106273.D
Acq On : 11 Jul 2014 8:01 pm
Operator : saumilp
Sample : ic4346-10
Misc : op75975,em4346
ALS Vial : 6 Sample Multiplier: 1

Quant Time: Jul 14 13:36:44 2014
Quant Method : C:\msdchem\1\METHODS\MM4345.M
Quant Title : Semi Volatile GC/MS, rtx-5ms 30mx0.25mmx0.25um
QLast Update : Mon Jul 14 13:30:55 2014
Response via : Initial Calibration

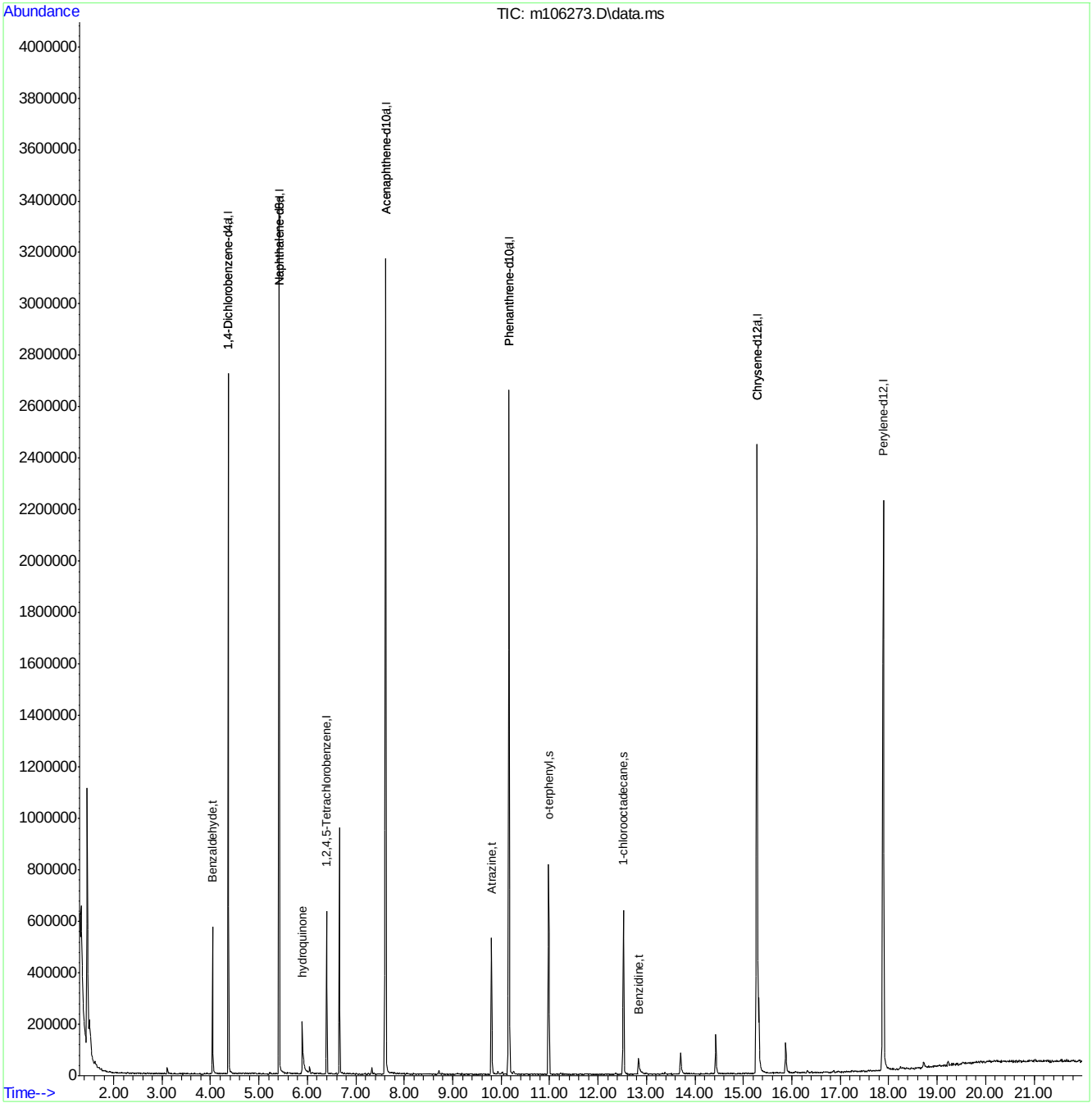

Quantitation Report (QT Reviewed)

Data Path : C:\msdchem\1\DATA\em4346\
Data File : m106274.D
Acq On : 11 Jul 2014 8:30 pm
Operator : saumilp
Sample : ic4346-5
Misc : op75975,em4346
ALS Vial : 7 Sample Multiplier: 1

Quant Time: Jul 14 13:53:43 2014
Quant Method : C:\msdchem\1\METHODS\MM4345.M
Quant Title : Semi Volatile GC/MS, rtx-5ms 30mx0.25mmx0.25um
QLast Update : Mon Jul 14 13:52:58 2014
Response via : Initial Calibration

Compound	R.T.	QIon	Response	Conc	Units	Dev(Min)
Internal Standards						
1) 1,4-Dichlorobenzene-d4	4.366	152	674752	40.00	ppb	0.00
24) Naphthalene-d8	5.413	136	2518878	40.00	ppb	0.00
47) Acenaphthene-d10	7.619	164	1382443	40.00	ppb	0.00
69) Phenanthrene-d10	10.167	188	2302872	40.00	ppb	0.00
83) Chrysene-d12	15.291	240	2243149	40.00	ppb	0.00
92) Perylene-d12	17.897	264	1999802	40.00	ppb	0.00
102) 1,4-Dichlorobenzene-d4a	4.366	152	674752	40.00	ppb	0.00
104) Acenaphthene-d10a	7.619	164	1382443	40.00	ppb	0.00
107) Chrysene-d12a	15.291	240	2243149	40.00	ppb	0.00
110) Phenanthrene-d10a	10.167	188	2302872	40.00	ppb	0.00
112) Naphthalene-d8a	5.413	136	2518878	40.00	ppb	0.00
System Monitoring Compounds						
5) 2-Fluorophenol	0.000	112	0	0.00	ppb	
Spiked Amount 50.000			Recovery =	0.00%		
8) Phenol-d5	0.000	99	0d	0.00	ppb	
Spiked Amount 50.000			Recovery =	0.00%		
25) Nitrobenzene-d5	0.000	82	0	0.00	ppb	
Spiked Amount 50.000			Recovery =	0.00%		
51) 2-Fluorobiphenyl	0.000	172	0d	0.00	ppb	
Spiked Amount 50.000			Recovery =	0.00%		
73) 2,4,6-Tribromophenol	0.000	330	0	0.00	ppb	
Spiked Amount 50.000			Recovery =	0.00%		
86) Terphenyl-d14	0.000	244	0	0.00	ppb	
Spiked Amount 50.000			Recovery =	0.00%		
109) 1-chlorooctadecane	12.523	57	83972	4.98	ppb	0.00
Spiked Amount 50.000			Recovery =	9.96%		
111) o-terphenyl	10.979	230	176290	4.94	ppb	0.00
Spiked Amount 50.000			Recovery =	9.88%		
Target Compounds						Qvalue
103) Benzaldehyde	4.040	105	102095	5.40	ppb	98
105) 1,2,4,5-Tetrachloroben...	6.396	216	100708	4.83	ppb	98
106) Atrazine	9.804	215	31704	4.60	ppb	90
108) Benzidine	12.833	184	178422	6.43	ppb	98
113) hydroquinone	5.904	110	66101	2.74	ppb	92

(#) = qualifier out of range (m) = manual integration (+) = signals summed

Quantitation Report (QT Reviewed)

Data Path : C:\msdchem\1\DATA\em4346\
Data File : m106274.D
Acq On : 11 Jul 2014 8:30 pm
Operator : saumilp
Sample : ic4346-5
Misc : op75975,em4346
ALS Vial : 7 Sample Multiplier: 1

Quant Time: Jul 14 13:53:43 2014
Quant Method : C:\msdchem\1\METHODS\MM4345.M
Quant Title : Semi Volatile GC/MS, rtx-5ms 30mx0.25mmx0.25um
QLast Update : Mon Jul 14 13:52:58 2014
Response via : Initial Calibration

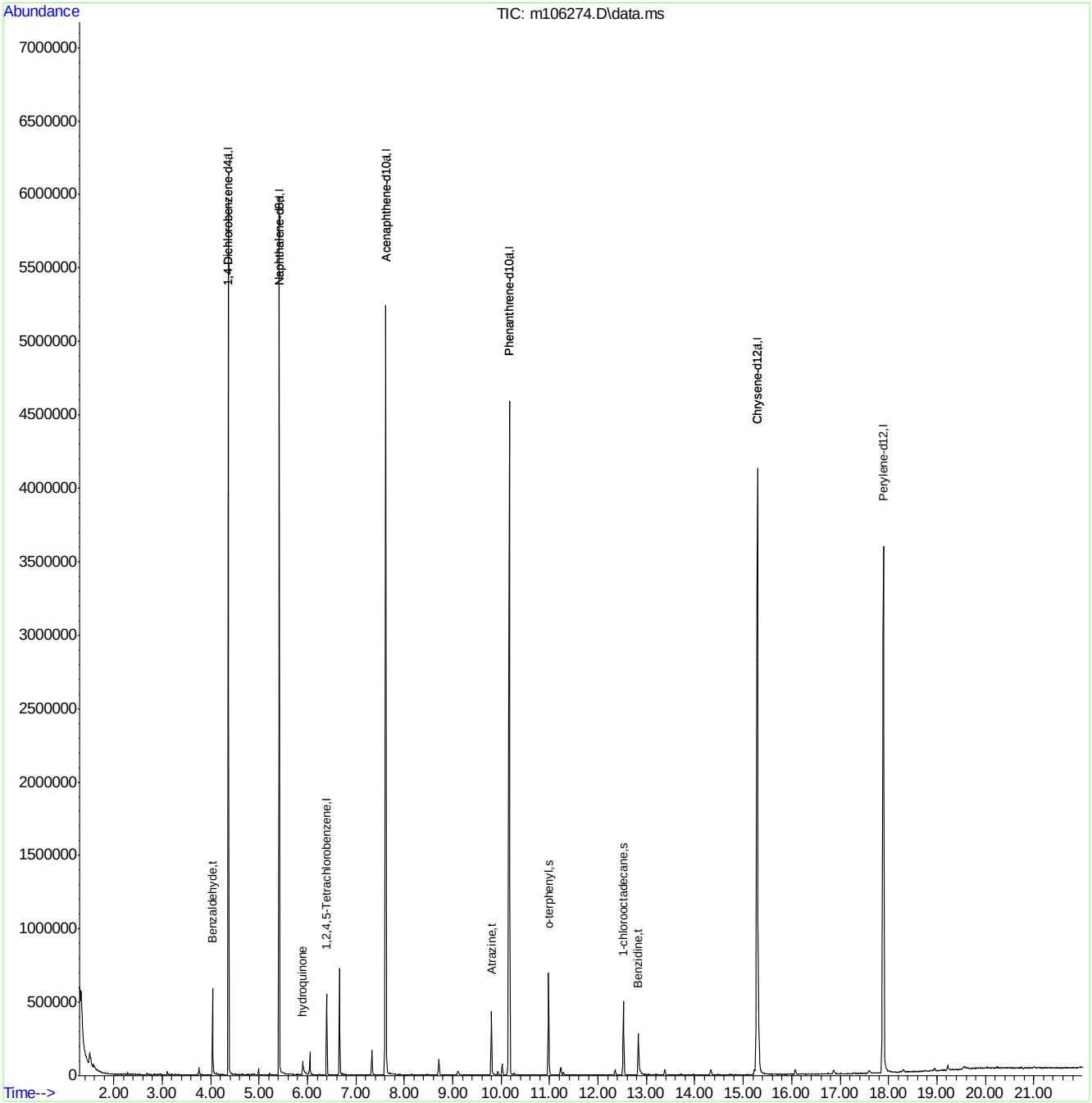

ACCUTEST LABORATORIES JB72256

M106275.D

Manual Integrations APPROVED (compounds with "m" flag)

Nina Pandya 07/14/14 16:57

Quantitation Report (QT Reviewed)

Data Path : C:\msdchem\1\DATA\em4346\
Data File : m106275.D
Acq On : 11 Jul 2014 8:59 pm
Operator : saumilp
Sample : ic4346-2
Misc : op75975,em4346
ALS Vial : 8 Sample Multiplier: 1

Quant Time: Jul 14 16:47:59 2014
Quant Method : C:\msdchem\1\METHODS\MM4345.M
Quant Title : Semi Volatile GC/MS, rtx-5ms 30mx0.25mmx0.25um
QLast Update : Mon Jul 14 13:30:55 2014
Response via : Initial Calibration

Compound	R.T.	QIon	Response	Conc	Units	Dev(Min)
Internal Standards						
1) 1,4-Dichlorobenzene-d4	4.368	152	580907	40.00	ppb	0.00
24) Naphthalene-d8	5.415	136	2179083	40.00	ppb	0.00
47) Acenaphthene-d10	7.616	164	1212810	40.00	ppb	0.00
69) Phenanthrene-d10	10.164	188	2050074	40.00	ppb	0.00
83) Chrysene-d12	15.287	240	2009195	40.00	ppb	0.00
92) Perylene-d12	17.894	264	1808896	40.00	ppb	0.00
102) 1,4-Dichlorobenzene-d4a	4.368	152	580907	40.00	ppb	0.00
104) Acenaphthene-d10a	7.616	164	1212810	40.00	ppb	0.00
107) Chrysene-d12a	15.287	240	2009195	40.00	ppb	0.00
110) Phenanthrene-d10a	10.164	188	2050074	40.00	ppb	0.00
112) Naphthalene-d8a	5.415	136	2179083	40.00	ppb	0.00
System Monitoring Compounds						
5) 2-Fluorophenol	0.000	112	0	0.00	ppb	
Spiked Amount 50.000			Recovery =	0.00%		
8) Phenol-d5	0.000	99	0d	0.00	ppb	
Spiked Amount 50.000			Recovery =	0.00%		
25) Nitrobenzene-d5	0.000	82	0	0.00	ppb	
Spiked Amount 50.000			Recovery =	0.00%		
51) 2-Fluorobiphenyl	0.000	172	0d	0.00	ppb	
Spiked Amount 50.000			Recovery =	0.00%		
73) 2,4,6-Tribromophenol	0.000	330	0	0.00	ppb	
Spiked Amount 50.000			Recovery =	0.00%		
86) Terphenyl-d14	0.000	244	0	0.00	ppb	
Spiked Amount 50.000			Recovery =	0.00%		
109) 1-chlorooctadecane	12.526	57	33001	2.28	ppb	-0.01
Spiked Amount 50.000			Recovery =	4.56%		
111) o-terphenyl	10.976	230	74671	2.52	ppb	-0.01
Spiked Amount 50.000			Recovery =	5.04%		
Target Compounds						Qvalue
103) Benzaldehyde	4.042	105	39349	3.05	ppb	91
105) 1,2,4,5-Tetrachloroben...	6.398	216	41705	2.35	ppb	96
106) Atrazine	9.796	215	12923	2.09	ppb	94
108) Benzidine	12.835	184	62478	2.82	ppb	95

(#) = qualifier out of range (m) = manual integration (+) = signals summed

9.69.65

6

Quantitation Report (QT Reviewed)

Data Path : C:\msdchem\1\DATA\em4346\
Data File : m106275.D
Acq On : 11 Jul 2014 8:59 pm
Operator : saumilp
Sample : ic4346-2
Misc : op75975,em4346
ALS Vial : 8 Sample Multiplier: 1

Quant Time: Jul 14 16:47:59 2014
Quant Method : C:\msdchem\1\METHODS\MM4345.M
Quant Title : Semi Volatile GC/MS, rtx-5ms 30mx0.25mmx0.25um
QLast Update : Mon Jul 14 13:30:55 2014
Response via : Initial Calibration

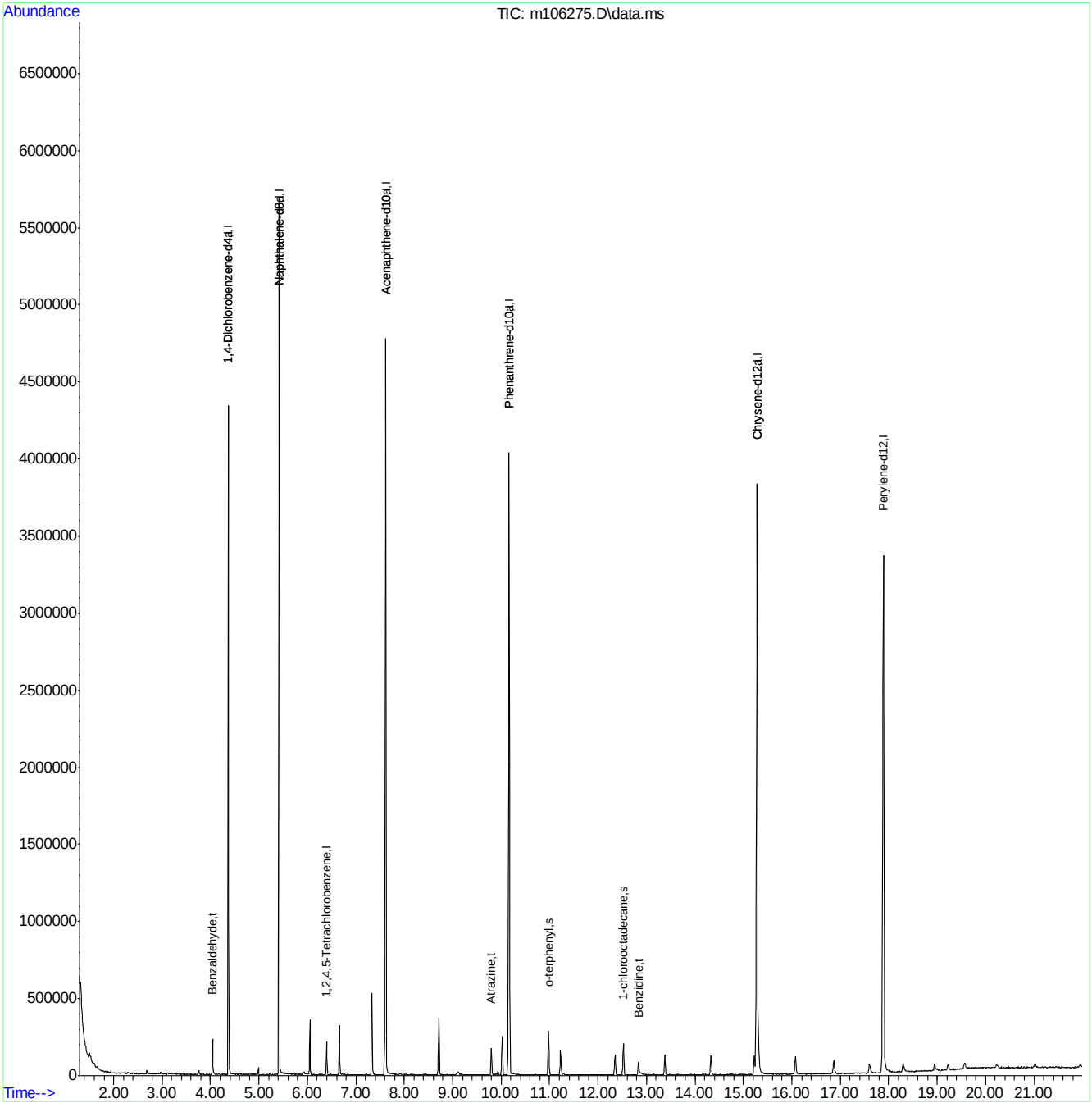

MM4345.M Mon Jul 14 16:48:08 2014 MSM Page: 2

Manual Integration Approval Summary

Sample Number:	EM4346-IC4346	**Method:**	SW846 8270D
Lab FileID:	M106275.D	**Analyst approved:**	07/14/14 13:55 Saumil Patel
Injection Time:	07/11/14 20:59	**Supervisor approved:**	07/14/14 16:57 Nina Pandya

Parameter	CAS	Sig#	R.T. (min.)	Reason
Hydroquinone	123-31-9		5.91	Poor instrument integration

Quantitation Report (QT Reviewed)

Data Path : C:\msdchem\1\DATA\em4346\
Data File : m106276.D
Acq On : 11 Jul 2014 9:28 pm
Operator : saumilp
Sample : ic4346-1
Misc : op75975,em4346
ALS Vial : 9 Sample Multiplier: 1

Quant Time: Jul 14 13:39:44 2014
Quant Method : C:\msdchem\1\METHODS\MM4345.M
Quant Title : Semi Volatile GC/MS, rtx-5ms 30mx0.25mmx0.25um
QLast Update : Mon Jul 14 13:30:55 2014
Response via : Initial Calibration

Compound	R.T.	QIon	Response	Conc	Units	Dev(Min)
Internal Standards						
1) 1,4-Dichlorobenzene-d4	4.365	152	509915	40.00	ppb	0.00
24) Naphthalene-d8	5.412	136	1867757	40.00	ppb	0.00
47) Acenaphthene-d10	7.619	164	1026478	40.00	ppb	0.00
69) Phenanthrene-d10	10.162	188	1741594	40.00	ppb	0.00
83) Chrysene-d12	15.285	240	1706856	40.00	ppb	0.00
92) Perylene-d12	17.892	264	1513242	40.00	ppb	0.00
102) 1,4-Dichlorobenzene-d4a	4.365	152	509915	40.00	ppb	0.00
104) Acenaphthene-d10a	7.619	164	1026478	40.00	ppb	0.00
107) Chrysene-d12a	15.285	240	1706856	40.00	ppb	0.00
110) Phenanthrene-d10a	10.162	188	1741594	40.00	ppb	0.00
112) Naphthalene-d8a	5.412	136	1867757	40.00	ppb	0.00
System Monitoring Compounds						
5) 2-Fluorophenol	0.000	112	0	0.00	ppb	
Spiked Amount 50.000			Recovery =	0.00%		
8) Phenol-d5	0.000	99	0d	0.00	ppb	
Spiked Amount 50.000			Recovery =	0.00%		
25) Nitrobenzene-d5	0.000	82	0	0.00	ppb	
Spiked Amount 50.000			Recovery =	0.00%		
51) 2-Fluorobiphenyl	0.000	172	0d	0.00	ppb	
Spiked Amount 50.000			Recovery =	0.00%		
73) 2,4,6-Tribromophenol	0.000	330	0	0.00	ppb	
Spiked Amount 50.000			Recovery =	0.00%		
86) Terphenyl-d14	0.000	244	0	0.00	ppb	
Spiked Amount 50.000			Recovery =	0.00%		
109) 1-chlorooctadecane	12.528	57	11046	0.90	ppb	-0.01
Spiked Amount 50.000			Recovery =	1.80%		
111) o-terphenyl	10.979	230	26934	1.07	ppb	-0.01
Spiked Amount 50.000			Recovery =	2.14%		
Target Compounds						Qvalue
103) Benzaldehyde	4.045	105	16056	1.42	ppb	95
105) 1,2,4,5-Tetrachloroben...	6.395	216	16368	1.09	ppb	96
106) Atrazine	9.798	215	5010	0.96	ppb	86
108) Benzidine	12.838	184	15557	0.83	ppb	94
113) hydroquinone	5.920	110	3271	0.17	ppb	95

(#) = qualifier out of range (m) = manual integration (+) = signals summed

Quantitation Report (QT Reviewed)

Data Path : C:\msdchem\1\DATA\em4346\
Data File : m106276.D
Acq On : 11 Jul 2014 9:28 pm
Operator : saumilp
Sample : ic4346-1
Misc : op75975,em4346
ALS Vial : 9 Sample Multiplier: 1

Quant Time: Jul 14 13:39:44 2014
Quant Method : C:\msdchem\1\METHODS\MM4345.M
Quant Title : Semi Volatile GC/MS, rtx-5ms 30mx0.25mmx0.25um
QLast Update : Mon Jul 14 13:30:55 2014
Response via : Initial Calibration

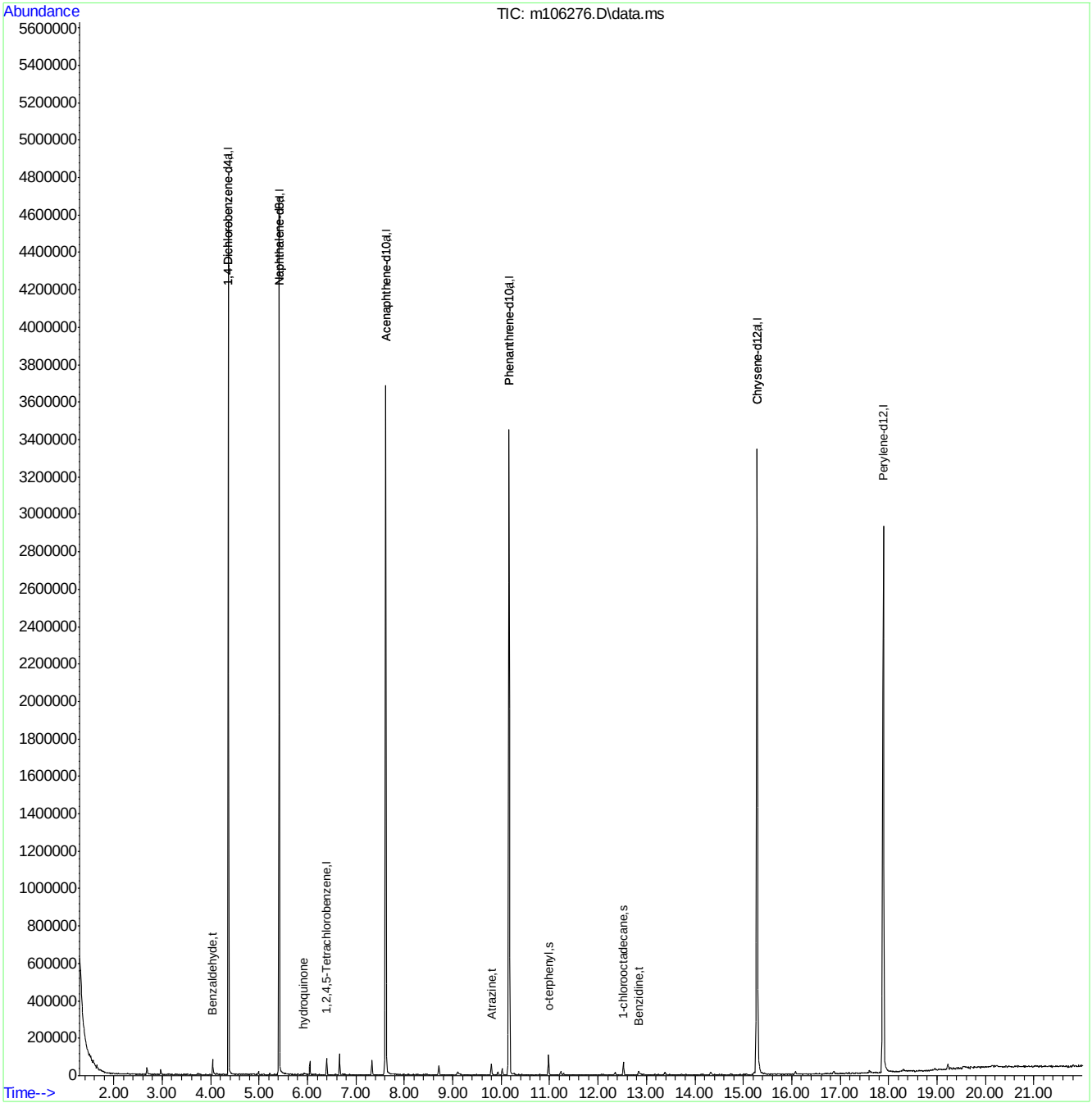

Quantitation Report (QT Reviewed)

Data Path : C:\msdchem\1\DATA\em4346\
Data File : m106277.D
Acq On : 11 Jul 2014 10:22 pm
Operator : saumilp
Sample : icv4345-50
Misc : op75975,em4346
ALS Vial : 10 Sample Multiplier: 1

Quant Time: Jul 14 13:59:21 2014
Quant Method : C:\msdchem\1\METHODS\MM4345.M
Quant Title : Semi Volatile GC/MS, rtx-5ms 30mx0.25mmx0.25um
QLast Update : Mon Jul 14 13:52:58 2014
Response via : Initial Calibration

Compound	R.T.	QIon	Response	Conc	Units	Dev(Min)
Internal Standards						
1) 1,4-Dichlorobenzene-d4	4.368	152	407186	40.00	ppb	0.00
24) Naphthalene-d8	5.415	136	1492631	40.00	ppb	0.00
47) Acenaphthene-d10	7.616	164	802956	40.00	ppb	0.00
69) Phenanthrene-d10	10.164	188	1259764	40.00	ppb	0.00
83) Chrysene-d12	15.282	240	1144615	40.00	ppb	0.00
92) Perylene-d12	17.889	264	989010	40.00	ppb	0.00
102) 1,4-Dichlorobenzene-d4a	4.368	152	407186	40.00	ppb	0.00
104) Acenaphthene-d10a	7.616	164	802956	40.00	ppb	0.00
107) Chrysene-d12a	15.282	240	1144615	40.00	ppb	0.00
110) Phenanthrene-d10a	10.164	188	1259764	40.00	ppb	0.00
112) Naphthalene-d8a	5.415	136	1492631	40.00	ppb	0.00
System Monitoring Compounds						
5) 2-Fluorophenol	0.000	112	0	0.00	ppb	
Spiked Amount 50.000			Recovery =	0.00%		
8) Phenol-d5	0.000	99	0d	0.00	ppb	
Spiked Amount 50.000			Recovery =	0.00%		
25) Nitrobenzene-d5	0.000	82	0d	0.00	ppb	
Spiked Amount 50.000			Recovery =	0.00%		
51) 2-Fluorobiphenyl	0.000	172	0d	0.00	ppb	
Spiked Amount 50.000			Recovery =	0.00%		
73) 2,4,6-Tribromophenol	0.000	330	0	0.00	ppb	
Spiked Amount 50.000			Recovery =	0.00%		
86) Terphenyl-d14	0.000	244	0d	0.00	ppb	
Spiked Amount 50.000			Recovery =	0.00%		
109) 1-chlorooctadecane	0.000	57	0	0.00	ppb	
Spiked Amount 50.000			Recovery =	0.00%		
111) o-terphenyl	0.000	230	0	0.00	ppb	
Spiked Amount 50.000			Recovery =	0.00%		
Target Compounds						Qvalue
9) Phenol	4.154	94	1031796	51.23	ppb	91
12) 2-Chlorophenol	4.224	128	820294	52.24	ppb	92
19) 2-Methylphenol	4.587	108	753595	51.74	ppb	100
21) 3&4-Methylphenol	4.705	108	766799	50.06	ppb	97
29) 2-Nitrophenol	5.073	139	429635	51.99	ppb	73
30) 2,4-Dimethylphenol	5.132	107	828248	55.46	ppb	93
31) Benzoic acid	5.276	105	518772	55.17	ppb	99
33) 2,4-Dichlorophenol	5.308	162	598298	51.59	ppb	98
34) 2,6-Dichlorophenol	5.511	162	598272	52.42	ppb	99
43) 4-Chloro-3-methylphenol	6.061	107	699065	52.56	ppb	94
49) 2,4,6-Trichlorophenol	6.564	196	414907	53.36	ppb	99
50) 2,4,5-Trichlorophenol	6.633	196	436726	51.89	ppb	99
60) 2,4-Dinitrophenol	7.766	184	131344	45.35	ppb	93
61) 4-Nitrophenol	8.017	109	197782	56.14	ppb	99
64) 2,3,4,6-Tetrachlorophenol	8.188	232	346034	50.68	ppb	97
70) 4,6-Dinitro-2-methylph...	8.658	198	228181	50.93	ppb	88
76) Pentachlorophenol	9.881	266	238890	56.72	ppb	98

Quantitation Report (QT Reviewed)

Data Path : C:\msdchem\1\DATA\em4346\
Data File : m106277.D
Acq On : 11 Jul 2014 10:22 pm
Operator : saumilp
Sample : icv4345-50
Misc : op75975,em4346
ALS Vial : 10 Sample Multiplier: 1

Quant Time: Jul 14 13:59:21 2014
Quant Method : C:\msdchem\1\METHODS\MM4345.M
Quant Title : Semi Volatile GC/MS, rtx-5ms 30mx0.25mmx0.25um
QLast Update : Mon Jul 14 13:52:58 2014
Response via : Initial Calibration

Compound	R.T.	QIon	Response	Conc	Units	Dev(Min)

(#) = qualifier out of range (m) = manual integration (+) = signals summed

Quantitation Report (QT Reviewed)

Data Path : C:\msdchem\1\DATA\em4346\
Data File : m106277.D
Acq On : 11 Jul 2014 10:22 pm
Operator : saumilp
Sample : icv4345-50
Misc : op75975,em4346
ALS Vial : 10 Sample Multiplier: 1

Quant Time: Jul 14 13:59:21 2014
Quant Method : C:\msdchem\1\METHODS\MM4345.M
Quant Title : Semi Volatile GC/MS, rtx-5ms 30mx0.25mmx0.25um
QLast Update : Mon Jul 14 13:52:58 2014
Response via : Initial Calibration

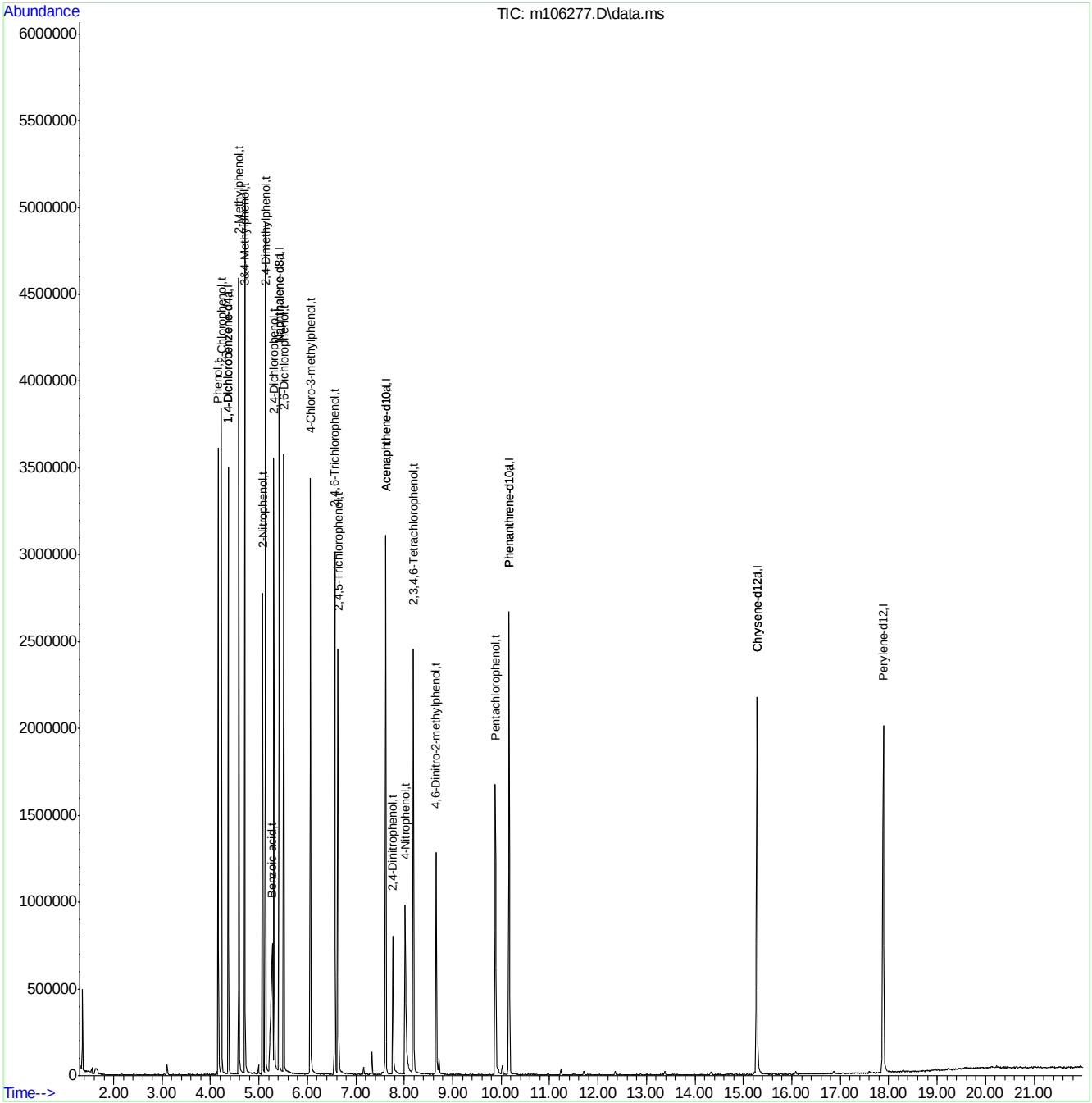

Quantitation Report (QT Reviewed)

Data Path : C:\msdchem\1\DATA\em4346\
Data File : m106278.D
Acq On : 11 Jul 2014 10:51 pm
Operator : saumilp
Sample : icv4345-50
Misc : op75975,em4346
ALS Vial : 11 Sample Multiplier: 1

Quant Time: Jul 14 14:00:24 2014
Quant Method : C:\msdchem\1\METHODS\MM4345.M
Quant Title : Semi Volatile GC/MS, rtx-5ms 30mx0.25mmx0.25um
QLast Update : Mon Jul 14 13:52:58 2014
Response via : Initial Calibration

Compound	R.T.	QIon	Response	Conc	Units	Dev(Min)
Internal Standards						
1) 1,4-Dichlorobenzene-d4	4.365	152	496969	40.00	ppb	0.00
24) Naphthalene-d8	5.412	136	1826554	40.00	ppb	0.00
47) Acenaphthene-d10	7.613	164	974930	40.00	ppb	0.00
69) Phenanthrene-d10	10.161	188	1586114	40.00	ppb	0.00
83) Chrysene-d12	15.285	240	1436001	40.00	ppb	0.00
92) Perylene-d12	17.886	264	1231044	40.00	ppb	0.00
102) 1,4-Dichlorobenzene-d4a	4.365	152	496969	40.00	ppb	0.00
104) Acenaphthene-d10a	7.613	164	974930	40.00	ppb	0.00
107) Chrysene-d12a	15.285	240	1436001	40.00	ppb	0.00
110) Phenanthrene-d10a	10.161	188	1586114	40.00	ppb	0.00
112) Naphthalene-d8a	5.412	136	1826554	40.00	ppb	0.00
System Monitoring Compounds						
5) 2-Fluorophenol	3.409	112	756654	45.53	ppb	0.00
Spiked Amount 50.000			Recovery = 91.06%			
8) Phenol-d5	4.146	99	944543	43.32	ppb	0.00
Spiked Amount 50.000			Recovery = 86.64%			
25) Nitrobenzene-d5	4.787	82	815145	42.64	ppb	0.00
Spiked Amount 50.000			Recovery = 85.28%			
51) 2-Fluorobiphenyl	6.662	172	1479600	42.32	ppb	0.00
Spiked Amount 50.000			Recovery = 84.64%			
73) 2,4,6-Tribromophenol	8.933	330	166366	40.33	ppb	0.00
Spiked Amount 50.000			Recovery = 80.66%			
86) Terphenyl-d14	13.329	244	1437872	44.94	ppb	0.00
Spiked Amount 50.000			Recovery = 89.88%			
109) 1-chlorooctadecane	0.000	57	0	0.00	ppb	
Spiked Amount 50.000			Recovery = 0.00%			
111) o-terphenyl	0.000	230	0	0.00	ppb	
Spiked Amount 50.000			Recovery = 0.00%			
Target Compounds						Qvalue

(#) = qualifier out of range (m) = manual integration (+) = signals summed

Quantitation Report (QT Reviewed)

Data Path : C:\msdchem\1\DATA\em4346\
Data File : m106278.D
Acq On : 11 Jul 2014 10:51 pm
Operator : saumilp
Sample : icv4345-50
Misc : op75975,em4346
ALS Vial : 11 Sample Multiplier: 1

Quant Time: Jul 14 14:00:24 2014
Quant Method : C:\msdchem\1\METHODS\MM4345.M
Quant Title : Semi Volatile GC/MS, rtx-5ms 30mx0.25mmx0.25um
QLast Update : Mon Jul 14 13:52:58 2014
Response via : Initial Calibration

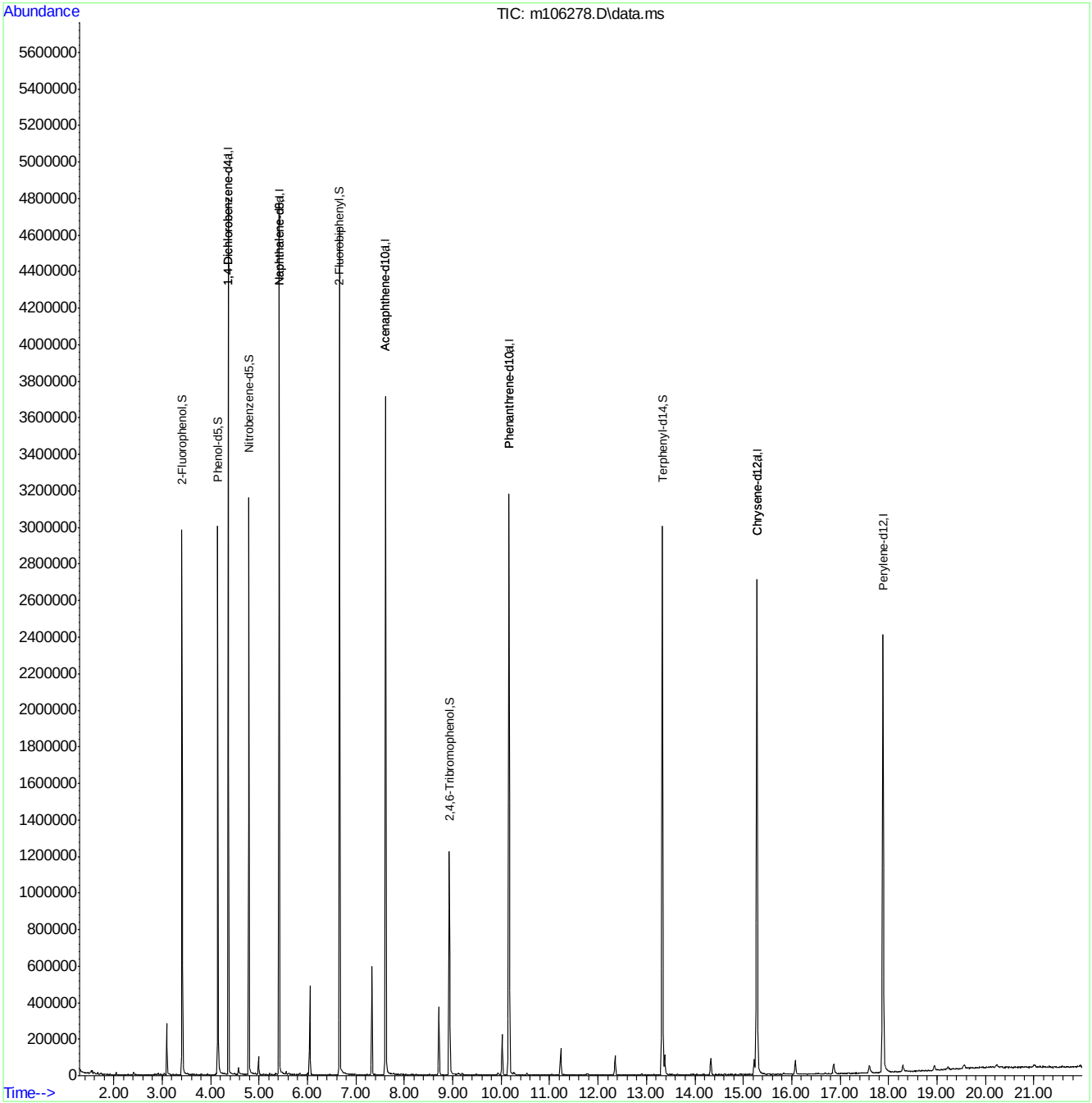

ACCUTEST LABORATORIES JB72256

Quantitation Report (QT Reviewed)

Data Path : C:\msdchem\1\DATA\em4346\
Data File : m106279.D
Acq On : 11 Jul 2014 11:20 pm
Operator : saumilp
Sample : icv4345-50
Misc : op75975,em4346
ALS Vial : 12 Sample Multiplier: 1

Quant Time: Jul 14 14:23:50 2014
Quant Method : C:\msdchem\1\METHODS\MM4345.M
Quant Title : Semi Volatile GC/MS, rtx-5ms 30mx0.25mmx0.25um
QLast Update : Mon Jul 14 13:52:58 2014
Response via : Initial Calibration

Compound	R.T.	QIon	Response	Conc	Units	Dev(Min)
Internal Standards						
1) 1,4-Dichlorobenzene-d4	4.371	152	358815	40.00	ppb	0.00
24) Naphthalene-d8	5.413	136	1484265	40.00	ppb	0.00
47) Acenaphthene-d10	7.614	164	834554	40.00	ppb	0.00
69) Phenanthrene-d10	10.162	188	1331633	40.00	ppb	0.00
83) Chrysene-d12	15.280	240	1246006	40.00	ppb	0.00
92) Perylene-d12	17.887	264	1102394	40.00	ppb	0.00
102) 1,4-Dichlorobenzene-d4a	4.371	152	358815	40.00	ppb	0.00
104) Acenaphthene-d10a	7.614	164	834554	40.00	ppb	0.00
107) Chrysene-d12a	15.280	240	1246006	40.00	ppb	0.00
110) Phenanthrene-d10a	10.162	188	1331633	40.00	ppb	0.00
112) Naphthalene-d8a	5.413	136	1484265	40.00	ppb	0.00
System Monitoring Compounds						
5) 2-Fluorophenol	0.000	112	0	0.00	ppb	
Spiked Amount 50.000			Recovery =	0.00%		
8) Phenol-d5	0.000	99	0d	0.00	ppb	
Spiked Amount 50.000			Recovery =	0.00%		
25) Nitrobenzene-d5	0.000	82	0	0.00	ppb	
Spiked Amount 50.000			Recovery =	0.00%		
51) 2-Fluorobiphenyl	0.000	172	0d	0.00	ppb	
Spiked Amount 50.000			Recovery =	0.00%		
73) 2,4,6-Tribromophenol	0.000	330	0	0.00	ppb	
Spiked Amount 50.000			Recovery =	0.00%		
86) Terphenyl-d14	0.000	244	0d	0.00	ppb	
Spiked Amount 50.000			Recovery =	0.00%		
109) 1-chlorooctadecane	0.000	57	0	0.00	ppb	
Spiked Amount 50.000			Recovery =	0.00%		
111) o-terphenyl	0.000	230	0	0.00	ppb	
Spiked Amount 50.000			Recovery =	0.00%		
Target Compounds						Qvalue
3) Pyridine	2.282	79	851185	64.21	ppb	98
10) Aniline	4.131	93	1209103	57.99	ppb	70
16) Benzyl alcohol	4.483	108	516972	57.51	ppb	86
39) 4-Chloroaniline	5.498	127	917177	49.57	ppb	98
44) 2-Methylnaphthalene	6.187	141	1218614	48.21	ppb	99
54) 2-Nitroaniline	6.978	65	412819	51.78	ppb	98
58) 3-Nitroaniline	7.598	138	378048	48.63	ppb	96
62) Dibenzofuran	7.945	168	1856362	48.38	ppb	96
68) 4-Nitroaniline	8.602	138	369858	48.89	ppb	90
79) Carbazole	10.664	167	1995084	48.73	ppb	99

(#) = qualifier out of range (m) = manual integration (+) = signals summed

Quantitation Report (QT Reviewed)

Data Path : C:\msdchem\1\DATA\em4346\
Data File : m106279.D
Acq On : 11 Jul 2014 11:20 pm
Operator : saumilp
Sample : icv4345-50
Misc : op75975,em4346
ALS Vial : 12 Sample Multiplier: 1

Quant Time: Jul 14 14:23:50 2014
Quant Method : C:\msdchem\1\METHODS\MM4345.M
Quant Title : Semi Volatile GC/MS, rtx-5ms 30mx0.25mmx0.25um
QLast Update : Mon Jul 14 13:52:58 2014
Response via : Initial Calibration

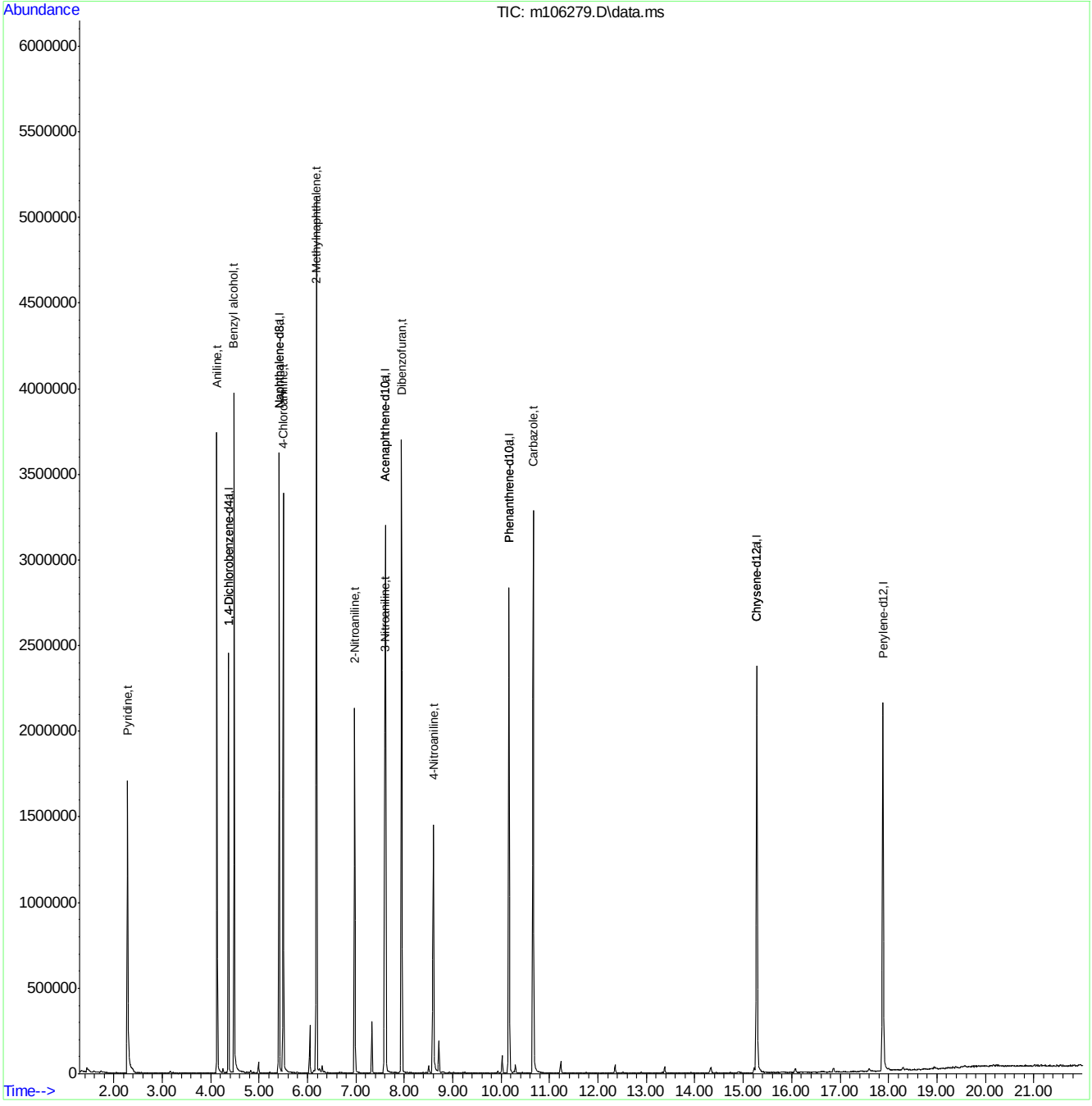

ACCUTEST LABORATORIES JB72256

Manual Integrations APPROVED (compounds with "m" flag)
Nina Pandya
07/15/14 09:46

Quantitation Report (QT Reviewed)

Data Path : C:\msdchem\1\DATA\em4346\
Data File : m106280a.D
Acq On : 11 Jul 2014 11:49 pm
Operator : saumilp
Sample : icv4346-50
Misc : op75975,em4346
ALS Vial : 13 Sample Multiplier: 1

Quant Time: Jul 14 16:54:20 2014
Quant Method : C:\msdchem\1\METHODS\MM4345.M
Quant Title : Semi Volatile GC/MS, rtx-5ms 30mx0.25mmx0.25um
QLast Update : Mon Jul 14 13:52:58 2014
Response via : Initial Calibration

Compound	R.T.	QIon	Response	Conc	Units	Dev(Min)
Internal Standards						
1) 1,4-Dichlorobenzene-d4	4.364	152	465757	40.00	ppb	0.00
24) Naphthalene-d8	5.417	136	1697937	40.00	ppb	0.00
47) Acenaphthene-d10	7.618	164	906207	40.00	ppb	0.00
69) Phenanthrene-d10	10.166	188	1491116	40.00	ppb	0.00
83) Chrysene-d12	15.294	240	1407236	40.00	ppb	0.01
92) Perylene-d12	17.891	264	1276048	40.00	ppb	0.00
102) 1,4-Dichlorobenzene-d4a	4.364	152	465757	40.00	ppb	0.00
104) Acenaphthene-d10a	7.618	164	906207	40.00	ppb	0.00
107) Chrysene-d12a	15.294	240	1407236	40.00	ppb	0.00
110) Phenanthrene-d10a	10.166	188	1491116	40.00	ppb	0.00
112) Naphthalene-d8a	5.417	136	1697937	40.00	ppb	0.00
System Monitoring Compounds						
5) 2-Fluorophenol	0.000	112	0	0.00	ppb	
Spiked Amount 50.000			Recovery =	0.00%		
8) Phenol-d5	0.000	99	0d	0.00	ppb	
Spiked Amount 50.000			Recovery =	0.00%		
25) Nitrobenzene-d5	0.000	82	0d	0.00	ppb	
Spiked Amount 50.000			Recovery =	0.00%		
51) 2-Fluorobiphenyl	0.000	172	0	0.00	ppb	
Spiked Amount 50.000			Recovery =	0.00%		
73) 2,4,6-Tribromophenol	0.000	330	0	0.00	ppb	
Spiked Amount 50.000			Recovery =	0.00%		
86) Terphenyl-d14	0.000	244	0d	0.00	ppb	
Spiked Amount 50.000			Recovery =	0.00%		
109) 1-chlorooctadecane	0.000	57	0	0.00	ppb	
Spiked Amount 50.000			Recovery =	0.00%		
111) o-terphenyl	0.000	230	0	0.00	ppb	
Spiked Amount 50.000			Recovery =	0.00%		
Target Compounds						Qvalue
105) 1,2,4,5-Tetrachloroben...	6.400	216	581674	42.56	ppb	99

(#) = qualifier out of range (m) = manual integration (+) = signals summed

9.6.70

6

Quantitation Report (QT Reviewed)

Data Path : C:\msdchem\1\DATA\em4346\
Data File : m106280a.D
Acq On : 11 Jul 2014 11:49 pm
Operator : saumilp
Sample : icv4346-50
Misc : op75975,em4346
ALS Vial : 13 Sample Multiplier: 1

Quant Time: Jul 14 16:54:20 2014
Quant Method : C:\msdchem\1\METHODS\MM4345.M
Quant Title : Semi Volatile GC/MS, rtx-5ms 30mx0.25mmx0.25um
QLast Update : Mon Jul 14 13:52:58 2014
Response via : Initial Calibration

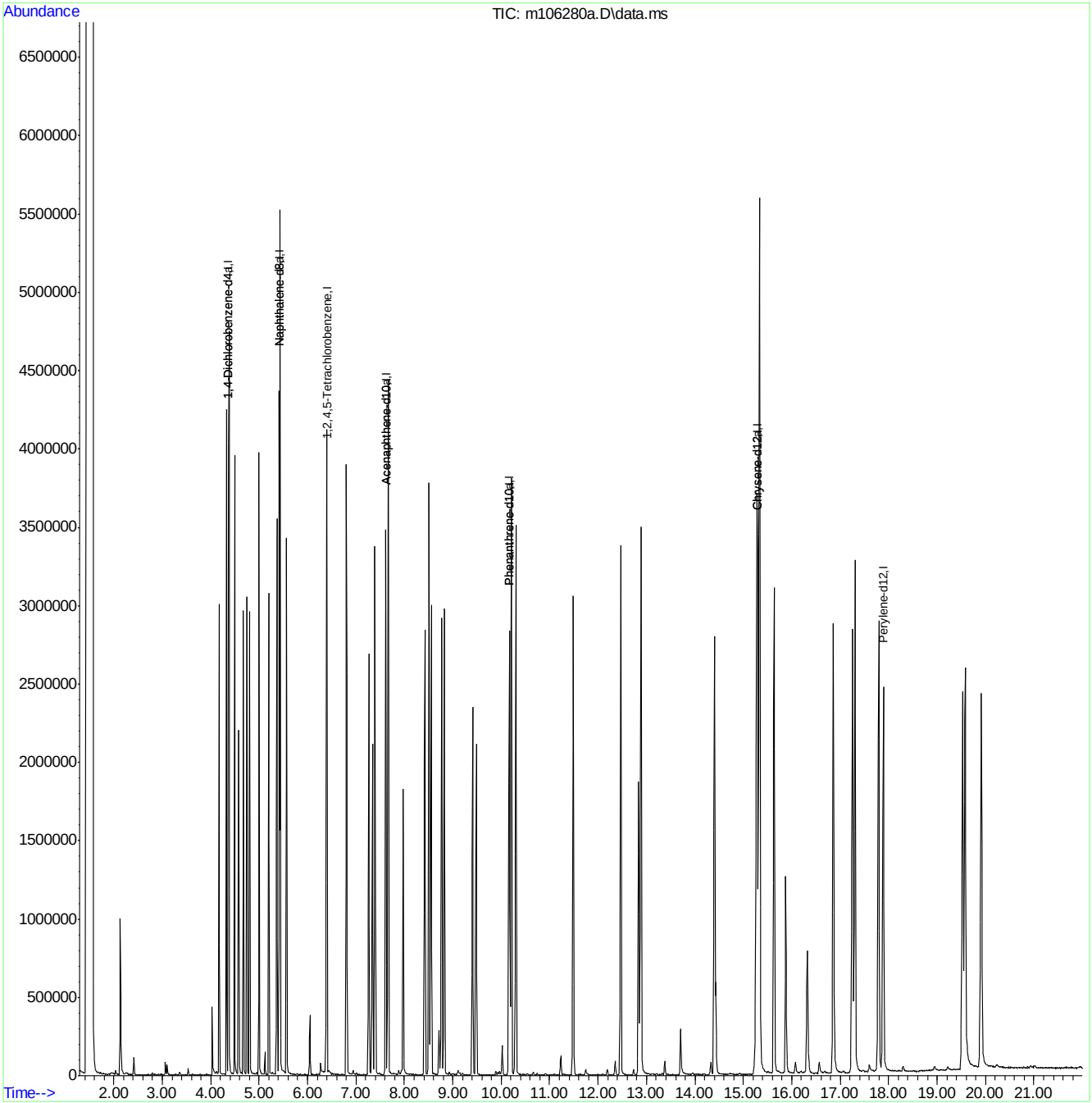

ACCUTEST LABORATORIES JB72256

Manual Integration Approval Summary

Sample Number:	EM4346-ICV4346	**Method:**	SW846 8270D
Lab FileID:	M106280A.D	**Analyst approved:**	07/14/14 14:53 Saumil Patel
Injection Time:	07/11/14 23:49	**Supervisor approved:**	07/15/14 09:46 Nina Pandya

Parameter	CAS	Sig#	R.T. (min.)	Reason
Benzidine	92-87-5		12.84	Poor instrument integration

Quantitation Report (QT Reviewed)

Data Path : C:\msdchem\1\DATA\em4346\
Data File : m106280.D
Acq On : 11 Jul 2014 11:49 pm
Operator : saumilp
Sample : icv4345-50
Misc : op75975,em4346
ALS Vial : 13 Sample Multiplier: 1

Quant Time: Jul 14 14:13:20 2014
Quant Method : C:\msdchem\1\METHODS\MM4345.M
Quant Title : Semi Volatile GC/MS, rtx-5ms 30mx0.25mmx0.25um
QLast Update : Mon Jul 14 13:52:58 2014
Response via : Initial Calibration

Compound	R.T.	QIon	Response	Conc	Units	Dev(Min)
Internal Standards						
1) 1,4-Dichlorobenzene-d4	4.364	152	465757	40.00	ppb	0.00
24) Naphthalene-d8	5.417	136	1697937	40.00	ppb	0.00
47) Acenaphthene-d10	7.618	164	906207	40.00	ppb	0.00
69) Phenanthrene-d10	10.166	188	1491116	40.00	ppb	0.00
83) Chrysene-d12	15.294	240	1407236	40.00	ppb	0.01
92) Perylene-d12	17.891	264	1276048	40.00	ppb	0.00
102) 1,4-Dichlorobenzene-d4a	4.364	152	465757	40.00	ppb	0.00
104) Acenaphthene-d10a	7.618	164	906207	40.00	ppb	0.00
107) Chrysene-d12a	15.294	240	1407236	40.00	ppb	0.00
110) Phenanthrene-d10a	10.166	188	1491116	40.00	ppb	0.00
112) Naphthalene-d8a	5.417	136	1697937	40.00	ppb	0.00
System Monitoring Compounds						
5) 2-Fluorophenol	0.000	112	0	0.00	ppb	
Spiked Amount 50.000			Recovery =	0.00%		
8) Phenol-d5	0.000	99	0d	0.00	ppb	
Spiked Amount 50.000			Recovery =	0.00%		
25) Nitrobenzene-d5	0.000	82	0d	0.00	ppb	
Spiked Amount 50.000			Recovery =	0.00%		
51) 2-Fluorobiphenyl	0.000	172	0	0.00	ppb	
Spiked Amount 50.000			Recovery =	0.00%		
73) 2,4,6-Tribromophenol	0.000	330	0	0.00	ppb	
Spiked Amount 50.000			Recovery =	0.00%		
86) Terphenyl-d14	0.000	244	0d	0.00	ppb	
Spiked Amount 50.000			Recovery =	0.00%		
109) 1-chlorooctadecane	0.000	57	0	0.00	ppb	
Spiked Amount 50.000			Recovery =	0.00%		
111) o-terphenyl	0.000	230	0	0.00	ppb	
Spiked Amount 50.000			Recovery =	0.00%		
Target Compounds						Qvalue
4) N-Nitrosodimethylamine	2.137	42	295431	39.57	ppb	99
11) bis(2-Chloroethyl)ether	4.177	93	697764	43.13	ppb	92
14) 1,3-Dichlorobenzene	4.322	146	790993	40.58	ppb	96
15) 1,4-Dichlorobenzene	4.380	146	800946	40.60	ppb	98
17) 1,2-Dichlorobenzene	4.493	146	763264	41.33	ppb	98
20) 2,2'-oxybis(1-Chloropr...	4.578	121	222628	43.24	ppb	94
22) n-Nitroso-di-n-propyla...	4.674	70	533153	41.94	ppb	93
23) Hexachloroethane	4.749	201	255591	40.53	ppb	92
26) Nitrobenzene	4.802	77	798261	41.46	ppb	94
28) Isophorone	5.000	82	1338517	41.36	ppb	100
32) bis(2-Chloroethoxy)met...	5.198	93	819999	45.00	ppb	99
36) 1,2,4-Trichlorobenzene	5.363	180	578229	40.51	ppb	99
38) Naphthalene	5.438	128	2115525	41.62	ppb	99
42) Hexachlorobutadiene	5.566	225	327256	40.62	ppb	100
48) Hexachlorocyclopentadiene	6.389	237	274385	42.15	ppb	99
52) 2-Chloronaphthalene	6.806	162	1201833	42.12	ppb	97
55) Dimethylphthalate	7.265	163	1367578	42.12	ppb	100
56) Acenaphthylene	7.393	152	1749260	36.62	ppb	98

Quantitation Report (QT Reviewed)

Data Path : C:\msdchem\1\DATA\em4346\
Data File : m106280.D
Acq On : 11 Jul 2014 11:49 pm
Operator : saumilp
Sample : icv4345-50
Misc : op75975,em4346
ALS Vial : 13 Sample Multiplier: 1

Quant Time: Jul 14 14:13:20 2014
Quant Method : C:\msdchem\1\METHODS\MM4345.M
Quant Title : Semi Volatile GC/MS, rtx-5ms 30mx0.25mmx0.25um
QLast Update : Mon Jul 14 13:52:58 2014
Response via : Initial Calibration

	Compound	R.T.	QIon	Response	Conc	Units	Dev(Min)
57)	2,6-Dinitrotoluene	7.345	165	296131	41.64	ppb	94
59)	Acenaphthene	7.666	153	1313897	44.57	ppb	99
63)	2,4-Dinitrotoluene	7.976	165	399820	41.82	ppb	87
65)	Diethylphthalate	8.419	149	1421691	43.64	ppb	99
66)	Fluorene	8.510	166	1426919	43.31	ppb	98
67)	4-Chlorophenyl-phenyle...	8.553	204	625978	42.72	ppb	96
71)	n-Nitrosodiphenylamine	8.772	169	987806	43.82	ppb	99
72)	1,2-Diphenylhydrazine	8.825	77	1575817	45.00	ppb	98
74)	4-Bromophenyl-phenylether	9.407	248	363144	42.79	ppb	94
75)	Hexachlorobenzene	9.482	284	383895	40.42	ppb	98
77)	Phenanthrene	10.209	178	1894306	40.79	ppb	99
78)	Anthracene	10.305	178	1938074	41.13	ppb	100
80)	Di-n-butylphthalate	11.491	149	2360388	43.74	ppb	99
81)	Fluoranthene	12.468	202	2008105	41.25	ppb	98
84)	Pyrene	12.890	202	2088923	43.77	ppb	99
87)	Butylbenzylphthalate	14.402	149	1001849	45.24	ppb	97
88)	Benzo[a]anthracene	15.273	228	1798930	41.57	ppb	99
90)	Chrysene	15.342	228	1827974	43.81	ppb	99
91)	bis(2-Ethylhexyl)phtha...	15.636	149	1422865	46.31	ppb	99
93)	Di-n-octylphthalate	16.860	149	2425455	47.57	ppb	100
94)	Benzo[b]fluoranthene	17.255	252	1772875	41.40	ppb	93
95)	Benzo[k]fluoranthene	17.308	252	1854774	44.06	ppb	99
96)	Benzo[a]pyrene	17.795	252	1678321	44.38	ppb	98
97)	Indeno[1,2,3-cd]pyrene	19.531	276	1519285	42.23	ppb	100
99)	Dibenz[a,h]anthracene	19.579	278	1648890	44.51	ppb	98
101)	Benzo[g,h,i]perylene	19.915	276	1685304	44.64	ppb	99

(#) = qualifier out of range (m) = manual integration (+) = signals summed

Quantitation Report (QT Reviewed)

Data Path : C:\msdchem\1\DATA\em4346\
Data File : m106280.D
Acq On : 11 Jul 2014 11:49 pm
Operator : saumilp
Sample : icv4345-50
Misc : op75975,em4346
ALS Vial : 13 Sample Multiplier: 1

Quant Time: Jul 14 14:13:20 2014
Quant Method : C:\msdchem\1\METHODS\MM4345.M
Quant Title : Semi Volatile GC/MS, rtx-5ms 30mx0.25mmx0.25um
QLast Update : Mon Jul 14 13:52:58 2014
Response via : Initial Calibration

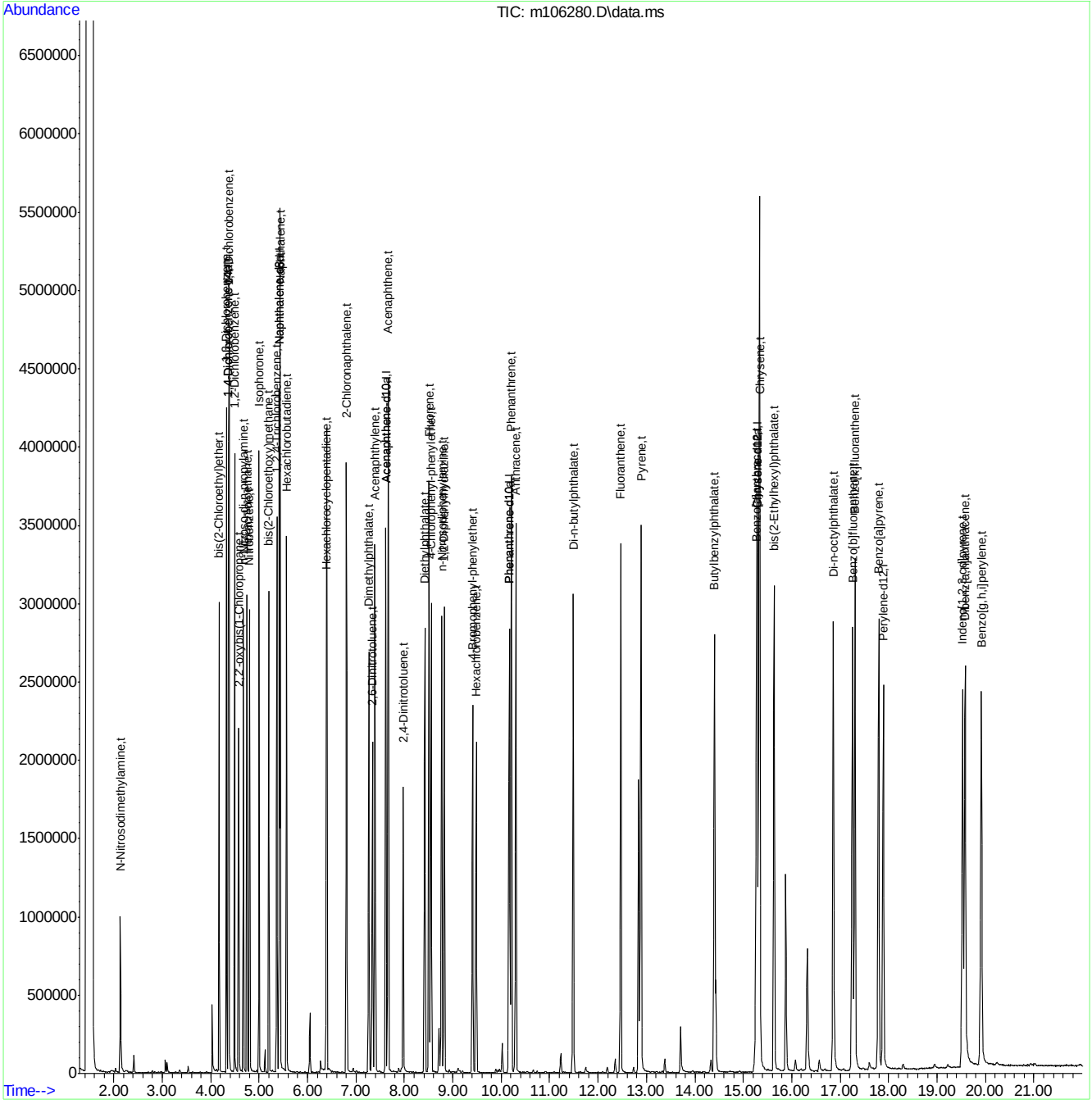

ACCUTEST LABORATORIES JB72256

Quantitation Report (QT Reviewed)

Data Path : C:\msdchem\1\DATA\em4346\
Data File : m106281.D
Acq On : 12 Jul 2014 12:18 am
Operator : saumilp
Sample : icv4345-50
Misc : op75975,em4346
ALS Vial : 14 Sample Multiplier: 1

Quant Time: Jul 14 14:29:44 2014
Quant Method : C:\msdchem\1\METHODS\MM4345.M
Quant Title : Semi Volatile GC/MS, rtx-5ms 30mx0.25mmx0.25um
QLast Update : Mon Jul 14 13:52:58 2014
Response via : Initial Calibration

Compound	R.T.	QIon	Response	Conc	Units	Dev(Min)
Internal Standards						
1) 1,4-Dichlorobenzene-d4	4.365	152	422372	40.00	ppb	0.00
24) Naphthalene-d8	5.412	136	1550173	40.00	ppb	0.00
47) Acenaphthene-d10	7.613	164	848313	40.00	ppb	0.00
69) Phenanthrene-d10	10.161	188	1346011	40.00	ppb	0.00
83) Chrysene-d12	15.279	240	1275563	40.00	ppb	0.00
92) Perylene-d12	17.886	264	947505	40.00	ppb	0.00
102) 1,4-Dichlorobenzene-d4a	4.365	152	422372	40.00	ppb	0.00
104) Acenaphthene-d10a	7.613	164	848313	40.00	ppb	0.00
107) Chrysene-d12a	15.279	240	1275563	40.00	ppb	0.00
110) Phenanthrene-d10a	10.161	188	1346011	40.00	ppb	0.00
112) Naphthalene-d8a	5.412	136	1550173	40.00	ppb	0.00
System Monitoring Compounds						
5) 2-Fluorophenol	0.000	112	0	0.00	ppb	
Spiked Amount 50.000			Recovery =	0.00%		
8) Phenol-d5	0.000	99	0d	0.00	ppb	
Spiked Amount 50.000			Recovery =	0.00%		
25) Nitrobenzene-d5	0.000	82	0	0.00	ppb	
Spiked Amount 50.000			Recovery =	0.00%		
51) 2-Fluorobiphenyl	0.000	172	0	0.00	ppb	
Spiked Amount 50.000			Recovery =	0.00%		
73) 2,4,6-Tribromophenol	0.000	330	0	0.00	ppb	
Spiked Amount 50.000			Recovery =	0.00%		
86) Terphenyl-d14	0.000	244	0	0.00	ppb	
Spiked Amount 50.000			Recovery =	0.00%		
109) 1-chlorooctadecane	0.000	57	0	0.00	ppb	
Spiked Amount 50.000			Recovery =	0.00%		
111) o-terphenyl	0.000	230	0	0.00	ppb	
Spiked Amount 50.000			Recovery =	0.00%		
Target Compounds						Qvalue
2) 1,4-Dioxane	1.833	88	277376	41.51	ppb	99
6) Indene	4.557	116	1449929	52.57	ppb	99
7) Cumene	3.767	105	1923815	49.55	ppb	99
13) Decane	4.258	43	528356	45.71	ppb	99
18) Acetophenone	4.669	105	1140320	51.23	ppb	93
27) Quinoline	5.775	129	1599383	51.66	ppb	99
40) 2,3-Dichloroaniline	6.550	161	702062	46.61	ppb	99
41) Caprolactam	5.855	55	260900	46.66	ppb	91
45) 1-Methylnaphthalene	6.304	142	1490743	49.81	ppb	94
46) Dimethylnaphthalene	7.009	156	1311097	49.06	ppb	97
53) Biphenyl	6.796	154	1818447	51.93	ppb	99
82) Octadecane	10.215	57	806268	54.16	ppb	99
100) 7,12-Dimethylbenz(a)an...	17.255	256	314335	21.55	ppb	98

(#) = qualifier out of range (m) = manual integration (+) = signals summed

ACCUTEST LABORATORIES JB72256

Quantitation Report (QT Reviewed)

Data Path : C:\msdchem\1\DATA\em4346\
Data File : m106281.D
Acq On : 12 Jul 2014 12:18 am
Operator : saumilp
Sample : icv4345-50
Misc : op75975,em4346
ALS Vial : 14 Sample Multiplier: 1

Quant Time: Jul 14 14:29:44 2014
Quant Method : C:\msdchem\1\METHODS\MM4345.M
Quant Title : Semi Volatile GC/MS, rtx-5ms 30mx0.25mmx0.25um
QLast Update : Mon Jul 14 13:52:58 2014
Response via : Initial Calibration

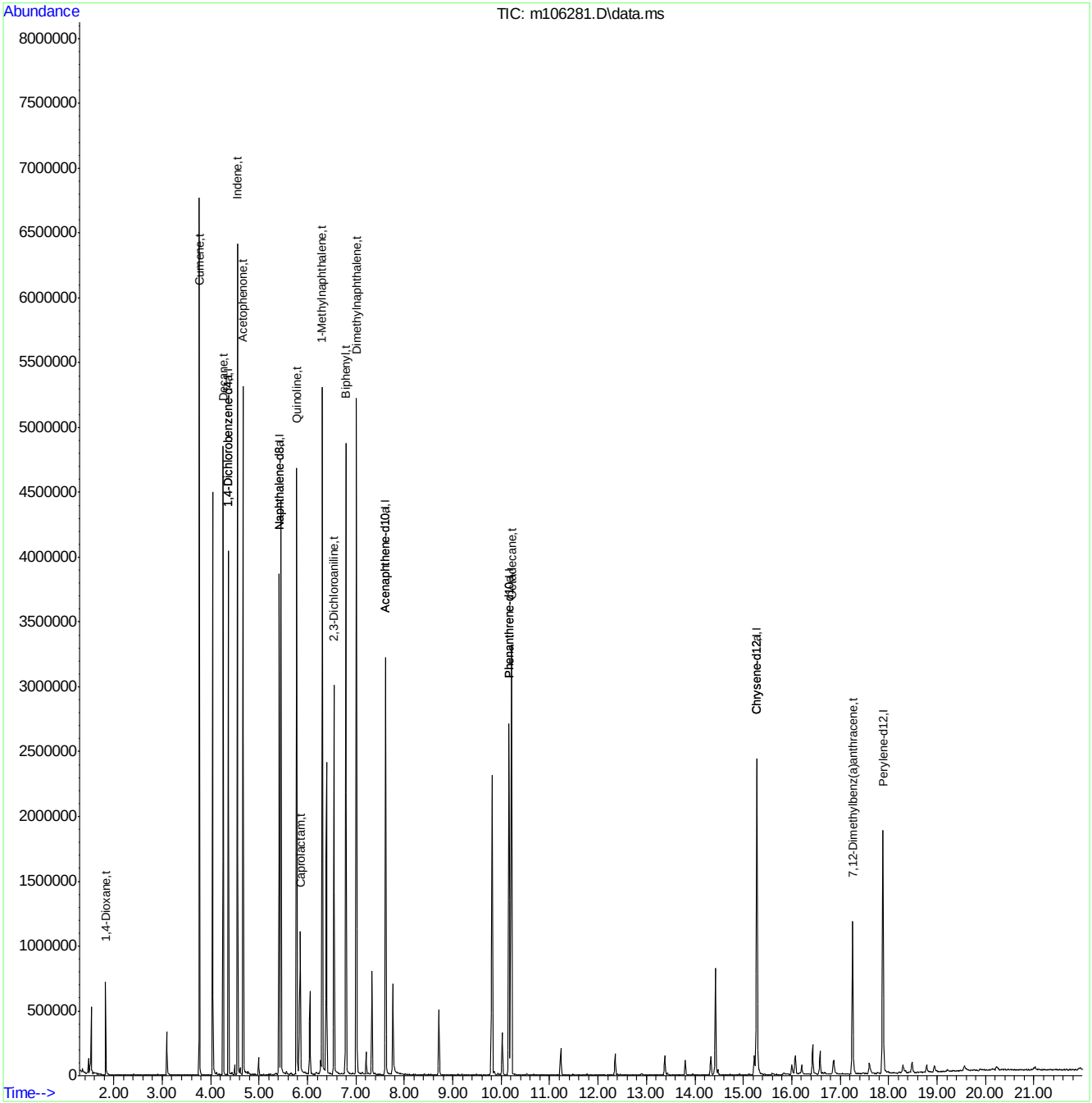

ACCUTEST LABORATORIES JB72256

Quantitation Report (QT Reviewed)

Data Path : C:\msdchem\1\DATA\em4346\
Data File : m106281a.D
Acq On : 12 Jul 2014 12:18 am
Operator : saumilp
Sample : icv4346-50
Misc : op75975,em4346
ALS Vial : 14 Sample Multiplier: 1

Quant Time: Jul 14 14:31:05 2014
Quant Method : C:\msdchem\1\METHODS\MM4345.M
Quant Title : Semi Volatile GC/MS, rtx-5ms 30mx0.25mmx0.25um
QLast Update : Mon Jul 14 13:52:58 2014
Response via : Initial Calibration

Compound	R.T.	QIon	Response	Conc	Units	Dev(Min)
Internal Standards						
1) 1,4-Dichlorobenzene-d4	4.365	152	422372	40.00	ppb	0.00
24) Naphthalene-d8	5.412	136	1550173	40.00	ppb	0.00
47) Acenaphthene-d10	7.613	164	848313	40.00	ppb	0.00
69) Phenanthrene-d10	10.161	188	1346011	40.00	ppb	0.00
83) Chrysene-d12	15.279	240	1275563	40.00	ppb	0.00
92) Perylene-d12	17.886	264	947505	40.00	ppb	0.00
102) 1,4-Dichlorobenzene-d4a	4.365	152	422372	40.00	ppb	0.00
104) Acenaphthene-d10a	7.613	164	848313	40.00	ppb	0.00
107) Chrysene-d12a	15.279	240	1275563	40.00	ppb	0.00
110) Phenanthrene-d10a	10.161	188	1346011	40.00	ppb	0.00
112) Naphthalene-d8a	5.412	136	1550173	40.00	ppb	0.00
System Monitoring Compounds						
5) 2-Fluorophenol	0.000	112	0	0.00	ppb	
Spiked Amount 50.000			Recovery =	0.00%		
8) Phenol-d5	0.000	99	0d	0.00	ppb	
Spiked Amount 50.000			Recovery =	0.00%		
25) Nitrobenzene-d5	0.000	82	0	0.00	ppb	
Spiked Amount 50.000			Recovery =	0.00%		
51) 2-Fluorobiphenyl	0.000	172	0	0.00	ppb	
Spiked Amount 50.000			Recovery =	0.00%		
73) 2,4,6-Tribromophenol	0.000	330	0	0.00	ppb	
Spiked Amount 50.000			Recovery =	0.00%		
86) Terphenyl-d14	0.000	244	0	0.00	ppb	
Spiked Amount 50.000			Recovery =	0.00%		
109) 1-chlorooctadecane	0.000	57	0	0.00	ppb	
Spiked Amount 50.000			Recovery =	0.00%		
111) o-terphenyl	0.000	230	0	0.00	ppb	
Spiked Amount 50.000			Recovery =	0.00%		
Target Compounds						Qvalue
103) Benzaldehyde	4.039	105	703762	59.51	ppb	96
106) Atrazine	9.819	215	211562	50.04	ppb	92

(#) = qualifier out of range (m) = manual integration (+) = signals summed

Quantitation Report (QT Reviewed)

Data Path : C:\msdchem\1\DATA\em4346\
Data File : m106281a.D
Acq On : 12 Jul 2014 12:18 am
Operator : saumilp
Sample : icv4346-50
Misc : op75975,em4346
ALS Vial : 14 Sample Multiplier: 1

Quant Time: Jul 14 14:31:05 2014
Quant Method : C:\msdchem\1\METHODS\MM4345.M
Quant Title : Semi Volatile GC/MS, rtx-5ms 30mx0.25mmx0.25um
QLast Update : Mon Jul 14 13:52:58 2014
Response via : Initial Calibration

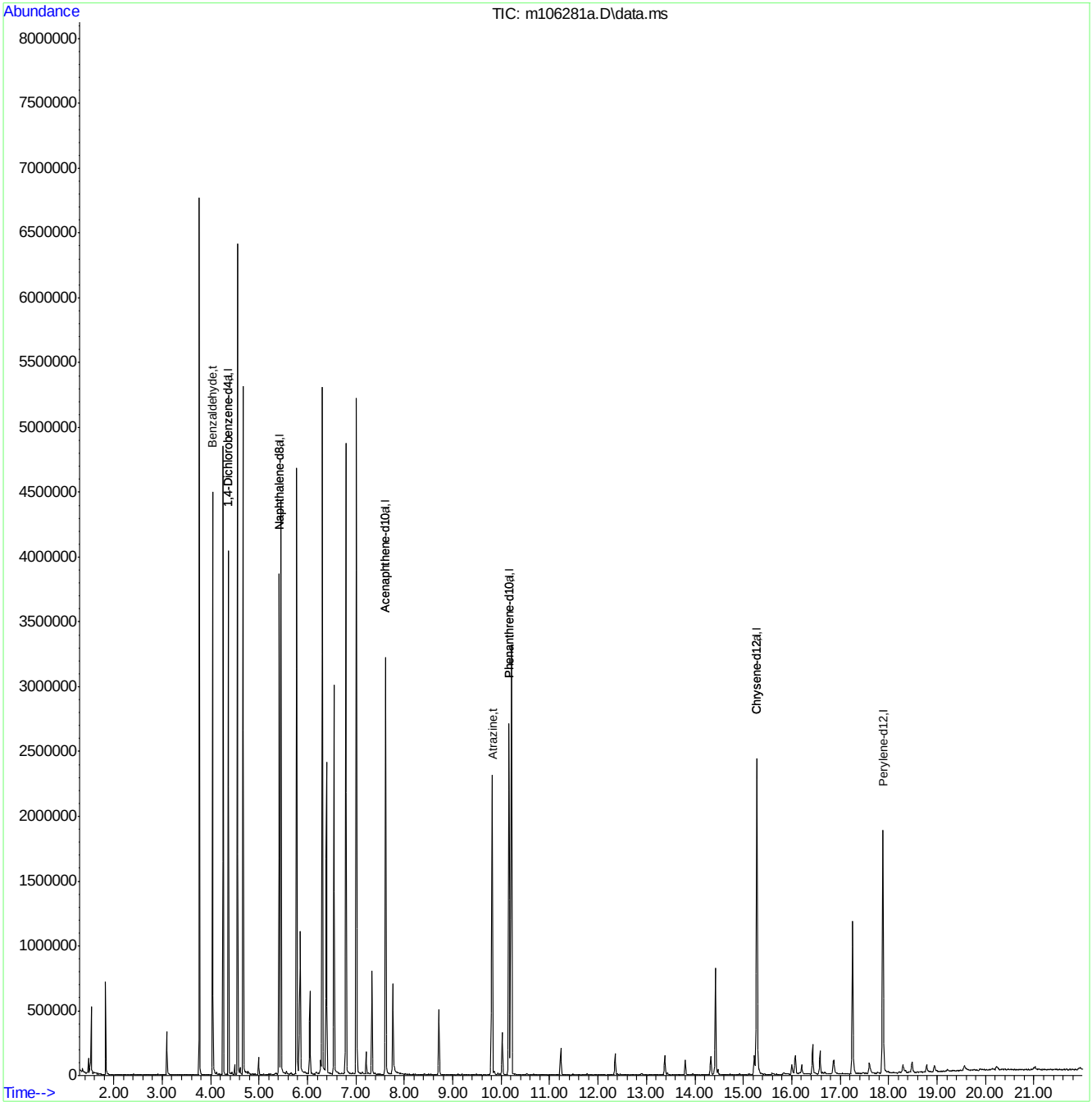

Quantitation Report (QT Reviewed)

Data Path : C:\msdchem\1\DATA\em4346\
Data File : m106282.D
Acq On : 12 Jul 2014 12:46 am
Operator : saumilp
Sample : icv4345-50
Misc : op75975,em4346
ALS Vial : 15 Sample Multiplier: 1

Quant Time: Jul 14 14:46:35 2014
Quant Method : C:\msdchem\1\METHODS\MM4345.M
Quant Title : Semi Volatile GC/MS, rtx-5ms 30mx0.25mmx0.25um
QLast Update : Mon Jul 14 13:52:58 2014
Response via : Initial Calibration

Compound	R.T.	QIon	Response	Conc	Units	Dev(Min)
Internal Standards						
1) 1,4-Dichlorobenzene-d4	4.365	152	574843	40.00	ppb	0.00
24) Naphthalene-d8	5.412	136	2128304	40.00	ppb	0.00
47) Acenaphthene-d10	7.618	164	1212065	40.00	ppb	0.00
69) Phenanthrene-d10	10.166	188	2005778	40.00	ppb	0.00
83) Chrysene-d12	15.284	240	2112277	40.00	ppb	0.00
92) Perylene-d12	17.896	264	1989414	40.00	ppb	0.00
102) 1,4-Dichlorobenzene-d4a	4.365	152	574843	40.00	ppb	0.00
104) Acenaphthene-d10a	7.618	164	1212065	40.00	ppb	0.00
107) Chrysene-d12a	15.284	240	2112277	40.00	ppb	0.00
110) Phenanthrene-d10a	10.166	188	2005778	40.00	ppb	0.00
112) Naphthalene-d8a	5.412	136	2128304	40.00	ppb	0.00
System Monitoring Compounds						
5) 2-Fluorophenol	0.000	112	0	0.00	ppb	
Spiked Amount 50.000			Recovery =	0.00%		
8) Phenol-d5	0.000	99	0d	0.00	ppb	
Spiked Amount 50.000			Recovery =	0.00%		
25) Nitrobenzene-d5	0.000	82	0	0.00	ppb	
Spiked Amount 50.000			Recovery =	0.00%		
51) 2-Fluorobiphenyl	0.000	172	0	0.00	ppb	
Spiked Amount 50.000			Recovery =	0.00%		
73) 2,4,6-Tribromophenol	0.000	330	0	0.00	ppb	
Spiked Amount 50.000			Recovery =	0.00%		
86) Terphenyl-d14	0.000	244	0	0.00	ppb	
Spiked Amount 50.000			Recovery =	0.00%		
109) 1-chlorooctadecane	0.000	57	0	0.00	ppb	
Spiked Amount 50.000			Recovery =	0.00%		
111) o-terphenyl	0.000	230	0	0.00	ppb	
Spiked Amount 50.000			Recovery =	0.00%		
Target Compounds						Qvalue
89) 3,3'-Dichlorobenzidine	15.327	252	988443	44.28	ppb	99

(#) = qualifier out of range (m) = manual integration (+) = signals summed

Quantitation Report (QT Reviewed)

Data Path : C:\msdchem\1\DATA\em4346\
Data File : m106282.D
Acq On : 12 Jul 2014 12:46 am
Operator : saumilp
Sample : icv4345-50
Misc : op75975,em4346
ALS Vial : 15 Sample Multiplier: 1

Quant Time: Jul 14 14:46:35 2014
Quant Method : C:\msdchem\1\METHODS\MM4345.M
Quant Title : Semi Volatile GC/MS, rtx-5ms 30mx0.25mmx0.25um
QLast Update : Mon Jul 14 13:52:58 2014
Response via : Initial Calibration

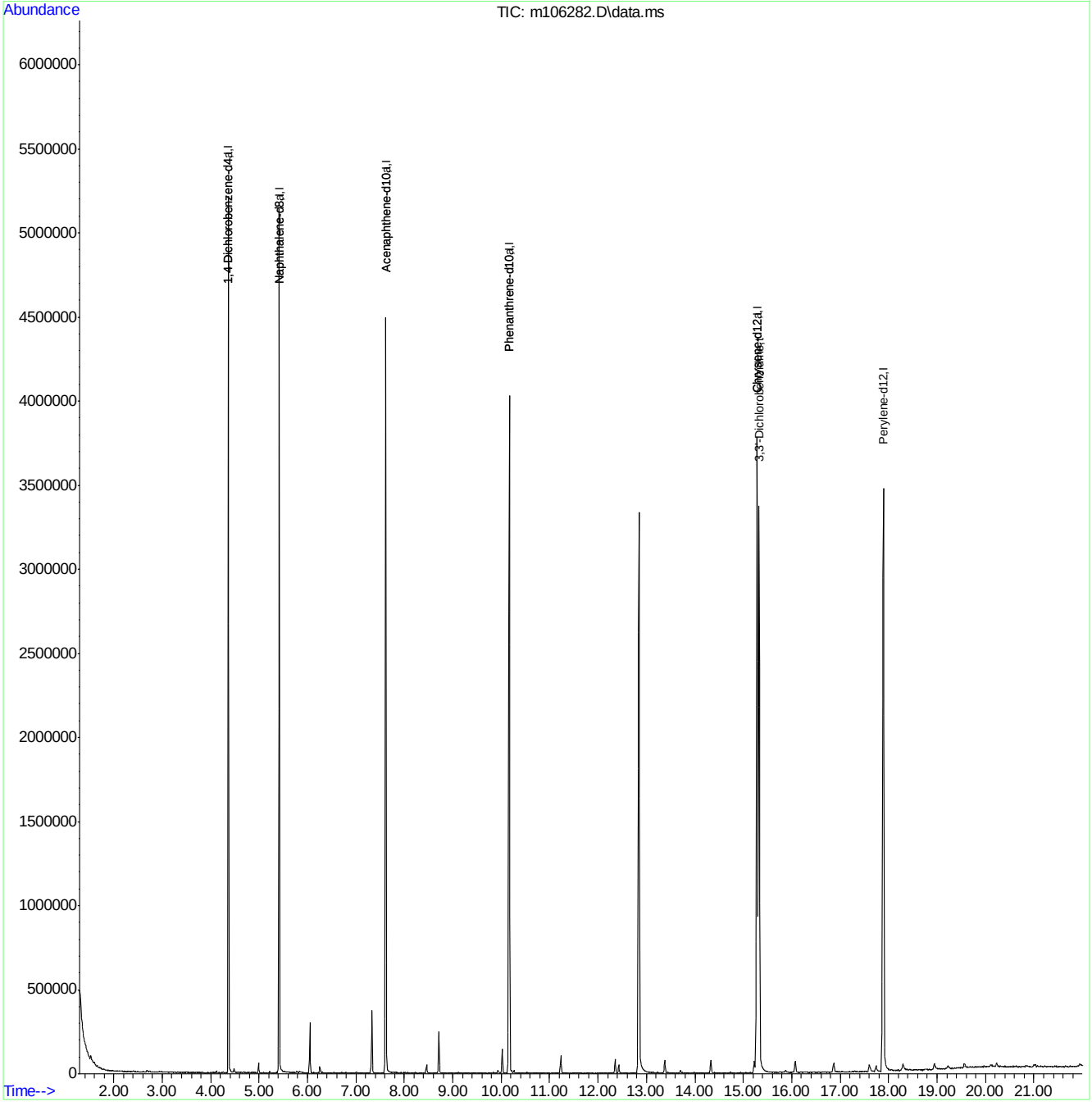

ACCUTEST LABORATORIES JB72256

Quantitation Report (QT Reviewed)

Data Path : C:\msdchem\1\DATA\em4346\
Data File : m106282a.D
Acq On : 12 Jul 2014 12:46 am
Operator : saumilp
Sample : icv4346-50
Misc : op75975,em4346
ALS Vial : 15 Sample Multiplier: 1

Quant Time: Jul 14 14:47:57 2014
Quant Method : C:\msdchem\1\METHODS\MM4345.M
Quant Title : Semi Volatile GC/MS, rtx-5ms 30mx0.25mmx0.25um
QLast Update : Mon Jul 14 13:52:58 2014
Response via : Initial Calibration

Compound	R.T.	QIon	Response	Conc	Units	Dev(Min)
Internal Standards						
1) 1,4-Dichlorobenzene-d4	4.365	152	574843	40.00	ppb	0.00
24) Naphthalene-d8	5.412	136	2128304	40.00	ppb	0.00
47) Acenaphthene-d10	7.618	164	1212065	40.00	ppb	0.00
69) Phenanthrene-d10	10.166	188	2005778	40.00	ppb	0.00
83) Chrysene-d12	15.284	240	2112277	40.00	ppb	0.00
92) Perylene-d12	17.896	264	1989414	40.00	ppb	0.00
102) 1,4-Dichlorobenzene-d4a	4.365	152	574843	40.00	ppb	0.00
104) Acenaphthene-d10a	7.618	164	1212065	40.00	ppb	0.00
107) Chrysene-d12a	15.284	240	2112277	40.00	ppb	0.00
110) Phenanthrene-d10a	10.166	188	2005778	40.00	ppb	0.00
112) Naphthalene-d8a	5.412	136	2128304	40.00	ppb	0.00
System Monitoring Compounds						
5) 2-Fluorophenol	0.000	112	0	0.00	ppb	
Spiked Amount 50.000			Recovery =	0.00%		
8) Phenol-d5	0.000	99	0d	0.00	ppb	
Spiked Amount 50.000			Recovery =	0.00%		
25) Nitrobenzene-d5	0.000	82	0	0.00	ppb	
Spiked Amount 50.000			Recovery =	0.00%		
51) 2-Fluorobiphenyl	0.000	172	0	0.00	ppb	
Spiked Amount 50.000			Recovery =	0.00%		
73) 2,4,6-Tribromophenol	0.000	330	0	0.00	ppb	
Spiked Amount 50.000			Recovery =	0.00%		
86) Terphenyl-d14	0.000	244	0	0.00	ppb	
Spiked Amount 50.000			Recovery =	0.00%		
109) 1-chlorooctadecane	0.000	57	0	0.00	ppb	
Spiked Amount 50.000			Recovery =	0.00%		
111) o-terphenyl	0.000	230	0	0.00	ppb	
Spiked Amount 50.000			Recovery =	0.00%		
Target Compounds						Qvalue
108) Benzidine	12.848	184	1950595	74.71	ppb	99

(#) = qualifier out of range (m) = manual integration (+) = signals summed

Quantitation Report (QT Reviewed)

Data Path : C:\msdchem\1\DATA\em4346\
Data File : m106282a.D
Acq On : 12 Jul 2014 12:46 am
Operator : saumilp
Sample : icv4346-50
Misc : op75975,em4346
ALS Vial : 15 Sample Multiplier: 1

Quant Time: Jul 14 14:47:57 2014
Quant Method : C:\msdchem\1\METHODS\MM4345.M
Quant Title : Semi Volatile GC/MS, rtx-5ms 30mx0.25mmx0.25um
QLast Update : Mon Jul 14 13:52:58 2014
Response via : Initial Calibration

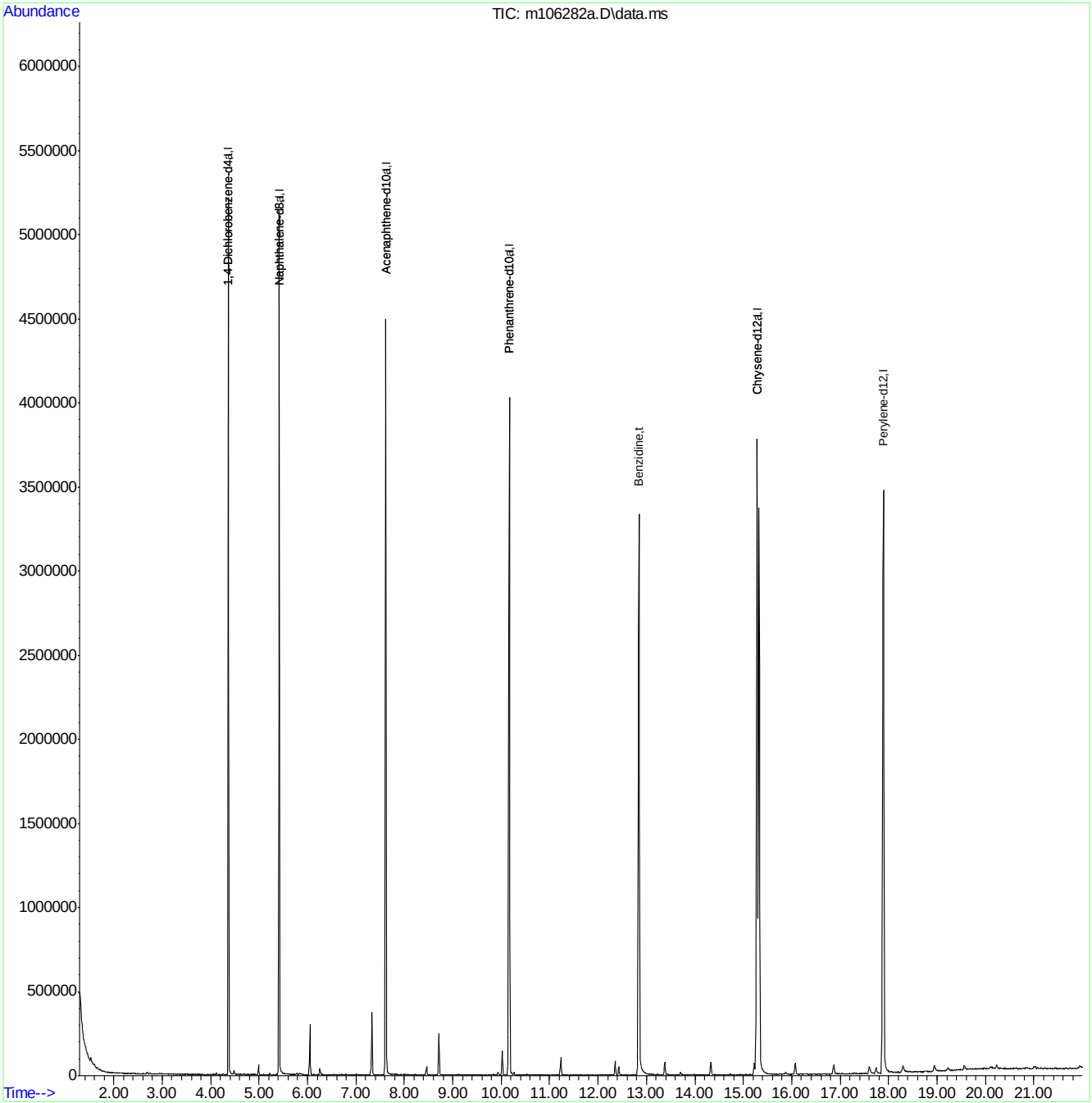

Quantitation Report (QT Reviewed)

Data Path : C:\msdchem\1\DATA\em4346\
Data File : m106283.D
Acq On : 12 Jul 2014 1:15 am
Operator : saumilp
Sample : icv4346-50
Misc : op75975,em4346
ALS Vial : 16 Sample Multiplier: 1

Quant Time: Jul 14 14:48:53 2014
Quant Method : C:\msdchem\1\METHODS\MM4345.M
Quant Title : Semi Volatile GC/MS, rtx-5ms 30mx0.25mmx0.25um
QLast Update : Mon Jul 14 13:52:58 2014
Response via : Initial Calibration

Compound	R.T.	QIon	Response	Conc	Units	Dev(Min)
Internal Standards						
1) 1,4-Dichlorobenzene-d4	4.365	152	511360	40.00	ppb	0.00
24) Naphthalene-d8	5.412	136	1876708	40.00	ppb	0.00
47) Acenaphthene-d10	7.613	164	1035107	40.00	ppb	0.00
69) Phenanthrene-d10	10.162	188	1716860	40.00	ppb	0.00
83) Chrysene-d12	15.285	240	1700981	40.00	ppb	0.00
92) Perylene-d12	17.892	264	1548030	40.00	ppb	0.00
102) 1,4-Dichlorobenzene-d4a	4.365	152	511360	40.00	ppb	0.00
104) Acenaphthene-d10a	7.613	164	1035107	40.00	ppb	0.00
107) Chrysene-d12a	15.285	240	1700981	40.00	ppb	0.00
110) Phenanthrene-d10a	10.162	188	1716860	40.00	ppb	0.00
112) Naphthalene-d8a	5.412	136	1876708	40.00	ppb	0.00
System Monitoring Compounds						
5) 2-Fluorophenol	0.000	112	0	0.00	ppb	
Spiked Amount 50.000			Recovery =	0.00%		
8) Phenol-d5	0.000	99	0d	0.00	ppb	
Spiked Amount 50.000			Recovery =	0.00%		
25) Nitrobenzene-d5	0.000	82	0	0.00	ppb	
Spiked Amount 50.000			Recovery =	0.00%		
51) 2-Fluorobiphenyl	0.000	172	0	0.00	ppb	
Spiked Amount 50.000			Recovery =	0.00%		
73) 2,4,6-Tribromophenol	0.000	330	0	0.00	ppb	
Spiked Amount 50.000			Recovery =	0.00%		
86) Terphenyl-d14	0.000	244	0	0.00	ppb	
Spiked Amount 50.000			Recovery =	0.00%		
109) 1-chlorooctadecane	0.000	57	0	0.00	ppb	
Spiked Amount 50.000			Recovery =	0.00%		
111) o-terphenyl	0.000	230	0	0.00	ppb	
Spiked Amount 50.000			Recovery =	0.00%		
Target Compounds						Qvalue
113) hydroquinone	5.909	110	1029017	57.24	ppb	99

(#) = qualifier out of range (m) = manual integration (+) = signals summed

Quantitation Report (QT Reviewed)

Data Path : C:\msdchem\1\DATA\em4346\
Data File : m106283.D
Acq On : 12 Jul 2014 1:15 am
Operator : saumilp
Sample : icv4346-50
Misc : op75975,em4346
ALS Vial : 16 Sample Multiplier: 1

Quant Time: Jul 14 14:48:53 2014
Quant Method : C:\msdchem\1\METHODS\MM4345.M
Quant Title : Semi Volatile GC/MS, rtx-5ms 30mx0.25mmx0.25um
QLast Update : Mon Jul 14 13:52:58 2014
Response via : Initial Calibration

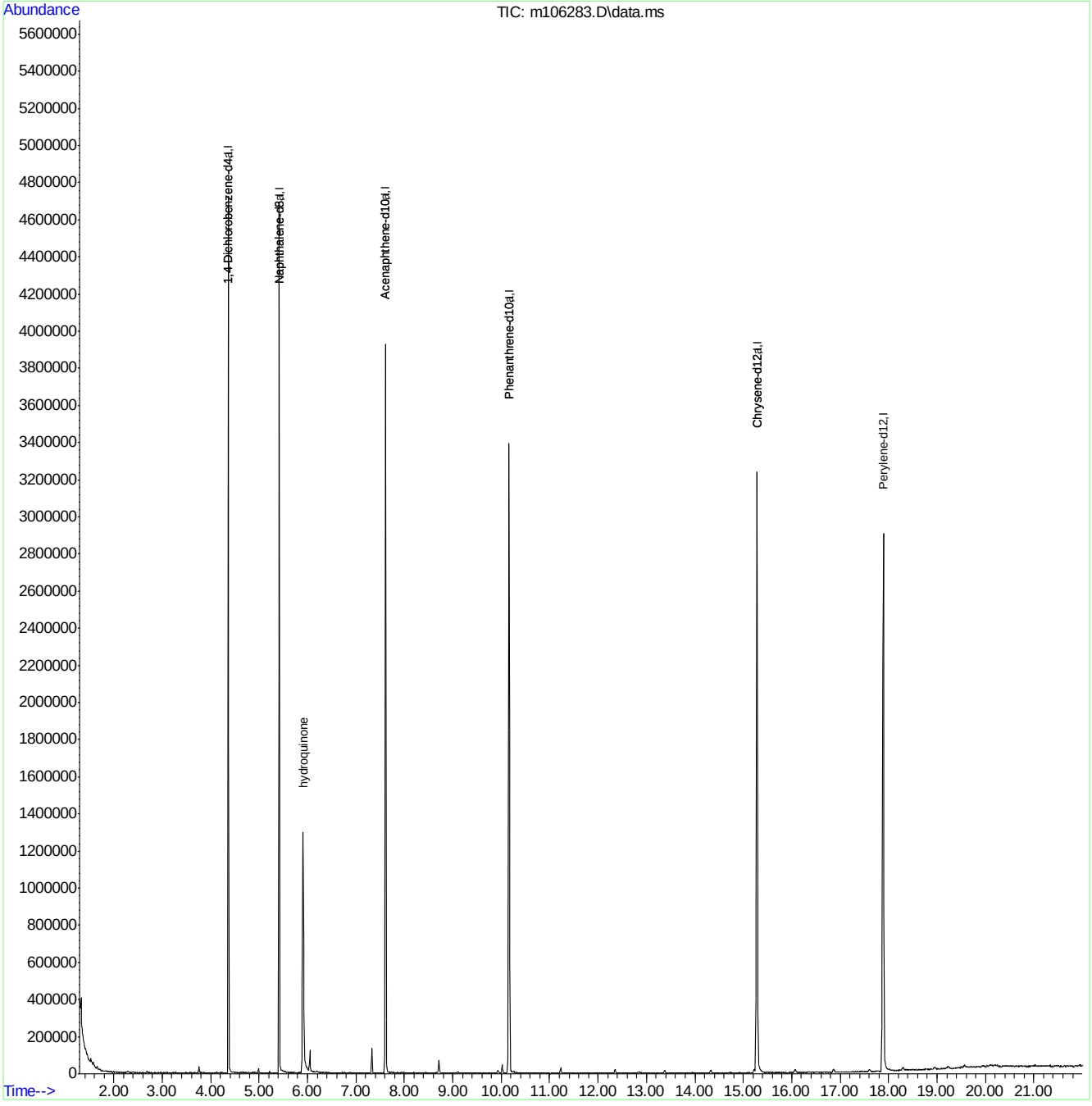

Quantitation Report (QT Reviewed)

Data Path : C:\msdchem\1\DATA\em4373\
Data File : m106894.D
Acq On : 31 Jul 2014 4:57 pm
Operator : francism
Sample : cc4345-25
Misc : op75975,em4373
ALS Vial : 2 Sample Multiplier: 1

Quant Time: Aug 01 14:20:00 2014
Quant Method : C:\msdchem\1\METHODS\MM4345.M
Quant Title : Semi Volatile GC/MS, rtx-5ms 30mx0.25mmx0.25um
QLast Update : Fri Aug 01 14:19:39 2014
Response via : Initial Calibration

Compound	R.T.	QIon	Response	Conc	Units		Dev(Min)
Internal Standards							
1) 1,4-Dichlorobenzene-d4	4.205	152	333206	40.00	ppb		0.00
24) Naphthalene-d8	5.209	136	1218310	40.00	ppb		0.00
47) Acenaphthene-d10	7.330	164	694783	40.00	ppb		0.00
69) Phenanthrene-d10	9.846	188	1152505	40.00	ppb		0.00
83) Chrysene-d12	14.943	240	1202069	40.00	ppb		0.00
92) Perylene-d12	17.539	264	1088451	40.00	ppb		0.00
102) 1,4-Dichlorobenzene-d4a	4.205	152	333206	40.00	ppb		0.00
104) Acenaphthene-d10a	7.330	164	694783	40.00	ppb		0.00
107) Chrysene-d12a	14.943	240	1202043	40.00	ppb		0.00
109) Phenanthrene-d10a	9.846	188	1152505	40.00	ppb		0.00
110) Naphthalene-d8a	5.209	136	1218310	40.00	ppb		0.00
System Monitoring Compounds							
5) 2-Fluorophenol	3.265	112	248369	22.29	ppb		0.00
Spiked Amount 50.000			Recovery = 44.58%				
8) Phenol-d5	4.013	99	342737	23.45	ppb		0.00
Spiked Amount 50.000			Recovery = 46.90%				
25) Nitrobenzene-d5	4.622	82	330269	25.90	ppb		0.00
Spiked Amount 50.000			Recovery = 51.80%				
51) 2-Fluorobiphenyl	6.411	172	596634	23.95	ppb		0.00
Spiked Amount 50.000			Recovery = 47.90%				
73) 2,4,6-Tribromophenol	8.639	330	78710	26.26	ppb		0.00
Spiked Amount 50.000			Recovery = 52.52%				
86) Terphenyl-d14	12.988	244	675009	25.20	ppb		0.00
Spiked Amount 50.000			Recovery = 50.40%				
Target Compounds							Qvalue
2) 1,4-Dioxane	1.636	88	118544	22.49	ppb		93
3) Pyridine	1.977	79	300553	24.42	ppb		98
4) N-Nitrosodimethylamine	1.929	42	127358	23.84	ppb	#	76
6) Indene	4.392	116	529356	24.33	ppb		97
7) Cumene	3.596	105	806600	26.33	ppb		98
9) Phenol	4.023	94	390420	23.69	ppb		63
10) Aniline	3.975	93	377584	19.50	ppb		73
11) bis(2-Chloroethyl)ether	4.023	93	290307	25.08	ppb		87
12) 2-Chlorophenol	4.072	128	296904	23.11	ppb		96
13) Decane	4.093	43	219324	24.05	ppb		91
14) 1,3-Dichlorobenzene	4.157	146	334381	23.98	ppb		94
15) 1,4-Dichlorobenzene	4.216	146	339400	24.05	ppb		97
16) Benzyl alcohol	4.339	108	195263	23.39	ppb		90
17) 1,2-Dichlorobenzene	4.328	146	311602	23.59	ppb		94
18) Acetophenone	4.510	105	431350	24.56	ppb		92
19) 2-Methylphenol	4.445	108	273633	22.96	ppb		95
20) 2,2'-oxybis(1-Chloropr...	4.419	121	95443	25.91	ppb	#	68
21) 3&4-Methylphenol	4.563	108	298824	23.84	ppb		97
22) n-Nitroso-di-n-propyla...	4.520	70	217697	23.94	ppb		96
23) Hexachloroethane	4.568	201	111938	24.81	ppb		97
26) Nitrobenzene	4.638	77	354890	25.69	ppb		97
27) Quinoline	5.573	129	583646	23.98	ppb		94

Quantitation Report (QT Reviewed)

Data Path : C:\msdchem\1\DATA\em4373\
Data File : m106894.D
Acq On : 31 Jul 2014 4:57 pm
Operator : francism
Sample : cc4345-25
Misc : op75975,em4373
ALS Vial : 2 Sample Multiplier: 1

Quant Time: Aug 01 14:20:00 2014
Quant Method : C:\msdchem\1\METHODS\MM4345.M
Quant Title : Semi Volatile GC/MS, rtx-5ms 30mx0.25mmx0.25um
QLast Update : Fri Aug 01 14:19:39 2014
Response via : Initial Calibration

Compound	R.T.	QIon	Response	Conc	Units		Dev(Min)
28) Isophorone	4.830	82	569418	24.52	ppb		96
29) 2-Nitrophenol	4.894	139	164261	24.35	ppb		71
30) 2,4-Dimethylphenol	4.964	107	278336	22.83	ppb		94
31) Benzoic acid	5.103	105	215641	28.10	ppb		95
32) bis(2-Chloroethoxy)met...	5.012	93	309729	23.69	ppb		97
33) 2,4-Dichlorophenol	5.129	162	223105	23.57	ppb		97
34) 2,6-Dichlorophenol	5.316	162	219993	23.62	ppb		99
35) 1,3,5-Trichlorobenzene	4.894	180	269499	24.94	ppb		98
36) 1,2,4-Trichlorobenzene	5.167	180	244958	23.92	ppb		98
37) 1,2,3-Trichlorobenzene	5.375	180	242153	24.23	ppb		98
38) Naphthalene	5.231	128	886525	24.31	ppb		99
39) 4-Chloroaniline	5.311	127	334148	22.00	ppb		100
40) 2,3-Dichloroaniline	6.310	161	285511	24.12	ppb		97
41) Caprolactam	5.690	55	98584	22.44	ppb		97
42) Hexachlorobutadiene	5.354	225	148745	25.73	ppb		98
43) 4-Chloro-3-methylphenol	5.866	107	281199	25.90	ppb	#	43
44) 2-Methylnaphthalene	5.952	141	504041	24.29	ppb		96
45) 1-Methylnaphthalene	6.064	142	574981	24.44	ppb		93
46) Dimethylnaphthalene	6.743	156	508612	24.22	ppb		96
48) Hexachlorocyclopentadiene	6.139	237	289141	57.93	ppb		95
49) 2,4,6-Trichlorophenol	6.331	196	162954	24.22	ppb		98
50) 2,4,5-Trichlorophenol	6.401	196	177186	24.33	ppb		99
52) 2-Chloronaphthalene	6.550	162	519842	23.77	ppb		97
53) Biphenyl	6.534	154	711400	24.81	ppb		98
54) 2-Nitroaniline	6.737	65	180338	27.17	ppb		91
55) Dimethylphthalate	7.004	163	597021	23.98	ppb		98
56) Acenaphthylene	7.117	152	887122	24.22	ppb		100
57) 2,6-Dinitrotoluene	7.084	165	138372	25.38	ppb		91
58) 3-Nitroaniline	7.346	138	148316	22.91	ppb		98
59) Acenaphthene	7.378	153	539224	23.86	ppb		97
60) 2,4-Dinitrophenol	7.517	184	128329	49.99	ppb		91
61) 4-Nitrophenol	7.800	109	79303	26.01	ppb	#	78
62) Dibenzofuran	7.656	168	745660	23.34	ppb		90
63) 2,4-Dinitrotoluene	7.715	165	187248	25.55	ppb		89
64) 2,3,4,6-Tetrachlorophenol	7.907	232	145421	24.61	ppb		95
65) Diethylphthalate	8.137	149	633924	25.38	ppb		99
66) Fluorene	8.212	166	612058	24.23	ppb		98
67) 4-Chlorophenyl-phenyle...	8.249	204	272727	24.28	ppb		90
68) 4-Nitroaniline	8.345	138	141465	22.46	ppb		89
70) 4,6-Dinitro-2-methylph...	8.388	198	93145	22.72	ppb		76
71) n-Nitrosodiphenylamine	8.473	169	417391	23.96	ppb		99
72) 1,2-Diphenylhydrazine	8.521	77	678906	25.08	ppb		97
74) 4-Bromophenyl-phenylether	9.093	248	167799	25.58	ppb		91
75) Hexachlorobenzene	9.163	284	184173	25.09	ppb		99
76) Pentachlorophenol	9.579	266	213206	55.34	ppb		98
77) Phenanthrene	9.884	178	844080	23.51	ppb		98
78) Anthracene	9.980	178	856628	23.52	ppb		98
79) Carbazole	10.359	167	843561	23.81	ppb		98
80) Di-n-butylphthalate	11.171	149	1053669	25.26	ppb		98
81) Fluoranthene	12.133	202	901662	23.96	ppb		99

Quantitation Report (QT Reviewed)

Data Path : C:\msdchem\1\DATA\em4373\
Data File : m106894.D
Acq On : 31 Jul 2014 4:57 pm
Operator : francism
Sample : cc4345-25
Misc : op75975,em4373
ALS Vial : 2 Sample Multiplier: 1

Quant Time: Aug 01 14:20:00 2014
Quant Method : C:\msdchem\1\METHODS\MM4345.M
Quant Title : Semi Volatile GC/MS, rtx-5ms 30mx0.25mmx0.25um
QLast Update : Fri Aug 01 14:19:39 2014
Response via : Initial Calibration

Compound	R.T.	QIon	Response	Conc	Units	Dev(Min)
82) Octadecane	9.894	57	316288	24.81	ppb	99
84) Pyrene	12.544	202	954091	23.40	ppb	99
85) Butyl stearate	14.334	56	305485	31.15	ppb	99
87) Butylbenzylphthalate	14.067	149	486932	25.74	ppb	93
88) Benzo[a]anthracene	14.927	228	888948	24.05	ppb	99
89) 3,3'-Dichlorobenzidine	14.991	252	311631	24.53	ppb	95
90) Chrysene	14.991	228	826698	23.20	ppb	98
91) bis(2-Ethylhexyl)phtha...	15.295	149	647300	24.67	ppb	97
93) Di-n-octylphthalate	16.513	149	1110425	25.53	ppb	99
94) Benzo[b]fluoranthene	16.909	252	879124	24.07	ppb	94
95) Benzo[k]fluoranthene	16.957	252	861033	23.98	ppb	96
96) Benzo[a]pyrene	17.443	252	783658	24.29	ppb	96
97) Indeno[1,2,3-cd]pyrene	19.179	276	766937	24.99	ppb	89
98) Dibenz(a,h)acridine	18.869	279	704681	24.72	ppb	92
99) Dibenz[a,h]anthracene	19.222	278	790107	25.00	ppb	91
100) 7,12-Dimethylbenz(a)an...	16.909	256	388548	23.19	ppb	99
101) Benzo[g,h,i]perylene	19.537	276	764473	23.74	ppb	91

(#) = qualifier out of range (m) = manual integration (+) = signals summed

9.6.77

6

Quantitation Report (QT Reviewed)

Data Path : C:\msdchem\1\DATA\em4373\
Data File : m106894.D
Acq On : 31 Jul 2014 4:57 pm
Operator : francism
Sample : cc4345-25
Misc : op75975,em4373
ALS Vial : 2 Sample Multiplier: 1

Quant Time: Aug 01 14:20:00 2014
Quant Method : C:\msdchem\1\METHODS\MM4345.M
Quant Title : Semi Volatile GC/MS, rtx-5ms 30mx0.25mmx0.25um
QLast Update : Fri Aug 01 14:19:39 2014
Response via : Initial Calibration

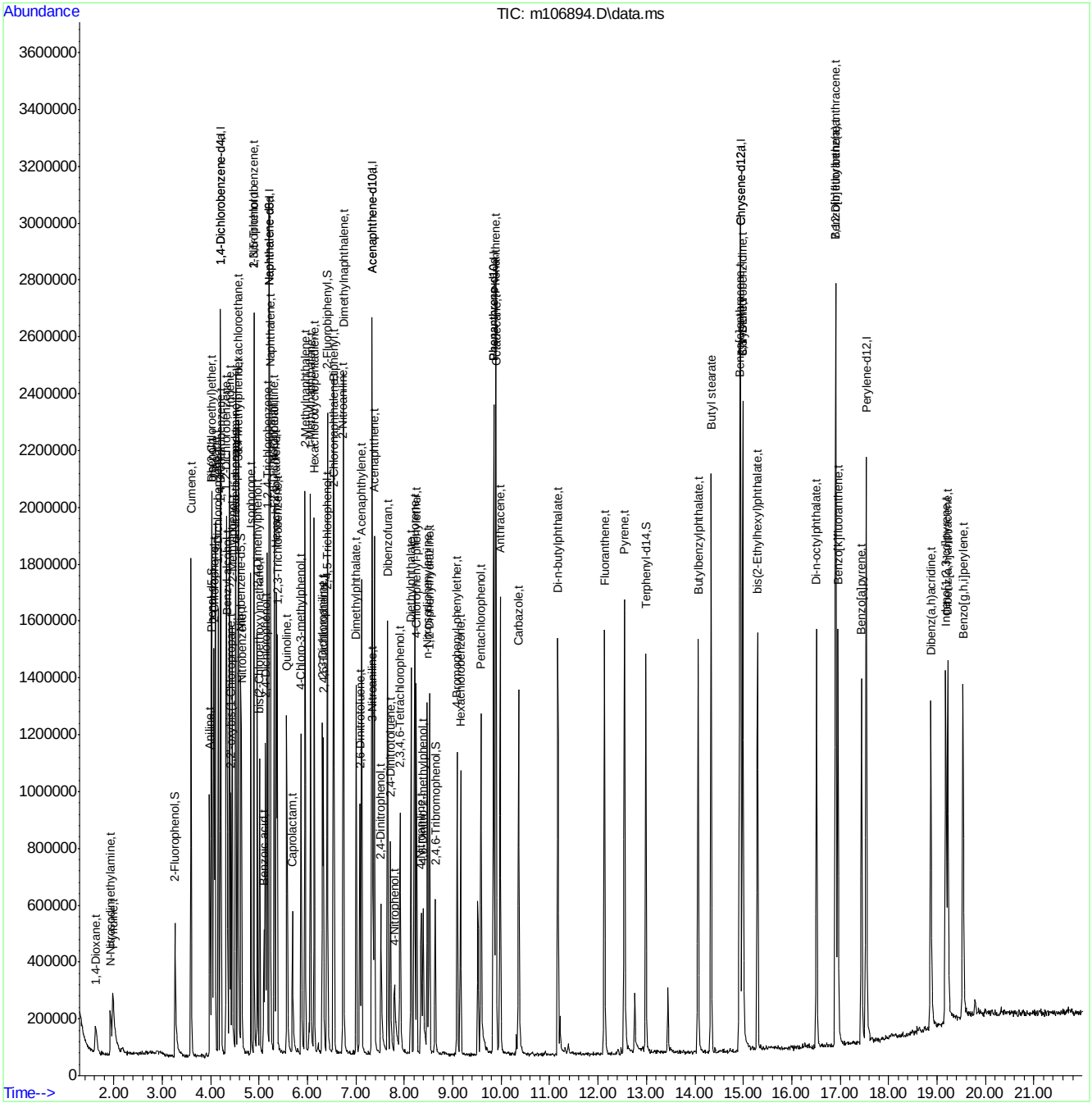

Quantitation Report (QT Reviewed)

Data Path : C:\msdchem\1\DATA\em4373\
Data File : m106896.D
Acq On : 31 Jul 2014 6:10 pm
Operator : saraw
Sample : cc4346-25
Misc : op75975,em4373
ALS Vial : 3 Sample Multiplier: 1

Quant Time: Aug 01 14:21:22 2014
Quant Method : C:\msdchem\1\METHODS\MM4345.M
Quant Title : Semi Volatile GC/MS, rtx-5ms 30mx0.25mmx0.25um
QLast Update : Fri Aug 01 14:19:39 2014
Response via : Initial Calibration

Compound	R.T.	QIon	Response	Conc	Units	Dev(Min)
Internal Standards						
1) 1,4-Dichlorobenzene-d4	4.200	152	444452	40.00	ppb	0.00
24) Naphthalene-d8	5.210	136	1681437	40.00	ppb	0.00
47) Acenaphthene-d10	7.336	164	915429	40.00	ppb	0.00
69) Phenanthrene-d10	9.841	188	1480061	40.00	ppb	0.00
83) Chrysene-d12	14.938	240	1537447	40.00	ppb	0.00
92) Perylene-d12	17.540	264	1452040	40.00	ppb	0.00
102) 1,4-Dichlorobenzene-d4a	4.200	152	444452	40.00	ppb	0.00
104) Acenaphthene-d10a	7.336	164	915429	40.00	ppb	0.00
107) Chrysene-d12a	14.938	240	1537447	40.00	ppb	0.00
109) Phenanthrene-d10a	9.841	188	1480061	40.00	ppb	0.00
110) Naphthalene-d8a	5.210	136	1681437	40.00	ppb	0.00
System Monitoring Compounds						
5) 2-Fluorophenol	0.000	112	0	0.00	ppb	
Spiked Amount 50.000			Recovery =	0.00%		
8) Phenol-d5	0.000	99	0d	0.00	ppb	
Spiked Amount 50.000			Recovery =	0.00%		
25) Nitrobenzene-d5	0.000	82	0	0.00	ppb	
Spiked Amount 50.000			Recovery =	0.00%		
51) 2-Fluorobiphenyl	0.000	172	0d	0.00	ppb	
Spiked Amount 50.000			Recovery =	0.00%		
73) 2,4,6-Tribromophenol	0.000	330	0	0.00	ppb	
Spiked Amount 50.000			Recovery =	0.00%		
86) Terphenyl-d14	0.000	244	0	0.00	ppb	
Spiked Amount 50.000			Recovery =	0.00%		
Target Compounds						Qvalue
103) Benzaldehyde	3.885	105	280338	22.53	ppb	96
105) 1,2,4,5-Tetrachloroben...	6.150	216	330419	23.94	ppb	96
106) Atrazine	9.526	215	111461	24.43	ppb	90
108) Benzidine	12.529	184	302278	15.91	ppb	96
111) hydroquinone	5.739	110	331569	20.58	ppb	94

(#) = qualifier out of range (m) = manual integration (+) = signals summed

Quantitation Report (QT Reviewed)

Data Path : C:\msdchem\1\DATA\em4373\
Data File : m106896.D
Acq On : 31 Jul 2014 6:10 pm
Operator : saraw
Sample : cc4346-25
Misc : op75975,em4373
ALS Vial : 3 Sample Multiplier: 1

Quant Time: Aug 01 14:21:22 2014
Quant Method : C:\msdchem\1\METHODS\MM4345.M
Quant Title : Semi Volatile GC/MS, rtx-5ms 30mx0.25mmx0.25um
QLast Update : Fri Aug 01 14:19:39 2014
Response via : Initial Calibration

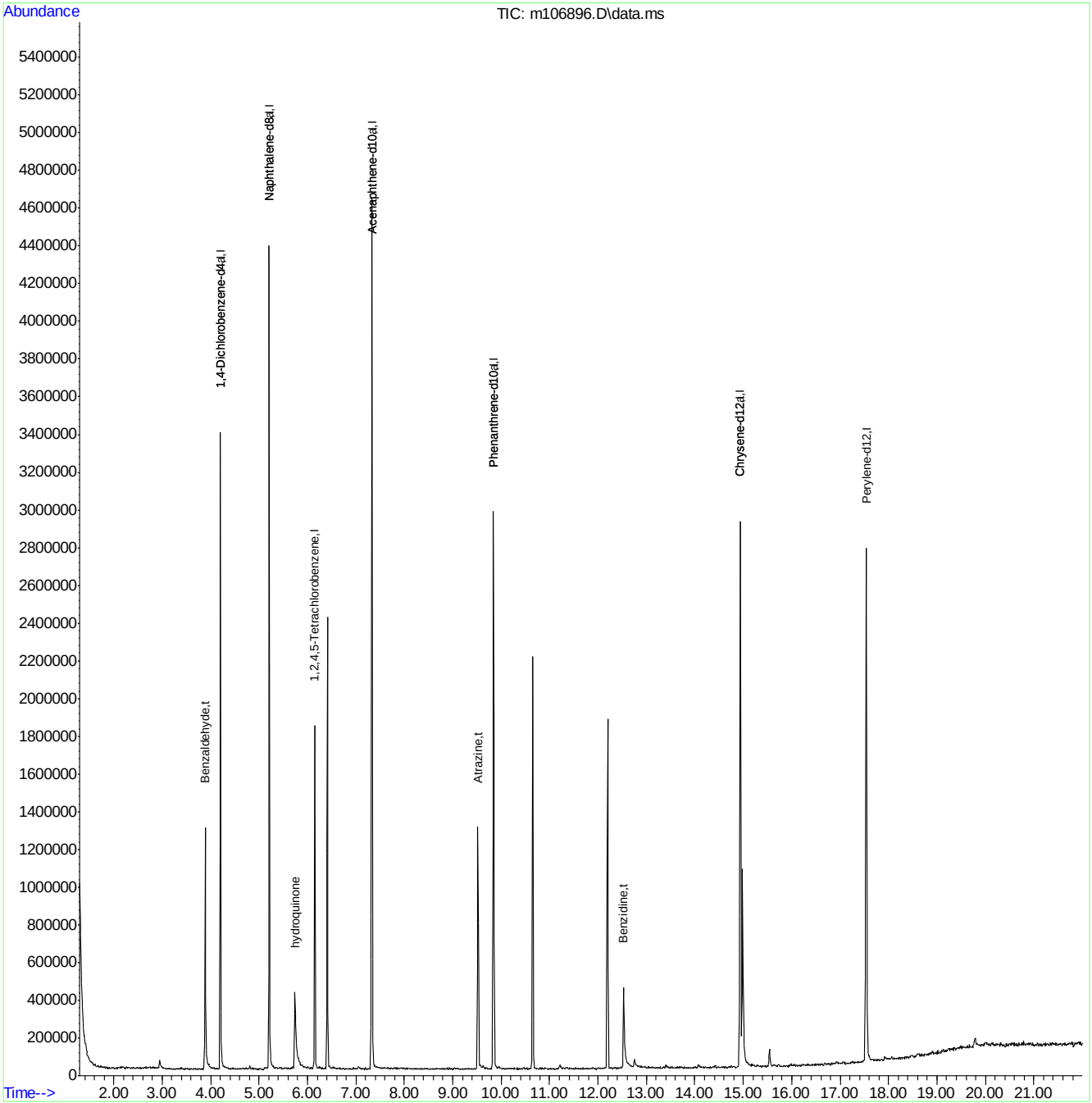

MM4345.M Fri Aug 01 14:21:29 2014 MSM Page: 2

ACCUTEST

SEMI-VOLATILE by GCMS ANALYSIS LOG

Batch ID: E2P1604

Date: 07/12/14

Analyst Signature: JK

Standard Data

Lot #	Description	Conc.
SV1414866	BNA	2 PPM
SV1414946	BNA	1 PPM

Standard Data

Lot #	Description	Conc.
SV1413621	DFTPP	50PPM
SV1414194-6A	BNA	100 PPM
SV1414194-6B	BNA	80 PPM
SV1414194-6C	BNA	50 PPM
SV1414194-6D	BNA	10PPM
SV1414194-6E	BNA	5 PPM

Columns: RTX 5MS 30MX25MM 0.25µm

Method 8270 / 625

Initial Cal. Method M2P 1604 / 1583 A 041414

Injection Volume: 1µL

Manually integrated chromatographic peaks in the following reportable files have been reviewed and verified to comply with the criteria of Accutest SOP EQA044.

Supervisor Signature: JS Date: 7/14/14

R	Data File	Sample ID	Ext. Batch	Test	MTX	ALS #	Dilution	L+	IS	SU	Status (Data)	Comments
	DP38921	DFTPP			W	1					Not good	443 ions ↓ Reinject
	38922	DFTPP			W	1					Not using	9:37am
	38923	DFTPP				1					↓	
	424	IC 1604-100				2					↓	Retune End
	425	DFTPP				1					OK	2:56pm
	426	IC 1604-100			W	2					OK	
	427	IC1604-50			W	3					OK	
	428	IC1604-50			W	4					OK	
	429	IC1604-25			W	5					OK	
	430	IC1604-10			W	6					OK	
	431	IC1604-5			W	7					OK	
	432	IC1604-2			W	8					OK	
	433	IC1604-1			W	9					OK	

MTX = Matrix . Designate W for water, S for soil, O for oil. L+ =Library Search. IS = Internal Standard Area. SU = Surrogate.

Sample volume/weight used and final volumes refer to extraction log.

157

All strikeouts must be initialed, dated and reason code applied as follows:
1 = reviewer correction error; 2 = transcription error; 3 = computer miscalculation; 4 = analyst's correction error

Form: OR015-05
Rev. Date: 1/16/2006

9.7.1

9

ACCUTEST

SEMI-VOLATILE by GCMS ANALYSIS LOG

Batch ID: E2P1605 (4 AS 7-14-14)

Date: 07/12/2014

Analyst Signature: AK

Standard Data

Lot #	Description	Conc.

Standard Data

Lot #	Description	Conc.
SV141362119	DFTPP	50PPm
IK2933	Internal stand.	40000ppm
DK494	DCM HW	—

Columns: RTX5MS:30MX.25MM.25µm

Method 8270/625

Initial Cal. Method M2P1604 (1523 AS 7-14-14)

Injection Volume: 1µl

Manually integrated chromatographic peaks in the following reportable files have been reviewed and verified to comply with the criteria of Accutest SOP EQA044.

Supervisor Signature: AK Date: 7-14-14

R	Data File	Sample ID	Ext. Batch	Test	MTX	ALS #	Dilution	L+	IS	SU	Status (Data)	Comments
	2P38434	DFTPP			W	1					neg.	No sample injected
	435	IC1605-100		TCL42	W	10					OK	SV141419-34A
	436	IC1605-80 (4 AS 7-14-14)		TCL42	W	11					OK	SV141419-34B
	437	IC1605-50 (4)			W	12					OK	SV141419-34C
	438	IC1605-25 (4)			W	13					OK	SV141419-34D
	439	IC1605-10 (AS 7-14-14)			W	14					OK	SV141419-67
	440	IC 1605-5			W	15					OK	SV141419-34F
	441	IC 1605-2 (AS 7-14-14)		↓	W	16					OK	SV141419-34G
	442	IC 1605-1 (AS 7-14-14)		TCL42	W	17					OK	SV141419-34H
	443	~~Acid spike~~			~~W~~	~~18~~	HK 01/21/14					
	443	ICV1605-50		Acid spike	W	18					OK	SVOP141177-136
	444	ICV1605-50 (AS 7-14-14)		BN1	W	19					OK	OP141177-118
	445	ICV1605-50 (AS 7-14-14)		BN2	W	20					OK	OP141177-110
	446	ICV1605-50 (AS 7-14-14)		BN Surrogate	W	21					OK	OP141177-117
	447	ICV1605-50 (AS 7-14-14)		Aniline	W	22					OK	OP141177123
	448	ICV1605-50 (AS 7-14-14)		Benzidine	W	23					OK	OPSV141494A
	449	ICV1605-50 (AS 7-14-14)		Hydroquinone	W	24					OK	SV141362-101 11:32pm

MTX = Matrix . Designate W for water, S for soil, O for oil. L+=Library Search. IS = Internal Standard Area. SU = Surrogate.

Sample volume/weight used and ~~final volumes~~ refer to extraction log.

159

All strikeouts must be initialed, dated and reason code applied as follows:
1 = reviewer correction error; 2 = transcription error; 3 = computer miscalculation; 4 = analyst's correction error

Form: OR015-05
Rev. Date: 1/16/2006

9.7.1

9

ACCUTEST.

SEMI-VOLATILE by GCMS ANALYSIS LOG

Batch ID: E2P1623

Date: 7/25/2014

Analyst Signature: AMO

Standard Data

Lot #	Description	Conc.

Standard Data

Lot #	Description	Conc.
SVM141961	DFTPP	50ppm
SVM141984A	BNA	25ppm
SVM141977	BTCLN2	25ppm
CC2933	Internal Std	4000ppm
IDK993	DCMCHW	—

Columns: 12TVSMSI30mx.25mmx.25µm

Method 8270/625

Initial Cal. Method M2P1604

Injection Volume: 1µL

Manually integrated chromatographic peaks in the following reportable files have been reviewed and verified to comply with the criteria of Accutest SOP EQA044.

Supervisor Signature: JS Date: 7/28/14

R	Data File	Sample ID	Ext. Batch	Test	MTX	ALS #	Dilution	L+	IS	SU	Status (Data)	Comments
	2P38894	DFTPP				1					not using	RR pcptailing.
	895	DFTPP				1					OK	944pm
	896	CC1604-25		BNA	W	2					OK	SVM141984A
	897	CC1604-25		TCLN2	W	3					OK	SVM141977B
	898	acidverf.		verification	W	4					OK	5ppm SVM141972
	899	op76713mb1	767131	ABS270	W	5		+			OK	
	900	bsl				6					OK	
	901	ms				7					OK	
	902	msd				8					OK	
	903	JB72235-1		ABNTCLN2		9		+			OK	
	904	-2				10		+			OK	
	905	JB72336-6		ABTCLN2		11		+			OK	
	906	JB72227-4		ABTCLN2		12					not using	RR 1:5 as strong
	907	-5				13		+			OK	
	908	JB72256-6		ABTCLN2		14					OK	
	909	JB72325-3		ABSL2		15					not using	RR 1:5 + 1:1000 x 1000
	910	-5				16					OK	

TX = Matrix. Designate W for water, S for soil, O for oil. L+ =Library Search. IS = Internal Standard Area. SU = Surrogate.

Sample volume/weight used and final volumes refer to extraction log.

29

All strikeouts must be initialed, dated and reason code applied as follows:
1 = reviewer correction error; 2 = transcription error; 3 = computer miscalculation; 4 = analyst's correction error

Form: OR015-05
Rev. Date: 1/16/2006

9.7.2 9

ACCUTEST

SEMI-VOLATILE by GCMS ANALYSIS LOG

Batch ID: E2P1623

Date: 7/25/2014

Analyst Signature: AHO

Columns: RTX5MS30 m x .25 mm x .25 µm

Method 8270/625

Initial Cal. Method M2P1609

Injection Volume: 1 µL

Standard Data

Lot #	Description	Conc.

Standard Data

Lot #	Description	Conc.
	see page 29	

Manually integrated chromatographic peaks in the following reportable files have been reviewed and verified to comply with the criteria of Accutest SOP EQA044.

Supervisor Signature: AS Date: 7-26-14

R	Data File	Sample ID	Ext. Batch	Test	MTX	ALS #	Dilution	L+	IS	SU	Status (Data)	Comments
	2P38911	JB72325-9	76713-1	ABSL2	W	17			\	\	ok	RL's + 1:50
	912	JB71998-4		BNJTCL1+		18	AHO 7/15/14		\	\	ok	
	913	JB72196-1 RX		BNJTCC20+		19		T	\	\	ok	
	914	JB72200-2 RX		BNJTCC20+		20		+	\	\	ok	
	915	-3 RX				21		+	\	\	ok	
	916	-4 RX				22		+	\	\	ok	
	917	JB72425-2		BTCC20+		23		+	\	\	ok	

MTX = Matrix . Designate W for water, S for soil, O for oil. L+ =Library Search. IS = Internal Standard Area. SU = Surrogate.

Sample volume/weight used and final volumes refer to extraction log.

31

All strikeouts must be initialed, dated and reason code applied as follows:
1 = reviewer correction error; 2 = transcription error; 3 = computer miscalculation; 4 = analyst's correction error

Form: OR015-05
Rev. Date: 1/16/2006

9.7.2

9

ACCUTEST

SEMI-VOLATILE by GCMS ANALYSIS LOG

Batch ID: E5P501

Date: 7-9-14

Analyst Signature: SP

Standard Data

Lot #	Description	Conc.
SU141419	23F BNA	5PPM
	339	2PPM
CK2933	IS	4000PPM
DK494	DCM (H+)	

Standard Data

Lot #	Description	Conc.
SU141362	119 DFTPP	50PPM
SU141419	55A BNA	50PPM
	23A	100PPM
	B	80PPM
	C	10PPM
	36B	25PPM

Columns: RTX5MS30m x .25mm x .25µm

Method 8270/625

Initial Cal. Method M5P501

Injection Volume: 1µl

Manually integrated chromatographic peaks in the following reportable files have been reviewed and verified to comply with the criteria of Accutest SOP EQA044.

Supervisor Signature: [signature] Date: 7/10/14

R	Data File	Sample ID	Ext. Batch	Test	MTX	ALS #	Dilution	L+	IS	SU	Status (Data)	Comments
	5P9943	DFTPP				1					Ok	3:05PM
	44	IC501-100		BNA		2					Ok	
	45	-50				3					Ok	
	46	-1				4					Ok	
	47	-25				5					Ok	
	48	-80				6					Ok	
	49	-10				7					Ok	
	50	-5				8					Ok	
	51	-2				9					Ok	SU141419339
	52	IC501-100		TCL42		10					Ok	SU141419 34 A
	53	-800				11					Ok	34 B
	54	-50				12					Ok	C
	55	-25				13					Ok	D
	56	-10				14					Ok	E
	57	-5				15					Ok	F
	58	-2				16					Ok	G
	5P99 59	-1				17					Ok	H

MTX = Matrix. Designate W for water, S for soil, O for oil. L+ =Library Search. IS = Internal Standard Area. SU = Surrogate.

75

Sample volume/weight used and final volumes refer to extraction log.

All strikeouts must be initialed, dated and reason code applied as follows:
1 = reviewer correction error; 2 = transcription error; 3 = computer miscalculation; 4 = analyst's correction error

Form: OR015-05
Rev. Date: 1/16/2006

9.7.3

9

ACCUTEST

SEMI-VOLATILE by GCMS ANALYSIS LOG

Batch ID: E5P501

Date: 7-9-14

Analyst Signature: SP

Standard Data

Lot #	Description	Conc.

Standard Data

Lot #	Description	Conc.
	See Page 97	

Columns: RTX5MS 30m x .25mm x .25um

Method 8270/625

Initial Cal. Method MSP501

Injection Volume: 1µl

Manually integrated chromatographic peaks in the following reportable files have been reviewed and verified to comply with the criteria of Accutest SOP EQA044.

Supervisor Signature: [signature] Date: 7/10/14

R	Data File	Sample ID	Ext. Batch	Test	MTX	ALS #	Dilution.	L+	IS	SU	Status (Data)	Comments
	SP9960	ICV501-50		BNI		18					OK	OP141177-116
	61	-50		BNA		19					OK	-110
	62	-50		Acid		20					OK	-136
	63	-50		Acidsurr		21					OK	-117
	64	-50		Aniline		22					OK	-123
	65	-50		Benzidin		23					OK	SV141419 44A
	66	-50		HP		24					OK	OPSV141362 101 SP 7-9-14 2:34 AM
	67	SP1412913				25					ng	bias ↑ Ref only.

MTX = Matrix . Designate W for water, S for soil, O for oil. L+ =Library Search. IS = Internal Standard Area. SU = Surrogate.

Sample volume/weight used and final volumes refer to extraction log.

77

All strikeouts must be initialed, dated and reason code applied as follows:
1 = reviewer correction error; 2 = transcription error; 3 = computer miscalculation; 4 = analyst's correction error

Form: OR015-05
Rev. Date: 1/16/2006

9.7.3

9

ACCUTEST

SEMI-VOLATILE by GCMS ANALYSIS LOG

Batch ID: E5P526

Date: 7-25-14

Analyst Signature:

Standard Data

Lot #	Description	Conc.

Standard Data

Lot #	Description	Conc.
S14-41916	DFTPP	50ppm
70	BNA	25ppm
71	TCL42	25ppm
CC29355	IS	40ppm
74	Surr	40ppm

Columns: RTX5Sil30m, .25mm, .25um

Method 8270/625

Initial Cal. Method MSP501

Injection Volume: 1µl

Manually integrated chromatographic peaks in the following reportable files have been reviewed and verified to comply with the criteria of Accutest SOP EQA044.

Supervisor Signature:

Date: 7-28-14

R	Data File	Sample ID	Ext. Batch	Test	MTX	ALS #	Dilution.	L+	IS	SU	Status (Data)	Comments
	SP10503	DFTPP			W	1					OK	9:46 AM
	504	CC501-25				2					OK	18,30,41,93↑
	505	CC501-25		TCL42		3					OK	
	506	OP76701-MB	76701	ABBZ 707	S	4		+	-	↑	OK	
	507	JB72200-3	76670	BNJTCL20+	W	5		+	-		OK	
	508	-4	76670		W	6		+	-		OK	
	509	JB69868-5R	75884	EPH PAH	S	7	4		-		not using	not needed vf=2
	510	OP76701-BS1	76701	ABBZ70	S	8			-	-	OK	ran before SP10507
	511	-MS				9			-	-	OK	↓
	512	-MSD				10			-	-	OK	↓
	513	JB72256-1		ABTCL20		11			-	-	OK	
	514	-2				12			-	-	OK	
	515	-3				13			-	-	OK	
	516	-4				14			-	-	OK	
	517	-5				15			-	-	OK	
	518	JB72317-1		ABTCL20+		16		+	-	↓	OK	Semi toR+
	519	-2				17		+	-	-	OK	

TX = Matrix. Designate W for water, S for soil, O for oil. L+ =Library Search. IS = Internal Standard Area. SU = Surrogate.

mple volume/weight used and final volumes refer to extraction log.

l strikeouts must be initialed, dated and reason code applied as follows:
= reviewer correction error; 2 = transcription error; 3 = computer miscalculation; 4 = analyst's correction error

rm: OR015-05
v. Date: 1/16/2006

169

9.7.4

ACCUTEST.

SEMI-VOLATILE by GCMS ANALYSIS LOG

Batch ID: E5P526

Date: 7/25/14

Analyst Signature: SW

Standard Data

Lot #	Description	Conc.

Standard Data

Lot #	Description	Conc.
	See pdf	1169

Columns: RTX5MSi 30m x .25mm x .25u

Method 8270/625

Initial Cal. Method MSP501

Injection Volume: 1uL

Manually integrated chromatographic peaks in the following reportable files have been reviewed and verified to comply with the criteria of Accutest SOP EQA044.

Supervisor Signature: [signature]

Date: 7-28-14

R	Data File	Sample ID	Ext. Batch	Test	MTX	ALS #	Dilution	L+	IS	SU	Status (Data)	Comments
	SP10520	JB72317-3	76701	ABNCL20+	S	18		+	-	-	OK	
	521	-4				19		+	-	-	OK	
	522	-5				20		+	-	-	OK	
	523	-6				21			-	-	not using	RR1:5 as Straglib
	524	-7				22			-	-	RR	hit #41
	525	-8				23		+	-	+	OK	RR1:20 sent to RJ
	526	-9				24		+	-	-	OK	RR1:5
	527	JB72238-3 ~~-10~~ 7/25/14	76670	PAH		25			-	-	OK	9:31 AM

MTX = Matrix . Designate W for water, S for soil, O for oil. L+ =Library Search. IS = Internal Standard Area. SU = Surrogate.

Sample volume/weight used and final volumes refer to extraction log.

All strikeouts must be initialed, dated and reason code applied as follows:
1 = reviewer correction error; 2 = transcription error; 3 = computer miscalculation; 4 = analyst's correction error

171

Form: OR015-05
Rev. Date: 1/16/2006

9.7.4

ACCUTEST.

SEMI-VOLATILE by GCMS ANALYSIS LOG

Batch ID: EM4345

Date: 7-11-14

Analyst Signature: SP

Columns: RTX-5MS 30m x .25mm x .25µm

Method 8270 1625

Initial Cal. Method MM4345

Injection Volume: 1µl

Standard Data

Lot #	Description	Conc.
SV1414119	66E BHA	10 PPM
	F	5 PPM
	G	2 PPM

Standard Data

Lot #	Description	Conc.
SV1413621	11 9 DFTPP	50PPM
SV1414119-	66A BHA	100 PPM
-	66H	1 PPM
	11A	50PPM
	11B	25PPM
	66B	80PPM

Manually integrated chromatographic peaks in the following reportable files have been reviewed and verified to comply with the criteria of Accutest SOP EQA044.

Supervisor Signature: [signature]

Date: 7-14-14

R	Data File	Sample ID	Ext. Batch	Test	MTX	ALS #	Dilution.	L+	IS	SU	Status (Data)	Comments
	M106258	DFTPP			W	1					Ok	12:03 PM
	599	IC4345-100				2					not using	column error
	609	-100				2					Ok	↓
	610	-1				3					Ok	
	62	-50			-	4					Ok	
	63	-25				5					Ok	
	64	-80				6					Ok	
	65	-10				7					Ok	
	66	-5				8					Ok	
	67	-2				9					Ok	

MTX = Matrix . Designate W for water, S for soil, O for oil. L+ =Library Search. IS = Internal Standard Area. SU = Surrogate.

Sample volume/weight used and final volumes refer to extraction log.

143

All strikeouts must be initialed, dated and reason code applied as follows:
1 = reviewer correction error; 2 = transcription error; 3 = computer miscalculation; 4 = analyst's correction error

Form: OR015-05
Rev. Date: 1/16/2006

9.7.5 9

ACCUTEST

SEMI-VOLATILE by GCMS ANALYSIS LOG

Batch ID: EM4346

Date: 7-11-14

Analyst Signature: SP

Standard Data

Lot #	Description	Conc.
SU141419	34F TCL42	5PPM
	G	2PPM
	H	1PPM
CH2933	IS	40,000 PPM
OH982	DCM (MW)	-

Standard Data

Lot #	Description	Conc.
SU141419	61 DFTPP	50PPM
SU141419	34A TCL42	100 PPM
	B	80PPM
	C	50 PPM
	D	25 PPM
	E	10PPB

Columns: RTSMS 30M x .25M M x .25UM

Method 8270/625

Initial Cal. Method MM4345

Injection Volume: 1UL

Manually integrated chromatographic peaks in the following reportable files have been reviewed and verified to comply with the criteria of Accutest SOP EQA044.

Supervisor Signature: [signature]

Date: 7-14-14

R	Data File	Sample ID	Ext. Batch	Test	MTX	ALS #	Dilution.	L+	IS	SU	Status (Data)	Comments
	M106268	DFTPP			W	1					OK	5:21PM
	106269	IC4346-100		TCL42		2					OK	
	106270	IC4346-50				3					OK	
	106271	IC4346-50				4					OK	
	106272	IC4346-25				5					OK	
	106273	IC4346-10				6					OK	
	106274	IC4346-5				7					OK	
	106275	IC4346-2				8					OK	
	106276	IC4346-1				9					OK	
	106277	ICV4345-50		acids		10					OK	
	106278	ICV4345-50		Sepa		11					OK	
	10679	ICV4345-50		acid		12					OK	
	80	-50		BH1		13					OK	
	81	-50		BH2		14					OK	
	82	-50		Benzidine		15					OK	
	83	-50		HQ		16					OK	

MTX = Matrix . Designate W for water, S for soil, O for oil. L+ =Library Search. IS = Internal Standard Area. SU = Surrogate.

Sample volume/weight used and final volumes refer to extraction log.

145

All strikeouts must be initialed, dated and reason code applied as follows:
1 = reviewer correction error; 2 = transcription error; 3 = computer miscalculation; 4 = analyst's correction error

Form: OR015-05
Rev. Date: 1/16/2006

9.7.6

9

ACCUTEST

SEMI-VOLATILE by GCMS ANALYSIS LOG

Batch ID: EM4373

Date: 7-31-14

Analyst Signature: SP

Standard Data

Lot #	Description	Conc.

Standard Data

Lot #	Description	Conc.
SV141419	DFTPP	50PPM
	41B BHA	25PPM
	36B TCL42	25PPM
CH2933	IS	4000PPM
DH982	DCM CH2Cl2	-

Columns: RTX5MS 30m x .25mm x .25UM

Method 8270/625

Initial Cal. Method MM4345

Injection Volume: 1 UL

Manually integrated chromatographic peaks in the following reportable files have been reviewed and verified to comply with the criteria of Accutest SOP EQA044.

Supervisor Signature: [signature] Date: 8/1/14

R	Data File	Sample ID	Ext. Batch	Test	MTX	ALS #	Dilution	L+	IS	SU	Status (Data)	Comments
	M106889	DFTPP			W	1					not using	PCP+, Reinstated
	90	DFTPP			W	1					Not using	PCP - Reinstall
	91	DFTPP			W	1					↓	
	92	CC4345-25		BHA		2					↓	AREAT, Retuned
	93	DFTPP				1					OK	4:45PM
	94	CC4345-25		BHA		2					OK	aniline ↓
	95	CC4346-25		TCL42		3					not using	102, 108, 111 areas ↓, used different bottle.
	96	CC4346-25				3					OK	SV141419-40B
	97	OP76701-MB1	76701	AB82701	S	4		+	✓	✓	OK	
	98	JB72317-6		ABTCL201		5	5	+	✓	✓	OK	
	99	-6				6	50		✓	✓	not needed.	
	900	-7				7		+	✓	✓	OK	
	901	-10				8		+	✓	✓	OK	
	902	-10				9	20		✓	✓	OK	
	903	-11				10		+	✓	✓	OK	
	904	-12				11		+	✓	✓	OK	
	905	-13				12		+	✓		OK	RR 1:4

MTX = Matrix. Designate W for water, S for soil, O for oil. L+ =Library Search. IS = Internal Standard Area. SU = Surrogate.

Sample volume/weight used and final volumes refer to extraction log.

53

All strikeouts must be initialed, dated and reason code applied as follows:
1 = reviewer correction error; 2 = transcription error; 3 = computer miscalculation; 4 = analyst's correction error

Form: OR015-05
Rev. Date: 1/16/2006

9.7.7

ACCUTEST.

SEMI-VOLATILE by GCMS ANALYSIS LOG

Batch ID: EM4373

Date: 7/30/14

Analyst Signature: SW

Standard Data

Lot #	Description	Conc.

Standard Data

Lot #	Description	Conc.
	See page 53	

Columns: RTX5MS 30m x .25mm x .2

Method 8270/625

Initial Cal. Method MM4345

Injection Volume: 1 uL

Manually integrated chromatographic peaks in the following reportable files have been reviewed and verified to comply with the criteria of Accutest SOP EQA044.

Supervisor Signature: _____ Date: 8/1/14

R	Data File	Sample ID	Ext. Batch	Test	MTX	~~ALS~~ #	Dilution.	L+	IS	SU	Status (Data)	Comments
	M106906	JB72317-14	76701	ABTCL20+	S	13		+	/	/	OK	
	907											

TX = Matrix . Designate W for water, S for soil, O for oil. L+ =Library Search. IS = Internal Standard Area. SU = Surrogate.

Sample volume/weight used and final volumes refer to extraction log.

55

ll strikeouts must be initialed, dated and reason code applied as follows:
1 = reviewer correction error; 2 = transcription error; 3 = computer miscalculation; 4 = analyst's correction error

orm: OR015-05
ev. Date: 1/16/2006

9.7.7

9

Accutest Laboratories

EXT-SO

ABN Extraction Log - Solids

BATCH # MS76701 | RACK# A-13

Date started: 7/25/14 Time started: 12:00 PM
Date finished: 7/25/14 Time finished: 4:10 pm

EXTRACTION METHOD: (Check one): Microwave SW3546 ____ Sonication SW3550C ✓
Waste Dil. SW3580A ____ Soxhlet SW3540C ____

Sample #	Analysis Type	Sample Bottle #	Sample Description	Sample Wet Wt. (g)	Microwave ID	Decant Y	Decant N	Final Extract Color	Final Extract Vol(ml)	GPC Cleanup		Comments
BS 1	ABN		Na2SO4	35.0		✓		yellow	1			
JB72256-1 MS		1	Soil/Rock	32.9		✓		Yellow	1			
MSD		1	Soil/Rock	33.9		✓		Yellow	1			
BS												
MS												
MSD												
MB1			Na2SO4	35.0				Clear	1			
1 JB72256-1	ABN	1	Soil/Rock	33.3		✓		Yellow	1			
2 -2		1	Soil	33.6			✓	Clear	1			
3 -3		1	Soil	33.0			✓	light yellow	1			
4 -4		1	Soil/Rock	34.9		✓		light yellow	1			
5 -5		1	SAND	31.8			✓	light yellow	1			
6 PO 7/24/14 -7												
7 JB72317-1		1	Rock	33.2			✓	l. yellow	1			
8 -2		1	Rock	30.3			✓	Clear	1			
9 -3		1	Crush Rock	33.3			✓	Yellow	1			
10 -4		1	Crush Rock	32.8			✓	Cloudy	1			
11 -5		1	Crush Rock	31.8			✓	Yellow	1			
12 -6		1	Rock	30.6			✓	l. yellow	1			
13 -7		1	Rock	33.5			✓	l. yellow	1			
14 -8		1	Rock	31.5			✓	Clear	1			
15 -9		1	Rock	30.8			✓	Yellow	1			
16 -10		1	Crush Rock	30.1			✓	l. yellow	1			
17 -11		1	Rock	31.2			✓	yellow	1			
18 -12		1	Rock	32.4			✓	Cloudy	1			
19 -13		1	Rock	31.7			✓	Brown	1			
20 -14		1	Crush Rock	30.2			✓	Clear	1			

Comments:

Ext By:	GN / AQ
Conc By:	AP / AQ / GN / AQ / SA
Vialed By:	SA / GN
Relinquished by:	SA / GN / AQ
Accepted by:	
Supervisor Review:	[signature] 7/25/14

Equipment	ID	Temp	Pres
WaterBath	5	80°C	
TurboVAP			
NEVAp	2	35°C	
Balance	B-46	N/A	N/A

SURROGATE	Lot #	Conc	Amt
ABN Op	14121915	50	1

WITNESS SIGN: FN

MATRIX SPIKE	LOT #	Conc	Amt
Acid Op	14121929	50	1
Base #1 w/o Aniline Op	14121931	50	1
Base #2 Op	14121914	50	1
Aniline Op	14121920	50	1

WITNESS SIGN: FN

SOLVENT	LOT #	BRAND
1:1 MC/ACE	DK993/DK723	HW
METH CHLOR	DK993	HW

REAGENTS	LOT #	BRAND
SODIUM SULF.	138246	Fisher
FILTER PAPER	GC002891	Fisher
HYDROMATRIX		

Form: OP019A-01
Rev. Date: 04/09/13

93

Prep Log OP76701 page 1 of 1
855 of 1411
ACCUTEST LABORATORIES
JB72256
9.8.1 6

Accutest Laboratories

EXT-AQ

Acid Base/Neutrals Extraction Log - Liquid

Date Started: 7/25/14 Time Started: 0630
Date Finished: 7/25/14 Time Finished: 1530

EXTRACT METHOD (check one): Sep Funnel SW 3510C / EPA 625 ✓ Cont Liq-Liq SW3520C_____

Sample #	Analysis Type	Sample Bottle #	pH	Sample Description	Sample Volume (ml) Oil Wt (g)	pH Adjust (ml) <2 H2SO4	pH Adjust (ml) >11 NaOH	Final Extract Color	Final Extract Vol(ml)	Misc. GPC Cleanup	Comments
MB 1	ABN			DIH2O	1000	1	4	clear	1		
BS 1	1			DIH2O	1000	1	4	yellow	1		
JB72235-1 MS	1	1		white	500	1	4	yellow	1		
MSD	1	1		white	500	1	4	yellow	1		
BS 2	Sim			DIH2O	1000	1	4	yellow	1		
JB72235-2 MS	1	2		white	500	1	4	clear	1		
MSD	1	2		white	500	1	4	clear	1		
1 JB72336-6	ABN	2		clear	1000	1	4	clear	1		
2 JB72227-4	1	1		tan	1000	1	4	Brown	1		
3 5	1	1		Clear	1000	1	4	clear	1		
4 JB72235-1	1	2		white	1000	1	4	light yellow	1		
5 2	1	1		white	1000	1	4	clear	1		
6 JB72256-6	1	2		Clear	1000	1	4	Clear	1		
7 JB72325-3	1	2		Yellow	1000	1	4	Brown	1		
8 5	1	1		Clear	1000	1	4	yellow	1		
9 9	1	1		Yellow	900	1	4	Yellow	1		
10 ~~JB71617-16MS~~ 9 1/25/14	BN										
11 JB71998-4	1	1		Clear	1000		1	Clear	1		
12 JB72140-1 MS	1	1		Yellow	960		1	Yellow	1		
13 JB72205-3	1	2		Clear	1000		1	Clear	1		
14 4	1	2		L. Yellow	1000		1	Clear	1		
15 2	1	2		Yellow	1000		1	L. Yellow	1		
16 JB72425-2	1	4		Clear	1000		1	Clear	1		
17											
18											
19											
20											

COMMENTS:

77

See back for instructions

BATCH # MS76713 RACK# A-8

Ext By:	BJ/NC/RM/MS
Conc by:	AP
Vialed by:	MS/NL
Relinquished by:	
Accepted by:	
Supervisor review:	7/25/14

Equipment	ID	Temp	Pres
Waterbath	2,3	95	N/A
NEVAP	2	35	15
Turbo vap			
PowerVap			

Surrogate	Lot #	Conc	Amt
ABN	141214 15	50	1
Aniline	141214 37	50	1
Witness Sign:	MS		

Matrix Spike	Lot #	Conc	Amt
Acid	141214 19	50	1
Base #1	141214 31	50	1
Base #2	141214 22	50	1
Witness Sign:	MS		
Bsim	141177133	1	1

SOLVENT	Lot #	Brand	Amt
1:1 MC/Acetone			
MeCL2	DC443	Burdick	6/60

Reagent	Lot #	Brand
Sodium Sulfate	136883	Fisher
Filter Paper	7849	Lab
Hydromatrix		
NaOH	310621	Baker
H2SO4	410227	Baker

New Jersey ACCUTEST LABORATORIES

Metals Analysis

QC Data Summaries

Includes the following where applicable:

- Instrument Runlogs
- Initial and Continuing Calibration Blanks
- Initial and Continuing Calibration Checks
- High and Low Check Standards
- Interfering Element Check Standards
- Method Blank Summaries
- Matrix Spike and Duplicate Summaries
- Blank Spike and Lab Control Sample Summaries
- Serial Dilution Summaries
- IDL and Linear Range Summaries

Accutest Laboratories Instrument Runlog
Inorganics Analyses

Login Number: JB72256
Account: LANGAN - Langan Engineering & Environmental
Project: Carroll Gardens, 363-365 Bond Street, Brooklyn, NY

File ID: SC072414M1.ICP Date Analyzed: 07/24/14 Methods: EPA 200.7, SW846 6010C
Analyst: ND Run ID: MA34537
Parameters: Al,Sb,As,Ba,Be,Cd,Ca,Cr,Co,Cu,Fe,Pb,Mg,Mn,Ni,K,Se,Ag,Na,Tl,V,Zn

Time	Sample Description	Dilution Factor	PS Recov	Comments
09:29	MA34537-STD1	1		STDA
09:35	MA34537-STD2	1		STDB
09:40	ZZZZZZ	1		
09:46	ZZZZZZ	1		
09:59	MA34537-ICV1	1		
10:11	MA34537-ICB1	1		
10:16	MA34537-ICCV1	1		
10:31	MA34537-CCB1	1		
10:37	MA34537-CRI1	1		
10:43	MA34537-CRID1	1		
10:49	MA34537-CRIA1	1		
10:54	MA34537-CRID2	1		
11:00	MA34537-ICSA1	1		
11:06	MA34537-ICSAB1	1		
11:12	ZZZZZZ	1		
11:18	ZZZZZZ	1		
11:24	MA34537-CCV1	1		
11:29	MA34537-CCB2	1		
11:35	ZZZZZZ	1		
11:41	JB71971-1	1		(sample used for QC only; not part of login JB72256)
11:47	MP80730-S3	1		
11:52	ZZZZZZ	1		
11:58	ZZZZZZ	1		
12:04	ZZZZZZ	1		
12:10	ZZZZZZ	1		
12:16	MP80788-B2	1		
12:21	MP80788-MB2	1		
12:27	MA34537-CCV2	1		
12:33	MA34537-CCB3	1		
12:39	MP80807-MB1	1		
12:45	MP80807-B1	1		
---------->	Last reportable sample/prep for job JB72256			
12:50	ZZZZZZ	1		
12:56	ZZZZZZ	1		

Accutest Laboratories Instrument Runlog
Inorganics Analyses

Login Number: JB72256
Account: LANGAN - Langan Engineering & Environmental
Project: Carroll Gardens, 363-365 Bond Street, Brooklyn, NY

File ID: SC072414M1.ICP Date Analyzed: 07/24/14 Methods: EPA 200.7, SW846 6010C
Analyst: ND Run ID: MA34537
Parameters: Al,Sb,As,Ba,Be,Cd,Ca,Cr,Co,Cu,Fe,Pb,Mg,Mn,Ni,K,Se,Ag,Na,Tl,V,Zn

Time	Sample Description	Dilution Factor	PS Recov	Comments
13:02	ZZZZZZ	1		
13:08	ZZZZZZ	1		
13:14	ZZZZZZ	1		
13:20	ZZZZZZ	1		
13:25	ZZZZZZ	1		
13:31	MA34537-CCV3	1		
13:37	MA34537-CCB4	1		
13:43	ZZZZZZ	1		
13:49	ZZZZZZ	2		
13:55	ZZZZZZ	1		
14:00	ZZZZZZ	1		
14:06	ZZZZZZ	2		
14:12	ZZZZZZ	1		
14:18	ZZZZZZ	1		
14:24	ZZZZZZ	2		
14:30	ZZZZZZ	1		
14:35	MA34537-CCV4	1		
14:41	MA34537-CCB5	1		
14:47	ZZZZZZ	1		
14:53	MP80819-MB1	5		
14:59	MP80819-B1	5		
15:04	MP80819-S1	5		
15:10	MP80819-S2	5		
15:16	JB72134-1	5		(sample used for QC only; not part of login JB72256)
15:22	MP80819-SD1	25		
15:27	ZZZZZZ	5		
15:33	ZZZZZZ	5		
15:39	MA34537-CCV5	1		
15:45	MA34537-CCB6	1		
15:51	MA34537-CRID3	1		
16:09	ZZZZZZ	5		
16:13	ZZZZZZ	5		
16:19	ZZZZZZ	5		

Accutest Laboratories Instrument Runlog
Inorganics Analyses

Login Number: JB72256
Account: LANGAN - Langan Engineering & Environmental
Project: Carroll Gardens, 363-365 Bond Street, Brooklyn, NY

File ID: SC072414M1.ICP Date Analyzed: 07/24/14 Methods: EPA 200.7, SW846 6010C
Analyst: ND Run ID: MA34537
Parameters: Al,Sb,As,Ba,Be,Cd,Ca,Cr,Co,Cu,Fe,Pb,Mg,Mn,Ni,K,Se,Ag,Na,Tl,V,Zn

Time	Sample Description	Dilution Factor	PS Recov	Comments
16:23	ZZZZZZ	5		
16:30	MA34537-CRI2	1		
16:34	MA34537-CCV6	1		
16:41	MA34537-CCB7	1		
---------->	Last reportable CCB for job JB72256			
	Refer to raw data for calibration curve and standards.			

INTERNAL STANDARD SUMMARY

Login Number: JB72256
Account: LANGAN - Langan Engineering & Environmental
Project: Carroll Gardens, 363-365 Bond Street, Brooklyn, NY

File ID: SC072414M1.ICP Date Analyzed: 07/24/14 Methods: EPA 200.7, SW846 6010C
Analyst: ND Run ID: MA34537
Parameters: Al,Sb,As,Ba,Be,Cd,Ca,Cr,Co,Cu,Fe,Pb,Mg,Mn,Ni,K,Se,Ag,Na,Tl,V,Zn

Time	Sample Description	Istd#1	Istd#2	Istd#3	Istd#4
09:29	MA34537-STD1	2811 R	68553 R	7371 R	4050 R
09:35	MA34537-STD2	2573	64040	7247	3585
09:40	ZZZZZZ	No results reported for the elements associated with this internal standard.			
09:46	ZZZZZZ	No results reported for the elements associated with this internal standard.			
09:59	MA34537-ICV1	2659	66034	7290	3756
10:11	MA34537-ICB1	2824	69003	7427	4108
10:16	MA34537-ICCV1	2668	65984	7356	3770
10:31	MA34537-CCB1	2824	69081	7399	4105
10:37	MA34537-CRI1	2802	68843	7437	4076
10:43	MA34537-CRID1	2827	68857	7382	4095
10:49	MA34537-CRIA1	2829	68576	7399	4078
10:54	MA34537-CRID2	2815	68824	7408	4098
11:00	MA34537-ICSA1	2365	59968	6994	3268
11:06	MA34537-ICSAB1	2369	60260	6991	3278
11:12	ZZZZZZ	2763	67994	7418	4036
11:18	ZZZZZZ	2764	69290	7452	4113
11:24	MA34537-CCV1	2667	66234	7328	3776
11:29	MA34537-CCB2	2826	69227	7408	4111
11:35	ZZZZZZ	No results reported for the elements associated with this internal standard.			
11:41	JB71971-1	2716	68223	7464	3929
11:47	MP80730-S3	2657	66567	7447	3767
11:52	ZZZZZZ	2779	67905	7541	3892
11:58	ZZZZZZ	2829	68935	7618	3873
12:04	ZZZZZZ	2832	69250	7616	3936
12:10	ZZZZZZ	2776	68977	7599	3840
12:16	MP80788-B2	2715	66823	7356	3845
12:21	MP80788-MB2	2827	69232	7446	4122
12:27	MA34537-CCV2	2698	66470	7390	3805
12:33	MA34537-CCB3	2846	69320	7423	4130
12:39	MP80807-MB1	2835	69820	7537	4129
12:45	MP80807-B1	2706	66779	7403	3838
12:50	ZZZZZZ	2850	70362	7405	4192
12:56	ZZZZZZ	2841	69746	7432	4170

INTERNAL STANDARD SUMMARY

Login Number: JB72256
Account: LANGAN - Langan Engineering & Environmental
Project: Carroll Gardens, 363-365 Bond Street, Brooklyn, NY

File ID: SC072414M1.ICP Date Analyzed: 07/24/14 Methods: EPA 200.7, SW846 6010C
Analyst: ND Run ID: MA34537
Parameters: Al,Sb,As,Ba,Be,Cd,Ca,Cr,Co,Cu,Fe,Pb,Mg,Mn,Ni,K,Se,Ag,Na,Tl,V,Zn

Time	Sample Description	Istd#1	Istd#2	Istd#3	Istd#4
13:02	ZZZZZZ	2656	65119	7366	3612
13:08	ZZZZZZ	2616	65144	7155	3715
13:14	ZZZZZZ	2862	69788	7338	4208
13:20	ZZZZZZ	2868	69705	7358	4211
13:25	ZZZZZZ	2861	70157	7374	4204
13:31	MA34537-CCV3	2710	66853	7285	3847
13:37	MA34537-CCB4	2874	70351	7380	4222
13:43	ZZZZZZ	2852	70587	7588	4018
13:49	ZZZZZZ	2901	71111	7411	4066
13:55	ZZZZZZ	2846	69504	7357	4168
14:00	ZZZZZZ	2866	70252	7418	4212
14:06	ZZZZZZ	2635	65249	7188	3690
14:12	ZZZZZZ	2557	63666	7210	3442
14:18	ZZZZZZ	2855	69571	7300	4178
14:24	ZZZZZZ	2945	73466	8122	3867
14:30	ZZZZZZ	2810	69698	7499	3965
14:35	MA34537-CCV4	2713	66869	7228	3835
14:41	MA34537-CCB5	2867	70084	7330	4199
14:47	ZZZZZZ	2866	70139	7325	4196
14:53	MP80819-MB1	2850	69559	7292	4179
14:59	MP80819-B1	2819	69322	7328	4078
15:04	MP80819-S1	2786	68363	7298	4030
15:10	MP80819-S2	2801	68373	7321	4038
15:16	JB72134-1	2827	68314	7304	4096
15:22	MP80819-SD1	2857	68497	7265	4134
15:27	ZZZZZZ	2768	68311	7253	4011
15:33	ZZZZZZ	2792	68778	7323	4057
15:39	MA34537-CCV5	2721	66824	7261	3848
15:45	MA34537-CCB6	2875	70220	7321	4203
15:51	MA34537-CRID3	2859	69932	7353	4187
16:09	ZZZZZZ	2651	65966	7155	3713
16:13	ZZZZZZ	2721	66732	7245	3794
16:19	ZZZZZZ	2729	67019	7322	3794

INTERNAL STANDARD SUMMARY

Login Number: JB72256
Account: LANGAN - Langan Engineering & Environmental
Project: Carroll Gardens, 363-365 Bond Street, Brooklyn, NY

File ID: SC072414M1.ICP Date Analyzed: 07/24/14 Methods: EPA 200.7, SW846 6010C
Analyst: ND Run ID: MA34537
Parameters: Al,Sb,As,Ba,Be,Cd,Ca,Cr,Co,Cu,Fe,Pb,Mg,Mn,Ni,K,Se,Ag,Na,Tl,V,Zn

Time	Sample Description	Istd#1	Istd#2	Istd#3	Istd#4
16:23	ZZZZZZ	2728	67114	7330	3784
16:30	MA34537-CRI2	2858	69049	7340	4158
16:34	MA34537-CCV6	2739	67972	7325	3879
16:41	MA34537-CCB7	2896	70893	7443	4244

R = Reference for ISTD limits. ! = Outside limits.

LEGEND:

Istd#	Parameter	Limits
Istd#1	Yttrium (2243)	70-130 %
Istd#2	Yttrium (3600)	70-130 %
Istd#3	Yttrium (3710)	70-130 %
Istd#4	Indium	70-130 %

BLANK RESULTS SUMMARY
Part 1 - Initial and Continuing Calibration Blanks

Login Number: JB72256
Account: LANGAN - Langan Engineering & Environmental
Project: Carroll Gardens, 363-365 Bond Street, Brooklyn, NY

File ID: SC072414M1.ICP Date Analyzed: 07/24/14 Methods: EPA 200.7, SW846 6010C
QC Limits: result < RL Run ID: MA34537 Units: ug/l

Time: / Sample ID:			10:11 ICB1		10:31 CCB1		11:29 CCB2		12:33 CCB3	
Metal	RL	IDL	raw	final	raw	final	raw	final	raw	final
Aluminum	200	12	-1.6	<200	-2.3	<200	11.0	<200	8.1	<200
Antimony	6.0	1.2	1.0	<6.0	1.1	<6.0	1.0	<6.0	0.90	<6.0
Arsenic	3.0	1.3	-0.20	<3.0	-0.30	<3.0	-0.70	<3.0	-0.30	<3.0
Barium	200	.37	-0.10	<200	0.10	<200	0.10	<200	0.30	<200
Beryllium	1.0	.1	0.20	<1.0	0.20	<1.0	0.20	<1.0	0.20	<1.0
Bismuth	20	2								
Boron	100	.75								
Cadmium	3.0	.23	0.10	<3.0	0.10	<3.0	0.10	<3.0	0.0	<3.0
Calcium	5000	32	3.9	<5000	6.8	<5000	4.2	<5000	2.2	<5000
Chromium	10	.5	0.50	<10	0.50	<10	0.20	<10	0.40	<10
Cobalt	50	.28	-0.10	<50	0.10	<50	0.10	<50	0.30	<50
Copper	10	.67	0.70	<10	0.20	<10	0.20	<10	0.70	<10
Iron	100	9.7	2.1	<100	2.1	<100	13.3	<100	10.2	<100
Lead	3.0	1	-0.10	<3.0	0.20	<3.0	-0.40	<3.0	0.80	<3.0
Lithium	20	1.3								
Magnesium	5000	38	-52	<5000	-13	<5000	12.5	<5000	-28	<5000
Manganese	15	.1	0.10	<15	0.0	<15	0.10	<15	0.10	<15
Molybdenum	20	.39								
Nickel	10	.32	0.10	<10	0.10	<10	0.10	<10	0.20	<10
Palladium	50	1.6								
Potassium	10000	23	1.3	<10000	10.3	<10000	-5.2	<10000	1.3	<10000
Selenium	10	2.2	0.0	<10	-1.3	<10	0.50	<10	-0.20	<10
Silicon	200	7								
Silver	10	.8	-0.30	<10	-0.80	<10	-0.10	<10	-0.20	<10
Sodium	10000	6.8	2.0	<10000	3.6	<10000	4.5	<10000	1.4	<10000
Sulfur	50	2.9								
Strontium	10	.13								
Thallium	2.0	1.1	-0.60	<2.0	0.30	<2.0	0.60	<2.0	0.0	<2.0
Tin	10	.83								
Titanium	10	.39								
Tungsten	50	8.2								
Vanadium	50	.41	0.20	<50	0.30	<50	0.10	<50	0.10	<50
Zinc	20	4.9	0.10	<20	0.20	<20	0.10	<20	0.20	<20

BLANK RESULTS SUMMARY
Part 1 - Initial and Continuing Calibration Blanks

Login Number: JB72256
Account: LANGAN - Langan Engineering & Environmental
Project: Carroll Gardens, 363-365 Bond Street, Brooklyn, NY

File ID: SC072414M1.ICP Date Analyzed: 07/24/14 Methods: EPA 200.7, SW846 6010C
QC Limits: result < RL Run ID: MA34537 Units: ug/l

Time: / Sample ID:			10:11 ICB1		10:31 CCB1		11:29 CCB2		12:33 CCB3	
Metal	RL	IDL	raw	final	raw	final	raw	final	raw	final
Zirconium	10	.53								

(*) Outside of QC limits
(anr) Analyte not requested

BLANK RESULTS SUMMARY
Part 1 - Initial and Continuing Calibration Blanks

Login Number: JB72256
Account: LANGAN - Langan Engineering & Environmental
Project: Carroll Gardens, 363-365 Bond Street, Brooklyn, NY

File ID: SC072414M1.ICP Date Analyzed: 07/24/14 Methods: EPA 200.7, SW846 6010C
QC Limits: result < RL Run ID: MA34537 Units: ug/l

Time:			13:37		14:41		15:45		16:41	
Sample ID:			CCB4		CCB5		CCB6		CCB7	
Metal	RL	IDL	raw	final	raw	final	raw	final	raw	final
Aluminum	200	12	1.5	<200	-2.0	<200	3.2	<200	-0.80	<200
Antimony	6.0	1.2	1.5	<6.0	2.0	<6.0	1.1	<6.0	1.3	<6.0
Arsenic	3.0	1.3	-1.7	<3.0	-0.30	<3.0	-0.50	<3.0	-1.1	<3.0
Barium	200	.37	0.0	<200	0.20	<200	0.20	<200	0.10	<200
Beryllium	1.0	.1	0.30	<1.0	0.20	<1.0	0.10	<1.0	0.30	<1.0
Bismuth	20	2								
Boron	100	.75								
Cadmium	3.0	.23	0.0	<3.0	0.0	<3.0	0.0	<3.0	0.20	<3.0
Calcium	5000	32	0.30	<5000	-6.3	<5000	0.60	<5000	1.3	<5000
Chromium	10	.5	-0.10	<10	-0.10	<10	0.30	<10	-0.20	<10
Cobalt	50	.28	0.10	<50	0.20	<50	0.10	<50	0.10	<50
Copper	10	.67	0.50	<10	1.0	<10	0.80	<10	0.60	<10
Iron	100	9.7	4.7	<100	19.0	<100	4.7	<100	0.90	<100
Lead	3.0	1	-0.30	<3.0	-0.10	<3.0	-0.60	<3.0	-0.10	<3.0
Lithium	20	1.3								
Magnesium	5000	38	-28	<5000	-50	<5000	0.50	<5000	-21	<5000
Manganese	15	.1	0.0	<15	0.30	<15	0.10	<15	0.10	<15
Molybdenum	20	.39								
Nickel	10	.32	0.40	<10	0.20	<10	0.20	<10	0.20	<10
Palladium	50	1.6								
Potassium	10000	23	6.1	<10000	9.9	<10000	-6.1	<10000	27.4	<10000
Selenium	10	2.2	-0.60	<10	-0.90	<10	0.70	<10	0.20	<10
Silicon	200	7								
Silver	10	.8	-0.10	<10	-0.10	<10	0.10	<10	0.0	<10
Sodium	10000	6.8	5.6	<10000	-1.3	<10000	0.0	<10000	29.1	<10000
Sulfur	50	2.9								
Strontium	10	.13								
Thallium	2.0	1.1	-0.50	<2.0	-1.2	<2.0	0.30	<2.0	0.10	<2.0
Tin	10	.83								
Titanium	10	.39								
Tungsten	50	8.2								
Vanadium	50	.41	0.0	<50	0.10	<50	0.20	<50	0.10	<50
Zinc	20	4.9	-0.40	<20	-0.40	<20	-0.30	<20	-0.30	<20

BLANK RESULTS SUMMARY
Part 1 - Initial and Continuing Calibration Blanks

Login Number: JB72256
Account: LANGAN - Langan Engineering & Environmental
Project: Carroll Gardens, 363-365 Bond Street, Brooklyn, NY

File ID: SC072414M1.ICP Date Analyzed: 07/24/14 Methods: EPA 200.7, SW846 6010C
QC Limits: result < RL Run ID: MA34537 Units: ug/l

Time:			13:37		14:41		15:45		16:41	
Sample ID:			CCB4		CCB5		CCB6		CCB7	
Metal	RL	IDL	raw	final	raw	final	raw	final	raw	final
Zirconium	10	.53								

(*) Outside of QC limits
(anr) Analyte not requested

CALIBRATION CHECK STANDARDS SUMMARY
Initial Continuing Calibration Check

Login Number: JB72256
Account: LANGAN - Langan Engineering & Environmental
Project: Carroll Gardens, 363-365 Bond Street, Brooklyn, NY

File ID: SC072414M1.ICP Date Analyzed: 07/24/14 Methods: EPA 200.7, SW846 6010C
QC Limits: 95 to 105 % Recovery Run ID: MA34537 Units: ug/l

Time:		10:16	
Sample ID:	ICCV	ICCV1	
Metal	True	Results	% Rec
Aluminum	40000	38900	97.3
Antimony	2000	2000	100.0
Arsenic	2000	1960	98.0
Barium	2000	1940	97.0
Beryllium	2000	1990	99.5
Bismuth			
Boron			
Cadmium	2000	2000	100.0
Calcium	40000	39600	99.0
Chromium	2000	1980	99.0
Cobalt	2000	1980	99.0
Copper	2000	1930	96.5
Iron	40000	40100	100.3
Lead	2000	2000	100.0
Lithium			
Magnesium	40000	39200	98.0
Manganese	2000	2000	100.0
Molybdenum			
Nickel	2000	1970	98.5
Palladium			
Potassium	40000	38600	96.5
Selenium	2000	1970	98.5
Silicon			
Silver	250	244	97.6
Sodium	40000	39500	98.8
Sulfur			
Strontium			
Thallium	2000	2070	103.5
Tin			
Titanium			
Tungsten			
Vanadium	2000	1990	99.5
Zinc	2000	1980	99.0

CALIBRATION CHECK STANDARDS SUMMARY
Initial Continuing Calibration Check

Login Number: JB72256
Account: LANGAN - Langan Engineering & Environmental
Project: Carroll Gardens, 363-365 Bond Street, Brooklyn, NY

File ID: SC072414M1.ICP Date Analyzed: 07/24/14 Methods: EPA 200.7, SW846 6010C
QC Limits: 95 to 105 % Recovery Run ID: MA34537 Units: ug/l

Time:		10:16	
Sample ID:	ICCV	ICCV1	
Metal	True	Results	% Rec
Zirconium			

(*) Outside of QC limits
(anr) Analyte not requested

CALIBRATION CHECK STANDARDS SUMMARY
Initial and Continuing Calibration Checks

Login Number: JB72256
Account: LANGAN - Langan Engineering & Environmental
Project: Carroll Gardens, 363-365 Bond Street, Brooklyn, NY

File ID: SC072414M1.ICP Date Analyzed: 07/24/14 Methods: EPA 200.7, SW846 6010C
QC Limits: 95 to 105 % Recovery Run ID: MA34537 Units: ug/l

Time:		09:59			11:24			12:27	
Sample ID:	ICV	ICV1		CCV	CCV1		CCV	CCV2	
Metal	True	Results	% Rec	True	Results	% Rec	True	Results	% Rec
Aluminum	40000	39800	99.5	40000	38900	97.3	40000	38400	96.0
Antimony	2000	2000	100.0	2000	1980	99.0	2000	1970	98.5
Arsenic	2000	2010	100.5	2000	1950	97.5	2000	1930	96.5
Barium	2000	2010	100.5	2000	1940	97.0	2000	1910	95.5
Beryllium	2000	2040	102.0	2000	1990	99.5	2000	1960	98.0
Bismuth									
Boron									
Cadmium	2000	2020	101.0	2000	1990	99.5	2000	1970	98.5
Calcium	40000	40500	101.3	40000	39600	99.0	40000	39000	97.5
Chromium	2000	2020	101.0	2000	1970	98.5	2000	1970	98.5
Cobalt	2000	1980	99.0	2000	1970	98.5	2000	1960	98.0
Copper	2000	1970	98.5	2000	1920	96.0	2000	1910	95.5
Iron	40000	41500	103.8	40000	39800	99.5	40000	39300	98.3
Lead	2000	2020	101.0	2000	1990	99.5	2000	1980	99.0
Lithium									
Magnesium	40000	40400	101.0	40000	39200	98.0	40000	38900	97.3
Manganese	2000	2020	101.0	2000	1990	99.5	2000	1990	99.5
Molybdenum									
Nickel	2000	2000	100.0	2000	1960	98.0	2000	1960	98.0
Palladium									
Potassium	40000	40500	101.3	40000	38700	96.8	40000	38200	95.5
Selenium	2000	1980	99.0	2000	1960	98.0	2000	1940	97.0
Silicon									
Silver	250	251	100.4	250	244	97.6	250	244	97.6
Sodium	40000	40400	101.0	40000	39500	98.8	40000	39200	98.0
Sulfur									
Strontium									
Thallium	2000	2080	104.0	2000	2060	103.0	2000	2040	102.0
Tin									
Titanium									
Tungsten									
Vanadium	2000	1980	99.0	2000	1980	99.0	2000	1970	98.5
Zinc	2000	2010	100.5	2000	1980	99.0	2000	1970	98.5

CALIBRATION CHECK STANDARDS SUMMARY
Initial and Continuing Calibration Checks

Login Number: JB72256
Account: LANGAN - Langan Engineering & Environmental
Project: Carroll Gardens, 363-365 Bond Street, Brooklyn, NY

File ID: SC072414M1.ICP Date Analyzed: 07/24/14 Methods: EPA 200.7, SW846 6010C
QC Limits: 95 to 105 % Recovery Run ID: MA34537 Units: ug/l

Time:		09:59			11:24			12:27	
Sample ID:	ICV	ICV1		CCV	CCV1		CCV	CCV2	
Metal	True	Results	% Rec	True	Results	% Rec	True	Results	% Rec
Zirconium									

(*) Outside of QC limits
(anr) Analyte not requested

CALIBRATION CHECK STANDARDS SUMMARY
Initial and Continuing Calibration Checks

Login Number: JB72256
Account: LANGAN - Langan Engineering & Environmental
Project: Carroll Gardens, 363-365 Bond Street, Brooklyn, NY

File ID: SC072414M1.ICP Date Analyzed: 07/24/14 Methods: EPA 200.7, SW846 6010C
QC Limits: 95 to 105 % Recovery Run ID: MA34537 Units: ug/l

Time:		13:31			14:35			15:39	
Sample ID:	CCV	CCV3		CCV	CCV4		CCV	CCV5	
Metal	True	Results	% Rec	True	Results	% Rec	True	Results	% Rec
Aluminum	40000	38700	96.8	40000	38600	96.5	40000	38600	96.5
Antimony	2000	2010	100.5	2000	2000	100.0	2000	2000	100.0
Arsenic	2000	1940	97.0	2000	1930	96.5	2000	1930	96.5
Barium	2000	1930	96.5	2000	1920	96.0	2000	1920	96.0
Beryllium	2000	1960	98.0	2000	1960	98.0	2000	1950	97.5
Bismuth									
Boron									
Cadmium	2000	2010	100.5	2000	2000	100.0	2000	2000	100.0
Calcium	40000	39200	98.0	40000	39000	97.5	40000	39000	97.5
Chromium	2000	1970	98.5	2000	1960	98.0	2000	1960	98.0
Cobalt	2000	1950	97.5	2000	1940	97.0	2000	1940	97.0
Copper	2000	1950	97.5	2000	1960	98.0	2000	1940	97.0
Iron	40000	39400	98.5	40000	39400	98.5	40000	39200	98.0
Lead	2000	1990	99.5	2000	1990	99.5	2000	1990	99.5
Lithium									
Magnesium	40000	38800	97.0	40000	38800	97.0	40000	38600	96.5
Manganese	2000	1990	99.5	2000	1980	99.0	2000	1980	99.0
Molybdenum									
Nickel	2000	1940	97.0	2000	1940	97.0	2000	1940	97.0
Palladium									
Potassium	40000	38600	96.5	40000	38600	96.5	40000	38600	96.5
Selenium	2000	1970	98.5	2000	1960	98.0	2000	1960	98.0
Silicon									
Silver	250	247	98.8	250	246	98.4	250	246	98.4
Sodium	40000	39400	98.5	40000	39300	98.3	40000	39200	98.0
Sulfur									
Strontium									
Thallium	2000	2080	104.0	2000	2070	103.5	2000	2070	103.5
Tin									
Titanium									
Tungsten									
Vanadium	2000	1970	98.5	2000	1960	98.0	2000	1960	98.0
Zinc	2000	1960	98.0	2000	1940	97.0	2000	1940	97.0

CALIBRATION CHECK STANDARDS SUMMARY
Initial and Continuing Calibration Checks

Login Number: JB72256
Account: LANGAN - Langan Engineering & Environmental
Project: Carroll Gardens, 363-365 Bond Street, Brooklyn, NY

File ID: SC072414M1.ICP Date Analyzed: 07/24/14 Methods: EPA 200.7, SW846 6010C
QC Limits: 95 to 105 % Recovery Run ID: MA34537 Units: ug/l

Time:		13:31			14:35			15:39	
Sample ID:	CCV	CCV3		CCV	CCV4		CCV	CCV5	
Metal	True	Results	% Rec	True	Results	% Rec	True	Results	% Rec
Zirconium									

(*) Outside of QC limits
(anr) Analyte not requested

CALIBRATION CHECK STANDARDS SUMMARY
Initial and Continuing Calibration Checks

Login Number: JB72256
Account: LANGAN - Langan Engineering & Environmental
Project: Carroll Gardens, 363-365 Bond Street, Brooklyn, NY

File ID: SC072414M1.ICP Date Analyzed: 07/24/14 Methods: EPA 200.7, SW846 6010C
QC Limits: 95 to 105 % Recovery Run ID: MA34537 Units: ug/l

Time:		16:34	
Sample ID:	CCV	CCV6	
Metal	True	Results	% Rec
Aluminum	40000	38200	95.5
Antimony	2000	1990	99.5
Arsenic	2000	1920	96.0
Barium	2000	1910	95.5
Beryllium	2000	1940	97.0
Bismuth			
Boron			
Cadmium	2000	1990	99.5
Calcium	40000	38700	96.8
Chromium	2000	1940	97.0
Cobalt	2000	1930	96.5
Copper	2000	1940	97.0
Iron	40000	38800	97.0
Lead	2000	1970	98.5
Lithium			
Magnesium	40000	38200	95.5
Manganese	2000	1950	97.5
Molybdenum			
Nickel	2000	1920	96.0
Palladium			
Potassium	40000	38300	95.8
Selenium	2000	1950	97.5
Silicon			
Silver	250	244	97.6
Sodium	40000	39000	97.5
Sulfur			
Strontium			
Thallium	2000	2060	103.0
Tin			
Titanium			
Tungsten			
Vanadium	2000	1930	96.5
Zinc	2000	1920	96.0

CALIBRATION CHECK STANDARDS SUMMARY
Initial and Continuing Calibration Checks

Login Number: JB72256
Account: LANGAN - Langan Engineering & Environmental
Project: Carroll Gardens, 363-365 Bond Street, Brooklyn, NY

File ID: SC072414M1.ICP Date Analyzed: 07/24/14 Methods: EPA 200.7, SW846 6010C
QC Limits: 95 to 105 % Recovery Run ID: MA34537 Units: ug/l

Time:		16:34	
Sample ID:	CCV	CCV6	
Metal	True	Results	% Rec
Zirconium			

(*) Outside of QC limits
(anr) Analyte not requested

LOW CALIBRATION CHECK STANDARDS SUMMARY

Login Number: JB72256
Account: LANGAN - Langan Engineering & Environmental
Project: Carroll Gardens, 363-365 Bond Street, Brooklyn, NY

File ID: SC072414M1.ICP Date Analyzed: 07/24/14 Methods: EPA 200.7, SW846 6010C
QC Limits: 70 to 130 % Recovery Run ID: MA34537 Units: ug/l

Time:				10:37		10:43		10:49	
Sample ID:	CRI	CRIA	CRID	CRI1		CRID1		CRIA1	
Metal	True	True	True	Results	% Rec	Results	% Rec	Results	% Rec
Aluminum	200	500	100	204	102.0	97.1	97.1	490	98.0
Antimony	6.0	20	3.0	6.8	113.3	4.8	160.0*(a	20.0	100.0
Arsenic	8.0	20	3.0	7.4	92.5	2.6	86.7	20.8	104.0
Barium	200		4.0	197	98.5	3.9	97.5		
Beryllium	2.0		1.0	2.3	115.0	1.1	110.0		
Bismuth	20								
Boron	100		10						
Cadmium	3.0		1.0	3.2	106.7	1.0	100.0		
Calcium	5000	2000	1000	5170	103.4	1040	104.0	2110	105.5
Chromium	10		2.0	10.7	107.0	2.1	105.0		
Cobalt	50		3.0	50.8	101.6	3.1	103.3		
Copper	10		2.0	10.3	103.0	2.0	100.0		
Iron	100	500		112	112.0			538	107.6
Lead	3.0	20	2.5	3.5	116.7	2.2	88.0	20.8	104.0
Lithium	20								
Magnesium	5000	2000	100	5050	101.0	64.7	64.7*(a)	2030	101.5
Manganese	15		3.0	15.8	105.3	3.2	106.7		
Molybdenum	20								
Nickel	10		4.0	10.4	104.0	4.3	107.5		
Palladium	50								
Potassium	5000		2000	4930	98.6	1950	97.5		
Selenium	10	20	5.0	12.5	125.0	6.0	120.0	21.7	108.5
Silicon	200								
Silver	5.0		1.0	5.7	114.0	0.60U	0.0* (a)		
Sodium	5000		1000	5060	101.2	1000	100.0		
Sulfur	50								
Strontium	10								
Thallium	10		2.0	11.5	115.0	2.6	130.0		
Tin	10								
Titanium	10								
Tungsten	50								
Vanadium	50		2.0	52.2	104.4	1.9	95.0		
Zinc	20		10	23.1	115.5	11.0	110.0		

LOW CALIBRATION CHECK STANDARDS SUMMARY

Login Number: JB72256
Account: LANGAN - Langan Engineering & Environmental
Project: Carroll Gardens, 363-365 Bond Street, Brooklyn, NY

File ID: SC072414M1.ICP Date Analyzed: 07/24/14 Methods: EPA 200.7, SW846 6010C
QC Limits: 70 to 130 % Recovery Run ID: MA34537 Units: ug/l

Time:				10:37		10:43		10:49	
Sample ID:	CRI	CRIA	CRID	CRI1		CRID1		CRIA1	
Metal	True	True	True	Results	% Rec	Results	% Rec	Results	% Rec
Zirconium	10								

(*) Outside of QC limits
(anr) Analyte not requested
(a) No samples reported for this element at this RL in the area bracketed by this QC.

LOW CALIBRATION CHECK STANDARDS SUMMARY

Login Number: JB72256
Account: LANGAN - Langan Engineering & Environmental
Project: Carroll Gardens, 363-365 Bond Street, Brooklyn, NY

File ID: SC072414M1.ICP Date Analyzed: 07/24/14 Methods: EPA 200.7, SW846 6010C
QC Limits: 70 to 130 % Recovery Run ID: MA34537 Units: ug/l

Time:				10:54		15:51		16:30	
Sample ID:	CRI	CRIA	CRID	CRID2		CRID3		CRI2	
Metal	True	True	True	Results	% Rec	Results	% Rec	Results	% Rec
Aluminum	200	500	100	103	103.0	89.5	89.5	198	99.0
Antimony	6.0	20	3.0	3.4	113.3	4.0	133.3*(a	6.7	111.7
Arsenic	8.0	20	3.0	2.9	96.7	2.2	73.3	7.6	95.0
Barium	200		4.0	4.1	102.5	3.9	97.5	194	97.0
Beryllium	2.0		1.0	1.2	120.0	1.1	110.0	2.2	110.0
Bismuth	20								
Boron	100		10						
Cadmium	3.0		1.0	1.1	110.0	1.1	110.0	3.3	110.0
Calcium	5000	2000	1000	1020	102.0	1000	100.0	5070	101.4
Chromium	10		2.0	2.1	105.0	1.8	90.0	10.7	107.0
Cobalt	50		3.0	3.0	100.0	3.1	103.3	49.6	99.2
Copper	10		2.0	2.3	115.0	2.8	140.0*(a	10.2	102.0
Iron	100	500						104	104.0
Lead	3.0	20	2.5	2.6	104.0	3.2	128.0	3.9	130.0
Lithium	20								
Magnesium	5000	2000	100	84.5	84.5	102	102.0	4990	99.8
Manganese	15		3.0	3.1	103.3	3.1	103.3	15.7	104.7
Molybdenum	20								
Nickel	10		4.0	4.0	100.0	4.0	100.0	10.3	103.0
Palladium	50								
Potassium	5000		2000	1950	97.5	1950	97.5	4930	98.6
Selenium	10	20	5.0	5.0	100.0	5.5	110.0	9.8	98.0
Silicon	200								
Silver	5.0		1.0	0.60U	0.0* (a)	1.5	150.0*(a	4.9	98.0
Sodium	5000		1000	1000	100.0	998	99.8	5040	100.8
Sulfur	50								
Strontium	10								
Thallium	10		2.0	1.8	90.0	1.4	70.0	9.9	99.0
Tin	10								
Titanium	10								
Tungsten	50								
Vanadium	50		2.0	1.8	90.0	1.8	90.0	52.2	104.4
Zinc	20		10	11.0	110.0	11.0	110.0	22.5	112.5

LOW CALIBRATION CHECK STANDARDS SUMMARY

Login Number: JB72256
Account: LANGAN - Langan Engineering & Environmental
Project: Carroll Gardens, 363-365 Bond Street, Brooklyn, NY

File ID: SC072414M1.ICP Date Analyzed: 07/24/14 Methods: EPA 200.7, SW846 6010C
QC Limits: 70 to 130 % Recovery Run ID: MA34537 Units: ug/l

Time:				10:54		15:51		16:30	
Sample ID:	CRI	CRIA	CRID	CRID2		CRID3		CRI2	
Metal	True	True	True	Results	% Rec	Results	% Rec	Results	% Rec
Zirconium	10								

(*) Outside of QC limits
(anr) Analyte not requested
(a) No samples reported for this element at this RL in the area bracketed by this QC.

INTERFERING ELEMENT CHECK STANDARDS SUMMARY
Part 1 - ICSA and ICSAB Standards

Login Number: JB72256
Account: LANGAN - Langan Engineering & Environmental
Project: Carroll Gardens, 363-365 Bond Street, Brooklyn, NY

File ID: SC072414M1.ICP Date Analyzed: 07/24/14 Methods: EPA 200.7, SW846 6010C
QC Limits: 80 to 120 % Recovery Run ID: MA34537 Units: ug/l

Time:			11:00		11:06	
Sample ID:	ICSA	ICSAB	ICSA1		ICSAB1	
Metal	True	True	Results	% Rec	Results	% Rec
Aluminum	500000	500000	489000	97.8	489000	97.8
Antimony		1000	2.1		1030	103.0
Arsenic		1000	1.7		1040	104.0
Barium		500	-1.1		484	96.8
Beryllium		500	0.80		490	98.0
Bismuth		500	36.2		552	110.4
Boron			-1.1		1.8	
Cadmium		1000	2.2		1030	103.0
Calcium	400000	400000	367000	91.8	368000	92.0
Chromium		500	-1.7		479	95.8
Cobalt		500	1.6		480	96.0
Copper		500	-2.8		500	100.0
Iron	200000	200000	188000	94.0	184000	92.0
Lead		1000	0.40		940	94.0
Lithium		500	9.9		570	114.0
Magnesium	500000	500000	486000	97.2	486000	97.2
Manganese		500	1.5		488	97.6
Molybdenum		500	1.3		493	98.6
Nickel		1000	-1.8		924	92.4
Palladium		500	-33		529	105.8
Potassium			14.7		33.5	
Selenium		1000	7.9		1100	110.0
Silicon			-22		-26	
Silver		1000	7.4		1010	101.0
Sodium			-14		-5.1	
Sulfur		500	-16		468	93.6
Strontium			-4.6		-4.6	
Thallium		1000	0.30		949	94.9
Tin			-2.8		-2.3	
Titanium			1.9		1.2	
Tungsten		500	-32		514	102.8
Vanadium		500	4.1		484	96.8
Zinc		1000	0.60		951	95.1

INTERFERING ELEMENT CHECK STANDARDS SUMMARY
Part 1 - ICSA and ICSAB Standards

Login Number: JB72256
Account: LANGAN - Langan Engineering & Environmental
Project: Carroll Gardens, 363-365 Bond Street, Brooklyn, NY

File ID: SC072414M1.ICP Date Analyzed: 07/24/14 Methods: EPA 200.7, SW846 6010C
QC Limits: 80 to 120 % Recovery Run ID: MA34537 Units: ug/l

Time:			11:00		11:06	
Sample ID:	ICSA	ICSAB	ICSA1		ICSAB1	
Metal	True	True	Results	% Rec	Results	% Rec
Zirconium		500	0.30		492	98.4

(*) Outside of QC limits
(anr) Analyte not requested

Accutest Laboratories Instrument Runlog
Inorganics Analyses

Login Number: JB72256
Account: LANGAN - Langan Engineering & Environmental
Project: Carroll Gardens, 363-365 Bond Street, Brooklyn, NY

File ID: SC072414M2.ICP Date Analyzed: 07/24/14 Methods: EPA 200.7, SW846 6010C
Analyst: ND Run ID: MA34538
Parameters: Al,Sb,As,Ba,Be,Cd,Ca,Cr,Co,Cu,Fe,Pb,Mg,Mn,Ni,K,Se,Ag,Na,Tl,V,Zn

Time	Sample Description	Dilution Factor	PS Recov	Comments
17:47	MA34538-STD1	1		STDA
17:53	MA34538-STD2	1		STDB
17:59	ZZZZZZ	1		
18:05	ZZZZZZ	1		
18:10	MA34538-ICV1	1		
18:16	MA34538-ICB1	1		
18:22	MA34538-CCV1	1		
18:28	MA34538-CCB1	1		
18:34	MA34538-CRI1	1		See rerun.
18:40	MA34538-CRID1	1		See rerun.
18:45	MA34538-CRIA1	1		
18:51	MA34538-CRID2	1		
18:57	MA34538-CRI2	1		
19:03	MA34538-ICSA1	1		
19:09	MA34538-ICSAB1	1		
19:15	ZZZZZZ	1		
19:21	ZZZZZZ	1		
19:26	MA34538-CCV2	1		
19:32	MA34538-CCB2	1		
19:38	ZZZZZZ	1		
19:44	MP80807-S1	1		
19:49	MP80807-S2	1		
19:55	JB72229-1	1		(sample used for QC only; not part of login JB72256)
20:01	MP80807-SD1	5		
20:07	ZZZZZZ	1		
20:13	ZZZZZZ	1		
20:18	ZZZZZZ	1		
20:24	ZZZZZZ	1		
20:30	MA34538-CCV3	1		
20:36	MA34538-CCB3	1		
20:42	ZZZZZZ	1		
20:47	ZZZZZZ	1		
20:53	ZZZZZZ	1		

Accutest Laboratories Instrument Runlog
Inorganics Analyses

Login Number: JB72256
Account: LANGAN - Langan Engineering & Environmental
Project: Carroll Gardens, 363-365 Bond Street, Brooklyn, NY

File ID: SC072414M2.ICP Date Analyzed: 07/24/14 Methods: EPA 200.7, SW846 6010C
Analyst: ND Run ID: MA34538
Parameters: Al,Sb,As,Ba,Be,Cd,Ca,Cr,Co,Cu,Fe,Pb,Mg,Mn,Ni,K,Se,Ag,Na,Tl,V,Zn

Time	Sample Description	Dilution Factor	PS Recov	Comments
20:59	ZZZZZZ	1		
21:05	ZZZZZZ	1		
21:11	ZZZZZZ	1		
21:17	ZZZZZZ	1		
21:23	ZZZZZZ	1		
21:30	MP80829-B1	5		
21:36	MA34538-CCV4	1		
21:41	MA34538-CCB4	1		
21:47	MP80829-MB1	5		
21:53	MP80829-S1	5		
21:59	MP80829-S2	5		
22:05	JB72158-1A	5		(sample used for QC only; not part of login JB72256)
22:11	MP80829-SD1	25		
22:17	ZZZZZZ	5		
22:23	ZZZZZZ	5		
22:28	ZZZZZZ	5		
22:34	ZZZZZZ	5		
22:40	MA34538-CCV5	1		
22:46	MA34538-CCB5	1		
22:52	MP80839-MB1	1		
22:58	MP80839-B1	1		
23:03	MP80839-S1	1		
23:09	MP80839-S2	1		
23:15	JB72020-2R	1		(sample used for QC only; not part of login JB72256)
23:21	MP80839-SD1	5		
23:26	ZZZZZZ	1		
23:32	ZZZZZZ	1		
23:38	ZZZZZZ	1		
23:44	MA34538-CCV6	1		
23:50	MA34538-CCB6	1		
23:56	MA34538-CRI3	1		
00:01	MA34538-CRID3	1		
00:07	MA34538-CRIA2	1		

Accutest Laboratories Instrument Runlog
Inorganics Analyses

Login Number: JB72256
Account: LANGAN - Langan Engineering & Environmental
Project: Carroll Gardens, 363-365 Bond Street, Brooklyn, NY

File ID: SC072414M2.ICP Date Analyzed: 07/24/14 Methods: EPA 200.7, SW846 6010C
Analyst: ND Run ID: MA34538
Parameters: Al,Sb,As,Ba,Be,Cd,Ca,Cr,Co,Cu,Fe,Pb,Mg,Mn,Ni,K,Se,Ag,Na,Tl,V,Zn

Time	Sample Description	Dilution Factor	PS Recov	Comments
00:13	MA34538-ICSA2	1		
00:19	MA34538-ICSAB2	1		
00:25	MA34538-CCV7	1		
00:30	MA34538-CCB7	1		
00:36	MA34538-CRID4	1		
00:42	ZZZZZZ	1		
00:48	ZZZZZZ	1		
00:54	ZZZZZZ	1		
01:00	ZZZZZZ	1		
01:05	ZZZZZZ	1		
01:11	ZZZZZZ	1		
01:17	ZZZZZZ	1		
01:23	ZZZZZZ	1		
01:28	ZZZZZZ	1		
01:34	MA34538-CCV8	1		
01:40	MA34538-CCB8	1		
01:46	ZZZZZZ	1		
01:52	ZZZZZZ	1		
01:57	ZZZZZZ	1		
02:03	ZZZZZZ	1		
02:09	ZZZZZZ	1		
02:15	ZZZZZZ	1		
02:21	ZZZZZZ	1		
02:26	MP80838-MB1	1		
02:32	MP80838-LC1	1		
02:38	MP80838-B1	1		
02:44	MA34538-CCV9	1		
02:49	MA34538-CCB9	1		
02:55	ZZZZZZ	1		
03:01	ZZZZZZ	1		
03:07	ZZZZZZ	1		
03:13	ZZZZZZ	1		
03:19	JB72256-6	1		

----------> Last reportable sample/prep for job JB72256

Accutest Laboratories Instrument Runlog
Inorganics Analyses

Login Number: JB72256
Account: LANGAN - Langan Engineering & Environmental
Project: Carroll Gardens, 363-365 Bond Street, Brooklyn, NY

File ID: SC072414M2.ICP Date Analyzed: 07/24/14 Methods: EPA 200.7, SW846 6010C
Analyst: ND Run ID: MA34538
Parameters: Al,Sb,As,Ba,Be,Cd,Ca,Cr,Co,Cu,Fe,Pb,Mg,Mn,Ni,K,Se,Ag,Na,Tl,V,Zn

Time	Sample Description	Dilution Factor	PS Recov	Comments
03:25	ZZZZZZ	1		
03:31	ZZZZZZ	5		
03:36	ZZZZZZ	5		
03:42	ZZZZZZ	5		
03:48	ZZZZZZ	5		
03:54	MA34538-CCV10	1		
04:00	MA34538-CCB10	1		
04:06	ZZZZZZ	5		
04:12	ZZZZZZ	5		
04:18	ZZZZZZ	5		
04:24	ZZZZZZ	5		
04:30	ZZZZZZ	5		
04:35	ZZZZZZ	5		
04:41	ZZZZZZ	5		
04:47	ZZZZZZ	10		
04:53	MP80822-B1	1		
04:59	MP80822-B2	1		
05:04	MA34538-CCV11	1		
05:10	MA34538-CCB11	1		
05:16	MP80822-MB1	1		
05:22	MP80822-B3	1		
05:28	MP80822-MB2	1		
05:33	MP80822-MB3	1		
05:39	MP80822-S1	1		
05:45	MP80822-S2	1		
05:51	JB72311-4	1		(sample used for QC only; not part of login JB72256)
05:56	MP80822-SD1	5		
06:02	ZZZZZZ	1		
06:08	ZZZZZZ	1		
06:14	MA34538-CCV12	1		
06:20	MA34538-CCB12	1		
06:26	MA34538-CRI4	1		
06:31	MA34538-CRID5	1		

Accutest Laboratories Instrument Runlog
Inorganics Analyses

Login Number: JB72256
Account: LANGAN - Langan Engineering & Environmental
Project: Carroll Gardens, 363-365 Bond Street, Brooklyn, NY

File ID: SC072414M2.ICP Date Analyzed: 07/24/14 Methods: EPA 200.7, SW846 6010C
Analyst: ND Run ID: MA34538
Parameters: Al,Sb,As,Ba,Be,Cd,Ca,Cr,Co,Cu,Fe,Pb,Mg,Mn,Ni,K,Se,Ag,Na,Tl,V,Zn

	Time	Sample Description	Dilution Factor	PS Recov	Comments
	06:37	MA34538-CRIA3	1		
	06:43	MA34538-CCV13	1		
	06:49	MA34538-CCB13	1		
---------->	Last reportable CCB for job JB72256				
	06:55	ZZZZZZ	1		
	07:01	ZZZZZZ	1		
	07:07	ZZZZZZ	1		
	07:13	ZZZZZZ	1		
	07:18	ZZZZZZ	1		
	07:24	ZZZZZZ	1		
	07:30	ZZZZZZ	1		
	07:36	ZZZZZZ	1		
	07:42	ZZZZZZ	1		
	07:48	ZZZZZZ	1		
	07:54	MA34538-CCV14	1		
	08:00	MA34538-CCB14	1		
	08:06	ZZZZZZ	1		
	08:11	ZZZZZZ	1		
	08:18	ZZZZZZ	1		
	08:23	MA34538-CCV15	1		
	08:29	MA34538-CCB15	1		
	08:35	ZZZZZZ	1		
	08:41	ZZZZZZ	1		
	08:47	ZZZZZZ	1		
	08:53	ZZZZZZ	1		
	08:59	JB72218-1	25		(sample used for QC only; not part of login JB72256)
	09:05	ZZZZZZ	100		
	09:12	ZZZZZZ	50		
	09:18	ZZZZZZ	1		
	09:24	ZZZZZZ	1		
	09:30	MA34538-CCV16	1		
	09:36	MA34538-CCB16	1		
	09:42	MA34538-CRI5	1		
	09:47	ZZZZZZ	1		

Accutest Laboratories Instrument Runlog
Inorganics Analyses

Login Number: JB72256
Account: LANGAN - Langan Engineering & Environmental
Project: Carroll Gardens, 363-365 Bond Street, Brooklyn, NY

File ID: SC072414M2.ICP Date Analyzed: 07/24/14 Methods: EPA 200.7, SW846 6010C
Analyst: ND Run ID: MA34538
Parameters: Al,Sb,As,Ba,Be,Cd,Ca,Cr,Co,Cu,Fe,Pb,Mg,Mn,Ni,K,Se,Ag,Na,Tl,V,Zn

Time	Sample Description	Dilution Factor	PS Recov	Comments
09:53	ZZZZZZ	1		
09:59	ZZZZZZ	1		
10:04	ZZZZZZ	1		
10:29	MA34538-CCV17	1		
10:34	MA34538-CCB17	1		

Refer to raw data for calibration curve and standards.

INTERNAL STANDARD SUMMARY

Login Number: JB72256
Account: LANGAN - Langan Engineering & Environmental
Project: Carroll Gardens, 363-365 Bond Street, Brooklyn, NY

File ID: SC072414M2.ICP Date Analyzed: 07/24/14 Methods: EPA 200.7, SW846 6010C
Analyst: ND Run ID: MA34538
Parameters: Al,Sb,As,Ba,Be,Cd,Ca,Cr,Co,Cu,Fe,Pb,Mg,Mn,Ni,K,Se,Ag,Na,Tl,V,Zn

Time	Sample Description	Istd#1	Istd#2	Istd#3	Istd#4
17:47	MA34538-STD1	2909 R	71311 R	7224 R	4104 R
17:53	MA34538-STD2	2636	66273	7072	3538
17:59	ZZZZZZ	2735	68417	7178	3696
18:05	ZZZZZZ	2901	71287	7223	4082
18:10	MA34538-ICV1	2743	68028	7139	3699
18:16	MA34538-ICB1	2897	71415	7265	4074
18:22	MA34538-CCV1	2735	67955	7092	3700
18:28	MA34538-CCB1	2908	71493	7218	4080
18:34	MA34538-CRI1	No results reported for the elements associated with this internal standard.			
18:40	MA34538-CRID1	No results reported for the elements associated with this internal standard.			
18:45	MA34538-CRIA1	2888	71433	7263	4052
18:51	MA34538-CRID2	2896	71547	7203	4060
18:57	MA34538-CRI2	2870	70891	7256	4021
19:03	MA34538-ICSA1	2425	62252	6840	3178
19:09	MA34538-ICSAB1	2417	62043	6768	3174
19:15	ZZZZZZ	2816	70547	7186	3962
19:21	ZZZZZZ	2827	71229	7216	4069
19:26	MA34538-CCV2	2732	68508	7198	3692
19:32	MA34538-CCB2	2904	71513	7236	4092
19:38	ZZZZZZ	2881	72014	7316	4083
19:44	MP80807-S1	2697	68487	7206	3661
19:49	MP80807-S2	2709	68345	7216	3668
19:55	JB72229-1	2758	70397	7254	3846
20:01	MP80807-SD1	2850	70858	7238	4028
20:07	ZZZZZZ	2646	68388	7224	3616
20:13	ZZZZZZ	2747	70009	7295	3766
20:18	ZZZZZZ	2756	70271	7287	3884
20:24	ZZZZZZ	2835	71869	7389	4014
20:30	MA34538-CCV3	2735	69142	7202	3718
20:36	MA34538-CCB3	2893	71634	7287	4090
20:42	ZZZZZZ	2784	71386	7356	4001
20:47	ZZZZZZ	2532	64591	7080	3289
20:53	ZZZZZZ	2536	65336	7073	3369

INTERNAL STANDARD SUMMARY

Login Number: JB72256
Account: LANGAN - Langan Engineering & Environmental
Project: Carroll Gardens, 363-365 Bond Street, Brooklyn, NY

File ID: SC072414M2.ICP Date Analyzed: 07/24/14 Methods: EPA 200.7, SW846 6010C
Analyst: ND Run ID: MA34538
Parameters: Al,Sb,As,Ba,Be,Cd,Ca,Cr,Co,Cu,Fe,Pb,Mg,Mn,Ni,K,Se,Ag,Na,Tl,V,Zn

Time	Sample Description	Istd#1	Istd#2	Istd#3	Istd#4
20:59	ZZZZZZ	2511	64020	6988	3226
21:05	ZZZZZZ	2746	69689	7236	3708
21:11	ZZZZZZ	2554	65710	7086	3368
21:17	ZZZZZZ	2455	64235	7034	3215
21:23	ZZZZZZ	2751	69850	7226	3786
21:30	MP80829-B1	2747	68464	7123	3695
21:36	MA34538-CCV4	2757	69085	7179	3748
21:41	MA34538-CCB4	2892	72149	7229	4093
21:47	MP80829-MB1	2750	69088	7180	3696
21:53	MP80829-S1	2679	67623	7059	3614
21:59	MP80829-S2	2685	67946	7068	3622
22:05	JB72158-1A	2694	68137	7097	3619
22:11	MP80829-SD1	2832	70586	7143	3947
22:17	ZZZZZZ	2761	69148	7161	3662
22:23	ZZZZZZ	2740	69340	7097	3688
22:28	ZZZZZZ	2755	68785	7087	3731
22:34	ZZZZZZ	2666	67182	6992	3584
22:40	MA34538-CCV5	2747	68869	7021	3729
22:46	MA34538-CCB5	2897	71996	7179	4097
22:52	MP80839-MB1	2880	72076	7173	4110
22:58	MP80839-B1	2783	69752	7131	3838
23:03	MP80839-S1	2679	68819	7217	3583
23:09	MP80839-S2	2651	67844	7184	3538
23:15	JB72020-2R	2732	69794	7243	3660
23:21	MP80839-SD1	2850	71259	7183	3942
23:26	ZZZZZZ	2785	71735	7546	3588
23:32	ZZZZZZ	2876	73809	7648	3657
23:38	ZZZZZZ	2742	70015	7311	3674
23:44	MA34538-CCV6	2747	68868	7065	3733
23:50	MA34538-CCB6	2889	71686	7151	4098
23:56	MA34538-CRI3	2867	71306	7039	4047
00:01	MA34538-CRID3	2887	71879	7102	4089
00:07	MA34538-CRIA2	2891	71764	7160	4081

INTERNAL STANDARD SUMMARY

Login Number: JB72256
Account: LANGAN - Langan Engineering & Environmental
Project: Carroll Gardens, 363-365 Bond Street, Brooklyn, NY

File ID: SC072414M2.ICP Date Analyzed: 07/24/14 Methods: EPA 200.7, SW846 6010C
Analyst: ND Run ID: MA34538
Parameters: Al,Sb,As,Ba,Be,Cd,Ca,Cr,Co,Cu,Fe,Pb,Mg,Mn,Ni,K,Se,Ag,Na,Tl,V,Zn

Time	Sample Description	Istd#1	Istd#2	Istd#3	Istd#4
00:13	MA34538-ICSA2	2422	62313	6675	3199
00:19	MA34538-ICSAB2	2431	62663	6690	3210
00:25	MA34538-CCV7	2722	68476	7069	3708
00:30	MA34538-CCB7	2890	71462	7100	4088
00:36	MA34538-CRID4	2898	71503	7066	4095
00:42	ZZZZZZ	2835	71314	7112	3915
00:48	ZZZZZZ	2749	69876	7172	3760
00:54	ZZZZZZ	2721	69734	7146	3699
01:00	ZZZZZZ	2791	70131	7132	3831
01:05	ZZZZZZ	2712	69456	7179	3642
01:11	ZZZZZZ	2731	69582	7159	3714
01:17	ZZZZZZ	2697	69111	7146	3637
01:23	ZZZZZZ	2719	68541	7043	3666
01:28	ZZZZZZ	2747	69431	7169	3733
01:34	MA34538-CCV8	2742	68484	7031	3725
01:40	MA34538-CCB8	2910	71417	7117	4119
01:46	ZZZZZZ	2708	68325	7020	3660
01:52	ZZZZZZ	2720	68626	7044	3684
01:57	ZZZZZZ	2701	68168	7080	3639
02:03	ZZZZZZ	2697	68094	7041	3638
02:09	ZZZZZZ	2710	68671	7061	3669
02:15	ZZZZZZ	2652	67736	7037	3546
02:21	ZZZZZZ	2702	68277	7070	3669
02:26	MP80838-MB1	2870	71332	7124	4074
02:32	MP80838-LC1	2787	70712	7270	3735
02:38	MP80838-B1	2752	69499	7084	3787
02:44	MA34538-CCV9	2722	68585	7030	3714
02:49	MA34538-CCB9	2884	71438	7117	4092
02:55	ZZZZZZ	2705	68565	7045	3656
03:01	ZZZZZZ	2718	69035	7123	3695
03:07	ZZZZZZ	2568	65429	6914	3407
03:13	ZZZZZZ	2878	72671	7180	4120
03:19	JB72256-6	2877	72162	7158	4112

INTERNAL STANDARD SUMMARY

Login Number: JB72256
Account: LANGAN - Langan Engineering & Environmental
Project: Carroll Gardens, 363-365 Bond Street, Brooklyn, NY

File ID: SC072414M2.ICP Date Analyzed: 07/24/14 Methods: EPA 200.7, SW846 6010C
Analyst: ND Run ID: MA34538
Parameters: Al,Sb,As,Ba,Be,Cd,Ca,Cr,Co,Cu,Fe,Pb,Mg,Mn,Ni,K,Se,Ag,Na,Tl,V,Zn

Time	Sample Description	Istd#1	Istd#2	Istd#3	Istd#4
03:25	ZZZZZZ	2896	72522	7169	4139
03:31	ZZZZZZ	2665	67556	6935	3610
03:36	ZZZZZZ	2653	67337	6922	3584
03:42	ZZZZZZ	2654	67984	6970	3600
03:48	ZZZZZZ	2663	67483	6960	3598
03:54	MA34538-CCV10	2738	68578	7034	3738
04:00	MA34538-CCB10	2896	72114	7066	4122
04:06	ZZZZZZ	2697	68083	6972	3686
04:12	ZZZZZZ	2700	67949	6990	3631
04:18	ZZZZZZ	2729	68186	6976	3689
04:24	ZZZZZZ	2705	68371	6962	3665
04:30	ZZZZZZ	2732	68554	6981	3629
04:35	ZZZZZZ	2735	68295	6938	3734
04:41	ZZZZZZ	2537	66885	7060	3931
04:47	ZZZZZZ	2646	68378	7024	3934
04:53	MP80822-B1	2727	69399	6997	3778
04:59	MP80822-B2	2732	69627	7060	3809
05:04	MA34538-CCV11	2708	68163	6888	3703
05:10	MA34538-CCB11	2872	71335	6967	4072
05:16	MP80822-MB1	2860	71535	7024	4075
05:22	MP80822-B3	2729	69609	7035	3804
05:28	MP80822-MB2	2869	72580	7057	4106
05:33	MP80822-MB3	2879	72819	7085	4135
05:39	MP80822-S1	2633	67360	6879	3573
05:45	MP80822-S2	2613	66841	6796	3552
05:51	JB72311-4	2676	68286	6921	3705
05:56	MP80822-SD1	2829	70965	7035	4012
06:02	ZZZZZZ	2694	68959	6915	3740
06:08	ZZZZZZ	2812	70961	7038	3995
06:14	MA34538-CCV12	2734	68480	6922	3736
06:20	MA34538-CCB12	2884	71735	7030	4100
06:26	MA34538-CRI4	2853	70857	6914	4045
06:31	MA34538-CRID5	2878	71651	6951	4094

INTERNAL STANDARD SUMMARY

Login Number: JB72256
Account: LANGAN - Langan Engineering & Environmental
Project: Carroll Gardens, 363-365 Bond Street, Brooklyn, NY

File ID: SC072414M2.ICP Date Analyzed: 07/24/14 Methods: EPA 200.7, SW846 6010C
Analyst: ND Run ID: MA34538
Parameters: Al,Sb,As,Ba,Be,Cd,Ca,Cr,Co,Cu,Fe,Pb,Mg,Mn,Ni,K,Se,Ag,Na,Tl,V,Zn

Time	Sample Description	Istd#1	Istd#2	Istd#3	Istd#4
06:37	MA34538-CRIA3	2866	71580	6972	4092
06:43	MA34538-CCV13	2724	68583	6893	3741
06:49	MA34538-CCB13	2887	71694	7046	4129
06:55	ZZZZZZ	2713	69038	6904	3764
07:01	ZZZZZZ	2668	68509	6877	3690
07:07	ZZZZZZ	2378	61812	6562	3129
07:13	ZZZZZZ	2647	68213	6874	3674
07:18	ZZZZZZ	2809	71110	7026	4022
07:24	ZZZZZZ	2699	68424	6940	3740
07:30	ZZZZZZ	2719	68957	6916	3800
07:36	ZZZZZZ	2708	69067	6886	3763
07:42	ZZZZZZ	2676	68485	6899	3673
07:48	ZZZZZZ	2646	67886	6881	3637
07:54	MA34538-CCV14	2733	68794	6893	3754
08:00	MA34538-CCB14	2901	71855	6964	4156
08:06	ZZZZZZ	2762	69745	6926	3905
08:11	ZZZZZZ	2769	69742	6927	3917
08:18	ZZZZZZ	2843	70995	6940	4071
08:23	MA34538-CCV15	2731	68293	6903	3764
08:29	MA34538-CCB15	2904	71826	6963	4173
08:35	ZZZZZZ	2754	67750	6940	3831
08:41	ZZZZZZ	2909	71648	6959	4165
08:47	ZZZZZZ	2892	71527	6973	4166
08:53	ZZZZZZ	2587	66583	6684	3533
08:59	JB72218-1	2308	59862	6330	2960
09:05	ZZZZZZ	No results reported for the elements associated with this internal standard.			
09:12	ZZZZZZ	2486	62916	6597	3228
09:18	ZZZZZZ	2876	72175	6985	4160
09:24	ZZZZZZ	2629	67094	6689	3490
09:30	MA34538-CCV16	2726	68947	6879	3764
09:36	MA34538-CCB16	2875	71932	6960	4134
09:42	MA34538-CRI5	2849	71475	6836	4088
09:47	ZZZZZZ	2893	72495	6907	4153

INTERNAL STANDARD SUMMARY

Login Number: JB72256
Account: LANGAN - Langan Engineering & Environmental
Project: Carroll Gardens, 363-365 Bond Street, Brooklyn, NY

File ID: SC072414M2.ICP Date Analyzed: 07/24/14 Methods: EPA 200.7, SW846 6010C
Analyst: ND Run ID: MA34538
Parameters: Al,Sb,As,Ba,Be,Cd,Ca,Cr,Co,Cu,Fe,Pb,Mg,Mn,Ni,K,Se,Ag,Na,Tl,V,Zn

Time	Sample Description	Istd#1	Istd#2	Istd#3	Istd#4
09:53	ZZZZZZ	2878	71861	6893	4141
09:59	ZZZZZZ	2895	71889	6882	4163
10:04	ZZZZZZ	2892	72132	6870	4214
10:29	MA34538-CCV17	2711	67380	6745	3738
10:34	MA34538-CCB17	2879	71414	6843	4130

R = Reference for ISTD limits. ! = Outside limits.

LEGEND:

Istd#	Parameter	Limits
Istd#1	Yttrium (2243)	70-130 %
Istd#2	Yttrium (3600)	70-130 %
Istd#3	Yttrium (3710)	70-130 %
Istd#4	Indium	70-130 %

BLANK RESULTS SUMMARY
Part 1 - Initial and Continuing Calibration Blanks

Login Number: JB72256
Account: LANGAN - Langan Engineering & Environmental
Project: Carroll Gardens, 363-365 Bond Street, Brooklyn, NY

File ID: SC072414M2.ICP Date Analyzed: 07/24/14 Methods: EPA 200.7, SW846 6010C
QC Limits: result < RL Run ID: MA34538 Units: ug/l

Time: / Sample ID:			18:16 ICB1		18:28 CCB1		19:32 CCB2		20:36 CCB3	
Metal	RL	IDL	raw	final	raw	final	raw	final	raw	final
Aluminum	200	12	-0.40	<200	1.2	<200	-1.7	<200	1.6	<200
Antimony	6.0	1.2	1.2	<6.0	1.0	<6.0	0.90	<6.0	0.40	<6.0
Arsenic	3.0	1.3	0.60	<3.0	0.60	<3.0	-0.30	<3.0	0.40	<3.0
Barium	200	.37	0.10	<200	0.20	<200	-0.10	<200	0.0	<200
Beryllium	1.0	.1	0.10	<1.0	0.10	<1.0	0.0	<1.0	-0.10	<1.0
Bismuth	20	2								
Boron	100	.75								
Cadmium	3.0	.23	0.20	<3.0	0.30	<3.0	0.20	<3.0	0.30	<3.0
Calcium	5000	32	0.70	<5000	-1.2	<5000	4.4	<5000	0.0	<5000
Chromium	10	.5	0.30	<10	0.0	<10	0.20	<10	0.10	<10
Cobalt	50	.28	0.30	<50	0.40	<50	0.40	<50	0.40	<50
Copper	10	.67	0.60	<10	0.0	<10	0.50	<10	1.3	<10
Iron	100	9.7	4.9	<100	8.4	<100	18.2	<100	9.6	<100
Lead	3.0	1	0.30	<3.0	0.30	<3.0	-0.40	<3.0	0.30	<3.0
Lithium	20	1.3								
Magnesium	5000	38	15.7	<5000	-30	<5000	35.2	<5000	-46	<5000
Manganese	15	.1	0.10	<15	0.10	<15	0.10	<15	0.20	<15
Molybdenum	20	.39								
Nickel	10	.32	0.50	<10	0.60	<10	0.60	<10	0.40	<10
Palladium	50	1.6								
Potassium	10000	23	25.8	<10000	30.3	<10000	16.1	<10000	7.5	<10000
Selenium	10	2.2	-1.5	<10	-1.6	<10	-2.1	<10	-2.1	<10
Silicon	200	7								
Silver	10	.8	-0.70	<10	0.20	<10	0.20	<10	-0.30	<10
Sodium	10000	6.8	17.6	<10000	13.6	<10000	7.4	<10000	7.7	<10000
Sulfur	50	2.9								
Strontium	10	.13								
Thallium	2.0	1.1	0.70	<2.0	0.50	<2.0	0.30	<2.0	-0.30	<2.0
Tin	10	.83								
Titanium	10	.39								
Tungsten	50	8.2								
Vanadium	50	.41	-0.20	<50	0.20	<50	0.0	<50	-0.30	<50
Zinc	20	4.9	0.20	<20	0.20	<20	0.10	<20	0.10	<20

BLANK RESULTS SUMMARY
Part 1 - Initial and Continuing Calibration Blanks

Login Number: JB72256
Account: LANGAN - Langan Engineering & Environmental
Project: Carroll Gardens, 363-365 Bond Street, Brooklyn, NY

File ID: SC072414M2.ICP Date Analyzed: 07/24/14 Methods: EPA 200.7, SW846 6010C
QC Limits: result < RL Run ID: MA34538 Units: ug/l

Time:			18:16		18:28		19:32		20:36	
Sample ID:			ICB1		CCB1		CCB2		CCB3	
Metal	RL	IDL	raw	final	raw	final	raw	final	raw	final
Zirconium	10	.53								

(*) Outside of QC limits
(anr) Analyte not requested

BLANK RESULTS SUMMARY
Part 1 - Initial and Continuing Calibration Blanks

Login Number: JB72256
Account: LANGAN - Langan Engineering & Environmental
Project: Carroll Gardens, 363-365 Bond Street, Brooklyn, NY

File ID: SC072414M2.ICP Date Analyzed: 07/24/14 Methods: EPA 200.7, SW846 6010C
QC Limits: result < RL Run ID: MA34538 Units: ug/l

Time: / Sample ID:			21:41 CCB4		22:46 CCB5		23:50 CCB6		00:30 CCB7	
Metal	RL	IDL	raw	final	raw	final	raw	final	raw	final
Aluminum	200	12	-3.5	<200	-2.2	<200	14.3	<200	-7.0	<200
Antimony	6.0	1.2	-0.30	<6.0	0.50	<6.0	2.0	<6.0	0.20	<6.0
Arsenic	3.0	1.3	0.60	<3.0	0.60	<3.0	0.90	<3.0	0.70	<3.0
Barium	200	.37	-0.20	<200	0.10	<200	0.10	<200	0.10	<200
Beryllium	1.0	.1	0.20	<1.0	0.30	<1.0	0.20	<1.0	0.10	<1.0
Bismuth	20	2								
Boron	100	.75								
Cadmium	3.0	.23	0.20	<3.0	0.30	<3.0	0.30	<3.0	0.40	<3.0
Calcium	5000	32	4.8	<5000	2.0	<5000	4.8	<5000	4.8	<5000
Chromium	10	.5	0.20	<10	0.0	<10	0.30	<10	0.10	<10
Cobalt	50	.28	0.50	<50	0.40	<50	0.40	<50	0.40	<50
Copper	10	.67	1.8	<10	1.3	<10	1.4	<10	1.6	<10
Iron	100	9.7	8.3	<100	7.1	<100	32.7	<100	29.6	<100
Lead	3.0	1	0.40	<3.0	-0.50	<3.0	0.20	<3.0	-0.10	<3.0
Lithium	20	1.3								
Magnesium	5000	38	-3.5	<5000	18.5	<5000	-3.4	<5000	9.0	<5000
Manganese	15	.1	0.20	<15	0.30	<15	0.40	<15	0.30	<15
Molybdenum	20	.39								
Nickel	10	.32	0.20	<10	0.50	<10	0.40	<10	0.60	<10
Palladium	50	1.6								
Potassium	10000	23	29.6	<10000	19.3	<10000	23.7	<10000	1.4	<10000
Selenium	10	2.2	-2.6	<10	-1.9	<10	-1.0	<10	-2.3	<10
Silicon	200	7								
Silver	10	.8	0.30	<10	0.20	<10	-0.20	<10	-0.10	<10
Sodium	10000	6.8	87.7	<10000	57.4	<10000	20.9	<10000	17.9	<10000
Sulfur	50	2.9								
Strontium	10	.13								
Thallium	2.0	1.1	0.30	<2.0	-0.10	<2.0	0.80	<2.0	-0.30	<2.0
Tin	10	.83								
Titanium	10	.39								
Tungsten	50	8.2								
Vanadium	50	.41	0.0	<50	0.10	<50	0.20	<50	-0.20	<50
Zinc	20	4.9	0.20	<20	0.20	<20	0.20	<20	0.20	<20

BLANK RESULTS SUMMARY
Part 1 - Initial and Continuing Calibration Blanks

Login Number: JB72256
Account: LANGAN - Langan Engineering & Environmental
Project: Carroll Gardens, 363-365 Bond Street, Brooklyn, NY

File ID: SC072414M2.ICP Date Analyzed: 07/24/14 Methods: EPA 200.7, SW846 6010C
QC Limits: result < RL Run ID: MA34538 Units: ug/l

Time: / Sample ID:			21:41 CCB4		22:46 CCB5		23:50 CCB6		00:30 CCB7	
Metal	RL	IDL	raw	final	raw	final	raw	final	raw	final
Zirconium	10	.53								

(*) Outside of QC limits
(anr) Analyte not requested

BLANK RESULTS SUMMARY
Part 1 - Initial and Continuing Calibration Blanks

Login Number: JB72256
Account: LANGAN - Langan Engineering & Environmental
Project: Carroll Gardens, 363-365 Bond Street, Brooklyn, NY

File ID: SC072414M2.ICP Date Analyzed: 07/24/14 Methods: EPA 200.7, SW846 6010C
QC Limits: result < RL Run ID: MA34538 Units: ug/l

Time: / Sample ID:			01:40 CCB8		02:49 CCB9		04:00 CCB10		05:10 CCB11	
Metal	RL	IDL	raw	final	raw	final	raw	final	raw	final
Aluminum	200	12	-1.8	<200	5.2	<200	-11	<200	-5.1	<200
Antimony	6.0	1.2	0.10	<6.0	1.7	<6.0	0.80	<6.0	0.80	<6.0
Arsenic	3.0	1.3	0.60	<3.0	0.20	<3.0	0.0	<3.0	1.3	<3.0
Barium	200	.37	0.0	<200	0.40	<200	-0.20	<200	0.0	<200
Beryllium	1.0	.1	0.20	<1.0	0.20	<1.0	0.10	<1.0	0.20	<1.0
Bismuth	20	2								
Boron	100	.75								
Cadmium	3.0	.23	0.20	<3.0	0.20	<3.0	0.20	<3.0	0.40	<3.0
Calcium	5000	32	11.7	<5000	6.1	<5000	7.0	<5000	5.7	<5000
Chromium	10	.5	-0.20	<10	0.80	<10	-0.10	<10	0.20	<10
Cobalt	50	.28	0.20	<50	0.60	<50	0.40	<50	0.60	<50
Copper	10	.67	0.70	<10	1.7	<10	2.4	<10	1.7	<10
Iron	100	9.7	13.4	<100	12.4	<100	9.2	<100	27.0	<100
Lead	3.0	1	0.20	<3.0	0.80	<3.0	-0.70	<3.0	0.20	<3.0
Lithium	20	1.3								
Magnesium	5000	38	-0.10	<5000	24.2	<5000	-4.5	<5000	13.6	<5000
Manganese	15	.1	0.20	<15	0.40	<15	0.20	<15	0.40	<15
Molybdenum	20	.39								
Nickel	10	.32	0.30	<10	0.30	<10	0.50	<10	0.30	<10
Palladium	50	1.6								
Potassium	10000	23	0.50	<10000	0.90	<10000	22.0	<10000	40.3	<10000
Selenium	10	2.2	-1.6	<10	-0.70	<10	-0.30	<10	-1.0	<10
Silicon	200	7								
Silver	10	.8	0.10	<10	-0.20	<10	-0.30	<10	0.0	<10
Sodium	10000	6.8	18.4	<10000	11.5	<10000	43.1	<10000	41.5	<10000
Sulfur	50	2.9								
Strontium	10	.13								
Thallium	2.0	1.1	0.0	<2.0	0.10	<2.0	0.40	<2.0	0.20	<2.0
Tin	10	.83								
Titanium	10	.39								
Tungsten	50	8.2								
Vanadium	50	.41	0.10	<50	0.10	<50	0.30	<50	0.20	<50
Zinc	20	4.9	0.30	<20	0.20	<20	0.30	<20	0.20	<20

BLANK RESULTS SUMMARY
Part 1 - Initial and Continuing Calibration Blanks

Login Number: JB72256
Account: LANGAN - Langan Engineering & Environmental
Project: Carroll Gardens, 363-365 Bond Street, Brooklyn, NY

File ID: SC072414M2.ICP Date Analyzed: 07/24/14 Methods: EPA 200.7, SW846 6010C
QC Limits: result < RL Run ID: MA34538 Units: ug/l

Time:			01:40		02:49		04:00		05:10	
Sample ID:			CCB8		CCB9		CCB10		CCB11	
Metal	RL	IDL	raw	final	raw	final	raw	final	raw	final
Zirconium	10	.53								

(*) Outside of QC limits
(anr) Analyte not requested

10.2.2 10

BLANK RESULTS SUMMARY
Part 1 - Initial and Continuing Calibration Blanks

Login Number: JB72256
Account: LANGAN - Langan Engineering & Environmental
Project: Carroll Gardens, 363-365 Bond Street, Brooklyn, NY

File ID: SC072414M2.ICP Date Analyzed: 07/24/14 Methods: EPA 200.7, SW846 6010C
QC Limits: result < RL Run ID: MA34538 Units: ug/l

Time: / Sample ID:			06:20 CCB12		06:49 CCB13	
Metal	RL	IDL	raw	final	raw	final
Aluminum	200	12	4.0	<200	6.2	<200
Antimony	6.0	1.2	0.40	<6.0	0.0	<6.0
Arsenic	3.0	1.3	1.2	<3.0	0.40	<3.0
Barium	200	.37	0.10	<200	0.20	<200
Beryllium	1.0	.1	0.30	<1.0	0.20	<1.0
Bismuth	20	2				
Boron	100	.75				
Cadmium	3.0	.23	0.30	<3.0	0.40	<3.0
Calcium	5000	32	5.6	<5000	14.1	<5000
Chromium	10	.5	0.0	<10	0.10	<10
Cobalt	50	.28	0.30	<50	0.30	<50
Copper	10	.67	1.6	<10	2.3	<10
Iron	100	9.7	9.4	<100	5.1	<100
Lead	3.0	1	-0.20	<3.0	0.10	<3.0
Lithium	20	1.3				
Magnesium	5000	38	32.1	<5000	6.0	<5000
Manganese	15	.1	0.20	<15	0.30	<15
Molybdenum	20	.39				
Nickel	10	.32	0.70	<10	0.60	<10
Palladium	50	1.6				
Potassium	10000	23	10.7	<10000	-3.0	<10000
Selenium	10	2.2	-0.90	<10	0.30	<10
Silicon	200	7				
Silver	10	.8	0.40	<10	-0.10	<10
Sodium	10000	6.8	28.5	<10000	11.3	<10000
Sulfur	50	2.9				
Strontium	10	.13				
Thallium	2.0	1.1	0.90	<2.0	-0.20	<2.0
Tin	10	.83				
Titanium	10	.39				
Tungsten	50	8.2				
Vanadium	50	.41	-0.30	<50	0.0	<50
Zinc	20	4.9	0.10	<20	0.20	<20

BLANK RESULTS SUMMARY
Part 1 - Initial and Continuing Calibration Blanks

Login Number: JB72256
Account: LANGAN - Langan Engineering & Environmental
Project: Carroll Gardens, 363-365 Bond Street, Brooklyn, NY

File ID: SC072414M2.ICP Date Analyzed: 07/24/14 Methods: EPA 200.7, SW846 6010C
QC Limits: result < RL Run ID: MA34538 Units: ug/l

			06:20		06:49	
Time:						
Sample ID:			CCB12		CCB13	
Metal	RL	IDL	raw	final	raw	final
Zirconium	10	.53				

(*) Outside of QC limits
(anr) Analyte not requested

10.2.2 10

CALIBRATION CHECK STANDARDS SUMMARY
Initial and Continuing Calibration Checks

Login Number: JB72256
Account: LANGAN - Langan Engineering & Environmental
Project: Carroll Gardens, 363-365 Bond Street, Brooklyn, NY

File ID: SC072414M2.ICP Date Analyzed: 07/24/14 Methods: EPA 200.7, SW846 6010C
QC Limits: 95 to 105 % Recovery Run ID: MA34538 Units: ug/l

Time:		18:10			18:22			19:26	
Sample ID:	ICV	ICV1		CCV	CCV1		CCV	CCV2	
Metal	True	Results	% Rec	True	Results	% Rec	True	Results	% Rec
Aluminum	40000	39700	99.3	40000	39800	99.5	40000	39600	99.0
Antimony	2000	1990	99.5	2000	1990	99.5	2000	2000	100.0
Arsenic	2000	1980	99.0	2000	1980	99.0	2000	1980	99.0
Barium	2000	1990	99.5	2000	1990	99.5	2000	1980	99.0
Beryllium	2000	2010	100.5	2000	2010	100.5	2000	2000	100.0
Bismuth									
Boron									
Cadmium	2000	1990	99.5	2000	1990	99.5	2000	2000	100.0
Calcium	40000	40400	101.0	40000	40300	100.8	40000	40000	100.0
Chromium	2000	2030	101.5	2000	2030	101.5	2000	2020	101.0
Cobalt	2000	2010	100.5	2000	2010	100.5	2000	2010	100.5
Copper	2000	1960	98.0	2000	1950	97.5	2000	1970	98.5
Iron	40000	40800	102.0	40000	40800	102.0	40000	40600	101.5
Lead	2000	2030	101.5	2000	2020	101.0	2000	2020	101.0
Lithium									
Magnesium	40000	40100	100.3	40000	40000	100.0	40000	39700	99.3
Manganese	2000	2040	102.0	2000	2040	102.0	2000	2030	101.5
Molybdenum									
Nickel	2000	2020	101.0	2000	2010	100.5	2000	2010	100.5
Palladium									
Potassium	40000	39500	98.8	40000	39600	99.0	40000	39400	98.5
Selenium	2000	1980	99.0	2000	1990	99.5	2000	2000	100.0
Silicon									
Silver	250	247	98.8	250	245	98.0	250	246	98.4
Sodium	40000	39700	99.3	40000	39700	99.3	40000	39700	99.3
Sulfur									
Strontium									
Thallium	2000	2080	104.0	2000	2080	104.0	2000	2080	104.0
Tin									
Titanium									
Tungsten									
Vanadium	2000	2020	101.0	2000	2010	100.5	2000	2010	100.5
Zinc	2000	2020	101.0	2000	2020	101.0	2000	2010	100.5

CALIBRATION CHECK STANDARDS SUMMARY
Initial and Continuing Calibration Checks

Login Number: JB72256
Account: LANGAN - Langan Engineering & Environmental
Project: Carroll Gardens, 363-365 Bond Street, Brooklyn, NY

File ID: SC072414M2.ICP Date Analyzed: 07/24/14 Methods: EPA 200.7, SW846 6010C
QC Limits: 95 to 105 % Recovery Run ID: MA34538 Units: ug/l

Time:		18:10			18:22			19:26	
Sample ID:	ICV	ICV1		CCV	CCV1		CCV	CCV2	
Metal	True	Results	% Rec	True	Results	% Rec	True	Results	% Rec
Zirconium									

(*) Outside of QC limits
(anr) Analyte not requested

CALIBRATION CHECK STANDARDS SUMMARY
Initial and Continuing Calibration Checks

Login Number: JB72256
Account: LANGAN - Langan Engineering & Environmental
Project: Carroll Gardens, 363-365 Bond Street, Brooklyn, NY

File ID: SC072414M2.ICP Date Analyzed: 07/24/14 Methods: EPA 200.7, SW846 6010C
QC Limits: 95 to 105 % Recovery Run ID: MA34538 Units: ug/l

Time:		20:30			21:36			22:40	
Sample ID:	CCV	CCV3		CCV	CCV4		CCV	CCV5	
Metal	True	Results	% Rec	True	Results	% Rec	True	Results	% Rec
Aluminum	40000	39400	98.5	40000	39200	98.0	40000	39500	98.8
Antimony	2000	2000	100.0	2000	1990	99.5	2000	2000	100.0
Arsenic	2000	1980	99.0	2000	1970	98.5	2000	1980	99.0
Barium	2000	1980	99.0	2000	1960	98.0	2000	1980	99.0
Beryllium	2000	1990	99.5	2000	1970	98.5	2000	1980	99.0
Bismuth									
Boron									
Cadmium	2000	2000	100.0	2000	1990	99.5	2000	2000	100.0
Calcium	40000	39900	99.8	40000	39600	99.0	40000	39900	99.8
Chromium	2000	2000	100.0	2000	2000	100.0	2000	2010	100.5
Cobalt	2000	2010	100.5	2000	1990	99.5	2000	2010	100.5
Copper	2000	1950	97.5	2000	1930	96.5	2000	1930	96.5
Iron	40000	40300	100.8	40000	39700	99.3	40000	39900	99.8
Lead	2000	2010	100.5	2000	2000	100.0	2000	2010	100.5
Lithium									
Magnesium	40000	39600	99.0	40000	39100	97.8	40000	39500	98.8
Manganese	2000	2020	101.0	2000	2020	101.0	2000	2030	101.5
Molybdenum									
Nickel	2000	2000	100.0	2000	1990	99.5	2000	2010	100.5
Palladium									
Potassium	40000	39300	98.3	40000	39300	98.3	40000	39700	99.3
Selenium	2000	1990	99.5	2000	1980	99.0	2000	1990	99.5
Silicon									
Silver	250	246	98.4	250	244	97.6	250	244	97.6
Sodium	40000	39900	99.8	40000	39500	98.8	40000	39900	99.8
Sulfur									
Strontium									
Thallium	2000	2080	104.0	2000	2070	103.5	2000	2080	104.0
Tin									
Titanium									
Tungsten									
Vanadium	2000	2000	100.0	2000	2000	100.0	2000	2010	100.5
Zinc	2000	2010	100.5	2000	2000	100.0	2000	2020	101.0

CALIBRATION CHECK STANDARDS SUMMARY
Initial and Continuing Calibration Checks

Login Number: JB72256
Account: LANGAN - Langan Engineering & Environmental
Project: Carroll Gardens, 363-365 Bond Street, Brooklyn, NY

File ID: SC072414M2.ICP Date Analyzed: 07/24/14 Methods: EPA 200.7, SW846 6010C
QC Limits: 95 to 105 % Recovery Run ID: MA34538 Units: ug/l

Time:		20:30			21:36			22:40	
Sample ID:	CCV	CCV3		CCV	CCV4		CCV	CCV5	
Metal	True	Results	% Rec	True	Results	% Rec	True	Results	% Rec
Zirconium									

(*) Outside of QC limits
(anr) Analyte not requested

CALIBRATION CHECK STANDARDS SUMMARY
Initial and Continuing Calibration Checks

Login Number: JB72256
Account: LANGAN - Langan Engineering & Environmental
Project: Carroll Gardens, 363-365 Bond Street, Brooklyn, NY

File ID: SC072414M2.ICP Date Analyzed: 07/24/14 Methods: EPA 200.7, SW846 6010C
QC Limits: 95 to 105 % Recovery Run ID: MA34538 Units: ug/l

Time:		23:44			00:25			01:34	
Sample ID:	CCV	CCV6		CCV	CCV7		CCV	CCV8	
Metal	True	Results	% Rec	True	Results	% Rec	True	Results	% Rec
Aluminum	40000	39200	98.0	40000	39100	97.8	40000	39500	98.8
Antimony	2000	1990	99.5	2000	2000	100.0	2000	2000	100.0
Arsenic	2000	1970	98.5	2000	1990	99.5	2000	1980	99.0
Barium	2000	1960	98.0	2000	1960	98.0	2000	2000	100.0
Beryllium	2000	1970	98.5	2000	1960	98.0	2000	1990	99.5
Bismuth									
Boron									
Cadmium	2000	1990	99.5	2000	2000	100.0	2000	2000	100.0
Calcium	40000	39500	98.8	40000	39300	98.3	40000	39900	99.8
Chromium	2000	2010	100.5	2000	2010	100.5	2000	2020	101.0
Cobalt	2000	2000	100.0	2000	2020	101.0	2000	2010	100.5
Copper	2000	1930	96.5	2000	1930	96.5	2000	1950	97.5
Iron	40000	39600	99.0	40000	39500	98.8	40000	39500	98.8
Lead	2000	2000	100.0	2000	2020	101.0	2000	2010	100.5
Lithium									
Magnesium	40000	39200	98.0	40000	39200	98.0	40000	39000	97.5
Manganese	2000	2030	101.5	2000	2040	102.0	2000	2030	101.5
Molybdenum									
Nickel	2000	2000	100.0	2000	2010	100.5	2000	2010	100.5
Palladium									
Potassium	40000	39500	98.8	40000	39500	98.8	40000	39900	99.8
Selenium	2000	1980	99.0	2000	1990	99.5	2000	1990	99.5
Silicon									
Silver	250	245	98.0	250	245	98.0	250	245	98.0
Sodium	40000	40000	100.0	40000	40200	100.5	40000	40100	100.3
Sulfur									
Strontium									
Thallium	2000	2060	103.0	2000	2080	104.0	2000	2070	103.5
Tin									
Titanium									
Tungsten									
Vanadium	2000	2010	100.5	2000	2010	100.5	2000	2010	100.5
Zinc	2000	2020	101.0	2000	2040	102.0	2000	2010	100.5

CALIBRATION CHECK STANDARDS SUMMARY
Initial and Continuing Calibration Checks

Login Number: JB72256
Account: LANGAN - Langan Engineering & Environmental
Project: Carroll Gardens, 363-365 Bond Street, Brooklyn, NY

File ID: SC072414M2.ICP Date Analyzed: 07/24/14 Methods: EPA 200.7, SW846 6010C
QC Limits: 95 to 105 % Recovery Run ID: MA34538 Units: ug/l

Time:		23:44			00:25			01:34	
Sample ID:	CCV	CCV6		CCV	CCV7		CCV	CCV8	
Metal	True	Results	% Rec	True	Results	% Rec	True	Results	% Rec
Zirconium									

(*) Outside of QC limits
(anr) Analyte not requested

CALIBRATION CHECK STANDARDS SUMMARY
Initial and Continuing Calibration Checks

Login Number: JB72256
Account: LANGAN - Langan Engineering & Environmental
Project: Carroll Gardens, 363-365 Bond Street, Brooklyn, NY

File ID: SC072414M2.ICP Date Analyzed: 07/24/14 Methods: EPA 200.7, SW846 6010C
QC Limits: 95 to 105 % Recovery Run ID: MA34538 Units: ug/l

Time:		02:44			03:54			05:04	
Sample ID:	CCV	CCV9		CCV	CCV10		CCV	CCV11	
Metal	True	Results	% Rec	True	Results	% Rec	True	Results	% Rec
Aluminum	40000	39600	99.0	40000	39400	98.5	40000	39700	99.3
Antimony	2000	2020	101.0	2000	2010	100.5	2000	2020	101.0
Arsenic	2000	1990	99.5	2000	1990	99.5	2000	2000	100.0
Barium	2000	2000	100.0	2000	2000	100.0	2000	2000	100.0
Beryllium	2000	1990	99.5	2000	1970	98.5	2000	1970	98.5
Bismuth									
Boron									
Cadmium	2000	2010	100.5	2000	2010	100.5	2000	2020	101.0
Calcium	40000	39800	99.5	40000	39600	99.0	40000	39700	99.3
Chromium	2000	2010	100.5	2000	2020	101.0	2000	2020	101.0
Cobalt	2000	2020	101.0	2000	2010	100.5	2000	2020	101.0
Copper	2000	1940	97.0	2000	1940	97.0	2000	1950	97.5
Iron	40000	39600	99.0	40000	39200	98.0	40000	39300	98.3
Lead	2000	2020	101.0	2000	2010	100.5	2000	2010	100.5
Lithium									
Magnesium	40000	39300	98.3	40000	38800	97.0	40000	38900	97.3
Manganese	2000	2040	102.0	2000	2040	102.0	2000	2040	102.0
Molybdenum									
Nickel	2000	2010	100.5	2000	2000	100.0	2000	2010	100.5
Palladium									
Potassium	40000	40100	100.3	40000	40000	100.0	40000	40500	101.3
Selenium	2000	2000	100.0	2000	2000	100.0	2000	2000	100.0
Silicon									
Silver	250	246	98.4	250	246	98.4	250	246	98.4
Sodium	40000	40500	101.3	40000	40400	101.0	40000	40800	102.0
Sulfur									
Strontium									
Thallium	2000	2080	104.0	2000	2080	104.0	2000	2090	104.5
Tin									
Titanium									
Tungsten									
Vanadium	2000	2020	101.0	2000	2020	101.0	2000	2030	101.5
Zinc	2000	2030	101.5	2000	2020	101.0	2000	2030	101.5

CALIBRATION CHECK STANDARDS SUMMARY
Initial and Continuing Calibration Checks

Login Number: JB72256
Account: LANGAN - Langan Engineering & Environmental
Project: Carroll Gardens, 363-365 Bond Street, Brooklyn, NY

File ID: SC072414M2.ICP Date Analyzed: 07/24/14 Methods: EPA 200.7, SW846 6010C
QC Limits: 95 to 105 % Recovery Run ID: MA34538 Units: ug/l

Time:		02:44			03:54			05:04	
Sample ID:	CCV	CCV9		CCV	CCV10		CCV	CCV11	
Metal	True	Results	% Rec	True	Results	% Rec	True	Results	% Rec
Zirconium									

(*) Outside of QC limits
(anr) Analyte not requested

CALIBRATION CHECK STANDARDS SUMMARY
Initial and Continuing Calibration Checks

Login Number: JB72256
Account: LANGAN - Langan Engineering & Environmental
Project: Carroll Gardens, 363-365 Bond Street, Brooklyn, NY

File ID: SC072414M2.ICP Date Analyzed: 07/24/14 Methods: EPA 200.7, SW846 6010C
QC Limits: 95 to 105 % Recovery Run ID: MA34538 Units: ug/l

Time:		06:14			06:43	
Sample ID:	CCV	CCV12		CCV	CCV13	
Metal	True	Results	% Rec	True	Results	% Rec
Aluminum	40000	39500	98.8	40000	39300	98.3
Antimony	2000	2020	101.0	2000	2020	101.0
Arsenic	2000	2000	100.0	2000	1990	99.5
Barium	2000	2000	100.0	2000	1990	99.5
Beryllium	2000	1970	98.5	2000	1960	98.0
Bismuth						
Boron						
Cadmium	2000	2020	101.0	2000	2020	101.0
Calcium	40000	39600	99.0	40000	39500	98.8
Chromium	2000	2030	101.5	2000	2010	100.5
Cobalt	2000	2030	101.5	2000	2020	101.0
Copper	2000	1950	97.5	2000	1940	97.0
Iron	40000	39000	97.5	40000	38900	97.3
Lead	2000	2020	101.0	2000	2010	100.5
Lithium						
Magnesium	40000	39000	97.5	40000	38700	96.8
Manganese	2000	2060	103.0	2000	2040	102.0
Molybdenum						
Nickel	2000	2010	100.5	2000	2000	100.0
Palladium						
Potassium	40000	40400	101.0	40000	40200	100.5
Selenium	2000	2000	100.0	2000	2000	100.0
Silicon						
Silver	250	246	98.4	250	247	98.8
Sodium	40000	40900	102.3	40000	41000	102.5
Sulfur						
Strontium						
Thallium	2000	2080	104.0	2000	2080	104.0
Tin						
Titanium						
Tungsten						
Vanadium	2000	2030	101.5	2000	2030	101.5
Zinc	2000	2040	102.0	2000	2030	101.5

CALIBRATION CHECK STANDARDS SUMMARY
Initial and Continuing Calibration Checks

Login Number: JB72256
Account: LANGAN - Langan Engineering & Environmental
Project: Carroll Gardens, 363-365 Bond Street, Brooklyn, NY

File ID: SC072414M2.ICP Date Analyzed: 07/24/14 Methods: EPA 200.7, SW846 6010C
QC Limits: 95 to 105 % Recovery Run ID: MA34538 Units: ug/l

Time:		06:14			06:43	
Sample ID:	CCV	CCV12		CCV	CCV13	
Metal	True	Results	% Rec	True	Results	% Rec
Zirconium						

(*) Outside of QC limits
(anr) Analyte not requested

LOW CALIBRATION CHECK STANDARDS SUMMARY

Login Number: JB72256
Account: LANGAN - Langan Engineering & Environmental
Project: Carroll Gardens, 363-365 Bond Street, Brooklyn, NY

File ID: SC072414M2.ICP Date Analyzed: 07/24/14 Methods: EPA 200.7, SW846 6010C
QC Limits: 70 to 130 % Recovery Run ID: MA34538 Units: ug/l

Time:				18:45		18:51		18:57	
Sample ID:	CRI	CRIA	CRID	CRIA1		CRID2		CRI2	
Metal	True	True	True	Results	% Rec	Results	% Rec	Results	% Rec
Aluminum	200	500	100	508	101.6	98.6	98.6	206	103.0
Antimony	6.0	20	3.0	20.9	104.5	3.0	100.0	5.9	98.3
Arsenic	8.0	20	3.0	21.9	109.5	3.3	110.0	8.3	103.8
Barium	200		4.0			3.8	95.0	199	99.5
Beryllium	2.0		1.0			1.1	110.0	2.1	105.0
Bismuth	20								
Boron	100		10						
Cadmium	3.0		1.0			1.3	130.0	3.3	110.0
Calcium	5000	2000	1000	2140	107.0	1030	103.0	4960	99.2
Chromium	10		2.0			2.0	100.0	10.7	107.0
Cobalt	50		3.0			3.2	106.7	50.6	101.2
Copper	10		2.0			1.4	70.0	9.4	94.0
Iron	100	500		543	108.6			107	107.0
Lead	3.0	20	2.5	20.6	103.0	2.3	92.0	3.0	100.0
Lithium	20								
Magnesium	5000	2000	100	2060	103.0	91.3	91.3	4800	96.0
Manganese	15		3.0			3.2	106.7	15.8	105.3
Molybdenum	20								
Nickel	10		4.0			4.4	110.0	10.2	102.0
Palladium	50								
Potassium	5000		2000			2010	100.5	4790	95.8
Selenium	10	20	5.0	19.7	98.5	4.9	98.0	12.4	124.0
Silicon	200								
Silver	5.0		1.0			0.90	90.0	5.7	114.0
Sodium	5000		1000			1000	100.0	4800	96.0
Sulfur	50								
Strontium	10								
Thallium	10		2.0			1.7	85.0	11.6	116.0
Tin	10								
Titanium	10								
Tungsten	50								
Vanadium	50		2.0			1.7	85.0	52.1	104.2
Zinc	20		10			11.5	115.0	23.5	117.5

LOW CALIBRATION CHECK STANDARDS SUMMARY

Login Number: JB72256
Account: LANGAN - Langan Engineering & Environmental
Project: Carroll Gardens, 363-365 Bond Street, Brooklyn, NY

File ID: SC072414M2.ICP Date Analyzed: 07/24/14 Methods: EPA 200.7, SW846 6010C
QC Limits: 70 to 130 % Recovery Run ID: MA34538 Units: ug/l

Time:				18:45		18:51		18:57	
Sample ID:	CRI	CRIA	CRID	CRIA1		CRID2		CRI2	
Metal	True	True	True	Results	% Rec	Results	% Rec	Results	% Rec
Zirconium	10								

(*) Outside of QC limits
(anr) Analyte not requested

LOW CALIBRATION CHECK STANDARDS SUMMARY

Login Number: JB72256
Account: LANGAN - Langan Engineering & Environmental
Project: Carroll Gardens, 363-365 Bond Street, Brooklyn, NY

File ID: SC072414M2.ICP Date Analyzed: 07/24/14 Methods: EPA 200.7, SW846 6010C
QC Limits: 70 to 130 % Recovery Run ID: MA34538 Units: ug/l

Time:				23:56		00:01		00:07	
Sample ID:	CRI	CRIA	CRID	CRI3		CRID3		CRIA2	
Metal	True	True	True	Results	% Rec	Results	% Rec	Results	% Rec
Aluminum	200	500	100	212	106.0	103	103.0	503	100.6
Antimony	6.0	20	3.0	6.7	111.7	2.8	93.3	19.8	99.0
Arsenic	8.0	20	3.0	8.7	108.8	3.5	116.7	21.1	105.5
Barium	200		4.0	198	99.0	3.9	97.5		
Beryllium	2.0		1.0	2.0	100.0	1.0	100.0		
Bismuth	20								
Boron	100		10						
Cadmium	3.0		1.0	3.3	110.0	1.2	120.0		
Calcium	5000	2000	1000	4930	98.6	1030	103.0	2110	105.5
Chromium	10		2.0	10.5	105.0	2.0	100.0		
Cobalt	50		3.0	50.7	101.4	3.2	106.7		
Copper	10		2.0	10.9	109.0	3.8	190.0*(a		
Iron	100	500		120	120.0			536	107.2
Lead	3.0	20	2.5	2.8	93.3	2.4	96.0	20.7	103.5
Lithium	20								
Magnesium	5000	2000	100	4800	96.0	95.4	95.4	2020	101.0
Manganese	15		3.0	16.0	106.7	3.3	110.0		
Molybdenum	20								
Nickel	10		4.0	10.1	101.0	4.5	112.5		
Palladium	50								
Potassium	5000		2000	4830	96.6	2020	101.0		
Selenium	10	20	5.0	10.5	105.0	3.9	78.0	20.1	100.5
Silicon	200								
Silver	5.0		1.0	6.0	120.0	0.90	90.0		
Sodium	5000		1000	4880	97.6	1030	103.0		
Sulfur	50								
Strontium	10								
Thallium	10		2.0	12.2	122.0	2.0	100.0		
Tin	10								
Titanium	10								
Tungsten	50								
Vanadium	50		2.0	52.7	105.4	1.8	90.0		
Zinc	20		10	23.7	118.5	33.6	336.0*(a		

LOW CALIBRATION CHECK STANDARDS SUMMARY

Login Number: JB72256
Account: LANGAN - Langan Engineering & Environmental
Project: Carroll Gardens, 363-365 Bond Street, Brooklyn, NY

File ID: SC072414M2.ICP Date Analyzed: 07/24/14 Methods: EPA 200.7, SW846 6010C
QC Limits: 70 to 130 % Recovery Run ID: MA34538 Units: ug/l

Time:				23:56		00:01		00:07	
Sample ID:	CRI	CRIA	CRID	CRI3		CRID3		CRIA2	
Metal	True	True	True	Results	% Rec	Results	% Rec	Results	% Rec
Zirconium	10								

(*) Outside of QC limits
(anr) Analyte not requested
(a) No samples reported for this element at this RL in the area bracketed by this QC.

LOW CALIBRATION CHECK STANDARDS SUMMARY

Login Number: JB72256
Account: LANGAN - Langan Engineering & Environmental
Project: Carroll Gardens, 363-365 Bond Street, Brooklyn, NY

File ID: SC072414M2.ICP Date Analyzed: 07/24/14 Methods: EPA 200.7, SW846 6010C
QC Limits: 70 to 130 % Recovery Run ID: MA34538 Units: ug/l

Time:				00:36		06:26		06:31	
Sample ID:	CRI	CRIA	CRID	CRID4		CRI4		CRID5	
Metal	True	True	True	Results	% Rec	Results	% Rec	Results	% Rec
Aluminum	200	500	100	99.7	99.7	193	96.5	103	103.0
Antimony	6.0	20	3.0	3.9	130.0	6.4	106.7	2.2	73.3
Arsenic	8.0	20	3.0	3.0	100.0	7.2	90.0	3.8	126.7
Barium	200		4.0	3.7	92.5	200	100.0	3.8	95.0
Beryllium	2.0		1.0	0.90	90.0	2.2	110.0	0.90	90.0
Bismuth	20								
Boron	100		10						
Cadmium	3.0		1.0	1.2	120.0	3.5	116.7	1.3	130.0
Calcium	5000	2000	1000	1030	103.0	4900	98.0	1030	103.0
Chromium	10		2.0	1.8	90.0	11.0	110.0	2.0	100.0
Cobalt	50		3.0	3.3	110.0	51.1	102.2	3.4	113.3
Copper	10		2.0	2.8	140.0*(a	11.7	117.0	4.0	200.0*(a
Iron	100	500				101	101.0		
Lead	3.0	20	2.5	2.2	88.0	2.6	86.7	2.5	100.0
Lithium	20								
Magnesium	5000	2000	100	139	139.0*(a	4700	94.0	87.2	87.2
Manganese	15		3.0	3.3	110.0	15.9	106.0	3.2	106.7
Molybdenum	20								
Nickel	10		4.0	3.9	97.5	10.5	105.0	4.4	110.0
Palladium	50								
Potassium	5000		2000	2010	100.5	4940	98.8	2010	100.5
Selenium	10	20	5.0	4.5	90.0	12.1	121.0	2.9	58.0*(a)
Silicon	200								
Silver	5.0		1.0	0.70U	0.0* (a)	5.8	116.0	0.90	90.0
Sodium	5000		1000	1030	103.0	4940	98.8	1050	105.0
Sulfur	50								
Strontium	10								
Thallium	10		2.0	2.5	125.0	11.3	113.0	1.4	70.0
Tin	10								
Titanium	10								
Tungsten	50								
Vanadium	50		2.0	1.9	95.0	52.8	105.6	1.7	85.0
Zinc	20		10	11.7	117.0	23.8	119.0	11.6	116.0

LOW CALIBRATION CHECK STANDARDS SUMMARY

Login Number: JB72256
Account: LANGAN - Langan Engineering & Environmental
Project: Carroll Gardens, 363-365 Bond Street, Brooklyn, NY

File ID: SC072414M2.ICP Date Analyzed: 07/24/14 Methods: EPA 200.7, SW846 6010C
QC Limits: 70 to 130 % Recovery Run ID: MA34538 Units: ug/l

Time:				00:36		06:26		06:31	
Sample ID:	CRI	CRIA	CRID	CRID4		CRI4		CRID5	
Metal	True	True	True	Results	% Rec	Results	% Rec	Results	% Rec
Zirconium	10								

(*) Outside of QC limits
(anr) Analyte not requested
(a) No samples reported for this element at this RL in the area bracketed by this QC.

LOW CALIBRATION CHECK STANDARDS SUMMARY

Login Number: JB72256
Account: LANGAN - Langan Engineering & Environmental
Project: Carroll Gardens, 363-365 Bond Street, Brooklyn, NY

File ID: SC072414M2.ICP Date Analyzed: 07/24/14 Methods: EPA 200.7, SW846 6010C
QC Limits: 70 to 130 % Recovery Run ID: MA34538 Units: ug/l

Time:				06:37	
Sample ID:	CRI	CRIA	CRID	CRIA3	
Metal	True	True	True	Results	% Rec
Aluminum	200	500	100	500	100.0
Antimony	6.0	20	3.0	20.2	101.0
Arsenic	8.0	20	3.0	20.9	104.5
Barium	200		4.0		
Beryllium	2.0		1.0		
Bismuth	20				
Boron	100		10		
Cadmium	3.0		1.0		
Calcium	5000	2000	1000	2120	106.0
Chromium	10		2.0		
Cobalt	50		3.0		
Copper	10		2.0		
Iron	100	500		524	104.8
Lead	3.0	20	2.5	20.0	100.0
Lithium	20				
Magnesium	5000	2000	100	1990	99.5
Manganese	15		3.0		
Molybdenum	20				
Nickel	10		4.0		
Palladium	50				
Potassium	5000		2000		
Selenium	10	20	5.0	20.9	104.5
Silicon	200				
Silver	5.0		1.0		
Sodium	5000		1000		
Sulfur	50				
Strontium	10				
Thallium	10		2.0		
Tin	10				
Titanium	10				
Tungsten	50				
Vanadium	50		2.0		
Zinc	20		10		

LOW CALIBRATION CHECK STANDARDS SUMMARY

Login Number: JB72256
Account: LANGAN - Langan Engineering & Environmental
Project: Carroll Gardens, 363-365 Bond Street, Brooklyn, NY

File ID: SC072414M2.ICP Date Analyzed: 07/24/14 Methods: EPA 200.7, SW846 6010C
QC Limits: 70 to 130 % Recovery Run ID: MA34538 Units: ug/l

Time:				06:37	
Sample ID:	CRI	CRIA	CRID	CRIA3	
Metal	True	True	True	Results	% Rec
Zirconium	10				

(*) Outside of QC limits
(anr) Analyte not requested

INTERFERING ELEMENT CHECK STANDARDS SUMMARY
Part 1 - ICSA and ICSAB Standards

Login Number: JB72256
Account: LANGAN - Langan Engineering & Environmental
Project: Carroll Gardens, 363-365 Bond Street, Brooklyn, NY

File ID: SC072414M2.ICP Date Analyzed: 07/24/14 Methods: EPA 200.7, SW846 6010C
QC Limits: 80 to 120 % Recovery Run ID: MA34538 Units: ug/l

Time:			19:03		19:09		00:13		00:19	
Sample ID:	ICSA	ICSAB	ICSA1		ICSAB1		ICSA2		ICSAB2	
Metal	True	True	Results	% Rec	Results	% Rec	Results	% Rec	Results	% Rec
Aluminum	500000	500000	494000	98.8	498000	99.6	492000	98.4	491000	98.2
Antimony		1000	1.3		1020	102.0	3.4		1010	101.0
Arsenic		1000	2.5		1040	104.0	1.2		1030	103.0
Barium		500	-1.4		494	98.8	-1.7		487	97.4
Beryllium		500	0.70		495	99.0	0.50		485	97.0
Bismuth		500	32.3		545	109.0	30.5		538	107.6
Boron			-1.0		3.4		-0.10		2.9	
Cadmium		1000	2.0		1020	102.0	2.1		1010	101.0
Calcium	400000	400000	369000	92.3	374000	93.5	367000	91.8	368000	92.0
Chromium		500	0.40		489	97.8	0.20		485	97.0
Cobalt		500	1.9		487	97.4	1.8		487	97.4
Copper		500	-4.3		511	102.2	-3.4		501	100.2
Iron	200000	200000	190000	95.0	188000	94.0	186000	93.0	182000	91.0
Lead		1000	5.6		960	96.0	4.0		953	95.3
Lithium		500	12.2		567	113.4	9.9		566	113.2
Magnesium	500000	500000	488000	97.6	492000	98.4	484000	96.8	484000	96.8
Manganese		500	0.50		492	98.4	0.70		492	98.4
Molybdenum		500	1.7		498	99.6	0.90		495	99.0
Nickel		1000	-1.4		942	94.2	-1.4		934	93.4
Palladium		500	-29		527	105.4	-32		520	104.0
Potassium			23.8		32.3		32.5		66.6	
Selenium		1000	2.0		1090	109.0	3.9		1090	109.0
Silicon			4.9		3.8		6.3		4.9	
Silver		1000	2.8		1000	100.0	3.9		997	99.7
Sodium			-11		-8.5		4.5		1.3	
Sulfur		500	-15		469	93.8	-13		463	92.6
Strontium			-4.8		-4.8		-4.5		-4.6	
Thallium		1000	0.0		942	94.2	-1.4		935	93.5
Tin			-3.0		-1.9		-3.8		-2.7	
Titanium			1.8		1.9		1.6		1.5	
Tungsten		500	-35		515	103.0	-36		508	101.6
Vanadium		500	4.1		487	97.4	3.7		487	97.4
Zinc		1000	1.0		961	96.1	1.1		965	96.5

INTERFERING ELEMENT CHECK STANDARDS SUMMARY
Part 1 - ICSA and ICSAB Standards

Login Number: JB72256
Account: LANGAN - Langan Engineering & Environmental
Project: Carroll Gardens, 363-365 Bond Street, Brooklyn, NY

File ID: SC072414M2.ICP Date Analyzed: 07/24/14 Methods: EPA 200.7, SW846 6010C
QC Limits: 80 to 120 % Recovery Run ID: MA34538 Units: ug/l

Time:			19:03		19:09		00:13		00:19	
Sample ID:	ICSA	ICSAB	ICSA1		ICSAB1		ICSA2		ICSAB2	
Metal	True	True	Results	% Rec	Results	% Rec	Results	% Rec	Results	% Rec
Zirconium		500	-0.90		492	98.4	-0.70		489	97.8

(*) Outside of QC limits
(anr) Analyte not requested

Accutest Laboratories Instrument Runlog
Inorganics Analyses

Login Number: JB72256
Account: LANGAN - Langan Engineering & Environmental
Project: Carroll Gardens, 363-365 Bond Street, Brooklyn, NY

File ID: H8072514W2.CSV Date Analyzed: 07/25/14 Methods: SW846 7470A
Analyst: MS Run ID: MA34550
Parameters: Hg

Time	Sample Description	Dilution Factor	PS Recov	Comments
17:56	MA34550-STD1	1		STDA
17:57	MA34550-STD2	1		STDB
17:58	MA34550-STD3	1		STDC
18:00	MA34550-STD4	1		STDD
18:01	MA34550-STD5	1		STDE
18:02	MA34550-STD6	1		STDF
18:08	MA34550-ICV1	1		
18:10	MA34550-ICB1	1		
18:11	MA34550-CCV1	1		
18:12	MA34550-CCB1	1		
18:14	MA34550-CRI1	1		
18:15	ZZZZZZ	1		
18:17	ZZZZZZ	1		
18:18	ZZZZZZ	1		
18:20	ZZZZZZ	1		
18:21	ZZZZZZ	1		
18:23	ZZZZZZ	1		
18:24	MP80867-MB1	1		
18:25	MP80867-LC1	1		
18:27	MP80867-S1	1		
18:28	MA34550-CCV2	1		
18:30	MA34550-CCB2	1		
18:31	MP80867-S2	1		
18:33	ZZZZZZ	1		
18:34	ZZZZZZ	1		
18:35	ZZZZZZ	1		
18:37	ZZZZZZ	1		
18:38	ZZZZZZ	1		
18:39	ZZZZZZ	1		
18:40	ZZZZZZ	1		
18:42	JB71808-11F	1		(sample used for QC only; not part of login JB72256)
18:43	ZZZZZZ	1		
18:44	MA34550-CCV3	1		

Accutest Laboratories Instrument Runlog
Inorganics Analyses

Login Number: JB72256
Account: LANGAN - Langan Engineering & Environmental
Project: Carroll Gardens, 363-365 Bond Street, Brooklyn, NY

File ID: H8072514W2.CSV Date Analyzed: 07/25/14 Methods: SW846 7470A
Analyst: MS Run ID: MA34550
Parameters: Hg

Time	Sample Description	Dilution Factor	PS Recov	Comments
18:46	MA34550-CCB3	1		
18:47	ZZZZZZ	1		
18:48	ZZZZZZ	1		
18:50	ZZZZZZ	1		
18:51	ZZZZZZ	1		
18:53	ZZZZZZ	1		
18:54	ZZZZZZ	1		
18:55	ZZZZZZ	1		
18:56	ZZZZZZ	1		
18:58	ZZZZZZ	1		
18:59	ZZZZZZ	1		
19:00	MA34550-CCV4	1		
19:02	MA34550-CCB4	1		
19:03	ZZZZZZ	1		
19:04	MP80868-MB1	1		
19:06	MP80868-LC1	1		
19:07	MP80868-S1	1		
19:09	MP80868-S2	1		
19:10	ZZZZZZ	1		
19:12	ZZZZZZ	1		
19:13	ZZZZZZ	1		
19:14	ZZZZZZ	1		
19:16	ZZZZZZ	1		
19:17	MA34550-CCV5	1		
19:18	MA34550-CCB5	1		
19:20	ZZZZZZ	1		
19:21	ZZZZZZ	1		
19:22	ZZZZZZ	1		
19:24	ZZZZZZ	1		
19:25	JB72409-2	1		(sample used for QC only; not part of login JB72256)
19:26	ZZZZZZ	1		
19:28	ZZZZZZ	1		
19:29	ZZZZZZ	1		

Accutest Laboratories Instrument Runlog
Inorganics Analyses

Login Number: JB72256
Account: LANGAN - Langan Engineering & Environmental
Project: Carroll Gardens, 363-365 Bond Street, Brooklyn, NY

File ID: H8072514W2.CSV Date Analyzed: 07/25/14 Methods: SW846 7470A
Analyst: MS Run ID: MA34550
Parameters: Hg

Time	Sample Description	Dilution Factor	PS Recov	Comments
19:30	ZZZZZZ	1		
19:31	ZZZZZZ	1		
19:33	MA34550-CCV6	1		
19:34	MA34550-CCB6	1		
19:36	ZZZZZZ	1		
19:37	ZZZZZZ	1		
19:38	ZZZZZZ	1		
19:39	ZZZZZZ	1		
19:41	ZZZZZZ	1		
19:42	MP80869-MB1	1		
19:43	MP80869-LC1	1		
19:45	MP80869-S1	1		
19:46	MP80869-S2	1		
19:48	ZZZZZZ	1		
19:49	MA34550-CCV7	1		
19:51	MA34550-CCB7	1		
19:52	ZZZZZZ	1		
19:54	ZZZZZZ	1		
19:55	ZZZZZZ	1		
19:56	JB72366-11	1		(sample used for QC only; not part of login JB72256)
19:57	ZZZZZZ	1		
19:59	ZZZZZZ	1		
20:00	ZZZZZZ	1		
20:01	ZZZZZZ	1		
20:03	ZZZZZZ	1		
20:04	ZZZZZZ	1		
20:05	MA34550-CCV8	1		
20:06	MA34550-CCB8	1		
20:08	ZZZZZZ	1		
20:09	ZZZZZZ	1		
20:11	ZZZZZZ	1		
20:12	ZZZZZZ	1		
20:13	ZZZZZZ	1		

Accutest Laboratories Instrument Runlog
Inorganics Analyses

Login Number: JB72256
Account: LANGAN - Langan Engineering & Environmental
Project: Carroll Gardens, 363-365 Bond Street, Brooklyn, NY

File ID: H8072514W2.CSV Date Analyzed: 07/25/14 Methods: SW846 7470A
Analyst: MS Run ID: MA34550
Parameters: Hg

Time	Sample Description	Dilution Factor	PS Recov	Comments
20:15	ZZZZZZ	1		
20:16	ZZZZZZ	1		
20:17	ZZZZZZ	1		
20:19	ZZZZZZ	1		
20:20	MP80870-MB1	1		
20:21	MA34550-CCV9	1		
20:23	MA34550-CCB9	1		
20:24	MP80870-LC1	1		
20:25	MP80870-S1	1		
20:27	MP80870-S2	1		
20:29	ZZZZZZ	1		
20:30	ZZZZZZ	1		
20:32	JB72256-6	1		
---------->	Last reportable sample/prep for job JB72256			
20:33	ZZZZZZ	1		
20:34	ZZZZZZ	1		
20:36	ZZZZZZ	1		
20:37	JB72362-7	1		(sample used for QC only; not part of login JB72256)
20:38	MA34550-CCV10	1		
20:40	MA34550-CCB10	1		
---------->	Last reportable CCB for job JB72256			
20:41	ZZZZZZ	1		
20:42	ZZZZZZ	1		
20:44	ZZZZZZ	1		
20:45	MA34550-CCV11	1		
20:47	MA34550-CCB11	1		
20:48	MP80842-MB2	1		
20:50	MP80842-LC1	1		
20:51	ZZZZZZ	1		
20:52	ZZZZZZ	1		
20:54	ZZZZZZ	1		
20:55	ZZZZZZ	1		
20:56	ZZZZZZ	1		
20:58	MP80836-MB2	1		
20:59	MP80836-LC1	1		

Accutest Laboratories Instrument Runlog
Inorganics Analyses

Login Number: JB72256
Account: LANGAN - Langan Engineering & Environmental
Project: Carroll Gardens, 363-365 Bond Street, Brooklyn, NY

File ID: H8072514W2.CSV Date Analyzed: 07/25/14 Methods: SW846 7470A
Analyst: MS Run ID: MA34550
Parameters: Hg

Time	Sample Description	Dilution Factor	PS Recov	Comments
21:00	MA34550-CCV12	1		
21:02	MA34550-CCB12	1		
21:03	ZZZZZZ	1		
21:05	MP80875-MB1	1		
21:06	MP80875-B1	1		
21:07	MP80875-S1	1		
21:09	MP80875-S2	1		
21:11	ZZZZZZ	1		
21:12	ZZZZZZ	1		
21:13	ZZZZZZ	1		
21:15	ZZZZZZ	1		
21:16	ZZZZZZ	1		
21:17	MA34550-CCV13	1		
21:19	MA34550-CCB13	1		
21:20	JB72331-1A	1		(sample used for QC only; not part of login JB72256)
21:22	MP80876-MB1	1		
21:23	MP80876-B1	1		
21:24	MP80876-S1	1		
21:26	MP80876-S2	1		
21:27	JB72369-1	1		(sample used for QC only; not part of login JB72256)
21:29	ZZZZZZ	1		
21:30	MP80877-MB1	1		
21:31	MP80877-B1	1		
21:33	MP80877-S1	1		
21:34	MA34550-CCV14	1		
21:36	MA34550-CCB14	1		
21:37	MP80877-S2	1		
21:39	JB72137-1	1		(sample used for QC only; not part of login JB72256)
21:40	MA34550-CCV15	1		
21:42	MA34550-CCB15	1		

Refer to raw data for calibration curve and standards.

BLANK RESULTS SUMMARY
Part 1 - Initial and Continuing Calibration Blanks

Login Number: JB72256
Account: LANGAN - Langan Engineering & Environmental
Project: Carroll Gardens, 363-365 Bond Street, Brooklyn, NY

File ID: H8072514W2.CSV Date Analyzed: 07/25/14 Methods: SW846 7470A
QC Limits: result < RL Run ID: MA34550 Units: ug/l

Time: / Sample ID:			18:10 ICB1		18:12 CCB1		18:30 CCB2		18:46 CCB3	
Metal	RL	IDL	raw	final	raw	final	raw	final	raw	final
Mercury	0.20	.031	-0.029	<0.20	-0.020	<0.20	0.035	<0.20	-0.050	<0.20

(*) Outside of QC limits
(anr) Analyte not requested

BLANK RESULTS SUMMARY
Part 1 - Initial and Continuing Calibration Blanks

Login Number: JB72256
Account: LANGAN - Langan Engineering & Environmental
Project: Carroll Gardens, 363-365 Bond Street, Brooklyn, NY

File ID: H8072514W2.CSV Date Analyzed: 07/25/14 Methods: SW846 7470A
QC Limits: result < RL Run ID: MA34550 Units: ug/l

Time: / Sample ID:			19:02 CCB4		19:18 CCB5		19:34 CCB6		19:51 CCB7	
Metal	RL	IDL	raw	final	raw	final	raw	final	raw	final
Mercury	0.20	.031	-0.019	<0.20	0.013	<0.20	-0.017	<0.20	-0.030	<0.20

(*) Outside of QC limits
(anr) Analyte not requested

BLANK RESULTS SUMMARY
Part 1 - Initial and Continuing Calibration Blanks

Login Number: JB72256
Account: LANGAN - Langan Engineering & Environmental
Project: Carroll Gardens, 363-365 Bond Street, Brooklyn, NY

File ID: H8072514W2.CSV Date Analyzed: 07/25/14 Methods: SW846 7470A
QC Limits: result < RL Run ID: MA34550 Units: ug/l

Time:			20:06		20:23		20:40	
Sample ID:			CCB8		CCB9		CCB10	
Metal	RL	IDL	raw	final	raw	final	raw	final
Mercury	0.20	.031	-0.027	<0.20	-0.035	<0.20	-0.030	<0.20

(*) Outside of QC limits
(anr) Analyte not requested

CALIBRATION CHECK STANDARDS SUMMARY
Initial and Continuing Calibration Checks

Login Number: JB72256
Account: LANGAN - Langan Engineering & Environmental
Project: Carroll Gardens, 363-365 Bond Street, Brooklyn, NY

File ID: H8072514W2.CSV Date Analyzed: 07/25/14 Methods: SW846 7470A
QC Limits: 90 to 110 % Recovery Run ID: MA34550 Units: ug/l

Time:		18:08			18:11			18:28	
Sample ID:	ICV	ICV1		CCV	CCV1		CCV	CCV2	
Metal	True	Results	% Rec	True	Results	% Rec	True	Results	% Rec
Mercury	3	2.749	91.6	2.5	2.4	96.0	2.5	2.4	96.0

(*) Outside of QC limits
(anr) Analyte not requested

CALIBRATION CHECK STANDARDS SUMMARY
Initial and Continuing Calibration Checks

Login Number: JB72256
Account: LANGAN - Langan Engineering & Environmental
Project: Carroll Gardens, 363-365 Bond Street, Brooklyn, NY

File ID: H8072514W2.CSV Date Analyzed: 07/25/14 Methods: SW846 7470A
QC Limits: 90 to 110 % Recovery Run ID: MA34550 Units: ug/l

Time:		18:44			19:00			19:17	
Sample ID:	CCV	CCV3		CCV	CCV4		CCV	CCV5	
Metal	True	Results	% Rec	True	Results	% Rec	True	Results	% Rec
Mercury	2.5	2.5	100.0	2.5	2.4	96.0	2.5	2.4	96.0

(*) Outside of QC limits
(anr) Analyte not requested

CALIBRATION CHECK STANDARDS SUMMARY
Initial and Continuing Calibration Checks

Login Number: JB72256
Account: LANGAN - Langan Engineering & Environmental
Project: Carroll Gardens, 363-365 Bond Street, Brooklyn, NY

File ID: H8072514W2.CSV Date Analyzed: 07/25/14 Methods: SW846 7470A
QC Limits: 90 to 110 % Recovery Run ID: MA34550 Units: ug/l

Time:		19:33			19:49			20:05	
Sample ID:	CCV	CCV6		CCV	CCV7		CCV	CCV8	
Metal	True	Results	% Rec	True	Results	% Rec	True	Results	% Rec
Mercury	2.5	2.4	96.0	2.5	2.3	92.0	2.5	2.4	96.0

(*) Outside of QC limits
(anr) Analyte not requested

10.3.2 10

CALIBRATION CHECK STANDARDS SUMMARY
Initial and Continuing Calibration Checks

Login Number: JB72256
Account: LANGAN - Langan Engineering & Environmental
Project: Carroll Gardens, 363-365 Bond Street, Brooklyn, NY

File ID: H8072514W2.CSV Date Analyzed: 07/25/14 Methods: SW846 7470A
QC Limits: 90 to 110 % Recovery Run ID: MA34550 Units: ug/l

Time:		20:21			20:38	
Sample ID:	CCV	CCV9		CCV	CCV10	
Metal	True	Results	% Rec	True	Results	% Rec
Mercury	2.5	2.5	100.0	2.5	2.5	100.0

(*) Outside of QC limits
(anr) Analyte not requested

10.3.2 10

LOW CALIBRATION CHECK STANDARDS SUMMARY

Login Number: JB72256
Account: LANGAN - Langan Engineering & Environmental
Project: Carroll Gardens, 363-365 Bond Street, Brooklyn, NY

File ID: H8072514W2.CSV Date Analyzed: 07/25/14 Methods: SW846 7470A
QC Limits: 70 to 130 % Recovery Run ID: MA34550 Units: ug/l

Time:			18:14	
Sample ID:	CRI	CRIA	CRI1	
Metal	True	True	Results	% Rec
Mercury	0.20		0.22	110.0

(*) Outside of QC limits
(anr) Analyte not requested

10.3.3
10

Accutest Laboratories Instrument Runlog
Inorganics Analyses

Login Number: JB72256
Account: LANGAN - Langan Engineering & Environmental
Project: Carroll Gardens, 363-365 Bond Street, Brooklyn, NY

File ID: H8073014S1.CSV Date Analyzed: 07/30/14 Methods: SW846 7471B
Analyst: DP Run ID: MA34568
Parameters: Hg

Time	Sample Description	Dilution Factor	PS Recov	Comments
10:26	MA34568-STD1	1		STDA
10:27	MA34568-STD2	1		STDB
10:29	MA34568-STD3	1		STDC
10:30	MA34568-STD4	1		STDD
10:31	MA34568-STD5	1		STDE
10:33	MA34568-STD6	1		STDF
10:54	MA34568-ICV1	1		
10:55	MA34568-ICB1	1		
10:57	MA34568-CCV1	1		
10:58	MA34568-CCB1	1		
11:00	MA34568-CRI1	1		
11:32	MP80944-MB1	1		
11:33	MP80944-LC1	2		
11:34	MP80944-S1	1		
11:36	MP80944-S2	1		
11:37	ZZZZZZ	1		
11:39	ZZZZZZ	1		
11:40	ZZZZZZ	1		
11:42	ZZZZZZ	1		
11:43	MA34568-CCV2	1		
11:45	MA34568-CCB2	1		
11:46	ZZZZZZ	1		
11:47	ZZZZZZ	1		
11:49	ZZZZZZ	1		
11:50	ZZZZZZ	1		
11:51	ZZZZZZ	1		
11:53	ZZZZZZ	1		
11:54	ZZZZZZ	1		
11:55	JB72208-5	1		(sample used for QC only; not part of login JB72256)
11:57	ZZZZZZ	1		
11:58	ZZZZZZ	1		
12:00	MA34568-CCV3	1		
12:01	MA34568-CCB3	1		

Accutest Laboratories Instrument Runlog
Inorganics Analyses

Login Number: JB72256
Account: LANGAN - Langan Engineering & Environmental
Project: Carroll Gardens, 363-365 Bond Street, Brooklyn, NY

File ID: H8073014S1.CSV Date Analyzed: 07/30/14 Methods: SW846 7471B
Analyst: DP Run ID: MA34568
Parameters: Hg

Time	Sample Description	Dilution Factor	PS Recov	Comments
12:03	ZZZZZZ	1		
12:04	ZZZZZZ	1		
12:06	ZZZZZZ	1		
12:07	ZZZZZZ	1		
12:08	ZZZZZZ	10		
12:10	ZZZZZZ	1		
12:12	MP80946-MB1	1		
12:13	MP80946-LC1	2		
12:15	MP80946-S1	1		
12:17	MA34568-CCV4	1		
12:18	MA34568-CCB4	1		
12:20	MP80946-S2	1		
12:21	JB72256-1	1		
12:23	JB72256-2	1		
12:24	JB72256-3	1		
12:25	JB72256-4	1		
12:27	JB72256-5	1		
---------->	Last reportable sample/prep for job JB72256			
12:28	ZZZZZZ	1		
12:29	ZZZZZZ	1		
12:30	ZZZZZZ	1		
12:32	MA34568-CCV5	1		
12:33	MA34568-CCB5	1		
---------->	Last reportable CCB for job JB72256			
12:35	ZZZZZZ	1		
12:39	ZZZZZZ	1		
12:40	ZZZZZZ	2		
12:41	ZZZZZZ	50		
12:47	ZZZZZZ	2		
12:48	ZZZZZZ	1		
12:50	ZZZZZZ	1		
12:51	ZZZZZZ	1		
12:53	JB72317-4	1		(sample used for QC only; not part of login JB72256)
12:54	MA34568-CCV6	1		
12:55	MA34568-CCB6	1		

Accutest Laboratories Instrument Runlog
Inorganics Analyses

Login Number: JB72256
Account: LANGAN - Langan Engineering & Environmental
Project: Carroll Gardens, 363-365 Bond Street, Brooklyn, NY

File ID: H8073014S1.CSV Date Analyzed: 07/30/14 Methods: SW846 7471B
Analyst: DP Run ID: MA34568
Parameters: Hg

Time	Sample Description	Dilution Factor	PS Recov	Comments
12:57	ZZZZZZ	1		
12:58	ZZZZZZ	1		
12:59	ZZZZZZ	1		
13:01	ZZZZZZ	1		
13:02	ZZZZZZ	1		
13:03	MA34568-CCV7	1		
13:05	MA34568-CCB7	1		
13:09	MA34568-CCV8	1		
13:10	MA34568-CCB8	1		

Refer to raw data for calibration curve and standards.

BLANK RESULTS SUMMARY
Part 1 - Initial and Continuing Calibration Blanks

Login Number: JB72256
Account: LANGAN - Langan Engineering & Environmental
Project: Carroll Gardens, 363-365 Bond Street, Brooklyn, NY

File ID: H8073014S1.CSV Date Analyzed: 07/30/14 Methods: SW846 7471B
QC Limits: result < RL Run ID: MA34568 Units: ug/l

Time: / Sample ID:			10:55 ICB1		10:58 CCB1		11:45 CCB2		12:01 CCB3	
Metal	RL	IDL	raw	final	raw	final	raw	final	raw	final
Mercury	0.20	.031	0.017	<0.20	0.027	<0.20	0.028	<0.20	0.023	<0.20

(*) Outside of QC limits
(anr) Analyte not requested

BLANK RESULTS SUMMARY
Part 1 - Initial and Continuing Calibration Blanks

Login Number: JB72256
Account: LANGAN - Langan Engineering & Environmental
Project: Carroll Gardens, 363-365 Bond Street, Brooklyn, NY

File ID: H8073014S1.CSV Date Analyzed: 07/30/14 Methods: SW846 7471B
QC Limits: result < RL Run ID: MA34568 Units: ug/l

Time:			12:18		12:33	
Sample ID:			CCB4		CCB5	
Metal	RL	IDL	raw	final	raw	final
Mercury	0.20	.031	0.026	<0.20	0.031	<0.20

(*) Outside of QC limits
(anr) Analyte not requested

CALIBRATION CHECK STANDARDS SUMMARY
Initial and Continuing Calibration Checks

Login Number: JB72256
Account: LANGAN - Langan Engineering & Environmental
Project: Carroll Gardens, 363-365 Bond Street, Brooklyn, NY

File ID: H8073014S1.CSV Date Analyzed: 07/30/14 Methods: SW846 7471B
QC Limits: 90 to 110 % Recovery Run ID: MA34568 Units: ug/l

Time:		10:54			10:57			11:43	
Sample ID:	ICV	ICV1		CCV	CCV1		CCV	CCV2	
Metal	True	Results	% Rec	True	Results	% Rec	True	Results	% Rec
Mercury	3	2.8	93.3	2.5	2.5	100.0	2.5	2.2	88.0

(*) Outside of QC limits
(anr) Analyte not requested

CALIBRATION CHECK STANDARDS SUMMARY
Initial and Continuing Calibration Checks

Login Number: JB72256
Account: LANGAN - Langan Engineering & Environmental
Project: Carroll Gardens, 363-365 Bond Street, Brooklyn, NY

File ID: H8073014S1.CSV Date Analyzed: 07/30/14 Methods: SW846 7471B
QC Limits: 90 to 110 % Recovery Run ID: MA34568 Units: ug/l

Time:		12:00			12:17			12:32	
Sample ID:	CCV	CCV3		CCV	CCV4		CCV	CCV5	
Metal	True	Results	% Rec	True	Results	% Rec	True	Results	% Rec
Mercury	2.5	2.3	92.0	2.5	2.2	88.0	2.5	2.3	92.0

(*) Outside of QC limits
(anr) Analyte not requested

10.4.2
10

LOW CALIBRATION CHECK STANDARDS SUMMARY

Login Number: JB72256
Account: LANGAN - Langan Engineering & Environmental
Project: Carroll Gardens, 363-365 Bond Street, Brooklyn, NY

File ID: H8073014S1.CSV Date Analyzed: 07/30/14 Methods: SW846 7471B
QC Limits: 70 to 130 % Recovery Run ID: MA34568 Units: ug/l

Time:			11:00	
Sample ID:	CRI	CRIA	CRI1	
Metal	True	True	Results	% Rec
Mercury	0.20		0.19	95.0

(*) Outside of QC limits
(anr) Analyte not requested

10.4.3
10

Accutest Laboratories Instrument Runlog
Inorganics Analyses

Login Number: JB72256
Account: LANGAN - Langan Engineering & Environmental
Project: Carroll Gardens, 363-365 Bond Street, Brooklyn, NY

File ID: SE073114M1.ICP Date Analyzed: 07/31/14 Methods: EPA 200.7, SW846 6010C
Analyst: KK Run ID: MA34584
Parameters: Al,Sb,As,Ba,Be,Cd,Ca,Cr,Co,Cu,Fe,Pb,Mg,Mn,K,Se,Ag,Na,Tl,V,Zn

Time	Sample Description	Dilution Factor	PS Recov	Comments
11:43	MA34584-STD1	1		STDA
11:47	MA34584-STD2	1		STDB
11:50	ZZZZZZ	1		
11:53	ZZZZZZ	1		
11:56	MA34584-ICV1	1		
11:59	MA34584-ICB1	1		
12:02	MA34584-CCV1	1		
12:05	MA34584-CCB1	1		
12:09	ZZZZZZ	1		
12:13	MA34584-CRI1	1		
12:16	MA34584-CRID1	1		
12:19	MA34584-CRIA1	1		
12:22	MA34584-CRID2	1		
12:25	MA34584-CRI2	1		
12:30	ZZZZZZ	1		
12:33	MA34584-ICSA1	1		
12:37	MA34584-ICSAB1	1		
12:40	MA34584-CCV2	1		
12:43	MA34584-CCB2	1		
12:46	ZZZZZZ	1		
12:50	ZZZZZZ	1		
12:53	ZZZZZZ	1		
12:56	ZZZZZZ	1		
13:07	ZZZZZZ	1		
13:10	ZZZZZZ	2		
13:13	ZZZZZZ	2		
13:16	ZZZZZZ	1		
13:19	ZZZZZZ	1		
13:23	MA34584-CCV3	1		
13:26	MA34584-CCB3	1		
13:29	ZZZZZZ	1		
13:32	ZZZZZZ	1		
13:35	MP80909-MB1	1		

Accutest Laboratories Instrument Runlog
Inorganics Analyses

Login Number: JB72256
Account: LANGAN - Langan Engineering & Environmental
Project: Carroll Gardens, 363-365 Bond Street, Brooklyn, NY

File ID: SE073114M1.ICP Date Analyzed: 07/31/14 Methods: EPA 200.7, SW846 6010C
Analyst: KK Run ID: MA34584
Parameters: Al,Sb,As,Ba,Be,Cd,Ca,Cr,Co,Cu,Fe,Pb,Mg,Mn,K,Se,Ag,Na,Tl,V,Zn

Time	Sample Description	Dilution Factor	PS Recov	Comments
13:39	MP80909-B1	1		
13:42	MP80909-S1	1		
13:44	MP80909-S2	1		
13:47	JB72453-2FQ	1		(sample used for QC only; not part of login JB72256)
13:51	MP80909-SD1	5		
13:54	ZZZZZZ	1		
13:57	MA34584-CCV4	1		
14:00	MA34584-CCB4	1		
14:03	ZZZZZZ	1		
14:06	ZZZZZZ	1		
14:09	ZZZZZZ	1		
14:13	ZZZZZZ	1		
14:16	ZZZZZZ	1		
14:19	ZZZZZZ	1		
14:22	ZZZZZZ	1		
14:25	ZZZZZZ	1		
14:29	ZZZZZZ	1		
14:32	MA34584-CCV5	1		
14:36	MA34584-CCB5	1		
14:39	ZZZZZZ	1		
14:42	ZZZZZZ	1		
14:45	ZZZZZZ	1		
14:49	ZZZZZZ	1		
14:52	ZZZZZZ	1		
14:55	ZZZZZZ	1		
14:58	ZZZZZZ	1		
15:02	MP80951-MB1	5		
15:05	MP80951-B1	5		
15:08	MA34584-CCV6	1		
15:12	MA34584-CCB6	1		
15:15	MP80951-S1	5		
15:18	MP80951-S2	5		
15:21	JB72708-1	5		(sample used for QC only; not part of login JB72256)

Accutest Laboratories Instrument Runlog
Inorganics Analyses

Login Number: JB72256
Account: LANGAN - Langan Engineering & Environmental
Project: Carroll Gardens, 363-365 Bond Street, Brooklyn, NY

File ID: SE073114M1.ICP Date Analyzed: 07/31/14 Methods: EPA 200.7, SW846 6010C
Analyst: KK Run ID: MA34584
Parameters: Al,Sb,As,Ba,Be,Cd,Ca,Cr,Co,Cu,Fe,Pb,Mg,Mn,K,Se,Ag,Na,Tl,V,Zn

Time	Sample Description	Dilution Factor	PS Recov	Comments
15:24	MP80951-SD1	25		
15:27	MA34584-CCV7	1		
15:31	MA34584-CCB7	1		
15:37	MA34584-CRI3	1		
15:40	MA34584-CRID3	1		
15:43	MA34584-CRIA2	1		
15:46	MA34584-ICSA2	1		
15:49	MA34584-ICSAB2	1		
15:53	MA34584-CCV8	1		
15:56	MA34584-CCB8	1		
16:27	MA34584-CCV9	1		
16:30	MA34584-CCB9	1		
16:34	MP80976-MB1	1		CCB out
16:37	MP80976-LC1	1		CCB out
16:40	MP80976-B1	1		CCB out
16:43	MP80976-S1	1		CCB out
16:46	MP80976-S2	1		CCB out
16:49	JB72467-1	1		(sample used for QC only; not part of login JB72256)
16:52	MP80976-SD1	5		CCB out
16:55	MP80976-PS1	1		
16:58	ZZZZZZ	1		
17:01	MA34584-CCV10	1		
17:05	MA34584-CCB10	1		
17:08	ZZZZZZ	1		
17:11	ZZZZZZ	1		
17:14	ZZZZZZ	1		
17:25	MA34584-CCV11	1		
17:27	MA34584-CCB11	1		
17:31	ZZZZZZ	1		
17:34	ZZZZZZ	1		
17:37	ZZZZZZ	1		
17:40	ZZZZZZ	1		
17:43	ZZZZZZ	1		

Accutest Laboratories Instrument Runlog
Inorganics Analyses

Login Number: JB72256
Account: LANGAN - Langan Engineering & Environmental
Project: Carroll Gardens, 363-365 Bond Street, Brooklyn, NY

File ID: SE073114M1.ICP Date Analyzed: 07/31/14 Methods: EPA 200.7, SW846 6010C
Analyst: KK Run ID: MA34584
Parameters: Al,Sb,As,Ba,Be,Cd,Ca,Cr,Co,Cu,Fe,Pb,Mg,Mn,K,Se,Ag,Na,Tl,V,Zn

Time	Sample Description	Dilution Factor	PS Recov	Comments
17:47	ZZZZZZ	1		
17:50	ZZZZZZ	1		
17:53	ZZZZZZ	1		
17:56	ZZZZZZ	1		
17:59	MA34584-CCV12	1		
18:04	MA34584-CCB12	1		
18:08	ZZZZZZ	1		
18:11	ZZZZZZ	1		
18:14	ZZZZZZ	1		
18:17	ZZZZZZ	1		
18:20	ZZZZZZ	1		
18:24	MP80966-B1	1		
18:26	MP80966-MB1	1		
18:30	MP80966-LC1	1		Ni out
18:33	MP80966-S1	1		
18:36	MA34584-CCV13	1		
18:39	MA34584-CCB13	1		
18:42	MP80966-S2	1		
18:45	JB72804-1	1		(sample used for QC only; not part of login JB72256)
18:48	MP80966-SD1	5		
18:51	JB72256-1	1		high rsd
18:54	JB72256-2	1		
18:57	JB72256-3	1		
19:00	JB72256-4	1		
19:03	JB72256-5	1		
---------->	Last reportable sample/prep for job JB72256			
19:06	ZZZZZZ	1		
19:10	MA34584-CCV14	1		
19:13	MA34584-CCB14	1		
19:16	ZZZZZZ	1		
19:19	ZZZZZZ	1		
19:22	ZZZZZZ	1		
19:26	ZZZZZZ	1		
19:29	ZZZZZZ	1		

Accutest Laboratories Instrument Runlog
Inorganics Analyses

Login Number: JB72256
Account: LANGAN - Langan Engineering & Environmental
Project: Carroll Gardens, 363-365 Bond Street, Brooklyn, NY

File ID: SE073114M1.ICP Date Analyzed: 07/31/14 Methods: EPA 200.7, SW846 6010C
Analyst: KK Run ID: MA34584
Parameters: Al,Sb,As,Ba,Be,Cd,Ca,Cr,Co,Cu,Fe,Pb,Mg,Mn,K,Se,Ag,Na,Tl,V,Zn

Time	Sample Description	Dilution Factor	PS Recov	Comments
19:32	ZZZZZZ	1		
19:35	ZZZZZZ	1		
19:38	ZZZZZZ	1		
19:41	ZZZZZZ	1		
19:44	MA34584-CCV15	1		
19:47	MA34584-CCB15	1		
19:50	ZZZZZZ	1		
19:54	ZZZZZZ	1		
19:57	ZZZZZZ	1		
20:00	ZZZZZZ	1		
20:03	MP80976-MB1	1		
20:06	MP80976-LC1	1		
20:09	MP80976-B1	1		
20:12	MP80976-S1	1		
20:15	MP80976-S2	1		
20:18	MA34584-CCV16	1		
20:21	MA34584-CCB16	1		
20:24	JB72467-1	1		(sample used for QC only; not part of login JB72256)
20:27	MP80976-SD1	5		
20:30	MP80976-PS1	1		
20:34	ZZZZZZ	1		
20:37	ZZZZZZ	1		
20:40	ZZZZZZ	1		
20:43	ZZZZZZ	1		
20:47	MP80979-MB1	1		
20:50	MP80979-MB2	1		rerun for tl
20:53	MA34584-CCV17	1		
20:56	MA34584-CCB17	1		
20:59	MA34584-CRI4	1		
21:02	MA34584-CRID4	1		
21:06	MA34584-CRIA3	1		
21:09	MP80976-MB1	1		
21:12	MA34584-ICSA3	1		

Accutest Laboratories Instrument Runlog
Inorganics Analyses

Login Number: JB72256
Account: LANGAN - Langan Engineering & Environmental
Project: Carroll Gardens, 363-365 Bond Street, Brooklyn, NY

File ID: SE073114M1.ICP Date Analyzed: 07/31/14 Methods: EPA 200.7, SW846 6010C
Analyst: KK Run ID: MA34584
Parameters: Al,Sb,As,Ba,Be,Cd,Ca,Cr,Co,Cu,Fe,Pb,Mg,Mn,K,Se,Ag,Na,Tl,V,Zn

	Time	Sample Description	Dilution Factor	PS Recov	Comments
	21:15	MA34584-ICSAB3	1		
	21:19	MA34584-CCV18	1		
	21:21	MA34584-CCB18	1		
---------->		Last reportable CCB for job JB72256			
	21:25	MP80979-B1	1		
	21:28	MP80979-B2	1		
	21:31	MP80979-S1	1		
	21:34	MP80979-S2	1		
	21:37	JB72806-1F	1		(sample used for QC only; not part of login JB72256)
	21:40	MP80979-SD1	5		
	21:43	ZZZZZZ	1		
	21:46	ZZZZZZ	1		
	21:49	ZZZZZZ	1		
	21:52	MA34584-CCV19	1		
	21:55	MA34584-CCB19	1		
	21:59	ZZZZZZ	1		
	22:02	ZZZZZZ	1		
	22:05	ZZZZZZ	1		
	22:08	ZZZZZZ	1		
	22:11	ZZZZZZ	1		
	22:14	ZZZZZZ	1		
	22:18	ZZZZZZ	1		
	22:21	ZZZZZZ	1		
	22:24	ZZZZZZ	1		
	22:27	MA34584-CCV20	1		
	22:30	MA34584-CCB20	1		
	22:33	ZZZZZZ	1		
	22:37	ZZZZZZ	1		
	22:40	ZZZZZZ	1		
	22:43	ZZZZZZ	1		
	22:46	MP80986-B1	1		
	22:49	MP80986-MB1	1		Cu high, probably needs to be releached
	22:52	MP80986-S1	1		S high
	22:55	MP80986-S2	1		S high

Accutest Laboratories Instrument Runlog
Inorganics Analyses

Login Number: JB72256
Account: LANGAN - Langan Engineering & Environmental
Project: Carroll Gardens, 363-365 Bond Street, Brooklyn, NY

File ID: SE073114M1.ICP Date Analyzed: 07/31/14 Methods: EPA 200.7, SW846 6010C
Analyst: KK Run ID: MA34584
Parameters: Al,Sb,As,Ba,Be,Cd,Ca,Cr,Co,Cu,Fe,Pb,Mg,Mn,K,Se,Ag,Na,Tl,V,Zn

Time	Sample Description	Dilution Factor	PS Recov	Comments
22:59	JB72727-1	1		(sample used for QC only; not part of login JB72256)
23:02	MA34584-CCV21	1		
23:05	MA34584-CCB21	1		
23:08	MP80986-SD1	5		S high
23:11	MP80980-MB1	1		
23:14	MP80980-LC1	1		
23:17	MP80980-B1	1		
23:20	MP80980-S1	1		
23:23	MP80980-S2	1		
23:26	JB72329-1	1		(sample used for QC only; not part of login JB72256)
23:29	MP80980-SD1	5		
23:32	ZZZZZZ	1		
23:36	MA34584-CCV22	1		
23:39	MA34584-CCB22	1		
23:42	ZZZZZZ	1		
23:45	ZZZZZZ	1		
23:48	ZZZZZZ	1		
23:52	ZZZZZZ	1		
23:55	ZZZZZZ	1		
23:58	ZZZZZZ	1		
00:01	ZZZZZZ	1		
00:04	ZZZZZZ	1		
00:07	ZZZZZZ	1		
00:11	MA34584-CCV23	1		
00:14	MA34584-CCB23	1		
00:17	ZZZZZZ	1		
00:20	ZZZZZZ	1		
00:23	ZZZZZZ	1		
00:27	ZZZZZZ	1		
00:30	ZZZZZZ	1		
00:33	ZZZZZZ	1		
00:36	ZZZZZZ	1		
00:39	MP80984-MB1	5		

Accutest Laboratories Instrument Runlog
Inorganics Analyses

Login Number: JB72256
Account: LANGAN - Langan Engineering & Environmental
Project: Carroll Gardens, 363-365 Bond Street, Brooklyn, NY

File ID: SE073114M1.ICP Date Analyzed: 07/31/14 Methods: EPA 200.7, SW846 6010C
Analyst: KK Run ID: MA34584
Parameters: Al,Sb,As,Ba,Be,Cd,Ca,Cr,Co,Cu,Fe,Pb,Mg,Mn,K,Se,Ag,Na,Tl,V,Zn

Time	Sample Description	Dilution Factor	PS Recov	Comments
00:43	MP80984-B1	5		
00:46	MA34584-CCV24	1		
00:49	MA34584-CCB24	1		
00:52	MP80984-S1	5		
00:55	MP80984-S2	5		
00:58	JB72778-1	5		(sample used for QC only; not part of login JB72256)
01:02	MP80984-SD1	25		
01:05	ZZZZZZ	5		
01:08	MP80985-MB1	5		
01:11	MP80985-B1	5		
01:15	MP80985-S1	5		
01:18	MP80985-S2	5		
01:21	MA34584-CCV25	1		
01:24	MA34584-CCB25	1		
01:27	JB72598-5A	5		(sample used for QC only; not part of login JB72256)
01:30	MP80985-SD1	25		
01:33	ZZZZZZ	5		
01:37	ZZZZZZ	5		
01:40	MA34584-CCV26	1		
01:43	MA34584-CCB26	1		
01:46	MA34584-CRI5	1		
01:49	MA34584-CRID5	1		
01:53	MA34584-CRIA4	1		
01:56	MA34584-CCV27	1		
01:59	MA34584-CCB27	1		

Refer to raw data for calibration curve and standards.

INTERNAL STANDARD SUMMARY

Login Number: JB72256
Account: LANGAN - Langan Engineering & Environmental
Project: Carroll Gardens, 363-365 Bond Street, Brooklyn, NY

File ID: SE073114M1.ICP Date Analyzed: 07/31/14 Methods: EPA 200.7, SW846 6010C
Analyst: KK Run ID: MA34584
Parameters: Al,Sb,As,Ba,Be,Cd,Ca,Cr,Co,Cu,Fe,Pb,Mg,Mn,K,Se,Ag,Na,Tl,V,Zn

Time	Sample Description	Istd#1	Istd#2	Istd#3	Istd#4
11:43	MA34584-STD1	1687 R	78464 R	27240 R	4102 R
11:47	MA34584-STD2	1556	71171	26493	3431
11:50	ZZZZZZ	1600	73519	26873	3592
11:53	ZZZZZZ	1693	78402	27489	4102
11:56	MA34584-ICV1	1604	73554	27040	3593
11:59	MA34584-ICB1	1687	78271	27171	4071
12:02	MA34584-CCV1	1598	72951	26760	3574
12:05	MA34584-CCB1	1674	78139	26964	4045
12:09	ZZZZZZ	999999 !	999999 !	999999 !	999999 !
12:13	MA34584-CRI1	No results reported for the elements associated with this internal standard.			
12:16	MA34584-CRID1	No results reported for the elements associated with this internal standard.			
12:19	MA34584-CRIA1	1665	77771	26927	4011
12:22	MA34584-CRID2	1659	77437	26919	3998
12:25	MA34584-CRI2	1657	76915	26785	3942
12:30	ZZZZZZ	2873 !	999999 !	28586	999999 !
12:33	MA34584-ICSA1	1440	66112	25255	3051
12:37	MA34584-ICSAB1	1434	65869	25302	3050
12:40	MA34584-CCV2	1589	73275	26508	3556
12:43	MA34584-CCB2	1683	78201	26794	4061
12:46	ZZZZZZ	1642	76946	26817	3989
12:50	ZZZZZZ	1614	74726	26957	3773
12:53	ZZZZZZ	1656	77099	26785	3961
12:56	ZZZZZZ	1684	77703	26871	4049
13:07	ZZZZZZ	1658	77727	26978	4027
13:10	ZZZZZZ	1668	77290	27810	3704
13:13	ZZZZZZ	1663	77461	27573	3699
13:16	ZZZZZZ	1564	72914	26945	3244
13:19	ZZZZZZ	1524	70374	26578	3157
13:23	MA34584-CCV3	1605	73046	26442	3579
13:26	MA34584-CCB3	1683	78170	26710	4055
13:29	ZZZZZZ	1502	69509	26354	3059
13:32	ZZZZZZ	1528	70310	26367	3145
13:35	MP80909-MB1	1658	78066	26725	4019

INTERNAL STANDARD SUMMARY

Login Number: JB72256
Account: LANGAN - Langan Engineering & Environmental
Project: Carroll Gardens, 363-365 Bond Street, Brooklyn, NY

File ID: SE073114M1.ICP Date Analyzed: 07/31/14 Methods: EPA 200.7, SW846 6010C
Analyst: KK Run ID: MA34584
Parameters: Al,Sb,As,Ba,Be,Cd,Ca,Cr,Co,Cu,Fe,Pb,Mg,Mn,K,Se,Ag,Na,Tl,V,Zn

Time	Sample Description	Istd#1	Istd#2	Istd#3	Istd#4
13:39	MP80909-B1	1597	74034	26432	3639
13:42	MP80909-S1	1546	71693	26467	3481
13:44	MP80909-S2	1547	72069	26282	3478
13:47	JB72453-2FQ	1568	73448	26429	3628
13:51	MP80909-SD1	1660	77141	26632	3943
13:54	ZZZZZZ	1671	78053	27068	3995
13:57	MA34584-CCV4	1611	73843	26342	3589
14:00	MA34584-CCB4	1695	78606	26704	4080
14:03	ZZZZZZ	1561	71415	26182	3494
14:06	ZZZZZZ	1591	72422	26314	3519
14:09	ZZZZZZ	1614	73868	26561	3632
14:13	ZZZZZZ	1595	73574	26458	3644
14:16	ZZZZZZ	1647	76786	26632	3865
14:19	ZZZZZZ	1667	77842	26625	4028
14:22	ZZZZZZ	1657	76933	26408	3967
14:25	ZZZZZZ	1690	78328	26629	4077
14:29	ZZZZZZ	1698	78458	26769	4067
14:32	MA34584-CCV5	1623	73696	26374	3614
14:36	MA34584-CCB5	1696	78563	26660	4073
14:39	ZZZZZZ	1692	78626	30642	4054
14:42	ZZZZZZ	1668	78243	26748	4052
14:45	ZZZZZZ	1685	78052	26581	4032
14:49	ZZZZZZ	1515	69802	25480	3382
14:52	ZZZZZZ	1697	78255	26645	4076
14:55	ZZZZZZ	1700	78538	26751	4093
14:58	ZZZZZZ	1710	78737	26649	4096
15:02	MP80951-MB1	1687	78103	26652	4063
15:05	MP80951-B1	1671	76825	26650	3926
15:08	MA34584-CCV6	1623	73837	26283	3618
15:12	MA34584-CCB6	1694	78657	26748	4071
15:15	MP80951-S1	1461	64334	25273	3000
15:18	MP80951-S2	1468	64563	25455	3012
15:21	JB72708-1	1460	64406	25305	3024

INTERNAL STANDARD SUMMARY

Login Number: JB72256
Account: LANGAN - Langan Engineering & Environmental
Project: Carroll Gardens, 363-365 Bond Street, Brooklyn, NY

File ID: SE073114M1.ICP Date Analyzed: 07/31/14 Methods: EPA 200.7, SW846 6010C
Analyst: KK Run ID: MA34584
Parameters: Al,Sb,As,Ba,Be,Cd,Ca,Cr,Co,Cu,Fe,Pb,Mg,Mn,K,Se,Ag,Na,Tl,V,Zn

Time	Sample Description	Istd#1	Istd#2	Istd#3	Istd#4
15:24	MP80951-SD1	1598	72341	25828	3538
15:27	MA34584-CCV7	1619	73708	26263	3608
15:31	MA34584-CCB7	1701	78419	26535	4084
15:37	MA34584-CRI3	1672	77013	26574	3960
15:40	MA34584-CRID3	1691	78011	26512	4041
15:43	MA34584-CRIA2	1688	78471	26628	4039
15:46	MA34584-ICSA2	1463	66524	25025	3086
15:49	MA34584-ICSAB2	1454	66305	24863	3069
15:53	MA34584-CCV8	1612	73953	26107	3590
15:56	MA34584-CCB8	1698	78142	26632	4076
16:27	MA34584-CCV9	1617	73835	26128	3609
16:30	MA34584-CCB9	1701	78856	26563	4090
16:34	MP80976-MB1	No results reported for the elements associated with this internal standard.			
16:37	MP80976-LC1	No results reported for the elements associated with this internal standard.			
16:40	MP80976-B1	No results reported for the elements associated with this internal standard.			
16:43	MP80976-S1	No results reported for the elements associated with this internal standard.			
16:46	MP80976-S2	No results reported for the elements associated with this internal standard.			
16:49	JB72467-1	No results reported for the elements associated with this internal standard.			
16:52	MP80976-SD1	No results reported for the elements associated with this internal standard.			
16:55	MP80976-PS1	No results reported for the elements associated with this internal standard.			
16:58	ZZZZZZ	No results reported for the elements associated with this internal standard.			
17:01	MA34584-CCV10	1642	74588	26240	3641
17:05	MA34584-CCB10	1702	78821	26439	4079
17:08	ZZZZZZ	No results reported for the elements associated with this internal standard.			
17:11	ZZZZZZ	No results reported for the elements associated with this internal standard.			
17:14	ZZZZZZ	No results reported for the elements associated with this internal standard.			
17:25	MA34584-CCV11	1640	74195	26291	3648
17:27	MA34584-CCB11	1707	79229	26710	4095
17:31	ZZZZZZ	1687	77541	27723	3656
17:34	ZZZZZZ	1703	78536	27839	3611
17:37	ZZZZZZ	1711	78498	27827	3650
17:40	ZZZZZZ	1687	77108	27645	3636
17:43	ZZZZZZ	1660	76945	27709	3557

INTERNAL STANDARD SUMMARY

Login Number: JB72256
Account: LANGAN - Langan Engineering & Environmental
Project: Carroll Gardens, 363-365 Bond Street, Brooklyn, NY

File ID: SE073114M1.ICP Date Analyzed: 07/31/14 Methods: EPA 200.7, SW846 6010C
Analyst: KK Run ID: MA34584
Parameters: Al,Sb,As,Ba,Be,Cd,Ca,Cr,Co,Cu,Fe,Pb,Mg,Mn,K,Se,Ag,Na,Tl,V,Zn

Time	Sample Description	Istd#1	Istd#2	Istd#3	Istd#4
17:47	ZZZZZZ	1654	76665	27655	3576
17:50	ZZZZZZ	1681	77910	26790	3951
17:53	ZZZZZZ	1658	76944	27335	3622
17:56	ZZZZZZ	1662	76739	27497	3571
17:59	MA34584-CCV12	1639	74507	25992	3638
18:04	MA34584-CCB12	1706	79080	26521	4088
18:08	ZZZZZZ	1640	75729	26987	3595
18:11	ZZZZZZ	1499	69038	25490	3122
18:14	ZZZZZZ	1506	69223	25674	3116
18:17	ZZZZZZ	1556	70864	26377	3195
18:20	ZZZZZZ	1655	76889	26326	3873
18:24	MP80966-B1	1624	73881	26087	3675
18:26	MP80966-MB1	1677	77900	26314	4037
18:30	MP80966-LC1	1669	76756	27195	3635
18:33	MP80966-S1	1640	74887	26825	3523
18:36	MA34584-CCV13	1640	74792	25774	3642
18:39	MA34584-CCB13	1713	79233	26329	4097
18:42	MP80966-S2	1631	74031	26427	3511
18:45	JB72804-1	1694	77485	26845	3735
18:48	MP80966-SD1	1713	78426	26349	3966
18:51	JB72256-1	1766	78295	26998	3933
18:54	JB72256-2	1717	78741	27215	3725
18:57	JB72256-3	1723	79005	27411	3714
19:00	JB72256-4	1785	81719	28366	3769
19:03	JB72256-5	1710	78541	26796	3844
19:06	ZZZZZZ	1676	77252	26477	3833
19:10	MA34584-CCV14	1646	74944	25736	3651
19:13	MA34584-CCB14	1726	79329	26180	4127
19:16	ZZZZZZ	1555	71996	25969	3515
19:19	ZZZZZZ	1529	70083	25579	3157
19:22	ZZZZZZ	1508	68325	25348	3091
19:26	ZZZZZZ	1695	78044	27003	3720
19:29	ZZZZZZ	1618	74015	26406	3431

INTERNAL STANDARD SUMMARY

Login Number: JB72256
Account: LANGAN - Langan Engineering & Environmental
Project: Carroll Gardens, 363-365 Bond Street, Brooklyn, NY

File ID: SE073114M1.ICP Date Analyzed: 07/31/14 Methods: EPA 200.7, SW846 6010C
Analyst: KK Run ID: MA34584
Parameters: Al,Sb,As,Ba,Be,Cd,Ca,Cr,Co,Cu,Fe,Pb,Mg,Mn,K,Se,Ag,Na,Tl,V,Zn

Time	Sample Description	Istd#1	Istd#2	Istd#3	Istd#4
19:32	ZZZZZZ	1646	75283	26705	3575
19:35	ZZZZZZ	1709	79130	26663	3637
19:38	ZZZZZZ	1704	77429	27105	3684
19:41	ZZZZZZ	1704	78177	26931	3745
19:44	MA34584-CCV15	1654	75308	25860	3667
19:47	MA34584-CCB15	1720	79816	26276	4119
19:50	ZZZZZZ	1706	78239	27153	3754
19:54	ZZZZZZ	1694	77819	26825	3711
19:57	ZZZZZZ	1689	78091	26858	3764
20:00	ZZZZZZ	1691	77300	26619	3753
20:03	MP80976-MB1	No results reported for the elements associated with this internal standard.			
20:06	MP80976-LC1	1686	77070	26982	3657
20:09	MP80976-B1	1642	75156	26023	3718
20:12	MP80976-S1	1612	74664	26631	3514
20:15	MP80976-S2	1587	72691	26199	3337
20:18	MA34584-CCV16	1662	75407	25798	3682
20:21	MA34584-CCB16	1726	79873	25835	4131
20:24	JB72467-1	1646	75884	26427	3626
20:27	MP80976-SD1	1715	78277	26277	3954
20:30	MP80976-PS1	1589	72669	25971	3331
20:34	ZZZZZZ	1688	77852	27083	3605
20:37	ZZZZZZ	1686	77496	26664	3662
20:40	ZZZZZZ	1668	77468	27355	3539
20:43	ZZZZZZ	1711	78816	27438	3601
20:47	MP80979-MB1	1699	79352	26026	4092
20:50	MP80979-MB2	1691	79293	26149	4081
20:53	MA34584-CCV17	1660	75476	25742	3681
20:56	MA34584-CCB17	1733	79881	25947	4143
20:59	MA34584-CRI4	1701	78501	25785	4026
21:02	MA34584-CRID4	1718	79269	25862	4100
21:06	MA34584-CRIA3	1721	79449	25997	4110
21:09	MP80976-MB1	1691	79461	26061	4078
21:12	MA34584-ICSA3	1490	68126	24613	3138

INTERNAL STANDARD SUMMARY

Login Number: JB72256
Account: LANGAN - Langan Engineering & Environmental
Project: Carroll Gardens, 363-365 Bond Street, Brooklyn, NY

File ID: SE073114M1.ICP Date Analyzed: 07/31/14 Methods: EPA 200.7, SW846 6010C
Analyst: KK Run ID: MA34584
Parameters: Al,Sb,As,Ba,Be,Cd,Ca,Cr,Co,Cu,Fe,Pb,Mg,Mn,K,Se,Ag,Na,Tl,V,Zn

Time	Sample Description	Istd#1	Istd#2	Istd#3	Istd#4
21:15	MA34584-ICSAB3	1493	67638	24584	3143
21:19	MA34584-CCV18	1658	75225	25567	3678
21:21	MA34584-CCB18	1731	79834	26061	4148
21:25	MP80979-B1	1649	75768	25614	3734
21:28	MP80979-B2	1645	74896	25895	3747
21:31	MP80979-S1	1614	74037	25559	3588
21:34	MP80979-S2	1612	73569	25632	3584
21:37	JB72806-1F	1629	75452	25510	3749
21:40	MP80979-SD1	1709	78531	25714	4053
21:43	ZZZZZZ	1709	79321	26020	4120
21:46	ZZZZZZ	1642	75871	25720	3805
21:49	ZZZZZZ	1617	75461	26168	3731
21:52	MA34584-CCV19	1669	75823	25647	3701
21:55	MA34584-CCB19	1739	80285	26052	4162
21:59	ZZZZZZ	1655	77080	25823	3859
22:02	ZZZZZZ	1619	75425	25656	3700
22:05	ZZZZZZ	1635	75010	25689	3737
22:08	ZZZZZZ	1603	74626	25648	3680
22:11	ZZZZZZ	1665	77847	26206	3941
22:14	ZZZZZZ	1662	77230	25815	3894
22:18	ZZZZZZ	1613	74703	25629	3683
22:21	ZZZZZZ	1539	70488	25255	3413
22:24	ZZZZZZ	1689	78269	26418	3963
22:27	MA34584-CCV20	1670	75202	25579	3706
22:30	MA34584-CCB20	1746	80049	26119	4177
22:33	ZZZZZZ	1635	76427	26285	3836
22:37	ZZZZZZ	1647	76698	26348	3860
22:40	ZZZZZZ	1557	71841	25545	3516
22:43	ZZZZZZ	1649	76297	25934	3824
22:46	MP80986-B1	1656	75669	25893	3751
22:49	MP80986-MB1	1718	79809	26359	4147
22:52	MP80986-S1	1580	71745	25656	3554
22:55	MP80986-S2	1575	71539	25719	3549

INTERNAL STANDARD SUMMARY

Login Number: JB72256
Account: LANGAN - Langan Engineering & Environmental
Project: Carroll Gardens, 363-365 Bond Street, Brooklyn, NY

File ID: SE073114M1.ICP Date Analyzed: 07/31/14 Methods: EPA 200.7, SW846 6010C
Analyst: KK Run ID: MA34584
Parameters: Al,Sb,As,Ba,Be,Cd,Ca,Cr,Co,Cu,Fe,Pb,Mg,Mn,K,Se,Ag,Na,Tl,V,Zn

Time	Sample Description	Istd#1	Istd#2	Istd#3	Istd#4
22:59	JB72727-1	1607	73011	26108	3670
23:02	MA34584-CCV21	1668	75589	26322	3708
23:05	MA34584-CCB21	1739	79906	26189	4153
23:08	MP80986-SD1	1698	78286	26879	3992
23:11	MP80980-MB1	1729	80373	26583	4167
23:14	MP80980-LC1	1715	78636	27423	3710
23:17	MP80980-B1	1662	75798	25335	3764
23:20	MP80980-S1	1677	76030	26107	3730
23:23	MP80980-S2	1677	76164	26148	3729
23:26	JB72329-1	1736	79026	26352	4037
23:29	MP80980-SD1	1759	80710	26056	4166
23:32	ZZZZZZ	1566	71300	25220	3258
23:36	MA34584-CCV22	1673	75670	25275	3707
23:39	MA34584-CCB22	1745	80310	25925	4177
23:42	ZZZZZZ	1548	70215	25529	3057
23:45	ZZZZZZ	1700	77693	26553	3724
23:48	ZZZZZZ	1701	77665	26673	3715
23:52	ZZZZZZ	1701	76890	26110	3765
23:55	ZZZZZZ	1729	78455	26890	3802
23:58	ZZZZZZ	1767	80494	27496	3741
00:01	ZZZZZZ	1665	76401	26484	3475
00:04	ZZZZZZ	1706	77735	26304	3768
00:07	ZZZZZZ	1723	78734	26381	3813
00:11	MA34584-CCV23	1676	76155	25511	3715
00:14	MA34584-CCB23	1747	80670	25976	4176
00:17	ZZZZZZ	1722	79033	27177	3653
00:20	ZZZZZZ	1711	78045	26539	3739
00:23	ZZZZZZ	1785	79459	26906	3829
00:27	ZZZZZZ	1771	80693	27237	3946
00:30	ZZZZZZ	1647	75061	26267	3420
00:33	ZZZZZZ	1564	70783	25150	3176
00:36	ZZZZZZ	1630	74426	26027	3315
00:39	MP80984-MB1	1635	73333	25239	3599

INTERNAL STANDARD SUMMARY

Login Number: JB72256
Account: LANGAN - Langan Engineering & Environmental
Project: Carroll Gardens, 363-365 Bond Street, Brooklyn, NY

File ID: SE073114M1.ICP Date Analyzed: 07/31/14 Methods: EPA 200.7, SW846 6010C
Analyst: KK Run ID: MA34584
Parameters: Al,Sb,As,Ba,Be,Cd,Ca,Cr,Co,Cu,Fe,Pb,Mg,Mn,K,Se,Ag,Na,Tl,V,Zn

Time	Sample Description	Istd#1	Istd#2	Istd#3	Istd#4
00:43	MP80984-B1	1646	73461	25306	3579
00:46	MA34584-CCV24	1670	75615	25570	3709
00:49	MA34584-CCB24	1745	80453	25963	4180
00:52	MP80984-S1	1584	71682	25205	3444
00:55	MP80984-S2	1586	72044	25270	3446
00:58	JB72778-1	1574	71660	25172	3433
01:02	MP80984-SD1	1684	77348	25848	3890
01:05	ZZZZZZ	1585	72133	25238	3469
01:08	MP80985-MB1	1634	73258	25656	3614
01:11	MP80985-B1	1631	73583	25879	3576
01:15	MP80985-S1	1635	73851	25714	3597
01:18	MP80985-S2	1626	73478	25790	3575
01:21	MA34584-CCV25	1661	75840	26062	3719
01:24	MA34584-CCB25	1738	80589	26484	4198
01:27	JB72598-5A	1616	73228	25694	3591
01:30	MP80985-SD1	1695	77481	26143	3961
01:33	ZZZZZZ	1615	73116	26000	3581
01:37	ZZZZZZ	1629	73930	25908	3641
01:40	MA34584-CCV26	1651	75859	25969	3703
01:43	MA34584-CCB26	1730	80506	26408	4189
01:46	MA34584-CRI5	1704	79109	26272	4072
01:49	MA34584-CRID5	1721	79817	26128	4151
01:53	MA34584-CRIA4	1716	79751	26313	4142
01:56	MA34584-CCV27	1650	75519	26048	3706
01:59	MA34584-CCB27	1732	80720	26387	4195

R = Reference for ISTD limits. ! = Outside limits.

LEGEND:

Istd#	Parameter	Limits
Istd#1	Yttrium (2243)	70-130 %
Istd#2	Yttrium (3600)	70-130 %
Istd#3	Yttrium (3710)	70-130 %
Istd#4	Indium	70-130 %

BLANK RESULTS SUMMARY
Part 1 - Initial and Continuing Calibration Blanks

Login Number: JB72256
Account: LANGAN - Langan Engineering & Environmental
Project: Carroll Gardens, 363-365 Bond Street, Brooklyn, NY

File ID: SE073114M1.ICP Date Analyzed: 07/31/14 Methods: EPA 200.7, SW846 6010C
QC Limits: result < RL Run ID: MA34584 Units: ug/l

Time: / Sample ID:			11:59 ICB1		12:05 CCB1		12:43 CCB2		13:26 CCB3	
Metal	RL	IDL	raw	final	raw	final	raw	final	raw	final
Aluminum	200	18	6.4	<200	7.0	<200	8.4	<200	14.8	<200
Antimony	6.0	2.1	0.90	<6.0	0.60	<6.0	0.90	<6.0	-0.10	<6.0
Arsenic	3.0	2.7	0.0	<3.0	-1.5	<3.0	-0.40	<3.0	0.60	<3.0
Barium	200	.4	0.20	<200	0.30	<200	0.20	<200	0.20	<200
Beryllium	1.0	.1	0.10	<1.0	0.20	<1.0	0.10	<1.0	0.20	<1.0
Bismuth	20	3								
Boron	100	1.1								
Cadmium	3.0	.3	0.10	<3.0	0.30	<3.0	0.10	<3.0	0.10	<3.0
Calcium	2000	5.9	4.0	<5000	4.5	<5000	6.8	<5000	12.0	<5000
Chromium	10	.6	0.60	<10	-0.20	<10	0.20	<10	0.30	<10
Cobalt	50	.3	0.10	<50	0.30	<50	0.30	<50	0.20	<50
Copper	10	.8	-2.0	<10	-0.60	<10	0.0	<10	-1.6	<10
Iron	100	5.5	2.9	<100	3.7	<100	5.9	<100	6.9	<100
Lead	3.0	1.3	0.90	<3.0	0.20	<3.0	-0.80	<3.0	0.50	<3.0
Lithium	20	3.4								
Magnesium	2000	92	4.9	<5000	-4.3	<5000	8.7	<5000	5.6	<5000
Manganese	15	.05	0.0	<15	0.10	<15	0.10	<15	0.20	<15
Molybdenum	20	.5								
Nickel	10	.4	anr							
Palladium	50	2.2								
Potassium	2000	50	62.0	<10000	25.2	<10000	-16	<10000	14.3	<10000
Selenium	10	3.6	-2.0	<10	-2.1	<10	1.1	<10	-1.7	<10
Silicon	200	2.1								
Silver	10	1.1	-0.50	<10	-0.10	<10	-0.20	<10	-0.30	<10
Sodium	2000	60	8.7	<10000	11.3	<10000	5.2	<10000	0.40	<10000
Sulfur	50	3.8								
Strontium	10	.2								
Thallium	2.0	1.4	0.30	<2.0	0.40	<2.0	0.50	<2.0	1.1	<2.0
Tin	10	1.4								
Titanium	10	.5								
Tungsten	50	7.5								
Vanadium	50	.4	0.0	<50	0.20	<50	0.0	<50	0.30	<50
Zinc	20	.4	0.20	<20	0.20	<20	0.30	<20	0.30	<20

BLANK RESULTS SUMMARY
Part 1 - Initial and Continuing Calibration Blanks

Login Number: JB72256
Account: LANGAN - Langan Engineering & Environmental
Project: Carroll Gardens, 363-365 Bond Street, Brooklyn, NY

File ID: SE073114M1.ICP Date Analyzed: 07/31/14 Methods: EPA 200.7, SW846 6010C
QC Limits: result < RL Run ID: MA34584 Units: ug/l

Time: / Sample ID:			11:59 ICB1		12:05 CCB1		12:43 CCB2		13:26 CCB3	
Metal	RL	IDL	raw	final	raw	final	raw	final	raw	final
Zirconium	10	.3								

(*) Outside of QC limits
(anr) Analyte not requested

BLANK RESULTS SUMMARY
Part 1 - Initial and Continuing Calibration Blanks

Login Number: JB72256
Account: LANGAN - Langan Engineering & Environmental
Project: Carroll Gardens, 363-365 Bond Street, Brooklyn, NY

File ID: SE073114M1.ICP Date Analyzed: 07/31/14 Methods: EPA 200.7, SW846 6010C
QC Limits: result < RL Run ID: MA34584 Units: ug/l

Time: / Sample ID:			14:00 CCB4		14:36 CCB5		15:12 CCB6		15:31 CCB7	
Metal	RL	IDL	raw	final	raw	final	raw	final	raw	final
Aluminum	200	18	11.0	<200	4.8	<200	3.9	<200	7.2	<200
Antimony	6.0	2.1	-0.80	<6.0	0.0	<6.0	0.20	<6.0	-0.10	<6.0
Arsenic	3.0	2.7	-0.20	<3.0	-1.0	<3.0	-0.20	<3.0	0.70	<3.0
Barium	200	.4	0.30	<200	0.20	<200	0.30	<200	0.20	<200
Beryllium	1.0	.1	0.20	<1.0	0.10	<1.0	0.20	<1.0	0.10	<1.0
Bismuth	20	3								
Boron	100	1.1								
Cadmium	3.0	.3	0.0	<3.0	0.10	<3.0	0.0	<3.0	0.10	<3.0
Calcium	2000	5.9	5.9	<5000	3.3	<5000	4.4	<5000	4.2	<5000
Chromium	10	.6	0.40	<10	0.30	<10	0.40	<10	0.10	<10
Cobalt	50	.3	0.20	<50	0.20	<50	0.0	<50	0.10	<50
Copper	10	.8	-1.5	<10	-0.60	<10	-0.20	<10	-0.70	<10
Iron	100	5.5	4.3	<100	3.7	<100	4.8	<100	5.0	<100
Lead	3.0	1.3	-0.20	<3.0	-0.40	<3.0	-0.30	<3.0	-0.50	<3.0
Lithium	20	3.4								
Magnesium	2000	92	13.3	<5000	22.2	<5000	-3.0	<5000	-1.4	<5000
Manganese	15	.05	0.20	<15	0.10	<15	0.10	<15	0.0	<15
Molybdenum	20	.5								
Nickel	10	.4	anr							
Palladium	50	2.2								
Potassium	2000	50	-21	<10000	-2.9	<10000	-5.7	<10000	6.5	<10000
Selenium	10	3.6	-0.30	<10	-1.2	<10	-0.20	<10	0.50	<10
Silicon	200	2.1								
Silver	10	1.1	-0.20	<10	0.10	<10	-0.10	<10	-0.40	<10
Sodium	2000	60	6.1	<10000	6.1	<10000	6.8	<10000	94.0	<10000
Sulfur	50	3.8								
Strontium	10	.2								
Thallium	2.0	1.4	-0.20	<2.0	0.50	<2.0	0.60	<2.0	1.2	<2.0
Tin	10	1.4								
Titanium	10	.5								
Tungsten	50	7.5								
Vanadium	50	.4	0.10	<50	0.40	<50	0.10	<50	0.0	<50
Zinc	20	.4	0.30	<20	0.30	<20	0.30	<20	0.50	<20

BLANK RESULTS SUMMARY
Part 1 - Initial and Continuing Calibration Blanks

Login Number: JB72256
Account: LANGAN - Langan Engineering & Environmental
Project: Carroll Gardens, 363-365 Bond Street, Brooklyn, NY

File ID: SE073114M1.ICP Date Analyzed: 07/31/14 Methods: EPA 200.7, SW846 6010C
QC Limits: result < RL Run ID: MA34584 Units: ug/l

Time: / Sample ID:			14:00 CCB4		14:36 CCB5		15:12 CCB6		15:31 CCB7	
Metal	RL	IDL	raw	final	raw	final	raw	final	raw	final
Zirconium	10	.3								

(*) Outside of QC limits
(anr) Analyte not requested

BLANK RESULTS SUMMARY
Part 1 - Initial and Continuing Calibration Blanks

Login Number: JB72256
Account: LANGAN - Langan Engineering & Environmental
Project: Carroll Gardens, 363-365 Bond Street, Brooklyn, NY

File ID: SE073114M1.ICP Date Analyzed: 07/31/14 Methods: EPA 200.7, SW846 6010C
QC Limits: result < RL Run ID: MA34584 Units: ug/l

Time: / Sample ID:			15:56 CCB8		16:30 CCB9		17:05 CCB10		17:27 CCB11	
Metal	RL	IDL	raw	final	raw	final	raw	final	raw	final
Aluminum	200	18	11.3	<200	1.7	<200	12.9	<200	7.9	<200
Antimony	6.0	2.1	1.1	<6.0	1.2	<6.0	9.9	* (a)	0.60	<6.0
Arsenic	3.0	2.7	0.40	<3.0	0.60	<3.0	9.5	* (a)	0.10	<3.0
Barium	200	.4	0.20	<200	0.10	<200	0.30	<200	0.50	<200
Beryllium	1.0	.1	0.10	<1.0	0.10	<1.0	0.20	<1.0	0.40	<1.0
Bismuth	20	3								
Boron	100	1.1								
Cadmium	3.0	.3	0.0	<3.0	1.1	<3.0	9.2	* (b)	0.30	<3.0
Calcium	2000	5.9	8.3	<5000	2.7	<5000	6.7	<5000	9.3	<5000
Chromium	10	.6	0.50	<10	0.30	<10	0.80	<10	0.0	<10
Cobalt	50	.3	-0.10	<50	1.3	<50	9.6	<50	0.50	<50
Copper	10	.8	-1.4	<10	-0.60	<10	-2.7	<10	-0.50	<10
Iron	100	5.5	5.4	<100	2.6	<100	10.6	<100	9.6	<100
Lead	3.0	1.3	-0.60	<3.0	0.70	<3.0	8.8	* (a)	1.2	<3.0
Lithium	20	3.4								
Magnesium	2000	92	-7.7	<5000	4.4	<5000	-11	<5000	9.3	<5000
Manganese	15	.05	0.10	<15	0.10	<15	0.50	<15	0.40	<15
Molybdenum	20	.5								
Nickel	10	.4	anr							
Palladium	50	2.2								
Potassium	2000	50	-7.1	<10000	-20	<10000	4.5	<10000	15.3	<10000
Selenium	10	3.6	-1.9	<10	-1.5	<10	6.2	<10	1.7	<10
Silicon	200	2.1								
Silver	10	1.1	0.0	<10	-0.40	<10	-0.50	<10	-0.60	<10
Sodium	2000	60	17.6	<10000	4.3	<10000	13.4	<10000	11.9	<10000
Sulfur	50	3.8								
Strontium	10	.2								
Thallium	2.0	1.4	1.0	<2.0	1.5	<2.0	12.2	* (b)	1.4	<2.0
Tin	10	1.4								
Titanium	10	.5								
Tungsten	50	7.5								
Vanadium	50	.4	0.10	<50	0.30	<50	0.40	<50	0.30	<50
Zinc	20	.4	0.40	<20	1.4	<20	10.7	<20	0.60	<20

BLANK RESULTS SUMMARY
Part 1 - Initial and Continuing Calibration Blanks

Login Number: JB72256
Account: LANGAN - Langan Engineering & Environmental
Project: Carroll Gardens, 363-365 Bond Street, Brooklyn, NY

File ID: SE073114M1.ICP Date Analyzed: 07/31/14 Methods: EPA 200.7, SW846 6010C
QC Limits: result < RL Run ID: MA34584 Units: ug/l

Time: / Sample ID:			15:56 CCB8		16:30 CCB9		17:05 CCB10		17:27 CCB11	
Metal	RL	IDL	raw	final	raw	final	raw	final	raw	final
Zirconium	10	.3								

(*) Outside of QC limits
(anr) Analyte not requested
(a) No AQ samples reported for this element in the area bracketed by this QC.
(b) No samples reported for this element in the area bracketed by this QC.

BLANK RESULTS SUMMARY
Part 1 - Initial and Continuing Calibration Blanks

Login Number: JB72256
Account: LANGAN - Langan Engineering & Environmental
Project: Carroll Gardens, 363-365 Bond Street, Brooklyn, NY

File ID: SE073114M1.ICP Date Analyzed: 07/31/14 Methods: EPA 200.7, SW846 6010C
QC Limits: result < RL Run ID: MA34584 Units: ug/l

Time:			18:04		18:39		19:13		19:47	
Sample ID:			CCB12		CCB13		CCB14		CCB15	
Metal	RL	IDL	raw	final	raw	final	raw	final	raw	final
Aluminum	200	18	9.8	<200	-0.40	<200	9.2	<200	4.3	<200
Antimony	6.0	2.1	0.20	<6.0	-0.70	<6.0	-0.60	<6.0	-0.30	<6.0
Arsenic	3.0	2.7	0.30	<3.0	-0.20	<3.0	-0.40	<3.0	-0.10	<3.0
Barium	200	.4	0.70	<200	0.20	<200	0.10	<200	0.20	<200
Beryllium	1.0	.1	0.50	<1.0	0.10	<1.0	0.10	<1.0	0.10	<1.0
Bismuth	20	3								
Boron	100	1.1								
Cadmium	3.0	.3	0.60	<3.0	0.10	<3.0	0.0	<3.0	0.20	<3.0
Calcium	2000	5.9	10.6	<5000	1.9	<5000	3.3	<5000	4.4	<5000
Chromium	10	.6	0.70	<10	0.30	<10	-0.10	<10	0.0	<10
Cobalt	50	.3	0.70	<50	0.20	<50	0.30	<50	0.0	<50
Copper	10	.8	-1.9	<10	-1.2	<10	-1.7	<10	-1.3	<10
Iron	100	5.5	12.5	<100	4.1	<100	2.8	<100	3.9	<100
Lead	3.0	1.3	0.70	<3.0	1.0	<3.0	-1.2	<3.0	0.90	<3.0
Lithium	20	3.4								
Magnesium	2000	92	17.5	<5000	6.2	<5000	12.2	<5000	4.7	<5000
Manganese	15	.05	0.50	<15	0.10	<15	0.10	<15	0.10	<15
Molybdenum	20	.5								
Nickel	10	.4	anr							
Palladium	50	2.2								
Potassium	2000	50	30.6	<10000	8.7	<10000	-12	<10000	-2.6	<10000
Selenium	10	3.6	-1.5	<10	0.0	<10	-2.3	<10	-0.80	<10
Silicon	200	2.1								
Silver	10	1.1	-0.30	<10	-0.20	<10	-0.30	<10	-0.40	<10
Sodium	2000	60	19.8	<10000	6.4	<10000	7.6	<10000	11.3	<10000
Sulfur	50	3.8								
Strontium	10	.2								
Thallium	2.0	1.4	1.1	<2.0	-0.20	<2.0	-0.70	<2.0	-0.20	<2.0
Tin	10	1.4								
Titanium	10	.5								
Tungsten	50	7.5								
Vanadium	50	.4	0.80	<50	0.0	<50	0.30	<50	-0.10	<50
Zinc	20	.4	0.70	<20	0.10	<20	0.10	<20	0.30	<20

BLANK RESULTS SUMMARY
Part 1 - Initial and Continuing Calibration Blanks

Login Number: JB72256
Account: LANGAN - Langan Engineering & Environmental
Project: Carroll Gardens, 363-365 Bond Street, Brooklyn, NY

File ID: SE073114M1.ICP Date Analyzed: 07/31/14 Methods: EPA 200.7, SW846 6010C
QC Limits: result < RL Run ID: MA34584 Units: ug/l

Time: / Sample ID:			18:04 CCB12		18:39 CCB13		19:13 CCB14		19:47 CCB15	
Metal	RL	IDL	raw	final	raw	final	raw	final	raw	final
Zirconium	10	.3								

(*) Outside of QC limits
(anr) Analyte not requested

BLANK RESULTS SUMMARY
Part 1 - Initial and Continuing Calibration Blanks

Login Number: JB72256
Account: LANGAN - Langan Engineering & Environmental
Project: Carroll Gardens, 363-365 Bond Street, Brooklyn, NY

File ID: SE073114M1.ICP Date Analyzed: 07/31/14 Methods: EPA 200.7, SW846 6010C
QC Limits: result < RL Run ID: MA34584 Units: ug/l

Time: / Sample ID:			20:21 CCB16		20:56 CCB17		21:21 CCB18	
Metal	RL	IDL	raw	final	raw	final	raw	final
Aluminum	200	18	-4.6	<200	0.20	<200	2.3	<200
Antimony	6.0	2.1	1.0	<6.0	1.0	<6.0	-0.70	<6.0
Arsenic	3.0	2.7	-1.1	<3.0	-0.50	<3.0	0.40	<3.0
Barium	200	.4	0.20	<200	0.20	<200	0.10	<200
Beryllium	1.0	.1	0.10	<1.0	0.0	<1.0	0.10	<1.0
Bismuth	20	3						
Boron	100	1.1						
Cadmium	3.0	.3	0.10	<3.0	0.10	<3.0	0.20	<3.0
Calcium	2000	5.9	6.6	<5000	-2.2	<5000	1.3	<5000
Chromium	10	.6	0.0	<10	0.30	<10	0.10	<10
Cobalt	50	.3	0.30	<50	-0.10	<50	0.0	<50
Copper	10	.8	0.10	<10	-0.40	<10	-0.10	<10
Iron	100	5.5	3.6	<100	2.4	<100	1.6	<100
Lead	3.0	1.3	0.70	<3.0	0.10	<3.0	0.50	<3.0
Lithium	20	3.4						
Magnesium	2000	92	14.0	<5000	2.3	<5000	-2.6	<5000
Manganese	15	.05	0.10	<15	0.10	<15	0.10	<15
Molybdenum	20	.5						
Nickel	10	.4	anr					
Palladium	50	2.2						
Potassium	2000	50	-45	<10000	-55	<10000	-55	<10000
Selenium	10	3.6	-1.3	<10	0.30	<10	-1.2	<10
Silicon	200	2.1						
Silver	10	1.1	-0.60	<10	-0.30	<10	-0.10	<10
Sodium	2000	60	14.2	<10000	10.7	<10000	11.3	<10000
Sulfur	50	3.8						
Strontium	10	.2						
Thallium	2.0	1.4	-0.10	<2.0	-0.20	<2.0	0.70	<2.0
Tin	10	1.4						
Titanium	10	.5						
Tungsten	50	7.5						
Vanadium	50	.4	0.50	<50	0.10	<50	0.10	<50
Zinc	20	.4	0.40	<20	0.10	<20	0.30	<20

BLANK RESULTS SUMMARY
Part 1 - Initial and Continuing Calibration Blanks

Login Number: JB72256
Account: LANGAN - Langan Engineering & Environmental
Project: Carroll Gardens, 363-365 Bond Street, Brooklyn, NY

File ID: SE073114M1.ICP Date Analyzed: 07/31/14 Methods: EPA 200.7, SW846 6010C
QC Limits: result < RL Run ID: MA34584 Units: ug/l

Time:			20:21		20:56		21:21	
Sample ID:			CCB16		CCB17		CCB18	
Metal	RL	IDL	raw	final	raw	final	raw	final
Zirconium	10	.3						

(*) Outside of QC limits
(anr) Analyte not requested

CALIBRATION CHECK STANDARDS SUMMARY
Initial and Continuing Calibration Checks

Login Number: JB72256
Account: LANGAN - Langan Engineering & Environmental
Project: Carroll Gardens, 363-365 Bond Street, Brooklyn, NY

File ID: SE073114M1.ICP Date Analyzed: 07/31/14 Methods: EPA 200.7, SW846 6010C
QC Limits: 95 to 105 % Recovery Run ID: MA34584 Units: ug/l

Time:		11:56			12:02			12:40	
Sample ID:	ICV	ICV1		CCV	CCV1		CCV	CCV2	
Metal	True	Results	% Rec	True	Results	% Rec	True	Results	% Rec
Aluminum	40000	39100	97.8	40000	39300	98.3	40000	39300	98.3
Antimony	2000	2020	101.0	2000	2020	101.0	2000	2040	102.0
Arsenic	2000	2030	101.5	2000	2020	101.0	2000	2030	101.5
Barium	2000	2000	100.0	2000	2010	100.5	2000	2020	101.0
Beryllium	2000	2010	100.5	2000	2020	101.0	2000	2050	102.5
Bismuth									
Boron									
Cadmium	2000	2030	101.5	2000	2030	101.5	2000	2050	102.5
Calcium	40000	39700	99.3	40000	39900	99.8	40000	40100	100.3
Chromium	2000	2040	102.0	2000	2050	102.5	2000	2060	103.0
Cobalt	2000	2040	102.0	2000	2040	102.0	2000	2050	102.5
Copper	2000	1960	98.0	2000	1960	98.0	2000	1950	97.5
Iron	40000	39900	99.8	40000	40300	100.8	40000	40800	102.0
Lead	2000	2080	104.0	2000	2080	104.0	2000	2100	105.0
Lithium									
Magnesium	40000	39400	98.5	40000	39500	98.8	40000	39500	98.8
Manganese	2000	2060	103.0	2000	2080	104.0	2000	2070	103.5
Molybdenum									
Nickel	anr								
Palladium									
Potassium	40000	39200	98.0	40000	39500	98.8	40000	39700	99.3
Selenium	2000	2030	101.5	2000	2020	101.0	2000	2050	102.5
Silicon									
Silver	250	247	98.8	250	246	98.4	250	246	98.4
Sodium	40000	39300	98.3	40000	39800	99.5	40000	40000	100.0
Sulfur									
Strontium									
Thallium	2000	2120	106.0*(a	2000	2110	105.5	2000	2130	106.5
Tin									
Titanium									
Tungsten									
Vanadium	2000	2000	100.0	2000	2010	100.5	2000	2000	100.0
Zinc	2000	2090	104.5	2000	2090	104.5	2000	2110	105.5

CALIBRATION CHECK STANDARDS SUMMARY
Initial and Continuing Calibration Checks

Login Number: JB72256
Account: LANGAN - Langan Engineering & Environmental
Project: Carroll Gardens, 363-365 Bond Street, Brooklyn, NY

File ID: SE073114M1.ICP Date Analyzed: 07/31/14 Methods: EPA 200.7, SW846 6010C
QC Limits: 95 to 105 % Recovery Run ID: MA34584 Units: ug/l

Time:		11:56			12:02			12:40	
Sample ID:	ICV	ICV1		CCV	CCV1		CCV	CCV2	
Metal	True	Results	% Rec	True	Results	% Rec	True	Results	% Rec
Zirconium									

(*) Outside of QC limits
(anr) Analyte not requested
(a) Within 90 to 110 percent limits required for SW846 6010. No EPA 200.7 samples reported for this element in the area bracketed by this QC.

CALIBRATION CHECK STANDARDS SUMMARY
Initial and Continuing Calibration Checks

Login Number: JB72256
Account: LANGAN - Langan Engineering & Environmental
Project: Carroll Gardens, 363-365 Bond Street, Brooklyn, NY

File ID: SE073114M1.ICP Date Analyzed: 07/31/14 Methods: EPA 200.7, SW846 6010C
QC Limits: 95 to 105 % Recovery Run ID: MA34584 Units: ug/l

Time:		13:23			13:57			14:32	
Sample ID:	CCV	CCV3		CCV	CCV4		CCV	CCV5	
Metal	True	Results	% Rec	True	Results	% Rec	True	Results	% Rec
Aluminum	40000	38800	97.0	40000	38700	96.8	40000	38700	96.8
Antimony	2000	2010	100.5	2000	2000	100.0	2000	1990	99.5
Arsenic	2000	2000	100.0	2000	2000	100.0	2000	1980	99.0
Barium	2000	2000	100.0	2000	1990	99.5	2000	2000	100.0
Beryllium	2000	2030	101.5	2000	2020	101.0	2000	2020	101.0
Bismuth									
Boron									
Cadmium	2000	2030	101.5	2000	2020	101.0	2000	2010	100.5
Calcium	40000	39800	99.5	40000	39700	99.3	40000	39500	98.8
Chromium	2000	2040	102.0	2000	2020	101.0	2000	2020	101.0
Cobalt	2000	2040	102.0	2000	2040	102.0	2000	2020	101.0
Copper	2000	1930	96.5	2000	1920	96.0	2000	1920	96.0
Iron	40000	40500	101.3	40000	40300	100.8	40000	40300	100.8
Lead	2000	2100	105.0	2000	2100	105.0	2000	2080	104.0
Lithium									
Magnesium	40000	39200	98.0	40000	39200	98.0	40000	39100	97.8
Manganese	2000	2050	102.5	2000	2040	102.0	2000	2030	101.5
Molybdenum									
Nickel	anr								
Palladium									
Potassium	40000	39500	98.8	40000	39200	98.0	40000	39400	98.5
Selenium	2000	2020	101.0	2000	2010	100.5	2000	1990	99.5
Silicon									
Silver	250	246	98.4	250	243	97.2	250	243	97.2
Sodium	40000	39600	99.0	40000	39500	98.8	40000	39600	99.0
Sulfur									
Strontium									
Thallium	2000	2110	105.5	2000	2110	105.5	2000	2100	105.0
Tin									
Titanium									
Tungsten									
Vanadium	2000	2000	100.0	2000	1980	99.0	2000	1970	98.5
Zinc	2000	2090	104.5	2000	2100	105.0	2000	2080	104.0

CALIBRATION CHECK STANDARDS SUMMARY
Initial and Continuing Calibration Checks

Login Number: JB72256
Account: LANGAN - Langan Engineering & Environmental
Project: Carroll Gardens, 363-365 Bond Street, Brooklyn, NY

File ID: SE073114M1.ICP Date Analyzed: 07/31/14 Methods: EPA 200.7, SW846 6010C
QC Limits: 95 to 105 % Recovery Run ID: MA34584 Units: ug/l

Time:		13:23			13:57			14:32	
Sample ID:	CCV	CCV3		CCV	CCV4		CCV	CCV5	
Metal	True	Results	% Rec	True	Results	% Rec	True	Results	% Rec
Zirconium									

(*) Outside of QC limits
(anr) Analyte not requested

CALIBRATION CHECK STANDARDS SUMMARY
Initial and Continuing Calibration Checks

Login Number: JB72256
Account: LANGAN - Langan Engineering & Environmental
Project: Carroll Gardens, 363-365 Bond Street, Brooklyn, NY

File ID: SE073114M1.ICP Date Analyzed: 07/31/14 Methods: EPA 200.7, SW846 6010C
QC Limits: 95 to 105 % Recovery Run ID: MA34584 Units: ug/l

Time:		15:08			15:27			15:53	
Sample ID:	CCV	CCV6		CCV	CCV7		CCV	CCV8	
Metal	True	Results	% Rec	True	Results	% Rec	True	Results	% Rec
Aluminum	40000	38800	97.0	40000	38900	97.3	40000	38900	97.3
Antimony	2000	1990	99.5	2000	1990	99.5	2000	2000	100.0
Arsenic	2000	1980	99.0	2000	1990	99.5	2000	2000	100.0
Barium	2000	1990	99.5	2000	1980	99.0	2000	2000	100.0
Beryllium	2000	2020	101.0	2000	2010	100.5	2000	2020	101.0
Bismuth									
Boron									
Cadmium	2000	2010	100.5	2000	2010	100.5	2000	2020	101.0
Calcium	40000	39800	99.5	40000	39800	99.5	40000	39900	99.8
Chromium	2000	2030	101.5	2000	2030	101.5	2000	2010	100.5
Cobalt	2000	2020	101.0	2000	2020	101.0	2000	2030	101.5
Copper	2000	1910	95.5	2000	1940	97.0	2000	1910	95.5
Iron	40000	40200	100.5	40000	40100	100.3	40000	40400	101.0
Lead	2000	2080	104.0	2000	2080	104.0	2000	2100	105.0
Lithium									
Magnesium	40000	39400	98.5	40000	39700	99.3	40000	39600	99.0
Manganese	2000	2040	102.0	2000	2060	103.0	2000	2040	102.0
Molybdenum									
Nickel	anr								
Palladium									
Potassium	40000	39300	98.3	40000	39100	97.8	40000	39400	98.5
Selenium	2000	1990	99.5	2000	2000	100.0	2000	2010	100.5
Silicon									
Silver	250	243	97.2	250	245	98.0	250	243	97.2
Sodium	40000	39600	99.0	40000	39300	98.3	40000	39700	99.3
Sulfur									
Strontium									
Thallium	2000	2100	105.0	2000	2100	105.0	2000	2110	105.5
Tin									
Titanium									
Tungsten									
Vanadium	2000	1970	98.5	2000	1990	99.5	2000	1980	99.0
Zinc	2000	2080	104.0	2000	2090	104.5	2000	2100	105.0

CALIBRATION CHECK STANDARDS SUMMARY
Initial and Continuing Calibration Checks

Login Number: JB72256
Account: LANGAN - Langan Engineering & Environmental
Project: Carroll Gardens, 363-365 Bond Street, Brooklyn, NY

File ID: SE073114M1.ICP Date Analyzed: 07/31/14 Methods: EPA 200.7, SW846 6010C
QC Limits: 95 to 105 % Recovery Run ID: MA34584 Units: ug/l

Time:		15:08			15:27			15:53	
Sample ID:	CCV	CCV6		CCV	CCV7		CCV	CCV8	
Metal	True	Results	% Rec	True	Results	% Rec	True	Results	% Rec
Zirconium									

(*) Outside of QC limits
(anr) Analyte not requested

CALIBRATION CHECK STANDARDS SUMMARY
Initial and Continuing Calibration Checks

Login Number: JB72256
Account: LANGAN - Langan Engineering & Environmental
Project: Carroll Gardens, 363-365 Bond Street, Brooklyn, NY

File ID: SE073114M1.ICP Date Analyzed: 07/31/14 Methods: EPA 200.7, SW846 6010C
QC Limits: 95 to 105 % Recovery Run ID: MA34584 Units: ug/l

Time:		16:27			17:01			17:25	
Sample ID:	CCV	CCV9		CCV	CCV10		CCV	CCV11	
Metal	True	Results	% Rec	True	Results	% Rec	True	Results	% Rec
Aluminum	40000	38700	96.8	40000	38600	96.5	40000	38400	96.0
Antimony	2000	2000	100.0	2000	1970	98.5	2000	1970	98.5
Arsenic	2000	1990	99.5	2000	1980	99.0	2000	1970	98.5
Barium	2000	1990	99.5	2000	1970	98.5	2000	1970	98.5
Beryllium	2000	2030	101.5	2000	2000	100.0	2000	1980	99.0
Bismuth									
Boron									
Cadmium	2000	2020	101.0	2000	2000	100.0	2000	2000	100.0
Calcium	40000	40000	100.0	40000	39800	99.5	40000	39300	98.3
Chromium	2000	2030	101.5	2000	2020	101.0	2000	2020	101.0
Cobalt	2000	2030	101.5	2000	2020	101.0	2000	2020	101.0
Copper	2000	1910	95.5	2000	1910	95.5	2000	1910	95.5
Iron	40000	40400	101.0	40000	40000	100.0	40000	39400	98.5
Lead	2000	2080	104.0	2000	2090	104.5	2000	2070	103.5
Lithium									
Magnesium	40000	39400	98.5	40000	39500	98.8	40000	39100	97.8
Manganese	2000	2040	102.0	2000	2050	102.5	2000	2040	102.0
Molybdenum									
Nickel	anr								
Palladium									
Potassium	40000	39400	98.5	40000	39100	97.8	40000	39100	97.8
Selenium	2000	2000	100.0	2000	1970	98.5	2000	1980	99.0
Silicon									
Silver	250	244	97.6	250	242	96.8	250	242	96.8
Sodium	40000	39600	99.0	40000	39300	98.3	40000	39200	98.0
Sulfur									
Strontium									
Thallium	2000	2100	105.0	2000	2090	104.5	2000	2090	104.5
Tin									
Titanium									
Tungsten									
Vanadium	2000	1970	98.5	2000	1980	99.0	2000	1970	98.5
Zinc	2000	2090	104.5	2000	2090	104.5	2000	2080	104.0

CALIBRATION CHECK STANDARDS SUMMARY
Initial and Continuing Calibration Checks

Login Number: JB72256
Account: LANGAN - Langan Engineering & Environmental
Project: Carroll Gardens, 363-365 Bond Street, Brooklyn, NY

File ID: SE073114M1.ICP Date Analyzed: 07/31/14 Methods: EPA 200.7, SW846 6010C
QC Limits: 95 to 105 % Recovery Run ID: MA34584 Units: ug/l

Time:		16:27			17:01			17:25	
Sample ID:	CCV	CCV9		CCV	CCV10		CCV	CCV11	
Metal	True	Results	% Rec	True	Results	% Rec	True	Results	% Rec
Zirconium									

(*) Outside of QC limits
(anr) Analyte not requested

CALIBRATION CHECK STANDARDS SUMMARY
Initial and Continuing Calibration Checks

Login Number: JB72256
Account: LANGAN - Langan Engineering & Environmental
Project: Carroll Gardens, 363-365 Bond Street, Brooklyn, NY

File ID: SE073114M1.ICP Date Analyzed: 07/31/14 Methods: EPA 200.7, SW846 6010C
QC Limits: 95 to 105 % Recovery Run ID: MA34584 Units: ug/l

Time:		17:59			18:36			19:10	
Sample ID:	CCV	CCV12		CCV	CCV13		CCV	CCV14	
Metal	True	Results	% Rec	True	Results	% Rec	True	Results	% Rec
Aluminum	40000	38800	97.0	40000	38900	97.3	40000	38400	96.0
Antimony	2000	1960	98.0	2000	1970	98.5	2000	1960	98.0
Arsenic	2000	1960	98.0	2000	1970	98.5	2000	1970	98.5
Barium	2000	2000	100.0	2000	1990	99.5	2000	1970	98.5
Beryllium	2000	2010	100.5	2000	2010	100.5	2000	2000	100.0
Bismuth									
Boron									
Cadmium	2000	1990	99.5	2000	2000	100.0	2000	2000	100.0
Calcium	40000	39700	99.3	40000	40000	100.0	40000	39500	98.8
Chromium	2000	2000	100.0	2000	2020	101.0	2000	1990	99.5
Cobalt	2000	2010	100.5	2000	2020	101.0	2000	2020	101.0
Copper	2000	1900	95.0	2000	1890	94.5	2000	1850	92.5
Iron	40000	40000	100.0	40000	40000	100.0	40000	39800	99.5
Lead	2000	2070	103.5	2000	2080	104.0	2000	2080	104.0
Lithium									
Magnesium	40000	39400	98.5	40000	39700	99.3	40000	39100	97.8
Manganese	2000	2020	101.0	2000	2040	102.0	2000	2000	100.0
Molybdenum									
Nickel	anr								
Palladium									
Potassium	40000	39700	99.3	40000	39600	99.0	40000	39500	98.8
Selenium	2000	1970	98.5	2000	1970	98.5	2000	1960	98.0
Silicon									
Silver	250	241	96.4	250	241	96.4	250	238	95.2
Sodium	40000	39800	99.5	40000	39700	99.3	40000	39500	98.8
Sulfur									
Strontium									
Thallium	2000	2090	104.5	2000	2090	104.5	2000	2080	104.0
Tin									
Titanium									
Tungsten									
Vanadium	2000	1950	97.5	2000	1970	98.5	2000	1940	97.0
Zinc	2000	2080	104.0	2000	2100	105.0	2000	2090	104.5

CALIBRATION CHECK STANDARDS SUMMARY
Initial and Continuing Calibration Checks

Login Number: JB72256
Account: LANGAN - Langan Engineering & Environmental
Project: Carroll Gardens, 363-365 Bond Street, Brooklyn, NY

File ID: SE073114M1.ICP Date Analyzed: 07/31/14 Methods: EPA 200.7, SW846 6010C
QC Limits: 95 to 105 % Recovery Run ID: MA34584 Units: ug/l

Time:		17:59			18:36			19:10	
Sample ID:	CCV	CCV12		CCV	CCV13		CCV	CCV14	
Metal	True	Results	% Rec	True	Results	% Rec	True	Results	% Rec
Zirconium									

(*) Outside of QC limits
(anr) Analyte not requested

CALIBRATION CHECK STANDARDS SUMMARY
Initial and Continuing Calibration Checks

Login Number: JB72256
Account: LANGAN - Langan Engineering & Environmental
Project: Carroll Gardens, 363-365 Bond Street, Brooklyn, NY

File ID: SE073114M1.ICP Date Analyzed: 07/31/14 Methods: EPA 200.7, SW846 6010C
QC Limits: 95 to 105 % Recovery Run ID: MA34584 Units: ug/l

Time:		19:44			20:18			20:53	
Sample ID:	CCV	CCV15		CCV	CCV16		CCV	CCV17	
Metal	True	Results	% Rec	True	Results	% Rec	True	Results	% Rec
Aluminum	40000	38400	96.0	40000	38400	96.0	40000	37900	94.8
Antimony	2000	1950	97.5	2000	1940	97.0	2000	1950	97.5
Arsenic	2000	1960	98.0	2000	1950	97.5	2000	1960	98.0
Barium	2000	1970	98.5	2000	1970	98.5	2000	1970	98.5
Beryllium	2000	2000	100.0	2000	2000	100.0	2000	2000	100.0
Bismuth									
Boron									
Cadmium	2000	1990	99.5	2000	1980	99.0	2000	1990	99.5
Calcium	40000	39700	99.3	40000	39900	99.8	40000	39200	98.0
Chromium	2000	2000	100.0	2000	2010	100.5	2000	2010	100.5
Cobalt	2000	2010	100.5	2000	2000	100.0	2000	2010	100.5
Copper	2000	1880	94.0	2000	1860	93.0	2000	1850	92.5
Iron	40000	39800	99.5	40000	39700	99.3	40000	39300	98.3
Lead	2000	2070	103.5	2000	2070	103.5	2000	2070	103.5
Lithium									
Magnesium	40000	39200	98.0	40000	39300	98.3	40000	38500	96.3
Manganese	2000	2020	101.0	2000	2020	101.0	2000	2000	100.0
Molybdenum									
Nickel	anr								
Palladium									
Potassium	40000	39500	98.8	40000	39300	98.3	40000	39100	97.8
Selenium	2000	1960	98.0	2000	1950	97.5	2000	1950	97.5
Silicon									
Silver	250	239	95.6	250	238	95.2	250	237	94.8
Sodium	40000	39600	99.0	40000	39600	99.0	40000	39300	98.3
Sulfur									
Strontium									
Thallium	2000	2080	104.0	2000	2070	103.5	2000	2070	103.5
Tin									
Titanium									
Tungsten									
Vanadium	2000	1950	97.5	2000	1950	97.5	2000	1940	97.0
Zinc	2000	2080	104.0	2000	2080	104.0	2000	2080	104.0

CALIBRATION CHECK STANDARDS SUMMARY
Initial and Continuing Calibration Checks

Login Number: JB72256
Account: LANGAN - Langan Engineering & Environmental
Project: Carroll Gardens, 363-365 Bond Street, Brooklyn, NY

File ID: SE073114M1.ICP Date Analyzed: 07/31/14 Methods: EPA 200.7, SW846 6010C
QC Limits: 95 to 105 % Recovery Run ID: MA34584 Units: ug/l

Time:		19:44			20:18			20:53	
Sample ID:	CCV	CCV15		CCV	CCV16		CCV	CCV17	
Metal	True	Results	% Rec	True	Results	% Rec	True	Results	% Rec
Zirconium									

(*) Outside of QC limits
(anr) Analyte not requested

CALIBRATION CHECK STANDARDS SUMMARY
Initial and Continuing Calibration Checks

Login Number: JB72256
Account: LANGAN - Langan Engineering & Environmental
Project: Carroll Gardens, 363-365 Bond Street, Brooklyn, NY

File ID: SE073114M1.ICP Date Analyzed: 07/31/14 Methods: EPA 200.7, SW846 6010C
QC Limits: 95 to 105 % Recovery Run ID: MA34584 Units: ug/l

Time:		21:19	
Sample ID:	CCV	CCV18	
Metal	True	Results	% Rec
Aluminum	40000	38000	95.0
Antimony	2000	1950	97.5
Arsenic	2000	1950	97.5
Barium	2000	1970	98.5
Beryllium	2000	2000	100.0
Bismuth			
Boron			
Cadmium	2000	1980	99.0
Calcium	40000	39100	97.8
Chromium	2000	1990	99.5
Cobalt	2000	2000	100.0
Copper	2000	1840	92.0
Iron	40000	39100	97.8
Lead	2000	2060	103.0
Lithium			
Magnesium	40000	38300	95.8
Manganese	2000	1980	99.0
Molybdenum			
Nickel	anr		
Palladium			
Potassium	40000	39100	97.8
Selenium	2000	1940	97.0
Silicon			
Silver	250	236	94.4
Sodium	40000	39400	98.5
Sulfur			
Strontium			
Thallium	2000	2070	103.5
Tin			
Titanium			
Tungsten			
Vanadium	2000	1920	96.0
Zinc	2000	2070	103.5

CALIBRATION CHECK STANDARDS SUMMARY
Initial and Continuing Calibration Checks

Login Number: JB72256
Account: LANGAN - Langan Engineering & Environmental
Project: Carroll Gardens, 363-365 Bond Street, Brooklyn, NY

File ID: SE073114M1.ICP Date Analyzed: 07/31/14 Methods: EPA 200.7, SW846 6010C
QC Limits: 95 to 105 % Recovery Run ID: MA34584 Units: ug/l

Time:		21:19	
Sample ID:	CCV	CCV18	
Metal	True	Results	% Rec
Zirconium			

(*) Outside of QC limits
(anr) Analyte not requested

LOW CALIBRATION CHECK STANDARDS SUMMARY

Login Number: JB72256
Account: LANGAN - Langan Engineering & Environmental
Project: Carroll Gardens, 363-365 Bond Street, Brooklyn, NY

File ID: SE073114M1.ICP Date Analyzed: 07/31/14 Methods: EPA 200.7, SW846 6010C
QC Limits: 70 to 130 % Recovery Run ID: MA34584 Units: ug/l

Time:				12:19		12:22		12:25	
Sample ID:	CRI	CRIA	CRID	CRIA1		CRID2		CRI2	
Metal	True	True	True	Results	% Rec	Results	% Rec	Results	% Rec
Aluminum	200	500	100	502	100.4	107	107.0	202	101.0
Antimony	6.0	20	3.0	21.3	106.5			6.7	111.7
Arsenic	8.0	20	3.0	20.4	102.0	2.8	93.3	9.5	118.8
Barium	200		4.0			4.2	105.0	204	102.0
Beryllium	2.0		1.0			1.0	100.0	2.2	110.0
Bismuth	20								
Boron	100		10						
Cadmium	3.0		1.0			1.1	110.0	3.6	120.0
Calcium	5000	2000	1000	1990	99.5	1010	101.0	5020	100.4
Chromium	10		2.0			2.1	105.0	11.3	113.0
Cobalt	50		3.0			3.2	106.7	51.1	102.2
Copper	10		2.0					8.5	85.0
Iron	100	500		533	106.6			105	105.0
Lead	3.0	20	2.5	20.4	102.0	2.1	84.0	2.4	80.0
Lithium	20								
Magnesium	5000	2000	100	1910	95.5	117	117.0	4930	98.6
Manganese	15		3.0			3.1	103.3	15.8	105.3
Molybdenum	20								
Nickel	10		4.0						
Palladium	50								
Potassium	5000		2000			2060	103.0	5080	101.6
Selenium	10	20	5.0	22.2	111.0	6.0	120.0	9.3	93.0
Silicon	200								
Silver	5.0		1.0					4.5	90.0
Sodium	5000		1000			1010	101.0	4980	99.6
Sulfur	50								
Strontium	10								
Thallium	10		2.0			1.7	85.0	12.0	120.0
Tin	10								
Titanium	10								
Tungsten	50								
Vanadium	50		2.0			1.9	95.0	53.0	106.0
Zinc	20		10			12.3	123.0	23.0	115.0

LOW CALIBRATION CHECK STANDARDS SUMMARY

Login Number: JB72256
Account: LANGAN - Langan Engineering & Environmental
Project: Carroll Gardens, 363-365 Bond Street, Brooklyn, NY

File ID: SE073114M1.ICP Date Analyzed: 07/31/14 Methods: EPA 200.7, SW846 6010C
QC Limits: 70 to 130 % Recovery Run ID: MA34584 Units: ug/l

Time:				12:19		12:22		12:25	
Sample ID:	CRI	CRIA	CRID	CRIA1		CRID2		CRI2	
Metal	True	True	True	Results	% Rec	Results	% Rec	Results	% Rec
Zirconium	10								

(*) Outside of QC limits
(anr) Analyte not requested

LOW CALIBRATION CHECK STANDARDS SUMMARY

Login Number: JB72256
Account: LANGAN - Langan Engineering & Environmental
Project: Carroll Gardens, 363-365 Bond Street, Brooklyn, NY

File ID: SE073114M1.ICP Date Analyzed: 07/31/14 Methods: EPA 200.7, SW846 6010C
QC Limits: 70 to 130 % Recovery Run ID: MA34584 Units: ug/l

Time:				15:37		15:40		15:43	
Sample ID:	CRI	CRIA	CRID	CRI3		CRID3		CRIA2	
Metal	True	True	True	Results	% Rec	Results	% Rec	Results	% Rec
Aluminum	200	500	100	197	98.5	108	108.0	500	100.0
Antimony	6.0	20	3.0	5.9	98.3	3.9	130.0	20.7	103.5
Arsenic	8.0	20	3.0	9.3	116.3	2.9	96.7	19.6	98.0
Barium	200		4.0	200	100.0	4.2	105.0		
Beryllium	2.0		1.0	2.1	105.0	1.0	100.0		
Bismuth	20								
Boron	100		10						
Cadmium	3.0		1.0	3.5	116.7	1.2	120.0		
Calcium	5000	2000	1000	5000	100.0	1010	101.0	1980	99.0
Chromium	10		2.0	10.9	109.0	2.1	105.0		
Cobalt	50		3.0	51.1	102.2	2.9	96.7		
Copper	10		2.0	7.6	76.0				
Iron	100	500		104	104.0			528	105.6
Lead	3.0	20	2.5	3.5	116.7			21.9	109.5
Lithium	20								
Magnesium	5000	2000	100	4950	99.0	105	105.0	1910	95.5
Manganese	15		3.0	15.8	105.3	3.2	106.7		
Molybdenum	20								
Nickel	10		4.0	anr					
Palladium	50								
Potassium	5000		2000	5000	100.0	2050	102.5		
Selenium	10	20	5.0	11.3	113.0	5.8	116.0	22.4	112.0
Silicon	200								
Silver	5.0		1.0	4.6	92.0				
Sodium	5000		1000	4950	99.0	1030	103.0		
Sulfur	50								
Strontium	10								
Thallium	10		2.0	12.4	124.0	1.6	80.0		
Tin	10								
Titanium	10								
Tungsten	50								
Vanadium	50		2.0	52.9	105.8	2.1	105.0		
Zinc	20		10	23.0	115.0	12.1	121.0		

LOW CALIBRATION CHECK STANDARDS SUMMARY

Login Number: JB72256
Account: LANGAN - Langan Engineering & Environmental
Project: Carroll Gardens, 363-365 Bond Street, Brooklyn, NY

File ID: SE073114M1.ICP Date Analyzed: 07/31/14 Methods: EPA 200.7, SW846 6010C
QC Limits: 70 to 130 % Recovery Run ID: MA34584 Units: ug/l

Time:				15:37		15:40		15:43	
Sample ID:	CRI	CRIA	CRID	CRI3		CRID3		CRIA2	
Metal	True	True	True	Results	% Rec	Results	% Rec	Results	% Rec
Zirconium	10								

(*) Outside of QC limits
(anr) Analyte not requested

LOW CALIBRATION CHECK STANDARDS SUMMARY

Login Number: JB72256
Account: LANGAN - Langan Engineering & Environmental
Project: Carroll Gardens, 363-365 Bond Street, Brooklyn, NY

File ID: SE073114M1.ICP Date Analyzed: 07/31/14 Methods: EPA 200.7, SW846 6010C
QC Limits: 70 to 130 % Recovery Run ID: MA34584 Units: ug/l

Time:				20:59		21:02		21:06	
Sample ID:	CRI	CRIA	CRID	CRI4		CRID4		CRIA3	
Metal	True	True	True	Results	% Rec	Results	% Rec	Results	% Rec
Aluminum	200	500	100	195	97.5	103	103.0	478	95.6
Antimony	6.0	20	3.0	5.5	91.7			19.3	96.5
Arsenic	8.0	20	3.0	9.1	113.8	3.2	106.7	19.2	96.0
Barium	200		4.0	200	100.0	4.2	105.0		
Beryllium	2.0		1.0	2.1	105.0	1.0	100.0		
Bismuth	20								
Boron	100		10						
Cadmium	3.0		1.0	3.3	110.0	1.0	100.0		
Calcium	5000	2000	1000	5010	100.2	1010	101.0	1960	98.0
Chromium	10		2.0	10.6	106.0	2.3	115.0		
Cobalt	50		3.0	50.3	100.6	3.0	100.0		
Copper	10		2.0	9.7	97.0	2.6	130.0		
Iron	100	500		104	104.0			517	103.4
Lead	3.0	20	2.5	2.8	93.3	2.9	116.0	22.6	113.0
Lithium	20								
Magnesium	5000	2000	100	4930	98.6	94.2	94.2	1880	94.0
Manganese	15		3.0	15.4	102.7	3.1	103.3		
Molybdenum	20								
Nickel	10		4.0	anr					
Palladium	50								
Potassium	5000		2000	5000	100.0	1990	99.5		
Selenium	10	20	5.0	11.1	111.0	6.1	122.0	22.1	110.5
Silicon	200								
Silver	5.0		1.0	4.5	90.0	1.1	110.0		
Sodium	5000		1000	5000	100.0	1020	102.0		
Sulfur	50								
Strontium	10								
Thallium	10		2.0	11.4	114.0	1.7	85.0		
Tin	10								
Titanium	10								
Tungsten	50								
Vanadium	50		2.0	51.0	102.0	1.8	90.0		
Zinc	20		10	23.1	115.5	12.4	124.0		

LOW CALIBRATION CHECK STANDARDS SUMMARY

Login Number: JB72256
Account: LANGAN - Langan Engineering & Environmental
Project: Carroll Gardens, 363-365 Bond Street, Brooklyn, NY

File ID: SE073114M1.ICP Date Analyzed: 07/31/14 Methods: EPA 200.7, SW846 6010C
QC Limits: 70 to 130 % Recovery Run ID: MA34584 Units: ug/l

Time:				20:59		21:02		21:06	
Sample ID:	CRI	CRIA	CRID	CRI4		CRID4		CRIA3	
Metal	True	True	True	Results	% Rec	Results	% Rec	Results	% Rec
Zirconium	10								

(*) Outside of QC limits
(anr) Analyte not requested

INTERFERING ELEMENT CHECK STANDARDS SUMMARY
Part 1 - ICSA and ICSAB Standards

Login Number: JB72256
Account: LANGAN - Langan Engineering & Environmental
Project: Carroll Gardens, 363-365 Bond Street, Brooklyn, NY

File ID: SE073114M1.ICP Date Analyzed: 07/31/14 Methods: EPA 200.7, SW846 6010C
QC Limits: 80 to 120 % Recovery Run ID: MA34584 Units: ug/l

Time:			12:33		12:37		15:46		15:49	
Sample ID:	ICSA	ICSAB	ICSA1		ICSAB1		ICSA2		ICSAB2	
Metal	True	True	Results	% Rec	Results	% Rec	Results	% Rec	Results	% Rec
Aluminum	500000	500000	497000	99.4	498000	99.6	493000	98.6	490000	98.0
Antimony		1000	7.6		1040	104.0	7.3		1030	103.0
Arsenic		1000	0.70		1040	104.0	3.9		1030	103.0
Barium		500	-1.4		500	100.0	-1.4		497	99.4
Beryllium		500	-0.20		496	99.2	-0.20		492	98.4
Bismuth		500	-5.7		498	99.6	-4.1		492	98.4
Boron			-3.1		2.3		-3.0		2.2	
Cadmium		1000	2.5		1030	103.0	2.2		1020	102.0
Calcium	400000	400000	372000	93.0	367000	91.8	370000	92.5	369000	92.3
Chromium		500	1.9		494	98.8	2.1		490	98.0
Cobalt		500	0.80		496	99.2	0.50		499	99.8
Copper		500	2.4		491	98.2	1.9		487	97.4
Iron	200000	200000	192000	96.0	189000	94.5	189000	94.5	189000	94.5
Lead		1000	-2.3		983	98.3	-1.8		992	99.2
Lithium		500	15.8		554	110.8	16.4		550	110.0
Magnesium	500000	500000	515000	103.0	513000	102.6	509000	101.8	514000	102.8
Manganese		500	4.1		490	98.0	3.5		488	97.6
Molybdenum		500	0.0		502	100.4	0.60		500	100.0
Nickel		1000	-5.2		979	97.9	-4.8		984	98.4
Palladium		500	22.7		588	117.6	22.5		582	116.4
Potassium			133		150		126		120	
Selenium		1000	3.8		1140	114.0	4.5		1130	113.0
Silicon			-16		-16		-14		-15	
Silver		1000	5.9		1030	103.0	3.5		1020	102.0
Sodium			-24		-19		3.7		9.1	
Sulfur		500	9.6		522	104.4	14.8		526	105.2
Strontium			-4.4		-4.3		-4.5		-4.5	
Thallium		1000	-1.8		964	96.4	-0.50		970	97.0
Tin			-2.9		-4.8		-2.5		-2.4	
Titanium			-0.10		-0.10		-0.90		0.60	
Tungsten		500	4.4		539	107.8	4.2		538	107.6
Vanadium		500	-0.70		484	96.8	-0.50		480	96.0
Zinc		1000	0.60		976	97.6	1.2		982	98.2

INTERFERING ELEMENT CHECK STANDARDS SUMMARY
Part 1 - ICSA and ICSAB Standards

Login Number: JB72256
Account: LANGAN - Langan Engineering & Environmental
Project: Carroll Gardens, 363-365 Bond Street, Brooklyn, NY

File ID: SE073114M1.ICP Date Analyzed: 07/31/14 Methods: EPA 200.7, SW846 6010C
QC Limits: 80 to 120 % Recovery Run ID: MA34584 Units: ug/l

Time:			12:33		12:37		15:46		15:49	
Sample ID:	ICSA	ICSAB	ICSA1		ICSAB1		ICSA2		ICSAB2	
Metal	True	True	Results	% Rec	Results	% Rec	Results	% Rec	Results	% Rec
Zirconium		500	0.70		529	105.8	0.20		524	104.8

(*) Outside of QC limits
(anr) Analyte not requested

INTERFERING ELEMENT CHECK STANDARDS SUMMARY
Part 1 - ICSA and ICSAB Standards

Login Number: JB72256
Account: LANGAN - Langan Engineering & Environmental
Project: Carroll Gardens, 363-365 Bond Street, Brooklyn, NY

File ID: SE073114M1.ICP Date Analyzed: 07/31/14 Methods: EPA 200.7, SW846 6010C
QC Limits: 80 to 120 % Recovery Run ID: MA34584 Units: ug/l

Time:			21:12		21:15	
Sample ID:	ICSA	ICSAB	ICSA3		ICSAB3	
Metal	True	True	Results	% Rec	Results	% Rec
Aluminum	500000	500000	489000	97.8	480000	96.0
Antimony		1000	4.0		1000	100.0
Arsenic		1000	2.4		1010	101.0
Barium		500	-1.2		489	97.8
Beryllium		500	-0.20		484	96.8
Bismuth		500	-5.1		483	96.6
Boron			-2.9		2.6	
Cadmium		1000	2.2		1010	101.0
Calcium	400000	400000	366000	91.5	364000	91.0
Chromium		500	2.3		485	97.0
Cobalt		500	0.50		494	98.8
Copper		500	2.5		466	93.2
Iron	200000	200000	185000	92.5	183000	91.5
Lead		1000	-3.7		978	97.8
Lithium		500	17.1		551	110.2
Magnesium	500000	500000	502000	100.4	503000	100.6
Manganese		500	3.9		478	95.6
Molybdenum		500	0.10		489	97.8
Nickel		1000	-5.6		974	97.4
Palladium		500	21.9		566	113.2
Potassium			65.3		83.1	
Selenium		1000	3.9		1090	109.0
Silicon			-15		-13	
Silver		1000	5.7		990	99.0
Sodium			-23		-14	
Sulfur		500	14.8		512	102.4
Strontium			-4.5		-4.6	
Thallium		1000	-0.70		956	95.6
Tin			-2.5		-2.6	
Titanium			-0.20		0.40	
Tungsten		500	-2.3		529	105.8
Vanadium		500	-0.70		471	94.2
Zinc		1000	1.2		975	97.5

INTERFERING ELEMENT CHECK STANDARDS SUMMARY
Part 1 - ICSA and ICSAB Standards

Login Number: JB72256
Account: LANGAN - Langan Engineering & Environmental
Project: Carroll Gardens, 363-365 Bond Street, Brooklyn, NY

File ID: SE073114M1.ICP Date Analyzed: 07/31/14 Methods: EPA 200.7, SW846 6010C
QC Limits: 80 to 120 % Recovery Run ID: MA34584 Units: ug/l

Time:			21:12		21:15	
Sample ID:	ICSA	ICSAB	ICSA3		ICSAB3	
Metal	True	True	Results	% Rec	Results	% Rec
Zirconium		500	0.50		509	101.8

(*) Outside of QC limits
(anr) Analyte not requested

Accutest Laboratories Instrument Runlog
Inorganics Analyses

Login Number: JB72256
Account: LANGAN - Langan Engineering & Environmental
Project: Carroll Gardens, 363-365 Bond Street, Brooklyn, NY

File ID: SE080114M1.ICP Date Analyzed: 08/01/14 Methods: EPA 200.7, SW846 6010C
Analyst: KK Run ID: MA34592
Parameters: Zn

Time	Sample Description	Dilution Factor	PS Recov	Comments
11:22	MA34592-STD1	1		STDA
11:25	MA34592-STD2	1		STDB
11:28	ZZZZZZ	1		
11:31	ZZZZZZ	1		
11:35	MA34592-ICV1	1		
11:37	MA34592-ICB1	1		
11:41	MA34592-CCV1	1		Bad reading, see rerun.
11:44	MA34592-CCB1	1		
11:50	MA34592-CCV2	1		
11:52	MA34592-CCB2	1		
12:00	MA34592-CRI1	1		
12:03	MA34592-CRID1	1		See rerun.
12:07	ZZZZZZ	1		
12:10	ZZZZZZ	1		
12:13	MA34592-CRIA1	1		
12:16	MA34592-CRID2	1		
12:19	ZZZZZZ	1		
12:22	MA34592-ICSA1	1		
12:25	MA34592-ICSAB1	1		
12:29	MA34592-CCV3	1		
12:33	MA34592-CCB3	1		
12:36	ZZZZZZ	1		
12:39	ZZZZZZ	1		
12:42	ZZZZZZ	1		
12:46	ZZZZZZ	1		
12:49	ZZZZZZ	2		
12:52	ZZZZZZ	1		
12:55	ZZZZZZ	1		
12:58	ZZZZZZ	1		
13:04	MP80979-MB2	1		
13:07	MA34592-CCV4	1		
13:12	MA34592-CCB4	1		
13:15	ZZZZZZ	1		

Accutest Laboratories Instrument Runlog
Inorganics Analyses

Login Number: JB72256
Account: LANGAN - Langan Engineering & Environmental
Project: Carroll Gardens, 363-365 Bond Street, Brooklyn, NY

File ID: SE080114M1.ICP Date Analyzed: 08/01/14 Methods: EPA 200.7, SW846 6010C
Analyst: KK Run ID: MA34592
Parameters: Zn

Time	Sample Description	Dilution Factor	PS Recov	Comments
13:18	ZZZZZZ	2		
13:22	ZZZZZZ	3		
13:25	ZZZZZZ	2		
13:28	ZZZZZZ	3		
13:31	ZZZZZZ	1		
13:34	MP80986-S1	10		
13:37	MP80986-S2	10		
13:40	JB72727-1	10		(sample used for QC only; not part of login JB72256)
13:43	MA34592-CCV5	1		
13:50	MA34592-CCB5	1		
13:55	MP80986-SD1	50		
13:58	ZZZZZZ	1		
14:01	MP80981-S1	2		
14:04	MP80981-S2	2		
14:07	JB72317-19	2		(sample used for QC only; not part of login JB72256)
14:11	MP80981-SD1	10		
14:14	ZZZZZZ	1		
14:17	ZZZZZZ	1		
14:20	ZZZZZZ	1		
14:24	MA34592-CCV6	1		
14:26	MA34592-CCB6	1		
14:30	ZZZZZZ	1		
14:33	ZZZZZZ	1		
14:36	ZZZZZZ	2		
14:40	ZZZZZZ	2		
14:43	ZZZZZZ	1		
14:46	ZZZZZZ	2		
14:49	ZZZZZZ	1		
14:53	ZZZZZZ	1		
14:56	ZZZZZZ	2		
14:59	MA34592-CCV7	1		
15:02	MA34592-CCB7	1		
15:06	ZZZZZZ	1		

Accutest Laboratories Instrument Runlog
Inorganics Analyses

Login Number: JB72256
Account: LANGAN - Langan Engineering & Environmental
Project: Carroll Gardens, 363-365 Bond Street, Brooklyn, NY

File ID: SE080114M1.ICP Date Analyzed: 08/01/14 Methods: EPA 200.7, SW846 6010C
Analyst: KK Run ID: MA34592
Parameters: Zn

Time	Sample Description	Dilution Factor	PS Recov	Comments
15:09	ZZZZZZ	2		
15:12	ZZZZZZ	2		
15:15	ZZZZZZ	1		
15:19	ZZZZZZ	2		
15:22	ZZZZZZ	1		
15:25	ZZZZZZ	1		
15:28	ZZZZZZ	1		
15:31	ZZZZZZ	1		
15:34	MA34592-CCV8	1		
15:40	MA34592-CCB8	1		
15:43	ZZZZZZ	1		
15:46	ZZZZZZ	1		
15:49	ZZZZZZ	5		
15:52	ZZZZZZ	1		
15:58	MP80998-MB1	1		
16:01	MP80998-B1	1		
16:04	MP80998-S1	1		
16:07	MP80998-S2	1		
16:10	JB72157-4	1		(sample used for QC only; not part of login JB72256)
16:13	MA34592-CCV9	1		
16:16	MA34592-CCB9	1		
16:20	MP80998-SD1	5		Empty
16:23	ZZZZZZ	1		
16:26	MP80998-SD1	5		
16:29	ZZZZZZ	1		
16:32	ZZZZZZ	1		
16:35	ZZZZZZ	1		
16:38	ZZZZZZ	1		
16:42	ZZZZZZ	1		
16:45	ZZZZZZ	1		
16:48	ZZZZZZ	1		
16:52	MA34592-CCV10	1		
16:55	MA34592-CCB10	1		

Accutest Laboratories Instrument Runlog
Inorganics Analyses

Login Number: JB72256
Account: LANGAN - Langan Engineering & Environmental
Project: Carroll Gardens, 363-365 Bond Street, Brooklyn, NY

File ID: SE080114M1.ICP Date Analyzed: 08/01/14 Methods: EPA 200.7, SW846 6010C
Analyst: KK Run ID: MA34592
Parameters: Zn

Time	Sample Description	Dilution Factor	PS Recov	Comments
16:58	ZZZZZZ	1		
17:01	ZZZZZZ	1		
17:04	ZZZZZZ	1		
17:08	ZZZZZZ	1		
17:11	ZZZZZZ	1		
17:14	ZZZZZZ	1		
17:17	ZZZZZZ	1		
17:20	ZZZZZZ	1		
17:24	JB72256-1	1		
---------->	Last reportable sample/prep for job JB72256			
17:27	MA34592-CCV11	1		
17:30	MA34592-CCB11	1		
17:33	MA34592-CRI2	1		
17:36	MA34592-CRID3	1		
17:39	MA34592-CRIA2	1		
17:43	MA34592-ICSA2	1		
17:46	MA34592-ICSAB2	1		
17:57	ZZZZZZ	1		
18:00	ZZZZZZ	1		
18:04	ZZZZZZ	1		
18:07	ZZZZZZ	1		
18:10	MA34592-CCV12	1		
18:13	MA34592-CCB12	1		
---------->	Last reportable CCB for job JB72256			
18:16	ZZZZZZ	1		
18:19	ZZZZZZ	1		
18:22	ZZZZZZ	1		
18:25	ZZZZZZ	1		
18:29	ZZZZZZ	2		
18:32	MP81017-MB1	1		
18:35	MP81017-B1	1		
18:38	MP81017-S1	1		
18:41	MP81017-S2	1		
18:44	MA34592-CCV13	1		
18:47	MA34592-CCB13	1		

Accutest Laboratories Instrument Runlog
Inorganics Analyses

Login Number: JB72256
Account: LANGAN - Langan Engineering & Environmental
Project: Carroll Gardens, 363-365 Bond Street, Brooklyn, NY

File ID: SE080114M1.ICP Date Analyzed: 08/01/14 Methods: EPA 200.7, SW846 6010C
Analyst: KK Run ID: MA34592
Parameters: Zn

Time	Sample Description	Dilution Factor	PS Recov	Comments
18:50	MP81017-MB1	1		Confirmation.
18:54	JB72791-2	1		(sample used for QC only; not part of login JB72256)
18:57	MP81017-SD1	5		To reanalysis, dilution problems.
19:00	ZZZZZZ	1		
19:03	ZZZZZZ	1		
19:06	ZZZZZZ	1		
19:09	ZZZZZZ	1		
19:12	ZZZZZZ	1		
19:15	ZZZZZZ	1		
19:19	MA34592-CCV14	1		
19:21	MA34592-CCB14	1		
19:25	ZZZZZZ	1		
19:28	ZZZZZZ	1		
19:31	ZZZZZZ	1		
19:34	ZZZZZZ	1		
19:37	ZZZZZZ	1		
19:40	ZZZZZZ	1		
19:43	ZZZZZZ	1		
19:46	ZZZZZZ	1		
19:49	MP81015-MB1	1		
19:53	MA34592-CCV15	1		
19:56	MA34592-CCB15	1		
19:59	MP81015-B1	1		
20:02	MP81015-S1	1		
20:05	MP81015-S2	1		
20:08	JB72591-7A	1		(sample used for QC only; not part of login JB72256)
20:11	MP81015-SD1	5		
20:14	ZZZZZZ	1		
20:17	ZZZZZZ	1		
20:20	ZZZZZZ	1		
20:23	ZZZZZZ	1		
20:27	MA34592-CCV16	1		
20:29	MA34592-CCB16	1		

Accutest Laboratories Instrument Runlog
Inorganics Analyses

Login Number: JB72256
Account: LANGAN - Langan Engineering & Environmental
Project: Carroll Gardens, 363-365 Bond Street, Brooklyn, NY

File ID: SE080114M1.ICP Date Analyzed: 08/01/14 Methods: EPA 200.7, SW846 6010C
Analyst: KK Run ID: MA34592
Parameters: Zn

Time	Sample Description	Dilution Factor	PS Recov	Comments
20:33	ZZZZZZ	1		
20:36	ZZZZZZ	1		
20:39	ZZZZZZ	1		
20:42	ZZZZZZ	1		
20:45	ZZZZZZ	1		
20:48	ZZZZZZ	1		
20:52	ZZZZZZ	1		
20:55	ZZZZZZ	1		
20:58	ZZZZZZ	1		
21:01	MA34592-CCV17	1		
21:04	MA34592-CCB17	1		
21:07	ZZZZZZ	1		
21:10	ZZZZZZ	1		
21:13	ZZZZZZ	1		
21:16	ZZZZZZ	1		
21:20	ZZZZZZ	1		
21:23	ZZZZZZ	1		
21:26	ZZZZZZ	2		
21:29	ZZZZZZ	2		
21:32	ZZZZZZ	2		
21:35	MA34592-CCV18	1		
21:38	MA34592-CCB18	1		
21:41	ZZZZZZ	2		
21:44	MA34592-CCV19	1		
21:47	MA34592-CCB19	1		
21:51	MA34592-CRI3	1		
21:54	MA34592-CRIA3	1		
21:57	MA34592-CCV20	1		
22:00	MA34592-CCB20	1		
22:03	ZZZZZZ	1		
22:06	ZZZZZZ	1		
22:10	ZZZZZZ	1		
22:13	ZZZZZZ	1		

Accutest Laboratories Instrument Runlog
Inorganics Analyses

Login Number: JB72256
Account: LANGAN - Langan Engineering & Environmental
Project: Carroll Gardens, 363-365 Bond Street, Brooklyn, NY

File ID: SE080114M1.ICP Date Analyzed: 08/01/14 Methods: EPA 200.7, SW846 6010C
Analyst: KK Run ID: MA34592
Parameters: Zn

Time	Sample Description	Dilution Factor	PS Recov	Comments
22:16	ZZZZZZ	1		
22:19	ZZZZZZ	1		

Refer to raw data for calibration curve and standards.

INTERNAL STANDARD SUMMARY

Login Number: JB72256
Account: LANGAN - Langan Engineering & Environmental
Project: Carroll Gardens, 363-365 Bond Street, Brooklyn, NY

File ID: SE080114M1.ICP Date Analyzed: 08/01/14 Methods: EPA 200.7, SW846 6010C
Analyst: KK Run ID: MA34592
Parameters: Zn

Time	Sample Description	Istd#1	Istd#2	Istd#3	Istd#4
11:22	MA34592-STD1	1559 R	75574 R	23469 R	3844 R
11:25	MA34592-STD2	1449	69112	22970	3242
11:28	ZZZZZZ	1490	71245	23324	3398
11:31	ZZZZZZ	1559	75541	23655	3834
11:35	MA34592-ICV1	1490	70591	23560	3399
11:37	MA34592-ICB1	1565	75141	23645	3846
11:41	MA34592-CCV1	No results reported for the elements associated with this internal standard.			
11:44	MA34592-CCB1	No results reported for the elements associated with this internal standard.			
11:50	MA34592-CCV2	1498	70851	23561	3399
11:52	MA34592-CCB2	1581	75574	23704	3869
12:00	MA34592-CRI1	1552	73966	23805	3762
12:03	MA34592-CRID1	No results reported for the elements associated with this internal standard.			
12:07	ZZZZZZ	1627	77427	24637	4046
12:10	ZZZZZZ	1566	73519	24347	3624
12:13	MA34592-CRIA1	1560	74098	23706	3813
12:16	MA34592-CRID2	1564	74922	23745	3815
12:19	ZZZZZZ	1565	73976	24325	3611
12:22	MA34592-ICSA1	1348	63098	22339	2895
12:25	MA34592-ICSAB1	1350	63654	22370	2905
12:29	MA34592-CCV3	1504	70830	23379	3406
12:33	MA34592-CCB3	1575	74969	23817	3852
12:36	ZZZZZZ	1579	75457	23640	3842
12:39	ZZZZZZ	1559	75567	23888	3847
12:42	ZZZZZZ	1632	77857	24480	4040
12:46	ZZZZZZ	1547	74257	23657	3803
12:49	ZZZZZZ	1562	73945	23983	3681
12:52	ZZZZZZ	1568	75457	23971	3850
12:55	ZZZZZZ	1488	69441	23461	3341
12:58	ZZZZZZ	1582	75572	23712	3876
13:04	MP80979-MB2	1561	75583	23838	3832
13:07	MA34592-CCV4	1533	71957	23612	3462
13:12	MA34592-CCB4	1592	75975	23565	3881
13:15	ZZZZZZ	1576	76380	24084	3885

INTERNAL STANDARD SUMMARY

Login Number: JB72256
Account: LANGAN - Langan Engineering & Environmental
Project: Carroll Gardens, 363-365 Bond Street, Brooklyn, NY

File ID: SE080114M1.ICP Date Analyzed: 08/01/14 Methods: EPA 200.7, SW846 6010C
Analyst: KK Run ID: MA34592
Parameters: Zn

Time	Sample Description	Istd#1	Istd#2	Istd#3	Istd#4
13:18	ZZZZZZ	1445	67289	23124	2986
13:22	ZZZZZZ	1582	74836	23991	3666
13:25	ZZZZZZ	1575	74216	24103	3576
13:28	ZZZZZZ	1590	75134	24061	3643
13:31	ZZZZZZ	1516	71817	23612	3491
13:34	MP80986-S1	1561	74987	24399	3734
13:37	MP80986-S2	1564	75056	24213	3739
13:40	JB72727-1	1565	75412	24274	3782
13:43	MA34592-CCV5	1527	71625	23325	3450
13:50	MA34592-CCB5	1613	75757	23762	3929
13:55	MP80986-SD1	1598	76201	23821	3888
13:58	ZZZZZZ	1587	76807	23988	3912
14:01	MP80981-S1	1453	68414	23459	3109
14:04	MP80981-S2	1485	68722	23409	3184
14:07	JB72317-19	1471	69235	23252	3175
14:11	MP80981-SD1	1549	72890	23569	3578
14:14	ZZZZZZ	1460	68792	23686	3070
14:17	ZZZZZZ	1448	68441	23861	3076
14:20	ZZZZZZ	1468	69325	23928	3098
14:24	MA34592-CCV6	1515	71248	23344	3426
14:26	MA34592-CCB6	1603	76067	23654	3905
14:30	ZZZZZZ	1439	68261	23562	3104
14:33	ZZZZZZ	1437	67647	23590	2988
14:36	ZZZZZZ	1463	68738	23517	3083
14:40	ZZZZZZ	1463	69303	23668	3127
14:43	ZZZZZZ	1490	69919	24260	3049
14:46	ZZZZZZ	1438	67863	23115	3105
14:49	ZZZZZZ	1448	68343	23460	3124
14:53	ZZZZZZ	1465	68871	23679	3135
14:56	ZZZZZZ	1454	68178	23358	3150
14:59	MA34592-CCV7	1520	71306	23321	3434
15:02	MA34592-CCB7	1604	76053	23677	3910
15:06	ZZZZZZ	1438	67694	23339	3041

INTERNAL STANDARD SUMMARY

Login Number: JB72256
Account: LANGAN - Langan Engineering & Environmental
Project: Carroll Gardens, 363-365 Bond Street, Brooklyn, NY

File ID: SE080114M1.ICP Date Analyzed: 08/01/14 Methods: EPA 200.7, SW846 6010C
Analyst: KK Run ID: MA34592
Parameters: Zn

Time	Sample Description	Istd#1	Istd#2	Istd#3	Istd#4
15:09	ZZZZZZ	1460	68432	23268	3132
15:12	ZZZZZZ	1331	63489	22356	2884
15:15	ZZZZZZ	1455	68218	23412	3038
15:19	ZZZZZZ	1481	69208	23120	3187
15:22	ZZZZZZ	1592	76826	24036	3916
15:25	ZZZZZZ	1587	74797	24649	3551
15:28	ZZZZZZ	1522	71890	23682	3521
15:31	ZZZZZZ	1530	72566	23967	3414
15:34	MA34592-CCV8	1545	72116	23350	3485
15:40	MA34592-CCB8	1682	76462	23517	4094
15:43	ZZZZZZ	1525	72140	24021	3404
15:46	ZZZZZZ	1585	75223	24224	3616
15:49	ZZZZZZ	1619	76827	23710	3834
15:52	ZZZZZZ	1464	68267	23467	3072
15:58	MP80998-MB1	1586	75499	23595	3885
16:01	MP80998-B1	1538	72630	23395	3533
16:04	MP80998-S1	1554	73032	24337	3324
16:07	MP80998-S2	1556	72993	24283	3352
16:10	JB72157-4	1605	75634	24612	3489
16:13	MA34592-CCV9	1546	72540	23240	3486
16:16	MA34592-CCB9	1622	76494	23505	3952
16:20	MP80998-SD1	No results reported for the elements associated with this internal standard.			
16:23	ZZZZZZ	1579	73898	23878	3641
16:26	MP80998-SD1	1633	76401	23993	3770
16:29	ZZZZZZ	1565	73422	23934	3679
16:32	ZZZZZZ	1640	76363	24442	3750
16:35	ZZZZZZ	1603	75272	23832	3763
16:38	ZZZZZZ	1604	74851	24349	3568
16:42	ZZZZZZ	1557	73192	24304	3454
16:45	ZZZZZZ	1555	72344	24171	3349
16:48	ZZZZZZ	1700	78577	25470	3624
16:52	MA34592-CCV10	1572	72315	23378	3524
16:55	MA34592-CCB10	1636	76942	23346	3966

10.6.1
10
1002 of 1411
ACCUTEST LABORATORIES
JB72256

INTERNAL STANDARD SUMMARY

Login Number: JB72256
Account: LANGAN - Langan Engineering & Environmental
Project: Carroll Gardens, 363-365 Bond Street, Brooklyn, NY

File ID: SE080114M1.ICP Date Analyzed: 08/01/14 Methods: EPA 200.7, SW846 6010C
Analyst: KK Run ID: MA34592
Parameters: Zn

Time	Sample Description	Istd#1	Istd#2	Istd#3	Istd#4
16:58	ZZZZZZ	1742	80835	26289	3598
17:01	ZZZZZZ	1790	83578	26849	3614
17:04	ZZZZZZ	1760	82323	26837	3503
17:08	ZZZZZZ	1720	80003	25955	3533
17:11	ZZZZZZ	1680	78415	25119	3614
17:14	ZZZZZZ	1595	73460	23572	3561
17:17	ZZZZZZ	1614	74709	23830	3605
17:20	ZZZZZZ	1617	76839	23628	3928
17:24	JB72256-1	1637	76704	24193	3682
17:27	MA34592-CCV11	1563	72793	23318	3507
17:30	MA34592-CCB11	1638	76951	23383	3965
17:33	MA34592-CRI2	1623	76455	23337	3872
17:36	MA34592-CRID3	1632	77128	23269	3935
17:39	MA34592-CRIA2	1638	76943	23368	3953
17:43	MA34592-ICSA2	1416	68410	22173	3000
17:46	MA34592-ICSAB2	1416	65628	22010	3009
17:57	ZZZZZZ	1599	74984	23253	3861
18:00	ZZZZZZ	1633	77216	23297	3967
18:04	ZZZZZZ	1648	77767	23274	3972
18:07	ZZZZZZ	1643	77567	23286	3966
18:10	MA34592-CCV12	1563	72520	23018	3502
18:13	MA34592-CCB12	1637	77104	23330	3954
18:16	ZZZZZZ	1620	75208	23688	3674
18:19	ZZZZZZ	1620	75075	23738	3689
18:22	ZZZZZZ	1621	75016	23879	3633
18:25	ZZZZZZ	1528	71049	23706	3398
18:29	ZZZZZZ	1602	74818	23530	3743
18:32	MP81017-MB1	1672	78561	23943	4070
18:35	MP81017-B1	1576	73903	23405	3597
18:38	MP81017-S1	1520	71486	24054	3295
18:41	MP81017-S2	1528	71594	24399	3264
18:44	MA34592-CCV13	1565	72095	23346	3491
18:47	MA34592-CCB13	1641	76691	23517	3949

INTERNAL STANDARD SUMMARY

Login Number: JB72256
Account: LANGAN - Langan Engineering & Environmental
Project: Carroll Gardens, 363-365 Bond Street, Brooklyn, NY

File ID: SE080114M1.ICP Date Analyzed: 08/01/14 Methods: EPA 200.7, SW846 6010C
Analyst: KK Run ID: MA34592
Parameters: Zn

Time	Sample Description	Istd#1	Istd#2	Istd#3	Istd#4
18:50	MP81017-MB1	No results reported for the elements associated with this internal standard.			
18:54	JB72791-2	1548	72762	24394	3372
18:57	MP81017-SD1	No results reported for the elements associated with this internal standard.			
19:00	ZZZZZZ	1609	75101	24321	3621
19:03	ZZZZZZ	1609	74599	24126	3663
19:06	ZZZZZZ	1493	69818	23607	3132
19:09	ZZZZZZ	1664	76292	24571	3688
19:12	ZZZZZZ	1548	72248	24270	3318
19:15	ZZZZZZ	1615	75051	24516	3601
19:19	MA34592-CCV14	1556	71569	23190	3487
19:21	MA34592-CCB14	1633	76485	23360	3949
19:25	ZZZZZZ	1558	72913	23829	3424
19:28	ZZZZZZ	1602	74878	24205	3652
19:31	ZZZZZZ	1556	72687	23851	3513
19:34	ZZZZZZ	1638	75939	24645	3681
19:37	ZZZZZZ	1552	73208	23722	3636
19:40	ZZZZZZ	1648	77108	24793	3691
19:43	ZZZZZZ	1642	75855	24349	3697
19:46	ZZZZZZ	1637	76063	24918	3607
19:49	MP81015-MB1	1622	76554	23594	3955
19:53	MA34592-CCV15	1559	71732	23140	3492
19:56	MA34592-CCB15	1634	76356	23565	3955
19:59	MP81015-B1	1566	72739	23493	3584
20:02	MP81015-S1	1542	72005	23720	3450
20:05	MP81015-S2	1561	72483	23890	3510
20:08	JB72591-7A	1590	74698	23975	3670
20:11	MP81015-SD1	1634	76467	27179	3877
20:14	ZZZZZZ	1583	73321	24419	3503
20:17	ZZZZZZ	1607	75060	24312	3696
20:20	ZZZZZZ	1378	66559	22764	3184
20:23	ZZZZZZ	1583	75247	24477	3657
20:27	MA34592-CCV16	1558	71716	23137	3498
20:29	MA34592-CCB16	1636	76395	23329	3959

INTERNAL STANDARD SUMMARY

Login Number: JB72256
Account: LANGAN - Langan Engineering & Environmental
Project: Carroll Gardens, 363-365 Bond Street, Brooklyn, NY

File ID: SE080114M1.ICP Date Analyzed: 08/01/14 Methods: EPA 200.7, SW846 6010C
Analyst: KK Run ID: MA34592
Parameters: Zn

Time	Sample Description	Istd#1	Istd#2	Istd#3	Istd#4
20:33	ZZZZZZ	1454	70317	23350	3508
20:36	ZZZZZZ	1636	76837	24326	3790
20:39	ZZZZZZ	1516	71436	23788	3389
20:42	ZZZZZZ	1580	73499	24251	3523
20:45	ZZZZZZ	1577	73524	24119	3462
20:48	ZZZZZZ	1568	73583	24092	3482
20:52	ZZZZZZ	1521	72275	23953	3556
20:55	ZZZZZZ	1631	75773	24174	3758
20:58	ZZZZZZ	1571	72283	24167	3460
21:01	MA34592-CCV17	1571	72165	23141	3513
21:04	MA34592-CCB17	1645	76119	23433	3977
21:07	ZZZZZZ	1596	73980	23926	3670
21:10	ZZZZZZ	1613	74731	23953	3708
21:13	ZZZZZZ	1581	73987	24428	3518
21:16	ZZZZZZ	1543	71815	23507	3490
21:20	ZZZZZZ	1560	72979	24568	3408
21:23	ZZZZZZ	1615	74673	24132	3560
21:26	ZZZZZZ	1667	76611	24282	3693
21:29	ZZZZZZ	1693	78133	24728	3696
21:32	ZZZZZZ	1707	78366	25188	3648
21:35	MA34592-CCV18	1569	72112	23252	3518
21:38	MA34592-CCB18	1642	76553	23338	3970
21:41	ZZZZZZ	1667	76852	24159	3725
21:44	MA34592-CCV19	1575	72175	23094	3527
21:47	MA34592-CCB19	1647	76503	23205	3974
21:51	MA34592-CRI3	1674	75738	23304	3986
21:54	MA34592-CRIA3	1644	76667	23237	3970
21:57	MA34592-CCV20	1575	72460	23082	3525
22:00	MA34592-CCB20	1649	76474	23281	3986
22:03	ZZZZZZ	1625	77063	23249	3975
22:06	ZZZZZZ	1652	76758	23397	3981
22:10	ZZZZZZ	1652	72156	23674	3509
22:13	ZZZZZZ	1652	76954	23101	4001

INTERNAL STANDARD SUMMARY

Login Number: JB72256
Account: LANGAN - Langan Engineering & Environmental
Project: Carroll Gardens, 363-365 Bond Street, Brooklyn, NY

File ID: SE080114M1.ICP Date Analyzed: 08/01/14 Methods: EPA 200.7, SW846 6010C
Analyst: KK Run ID: MA34592
Parameters: Zn

Time	Sample Description	Istd#1	Istd#2	Istd#3	Istd#4
22:16	ZZZZZZ	1656	77011	23390	3998
22:19	ZZZZZZ	1654	76882	23465	4004

R = Reference for ISTD limits. ! = Outside limits.

LEGEND:

Istd#	Parameter	Limits
Istd#1	Yttrium (2243)	70-130 %
Istd#2	Yttrium (3600)	70-130 %
Istd#3	Yttrium (3710)	70-130 %
Istd#4	Indium	70-130 %

BLANK RESULTS SUMMARY
Part 1 - Initial and Continuing Calibration Blanks

Login Number: JB72256
Account: LANGAN - Langan Engineering & Environmental
Project: Carroll Gardens, 363-365 Bond Street, Brooklyn, NY

File ID: SE080114M1.ICP Date Analyzed: 08/01/14 Methods: EPA 200.7, SW846 6010C
QC Limits: result < RL Run ID: MA34592 Units: ug/l

Time: / Sample ID:			11:37 ICB1		11:52 CCB2		12:33 CCB3		13:12 CCB4	
Metal	RL	IDL	raw	final	raw	final	raw	final	raw	final
Aluminum	200	18	anr							
Antimony	6.0	2.1	anr							
Arsenic	3.0	2.7	anr							
Barium	200	.4	anr							
Beryllium	1.0	.1	anr							
Bismuth	20	3								
Boron	100	1.1								
Cadmium	3.0	.3	anr							
Calcium	2000	5.9	anr							
Chromium	10	.6	anr							
Cobalt	50	.3	anr							
Copper	10	.8	anr							
Iron	100	5.5	anr							
Lead	3.0	1.3	anr							
Lithium	20	3.4								
Magnesium	2000	92	anr							
Manganese	15	.05	anr							
Molybdenum	20	.5	anr							
Nickel	10	.4	anr							
Palladium	50	2.2								
Potassium	2000	50	anr							
Selenium	10	3.6	anr							
Silicon	200	2.1								
Silver	10	1.1	anr							
Sodium	2000	60	anr							
Sulfur	50	3.8								
Strontium	10	.2								
Thallium	2.0	1.4	anr							
Tin	10	1.4								
Titanium	10	.5								
Tungsten	50	7.5								
Vanadium	50	.4	anr							
Zinc	20	.4	0.10	<20	-0.10	<20	0.20	<20	0.20	<20

BLANK RESULTS SUMMARY
Part 1 - Initial and Continuing Calibration Blanks

Login Number: JB72256
Account: LANGAN - Langan Engineering & Environmental
Project: Carroll Gardens, 363-365 Bond Street, Brooklyn, NY

File ID: SE080114M1.ICP Date Analyzed: 08/01/14 Methods: EPA 200.7, SW846 6010C
QC Limits: result < RL Run ID: MA34592 Units: ug/l

Time: / Sample ID:			11:37 ICB1		11:52 CCB2		12:33 CCB3		13:12 CCB4	
Metal	RL	IDL	raw	final	raw	final	raw	final	raw	final
Zirconium	10	.3								

(*) Outside of QC limits
(anr) Analyte not requested

BLANK RESULTS SUMMARY
Part 1 - Initial and Continuing Calibration Blanks

Login Number: JB72256
Account: LANGAN - Langan Engineering & Environmental
Project: Carroll Gardens, 363-365 Bond Street, Brooklyn, NY

File ID: SE080114M1.ICP Date Analyzed: 08/01/14 Methods: EPA 200.7, SW846 6010C
QC Limits: result < RL Run ID: MA34592 Units: ug/l

Time: / Sample ID:			13:50 CCB5		14:26 CCB6		15:02 CCB7		15:40 CCB8	
Metal	RL	IDL	raw	final	raw	final	raw	final	raw	final
Aluminum	200	18	anr							
Antimony	6.0	2.1	anr							
Arsenic	3.0	2.7	anr							
Barium	200	.4	anr							
Beryllium	1.0	.1	anr							
Bismuth	20	3								
Boron	100	1.1								
Cadmium	3.0	.3	anr							
Calcium	2000	5.9	anr							
Chromium	10	.6	anr							
Cobalt	50	.3	anr							
Copper	10	.8	anr							
Iron	100	5.5	anr							
Lead	3.0	1.3	anr							
Lithium	20	3.4								
Magnesium	2000	92	anr							
Manganese	15	.05	anr							
Molybdenum	20	.5	anr							
Nickel	10	.4	anr							
Palladium	50	2.2								
Potassium	2000	50	anr							
Selenium	10	3.6	anr							
Silicon	200	2.1								
Silver	10	1.1	anr							
Sodium	2000	60	anr							
Sulfur	50	3.8								
Strontium	10	.2								
Thallium	2.0	1.4	anr							
Tin	10	1.4								
Titanium	10	.5								
Tungsten	50	7.5								
Vanadium	50	.4	anr							
Zinc	20	.4	0.10	<20	0.20	<20	0.40	<20	0.20	<20

10.6.2 10

1009 of 1411
ACCUTEST LABORATORIES
JB72256

BLANK RESULTS SUMMARY
Part 1 - Initial and Continuing Calibration Blanks

Login Number: JB72256
Account: LANGAN - Langan Engineering & Environmental
Project: Carroll Gardens, 363-365 Bond Street, Brooklyn, NY

File ID: SE080114M1.ICP Date Analyzed: 08/01/14 Methods: EPA 200.7, SW846 6010C
QC Limits: result < RL Run ID: MA34592 Units: ug/l

Time: / Sample ID:			13:50 CCB5		14:26 CCB6		15:02 CCB7		15:40 CCB8	
Metal	RL	IDL	raw	final	raw	final	raw	final	raw	final
Zirconium	10	.3								

(*) Outside of QC limits
(anr) Analyte not requested

BLANK RESULTS SUMMARY
Part 1 - Initial and Continuing Calibration Blanks

Login Number: JB72256
Account: LANGAN - Langan Engineering & Environmental
Project: Carroll Gardens, 363-365 Bond Street, Brooklyn, NY

File ID: SE080114M1.ICP Date Analyzed: 08/01/14 Methods: EPA 200.7, SW846 6010C
QC Limits: result < RL Run ID: MA34592 Units: ug/l

Time: / Sample ID:			16:16 CCB9		16:55 CCB10		17:30 CCB11		18:13 CCB12	
Metal	RL	IDL	raw	final	raw	final	raw	final	raw	final
Aluminum	200	18	anr							
Antimony	6.0	2.1	anr							
Arsenic	3.0	2.7	anr							
Barium	200	.4	anr							
Beryllium	1.0	.1	anr							
Bismuth	20	3								
Boron	100	1.1								
Cadmium	3.0	.3	anr							
Calcium	2000	5.9	anr							
Chromium	10	.6	anr							
Cobalt	50	.3	anr							
Copper	10	.8	anr							
Iron	100	5.5	anr							
Lead	3.0	1.3	anr							
Lithium	20	3.4								
Magnesium	2000	92	anr							
Manganese	15	.05	anr							
Molybdenum	20	.5	anr							
Nickel	10	.4	anr							
Palladium	50	2.2								
Potassium	2000	50	anr							
Selenium	10	3.6	anr							
Silicon	200	2.1								
Silver	10	1.1	anr							
Sodium	2000	60	anr							
Sulfur	50	3.8								
Strontium	10	.2								
Thallium	2.0	1.4	anr							
Tin	10	1.4								
Titanium	10	.5								
Tungsten	50	7.5								
Vanadium	50	.4	anr							
Zinc	20	.4	0.10	<20	0.20	<20	0.30	<20	0.0	<20

BLANK RESULTS SUMMARY
Part 1 - Initial and Continuing Calibration Blanks

Login Number: JB72256
Account: LANGAN - Langan Engineering & Environmental
Project: Carroll Gardens, 363-365 Bond Street, Brooklyn, NY

File ID: SE080114M1.ICP Date Analyzed: 08/01/14 Methods: EPA 200.7, SW846 6010C
QC Limits: result < RL Run ID: MA34592 Units: ug/l

Time: / Sample ID:			16:16 CCB9		16:55 CCB10		17:30 CCB11		18:13 CCB12	
Metal	RL	IDL	raw	final	raw	final	raw	final	raw	final
Zirconium	10	.3								

(*) Outside of QC limits
(anr) Analyte not requested

CALIBRATION CHECK STANDARDS SUMMARY
Initial and Continuing Calibration Checks

Login Number: JB72256
Account: LANGAN - Langan Engineering & Environmental
Project: Carroll Gardens, 363-365 Bond Street, Brooklyn, NY

File ID: SE080114M1.ICP Date Analyzed: 08/01/14 Methods: EPA 200.7, SW846 6010C
QC Limits: 95 to 105 % Recovery Run ID: MA34592 Units: ug/l

Time:		11:35			11:50			12:29	
Sample ID:	ICV	ICV1		CCV	CCV2		CCV	CCV3	
Metal	True	Results	% Rec	True	Results	% Rec	True	Results	% Rec
Aluminum	anr								
Antimony	anr								
Arsenic	anr								
Barium	anr								
Beryllium	anr								
Bismuth									
Boron									
Cadmium	anr								
Calcium	anr								
Chromium	anr								
Cobalt	anr								
Copper	anr								
Iron	anr								
Lead	anr								
Lithium									
Magnesium	anr								
Manganese	anr								
Molybdenum	anr								
Nickel	anr								
Palladium									
Potassium	anr								
Selenium	anr								
Silicon									
Silver	anr								
Sodium	anr								
Sulfur									
Strontium									
Thallium	anr								
Tin									
Titanium									
Tungsten									
Vanadium	anr								
Zinc	2000	2060	103.0	2000	2100	105.0	2000	2090	104.5

CALIBRATION CHECK STANDARDS SUMMARY
Initial and Continuing Calibration Checks

Login Number: JB72256
Account: LANGAN - Langan Engineering & Environmental
Project: Carroll Gardens, 363-365 Bond Street, Brooklyn, NY

File ID: SE080114M1.ICP Date Analyzed: 08/01/14 Methods: EPA 200.7, SW846 6010C
QC Limits: 95 to 105 % Recovery Run ID: MA34592 Units: ug/l

Time:		11:35			11:50			12:29	
Sample ID:	ICV	ICV1		CCV	CCV2		CCV	CCV3	
Metal	True	Results	% Rec	True	Results	% Rec	True	Results	% Rec
Zirconium									

(*) Outside of QC limits
(anr) Analyte not requested

CALIBRATION CHECK STANDARDS SUMMARY
Initial and Continuing Calibration Checks

Login Number: JB72256
Account: LANGAN - Langan Engineering & Environmental
Project: Carroll Gardens, 363-365 Bond Street, Brooklyn, NY

File ID: SE080114M1.ICP Date Analyzed: 08/01/14 Methods: EPA 200.7, SW846 6010C
QC Limits: 95 to 105 % Recovery Run ID: MA34592 Units: ug/l

Time:		13:07			13:43			14:24	
Sample ID:	CCV	CCV4		CCV	CCV5		CCV	CCV6	
Metal	True	Results	% Rec	True	Results	% Rec	True	Results	% Rec
Aluminum	anr								
Antimony	anr								
Arsenic	anr								
Barium	anr								
Beryllium	anr								
Bismuth									
Boron									
Cadmium	anr								
Calcium	anr								
Chromium	anr								
Cobalt	anr								
Copper	anr								
Iron	anr								
Lead	anr								
Lithium									
Magnesium	anr								
Manganese	anr								
Molybdenum	anr								
Nickel	anr								
Palladium									
Potassium	anr								
Selenium	anr								
Silicon									
Silver	anr								
Sodium	anr								
Sulfur									
Strontium									
Thallium	anr								
Tin									
Titanium									
Tungsten									
Vanadium	anr								
Zinc	2000	2090	104.5	2000	2100	105.0	2000	2080	104.0

10.6.3 10
1015 of 1411
ACCUTEST LABORATORIES
JB72256

CALIBRATION CHECK STANDARDS SUMMARY
Initial and Continuing Calibration Checks

Login Number: JB72256
Account: LANGAN - Langan Engineering & Environmental
Project: Carroll Gardens, 363-365 Bond Street, Brooklyn, NY

File ID: SE080114M1.ICP Date Analyzed: 08/01/14 Methods: EPA 200.7, SW846 6010C
QC Limits: 95 to 105 % Recovery Run ID: MA34592 Units: ug/l

Time:		13:07			13:43			14:24	
Sample ID:	CCV	CCV4		CCV	CCV5		CCV	CCV6	
Metal	True	Results	% Rec	True	Results	% Rec	True	Results	% Rec
Zirconium									

(*) Outside of QC limits
(anr) Analyte not requested

CALIBRATION CHECK STANDARDS SUMMARY
Initial and Continuing Calibration Checks

Login Number: JB72256
Account: LANGAN - Langan Engineering & Environmental
Project: Carroll Gardens, 363-365 Bond Street, Brooklyn, NY

File ID: SE080114M1.ICP Date Analyzed: 08/01/14 Methods: EPA 200.7, SW846 6010C
QC Limits: 95 to 105 % Recovery Run ID: MA34592 Units: ug/l

Time:		14:59			15:34			16:13	
Sample ID:	CCV	CCV7		CCV	CCV8		CCV	CCV9	
Metal	True	Results	% Rec	True	Results	% Rec	True	Results	% Rec
Aluminum	anr								
Antimony	anr								
Arsenic	anr								
Barium	anr								
Beryllium	anr								
Bismuth									
Boron									
Cadmium	anr								
Calcium	anr								
Chromium	anr								
Cobalt	anr								
Copper	anr								
Iron	anr								
Lead	anr								
Lithium									
Magnesium	anr								
Manganese	anr								
Molybdenum	anr								
Nickel	anr								
Palladium									
Potassium	anr								
Selenium	anr								
Silicon									
Silver	anr								
Sodium	anr								
Sulfur									
Strontium									
Thallium	anr								
Tin									
Titanium									
Tungsten									
Vanadium	anr								
Zinc	2000	2080	104.0	2000	2070	103.5	2000	2080	104.0

10.6.3 10
1017 of 1411
ACCUTEST LABORATORIES
JB72256

CALIBRATION CHECK STANDARDS SUMMARY
Initial and Continuing Calibration Checks

Login Number: JB72256
Account: LANGAN - Langan Engineering & Environmental
Project: Carroll Gardens, 363-365 Bond Street, Brooklyn, NY

File ID: SE080114M1.ICP Date Analyzed: 08/01/14 Methods: EPA 200.7, SW846 6010C
QC Limits: 95 to 105 % Recovery Run ID: MA34592 Units: ug/l

Time:		14:59			15:34			16:13	
Sample ID:	CCV	CCV7		CCV	CCV8		CCV	CCV9	
Metal	True	Results	% Rec	True	Results	% Rec	True	Results	% Rec
Zirconium									

(*) Outside of QC limits
(anr) Analyte not requested

CALIBRATION CHECK STANDARDS SUMMARY
Initial and Continuing Calibration Checks

Login Number: JB72256
Account: LANGAN - Langan Engineering & Environmental
Project: Carroll Gardens, 363-365 Bond Street, Brooklyn, NY

File ID: SE080114M1.ICP Date Analyzed: 08/01/14 Methods: EPA 200.7, SW846 6010C
QC Limits: 95 to 105 % Recovery Run ID: MA34592 Units: ug/l

Time:		16:52			17:27			18:10	
Sample ID:	CCV	CCV10		CCV	CCV11		CCV	CCV12	
Metal	True	Results	% Rec	True	Results	% Rec	True	Results	% Rec
Aluminum	anr								
Antimony	anr								
Arsenic	anr								
Barium	anr								
Beryllium	anr								
Bismuth									
Boron									
Cadmium	anr								
Calcium	anr								
Chromium	anr								
Cobalt	anr								
Copper	anr								
Iron	anr								
Lead	anr								
Lithium									
Magnesium	anr								
Manganese	anr								
Molybdenum	anr								
Nickel	anr								
Palladium									
Potassium	anr								
Selenium	anr								
Silicon									
Silver	anr								
Sodium	anr								
Sulfur									
Strontium									
Thallium	anr								
Tin									
Titanium									
Tungsten									
Vanadium	anr								
Zinc	2000	2080	104.0	2000	2070	103.5	2000	2060	103.0

CALIBRATION CHECK STANDARDS SUMMARY
Initial and Continuing Calibration Checks

Login Number: JB72256
Account: LANGAN - Langan Engineering & Environmental
Project: Carroll Gardens, 363-365 Bond Street, Brooklyn, NY

File ID: SE080114M1.ICP Date Analyzed: 08/01/14 Methods: EPA 200.7, SW846 6010C
QC Limits: 95 to 105 % Recovery Run ID: MA34592 Units: ug/l

Time:		16:52			17:27			18:10	
Sample ID:	CCV	CCV10		CCV	CCV11		CCV	CCV12	
Metal	True	Results	% Rec	True	Results	% Rec	True	Results	% Rec
Zirconium									

(*) Outside of QC limits
(anr) Analyte not requested

LOW CALIBRATION CHECK STANDARDS SUMMARY

Login Number: JB72256
Account: LANGAN - Langan Engineering & Environmental
Project: Carroll Gardens, 363-365 Bond Street, Brooklyn, NY

File ID: SE080114M1.ICP Date Analyzed: 08/01/14 Methods: EPA 200.7, SW846 6010C
QC Limits: 70 to 130 % Recovery Run ID: MA34592 Units: ug/l

Time:				12:00		12:13		12:16	
Sample ID:	CRI	CRIA	CRID	CRI1		CRIA1		CRID2	
Metal	True	True	True	Results	% Rec	Results	% Rec	Results	% Rec
Aluminum	200	500	100	anr					
Antimony	6.0	20	3.0	anr					
Arsenic	8.0	20	3.0	anr					
Barium	200		4.0	anr					
Beryllium	2.0		1.0	anr					
Bismuth	20								
Boron	100		10						
Cadmium	3.0		1.0	anr					
Calcium	5000	2000	1000	anr					
Chromium	10		2.0	anr					
Cobalt	50		3.0	anr					
Copper	10		2.0	anr					
Iron	100	500		anr					
Lead	3.0	20	2.5	anr					
Lithium	20								
Magnesium	5000	2000	100	anr					
Manganese	15		3.0	anr					
Molybdenum	20			anr					
Nickel	10		4.0	anr					
Palladium	50								
Potassium	5000		2000	anr					
Selenium	10	20	5.0	anr					
Silicon	200								
Silver	5.0		1.0	anr					
Sodium	5000		1000	anr					
Sulfur	50								
Strontium	10								
Thallium	10		2.0	anr					
Tin	10								
Titanium	10								
Tungsten	50								
Vanadium	50		2.0	anr					
Zinc	20		10	22.2	111.0			11.3	113.0

LOW CALIBRATION CHECK STANDARDS SUMMARY

Login Number: JB72256
Account: LANGAN - Langan Engineering & Environmental
Project: Carroll Gardens, 363-365 Bond Street, Brooklyn, NY

File ID: SE080114M1.ICP Date Analyzed: 08/01/14 Methods: EPA 200.7, SW846 6010C
QC Limits: 70 to 130 % Recovery Run ID: MA34592 Units: ug/l

Time:				12:00		12:13		12:16	
Sample ID:	CRI	CRIA	CRID	CRI1		CRIA1		CRID2	
Metal	True	True	True	Results	% Rec	Results	% Rec	Results	% Rec
Zirconium	10								

(*) Outside of QC limits
(anr) Analyte not requested

LOW CALIBRATION CHECK STANDARDS SUMMARY

Login Number: JB72256
Account: LANGAN - Langan Engineering & Environmental
Project: Carroll Gardens, 363-365 Bond Street, Brooklyn, NY

File ID: SE080114M1.ICP Date Analyzed: 08/01/14 Methods: EPA 200.7, SW846 6010C
QC Limits: 70 to 130 % Recovery Run ID: MA34592 Units: ug/l

Time:				17:33		17:36		17:39	
Sample ID:	CRI	CRIA	CRID	CRI2		CRID3		CRIA2	
Metal	True	True	True	Results	% Rec	Results	% Rec	Results	% Rec
Aluminum	200	500	100	anr					
Antimony	6.0	20	3.0	anr					
Arsenic	8.0	20	3.0	anr					
Barium	200		4.0	anr					
Beryllium	2.0		1.0	anr					
Bismuth	20								
Boron	100		10						
Cadmium	3.0		1.0	anr					
Calcium	5000	2000	1000	anr					
Chromium	10		2.0	anr					
Cobalt	50		3.0	anr					
Copper	10		2.0	anr					
Iron	100	500		anr					
Lead	3.0	20	2.5	anr					
Lithium	20								
Magnesium	5000	2000	100	anr					
Manganese	15		3.0	anr					
Molybdenum	20			anr					
Nickel	10		4.0	anr					
Palladium	50								
Potassium	5000		2000	anr					
Selenium	10	20	5.0	anr					
Silicon	200								
Silver	5.0		1.0	anr					
Sodium	5000		1000	anr					
Sulfur	50								
Strontium	10								
Thallium	10		2.0	anr					
Tin	10								
Titanium	10								
Tungsten	50								
Vanadium	50		2.0	anr					
Zinc	20		10	21.7	108.5	11.3	113.0		

LOW CALIBRATION CHECK STANDARDS SUMMARY

Login Number: JB72256
Account: LANGAN - Langan Engineering & Environmental
Project: Carroll Gardens, 363-365 Bond Street, Brooklyn, NY

File ID: SE080114M1.ICP Date Analyzed: 08/01/14 Methods: EPA 200.7, SW846 6010C
QC Limits: 70 to 130 % Recovery Run ID: MA34592 Units: ug/l

Time:				17:33		17:36		17:39	
Sample ID:	CRI	CRIA	CRID	CRI2		CRID3		CRIA2	
Metal	True	True	True	Results	% Rec	Results	% Rec	Results	% Rec
Zirconium	10								

(*) Outside of QC limits
(anr) Analyte not requested

INTERFERING ELEMENT CHECK STANDARDS SUMMARY
Part 1 - ICSA and ICSAB Standards

Login Number: JB72256
Account: LANGAN - Langan Engineering & Environmental
Project: Carroll Gardens, 363-365 Bond Street, Brooklyn, NY

File ID: SE080114M1.ICP Date Analyzed: 08/01/14 Methods: EPA 200.7, SW846 6010C
QC Limits: 80 to 120 % Recovery Run ID: MA34592 Units: ug/l

Time:			12:22		12:25		17:43		17:46	
Sample ID:	ICSA	ICSAB	ICSA1		ICSAB1		ICSA2		ICSAB2	
Metal	True	True	Results	% Rec	Results	% Rec	Results	% Rec	Results	% Rec
Aluminum	500000	500000	493000	98.6	489000	97.8	479000	95.8	480000	96.0
Antimony		1000	10.7		1030	103.0	7.3		984	98.4
Arsenic		1000	3.8		1040	104.0	-0.60		998	99.8
Barium		500	-1.2		501	100.2	-1.3		491	98.2
Beryllium		500	0.0		475	95.0	-0.20		463	92.6
Bismuth		500	-5.1		521	104.2	-3.4		493	98.6
Boron			-4.8		-8.5		-5.5		-8.3	
Cadmium		1000	2.2		1020	102.0	2.3		983	98.3
Calcium	400000	400000	362000	90.5	364000	91.0	352000	88.0	354000	88.5
Chromium		500	0.0		487	97.4	0.70		474	94.8
Cobalt		500	-1.5		495	99.0	-1.6		489	97.8
Copper		500	-2.1		518	103.6	-1.5		502	100.4
Iron	200000	200000	186000	93.0	185000	92.5	182000	91.0	182000	91.0
Lead		1000	-2.3		974	97.4	-3.6		959	95.9
Lithium		500	16.6		557	111.4	16.8		541	108.2
Magnesium	500000	500000	493000	98.6	500000	100.0	490000	98.0	494000	98.8
Manganese		500	-0.20		497	99.4	-0.10		488	97.6
Molybdenum		500	4.8		506	101.2	0.40		488	97.6
Nickel		1000	-5.2		963	96.3	-5.8		938	93.8
Palladium		500	20.9		606	121.2*(a	21.1		589	117.8
Potassium			180		161		121		138	
Selenium		1000	-6.3		1130	113.0	-5.8		1080	108.0
Silicon			-16		-18		-17		-16	
Silver		1000	4.1		992	99.2	8.9		958	95.8
Sodium			-16		-14		-21		-17	
Sulfur		500	2.0		513	102.6	-3.6		485	97.0
Strontium			-3.9		-4.1		-3.9		-4.0	
Thallium		1000	2.5		963	96.3	-0.30		944	94.4
Tin			24.8*(a)		-2.9		-3.3		-2.2	
Titanium			2.0		1.2		0.30		0.60	
Tungsten		500	24.3		564	112.8	6.5		543	108.6
Vanadium		500	-0.60		488	97.6	-0.60		472	94.4
Zinc		1000	0.80		976	97.6	1.2		959	95.9

INTERFERING ELEMENT CHECK STANDARDS SUMMARY
Part 1 - ICSA and ICSAB Standards

Login Number: JB72256
Account: LANGAN - Langan Engineering & Environmental
Project: Carroll Gardens, 363-365 Bond Street, Brooklyn, NY

File ID: SE080114M1.ICP Date Analyzed: 08/01/14 Methods: EPA 200.7, SW846 6010C
QC Limits: 80 to 120 % Recovery Run ID: MA34592 Units: ug/l

Time:			12:22		12:25		17:43		17:46	
Sample ID:	ICSA	ICSAB	ICSA1		ICSAB1		ICSA2		ICSAB2	
Metal	True	True	Results	% Rec	Results	% Rec	Results	% Rec	Results	% Rec
Zirconium		500	1.9		539	107.8	0.90		521	104.2

(*) Outside of QC limits
(anr) Analyte not requested
(a) No samples reported for this element in the area bracketed by this QC.

Accutest Laboratories Instrument Runlog
Inorganics Analyses

Login Number: JB72256
Account: LANGAN - Langan Engineering & Environmental
Project: Carroll Gardens, 363-365 Bond Street, Brooklyn, NY

File ID: SC080114M2.ICP Date Analyzed: 08/01/14 Methods: SW846 6010C
Analyst: ND Run ID: MA34597
Parameters: Ni

Time	Sample Description	Dilution Factor	PS Recov	Comments
15:27	MA34597-STD1	1		STDA
15:33	MA34597-STD2	1		STDB
15:39	ZZZZZZ	1		
15:45	ZZZZZZ	1		
15:51	MA34597-ICV1	1		
15:56	MA34597-ICB1	1		
16:02	MA34597-CCV1	1		
16:08	MA34597-CCB1	1		
16:14	MA34597-CRI1	1		
16:20	MA34597-CRID1	1		Tl out.
16:26	MA34597-CRIA1	1		
16:31	MA34597-ICSA1	1		
16:37	MA34597-ICSAB1	1		
16:43	ZZZZZZ	1		
16:49	ZZZZZZ	1		
16:55	MA34597-CCV2	1		
17:00	MA34597-CCB2	1		
17:06	MP81014-MB1	1		
17:12	MP81014-B1	1		
17:18	MP81014-LC1	1		
17:23	MP81014-S1	1		Si=50ppm, to dilution for Se.
17:29	MP81014-S2	1		Mn=9.6ppm. Si=50ppm, to dilution for Se.
17:35	JB72496-1	1		(sample used for QC only; not part of login JB72256)
17:41	MP81014-SD1	5		Si=50ppm, to dilution for Se.
17:46	ZZZZZZ	1		
17:52	ZZZZZZ	1		
17:58	ZZZZZZ	1		
18:04	MA34597-CCV3	1		
18:10	MA34597-CCB3	1		
18:15	ZZZZZZ	1		
18:21	ZZZZZZ	1		
18:27	ZZZZZZ	1		
18:33	ZZZZZZ	1		

Accutest Laboratories Instrument Runlog
Inorganics Analyses

Login Number: JB72256
Account: LANGAN - Langan Engineering & Environmental
Project: Carroll Gardens, 363-365 Bond Street, Brooklyn, NY

File ID: SC080114M2.ICP Date Analyzed: 08/01/14 Methods: SW846 6010C
Analyst: ND Run ID: MA34597
Parameters: Ni

Time	Sample Description	Dilution Factor	PS Recov	Comments
18:39	ZZZZZZ	1		
18:44	ZZZZZZ	1		
18:50	ZZZZZZ	1		
18:56	ZZZZZZ	1		
19:02	ZZZZZZ	1		
19:08	ZZZZZZ	1		
19:14	MA34597-CCV4	1		
19:19	MA34597-CCB4	1		
19:25	ZZZZZZ	1		
19:31	ZZZZZZ	1		
19:37	ZZZZZZ	1		
19:42	ZZZZZZ	1		
19:48	ZZZZZZ	1		
19:54	ZZZZZZ	1		
20:00	MP81020-B1	1		
20:05	MP81020-MB1	1		
20:11	MP81020-S1	1		
20:17	MP81020-S2	1		
20:22	MA34597-CCV5	1		
20:28	MA34597-CCB5	1		
20:34	JB71693-5R	1		(sample used for QC only; not part of login JB72256)
20:40	MP81020-SD1	5		
20:46	ZZZZZZ	1		
20:52	ZZZZZZ	1		
20:57	MP80985-MB2	5		
21:03	MP80985-B2	5		
21:09	MP80985-S3	5		
21:15	MP80985-S4	5		
21:21	JB72959-1	5		(sample used for QC only; not part of login JB72256)
21:27	MP80985-SD2	25		
21:33	MA34597-CCV6	1		
21:38	MA34597-CCB6	1		
21:44	ZZZZZZ	5		

Accutest Laboratories Instrument Runlog
Inorganics Analyses

Login Number: JB72256
Account: LANGAN - Langan Engineering & Environmental
Project: Carroll Gardens, 363-365 Bond Street, Brooklyn, NY

File ID: SC080114M2.ICP Date Analyzed: 08/01/14 Methods: SW846 6010C
Analyst: ND Run ID: MA34597
Parameters: Ni

Time	Sample Description	Dilution Factor	PS Recov	Comments
21:50	ZZZZZZ	5		
21:56	ZZZZZZ	5		
22:02	ZZZZZZ	5		
22:08	ZZZZZZ	5		
22:14	ZZZZZZ	5		
22:20	ZZZZZZ	5		
22:26	MP81019-B1	5		
22:31	MP81019-MB1	5		
22:37	MP81019-S1	5		
22:43	MA34597-CCV7	1		
22:49	MA34597-CCB7	1		
22:55	MA34597-CRI2	1		
23:01	MA34597-CRIA2	1		
23:07	MA34597-CRI3	1		
23:13	MA34597-ICSA2	1		
23:18	MA34597-ICSAB2	1		
23:24	MA34597-CCV8	1		
23:30	MA34597-CCB8	1		
23:36	MP81019-S2	5		
23:41	JB72870-1	5		(sample used for QC only; not part of login JB72256)
23:47	MP81019-SD1	25		
23:53	ZZZZZZ	5		
23:59	ZZZZZZ	5		
00:05	ZZZZZZ	5		
00:11	ZZZZZZ	5		
00:17	MP80951-MB2	5		
00:23	MP80951-B2	5		
00:28	ZZZZZZ	5		
00:34	MA34597-CCV9	1		
00:40	MA34597-CCB9	1		
00:46	MP80966-MB2	1		
00:52	MP80966-B2	1		
00:57	MP80966-LC2	1		

Accutest Laboratories Instrument Runlog
Inorganics Analyses

Login Number: JB72256
Account: LANGAN - Langan Engineering & Environmental
Project: Carroll Gardens, 363-365 Bond Street, Brooklyn, NY

File ID: SC080114M2.ICP Date Analyzed: 08/01/14 Methods: SW846 6010C
Analyst: ND Run ID: MA34597
Parameters: Ni

Time	Sample Description	Dilution Factor	PS Recov	Comments
01:03	MP80966-S1	1		
01:09	MP80966-S2	1		
01:15	JB72804-1	1		(sample used for QC only; not part of login JB72256)
01:20	MP80966-SD1	5		
01:26	JB72256-1	1		
01:32	JB72256-2	1		
01:38	JB72256-3	1		
01:44	MA34597-CCV10	1		
01:49	MA34597-CCB10	1		
01:55	JB72256-4	1		
02:01	JB72256-5	1		
---------->	Last reportable sample/prep for job JB72256			
02:07	ZZZZZZ	1		
02:12	ZZZZZZ	1		
02:18	ZZZZZZ	1		
02:24	ZZZZZZ	1		
02:30	ZZZZZZ	1		
02:36	ZZZZZZ	1		
02:41	ZZZZZZ	1		
02:47	MA34597-CCV11	1		
02:53	MA34597-CCB11	1		
02:59	ZZZZZZ	1		
03:05	ZZZZZZ	1		
03:10	ZZZZZZ	1		
03:16	ZZZZZZ	1		
03:22	ZZZZZZ	1		
03:28	ZZZZZZ	1		
03:33	ZZZZZZ	1		
03:39	MA34597-CCV12	1		
03:45	MA34597-CCB12	1		
03:51	MA34597-CRI4	1		
03:57	MA34597-CRIA3	1		
04:03	MA34597-CCV13	1		
04:08	MA34597-CCB13	1		
---------->	Last reportable CCB for job JB72256			

10.7
10
1030 of 1411
ACCUTEST LABORATORIES
JB72256

Accutest Laboratories Instrument Runlog
Inorganics Analyses

Login Number: JB72256
Account: LANGAN - Langan Engineering & Environmental
Project: Carroll Gardens, 363-365 Bond Street, Brooklyn, NY

File ID: SC080114M2.ICP Date Analyzed: 08/01/14 Methods: SW846 6010C
Analyst: ND Run ID: MA34597
Parameters: Ni

Time	Sample Description	Dilution Factor	PS Recov	Comments
04:14	ZZZZZZ	1		
04:20	ZZZZZZ	1		
04:26	ZZZZZZ	1		
04:32	ZZZZZZ	1		
04:38	ZZZZZZ	1		
04:44	ZZZZZZ	1		
04:50	ZZZZZZ	1		
04:56	ZZZZZZ	1		
05:01	ZZZZZZ	1		

Refer to raw data for calibration curve and standards.

INTERNAL STANDARD SUMMARY

Login Number: JB72256
Account: LANGAN - Langan Engineering & Environmental
Project: Carroll Gardens, 363-365 Bond Street, Brooklyn, NY

File ID: SC080114M2.ICP Date Analyzed: 08/01/14 Methods: SW846 6010C
Analyst: ND Run ID: MA34597
Parameters: Ni

Time	Sample Description	Istd#1	Istd#2	Istd#3	Istd#4
15:27	MA34597-STD1	2921 R	69589 R	7891 R	3825 R
15:33	MA34597-STD2	2719	65748	7774	3511
15:39	ZZZZZZ	2807	66914	7834	3618
15:45	ZZZZZZ	2902	69073	7918	3800
15:51	MA34597-ICV1	2791	67365	7841	3603
15:56	MA34597-ICB1	2930	69789	7931	3835
16:02	MA34597-CCV1	2786	66836	7830	3594
16:08	MA34597-CCB1	2931	69851	7937	3839
16:14	MA34597-CRI1	2881	69043	7892	3779
16:20	MA34597-CRID1	2900	69707	7899	3797
16:26	MA34597-CRIA1	2907	68984	7840	3802
16:31	MA34597-ICSA1	2515	61519	7363	3188
16:37	MA34597-ICSAB1	2511	61607	7345	3188
16:43	ZZZZZZ	2881	68792	7830	3779
16:49	ZZZZZZ	2848	69381	7851	3794
16:55	MA34597-CCV2	2790	67259	7751	3601
17:00	MA34597-CCB2	2902	69583	7911	3796
17:06	MP81014-MB1	2872	69361	7863	3767
17:12	MP81014-B1	2805	67433	7843	3638
17:18	MP81014-LC1	2879	69263	8108	3639
17:23	MP81014-S1	3084	74988	8795	3628
17:29	MP81014-S2	3072	74825	8724	3631
17:35	JB72496-1	3294	79184	9153	3731
17:41	MP81014-SD1	3005	71402	8126	3767
17:46	ZZZZZZ	3193	77105	8905	3672
17:52	ZZZZZZ	3369	81402	9368	3725
17:58	ZZZZZZ	3689	87691	10037	3756
18:04	MA34597-CCV3	2797	66863	7727	3593
18:10	MA34597-CCB3	2923	69011	7830	3809
18:15	ZZZZZZ	2848	69923	8022	3730
18:21	ZZZZZZ	2908	66522	8015	3724
18:27	ZZZZZZ	2978	71358	8212	3702
18:33	ZZZZZZ	2459	61386	7456	3113

INTERNAL STANDARD SUMMARY

Login Number: JB72256
Account: LANGAN - Langan Engineering & Environmental
Project: Carroll Gardens, 363-365 Bond Street, Brooklyn, NY

File ID: SC080114M2.ICP Date Analyzed: 08/01/14 Methods: SW846 6010C
Analyst: ND Run ID: MA34597
Parameters: Ni

Time	Sample Description	Istd#1	Istd#2	Istd#3	Istd#4
18:39	ZZZZZZ	2321	59313	7243	2961
18:44	ZZZZZZ	2377	61383	7314	3014
18:50	ZZZZZZ	2300	58323	7106	2855
18:56	ZZZZZZ	2785	68652	7912	3618
19:02	ZZZZZZ	2772	67985	7901	3627
19:08	ZZZZZZ	2872	69216	7815	3720
19:14	MA34597-CCV4	2802	67129	7721	3592
19:19	MA34597-CCB4	2918	69194	7845	3796
19:25	ZZZZZZ	2856	69253	7933	3672
19:31	ZZZZZZ	2849	69003	7921	3670
19:37	ZZZZZZ	2752	67617	7835	3518
19:42	ZZZZZZ	2769	67485	7856	3547
19:48	ZZZZZZ	2665	65037	7607	3344
19:54	ZZZZZZ	2911	69543	7913	3746
20:00	MP81020-B1	2822	67972	7746	3639
20:05	MP81020-MB1	2905	69547	7782	3806
20:11	MP81020-S1	2782	67513	7755	3579
20:17	MP81020-S2	2777	67586	7719	3586
20:22	MA34597-CCV5	2798	67516	7711	3582
20:28	MA34597-CCB5	2930	69697	7824	3800
20:34	JB71693-5R	2850	68265	7751	3734
20:40	MP81020-SD1	2889	69213	7787	3784
20:46	ZZZZZZ	2745	67320	7713	3600
20:52	ZZZZZZ	2907	70095	7868	3807
20:57	MP80985-MB2	2801	67242	7749	3542
21:03	MP80985-B2	2799	67504	7686	3557
21:09	MP80985-S3	2752	66608	7713	3522
21:15	MP80985-S4	2758	66690	7744	3529
21:21	JB72959-1	2786	67281	7605	3558
21:27	MP80985-SD2	2882	69283	7768	3757
21:33	MA34597-CCV6	2818	67734	7759	3607
21:38	MA34597-CCB6	2944	70177	7813	3823
21:44	ZZZZZZ	2785	67119	7711	3534

INTERNAL STANDARD SUMMARY

Login Number: JB72256
Account: LANGAN - Langan Engineering & Environmental
Project: Carroll Gardens, 363-365 Bond Street, Brooklyn, NY

File ID: SC080114M2.ICP Date Analyzed: 08/01/14 Methods: SW846 6010C
Analyst: ND Run ID: MA34597
Parameters: Ni

Time	Sample Description	Istd#1	Istd#2	Istd#3	Istd#4
21:50	ZZZZZZ	2787	66203	7701	3530
21:56	ZZZZZZ	2831	67710	7744	3604
22:02	ZZZZZZ	2813	67423	7696	3578
22:08	ZZZZZZ	2834	67644	7718	3609
22:14	ZZZZZZ	2773	66888	7661	3517
22:20	ZZZZZZ	2784	66997	7675	3548
22:26	MP81019-B1	2818	67625	7748	3575
22:31	MP81019-MB1	2820	67353	7679	3562
22:37	MP81019-S1	2786	67194	7693	3561
22:43	MA34597-CCV7	2824	68005	7740	3605
22:49	MA34597-CCB7	2943	69947	7803	3809
22:55	MA34597-CRI2	2924	69472	7748	3790
23:01	MA34597-CRIA2	2938	69785	7750	3802
23:07	MA34597-CRI3	2912	69394	7833	3780
23:13	MA34597-ICSA2	2543	62076	7261	3188
23:18	MA34597-ICSAB2	2538	61953	7259	3189
23:24	MA34597-CCV8	2822	67450	7681	3603
23:30	MA34597-CCB8	2940	69893	7748	3809
23:36	MP81019-S2	2791	66890	7637	3560
23:41	JB72870-1	2791	66448	7555	3570
23:47	MP81019-SD1	2906	69411	7749	3753
23:53	ZZZZZZ	2804	67121	7627	3535
23:59	ZZZZZZ	2827	67510	7645	3571
00:05	ZZZZZZ	2832	67496	7650	3573
00:11	ZZZZZZ	2824	67644	7663	3555
00:17	MP80951-MB2	2949	70010	7750	3807
00:23	MP80951-B2	2914	69599	7724	3751
00:28	ZZZZZZ	2913	69491	7733	3781
00:34	MA34597-CCV9	2825	67766	7638	3590
00:40	MA34597-CCB9	2939	69460	7701	3795
00:46	MP80966-MB2	2925	69356	7684	3778
00:52	MP80966-B2	2839	67744	7609	3615
00:57	MP80966-LC2	2905	70282	7954	3621

INTERNAL STANDARD SUMMARY

Login Number: JB72256
Account: LANGAN - Langan Engineering & Environmental
Project: Carroll Gardens, 363-365 Bond Street, Brooklyn, NY

File ID: SC080114M2.ICP Date Analyzed: 08/01/14 Methods: SW846 6010C
Analyst: ND Run ID: MA34597
Parameters: Ni

Time	Sample Description	Istd#1	Istd#2	Istd#3	Istd#4
01:03	MP80966-S1	2840	68503	7777	3557
01:09	MP80966-S2	2846	68733	7798	3562
01:15	JB72804-1	2917	69828	7863	3678
01:20	MP80966-SD1	2954	70178	7776	3764
01:26	JB72256-1	2936	69988	7825	3692
01:32	JB72256-2	2962	71702	7895	3669
01:38	JB72256-3	2985	70408	7935	3685
01:44	MA34597-CCV10	2827	67582	7619	3589
01:49	MA34597-CCB10	2949	69840	7718	3800
01:55	JB72256-4	3034	72591	8111	3658
02:01	JB72256-5	2934	70033	7819	3687
02:07	ZZZZZZ	2852	69500	7840	3637
02:12	ZZZZZZ	2696	66317	7552	3595
02:18	ZZZZZZ	2629	64487	7479	3259
02:24	ZZZZZZ	2626	64203	7397	3263
02:30	ZZZZZZ	2937	70506	7819	3672
02:36	ZZZZZZ	2782	67458	7710	3474
02:41	ZZZZZZ	2827	68628	7761	3557
02:47	MA34597-CCV11	2835	67776	7649	3591
02:53	MA34597-CCB11	2961	70097	7715	3807
02:59	ZZZZZZ	3075	74105	8316	3656
03:05	ZZZZZZ	2898	69230	7789	3642
03:10	ZZZZZZ	2961	70239	7832	3686
03:16	ZZZZZZ	2935	70467	7879	3681
03:22	ZZZZZZ	3092	74004	8279	3693
03:28	ZZZZZZ	2942	70517	7843	3691
03:33	ZZZZZZ	2909	69039	7706	3692
03:39	MA34597-CCV12	2831	67577	7587	3592
03:45	MA34597-CCB12	2960	70072	7698	3810
03:51	MA34597-CRI4	2944	69816	7687	3801
03:57	MA34597-CRIA3	2956	70942	7622	3810
04:03	MA34597-CCV13	2818	68029	7636	3576
04:08	MA34597-CCB13	2947	70163	7692	3802

INTERNAL STANDARD SUMMARY

Login Number: JB72256
Account: LANGAN - Langan Engineering & Environmental
Project: Carroll Gardens, 363-365 Bond Street, Brooklyn, NY

File ID: SC080114M2.ICP Date Analyzed: 08/01/14 Methods: SW846 6010C
Analyst: ND Run ID: MA34597
Parameters: Ni

Time	Sample Description	Istd#1	Istd#2	Istd#3	Istd#4
04:14	ZZZZZZ	2867	67221	7568	3690
04:20	ZZZZZZ	2964	70796	7746	3803
04:26	ZZZZZZ	2950	70096	7742	3802
04:32	ZZZZZZ	2938	71437	7661	3810
04:38	ZZZZZZ	2950	69966	7729	3809
04:44	ZZZZZZ	2932	69819	7678	3802
04:50	ZZZZZZ	2714	66240	7498	3411
04:56	ZZZZZZ	2951	70439	7762	3889
05:01	ZZZZZZ	2724	66082	7449	3325

R = Reference for ISTD limits. ! = Outside limits.

LEGEND:

Istd#	Parameter	Limits
Istd#1	Yttrium (2243)	70-130 %
Istd#2	Yttrium (3600)	70-130 %
Istd#3	Yttrium (3710)	70-130 %
Istd#4	Indium	70-130 %

BLANK RESULTS SUMMARY
Part 1 - Initial and Continuing Calibration Blanks

Login Number: JB72256
Account: LANGAN - Langan Engineering & Environmental
Project: Carroll Gardens, 363-365 Bond Street, Brooklyn, NY

File ID: SC080114M2.ICP Date Analyzed: 08/01/14 Methods: SW846 6010C
QC Limits: result < RL Run ID: MA34597 Units: ug/l

Time: / Sample ID:			15:56 ICB1		16:08 CCB1		17:00 CCB2		18:10 CCB3	
Metal	RL	IDL	raw	final	raw	final	raw	final	raw	final
Aluminum	200	12	anr							
Antimony	20	1.2	anr							
Arsenic	20	1.3	anr							
Barium	200	.37	anr							
Beryllium	2.0	.1	anr							
Bismuth	20	2								
Boron	100	.75								
Cadmium	5.0	.23	anr							
Calcium	2000	32	anr							
Chromium	10	.5	anr							
Cobalt	50	.28	anr							
Copper	10	.67	anr							
Iron	100	9.7	anr							
Lead	20	1	anr							
Lithium	20	1.3								
Magnesium	2000	38	anr							
Manganese	15	.1	anr							
Molybdenum	20	.39								
Nickel	10	.32	0.10	<40	0.20	<40	0.20	<40	0.20	<40
Palladium	50	1.6								
Potassium	2000	23	anr							
Selenium	20	2.2	anr							
Silicon	200	7								
Silver	5.0	.8	anr							
Sodium	2000	6.8	anr							
Strontium	10	.13								
Sulfur	50	2.9								
Thallium	10	1.1	anr							
Tin	10	.83								
Titanium	10	.39								
Tungsten	50	8.2								
Vanadium	50	.41	anr							
Zinc	20	4.9	anr							

BLANK RESULTS SUMMARY
Part 1 - Initial and Continuing Calibration Blanks

Login Number: JB72256
Account: LANGAN - Langan Engineering & Environmental
Project: Carroll Gardens, 363-365 Bond Street, Brooklyn, NY

File ID: SC080114M2.ICP Date Analyzed: 08/01/14 Methods: SW846 6010C
QC Limits: result < RL Run ID: MA34597 Units: ug/l

Time: / Sample ID:			15:56 ICB1		16:08 CCB1		17:00 CCB2		18:10 CCB3	
Metal	RL	IDL	raw	final	raw	final	raw	final	raw	final
Zirconium	10	.53								

(*) Outside of QC limits
(anr) Analyte not requested

BLANK RESULTS SUMMARY
Part 1 - Initial and Continuing Calibration Blanks

Login Number: JB72256
Account: LANGAN - Langan Engineering & Environmental
Project: Carroll Gardens, 363-365 Bond Street, Brooklyn, NY

File ID: SC080114M2.ICP Date Analyzed: 08/01/14 Methods: SW846 6010C
QC Limits: result < RL Run ID: MA34597 Units: ug/l

Time: / Sample ID:			19:19 CCB4		20:28 CCB5		21:38 CCB6		22:49 CCB7	
Metal	RL	IDL	raw	final	raw	final	raw	final	raw	final
Aluminum	200	12	anr							
Antimony	20	1.2	anr							
Arsenic	20	1.3	anr							
Barium	200	.37	anr							
Beryllium	2.0	.1	anr							
Bismuth	20	2								
Boron	100	.75								
Cadmium	5.0	.23	anr							
Calcium	2000	32	anr							
Chromium	10	.5	anr							
Cobalt	50	.28	anr							
Copper	10	.67	anr							
Iron	100	9.7	anr							
Lead	20	1	anr							
Lithium	20	1.3								
Magnesium	2000	38	anr							
Manganese	15	.1	anr							
Molybdenum	20	.39								
Nickel	10	.32	0.50	<40	0.40	<10	0.80	<40	0.30	<40
Palladium	50	1.6								
Potassium	2000	23	anr							
Selenium	20	2.2	anr							
Silicon	200	7								
Silver	5.0	.8	anr							
Sodium	2000	6.8	anr							
Strontium	10	.13								
Sulfur	50	2.9								
Thallium	10	1.1	anr							
Tin	10	.83								
Titanium	10	.39								
Tungsten	50	8.2								
Vanadium	50	.41	anr							
Zinc	20	4.9	anr							

BLANK RESULTS SUMMARY
Part 1 - Initial and Continuing Calibration Blanks

Login Number: JB72256
Account: LANGAN - Langan Engineering & Environmental
Project: Carroll Gardens, 363-365 Bond Street, Brooklyn, NY

File ID: SC080114M2.ICP Date Analyzed: 08/01/14 Methods: SW846 6010C
QC Limits: result < RL Run ID: MA34597 Units: ug/l

Time:			19:19		20:28		21:38		22:49	
Sample ID:			CCB4		CCB5		CCB6		CCB7	
Metal	RL	IDL	raw	final	raw	final	raw	final	raw	final
Zirconium	10	.53								

(*) Outside of QC limits
(anr) Analyte not requested

BLANK RESULTS SUMMARY
Part 1 - Initial and Continuing Calibration Blanks

Login Number: JB72256
Account: LANGAN - Langan Engineering & Environmental
Project: Carroll Gardens, 363-365 Bond Street, Brooklyn, NY

File ID: SC080114M2.ICP Date Analyzed: 08/01/14 Methods: SW846 6010C
QC Limits: result < RL Run ID: MA34597 Units: ug/l

Time:			23:30		00:40		01:49		02:53	
Sample ID:			CCB8		CCB9		CCB10		CCB11	
Metal	RL	IDL	raw	final	raw	final	raw	final	raw	final
Aluminum	200	12	anr							
Antimony	20	1.2	anr							
Arsenic	20	1.3	anr							
Barium	200	.37	anr							
Beryllium	2.0	.1	anr							
Bismuth	20	2								
Boron	100	.75								
Cadmium	5.0	.23	anr							
Calcium	2000	32	anr							
Chromium	10	.5	anr							
Cobalt	50	.28	anr							
Copper	10	.67	anr							
Iron	100	9.7	anr							
Lead	20	1	anr							
Lithium	20	1.3								
Magnesium	2000	38	anr							
Manganese	15	.1	anr							
Molybdenum	20	.39								
Nickel	10	.32	0.40	<40	0.20	<40	0.20	<40	0.40	<40
Palladium	50	1.6								
Potassium	2000	23	anr							
Selenium	20	2.2	anr							
Silicon	200	7								
Silver	5.0	.8	anr							
Sodium	2000	6.8	anr							
Strontium	10	.13								
Sulfur	50	2.9								
Thallium	10	1.1	anr							
Tin	10	.83								
Titanium	10	.39								
Tungsten	50	8.2								
Vanadium	50	.41	anr							
Zinc	20	4.9	anr							

BLANK RESULTS SUMMARY
Part 1 - Initial and Continuing Calibration Blanks

Login Number: JB72256
Account: LANGAN - Langan Engineering & Environmental
Project: Carroll Gardens, 363-365 Bond Street, Brooklyn, NY

File ID: SC080114M2.ICP Date Analyzed: 08/01/14 Methods: SW846 6010C
QC Limits: result < RL Run ID: MA34597 Units: ug/l

Time: / Sample ID:			23:30 CCB8		00:40 CCB9		01:49 CCB10		02:53 CCB11	
Metal	RL	IDL	raw	final	raw	final	raw	final	raw	final
Zirconium	10	.53								

(*) Outside of QC limits
(anr) Analyte not requested

BLANK RESULTS SUMMARY
Part 1 - Initial and Continuing Calibration Blanks

Login Number: JB72256
Account: LANGAN - Langan Engineering & Environmental
Project: Carroll Gardens, 363-365 Bond Street, Brooklyn, NY

File ID: SC080114M2.ICP Date Analyzed: 08/01/14 Methods: SW846 6010C
QC Limits: result < RL Run ID: MA34597 Units: ug/l

Time:			03:45		04:08	
Sample ID:			CCB12		CCB13	
Metal	RL	IDL	raw	final	raw	final
Aluminum	200	12	anr			
Antimony	20	1.2	anr			
Arsenic	20	1.3	anr			
Barium	200	.37	anr			
Beryllium	2.0	.1	anr			
Bismuth	20	2				
Boron	100	.75				
Cadmium	5.0	.23	anr			
Calcium	2000	32	anr			
Chromium	10	.5	anr			
Cobalt	50	.28	anr			
Copper	10	.67	anr			
Iron	100	9.7	anr			
Lead	20	1	anr			
Lithium	20	1.3				
Magnesium	2000	38	anr			
Manganese	15	.1	anr			
Molybdenum	20	.39				
Nickel	10	.32	0.40	<40	0.10	<40
Palladium	50	1.6				
Potassium	2000	23	anr			
Selenium	20	2.2	anr			
Silicon	200	7				
Silver	5.0	.8	anr			
Sodium	2000	6.8	anr			
Strontium	10	.13				
Sulfur	50	2.9				
Thallium	10	1.1	anr			
Tin	10	.83				
Titanium	10	.39				
Tungsten	50	8.2				
Vanadium	50	.41	anr			
Zinc	20	4.9	anr			

BLANK RESULTS SUMMARY
Part 1 - Initial and Continuing Calibration Blanks

Login Number: JB72256
Account: LANGAN - Langan Engineering & Environmental
Project: Carroll Gardens, 363-365 Bond Street, Brooklyn, NY

File ID: SC080114M2.ICP Date Analyzed: 08/01/14 Methods: SW846 6010C
QC Limits: result < RL Run ID: MA34597 Units: ug/l

Time:			03:45		04:08	
Sample ID:			CCB12		CCB13	
Metal	RL	IDL	raw	final	raw	final
Zirconium	10	.53				

(*) Outside of QC limits
(anr) Analyte not requested

CALIBRATION CHECK STANDARDS SUMMARY
Initial and Continuing Calibration Checks

Login Number: JB72256
Account: LANGAN - Langan Engineering & Environmental
Project: Carroll Gardens, 363-365 Bond Street, Brooklyn, NY

File ID: SC080114M2.ICP Date Analyzed: 08/01/14 Methods: SW846 6010C
QC Limits: 90 to 110 % Recovery Run ID: MA34597 Units: ug/l

Time:		15:51			16:02			16:55	
Sample ID:	ICV	ICV1		CCV	CCV1		CCV	CCV2	
Metal	True	Results	% Rec	True	Results	% Rec	True	Results	% Rec
Aluminum	anr								
Antimony	anr								
Arsenic	anr								
Barium	anr								
Beryllium	anr								
Bismuth									
Boron									
Cadmium	anr								
Calcium	anr								
Chromium	anr								
Cobalt	anr								
Copper	anr								
Iron	anr								
Lead	anr								
Lithium									
Magnesium	anr								
Manganese	anr								
Molybdenum									
Nickel	2000	2090	104.5	2000	2080	104.0	2000	2070	103.5
Palladium									
Potassium	anr								
Selenium	anr								
Silicon									
Silver	anr								
Sodium	anr								
Strontium									
Sulfur									
Thallium	anr								
Tin									
Titanium									
Tungsten									
Vanadium	anr								
Zinc	anr								

10.7.3 10

1045 of 1411
ACCUTEST LABORATORIES
JB72256

CALIBRATION CHECK STANDARDS SUMMARY
Initial and Continuing Calibration Checks

Login Number: JB72256
Account: LANGAN - Langan Engineering & Environmental
Project: Carroll Gardens, 363-365 Bond Street, Brooklyn, NY

File ID: SC080114M2.ICP Date Analyzed: 08/01/14 Methods: SW846 6010C
QC Limits: 90 to 110 % Recovery Run ID: MA34597 Units: ug/l

Time:		15:51			16:02			16:55	
Sample ID:	ICV	ICV1		CCV	CCV1		CCV	CCV2	
Metal	True	Results	% Rec	True	Results	% Rec	True	Results	% Rec
Zirconium									

(*) Outside of QC limits
(anr) Analyte not requested

CALIBRATION CHECK STANDARDS SUMMARY
Initial and Continuing Calibration Checks

Login Number: JB72256
Account: LANGAN - Langan Engineering & Environmental
Project: Carroll Gardens, 363-365 Bond Street, Brooklyn, NY

File ID: SC080114M2.ICP Date Analyzed: 08/01/14 Methods: SW846 6010C
QC Limits: 90 to 110 % Recovery Run ID: MA34597 Units: ug/l

Time:		18:04			19:14			20:22	
Sample ID:	CCV	CCV3		CCV	CCV4		CCV	CCV5	
Metal	True	Results	% Rec	True	Results	% Rec	True	Results	% Rec
Aluminum	anr								
Antimony	anr								
Arsenic	anr								
Barium	anr								
Beryllium	anr								
Bismuth									
Boron									
Cadmium	anr								
Calcium	anr								
Chromium	anr								
Cobalt	anr								
Copper	anr								
Iron	anr								
Lead	anr								
Lithium									
Magnesium	anr								
Manganese	anr								
Molybdenum									
Nickel	2000	2090	104.5	2000	2080	104.0	2000	2090	104.5
Palladium									
Potassium	anr								
Selenium	anr								
Silicon									
Silver	anr								
Sodium	anr								
Strontium									
Sulfur									
Thallium	anr								
Tin									
Titanium									
Tungsten									
Vanadium	anr								
Zinc	anr								

10.7.3 10

1047 of 1411
ACCUTEST LABORATORIES
JB72256

CALIBRATION CHECK STANDARDS SUMMARY
Initial and Continuing Calibration Checks

Login Number: JB72256
Account: LANGAN - Langan Engineering & Environmental
Project: Carroll Gardens, 363-365 Bond Street, Brooklyn, NY

File ID: SC080114M2.ICP Date Analyzed: 08/01/14 Methods: SW846 6010C
QC Limits: 90 to 110 % Recovery Run ID: MA34597 Units: ug/l

Time:		18:04			19:14			20:22	
Sample ID:	CCV	CCV3		CCV	CCV4		CCV	CCV5	
Metal	True	Results	% Rec	True	Results	% Rec	True	Results	% Rec
Zirconium									

(*) Outside of QC limits
(anr) Analyte not requested

CALIBRATION CHECK STANDARDS SUMMARY
Initial and Continuing Calibration Checks

Login Number: JB72256
Account: LANGAN - Langan Engineering & Environmental
Project: Carroll Gardens, 363-365 Bond Street, Brooklyn, NY

File ID: SC080114M2.ICP Date Analyzed: 08/01/14 Methods: SW846 6010C
QC Limits: 90 to 110 % Recovery Run ID: MA34597 Units: ug/l

Time:		21:33			22:43			23:24	
Sample ID:	CCV	CCV6		CCV	CCV7		CCV	CCV8	
Metal	True	Results	% Rec	True	Results	% Rec	True	Results	% Rec
Aluminum	anr								
Antimony	anr								
Arsenic	anr								
Barium	anr								
Beryllium	anr								
Bismuth									
Boron									
Cadmium	anr								
Calcium	anr								
Chromium	anr								
Cobalt	anr								
Copper	anr								
Iron	anr								
Lead	anr								
Lithium									
Magnesium	anr								
Manganese	anr								
Molybdenum									
Nickel	2000	2070	103.5	2000	2070	103.5	2000	2080	104.0
Palladium									
Potassium	anr								
Selenium	anr								
Silicon									
Silver	anr								
Sodium	anr								
Strontium									
Sulfur									
Thallium	anr								
Tin									
Titanium									
Tungsten									
Vanadium	anr								
Zinc	anr								

10.7.3 10

1049 of 1411
ACCUTEST LABORATORIES
JB72256

CALIBRATION CHECK STANDARDS SUMMARY
Initial and Continuing Calibration Checks

Login Number: JB72256
Account: LANGAN - Langan Engineering & Environmental
Project: Carroll Gardens, 363-365 Bond Street, Brooklyn, NY

File ID: SC080114M2.ICP Date Analyzed: 08/01/14 Methods: SW846 6010C
QC Limits: 90 to 110 % Recovery Run ID: MA34597 Units: ug/l

Time:		21:33			22:43			23:24	
Sample ID:	CCV	CCV6		CCV	CCV7		CCV	CCV8	
Metal	True	Results	% Rec	True	Results	% Rec	True	Results	% Rec
Zirconium									

(*) Outside of QC limits
(anr) Analyte not requested

CALIBRATION CHECK STANDARDS SUMMARY
Initial and Continuing Calibration Checks

Login Number: JB72256
Account: LANGAN - Langan Engineering & Environmental
Project: Carroll Gardens, 363-365 Bond Street, Brooklyn, NY

File ID: SC080114M2.ICP Date Analyzed: 08/01/14 Methods: SW846 6010C
QC Limits: 90 to 110 % Recovery Run ID: MA34597 Units: ug/l

Time:		00:34			01:44			02:47	
Sample ID:	CCV	CCV9		CCV	CCV10		CCV	CCV11	
Metal	True	Results	% Rec	True	Results	% Rec	True	Results	% Rec
Aluminum	anr								
Antimony	anr								
Arsenic	anr								
Barium	anr								
Beryllium	anr								
Bismuth									
Boron									
Cadmium	anr								
Calcium	anr								
Chromium	anr								
Cobalt	anr								
Copper	anr								
Iron	anr								
Lead	anr								
Lithium									
Magnesium	anr								
Manganese	anr								
Molybdenum									
Nickel	2000	2090	104.5	2000	2100	105.0	2000	2100	105.0
Palladium									
Potassium	anr								
Selenium	anr								
Silicon									
Silver	anr								
Sodium	anr								
Strontium									
Sulfur									
Thallium	anr								
Tin									
Titanium									
Tungsten									
Vanadium	anr								
Zinc	anr								

10.7.3 10

1051 of 1411
ACCUTEST LABORATORIES
JB72256

CALIBRATION CHECK STANDARDS SUMMARY
Initial and Continuing Calibration Checks

Login Number: JB72256
Account: LANGAN - Langan Engineering & Environmental
Project: Carroll Gardens, 363-365 Bond Street, Brooklyn, NY

File ID: SC080114M2.ICP Date Analyzed: 08/01/14 Methods: SW846 6010C
QC Limits: 90 to 110 % Recovery Run ID: MA34597 Units: ug/l

Time:		00:34			01:44			02:47	
Sample ID:	CCV	CCV9		CCV	CCV10		CCV	CCV11	
Metal	True	Results	% Rec	True	Results	% Rec	True	Results	% Rec
Zirconium									

(*) Outside of QC limits
(anr) Analyte not requested

CALIBRATION CHECK STANDARDS SUMMARY
Initial and Continuing Calibration Checks

Login Number: JB72256
Account: LANGAN - Langan Engineering & Environmental
Project: Carroll Gardens, 363-365 Bond Street, Brooklyn, NY

File ID: SC080114M2.ICP Date Analyzed: 08/01/14 Methods: SW846 6010C
QC Limits: 90 to 110 % Recovery Run ID: MA34597 Units: ug/l

Time:		03:39			04:03	
Sample ID:	CCV	CCV12		CCV	CCV13	
Metal	True	Results	% Rec	True	Results	% Rec
Aluminum	anr					
Antimony	anr					
Arsenic	anr					
Barium	anr					
Beryllium	anr					
Bismuth						
Boron						
Cadmium	anr					
Calcium	anr					
Chromium	anr					
Cobalt	anr					
Copper	anr					
Iron	anr					
Lead	anr					
Lithium						
Magnesium	anr					
Manganese	anr					
Molybdenum						
Nickel	2000	2100	105.0	2000	2110	105.5
Palladium						
Potassium	anr					
Selenium	anr					
Silicon						
Silver	anr					
Sodium	anr					
Strontium						
Sulfur						
Thallium	anr					
Tin						
Titanium						
Tungsten						
Vanadium	anr					
Zinc	anr					

CALIBRATION CHECK STANDARDS SUMMARY
Initial and Continuing Calibration Checks

Login Number: JB72256
Account: LANGAN - Langan Engineering & Environmental
Project: Carroll Gardens, 363-365 Bond Street, Brooklyn, NY

File ID: SC080114M2.ICP Date Analyzed: 08/01/14 Methods: SW846 6010C
QC Limits: 90 to 110 % Recovery Run ID: MA34597 Units: ug/l

Time:		03:39			04:03	
Sample ID:	CCV	CCV12		CCV	CCV13	
Metal	True	Results	% Rec	True	Results	% Rec
Zirconium						

(*) Outside of QC limits
(anr) Analyte not requested

10.7.3 10
1054 of 1411
ACCUTEST LABORATORIES
JB72256

LOW CALIBRATION CHECK STANDARDS SUMMARY

Login Number: JB72256
Account: LANGAN - Langan Engineering & Environmental
Project: Carroll Gardens, 363-365 Bond Street, Brooklyn, NY

File ID: SC080114M2.ICP Date Analyzed: 08/01/14 Methods: SW846 6010C
QC Limits: CRI 70-130% CRIA 70-130% Run ID: MA34597 Units: ug/l

Time: / Sample ID: / Metal	CRI True	CRIA True	CRID True	16:14 CRI1 Results	% Rec	16:20 CRID1 Results	% Rec	16:26 CRIA1 Results	% Rec
Aluminum	200	500	100	anr					
Antimony	6.0	20	3.0	anr					
Arsenic	8.0	20	3.0	anr					
Barium	200		4.0	anr					
Beryllium	2.0		1.0	anr					
Bismuth	20								
Boron	100		10						
Cadmium	3.0		1.0	anr					
Calcium	5000	2000	1000	anr					
Chromium	10		2.0	anr					
Cobalt	50		3.0	anr					
Copper	10		2.0	anr					
Iron	100	500		anr					
Lead	3.0	20	2.5	anr					
Lithium	20								
Magnesium	5000	2000	100	anr					
Manganese	15		3.0	anr					
Molybdenum	20								
Nickel	10		4.0	10.7	107.0	4.3	107.5		
Palladium	50								
Potassium	5000		2000	anr					
Selenium	10	20	5.0	anr					
Silicon	200								
Silver	5.0		1.0	anr					
Sodium	5000		1000	anr					
Strontium	10								
Sulfur	50								
Thallium	10		2.0	anr					
Tin	10								
Titanium	10								
Tungsten	50								
Vanadium	50		2.0	anr					
Zinc	20		10	anr					

LOW CALIBRATION CHECK STANDARDS SUMMARY

Login Number: JB72256
Account: LANGAN - Langan Engineering & Environmental
Project: Carroll Gardens, 363-365 Bond Street, Brooklyn, NY

File ID: SC080114M2.ICP Date Analyzed: 08/01/14 Methods: SW846 6010C
QC Limits: CRI 70-130% CRIA 70-130% Run ID: MA34597 Units: ug/l

Time:				16:14		16:20		16:26	
Sample ID:	CRI	CRIA	CRID	CRI1		CRID1		CRIA1	
Metal	True	True	True	Results	% Rec	Results	% Rec	Results	% Rec
Zirconium	10								

(*) Outside of QC limits
(anr) Analyte not requested

LOW CALIBRATION CHECK STANDARDS SUMMARY

Login Number: JB72256
Account: LANGAN - Langan Engineering & Environmental
Project: Carroll Gardens, 363-365 Bond Street, Brooklyn, NY

File ID: SC080114M2.ICP Date Analyzed: 08/01/14 Methods: SW846 6010C
QC Limits: CRI 70-130% CRIA 70-130% Run ID: MA34597 Units: ug/l

Time:				22:55		23:01		23:07	
Sample ID:	CRI	CRIA	CRID	CRI2		CRIA2		CRI3	
Metal	True	True	True	Results	% Rec	Results	% Rec	Results	% Rec
Aluminum	200	500	100	anr					
Antimony	6.0	20	3.0	anr					
Arsenic	8.0	20	3.0	anr					
Barium	200		4.0	anr					
Beryllium	2.0		1.0	anr					
Bismuth	20								
Boron	100		10						
Cadmium	3.0		1.0	anr					
Calcium	5000	2000	1000	anr					
Chromium	10		2.0	anr					
Cobalt	50		3.0	anr					
Copper	10		2.0	anr					
Iron	100	500		anr					
Lead	3.0	20	2.5	anr					
Lithium	20								
Magnesium	5000	2000	100	anr					
Manganese	15		3.0	anr					
Molybdenum	20								
Nickel	10		4.0	10.4	104.0			10.6	106.0
Palladium	50								
Potassium	5000		2000	anr					
Selenium	10	20	5.0	anr					
Silicon	200								
Silver	5.0		1.0	anr					
Sodium	5000		1000	anr					
Strontium	10								
Sulfur	50								
Thallium	10		2.0	anr					
Tin	10								
Titanium	10								
Tungsten	50								
Vanadium	50		2.0	anr					
Zinc	20		10	anr					

LOW CALIBRATION CHECK STANDARDS SUMMARY

Login Number: JB72256
Account: LANGAN - Langan Engineering & Environmental
Project: Carroll Gardens, 363-365 Bond Street, Brooklyn, NY

File ID: SC080114M2.ICP Date Analyzed: 08/01/14 Methods: SW846 6010C
QC Limits: CRI 70-130% CRIA 70-130% Run ID: MA34597 Units: ug/l

Time:				22:55		23:01		23:07	
Sample ID:	CRI	CRIA	CRID	CRI2		CRIA2		CRI3	
Metal	True	True	True	Results	% Rec	Results	% Rec	Results	% Rec
Zirconium	10								

(*) Outside of QC limits
(anr) Analyte not requested

10.7.4 10

LOW CALIBRATION CHECK STANDARDS SUMMARY

Login Number: JB72256
Account: LANGAN - Langan Engineering & Environmental
Project: Carroll Gardens, 363-365 Bond Street, Brooklyn, NY

File ID: SC080114M2.ICP Date Analyzed: 08/01/14 Methods: SW846 6010C
QC Limits: CRI 70-130% CRIA 70-130% Run ID: MA34597 Units: ug/l

Time:				03:51		03:57	
Sample ID:	CRI	CRIA	CRID	CRI4		CRIA3	
Metal	True	True	True	Results	% Rec	Results	% Rec
Aluminum	200	500	100	anr			
Antimony	6.0	20	3.0	anr			
Arsenic	8.0	20	3.0	anr			
Barium	200		4.0	anr			
Beryllium	2.0		1.0	anr			
Bismuth	20						
Boron	100		10				
Cadmium	3.0		1.0	anr			
Calcium	5000	2000	1000	anr			
Chromium	10		2.0	anr			
Cobalt	50		3.0	anr			
Copper	10		2.0	anr			
Iron	100	500		anr			
Lead	3.0	20	2.5	anr			
Lithium	20						
Magnesium	5000	2000	100	anr			
Manganese	15		3.0	anr			
Molybdenum	20						
Nickel	10		4.0	10.8	108.0		
Palladium	50						
Potassium	5000		2000	anr			
Selenium	10	20	5.0	anr			
Silicon	200						
Silver	5.0		1.0	anr			
Sodium	5000		1000	anr			
Strontium	10						
Sulfur	50						
Thallium	10		2.0	anr			
Tin	10						
Titanium	10						
Tungsten	50						
Vanadium	50		2.0	anr			
Zinc	20		10	anr			

LOW CALIBRATION CHECK STANDARDS SUMMARY

Login Number: JB72256
Account: LANGAN - Langan Engineering & Environmental
Project: Carroll Gardens, 363-365 Bond Street, Brooklyn, NY

File ID: SC080114M2.ICP Date Analyzed: 08/01/14 Methods: SW846 6010C
QC Limits: CRI 70-130% CRIA 70-130% Run ID: MA34597 Units: ug/l

Time:				03:51		03:57	
Sample ID:	CRI	CRIA	CRID	CRI4		CRIA3	
Metal	True	True	True	Results	% Rec	Results	% Rec
Zirconium	10						

(*) Outside of QC limits
(anr) Analyte not requested

10.7.4 10

INTERFERING ELEMENT CHECK STANDARDS SUMMARY
Part 1 - ICSA and ICSAB Standards

Login Number: JB72256
Account: LANGAN - Langan Engineering & Environmental
Project: Carroll Gardens, 363-365 Bond Street, Brooklyn, NY

File ID: SC080114M2.ICP Date Analyzed: 08/01/14 Methods: SW846 6010C
QC Limits: 80 to 120 % Recovery Run ID: MA34597 Units: ug/l

Time:			16:31		16:37		23:13		23:18	
Sample ID:	ICSA	ICSAB	ICSA1		ICSAB1		ICSA2		ICSAB2	
Metal	True	True	Results	% Rec	Results	% Rec	Results	% Rec	Results	% Rec
Aluminum	500000	500000	514000	102.8	508000	101.6	519000	103.8	512000	102.4
Antimony		1000	2.2		1040	104.0	2.8		1040	104.0
Arsenic		1000	0.20		1070	107.0	2.5		1070	107.0
Barium		500	-1.4		513	102.6	-1.6		510	102.0
Beryllium		500	0.70		508	101.6	0.60		500	100.0
Bismuth		500	38.7		567	113.4	36.2		568	113.6
Boron			-0.10		3.4		-2.3		3.4	
Cadmium		1000	2.0		1040	104.0	2.0		1030	103.0
Calcium	400000	400000	383000	95.8	385000	96.3	380000	95.0	381000	95.3
Chromium		500	-0.70		493	98.6	-0.70		497	99.4
Cobalt		500	0.70		498	99.6	0.90		499	99.8
Copper		500	-4.6		527	105.4	-4.5		518	103.6
Iron	200000	200000	193000	96.5	194000	97.0	191000	95.5	191000	95.5
Lead		1000	-2.7		993	99.3	-0.10		1000	100.0
Lithium		500	4.1		579	115.8	3.6		578	115.6
Magnesium	500000	500000	494000	98.8	498000	99.6	491000	98.2	490000	98.0
Manganese		500	2.9		506	101.2	1.9		507	101.4
Molybdenum		500	1.4		511	102.2	0.40		512	102.4
Nickel		1000	1.4		962	96.2	1.5		970	97.0
Palladium		500	-41		513	102.6	-39		511	102.2
Potassium			-2.9		50.7		33.3		39.1	
Selenium		1000	4.3		1120	112.0	6.0		1120	112.0
Silicon			5.1		1.8		3.7		4.3	
Silver		1000	3.2		1030	103.0	-1.6		1030	103.0
Sodium			-6.8		2.7		33.3		38.3	
Strontium			-4.7		-4.6		-4.6		-4.5	
Sulfur		500	-19		499	99.8	-19		492	98.4
Thallium		1000	1.9		1000	100.0	2.0		1000	100.0
Tin			-3.4		-3.6		-3.9		-3.5	
Titanium			2.4		2.3		2.1		2.0	
Tungsten		500	-36		495	99.0	-43		489	97.8
Vanadium		500	3.2		499	99.8	3.3		500	100.0
Zinc		1000	3.2		1010	101.0	3.4		1000	100.0

INTERFERING ELEMENT CHECK STANDARDS SUMMARY
Part 1 - ICSA and ICSAB Standards

Login Number: JB72256
Account: LANGAN - Langan Engineering & Environmental
Project: Carroll Gardens, 363-365 Bond Street, Brooklyn, NY

File ID: SC080114M2.ICP Date Analyzed: 08/01/14 Methods: SW846 6010C
QC Limits: 80 to 120 % Recovery Run ID: MA34597 Units: ug/l

Time:			16:31		16:37		23:13		23:18	
Sample ID:	ICSA	ICSAB	ICSA1		ICSAB1		ICSA2		ICSAB2	
Metal	True	True	Results	% Rec	Results	% Rec	Results	% Rec	Results	% Rec
Zirconium		500	2.5		423	84.6	1.2		419	83.8

(*) Outside of QC limits
(anr) Analyte not requested

10.7.5 10
1062 of 1411
ACCUTEST LABORATORIES
JB72256

BLANK RESULTS SUMMARY
Part 2 - Method Blanks

Login Number: JB72256
Account: LANGAN - Langan Engineering & Environmental
Project: Carroll Gardens, 363-365 Bond Street, Brooklyn, NY

QC Batch ID: MP80807
Matrix Type: AQUEOUS

Methods: SW846 6010C
Units: ug/l

Prep Date: 07/23/14

Metal	RL	IDL	MDL	MB raw	final
Aluminum	200	12	11	0.20	<200
Antimony	6.0	1.2	2.6	1.5	<6.0
Arsenic	3.0	1.3	2.6	-0.40	<3.0
Barium	200	.37	1	0.10	<200
Beryllium	1.0	.1	.4	0.20	<1.0
Bismuth	20	2	2.4		
Boron	100	.75	4.9		
Cadmium	3.0	.23	.7	0.0	<3.0
Calcium	5000	32	19	8.7	<5000
Chromium	10	.5	.89	-0.20	<10
Cobalt	50	.28	.83	0.10	<50
Copper	10	.67	1.2	0.70	<10
Iron	100	9.7	12	4.6	<100
Lead	3.0	1	1.3	0.20	<3.0
Lithium	20	1.3	2.8		
Magnesium	5000	38	41	-18	<5000
Manganese	15	.1	.48	0.10	<15
Molybdenum	20	.39	1.1		
Nickel	10	.32	.75	0.20	<10
Palladium	50	1.6	3.2		
Potassium	10000	23	50	12.8	<10000
Selenium	10	2.2	3.6	0.40	<10
Silicon	200	7	24		
Silver	10	.8	1.2	0.30	<10
Sodium	10000	6.8	19	4.2	<10000
Sulfur	50	2.9	10		
Strontium	10	.13	.76		
Thallium	2.0	1.1	1.8	-0.50	<2.0
Tin	10	.83	3.6		
Titanium	10	.39	.93		
Tungsten	50	8.2	14		
Vanadium	50	.41	.87	0.20	<50
Zinc	20	4.9	7.6	2.5	<20

BLANK RESULTS SUMMARY
Part 2 - Method Blanks

Login Number: JB72256
Account: LANGAN - Langan Engineering & Environmental
Project: Carroll Gardens, 363-365 Bond Street, Brooklyn, NY

QC Batch ID: MP80807
Matrix Type: AQUEOUS

Methods: SW846 6010C
Units: ug/l

Prep Date: 07/23/14

Metal	RL	IDL	MDL	MB raw	final
Zirconium	10	.53	1.9		

Associated samples MP80807: JB72256-6

Results < IDL are shown as zero for calculation purposes
(*) Outside of QC limits
(anr) Analyte not requested

MATRIX SPIKE AND DUPLICATE RESULTS SUMMARY

Login Number: JB72256
Account: LANGAN - Langan Engineering & Environmental
Project: Carroll Gardens, 363-365 Bond Street, Brooklyn, NY

QC Batch ID: MP80807
Matrix Type: AQUEOUS

Methods: SW846 6010C
Units: ug/l

Prep Date: 07/23/14

Metal	JB72229-1 Original	MS	Spikelot MPSPK	% Rec	QC Limits
Aluminum	573	23100	25000	90.1	75-125
Antimony	0.0	1780	2000	89.0	75-125
Arsenic	2.3	1840	2000	91.9	75-125
Barium	23.4	1780	2000	87.8	75-125
Beryllium	0.0	1810	2000	90.5	75-125
Bismuth					
Boron					
Cadmium	0.40	1810	2000	90.5	75-125
Calcium	46400	68100	25000	86.8	75-125
Chromium	1.5	1800	2000	89.9	75-125
Cobalt	1.2	1760	2000	87.9	75-125
Copper	4.8	1790	2000	89.3	75-125
Iron	1210	23900	25000	90.8	75-125
Lead	3.2	1800	2000	89.8	75-125
Lithium					
Magnesium	7430	29400	25000	87.9	75-125
Manganese	58.9	1870	2000	90.6	75-125
Molybdenum					
Nickel	1.9	1770	2000	88.4	75-125
Palladium					
Potassium	4240	26900	25000	90.6	75-125
Selenium	0.0	1800	2000	90.0	75-125
Silicon					
Silver	0.0	220	250	88.0	75-125
Sodium	61200	83600	25000	89.6	75-125
Sulfur					
Strontium					
Thallium	0.0	1830	2000	91.5	75-125
Tin					
Titanium					
Tungsten					
Vanadium	1.5	1770	2000	88.4	75-125
Zinc	17.9	1790	2000	88.6	75-125

MATRIX SPIKE AND DUPLICATE RESULTS SUMMARY

Login Number: JB72256
Account: LANGAN - Langan Engineering & Environmental
Project: Carroll Gardens, 363-365 Bond Street, Brooklyn, NY

QC Batch ID: MP80807
Matrix Type: AQUEOUS

Methods: SW846 6010C
Units: ug/l

Prep Date: 07/23/14

Metal	JB72229-1 Original MS	Spikelot MPSPK	% Rec	QC Limits
Zirconium				

Associated samples MP80807: JB72256-6

Results < IDL are shown as zero for calculation purposes
(*) Outside of QC limits
(N) Matrix Spike Rec. outside of QC limits
(anr) Analyte not requested

MATRIX SPIKE AND DUPLICATE RESULTS SUMMARY

Login Number: JB72256
Account: LANGAN - Langan Engineering & Environmental
Project: Carroll Gardens, 363-365 Bond Street, Brooklyn, NY

QC Batch ID: MP80807
Matrix Type: AQUEOUS

Methods: SW846 6010C
Units: ug/l

Prep Date: 07/23/14

Metal	JB72229-1 Original	MSD	Spikelot MPSPK	% Rec	MSD RPD	QC Limit
Aluminum	573	23200	25000	90.5	0.4	20
Antimony	0.0	1790	2000	89.5	0.6	20
Arsenic	2.3	1850	2000	92.4	0.5	20
Barium	23.4	1790	2000	88.3	0.6	20
Beryllium	0.0	1820	2000	91.0	0.6	20
Bismuth						
Boron						
Cadmium	0.40	1830	2000	91.5	1.1	20
Calcium	46400	68400	25000	88.0	0.4	20
Chromium	1.5	1820	2000	90.9	1.1	20
Cobalt	1.2	1780	2000	88.9	1.1	20
Copper	4.8	1800	2000	89.8	0.6	20
Iron	1210	24100	25000	91.6	0.8	20
Lead	3.2	1810	2000	90.3	0.6	20
Lithium						
Magnesium	7430	29500	25000	88.3	0.3	20
Manganese	58.9	1900	2000	92.1	1.6	20
Molybdenum						
Nickel	1.9	1790	2000	89.4	1.1	20
Palladium						
Potassium	4240	27000	25000	91.0	0.4	20
Selenium	0.0	1810	2000	90.5	0.6	20
Silicon						
Silver	0.0	222	250	88.8	0.9	20
Sodium	61200	84100	25000	91.6	0.6	20
Sulfur						
Strontium						
Thallium	0.0	1860	2000	93.0	1.6	20
Tin						
Titanium						
Tungsten						
Vanadium	1.5	1790	2000	89.4	1.1	20
Zinc	17.9	1800	2000	89.1	0.6	20

MATRIX SPIKE AND DUPLICATE RESULTS SUMMARY

Login Number: JB72256
Account: LANGAN - Langan Engineering & Environmental
Project: Carroll Gardens, 363-365 Bond Street, Brooklyn, NY

QC Batch ID: MP80807
Matrix Type: AQUEOUS

Methods: SW846 6010C
Units: ug/l

Prep Date: 07/23/14

Metal	JB72229-1 Original MSD	Spikelot MPSPK	% Rec	MSD RPD	QC Limit
Zirconium					

Associated samples MP80807: JB72256-6

Results < IDL are shown as zero for calculation purposes
(*) Outside of QC limits
(N) Matrix Spike Rec. outside of QC limits
(anr) Analyte not requested

SPIKE BLANK AND LAB CONTROL SAMPLE SUMMARY

Login Number: JB72256
Account: LANGAN - Langan Engineering & Environmental
Project: Carroll Gardens, 363-365 Bond Street, Brooklyn, NY

QC Batch ID: MP80807
Matrix Type: AQUEOUS

Methods: SW846 6010C
Units: ug/l

Prep Date: 07/23/14

Metal	BSP Result	Spikelot MPSPK	% Rec	QC Limits
Aluminum	24300	25000	97.2	80-120
Antimony	1940	2000	97.0	80-120
Arsenic	1970	2000	98.5	80-120
Barium	1900	2000	95.0	80-120
Beryllium	1980	2000	99.0	80-120
Bismuth				
Boron				
Cadmium	1990	2000	99.5	80-120
Calcium	24800	25000	99.2	80-120
Chromium	2010	2000	100.5	80-120
Cobalt	1970	2000	98.5	80-120
Copper	1940	2000	97.0	80-120
Iron	25100	25000	100.4	80-120
Lead	2020	2000	101.0	80-120
Lithium				
Magnesium	24500	25000	98.0	80-120
Manganese	2030	2000	101.5	80-120
Molybdenum				
Nickel	1970	2000	98.5	80-120
Palladium				
Potassium	24100	25000	96.4	80-120
Selenium	1920	2000	96.0	80-120
Silicon				
Silver	241	250	96.4	80-120
Sodium	24800	25000	99.2	80-120
Sulfur				
Strontium				
Thallium	2080	2000	104.0	80-120
Tin				
Titanium				
Tungsten				
Vanadium	1970	2000	98.5	80-120
Zinc	2020	2000	101.0	80-120

SPIKE BLANK AND LAB CONTROL SAMPLE SUMMARY

Login Number: JB72256
Account: LANGAN - Langan Engineering & Environmental
Project: Carroll Gardens, 363-365 Bond Street, Brooklyn, NY

QC Batch ID: MP80807
Matrix Type: AQUEOUS

Methods: SW846 6010C
Units: ug/l

Prep Date: 07/23/14

Metal	BSP Result	Spikelot MPSPK	% Rec	QC Limits
Zirconium				

Associated samples MP80807: JB72256-6

Results < IDL are shown as zero for calculation purposes
(*) Outside of QC limits
(anr) Analyte not requested

SERIAL DILUTION RESULTS SUMMARY

Login Number: JB72256
Account: LANGAN - Langan Engineering & Environmental
Project: Carroll Gardens, 363-365 Bond Street, Brooklyn, NY

QC Batch ID: MP80807
Matrix Type: AQUEOUS

Methods: SW846 6010C
Units: ug/l

Prep Date: 07/23/14

Metal	JB72229-1 Original	SDL 1:5	%DIF	QC Limits
Aluminum	573	572	0.1	0-10
Antimony	0.00	6.60	NC	0-10
Arsenic	2.30	8.50	269.6(a)	0-10
Barium	23.4	23.2	0.9	0-10
Beryllium	0.00	0.00	NC	0-10
Bismuth				
Boron				
Cadmium	0.400	0.00	100.0(a)	0-10
Calcium	46400	48200	4.1	0-10
Chromium	1.50	0.00	100.0(a)	0-10
Cobalt	1.20	1.40	16.7 (a)	0-10
Copper	4.80	7.70	60.4 (a)	0-10
Iron	1210	1260	4.6	0-10
Lead	3.20	0.00	100.0(a)	0-10
Lithium				
Magnesium	7430	7860	5.7	0-10
Manganese	58.9	61.7	4.8	0-10
Molybdenum				
Nickel	1.90	3.10	63.2 (a)	0-10
Palladium				
Potassium	4240	4170	1.7	0-10
Selenium	0.00	0.00	NC	0-10
Silicon				
Silver	0.00	0.00	NC	0-10
Sodium	61200	62400	2.0	0-10
Sulfur				
Strontium				
Thallium	0.00	0.00	NC	0-10
Tin				
Titanium				
Tungsten				
Vanadium	1.50	0.00	100.0(a)	0-10
Zinc	17.9	24.7	38.0 (a)	0-10

SERIAL DILUTION RESULTS SUMMARY

Login Number: JB72256
Account: LANGAN - Langan Engineering & Environmental
Project: Carroll Gardens, 363-365 Bond Street, Brooklyn, NY

QC Batch ID: MP80807
Matrix Type: AQUEOUS

Methods: SW846 6010C
Units: ug/l

Prep Date: 07/23/14

Metal	JB72229-1 Original SDL 1:5	%DIF	QC Limits
Zirconium			

Associated samples MP80807: JB72256-6

Results < IDL are shown as zero for calculation purposes
(*) Outside of QC limits
(anr) Analyte not requested
(a) Percent difference acceptable due to low initial sample concentration (< 50 times IDL).

BLANK RESULTS SUMMARY
Part 2 - Method Blanks

Login Number: JB72256
Account: LANGAN - Langan Engineering & Environmental
Project: Carroll Gardens, 363-365 Bond Street, Brooklyn, NY

QC Batch ID: MP80870
Matrix Type: AQUEOUS

Methods: SW846 7470A
Units: ug/l

Prep Date: 07/25/14

Metal	RL	IDL	MDL	MB raw	final
Mercury	0.20	.031	.064	0.017	<0.20

Associated samples MP80870: JB72256-6

Results < IDL are shown as zero for calculation purposes
(*) Outside of QC limits
(anr) Analyte not requested

MATRIX SPIKE AND DUPLICATE RESULTS SUMMARY

Login Number: JB72256
Account: LANGAN - Langan Engineering & Environmental
Project: Carroll Gardens, 363-365 Bond Street, Brooklyn, NY

QC Batch ID: MP80870
Matrix Type: AQUEOUS

Methods: SW846 7470A
Units: ug/l

Prep Date: 07/25/14

Metal	JB72362-7 Original	MS	Spikelot HGPW3	% Rec	QC Limits
Mercury	0.20	2.2	2	100.0	75-125

Associated samples MP80870: JB72256-6

Results < IDL are shown as zero for calculation purposes
(*) Outside of QC limits
(N) Matrix Spike Rec. outside of QC limits
(anr) Analyte not requested

MATRIX SPIKE AND DUPLICATE RESULTS SUMMARY

Login Number: JB72256
Account: LANGAN - Langan Engineering & Environmental
Project: Carroll Gardens, 363-365 Bond Street, Brooklyn, NY

QC Batch ID: MP80870 Methods: SW846 7470A
Matrix Type: AQUEOUS Units: ug/l

Prep Date: 07/25/14

Metal	JB72362-7 Original	MSD	Spikelot HGPW3	% Rec	MSD RPD	QC Limit
Mercury	0.20	2.4	2	110.0	8.7	20

Associated samples MP80870: JB72256-6

Results < IDL are shown as zero for calculation purposes
(*) Outside of QC limits
(N) Matrix Spike Rec. outside of QC limits
(anr) Analyte not requested

SPIKE BLANK AND LAB CONTROL SAMPLE SUMMARY

Login Number: JB72256
Account: LANGAN - Langan Engineering & Environmental
Project: Carroll Gardens, 363-365 Bond Street, Brooklyn, NY

QC Batch ID: MP80870
Matrix Type: AQUEOUS

Methods: SW846 7470A
Units: ug/l

Prep Date: 07/25/14

Metal	LCS Result	Spikelot HGPW3	% Rec	QC Limits
Mercury	2.0	2	100.0	80-120

Associated samples MP80870: JB72256-6

Results < IDL are shown as zero for calculation purposes
(*) Outside of QC limits
(anr) Analyte not requested

BLANK RESULTS SUMMARY
Part 2 - Method Blanks

Login Number: JB72256
Account: LANGAN - Langan Engineering & Environmental
Project: Carroll Gardens, 363-365 Bond Street, Brooklyn, NY

QC Batch ID: MP80946 Methods: SW846 7471B
Matrix Type: SOLID Units: mg/kg

Prep Date: 07/30/14

Metal	RL	IDL	MDL	MB raw	final
Mercury	0.033	.0052	.0075	0.00045	<0.033

Associated samples MP80946: JB72256-1, JB72256-2, JB72256-3, JB72256-4, JB72256-5

Results < IDL are shown as zero for calculation purposes
(*) Outside of QC limits
(anr) Analyte not requested

MATRIX SPIKE AND DUPLICATE RESULTS SUMMARY

Login Number: JB72256
Account: LANGAN - Langan Engineering & Environmental
Project: Carroll Gardens, 363-365 Bond Street, Brooklyn, NY

QC Batch ID: MP80946
Matrix Type: SOLID

Methods: SW846 7471B
Units: mg/kg

Prep Date: 07/30/14

Metal	JB72317-4 Original	MS	Spikelot HGPWS1	% Rec	QC Limits
Mercury	0.0093	0.23	0.309	71.5N(a)	75-125

Associated samples MP80946: JB72256-1, JB72256-2, JB72256-3, JB72256-4, JB72256-5

Results < IDL are shown as zero for calculation purposes
(*) Outside of QC limits
(N) Matrix Spike Rec. outside of QC limits
(anr) Analyte not requested
(a) Spike recovery indicates possible matrix interference and/or sample nonhomogeneity.

MATRIX SPIKE AND DUPLICATE RESULTS SUMMARY

Login Number: JB72256
Account: LANGAN - Langan Engineering & Environmental
Project: Carroll Gardens, 363-365 Bond Street, Brooklyn, NY

QC Batch ID: MP80946 Methods: SW846 7471B
Matrix Type: SOLID Units: mg/kg

Prep Date: 07/30/14

Metal	JB72317-4 Original	MSD	Spikelot HGPWS1	% Rec	MSD RPD	QC Limit
Mercury	0.0093	0.26	0.312	80.4	12.2	20

Associated samples MP80946: JB72256-1, JB72256-2, JB72256-3, JB72256-4, JB72256-5

Results < IDL are shown as zero for calculation purposes
(*) Outside of QC limits
(N) Matrix Spike Rec. outside of QC limits
(anr) Analyte not requested

SPIKE BLANK AND LAB CONTROL SAMPLE SUMMARY

Login Number: JB72256
Account: LANGAN - Langan Engineering & Environmental
Project: Carroll Gardens, 363-365 Bond Street, Brooklyn, NY

QC Batch ID: MP80946
Matrix Type: SOLID

Methods: SW846 7471B
Units: mg/kg

Prep Date: 07/30/14

Metal	LCS Result	Spikelot HGLCS54082% Rec		QC Limits
Mercury	4.6	5.76	79.9	71-129

Associated samples MP80946: JB72256-1, JB72256-2, JB72256-3, JB72256-4, JB72256-5

Results < IDL are shown as zero for calculation purposes
(*) Outside of QC limits
(anr) Analyte not requested

BLANK RESULTS SUMMARY
Part 2 - Method Blanks

Login Number: JB72256
Account: LANGAN - Langan Engineering & Environmental
Project: Carroll Gardens, 363-365 Bond Street, Brooklyn, NY

QC Batch ID: MP80966
Matrix Type: SOLID

Methods: SW846 6010C
Units: mg/kg

Prep Date:				07/30/14		08/01/14	
Metal	RL	IDL	MDL	MB raw	MB final	MB raw	MB final
Aluminum	45	1.1	1.2	0.84	<49		
Antimony	1.8	.11	.24	0.21	<2.0		
Arsenic	1.8	.12	.26	-0.14	<2.0		
Barium	18	.033	.071	0.029	<20		
Beryllium	0.18	.0089	.018	0.0098	<0.20		
Bismuth	1.8	.18	.21				
Boron	8.9	.067	.16				
Cadmium	0.45	.021	.045	0.0	<0.49		
Calcium	450	.58	2.7	1.2	<490		
Chromium	0.89	.045	.063	0.059	<0.98		
Cobalt	4.5	.025	.054	0.0	<4.9		
Copper	2.2	.06	.13	-0.098	<2.5		
Iron	45	.54	.86	0.70	<49		
Lead	1.8	.092	.19	0.029	<2.0		
Lithium	1.8	.11	.18				
Magnesium	450	3.4	3	1.4	<490		
Manganese	1.3	.0049	.054	0.020	<1.5		
Molybdenum	1.8	.035	.063				
Nickel	3.6	.029	.089			0.036	<3.6
Palladium	4.5	.14	.23				
Potassium	890	2.1	3.6	3.5	<980		
Selenium	1.8	.2	.29	0.039	<2.0		
Silicon	18	.21	3.5				
Silver	0.45	.071	.13	-0.039	<0.49		
Sodium	890	.61	1.7	2.1	<980		
Strontium	0.89	.012	.027				
Sulfur	4.5	.26	.92				
Thallium	0.89	.096	.37	-0.0098	<0.98		
Tin	4.5	.074	1.1				
Titanium	0.89	.035	.089				
Tungsten	4.5	.73	4				
Vanadium	4.5	.037	.08	0.0098	<4.9		
Zinc	1.8	.039	.34	0.21	<2.0		

BLANK RESULTS SUMMARY
Part 2 - Method Blanks

Login Number: JB72256
Account: LANGAN - Langan Engineering & Environmental
Project: Carroll Gardens, 363-365 Bond Street, Brooklyn, NY

QC Batch ID: MP80966 Methods: SW846 6010C
Matrix Type: SOLID Units: mg/kg

Prep Date: 07/30/14 08/01/14

Metal	RL	IDL	MDL	MB raw	final	MB raw	final
Zirconium	1.8	.029	.23				

Associated samples MP80966: JB72256-1, JB72256-2, JB72256-3, JB72256-4, JB72256-5

Results < IDL are shown as zero for calculation purposes
(*) Outside of QC limits
(anr) Analyte not requested

MATRIX SPIKE AND DUPLICATE RESULTS SUMMARY

Login Number: JB72256
Account: LANGAN - Langan Engineering & Environmental
Project: Carroll Gardens, 363-365 Bond Street, Brooklyn, NY

QC Batch ID: MP80966
Matrix Type: SOLID

Methods: SW846 6010C
Units: mg/kg

Prep Date: 08/01/14

Metal	JB72804-1 Original	MS	Spikelot MPSPK	% Rec	QC Limits
Aluminum	9250	13400	2350	176.7N(a	75-125
Antimony	0.68	126	188	66.7N(a)	75-125
Arsenic	5.1	180	188	93.1	75-125
Barium	82.8	246	188	86.9	75-125
Beryllium	0.75	177	188	93.8	75-125
Bismuth					
Boron					
Cadmium	0.37	177	188	94.0	75-125
Calcium	2380	4700	2350	98.8	75-125
Chromium	73.3	252	188	95.1	75-125
Cobalt	5.6	183	188	94.4	75-125
Copper	39.1	197	188	84.0	75-125
Iron	16200	16400	2350	8.5 (b)	75-125
Lead	43.4	218	188	92.9	75-125
Lithium					
Magnesium	2310	4650	2350	99.6	75-125
Manganese	378	510	188	70.2N(a)	75-125
Molybdenum					
Nickel	21.2	206	185	100.0	75-125
Palladium					
Potassium	749	3330	2350	109.9	75-125
Selenium	1.0	175	188	92.6	75-125
Silicon					
Silver	0.93	21.9	23.5	89.3	75-125
Sodium	609	2890	2350	97.1	75-125
Strontium					
Sulfur					
Thallium	0.53	182	188	96.6	75-125
Tin					
Titanium					
Tungsten					
Vanadium	31.4	201	188	90.3	75-125
Zinc	111	279	188	89.4	75-125

MATRIX SPIKE AND DUPLICATE RESULTS SUMMARY

Login Number: JB72256
Account: LANGAN - Langan Engineering & Environmental
Project: Carroll Gardens, 363-365 Bond Street, Brooklyn, NY

QC Batch ID: MP80966 Methods: SW846 6010C
Matrix Type: SOLID Units: mg/kg

Prep Date: 08/01/14

Metal	JB72804-1 Original MS	Spikelot MPSPK	% Rec	QC Limits
Zirconium				

Associated samples MP80966: JB72256-1, JB72256-2, JB72256-3, JB72256-4, JB72256-5

Results < IDL are shown as zero for calculation purposes
(*) Outside of QC limits
(N) Matrix Spike Rec. outside of QC limits
(anr) Analyte not requested
(a) Spike recovery indicates possible matrix interference and/or sample nonhomogeneity.
(b) Spike amount low relative to the sample amount. Refer to lab control or spike blank for recovery information.

MATRIX SPIKE AND DUPLICATE RESULTS SUMMARY

Login Number: JB72256
Account: LANGAN - Langan Engineering & Environmental
Project: Carroll Gardens, 363-365 Bond Street, Brooklyn, NY

QC Batch ID: MP80966
Matrix Type: SOLID

Methods: SW846 6010C
Units: mg/kg

Prep Date: 08/01/14

Metal	JB72804-1 Original	MSD	Spikelot MPSPK	% Rec	MSD RPD	QC Limit
Aluminum	9250	15000	2350	244.8N(a	11.3	20
Antimony	0.68	129	188	68.3N(a)	2.4	20
Arsenic	5.1	184	188	95.2	2.2	20
Barium	82.8	282	188	106.0	13.6	20
Beryllium	0.75	183	188	97.0	3.3	20
Bismuth						
Boron						
Cadmium	0.37	182	188	96.7	2.8	20
Calcium	2380	4860	2350	105.6	3.3	20
Chromium	73.3	250	188	94.0	0.8	20
Cobalt	5.6	188	188	97.1	2.7	20
Copper	39.1	218	188	95.2	10.1	20
Iron	16200	20700	2350	191.6(b)	23.2 (c)	20
Lead	43.4	241	188	105.2	10.0	20
Lithium						
Magnesium	2310	5180	2350	122.2	10.8	20
Manganese	378	502	188	66.0N(a)	1.6	20
Molybdenum						
Nickel	21.2	235	209	102.2	13.2	20
Palladium						
Potassium	749	3460	2350	115.4	3.8	20
Selenium	1.0	178	188	94.2	1.7	20
Silicon						
Silver	0.93	22.4	23.5	91.4	2.3	20
Sodium	609	3030	2350	103.1	4.7	20
Strontium						
Sulfur						
Thallium	0.53	183	188	97.1	0.5	20
Tin						
Titanium						
Tungsten						
Vanadium	31.4	208	188	94.0	3.4	20
Zinc	111	307	188	104.3	9.6	20

MATRIX SPIKE AND DUPLICATE RESULTS SUMMARY

Login Number: JB72256
Account: LANGAN - Langan Engineering & Environmental
Project: Carroll Gardens, 363-365 Bond Street, Brooklyn, NY

QC Batch ID: MP80966 Methods: SW846 6010C
Matrix Type: SOLID Units: mg/kg

Prep Date: 08/01/14

Metal	JB72804-1 Original MSD	Spikelot MPSPK	% Rec	MSD RPD	QC Limit
Zirconium					

Associated samples MP80966: JB72256-1, JB72256-2, JB72256-3, JB72256-4, JB72256-5

Results < IDL are shown as zero for calculation purposes
(*) Outside of QC limits
(N) Matrix Spike Rec. outside of QC limits
(anr) Analyte not requested
(a) Spike recovery indicates possible matrix interference and/or sample nonhomogeneity.
(b) Spike amount low relative to the sample amount. Refer to lab control or spike blank for recovery information.
(c) High rpd due to possible sample nonhomogeneity.

SPIKE BLANK AND LAB CONTROL SAMPLE SUMMARY

Login Number: JB72256
Account: LANGAN - Langan Engineering & Environmental
Project: Carroll Gardens, 363-365 Bond Street, Brooklyn, NY

QC Batch ID: MP80966
Matrix Type: SOLID

Methods: SW846 6010C
Units: mg/kg

Prep Date:			07/30/14				07/30/14	
Metal	BSP Result	Spikelot MPSPK	% Rec	QC Limits	LCS Result	Spikelot MPLC54083	% Rec	QC Limits
Aluminum	2330	2400	96.9	80-120	7780	8100	96.0	51-148
Antimony	188	192	97.8	80-120	120	116	103.4	2-210
Arsenic	186	192	96.7	80-120	123	122	100.8	78-122
Barium	182	192	94.6	80-120	165	167	98.8	82-117
Beryllium	187	192	97.2	80-120	54.4	54.3	100.2	82-118
Bismuth								
Boron								
Cadmium	186	192	96.7	80-120	89.6	88	101.8	82-118
Calcium	2380	2400	99.0	80-120	5760	5920	97.3	82-118
Chromium	189	192	98.3	80-120	107	102	104.9	79-121
Cobalt	185	192	96.2	80-120	103	99.4	103.6	83-117
Copper	178	192	92.6	80-120	75.3	78	96.5	80-120
Iron	2400	2400	99.8	80-120	17500	15100	115.9	47-153
Lead	192	192	99.8	80-120	102	94.5	107.9	81-119
Lithium								
Magnesium	2340	2400	97.3	80-120	2990	3020	99.0	75-124
Manganese	191	192	99.3	80-120	413	401	103.0	81-119
Molybdenum								
Nickel								
Palladium								
Potassium	2400	2400	99.8	80-120	2510	2490	100.8	70-130
Selenium	180	192	93.6	80-120	171	157	108.9	77-122
Silicon								
Silver	22.0	24	91.5	80-120	32.6	34.2	95.3	74-125
Sodium	2410	2400	100.3	80-120	225	246	91.5	70-130
Strontium								
Sulfur								
Thallium	196	192	101.9	80-120	127	116	109.5	78-122
Tin								
Titanium								
Tungsten								
Vanadium	184	192	95.7	80-120	74.2	67.1	110.6	65-135
Zinc	195	192	101.4	80-120	218	207	105.3	80-121

SPIKE BLANK AND LAB CONTROL SAMPLE SUMMARY

Login Number: JB72256
Account: LANGAN - Langan Engineering & Environmental
Project: Carroll Gardens, 363-365 Bond Street, Brooklyn, NY

QC Batch ID: MP80966
Matrix Type: SOLID

Methods: SW846 6010C
Units: mg/kg

Prep Date:		07/30/14				07/30/14		
Metal	BSP Result	Spikelot MPSPK	% Rec	QC Limits	LCS Result	Spikelot MPLC54083	% Rec	QC Limits
Zirconium								

Associated samples MP80966: JB72256-1, JB72256-2, JB72256-3, JB72256-4, JB72256-5

Results < IDL are shown as zero for calculation purposes
(*) Outside of QC limits
(anr) Analyte not requested

SPIKE BLANK AND LAB CONTROL SAMPLE SUMMARY

Login Number: JB72256
Account: LANGAN - Langan Engineering & Environmental
Project: Carroll Gardens, 363-365 Bond Street, Brooklyn, NY

QC Batch ID: MP80966
Matrix Type: SOLID

Methods: SW846 6010C
Units: mg/kg

Prep Date:			08/01/14				08/01/14	
Metal	BSP Result	Spikelot MPSPK	% Rec	QC Limits	LCS Result	Spikelot MPLC54083	% Rec	QC Limits
Aluminum								
Antimony								
Arsenic								
Barium								
Beryllium								
Bismuth								
Boron								
Cadmium								
Calcium								
Chromium								
Cobalt								
Copper								
Iron								
Lead								
Lithium								
Magnesium								
Manganese								
Molybdenum								
Nickel	183	179	102.5	80-120	59.9	56.3	106.4	82-118
Palladium								
Potassium								
Selenium								
Silicon								
Silver								
Sodium								
Strontium								
Sulfur								
Thallium								
Tin								
Titanium								
Tungsten								
Vanadium								
Zinc								

SPIKE BLANK AND LAB CONTROL SAMPLE SUMMARY

Login Number: JB72256
Account: LANGAN - Langan Engineering & Environmental
Project: Carroll Gardens, 363-365 Bond Street, Brooklyn, NY

QC Batch ID: MP80966
Matrix Type: SOLID

Methods: SW846 6010C
Units: mg/kg

Prep Date:		08/01/14				08/01/14		
Metal	BSP Result	Spikelot MPSPK	% Rec	QC Limits	LCS Result	Spikelot MPLC54083	% Rec	QC Limits
Zirconium								

Associated samples MP80966: JB72256-1, JB72256-2, JB72256-3, JB72256-4, JB72256-5

Results < IDL are shown as zero for calculation purposes
(*) Outside of QC limits
(anr) Analyte not requested

SERIAL DILUTION RESULTS SUMMARY

Login Number: JB72256
Account: LANGAN - Langan Engineering & Environmental
Project: Carroll Gardens, 363-365 Bond Street, Brooklyn, NY

QC Batch ID: MP80966
Matrix Type: SOLID

Methods: SW846 6010C
Units: ug/l

Prep Date: 08/01/14

Metal	JB72804-1 Original	SDL 1:5	%DIF	QC Limits
Aluminum	88500	88800	0.4	0-10
Antimony	6.50	0.00	100.0(a)	0-10
Arsenic	48.5	46.4	4.3	0-10
Barium	792	808	2.0	0-10
Beryllium	7.20	7.00	2.8	0-10
Bismuth				
Boron				
Cadmium	3.50	3.90	11.4 (a)	0-10
Calcium	22700	23700	4.0	0-10
Chromium	701	727	3.6	0-10
Cobalt	53.1	54.6	2.8	0-10
Copper	374	368	1.6	0-10
Iron	155000	163000	4.8	0-10
Lead	415	421	1.4	0-10
Lithium				
Magnesium	22100	22700	2.7	0-10
Manganese	3610	3790	4.8	0-10
Molybdenum				
Nickel	210	212	1.0	0-10
Palladium				
Potassium	7160	7280	1.6	0-10
Selenium	9.60	0.00	100.0(a)	0-10
Silicon				
Silver	8.90	6.60	25.8 (a)	0-10
Sodium	5830	6380	9.5	0-10
Strontium				
Sulfur				
Thallium	5.10	0.00	100.0(a)	0-10
Tin				
Titanium				
Tungsten				
Vanadium	301	310	3.1	0-10
Zinc	1070	1120	5.4	0-10

SERIAL DILUTION RESULTS SUMMARY

Login Number: JB72256
Account: LANGAN - Langan Engineering & Environmental
Project: Carroll Gardens, 363-365 Bond Street, Brooklyn, NY

QC Batch ID: MP80966
Matrix Type: SOLID

Methods: SW846 6010C
Units: ug/l

Prep Date: 08/01/14

Metal	JB72804-1 Original SDL 1:5	%DIF	QC Limits
Zirconium			

Associated samples MP80966: JB72256-1, JB72256-2, JB72256-3, JB72256-4, JB72256-5

Results < IDL are shown as zero for calculation purposes
(*) Outside of QC limits
(anr) Analyte not requested
(a) Percent difference acceptable due to low initial sample concentration (< 50 times IDL).

Instrument Detection Limits

Job Number: JB72256
Account: LANGAN Langan Engineering & Environmental
Project: Carroll Gardens, 363-365 Bond Street, Brooklyn, NY

Instrument ID: LEEMANHG8 **Effective Date:** 05/19/14

Analyte	IDL ug/l
Mercury	.0314

The above applies to the following instrument runs:
MA34550,MA34568

Instrument Detection Limits

Job Number: JB72256
Account: LANGAN Langan Engineering & Environmental
Project: Carroll Gardens, 363-365 Bond Street, Brooklyn, NY

Instrument ID: SSTRACE3 **Effective Date:** 06/24/14

Analyte	IDL ug/l
Aluminum	12
Antimony	1.24
Arsenic	1.34
Barium	.37
Beryllium	.1
Bismuth	2
Boron	.75
Cadmium	.23
Calcium	31.66
Chromium	.5
Cobalt	.28
Copper	.67
Iron	9.71
Lead	1.03
Lithium	1.26
Magnesium	37.6
Manganese	.1
Molybdenum	.39
Nickel	.32
Palladium	1.57
Potassium	23
Selenium	2.23
Silicon	7.02
Silver	.8
Sodium	6.83
Sulfur	2.92
Strontium	.13
Thallium	1.07
Tin	.83
Titanium	.39
Tungsten	8.15
Vanadium	.41
Zinc	4.91
Zirconium	.53

The above applies to the following instrument runs:
MA34537,MA34538,MA34597

Instrument Detection Limits

Job Number: JB72256
Account: LANGAN Langan Engineering & Environmental
Project: Carroll Gardens, 363-365 Bond Street, Brooklyn, NY

Instrument ID: SSTRACE5 **Effective Date:** 06/17/14

Analyte	IDL ug/l
Aluminum	18.2
Antimony	2.1
Arsenic	2.7
Barium	.4
Beryllium	.1
Bismuth	3
Boron	1.1
Cadmium	.3
Calcium	5.9
Chromium	.6
Cobalt	.3
Copper	.8
Iron	5.5
Lead	1.3
Lithium	3.4
Magnesium	91.7
Manganese	.05
Molybdenum	.5
Nickel	.4
Palladium	2.2
Potassium	50.3
Selenium	3.6
Silicon	2.1
Silver	1.1
Sodium	60.3
Sulfur	3.8
Strontium	.2
Thallium	1.4
Tin	1.4
Titanium	.5
Tungsten	7.5
Vanadium	.4
Zinc	.4
Zirconium	.3

The above applies to the following instrument runs:
MA34584,MA34592

Instrument Linear Ranges

Job Number: JB72256
Account: LANGAN Langan Engineering & Environmental
Project: Carroll Gardens, 363-365 Bond Street, Brooklyn, NY

Instrument ID: LEEMANHG8 **Effective Date:** 05/13/13

Analyte	Linear Range ug/l
Mercury	5

The above applies to the following instrument runs:
MA34550,MA34568

Instrument Linear Ranges

Job Number: JB72256
Account: LANGAN Langan Engineering & Environmental
Project: Carroll Gardens, 363-365 Bond Street, Brooklyn, NY

Instrument ID: SSTRACE3 **Effective Date:** 06/24/14

Analyte	Linear Range ug/l
Aluminum	1000000
Antimony	50000
Arsenic	10000
Barium	50000
Beryllium	50000
Bismuth	50000
Boron	50000
Cadmium	10000
Calcium	500000
Chromium	50000
Cobalt	50000
Copper	50000
Iron	500000
Lead	50000
Lithium	50000
Magnesium	1000000
Manganese	10000
Molybdenum	50000
Nickel	50000
Palladium	25000
Potassium	1000000
Selenium	50000
Silicon	50000
Silver	2000
Sodium	1000000
Sulfur	100000
Strontium	50000
Thallium	50000
Tin	50000
Titanium	50000
Tungsten	10000
Vanadium	50000
Zinc	50000
Zirconium	50000

The above applies to the following instrument runs:
MA34537,MA34538,MA34597

Instrument Linear Ranges

Job Number: JB72256
Account: LANGAN Langan Engineering & Environmental
Project: Carroll Gardens, 363-365 Bond Street, Brooklyn, NY

Instrument ID: SSTRACE5 **Effective Date:** 04/09/14

Analyte	Linear Range ug/l
Aluminum	750000
Antimony	50000
Arsenic	10000
Barium	25000
Beryllium	25000
Bismuth	50000
Boron	50000
Cadmium	10000
Calcium	1000000
Chromium	50000
Cobalt	25000
Copper	50000
Iron	500000
Lead	25000
Lithium	50000
Magnesium	1000000
Manganese	10000
Molybdenum	50000
Nickel	25000
Palladium	50000
Potassium	1000000
Selenium	50000
Silicon	50000
Silver	2000
Sodium	1000000
Sulfur	100000
Strontium	25000
Thallium	25000
Tin	50000
Titanium	50000
Tungsten	10000
Vanadium	50000
Zinc	50000
Zirconium	50000

The above applies to the following instrument runs:
MA34584,MA34592

New Jersey ACCUTEST LABORATORIES

Metals Analysis

Raw Data

Zoom In ▶ Zoom Out

Sample Name: STDA Acquired: 7/24/2014 9:29:30 Type: Cal
Method: Accutest1(v114) Mode: IR Corr. Factor: 1.000000
User: admin Custom ID1: Custom ID2: Custom ID3:
Comment:

Elem	Ba4554	Be3130	Cd2288	Co2286	Cr2677	Cu3247	Mn2576	Ni2316	Ag3280
Units	Cts/S	Cts/S	Cts/S	Cts/S	Cts/S	Cts/S	Cts/S	Cts/S	Cts/S
Avg	**.0015**	**-.0001**	**.0006**	**-.0000**	**.0000**	**.0056**	**.0000**	**-.0009**	**-.0001**
Stddev	.0006	.0001	.0001	.0000	.0001	.0001	.0000	.0001	.0001
%RSD	39.35	122.7	18.50	48.50	186.7	2.510	44.75	8.489	167.3
#1	.0020	-.0000	.0007	-.0000	.0001	.0057	.0000	-.0008	.0000
#2	.0011	-.0002	.0005	-.0000	-.0000	.0055	.0000	-.0009	-.0001

Elem	V_2924	Zn2062	As1890	Tl1908	Pb2203	Se1960	Sb2068	Al3961	Ca3179
Units	Cts/S	Cts/S	Cts/S	Cts/S	Cts/S	Cts/S	Cts/S	Cts/S	Cts/S
Avg	**-.0001**	**.0007**	**-.0004**	**-.0004**	**.0001**	**.0002**	**.0002**	**-.0004**	**.0043**
Stddev	.0000	.0001	.0001	.0001	.0000	.0000	.0000	.0002	.0000
%RSD	36.25	10.50	24.78	26.84	7.722	26.82	15.35	38.64	1.007
#1	-.0001	.0007	-.0003	-.0003	.0001	.0001	.0002	-.0006	.0044
#2	-.0001	.0008	-.0005	-.0004	.0001	.0002	.0002	-.0003	.0043

Elem	Fe2599	Mg2790	K_7664	Na5895	B_2089	Mo2020	Pd3404	Si2124	Sn1899
Units	Cts/S	Cts/S	Cts/S	Cts/S	Cts/S	Cts/S	Cts/S	Cts/S	Cts/S
Avg	**.0002**	**.0000**	**.0026**	**-.0033**	**.0003**	**.0012**	**-.0000**	**.0235**	**.0002**
Stddev	.0001	.0001	.0007	.0014	.0000	.0001	.0001	.0005	.0001
%RSD	92.15	3544.	27.57	43.55	13.41	5.600	245.6	2.170	30.02
#1	.0001	.0000	.0021	-.0043	.0003	.0011	-.0001	.0239	.0003
#2	.0003	-.0000	.0031	-.0023	.0003	.0012	.0000	.0232	.0002

Elem	Sr4077	Ti3349	W_2079	Zr3391	S_1820	Bi2230	Li6707
Units	Cts/S	Cts/S	Cts/S	Cts/S	Cts/S	Cts/S	Cts/S
Avg	**-.0008**	**-.0002**	**.0033**	**-.0001**	**.0001**	**-.0009**	**-.0036**
Stddev	.0002	.0001	.0001	.0000	.0001	.0002	.0017
%RSD	28.61	24.85	3.722	22.05	55.59	20.33	47.70
#1	-.0006	-.0002	.0032	-.0001	.0001	-.0007	-.0048
#2	-.0009	-.0003	.0034	-.0001	.0002	-.0010	-.0024

◀ Zoom In ▶ Zoom Out

Sample Name: STDA Acquired: 7/24/2014 9:29:30 Type: Cal
Method: Accutest1(v114) Mode: IR Corr. Factor: 1.000000
User: admin Custom ID1: Custom ID2: Custom ID3:
Comment:

Int. Std.	Y_3600	Y_3710	Y_2243	In2306
Units	Cts/S	Cts/S	Cts/S	Cts/S
Avg	**68553.**	**7371.1**	**2810.6**	**4049.9**
Stddev	474.	59.0	2.3	2.7
%RSD	.69120	.80029	.08251	.06768
#1	68889.	7412.8	2808.9	4051.8
#2	68218.	7329.4	2812.2	4047.9

◀ Zoom In ▶ Zoom Out

Sample Name: STDb Acquired: 7/24/2014 9:35:22 Type: Cal
Method: Accutest1(v114) Mode: IR Corr. Factor: 1.000000
User: admin Custom ID1: Custom ID2: Custom ID3:
Comment:

Elem	Ba4554	Be3130	Cd2288	Co2286	Cr2677	Cu3247	Mn2576	Ni2316	Ag3280
Units	Cts/S	Cts/S	Cts/S	Cts/S	Cts/S	Cts/S	Cts/S	Cts/S	Cts/S
Avg	**9.596**	**5.994**	**4.165**	**2.355**	**.4110**	**.9280**	**2.280**	**1.846**	**.0673**
Stddev	.004	.014	.007	.001	.0013	.0012	.005	.000	.0003
%RSD	.0382	.2358	.1703	.0353	.3109	.1273	.2254	.0212	.5040
#1	9.593	5.984	4.160	2.356	.4101	.9271	2.277	1.846	.0670
#2	9.598	6.004	4.170	2.354	.4119	.9288	2.284	1.847	.0675

Elem	V_2924	Zn2062	As1890	Tl1908	Pb2203	Se1960	Sb2068	Al3961	Ca3179
Units	Cts/S	Cts/S	Cts/S	Cts/S	Cts/S	Cts/S	Cts/S	Cts/S	Cts/S
Avg	**.6281**	**4.434**	**.4308**	**.3132**	**.7892**	**.3594**	**.6841**	**3.228**	**4.000**
Stddev	.0014	.001	.0005	.0001	.0004	.0003	.0015	.000	.003
%RSD	.2254	.0145	.1138	.0391	.0502	.0712	.2207	.0032	.0784
#1	.6271	4.435	.4305	.3131	.7894	.3596	.6830	3.228	3.998
#2	.6291	4.434	.4312	.3133	.7889	.3592	.6852	3.228	4.002

Elem	Fe2599	Mg2790	K_7664	Na5895	B_2089	Mo2020	Pd3404	Si2124	Sn1899
Units	Cts/S	Cts/S	Cts/S	Cts/S	Cts/S	Cts/S	Cts/S	Cts/S	Cts/S
Avg	**2.008**	**.3113**	**4.638**	**13.22**	**1.039**	**3.013**	**.2334**	**2.302**	**.7458**
Stddev	.001	.0008	.001	.01	.001	.006	.0004	.004	.0004
%RSD	.0376	.2492	.0296	.1102	.1353	.1953	.1864	.1894	.0487
#1	2.008	.3107	4.639	13.23	1.038	3.009	.2331	2.299	.7456
#2	2.009	.3118	4.637	13.21	1.040	3.017	.2337	2.305	.7461

Elem	Sr4077	Ti3349	W_2079	Zr3391	S_1820	Bi2230	Li6707
Units	Cts/S	Cts/S	Cts/S	Cts/S	Cts/S	Cts/S	Cts/S
Avg	**14.39**	**.5706**	**1.183**	**1.620**	**.2329**	**.7289**	**5.198**
Stddev	.01	.0009	.006	.002	.0003	.0024	.000
%RSD	.0793	.1601	.4838	.1132	.1110	.3346	.0009
#1	14.40	.5699	1.179	1.619	.2327	.7272	5.198
#2	14.38	.5712	1.187	1.621	.2331	.7306	5.198

◀ Zoom In ▶ Zoom Out

Sample Name: STDb Acquired: 7/24/2014 9:35:22 Type: Cal
Method: Accutest1(v114) Mode: IR Corr. Factor: 1.000000
User: admin Custom ID1: Custom ID2: Custom ID3:
Comment:

Int. Std.	Y_3600	Y_3710	Y_2243	In2306
Units	Cts/S	Cts/S	Cts/S	Cts/S
Avg	**64040.**	**7246.5**	**2573.3**	**3585.1**
Stddev	48.	1.7	3.8	3.3
%RSD	.07527	.02309	.14947	.09324
#1	64075.	7247.6	2576.0	3587.4
#2	64006.	7245.3	2570.5	3582.7

Zoom In Zoom Out

Sample Name: ccvconf Acquired: 7/24/2014 9:40:59 Type: QC
Method: Accutest1(v114) Mode: CONC Corr. Factor: 1.000000
User: admin Custom ID1: Custom ID2: Custom ID3:
Comment:

Elem	Ba4554	Be3130	Cd2288	Co2286	Cr2677	Cu3247	Mn2576	Ni2316	Ag3280
Units	ppm	ppm	ppm	ppm	ppm	ppm	ppm	ppm	ppm
Avg	**1.984**	**2.013**	**1.989**	**2.026**	**2.023**	**1.914**	**2.035**	**2.030**	**.2436**
Stddev	.006	.003	.002	.001	.001	.002	.006	.003	.0005
%RSD	.2829	.1367	.1038	.0247	.0580	.0907	.3176	.1348	.2009
#1	1.980	2.011	1.987	2.027	2.022	1.913	2.030	2.028	.2432
#2	1.988	2.015	1.990	2.026	2.024	1.916	2.039	2.032	.2439
Check ?	Chk Pass	Chk Pass	Chk Pass	Chk Pass	Chk Pass	Chk Pass	Chk Pass	Chk Pass	Chk Pass
Value									
Range									

Elem	V_2924	Zn2062	As1890	Tl1908	Pb2203	Se1960	Sb2068	Al3961	Ca3179
Units	ppm	ppm	ppm	ppm	ppm	ppm	ppm	ppm	ppm
Avg	**2.015**	**2.046**	**1.986**	**2.066**	**2.027**	**1.983**	**1.986**	**39.66**	**40.36**
Stddev	.003	.002	.008	.000	.000	.004	.001	.05	.09
%RSD	.1459	.0718	.4068	.0184	.0011	.1846	.0528	.1187	.2309
#1	2.012	2.048	1.980	2.066	2.027	1.981	1.985	39.63	40.30
#2	2.017	2.045	1.992	2.067	2.027	1.986	1.986	39.70	40.43
Check ?	Chk Pass	Chk Pass	Chk Pass	Chk Pass	Chk Pass	Chk Pass	Chk Pass	Chk Pass	Chk Pass
Value									
Range									

Elem	Fe2599	Mg2790	K_7664	Na5895	B_2089	Mo2020	Pd3404	Si2124	Sn1899
Units	ppm	ppm	ppm	ppm	ppm	ppm	ppm	ppm	ppm
Avg	**40.80**	**39.84**	**39.29**	**39.70**	**1.994**	**2.018**	**1.952**	**4.997**	**2.040**
Stddev	.05	.01	.02	.02	.006	.003	.001	.006	.003
%RSD	.1194	.0299	.0593	.0385	.3004	.1347	.0349	.1264	.1550
#1	40.84	39.85	39.27	39.71	1.990	2.016	1.952	4.993	2.037
#2	40.77	39.83	39.31	39.69	1.998	2.020	1.951	5.002	2.042
Check ?	Chk Pass	Chk Pass	Chk Pass	Chk Pass	Chk Pass	Chk Pass	Chk Pass	Chk Pass	Chk Pass
Value									
Range									

Zoom In Zoom Out

Sample Name: ccvconf Acquired: 7/24/2014 9:40:59 Type: QC
Method: Accutest1(v114) Mode: CONC Corr. Factor: 1.000000
User: admin Custom ID1: Custom ID2: Custom ID3:
Comment:

Elem	Sr4077	Ti3349	W_2079	Zr3391	S_1820	Bi2230	Li6707
Units	ppm	ppm	ppm	ppm	ppm	ppm	ppm
Avg	**1.996**	**1.991**	**2.026**	**2.012**	**1.962**	**1.992**	**1.947**
Stddev	.003	.001	.007	.003	.001	.002	.001
%RSD	.1531	.0411	.3464	.1522	.0556	.1207	.0679
#1	1.994	1.991	2.021	2.010	1.961	1.991	1.946
#2	1.998	1.990	2.031	2.014	1.963	1.994	1.948
Check ?	Chk Pass	Chk Pass	Chk Pass	Chk Pass	Chk Pass	Chk Pass	Chk Pass
Value							
Range							

Int. Std.	Y_3600	Y_3710	Y_2243	In2306
Units	Cts/S	Cts/S	Cts/S	Cts/S
Avg	**65408.**	**7284.3**	**2651.8**	**3708.2**
Stddev	74.	15.0	.6	1.1
%RSD	.11373	.20559	.02243	.02932
#1	65461.	7273.7	2652.2	3707.4
#2	65356.	7294.9	2651.4	3708.9

Zoom In Zoom Out

Sample Name: ccbconf Acquired: 7/24/2014 9:46:39 Type: QC
Method: Accutest1(v114) Mode: CONC Corr. Factor: 1.000000
User: admin Custom ID1: Custom ID2: Custom ID3:
Comment:

Elem	Ba4554	Be3130	Cd2288	Co2286	Cr2677	Cu3247	Mn2576	Ni2316	Ag3280
Units	ppm	ppm	ppm	ppm	ppm	ppm	ppm	ppm	ppm
Avg	**.0001**	**.0003**	**.0002**	**.0000**	**.0001**	**.0007**	**.0001**	**.0004**	**-.0003**
Stddev	.0000	.0000	.0001	.0002	.0001	.0005	.0000	.0002	.0002
%RSD	43.85	13.63	44.29	873.8	72.54	64.89	41.00	47.65	70.88
#1	.0001	.0003	.0003	.0001	.0002	.0011	.0001	.0006	-.0001
#2	.0000	.0002	.0001	-.0001	.0001	.0004	.0001	.0003	-.0004
Check ?	Chk Pass	Chk Pass	Chk Pass	Chk Pass	Chk Pass	Chk Pass	Chk Pass	Chk Pass	Chk Pass
High Limit									
Low Limit									

Elem	V_2924	Zn2062	As1890	Tl1908	Pb2203	Se1960	Sb2068	Al3961	Ca3179
Units	ppm	ppm	ppm	ppm	ppm	ppm	ppm	ppm	ppm
Avg	**-.0001**	**.0001**	**-.0003**	**.0002**	**-.0007**	**-.0002**	**.0013**	**-.0065**	**.0071**
Stddev	.0002	.0000	.0002	.0009	.0005	.0012	.0000	.0006	.0076
%RSD	132.2	12.51	64.96	441.3	77.37	699.3	2.263	8.604	107.2
#1	-.0000	.0001	-.0005	.0009	-.0010	-.0010	.0013	-.0068	.0124
#2	-.0003	.0001	-.0002	-.0004	-.0003	.0007	.0013	-.0061	.0017
Check ?	Chk Pass	Chk Pass	Chk Pass	Chk Pass	Chk Pass	Chk Pass	Chk Pass	Chk Pass	Chk Pass
High Limit									
Low Limit									

Elem	Fe2599	Mg2790	K_7664	Na5895	B_2089	Mo2020	Pd3404	Si2124	Sn1899
Units	ppm	ppm	ppm	ppm	ppm	ppm	ppm	ppm	ppm
Avg	**.0056**	**-.0314**	**.0222**	**.0030**	**.0017**	F **.0031**	**-.0008**	**-.0097**	**.0006**
Stddev	.0047	.0165	.0078	.0046	.0000	.0005	.0002	.0007	.0001
%RSD	83.76	52.43	35.12	152.3	1.822	16.34	18.97	7.381	22.35
#1	.0089	-.0431	.0167	-.0002	.0017	.0035	-.0007	-.0102	.0006
#2	.0023	-.0198	.0277	.0063	.0017	.0028	-.0010	-.0091	.0005
Check ?	Chk Pass	Chk Pass	Chk Pass	Chk Pass	Chk Pass	Chk Fail	Chk Pass	Chk Pass	Chk Pass
High Limit						.0021			
Low Limit						-.0021			

Zoom In Zoom Out

Sample Name: ccbconf Acquired: 7/24/2014 9:46:39 Type: QC
Method: Accutest1(v114) Mode: CONC Corr. Factor: 1.000000
User: admin Custom ID1: Custom ID2: Custom ID3:
Comment:

Elem	Sr4077	Ti3349	W_2079	Zr3391	S_1820	Bi2230	Li6707
Units	ppm	ppm	ppm	ppm	ppm	ppm	ppm
Avg	**.0001**	**-.0001**	**.0204**	**.0012**	**-.0020**	**.0051**	**.0017**
Stddev	.0000	.0001	.0012	.0001	.0003	.0005	.0012
%RSD	15.45	84.57	5.731	5.684	16.35	9.222	67.59
#1	.0001	-.0001	.0213	.0012	-.0017	.0047	.0026
#2	.0001	-.0000	.0196	.0013	-.0022	.0054	.0009
Check ?	Chk Pass	Chk Pass	Chk Pass	Chk Pass	Chk Pass	Chk Pass	Chk Pass
High Limit							
Low Limit							

Int. Std.	Y_3600	Y_3710	Y_2243	In2306
Units	Cts/S	Cts/S	Cts/S	Cts/S
Avg	**68539.**	**7309.4**	**2794.9**	**4054.6**
Stddev	171.	39.6	4.3	2.9
%RSD	.24887	.54138	.15412	.07049
#1	68419.	7281.4	2791.8	4052.6
#2	68660.	7337.3	2797.9	4056.7

Zoom In Zoom Out

Sample Name: icv Acquired: 7/24/2014 9:59:32 Type: QC
Method: Accutest1(v114) Mode: CONC Corr. Factor: 1.000000
User: admin Custom ID1: Custom ID2: Custom ID3:
Comment:

Elem	Ba4554	Be3130	Cd2288	Co2286	Cr2677	Cu3247	Mn2576	Ni2316	Ag3280
Units	ppm	ppm	ppm	ppm	ppm	ppm	ppm	ppm	ppm
Avg	**2.011**	**2.039**	**2.018**	**1.977**	**2.015**	**1.966**	**2.021**	**1.997**	**.2506**
Stddev	.002	.000	.007	.009	.002	.004	.003	.011	.0005
%RSD	.0954	.0131	.3560	.4368	.1018	.2003	.1223	.5301	.1815
#1	2.013	2.039	2.025	1.986	2.012	1.965	2.018	2.009	.2500
#2	2.011	2.040	2.019	1.975	2.016	1.970	2.023	1.996	.2507
#3	2.009	2.039	2.010	1.969	2.015	1.962	2.021	1.988	.2509
Check ?	Chk Pass	Chk Pass	Chk Pass	Chk Pass	Chk Pass	Chk Pass	Chk Pass	Chk Pass	Chk Pass
Value									
Range									

Elem	V_2924	Zn2062	As1890	Tl1908	Pb2203	Se1960	Sb2068	Al3961	Ca3179
Units	ppm	ppm	ppm	ppm	ppm	ppm	ppm	ppm	ppm
Avg	**1.979**	**2.006**	**2.008**	**2.080**	**2.016**	**1.982**	**2.000**	**39.83**	**40.54**
Stddev	.002	.014	.010	.006	.011	.009	.003	.05	.06
%RSD	.1026	.6997	.4841	.2724	.5403	.4352	.1405	.1289	.1421
#1	1.977	2.020	2.019	2.085	2.027	1.991	2.003	39.88	40.59
#2	1.981	2.004	2.005	2.082	2.016	1.981	2.000	39.78	40.48
#3	1.980	1.993	2.000	2.074	2.005	1.974	1.998	39.84	40.54
Check ?	Chk Pass	Chk Pass	Chk Pass	Chk Pass	Chk Pass	Chk Pass	Chk Pass	Chk Pass	Chk Pass
Value									
Range									

Elem	Fe2599	Mg2790	K_7664	Na5895	B_2089	Mo2020	Pd3404	Si2124	Sn1899
Units	ppm	ppm	ppm	ppm	ppm	ppm	ppm	ppm	ppm
Avg	**41.45**	**40.40**	**40.49**	**40.38**	**1.999**	**1.953**	F **2.278**	**5.041**	**2.029**
Stddev	.08	.19	.05	.07	.007	.006	.006	.015	.009
%RSD	.1913	.4635	.1176	.1816	.3349	.3034	.2874	.2930	.4414
#1	41.43	40.51	40.55	40.41	2.006	1.959	2.280	5.055	2.039
#2	41.39	40.19	40.47	40.29	1.998	1.952	2.283	5.042	2.028
#3	41.54	40.51	40.46	40.43	1.993	1.948	2.270	5.025	2.022
Check ?	Chk Pass	Chk Pass	Chk Pass	Chk Pass	Chk Pass	Chk Pass	Chk Fail	Chk Pass	Chk Pass
Value							2.000		
Range							10.00%		

Zoom In Zoom Out

Sample Name: icv Acquired: 7/24/2014 9:59:32 Type: QC
Method: Accutest1(v114) Mode: CONC Corr. Factor: 1.000000
User: admin Custom ID1: Custom ID2: Custom ID3:
Comment:

Elem	Sr4077	Ti3349	W_2079	Zr3391	S_1820	Bi2230	Li6707
Units	ppm	ppm	ppm	ppm	ppm	ppm	ppm
Avg	**2.006**	**2.031**	**2.128**	**1.992**	**1.859**	**2.041**	F **2.283**
Stddev	.002	.003	.013	.002	.009	.004	.003
%RSD	.0867	.1556	.6021	.0923	.4563	.1964	.1228
#1	2.007	2.029	2.142	1.990	1.864	2.037	2.280
#2	2.004	2.035	2.127	1.994	1.862	2.045	2.284
#3	2.007	2.030	2.116	1.992	1.849	2.041	2.286
Check ?	Chk Pass	Chk Pass	Chk Pass	Chk Pass	Chk Pass	Chk Pass	Chk Fail
Value							2.000
Range							10.00%

Int. Std.	Y_3600	Y_3710	Y_2243	In2306
Units	Cts/S	Cts/S	Cts/S	Cts/S
Avg	**66034.**	**7289.5**	**2658.7**	**3755.5**
Stddev	72.	45.7	5.4	8.2
%RSD	.10859	.62747	.20393	.21902
#1	66115.	7239.6	2653.0	3746.5
#2	65979.	7329.4	2659.5	3757.1
#3	66009.	7299.6	2663.7	3762.7

Zoom In Zoom Out

Sample Name: icb Acquired: 7/24/2014 10:11:19 Type: QC
Method: Accutest1(v114) Mode: CONC Corr. Factor: 1.000000
User: admin Custom ID1: Custom ID2: Custom ID3:
Comment:

Elem	Ba4554	Be3130	Cd2288	Co2286	Cr2677	Cu3247	Mn2576	Ni2316	Ag3280
Units	ppm	ppm	ppm	ppm	ppm	ppm	ppm	ppm	ppm
Avg	**-.0001**	**.0002**	**.0001**	**-.0001**	**.0005**	**.0007**	**.0001**	**.0001**	**-.0003**
Stddev	.0002	.0000	.0002	.0002	.0000	.0003	.0000	.0002	.0001
%RSD	221.3	20.28	269.3	306.0	2.182	47.29	20.04	140.4	36.06
#1	-.0003	.0002	.0003	-.0002	.0005	.0009	.0001	.0000	-.0003
#2	.0001	.0002	-.0001	.0001	.0006	.0005	.0001	.0002	-.0002
Check ?	Chk Pass	Chk Pass	Chk Pass	Chk Pass	Chk Pass	Chk Pass	Chk Pass	Chk Pass	Chk Pass
High Limit									
Low Limit									

Elem	V_2924	Zn2062	As1890	Tl1908	Pb2203	Se1960	Sb2068	Al3961	Ca3179
Units	ppm	ppm	ppm	ppm	ppm	ppm	ppm	ppm	ppm
Avg	**.0002**	**.0001**	**-.0002**	**-.0006**	**-.0001**	**.0000**	**.0010**	**-.0016**	**.0039**
Stddev	.0001	.0000	.0007	.0002	.0004	.0013	.0006	.0060	.0004
%RSD	61.39	20.36	396.6	37.01	618.1	3488.	55.13	384.0	9.998
#1	.0001	.0001	-.0007	-.0005	.0002	-.0008	.0006	-.0058	.0036
#2	.0003	.0001	.0003	-.0008	-.0003	.0009	.0014	.0027	.0042
Check ?	Chk Pass	Chk Pass	Chk Pass	Chk Pass	Chk Pass	Chk Pass	Chk Pass	Chk Pass	Chk Pass
High Limit									
Low Limit									

Elem	Fe2599	Mg2790	K_7664	Na5895	B_2089	Mo2020	Pd3404	Si2124	Sn1899
Units	ppm	ppm	ppm	ppm	ppm	ppm	ppm	ppm	ppm
Avg	**.0021**	**-.0522**	**.0013**	**.0020**	**.0016**	**.0012**	**-.0001**	**-.0137**	**.0006**
Stddev	.0019	.0057	.0034	.0026	.0004	.0003	.0000	.0006	.0002
%RSD	90.00	10.89	256.9	126.5	23.17	27.07	1.773	4.249	38.52
#1	.0008	-.0562	-.0011	.0002	.0019	.0014	-.0001	-.0133	.0004
#2	.0035	-.0482	.0037	.0039	.0013	.0009	-.0001	-.0141	.0008
Check ?	Chk Pass	Chk Pass	Chk Pass	Chk Pass	Chk Pass	Chk Pass	Chk Pass	Chk Pass	Chk Pass
High Limit									
Low Limit									

Zoom In Zoom Out

Sample Name: icb Acquired: 7/24/2014 10:11:19 Type: QC
Method: Accutest1(v114) Mode: CONC Corr. Factor: 1.000000
User: admin Custom ID1: Custom ID2: Custom ID3:
Comment:

Elem	Sr4077	Ti3349	W_2079	Zr3391	S_1820	Bi2230	Li6707
Units	ppm	ppm	ppm	ppm	ppm	ppm	ppm
Avg	**.0001**	**-.0001**	**.0124**	**.0008**	**-.0021**	**.0040**	**.0006**
Stddev	.0000	.0005	.0006	.0001	.0000	.0008	.0002
%RSD	17.53	412.4	4.455	13.69	.7406	20.60	34.15
#1	.0001	.0003	.0128	.0008	-.0022	.0046	.0004
#2	.0001	-.0005	.0120	.0009	-.0021	.0035	.0007
Check ?	Chk Pass	Chk Pass	Chk Pass	Chk Pass	Chk Pass	Chk Pass	Chk Pass
High Limit							
Low Limit							

Int. Std.	Y_3600	Y_3710	Y_2243	In2306
Units	Cts/S	Cts/S	Cts/S	Cts/S
Avg	**69003.**	**7427.4**	**2823.8**	**4107.6**
Stddev	247.	6.1	2.4	2.7
%RSD	.35840	.08197	.08555	.06647
#1	69178.	7431.7	2822.1	4105.7
#2	68828.	7423.0	2825.5	4109.5

Zoom In Zoom Out

Sample Name: iccv Acquired: 7/24/2014 10:16:35 Type: QC
Method: Accutest1(v114) Mode: CONC Corr. Factor: 1.000000
User: admin Custom ID1: Custom ID2: Custom ID3:
Comment:

Elem	Ba4554	Be3130	Cd2288	Co2286	Cr2677	Cu3247	Mn2576	Ni2316	Ag3280
Units	ppm	ppm	ppm	ppm	ppm	ppm	ppm	ppm	ppm
Avg	**1.943**	**1.986**	**1.999**	**1.978**	**1.981**	**1.930**	**2.003**	**1.973**	**.2444**
Stddev	.005	.003	.001	.003	.003	.008	.006	.003	.0009
%RSD	.2675	.1726	.0612	.1542	.1241	.4143	.3205	.1632	.3690
#1	1.950	1.983	1.999	1.981	1.979	1.934	1.998	1.976	.2443
#2	1.938	1.990	1.998	1.981	1.981	1.919	2.000	1.975	.2440
#3	1.941	1.983	2.000	1.975	1.985	1.937	2.012	1.971	.2457
#4	1.942	1.988	1.998	1.976	1.980	1.928	2.001	1.969	.2436
Check ?	Chk Pass	Chk Pass	Chk Pass	Chk Pass	Chk Pass	Chk Pass	Chk Pass	Chk Pass	Chk Pass
Value									
Range									

Elem	V_2924	Zn2062	As1890	Tl1908	Pb2203	Se1960	Sb2068	Al3961	Ca3179
Units	ppm	ppm	ppm	ppm	ppm	ppm	ppm	ppm	ppm
Avg	**1.986**	**1.984**	**1.957**	**2.069**	**1.998**	**1.967**	**1.996**	**38.94**	**39.63**
Stddev	.005	.004	.001	.004	.003	.005	.003	.08	.08
%RSD	.2488	.1873	.0552	.2040	.1632	.2575	.1701	.1949	.1993
#1	1.983	1.988	1.956	2.067	2.000	1.973	1.997	39.06	39.58
#2	1.981	1.986	1.956	2.066	1.999	1.960	1.991	38.92	39.73
#3	1.993	1.979	1.956	2.075	1.999	1.968	1.998	38.89	39.56
#4	1.986	1.983	1.958	2.068	1.993	1.966	1.999	38.92	39.66
Check ?	Chk Pass	Chk Pass	Chk Pass	Chk Pass	Chk Pass	Chk Pass	Chk Pass	Chk Pass	Chk Pass
Value									
Range									

Zoom In Zoom Out

Sample Name: iccv Acquired: 7/24/2014 10:16:35 Type: QC
Method: Accutest1(v114) Mode: CONC Corr. Factor: 1.000000
User: admin Custom ID1: Custom ID2: Custom ID3:
Comment:

Elem	Fe2599	Mg2790	K_7664	Na5895	B_2089	Mo2020	Pd3404	Si2124	Sn1899
Units	ppm	ppm	ppm	ppm	ppm	ppm	ppm	ppm	ppm
Avg	**40.05**	**39.21**	**38.60**	**39.52**	**1.976**	**1.984**	**1.988**	**4.982**	**2.013**
Stddev	.08	.09	.06	.05	.002	.001	.011	.005	.002
%RSD	.2076	.2324	.1626	.1260	.0980	.0594	.5291	.1107	.1159
#1	39.94	39.15	38.68	39.54	1.975	1.982	1.994	4.986	2.016
#2	40.11	39.34	38.57	39.57	1.975	1.983	1.975	4.975	2.012
#3	40.02	39.20	38.63	39.50	1.979	1.985	1.999	4.982	2.011
#4	40.12	39.15	38.54	39.46	1.975	1.984	1.986	4.987	2.013
Check ?	Chk Pass	Chk Pass	Chk Pass	Chk Pass	Chk Pass	Chk Pass	Chk Pass	Chk Pass	Chk Pass
Value									
Range									

Elem	Sr4077	Ti3349	W_2079	Zr3391	S_1820	Bi2230	Li6707
Units	ppm	ppm	ppm	ppm	ppm	ppm	ppm
Avg	**1.973**	**1.951**	**1.986**	**1.997**	**1.944**	**2.016**	**1.939**
Stddev	.002	.003	.006	.007	.004	.007	.005
%RSD	.0787	.1508	.3137	.3310	.2173	.3647	.2606
#1	1.972	1.953	1.981	1.995	1.943	2.008	1.947
#2	1.974	1.948	1.981	1.991	1.939	2.011	1.938
#3	1.975	1.954	1.990	2.006	1.943	2.024	1.936
#4	1.972	1.950	1.993	1.994	1.949	2.020	1.936
Check ?	Chk Pass	Chk Pass	Chk Pass	Chk Pass	Chk Pass	Chk Pass	Chk Pass
Value							
Range							

Zoom In Zoom Out

Sample Name: iccv Acquired: 7/24/2014 10:16:35 Type: QC
Method: Accutest1(v114) Mode: CONC Corr. Factor: 1.000000
User: admin Custom ID1: Custom ID2: Custom ID3:
Comment:

Int. Std.	Y_3600	Y_3710	Y_2243	In2306
Units	Cts/S	Cts/S	Cts/S	Cts/S
Avg	**65984.**	**7356.4**	**2667.7**	**3769.9**
Stddev	74.	6.3	3.2	5.8
%RSD	.11217	.08513	.11980	.15395
#1	66036.	7365.0	2665.7	3765.3
#2	66015.	7352.7	2665.4	3764.5
#3	65874.	7350.9	2672.3	3775.1
#4	66009.	7357.0	2667.2	3774.8

Zoom In Zoom Out

Sample Name: ccb Acquired: 7/24/2014 10:31:35 Type: QC
Method: Accutest1(v114) Mode: CONC Corr. Factor: 1.000000
User: admin Custom ID1: Custom ID2: Custom ID3:
Comment:

Elem	Ba4554	Be3130	Cd2288	Co2286	Cr2677	Cu3247	Mn2576	Ni2316	Ag3280
Units	ppm	ppm	ppm	ppm	ppm	ppm	ppm	ppm	ppm
Avg	**.0001**	**.0002**	**.0001**	**.0001**	**.0005**	**.0002**	**.0000**	**.0001**	**-.0008**
Stddev	.0002	.0000	.0002	.0000	.0006	.0000	.0000	.0001	.0005
%RSD	246.0	9.261	237.3	5.712	127.8	9.024	88.82	122.8	67.52
#1	.0003	.0002	.0002	.0001	.0000	.0003	.0001	.0000	-.0004
#2	-.0001	.0002	-.0000	.0001	.0009	.0002	.0000	.0001	-.0012
Check ?	Chk Pass	Chk Pass	Chk Pass	Chk Pass	Chk Pass	Chk Pass	Chk Pass	Chk Pass	Chk Pass
High Limit									
Low Limit									

Elem	V_2924	Zn2062	As1890	Tl1908	Pb2203	Se1960	Sb2068	Al3961	Ca3179
Units	ppm	ppm	ppm	ppm	ppm	ppm	ppm	ppm	ppm
Avg	**.0003**	**.0002**	**-.0003**	**.0003**	**.0002**	**-.0013**	**.0011**	**-.0023**	**.0068**
Stddev	.0002	.0000	.0015	.0000	.0003	.0005	.0003	.0037	.0021
%RSD	73.24	18.84	521.1	.0500	142.0	37.93	32.51	165.3	30.01
#1	.0004	.0002	-.0013	.0003	.0005	-.0017	.0008	-.0049	.0054
#2	.0001	.0002	.0008	.0003	-.0000	-.0010	.0013	.0004	.0083
Check ?	Chk Pass	Chk Pass	Chk Pass	Chk Pass	Chk Pass	Chk Pass	Chk Pass	Chk Pass	Chk Pass
High Limit									
Low Limit									

Elem	Fe2599	Mg2790	K_7664	Na5895	B_2089	Mo2020	Pd3404	Si2124	Sn1899
Units	ppm	ppm	ppm	ppm	ppm	ppm	ppm	ppm	ppm
Avg	**.0021**	**-.0128**	**.0103**	**.0036**	**.0013**	**.0009**	**.0000**	**-.0161**	**.0005**
Stddev	.0010	.0060	.0196	.0006	.0000	.0002	.0016	.0001	.0005
%RSD	48.38	46.88	189.8	17.50	1.798	19.48	3889.	.5211	101.0
#1	.0029	-.0086	.0242	.0032	.0012	.0010	.0012	-.0162	.0008
#2	.0014	-.0171	-.0035	.0041	.0013	.0008	-.0011	-.0161	.0001
Check ?	Chk Pass	Chk Pass	Chk Pass	Chk Pass	Chk Pass	Chk Pass	Chk Pass	Chk Pass	Chk Pass
High Limit									
Low Limit									

Zoom In Zoom Out

Sample Name: ccb Acquired: 7/24/2014 10:31:35 Type: QC
Method: Accutest1(v114) Mode: CONC Corr. Factor: 1.000000
User: admin Custom ID1: Custom ID2: Custom ID3:
Comment:

Elem	Sr4077	Ti3349	W_2079	Zr3391	S_1820	Bi2230	Li6707
Units	ppm	ppm	ppm	ppm	ppm	ppm	ppm
Avg	**.0001**	**-.0001**	**.0157**	**.0009**	**-.0010**	**.0057**	**.0014**
Stddev	.0002	.0008	.0001	.0001	.0003	.0009	.0013
%RSD	254.3	1369.	.7268	7.784	25.21	15.10	92.27
#1	-.0001	-.0006	.0156	.0009	-.0008	.0051	.0023
#2	.0002	.0005	.0158	.0010	-.0012	.0063	.0005
Check ?	Chk Pass	Chk Pass	Chk Pass	Chk Pass	Chk Pass	Chk Pass	Chk Pass
High Limit							
Low Limit							

Int. Std.	Y_3600	Y_3710	Y_2243	In2306
Units	Cts/S	Cts/S	Cts/S	Cts/S
Avg	**69081.**	**7398.6**	**2823.8**	**4105.1**
Stddev	11.	.2	1.1	1.8
%RSD	.01602	.00316	.03743	.04278
#1	69088.	7398.4	2823.1	4106.4
#2	69073.	7398.8	2824.6	4103.9

Zoom In Zoom Out

Sample Name: cri Acquired: 7/24/2014 10:37:16 Type: QC
Method: Accutest1(v114) Mode: CONC Corr. Factor: 1.000000
User: admin Custom ID1: Custom ID2: Custom ID3:
Comment:

Elem	Ba4554	Be3130	Cd2288	Co2286	Cr2677	Cu3247	Mn2576	Ni2316	Ag3280
Units	ppm	ppm	ppm	ppm	ppm	ppm	ppm	ppm	ppm
Avg	**.1967**	**.0023**	**.0032**	**.0508**	**.0107**	**.0103**	**.0158**	**.0104**	**.0057**
Stddev	.0003	.0001	.0001	.0002	.0002	.0004	.0001	.0002	.0001
%RSD	.1690	6.294	3.794	.3710	2.337	4.334	.3791	1.598	1.423
#1	.1969	.0022	.0031	.0509	.0108	.0106	.0157	.0106	.0057
#2	.1964	.0024	.0033	.0507	.0105	.0100	.0158	.0103	.0058
Check ?	Chk Pass	Chk Pass	Chk Pass	Chk Pass	Chk Pass	Chk Pass	Chk Pass	Chk Pass	Chk Pass
Value									
Range									

Elem	V_2924	Zn2062	As1890	Tl1908	Pb2203	Se1960	Sb2068	Al3961	Ca3179
Units	ppm	ppm	ppm	ppm	ppm	ppm	ppm	ppm	ppm
Avg	**.0522**	**.0231**	**.0074**	**.0115**	**.0035**	**.0125**	**.0068**	**.2037**	**5.174**
Stddev	.0005	.0000	.0007	.0007	.0005	.0015	.0005	.0068	.001
%RSD	.9886	.1376	9.845	5.894	13.94	11.78	7.578	3.352	.0249
#1	.0526	.0231	.0069	.0120	.0031	.0115	.0072	.1988	5.175
#2	.0519	.0231	.0079	.0111	.0038	.0136	.0064	.2085	5.173
Check ?	Chk Pass	Chk Pass	Chk Pass	Chk Pass	Chk Pass	Chk Pass	Chk Pass	Chk Pass	Chk Pass
Value									
Range									

Elem	Fe2599	Mg2790	K_7664	Na5895	B_2089	Mo2020	Pd3404	Si2124	Sn1899
Units	ppm	ppm	ppm	ppm	ppm	ppm	ppm	ppm	ppm
Avg	**.1123**	**5.054**	**4.925**	**5.057**	**.0989**	**.0198**	**.0541**	**.1807**	**.0104**
Stddev	.0018	.064	.013	.004	.0003	.0000	.0010	.0007	.0004
%RSD	1.631	1.272	.2651	.0759	.3393	.1844	1.913	.4098	4.097
#1	.1110	5.100	4.934	5.059	.0987	.0198	.0548	.1802	.0101
#2	.1136	5.009	4.916	5.054	.0991	.0198	.0533	.1813	.0107
Check ?	Chk Pass	Chk Pass	Chk Pass	Chk Pass	Chk Pass	Chk Pass	Chk Pass	Chk Pass	Chk Pass
Value									
Range									

Zoom In Zoom Out

Sample Name: cri Acquired: 7/24/2014 10:37:16 Type: QC
Method: Accutest1(v114) Mode: CONC Corr. Factor: 1.000000
User: admin Custom ID1: Custom ID2: Custom ID3:
Comment:

Elem	Sr4077	Ti3349	W_2079	Zr3391	S_1820	Bi2230	Li6707
Units	ppm	ppm	ppm	ppm	ppm	ppm	ppm
Avg	**.0105**	**.0103**	F **.0769**	**.0124**	**.0447**	**.0232**	**.0217**
Stddev	.0000	.0008	.0002	.0002	.0002	.0004	.0001
%RSD	.0369	8.109	.2079	1.680	.4258	1.563	.4638
#1	.0105	.0109	.0768	.0126	.0448	.0229	.0216
#2	.0105	.0097	.0770	.0123	.0445	.0234	.0218
Check ?	Chk Pass	Chk Pass	Chk Fail	Chk Pass	Chk Pass	Chk Pass	Chk Pass
Value			.0500				
Range			30.00%				

Int. Std.	Y_3600	Y_3710	Y_2243	In2306
Units	Cts/S	Cts/S	Cts/S	Cts/S
Avg	**68843.**	**7437.4**	**2801.7**	**4076.3**
Stddev	81.	38.3	2.8	2.9
%RSD	.11772	.51549	.09909	.07038
#1	68900.	7464.5	2803.7	4078.3
#2	68785.	7410.3	2799.8	4074.3

Zoom In Zoom Out

Sample Name: crid Acquired: 7/24/2014 10:43:07 Type: QC
Method: Accutest1(v114) Mode: CONC Corr. Factor: 1.000000
User: admin Custom ID1: Custom ID2: Custom ID3:
Comment:

Elem	Ba4554	Be3130	Cd2288	Co2286	Cr2677	Cu3247	Mn2576	Ni2316
Units	ppm	ppm	ppm	ppm	ppm	ppm	ppm	ppm
Avg	**.0039**	**.0011**	**.0010**	**.0031**	**.0021**	**.0020**	**.0032**	**.0043**
Stddev	.0000	.0001	.0001	.0000	.0003	.0001	.0000	.0002
%RSD	1.233	7.655	11.70	1.167	14.58	5.937	.4746	3.935
#1	.0038	.0012	.0009	.0031	.0018	.0019	.0032	.0041
#2	.0039	.0010	.0011	.0031	.0023	.0021	.0032	.0044
Check ?	Chk Pass	Chk Pass	Chk Pass	Chk Pass	Chk Pass	Chk Pass	Chk Pass	Chk Pass
Value								
Range								

Elem	Ag3280	V_2924	Zn2062	As1890	Tl1908	Pb2203	Se1960	Sb2068
Units	ppm	ppm	ppm	ppm	ppm	ppm	ppm	ppm
Avg	F **.0006**	**.0019**	**.0110**	**.0026**	F **.0026**	**.0022**	**.0060**	F **.0048**
Stddev	.0001	.0006	.0002	.0001	.0001	.0000	.0016	.0003
%RSD	17.75	30.17	1.798	3.144	5.092	.6330	25.96	5.502
#1	.0006	.0023	.0108	.0025	.0027	.0022	.0071	.0046
#2	.0005	.0015	.0111	.0026	.0025	.0022	.0049	.0050
Check ?	Chk Fail	Chk Pass	Chk Pass	Chk Pass	Chk Fail	Chk Pass	Chk Pass	Chk Fail
Value	.0010				.0020			.0030
Range	-30.00%				30.00%			30.00%

Elem	Al3961	Ca3179	Fe2599	Mg2790	K_7664	Na5895	B_2089	Mo2020
Units	ppm	ppm	ppm	ppm	ppm	ppm	ppm	ppm
Avg	**.0971**	**1.036**	**.0035**	F **.0647**	**1.946**	**1.001**	**.0096**	**-.0001**
Stddev	.0156	.007	.0050	.0327	.002	.002	.0004	.0002
%RSD	16.06	.6447	142.4	50.49	.0887	.2135	4.071	158.6
#1	.1081	1.031	-.0000	.0879	1.947	.9990	.0099	-.0003
#2	.0861	1.041	.0071	.0416	1.944	1.002	.0094	.0000
Check ?	Chk Pass	Chk Pass	None	Chk Fail	Chk Pass	Chk Pass	Chk Pass	None
Value				.1000				
Range				-30.00%				

Zoom In Zoom Out

Sample Name: crid Acquired: 7/24/2014 10:43:07 Type: QC
Method: Accutest1(v114) Mode: CONC Corr. Factor: 1.000000
User: admin Custom ID1: Custom ID2: Custom ID3:
Comment:

Elem	Pd3404	Si2124	Sn1899	Sr4077	Ti3349	W_2079	Zr3391	S_1820
Units	ppm	ppm	ppm	ppm	ppm	ppm	ppm	ppm
Avg	**-.0012**	**-.0223**	**.0002**	**-.0000**	**-.0005**	F **.0095**	F **.0005**	F **-.0011**
Stddev	.0013	.0005	.0001	.0000	.0006	.0012	.0002	.0005
%RSD	108.3	2.443	64.41	71.45	127.9	12.56	43.32	44.05
#1	-.0003	-.0219	.0001	-.0000	-.0000	.0104	.0007	-.0015
#2	-.0022	-.0227	.0003	-.0000	-.0009	.0087	.0004	-.0008
Check ?	None	None	None	None	None	Chk Fail	Chk Fail	Chk Fail
Value						.0040	.0040	.0040
Range						30.00%	-30.00%	-30.00%

Elem	Bi2230	Li6707
Units	ppm	ppm
Avg	**.0034**	F **.0014**
Stddev	.0010	.0008
%RSD	27.86	61.64
#1	.0028	.0020
#2	.0041	.0008
Check ?	Chk Pass	Chk Fail
Value		.0040
Range		-30.00%

Int. Std.	Y_3600	Y_3710	Y_2243	In2306
Units	Cts/S	Cts/S	Cts/S	Cts/S
Avg	**68857.**	**7382.1**	**2826.8**	**4094.9**
Stddev	318.	26.2	7.2	11.3
%RSD	.46192	.35513	.25544	.27501
#1	69082.	7400.7	2831.9	4102.9
#2	68632.	7363.6	2821.7	4087.0

Zoom In Zoom Out

Sample Name: cria Acquired: 7/24/2014 10:49:03 Type: QC
Method: Accutest1(v114) Mode: CONC Corr. Factor: 1.000000
User: admin Custom ID1: Custom ID2: Custom ID3:
Comment:

Elem	Ba4554	Be3130	Cd2288	Co2286	Cr2677	Cu3247	Mn2576	Ni2316	Ag3280
Units	ppm	ppm	ppm	ppm	ppm	ppm	ppm	ppm	ppm
Avg	**.0000**	**.0003**	**-.0001**	**.0002**	**.0001**	**.0001**	**.0001**	**.0003**	**.0002**
Stddev	.0005	.0002	.0001	.0002	.0003	.0001	.0001	.0001	.0005
%RSD	30670.	54.83	129.8	108.2	379.5	39.41	150.6	36.82	233.0
#1	-.0004	.0002	-.0002	.0003	.0003	.0001	.0001	.0004	-.0001
#2	.0004	.0004	-.0000	.0000	-.0001	.0002	-.0000	.0002	.0006
Check ?	None	None	None	None	None	None	None	None	None
Value									
Range									

Elem	V_2924	Zn2062	As1890	Tl1908	Pb2203	Se1960	Sb2068	Al3961	Ca3179
Units	ppm	ppm	ppm	ppm	ppm	ppm	ppm	ppm	ppm
Avg	**.0001**	**.0006**	**.0208**	**-.0004**	**.0208**	**.0217**	**.0200**	**.4903**	**2.107**
Stddev	.0003	.0000	.0003	.0004	.0001	.0005	.0000	.0090	.007
%RSD	305.8	.8361	1.368	85.52	.3290	2.110	.0040	1.827	.3464
#1	-.0001	.0006	.0206	-.0007	.0208	.0220	.0200	.4840	2.102
#2	.0003	.0006	.0210	-.0002	.0207	.0214	.0200	.4966	2.112
Check ?	None	None	Chk Pass	None	Chk Pass	Chk Pass	Chk Pass	Chk Pass	None
Value									
Range									

Elem	Fe2599	Mg2790	K_7664	Na5895	B_2089	Mo2020	Pd3404	Si2124	Sn1899
Units	ppm	ppm	ppm	ppm	ppm	ppm	ppm	ppm	ppm
Avg	**.5382**	**2.030**	**-.0195**	**.0029**	**.0003**	**-.0001**	**-.0014**	**-.0221**	**.0001**
Stddev	.0060	.040	.0298	.0027	.0002	.0001	.0016	.0000	.0004
%RSD	1.110	1.972	153.0	94.65	65.25	146.4	112.2	.0024	333.0
#1	.5424	2.058	-.0405	.0048	.0005	-.0001	-.0025	-.0221	.0004
#2	.5340	2.001	.0016	.0010	.0002	.0000	-.0003	-.0221	-.0002
Check ?	Chk Pass	None	None	None	None	None	None	None	None
Value									
Range									

Zoom In Zoom Out

Sample Name: cria Acquired: 7/24/2014 10:49:03 Type: QC
Method: Accutest1(v114) Mode: CONC Corr. Factor: 1.000000
User: admin Custom ID1: Custom ID2: Custom ID3:
Comment:

Elem	Sr4077	Ti3349	W_2079	Zr3391	S_1820	Bi2230	Li6707
Units	ppm	ppm	ppm	ppm	ppm	ppm	ppm
Avg	**.0001**	**-.0005**	**.0058**	**.0004**	**-.0019**	**.0022**	**.0010**
Stddev	.0001	.0001	.0005	.0002	.0007	.0008	.0002
%RSD	65.78	10.58	8.929	56.26	38.42	35.67	21.53
#1	.0001	-.0005	.0062	.0006	-.0014	.0027	.0011
#2	.0002	-.0005	.0055	.0002	-.0024	.0016	.0008
Check ?	None	None	None	None	None	None	None
Value							
Range							

Int. Std.	Y_3600	Y_3710	Y_2243	In2306
Units	Cts/S	Cts/S	Cts/S	Cts/S
Avg	**68576.**	**7398.9**	**2828.6**	**4077.7**
Stddev	19.	27.6	1.3	8.2
%RSD	.02777	.37345	.04673	.20138
#1	68590.	7379.4	2829.5	4083.5
#2	68563.	7418.5	2827.7	4071.9

Zoom In Zoom Out

Sample Name: crid Acquired: 7/24/2014 10:54:58 Type: QC
Method: Accutest1(v114) Mode: CONC Corr. Factor: 1.000000
User: admin Custom ID1: Custom ID2: Custom ID3:
Comment:

Elem	Ba4554	Be3130	Cd2288	Co2286	Cr2677	Cu3247	Mn2576	Ni2316
Units	ppm	ppm	ppm	ppm	ppm	ppm	ppm	ppm
Avg	**.0041**	**.0012**	**.0011**	**.0030**	**.0021**	**.0023**	**.0031**	**.0040**
Stddev	.0001	.0000	.0001	.0002	.0003	.0002	.0001	.0001
%RSD	2.700	3.053	7.134	5.383	14.42	10.70	1.917	1.631
#1	.0042	.0012	.0012	.0031	.0019	.0025	.0032	.0040
#2	.0041	.0012	.0011	.0029	.0023	.0022	.0031	.0041
Check ?	Chk Pass	Chk Pass	Chk Pass	Chk Pass	Chk Pass	Chk Pass	Chk Pass	Chk Pass
Value								
Range								

Elem	Ag3280	V_2924	Zn2062	As1890	Tl1908	Pb2203	Se1960	Sb2068
Units	ppm	ppm	ppm	ppm	ppm	ppm	ppm	ppm
Avg	F **.0006**	**.0018**	**.0110**	**.0029**	**.0018**	**.0026**	**.0050**	**.0034**
Stddev	.0004	.0001	.0001	.0004	.0004	.0003	.0007	.0003
%RSD	61.37	3.325	.6641	14.10	20.77	13.22	13.30	7.709
#1	.0009	.0018	.0110	.0026	.0021	.0028	.0046	.0032
#2	.0004	.0017	.0111	.0032	.0015	.0023	.0055	.0036
Check ?	Chk Fail	Chk Pass	Chk Pass	Chk Pass	Chk Pass	Chk Pass	Chk Pass	Chk Pass
Value	.0010							
Range	-30.00%							

Elem	Al3961	Ca3179	Fe2599	Mg2790	K_7664	Na5895	B_2089	Mo2020
Units	ppm	ppm	ppm	ppm	ppm	ppm	ppm	ppm
Avg	**.1028**	**1.022**	**.0007**	**.0845**	**1.953**	**1.001**	**.0098**	**-.0004**
Stddev	.0089	.008	.0019	.0439	.002	.003	.0001	.0001
%RSD	8.615	.7937	276.1	51.95	.1113	.3328	1.062	28.15
#1	.1091	1.016	.0020	.1155	1.951	1.003	.0099	-.0003
#2	.0965	1.028	-.0006	.0535	1.954	.9983	.0097	-.0004
Check ?	Chk Pass	Chk Pass	None	Chk Pass	Chk Pass	Chk Pass	Chk Pass	None
Value								
Range								

Zoom In Zoom Out

Sample Name: crid Acquired: 7/24/2014 10:54:58 Type: QC
Method: Accutest1(v114) Mode: CONC Corr. Factor: 1.000000
User: admin Custom ID1: Custom ID2: Custom ID3:
Comment:

Elem	Pd3404	Si2124	Sn1899	Sr4077	Ti3349	W_2079	Zr3391	S_1820
Units	ppm	ppm	ppm	ppm	ppm	ppm	ppm	ppm
Avg	**-.0005**	**-.0236**	**.0008**	**.0001**	**-.0002**	F **.0057**	F **.0004**	F **-.0006**
Stddev	.0002	.0007	.0002	.0000	.0004	.0005	.0002	.0028
%RSD	31.57	2.892	21.89	18.90	154.8	8.470	48.47	493.9
#1	-.0004	-.0241	.0007	.0001	-.0005	.0061	.0005	-.0026
#2	-.0006	-.0231	.0010	.0001	.0000	.0054	.0003	.0014
Check ?	None	None	None	None	None	Chk Fail	Chk Fail	Chk Fail
Value						.0040	.0040	.0040
Range						30.00%	-30.00%	-30.00%

Elem	Bi2230	Li6707
Units	ppm	ppm
Avg	F **.0017**	F **.0023**
Stddev	.0003	.0002
%RSD	20.01	8.437
#1	.0014	.0024
#2	.0019	.0021
Check ?	Chk Fail	Chk Fail
Value	.0040	.0040
Range	-30.00%	-30.00%

Int. Std.	Y_3600	Y_3710	Y_2243	In2306
Units	Cts/S	Cts/S	Cts/S	Cts/S
Avg	**68824.**	**7408.0**	**2815.3**	**4098.4**
Stddev	46.	.9	2.2	5.4
%RSD	.06648	.01188	.07800	.13114
#1	68791.	7408.6	2813.8	4102.2
#2	68856.	7407.4	2816.9	4094.6

Zoom In Zoom Out

Sample Name: icsa Acquired: 7/24/2014 11:00:52 Type: QC
Method: Accutest1(v114) Mode: CONC Corr. Factor: 1.000000
User: admin Custom ID1: Custom ID2: Custom ID3:
Comment:

Elem	Ba4554	Be3130	Cd2288	Co2286	Cr2677	Cu3247	Mn2576	Ni2316	Ag3280
Units	ppm	ppm	ppm	ppm	ppm	ppm	ppm	ppm	ppm
Avg	**-.0011**	**.0008**	**.0022**	**.0016**	**-.0017**	**-.0028**	**.0015**	**-.0018**	**.0074**
Stddev	.0001	.0002	.0001	.0001	.0002	.0002	.0001	.0001	.0004
%RSD	10.81	19.79	3.993	5.272	9.531	5.693	9.502	5.042	5.620
#1	-.0012	.0009	.0021	.0017	-.0016	-.0027	.0016	-.0018	.0077
#2	-.0011	.0007	.0023	.0016	-.0018	-.0029	.0014	-.0019	.0071
Check ?	Chk Pass	Chk Pass	Chk Pass	Chk Pass	Chk Pass	Chk Pass	Chk Pass	Chk Pass	Chk Pass
High Limit									
Low Limit									

Elem	V_2924	Zn2062	As1890	Tl1908	Pb2203	Se1960	Sb2068	Al3961	Ca3179
Units	ppm	ppm	ppm	ppm	ppm	ppm	ppm	ppm	ppm
Avg	**.0041**	**.0006**	**.0017**	**.0003**	**.0004**	**.0079**	**.0021**	**488.6**	**367.1**
Stddev	.0004	.0002	.0005	.0008	.0008	.0027	.0007	1.9	2.2
%RSD	9.925	28.00	31.50	283.4	206.0	33.72	33.11	.3850	.5891
#1	.0038	.0008	.0021	.0009	.0009	.0060	.0016	489.9	368.6
#2	.0044	.0005	.0013	-.0003	-.0002	.0098	.0026	487.2	365.6
Check ?	Chk Pass	Chk Pass	Chk Pass	Chk Pass	Chk Pass	Chk Pass	Chk Pass	Chk Pass	Chk Pass
High Limit									
Low Limit									

Elem	Fe2599	Mg2790	K_7664	Na5895	B_2089	Mo2020	Pd3404	Si2124	Sn1899
Units	ppm	ppm	ppm	ppm	ppm	ppm	ppm	ppm	ppm
Avg	**187.9**	**485.6**	**.0147**	**-.0144**	**-.0011**	**.0013**	**-.0325**	**-.0222**	**-.0028**
Stddev	.5	.8	.0229	.0017	.0004	.0002	.0001	.0028	.0014
%RSD	.2702	.1619	155.4	11.51	33.25	16.53	.2950	12.47	50.34
#1	188.3	486.1	-.0015	-.0132	-.0014	.0014	-.0324	-.0202	-.0018
#2	187.6	485.0	.0309	-.0156	-.0009	.0011	-.0326	-.0241	-.0038
Check ?	Chk Pass	Chk Pass	Chk Pass	Chk Pass	Chk Pass	Chk Pass	Chk Pass	Chk Pass	Chk Pass
High Limit									
Low Limit									

Zoom In Zoom Out

Sample Name: icsa Acquired: 7/24/2014 11:00:52 Type: QC
Method: Accutest1(v114) Mode: CONC Corr. Factor: 1.000000
User: admin Custom ID1: Custom ID2: Custom ID3:
Comment:

Elem	Sr4077	Ti3349	W_2079	Zr3391	S_1820	Bi2230	Li6707
Units	ppm	ppm	ppm	ppm	ppm	ppm	ppm
Avg	**-.0046**	**.0019**	**-.0323**	**.0003**	**-.0156**	**.0362**	**.0099**
Stddev	.0001	.0007	.0031	.0003	.0005	.0005	.0012
%RSD	3.109	35.76	9.624	100.3	3.499	1.399	12.18
#1	-.0047	.0024	-.0345	.0006	-.0152	.0365	.0108
#2	-.0045	.0014	-.0301	.0001	-.0159	.0358	.0091
Check ?	Chk Pass	Chk Pass	Chk Pass	Chk Pass	Chk Pass	Chk Pass	Chk Pass
High Limit							
Low Limit							

Int. Std.	Y_3600	Y_3710	Y_2243	In2306
Units	Cts/S	Cts/S	Cts/S	Cts/S
Avg	**59968.**	**6994.4**	**2365.1**	**3268.3**
Stddev	185.	9.7	.9	2.8
%RSD	.30776	.13859	.03768	.08711
#1	60099.	6987.5	2364.5	3270.3
#2	59838.	7001.2	2365.7	3266.3

Zoom In Zoom Out

Sample Name: ICSAB Acquired: 7/24/2014 11:06:43 Type: QC
Method: Accutest1(v114) Mode: CONC Corr. Factor: 1.000000
User: admin Custom ID1: Custom ID2: Custom ID3:
Comment:

Elem	Ba4554	Be3130	Cd2288	Co2286	Cr2677	Cu3247	Mn2576	Ni2316	Ag3280
Units	ppm	ppm	ppm	ppm	ppm	ppm	ppm	ppm	ppm
Avg	**.4835**	**.4896**	**1.028**	**.4803**	**.4787**	**.5003**	**.4878**	**.9241**	**1.009**
Stddev	.0011	.0018	.002	.0015	.0006	.0007	.0005	.0025	.001
%RSD	.2243	.3760	.1778	.3207	.1250	.1445	.0971	.2680	.0694
#1	.4843	.4883	1.029	.4814	.4792	.4998	.4882	.9259	1.009
#2	.4827	.4909	1.027	.4792	.4783	.5008	.4875	.9224	1.010
Check ?	Chk Pass	Chk Pass	Chk Pass	Chk Pass	Chk Pass	Chk Pass	Chk Pass	Chk Pass	Chk Pass
Value									
Range									

Elem	V_2924	Zn2062	As1890	Tl1908	Pb2203	Se1960	Sb2068	Al3961	Ca3179
Units	ppm	ppm	ppm	ppm	ppm	ppm	ppm	ppm	ppm
Avg	**.4841**	**.9508**	**1.040**	**.9487**	**.9400**	**1.097**	**1.033**	**488.9**	**368.3**
Stddev	.0019	.0016	.004	.0021	.0022	.002	.002	.3	.6
%RSD	.4004	.1665	.4278	.2234	.2348	.1325	.1868	.0598	.1608
#1	.4855	.9519	1.043	.9502	.9385	1.098	1.035	489.1	367.9
#2	.4828	.9497	1.037	.9472	.9416	1.096	1.032	488.6	368.7
Check ?	Chk Pass	Chk Pass	Chk Pass	Chk Pass	Chk Pass	Chk Pass	Chk Pass	Chk Pass	Chk Pass
Value									
Range									

Elem	Fe2599	Mg2790	K_7664	Na5895	B_2089	Mo2020	Pd3404	Si2124	Sn1899
Units	ppm	ppm	ppm	ppm	ppm	ppm	ppm	ppm	ppm
Avg	**184.3**	**485.9**	**.0335**	**-.0051**	**.0018**	**.4931**	**.5288**	**-.0260**	**-.0023**
Stddev	.4	.2	.0313	.0043	.0015	.0002	.0036	.0032	.0014
%RSD	.2298	.0337	93.38	83.44	82.20	.0389	.6716	12.38	59.26
#1	184.0	485.8	.0114	-.0081	.0028	.4932	.5263	-.0237	-.0033
#2	184.6	486.0	.0556	-.0021	.0008	.4929	.5313	-.0283	-.0014
Check ?	Chk Pass	Chk Pass	None	None	None	Chk Pass	Chk Pass	None	None
Value									
Range									

Zoom In Zoom Out

Sample Name: ICSAB Acquired: 7/24/2014 11:06:43 Type: QC
Method: Accutest1(v114) Mode: CONC Corr. Factor: 1.000000
User: admin Custom ID1: Custom ID2: Custom ID3:
Comment:

Elem	Sr4077	Ti3349	W_2079	Zr3391	S_1820	Bi2230	Li6707
Units	ppm	ppm	ppm	ppm	ppm	ppm	ppm
Avg	**-.0046**	**.0012**	**.5135**	**.4922**	**.4680**	**.5518**	**.5697**
Stddev	.0000	.0000	.0022	.0028	.0013	.0020	.0000
%RSD	.5829	.2497	.4221	.5612	.2778	.3546	.0071
#1	-.0046	.0012	.5151	.4902	.4671	.5532	.5697
#2	-.0046	.0012	.5120	.4941	.4690	.5504	.5697
Check ?	None	None	Chk Pass	Chk Pass	Chk Pass	Chk Pass	Chk Pass
Value							
Range							

Int. Std.	Y_3600	Y_3710	Y_2243	In2306
Units	Cts/S	Cts/S	Cts/S	Cts/S
Avg	**60260.**	**6990.8**	**2368.9**	**3278.1**
Stddev	71.	28.2	2.1	2.9
%RSD	.11848	.40278	.08948	.08825
#1	60209.	6970.9	2367.4	3276.1
#2	60310.	7010.8	2370.4	3280.2

Zoom In Zoom Out

Sample Name: feconf Acquired: 7/24/2014 11:12:22 Type: Unk
Method: Accutest1(v114) Mode: CONC Corr. Factor: 1.000000
User: admin Custom ID1: Custom ID2: Custom ID3:
Comment:

Elem	Ba4554	Be3130	Cd2288	Co2286	Cr2677	Cu3247	Mn2576	Ni2316
Avg	**.0002**	**.0008**	**.0010**	**-.0003**	W **-.0015**	W **-.0033**	**.0020**	**-.0002**
Stddev	.0001	.0000	.0001	.0001	.0004	.0000	.0000	.0000
%RSD	37.15	2.536	11.36	37.21	27.69	1.290	1.480	16.54
#1	.0001	.0008	.0010	-.0004	-.0018	-.0033	.0019	-.0002
#2	.0002	.0008	.0009	-.0002	-.0012	-.0032	.0020	-.0002

Elem	Ag3280	V_2924	Zn2062	As1890	Tl1908	Pb2203	Se1960	Sb2068
Avg	**.0030**	**.0040**	**.0047**	**.0011**	**-.0003**	**.0008**	**.0062**	**.0014**
Stddev	.0003	.0001	.0001	.0004	.0015	.0003	.0012	.0004
%RSD	8.830	3.249	1.195	39.23	556.2	36.65	19.81	25.62
#1	.0028	.0039	.0047	.0008	.0008	.0009	.0071	.0017
#2	.0032	.0041	.0046	.0014	-.0014	.0006	.0054	.0012

Elem	Al3961	Ca3179	Fe2599	Mg2790	K_7664	Na5895	B_2089	Mo2020
Avg	**-.0007**	**-.0072**	**192.2**	**-.0612**	**.0151**	**.0028**	**-.0019**	**.0005**
Stddev	.0073	.0007	.1	.0208	.0071	.0019	.0001	.0000
%RSD	1095.	9.663	.0587	34.03	47.10	67.86	4.997	7.255
#1	.0045	-.0077	192.3	-.0464	.0201	.0041	-.0018	.0004
#2	-.0058	-.0067	192.1	-.0759	.0101	.0015	-.0019	.0005

Elem	Pd3404	Si2124	Sn1899	Sr4077	Ti3349	W_2079	Zr3391	S_1820
Avg	W **-.0250**	W **-.0423**	**-.0018**	**.0001**	**-.0007**	**.0072**	**.0097**	**.0034**
Stddev	.0010	.0000	.0000	.0001	.0004	.0005	.0002	.0005
%RSD	3.988	.0225	2.582	53.44	50.69	6.734	2.174	14.78
#1	-.0243	-.0423	-.0018	.0002	-.0010	.0068	.0099	.0030
#2	-.0257	-.0424	-.0019	.0001	-.0005	.0075	.0096	.0037

Elem	Bi2230	Li6707
Avg	**.0280**	**.0011**
Stddev	.0008	.0003
%RSD	2.683	24.44
#1	.0285	.0013
#2	.0274	.0009

Zoom In Zoom Out

Sample Name: feconf Acquired: 7/24/2014 11:12:22 Type: Unk
Method: Accutest1(v114) Mode: CONC Corr. Factor: 1.000000
User: admin Custom ID1: Custom ID2: Custom ID3:
Comment:

Int. Std.	Y_3600	Y_3710	Y_2243	In2306
Avg	**67994.**	**7417.8**	**2763.3**	**4036.1**
Stddev	39.	21.7	1.9	.5
%RSD	.05778	.29265	.06881	.01164
#1	67966.	7402.5	2764.6	4036.5
#2	68022.	7433.2	2761.9	4035.8

Zoom In Zoom Out

Sample Name: crconf Acquired: 7/24/2014 11:18:13 Type: Unk
Method: Accutest1(v114) Mode: CONC Corr. Factor: 1.000000
User: admin Custom ID1: Custom ID2: Custom ID3:
Comment:

Elem	Ba4554	Be3130	Cd2288	Co2286	Cr2677	Cu3247	Mn2576	Ni2316	Ag3280
Avg	**.0005**	**.0005**	**-.0000**	**-.0004**	**10.04**	**.0028**	**-.0011**	**-.0004**	**.0003**
Stddev	.0001	.0000	.0002	.0000	.01	.0002	.0000	.0002	.0002
%RSD	18.96	8.153	465.3	.7761	.1098	5.745	2.467	52.05	65.05
#1	.0004	.0005	-.0002	-.0004	10.05	.0029	-.0011	-.0003	.0002
#2	.0005	.0004	.0001	-.0004	10.04	.0027	-.0012	-.0006	.0005

Elem	V_2924	Zn2062	As1890	Tl1908	Pb2203	Se1960	Sb2068	Al3961	Ca3179
Avg	**.0040**	**.0018**	**.0009**	**-.0000**	**.0007**	**-.0001**	**.0166**	**.0038**	**.0276**
Stddev	.0005	.0001	.0014	.0008	.0012	.0003	.0006	.0105	.0027
%RSD	11.91	3.987	154.2	1886.	171.2	210.1	3.383	274.1	9.871
#1	.0043	.0018	-.0001	.0005	.0016	.0001	.0162	.0113	.0257
#2	.0036	.0019	.0020	-.0006	-.0002	-.0003	.0169	-.0036	.0296

Elem	Fe2599	Mg2790	K_7664	Na5895	B_2089	Mo2020	Pd3404	Si2124	Sn1899
Avg	**.0477**	**-.0329**	**-.0141**	**.0045**	**-.0003**	**.0006**	**-.0002**	**-.0090**	**.0001**
Stddev	.0109	.0402	.0080	.0005	.0000	.0001	.0009	.0015	.0001
%RSD	22.81	122.0	56.93	11.01	7.961	18.63	592.0	17.12	77.27
#1	.0554	-.0613	-.0084	.0049	-.0003	.0006	-.0008	-.0100	.0001
#2	.0400	-.0045	-.0198	.0042	-.0003	.0005	.0005	-.0079	.0002

Elem	Sr4077	Ti3349	W_2079	Zr3391	S_1820	Bi2230	Li6707
Avg	**.0002**	**.0002**	**.0091**	**.0018**	**-.0008**	**.0135**	**.0005**
Stddev	.0000	.0000	.0004	.0001	.0005	.0001	.0010
%RSD	16.19	20.38	4.814	3.486	59.81	1.043	199.4
#1	.0003	.0002	.0095	.0017	-.0005	.0136	.0012
#2	.0002	.0002	.0088	.0018	-.0012	.0134	-.0002

Int. Std.	Y_3600	Y_3710	Y_2243	In2306
Avg	**69290.**	**7452.0**	**2764.3**	**4113.1**
Stddev	140.	40.4	1.3	1.9
%RSD	.20231	.54253	.04854	.04597
#1	69389.	7423.4	2763.4	4111.7
#2	69191.	7480.6	2765.3	4114.4

Zoom In Zoom Out

Sample Name: ccv Acquired: 7/24/2014 11:24:06 Type: QC
Method: Accutest1(v114) Mode: CONC Corr. Factor: 1.000000
User: admin Custom ID1: Custom ID2: Custom ID3:
Comment:

Elem	Ba4554	Be3130	Cd2288	Co2286	Cr2677	Cu3247	Mn2576	Ni2316	Ag3280
Units	ppm	ppm	ppm	ppm	ppm	ppm	ppm	ppm	ppm
Avg	**1.943**	**1.985**	**1.991**	**1.969**	**1.970**	**1.922**	**1.992**	**1.961**	**.2440**
Stddev	.003	.002	.004	.001	.004	.001	.005	.001	.0000
%RSD	.1510	.0967	.2206	.0253	.1918	.0695	.2654	.0302	.0090
#1	1.941	1.983	1.988	1.969	1.973	1.923	1.996	1.961	.2440
#2	1.945	1.986	1.994	1.969	1.968	1.921	1.989	1.962	.2440
Check ?	Chk Pass	Chk Pass	Chk Pass	Chk Pass	Chk Pass	Chk Pass	Chk Pass	Chk Pass	Chk Pass
Value									
Range									

Elem	V_2924	Zn2062	As1890	Tl1908	Pb2203	Se1960	Sb2068	Al3961	Ca3179
Units	ppm	ppm	ppm	ppm	ppm	ppm	ppm	ppm	ppm
Avg	**1.978**	**1.980**	**1.949**	**2.056**	**1.988**	**1.956**	**1.983**	**38.88**	**39.57**
Stddev	.004	.002	.001	.004	.002	.005	.010	.07	.01
%RSD	.2279	.1044	.0697	.1968	.1217	.2352	.4948	.1681	.0264
#1	1.981	1.979	1.949	2.053	1.987	1.953	1.976	38.84	39.58
#2	1.975	1.982	1.950	2.059	1.990	1.959	1.990	38.93	39.56
Check ?	Chk Pass	Chk Pass	Chk Pass	Chk Pass	Chk Pass	Chk Pass	Chk Pass	Chk Pass	Chk Pass
Value									
Range									

Elem	Fe2599	Mg2790	K_7664	Na5895	B_2089	Mo2020	Pd3404	Si2124	Sn1899
Units	ppm	ppm	ppm	ppm	ppm	ppm	ppm	ppm	ppm
Avg	**39.81**	**39.20**	**38.65**	**39.49**	**1.964**	**1.968**	**1.982**	**4.956**	**2.000**
Stddev	.02	.01	.06	.00	.004	.004	.002	.009	.002
%RSD	.0463	.0146	.1639	.0008	.2089	.2310	.1126	.1920	.0727
#1	39.80	39.19	38.61	39.49	1.961	1.965	1.983	4.950	1.999
#2	39.82	39.20	38.70	39.49	1.967	1.972	1.980	4.963	2.001
Check ?	Chk Pass	Chk Pass	Chk Pass	Chk Pass	Chk Pass	Chk Pass	Chk Pass	Chk Pass	Chk Pass
Value									
Range									

Zoom In Zoom Out

Sample Name: ccv Acquired: 7/24/2014 11:24:06 Type: QC
Method: Accutest1(v114) Mode: CONC Corr. Factor: 1.000000
User: admin Custom ID1: Custom ID2: Custom ID3:
Comment:

Elem	Sr4077	Ti3349	W_2079	Zr3391	S_1820	Bi2230	Li6707
Units	ppm	ppm	ppm	ppm	ppm	ppm	ppm
Avg	**1.967**	**1.941**	**1.963**	**1.990**	**1.940**	**1.993**	**1.944**
Stddev	.001	.003	.006	.007	.004	.005	.001
%RSD	.0590	.1571	.2960	.3315	.2193	.2292	.0400
#1	1.966	1.943	1.959	1.995	1.937	1.989	1.944
#2	1.968	1.939	1.968	1.985	1.943	1.996	1.943
Check ?	Chk Pass	Chk Pass	Chk Pass	Chk Pass	Chk Pass	Chk Pass	Chk Pass
Value							
Range							

Int. Std.	Y_3600	Y_3710	Y_2243	In2306
Units	Cts/S	Cts/S	Cts/S	Cts/S
Avg	**66234.**	**7328.3**	**2666.9**	**3775.7**
Stddev	52.	17.7	.5	2.0
%RSD	.07890	.24103	.01756	.05238
#1	66197.	7340.8	2667.2	3774.3
#2	66271.	7315.8	2666.5	3777.1

Zoom In Zoom Out

Sample Name: ccb Acquired: 7/24/2014 11:29:46 Type: QC
Method: Accutest1(v114) Mode: CONC Corr. Factor: 1.000000
User: admin Custom ID1: Custom ID2: Custom ID3:
Comment:

Elem	Ba4554	Be3130	Cd2288	Co2286	Cr2677	Cu3247	Mn2576	Ni2316	Ag3280
Units	ppm	ppm	ppm	ppm	ppm	ppm	ppm	ppm	ppm
Avg	**.0001**	**.0002**	**.0001**	**.0001**	**.0002**	**.0002**	**.0001**	**.0001**	**-.0001**
Stddev	.0002	.0001	.0000	.0001	.0002	.0001	.0001	.0001	.0001
%RSD	343.0	34.90	42.24	113.3	101.9	65.30	70.67	186.9	83.37
#1	-.0001	.0002	.0001	.0001	.0001	.0002	.0002	-.0000	-.0000
#2	.0002	.0003	.0001	.0000	.0003	.0001	.0001	.0002	-.0001
Check ?	Chk Pass	Chk Pass	Chk Pass	Chk Pass	Chk Pass	Chk Pass	Chk Pass	Chk Pass	Chk Pass
High Limit									
Low Limit									

Elem	V_2924	Zn2062	As1890	Tl1908	Pb2203	Se1960	Sb2068	Al3961	Ca3179
Units	ppm	ppm	ppm	ppm	ppm	ppm	ppm	ppm	ppm
Avg	**.0001**	**.0001**	**-.0007**	**.0006**	**-.0004**	**.0005**	**.0010**	**.0110**	**.0042**
Stddev	.0005	.0000	.0000	.0000	.0006	.0004	.0008	.0092	.0003
%RSD	370.1	3.326	1.770	4.342	174.9	71.04	78.41	83.82	7.063
#1	.0005	.0001	-.0007	.0006	-.0008	.0003	.0016	.0045	.0040
#2	-.0002	.0001	-.0007	.0006	.0001	.0008	.0005	.0175	.0044
Check ?	Chk Pass	Chk Pass	Chk Pass	Chk Pass	Chk Pass	Chk Pass	Chk Pass	Chk Pass	Chk Pass
High Limit									
Low Limit									

Elem	Fe2599	Mg2790	K_7664	Na5895	B_2089	Mo2020	Pd3404	Si2124	Sn1899
Units	ppm	ppm	ppm	ppm	ppm	ppm	ppm	ppm	ppm
Avg	**.0133**	**.0125**	**-.0052**	**.0045**	**.0013**	**.0020**	**-.0003**	**-.0091**	**.0009**
Stddev	.0043	.0569	.0047	.0044	.0000	.0004	.0001	.0010	.0003
%RSD	32.55	457.0	90.32	98.91	3.175	18.20	42.11	10.71	33.91
#1	.0164	-.0278	-.0019	.0014	.0013	.0023	-.0005	-.0085	.0011
#2	.0103	.0527	-.0085	.0076	.0013	.0018	-.0002	-.0098	.0007
Check ?	Chk Pass	Chk Pass	Chk Pass	Chk Pass	Chk Pass	Chk Pass	Chk Pass	Chk Pass	Chk Pass
High Limit									
Low Limit									

Zoom In Zoom Out

Sample Name: ccb Acquired: 7/24/2014 11:29:46 Type: QC
Method: Accutest1(v114) Mode: CONC Corr. Factor: 1.000000
User: admin Custom ID1: Custom ID2: Custom ID3:
Comment:

Elem	Sr4077	Ti3349	W_2079	Zr3391	S_1820	Bi2230	Li6707
Units	ppm	ppm	ppm	ppm	ppm	ppm	ppm
Avg	**.0001**	**-.0005**	**.0140**	**.0008**	**-.0013**	**.0047**	**.0002**
Stddev	.0000	.0001	.0023	.0001	.0004	.0007	.0013
%RSD	15.63	13.17	16.21	7.220	35.10	15.03	760.4
#1	.0001	-.0005	.0156	.0008	-.0016	.0052	.0011
#2	.0001	-.0004	.0124	.0009	-.0010	.0042	-.0007
Check ?	Chk Pass	Chk Pass	Chk Pass	Chk Pass	Chk Pass	Chk Pass	Chk Pass
High Limit							
Low Limit							

Int. Std.	Y_3600	Y_3710	Y_2243	In2306
Units	Cts/S	Cts/S	Cts/S	Cts/S
Avg	**69227.**	**7407.8**	**2825.7**	**4111.4**
Stddev	215.	2.3	2.3	4.6
%RSD	.31065	.03127	.08176	.11221
#1	69075.	7409.4	2824.1	4108.1
#2	69379.	7406.2	2827.3	4114.6

Zoom In Zoom Out

Sample Name: mp80730-s3conf Acquired: 7/24/2014 11:35:42 Type: Unk
Method: Accutest1(v114) Mode: CONC Corr. Factor: 1.000000
User: admin Custom ID1: Custom ID2: Custom ID3:
Comment:

Elem	Ba4554	Be3130	Cd2288	Co2286	Cr2677	Cu3247	Mn2576	Ni2316
Avg	**-.0000**	**-.0002**	**-.0004**	**.0001**	**-.0003**	F **-.0142**	**-.0000**	**.0011**
Stddev	.0001	.0000	.0000	.0001	.0001	.0002	.0000	.0000
%RSD	285.1	11.04	11.07	92.49	39.32	1.060	70.87	.8079
#1	.0000	-.0002	-.0004	.0001	-.0002	-.0143	-.0001	.0011
#2	-.0001	-.0002	-.0003	.0000	-.0004	-.0141	-.0000	.0011

Elem	Ag3280	V_2924	Zn2062	As1890	Tl1908	Pb2203	Se1960	Sb2068
Avg	**.0010**	**.0004**	**-.0004**	**.0034**	**.0027**	**.0003**	**-.0014**	**-.0003**
Stddev	.0001	.0000	.0000	.0000	.0002	.0001	.0001	.0001
%RSD	10.33	6.480	.2650	.5027	6.580	34.05	10.22	34.42
#1	.0009	.0004	-.0004	.0034	.0029	.0003	-.0013	-.0004
#2	.0011	.0004	-.0004	.0034	.0026	.0002	-.0015	-.0002

Elem	Al3961	Ca3179	Fe2599	Mg2790	K_7664	Na5895	B_2089	Mo2020
Avg	**.0065**	**.0018**	**.0009**	**-.0023**	**-.0168**	**-.0133**	**-.0006**	**-.0011**
Stddev	.0014	.0016	.0003	.0251	.0055	.0059	.0001	.0001
%RSD	21.53	87.66	33.55	1085.	33.03	44.70	19.43	5.874
#1	.0055	.0029	.0007	-.0201	-.0129	-.0091	-.0005	-.0011
#2	.0074	.0007	.0011	.0155	-.0207	-.0175	-.0007	-.0011

Elem	Pd3404	Si2124	Sn1899	Sr4077	Ti3349	W_2079	Zr3391	S_1820
Avg	**.0003**	W **-.0500**	**-.0007**	**.0001**	**.0003**	**-.0065**	**.0000**	**-.0025**
Stddev	.0001	.0007	.0000	.0001	.0004	.0002	.0000	.0005
%RSD	37.90	1.342	6.479	67.94	108.3	3.818	109.7	19.08
#1	.0002	-.0496	-.0006	.0001	.0006	-.0067	.0001	-.0022
#2	.0003	-.0505	-.0007	.0002	.0001	-.0063	.0000	-.0029

Elem	Bi2230	Li6707
Avg	**.0042**	**.0017**
Stddev	.0003	.0003
%RSD	6.693	18.43
#1	.0040	.0015
#2	.0044	.0020

Zoom In Zoom Out

Sample Name: mp80730-s3conf Acquired: 7/24/2014 11:35:42 Type: Unk
Method: Accutest1(v114) Mode: CONC Corr. Factor: 1.000000
User: admin Custom ID1: Custom ID2: Custom ID3:
Comment:

Int. Std.	Y_3600	Y_3710	Y_2243	In2306
Avg	**178230.**	**17008.**	**8975.6**	**11703.**
Stddev	631.	119.	5.8	3.
%RSD	.35421	.69854	.06469	.02511
#1	178680.	17092.	8979.7	11705.
#2	177780.	16924.	8971.5	11701.

Zoom In Zoom Out

Sample Name: jb71971-1 1 Acquired: 7/24/2014 11:41:34 Type: Unk
Method: Accutest1(v114) Mode: CONC Corr. Factor: 1.000000
User: admin Custom ID1: Custom ID2: Custom ID3:
Comment:

Elem	Ba4554	Be3130	Cd2288	Co2286	Cr2677	Cu3247	Mn2576	Ni2316
Avg	**.1054**	**.0002**	**.0001**	**.0007**	**.0003**	**.0015**	**.4197**	**.0025**
Stddev	.0000	.0002	.0000	.0000	.0002	.0003	.0022	.0001
%RSD	.0430	70.59	14.33	3.696	66.83	22.59	.5156	3.404
#1	.1054	.0001	.0001	.0006	.0002	.0018	.4212	.0026
#2	.1054	.0003	.0001	.0007	.0005	.0013	.4182	.0024

Elem	Ag3280	V_2924	Zn2062	As1890	Tl1908	Pb2203	Se1960	Sb2068
Avg	**.0011**	**.0002**	**.0036**	**.0047**	**.0020**	**.0004**	**.0012**	**-.0009**
Stddev	.0004	.0003	.0000	.0006	.0007	.0003	.0009	.0005
%RSD	39.91	122.0	.1872	12.67	34.95	84.16	69.56	50.11
#1	.0014	.0004	.0036	.0043	.0024	.0006	.0006	-.0006
#2	.0008	.0000	.0036	.0052	.0015	.0002	.0018	-.0013

Elem	Al3961	Ca3179	Fe2599	Mg2790	K_7664	Na5895	B_2089	Mo2020
Avg	**.0644**	**91.64**	**1.775**	**32.23**	**5.947**	**15.06**	**.0391**	**-.0003**
Stddev	.0038	.21	.010	.04	.001	.03	.0002	.0005
%RSD	5.902	.2326	.5789	.1178	.0103	.1669	.5836	160.2
#1	.0670	91.49	1.768	32.20	5.948	15.04	.0389	-.0006
#2	.0617	91.79	1.783	32.25	5.947	15.08	.0392	.0000

Elem	Pd3404	Si2124	Sn1899	Sr4077	Ti3349	W_2079	Zr3391	S_1820
Avg	**.0087**	**5.307**	**-.0014**	**.3861**	**.0007**	**-.0097**	W **-.0053**	**20.85**
Stddev	.0008	.003	.0006	.0007	.0001	.0008	.0000	.01
%RSD	8.954	.0575	45.11	.1870	11.84	8.056	.6975	.0272
#1	.0093	5.305	-.0018	.3856	.0008	-.0091	-.0054	20.84
#2	.0082	5.309	-.0009	.3866	.0007	-.0102	-.0053	20.85

Elem	Bi2230	Li6707
Avg	**.0054**	**.0063**
Stddev	.0001	.0001
%RSD	2.243	.8352
#1	.0055	.0063
#2	.0053	.0062

Zoom In Zoom Out

Sample Name: jb71971-1 1 Acquired: 7/24/2014 11:41:34 Type: Unk
Method: Accutest1(v114) Mode: CONC Corr. Factor: 1.000000
User: admin Custom ID1: Custom ID2: Custom ID3:
Comment:

Int. Std.	Y_3600	Y_3710	Y_2243	In2306
Avg	**68223.**	**7463.7**	**2715.7**	**3928.5**
Stddev	125.	4.8	2.7	1.5
%RSD	.18259	.06423	.10087	.03794
#1	68311.	7467.1	2717.6	3927.4
#2	68134.	7460.3	2713.8	3929.5

Zoom In Zoom Out

Sample Name: mp80730-s3 Acquired: 7/24/2014 11:47:21 Type: Unk
Method: Accutest1(v114) Mode: CONC Corr. Factor: 1.000000
User: admin Custom ID1: Custom ID2: Custom ID3:
Comment:

Elem	Ba4554	Be3130	Cd2288	Co2286	Cr2677	Cu3247	Mn2576	Ni2316	Ag3280
Avg	**2.059**	**2.002**	**2.136**	**1.945**	**1.999**	**1.978**	**2.455**	**1.946**	**.2566**
Stddev	.003	.004	.001	.000	.002	.007	.002	.001	.0011
%RSD	.1546	.2090	.0507	.0176	.1023	.3443	.0929	.0271	.4461
#1	2.061	2.005	2.136	1.945	1.998	1.983	2.456	1.946	.2574
#2	2.056	1.999	2.135	1.945	2.001	1.973	2.453	1.946	.2558

Elem	V_2924	Zn2062	As1890	Tl1908	Pb2203	Se1960	Sb2068	Al3961	Ca3179
Avg	**1.983**	**1.993**	**2.147**	**2.166**	**2.056**	**2.229**	**2.120**	**25.14**	**117.3**
Stddev	.002	.000	.004	.002	.001	.004	.000	.07	.1
%RSD	.1069	.0084	.1907	.1059	.0654	.1908	.0064	.2810	.1134
#1	1.985	1.993	2.150	2.165	2.057	2.232	2.120	25.19	117.4
#2	1.982	1.993	2.144	2.168	2.055	2.226	2.120	25.09	117.2

Elem	Fe2599	Mg2790	K_7664	Na5895	B_2089	Mo2020	Pd3404	Si2124	Sn1899
Avg	**26.95**	**57.39**	**31.51**	**41.11**	**.0719**	**1.923**	**2.044**	**7.653**	**2.080**
Stddev	.01	.24	.02	.00	.0004	.009	.004	.000	.001
%RSD	.0526	.4124	.0544	.0083	.5882	.4403	.1893	.0048	.0336
#1	26.94	57.22	31.50	41.11	.0716	1.917	2.047	7.653	2.080
#2	26.96	57.55	31.52	41.11	.0722	1.929	2.042	7.653	2.080

Elem	Sr4077	Ti3349	W_2079	Zr3391	S_1820	Bi2230	Li6707
Avg	**2.406**	**2.003**	**2.123**	**1.902**	**21.49**	**2.090**	**2.041**
Stddev	.003	.000	.006	.001	.01	.001	.006
%RSD	.1254	.0073	.2632	.0334	.0458	.0538	.2795
#1	2.404	2.004	2.119	1.903	21.50	2.091	2.045
#2	2.408	2.003	2.127	1.902	21.48	2.089	2.037

Int. Std.	Y_3600	Y_3710	Y_2243	In2306
Avg	**66567.**	**7446.9**	**2656.8**	**3766.6**
Stddev	26.	6.3	2.0	3.6
%RSD	.03918	.08422	.07380	.09618
#1	66586.	7451.3	2658.2	3769.2
#2	66549.	7442.5	2655.5	3764.0

Zoom In Zoom Out

Sample Name: jb72341-1 2 Acquired: 7/24/2014 11:52:57 Type: Unk
Method: Accutest1(v114) Mode: CONC Corr. Factor: 1.000000
User: admin Custom ID1: Custom ID2: Custom ID3:
Comment:

Elem	Ba4554	Be3130	Cd2288	Co2286	Cr2677	Cu3247	Mn2576	Ni2316
Avg	**.1050**	**.0031**	**.0006**	**.0209**	**.1079**	**.0278**	**.6374**	**.0685**
Stddev	.0001	.0000	.0001	.0004	.0002	.0003	.0027	.0000
%RSD	.0577	.6191	9.916	1.967	.2182	1.016	.4173	.0354
#1	.1050	.0031	.0006	.0207	.1077	.0280	.6393	.0685
#2	.1049	.0031	.0006	.0212	.1081	.0276	.6355	.0685

Elem	Ag3280	V_2924	Zn2062	As1890	Tl1908	Pb2203	Se1960	Sb2068
Avg	**.0021**	**.1597**	**.2020**	**.0139**	F **-.0028**	**.0183**	**.0056**	**.0018**
Stddev	.0006	.0008	.0001	.0007	.0015	.0006	.0007	.0002
%RSD	29.71	.4712	.0311	4.684	52.39	3.282	13.03	11.78
#1	.0025	.1602	.2019	.0135	-.0018	.0179	.0051	.0019
#2	.0016	.1591	.2020	.0144	-.0038	.0187	.0061	.0016

Elem	Al3961	Ca3179	Fe2599	Mg2790	K_7664	Na5895	B_2089	Mo2020
Avg	**53.08**	**7.068**	**81.39**	**19.39**	**11.43**	**25.66**	**.1168**	**.0191**
Stddev	.14	.027	.12	.01	.03	.01	.0002	.0012
%RSD	.2730	.3780	.1471	.0713	.3024	.0429	.1687	6.474
#1	53.18	7.087	81.47	19.38	11.46	25.67	.1170	.0199
#2	52.98	7.049	81.30	19.40	11.41	25.65	.1167	.0182

Elem	Pd3404	Si2124	Sn1899	Sr4077	Ti3349	W_2079	Zr3391	S_1820
Avg	**.0091**	**8.334**	**.0163**	**.1039**	**1.445**	**.0210**	**.0567**	**61.37**
Stddev	.0017	.008	.0003	.0003	.001	.0008	.0028	.01
%RSD	19.10	.0941	1.734	.2427	.0649	3.769	5.022	.0112
#1	.0103	8.328	.0165	.1037	1.446	.0216	.0587	61.37
#2	.0078	8.339	.0161	.1041	1.445	.0205	.0547	61.38

Elem	Bi2230	Li6707
Avg	**.0149**	**.1349**
Stddev	.0011	.0014
%RSD	7.520	1.010
#1	.0156	.1358
#2	.0141	.1339

Zoom In Zoom Out

Sample Name: jb72341-1 2 Acquired: 7/24/2014 11:52:57 Type: Unk
Method: Accutest1(v114) Mode: CONC Corr. Factor: 1.000000
User: admin Custom ID1: Custom ID2: Custom ID3:
Comment:

Int. Std.	Y_3600	Y_3710	Y_2243	In2306
Avg	**67905.**	**7540.9**	**2778.9**	**3891.6**
Stddev	191.	2.5	1.8	7.0
%RSD	.28076	.03351	.06641	.18102
#1	67770.	7539.1	2780.2	3896.6
#2	68039.	7542.7	2777.6	3886.6

Zoom In Zoom Out

Sample Name: jb70309-1r Acquired: 7/24/2014 11:58:42 Type: Unk
Method: Accutest1(v114) Mode: CONC Corr. Factor: 1.000000
User: admin Custom ID1: Custom ID2: Custom ID3:
Comment:

Elem	Ba4554	Be3130	Cd2288	Co2286	Cr2677	Cu3247	Mn2576	Ni2316
Avg	**.4216**	**.0090**	**.0009**	**.0468**	**.1539**	**.0263**	**2.784**	**.1048**
Stddev	.0008	.0002	.0001	.0001	.0003	.0004	.003	.0004
%RSD	.1802	2.333	11.52	.1356	.1881	1.710	.1115	.4280
#1	.4221	.0092	.0008	.0468	.1541	.0266	2.786	.1044
#2	.4211	.0089	.0009	.0467	.1537	.0260	2.782	.1051

Elem	Ag3280	V_2924	Zn2062	As1890	Tl1908	Pb2203	Se1960	Sb2068
Avg	**.0037**	**.1687**	**.1939**	**.0253**	**.0002**	**.0425**	**.0075**	**.0019**
Stddev	.0006	.0008	.0004	.0009	.0007	.0018	.0006	.0004
%RSD	15.47	.4460	.2056	3.374	291.4	4.175	8.272	21.43
#1	.0041	.1681	.1936	.0259	.0007	.0438	.0080	.0016
#2	.0033	.1692	.1942	.0247	-.0003	.0413	.0071	.0021

Elem	Al3961	Ca3179	Fe2599	Mg2790	K_7664	Na5895	B_2089	Mo2020
Avg	**46.54**	**18.97**	**127.3**	**32.00**	**19.85**	**1.531**	**.0438**	**.0023**
Stddev	.08	.10	.5	.22	.07	.003	.0004	.0002
%RSD	.1786	.5100	.3579	.6897	.3369	.2091	1.018	8.401
#1	46.60	19.03	127.6	32.15	19.90	1.529	.0441	.0025
#2	46.48	18.90	127.0	31.84	19.80	1.534	.0435	.0022

Elem	Pd3404	Si2124	Sn1899	Sr4077	Ti3349	W_2079	Zr3391	S_1820
Avg	W **-.0082**	**11.78**	**.0311**	**.0456**	**3.464**	**.0211**	**.0216**	**.1054**
Stddev	.0001	.03	.0001	.0003	.002	.0002	.0001	.0000
%RSD	.8356	.2178	.3175	.6713	.0623	.7665	.5996	.0209
#1	-.0083	11.76	.0312	.0458	3.465	.0210	.0215	.1055
#2	-.0082	11.80	.0310	.0454	3.462	.0212	.0217	.1054

Elem	Bi2230	Li6707
Avg	**.0207**	**.0750**
Stddev	.0016	.0004
%RSD	7.728	.4974
#1	.0218	.0752
#2	.0196	.0747

Zoom In Zoom Out

Sample Name: jb70309-1r Acquired: 7/24/2014 11:58:42 Type: Unk
Method: Accutest1(v114) Mode: CONC Corr. Factor: 1.000000
User: admin Custom ID1: Custom ID2: Custom ID3:
Comment:

Int. Std.	Y_3600	Y_3710	Y_2243	In2306
Avg	**68935.**	**7618.4**	**2828.8**	**3872.9**
Stddev	179.	43.3	5.6	5.8
%RSD	.25961	.56875	.19629	.14870
#1	68809.	7587.8	2832.7	3877.0
#2	69062.	7649.1	2824.9	3868.8

Zoom In Zoom Out

Sample Name: jb70309-2r Acquired: 7/24/2014 12:04:28 Type: Unk
Method: Accutest1(v114) Mode: CONC Corr. Factor: 1.000000
User: admin Custom ID1: Custom ID2: Custom ID3:
Comment:

Elem	Ba4554	Be3130	Cd2288	Co2286	Cr2677	Cu3247	Mn2576	Ni2316
Avg	**.4195**	**.0065**	**.0007**	**.0347**	**.1210**	**.0329**	**2.703**	**.0769**
Stddev	.0012	.0000	.0001	.0002	.0005	.0000	.015	.0004
%RSD	.2883	.1529	17.03	.5291	.4285	.0769	.5475	.4707
#1	.4204	.0065	.0006	.0345	.1207	.0329	2.692	.0771
#2	.4187	.0065	.0008	.0348	.1214	.0329	2.713	.0766

Elem	Ag3280	V_2924	Zn2062	As1890	Tl1908	Pb2203	Se1960	Sb2068
Avg	**.0033**	**.1416**	**.1613**	**.0195**	F **-.0024**	**.0344**	**.0079**	**-.0005**
Stddev	.0001	.0003	.0010	.0005	.0009	.0004	.0004	.0005
%RSD	3.828	.2049	.6301	2.458	38.02	1.133	5.418	110.7
#1	.0033	.1414	.1620	.0199	-.0017	.0346	.0082	-.0001
#2	.0032	.1418	.1605	.0192	-.0030	.0341	.0076	-.0008

Elem	Al3961	Ca3179	Fe2599	Mg2790	K_7664	Na5895	B_2089	Mo2020
Avg	**36.34**	**13.96**	**99.34**	**22.87**	**14.41**	**1.391**	**.0373**	**.0017**
Stddev	.02	.02	.19	.01	.05	.001	.0002	.0000
%RSD	.0650	.1486	.1887	.0313	.3246	.0334	.6286	.2135
#1	36.35	13.97	99.47	22.86	14.44	1.392	.0375	.0016
#2	36.32	13.94	99.21	22.87	14.38	1.391	.0371	.0017

Elem	Pd3404	Si2124	Sn1899	Sr4077	Ti3349	W_2079	Zr3391	S_1820
Avg	**-.0042**	**11.43**	**.0253**	**.0348**	**2.840**	**.0167**	**.0158**	**.2231**
Stddev	.0011	.02	.0005	.0001	.001	.0011	.0005	.0018
%RSD	26.64	.1325	1.869	.1816	.0499	6.529	3.104	.8023
#1	-.0049	11.44	.0256	.0347	2.841	.0174	.0154	.2244
#2	-.0034	11.42	.0249	.0348	2.839	.0159	.0161	.2219

Elem	Bi2230	Li6707
Avg	**.0121**	**.0545**
Stddev	.0010	.0017
%RSD	8.563	3.054
#1	.0128	.0557
#2	.0114	.0533

Zoom In Zoom Out

Sample Name: jb70309-2r Acquired: 7/24/2014 12:04:28 Type: Unk
Method: Accutest1(v114) Mode: CONC Corr. Factor: 1.000000
User: admin Custom ID1: Custom ID2: Custom ID3:
Comment:

Int. Std.	Y_3600	Y_3710	Y_2243	In2306
Avg	**69250.**	**7615.6**	**2831.6**	**3935.5**
Stddev	75.	35.2	8.1	16.6
%RSD	.10772	.46270	.28748	.42105
#1	69303.	7590.6	2825.9	3923.8
#2	69198.	7640.5	2837.4	3947.2

Zoom In Zoom Out

Sample Name: jb72349-2a Acquired: 7/24/2014 12:10:15 Type: Unk
Method: Accutest1(v114) Mode: CONC Corr. Factor: 1.000000
User: admin Custom ID1: Custom ID2: Custom ID3:
Comment:

Elem	Ba4554	Be3130	Cd2288	Co2286	Cr2677	Cu3247	Mn2576	Ni2316
Avg	**.0866**	**.0040**	**.0009**	**.0145**	**.1210**	**.0718**	**.1686**	**.0600**
Stddev	.0003	.0000	.0001	.0000	.0003	.0005	.0001	.0003
%RSD	.3109	1.222	11.09	.0470	.2525	.6475	.0577	.5401
#1	.0864	.0040	.0010	.0145	.1208	.0715	.1687	.0598
#2	.0868	.0040	.0009	.0145	.1212	.0721	.1685	.0602

Elem	Ag3280	V_2924	Zn2062	As1890	Tl1908	Pb2203	Se1960	Sb2068
Avg	**.0018**	**.1947**	**.0656**	**.1521**	F **-.0077**	**.0504**	**.0123**	**.0024**
Stddev	.0008	.0005	.0003	.0010	.0013	.0006	.0016	.0004
%RSD	46.70	.2340	.4786	.6523	16.70	1.252	13.38	18.03
#1	.0024	.1944	.0654	.1513	-.0068	.0508	.0135	.0027
#2	.0012	.1950	.0659	.1528	-.0086	.0499	.0112	.0021

Elem	Al3961	Ca3179	Fe2599	Mg2790	K_7664	Na5895	B_2089	Mo2020
Avg	**43.53**	**19.78**	**63.33**	**9.404**	**9.391**	**67.28**	**.0788**	**.0535**
Stddev	.04	.10	.17	.072	.017	.08	.0001	.0004
%RSD	.1006	.4861	.2637	.7655	.1793	.1213	.1521	.7540
#1	43.50	19.71	63.22	9.353	9.379	67.22	.0789	.0538
#2	43.56	19.85	63.45	9.455	9.403	67.34	.0787	.0532

Elem	Pd3404	Si2124	Sn1899	Sr4077	Ti3349	W_2079	Zr3391	S_1820
Avg	**.0231**	**11.45**	**.0265**	**.2266**	**1.555**	**.0271**	**.0236**	F **118.1**
Stddev	.0012	.04	.0004	.0006	.000	.0009	.0010	.1
%RSD	5.393	.3353	1.381	.2814	.0244	3.331	4.326	.0697
#1	.0239	11.48	.0263	.2261	1.555	.0277	.0243	118.0
#2	.0222	11.42	.0268	.2270	1.555	.0264	.0229	118.1

Elem	Bi2230	Li6707
Avg	**.0082**	**.0993**
Stddev	.0001	.0001
%RSD	1.282	.0953
#1	.0081	.0994
#2	.0082	.0992

Zoom In Zoom Out

Sample Name: jb72349-2a Acquired: 7/24/2014 12:10:15 Type: Unk
Method: Accutest1(v114) Mode: CONC Corr. Factor: 1.000000
User: admin Custom ID1: Custom ID2: Custom ID3:
Comment:

Int. Std.	Y_3600	Y_3710	Y_2243	In2306
Avg	**68977.**	**7599.4**	**2775.6**	**3839.6**
Stddev	302.	19.4	3.1	7.5
%RSD	.43819	.25509	.11336	.19411
#1	69191.	7613.2	2777.8	3844.9
#2	68763.	7585.7	2773.4	3834.3

Zoom In Zoom Out

Sample Name: mp80788-b2 Acquired: 7/24/2014 12:16:01 Type: Unk
Method: Accutest1(v114) Mode: CONC Corr. Factor: 1.000000
User: admin Custom ID1: Custom ID2: Custom ID3:
Comment:

Elem	Ba4554	Be3130	Cd2288	Co2286	Cr2677	Cu3247	Mn2576	Ni2316	Ag3280
Avg	**1.857**	**1.962**	**1.930**	**1.915**	**1.960**	**1.884**	**1.984**	**1.910**	**.2350**
Stddev	.009	.011	.001	.003	.001	.002	.002	.005	.0001
%RSD	.5126	.5548	.0567	.1593	.0444	.0926	.0944	.2391	.0269
#1	1.850	1.955	1.931	1.918	1.959	1.882	1.986	1.914	.2350
#2	1.864	1.970	1.929	1.913	1.961	1.885	1.983	1.907	.2349

Elem	V_2924	Zn2062	As1890	Tl1908	Pb2203	Se1960	Sb2068	Al3961	Ca3179
Avg	**1.919**	**1.959**	**1.914**	**2.034**	**1.960**	**1.875**	**1.857**	**23.79**	**24.44**
Stddev	.004	.005	.001	.001	.003	.004	.002	.15	.10
%RSD	.2092	.2363	.0736	.0615	.1696	.2423	.1144	.6133	.4154
#1	1.922	1.962	1.915	2.035	1.962	1.878	1.856	23.68	24.36
#2	1.916	1.956	1.913	2.034	1.958	1.872	1.859	23.89	24.51

Elem	Fe2599	Mg2790	K_7664	Na5895	B_2089	Mo2020	Pd3404	Si2124	Sn1899
Avg	**24.62**	**23.98**	**23.52**	**24.25**	**.0298**	**1.856**	**1.766**	**.6518**	**1.985**
Stddev	.16	.11	.11	.13	.0000	.002	.001	.0030	.004
%RSD	.6317	.4572	.4708	.5379	.0515	.1002	.0515	.4657	.2053
#1	24.51	23.90	23.44	24.16	.0298	1.857	1.767	.6539	1.988
#2	24.73	24.06	23.60	24.34	.0298	1.854	1.765	.6496	1.983

Elem	Sr4077	Ti3349	W_2079	Zr3391	S_1820	Bi2230	Li6707
Avg	**1.936**	**1.928**	**2.032**	**1.820**	**.0181**	**1.852**	**1.919**
Stddev	.009	.002	.006	.002	.0002	.002	.010
%RSD	.4549	.1175	.2816	.0914	1.377	.0834	.5333
#1	1.929	1.927	2.036	1.819	.0180	1.851	1.912
#2	1.942	1.930	2.028	1.822	.0183	1.853	1.926

Int. Std.	Y_3600	Y_3710	Y_2243	In2306
Avg	**66823.**	**7355.7**	**2715.4**	**3845.2**
Stddev	4.	36.9	8.2	9.8
%RSD	.00584	.50196	.30223	.25419
#1	66820.	7381.8	2709.6	3838.3
#2	66826.	7329.6	2721.2	3852.2

Zoom In Zoom Out

Sample Name: mp80788-mb2 2 Acquired: 7/24/2014 12:21:38 Type: Unk
Method: Accutest1(v114) Mode: CONC Corr. Factor: 1.000000
User: admin Custom ID1: Custom ID2: Custom ID3:
Comment:

Elem	Ba4554	Be3130	Cd2288	Co2286	Cr2677	Cu3247	Mn2576	Ni2316	Ag3280
Avg	**.0011**	**.0003**	**.0002**	**.0002**	**.0004**	**.0009**	**.0008**	**.0004**	**.0002**
Stddev	.0002	.0000	.0000	.0001	.0002	.0004	.0000	.0001	.0002
%RSD	17.46	3.166	11.88	28.67	49.01	47.34	.7420	14.49	87.37
#1	.0013	.0003	.0001	.0001	.0003	.0006	.0008	.0004	.0003
#2	.0010	.0003	.0002	.0002	.0006	.0012	.0008	.0004	.0001

Elem	V_2924	Zn2062	As1890	Tl1908	Pb2203	Se1960	Sb2068	Al3961	Ca3179
Avg	**.0002**	**.0043**	**.0003**	**.0003**	**.0002**	**.0008**	**.0027**	**.0223**	**.1068**
Stddev	.0001	.0000	.0005	.0002	.0002	.0003	.0003	.0081	.0044
%RSD	55.11	.7091	147.4	64.18	84.66	36.10	11.24	36.34	4.150
#1	.0003	.0043	.0006	.0004	.0001	.0006	.0029	.0280	.1099
#2	.0001	.0043	-.0000	.0001	.0003	.0010	.0025	.0166	.1037

Elem	Fe2599	Mg2790	K_7664	Na5895	B_2089	Mo2020	Pd3404	Si2124	Sn1899
Avg	**.0627**	**-.0189**	**.0103**	**.0214**	**.0003**	**.0016**	**-.0006**	**-.0038**	**.0196**
Stddev	.0023	.0174	.0429	.0010	.0002	.0004	.0013	.0006	.0000
%RSD	3.667	92.02	415.6	4.595	60.71	24.06	210.2	17.06	.2518
#1	.0643	-.0066	.0407	.0207	.0002	.0018	-.0015	-.0043	.0196
#2	.0611	-.0313	-.0200	.0221	.0004	.0013	.0003	-.0033	.0195

Elem	Sr4077	Ti3349	W_2079	Zr3391	S_1820	Bi2230	Li6707
Avg	**.0003**	**.0012**	**.0049**	**.0017**	**.0076**	**.0048**	**.0028**
Stddev	.0001	.0001	.0006	.0002	.0013	.0000	.0001
%RSD	25.18	11.06	11.44	11.80	17.13	1.014	4.116
#1	.0003	.0013	.0053	.0018	.0067	.0049	.0029
#2	.0004	.0011	.0045	.0015	.0086	.0048	.0027

Int. Std.	Y_3600	Y_3710	Y_2243	In2306
Avg	**69232.**	**7446.1**	**2826.9**	**4121.9**
Stddev	348.	13.6	3.0	.9
%RSD	.50252	.18282	.10478	.02110
#1	68986.	7436.5	2829.0	4122.5
#2	69478.	7455.7	2824.8	4121.3

Zoom In Zoom Out

Sample Name: ccv Acquired: 7/24/2014 12:27:32 Type: QC
Method: Accutest1(v114) Mode: CONC Corr. Factor: 1.000000
User: admin Custom ID1: Custom ID2: Custom ID3:
Comment:

Elem	Ba4554	Be3130	Cd2288	Co2286	Cr2677	Cu3247	Mn2576	Ni2316	Ag3280
Units	ppm	ppm	ppm	ppm	ppm	ppm	ppm	ppm	ppm
Avg	**1.913**	**1.956**	**1.973**	**1.961**	**1.965**	**1.912**	**1.987**	**1.955**	**.2437**
Stddev	.002	.004	.002	.003	.003	.004	.001	.002	.0007
%RSD	.0891	.2120	.0819	.1746	.1725	.1896	.0705	.1051	.2746
#1	1.912	1.953	1.974	1.959	1.967	1.915	1.988	1.953	.2442
#2	1.914	1.958	1.972	1.964	1.963	1.909	1.986	1.956	.2432
Check ?	Chk Pass	Chk Pass	Chk Pass	Chk Pass	Chk Pass	Chk Pass	Chk Pass	Chk Pass	Chk Pass
Value									
Range									

Elem	V_2924	Zn2062	As1890	Tl1908	Pb2203	Se1960	Sb2068	Al3961	Ca3179
Units	ppm	ppm	ppm	ppm	ppm	ppm	ppm	ppm	ppm
Avg	**1.968**	**1.969**	**1.928**	**2.043**	**1.980**	**1.937**	**1.965**	**38.42**	**39.04**
Stddev	.002	.002	.001	.004	.003	.005	.002	.05	.04
%RSD	.0758	.1005	.0397	.2090	.1486	.2858	.1120	.1388	.0983
#1	1.969	1.968	1.927	2.040	1.978	1.941	1.967	38.39	39.06
#2	1.967	1.971	1.928	2.046	1.982	1.933	1.964	38.46	39.01
Check ?	Chk Pass	Chk Pass	Chk Pass	Chk Pass	Chk Pass	Chk Pass	Chk Pass	Chk Pass	Chk Pass
Value									
Range									

Elem	Fe2599	Mg2790	K_7664	Na5895	B_2089	Mo2020	Pd3404	Si2124	Sn1899
Units	ppm	ppm	ppm	ppm	ppm	ppm	ppm	ppm	ppm
Avg	**39.34**	**38.87**	**38.23**	**39.16**	**1.947**	**1.960**	**1.970**	**4.915**	**1.997**
Stddev	.06	.14	.01	.01	.000	.004	.001	.007	.002
%RSD	.1441	.3657	.0135	.0147	.0211	.1953	.0722	.1423	.0843
#1	39.30	38.77	38.23	39.16	1.946	1.958	1.971	4.910	1.996
#2	39.38	38.97	38.24	39.17	1.947	1.963	1.969	4.920	1.998
Check ?	Chk Pass	Chk Pass	Chk Pass	Chk Pass	Chk Pass	Chk Pass	Chk Pass	Chk Pass	Chk Pass
Value									
Range									

Zoom In Zoom Out

Sample Name: ccv Acquired: 7/24/2014 12:27:32 Type: QC
Method: Accutest1(v114) Mode: CONC Corr. Factor: 1.000000
User: admin Custom ID1: Custom ID2: Custom ID3:
Comment:

Elem	Sr4077	Ti3349	W_2079	Zr3391	S_1820	Bi2230	Li6707
Units	ppm	ppm	ppm	ppm	ppm	ppm	ppm
Avg	**1.945**	**1.928**	**1.952**	**1.978**	**1.911**	**1.978**	**1.915**
Stddev	.001	.005	.010	.002	.004	.001	.004
%RSD	.0650	.2575	.5283	.0924	.2133	.0310	.2061
#1	1.944	1.932	1.945	1.980	1.914	1.977	1.912
#2	1.946	1.925	1.959	1.977	1.908	1.978	1.918
Check ?	Chk Pass	Chk Pass	Chk Pass	Chk Pass	Chk Pass	Chk Pass	Chk Pass
Value							
Range							

Int. Std.	Y_3600	Y_3710	Y_2243	In2306
Units	Cts/S	Cts/S	Cts/S	Cts/S
Avg	**66470.**	**7390.2**	**2698.0**	**3804.9**
Stddev	154.	15.8	3.7	5.8
%RSD	.23200	.21359	.13693	.15184
#1	66361.	7401.4	2700.6	3809.0
#2	66579.	7379.0	2695.4	3800.8

Zoom In Zoom Out

Sample Name: ccb Acquired: 7/24/2014 12:33:12 Type: QC
Method: Accutest1(v114) Mode: CONC Corr. Factor: 1.000000
User: admin Custom ID1: Custom ID2: Custom ID3:
Comment:

Elem	Ba4554	Be3130	Cd2288	Co2286	Cr2677	Cu3247	Mn2576	Ni2316	Ag3280
Units	ppm	ppm	ppm	ppm	ppm	ppm	ppm	ppm	ppm
Avg	**.0003**	**.0002**	**.0000**	**.0003**	**.0004**	**.0007**	**.0001**	**.0002**	**-.0002**
Stddev	.0001	.0000	.0001	.0002	.0007	.0003	.0000	.0000	.0003
%RSD	34.56	23.55	579.3	76.07	180.8	42.45	15.49	13.09	153.3
#1	.0003	.0002	.0001	.0001	-.0001	.0005	.0001	.0001	.0000
#2	.0002	.0001	-.0000	.0005	.0009	.0009	.0001	.0002	-.0004
Check ?	Chk Pass	Chk Pass	Chk Pass	Chk Pass	Chk Pass	Chk Pass	Chk Pass	Chk Pass	Chk Pass
High Limit									
Low Limit									

Elem	V_2924	Zn2062	As1890	Tl1908	Pb2203	Se1960	Sb2068	Al3961	Ca3179
Units	ppm	ppm	ppm	ppm	ppm	ppm	ppm	ppm	ppm
Avg	**.0001**	**.0002**	**-.0003**	**-.0000**	**.0008**	**-.0002**	**.0009**	**.0081**	**.0022**
Stddev	.0003	.0001	.0000	.0008	.0013	.0015	.0003	.0036	.0060
%RSD	205.2	37.96	3.757	15660.	172.3	872.7	35.31	44.94	271.5
#1	-.0001	.0003	-.0003	-.0006	.0017	-.0012	.0007	.0055	.0064
#2	.0003	.0002	-.0003	.0005	-.0002	.0009	.0011	.0107	-.0020
Check ?	Chk Pass	Chk Pass	Chk Pass	Chk Pass	Chk Pass	Chk Pass	Chk Pass	Chk Pass	Chk Pass
High Limit									
Low Limit									

Elem	Fe2599	Mg2790	K_7664	Na5895	B_2089	Mo2020	Pd3404	Si2124	Sn1899
Units	ppm	ppm	ppm	ppm	ppm	ppm	ppm	ppm	ppm
Avg	**.0102**	**-.0284**	**.0013**	**.0014**	**.0009**	F **.0023**	**-.0001**	**-.0166**	**.0011**
Stddev	.0032	.0173	.0001	.0021	.0000	.0005	.0010	.0000	.0003
%RSD	31.52	60.97	8.676	152.3	1.662	21.69	973.5	.0955	31.51
#1	.0124	-.0406	.0012	-.0001	.0010	.0027	.0006	-.0166	.0013
#2	.0079	-.0161	.0014	.0029	.0009	.0020	-.0008	-.0166	.0008
Check ?	Chk Pass	Chk Pass	Chk Pass	Chk Pass	Chk Pass	Chk Fail	Chk Pass	Chk Pass	Chk Pass
High Limit						.0021			
Low Limit						-.0021			

Zoom In Zoom Out

Sample Name: ccb Acquired: 7/24/2014 12:33:12 Type: QC
Method: Accutest1(v114) Mode: CONC Corr. Factor: 1.000000
User: admin Custom ID1: Custom ID2: Custom ID3:
Comment:

Elem	Sr4077	Ti3349	W_2079	Zr3391	S_1820	Bi2230	Li6707
Units	ppm	ppm	ppm	ppm	ppm	ppm	ppm
Avg	**.0003**	**.0004**	**.0117**	**.0012**	**-.0001**	**.0032**	**.0012**
Stddev	.0000	.0004	.0016	.0000	.0000	.0005	.0003
%RSD	6.031	109.0	13.41	2.108	25.37	14.16	24.82
#1	.0003	.0006	.0128	.0012	-.0001	.0035	.0014
#2	.0003	.0001	.0106	.0012	-.0001	.0029	.0010
Check ?	Chk Pass	Chk Pass	Chk Pass	Chk Pass	Chk Pass	Chk Pass	Chk Pass
High Limit							
Low Limit							

Int. Std.	Y_3600	Y_3710	Y_2243	In2306
Units	Cts/S	Cts/S	Cts/S	Cts/S
Avg	**69320.**	**7423.3**	**2846.3**	**4129.7**
Stddev	44.	4.7	.3	4.2
%RSD	.06408	.06334	.01057	.10100
#1	69351.	7420.0	2846.1	4132.7
#2	69288.	7426.6	2846.5	4126.8

Zoom In Zoom Out

Sample Name: mp80807-mb1 2 Acquired: 7/24/2014 12:39:06 Type: Unk
Method: Accutest1(v114) Mode: CONC Corr. Factor: 1.000000
User: admin Custom ID1: Custom ID2: Custom ID3:
Comment:

Elem	Ba4554	Be3130	Cd2288	Co2286	Cr2677	Cu3247	Mn2576	Ni2316	Ag3280
Avg	**.0001**	**.0002**	**-.0000**	**.0001**	**-.0002**	**.0007**	**.0001**	**.0002**	**.0003**
Stddev	.0001	.0000	.0001	.0001	.0000	.0000	.0000	.0001	.0005
%RSD	71.81	16.40	294.1	155.8	9.888	3.222	10.07	55.40	193.9
#1	.0000	.0003	-.0001	-.0000	-.0002	.0007	.0001	.0002	.0007
#2	.0001	.0002	.0000	.0002	-.0002	.0008	.0001	.0003	-.0001

Elem	V_2924	Zn2062	As1890	Tl1908	Pb2203	Se1960	Sb2068	Al3961	Ca3179
Avg	**.0002**	**.0025**	**-.0004**	**-.0005**	**.0002**	**.0004**	**.0015**	**.0002**	**.0087**
Stddev	.0001	.0000	.0007	.0009	.0003	.0008	.0006	.0050	.0006
%RSD	51.25	1.720	159.4	187.8	154.8	202.5	37.17	3045.	6.495
#1	.0003	.0025	-.0009	-.0011	.0005	.0010	.0011	-.0034	.0083
#2	.0001	.0026	.0001	.0002	-.0000	-.0002	.0019	.0037	.0091

Elem	Fe2599	Mg2790	K_7664	Na5895	B_2089	Mo2020	Pd3404	Si2124	Sn1899
Avg	**.0046**	**-.0180**	**.0128**	**.0042**	**.0003**	**.0006**	**.0007**	**-.0149**	**.0005**
Stddev	.0050	.0453	.0035	.0070	.0001	.0002	.0003	.0008	.0005
%RSD	108.4	251.8	27.44	168.0	17.31	31.81	50.45	5.667	103.1
#1	.0011	.0140	.0153	.0091	.0004	.0008	.0009	-.0155	.0001
#2	.0081	-.0500	.0103	-.0008	.0003	.0005	.0004	-.0143	.0009

Elem	Sr4077	Ti3349	W_2079	Zr3391	S_1820	Bi2230	Li6707
Avg	**.0000**	**.0008**	**.0081**	**.0011**	**.0013**	**.0029**	**.0008**
Stddev	.0001	.0006	.0010	.0002	.0004	.0002	.0004
%RSD	239.0	79.74	12.63	16.73	35.07	7.895	47.00
#1	-.0000	.0003	.0088	.0010	.0016	.0027	.0011
#2	.0001	.0012	.0074	.0013	.0009	.0030	.0005

Int. Std.	Y_3600	Y_3710	Y_2243	In2306
Avg	**69820.**	**7536.5**	**2835.0**	**4128.7**
Stddev	120.	31.4	3.7	2.3
%RSD	.17182	.41644	.12902	.05500
#1	69905.	7558.6	2837.6	4130.4
#2	69735.	7514.3	2832.4	4127.1

Zoom In Zoom Out

Sample Name: mp80807-b1 Acquired: 7/24/2014 12:45:00 Type: Unk
Method: Accutest1(v114) Mode: CONC Corr. Factor: 1.000000
User: admin Custom ID1: Custom ID2: Custom ID3:
Comment:

Elem	Ba4554	Be3130	Cd2288	Co2286	Cr2677	Cu3247	Mn2576	Ni2316	Ag3280
Avg	**1.896**	**1.980**	**1.991**	**1.974**	**2.010**	**1.936**	**2.033**	**1.973**	**.2411**
Stddev	.003	.003	.002	.006	.001	.009	.001	.005	.0003
%RSD	.1528	.1288	.1039	.3279	.0680	.4791	.0343	.2727	.1387
#1	1.898	1.982	1.989	1.970	2.009	1.930	2.034	1.969	.2413
#2	1.894	1.978	1.992	1.979	2.011	1.943	2.033	1.977	.2409

Elem	V_2924	Zn2062	As1890	Tl1908	Pb2203	Se1960	Sb2068	Al3961	Ca3179
Avg	**1.971**	**2.020**	**1.973**	**2.083**	**2.021**	**1.924**	**1.937**	**24.30**	**24.82**
Stddev	.002	.008	.003	.007	.007	.005	.002	.01	.02
%RSD	.0746	.3943	.1670	.3199	.3357	.2502	.0930	.0435	.0875
#1	1.972	2.014	1.970	2.078	2.016	1.921	1.936	24.31	24.83
#2	1.970	2.025	1.975	2.088	2.026	1.928	1.938	24.29	24.80

Elem	Fe2599	Mg2790	K_7664	Na5895	B_2089	Mo2020	Pd3404	Si2124	Sn1899
Avg	**25.11**	**24.53**	**24.06**	**24.79**	**.0319**	**1.916**	**1.991**	**2.172**	**2.039**
Stddev	.03	.10	.02	.06	.0006	.003	.011	.002	.006
%RSD	.1210	.4119	.0973	.2528	1.763	.1671	.5270	.0716	.2983
#1	25.09	24.60	24.07	24.75	.0315	1.914	1.984	2.171	2.035
#2	25.13	24.46	24.04	24.84	.0323	1.918	1.999	2.173	2.044

Elem	Sr4077	Ti3349	W_2079	Zr3391	S_1820	Bi2230	Li6707
Avg	**1.981**	**1.979**	**2.132**	**1.894**	**.0115**	**1.918**	**1.944**
Stddev	.003	.002	.003	.001	.0027	.003	.002
%RSD	.1673	.0793	.1502	.0314	23.21	.1360	.1108
#1	1.979	1.980	2.130	1.894	.0096	1.920	1.945
#2	1.983	1.978	2.134	1.895	.0134	1.916	1.942

Int. Std.	Y_3600	Y_3710	Y_2243	In2306
Avg	**66779.**	**7403.1**	**2706.2**	**3837.6**
Stddev	111.	8.8	7.1	4.1
%RSD	.16683	.11900	.26302	.10705
#1	66700.	7396.9	2701.2	3834.7
#2	66858.	7409.3	2711.3	3840.5

Zoom In Zoom Out

Sample Name: jb72341-2 Acquired: 7/24/2014 12:50:38 Type: Unk
Method: Accutest1(v114) Mode: CONC Corr. Factor: 1.000000
User: admin Custom ID1: Custom ID2: Custom ID3:
Comment:

Elem	Ba4554	Be3130	Cd2288	Co2286	Cr2677	Cu3247	Mn2576	Ni2316	Ag3280
Avg	**.0004**	**.0002**	**.0002**	**.0000**	**.0002**	**.0012**	**.0001**	**-.0001**	**.0001**
Stddev	.0002	.0001	.0000	.0001	.0005	.0001	.0000	.0001	.0000
%RSD	53.60	46.08	18.90	270.4	239.9	7.316	34.27	67.73	75.22
#1	.0002	.0003	.0002	.0001	-.0002	.0011	.0001	-.0001	.0001
#2	.0006	.0002	.0002	-.0000	.0006	.0013	.0002	-.0002	.0000

Elem	V_2924	Zn2062	As1890	Tl1908	Pb2203	Se1960	Sb2068	Al3961	Ca3179
Avg	**.0002**	**.0011**	**-.0020**	**-.0007**	**-.0000**	**.0021**	**.0010**	**-.0002**	**.0118**
Stddev	.0003	.0001	.0003	.0007	.0005	.0012	.0004	.0087	.0051
%RSD	209.0	5.702	16.15	98.04	1212.	58.17	40.31	5269.	43.00
#1	.0004	.0010	-.0017	-.0012	-.0004	.0012	.0007	.0060	.0154
#2	-.0001	.0011	-.0022	-.0002	.0003	.0029	.0012	-.0063	.0082

Elem	Fe2599	Mg2790	K_7664	Na5895	B_2089	Mo2020	Pd3404	Si2124	Sn1899
Avg	**.0085**	**-.0323**	**-.0095**	**.0249**	**.0006**	**.0020**	**-.0003**	**-.0094**	**.0015**
Stddev	.0025	.0327	.0056	.0036	.0002	.0004	.0011	.0013	.0000
%RSD	29.62	101.2	58.95	14.61	28.56	21.11	414.8	13.66	2.836
#1	.0102	-.0092	-.0134	.0274	.0007	.0023	-.0010	-.0103	.0015
#2	.0067	-.0554	-.0055	.0223	.0004	.0017	.0005	-.0085	.0015

Elem	Sr4077	Ti3349	W_2079	Zr3391	S_1820	Bi2230	Li6707
Avg	**.0002**	**.0002**	**.0077**	**.0012**	**.0006**	**.0027**	**.0021**
Stddev	.0001	.0001	.0007	.0000	.0008	.0002	.0001
%RSD	31.63	93.97	9.496	1.012	125.8	6.150	5.498
#1	.0002	.0003	.0082	.0012	.0012	.0028	.0020
#2	.0003	.0001	.0072	.0012	.0001	.0026	.0021

Int. Std.	Y_3600	Y_3710	Y_2243	In2306
Avg	**70362.**	**7405.0**	**2850.0**	**4191.8**
Stddev	859.	43.1	48.2	73.2
%RSD	1.2214	.58138	1.6913	1.7454
#1	70970.	7435.4	2884.1	4243.6
#2	69755.	7374.5	2816.0	4140.1

Zoom In Zoom Out

Sample Name: jb72349-1a Acquired: 7/24/2014 12:56:30 Type: Unk
Method: Accutest1(v114) Mode: CONC Corr. Factor: 1.000000
User: admin Custom ID1: Custom ID2: Custom ID3:
Comment:

Elem	Ba4554	Be3130	Cd2288	Co2286	Cr2677	Cu3247	Mn2576	Ni2316	Ag3280
Avg	**.0003**	**.0000**	**.0001**	**-.0002**	**-.0002**	**.0006**	**.0001**	**.0001**	**-.0004**
Stddev	.0002	.0001	.0002	.0000	.0004	.0000	.0000	.0001	.0002
%RSD	74.50	303.4	208.2	21.30	282.3	5.610	21.69	142.8	40.37
#1	.0001	.0001	.0002	-.0002	-.0005	.0005	.0001	-.0000	-.0005
#2	.0004	-.0000	-.0000	-.0001	.0002	.0006	.0001	.0002	-.0003

Elem	V_2924	Zn2062	As1890	Tl1908	Pb2203	Se1960	Sb2068	Al3961	Ca3179
Avg	**.0002**	**.0029**	**-.0016**	**-.0015**	**-.0005**	**.0006**	**.0016**	**-.0036**	**.0192**
Stddev	.0001	.0000	.0009	.0008	.0006	.0016	.0002	.0070	.0008
%RSD	80.89	.5239	55.79	52.87	103.1	249.0	12.18	192.9	4.031
#1	.0001	.0029	-.0010	-.0021	-.0009	.0018	.0015	.0013	.0186
#2	.0003	.0028	-.0023	-.0009	-.0001	-.0005	.0018	-.0086	.0197

Elem	Fe2599	Mg2790	K_7664	Na5895	B_2089	Mo2020	Pd3404	Si2124	Sn1899
Avg	**.0076**	**-.0240**	**-.0281**	**.0063**	**.0002**	**.0005**	**-.0008**	**-.0109**	**.0004**
Stddev	.0007	.0283	.0231	.0004	.0005	.0001	.0004	.0009	.0001
%RSD	9.361	118.0	82.19	6.748	307.2	10.64	53.87	7.891	13.32
#1	.0081	-.0440	-.0444	.0060	.0005	.0006	-.0005	-.0103	.0005
#2	.0071	-.0040	-.0118	.0067	-.0002	.0005	-.0011	-.0115	.0004

Elem	Sr4077	Ti3349	W_2079	Zr3391	S_1820	Bi2230	Li6707
Avg	**.0001**	**.0001**	**.0056**	**.0007**	**.0010**	**.0021**	**.0008**
Stddev	.0000	.0001	.0000	.0001	.0019	.0004	.0004
%RSD	1.784	209.2	.2974	12.70	193.3	20.29	53.38
#1	.0001	.0001	.0056	.0007	.0024	.0024	.0010
#2	.0001	-.0000	.0056	.0006	-.0004	.0018	.0005

Int. Std.	Y_3600	Y_3710	Y_2243	In2306
Avg	**69746.**	**7431.7**	**2841.1**	**4170.4**
Stddev	268.	9.6	.3	8.6
%RSD	.38434	.12884	.01040	.20717
#1	69556.	7424.9	2840.9	4176.5
#2	69935.	7438.4	2841.3	4164.3

Zoom In Zoom Out

Sample Name: jb72269-3 Acquired: 7/24/2014 13:02:24 Type: Unk
Method: Accutest1(v114) Mode: CONC Corr. Factor: 1.000000
User: admin Custom ID1: Custom ID2: Custom ID3:
Comment:

Elem	Ba4554	Be3130	Cd2288	Co2286	Cr2677	Cu3247	Mn2576	Ni2316
Avg	**.1766**	**.0017**	**.0011**	**.0163**	**.0644**	**.0827**	**1.116**	**.0416**
Stddev	.0002	.0001	.0001	.0001	.0005	.0003	.003	.0001
%RSD	.1398	7.492	11.91	.6718	.8346	.3707	.2361	.1527
#1	.1768	.0016	.0010	.0162	.0640	.0829	1.114	.0416
#2	.1765	.0018	.0012	.0163	.0648	.0825	1.117	.0417

Elem	Ag3280	V_2924	Zn2062	As1890	Tl1908	Pb2203	Se1960	Sb2068
Avg	**.0021**	**.0781**	**.2490**	**.0151**	**.0099**	**.0655**	**.0116**	**.0041**
Stddev	.0002	.0007	.0008	.0013	.0001	.0003	.0018	.0008
%RSD	9.636	.8460	.3153	8.431	.7973	.5246	15.85	20.04
#1	.0019	.0786	.2484	.0142	.0100	.0652	.0129	.0035
#2	.0022	.0776	.2495	.0160	.0099	.0657	.0103	.0047

Elem	Al3961	Ca3179	Fe2599	Mg2790	K_7664	Na5895	B_2089	Mo2020
Avg	**29.08**	**55.51**	**41.70**	**8.974**	**75.03**	**357.0**	**.0860**	**.0205**
Stddev	.04	.16	.10	.095	.16	1.7	.0003	.0003
%RSD	.1410	.2798	.2492	1.053	.2177	.4736	.3496	1.338
#1	29.11	55.62	41.77	9.040	75.15	358.2	.0858	.0203
#2	29.05	55.40	41.62	8.907	74.91	355.8	.0862	.0207

Elem	Pd3404	Si2124	Sn1899	Sr4077	Ti3349	W_2079	Zr3391	S_1820
Avg	**.0272**	**25.52**	**.0051**	**.8699**	**.9846**	**.0254**	F **-.0111**	**32.85**
Stddev	.0017	.22	.0008	.0001	.0003	.0006	.0004	.04
%RSD	6.223	.8607	14.78	.0166	.0325	2.446	3.596	.1159
#1	.0260	25.36	.0046	.8700	.9849	.0249	-.0108	32.82
#2	.0284	25.67	.0056	.8698	.9844	.0258	-.0114	32.88

Elem	Bi2230	Li6707
Avg	**.0066**	**.0354**
Stddev	.0008	.0006
%RSD	11.67	1.701
#1	.0060	.0358
#2	.0071	.0350

Zoom In Zoom Out

Sample Name: jb72269-3 Acquired: 7/24/2014 13:02:24 Type: Unk
Method: Accutest1(v114) Mode: CONC Corr. Factor: 1.000000
User: admin Custom ID1: Custom ID2: Custom ID3:
Comment:

Int. Std.	Y_3600	Y_3710	Y_2243	In2306
Avg	**65119.**	**7365.5**	**2656.1**	**3612.1**
Stddev	82.	31.8	3.0	2.0
%RSD	.12568	.43131	.11384	.05596
#1	65177.	7343.0	2658.3	3613.6
#2	65061.	7387.9	2654.0	3610.7

Zoom In Zoom Out

Sample Name: jb72142-3f Acquired: 7/24/2014 13:08:17 Type: Unk
Method: Accutest1(v114) Mode: CONC Corr. Factor: 1.000000
User: admin Custom ID1: Custom ID2: Custom ID3:
Comment:

Elem	Ba4554	Be3130	Cd2288	Co2286	Cr2677	Cu3247	Mn2576	Ni2316
Avg	**.0300**	**.0001**	**.0006**	**.0017**	**.0007**	**.0021**	**.6674**	**.0156**
Stddev	.0003	.0001	.0001	.0001	.0001	.0000	.0025	.0000
%RSD	1.021	52.37	21.19	3.315	20.43	1.043	.3694	.2611
#1	.0302	.0002	.0007	.0017	.0006	.0021	.6691	.0156
#2	.0297	.0001	.0005	.0017	.0007	.0021	.6656	.0156

Elem	Ag3280	V_2924	Zn2062	As1890	Tl1908	Pb2203	Se1960	Sb2068
Avg	**.0018**	**.0008**	**.0087**	**.0012**	**-.0019**	**-.0011**	**.0095**	**.0010**
Stddev	.0007	.0002	.0001	.0012	.0000	.0001	.0002	.0007
%RSD	37.71	24.94	.8562	100.5	.9480	7.706	1.957	70.35
#1	.0023	.0009	.0086	.0004	-.0019	-.0012	.0096	.0005
#2	.0014	.0007	.0087	.0021	-.0019	-.0011	.0093	.0014

Elem	Al3961	Ca3179	Fe2599	Mg2790	K_7664	Na5895	B_2089	Mo2020
Avg	**.0561**	**147.2**	**.0498**	**52.39**	**10.35**	**58.69**	**.2863**	**.0020**
Stddev	.0148	.2	.0057	.24	.00	.14	.0014	.0001
%RSD	26.32	.1159	11.51	.4664	.0126	.2384	.4744	2.611
#1	.0665	147.0	.0539	52.57	10.35	58.79	.2854	.0020
#2	.0457	147.3	.0458	52.22	10.34	58.59	.2873	.0021

Elem	Pd3404	Si2124	Sn1899	Sr4077	Ti3349	W_2079	Zr3391	S_1820
Avg	**.0206**	**8.252**	**-.0008**	**.3536**	**.0010**	**-.0042**	W **-.0090**	**84.96**
Stddev	.0001	.009	.0005	.0006	.0005	.0011	.0002	.09
%RSD	.3215	.1065	63.12	.1740	46.95	25.92	2.010	.1031
#1	.0206	8.246	-.0012	.3541	.0007	-.0034	-.0089	84.90
#2	.0207	8.258	-.0005	.3532	.0013	-.0049	-.0091	85.03

Elem	Bi2230	Li6707
Avg	**.0064**	**.0091**
Stddev	.0001	.0009
%RSD	.8260	9.405
#1	.0064	.0097
#2	.0065	.0085

Zoom In Zoom Out

Sample Name: jb72142-3f Acquired: 7/24/2014 13:08:17 Type: Unk
Method: Accutest1(v114) Mode: CONC Corr. Factor: 1.000000
User: admin Custom ID1: Custom ID2: Custom ID3:
Comment:

Int. Std.	Y_3600	Y_3710	Y_2243	In2306
Avg	**65144.**	**7154.5**	**2615.5**	**3715.2**
Stddev	17.	14.4	3.2	9.1
%RSD	.02533	.20146	.12230	.24530
#1	65132.	7144.3	2617.7	3721.7
#2	65155.	7164.7	2613.2	3708.8

Zoom In Zoom Out

Sample Name: mp80792-mb1conf Acquired: 7/24/2014 13:14:06 Type: Unk
Method: Accutest1(v114) Mode: CONC Corr. Factor: 1.000000
User: admin Custom ID1: Custom ID2: Custom ID3:
Comment:

Elem	Ba4554	Be3130	Cd2288	Co2286	Cr2677	Cu3247	Mn2576	Ni2316	Ag3280
Avg	**-.0001**	**.0002**	**.0001**	**-.0001**	**-.0001**	**.0002**	**.0000**	**.0001**	**-.0001**
Stddev	.0001	.0000	.0001	.0003	.0002	.0002	.0001	.0002	.0000
%RSD	225.4	13.85	43.91	485.1	232.2	129.2	216.6	349.6	14.51
#1	-.0001	.0002	.0001	-.0002	-.0002	.0003	-.0000	.0002	-.0001
#2	.0000	.0002	.0002	.0001	.0000	.0000	.0001	-.0001	-.0001

Elem	V_2924	Zn2062	As1890	Tl1908	Pb2203	Se1960	Sb2068	Al3961	Ca3179
Avg	**.0000**	**.0044**	**-.0013**	**-.0016**	**-.0010**	**.0005**	**.0013**	**.0022**	**.0311**
Stddev	.0000	.0000	.0006	.0001	.0006	.0006	.0002	.0081	.0047
%RSD	112.2	.8394	49.69	8.758	55.97	108.4	12.71	375.1	15.20
#1	.0000	.0044	-.0008	-.0017	-.0014	.0001	.0012	.0079	.0344
#2	.0001	.0043	-.0017	-.0015	-.0006	.0010	.0015	-.0036	.0277

Elem	Fe2599	Mg2790	K_7664	Na5895	B_2089	Mo2020	Pd3404	Si2124	Sn1899
Avg	**.0035**	**-.0031**	**.0048**	**.0422**	**.0008**	**-.0001**	**-.0002**	**-.0031**	**.0010**
Stddev	.0009	.0227	.0079	.0036	.0004	.0002	.0002	.0010	.0001
%RSD	24.88	733.4	163.7	8.430	47.68	372.4	98.94	32.89	11.17
#1	.0041	-.0191	-.0008	.0397	.0005	.0001	-.0004	-.0024	.0011
#2	.0029	.0129	.0104	.0447	.0010	-.0002	-.0001	-.0038	.0010

Elem	Sr4077	Ti3349	W_2079	Zr3391	S_1820	Bi2230	Li6707
Avg	**.0002**	**-.0002**	**-.0009**	**.0006**	**-.0003**	**.0039**	**.0014**
Stddev	.0000	.0007	.0008	.0001	.0012	.0007	.0001
%RSD	4.303	396.1	82.94	17.31	422.5	17.25	6.155
#1	.0002	.0003	-.0014	.0006	.0006	.0043	.0013
#2	.0002	-.0007	-.0004	.0005	-.0011	.0034	.0014

Int. Std.	Y_3600	Y_3710	Y_2243	In2306
Avg	**69788.**	**7337.5**	**2862.0**	**4208.1**
Stddev	44.	6.1	5.4	18.3
%RSD	.06318	.08348	.18792	.43603
#1	69756.	7341.8	2858.2	4195.1
#2	69819.	7333.2	2865.8	4221.0

Zoom In Zoom Out

Sample Name: mp80730-mb1conf Acquired: 7/24/2014 13:20:00 Type: Unk
Method: Accutest1(v114) Mode: CONC Corr. Factor: 1.000000
User: admin Custom ID1: Custom ID2: Custom ID3:
Comment:

Elem	Ba4554	Be3130	Cd2288	Co2286	Cr2677	Cu3247	Mn2576	Ni2316	Ag3280
Avg	**.0042**	**.0013**	**.0011**	**.0032**	**.0019**	**.0022**	**.0031**	**.0044**	**.0005**
Stddev	.0001	.0000	.0000	.0000	.0001	.0003	.0000	.0000	.0001
%RSD	3.143	.4524	3.496	1.199	5.944	12.78	1.576	.8381	11.10
#1	.0041	.0013	.0011	.0032	.0019	.0020	.0032	.0044	.0004
#2	.0043	.0013	.0011	.0031	.0018	.0024	.0031	.0045	.0005

Elem	V_2924	Zn2062	As1890	Tl1908	Pb2203	Se1960	Sb2068	Al3961	Ca3179
Avg	**.0021**	**.0108**	**.0021**	**.0004**	**.0022**	**.0079**	**.0033**	**.0996**	**1.021**
Stddev	.0001	.0001	.0010	.0011	.0008	.0007	.0000	.0099	.005
%RSD	4.906	.7541	49.07	265.3	38.69	8.668	1.103	9.927	.5097
#1	.0020	.0107	.0013	-.0004	.0016	.0084	.0033	.1065	1.017
#2	.0021	.0108	.0028	.0012	.0027	.0074	.0033	.0926	1.024

Elem	Fe2599	Mg2790	K_7664	Na5895	B_2089	Mo2020	Pd3404	Si2124	Sn1899
Avg	**.0046**	**.0973**	**1.961**	**1.009**	**.0092**	**-.0002**	**-.0010**	**-.0184**	**.0002**
Stddev	.0049	.0312	.001	.001	.0001	.0002	.0001	.0000	.0004
%RSD	107.5	32.01	.0676	.1359	.9305	101.9	5.557	.2191	183.2
#1	.0081	.0753	1.960	1.008	.0092	-.0000	-.0011	-.0184	.0004
#2	.0011	.1194	1.962	1.010	.0093	-.0003	-.0010	-.0184	-.0001

Elem	Sr4077	Ti3349	W_2079	Zr3391	S_1820	Bi2230	Li6707
Avg	**.0001**	**-.0006**	**-.0023**	**.0001**	**-.0002**	**.0016**	**-.0000**
Stddev	.0001	.0001	.0007	.0000	.0025	.0012	.0001
%RSD	187.8	17.68	31.01	52.33	1055.	73.46	1176.
#1	-.0000	-.0006	-.0028	.0001	.0015	.0008	-.0000
#2	.0002	-.0005	-.0018	.0001	-.0020	.0025	.0000

Int. Std.	Y_3600	Y_3710	Y_2243	In2306
Avg	69705.	7357.5	2867.7	4211.2
Stddev	329.	33.0	2.1	.9
%RSD	.47255	.44804	.07399	.02222
#1	69472.	7380.8	2869.2	4211.9
#2	69937.	7334.2	2866.2	4210.6

Zoom In Zoom Out

Sample Name: mp80773-mb1conf Acquired: 7/24/2014 13:25:54 Type: Unk
Method: Accutest1(v114) Mode: CONC Corr. Factor: 1.000000
User: admin Custom ID1: Custom ID2: Custom ID3:
Comment:

Elem	Ba4554	Be3130	Cd2288	Co2286	Cr2677	Cu3247	Mn2576	Ni2316	Ag3280
Avg	**.0009**	**.0003**	**.0003**	**.0001**	**.0005**	**.0005**	**.0020**	**.0005**	**.0002**
Stddev	.0001	.0001	.0001	.0001	.0001	.0001	.0001	.0003	.0002
%RSD	16.08	28.08	23.56	134.9	23.71	28.58	2.725	64.32	109.1
#1	.0010	.0003	.0002	.0000	.0006	.0004	.0021	.0008	.0000
#2	.0008	.0002	.0003	.0001	.0004	.0006	.0020	.0003	.0004

Elem	V_2924	Zn2062	As1890	Tl1908	Pb2203	Se1960	Sb2068	Al3961	Ca3179
Avg	**.0002**	**.0057**	**-.0015**	**-.0016**	**-.0000**	**.0023**	**.0016**	**.0550**	**.0641**
Stddev	.0001	.0000	.0000	.0014	.0000	.0008	.0005	.0023	.0010
%RSD	27.79	.7382	1.938	83.26	72.23	35.02	33.89	4.155	1.606
#1	.0002	.0056	-.0015	-.0026	-.0001	.0029	.0012	.0566	.0633
#2	.0002	.0057	-.0016	-.0007	-.0000	.0017	.0020	.0533	.0648

Elem	Fe2599	Mg2790	K_7664	Na5895	B_2089	Mo2020	Pd3404	Si2124	Sn1899
Avg	**.0996**	**.0601**	**.0245**	**.0211**	**.0008**	**-.0001**	**.0003**	**.0575**	**.0173**
Stddev	.0060	.0101	.0136	.0032	.0002	.0000	.0006	.0004	.0002
%RSD	6.020	16.89	55.68	15.31	19.67	7.099	191.2	.7305	1.031
#1	.0954	.0673	.0149	.0188	.0009	-.0001	.0008	.0573	.0175
#2	.1038	.0529	.0342	.0234	.0007	-.0002	-.0001	.0578	.0172

Elem	Sr4077	Ti3349	W_2079	Zr3391	S_1820	Bi2230	Li6707
Avg	**.0002**	**.0020**	**.0012**	**.0008**	**.0033**	**-.0000**	**.0000**
Stddev	.0001	.0004	.0001	.0002	.0001	.0008	.0008
%RSD	34.74	22.16	12.24	23.23	3.646	6107.	7428.
#1	.0002	.0023	.0013	.0007	.0033	-.0006	.0006
#2	.0001	.0016	.0011	.0009	.0032	.0005	-.0006

Int. Std.	Y_3600	Y_3710	Y_2243	In2306
Avg	70157.	7373.8	2861.1	4203.5
Stddev	197.	2.6	1.3	2.0
%RSD	.28087	.03527	.04573	.04830
#1	70017.	7375.6	2860.2	4204.9
#2	70296.	7371.9	2862.0	4202.0

Zoom In Zoom Out

Sample Name: ccv Acquired: 7/24/2014 13:31:48 Type: QC
Method: Accutest1(v114) Mode: CONC Corr. Factor: 1.000000
User: admin Custom ID1: Custom ID2: Custom ID3:
Comment:

Elem	Ba4554	Be3130	Cd2288	Co2286	Cr2677	Cu3247	Mn2576	Ni2316	Ag3280
Units	ppm	ppm	ppm	ppm	ppm	ppm	ppm	ppm	ppm
Avg	**1.929**	**1.960**	**2.011**	**1.950**	**1.965**	**1.948**	**1.989**	**1.941**	**.2473**
Stddev	.003	.003	.005	.004	.008	.012	.015	.004	.0006
%RSD	.1492	.1667	.2432	.2265	.3962	.6008	.7475	.1795	.2502
#1	1.931	1.962	2.007	1.947	1.971	1.956	1.999	1.939	.2477
#2	1.927	1.958	2.014	1.953	1.960	1.939	1.978	1.944	.2468
Check ?	Chk Pass	Chk Pass	Chk Pass	Chk Pass	Chk Pass	Chk Pass	Chk Pass	Chk Pass	Chk Pass
Value									
Range									

Elem	V_2924	Zn2062	As1890	Tl1908	Pb2203	Se1960	Sb2068	Al3961	Ca3179
Units	ppm	ppm	ppm	ppm	ppm	ppm	ppm	ppm	ppm
Avg	**1.968**	**1.955**	**1.939**	**2.079**	**1.991**	**1.969**	**2.005**	**38.72**	**39.15**
Stddev	.011	.001	.001	.004	.003	.014	.010	.04	.04
%RSD	.5566	.0463	.0317	.2057	.1477	.7184	.4911	.0985	.0974
#1	1.976	1.954	1.938	2.076	1.989	1.959	1.998	38.74	39.18
#2	1.960	1.955	1.939	2.082	1.993	1.979	2.012	38.69	39.13
Check ?	Chk Pass	Chk Pass	Chk Pass	Chk Pass	Chk Pass	Chk Pass	Chk Pass	Chk Pass	Chk Pass
Value									
Range									

Elem	Fe2599	Mg2790	K_7664	Na5895	B_2089	Mo2020	Pd3404	Si2124	Sn1899
Units	ppm	ppm	ppm	ppm	ppm	ppm	ppm	ppm	ppm
Avg	**39.35**	**38.78**	**38.59**	**39.39**	**1.968**	**1.956**	**2.028**	**4.996**	**2.009**
Stddev	.00	.16	.01	.08	.003	.005	.017	.018	.002
%RSD	.0004	.4106	.0218	.1906	.1629	.2651	.8302	.3535	.1030
#1	39.35	38.90	38.59	39.44	1.965	1.953	2.040	4.983	2.007
#2	39.35	38.67	38.58	39.34	1.970	1.960	2.016	5.008	2.010
Check ?	Chk Pass	Chk Pass	Chk Pass	Chk Pass	Chk Pass	Chk Pass	Chk Pass	Chk Pass	Chk Pass
Value									
Range									

Zoom In Zoom Out

Sample Name: ccv Acquired: 7/24/2014 13:31:48 Type: QC
Method: Accutest1(v114) Mode: CONC Corr. Factor: 1.000000
User: admin Custom ID1: Custom ID2: Custom ID3:
Comment:

Elem	Sr4077	Ti3349	W_2079	Zr3391	S_1820	Bi2230	Li6707
Units	ppm	ppm	ppm	ppm	ppm	ppm	ppm
Avg	**1.951**	**1.931**	**1.934**	**1.976**	**1.940**	**2.019**	**1.934**
Stddev	.002	.004	.004	.009	.002	.006	.003
%RSD	.0768	.1971	.1863	.4688	.1000	.2834	.1568
#1	1.952	1.934	1.931	1.983	1.938	2.015	1.936
#2	1.950	1.928	1.936	1.970	1.941	2.023	1.932
Check ?	Chk Pass	Chk Pass	Chk Pass	Chk Pass	Chk Pass	Chk Pass	Chk Pass
Value							
Range							

Int. Std.	Y_3600	Y_3710	Y_2243	In2306
Units	Cts/S	Cts/S	Cts/S	Cts/S
Avg	66853.	7284.6	2710.0	3846.7
Stddev	300.	28.4	6.4	9.0
%RSD	.44936	.39005	.23799	.23388
#1	66640.	7264.5	2714.5	3853.1
#2	67065.	7304.6	2705.4	3840.4

Zoom In Zoom Out

Sample Name: ccb Acquired: 7/24/2014 13:37:28 Type: QC
Method: Accutest1(v114) Mode: CONC Corr. Factor: 1.000000
User: admin Custom ID1: Custom ID2: Custom ID3:
Comment:

Elem	Ba4554	Be3130	Cd2288	Co2286	Cr2677	Cu3247	Mn2576	Ni2316
Units	ppm	ppm	ppm	ppm	ppm	ppm	ppm	ppm
Avg	**-.0000**	**.0003**	**.0000**	**.0001**	**-.0001**	**.0005**	**.0000**	**.0004**
Stddev	.0001	.0000	.0000	.0000	.0003	.0001	.0001	.0002
%RSD	140.7	7.946	350.2	22.70	232.4	20.98	241.5	65.00
#1	-.0000	.0003	-.0000	.0001	.0001	.0006	.0001	.0005
#2	-.0001	.0003	.0000	.0001	-.0004	.0004	-.0000	.0002
Check ?	Chk Pass	Chk Pass	Chk Pass	Chk Pass	Chk Pass	Chk Pass	Chk Pass	Chk Pass
High Limit								
Low Limit								

Elem	Ag3280	V_2924	Zn2062	As1890	Tl1908	Pb2203	Se1960	Sb2068
Units	ppm	ppm	ppm	ppm	ppm	ppm	ppm	ppm
Avg	**-.0001**	**-.0000**	**-.0004**	**-.0017**	**-.0005**	**-.0003**	**-.0006**	**.0015**
Stddev	.0003	.0002	.0001	.0006	.0007	.0007	.0009	.0004
%RSD	207.4	3073.	20.04	34.57	153.0	225.1	143.9	28.54
#1	-.0003	-.0001	-.0004	-.0021	.0000	-.0008	.0000	.0017
#2	.0001	.0001	-.0003	-.0013	-.0010	.0002	-.0012	.0012
Check ?	Chk Pass	Chk Pass	Chk Pass	Chk Pass	Chk Pass	Chk Pass	Chk Pass	Chk Pass
High Limit								
Low Limit								

Elem	Al3961	Ca3179	Fe2599	Mg2790	K_7664	Na5895	B_2089	Mo2020
Units	ppm	ppm	ppm	ppm	ppm	ppm	ppm	ppm
Avg	**.0015**	**.0003**	**.0047**	**-.0276**	**.0061**	**.0056**	**.0003**	**.0019**
Stddev	.0007	.0012	.0013	.0003	.0012	.0029	.0007	.0005
%RSD	46.73	428.8	27.46	1.035	19.71	51.25	245.8	28.37
#1	.0020	.0012	.0037	-.0274	.0069	.0036	.0008	.0023
#2	.0010	-.0006	.0056	-.0278	.0052	.0077	-.0002	.0015
Check ?	Chk Pass	Chk Pass	Chk Pass	Chk Pass	Chk Pass	Chk Pass	Chk Pass	Chk Pass
High Limit								
Low Limit								

Zoom In Zoom Out

Sample Name: ccb Acquired: 7/24/2014 13:37:28 Type: QC
Method: Accutest1(v114) Mode: CONC Corr. Factor: 1.000000
User: admin Custom ID1: Custom ID2: Custom ID3:
Comment:

Elem	Pd3404	Si2124	Sn1899	Sr4077	Ti3349	W_2079	Zr3391	S_1820
Units	ppm	ppm	ppm	ppm	ppm	ppm	ppm	ppm
Avg	**-.0003**	F **-.0202**	**.0007**	**.0001**	**.0002**	**.0067**	**.0007**	**-.0032**
Stddev	.0000	.0016	.0004	.0000	.0003	.0006	.0001	.0014
%RSD	2.486	7.683	65.63	6.624	169.5	8.514	6.779	42.94
#1	-.0003	-.0191	.0004	.0001	-.0000	.0071	.0007	-.0042
#2	-.0003	-.0213	.0010	.0001	.0003	.0063	.0008	-.0022
Check ?	Chk Pass	Chk Fail	Chk Pass	Chk Pass	Chk Pass	Chk Pass	Chk Pass	Chk Pass
High Limit		.0200						
Low Limit		-.0200						

Elem	Bi2230	Li6707
Units	ppm	ppm
Avg	**.0028**	**.0007**
Stddev	.0010	.0003
%RSD	35.28	45.81
#1	.0035	.0009
#2	.0021	.0005
Check ?	Chk Pass	Chk Pass
High Limit		
Low Limit		

Int. Std.	Y_3600	Y_3710	Y_2243	In2306
Units	Cts/S	Cts/S	Cts/S	Cts/S
Avg	**70351.**	**7380.3**	**2874.3**	**4221.9**
Stddev	631.	23.9	3.0	2.9
%RSD	.89627	.32375	.10460	.06753
#1	69906.	7397.2	2876.4	4223.9
#2	70797.	7363.4	2872.2	4219.9

Zoom In Zoom Out

Sample Name: jb72167-2 Acquired: 7/24/2014 13:43:23 Type: Unk
Method: Accutest1(v114) Mode: CONC Corr. Factor: 1.000000
User: admin Custom ID1: Custom ID2: Custom ID3:
Comment:

Elem	Ba4554	Be3130	Cd2288	Co2286	Cr2677	Cu3247	Mn2576	Ni2316
Avg	**.2906**	**.0029**	**.0014**	**.0500**	**.0971**	**.0593**	**5.802**	**.0707**
Stddev	.0005	.0001	.0001	.0002	.0001	.0008	.003	.0000
%RSD	.1691	2.215	4.689	.3097	.0952	1.411	.0592	.0443
#1	.2910	.0029	.0013	.0501	.0971	.0587	5.804	.0707
#2	.2903	.0030	.0014	.0499	.0970	.0599	5.799	.0708

Elem	Ag3280	V_2924	Zn2062	As1890	Tl1908	Pb2203	Se1960	Sb2068
Avg	**.0034**	**.1931**	**.2175**	**.0179**	F **-.0028**	**.1400**	**.0054**	**.0018**
Stddev	.0002	.0001	.0003	.0010	.0007	.0002	.0008	.0021
%RSD	6.576	.0575	.1577	5.509	25.92	.1116	14.25	111.9
#1	.0032	.1932	.2177	.0172	-.0023	.1401	.0060	.0004
#2	.0035	.1930	.2172	.0186	-.0033	.1399	.0049	.0033

Elem	Al3961	Ca3179	Fe2599	Mg2790	K_7664	Na5895	B_2089	Mo2020
Avg	**33.34**	**15.10**	**135.8**	**10.85**	**5.495**	**4.786**	**.0308**	**.0037**
Stddev	.08	.01	.2	.01	.007	.008	.0005	.0000
%RSD	.2305	.0829	.1319	.0986	.1251	.1710	1.520	1.271
#1	33.29	15.09	135.7	10.85	5.490	4.780	.0311	.0037
#2	33.40	15.11	136.0	10.86	5.499	4.792	.0305	.0037

Elem	Pd3404	Si2124	Sn1899	Sr4077	Ti3349	W_2079	Zr3391	S_1820
Avg	W **-.0136**	**5.530**	**.0295**	**.0524**	**2.332**	**.0171**	**.0589**	**.5408**
Stddev	.0007	.000	.0005	.0001	.000	.0003	.0003	.0018
%RSD	5.090	.0062	1.683	.1076	.0180	1.818	.4618	.3383
#1	-.0141	5.530	.0298	.0523	2.332	.0173	.0587	.5421
#2	-.0131	5.530	.0291	.0524	2.331	.0169	.0591	.5395

Elem	Bi2230	Li6707
Avg	**.0190**	**.0256**
Stddev	.0005	.0006
%RSD	2.395	2.431
#1	.0193	.0260
#2	.0186	.0251

Zoom In Zoom Out

Sample Name: jb72167-2 Acquired: 7/24/2014 13:43:23 Type: Unk
Method: Accutest1(v114) Mode: CONC Corr. Factor: 1.000000
User: admin Custom ID1: Custom ID2: Custom ID3:
Comment:

Int. Std.	Y_3600	Y_3710	Y_2243	In2306
Avg	**70587.**	**7588.3**	**2851.7**	**4017.8**
Stddev	89.	19.8	.1	.7
%RSD	.12610	.26040	.00450	.01810
#1	70650.	7602.2	2851.6	4018.3
#2	70524.	7574.3	2851.8	4017.3

Zoom In Zoom Out

Sample Name: jb72170-36 Acquired: 7/24/2014 13:49:14 Type: Unk
Method: Accutest1(v114) Mode: CONC Corr. Factor: 2.000000
User: admin Custom ID1: Custom ID2: Custom ID3:
Comment:

Elem	Ba4554	Be3130	Cd2288	Co2286	Cr2677	Cu3247	Mn2576	Ni2316
Avg	**1.008**	**.0063**	**.0015**	**.0863**	**.1825**	**.0178**	**14.46**	**.1042**
Stddev	.045	.0002	.0005	.0002	.0015	.0007	.10	.0007
%RSD	4.469	3.434	34.27	.1824	.8310	4.016	.6610	.6769
#1	1.040	.0064	.0018	.0862	.1836	.0183	14.39	.1037
#2	.9759	.0061	.0011	.0865	.1814	.0173	14.53	.1047

Elem	Ag3280	V_2924	Zn2062	As1890	Tl1908	Pb2203	Se1960	Sb2068
Avg	**.0097**	**.1886**	**.2231**	**.0211**	F **-.0042**	**.0647**	**.0121**	**.0030**
Stddev	.0023	.0020	.0005	.0013	.0001	.0012	.0031	.0019
%RSD	23.76	1.084	.2425	5.957	2.702	1.809	25.70	62.07
#1	.0113	.1901	.2228	.0220	-.0041	.0639	.0143	.0044
#2	.0081	.1872	.2235	.0202	-.0042	.0655	.0099	.0017

Elem	Al3961	Ca3179	Fe2599	Mg2790	K_7664	Na5895	B_2089	Mo2020
Avg	**45.37**	**10.89**	**138.4**	**13.14**	**5.600**	**8.826**	**.0269**	**.0020**
Stddev	1.92	.48	6.1	.70	.284	.394	.0011	.0002
%RSD	4.232	4.373	4.415	5.339	5.071	4.466	4.175	9.053
#1	46.72	11.23	142.8	13.64	5.801	9.104	.0277	.0021
#2	44.01	10.56	134.1	12.65	5.399	8.547	.0262	.0019

Elem	Pd3404	Si2124	Sn1899	Sr4077	Ti3349	W_2079	Zr3391	S_1820
Avg	**-.0093**	**10.71**	**.0221**	**.0849**	**1.285**	**.0300**	**.0408**	**.2006**
Stddev	.0013	.01	.0002	.0039	.000	.0007	.0004	.0037
%RSD	13.96	.0559	1.006	4.578	.0258	2.297	1.041	1.830
#1	-.0102	10.70	.0220	.0877	1.285	.0295	.0411	.1980
#2	-.0084	10.71	.0223	.0822	1.286	.0305	.0405	.2032

Elem	Bi2230	Li6707
Avg	**.0186**	**.0262**
Stddev	.0004	.0012
%RSD	2.111	4.749
#1	.0183	.0271
#2	.0189	.0253

Zoom In Zoom Out

Sample Name: jb72170-36 Acquired: 7/24/2014 13:49:14 Type: Unk
Method: Accutest1(v114) Mode: CONC Corr. Factor: 2.000000
User: admin Custom ID1: Custom ID2: Custom ID3:
Comment:

Int. Std.	Y_3600	Y_3710	Y_2243	In2306
Avg	**71111.**	**7411.2**	**2901.4**	**4066.1**
Stddev	372.	254.1	.5	.1
%RSD	.52297	3.4289	.01745	.00351
#1	70848.	7231.5	2901.8	4066.2
#2	71374.	7590.9	2901.0	4066.0

Zoom In Zoom Out

Sample Name: mp80785-mb1conf Acquired: 7/24/2014 13:55:06 Type: Unk
Method: Accutest1(v114) Mode: CONC Corr. Factor: 1.000000
User: admin Custom ID1: Custom ID2: Custom ID3:
Comment:

Elem	Ba4554	Be3130	Cd2288	Co2286	Cr2677	Cu3247	Mn2576	Ni2316	Ag3280
Avg	**.0004**	**.0003**	**.0003**	**.0001**	**.0003**	**.0006**	**.0006**	**.0004**	**.0002**
Stddev	.0001	.0001	.0000	.0000	.0001	.0000	.0000	.0001	.0010
%RSD	15.92	19.16	15.79	28.28	16.64	.7563	1.772	38.00	436.9
#1	.0004	.0003	.0003	.0001	.0003	.0006	.0006	.0005	-.0005
#2	.0003	.0002	.0003	.0001	.0003	.0006	.0006	.0003	.0009

Elem	V_2924	Zn2062	As1890	Tl1908	Pb2203	Se1960	Sb2068	Al3961	Ca3179
Avg	**.0000**	**.0058**	**-.0014**	**-.0019**	**-.0009**	**.0004**	**.0012**	**.0168**	**.0491**
Stddev	.0001	.0002	.0000	.0002	.0003	.0012	.0003	.0015	.0008
%RSD	435.0	3.942	1.200	10.49	27.69	327.2	27.99	8.719	1.591
#1	.0001	.0057	-.0014	-.0020	-.0011	-.0005	.0015	.0178	.0496
#2	-.0001	.0060	-.0014	-.0017	-.0007	.0012	.0010	.0157	.0485

Elem	Fe2599	Mg2790	K_7664	Na5895	B_2089	Mo2020	Pd3404	Si2124	Sn1899
Avg	**.0255**	**-.0137**	**.0192**	**.0221**	**.0009**	**.0004**	**.0006**	**-.0042**	**.0219**
Stddev	.0095	.0178	.0240	.0069	.0007	.0001	.0003	.0000	.0003
%RSD	37.26	130.5	124.5	31.16	84.89	34.08	52.05	.6060	1.335
#1	.0188	-.0011	.0023	.0270	.0014	.0005	.0009	-.0042	.0217
#2	.0322	-.0263	.0362	.0173	.0003	.0003	.0004	-.0043	.0221

Elem	Sr4077	Ti3349	W_2079	Zr3391	S_1820	Bi2230	Li6707
Avg	**.0004**	**.0001**	**.0055**	**.0028**	**.0043**	**.0026**	**.0016**
Stddev	.0001	.0003	.0003	.0002	.0015	.0007	.0005
%RSD	19.47	242.8	6.191	6.044	35.02	28.11	34.57
#1	.0004	.0004	.0057	.0030	.0032	.0032	.0012
#2	.0003	-.0001	.0052	.0027	.0054	.0021	.0020

Int. Std.	Y_3600	Y_3710	Y_2243	In2306
Avg	**69504.**	**7356.8**	**2845.6**	**4168.2**
Stddev	399.	1.1	5.6	5.4
%RSD	.57434	.01509	.19735	.12919
#1	69222.	7356.0	2841.7	4164.4
#2	69787.	7357.6	2849.6	4172.0

Zoom In Zoom Out

Sample Name: mp80769-mb2conf Acquired: 7/24/2014 14:00:59 Type: Unk
Method: Accutest1(v114) Mode: CONC Corr. Factor: 1.000000
User: admin Custom ID1: Custom ID2: Custom ID3:
Comment:

Elem	Ba4554	Be3130	Cd2288	Co2286	Cr2677	Cu3247	Mn2576	Ni2316	Ag3280
Avg	**.0005**	**.0002**	**.0002**	**.0001**	**.0002**	**.0005**	**.0008**	**.0006**	**.0004**
Stddev	.0001	.0001	.0000	.0001	.0001	.0001	.0000	.0002	.0004
%RSD	31.43	40.43	10.35	87.21	31.30	15.73	5.341	27.12	95.57
#1	.0006	.0001	.0002	.0001	.0002	.0005	.0008	.0007	.0007
#2	.0004	.0002	.0002	.0000	.0003	.0004	.0007	.0005	.0001

Elem	V_2924	Zn2062	As1890	Tl1908	Pb2203	Se1960	Sb2068	Al3961	Ca3179
Avg	**.0001**	**.0042**	**.0004**	**-.0003**	**.0005**	**.0022**	**.0017**	**.0187**	**.1004**
Stddev	.0001	.0001	.0014	.0003	.0000	.0000	.0005	.0143	.0031
%RSD	100.2	2.534	315.1	90.96	.0385	1.124	28.13	76.12	3.122
#1	.0000	.0041	.0014	-.0005	.0005	.0022	.0013	.0288	.0982
#2	.0002	.0043	-.0005	-.0001	.0005	.0022	.0020	.0086	.1027

Elem	Fe2599	Mg2790	K_7664	Na5895	B_2089	Mo2020	Pd3404	Si2124	Sn1899
Avg	**.0411**	**-.0270**	**.0198**	**.0174**	**.0003**	**-.0002**	**-.0002**	**-.0073**	**.0224**
Stddev	.0043	.0108	.0024	.0012	.0004	.0001	.0010	.0003	.0001
%RSD	10.50	40.05	11.92	6.827	134.7	72.63	577.7	4.581	.6467
#1	.0442	-.0347	.0181	.0165	.0000	-.0003	-.0009	-.0070	.0225
#2	.0381	-.0194	.0214	.0182	.0006	-.0001	.0005	-.0075	.0223

Elem	Sr4077	Ti3349	W_2079	Zr3391	S_1820	Bi2230	Li6707
Avg	**.0003**	**.0005**	**.0011**	**.0010**	**.0099**	**.0010**	**.0018**
Stddev	.0001	.0003	.0006	.0000	.0002	.0001	.0004
%RSD	20.65	56.62	48.39	2.703	2.038	12.63	23.93
#1	.0003	.0003	.0015	.0010	.0098	.0009	.0015
#2	.0002	.0007	.0007	.0009	.0100	.0011	.0021

Int. Std.	Y_3600	Y_3710	Y_2243	In2306
Avg	**70252.**	**7418.0**	**2866.3**	**4211.9**
Stddev	265.	.8	3.2	7.0
%RSD	.37703	.01068	.11060	.16726
#1	70065.	7418.5	2868.5	4216.8
#2	70439.	7417.4	2864.0	4206.9

Zoom In Zoom Out

Sample Name: jb72092-4 Acquired: 7/24/2014 14:06:54 Type: Unk
Method: Accutest1(v114) Mode: CONC Corr. Factor: 2.000000
User: admin Custom ID1: Custom ID2: Custom ID3:
Comment:

Elem	Ba4554	Be3130	Cd2288	Co2286	Cr2677	Cu3247	Mn2576	Ni2316
Avg	**.3491**	**.0026**	**.0005**	**.0262**	**.0844**	**.1773**	**.9145**	**.0568**
Stddev	.0014	.0001	.0000	.0005	.0002	.0011	.0010	.0002
%RSD	.4004	5.398	1.371	1.790	.2357	.6440	.1053	.3553
#1	.3482	.0025	.0005	.0259	.0846	.1781	.9152	.0566
#2	.3501	.0027	.0005	.0265	.0843	.1765	.9138	.0569

Elem	Ag3280	V_2924	Zn2062	As1890	Tl1908	Pb2203	Se1960	Sb2068
Avg	**.0062**	**.0839**	**.5245**	**.0306**	**-.0022**	**.0382**	**.0063**	**.0088**
Stddev	.0006	.0005	.0000	.0004	.0003	.0017	.0001	.0007
%RSD	9.455	.5849	.0070	1.408	12.04	4.339	1.193	8.408
#1	.0066	.0836	.5245	.0303	-.0020	.0370	.0063	.0093
#2	.0057	.0843	.5245	.0309	-.0024	.0394	.0062	.0082

Elem	Al3961	Ca3179	Fe2599	Mg2790	K_7664	Na5895	B_2089	Mo2020
Avg	**58.08**	**686.3**	**62.16**	**28.43**	**2.173**	**.4414**	**.0866**	**.0062**
Stddev	.09	1.5	.24	.05	.016	.0101	.0018	.0004
%RSD	.1469	.2145	.3925	.1658	.7194	2.278	2.030	6.669
#1	58.02	685.2	61.99	28.40	2.184	.4485	.0854	.0059
#2	58.14	687.3	62.33	28.47	2.162	.4343	.0879	.0065

Elem	Pd3404	Si2124	Sn1899	Sr4077	Ti3349	W_2079	Zr3391	S_1820
Avg	W **-.0123**	**2.640**	**.0850**	**1.799**	**2.652**	W **-.0830**	**.1017**	**15.57**
Stddev	.0024	.004	.0011	.002	.007	.0035	.0000	.00
%RSD	19.58	.1382	1.296	.0928	.2647	4.271	.0263	.0242
#1	-.0140	2.638	.0842	1.798	2.647	-.0805	.1017	15.57
#2	-.0106	2.643	.0857	1.800	2.657	-.0855	.1018	15.57

Elem	Bi2230	Li6707
Avg	**.0187**	**.0529**
Stddev	.0004	.0031
%RSD	2.003	5.874
#1	.0189	.0507
#2	.0184	.0551

Zoom In Zoom Out

Sample Name: jb72092-4 Acquired: 7/24/2014 14:06:54 Type: Unk
Method: Accutest1(v114) Mode: CONC Corr. Factor: 2.000000
User: admin Custom ID1: Custom ID2: Custom ID3:
Comment:

Int. Std.	Y_3600	Y_3710	Y_2243	In2306
Avg	**65249.**	**7188.1**	**2634.5**	**3690.2**
Stddev	108.	1.5	4.3	.9
%RSD	.16502	.02127	.16286	.02528
#1	65325.	7189.2	2637.5	3690.9
#2	65173.	7187.0	2631.4	3689.5

Zoom In Zoom Out

Sample Name: jb72093-1 Acquired: 7/24/2014 14:12:42 Type: Unk
Method: Accutest1(v114) Mode: CONC Corr. Factor: 1.000000
User: admin Custom ID1: Custom ID2: Custom ID3:
Comment:

Elem	Ba4554	Be3130	Cd2288	Co2286	Cr2677	Cu3247	Mn2576	Ni2316
Avg	**1.005**	**.0052**	**.0054**	**.0811**	**.2163**	**.5152**	**3.334**	**.1551**
Stddev	.001	.0001	.0000	.0000	.0006	.0012	.004	.0005
%RSD	.0554	.9917	.8551	.0526	.2808	.2377	.1050	.3416
#1	1.005	.0052	.0054	.0812	.2168	.5143	3.336	.1555
#2	1.004	.0052	.0054	.0811	.2159	.5161	3.331	.1547

Elem	Ag3280	V_2924	Zn2062	As1890	Tl1908	Pb2203	Se1960	Sb2068
Avg	**.0080**	**.2503**	**2.654**	**.0904**	F **-.0040**	**.9779**	**.0117**	**.0063**
Stddev	.0004	.0002	.001	.0004	.0007	.0003	.0007	.0005
%RSD	5.277	.0603	.0475	.4552	16.89	.0268	6.422	8.004
#1	.0083	.2504	2.653	.0907	-.0035	.9777	.0122	.0066
#2	.0077	.2502	2.655	.0901	-.0045	.9780	.0111	.0059

Elem	Al3961	Ca3179	Fe2599	Mg2790	K_7664	Na5895	B_2089	Mo2020
Avg	**120.1**	F **601.9**	**170.3**	**55.34**	**11.77**	**9.522**	**.2009**	**.0084**
Stddev	.1	.8	.0	.13	.01	.001	.0009	.0002
%RSD	.1223	.1305	.0240	.2346	.0540	.0083	.4606	2.742
#1	120.2	602.5	170.3	55.24	11.77	9.522	.2003	.0083
#2	120.0	601.4	170.2	55.43	11.78	9.521	.2016	.0086

Elem	Pd3404	Si2124	Sn1899	Sr4077	Ti3349	W_2079	Zr3391	S_1820
Avg	W **-.0219**	**7.347**	**.0523**	**3.353**	**6.222**	F **-.0554**	**.1404**	**14.40**
Stddev	.0007	.004	.0006	.001	.002	.0007	.0000	.00
%RSD	3.151	.0584	1.067	.0286	.0262	1.251	.0243	.0158
#1	-.0223	7.350	.0527	3.354	6.221	-.0549	.1403	14.40
#2	-.0214	7.344	.0519	3.352	6.223	-.0558	.1404	14.41

Elem	Bi2230	Li6707
Avg	**.0262**	**.1453**
Stddev	.0011	.0000
%RSD	4.092	.0234
#1	.0255	.1454
#2	.0270	.1453

Zoom In Zoom Out

Sample Name: jb72093-1 Acquired: 7/24/2014 14:12:42 Type: Unk
Method: Accutest1(v114) Mode: CONC Corr. Factor: 1.000000
User: admin Custom ID1: Custom ID2: Custom ID3:
Comment:

Int. Std.	Y_3600	Y_3710	Y_2243	In2306
Avg	**63666.**	**7210.2**	**2557.2**	**3441.8**
Stddev	131.	26.6	2.7	7.4
%RSD	.20516	.36925	.10463	.21536
#1	63574.	7229.0	2555.3	3436.5
#2	63758.	7191.4	2559.1	3447.0

Zoom In Zoom Out

Sample Name: mp80801-mb1conf Acquired: 7/24/2014 14:18:26 Type: Unk
Method: Accutest1(v114) Mode: CONC Corr. Factor: 1.000000
User: admin Custom ID1: Custom ID2: Custom ID3:
Comment:

Elem	Ba4554	Be3130	Cd2288	Co2286	Cr2677	Cu3247	Mn2576	Ni2316
Avg	**.0007**	**.0002**	**.0003**	**-.0000**	**.0004**	**.0008**	**.0009**	**.0003**
Stddev	.0002	.0001	.0000	.0001	.0002	.0002	.0001	.0002
%RSD	26.19	37.12	16.23	181.8	69.98	20.61	6.685	49.33
#1	.0005	.0002	.0002	-.0001	.0005	.0009	.0010	.0004
#2	.0008	.0003	.0003	.0000	.0002	.0007	.0009	.0002

Elem	Ag3280	V_2924	Zn2062	As1890	Tl1908	Pb2203	Se1960	Sb2068
Avg	**.0001**	**.0006**	**.0065**	**-.0020**	F **-.0030**	**.0002**	**.0021**	**.0027**
Stddev	.0001	.0000	.0000	.0005	.0011	.0009	.0002	.0001
%RSD	97.52	2.497	.1696	25.87	37.99	543.1	10.88	4.447
#1	.0002	.0006	.0065	-.0024	-.0038	.0008	.0023	.0026
#2	.0000	.0006	.0065	-.0016	-.0022	-.0004	.0019	.0028

Elem	Al3961	Ca3179	Fe2599	Mg2790	K_7664	Na5895	B_2089	Mo2020
Avg	**.0176**	**.1212**	**.0546**	**-.0112**	**.0215**	**.0139**	**.0011**	**.0002**
Stddev	.0026	.0057	.0002	.0239	.0127	.0025	.0003	.0002
%RSD	14.90	4.687	.4169	213.9	59.37	18.10	25.86	106.7
#1	.0194	.1171	.0545	-.0280	.0305	.0157	.0009	.0003
#2	.0157	.1252	.0548	.0057	.0125	.0121	.0013	.0000

Elem	Pd3404	Si2124	Sn1899	Sr4077	Ti3349	W_2079	Zr3391	S_1820
Avg	**.0003**	**.0105**	**.0240**	**.0002**	**.0012**	**.0048**	**.0023**	**.0060**
Stddev	.0003	.0026	.0003	.0000	.0004	.0001	.0000	.0014
%RSD	92.98	24.42	1.278	10.69	29.18	1.678	.4723	22.65
#1	.0001	.0124	.0242	.0002	.0015	.0048	.0023	.0070
#2	.0005	.0087	.0238	.0002	.0010	.0049	.0023	.0051

Elem	Bi2230	Li6707
Avg	**-.0014**	**.0002**
Stddev	.0017	.0013
%RSD	126.1	527.0
#1	-.0026	.0011
#2	-.0001	-.0007

Zoom In Zoom Out

Sample Name: mp80801-mb1conf Acquired: 7/24/2014 14:18:26 Type: Unk
Method: Accutest1(v114) Mode: CONC Corr. Factor: 1.000000
User: admin Custom ID1: Custom ID2: Custom ID3:
Comment:

Int. Std.	Y_3600	Y_3710	Y_2243	In2306
Avg	**69571.**	**7299.8**	**2855.0**	**4177.5**
Stddev	13.	25.9	3.2	7.4
%RSD	.01852	.35463	.11292	.17816
#1	69580.	7281.5	2852.7	4172.2
#2	69562.	7318.1	2857.3	4182.7

Zoom In Zoom Out

Sample Name: jb72268-2 Acquired: 7/24/2014 14:24:20 Type: Unk
Method: Accutest1(v114) Mode: CONC Corr. Factor: 2.000000
User: admin Custom ID1: Custom ID2: Custom ID3:
Comment:

Elem	Ba4554	Be3130	Cd2288	Co2286	Cr2677	Cu3247	Mn2576	Ni2316
Avg	**4.508**	**.0190**	**.0065**	**.6121**	**1.188**	**.7553**	**15.69**	**.3672**
Stddev	.003	.0000	.0003	.0001	.001	.0028	.05	.0006
%RSD	.0579	.1628	4.330	.0212	.0572	.3705	.3083	.1638
#1	4.507	.0190	.0067	.6121	1.189	.7573	15.65	.3676
#2	4.510	.0190	.0063	.6120	1.188	.7533	15.72	.3667

Elem	Ag3280	V_2924	Zn2062	As1890	Tl1908	Pb2203	Se1960	Sb2068
Avg	**.0004**	**1.620**	**1.660**	**.0284**	**.0103**	**.4350**	**.0226**	**.0012**
Stddev	.0012	.003	.001	.0020	.0026	.0059	.0003	.0014
%RSD	304.5	.1758	.0505	6.962	25.39	1.356	1.292	114.3
#1	-.0004	1.618	1.661	.0270	.0121	.4308	.0228	.0022
#2	.0012	1.622	1.660	.0298	.0084	.4392	.0224	.0002

Elem	Al3961	Ca3179	Fe2599	Mg2790	K_7664	Na5895	B_2089	Mo2020
Avg	**386.8**	**3.815**	**821.3**	**102.5**	**97.43**	**3.072**	**-.0061**	**.0742**
Stddev	.3	.030	.4	.1	.26	.003	.0012	.0007
%RSD	.0787	.7887	.0512	.0606	.2684	.1020	19.25	.9542
#1	386.6	3.794	821.0	102.4	97.25	3.074	-.0070	.0747
#2	387.0	3.836	821.6	102.5	97.62	3.070	-.0053	.0737

Elem	Pd3404	Si2124	Sn1899	Sr4077	Ti3349	W_2079	Zr3391	S_1820
Avg	F **-.1201**	**2.462**	**.0805**	**.0236**	**18.53**	**.0359**	**.0220**	**.6015**
Stddev	.0040	.005	.0014	.0003	.01	.0025	.0008	.0051
%RSD	3.343	.2091	1.724	1.395	.0741	6.931	3.743	.8523
#1	-.1173	2.465	.0815	.0238	18.52	.0376	.0215	.5979
#2	-.1229	2.458	.0796	.0234	18.54	.0341	.0226	.6051

Elem	Bi2230	Li6707
Avg	**.1046**	**.1352**
Stddev	.0006	.0010
%RSD	.5864	.7262
#1	.1050	.1359
#2	.1042	.1345

Zoom In Zoom Out

Sample Name: jb72268-2 Acquired: 7/24/2014 14:24:20 Type: Unk
Method: Accutest1(v114) Mode: CONC Corr. Factor: 2.000000
User: admin Custom ID1: Custom ID2: Custom ID3:
Comment:

Int. Std.	Y_3600	Y_3710	Y_2243	In2306
Avg	**73466.**	**8122.2**	**2945.0**	**3866.5**
Stddev	184.	16.6	1.1	.5
%RSD	.25064	.20381	.03712	.01265
#1	73596.	8133.9	2945.8	3866.2
#2	73336.	8110.5	2944.2	3866.9

Zoom In Zoom Out

Sample Name: jb72269-1 Acquired: 7/24/2014 14:30:10 Type: Unk
Method: Accutest1(v114) Mode: CONC Corr. Factor: 1.000000
User: admin Custom ID1: Custom ID2: Custom ID3:
Comment:

Elem	Ba4554	Be3130	Cd2288	Co2286	Cr2677	Cu3247	Mn2576	Ni2316
Avg	**.3162**	**.0031**	**.0075**	**.0555**	**.1851**	**.3068**	**1.813**	**.1171**
Stddev	.0013	.0001	.0001	.0003	.0002	.0004	.003	.0000
%RSD	.4269	2.533	1.432	.5720	.1233	.1244	.1699	.0013
#1	.3152	.0032	.0075	.0553	.1852	.3071	1.815	.1171
#2	.3171	.0031	.0076	.0558	.1849	.3065	1.811	.1171

Elem	Ag3280	V_2924	Zn2062	As1890	Tl1908	Pb2203	Se1960	Sb2068
Avg	**.0038**	**.2345**	**1.528**	**.0311**	**-.0013**	**.2704**	**.0075**	**.0048**
Stddev	.0005	.0004	.002	.0004	.0008	.0004	.0008	.0009
%RSD	14.32	.1683	.1520	1.206	63.17	.1339	10.93	18.85
#1	.0034	.2348	1.526	.0314	-.0019	.2702	.0081	.0055
#2	.0042	.2342	1.529	.0308	-.0007	.2707	.0069	.0042

Elem	Al3961	Ca3179	Fe2599	Mg2790	K_7664	Na5895	B_2089	Mo2020
Avg	**54.25**	**21.66**	**128.4**	**25.41**	**5.513**	**1.691**	**.0332**	**.0035**
Stddev	.09	.02	.3	.18	.045	.010	.0002	.0001
%RSD	.1578	.0929	.2607	.7214	.8085	.5884	.5242	2.185
#1	54.19	21.68	128.6	25.54	5.481	1.698	.0331	.0035
#2	54.31	21.65	128.1	25.28	5.544	1.684	.0334	.0036

Elem	Pd3404	Si2124	Sn1899	Sr4077	Ti3349	W_2079	Zr3391	S_1820
Avg	W **-.0155**	**2.885**	**.0455**	**.0712**	**3.442**	**.0108**	**.0406**	**1.247**
Stddev	.0002	.026	.0005	.0000	.004	.0004	.0009	.002
%RSD	.9943	.8957	1.118	.0613	.1096	3.955	2.115	.1634
#1	-.0154	2.904	.0452	.0712	3.445	.0105	.0400	1.246
#2	-.0156	2.867	.0459	.0711	3.440	.0111	.0412	1.249

Elem	Bi2230	Li6707
Avg	**.0138**	**.0955**
Stddev	.0010	.0003
%RSD	7.186	.2807
#1	.0131	.0957
#2	.0145	.0954

Zoom In Zoom Out

Sample Name: jb72269-1 Acquired: 7/24/2014 14:30:10 Type: Unk
Method: Accutest1(v114) Mode: CONC Corr. Factor: 1.000000
User: admin Custom ID1: Custom ID2: Custom ID3:
Comment:

Int. Std.	Y_3600	Y_3710	Y_2243	In2306
Avg	**69698.**	**7499.0**	**2810.2**	**3965.4**
Stddev	108.	8.3	5.8	5.4
%RSD	.15534	.11056	.20481	.13575
#1	69775.	7504.9	2814.3	3969.2
#2	69621.	7493.2	2806.2	3961.6

Zoom In Zoom Out

Sample Name: ccv Acquired: 7/24/2014 14:35:55 Type: QC
Method: Accutest1(v114) Mode: CONC Corr. Factor: 1.000000
User: admin Custom ID1: Custom ID2: Custom ID3:
Comment:

Elem	Ba4554	Be3130	Cd2288	Co2286	Cr2677	Cu3247	Mn2576	Ni2316	Ag3280
Units	ppm	ppm	ppm	ppm	ppm	ppm	ppm	ppm	ppm
Avg	**1.920**	**1.957**	**1.998**	**1.942**	**1.958**	**1.961**	**1.977**	**1.939**	**.2461**
Stddev	.006	.002	.001	.000	.005	.005	.005	.004	.0007
%RSD	.3136	.1227	.0683	.0105	.2374	.2745	.2348	.1869	.2830
#1	1.924	1.959	1.997	1.941	1.955	1.965	1.973	1.937	.2466
#2	1.915	1.955	1.999	1.942	1.961	1.957	1.980	1.942	.2456
Check ?	Chk Pass	Chk Pass	Chk Pass	Chk Pass	Chk Pass	Chk Pass	Chk Pass	Chk Pass	Chk Pass
Value									
Range									

Elem	V_2924	Zn2062	As1890	Tl1908	Pb2203	Se1960	Sb2068	Al3961	Ca3179
Units	ppm	ppm	ppm	ppm	ppm	ppm	ppm	ppm	ppm
Avg	**1.956**	**1.944**	**1.934**	**2.073**	**1.987**	**1.964**	**1.996**	**38.63**	**39.04**
Stddev	.003	.001	.005	.004	.002	.001	.003	.01	.00
%RSD	.1319	.0441	.2702	.2018	.0900	.0319	.1719	.0146	.0083
#1	1.954	1.945	1.930	2.070	1.986	1.964	1.994	38.63	39.04
#2	1.958	1.944	1.938	2.076	1.988	1.965	1.999	38.62	39.04
Check ?	Chk Pass	Chk Pass	Chk Pass	Chk Pass	Chk Pass	Chk Pass	Chk Pass	Chk Pass	Chk Pass
Value									
Range									

Elem	Fe2599	Mg2790	K_7664	Na5895	B_2089	Mo2020	Pd3404	Si2124	Sn1899
Units	ppm	ppm	ppm	ppm	ppm	ppm	ppm	ppm	ppm
Avg	**39.35**	**38.76**	**38.60**	**39.26**	**1.965**	**1.955**	**2.032**	**4.986**	**2.006**
Stddev	.02	.15	.03	.03	.004	.001	.009	.006	.000
%RSD	.0414	.3746	.0706	.0864	.2155	.0451	.4169	.1310	.0041
#1	39.34	38.66	38.62	39.24	1.962	1.954	2.038	4.981	2.006
#2	39.36	38.86	38.58	39.29	1.968	1.955	2.026	4.991	2.006
Check ?	Chk Pass	Chk Pass	Chk Pass	Chk Pass	Chk Pass	Chk Pass	Chk Pass	Chk Pass	Chk Pass
Value									
Range									

Zoom In Zoom Out

Sample Name: ccv Acquired: 7/24/2014 14:35:55 Type: QC
Method: Accutest1(v114) Mode: CONC Corr. Factor: 1.000000
User: admin Custom ID1: Custom ID2: Custom ID3:
Comment:

Elem	Sr4077	Ti3349	W_2079	Zr3391	S_1820	Bi2230	Li6707
Units	ppm	ppm	ppm	ppm	ppm	ppm	ppm
Avg	**1.939**	**1.922**	**1.943**	**1.970**	**1.926**	**2.017**	**1.923**
Stddev	.001	.000	.009	.001	.005	.002	.005
%RSD	.0602	.0108	.4658	.0663	.2709	.1125	.2543
#1	1.938	1.921	1.936	1.969	1.923	2.015	1.927
#2	1.940	1.922	1.949	1.971	1.930	2.018	1.920
Check ?	Chk Pass	Chk Pass	Chk Pass	Chk Pass	Chk Pass	Chk Pass	Chk Pass
Value							
Range							

Int. Std.	Y_3600	Y_3710	Y_2243	In2306
Units	Cts/S	Cts/S	Cts/S	Cts/S
Avg	**66869.**	**7227.8**	**2713.0**	**3835.0**
Stddev	97.	16.5	2.7	8.0
%RSD	.14481	.22896	.09959	.20846
#1	66937.	7239.5	2714.9	3840.7
#2	66800.	7216.1	2711.1	3829.4

Sample Name: ccb Acquired: 7/24/2014 14:41:35 Type: QC
Method: Accutest1(v114) Mode: CONC Corr. Factor: 1.000000
User: admin Custom ID1: Custom ID2: Custom ID3:
Comment:

Elem	Ba4554	Be3130	Cd2288	Co2286	Cr2677	Cu3247	Mn2576	Ni2316	Ag3280
Units	ppm	ppm	ppm	ppm	ppm	ppm	ppm	ppm	ppm
Avg	**.0002**	**.0002**	**.0000**	**.0002**	**-.0001**	**.0010**	**.0003**	**.0002**	**-.0001**
Stddev	.0002	.0001	.0000	.0001	.0002	.0001	.0001	.0000	.0000
%RSD	129.6	41.22	62.69	49.57	180.4	11.80	23.97	25.17	38.64
#1	.0000	.0002	.0000	.0003	.0000	.0011	.0004	.0001	-.0001
#2	.0003	.0001	.0001	.0002	-.0002	.0009	.0003	.0002	-.0001
Check ?	Chk Pass	Chk Pass	Chk Pass	Chk Pass	Chk Pass	Chk Pass	Chk Pass	Chk Pass	Chk Pass
High Limit									
Low Limit									

Elem	V_2924	Zn2062	As1890	Tl1908	Pb2203	Se1960	Sb2068	Al3961	Ca3179
Units	ppm	ppm	ppm	ppm	ppm	ppm	ppm	ppm	ppm
Avg	**.0001**	**-.0004**	**-.0003**	**-.0012**	**-.0001**	**-.0009**	**.0020**	**-.0020**	**-.0063**
Stddev	.0002	.0001	.0002	.0004	.0004	.0001	.0002	.0009	.0039
%RSD	106.8	15.47	53.45	32.07	376.0	8.094	10.80	44.13	62.14
#1	.0002	-.0004	-.0002	-.0009	-.0004	-.0008	.0021	-.0014	-.0090
#2	.0000	-.0005	-.0004	-.0015	.0002	-.0009	.0018	-.0027	-.0035
Check ?	Chk Pass	Chk Pass	Chk Pass	Chk Pass	Chk Pass	Chk Pass	Chk Pass	Chk Pass	Chk Pass
High Limit									
Low Limit									

Elem	Fe2599	Mg2790	K_7664	Na5895	B_2089	Mo2020	Pd3404	Si2124	Sn1899
Units	ppm	ppm	ppm	ppm	ppm	ppm	ppm	ppm	ppm
Avg	**.0190**	**-.0498**	**.0099**	**-.0013**	**.0010**	**.0017**	**-.0012**	**-.0080**	**.0004**
Stddev	.0026	.0456	.0147	.0053	.0002	.0002	.0011	.0007	.0004
%RSD	13.50	91.58	149.2	401.7	18.10	12.69	93.99	9.082	97.27
#1	.0172	-.0176	.0203	-.0051	.0009	.0018	-.0020	-.0075	.0001
#2	.0208	-.0821	-.0005	.0024	.0011	.0015	-.0004	-.0085	.0007
Check ?	Chk Pass	Chk Pass	Chk Pass	Chk Pass	Chk Pass	Chk Pass	Chk Pass	Chk Pass	Chk Pass
High Limit									
Low Limit									

Sample Name: ccb Acquired: 7/24/2014 14:41:35 Type: QC
Method: Accutest1(v114) Mode: CONC Corr. Factor: 1.000000
User: admin Custom ID1: Custom ID2: Custom ID3:
Comment:

Elem	Sr4077	Ti3349	W_2079	Zr3391	S_1820	Bi2230	Li6707
Units	ppm	ppm	ppm	ppm	ppm	ppm	ppm
Avg	**.0001**	**.0003**	**.0071**	**.0007**	**-.0014**	**.0015**	**.0011**
Stddev	.0001	.0002	.0013	.0000	.0006	.0005	.0003
%RSD	71.40	68.03	18.84	4.549	46.23	30.60	25.36
#1	.0002	.0002	.0080	.0007	-.0018	.0018	.0013
#2	.0001	.0005	.0061	.0007	-.0009	.0012	.0009
Check ?	Chk Pass	Chk Pass	Chk Pass	Chk Pass	Chk Pass	Chk Pass	Chk Pass
High Limit							
Low Limit							

Int. Std.	Y_3600	Y_3710	Y_2243	In2306
Units	Cts/S	Cts/S	Cts/S	Cts/S
Avg	**70084.**	**7329.9**	**2866.8**	**4198.6**
Stddev	129.	33.1	3.6	5.4
%RSD	.18343	.45118	.12525	.12950
#1	70175.	7353.3	2869.3	4202.4
#2	69994.	7306.5	2864.3	4194.7

Sample Name: mp80730-mb1 Acquired: 7/24/2014 14:47:32 Type: Unk
Method: Accutest1(v114) Mode: CONC Corr. Factor: 1.000000
User: admin Custom ID1: Custom ID2: Custom ID3:
Comment:

Elem	Ba4554	Be3130	Cd2288	Co2286	Cr2677	Cu3247	Mn2576	Ni2316	Ag3280
Avg	**.0001**	**.0001**	**.0000**	**.0001**	**.0001**	**.0009**	**.0001**	**-.0000**	**-.0005**
Stddev	.0002	.0001	.0001	.0001	.0002	.0003	.0000	.0000	.0010
%RSD	118.4	129.5	526.2	73.79	204.1	34.46	27.95	120.9	179.4
#1	.0000	.0000	-.0001	.0001	-.0001	.0011	.0001	-.0000	.0001
#2	.0003	.0002	.0001	.0000	.0003	.0006	.0001	-.0000	-.0012

Elem	V_2924	Zn2062	As1890	Tl1908	Pb2203	Se1960	Sb2068	Al3961	Ca3179
Avg	**-.0000**	**-.0001**	**.0003**	**-.0007**	**-.0000**	**.0015**	**.0009**	**.0090**	**.0036**
Stddev	.0002	.0000	.0000	.0005	.0002	.0024	.0001	.0071	.0014
%RSD	1050.	27.03	4.592	66.45	349.1	163.4	14.90	78.95	38.69
#1	-.0001	-.0002	.0003	-.0004	-.0002	-.0002	.0010	.0141	.0045
#2	.0001	-.0001	.0003	-.0011	.0001	.0031	.0008	.0040	.0026

Elem	Fe2599	Mg2790	K_7664	Na5895	B_2089	Mo2020	Pd3404	Si2124	Sn1899
Avg	**.0120**	**.0081**	**.0215**	**-.0051**	**.0006**	**.0004**	**.0001**	**-.0056**	**.0003**
Stddev	.0015	.0083	.0264	.0037	.0005	.0001	.0013	.0001	.0001
%RSD	12.80	102.0	122.7	73.48	84.61	35.77	2455.	1.839	37.56
#1	.0131	.0023	.0029	-.0024	.0002	.0003	.0010	-.0056	.0004
#2	.0110	.0140	.0402	-.0077	.0010	.0005	-.0009	-.0057	.0003

Elem	Sr4077	Ti3349	W_2079	Zr3391	S_1820	Bi2230	Li6707
Avg	**.0001**	**.0000**	**.0025**	**.0005**	**-.0017**	**.0001**	**.0010**
Stddev	.0000	.0003	.0010	.0001	.0007	.0003	.0014
%RSD	39.10	767.3	40.49	20.53	39.77	281.4	138.4
#1	.0001	.0002	.0032	.0004	-.0022	.0003	.0000
#2	.0001	-.0001	.0018	.0005	-.0012	-.0001	.0019

Int. Std.	Y_3600	Y_3710	Y_2243	In2306
Avg	**70139.**	**7324.6**	**2865.7**	**4196.0**
Stddev	331.	36.7	5.4	12.3
%RSD	.47164	.50087	.18850	.29253
#1	70373.	7298.6	2869.5	4204.6
#2	69905.	7350.5	2861.8	4187.3

Sample Name: mp80819-mb1 2 Acquired: 7/24/2014 14:53:26 Type: Unk
Method: Accutest1(v114) Mode: CONC Corr. Factor: 5.000000
User: admin Custom ID1: Custom ID2: Custom ID3:
Comment:

Elem	Ba4554	Be3130	Cd2288	Co2286	Cr2677	Cu3247	Mn2576	Ni2316	Ag3280
Avg	**.0006**	**.0008**	**-.0000**	**-.0002**	**-.0012**	**.0027**	**.0007**	**.0008**	**-.0031**
Stddev	.0008	.0006	.0002	.0000	.0001	.0008	.0001	.0018	.0002
%RSD	126.0	80.70	636.5	7.758	8.364	28.88	11.12	224.8	4.862
#1	.0011	.0003	-.0001	-.0002	-.0013	.0033	.0008	.0021	-.0032
#2	.0001	.0012	.0001	-.0002	-.0011	.0022	.0007	-.0005	-.0030

Elem	V_2924	Zn2062	As1890	Tl1908	Pb2203	Se1960	Sb2068	Al3961	Ca3179
Avg	**.0006**	**.0097**	**-.0018**	**.0001**	**-.0024**	**.0073**	**.0033**	**.0182**	**.1060**
Stddev	.0023	.0005	.0025	.0038	.0007	.0128	.0022	.0110	.0041
%RSD	380.4	5.418	133.3	2664.	29.85	175.6	67.16	60.56	3.883
#1	.0022	.0101	-.0001	-.0025	-.0029	-.0018	.0048	.0104	.1031
#2	-.0010	.0093	-.0036	.0028	-.0019	.0164	.0017	.0260	.1089

Elem	Fe2599	Mg2790	K_7664	Na5895	B_2089	Mo2020	Pd3404	Si2124	Sn1899
Avg	**.0416**	**-.1189**	**-.0992**	**.0257**	**.0015**	**-.0006**	**-.0015**	**-.0476**	**.0036**
Stddev	.0187	.1728	.0168	.0018	.0020	.0002	.0037	.0004	.0018
%RSD	45.02	145.3	16.96	7.180	134.5	32.38	251.7	.7729	49.91
#1	.0283	.0033	-.1111	.0270	.0001	-.0007	.0011	-.0473	.0024
#2	.0548	-.2411	-.0873	.0244	.0030	-.0005	-.0041	-.0478	.0049

Elem	Sr4077	Ti3349	W_2079	Zr3391	S_1820	Bi2230	Li6707
Avg	**.0007**	**-.0004**	**.0103**	**.0027**	**.0137**	**.0015**	**.0086**
Stddev	.0001	.0005	.0014	.0017	.0050	.0049	.0001
%RSD	14.48	138.4	13.94	62.45	36.71	321.1	1.681
#1	.0008	-.0000	.0093	.0015	.0101	-.0020	.0087
#2	.0007	-.0007	.0113	.0038	.0172	.0050	.0085

Int. Std.	Y_3600	Y_3710	Y_2243	In2306
Avg	**69559.**	**7291.9**	**2849.7**	**4178.6**
Stddev	132.	40.6	6.8	4.6
%RSD	.18927	.55713	.23706	.10976
#1	69652.	7263.2	2854.4	4181.9
#2	69466.	7320.7	2844.9	4175.4

Zoom In Zoom Out

Sample Name: mp80819-b1 Acquired: 7/24/2014 14:59:18 Type: Unk
Method: Accutest1(v114) Mode: CONC Corr. Factor: 5.000000
User: admin Custom ID1: Custom ID2: Custom ID3:
Comment:

Elem	Ba4554	Be3130	Cd2288	Co2286	Cr2677	Cu3247	Mn2576	Ni2316	Ag3280
Avg	**2.020**	**2.122**	**2.109**	**2.044**	**2.130**	**2.002**	**2.138**	**2.046**	**.2530**
Stddev	.005	.003	.003	.007	.000	.018	.003	.008	.0017
%RSD	.2639	.1589	.1329	.3287	.0202	.9134	.1377	.3992	.6632
#1	2.016	2.120	2.111	2.049	2.131	2.015	2.136	2.051	.2541
#2	2.024	2.125	2.107	2.039	2.130	1.989	2.140	2.040	.2518

Elem	V_2924	Zn2062	As1890	Tl1908	Pb2203	Se1960	Sb2068	Al3961	Ca3179
Avg	**2.066**	**2.109**	**2.019**	**2.246**	**2.110**	**2.008**	**2.033**	**25.83**	**26.76**
Stddev	.004	.003	.004	.001	.006	.008	.007	.05	.12
%RSD	.1784	.1618	.1924	.0383	.3040	.4085	.3662	.1849	.4451
#1	2.063	2.111	2.022	2.247	2.115	2.014	2.038	25.80	26.68
#2	2.068	2.106	2.016	2.246	2.106	2.002	2.027	25.86	26.85

Elem	Fe2599	Mg2790	K_7664	Na5895	B_2089	Mo2020	Pd3404	Si2124	Sn1899
Avg	**26.95**	**26.03**	**25.57**	**26.15**	**.0345**	**2.008**	**2.086**	**2.140**	**2.169**
Stddev	.07	.08	.07	.07	.0018	.002	.015	.006	.006
%RSD	.2648	.2950	.2867	.2761	5.188	.1071	.7220	.2646	.2571
#1	27.00	26.08	25.63	26.09	.0357	2.009	2.097	2.136	2.173
#2	26.90	25.98	25.52	26.20	.0332	2.006	2.076	2.144	2.165

Elem	Sr4077	Ti3349	W_2079	Zr3391	S_1820	Bi2230	Li6707
Avg	**2.093**	**2.065**	**2.028**	**1.955**	**.0173**	**2.066**	**2.067**
Stddev	.004	.001	.005	.003	.0114	.008	.014
%RSD	.1798	.0303	.2398	.1297	65.84	.3994	.6600
#1	2.096	2.064	2.031	1.957	.0253	2.072	2.058
#2	2.090	2.065	2.024	1.953	.0092	2.060	2.077

Int. Std.	Y_3600	Y_3710	Y_2243	In2306
Avg	**69322.**	**7327.9**	**2818.7**	**4078.3**
Stddev	136.	43.2	6.8	3.7
%RSD	.19589	.58955	.24269	.09081
#1	69418.	7358.4	2823.5	4080.9
#2	69226.	7297.3	2813.8	4075.7

Zoom In Zoom Out

Sample Name: mp80819-s1 Acquired: 7/24/2014 15:04:56 Type: Unk
Method: Accutest1(v114) Mode: CONC Corr. Factor: 5.000000
User: admin Custom ID1: Custom ID2: Custom ID3:
Comment:

Elem	Ba4554	Be3130	Cd2288	Co2286	Cr2677	Cu3247	Mn2576	Ni2316	Ag3280
Avg	**2.393**	**2.185**	**2.198**	**2.114**	**2.202**	**2.094**	**3.917**	**2.122**	**.2638**
Stddev	.004	.014	.001	.004	.004	.002	.012	.002	.0004
%RSD	.1659	.6322	.0649	.1763	.1898	.1053	.3008	.0686	.1606
#1	2.391	2.195	2.199	2.112	2.205	2.092	3.925	2.121	.2635
#2	2.396	2.175	2.197	2.117	2.199	2.095	3.909	2.123	.2641

Elem	V_2924	Zn2062	As1890	Tl1908	Pb2203	Se1960	Sb2068	Al3961	Ca3179
Avg	**2.148**	**2.214**	**2.161**	**2.290**	**2.186**	**2.113**	**2.072**	**26.08**	**67.94**
Stddev	.005	.001	.008	.002	.004	.010	.004	.07	.09
%RSD	.2409	.0237	.3763	.0902	.1761	.4715	.1789	.2546	.1261
#1	2.152	2.214	2.155	2.288	2.189	2.121	2.069	26.13	68.00
#2	2.145	2.213	2.166	2.291	2.183	2.106	2.074	26.03	67.88

Elem	Fe2599	Mg2790	K_7664	Na5895	B_2089	Mo2020	Pd3404	Si2124	Sn1899
Avg	**26.86**	**29.67**	**27.53**	**148.2**	**.1653**	**2.035**	**2.058**	**7.526**	**2.175**
Stddev	.01	.01	.04	.1	.0011	.003	.006	.007	.000
%RSD	.0186	.0406	.1394	.0529	.6721	.1520	.2915	.0901	.0168
#1	26.86	29.67	27.51	148.1	.1645	2.033	2.053	7.531	2.174
#2	26.86	29.68	27.56	148.2	.1661	2.037	2.062	7.522	2.175

Elem	Sr4077	Ti3349	W_2079	Zr3391	S_1820	Bi2230	Li6707
Avg	**2.215**	**2.092**	**2.089**	**1.965**	**6.191**	**2.132**	**2.147**
Stddev	.003	.000	.003	.001	.006	.005	.006
%RSD	.1403	.0197	.1205	.0690	.1010	.2278	.2743
#1	2.217	2.092	2.087	1.965	6.195	2.129	2.152
#2	2.213	2.092	2.091	1.964	6.186	2.135	2.143

Int. Std.	Y_3600	Y_3710	Y_2243	In2306
Avg	**68363.**	**7298.1**	**2785.7**	**4029.7**
Stddev	308.	.4	9.2	9.5
%RSD	.45093	.00499	.32989	.23661
#1	68145.	7297.8	2779.2	4023.0
#2	68581.	7298.4	2792.2	4036.4

Zoom In Zoom Out

Sample Name: mp80819-s2 Acquired: 7/24/2014 15:10:33 Type: Unk
Method: Accutest1(v114) Mode: CONC Corr. Factor: 5.000000
User: admin Custom ID1: Custom ID2: Custom ID3:
Comment:

Elem	Ba4554	Be3130	Cd2288	Co2286	Cr2677	Cu3247	Mn2576	Ni2316	Ag3280
Avg	**2.084**	**1.904**	**1.910**	**1.852**	**1.923**	**1.821**	**3.493**	**1.860**	**.2307**
Stddev	.003	.008	.001	.001	.001	.004	.013	.004	.0001
%RSD	.1489	.4179	.0711	.0425	.0468	.2424	.3744	.2124	.0602
#1	2.087	1.910	1.909	1.852	1.922	1.824	3.502	1.863	.2306
#2	2.082	1.899	1.911	1.853	1.924	1.818	3.484	1.857	.2308

Elem	V_2924	Zn2062	As1890	Tl1908	Pb2203	Se1960	Sb2068	Al3961	Ca3179
Avg	**1.886**	**1.930**	**1.877**	**1.999**	**1.912**	**1.837**	**1.878**	**23.66**	**61.62**
Stddev	.006	.002	.003	.000	.009	.009	.003	.00	.17
%RSD	.3065	.0880	.1654	.0021	.4880	.5033	.1369	.0177	.2810
#1	1.890	1.931	1.874	1.999	1.905	1.830	1.880	23.66	61.74
#2	1.882	1.929	1.879	1.999	1.919	1.843	1.876	23.65	61.50

Elem	Fe2599	Mg2790	K_7664	Na5895	B_2089	Mo2020	Pd3404	Si2124	Sn1899
Avg	**24.55**	**27.06**	**25.00**	**134.3**	**.1484**	**1.865**	**1.870**	**6.836**	**2.002**
Stddev	.06	.39	.10	.1	.0010	.002	.003	.005	.007
%RSD	.2270	1.447	.3933	.0449	.6776	.1126	.1644	.0776	.3388
#1	24.59	26.78	24.93	134.4	.1476	1.864	1.868	6.840	1.997
#2	24.51	27.34	25.07	134.3	.1491	1.867	1.873	6.832	2.007

Elem	Sr4077	Ti3349	W_2079	Zr3391	S_1820	Bi2230	Li6707
Avg	**1.926**	**1.906**	**1.882**	**1.804**	**5.597**	**1.846**	**1.854**
Stddev	.001	.000	.001	.005	.014	.004	.004
%RSD	.0637	.0186	.0455	.2842	.2420	.2402	.2300
#1	1.927	1.906	1.883	1.807	5.606	1.843	1.857
#2	1.925	1.906	1.882	1.800	5.587	1.849	1.851

Int. Std.	Y_3600	Y_3710	Y_2243	In2306
Avg	**68373.**	**7321.2**	**2801.3**	**4037.5**
Stddev	340.	11.2	5.9	5.6
%RSD	.49758	.15244	.20943	.13758
#1	68132.	7329.1	2797.1	4033.5
#2	68613.	7313.3	2805.4	4041.4

Zoom In Zoom Out

Sample Name: jb72134-1 Acquired: 7/24/2014 15:16:11 Type: Unk
Method: Accutest1(v114) Mode: CONC Corr. Factor: 5.000000
User: admin Custom ID1: Custom ID2: Custom ID3:
Comment:

Elem	Ba4554	Be3130	Cd2288	Co2286	Cr2677	Cu3247	Mn2576	Ni2316	Ag3280
Avg	**.2915**	**.0008**	**.0003**	**.0011**	**.0001**	**.0031**	**1.606**	**.0041**	**.0002**
Stddev	.0026	.0006	.0004	.0001	.0003	.0015	.001	.0017	.0009
%RSD	.8949	80.32	143.6	10.25	358.7	47.65	.0812	40.30	420.3
#1	.2934	.0003	.0006	.0012	-.0001	.0042	1.605	.0030	-.0004
#2	.2897	.0012	-.0000	.0010	.0003	.0021	1.607	.0053	.0009

Elem	V_2924	Zn2062	As1890	Tl1908	Pb2203	Se1960	Sb2068	Al3961	Ca3179
Avg	**.0120**	**.0044**	**.0108**	**.0013**	**-.0028**	**.0015**	**.0040**	**.0640**	**38.27**
Stddev	.0021	.0000	.0005	.0038	.0014	.0011	.0045	.0387	.03
%RSD	17.87	.7894	4.251	288.4	51.27	73.12	113.1	60.37	.0858
#1	.0135	.0043	.0111	.0040	-.0039	.0007	.0008	.0914	38.30
#2	.0105	.0044	.0105	-.0014	-.0018	.0022	.0072	.0367	38.25

Elem	Fe2599	Mg2790	K_7664	Na5895	B_2089	Mo2020	Pd3404	Si2124	Sn1899
Avg	**.0492**	**3.431**	**1.497**	**111.6**	**.1170**	**.0083**	**.0129**	**4.510**	**-.0018**
Stddev	.0030	.181	.029	.1	.0002	.0007	.0016	.001	.0025
%RSD	6.034	5.292	1.916	.0698	.1742	8.859	12.26	.0315	143.5
#1	.0513	3.302	1.476	111.6	.1168	.0088	.0140	4.511	.0000
#2	.0471	3.559	1.517	111.5	.1171	.0078	.0117	4.509	-.0035

Elem	Sr4077	Ti3349	W_2079	Zr3391	S_1820	Bi2230	Li6707
Avg	**.0570**	**-.0001**	**.0100**	**.0004**	**5.696**	**.0057**	**.0127**
Stddev	.0001	.0003	.0026	.0014	.027	.0078	.0012
%RSD	.1363	536.1	25.53	409.6	.4778	136.8	9.249
#1	.0570	.0002	.0082	.0014	5.716	.0112	.0119
#2	.0571	-.0003	.0118	-.0007	5.677	.0002	.0135

Int. Std.	Y_3600	Y_3710	Y_2243	In2306
Avg	**68314.**	**7303.8**	**2826.8**	**4095.8**
Stddev	122.	31.9	2.2	2.2
%RSD	.17891	.43736	.07793	.05278
#1	68401.	7281.2	2825.3	4097.3
#2	68228.	7326.4	2828.4	4094.3

Zoom In Zoom Out

Sample Name: mp80819-sd1 Acquired: 7/24/2014 15:22:02 Type: Unk
Method: Accutest1(v114) Mode: CONC Corr. Factor: 25.000000
User: admin Custom ID1: Custom ID2: Custom ID3:
Comment:

Elem	Ba4554	Be3130	Cd2288	Co2286	Cr2677	Cu3247	Mn2576	Ni2316	Ag3280
Avg	**.2974**	**.0033**	**.0042**	**-.0002**	**.0024**	**.0022**	**1.615**	**.0078**	**.0070**
Stddev	.0003	.0016	.0051	.0046	.0041	.0014	.000	.0061	.0005
%RSD	.1022	47.81	121.5	1958.	165.6	62.60	.0132	78.81	7.299
#1	.2977	.0022	.0078	-.0035	-.0004	.0032	1.615	.0121	.0073
#2	.2972	.0044	.0006	.0030	.0053	.0012	1.615	.0035	.0066

Elem	V_2924	Zn2062	As1890	Tl1908	Pb2203	Se1960	Sb2068	Al3961	Ca3179
Avg	**.0137**	**.0175**	**.0130**	**-.0189**	**-.0054**	**.0226**	**.0270**	**-.0551**	**38.30**
Stddev	.0017	.0003	.0109	.0313	.0175	.0251	.0166	.3202	.00
%RSD	12.05	1.710	84.33	165.3	321.6	111.2	61.19	580.7	.0075
#1	.0149	.0173	.0052	.0032	.0069	.0048	.0388	.1713	38.31
#2	.0126	.0177	.0207	-.0411	-.0178	.0403	.0153	-.2815	38.30

Elem	Fe2599	Mg2790	K_7664	Na5895	B_2089	Mo2020	Pd3404	Si2124	Sn1899
Avg	**.1098**	**3.117**	**2.451**	**113.1**	**.1172**	**-.0002**	**-.0037**	**4.043**	**.0094**
Stddev	.1869	.069	.270	.2	.0071	.0022	.0298	.086	.0169
%RSD	170.2	2.223	11.01	.2095	6.068	1298.	802.6	2.120	180.9
#1	-.0223	3.166	2.642	113.3	.1122	-.0017	.0174	3.982	.0214
#2	.2419	3.068	2.261	112.9	.1222	.0014	-.0248	4.103	-.0026

Elem	Sr4077	Ti3349	W_2079	Zr3391	S_1820	Bi2230	Li6707
Avg	**.0605**	**-.0022**	**.0214**	**.0098**	**5.728**	**.0271**	**-.0036**
Stddev	.0012	.0019	.0338	.0004	.009	.0207	.0013
%RSD	1.904	84.58	158.1	4.312	.1534	76.64	35.37
#1	.0597	-.0036	.0453	.0101	5.734	.0417	-.0027
#2	.0613	-.0009	-.0025	.0095	5.722	.0124	-.0045

Int. Std.	Y_3600	Y_3710	Y_2243	In2306
Avg	**68497.**	**7264.9**	**2857.3**	**4133.5**
Stddev	80.	6.3	8.9	54.0
%RSD	.11667	.08620	.31158	1.3071
#1	68441.	7260.5	2851.0	4095.3
#2	68554.	7269.4	2863.6	4171.7

Zoom In Zoom Out

Sample Name: jb72269-3a Acquired: 7/24/2014 15:27:53 Type: Unk
Method: Accutest1(v114) Mode: CONC Corr. Factor: 5.000000
User: admin Custom ID1: Custom ID2: Custom ID3:
Comment:

Elem	Ba4554	Be3130	Cd2288	Co2286	Cr2677	Cu3247	Mn2576	Ni2316	Ag3280
Avg	**.0192**	**.0006**	**.0006**	**.0011**	**.0097**	**.0131**	**.0040**	**.0044**	**-.0005**
Stddev	.0012	.0009	.0007	.0005	.0002	.0011	.0003	.0014	.0005
%RSD	6.336	163.7	108.9	46.38	1.638	8.120	6.675	32.41	104.5
#1	.0183	-.0001	.0011	.0007	.0098	.0139	.0038	.0034	-.0009
#2	.0200	.0012	.0001	.0014	.0095	.0124	.0042	.0054	-.0001

Elem	V_2924	Zn2062	As1890	Tl1908	Pb2203	Se1960	Sb2068	Al3961	Ca3179
Avg	**.0155**	**.0136**	**.0013**	**.0215**	**-.0028**	**.0043**	**.0061**	**.2004**	**21.09**
Stddev	.0011	.0002	.0099	.0024	.0043	.0051	.0026	.0394	.08
%RSD	7.359	1.691	763.0	10.98	156.4	118.5	42.84	19.66	.3672
#1	.0163	.0135	.0083	.0199	-.0058	.0007	.0080	.1725	21.14
#2	.0147	.0138	-.0057	.0232	.0003	.0079	.0043	.2282	21.03

Elem	Fe2599	Mg2790	K_7664	Na5895	B_2089	Mo2020	Pd3404	Si2124	Sn1899
Avg	**.0935**	**2.803**	**82.23**	**427.5**	**.1616**	**.0212**	**.0118**	**4.121**	**.0038**
Stddev	.0085	.162	.06	.4	.0030	.0009	.0052	.003	.0003
%RSD	9.080	5.772	.0776	.0868	1.829	4.201	44.33	.0696	8.260
#1	.0875	2.917	82.27	427.7	.1595	.0206	.0155	4.123	.0036
#2	.0995	2.689	82.18	427.2	.1637	.0218	.0081	4.119	.0041

Elem	Sr4077	Ti3349	W_2079	Zr3391	S_1820	Bi2230	Li6707
Avg	**.5020**	**-.0016**	**.0033**	**-.0010**	**37.03**	**.0103**	**.0085**
Stddev	.0005	.0003	.0062	.0006	.02	.0019	.0005
%RSD	.0961	17.18	187.7	63.76	.0586	18.82	6.074
#1	.5016	-.0018	.0077	-.0014	37.01	.0090	.0088
#2	.5023	-.0014	-.0011	-.0005	37.04	.0117	.0081

Int. Std.	Y_3600	Y_3710	Y_2243	In2306
Avg	**68311.**	**7252.6**	**2768.4**	**4011.4**
Stddev	277.	23.5	8.2	18.4
%RSD	.40530	.32358	.29697	.45901
#1	68115.	7236.0	2762.6	3998.4
#2	68506.	7269.2	2774.3	4024.5

Zoom In Zoom Out

Sample Name: jb72269-4a Acquired: 7/24/2014 15:33:45 Type: Unk
Method: Accutest1(v114) Mode: CONC Corr. Factor: 5.000000
User: admin Custom ID1: Custom ID2: Custom ID3:
Comment:

Elem	Ba4554	Be3130	Cd2288	Co2286	Cr2677	Cu3247	Mn2576	Ni2316	Ag3280
Avg	**.0889**	**.0010**	**.0002**	**.0014**	**.0028**	**.0098**	**.1279**	**.0053**	**.0015**
Stddev	.0013	.0001	.0001	.0012	.0006	.0018	.0006	.0007	.0017
%RSD	1.472	13.47	31.72	83.89	21.68	18.15	.4808	13.40	117.6
#1	.0899	.0009	.0003	.0022	.0024	.0086	.1283	.0058	.0027
#2	.0880	.0011	.0002	.0006	.0033	.0111	.1275	.0048	.0002

Elem	V_2924	Zn2062	As1890	Tl1908	Pb2203	Se1960	Sb2068	Al3961	Ca3179
Avg	**.0064**	**.0074**	**-.0004**	**-.0057**	**-.0023**	**.0083**	**.0044**	**.1405**	**78.42**
Stddev	.0012	.0011	.0009	.0092	.0009	.0044	.0026	.0031	.10
%RSD	19.21	15.51	240.5	161.8	39.96	53.61	58.91	2.194	.1248
#1	.0056	.0082	.0003	.0008	-.0016	.0052	.0062	.1427	78.35
#2	.0073	.0066	-.0010	-.0122	-.0029	.0114	.0025	.1383	78.49

Elem	Fe2599	Mg2790	K_7664	Na5895	B_2089	Mo2020	Pd3404	Si2124	Sn1899
Avg	**.1647**	**14.39**	**6.202**	**262.4**	**.2704**	**.0021**	**.0059**	**4.706**	**.0015**
Stddev	.0075	.08	.014	.1	.0001	.0006	.0030	.001	.0001
%RSD	4.554	.5598	.2224	.0210	.0434	29.19	50.31	.0295	7.804
#1	.1594	14.45	6.192	262.4	.2705	.0025	.0038	4.707	.0015
#2	.1700	14.34	6.211	262.4	.2703	.0017	.0080	4.705	.0014

Elem	Sr4077	Ti3349	W_2079	Zr3391	S_1820	Bi2230	Li6707
Avg	**.4729**	**.0046**	**-.0073**	**-.0002**	**10.38**	**.0049**	**.0112**
Stddev	.0015	.0004	.0046	.0016	.01	.0000	.0039
%RSD	.3170	7.682	62.50	666.4	.1262	.1258	35.16
#1	.4740	.0044	-.0041	.0009	10.39	.0049	.0139
#2	.4718	.0049	-.0106	-.0014	10.38	.0049	.0084

Int. Std.	Y_3600	Y_3710	Y_2243	In2306
Avg	**68778.**	**7323.4**	**2792.2**	**4057.2**
Stddev	164.	19.4	.1	6.0
%RSD	.23875	.26546	.00494	.14730
#1	68894.	7309.7	2792.1	4053.0
#2	68661.	7337.2	2792.3	4061.5

Zoom In Zoom Out

Sample Name: ccv Acquired: 7/24/2014 15:39:37 Type: QC
Method: Accutest1(v114) Mode: CONC Corr. Factor: 1.000000
User: admin Custom ID1: Custom ID2: Custom ID3:
Comment:

Elem	Ba4554	Be3130	Cd2288	Co2286	Cr2677	Cu3247	Mn2576	Ni2316	Ag3280
Units	ppm	ppm	ppm	ppm	ppm	ppm	ppm	ppm	ppm
Avg	**1.922**	**1.948**	**2.000**	**1.941**	**1.961**	**1.943**	**1.979**	**1.935**	**.2461**
Stddev	.002	.002	.005	.001	.001	.004	.003	.001	.0005
%RSD	.1111	.1103	.2646	.0431	.0244	.1887	.1736	.0505	.1910
#1	1.923	1.947	1.996	1.941	1.961	1.941	1.976	1.936	.2457
#2	1.920	1.950	2.003	1.940	1.961	1.946	1.981	1.935	.2464
Check ?	Chk Pass	Chk Pass	Chk Pass	Chk Pass	Chk Pass	Chk Pass	Chk Pass	Chk Pass	Chk Pass
Value									
Range									

Elem	V_2924	Zn2062	As1890	Tl1908	Pb2203	Se1960	Sb2068	Al3961	Ca3179
Units	ppm	ppm	ppm	ppm	ppm	ppm	ppm	ppm	ppm
Avg	**1.958**	**1.940**	**1.931**	**2.070**	**1.987**	**1.962**	**1.999**	**38.56**	**38.96**
Stddev	.003	.003	.000	.000	.002	.007	.004	.00	.08
%RSD	.1416	.1621	.0164	.0096	.1043	.3442	.1832	.0015	.1937
#1	1.956	1.943	1.931	2.070	1.989	1.957	1.996	38.56	38.90
#2	1.960	1.938	1.931	2.070	1.986	1.966	2.002	38.56	39.01
Check ?	Chk Pass	Chk Pass	Chk Pass	Chk Pass	Chk Pass	Chk Pass	Chk Pass	Chk Pass	Chk Pass
Value									
Range									

Elem	Fe2599	Mg2790	K_7664	Na5895	B_2089	Mo2020	Pd3404	Si2124	Sn1899
Units	ppm	ppm	ppm	ppm	ppm	ppm	ppm	ppm	ppm
Avg	**39.17**	**38.56**	**38.55**	**39.20**	**1.960**	**1.950**	**2.018**	**4.969**	**2.002**
Stddev	.01	.08	.06	.02	.007	.005	.003	.012	.004
%RSD	.0381	.2151	.1504	.0531	.3729	.2586	.1409	.2359	.2041
#1	39.18	38.50	38.51	39.22	1.955	1.947	2.016	4.961	1.999
#2	39.16	38.62	38.60	39.19	1.965	1.954	2.020	4.978	2.005
Check ?	Chk Pass	Chk Pass	Chk Pass	Chk Pass	Chk Pass	Chk Pass	Chk Pass	Chk Pass	Chk Pass
Value									
Range									

Zoom In Zoom Out

Sample Name: ccv Acquired: 7/24/2014 15:39:37 Type: QC
Method: Accutest1(v114) Mode: CONC Corr. Factor: 1.000000
User: admin Custom ID1: Custom ID2: Custom ID3:
Comment:

Elem	Sr4077	Ti3349	W_2079	Zr3391	S_1820	Bi2230	Li6707
Units	ppm	ppm	ppm	ppm	ppm	ppm	ppm
Avg	**1.939**	**1.923**	**1.943**	**1.971**	**1.928**	**2.016**	**1.923**
Stddev	.001	.001	.007	.003	.007	.009	.004
%RSD	.0438	.0727	.3678	.1294	.3813	.4545	.2213
#1	1.940	1.922	1.938	1.969	1.923	2.009	1.926
#2	1.938	1.924	1.948	1.972	1.933	2.022	1.920
Check ?	Chk Pass	Chk Pass	Chk Pass	Chk Pass	Chk Pass	Chk Pass	Chk Pass
Value							
Range							

Int. Std.	Y_3600	Y_3710	Y_2243	In2306
Units	Cts/S	Cts/S	Cts/S	Cts/S
Avg	**66824.**	**7260.5**	**2720.5**	**3848.2**
Stddev	79.	24.9	10.2	8.6
%RSD	.11856	.34342	.37579	.22316
#1	66768.	7278.1	2727.7	3854.3
#2	66880.	7242.9	2713.3	3842.1

Zoom In Zoom Out

Sample Name: ccb Acquired: 7/24/2014 15:45:16 Type: QC
Method: Accutest1(v114) Mode: CONC Corr. Factor: 1.000000
User: admin Custom ID1: Custom ID2: Custom ID3:
Comment:

Elem	Ba4554	Be3130	Cd2288	Co2286	Cr2677	Cu3247	Mn2576	Ni2316
Units	ppm	ppm	ppm	ppm	ppm	ppm	ppm	ppm
Avg	**.0002**	**.0001**	**.0000**	**.0001**	**.0003**	**.0008**	**.0001**	**.0002**
Stddev	.0001	.0001	.0001	.0002	.0001	.0002	.0000	.0002
%RSD	35.27	97.82	270.5	190.8	32.84	30.34	21.21	81.69
#1	.0002	.0000	-.0000	.0002	.0004	.0006	.0001	.0001
#2	.0003	.0001	.0001	-.0000	.0002	.0010	.0001	.0004
Check ?	Chk Pass	Chk Pass	Chk Pass	Chk Pass	Chk Pass	Chk Pass	Chk Pass	Chk Pass
High Limit								
Low Limit								

Elem	Ag3280	V_2924	Zn2062	As1890	Tl1908	Pb2203	Se1960	Sb2068
Units	ppm	ppm	ppm	ppm	ppm	ppm	ppm	ppm
Avg	**.0001**	**.0002**	**-.0003**	**-.0005**	**.0003**	**-.0006**	**.0007**	**.0011**
Stddev	.0002	.0003	.0001	.0003	.0003	.0000	.0021	.0010
%RSD	222.2	110.0	30.67	68.52	113.5	8.020	321.3	89.59
#1	-.0001	.0004	-.0004	-.0007	.0001	-.0006	.0022	.0018
#2	.0002	.0001	-.0003	-.0003	.0006	-.0006	-.0008	.0004
Check ?	Chk Pass	Chk Pass	Chk Pass	Chk Pass	Chk Pass	Chk Pass	Chk Pass	Chk Pass
High Limit								
Low Limit								

Elem	Al3961	Ca3179	Fe2599	Mg2790	K_7664	Na5895	B_2089	Mo2020
Units	ppm	ppm	ppm	ppm	ppm	ppm	ppm	ppm
Avg	**.0032**	**.0006**	**.0047**	**.0005**	**-.0061**	**-.0000**	**.0010**	**.0018**
Stddev	.0091	.0001	.0001	.0453	.0158	.0008	.0005	.0002
%RSD	286.5	23.63	3.046	8631.	258.6	1842.	51.72	13.36
#1	.0097	.0005	.0048	.0325	.0051	-.0006	.0013	.0020
#2	-.0033	.0007	.0046	-.0315	-.0173	.0005	.0006	.0017
Check ?	Chk Pass	Chk Pass	Chk Pass	Chk Pass	Chk Pass	Chk Pass	Chk Pass	Chk Pass
High Limit								
Low Limit								

Zoom In Zoom Out

Sample Name: ccb Acquired: 7/24/2014 15:45:16 Type: QC
Method: Accutest1(v114) Mode: CONC Corr. Factor: 1.000000
User: admin Custom ID1: Custom ID2: Custom ID3:
Comment:

Elem	Pd3404	Si2124	Sn1899	Sr4077	Ti3349	W_2079	Zr3391	S_1820
Units	ppm	ppm	ppm	ppm	ppm	ppm	ppm	ppm
Avg	**-.0010**	F **-.0244**	**.0010**	**.0002**	**.0001**	**.0078**	**.0008**	**-.0031**
Stddev	.0009	.0013	.0001	.0001	.0001	.0002	.0001	.0009
%RSD	91.99	5.383	12.57	35.13	105.8	2.008	12.91	27.38
#1	-.0016	-.0235	.0011	.0002	.0000	.0080	.0009	-.0037
#2	-.0003	-.0253	.0009	.0003	.0002	.0077	.0008	-.0025
Check ?	Chk Pass	Chk Fail	Chk Pass	Chk Pass	Chk Pass	Chk Pass	Chk Pass	Chk Pass
High Limit		.0200						
Low Limit		-.0200						

Elem	Bi2230	Li6707
Units	ppm	ppm
Avg	**.0033**	**.0001**
Stddev	.0009	.0017
%RSD	27.40	1313.
#1	.0039	.0013
#2	.0027	-.0011
Check ?	Chk Pass	Chk Pass
High Limit		
Low Limit		

Int. Std.	Y_3600	Y_3710	Y_2243	In2306
Units	Cts/S	Cts/S	Cts/S	Cts/S
Avg	**70220.**	**7321.3**	**2874.9**	**4202.9**
Stddev	10.	1.7	10.9	17.0
%RSD	.01426	.02389	.37747	.40348
#1	70227.	7320.1	2882.6	4214.9
#2	70213.	7322.5	2867.2	4191.0

Zoom In Zoom Out

Sample Name: crid Acquired: 7/24/2014 15:51:12 Type: QC
Method: Accutest1(v114) Mode: CONC Corr. Factor: 1.000000
User: admin Custom ID1: Custom ID2: Custom ID3:
Comment:

Elem	Ba4554	Be3130	Cd2288	Co2286	Cr2677	Cu3247	Mn2576	Ni2316
Units	ppm	ppm	ppm	ppm	ppm	ppm	ppm	ppm
Avg	**.0039**	**.0011**	**.0011**	**.0031**	**.0018**	F **.0028**	**.0031**	**.0040**
Stddev	.0001	.0000	.0000	.0001	.0000	.0003	.0000	.0002
%RSD	2.581	3.436	4.377	3.318	2.018	9.977	.5810	4.187
#1	.0039	.0011	.0012	.0030	.0019	.0030	.0031	.0038
#2	.0040	.0012	.0011	.0031	.0018	.0026	.0031	.0041
Check ?	Chk Pass	Chk Pass	Chk Pass	Chk Pass	Chk Pass	Chk Fail	Chk Pass	Chk Pass
Value						.0020		
Range						30.00%		

Elem	Ag3280	V_2924	Zn2062	As1890	Tl1908	Pb2203	Se1960	Sb2068
Units	ppm	ppm	ppm	ppm	ppm	ppm	ppm	ppm
Avg	F **.0015**	**.0018**	**.0110**	**.0022**	**.0014**	**.0032**	**.0055**	F **.0040**
Stddev	.0000	.0005	.0001	.0004	.0001	.0001	.0002	.0000
%RSD	2.504	27.10	1.128	17.28	5.028	1.702	4.224	.6544
#1	.0015	.0021	.0109	.0025	.0015	.0031	.0053	.0039
#2	.0014	.0014	.0111	.0020	.0014	.0032	.0057	.0040
Check ?	Chk Fail	Chk Pass	Chk Pass	Chk Pass	Chk Pass	Chk Pass	Chk Pass	Chk Fail
Value	.0010							.0030
Range	30.00%							30.00%

Elem	Al3961	Ca3179	Fe2599	Mg2790	K_7664	Na5895	B_2089	Mo2020
Units	ppm	ppm	ppm	ppm	ppm	ppm	ppm	ppm
Avg	**.0895**	**1.003**	**.0103**	**.1021**	**1.948**	**.9978**	**.0104**	**.0004**
Stddev	.0110	.006	.0020	.0056	.004	.0033	.0002	.0000
%RSD	12.30	.6126	19.80	5.501	.2333	.3343	2.040	2.763
#1	.0973	.9982	.0089	.1061	1.951	.9954	.0102	.0004
#2	.0817	1.007	.0117	.0981	1.944	1.000	.0105	.0004
Check ?	Chk Pass	Chk Pass	None	Chk Pass	Chk Pass	Chk Pass	Chk Pass	None
Value								
Range								

Zoom In Zoom Out

Sample Name: crid Acquired: 7/24/2014 15:51:12 Type: QC
Method: Accutest1(v114) Mode: CONC Corr. Factor: 1.000000
User: admin Custom ID1: Custom ID2: Custom ID3:
Comment:

Elem	Pd3404	Si2124	Sn1899	Sr4077	Ti3349	W_2079	Zr3391	S_1820
Units	ppm	ppm	ppm	ppm	ppm	ppm	ppm	ppm
Avg	**-.0001**	**-.0281**	**.0003**	**.0001**	**-.0006**	**.0043**	F **.0006**	F **-.0016**
Stddev	.0007	.0006	.0005	.0001	.0003	.0004	.0000	.0013
%RSD	670.4	2.194	153.3	53.68	50.95	8.316	4.068	84.59
#1	.0004	-.0277	-.0000	.0001	-.0008	.0041	.0005	-.0025
#2	-.0006	-.0286	.0007	.0002	-.0004	.0046	.0006	-.0006
Check ?	None	None	None	None	None	Chk Pass	Chk Fail	Chk Fail
Value							.0040	.0040
Range							-30.00%	-30.00%

Elem	Bi2230	Li6707
Units	ppm	ppm
Avg	F **.0012**	F **.0007**
Stddev	.0018	.0012
%RSD	157.3	166.1
#1	-.0001	.0016
#2	.0024	-.0001
Check ?	Chk Fail	Chk Fail
Value	.0040	.0040
Range	-30.00%	-30.00%

Int. Std.	Y_3600	Y_3710	Y_2243	In2306
Units	Cts/S	Cts/S	Cts/S	Cts/S
Avg	**69932.**	**7352.8**	**2859.2**	**4187.3**
Stddev	103.	4.9	.5	2.9
%RSD	.14731	.06643	.01914	.06852
#1	69859.	7356.2	2859.6	4185.3
#2	70005.	7349.3	2858.8	4189.3

Zoom In Zoom Out

Sample Name: jb72158-1aconf Acquired: 7/24/2014 16:09:15 Type: Unk
Method: Accutest1(v114) Mode: CONC Corr. Factor: 5.000000
User: admin Custom ID1: Custom ID2: Custom ID3:
Comment:

Elem	Ba4554	Be3130	Cd2288	Co2286	Cr2677	Cu3247	Mn2576	Ni2316	Ag3280
Avg	**.5357**	**.0007**	**.0022**	**.0235**	**.0008**	**.0102**	**2.993**	**.0103**	**.0017**
Stddev	.0008	.0007	.0007	.0002	.0004	.0004	.003	.0003	.0010
%RSD	.1587	101.2	31.39	.9280	55.87	3.667	.0887	3.369	58.69
#1	.5363	.0002	.0027	.0233	.0005	.0099	2.995	.0105	.0010
#2	.5351	.0011	.0017	.0236	.0011	.0104	2.992	.0100	.0024

Elem	V_2924	Zn2062	As1890	Tl1908	Pb2203	Se1960	Sb2068	Al3961	Ca3179
Avg	**.0026**	**.2800**	**.0045**	**.0018**	**.0197**	**.0064**	**.0030**	**.3175**	**299.5**
Stddev	.0001	.0016	.0016	.0000	.0056	.0057	.0001	.0735	.2
%RSD	3.226	.5629	34.73	.5428	28.58	89.00	2.346	23.16	.0553
#1	.0027	.2811	.0034	.0018	.0157	.0105	.0030	.3695	299.4
#2	.0025	.2789	.0056	.0018	.0237	.0024	.0031	.2655	299.6

Elem	Fe2599	Mg2790	K_7664	Na5895	B_2089	Mo2020	Pd3404	Si2124	Sn1899
Avg	**.5555**	**84.53**	**8.266**	**1055.**	**.2246**	**-.0007**	**-.0054**	**3.092**	**-.0005**
Stddev	.0183	.15	.053	3.	.0046	.0001	.0032	.004	.0012
%RSD	3.287	.1822	.6468	.2817	2.045	13.14	58.65	.1218	226.1
#1	.5426	84.43	8.304	1058.	.2213	-.0006	-.0077	3.090	.0003
#2	.5684	84.64	8.228	1053.	.2278	-.0008	-.0032	3.095	-.0013

Elem	Sr4077	Ti3349	W_2079	Zr3391	S_1820	Bi2230	Li6707
Avg	**.6908**	**.0081**	**-.0279**	**-.0004**	**1.361**	**.0082**	**.0250**
Stddev	.0005	.0031	.0017	.0003	.014	.0062	.0006
%RSD	.0789	38.25	6.033	86.94	1.013	75.04	2.366
#1	.6911	.0103	-.0291	-.0001	1.371	.0039	.0246
#2	.6904	.0059	-.0267	-.0006	1.351	.0126	.0255

Int. Std.	Y_3600	Y_3710	Y_2243	In2306
Avg	**65966.**	**7154.7**	**2650.6**	**3713.0**
Stddev	188.	34.8	7.8	10.4
%RSD	.28498	.48642	.29267	.27914
#1	65833.	7130.1	2645.1	3705.7
#2	66099.	7179.3	2656.1	3720.3

Zoom In Zoom Out

Sample Name: mp80829-b1conf Acquired: 7/24/2014 16:13:38 Type: Unk
Method: Accutest1(v114) Mode: CONC Corr. Factor: 5.000000
User: admin Custom ID1: Custom ID2: Custom ID3:
Comment:

Elem	Ba4554	Be3130	Cd2288	Co2286	Cr2677	Cu3247	Mn2576	Ni2316	Ag3280
Avg	**.0020**	**.0004**	**.0003**	**-.0004**	**.0012**	**.0068**	**.0017**	**.0024**	**.0013**
Stddev	.0009	.0001	.0002	.0007	.0001	.0004	.0006	.0016	.0010
%RSD	43.01	12.57	60.78	195.1	5.083	6.389	33.29	64.87	71.44
#1	.0014	.0005	.0002	.0001	.0011	.0065	.0021	.0036	.0007
#2	.0026	.0004	.0004	-.0008	.0012	.0071	.0013	.0013	.0020

Elem	V_2924	Zn2062	As1890	Tl1908	Pb2203	Se1960	Sb2068	Al3961	Ca3179
Avg	**.0006**	**.0176**	**-.0049**	**.0028**	**.0050**	**.0010**	**.0050**	**.0069**	**.1484**
Stddev	.0001	.0230	.0039	.0012	.0035	.0063	.0052	.0065	.0187
%RSD	19.99	130.8	80.41	41.91	69.21	642.4	103.7	93.06	12.63
#1	.0007	.0013	-.0077	.0020	.0026	.0055	.0087	.0115	.1616
#2	.0005	.0339	-.0021	.0037	.0075	-.0035	.0013	.0024	.1351

Elem	Fe2599	Mg2790	K_7664	Na5895	B_2089	Mo2020	Pd3404	Si2124	Sn1899
Avg	**.0331**	**-.0250**	**.2445**	**1072.**	**.0036**	**-.0019**	**-.0032**	**.0143**	**.0040**
Stddev	.0256	.0727	.1345	18.	.0016	.0005	.0058	.0022	.0023
%RSD	77.17	291.1	55.03	1.703	43.82	25.05	182.0	15.15	57.33
#1	.0150	-.0764	.1493	1085.	.0025	-.0016	.0009	.0127	.0057
#2	.0512	.0264	.3396	1060.	.0047	-.0023	-.0073	.0158	.0024

Elem	Sr4077	Ti3349	W_2079	Zr3391	S_1820	Bi2230	Li6707
Avg	**.0039**	**.0000**	**-.0015**	**.0024**	**.0294**	**.0093**	**.0126**
Stddev	.0001	.0011	.0034	.0001	.0120	.0013	.0004
%RSD	1.783	3792.	218.0	2.608	40.95	14.51	3.494
#1	.0038	.0008	.0008	.0025	.0209	.0083	.0123
#2	.0039	-.0008	-.0039	.0024	.0379	.0102	.0129

Int. Std.	Y_3600	Y_3710	Y_2243	In2306
Avg	**66732.**	**7245.2**	**2720.7**	**3793.6**
Stddev	37.	35.8	7.3	2.6
%RSD	.05578	.49402	.26955	.06909
#1	66705.	7219.9	2715.6	3791.8
#2	66758.	7270.5	2725.9	3795.5

Zoom In Zoom Out

Sample Name: mp80829-mb1conf Acquired: 7/24/2014 16:19:04 Type: Unk
Method: Accutest1(v114) Mode: CONC Corr. Factor: 5.000000
User: admin Custom ID1: Custom ID2: Custom ID3:
Comment:

Elem	Ba4554	Be3130	Cd2288	Co2286	Cr2677	Cu3247	Mn2576	Ni2316	Ag3280
Avg	**.0034**	**.0005**	**-.0006**	**.0004**	**-.0009**	**.0075**	**.0015**	**.0025**	**-.0035**
Stddev	.0001	.0001	.0009	.0006	.0003	.0015	.0002	.0002	.0001
%RSD	3.668	24.71	155.5	127.8	33.55	20.22	13.55	7.723	2.656
#1	.0035	.0004	.0001	.0008	-.0007	.0086	.0016	.0024	-.0035
#2	.0033	.0005	-.0012	.0000	-.0011	.0064	.0013	.0027	-.0036

Elem	V_2924	Zn2062	As1890	Tl1908	Pb2203	Se1960	Sb2068	Al3961	Ca3179
Avg	**.0005**	**.0042**	**-.0007**	**.0020**	**.0022**	**-.0012**	**.0025**	**.0242**	**.1052**
Stddev	.0007	.0005	.0003	.0010	.0039	.0083	.0022	.0058	.0041
%RSD	149.2	10.93	41.23	49.82	179.2	696.4	87.53	24.08	3.922
#1	-.0000	.0039	-.0005	.0027	-.0006	.0047	.0041	.0283	.1081
#2	.0010	.0045	-.0009	.0013	.0049	-.0071	.0010	.0201	.1023

Elem	Fe2599	Mg2790	K_7664	Na5895	B_2089	Mo2020	Pd3404	Si2124	Sn1899
Avg	**.0347**	**-.0357**	**.3654**	**1075.**	**.0039**	**-.0017**	**-.0005**	**.0450**	**.0029**
Stddev	.0058	.0164	.0491	2.	.0027	.0006	.0033	.0010	.0015
%RSD	16.66	45.88	13.44	.1871	70.19	38.33	709.4	2.160	53.06
#1	.0387	-.0241	.4001	1077.	.0020	-.0012	-.0028	.0457	.0018
#2	.0306	-.0473	.3307	1074.	.0058	-.0021	.0019	.0443	.0040

Elem	Sr4077	Ti3349	W_2079	Zr3391	S_1820	Bi2230	Li6707
Avg	**.0039**	**.0001**	**.0012**	**.0013**	**.0360**	**.0064**	**.0110**
Stddev	.0001	.0014	.0029	.0004	.0057	.0012	.0017
%RSD	2.546	1438.	241.5	30.17	15.73	18.67	15.64
#1	.0038	-.0009	-.0008	.0010	.0320	.0072	.0098
#2	.0040	.0011	.0032	.0016	.0401	.0055	.0122

Int. Std.	Y_3600	Y_3710	Y_2243	In2306
Avg	**67019.**	**7321.6**	**2729.1**	**3793.7**
Stddev	249.	14.8	2.9	.1
%RSD	.37215	.20168	.10567	.00206
#1	67196.	7332.0	2727.0	3793.7
#2	66843.	7311.2	2731.1	3793.6

Zoom In Zoom Out

Sample Name: mp80829-mb1conf Acquired: 7/24/2014 16:23:40 Type: Unk
Method: Accutest1(v114) Mode: CONC Corr. Factor: 5.000000
User: admin Custom ID1: Custom ID2: Custom ID3:
Comment:

Elem	Ba4554	Be3130	Cd2288	Co2286	Cr2677	Cu3247	Mn2576	Ni2316	Ag3280
Avg	**.0025**	**.0002**	**.0007**	**.0004**	**.0018**	**.0052**	**.0006**	**.0013**	**-.0000**
Stddev	.0003	.0007	.0001	.0021	.0014	.0003	.0003	.0006	.0021
%RSD	11.84	364.2	17.29	482.7	75.03	4.819	43.35	47.60	7970.
#1	.0027	-.0003	.0006	.0019	.0028	.0050	.0004	.0018	.0014
#2	.0023	.0007	.0008	-.0010	.0009	.0054	.0008	.0009	-.0015

Elem	V_2924	Zn2062	As1890	Tl1908	Pb2203	Se1960	Sb2068	Al3961	Ca3179
Avg	**-.0009**	**.0004**	**-.0056**	**-.0042**	**-.0013**	**-.0001**	**.0046**	**.0514**	**.0493**
Stddev	.0011	.0002	.0017	.0025	.0026	.0048	.0000	.0239	.0207
%RSD	127.9	41.83	30.77	60.23	191.1	3607.	.0417	46.51	42.05
#1	-.0017	.0003	-.0044	-.0024	-.0032	-.0035	.0046	.0345	.0346
#2	-.0001	.0006	-.0068	-.0060	.0005	.0032	.0046	.0684	.0639

Elem	Fe2599	Mg2790	K_7664	Na5895	B_2089	Mo2020	Pd3404	Si2124	Sn1899
Avg	**.0419**	**-.0424**	**.2173**	**1033.**	**.0018**	**-.0024**	**-.0048**	**-.0263**	**.0018**
Stddev	.0036	.0304	.1728	3.	.0010	.0008	.0008	.0032	.0016
%RSD	8.581	71.55	79.53	.3206	53.34	32.48	16.65	12.27	93.03
#1	.0393	-.0210	.0951	1035.	.0025	-.0018	-.0043	-.0240	.0006
#2	.0444	-.0639	.3394	1031.	.0011	-.0029	-.0054	-.0286	.0029

Elem	Sr4077	Ti3349	W_2079	Zr3391	S_1820	Bi2230	Li6707
Avg	**.0034**	**-.0019**	**-.0022**	**.0013**	**.0329**	**.0004**	**.0133**
Stddev	.0001	.0004	.0030	.0002	.0110	.0018	.0061
%RSD	2.197	21.20	135.7	16.72	33.40	410.9	45.75
#1	.0035	-.0016	-.0043	.0015	.0407	.0018	.0176
#2	.0034	-.0022	-.0001	.0012	.0251	-.0009	.0090

Int. Std.	Y_3600	Y_3710	Y_2243	In2306
Avg	**67114.**	**7330.4**	**2728.0**	**3783.9**
Stddev	12.	5.8	8.2	7.4
%RSD	.01759	.07865	.29972	.19535
#1	67105.	7334.5	2722.2	3778.7
#2	67122.	7326.3	2733.7	3789.2

Zoom In Zoom Out

Sample Name: cri Acquired: 7/24/2014 16:30:24 Type: QC
Method: Accutest1(v114) Mode: CONC Corr. Factor: 1.000000
User: admin Custom ID1: Custom ID2: Custom ID3:
Comment:

Elem	Ba4554	Be3130	Cd2288	Co2286	Cr2677	Cu3247	Mn2576	Ni2316	Ag3280
Units	ppm	ppm	ppm	ppm	ppm	ppm	ppm	ppm	ppm
Avg	**.1941**	**.0022**	**.0033**	**.0496**	**.0107**	**.0102**	**.0157**	**.0103**	**.0049**
Stddev	.0002	.0001	.0000	.0003	.0004	.0002	.0000	.0003	.0001
%RSD	.1160	4.104	1.089	.6784	3.605	1.485	.2262	3.137	2.143
#1	.1939	.0023	.0033	.0499	.0104	.0103	.0157	.0105	.0049
#2	.1943	.0021	.0034	.0494	.0110	.0101	.0157	.0101	.0050
Check ?	Chk Pass	Chk Pass	Chk Pass	Chk Pass	Chk Pass	Chk Pass	Chk Pass	Chk Pass	Chk Pass
Value									
Range									

Elem	V_2924	Zn2062	As1890	Tl1908	Pb2203	Se1960	Sb2068	Al3961	Ca3179
Units	ppm	ppm	ppm	ppm	ppm	ppm	ppm	ppm	ppm
Avg	**.0522**	**.0225**	**.0076**	**.0099**	**.0039**	**.0098**	**.0067**	**.1980**	**5.071**
Stddev	.0001	.0001	.0006	.0012	.0005	.0009	.0008	.0033	.004
%RSD	.1724	.5575	8.299	12.23	13.61	8.694	12.43	1.658	.0841
#1	.0523	.0226	.0081	.0090	.0035	.0104	.0061	.1957	5.068
#2	.0522	.0224	.0072	.0107	.0042	.0092	.0073	.2003	5.074
Check ?	Chk Pass	Chk Pass	Chk Pass	Chk Pass	Chk Pass	Chk Pass	Chk Pass	Chk Pass	Chk Pass
Value									
Range									

Elem	Fe2599	Mg2790	K_7664	Na5895	B_2089	Mo2020	Pd3404	Si2124	Sn1899
Units	ppm	ppm	ppm	ppm	ppm	ppm	ppm	ppm	ppm
Avg	**.1037**	**4.993**	**4.929**	**5.035**	**.0963**	**.0189**	**.0518**	**.1624**	**.0105**
Stddev	.0028	.038	.007	.007	.0005	.0002	.0018	.0026	.0003
%RSD	2.743	.7620	.1514	.1376	.5694	1.039	3.399	1.605	2.845
#1	.1057	5.019	4.924	5.040	.0959	.0191	.0531	.1606	.0102
#2	.1017	4.966	4.934	5.030	.0967	.0188	.0506	.1642	.0107
Check ?	Chk Pass	Chk Pass	Chk Pass	Chk Pass	Chk Pass	Chk Pass	Chk Pass	Chk Pass	Chk Pass
Value									
Range									

Zoom In Zoom Out

Sample Name: cri Acquired: 7/24/2014 16:30:24 Type: QC
Method: Accutest1(v114) Mode: CONC Corr. Factor: 1.000000
User: admin Custom ID1: Custom ID2: Custom ID3:
Comment:

Elem	Sr4077	Ti3349	W_2079	Zr3391	S_1820	Bi2230	Li6707
Units	ppm	ppm	ppm	ppm	ppm	ppm	ppm
Avg	**.0104**	**.0096**	**.0631**	**.0110**	**.0445**	**.0213**	**.0213**
Stddev	.0000	.0000	.0005	.0001	.0014	.0006	.0010
%RSD	.2036	.0291	.7918	.6194	3.049	2.699	4.586
#1	.0103	.0096	.0634	.0110	.0455	.0217	.0220
#2	.0104	.0096	.0627	.0111	.0435	.0209	.0206
Check ?	Chk Pass	Chk Pass	Chk Pass	Chk Pass	Chk Pass	Chk Pass	Chk Pass
Value							
Range							

Int. Std.	Y_3600	Y_3710	Y_2243	In2306
Units	Cts/S	Cts/S	Cts/S	Cts/S
Avg	**69049.**	**7340.4**	**2858.4**	**4157.7**
Stddev	102.	45.2	1.4	30.3
%RSD	.14767	.61599	.04806	.72822
#1	68977.	7308.4	2857.5	4136.3
#2	69122.	7372.4	2859.4	4179.1

Zoom In Zoom Out

Sample Name: ccv Acquired: 7/24/2014 16:34:58 Type: QC
Method: Accutest1(v114) Mode: CONC Corr. Factor: 1.000000
User: admin Custom ID1: Custom ID2: Custom ID3:
Comment:

Elem	Ba4554	Be3130	Cd2288	Co2286	Cr2677	Cu3247	Mn2576	Ni2316	Ag3280
Units	ppm	ppm	ppm	ppm	ppm	ppm	ppm	ppm	ppm
Avg	**1.907**	**1.936**	**1.988**	**1.928**	**1.938**	**1.935**	**1.953**	**1.923**	**.2443**
Stddev	.002	.002	.003	.001	.007	.004	.007	.003	.0002
%RSD	.1072	.0785	.1726	.0703	.3657	.2040	.3556	.1275	.0917
#1	1.905	1.937	1.991	1.929	1.933	1.938	1.948	1.925	.2445
#2	1.908	1.935	1.986	1.927	1.943	1.933	1.958	1.921	.2442
Check ?	Chk Pass	Chk Pass	Chk Pass	Chk Pass	Chk Pass	Chk Pass	Chk Pass	Chk Pass	Chk Pass
Value									
Range									

Elem	V_2924	Zn2062	As1890	Tl1908	Pb2203	Se1960	Sb2068	Al3961	Ca3179
Units	ppm	ppm	ppm	ppm	ppm	ppm	ppm	ppm	ppm
Avg	**1.934**	**1.921**	**1.921**	**2.055**	**1.972**	**1.951**	**1.988**	**38.22**	**38.72**
Stddev	.003	.001	.003	.005	.000	.003	.003	.01	.08
%RSD	.1557	.0634	.1615	.2380	.0202	.1434	.1296	.0341	.2120
#1	1.932	1.922	1.924	2.058	1.972	1.953	1.990	38.21	38.67
#2	1.936	1.921	1.919	2.052	1.971	1.949	1.986	38.23	38.78
Check ?	Chk Pass	Chk Pass	Chk Pass	Chk Pass	Chk Pass	Chk Pass	Chk Pass	Chk Pass	Chk Pass
Value									
Range									

Elem	Fe2599	Mg2790	K_7664	Na5895	B_2089	Mo2020	Pd3404	Si2124	Sn1899
Units	ppm	ppm	ppm	ppm	ppm	ppm	ppm	ppm	ppm
Avg	**38.79**	**38.18**	**38.32**	**39.01**	**1.950**	**1.943**	**2.008**	**4.940**	**1.985**
Stddev	.12	.08	.14	.03	.001	.001	.010	.000	.002
%RSD	.2976	.2076	.3679	.0812	.0459	.0627	.5159	.0064	.0759
#1	38.71	38.12	38.22	38.99	1.951	1.942	2.015	4.940	1.984
#2	38.87	38.24	38.42	39.04	1.950	1.944	2.001	4.940	1.986
Check ?	Chk Pass	Chk Pass	Chk Pass	Chk Pass	Chk Pass	Chk Pass	Chk Pass	Chk Pass	Chk Pass
Value									
Range									

Zoom In Zoom Out

Sample Name: ccv Acquired: 7/24/2014 16:34:58 Type: QC
Method: Accutest1(v114) Mode: CONC Corr. Factor: 1.000000
User: admin Custom ID1: Custom ID2: Custom ID3:
Comment:

Elem	Sr4077	Ti3349	W_2079	Zr3391	S_1820	Bi2230	Li6707
Units	ppm	ppm	ppm	ppm	ppm	ppm	ppm
Avg	**1.931**	**1.911**	**1.932**	**1.951**	**1.912**	**2.012**	**1.920**
Stddev	.004	.005	.006	.001	.004	.000	.000
%RSD	.2133	.2877	.3224	.0428	.1900	.0182	.0035
#1	1.928	1.907	1.928	1.951	1.915	2.012	1.920
#2	1.934	1.914	1.936	1.952	1.910	2.011	1.920
Check ?	Chk Pass	Chk Pass	Chk Pass	Chk Pass	Chk Pass	Chk Pass	Chk Pass
Value							
Range							

Int. Std.	Y_3600	Y_3710	Y_2243	In2306
Units	Cts/S	Cts/S	Cts/S	Cts/S
Avg	**67972.**	**7324.8**	**2739.2**	**3878.9**
Stddev	244.	35.5	6.9	11.2
%RSD	.35905	.48441	.25140	.28768
#1	68145.	7349.9	2734.3	3871.0
#2	67800.	7299.8	2744.1	3886.7

Zoom In Zoom Out

Sample Name: ccb Acquired: 7/24/2014 16:41:03 Type: QC
Method: Accutest1(v114) Mode: CONC Corr. Factor: 1.000000
User: admin Custom ID1: Custom ID2: Custom ID3:
Comment:

Elem	Ba4554	Be3130	Cd2288	Co2286	Cr2677	Cu3247	Mn2576	Ni2316
Units	ppm	ppm	ppm	ppm	ppm	ppm	ppm	ppm
Avg	**.0001**	**.0003**	**.0002**	**.0001**	**-.0002**	**.0006**	**.0001**	**.0002**
Stddev	.0003	.0002	.0001	.0001	.0001	.0002	.0000	.0000
%RSD	440.5	66.45	36.17	165.7	75.54	31.80	26.93	5.849
#1	-.0001	.0004	.0001	.0002	-.0001	.0007	.0002	.0002
#2	.0003	.0001	.0002	-.0000	-.0002	.0005	.0001	.0002
Check ?	Chk Pass	Chk Pass	Chk Pass	Chk Pass	Chk Pass	Chk Pass	Chk Pass	Chk Pass
High Limit								
Low Limit								

Elem	Ag3280	V_2924	Zn2062	As1890	Tl1908	Pb2203	Se1960	Sb2068
Units	ppm	ppm	ppm	ppm	ppm	ppm	ppm	ppm
Avg	**.0000**	**.0001**	**-.0003**	**-.0011**	**.0001**	**-.0001**	**.0002**	**.0013**
Stddev	.0000	.0003	.0000	.0002	.0005	.0003	.0002	.0002
%RSD	74.31	309.4	5.436	21.69	328.5	230.5	69.31	18.78
#1	.0000	.0003	-.0003	-.0012	-.0002	.0001	.0003	.0012
#2	.0001	-.0001	-.0003	-.0009	.0005	-.0003	.0001	.0015
Check ?	Chk Pass	Chk Pass	Chk Pass	Chk Pass	Chk Pass	Chk Pass	Chk Pass	Chk Pass
High Limit								
Low Limit								

Elem	Al3961	Ca3179	Fe2599	Mg2790	K_7664	Na5895	B_2089	Mo2020
Units	ppm	ppm	ppm	ppm	ppm	ppm	ppm	ppm
Avg	**-.0008**	**.0013**	**.0009**	**-.0209**	**.0274**	**.0291**	**.0012**	F **.0027**
Stddev	.0027	.0015	.0003	.0276	.0132	.0006	.0001	.0007
%RSD	337.3	120.6	30.57	131.9	48.21	2.218	12.18	26.31
#1	-.0027	.0024	.0007	-.0404	.0181	.0287	.0013	.0032
#2	.0011	.0002	.0010	-.0014	.0368	.0296	.0011	.0022
Check ?	Chk Pass	Chk Pass	Chk Pass	Chk Pass	Chk Pass	Chk Pass	Chk Pass	Chk Fail
High Limit								.0021
Low Limit								-.0021

Zoom In Zoom Out

Sample Name: ccb Acquired: 7/24/2014 16:41:03 Type: QC
Method: Accutest1(v114) Mode: CONC Corr. Factor: 1.000000
User: admin Custom ID1: Custom ID2: Custom ID3:
Comment:

Elem	Pd3404	Si2124	Sn1899	Sr4077	Ti3349	W_2079	Zr3391	S_1820
Units	ppm	ppm	ppm	ppm	ppm	ppm	ppm	ppm
Avg	**-.0012**	F **-.0308**	**.0005**	**.0002**	**.0000**	**.0108**	**.0009**	**-.0016**
Stddev	.0007	.0002	.0004	.0001	.0002	.0015	.0001	.0002
%RSD	62.99	.7329	77.43	31.55	736.0	13.72	9.898	9.851
#1	-.0017	-.0310	.0008	.0001	-.0001	.0119	.0008	-.0015
#2	-.0007	-.0307	.0002	.0002	.0002	.0098	.0010	-.0017
Check ?	Chk Pass	Chk Fail	Chk Pass	Chk Pass	Chk Pass	Chk Pass	Chk Pass	Chk Pass
High Limit		.0200						
Low Limit		-.0200						

Elem	Bi2230	Li6707
Units	ppm	ppm
Avg	**.0034**	**.0013**
Stddev	.0010	.0004
%RSD	28.42	28.40
#1	.0027	.0016
#2	.0041	.0010
Check ?	Chk Pass	Chk Pass
High Limit		
Low Limit		

Int. Std.	Y_3600	Y_3710	Y_2243	In2306
Units	Cts/S	Cts/S	Cts/S	Cts/S
Avg	**70893.**	**7442.5**	**2895.8**	**4244.2**
Stddev	91.	13.2	1.8	2.8
%RSD	.12854	.17708	.06074	.06538
#1	70828.	7451.8	2894.6	4242.3
#2	70957.	7433.2	2897.0	4246.2

	Element, Wavelength and Order	Use?	# IECs	IEC	k1	k2	Calc-in-fit?
	Ba 455.403 { 74}	☒	3	Mg	0.000001	0.000000	No
				Al	0.000002	0.000000	No
				Zr	0.001380	0.000000	No
	Be 313.042 {108}	☒	13	V	0.000597	0.000000	No
				Mo	-0.000027	0.000000	No
				Ti	-0.000501	0.000000	No
				Mn	-0.000010	0.000000	No
				Ba	0.000038	0.000000	No
				Co	-0.000065	0.000000	No
				Ni	0.000000	0.000000	No
				Ca	-0.000000	0.000000	No
				Cu	0.000014	0.000000	No
				Zn	-0.000010	0.000000	No
				Fe	-0.000003	0.000000	No
				Cr	-0.000020	0.000000	No
				W	0.000000	0.000000	No
	Cd 228.802 {448}	☒	14	As	0.010000	0.000000	No
				Ni	-0.000233	0.000000	No
				Fe	-0.000002	0.000000	No
				V	0.000091	0.000000	No
				Ba	-0.000047	0.000000	No
				Co	-0.001503	0.000000	No
				Sr	-0.000020	0.000000	No
				Ca	-0.000000	0.000000	No
				Mn	0.000010	0.000000	No
				Cr	0.000025	0.000000	No
				Si	-0.000005	0.000000	No
				Cu	-0.000026	0.000000	No
				W	0.000000	0.000000	No
				Al	-0.000002	0.000000	No
	Co 228.616 {448}	☒	10	Fe	0.000032	0.000000	No
				Cr	-0.000049	0.000000	No
				Mo	-0.001939	0.000000	No
				Ni	0.000256	0.000000	No
				Ti	0.001812	0.000000	No
				Ba	-0.000371	0.000000	No
				W	-0.001840	0.000000	No
				Cd	-0.000510	0.000000	No
				Si	0.000000	0.000000	No
				Ca	-0.000003	0.000000	No
	Cr 267.716 {126}	☒	14	Mn	0.000202	0.000000	No
				V	-0.000022	0.000000	No
				Mo	0.000018	0.000000	No
				Fe	-0.000008	0.000000	No
				W	0.000253	0.000000	No
				Cd	-0.000050	0.000000	No
				Al	-0.000002	0.000000	No
				Ca	0.000002	0.000000	No
				Mg	0.000003	0.000000	No
				Ti	0.000100	0.000000	No
				Sn	0.000000	0.000000	No
				Ba	0.000045	0.000000	No
				Cu	0.000100	0.000000	No
				Sr	-0.000100	0.000000	No
	Cu 324.754 {104}2	☒	20	Cr	-0.000200	0.000000	No
				V	-0.000233	0.000000	No
				Mo	0.000556	0.000000	No

Element, Wavelength and Order	Use?	# IECs	IEC	k1	k2	Calc-in-fit?
			Ti	-0.000082	0.000000	No
			Fe	-0.000160	0.000000	No
			Al	0.000006	0.000000	No
			Sn	-0.000097	0.000000	No
			Zn	-0.000004	0.000000	No
			Co	-0.000427	0.000000	No
			Zr	0.000000	0.000000	No
			Si	0.000080	0.000000	No
			Mn	-0.000080	0.000000	No
			Se	0.000050	0.000000	No
			Ba	-0.000000	0.000000	No
			Ag	-0.000077	0.000000	No
			Pb	0.000300	0.000000	No
			Sb	0.000370	0.000000	No
			Mg	-0.000002	0.000000	No
			Ca	-0.000001	0.000000	No
			W	0.000000	0.000000	No
Mn 257.610 {131}	☒	7	Fe	-0.000074	0.000000	No
			Si	0.000050	0.000000	No
			Ba	0.000100	0.000000	No
			As	0.000001	0.000000	No
			Ca	-0.000000	0.000000	No
			Al	-0.000001	0.000000	No
			Ni	0.000028	0.000000	No
Ni 231.604 {446}	☒	17	Fe	0.000014	0.000000	No
			Zn	0.000079	0.000000	No
			Be	0.000213	0.000000	No
			Co	-0.000525	0.000000	No
			Tl	0.000209	0.000000	No
			Mg	0.000002	0.000000	No
			Mo	-0.000374	0.000000	No
			V	-0.000032	0.000000	No
			Cu	0.000050	0.000000	No
			Se	0.000100	0.000000	No
			Al	-0.000002	0.000000	No
			Cr	0.000006	0.000000	No
			Si	-0.000030	0.000000	No
			Sn	0.000079	0.000000	No
			Ba	0.000000	0.000000	No
			Ca	0.000001	0.000000	No
			W	0.000000	0.000000	No
Ag 328.068 {103}	☒	14	Mn	0.000051	0.000000	No
			Mo	-0.000147	0.000000	No
			Ti	-0.000300	0.000000	No
			Fe	-0.000350	0.000000	No
			V	0.000028	0.000000	No
			Zn	-0.000104	0.000000	No
			W	0.000000	0.000000	No
			Ca	-0.000008	0.000000	No
			Zr	0.007000	0.000000	No
			Al	-0.000002	0.000000	No
			Sr	-0.000200	0.000000	No
			Mg	-0.000010	0.000000	No
			Ba	-0.004056	0.000000	No
			Cr	0.000010	0.000000	No
V 292.402 {115}	☒	6	Ti	0.000530	0.000000	No
			Mo	-0.014900	0.000000	No

Element, Wavelength and Order	Use?	# IECs	IEC	k1	k2	Calc-in-fit?
			Fe	-0.000004	0.000000	No
			Sr	-0.000100	0.000000	No
			Cr	-0.003605	0.000000	No
			Mn	-0.000900	0.000000	No
Zn 206.200 {464}	☒	17	Cr	-0.000710	0.000000	No
			Mo	-0.000300	0.000000	No
			Fe	-0.000010	0.000000	No
			Al	0.000005	0.000000	No
			Si	-0.000035	0.000000	No
			Mn	-0.000045	0.000000	No
			Ba	-0.000060	0.000000	No
			Na	0.000003	0.000000	No
			Ca	0.000000	0.000000	No
			Sr	-0.000033	0.000000	No
			Sn	0.000255	0.000000	No
			Cu	0.000056	0.000000	No
			As	0.000500	0.000000	No
			Be	0.000364	0.000000	No
			Pd	-0.000008	0.000000	No
			Bi	-0.001400	0.000000	No
			W	0.000000	0.000000	No
As 189.042 {478}	☒	25	Al	0.000002	0.000000	No
			Fe	-0.000101	0.000000	No
			Ca	0.000000	0.000000	No
			Mn	-0.000105	0.000000	No
			Mo	-0.000100	0.000000	No
			Cr	0.000767	0.000000	No
			V	0.000070	0.000000	No
			Co	-0.000164	0.000000	No
			Ba	-0.000067	0.000000	No
			Sn	-0.000037	0.000000	No
			Cd	-0.000228	0.000000	No
			Tl	0.000000	0.000000	No
			Be	-0.000007	0.000000	No
			Mg	0.000000	0.000000	No
			Si	-0.000135	0.000000	No
			Zn	0.000020	0.000000	No
			Sr	-0.000054	0.000000	No
			Pd	0.025218	0.000000	No
			Zr	0.002316	0.000000	No
			Ti	-0.000100	0.000000	No
			S	-0.000005	0.000000	No
			W	0.020000	0.000000	No
			K	0.000000	0.000000	No
			Na	0.000000	0.000000	No
			Cu	-0.000500	0.000000	No
Tl 190.856 {477}	☒	27	Cr	0.000222	0.000000	No
			Mo	-0.009750	0.000000	No
			Al	-0.000002	0.000000	No
			Fe	-0.000060	0.000000	No
			V	-0.011364	0.000000	No
			Mn	0.001267	0.000000	No
			Si	0.000460	0.000000	No
			Ca	-0.000003	0.000000	No
			Ti	-0.001500	0.000000	No
			Mg	-0.000002	0.000000	No
			Co	0.003209	0.000000	No

	Element, Wavelength and Order	Use?	# IECs	IEC	k1	k2	Calc-in-fit?
				Sr	0.000975	0.000000	No
				B	0.000010	0.000000	No
				Ba	-0.000106	0.000000	No
				Zn	0.000170	0.000000	No
				As	0.000077	0.000000	No
				W	0.000000	0.000000	No
				Ni	0.000064	0.000000	No
				Cu	-0.003868	0.000000	No
				Zr	0.000067	0.000000	No
				Pd	0.000045	0.000000	No
				Pb	0.000000	0.000000	No
				S	0.000004	0.000000	No
				Na	0.000000	0.000000	No
				K	-0.000300	0.000000	No
				Sn	-0.000083	0.000000	No
				Li	0.000100	0.000000	No
	Pb 220.353 {453}	☒	23	Al	-0.000124	0.000000	No
				Fe	0.000036	0.000000	No
				Ca	-0.000000	0.000000	No
				Mn	-0.000023	0.000000	No
				Zn	-0.000386	0.000000	No
				Mo	-0.000600	0.000000	No
				Cu	0.000410	0.000000	No
				V	-0.000038	0.000000	No
				Co	0.000111	0.000000	No
				Ti	-0.000016	0.000000	No
				Si	0.000038	0.000000	No
				Ba	0.000020	0.000000	No
				Sb	-0.000200	0.000000	No
				K	0.000000	0.000000	No
				Sr	0.000117	0.000000	No
				W	-0.020000	0.000000	No
				Mg	0.000009	0.000000	No
				Cd	-0.000018	0.000000	No
				Cr	-0.000138	0.000000	No
				Pd	0.000560	0.000000	No
				Zr	-0.000935	0.000000	No
				Ni	0.000300	0.000000	No
				S	0.000002	0.000000	No
	Se 196.090 {472}	☒	26	Al	-0.000001	0.000000	No
				Ca	0.000005	0.000000	No
				Mn	0.000151	0.000000	No
				Mo	0.000081	0.000000	No
				Fe	-0.000158	0.000000	No
				Co	0.000042	0.000000	No
				V	0.000110	0.000000	No
				Sr	-0.000108	0.000000	No
				Cu	-0.000007	0.000000	No
				W	0.050000	0.000000	No
				Si	-0.000353	0.000000	No
				Tl	0.000000	0.000000	No
				Be	-0.000143	0.000000	No
				Zn	-0.000450	0.000000	No
				B	-0.000175	0.000000	No
				Pd	-0.000223	0.000000	No
				Ti	-0.000359	0.000000	No
				Cd	0.000090	0.000000	No

Element, Wavelength and Order	Use?	# IECs	IEC	k1	k2	Calc-in-fit?
			Zr	0.000000	0.000000	No
			Ba	0.000500	0.000000	No
			Mg	-0.000004	0.000000	No
			Pb	0.000154	0.000000	No
			Ni	-0.000250	0.000000	No
			Cr	0.000100	0.000000	No
			K	0.000000	0.000000	No
			Na	0.000000	0.000000	No
Sb 206.833 {463}	☒	17	Fe	0.000013	0.000000	No
			Al	-0.000001	0.000000	No
			Ca	-0.000001	0.000000	No
			Ni	-0.000686	0.000000	No
			Cr	0.013300	0.000000	No
			V	-0.002400	0.000000	No
			Zn	-0.000215	0.000000	No
			Mo	-0.000100	0.000000	No
			Ti	0.000300	0.000000	No
			Sn	-0.016050	0.000000	No
			Mg	-0.000001	0.000000	No
			Zr	-0.001760	0.000000	No
			Sr	0.000031	0.000000	No
			Mn	-0.000075	0.000000	No
			S	0.000001	0.000000	No
			W	0.000000	0.000000	No
			B	0.000000	0.000000	No
Al 396.152 { 85}	☒	5	Si	-0.002348	0.000000	No
			Ca	-0.000172	0.000000	No
			Mo	0.034000	0.000000	No
			Zr	-0.000018	0.000000	No
			Ti	0.000419	0.000000	No
Ca 317.933 {106}	☒	16	Fe	0.000130	0.000000	No
			Ti	0.000000	0.000000	No
			W	0.003960	0.000000	No
			Tl	0.004950	0.000000	No
			Be	0.001840	0.000000	No
			Ba	0.003500	0.000000	No
			Cu	-0.001800	0.000000	No
			Cd	0.003700	0.000000	No
			Ni	0.006667	0.000000	No
			Pd	-0.000871	0.000000	No
			B	-0.000210	0.000000	No
			Se	0.000923	0.000000	No
			Co	0.003280	0.000000	No
			Cr	0.000640	0.000000	No
			Al	0.000026	0.000000	No
			As	0.010000	0.000000	No
Fe 259.940 {130}	☒	14	Co	0.000004	0.000000	No
			Si	-0.001181	0.000000	No
			Tl	-0.002602	0.000000	No
			Se	0.000000	0.000000	No
			Cr	-0.000566	0.000000	No
			Mn	0.000000	0.000000	No
			V	-0.000064	0.000000	No
			Cu	0.000953	0.000000	No
			K	0.000000	0.000000	No
			Zn	0.000046	0.000000	No
			Ti	-0.000631	0.000000	No

Element, Wavelength and Order	Use?	# IECs	IEC	k1	k2	Calc-in-fit?
			Ca	0.000020	0.000000	No
			Ba	0.001000	0.000000	No
			Pd	-0.000714	0.000000	No
Mg 279.079 {121}	☒	3	Mo	-0.020250	0.000000	No
			W	-0.006578	0.000000	No
			Mn	-0.005360	0.000000	No
K 766.490 { 44}	☒	13	Fe	-0.000140	0.000000	No
			Al	0.000077	0.000000	No
			Ca	-0.000071	0.000000	No
			Mn	-0.015570	0.000000	No
			Si	-0.003000	0.000000	No
			V	-0.002000	0.000000	No
			Pd	0.004000	0.000000	No
			Sn	-0.004700	0.000000	No
			Na	0.000000	0.000000	No
			Ba	-0.002700	0.000000	No
			Mo	-0.000850	0.000000	No
			Cu	-0.010000	0.000000	No
			Ni	-0.010000	0.000000	No
Na 589.592 { 57}	☒	5	K	-0.000560	0.000000	No
			Ba	0.000900	0.000000	No
			Ca	0.000055	0.000000	No
			Al	0.000040	0.000000	No
			V	-0.005000	0.000000	No
B 208.959 {462}	☒	1	Mo	0.024280	0.000000	No
Mo 202.030 {467}	☒	6	Co	0.000000	0.000000	No
			Al	0.000000	0.000000	No
			Fe	-0.000010	0.000000	No
			Mg	-0.000001	0.000000	No
			Ca	0.000003	0.000000	No
			W	0.020000	0.000000	No
Pd 340.458 { 99}	☒	10	Ti	-0.001428	0.000000	No
			V	0.000552	0.000000	No
			Sn	-0.000006	0.000000	No
			Fe	0.000038	0.000000	No
			Mo	-0.000220	0.000000	No
			Zr	-0.017300	0.000000	No
			Co	-0.007036	0.000000	No
			Ca	-0.000021	0.000000	No
			S	-0.000177	0.000000	No
			Si	-0.001040	0.000000	No
Si 212.412 {459}	☒	12	Sr	0.000366	0.000000	No
			Ni	0.000106	0.000000	No
			Mo	0.023200	0.000000	No
			V	-0.001400	0.000000	No
			Ti	0.006970	0.000000	No
			Al	-0.000016	0.000000	No
			Cd	0.001043	0.000000	No
			Ba	0.000170	0.000000	No
			Fe	0.000044	0.000000	No
			Sn	0.005721	0.000000	No
			Zn	0.000385	0.000000	No
			As	0.002000	0.000000	No
Sn 189.989 {478}	☒	6	Ti	-0.003950	0.000000	No
			Mo	0.000011	0.000000	No
			Fe	0.000018	0.000000	No
			Mn	0.000001	0.000000	No

Element, Wavelength and Order	Use?	# IECs	IEC	k1	k2	Calc-in-fit?
			Si	0.000131	0.000000	No
			Pd	-0.000385	0.000000	No
Sr 407.771 { 83}	☒	3	Fe	0.000000	0.000000	No
			Ca	0.000043	0.000000	No
			Si	0.000033	0.000000	No
Ti 334.904 {101}	☒	4	Cr	0.000189	0.000000	No
			Mo	0.000870	0.000000	No
			Si	0.000035	0.000000	No
			Ca	0.000005	0.000000	No
Y 360.073 { 94}*	☒	None				
Y 371.030 { 91}*	☒	None				
Y 224.306 {451}*	☒	None				
In 230.606 {446}*	☒	None				
W 207.911 {462}	☒	26	Al	0.000002	0.000000	No
			Si	-0.000900	0.000000	No
			Ca	0.000135	0.000000	No
			Fe	-0.000007	0.000000	No
			As	-0.002300	0.000000	No
			Mg	-0.000006	0.000000	No
			Mn	-0.000900	0.000000	No
			Mo	-0.000300	0.000000	No
			Ti	0.000080	0.000000	No
			Sr	-0.000850	0.000000	No
			V	-0.000140	0.000000	No
			Cd	-0.000650	0.000000	No
			Cr	-0.000390	0.000000	No
			Zn	0.009921	0.000000	No
			Pd	-0.000015	0.000000	No
			Sn	0.001300	0.000000	No
			Zr	-0.002570	0.000000	No
			B	-0.001000	0.000000	No
			Sb	-0.003000	0.000000	No
			Co	-0.001000	0.000000	No
			Ni	-0.003000	0.000000	No
			Be	-0.001000	0.000000	No
			Se	-0.002600	0.000000	No
			Cu	-0.001300	0.000000	No
			Ba	-0.001360	0.000000	No
			Tl	-0.002600	0.000000	No
Zr 339.198 { 99}	☒	6	Mo	0.000250	0.000000	No
			Ti	-0.000050	0.000000	No
			Fe	-0.000060	0.000000	No
			Si	0.000870	0.000000	No
			S	0.000039	0.000000	No
			Pd	0.000000	0.000000	No
S 182.034 {485}	☒	7	Ca	0.000063	0.000000	No
			Mo	0.000614	0.000000	No
			Al	-0.000005	0.000000	No
			Fe	-0.000028	0.000000	No
			Mn	0.002300	0.000000	No
			W	-0.028686	0.000000	No
			Zn	-0.001538	0.000000	No
Bi 223.061 {451}	☒	6	Ti	-0.002693	0.000000	No
			V	-0.000680	0.000000	No
			Co	-0.002200	0.000000	No
			Ca	-0.000010	0.000000	No
			Mg	-0.000014	0.000000	No

	Element, Wavelength and Order	Use?	# IECs	IEC	k1	k2	Calc-in-fit?
				W	-0.003914	0.000000	No
	Li 670.784 { 50}	☒	None				

Zoom In ▶ Zoom Out

Sample Name: STDA Acquired: 7/24/2014 17:47:50 Type: Cal
Method: Accutest1(v117) Mode: IR Corr. Factor: 1.000000
User: admin Custom ID1: Custom ID2: Custom ID3:
Comment:

Elem	Ba4554	Be3130	Cd2288	Co2286	Cr2677	Cu3247	Mn2576	Ni2316	Ag3280
Units	Cts/S	Cts/S	Cts/S	Cts/S	Cts/S	Cts/S	Cts/S	Cts/S	Cts/S
Avg	**.0024**	**.0002**	**.0005**	**-.0001**	**.0000**	**.0090**	**.0000**	**-.0010**	**-.0001**
Stddev	.0000	.0000	.0000	.0000	.0000	.0001	.0000	.0000	.0000
%RSD	.8920	16.75	4.769	31.19	.0711	.6783	57.28	2.450	39.62
#1	.0024	.0002	.0005	-.0001	.0000	.0090	.0001	-.0009	-.0001
#2	.0024	.0002	.0005	-.0002	.0000	.0090	.0000	-.0010	-.0001

Elem	V_2924	Zn2062	As1890	Tl1908	Pb2203	Se1960	Sb2068	Al3961	Ca3179
Units	Cts/S	Cts/S	Cts/S	Cts/S	Cts/S	Cts/S	Cts/S	Cts/S	Cts/S
Avg	**-.0000**	**.0003**	**-.0001**	**-.0003**	**.0001**	**.0003**	**.0004**	**-.0003**	**.0042**
Stddev	.0001	.0001	.0000	.0000	.0001	.0001	.0003	.0001	.0003
%RSD	122.1	17.10	4.393	10.18	86.46	33.10	70.34	34.49	6.017
#1	-.0000	.0004	-.0002	-.0002	.0002	.0004	.0005	-.0002	.0041
#2	-.0001	.0003	-.0001	-.0003	.0000	.0002	.0002	-.0004	.0044

Elem	Fe2599	Mg2790	K_7664	Na5895	B_2089	Mo2020	Pd3404	Si2124	Sn1899
Units	Cts/S	Cts/S	Cts/S	Cts/S	Cts/S	Cts/S	Cts/S	Cts/S	Cts/S
Avg	**.0002**	**-.0001**	**.0020**	**-.0042**	**.0003**	**.0008**	**-.0001**	**.0154**	**.0003**
Stddev	.0000	.0001	.0001	.0012	.0000	.0000	.0001	.0001	.0000
%RSD	.9888	133.7	2.570	27.78	10.91	6.490	117.5	.4427	9.876
#1	.0002	-.0000	.0019	-.0050	.0003	.0008	-.0000	.0155	.0003
#2	.0002	-.0001	.0020	-.0034	.0003	.0007	-.0001	.0154	.0003

Elem	Sr4077	Ti3349	W_2079	Zr3391	S_1820	Bi2230	Li6707
Units	Cts/S	Cts/S	Cts/S	Cts/S	Cts/S	Cts/S	Cts/S
Avg	**-.0002**	**-.0002**	**.0024**	**-.0001**	**-.0000**	**-.0008**	**-.0036**
Stddev	.0003	.0000	.0000	.0001	.0000	.0001	.0022
%RSD	137.2	3.310	1.543	62.98	857.5	6.599	61.55
#1	-.0004	-.0002	.0024	-.0000	-.0000	-.0009	-.0052
#2	-.0000	-.0002	.0025	-.0001	.0000	-.0008	-.0020

◀ Zoom In ▶ Zoom Out

Sample Name: STDA Acquired: 7/24/2014 17:47:50 Type: Cal
Method: Accutest1(v117) Mode: IR Corr. Factor: 1.000000
User: admin Custom ID1: Custom ID2: Custom ID3:
Comment:

Int. Std.	Y_3600	Y_3710	Y_2243	In2306
Units	Cts/S	Cts/S	Cts/S	Cts/S
Avg	71311.	**7224.4**	**2908.8**	**4103.9**
Stddev	19.	27.7	2.2	.1
%RSD	.02697	.38397	.07438	.00335
#1	71298.	7244.1	2907.3	4103.8
#2	71325.	7204.8	2910.4	4103.9

◀ Zoom In ▶ Zoom Out

Sample Name: STDb Acquired: 7/24/2014 17:53:43 Type: Cal
Method: Accutest1(v117) Mode: IR Corr. Factor: 1.000000
User: admin Custom ID1: Custom ID2: Custom ID3:
Comment:

Elem	Ba4554	Be3130	Cd2288	Co2286	Cr2677	Cu3247	Mn2576	Ni2316	Ag3280
Units	Cts/S	Cts/S	Cts/S	Cts/S	Cts/S	Cts/S	Cts/S	Cts/S	Cts/S
Avg	**9.379**	**5.821**	**4.187**	**2.380**	**.3942**	**.6788**	**2.191**	**1.861**	**.0670**
Stddev	.004	.015	.005	.001	.0009	.0006	.002	.001	.0000
%RSD	.0452	.2510	.1320	.0373	.2366	.0900	.0790	.0700	.0433
#1	9.382	5.810	4.183	2.380	.3935	.6784	2.189	1.860	.0670
#2	9.376	5.831	4.191	2.381	.3948	.6792	2.192	1.862	.0669

Elem	V_2924	Zn2062	As1890	Tl1908	Pb2203	Se1960	Sb2068	Al3961	Ca3179
Units	Cts/S	Cts/S	Cts/S	Cts/S	Cts/S	Cts/S	Cts/S	Cts/S	Cts/S
Avg	**.6029**	**4.277**	**.4229**	**.3263**	**.8181**	**.3539**	**.6881**	**3.159**	**3.880**
Stddev	.0016	.003	.0006	.0001	.0000	.0005	.0002	.001	.007
%RSD	.2715	.0719	.1350	.0175	.0004	.1519	.0340	.0416	.1710
#1	.6017	4.279	.4225	.3263	.8181	.3536	.6879	3.158	3.876
#2	.6040	4.275	.4233	.3262	.8181	.3543	.6882	3.160	3.885

Elem	Fe2599	Mg2790	K_7664	Na5895	B_2089	Mo2020	Pd3404	Si2124	Sn1899
Units	Cts/S	Cts/S	Cts/S	Cts/S	Cts/S	Cts/S	Cts/S	Cts/S	Cts/S
Avg	**1.940**	**.3014**	**4.588**	**13.17**	**1.019**	**2.953**	**.2381**	**2.276**	**.7377**
Stddev	.005	.0007	.007	.02	.002	.007	.0004	.005	.0006
%RSD	.2670	.2434	.1542	.1286	.2123	.2302	.1571	.2030	.0869
#1	1.936	.3009	4.593	13.18	1.017	2.948	.2379	2.272	.7373
#2	1.944	.3019	4.583	13.15	1.020	2.958	.2384	2.279	.7382

Elem	Sr4077	Ti3349	W_2079	Zr3391	S_1820	Bi2230	Li6707
Units	Cts/S	Cts/S	Cts/S	Cts/S	Cts/S	Cts/S	Cts/S
Avg	**14.10**	**.5471**	**1.174**	**1.571**	**.2287**	**.7416**	**5.171**
Stddev	.00	.0009	.005	.003	.0003	.0027	.001
%RSD	.0158	.1606	.4598	.1703	.1302	.3695	.0206
#1	14.10	.5465	1.170	1.569	.2285	.7396	5.171
#2	14.10	.5478	1.177	1.573	.2289	.7435	5.170

◀ Zoom In ▶ Zoom Out

Sample Name: STDb Acquired: 7/24/2014 17:53:43 Type: Cal
Method: Accutest1(v117) Mode: IR Corr. Factor: 1.000000
User: admin Custom ID1: Custom ID2: Custom ID3:
Comment:

Int. Std.	Y_3600	Y_3710	Y_2243	In2306
Units	Cts/S	Cts/S	Cts/S	Cts/S
Avg	**66273.**	**7072.3**	**2636.3**	**3538.2**
Stddev	17.	15.6	7.0	7.4
%RSD	.02606	.22096	.26501	.20818
#1	66285.	7061.3	2641.3	3543.4
#2	66261.	7083.4	2631.4	3533.0

Zoom In Zoom Out

Sample Name: ccvconf Acquired: 7/24/2014 17:59:21 Type: QC
Method: Accutest1(v117) Mode: CONC Corr. Factor: 1.000000
User: admin Custom ID1: Custom ID2: Custom ID3:
Comment:

Elem	Ba4554	Be3130	Cd2288	Co2286	Cr2677	Cu3247	Mn2576	Ni2316	Ag3280
Units	ppm	ppm	ppm	ppm	ppm	ppm	ppm	ppm	ppm
Avg	**1.983**	**2.007**	**1.992**	**2.011**	**2.024**	**1.954**	**2.036**	**2.015**	**.2449**
Stddev	.005	.000	.001	.005	.009	.005	.007	.005	.0008
%RSD	.2396	.0183	.0442	.2613	.4690	.2546	.3516	.2390	.3394
#1	1.987	2.007	1.991	2.007	2.031	1.951	2.041	2.011	.2455
#2	1.980	2.007	1.993	2.014	2.017	1.958	2.031	2.018	.2443
Check ?	Chk Pass	Chk Pass	Chk Pass	Chk Pass	Chk Pass	Chk Pass	Chk Pass	Chk Pass	Chk Pass
Value									
Range									

Elem	V_2924	Zn2062	As1890	Tl1908	Pb2203	Se1960	Sb2068	Al3961	Ca3179
Units	ppm	ppm	ppm	ppm	ppm	ppm	ppm	ppm	ppm
Avg	**2.009**	**2.022**	**1.981**	**2.082**	**2.022**	**1.989**	**1.991**	**39.59**	**40.20**
Stddev	.004	.012	.002	.002	.000	.003	.004	.08	.05
%RSD	.1941	.5964	.0817	.0771	.0151	.1306	.2060	.2076	.1237
#1	2.012	2.013	1.980	2.081	2.022	1.987	1.988	39.65	40.24
#2	2.006	2.030	1.982	2.083	2.022	1.991	1.994	39.53	40.17
Check ?	Chk Pass	Chk Pass	Chk Pass	Chk Pass	Chk Pass	Chk Pass	Chk Pass	Chk Pass	Chk Pass
Value									
Range									

Elem	Fe2599	Mg2790	K_7664	Na5895	B_2089	Mo2020	Pd3404	Si2124	Sn1899
Units	ppm	ppm	ppm	ppm	ppm	ppm	ppm	ppm	ppm
Avg	**40.71**	**39.92**	**39.40**	**39.65**	**2.000**	**2.014**	**1.981**	**5.066**	**2.043**
Stddev	.03	.06	.07	.02	.005	.006	.008	.001	.007
%RSD	.0645	.1455	.1735	.0490	.2427	.3086	.4063	.0119	.3278
#1	40.69	39.88	39.45	39.66	1.996	2.010	1.976	5.065	2.038
#2	40.73	39.96	39.35	39.64	2.003	2.019	1.987	5.066	2.047
Check ?	Chk Pass	Chk Pass	Chk Pass	Chk Pass	Chk Pass	Chk Pass	Chk Pass	Chk Pass	Chk Pass
Value									
Range									

Zoom In Zoom Out

Sample Name: ccvconf Acquired: 7/24/2014 17:59:21 Type: QC
Method: Accutest1(v117) Mode: CONC Corr. Factor: 1.000000
User: admin Custom ID1: Custom ID2: Custom ID3:
Comment:

Elem	Sr4077	Ti3349	W_2079	Zr3391	S_1820	Bi2230	Li6707
Units	ppm	ppm	ppm	ppm	ppm	ppm	ppm
Avg	**1.989**	**1.985**	**2.021**	**2.011**	**1.950**	**2.009**	**1.952**
Stddev	.001	.005	.012	.002	.004	.003	.001
%RSD	.0465	.2477	.5913	.1173	.2190	.1593	.0598
#1	1.990	1.989	2.013	2.013	1.947	2.012	1.953
#2	1.989	1.982	2.030	2.009	1.953	2.007	1.951
Check ?	Chk Pass	Chk Pass	Chk Pass	Chk Pass	Chk Pass	Chk Pass	Chk Pass
Value							
Range							

Int. Std.	Y_3600	Y_3710	Y_2243	In2306
Units	Cts/S	Cts/S	Cts/S	Cts/S
Avg	**68417.**	**7177.6**	**2734.5**	**3695.9**
Stddev	327.	11.1	12.5	14.7
%RSD	.47819	.15441	.45663	.39764
#1	68186.	7169.8	2743.3	3706.3
#2	68649.	7185.5	2725.7	3685.5

Zoom In Zoom Out

Sample Name: ccbconf Acquired: 7/24/2014 18:05:00 Type: QC
Method: Accutest1(v117) Mode: CONC Corr. Factor: 1.000000
User: admin Custom ID1: Custom ID2: Custom ID3:
Comment:

Elem	Ba4554	Be3130	Cd2288	Co2286	Cr2677	Cu3247	Mn2576	Ni2316	Ag3280
Units	ppm	ppm	ppm	ppm	ppm	ppm	ppm	ppm	ppm
Avg	**-.0004**	**.0000**	**.0002**	**.0005**	**-.0003**	**.0002**	**.0001**	**.0003**	**-.0002**
Stddev	.0000	.0000	.0001	.0001	.0002	.0001	.0000	.0005	.0002
%RSD	11.46	306.5	42.08	16.39	74.59	62.96	.6859	137.2	92.23
#1	-.0004	-.0000	.0001	.0006	-.0004	.0001	.0001	.0007	-.0003
#2	-.0003	.0000	.0003	.0004	-.0001	.0003	.0001	.0000	-.0001
Check ?	Chk Pass	Chk Pass	Chk Pass	Chk Pass	Chk Pass	Chk Pass	Chk Pass	Chk Pass	Chk Pass
High Limit									
Low Limit									

Elem	V_2924	Zn2062	As1890	Tl1908	Pb2203	Se1960	Sb2068	Al3961	Ca3179
Units	ppm	ppm	ppm	ppm	ppm	ppm	ppm	ppm	ppm
Avg	**-.0001**	**.0002**	**.0008**	**.0001**	**-.0004**	**-.0013**	**.0009**	**-.0045**	**.0028**
Stddev	.0001	.0001	.0002	.0009	.0001	.0018	.0001	.0070	.0031
%RSD	73.52	52.13	21.95	1699.	38.46	142.7	15.42	157.9	108.4
#1	-.0002	.0002	.0007	.0007	-.0003	.0000	.0010	-.0094	.0050
#2	-.0001	.0001	.0009	-.0006	-.0005	-.0025	.0008	.0005	.0007
Check ?	Chk Pass	Chk Pass	Chk Pass	Chk Pass	Chk Pass	Chk Pass	Chk Pass	Chk Pass	Chk Pass
High Limit									
Low Limit									

Elem	Fe2599	Mg2790	K_7664	Na5895	B_2089	Mo2020	Pd3404	Si2124	Sn1899
Units	ppm	ppm	ppm	ppm	ppm	ppm	ppm	ppm	ppm
Avg	**.0103**	**-.0334**	**.0166**	**.0111**	**.0025**	F **.0034**	**-.0002**	**.0028**	**.0004**
Stddev	.0030	.0140	.0046	.0038	.0002	.0007	.0004	.0004	.0003
%RSD	29.31	42.02	27.69	34.55	6.963	21.24	160.3	12.40	69.68
#1	.0125	-.0433	.0134	.0138	.0026	.0039	.0000	.0031	.0006
#2	.0082	-.0234	.0199	.0084	.0024	.0029	-.0005	.0026	.0002
Check ?	Chk Pass	Chk Pass	Chk Pass	Chk Pass	Chk Pass	Chk Fail	Chk Pass	Chk Pass	Chk Pass
High Limit						.0021			
Low Limit						-.0021			

Zoom In Zoom Out

Sample Name: ccbconf Acquired: 7/24/2014 18:05:00 Type: QC
Method: Accutest1(v117) Mode: CONC Corr. Factor: 1.000000
User: admin Custom ID1: Custom ID2: Custom ID3:
Comment:

Elem	Sr4077	Ti3349	W_2079	Zr3391	S_1820	Bi2230	Li6707
Units	ppm	ppm	ppm	ppm	ppm	ppm	ppm
Avg	**.0000**	**.0002**	**.0190**	**.0008**	**-.0011**	**.0043**	**.0015**
Stddev	.0000	.0006	.0013	.0000	.0014	.0000	.0005
%RSD	37.25	232.2	7.027	3.962	126.1	1.130	32.08
#1	.0000	-.0002	.0200	.0008	-.0001	.0043	.0019
#2	.0000	.0006	.0181	.0009	-.0021	.0042	.0012
Check ?	Chk Pass	Chk Pass	Chk Pass	Chk Pass	Chk Pass	Chk Pass	Chk Pass
High Limit							
Low Limit							

Int. Std.	Y_3600	Y_3710	Y_2243	In2306
Units	Cts/S	Cts/S	Cts/S	Cts/S
Avg	**71287.**	**7222.6**	**2901.3**	**4082.0**
Stddev	157.	10.6	1.1	4.6
%RSD	.22017	.14691	.03757	.11171
#1	71398.	7230.1	2902.0	4085.3
#2	71176.	7215.1	2900.5	4078.8

Zoom In Zoom Out

Sample Name: icv Acquired: 7/24/2014 18:10:57 Type: QC
Method: Accutest1(v117) Mode: CONC Corr. Factor: 1.000000
User: admin Custom ID1: Custom ID2: Custom ID3:
Comment:

Elem	Ba4554	Be3130	Cd2288	Co2286	Cr2677	Cu3247	Mn2576	Ni2316	Ag3280
Units	ppm	ppm	ppm	ppm	ppm	ppm	ppm	ppm	ppm
Avg	**1.989**	**2.014**	**1.986**	**2.008**	**2.034**	**1.959**	**2.040**	**2.015**	**.2467**
Stddev	.002	.015	.002	.002	.010	.001	.002	.004	.0006
%RSD	.1176	.7342	.1017	.0980	.4898	.0415	.1175	.2203	.2315
#1	1.990	2.025	1.985	2.007	2.027	1.958	2.039	2.012	.2471
#2	1.987	2.004	1.988	2.010	2.041	1.959	2.042	2.018	.2463
Check ?	Chk Pass	Chk Pass	Chk Pass	Chk Pass	Chk Pass	Chk Pass	Chk Pass	Chk Pass	Chk Pass
Value									
Range									

Elem	V_2924	Zn2062	As1890	Tl1908	Pb2203	Se1960	Sb2068	Al3961	Ca3179
Units	ppm	ppm	ppm	ppm	ppm	ppm	ppm	ppm	ppm
Avg	**2.016**	**2.019**	**1.978**	**2.078**	**2.025**	**1.983**	**1.987**	**39.73**	**40.38**
Stddev	.004	.004	.002	.003	.005	.002	.003	.13	.26
%RSD	.1818	.1777	.0903	.1341	.2364	.1128	.1710	.3227	.6553
#1	2.014	2.016	1.977	2.076	2.022	1.981	1.985	39.83	40.56
#2	2.019	2.021	1.979	2.080	2.028	1.984	1.989	39.64	40.19
Check ?	Chk Pass	Chk Pass	Chk Pass	Chk Pass	Chk Pass	Chk Pass	Chk Pass	Chk Pass	Chk Pass
Value									
Range									

Elem	Fe2599	Mg2790	K_7664	Na5895	B_2089	Mo2020	Pd3404	Si2124	Sn1899
Units	ppm	ppm	ppm	ppm	ppm	ppm	ppm	ppm	ppm
Avg	**40.83**	**40.12**	**39.50**	**39.71**	**1.993**	**2.009**	**1.978**	**5.048**	**2.041**
Stddev	.21	.32	.11	.10	.000	.001	.010	.002	.003
%RSD	.5136	.8098	.2816	.2489	.0008	.0717	.5204	.0451	.1348
#1	40.98	40.35	39.58	39.78	1.994	2.008	1.986	5.046	2.039
#2	40.68	39.89	39.43	39.64	1.993	2.010	1.971	5.050	2.042
Check ?	Chk Pass	Chk Pass	Chk Pass	Chk Pass	Chk Pass	Chk Pass	Chk Pass	Chk Pass	Chk Pass
Value									
Range									

Zoom In Zoom Out

Sample Name: icv Acquired: 7/24/2014 18:10:57 Type: QC
Method: Accutest1(v117) Mode: CONC Corr. Factor: 1.000000
User: admin Custom ID1: Custom ID2: Custom ID3:
Comment:

Elem	Sr4077	Ti3349	W_2079	Zr3391	S_1820	Bi2230	Li6707
Units	ppm	ppm	ppm	ppm	ppm	ppm	ppm
Avg	**1.990**	**1.996**	**2.015**	**2.017**	**1.949**	**2.001**	**1.952**
Stddev	.006	.007	.008	.004	.007	.002	.006
%RSD	.2798	.3539	.4003	.1831	.3451	.1160	.3304
#1	1.994	1.991	2.010	2.014	1.945	2.003	1.956
#2	1.986	2.001	2.021	2.019	1.954	2.000	1.947
Check ?	Chk Pass	Chk Pass	Chk Pass	Chk Pass	Chk Pass	Chk Pass	Chk Pass
Value							
Range							

Int. Std.	Y_3600	Y_3710	Y_2243	In2306
Units	Cts/S	Cts/S	Cts/S	Cts/S
Avg	**68028.**	**7139.0**	**2742.5**	**3699.2**
Stddev	481.	7.1	1.3	4.6
%RSD	.70778	.09942	.04604	.12475
#1	68368.	7134.0	2743.4	3702.5
#2	67687.	7144.0	2741.6	3695.9

Zoom In Zoom Out

Sample Name: icb Acquired: 7/24/2014 18:16:37 Type: QC
Method: Accutest1(v117) Mode: CONC Corr. Factor: 1.000000
User: admin Custom ID1: Custom ID2: Custom ID3:
Comment:

Elem	Ba4554	Be3130	Cd2288	Co2286	Cr2677	Cu3247	Mn2576	Ni2316	Ag3280
Units	ppm	ppm	ppm	ppm	ppm	ppm	ppm	ppm	ppm
Avg	**.0001**	**.0001**	**.0002**	**.0003**	**.0003**	**.0006**	**.0001**	**.0005**	**-.0007**
Stddev	.0001	.0001	.0000	.0002	.0002	.0002	.0000	.0000	.0004
%RSD	101.9	119.6	.4987	65.37	60.54	31.83	25.14	3.760	60.59
#1	.0000	.0000	.0002	.0002	.0002	.0007	.0001	.0005	-.0009
#2	.0002	.0002	.0002	.0004	.0004	.0005	.0001	.0005	-.0004
Check ?	Chk Pass	Chk Pass	Chk Pass	Chk Pass	Chk Pass	Chk Pass	Chk Pass	Chk Pass	Chk Pass
High Limit									
Low Limit									

Elem	V_2924	Zn2062	As1890	Tl1908	Pb2203	Se1960	Sb2068	Al3961	Ca3179
Units	ppm	ppm	ppm	ppm	ppm	ppm	ppm	ppm	ppm
Avg	**-.0002**	**.0002**	**.0006**	**.0007**	**.0003**	**-.0015**	**.0012**	**-.0004**	**.0007**
Stddev	.0001	.0000	.0004	.0004	.0004	.0011	.0007	.0084	.0056
%RSD	42.26	28.43	70.04	65.86	128.8	72.48	56.41	2029.	784.8
#1	-.0002	.0002	.0010	.0010	.0000	-.0007	.0007	-.0064	.0046
#2	-.0001	.0001	.0003	.0003	.0005	-.0023	.0017	.0055	-.0032
Check ?	Chk Pass	Chk Pass	Chk Pass	Chk Pass	Chk Pass	Chk Pass	Chk Pass	Chk Pass	Chk Pass
High Limit									
Low Limit									

Elem	Fe2599	Mg2790	K_7664	Na5895	B_2089	Mo2020	Pd3404	Si2124	Sn1899
Units	ppm	ppm	ppm	ppm	ppm	ppm	ppm	ppm	ppm
Avg	**.0049**	**.0157**	**.0258**	**.0176**	**.0016**	F **.0030**	**.0006**	**.0028**	**.0011**
Stddev	.0052	.0159	.0110	.0001	.0000	.0002	.0006	.0005	.0004
%RSD	106.6	101.4	42.62	.5403	2.084	8.324	98.67	18.59	40.77
#1	.0012	.0270	.0180	.0175	.0016	.0031	.0002	.0032	.0014
#2	.0085	.0044	.0336	.0177	.0016	.0028	.0011	.0025	.0008
Check ?	Chk Pass	Chk Pass	Chk Pass	Chk Pass	Chk Pass	Chk Fail	Chk Pass	Chk Pass	Chk Pass
High Limit						.0021			
Low Limit						-.0021			

Zoom In Zoom Out

Sample Name: icb Acquired: 7/24/2014 18:16:37 Type: QC
Method: Accutest1(v117) Mode: CONC Corr. Factor: 1.000000
User: admin Custom ID1: Custom ID2: Custom ID3:
Comment:

Elem	Sr4077	Ti3349	W_2079	Zr3391	S_1820	Bi2230	Li6707
Units	ppm	ppm	ppm	ppm	ppm	ppm	ppm
Avg	**-.0000**	**.0004**	**.0184**	**.0010**	**-.0009**	**.0052**	**.0016**
Stddev	.0000	.0005	.0012	.0002	.0014	.0018	.0003
%RSD	55.83	131.6	6.490	16.14	163.4	33.58	17.57
#1	-.0001	.0007	.0192	.0009	-.0019	.0065	.0018
#2	-.0000	.0000	.0175	.0011	.0001	.0040	.0014
Check ?	Chk Pass	Chk Pass	Chk Pass	Chk Pass	Chk Pass	Chk Pass	Chk Pass
High Limit							
Low Limit							

Int. Std.	Y_3600	Y_3710	Y_2243	In2306
Units	Cts/S	Cts/S	Cts/S	Cts/S
Avg	**71415.**	**7264.7**	**2897.0**	**4073.8**
Stddev	203.	6.7	3.0	5.0
%RSD	.28431	.09226	.10385	.12318
#1	71272.	7269.4	2899.1	4077.4
#2	71559.	7259.9	2894.9	4070.3

Zoom In Zoom Out

Sample Name: ccv Acquired: 7/24/2014 18:22:34 Type: QC
Method: Accutest1(v117) Mode: CONC Corr. Factor: 1.000000
User: admin Custom ID1: Custom ID2: Custom ID3:
Comment:

Elem	Ba4554	Be3130	Cd2288	Co2286	Cr2677	Cu3247	Mn2576	Ni2316	Ag3280
Units	ppm	ppm	ppm	ppm	ppm	ppm	ppm	ppm	ppm
Avg	**1.990**	**2.008**	**1.993**	**2.007**	**2.027**	**1.954**	**2.037**	**2.011**	**.2454**
Stddev	.000	.003	.006	.003	.003	.009	.004	.000	.0012
%RSD	.0031	.1239	.3281	.1489	.1232	.4429	.2013	.0045	.4728
#1	1.990	2.006	1.988	2.005	2.029	1.948	2.039	2.011	.2446
#2	1.990	2.010	1.997	2.009	2.025	1.960	2.034	2.011	.2463
Check ?	Chk Pass	Chk Pass	Chk Pass	Chk Pass	Chk Pass	Chk Pass	Chk Pass	Chk Pass	Chk Pass
Value									
Range									

Elem	V_2924	Zn2062	As1890	Tl1908	Pb2203	Se1960	Sb2068	Al3961	Ca3179
Units	ppm	ppm	ppm	ppm	ppm	ppm	ppm	ppm	ppm
Avg	**2.009**	**2.018**	**1.983**	**2.081**	**2.020**	**1.993**	**1.994**	**39.78**	**40.32**
Stddev	.002	.007	.005	.007	.000	.006	.004	.02	.02
%RSD	.0846	.3603	.2365	.3159	.0107	.3279	.2282	.0470	.0437
#1	2.010	2.013	1.980	2.077	2.020	1.989	1.991	39.80	40.31
#2	2.008	2.023	1.987	2.086	2.020	1.998	1.997	39.77	40.33
Check ?	Chk Pass	Chk Pass	Chk Pass	Chk Pass	Chk Pass	Chk Pass	Chk Pass	Chk Pass	Chk Pass
Value									
Range									

Elem	Fe2599	Mg2790	K_7664	Na5895	B_2089	Mo2020	Pd3404	Si2124	Sn1899
Units	ppm	ppm	ppm	ppm	ppm	ppm	ppm	ppm	ppm
Avg	**40.81**	**40.01**	**39.57**	**39.69**	**2.001**	**2.014**	**1.977**	**5.061**	**2.045**
Stddev	.07	.05	.01	.01	.001	.004	.006	.014	.006
%RSD	.1644	.1186	.0130	.0166	.0561	.2162	.3104	.2795	.3042
#1	40.76	40.04	39.57	39.68	2.000	2.011	1.973	5.051	2.041
#2	40.86	39.98	39.57	39.69	2.001	2.017	1.982	5.071	2.049
Check ?	Chk Pass	Chk Pass	Chk Pass	Chk Pass	Chk Pass	Chk Pass	Chk Pass	Chk Pass	Chk Pass
Value									
Range									

Zoom In Zoom Out

Sample Name: ccv Acquired: 7/24/2014 18:22:34 Type: QC
Method: Accutest1(v117) Mode: CONC Corr. Factor: 1.000000
User: admin Custom ID1: Custom ID2: Custom ID3:
Comment:

Elem	Sr4077	Ti3349	W_2079	Zr3391	S_1820	Bi2230	Li6707
Units	ppm	ppm	ppm	ppm	ppm	ppm	ppm
Avg	**1.989**	**1.986**	**2.020**	**2.010**	**1.952**	**2.014**	**1.946**
Stddev	.004	.002	.011	.002	.004	.001	.003
%RSD	.1879	.0846	.5587	.1042	.2120	.0591	.1344
#1	1.992	1.985	2.012	2.009	1.949	2.013	1.944
#2	1.987	1.987	2.028	2.012	1.955	2.014	1.947
Check ?	Chk Pass	Chk Pass	Chk Pass	Chk Pass	Chk Pass	Chk Pass	Chk Pass
Value							
Range							

Int. Std.	Y_3600	Y_3710	Y_2243	In2306
Units	Cts/S	Cts/S	Cts/S	Cts/S
Avg	**67955.**	**7092.1**	**2735.3**	**3699.6**
Stddev	116.	6.7	2.4	.1
%RSD	.17068	.09438	.08719	.00146
#1	67873.	7096.9	2737.0	3699.5
#2	68037.	7087.4	2733.6	3699.6

Zoom In Zoom Out

Sample Name: ccb Acquired: 7/24/2014 18:28:13 Type: QC
Method: Accutest1(v117) Mode: CONC Corr. Factor: 1.000000
User: admin Custom ID1: Custom ID2: Custom ID3:
Comment:

Elem	Ba4554	Be3130	Cd2288	Co2286	Cr2677	Cu3247	Mn2576	Ni2316	Ag3280
Units	ppm	ppm	ppm	ppm	ppm	ppm	ppm	ppm	ppm
Avg	**.0002**	**.0001**	**.0003**	**.0004**	**.0000**	**.0000**	**.0001**	**.0006**	**.0002**
Stddev	.0003	.0001	.0000	.0001	.0001	.0004	.0001	.0001	.0005
%RSD	166.1	206.4	12.34	32.20	628.9	2639.	52.23	19.15	324.1
#1	-.0000	-.0000	.0003	.0003	.0001	-.0002	.0002	.0005	-.0002
#2	.0004	.0001	.0003	.0005	-.0000	.0003	.0001	.0007	.0005
Check ?	Chk Pass	Chk Pass	Chk Pass	Chk Pass	Chk Pass	Chk Pass	Chk Pass	Chk Pass	Chk Pass
High Limit									
Low Limit									

Elem	V_2924	Zn2062	As1890	Tl1908	Pb2203	Se1960	Sb2068	Al3961	Ca3179
Units	ppm	ppm	ppm	ppm	ppm	ppm	ppm	ppm	ppm
Avg	**.0002**	**.0002**	**.0006**	**.0005**	**.0003**	**-.0016**	**.0010**	**.0012**	**-.0012**
Stddev	.0001	.0001	.0002	.0016	.0004	.0001	.0003	.0091	.0007
%RSD	67.47	36.65	33.31	308.3	141.3	7.928	29.12	762.2	60.76
#1	.0003	.0002	.0007	.0016	.0000	-.0015	.0008	-.0052	-.0007
#2	.0001	.0001	.0004	-.0006	.0006	-.0017	.0012	.0076	-.0017
Check ?	Chk Pass	Chk Pass	Chk Pass	Chk Pass	Chk Pass	Chk Pass	Chk Pass	Chk Pass	Chk Pass
High Limit									
Low Limit									

Elem	Fe2599	Mg2790	K_7664	Na5895	B_2089	Mo2020	Pd3404	Si2124	Sn1899
Units	ppm	ppm	ppm	ppm	ppm	ppm	ppm	ppm	ppm
Avg	**.0084**	**-.0298**	**.0303**	**.0136**	**.0022**	F **.0028**	**-.0000**	**.0014**	**.0009**
Stddev	.0014	.0352	.0032	.0046	.0004	.0004	.0010	.0007	.0002
%RSD	16.63	118.2	10.64	33.69	17.73	14.18	2100.	49.36	27.51
#1	.0074	-.0049	.0280	.0103	.0024	.0031	-.0007	.0019	.0011
#2	.0094	-.0547	.0325	.0168	.0019	.0025	.0006	.0009	.0007
Check ?	Chk Pass	Chk Pass	Chk Pass	Chk Pass	Chk Pass	Chk Fail	Chk Pass	Chk Pass	Chk Pass
High Limit						.0021			
Low Limit						-.0021			

Zoom In Zoom Out

Sample Name: ccb Acquired: 7/24/2014 18:28:13 Type: QC
Method: Accutest1(v117) Mode: CONC Corr. Factor: 1.000000
User: admin Custom ID1: Custom ID2: Custom ID3:
Comment:

Elem	Sr4077	Ti3349	W_2079	Zr3391	S_1820	Bi2230	Li6707
Units	ppm	ppm	ppm	ppm	ppm	ppm	ppm
Avg	**-.0000**	**.0005**	**.0190**	**.0011**	**.0002**	**.0056**	**.0030**
Stddev	.0001	.0001	.0032	.0000	.0035	.0002	.0012
%RSD	172.8	31.14	16.81	1.991	1635.	4.186	39.46
#1	.0000	.0006	.0213	.0011	-.0022	.0055	.0039
#2	-.0001	.0004	.0168	.0011	.0027	.0058	.0022
Check ?	Chk Pass	Chk Pass	Chk Pass	Chk Pass	Chk Pass	Chk Pass	Chk Pass
High Limit							
Low Limit							

Int. Std.	Y_3600	Y_3710	Y_2243	In2306
Units	Cts/S	Cts/S	Cts/S	Cts/S
Avg	**71493.**	**7218.4**	**2907.7**	**4080.4**
Stddev	21.	51.1	7.3	4.2
%RSD	.02889	.70820	.25111	.10296
#1	71508.	7182.2	2912.8	4083.3
#2	71479.	7254.5	2902.5	4077.4

Zoom In Zoom Out

Sample Name: cri Acquired: 7/24/2014 18:34:09 Type: QC
Method: Accutest1(v117) Mode: CONC Corr. Factor: 1.000000
User: admin Custom ID1: Custom ID2: Custom ID3:
Comment:

Elem	Ba4554	Be3130	Cd2288	Co2286	Cr2677	Cu3247	Mn2576	Ni2316	Ag3280
Units	ppm	ppm	ppm	ppm	ppm	ppm	ppm	ppm	ppm
Avg	**.2020**	**.0021**	**.0035**	**.0516**	**.0107**	**.0100**	**.0161**	**.0105**	**.0058**
Stddev	.0004	.0002	.0001	.0000	.0000	.0001	.0000	.0001	.0003
%RSD	.2115	9.580	4.174	.0558	.2953	.9406	.1218	.9784	5.404
#1	.2017	.0022	.0036	.0516	.0108	.0100	.0161	.0106	.0060
#2	.2023	.0019	.0034	.0516	.0107	.0101	.0161	.0105	.0056
Check ?	Chk Pass	Chk Pass	Chk Pass	Chk Pass	Chk Pass	Chk Pass	Chk Pass	Chk Pass	Chk Pass
Value									
Range									

Elem	V_2924	Zn2062	As1890	Tl1908	Pb2203	Se1960	Sb2068	Al3961	Ca3179
Units	ppm	ppm	ppm	ppm	ppm	ppm	ppm	ppm	ppm
Avg	**.0531**	**.0240**	**.0080**	**.0116**	**.0034**	**.0095**	**.0063**	**.2057**	**5.242**
Stddev	.0007	.0002	.0005	.0002	.0002	.0010	.0002	.0006	.023
%RSD	1.258	.7677	5.704	1.805	4.896	10.04	3.716	.2695	.4440
#1	.0526	.0241	.0083	.0114	.0035	.0089	.0062	.2053	5.225
#2	.0536	.0238	.0077	.0117	.0033	.0102	.0065	.2061	5.258
Check ?	Chk Pass	Chk Pass	Chk Pass	Chk Pass	Chk Pass	Chk Pass	Chk Pass	Chk Pass	Chk Pass
Value									
Range									

Elem	Fe2599	Mg2790	K_7664	Na5895	B_2089	Mo2020	Pd3404	Si2124	Sn1899
Units	ppm	ppm	ppm	ppm	ppm	ppm	ppm	ppm	ppm
Avg	**.1091**	**5.185**	**5.092**	**5.098**	**.1010**	**.0213**	**.0544**	**.2028**	**.0112**
Stddev	.0009	.018	.035	.005	.0003	.0004	.0000	.0014	.0003
%RSD	.8278	.3471	.6849	.1022	.2501	1.860	.0740	.6840	2.750
#1	.1085	5.172	5.067	5.094	.1012	.0216	.0544	.2038	.0109
#2	.1098	5.198	5.116	5.102	.1008	.0210	.0544	.2018	.0114
Check ?	Chk Pass	Chk Pass	Chk Pass	Chk Pass	Chk Pass	Chk Pass	Chk Pass	Chk Pass	Chk Pass
Value									
Range									

Zoom In Zoom Out

Sample Name: cri Acquired: 7/24/2014 18:34:09 Type: QC
Method: Accutest1(v117) Mode: CONC Corr. Factor: 1.000000
User: admin Custom ID1: Custom ID2: Custom ID3:
Comment:

Elem	Sr4077	Ti3349	W_2079	Zr3391	S_1820	Bi2230	Li6707
Units	ppm	ppm	ppm	ppm	ppm	ppm	ppm
Avg	**.0105**	**.0107**	F **.0811**	F **.0130**	**.0463**	**.0241**	**.0236**
Stddev	.0001	.0002	.0001	.0001	.0000	.0002	.0001
%RSD	1.103	1.864	.0942	.6501	.0800	.8092	.3562
#1	.0104	.0108	.0810	.0129	.0462	.0242	.0236
#2	.0106	.0105	.0811	.0131	.0463	.0239	.0235
Check ?	Chk Pass	Chk Pass	Chk Fail	Chk Fail	Chk Pass	Chk Pass	Chk Pass
Value			.0500	.0100			
Range			30.00%	30.00%			

Int. Std.	Y_3600	Y_3710	Y_2243	In2306
Units	Cts/S	Cts/S	Cts/S	Cts/S
Avg	**70680.**	**7254.1**	**2856.3**	**4006.7**
Stddev	68.	62.8	2.2	2.5
%RSD	.09588	.86540	.07863	.06133
#1	70632.	7298.5	2854.7	4005.0
#2	70728.	7209.8	2857.8	4008.4

Zoom In Zoom Out

Sample Name: crid Acquired: 7/24/2014 18:40:00 Type: QC
Method: Accutest1(v117) Mode: CONC Corr. Factor: 1.000000
User: admin Custom ID1: Custom ID2: Custom ID3:
Comment:

Elem	Ba4554	Be3130	Cd2288	Co2286	Cr2677	Cu3247	Mn2576	Ni2316	Ag3280
Units	ppm	ppm	ppm	ppm	ppm	ppm	ppm	ppm	ppm
Avg	**.0037**	**.0009**	**.0011**	**.0033**	**.0018**	**.0022**	**.0032**	**.0044**	**.0010**
Stddev	.0004	.0001	.0001	.0003	.0001	.0004	.0000	.0002	.0004
%RSD	9.890	7.939	5.700	10.49	5.116	17.09	.8056	4.696	39.60
#1	.0040	.0010	.0011	.0036	.0018	.0024	.0032	.0045	.0013
#2	.0035	.0009	.0011	.0031	.0019	.0019	.0032	.0042	.0007
Check ?	Chk Pass	Chk Pass	Chk Pass	Chk Pass	Chk Pass	Chk Pass	Chk Pass	Chk Pass	Chk Pass
Value									
Range									

Elem	V_2924	Zn2062	As1890	Tl1908	Pb2203	Se1960	Sb2068	Al3961	Ca3179
Units	ppm	ppm	ppm	ppm	ppm	ppm	ppm	ppm	ppm
Avg	**.0020**	**.0116**	**.0035**	**.0023**	F **.0014**	**.0045**	**.0029**	**.0919**	**1.042**
Stddev	.0003	.0001	.0008	.0009	.0000	.0011	.0004	.0018	.004
%RSD	16.22	.9407	22.23	37.48	3.422	24.92	12.17	1.993	.4084
#1	.0017	.0115	.0030	.0017	.0015	.0037	.0032	.0906	1.045
#2	.0022	.0117	.0041	.0029	.0014	.0053	.0027	.0932	1.038
Check ?	Chk Pass	Chk Pass	Chk Pass	Chk Pass	Chk Fail	Chk Pass	Chk Pass	Chk Pass	Chk Pass
Value					.0025				
Range					-30.00%				

Elem	Fe2599	Mg2790	K_7664	Na5895	B_2089	Mo2020	Pd3404	Si2124	Sn1899
Units	ppm	ppm	ppm	ppm	ppm	ppm	ppm	ppm	ppm
Avg	**.0023**	**.1149**	**2.027**	**1.010**	**.0103**	**.0007**	**.0003**	**-.0042**	**.0001**
Stddev	.0059	.0162	.036	.000	.0001	.0002	.0005	.0000	.0006
%RSD	251.4	14.08	1.773	.0152	1.393	27.16	151.5	1.165	437.0
#1	-.0018	.1264	2.052	1.010	.0102	.0006	.0007	-.0042	.0005
#2	.0065	.1035	2.002	1.010	.0104	.0009	-.0000	-.0042	-.0003
Check ?	None	Chk Pass	Chk Pass	Chk Pass	Chk Pass	None	None	None	None
Value									
Range									

Zoom In Zoom Out

Sample Name: crid Acquired: 7/24/2014 18:40:00 Type: QC
Method: Accutest1(v117) Mode: CONC Corr. Factor: 1.000000
User: admin Custom ID1: Custom ID2: Custom ID3:
Comment:

Elem	Sr4077	Ti3349	W_2079	Zr3391	S_1820	Bi2230	Li6707
Units	ppm	ppm	ppm	ppm	ppm	ppm	ppm
Avg	**.0000**	**-.0002**	F **.0124**	F **.0006**	F **.0005**	F **.0017**	F **.0007**
Stddev	.0000	.0002	.0003	.0001	.0002	.0009	.0001
%RSD	274.6	155.5	2.586	8.396	42.24	53.52	8.208
#1	.0000	-.0003	.0121	.0007	.0004	.0023	.0007
#2	-.0000	.0000	.0126	.0006	.0007	.0010	.0008
Check ?	None	None	Chk Fail	Chk Fail	Chk Fail	Chk Fail	Chk Fail
Value			.0040	.0040	.0040	.0040	.0040
Range			30.00%	-30.00%	-30.00%	-30.00%	-30.00%

Int. Std.	Y_3600	Y_3710	Y_2243	In2306
Units	Cts/S	Cts/S	Cts/S	Cts/S
Avg	**71448.**	**7239.9**	**2888.8**	**4055.0**
Stddev	146.	39.9	2.8	2.6
%RSD	.20488	.55077	.09772	.06459
#1	71344.	7211.7	2886.8	4056.8
#2	71551.	7268.1	2890.7	4053.1

Zoom In Zoom Out

Sample Name: cria Acquired: 7/24/2014 18:45:56 Type: QC
Method: Accutest1(v117) Mode: CONC Corr. Factor: 1.000000
User: admin Custom ID1: Custom ID2: Custom ID3:
Comment:

Elem	Ba4554	Be3130	Cd2288	Co2286	Cr2677	Cu3247	Mn2576	Ni2316	Ag3280
Units	ppm	ppm	ppm	ppm	ppm	ppm	ppm	ppm	ppm
Avg	**.0001**	**-.0000**	**.0001**	**.0002**	**.0000**	**-.0006**	**.0001**	**.0004**	**-.0001**
Stddev	.0003	.0000	.0000	.0001	.0001	.0002	.0000	.0001	.0003
%RSD	466.6	137.0	53.53	79.79	511.0	28.50	14.79	39.37	200.9
#1	-.0001	-.0000	.0001	.0001	.0001	-.0007	.0001	.0003	.0001
#2	.0002	-.0000	.0001	.0003	-.0001	-.0004	.0001	.0005	-.0003
Check ?	None	None	None	None	None	None	None	None	None
Value									
Range									

Elem	V_2924	Zn2062	As1890	Tl1908	Pb2203	Se1960	Sb2068	Al3961	Ca3179
Units	ppm	ppm	ppm	ppm	ppm	ppm	ppm	ppm	ppm
Avg	**-.0000**	**.0008**	**.0219**	**-.0005**	**.0206**	**.0197**	**.0209**	**.5076**	**2.140**
Stddev	.0003	.0001	.0008	.0004	.0005	.0015	.0006	.0088	.026
%RSD	10410.	9.191	3.721	76.29	2.584	7.870	2.874	1.741	1.204
#1	.0002	.0008	.0213	-.0002	.0210	.0186	.0213	.5138	2.158
#2	-.0002	.0007	.0225	-.0008	.0202	.0208	.0204	.5013	2.122
Check ?	None	None	Chk Pass	None	Chk Pass	Chk Pass	Chk Pass	Chk Pass	None
Value									
Range									

Elem	Fe2599	Mg2790	K_7664	Na5895	B_2089	Mo2020	Pd3404	Si2124	Sn1899
Units	ppm	ppm	ppm	ppm	ppm	ppm	ppm	ppm	ppm
Avg	**.5431**	**2.056**	**-.0267**	**.0031**	**.0001**	**.0005**	**-.0006**	**-.0027**	**.0005**
Stddev	.0071	.055	.0022	.0042	.0003	.0000	.0005	.0005	.0000
%RSD	1.302	2.681	8.277	137.4	200.3	8.608	94.05	18.42	9.481
#1	.5481	2.095	-.0251	.0001	-.0001	.0004	-.0010	-.0031	.0005
#2	.5381	2.017	-.0283	.0061	.0004	.0005	-.0002	-.0024	.0005
Check ?	Chk Pass	None	None	None	None	None	None	None	None
Value									
Range									

Zoom In Zoom Out

Sample Name: cria Acquired: 7/24/2014 18:45:56 Type: QC
Method: Accutest1(v117) Mode: CONC Corr. Factor: 1.000000
User: admin Custom ID1: Custom ID2: Custom ID3:
Comment:

Elem	Sr4077	Ti3349	W_2079	Zr3391	S_1820	Bi2230	Li6707
Units	ppm	ppm	ppm	ppm	ppm	ppm	ppm
Avg	**-.0000**	**-.0004**	**.0090**	**.0003**	**-.0006**	**.0016**	**.0006**
Stddev	.0000	.0001	.0009	.0001	.0000	.0007	.0002
%RSD	82.29	37.71	10.30	44.03	2.899	39.81	35.79
#1	-.0001	-.0003	.0096	.0004	-.0006	.0012	.0008
#2	-.0000	-.0005	.0083	.0002	-.0006	.0021	.0005
Check ?	None	None	None	None	None	None	None
Value							
Range							

Int. Std.	Y_3600	Y_3710	Y_2243	In2306
Units	Cts/S	Cts/S	Cts/S	Cts/S
Avg	**71433.**	**7263.1**	**2888.2**	**4052.1**
Stddev	295.	39.4	8.8	11.1
%RSD	.41344	.54225	.30408	.27283
#1	71224.	7235.3	2894.4	4060.0
#2	71641.	7291.0	2882.0	4044.3

Zoom In Zoom Out

Sample Name: crid Acquired: 7/24/2014 18:51:52 Type: QC
Method: Accutest1(v117) Mode: CONC Corr. Factor: 1.000000
User: admin Custom ID1: Custom ID2: Custom ID3:
Comment:

Elem	Ba4554	Be3130	Cd2288	Co2286	Cr2677	Cu3247	Mn2576	Ni2316	Ag3280
Units	ppm	ppm	ppm	ppm	ppm	ppm	ppm	ppm	ppm
Avg	**.0038**	**.0011**	F **.0013**	**.0032**	**.0020**	**.0014**	**.0032**	**.0044**	**.0009**
Stddev	.0002	.0001	.0001	.0003	.0001	.0003	.0000	.0000	.0002
%RSD	5.649	6.461	8.461	8.480	5.688	24.06	.4202	.0969	24.28
#1	.0039	.0011	.0014	.0030	.0019	.0012	.0032	.0044	.0008
#2	.0036	.0010	.0012	.0034	.0021	.0017	.0032	.0044	.0011
Check ?	Chk Pass	Chk Pass	Chk Fail	Chk Pass	Chk Pass	Chk Pass	Chk Pass	Chk Pass	Chk Pass
Value			.0010						
Range			30.00%						

Elem	V_2924	Zn2062	As1890	Tl1908	Pb2203	Se1960	Sb2068	Al3961	Ca3179
Units	ppm	ppm	ppm	ppm	ppm	ppm	ppm	ppm	ppm
Avg	**.0017**	**.0115**	**.0033**	**.0017**	**.0023**	**.0049**	**.0030**	**.0986**	**1.034**
Stddev	.0000	.0000	.0000	.0004	.0001	.0008	.0001	.0049	.003
%RSD	1.972	.3583	1.216	22.62	5.942	17.00	4.854	5.013	.2886
#1	.0017	.0114	.0033	.0020	.0024	.0043	.0029	.1021	1.032
#2	.0017	.0115	.0033	.0015	.0022	.0055	.0031	.0951	1.036
Check ?	Chk Pass	Chk Pass	Chk Pass	Chk Pass	Chk Pass	Chk Pass	Chk Pass	Chk Pass	Chk Pass
Value									
Range									

Elem	Fe2599	Mg2790	K_7664	Na5895	B_2089	Mo2020	Pd3404	Si2124	Sn1899
Units	ppm	ppm	ppm	ppm	ppm	ppm	ppm	ppm	ppm
Avg	**-.0012**	**.0913**	**2.008**	**1.004**	**.0100**	**.0004**	**.0008**	**-.0051**	**-.0002**
Stddev	.0021	.0349	.011	.005	.0003	.0000	.0004	.0003	.0002
%RSD	175.8	38.29	.5581	.4798	2.763	8.098	54.40	5.674	71.21
#1	-.0027	.1160	2.000	1.001	.0098	.0004	.0011	-.0049	-.0003
#2	.0003	.0666	2.016	1.008	.0102	.0005	.0005	-.0053	-.0001
Check ?	None	Chk Pass	Chk Pass	Chk Pass	Chk Pass	None	None	None	None
Value									
Range									

Zoom In Zoom Out

Sample Name: crid Acquired: 7/24/2014 18:51:52 Type: QC
Method: Accutest1(v117) Mode: CONC Corr. Factor: 1.000000
User: admin Custom ID1: Custom ID2: Custom ID3:
Comment:

Elem	Sr4077	Ti3349	W_2079	Zr3391	S_1820	Bi2230	Li6707
Units	ppm	ppm	ppm	ppm	ppm	ppm	ppm
Avg	**-.0000**	**-.0001**	F **.0083**	F **.0003**	F **.0004**	F **.0011**	F **.0010**
Stddev	.0001	.0001	.0005	.0000	.0008	.0008	.0009
%RSD	392.8	153.8	6.105	10.18	226.3	70.75	93.97
#1	-.0001	-.0001	.0080	.0003	-.0002	.0017	.0003
#2	.0000	.0000	.0087	.0003	.0010	.0006	.0017
Check ?	None	None	Chk Fail	Chk Fail	Chk Fail	Chk Fail	Chk Fail
Value			.0040	.0040	.0040	.0040	.0040
Range			30.00%	-30.00%	-30.00%	-30.00%	-30.00%

Int. Std.	Y_3600	Y_3710	Y_2243	In2306
Units	Cts/S	Cts/S	Cts/S	Cts/S
Avg	**71547.**	**7202.9**	**2896.1**	**4060.2**
Stddev	351.	1.3	.9	5.3
%RSD	.49085	.01767	.03215	.13056
#1	71298.	7202.0	2896.8	4064.0
#2	71795.	7203.8	2895.5	4056.5

Zoom In Zoom Out

Sample Name: cri Acquired: 7/24/2014 18:57:47 Type: QC
Method: Accutest1(v117) Mode: CONC Corr. Factor: 1.000000
User: admin Custom ID1: Custom ID2: Custom ID3:
Comment:

Elem	Ba4554	Be3130	Cd2288	Co2286	Cr2677	Cu3247	Mn2576	Ni2316	Ag3280
Units	ppm	ppm	ppm	ppm	ppm	ppm	ppm	ppm	ppm
Avg	**.1991**	**.0021**	**.0033**	**.0506**	**.0107**	**.0094**	**.0158**	**.0102**	**.0057**
Stddev	.0008	.0000	.0002	.0001	.0001	.0001	.0001	.0005	.0000
%RSD	.3927	2.028	5.121	.2001	.4723	1.113	.6690	4.552	.4559
#1	.1997	.0021	.0032	.0505	.0107	.0095	.0157	.0105	.0056
#2	.1986	.0021	.0034	.0507	.0107	.0094	.0158	.0099	.0057
Check ?	Chk Pass	Chk Pass	Chk Pass	Chk Pass	Chk Pass	Chk Pass	Chk Pass	Chk Pass	Chk Pass
Value									
Range									

Elem	V_2924	Zn2062	As1890	Tl1908	Pb2203	Se1960	Sb2068	Al3961	Ca3179
Units	ppm	ppm	ppm	ppm	ppm	ppm	ppm	ppm	ppm
Avg	**.0521**	**.0235**	**.0083**	**.0116**	**.0030**	**.0124**	**.0059**	**.2064**	**4.962**
Stddev	.0000	.0001	.0014	.0011	.0001	.0011	.0009	.0055	.016
%RSD	.0069	.4422	16.72	9.631	2.310	8.696	15.50	2.680	.3179
#1	.0521	.0236	.0073	.0108	.0030	.0132	.0065	.2025	4.951
#2	.0521	.0234	.0093	.0124	.0029	.0117	.0052	.2103	4.974
Check ?	Chk Pass	Chk Pass	Chk Pass	Chk Pass	Chk Pass	Chk Pass	Chk Pass	Chk Pass	Chk Pass
Value									
Range									

Elem	Fe2599	Mg2790	K_7664	Na5895	B_2089	Mo2020	Pd3404	Si2124	Sn1899
Units	ppm	ppm	ppm	ppm	ppm	ppm	ppm	ppm	ppm
Avg	**.1070**	**4.799**	**4.789**	**4.798**	**.0988**	**.0203**	**.0548**	**.1985**	**.0102**
Stddev	.0061	.022	.001	.000	.0004	.0003	.0007	.0005	.0001
%RSD	5.712	.4495	.0206	.0036	.4218	1.532	1.326	.2618	.6274
#1	.1027	4.784	4.788	4.798	.0991	.0201	.0543	.1989	.0101
#2	.1114	4.814	4.790	4.798	.0985	.0205	.0553	.1982	.0102
Check ?	Chk Pass	Chk Pass	Chk Pass	Chk Pass	Chk Pass	Chk Pass	Chk Pass	Chk Pass	Chk Pass
Value									
Range									

Zoom In Zoom Out

Sample Name: cri Acquired: 7/24/2014 18:57:47 Type: QC
Method: Accutest1(v117) Mode: CONC Corr. Factor: 1.000000
User: admin Custom ID1: Custom ID2: Custom ID3:
Comment:

Elem	Sr4077	Ti3349	W_2079	Zr3391	S_1820	Bi2230	Li6707
Units	ppm	ppm	ppm	ppm	ppm	ppm	ppm
Avg	**.0103**	**.0096**	**.0622**	**.0112**	**.0432**	**.0215**	**.0234**
Stddev	.0000	.0003	.0004	.0000	.0003	.0005	.0004
%RSD	.2375	2.929	.6622	.4077	.7900	2.301	1.626
#1	.0103	.0094	.0625	.0112	.0430	.0211	.0232
#2	.0103	.0098	.0619	.0111	.0435	.0218	.0237
Check ?	Chk Pass	Chk Pass	Chk Pass	Chk Pass	Chk Pass	Chk Pass	Chk Pass
Value							
Range							

Int. Std.	Y_3600	Y_3710	Y_2243	In2306
Units	Cts/S	Cts/S	Cts/S	Cts/S
Avg	**70891.**	**7255.9**	**2870.0**	**4021.0**
Stddev	561.	9.0	2.4	6.2
%RSD	.79184	.12381	.08473	.15335
#1	71288.	7249.5	2871.7	4025.4
#2	70494.	7262.2	2868.3	4016.6

Zoom In Zoom Out

Sample Name: icsa Acquired: 7/24/2014 19:03:38 Type: QC
Method: Accutest1(v117) Mode: CONC Corr. Factor: 1.000000
User: admin Custom ID1: Custom ID2: Custom ID3:
Comment:

Elem	Ba4554	Be3130	Cd2288	Co2286	Cr2677	Cu3247	Mn2576	Ni2316	Ag3280
Units	ppm	ppm	ppm	ppm	ppm	ppm	ppm	ppm	ppm
Avg	**-.0014**	**.0007**	**.0020**	**.0019**	**.0004**	**-.0043**	**.0005**	**-.0014**	**.0028**
Stddev	.0002	.0000	.0001	.0004	.0007	.0000	.0003	.0003	.0003
%RSD	15.68	1.520	6.018	21.63	172.7	.9604	57.87	20.58	10.75
#1	-.0013	.0007	.0021	.0022	.0009	-.0043	.0003	-.0012	.0030
#2	-.0016	.0007	.0019	.0016	-.0001	-.0043	.0007	-.0016	.0026
Check ?	Chk Pass	Chk Pass	Chk Pass	Chk Pass	Chk Pass	Chk Pass	Chk Pass	Chk Pass	Chk Pass
High Limit									
Low Limit									

Elem	V_2924	Zn2062	As1890	Tl1908	Pb2203	Se1960	Sb2068	Al3961	Ca3179
Units	ppm	ppm	ppm	ppm	ppm	ppm	ppm	ppm	ppm
Avg	**.0041**	**.0010**	**.0025**	**.0000**	**.0056**	**.0020**	**.0013**	**493.8**	**369.1**
Stddev	.0003	.0001	.0011	.0018	.0020	.0007	.0026	.8	.1
%RSD	8.206	13.79	44.33	11190.	34.87	35.60	201.4	.1524	.0265
#1	.0039	.0011	.0033	.0013	.0042	.0015	-.0005	494.3	369.0
#2	.0043	.0009	.0017	-.0012	.0070	.0025	.0031	493.3	369.1
Check ?	Chk Pass	Chk Pass	Chk Pass	Chk Pass	Chk Pass	Chk Pass	Chk Pass	Chk Pass	Chk Pass
High Limit									
Low Limit									

Elem	Fe2599	Mg2790	K_7664	Na5895	B_2089	Mo2020	Pd3404	Si2124	Sn1899
Units	ppm	ppm	ppm	ppm	ppm	ppm	ppm	ppm	ppm
Avg	**189.9**	**488.0**	**.0238**	**-.0110**	**-.0010**	**.0017**	**-.0285**	**.0049**	**-.0030**
Stddev	.3	.6	.0228	.0003	.0004	.0001	.0001	.0020	.0000
%RSD	.1616	.1230	96.03	2.875	41.04	6.289	.2792	40.46	.8549
#1	189.6	487.5	.0399	-.0108	-.0007	.0016	-.0284	.0063	-.0030
#2	190.1	488.4	.0076	-.0113	-.0013	.0017	-.0285	.0035	-.0029
Check ?	Chk Pass	Chk Pass	Chk Pass	Chk Pass	Chk Pass	Chk Pass	Chk Pass	Chk Pass	Chk Pass
High Limit									
Low Limit									

Zoom In Zoom Out

Sample Name: icsa Acquired: 7/24/2014 19:03:38 Type: QC
Method: Accutest1(v117) Mode: CONC Corr. Factor: 1.000000
User: admin Custom ID1: Custom ID2: Custom ID3:
Comment:

Elem	Sr4077	Ti3349	W_2079	Zr3391	S_1820	Bi2230	Li6707
Units	ppm	ppm	ppm	ppm	ppm	ppm	ppm
Avg	**-.0048**	**.0018**	**-.0351**	**-.0009**	**-.0145**	**.0323**	**.0122**
Stddev	.0000	.0000	.0004	.0000	.0026	.0013	.0001
%RSD	.2231	1.996	1.042	2.084	17.77	3.970	.4310
#1	-.0048	.0017	-.0354	-.0009	-.0164	.0314	.0122
#2	-.0048	.0018	-.0349	-.0009	-.0127	.0332	.0122
Check ?	Chk Pass	Chk Pass	Chk Pass	Chk Pass	Chk Pass	Chk Pass	Chk Pass
High Limit							
Low Limit							

Int. Std.	Y_3600	Y_3710	Y_2243	In2306
Units	Cts/S	Cts/S	Cts/S	Cts/S
Avg	**62252.**	**6840.2**	**2425.1**	**3178.3**
Stddev	100.	38.2	2.4	6.2
%RSD	.16136	.55804	.09879	.19475
#1	62181.	6813.2	2423.4	3173.9
#2	62323.	6867.2	2426.8	3182.7

Zoom In Zoom Out

Sample Name: ICSAB Acquired: 7/24/2014 19:09:30 Type: QC
Method: Accutest1(v117) Mode: CONC Corr. Factor: 1.000000
User: admin Custom ID1: Custom ID2: Custom ID3:
Comment:

Elem	Ba4554	Be3130	Cd2288	Co2286	Cr2677	Cu3247	Mn2576	Ni2316	Ag3280
Units	ppm	ppm	ppm	ppm	ppm	ppm	ppm	ppm	ppm
Avg	**.4937**	**.4950**	**1.016**	**.4869**	**.4891**	**.5105**	**.4921**	**.9422**	**1.004**
Stddev	.0016	.0011	.002	.0003	.0011	.0025	.0003	.0001	.005
%RSD	.3266	.2144	.2270	.0526	.2229	.4804	.0618	.0062	.4918
#1	.4925	.4942	1.015	.4871	.4883	.5088	.4923	.9422	1.000
#2	.4948	.4957	1.018	.4867	.4898	.5123	.4919	.9422	1.007
Check ?	Chk Pass	Chk Pass	Chk Pass	Chk Pass	Chk Pass	Chk Pass	Chk Pass	Chk Pass	Chk Pass
Value									
Range									

Elem	V_2924	Zn2062	As1890	Tl1908	Pb2203	Se1960	Sb2068	Al3961	Ca3179
Units	ppm	ppm	ppm	ppm	ppm	ppm	ppm	ppm	ppm
Avg	**.4867**	**.9606**	**1.042**	**.9416**	**.9595**	**1.094**	**1.016**	**497.7**	**373.5**
Stddev	.0007	.0010	.000	.0001	.0005	.002	.000	1.3	1.5
%RSD	.1464	.1056	.0325	.0131	.0541	.1431	.0171	.2663	.4003
#1	.4862	.9599	1.042	.9417	.9591	1.095	1.016	496.7	372.4
#2	.4872	.9614	1.042	.9415	.9599	1.093	1.017	498.6	374.5
Check ?	Chk Pass	Chk Pass	Chk Pass	Chk Pass	Chk Pass	Chk Pass	Chk Pass	Chk Pass	Chk Pass
Value									
Range									

Elem	Fe2599	Mg2790	K_7664	Na5895	B_2089	Mo2020	Pd3404	Si2124	Sn1899
Units	ppm	ppm	ppm	ppm	ppm	ppm	ppm	ppm	ppm
Avg	**187.5**	**492.0**	**.0323**	**-.0085**	**.0034**	**.4978**	**.5272**	**.0038**	**-.0019**
Stddev	.5	1.9	.0200	.0016	.0017	.0018	.0011	.0035	.0008
%RSD	.2865	.3881	62.03	18.85	51.88	.3656	.1994	90.14	44.31
#1	187.1	490.6	.0181	-.0096	.0021	.4966	.5280	.0063	-.0013
#2	187.9	493.3	.0465	-.0074	.0046	.4991	.5265	.0014	-.0025
Check ?	Chk Pass	Chk Pass	None	None	None	Chk Pass	Chk Pass	None	None
Value									
Range									

Zoom In Zoom Out

Sample Name: ICSAB Acquired: 7/24/2014 19:09:30 Type: QC
Method: Accutest1(v117) Mode: CONC Corr. Factor: 1.000000
User: admin Custom ID1: Custom ID2: Custom ID3:
Comment:

Elem	Sr4077	Ti3349	W_2079	Zr3391	S_1820	Bi2230	Li6707
Units	ppm	ppm	ppm	ppm	ppm	ppm	ppm
Avg	**-.0048**	**.0019**	**.5149**	**.4922**	**.4694**	**.5445**	**.5670**
Stddev	.0000	.0002	.0033	.0047	.0007	.0029	.0000
%RSD	.7189	10.34	.6347	.9472	.1444	.5267	.0018
#1	-.0048	.0017	.5126	.4889	.4699	.5425	.5670
#2	-.0048	.0020	.5172	.4955	.4690	.5465	.5670
Check ?	None	None	Chk Pass	Chk Pass	Chk Pass	Chk Pass	Chk Pass
Value							
Range							

Int. Std.	Y_3600	Y_3710	Y_2243	In2306
Units	Cts/S	Cts/S	Cts/S	Cts/S
Avg	**62043.**	**6767.5**	**2417.4**	**3174.4**
Stddev	65.	47.1	2.6	.1
%RSD	.10401	.69602	.10891	.00330
#1	62088.	6800.8	2419.3	3174.3
#2	61997.	6734.2	2415.5	3174.5

Zoom In Zoom Out

Sample Name: feconf Acquired: 7/24/2014 19:15:09 Type: Unk
Method: Accutest1(v117) Mode: CONC Corr. Factor: 1.000000
User: admin Custom ID1: Custom ID2: Custom ID3:
Comment:

Elem	Ba4554	Be3130	Cd2288	Co2286	Cr2677	Cu3247	Mn2576	Ni2316
Avg	**-.0002**	**.0005**	**.0009**	**-.0001**	**-.0009**	W **-.0039**	**.0012**	**-.0003**
Stddev	.0001	.0000	.0001	.0000	.0000	.0006	.0001	.0003
%RSD	68.63	5.538	6.906	79.65	.3143	15.60	9.245	112.1
#1	-.0001	.0005	.0010	-.0001	-.0009	-.0034	.0013	-.0001
#2	-.0002	.0005	.0009	-.0000	-.0009	-.0043	.0012	-.0005

Elem	Ag3280	V_2924	Zn2062	As1890	Tl1908	Pb2203	Se1960	Sb2068
Avg	**-.0003**	**.0044**	**.0057**	**-.0009**	**-.0004**	**.0006**	**.0003**	**-.0003**
Stddev	.0003	.0001	.0001	.0007	.0010	.0005	.0024	.0002
%RSD	100.5	2.114	1.978	79.74	219.4	85.66	709.7	55.51
#1	-.0001	.0044	.0057	-.0004	-.0011	.0010	.0020	-.0002
#2	-.0005	.0045	.0056	-.0014	.0002	.0002	-.0013	-.0005

Elem	Al3961	Ca3179	Fe2599	Mg2790	K_7664	Na5895	B_2089	Mo2020
Avg	**.0038**	**.0007**	**197.5**	**-.0280**	**.0422**	**-.0052**	**-.0022**	**.0011**
Stddev	.0002	.0035	.2	.0587	.0101	.0017	.0000	.0002
%RSD	4.301	538.2	.1250	209.7	23.85	32.97	.8346	13.27
#1	.0037	.0032	197.6	-.0695	.0493	-.0040	-.0022	.0012
#2	.0039	-.0018	197.3	.0135	.0351	-.0064	-.0022	.0010

Elem	Pd3404	Si2124	Sn1899	Sr4077	Ti3349	W_2079	Zr3391	S_1820
Avg	W **-.0214**	**-.0150**	W **-.0020**	**-.0001**	**-.0007**	**.0096**	**.0088**	**.0056**
Stddev	.0008	.0009	.0003	.0001	.0001	.0007	.0005	.0001
%RSD	3.912	6.096	15.94	83.05	12.99	7.066	5.157	2.406
#1	-.0220	-.0144	-.0023	-.0001	-.0008	.0101	.0091	.0055
#2	-.0208	-.0157	-.0018	-.0000	-.0006	.0091	.0085	.0057

Elem	Bi2230	Li6707
Avg	**.0259**	**.0021**
Stddev	.0006	.0000
%RSD	2.360	1.588
#1	.0263	.0021
#2	.0255	.0022

Zoom In Zoom Out

Sample Name: feconf Acquired: 7/24/2014 19:15:09 Type: Unk
Method: Accutest1(v117) Mode: CONC Corr. Factor: 1.000000
User: admin Custom ID1: Custom ID2: Custom ID3:
Comment:

Int. Std.	Y_3600	Y_3710	Y_2243	In2306
Avg	**70547.**	**7186.1**	**2816.1**	**3962.1**
Stddev	428.	61.4	.8	8.6
%RSD	.60633	.85410	.02933	.21700
#1	70849.	7142.7	2815.5	3956.1
#2	70244.	7229.5	2816.7	3968.2

Zoom In Zoom Out

Sample Name: crconf Acquired: 7/24/2014 19:21:00 Type: Unk
Method: Accutest1(v117) Mode: CONC Corr. Factor: 1.000000
User: admin Custom ID1: Custom ID2: Custom ID3:
Comment:

Elem	Ba4554	Be3130	Cd2288	Co2286	Cr2677	Cu3247	Mn2576	Ni2316	Ag3280
Avg	**.0002**	**.0003**	**-.0002**	**-.0004**	**10.41**	**.0023**	**-.0012**	**-.0001**	**.0001**
Stddev	.0004	.0000	.0001	.0001	.00	.0003	.0000	.0003	.0001
%RSD	240.0	5.180	46.89	24.34	.0386	11.45	1.625	247.0	201.4
#1	.0004	.0003	-.0001	-.0004	10.41	.0025	-.0012	.0001	-.0000
#2	-.0001	.0003	-.0002	-.0003	10.41	.0021	-.0012	-.0003	.0002

Elem	V_2924	Zn2062	As1890	Tl1908	Pb2203	Se1960	Sb2068	Al3961	Ca3179
Avg	**.0054**	**.0038**	**.0013**	**-.0003**	**.0009**	**-.0026**	**.0057**	**.0055**	**.0405**
Stddev	.0003	.0002	.0013	.0008	.0012	.0014	.0017	.0004	.0049
%RSD	6.494	5.637	100.9	245.0	131.8	52.28	30.35	7.295	12.19
#1	.0051	.0036	.0004	.0002	.0018	-.0036	.0070	.0058	.0440
#2	.0056	.0039	.0022	-.0009	.0001	-.0016	.0045	.0052	.0370

Elem	Fe2599	Mg2790	K_7664	Na5895	B_2089	Mo2020	Pd3404	Si2124	Sn1899
Avg	**.0532**	**.0273**	**.0155**	**.0049**	**-.0001**	**.0008**	**.0005**	**.0113**	**-.0003**
Stddev	.0025	.0014	.0011	.0057	.0002	.0000	.0006	.0016	.0003
%RSD	4.697	5.000	7.030	115.7	155.1	3.640	131.0	14.11	115.7
#1	.0549	.0282	.0147	.0009	.0000	.0008	.0000	.0101	-.0005
#2	.0514	.0263	.0163	.0089	-.0002	.0009	.0009	.0124	-.0000

Elem	Sr4077	Ti3349	W_2079	Zr3391	S_1820	Bi2230	Li6707
Avg	**.0000**	**.0004**	**.0116**	**.0020**	**.0023**	**.0133**	**-.0003**
Stddev	.0001	.0002	.0000	.0001	.0005	.0002	.0011
%RSD	313.1	55.33	.1574	3.167	23.11	1.433	349.9
#1	-.0000	.0006	.0116	.0019	.0026	.0134	.0005
#2	.0001	.0003	.0116	.0020	.0019	.0131	-.0011

Int. Std.	Y_3600	Y_3710	Y_2243	In2306
Avg	**71229.**	**7216.4**	**2827.3**	**4069.0**
Stddev	407.	8.5	.1	9.3
%RSD	.57158	.11833	.00411	.22973
#1	70941.	7222.4	2827.3	4062.4
#2	71517.	7210.3	2827.2	4075.6

Zoom In Zoom Out

Sample Name: ccv Acquired: 7/24/2014 19:26:55 Type: QC
Method: Accutest1(v117) Mode: CONC Corr. Factor: 1.000000
User: admin Custom ID1: Custom ID2: Custom ID3:
Comment:

Elem	Ba4554	Be3130	Cd2288	Co2286	Cr2677	Cu3247	Mn2576	Ni2316	Ag3280
Units	ppm	ppm	ppm	ppm	ppm	ppm	ppm	ppm	ppm
Avg	**1.983**	**2.002**	**1.995**	**2.008**	**2.023**	**1.968**	**2.033**	**2.014**	**.2460**
Stddev	.008	.008	.004	.003	.004	.001	.004	.001	.0011
%RSD	.4055	.3834	.1837	.1231	.1989	.0635	.2036	.0561	.4483
#1	1.989	2.007	1.992	2.006	2.020	1.967	2.030	2.013	.2452
#2	1.977	1.997	1.997	2.010	2.026	1.968	2.036	2.015	.2468
Check ?	Chk Pass	Chk Pass	Chk Pass	Chk Pass	Chk Pass	Chk Pass	Chk Pass	Chk Pass	Chk Pass
Value									
Range									

Elem	V_2924	Zn2062	As1890	Tl1908	Pb2203	Se1960	Sb2068	Al3961	Ca3179
Units	ppm	ppm	ppm	ppm	ppm	ppm	ppm	ppm	ppm
Avg	**2.010**	**2.014**	**1.980**	**2.080**	**2.022**	**1.997**	**1.996**	**39.55**	**40.03**
Stddev	.003	.002	.004	.003	.002	.002	.005	.16	.19
%RSD	.1362	.0841	.1829	.1276	.1021	.1102	.2596	.3982	.4848
#1	2.008	2.013	1.978	2.078	2.024	1.999	1.993	39.66	40.16
#2	2.011	2.015	1.983	2.082	2.021	1.996	2.000	39.44	39.89
Check ?	Chk Pass	Chk Pass	Chk Pass	Chk Pass	Chk Pass	Chk Pass	Chk Pass	Chk Pass	Chk Pass
Value									
Range									

Elem	Fe2599	Mg2790	K_7664	Na5895	B_2089	Mo2020	Pd3404	Si2124	Sn1899
Units	ppm	ppm	ppm	ppm	ppm	ppm	ppm	ppm	ppm
Avg	**40.62**	**39.68**	**39.37**	**39.73**	**2.006**	**2.012**	**1.990**	**5.066**	**2.040**
Stddev	.09	.25	.12	.03	.003	.005	.001	.010	.005
%RSD	.2230	.6416	.3023	.0820	.1599	.2538	.0426	.2002	.2479
#1	40.68	39.86	39.45	39.76	2.003	2.009	1.989	5.059	2.036
#2	40.55	39.50	39.28	39.71	2.008	2.016	1.990	5.073	2.043
Check ?	Chk Pass	Chk Pass	Chk Pass	Chk Pass	Chk Pass	Chk Pass	Chk Pass	Chk Pass	Chk Pass
Value									
Range									

Zoom In Zoom Out

Sample Name: ccv Acquired: 7/24/2014 19:26:55 Type: QC
Method: Accutest1(v117) Mode: CONC Corr. Factor: 1.000000
User: admin Custom ID1: Custom ID2: Custom ID3:
Comment:

Elem	Sr4077	Ti3349	W_2079	Zr3391	S_1820	Bi2230	Li6707
Units	ppm	ppm	ppm	ppm	ppm	ppm	ppm
Avg	**1.991**	**1.988**	**2.004**	**2.019**	**1.959**	**2.011**	**1.947**
Stddev	.003	.001	.006	.002	.005	.009	.007
%RSD	.1233	.0308	.2809	.1155	.2486	.4501	.3699
#1	1.992	1.989	2.000	2.018	1.955	2.005	1.952
#2	1.989	1.988	2.008	2.021	1.962	2.018	1.942
Check ?	Chk Pass	Chk Pass	Chk Pass	Chk Pass	Chk Pass	Chk Pass	Chk Pass
Value							
Range							

Int. Std.	Y_3600	Y_3710	Y_2243	In2306
Units	Cts/S	Cts/S	Cts/S	Cts/S
Avg	**68508.**	**7197.8**	**2731.5**	**3692.0**
Stddev	192.	32.4	3.0	.1
%RSD	.27961	.45026	.11001	.00139
#1	68643.	7174.9	2733.6	3691.9
#2	68372.	7220.7	2729.3	3692.0

Zoom In Zoom Out

Sample Name: ccb Acquired: 7/24/2014 19:32:34 Type: QC
Method: Accutest1(v117) Mode: CONC Corr. Factor: 1.000000
User: admin Custom ID1: Custom ID2: Custom ID3:
Comment:

Elem	Ba4554	Be3130	Cd2288	Co2286	Cr2677	Cu3247	Mn2576	Ni2316	Ag3280
Units	ppm	ppm	ppm	ppm	ppm	ppm	ppm	ppm	ppm
Avg	**-.0001**	**.0000**	**.0002**	**.0004**	**.0002**	**.0005**	**.0001**	**.0006**	**.0002**
Stddev	.0000	.0000	.0001	.0002	.0006	.0002	.0000	.0000	.0003
%RSD	20.22	55.61	36.21	54.59	344.7	35.13	16.11	5.565	118.9
#1	-.0002	.0000	.0003	.0005	-.0003	.0006	.0001	.0007	.0004
#2	-.0001	.0001	.0002	.0002	.0006	.0004	.0001	.0006	.0000
Check ?	Chk Pass	Chk Pass	Chk Pass	Chk Pass	Chk Pass	Chk Pass	Chk Pass	Chk Pass	Chk Pass
High Limit									
Low Limit									

Elem	V_2924	Zn2062	As1890	Tl1908	Pb2203	Se1960	Sb2068	Al3961	Ca3179
Units	ppm	ppm	ppm	ppm	ppm	ppm	ppm	ppm	ppm
Avg	**.0000**	**.0001**	**-.0003**	**.0003**	**-.0004**	**-.0021**	**.0009**	**-.0017**	**.0044**
Stddev	.0002	.0000	.0002	.0010	.0002	.0003	.0010	.0038	.0011
%RSD	923.9	14.14	81.77	344.0	51.93	13.16	113.9	222.7	25.86
#1	.0002	.0001	-.0004	.0010	-.0003	-.0023	.0002	.0010	.0052
#2	-.0001	.0001	-.0001	-.0004	-.0006	-.0019	.0015	-.0044	.0036
Check ?	Chk Pass	Chk Pass	Chk Pass	Chk Pass	Chk Pass	Chk Pass	Chk Pass	Chk Pass	Chk Pass
High Limit									
Low Limit									

Elem	Fe2599	Mg2790	K_7664	Na5895	B_2089	Mo2020	Pd3404	Si2124	Sn1899
Units	ppm	ppm	ppm	ppm	ppm	ppm	ppm	ppm	ppm
Avg	**.0182**	**.0352**	**.0161**	**.0074**	**.0010**	F **.0025**	**.0007**	**.0063**	**.0006**
Stddev	.0014	.0209	.0156	.0008	.0001	.0004	.0003	.0006	.0003
%RSD	7.708	59.32	96.96	10.20	13.72	14.94	38.12	10.25	58.75
#1	.0172	.0205	.0051	.0079	.0009	.0028	.0005	.0058	.0008
#2	.0192	.0500	.0271	.0069	.0011	.0022	.0009	.0068	.0003
Check ?	Chk Pass	Chk Pass	Chk Pass	Chk Pass	Chk Pass	Chk Fail	Chk Pass	Chk Pass	Chk Pass
High Limit						.0021			
Low Limit						-.0021			

Zoom In Zoom Out

Sample Name: ccb Acquired: 7/24/2014 19:32:34 Type: QC
Method: Accutest1(v117) Mode: CONC Corr. Factor: 1.000000
User: admin Custom ID1: Custom ID2: Custom ID3:
Comment:

Elem	Sr4077	Ti3349	W_2079	Zr3391	S_1820	Bi2230	Li6707
Units	ppm	ppm	ppm	ppm	ppm	ppm	ppm
Avg	**-.0000**	**.0001**	**.0122**	**.0008**	**.0007**	**.0025**	**.0013**
Stddev	.0000	.0006	.0008	.0001	.0022	.0006	.0011
%RSD	237.0	1223.	6.184	10.17	303.4	23.87	80.45
#1	-.0000	.0005	.0127	.0007	.0023	.0029	.0006
#2	.0000	-.0004	.0117	.0009	-.0008	.0021	.0021
Check ?	Chk Pass	Chk Pass	Chk Pass	Chk Pass	Chk Pass	Chk Pass	Chk Pass
High Limit							
Low Limit							

Int. Std.	Y_3600	Y_3710	Y_2243	In2306
Units	Cts/S	Cts/S	Cts/S	Cts/S
Avg	**71513.**	**7235.5**	**2903.8**	**4092.1**
Stddev	303.	1.3	6.8	9.6
%RSD	.42385	.01795	.23305	.23417
#1	71727.	7236.4	2908.6	4098.9
#2	71299.	7234.6	2899.0	4085.4

Zoom In Zoom Out

Sample Name: mp80807-mb1conf Acquired: 7/24/2014 19:38:29 Type: Unk
Method: Accutest1(v117) Mode: CONC Corr. Factor: 1.000000
User: admin Custom ID1: Custom ID2: Custom ID3:
Comment:

Elem	Ba4554	Be3130	Cd2288	Co2286	Cr2677	Cu3247	Mn2576	Ni2316	Ag3280
Avg	**-.0002**	**-.0000**	**.0002**	**.0001**	**.0002**	**.0002**	**.0000**	**.0003**	**.0002**
Stddev	.0001	.0001	.0001	.0000	.0006	.0002	.0000	.0004	.0001
%RSD	33.56	616.2	58.55	41.48	253.7	84.56	19.33	117.7	54.96
#1	-.0001	-.0001	.0003	.0001	-.0002	.0001	.0000	.0006	.0003
#2	-.0002	.0001	.0001	.0002	.0006	.0004	.0000	.0001	.0002

Elem	V_2924	Zn2062	As1890	Tl1908	Pb2203	Se1960	Sb2068	Al3961	Ca3179
Avg	**-.0000**	**.0028**	**-.0002**	**-.0013**	**-.0002**	**-.0010**	**.0008**	**-.0087**	**.0061**
Stddev	.0002	.0000	.0006	.0007	.0011	.0005	.0014	.0048	.0013
%RSD	2221.	1.222	269.6	51.62	620.8	55.01	175.8	55.49	21.95
#1	-.0001	.0028	-.0007	-.0018	.0006	-.0014	.0017	-.0053	.0052
#2	.0001	.0029	.0002	-.0009	-.0010	-.0006	-.0002	-.0121	.0071

Elem	Fe2599	Mg2790	K_7664	Na5895	B_2089	Mo2020	Pd3404	Si2124	Sn1899
Avg	**.0100**	**.0337**	**.0005**	**.0039**	**.0005**	**.0012**	**.0004**	**.0166**	**.0006**
Stddev	.0029	.0320	.0358	.0005	.0005	.0001	.0014	.0002	.0006
%RSD	29.55	95.10	7617.	13.71	92.07	8.722	351.0	1.343	111.3
#1	.0079	.0110	-.0249	.0035	.0002	.0012	.0014	.0168	.0010
#2	.0121	.0563	.0258	.0043	.0008	.0011	-.0006	.0165	.0001

Elem	Sr4077	Ti3349	W_2079	Zr3391	S_1820	Bi2230	Li6707
Avg	**-.0001**	**.0010**	**.0116**	**.0012**	**.0026**	**.0019**	**.0005**
Stddev	.0001	.0001	.0003	.0001	.0013	.0000	.0006
%RSD	120.2	6.355	2.233	6.759	49.51	.8020	108.2
#1	-.0000	.0011	.0118	.0013	.0017	.0019	.0009
#2	-.0001	.0010	.0114	.0012	.0036	.0019	.0001

Int. Std.	Y_3600	Y_3710	Y_2243	In2306
Avg	**72014.**	**7315.5**	**2880.6**	**4082.5**
Stddev	136.	51.5	.2	8.3
%RSD	.18903	.70389	.00553	.20369
#1	71917.	7351.9	2880.5	4088.4
#2	72110.	7279.1	2880.7	4076.7

Zoom In Zoom Out

Sample Name: mp80807-s1 2 Acquired: 7/24/2014 19:44:21 Type: Unk
Method: Accutest1(v117) Mode: CONC Corr. Factor: 1.000000
User: admin Custom ID1: Custom ID2: Custom ID3:
Comment:

Elem	Ba4554	Be3130	Cd2288	Co2286	Cr2677	Cu3247	Mn2576	Ni2316	Ag3280
Avg	**1.775**	**1.809**	**1.812**	**1.761**	**1.800**	**1.787**	**1.872**	**1.768**	**.2202**
Stddev	.000	.003	.002	.003	.004	.007	.004	.000	.0000
%RSD	.0208	.1534	.0808	.1520	.2080	.3963	.2103	.0084	.0058
#1	1.775	1.811	1.813	1.763	1.797	1.782	1.869	1.768	.2203
#2	1.775	1.807	1.811	1.759	1.802	1.792	1.875	1.768	.2202

Elem	V_2924	Zn2062	As1890	Tl1908	Pb2203	Se1960	Sb2068	Al3961	Ca3179
Avg	**1.770**	**1.793**	**1.836**	**1.834**	**1.798**	**1.798**	**1.776**	**23.05**	**68.08**
Stddev	.004	.002	.003	.005	.002	.001	.002	.03	.16
%RSD	.2273	.0939	.1770	.2899	.0850	.0467	.1138	.1409	.2345
#1	1.768	1.794	1.838	1.830	1.797	1.798	1.775	23.07	68.19
#2	1.773	1.792	1.834	1.838	1.799	1.799	1.778	23.03	67.97

Elem	Fe2599	Mg2790	K_7664	Na5895	B_2089	Mo2020	Pd3404	Si2124	Sn1899
Avg	**23.90**	**29.44**	**26.85**	**83.63**	**.1770**	**1.716**	**1.779**	**7.394**	**1.828**
Stddev	.02	.13	.03	.04	.0008	.000	.003	.001	.001
%RSD	.0781	.4457	.1073	.0460	.4509	.0159	.1878	.0170	.0644
#1	23.91	29.53	26.87	83.60	.1775	1.716	1.777	7.394	1.828
#2	23.89	29.35	26.83	83.66	.1764	1.716	1.781	7.393	1.829

Elem	Sr4077	Ti3349	W_2079	Zr3391	S_1820	Bi2230	Li6707
Avg	**2.074**	**1.807**	**1.915**	**1.694**	**7.897**	**1.762**	**1.805**
Stddev	.003	.004	.002	.002	.001	.004	.001
%RSD	.1255	.2497	.1246	.1438	.0150	.1986	.0367
#1	2.072	1.804	1.917	1.692	7.896	1.760	1.805
#2	2.075	1.810	1.914	1.696	7.897	1.765	1.805

Int. Std.	Y_3600	Y_3710	Y_2243	In2306
Avg	**68487.**	**7205.9**	**2697.4**	**3661.1**
Stddev	458.	36.6	5.2	4.0
%RSD	.66855	.50849	.19430	.11026
#1	68811.	7179.9	2693.7	3658.2
#2	68164.	7231.8	2701.1	3663.9

Zoom In Zoom Out

Sample Name: mp80807-s2 Acquired: 7/24/2014 19:49:57 Type: Unk
Method: Accutest1(v117) Mode: CONC Corr. Factor: 1.000000
User: admin Custom ID1: Custom ID2: Custom ID3:
Comment:

Elem	Ba4554	Be3130	Cd2288	Co2286	Cr2677	Cu3247	Mn2576	Ni2316	Ag3280
Avg	**1.790**	**1.824**	**1.827**	**1.779**	**1.823**	**1.799**	**1.895**	**1.786**	**.2217**
Stddev	.003	.004	.002	.003	.001	.011	.003	.002	.0005
%RSD	.1414	.2411	.1041	.1430	.0775	.6118	.1561	.0831	.2134
#1	1.792	1.821	1.826	1.777	1.822	1.791	1.897	1.785	.2220
#2	1.789	1.827	1.828	1.781	1.824	1.806	1.893	1.787	.2214

Elem	V_2924	Zn2062	As1890	Tl1908	Pb2203	Se1960	Sb2068	Al3961	Ca3179
Avg	**1.788**	**1.803**	**1.849**	**1.856**	**1.813**	**1.809**	**1.790**	**23.23**	**68.42**
Stddev	.002	.001	.002	.003	.002	.001	.000	.02	.28
%RSD	.1074	.0275	.1004	.1668	.1244	.0696	.0104	.0950	.4153
#1	1.789	1.803	1.850	1.854	1.811	1.810	1.789	23.21	68.22
#2	1.787	1.804	1.848	1.858	1.814	1.808	1.790	23.25	68.62

Elem	Fe2599	Mg2790	K_7664	Na5895	B_2089	Mo2020	Pd3404	Si2124	Sn1899
Avg	**24.05**	**29.53**	**27.01**	**84.12**	**.1785**	**1.735**	**1.792**	**7.504**	**1.842**
Stddev	.05	.12	.03	.04	.0004	.005	.014	.007	.003
%RSD	.2013	.3947	.1040	.0513	.2363	.2990	.7946	.0896	.1610
#1	24.02	29.45	27.03	84.09	.1782	1.732	1.782	7.499	1.840
#2	24.09	29.61	26.99	84.15	.1788	1.739	1.802	7.508	1.845

Elem	Sr4077	Ti3349	W_2079	Zr3391	S_1820	Bi2230	Li6707
Avg	**2.093**	**1.828**	**1.930**	**1.706**	**7.950**	**1.776**	**1.821**
Stddev	.000	.002	.004	.002	.005	.002	.002
%RSD	.0147	.0843	.2334	.0948	.0677	.1023	.0938
#1	2.093	1.827	1.927	1.704	7.946	1.775	1.822
#2	2.093	1.829	1.933	1.707	7.954	1.777	1.820

Int. Std.	Y_3600	Y_3710	Y_2243	In2306
Avg	**68345.**	**7216.1**	**2709.3**	**3667.9**
Stddev	136.	35.7	.2	.4
%RSD	.19905	.49461	.00747	.01040
#1	68249.	7241.3	2709.1	3668.1
#2	68441.	7190.8	2709.4	3667.6

Zoom In Zoom Out

Sample Name: jb72229-1 Acquired: 7/24/2014 19:55:34 Type: Unk
Method: Accutest1(v117) Mode: CONC Corr. Factor: 1.000000
User: admin Custom ID1: Custom ID2: Custom ID3:
Comment:

Elem	Ba4554	Be3130	Cd2288	Co2286	Cr2677	Cu3247	Mn2576	Ni2316
Avg	**.0234**	**.0000**	**.0004**	**.0012**	**.0015**	**.0048**	**.0589**	**.0019**
Stddev	.0002	.0001	.0000	.0000	.0004	.0003	.0000	.0001
%RSD	.6480	691.6	9.631	.5482	28.79	6.998	.0524	7.461
#1	.0235	.0001	.0004	.0012	.0012	.0051	.0589	.0020
#2	.0233	-.0001	.0004	.0012	.0018	.0046	.0588	.0018

Elem	Ag3280	V_2924	Zn2062	As1890	Tl1908	Pb2203	Se1960	Sb2068
Avg	**.0001**	**.0015**	**.0179**	**.0023**	**-.0016**	**.0032**	**.0018**	**.0008**
Stddev	.0004	.0002	.0000	.0004	.0001	.0015	.0010	.0004
%RSD	642.8	15.66	.0829	16.56	5.105	47.00	56.75	46.93
#1	-.0002	.0017	.0179	.0021	-.0016	.0042	.0026	.0011
#2	.0004	.0014	.0179	.0026	-.0015	.0021	.0011	.0005

Elem	Al3961	Ca3179	Fe2599	Mg2790	K_7664	Na5895	B_2089	Mo2020
Avg	**.5730**	**46.36**	**1.206**	**7.431**	**4.238**	**61.17**	**.1474**	**.0029**
Stddev	.0012	.10	.009	.107	.003	.03	.0004	.0006
%RSD	.2044	.2231	.7074	1.438	.0598	.0426	.2936	18.99
#1	.5722	46.29	1.200	7.355	4.236	61.15	.1477	.0033
#2	.5739	46.44	1.212	7.506	4.239	61.19	.1471	.0025

Elem	Pd3404	Si2124	Sn1899	Sr4077	Ti3349	W_2079	Zr3391	S_1820
Avg	**.0072**	**5.085**	**-.0002**	**.2737**	**.0342**	**.0094**	W **-.0021**	**7.881**
Stddev	.0004	.007	.0003	.0002	.0020	.0002	.0003	.002
%RSD	5.193	.1456	184.9	.0608	5.748	1.867	14.36	.0294
#1	.0069	5.091	.0001	.2738	.0356	.0093	-.0019	7.883
#2	.0075	5.080	-.0004	.2736	.0329	.0095	-.0023	7.879

Elem	Bi2230	Li6707
Avg	**.0095**	**.0035**
Stddev	.0020	.0005
%RSD	21.42	15.01
#1	.0081	.0032
#2	.0110	.0039

Zoom In Zoom Out

Sample Name: jb72229-1 Acquired: 7/24/2014 19:55:34 Type: Unk
Method: Accutest1(v117) Mode: CONC Corr. Factor: 1.000000
User: admin Custom ID1: Custom ID2: Custom ID3:
Comment:

Int. Std.	Y_3600	Y_3710	Y_2243	In2306
Avg	**70397.**	**7253.9**	**2757.7**	**3845.9**
Stddev	85.	11.2	2.5	3.8
%RSD	.12009	.15456	.09218	.09855
#1	70457.	7261.9	2759.5	3848.6
#2	70337.	7246.0	2755.9	3843.2

Zoom In Zoom Out

Sample Name: mp80807-sd1 Acquired: 7/24/2014 20:01:25 Type: Unk
Method: Accutest1(v117) Mode: CONC Corr. Factor: 5.000000
User: admin Custom ID1: Custom ID2: Custom ID3:
Comment:

Elem	Ba4554	Be3130	Cd2288	Co2286	Cr2677	Cu3247	Mn2576	Ni2316	Ag3280
Avg	**.0232**	**.0002**	**.0011**	**.0014**	**.0012**	**.0077**	**.0617**	**.0031**	**-.0009**
Stddev	.0011	.0001	.0000	.0003	.0000	.0005	.0001	.0006	.0018
%RSD	4.848	65.84	1.735	23.88	3.719	6.803	.1584	19.59	188.9
#1	.0224	.0003	.0011	.0012	.0012	.0073	.0616	.0036	.0003
#2	.0240	.0001	.0011	.0017	.0011	.0081	.0618	.0027	-.0022

Elem	V_2924	Zn2062	As1890	Tl1908	Pb2203	Se1960	Sb2068	Al3961	Ca3179
Avg	**.0015**	**.0247**	**.0085**	**-.0008**	**.0007**	**-.0036**	**.0066**	**.5722**	**48.24**
Stddev	.0017	.0004	.0036	.0022	.0020	.0080	.0061	.0653	.15
%RSD	115.5	1.653	41.88	295.8	300.5	222.3	93.11	11.42	.3137
#1	.0027	.0244	.0060	-.0023	-.0008	.0021	.0109	.6183	48.14
#2	.0003	.0250	.0110	.0008	.0021	-.0093	.0023	.5260	48.35

Elem	Fe2599	Mg2790	K_7664	Na5895	B_2089	Mo2020	Pd3404	Si2124	Sn1899
Avg	**1.261**	**7.858**	**4.166**	**62.37**	**.1463**	**.0049**	**.0096**	**5.213**	**.0005**
Stddev	.002	.022	.036	.11	.0006	.0005	.0060	.012	.0013
%RSD	.1182	.2830	.8616	.1735	.3969	10.73	61.93	.2339	238.3
#1	1.260	7.842	4.141	62.44	.1459	.0045	.0139	5.221	-.0004
#2	1.262	7.874	4.191	62.29	.1467	.0053	.0054	5.204	.0014

Elem	Sr4077	Ti3349	W_2079	Zr3391	S_1820	Bi2230	Li6707
Avg	**.2811**	**.0367**	**.0270**	**-.0008**	**7.748**	**.0262**	**.0074**
Stddev	.0002	.0027	.0023	.0004	.042	.0009	.0051
%RSD	.0609	7.352	8.523	45.54	.5456	3.428	69.58
#1	.2810	.0386	.0287	-.0011	7.778	.0268	.0110
#2	.2812	.0348	.0254	-.0005	7.718	.0256	.0038

Int. Std.	Y_3600	Y_3710	Y_2243	In2306
Avg	**70858.**	**7237.7**	**2850.4**	**4028.1**
Stddev	475.	24.7	.4	2.0
%RSD	.66976	.34135	.01312	.05074
#1	71193.	7255.1	2850.2	4029.6
#2	70522.	7220.2	2850.7	4026.7

Zoom In Zoom Out

Sample Name: jb72212-1 Acquired: 7/24/2014 20:07:15 Type: Unk
Method: Accutest1(v117) Mode: CONC Corr. Factor: 1.000000
User: admin Custom ID1: Custom ID2: Custom ID3:
Comment:

Elem	Ba4554	Be3130	Cd2288	Co2286	Cr2677	Cu3247	Mn2576	Ni2316
Avg	**.0597**	**-.0000**	**.0004**	**.0002**	**.0002**	**.0049**	**.0021**	**.0011**
Stddev	.0002	.0001	.0000	.0004	.0002	.0001	.0000	.0000
%RSD	.3257	188.9	9.882	217.0	91.92	1.161	1.841	4.179
#1	.0598	.0000	.0004	-.0001	.0003	.0050	.0020	.0011
#2	.0595	-.0001	.0005	.0004	.0001	.0049	.0021	.0011

Elem	Ag3280	V_2924	Zn2062	As1890	Tl1908	Pb2203	Se1960	Sb2068
Avg	**.0014**	**.0085**	**.0065**	**.0046**	**.0035**	**-.0021**	**.0044**	**.0009**
Stddev	.0006	.0004	.0000	.0007	.0004	.0004	.0008	.0001
%RSD	47.31	4.831	.1867	15.98	11.65	18.10	17.58	15.60
#1	.0009	.0082	.0065	.0041	.0032	-.0018	.0038	.0010
#2	.0018	.0088	.0065	.0051	.0038	-.0024	.0049	.0008

Elem	Al3961	Ca3179	Fe2599	Mg2790	K_7664	Na5895	B_2089	Mo2020
Avg	**.2977**	**165.9**	**.0632**	**1.630**	**22.71**	**81.48**	**.0354**	**.0182**
Stddev	.0042	.2	.0017	.037	.03	.04	.0004	.0000
%RSD	1.409	.1478	2.683	2.268	.1222	.0478	1.131	.0671
#1	.2947	166.1	.0620	1.604	22.73	81.45	.0351	.0182
#2	.3007	165.7	.0644	1.656	22.69	81.50	.0357	.0182

Elem	Pd3404	Si2124	Sn1899	Sr4077	Ti3349	W_2079	Zr3391	S_1820
Avg	**.0372**	**5.577**	**-.0004**	**.7892**	**.0004**	**-.0071**	F **-.0104**	F **186.8**
Stddev	.0005	.001	.0008	.0009	.0005	.0006	.0003	.0
%RSD	1.396	.0084	177.6	.1124	108.2	8.325	2.608	.0189
#1	.0376	5.578	.0001	.7898	.0001	-.0066	-.0102	186.8
#2	.0368	5.577	-.0010	.7886	.0007	-.0075	-.0106	186.8

Elem	Bi2230	Li6707
Avg	**.0051**	**.0820**
Stddev	.0004	.0005
%RSD	8.771	.6374
#1	.0054	.0816
#2	.0048	.0823

Zoom In Zoom Out

Sample Name: jb72212-1 Acquired: 7/24/2014 20:07:15 Type: Unk
Method: Accutest1(v117) Mode: CONC Corr. Factor: 1.000000
User: admin Custom ID1: Custom ID2: Custom ID3:
Comment:

Int. Std.	Y_3600	Y_3710	Y_2243	In2306
Avg	**68388.**	**7224.2**	**2645.9**	**3616.0**
Stddev	251.	30.9	.4	4.2
%RSD	.36756	.42760	.01547	.11711
#1	68210.	7246.1	2645.6	3613.0
#2	68566.	7202.4	2646.2	3619.0

Zoom In Zoom Out

Sample Name: jb72212-2 Acquired: 7/24/2014 20:13:06 Type: Unk
Method: Accutest1(v117) Mode: CONC Corr. Factor: 1.000000
User: admin Custom ID1: Custom ID2: Custom ID3:
Comment:

Elem	Ba4554	Be3130	Cd2288	Co2286	Cr2677	Cu3247	Mn2576	Ni2316
Avg	**.0336**	**.0000**	**.0002**	**-.0001**	**.0007**	**.0016**	**.0001**	**.0006**
Stddev	.0004	.0001	.0001	.0000	.0004	.0001	.0000	.0003
%RSD	1.259	1165.	61.88	4.867	56.48	3.267	.4109	45.67
#1	.0333	.0000	.0001	-.0001	.0009	.0017	.0001	.0004
#2	.0339	-.0000	.0003	-.0001	.0004	.0016	.0001	.0008

Elem	Ag3280	V_2924	Zn2062	As1890	Tl1908	Pb2203	Se1960	Sb2068
Avg	**.0002**	**.0073**	**.0021**	**.0026**	**.0060**	**.0000**	**.0013**	**.0012**
Stddev	.0001	.0003	.0000	.0008	.0004	.0002	.0004	.0004
%RSD	43.52	3.902	1.910	30.26	6.604	78680.	27.90	38.79
#1	.0002	.0075	.0021	.0020	.0063	-.0001	.0015	.0008
#2	.0003	.0071	.0021	.0031	.0058	.0001	.0010	.0015

Elem	Al3961	Ca3179	Fe2599	Mg2790	K_7664	Na5895	B_2089	Mo2020
Avg	**1.638**	**46.40**	**.0148**	**.1329**	**27.25**	**56.72**	**.0098**	**.0109**
Stddev	.000	.24	.0065	.0318	.11	.16	.0003	.0003
%RSD	.0160	.5089	44.00	23.97	.4089	.2869	3.306	2.658
#1	1.639	46.24	.0102	.1103	27.17	56.61	.0096	.0107
#2	1.638	46.57	.0195	.1554	27.32	56.84	.0100	.0111

Elem	Pd3404	Si2124	Sn1899	Sr4077	Ti3349	W_2079	Zr3391	S_1820
Avg	**.0175**	**2.605**	**-.0008**	**.3661**	**.0001**	**.0029**	W **-.0046**	**81.67**
Stddev	.0004	.007	.0010	.0012	.0005	.0002	.0000	.22
%RSD	2.138	.2758	130.6	.3325	854.0	6.042	.5356	.2716
#1	.0172	2.600	-.0001	.3652	.0004	.0028	-.0046	81.51
#2	.0178	2.610	-.0015	.3669	-.0003	.0031	-.0046	81.82

Elem	Bi2230	Li6707
Avg	**.0030**	**.1910**
Stddev	.0001	.0013
%RSD	2.262	.6618
#1	.0030	.1901
#2	.0031	.1919

Zoom In Zoom Out

Sample Name: jb72212-2 Acquired: 7/24/2014 20:13:06 Type: Unk
Method: Accutest1(v117) Mode: CONC Corr. Factor: 1.000000
User: admin Custom ID1: Custom ID2: Custom ID3:
Comment:

Int. Std.	Y_3600	Y_3710	Y_2243	In2306
Avg	**70009.**	**7294.5**	**2747.2**	**3766.2**
Stddev	87.	20.5	7.3	6.1
%RSD	.12360	.28107	.26750	.16309
#1	69948.	7309.0	2752.4	3770.5
#2	70070.	7280.0	2742.0	3761.9

Zoom In Zoom Out

Sample Name: jb72213-1 Acquired: 7/24/2014 20:18:57 Type: Unk
Method: Accutest1(v117) Mode: CONC Corr. Factor: 1.000000
User: admin Custom ID1: Custom ID2: Custom ID3:
Comment:

Elem	Ba4554	Be3130	Cd2288	Co2286	Cr2677	Cu3247	Mn2576	Ni2316
Avg	**.0278**	**.0006**	**.0008**	**.0078**	**.2012**	**.0078**	**.9274**	**.1936**
Stddev	.0004	.0001	.0000	.0001	.0008	.0003	.0009	.0010
%RSD	1.571	17.84	3.385	.7938	.3986	4.387	.0963	.5028
#1	.0275	.0005	.0009	.0078	.2018	.0076	.9268	.1929
#2	.0281	.0007	.0008	.0077	.2006	.0081	.9281	.1943

Elem	Ag3280	V_2924	Zn2062	As1890	Tl1908	Pb2203	Se1960	Sb2068
Avg	**.0018**	**.0185**	**.2101**	**.0069**	**-.0016**	**.5929**	**.0037**	**-.0008**
Stddev	.0006	.0001	.0015	.0020	.0018	.0045	.0012	.0006
%RSD	33.63	.7556	.7337	28.68	111.7	.7674	32.88	72.37
#1	.0013	.0184	.2090	.0055	-.0029	.5897	.0028	-.0012
#2	.0022	.0186	.2112	.0083	-.0003	.5961	.0046	-.0004

Elem	Al3961	Ca3179	Fe2599	Mg2790	K_7664	Na5895	B_2089	Mo2020
Avg	**5.381**	**4.657**	**103.8**	**.9426**	**3.049**	**48.42**	**.0074**	**.0018**
Stddev	.001	.021	.5	.0379	.008	.00	.0002	.0000
%RSD	.0095	.4460	.4909	4.020	.2714	.0073	3.279	1.382
#1	5.382	4.642	103.4	.9694	3.044	48.42	.0076	.0017
#2	5.381	4.672	104.1	.9158	3.055	48.42	.0072	.0018

Elem	Pd3404	Si2124	Sn1899	Sr4077	Ti3349	W_2079	Zr3391	S_1820
Avg	**.0315**	**.6206**	**-.0004**	**.0801**	**.2192**	**.0179**	W **-.0079**	F **247.7**
Stddev	.0004	.0007	.0001	.0001	.0002	.0001	.0001	.4
%RSD	1.384	.1157	15.77	.0828	.1055	.6395	1.471	.1564
#1	.0312	.6211	-.0004	.0800	.2194	.0180	-.0078	247.4
#2	.0318	.6201	-.0003	.0801	.2191	.0178	-.0080	248.0

Elem	Bi2230	Li6707
Avg	**.0125**	**.0115**
Stddev	.0007	.0006
%RSD	5.654	4.976
#1	.0120	.0111
#2	.0130	.0119

Zoom In Zoom Out

Sample Name: jb72213-1 Acquired: 7/24/2014 20:18:57 Type: Unk
Method: Accutest1(v117) Mode: CONC Corr. Factor: 1.000000
User: admin Custom ID1: Custom ID2: Custom ID3:
Comment:

Int. Std.	Y_3600	Y_3710	Y_2243	In2306
Avg	**70271.**	**7286.7**	**2756.0**	**3884.4**
Stddev	15.	.5	.6	6.1
%RSD	.02199	.00711	.02208	.15752
#1	70260.	7287.0	2756.4	3888.7
#2	70282.	7286.3	2755.5	3880.1

Zoom In Zoom Out

Sample Name: jb72213-2 Acquired: 7/24/2014 20:24:45 Type: Unk
Method: Accutest1(v117) Mode: CONC Corr. Factor: 1.000000
User: admin Custom ID1: Custom ID2: Custom ID3:
Comment:

Elem	Ba4554	Be3130	Cd2288	Co2286	Cr2677	Cu3247	Mn2576	Ni2316	Ag3280
Avg	**.0424**	**.0003**	**.0003**	**.0017**	**.0042**	**.0061**	**.2500**	**.0104**	**.0009**
Stddev	.0004	.0001	.0002	.0001	.0001	.0001	.0000	.0002	.0005
%RSD	.8454	29.44	50.91	5.413	1.942	1.918	.0108	1.704	63.55
#1	.0421	.0002	.0002	.0016	.0042	.0060	.2500	.0106	.0012
#2	.0427	.0003	.0004	.0017	.0043	.0061	.2500	.0103	.0005

Elem	V_2924	Zn2062	As1890	Tl1908	Pb2203	Se1960	Sb2068	Al3961	Ca3179
Avg	**.0004**	**.0372**	**.0033**	**-.0010**	**.0842**	**.0022**	**-.0002**	**.7244**	**.7390**
Stddev	.0002	.0001	.0012	.0004	.0005	.0021	.0005	.0073	.0049
%RSD	45.89	.1353	36.07	45.58	.5909	97.42	247.7	1.007	.6593
#1	.0005	.0372	.0025	-.0007	.0846	.0007	.0001	.7193	.7356
#2	.0003	.0372	.0042	-.0013	.0839	.0037	-.0005	.7296	.7425

Elem	Fe2599	Mg2790	K_7664	Na5895	B_2089	Mo2020	Pd3404	Si2124	Sn1899
Avg	**19.82**	**.3597**	**1.343**	**12.37**	**.0038**	**.0004**	**.0055**	**1.979**	**.0000**
Stddev	.04	.0239	.000	.03	.0000	.0001	.0002	.001	.0003
%RSD	.2014	6.636	.0262	.2461	.9603	39.97	4.385	.0253	1439.
#1	19.80	.3428	1.343	12.35	.0038	.0005	.0056	1.978	-.0002
#2	19.85	.3766	1.343	12.39	.0037	.0003	.0053	1.979	.0003

Elem	Sr4077	Ti3349	W_2079	Zr3391	S_1820	Bi2230	Li6707
Avg	**.0290**	**-.0000**	**.0070**	**-.0018**	**24.92**	**.0024**	**.0095**
Stddev	.0001	.0000	.0014	.0001	.00	.0010	.0005
%RSD	.2236	47.72	20.11	7.136	.0193	41.40	5.365
#1	.0290	-.0000	.0080	-.0019	24.92	.0031	.0098
#2	.0291	-.0000	.0060	-.0017	24.91	.0017	.0091

Int. Std.	Y_3600	Y_3710	Y_2243	In2306
Avg	**71869.**	**7389.2**	**2835.2**	**4014.4**
Stddev	69.	13.3	2.3	3.8
%RSD	.09557	.17960	.08091	.09579
#1	71821.	7398.6	2836.9	4017.1
#2	71918.	7379.8	2833.6	4011.6

Zoom In Zoom Out

Sample Name: ccv Acquired: 7/24/2014 20:30:39 Type: QC
Method: Accutest1(v117) Mode: CONC Corr. Factor: 1.000000
User: admin Custom ID1: Custom ID2: Custom ID3:
Comment:

Elem	Ba4554	Be3130	Cd2288	Co2286	Cr2677	Cu3247	Mn2576	Ni2316	Ag3280
Units	ppm	ppm	ppm	ppm	ppm	ppm	ppm	ppm	ppm
Avg	**1.976**	**1.993**	**2.000**	**2.007**	**2.004**	**1.953**	**2.024**	**2.003**	**.2455**
Stddev	.003	.011	.001	.003	.008	.001	.003	.004	.0010
%RSD	.1333	.5536	.0667	.1298	.3771	.0519	.1481	.1916	.3888
#1	1.978	1.985	1.999	2.005	2.009	1.953	2.027	2.000	.2449
#2	1.974	2.000	2.001	2.009	1.998	1.952	2.022	2.006	.2462
Check ?	Chk Pass	Chk Pass	Chk Pass	Chk Pass	Chk Pass	Chk Pass	Chk Pass	Chk Pass	Chk Pass
Value									
Range									

Elem	V_2924	Zn2062	As1890	Tl1908	Pb2203	Se1960	Sb2068	Al3961	Ca3179
Units	ppm	ppm	ppm	ppm	ppm	ppm	ppm	ppm	ppm
Avg	**2.003**	**2.013**	**1.980**	**2.075**	**2.014**	**1.986**	**2.000**	**39.39**	**39.86**
Stddev	.005	.008	.002	.008	.004	.003	.001	.08	.19
%RSD	.2522	.4099	.1170	.3777	.2052	.1359	.0513	.2139	.4791
#1	2.006	2.007	1.979	2.070	2.011	1.988	2.000	39.33	39.73
#2	1.999	2.019	1.982	2.081	2.017	1.984	1.999	39.45	40.00
Check ?	Chk Pass	Chk Pass	Chk Pass	Chk Pass	Chk Pass	Chk Pass	Chk Pass	Chk Pass	Chk Pass
Value									
Range									

Elem	Fe2599	Mg2790	K_7664	Na5895	B_2089	Mo2020	Pd3404	Si2124	Sn1899
Units	ppm	ppm	ppm	ppm	ppm	ppm	ppm	ppm	ppm
Avg	**40.32**	**39.63**	**39.27**	**39.85**	**2.001**	**2.009**	**1.989**	**5.088**	**2.044**
Stddev	.14	.44	.01	.04	.002	.005	.002	.002	.007
%RSD	.3563	1.109	.0348	.1126	.0797	.2654	.1024	.0401	.3278
#1	40.22	39.31	39.26	39.81	2.002	2.005	1.988	5.086	2.039
#2	40.42	39.94	39.28	39.88	2.000	2.013	1.991	5.089	2.048
Check ?	Chk Pass	Chk Pass	Chk Pass	Chk Pass	Chk Pass	Chk Pass	Chk Pass	Chk Pass	Chk Pass
Value									
Range									

Zoom In Zoom Out

Sample Name: ccv Acquired: 7/24/2014 20:30:39 Type: QC
Method: Accutest1(v117) Mode: CONC Corr. Factor: 1.000000
User: admin Custom ID1: Custom ID2: Custom ID3:
Comment:

Elem	Sr4077	Ti3349	W_2079	Zr3391	S_1820	Bi2230	Li6707
Units	ppm	ppm	ppm	ppm	ppm	ppm	ppm
Avg	**1.996**	**1.969**	**2.000**	**2.008**	**2.002**	**2.013**	**1.944**
Stddev	.001	.007	.007	.003	.006	.002	.000
%RSD	.0593	.3688	.3647	.1705	.2907	.0804	.0010
#1	1.995	1.974	1.995	2.011	2.006	2.012	1.944
#2	1.997	1.964	2.005	2.006	1.998	2.014	1.944
Check ?	Chk Pass	Chk Pass	Chk Pass	Chk Pass	Chk Pass	Chk Pass	Chk Pass
Value							
Range							

Int. Std.	Y_3600	Y_3710	Y_2243	In2306
Units	Cts/S	Cts/S	Cts/S	Cts/S
Avg	**69142.**	**7202.1**	**2735.1**	**3717.5**
Stddev	180.	33.1	.5	.6
%RSD	.26002	.45909	.01932	.01699
#1	69015.	7225.5	2735.5	3718.0
#2	69269.	7178.7	2734.7	3717.1

Zoom In Zoom Out

Sample Name: ccb Acquired: 7/24/2014 20:36:17 Type: QC
Method: Accutest1(v117) Mode: CONC Corr. Factor: 1.000000
User: admin Custom ID1: Custom ID2: Custom ID3:
Comment:

Elem	Ba4554	Be3130	Cd2288	Co2286	Cr2677	Cu3247	Mn2576	Ni2316	Ag3280
Units	ppm	ppm	ppm	ppm	ppm	ppm	ppm	ppm	ppm
Avg	**-.0000**	**-.0001**	**.0003**	**.0004**	**.0001**	**.0013**	**.0002**	**.0004**	**-.0003**
Stddev	.0000	.0001	.0000	.0001	.0002	.0001	.0000	.0001	.0002
%RSD	29.42	86.93	3.395	26.71	311.9	9.705	9.656	18.97	76.55
#1	-.0000	-.0001	.0003	.0003	-.0001	.0012	.0002	.0005	-.0005
#2	-.0001	-.0000	.0003	.0004	.0002	.0014	.0002	.0004	-.0001
Check ?	Chk Pass	Chk Pass	Chk Pass	Chk Pass	Chk Pass	Chk Pass	Chk Pass	Chk Pass	Chk Pass
High Limit									
Low Limit									

Elem	V_2924	Zn2062	As1890	Tl1908	Pb2203	Se1960	Sb2068	Al3961	Ca3179
Units	ppm	ppm	ppm	ppm	ppm	ppm	ppm	ppm	ppm
Avg	**-.0003**	**.0001**	**.0004**	**-.0003**	**.0003**	**-.0021**	**.0004**	**.0016**	**-.0000**
Stddev	.0000	.0000	.0008	.0003	.0007	.0001	.0015	.0052	.0046
%RSD	3.619	37.42	179.5	85.05	202.1	6.163	373.4	328.9	11830.
#1	-.0003	.0001	.0010	-.0005	.0008	-.0020	-.0007	.0053	.0032
#2	-.0003	.0002	-.0001	-.0001	-.0001	-.0022	.0015	-.0021	-.0033
Check ?	Chk Pass	Chk Pass	Chk Pass	Chk Pass	Chk Pass	Chk Pass	Chk Pass	Chk Pass	Chk Pass
High Limit									
Low Limit									

Elem	Fe2599	Mg2790	K_7664	Na5895	B_2089	Mo2020	Pd3404	Si2124	Sn1899
Units	ppm	ppm	ppm	ppm	ppm	ppm	ppm	ppm	ppm
Avg	**.0096**	**-.0455**	**.0075**	**.0077**	**.0010**	F **.0025**	**.0012**	**.0025**	**.0007**
Stddev	.0012	.0061	.0153	.0075	.0000	.0005	.0009	.0010	.0004
%RSD	12.06	13.38	204.2	96.87	.1270	18.35	72.98	39.03	48.87
#1	.0105	-.0498	-.0033	.0130	.0010	.0028	.0018	.0018	.0005
#2	.0088	-.0412	.0183	.0024	.0010	.0022	.0006	.0032	.0010
Check ?	Chk Pass	Chk Pass	Chk Pass	Chk Pass	Chk Pass	Chk Fail	Chk Pass	Chk Pass	Chk Pass
High Limit						.0021			
Low Limit						-.0021			

Zoom In Zoom Out

Sample Name: ccb Acquired: 7/24/2014 20:36:17 Type: QC
Method: Accutest1(v117) Mode: CONC Corr. Factor: 1.000000
User: admin Custom ID1: Custom ID2: Custom ID3:
Comment:

Elem	Sr4077	Ti3349	W_2079	Zr3391	S_1820	Bi2230	Li6707
Units	ppm	ppm	ppm	ppm	ppm	ppm	ppm
Avg	**.0001**	**-.0002**	**.0107**	**.0008**	F **.0191**	**.0036**	**.0024**
Stddev	.0001	.0003	.0008	.0000	.0016	.0002	.0008
%RSD	74.23	199.2	7.029	2.400	8.258	6.115	34.06
#1	.0001	.0001	.0112	.0008	.0180	.0037	.0030
#2	.0002	-.0004	.0102	.0008	.0202	.0034	.0018
Check ?	Chk Pass	Chk Pass	Chk Pass	Chk Pass	Chk Fail	Chk Pass	Chk Pass
High Limit					.0072		
Low Limit					-.0072		

Int. Std.	Y_3600	Y_3710	Y_2243	In2306
Units	Cts/S	Cts/S	Cts/S	Cts/S
Avg	**71634.**	**7286.9**	**2892.9**	**4089.7**
Stddev	167.	53.4	1.3	1.6
%RSD	.23271	.73302	.04610	.03827
#1	71752.	7324.7	2893.8	4090.8
#2	71516.	7249.2	2891.9	4088.6

Zoom In Zoom Out

Sample Name: jb72213-3 Acquired: 7/24/2014 20:42:12 Type: Unk
Method: Accutest1(v117) Mode: CONC Corr. Factor: 1.000000
User: admin Custom ID1: Custom ID2: Custom ID3:
Comment:

Elem	Ba4554	Be3130	Cd2288	Co2286	Cr2677	Cu3247	Mn2576	Ni2316
Avg	**.0227**	**.0004**	**.0008**	**.0094**	**.1518**	**.0458**	**.9585**	**.2571**
Stddev	.0002	.0000	.0001	.0003	.0004	.0008	.0009	.0001
%RSD	.9455	.1898	17.22	2.746	.2734	1.834	.0941	.0368
#1	.0225	.0004	.0007	.0092	.1515	.0464	.9579	.2571
#2	.0228	.0004	.0009	.0096	.1521	.0452	.9592	.2572

Elem	Ag3280	V_2924	Zn2062	As1890	Tl1908	Pb2203	Se1960	Sb2068
Avg	**.0019**	**.0274**	**.2103**	**.0145**	**-.0016**	**.3938**	**.0031**	**.0014**
Stddev	.0001	.0004	.0008	.0009	.0003	.0006	.0006	.0005
%RSD	3.959	1.452	.3877	6.030	19.80	.1522	18.75	37.54
#1	.0018	.0277	.2109	.0139	-.0014	.3942	.0027	.0018
#2	.0019	.0272	.2097	.0152	-.0019	.3934	.0035	.0011

Elem	Al3961	Ca3179	Fe2599	Mg2790	K_7664	Na5895	B_2089	Mo2020
Avg	**1.344**	**2.481**	**99.25**	**.4759**	**1.097**	**20.60**	**.0047**	**.0089**
Stddev	.001	.013	.35	.0508	.013	.03	.0001	.0001
%RSD	.0408	.5307	.3512	10.67	1.190	.1236	1.708	1.647
#1	1.343	2.472	99.00	.4400	1.088	20.58	.0046	.0090
#2	1.344	2.491	99.49	.5118	1.106	20.61	.0047	.0088

Elem	Pd3404	Si2124	Sn1899	Sr4077	Ti3349	W_2079	Zr3391	S_1820
Avg	**.0133**	**.7845**	**-.0000**	**.0403**	**.0555**	**.0134**	W **-.0031**	F **133.8**
Stddev	.0004	.0015	.0003	.0001	.0002	.0001	.0000	.4
%RSD	3.165	.1943	1222.	.3216	.3113	.8079	.6766	.3343
#1	.0136	.7856	.0002	.0402	.0554	.0135	-.0031	134.1
#2	.0130	.7834	-.0002	.0404	.0557	.0133	-.0031	133.5

Elem	Bi2230	Li6707
Avg	**.0135**	**.0056**
Stddev	.0001	.0000
%RSD	.7521	.7187
#1	.0135	.0056
#2	.0134	.0056

Zoom In Zoom Out

Sample Name: jb72213-3 Acquired: 7/24/2014 20:42:12 Type: Unk
Method: Accutest1(v117) Mode: CONC Corr. Factor: 1.000000
User: admin Custom ID1: Custom ID2: Custom ID3:
Comment:

Int. Std.	Y_3600	Y_3710	Y_2243	In2306
Avg	**71386.**	**7355.6**	**2783.6**	**4001.2**
Stddev	194.	56.2	1.2	8.1
%RSD	.27171	.76440	.04220	.20203
#1	71523.	7395.4	2784.4	4007.0
#2	71249.	7315.8	2782.8	3995.5

Zoom In Zoom Out

Sample Name: jb72225-1 Acquired: 7/24/2014 20:47:56 Type: Unk
Method: Accutest1(v117) Mode: CONC Corr. Factor: 1.000000
User: admin Custom ID1: Custom ID2: Custom ID3:
Comment:

Elem	Ba4554	Be3130	Cd2288	Co2286	Cr2677	Cu3247	Mn2576	Ni2316
Avg	**1.007**	**.0001**	**.0033**	**.0027**	**.0270**	**.0243**	**.1903**	**.0097**
Stddev	.001	.0000	.0000	.0002	.0003	.0009	.0001	.0000
%RSD	.0772	20.07	1.037	6.100	1.189	3.896	.0567	.2404
#1	1.008	.0001	.0034	.0028	.0272	.0249	.1903	.0098
#2	1.007	.0001	.0033	.0026	.0268	.0236	.1904	.0097

Elem	Ag3280	V_2924	Zn2062	As1890	Tl1908	Pb2203	Se1960	Sb2068
Avg	**.0055**	**.0089**	**.3948**	**.0078**	**.0048**	**.0861**	**.0000**	**.0015**
Stddev	.0002	.0004	.0007	.0001	.0010	.0001	.0004	.0008
%RSD	3.274	4.582	.1738	1.429	21.24	.0643	2664.	54.08
#1	.0056	.0092	.3944	.0079	.0040	.0861	.0003	.0009
#2	.0053	.0086	.3953	.0077	.0055	.0860	-.0003	.0020

Elem	Al3961	Ca3179	Fe2599	Mg2790	K_7664	Na5895	B_2089	Mo2020
Avg	**.8412**	**144.3**	**4.278**	**27.52**	**24.72**	**650.9**	**1.204**	**.0176**
Stddev	.0060	.4	.007	.13	.02	6.5	.001	.0001
%RSD	.7181	.3084	.1680	.4542	.0876	.9937	.0840	.7787
#1	.8455	144.0	4.273	27.43	24.73	646.3	1.203	.0177
#2	.8369	144.6	4.283	27.61	24.70	655.4	1.205	.0175

Elem	Pd3404	Si2124	Sn1899	Sr4077	Ti3349	W_2079	Zr3391	S_1820
Avg	**.0062**	**7.050**	**.0013**	**1.877**	**.0192**	**.0148**	W **-.0034**	**7.209**
Stddev	.0005	.008	.0008	.002	.0004	.0011	.0000	.008
%RSD	7.661	.1148	58.94	.0773	2.086	7.407	1.387	.1067
#1	.0059	7.055	.0019	1.878	.0195	.0156	-.0034	7.215
#2	.0066	7.044	.0008	1.876	.0189	.0140	-.0034	7.204

Elem	Bi2230	Li6707
Avg	**.0088**	**.0542**
Stddev	.0002	.0018
%RSD	2.370	3.362
#1	.0090	.0554
#2	.0087	.0529

Zoom In Zoom Out

Sample Name: jb72225-1 Acquired: 7/24/2014 20:47:56 Type: Unk
Method: Accutest1(v117) Mode: CONC Corr. Factor: 1.000000
User: admin Custom ID1: Custom ID2: Custom ID3:
Comment:

Int. Std.	Y_3600	Y_3710	Y_2243	In2306
Avg	**64591.**	**7080.1**	**2531.7**	**3288.9**
Stddev	315.	41.2	.1	1.6
%RSD	.48815	.58178	.00369	.04739
#1	64814.	7109.3	2531.6	3290.1
#2	64368.	7051.0	2531.8	3287.8

Zoom In Zoom Out

Sample Name: jb72225-2 Acquired: 7/24/2014 20:53:48 Type: Unk
Method: Accutest1(v117) Mode: CONC Corr. Factor: 1.000000
User: admin Custom ID1: Custom ID2: Custom ID3:
Comment:

Elem	Ba4554	Be3130	Cd2288	Co2286	Cr2677	Cu3247	Mn2576	Ni2316
Avg	**5.845**	**-.0002**	**.0011**	**.0041**	**.0072**	**.0406**	**.3508**	**.0042**
Stddev	.014	.0001	.0001	.0001	.0000	.0008	.0001	.0001
%RSD	.2454	91.40	6.139	1.644	.6055	1.850	.0147	3.108
#1	5.855	-.0003	.0011	.0042	.0072	.0400	.3507	.0043
#2	5.835	-.0001	.0010	.0041	.0073	.0411	.3508	.0041

Elem	Ag3280	V_2924	Zn2062	As1890	Tl1908	Pb2203	Se1960	Sb2068
Avg	**.0260**	**.0018**	**.4654**	**.0183**	**.0019**	**.0327**	**.0012**	**.0032**
Stddev	.0006	.0003	.0001	.0007	.0006	.0003	.0010	.0006
%RSD	2.158	13.83	.0221	3.557	30.22	1.036	86.98	18.67
#1	.0256	.0017	.4654	.0187	.0015	.0324	.0004	.0028
#2	.0264	.0020	.4653	.0178	.0023	.0329	.0019	.0036

Elem	Al3961	Ca3179	Fe2599	Mg2790	K_7664	Na5895	B_2089	Mo2020
Avg	**.2990**	**166.3**	**10.46**	**47.54**	**27.07**	**441.0**	**.9568**	**.0092**
Stddev	.0116	.5	.00	.00	.05	6.0	.0015	.0000
%RSD	3.871	.2877	.0240	.0100	.2005	1.371	.1524	.1391
#1	.2909	166.6	10.45	47.54	27.11	445.3	.9558	.0092
#2	.3072	166.0	10.46	47.53	27.03	436.7	.9579	.0092

Elem	Pd3404	Si2124	Sn1899	Sr4077	Ti3349	W_2079	Zr3391	S_1820
Avg	**.0113**	**13.24**	**.0066**	**2.892**	**.0986**	**.0247**	W **-.0079**	**3.330**
Stddev	.0007	.02	.0005	.000	.0038	.0009	.0001	.004
%RSD	6.111	.1403	7.943	.0035	3.826	3.785	1.216	.1085
#1	.0117	13.23	.0062	2.892	.1013	.0254	-.0080	3.328
#2	.0108	13.25	.0069	2.892	.0959	.0241	-.0079	3.333

Elem	Bi2230	Li6707
Avg	**.0088**	**.0792**
Stddev	.0020	.0008
%RSD	22.43	.9715
#1	.0074	.0787
#2	.0102	.0798

Zoom In Zoom Out

Sample Name: jb72225-2 Acquired: 7/24/2014 20:53:48 Type: Unk
Method: Accutest1(v117) Mode: CONC Corr. Factor: 1.000000
User: admin Custom ID1: Custom ID2: Custom ID3:
Comment:

Int. Std.	Y_3600	Y_3710	Y_2243	In2306
Avg	**65336.**	**7072.6**	**2536.3**	**3369.3**
Stddev	140.	41.9	2.0	.3
%RSD	.21426	.59180	.07760	.00923
#1	65237.	7043.1	2534.9	3369.1
#2	65435.	7102.2	2537.7	3369.5

Zoom In Zoom Out

Sample Name: jb72225-3 Acquired: 7/24/2014 20:59:40 Type: Unk
Method: Accutest1(v117) Mode: CONC Corr. Factor: 1.000000
User: admin Custom ID1: Custom ID2: Custom ID3:
Comment:

Elem	Ba4554	Be3130	Cd2288	Co2286	Cr2677	Cu3247	Mn2576	Ni2316
Avg	**.8823**	**-.0001**	**.0005**	**.0012**	**.0017**	**.0078**	**.3366**	**.0035**
Stddev	.0056	.0000	.0001	.0002	.0001	.0004	.0005	.0001
%RSD	.6389	43.52	26.90	12.65	5.454	4.949	.1341	1.768
#1	.8862	-.0001	.0006	.0013	.0016	.0076	.3369	.0035
#2	.8783	-.0000	.0004	.0011	.0017	.0081	.3363	.0035

Elem	Ag3280	V_2924	Zn2062	As1890	Tl1908	Pb2203	Se1960	Sb2068
Avg	**.0045**	**.0006**	**.0176**	**.0085**	**.0037**	**.0034**	**-.0002**	**.0112**
Stddev	.0004	.0001	.0001	.0005	.0008	.0012	.0010	.0003
%RSD	7.785	17.75	.3958	6.154	21.41	34.40	641.6	2.429
#1	.0048	.0006	.0175	.0081	.0043	.0042	-.0008	.0110
#2	.0043	.0005	.0176	.0089	.0031	.0026	.0005	.0114

Elem	Al3961	Ca3179	Fe2599	Mg2790	K_7664	Na5895	B_2089	Mo2020
Avg	**.1176**	**166.4**	**4.382**	**26.70**	**25.62**	**789.9**	**.6065**	**.0225**
Stddev	.0276	.7	.015	.22	.15	19.5	.0016	.0001
%RSD	23.43	.4494	.3495	.8147	.5957	2.463	.2617	.4422
#1	.1371	166.9	4.393	26.86	25.73	803.7	.6054	.0224
#2	.0981	165.9	4.371	26.55	25.51	776.1	.6076	.0225

Elem	Pd3404	Si2124	Sn1899	Sr4077	Ti3349	W_2079	Zr3391	S_1820
Avg	**.0068**	**8.907**	**-.0012**	**1.995**	**.0030**	**.0194**	W **-.0066**	**6.397**
Stddev	.0000	.013	.0002	.006	.0009	.0000	.0002	.002
%RSD	.6831	.1505	18.50	.3198	29.02	.2066	2.580	.0336
#1	.0068	8.897	-.0010	1.999	.0024	.0194	-.0064	6.395
#2	.0069	8.916	-.0013	1.990	.0037	.0194	-.0067	6.398

Elem	Bi2230	Li6707
Avg	**.0097**	**.0719**
Stddev	.0014	.0015
%RSD	14.23	2.083
#1	.0107	.0729
#2	.0087	.0708

Zoom In Zoom Out

Sample Name: jb72225-3 Acquired: 7/24/2014 20:59:40 Type: Unk
Method: Accutest1(v117) Mode: CONC Corr. Factor: 1.000000
User: admin Custom ID1: Custom ID2: Custom ID3:
Comment:

Int. Std.	Y_3600	Y_3710	Y_2243	In2306
Avg	**64020.**	**6988.0**	**2511.3**	**3226.1**
Stddev	160.	34.7	1.9	5.2
%RSD	.25032	.49702	.07608	.16196
#1	63906.	6963.5	2512.7	3229.8
#2	64133.	7012.6	2510.0	3222.5

Zoom In Zoom Out

Sample Name: jb72226-3 Acquired: 7/24/2014 21:05:33 Type: Unk
Method: Accutest1(v117) Mode: CONC Corr. Factor: 1.000000
User: admin Custom ID1: Custom ID2: Custom ID3:
Comment:

Elem	Ba4554	Be3130	Cd2288	Co2286	Cr2677	Cu3247	Mn2576	Ni2316
Avg	**.1705**	**.0016**	**.0018**	**.0088**	**.0274**	**.0886**	**1.421**	**.0304**
Stddev	.0005	.0003	.0001	.0000	.0001	.0013	.001	.0000
%RSD	.3061	16.56	6.393	.2619	.3444	1.489	.1007	.1510
#1	.1709	.0018	.0017	.0088	.0275	.0895	1.422	.0304
#2	.1701	.0014	.0019	.0088	.0274	.0876	1.420	.0304

Elem	Ag3280	V_2924	Zn2062	As1890	Tl1908	Pb2203	Se1960	Sb2068
Avg	**.0016**	**.0231**	**.0971**	**.0079**	F **-.0132**	**.0137**	**.0121**	**.0021**
Stddev	.0004	.0008	.0003	.0006	.0012	.0013	.0001	.0000
%RSD	27.30	3.287	.3447	8.199	8.965	9.588	1.064	1.941
#1	.0013	.0237	.0968	.0084	-.0123	.0128	.0120	.0021
#2	.0019	.0226	.0973	.0074	-.0140	.0147	.0122	.0021

Elem	Al3961	Ca3179	Fe2599	Mg2790	K_7664	Na5895	B_2089	Mo2020
Avg	**15.17**	**71.39**	**18.37**	**16.13**	**4.298**	**153.2**	**.0743**	**.0011**
Stddev	.00	.23	.07	.09	.005	.3	.0003	.0002
%RSD	.0074	.3160	.3969	.5484	.1286	.1652	.4656	15.93
#1	15.17	71.23	18.32	16.07	4.294	153.0	.0741	.0013
#2	15.17	71.55	18.42	16.19	4.302	153.4	.0746	.0010

Elem	Pd3404	Si2124	Sn1899	Sr4077	Ti3349	W_2079	Zr3391	S_1820
Avg	**.0335**	**31.95**	W **-.0031**	**.1994**	**.2594**	**.0242**	F **-.0242**	**22.36**
Stddev	.0005	.07	.0002	.0004	.0016	.0004	.0002	.03
%RSD	1.617	.2314	7.746	.2001	.6122	1.552	.9806	.1496
#1	.0339	31.90	-.0029	.1991	.2583	.0245	-.0241	22.34
#2	.0332	32.00	-.0032	.1997	.2606	.0240	-.0244	22.39

Elem	Bi2230	Li6707
Avg	**.0020**	**.0261**
Stddev	.0003	.0003
%RSD	17.35	1.206
#1	.0017	.0263
#2	.0022	.0258

Zoom In Zoom Out

Sample Name: jb72226-3 Acquired: 7/24/2014 21:05:33 Type: Unk
Method: Accutest1(v117) Mode: CONC Corr. Factor: 1.000000
User: admin Custom ID1: Custom ID2: Custom ID3:
Comment:

Int. Std.	Y_3600	Y_3710	Y_2243	In2306
Avg	**69689.**	**7236.1**	**2746.2**	**3707.8**
Stddev	408.	12.9	6.5	7.1
%RSD	.58490	.17798	.23831	.19024
#1	69401.	7227.0	2750.8	3712.8
#2	69977.	7245.2	2741.5	3702.8

Zoom In Zoom Out

Sample Name: jb72226-4 Acquired: 7/24/2014 21:11:21 Type: Unk
Method: Accutest1(v117) Mode: CONC Corr. Factor: 1.000000
User: admin Custom ID1: Custom ID2: Custom ID3:
Comment:

Elem	Ba4554	Be3130	Cd2288	Co2286	Cr2677	Cu3247	Mn2576	Ni2316
Avg	**.3183**	**.0002**	**.0006**	**.0092**	**.0095**	**.0252**	F **20.24**	**.0137**
Stddev	.0000	.0000	.0002	.0001	.0001	.0005	.11	.0002
%RSD	.0129	3.123	28.17	.6163	1.044	2.146	.5187	1.472
#1	.3183	.0002	.0008	.0093	.0095	.0248	20.32	.0138
#2	.3182	.0002	.0005	.0092	.0096	.0256	20.17	.0135

Elem	Ag3280	V_2924	Zn2062	As1890	Tl1908	Pb2203	Se1960	Sb2068
Avg	**.0062**	**.0056**	**.0189**	**.0070**	**.0033**	**.0103**	**.0099**	**.0019**
Stddev	.0005	.0002	.0000	.0005	.0009	.0013	.0008	.0011
%RSD	8.867	2.718	.0940	6.490	27.71	12.64	7.604	58.00
#1	.0058	.0058	.0189	.0067	.0027	.0094	.0094	.0011
#2	.0066	.0055	.0189	.0074	.0039	.0112	.0105	.0027

Elem	Al3961	Ca3179	Fe2599	Mg2790	K_7664	Na5895	B_2089	Mo2020
Avg	**1.470**	**151.9**	**13.84**	**25.45**	**7.964**	**537.5**	**1.048**	**.0033**
Stddev	.009	.2	.01	.09	.036	.6	.000	.0001
%RSD	.5946	.1249	.0886	.3616	.4471	.1073	.0175	2.057
#1	1.476	151.8	13.84	25.52	7.990	537.1	1.048	.0033
#2	1.464	152.1	13.83	25.39	7.939	537.9	1.048	.0034

Elem	Pd3404	Si2124	Sn1899	Sr4077	Ti3349	W_2079	Zr3391	S_1820
Avg	**.0121**	**13.80**	W **-.0023**	**1.233**	**.0389**	**.0168**	F **-.0109**	**15.06**
Stddev	.0009	.01	.0004	.002	.0003	.0023	.0001	.01
%RSD	7.511	.0443	17.94	.1855	.6607	13.39	.4920	.0360
#1	.0127	13.80	-.0026	1.235	.0387	.0184	-.0110	15.05
#2	.0114	13.81	-.0020	1.232	.0391	.0152	-.0109	15.06

Elem	Bi2230	Li6707
Avg	**.0060**	**.0122**
Stddev	.0002	.0003
%RSD	2.819	2.391
#1	.0061	.0124
#2	.0059	.0120

Zoom In Zoom Out

Sample Name: jb72226-4 Acquired: 7/24/2014 21:11:21 Type: Unk
Method: Accutest1(v117) Mode: CONC Corr. Factor: 1.000000
User: admin Custom ID1: Custom ID2: Custom ID3:
Comment:

Int. Std.	Y_3600	Y_3710	Y_2243	In2306
Avg	**65710.**	**7085.6**	**2554.4**	**3368.1**
Stddev	96.	10.3	2.8	2.2
%RSD	.14543	.14531	.10831	.06482
#1	65777.	7078.3	2556.3	3369.7
#2	65642.	7092.9	2552.4	3366.6

Zoom In Zoom Out

Sample Name: jb72226-8 Acquired: 7/24/2014 21:17:20 Type: Unk
Method: Accutest1(v117) Mode: CONC Corr. Factor: 1.000000
User: admin Custom ID1: Custom ID2: Custom ID3:
Comment:

Elem	Ba4554	Be3130	Cd2288	Co2286	Cr2677	Cu3247	Mn2576	Ni2316
Avg	**.9870**	**.0005**	**.0014**	**.0151**	**.0114**	**.0755**	W **9.145**	**.0242**
Stddev	.0053	.0000	.0001	.0002	.0004	.0005	.029	.0001
%RSD	.5366	7.052	3.675	1.345	3.639	.6403	.3173	.5009
#1	.9908	.0005	.0014	.0150	.0116	.0758	9.166	.0242
#2	.9833	.0006	.0014	.0153	.0111	.0751	9.125	.0241

Elem	Ag3280	V_2924	Zn2062	As1890	Tl1908	Pb2203	Se1960	Sb2068
Avg	**.0078**	**.0200**	**.0538**	**.0270**	F **-.0045**	**.0173**	**.0121**	**.0014**
Stddev	.0002	.0003	.0000	.0018	.0000	.0004	.0013	.0004
%RSD	2.480	1.261	.0213	6.775	.4566	2.497	10.66	30.32
#1	.0077	.0202	.0538	.0283	-.0045	.0176	.0130	.0018
#2	.0079	.0198	.0538	.0257	-.0045	.0170	.0111	.0011

Elem	Al3961	Ca3179	Fe2599	Mg2790	K_7664	Na5895	B_2089	Mo2020
Avg	**5.620**	**311.0**	**86.67**	**51.14**	**14.07**	**635.2**	**7.361**	**.0285**
Stddev	.015	1.6	.19	.11	.04	3.3	.021	.0004
%RSD	.2664	.5048	.2212	.2094	.2607	.5270	.2833	1.376
#1	5.630	312.1	86.80	51.21	14.10	637.6	7.346	.0282
#2	5.609	309.9	86.53	51.06	14.05	632.9	7.375	.0288

Elem	Pd3404	Si2124	Sn1899	Sr4077	Ti3349	W_2079	Zr3391	S_1820
Avg	**.0097**	**18.99**	W **-.0024**	**3.356**	**.2412**	**-.0001**	F **-.0158**	**33.92**
Stddev	.0006	.05	.0002	.003	.0005	.0011	.0001	.11
%RSD	6.305	.2890	8.597	.0909	.2254	1191.	.4737	.3241
#1	.0093	18.95	-.0023	3.359	.2416	.0007	-.0157	33.85
#2	.0101	19.03	-.0026	3.354	.2408	-.0009	-.0158	34.00

Elem	Bi2230	Li6707
Avg	**.0124**	**.0160**
Stddev	.0010	.0001
%RSD	7.779	.3901
#1	.0118	.0159
#2	.0131	.0160

Zoom In Zoom Out

Sample Name: jb72226-8 Acquired: 7/24/2014 21:17:20 Type: Unk
Method: Accutest1(v117) Mode: CONC Corr. Factor: 1.000000
User: admin Custom ID1: Custom ID2: Custom ID3:
Comment:

Int. Std.	Y_3600	Y_3710	Y_2243	In2306
Avg	**64235.**	**7034.1**	**2454.8**	**3214.8**
Stddev	36.	18.2	7.7	7.3
%RSD	.05544	.25927	.31452	.22621
#1	64260.	7021.2	2460.2	3219.9
#2	64210.	7047.0	2449.3	3209.6

Zoom In Zoom Out

Sample Name: jb72229-2 Acquired: 7/24/2014 21:23:17 Type: Unk
Method: Accutest1(v117) Mode: CONC Corr. Factor: 1.000000
User: admin Custom ID1: Custom ID2: Custom ID3:
Comment:

Elem	Ba4554	Be3130	Cd2288	Co2286	Cr2677	Cu3247	Mn2576	Ni2316
Avg	**.0729**	**.0002**	**.0004**	**.0031**	**.0043**	**.0099**	**.6264**	**.0060**
Stddev	.0008	.0001	.0001	.0003	.0003	.0005	.0006	.0003
%RSD	1.125	22.91	25.64	10.71	7.335	4.870	.1000	5.741
#1	.0734	.0003	.0004	.0029	.0046	.0102	.6269	.0062
#2	.0723	.0002	.0005	.0034	.0041	.0096	.6260	.0057

Elem	Ag3280	V_2924	Zn2062	As1890	Tl1908	Pb2203	Se1960	Sb2068
Avg	**.0010**	**.0061**	**.0224**	**.0032**	**-.0017**	**.0020**	**.0023**	**.0004**
Stddev	.0001	.0002	.0002	.0013	.0008	.0008	.0011	.0005
%RSD	6.885	3.958	.8355	40.38	48.00	41.22	46.42	120.6
#1	.0010	.0062	.0222	.0023	-.0023	.0026	.0015	.0007
#2	.0009	.0059	.0225	.0042	-.0012	.0014	.0030	.0001

Elem	Al3961	Ca3179	Fe2599	Mg2790	K_7664	Na5895	B_2089	Mo2020
Avg	**2.510**	**71.30**	**5.572**	**12.79**	**9.719**	**87.83**	**.1207**	**.0005**
Stddev	.017	.55	.009	.00	.074	.19	.0000	.0000
%RSD	.6766	.7771	.1708	.0071	.7631	.2150	.0017	4.608
#1	2.522	71.69	5.565	12.79	9.771	87.96	.1207	.0005
#2	2.498	70.90	5.578	12.79	9.667	87.70	.1207	.0005

Elem	Pd3404	Si2124	Sn1899	Sr4077	Ti3349	W_2079	Zr3391	S_1820
Avg	**.0100**	**9.116**	**-.0009**	**.4535**	**.1348**	**.0020**	W **-.0061**	**12.57**
Stddev	.0001	.005	.0004	.0000	.0008	.0000	.0001	.03
%RSD	.7088	.0584	44.08	.0006	.6081	2.112	.9959	.2460
#1	.0101	9.112	-.0012	.4535	.1342	.0020	-.0061	12.55
#2	.0100	9.120	-.0006	.4535	.1354	.0021	-.0062	12.60

Elem	Bi2230	Li6707
Avg	**.0020**	**.0110**
Stddev	.0006	.0008
%RSD	31.32	6.965
#1	.0024	.0116
#2	.0016	.0105

Zoom In Zoom Out

Sample Name: jb72229-2 Acquired: 7/24/2014 21:23:17 Type: Unk
Method: Accutest1(v117) Mode: CONC Corr. Factor: 1.000000
User: admin Custom ID1: Custom ID2: Custom ID3:
Comment:

Int. Std.	Y_3600	Y_3710	Y_2243	In2306
Avg	**69850.**	**7226.2**	**2751.1**	**3785.5**
Stddev	36.	53.3	1.7	5.9
%RSD	.05156	.73782	.06339	.15703
#1	69875.	7188.5	2752.3	3789.7
#2	69824.	7263.9	2749.8	3781.3

Zoom In Zoom Out

Sample Name: mp80829-b1 Acquired: 7/24/2014 21:30:25 Type: Unk
Method: Accutest1(v117) Mode: CONC Corr. Factor: 5.000000
User: admin Custom ID1: Custom ID2: Custom ID3:
Comment: due

Elem	Ba4554	Be3130	Cd2288	Co2286	Cr2677	Cu3247	Mn2576	Ni2316	Ag3280
Avg	**1.893**	**1.977**	**2.012**	**1.979**	**1.993**	**1.975**	**1.997**	**1.986**	**.2381**
Stddev	.002	.008	.006	.001	.001	.006	.001	.001	.0034
%RSD	.0959	.4075	.2944	.0611	.0483	.3139	.0431	.0313	1.412
#1	1.894	1.971	2.007	1.978	1.994	1.979	1.997	1.986	.2405
#2	1.892	1.983	2.016	1.980	1.992	1.971	1.996	1.985	.2358

Elem	V_2924	Zn2062	As1890	Tl1908	Pb2203	Se1960	Sb2068	Al3961	Ca3179
Avg	**1.958**	**2.112**	**1.986**	**1.984**	**2.010**	**1.979**	**1.950**	**24.54**	**25.57**
Stddev	.002	.004	.004	.005	.004	.006	.011	.10	.13
%RSD	.0789	.1830	.1939	.2536	.2192	.3163	.5644	.3915	.5151
#1	1.956	2.115	1.984	1.980	2.007	1.984	1.943	24.47	25.48
#2	1.959	2.110	1.989	1.988	2.013	1.975	1.958	24.60	25.66

Elem	Fe2599	Mg2790	K_7664	Na5895	B_2089	Mo2020	Pd3404	Si2124	Sn1899
Avg	**25.49**	**24.50**	**25.67**	**1061.**	**.0483**	**1.950**	**2.046**	**2.387**	**2.047**
Stddev	.23	.10	.11	3.	.0008	.000	.006	.001	.011
%RSD	.9018	.4057	.4138	.2683	1.621	.0099	.2761	.0599	.5443
#1	25.33	24.43	25.59	1063.	.0489	1.950	2.050	2.386	2.039
#2	25.65	24.57	25.74	1059.	.0478	1.951	2.042	2.388	2.055

Elem	Sr4077	Ti3349	W_2079	Zr3391	S_1820	Bi2230	Li6707
Avg	**1.971**	**2.031**	**2.157**	**1.886**	**.0759**	**1.914**	**2.005**
Stddev	.003	.002	.011	.007	.0062	.006	.007
%RSD	.1320	.0839	.4913	.4000	8.146	.3138	.3326
#1	1.973	2.032	2.149	1.880	.0715	1.910	2.000
#2	1.970	2.029	2.164	1.891	.0803	1.918	2.009

Int. Std.	Y_3600	Y_3710	Y_2243	In2306
Avg	**68464.**	**7122.6**	**2746.8**	**3694.8**
Stddev	363.	4.8	2.0	6.5
%RSD	.53011	.06781	.07429	.17531
#1	68721.	7126.0	2745.4	3690.2
#2	68207.	7119.2	2748.3	3699.3

Zoom In Zoom Out

Sample Name: ccv Acquired: 7/24/2014 21:36:11 Type: QC
Method: Accutest1(v117) Mode: CONC Corr. Factor: 1.000000
User: admin Custom ID1: Custom ID2: Custom ID3:
Comment:

Elem	Ba4554	Be3130	Cd2288	Co2286	Cr2677	Cu3247	Mn2576	Ni2316	Ag3280
Units	ppm	ppm	ppm	ppm	ppm	ppm	ppm	ppm	ppm
Avg	**1.964**	**1.972**	**1.987**	**1.994**	**2.003**	**1.933**	**2.023**	**1.989**	**.2444**
Stddev	.002	.002	.001	.003	.001	.002	.001	.000	.0001
%RSD	.1082	.0853	.0235	.1453	.0330	.0793	.0275	.0088	.0504
#1	1.963	1.971	1.986	1.992	2.002	1.932	2.024	1.989	.2445
#2	1.966	1.973	1.987	1.997	2.003	1.935	2.023	1.989	.2443
Check ?	Chk Pass	Chk Pass	Chk Pass	Chk Pass	Chk Pass	Chk Pass	Chk Pass	Chk Pass	Chk Pass
Value									
Range									

Elem	V_2924	Zn2062	As1890	Tl1908	Pb2203	Se1960	Sb2068	Al3961	Ca3179
Units	ppm	ppm	ppm	ppm	ppm	ppm	ppm	ppm	ppm
Avg	**1.999**	**2.003**	**1.966**	**2.066**	**2.000**	**1.976**	**1.986**	**39.20**	**39.62**
Stddev	.001	.000	.001	.001	.000	.004	.003	.06	.09
%RSD	.0533	.0222	.0469	.0516	.0052	.1889	.1727	.1523	.2301
#1	2.000	2.003	1.966	2.067	2.000	1.973	1.983	39.15	39.56
#2	1.998	2.003	1.965	2.065	2.000	1.979	1.988	39.24	39.69
Check ?	Chk Pass	Chk Pass	Chk Pass	Chk Pass	Chk Pass	Chk Pass	Chk Pass	Chk Pass	Chk Pass
Value									
Range									

Elem	Fe2599	Mg2790	K_7664	Na5895	B_2089	Mo2020	Pd3404	Si2124	Sn1899
Units	ppm	ppm	ppm	ppm	ppm	ppm	ppm	ppm	ppm
Avg	**39.74**	**39.12**	**39.27**	**39.50**	**1.991**	**1.994**	**1.977**	**5.090**	**2.032**
Stddev	.05	.06	.01	.01	.002	.004	.004	.010	.002
%RSD	.1141	.1460	.0289	.0336	.0908	.1910	.2057	.1917	.0885
#1	39.70	39.08	39.26	39.49	1.989	1.991	1.980	5.083	2.031
#2	39.77	39.16	39.28	39.51	1.992	1.997	1.974	5.097	2.033
Check ?	Chk Pass	Chk Pass	Chk Pass	Chk Pass	Chk Pass	Chk Pass	Chk Pass	Chk Pass	Chk Pass
Value									
Range									

Zoom In Zoom Out

Sample Name: ccv Acquired: 7/24/2014 21:36:11 Type: QC
Method: Accutest1(v117) Mode: CONC Corr. Factor: 1.000000
User: admin Custom ID1: Custom ID2: Custom ID3:
Comment:

Elem	Sr4077	Ti3349	W_2079	Zr3391	S_1820	Bi2230	Li6707
Units	ppm	ppm	ppm	ppm	ppm	ppm	ppm
Avg	**1.985**	**1.962**	**1.985**	**1.998**	**1.946**	**2.005**	**1.942**
Stddev	.000	.001	.009	.005	.003	.004	.002
%RSD	.0163	.0588	.4505	.2291	.1741	.2205	.1036
#1	1.985	1.961	1.979	1.995	1.948	2.002	1.940
#2	1.985	1.963	1.992	2.001	1.944	2.009	1.943
Check ?	Chk Pass	Chk Pass	Chk Pass	Chk Pass	Chk Pass	Chk Pass	Chk Pass
Value							
Range							

Int. Std.	Y_3600	Y_3710	Y_2243	In2306
Units	Cts/S	Cts/S	Cts/S	Cts/S
Avg	**69085.**	**7178.7**	**2757.3**	**3748.2**
Stddev	56.	11.4	2.9	1.3
%RSD	.08101	.15920	.10697	.03437
#1	69046.	7186.8	2759.4	3749.1
#2	69125.	7170.6	2755.2	3747.3

Zoom In Zoom Out

Sample Name: ccb Acquired: 7/24/2014 21:41:50 Type: QC
Method: Accutest1(v117) Mode: CONC Corr. Factor: 1.000000
User: admin Custom ID1: Custom ID2: Custom ID3:
Comment:

Elem	Ba4554	Be3130	Cd2288	Co2286	Cr2677	Cu3247	Mn2576	Ni2316	Ag3280
Units	ppm	ppm	ppm	ppm	ppm	ppm	ppm	ppm	ppm
Avg	**-.0002**	**.0002**	**.0002**	**.0005**	**.0002**	F **.0018**	**.0002**	**.0002**	**.0003**
Stddev	.0001	.0000	.0001	.0000	.0000	.0002	.0001	.0001	.0008
%RSD	67.50	29.40	33.12	6.958	5.090	10.03	47.61	41.34	223.1
#1	-.0001	.0002	.0003	.0006	.0002	.0020	.0003	.0003	.0009
#2	-.0003	.0001	.0002	.0005	.0001	.0017	.0001	.0001	-.0002
Check ?	Chk Pass	Chk Pass	Chk Pass	Chk Pass	Chk Pass	Chk Fail	Chk Pass	Chk Pass	Chk Pass
High Limit						.0018			
Low Limit						-.0018			

Elem	V_2924	Zn2062	As1890	Tl1908	Pb2203	Se1960	Sb2068	Al3961	Ca3179
Units	ppm	ppm	ppm	ppm	ppm	ppm	ppm	ppm	ppm
Avg	**-.0000**	**.0002**	**.0006**	**.0003**	**.0004**	**-.0026**	**-.0003**	**-.0035**	**.0048**
Stddev	.0001	.0000	.0008	.0000	.0005	.0012	.0000	.0075	.0009
%RSD	283.4	6.307	139.8	2.710	109.1	45.20	11.04	212.6	18.87
#1	-.0001	.0002	.0000	.0003	.0007	-.0034	-.0003	-.0088	.0054
#2	.0000	.0001	.0011	.0003	.0001	-.0017	-.0003	.0018	.0041
Check ?	Chk Pass	Chk Pass	Chk Pass	Chk Pass	Chk Pass	Chk Pass	Chk Pass	Chk Pass	Chk Pass
High Limit									
Low Limit									

Elem	Fe2599	Mg2790	K_7664	Na5895	B_2089	Mo2020	Pd3404	Si2124	Sn1899
Units	ppm	ppm	ppm	ppm	ppm	ppm	ppm	ppm	ppm
Avg	**.0083**	**-.0035**	**.0296**	**.0877**	**.0028**	F **.0025**	**-.0003**	**.0100**	**.0009**
Stddev	.0009	.0079	.0056	.0055	.0003	.0006	.0001	.0007	.0001
%RSD	11.05	223.6	18.90	6.314	10.56	24.48	46.02	6.811	8.544
#1	.0076	-.0091	.0257	.0838	.0026	.0029	-.0002	.0105	.0008
#2	.0089	.0021	.0336	.0916	.0030	.0021	-.0003	.0095	.0009
Check ?	Chk Pass	Chk Pass	Chk Pass	Chk Pass	Chk Pass	Chk Fail	Chk Pass	Chk Pass	Chk Pass
High Limit						.0021			
Low Limit						-.0021			

Zoom In Zoom Out

Sample Name: ccb Acquired: 7/24/2014 21:41:50 Type: QC
Method: Accutest1(v117) Mode: CONC Corr. Factor: 1.000000
User: admin Custom ID1: Custom ID2: Custom ID3:
Comment:

Elem	Sr4077	Ti3349	W_2079	Zr3391	S_1820	Bi2230	Li6707
Units	ppm	ppm	ppm	ppm	ppm	ppm	ppm
Avg	**.0002**	**.0002**	**.0087**	**.0007**	**.0024**	**.0024**	**.0022**
Stddev	.0000	.0004	.0000	.0000	.0004	.0002	.0015
%RSD	17.78	205.4	.1834	1.284	18.28	10.11	71.27
#1	.0002	-.0001	.0087	.0007	.0021	.0026	.0033
#2	.0001	.0004	.0087	.0007	.0027	.0022	.0011
Check ?	Chk Pass	Chk Pass	Chk Pass	Chk Pass	Chk Pass	Chk Pass	Chk Pass
High Limit							
Low Limit							

Int. Std.	Y_3600	Y_3710	Y_2243	In2306
Units	Cts/S	Cts/S	Cts/S	Cts/S
Avg	**72149.**	**7228.6**	**2891.9**	**4093.1**
Stddev	32.	30.7	5.7	11.8
%RSD	.04424	.42529	.19574	.28754
#1	72172.	7206.8	2895.9	4101.4
#2	72127.	7250.3	2887.9	4084.8

Zoom In Zoom Out

Sample Name: mp80829-mb1 2 Acquired: 7/24/2014 21:47:45 Type: Unk
Method: Accutest1(v117) Mode: CONC Corr. Factor: 5.000000
User: admin Custom ID1: Custom ID2: Custom ID3:
Comment: due

Elem	Ba4554	Be3130	Cd2288	Co2286	Cr2677	Cu3247	Mn2576	Ni2316	Ag3280
Avg	**.0027**	**-.0005**	**.0008**	**.0017**	**.0012**	**.0131**	**.0019**	**.0029**	**.0008**
Stddev	.0003	.0007	.0004	.0012	.0005	.0036	.0001	.0008	.0038
%RSD	12.72	133.3	46.27	66.33	43.16	27.13	3.559	28.87	456.1
#1	.0029	-.0000	.0010	.0009	.0008	.0106	.0018	.0023	.0035
#2	.0024	-.0010	.0005	.0026	.0015	.0156	.0019	.0035	-.0019

Elem	V_2924	Zn2062	As1890	Tl1908	Pb2203	Se1960	Sb2068	Al3961	Ca3179
Avg	**-.0004**	**.0032**	**.0074**	**-.0018**	**.0002**	**-.0055**	**.0023**	**-.0175**	**.2030**
Stddev	.0001	.0003	.0042	.0046	.0028	.0017	.0002	.0079	.0079
%RSD	30.33	9.966	56.87	248.6	1281.	30.28	7.694	45.35	3.904
#1	-.0003	.0034	.0103	-.0051	-.0018	-.0043	.0022	-.0231	.1974
#2	-.0005	.0030	.0044	.0014	.0022	-.0067	.0024	-.0119	.2086

Elem	Fe2599	Mg2790	K_7664	Na5895	B_2089	Mo2020	Pd3404	Si2124	Sn1899
Avg	**.0298**	**-.1166**	**.2692**	**1054.**	**.0109**	**.0043**	**.0022**	**.2978**	**.0057**
Stddev	.0080	.0574	.0692	10.	.0009	.0007	.0061	.0026	.0007
%RSD	26.77	49.26	25.72	.9298	8.271	16.70	276.3	.8889	12.90
#1	.0242	-.1572	.2202	1047.	.0115	.0048	-.0021	.2959	.0052
#2	.0355	-.0760	.3181	1061.	.0102	.0038	.0065	.2996	.0062

Elem	Sr4077	Ti3349	W_2079	Zr3391	S_1820	Bi2230	Li6707
Avg	**.0034**	**-.0004**	**.0282**	**.0037**	**.0546**	**.0099**	**.0200**
Stddev	.0000	.0005	.0021	.0013	.0084	.0004	.0008
%RSD	.1920	129.6	7.456	34.94	15.42	3.638	4.233
#1	.0034	-.0000	.0297	.0028	.0487	.0097	.0194
#2	.0034	-.0007	.0267	.0046	.0606	.0102	.0206

Int. Std.	Y_3600	Y_3710	Y_2243	In2306
Avg	**69088.**	**7179.5**	**2749.5**	**3696.0**
Stddev	318.	30.6	.5	.4
%RSD	.46076	.42647	.01859	.01205
#1	68863.	7201.2	2749.1	3695.7
#2	69313.	7157.9	2749.9	3696.3

Zoom In Zoom Out

Sample Name: mp80829-s1 Acquired: 7/24/2014 21:53:45 Type: Unk
Method: Accutest1(v117) Mode: CONC Corr. Factor: 5.000000
User: admin Custom ID1: Custom ID2: Custom ID3:
Comment: due

Elem	Ba4554	Be3130	Cd2288	Co2286	Cr2677	Cu3247	Mn2576	Ni2316	Ag3280
Avg	**2.319**	**1.898**	**1.931**	**1.899**	**1.903**	**1.872**	**4.873**	**1.891**	**.2311**
Stddev	.010	.013	.001	.003	.013	.012	.013	.001	.0016
%RSD	.4121	.6666	.0721	.1724	.6584	.6261	.2709	.0501	.6800
#1	2.312	1.889	1.930	1.896	1.894	1.880	4.863	1.892	.2300
#2	2.325	1.907	1.932	1.901	1.911	1.864	4.882	1.890	.2322

Elem	V_2924	Zn2062	As1890	Tl1908	Pb2203	Se1960	Sb2068	Al3961	Ca3179
Avg	**1.884**	**2.224**	**1.931**	**1.880**	**1.908**	**1.914**	**1.929**	**24.44**	**316.2**
Stddev	.001	.001	.010	.007	.015	.004	.004	.11	1.6
%RSD	.0445	.0267	.5177	.3771	.7795	.2166	.2034	.4583	.4984
#1	1.883	2.224	1.938	1.875	1.898	1.917	1.926	24.36	315.1
#2	1.885	2.225	1.924	1.885	1.919	1.911	1.932	24.52	317.3

Elem	Fe2599	Mg2790	K_7664	Na5895	B_2089	Mo2020	Pd3404	Si2124	Sn1899
Avg	**25.10**	**106.5**	**33.12**	**1038.**	**.2601**	**1.933**	**1.977**	**5.508**	**1.995**
Stddev	.05	.5	.19	10.	.0007	.006	.007	.013	.009
%RSD	.2073	.4500	.5826	.9537	.2836	.2930	.3354	.2280	.4779
#1	25.06	106.2	32.98	1031.	.2596	1.929	1.982	5.499	1.988
#2	25.13	106.9	33.25	1045.	.2606	1.937	1.972	5.517	2.002

Elem	Sr4077	Ti3349	W_2079	Zr3391	S_1820	Bi2230	Li6707
Avg	**2.546**	**1.990**	**2.120**	**1.862**	**1.367**	**1.848**	**1.929**
Stddev	.002	.010	.009	.004	.002	.013	.010
%RSD	.0599	.5036	.4044	.2014	.1737	.7227	.5166
#1	2.545	1.983	2.114	1.859	1.366	1.839	1.922
#2	2.548	1.997	2.126	1.864	1.369	1.857	1.936

Int. Std.	Y_3600	Y_3710	Y_2243	In2306
Avg	**67623.**	**7058.7**	**2679.0**	**3614.0**
Stddev	173.	6.7	5.2	2.9
%RSD	.25563	.09537	.19504	.07953
#1	67745.	7053.9	2682.7	3616.1
#2	67501.	7063.4	2675.3	3612.0

Zoom In Zoom Out

Sample Name: mp80829-s2 Acquired: 7/24/2014 21:59:31 Type: Unk
Method: Accutest1(v117) Mode: CONC Corr. Factor: 5.000000
User: admin Custom ID1: Custom ID2: Custom ID3:
Comment: due

Elem	Ba4554	Be3130	Cd2288	Co2286	Cr2677	Cu3247	Mn2576	Ni2316	Ag3280
Avg	**2.280**	**1.850**	**1.895**	**1.862**	**1.864**	**1.821**	**4.823**	**1.852**	**.2276**
Stddev	.008	.007	.001	.002	.014	.013	.011	.002	.0008
%RSD	.3486	.3588	.0460	.0995	.7344	.7373	.2237	.0786	.3438
#1	2.274	1.845	1.896	1.863	1.855	1.831	4.815	1.851	.2282
#2	2.286	1.855	1.895	1.861	1.874	1.812	4.830	1.853	.2271

Elem	V_2924	Zn2062	As1890	Tl1908	Pb2203	Se1960	Sb2068	Al3961	Ca3179
Avg	**1.856**	**2.176**	**1.898**	**1.848**	**1.869**	**1.888**	**1.896**	**24.09**	**311.8**
Stddev	.002	.003	.004	.002	.002	.003	.004	.09	1.7
%RSD	.1079	.1452	.2087	.0871	.0798	.1453	.1995	.3741	.5321
#1	1.858	2.178	1.895	1.849	1.868	1.886	1.898	24.03	310.7
#2	1.855	2.174	1.901	1.847	1.870	1.890	1.893	24.15	313.0

Elem	Fe2599	Mg2790	K_7664	Na5895	B_2089	Mo2020	Pd3404	Si2124	Sn1899
Avg	**24.79**	**105.2**	**32.66**	**1027.**	**.2549**	**1.901**	**1.918**	**5.437**	**1.959**
Stddev	.07	.5	.16	20.	.0001	.001	.003	.004	.003
%RSD	.3000	.5228	.4948	1.938	.0407	.0511	.1282	.0816	.1743
#1	24.74	104.8	32.55	1013.	.2549	1.902	1.920	5.434	1.961
#2	24.85	105.6	32.78	1041.	.2550	1.900	1.917	5.441	1.956

Elem	Sr4077	Ti3349	W_2079	Zr3391	S_1820	Bi2230	Li6707
Avg	**2.518**	**1.936**	**2.068**	**1.825**	**1.363**	**1.810**	**1.889**
Stddev	.003	.001	.002	.000	.009	.005	.016
%RSD	.1224	.0506	.0900	.0030	.6955	.2730	.8186
#1	2.516	1.936	2.070	1.825	1.370	1.806	1.878
#2	2.520	1.935	2.067	1.825	1.356	1.813	1.900

Int. Std.	Y_3600	Y_3710	Y_2243	In2306
Avg	**67946.**	**7068.1**	**2685.4**	**3622.2**
Stddev	15.	65.6	2.4	.0
%RSD	.02208	.92757	.09036	.00067
#1	67956.	7114.5	2683.7	3622.2
#2	67935.	7021.7	2687.1	3622.2

Zoom In Zoom Out

Sample Name: jb72158-1a Acquired: 7/24/2014 22:05:16 Type: Unk
Method: Accutest1(v117) Mode: CONC Corr. Factor: 5.000000
User: admin Custom ID1: Custom ID2: Custom ID3:
Comment: due

Elem	Ba4554	Be3130	Cd2288	Co2286	Cr2677	Cu3247	Mn2576	Ni2316	Ag3280
Avg	**.5222**	**.0003**	**.0036**	**.0236**	**.0014**	**.0121**	**2.944**	**.0108**	**.0041**
Stddev	.0030	.0001	.0003	.0009	.0008	.0027	.009	.0019	.0016
%RSD	.5652	48.47	9.228	3.976	58.12	22.23	.3121	17.86	38.66
#1	.5201	.0002	.0038	.0229	.0019	.0102	2.937	.0122	.0053
#2	.5243	.0003	.0033	.0243	.0008	.0140	2.950	.0095	.0030

Elem	V_2924	Zn2062	As1890	Tl1908	Pb2203	Se1960	Sb2068	Al3961	Ca3179
Avg	**.0012**	**.2744**	**.0091**	**.0048**	**.0176**	**-.0045**	**.0006**	**.2874**	**290.0**
Stddev	.0007	.0023	.0047	.0033	.0028	.0040	.0020	.0185	.8
%RSD	62.53	.8421	51.20	69.78	15.66	88.37	368.8	6.452	.2741
#1	.0007	.2760	.0125	.0071	.0195	-.0073	.0020	.3005	290.6
#2	.0017	.2728	.0058	.0024	.0156	-.0017	-.0009	.2743	289.4

Elem	Fe2599	Mg2790	K_7664	Na5895	B_2089	Mo2020	Pd3404	Si2124	Sn1899
Avg	**.5295**	**81.76**	**8.098**	**1018.**	**.2223**	**.0036**	**.0034**	**3.172**	**-.0028**
Stddev	.0151	.14	.162	6.	.0022	.0000	.0018	.009	.0024
%RSD	2.847	.1675	2.005	.5570	.9930	.3306	51.16	.2711	87.28
#1	.5188	81.85	8.213	1014.	.2238	.0036	.0047	3.178	-.0045
#2	.5402	81.66	7.983	1022.	.2207	.0036	.0022	3.166	-.0011

Elem	Sr4077	Ti3349	W_2079	Zr3391	S_1820	Bi2230	Li6707
Avg	**.6783**	**.0067**	**-.0181**	**.0018**	**1.340**	**.0134**	**.0139**
Stddev	.0011	.0030	.0016	.0012	.019	.0063	.0089
%RSD	.1562	44.41	8.813	64.23	1.418	47.19	63.81
#1	.6791	.0087	-.0193	.0026	1.327	.0089	.0202
#2	.6776	.0046	-.0170	.0010	1.353	.0179	.0076

Int. Std.	Y_3600	Y_3710	Y_2243	In2306
Avg	**68137.**	**7096.9**	**2693.5**	**3618.9**
Stddev	368.	25.1	6.7	5.3
%RSD	.54034	.35401	.25053	.14751
#1	68398.	7079.1	2698.3	3622.7
#2	67877.	7114.6	2688.7	3615.2

Zoom In Zoom Out

Sample Name: mp80829-sd1 Acquired: 7/24/2014 22:11:12 Type: Unk
Method: Accutest1(v117) Mode: CONC Corr. Factor: 25.000000
User: admin Custom ID1: Custom ID2: Custom ID3:
Comment: due

Elem	Ba4554	Be3130	Cd2288	Co2286	Cr2677	Cu3247	Mn2576	Ni2316	Ag3280
Avg	**.5132**	**-.0017**	**.0058**	**.0256**	**-.0016**	**.0248**	**3.005**	**.0289**	**.0065**
Stddev	.0008	.0006	.0019	.0009	.0047	.0090	.001	.0012	.0074
%RSD	.1480	36.58	31.94	3.682	290.7	36.46	.0331	4.064	114.3
#1	.5127	-.0021	.0045	.0263	-.0049	.0184	3.004	.0281	.0118
#2	.5137	-.0013	.0071	.0249	.0017	.0312	3.006	.0298	.0012

Elem	V_2924	Zn2062	As1890	Tl1908	Pb2203	Se1960	Sb2068	Al3961	Ca3179
Avg	**-.0066**	**.2867**	**.0026**	**-.0065**	**.0366**	**-.0269**	**-.0350**	**.6292**	**296.4**
Stddev	.0109	.0010	.0173	.0074	.0169	.0035	.0092	.2576	.3
%RSD	165.3	.3429	677.0	112.4	46.21	12.81	26.34	40.94	.1051
#1	-.0143	.2860	.0148	-.0117	.0246	-.0245	-.0285	.8114	296.7
#2	.0011	.2874	-.0097	-.0013	.0486	-.0294	-.0415	.4471	296.2

Elem	Fe2599	Mg2790	K_7664	Na5895	B_2089	Mo2020	Pd3404	Si2124	Sn1899
Avg	**.7081**	**83.98**	**7.601**	**1038.**	**.2387**	**.0073**	**.0243**	**3.490**	**.0035**
Stddev	.1012	.40	.361	1.	.0029	.0031	.0169	.053	.0182
%RSD	14.29	.4758	4.754	.0613	1.222	41.75	69.62	1.513	518.2
#1	.7797	84.26	7.857	1037.	.2366	.0095	.0123	3.452	-.0094
#2	.6366	83.69	7.346	1038.	.2407	.0052	.0363	3.527	.0164

Elem	Sr4077	Ti3349	W_2079	Zr3391	S_1820	Bi2230	Li6707
Avg	**.6717**	**.0024**	**.0101**	**.0084**	**1.284**	**.0344**	**.0277**
Stddev	.0058	.0160	.0061	.0017	.027	.0221	.0164
%RSD	.8642	654.8	60.42	20.90	2.091	64.21	59.24
#1	.6758	.0137	.0144	.0096	1.303	.0188	.0393
#2	.6676	-.0088	.0058	.0071	1.265	.0500	.0161

Int. Std.	Y_3600	Y_3710	Y_2243	In2306
Avg	**70586.**	**7143.4**	**2832.4**	**3946.7**
Stddev	45.	31.7	7.6	9.7
%RSD	.06348	.44437	.26755	.24480
#1	70618.	7165.8	2837.8	3953.6
#2	70555.	7120.9	2827.0	3939.9

Zoom In Zoom Out

Sample Name: jb72247-1 Acquired: 7/24/2014 22:17:04 Type: Unk
Method: Accutest1(v117) Mode: CONC Corr. Factor: 5.000000
User: admin Custom ID1: Custom ID2: Custom ID3:
Comment: due

Elem	Ba4554	Be3130	Cd2288	Co2286	Cr2677	Cu3247	Mn2576	Ni2316	Ag3280
Avg	**.4631**	**-.0000**	**.0021**	**.0747**	**.0065**	**.0169**	**18.67**	**.0302**	**.0033**
Stddev	.0009	.0003	.0006	.0002	.0003	.0050	.02	.0003	.0002
%RSD	.2011	984.7	28.24	.2990	5.110	29.90	.0876	.8795	5.772
#1	.4638	-.0003	.0017	.0748	.0062	.0133	18.68	.0300	.0032
#2	.4624	.0002	.0025	.0745	.0067	.0205	18.65	.0304	.0035

Elem	V_2924	Zn2062	As1890	Tl1908	Pb2203	Se1960	Sb2068	Al3961	Ca3179
Avg	**.0062**	**.1477**	**.0092**	**.0010**	**.0230**	**-.0020**	**-.0022**	**.3625**	**141.7**
Stddev	.0017	.0003	.0011	.0042	.0030	.0008	.0033	.0052	.1
%RSD	26.57	.2089	12.09	428.4	12.99	41.97	152.4	1.440	.0876
#1	.0051	.1475	.0100	-.0020	.0251	-.0026	-.0045	.3588	141.8
#2	.0074	.1480	.0084	.0039	.0209	-.0014	.0002	.3662	141.6

Elem	Fe2599	Mg2790	K_7664	Na5895	B_2089	Mo2020	Pd3404	Si2124	Sn1899
Avg	**.3477**	**9.974**	**4.470**	**985.4**	**.3845**	**.0000**	**.0004**	**2.835**	**-.0015**
Stddev	.0169	.196	.008	20.3	.0047	.0009	.0003	.010	.0061
%RSD	4.860	1.966	.1805	2.060	1.217	1885.	83.83	.3399	415.6
#1	.3358	9.835	4.464	971.0	.3812	.0007	.0006	2.829	-.0058
#2	.3597	10.11	4.476	999.7	.3878	-.0006	.0001	2.842	.0028

Elem	Sr4077	Ti3349	W_2079	Zr3391	S_1820	Bi2230	Li6707
Avg	**.6230**	**.0043**	**.0085**	**.0015**	**1.817**	**.0129**	**.0211**
Stddev	.0010	.0020	.0063	.0001	.001	.0037	.0016
%RSD	.1610	46.97	73.83	7.335	.0514	29.00	7.637
#1	.6237	.0029	.0041	.0015	1.817	.0156	.0199
#2	.6222	.0057	.0129	.0016	1.818	.0103	.0222

Int. Std.	Y_3600	Y_3710	Y_2243	In2306
Avg	**69148.**	**7160.5**	**2761.4**	**3661.8**
Stddev	50.	39.0	11.1	12.3
%RSD	.07164	.54477	.40240	.33695
#1	69113.	7188.1	2769.3	3670.5
#2	69183.	7133.0	2753.6	3653.1

Zoom In Zoom Out

Sample Name: jb72269-1a Acquired: 7/24/2014 22:23:01 Type: Unk
Method: Accutest1(v117) Mode: CONC Corr. Factor: 5.000000
User: admin Custom ID1: Custom ID2: Custom ID3:
Comment: due

Elem	Ba4554	Be3130	Cd2288	Co2286	Cr2677	Cu3247	Mn2576	Ni2316	Ag3280
Avg	**.2214**	**-.0004**	**.0088**	**.0063**	**.0030**	**.0392**	**.8664**	**.0187**	**.0026**
Stddev	.0000	.0013	.0001	.0015	.0005	.0030	.0006	.0020	.0006
%RSD	.0058	288.1	.6658	23.43	17.91	7.549	.0722	10.86	22.57
#1	.2214	.0005	.0088	.0074	.0033	.0413	.8669	.0201	.0030
#2	.2214	-.0014	.0087	.0053	.0026	.0371	.8660	.0172	.0022

Elem	V_2924	Zn2062	As1890	Tl1908	Pb2203	Se1960	Sb2068	Al3961	Ca3179
Avg	**-.0002**	**1.304**	**.0055**	**-.0014**	**.0027**	**-.0047**	**.0004**	**.2361**	**25.83**
Stddev	.0005	.006	.0014	.0006	.0057	.0026	.0002	.0372	.18
%RSD	323.7	.4339	25.17	41.69	213.0	54.37	51.89	15.77	.7117
#1	.0002	1.300	.0065	-.0019	.0067	-.0065	.0006	.2098	25.70
#2	-.0006	1.308	.0046	-.0010	-.0014	-.0029	.0003	.2624	25.96

Elem	Fe2599	Mg2790	K_7664	Na5895	B_2089	Mo2020	Pd3404	Si2124	Sn1899
Avg	**.1044**	**5.283**	**2.050**	**967.5**	**.2243**	**-.0002**	**.0099**	**2.233**	**.0008**
Stddev	.0014	.139	.069	6.5	.0019	.0008	.0045	.002	.0037
%RSD	1.375	2.623	3.385	.6768	.8509	439.7	45.92	.0882	456.0
#1	.1034	5.185	2.001	962.9	.2229	.0004	.0131	2.232	.0034
#2	.1055	5.381	2.099	972.2	.2256	-.0008	.0067	2.235	-.0018

Elem	Sr4077	Ti3349	W_2079	Zr3391	S_1820	Bi2230	Li6707
Avg	**.0834**	**-.0008**	**.0115**	**.0010**	**1.431**	**.0047**	**.0082**
Stddev	.0002	.0027	.0011	.0002	.001	.0007	.0049
%RSD	.2380	322.4	9.449	16.64	.0747	15.02	60.43
#1	.0833	.0011	.0123	.0012	1.430	.0042	.0117
#2	.0835	-.0027	.0108	.0009	1.431	.0051	.0047

Int. Std.	Y_3600	Y_3710	Y_2243	In2306
Avg	**69340.**	**7096.5**	**2739.8**	**3688.3**
Stddev	211.	38.1	1.9	5.4
%RSD	.30383	.53698	.06921	.14525
#1	69489.	7069.6	2738.4	3684.5
#2	69191.	7123.5	2741.1	3692.1

Zoom In Zoom Out

Sample Name: jb72130-1 Acquired: 7/24/2014 22:28:57 Type: Unk
Method: Accutest1(v117) Mode: CONC Corr. Factor: 5.000000
User: admin Custom ID1: Custom ID2: Custom ID3:
Comment:

Elem	Ba4554	Be3130	Cd2288	Co2286	Cr2677	Cu3247	Mn2576	Ni2316	Ag3280
Avg	**.5882**	**.0014**	**.0014**	**.0327**	**.0326**	**.0113**	**.7971**	**.0490**	**.0039**
Stddev	.0037	.0008	.0005	.0002	.0002	.0022	.0023	.0000	.0016
%RSD	.6258	55.43	34.72	.6170	.5870	19.73	.2891	.0940	40.83
#1	.5856	.0008	.0018	.0326	.0325	.0097	.7987	.0490	.0050
#2	.5908	.0019	.0011	.0329	.0328	.0128	.7954	.0490	.0028

Elem	V_2924	Zn2062	As1890	Tl1908	Pb2203	Se1960	Sb2068	Al3961	Ca3179
Avg	**.0819**	**.1865**	**.0221**	**-.0031**	**.0187**	**-.0019**	**-.0015**	**5.258**	**38.68**
Stddev	.0007	.0077	.0016	.0012	.0004	.0049	.0024	.102	.16
%RSD	.8789	4.137	7.144	37.75	2.301	254.7	162.4	1.933	.4148
#1	.0814	.1920	.0209	-.0023	.0184	-.0054	-.0032	5.186	38.57
#2	.0824	.1811	.0232	-.0040	.0190	.0016	.0002	5.330	38.80

Elem	Fe2599	Mg2790	K_7664	Na5895	B_2089	Mo2020	Pd3404	Si2124	Sn1899
Avg	**39.70**	**12.63**	**12.32**	**873.8**	**.8423**	**-.0001**	**.0221**	**17.33**	**-.0003**
Stddev	.05	.11	.04	7.0	.0005	.0009	.0081	.06	.0018
%RSD	.1281	.8608	.2908	.8009	.0648	761.3	36.87	.3181	713.6
#1	39.73	12.70	12.35	878.8	.8419	.0005	.0278	17.29	-.0016
#2	39.66	12.55	12.30	868.9	.8427	-.0007	.0163	17.37	.0010

Elem	Sr4077	Ti3349	W_2079	Zr3391	S_1820	Bi2230	Li6707
Avg	**.4341**	**.1476**	**.0217**	**-.0097**	**2.106**	**.0029**	**.0320**
Stddev	.0003	.0009	.0001	.0009	.013	.0044	.0030
%RSD	.0679	.6004	.4286	8.998	.6373	155.5	9.495
#1	.4339	.1482	.0217	-.0091	2.097	-.0003	.0341
#2	.4343	.1470	.0216	-.0103	2.116	.0060	.0298

Int. Std.	Y_3600	Y_3710	Y_2243	In2306
Avg	**68785.**	**7087.3**	**2754.7**	**3731.2**
Stddev	115.	16.7	.9	2.2
%RSD	.16656	.23570	.03422	.05824
#1	68704.	7099.2	2755.4	3729.7
#2	68866.	7075.5	2754.1	3732.7

Zoom In Zoom Out

Sample Name: jb72153-1 Acquired: 7/24/2014 22:34:49 Type: Unk
Method: Accutest1(v117) Mode: CONC Corr. Factor: 5.000000
User: admin Custom ID1: Custom ID2: Custom ID3:
Comment:

Elem	Ba4554	Be3130	Cd2288	Co2286	Cr2677	Cu3247	Mn2576	Ni2316
Avg	**.1260**	**-.0004**	**.0010**	**.0004**	**.0323**	**.0144**	**-.0002**	**-.0001**
Stddev	.0012	.0004	.0004	.0012	.0010	.0010	.0003	.0017
%RSD	.9264	104.1	44.30	309.7	3.121	7.024	140.3	1541.
#1	.1268	-.0006	.0007	-.0005	.0316	.0137	-.0000	.0011
#2	.1252	-.0001	.0013	.0013	.0330	.0151	-.0004	-.0013

Elem	Ag3280	V_2924	Zn2062	As1890	Tl1908	Pb2203	Se1960	Sb2068
Avg	**.0008**	**.0048**	**.0035**	**.0105**	**-.0021**	**.0012**	**-.0020**	**.0050**
Stddev	.0011	.0000	.0005	.0009	.0032	.0016	.0025	.0040
%RSD	134.5	.3544	13.13	8.289	154.9	134.4	124.3	79.61
#1	.0015	.0048	.0039	.0112	-.0044	.0001	-.0038	.0022
#2	.0000	.0048	.0032	.0099	.0002	.0024	-.0002	.0079

Elem	Al3961	Ca3179	Fe2599	Mg2790	K_7664	Na5895	B_2089	Mo2020
Avg	**.5327**	**614.7**	**.0260**	**.3753**	**12.55**	**1084.**	**.1877**	**.0016**
Stddev	.0513	.2	.0056	.0194	.02	6.	.0011	.0006
%RSD	9.624	.0362	21.44	5.176	.1376	.5900	.5878	35.37
#1	.5690	614.9	.0300	.3890	12.53	1079.	.1869	.0020
#2	.4965	614.6	.0221	.3615	12.56	1088.	.1885	.0012

Elem	Pd3404	Si2124	Sn1899	Sr4077	Ti3349	W_2079	Zr3391	S_1820
Avg	**.0086**	**14.61**	**-.0024**	**6.952**	**-.0014**	**-.0606**	W **-.0104**	**19.20**
Stddev	.0000	.04	.0017	.005	.0000	.0008	.0009	.05
%RSD	.4056	.2658	73.03	.0708	2.063	1.376	9.055	.2347
#1	.0087	14.58	-.0036	6.948	-.0014	-.0600	-.0111	19.16
#2	.0086	14.64	-.0011	6.955	-.0014	-.0612	-.0098	19.23

Elem	Bi2230	Li6707
Avg	**.0203**	**.0331**
Stddev	.0041	.0068
%RSD	20.03	20.64
#1	.0174	.0379
#2	.0232	.0282

Zoom In Zoom Out

Sample Name: jb72153-1 Acquired: 7/24/2014 22:34:49 Type: Unk
Method: Accutest1(v117) Mode: CONC Corr. Factor: 5.000000
User: admin Custom ID1: Custom ID2: Custom ID3:
Comment:

Int. Std.	Y_3600	Y_3710	Y_2243	In2306
Avg	**67182.**	**6992.3**	**2666.1**	**3584.2**
Stddev	141.	40.2	3.3	3.4
%RSD	.21019	.57436	.12563	.09433
#1	67082.	7020.7	2668.5	3586.6
#2	67282.	6963.9	2663.8	3581.8

Zoom In Zoom Out

Sample Name: ccv Acquired: 7/24/2014 22:40:46 Type: QC
Method: Accutest1(v117) Mode: CONC Corr. Factor: 1.000000
User: admin Custom ID1: Custom ID2: Custom ID3:
Comment:

Elem	Ba4554	Be3130	Cd2288	Co2286	Cr2677	Cu3247	Mn2576	Ni2316	Ag3280
Units	ppm	ppm	ppm	ppm	ppm	ppm	ppm	ppm	ppm
Avg	**1.975**	**1.984**	**1.995**	**2.009**	**2.011**	**1.934**	**2.034**	**2.005**	**.2441**
Stddev	.008	.015	.004	.000	.005	.006	.004	.002	.0002
%RSD	.3852	.7463	.1941	.0007	.2748	.2961	.2230	.1137	.0775
#1	1.969	1.974	1.992	2.009	2.014	1.939	2.037	2.007	.2442
#2	1.980	1.995	1.997	2.009	2.007	1.930	2.031	2.004	.2439
Check ?	Chk Pass	Chk Pass	Chk Pass	Chk Pass	Chk Pass	Chk Pass	Chk Pass	Chk Pass	Chk Pass
Value									
Range									

Elem	V_2924	Zn2062	As1890	Tl1908	Pb2203	Se1960	Sb2068	Al3961	Ca3179
Units	ppm	ppm	ppm	ppm	ppm	ppm	ppm	ppm	ppm
Avg	**2.007**	**2.023**	**1.977**	**2.076**	**2.014**	**1.987**	**1.996**	**39.49**	**39.90**
Stddev	.001	.003	.006	.002	.001	.007	.006	.15	.34
%RSD	.0472	.1445	.2826	.0765	.0328	.3670	.2994	.3881	.8420
#1	2.008	2.021	1.973	2.075	2.014	1.981	1.991	39.38	39.66
#2	2.006	2.025	1.981	2.078	2.013	1.992	2.000	39.59	40.13
Check ?	Chk Pass	Chk Pass	Chk Pass	Chk Pass	Chk Pass	Chk Pass	Chk Pass	Chk Pass	Chk Pass
Value									
Range									

Elem	Fe2599	Mg2790	K_7664	Na5895	B_2089	Mo2020	Pd3404	Si2124	Sn1899
Units	ppm	ppm	ppm	ppm	ppm	ppm	ppm	ppm	ppm
Avg	**39.91**	**39.47**	**39.65**	**39.90**	**1.996**	**2.005**	**1.975**	**5.107**	**2.045**
Stddev	.28	.11	.14	.09	.004	.005	.002	.010	.004
%RSD	.6948	.2761	.3472	.2311	.2218	.2561	.0852	.2038	.2221
#1	39.71	39.39	39.55	39.83	1.993	2.002	1.974	5.100	2.042
#2	40.10	39.54	39.74	39.96	1.999	2.009	1.977	5.115	2.048
Check ?	Chk Pass	Chk Pass	Chk Pass	Chk Pass	Chk Pass	Chk Pass	Chk Pass	Chk Pass	Chk Pass
Value									
Range									

Zoom In Zoom Out

Sample Name: ccv Acquired: 7/24/2014 22:40:46 Type: QC
Method: Accutest1(v117) Mode: CONC Corr. Factor: 1.000000
User: admin Custom ID1: Custom ID2: Custom ID3:
Comment:

Elem	Sr4077	Ti3349	W_2079	Zr3391	S_1820	Bi2230	Li6707
Units	ppm	ppm	ppm	ppm	ppm	ppm	ppm
Avg	**1.995**	**1.967**	**1.993**	**2.009**	**1.957**	**2.008**	**1.950**
Stddev	.002	.005	.006	.002	.004	.005	.009
%RSD	.1063	.2601	.3080	.1152	.2258	.2583	.4729
#1	1.994	1.971	1.989	2.010	1.954	2.004	1.943
#2	1.997	1.963	1.998	2.007	1.960	2.012	1.956
Check ?	Chk Pass	Chk Pass	Chk Pass	Chk Pass	Chk Pass	Chk Pass	Chk Pass
Value							
Range							

Int. Std.	Y_3600	Y_3710	Y_2243	In2306
Units	Cts/S	Cts/S	Cts/S	Cts/S
Avg	**68869.**	**7020.5**	**2747.2**	**3728.5**
Stddev	440.	.9	1.9	4.9
%RSD	.63960	.01251	.06892	.13213
#1	68557.	7021.1	2748.6	3725.0
#2	69180.	7019.9	2745.9	3731.9

Zoom In Zoom Out

Sample Name: ccb Acquired: 7/24/2014 22:46:25 Type: QC
Method: Accutest1(v117) Mode: CONC Corr. Factor: 1.000000
User: admin Custom ID1: Custom ID2: Custom ID3:
Comment:

Elem	Ba4554	Be3130	Cd2288	Co2286	Cr2677	Cu3247	Mn2576	Ni2316	Ag3280
Units	ppm	ppm	ppm	ppm	ppm	ppm	ppm	ppm	ppm
Avg	**.0001**	**.0003**	**.0003**	**.0004**	**-.0000**	**.0013**	**.0003**	**.0005**	**.0002**
Stddev	.0000	.0001	.0002	.0001	.0001	.0003	.0001	.0000	.0006
%RSD	20.42	43.60	47.72	15.67	170.1	22.27	23.25	4.239	385.8
#1	.0001	.0002	.0002	.0004	-.0001	.0015	.0003	.0005	-.0003
#2	.0001	.0004	.0005	.0003	.0000	.0011	.0002	.0005	.0006
Check ?	Chk Pass	Chk Pass	Chk Pass	Chk Pass	Chk Pass	Chk Pass	Chk Pass	Chk Pass	Chk Pass
High Limit									
Low Limit									

Elem	V_2924	Zn2062	As1890	Tl1908	Pb2203	Se1960	Sb2068	Al3961	Ca3179
Units	ppm	ppm	ppm	ppm	ppm	ppm	ppm	ppm	ppm
Avg	**.0001**	**.0002**	**.0006**	**-.0001**	**-.0005**	**-.0019**	**.0005**	**-.0022**	**.0020**
Stddev	.0002	.0001	.0006	.0001	.0008	.0006	.0008	.0038	.0011
%RSD	184.0	58.17	94.34	89.02	164.6	34.32	148.0	173.4	55.15
#1	.0003	.0003	.0010	-.0000	.0001	-.0014	.0011	.0005	.0028
#2	-.0000	.0001	.0002	-.0002	-.0010	-.0023	-.0000	-.0049	.0012
Check ?	Chk Pass	Chk Pass	Chk Pass	Chk Pass	Chk Pass	Chk Pass	Chk Pass	Chk Pass	Chk Pass
High Limit									
Low Limit									

Elem	Fe2599	Mg2790	K_7664	Na5895	B_2089	Mo2020	Pd3404	Si2124	Sn1899
Units	ppm	ppm	ppm	ppm	ppm	ppm	ppm	ppm	ppm
Avg	**.0071**	**.0185**	**.0193**	**.0574**	**.0014**	F **.0021**	**-.0004**	**.0065**	**.0003**
Stddev	.0039	.0461	.0210	.0025	.0002	.0004	.0008	.0007	.0001
%RSD	54.89	249.7	109.0	4.279	16.89	21.19	180.8	11.45	53.53
#1	.0043	-.0141	.0044	.0591	.0012	.0024	-.0010	.0070	.0002
#2	.0098	.0511	.0342	.0556	.0016	.0018	.0001	.0060	.0004
Check ?	Chk Pass	Chk Pass	Chk Pass	Chk Pass	Chk Pass	Chk Fail	Chk Pass	Chk Pass	Chk Pass
High Limit						.0021			
Low Limit						-.0021			

Zoom In Zoom Out

Sample Name: ccb Acquired: 7/24/2014 22:46:25 Type: QC
Method: Accutest1(v117) Mode: CONC Corr. Factor: 1.000000
User: admin Custom ID1: Custom ID2: Custom ID3:
Comment:

Elem	Sr4077	Ti3349	W_2079	Zr3391	S_1820	Bi2230	Li6707
Units	ppm	ppm	ppm	ppm	ppm	ppm	ppm
Avg	**.0001**	**-.0002**	**.0076**	**.0006**	**.0023**	**.0036**	**.0025**
Stddev	.0001	.0002	.0006	.0000	.0014	.0006	.0006
%RSD	95.94	101.3	8.465	3.370	61.06	16.68	23.78
#1	.0000	-.0000	.0081	.0006	.0033	.0040	.0020
#2	.0002	-.0003	.0072	.0006	.0013	.0032	.0029
Check ?	Chk Pass	Chk Pass	Chk Pass	Chk Pass	Chk Pass	Chk Pass	Chk Pass
High Limit							
Low Limit							

Int. Std.	Y_3600	Y_3710	Y_2243	In2306
Units	Cts/S	Cts/S	Cts/S	Cts/S
Avg	**71996.**	**7179.2**	**2897.4**	**4096.7**
Stddev	118.	28.1	.9	.1
%RSD	.16422	.39202	.03021	.00327
#1	71912.	7199.1	2896.8	4096.6
#2	72079.	7159.3	2898.0	4096.8

Zoom In Zoom Out

Sample Name: mp80839-mb1 2 Acquired: 7/24/2014 22:52:20 Type: Unk
Method: Accutest1(v117) Mode: CONC Corr. Factor: 1.000000
User: admin Custom ID1: Custom ID2: Custom ID3:
Comment: due

Elem	Ba4554	Be3130	Cd2288	Co2286	Cr2677	Cu3247	Mn2576	Ni2316	Ag3280
Avg	**-.0000**	**.0000**	**.0003**	**.0003**	**.0002**	**.0015**	**.0002**	**.0003**	**-.0003**
Stddev	.0001	.0000	.0000	.0001	.0006	.0001	.0001	.0002	.0002
%RSD	264.3	105.7	12.33	21.39	355.1	4.788	29.38	63.67	55.69
#1	.0000	.0001	.0002	.0003	-.0002	.0016	.0002	.0002	-.0005
#2	-.0001	.0000	.0003	.0004	.0006	.0014	.0003	.0005	-.0002

Elem	V_2924	Zn2062	As1890	Tl1908	Pb2203	Se1960	Sb2068	Al3961	Ca3179
Avg	**-.0002**	**.0013**	**-.0005**	**-.0006**	**.0001**	**.0006**	**.0006**	**-.0029**	**.0252**
Stddev	.0003	.0002	.0004	.0014	.0001	.0003	.0003	.0029	.0022
%RSD	157.2	12.33	84.49	238.7	258.9	54.24	48.96	100.3	8.791
#1	.0000	.0015	-.0002	-.0016	-.0000	.0003	.0004	-.0050	.0237
#2	-.0004	.0012	-.0008	.0004	.0001	.0008	.0008	-.0009	.0268

Elem	Fe2599	Mg2790	K_7664	Na5895	B_2089	Mo2020	Pd3404	Si2124	Sn1899
Avg	**.0073**	**-.0022**	**.0394**	**.0442**	**.0011**	**.0008**	**-.0003**	**.0070**	**.0206**
Stddev	.0028	.0031	.0302	.0050	.0010	.0001	.0005	.0007	.0002
%RSD	38.76	142.8	76.57	11.36	86.22	16.14	201.7	9.570	.7800
#1	.0053	.0000	.0181	.0478	.0018	.0007	.0001	.0075	.0205
#2	.0093	-.0043	.0607	.0407	.0004	.0009	-.0006	.0065	.0207

Elem	Sr4077	Ti3349	W_2079	Zr3391	S_1820	Bi2230	Li6707
Avg	**.0001**	**.0002**	**.0056**	**.0010**	**.0018**	**.0009**	**.0028**
Stddev	.0001	.0001	.0001	.0000	.0004	.0006	.0003
%RSD	100.6	55.35	2.368	2.465	22.49	73.18	12.14
#1	.0000	.0001	.0055	.0010	.0015	.0013	.0030
#2	.0002	.0003	.0057	.0010	.0021	.0004	.0026

Int. Std.	Y_3600	Y_3710	Y_2243	In2306
Avg	**72076.**	**7172.8**	**2880.4**	**4109.6**
Stddev	252.	12.3	4.3	12.5
%RSD	.34933	.17129	.14828	.30377
#1	72254.	7181.5	2883.5	4118.4
#2	71898.	7164.1	2877.4	4100.8

Zoom In Zoom Out

Sample Name: mp80839-b1 2 Acquired: 7/24/2014 22:58:13 Type: Unk
Method: Accutest1(v117) Mode: CONC Corr. Factor: 1.000000
User: admin Custom ID1: Custom ID2: Custom ID3:
Comment:

Elem	Ba4554	Be3130	Cd2288	Co2286	Cr2677	Cu3247	Mn2576	Ni2316	Ag3280
Avg	**1.873**	**1.929**	**1.947**	**1.916**	**1.962**	**1.877**	**1.982**	**1.914**	**.2349**
Stddev	.007	.011	.001	.003	.010	.007	.005	.004	.0005
%RSD	.3991	.5922	.0684	.1736	.4987	.3777	.2794	.2341	.2245
#1	1.867	1.921	1.946	1.913	1.955	1.872	1.978	1.911	.2346
#2	1.878	1.937	1.948	1.918	1.969	1.882	1.986	1.917	.2353

Elem	V_2924	Zn2062	As1890	Tl1908	Pb2203	Se1960	Sb2068	Al3961	Ca3179
Avg	**1.908**	**1.966**	**1.932**	**2.037**	**1.957**	**1.890**	**1.964**	**24.60**	**25.03**
Stddev	.004	.001	.004	.001	.001	.003	.008	.14	.22
%RSD	.2087	.0625	.1837	.0371	.0564	.1316	.4249	.5494	.8873
#1	1.905	1.965	1.929	2.037	1.956	1.888	1.958	24.51	24.87
#2	1.911	1.967	1.934	2.038	1.958	1.892	1.970	24.70	25.19

Elem	Fe2599	Mg2790	K_7664	Na5895	B_2089	Mo2020	Pd3404	Si2124	Sn1899
Avg	**25.06**	**24.65**	**24.64**	**25.04**	**.0314**	**1.957**	**1.883**	**.9445**	**2.126**
Stddev	.12	.21	.11	.05	.0008	.004	.004	.0039	.004
%RSD	.4670	.8352	.4310	.2031	2.470	.2128	.1911	.4135	.2043
#1	24.98	24.51	24.57	25.01	.0319	1.955	1.881	.9418	2.123
#2	25.14	24.80	24.72	25.08	.0308	1.960	1.886	.9473	2.129

Elem	Sr4077	Ti3349	W_2079	Zr3391	S_1820	Bi2230	Li6707
Avg	**1.944**	**2.029**	**2.036**	**1.909**	**.0145**	**1.906**	**1.912**
Stddev	.001	.008	.006	.003	.0018	.001	.006
%RSD	.0463	.3896	.2746	.1428	12.38	.0678	.3330
#1	1.944	2.024	2.032	1.907	.0132	1.905	1.908
#2	1.945	2.035	2.040	1.911	.0157	1.907	1.917

Int. Std.	Y_3600	Y_3710	Y_2243	In2306
Avg	**69752.**	**7131.4**	**2782.5**	**3838.1**
Stddev	223.	88.4	6.0	11.5
%RSD	.31958	1.2400	.21457	.30072
#1	69909.	7193.9	2786.8	3846.3
#2	69594.	7068.8	2778.3	3829.9

Zoom In Zoom Out

Sample Name: mp80839-s1 Acquired: 7/24/2014 23:03:51 Type: Unk
Method: Accutest1(v117) Mode: CONC Corr. Factor: 1.000000
User: admin Custom ID1: Custom ID2: Custom ID3:
Comment:

Elem	Ba4554	Be3130	Cd2288	Co2286	Cr2677	Cu3247	Mn2576	Ni2316	Ag3280
Avg	**3.220**	**1.845**	**1.885**	**1.898**	**1.954**	**2.099**	**6.069**	**1.963**	**.2360**
Stddev	.018	.006	.005	.001	.001	.003	.011	.004	.0011
%RSD	.5647	.3281	.2681	.0504	.0329	.1570	.1783	.1905	.4859
#1	3.207	1.841	1.882	1.899	1.954	2.102	6.077	1.966	.2368
#2	3.233	1.850	1.889	1.898	1.953	2.097	6.062	1.961	.2352

Elem	V_2924	Zn2062	As1890	Tl1908	Pb2203	Se1960	Sb2068	Al3961	Ca3179
Avg	**1.975**	**3.172**	**1.956**	**1.877**	**4.050**	**1.838**	**1.422**	**135.9**	**120.6**
Stddev	.000	.006	.004	.007	.002	.005	.006	.7	.3
%RSD	.0174	.1983	.2212	.3542	.0477	.2774	.4311	.5061	.2733
#1	1.975	3.177	1.953	1.872	4.049	1.834	1.418	135.4	120.3
#2	1.976	3.168	1.959	1.882	4.051	1.842	1.426	136.4	120.8

Elem	Fe2599	Mg2790	K_7664	Na5895	B_2089	Mo2020	Pd3404	Si2124	Sn1899
Avg	**176.8**	**69.05**	**34.75**	**25.47**	**.0759**	**1.848**	**1.763**	**15.07**	**1.945**
Stddev	.5	.12	.17	.02	.0002	.004	.002	.06	.007
%RSD	.2799	.1778	.4791	.0888	.2040	.2143	.1383	.3774	.3605
#1	176.4	68.97	34.63	25.45	.0758	1.845	1.765	15.11	1.940
#2	177.1	69.14	34.87	25.49	.0760	1.851	1.762	15.03	1.950

Elem	Sr4077	Ti3349	W_2079	Zr3391	S_1820	Bi2230	Li6707
Avg	**2.347**	**3.320**	**1.530**	**1.721**	**3.500**	**1.870**	**2.049**
Stddev	.003	.010	.005	.000	.008	.007	.010
%RSD	.1130	.3075	.3025	.0022	.2217	.3932	.4802
#1	2.345	3.313	1.527	1.721	3.494	1.865	2.042
#2	2.349	3.327	1.533	1.721	3.505	1.876	2.056

Int. Std.	Y_3600	Y_3710	Y_2243	In2306
Avg	**68819.**	**7217.4**	**2678.6**	**3583.4**
Stddev	77.	51.6	4.7	.7
%RSD	.11159	.71464	.17374	.01886
#1	68873.	7253.9	2681.9	3583.9
#2	68765.	7181.0	2675.4	3582.9

Zoom In Zoom Out

Sample Name: mp80839-s2 Acquired: 7/24/2014 23:09:34 Type: Unk
Method: Accutest1(v117) Mode: CONC Corr. Factor: 1.000000
User: admin Custom ID1: Custom ID2: Custom ID3:
Comment:

Elem	Ba4554	Be3130	Cd2288	Co2286	Cr2677	Cu3247	Mn2576	Ni2316	Ag3280
Avg	**3.678**	**1.855**	**1.897**	**1.897**	**1.981**	**2.283**	**5.720**	**1.973**	**.2406**
Stddev	.011	.002	.004	.005	.005	.006	.050	.006	.0009
%RSD	.3097	.1088	.2079	.2412	.2610	.2498	.8650	.2979	.3642
#1	3.686	1.853	1.894	1.894	1.977	2.279	5.685	1.969	.2400
#2	3.670	1.856	1.900	1.900	1.984	2.287	5.755	1.977	.2412

Elem	V_2924	Zn2062	As1890	Tl1908	Pb2203	Se1960	Sb2068	Al3961	Ca3179
Avg	**2.021**	**3.918**	**2.024**	**1.866**	**4.185**	**1.854**	**1.400**	**139.8**	**172.3**
Stddev	.000	.015	.007	.001	.008	.005	.005	.3	.2
%RSD	.0063	.3728	.3484	.0281	.1956	.2545	.3912	.2310	.1224
#1	2.021	3.907	2.019	1.865	4.179	1.851	1.396	140.0	172.2
#2	2.021	3.928	2.029	1.866	4.191	1.857	1.404	139.6	172.5

Elem	Fe2599	Mg2790	K_7664	Na5895	B_2089	Mo2020	Pd3404	Si2124	Sn1899
Avg	**190.8**	**76.95**	**36.60**	**26.90**	**.0988**	**1.863**	**1.655**	**15.14**	**1.958**
Stddev	.2	.04	.15	.02	.0002	.005	.003	.02	.007
%RSD	.0930	.0530	.3981	.0786	.2397	.2720	.1751	.1282	.3521
#1	190.9	76.92	36.70	26.92	.0987	1.860	1.653	15.12	1.953
#2	190.7	76.97	36.50	26.89	.0990	1.867	1.657	15.15	1.963

Elem	Sr4077	Ti3349	W_2079	Zr3391	S_1820	Bi2230	Li6707
Avg	**2.614**	**3.572**	**1.471**	**1.691**	**4.293**	**1.879**	**2.086**
Stddev	.007	.005	.001	.001	.017	.002	.003
%RSD	.2806	.1495	.0812	.0752	.3903	.1181	.1250
#1	2.619	3.576	1.470	1.690	4.282	1.877	2.088
#2	2.609	3.568	1.472	1.692	4.305	1.880	2.084

Int. Std.	Y_3600	Y_3710	Y_2243	In2306
Avg	**67844.**	**7184.4**	**2650.9**	**3538.0**
Stddev	110.	18.3	4.7	6.3
%RSD	.16158	.25416	.17769	.17697
#1	67922.	7171.5	2654.3	3542.4
#2	67767.	7197.3	2647.6	3533.5

Zoom In Zoom Out

Sample Name: jb72020-2r Acquired: 7/24/2014 23:15:17 Type: Unk
Method: Accutest1(v117) Mode: CONC Corr. Factor: 1.000000
User: admin Custom ID1: Custom ID2: Custom ID3:
Comment:

Elem	Ba4554	Be3130	Cd2288	Co2286	Cr2677	Cu3247	Mn2576	Ni2316
Avg	**1.318**	**.0067**	**.0036**	**.0667**	**.1331**	**.3770**	**6.087**	**.1463**
Stddev	.004	.0001	.0000	.0003	.0003	.0024	.053	.0007
%RSD	.3017	.9126	.2380	.4074	.2039	.6251	.8765	.4619
#1	1.321	.0066	.0036	.0665	.1329	.3786	6.125	.1459
#2	1.316	.0067	.0036	.0669	.1333	.3753	6.050	.1468

Elem	Ag3280	V_2924	Zn2062	As1890	Tl1908	Pb2203	Se1960	Sb2068
Avg	**.0065**	**.2093**	**1.295**	**.0883**	F **-.0036**	**1.527**	**.0111**	**.0084**
Stddev	.0004	.0009	.004	.0007	.0013	.005	.0005	.0016
%RSD	5.961	.4421	.3406	.7777	35.06	.3261	4.593	19.04
#1	.0068	.2100	1.292	.0878	-.0027	1.524	.0107	.0096
#2	.0063	.2087	1.298	.0888	-.0045	1.531	.0114	.0073

Elem	Al3961	Ca3179	Fe2599	Mg2790	K_7664	Na5895	B_2089	Mo2020
Avg	**110.7**	**129.1**	**191.2**	**67.81**	**10.55**	**1.038**	**.0387**	**.0060**
Stddev	.2	.2	.2	.16	.02	.006	.0011	.0003
%RSD	.1450	.1715	.1184	.2392	.1735	.5716	2.722	5.253
#1	110.9	129.3	191.4	67.92	10.56	1.042	.0380	.0062
#2	110.6	129.0	191.0	67.69	10.53	1.034	.0395	.0057

Elem	Pd3404	Si2124	Sn1899	Sr4077	Ti3349	W_2079	Zr3391	S_1820
Avg	W **-.0074**	**18.57**	**.0581**	**.6380**	**1.756**	**.0263**	**.0566**	**4.666**
Stddev	.0010	.01	.0007	.0003	.002	.0024	.0019	.008
%RSD	12.88	.0541	1.226	.0407	.1203	9.313	3.312	.1684
#1	-.0067	18.57	.0576	.6382	1.758	.0280	.0579	4.660
#2	-.0081	18.56	.0586	.6378	1.755	.0246	.0552	4.671

Elem	Bi2230	Li6707
Avg	**.0278**	**.2188**
Stddev	.0018	.0010
%RSD	6.304	.4429
#1	.0291	.2181
#2	.0266	.2195

Zoom In Zoom Out

Sample Name: jb72020-2r Acquired: 7/24/2014 23:15:17 Type: Unk
Method: Accutest1(v117) Mode: CONC Corr. Factor: 1.000000
User: admin Custom ID1: Custom ID2: Custom ID3:
Comment:

Int. Std.	Y_3600	Y_3710	Y_2243	In2306
Avg	**69794.**	**7242.5**	**2731.6**	**3659.7**
Stddev	306.	4.4	1.4	3.3
%RSD	.43868	.06045	.05255	.09026
#1	69578.	7245.6	2730.6	3657.4
#2	70011.	7239.4	2732.6	3662.1

Zoom In Zoom Out

Sample Name: mp80839-sd1 Acquired: 7/24/2014 23:21:08 Type: Unk
Method: Accutest1(v117) Mode: CONC Corr. Factor: 5.000000
User: admin Custom ID1: Custom ID2: Custom ID3:
Comment:

Elem	Ba4554	Be3130	Cd2288	Co2286	Cr2677	Cu3247	Mn2576	Ni2316	Ag3280
Avg	**1.336**	**.0068**	**.0048**	**.0679**	**.1397**	**.3843**	**6.663**	**.1526**	**.0096**
Stddev	.001	.0004	.0002	.0007	.0001	.0007	.016	.0021	.0016
%RSD	.0425	5.879	5.203	1.021	.0417	.1876	.2398	1.403	16.99
#1	1.335	.0065	.0050	.0674	.1398	.3838	6.674	.1541	.0084
#2	1.336	.0071	.0046	.0684	.1397	.3848	6.652	.1511	.0107

Elem	V_2924	Zn2062	As1890	Tl1908	Pb2203	Se1960	Sb2068	Al3961	Ca3179
Avg	**.2169**	**1.376**	**.0896**	**-.0016**	**1.579**	**.0137**	**.0136**	**112.7**	**136.2**
Stddev	.0004	.001	.0044	.0033	.016	.0102	.0021	.0	.3
%RSD	.1740	.0417	4.863	201.5	.9836	74.54	15.04	.0132	.2164
#1	.2172	1.376	.0927	-.0039	1.568	.0065	.0122	112.7	136.4
#2	.2166	1.376	.0865	.0007	1.590	.0209	.0151	112.7	135.9

Elem	Fe2599	Mg2790	K_7664	Na5895	B_2089	Mo2020	Pd3404	Si2124	Sn1899
Avg	**207.1**	**70.04**	**10.50**	**1.096**	**.0417**	**.0086**	**-.0025**	**18.86**	**.0617**
Stddev	.8	.43	.02	.083	.0003	.0003	.0074	.16	.0005
%RSD	.3737	.6175	.2294	7.608	.6053	3.232	300.2	.8343	.8781
#1	207.6	70.35	10.51	1.037	.0419	.0088	-.0077	18.97	.0621
#2	206.5	69.74	10.48	1.155	.0415	.0084	.0028	18.75	.0613

Elem	Sr4077	Ti3349	W_2079	Zr3391	S_1820	Bi2230	Li6707
Avg	**.6550**	**1.806**	**.0467**	**.0527**	**4.695**	**.0303**	**.2251**
Stddev	.0007	.001	.0004	.0020	.000	.0006	.0013
%RSD	.1055	.0648	.7918	3.888	.0068	2.110	.5562
#1	.6546	1.805	.0465	.0512	4.695	.0307	.2242
#2	.6555	1.806	.0470	.0541	4.694	.0298	.2259

Int. Std.	Y_3600	Y_3710	Y_2243	In2306
Avg	**71259.**	**7183.4**	**2849.8**	**3942.2**
Stddev	295.	47.9	7.0	13.1
%RSD	.41353	.66639	.24594	.33140
#1	71051.	7149.5	2854.8	3951.4
#2	71468.	7217.2	2844.9	3933.0

Zoom In Zoom Out

Sample Name: jb72020-4r Acquired: 7/24/2014 23:26:55 Type: Unk
Method: Accutest1(v117) Mode: CONC Corr. Factor: 1.000000
User: admin Custom ID1: Custom ID2: Custom ID3:
Comment:

Elem	Ba4554	Be3130	Cd2288	Co2286	Cr2677	Cu3247	Mn2576	Ni2316
Avg	**2.681**	**.0074**	**.0030**	**.2019**	**.5761**	**.0585**	**8.075**	**.4264**
Stddev	.001	.0002	.0001	.0003	.0017	.0006	.064	.0002
%RSD	.0198	3.232	4.697	.1534	.2939	.9964	.7942	.0485
#1	2.680	.0072	.0029	.2017	.5773	.0581	8.030	.4262
#2	2.681	.0075	.0031	.2022	.5749	.0589	8.121	.4265

Elem	Ag3280	V_2924	Zn2062	As1890	Tl1908	Pb2203	Se1960	Sb2068
Avg	**.0082**	**.3302**	**1.004**	**.0403**	**.0069**	**.1380**	**.0179**	**.0039**
Stddev	.0008	.0008	.001	.0007	.0010	.0003	.0007	.0020
%RSD	9.820	.2520	.1050	1.724	15.07	.2358	4.130	51.56
#1	.0076	.3308	1.003	.0398	.0076	.1383	.0174	.0025
#2	.0087	.3296	1.005	.0408	.0061	.1378	.0185	.0053

Elem	Al3961	Ca3179	Fe2599	Mg2790	K_7664	Na5895	B_2089	Mo2020
Avg	**204.2**	**60.76**	**338.2**	**145.1**	**59.84**	**1.716**	**.0119**	**.0046**
Stddev	.1	.02	.3	.1	.06	.003	.0005	.0004
%RSD	.0397	.0284	.0863	.0738	.1043	.1502	4.209	7.945
#1	204.2	60.75	338.0	145.1	59.80	1.714	.0123	.0044
#2	204.3	60.77	338.4	145.2	59.88	1.717	.0116	.0049

Elem	Pd3404	Si2124	Sn1899	Sr4077	Ti3349	W_2079	Zr3391	S_1820
Avg	W **-.0351**	**11.10**	**.0997**	**.3005**	**21.19**	**.0280**	**.0398**	**.4166**
Stddev	.0010	.02	.0001	.0002	.07	.0002	.0003	.0007
%RSD	2.977	.1953	.0775	.0683	.3220	.7159	.6958	.1695
#1	-.0344	11.11	.0997	.3003	21.14	.0279	.0400	.4161
#2	-.0359	11.08	.0998	.3006	21.23	.0281	.0396	.4171

Elem	Bi2230	Li6707
Avg	**.0505**	**.1929**
Stddev	.0010	.0008
%RSD	1.943	.4061
#1	.0498	.1923
#2	.0512	.1934

Zoom In Zoom Out

Sample Name: jb72020-4r Acquired: 7/24/2014 23:26:55 Type: Unk
Method: Accutest1(v117) Mode: CONC Corr. Factor: 1.000000
User: admin Custom ID1: Custom ID2: Custom ID3:
Comment:

Int. Std.	Y_3600	Y_3710	Y_2243	In2306
Avg	**71735.**	**7546.3**	**2785.3**	**3587.9**
Stddev	214.	9.9	.1	3.1
%RSD	.29824	.13106	.00279	.08603
#1	71886.	7553.3	2785.4	3590.1
#2	71584.	7539.3	2785.3	3585.7

Zoom In Zoom Out

Sample Name: jb72020-6r Acquired: 7/24/2014 23:32:51 Type: Unk
Method: Accutest1(v117) Mode: CONC Corr. Factor: 1.000000
User: admin Custom ID1: Custom ID2: Custom ID3:
Comment:

Elem	Ba4554	Be3130	Cd2288	Co2286	Cr2677	Cu3247	Mn2576	Ni2316
Avg	**1.140**	**.0053**	**.0031**	**.0910**	**.0741**	**.3116**	**5.000**	**.0762**
Stddev	.002	.0001	.0001	.0003	.0006	.0010	.036	.0003
%RSD	.1874	1.801	4.701	.3042	.8486	.3237	.7310	.4048
#1	1.142	.0052	.0030	.0908	.0737	.3108	4.974	.0760
#2	1.139	.0054	.0032	.0912	.0746	.3123	5.026	.0764

Elem	Ag3280	V_2924	Zn2062	As1890	Tl1908	Pb2203	Se1960	Sb2068
Avg	**.0059**	**.2406**	**1.330**	**.0810**	**.0111**	**.4704**	**.0132**	**.0026**
Stddev	.0002	.0008	.002	.0003	.0017	.0019	.0012	.0006
%RSD	2.816	.3494	.1742	.4123	15.52	.4056	8.843	24.48
#1	.0060	.2400	1.328	.0807	.0123	.4690	.0124	.0022
#2	.0057	.2412	1.332	.0812	.0099	.4717	.0141	.0031

Elem	Al3961	Ca3179	Fe2599	Mg2790	K_7664	Na5895	B_2089	Mo2020
Avg	**129.4**	**73.46**	**249.8**	**71.81**	**53.10**	**.9312**	**.0118**	**.0041**
Stddev	.2	.09	.5	.22	.06	.0037	.0003	.0001
%RSD	.1418	.1181	.1841	.3031	.1041	.4023	2.631	2.253
#1	129.5	73.52	250.1	71.96	53.14	.9338	.0116	.0040
#2	129.3	73.40	249.4	71.65	53.06	.9285	.0121	.0042

Elem	Pd3404	Si2124	Sn1899	Sr4077	Ti3349	W_2079	Zr3391	S_1820
Avg	W **-.0254**	**7.365**	**.0713**	**.5832**	**14.28**	**.0124**	**.0362**	**11.76**
Stddev	.0010	.012	.0003	.0015	.09	.0000	.0014	.00
%RSD	3.768	.1564	.3689	.2588	.6249	.2807	3.809	.0124
#1	-.0260	7.374	.0712	.5842	14.21	.0124	.0371	11.76
#2	-.0247	7.357	.0715	.5821	14.34	.0124	.0352	11.77

Elem	Bi2230	Li6707
Avg	**.0349**	**.1529**
Stddev	.0003	.0009
%RSD	.9485	.5995
#1	.0351	.1536
#2	.0346	.1523

Zoom In Zoom Out

Sample Name: jb72020-6r Acquired: 7/24/2014 23:32:51 Type: Unk
Method: Accutest1(v117) Mode: CONC Corr. Factor: 1.000000
User: admin Custom ID1: Custom ID2: Custom ID3:
Comment:

Int. Std.	Y_3600	Y_3710	Y_2243	In2306
Avg	**73809.**	**7647.9**	**2875.6**	**3656.6**
Stddev	454.	23.4	10.5	7.3
%RSD	.61483	.30537	.36513	.19931
#1	74129.	7664.5	2868.2	3651.4
#2	73488.	7631.4	2883.1	3661.7

Zoom In Zoom Out

Sample Name: jb72020-8r Acquired: 7/24/2014 23:38:42 Type: Unk
Method: Accutest1(v117) Mode: CONC Corr. Factor: 1.000000
User: admin Custom ID1: Custom ID2: Custom ID3:
Comment:

Elem	Ba4554	Be3130	Cd2288	Co2286	Cr2677	Cu3247	Mn2576	Ni2316
Avg	**1.280**	**.0072**	**.0026**	**.1110**	**.3372**	**.0251**	**3.138**	**.1998**
Stddev	.000	.0001	.0001	.0005	.0002	.0003	.007	.0002
%RSD	.0227	1.757	3.283	.4683	.0718	1.011	.2352	.1036
#1	1.280	.0073	.0026	.1106	.3374	.0253	3.143	.2000
#2	1.280	.0071	.0027	.1113	.3370	.0249	3.133	.1997

Elem	Ag3280	V_2924	Zn2062	As1890	Tl1908	Pb2203	Se1960	Sb2068
Avg	**.0046**	**.3039**	**.7625**	**.0489**	**.0090**	**.3324**	**.0125**	**.0031**
Stddev	.0014	.0002	.0022	.0028	.0017	.0003	.0018	.0003
%RSD	30.00	.0749	.2912	5.735	19.01	.0845	14.04	10.23
#1	.0036	.3038	.7609	.0469	.0102	.3322	.0113	.0029
#2	.0056	.3041	.7641	.0509	.0078	.3326	.0138	.0034

Elem	Al3961	Ca3179	Fe2599	Mg2790	K_7664	Na5895	B_2089	Mo2020
Avg	**106.0**	**87.15**	**303.3**	**61.98**	**70.79**	**.7975**	**.0090**	**.0027**
Stddev	.0	.29	.8	.19	.08	.0041	.0004	.0001
%RSD	.0343	.3355	.2513	.3118	.1147	.5091	4.586	1.891
#1	105.9	86.94	302.8	61.85	70.85	.7947	.0087	.0028
#2	106.0	87.36	303.9	62.12	70.73	.8004	.0093	.0027

Elem	Pd3404	Si2124	Sn1899	Sr4077	Ti3349	W_2079	Zr3391	S_1820
Avg	W **-.0293**	**17.15**	**.0957**	**.7944**	**19.03**	**.0179**	**.0281**	**2.294**
Stddev	.0003	.05	.0008	.0006	.00	.0004	.0003	.001
%RSD	1.005	.3015	.8373	.0752	.0177	2.206	1.180	.0261
#1	-.0295	17.12	.0962	.7940	19.03	.0176	.0284	2.293
#2	-.0291	17.19	.0951	.7949	19.02	.0182	.0279	2.294

Elem	Bi2230	Li6707
Avg	**.0244**	**.1673**
Stddev	.0004	.0021
%RSD	1.482	1.237
#1	.0246	.1688
#2	.0241	.1659

Zoom In Zoom Out

Sample Name: jb72020-8r Acquired: 7/24/2014 23:38:42 Type: Unk
Method: Accutest1(v117) Mode: CONC Corr. Factor: 1.000000
User: admin Custom ID1: Custom ID2: Custom ID3:
Comment:

Int. Std.	Y_3600	Y_3710	Y_2243	In2306
Avg	**70015.**	**7310.7**	**2742.0**	**3674.2**
Stddev	56.	18.2	6.2	9.7
%RSD	.08048	.24924	.22584	.26278
#1	69975.	7297.8	2746.4	3681.0
#2	70055.	7323.6	2737.6	3667.4

Zoom In Zoom Out

Sample Name: ccv Acquired: 7/24/2014 23:44:28 Type: QC
Method: Accutest1(v117) Mode: CONC Corr. Factor: 1.000000
User: admin Custom ID1: Custom ID2: Custom ID3:
Comment:

Elem	Ba4554	Be3130	Cd2288	Co2286	Cr2677	Cu3247	Mn2576	Ni2316	Ag3280
Units	ppm	ppm	ppm	ppm	ppm	ppm	ppm	ppm	ppm
Avg	**1.961**	**1.968**	**1.987**	**2.004**	**2.009**	**1.927**	**2.034**	**1.997**	**.2453**
Stddev	.010	.003	.000	.001	.005	.002	.002	.000	.0002
%RSD	.5015	.1525	.0058	.0706	.2690	.0758	.0952	.0083	.0650
#1	1.968	1.970	1.987	2.003	2.013	1.926	2.035	1.997	.2454
#2	1.954	1.965	1.987	2.005	2.005	1.928	2.032	1.997	.2452
Check ?	Chk Pass	Chk Pass	Chk Pass	Chk Pass	Chk Pass	Chk Pass	Chk Pass	Chk Pass	Chk Pass
Value									
Range									

Elem	V_2924	Zn2062	As1890	Tl1908	Pb2203	Se1960	Sb2068	Al3961	Ca3179
Units	ppm	ppm	ppm	ppm	ppm	ppm	ppm	ppm	ppm
Avg	**2.009**	**2.015**	**1.966**	**2.064**	**2.004**	**1.976**	**1.987**	**39.19**	**39.48**
Stddev	.002	.003	.002	.001	.005	.005	.002	.17	.11
%RSD	.0915	.1657	.0739	.0356	.2656	.2431	.0898	.4375	.2723
#1	2.010	2.013	1.965	2.064	2.001	1.980	1.986	39.31	39.56
#2	2.007	2.018	1.967	2.065	2.008	1.973	1.989	39.07	39.40
Check ?	Chk Pass	Chk Pass	Chk Pass	Chk Pass	Chk Pass	Chk Pass	Chk Pass	Chk Pass	Chk Pass
Value									
Range									

Elem	Fe2599	Mg2790	K_7664	Na5895	B_2089	Mo2020	Pd3404	Si2124	Sn1899
Units	ppm	ppm	ppm	ppm	ppm	ppm	ppm	ppm	ppm
Avg	**39.55**	**39.17**	**39.49**	**39.99**	**1.988**	**1.997**	**1.968**	**5.119**	**2.034**
Stddev	.03	.13	.21	.12	.000	.005	.004	.001	.001
%RSD	.0689	.3440	.5195	.3104	.0135	.2332	.1764	.0198	.0481
#1	39.57	39.27	39.64	40.07	1.988	1.993	1.965	5.118	2.033
#2	39.53	39.08	39.35	39.90	1.988	2.000	1.970	5.119	2.034
Check ?	Chk Pass	Chk Pass	Chk Pass	Chk Pass	Chk Pass	Chk Pass	Chk Pass	Chk Pass	Chk Pass
Value									
Range									

Zoom In Zoom Out

Sample Name: ccv Acquired: 7/24/2014 23:44:28 Type: QC
Method: Accutest1(v117) Mode: CONC Corr. Factor: 1.000000
User: admin Custom ID1: Custom ID2: Custom ID3:
Comment:

Elem	Sr4077	Ti3349	W_2079	Zr3391	S_1820	Bi2230	Li6707
Units	ppm	ppm	ppm	ppm	ppm	ppm	ppm
Avg	**1.989**	**1.969**	**1.998**	**2.003**	**1.950**	**1.984**	**1.944**
Stddev	.007	.008	.008	.001	.004	.001	.005
%RSD	.3613	.3856	.3971	.0231	.2191	.0465	.2813
#1	1.994	1.974	1.992	2.003	1.953	1.985	1.948
#2	1.984	1.964	2.003	2.002	1.947	1.984	1.940
Check ?	Chk Pass	Chk Pass	Chk Pass	Chk Pass	Chk Pass	Chk Pass	Chk Pass
Value							
Range							

Int. Std.	Y_3600	Y_3710	Y_2243	In2306
Units	Cts/S	Cts/S	Cts/S	Cts/S
Avg	**68868.**	**7064.5**	**2747.4**	**3733.4**
Stddev	89.	60.9	3.1	2.7
%RSD	.12982	.86156	.11449	.07236
#1	68931.	7021.5	2749.7	3735.3
#2	68805.	7107.5	2745.2	3731.5

Zoom In Zoom Out

Sample Name: ccb Acquired: 7/24/2014 23:50:06 Type: QC
Method: Accutest1(v117) Mode: CONC Corr. Factor: 1.000000
User: admin Custom ID1: Custom ID2: Custom ID3:
Comment:

Elem	Ba4554	Be3130	Cd2288	Co2286	Cr2677	Cu3247	Mn2576	Ni2316	Ag3280
Units	ppm	ppm	ppm	ppm	ppm	ppm	ppm	ppm	ppm
Avg	**.0001**	**.0002**	**.0003**	**.0004**	**.0003**	**.0014**	**.0004**	**.0004**	**-.0002**
Stddev	.0003	.0001	.0000	.0000	.0003	.0001	.0000	.0000	.0004
%RSD	194.8	48.22	.9300	11.38	124.6	7.014	7.296	.2969	232.5
#1	.0003	.0003	.0003	.0004	.0005	.0015	.0005	.0004	-.0005
#2	-.0001	.0002	.0003	.0004	.0000	.0013	.0004	.0004	.0001
Check ?	Chk Pass	Chk Pass	Chk Pass	Chk Pass	Chk Pass	Chk Pass	Chk Pass	Chk Pass	Chk Pass
High Limit									
Low Limit									

Elem	V_2924	Zn2062	As1890	Tl1908	Pb2203	Se1960	Sb2068	Al3961	Ca3179
Units	ppm	ppm	ppm	ppm	ppm	ppm	ppm	ppm	ppm
Avg	**.0002**	**.0002**	**.0009**	**.0008**	**.0002**	**-.0010**	**.0020**	**.0143**	**.0048**
Stddev	.0001	.0000	.0001	.0015	.0003	.0006	.0012	.0048	.0023
%RSD	58.75	9.862	10.82	179.7	120.4	57.93	60.15	33.48	49.03
#1	.0001	.0002	.0008	.0019	.0000	-.0006	.0028	.0109	.0065
#2	.0003	.0003	.0009	-.0002	.0004	-.0014	.0011	.0177	.0031
Check ?	Chk Pass	Chk Pass	Chk Pass	Chk Pass	Chk Pass	Chk Pass	Chk Pass	Chk Pass	Chk Pass
High Limit									
Low Limit									

Elem	Fe2599	Mg2790	K_7664	Na5895	B_2089	Mo2020	Pd3404	Si2124	Sn1899
Units	ppm	ppm	ppm	ppm	ppm	ppm	ppm	ppm	ppm
Avg	**.0327**	**-.0034**	**.0237**	**.0209**	**.0011**	F **.0023**	**.0008**	F **.0302**	**.0003**
Stddev	.0019	.0487	.0194	.0064	.0000	.0002	.0005	.0022	.0008
%RSD	5.662	1433.	81.58	30.56	3.489	9.386	58.56	7.219	238.0
#1	.0314	-.0379	.0374	.0254	.0011	.0025	.0005	.0287	.0009
#2	.0340	.0311	.0100	.0163	.0010	.0022	.0011	.0318	-.0002
Check ?	Chk Pass	Chk Pass	Chk Pass	Chk Pass	Chk Pass	Chk Fail	Chk Pass	Chk Fail	Chk Pass
High Limit						.0021		.0200	
Low Limit						-.0021		-.0200	

Zoom In Zoom Out

Sample Name: ccb Acquired: 7/24/2014 23:50:06 Type: QC
Method: Accutest1(v117) Mode: CONC Corr. Factor: 1.000000
User: admin Custom ID1: Custom ID2: Custom ID3:
Comment:

Elem	Sr4077	Ti3349	W_2079	Zr3391	S_1820	Bi2230	Li6707
Units	ppm	ppm	ppm	ppm	ppm	ppm	ppm
Avg	**.0001**	**.0005**	**.0095**	**.0007**	**.0018**	**.0021**	**.0012**
Stddev	.0001	.0004	.0016	.0002	.0006	.0003	.0004
%RSD	68.93	75.84	16.98	31.42	30.53	13.09	33.38
#1	.0001	.0008	.0107	.0009	.0014	.0023	.0015
#2	.0002	.0002	.0084	.0006	.0022	.0019	.0009
Check ?	Chk Pass	Chk Pass	Chk Pass	Chk Pass	Chk Pass	Chk Pass	Chk Pass
High Limit							
Low Limit							

Int. Std.	Y_3600	Y_3710	Y_2243	In2306
Units	Cts/S	Cts/S	Cts/S	Cts/S
Avg	**71686.**	**7151.1**	**2889.4**	**4097.6**
Stddev	126.	.9	3.3	14.0
%RSD	.17606	.01306	.11370	.34260
#1	71775.	7150.4	2887.0	4087.7
#2	71596.	7151.7	2891.7	4107.6

Zoom In Zoom Out

Sample Name: cri Acquired: 7/24/2014 23:56:02 Type: QC
Method: Accutest1(v117) Mode: CONC Corr. Factor: 1.000000
User: admin Custom ID1: Custom ID2: Custom ID3:
Comment:

Elem	Ba4554	Be3130	Cd2288	Co2286	Cr2677	Cu3247	Mn2576	Ni2316	Ag3280
Units	ppm	ppm	ppm	ppm	ppm	ppm	ppm	ppm	ppm
Avg	**.1982**	**.0020**	**.0033**	**.0507**	**.0105**	**.0109**	**.0160**	**.0101**	**.0060**
Stddev	.0004	.0001	.0001	.0000	.0003	.0005	.0001	.0002	.0002
%RSD	.1969	3.758	1.896	.0602	2.979	4.972	.7790	1.889	3.048
#1	.1984	.0019	.0033	.0507	.0108	.0113	.0159	.0100	.0062
#2	.1979	.0020	.0034	.0506	.0103	.0105	.0160	.0102	.0059
Check ?	Chk Pass	Chk Pass	Chk Pass	Chk Pass	Chk Pass	Chk Pass	Chk Pass	Chk Pass	Chk Pass
Value									
Range									

Elem	V_2924	Zn2062	As1890	Tl1908	Pb2203	Se1960	Sb2068	Al3961	Ca3179
Units	ppm	ppm	ppm	ppm	ppm	ppm	ppm	ppm	ppm
Avg	**.0527**	**.0237**	**.0087**	**.0122**	**.0028**	**.0105**	**.0067**	**.2122**	**4.926**
Stddev	.0004	.0001	.0010	.0007	.0005	.0003	.0001	.0030	.013
%RSD	.8204	.4931	11.15	5.718	18.89	2.763	1.700	1.408	.2580
#1	.0530	.0237	.0094	.0127	.0032	.0107	.0066	.2101	4.917
#2	.0524	.0236	.0081	.0117	.0025	.0103	.0068	.2143	4.935
Check ?	Chk Pass	Chk Pass	Chk Pass	Chk Pass	Chk Pass	Chk Pass	Chk Pass	Chk Pass	Chk Pass
Value									
Range									

Elem	Fe2599	Mg2790	K_7664	Na5895	B_2089	Mo2020	Pd3404	Si2124	Sn1899
Units	ppm	ppm	ppm	ppm	ppm	ppm	ppm	ppm	ppm
Avg	**.1200**	**4.796**	**4.830**	**4.876**	**.0979**	**.0205**	**.0538**	**.2215**	**.0103**
Stddev	.0028	.002	.032	.016	.0004	.0001	.0004	.0016	.0001
%RSD	2.345	.0509	.6576	.3349	.3800	.3063	.7932	.7223	1.307
#1	.1220	4.797	4.853	4.864	.0977	.0205	.0541	.2226	.0102
#2	.1180	4.794	4.808	4.887	.0982	.0204	.0535	.2204	.0104
Check ?	Chk Pass	Chk Pass	Chk Pass	Chk Pass	Chk Pass	Chk Pass	Chk Pass	Chk Pass	Chk Pass
Value									
Range									

Zoom In Zoom Out

Sample Name: cri Acquired: 7/24/2014 23:56:02 Type: QC
Method: Accutest1(v117) Mode: CONC Corr. Factor: 1.000000
User: admin Custom ID1: Custom ID2: Custom ID3:
Comment:

Elem	Sr4077	Ti3349	W_2079	Zr3391	S_1820	Bi2230	Li6707
Units	ppm	ppm	ppm	ppm	ppm	ppm	ppm
Avg	**.0103**	**.0103**	**.0622**	**.0124**	**.0436**	**.0215**	**.0233**
Stddev	.0000	.0001	.0008	.0000	.0013	.0002	.0007
%RSD	.2075	1.040	1.223	.3035	2.931	.9839	2.834
#1	.0103	.0104	.0627	.0124	.0427	.0217	.0237
#2	.0104	.0102	.0617	.0125	.0445	.0214	.0228
Check ?	Chk Pass	Chk Pass	Chk Pass	Chk Pass	Chk Pass	Chk Pass	Chk Pass
Value							
Range							

Int. Std.	Y_3600	Y_3710	Y_2243	In2306
Units	Cts/S	Cts/S	Cts/S	Cts/S
Avg	**71306.**	**7039.1**	**2867.4**	**4046.7**
Stddev	350.	17.1	6.3	10.4
%RSD	.49035	.24346	.21903	.25609
#1	71553.	7051.2	2862.9	4039.3
#2	71059.	7027.0	2871.8	4054.0

Zoom In Zoom Out

Sample Name: crid Acquired: 7/25/2014 0:01:53 Type: QC
Method: Accutest1(v117) Mode: CONC Corr. Factor: 1.000000
User: admin Custom ID1: Custom ID2: Custom ID3:
Comment:

Elem	Ba4554	Be3130	Cd2288	Co2286	Cr2677	Cu3247	Mn2576	Ni2316
Units	ppm	ppm	ppm	ppm	ppm	ppm	ppm	ppm
Avg	**.0039**	**.0010**	**.0012**	**.0032**	**.0020**	F **.0038**	**.0033**	**.0045**
Stddev	.0003	.0001	.0002	.0001	.0000	.0008	.0000	.0005
%RSD	8.866	7.339	12.85	2.793	1.016	21.53	1.284	10.86
#1	.0036	.0009	.0011	.0033	.0020	.0044	.0033	.0048
#2	.0041	.0010	.0013	.0032	.0020	.0032	.0032	.0042
Check ?	Chk Pass	Chk Pass	Chk Pass	Chk Pass	Chk Pass	Chk Fail	Chk Pass	Chk Pass
Value						.0020		
Range						30.00%		

Elem	Ag3280	V_2924	Zn2062	As1890	Tl1908	Pb2203	Se1960	Sb2068
Units	ppm	ppm	ppm	ppm	ppm	ppm	ppm	ppm
Avg	**.0009**	**.0018**	F **.0336**	**.0035**	**.0020**	**.0024**	**.0039**	**.0028**
Stddev	.0003	.0002	.0279	.0004	.0003	.0013	.0003	.0003
%RSD	35.53	13.20	82.97	12.38	14.46	55.72	7.271	11.76
#1	.0006	.0020	.0533	.0032	.0018	.0034	.0041	.0030
#2	.0011	.0016	.0139	.0038	.0022	.0015	.0037	.0026
Check ?	Chk Pass	Chk Pass	Chk Fail	Chk Pass	Chk Pass	Chk Pass	Chk Pass	Chk Pass
Value			.0100					
Range			30.00%					

Elem	Al3961	Ca3179	Fe2599	Mg2790	K_7664	Na5895	B_2089	Mo2020
Units	ppm	ppm	ppm	ppm	ppm	ppm	ppm	ppm
Avg	**.1026**	**1.028**	**.0095**	**.0954**	**2.024**	**1.032**	**.0096**	**.0006**
Stddev	.0066	.004	.0024	.0105	.011	.002	.0003	.0001
%RSD	6.388	.3710	24.97	10.98	.5600	.2158	3.581	17.13
#1	.1073	1.025	.0112	.1028	2.032	1.031	.0098	.0007
#2	.0980	1.030	.0078	.0880	2.016	1.034	.0093	.0006
Check ?	Chk Pass	Chk Pass	None	Chk Pass	Chk Pass	Chk Pass	Chk Pass	None
Value								
Range								

Zoom In Zoom Out

Sample Name: crid Acquired: 7/25/2014 0:01:53 Type: QC
Method: Accutest1(v117) Mode: CONC Corr. Factor: 1.000000
User: admin Custom ID1: Custom ID2: Custom ID3:
Comment:

Elem	Pd3404	Si2124	Sn1899	Sr4077	Ti3349	W_2079	Zr3391	S_1820
Units	ppm	ppm	ppm	ppm	ppm	ppm	ppm	ppm
Avg	**.0003**	**.0142**	**.0002**	**-.0001**	**-.0007**	F **.0055**	F **.0004**	**.0046**
Stddev	.0006	.0004	.0002	.0001	.0002	.0009	.0001	.0006
%RSD	240.2	3.141	90.94	98.05	25.92	16.54	16.59	13.15
#1	-.0002	.0145	.0001	-.0000	-.0008	.0048	.0005	.0050
#2	.0007	.0138	.0004	-.0002	-.0006	.0061	.0004	.0042
Check ?	None	None	None	None	None	Chk Fail	Chk Fail	Chk Pass
Value						.0040	.0040	
Range						30.00%	-30.00%	

Elem	Bi2230	Li6707
Units	ppm	ppm
Avg	F **-.0002**	F **.0022**
Stddev	.0004	.0002
%RSD	212.7	7.542
#1	-.0005	.0021
#2	.0001	.0023
Check ?	Chk Fail	Chk Fail
Value	.0040	.0040
Range	-30.00%	-30.00%

Int. Std.	Y_3600	Y_3710	Y_2243	In2306
Units	Cts/S	Cts/S	Cts/S	Cts/S
Avg	**71879.**	**7102.4**	**2886.9**	**4088.8**
Stddev	72.	52.6	68.4	84.6
%RSD	.09978	.74009	2.3703	2.0679
#1	71930.	7065.2	2935.3	4148.5
#2	71828.	7139.5	2838.5	4029.0

Zoom In Zoom Out

Sample Name: cria Acquired: 7/25/2014 0:07:48 Type: QC
Method: Accutest1(v117) Mode: CONC Corr. Factor: 1.000000
User: admin Custom ID1: Custom ID2: Custom ID3:
Comment:

Elem	Ba4554	Be3130	Cd2288	Co2286	Cr2677	Cu3247	Mn2576	Ni2316	Ag3280
Units	ppm	ppm	ppm	ppm	ppm	ppm	ppm	ppm	ppm
Avg	**-.0004**	**.0000**	**.0001**	**.0001**	**-.0001**	**.0007**	**.0001**	**.0003**	**.0002**
Stddev	.0000	.0000	.0000	.0001	.0002	.0004	.0000	.0000	.0004
%RSD	6.133	130.0	4.709	284.3	246.2	68.28	20.51	19.64	239.1
#1	-.0004	.0000	.0001	.0002	.0001	.0003	.0001	.0002	.0005
#2	-.0004	.0000	.0001	-.0001	-.0002	.0010	.0001	.0003	-.0001
Check ?	None	None	None	None	None	None	None	None	None
Value									
Range									

Elem	V_2924	Zn2062	As1890	Tl1908	Pb2203	Se1960	Sb2068	Al3961	Ca3179
Units	ppm	ppm	ppm	ppm	ppm	ppm	ppm	ppm	ppm
Avg	**-.0001**	**.0018**	**.0211**	**-.0015**	**.0207**	**.0201**	**.0198**	**.5030**	**2.110**
Stddev	.0002	.0001	.0011	.0005	.0001	.0002	.0004	.0139	.005
%RSD	157.2	7.824	5.025	32.63	.4888	.9406	2.055	2.756	.2511
#1	-.0003	.0017	.0218	-.0012	.0206	.0202	.0196	.5128	2.114
#2	.0000	.0019	.0203	-.0019	.0207	.0199	.0201	.4932	2.106
Check ?	None	None	Chk Pass	None	Chk Pass	Chk Pass	Chk Pass	Chk Pass	None
Value									
Range									

Elem	Fe2599	Mg2790	K_7664	Na5895	B_2089	Mo2020	Pd3404	Si2124	Sn1899
Units	ppm	ppm	ppm	ppm	ppm	ppm	ppm	ppm	ppm
Avg	**.5362**	**2.022**	**.0045**	**.0152**	**.0005**	**.0003**	**.0001**	**.0107**	**.0002**
Stddev	.0031	.031	.0210	.0076	.0002	.0001	.0002	.0005	.0002
%RSD	.5823	1.549	461.7	50.11	34.12	48.07	283.9	5.081	106.9
#1	.5384	2.044	-.0103	.0098	.0007	.0003	.0003	.0111	.0000
#2	.5340	2.000	.0194	.0206	.0004	.0002	-.0001	.0104	.0003
Check ?	Chk Pass	None	None	None	None	None	None	None	None
Value									
Range									

Zoom In Zoom Out

Sample Name: cria Acquired: 7/25/2014 0:07:48 Type: QC
Method: Accutest1(v117) Mode: CONC Corr. Factor: 1.000000
User: admin Custom ID1: Custom ID2: Custom ID3:
Comment:

Elem	Sr4077	Ti3349	W_2079	Zr3391	S_1820	Bi2230	Li6707
Units	ppm	ppm	ppm	ppm	ppm	ppm	ppm
Avg	**-.0001**	**-.0003**	**.0053**	**.0002**	**.0006**	**.0002**	**.0020**
Stddev	.0000	.0004	.0015	.0001	.0001	.0005	.0016
%RSD	2.523	109.9	28.14	75.23	13.03	261.6	78.97
#1	-.0001	-.0006	.0063	.0001	.0006	.0006	.0032
#2	-.0001	-.0001	.0042	.0003	.0005	-.0002	.0009
Check ?	None	None	None	None	None	None	None
Value							
Range							

Int. Std.	Y_3600	Y_3710	Y_2243	In2306
Units	Cts/S	Cts/S	Cts/S	Cts/S
Avg	**71764.**	**7159.7**	**2890.5**	**4081.0**
Stddev	54.	11.3	7.7	2.4
%RSD	.07491	.15821	.26742	.05791
#1	71726.	7151.7	2896.0	4082.7
#2	71802.	7167.7	2885.1	4079.3

Zoom In Zoom Out

Sample Name: icsa Acquired: 7/25/2014 0:13:44 Type: QC
Method: Accutest1(v117) Mode: CONC Corr. Factor: 1.000000
User: admin Custom ID1: Custom ID2: Custom ID3:
Comment:

Elem	Ba4554	Be3130	Cd2288	Co2286	Cr2677	Cu3247	Mn2576	Ni2316	Ag3280
Units	ppm	ppm	ppm	ppm	ppm	ppm	ppm	ppm	ppm
Avg	**-.0017**	**.0005**	**.0021**	**.0018**	**.0002**	**-.0034**	**.0007**	**-.0014**	**.0039**
Stddev	.0001	.0001	.0001	.0001	.0006	.0000	.0000	.0000	.0007
%RSD	6.923	14.79	3.088	6.840	316.7	.5653	4.272	3.037	18.97
#1	-.0016	.0006	.0021	.0019	-.0002	-.0034	.0007	-.0015	.0034
#2	-.0018	.0005	.0022	.0017	.0006	-.0034	.0007	-.0014	.0045
Check ?	Chk Pass	Chk Pass	Chk Pass	Chk Pass	Chk Pass	Chk Pass	Chk Pass	Chk Pass	Chk Pass
High Limit									
Low Limit									

Elem	V_2924	Zn2062	As1890	Tl1908	Pb2203	Se1960	Sb2068	Al3961	Ca3179
Units	ppm	ppm	ppm	ppm	ppm	ppm	ppm	ppm	ppm
Avg	**.0037**	**.0011**	**.0012**	**-.0014**	**.0040**	**.0039**	**.0034**	**491.7**	**367.0**
Stddev	.0000	.0002	.0016	.0011	.0012	.0004	.0011	.3	.9
%RSD	.2611	15.82	136.0	78.44	30.77	9.617	32.37	.0629	.2321
#1	.0037	.0012	.0000	-.0022	.0049	.0037	.0042	491.5	366.4
#2	.0037	.0010	.0023	-.0006	.0031	.0042	.0026	492.0	367.6
Check ?	Chk Pass	Chk Pass	Chk Pass	Chk Pass	Chk Pass	Chk Pass	Chk Pass	Chk Pass	Chk Pass
High Limit									
Low Limit									

Elem	Fe2599	Mg2790	K_7664	Na5895	B_2089	Mo2020	Pd3404	Si2124	Sn1899
Units	ppm	ppm	ppm	ppm	ppm	ppm	ppm	ppm	ppm
Avg	**186.3**	**484.2**	**.0325**	**.0045**	**-.0001**	**.0009**	**-.0315**	**.0063**	**-.0038**
Stddev	.4	1.4	.0206	.0033	.0016	.0005	.0001	.0022	.0003
%RSD	.2275	.2850	63.36	72.57	2374.	58.19	.3469	34.18	8.747
#1	186.0	483.2	.0179	.0022	.0011	.0005	-.0316	.0079	-.0036
#2	186.6	485.2	.0470	.0068	-.0012	.0013	-.0314	.0048	-.0041
Check ?	Chk Pass	Chk Pass	Chk Pass	Chk Pass	Chk Pass	Chk Pass	Chk Pass	Chk Pass	Chk Pass
High Limit									
Low Limit									

Zoom In Zoom Out

Sample Name: icsa Acquired: 7/25/2014 0:13:44 Type: QC
Method: Accutest1(v117) Mode: CONC Corr. Factor: 1.000000
User: admin Custom ID1: Custom ID2: Custom ID3:
Comment:

Elem	Sr4077	Ti3349	W_2079	Zr3391	S_1820	Bi2230	Li6707
Units	ppm	ppm	ppm	ppm	ppm	ppm	ppm
Avg	**-.0045**	**.0016**	**-.0356**	**-.0007**	**-.0126**	**.0305**	**.0099**
Stddev	.0002	.0004	.0019	.0002	.0028	.0006	.0010
%RSD	3.393	21.90	5.434	30.72	22.57	1.874	10.39
#1	-.0044	.0014	-.0343	-.0005	-.0146	.0301	.0106
#2	-.0046	.0018	-.0370	-.0008	-.0106	.0309	.0092
Check ?	Chk Pass	Chk Pass	Chk Pass	Chk Pass	Chk Pass	Chk Pass	Chk Pass
High Limit							
Low Limit							

Int. Std.	Y_3600	Y_3710	Y_2243	In2306
Units	Cts/S	Cts/S	Cts/S	Cts/S
Avg	**62313.**	**6675.3**	**2422.4**	**3198.8**
Stddev	58.	24.4	4.7	4.4
%RSD	.09260	.36513	.19293	.13903
#1	62354.	6692.5	2419.1	3195.7
#2	62272.	6658.0	2425.7	3202.0

Zoom In Zoom Out

Sample Name: icsab Acquired: 7/25/2014 0:19:34 Type: QC
Method: Accutest1(v117) Mode: CONC Corr. Factor: 1.000000
User: admin Custom ID1: Custom ID2: Custom ID3:
Comment:

Elem	Ba4554	Be3130	Cd2288	Co2286	Cr2677	Cu3247	Mn2576	Ni2316	Ag3280
Units	ppm	ppm	ppm	ppm	ppm	ppm	ppm	ppm	ppm
Avg	**.4873**	**.4849**	**1.013**	**.4865**	**.4848**	**.5007**	**.4917**	**.9338**	**.9974**
Stddev	.0008	.0001	.002	.0002	.0007	.0007	.0021	.0014	.0015
%RSD	.1726	.0243	.1560	.0471	.1404	.1448	.4309	.1495	.1489
#1	.4867	.4848	1.012	.4863	.4853	.5012	.4932	.9328	.9985
#2	.4878	.4850	1.014	.4867	.4843	.5002	.4902	.9347	.9964
Check ?	Chk Pass	Chk Pass	Chk Pass	Chk Pass	Chk Pass	Chk Pass	Chk Pass	Chk Pass	Chk Pass
Value									
Range									

Elem	V_2924	Zn2062	As1890	Tl1908	Pb2203	Se1960	Sb2068	Al3961	Ca3179
Units	ppm	ppm	ppm	ppm	ppm	ppm	ppm	ppm	ppm
Avg	**.4869**	**.9646**	**1.033**	**.9345**	**.9526**	**1.086**	**1.014**	**491.0**	**367.6**
Stddev	.0012	.0011	.003	.0007	.0003	.002	.004	.8	.8
%RSD	.2434	.1128	.3083	.0735	.0321	.1507	.3478	.1570	.2084
#1	.4878	.9639	1.031	.9340	.9524	1.087	1.011	490.4	367.0
#2	.4861	.9654	1.036	.9350	.9528	1.084	1.016	491.5	368.1
Check ?	Chk Pass	Chk Pass	Chk Pass	Chk Pass	Chk Pass	Chk Pass	Chk Pass	Chk Pass	Chk Pass
Value									
Range									

Elem	Fe2599	Mg2790	K_7664	Na5895	B_2089	Mo2020	Pd3404	Si2124	Sn1899
Units	ppm	ppm	ppm	ppm	ppm	ppm	ppm	ppm	ppm
Avg	**182.1**	**483.7**	**.0666**	**.0013**	**.0029**	**.4951**	**.5204**	**.0049**	**-.0027**
Stddev	.6	1.0	.0154	.0002	.0001	.0014	.0010	.0037	.0007
%RSD	.3187	.2011	23.17	18.50	2.972	.2827	.1975	75.38	26.90
#1	181.7	483.0	.0775	.0015	.0029	.4941	.5197	.0075	-.0021
#2	182.5	484.3	.0557	.0011	.0028	.4961	.5212	.0023	-.0032
Check ?	Chk Pass	Chk Pass	None	None	None	Chk Pass	Chk Pass	None	None
Value									
Range									

Zoom In Zoom Out

Sample Name: icsab Acquired: 7/25/2014 0:19:34 Type: QC
Method: Accutest1(v117) Mode: CONC Corr. Factor: 1.000000
User: admin Custom ID1: Custom ID2: Custom ID3:
Comment:

Elem	Sr4077	Ti3349	W_2079	Zr3391	S_1820	Bi2230	Li6707
Units	ppm	ppm	ppm	ppm	ppm	ppm	ppm
Avg	**-.0046**	**.0015**	**.5077**	**.4891**	**.4634**	**.5376**	**.5659**
Stddev	.0002	.0009	.0001	.0048	.0009	.0003	.0003
%RSD	4.517	60.14	.0230	.9907	.1874	.0538	.0616
#1	-.0044	.0021	.5078	.4857	.4640	.5374	.5656
#2	-.0047	.0008	.5076	.4925	.4628	.5378	.5661
Check ?	None	None	Chk Pass	Chk Pass	Chk Pass	Chk Pass	Chk Pass
Value							
Range							

Int. Std.	Y_3600	Y_3710	Y_2243	In2306
Units	Cts/S	Cts/S	Cts/S	Cts/S
Avg	**62663.**	**6689.9**	**2431.0**	**3209.9**
Stddev	268.	33.9	1.7	3.2
%RSD	.42700	.50614	.06886	.09836
#1	62474.	6713.9	2432.2	3212.1
#2	62852.	6666.0	2429.9	3207.6

Zoom In Zoom Out

Sample Name: ccv Acquired: 7/25/2014 0:25:17 Type: QC
Method: Accutest1(v117) Mode: CONC Corr. Factor: 1.000000
User: admin Custom ID1: Custom ID2: Custom ID3:
Comment:

Elem	Ba4554	Be3130	Cd2288	Co2286	Cr2677	Cu3247	Mn2576	Ni2316	Ag3280
Units	ppm	ppm	ppm	ppm	ppm	ppm	ppm	ppm	ppm
Avg	**1.959**	**1.962**	**2.001**	**2.016**	**2.012**	**1.926**	**2.040**	**2.007**	**.2447**
Stddev	.004	.001	.007	.003	.011	.002	.006	.004	.0009
%RSD	.2127	.0495	.3438	.1391	.5312	.1018	.2754	.1871	.3786
#1	1.962	1.962	1.996	2.014	2.004	1.928	2.036	2.005	.2440
#2	1.956	1.961	2.006	2.018	2.019	1.925	2.044	2.010	.2453
Check ?	Chk Pass	Chk Pass	Chk Pass	Chk Pass	Chk Pass	Chk Pass	Chk Pass	Chk Pass	Chk Pass
Value									
Range									

Elem	V_2924	Zn2062	As1890	Tl1908	Pb2203	Se1960	Sb2068	Al3961	Ca3179
Units	ppm	ppm	ppm	ppm	ppm	ppm	ppm	ppm	ppm
Avg	**2.014**	**2.036**	**1.986**	**2.078**	**2.015**	**1.991**	**2.003**	**39.12**	**39.34**
Stddev	.007	.006	.007	.004	.005	.009	.008	.08	.05
%RSD	.3634	.3115	.3347	.1690	.2398	.4771	.3918	.2018	.1200
#1	2.009	2.031	1.981	2.076	2.012	1.984	1.997	39.18	39.31
#2	2.020	2.040	1.991	2.081	2.019	1.998	2.009	39.07	39.38
Check ?	Chk Pass	Chk Pass	Chk Pass	Chk Pass	Chk Pass	Chk Pass	Chk Pass	Chk Pass	Chk Pass
Value									
Range									

Elem	Fe2599	Mg2790	K_7664	Na5895	B_2089	Mo2020	Pd3404	Si2124	Sn1899
Units	ppm	ppm	ppm	ppm	ppm	ppm	ppm	ppm	ppm
Avg	**39.53**	**39.19**	**39.51**	**40.24**	**2.007**	**2.013**	**1.967**	**5.118**	**2.047**
Stddev	.02	.06	.06	.03	.006	.007	.006	.017	.007
%RSD	.0545	.1615	.1539	.0677	.3260	.3636	.3075	.3236	.3391
#1	39.55	39.15	39.56	40.22	2.003	2.008	1.971	5.106	2.042
#2	39.52	39.24	39.47	40.26	2.012	2.018	1.962	5.130	2.052
Check ?	Chk Pass	Chk Pass	Chk Pass	Chk Pass	Chk Pass	Chk Pass	Chk Pass	Chk Pass	Chk Pass
Value									
Range									

Zoom In Zoom Out

Sample Name: ccv Acquired: 7/25/2014 0:25:17 Type: QC
Method: Accutest1(v117) Mode: CONC Corr. Factor: 1.000000
User: admin Custom ID1: Custom ID2: Custom ID3:
Comment:

Elem	Sr4077	Ti3349	W_2079	Zr3391	S_1820	Bi2230	Li6707
Units	ppm	ppm	ppm	ppm	ppm	ppm	ppm
Avg	**2.001**	**1.963**	**2.014**	**2.015**	**1.970**	**2.000**	**1.945**
Stddev	.001	.009	.010	.001	.005	.006	.003
%RSD	.0556	.4657	.5104	.0439	.2487	.3029	.1657
#1	2.001	1.957	2.006	2.015	1.967	1.996	1.948
#2	2.000	1.969	2.021	2.016	1.974	2.005	1.943
Check ?	Chk Pass	Chk Pass	Chk Pass	Chk Pass	Chk Pass	Chk Pass	Chk Pass
Value							
Range							

Int. Std.	Y_3600	Y_3710	Y_2243	In2306
Units	Cts/S	Cts/S	Cts/S	Cts/S
Avg	**68476.**	**7068.5**	**2722.2**	**3708.1**
Stddev	412.	29.7	6.3	4.4
%RSD	.60147	.42001	.22970	.11952
#1	68767.	7089.5	2726.7	3711.3
#2	68185.	7047.5	2717.8	3705.0

Zoom In Zoom Out

Sample Name: ccb Acquired: 7/25/2014 0:30:56 Type: QC
Method: Accutest1(v117) Mode: CONC Corr. Factor: 1.000000
User: admin Custom ID1: Custom ID2: Custom ID3:
Comment:

Elem	Ba4554	Be3130	Cd2288	Co2286	Cr2677	Cu3247	Mn2576	Ni2316	Ag3280
Units	ppm	ppm	ppm	ppm	ppm	ppm	ppm	ppm	ppm
Avg	**.0001**	**.0001**	**.0004**	**.0004**	**.0001**	**.0016**	**.0003**	**.0006**	**-.0001**
Stddev	.0001	.0000	.0001	.0000	.0000	.0001	.0000	.0003	.0001
%RSD	91.38	12.68	20.27	6.236	27.65	8.579	9.716	55.85	77.59
#1	.0000	.0002	.0004	.0004	.0002	.0015	.0003	.0004	-.0000
#2	.0001	.0001	.0003	.0005	.0001	.0017	.0003	.0009	-.0002
Check ?	Chk Pass	Chk Pass	Chk Pass	Chk Pass	Chk Pass	Chk Pass	Chk Pass	Chk Pass	Chk Pass
High Limit									
Low Limit									

Elem	V_2924	Zn2062	As1890	Tl1908	Pb2203	Se1960	Sb2068	Al3961	Ca3179
Units	ppm	ppm	ppm	ppm	ppm	ppm	ppm	ppm	ppm
Avg	**-.0002**	**.0002**	**.0007**	**-.0003**	**-.0001**	**-.0023**	**.0002**	**-.0070**	**.0048**
Stddev	.0003	.0001	.0013	.0006	.0004	.0011	.0002	.0080	.0013
%RSD	134.0	64.88	176.0	197.5	360.0	45.43	92.18	113.6	26.30
#1	-.0005	.0003	-.0002	.0001	.0002	-.0016	.0004	-.0127	.0039
#2	-.0000	.0001	.0016	-.0008	-.0004	-.0031	.0001	-.0014	.0057
Check ?	Chk Pass	Chk Pass	Chk Pass	Chk Pass	Chk Pass	Chk Pass	Chk Pass	Chk Pass	Chk Pass
High Limit									
Low Limit									

Elem	Fe2599	Mg2790	K_7664	Na5895	B_2089	Mo2020	Pd3404	Si2124	Sn1899
Units	ppm	ppm	ppm	ppm	ppm	ppm	ppm	ppm	ppm
Avg	**.0296**	**.0090**	**.0014**	**.0179**	**.0012**	F **.0025**	**-.0003**	**.0164**	**.0003**
Stddev	.0051	.0255	.0107	.0037	.0001	.0003	.0013	.0004	.0007
%RSD	17.17	282.9	755.8	20.40	4.917	12.09	442.4	2.544	271.8
#1	.0260	-.0090	.0090	.0153	.0011	.0027	-.0012	.0166	.0007
#2	.0332	.0271	-.0061	.0205	.0012	.0023	.0006	.0161	-.0002
Check ?	Chk Pass	Chk Pass	Chk Pass	Chk Pass	Chk Pass	Chk Fail	Chk Pass	Chk Pass	Chk Pass
High Limit						.0021			
Low Limit						-.0021			

Zoom In Zoom Out

Sample Name: ccb Acquired: 7/25/2014 0:30:56 Type: QC
Method: Accutest1(v117) Mode: CONC Corr. Factor: 1.000000
User: admin Custom ID1: Custom ID2: Custom ID3:
Comment:

Elem	Sr4077	Ti3349	W_2079	Zr3391	S_1820	Bi2230	Li6707
Units	ppm	ppm	ppm	ppm	ppm	ppm	ppm
Avg	**.0002**	**.0000**	**.0103**	**.0009**	**.0009**	**.0021**	**.0006**
Stddev	.0000	.0000	.0004	.0000	.0011	.0006	.0007
%RSD	5.162	347.6	3.754	4.238	114.4	28.11	132.9
#1	.0002	.0000	.0106	.0009	.0017	.0017	.0011
#2	.0002	-.0000	.0101	.0008	.0002	.0025	.0000
Check ?	Chk Pass	Chk Pass	Chk Pass	Chk Pass	Chk Pass	Chk Pass	Chk Pass
High Limit							
Low Limit							

Int. Std.	Y_3600	Y_3710	Y_2243	In2306
Units	Cts/S	Cts/S	Cts/S	Cts/S
Avg	**71462.**	**7100.3**	**2889.6**	**4087.9**
Stddev	557.	4.2	4.2	.7
%RSD	.77915	.05964	.14450	.01714
#1	71069.	7103.3	2892.5	4088.4
#2	71856.	7097.3	2886.6	4087.4

Zoom In Zoom Out

Sample Name: crid Acquired: 7/25/2014 0:36:52 Type: QC
Method: Accutest1(v117) Mode: CONC Corr. Factor: 1.000000
User: admin Custom ID1: Custom ID2: Custom ID3:
Comment:

Elem	Ba4554	Be3130	Cd2288	Co2286	Cr2677	Cu3247	Mn2576	Ni2316
Units	ppm	ppm	ppm	ppm	ppm	ppm	ppm	ppm
Avg	**.0037**	**.0009**	**.0012**	**.0033**	**.0018**	F **.0028**	**.0033**	**.0039**
Stddev	.0001	.0001	.0000	.0001	.0006	.0002	.0001	.0001
%RSD	3.716	6.722	1.092	3.579	30.71	5.383	1.635	1.593
#1	.0038	.0009	.0012	.0032	.0022	.0027	.0033	.0039
#2	.0036	.0010	.0012	.0034	.0014	.0029	.0032	.0039
Check ?	Chk Pass	Chk Pass	Chk Pass	Chk Pass	Chk Pass	Chk Fail	Chk Pass	Chk Pass
Value						.0020		
Range						30.00%		

Elem	Ag3280	V_2924	Zn2062	As1890	Tl1908	Pb2203	Se1960	Sb2068
Units	ppm	ppm	ppm	ppm	ppm	ppm	ppm	ppm
Avg	F **.0007**	**.0019**	**.0117**	**.0030**	**.0025**	**.0022**	**.0045**	**.0039**
Stddev	.0003	.0003	.0001	.0003	.0001	.0003	.0019	.0001
%RSD	41.01	13.09	1.250	8.989	6.035	14.74	42.96	2.634
#1	.0009	.0018	.0116	.0028	.0023	.0020	.0059	.0039
#2	.0005	.0021	.0118	.0032	.0026	.0025	.0031	.0038
Check ?	Chk Fail	Chk Pass	Chk Pass	Chk Pass	Chk Pass	Chk Pass	Chk Pass	Chk Pass
Value	.0010							
Range	-30.00%							

Elem	Al3961	Ca3179	Fe2599	Mg2790	K_7664	Na5895	B_2089	Mo2020
Units	ppm	ppm	ppm	ppm	ppm	ppm	ppm	ppm
Avg	**.0997**	**1.030**	**.0135**	F **.1391**	**2.009**	**1.032**	**.0101**	**.0008**
Stddev	.0037	.004	.0045	.0222	.019	.005	.0002	.0001
%RSD	3.713	.3899	33.13	15.98	.9284	.4798	1.936	8.718
#1	.1023	1.027	.0103	.1234	2.022	1.036	.0099	.0008
#2	.0971	1.032	.0166	.1548	1.996	1.029	.0102	.0009
Check ?	Chk Pass	Chk Pass	None	Chk Fail	Chk Pass	Chk Pass	Chk Pass	None
Value				.1000				
Range				30.00%				

Zoom In Zoom Out

Sample Name: crid Acquired: 7/25/2014 0:36:52 Type: QC
Method: Accutest1(v117) Mode: CONC Corr. Factor: 1.000000
User: admin Custom ID1: Custom ID2: Custom ID3:
Comment:

Elem	Pd3404	Si2124	Sn1899	Sr4077	Ti3349	W_2079	Zr3391	S_1820
Units	ppm	ppm	ppm	ppm	ppm	ppm	ppm	ppm
Avg	**.0000**	**.0104**	**.0005**	**-.0001**	**-.0006**	F **.0073**	F **.0002**	F **-.0003**
Stddev	.0003	.0000	.0004	.0000	.0002	.0003	.0001	.0001
%RSD	675.1	.3886	87.62	48.02	35.65	3.569	61.00	24.83
#1	-.0002	.0103	.0002	-.0000	-.0005	.0075	.0001	-.0003
#2	.0003	.0104	.0007	-.0001	-.0008	.0071	.0003	-.0002
Check ?	None	None	None	None	None	Chk Fail	Chk Fail	Chk Fail
Value						.0040	.0040	.0040
Range						30.00%	-30.00%	-30.00%

Elem	Bi2230	Li6707
Units	ppm	ppm
Avg	F **.0003**	F **.0002**
Stddev	.0004	.0002
%RSD	144.3	78.71
#1	.0006	.0001
#2	-.0000	.0003
Check ?	Chk Fail	Chk Fail
Value	.0040	.0040
Range	-30.00%	-30.00%

Int. Std.	Y_3600	Y_3710	Y_2243	In2306
Units	Cts/S	Cts/S	Cts/S	Cts/S
Avg	**71503.**	**7066.4**	**2897.5**	**4094.7**
Stddev	403.	23.2	6.6	9.8
%RSD	.56400	.32825	.22676	.24016
#1	71218.	7082.8	2902.2	4101.7
#2	71789.	7050.0	2892.9	4087.7

Zoom In Zoom Out

Sample Name: jb72020-10r Acquired: 7/25/2014 0:42:47 Type: Unk
Method: Accutest1(v117) Mode: CONC Corr. Factor: 1.000000
User: admin Custom ID1: Custom ID2: Custom ID3:
Comment: due

Elem	Ba4554	Be3130	Cd2288	Co2286	Cr2677	Cu3247	Mn2576	Ni2316
Avg	**.2872**	**.0028**	**.0015**	**.0507**	**.0690**	**.0845**	**1.697**	**.0966**
Stddev	.0010	.0001	.0000	.0000	.0007	.0001	.001	.0003
%RSD	.3319	2.323	.1806	.0563	.9895	.1202	.0295	.2722
#1	.2878	.0027	.0015	.0507	.0695	.0844	1.698	.0965
#2	.2865	.0028	.0015	.0507	.0686	.0845	1.697	.0968

Elem	Ag3280	V_2924	Zn2062	As1890	Tl1908	Pb2203	Se1960	Sb2068
Avg	**.0023**	**.0955**	**.3621**	**.0337**	F **-.0041**	**.1561**	**.0066**	**-.0002**
Stddev	.0000	.0004	.0008	.0002	.0012	.0005	.0005	.0012
%RSD	2.128	.3875	.2308	.4932	29.08	.2926	8.217	748.6
#1	.0022	.0958	.3615	.0338	-.0049	.1558	.0062	-.0010
#2	.0023	.0953	.3627	.0336	-.0033	.1564	.0069	.0007

Elem	Al3961	Ca3179	Fe2599	Mg2790	K_7664	Na5895	B_2089	Mo2020
Avg	**49.43**	**5.208**	**118.7**	**19.06**	**6.457**	**.4802**	**.0122**	**.0027**
Stddev	.10	.045	.4	.04	.010	.0069	.0007	.0001
%RSD	.2073	.8720	.3728	.2305	.1535	1.431	5.786	1.876
#1	49.51	5.240	119.0	19.09	6.464	.4851	.0127	.0028
#2	49.36	5.176	118.3	19.03	6.450	.4754	.0117	.0027

Elem	Pd3404	Si2124	Sn1899	Sr4077	Ti3349	W_2079	Zr3391	S_1820
Avg	**-.0030**	**12.41**	**.0209**	**.0381**	**.7106**	**.0230**	**.0383**	**.5323**
Stddev	.0006	.08	.0000	.0001	.0096	.0007	.0007	.0021
%RSD	19.23	.6436	.1578	.2681	1.353	3.073	1.888	.3986
#1	-.0026	12.47	.0209	.0381	.7174	.0225	.0389	.5308
#2	-.0034	12.36	.0209	.0380	.7038	.0235	.0378	.5338

Elem	Bi2230	Li6707
Avg	**.0149**	**.1037**
Stddev	.0013	.0017
%RSD	8.995	1.610
#1	.0158	.1049
#2	.0139	.1025

Zoom In Zoom Out

Sample Name: jb72020-10r Acquired: 7/25/2014 0:42:47 Type: Unk
Method: Accutest1(v117) Mode: CONC Corr. Factor: 1.000000
User: admin Custom ID1: Custom ID2: Custom ID3:
Comment: due

Int. Std.	Y_3600	Y_3710	Y_2243	In2306
Avg	**71314.**	**7112.4**	**2834.8**	**3915.3**
Stddev	366.	11.4	2.3	9.0
%RSD	.51321	.15982	.08066	.22990
#1	71055.	7120.5	2836.5	3921.7
#2	71573.	7104.4	2833.2	3909.0

Zoom In Zoom Out

Sample Name: jb72020-12r Acquired: 7/25/2014 0:48:34 Type: Unk
Method: Accutest1(v117) Mode: CONC Corr. Factor: 1.000000
User: admin Custom ID1: Custom ID2: Custom ID3:
Comment: due

Elem	Ba4554	Be3130	Cd2288	Co2286	Cr2677	Cu3247	Mn2576	Ni2316
Avg	**2.147**	**.0031**	**.0027**	**.0442**	**.1048**	**.1027**	**2.597**	**.0922**
Stddev	.011	.0000	.0002	.0002	.0001	.0001	.002	.0001
%RSD	.4987	.7241	6.075	.4623	.0659	.1390	.0754	.1069
#1	2.154	.0031	.0028	.0440	.1049	.1026	2.598	.0921
#2	2.139	.0031	.0026	.0443	.1048	.1028	2.595	.0922

Elem	Ag3280	V_2924	Zn2062	As1890	Tl1908	Pb2203	Se1960	Sb2068
Avg	**.0112**	**.1445**	**1.399**	**.0444**	F **-.0066**	**.7902**	**.0086**	**.0018**
Stddev	.0006	.0004	.006	.0002	.0002	.0023	.0002	.0002
%RSD	5.023	.2672	.4580	.4133	3.072	.2967	2.809	11.03
#1	.0108	.1442	1.395	.0443	-.0065	.7886	.0084	.0016
#2	.0116	.1448	1.404	.0445	-.0068	.7919	.0088	.0019

Elem	Al3961	Ca3179	Fe2599	Mg2790	K_7664	Na5895	B_2089	Mo2020
Avg	**63.36**	**109.6**	**112.8**	**36.64**	**7.165**	**1.088**	**.0295**	**.0028**
Stddev	.26	.3	.4	.01	.018	.004	.0003	.0000
%RSD	.4096	.3120	.3904	.0365	.2474	.3629	1.154	.2166
#1	63.54	109.9	113.1	36.65	7.178	1.085	.0292	.0028
#2	63.18	109.4	112.4	36.63	7.153	1.091	.0297	.0028

Elem	Pd3404	Si2124	Sn1899	Sr4077	Ti3349	W_2079	Zr3391	S_1820
Avg	**.0073**	**19.93**	**.0281**	**.6600**	**1.457**	**.0181**	**.0351**	**12.74**
Stddev	.0005	.16	.0005	.0011	.004	.0017	.0002	.04
%RSD	6.450	.7809	1.731	.1618	.2804	9.417	.6097	.3470
#1	.0076	20.04	.0277	.6608	1.460	.0193	.0353	12.71
#2	.0069	19.82	.0284	.6593	1.454	.0169	.0350	12.77

Elem	Bi2230	Li6707
Avg	**.0133**	**.1127**
Stddev	.0009	.0009
%RSD	6.667	.7912
#1	.0139	.1133
#2	.0127	.1121

Zoom In Zoom Out

Sample Name: jb72020-12r Acquired: 7/25/2014 0:48:34 Type: Unk
Method: Accutest1(v117) Mode: CONC Corr. Factor: 1.000000
User: admin Custom ID1: Custom ID2: Custom ID3:
Comment: due

Int. Std.	Y_3600	Y_3710	Y_2243	In2306
Avg	**69876.**	**7171.8**	**2748.5**	**3760.4**
Stddev	234.	1.5	6.4	6.3
%RSD	.33524	.02103	.23417	.16850
#1	69710.	7172.8	2753.1	3764.9
#2	70042.	7170.7	2744.0	3755.9

Zoom In Zoom Out

Sample Name: jb72020-14r Acquired: 7/25/2014 0:54:20 Type: Unk
Method: Accutest1(v117) Mode: CONC Corr. Factor: 1.000000
User: admin Custom ID1: Custom ID2: Custom ID3:
Comment: due

Elem	Ba4554	Be3130	Cd2288	Co2286	Cr2677	Cu3247	Mn2576	Ni2316
Avg	**2.896**	**.0041**	**.0075**	**.0503**	**.1494**	**.2958**	**3.666**	**.1131**
Stddev	.006	.0000	.0000	.0003	.0008	.0023	.006	.0000
%RSD	.1925	.1179	.5277	.5416	.5261	.7673	.1592	.0244
#1	2.892	.0041	.0074	.0501	.1500	.2942	3.670	.1131
#2	2.900	.0041	.0075	.0505	.1489	.2974	3.662	.1130

Elem	Ag3280	V_2924	Zn2062	As1890	Tl1908	Pb2203	Se1960	Sb2068
Avg	**.0151**	**.1707**	**2.951**	**.1212**	F **-.0048**	**1.634**	**.0091**	**.0158**
Stddev	.0004	.0005	.003	.0010	.0001	.002	.0011	.0004
%RSD	2.410	.3142	.1046	.8522	2.226	.1291	11.58	2.688
#1	.0153	.1711	2.948	.1205	-.0049	1.633	.0099	.0155
#2	.0148	.1703	2.953	.1220	-.0048	1.636	.0084	.0161

Elem	Al3961	Ca3179	Fe2599	Mg2790	K_7664	Na5895	B_2089	Mo2020
Avg	**67.44**	**129.3**	**126.9**	**44.45**	**7.088**	**1.124**	**.0431**	**.0034**
Stddev	.05	.5	.2	.36	.016	.004	.0001	.0000
%RSD	.0776	.3573	.1711	.8136	.2225	.3090	.1955	1.176
#1	67.40	129.0	126.8	44.19	7.077	1.126	.0430	.0034
#2	67.48	129.6	127.1	44.70	7.099	1.121	.0432	.0033

Elem	Pd3404	Si2124	Sn1899	Sr4077	Ti3349	W_2079	Zr3391	S_1820
Avg	**.0020**	**16.21**	**.0458**	**.8848**	**2.027**	**.0147**	**.0322**	**27.60**
Stddev	.0016	.08	.0004	.0009	.006	.0006	.0011	.06
%RSD	82.01	.5033	.9082	.0999	.2818	4.282	3.274	.2063
#1	.0031	16.27	.0460	.8842	2.023	.0143	.0330	27.56
#2	.0008	16.15	.0455	.8855	2.031	.0151	.0315	27.64

Elem	Bi2230	Li6707
Avg	**.0160**	**.1212**
Stddev	.0004	.0004
%RSD	2.241	.3534
#1	.0158	.1209
#2	.0163	.1215

Zoom In Zoom Out

Sample Name: jb72020-14r Acquired: 7/25/2014 0:54:20 Type: Unk
Method: Accutest1(v117) Mode: CONC Corr. Factor: 1.000000
User: admin Custom ID1: Custom ID2: Custom ID3:
Comment: due

Int. Std.	Y_3600	Y_3710	Y_2243	In2306
Avg	**69734.**	**7145.5**	**2720.5**	**3698.5**
Stddev	64.	1.6	1.4	3.6
%RSD	.09172	.02295	.04962	.09714
#1	69688.	7146.7	2721.4	3701.1
#2	69779.	7144.4	2719.5	3696.0

Zoom In Zoom Out

Sample Name: jb72020-16r Acquired: 7/25/2014 1:00:05 Type: Unk
Method: Accutest1(v117) Mode: CONC Corr. Factor: 1.000000
User: admin Custom ID1: Custom ID2: Custom ID3:
Comment: due

Elem	Ba4554	Be3130	Cd2288	Co2286	Cr2677	Cu3247	Mn2576	Ni2316
Avg	**.8507**	**.0039**	**.0025**	**.0492**	**.0906**	**.1286**	**2.788**	**.0981**
Stddev	.0004	.0000	.0001	.0001	.0003	.0008	.004	.0003
%RSD	.0434	.0334	6.003	.1358	.2950	.6353	.1588	.3507
#1	.8510	.0039	.0024	.0492	.0908	.1291	2.785	.0983
#2	.8505	.0039	.0026	.0493	.0904	.1280	2.792	.0979

Elem	Ag3280	V_2924	Zn2062	As1890	Tl1908	Pb2203	Se1960	Sb2068
Avg	**.0051**	**.1322**	**.6281**	**.0571**	F **-.0093**	**.8249**	**.0110**	**.0008**
Stddev	.0005	.0005	.0010	.0023	.0017	.0021	.0011	.0006
%RSD	9.244	.3695	.1653	4.027	18.30	.2493	9.594	65.91
#1	.0055	.1319	.6274	.0555	-.0081	.8234	.0103	.0012
#2	.0048	.1326	.6288	.0588	-.0106	.8263	.0117	.0004

Elem	Al3961	Ca3179	Fe2599	Mg2790	K_7664	Na5895	B_2089	Mo2020
Avg	**82.27**	**46.35**	**130.6**	**24.29**	**6.119**	**.6051**	**.0190**	**.0019**
Stddev	.10	.08	.1	.14	.018	.0081	.0001	.0002
%RSD	.1275	.1706	.1067	.5692	.2868	1.335	.2791	8.481
#1	82.20	46.30	130.6	24.20	6.107	.6108	.0191	.0020
#2	82.35	46.41	130.7	24.39	6.132	.5994	.0190	.0018

Elem	Pd3404	Si2124	Sn1899	Sr4077	Ti3349	W_2079	Zr3391	S_1820
Avg	**.0068**	**24.62**	**.0274**	**.2242**	**1.255**	**.0269**	**.0164**	**1.176**
Stddev	.0001	.14	.0006	.0001	.004	.0004	.0002	.004
%RSD	.9707	.5543	2.145	.0635	.3294	1.444	1.409	.3216
#1	.0068	24.53	.0278	.2243	1.252	.0266	.0162	1.179
#2	.0067	24.72	.0269	.2241	1.258	.0272	.0166	1.173

Elem	Bi2230	Li6707
Avg	**.0133**	**.1127**
Stddev	.0010	.0001
%RSD	7.607	.1132
#1	.0140	.1126
#2	.0126	.1128

Zoom In Zoom Out

Sample Name: jb72020-16r Acquired: 7/25/2014 1:00:05 Type: Unk
Method: Accutest1(v117) Mode: CONC Corr. Factor: 1.000000
User: admin Custom ID1: Custom ID2: Custom ID3:
Comment: due

Int. Std.	Y_3600	Y_3710	Y_2243	In2306
Avg	**70131.**	**7131.9**	**2790.6**	**3831.2**
Stddev	87.	25.7	5.6	5.4
%RSD	.12451	.35980	.20087	.14220
#1	70069.	7150.0	2786.6	3827.4
#2	70193.	7113.8	2794.6	3835.1

Zoom In Zoom Out

Sample Name: jb72020-18r Acquired: 7/25/2014 1:05:51 Type: Unk
Method: Accutest1(v117) Mode: CONC Corr. Factor: 1.000000
User: admin Custom ID1: Custom ID2: Custom ID3:
Comment: due

Elem	Ba4554	Be3130	Cd2288	Co2286	Cr2677	Cu3247	Mn2576	Ni2316
Avg	**1.594**	**.0055**	**.0063**	**.0661**	**.1353**	**.3378**	**4.577**	**.1392**
Stddev	.002	.0001	.0000	.0004	.0005	.0008	.007	.0002
%RSD	.1513	2.400	.5788	.5304	.3924	.2226	.1458	.1517
#1	1.596	.0054	.0063	.0658	.1350	.3373	4.572	.1390
#2	1.593	.0055	.0062	.0663	.1357	.3383	4.582	.1393

Elem	Ag3280	V_2924	Zn2062	As1890	Tl1908	Pb2203	Se1960	Sb2068
Avg	**.0094**	**.2130**	**1.843**	**.1286**	F **-.0066**	**1.544**	**.0118**	**.0029**
Stddev	.0005	.0004	.008	.0006	.0004	.007	.0003	.0009
%RSD	5.250	.1728	.4485	.4504	6.663	.4747	2.465	30.73
#1	.0097	.2128	1.837	.1282	-.0063	1.539	.0116	.0023
#2	.0090	.2133	1.849	.1290	-.0069	1.550	.0120	.0035

Elem	Al3961	Ca3179	Fe2599	Mg2790	K_7664	Na5895	B_2089	Mo2020
Avg	**89.83**	**172.7**	**157.7**	**51.58**	**8.586**	**.9920**	**.0427**	**.0040**
Stddev	.10	.8	.4	.31	.045	.0003	.0000	.0000
%RSD	.1098	.4485	.2327	.5930	.5298	.0316	.1144	.9451
#1	89.90	173.2	158.0	51.80	8.618	.9918	.0427	.0040
#2	89.76	172.1	157.4	51.37	8.554	.9922	.0427	.0040

Elem	Pd3404	Si2124	Sn1899	Sr4077	Ti3349	W_2079	Zr3391	S_1820
Avg	**-.0037**	**19.28**	**.0479**	**.9525**	**1.650**	**.0115**	**.0250**	**3.966**
Stddev	.0013	.10	.0005	.0004	.012	.0002	.0010	.012
%RSD	34.00	.5253	1.060	.0461	.7205	2.145	4.038	.2956
#1	-.0046	19.21	.0482	.9528	1.642	.0117	.0243	3.958
#2	-.0028	19.35	.0475	.9522	1.658	.0113	.0257	3.974

Elem	Bi2230	Li6707
Avg	**.0192**	**.1585**
Stddev	.0011	.0001
%RSD	5.482	.0826
#1	.0185	.1586
#2	.0200	.1584

Zoom In Zoom Out

Sample Name: jb72020-18r Acquired: 7/25/2014 1:05:51 Type: Unk
Method: Accutest1(v117) Mode: CONC Corr. Factor: 1.000000
User: admin Custom ID1: Custom ID2: Custom ID3:
Comment: due

Int. Std.	Y_3600	Y_3710	Y_2243	In2306
Avg	**69456.**	**7178.6**	**2711.5**	**3641.6**
Stddev	238.	1.7	9.4	15.6
%RSD	.34263	.02415	.34581	.42763
#1	69624.	7179.9	2718.1	3652.6
#2	69288.	7177.4	2704.8	3630.6

Sample Name: jb72020-20r Acquired: 7/25/2014 1:11:37 Type: Unk
Method: Accutest1(v117) Mode: CONC Corr. Factor: 1.000000
User: admin Custom ID1: Custom ID2: Custom ID3:
Comment: due

Elem	Ba4554	Be3130	Cd2288	Co2286	Cr2677	Cu3247	Mn2576	Ni2316
Avg	**1.230**	**.0043**	**.0037**	**.0475**	**.0979**	**.2606**	**4.014**	**.1052**
Stddev	.000	.0001	.0000	.0001	.0019	.0016	.021	.0004
%RSD	.0245	1.936	.8577	.1544	1.940	.6201	.5177	.4265
#1	1.229	.0044	.0037	.0474	.0966	.2617	3.999	.1055
#2	1.230	.0042	.0037	.0475	.0993	.2594	4.028	.1049

Elem	Ag3280	V_2924	Zn2062	As1890	Tl1908	Pb2203	Se1960	Sb2068
Avg	**.0080**	**.1663**	**1.327**	**.1459**	F **-.0054**	**1.237**	**.0104**	**.0023**
Stddev	.0003	.0012	.000	.0004	.0012	.003	.0010	.0013
%RSD	3.267	.7346	.0291	.2857	22.18	.2478	9.380	53.61
#1	.0082	.1654	1.327	.1456	-.0046	1.235	.0110	.0032
#2	.0078	.1672	1.328	.1462	-.0063	1.239	.0097	.0015

Elem	Al3961	Ca3179	Fe2599	Mg2790	K_7664	Na5895	B_2089	Mo2020
Avg	**75.62**	**97.16**	**134.9**	**42.69**	**6.780**	**.9660**	**.0357**	**.0030**
Stddev	.13	.22	.5	.15	.002	.0096	.0000	.0001
%RSD	.1685	.2243	.3367	.3541	.0360	.9970	.1232	4.465
#1	75.53	97.01	134.6	42.59	6.779	.9592	.0357	.0031
#2	75.71	97.32	135.3	42.80	6.782	.9728	.0357	.0029

Elem	Pd3404	Si2124	Sn1899	Sr4077	Ti3349	W_2079	Zr3391	S_1820
Avg	**.0031**	**20.12**	**.0371**	**.5786**	**1.393**	**.0182**	**.0134**	**10.62**
Stddev	.0003	.02	.0001	.0008	.008	.0012	.0001	.03
%RSD	10.17	.0868	.2010	.1407	.5883	6.715	.5375	.2932
#1	.0033	20.14	.0372	.5780	1.387	.0173	.0134	10.60
#2	.0029	20.11	.0371	.5792	1.398	.0191	.0135	10.64

Elem	Bi2230	Li6707
Avg	**.0164**	**.1082**
Stddev	.0008	.0001
%RSD	4.794	.0584
#1	.0169	.1082
#2	.0158	.1083

Sample Name: jb72020-20r Acquired: 7/25/2014 1:11:37 Type: Unk
Method: Accutest1(v117) Mode: CONC Corr. Factor: 1.000000
User: admin Custom ID1: Custom ID2: Custom ID3:
Comment: due

Int. Std.	Y_3600	Y_3710	Y_2243	In2306
Avg	**69582.**	**7159.0**	**2731.2**	**3713.6**
Stddev	511.	30.5	3.0	4.1
%RSD	.73407	.42638	.10836	.10907
#1	69943.	7180.6	2733.3	3716.5
#2	69221.	7137.4	2729.1	3710.8

Sample Name: jb72419-1 Acquired: 7/25/2014 1:17:23 Type: Unk
Method: Accutest1(v117) Mode: CONC Corr. Factor: 1.000000
User: admin Custom ID1: Custom ID2: Custom ID3:
Comment:

Elem	Ba4554	Be3130	Cd2288	Co2286	Cr2677	Cu3247	Mn2576	Ni2316
Avg	**.2233**	**.0022**	**.0042**	**.0273**	**.1844**	**.2071**	**.7515**	**.0491**
Stddev	.0001	.0001	.0000	.0003	.0000	.0008	.0013	.0002
%RSD	.0569	2.830	.8919	.9659	.0171	.3953	.1669	.3917
#1	.2232	.0022	.0043	.0275	.1844	.2076	.7524	.0492
#2	.2234	.0021	.0042	.0271	.1843	.2065	.7506	.0489

Elem	Ag3280	V_2924	Zn2062	As1890	Tl1908	Pb2203	Se1960	Sb2068
Avg	**.0048**	**.2065**	**.5936**	**.0516**	F **-.0075**	**.5147**	**.0137**	**.0232**
Stddev	.0002	.0000	.0017	.0000	.0019	.0010	.0006	.0009
%RSD	4.305	.0077	.2815	.0342	24.83	.1918	4.635	3.958
#1	.0047	.2065	.5924	.0516	-.0089	.5140	.0132	.0238
#2	.0050	.2065	.5948	.0516	-.0062	.5154	.0141	.0225

Elem	Al3961	Ca3179	Fe2599	Mg2790	K_7664	Na5895	B_2089	Mo2020
Avg	**43.95**	**216.7**	**77.06**	**13.60**	**6.703**	**1.987**	**.0589**	**.0067**
Stddev	.10	.9	.16	.02	.016	.006	.0005	.0001
%RSD	.2245	.4009	.2028	.1800	.2404	.2950	.8038	1.964
#1	43.88	216.1	76.95	13.62	6.691	1.983	.0585	.0066
#2	44.02	217.3	77.17	13.58	6.714	1.991	.0592	.0068

Elem	Pd3404	Si2124	Sn1899	Sr4077	Ti3349	W_2079	Zr3391	S_1820
Avg	**.0136**	**22.07**	**.0445**	**1.370**	**4.580**	**-.0013**	**.0515**	**10.08**
Stddev	.0015	.06	.0002	.001	.003	.0012	.0002	.00
%RSD	10.80	.2936	.3532	.1044	.0616	86.43	.3798	.0138
#1	.0146	22.11	.0443	1.369	4.582	-.0005	.0514	10.08
#2	.0125	22.02	.0446	1.371	4.578	-.0022	.0517	10.08

Elem	Bi2230	Li6707
Avg	**.0110**	**.0334**
Stddev	.0008	.0002
%RSD	7.213	.5257
#1	.0116	.0335
#2	.0105	.0333

Sample Name: jb72419-1 Acquired: 7/25/2014 1:17:23 Type: Unk
Method: Accutest1(v117) Mode: CONC Corr. Factor: 1.000000
User: admin Custom ID1: Custom ID2: Custom ID3:
Comment:

Int. Std.	Y_3600	Y_3710	Y_2243	In2306
Avg	**69111.**	**7146.3**	**2697.2**	**3636.9**
Stddev	109.	36.1	.1	1.8
%RSD	.15703	.50447	.00413	.04942
#1	69035.	7171.8	2697.1	3635.6
#2	69188.	7120.8	2697.2	3638.2

Zoom In Zoom Out

Sample Name: jb72419-2 Acquired: 7/25/2014 1:23:10 Type: Unk
Method: Accutest1(v117) Mode: CONC Corr. Factor: 1.000000
User: admin Custom ID1: Custom ID2: Custom ID3:
Comment:

Elem	Ba4554	Be3130	Cd2288	Co2286	Cr2677	Cu3247	Mn2576	Ni2316
Avg	**.2046**	**.0020**	**.0041**	**.0249**	**.1645**	**.2208**	**.7006**	**.0496**
Stddev	.0001	.0000	.0002	.0002	.0002	.0013	.0006	.0002
%RSD	.0428	2.417	5.193	.7232	.0917	.5977	.0900	.3770
#1	.2046	.0021	.0039	.0248	.1646	.2218	.7010	.0497
#2	.2047	.0020	.0042	.0251	.1644	.2199	.7001	.0494

Elem	Ag3280	V_2924	Zn2062	As1890	Tl1908	Pb2203	Se1960	Sb2068
Avg	**.0052**	**.1866**	**.5521**	**.0442**	F **-.0070**	**.4872**	**.0127**	**.0238**
Stddev	.0000	.0010	.0010	.0005	.0019	.0007	.0016	.0019
%RSD	.6645	.5303	.1854	1.180	26.83	.1423	12.64	8.138
#1	.0051	.1873	.5513	.0446	-.0057	.4867	.0138	.0224
#2	.0052	.1859	.5528	.0438	-.0084	.4877	.0115	.0251

Elem	Al3961	Ca3179	Fe2599	Mg2790	K_7664	Na5895	B_2089	Mo2020
Avg	**39.58**	**203.4**	**66.19**	**12.38**	**6.655**	**2.176**	**.0515**	**.0065**
Stddev	.03	.8	.20	.03	.014	.000	.0002	.0001
%RSD	.0750	.3880	.3082	.2223	.2054	.0021	.4589	1.322
#1	39.61	203.9	66.33	12.36	6.664	2.176	.0513	.0066
#2	39.56	202.8	66.04	12.40	6.645	2.176	.0516	.0065

Elem	Pd3404	Si2124	Sn1899	Sr4077	Ti3349	W_2079	Zr3391	S_1820
Avg	**.0137**	**21.22**	**.0430**	**1.291**	**4.275**	**-.0014**	**.0491**	**9.271**
Stddev	.0011	.07	.0005	.002	.009	.0007	.0004	.010
%RSD	7.690	.3293	1.190	.1675	.2129	49.74	.7548	.1046
#1	.0144	21.27	.0433	1.293	4.282	-.0019	.0489	9.277
#2	.0130	21.17	.0426	1.289	4.269	-.0009	.0494	9.264

Elem	Bi2230	Li6707
Avg	**.0103**	**.0304**
Stddev	.0001	.0000
%RSD	.7134	.0032
#1	.0103	.0304
#2	.0102	.0304

Zoom In Zoom Out

Sample Name: jb72419-2 Acquired: 7/25/2014 1:23:10 Type: Unk
Method: Accutest1(v117) Mode: CONC Corr. Factor: 1.000000
User: admin Custom ID1: Custom ID2: Custom ID3:
Comment:

Int. Std.	Y_3600	Y_3710	Y_2243	In2306
Avg	**68541.**	**7043.0**	**2719.2**	**3665.7**
Stddev	90.	23.6	4.2	5.8
%RSD	.13163	.33550	.15373	.15891
#1	68477.	7026.3	2716.2	3661.6
#2	68605.	7059.7	2722.1	3669.8

Zoom In Zoom Out

Sample Name: jb72419-3 Acquired: 7/25/2014 1:28:57 Type: Unk
Method: Accutest1(v117) Mode: CONC Corr. Factor: 1.000000
User: admin Custom ID1: Custom ID2: Custom ID3:
Comment:

Elem	Ba4554	Be3130	Cd2288	Co2286	Cr2677	Cu3247	Mn2576	Ni2316
Avg	**.1748**	**.0020**	**.0035**	**.0322**	**.1352**	**.2091**	**.6362**	**.0419**
Stddev	.0009	.0001	.0001	.0001	.0007	.0003	.0006	.0002
%RSD	.5141	2.652	2.080	.4325	.5500	.1543	.0999	.5201
#1	.1754	.0020	.0036	.0323	.1347	.2093	.6357	.0421
#2	.1741	.0019	.0035	.0321	.1357	.2089	.6366	.0418

Elem	Ag3280	V_2924	Zn2062	As1890	Tl1908	Pb2203	Se1960	Sb2068
Avg	**.0042**	**.1658**	**.4551**	**.0404**	F **-.0058**	**.3864**	**.0105**	**.0218**
Stddev	.0002	.0006	.0002	.0003	.0004	.0010	.0007	.0011
%RSD	5.027	.3418	.0459	.6785	7.237	.2566	6.319	5.238
#1	.0041	.1654	.4553	.0402	-.0055	.3857	.0101	.0210
#2	.0044	.1662	.4550	.0406	-.0061	.3871	.0110	.0226

Elem	Al3961	Ca3179	Fe2599	Mg2790	K_7664	Na5895	B_2089	Mo2020
Avg	**33.93**	**144.3**	**64.97**	**10.39**	**5.412**	**1.382**	**.0501**	**.0048**
Stddev	.16	.2	.18	.07	.009	.008	.0001	.0000
%RSD	.4797	.1309	.2808	.7191	.1702	.6083	.1654	.6339
#1	34.04	144.5	65.10	10.34	5.419	1.388	.0500	.0048
#2	33.81	144.2	64.84	10.45	5.406	1.377	.0501	.0048

Elem	Pd3404	Si2124	Sn1899	Sr4077	Ti3349	W_2079	Zr3391	S_1820
Avg	**.0085**	**16.93**	**.0405**	**.8831**	**3.798**	**.0053**	**.0375**	**5.526**
Stddev	.0007	.06	.0004	.0032	.011	.0012	.0006	.025
%RSD	8.684	.3305	1.080	.3647	.2940	21.84	1.475	.4561
#1	.0090	16.89	.0402	.8853	3.790	.0061	.0379	5.508
#2	.0079	16.97	.0409	.8808	3.806	.0045	.0371	5.543

Elem	Bi2230	Li6707
Avg	**.0067**	**.0246**
Stddev	.0002	.0000
%RSD	3.391	.0410
#1	.0069	.0246
#2	.0065	.0246

Zoom In Zoom Out

Sample Name: jb72419-3 Acquired: 7/25/2014 1:28:57 Type: Unk
Method: Accutest1(v117) Mode: CONC Corr. Factor: 1.000000
User: admin Custom ID1: Custom ID2: Custom ID3:
Comment:

Int. Std.	Y_3600	Y_3710	Y_2243	In2306
Avg	**69431.**	**7169.1**	**2746.8**	**3732.7**
Stddev	352.	2.5	9.2	5.8
%RSD	.50638	.03461	.33579	.15636
#1	69679.	7167.3	2753.3	3736.8
#2	69182.	7170.8	2740.2	3728.6

Zoom In Zoom Out

Sample Name: ccv Acquired: 7/25/2014 1:34:45 Type: QC
Method: Accutest1(v117) Mode: CONC Corr. Factor: 1.000000
User: admin Custom ID1: Custom ID2: Custom ID3:
Comment:

Elem	Ba4554	Be3130	Cd2288	Co2286	Cr2677	Cu3247	Mn2576	Ni2316	Ag3280
Units	ppm	ppm	ppm	ppm	ppm	ppm	ppm	ppm	ppm
Avg	**1.999**	**1.988**	**1.997**	**2.007**	**2.017**	**1.953**	**2.030**	**2.007**	**.2448**
Stddev	.002	.000	.004	.003	.006	.008	.004	.004	.0000
%RSD	.0905	.0044	.1776	.1714	.2862	.4027	.1745	.1936	.0024
#1	1.997	1.988	1.995	2.005	2.012	1.948	2.027	2.004	.2448
#2	2.000	1.988	2.000	2.009	2.021	1.959	2.032	2.009	.2448
Check ?	Chk Pass	Chk Pass	Chk Pass	Chk Pass	Chk Pass	Chk Pass	Chk Pass	Chk Pass	Chk Pass
Value									
Range									

Elem	V_2924	Zn2062	As1890	Tl1908	Pb2203	Se1960	Sb2068	Al3961	Ca3179
Units	ppm	ppm	ppm	ppm	ppm	ppm	ppm	ppm	ppm
Avg	**2.013**	**2.011**	**1.980**	**2.073**	**2.008**	**1.986**	**1.997**	**39.51**	**39.85**
Stddev	.002	.003	.005	.005	.004	.005	.006	.03	.00
%RSD	.1196	.1415	.2562	.2423	.1897	.2514	.2832	.0671	.0076
#1	2.012	2.009	1.976	2.069	2.005	1.983	1.993	39.49	39.85
#2	2.015	2.013	1.983	2.076	2.010	1.990	2.001	39.52	39.85
Check ?	Chk Pass	Chk Pass	Chk Pass	Chk Pass	Chk Pass	Chk Pass	Chk Pass	Chk Pass	Chk Pass
Value									
Range									

Elem	Fe2599	Mg2790	K_7664	Na5895	B_2089	Mo2020	Pd3404	Si2124	Sn1899
Units	ppm	ppm	ppm	ppm	ppm	ppm	ppm	ppm	ppm
Avg	**39.52**	**39.04**	**39.90**	**40.12**	**2.005**	**1.998**	**1.975**	**5.170**	**2.028**
Stddev	.01	.02	.03	.01	.004	.006	.008	.015	.006
%RSD	.0145	.0563	.0827	.0343	.2054	.2941	.4065	.2988	.3192
#1	39.52	39.06	39.88	40.11	2.002	1.994	1.969	5.159	2.023
#2	39.52	39.03	39.92	40.13	2.007	2.002	1.981	5.180	2.032
Check ?	Chk Pass	Chk Pass	Chk Pass	Chk Pass	Chk Pass	Chk Pass	Chk Pass	Chk Pass	Chk Pass
Value									
Range									

Zoom In Zoom Out

Sample Name: ccv Acquired: 7/25/2014 1:34:45 Type: QC
Method: Accutest1(v117) Mode: CONC Corr. Factor: 1.000000
User: admin Custom ID1: Custom ID2: Custom ID3:
Comment:

Elem	Sr4077	Ti3349	W_2079	Zr3391	S_1820	Bi2230	Li6707
Units	ppm	ppm	ppm	ppm	ppm	ppm	ppm
Avg	**2.001**	**1.986**	**1.994**	**2.009**	**1.960**	**1.995**	**1.981**
Stddev	.000	.005	.009	.002	.004	.005	.003
%RSD	.0068	.2319	.4784	.1203	.1860	.2559	.1555
#1	2.001	1.983	1.987	2.008	1.958	1.991	1.983
#2	2.001	1.990	2.001	2.011	1.963	1.999	1.979
Check ?	Chk Pass	Chk Pass	Chk Pass	Chk Pass	Chk Pass	Chk Pass	Chk Pass
Value							
Range							

Int. Std.	Y_3600	Y_3710	Y_2243	In2306
Units	Cts/S	Cts/S	Cts/S	Cts/S
Avg	**68484.**	**7030.8**	**2742.2**	**3724.6**
Stddev	440.	6.8	7.2	10.8
%RSD	.64215	.09643	.26185	.29095
#1	68795.	7035.6	2747.3	3732.3
#2	68173.	7026.0	2737.1	3717.0

Zoom In Zoom Out

Sample Name: ccb Acquired: 7/25/2014 1:40:25 Type: QC
Method: Accutest1(v117) Mode: CONC Corr. Factor: 1.000000
User: admin Custom ID1: Custom ID2: Custom ID3:
Comment:

Elem	Ba4554	Be3130	Cd2288	Co2286	Cr2677	Cu3247	Mn2576	Ni2316	Ag3280
Units	ppm	ppm	ppm	ppm	ppm	ppm	ppm	ppm	ppm
Avg	**-.0000**	**.0002**	**.0002**	**.0002**	**-.0002**	**.0007**	**.0002**	**.0003**	**.0001**
Stddev	.0002	.0001	.0002	.0002	.0003	.0003	.0000	.0003	.0004
%RSD	488.6	78.02	81.98	64.09	153.4	42.80	21.93	79.29	318.9
#1	.0001	.0001	.0004	.0003	.0000	.0009	.0002	.0005	-.0001
#2	-.0001	.0003	.0001	.0001	-.0004	.0005	.0002	.0002	.0004
Check ?	Chk Pass	Chk Pass	Chk Pass	Chk Pass	Chk Pass	Chk Pass	Chk Pass	Chk Pass	Chk Pass
High Limit									
Low Limit									

Elem	V_2924	Zn2062	As1890	Tl1908	Pb2203	Se1960	Sb2068	Al3961	Ca3179
Units	ppm	ppm	ppm	ppm	ppm	ppm	ppm	ppm	ppm
Avg	**.0001**	**.0003**	**.0006**	**.0000**	**.0002**	**-.0016**	**.0001**	**-.0018**	**.0117**
Stddev	.0004	.0000	.0000	.0006	.0001	.0003	.0003	.0070	.0029
%RSD	490.8	12.72	5.780	14650.	53.67	16.54	409.3	388.0	24.51
#1	.0003	.0003	.0006	.0005	.0001	-.0018	-.0001	-.0068	.0137
#2	-.0002	.0002	.0006	-.0005	.0003	-.0014	.0002	.0032	.0096
Check ?	Chk Pass	Chk Pass	Chk Pass	Chk Pass	Chk Pass	Chk Pass	Chk Pass	Chk Pass	Chk Pass
High Limit									
Low Limit									

Elem	Fe2599	Mg2790	K_7664	Na5895	B_2089	Mo2020	Pd3404	Si2124	Sn1899
Units	ppm	ppm	ppm	ppm	ppm	ppm	ppm	ppm	ppm
Avg	**.0134**	**-.0001**	**.0005**	**.0184**	**.0013**	F **.0021**	**.0015**	**.0172**	**.0002**
Stddev	.0028	.0066	.0062	.0023	.0000	.0005	.0009	.0038	.0003
%RSD	21.32	7184.	1235.	12.73	.1897	23.07	60.51	22.12	173.9
#1	.0113	.0046	-.0039	.0200	.0013	.0025	.0009	.0145	-.0000
#2	.0154	-.0048	.0049	.0167	.0013	.0018	.0022	.0199	.0004
Check ?	Chk Pass	Chk Pass	Chk Pass	Chk Pass	Chk Pass	Chk Fail	Chk Pass	Chk Pass	Chk Pass
High Limit						.0021			
Low Limit						-.0021			

Zoom In Zoom Out

Sample Name: ccb Acquired: 7/25/2014 1:40:25 Type: QC
Method: Accutest1(v117) Mode: CONC Corr. Factor: 1.000000
User: admin Custom ID1: Custom ID2: Custom ID3:
Comment:

Elem	Sr4077	Ti3349	W_2079	Zr3391	S_1820	Bi2230	Li6707
Units	ppm	ppm	ppm	ppm	ppm	ppm	ppm
Avg	**.0002**	**.0007**	**.0073**	**.0008**	**-.0002**	**.0027**	**.0029**
Stddev	.0001	.0003	.0002	.0003	.0008	.0004	.0001
%RSD	72.36	44.21	2.559	31.79	371.0	15.14	4.168
#1	.0002	.0009	.0074	.0006	.0004	.0024	.0029
#2	.0001	.0005	.0071	.0010	-.0008	.0030	.0030
Check ?	Chk Pass	Chk Pass	Chk Pass	Chk Pass	Chk Pass	Chk Pass	Chk Pass
High Limit							
Low Limit							

Int. Std.	Y_3600	Y_3710	Y_2243	In2306
Units	Cts/S	Cts/S	Cts/S	Cts/S
Avg	**71417.**	**7117.4**	**2910.4**	**4119.3**
Stddev	439.	47.8	6.4	1.8
%RSD	.61474	.67219	.21875	.04264
#1	71107.	7151.3	2914.9	4120.5
#2	71728.	7083.6	2905.9	4118.0

Zoom In Zoom Out

Sample Name: jb72419-4 Acquired: 7/25/2014 1:46:21 Type: Unk
Method: Accutest1(v117) Mode: CONC Corr. Factor: 1.000000
User: admin Custom ID1: Custom ID2: Custom ID3:
Comment:

Elem	Ba4554	Be3130	Cd2288	Co2286	Cr2677	Cu3247	Mn2576	Ni2316
Avg	**.2108**	**.0022**	**.0042**	**.0244**	**.1664**	**.1884**	**.6951**	**.0444**
Stddev	.0010	.0001	.0000	.0001	.0002	.0004	.0001	.0000
%RSD	.4766	2.463	1.001	.5277	.1223	.2267	.0212	.0986
#1	.2115	.0023	.0042	.0244	.1665	.1881	.6952	.0444
#2	.2101	.0022	.0042	.0245	.1662	.1887	.6950	.0444

Elem	Ag3280	V_2924	Zn2062	As1890	Tl1908	Pb2203	Se1960	Sb2068
Avg	**.0045**	**.1812**	**.5543**	**.0415**	F **-.0101**	**.4460**	**.0138**	**.0233**
Stddev	.0002	.0005	.0009	.0007	.0002	.0004	.0003	.0008
%RSD	4.777	.3017	.1677	1.746	1.807	.0905	2.230	3.379
#1	.0046	.1816	.5536	.0410	-.0100	.4457	.0140	.0238
#2	.0043	.1808	.5549	.0421	-.0102	.4463	.0136	.0227

Elem	Al3961	Ca3179	Fe2599	Mg2790	K_7664	Na5895	B_2089	Mo2020
Avg	**41.59**	**206.6**	**63.35**	**12.81**	**6.411**	**1.915**	**.0562**	**.0069**
Stddev	.00	.5	.19	.01	.027	.003	.0001	.0003
%RSD	.0049	.2425	.2921	.0942	.4149	.1402	.2451	3.723
#1	41.59	206.2	63.22	12.82	6.392	1.917	.0561	.0071
#2	41.59	206.9	63.48	12.81	6.429	1.913	.0563	.0067

Elem	Pd3404	Si2124	Sn1899	Sr4077	Ti3349	W_2079	Zr3391	S_1820
Avg	**.0200**	**26.34**	**.0423**	**1.315**	**4.174**	**.0081**	**.0502**	**9.129**
Stddev	.0012	.03	.0006	.000	.003	.0006	.0004	.002
%RSD	5.907	.1262	1.414	.0311	.0769	7.546	.7605	.0232
#1	.0192	26.37	.0428	1.316	4.171	.0085	.0504	9.130
#2	.0208	26.32	.0419	1.315	4.176	.0077	.0499	9.127

Elem	Bi2230	Li6707
Avg	**.0106**	**.0308**
Stddev	.0000	.0001
%RSD	.2111	.1836
#1	.0106	.0309
#2	.0106	.0308

Zoom In Zoom Out

Sample Name: jb72419-4 Acquired: 7/25/2014 1:46:21 Type: Unk
Method: Accutest1(v117) Mode: CONC Corr. Factor: 1.000000
User: admin Custom ID1: Custom ID2: Custom ID3:
Comment:

Int. Std.	Y_3600	Y_3710	Y_2243	In2306
Avg	**68325.**	**7019.9**	**2707.5**	**3659.9**
Stddev	145.	49.5	7.5	4.2
%RSD	.21162	.70535	.27635	.11535
#1	68427.	7054.9	2702.2	3656.9
#2	68223.	6984.9	2712.8	3662.8

Zoom In Zoom Out

Sample Name: jb72419-5 Acquired: 7/25/2014 1:52:08 Type: Unk
Method: Accutest1(v117) Mode: CONC Corr. Factor: 1.000000
User: admin Custom ID1: Custom ID2: Custom ID3:
Comment:

Elem	Ba4554	Be3130	Cd2288	Co2286	Cr2677	Cu3247	Mn2576	Ni2316
Avg	**.1857**	**.0018**	**.0033**	**.0188**	**.1432**	**.1533**	**.6107**	**.0381**
Stddev	.0001	.0002	.0001	.0001	.0001	.0011	.0010	.0006
%RSD	.0699	11.46	3.186	.6183	.0786	.6927	.1657	1.447
#1	.1856	.0019	.0032	.0187	.1433	.1525	.6114	.0377
#2	.1858	.0016	.0033	.0189	.1431	.1540	.6100	.0385

Elem	Ag3280	V_2924	Zn2062	As1890	Tl1908	Pb2203	Se1960	Sb2068
Avg	**.0034**	**.1686**	**.4807**	**.0373**	F **-.0106**	**.3747**	**.0125**	**.0183**
Stddev	.0002	.0003	.0021	.0006	.0004	.0001	.0006	.0000
%RSD	6.202	.1966	.4279	1.580	4.116	.0176	4.950	.1243
#1	.0032	.1683	.4792	.0369	-.0103	.3747	.0130	.0182
#2	.0035	.1688	.4821	.0377	-.0109	.3746	.0121	.0183

Elem	Al3961	Ca3179	Fe2599	Mg2790	K_7664	Na5895	B_2089	Mo2020
Avg	**37.97**	**179.1**	**56.22**	**10.94**	**5.585**	**1.708**	**.0458**	**.0056**
Stddev	.06	.2	.05	.01	.003	.003	.0006	.0002
%RSD	.1464	.1148	.0915	.1223	.0558	.1852	1.218	2.773
#1	37.94	178.9	56.18	10.95	5.587	1.706	.0454	.0057
#2	38.01	179.2	56.26	10.93	5.583	1.710	.0462	.0055

Elem	Pd3404	Si2124	Sn1899	Sr4077	Ti3349	W_2079	Zr3391	S_1820
Avg	**.0221**	**26.80**	**.0376**	**1.150**	**3.828**	**.0103**	**.0469**	**7.757**
Stddev	.0008	.11	.0007	.000	.008	.0003	.0003	.005
%RSD	3.440	.3932	1.974	.0347	.1986	2.633	.6925	.0695
#1	.0227	26.72	.0371	1.150	3.823	.0101	.0466	7.761
#2	.0216	26.87	.0382	1.149	3.834	.0105	.0471	7.753

Elem	Bi2230	Li6707
Avg	**.0088**	**.0283**
Stddev	.0007	.0001
%RSD	8.157	.4047
#1	.0093	.0282
#2	.0083	.0284

Zoom In Zoom Out

Sample Name: jb72419-5 Acquired: 7/25/2014 1:52:08 Type: Unk
Method: Accutest1(v117) Mode: CONC Corr. Factor: 1.000000
User: admin Custom ID1: Custom ID2: Custom ID3:
Comment:

Int. Std.	Y_3600	Y_3710	Y_2243	In2306
Avg	**68626.**	**7043.6**	**2720.0**	**3683.5**
Stddev	85.	32.8	6.1	5.0
%RSD	.12379	.46507	.22367	.13600
#1	68566.	7020.4	2715.7	3680.0
#2	68686.	7066.8	2724.3	3687.1

Zoom In Zoom Out

Sample Name: jb72419-6 Acquired: 7/25/2014 1:57:55 Type: Unk
Method: Accutest1(v117) Mode: CONC Corr. Factor: 1.000000
User: admin Custom ID1: Custom ID2: Custom ID3:
Comment:

Elem	Ba4554	Be3130	Cd2288	Co2286	Cr2677	Cu3247	Mn2576	Ni2316
Avg	**.2118**	**.0019**	**.0036**	**.0235**	**.1629**	**.1899**	**.7225**	**.0468**
Stddev	.0004	.0001	.0000	.0002	.0006	.0011	.0003	.0001
%RSD	.2077	6.071	.8785	.8450	.3717	.5723	.0377	.2111
#1	.2121	.0018	.0036	.0236	.1624	.1891	.7227	.0468
#2	.2115	.0019	.0036	.0234	.1633	.1907	.7223	.0469

Elem	Ag3280	V_2924	Zn2062	As1890	Tl1908	Pb2203	Se1960	Sb2068
Avg	**.0047**	**.1903**	**.5600**	**.0437**	F **-.0100**	**.5730**	**.0140**	**.0229**
Stddev	.0007	.0001	.0004	.0004	.0015	.0004	.0005	.0014
%RSD	15.26	.0685	.0634	.9218	15.17	.0780	3.249	5.916
#1	.0053	.1902	.5597	.0434	-.0111	.5733	.0143	.0239
#2	.0042	.1904	.5602	.0440	-.0089	.5727	.0137	.0220

Elem	Al3961	Ca3179	Fe2599	Mg2790	K_7664	Na5895	B_2089	Mo2020
Avg	**40.65**	**204.9**	**67.27**	**12.64**	**5.979**	**1.939**	**.0508**	**.0079**
Stddev	.14	.2	.15	.10	.041	.006	.0007	.0002
%RSD	.3435	.1110	.2274	.7788	.6804	.3266	1.295	2.127
#1	40.75	204.8	67.16	12.57	6.008	1.935	.0503	.0080
#2	40.55	205.1	67.38	12.71	5.950	1.944	.0512	.0078

Elem	Pd3404	Si2124	Sn1899	Sr4077	Ti3349	W_2079	Zr3391	S_1820
Avg	**.0169**	**24.11**	**.0462**	**1.284**	**4.992**	**.0040**	**.0566**	**9.715**
Stddev	.0004	.01	.0002	.001	.024	.0014	.0006	.014
%RSD	2.231	.0439	.5253	.0716	.4698	34.33	1.136	.1397
#1	.0166	24.11	.0464	1.283	4.976	.0049	.0570	9.705
#2	.0171	24.12	.0460	1.285	5.009	.0030	.0561	9.724

Elem	Bi2230	Li6707
Avg	**.0113**	**.0307**
Stddev	.0001	.0003
%RSD	1.144	.9007
#1	.0114	.0305
#2	.0112	.0309

Zoom In Zoom Out

Sample Name: jb72419-6 Acquired: 7/25/2014 1:57:55 Type: Unk
Method: Accutest1(v117) Mode: CONC Corr. Factor: 1.000000
User: admin Custom ID1: Custom ID2: Custom ID3:
Comment:

Int. Std.	Y_3600	Y_3710	Y_2243	In2306
Avg	**68168.**	**7079.7**	**2700.6**	**3639.4**
Stddev	157.	4.6	3.2	1.5
%RSD	.23056	.06560	.11933	.04236
#1	68279.	7076.4	2702.9	3640.5
#2	68057.	7083.0	2698.3	3638.3

Zoom In Zoom Out

Sample Name: jb72419-7 Acquired: 7/25/2014 2:03:42 Type: Unk
Method: Accutest1(v117) Mode: CONC Corr. Factor: 1.000000
User: admin Custom ID1: Custom ID2: Custom ID3:
Comment:

Elem	Ba4554	Be3130	Cd2288	Co2286	Cr2677	Cu3247	Mn2576	Ni2316
Avg	**.2252**	**.0019**	**.0032**	**.0232**	**.1734**	**.1938**	**.7956**	**.0479**
Stddev	.0016	.0002	.0002	.0001	.0003	.0000	.0035	.0001
%RSD	.7168	9.401	5.110	.4492	.1495	.0077	.4440	.2250
#1	.2240	.0020	.0031	.0231	.1732	.1938	.7931	.0480
#2	.2263	.0017	.0034	.0232	.1736	.1938	.7981	.0478

Elem	Ag3280	V_2924	Zn2062	As1890	Tl1908	Pb2203	Se1960	Sb2068
Avg	**.0052**	**.1971**	**.6155**	**.0453**	F **-.0087**	**.6208**	**.0135**	**.0210**
Stddev	.0004	.0015	.0004	.0009	.0007	.0017	.0042	.0001
%RSD	6.925	.7707	.0687	1.914	7.852	.2779	31.18	.6304
#1	.0049	.1961	.6152	.0459	-.0083	.6220	.0165	.0211
#2	.0054	.1982	.6158	.0447	-.0092	.6195	.0105	.0209

Elem	Al3961	Ca3179	Fe2599	Mg2790	K_7664	Na5895	B_2089	Mo2020
Avg	**42.50**	**227.4**	**70.88**	**14.02**	**6.032**	**1.923**	**.0534**	**.0079**
Stddev	.13	.2	.13	.07	.024	.000	.0003	.0001
%RSD	.2960	.0955	.1763	.4775	.3950	.0169	.6359	1.274
#1	42.41	227.6	70.80	14.06	6.015	1.923	.0536	.0080
#2	42.59	227.3	70.97	13.97	6.049	1.923	.0532	.0078

Elem	Pd3404	Si2124	Sn1899	Sr4077	Ti3349	W_2079	Zr3391	S_1820
Avg	**.0143**	**20.99**	**.0480**	**1.426**	**5.265**	**-.0018**	**.0608**	**10.79**
Stddev	.0014	.01	.0002	.003	.022	.0013	.0003	.00
%RSD	9.933	.0362	.4115	.2324	.4265	72.89	.4466	.0285
#1	.0153	20.99	.0479	1.424	5.249	-.0027	.0610	10.79
#2	.0133	21.00	.0482	1.428	5.281	-.0009	.0607	10.80

Elem	Bi2230	Li6707
Avg	**.0119**	**.0318**
Stddev	.0004	.0009
%RSD	3.543	2.878
#1	.0122	.0311
#2	.0116	.0324

Zoom In Zoom Out

Sample Name: jb72419-7 Acquired: 7/25/2014 2:03:42 Type: Unk
Method: Accutest1(v117) Mode: CONC Corr. Factor: 1.000000
User: admin Custom ID1: Custom ID2: Custom ID3:
Comment:

Int. Std.	Y_3600	Y_3710	Y_2243	In2306
Avg	**68094.**	**7040.5**	**2697.0**	**3637.7**
Stddev	463.	46.9	4.8	8.6
%RSD	.68023	.66645	.17960	.23606
#1	68421.	7007.3	2693.6	3631.7
#2	67766.	7073.7	2700.4	3643.8

Zoom In Zoom Out

Sample Name: jb72419-8 Acquired: 7/25/2014 2:09:29 Type: Unk
Method: Accutest1(v117) Mode: CONC Corr. Factor: 1.000000
User: admin Custom ID1: Custom ID2: Custom ID3:
Comment:

Elem	Ba4554	Be3130	Cd2288	Co2286	Cr2677	Cu3247	Mn2576	Ni2316
Avg	**.2198**	**.0017**	**.0031**	**.0216**	**.1595**	**.1915**	**.7157**	**.0456**
Stddev	.0009	.0002	.0000	.0001	.0003	.0001	.0001	.0001
%RSD	.4098	14.02	1.263	.6246	.2053	.0440	.0191	.2127
#1	.2204	.0016	.0032	.0217	.1593	.1914	.7158	.0457
#2	.2191	.0019	.0031	.0215	.1597	.1916	.7156	.0456

Elem	Ag3280	V_2924	Zn2062	As1890	Tl1908	Pb2203	Se1960	Sb2068
Avg	**.0057**	**.1834**	**.5558**	**.0478**	F **-.0083**	**.7384**	**.0141**	**.0241**
Stddev	.0004	.0003	.0004	.0004	.0000	.0007	.0007	.0002
%RSD	7.352	.1880	.0637	.8802	.3332	.0977	4.971	.6704
#1	.0060	.1831	.5560	.0475	-.0083	.7390	.0136	.0242
#2	.0054	.1836	.5555	.0481	-.0083	.7379	.0146	.0240

Elem	Al3961	Ca3179	Fe2599	Mg2790	K_7664	Na5895	B_2089	Mo2020
Avg	**40.18**	**206.4**	**67.27**	**12.43**	**6.141**	**1.842**	**.0475**	**.0076**
Stddev	.00	.8	.27	.09	.019	.006	.0002	.0001
%RSD	.0110	.3839	.3973	.7225	.3144	.3292	.4823	1.512
#1	40.17	206.9	67.46	12.50	6.127	1.847	.0476	.0076
#2	40.18	205.8	67.08	12.37	6.154	1.838	.0473	.0077

Elem	Pd3404	Si2124	Sn1899	Sr4077	Ti3349	W_2079	Zr3391	S_1820
Avg	**.0144**	**21.05**	**.0543**	**1.312**	**6.272**	**.0016**	**.0635**	**10.15**
Stddev	.0006	.17	.0003	.000	.011	.0004	.0000	.02
%RSD	4.061	.8042	.6398	.0245	.1796	24.81	.0494	.1880
#1	.0149	21.17	.0545	1.312	6.264	.0019	.0634	10.17
#2	.0140	20.93	.0540	1.312	6.280	.0014	.0635	10.14

Elem	Bi2230	Li6707
Avg	**.0109**	**.0294**
Stddev	.0012	.0010
%RSD	11.24	3.371
#1	.0101	.0301
#2	.0118	.0287

Zoom In Zoom Out

Sample Name: jb72419-8 Acquired: 7/25/2014 2:09:29 Type: Unk
Method: Accutest1(v117) Mode: CONC Corr. Factor: 1.000000
User: admin Custom ID1: Custom ID2: Custom ID3:
Comment:

Int. Std.	Y_3600	Y_3710	Y_2243	In2306
Avg	**68671.**	**7061.2**	**2709.7**	**3668.9**
Stddev	52.	27.6	2.6	5.9
%RSD	.07597	.39081	.09563	.16196
#1	68634.	7041.7	2707.9	3664.7
#2	68708.	7080.7	2711.5	3673.1

Zoom In Zoom Out

Sample Name: jb72419-9 Acquired: 7/25/2014 2:15:17 Type: Unk
Method: Accutest1(v117) Mode: CONC Corr. Factor: 1.000000
User: admin Custom ID1: Custom ID2: Custom ID3:
Comment:

Elem	Ba4554	Be3130	Cd2288	Co2286	Cr2677	Cu3247	Mn2576	Ni2316
Avg	**.2474**	**.0021**	**.0038**	**.0248**	**.2072**	**.2220**	**1.055**	**.0609**
Stddev	.0001	.0000	.0000	.0000	.0012	.0006	.000	.0000
%RSD	.0576	2.314	.5538	.0011	.6026	.2798	.0051	.0052
#1	.2473	.0022	.0038	.0248	.2063	.2225	1.055	.0609
#2	.2475	.0021	.0038	.0248	.2081	.2216	1.055	.0609

Elem	Ag3280	V_2924	Zn2062	As1890	Tl1908	Pb2203	Se1960	Sb2068
Avg	**.0059**	**.2118**	**.8216**	**.0460**	F **-.0091**	**.5339**	**.0148**	**.0246**
Stddev	.0000	.0004	.0007	.0003	.0006	.0009	.0006	.0011
%RSD	.4036	.2021	.0890	.6520	6.920	.1726	3.833	4.397
#1	.0059	.2115	.8222	.0462	-.0087	.5345	.0152	.0254
#2	.0059	.2121	.8211	.0458	-.0096	.5332	.0144	.0239

Elem	Al3961	Ca3179	Fe2599	Mg2790	K_7664	Na5895	B_2089	Mo2020
Avg	**50.51**	**322.7**	**70.57**	**19.46**	**6.261**	**2.117**	**.0689**	**.0131**
Stddev	.15	.9	.20	.04	.028	.001	.0000	.0000
%RSD	.2969	.2774	.2831	.2128	.4405	.0254	.0246	.0514
#1	50.62	323.3	70.71	19.43	6.280	2.117	.0689	.0131
#2	50.41	322.0	70.42	19.49	6.241	2.116	.0689	.0131

Elem	Pd3404	Si2124	Sn1899	Sr4077	Ti3349	W_2079	Zr3391	S_1820
Avg	**.0158**	**23.70**	**.0472**	**1.814**	**5.190**	**-.0126**	**.0711**	**16.30**
Stddev	.0001	.00	.0010	.002	.026	.0001	.0006	.02
%RSD	.4476	.0069	2.062	.0888	.5002	.5595	.8819	.1053
#1	.0158	23.70	.0465	1.816	5.208	-.0126	.0715	16.29
#2	.0157	23.70	.0479	1.813	5.171	-.0125	.0706	16.32

Elem	Bi2230	Li6707
Avg	**.0120**	**.0384**
Stddev	.0004	.0006
%RSD	3.210	1.497
#1	.0123	.0380
#2	.0117	.0388

Zoom In Zoom Out

Sample Name: jb72419-9 Acquired: 7/25/2014 2:15:17 Type: Unk
Method: Accutest1(v117) Mode: CONC Corr. Factor: 1.000000
User: admin Custom ID1: Custom ID2: Custom ID3:
Comment:

Int. Std.	Y_3600	Y_3710	Y_2243	In2306
Avg	**67736.**	**7037.3**	**2651.5**	**3546.3**
Stddev	221.	45.3	6.8	6.5
%RSD	.32624	.64319	.25619	.18382
#1	67580.	7005.3	2656.3	3550.9
#2	67892.	7069.4	2646.7	3541.7

Zoom In Zoom Out

Sample Name: jb72419-10 Acquired: 7/25/2014 2:21:04 Type: Unk
Method: Accutest1(v117) Mode: CONC Corr. Factor: 1.000000
User: admin Custom ID1: Custom ID2: Custom ID3:
Comment:

Elem	Ba4554	Be3130	Cd2288	Co2286	Cr2677	Cu3247	Mn2576	Ni2316
Avg	**.2258**	**.0022**	**.0036**	**.0244**	**.1644**	**.2113**	**.6966**	**.0475**
Stddev	.0014	.0000	.0000	.0001	.0002	.0002	.0014	.0002
%RSD	.6384	2.258	1.154	.2305	.1164	.0926	.1971	.4220
#1	.2247	.0021	.0036	.0245	.1646	.2112	.6976	.0473
#2	.2268	.0022	.0036	.0244	.1643	.2114	.6956	.0476

Elem	Ag3280	V_2924	Zn2062	As1890	Tl1908	Pb2203	Se1960	Sb2068
Avg	**.0044**	**.2110**	**.5466**	**.0490**	F **-.0110**	**.7768**	**.0142**	**.0246**
Stddev	.0001	.0007	.0001	.0011	.0001	.0010	.0010	.0002
%RSD	1.438	.3398	.0171	2.201	.9305	.1274	6.763	.7230
#1	.0044	.2115	.5465	.0498	-.0109	.7775	.0135	.0247
#2	.0045	.2105	.5466	.0482	-.0111	.7761	.0149	.0245

Elem	Al3961	Ca3179	Fe2599	Mg2790	K_7664	Na5895	B_2089	Mo2020
Avg	**50.57**	**188.2**	**78.93**	**11.76**	**5.673**	**1.763**	**.0478**	**.0073**
Stddev	.12	.7	.06	.08	.018	.007	.0001	.0002
%RSD	.2290	.3915	.0726	.6926	.3217	.4166	.2066	3.291
#1	50.48	187.7	78.89	11.70	5.660	1.768	.0477	.0071
#2	50.65	188.7	78.98	11.82	5.686	1.758	.0479	.0075

Elem	Pd3404	Si2124	Sn1899	Sr4077	Ti3349	W_2079	Zr3391	S_1820
Avg	**.0166**	**25.89**	**.0474**	**1.210**	**5.478**	**.0056**	**.0542**	**9.537**
Stddev	.0001	.09	.0005	.002	.013	.0005	.0005	.003
%RSD	.9013	.3331	1.027	.1853	.2455	9.705	.9060	.0336
#1	.0165	25.96	.0470	1.209	5.487	.0060	.0538	9.535
#2	.0167	25.83	.0477	1.212	5.468	.0052	.0545	9.539

Elem	Bi2230	Li6707
Avg	**.0122**	**.0312**
Stddev	.0010	.0006
%RSD	8.005	2.052
#1	.0129	.0316
#2	.0115	.0307

Zoom In Zoom Out

Sample Name: jb72419-10 Acquired: 7/25/2014 2:21:04 Type: Unk
Method: Accutest1(v117) Mode: CONC Corr. Factor: 1.000000
User: admin Custom ID1: Custom ID2: Custom ID3:
Comment:

Int. Std.	Y_3600	Y_3710	Y_2243	In2306
Avg	**68277.**	**7069.8**	**2702.2**	**3669.3**
Stddev	70.	19.5	1.4	.0
%RSD	.10254	.27652	.05191	.00042
#1	68326.	7055.9	2703.2	3669.4
#2	68227.	7083.6	2701.2	3669.3

Zoom In Zoom Out

Sample Name: mp80838-mb1 2 Acquired: 7/25/2014 2:26:51 Type: Unk
Method: Accutest1(v117) Mode: CONC Corr. Factor: 1.000000
User: admin Custom ID1: Custom ID2: Custom ID3:
Comment:

Elem	Ba4554	Be3130	Cd2288	Co2286	Cr2677	Cu3247	Mn2576	Ni2316	Ag3280
Avg	**.0001**	**.0001**	**.0001**	**.0003**	**.0004**	**.0010**	**.0001**	**.0004**	**-.0004**
Stddev	.0000	.0001	.0000	.0002	.0000	.0003	.0001	.0004	.0001
%RSD	55.91	148.0	14.51	60.36	5.619	28.45	60.04	94.05	28.40
#1	.0000	.0001	.0001	.0002	.0004	.0008	.0001	.0007	-.0005
#2	.0001	-.0000	.0002	.0005	.0004	.0012	.0002	.0001	-.0003

Elem	V_2924	Zn2062	As1890	Tl1908	Pb2203	Se1960	Sb2068	Al3961	Ca3179
Avg	**-.0001**	**.0016**	**-.0006**	**-.0017**	**-.0003**	**.0008**	**.0006**	**-.0011**	**.0135**
Stddev	.0001	.0002	.0004	.0009	.0010	.0001	.0000	.0005	.0013
%RSD	38.66	9.910	64.26	53.95	303.8	14.43	2.052	42.74	9.425
#1	-.0001	.0018	-.0003	-.0023	-.0010	.0009	.0006	-.0015	.0126
#2	-.0002	.0015	-.0008	-.0010	.0004	.0007	.0006	-.0008	.0144

Elem	Fe2599	Mg2790	K_7664	Na5895	B_2089	Mo2020	Pd3404	Si2124	Sn1899
Avg	**.0107**	**-.0243**	**.0257**	**-.0008**	**.0008**	**.0004**	**.0011**	**.0312**	**.0158**
Stddev	.0002	.0055	.0020	.0002	.0000	.0002	.0001	.0007	.0001
%RSD	1.485	22.56	7.818	22.00	2.256	51.02	6.759	2.195	.7077
#1	.0108	-.0282	.0243	-.0010	.0008	.0003	.0011	.0316	.0157
#2	.0106	-.0204	.0271	-.0007	.0008	.0006	.0012	.0307	.0159

Elem	Sr4077	Ti3349	W_2079	Zr3391	S_1820	Bi2230	Li6707
Avg	**.0000**	**.0004**	**.0029**	**.0005**	**-.0001**	**-.0005**	**.0024**
Stddev	.0001	.0005	.0007	.0000	.0006	.0003	.0003
%RSD	679.4	123.8	25.50	4.734	418.1	70.06	13.36
#1	-.0000	.0001	.0034	.0005	.0003	-.0002	.0027
#2	.0001	.0008	.0024	.0005	-.0005	-.0007	.0022

Int. Std.	Y_3600	Y_3710	Y_2243	In2306
Avg	**71332.**	**7123.8**	**2870.3**	**4073.5**
Stddev	120.	38.3	.1	3.7
%RSD	.16810	.53693	.00407	.09203
#1	71247.	7150.8	2870.4	4070.8
#2	71416.	7096.7	2870.2	4076.1

Zoom In Zoom Out

Sample Name: mp80838-lc1 2 Acquired: 7/25/2014 2:32:46 Type: Unk
Method: Accutest1(v117) Mode: CONC Corr. Factor: 1.000000
User: admin Custom ID1: Custom ID2: Custom ID3:
Comment:

Elem	Ba4554	Be3130	Cd2288	Co2286	Cr2677	Cu3247	Mn2576	Ni2316
Avg	**2.712**	**1.383**	**1.611**	**.7570**	**1.251**	**.7022**	**5.898**	**3.402**
Stddev	.008	.002	.002	.0009	.004	.0045	.009	.002
%RSD	.2905	.1410	.1203	.1205	.3109	.6443	.1512	.0529
#1	2.717	1.384	1.610	.7564	1.248	.6990	5.905	3.401
#2	2.706	1.381	1.613	.7577	1.253	.7054	5.892	3.403

Elem	Ag3280	V_2924	Zn2062	As1890	Tl1908	Pb2203	Se1960	Sb2068
Avg	**.4620**	**1.242**	**3.242**	**1.638**	**2.964**	**2.700**	**1.763**	**1.247**
Stddev	.0014	.001	.001	.005	.003	.003	.007	.003
%RSD	.3061	.0396	.0178	.3008	.1062	.1269	.3895	.2113
#1	.4610	1.242	3.241	1.635	2.966	2.698	1.758	1.245
#2	.4630	1.241	3.242	1.642	2.961	2.702	1.768	1.248

Elem	Al3961	Ca3179	Fe2599	Mg2790	K_7664	Na5895	B_2089	Mo2020
Avg	**85.02**	**65.77**	**138.3**	**36.64**	**32.04**	**7.893**	**1.237**	**.8711**
Stddev	.08	.11	.1	.07	.04	.002	.001	.0024
%RSD	.0953	.1634	.0752	.2004	.1282	.0251	.0487	.2751
#1	85.08	65.85	138.4	36.69	32.06	7.891	1.237	.8694
#2	84.96	65.70	138.2	36.59	32.01	7.894	1.236	.8728

Elem	Pd3404	Si2124	Sn1899	Sr4077	Ti3349	W_2079	Zr3391	S_1820
Avg	W **-.0076**	**12.79**	**1.268**	**1.164**	**2.964**	**.0548**	**.0821**	**2.270**
Stddev	.0023	.27	.002	.000	.021	.0008	.0007	.001
%RSD	30.02	2.091	.1668	.0091	.7267	1.385	.8254	.0409
#1	-.0060	12.98	1.267	1.164	2.949	.0553	.0817	2.270
#2	-.0092	12.60	1.270	1.164	2.979	.0543	.0826	2.271

Elem	Bi2230	Li6707
Avg	**.0108**	**.0845**
Stddev	.0015	.0008
%RSD	14.25	.8893
#1	.0097	.0850
#2	.0119	.0839

Zoom In Zoom Out

Sample Name: mp80838-lc1 2 Acquired: 7/25/2014 2:32:46 Type: Unk
Method: Accutest1(v117) Mode: CONC Corr. Factor: 1.000000
User: admin Custom ID1: Custom ID2: Custom ID3:
Comment:

Int. Std.	Y_3600	Y_3710	Y_2243	In2306
Avg	**70712.**	**7270.4**	**2787.4**	**3735.2**
Stddev	45.	6.9	6.7	6.7
%RSD	.06367	.09438	.23911	.18034
#1	70744.	7275.2	2792.1	3740.0
#2	70680.	7265.5	2782.7	3730.4

Zoom In Zoom Out

Sample Name: mp80838-b1 Acquired: 7/25/2014 2:38:30 Type: Unk
Method: Accutest1(v117) Mode: CONC Corr. Factor: 1.000000
User: admin Custom ID1: Custom ID2: Custom ID3:
Comment:

Elem	Ba4554	Be3130	Cd2288	Co2286	Cr2677	Cu3247	Mn2576	Ni2316	Ag3280
Avg	**1.901**	**1.951**	**1.940**	**1.936**	**1.976**	**1.900**	**2.000**	**1.931**	**.2355**
Stddev	.002	.001	.000	.000	.006	.012	.001	.000	.0011
%RSD	.0850	.0672	.0060	.0046	.3055	.6494	.0724	.0094	.4585
#1	1.900	1.952	1.940	1.936	1.972	1.891	1.999	1.930	.2347
#2	1.903	1.950	1.940	1.936	1.981	1.908	2.001	1.931	.2363

Elem	V_2924	Zn2062	As1890	Tl1908	Pb2203	Se1960	Sb2068	Al3961	Ca3179
Avg	**1.937**	**1.972**	**1.933**	**2.030**	**1.956**	**1.875**	**1.968**	**24.84**	**25.20**
Stddev	.000	.002	.000	.002	.002	.004	.006	.01	.00
%RSD	.0172	.1036	.0112	.1183	.0831	.1998	.3221	.0204	.0067
#1	1.936	1.973	1.934	2.028	1.957	1.873	1.963	24.85	25.20
#2	1.937	1.970	1.933	2.031	1.955	1.878	1.972	24.84	25.20

Elem	Fe2599	Mg2790	K_7664	Na5895	B_2089	Mo2020	Pd3404	Si2124	Sn1899
Avg	**25.18**	**24.66**	**24.97**	**25.54**	**.0316**	**1.984**	**1.953**	**1.141**	**2.120**
Stddev	.02	.07	.01	.02	.0004	.002	.002	.000	.002
%RSD	.0693	.2825	.0399	.0758	1.384	.0825	.1253	.0235	.0761
#1	25.19	24.62	24.96	25.53	.0319	1.983	1.951	1.142	2.121
#2	25.17	24.71	24.97	25.56	.0313	1.985	1.954	1.141	2.119

Elem	Sr4077	Ti3349	W_2079	Zr3391	S_1820	Bi2230	Li6707
Avg	**1.976**	**2.056**	**2.145**	**1.942**	**.0097**	**1.876**	**1.948**
Stddev	.003	.010	.005	.001	.0007	.004	.003
%RSD	.1611	.4648	.2236	.0689	7.190	.2295	.1259
#1	1.978	2.049	2.142	1.941	.0092	1.873	1.946
#2	1.974	2.063	2.149	1.943	.0102	1.879	1.950

Int. Std.	Y_3600	Y_3710	Y_2243	In2306
Avg	**69499.**	**7084.1**	**2751.6**	**3787.2**
Stddev	350.	20.2	2.7	2.7
%RSD	.50415	.28475	.09726	.07063
#1	69747.	7098.4	2749.7	3785.3
#2	69252.	7069.9	2753.5	3789.1

Zoom In Zoom Out

Sample Name: ccv Acquired: 7/25/2014 2:44:11 Type: QC
Method: Accutest1(v117) Mode: CONC Corr. Factor: 1.000000
User: admin Custom ID1: Custom ID2: Custom ID3:
Comment:

Elem	Ba4554	Be3130	Cd2288	Co2286	Cr2677	Cu3247	Mn2576	Ni2316	Ag3280
Units	ppm	ppm	ppm	ppm	ppm	ppm	ppm	ppm	ppm
Avg	**1.997**	**1.988**	**2.012**	**2.016**	**2.014**	**1.944**	**2.043**	**2.009**	**.2464**
Stddev	.003	.003	.008	.003	.002	.021	.001	.009	.0002
%RSD	.1672	.1375	.3925	.1278	.0728	1.053	.0318	.4382	.0952
#1	1.999	1.986	2.007	2.014	2.013	1.929	2.043	2.003	.2462
#2	1.994	1.990	2.018	2.018	2.015	1.958	2.042	2.015	.2465
Check ?	Chk Pass	Chk Pass	Chk Pass	Chk Pass	Chk Pass	Chk Pass	Chk Pass	Chk Pass	Chk Pass
Value									
Range									

Elem	V_2924	Zn2062	As1890	Tl1908	Pb2203	Se1960	Sb2068	Al3961	Ca3179
Units	ppm	ppm	ppm	ppm	ppm	ppm	ppm	ppm	ppm
Avg	**2.022**	**2.025**	**1.991**	**2.082**	**2.015**	**1.998**	**2.020**	**39.62**	**39.83**
Stddev	.001	.006	.007	.014	.006	.007	.006	.00	.10
%RSD	.0273	.2768	.3769	.6491	.3037	.3598	.2882	.0098	.2589
#1	2.022	2.021	1.986	2.072	2.010	1.993	2.016	39.62	39.76
#2	2.023	2.029	1.997	2.091	2.019	2.003	2.025	39.61	39.91
Check ?	Chk Pass	Chk Pass	Chk Pass	Chk Pass	Chk Pass	Chk Pass	Chk Pass	Chk Pass	Chk Pass
Value									
Range									

Elem	Fe2599	Mg2790	K_7664	Na5895	B_2089	Mo2020	Pd3404	Si2124	Sn1899
Units	ppm	ppm	ppm	ppm	ppm	ppm	ppm	ppm	ppm
Avg	**39.62**	**39.33**	**40.05**	**40.51**	**2.021**	**2.015**	**1.983**	**5.209**	**2.043**
Stddev	.02	.22	.02	.02	.008	.005	.018	.020	.002
%RSD	.0427	.5526	.0456	.0512	.3930	.2393	.8841	.3904	.1151
#1	39.61	39.18	40.03	40.52	2.016	2.012	1.971	5.195	2.041
#2	39.64	39.49	40.06	40.49	2.027	2.019	1.995	5.224	2.044
Check ?	Chk Pass	Chk Pass	Chk Pass	Chk Pass	Chk Pass	Chk Pass	Chk Pass	Chk Pass	Chk Pass
Value									
Range									

Zoom In Zoom Out

Sample Name: ccv Acquired: 7/25/2014 2:44:11 Type: QC
Method: Accutest1(v117) Mode: CONC Corr. Factor: 1.000000
User: admin Custom ID1: Custom ID2: Custom ID3:
Comment:

Elem	Sr4077	Ti3349	W_2079	Zr3391	S_1820	Bi2230	Li6707
Units	ppm	ppm	ppm	ppm	ppm	ppm	ppm
Avg	**2.017**	**1.977**	**2.009**	**2.023**	**1.977**	**2.013**	**1.988**
Stddev	.001	.006	.005	.002	.005	.011	.007
%RSD	.0359	.2906	.2485	.0910	.2675	.5410	.3357
#1	2.017	1.973	2.006	2.022	1.974	2.005	1.992
#2	2.016	1.981	2.013	2.024	1.981	2.020	1.983
Check ?	Chk Pass	Chk Pass	Chk Pass	Chk Pass	Chk Pass	Chk Pass	Chk Pass
Value							
Range							

Int. Std.	Y_3600	Y_3710	Y_2243	In2306
Units	Cts/S	Cts/S	Cts/S	Cts/S
Avg	**68585.**	**7030.2**	**2721.5**	**3713.5**
Stddev	1.	43.0	2.7	2.2
%RSD	.00185	.61132	.10090	.05943
#1	68584.	7060.6	2719.6	3712.0
#2	68586.	6999.8	2723.5	3715.1

Zoom In Zoom Out

Sample Name: ccb Acquired: 7/25/2014 2:49:50 Type: QC
Method: Accutest1(v117) Mode: CONC Corr. Factor: 1.000000
User: admin Custom ID1: Custom ID2: Custom ID3:
Comment:

Elem	Ba4554	Be3130	Cd2288	Co2286	Cr2677	Cu3247	Mn2576	Ni2316	Ag3280
Units	ppm	ppm	ppm	ppm	ppm	ppm	ppm	ppm	ppm
Avg	**.0004**	**.0002**	**.0002**	**.0006**	**.0008**	**.0017**	**.0004**	**.0003**	**-.0002**
Stddev	.0001	.0002	.0000	.0000	.0003	.0001	.0000	.0001	.0001
%RSD	19.81	118.4	14.14	1.040	42.31	3.283	3.047	37.50	48.27
#1	.0005	.0000	.0002	.0006	.0011	.0017	.0004	.0002	-.0001
#2	.0004	.0003	.0002	.0006	.0006	.0016	.0004	.0004	-.0002
Check ?	Chk Pass	Chk Pass	Chk Pass	Chk Pass	Chk Pass	Chk Pass	Chk Pass	Chk Pass	Chk Pass
High Limit									
Low Limit									

Elem	V_2924	Zn2062	As1890	Tl1908	Pb2203	Se1960	Sb2068	Al3961	Ca3179
Units	ppm	ppm	ppm	ppm	ppm	ppm	ppm	ppm	ppm
Avg	**.0001**	**.0002**	**.0002**	**.0001**	**.0008**	**-.0007**	**.0017**	**.0052**	**.0061**
Stddev	.0004	.0002	.0001	.0001	.0005	.0006	.0002	.0108	.0033
%RSD	392.4	81.89	50.59	238.8	63.72	92.28	14.02	207.4	53.47
#1	-.0002	.0004	.0002	-.0000	.0012	-.0011	.0019	-.0024	.0084
#2	.0004	.0001	.0001	.0002	.0005	-.0002	.0016	.0129	.0038
Check ?	Chk Pass	Chk Pass	Chk Pass	Chk Pass	Chk Pass	Chk Pass	Chk Pass	Chk Pass	Chk Pass
High Limit									
Low Limit									

Elem	Fe2599	Mg2790	K_7664	Na5895	B_2089	Mo2020	Pd3404	Si2124	Sn1899
Units	ppm	ppm	ppm	ppm	ppm	ppm	ppm	ppm	ppm
Avg	**.0124**	**.0242**	**.0009**	**.0115**	**.0012**	F **.0027**	**.0004**	**.0168**	**.0004**
Stddev	.0018	.0112	.0025	.0058	.0001	.0005	.0001	.0022	.0002
%RSD	14.61	46.28	290.9	50.27	5.975	17.52	27.73	13.13	46.33
#1	.0111	.0321	-.0009	.0156	.0011	.0030	.0005	.0152	.0005
#2	.0137	.0163	.0026	.0074	.0012	.0023	.0003	.0183	.0002
Check ?	Chk Pass	Chk Pass	Chk Pass	Chk Pass	Chk Pass	Chk Fail	Chk Pass	Chk Pass	Chk Pass
High Limit						.0021			
Low Limit						-.0021			

Zoom In Zoom Out

Sample Name: ccb Acquired: 7/25/2014 2:49:50 Type: QC
Method: Accutest1(v117) Mode: CONC Corr. Factor: 1.000000
User: admin Custom ID1: Custom ID2: Custom ID3:
Comment:

Elem	Sr4077	Ti3349	W_2079	Zr3391	S_1820	Bi2230	Li6707
Units	ppm	ppm	ppm	ppm	ppm	ppm	ppm
Avg	**.0001**	**.0004**	**.0080**	**.0009**	**.0002**	**.0031**	**.0021**
Stddev	.0001	.0000	.0000	.0000	.0013	.0007	.0027
%RSD	60.93	6.785	.5970	1.793	733.3	23.73	131.4
#1	.0001	.0005	.0080	.0008	.0011	.0037	.0001
#2	.0002	.0004	.0079	.0009	-.0007	.0026	.0040
Check ?	Chk Pass	Chk Pass	Chk Pass	Chk Pass	Chk Pass	Chk Pass	Chk Pass
High Limit							
Low Limit							

Int. Std.	Y_3600	Y_3710	Y_2243	In2306
Units	Cts/S	Cts/S	Cts/S	Cts/S
Avg	**71438.**	**7117.1**	**2883.5**	**4091.6**
Stddev	181.	22.2	3.3	.6
%RSD	.25348	.31219	.11277	.01368
#1	71566.	7132.8	2885.8	4092.0
#2	71310.	7101.4	2881.2	4091.2

Zoom In Zoom Out

Sample Name: jb72419-11 Acquired: 7/25/2014 2:55:47 Type: Unk
Method: Accutest1(v117) Mode: CONC Corr. Factor: 1.000000
User: admin Custom ID1: Custom ID2: Custom ID3:
Comment:

Elem	Ba4554	Be3130	Cd2288	Co2286	Cr2677	Cu3247	Mn2576	Ni2316
Avg	**.2174**	**.0019**	**.0030**	**.0235**	**.1648**	**.1894**	**.7549**	**.0457**
Stddev	.0011	.0001	.0001	.0000	.0004	.0004	.0004	.0006
%RSD	.4899	4.872	1.983	.2098	.2254	.1979	.0553	1.325
#1	.2181	.0020	.0030	.0235	.1651	.1897	.7552	.0462
#2	.2166	.0019	.0031	.0235	.1645	.1891	.7546	.0453

Elem	Ag3280	V_2924	Zn2062	As1890	Tl1908	Pb2203	Se1960	Sb2068
Avg	**.0049**	**.1923**	**.5776**	**.0437**	F **-.0063**	**.6456**	**.0133**	**.0229**
Stddev	.0006	.0004	.0008	.0004	.0016	.0004	.0006	.0011
%RSD	11.34	.1848	.1355	.8844	24.74	.0630	4.609	4.731
#1	.0045	.1921	.5770	.0434	-.0052	.6459	.0129	.0237
#2	.0053	.1926	.5781	.0440	-.0074	.6453	.0137	.0222

Elem	Al3961	Ca3179	Fe2599	Mg2790	K_7664	Na5895	B_2089	Mo2020
Avg	**40.38**	**216.7**	**69.37**	**13.06**	**5.653**	**1.770**	**.0488**	**.0080**
Stddev	.05	.0	.02	.05	.006	.003	.0002	.0003
%RSD	.1138	.0027	.0228	.3804	.1021	.1926	.5079	4.006
#1	40.41	216.7	69.36	13.03	5.657	1.773	.0489	.0082
#2	40.35	216.7	69.38	13.10	5.649	1.768	.0486	.0077

Elem	Pd3404	Si2124	Sn1899	Sr4077	Ti3349	W_2079	Zr3391	S_1820
Avg	**.0100**	**17.61**	**.0474**	**1.399**	**4.961**	**.0019**	**.0655**	**9.993**
Stddev	.0002	.46	.0006	.001	.001	.0005	.0005	.008
%RSD	2.432	2.591	1.177	.0547	.0248	25.79	.8286	.0778
#1	.0102	17.93	.0470	1.398	4.960	.0016	.0651	9.999
#2	.0098	17.29	.0478	1.399	4.962	.0023	.0659	9.988

Elem	Bi2230	Li6707
Avg	**.0139**	**.0311**
Stddev	.0002	.0006
%RSD	1.435	1.789
#1	.0141	.0315
#2	.0138	.0307

Zoom In Zoom Out

Sample Name: jb72419-11 Acquired: 7/25/2014 2:55:47 Type: Unk
Method: Accutest1(v117) Mode: CONC Corr. Factor: 1.000000
User: admin Custom ID1: Custom ID2: Custom ID3:
Comment:

Int. Std.	Y_3600	Y_3710	Y_2243	In2306
Avg	**68565.**	**7045.3**	**2704.7**	**3655.5**
Stddev	222.	19.5	1.8	1.4
%RSD	.32361	.27714	.06702	.03728
#1	68722.	7059.1	2705.9	3654.5
#2	68408.	7031.5	2703.4	3656.4

Zoom In Zoom Out

Sample Name: jb72419-12 Acquired: 7/25/2014 3:01:35 Type: Unk
Method: Accutest1(v117) Mode: CONC Corr. Factor: 1.000000
User: admin Custom ID1: Custom ID2: Custom ID3:
Comment:

Elem	Ba4554	Be3130	Cd2288	Co2286	Cr2677	Cu3247	Mn2576	Ni2316
Avg	**.2021**	**.0017**	**.0030**	**.0229**	**.1514**	**.1813**	**.6408**	**.0410**
Stddev	.0010	.0002	.0001	.0001	.0003	.0001	.0027	.0001
%RSD	.4741	10.04	1.813	.6520	.1908	.0641	.4157	.1323
#1	.2014	.0016	.0031	.0230	.1512	.1812	.6390	.0410
#2	.2028	.0018	.0030	.0228	.1516	.1814	.6427	.0411

Elem	Ag3280	V_2924	Zn2062	As1890	Tl1908	Pb2203	Se1960	Sb2068
Avg	**.0048**	**.1791**	**.5056**	**.0406**	F **-.0078**	**.5971**	**.0125**	**.0217**
Stddev	.0001	.0004	.0011	.0004	.0017	.0012	.0004	.0002
%RSD	2.766	.1960	.2193	.9608	21.69	.2025	3.248	1.109
#1	.0048	.1789	.5049	.0409	-.0090	.5962	.0123	.0219
#2	.0047	.1793	.5064	.0403	-.0066	.5979	.0128	.0216

Elem	Al3961	Ca3179	Fe2599	Mg2790	K_7664	Na5895	B_2089	Mo2020
Avg	**38.37**	**181.1**	**65.64**	**11.16**	**5.627**	**1.737**	**.0446**	**.0072**
Stddev	.01	.0	.07	.07	.001	.003	.0002	.0001
%RSD	.0356	.0106	.1018	.6284	.0144	.1627	.5434	1.161
#1	38.38	181.1	65.59	11.12	5.626	1.739	.0445	.0073
#2	38.36	181.2	65.69	11.21	5.627	1.735	.0448	.0072

Elem	Pd3404	Si2124	Sn1899	Sr4077	Ti3349	W_2079	Zr3391	S_1820
Avg	**.0141**	**21.25**	**.0448**	**1.166**	**4.649**	**.0038**	**.0544**	**9.014**
Stddev	.0003	.18	.0008	.001	.032	.0004	.0004	.010
%RSD	2.409	.8380	1.697	.0979	.6955	11.06	.7821	.1152
#1	.0143	21.37	.0443	1.166	4.626	.0035	.0541	9.007
#2	.0139	21.12	.0454	1.165	4.672	.0041	.0547	9.022

Elem	Bi2230	Li6707
Avg	**.0124**	**.0288**
Stddev	.0009	.0010
%RSD	6.893	3.506
#1	.0118	.0281
#2	.0130	.0295

Zoom In Zoom Out

Sample Name: jb72419-12 Acquired: 7/25/2014 3:01:35 Type: Unk
Method: Accutest1(v117) Mode: CONC Corr. Factor: 1.000000
User: admin Custom ID1: Custom ID2: Custom ID3:
Comment:

Int. Std.	Y_3600	Y_3710	Y_2243	In2306
Avg	**69035.**	**7122.7**	**2717.9**	**3694.7**
Stddev	419.	18.6	.6	1.9
%RSD	.60699	.26071	.02120	.05048
#1	69331.	7135.8	2718.3	3696.1
#2	68738.	7109.6	2717.5	3693.4

Zoom In Zoom Out

Sample Name: jb72229-3 2 Acquired: 7/25/2014 3:07:21 Type: Unk
Method: Accutest1(v117) Mode: CONC Corr. Factor: 1.000000
User: admin Custom ID1: Custom ID2: Custom ID3:
Comment:

Elem	Ba4554	Be3130	Cd2288	Co2286	Cr2677	Cu3247	Mn2576	Ni2316	Ag3280
Avg	**.1859**	**.0000**	**.0003**	**.0044**	**.0022**	**.0065**	**.6205**	**.0035**	**.0016**
Stddev	.0004	.0001	.0002	.0003	.0002	.0008	.0012	.0002	.0006
%RSD	.1997	492.5	48.21	6.138	9.483	11.82	.1884	7.073	40.34
#1	.1856	-.0000	.0004	.0046	.0023	.0070	.6213	.0037	.0011
#2	.1862	.0001	.0002	.0042	.0020	.0059	.6197	.0033	.0020

Elem	V_2924	Zn2062	As1890	Tl1908	Pb2203	Se1960	Sb2068	Al3961	Ca3179
Avg	**.0017**	**.0166**	**.0017**	**.0016**	**.0012**	**.0017**	**.0004**	**.6664**	**142.6**
Stddev	.0001	.0001	.0001	.0005	.0007	.0010	.0005	.0005	.2
%RSD	8.450	.3785	8.875	30.47	61.73	55.74	131.9	.0806	.1360
#1	.0016	.0165	.0016	.0019	.0017	.0024	.0007	.6660	142.7
#2	.0018	.0166	.0018	.0012	.0007	.0010	.0000	.6668	142.4

Elem	Fe2599	Mg2790	K_7664	Na5895	B_2089	Mo2020	Pd3404	Si2124	Sn1899
Avg	**1.615**	**22.63**	**10.91**	**460.0**	**.0779**	**.0009**	**.0064**	**6.177**	**-.0012**
Stddev	.011	.01	.05	.6	.0005	.0000	.0000	.009	.0003
%RSD	.6525	.0279	.4257	.1202	.6172	2.592	.5153	.1398	27.12
#1	1.622	22.62	10.88	459.6	.0775	.0009	.0065	6.171	-.0014
#2	1.607	22.63	10.94	460.3	.0782	.0009	.0064	6.184	-.0010

Elem	Sr4077	Ti3349	W_2079	Zr3391	S_1820	Bi2230	Li6707
Avg	**.7393**	**.0301**	**-.0085**	**.0153**	**8.194**	**.0049**	**.0091**
Stddev	.0000	.0007	.0002	.0001	.013	.0018	.0009
%RSD	.0056	2.206	2.338	.4620	.1523	36.95	10.19
#1	.7393	.0305	-.0086	.0152	8.185	.0061	.0098
#2	.7393	.0296	-.0083	.0153	8.203	.0036	.0085

Int. Std.	Y_3600	Y_3710	Y_2243	In2306
Avg	**65429.**	**6914.0**	**2568.4**	**3407.2**
Stddev	29.	23.9	4.2	8.5
%RSD	.04498	.34509	.16223	.24815
#1	65450.	6897.1	2571.4	3413.1
#2	65408.	6930.8	2565.5	3401.2

Zoom In Zoom Out

Sample Name: jb72233-7 Acquired: 7/25/2014 3:13:18 Type: Unk
Method: Accutest1(v117) Mode: CONC Corr. Factor: 1.000000
User: admin Custom ID1: Custom ID2: Custom ID3:
Comment:

Elem	Ba4554	Be3130	Cd2288	Co2286	Cr2677	Cu3247	Mn2576	Ni2316	Ag3280
Avg	**-.0001**	**-.0000**	**.0002**	**.0001**	**-.0001**	**.0017**	**.0001**	**.0001**	**.0003**
Stddev	.0002	.0000	.0001	.0001	.0002	.0004	.0001	.0001	.0000
%RSD	241.8	11.91	34.75	80.80	163.4	20.78	110.1	92.14	3.945
#1	-.0003	-.0001	.0002	.0001	.0000	.0020	.0000	.0002	.0003
#2	.0001	-.0000	.0003	.0002	-.0002	.0015	.0002	.0000	.0002

Elem	V_2924	Zn2062	As1890	Tl1908	Pb2203	Se1960	Sb2068	Al3961	Ca3179
Avg	**-.0004**	**.0027**	**.0003**	**-.0010**	**-.0002**	**.0003**	**.0012**	**-.0065**	**.0305**
Stddev	.0002	.0001	.0007	.0002	.0008	.0012	.0012	.0054	.0003
%RSD	58.19	2.409	214.0	18.57	354.3	366.3	102.2	82.02	1.077
#1	-.0005	.0028	-.0002	-.0009	.0004	-.0005	.0003	-.0027	.0307
#2	-.0002	.0027	.0009	-.0012	-.0008	.0012	.0021	-.0103	.0302

Elem	Fe2599	Mg2790	K_7664	Na5895	B_2089	Mo2020	Pd3404	Si2124	Sn1899
Avg	**.0092**	**-.0058**	**.0198**	**.0647**	**.0003**	**.0004**	**.0005**	**.0339**	**.0001**
Stddev	.0009	.0239	.0127	.0021	.0003	.0001	.0004	.0004	.0004
%RSD	9.375	410.9	63.96	3.286	118.7	33.63	72.73	1.156	397.8
#1	.0086	-.0227	.0109	.0662	.0000	.0003	.0002	.0342	.0004
#2	.0098	.0111	.0288	.0632	.0005	.0005	.0007	.0336	-.0002

Elem	Sr4077	Ti3349	W_2079	Zr3391	S_1820	Bi2230	Li6707
Avg	**-.0000**	**.0001**	**.0031**	**.0014**	**.0061**	**.0004**	**.0029**
Stddev	.0001	.0003	.0004	.0000	.0012	.0006	.0003
%RSD	199.5	203.6	12.43	1.127	19.39	129.3	9.663
#1	-.0001	.0004	.0029	.0014	.0053	.0009	.0031
#2	.0000	-.0001	.0034	.0014	.0070	.0000	.0027

Int. Std.	Y_3600	Y_3710	Y_2243	In2306
Avg	**72671.**	**7179.8**	**2878.4**	**4119.9**
Stddev	5.	49.4	2.7	3.5
%RSD	.00733	.68832	.09540	.08509
#1	72667.	7214.8	2880.4	4122.3
#2	72674.	7144.9	2876.5	4117.4

Zoom In Zoom Out

Sample Name: jb72256-6 Acquired: 7/25/2014 3:19:12 Type: Unk
Method: Accutest1(v117) Mode: CONC Corr. Factor: 1.000000
User: admin Custom ID1: Custom ID2: Custom ID3:
Comment:

Elem	Ba4554	Be3130	Cd2288	Co2286	Cr2677	Cu3247	Mn2576	Ni2316	Ag3280
Avg	**-.0002**	**-.0000**	**.0002**	**-.0000**	**-.0003**	**.0014**	**.0001**	**.0001**	**-.0000**
Stddev	.0000	.0000	.0001	.0003	.0003	.0003	.0000	.0002	.0004
%RSD	18.93	48.36	28.28	1400.	95.71	19.12	19.95	170.9	1633.
#1	-.0002	-.0000	.0001	-.0003	-.0001	.0012	.0001	.0003	.0003
#2	-.0002	-.0001	.0002	.0002	-.0005	.0015	.0001	-.0000	-.0003

Elem	V_2924	Zn2062	As1890	Tl1908	Pb2203	Se1960	Sb2068	Al3961	Ca3179
Avg	**-.0006**	**.0024**	**-.0006**	**-.0009**	**-.0004**	**-.0003**	**.0005**	**-.0097**	**.0410**
Stddev	.0003	.0001	.0007	.0010	.0003	.0012	.0009	.0063	.0074
%RSD	47.82	5.808	123.6	101.8	74.45	383.3	181.3	64.93	18.06
#1	-.0008	.0025	-.0011	-.0016	-.0006	.0005	-.0001	-.0052	.0358
#2	-.0004	.0023	-.0001	-.0003	-.0002	-.0012	.0011	-.0141	.0462

Elem	Fe2599	Mg2790	K_7664	Na5895	B_2089	Mo2020	Pd3404	Si2124	Sn1899
Avg	**.0089**	**.0046**	**.0191**	**.0375**	**.0005**	**.0002**	**.0002**	**.0695**	**.0005**
Stddev	.0008	.0092	.0092	.0005	.0006	.0000	.0007	.0040	.0001
%RSD	9.264	200.3	47.85	1.448	120.4	15.37	365.9	5.762	17.64
#1	.0084	.0111	.0256	.0379	.0001	.0002	.0007	.0667	.0005
#2	.0095	-.0019	.0127	.0371	.0008	.0003	-.0003	.0723	.0006

Elem	Sr4077	Ti3349	W_2079	Zr3391	S_1820	Bi2230	Li6707
Avg	**.0000**	**.0000**	**.0023**	**.0007**	**.0082**	**.0007**	**.0008**
Stddev	.0001	.0001	.0005	.0002	.0006	.0003	.0013
%RSD	271.4	262.1	19.62	23.11	7.707	45.63	163.7
#1	-.0000	.0001	.0026	.0006	.0078	.0005	.0018
#2	.0001	-.0000	.0020	.0009	.0087	.0010	-.0001

Int. Std.	Y_3600	Y_3710	Y_2243	In2306
Avg	72162.	7157.7	2876.8	4112.2
Stddev	134.	66.0	2.5	14.0
%RSD	.18620	.92229	.08739	.34115
#1	72067.	7204.4	2875.0	4102.3
#2	72257.	7111.0	2878.6	4122.1

Zoom In Zoom Out

Sample Name: jb72265-21 Acquired: 7/25/2014 3:25:07 Type: Unk
Method: Accutest1(v117) Mode: CONC Corr. Factor: 1.000000
User: admin Custom ID1: Custom ID2: Custom ID3:
Comment:

Elem	Ba4554	Be3130	Cd2288	Co2286	Cr2677	Cu3247	Mn2576	Ni2316	Ag3280
Avg	**-.0000**	**-.0000**	**.0002**	**.0001**	**-.0002**	**.0012**	**.0003**	**.0004**	**.0003**
Stddev	.0001	.0001	.0002	.0000	.0001	.0000	.0001	.0002	.0005
%RSD	244.0	507.3	97.34	31.45	70.28	2.452	25.59	54.46	148.4
#1	-.0001	-.0001	.0004	.0001	-.0001	.0012	.0003	.0005	.0007
#2	.0000	.0001	.0001	.0001	-.0003	.0012	.0002	.0002	-.0000

Elem	V_2924	Zn2062	As1890	Tl1908	Pb2203	Se1960	Sb2068	Al3961	Ca3179
Avg	**.0000**	**.0018**	**-.0004**	**-.0014**	**.0000**	**-.0001**	**-.0002**	**.0051**	**.0361**
Stddev	.0002	.0000	.0006	.0000	.0003	.0006	.0003	.0098	.0033
%RSD	605.0	2.016	154.4	.3904	253600.	657.4	120.0	191.7	9.279
#1	-.0001	.0018	.0000	-.0014	-.0002	.0004	-.0004	.0120	.0385
#2	.0002	.0018	-.0008	-.0014	.0002	-.0005	-.0000	-.0018	.0337

Elem	Fe2599	Mg2790	K_7664	Na5895	B_2089	Mo2020	Pd3404	Si2124	Sn1899
Avg	**.0051**	**.0223**	**.0111**	**.1508**	**.0009**	**.0002**	**.0008**	**.0737**	**.0016**
Stddev	.0055	.0188	.0008	.0027	.0003	.0001	.0023	.0019	.0003
%RSD	108.2	84.44	7.349	1.784	30.30	46.52	283.1	2.622	21.17
#1	.0090	.0356	.0117	.1489	.0007	.0002	.0024	.0723	.0013
#2	.0012	.0090	.0106	.1527	.0011	.0003	-.0008	.0750	.0018

Elem	Sr4077	Ti3349	W_2079	Zr3391	S_1820	Bi2230	Li6707
Avg	**.0000**	**.0001**	**.0030**	**.0006**	**.0027**	**.0002**	**.0016**
Stddev	.0001	.0003	.0001	.0001	.0006	.0009	.0010
%RSD	293.6	215.4	3.001	17.16	23.15	533.9	59.69
#1	.0001	.0004	.0030	.0005	.0023	.0008	.0023
#2	-.0000	-.0001	.0031	.0007	.0032	-.0004	.0009

Int. Std.	Y_3600	Y_3710	Y_2243	In2306
Avg	72522.	7169.2	2896.2	4138.6
Stddev	54.	6.6	2.4	4.9
%RSD	.07383	.09220	.08435	.11731
#1	72484.	7164.5	2897.9	4135.2
#2	72560.	7173.8	2894.4	4142.0

Zoom In Zoom Out

Sample Name: jb72153-2 2 Acquired: 7/25/2014 3:31:01 Type: Unk
Method: Accutest1(v117) Mode: CONC Corr. Factor: 5.000000
User: admin Custom ID1: Custom ID2: Custom ID3:
Comment:

Elem	Ba4554	Be3130	Cd2288	Co2286	Cr2677	Cu3247	Mn2576	Ni2316
Avg	**.1765**	**.0007**	**.0016**	**.0009**	**.0154**	**.0164**	**-.0002**	**.0017**
Stddev	.0002	.0001	.0006	.0001	.0014	.0038	.0002	.0006
%RSD	.0919	8.521	34.44	8.458	9.039	23.00	106.8	34.02
#1	.1764	.0007	.0020	.0010	.0144	.0137	-.0000	.0013
#2	.1766	.0006	.0012	.0008	.0164	.0190	-.0003	.0022

Elem	Ag3280	V_2924	Zn2062	As1890	Tl1908	Pb2203	Se1960	Sb2068
Avg	**.0052**	**.0044**	**.0046**	**.0074**	**-.0086**	**-.0021**	**.0039**	**.0032**
Stddev	.0030	.0007	.0002	.0068	.0015	.0093	.0081	.0011
%RSD	57.41	15.18	5.338	90.66	17.34	451.3	210.3	35.30
#1	.0031	.0039	.0048	.0122	-.0075	.0045	.0096	.0024
#2	.0073	.0049	.0044	.0027	-.0096	-.0087	-.0019	.0040

Elem	Al3961	Ca3179	Fe2599	Mg2790	K_7664	Na5895	B_2089	Mo2020
Avg	**.4104**	**593.6**	**.0745**	**.5283**	**6.522**	**1099.**	**.1379**	**.0023**
Stddev	.0134	.2	.0104	.0173	.081	5.	.0017	.0009
%RSD	3.260	.0280	13.99	3.284	1.240	.4909	1.197	40.34
#1	.4199	593.7	.0819	.5161	6.580	1103.	.1391	.0029
#2	.4009	593.5	.0672	.5406	6.465	1095.	.1368	.0016

Elem	Pd3404	Si2124	Sn1899	Sr4077	Ti3349	W_2079	Zr3391	S_1820
Avg	**.0153**	**18.14**	**-.0023**	**7.456**	**.0017**	**-.0523**	W **-.0142**	**20.04**
Stddev	.0076	.04	.0018	.005	.0012	.0044	.0011	.05
%RSD	49.68	.2361	80.34	.0629	72.11	8.379	7.768	.2334
#1	.0099	18.11	-.0036	7.459	.0025	-.0492	-.0149	20.01
#2	.0206	18.17	-.0010	7.453	.0008	-.0554	-.0134	20.07

Elem	Bi2230	Li6707
Avg	**.0298**	**.0270**
Stddev	.0013	.0025
%RSD	4.270	9.095
#1	.0307	.0253
#2	.0289	.0288

Zoom In Zoom Out

Sample Name: jb72153-2 2 Acquired: 7/25/2014 3:31:01 Type: Unk
Method: Accutest1(v117) Mode: CONC Corr. Factor: 5.000000
User: admin Custom ID1: Custom ID2: Custom ID3:
Comment:

Int. Std.	Y_3600	Y_3710	Y_2243	In2306
Avg	67556.	6934.8	2665.4	3609.6
Stddev	165.	40.7	6.6	6.2
%RSD	.24445	.58696	.24758	.17090
#1	67672.	6906.1	2670.1	3614.0
#2	67439.	6963.6	2660.8	3605.3

Zoom In Zoom Out

Sample Name: jb72153-3 Acquired: 7/25/2014 3:36:58 Type: Unk
Method: Accutest1(v117) Mode: CONC Corr. Factor: 5.000000
User: admin Custom ID1: Custom ID2: Custom ID3:
Comment:

Elem	Ba4554	Be3130	Cd2288	Co2286	Cr2677	Cu3247	Mn2576	Ni2316
Avg	**.1429**	**-.0004**	**.0011**	**.0008**	**.0222**	**.0128**	**-.0003**	**.0012**
Stddev	.0008	.0008	.0004	.0003	.0032	.0007	.0006	.0019
%RSD	.5311	190.5	36.69	36.07	14.42	5.125	199.9	154.7
#1	.1424	-.0009	.0008	.0006	.0200	.0123	-.0007	.0025
#2	.1435	.0001	.0014	.0010	.0245	.0133	.0001	-.0001

Elem	Ag3280	V_2924	Zn2062	As1890	Tl1908	Pb2203	Se1960	Sb2068
Avg	**.0035**	**.0047**	**.0022**	**.0097**	**-.0071**	**-.0022**	**-.0027**	**.0005**
Stddev	.0036	.0013	.0001	.0005	.0024	.0041	.0047	.0001
%RSD	101.7	26.83	3.016	4.756	33.61	189.9	174.1	21.07
#1	.0061	.0056	.0021	.0101	-.0054	-.0051	.0006	.0006
#2	.0010	.0038	.0022	.0094	-.0088	.0007	-.0060	.0004

Elem	Al3961	Ca3179	Fe2599	Mg2790	K_7664	Na5895	B_2089	Mo2020
Avg	**.4857**	**605.3**	**.0210**	**.3463**	**8.462**	**1094.**	**.1342**	**.0018**
Stddev	.0154	.9	.0026	.0800	.217	10.	.0005	.0007
%RSD	3.172	.1421	12.39	23.11	2.567	.8925	.3984	36.47
#1	.4966	604.7	.0229	.4029	8.309	1101.	.1346	.0013
#2	.4748	605.9	.0192	.2897	8.616	1087.	.1339	.0023

Elem	Pd3404	Si2124	Sn1899	Sr4077	Ti3349	W_2079	Zr3391	S_1820
Avg	**.0128**	**15.74**	**-.0034**	**6.184**	**.0004**	**-.0563**	W **-.0131**	**20.67**
Stddev	.0081	.04	.0013	.008	.0006	.0046	.0014	.03
%RSD	63.41	.2367	39.43	.1222	159.8	8.164	10.47	.1422
#1	.0186	15.71	-.0024	6.179	.0008	-.0595	-.0122	20.65
#2	.0071	15.77	-.0043	6.190	-.0000	-.0530	-.0141	20.69

Elem	Bi2230	Li6707
Avg	**.0301**	**.0410**
Stddev	.0007	.0037
%RSD	2.444	9.139
#1	.0306	.0436
#2	.0296	.0383

Zoom In Zoom Out

Sample Name: jb72153-3 Acquired: 7/25/2014 3:36:58 Type: Unk
Method: Accutest1(v117) Mode: CONC Corr. Factor: 5.000000
User: admin Custom ID1: Custom ID2: Custom ID3:
Comment:

Int. Std.	Y_3600	Y_3710	Y_2243	In2306
Avg	**67337.**	**6922.3**	**2652.5**	**3583.5**
Stddev	354.	14.3	1.1	3.1
%RSD	.52520	.20647	.04284	.08763
#1	67587.	6932.4	2651.7	3585.7
#2	67087.	6912.2	2653.3	3581.2

Zoom In Zoom Out

Sample Name: jb72153-4 Acquired: 7/25/2014 3:42:54 Type: Unk
Method: Accutest1(v117) Mode: CONC Corr. Factor: 5.000000
User: admin Custom ID1: Custom ID2: Custom ID3:
Comment:

Elem	Ba4554	Be3130	Cd2288	Co2286	Cr2677	Cu3247	Mn2576	Ni2316
Avg	**.0878**	**-.0004**	**.0009**	**.0007**	**.0318**	**.0379**	**.0005**	**.0017**
Stddev	.0006	.0010	.0012	.0014	.0006	.0030	.0001	.0008
%RSD	.7316	234.4	131.1	211.6	1.848	7.849	21.49	43.60
#1	.0873	.0003	.0018	.0017	.0322	.0400	.0006	.0012
#2	.0883	-.0012	.0001	-.0003	.0314	.0358	.0004	.0023

Elem	Ag3280	V_2924	Zn2062	As1890	Tl1908	Pb2203	Se1960	Sb2068
Avg	**.0031**	**.0104**	**.0040**	**.0059**	**-.0097**	**.0001**	**.0001**	**.0041**
Stddev	.0025	.0018	.0001	.0043	.0027	.0029	.0103	.0099
%RSD	80.55	17.08	2.251	72.60	28.43	3385.	15030.	243.6
#1	.0048	.0092	.0041	.0029	-.0116	.0021	.0074	-.0029
#2	.0013	.0117	.0040	.0090	-.0077	-.0020	-.0072	.0111

Elem	Al3961	Ca3179	Fe2599	Mg2790	K_7664	Na5895	B_2089	Mo2020
Avg	**.1801**	**548.0**	**.0756**	**8.102**	**7.316**	**1092.**	**.1463**	**.0030**
Stddev	.0128	1.7	.0018	.416	.067	12.	.0003	.0003
%RSD	7.130	.3151	2.329	5.136	.9132	1.086	.2268	10.35
#1	.1710	546.8	.0744	7.808	7.364	1100.	.1461	.0032
#2	.1892	549.2	.0769	8.397	7.269	1084.	.1465	.0028

Elem	Pd3404	Si2124	Sn1899	Sr4077	Ti3349	W_2079	Zr3391	S_1820
Avg	**.0171**	**21.09**	**-.0041**	**3.628**	**.0008**	**-.0513**	W **-.0161**	**17.51**
Stddev	.0006	.05	.0013	.002	.0002	.0029	.0007	.02
%RSD	3.606	.2195	32.48	.0508	27.78	5.598	4.240	.1286
#1	.0176	21.06	-.0032	3.627	.0007	-.0533	-.0165	17.49
#2	.0167	21.12	-.0051	3.630	.0010	-.0492	-.0156	17.53

Elem	Bi2230	Li6707
Avg	**.0293**	**.0363**
Stddev	.0022	.0024
%RSD	7.496	6.541
#1	.0278	.0346
#2	.0309	.0379

Zoom In Zoom Out

Sample Name: jb72153-4 Acquired: 7/25/2014 3:42:54 Type: Unk
Method: Accutest1(v117) Mode: CONC Corr. Factor: 5.000000
User: admin Custom ID1: Custom ID2: Custom ID3:
Comment:

Int. Std.	Y_3600	Y_3710	Y_2243	In2306
Avg	**67984.**	**6970.3**	**2653.6**	**3600.1**
Stddev	134.	33.7	8.4	8.2
%RSD	.19655	.48406	.31691	.22893
#1	68079.	6994.2	2659.6	3605.9
#2	67890.	6946.4	2647.7	3594.2

Zoom In Zoom Out

Sample Name: jb72153-5 Acquired: 7/25/2014 3:48:51 Type: Unk
Method: Accutest1(v117) Mode: CONC Corr. Factor: 5.000000
User: admin Custom ID1: Custom ID2: Custom ID3:
Comment:

Elem	Ba4554	Be3130	Cd2288	Co2286	Cr2677	Cu3247	Mn2576	Ni2316
Avg	**.0901**	**-.0002**	**.0019**	**.0003**	**.0335**	**.0126**	**-.0005**	**.0014**
Stddev	.0008	.0006	.0010	.0011	.0015	.0003	.0005	.0007
%RSD	.9127	349.4	53.91	348.7	4.402	2.224	102.8	50.61
#1	.0906	-.0006	.0011	.0011	.0324	.0128	-.0009	.0019
#2	.0895	.0002	.0026	-.0005	.0345	.0124	-.0001	.0009

Elem	Ag3280	V_2924	Zn2062	As1890	Tl1908	Pb2203	Se1960	Sb2068
Avg	**.0034**	**.0100**	**.0079**	**.0068**	**-.0071**	**-.0001**	**-.0062**	**-.0015**
Stddev	.0002	.0018	.0002	.0017	.0021	.0042	.0093	.0007
%RSD	6.452	17.94	3.127	25.24	30.12	3553.	149.7	44.34
#1	.0033	.0113	.0077	.0056	-.0056	-.0031	-.0128	-.0020
#2	.0036	.0087	.0081	.0080	-.0086	.0029	.0004	-.0010

Elem	Al3961	Ca3179	Fe2599	Mg2790	K_7664	Na5895	B_2089	Mo2020
Avg	**.1171**	**536.0**	**.0784**	**13.76**	**11.38**	**1097.**	**.1393**	**.0024**
Stddev	.0838	.7	.0049	.05	.13	2.	.0033	.0001
%RSD	71.58	.1362	6.299	.3449	1.103	.2000	2.338	5.655
#1	.1764	535.5	.0749	13.72	11.47	1099.	.1370	.0025
#2	.0579	536.5	.0819	13.79	11.30	1096.	.1416	.0023

Elem	Pd3404	Si2124	Sn1899	Sr4077	Ti3349	W_2079	Zr3391	S_1820
Avg	**.0165**	**20.44**	**-.0042**	**3.946**	**.0014**	**-.0470**	W **-.0163**	**20.38**
Stddev	.0055	.05	.0006	.003	.0006	.0031	.0010	.05
%RSD	33.18	.2653	14.12	.0739	44.40	6.614	6.002	.2403
#1	.0204	20.40	-.0046	3.944	.0009	-.0448	-.0156	20.34
#2	.0126	20.48	-.0038	3.948	.0018	-.0492	-.0170	20.41

Elem	Bi2230	Li6707
Avg	**.0263**	**.0371**
Stddev	.0011	.0029
%RSD	4.014	7.911
#1	.0271	.0392
#2	.0256	.0351

Zoom In Zoom Out

Sample Name: jb72153-5 Acquired: 7/25/2014 3:48:51 Type: Unk
Method: Accutest1(v117) Mode: CONC Corr. Factor: 5.000000
User: admin Custom ID1: Custom ID2: Custom ID3:
Comment:

Int. Std.	Y_3600	Y_3710	Y_2243	In2306
Avg	**67483.**	**6959.7**	**2662.7**	**3598.2**
Stddev	15.	13.8	3.8	5.6
%RSD	.02168	.19807	.14085	.15618
#1	67493.	6969.4	2665.3	3602.2
#2	67473.	6949.9	2660.0	3594.2

Zoom In Zoom Out

Sample Name: ccv Acquired: 7/25/2014 3:54:49 Type: QC
Method: Accutest1(v117) Mode: CONC Corr. Factor: 1.000000
User: admin Custom ID1: Custom ID2: Custom ID3:
Comment:

Elem	Ba4554	Be3130	Cd2288	Co2286	Cr2677	Cu3247	Mn2576	Ni2316	Ag3280
Units	ppm	ppm	ppm	ppm	ppm	ppm	ppm	ppm	ppm
Avg	**1.995**	**1.972**	**2.012**	**2.012**	**2.017**	**1.943**	**2.043**	**2.004**	**.2455**
Stddev	.004	.004	.005	.003	.008	.006	.006	.003	.0013
%RSD	.2015	.1955	.2570	.1542	.3906	.3036	.2953	.1288	.5195
#1	1.992	1.970	2.008	2.010	2.023	1.938	2.048	2.002	.2465
#2	1.997	1.975	2.015	2.014	2.012	1.947	2.039	2.006	.2446
Check ?	Chk Pass	Chk Pass	Chk Pass	Chk Pass	Chk Pass	Chk Pass	Chk Pass	Chk Pass	Chk Pass
Value									
Range									

Elem	V_2924	Zn2062	As1890	Tl1908	Pb2203	Se1960	Sb2068	Al3961	Ca3179
Units	ppm	ppm	ppm	ppm	ppm	ppm	ppm	ppm	ppm
Avg	**2.020**	**2.020**	**1.985**	**2.081**	**2.010**	**1.999**	**2.012**	**39.42**	**39.58**
Stddev	.005	.004	.002	.006	.005	.001	.011	.08	.10
%RSD	.2572	.1730	.1163	.2706	.2292	.0499	.5429	.1934	.2427
#1	2.024	2.018	1.986	2.077	2.006	1.998	2.004	39.36	39.52
#2	2.016	2.023	1.983	2.085	2.013	2.000	2.019	39.47	39.65
Check ?	Chk Pass	Chk Pass	Chk Pass	Chk Pass	Chk Pass	Chk Pass	Chk Pass	Chk Pass	Chk Pass
Value									
Range									

Elem	Fe2599	Mg2790	K_7664	Na5895	B_2089	Mo2020	Pd3404	Si2124	Sn1899
Units	ppm	ppm	ppm	ppm	ppm	ppm	ppm	ppm	ppm
Avg	**39.24**	**38.84**	**40.03**	**40.39**	**2.014**	**2.009**	**1.982**	**5.205**	**2.040**
Stddev	.03	.10	.07	.03	.002	.005	.003	.010	.002
%RSD	.0735	.2576	.1774	.0670	.1183	.2347	.1514	.1861	.0773
#1	39.26	38.77	39.98	40.41	2.012	2.005	1.980	5.198	2.039
#2	39.22	38.91	40.08	40.38	2.016	2.012	1.985	5.212	2.041
Check ?	Chk Pass	Chk Pass	Chk Pass	Chk Pass	Chk Pass	Chk Pass	Chk Pass	Chk Pass	Chk Pass
Value									
Range									

Zoom In Zoom Out

Sample Name: ccv Acquired: 7/25/2014 3:54:49 Type: QC
Method: Accutest1(v117) Mode: CONC Corr. Factor: 1.000000
User: admin Custom ID1: Custom ID2: Custom ID3:
Comment:

Elem	Sr4077	Ti3349	W_2079	Zr3391	S_1820	Bi2230	Li6707
Units	ppm	ppm	ppm	ppm	ppm	ppm	ppm
Avg	**2.016**	**1.978**	**2.002**	**2.017**	**1.969**	**2.021**	**1.986**
Stddev	.001	.002	.007	.002	.007	.007	.005
%RSD	.0298	.1119	.3339	.0747	.3691	.3515	.2731
#1	2.016	1.979	1.998	2.018	1.964	2.016	1.982
#2	2.015	1.976	2.007	2.016	1.974	2.026	1.989
Check ?	Chk Pass	Chk Pass	Chk Pass	Chk Pass	Chk Pass	Chk Pass	Chk Pass
Value							
Range							

Int. Std.	Y_3600	Y_3710	Y_2243	In2306
Units	Cts/S	Cts/S	Cts/S	Cts/S
Avg	**68578.**	**7033.8**	**2738.4**	**3737.5**
Stddev	256.	14.2	2.5	3.2
%RSD	.37335	.20176	.09083	.08590
#1	68397.	7043.8	2740.1	3739.7
#2	68759.	7023.7	2736.6	3735.2

Zoom In Zoom Out

Sample Name: ccb Acquired: 7/25/2014 4:00:29 Type: QC
Method: Accutest1(v117) Mode: CONC Corr. Factor: 1.000000
User: admin Custom ID1: Custom ID2: Custom ID3:
Comment:

Elem	Ba4554	Be3130	Cd2288	Co2286	Cr2677	Cu3247	Mn2576	Ni2316	Ag3280
Units	ppm	ppm	ppm	ppm	ppm	ppm	ppm	ppm	ppm
Avg	**-.0002**	**.0001**	**.0002**	**.0004**	**-.0001**	F **.0024**	**.0002**	**.0005**	**-.0003**
Stddev	.0001	.0000	.0001	.0001	.0000	.0001	.0001	.0000	.0006
%RSD	36.03	36.09	21.97	21.68	20.44	3.567	29.07	8.713	165.5
#1	-.0002	.0001	.0002	.0005	-.0001	.0024	.0002	.0004	.0001
#2	-.0003	.0001	.0003	.0003	-.0001	.0023	.0003	.0005	-.0007
Check ?	Chk Pass	Chk Pass	Chk Pass	Chk Pass	Chk Pass	Chk Fail	Chk Pass	Chk Pass	Chk Pass
High Limit						.0018			
Low Limit						-.0018			

Elem	V_2924	Zn2062	As1890	Tl1908	Pb2203	Se1960	Sb2068	Al3961	Ca3179
Units	ppm	ppm	ppm	ppm	ppm	ppm	ppm	ppm	ppm
Avg	**.0003**	**.0003**	**-.0000**	**.0004**	**-.0007**	**-.0003**	**.0008**	**-.0112**	**.0070**
Stddev	.0001	.0001	.0000	.0008	.0006	.0004	.0008	.0026	.0021
%RSD	29.39	45.11	36.86	207.8	83.39	130.7	108.6	23.40	30.13
#1	.0003	.0004	-.0000	-.0002	-.0003	-.0006	.0014	-.0131	.0085
#2	.0002	.0002	-.0000	.0010	-.0011	-.0000	.0002	-.0094	.0055
Check ?	Chk Pass	Chk Pass	Chk Pass	Chk Pass	Chk Pass	Chk Pass	Chk Pass	Chk Pass	Chk Pass
High Limit									
Low Limit									

Elem	Fe2599	Mg2790	K_7664	Na5895	B_2089	Mo2020	Pd3404	Si2124	Sn1899
Units	ppm	ppm	ppm	ppm	ppm	ppm	ppm	ppm	ppm
Avg	**.0092**	**-.0045**	**.0220**	**.0431**	**.0016**	F **.0025**	**.0005**	**.0167**	**.0008**
Stddev	.0044	.0087	.0042	.0030	.0003	.0005	.0002	.0000	.0000
%RSD	47.30	194.9	18.93	6.988	17.02	21.66	34.40	.0250	.9610
#1	.0123	-.0106	.0249	.0453	.0018	.0029	.0004	.0167	.0008
#2	.0061	.0017	.0190	.0410	.0014	.0021	.0007	.0167	.0008
Check ?	Chk Pass	Chk Pass	Chk Pass	Chk Pass	Chk Pass	Chk Fail	Chk Pass	Chk Pass	Chk Pass
High Limit						.0021			
Low Limit						-.0021			

Zoom In Zoom Out

Sample Name: ccb Acquired: 7/25/2014 4:00:29 Type: QC
Method: Accutest1(v117) Mode: CONC Corr. Factor: 1.000000
User: admin Custom ID1: Custom ID2: Custom ID3:
Comment:

Elem	Sr4077	Ti3349	W_2079	Zr3391	S_1820	Bi2230	Li6707
Units	ppm	ppm	ppm	ppm	ppm	ppm	ppm
Avg	**.0001**	**-.0001**	**.0072**	**.0007**	**.0020**	**.0027**	**.0012**
Stddev	.0001	.0003	.0009	.0002	.0013	.0010	.0011
%RSD	41.95	345.0	12.16	26.69	65.09	38.32	88.05
#1	.0002	.0001	.0078	.0008	.0030	.0020	.0020
#2	.0001	-.0003	.0066	.0005	.0011	.0034	.0005
Check ?	Chk Pass	Chk Pass	Chk Pass	Chk Pass	Chk Pass	Chk Pass	Chk Pass
High Limit							
Low Limit							

Int. Std.	Y_3600	Y_3710	Y_2243	In2306
Units	Cts/S	Cts/S	Cts/S	Cts/S
Avg	**72114.**	**7065.5**	**2896.3**	**4122.2**
Stddev	43.	23.0	5.3	8.6
%RSD	.05920	.32553	.18298	.20952
#1	72144.	7081.7	2900.1	4128.3
#2	72084.	7049.2	2892.6	4116.1

Zoom In Zoom Out

Sample Name: jb72163-1a Acquired: 7/25/2014 4:06:24 Type: Unk
Method: Accutest1(v117) Mode: CONC Corr. Factor: 5.000000
User: admin Custom ID1: Custom ID2: Custom ID3:
Comment:

Elem	Ba4554	Be3130	Cd2288	Co2286	Cr2677	Cu3247	Mn2576	Ni2316	Ag3280
Avg	**.1467**	**-.0002**	**.0020**	**.0030**	**.0044**	**.0268**	**.7134**	**.0122**	**.0010**
Stddev	.0000	.0001	.0005	.0008	.0004	.0025	.0019	.0009	.0015
%RSD	.0241	61.81	24.31	26.04	8.029	9.168	.2660	7.517	151.6
#1	.1467	-.0003	.0023	.0036	.0041	.0286	.7147	.0128	.0020
#2	.1467	-.0001	.0016	.0025	.0046	.0251	.7120	.0115	-.0001

Elem	V_2924	Zn2062	As1890	Tl1908	Pb2203	Se1960	Sb2068	Al3961	Ca3179
Avg	**.0127**	**.2152**	**.0312**	**.0040**	**-.0017**	**-.0018**	**.0061**	**.0555**	**304.0**
Stddev	.0007	.0002	.0038	.0044	.0002	.0104	.0042	.0171	.4
%RSD	5.809	.0966	12.03	109.3	12.99	586.9	68.29	30.77	.1260
#1	.0133	.2151	.0338	.0009	-.0015	.0056	.0032	.0434	304.3
#2	.0122	.2154	.0285	.0071	-.0018	-.0091	.0091	.0676	303.7

Elem	Fe2599	Mg2790	K_7664	Na5895	B_2089	Mo2020	Pd3404	Si2124	Sn1899
Avg	**.1365**	**34.11**	**27.49**	**868.3**	**.6442**	**.0104**	**.0052**	**2.043**	**-.0006**
Stddev	.0276	.33	.00	2.1	.0034	.0015	.0097	.005	.0035
%RSD	20.18	.9739	.0014	.2435	.5201	14.71	184.5	.2475	622.4
#1	.1560	34.34	27.49	869.8	.6419	.0115	.0121	2.040	.0019
#2	.1171	33.87	27.48	866.8	.6466	.0093	-.0016	2.047	-.0031

Elem	Sr4077	Ti3349	W_2079	Zr3391	S_1820	Bi2230	Li6707
Avg	**.8102**	**.0028**	**-.0162**	**.0022**	**29.03**	**.0199**	**.0147**
Stddev	.0006	.0002	.0018	.0006	.04	.0075	.0064
%RSD	.0766	7.795	11.08	28.34	.1310	37.73	43.68
#1	.8098	.0029	-.0174	.0018	29.00	.0252	.0102
#2	.8107	.0026	-.0149	.0026	29.05	.0146	.0193

Int. Std.	Y_3600	Y_3710	Y_2243	In2306
Avg	**68083.**	**6972.0**	**2697.3**	**3686.2**
Stddev	77.	2.7	2.2	5.7
%RSD	.11343	.03813	.08315	.15413
#1	68138.	6973.8	2698.8	3690.2
#2	68029.	6970.1	2695.7	3682.2

Zoom In Zoom Out

Sample Name: jb72171-1 Acquired: 7/25/2014 4:12:16 Type: Unk
Method: Accutest1(v117) Mode: CONC Corr. Factor: 5.000000
User: admin Custom ID1: Custom ID2: Custom ID3:
Comment:

Elem	Ba4554	Be3130	Cd2288	Co2286	Cr2677	Cu3247	Mn2576	Ni2316	Ag3280
Avg	**.4315**	**-.0002**	**.0071**	**.0217**	**.0040**	**.1559**	**1.547**	**.0699**	**.0025**
Stddev	.0032	.0004	.0004	.0006	.0019	.0025	.000	.0005	.0015
%RSD	.7386	231.8	5.641	2.667	48.26	1.633	.0214	.7853	57.71
#1	.4338	.0001	.0069	.0213	.0053	.1577	1.547	.0695	.0015
#2	.4293	-.0004	.0074	.0221	.0026	.1541	1.546	.0703	.0036

Elem	V_2924	Zn2062	As1890	Tl1908	Pb2203	Se1960	Sb2068	Al3961	Ca3179
Avg	**-.0000**	**1.088**	**.0049**	**.0018**	**.3625**	**-.0102**	**.0012**	**.2473**	**246.2**
Stddev	.0010	.001	.0017	.0012	.0025	.0072	.0012	.0908	1.5
%RSD	4481.	.0959	35.01	68.62	.6983	70.29	101.7	36.72	.5946
#1	-.0007	1.087	.0037	.0009	.3607	-.0152	.0020	.1831	247.2
#2	.0007	1.088	.0061	.0026	.3643	-.0051	.0003	.3115	245.1

Elem	Fe2599	Mg2790	K_7664	Na5895	B_2089	Mo2020	Pd3404	Si2124	Sn1899
Avg	**.2512**	**20.59**	**5.989**	**1046.**	**.1900**	**.0037**	**.0064**	**3.402**	**-.0034**
Stddev	.0331	.15	.082	14.	.0018	.0021	.0008	.020	.0000
%RSD	13.17	.7491	1.373	1.305	.9232	56.04	12.27	.5758	1.342
#1	.2746	20.70	6.047	1056.	.1912	.0052	.0069	3.388	-.0034
#2	.2278	20.48	5.931	1036.	.1887	.0022	.0058	3.416	-.0034

Elem	Sr4077	Ti3349	W_2079	Zr3391	S_1820	Bi2230	Li6707
Avg	**.8346**	**-.0015**	**-.0146**	**-.0008**	**9.802**	**.0116**	**.0304**
Stddev	.0007	.0000	.0010	.0010	.001	.0058	.0038
%RSD	.0836	.8990	6.659	126.9	.0105	49.73	12.42
#1	.8341	-.0015	-.0153	-.0001	9.801	.0157	.0331
#2	.8351	-.0015	-.0139	-.0015	9.803	.0075	.0277

Int. Std.	Y_3600	Y_3710	Y_2243	In2306
Avg	**67949.**	**6990.4**	**2700.4**	**3630.9**
Stddev	77.	28.8	7.6	11.7
%RSD	.11290	.41143	.27994	.32307
#1	68003.	6970.1	2705.8	3639.2
#2	67895.	7010.8	2695.1	3622.6

Sample Name: jb72171-2 Acquired: 7/25/2014 4:18:12 Type: Unk
Method: Accutest1(v117) Mode: CONC Corr. Factor: 5.000000
User: admin Custom ID1: Custom ID2: Custom ID3:
Comment:

Elem	Ba4554	Be3130	Cd2288	Co2286	Cr2677	Cu3247	Mn2576	Ni2316	Ag3280
Avg	**.2358**	**.0005**	**.0046**	**.0053**	**.0005**	**.0508**	**.4405**	**.4250**	**.0034**
Stddev	.0022	.0005	.0001	.0001	.0008	.0023	.0008	.0002	.0002
%RSD	.9428	112.6	2.288	2.401	164.6	4.599	.1716	.0585	4.782
#1	.2342	.0008	.0045	.0054	.0010	.0492	.4400	.4248	.0033
#2	.2374	.0001	.0047	.0052	-.0001	.0525	.4410	.4252	.0035

Elem	V_2924	Zn2062	As1890	Tl1908	Pb2203	Se1960	Sb2068	Al3961	Ca3179
Avg	**.0005**	**.4302**	**.0065**	**-.0026**	**.0676**	**-.0042**	**.0050**	**.3110**	**61.93**
Stddev	.0006	.0004	.0030	.0036	.0007	.0032	.0016	.0375	.09
%RSD	130.5	.0997	46.25	141.8	1.022	76.75	31.01	12.05	.1463
#1	.0009	.4306	.0086	.0000	.0681	-.0065	.0039	.2845	61.99
#2	.0000	.4299	.0044	-.0051	.0671	-.0019	.0062	.3375	61.87

Elem	Fe2599	Mg2790	K_7664	Na5895	B_2089	Mo2020	Pd3404	Si2124	Sn1899
Avg	**.2273**	**6.383**	**4.427**	**1045.**	**.1803**	**.0018**	**.0092**	**4.165**	**.0002**
Stddev	.0151	.085	.210	20.	.0041	.0002	.0052	.020	.0008
%RSD	6.641	1.332	4.750	1.939	2.271	12.86	56.82	.4812	507.9
#1	.2380	6.323	4.278	1060.	.1774	.0016	.0055	4.150	.0008
#2	.2166	6.443	4.576	1031.	.1832	.0019	.0129	4.179	-.0004

Elem	Sr4077	Ti3349	W_2079	Zr3391	S_1820	Bi2230	Li6707
Avg	**.3285**	**.0060**	**-.0085**	**-.0006**	**3.868**	**.0160**	**.0365**
Stddev	.0012	.0006	.0060	.0003	.008	.0004	.0009
%RSD	.3567	10.48	70.77	42.29	.1968	2.326	2.559
#1	.3277	.0064	.0042	-.0008	3.863	.0157	.0359
#2	.3294	.0055	.0128	-.0004	3.873	.0163	.0372

Int. Std.	Y_3600	Y_3710	Y_2243	In2306
Avg	**68186.**	**6976.4**	**2729.4**	**3689.4**
Stddev	83.	7.4	7.3	10.4
%RSD	.12218	.10639	.26631	.28305
#1	68245.	6981.6	2734.5	3696.8
#2	68127.	6971.1	2724.2	3682.0

Sample Name: jb72171-3 Acquired: 7/25/2014 4:24:07 Type: Unk
Method: Accutest1(v117) Mode: CONC Corr. Factor: 5.000000
User: admin Custom ID1: Custom ID2: Custom ID3:
Comment:

Elem	Ba4554	Be3130	Cd2288	Co2286	Cr2677	Cu3247	Mn2576	Ni2316	Ag3280
Avg	**.3210**	**.0008**	**.0062**	**.0463**	**.0032**	**.0336**	**11.02**	**.4217**	**.0043**
Stddev	.0013	.0007	.0001	.0001	.0003	.0005	.02	.0034	.0015
%RSD	.3947	79.53	.8744	.2013	10.71	1.388	.1693	.8069	33.89
#1	.3219	.0004	.0062	.0464	.0030	.0332	11.00	.4241	.0054
#2	.3201	.0013	.0061	.0462	.0035	.0339	11.03	.4193	.0033

Elem	V_2924	Zn2062	As1890	Tl1908	Pb2203	Se1960	Sb2068	Al3961	Ca3179
Avg	**.0034**	**.7517**	**.0063**	**-.0042**	**.0750**	**.0082**	**-.0001**	**.7016**	**205.0**
Stddev	.0020	.0011	.0013	.0028	.0042	.0172	.0001	.0725	.4
%RSD	60.66	.1491	20.49	67.86	5.618	210.3	74.24	10.34	.2025
#1	.0048	.7525	.0054	-.0022	.0780	.0203	-.0001	.6503	204.7
#2	.0019	.7509	.0072	-.0062	.0720	-.0040	-.0002	.7529	205.3

Elem	Fe2599	Mg2790	K_7664	Na5895	B_2089	Mo2020	Pd3404	Si2124	Sn1899
Avg	**2.492**	**15.94**	**5.016**	**1029.**	**.1934**	**.0013**	**.0070**	**6.570**	**-.0025**
Stddev	.021	.14	.113	13.	.0038	.0007	.0041	.023	.0035
%RSD	.8312	.8475	2.243	1.307	1.980	55.12	58.73	.3452	139.8
#1	2.507	16.03	4.937	1020.	.1907	.0018	.0041	6.554	-.0049
#2	2.478	15.84	5.096	1039.	.1961	.0008	.0100	6.586	-.0000

Elem	Sr4077	Ti3349	W_2079	Zr3391	S_1820	Bi2230	Li6707
Avg	**.5375**	**.0009**	**-.0010**	**-.0025**	**14.69**	**.0104**	**.0170**
Stddev	.0021	.0021	.0012	.0006	.02	.0028	.0038
%RSD	.3940	220.2	125.7	22.63	.1618	26.40	22.50
#1	.5390	-.0005	-.0019	-.0021	14.67	.0124	.0196
#2	.5360	.0024	-.0001	-.0029	14.71	.0085	.0143

Int. Std.	Y_3600	Y_3710	Y_2243	In2306
Avg	**68371.**	**6962.1**	**2704.9**	**3664.5**
Stddev	147.	18.5	.6	.5
%RSD	.21489	.26617	.02080	.01411
#1	68475.	6949.0	2705.3	3664.1
#2	68268.	6975.2	2704.5	3664.9

Sample Name: jb72219-1a Acquired: 7/25/2014 4:30:01 Type: Unk
Method: Accutest1(v117) Mode: CONC Corr. Factor: 5.000000
User: admin Custom ID1: Custom ID2: Custom ID3:
Comment:

Elem	Ba4554	Be3130	Cd2288	Co2286	Cr2677	Cu3247	Mn2576	Ni2316	Ag3280
Avg	**.4499**	**.0004**	**.0013**	**.0485**	**.0019**	**.0090**	**1.029**	**.0740**	**.0038**
Stddev	.0001	.0001	.0007	.0016	.0007	.0007	.006	.0004	.0012
%RSD	.0148	31.05	49.15	3.241	35.00	7.642	.5717	.5693	30.55
#1	.4498	.0005	.0009	.0496	.0014	.0095	1.033	.0737	.0030
#2	.4499	.0003	.0018	.0474	.0024	.0085	1.025	.0743	.0046

Elem	V_2924	Zn2062	As1890	Tl1908	Pb2203	Se1960	Sb2068	Al3961	Ca3179
Avg	**.0006**	**.0845**	**.0091**	**-.0024**	**-.0043**	**.0689**	**.0012**	**2.370**	**28.22**
Stddev	.0011	.0002	.0004	.0029	.0023	.0007	.0004	.048	.21
%RSD	172.3	.2597	4.634	119.9	53.73	1.007	32.92	2.034	.7301
#1	.0014	.0846	.0094	-.0004	-.0059	.0694	.0015	2.404	28.07
#2	-.0001	.0843	.0088	-.0044	-.0027	.0684	.0009	2.336	28.37

Elem	Fe2599	Mg2790	K_7664	Na5895	B_2089	Mo2020	Pd3404	Si2124	Sn1899
Avg	**.0707**	**13.49**	**8.003**	**1042.**	**.2979**	**.0022**	**.0101**	**1.610**	**.0005**
Stddev	.0057	.06	.066	11.	.0038	.0016	.0036	.013	.0013
%RSD	8.016	.4373	.8225	1.085	1.291	74.11	35.87	.7888	262.1
#1	.0747	13.54	7.957	1050.	.2952	.0033	.0127	1.601	.0014
#2	.0666	13.45	8.050	1034.	.3006	.0010	.0076	1.619	-.0004

Elem	Sr4077	Ti3349	W_2079	Zr3391	S_1820	Bi2230	Li6707
Avg	**.7797**	**-.0003**	**-.0003**	**.0034**	**26.26**	**.0117**	**.0484**
Stddev	.0007	.0005	.0046	.0008	.08	.0006	.0021
%RSD	.0928	164.0	1684.	21.92	.3045	4.717	4.323
#1	.7802	-.0007	-.0035	.0040	26.21	.0121	.0499
#2	.7791	.0001	.0030	.0029	26.32	.0113	.0469

Int. Std.	Y_3600	Y_3710	Y_2243	In2306
Avg	**68554.**	**6980.8**	**2731.5**	**3629.2**
Stddev	162.	13.9	4.6	3.8
%RSD	.23587	.19909	.16903	.10451
#1	68440.	6990.6	2734.8	3631.9
#2	68669.	6971.0	2728.2	3626.5

Sample Name: jb72219-2a Acquired: 7/25/2014 4:35:56 Type: Unk
Method: Accutest1(v117) Mode: CONC Corr. Factor: 5.000000
User: admin Custom ID1: Custom ID2: Custom ID3:
Comment:

Elem	Ba4554	Be3130	Cd2288	Co2286	Cr2677	Cu3247	Mn2576	Ni2316	Ag3280
Avg	**.2011**	**.0001**	**.0014**	**.0120**	**.0041**	**.0128**	**.1597**	**.1356**	**.0015**
Stddev	.0014	.0001	.0002	.0017	.0015	.0045	.0005	.0014	.0014
%RSD	.7014	81.72	12.58	13.92	36.71	35.61	.3020	1.010	97.92
#1	.2021	.0002	.0012	.0109	.0030	.0096	.1600	.1366	.0004
#2	.2001	.0001	.0015	.0132	.0051	.0160	.1594	.1347	.0025

Elem	V_2924	Zn2062	As1890	Tl1908	Pb2203	Se1960	Sb2068	Al3961	Ca3179
Avg	**.0475**	**.0349**	**.0454**	**.0185**	**-.0009**	**.0010**	**.0013**	**.5043**	**17.59**
Stddev	.0018	.0007	.0037	.0122	.0030	.0011	.0016	.0336	.01
%RSD	3.732	1.901	8.141	66.00	346.1	105.4	121.6	6.666	.0467
#1	.0487	.0344	.0480	.0271	.0012	.0018	.0024	.4805	17.58
#2	.0462	.0354	.0428	.0099	-.0030	.0003	.0002	.5281	17.59

Elem	Fe2599	Mg2790	K_7664	Na5895	B_2089	Mo2020	Pd3404	Si2124	Sn1899
Avg	**1.975**	**3.810**	**86.11**	**1057.**	**.2541**	**.0017**	**.0139**	**7.390**	**.0015**
Stddev	.071	.126	.02	18.	.0003	.0003	.0019	.015	.0017
%RSD	3.618	3.295	.0236	1.694	.1254	16.39	13.95	.2086	115.8
#1	2.026	3.721	86.12	1070.	.2539	.0019	.0125	7.379	.0027
#2	1.925	3.898	86.09	1044.	.2544	.0015	.0153	7.401	.0003

Elem	Sr4077	Ti3349	W_2079	Zr3391	S_1820	Bi2230	Li6707
Avg	**.3533**	**.0012**	**.0103**	**-.0042**	**14.59**	**.0090**	**.0414**
Stddev	.0008	.0026	.0046	.0012	.02	.0009	.0029
%RSD	.2249	220.0	44.65	27.92	.1297	10.36	6.896
#1	.3538	.0030	.0071	-.0033	14.58	.0097	.0434
#2	.3527	-.0006	.0136	-.0050	14.61	.0083	.0393

Int. Std.	Y_3600	Y_3710	Y_2243	In2306
Avg	**68295.**	**6938.1**	**2735.4**	**3733.8**
Stddev	88.	33.3	4.6	2.8
%RSD	.12917	.48004	.16754	.07397
#1	68233.	6914.6	2738.6	3735.7
#2	68357.	6961.7	2732.1	3731.8

Zoom In Zoom Out

Sample Name: jb72242-1 Acquired: 7/25/2014 4:41:52 Type: Unk
Method: Accutest1(v117) Mode: CONC Corr. Factor: 5.000000
User: admin Custom ID1: Custom ID2: Custom ID3:
Comment:

Elem	Ba4554	Be3130	Cd2288	Co2286	Cr2677	Cu3247	Mn2576	Ni2316
Avg	**.1145**	**.0871**	**.0485**	**16.07**	**3.271**	**5.250**	**31.16**	**195.7**
Stddev	.0002	.0020	.0005	.02	.007	.006	.06	.2
%RSD	.1619	2.342	1.081	.1428	.2292	.1138	.1911	.0918
#1	.1147	.0856	.0489	16.05	3.266	5.246	31.12	195.6
#2	.1144	.0885	.0481	16.09	3.277	5.254	31.21	195.9

Elem	Ag3280	V_2924	Zn2062	As1890	Tl1908	Pb2203	Se1960	Sb2068
Avg	F **-.5881**	**195.4**	**17.23**	**1.747**	**1.084**	**.3626**	**.0673**	**3.263**
Stddev	.0028	1.1	.02	.002	.027	.0007	.0113	.003
%RSD	.4804	.5395	.1357	.1094	2.510	.2052	16.75	.0948
#1	-.5861	196.1	17.21	1.746	1.103	.3620	.0752	3.265
#2	-.5901	194.6	17.24	1.748	1.065	.3631	.0593	3.261

Elem	Al3961	Ca3179	Fe2599	Mg2790	K_7664	Na5895	B_2089	Mo2020
Avg	**211.8**	**199.5**	F **5888.**	**23.73**	**14.31**	**1202.**	**.3456**	**4.396**
Stddev	.4	.3	2.	.07	.09	2.	.0048	.008
%RSD	.1967	.1469	.0400	.2881	.6435	.1521	1.390	.1787
#1	212.1	199.7	5890.	23.78	14.24	1201.	.3422	4.390
#2	211.5	199.2	5886.	23.68	14.37	1204.	.3490	4.402

Elem	Pd3404	Si2124	Sn1899	Sr4077	Ti3349	W_2079	Zr3391	S_1820
Avg	F **-.4364**	**6.272**	**.3284**	**2.035**	**6.822**	**.7530**	F **-.1727**	F **4561.**
Stddev	.0136	.004	.0035	.007	.013	.0056	.0016	5.
%RSD	3.107	.0647	1.053	.3334	.1908	.7462	.9526	.1105
#1	-.4460	6.269	.3260	2.039	6.812	.7490	-.1715	4557.
#2	-.4269	6.274	.3309	2.030	6.831	.7570	-.1738	4564.

Elem	Bi2230	Li6707
Avg	**.8419**	**.2550**
Stddev	.0028	.0023
%RSD	.3328	.9201
#1	.8439	.2566
#2	.8399	.2533

Zoom In Zoom Out

Sample Name: jb72242-1 Acquired: 7/25/2014 4:41:52 Type: Unk
Method: Accutest1(v117) Mode: CONC Corr. Factor: 5.000000
User: admin Custom ID1: Custom ID2: Custom ID3:
Comment:

Int. Std.	Y_3600	Y_3710	Y_2243	In2306
Avg	**66885.**	**7059.9**	**2536.7**	**3930.8**
Stddev	106.	9.9	.1	2.4
%RSD	.15824	.13981	.00591	.06060
#1	66960.	7052.9	2536.6	3932.5
#2	66810.	7066.9	2536.8	3929.1

Zoom In Zoom Out

Sample Name: jb72242-1 Acquired: 7/25/2014 4:47:51 Type: Unk
Method: Accutest1(v117) Mode: CONC Corr. Factor: 10.000000
User: admin Custom ID1: Custom ID2: Custom ID3:
Comment:

Elem	Ba4554	Be3130	Cd2288	Co2286	Cr2677	Cu3247	Mn2576	Ni2316
Avg	**.1219**	**.0935**	**.0573**	**17.95**	**3.536**	**5.466**	**34.38**	**224.4**
Stddev	.0030	.0018	.0005	.02	.007	.030	.08	.1
%RSD	2.446	1.929	.8642	.0991	.2098	.5578	.2344	.0306
#1	.1241	.0947	.0576	17.93	3.531	5.444	34.44	224.4
#2	.1198	.0922	.0569	17.96	3.542	5.487	34.32	224.5

Elem	Ag3280	V_2924	Zn2062	As1890	Tl1908	Pb2203	Se1960	Sb2068
Avg	F **-.2775**	**210.3**	**18.66**	**1.806**	**.9407**	**.3714**	**.1988**	**3.397**
Stddev	.0031	.7	.03	.002	.0135	.0138	.0095	.002
%RSD	1.120	.3192	.1781	.0821	1.434	3.717	4.790	.0432
#1	-.2753	209.8	18.64	1.805	.9502	.3812	.2055	3.398
#2	-.2797	210.8	18.69	1.807	.9311	.3617	.1921	3.396

Elem	Al3961	Ca3179	Fe2599	Mg2790	K_7664	Na5895	B_2089	Mo2020
Avg	**221.9**	**215.0**	F **7191.**	**25.75**	**15.30**	**1272.**	**.3747**	**4.651**
Stddev	.2	.4	9.	.25	.18	1.	.0120	.007
%RSD	.0684	.1849	.1264	.9760	1.187	.0398	3.194	.1602
#1	221.8	214.8	7185.	25.93	15.17	1272.	.3662	4.645
#2	222.0	215.3	7198.	25.57	15.43	1271.	.3832	4.656

Elem	Pd3404	Si2124	Sn1899	Sr4077	Ti3349	W_2079	Zr3391	S_1820
Avg	W **-.1743**	**6.589**	**.3395**	**2.136**	**7.202**	**.8512**	F **-.1930**	F **6257.**
Stddev	.0114	.033	.0074	.001	.004	.0107	.0023	10.
%RSD	6.524	.5025	2.167	.0585	.0522	1.256	1.167	.1595
#1	-.1823	6.565	.3343	2.135	7.205	.8437	-.1915	6250.
#2	-.1663	6.612	.3447	2.136	7.200	.8588	-.1946	6264.

Elem	Bi2230	Li6707
Avg	**.9071**	**.2663**
Stddev	.0238	.0052
%RSD	2.629	1.955
#1	.8902	.2626
#2	.9240	.2700

Zoom In Zoom Out

Sample Name: jb72242-1 Acquired: 7/25/2014 4:47:51 Type: Unk
Method: Accutest1(v117) Mode: CONC Corr. Factor: 10.000000
User: admin Custom ID1: Custom ID2: Custom ID3:
Comment:

Int. Std.	Y_3600	Y_3710	Y_2243	In2306
Avg	**68378.**	**7023.7**	**2645.7**	**3934.0**
Stddev	116.	17.8	5.0	5.4
%RSD	.16956	.25322	.18739	.13653
#1	68296.	7036.3	2649.2	3937.8
#2	68460.	7011.1	2642.2	3930.2

Zoom In Zoom Out

Sample Name: mp80822-b1 2 Acquired: 7/25/2014 4:53:40 Type: Unk
Method: Accutest1(v117) Mode: CONC Corr. Factor: 1.000000
User: admin Custom ID1: Custom ID2: Custom ID3:
Comment:

Elem	Ba4554	Be3130	Cd2288	Co2286	Cr2677	Cu3247	Mn2576	Ni2316	Ag3280
Avg	**2.014**	**2.046**	**2.074**	**2.033**	**2.067**	**2.015**	**2.098**	**2.024**	**.2478**
Stddev	.000	.002	.004	.002	.006	.007	.007	.003	.0009
%RSD	.0161	.1126	.1915	.0718	.3019	.3677	.3145	.1488	.3440
#1	2.014	2.048	2.077	2.032	2.063	2.020	2.093	2.022	.2484
#2	2.014	2.045	2.072	2.034	2.071	2.010	2.102	2.026	.2471

Elem	V_2924	Zn2062	As1890	Tl1908	Pb2203	Se1960	Sb2068	Al3961	Ca3179
Avg	**2.040**	**2.062**	**2.054**	**2.156**	**2.058**	**2.017**	**2.027**	**25.49**	**25.56**
Stddev	.007	.003	.001	.002	.002	.002	.003	.02	.05
%RSD	.3300	.1381	.0230	.1070	.0921	.0871	.1423	.0942	.2085
#1	2.035	2.060	2.053	2.154	2.057	2.018	2.029	25.47	25.60
#2	2.045	2.064	2.054	2.157	2.060	2.016	2.024	25.51	25.52

Elem	Fe2599	Mg2790	K_7664	Na5895	B_2089	Mo2020	Pd3404	Si2124	Sn1899
Avg	**25.57**	**24.86**	**25.88**	**26.42**	**.0326**	**1.993**	**2.010**	**2.354**	**2.109**
Stddev	.01	.08	.08	.01	.0003	.002	.005	.004	.002
%RSD	.0343	.3155	.3021	.0538	.8742	.0764	.2402	.1908	.0973
#1	25.58	24.92	25.93	26.41	.0324	1.992	2.014	2.357	2.107
#2	25.57	24.81	25.82	26.43	.0328	1.994	2.007	2.351	2.110

Elem	Sr4077	Ti3349	W_2079	Zr3391	S_1820	Bi2230	Li6707
Avg	**2.091**	**2.045**	**1.971**	**1.943**	**.0285**	**2.027**	**2.094**
Stddev	.001	.002	.007	.003	.0011	.004	.000
%RSD	.0490	.0957	.3406	.1502	3.742	.2016	.0036
#1	2.092	2.043	1.966	1.941	.0277	2.024	2.093
#2	2.090	2.046	1.976	1.945	.0292	2.030	2.094

Int. Std.	Y_3600	Y_3710	Y_2243	In2306
Avg	69399.	6996.5	2726.7	3777.7
Stddev	501.	.6	1.7	6.2
%RSD	.72134	.00798	.06285	.16524
#1	69753.	6996.9	2727.9	3782.1
#2	69045.	6996.1	2725.5	3773.2

Zoom In Zoom Out

Sample Name: mp80822-b2 Acquired: 7/25/2014 4:59:18 Type: Unk
Method: Accutest1(v117) Mode: CONC Corr. Factor: 1.000000
User: admin Custom ID1: Custom ID2: Custom ID3:
Comment:

Elem	Ba4554	Be3130	Cd2288	Co2286	Cr2677	Cu3247	Mn2576	Ni2316	Ag3280
Avg	**1.992**	**1.994**	**2.011**	**1.988**	**2.059**	**1.985**	**2.072**	**1.980**	**.2431**
Stddev	.001	.002	.000	.001	.001	.007	.002	.001	.0002
%RSD	.0513	.0954	.0047	.0449	.0535	.3616	.0832	.0408	.0962
#1	1.991	1.995	2.011	1.988	2.058	1.980	2.073	1.979	.2429
#2	1.993	1.992	2.011	1.989	2.060	1.990	2.070	1.980	.2433

Elem	V_2924	Zn2062	As1890	Tl1908	Pb2203	Se1960	Sb2068	Al3961	Ca3179
Avg	**2.024**	**2.041**	**1.984**	**2.063**	**1.997**	**1.922**	**1.964**	**25.19**	**25.30**
Stddev	.002	.002	.002	.003	.005	.001	.001	.01	.01
%RSD	.0806	.0788	.1151	.1477	.2427	.0521	.0490	.0367	.0402
#1	2.026	2.040	1.982	2.061	1.994	1.921	1.964	25.20	25.29
#2	2.023	2.042	1.986	2.065	2.000	1.922	1.965	25.18	25.30

Elem	Fe2599	Mg2790	K_7664	Na5895	B_2089	Mo2020	Pd3404	Si2124	Sn1899
Avg	**25.18**	**24.62**	**25.58**	**26.00**	**.0314**	**1.986**	**1.856**	**2.299**	**2.087**
Stddev	.03	.13	.03	.09	.0000	.002	.003	.006	.002
%RSD	.1263	.5192	.1186	.3408	.0808	.0758	.1810	.2547	.1030
#1	25.21	24.71	25.55	26.07	.0314	1.985	1.854	2.294	2.086
#2	25.16	24.53	25.60	25.94	.0314	1.987	1.858	2.303	2.089

Elem	Sr4077	Ti3349	W_2079	Zr3391	S_1820	Bi2230	Li6707
Avg	**2.064**	**2.029**	**1.703**	**1.912**	**.0189**	**1.988**	**2.042**
Stddev	.005	.004	.005	.005	.0012	.003	.003
%RSD	.2254	.1917	.3106	.2774	6.528	.1676	.1549
#1	2.067	2.027	1.699	1.908	.0180	1.991	2.044
#2	2.060	2.032	1.707	1.916	.0198	1.986	2.040

Int. Std.	Y_3600	Y_3710	Y_2243	In2306
Avg	69627.	7060.3	2731.8	3808.6
Stddev	109.	6.7	1.3	2.2
%RSD	.15692	.09549	.04702	.05765
#1	69549.	7065.1	2730.9	3807.1
#2	69704.	7055.5	2732.7	3810.2

Zoom In Zoom Out

Sample Name: ccv Acquired: 7/25/2014 5:04:58 Type: QC
Method: Accutest1(v117) Mode: CONC Corr. Factor: 1.000000
User: admin Custom ID1: Custom ID2: Custom ID3:
Comment:

Elem	Ba4554	Be3130	Cd2288	Co2286	Cr2677	Cu3247	Mn2576	Ni2316	Ag3280
Units	ppm	ppm	ppm	ppm	ppm	ppm	ppm	ppm	ppm
Avg	**2.002**	**1.974**	**2.019**	**2.021**	**2.019**	**1.952**	**2.044**	**2.010**	**.2456**
Stddev	.001	.000	.008	.004	.013	.016	.014	.004	.0006
%RSD	.0615	.0214	.3781	.2216	.6421	.8202	.6858	.2234	.2407
#1	2.003	1.974	2.014	2.018	2.010	1.963	2.034	2.007	.2460
#2	2.001	1.974	2.024	2.024	2.028	1.940	2.053	2.013	.2452
Check ?	Chk Pass	Chk Pass	Chk Pass	Chk Pass	Chk Pass	Chk Pass	Chk Pass	Chk Pass	Chk Pass
Value									
Range									

Elem	V_2924	Zn2062	As1890	Tl1908	Pb2203	Se1960	Sb2068	Al3961	Ca3179
Units	ppm	ppm	ppm	ppm	ppm	ppm	ppm	ppm	ppm
Avg	**2.025**	**2.031**	**1.999**	**2.085**	**2.014**	**2.004**	**2.020**	**39.66**	**39.65**
Stddev	.010	.005	.007	.008	.005	.006	.003	.04	.15
%RSD	.4774	.2462	.3449	.3784	.2298	.2860	.1333	.1100	.3712
#1	2.018	2.027	1.994	2.079	2.011	2.000	2.018	39.69	39.75
#2	2.031	2.034	2.003	2.091	2.017	2.008	2.022	39.63	39.54
Check ?	Chk Pass	Chk Pass	Chk Pass	Chk Pass	Chk Pass	Chk Pass	Chk Pass	Chk Pass	Chk Pass
Value									
Range									

Elem	Fe2599	Mg2790	K_7664	Na5895	B_2089	Mo2020	Pd3404	Si2124	Sn1899
Units	ppm	ppm	ppm	ppm	ppm	ppm	ppm	ppm	ppm
Avg	**39.26**	**38.86**	**40.45**	**40.83**	**2.028**	**2.021**	**1.985**	**5.205**	**2.053**
Stddev	.17	.04	.01	.05	.006	.006	.017	.016	.004
%RSD	.4270	.0972	.0160	.1147	.2898	.2894	.8612	.3102	.2110
#1	39.38	38.84	40.46	40.86	2.024	2.017	1.997	5.193	2.050
#2	39.14	38.89	40.45	40.80	2.032	2.025	1.973	5.216	2.056
Check ?	Chk Pass	Chk Pass	Chk Pass	Chk Pass	Chk Pass	Chk Pass	Chk Pass	Chk Pass	Chk Pass
Value									
Range									

Zoom In Zoom Out

Sample Name: ccv Acquired: 7/25/2014 5:04:58 Type: QC
Method: Accutest1(v117) Mode: CONC Corr. Factor: 1.000000
User: admin Custom ID1: Custom ID2: Custom ID3:
Comment:

Elem	Sr4077	Ti3349	W_2079	Zr3391	S_1820	Bi2230	Li6707
Units	ppm	ppm	ppm	ppm	ppm	ppm	ppm
Avg	**2.024**	**1.985**	**2.035**	**2.023**	**1.986**	**2.033**	**1.999**
Stddev	.000	.008	.009	.004	.006	.005	.002
%RSD	.0086	.3853	.4568	.2193	.3066	.2334	.1092
#1	2.024	1.980	2.028	2.020	1.982	2.030	1.997
#2	2.024	1.991	2.042	2.027	1.990	2.037	2.000
Check ?	Chk Pass	Chk Pass	Chk Pass	Chk Pass	Chk Pass	Chk Pass	Chk Pass
Value							
Range							

Int. Std.	Y_3600	Y_3710	Y_2243	In2306
Units	Cts/S	Cts/S	Cts/S	Cts/S
Avg	68163.	6887.5	2708.3	3702.7
Stddev	712.	36.4	4.6	4.8
%RSD	1.0452	.52826	.17130	.12848
#1	68667.	6861.8	2711.6	3706.1
#2	67659.	6913.3	2705.0	3699.3

Zoom In Zoom Out

Sample Name: ccb Acquired: 7/25/2014 5:10:38 Type: QC
Method: Accutest1(v117) Mode: CONC Corr. Factor: 1.000000
User: admin Custom ID1: Custom ID2: Custom ID3:
Comment:

Elem	Ba4554	Be3130	Cd2288	Co2286	Cr2677	Cu3247	Mn2576	Ni2316	Ag3280
Units	ppm	ppm	ppm	ppm	ppm	ppm	ppm	ppm	ppm
Avg	**.0000**	**.0002**	**.0004**	**.0006**	**.0002**	**.0017**	**.0004**	**.0003**	**-.0000**
Stddev	.0002	.0001	.0000	.0000	.0005	.0000	.0000	.0000	.0002
%RSD	405.2	33.48	3.918	3.411	241.9	.9750	.9680	8.463	652.5
#1	.0002	.0002	.0004	.0005	-.0002	.0017	.0004	.0003	.0001
#2	-.0001	.0001	.0004	.0006	.0006	.0017	.0004	.0004	-.0002
Check ?	Chk Pass	Chk Pass	Chk Pass	Chk Pass	Chk Pass	Chk Pass	Chk Pass	Chk Pass	Chk Pass
High Limit									
Low Limit									

Elem	V_2924	Zn2062	As1890	Tl1908	Pb2203	Se1960	Sb2068	Al3961	Ca3179
Units	ppm	ppm	ppm	ppm	ppm	ppm	ppm	ppm	ppm
Avg	**.0002**	**.0002**	**.0013**	**.0002**	**.0002**	**-.0010**	**.0008**	**-.0051**	**.0057**
Stddev	.0003	.0001	.0001	.0006	.0006	.0011	.0005	.0066	.0041
%RSD	136.0	43.79	7.452	388.9	333.6	111.0	56.96	128.7	71.30
#1	.0004	.0003	.0012	.0006	-.0002	-.0018	.0011	-.0098	.0086
#2	.0000	.0002	.0013	-.0003	.0006	-.0002	.0005	-.0005	.0028
Check ?	Chk Pass	Chk Pass	Chk Pass	Chk Pass	Chk Pass	Chk Pass	Chk Pass	Chk Pass	Chk Pass
High Limit									
Low Limit									

Elem	Fe2599	Mg2790	K_7664	Na5895	B_2089	Mo2020	Pd3404	Si2124	Sn1899
Units	ppm	ppm	ppm	ppm	ppm	ppm	ppm	ppm	ppm
Avg	**.0270**	**.0136**	**.0403**	**.0415**	**.0011**	F **.0028**	**.0007**	**.0138**	**.0005**
Stddev	.0040	.0051	.0009	.0059	.0005	.0007	.0017	.0010	.0003
%RSD	14.63	37.32	2.255	14.29	43.66	23.21	249.6	7.461	66.47
#1	.0242	.0100	.0396	.0457	.0015	.0033	-.0005	.0145	.0007
#2	.0298	.0172	.0409	.0373	.0008	.0024	.0019	.0131	.0003
Check ?	Chk Pass	Chk Pass	Chk Pass	Chk Pass	Chk Pass	Chk Fail	Chk Pass	Chk Pass	Chk Pass
High Limit						.0021			
Low Limit						-.0021			

Zoom In Zoom Out

Sample Name: ccb Acquired: 7/25/2014 5:10:38 Type: QC
Method: Accutest1(v117) Mode: CONC Corr. Factor: 1.000000
User: admin Custom ID1: Custom ID2: Custom ID3:
Comment:

Elem	Sr4077	Ti3349	W_2079	Zr3391	S_1820	Bi2230	Li6707
Units	ppm	ppm	ppm	ppm	ppm	ppm	ppm
Avg	**.0001**	**-.0001**	**.0180**	**.0011**	**.0071**	**.0059**	**.0013**
Stddev	.0000	.0003	.0007	.0000	.0008	.0003	.0003
%RSD	41.11	350.5	3.931	.2687	10.82	5.674	20.67
#1	.0001	-.0003	.0185	.0011	.0077	.0062	.0015
#2	.0001	.0001	.0175	.0011	.0066	.0057	.0011
Check ?	Chk Pass	Chk Pass	Chk Pass	Chk Pass	Chk Pass	Chk Pass	Chk Pass
High Limit							
Low Limit							

Int. Std.	Y_3600	Y_3710	Y_2243	In2306
Units	Cts/S	Cts/S	Cts/S	Cts/S
Avg	**71335.**	**6966.5**	**2872.2**	**4071.7**
Stddev	27.	2.2	6.7	.6
%RSD	.03733	.03114	.23220	.01433
#1	71317.	6964.9	2877.0	4071.3
#2	71354.	6968.0	2867.5	4072.1

Zoom In Zoom Out

Sample Name: mp80822-mb1 2 Acquired: 7/25/2014 5:16:33 Type: Unk
Method: Accutest1(v117) Mode: CONC Corr. Factor: 1.000000
User: admin Custom ID1: Custom ID2: Custom ID3:
Comment:

Elem	Ba4554	Be3130	Cd2288	Co2286	Cr2677	Cu3247	Mn2576	Ni2316	Ag3280
Avg	**-.0001**	**.0000**	**.0003**	**.0003**	**-.0001**	**.0013**	**.0002**	**.0003**	**.0002**
Stddev	.0000	.0002	.0001	.0002	.0001	.0004	.0000	.0002	.0008
%RSD	40.69	507.6	45.64	67.95	226.4	33.64	3.572	86.89	452.1
#1	-.0001	.0002	.0002	.0001	.0000	.0010	.0002	.0004	-.0004
#2	-.0001	-.0001	.0004	.0004	-.0001	.0016	.0002	.0001	.0008

Elem	V_2924	Zn2062	As1890	Tl1908	Pb2203	Se1960	Sb2068	Al3961	Ca3179
Avg	**-.0001**	**.0019**	**.0001**	**-.0010**	**-.0005**	**-.0010**	**.0009**	**.0049**	**.0124**
Stddev	.0002	.0000	.0002	.0009	.0008	.0015	.0005	.0091	.0060
%RSD	164.1	1.914	141.8	93.76	157.0	155.3	54.42	187.1	48.76
#1	-.0002	.0019	.0003	-.0016	.0001	-.0021	.0012	.0113	.0081
#2	.0000	.0020	-.0000	-.0003	-.0010	.0001	.0005	-.0016	.0167

Elem	Fe2599	Mg2790	K_7664	Na5895	B_2089	Mo2020	Pd3404	Si2124	Sn1899
Avg	**.0143**	**-.0288**	**.0039**	**.0286**	**.0011**	**.0010**	**.0000**	**.0323**	**.0005**
Stddev	.0033	.0435	.0012	.0017	.0002	.0001	.0011	.0003	.0000
%RSD	22.77	151.1	31.08	6.045	13.81	9.114	5425.	.8638	5.008
#1	.0166	.0020	.0030	.0298	.0012	.0011	-.0008	.0325	.0005
#2	.0120	-.0595	.0047	.0273	.0010	.0010	.0008	.0321	.0005

Elem	Sr4077	Ti3349	W_2079	Zr3391	S_1820	Bi2230	Li6707
Avg	**-.0000**	**.0002**	**.0172**	**.0013**	**.0070**	**.0022**	**.0035**
Stddev	.0001	.0001	.0016	.0001	.0017	.0003	.0006
%RSD	4140.	61.48	9.317	10.01	24.50	13.81	18.02
#1	-.0001	.0001	.0183	.0014	.0058	.0025	.0031
#2	.0001	.0003	.0161	.0012	.0082	.0020	.0040

Int. Std.	Y_3600	Y_3710	Y_2243	In2306
Avg	**71535.**	**7023.5**	**2860.1**	**4074.5**
Stddev	8.	41.7	3.7	3.2
%RSD	.01110	.59302	.12901	.07759
#1	71540.	7053.0	2862.7	4072.3
#2	71529.	6994.1	2857.4	4076.7

Zoom In Zoom Out

Sample Name: mp80822-b3 Acquired: 7/25/2014 5:22:26 Type: Unk
Method: Accutest1(v117) Mode: CONC Corr. Factor: 1.000000
User: admin Custom ID1: Custom ID2: Custom ID3:
Comment:

Elem	Ba4554	Be3130	Cd2288	Co2286	Cr2677	Cu3247	Mn2576	Ni2316	Ag3280
Avg	**1.960**	**1.964**	**1.979**	**1.954**	**2.017**	**1.970**	**2.034**	**1.946**	**.2374**
Stddev	.001	.001	.003	.000	.000	.003	.002	.001	.0005
%RSD	.0718	.0579	.1678	.0195	.0153	.1556	.0830	.0366	.1955
#1	1.959	1.963	1.977	1.954	2.017	1.972	2.032	1.946	.2377
#2	1.961	1.964	1.981	1.954	2.017	1.967	2.035	1.945	.2371

Elem	V_2924	Zn2062	As1890	Tl1908	Pb2203	Se1960	Sb2068	Al3961	Ca3179
Avg	**1.919**	**2.019**	**1.845**	**2.025**	**1.956**	**1.606**	**1.918**	**24.76**	**25.01**
Stddev	.001	.004	.005	.001	.001	.001	.006	.02	.09
%RSD	.0695	.1785	.2592	.0338	.0285	.0447	.3016	.0686	.3468
#1	1.918	2.022	1.842	2.026	1.957	1.606	1.914	24.77	24.95
#2	1.920	2.017	1.848	2.025	1.956	1.605	1.922	24.75	25.07

Elem	Fe2599	Mg2790	K_7664	Na5895	B_2089	Mo2020	Pd3404	Si2124	Sn1899
Avg	**24.74**	**24.22**	**25.21**	**25.66**	**.0304**	**1.816**	**1.746**	**2.353**	**1.985**
Stddev	.08	.14	.02	.02	.0003	.001	.003	.004	.001
%RSD	.3113	.5706	.0808	.0706	.9738	.0626	.1733	.1473	.0662
#1	24.68	24.13	25.22	25.67	.0306	1.815	1.749	2.350	1.984
#2	24.79	24.32	25.19	25.64	.0302	1.816	1.744	2.355	1.986

Elem	Sr4077	Ti3349	W_2079	Zr3391	S_1820	Bi2230	Li6707
Avg	**2.025**	**2.007**	**1.637**	**1.884**	**.0333**	**.9924**	**2.012**
Stddev	.003	.001	.007	.004	.0010	.0039	.000
%RSD	.1487	.0360	.4030	.1972	3.066	.3979	.0059
#1	2.027	2.007	1.633	1.887	.0341	.9896	2.012
#2	2.022	2.006	1.642	1.882	.0326	.9952	2.012

Int. Std.	Y_3600	Y_3710	Y_2243	In2306
Avg	**69609.**	**7035.0**	**2729.3**	**3803.7**
Stddev	75.	51.3	1.7	.4
%RSD	.10835	.72938	.06279	.01093
#1	69556.	7071.3	2730.5	3804.0
#2	69663.	6998.7	2728.1	3803.4

Zoom In Zoom Out

Sample Name: mp80822-mb2 Acquired: 7/25/2014 5:28:05 Type: Unk
Method: Accutest1(v117) Mode: CONC Corr. Factor: 1.000000
User: admin Custom ID1: Custom ID2: Custom ID3:
Comment:

Elem	Ba4554	Be3130	Cd2288	Co2286	Cr2677	Cu3247	Mn2576	Ni2316
Avg	**-.0002**	**-.0001**	**.0003**	**.0001**	**.0000**	**.0027**	**.0002**	**.0000**
Stddev	.0001	.0000	.0000	.0000	.0001	.0002	.0000	.0002
%RSD	73.07	8.899	6.745	3.299	3119.	7.204	17.02	778.3
#1	-.0001	-.0001	.0003	.0001	-.0001	.0025	.0002	-.0001
#2	-.0003	-.0001	.0003	.0001	.0001	.0028	.0001	.0002

Elem	Ag3280	V_2924	Zn2062	As1890	Tl1908	Pb2203	Se1960	Sb2068
Avg	**.0002**	**-.0001**	**.0038**	**-.0001**	F **-.0027**	**-.0007**	**.0003**	**.0009**
Stddev	.0003	.0004	.0000	.0006	.0004	.0001	.0002	.0002
%RSD	161.6	440.7	.8617	582.4	13.11	9.139	82.21	25.40
#1	-.0000	-.0004	.0038	.0003	-.0029	-.0008	.0005	.0010
#2	.0005	.0002	.0039	-.0006	-.0024	-.0007	.0001	.0007

Elem	Al3961	Ca3179	Fe2599	Mg2790	K_7664	Na5895	B_2089	Mo2020
Avg	**.0000**	**.0179**	**.0142**	**-.0193**	**.0004**	**.0133**	**.0007**	**.0019**
Stddev	.0133	.0052	.0003	.0409	.0251	.0095	.0002	.0004
%RSD	58700.	29.04	2.056	212.3	5893.	70.90	23.68	18.47
#1	.0094	.0216	.0144	.0097	.0182	.0200	.0006	.0022
#2	-.0094	.0142	.0140	-.0482	-.0173	.0066	.0008	.0017

Elem	Pd3404	Si2124	Sn1899	Sr4077	Ti3349	W_2079	Zr3391	S_1820
Avg	**.0006**	**.0299**	**.0004**	**-.0001**	**-.0003**	**.0431**	**.0027**	**.0056**
Stddev	.0004	.0015	.0000	.0001	.0005	.0029	.0001	.0000
%RSD	58.36	5.034	7.815	69.81	209.3	6.755	4.847	.8073
#1	.0004	.0309	.0005	-.0001	-.0006	.0452	.0027	.0057
#2	.0009	.0288	.0004	-.0000	.0001	.0411	.0026	.0056

Elem	Bi2230	Li6707
Avg	**-.0026**	**.0012**
Stddev	.0000	.0002
%RSD	1.828	17.58
#1	-.0027	.0010
#2	-.0026	.0013

Zoom In Zoom Out

Sample Name: mp80822-mb2 Acquired: 7/25/2014 5:28:05 Type: Unk
Method: Accutest1(v117) Mode: CONC Corr. Factor: 1.000000
User: admin Custom ID1: Custom ID2: Custom ID3:
Comment:

Int. Std.	Y_3600	Y_3710	Y_2243	In2306
Avg	**72580.**	**7057.2**	**2869.0**	**4105.9**
Stddev	9.	30.6	3.2	.6
%RSD	.01280	.43427	.11147	.01400
#1	72586.	7035.5	2866.7	4106.3
#2	72573.	7078.8	2871.3	4105.5

Zoom In Zoom Out

Sample Name: mp80822-mb3 Acquired: 7/25/2014 5:33:59 Type: Unk
Method: Accutest1(v117) Mode: CONC Corr. Factor: 1.000000
User: admin Custom ID1: Custom ID2: Custom ID3:
Comment:

Elem	Ba4554	Be3130	Cd2288	Co2286	Cr2677	Cu3247	Mn2576	Ni2316
Avg	**.0007**	**-.0000**	**.0005**	**.0001**	**.0004**	**.0021**	**.0059**	**.0002**
Stddev	.0001	.0001	.0000	.0001	.0002	.0005	.0000	.0001
%RSD	8.762	181.0	3.042	115.5	47.44	25.75	.1470	69.91
#1	.0006	.0000	.0004	.0000	.0003	.0025	.0059	.0001
#2	.0007	-.0001	.0005	.0002	.0005	.0017	.0059	.0003

Elem	Ag3280	V_2924	Zn2062	As1890	Tl1908	Pb2203	Se1960	Sb2068
Avg	**.0004**	**-.0002**	**.0182**	**-.0006**	F **-.0026**	**.0001**	**.0011**	**.0016**
Stddev	.0009	.0003	.0000	.0001	.0009	.0001	.0016	.0006
%RSD	212.6	184.9	.2198	21.54	33.40	133.8	143.8	38.98
#1	.0010	.0001	.0182	-.0007	-.0020	.0000	-.0000	.0012
#2	-.0002	-.0004	.0182	-.0005	-.0033	.0002	.0022	.0021

Elem	Al3961	Ca3179	Fe2599	Mg2790	K_7664	Na5895	B_2089	Mo2020
Avg	**-.0020**	**.1049**	**.0136**	**-.0244**	**.0257**	**.0695**	**.0020**	**.0009**
Stddev	.0015	.0000	.0039	.0268	.0008	.0019	.0000	.0001
%RSD	73.60	.0161	28.82	109.8	3.124	2.788	1.187	6.715
#1	-.0031	.1049	.0164	-.0434	.0252	.0681	.0020	.0008
#2	-.0010	.1049	.0108	-.0055	.0263	.0709	.0020	.0009

Elem	Pd3404	Si2124	Sn1899	Sr4077	Ti3349	W_2079	Zr3391	S_1820
Avg	**-.0002**	**.0347**	**.0006**	**.0002**	**-.0002**	**.0305**	**.0016**	**.0253**
Stddev	.0018	.0000	.0002	.0000	.0001	.0013	.0001	.0002
%RSD	1092.	.1307	34.29	1.194	57.25	4.225	5.866	.8219
#1	-.0014	.0347	.0005	.0002	-.0003	.0314	.0016	.0254
#2	.0011	.0347	.0008	.0002	-.0001	.0296	.0015	.0251

Elem	Bi2230	Li6707
Avg	**-.0035**	**.0004**
Stddev	.0008	.0005
%RSD	22.23	144.0
#1	-.0040	-.0000
#2	-.0029	.0007

Zoom In Zoom Out

Sample Name: mp80822-mb3 Acquired: 7/25/2014 5:33:59 Type: Unk
Method: Accutest1(v117) Mode: CONC Corr. Factor: 1.000000
User: admin Custom ID1: Custom ID2: Custom ID3:
Comment:

Int. Std.	Y_3600	Y_3710	Y_2243	In2306
Avg	**72819.**	**7084.8**	**2879.0**	**4135.3**
Stddev	335.	11.5	10.2	7.2
%RSD	.45993	.16201	.35286	.17449
#1	73056.	7092.9	2886.2	4140.4
#2	72583.	7076.7	2871.8	4130.2

Zoom In Zoom Out

Sample Name: mp80822-s1 Acquired: 7/25/2014 5:39:54 Type: Unk
Method: Accutest1(v117) Mode: CONC Corr. Factor: 1.000000
User: admin Custom ID1: Custom ID2: Custom ID3:
Comment:

Elem	Ba4554	Be3130	Cd2288	Co2286	Cr2677	Cu3247	Mn2576	Ni2316	Ag3280
Avg	**2.541**	**2.040**	**2.088**	**2.035**	**2.054**	**2.032**	**2.262**	**2.021**	**.2548**
Stddev	.006	.001	.002	.002	.002	.000	.001	.004	.0001
%RSD	.2253	.0325	.0918	.0796	.0988	.0120	.0260	.1784	.0570
#1	2.537	2.040	2.087	2.034	2.052	2.032	2.262	2.018	.2547
#2	2.545	2.039	2.090	2.036	2.055	2.032	2.262	2.023	.2549

Elem	V_2924	Zn2062	As1890	Tl1908	Pb2203	Se1960	Sb2068	Al3961	Ca3179
Avg	**2.051**	**2.060**	**2.111**	**2.067**	**2.049**	**2.053**	**2.037**	**25.60**	**146.4**
Stddev	.002	.001	.006	.000	.003	.002	.005	.04	.0
%RSD	.0740	.0225	.2694	.0144	.1273	.0713	.2549	.1542	.0122
#1	2.050	2.060	2.107	2.067	2.047	2.054	2.033	25.57	146.4
#2	2.052	2.059	2.115	2.068	2.051	2.051	2.040	25.63	146.4

Elem	Fe2599	Mg2790	K_7664	Na5895	B_2089	Mo2020	Pd3404	Si2124	Sn1899
Avg	**25.16**	**35.76**	**37.60**	**100.3**	**.1416**	**1.994**	**2.043**	**5.399**	**2.074**
Stddev	.00	.18	.05	.1	.0010	.003	.002	.007	.001
%RSD	.0185	.4900	.1264	.1167	.6712	.1678	.0851	.1368	.0540
#1	25.16	35.88	37.56	100.2	.1409	1.991	2.042	5.394	2.073
#2	25.16	35.63	37.63	100.4	.1422	1.996	2.044	5.404	2.074

Elem	Sr4077	Ti3349	W_2079	Zr3391	S_1820	Bi2230	Li6707
Avg	**2.585**	**2.055**	**2.194**	**1.957**	**3.954**	**2.013**	**2.143**
Stddev	.004	.003	.005	.001	.002	.010	.006
%RSD	.1473	.1359	.2273	.0288	.0469	.4999	.2917
#1	2.583	2.053	2.191	1.957	3.952	2.006	2.138
#2	2.588	2.057	2.198	1.958	3.955	2.020	2.147

Int. Std.	Y_3600	Y_3710	Y_2243	In2306
Avg	**67360.**	**6879.4**	**2632.9**	**3573.0**
Stddev	30.	19.5	6.5	10.5
%RSD	.04484	.28380	.24700	.29399
#1	67338.	6865.6	2637.5	3580.5
#2	67381.	6893.2	2628.3	3565.6

Zoom In Zoom Out

Sample Name: mp80822-s2 Acquired: 7/25/2014 5:45:31 Type: Unk
Method: Accutest1(v117) Mode: CONC Corr. Factor: 1.000000
User: admin Custom ID1: Custom ID2: Custom ID3:
Comment:

Elem	Ba4554	Be3130	Cd2288	Co2286	Cr2677	Cu3247	Mn2576	Ni2316	Ag3280
Avg	**2.503**	**2.007**	**2.074**	**2.016**	**2.040**	**2.033**	**2.229**	**2.002**	**.2527**
Stddev	.003	.019	.000	.003	.009	.006	.001	.003	.0012
%RSD	.1344	.9453	.0140	.1695	.4147	.2954	.0573	.1605	.4684
#1	2.501	1.993	2.074	2.014	2.046	2.038	2.230	2.000	.2518
#2	2.506	2.020	2.074	2.018	2.034	2.029	2.228	2.005	.2535

Elem	V_2924	Zn2062	As1890	Tl1908	Pb2203	Se1960	Sb2068	Al3961	Ca3179
Avg	**2.035**	**2.041**	**2.088**	**2.057**	**2.026**	**2.042**	**2.014**	**25.45**	**142.8**
Stddev	.001	.007	.002	.000	.005	.001	.003	.04	1.0
%RSD	.0409	.3659	.1082	.0086	.2354	.0500	.1611	.1470	.7112
#1	2.036	2.036	2.087	2.057	2.022	2.043	2.017	25.42	143.5
#2	2.035	2.047	2.090	2.056	2.029	2.042	2.012	25.47	142.1

Elem	Fe2599	Mg2790	K_7664	Na5895	B_2089	Mo2020	Pd3404	Si2124	Sn1899
Avg	**25.12**	**35.63**	**37.04**	**96.69**	**.1379**	**1.973**	**2.026**	**5.347**	**2.047**
Stddev	.07	.02	.08	.81	.0003	.003	.002	.004	.009
%RSD	.2861	.0627	.2062	.8340	.2237	.1322	.0965	.0659	.4285
#1	25.07	35.62	36.98	96.12	.1376	1.971	2.027	5.350	2.040
#2	25.18	35.65	37.09	97.26	.1381	1.975	2.024	5.345	2.053

Elem	Sr4077	Ti3349	W_2079	Zr3391	S_1820	Bi2230	Li6707
Avg	**2.546**	**2.037**	**2.168**	**1.932**	**3.807**	**2.009**	**2.091**
Stddev	.007	.006	.007	.001	.006	.006	.037
%RSD	.2686	.2975	.3035	.0709	.1559	.2782	1.771
#1	2.542	2.041	2.163	1.933	3.802	2.013	2.065
#2	2.551	2.032	2.173	1.931	3.811	2.005	2.118

Int. Std.	Y_3600	Y_3710	Y_2243	In2306
Avg	**66841.**	**6795.5**	**2612.7**	**3551.5**
Stddev	35.	58.3	4.1	6.1
%RSD	.05306	.85727	.15611	.17188
#1	66866.	6754.3	2609.8	3547.2
#2	66816.	6836.7	2615.6	3555.8

Zoom In Zoom Out

Sample Name: jb72311-4 Acquired: 7/25/2014 5:51:08 Type: Unk
Method: Accutest1(v117) Mode: CONC Corr. Factor: 1.000000
User: admin Custom ID1: Custom ID2: Custom ID3:
Comment:

Elem	Ba4554	Be3130	Cd2288	Co2286	Cr2677	Cu3247	Mn2576	Ni2316	Ag3280
Avg	**.5464**	**.0000**	**.0004**	**.0006**	**.0009**	**.0050**	**.1784**	**.0007**	**.0030**
Stddev	.0008	.0001	.0000	.0001	.0001	.0002	.0001	.0007	.0006
%RSD	.1461	157.2	13.43	10.01	12.86	3.167	.0456	105.7	20.02
#1	.5458	.0001	.0004	.0006	.0009	.0049	.1784	.0002	.0034
#2	.5470	-.0000	.0003	.0005	.0008	.0051	.1783	.0012	.0026

Elem	V_2924	Zn2062	As1890	Tl1908	Pb2203	Se1960	Sb2068	Al3961	Ca3179
Avg	**.0002**	**.0140**	**.0030**	**.0022**	**-.0002**	**.0045**	**.0005**	**.0651**	**125.7**
Stddev	.0000	.0001	.0003	.0004	.0003	.0012	.0004	.0009	.1
%RSD	1.954	.4750	8.776	20.32	183.9	25.95	86.18	1.439	.1012
#1	.0002	.0140	.0032	.0025	-.0004	.0037	.0002	.0658	125.6
#2	.0002	.0141	.0028	.0019	.0000	.0054	.0008	.0645	125.8

Elem	Fe2599	Mg2790	K_7664	Na5895	B_2089	Mo2020	Pd3404	Si2124	Sn1899
Avg	**.2007**	**11.79**	**11.58**	**75.82**	**.1107**	**.0028**	**.0019**	**2.978**	**.0003**
Stddev	.0003	.07	.00	.03	.0003	.0004	.0004	.003	.0001
%RSD	.1315	.6316	.0072	.0381	.2655	13.23	18.64	.1024	32.98
#1	.2009	11.85	11.58	75.80	.1105	.0031	.0022	2.980	.0002
#2	.2005	11.74	11.58	75.84	.1109	.0026	.0017	2.976	.0004

Elem	Sr4077	Ti3349	W_2079	Zr3391	S_1820	Bi2230	Li6707
Avg	**.5099**	**.0034**	**.0013**	**-.0011**	**4.031**	**.0107**	**.0059**
Stddev	.0010	.0000	.0006	.0000	.008	.0004	.0013
%RSD	.2028	1.090	47.54	2.557	.1911	3.461	22.39
#1	.5106	.0035	.0017	-.0011	4.025	.0105	.0069
#2	.5092	.0034	.0009	-.0011	4.036	.0110	.0050

Int. Std.	Y_3600	Y_3710	Y_2243	In2306
Avg	**68286.**	**6920.7**	**2675.8**	**3704.8**
Stddev	49.	17.9	1.5	4.9
%RSD	.07170	.25834	.05440	.13100
#1	68321.	6933.3	2674.8	3708.2
#2	68252.	6908.0	2676.9	3701.3

Zoom In Zoom Out

Sample Name: mp80822-sd1 Acquired: 7/25/2014 5:56:59 Type: Unk
Method: Accutest1(v117) Mode: CONC Corr. Factor: 5.000000
User: admin Custom ID1: Custom ID2: Custom ID3:
Comment:

Elem	Ba4554	Be3130	Cd2288	Co2286	Cr2677	Cu3247	Mn2576	Ni2316	Ag3280
Avg	**.5399**	**-.0003**	**.0009**	**.0014**	**.0006**	**.0130**	**.1827**	**.0019**	**.0041**
Stddev	.0003	.0000	.0009	.0004	.0019	.0020	.0005	.0002	.0010
%RSD	.0519	3.532	92.83	25.40	343.0	15.25	.2653	12.58	24.66
#1	.5401	-.0003	.0003	.0017	-.0008	.0144	.1823	.0017	.0034
#2	.5397	-.0003	.0016	.0012	.0019	.0116	.1830	.0020	.0048

Elem	V_2924	Zn2062	As1890	Tl1908	Pb2203	Se1960	Sb2068	Al3961	Ca3179
Avg	**.0006**	**.0251**	**.0043**	**.0028**	**-.0027**	**.0059**	**.0072**	**.0438**	**126.6**
Stddev	.0006	.0001	.0056	.0003	.0002	.0018	.0002	.0285	.4
%RSD	99.28	.5755	128.9	10.93	7.953	30.02	3.255	65.07	.2785
#1	.0002	.0250	.0004	.0026	-.0028	.0046	.0071	.0236	126.9
#2	.0010	.0252	.0083	.0030	-.0025	.0071	.0074	.0639	126.4

Elem	Fe2599	Mg2790	K_7664	Na5895	B_2089	Mo2020	Pd3404	Si2124	Sn1899
Avg	**.2413**	**11.99**	**11.14**	**74.66**	**.1105**	**.0046**	**.0060**	**3.057**	**-.0005**
Stddev	.0196	.02	.05	.03	.0014	.0007	.0021	.004	.0015
%RSD	8.126	.1306	.4568	.0413	1.254	14.69	34.45	.1277	275.1
#1	.2274	11.98	11.17	74.64	.1115	.0050	.0045	3.054	-.0016
#2	.2551	12.00	11.10	74.68	.1095	.0041	.0075	3.060	.0005

Elem	Sr4077	Ti3349	W_2079	Zr3391	S_1820	Bi2230	Li6707
Avg	**.5083**	**.0044**	**.0223**	**-.0000**	**3.876**	**.0206**	**.0139**
Stddev	.0000	.0031	.0031	.0000	.005	.0029	.0028
%RSD	.0095	69.54	14.06	94.38	.1369	14.13	20.00
#1	.5083	.0022	.0245	-.0001	3.879	.0226	.0119
#2	.5083	.0066	.0201	-.0000	3.872	.0185	.0158

Int. Std.	Y_3600	Y_3710	Y_2243	In2306
Avg	**70965.**	**7035.3**	**2829.4**	**4011.9**
Stddev	225.	22.2	2.6	5.5
%RSD	.31657	.31587	.09147	.13620
#1	70806.	7019.6	2831.2	4015.8
#2	71124.	7051.0	2827.6	4008.1

Zoom In Zoom Out

Sample Name: jb72283-1f Acquired: 7/25/2014 6:02:50 Type: Unk
Method: Accutest1(v117) Mode: CONC Corr. Factor: 1.000000
User: admin Custom ID1: Custom ID2: Custom ID3:
Comment:

Elem	Ba4554	Be3130	Cd2288	Co2286	Cr2677	Cu3247	Mn2576	Ni2316
Avg	**.0212**	**.0002**	**.0005**	**.0002**	**.0003**	**.0023**	**.0300**	**.0016**
Stddev	.0002	.0000	.0000	.0003	.0011	.0004	.0001	.0003
%RSD	1.077	21.81	3.099	197.8	350.6	18.68	.1728	18.92
#1	.0213	.0002	.0004	-.0001	.0011	.0020	.0300	.0018
#2	.0210	.0002	.0005	.0004	-.0004	.0027	.0299	.0014

Elem	Ag3280	V_2924	Zn2062	As1890	Tl1908	Pb2203	Se1960	Sb2068
Avg	**.0011**	**.0002**	**.0238**	**.0117**	**-.0011**	**-.0004**	**.0145**	**.0016**
Stddev	.0002	.0002	.0001	.0002	.0004	.0014	.0006	.0004
%RSD	20.89	144.7	.4678	2.034	35.58	394.9	3.906	23.17
#1	.0012	.0003	.0239	.0119	-.0013	-.0014	.0141	.0019
#2	.0009	-.0000	.0237	.0116	-.0008	.0007	.0149	.0014

Elem	Al3961	Ca3179	Fe2599	Mg2790	K_7664	Na5895	B_2089	Mo2020
Avg	**.0455**	**104.5**	**.0851**	**36.29**	**11.16**	**36.89**	**.2463**	**.0172**
Stddev	.0039	.1	.0037	.09	.02	.06	.0003	.0002
%RSD	8.469	.1096	4.391	.2402	.1481	.1608	.1381	1.295
#1	.0483	104.4	.0878	36.23	11.17	36.85	.2460	.0174
#2	.0428	104.6	.0825	36.36	11.15	36.94	.2465	.0171

Elem	Pd3404	Si2124	Sn1899	Sr4077	Ti3349	W_2079	Zr3391	S_1820
Avg	**.0172**	**8.550**	**-.0012**	**.9794**	**.0002**	**.0132**	W **-.0081**	**49.92**
Stddev	.0004	.007	.0003	.0012	.0000	.0004	.0000	.01
%RSD	2.290	.0877	23.79	.1273	15.61	2.851	.0047	.0254
#1	.0175	8.555	-.0010	.9785	.0002	.0135	-.0081	49.91
#2	.0170	8.544	-.0014	.9803	.0002	.0130	-.0081	49.93

Elem	Bi2230	Li6707
Avg	**.0084**	**.0517**
Stddev	.0004	.0003
%RSD	5.200	.4904
#1	.0087	.0519
#2	.0081	.0516

Zoom In Zoom Out

Sample Name: jb72283-1f Acquired: 7/25/2014 6:02:50 Type: Unk
Method: Accutest1(v117) Mode: CONC Corr. Factor: 1.000000
User: admin Custom ID1: Custom ID2: Custom ID3:
Comment:

Int. Std.	Y_3600	Y_3710	Y_2243	In2306
Avg	**68959.**	**6914.6**	**2693.7**	**3739.7**
Stddev	4.	.1	1.1	4.0
%RSD	.00564	.00173	.03947	.10679
#1	68956.	6914.6	2692.9	3742.6
#2	68962.	6914.7	2694.4	3736.9

Zoom In Zoom Out

Sample Name: jb72283-2f Acquired: 7/25/2014 6:08:40 Type: Unk
Method: Accutest1(v117) Mode: CONC Corr. Factor: 1.000000
User: admin Custom ID1: Custom ID2: Custom ID3:
Comment:

Elem	Ba4554	Be3130	Cd2288	Co2286	Cr2677	Cu3247	Mn2576	Ni2316	Ag3280
Avg	**.0170**	**-.0000**	**.0004**	**.0003**	**.0014**	**.0029**	**.0283**	**.0056**	**.0000**
Stddev	.0003	.0001	.0001	.0001	.0001	.0002	.0000	.0003	.0002
%RSD	1.618	629.7	18.72	51.52	8.093	6.059	.1016	5.095	710.5
#1	.0172	-.0001	.0004	.0004	.0014	.0027	.0283	.0058	.0002
#2	.0168	.0000	.0005	.0002	.0015	.0030	.0283	.0054	-.0001

Elem	V_2924	Zn2062	As1890	Tl1908	Pb2203	Se1960	Sb2068	Al3961	Ca3179
Avg	**.0001**	**.0044**	**.0005**	**-.0004**	**-.0002**	**-.0016**	**.0008**	**.0209**	**16.89**
Stddev	.0001	.0001	.0004	.0000	.0011	.0012	.0009	.0007	.06
%RSD	74.86	1.932	76.70	5.646	506.9	76.09	102.9	3.398	.3291
#1	.0000	.0044	.0007	-.0004	.0006	-.0025	.0014	.0204	16.85
#2	.0002	.0045	.0002	-.0004	-.0010	-.0007	.0002	.0214	16.93

Elem	Fe2599	Mg2790	K_7664	Na5895	B_2089	Mo2020	Pd3404	Si2124	Sn1899
Avg	**.0327**	**9.924**	**6.607**	**14.90**	**.0472**	**.0085**	**.0023**	**1.168**	**.0000**
Stddev	.0002	.073	.014	.01	.0001	.0001	.0005	.001	.0003
%RSD	.7103	.7386	.2120	.0997	.1286	1.435	20.08	.1111	1447.
#1	.0329	9.976	6.597	14.89	.0471	.0085	.0026	1.167	.0002
#2	.0326	9.872	6.617	14.91	.0472	.0084	.0019	1.169	-.0002

Elem	Sr4077	Ti3349	W_2079	Zr3391	S_1820	Bi2230	Li6707
Avg	**.0868**	**.0000**	**.0134**	**-.0002**	**6.697**	**.0006**	**.0203**
Stddev	.0002	.0002	.0000	.0000	.005	.0014	.0001
%RSD	.2801	3537.	.1605	20.06	.0717	231.7	.5757
#1	.0866	-.0001	.0133	-.0002	6.694	.0016	.0204
#2	.0869	.0002	.0134	-.0003	6.700	-.0004	.0202

Int. Std.	Y_3600	Y_3710	Y_2243	In2306
Avg	**70961.**	**7037.9**	**2811.5**	**3995.1**
Stddev	140.	34.2	5.0	5.6
%RSD	.19683	.48629	.17661	.14046
#1	70863.	7062.1	2815.0	3999.0
#2	71060.	7013.7	2808.0	3991.1

Zoom In Zoom Out

Sample Name: ccv Acquired: 7/25/2014 6:14:32 Type: QC
Method: Accutest1(v117) Mode: CONC Corr. Factor: 1.000000
User: admin Custom ID1: Custom ID2: Custom ID3:
Comment:

Elem	Ba4554	Be3130	Cd2288	Co2286	Cr2677	Cu3247	Mn2576	Ni2316	Ag3280
Units	ppm	ppm	ppm	ppm	ppm	ppm	ppm	ppm	ppm
Avg	**1.997**	**1.974**	**2.020**	**2.026**	**2.029**	**1.954**	**2.055**	**2.014**	**.2462**
Stddev	.000	.004	.003	.003	.000	.001	.001	.001	.0001
%RSD	.0173	.1994	.1592	.1241	.0170	.0655	.0437	.0409	.0592
#1	1.997	1.977	2.018	2.024	2.029	1.954	2.055	2.015	.2463
#2	1.998	1.972	2.022	2.028	2.028	1.955	2.054	2.014	.2461
Check ?	Chk Pass	Chk Pass	Chk Pass	Chk Pass	Chk Pass	Chk Pass	Chk Pass	Chk Pass	Chk Pass
Value									
Range									

Elem	V_2924	Zn2062	As1890	Tl1908	Pb2203	Se1960	Sb2068	Al3961	Ca3179
Units	ppm	ppm	ppm	ppm	ppm	ppm	ppm	ppm	ppm
Avg	**2.027**	**2.042**	**1.998**	**2.083**	**2.020**	**2.002**	**2.018**	**39.51**	**39.62**
Stddev	.001	.001	.004	.005	.007	.004	.001	.02	.02
%RSD	.0268	.0386	.1987	.2356	.3301	.1749	.0676	.0579	.0486
#1	2.028	2.042	1.995	2.080	2.015	1.999	2.017	39.49	39.60
#2	2.027	2.043	2.001	2.087	2.025	2.004	2.019	39.53	39.63
Check ?	Chk Pass	Chk Pass	Chk Pass	Chk Pass	Chk Pass	Chk Pass	Chk Pass	Chk Pass	Chk Pass
Value									
Range									

Elem	Fe2599	Mg2790	K_7664	Na5895	B_2089	Mo2020	Pd3404	Si2124	Sn1899
Units	ppm	ppm	ppm	ppm	ppm	ppm	ppm	ppm	ppm
Avg	**39.04**	**38.99**	**40.37**	**40.88**	**2.021**	**2.016**	**1.989**	**5.169**	**2.052**
Stddev	.07	.04	.01	.01	.004	.005	.001	.012	.000
%RSD	.1678	.1052	.0368	.0345	.1715	.2504	.0277	.2221	.0105
#1	38.99	38.96	40.38	40.89	2.019	2.012	1.989	5.161	2.052
#2	39.08	39.02	40.36	40.87	2.023	2.019	1.989	5.178	2.052
Check ?	Chk Pass	Chk Pass	Chk Pass	Chk Pass	Chk Pass	Chk Pass	Chk Pass	Chk Pass	Chk Pass
Value									
Range									

Zoom In Zoom Out

Sample Name: ccv Acquired: 7/25/2014 6:14:32 Type: QC
Method: Accutest1(v117) Mode: CONC Corr. Factor: 1.000000
User: admin Custom ID1: Custom ID2: Custom ID3:
Comment:

Elem	Sr4077	Ti3349	W_2079	Zr3391	S_1820	Bi2230	Li6707
Units	ppm	ppm	ppm	ppm	ppm	ppm	ppm
Avg	**2.025**	**1.994**	**2.019**	**2.028**	**1.984**	**2.015**	**2.006**
Stddev	.002	.003	.007	.001	.008	.002	.003
%RSD	.0925	.1439	.3273	.0680	.4154	.1113	.1554
#1	2.024	1.992	2.015	2.027	1.978	2.013	2.008
#2	2.027	1.996	2.024	2.029	1.990	2.016	2.004
Check ?	Chk Pass	Chk Pass	Chk Pass	Chk Pass	Chk Pass	Chk Pass	Chk Pass
Value							
Range							

Int. Std.	Y_3600	Y_3710	Y_2243	In2306
Units	Cts/S	Cts/S	Cts/S	Cts/S
Avg	**68480.**	**6921.6**	**2734.1**	**3736.2**
Stddev	276.	15.6	2.5	4.9
%RSD	.40333	.22539	.09112	.13074
#1	68676.	6910.6	2735.8	3739.7
#2	68285.	6932.6	2732.3	3732.8

Zoom In Zoom Out

Sample Name: ccb Acquired: 7/25/2014 6:20:12 Type: QC
Method: Accutest1(v117) Mode: CONC Corr. Factor: 1.000000
User: admin Custom ID1: Custom ID2: Custom ID3:
Comment:

Elem	Ba4554	Be3130	Cd2288	Co2286	Cr2677	Cu3247	Mn2576	Ni2316	Ag3280
Units	ppm	ppm	ppm	ppm	ppm	ppm	ppm	ppm	ppm
Avg	**.0001**	**.0003**	**.0003**	**.0003**	**.0000**	**.0016**	**.0002**	**.0007**	**.0004**
Stddev	.0000	.0000	.0001	.0001	.0002	.0000	.0000	.0001	.0002
%RSD	4.395	9.820	25.08	47.10	445.1	2.990	23.74	12.32	53.15
#1	.0001	.0002	.0003	.0002	.0002	.0016	.0002	.0008	.0003
#2	.0001	.0003	.0002	.0003	-.0001	.0016	.0002	.0006	.0006
Check ?	Chk Pass	Chk Pass	Chk Pass	Chk Pass	Chk Pass	Chk Pass	Chk Pass	Chk Pass	Chk Pass
High Limit									
Low Limit									

Elem	V_2924	Zn2062	As1890	Tl1908	Pb2203	Se1960	Sb2068	Al3961	Ca3179
Units	ppm	ppm	ppm	ppm	ppm	ppm	ppm	ppm	ppm
Avg	**-.0003**	**.0001**	**.0012**	**.0009**	**-.0002**	**-.0009**	**.0004**	**.0040**	**.0056**
Stddev	.0001	.0000	.0006	.0012	.0010	.0009	.0008	.0117	.0020
%RSD	28.03	25.05	48.35	123.7	485.5	98.54	188.1	295.0	36.04
#1	-.0002	.0001	.0008	.0018	.0005	-.0003	.0010	.0123	.0071
#2	-.0003	.0001	.0016	.0001	-.0009	-.0015	-.0001	-.0043	.0042
Check ?	Chk Pass	Chk Pass	Chk Pass	Chk Pass	Chk Pass	Chk Pass	Chk Pass	Chk Pass	Chk Pass
High Limit									
Low Limit									

Elem	Fe2599	Mg2790	K_7664	Na5895	B_2089	Mo2020	Pd3404	Si2124	Sn1899
Units	ppm	ppm	ppm	ppm	ppm	ppm	ppm	ppm	ppm
Avg	**.0094**	**.0321**	**.0107**	**.0285**	**.0015**	F **.0025**	**-.0004**	**.0102**	**.0007**
Stddev	.0052	.0153	.0071	.0090	.0003	.0004	.0004	.0003	.0004
%RSD	55.05	47.83	66.33	31.61	16.86	18.30	97.03	2.821	64.03
#1	.0058	.0212	.0157	.0349	.0017	.0028	-.0001	.0104	.0010
#2	.0131	.0429	.0057	.0222	.0013	.0021	-.0007	.0100	.0004
Check ?	Chk Pass	Chk Pass	Chk Pass	Chk Pass	Chk Pass	Chk Fail	Chk Pass	Chk Pass	Chk Pass
High Limit						.0021			
Low Limit						-.0021			

Zoom In Zoom Out

Sample Name: ccb Acquired: 7/25/2014 6:20:12 Type: QC
Method: Accutest1(v117) Mode: CONC Corr. Factor: 1.000000
User: admin Custom ID1: Custom ID2: Custom ID3:
Comment:

Elem	Sr4077	Ti3349	W_2079	Zr3391	S_1820	Bi2230	Li6707
Units	ppm	ppm	ppm	ppm	ppm	ppm	ppm
Avg	**.0001**	**-.0001**	**.0107**	**.0008**	**.0024**	**.0039**	**.0015**
Stddev	.0001	.0001	.0008	.0000	.0008	.0003	.0013
%RSD	47.88	131.0	7.157	.2136	34.62	8.248	85.64
#1	.0002	-.0000	.0112	.0008	.0018	.0042	.0024
#2	.0001	-.0002	.0101	.0008	.0029	.0037	.0006
Check ?	Chk Pass	Chk Pass	Chk Pass	Chk Pass	Chk Pass	Chk Pass	Chk Pass
High Limit							
Low Limit							

Int. Std.	Y_3600	Y_3710	Y_2243	In2306
Units	Cts/S	Cts/S	Cts/S	Cts/S
Avg	**71735.**	**7029.7**	**2883.5**	**4099.6**
Stddev	433.	47.3	4.5	3.0
%RSD	.60335	.67319	.15490	.07438
#1	71429.	6996.3	2886.7	4101.7
#2	72041.	7063.2	2880.4	4097.4

Zoom In Zoom Out

Sample Name: cri Acquired: 7/25/2014 6:26:07 Type: QC
Method: Accutest1(v117) Mode: CONC Corr. Factor: 1.000000
User: admin Custom ID1: Custom ID2: Custom ID3:
Comment:

Elem	Ba4554	Be3130	Cd2288	Co2286	Cr2677	Cu3247	Mn2576	Ni2316	Ag3280
Units	ppm	ppm	ppm	ppm	ppm	ppm	ppm	ppm	ppm
Avg	**.2000**	**.0022**	**.0035**	**.0511**	**.0110**	**.0117**	**.0159**	**.0105**	**.0058**
Stddev	.0005	.0000	.0000	.0000	.0002	.0004	.0001	.0000	.0004
%RSD	.2518	.9929	1.364	.0827	1.833	3.262	.4499	.2368	7.552
#1	.1996	.0022	.0035	.0510	.0109	.0115	.0160	.0104	.0055
#2	.2003	.0021	.0035	.0511	.0112	.0120	.0159	.0105	.0061
Check ?	Chk Pass	Chk Pass	Chk Pass	Chk Pass	Chk Pass	Chk Pass	Chk Pass	Chk Pass	Chk Pass
Value									
Range									

Elem	V_2924	Zn2062	As1890	Tl1908	Pb2203	Se1960	Sb2068	Al3961	Ca3179
Units	ppm	ppm	ppm	ppm	ppm	ppm	ppm	ppm	ppm
Avg	**.0528**	**.0238**	**.0072**	**.0113**	**.0026**	**.0121**	**.0064**	**.1932**	**4.897**
Stddev	.0001	.0000	.0004	.0010	.0004	.0018	.0001	.0144	.031
%RSD	.1366	.0201	5.937	8.971	16.07	14.77	2.050	7.429	.6270
#1	.0528	.0238	.0069	.0120	.0029	.0133	.0065	.1831	4.918
#2	.0527	.0238	.0075	.0106	.0023	.0108	.0063	.2033	4.875
Check ?	Chk Pass	Chk Pass	Chk Pass	Chk Pass	Chk Pass	Chk Pass	Chk Pass	Chk Pass	Chk Pass
Value									
Range									

Elem	Fe2599	Mg2790	K_7664	Na5895	B_2089	Mo2020	Pd3404	Si2124	Sn1899
Units	ppm	ppm	ppm	ppm	ppm	ppm	ppm	ppm	ppm
Avg	**.1012**	**4.698**	**4.941**	**4.944**	**.0986**	**.0207**	**.0549**	**.2088**	**.0109**
Stddev	.0001	.046	.010	.011	.0000	.0002	.0010	.0016	.0003
%RSD	.1154	.9795	.2022	.2197	.0356	.8186	1.845	.7716	2.676
#1	.1013	4.731	4.948	4.952	.0986	.0208	.0556	.2077	.0107
#2	.1011	4.666	4.934	4.937	.0986	.0206	.0541	.2100	.0112
Check ?	Chk Pass	Chk Pass	Chk Pass	Chk Pass	Chk Pass	Chk Pass	Chk Pass	Chk Pass	Chk Pass
Value									
Range									

Zoom In Zoom Out

Sample Name: cri Acquired: 7/25/2014 6:26:07 Type: QC
Method: Accutest1(v117) Mode: CONC Corr. Factor: 1.000000
User: admin Custom ID1: Custom ID2: Custom ID3:
Comment:

Elem	Sr4077	Ti3349	W_2079	Zr3391	S_1820	Bi2230	Li6707
Units	ppm	ppm	ppm	ppm	ppm	ppm	ppm
Avg	**.0105**	**.0099**	**.0624**	**.0125**	**.0461**	**.0226**	**.0229**
Stddev	.0000	.0001	.0004	.0000	.0012	.0013	.0004
%RSD	.1846	.8485	.6522	.1236	2.638	5.846	1.805
#1	.0105	.0100	.0621	.0126	.0452	.0235	.0226
#2	.0105	.0098	.0627	.0125	.0470	.0216	.0232
Check ?	Chk Pass	Chk Pass	Chk Pass	Chk Pass	Chk Pass	Chk Pass	Chk Pass
Value							
Range							

Int. Std.	Y_3600	Y_3710	Y_2243	In2306
Units	Cts/S	Cts/S	Cts/S	Cts/S
Avg	**70857.**	**6913.7**	**2853.3**	**4045.1**
Stddev	186.	56.7	3.0	6.8
%RSD	.26218	.82066	.10576	.16877
#1	70988.	6873.6	2851.2	4040.2
#2	70725.	6953.8	2855.5	4049.9

Zoom In Zoom Out

Sample Name: crid Acquired: 7/25/2014 6:31:58 Type: QC
Method: Accutest1(v117) Mode: CONC Corr. Factor: 1.000000
User: admin Custom ID1: Custom ID2: Custom ID3:
Comment:

Elem	Ba4554	Be3130	Cd2288	Co2286	Cr2677	Cu3247	Mn2576	Ni2316	Ag3280
Units	ppm	ppm	ppm	ppm	ppm	ppm	ppm	ppm	ppm
Avg	**.0038**	**.0009**	**.0013**	**.0034**	**.0020**	F **.0040**	**.0032**	**.0044**	**.0009**
Stddev	.0000	.0001	.0000	.0002	.0000	.0001	.0001	.0000	.0003
%RSD	.0749	10.24	.4368	6.094	.4351	2.539	1.640	.9767	35.38
#1	.0038	.0008	.0013	.0032	.0020	.0039	.0031	.0044	.0012
#2	.0038	.0010	.0013	.0035	.0020	.0040	.0032	.0044	.0007
Check ?	Chk Pass	Chk Pass	Chk Pass	Chk Pass	Chk Pass	Chk Fail	Chk Pass	Chk Pass	Chk Pass
Value						.0020			
Range						30.00%			

Elem	V_2924	Zn2062	As1890	Tl1908	Pb2203	Se1960	Sb2068	Al3961	Ca3179
Units	ppm	ppm	ppm	ppm	ppm	ppm	ppm	ppm	ppm
Avg	**.0017**	**.0116**	**.0038**	**.0014**	**.0025**	F **.0029**	**.0022**	**.1026**	**1.025**
Stddev	.0003	.0002	.0001	.0007	.0005	.0007	.0004	.0097	.011
%RSD	17.30	1.398	3.250	48.29	18.93	23.96	20.02	9.495	1.026
#1	.0015	.0115	.0039	.0010	.0021	.0034	.0025	.1095	1.032
#2	.0019	.0118	.0037	.0019	.0028	.0024	.0019	.0957	1.017
Check ?	Chk Pass	Chk Pass	Chk Pass	Chk Pass	Chk Pass	Chk Fail	Chk Pass	Chk Pass	Chk Pass
Value						.0050			
Range						-30.00%			

Elem	Fe2599	Mg2790	K_7664	Na5895	B_2089	Mo2020	Pd3404	Si2124	Sn1899
Units	ppm	ppm	ppm	ppm	ppm	ppm	ppm	ppm	ppm
Avg	**.0068**	**.0872**	**2.013**	**1.047**	**.0100**	**.0005**	**.0006**	**.0013**	**.0002**
Stddev	.0039	.0102	.048	.014	.0004	.0001	.0003	.0008	.0005
%RSD	57.70	11.68	2.405	1.365	4.395	17.87	43.33	57.59	204.1
#1	.0096	.0944	2.048	1.057	.0097	.0004	.0008	.0008	-.0001
#2	.0040	.0800	1.979	1.037	.0103	.0006	.0004	.0019	.0005
Check ?	None	Chk Pass	Chk Pass	Chk Pass	Chk Pass	None	None	None	None
Value									
Range									

Zoom In Zoom Out

Sample Name: crid Acquired: 7/25/2014 6:31:58 Type: QC
Method: Accutest1(v117) Mode: CONC Corr. Factor: 1.000000
User: admin Custom ID1: Custom ID2: Custom ID3:
Comment:

Elem	Sr4077	Ti3349	W_2079	Zr3391	S_1820	Bi2230	Li6707
Units	ppm	ppm	ppm	ppm	ppm	ppm	ppm
Avg	**-.0000**	**-.0005**	F **.0062**	F **.0004**	**.0036**	F **.0022**	F **.0004**
Stddev	.0000	.0003	.0005	.0002	.0013	.0007	.0012
%RSD	107.4	71.23	7.542	53.78	35.11	30.17	276.4
#1	-.0000	-.0002	.0066	.0006	.0045	.0017	.0013
#2	-.0000	-.0007	.0059	.0003	.0027	.0027	-.0004
Check ?	None	None	Chk Fail	Chk Fail	Chk Pass	Chk Fail	Chk Fail
Value			.0040	.0040		.0040	.0040
Range			30.00%	-30.00%		-30.00%	-30.00%

Int. Std.	Y_3600	Y_3710	Y_2243	In2306
Units	Cts/S	Cts/S	Cts/S	Cts/S
Avg	**71651.**	**6950.5**	**2877.6**	**4094.2**
Stddev	355.	64.8	1.7	1.0
%RSD	.49612	.93219	.05788	.02375
#1	71902.	6904.7	2878.8	4094.9
#2	71400.	6996.3	2876.4	4093.5

Zoom In Zoom Out

Sample Name: cria Acquired: 7/25/2014 6:37:54 Type: QC
Method: Accutest1(v117) Mode: CONC Corr. Factor: 1.000000
User: admin Custom ID1: Custom ID2: Custom ID3:
Comment:

Elem	Ba4554	Be3130	Cd2288	Co2286	Cr2677	Cu3247	Mn2576	Ni2316	Ag3280
Units	ppm	ppm	ppm	ppm	ppm	ppm	ppm	ppm	ppm
Avg	**-.0001**	**-.0002**	**.0002**	**.0001**	**.0002**	**.0023**	**.0001**	**.0005**	**-.0002**
Stddev	.0001	.0000	.0000	.0004	.0001	.0002	.0000	.0000	.0000
%RSD	50.65	16.66	5.184	437.5	28.93	8.669	23.42	4.757	21.52
#1	-.0001	-.0002	.0002	.0004	.0002	.0024	.0001	.0005	-.0002
#2	-.0002	-.0001	.0002	-.0002	.0002	.0021	.0001	.0005	-.0002
Check ?	None	None	None	None	None	None	None	None	None
Value									
Range									

Elem	V_2924	Zn2062	As1890	Tl1908	Pb2203	Se1960	Sb2068	Al3961	Ca3179
Units	ppm	ppm	ppm	ppm	ppm	ppm	ppm	ppm	ppm
Avg	**.0001**	**.0019**	**.0209**	**-.0005**	**.0200**	**.0209**	**.0202**	**.4998**	**2.117**
Stddev	.0002	.0002	.0005	.0004	.0010	.0008	.0005	.0083	.014
%RSD	281.1	9.668	2.308	78.90	4.890	3.872	2.463	1.656	.6482
#1	.0002	.0020	.0205	-.0007	.0193	.0204	.0199	.5057	2.126
#2	-.0001	.0018	.0212	-.0002	.0207	.0215	.0206	.4939	2.107
Check ?	None	None	Chk Pass	None	Chk Pass	Chk Pass	Chk Pass	Chk Pass	None
Value									
Range									

Elem	Fe2599	Mg2790	K_7664	Na5895	B_2089	Mo2020	Pd3404	Si2124	Sn1899
Units	ppm	ppm	ppm	ppm	ppm	ppm	ppm	ppm	ppm
Avg	**.5243**	**1.990**	**.0053**	**.0102**	**.0003**	**.0004**	**-.0006**	**.0019**	**-.0001**
Stddev	.0077	.001	.0068	.0001	.0000	.0001	.0003	.0001	.0000
%RSD	1.473	.0235	129.7	.7357	12.66	16.10	47.50	7.030	12.99
#1	.5298	1.990	.0101	.0102	.0003	.0003	-.0008	.0020	-.0001
#2	.5189	1.989	.0004	.0101	.0003	.0004	-.0004	.0018	-.0001
Check ?	Chk Pass	None	None	None	None	None	None	None	None
Value									
Range									

Zoom In Zoom Out

Sample Name: cria Acquired: 7/25/2014 6:37:54 Type: QC
Method: Accutest1(v117) Mode: CONC Corr. Factor: 1.000000
User: admin Custom ID1: Custom ID2: Custom ID3:
Comment:

Elem	Sr4077	Ti3349	W_2079	Zr3391	S_1820	Bi2230	Li6707
Units	ppm	ppm	ppm	ppm	ppm	ppm	ppm
Avg	**-.0001**	**-.0006**	**.0047**	**.0002**	**.0028**	**-.0003**	**.0009**
Stddev	.0000	.0003	.0003	.0002	.0025	.0002	.0000
%RSD	5.888	53.10	6.453	66.09	87.55	90.67	4.624
#1	-.0001	-.0004	.0045	.0001	.0011	-.0001	.0009
#2	-.0001	-.0008	.0050	.0003	.0046	-.0004	.0009
Check ?	None	None	None	None	None	None	None
Value							
Range							

Int. Std.	Y_3600	Y_3710	Y_2243	In2306
Units	Cts/S	Cts/S	Cts/S	Cts/S
Avg	**71580.**	**6972.3**	**2866.4**	**4092.3**
Stddev	27.	22.5	9.3	10.1
%RSD	.03736	.32220	.32280	.24736
#1	71599.	6956.4	2873.0	4099.4
#2	71561.	6988.2	2859.9	4085.1

Zoom In Zoom Out

Sample Name: ccv Acquired: 7/25/2014 6:43:52 Type: QC
Method: Accutest1(v117) Mode: CONC Corr. Factor: 1.000000
User: admin Custom ID1: Custom ID2: Custom ID3:
Comment:

Elem	Ba4554	Be3130	Cd2288	Co2286	Cr2677	Cu3247	Mn2576	Ni2316	Ag3280
Units	ppm	ppm	ppm	ppm	ppm	ppm	ppm	ppm	ppm
Avg	**1.986**	**1.961**	**2.021**	**2.018**	**2.014**	**1.943**	**2.043**	**1.997**	**.2466**
Stddev	.004	.005	.003	.002	.003	.009	.003	.004	.0001
%RSD	.1738	.2345	.1371	.1016	.1425	.4467	.1473	.2203	.0432
#1	1.988	1.958	2.019	2.017	2.012	1.949	2.041	1.993	.2467
#2	1.983	1.964	2.023	2.020	2.016	1.937	2.045	2.000	.2466
Check ?	Chk Pass	Chk Pass	Chk Pass	Chk Pass	Chk Pass	Chk Pass	Chk Pass	Chk Pass	Chk Pass
Value									
Range									

Elem	V_2924	Zn2062	As1890	Tl1908	Pb2203	Se1960	Sb2068	Al3961	Ca3179
Units	ppm	ppm	ppm	ppm	ppm	ppm	ppm	ppm	ppm
Avg	**2.026**	**2.031**	**1.989**	**2.082**	**2.008**	**1.996**	**2.020**	**39.30**	**39.54**
Stddev	.004	.002	.001	.000	.004	.003	.003	.01	.06
%RSD	.1768	.0898	.0679	.0104	.1772	.1705	.1558	.0275	.1513
#1	2.024	2.030	1.988	2.082	2.006	1.994	2.017	39.29	39.49
#2	2.029	2.033	1.990	2.082	2.011	1.998	2.022	39.30	39.58
Check ?	Chk Pass	Chk Pass	Chk Pass	Chk Pass	Chk Pass	Chk Pass	Chk Pass	Chk Pass	Chk Pass
Value									
Range									

Elem	Fe2599	Mg2790	K_7664	Na5895	B_2089	Mo2020	Pd3404	Si2124	Sn1899
Units	ppm	ppm	ppm	ppm	ppm	ppm	ppm	ppm	ppm
Avg	**38.86**	**38.74**	**40.17**	**40.98**	**2.017**	**2.006**	**1.984**	**5.201**	**2.045**
Stddev	.00	.12	.07	.05	.003	.006	.001	.008	.005
%RSD	.0072	.3135	.1757	.1237	.1685	.2964	.0295	.1509	.2347
#1	38.86	38.65	40.22	41.02	2.015	2.001	1.984	5.196	2.042
#2	38.86	38.82	40.12	40.95	2.020	2.010	1.984	5.207	2.049
Check ?	Chk Pass	Chk Pass	Chk Pass	Chk Pass	Chk Pass	Chk Pass	Chk Pass	Chk Pass	Chk Pass
Value									
Range									

Zoom In Zoom Out

Sample Name: ccv Acquired: 7/25/2014 6:43:52 Type: QC
Method: Accutest1(v117) Mode: CONC Corr. Factor: 1.000000
User: admin Custom ID1: Custom ID2: Custom ID3:
Comment:

Elem	Sr4077	Ti3349	W_2079	Zr3391	S_1820	Bi2230	Li6707
Units	ppm	ppm	ppm	ppm	ppm	ppm	ppm
Avg	**2.025**	**1.982**	**2.005**	**2.022**	**1.983**	**2.020**	**1.994**
Stddev	.002	.001	.009	.000	.000	.001	.001
%RSD	.1153	.0254	.4397	.0150	.0014	.0365	.0277
#1	2.027	1.982	1.998	2.022	1.983	2.019	1.994
#2	2.024	1.981	2.011	2.022	1.983	2.020	1.993
Check ?	Chk Pass	Chk Pass	Chk Pass	Chk Pass	Chk Pass	Chk Pass	Chk Pass
Value							
Range							

Int. Std.	Y_3600	Y_3710	Y_2243	In2306
Units	Cts/S	Cts/S	Cts/S	Cts/S
Avg	**68583.**	**6893.2**	**2724.0**	**3741.0**
Stddev	196.	10.6	1.2	3.5
%RSD	.28507	.15318	.04563	.09273
#1	68444.	6885.7	2724.8	3743.4
#2	68721.	6900.7	2723.1	3738.5

Zoom In Zoom Out

Sample Name: ccb Acquired: 7/25/2014 6:49:32 Type: QC
Method: Accutest1(v117) Mode: CONC Corr. Factor: 1.000000
User: admin Custom ID1: Custom ID2: Custom ID3:
Comment:

Elem	Ba4554	Be3130	Cd2288	Co2286	Cr2677	Cu3247	Mn2576	Ni2316	Ag3280
Units	ppm	ppm	ppm	ppm	ppm	ppm	ppm	ppm	ppm
Avg	**.0002**	**.0002**	**.0004**	**.0003**	**.0001**	F **.0023**	**.0003**	**.0006**	**-.0001**
Stddev	.0001	.0000	.0001	.0000	.0000	.0000	.0000	.0003	.0001
%RSD	69.40	15.97	22.48	1.186	19.09	.6834	4.195	61.70	48.48
#1	.0002	.0002	.0003	.0003	.0001	.0023	.0003	.0003	-.0001
#2	.0001	.0002	.0004	.0003	.0001	.0023	.0003	.0008	-.0002
Check ?	Chk Pass	Chk Pass	Chk Pass	Chk Pass	Chk Pass	Chk Fail	Chk Pass	Chk Pass	Chk Pass
High Limit						.0018			
Low Limit						-.0018			

Elem	V_2924	Zn2062	As1890	Tl1908	Pb2203	Se1960	Sb2068	Al3961	Ca3179
Units	ppm	ppm	ppm	ppm	ppm	ppm	ppm	ppm	ppm
Avg	**.0000**	**.0002**	**.0004**	**-.0002**	**.0001**	**.0003**	**-.0000**	**.0062**	**.0141**
Stddev	.0005	.0001	.0015	.0002	.0000	.0001	.0008	.0104	.0006
%RSD	2628.	61.83	385.8	110.5	15.60	30.56	2201.	168.6	4.420
#1	.0004	.0003	.0014	-.0000	.0001	.0003	.0005	.0136	.0146
#2	-.0003	.0001	-.0007	-.0003	.0001	.0002	-.0006	-.0012	.0137
Check ?	Chk Pass	Chk Pass	Chk Pass	Chk Pass	Chk Pass	Chk Pass	Chk Pass	Chk Pass	Chk Pass
High Limit									
Low Limit									

Elem	Fe2599	Mg2790	K_7664	Na5895	B_2089	Mo2020	Pd3404	Si2124	Sn1899
Units	ppm	ppm	ppm	ppm	ppm	ppm	ppm	ppm	ppm
Avg	**.0051**	**.0060**	**-.0030**	**.0113**	**.0013**	F **.0025**	**.0005**	**.0060**	**.0007**
Stddev	.0021	.0214	.0207	.0050	.0003	.0005	.0000	.0005	.0007
%RSD	41.49	354.7	696.4	43.88	23.44	21.06	5.526	8.640	104.5
#1	.0036	.0212	.0117	.0078	.0016	.0029	.0005	.0064	.0002
#2	.0066	-.0091	-.0176	.0148	.0011	.0021	.0005	.0057	.0012
Check ?	Chk Pass	Chk Pass	Chk Pass	Chk Pass	Chk Pass	Chk Fail	Chk Pass	Chk Pass	Chk Pass
High Limit						.0021			
Low Limit						-.0021			

Zoom In
Zoom Out

Sample Name: ccb Acquired: 7/25/2014 6:49:32 Type: QC
Method: Accutest1(v117) Mode: CONC Corr. Factor: 1.000000
User: admin Custom ID1: Custom ID2: Custom ID3:
Comment:

Elem	Sr4077	Ti3349	W_2079	Zr3391	S_1820	Bi2230	Li6707
Units	ppm	ppm	ppm	ppm	ppm	ppm	ppm
Avg	**.0001**	**.0000**	**.0108**	**.0009**	**.0021**	**.0041**	**.0024**
Stddev	.0000	.0001	.0020	.0001	.0001	.0011	.0009
%RSD	17.65	211.0	18.45	11.97	6.735	25.78	37.94
#1	.0001	-.0000	.0122	.0010	.0020	.0049	.0031
#2	.0001	.0001	.0094	.0008	.0022	.0034	.0018
Check ?	Chk Pass	Chk Pass	Chk Pass	Chk Pass	Chk Pass	Chk Pass	Chk Pass
High Limit							
Low Limit							

Int. Std.	Y_3600	Y_3710	Y_2243	In2306
Units	Cts/S	Cts/S	Cts/S	Cts/S
Avg	**71694.**	**7045.8**	**2887.1**	**4128.7**
Stddev	240.	13.0	4.5	1.8
%RSD	.33536	.18430	.15588	.04248
#1	71864.	7055.0	2890.3	4129.9
#2	71524.	7036.7	2883.9	4127.5

NOTE: The remaining raw data for this batch is not relevant to this job. As such it has been omitted.

Element, Wavelength and Order	Use?	# IECs	IEC	k1	k2	Calc-in-fit?
Ba 455.403 { 74}	☒	3	Mg	0.000001	0.000000	No
			Al	0.000002	0.000000	No
			Zr	0.001380	0.000000	No
Be 313.042 {108}	☒	13	V	0.000467	0.000000	No
			Mo	-0.000027	0.000000	No
			Ti	-0.000501	0.000000	No
			Mn	-0.000010	0.000000	No
			Ba	0.000038	0.000000	No
			Co	-0.000065	0.000000	No
			Ni	0.000000	0.000000	No
			Ca	-0.000000	0.000000	No
			Cu	0.000014	0.000000	No
			Zn	-0.000010	0.000000	No
			Fe	-0.000003	0.000000	No
			Cr	-0.000020	0.000000	No
			W	0.000000	0.000000	No
Cd 228.802 {448}	☒	14	As	0.010000	0.000000	No
			Ni	-0.000233	0.000000	No
			Fe	-0.000002	0.000000	No
			V	0.000091	0.000000	No
			Ba	-0.000047	0.000000	No
			Co	-0.001503	0.000000	No
			Sr	-0.000020	0.000000	No
			Ca	-0.000000	0.000000	No
			Mn	0.000010	0.000000	No
			Cr	0.000025	0.000000	No
			Si	-0.000005	0.000000	No
			Cu	-0.000026	0.000000	No
			W	0.000000	0.000000	No
			Al	-0.000002	0.000000	No
Co 228.616 {448}	☒	10	Fe	0.000032	0.000000	No
			Cr	-0.000049	0.000000	No
			Mo	-0.001939	0.000000	No
			Ni	0.000256	0.000000	No
			Ti	0.001812	0.000000	No
			Ba	-0.000371	0.000000	No
			W	-0.001840	0.000000	No
			Cd	-0.000510	0.000000	No
			Si	0.000000	0.000000	No
			Ca	-0.000003	0.000000	No
Cr 267.716 {126}	☒	14	Mn	0.000202	0.000000	No
			V	-0.000022	0.000000	No
			Mo	0.000018	0.000000	No
			Fe	-0.000008	0.000000	No
			W	0.000253	0.000000	No
			Cd	-0.000050	0.000000	No
			Al	-0.000002	0.000000	No
			Ca	0.000002	0.000000	No
			Mg	-0.000001	0.000000	No
			Ti	0.000100	0.000000	No
			Sn	0.000000	0.000000	No
			Ba	0.000045	0.000000	No
			Cu	0.000100	0.000000	No
			Sr	-0.000100	0.000000	No
Cu 324.754 {104}2	☒	20	Cr	-0.000200	0.000000	No
			V	-0.000233	0.000000	No
			Mo	0.000556	0.000000	No

Element, Wavelength and Order	Use?	# IECs	IEC	k1	k2	Calc-in-fit?
			Ti	-0.000082	0.000000	No
			Fe	-0.000160	0.000000	No
			Al	0.000006	0.000000	No
			Sn	-0.000097	0.000000	No
			Zn	-0.000004	0.000000	No
			Co	-0.000427	0.000000	No
			Zr	0.000000	0.000000	No
			Si	0.000080	0.000000	No
			Mn	-0.000080	0.000000	No
			Se	0.000050	0.000000	No
			Ba	-0.000000	0.000000	No
			Ag	-0.000077	0.000000	No
			Pb	0.000300	0.000000	No
			Sb	0.000370	0.000000	No
			Mg	-0.000002	0.000000	No
			Ca	-0.000001	0.000000	No
			W	0.000000	0.000000	No
Mn 257.610 {131}	☒	7	Fe	-0.000074	0.000000	No
			Si	0.000050	0.000000	No
			Ba	0.000100	0.000000	No
			As	0.000001	0.000000	No
			Ca	-0.000000	0.000000	No
			Al	-0.000001	0.000000	No
			Ni	0.000028	0.000000	No
Ni 231.604 {446}	☒	17	Fe	0.000014	0.000000	No
			Zn	0.000079	0.000000	No
			Be	0.000213	0.000000	No
			Co	-0.000525	0.000000	No
			Tl	0.000209	0.000000	No
			Mg	0.000002	0.000000	No
			Mo	-0.000374	0.000000	No
			V	-0.000032	0.000000	No
			Cu	0.000050	0.000000	No
			Se	0.000100	0.000000	No
			Al	-0.000002	0.000000	No
			Cr	0.000006	0.000000	No
			Si	-0.000030	0.000000	No
			Sn	0.000079	0.000000	No
			Ba	0.000000	0.000000	No
			Ca	0.000001	0.000000	No
			W	0.000000	0.000000	No
Ag 328.068 {103}	☒	14	Mn	0.000051	0.000000	No
			Mo	-0.000147	0.000000	No
			Ti	-0.000300	0.000000	No
			Fe	-0.000350	0.000000	No
			V	0.000028	0.000000	No
			Zn	-0.000104	0.000000	No
			W	0.000000	0.000000	No
			Ca	-0.000005	0.000000	No
			Zr	0.007000	0.000000	No
			Al	-0.000002	0.000000	No
			Sr	-0.000200	0.000000	No
			Mg	-0.000010	0.000000	No
			Ba	-0.004056	0.000000	No
			Cr	0.000010	0.000000	No
V 292.402 {115}	☒	6	Ti	0.000530	0.000000	No
			Mo	-0.014900	0.000000	No

Element, Wavelength and Order	Use?	# IECs	IEC	k1	k2	Calc-in-fit?
			Fe	-0.000004	0.000000	No
			Sr	-0.000100	0.000000	No
			Cr	-0.003605	0.000000	No
			Mn	-0.000900	0.000000	No
Zn 206.200 {464}	☒	17	Cr	-0.000710	0.000000	No
			Mo	-0.000300	0.000000	No
			Fe	-0.000010	0.000000	No
			Al	0.000005	0.000000	No
			Si	-0.000035	0.000000	No
			Mn	-0.000045	0.000000	No
			Ba	-0.000060	0.000000	No
			Na	0.000003	0.000000	No
			Ca	0.000000	0.000000	No
			Sr	-0.000033	0.000000	No
			Sn	0.000255	0.000000	No
			Cu	0.000056	0.000000	No
			As	0.000500	0.000000	No
			Be	0.000364	0.000000	No
			Pd	-0.000008	0.000000	No
			Bi	-0.001400	0.000000	No
			W	0.000000	0.000000	No
As 189.042 {478}	☒	25	Al	0.000002	0.000000	No
			Fe	-0.000001	0.000000	No
			Ca	0.000000	0.000000	No
			Mn	-0.000105	0.000000	No
			Mo	-0.000100	0.000000	No
			Cr	0.000767	0.000000	No
			V	0.000070	0.000000	No
			Co	-0.000164	0.000000	No
			Ba	-0.000067	0.000000	No
			Sn	-0.000037	0.000000	No
			Cd	-0.000228	0.000000	No
			Tl	0.000000	0.000000	No
			Be	-0.000007	0.000000	No
			Mg	0.000000	0.000000	No
			Si	-0.000135	0.000000	No
			Zn	0.000020	0.000000	No
			Sr	-0.000054	0.000000	No
			Pd	0.025218	0.000000	No
			Zr	0.002316	0.000000	No
			Ti	-0.000100	0.000000	No
			S	-0.000005	0.000000	No
			W	0.020000	0.000000	No
			K	0.000000	0.000000	No
			Na	0.000000	0.000000	No
			Cu	-0.000500	0.000000	No
Tl 190.856 {477}	☒	27	Cr	0.000222	0.000000	No
			Mo	-0.009750	0.000000	No
			Al	-0.000002	0.000000	No
			Fe	-0.000069	0.000000	No
			V	-0.026364	0.000000	No
			Mn	0.001267	0.000000	No
			Si	0.000460	0.000000	No
			Ca	-0.000003	0.000000	No
			Ti	-0.001500	0.000000	No
			Mg	-0.000002	0.000000	No
			Co	0.003209	0.000000	No

	Element, Wavelength and Order	Use?	# IECs	IEC	k1	k2	Calc-in-fit?
				Sr	0.000025	0.000000	No
				B	0.000010	0.000000	No
				Ba	-0.000106	0.000000	No
				Zn	0.000170	0.000000	No
				As	0.000077	0.000000	No
				W	0.000000	0.000000	No
				Ni	0.000064	0.000000	No
				Cu	-0.003868	0.000000	No
				Zr	0.000067	0.000000	No
				Pd	0.000045	0.000000	No
				Pb	0.000000	0.000000	No
				S	0.000004	0.000000	No
				Na	0.000000	0.000000	No
				K	-0.000300	0.000000	No
				Sn	-0.000083	0.000000	No
				Li	0.000100	0.000000	No
	Pb 220.353 {453}	☒	23	Al	-0.000124	0.000000	No
				Fe	0.000036	0.000000	No
				Ca	-0.000000	0.000000	No
				Mn	-0.000023	0.000000	No
				Zn	-0.000386	0.000000	No
				Mo	-0.000600	0.000000	No
				Cu	0.000410	0.000000	No
				V	-0.000038	0.000000	No
				Co	0.000111	0.000000	No
				Ti	-0.000016	0.000000	No
				Si	0.000038	0.000000	No
				Ba	0.000020	0.000000	No
				Sb	-0.000200	0.000000	No
				K	0.000000	0.000000	No
				Sr	0.000117	0.000000	No
				W	0.000000	0.000000	No
				Mg	0.000001	0.000000	No
				Cd	-0.000018	0.000000	No
				Cr	-0.000138	0.000000	No
				Pd	0.000560	0.000000	No
				Zr	-0.000935	0.000000	No
				Ni	0.000300	0.000000	No
				S	0.000002	0.000000	No
	Se 196.090 {472}	☒	26	Al	-0.000001	0.000000	No
				Ca	0.000005	0.000000	No
				Mn	0.000151	0.000000	No
				Mo	0.000081	0.000000	No
				Fe	-0.000158	0.000000	No
				Co	0.000042	0.000000	No
				V	0.000110	0.000000	No
				Sr	-0.000108	0.000000	No
				Cu	-0.000007	0.000000	No
				W	0.050000	0.000000	No
				Si	-0.000353	0.000000	No
				Tl	0.000000	0.000000	No
				Be	-0.000143	0.000000	No
				Zn	-0.000450	0.000000	No
				B	-0.000175	0.000000	No
				Pd	-0.000223	0.000000	No
				Ti	-0.000359	0.000000	No
				Cd	0.000090	0.000000	No

Element, Wavelength and Order	Use?	# IECs	IEC	k1	k2	Calc-in-fit?
			Zr	0.000000	0.000000	No
			Ba	0.000500	0.000000	No
			Mg	-0.000004	0.000000	No
			Pb	0.000154	0.000000	No
			Ni	-0.000250	0.000000	No
			Cr	0.000100	0.000000	No
			K	0.000000	0.000000	No
			Na	0.000000	0.000000	No
Sb 206.833 {463}	☒	17	Fe	0.000013	0.000000	No
			Al	-0.000001	0.000000	No
			Ca	-0.000001	0.000000	No
			Ni	-0.000686	0.000000	No
			Cr	0.013300	0.000000	No
			V	-0.002400	0.000000	No
			Zn	-0.000215	0.000000	No
			Mo	-0.000100	0.000000	No
			Ti	0.000300	0.000000	No
			Sn	-0.016050	0.000000	No
			Mg	-0.000001	0.000000	No
			Zr	-0.001760	0.000000	No
			Sr	0.000031	0.000000	No
			Mn	-0.000075	0.000000	No
			S	0.000001	0.000000	No
			W	0.000000	0.000000	No
			B	0.000000	0.000000	No
Al 396.152 { 85}	☒	5	Si	-0.002348	0.000000	No
			Ca	-0.000172	0.000000	No
			Mo	0.034000	0.000000	No
			Zr	-0.000018	0.000000	No
			Ti	0.000419	0.000000	No
Ca 317.933 {106}	☒	16	Fe	0.000130	0.000000	No
			Ti	0.000000	0.000000	No
			W	0.003960	0.000000	No
			Tl	0.004950	0.000000	No
			Be	0.001840	0.000000	No
			Ba	0.003500	0.000000	No
			Cu	-0.001800	0.000000	No
			Cd	0.003700	0.000000	No
			Ni	0.006667	0.000000	No
			Pd	-0.000871	0.000000	No
			B	-0.000210	0.000000	No
			Se	0.000923	0.000000	No
			Co	0.003280	0.000000	No
			Cr	0.000640	0.000000	No
			Al	0.000026	0.000000	No
			As	0.010000	0.000000	No
Fe 259.940 {130}	☒	14	Co	0.000004	0.000000	No
			Si	-0.001181	0.000000	No
			Tl	-0.002602	0.000000	No
			Se	0.000000	0.000000	No
			Cr	-0.000566	0.000000	No
			Mn	0.000000	0.000000	No
			V	-0.000064	0.000000	No
			Cu	0.000953	0.000000	No
			K	0.000000	0.000000	No
			Zn	0.000046	0.000000	No
			Ti	-0.000631	0.000000	No

Element, Wavelength and Order	Use?	# IECs	IEC	k1	k2	Calc-in-fit?
			Ca	0.000020	0.000000	No
			Ba	0.001000	0.000000	No
			Pd	-0.000714	0.000000	No
Mg 279.079 {121}	☒	3	Mo	-0.020250	0.000000	No
			W	-0.006578	0.000000	No
			Mn	-0.005360	0.000000	No
K 766.490 { 44}	☒	13	Fe	-0.000140	0.000000	No
			Al	0.000077	0.000000	No
			Ca	-0.000071	0.000000	No
			Mn	-0.015570	0.000000	No
			Si	-0.003000	0.000000	No
			V	-0.002000	0.000000	No
			Pd	0.004000	0.000000	No
			Sn	-0.004700	0.000000	No
			Na	0.000000	0.000000	No
			Ba	-0.002700	0.000000	No
			Mo	-0.000850	0.000000	No
			Cu	-0.010000	0.000000	No
			Ni	-0.010000	0.000000	No
Na 589.592 { 57}	☒	5	K	-0.000560	0.000000	No
			Ba	0.000900	0.000000	No
			Ca	0.000055	0.000000	No
			Al	0.000040	0.000000	No
			V	-0.005000	0.000000	No
B 208.959 {462}	☒	1	Mo	0.024280	0.000000	No
Mo 202.030 {467}	☒	6	Co	0.000000	0.000000	No
			Al	0.000000	0.000000	No
			Fe	-0.000010	0.000000	No
			Mg	-0.000001	0.000000	No
			Ca	0.000003	0.000000	No
			W	0.020000	0.000000	No
Pd 340.458 { 99}	☒	10	Ti	-0.001428	0.000000	No
			V	0.000552	0.000000	No
			Sn	-0.000006	0.000000	No
			Fe	0.000038	0.000000	No
			Mo	-0.000220	0.000000	No
			Zr	-0.017300	0.000000	No
			Co	-0.007036	0.000000	No
			Ca	-0.000021	0.000000	No
			S	-0.000177	0.000000	No
			Si	-0.001040	0.000000	No
Si 212.412 {459}	☒	12	Sr	0.000366	0.000000	No
			Ni	0.000106	0.000000	No
			Mo	0.023200	0.000000	No
			V	-0.001400	0.000000	No
			Ti	0.006970	0.000000	No
			Al	-0.000016	0.000000	No
			Cd	0.001043	0.000000	No
			Ba	0.000170	0.000000	No
			Fe	0.000044	0.000000	No
			Sn	0.005721	0.000000	No
			Zn	0.000385	0.000000	No
			As	0.002000	0.000000	No
Sn 189.989 {478}	☒	6	Ti	-0.003950	0.000000	No
			Mo	0.000011	0.000000	No
			Fe	0.000018	0.000000	No
			Mn	0.000001	0.000000	No

Element, Wavelength and Order	Use?	# IECs	IEC	k1	k2	Calc-in-fit?
			Si	0.000131	0.000000	No
			Pd	-0.000385	0.000000	No
Sr 407.771 { 83}	☒	3	Fe	0.000000	0.000000	No
			Ca	0.000043	0.000000	No
			Si	0.000033	0.000000	No
Ti 334.904 {101}	☒	4	Cr	0.000189	0.000000	No
			Mo	0.000870	0.000000	No
			Si	0.000035	0.000000	No
			Ca	0.000005	0.000000	No
Y 360.073 { 94}*	☒	None				
Y 371.030 { 91}*	☒	None				
Y 224.306 {451}*	☒	None				
In 230.606 {446}*	☒	None				
W 207.911 {462}	☒	26	Al	0.000002	0.000000	No
			Si	-0.000900	0.000000	No
			Ca	0.000135	0.000000	No
			Fe	-0.000007	0.000000	No
			As	-0.002300	0.000000	No
			Mg	-0.000006	0.000000	No
			Mn	-0.000900	0.000000	No
			Mo	-0.000300	0.000000	No
			Ti	0.000080	0.000000	No
			Sr	-0.000850	0.000000	No
			V	-0.000140	0.000000	No
			Cd	-0.000650	0.000000	No
			Cr	-0.000390	0.000000	No
			Zn	0.009921	0.000000	No
			Pd	-0.000015	0.000000	No
			Sn	0.001300	0.000000	No
			Zr	-0.002570	0.000000	No
			B	-0.001000	0.000000	No
			Sb	-0.003000	0.000000	No
			Co	-0.001000	0.000000	No
			Ni	-0.003000	0.000000	No
			Be	-0.001000	0.000000	No
			Se	-0.002600	0.000000	No
			Cu	-0.001300	0.000000	No
			Ba	-0.001360	0.000000	No
			Tl	-0.002600	0.000000	No
Zr 339.198 { 99}	☒	6	Mo	0.000250	0.000000	No
			Ti	-0.000050	0.000000	No
			Fe	-0.000060	0.000000	No
			Si	0.000870	0.000000	No
			S	0.000039	0.000000	No
			Pd	0.000000	0.000000	No
S 182.034 {485}	☒	7	Ca	0.000063	0.000000	No
			Mo	0.000614	0.000000	No
			Al	-0.000005	0.000000	No
			Fe	-0.000028	0.000000	No
			Mn	0.002300	0.000000	No
			W	-0.028686	0.000000	No
			Zn	-0.001538	0.000000	No
Bi 223.061 {451}	☒	6	Ti	-0.002693	0.000000	No
			V	-0.000680	0.000000	No
			Co	-0.002200	0.000000	No
			Ca	-0.000010	0.000000	No
			Mg	-0.000014	0.000000	No

	Element, Wavelength and Order	Use?	# IECs	IEC	k1	k2	Calc-in-fit?
				W	-0.003914	0.000000	No
	Li 670.784 { 50}	☒	None				

Element, Wavelength and Order	Date of Fit	Date of Cal.	Type of Fit	Weighting	A0	A1	A2	n (Exponent)
Ba 455.403 { 74}	7/25/2014 10:25:24	7/24/2014 17:59:16	Linear	1/Conc	0.002374	2.340874	0.000000	1.000000
Be 313.042 {108}	7/25/2014 10:25:24	7/24/2014 17:59:16	Linear	1/Conc	0.000186	1.455342	0.000000	1.000000
Cd 228.802 {448}	7/25/2014 10:25:24	7/24/2014 17:59:16	Linear	1/Conc	0.000467	1.038014	0.000000	1.000000
Co 228.616 {448}	7/25/2014 10:25:24	7/24/2014 17:59:16	Linear	1/Conc	-0.000124	0.596330	0.000000	1.000000
Cr 267.716 {126}	7/25/2014 10:25:24	7/24/2014 17:59:16	Linear	1/Conc	0.000034	0.098495	0.000000	1.000000
Cu 324.754 {104}2	7/25/2014 10:25:24	7/24/2014 17:59:16	Linear	1/Conc	0.008993	0.167920	0.000000	1.000000
Mn 257.610 {131}	7/25/2014 10:25:24	7/24/2014 17:59:16	Linear	1/Conc	0.000044	0.548309	0.000000	1.000000
Ni 231.604 {446}	7/25/2014 10:25:24	7/24/2014 17:59:16	Linear	1/Conc	-0.000963	0.465483	0.000000	1.000000
Ag 328.068 {103}	7/25/2014 10:25:24	7/24/2014 17:59:16	Linear	1/Conc	-0.000081	0.139726	0.000000	1.000000
V 292.402 {115}	7/25/2014 10:25:24	7/24/2014 17:59:16	Linear	1/Conc	-0.000045	0.153660	0.000000	1.000000
Zn 206.200 {464}	7/25/2014 10:25:24	7/24/2014 17:59:16	Linear	1/Conc	0.000327	1.070721	0.000000	1.000000
As 189.042 {478}	7/25/2014 10:25:24	7/24/2014 17:59:16	Linear	1/Conc	-0.000150	0.101034	0.000000	1.000000
Tl 190.856 {477}	7/25/2014 10:25:24	7/24/2014 17:59:16	Linear	1/Conc	-0.000255	0.085280	0.000000	1.000000
Pb 220.353 {453}	7/25/2014 10:25:24	7/24/2014 17:59:16	Linear	1/Conc	0.000108	0.205012	0.000000	1.000000
Se 196.090 {472}	7/25/2014 10:25:24	7/24/2014 17:59:16	Linear	1/Conc	0.000300	0.084563	0.000000	1.000000
Sb 206.833 {463}	7/25/2014 10:25:24	7/24/2014 17:59:16	Linear	1/Conc	0.000356	0.173216	0.000000	1.000000
Al 396.152 { 85}	7/25/2014 10:25:24	7/24/2014 17:59:16	Linear	1/Conc	-0.000321	0.039442	0.000000	1.000000
Ca 317.933 {106}	7/25/2014 10:25:24	7/24/2014 17:59:16	Linear	1/Conc	0.004241	0.048356	0.000000	1.000000
Fe 259.940 {130}	7/25/2014 10:25:24	7/24/2014 17:59:16	Linear	1/Conc	0.000172	0.024256	0.000000	1.000000
Mg 279.079 {121}	7/25/2014 10:25:24	7/24/2014 17:59:16	Linear	1/Conc	-0.000061	0.003774	0.000000	1.000000
K 766.490 { 44}	7/25/2014 10:25:24	7/24/2014 17:59:16	Linear	1/Conc	0.001970	0.057477	0.000000	1.000000
Na 589.592 { 57}	7/25/2014 10:25:24	7/24/2014 17:59:16	Linear	1/Conc	-0.004191	0.164747	0.000000	1.000000
B 208.959 {462}	7/25/2014 10:25:24	7/24/2014 17:59:16	Linear	1/Conc	0.000289	0.248631	0.000000	1.000000
Mo 202.030 {467}	7/25/2014 10:25:24	7/24/2014 17:59:16	Linear	1/Conc	0.000757	0.723692	0.000000	1.000000
Pd 340.458 { 99}	7/25/2014 10:25:24	7/24/2014 17:59:16	Linear	1/Conc	-0.000077	0.061258	0.000000	1.000000
Si 212.412 {459}	7/25/2014 10:25:24	7/24/2014 17:59:16	Linear	1/Conc	0.015418	0.222529	0.000000	1.000000
Sn 189.989 {478}	7/25/2014 10:25:24	7/24/2014 17:59:16	Linear	1/Conc	0.000299	0.185035	0.000000	1.000000
Sr 407.771 { 83}	7/25/2014 10:25:24	7/24/2014 17:59:16	Linear	1/Conc	-0.000185	3.522134	0.000000	1.000000
Ti 334.904 {101}	7/25/2014 10:25:24	7/24/2014 17:59:16	Linear	1/Conc	-0.000237	0.136675	0.000000	1.000000
Y 360.073 { 94}*	7/25/2014 10:25:24	12/23/2009 10:44:16	Linear	1/Conc	0.000000	0.000000	0.000000	1.000000
Y 371.030 { 91}*	7/25/2014 10:25:24	12/23/2009 10:44:16	Linear	1/Conc	0.000000	0.000000	0.000000	1.000000
Y 224.306 {451}*	7/25/2014 10:25:24	12/23/2009 10:44:16	Linear	1/Conc	0.000000	0.000000	0.000000	1.000000
In 230.606 {446}*	7/25/2014 10:25:24	12/23/2009 10:44:16	Linear	1/Conc	0.000000	0.000000	0.000000	1.000000
W 207.911 {462}	7/25/2014 10:25:24	7/24/2014 17:59:16	Linear	1/Conc	0.002426	0.296788	0.000000	1.000000
Zr 339.198 { 99}	7/25/2014 10:25:24	7/24/2014 17:59:16	Linear	1/Conc	-0.000089	0.392357	0.000000	1.000000
S 182.034 {485}	7/25/2014 10:25:24	7/24/2014 17:59:16	Linear	1/Conc	-0.000005	0.058739	0.000000	1.000000
Bi 223.061 {451}	7/25/2014 10:25:24	7/24/2014 17:59:16	Linear	1/Conc	-0.000822	0.187469	0.000000	1.000000
Li 670.784 { 50}	7/25/2014 10:25:24	7/24/2014 17:59:16	Linear	1/Conc	-0.003604	1.293553	0.000000	1.000000

	Element, Wavelength and Order	Correlation	Std Error of Est	Predicted MDL	Predicted MQL	Status	Reslope		QC Norm	
							Slope	Y-int	Slope factor	Offset
	Ba 455.403 { 74}	1.000000	0.000000	0.000340	0.001135	OK.	1.000000	0.000000	1	0
	Be 313.042 {108}	1.000000	0.000000	0.000166	0.000552	OK.	1.000000	0.000000	1	0
	Cd 228.802 {448}	1.000000	0.000000	0.000171	0.000571	OK.	1.000000	0.000000	1	0
	Co 228.616 {448}	1.000000	0.000000	0.000241	0.000803	OK.	1.000000	0.000000	1	0
	Cr 267.716 {126}	1.000000	0.000000	0.000496	0.001653	OK.	1.000000	0.000000	1	0
	Cu 324.754 {104}2	1.000000	0.000000	0.000442	0.001473	OK.	1.000000	0.000000	1	0
	Mn 257.610 {131}	1.000000	0.000000	0.000077	0.000257	OK.	1.000000	0.000000	1	0
	Ni 231.604 {446}	1.000000	0.000000	0.000348	0.001161	OK.	1.000000	0.000000	1	0
	Ag 328.068 {103}	1.000000	0.000000	0.000694	0.002312	OK.	1.000000	0.000000	1	0
	V 292.402 {115}	1.000000	0.000000	0.000425	0.001416	OK.	1.000000	0.000000	1	0
	Zn 206.200 {464}	1.000000	0.000000	0.000145	0.000484	OK.	1.000000	0.000000	1	0
	As 189.042 {478}	1.000000	0.000000	0.001171	0.003904	OK.	1.000000	0.000000	1	0
	Tl 190.856 {477}	1.000000	0.000000	0.001190	0.003968	OK.	1.000000	0.000000	1	0
	Pb 220.353 {453}	1.000000	0.000000	0.001107	0.003689	OK.	1.000000	0.000000	1	0
	Se 196.090 {472}	1.000000	0.000000	0.001889	0.006295	OK.	1.000000	0.000000	1	0
	Sb 206.833 {463}	1.000000	0.000000	0.001129	0.003763	OK.	1.000000	0.000000	1	0
	Al 396.152 { 85}	1.000000	0.000000	0.014664	0.048882	OK.	1.000000	0.000000	1	0
	Ca 317.933 {106}	1.000000	0.000000	0.005980	0.019935	OK.	1.000000	0.000000	1	0
	Fe 259.940 {130}	1.000000	0.000000	0.005958	0.019860	OK.	1.000000	0.000000	1	0
	Mg 279.079 {121}	1.000000	0.000000	0.047595	0.158649	OK.	1.000000	0.000000	1	0
	K 766.490 { 44}	1.000000	0.000000	0.030448	0.101492	OK.	1.000000	0.000000	1	0
	Na 589.592 { 57}	1.000000	0.000000	0.009357	0.031191	OK.	1.000000	0.000000	1	0
	B 208.959 {462}	1.000000	0.000000	0.000581	0.001937	OK.	1.000000	0.000000	1	0
	Mo 202.030 {467}	1.000000	0.000000	0.000243	0.000809	OK.	1.000000	0.000000	1	0
	Pd 340.458 { 99}	1.000000	0.000000	0.001538	0.005127	OK.	1.000000	0.000000	1	0
	Si 212.412 {459}	1.000000	0.000000	0.000879	0.002931	OK.	1.000000	0.000000	1	0
	Sn 189.989 {478}	1.000000	0.000000	0.000668	0.002225	OK.	1.000000	0.000000	1	0
	Sr 407.771 { 83}	1.000000	0.000000	0.000139	0.000462	OK.	1.000000	0.000000	1	0
	Ti 334.904 {101}	1.000000	0.000000	0.000650	0.002166	OK.	1.000000	0.000000	1	0
	Y 360.073 { 94}*	0.000000	0.000000	-1.000000	-1.000000	Warnin	1.000000	0.000000	1	0
	Y 371.030 { 91}*	0.000000	0.000000	-1.000000	-1.000000	Warnin	1.000000	0.000000	1	0
	Y 224.306 {451}*	0.000000	0.000000	-1.000000	-1.000000	Warnin	1.000000	0.000000	1	0
	In 230.606 {446}*	0.000000	0.000000	-1.000000	-1.000000	Warnin	1.000000	0.000000	1	0
	W 207.911 {462}	1.000000	0.000000	0.001116	0.003719	OK.	1.000000	0.000000	1	0
	Zr 339.198 { 99}	1.000000	0.000000	0.000243	0.000809	OK.	1.000000	0.000000	1	0
	S 182.034 {485}	1.000000	0.000000	0.002220	0.007401	OK.	1.000000	0.000000	1	0
	Bi 223.061 {451}	1.000000	0.000000	0.001331	0.004436	OK.	1.000000	0.000000	1	0
	Li 670.784 { 50}	1.000000	0.000000	0.001337	0.004457	OK.	1.000000	0.000000	1	0

MA34550

Method: ACCUTEST Operator: Admin Date of Analysis: 25 Jul 2014 17:54:40

Sample ID	Date	Type	Units	Conc.	µ Abs.	Wt.	Vol.
STDA - 1	25 Jul 2014 17:56:06	Std	ug/l	-	20	1.000	1.000
STDB - 1	25 Jul 2014 17:57:23	Std	ug/l	-	544	1.000	1.000
STDC - 1	25 Jul 2014 17:58:41	Std	ug/l	-	1340	1.000	1.000
STDD - 1	25 Jul 2014 18:00:01	Std	ug/l	-	2557	1.000	1.000
STDE - 1	25 Jul 2014 18:01:24	Std	ug/l	-	6939	1.000	1.000
STDF - 1	25 Jul 2014 18:02:53	Std	ug/l	-	14626	1.000	1.000
ICV - 1	25 Jul 2014 18:08:51	SMPL	ug/l	2.7492	7897	1.000	1.000
ICB - 1	25 Jul 2014 18:10:07	SMPL	ug/l	-0.0287	-235	1.000	1.000
CCV - 1	25 Jul 2014 18:11:44	CK STND	ug/l	94.6% 2.3646	6771	1.000	1.000
CCB - 1	25 Jul 2014 18:12:59	CK STND	ug/l	-0.0201	-210	1.000	1.000
CRI - 1	25 Jul 2014 18:14:36	SMPL	ug/l	0.2221	499	1.000	1.000
MP80866-MB1CONF - 1	25 Jul 2014 18:15:52	SMPL	ug/l	0.0256	-76	1.000	1.000
MP80866-LC1CONF - 1	25 Jul 2014 18:17:11	SMPL	ug/l	2.0622	5886	1.000	1.000
MP80866-S1CONF - 1	25 Jul 2014 18:18:28	SMPL	ug/l	2.4407	6994	1.000	1.000
MP80866-S2CONF - 1	25 Jul 2014 18:20:03	SMPL	ug/l	2.4947	7152	1.000	1.000
JB71733-3CONF - 1	25 Jul 2014 18:21:36	SMPL	ug/l	0.0017	-146	1.000	1.000
JB71869-1CONF - 1	25 Jul 2014 18:23:09	SMPL	ug/l	0.0560	13	1.000	1.000
MP80867-MB1 - 1	25 Jul 2014 18:24:28	SMPL	ug/l	0.0728	62	1.000	1.000
MP80867-LC1 - 1	25 Jul 2014 18:25:46	SMPL	ug/l	2.0141	5745	1.000	1.000
MP80867-S1 - 1	25 Jul 2014 18:27:04	SMPL	ug/l	2.2187	6344	1.000	1.000
CCV - 1	25 Jul 2014 18:28:41	CK STND	ug/l	96.1% 2.4025	6882	1.000	1.000
CCB - 1	25 Jul 2014 18:30:12	CK STND	ug/l	0.0349	-49	1.000	1.000
MP80867-S2 - 1	25 Jul 2014 18:31:48	SMPL	ug/l	2.2242	6360	1.000	1.000
JB72355-35 - 1	25 Jul 2014 18:33:04	SMPL	ug/l	0.0027	-143	1.000	1.000
JB71633-1 - 1	25 Jul 2014 18:34:35	SMPL	ug/l	0.0823	90	1.000	1.000
JB73633-2 - 1	25 Jul 2014 18:35:52	SMPL	ug/l	0.0646	38	1.000	1.000
JB72235-1 - 1	25 Jul 2014 18:37:10	SMPL	ug/l	0.0909	115	1.000	1.000
JB72235-2 - 1	25 Jul 2014 18:38:26	SMPL	ug/l	0.0762	72	1.000	1.000
JB725499-17 - 1	25 Jul 2014 18:39:43	SMPL	ug/l	0.1367	249	1.000	1.000
JB72500-35 - 1	25 Jul 2014 18:40:59	SMPL	ug/l	0.0120	-116	1.000	1.000
JB71808-11F - 1	25 Jul 2014 18:42:16	SMPL	ug/l	0.1305	231	1.000	1.000
JB72336-6 - 1	25 Jul 2014 18:43:33	SMPL	ug/l	0.0656	41	1.000	1.000
CCV - 1	25 Jul 2014 18:44:51	CK STND	ug/l	98.4% 2.4595	7049	1.000	1.000
CCB - 1	25 Jul 2014 18:46:06	CK STND	ug/l	-0.0495	-296	1.000	1.000
JB71838-1 - 1	25 Jul 2014 18:47:41	SMPL	ug/l	0.1028	150	1.000	1.000
JB71854-3 - 1	25 Jul 2014 18:48:59	SMPL	ug/l	0.8690	2393	1.000	1.000
JB72425-2 - 1	25 Jul 2014 18:50:17	SMPL	ug/l	0.0441	-22	1.000	1.000
JB72134-1A - 1	25 Jul 2014 18:51:43	SMPL	ug/l	0.0489	-8	1.000	1.000
JB72212-1 - 1	25 Jul 2014 18:53:02	SMPL	ug/l	0.2139	475	1.000	1.000
JB72212-2 - 1	25 Jul 2014 18:54:19	SMPL	ug/l	0.0427	-26	1.000	1.000
JB72213-1 - 1	25 Jul 2014 18:55:39	SMPL	ug/l	0.0577	18	1.000	1.000
JB72213-2 - 1	25 Jul 2014 18:56:55	SMPL	ug/l	0.0694	52	1.000	1.000
JB72213-3 - 1	25 Jul 2014 18:58:12	SMPL	ug/l	0.0605	26	1.000	1.000
JB72337-1 - 1	25 Jul 2014 18:59:29	SMPL	ug/l	0.0349	-49	1.000	1.000
CCV - 1	25 Jul 2014 19:00:46	CK STND	ug/l	96.2% 2.4052	6890	1.000	1.000
CCB - 1	25 Jul 2014 19:02:02	CK STND	ug/l	-0.0188	-206	1.000	1.000
JB72337-2 - 1	25 Jul 2014 19:03:38	SMPL	ug/l	0.0677	47	1.000	1.000
MP80868-MB1 - 1	25 Jul 2014 19:04:55	SMPL	ug/l	0.0420	-28	1.000	1.000
MP80868-LC1 - 1	25 Jul 2014 19:06:12	SMPL	ug/l	2.0253	5778	1.000	1.000
MP80868-S1 - 1	25 Jul 2014 19:07:30	SMPL	ug/l	2.0848	5952	1.000	1.000
MP80868-S2 - 1	25 Jul 2014 19:09:06	SMPL	ug/l	2.0035	5714	1.000	1.000
JB72365-1 - 1	25 Jul 2014 19:10:38	SMPL	ug/l	0.0362	-45	1.000	1.000
JB72365-2 - 1	25 Jul 2014 19:12:12	SMPL	ug/l	0.0454	-18	1.000	1.000
JB72365-3 - 1	25 Jul 2014 19:13:30	SMPL	ug/l	0.0677	47	1.000	1.000
JB72365-4 - 1	25 Jul 2014 19:14:47	SMPL	ug/l	0.0748	68	1.000	1.000
JB72365-5 - 1	25 Jul 2014 19:16:04	SMPL	ug/l	0.1155	187	1.000	1.000
CCV - 1	25 Jul 2014 19:17:21	CK STND	ug/l	95.7% 2.3926	6853	1.000	1.000
CCB - 1	25 Jul 2014 19:18:39	CK STND	ug/l	0.0133	-112	1.000	1.000
JB72365-6 - 1	25 Jul 2014 19:20:14	SMPL	ug/l	0.1189	197	1.000	1.000
JB72365-7 - 1	25 Jul 2014 19:21:31	SMPL	ug/l	0.0489	-8	1.000	1.000
JB72365-8 - 1	25 Jul 2014 19:22:49	SMPL	ug/l	0.0823	90	1.000	1.000
JB72409-1 - 1	25 Jul 2014 19:24:08	SMPL	ug/l	0.0820	89	1.000	1.000
JB72409-2 - 1	25 Jul 2014 19:25:26	SMPL	ug/l	0.0789	80	1.000	1.000
JB72409-3 - 1	25 Jul 2014 19:26:43	SMPL	ug/l	0.0871	104	1.000	1.000
JB72409-4 - 1	25 Jul 2014 19:28:01	SMPL	ug/l	0.0642	37	1.000	1.000
JB72361-1 - 1	25 Jul 2014 19:29:18	SMPL	ug/l	0.0772	75	1.000	1.000
JB72361-4 - 1	25 Jul 2014 19:30:35	SMPL	ug/l	0.0796	82	1.000	1.000
JB72361-7 - 1	25 Jul 2014 19:31:52	SMPL	ug/l	0.0420	-28	1.000	1.000
CCV - 1	25 Jul 2014 19:33:10	CK STND	ug/l	97.5% 2.4363	6981	1.000	1.000

MA34550

Method: ACCUTEST Operator: Admin Date of Analysis: 25 Jul 2014 17:54:40

Sample ID	Date	Type	Units	Conc.	µ Abs.	Wt.	Vol.
CCB - 1	25 Jul 2014 19:34:25	CK STND	ug/l	-0.0171	-201	1.000	1.000
JB72361-9 - 1	25 Jul 2014 19:36:01	SMPL	ug/l	0.0666	44	1.000	1.000
JB72361-12 - 1	25 Jul 2014 19:37:18	SMPL	ug/l	0.0694	52	1.000	1.000
JB72361-16 - 1	25 Jul 2014 19:38:35	SMPL	ug/l	0.0697	53	1.000	1.000
JB72361-19 - 1	25 Jul 2014 19:39:52	SMPL	ug/l	0.0632	34	1.000	1.000
JB72361-20 - 1	25 Jul 2014 19:41:09	SMPL	ug/l	0.0601	25	1.000	1.000
MP80869-MB1 - 1	25 Jul 2014 19:42:26	SMPL	ug/l	0.0588	21	1.000	1.000
MP80869-LC1 - 1	25 Jul 2014 19:43:44	SMPL	ug/l	2.0622	5886	1.000	1.000
MP80869-S1 - 1	25 Jul 2014 19:45:01	SMPL	ug/l	1.7302	4914	1.000	1.000
MP80869-S2 - 1	25 Jul 2014 19:46:37	SMPL	ug/l	1.6499	4679	1.000	1.000
JB72366-3 - 1	25 Jul 2014 19:48:14	SMPL	ug/l	0.0649	39	1.000	1.000
CCV - 1	25 Jul 2014 19:49:52	CK STND	ug/l	93.7% 2.3434	6709	1.000	1.000
CCB - 1	25 Jul 2014 19:51:10	CK STND	ug/l	-0.0297	-238	1.000	1.000
JB72366-8 - 1	25 Jul 2014 19:52:47	SMPL	ug/l	0.0526	3	1.000	1.000
JB72366-9 - 1	25 Jul 2014 19:54:04	SMPL	ug/l	0.0577	18	1.000	1.000
JB72366-10 - 1	25 Jul 2014 19:55:21	SMPL	ug/l	0.0748	68	1.000	1.000
JB72366-11 - 1	25 Jul 2014 19:56:38	SMPL	ug/l	0.0550	10	1.000	1.000
JB72366-12 - 1	25 Jul 2014 19:57:55	SMPL	ug/l	0.0495	-6	1.000	1.000
JB72366-13 - 1	25 Jul 2014 19:59:12	SMPL	ug/l	0.0523	2	1.000	1.000
JB72366-14 - 1	25 Jul 2014 20:00:29	SMPL	ug/l	0.0817	88	1.000	1.000
JB72366-15 - 1	25 Jul 2014 20:01:46	SMPL	ug/l	0.0372	-42	1.000	1.000
JB72366-16 - 1	25 Jul 2014 20:03:04	SMPL	ug/l	0.0629	33	1.000	1.000
JB72366-17 - 1	25 Jul 2014 20:04:21	SMPL	ug/l	0.0714	58	1.000	1.000
CCV - 1	25 Jul 2014 20:05:40	CK STND	ug/l	95.5% 2.3885	6841	1.000	1.000
CCB - 1	25 Jul 2014 20:06:55	CK STND	ug/l	-0.0270	-230	1.000	1.000
JB72366-18 - 1	25 Jul 2014 20:08:31	SMPL	ug/l	0.0683	49	1.000	1.000
JB72366-19 - 1	25 Jul 2014 20:09:48	SMPL	ug/l	0.0547	9	1.000	1.000
JB72366-22 - 1	25 Jul 2014 20:11:06	SMPL	ug/l	0.0745	67	1.000	1.000
JB72366-23 - 1	25 Jul 2014 20:12:23	SMPL	ug/l	1.7138	4866	1.000	1.000
JB72366-24 - 1	25 Jul 2014 20:13:41	SMPL	ug/l	0.0253	-77	1.000	1.000
JB72366-25 - 1	25 Jul 2014 20:15:14	SMPL	ug/l	0.0666	44	1.000	1.000
JB72366-26 - 1	25 Jul 2014 20:16:31	SMPL	ug/l	0.0670	45	1.000	1.000
JB72366-27 - 1	25 Jul 2014 20:17:49	SMPL	ug/l	0.0683	49	1.000	1.000
JB72225-1 - 1	25 Jul 2014 20:19:06	SMPL	ug/l	0.4051	1035	1.000	1.000
MP80870-MB1 - 1	25 Jul 2014 20:20:23	SMPL	ug/l	0.0171	-101	1.000	1.000
CCV - 1	25 Jul 2014 20:21:44	CK STND	ug/l	98.7% 2.4664	7069	1.000	1.000
CCB - 1	25 Jul 2014 20:23:00	CK STND	ug/l	-0.0345	-252	1.000	1.000
MP80870-LC1 - 1	25 Jul 2014 20:24:36	SMPL	ug/l	2.0113	5737	1.000	1.000
MP80870-S1 - 1	25 Jul 2014 20:25:54	SMPL	ug/l	2.2429	6415	1.000	1.000
MP80870-S2 - 1	25 Jul 2014 20:27:31	SMPL	ug/l	2.3502	6729	1.000	1.000
JB72225-2 - 1	25 Jul 2014 20:29:06	SMPL	ug/l	1.7927	5097	1.000	1.000
JB72225-3 - 1	25 Jul 2014 20:30:39	SMPL	ug/l	0.0195	-94	1.000	1.000
JB72256-6 - 1	25 Jul 2014 20:32:11	SMPL	ug/l	0.0557	12	1.000	1.000
JB72362-1 - 1	25 Jul 2014 20:33:29	SMPL	ug/l	0.0588	21	1.000	1.000
JB72362-3 - 1	25 Jul 2014 20:34:49	SMPL	ug/l	0.3092	754	1.000	1.000
JB72362-5 - 1	25 Jul 2014 20:36:06	SMPL	ug/l	0.0246	-79	1.000	1.000
JB72362-7 - 1	25 Jul 2014 20:37:27	SMPL	ug/l	0.1992	432	1.000	1.000
CCV - 1	25 Jul 2014 20:38:45	CK STND	ug/l	98.1% 2.4537	7032	1.000	1.000
CCB - 1	25 Jul 2014 20:40:03	CK STND	ug/l	-0.0300	-239	1.000	1.000
JB72362-9 - 1	25 Jul 2014 20:41:40	SMPL	ug/l	0.2009	437	1.000	1.000
MP80872-FMB1CONF - 1	25 Jul 2014 20:42:58	SMPL	ug/l	0.0328	-55	1.000	1.000
MP80872-FLC1CONF - 1	25 Jul 2014 20:44:18	SMPL	ug/l	2.0090	5730	1.000	1.000
CCV - 1	25 Jul 2014 20:45:36	CK STND	ug/l	96.8% 2.4192	6931	1.000	1.000
CCB - 1	25 Jul 2014 20:47:10	CK STND	ug/l	-0.0297	-238	1.000	1.000
MP80842-MB2 - 1	25 Jul 2014 20:48:47	SMPL	ug/l	0.0765	73	1.000	1.000
MP80842-LC1 - 1	25 Jul 2014 20:50:05	SMPL	ug/l	2.3721	6793	1.000	1.000
JB72334-1 - 1	25 Jul 2014 20:51:24	SMPL	ug/l	0.0608	27	1.000	1.000
JB72334-2 - 1	25 Jul 2014 20:52:58	SMPL	ug/l	0.0881	107	1.000	1.000
JB72334-3 - 1	25 Jul 2014 20:54:18	SMPL	ug/l	0.0895	111	1.000	1.000
JB72337-1A - 1	25 Jul 2014 20:55:37	SMPL	ug/l	0.0936	123	1.000	1.000
JB72337-2A - 1	25 Jul 2014 20:56:56	SMPL	ug/l	0.0878	106	1.000	1.000
MP80836-MB2 - 1	25 Jul 2014 20:58:15	SMPL	ug/l	0.0810	86	1.000	1.000
MP80836-LC1 - 1	25 Jul 2014 20:59:33	SMPL	ug/l	1.9922	5681	1.000	1.000
CCV - 1	25 Jul 2014 21:00:51	CK STND	ug/l	98.2% 2.4541	7033	1.000	1.000
CCB - 1	25 Jul 2014 21:02:22	CK STND	ug/l	-0.0218	-215	1.000	1.000
JB72130-1 - 1	25 Jul 2014 21:03:58	SMPL	ug/l	0.0987	138	1.000	1.000
MP80875-MB1 - 1	25 Jul 2014 21:05:16	SMPL	ug/l	0.0854	99	1.000	1.000
MP80875-B1 - 1	25 Jul 2014 21:06:35	SMPL	ug/l	2.0428	5829	1.000	1.000
MP80875-S1 - 1	25 Jul 2014 21:07:55	SMPL	ug/l	2.3608	6760	1.000	1.000

MA34550

Method: ACCUTEST Operator: Admin Date of Analysis: 25 Jul 2014 17:54:40

Sample ID	Date	Type	Units	Conc.	µ Abs.	Wt.	Vol.
MP80875-S2 - 1	25 Jul 2014 21:09:28	SMPL	ug/l	2.2979	6576	1.000	1.000
JB72330-1 - 1	25 Jul 2014 21:11:00	SMPL	ug/l	0.0263	-74	1.000	1.000
JB72332-1 - 1	25 Jul 2014 21:12:34	SMPL	ug/l	0.0748	68	1.000	1.000
JB72333-1 - 1	25 Jul 2014 21:13:53	SMPL	ug/l	0.1028	150	1.000	1.000
JB72358-3A - 1	25 Jul 2014 21:15:13	SMPL	ug/l	0.1213	204	1.000	1.000
JB72364-11 - 1	25 Jul 2014 21:16:33	SMPL	ug/l	0.0441	-22	1.000	1.000
CCV - 1	25 Jul 2014 21:17:53	CK STND	ug/l	95.6% 2.3898	6845	1.000	1.000
CCB - 1	25 Jul 2014 21:19:09	CK STND	ug/l	-0.0119	-186	1.000	1.000
JB72331-1A - 1	25 Jul 2014 21:20:45	SMPL	ug/l	0.0717	59	1.000	1.000
MP80876-MB1 - 1	25 Jul 2014 21:22:03	SMPL	ug/l	0.0639	36	1.000	1.000
MP80876-B1 - 1	25 Jul 2014 21:23:20	SMPL	ug/l	2.1876	6253	1.000	1.000
MP80876-S1 - 1	25 Jul 2014 21:24:40	SMPL	ug/l	2.3164	6630	1.000	1.000
MP80876-S2 - 1	25 Jul 2014 21:26:13	SMPL	ug/l	2.1736	6212	1.000	1.000
JB82369-1 - 1	25 Jul 2014 21:27:46	SMPL	ug/l	0.0096	-123	1.000	1.000
JB72370-1 - 1	25 Jul 2014 21:29:19	SMPL	ug/l	0.0291	-66	1.000	1.000
MP80872-MB1 - 1	25 Jul 2014 21:30:39	SMPL	ug/l	0.0533	5	1.000	1.000
MP80872-B1 - 1	25 Jul 2014 21:31:57	SMPL	ug/l	2.1989	6286	1.000	1.000
MP80872-S1 - 1	25 Jul 2014 21:33:16	SMPL	ug/l	2.3669	6778	1.000	1.000
CCV - 1	25 Jul 2014 21:34:50	CK STND	ug/l	95.8% 2.3939	6857	1.000	1.000
CCB - 1	25 Jul 2014 21:36:22	CK STND	ug/l	-0.0335	-249	1.000	1.000
MP80872-S2 - 1	25 Jul 2014 21:37:58	SMPL	ug/l	2.3301	6670	1.000	1.000
JB72127-1 - 1	25 Jul 2014 21:39:16	SMPL	ug/l	0.0164	-103	1.000	1.000
CCV - 1	25 Jul 2014 21:40:50	CK STND	ug/l	95.6% 2.3891	6843	1.000	1.000
CCB - 1	25 Jul 2014 21:42:06	CK STND	ug/l	-0.0348	-253	1.000	1.000

ACCUTEST

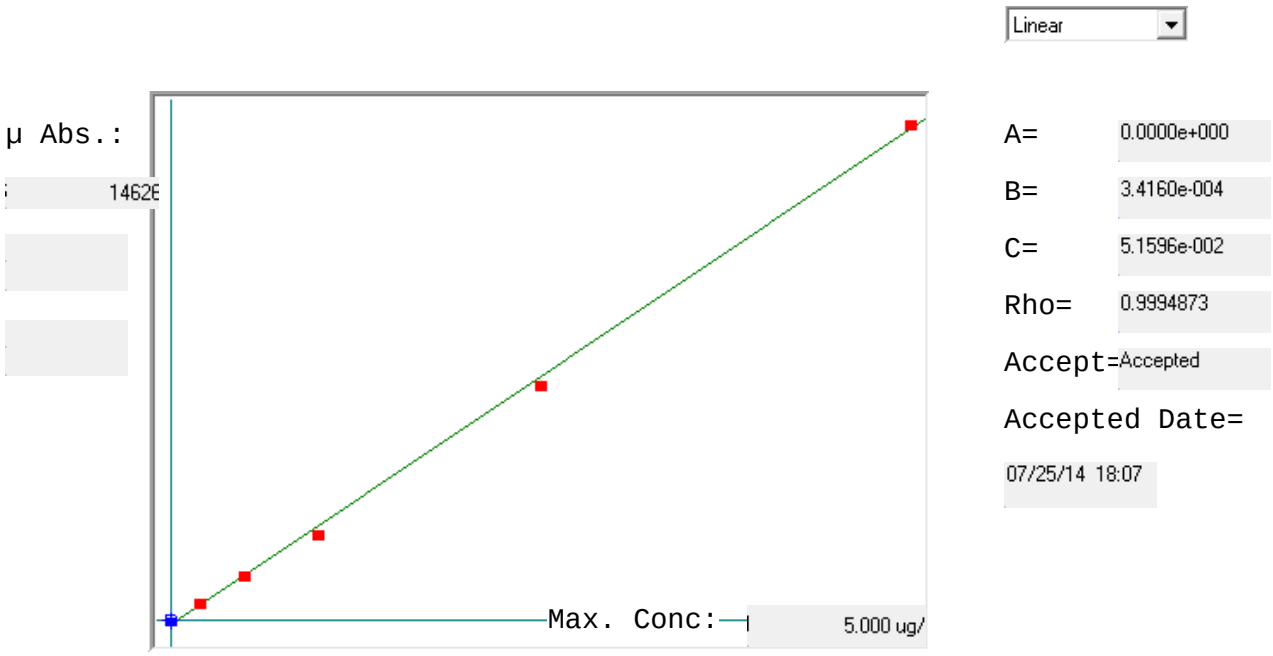

Std ID	Conc.	Calc.	Dev.	Mean	SD or %RSD	Rep 1	Rep 2	Rep 3	Rep 4	Rep 5
STDA	0.000	0.058	0.058	20	0.000	20				
STDB	0.200	0.237	0.037	544	0.0 %	544				
STDC	0.500	0.509	0.009	1340	0.0 %	1340				
STDD	1.000	0.925	-0.075	2557	0.0 %	2557				
STDE	2.500	2.422	-0.078	6939	0.0 %	6939				
STDF	5.000	5.048	0.048	14626	0.0 %	14626				

MA34568

Method: ACCUTEST Operator: Admin Date of Analysis: 30 Jul 2014 10:24:14

Sample ID	Date	Type	Units	Conc.	µ Abs.	Wt.	Vol.
STDA - 1	30 Jul 2014 10:26:36	Std	ug/l	-	59	1.000	1.000
STDB - 1	30 Jul 2014 10:27:54	Std	ug/l	-	1166	1.000	1.000
STDC - 1	30 Jul 2014 10:29:13	Std	ug/l	-	3401	1.000	1.000
STDD - 1	30 Jul 2014 10:30:34	Std	ug/l	-	7994	1.000	1.000
STDE - 1	30 Jul 2014 10:31:58	Std	ug/l	-	19923	1.000	1.000
STDF - 1	30 Jul 2014 10:33:27	Std	ug/l	-	41288	1.000	1.000
ICV - 1	30 Jul 2014 10:54:31	SMPL	ug/l	2.8461	23204	1.000	1.000
ICB - 1	30 Jul 2014 10:55:47	SMPL	ug/l	0.0172	-282	1.000	1.000
CCV - 1	30 Jul 2014 10:57:22	CK STND	ug/l	99.4% 2.4856	20211	1.000	1.000
CCB - 1	30 Jul 2014 10:58:40	CK STND	ug/l	0.0273	-198	1.000	1.000
CRI - 1	30 Jul 2014 11:00:15	SMPL	ug/l	0.1891	1145	1.000	1.000
MP80944-MB1 - 1	30 Jul 2014 11:32:09	SMPL	ug/l	0.0591	66	1.000	1.000
MP80944-LC1 - 1	30 Jul 2014 11:33:25	SMPL	ug/l	5.3605	21827	1.000	2.000
MP80944-S1 - 1	30 Jul 2014 11:34:41	SMPL	ug/l	2.3117	18767	1.000	1.000
MP80944-S2 - 1	30 Jul 2014 11:36:16	SMPL	ug/l	2.1766	17646	1.000	1.000
JB72492-2 - 1	30 Jul 2014 11:37:51	SMPL	ug/l	0.5867	4446	1.000	1.000
JB72492-3 - 1	30 Jul 2014 11:39:25	SMPL	ug/l	0.4473	3289	1.000	1.000
JB72492-4 - 1	30 Jul 2014 11:40:55	SMPL	ug/l	0.1317	669	1.000	1.000
JB72492-5 - 1	30 Jul 2014 11:42:22	SMPL	ug/l	0.1955	1198	1.000	1.000
CCV - 1	30 Jul 2014 11:43:43	CK STND	ug/l	(L)88.3% 2.2078	17905	1.000	1.000
CCB - 1	30 Jul 2014 11:45:04	CK STND	ug/l	0.0282	-191	1.000	1.000
JB72492-6 - 1	30 Jul 2014 11:46:37	SMPL	ug/l	0.1130	513	1.000	1.000
JB72712-1 - 1	30 Jul 2014 11:47:58	SMPL	ug/l	0.0542	25	1.000	1.000
JB72712-2 - 1	30 Jul 2014 11:49:16	SMPL	ug/l	0.0997	403	1.000	1.000
JB72712-3 - 1	30 Jul 2014 11:50:35	SMPL	ug/l	0.1971	1212	1.000	1.000
JB72712-4 - 1	30 Jul 2014 11:51:54	SMPL	ug/l	0.0869	297	1.000	1.000
JB72712-5 - 1	30 Jul 2014 11:53:14	SMPL	ug/l	0.0626	95	1.000	1.000
JB72208-4 - 1	30 Jul 2014 11:54:32	SMPL	ug/l	0.3109	2156	1.000	1.000
JB72208-5 - 1	30 Jul 2014 11:55:50	SMPL	ug/l	0.5321	3993	1.000	1.000
JB72208-6 - 1	30 Jul 2014 11:57:10	SMPL	ug/l	1.1013	8718	1.000	1.000
JB72208-7 - 1	30 Jul 2014 11:58:38	SMPL	ug/l	0.8628	6738	1.000	1.000
CCV - 1	30 Jul 2014 12:00:09	CK STND	ug/l	93.8% 2.3442	19037	1.000	1.000
CCB - 1	30 Jul 2014 12:01:37	CK STND	ug/l	0.0227	-236	1.000	1.000
JB72208-8 - 1	30 Jul 2014 12:03:12	SMPL	ug/l	1.1459	9089	1.000	1.000
JB72208-9 - 1	30 Jul 2014 12:04:32	SMPL	ug/l	0.1405	742	1.000	1.000
JB72208-10 - 1	30 Jul 2014 12:06:04	SMPL	ug/l	0.7291	5628	1.000	1.000
JB71269-1R - 1	30 Jul 2014 12:07:27	SMPL	ug/l	6.9771	57500	1.000	1.000
JB71269-4R - 1	30 Jul 2014 12:08:56	SMPL	ug/l	92.1822	76106	1.000	10.000
JB72598-5 - 1	30 Jul 2014 12:10:37	SMPL	ug/l	0.0863	292	1.000	1.000
MP80946-MB1 - 1	30 Jul 2014 12:12:32	SMPL	ug/l	0.0027	-402	1.000	1.000
MP80946-LC1 - 1	30 Jul 2014 12:13:58	SMPL	ug/l	4.6607	18922	1.000	2.000
MP80946-S1 - 1	30 Jul 2014 12:15:24	SMPL	ug/l	1.5031	12054	1.000	1.000
CCV - 1	30 Jul 2014 12:17:00	CK STND	ug/l	(L)88.1% 2.2016	17853	1.000	1.000
CCB - 1	30 Jul 2014 12:18:33	CK STND	ug/l	0.0257	-211	1.000	1.000
MP80946-S2 - 1	30 Jul 2014 12:20:10	SMPL	ug/l	1.6940	13639	1.000	1.000
JB72256-1 - 1	30 Jul 2014 12:21:28	SMPL	ug/l	0.0366	-121	1.000	1.000
JB72256-2 - 1	30 Jul 2014 12:23:03	SMPL	ug/l	0.0773	217	1.000	1.000
JB72256-3 - 1	30 Jul 2014 12:24:23	SMPL	ug/l	0.0513	1	1.000	1.000
JB72256-4 - 1	30 Jul 2014 12:25:43	SMPL	ug/l	0.0665	127	1.000	1.000
JB72256-5 - 1	30 Jul 2014 12:27:03	SMPL	ug/l	0.0486	-21	1.000	1.000
JB72730-1 - 1	30 Jul 2014 12:28:24	SMPL	ug/l	0.0679	139	1.000	1.000
JB72730-2 - 1	30 Jul 2014 12:29:41	SMPL	ug/l	0.0702	158	1.000	1.000
JB72730-3 - 1	30 Jul 2014 12:30:59	SMPL	ug/l	0.3044	2102	1.000	1.000
CCV - 1	30 Jul 2014 12:32:18	CK STND	ug/l	91.5% 2.2870	18562	1.000	1.000
CCB - 1	30 Jul 2014 12:33:38	CK STND	ug/l	0.0309	-168	1.000	1.000
JB72318-1 - 1	30 Jul 2014 12:35:15	SMPL	ug/l	0.1042	440	1.000	1.000
JB72318-2 - 1	30 Jul 2014 12:39:09	SMPL	ug/l	0.0734	185	1.000	1.000
JB71269-1R - 1	30 Jul 2014 12:40:26	SMPL	ug/l	7.3325	30013	1.000	2.000
JB71269-4R - 1	30 Jul 2014 12:41:44	SMPL	ug/l	90.5175	14605	1.000	50.000
JB72053-50 - 1	30 Jul 2014 12:47:30	SMPL	ug/l	5.4952	22386	1.000	2.000
JB72317-1 - 1	30 Jul 2014 12:48:47	SMPL	ug/l	0.0396	-96	1.000	1.000
JB72317-2 - 1	30 Jul 2014 12:50:24	SMPL	ug/l	0.0539	23	1.000	1.000
JB72317-3 - 1	30 Jul 2014 12:51:43	SMPL	ug/l	0.0772	216	1.000	1.000
JB72317-4 - 1	30 Jul 2014 12:53:02	SMPL	ug/l	0.0594	68	1.000	1.000
CCV - 1	30 Jul 2014 12:54:22	CK STND	ug/l	(L)86.1% 2.1521	17442	1.000	1.000
CCB - 1	30 Jul 2014 12:55:39	CK STND	ug/l	0.0260	-209	1.000	1.000
JB72317-5 - 1	30 Jul 2014 12:57:14	SMPL	ug/l	0.0763	209	1.000	1.000
JB72317-6 - 1	30 Jul 2014 12:58:32	SMPL	ug/l	0.0578	55	1.000	1.000
JB72317-7 - 1	30 Jul 2014 12:59:51	SMPL	ug/l	0.1525	841	1.000	1.000

MA34568

Method: ACCUTEST Operator: Admin Date of Analysis: 30 Jul 2014 10:24:14

Sample ID	Date	Type	Units	Conc.	µ Abs.	Wt.	Vol.
JB72317-8 - 1	30 Jul 2014 13:01:10	SMPL	ug/l	0.0722	175	1.000	1.000
JB72317-9 - 1	30 Jul 2014 13:02:30	SMPL	ug/l	0.0761	207	1.000	1.000
CCV - 1	30 Jul 2014 13:03:49	CK STND	ug/l	(L)84.2% 2.1061	17060	1.000	1.000
CCB - 1	30 Jul 2014 13:05:06	CK STND	ug/l	0.0292	-182	1.000	1.000
CCV - 1	30 Jul 2014 13:09:20	CK STND	ug/l	(L)87.1% 2.1776	17654	1.000	1.000
CCB - 1	30 Jul 2014 13:10:35	CK STND	ug/l	0.0320	-159	1.000	1.000

ACCUTEST

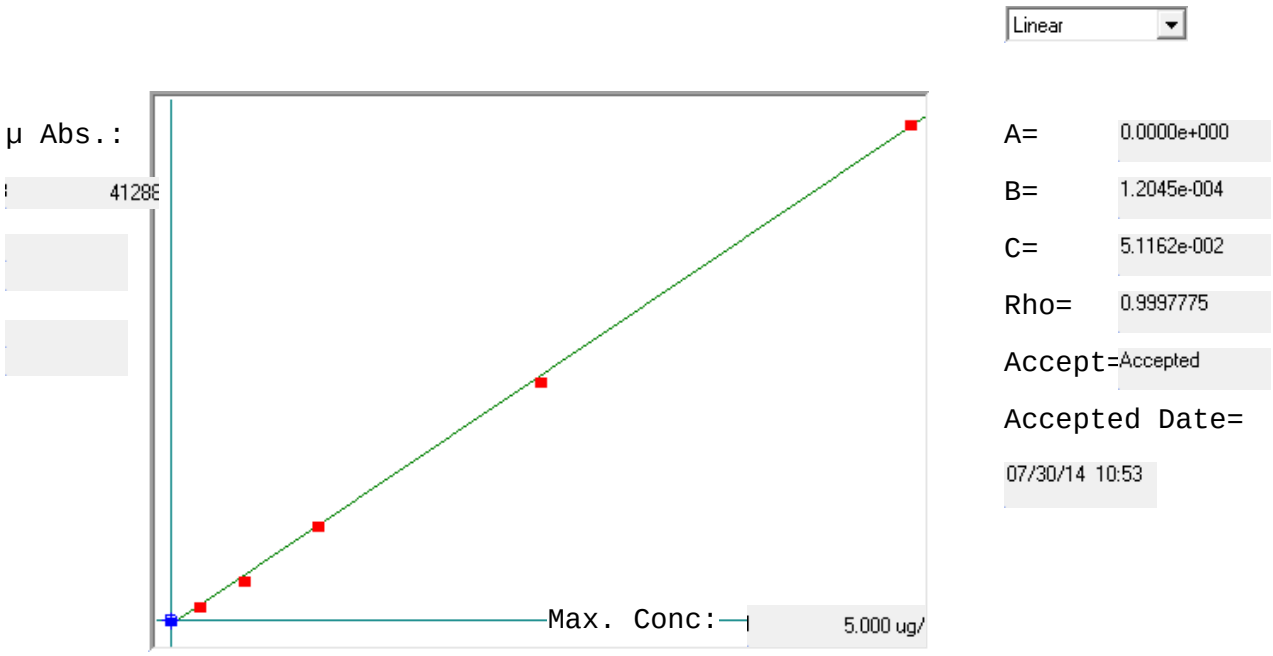

Std ID	Conc.	Calc.	Dev.	Mean	SD or %RSD	Rep 1	Rep 2	Rep 3	Rep 4	Rep 5
STDA	0.000	0.058	0.058	59	0.000	59				
STDB	0.200	0.192	-0.008	1166	0.0 %	1166				
STDC	0.500	0.461	-0.039	3401	0.0 %	3401				
STDD	1.000	1.014	0.014	7994	0.0 %	7994				
STDE	2.500	2.451	-0.049	19923	0.0 %	19923				
STDF	5.000	5.024	0.024	41288	0.0 %	41288				

Zoom In ▶ Zoom Out

Sample Name: STDA Acquired: 7/31/2014 11:43:56 Type: Cal
Method: Accutest 2(v253) Mode: IR Corr. Factor: 1.000000
User: admin Custom ID1: Custom ID2: Custom ID3:
Comment:

Elem	Ba4554	Be3130	Cd2288	Co2286	Cr2677	Cu3247	Mn2576	Ni2316	Ag3280
Units	Cts/S	Cts/S	Cts/S	Cts/S	Cts/S	Cts/S	Cts/S	Cts/S	Cts/S
Avg	**.0008**	**-.0002**	**.0003**	**-.0002**	**.0000**	**.0088**	**.0000**	**.0001**	**-.0001**
Stddev	.0002	.0000	.0000	.0000	.0000	.0001	.0000	.0001	.0000
%RSD	20.82	17.88	14.78	.4442	2100.	.5864	111.4	80.41	21.08
#1	.0007	-.0002	.0004	-.0002	.0000	.0088	.0000	.0001	-.0001
#2	.0009	-.0003	.0003	-.0002	-.0000	.0087	.0000	.0002	-.0001

Elem	V_2924	Zn2062	As1890	Tl1908	Pb2203	Se1960	Sb2068	Al3961	Ca3179
Units	Cts/S	Cts/S	Cts/S	Cts/S	Cts/S	Cts/S	Cts/S	Cts/S	Cts/S
Avg	**.0000**	**.0002**	**.0003**	**-.0001**	**-.0003**	**.0005**	**.0003**	**-.0003**	**.0041**
Stddev	.0000	.0000	.0000	.0000	.0001	.0001	.0001	.0002	.0001
%RSD	77.63	11.90	11.68	60.91	34.64	19.71	42.82	60.87	1.985
#1	.0000	.0002	.0003	-.0001	-.0002	.0004	.0004	-.0002	.0042
#2	.0000	.0002	.0003	-.0000	-.0003	.0006	.0002	-.0004	.0041

Elem	Fe2599	Mg2790	K_7664	Na5895	B_2089	Mo2020	Pd3404	Si2124	Sn1899
Units	Cts/S	Cts/S	Cts/S	Cts/S	Cts/S	Cts/S	Cts/S	Cts/S	Cts/S
Avg	**.0000**	**.0000**	**.0011**	**-.0011**	**.0002**	**.0008**	**.0001**	**.0045**	**.0001**
Stddev	.0000	.0000	.0002	.0006	.0000	.0001	.0000	.0002	.0001
%RSD	37.83	16.67	22.18	50.08	10.80	12.98	10.76	5.447	40.28
#1	.0000	.0000	.0013	-.0007	.0002	.0007	.0001	.0047	.0002
#2	.0000	.0000	.0009	-.0016	.0002	.0009	.0001	.0044	.0001

Elem	Sr4077	Ti3349	W_2079	Zr3391	S_1820	Bi2230	Li6707
Units	Cts/S	Cts/S	Cts/S	Cts/S	Cts/S	Cts/S	Cts/S
Avg	**.0000**	**-.0001**	**.0016**	**-.0001**	**.0014**	**-.0009**	**-.0008**
Stddev	.0001	.0000	.0002	.0000	.0001	.0001	.0001
%RSD	516.1	5.430	9.713	12.92	8.475	12.80	7.077
#1	.0001	-.0001	.0015	-.0001	.0014	-.0010	-.0008
#2	-.0001	-.0001	.0017	-.0002	.0013	-.0009	-.0008

Int. Std.	Y_3600	Y_3710	Y_2243	In2306
Units	Cts/S	Cts/S	Cts/S	Cts/S
Avg	**78464.**	**27240.**	**1686.6**	**4102.2**
Stddev	310.	65.	1.0	7.0
%RSD	.39504	.23909	.05919	.16996
#1	78245.	27286.	1687.3	4107.1
#2	78683.	27194.	1685.9	4097.2

Zoom In ▶ Zoom Out

Sample Name: STDB Acquired: 7/31/2014 11:47:15 Type: Cal
Method: Accutest 2(v253) Mode: IR Corr. Factor: 1.000000
User: admin Custom ID1: Custom ID2: Custom ID3:
Comment:

Elem	Ba4554	Be3130	Cd2288	Co2286	Cr2677	Cu3247	Mn2576	Ni2316	Ag3280
Units	Cts/S	Cts/S	Cts/S	Cts/S	Cts/S	Cts/S	Cts/S	Cts/S	Cts/S
Avg	**7.672**	**5.778**	**3.893**	**1.672**	**.2576**	**.6097**	**1.403**	**1.212**	**.0430**
Stddev	.087	.040	.032	.019	.0013	.0033	.009	.014	.0001
%RSD	1.136	.6879	.8234	1.115	.5093	.5464	.6570	1.183	.2855
#1	7.610	5.807	3.915	1.685	.2585	.6121	1.409	1.222	.0431
#2	7.733	5.750	3.870	1.659	.2566	.6074	1.396	1.201	.0429

Elem	V_2924	Zn2062	As1890	Tl1908	Pb2203	Se1960	Sb2068	Al3961	Ca3179
Units	Cts/S	Cts/S	Cts/S	Cts/S	Cts/S	Cts/S	Cts/S	Cts/S	Cts/S
Avg	**.3765**	**3.488**	**.4584**	**.2122**	**.4953**	**.3528**	**.7794**	**2.567**	**3.489**
Stddev	.0020	.036	.0037	.0019	.0053	.0025	.0066	.013	.021
%RSD	.5344	1.031	.7974	.8777	1.073	.7219	.8448	.4939	.5941
#1	.3779	3.513	.4609	.2135	.4991	.3546	.7841	2.576	3.504
#2	.3750	3.462	.4558	.2108	.4916	.3510	.7748	2.558	3.475

Elem	Fe2599	Mg2790	K_7664	Na5895	B_2089	Mo2020	Pd3404	Si2124	Sn1899
Units	Cts/S	Cts/S	Cts/S	Cts/S	Cts/S	Cts/S	Cts/S	Cts/S	Cts/S
Avg	**2.717**	**.2741**	**1.915**	**6.485**	**.9556**	**3.675**	**.1780**	**2.495**	**.7308**
Stddev	.018	.0009	.009	.034	.0050	.033	.0011	.016	.0066
%RSD	.6741	.3320	.4843	.5162	.5202	.9048	.5914	.6399	.9038
#1	2.730	.2747	1.921	6.509	.9591	3.699	.1787	2.506	.7355
#2	2.704	.2735	1.908	6.461	.9521	3.652	.1772	2.484	.7262

Elem	Sr4077	Ti3349	W_2079	Zr3391	S_1820	Bi2230	Li6707
Units	Cts/S	Cts/S	Cts/S	Cts/S	Cts/S	Cts/S	Cts/S
Avg	**14.01**	**.4372**	**1.450**	**.9961**	**.2290**	**.9960**	**2.114**
Stddev	.12	.0031	.017	.0069	.0013	.0072	.013
%RSD	.8639	.7196	1.179	.6935	.5736	.7222	.6086
#1	14.09	.4394	1.462	1.001	.2299	1.001	2.123
#2	13.92	.4350	1.438	.9912	.2281	.9909	2.104

Int. Std.	Y_3600	Y_3710	Y_2243	In2306
Units	Cts/S	Cts/S	Cts/S	Cts/S
Avg	**71171.**	**26493.**	**1556.0**	**3430.7**
Stddev	285.	83.	11.6	18.5
%RSD	.40114	.31498	.74304	.54000
#1	70969.	26434.	1564.2	3443.8
#2	71373.	26552.	1547.8	3417.6

Zoom In ▶ Zoom Out

Sample Name: ccvconf Acquired: 7/31/2014 11:50:39 Type: QC
Method: Accutest 2(v253) Mode: CONC Corr. Factor: 1.000000
User: admin Custom ID1: Custom ID2: Custom ID3:
Comment:

Elem	Ba4554	Be3130	Cd2288	Co2286	Cr2677	Cu3247	Mn2576	Ni2316	Ag3280
Units	ppm	ppm	ppm	ppm	ppm	ppm	ppm	ppm	ppm
Avg	**2.023**	**2.041**	**2.040**	**2.030**	**2.050**	**1.975**	**2.061**	**2.060**	**.2481**
Stddev	.012	.009	.019	.026	.007	.001	.002	.024	.0002
%RSD	.6023	.4281	.9493	1.263	.3377	.0600	.1066	1.184	.0916
#1	2.014	2.035	2.054	2.049	2.045	1.974	2.059	2.077	.2483
#2	2.031	2.048	2.026	2.012	2.055	1.976	2.062	2.043	.2479
Check ?	Chk Pass	Chk Pass	Chk Pass	Chk Pass	Chk Pass	Chk Pass	Chk Pass	Chk Pass	Chk Pass
Value									
Range									

Elem	V_2924	Zn2062	As1890	Tl1908	Pb2203	Se1960	Sb2068	Al3961	Ca3179
Units	ppm	ppm	ppm	ppm	ppm	ppm	ppm	ppm	ppm
Avg	**2.001**	**2.081**	**2.025**	F **2.116**	**2.081**	**2.036**	**2.032**	**39.40**	**39.99**
Stddev	.003	.019	.016	.023	.023	.021	.022	.22	.07
%RSD	.1630	.9305	.7667	1.073	1.099	1.005	1.088	.5674	.1818
#1	1.998	2.094	2.036	2.132	2.098	2.050	2.048	39.24	39.94
#2	2.003	2.067	2.014	2.099	2.065	2.021	2.017	39.56	40.04
Check ?	Chk Pass	Chk Pass	Chk Pass	Chk Fail	Chk Pass	Chk Pass	Chk Pass	Chk Pass	Chk Pass
Value				2.000					
Range				5.000%					

Elem	Fe2599	Mg2790	K_7664	Na5895	B_2089	Mo2020	Pd3404	Si2124	Sn1899
Units	ppm	ppm	ppm	ppm	ppm	ppm	ppm	ppm	ppm
Avg	**40.52**	**39.47**	**39.69**	**39.97**	**2.061**	**2.075**	**2.014**	**5.134**	**2.092**
Stddev	.17	.00	.16	.13	.021	.025	.008	.052	.026
%RSD	.4278	.0102	.4141	.3266	1.032	1.184	.3847	1.019	1.221
#1	40.40	39.47	39.57	39.88	2.076	2.093	2.008	5.171	2.110
#2	40.64	39.47	39.80	40.07	2.046	2.058	2.019	5.097	2.074
Check ?	Chk Pass	Chk Pass	Chk Pass	Chk Pass	Chk Pass	Chk Pass	Chk Pass	Chk Pass	Chk Pass
Value									
Range									

Zoom In ▶ Zoom Out

Sample Name: ccvconf Acquired: 7/31/2014 11:50:39 Type: QC
Method: Accutest 2(v253) Mode: CONC Corr. Factor: 1.000000
User: admin Custom ID1: Custom ID2: Custom ID3:
Comment:

Elem	Sr4077	Ti3349	W_2079	Zr3391	S_1820	Bi2230	Li6707
Units	ppm	ppm	ppm	ppm	ppm	ppm	ppm
Avg	**2.024**	**2.043**	**2.021**	**2.001**	**2.015**	**2.036**	**1.982**
Stddev	.012	.010	.031	.001	.015	.022	.008
%RSD	.5860	.4729	1.516	.0308	.7227	1.089	.3963
#1	2.016	2.036	2.043	2.001	2.025	2.051	1.976
#2	2.032	2.049	1.999	2.002	2.005	2.020	1.987
Check ?	Chk Pass	Chk Pass	Chk Pass	Chk Pass	Chk Pass	Chk Pass	Chk Pass
Value							
Range							

Int. Std.	Y_3600	Y_3710	Y_2243	In2306
Units	Cts/S	Cts/S	Cts/S	Cts/S
Avg	**73519.**	**26873.**	**1599.6**	**3591.8**
Stddev	207.	45.	.6	4.4
%RSD	.28115	.16636	.03759	.12272
#1	73665.	26904.	1599.2	3588.7
#2	73372.	26841.	1600.0	3594.9

Zoom In Zoom Out

Sample Name: ccbconf Acquired: 7/31/2014 11:53:33 Type: QC
Method: Accutest 2(v253) Mode: CONC Corr. Factor: 1.000000
User: admin Custom ID1: Custom ID2: Custom ID3:
Comment:

Elem	Ba4554	Be3130	Cd2288	Co2286	Cr2677	Cu3247	Mn2576	Ni2316
Units	ppm	ppm	ppm	ppm	ppm	ppm	ppm	ppm
Avg	**.0002**	**.0002**	**.0000**	**.0001**	**.0001**	F **-.0015**	**.0001**	**-.0001**
Stddev	.0000	.0001	.0000	.0002	.0002	.0001	.0001	.0002
%RSD	.9505	38.17	56.49	300.8	130.1	3.845	77.97	219.5
#1	.0002	.0002	.0000	-.0001	.0000	-.0014	.0001	-.0002
#2	.0002	.0001	.0000	.0002	.0003	-.0015	.0000	.0000
Check ?	Chk Pass	Chk Pass	Chk Pass	Chk Pass	Chk Pass	Chk Fail	Chk Pass	Chk Pass
High Limit						.0012		
Low Limit						-.0012		

Elem	Ag3280	V_2924	Zn2062	As1890	Tl1908	Pb2203	Se1960	Sb2068
Units	ppm	ppm	ppm	ppm	ppm	ppm	ppm	ppm
Avg	**-.0012**	**-.0000**	**.0003**	**.0007**	**.0002**	**.0004**	**-.0020**	**-.0001**
Stddev	.0004	.0000	.0002	.0005	.0011	.0002	.0017	.0004
%RSD	32.18	16.93	45.95	83.36	580.8	62.38	86.92	611.8
#1	-.0014	-.0000	.0004	.0010	-.0006	.0005	-.0008	.0002
#2	-.0009	-.0000	.0002	.0003	.0010	.0002	-.0032	-.0003
Check ?	Chk Pass	Chk Pass	Chk Pass	Chk Pass	Chk Pass	Chk Pass	Chk Pass	Chk Pass
High Limit								
Low Limit								

Elem	Al3961	Ca3179	Fe2599	Mg2790	K_7664	Na5895	B_2089	Mo2020
Units	ppm	ppm	ppm	ppm	ppm	ppm	ppm	ppm
Avg	**.0080**	**.0056**	**.0029**	**-.0024**	**.0316**	**.0107**	**.0035**	**.0017**
Stddev	.0053	.0005	.0002	.0030	.0066	.0005	.0003	.0001
%RSD	66.32	8.341	7.217	126.8	20.82	4.701	8.552	7.598
#1	.0117	.0059	.0030	-.0002	.0270	.0111	.0033	.0018
#2	.0042	.0053	.0027	-.0045	.0363	.0103	.0037	.0016
Check ?	Chk Pass	Chk Pass	Chk Pass	Chk Pass	Chk Pass	Chk Pass	Chk Pass	Chk Pass
High Limit								
Low Limit								

Zoom In Zoom Out

Sample Name: ccbconf Acquired: 7/31/2014 11:53:33 Type: QC
Method: Accutest 2(v253) Mode: CONC Corr. Factor: 1.000000
User: admin Custom ID1: Custom ID2: Custom ID3:
Comment:

Elem	Pd3404	Si2124	Sn1899	Sr4077	Ti3349	W_2079	Zr3391	S_1820
Units	ppm	ppm	ppm	ppm	ppm	ppm	ppm	ppm
Avg	**.0002**	**.0013**	**-.0002**	**.0002**	**.0001**	F **.0262**	**.0007**	**.0085**
Stddev	.0005	.0012	.0001	.0001	.0001	.0027	.0002	.0002
%RSD	191.4	96.27	53.80	29.93	159.1	10.17	31.05	2.922
#1	.0006	.0004	-.0001	.0003	-.0000	.0243	.0009	.0087
#2	-.0001	.0021	-.0002	.0002	.0001	.0281	.0006	.0084
Check ?	Chk Pass	Chk Pass	Chk Pass	Chk Pass	Chk Pass	Chk Fail	Chk Pass	Chk Pass
High Limit						.0050		
Low Limit						-.0050		

Elem	Bi2230	Li6707
Units	ppm	ppm
Avg	**-.0008**	**.0010**
Stddev	.0000	.0005
%RSD	5.448	52.51
#1	-.0008	.0014
#2	-.0008	.0006
Check ?	Chk Pass	Chk Pass
High Limit		
Low Limit		

Int. Std.	Y_3600	Y_3710	Y_2243	In2306
Units	Cts/S	Cts/S	Cts/S	Cts/S
Avg	**78402.**	**27489.**	**1692.5**	**4101.8**
Stddev	552.	216.	.8	.5
%RSD	.70445	.78746	.04719	.01175
#1	78012.	27642.	1691.9	4102.2
#2	78793.	27336.	1693.1	4101.5

Zoom In Zoom Out

Sample Name: icv Acquired: 7/31/2014 11:56:47 Type: QC
Method: Accutest 2(v253) Mode: CONC Corr. Factor: 1.000000
User: admin Custom ID1: Custom ID2: Custom ID3:
Comment:

Elem	Ba4554	Be3130	Cd2288	Co2286	Cr2677	Cu3247	Mn2576	Ni2316	Ag3280
Units	ppm	ppm	ppm	ppm	ppm	ppm	ppm	ppm	ppm
Avg	**1.999**	**2.008**	**2.034**	**2.042**	**2.044**	**1.960**	**2.059**	**2.069**	**.2469**
Stddev	.026	.028	.016	.017	.015	.010	.013	.015	.0023
%RSD	1.315	1.381	.7605	.8467	.7458	.5062	.6185	.7231	.9479
#1	1.981	1.988	2.045	2.054	2.033	1.953	2.050	2.080	.2452
#2	2.018	2.028	2.023	2.030	2.054	1.967	2.068	2.059	.2485
Check ?	Chk Pass	Chk Pass	Chk Pass	Chk Pass	Chk Pass	Chk Pass	Chk Pass	Chk Pass	Chk Pass
Value									
Range									

Elem	V_2924	Zn2062	As1890	Tl1908	Pb2203	Se1960	Sb2068	Al3961	Ca3179
Units	ppm	ppm	ppm	ppm	ppm	ppm	ppm	ppm	ppm
Avg	**1.999**	**2.090**	**2.030**	F **2.115**	**2.079**	**2.025**	**2.022**	**39.11**	**39.68**
Stddev	.011	.015	.020	.015	.013	.017	.020	.50	.40
%RSD	.5338	.7301	.9940	.6941	.6335	.8167	.9699	1.279	1.004
#1	1.991	2.100	2.044	2.125	2.088	2.037	2.036	38.76	39.40
#2	2.007	2.079	2.015	2.105	2.070	2.013	2.008	39.46	39.96
Check ?	Chk Pass	Chk Pass	Chk Pass	Chk Fail	Chk Pass	Chk Pass	Chk Pass	Chk Pass	Chk Pass
Value				2.000					
Range				5.000%					

Elem	Fe2599	Mg2790	K_7664	Na5895	B_2089	Mo2020	Pd3404	Si2124	Sn1899
Units	ppm	ppm	ppm	ppm	ppm	ppm	ppm	ppm	ppm
Avg	**39.87**	**39.39**	**39.19**	**39.33**	**2.054**	**2.077**	**1.987**	**5.112**	**2.095**
Stddev	.56	.41	.44	.40	.013	.017	.007	.040	.015
%RSD	1.411	1.034	1.123	1.029	.6472	.7937	.3766	.7771	.7346
#1	39.47	39.10	38.88	39.04	2.063	2.089	1.982	5.140	2.106
#2	40.27	39.68	39.50	39.61	2.044	2.066	1.992	5.084	2.084
Check ?	Chk Pass	Chk Pass	Chk Pass	Chk Pass	Chk Pass	Chk Pass	Chk Pass	Chk Pass	Chk Pass
Value									
Range									

Zoom In Zoom Out

Sample Name: icv Acquired: 7/31/2014 11:56:47 Type: QC
Method: Accutest 2(v253) Mode: CONC Corr. Factor: 1.000000
User: admin Custom ID1: Custom ID2: Custom ID3:
Comment:

Elem	Sr4077	Ti3349	W_2079	Zr3391	S_1820	Bi2230	Li6707
Units	ppm	ppm	ppm	ppm	ppm	ppm	ppm
Avg	**1.988**	**2.031**	**2.026**	**1.997**	**2.007**	**2.023**	**1.941**
Stddev	.029	.012	.024	.009	.027	.018	.023
%RSD	1.454	.5711	1.202	.4569	1.345	.9125	1.193
#1	1.968	2.023	2.043	1.990	2.026	2.036	1.925
#2	2.008	2.039	2.009	2.003	1.988	2.010	1.957
Check ?	Chk Pass	Chk Pass	Chk Pass	Chk Pass	Chk Pass	Chk Pass	Chk Pass
Value							
Range							

Int. Std.	Y_3600	Y_3710	Y_2243	In2306
Units	Cts/S	Cts/S	Cts/S	Cts/S
Avg	**73554.**	**27040.**	**1603.9**	**3592.7**
Stddev	295.	298.	3.1	7.9
%RSD	.40068	1.1022	.19541	.21898
#1	73762.	27250.	1601.7	3587.1
#2	73345.	26829.	1606.1	3598.3

Zoom In Zoom Out

Sample Name: icb Acquired: 7/31/2014 11:59:42 Type: QC
Method: Accutest 2(v253) Mode: CONC Corr. Factor: 1.000000
User: admin Custom ID1: Custom ID2: Custom ID3:
Comment:

Elem	Ba4554	Be3130	Cd2288	Co2286	Cr2677	Cu3247	Mn2576	Ni2316
Units	ppm	ppm	ppm	ppm	ppm	ppm	ppm	ppm
Avg	**.0002**	**.0001**	**.0001**	**.0001**	**.0006**	F **-.0020**	**.0000**	**.0004**
Stddev	.0001	.0000	.0001	.0002	.0004	.0003	.0001	.0000
%RSD	50.30	11.57	171.3	148.8	74.91	15.30	187.3	10.56
#1	.0002	.0001	-.0000	-.0000	.0009	-.0022	.0001	.0004
#2	.0001	.0001	.0001	.0002	.0003	-.0018	-.0000	.0004
Check ?	Chk Pass	Chk Pass	Chk Pass	Chk Pass	Chk Pass	Chk Fail	Chk Pass	Chk Pass
High Limit						.0012		
Low Limit						-.0012		

Elem	Ag3280	V_2924	Zn2062	As1890	Tl1908	Pb2203	Se1960	Sb2068
Units	ppm	ppm	ppm	ppm	ppm	ppm	ppm	ppm
Avg	**-.0005**	**-.0000**	**.0002**	**-.0000**	**.0003**	**.0009**	**-.0020**	**.0009**
Stddev	.0007	.0004	.0002	.0003	.0007	.0003	.0009	.0014
%RSD	132.6	870.8	103.0	564.6	197.1	36.22	45.23	159.9
#1	-.0000	.0002	.0003	-.0002	.0008	.0006	-.0014	-.0001
#2	-.0010	-.0003	.0000	.0001	-.0001	.0011	-.0026	.0019
Check ?	Chk Pass	Chk Pass	Chk Pass	Chk Pass	Chk Pass	Chk Pass	Chk Pass	Chk Pass
High Limit								
Low Limit								

Elem	Al3961	Ca3179	Fe2599	Mg2790	K_7664	Na5895	B_2089	Mo2020
Units	ppm	ppm	ppm	ppm	ppm	ppm	ppm	ppm
Avg	**.0064**	**.0040**	**.0029**	**.0049**	**.0620**	**.0087**	**.0030**	**.0015**
Stddev	.0001	.0024	.0009	.0134	.0039	.0055	.0007	.0001
%RSD	1.693	59.48	30.46	271.9	6.328	62.97	22.20	6.648
#1	.0063	.0057	.0023	-.0045	.0592	.0126	.0035	.0015
#2	.0064	.0023	.0036	.0144	.0648	.0048	.0025	.0016
Check ?	Chk Pass	Chk Pass	Chk Pass	Chk Pass	Chk Pass	Chk Pass	Chk Pass	Chk Pass
High Limit								
Low Limit								

Zoom In Zoom Out

Sample Name: icb Acquired: 7/31/2014 11:59:42 Type: QC
Method: Accutest 2(v253) Mode: CONC Corr. Factor: 1.000000
User: admin Custom ID1: Custom ID2: Custom ID3:
Comment:

Elem	Pd3404	Si2124	Sn1899	Sr4077	Ti3349	W_2079	Zr3391	S_1820
Units	ppm	ppm	ppm	ppm	ppm	ppm	ppm	ppm
Avg	**.0004**	**.0001**	**-.0000**	**.0002**	**.0001**	F **.0254**	**.0009**	**.0043**
Stddev	.0015	.0003	.0002	.0000	.0001	.0032	.0000	.0015
%RSD	427.9	363.8	6220.	19.57	60.02	12.76	3.631	34.27
#1	-.0007	.0003	-.0002	.0002	.0002	.0231	.0009	.0033
#2	.0015	-.0001	.0002	.0001	.0001	.0276	.0008	.0053
Check ?	Chk Pass	Chk Pass	Chk Pass	Chk Pass	Chk Pass	Chk Fail	Chk Pass	Chk Pass
High Limit						.0050		
Low Limit						-.0050		

Elem	Bi2230	Li6707
Units	ppm	ppm
Avg	**-.0005**	**.0003**
Stddev	.0017	.0005
%RSD	321.6	166.6
#1	.0007	.0006
#2	-.0017	-.0000
Check ?	Chk Pass	Chk Pass
High Limit		
Low Limit		

Int. Std.	Y_3600	Y_3710	Y_2243	In2306
Units	Cts/S	Cts/S	Cts/S	Cts/S
Avg	**78271.**	**27171.**	**1686.7**	**4070.7**
Stddev	240.	214.	.5	10.7
%RSD	.30637	.78711	.03197	.26166
#1	78102.	27323.	1687.0	4078.2
#2	78441.	27020.	1686.3	4063.1

Zoom In Zoom Out

Sample Name: ccv Acquired: 7/31/2014 12:02:56 Type: QC
Method: Accutest 2(v253) Mode: CONC Corr. Factor: 1.000000
User: admin Custom ID1: Custom ID2: Custom ID3:
Comment:

Elem	Ba4554	Be3130	Cd2288	Co2286	Cr2677	Cu3247	Mn2576	Ni2316	Ag3280
Units	ppm	ppm	ppm	ppm	ppm	ppm	ppm	ppm	ppm
Avg	**2.014**	**2.024**	**2.029**	**2.035**	**2.051**	**1.962**	**2.075**	**2.067**	**.2463**
Stddev	.027	.034	.030	.029	.000	.009	.005	.032	.0024
%RSD	1.340	1.683	1.482	1.433	.0075	.4557	.2462	1.534	.9692
#1	1.995	2.000	2.050	2.056	2.051	1.969	2.079	2.090	.2447
#2	2.033	2.048	2.007	2.015	2.051	1.956	2.072	2.045	.2480
Check ?	Chk Pass	Chk Pass	Chk Pass	Chk Pass	Chk Pass	Chk Pass	Chk Pass	Chk Pass	Chk Pass
Value									
Range									

Elem	V_2924	Zn2062	As1890	Tl1908	Pb2203	Se1960	Sb2068	Al3961	Ca3179
Units	ppm	ppm	ppm	ppm	ppm	ppm	ppm	ppm	ppm
Avg	**2.010**	**2.089**	**2.018**	F **2.113**	**2.081**	**2.022**	**2.020**	**39.28**	**39.88**
Stddev	.001	.029	.031	.030	.028	.030	.033	.57	.69
%RSD	.0530	1.400	1.549	1.400	1.364	1.489	1.633	1.448	1.721
#1	2.010	2.110	2.040	2.133	2.101	2.043	2.043	38.88	39.39
#2	2.009	2.068	1.996	2.092	2.061	2.001	1.997	39.69	40.36
Check ?	Chk Pass	Chk Pass	Chk Pass	Chk Fail	Chk Pass	Chk Pass	Chk Pass	Chk Pass	Chk Pass
Value				2.000					
Range				5.000%					

Elem	Fe2599	Mg2790	K_7664	Na5895	B_2089	Mo2020	Pd3404	Si2124	Sn1899
Units	ppm	ppm	ppm	ppm	ppm	ppm	ppm	ppm	ppm
Avg	**40.34**	**39.47**	**39.45**	**39.76**	**2.043**	**2.076**	**1.995**	**5.114**	**2.097**
Stddev	.76	.68	.47	.38	.030	.033	.004	.075	.031
%RSD	1.891	1.719	1.199	.9620	1.469	1.578	.2127	1.470	1.469
#1	39.80	38.99	39.11	39.49	2.064	2.099	1.992	5.167	2.119
#2	40.88	39.95	39.78	40.03	2.022	2.053	1.998	5.060	2.075
Check ?	Chk Pass	Chk Pass	Chk Pass	Chk Pass	Chk Pass	Chk Pass	Chk Pass	Chk Pass	Chk Pass
Value									
Range									

Zoom In Zoom Out

Sample Name: ccv Acquired: 7/31/2014 12:02:56 Type: QC
Method: Accutest 2(v253) Mode: CONC Corr. Factor: 1.000000
User: admin Custom ID1: Custom ID2: Custom ID3:
Comment:

Elem	Sr4077	Ti3349	W_2079	Zr3391	S_1820	Bi2230	Li6707
Units	ppm	ppm	ppm	ppm	ppm	ppm	ppm
Avg	**2.014**	**2.043**	**2.024**	**2.007**	**2.008**	**2.020**	**1.963**
Stddev	.029	.001	.036	.005	.033	.027	.016
%RSD	1.422	.0281	1.801	.2462	1.624	1.349	.8132
#1	1.993	2.044	2.050	2.011	2.032	2.040	1.951
#2	2.034	2.043	1.998	2.004	1.985	2.001	1.974
Check ?	Chk Pass	Chk Pass	Chk Pass	Chk Pass	Chk Pass	Chk Pass	Chk Pass
Value							
Range							

Int. Std.	Y_3600	Y_3710	Y_2243	In2306
Units	Cts/S	Cts/S	Cts/S	Cts/S
Avg	**72951.**	**26760.**	**1598.0**	**3573.9**
Stddev	72.	445.	7.5	15.1
%RSD	.09911	1.6644	.46896	.42254
#1	73002.	27075.	1592.7	3563.2
#2	72900.	26445.	1603.3	3584.6

Zoom In Zoom Out

Sample Name: ccb Acquired: 7/31/2014 12:05:53 Type: QC
Method: Accutest 2(v253) Mode: CONC Corr. Factor: 1.000000
User: admin Custom ID1: Custom ID2: Custom ID3:
Comment:

Elem	Ba4554	Be3130	Cd2288	Co2286	Cr2677	Cu3247	Mn2576	Ni2316	Ag3280
Units	ppm	ppm	ppm	ppm	ppm	ppm	ppm	ppm	ppm
Avg	**.0003**	**.0002**	**.0003**	**.0003**	**-.0002**	**-.0006**	**.0001**	**.0000**	**-.0001**
Stddev	.0001	.0001	.0001	.0002	.0004	.0003	.0000	.0001	.0005
%RSD	30.76	54.39	52.29	71.98	215.9	53.15	2.322	780.9	332.7
#1	.0003	.0002	.0002	.0002	.0001	-.0004	.0001	-.0001	-.0005
#2	.0002	.0001	.0004	.0005	-.0005	-.0008	.0001	.0001	.0002
Check ?	Chk Pass	Chk Pass	Chk Pass	Chk Pass	Chk Pass	Chk Pass	Chk Pass	Chk Pass	Chk Pass
High Limit									
Low Limit									

Elem	V_2924	Zn2062	As1890	Tl1908	Pb2203	Se1960	Sb2068	Al3961	Ca3179
Units	ppm	ppm	ppm	ppm	ppm	ppm	ppm	ppm	ppm
Avg	**.0002**	**.0002**	**-.0015**	**.0004**	**.0002**	**-.0021**	**.0006**	**.0070**	**.0045**
Stddev	.0003	.0000	.0004	.0005	.0014	.0002	.0005	.0028	.0028
%RSD	209.4	2.051	24.66	116.4	750.4	10.88	84.79	40.43	61.98
#1	.0004	.0002	-.0018	.0008	-.0008	-.0019	.0010	.0050	.0064
#2	-.0001	.0002	-.0012	.0001	.0012	-.0022	.0002	.0089	.0025
Check ?	Chk Pass	Chk Pass	Chk Pass	Chk Pass	Chk Pass	Chk Pass	Chk Pass	Chk Pass	Chk Pass
High Limit									
Low Limit									

Elem	Fe2599	Mg2790	K_7664	Na5895	B_2089	Mo2020	Pd3404	Si2124	Sn1899
Units	ppm	ppm	ppm	ppm	ppm	ppm	ppm	ppm	ppm
Avg	**.0037**	**-.0043**	**.0252**	**.0113**	**.0027**	**.0018**	**.0001**	**.0006**	**-.0008**
Stddev	.0006	.0001	.0060	.0015	.0001	.0003	.0002	.0008	.0005
%RSD	17.32	2.095	23.63	13.43	2.931	16.99	355.0	140.1	54.40
#1	.0042	-.0043	.0210	.0123	.0028	.0016	-.0001	.0000	-.0012
#2	.0033	-.0044	.0294	.0102	.0026	.0020	.0002	.0012	-.0005
Check ?	Chk Pass	Chk Pass	Chk Pass	Chk Pass	Chk Pass	Chk Pass	Chk Pass	Chk Pass	Chk Pass
High Limit									
Low Limit									

Zoom In Zoom Out

Sample Name: ccb Acquired: 7/31/2014 12:05:53 Type: QC
Method: Accutest 2(v253) Mode: CONC Corr. Factor: 1.000000
User: admin Custom ID1: Custom ID2: Custom ID3:
Comment:

Elem	Sr4077	Ti3349	W_2079	Zr3391	S_1820	Bi2230	Li6707
Units	ppm	ppm	ppm	ppm	ppm	ppm	ppm
Avg	**.0002**	**-.0001**	F **.0289**	**.0009**	**.0019**	**.0001**	**.0006**
Stddev	.0000	.0002	.0023	.0000	.0008	.0010	.0001
%RSD	8.802	399.7	7.858	.2987	41.67	833.1	9.154
#1	.0002	.0001	.0273	.0009	.0013	.0009	.0006
#2	.0002	-.0002	.0305	.0009	.0024	-.0006	.0005
Check ?	Chk Pass	Chk Pass	Chk Fail	Chk Pass	Chk Pass	Chk Pass	Chk Pass
High Limit			.0050				
Low Limit			-.0050				

Int. Std.	Y_3600	Y_3710	Y_2243	In2306
Units	Cts/S	Cts/S	Cts/S	Cts/S
Avg	**78139.**	**26964.**	**1673.9**	**4045.4**
Stddev	598.	209.	1.7	.7
%RSD	.76523	.77562	.10330	.01724
#1	77716.	27112.	1675.1	4045.0
#2	78562.	26817.	1672.6	4045.9

Zoom In Zoom Out

Sample Name: sampleconf Acquired: 7/31/2014 12:09:07 Type: Unk
Method: Accutest 2(v253) Mode: CONC Corr. Factor: 1.000000
User: admin Custom ID1: Custom ID2: Custom ID3:
Comment:

Elem	Ba4554	Be3130	Cd2288	Co2286	Cr2677	Cu3247	Mn2576	Ni2316	Ag3280
Avg	**.0005**	**-.0012**	**-.0003**	**.0002**	**.0002**	**.0409**	**-.0000**	**.0002**	**-.0002**
Stddev	.0004	.0004	.0000	.0001	.0004	.0418	.0001	.0003	.0002
%RSD	83.40	32.15	12.50	35.10	213.9	102.2	1661.	158.3	135.3
#1	.0002	-.0009	-.0004	.0003	.0005	.0705	.0000	.0004	-.0003
#2	.0008	-.0014	-.0003	.0002	-.0001	.0114	-.0000	-.0000	-.0000

Elem	V_2924	Zn2062	As1890	Tl1908	Pb2203	Se1960	Sb2068	Al3961	Ca3179
Avg	**.0002**	**.0002**	**-.0006**	**.0016**	**.0019**	**-.0036**	**-.0010**	**-.0024**	**.1138**
Stddev	.0002	.0000	.0001	.0002	.0003	.0008	.0003	.0044	.0532
%RSD	106.0	25.70	18.29	11.24	14.09	22.88	32.15	183.2	46.72
#1	.0003	.0002	-.0007	.0017	.0021	-.0042	-.0013	.0007	.0762
#2	.0000	.0001	-.0005	.0014	.0018	-.0030	-.0008	-.0055	.1514

Elem	Fe2599	Mg2790	K_7664	Na5895	B_2089	Mo2020	Pd3404	Si2124	Sn1899
Avg	**.0010**	**-.0022**	**-.0156**	**-.0484**	**.0005**	**-.0006**	**.0016**	**-.0112**	**-.0010**
Stddev	.0012	.0326	.0316	.0072	.0001	.0001	.0021	.0013	.0004
%RSD	124.7	1514.	202.6	14.92	22.94	17.24	134.1	11.99	41.74
#1	.0001	-.0252	.0068	-.0433	.0006	-.0005	.0031	-.0103	-.0013
#2	.0018	.0209	-.0380	-.0535	.0004	-.0006	.0001	-.0122	-.0007

Elem	Sr4077	Ti3349	W_2079	Zr3391	S_1820	Bi2230	Li6707
Avg	**.0000**	**-.0002**	**-.0019**	**-.0001**	**-.0070**	**.0030**	**-.0015**
Stddev	.0001	.0008	.0003	.0005	.0039	.0001	.0014
%RSD	194.3	329.3	16.57	362.5	55.40	3.225	96.15
#1	-.0000	-.0008	-.0016	-.0005	-.0043	.0029	-.0005
#2	.0001	.0003	-.0021	.0002	-.0098	.0031	-.0025

Int. Std.	Y_3600	Y_3710	Y_2243	In2306
Avg	*****	*****	*****	*****
Stddev	-----	-----	-----	-----
%RSD	-----	-----	-----	-----
#1	-----	-----	-----	-----
#2	194470.	-----	-----	-----

Zoom In Zoom Out

Sample Name: cri Acquired: 7/31/2014 12:13:02 Type: QC
Method: Accutest 2(v253) Mode: CONC Corr. Factor: 1.000000
User: admin Custom ID1: Custom ID2: Custom ID3:
Comment:

Elem	Ba4554	Be3130	Cd2288	Co2286	Cr2677	Cu3247	Mn2576	Ni2316	Ag3280
Units	ppm	ppm	ppm	ppm	ppm	ppm	ppm	ppm	ppm
Avg	**.2036**	**.0022**	**.0036**	**.0509**	**.0112**	**.0087**	**.0158**	**.0101**	**.0049**
Stddev	.0024	.0000	.0001	.0014	.0000	.0003	.0001	.0004	.0004
%RSD	1.155	.6322	3.258	2.722	.1314	3.768	.8062	3.890	8.320
#1	.2019	.0021	.0037	.0519	.0112	.0085	.0158	.0104	.0046
#2	.2052	.0022	.0035	.0499	.0112	.0090	.0159	.0098	.0052
Check ?	Chk Pass	Chk Pass	Chk Pass	Chk Pass	Chk Pass	Chk Pass	Chk Pass	Chk Pass	Chk Pass
Value									
Range									

Elem	V_2924	Zn2062	As1890	Tl1908	Pb2203	Se1960	Sb2068	Al3961	Ca3179
Units	ppm	ppm	ppm	ppm	ppm	ppm	ppm	ppm	ppm
Avg	**.0531**	**.0232**	**.0087**	**.0113**	**.0023**	**.0105**	**.0062**	**.1990**	**5.060**
Stddev	.0003	.0004	.0000	.0011	.0007	.0014	.0008	.0005	.033
%RSD	.5739	1.904	.2535	9.610	29.61	13.41	13.41	.2755	.6600
#1	.0533	.0236	.0087	.0105	.0028	.0095	.0068	.1986	5.036
#2	.0529	.0229	.0087	.0121	.0019	.0115	.0056	.1994	5.084
Check ?	Chk Pass	Chk Pass	Chk Pass	Chk Pass	Chk Pass	Chk Pass	Chk Pass	Chk Pass	Chk Pass
Value									
Range									

Elem	Fe2599	Mg2790	K_7664	Na5895	B_2089	Mo2020	Pd3404	Si2124	Sn1899
Units	ppm	ppm	ppm	ppm	ppm	ppm	ppm	ppm	ppm
Avg	**.1044**	**4.964**	**5.046**	**5.008**	**.1079**	**.0216**	**.0528**	**.2121**	**.0110**
Stddev	.0010	.104	.051	.043	.0012	.0000	.0002	.0040	.0001
%RSD	.9267	2.090	1.017	.8599	1.135	.0154	.4048	1.875	.8699
#1	.1037	4.891	5.010	4.977	.1087	.0216	.0530	.2149	.0111
#2	.1050	5.037	5.082	5.038	.1070	.0216	.0527	.2093	.0109
Check ?	Chk Pass	Chk Pass	Chk Pass	Chk Pass	Chk Pass	Chk Pass	Chk Pass	Chk Pass	Chk Pass
Value									
Range									

Zoom In Zoom Out

Sample Name: cri Acquired: 7/31/2014 12:13:02 Type: QC
Method: Accutest 2(v253) Mode: CONC Corr. Factor: 1.000000
User: admin Custom ID1: Custom ID2: Custom ID3:
Comment:

Elem	Sr4077	Ti3349	W_2079	Zr3391	S_1820	Bi2230	Li6707
Units	ppm	ppm	ppm	ppm	ppm	ppm	ppm
Avg	**.0105**	**.0100**	F **.0676**	**.0103**	**.0538**	**.0206**	**.0228**
Stddev	.0002	.0002	.0003	.0003	.0037	.0000	.0002
%RSD	1.693	1.509	.4938	3.076	6.818	.2284	.7313
#1	.0104	.0099	.0673	.0106	.0564	.0206	.0227
#2	.0107	.0101	.0678	.0101	.0512	.0207	.0229
Check ?	Chk Pass	Chk Pass	Chk Fail	Chk Pass	Chk Pass	Chk Pass	Chk Pass
Value			.0500				
Range			30.00%				

Int. Std.	Y_3600	Y_3710	Y_2243	In2306
Units	Cts/S	Cts/S	Cts/S	Cts/S
Avg	**76954.**	**26988.**	**1654.1**	**3937.3**
Stddev	258.	209.	2.8	15.4
%RSD	.33580	.77494	.16977	.39018
#1	76771.	27136.	1652.1	3926.4
#2	77137.	26840.	1656.1	3948.1

Zoom In Zoom Out

Sample Name: crid Acquired: 7/31/2014 12:16:13 Type: QC
Method: Accutest 2(v253) Mode: CONC Corr. Factor: 1.000000
User: admin Custom ID1: Custom ID2: Custom ID3:
Comment:

Elem	Ba4554	Be3130	Cd2288	Co2286	Cr2677	Cu3247	Mn2576	Ni2316
Units	ppm	ppm	ppm	ppm	ppm	ppm	ppm	ppm
Avg	**.0042**	**.0010**	**.0012**	**.0032**	**.0020**	**.0017**	**.0032**	**.0039**
Stddev	.0000	.0000	.0000	.0001	.0003	.0012	.0000	.0004
%RSD	.0444	4.545	1.918	4.407	17.58	68.03	.7438	9.082
#1	.0042	.0010	.0012	.0033	.0017	.0026	.0032	.0041
#2	.0042	.0010	.0013	.0031	.0022	.0009	.0032	.0036
Check ?	Chk Pass	Chk Pass	Chk Pass	Chk Pass	Chk Pass	Chk Pass	Chk Pass	Chk Pass
Value								
Range								

Elem	Ag3280	V_2924	Zn2062	As1890	Tl1908	Pb2203	Se1960	Sb2068
Units	ppm	ppm	ppm	ppm	ppm	ppm	ppm	ppm
Avg	F **.0005**	**.0021**	**.0122**	F **.0020**	**.0026**	**.0025**	F **.0034**	**.0025**
Stddev	.0003	.0003	.0001	.0007	.0006	.0005	.0008	.0006
%RSD	59.78	13.61	.5713	32.30	25.21	20.25	23.42	22.91
#1	.0003	.0023	.0121	.0016	.0021	.0022	.0040	.0021
#2	.0008	.0019	.0122	.0025	.0030	.0029	.0028	.0030
Check ?	Chk Fail	Chk Pass	Chk Pass	Chk Fail	Chk Pass	Chk Pass	Chk Fail	Chk Pass
Value	.0010			.0030			.0050	
Range	-30.00%			-30.00%			-30.00%	

Elem	Al3961	Ca3179	Fe2599	Mg2790	K_7664	Na5895	B_2089	Mo2020
Units	ppm	ppm	ppm	ppm	ppm	ppm	ppm	ppm
Avg	**.1089**	**1.017**	**.0024**	**.0957**	**2.075**	**1.017**	**.0121**	**.0000**
Stddev	.0017	.007	.0015	.0000	.012	.003	.0003	.0000
%RSD	1.560	.7360	62.75	.0420	.5659	.2506	2.132	12.99
#1	.1077	1.012	.0013	.0957	2.084	1.015	.0123	.0000
#2	.1101	1.023	.0035	.0956	2.067	1.019	.0119	.0000
Check ?	Chk Pass	Chk Pass	None	Chk Pass	Chk Pass	Chk Pass	Chk Pass	None
Value								
Range								

Zoom In Zoom Out

Sample Name: crid Acquired: 7/31/2014 12:16:13 Type: QC
Method: Accutest 2(v253) Mode: CONC Corr. Factor: 1.000000
User: admin Custom ID1: Custom ID2: Custom ID3:
Comment:

Elem	Pd3404	Si2124	Sn1899	Sr4077	Ti3349	W_2079	Zr3391	S_1820
Units	ppm	ppm	ppm	ppm	ppm	ppm	ppm	ppm
Avg	**.0008**	**.0018**	**-.0002**	**-.0000**	**-.0002**	F **.0097**	F **.0002**	F **.0061**
Stddev	.0003	.0001	.0000	.0000	.0000	.0012	.0003	.0008
%RSD	35.51	7.508	6.650	96.24	4.613	12.51	136.4	13.75
#1	.0006	.0017	-.0002	-.0000	-.0003	.0089	.0000	.0067
#2	.0011	.0019	-.0002	-.0000	-.0002	.0106	.0004	.0055
Check ?	None	None	None	None	None	Chk Fail	Chk Fail	Chk Fail
Value						.0040	.0040	.0040
Range						30.00%	-30.00%	30.00%

Elem	Bi2230	Li6707
Units	ppm	ppm
Avg	F **-.0004**	F **.0007**
Stddev	.0011	.0002
%RSD	264.3	24.80
#1	-.0011	.0008
#2	.0003	.0005
Check ?	Chk Fail	Chk Fail
Value	.0040	.0040
Range	-30.00%	-30.00%

Int. Std.	Y_3600	Y_3710	Y_2243	In2306
Units	Cts/S	Cts/S	Cts/S	Cts/S
Avg	**77475.**	**26910.**	**1667.9**	**4012.4**
Stddev	330.	214.	2.7	6.9
%RSD	.42589	.79491	.16455	.17319
#1	77242.	27061.	1669.8	4017.3
#2	77709.	26758.	1666.0	4007.5

Zoom In Zoom Out

Sample Name: cria Acquired: 7/31/2014 12:19:26 Type: QC
Method: Accutest 2(v253) Mode: CONC Corr. Factor: 1.000000
User: admin Custom ID1: Custom ID2: Custom ID3:
Comment:

Elem	Ba4554	Be3130	Cd2288	Co2286	Cr2677	Cu3247	Mn2576	Ni2316	Ag3280
Units	ppm	ppm	ppm	ppm	ppm	ppm	ppm	ppm	ppm
Avg	**.0000**	**-.0001**	**-.0001**	**.0000**	**.0002**	**-.0009**	**.0000**	**-.0002**	**-.0002**
Stddev	.0001	.0000	.0001	.0001	.0007	.0005	.0000	.0003	.0002
%RSD	245.9	44.57	92.00	295.6	319.4	56.75	568.3	164.4	70.69
#1	-.0000	-.0001	-.0000	-.0000	.0007	-.0013	-.0000	-.0004	-.0004
#2	.0001	-.0000	-.0001	.0001	-.0003	-.0005	.0000	.0000	-.0001
Check ?	None	None	None	None	None	None	None	None	None
Value									
Range									

Elem	V_2924	Zn2062	As1890	Tl1908	Pb2203	Se1960	Sb2068	Al3961	Ca3179
Units	ppm	ppm	ppm	ppm	ppm	ppm	ppm	ppm	ppm
Avg	**.0000**	**.0008**	**.0204**	**.0006**	**.0204**	**.0222**	**.0213**	**.5015**	**1.993**
Stddev	.0000	.0002	.0007	.0013	.0013	.0027	.0012	.0036	.027
%RSD	323.4	19.58	3.407	202.9	6.226	11.99	5.415	.7147	1.336
#1	-.0000	.0009	.0199	.0015	.0213	.0203	.0222	.4990	1.974
#2	.0000	.0007	.0209	-.0003	.0195	.0241	.0205	.5040	2.012
Check ?	None	None	Chk Pass	None	Chk Pass	Chk Pass	Chk Pass	Chk Pass	None
Value									
Range									

Elem	Fe2599	Mg2790	K_7664	Na5895	B_2089	Mo2020	Pd3404	Si2124	Sn1899
Units	ppm	ppm	ppm	ppm	ppm	ppm	ppm	ppm	ppm
Avg	**.5333**	**1.909**	**-.0076**	**-.0001**	**.0008**	**-.0000**	**.0004**	**.0011**	**-.0001**
Stddev	.0054	.001	.0132	.0047	.0000	.0002	.0006	.0004	.0003
%RSD	1.010	.0646	173.6	7947.	4.988	563.1	143.8	33.28	452.0
#1	.5294	1.908	-.0169	-.0034	.0007	.0001	-.0000	.0008	.0001
#2	.5371	1.910	.0017	.0033	.0008	-.0002	.0008	.0013	-.0002
Check ?	Chk Pass	None	None	None	None	None	None	None	None
Value									
Range									

Zoom In Zoom Out

Sample Name: cria Acquired: 7/31/2014 12:19:26 Type: QC
Method: Accutest 2(v253) Mode: CONC Corr. Factor: 1.000000
User: admin Custom ID1: Custom ID2: Custom ID3:
Comment:

Elem	Sr4077	Ti3349	W_2079	Zr3391	S_1820	Bi2230	Li6707
Units	ppm	ppm	ppm	ppm	ppm	ppm	ppm
Avg	**-.0000**	**-.0006**	**.0079**	**.0003**	**.0017**	**-.0005**	**.0001**
Stddev	.0000	.0002	.0011	.0001	.0010	.0008	.0009
%RSD	13.18	27.24	14.49	56.80	59.63	161.4	717.3
#1	-.0000	-.0005	.0071	.0002	.0010	.0001	.0008
#2	-.0000	-.0007	.0087	.0004	.0024	-.0011	-.0005
Check ?	None	None	None	None	None	None	None
Value							
Range							

Int. Std.	Y_3600	Y_3710	Y_2243	In2306
Units	Cts/S	Cts/S	Cts/S	Cts/S
Avg	**77771.**	**26927.**	**1664.7**	**4011.3**
Stddev	51.	159.	1.4	.0
%RSD	.06616	.59087	.08559	.00039
#1	77808.	27040.	1665.7	4011.3
#2	77735.	26815.	1663.7	4011.3

Zoom In Zoom Out

Sample Name: crid Acquired: 7/31/2014 12:22:39 Type: QC
Method: Accutest 2(v253) Mode: CONC Corr. Factor: 1.000000
User: admin Custom ID1: Custom ID2: Custom ID3:
Comment:

Elem	Ba4554	Be3130	Cd2288	Co2286	Cr2677	Cu3247	Mn2576	Ni2316
Units	ppm	ppm	ppm	ppm	ppm	ppm	ppm	ppm
Avg	**.0042**	**.0010**	**.0011**	**.0032**	**.0021**	F **.0010**	**.0031**	**.0040**
Stddev	.0001	.0000	.0000	.0001	.0000	.0005	.0000	.0004
%RSD	2.496	4.238	4.149	1.958	.0014	49.48	.8315	9.504
#1	.0041	.0010	.0012	.0032	.0021	.0006	.0032	.0037
#2	.0043	.0010	.0011	.0033	.0021	.0013	.0031	.0043
Check ?	Chk Pass	Chk Pass	Chk Pass	Chk Pass	Chk Pass	Chk Fail	Chk Pass	Chk Pass
Value						.0020		
Range						-30.00%		

Elem	Ag3280	V_2924	Zn2062	As1890	Tl1908	Pb2203	Se1960	Sb2068
Units	ppm	ppm	ppm	ppm	ppm	ppm	ppm	ppm
Avg	**.0009**	**.0019**	**.0123**	**.0028**	**.0017**	**.0021**	**.0060**	F **.0020**
Stddev	.0002	.0001	.0001	.0000	.0011	.0003	.0021	.0002
%RSD	24.72	5.738	.5563	1.107	67.52	13.75	35.40	9.659
#1	.0010	.0020	.0123	.0028	.0025	.0019	.0075	.0019
#2	.0007	.0018	.0122	.0028	.0009	.0023	.0045	.0022
Check ?	Chk Pass	Chk Pass	Chk Pass	Chk Pass	Chk Pass	Chk Pass	Chk Pass	Chk Fail
Value								.0030
Range								-30.00%

Elem	Al3961	Ca3179	Fe2599	Mg2790	K_7664	Na5895	B_2089	Mo2020
Units	ppm	ppm	ppm	ppm	ppm	ppm	ppm	ppm
Avg	**.1073**	**1.013**	**-.0001**	**.1169**	**2.056**	**1.013**	**.0114**	**-.0001**
Stddev	.0062	.009	.0012	.0066	.003	.012	.0002	.0001
%RSD	5.742	.8464	1746.	5.660	.1437	1.204	1.489	108.5
#1	.1030	1.007	-.0009	.1215	2.054	1.004	.0113	-.0001
#2	.1117	1.019	.0008	.1122	2.059	1.022	.0116	-.0000
Check ?	Chk Pass	Chk Pass	None	Chk Pass	Chk Pass	Chk Pass	Chk Pass	None
Value								
Range								

Zoom In Zoom Out

Sample Name: crid Acquired: 7/31/2014 12:22:39 Type: QC
Method: Accutest 2(v253) Mode: CONC Corr. Factor: 1.000000
User: admin Custom ID1: Custom ID2: Custom ID3:
Comment:

Elem	Pd3404	Si2124	Sn1899	Sr4077	Ti3349	W_2079	Zr3391	S_1820
Units	ppm	ppm	ppm	ppm	ppm	ppm	ppm	ppm
Avg	**.0001**	**.0023**	**-.0009**	**-.0000**	**-.0004**	**.0049**	F **-.0000**	**.0039**
Stddev	.0001	.0011	.0001	.0000	.0002	.0004	.0000	.0011
%RSD	88.75	48.83	8.930	496.1	42.10	8.414	1773.	28.89
#1	.0002	.0032	-.0010	-.0000	-.0005	.0046	.0000	.0031
#2	.0000	.0015	-.0009	.0000	-.0003	.0052	-.0000	.0047
Check ?	None	None	None	None	None	Chk Pass	Chk Fail	Chk Pass
Value							.0040	
Range							-30.00%	

Elem	Bi2230	Li6707
Units	ppm	ppm
Avg	F **-.0010**	F **.0000**
Stddev	.0006	.0000
%RSD	60.46	142.7
#1	-.0005	-.0000
#2	-.0014	.0000
Check ?	Chk Fail	Chk Fail
Value	.0040	.0040
Range	-30.00%	-30.00%

Int. Std.	Y_3600	Y_3710	Y_2243	In2306
Units	Cts/S	Cts/S	Cts/S	Cts/S
Avg	**77437.**	**26919.**	**1658.7**	**3997.6**
Stddev	265.	283.	.6	2.8
%RSD	.34160	1.0511	.03535	.06910
#1	77250.	27119.	1659.1	3999.6
#2	77624.	26719.	1658.2	3995.7

Zoom In Zoom Out

Sample Name: cri Acquired: 7/31/2014 12:25:52 Type: QC
Method: Accutest 2(v253) Mode: CONC Corr. Factor: 1.000000
User: admin Custom ID1: Custom ID2: Custom ID3:
Comment:

Elem	Ba4554	Be3130	Cd2288	Co2286	Cr2677	Cu3247	Mn2576	Ni2316	Ag3280
Units	ppm	ppm	ppm	ppm	ppm	ppm	ppm	ppm	ppm
Avg	**.2038**	**.0022**	**.0036**	**.0511**	**.0113**	**.0085**	**.0158**	**.0102**	**.0045**
Stddev	.0013	.0001	.0001	.0011	.0004	.0001	.0001	.0006	.0005
%RSD	.6522	2.516	3.269	2.085	3.174	1.582	.3981	5.451	10.31
#1	.2029	.0021	.0037	.0518	.0110	.0084	.0158	.0105	.0042
#2	.2048	.0022	.0035	.0503	.0115	.0086	.0157	.0098	.0048
Check ?	Chk Pass	Chk Pass	Chk Pass	Chk Pass	Chk Pass	Chk Pass	Chk Pass	Chk Pass	Chk Pass
Value									
Range									

Elem	V_2924	Zn2062	As1890	Tl1908	Pb2203	Se1960	Sb2068	Al3961	Ca3179
Units	ppm	ppm	ppm	ppm	ppm	ppm	ppm	ppm	ppm
Avg	**.0530**	**.0230**	**.0095**	**.0120**	**.0024**	**.0093**	**.0067**	**.2021**	**5.024**
Stddev	.0001	.0001	.0016	.0010	.0004	.0012	.0005	.0066	.051
%RSD	.2565	.5715	17.26	8.614	16.10	12.60	7.540	3.244	1.016
#1	.0531	.0231	.0107	.0128	.0027	.0101	.0070	.1975	4.988
#2	.0530	.0229	.0084	.0113	.0022	.0085	.0063	.2068	5.060
Check ?	Chk Pass	Chk Pass	Chk Pass	Chk Pass	Chk Pass	Chk Pass	Chk Pass	Chk Pass	Chk Pass
Value									
Range									

Elem	Fe2599	Mg2790	K_7664	Na5895	B_2089	Mo2020	Pd3404	Si2124	Sn1899
Units	ppm	ppm	ppm	ppm	ppm	ppm	ppm	ppm	ppm
Avg	**.1052**	**4.931**	**5.082**	**4.975**	**.1055**	**.0215**	**.0527**	**.2119**	**.0097**
Stddev	.0006	.040	.044	.041	.0011	.0004	.0007	.0038	.0002
%RSD	.6144	.8108	.8754	.8326	.9994	1.956	1.266	1.789	2.386
#1	.1047	4.903	5.050	4.946	.1062	.0217	.0522	.2145	.0099
#2	.1056	4.960	5.113	5.004	.1048	.0212	.0531	.2092	.0096
Check ?	Chk Pass	Chk Pass	Chk Pass	Chk Pass	Chk Pass	Chk Pass	Chk Pass	Chk Pass	Chk Pass
Value									
Range									

Zoom In Zoom Out

Sample Name: cri Acquired: 7/31/2014 12:25:52 Type: QC
Method: Accutest 2(v253) Mode: CONC Corr. Factor: 1.000000
User: admin Custom ID1: Custom ID2: Custom ID3:
Comment:

Elem	Sr4077	Ti3349	W_2079	Zr3391	S_1820	Bi2230	Li6707
Units	ppm	ppm	ppm	ppm	ppm	ppm	ppm
Avg	**.0106**	**.0103**	**.0598**	**.0098**	**.0524**	**.0209**	**.0221**
Stddev	.0002	.0003	.0013	.0001	.0006	.0004	.0009
%RSD	1.608	2.686	2.130	.7912	1.164	1.777	4.301
#1	.0105	.0105	.0607	.0098	.0529	.0212	.0214
#2	.0107	.0101	.0589	.0097	.0520	.0207	.0228
Check ?	Chk Pass	Chk Pass	Chk Pass	Chk Pass	Chk Pass	Chk Pass	Chk Pass
Value							
Range							

Int. Std.	Y_3600	Y_3710	Y_2243	In2306
Units	Cts/S	Cts/S	Cts/S	Cts/S
Avg	**76915.**	**26785.**	**1657.1**	**3942.1**
Stddev	261.	129.	6.6	15.0
%RSD	.33907	.48012	.39649	.37997
#1	76731.	26875.	1652.4	3931.5
#2	77100.	26694.	1661.7	3952.7

Zoom In Zoom Out

Sample Name: sampleconf Acquired: 7/31/2014 12:30:32 Type: Unk
Method: Accutest 2(v253) Mode: CONC Corr. Factor: 1.000000
User: admin Custom ID1: Custom ID2: Custom ID3:
Comment:

Elem	Ba4554	Be3130	Cd2288	Co2286	Cr2677	Cu3247	Mn2576	Ni2316	Ag3280
Avg	**.0001**	**-.0002**	**-.0002**	**.0004**	**.0009**	**-.0132**	**-.0064**	**.0020**	**-.0526**
Stddev	.0001	.0000	.0001	.0000	.0000	.0012	.0019	.0008	.0168
%RSD	204.8	19.17	68.22	.1492	.3525	8.755	30.17	40.56	32.02
#1	-.0000	-.0001	-.0003	.0004	.0009	-.0124	-.0078	.0014	-.0645
#2	.0002	-.0002	-.0001	.0004	.0009	-.0140	-.0050	.0026	-.0407

Elem	V_2924	Zn2062	As1890	Tl1908	Pb2203	Se1960	Sb2068	Al3961	Ca3179
Avg	**.0002**	**.0011**	**.0034**	**-.0069**	**-.0181**	**-.0150**	**-.0021**	*****	*****
Stddev	.0003	.0004	.0018	.0027	.0092	.0045	.0005	-----	-----
%RSD	129.0	39.64	54.37	39.25	50.53	30.26	21.13	-----	-----
#1	.0004	.0008	.0021	-.0050	-.0116	-.0118	-.0018	-----	-----
#2	.0000	.0014	.0047	-.0088	-.0246	-.0182	-.0025	429.5	389.7

Elem	Fe2599	Mg2790	K_7664	Na5895	B_2089	Mo2020	Pd3404	Si2124	Sn1899
Avg	*****	*****	**-.0217**	**.0053**	**-.0007**	**-.0009**	**-.0112**	**-.0047**	**-.0013**
Stddev	-----	-----	.0197	.0122	.0005	.0001	.0032	.0034	.0001
%RSD	-----	-----	90.54	229.7	66.26	10.92	28.50	72.11	4.655
#1	-----	-----	-.0078	-.0033	-.0011	-.0010	-.0134	-.0071	-.0013
#2	191.2	513.2	-.0357	.0139	-.0004	-.0009	-.0089	-.0023	-.0013

Elem	Sr4077	Ti3349	W_2079	Zr3391	S_1820	Bi2230	Li6707
Avg	**.0066**	**.0012**	**.0017**	**-.0052**	**.0103**	**.0038**	**.0094**
Stddev	.0067	.0001	.0014	.0017	.0077	.0008	.0099
%RSD	102.5	12.24	81.12	33.08	74.70	21.00	106.3
#1	.0018	.0013	.0007	-.0064	.0049	.0032	.0023
#2	.0113	.0011	.0026	-.0040	.0158	.0044	.0164

Int. Std.	Y_3600	Y_3710	Y_2243	In2306
Avg	*****	**28586.**	**2873.4**	*****
Stddev	-----	5416.	652.9	-----
%RSD	-----	18.945	22.723	-----
#1	-----	32415.	3335.1	-----
#2	-----	24757.	2411.7	4923.6

Zoom In Zoom Out

Sample Name: icsa Acquired: 7/31/2014 12:33:48 Type: QC
Method: Accutest 2(v253) Mode: CONC Corr. Factor: 1.000000
User: admin Custom ID1: Custom ID2: Custom ID3:
Comment:

Elem	Ba4554	Be3130	Cd2288	Co2286	Cr2677	Cu3247	Mn2576	Ni2316	Ag3280
Units	ppm	ppm	ppm	ppm	ppm	ppm	ppm	ppm	ppm
Avg	**-.0014**	**-.0002**	**.0025**	**.0008**	**.0019**	**.0024**	**.0041**	**-.0052**	**.0059**
Stddev	.0001	.0000	.0000	.0000	.0005	.0008	.0002	.0001	.0004
%RSD	4.407	11.32	1.824	1.785	25.60	32.63	5.611	2.763	6.452
#1	-.0013	-.0002	.0026	.0008	.0022	.0019	.0039	-.0051	.0057
#2	-.0014	-.0002	.0025	.0008	.0016	.0030	.0042	-.0054	.0062
Check ?	Chk Pass	Chk Pass	Chk Pass	Chk Pass	Chk Pass	Chk Pass	Chk Pass	Chk Pass	Chk Pass
High Limit									
Low Limit									

Elem	V_2924	Zn2062	As1890	Tl1908	Pb2203	Se1960	Sb2068	Al3961	Ca3179
Units	ppm	ppm	ppm	ppm	ppm	ppm	ppm	ppm	ppm
Avg	**-.0007**	**.0006**	**.0007**	**-.0018**	**-.0023**	**.0038**	**.0076**	**496.6**	**372.1**
Stddev	.0001	.0002	.0020	.0020	.0037	.0004	.0006	3.9	.5
%RSD	19.58	31.79	306.8	115.8	157.2	10.99	7.402	.7928	.1288
#1	-.0008	.0008	.0021	-.0032	-.0049	.0041	.0072	493.8	371.7
#2	-.0006	.0005	-.0008	-.0003	.0003	.0035	.0080	499.4	372.4
Check ?	Chk Pass	Chk Pass	Chk Pass	Chk Pass	Chk Pass	Chk Pass	Chk Pass	Chk Pass	Chk Pass
High Limit									
Low Limit									

Elem	Fe2599	Mg2790	K_7664	Na5895	B_2089	Mo2020	Pd3404	Si2124	Sn1899
Units	ppm	ppm	ppm	ppm	ppm	ppm	ppm	ppm	ppm
Avg	**192.4**	**515.1**	**.1330**	**-.0239**	**-.0031**	**.0000**	**.0227**	**-.0164**	**-.0029**
Stddev	.5	.1	.0137	.0007	.0008	.0004	.0008	.0001	.0006
%RSD	.2409	.0171	10.28	2.735	26.29	1492.	3.342	.8917	19.46
#1	192.1	515.1	.1234	-.0235	-.0037	-.0002	.0221	-.0165	-.0033
#2	192.7	515.0	.1427	-.0244	-.0025	.0003	.0232	-.0163	-.0025
Check ?	Chk Pass	Chk Pass	Chk Pass	Chk Pass	Chk Pass	Chk Pass	Chk Pass	Chk Pass	Chk Pass
High Limit									
Low Limit									

Zoom In Zoom Out

Sample Name: icsa Acquired: 7/31/2014 12:33:48 Type: QC
Method: Accutest 2(v253) Mode: CONC Corr. Factor: 1.000000
User: admin Custom ID1: Custom ID2: Custom ID3:
Comment:

Elem	Sr4077	Ti3349	W_2079	Zr3391	S_1820	Bi2230	Li6707
Units	ppm	ppm	ppm	ppm	ppm	ppm	ppm
Avg	**-.0044**	**-.0001**	**.0044**	**.0007**	**.0096**	**-.0057**	**.0158**
Stddev	.0001	.0004	.0027	.0001	.0002	.0017	.0004
%RSD	1.347	772.1	63.01	7.119	2.298	29.07	2.496
#1	-.0043	-.0003	.0063	.0007	.0098	-.0069	.0161
#2	-.0044	.0002	.0024	.0007	.0095	-.0045	.0155
Check ?	Chk Pass	Chk Pass	Chk Pass	Chk Pass	Chk Pass	Chk Pass	Chk Pass
High Limit							
Low Limit							

Int. Std.	Y_3600	Y_3710	Y_2243	In2306
Units	Cts/S	Cts/S	Cts/S	Cts/S
Avg	**66112.**	**25255.**	**1440.4**	**3051.4**
Stddev	49.	48.	.1	3.0
%RSD	.07379	.19048	.00822	.09717
#1	66147.	25289.	1440.3	3049.3
#2	66078.	25221.	1440.5	3053.5

Zoom In Zoom Out

Sample Name: icsab Acquired: 7/31/2014 12:37:08 Type: QC
Method: Accutest 2(v253) Mode: CONC Corr. Factor: 1.000000
User: admin Custom ID1: Custom ID2: Custom ID3:
Comment:

Elem	Ba4554	Be3130	Cd2288	Co2286	Cr2677	Cu3247	Mn2576	Ni2316	Ag3280
Units	ppm	ppm	ppm	ppm	ppm	ppm	ppm	ppm	ppm
Avg	**.5002**	**.4960**	**1.028**	**.4963**	**.4943**	**.4914**	**.4902**	**.9788**	**1.027**
Stddev	.0004	.0009	.018	.0095	.0027	.0014	.0008	.0178	.002
%RSD	.0719	.1885	1.766	1.909	.5386	.2819	.1630	1.814	.1711
#1	.5004	.4966	1.041	.5030	.4962	.4924	.4907	.9913	1.028
#2	.4999	.4953	1.016	.4896	.4924	.4904	.4896	.9662	1.026
Check ?	Chk Pass	Chk Pass	Chk Pass	Chk Pass	Chk Pass	Chk Pass	Chk Pass	Chk Pass	Chk Pass
Value									
Range									

Elem	V_2924	Zn2062	As1890	Tl1908	Pb2203	Se1960	Sb2068	Al3961	Ca3179
Units	ppm	ppm	ppm	ppm	ppm	ppm	ppm	ppm	ppm
Avg	**.4835**	**.9761**	**1.038**	**.9640**	**.9831**	**1.135**	**1.038**	**497.8**	**367.3**
Stddev	.0011	.0175	.019	.0206	.0135	.015	.017	1.8	2.8
%RSD	.2264	1.788	1.858	2.142	1.369	1.345	1.628	.3655	.7568
#1	.4843	.9885	1.052	.9786	.9926	1.146	1.050	496.5	365.3
#2	.4827	.9638	1.025	.9494	.9736	1.124	1.026	499.1	369.3
Check ?	Chk Pass	Chk Pass	Chk Pass	Chk Pass	Chk Pass	Chk Pass	Chk Pass	Chk Pass	Chk Pass
Value									
Range									

Elem	Fe2599	Mg2790	K_7664	Na5895	B_2089	Mo2020	Pd3404	Si2124	Sn1899
Units	ppm	ppm	ppm	ppm	ppm	ppm	ppm	ppm	ppm
Avg	**189.3**	**512.9**	**.1497**	**-.0189**	**.0023**	**.5016**	**.5882**	**-.0159**	**-.0048**
Stddev	.2	2.3	.0191	.0006	.0014	.0089	.0004	.0016	.0007
%RSD	.0806	.4521	12.75	3.122	58.75	1.777	.0637	9.976	14.35
#1	189.4	514.5	.1632	-.0193	.0033	.5079	.5884	-.0148	-.0043
#2	189.2	511.2	.1362	-.0185	.0014	.4953	.5879	-.0171	-.0052
Check ?	Chk Pass	Chk Pass	None	None	None	Chk Pass	Chk Pass	None	None
Value									
Range									

Zoom In Zoom Out

Sample Name: icsab Acquired: 7/31/2014 12:37:08 Type: QC
Method: Accutest 2(v253) Mode: CONC Corr. Factor: 1.000000
User: admin Custom ID1: Custom ID2: Custom ID3:
Comment:

Elem	Sr4077	Ti3349	W_2079	Zr3391	S_1820	Bi2230	Li6707
Units	ppm	ppm	ppm	ppm	ppm	ppm	ppm
Avg	**-.0043**	**-.0001**	**.5393**	**.5286**	**.5223**	**.4981**	**.5536**
Stddev	.0001	.0002	.0137	.0008	.0059	.0101	.0002
%RSD	1.765	316.5	2.547	.1515	1.135	2.019	.0305
#1	-.0042	-.0002	.5490	.5292	.5265	.5053	.5537
#2	-.0043	.0001	.5296	.5280	.5181	.4910	.5534
Check ?	None	None	Chk Pass	Chk Pass	Chk Pass	Chk Pass	Chk Pass
Value							
Range							

Int. Std.	Y_3600	Y_3710	Y_2243	In2306
Units	Cts/S	Cts/S	Cts/S	Cts/S
Avg	**65869.**	**25302.**	**1433.5**	**3049.5**
Stddev	8.	37.	4.6	10.4
%RSD	.01208	.14573	.32262	.33980
#1	65863.	25276.	1430.3	3042.2
#2	65874.	25328.	1436.8	3056.8

Zoom In Zoom Out

Sample Name: ccv Acquired: 7/31/2014 12:40:19 Type: QC
Method: Accutest 2(v253) Mode: CONC Corr. Factor: 1.000000
User: admin Custom ID1: Custom ID2: Custom ID3:
Comment:

Elem	Ba4554	Be3130	Cd2288	Co2286	Cr2677	Cu3247	Mn2576	Ni2316	Ag3280
Units	ppm	ppm	ppm	ppm	ppm	ppm	ppm	ppm	ppm
Avg	**2.021**	**2.045**	**2.052**	**2.048**	**2.055**	**1.947**	**2.065**	**2.084**	**.2461**
Stddev	.026	.031	.016	.015	.001	.007	.000	.014	.0009
%RSD	1.311	1.523	.7630	.7062	.0360	.3712	.0203	.6519	.3745
#1	2.002	2.023	2.063	2.059	2.056	1.952	2.066	2.093	.2468
#2	2.039	2.067	2.041	2.038	2.055	1.942	2.065	2.074	.2455
Check ?	Chk Pass	Chk Pass	Chk Pass	Chk Pass	Chk Pass	Chk Pass	Chk Pass	Chk Pass	Chk Pass
Value									
Range									

Elem	V_2924	Zn2062	As1890	Tl1908	Pb2203	Se1960	Sb2068	Al3961	Ca3179
Units	ppm	ppm	ppm	ppm	ppm	ppm	ppm	ppm	ppm
Avg	**2.003**	**2.107**	**2.034**	**2.126**	**2.104**	**2.048**	**2.043**	**39.25**	**40.07**
Stddev	.002	.014	.016	.019	.011	.016	.014	.59	.55
%RSD	.0932	.6771	.7858	.8996	.5067	.7549	.6611	1.496	1.363
#1	2.004	2.117	2.046	2.140	2.111	2.058	2.053	38.84	39.69
#2	2.002	2.097	2.023	2.113	2.096	2.037	2.034	39.67	40.46
Check ?	Chk Pass	Chk Pass	Chk Pass	Chk Pass	Chk Pass	Chk Pass	Chk Pass	Chk Pass	Chk Pass
Value									
Range									

Elem	Fe2599	Mg2790	K_7664	Na5895	B_2089	Mo2020	Pd3404	Si2124	Sn1899
Units	ppm	ppm	ppm	ppm	ppm	ppm	ppm	ppm	ppm
Avg	**40.75**	**39.51**	**39.68**	**40.00**	**2.057**	**2.095**	**1.988**	**5.158**	**2.116**
Stddev	.60	.52	.45	.50	.012	.013	.001	.025	.014
%RSD	1.466	1.318	1.125	1.248	.5690	.5948	.0600	.4875	.6513
#1	40.33	39.14	39.37	39.64	2.065	2.104	1.988	5.176	2.125
#2	41.18	39.87	40.00	40.35	2.048	2.086	1.987	5.141	2.106
Check ?	Chk Pass	Chk Pass	Chk Pass	Chk Pass	Chk Pass	Chk Pass	Chk Pass	Chk Pass	Chk Pass
Value									
Range									

Zoom In Zoom Out

Sample Name: ccv Acquired: 7/31/2014 12:40:19 Type: QC
Method: Accutest 2(v253) Mode: CONC Corr. Factor: 1.000000
User: admin Custom ID1: Custom ID2: Custom ID3:
Comment:

Elem	Sr4077	Ti3349	W_2079	Zr3391	S_1820	Bi2230	Li6707
Units	ppm	ppm	ppm	ppm	ppm	ppm	ppm
Avg	**2.025**	**2.044**	**2.028**	**1.997**	**2.026**	**2.038**	**1.972**
Stddev	.027	.003	.027	.002	.012	.011	.025
%RSD	1.333	.1523	1.349	.1147	.5938	.5340	1.293
#1	2.006	2.042	2.047	1.998	2.035	2.046	1.954
#2	2.044	2.046	2.008	1.995	2.018	2.031	1.991
Check ?	Chk Pass	Chk Pass	Chk Pass	Chk Pass	Chk Pass	Chk Pass	Chk Pass
Value							
Range							

Int. Std.	Y_3600	Y_3710	Y_2243	In2306
Units	Cts/S	Cts/S	Cts/S	Cts/S
Avg	**73275.**	**26508.**	**1589.1**	**3556.2**
Stddev	116.	302.	1.8	4.2
%RSD	.15857	1.1388	.11120	.11950
#1	73357.	26721.	1590.4	3559.2
#2	73193.	26294.	1587.9	3553.2

Zoom In Zoom Out

Sample Name: ccb Acquired: 7/31/2014 12:43:15 Type: QC
Method: Accutest 2(v253) Mode: CONC Corr. Factor: 1.000000
User: admin Custom ID1: Custom ID2: Custom ID3:
Comment:

Elem	Ba4554	Be3130	Cd2288	Co2286	Cr2677	Cu3247	Mn2576	Ni2316	Ag3280
Units	ppm	ppm	ppm	ppm	ppm	ppm	ppm	ppm	ppm
Avg	**.0002**	**.0001**	**.0001**	**.0003**	**.0002**	**-.0000**	**.0001**	**-.0000**	**-.0002**
Stddev	.0001	.0001	.0001	.0002	.0005	.0003	.0000	.0002	.0001
%RSD	78.06	78.97	96.84	55.99	345.8	700.0	83.68	763.7	34.13
#1	.0003	.0002	.0000	.0005	.0005	.0002	.0000	-.0001	-.0002
#2	.0001	.0000	.0002	.0002	-.0002	-.0003	.0001	.0001	-.0003
Check ?	Chk Pass	Chk Pass	Chk Pass	Chk Pass	Chk Pass	Chk Pass	Chk Pass	Chk Pass	Chk Pass
High Limit									
Low Limit									

Elem	V_2924	Zn2062	As1890	Tl1908	Pb2203	Se1960	Sb2068	Al3961	Ca3179
Units	ppm	ppm	ppm	ppm	ppm	ppm	ppm	ppm	ppm
Avg	**-.0000**	**.0003**	**-.0004**	**.0005**	**-.0008**	**.0011**	**.0009**	**.0084**	**.0068**
Stddev	.0001	.0001	.0001	.0002	.0011	.0006	.0005	.0009	.0016
%RSD	441.1	20.70	28.52	31.79	138.0	53.09	59.72	10.52	23.40
#1	.0000	.0003	-.0005	.0006	-.0000	.0007	.0012	.0091	.0079
#2	-.0001	.0004	-.0003	.0004	-.0015	.0014	.0005	.0078	.0057
Check ?	Chk Pass	Chk Pass	Chk Pass	Chk Pass	Chk Pass	Chk Pass	Chk Pass	Chk Pass	Chk Pass
High Limit									
Low Limit									

Elem	Fe2599	Mg2790	K_7664	Na5895	B_2089	Mo2020	Pd3404	Si2124	Sn1899
Units	ppm	ppm	ppm	ppm	ppm	ppm	ppm	ppm	ppm
Avg	**.0059**	**.0087**	**-.0164**	**.0052**	**.0022**	**.0013**	**.0009**	**.0009**	**-.0000**
Stddev	.0016	.0007	.0012	.0025	.0004	.0005	.0006	.0004	.0001
%RSD	27.03	8.206	7.466	48.56	18.68	37.99	66.28	46.40	313.9
#1	.0070	.0082	-.0155	.0034	.0019	.0010	.0013	.0006	.0000
#2	.0048	.0093	-.0173	.0071	.0025	.0017	.0005	.0013	-.0001
Check ?	Chk Pass	Chk Pass	Chk Pass	Chk Pass	Chk Pass	Chk Pass	Chk Pass	Chk Pass	Chk Pass
High Limit									
Low Limit									

Zoom In Zoom Out

Sample Name: ccb Acquired: 7/31/2014 12:43:15 Type: QC
Method: Accutest 2(v253) Mode: CONC Corr. Factor: 1.000000
User: admin Custom ID1: Custom ID2: Custom ID3:
Comment:

Elem	Sr4077	Ti3349	W_2079	Zr3391	S_1820	Bi2230	Li6707
Units	ppm	ppm	ppm	ppm	ppm	ppm	ppm
Avg	**.0001**	**-.0001**	F **.0212**	**.0006**	**.0122**	**-.0002**	**.0000**
Stddev	.0000	.0001	.0030	.0001	.0013	.0006	.0003
%RSD	15.50	93.01	13.98	8.374	10.55	393.3	4356.
#1	.0002	-.0002	.0191	.0007	.0131	-.0006	-.0002
#2	.0001	-.0000	.0233	.0006	.0113	.0003	.0002
Check ?	Chk Pass	Chk Pass	Chk Fail	Chk Pass	Chk Pass	Chk Pass	Chk Pass
High Limit			.0050				
Low Limit			-.0050				

Int. Std.	Y_3600	Y_3710	Y_2243	In2306
Units	Cts/S	Cts/S	Cts/S	Cts/S
Avg	**78201.**	**26794.**	**1682.5**	**4061.0**
Stddev	406.	272.	9.7	19.2
%RSD	.51921	1.0151	.57418	.47276
#1	77914.	26987.	1675.7	4047.4
#2	78488.	26602.	1689.3	4074.6

Zoom In Zoom Out

Sample Name: mp80918-mb1conf Acquired: 7/31/2014 12:46:49 Type: Unk
Method: Accutest 2(v253) Mode: CONC Corr. Factor: 1.000000
User: admin Custom ID1: Custom ID2: Custom ID3:
Comment:

Elem	Ba4554	Be3130	Cd2288	Co2286	Cr2677	Cu3247	Mn2576	Ni2316	Ag3280
Avg	**.0002**	**.0001**	**.0001**	**.0002**	**.0008**	**-.0012**	**.0003**	**.0004**	**-.0001**
Stddev	.0000	.0000	.0001	.0001	.0000	.0002	.0000	.0001	.0006
%RSD	18.84	27.95	95.06	42.25	1.239	13.40	9.715	38.32	406.6
#1	.0002	.0001	.0000	.0002	.0008	-.0013	.0003	.0005	-.0006
#2	.0002	.0002	.0002	.0001	.0008	-.0010	.0003	.0003	.0003

Elem	V_2924	Zn2062	As1890	Tl1908	Pb2203	Se1960	Sb2068	Al3961	Ca3179
Avg	**.0001**	**.0031**	**-.0001**	**-.0007**	**.0004**	**.0024**	**.0014**	**.0179**	**.0215**
Stddev	.0002	.0001	.0006	.0008	.0004	.0008	.0006	.0030	.0009
%RSD	381.4	4.434	418.8	122.5	113.3	32.68	44.88	16.62	4.320
#1	-.0001	.0030	.0003	-.0001	.0001	.0029	.0018	.0158	.0222
#2	.0002	.0032	-.0005	-.0013	.0007	.0018	.0009	.0200	.0209

Elem	Fe2599	Mg2790	K_7664	Na5895	B_2089	Mo2020	Pd3404	Si2124	Sn1899
Avg	**.0226**	**-.0031**	**-.0193**	**.0085**	**.0017**	**.0006**	**-.0008**	**.0176**	**.0131**
Stddev	.0011	.0090	.0008	.0070	.0003	.0001	.0001	.0009	.0006
%RSD	4.787	289.2	3.947	82.40	19.27	22.25	16.47	5.067	4.869
#1	.0219	-.0095	-.0199	.0135	.0019	.0005	-.0009	.0170	.0136
#2	.0234	.0033	-.0188	.0036	.0014	.0007	-.0007	.0183	.0127

Elem	Sr4077	Ti3349	W_2079	Zr3391	S_1820	Bi2230	Li6707
Avg	**.0002**	**.0006**	**.0154**	**.0008**	**.0126**	**-.0019**	**.0005**
Stddev	.0000	.0005	.0009	.0000	.0017	.0000	.0000
%RSD	8.272	80.97	5.739	3.637	13.81	.7659	8.764
#1	.0002	.0009	.0148	.0008	.0114	-.0019	.0004
#2	.0002	.0003	.0160	.0008	.0138	-.0020	.0005

Int. Std.	Y_3600	Y_3710	Y_2243	In2306
Avg	**76946.**	**26817.**	**1641.7**	**3989.0**
Stddev	99.	92.	11.9	25.8
%RSD	.12821	.34240	.72300	.64669
#1	76876.	26882.	1633.3	3970.8
#2	77015.	26753.	1650.1	4007.2

Zoom In Zoom Out

Sample Name: jb72657-1conf Acquired: 7/31/2014 12:50:02 Type: Unk
Method: Accutest 2(v253) Mode: CONC Corr. Factor: 1.000000
User: admin Custom ID1: Custom ID2: Custom ID3:
Comment:

Elem	Ba4554	Be3130	Cd2288	Co2286	Cr2677	Cu3247	Mn2576	Ni2316	Ag3280
Avg	**.1472**	**.0072**	**.0044**	**.0055**	**.3614**	**.0744**	**.1833**	**1.324**	**-.0124**
Stddev	.0009	.0000	.0003	.0005	.0025	.0014	.0001	.017	.0083
%RSD	.5908	.5753	6.972	8.852	.6796	1.876	.0440	1.256	66.93
#1	.1466	.0072	.0042	.0058	.3632	.0735	.1834	1.336	-.0182
#2	.1478	.0072	.0047	.0051	.3597	.0754	.1833	1.312	-.0065

Elem	V_2924	Zn2062	As1890	Tl1908	Pb2203	Se1960	Sb2068	Al3961	Ca3179
Avg	**.8983**	**.2030**	**.2280**	**.0069**	**.0987**	**.0316**	**.0033**	**99.54**	**2.718**
Stddev	.0055	.0031	.0021	.0041	.0015	.0013	.0002	.62	.016
%RSD	.6096	1.522	.9005	59.64	1.562	4.255	5.958	.6260	.5692
#1	.9021	.2052	.2294	.0040	.0998	.0325	.0031	99.10	2.707
#2	.8944	.2008	.2265	.0098	.0976	.0306	.0034	99.98	2.729

Elem	Fe2599	Mg2790	K_7664	Na5895	B_2089	Mo2020	Pd3404	Si2124	Sn1899
Avg	**464.4**	**6.241**	**16.03**	**.5812**	**.1066**	**.0063**	**.0167**	**12.39**	**.0176**
Stddev	10.9	.016	.07	.0035	.0018	.0004	.0013	.11	.0007
%RSD	2.351	.2603	.4457	.6017	1.669	6.875	7.542	.8483	4.240
#1	456.7	6.229	15.98	.5787	.1079	.0067	.0158	12.46	.0181
#2	472.1	6.252	16.08	.5837	.1054	.0060	.0176	12.32	.0171

Elem	Sr4077	Ti3349	W_2079	Zr3391	S_1820	Bi2230	Li6707
Avg	**.0531**	**1.362**	**.0197**	**.0808**	**2.492**	**.0107**	**.1699**
Stddev	.0002	.011	.0026	.0016	.026	.0024	.0007
%RSD	.3314	.7951	13.37	2.013	1.046	22.63	.4232
#1	.0530	1.370	.0178	.0796	2.510	.0124	.1694
#2	.0532	1.355	.0215	.0819	2.473	.0090	.1704

Int. Std.	Y_3600	Y_3710	Y_2243	In2306
Avg	**74726.**	**26957.**	**1613.9**	**3772.8**
Stddev	279.	251.	6.6	14.7
%RSD	.37299	.93013	.41013	.38866
#1	74529.	27134.	1609.3	3762.5
#2	74923.	26780.	1618.6	3783.2

Zoom In Zoom Out

Sample Name: mp-013-674-mixAconf Acquired: 7/31/2014 12:53:13 Type: Unk
Method: Accutest 2(v253) Mode: CONC Corr. Factor: 1.000000
User: admin Custom ID1: Custom ID2: Custom ID3:
Comment:

Elem	Ba4554	Be3130	Cd2288	Co2286	Cr2677	Cu3247	Mn2576	Ni2316	Ag3280
Avg	**2.012**	**2.051**	**2.063**	**1.989**	**2.092**	**2.005**	**2.129**	**2.041**	**.2363**
Stddev	.008	.012	.026	.028	.010	.012	.011	.029	.0020
%RSD	.4115	.6052	1.239	1.418	.4746	.5963	.5097	1.423	.8328
#1	2.006	2.042	2.081	2.009	2.099	2.014	2.137	2.061	.2377
#2	2.018	2.060	2.045	1.969	2.085	1.997	2.122	2.020	.2349

Elem	V_2924	Zn2062	As1890	Tl1908	Pb2203	Se1960	Sb2068	Al3961	Ca3179
Avg	**2.022**	**2.170**	**2.032**	**2.238**	**2.162**	**2.206**	**.0017**	**.0108**	**-.0416**
Stddev	.013	.026	.024	.026	.028	.036	.0005	.0035	.0002
%RSD	.6503	1.200	1.188	1.156	1.291	1.634	28.44	32.23	.4854
#1	2.031	2.189	2.049	2.256	2.182	2.231	.0021	.0084	-.0418
#2	2.012	2.152	2.015	2.220	2.143	2.180	.0014	.0133	-.0415

Elem	Fe2599	Mg2790	K_7664	Na5895	B_2089	Mo2020	Pd3404	Si2124	Sn1899
Avg	**.0348**	**-.0089**	**.0427**	**.0021**	**-.0003**	**-.0003**	**.0033**	**-.0024**	**-.0002**
Stddev	.0104	.0059	.0029	.0009	.0002	.0002	.0009	.0007	.0000
%RSD	29.78	65.70	6.713	41.05	75.21	65.73	26.29	29.41	.3638
#1	.0422	-.0130	.0407	.0015	-.0001	-.0004	.0027	-.0029	-.0002
#2	.0275	-.0048	.0447	.0027	-.0004	-.0001	.0039	-.0019	-.0002

Elem	Sr4077	Ti3349	W_2079	Zr3391	S_1820	Bi2230	Li6707
Avg	**2.058**	**.0001**	**.0113**	**-.0010**	**.0167**	**2.026**	**2.027**
Stddev	.009	.0004	.0005	.0002	.0005	.027	.011
%RSD	.4619	266.1	4.605	23.07	3.278	1.344	.5174
#1	2.051	-.0001	.0109	-.0008	.0171	2.045	2.020
#2	2.064	.0004	.0116	-.0012	.0163	2.006	2.035

Int. Std.	Y_3600	Y_3710	Y_2243	In2306
Avg	**77099.**	**26785.**	**1656.3**	**3961.4**
Stddev	317.	71.	2.4	8.1
%RSD	.41062	.26591	.14756	.20421
#1	76875.	26835.	1654.6	3955.7
#2	77323.	26734.	1658.1	3967.2

Zoom In Zoom Out

Sample Name: mp-013-675-mixBconf Acquired: 7/31/2014 12:56:16 Type: Unk
Method: Accutest 2(v253) Mode: CONC Corr. Factor: 1.000000
User: admin Custom ID1: Custom ID2: Custom ID3:
Comment:

Elem	Ba4554	Be3130	Cd2288	Co2286	Cr2677	Cu3247	Mn2576	Ni2316	Ag3280
Avg	**-.0019**	**.0019**	**.0020**	**.0020**	**.0007**	**-.0454**	**.0002**	**-.0037**	**.0041**
Stddev	.0000	.0001	.0001	.0000	.0003	.0014	.0000	.0001	.0003
%RSD	1.097	4.656	4.355	.0336	38.52	3.146	12.96	2.902	6.981
#1	-.0019	.0019	.0019	.0020	.0005	-.0464	.0002	-.0037	.0039
#2	-.0019	.0018	.0020	.0020	.0009	-.0444	.0002	-.0038	.0043

Elem	V_2924	Zn2062	As1890	Tl1908	Pb2203	Se1960	Sb2068	Al3961	Ca3179
Avg	**.0020**	**.0011**	**.0089**	**-.0218**	**-.0505**	**-.1885**	**2.075**	**-.0097**	**-.0080**
Stddev	.0001	.0001	.0004	.0001	.0016	.0048	.034	.0023	.0023
%RSD	4.222	7.043	4.672	.6563	3.187	2.561	1.628	23.84	28.45
#1	.0021	.0010	.0086	-.0217	-.0516	-.1919	2.099	-.0114	-.0064
#2	.0019	.0011	.0092	-.0219	-.0493	-.1851	2.051	-.0081	-.0097

Elem	Fe2599	Mg2790	K_7664	Na5895	B_2089	Mo2020	Pd3404	Si2124	Sn1899
Avg	**.0051**	**-.0285**	**.0091**	**.0165**	**.0477**	**2.102**	**2.090**	**2.299**	**2.289**
Stddev	.0000	.0159	.0003	.0019	.0016	.038	.002	.022	.039
%RSD	.2959	56.02	3.239	11.54	3.264	1.803	.1128	.9547	1.684
#1	.0050	-.0172	.0089	.0152	.0488	2.129	2.091	2.315	2.316
#2	.0051	-.0397	.0093	.0178	.0466	2.076	2.088	2.284	2.261

Elem	Sr4077	Ti3349	W_2079	Zr3391	S_1820	Bi2230	Li6707
Avg	**.0002**	**2.162**	**2.227**	**1.950**	**-.0055**	**.0576**	**-.0004**
Stddev	.0000	.001	.040	.010	.0008	.0004	.0008
%RSD	24.81	.0284	1.801	.4934	15.18	.6484	201.9
#1	.0002	2.162	2.255	1.957	-.0060	.0573	.0002
#2	.0002	2.161	2.199	1.944	-.0049	.0578	-.0009

Int. Std.	Y_3600	Y_3710	Y_2243	In2306
Avg	**77703.**	**26871.**	**1683.9**	**4048.7**
Stddev	255.	304.	9.4	29.4
%RSD	.32755	1.1318	.55645	.72634
#1	77523.	27086.	1677.3	4027.9
#2	77883.	26656.	1690.6	4069.5

Zoom In Zoom Out

Sample Name: mp80940-mb1conf Acquired: 7/31/2014 13:07:19 Type: Unk
Method: Accutest 2(v253) Mode: CONC Corr. Factor: 1.000000
User: admin Custom ID1: Custom ID2: Custom ID3:
Comment:

Elem	Ba4554	Be3130	Cd2288	Co2286	Cr2677	Cu3247	Mn2576	Ni2316	Ag3280
Avg	**.0005**	**.0001**	**.0002**	**.0002**	**.0009**	**-.0004**	**.0011**	**-.0002**	**-.0006**
Stddev	.0000	.0000	.0001	.0000	.0003	.0002	.0000	.0001	.0002
%RSD	6.484	54.65	46.43	2.005	32.70	61.19	1.756	77.22	36.43
#1	.0005	.0001	.0003	.0002	.0007	-.0002	.0011	-.0001	-.0007
#2	.0004	.0000	.0001	.0002	.0011	-.0006	.0011	-.0003	-.0004

Elem	V_2924	Zn2062	As1890	Tl1908	Pb2203	Se1960	Sb2068	Al3961	Ca3179
Avg	**-.0002**	**.0027**	**.0003**	**-.0011**	**-.0000**	**.0017**	**.0007**	**.0245**	**.0519**
Stddev	.0001	.0001	.0011	.0001	.0006	.0008	.0017	.0061	.0015
%RSD	36.90	3.329	379.7	11.00	1754.	44.78	252.3	24.98	2.809
#1	-.0001	.0026	-.0005	-.0010	.0004	.0011	.0019	.0202	.0530
#2	-.0002	.0028	.0011	-.0012	-.0005	.0022	-.0005	.0289	.0509

Elem	Fe2599	Mg2790	K_7664	Na5895	B_2089	Mo2020	Pd3404	Si2124	Sn1899
Avg	**.0495**	**.0091**	**.0058**	**.0104**	**.0012**	**.0002**	**-.0003**	**.0273**	**.0161**
Stddev	.0008	.0038	.0208	.0038	.0005	.0001	.0001	.0000	.0005
%RSD	1.615	41.48	359.6	36.87	42.57	46.28	20.05	.1197	3.109
#1	.0501	.0118	.0205	.0131	.0016	.0001	-.0003	.0273	.0165
#2	.0490	.0064	-.0089	.0077	.0009	.0002	-.0004	.0273	.0158

Elem	Sr4077	Ti3349	W_2079	Zr3391	S_1820	Bi2230	Li6707
Avg	**.0002**	**.0007**	**.0056**	**.0004**	**.0091**	**-.0012**	**.0001**
Stddev	.0000	.0001	.0001	.0001	.0017	.0004	.0003
%RSD	17.82	18.05	2.014	15.80	18.75	34.96	286.2
#1	.0002	.0006	.0056	.0005	.0079	-.0009	-.0001
#2	.0002	.0008	.0055	.0004	.0104	-.0015	.0004

Int. Std.	Y_3600	Y_3710	Y_2243	In2306
Avg	**77727.**	**26978.**	**1657.9**	**4027.3**
Stddev	39.	87.	.3	3.5
%RSD	.04983	.32196	.01931	.08645
#1	77700.	27039.	1657.7	4024.9
#2	77755.	26917.	1658.2	4029.8

Zoom In Zoom Out

Sample Name: jb72696-1 2 Acquired: 7/31/2014 13:10:32 Type: Unk
Method: Accutest 2(v253) Mode: CONC Corr. Factor: 2.000000
User: admin Custom ID1: Custom ID2: Custom ID3:
Comment:

Elem	Ba4554	Be3130	Cd2288	Co2286	Cr2677	Cu3247	Mn2576	Ni2316	Ag3280
Avg	**.9872**	**.0135**	**.0051**	**.1650**	**.3242**	**.3139**	**12.56**	**.3400**	**.0085**
Stddev	.0110	.0002	.0005	.0003	.0014	.0008	.02	.0001	.0030
%RSD	1.115	1.208	10.30	.1683	.4189	.2671	.1291	.0155	34.56
#1	.9794	.0134	.0047	.1648	.3252	.3133	12.57	.3400	.0065
#2	.9949	.0136	.0055	.1652	.3233	.3145	12.55	.3399	.0106

Elem	V_2924	Zn2062	As1890	Tl1908	Pb2203	Se1960	Sb2068	Al3961	Ca3179
Avg	**.4776**	**.7290**	**.0822**	**.0054**	**.1238**	**.0209**	**.0012**	**149.9**	**30.93**
Stddev	.0008	.0010	.0001	.0012	.0002	.0035	.0010	1.9	.37
%RSD	.1766	.1413	.0681	22.85	.1542	16.79	82.72	1.238	1.211
#1	.4782	.7298	.0822	.0045	.1237	.0184	.0005	148.6	30.66
#2	.4770	.7283	.0823	.0063	.1240	.0233	.0019	151.2	31.19

Elem	Fe2599	Mg2790	K_7664	Na5895	B_2089	Mo2020	Pd3404	Si2124	Sn1899
Avg	**370.3**	**66.51**	**16.54**	**1.562**	**.0540**	**.0070**	**.0200**	**6.246**	**.0197**
Stddev	5.0	.95	.15	.021	.0000	.0005	.0012	.016	.0006
%RSD	1.361	1.422	.9304	1.370	.0071	6.851	5.987	.2493	3.005
#1	366.7	65.84	16.43	1.547	.0540	.0074	.0208	6.257	.0202
#2	373.9	67.18	16.65	1.577	.0540	.0067	.0192	6.235	.0193

Elem	Sr4077	Ti3349	W_2079	Zr3391	S_1820	Bi2230	Li6707
Avg	**.1620**	**5.849**	**.0087**	**.1578**	**.1398**	**.1373**	**.2459**
Stddev	.0018	.017	.0013	.0001	.0070	.0002	.0018
%RSD	1.133	.2866	14.57	.0442	4.982	.1303	.7485
#1	.1607	5.837	.0078	.1579	.1349	.1374	.2446
#2	.1633	5.861	.0096	.1578	.1447	.1371	.2472

Int. Std.	Y_3600	Y_3710	Y_2243	In2306
Avg	**77290.**	**27810.**	**1667.8**	**3703.7**
Stddev	97.	227.	2.1	2.7
%RSD	.12513	.81563	.12502	.07306
#1	77222.	27971.	1666.4	3701.8
#2	77359.	27650.	1669.3	3705.6

Zoom In Zoom Out

Sample Name: jb72696-2 Acquired: 7/31/2014 13:13:39 Type: Unk
Method: Accutest 2(v253) Mode: CONC Corr. Factor: 2.000000
User: admin Custom ID1: Custom ID2: Custom ID3:
Comment:

Elem	Ba4554	Be3130	Cd2288	Co2286	Cr2677	Cu3247	Mn2576	Ni2316	Ag3280
Avg	**1.095**	**.0123**	**.0055**	**.2156**	**.3138**	**.2979**	**12.42**	**.2967**	**.0147**
Stddev	.004	.0001	.0005	.0034	.0032	.0022	.12	.0043	.0023
%RSD	.3847	.6000	9.052	1.598	1.026	.7371	.9866	1.451	15.68
#1	1.092	.0123	.0058	.2181	.3160	.2994	12.51	.2997	.0131
#2	1.098	.0124	.0051	.2132	.3115	.2963	12.34	.2936	.0164

Elem	V_2924	Zn2062	As1890	Tl1908	Pb2203	Se1960	Sb2068	Al3961	Ca3179
Avg	**.4988**	**.5905**	**.0403**	**.0080**	**.1358**	**.0249**	**-.0018**	**137.6**	**57.34**
Stddev	.0049	.0109	.0005	.0027	.0027	.0021	.0023	1.0	.53
%RSD	.9845	1.838	1.343	33.60	2.000	8.425	126.0	.7392	.9156
#1	.5022	.5982	.0407	.0099	.1377	.0264	-.0002	136.9	56.97
#2	.4953	.5828	.0399	.0061	.1338	.0234	-.0035	138.3	57.72

Elem	Fe2599	Mg2790	K_7664	Na5895	B_2089	Mo2020	Pd3404	Si2124	Sn1899
Avg	**300.6**	**57.68**	**12.36**	**4.193**	**.0542**	**.0066**	**.0179**	**6.564**	**.0154**
Stddev	2.7	.66	.04	.021	.0013	.0002	.0029	.098	.0004
%RSD	.8834	1.137	.3237	.4892	2.402	3.178	16.43	1.491	2.273
#1	298.8	57.21	12.33	4.179	.0551	.0067	.0158	6.634	.0157
#2	302.5	58.14	12.39	4.208	.0532	.0064	.0200	6.495	.0152

Elem	Sr4077	Ti3349	W_2079	Zr3391	S_1820	Bi2230	Li6707
Avg	**.1657**	**6.649**	**.0095**	**.1313**	**.1909**	**.1577**	**.2508**
Stddev	.0007	.054	.0018	.0011	.0020	.0025	.0017
%RSD	.4101	.8074	18.86	.8226	1.042	1.594	.6858
#1	.1652	6.687	.0108	.1321	.1923	.1595	.2496
#2	.1662	6.611	.0082	.1306	.1895	.1559	.2520

Int. Std.	Y_3600	Y_3710	Y_2243	In2306
Avg	**77461.**	**27573.**	**1663.4**	**3699.1**
Stddev	272.	213.	3.7	8.0
%RSD	.35119	.77208	.22065	.21527
#1	77269.	27724.	1660.8	3693.4
#2	77654.	27423.	1666.0	3704.7

Zoom In Zoom Out

Sample Name: jb72712-1 Acquired: 7/31/2014 13:16:47 Type: Unk
Method: Accutest 2(v253) Mode: CONC Corr. Factor: 1.000000
User: admin Custom ID1: Custom ID2: Custom ID3:
Comment:

Elem	Ba4554	Be3130	Cd2288	Co2286	Cr2677	Cu3247	Mn2576	Ni2316	Ag3280
Avg	**.5237**	**.0084**	**.0019**	**.0568**	**.1133**	**.1798**	**2.471**	**.1241**	**.0046**
Stddev	.0012	.0000	.0002	.0002	.0000	.0006	.000	.0017	.0005
%RSD	.2275	.1954	12.95	.4287	.0190	.3600	.0066	1.405	10.99
#1	.5245	.0084	.0021	.0570	.1133	.1803	2.471	.1254	.0049
#2	.5229	.0084	.0017	.0566	.1132	.1794	2.471	.1229	.0042

Elem	V_2924	Zn2062	As1890	Tl1908	Pb2203	Se1960	Sb2068	Al3961	Ca3179
Avg	**.1770**	**.3375**	**.0262**	**.0028**	**.0426**	**.0066**	**.0038**	**101.5**	**466.1**
Stddev	.0015	.0030	.0021	.0023	.0008	.0028	.0011	.1	5.6
%RSD	.8302	.8903	7.969	82.31	1.790	43.11	30.11	.1187	1.196
#1	.1780	.3396	.0277	.0045	.0421	.0046	.0046	101.6	462.1
#2	.1759	.3354	.0248	.0012	.0432	.0086	.0030	101.5	470.0

Elem	Fe2599	Mg2790	K_7664	Na5895	B_2089	Mo2020	Pd3404	Si2124	Sn1899
Avg	**142.3**	**52.68**	**7.881**	**2.422**	**.1111**	**.0033**	**.0333**	**3.790**	**.0288**
Stddev	.4	.08	.017	.004	.0010	.0002	.0006	.034	.0018
%RSD	.2671	.1609	.2103	.1446	.8553	4.715	1.879	.8945	6.280
#1	142.1	52.62	7.893	2.425	.1118	.0034	.0328	3.814	.0301
#2	142.6	52.74	7.869	2.420	.1105	.0032	.0337	3.766	.0275

Elem	Sr4077	Ti3349	W_2079	Zr3391	S_1820	Bi2230	Li6707
Avg	**1.366**	**4.638**	**.0078**	**.1048**	**15.19**	**.1297**	**.1289**
Stddev	.001	.001	.0003	.0003	.15	.0025	.0000
%RSD	.0718	.0295	3.984	.2960	.9891	1.949	.0173
#1	1.367	4.639	.0080	.1051	15.30	.1279	.1289
#2	1.365	4.637	.0076	.1046	15.09	.1314	.1289

Int. Std.	Y_3600	Y_3710	Y_2243	In2306
Avg	**72914.**	**26945.**	**1564.4**	**3244.4**
Stddev	91.	49.	3.3	2.8
%RSD	.12545	.18154	.21289	.08725
#1	72849.	26980.	1562.0	3242.4
#2	72978.	26911.	1566.7	3246.4

Zoom In Zoom Out

Sample Name: jb72712-2 Acquired: 7/31/2014 13:19:59 Type: Unk
Method: Accutest 2(v253) Mode: CONC Corr. Factor: 1.000000
User: admin Custom ID1: Custom ID2: Custom ID3:
Comment:

Elem	Ba4554	Be3130	Cd2288	Co2286	Cr2677	Cu3247	Mn2576	Ni2316	Ag3280
Avg	**.5678**	**.0080**	**.0034**	**.0608**	**.1524**	**.2177**	**2.539**	**.1172**	**.0029**
Stddev	.0026	.0001	.0002	.0000	.0012	.0002	.014	.0016	.0001
%RSD	.4512	1.570	4.855	.0727	.8078	.0929	.5614	1.404	4.302
#1	.5696	.0081	.0035	.0609	.1533	.2178	2.549	.1184	.0028
#2	.5660	.0080	.0033	.0608	.1515	.2175	2.529	.1160	.0029

Elem	V_2924	Zn2062	As1890	Tl1908	Pb2203	Se1960	Sb2068	Al3961	Ca3179
Avg	**.2020**	**.4504**	**.0204**	**.0043**	**.1727**	**.0064**	**.0052**	**113.8**	**635.4**
Stddev	.0014	.0038	.0002	.0008	.0025	.0034	.0002	.2	5.8
%RSD	.6837	.8401	1.101	18.73	1.449	53.00	3.090	.1740	.9068
#1	.2029	.4531	.0203	.0038	.1745	.0040	.0051	114.0	631.3
#2	.2010	.4477	.0206	.0049	.1710	.0087	.0053	113.7	639.4

Elem	Fe2599	Mg2790	K_7664	Na5895	B_2089	Mo2020	Pd3404	Si2124	Sn1899
Avg	**139.1**	**49.65**	**14.53**	**11.60**	**.1087**	**.0035**	**.0417**	**2.869**	**.0348**
Stddev	.2	.30	.05	.05	.0015	.0004	.0003	.026	.0007
%RSD	.1262	.5977	.3549	.4460	1.418	10.31	.7193	.9195	1.934
#1	139.2	49.44	14.56	11.64	.1098	.0038	.0419	2.888	.0352
#2	138.9	49.86	14.49	11.57	.1076	.0033	.0415	2.851	.0343

Elem	Sr4077	Ti3349	W_2079	Zr3391	S_1820	Bi2230	Li6707
Avg	**3.708**	**5.297**	**.0103**	**.1102**	**17.64**	**.1536**	**.1286**
Stddev	.028	.034	.0005	.0008	.19	.0017	.0003
%RSD	.7411	.6406	4.472	.6924	1.061	1.133	.2056
#1	3.727	5.321	.0106	.1107	17.77	.1549	.1284
#2	3.689	5.273	.0100	.1097	17.51	.1524	.1288

Int. Std.	Y_3600	Y_3710	Y_2243	In2306
Avg	**70374.**	**26578.**	**1523.7**	**3156.7**
Stddev	521.	1.	1.5	1.5
%RSD	.74078	.00458	.09633	.04866
#1	70006.	26579.	1524.7	3157.7
#2	70743.	26577.	1522.6	3155.6

Zoom In Zoom Out

Sample Name: ccv Acquired: 7/31/2014 13:23:15 Type: QC
Method: Accutest 2(v253) Mode: CONC Corr. Factor: 1.000000
User: admin Custom ID1: Custom ID2: Custom ID3:
Comment:

Elem	Ba4554	Be3130	Cd2288	Co2286	Cr2677	Cu3247	Mn2576	Ni2316	Ag3280
Units	ppm	ppm	ppm	ppm	ppm	ppm	ppm	ppm	ppm
Avg	**2.003**	**2.030**	**2.031**	**2.036**	**2.043**	**1.934**	**2.054**	**2.067**	**.2460**
Stddev	.028	.029	.001	.001	.012	.010	.010	.003	.0011
%RSD	1.383	1.450	.0279	.0450	.6038	.5270	.5055	.1467	.4634
#1	1.983	2.010	2.030	2.036	2.034	1.927	2.047	2.069	.2452
#2	2.022	2.051	2.031	2.035	2.052	1.941	2.062	2.065	.2468
Check ?	Chk Pass	Chk Pass	Chk Pass	Chk Pass	Chk Pass	Chk Pass	Chk Pass	Chk Pass	Chk Pass
Value									
Range									

Elem	V_2924	Zn2062	As1890	Tl1908	Pb2203	Se1960	Sb2068	Al3961	Ca3179
Units	ppm	ppm	ppm	ppm	ppm	ppm	ppm	ppm	ppm
Avg	**1.995**	**2.094**	**2.004**	**2.113**	**2.095**	**2.016**	**2.014**	**38.84**	**39.77**
Stddev	.009	.009	.004	.001	.002	.008	.001	.56	.44
%RSD	.4251	.4341	.1741	.0505	.1070	.4164	.0500	1.429	1.101
#1	1.989	2.101	2.007	2.114	2.093	2.010	2.013	38.45	39.46
#2	2.001	2.088	2.002	2.113	2.096	2.022	2.014	39.23	40.08
Check ?	Chk Pass	Chk Pass	Chk Pass	Chk Pass	Chk Pass	Chk Pass	Chk Pass	Chk Pass	Chk Pass
Value									
Range									

Elem	Fe2599	Mg2790	K_7664	Na5895	B_2089	Mo2020	Pd3404	Si2124	Sn1899
Units	ppm	ppm	ppm	ppm	ppm	ppm	ppm	ppm	ppm
Avg	**40.47**	**39.20**	**39.51**	**39.63**	**2.029**	**2.073**	**1.986**	**5.096**	**2.096**
Stddev	.63	.54	.45	.40	.004	.004	.009	.009	.004
%RSD	1.549	1.377	1.129	.9970	.1773	.1975	.4329	.1730	.2157
#1	40.03	38.82	39.20	39.35	2.027	2.076	1.980	5.089	2.100
#2	40.92	39.58	39.83	39.91	2.032	2.071	1.992	5.102	2.093
Check ?	Chk Pass	Chk Pass	Chk Pass	Chk Pass	Chk Pass	Chk Pass	Chk Pass	Chk Pass	Chk Pass
Value									
Range									

Zoom In Zoom Out

Sample Name: ccv Acquired: 7/31/2014 13:23:15 Type: QC
Method: Accutest 2(v253) Mode: CONC Corr. Factor: 1.000000
User: admin Custom ID1: Custom ID2: Custom ID3:
Comment:

Elem	Sr4077	Ti3349	W_2079	Zr3391	S_1820	Bi2230	Li6707
Units	ppm	ppm	ppm	ppm	ppm	ppm	ppm
Avg	**2.008**	**2.045**	**1.996**	**1.984**	**2.004**	**2.007**	**1.947**
Stddev	.028	.006	.013	.007	.001	.006	.018
%RSD	1.407	.2724	.6734	.3486	.0328	.2983	.9180
#1	1.988	2.041	2.005	1.979	2.004	2.002	1.934
#2	2.028	2.049	1.986	1.989	2.005	2.011	1.959
Check ?	Chk Pass	Chk Pass	Chk Pass	Chk Pass	Chk Pass	Chk Pass	Chk Pass
Value							
Range							

Int. Std.	Y_3600	Y_3710	Y_2243	In2306
Units	Cts/S	Cts/S	Cts/S	Cts/S
Avg	**73046.**	**26442.**	**1604.6**	**3578.6**
Stddev	252.	358.	9.8	22.1
%RSD	.34487	1.3537	.60976	.61674
#1	73224.	26695.	1611.5	3594.2
#2	72868.	26188.	1597.7	3563.0

Zoom In Zoom Out

Sample Name: jb72712-3 Acquired: 7/31/2014 13:29:25 Type: Unk
Method: Accutest 2(v253) Mode: CONC Corr. Factor: 1.000000
User: admin Custom ID1: Custom ID2: Custom ID3:
Comment:

Elem	Ba4554	Be3130	Cd2288	Co2286	Cr2677	Cu3247	Mn2576	Ni2316	Ag3280
Avg	**.6127**	**.0091**	**.0025**	**.0528**	**.1780**	**.2107**	**3.536**	**.1490**	**.0042**
Stddev	.0044	.0001	.0001	.0010	.0000	.0006	.003	.0017	.0010
%RSD	.7126	.8588	5.314	1.809	.0265	.2970	.0858	1.146	22.88
#1	.6096	.0091	.0026	.0535	.1780	.2111	3.539	.1502	.0035
#2	.6158	.0092	.0024	.0521	.1779	.2102	3.534	.1478	.0049

Elem	V_2924	Zn2062	As1890	Tl1908	Pb2203	Se1960	Sb2068	Al3961	Ca3179
Avg	**.1983**	**.3500**	**.0382**	**.0047**	**.1336**	**.0065**	**.0070**	**111.7**	**783.1**
Stddev	.0000	.0058	.0001	.0010	.0023	.0019	.0002	.7	1.5
%RSD	.0082	1.648	.1739	20.94	1.734	29.83	2.839	.6683	.1899
#1	.1983	.3540	.0381	.0040	.1352	.0052	.0068	111.2	782.1
#2	.1984	.3459	.0382	.0054	.1319	.0079	.0071	112.2	784.2

Elem	Fe2599	Mg2790	K_7664	Na5895	B_2089	Mo2020	Pd3404	Si2124	Sn1899
Avg	**160.2**	**175.5**	**10.26**	**1.308**	**.1459**	**.0096**	**.0520**	**3.355**	**.0204**
Stddev	.9	.8	.06	.009	.0018	.0004	.0007	.054	.0002
%RSD	.5850	.4404	.6201	.7182	1.214	3.883	1.340	1.607	.7535
#1	159.6	175.0	10.21	1.301	.1472	.0093	.0515	3.393	.0203
#2	160.9	176.1	10.30	1.314	.1447	.0099	.0525	3.317	.0205

Elem	Sr4077	Ti3349	W_2079	Zr3391	S_1820	Bi2230	Li6707
Avg	**1.947**	**5.015**	**.0170**	**.1143**	**24.20**	**.1489**	**.1752**
Stddev	.015	.015	.0003	.0001	.35	.0012	.0012
%RSD	.7489	.2977	1.898	.0693	1.449	.8165	.6801
#1	1.937	5.025	.0168	.1143	24.45	.1498	.1743
#2	1.957	5.004	.0173	.1144	23.95	.1480	.1760

Int. Std.	Y_3600	Y_3710	Y_2243	In2306
Avg	**69509.**	**26354.**	**1502.3**	**3058.7**
Stddev	228.	63.	1.9	2.5
%RSD	.32830	.23802	.12816	.08190
#1	69348.	26399.	1500.9	3057.0
#2	69670.	26310.	1503.6	3060.5

Zoom In Zoom Out

Sample Name: jb72712-4 Acquired: 7/31/2014 13:32:36 Type: Unk
Method: Accutest 2(v253) Mode: CONC Corr. Factor: 1.000000
User: admin Custom ID1: Custom ID2: Custom ID3:
Comment:

Elem	Ba4554	Be3130	Cd2288	Co2286	Cr2677	Cu3247	Mn2576	Ni2316	Ag3280
Avg	**.6256**	**.0079**	**.0028**	**.0578**	**.1449**	**.2228**	**2.524**	**.1112**	**.0045**
Stddev	.0019	.0000	.0000	.0004	.0002	.0003	.009	.0020	.0012
%RSD	.2966	.3645	1.240	.6725	.1593	.1564	.3392	1.800	27.13
#1	.6243	.0079	.0028	.0581	.1451	.2226	2.518	.1126	.0054
#2	.6269	.0079	.0028	.0575	.1447	.2231	2.530	.1097	.0036

Elem	V_2924	Zn2062	As1890	Tl1908	Pb2203	Se1960	Sb2068	Al3961	Ca3179
Avg	**.1813**	**.4111**	**.0318**	**.0075**	**.1097**	**.0042**	**.0056**	**114.3**	**701.2**
Stddev	.0002	.0032	.0022	.0018	.0004	.0024	.0017	.3	10.8
%RSD	.1263	.7887	6.828	23.42	.3604	58.10	29.41	.2701	1.539
#1	.1815	.4133	.0333	.0087	.1095	.0025	.0044	114.1	693.6
#2	.1812	.4088	.0302	.0062	.1100	.0059	.0068	114.6	708.9

Elem	Fe2599	Mg2790	K_7664	Na5895	B_2089	Mo2020	Pd3404	Si2124	Sn1899
Avg	**136.0**	**49.43**	**12.82**	**10.09**	**.1275**	**.0042**	**.0475**	**3.592**	**.0387**
Stddev	.3	.10	.01	.03	.0003	.0000	.0006	.028	.0009
%RSD	.2401	.2037	.1010	.2494	.2506	.4465	1.288	.7694	2.409
#1	135.8	49.36	12.81	10.07	.1273	.0042	.0471	3.612	.0394
#2	136.2	49.51	12.82	10.11	.1277	.0043	.0480	3.572	.0380

Elem	Sr4077	Ti3349	W_2079	Zr3391	S_1820	Bi2230	Li6707
Avg	**4.141**	**4.852**	**.0137**	**.1235**	**18.75**	**.1445**	**.1359**
Stddev	.005	.005	.0014	.0001	.12	.0013	.0003
%RSD	.1222	.1065	10.18	.1033	.6612	.8781	.2034
#1	4.144	4.849	.0127	.1234	18.84	.1454	.1357
#2	4.137	4.856	.0147	.1236	18.67	.1436	.1361

Int. Std.	Y_3600	Y_3710	Y_2243	In2306
Avg	**70310.**	**26367.**	**1528.4**	**3144.8**
Stddev	120.	74.	4.3	3.5
%RSD	.17091	.28083	.28003	.10999
#1	70225.	26420.	1531.4	3147.2
#2	70395.	26315.	1525.3	3142.3

Zoom In Zoom Out

Sample Name: mp80909-mb1 2 Acquired: 7/31/2014 13:35:52 Type: Unk
Method: Accutest 2(v253) Mode: CONC Corr. Factor: 1.000000
User: admin Custom ID1: Custom ID2: Custom ID3:
Comment:

Elem	Ba4554	Be3130	Cd2288	Co2286	Cr2677	Cu3247	Mn2576	Ni2316	Ag3280
Avg	**.0001**	**-.0001**	**.0001**	**.0001**	**.0001**	**-.0002**	**.0005**	**-.0003**	**-.0004**
Stddev	.0000	.0000	.0001	.0002	.0004	.0003	.0000	.0002	.0010
%RSD	33.34	38.27	80.31	330.7	269.1	176.9	8.324	61.17	237.1
#1	.0001	-.0000	.0002	-.0001	-.0001	.0000	.0005	-.0002	.0003
#2	.0002	-.0001	.0001	.0002	.0004	-.0004	.0004	-.0004	-.0011

Elem	V_2924	Zn2062	As1890	Tl1908	Pb2203	Se1960	Sb2068	Al3961	Ca3179
Avg	**.0001**	**.0008**	**-.0002**	**.0001**	**.0013**	**-.0001**	**-.0000**	**.0157**	**.0981**
Stddev	.0001	.0000	.0002	.0012	.0005	.0020	.0002	.0017	.0237
%RSD	114.2	1.831	92.01	1437.	35.13	3485.	1036.	10.84	24.18
#1	.0002	.0008	-.0001	.0009	.0010	.0014	.0001	.0170	.1148
#2	.0000	.0008	-.0004	-.0008	.0016	-.0015	-.0002	.0145	.0813

Elem	Fe2599	Mg2790	K_7664	Na5895	B_2089	Mo2020	Pd3404	Si2124	Sn1899
Avg	**.0235**	**.0074**	**-.0165**	**.0008**	**.0012**	**.0002**	**.0001**	**.0074**	**-.0002**
Stddev	.0022	.0007	.0101	.0039	.0002	.0002	.0003	.0004	.0002
%RSD	9.547	10.01	61.33	511.2	16.68	94.73	401.3	5.248	109.2
#1	.0250	.0079	-.0094	.0035	.0010	.0003	.0003	.0071	-.0004
#2	.0219	.0068	-.0237	-.0020	.0013	.0001	-.0002	.0077	-.0001

Elem	Sr4077	Ti3349	W_2079	Zr3391	S_1820	Bi2230	Li6707
Avg	**.0006**	**.0004**	**.0055**	**.0006**	**.0149**	**-.0015**	**.0001**
Stddev	.0002	.0007	.0011	.0001	.0008	.0005	.0002
%RSD	28.08	187.3	20.00	16.42	5.089	36.82	188.4
#1	.0007	.0009	.0047	.0007	.0144	-.0011	.0003
#2	.0004	-.0001	.0062	.0006	.0155	-.0019	-.0000

Int. Std.	Y_3600	Y_3710	Y_2243	In2306
Avg	**78066.**	**26725.**	**1658.1**	**4018.9**
Stddev	616.	139.	5.6	16.4
%RSD	.78943	.51921	.34057	.40727
#1	77630.	26823.	1654.1	4007.3
#2	78502.	26627.	1662.1	4030.4

Zoom In Zoom Out

Sample Name: mp80909-b1 Acquired: 7/31/2014 13:39:06 Type: Unk
Method: Accutest 2(v253) Mode: CONC Corr. Factor: 1.000000
User: admin Custom ID1: Custom ID2: Custom ID3:
Comment:

Elem	Ba4554	Be3130	Cd2288	Co2286	Cr2677	Cu3247	Mn2576	Ni2316	Ag3280
Avg	**1.979**	**2.032**	**2.020**	**1.973**	**2.019**	**1.947**	**2.037**	**2.016**	**.2386**
Stddev	.030	.032	.014	.013	.001	.009	.000	.013	.0011
%RSD	1.541	1.596	.6769	.6593	.0260	.4680	.0092	.6598	.4792
#1	1.958	2.009	2.030	1.982	2.019	1.940	2.038	2.025	.2378
#2	2.001	2.054	2.010	1.964	2.020	1.953	2.037	2.006	.2394

Elem	V_2924	Zn2062	As1890	Tl1908	Pb2203	Se1960	Sb2068	Al3961	Ca3179
Avg	**1.976**	**2.077**	**2.009**	**2.109**	**2.069**	**2.001**	**2.069**	**25.67**	**26.19**
Stddev	.001	.015	.012	.008	.006	.009	.017	.43	.42
%RSD	.0502	.7241	.5724	.3658	.2755	.4501	.8228	1.669	1.585
#1	1.975	2.087	2.017	2.114	2.073	2.008	2.081	25.36	25.89
#2	1.977	2.066	2.001	2.103	2.065	1.995	2.057	25.97	26.48

Elem	Fe2599	Mg2790	K_7664	Na5895	B_2089	Mo2020	Pd3404	Si2124	Sn1899
Avg	**26.75**	**25.71**	**26.18**	**26.49**	**.0395**	**2.092**	**2.031**	**2.229**	**2.198**
Stddev	.43	.37	.34	.42	.0011	.018	.006	.011	.019
%RSD	1.607	1.437	1.300	1.580	2.773	.8757	.2740	.5086	.8617
#1	26.44	25.45	25.94	26.19	.0403	2.105	2.027	2.237	2.212
#2	27.05	25.97	26.42	26.78	.0388	2.079	2.035	2.221	2.185

Elem	Sr4077	Ti3349	W_2079	Zr3391	S_1820	Bi2230	Li6707
Avg	**2.028**	**2.140**	**1.908**	**1.946**	**.0061**	**1.995**	**2.011**
Stddev	.030	.005	.040	.002	.0027	.011	.035
%RSD	1.488	.2368	2.095	.1257	44.72	.5653	1.767
#1	2.007	2.137	1.936	1.945	.0042	2.003	1.985
#2	2.050	2.144	1.880	1.948	.0080	1.987	2.036

Int. Std.	Y_3600	Y_3710	Y_2243	In2306
Avg	**74034.**	**26432.**	**1596.5**	**3638.9**
Stddev	218.	327.	2.4	9.4
%RSD	.29477	1.2369	.14782	.25897
#1	74188.	26663.	1598.2	3645.6
#2	73880.	26201.	1594.8	3632.3

Zoom In Zoom Out

Sample Name: mp80909-s1 Acquired: 7/31/2014 13:42:00 Type: Unk
Method: Accutest 2(v253) Mode: CONC Corr. Factor: 1.000000
User: admin Custom ID1: Custom ID2: Custom ID3:
Comment:

Elem	Ba4554	Be3130	Cd2288	Co2286	Cr2677	Cu3247	Mn2576	Ni2316	Ag3280
Avg	**2.131**	**1.985**	**2.014**	**1.938**	**1.984**	**1.957**	**4.242**	**1.973**	**.2413**
Stddev	.028	.028	.028	.027	.010	.003	.020	.026	.0005
%RSD	1.313	1.426	1.411	1.388	.4870	.1525	.4751	1.322	.2258
#1	2.112	1.965	2.034	1.957	1.977	1.955	4.228	1.991	.2409
#2	2.151	2.005	1.993	1.919	1.990	1.959	4.256	1.954	.2417

Elem	V_2924	Zn2062	As1890	Tl1908	Pb2203	Se1960	Sb2068	Al3961	Ca3179
Avg	**1.963**	**2.011**	**2.078**	**2.026**	**2.007**	**1.970**	**2.063**	**25.37**	**98.11**
Stddev	.006	.023	.030	.025	.027	.028	.028	.37	1.60
%RSD	.3054	1.166	1.466	1.230	1.323	1.441	1.376	1.448	1.627
#1	1.958	2.027	2.099	2.044	2.026	1.990	2.083	25.11	96.98
#2	1.967	1.994	2.056	2.009	1.989	1.950	2.043	25.63	99.24

Elem	Fe2599	Mg2790	K_7664	Na5895	B_2089	Mo2020	Pd3404	Si2124	Sn1899
Avg	**64.30**	**39.11**	**29.60**	**52.78**	**.1127**	**2.064**	**2.011**	**6.862**	**2.141**
Stddev	1.05	.75	.29	.62	.0010	.028	.010	.089	.030
%RSD	1.635	1.921	.9857	1.178	.8924	1.340	.4855	1.291	1.414
#1	63.56	38.58	29.39	52.34	.1134	2.083	2.004	6.925	2.162
#2	65.05	39.64	29.80	53.22	.1120	2.044	2.018	6.800	2.119

Elem	Sr4077	Ti3349	W_2079	Zr3391	S_1820	Bi2230	Li6707
Avg	**2.198**	**2.131**	**2.276**	**1.951**	**.5788**	**1.974**	**1.997**
Stddev	.029	.004	.025	.003	.0098	.027	.022
%RSD	1.318	.2079	1.093	.1497	1.696	1.353	1.083
#1	2.177	2.127	2.293	1.949	.5857	1.993	1.982
#2	2.218	2.134	2.258	1.953	.5718	1.955	2.013

Int. Std.	Y_3600	Y_3710	Y_2243	In2306
Avg	**71693.**	**26467.**	**1545.9**	**3480.9**
Stddev	30.	421.	5.3	8.2
%RSD	.04253	1.5920	.34122	.23525
#1	71671.	26765.	1542.1	3475.1
#2	71715.	26169.	1549.6	3486.7

Zoom In Zoom Out

Sample Name: mp80909-s2 Acquired: 7/31/2014 13:44:56 Type: Unk
Method: Accutest 2(v253) Mode: CONC Corr. Factor: 1.000000
User: admin Custom ID1: Custom ID2: Custom ID3:
Comment:

Elem	Ba4554	Be3130	Cd2288	Co2286	Cr2677	Cu3247	Mn2576	Ni2316	Ag3280
Avg	**2.154**	**2.024**	**2.036**	**1.960**	**1.990**	**1.925**	**4.271**	**1.993**	**.2412**
Stddev	.028	.028	.021	.017	.014	.001	.019	.014	.0017
%RSD	1.315	1.375	1.018	.8803	.6799	.0714	.4468	.7110	.7088
#1	2.134	2.004	2.050	1.972	1.980	1.924	4.257	2.003	.2400
#2	2.174	2.043	2.021	1.948	1.999	1.926	4.284	1.983	.2424

Elem	V_2924	Zn2062	As1890	Tl1908	Pb2203	Se1960	Sb2068	Al3961	Ca3179
Avg	**1.959**	**2.033**	**2.095**	**2.047**	**2.032**	**1.984**	**2.080**	**25.37**	**101.0**
Stddev	.010	.009	.017	.009	.012	.022	.024	.35	1.3
%RSD	.5087	.4645	.8068	.4621	.6079	1.116	1.149	1.385	1.246
#1	1.951	2.040	2.107	2.054	2.041	2.000	2.097	25.13	100.1
#2	1.966	2.026	2.083	2.040	2.023	1.969	2.063	25.62	101.8

Elem	Fe2599	Mg2790	K_7664	Na5895	B_2089	Mo2020	Pd3404	Si2124	Sn1899
Avg	**66.21**	**39.55**	**29.87**	**53.79**	**.1153**	**2.080**	**1.982**	**7.040**	**2.159**
Stddev	1.02	.55	.42	.73	.0004	.020	.003	.072	.013
%RSD	1.538	1.391	1.391	1.365	.3078	.9786	.1464	1.031	.5789
#1	65.49	39.16	29.57	53.27	.1156	2.094	1.980	7.091	2.168
#2	66.93	39.94	30.16	54.30	.1151	2.065	1.984	6.988	2.150

Elem	Sr4077	Ti3349	W_2079	Zr3391	S_1820	Bi2230	Li6707
Avg	**2.229**	**2.132**	**2.249**	**1.937**	**.5968**	**1.990**	**2.021**
Stddev	.031	.014	.018	.008	.0089	.019	.026
%RSD	1.394	.6645	.7775	.4044	1.494	.9572	1.285
#1	2.207	2.122	2.261	1.931	.6031	2.003	2.003
#2	2.251	2.142	2.236	1.942	.5905	1.976	2.039

Int. Std.	Y_3600	Y_3710	Y_2243	In2306
Avg	**72069.**	**26282.**	**1546.8**	**3477.7**
Stddev	135.	308.	4.2	7.3
%RSD	.18732	1.1732	.26853	.21060
#1	72164.	26500.	1543.9	3472.5
#2	71973.	26064.	1549.8	3482.9

Zoom In Zoom Out

Sample Name: jb72453-2fq Acquired: 7/31/2014 13:47:52 Type: Unk
Method: Accutest 2(v253) Mode: CONC Corr. Factor: 1.000000
User: admin Custom ID1: Custom ID2: Custom ID3:
Comment:

Elem	Ba4554	Be3130	Cd2288	Co2286	Cr2677	Cu3247	Mn2576	Ni2316	Ag3280
Avg	**.2030**	**.0002**	**.0007**	**-.0000**	**.0013**	**.0004**	**2.387**	**-.0013**	**.0025**
Stddev	.0027	.0001	.0004	.0002	.0001	.0002	.019	.0002	.0014
%RSD	1.351	31.03	61.87	420.3	6.279	45.31	.7830	17.08	55.19
#1	.2011	.0002	.0010	-.0002	.0012	.0005	2.400	-.0014	.0016
#2	.2049	.0002	.0004	.0001	.0013	.0002	2.374	-.0011	.0035

Elem	V_2924	Zn2062	As1890	Tl1908	Pb2203	Se1960	Sb2068	Al3961	Ca3179
Avg	**.0046**	**.0019**	**.0640**	**-.0001**	**-.0010**	**.0007**	**.0024**	**.0440**	**76.25**
Stddev	.0000	.0002	.0005	.0007	.0003	.0003	.0008	.0054	1.47
%RSD	.9022	10.29	.7043	1090.	27.20	34.59	33.24	12.29	1.924
#1	.0046	.0020	.0643	.0004	-.0013	.0009	.0018	.0478	75.21
#2	.0045	.0017	.0636	-.0006	-.0008	.0006	.0029	.0402	77.29

Elem	Fe2599	Mg2790	K_7664	Na5895	B_2089	Mo2020	Pd3404	Si2124	Sn1899
Avg	**40.86**	**14.74**	**3.826**	**27.61**	**.0750**	**.0014**	**.0042**	**4.822**	**-.0014**
Stddev	.78	.31	.072	.34	.0018	.0002	.0003	.081	.0011
%RSD	1.919	2.090	1.895	1.236	2.442	12.31	6.246	1.683	77.94
#1	40.31	14.52	3.774	27.37	.0763	.0012	.0040	4.879	-.0021
#2	41.42	14.95	3.877	27.86	.0737	.0015	.0044	4.765	-.0006

Elem	Sr4077	Ti3349	W_2079	Zr3391	S_1820	Bi2230	Li6707
Avg	**.2278**	**-.0001**	**.0358**	**.0007**	**.5867**	**-.0025**	**.0042**
Stddev	.0032	.0001	.0053	.0002	.0097	.0008	.0009
%RSD	1.424	53.91	14.77	34.16	1.657	33.10	21.07
#1	.2255	-.0002	.0321	.0005	.5936	-.0030	.0049
#2	.2300	-.0001	.0396	.0009	.5798	-.0019	.0036

Int. Std.	Y_3600	Y_3710	Y_2243	In2306
Avg	**73448.**	**26429.**	**1568.0**	**3627.7**
Stddev	382.	438.	5.7	10.6
%RSD	.52023	1.6563	.36538	.29214
#1	73178.	26739.	1563.9	3620.2
#2	73718.	26120.	1572.0	3635.2

Zoom In Zoom Out

Sample Name: mp80909-sd1 Acquired: 7/31/2014 13:51:02 Type: Unk
Method: Accutest 2(v253) Mode: CONC Corr. Factor: 5.000000
User: admin Custom ID1: Custom ID2: Custom ID3:
Comment:

Elem	Ba4554	Be3130	Cd2288	Co2286	Cr2677	Cu3247	Mn2576	Ni2316	Ag3280
Avg	**.2053**	**-.0002**	**.0004**	**-.0003**	**.0030**	**-.0024**	**2.441**	**-.0021**	**-.0010**
Stddev	.0006	.0000	.0018	.0006	.0014	.0025	.007	.0016	.0017
%RSD	.2979	13.75	494.2	192.8	46.33	105.7	.2786	77.73	176.8
#1	.2049	-.0002	-.0009	.0001	.0020	-.0041	2.436	-.0009	-.0022
#2	.2058	-.0003	.0016	-.0008	.0040	-.0006	2.446	-.0033	.0002

Elem	V_2924	Zn2062	As1890	Tl1908	Pb2203	Se1960	Sb2068	Al3961	Ca3179
Avg	**.0042**	**.0077**	**.0637**	**-.0020**	**.0040**	**.0021**	**.0014**	**.0667**	**78.69**
Stddev	.0011	.0003	.0012	.0022	.0030	.0124	.0037	.0073	.30
%RSD	26.22	3.601	1.849	114.3	76.45	588.0	268.0	10.91	.3840
#1	.0050	.0079	.0628	-.0004	.0061	-.0067	-.0012	.0719	78.47
#2	.0034	.0075	.0645	-.0035	.0018	.0109	.0040	.0616	78.90

Elem	Fe2599	Mg2790	K_7664	Na5895	B_2089	Mo2020	Pd3404	Si2124	Sn1899
Avg	**42.35**	**15.29**	**3.764**	**27.56**	**.0758**	**.0005**	**.0008**	**4.886**	**-.0047**
Stddev	.24	.13	.004	.11	.0030	.0000	.0010	.075	.0051
%RSD	.5710	.8809	.1029	.4170	4.010	5.770	130.6	1.543	109.4
#1	42.18	15.20	3.766	27.48	.0779	.0005	.0015	4.939	-.0083
#2	42.52	15.39	3.761	27.65	.0736	.0005	.0001	4.832	-.0011

Elem	Sr4077	Ti3349	W_2079	Zr3391	S_1820	Bi2230	Li6707
Avg	**.2300**	**-.0012**	**.0595**	**.0014**	**.6512**	**-.0010**	**.0079**
Stddev	.0005	.0004	.0006	.0005	.0118	.0022	.0041
%RSD	.2240	31.43	.9764	37.36	1.813	219.5	51.63
#1	.2297	-.0015	.0591	.0011	.6596	.0006	.0050
#2	.2304	-.0009	.0600	.0018	.6429	-.0026	.0108

Int. Std.	Y_3600	Y_3710	Y_2243	In2306
Avg	**77141.**	**26632.**	**1659.9**	**3942.9**
Stddev	289.	197.	3.7	11.1
%RSD	.37523	.73996	.22475	.28218
#1	77346.	26771.	1657.3	3935.0
#2	76937.	26492.	1662.6	3950.7

Zoom In Zoom Out

Sample Name: jb72495-1 Acquired: 7/31/2014 13:54:11 Type: Unk
Method: Accutest 2(v253) Mode: CONC Corr. Factor: 1.000000
User: admin Custom ID1: Custom ID2: Custom ID3:
Comment:

Elem	Ba4554	Be3130	Cd2288	Co2286	Cr2677	Cu3247	Mn2576	Ni2316	Ag3280
Avg	**.0173**	**.0001**	**.0002**	**.0014**	**.0031**	**.0043**	**.0173**	**.0057**	**-.0004**
Stddev	.0001	.0000	.0000	.0000	.0005	.0005	.0001	.0002	.0002
%RSD	.8164	7.047	4.663	1.521	15.25	12.03	.3634	3.668	44.54
#1	.0172	.0001	.0002	.0014	.0028	.0046	.0172	.0058	-.0005
#2	.0174	.0001	.0002	.0014	.0034	.0039	.0173	.0055	-.0003

Elem	V_2924	Zn2062	As1890	Tl1908	Pb2203	Se1960	Sb2068	Al3961	Ca3179
Avg	**.0026**	**.0378**	**.0018**	**.0008**	**.0049**	**-.0020**	**-.0008**	**1.024**	**1.622**
Stddev	.0003	.0002	.0011	.0003	.0002	.0016	.0006	.003	.013
%RSD	12.75	.4258	62.48	39.73	5.100	79.70	67.87	.3030	.8289
#1	.0029	.0379	.0010	.0010	.0047	-.0032	-.0012	1.021	1.612
#2	.0024	.0377	.0026	.0006	.0051	-.0009	-.0004	1.026	1.631

Elem	Fe2599	Mg2790	K_7664	Na5895	B_2089	Mo2020	Pd3404	Si2124	Sn1899
Avg	**2.319**	**.7082**	**1.685**	**6.829**	**.1151**	**.0000**	**-.0011**	**7.233**	**-.0004**
Stddev	.020	.0184	.001	.026	.0012	.0001	.0008	.085	.0004
%RSD	.8519	2.602	.0561	.3776	1.008	159.6	75.88	1.178	95.62
#1	2.305	.6952	1.686	6.811	.1159	.0001	-.0016	7.293	-.0008
#2	2.333	.7212	1.684	6.847	.1143	-.0000	-.0005	7.172	-.0001

Elem	Sr4077	Ti3349	W_2079	Zr3391	S_1820	Bi2230	Li6707
Avg	**.0118**	**.0207**	**.0090**	**-.0005**	**2.525**	**-.0003**	**.0034**
Stddev	.0001	.0004	.0004	.0000	.016	.0002	.0001
%RSD	.4968	1.759	4.374	8.681	.6391	99.45	3.110
#1	.0117	.0210	.0093	-.0005	2.536	-.0001	.0035
#2	.0118	.0204	.0088	-.0006	2.513	-.0004	.0033

Int. Std.	Y_3600	Y_3710	Y_2243	In2306
Avg	**78053.**	**27068.**	**1670.9**	**3995.2**
Stddev	67.	98.	1.7	3.6
%RSD	.08601	.36085	.10440	.08920
#1	78101.	27137.	1672.1	3997.7
#2	78006.	26999.	1669.7	3992.7

Zoom In Zoom Out

Sample Name: ccv Acquired: 7/31/2014 13:57:20 Type: QC
Method: Accutest 2(v253) Mode: CONC Corr. Factor: 1.000000
User: admin Custom ID1: Custom ID2: Custom ID3:
Comment:

Elem	Ba4554	Be3130	Cd2288	Co2286	Cr2677	Cu3247	Mn2576	Ni2316	Ag3280
Units	ppm	ppm	ppm	ppm	ppm	ppm	ppm	ppm	ppm
Avg	**1.990**	**2.018**	**2.023**	**2.037**	**2.020**	**1.923**	**2.042**	**2.068**	**.2429**
Stddev	.005	.011	.001	.001	.003	.004	.007	.005	.0003
%RSD	.2607	.5558	.0362	.0263	.1614	.2060	.3323	.2450	.1063
#1	1.986	2.010	2.024	2.036	2.018	1.926	2.037	2.071	.2431
#2	1.994	2.026	2.023	2.037	2.022	1.921	2.047	2.064	.2427
Check ?	Chk Pass	Chk Pass	Chk Pass	Chk Pass	Chk Pass	Chk Pass	Chk Pass	Chk Pass	Chk Pass
Value									
Range									

Elem	V_2924	Zn2062	As1890	Tl1908	Pb2203	Se1960	Sb2068	Al3961	Ca3179
Units	ppm	ppm	ppm	ppm	ppm	ppm	ppm	ppm	ppm
Avg	**1.976**	**2.098**	**2.000**	**2.109**	**2.096**	**2.013**	**2.000**	**38.72**	**39.68**
Stddev	.003	.009	.001	.004	.006	.004	.003	.19	.27
%RSD	.1612	.4373	.0260	.1691	.3001	.2198	.1323	.4905	.6774
#1	1.974	2.105	2.001	2.112	2.101	2.010	1.998	38.58	39.49
#2	1.979	2.092	2.000	2.107	2.092	2.016	2.002	38.85	39.87
Check ?	Chk Pass	Chk Pass	Chk Pass	Chk Pass	Chk Pass	Chk Pass	Chk Pass	Chk Pass	Chk Pass
Value									
Range									

Elem	Fe2599	Mg2790	K_7664	Na5895	B_2089	Mo2020	Pd3404	Si2124	Sn1899
Units	ppm	ppm	ppm	ppm	ppm	ppm	ppm	ppm	ppm
Avg	**40.27**	**39.23**	**39.19**	**39.46**	**2.021**	**2.068**	**1.968**	**5.074**	**2.097**
Stddev	.27	.21	.09	.08	.002	.003	.000	.010	.005
%RSD	.6686	.5474	.2397	.2058	.1100	.1276	.0222	.2013	.2460
#1	40.08	39.08	39.12	39.40	2.019	2.070	1.968	5.067	2.101
#2	40.46	39.39	39.25	39.51	2.022	2.066	1.967	5.082	2.094
Check ?	Chk Pass	Chk Pass	Chk Pass	Chk Pass	Chk Pass	Chk Pass	Chk Pass	Chk Pass	Chk Pass
Value									
Range									

Zoom In Zoom Out

Sample Name: ccv Acquired: 7/31/2014 13:57:20 Type: QC
Method: Accutest 2(v253) Mode: CONC Corr. Factor: 1.000000
User: admin Custom ID1: Custom ID2: Custom ID3:
Comment:

Elem	Sr4077	Ti3349	W_2079	Zr3391	S_1820	Bi2230	Li6707
Units	ppm	ppm	ppm	ppm	ppm	ppm	ppm
Avg	**1.995**	**2.015**	**1.986**	**1.969**	**2.000**	**1.996**	**1.934**
Stddev	.007	.003	.006	.003	.004	.000	.002
%RSD	.3502	.1451	.3006	.1747	.1866	.0174	.1090
#1	1.990	2.013	1.990	1.967	1.998	1.996	1.933
#2	2.000	2.017	1.982	1.972	2.003	1.995	1.936
Check ?	Chk Pass	Chk Pass	Chk Pass	Chk Pass	Chk Pass	Chk Pass	Chk Pass
Value							
Range							

Int. Std.	Y_3600	Y_3710	Y_2243	In2306
Units	Cts/S	Cts/S	Cts/S	Cts/S
Avg	**73843.**	**26342.**	**1611.3**	**3589.1**
Stddev	161.	123.	9.9	20.7
%RSD	.21802	.46517	.61265	.57610
#1	73956.	26429.	1618.3	3603.8
#2	73729.	26256.	1604.4	3574.5

Zoom In Zoom Out

Sample Name: ccb Acquired: 7/31/2014 14:00:17 Type: QC
Method: Accutest 2(v253) Mode: CONC Corr. Factor: 1.000000
User: admin Custom ID1: Custom ID2: Custom ID3:
Comment:

Elem	Ba4554	Be3130	Cd2288	Co2286	Cr2677	Cu3247	Mn2576	Ni2316
Units	ppm	ppm	ppm	ppm	ppm	ppm	ppm	ppm
Avg	**.0003**	**.0002**	**-.0000**	**.0002**	**.0004**	F **-.0015**	**.0002**	**-.0000**
Stddev	.0000	.0001	.0000	.0001	.0004	.0001	.0001	.0000
%RSD	.7400	40.26	364.7	35.91	99.78	3.586	36.02	48.16
#1	.0003	.0002	.0000	.0003	.0001	-.0015	.0002	-.0000
#2	.0003	.0001	-.0000	.0002	.0007	-.0014	.0001	-.0001
Check ?	Chk Pass	Chk Pass	Chk Pass	Chk Pass	Chk Pass	Chk Fail	Chk Pass	Chk Pass
High Limit						.0012		
Low Limit						-.0012		

Elem	Ag3280	V_2924	Zn2062	As1890	Tl1908	Pb2203	Se1960	Sb2068
Units	ppm	ppm	ppm	ppm	ppm	ppm	ppm	ppm
Avg	**-.0002**	**.0001**	**.0003**	**-.0002**	**-.0002**	**-.0002**	**-.0003**	**-.0008**
Stddev	.0002	.0002	.0002	.0004	.0001	.0002	.0031	.0003
%RSD	108.5	130.9	70.22	245.4	37.27	91.50	1102.	44.02
#1	-.0001	.0000	.0005	.0001	-.0001	-.0003	.0019	-.0010
#2	-.0004	.0003	.0002	-.0005	-.0002	-.0001	-.0024	-.0005
Check ?	Chk Pass	Chk Pass	Chk Pass	Chk Pass	Chk Pass	Chk Pass	Chk Pass	Chk Pass
High Limit								
Low Limit								

Elem	Al3961	Ca3179	Fe2599	Mg2790	K_7664	Na5895	B_2089	Mo2020
Units	ppm	ppm	ppm	ppm	ppm	ppm	ppm	ppm
Avg	**.0110**	**.0059**	**.0043**	**.0133**	**-.0212**	**.0061**	**.0016**	**.0013**
Stddev	.0034	.0031	.0013	.0071	.0106	.0005	.0001	.0004
%RSD	30.59	52.53	30.16	53.27	50.21	8.497	9.102	28.70
#1	.0134	.0080	.0053	.0083	-.0137	.0058	.0015	.0010
#2	.0086	.0037	.0034	.0183	-.0287	.0065	.0017	.0015
Check ?	Chk Pass	Chk Pass	Chk Pass	Chk Pass	Chk Pass	Chk Pass	Chk Pass	Chk Pass
High Limit								
Low Limit								

Zoom In Zoom Out

Sample Name: ccb Acquired: 7/31/2014 14:00:17 Type: QC
Method: Accutest 2(v253) Mode: CONC Corr. Factor: 1.000000
User: admin Custom ID1: Custom ID2: Custom ID3:
Comment:

Elem	Pd3404	Si2124	Sn1899	Sr4077	Ti3349	W_2079	Zr3391	S_1820
Units	ppm	ppm	ppm	ppm	ppm	ppm	ppm	ppm
Avg	**-.0002**	**.0016**	**-.0003**	**.0003**	**-.0002**	F **.0172**	**.0009**	**.0119**
Stddev	.0002	.0002	.0010	.0001	.0004	.0021	.0001	.0001
%RSD	118.9	12.31	302.7	20.82	177.1	12.25	9.557	1.087
#1	-.0000	.0014	.0004	.0003	.0001	.0157	.0008	.0119
#2	-.0004	.0017	-.0010	.0003	-.0005	.0186	.0009	.0118
Check ?	Chk Pass	Chk Pass	Chk Pass	Chk Pass	Chk Pass	Chk Fail	Chk Pass	Chk Pass
High Limit						.0050		
Low Limit						-.0050		

Elem	Bi2230	Li6707
Units	ppm	ppm
Avg	**-.0002**	**.0010**
Stddev	.0017	.0011
%RSD	1089.	113.8
#1	-.0013	.0002
#2	.0010	.0018
Check ?	Chk Pass	Chk Pass
High Limit		
Low Limit		

Int. Std.	Y_3600	Y_3710	Y_2243	In2306
Units	Cts/S	Cts/S	Cts/S	Cts/S
Avg	**78606.**	**26704.**	**1695.1**	**4079.6**
Stddev	451.	194.	.5	8.2
%RSD	.57369	.72748	.02817	.20134
#1	78287.	26841.	1694.7	4073.8
#2	78925.	26567.	1695.4	4085.4

Zoom In Zoom Out

Sample Name: jb72495-2 Acquired: 7/31/2014 14:03:30 Type: Unk
Method: Accutest 2(v253) Mode: CONC Corr. Factor: 1.000000
User: admin Custom ID1: Custom ID2: Custom ID3:
Comment:

Elem	Ba4554	Be3130	Cd2288	Co2286	Cr2677	Cu3247	Mn2576	Ni2316	Ag3280
Avg	**.1314**	**.0000**	**.0004**	**.0022**	**.0009**	**.0017**	**.4292**	**.0011**	**.0003**
Stddev	.0004	.0000	.0001	.0001	.0004	.0006	.0017	.0000	.0001
%RSD	.3198	100.1	16.92	4.977	38.70	33.93	.3974	2.630	46.52
#1	.1317	.0001	.0004	.0022	.0007	.0022	.4304	.0011	.0004
#2	.1311	.0000	.0004	.0021	.0012	.0013	.4279	.0011	.0002

Elem	V_2924	Zn2062	As1890	Tl1908	Pb2203	Se1960	Sb2068	Al3961	Ca3179
Avg	**.0006**	**.0053**	**.0077**	**.0016**	**-.0006**	**-.0017**	**.0008**	**.0852**	**22.95**
Stddev	.0002	.0002	.0005	.0005	.0007	.0020	.0006	.0021	.07
%RSD	24.37	4.560	6.134	29.03	104.8	115.0	68.54	2.462	.2987
#1	.0005	.0051	.0074	.0020	-.0002	-.0003	.0004	.0837	23.00
#2	.0007	.0054	.0080	.0013	-.0011	-.0031	.0012	.0866	22.90

Elem	Fe2599	Mg2790	K_7664	Na5895	B_2089	Mo2020	Pd3404	Si2124	Sn1899
Avg	**12.60**	**12.56**	**8.957**	**183.1**	**.2554**	**.0014**	**-.0005**	**14.00**	**-.0031**
Stddev	.06	.03	.029	.4	.0052	.0000	.0007	.30	.0003
%RSD	.4920	.2634	.3189	.1982	2.026	2.887	135.9	2.128	8.128
#1	12.64	12.58	8.977	183.4	.2590	.0014	-.0000	14.21	-.0029
#2	12.55	12.53	8.937	182.8	.2517	.0014	-.0010	13.79	-.0033

Elem	Sr4077	Ti3349	W_2079	Zr3391	S_1820	Bi2230	Li6707
Avg	**.2310**	**.0003**	**.0264**	**-.0018**	**6.764**	**-.0004**	**.0133**
Stddev	.0010	.0002	.0015	.0001	.121	.0003	.0012
%RSD	.4321	56.76	5.832	4.379	1.795	65.10	8.734
#1	.2318	.0005	.0253	-.0019	6.850	-.0002	.0141
#2	.2303	.0002	.0275	-.0017	6.678	-.0006	.0125

Int. Std.	Y_3600	Y_3710	Y_2243	In2306
Avg	**71415.**	**26182.**	**1561.2**	**3494.2**
Stddev	169.	53.	4.4	14.2
%RSD	.23612	.20279	.27900	.40735
#1	71295.	26144.	1558.1	3484.1
#2	71534.	26219.	1564.3	3504.2

Zoom In Zoom Out

Sample Name: jb72495-3 Acquired: 7/31/2014 14:06:45 Type: Unk
Method: Accutest 2(v253) Mode: CONC Corr. Factor: 1.000000
User: admin Custom ID1: Custom ID2: Custom ID3:
Comment:

Elem	Ba4554	Be3130	Cd2288	Co2286	Cr2677	Cu3247	Mn2576	Ni2316	Ag3280
Avg	**.4334**	**.0002**	**.0007**	**.0009**	**.0125**	**.0375**	**.7577**	**.0090**	**.0020**
Stddev	.0030	.0000	.0001	.0005	.0005	.0001	.0008	.0003	.0001
%RSD	.6923	9.911	11.51	53.14	4.076	.3000	.1097	3.618	4.955
#1	.4355	.0002	.0007	.0012	.0122	.0375	.7571	.0093	.0019
#2	.4313	.0002	.0008	.0005	.0129	.0376	.7583	.0088	.0021

Elem	V_2924	Zn2062	As1890	Tl1908	Pb2203	Se1960	Sb2068	Al3961	Ca3179
Avg	**.0133**	**.0532**	**.0272**	**.0019**	**.0326**	**-.0017**	**.0018**	**3.959**	**31.00**
Stddev	.0004	.0009	.0015	.0009	.0005	.0031	.0007	.001	.01
%RSD	3.255	1.667	5.576	44.60	1.586	180.4	39.61	.0313	.0206
#1	.0130	.0538	.0283	.0013	.0323	.0005	.0013	3.960	31.00
#2	.0136	.0526	.0261	.0025	.0330	-.0040	.0024	3.958	31.01

Elem	Fe2599	Mg2790	K_7664	Na5895	B_2089	Mo2020	Pd3404	Si2124	Sn1899
Avg	**29.97**	**14.18**	**8.747**	**182.9**	**.1981**	**.0009**	**-.0002**	**17.08**	**.0039**
Stddev	.20	.02	.076	2.2	.0032	.0003	.0007	.26	.0013
%RSD	.6689	.1333	.8647	1.180	1.620	35.01	393.3	1.540	33.12
#1	30.11	14.17	8.800	184.4	.2003	.0006	-.0006	17.26	.0048
#2	29.83	14.20	8.693	181.4	.1958	.0011	.0003	16.89	.0030

Elem	Sr4077	Ti3349	W_2079	Zr3391	S_1820	Bi2230	Li6707
Avg	**.3369**	**.0995**	**.0233**	**-.0014**	**6.335**	**.0015**	**.0196**
Stddev	.0029	.0006	.0008	.0002	.091	.0009	.0004
%RSD	.8596	.6319	3.578	11.75	1.441	56.59	2.255
#1	.3390	.0991	.0227	-.0015	6.399	.0009	.0199
#2	.3349	.1000	.0239	-.0013	6.270	.0021	.0193

Int. Std.	Y_3600	Y_3710	Y_2243	In2306
Avg	**72422.**	**26314.**	**1590.5**	**3519.1**
Stddev	172.	3.	8.1	18.1
%RSD	.23769	.01266	.50673	.51335
#1	72300.	26317.	1584.8	3506.3
#2	72544.	26312.	1596.2	3531.9

Zoom In Zoom Out

Sample Name: jb72495-4 Acquired: 7/31/2014 14:09:59 Type: Unk
Method: Accutest 2(v253) Mode: CONC Corr. Factor: 1.000000
User: admin Custom ID1: Custom ID2: Custom ID3:
Comment:

Elem	Ba4554	Be3130	Cd2288	Co2286	Cr2677	Cu3247	Mn2576	Ni2316	Ag3280
Avg	**.0844**	**.0001**	**.0004**	**.0094**	**.0072**	**.0325**	**.4102**	**.0057**	**.0010**
Stddev	.0001	.0000	.0003	.0004	.0003	.0000	.0023	.0002	.0005
%RSD	.1349	15.58	57.99	3.731	3.599	.0653	.5638	2.628	47.23
#1	.0843	.0001	.0006	.0096	.0074	.0325	.4118	.0056	.0013
#2	.0845	.0002	.0003	.0091	.0070	.0325	.4085	.0058	.0007

Elem	V_2924	Zn2062	As1890	Tl1908	Pb2203	Se1960	Sb2068	Al3961	Ca3179
Avg	**.0129**	**.0229**	**.0137**	**.0005**	**.0163**	**.0043**	**.0055**	**1.919**	**8.176**
Stddev	.0002	.0001	.0019	.0006	.0002	.0033	.0000	.003	.038
%RSD	1.726	.4407	13.89	107.1	1.323	75.14	.7616	.1512	.4645
#1	.0130	.0230	.0151	.0009	.0164	.0066	.0056	1.917	8.149
#2	.0127	.0229	.0124	.0001	.0161	.0020	.0055	1.921	8.203

Elem	Fe2599	Mg2790	K_7664	Na5895	B_2089	Mo2020	Pd3404	Si2124	Sn1899
Avg	**8.241**	**1.987**	**2.038**	**127.6**	**.2624**	**.0302**	**-.0010**	**12.32**	**.0001**
Stddev	.029	.015	.013	.1	.0017	.0005	.0002	.15	.0004
%RSD	.3494	.7302	.6487	.0460	.6405	1.732	20.95	1.205	728.8
#1	8.221	1.977	2.047	127.6	.2636	.0306	-.0009	12.42	.0003
#2	8.261	1.998	2.029	127.6	.2613	.0299	-.0012	12.21	-.0002

Elem	Sr4077	Ti3349	W_2079	Zr3391	S_1820	Bi2230	Li6707
Avg	**.0821**	**.0412**	**.0173**	**-.0009**	**2.923**	**-.0008**	**.0052**
Stddev	.0000	.0003	.0010	.0001	.039	.0007	.0009
%RSD	.0304	.6609	5.716	5.799	1.317	90.76	17.38
#1	.0821	.0414	.0166	-.0008	2.950	-.0014	.0058
#2	.0821	.0410	.0180	-.0009	2.896	-.0003	.0046

Int. Std.	Y_3600	Y_3710	Y_2243	In2306
Avg	**73868.**	**26561.**	**1613.8**	**3632.3**
Stddev	307.	168.	3.0	.4
%RSD	.41548	.63194	.18393	.01139
#1	73651.	26680.	1615.9	3632.0
#2	74085.	26442.	1611.7	3632.6

Zoom In Zoom Out

Sample Name: jb72495-5 Acquired: 7/31/2014 14:13:14 Type: Unk
Method: Accutest 2(v253) Mode: CONC Corr. Factor: 1.000000
User: admin Custom ID1: Custom ID2: Custom ID3:
Comment:

Elem	Ba4554	Be3130	Cd2288	Co2286	Cr2677	Cu3247	Mn2576	Ni2316	Ag3280
Avg	**.0303**	**-.0001**	**.0005**	**-.0004**	**.0018**	**.0005**	**.0688**	**.0001**	**.0003**
Stddev	.0001	.0000	.0002	.0000	.0002	.0000	.0007	.0003	.0000
%RSD	.4486	67.25	28.45	8.216	13.55	1.740	1.026	453.3	7.100
#1	.0302	-.0001	.0004	-.0003	.0016	.0005	.0683	-.0001	.0003
#2	.0304	-.0000	.0007	-.0004	.0019	.0005	.0693	.0003	.0003

Elem	V_2924	Zn2062	As1890	Tl1908	Pb2203	Se1960	Sb2068	Al3961	Ca3179
Avg	**.0007**	**.0046**	**.0117**	**-.0001**	**-.0011**	**.0004**	**-.0002**	**.0924**	**13.05**
Stddev	.0004	.0002	.0003	.0000	.0000	.0030	.0007	.0029	.11
%RSD	50.17	4.430	2.571	15.60	4.277	772.7	384.9	3.090	.8369
#1	.0005	.0048	.0115	-.0001	-.0011	.0025	-.0007	.0944	12.97
#2	.0010	.0045	.0119	-.0001	-.0011	-.0018	.0003	.0903	13.12

Elem	Fe2599	Mg2790	K_7664	Na5895	B_2089	Mo2020	Pd3404	Si2124	Sn1899
Avg	**11.80**	**4.592**	**4.923**	**99.03**	**.3024**	**.0014**	**-.0006**	**12.63**	**-.0021**
Stddev	.10	.014	.026	.52	.0037	.0000	.0003	.20	.0005
%RSD	.8188	.3125	.5198	.5206	1.224	1.944	49.31	1.596	23.73
#1	11.73	4.582	4.905	98.66	.3050	.0015	-.0004	12.78	-.0018
#2	11.87	4.603	4.941	99.39	.2998	.0014	-.0008	12.49	-.0025

Elem	Sr4077	Ti3349	W_2079	Zr3391	S_1820	Bi2230	Li6707
Avg	**.1128**	**.0007**	**.0177**	**-.0016**	**3.301**	**-.0022**	**.0135**
Stddev	.0005	.0001	.0014	.0000	.051	.0010	.0002
%RSD	.4120	14.43	7.828	1.022	1.551	45.55	1.420
#1	.1124	.0007	.0168	-.0016	3.337	-.0029	.0134
#2	.1131	.0006	.0187	-.0016	3.265	-.0015	.0137

Int. Std.	Y_3600	Y_3710	Y_2243	In2306
Avg	**73574.**	**26458.**	**1594.6**	**3644.3**
Stddev	170.	168.	2.6	3.9
%RSD	.23104	.63349	.16415	.10831
#1	73694.	26577.	1592.7	3641.5
#2	73453.	26340.	1596.4	3647.1

Zoom In Zoom Out

Sample Name: jb72495-6 Acquired: 7/31/2014 14:16:23 Type: Unk
Method: Accutest 2(v253) Mode: CONC Corr. Factor: 1.000000
User: admin Custom ID1: Custom ID2: Custom ID3:
Comment:

Elem	Ba4554	Be3130	Cd2288	Co2286	Cr2677	Cu3247	Mn2576	Ni2316	Ag3280
Avg	**.0128**	**-.0000**	**.0002**	**.0007**	**.0006**	**.0020**	**.0257**	**.0049**	**-.0004**
Stddev	.0000	.0000	.0000	.0001	.0002	.0003	.0000	.0006	.0003
%RSD	.1450	2.599	4.411	20.87	37.20	14.70	.1700	12.27	81.10
#1	.0128	-.0000	.0002	.0007	.0005	.0018	.0257	.0053	-.0002
#2	.0128	-.0000	.0002	.0006	.0008	.0022	.0256	.0045	-.0006

Elem	V_2924	Zn2062	As1890	Tl1908	Pb2203	Se1960	Sb2068	Al3961	Ca3179
Avg	**.0003**	**.0053**	**.0025**	**-.0000**	**.0011**	**.0005**	**.0003**	**.0896**	**1.543**
Stddev	.0003	.0003	.0006	.0000	.0002	.0016	.0003	.0015	.014
%RSD	84.66	5.219	24.73	333.1	20.01	300.7	97.52	1.691	.9078
#1	.0001	.0051	.0021	.0000	.0010	.0017	.0001	.0885	1.534
#2	.0005	.0055	.0029	-.0000	.0013	-.0006	.0005	.0907	1.553

Elem	Fe2599	Mg2790	K_7664	Na5895	B_2089	Mo2020	Pd3404	Si2124	Sn1899
Avg	**3.414**	**.7878**	**2.901**	**37.07**	**.1167**	**.0004**	**-.0010**	**5.075**	**-.0008**
Stddev	.026	.0003	.002	.16	.0011	.0002	.0010	.037	.0001
%RSD	.7590	.0351	.0826	.4421	.9638	40.95	93.76	.7231	9.906
#1	3.396	.7877	2.899	36.95	.1175	.0005	-.0017	5.101	-.0008
#2	3.433	.7880	2.902	37.18	.1159	.0003	-.0004	5.049	-.0009

Elem	Sr4077	Ti3349	W_2079	Zr3391	S_1820	Bi2230	Li6707
Avg	**.0127**	**.0007**	**.0082**	**-.0007**	**6.975**	**-.0009**	**.0030**
Stddev	.0001	.0004	.0022	.0000	.043	.0002	.0007
%RSD	.5524	53.27	26.69	2.544	.6215	25.93	24.09
#1	.0127	.0010	.0067	-.0007	7.006	-.0007	.0025
#2	.0127	.0004	.0098	-.0007	6.945	-.0010	.0035

Int. Std.	Y_3600	Y_3710	Y_2243	In2306
Avg	**76786.**	**26632.**	**1647.2**	**3864.7**
Stddev	167.	193.	9.8	19.4
%RSD	.21709	.72638	.59795	.50200
#1	76904.	26769.	1654.1	3878.4
#2	76668.	26495.	1640.2	3851.0

Zoom In Zoom Out

Sample Name: jb72495-7 Acquired: 7/31/2014 14:19:33 Type: Unk
Method: Accutest 2(v253) Mode: CONC Corr. Factor: 1.000000
User: admin Custom ID1: Custom ID2: Custom ID3:
Comment:

Elem	Ba4554	Be3130	Cd2288	Co2286	Cr2677	Cu3247	Mn2576	Ni2316	Ag3280
Avg	**.0001**	**-.0001**	**.0002**	**.0000**	**.0005**	**-.0005**	**.0001**	**-.0004**	**-.0002**
Stddev	.0000	.0000	.0001	.0002	.0002	.0005	.0000	.0000	.0001
%RSD	22.70	24.82	92.76	523.2	45.06	102.0	45.51	9.839	33.85
#1	.0001	-.0001	.0003	-.0001	.0004	-.0001	.0001	-.0005	-.0001
#2	.0001	-.0001	.0001	.0002	.0007	-.0009	.0000	-.0004	-.0002

Elem	V_2924	Zn2062	As1890	Tl1908	Pb2203	Se1960	Sb2068	Al3961	Ca3179
Avg	**-.0004**	**.0010**	**-.0010**	**-.0018**	**.0004**	**-.0021**	**.0006**	**.0066**	**.0017**
Stddev	.0001	.0003	.0012	.0002	.0012	.0016	.0003	.0068	.0025
%RSD	12.64	30.04	119.0	11.58	275.1	76.32	48.91	102.3	154.1
#1	-.0004	.0012	-.0002	-.0019	-.0004	-.0010	.0004	.0018	.0035
#2	-.0005	.0008	-.0019	-.0017	.0012	-.0032	.0008	.0114	-.0001

Elem	Fe2599	Mg2790	K_7664	Na5895	B_2089	Mo2020	Pd3404	Si2124	Sn1899
Avg	**.0024**	**.0011**	**.0031**	**.0507**	**.0008**	**-.0000**	**-.0005**	**.0220**	**-.0003**
Stddev	.0001	.0094	.0054	.0015	.0004	.0001	.0006	.0022	.0005
%RSD	4.053	824.5	172.8	3.041	54.23	333.9	120.2	10.01	179.3
#1	.0025	.0078	-.0007	.0496	.0011	-.0001	-.0009	.0204	.0001
#2	.0023	-.0055	.0069	.0518	.0005	.0001	-.0001	.0235	-.0007

Elem	Sr4077	Ti3349	W_2079	Zr3391	S_1820	Bi2230	Li6707
Avg	**.0000**	**-.0000**	**.0046**	**.0004**	**.0110**	**-.0010**	**.0002**
Stddev	.0000	.0003	.0013	.0000	.0005	.0009	.0007
%RSD	76.78	888.0	28.41	6.324	4.949	94.48	408.4
#1	.0000	-.0003	.0037	.0004	.0106	-.0017	-.0003
#2	.0000	.0002	.0055	.0003	.0114	-.0003	.0007

Int. Std.	Y_3600	Y_3710	Y_2243	In2306
Avg	**77842.**	**26625.**	**1666.5**	**4028.1**
Stddev	496.	44.	9.1	17.2
%RSD	.63682	.16376	.54591	.42621
#1	78192.	26656.	1660.1	4015.9
#2	77491.	26595.	1672.9	4040.2

Zoom In Zoom Out

Sample Name: Feconf Acquired: 7/31/2014 14:22:46 Type: Unk
Method: Accutest 2(v253) Mode: CONC Corr. Factor: 1.000000
User: admin Custom ID1: Custom ID2: Custom ID3:
Comment:

Elem	Ba4554	Be3130	Cd2288	Co2286	Cr2677	Cu3247	Mn2576	Ni2316	Ag3280
Avg	**.0000**	**-.0001**	**.0014**	**-.0005**	**.0022**	**.0025**	**.0046**	**-.0025**	**.0028**
Stddev	.0000	.0000	.0000	.0002	.0005	.0000	.0002	.0004	.0004
%RSD	14.26	32.76	2.750	38.63	23.15	.2283	4.972	14.33	13.99
#1	.0000	-.0001	.0014	-.0006	.0018	.0025	.0045	-.0028	.0025
#2	.0000	-.0001	.0014	-.0004	.0026	.0025	.0048	-.0023	.0031

Elem	V_2924	Zn2062	As1890	Tl1908	Pb2203	Se1960	Sb2068	Al3961	Ca3179
Avg	**.0009**	**.0027**	**-.0023**	**.0012**	**-.0012**	**.0126**	**.0011**	**-.0050**	**-.0184**
Stddev	.0002	.0001	.0005	.0008	.0005	.0001	.0005	.0010	.0005
%RSD	21.79	3.213	23.50	66.84	36.99	.7743	41.58	19.47	2.606
#1	.0008	.0026	-.0019	.0017	-.0009	.0127	.0014	-.0057	-.0187
#2	.0010	.0027	-.0027	.0006	-.0016	.0126	.0008	-.0044	-.0180

Elem	Fe2599	Mg2790	K_7664	Na5895	B_2089	Mo2020	Pd3404	Si2124	Sn1899
Avg	**200.4**	**-.0661**	**.0412**	**.0043**	**-.0025**	**.0002**	**.0081**	**-.0110**	**-.0023**
Stddev	.5	.0036	.0201	.0009	.0000	.0002	.0008	.0002	.0002
%RSD	.2685	5.502	48.85	20.93	.4628	83.76	10.30	2.185	9.129
#1	200.0	-.0635	.0554	.0049	-.0025	.0003	.0076	-.0108	-.0021
#2	200.8	-.0686	.0270	.0037	-.0025	.0001	.0087	-.0112	-.0024

Elem	Sr4077	Ti3349	W_2079	Zr3391	S_1820	Bi2230	Li6707
Avg	**.0001**	**-.0003**	**.0046**	**.0009**	**.0109**	**-.0087**	**-.0000**
Stddev	.0000	.0000	.0018	.0001	.0018	.0005	.0003
%RSD	41.17	13.60	39.23	11.50	16.26	6.312	1557.
#1	.0001	-.0003	.0034	.0008	.0096	-.0083	-.0002
#2	.0000	-.0003	.0059	.0010	.0121	-.0091	.0002

Int. Std.	Y_3600	Y_3710	Y_2243	In2306
Avg	**76933.**	**26408.**	**1656.6**	**3966.5**
Stddev	564.	104.	2.4	4.1
%RSD	.73331	.39212	.14466	.10449
#1	76535.	26481.	1658.3	3969.4
#2	77332.	26335.	1654.9	3963.5

Zoom In Zoom Out

Sample Name: Moconf Acquired: 7/31/2014 14:25:59 Type: Unk
Method: Accutest 2(v253) Mode: CONC Corr. Factor: 1.000000
User: admin Custom ID1: Custom ID2: Custom ID3:
Comment:

Elem	Ba4554	Be3130	Cd2288	Co2286	Cr2677	Cu3247	Mn2576	Ni2316	Ag3280
Avg	**-.0002**	**-.0001**	**.0002**	**.0128**	**.0019**	**.0013**	**.0006**	**.0005**	**-.0008**
Stddev	.0001	.0000	.0001	.0002	.0003	.0001	.0001	.0000	.0002
%RSD	65.72	6.844	31.90	1.563	13.67	4.393	8.563	2.980	22.51
#1	-.0001	-.0001	.0001	.0129	.0021	.0012	.0007	.0005	-.0009
#2	-.0003	-.0002	.0002	.0126	.0017	.0013	.0006	.0005	-.0007

Elem	V_2924	Zn2062	As1890	Tl1908	Pb2203	Se1960	Sb2068	Al3961	Ca3179
Avg	**.0082**	**.0014**	**.0026**	**.0038**	**.0003**	**.0004**	**.0190**	**-.0765**	**.0055**
Stddev	.0019	.0000	.0002	.0014	.0006	.0001	.0000	.0042	.0001
%RSD	22.70	1.973	7.923	37.52	180.8	26.52	.1121	5.502	2.492
#1	.0095	.0014	.0024	.0028	.0008	.0004	.0190	-.0795	.0054
#2	.0069	.0014	.0027	.0048	-.0001	.0003	.0190	-.0736	.0056

Elem	Fe2599	Mg2790	K_7664	Na5895	B_2089	Mo2020	Pd3404	Si2124	Sn1899
Avg	**.0140**	**-.0132**	**.0037**	**.0347**	**.1300**	**11.02**	**.0009**	**.0071**	**-.0002**
Stddev	.0046	.0067	.0127	.0006	.0011	.13	.0002	.0010	.0010
%RSD	32.62	50.51	346.4	1.635	.8152	1.192	17.82	14.03	544.0
#1	.0172	-.0085	-.0053	.0351	.1307	11.12	.0008	.0078	-.0009
#2	.0108	-.0179	.0126	.0343	.1292	10.93	.0010	.0064	.0005

Elem	Sr4077	Ti3349	W_2079	Zr3391	S_1820	Bi2230	Li6707
Avg	**-.0000**	**.0042**	**.0055**	**.0046**	**-.0034**	**-.0010**	**.0004**
Stddev	.0000	.0001	.0002	.0000	.0009	.0004	.0002
%RSD	107.7	2.272	3.916	.8171	25.95	47.19	57.51
#1	-.0000	.0042	.0056	.0046	-.0040	-.0013	.0006
#2	-.0000	.0043	.0053	.0046	-.0028	-.0006	.0002

Int. Std.	Y_3600	Y_3710	Y_2243	In2306
Avg	**78328.**	**26629.**	**1690.2**	**4076.7**
Stddev	101.	16.	1.5	.7
%RSD	.12895	.06067	.08963	.01664
#1	78256.	26640.	1689.1	4077.2
#2	78399.	26617.	1691.3	4076.3

Zoom In Zoom Out

Sample Name: Vconf Acquired: 7/31/2014 14:29:09 Type: Unk
Method: Accutest 2(v253) Mode: CONC Corr. Factor: 1.000000
User: admin Custom ID1: Custom ID2: Custom ID3:
Comment:

Elem	Ba4554	Be3130	Cd2288	Co2286	Cr2677	Cu3247	Mn2576	Ni2316	Ag3280
Avg	**.0000**	**.0150**	**.0019**	**-.0000**	**.0001**	**-.0003**	**-.0000**	**.0001**	**-.0001**
Stddev	.0000	.0001	.0001	.0003	.0002	.0000	.0000	.0001	.0005
%RSD	91.67	.6560	2.733	773.9	158.0	11.11	32.97	46.35	354.5
#1	.0000	.0149	.0019	-.0003	.0003	-.0003	-.0000	.0001	-.0004
#2	.0001	.0151	.0018	.0002	-.0000	-.0003	-.0000	.0002	.0002

Elem	V_2924	Zn2062	As1890	Tl1908	Pb2203	Se1960	Sb2068	Al3961	Ca3179
Avg	**9.493**	**.0032**	**-.0003**	**-.0006**	**-.0012**	**.0024**	**-.0008**	**.0053**	**.0124**
Stddev	.057	.0002	.0005	.0004	.0008	.0008	.0011	.0021	.0002
%RSD	.5984	7.557	206.9	64.55	65.65	31.88	125.9	39.04	1.770
#1	9.533	.0034	-.0006	-.0009	-.0018	.0029	-.0001	.0067	.0125
#2	9.452	.0030	.0001	-.0003	-.0006	.0018	-.0016	.0038	.0122

Elem	Fe2599	Mg2790	K_7664	Na5895	B_2089	Mo2020	Pd3404	Si2124	Sn1899
Avg	**.0060**	**.0012**	**.0184**	**.0505**	**.0002**	**.0025**	**-.0036**	**-.0010**	**-.0009**
Stddev	.0010	.0049	.0037	.0050	.0004	.0004	.0005	.0015	.0006
%RSD	17.14	412.6	20.14	9.976	184.2	15.21	13.37	141.0	60.64
#1	.0067	-.0023	.0211	.0541	.0005	.0022	-.0040	-.0021	-.0013
#2	.0053	.0047	.0158	.0469	-.0001	.0027	-.0033	-.0000	-.0005

Elem	Sr4077	Ti3349	W_2079	Zr3391	S_1820	Bi2230	Li6707
Avg	**-.0000**	**-.0002**	**.0020**	**.0000**	**.0091**	**.0028**	**.0005**
Stddev	.0000	.0001	.0010	.0001	.0010	.0003	.0002
%RSD	49.85	44.53	50.30	190.9	11.37	11.58	39.02
#1	-.0000	-.0002	.0013	.0001	.0084	.0026	.0003
#2	-.0000	-.0003	.0027	-.0000	.0099	.0031	.0006

Int. Std.	Y_3600	Y_3710	Y_2243	In2306
Avg	**78458.**	**26769.**	**1698.3**	**4067.4**
Stddev	329.	205.	3.4	2.8
%RSD	.41962	.76629	.19971	.06795
#1	78225.	26914.	1700.7	4069.3
#2	78691.	26624.	1695.9	4065.4

Zoom In Zoom Out

Sample Name: ccv Acquired: 7/31/2014 14:32:21 Type: QC
Method: Accutest 2(v253) Mode: CONC Corr. Factor: 1.000000
User: admin Custom ID1: Custom ID2: Custom ID3:
Comment:

Elem	Ba4554	Be3130	Cd2288	Co2286	Cr2677	Cu3247	Mn2576	Ni2316	Ag3280
Units	ppm	ppm	ppm	ppm	ppm	ppm	ppm	ppm	ppm
Avg	**1.995**	**2.018**	**2.009**	**2.016**	**2.019**	**1.917**	**2.031**	**2.047**	**.2432**
Stddev	.021	.022	.027	.021	.008	.000	.010	.020	.0007
%RSD	1.079	1.073	1.333	1.034	.4027	.0213	.4942	.9749	.3035
#1	1.980	2.002	2.028	2.031	2.013	1.917	2.024	2.061	.2427
#2	2.010	2.033	1.990	2.001	2.025	1.917	2.038	2.032	.2437
Check ?	Chk Pass	Chk Pass	Chk Pass	Chk Pass	Chk Pass	Chk Pass	Chk Pass	Chk Pass	Chk Pass
Value									
Range									

Elem	V_2924	Zn2062	As1890	Tl1908	Pb2203	Se1960	Sb2068	Al3961	Ca3179
Units	ppm	ppm	ppm	ppm	ppm	ppm	ppm	ppm	ppm
Avg	**1.972**	**2.081**	**1.982**	**2.095**	**2.076**	**1.994**	**1.986**	**38.72**	**39.52**
Stddev	.008	.021	.026	.022	.020	.025	.028	.46	.51
%RSD	.3961	.9845	1.290	1.051	.9708	1.271	1.432	1.195	1.286
#1	1.966	2.095	2.000	2.110	2.091	2.012	2.006	38.40	39.16
#2	1.977	2.067	1.964	2.079	2.062	1.976	1.965	39.05	39.88
Check ?	Chk Pass	Chk Pass	Chk Pass	Chk Pass	Chk Pass	Chk Pass	Chk Pass	Chk Pass	Chk Pass
Value									
Range									

Elem	Fe2599	Mg2790	K_7664	Na5895	B_2089	Mo2020	Pd3404	Si2124	Sn1899
Units	ppm	ppm	ppm	ppm	ppm	ppm	ppm	ppm	ppm
Avg	**40.25**	**39.06**	**39.41**	**39.57**	**2.001**	**2.051**	**1.978**	**5.027**	**2.080**
Stddev	.48	.49	.31	.33	.024	.026	.001	.060	.025
%RSD	1.201	1.267	.7936	.8242	1.205	1.275	.0678	1.192	1.207
#1	39.91	38.71	39.19	39.34	2.018	2.069	1.977	5.069	2.098
#2	40.59	39.41	39.63	39.80	1.984	2.032	1.979	4.985	2.062
Check ?	Chk Pass	Chk Pass	Chk Pass	Chk Pass	Chk Pass	Chk Pass	Chk Pass	Chk Pass	Chk Pass
Value									
Range									

Zoom In Zoom Out

Sample Name: ccv Acquired: 7/31/2014 14:32:21 Type: QC
Method: Accutest 2(v253) Mode: CONC Corr. Factor: 1.000000
User: admin Custom ID1: Custom ID2: Custom ID3:
Comment:

Elem	Sr4077	Ti3349	W_2079	Zr3391	S_1820	Bi2230	Li6707
Units	ppm	ppm	ppm	ppm	ppm	ppm	ppm
Avg	**1.998**	**2.027**	**1.965**	**1.959**	**1.992**	**1.981**	**1.941**
Stddev	.022	.009	.033	.008	.024	.024	.013
%RSD	1.115	.4669	1.666	.4308	1.214	1.193	.6593
#1	1.982	2.020	1.988	1.953	2.010	1.997	1.932
#2	2.014	2.034	1.942	1.965	1.975	1.964	1.950
Check ?	Chk Pass	Chk Pass	Chk Pass	Chk Pass	Chk Pass	Chk Pass	Chk Pass
Value							
Range							

Int. Std.	Y_3600	Y_3710	Y_2243	In2306
Units	Cts/S	Cts/S	Cts/S	Cts/S
Avg	**73696.**	**26374.**	**1622.9**	**3613.8**
Stddev	204.	348.	8.1	11.8
%RSD	.27727	1.3191	.50095	.32547
#1	73841.	26620.	1617.1	3605.5
#2	73552.	26128.	1628.6	3622.1

Zoom In Zoom Out

Sample Name: ccb Acquired: 7/31/2014 14:36:18 Type: QC
Method: Accutest 2(v253) Mode: CONC Corr. Factor: 1.000000
User: admin Custom ID1: Custom ID2: Custom ID3:
Comment:

Elem	Ba4554	Be3130	Cd2288	Co2286	Cr2677	Cu3247	Mn2576	Ni2316	Ag3280
Units	ppm	ppm	ppm	ppm	ppm	ppm	ppm	ppm	ppm
Avg	**.0002**	**.0001**	**.0001**	**.0002**	**.0003**	**-.0006**	**.0001**	**-.0001**	**.0001**
Stddev	.0001	.0001	.0001	.0001	.0004	.0005	.0000	.0000	.0006
%RSD	42.56	97.08	93.11	45.62	111.6	89.98	10.31	80.25	723.8
#1	.0002	.0001	.0000	.0002	.0001	-.0002	.0001	-.0001	.0005
#2	.0001	.0000	.0002	.0003	.0006	-.0010	.0001	-.0000	-.0004
Check ?	Chk Pass	Chk Pass	Chk Pass	Chk Pass	Chk Pass	Chk Pass	Chk Pass	Chk Pass	Chk Pass
High Limit									
Low Limit									

Elem	V_2924	Zn2062	As1890	Tl1908	Pb2203	Se1960	Sb2068	Al3961	Ca3179
Units	ppm	ppm	ppm	ppm	ppm	ppm	ppm	ppm	ppm
Avg	**.0004**	**.0003**	**-.0010**	**.0005**	**-.0004**	**-.0012**	**-.0000**	**.0048**	**.0033**
Stddev	.0002	.0000	.0000	.0001	.0022	.0006	.0002	.0077	.0005
%RSD	42.98	12.55	1.914	19.83	546.6	55.17	1004.	160.3	15.58
#1	.0003	.0004	-.0010	.0005	.0012	-.0007	.0001	.0102	.0037
#2	.0005	.0003	-.0010	.0006	-.0020	-.0016	-.0001	-.0006	.0029
Check ?	Chk Pass	Chk Pass	Chk Pass	Chk Pass	Chk Pass	Chk Pass	Chk Pass	Chk Pass	Chk Pass
High Limit									
Low Limit									

Elem	Fe2599	Mg2790	K_7664	Na5895	B_2089	Mo2020	Pd3404	Si2124	Sn1899
Units	ppm	ppm	ppm	ppm	ppm	ppm	ppm	ppm	ppm
Avg	**.0037**	**.0222**	**-.0029**	**.0061**	**.0021**	**.0013**	**-.0001**	**.0015**	**-.0004**
Stddev	.0002	.0150	.0065	.0025	.0005	.0002	.0000	.0005	.0003
%RSD	4.390	67.39	221.4	41.13	25.05	12.20	62.32	31.95	75.70
#1	.0038	.0328	-.0075	.0078	.0025	.0012	-.0001	.0012	-.0002
#2	.0036	.0116	.0017	.0043	.0017	.0014	-.0000	.0018	-.0006
Check ?	Chk Pass	Chk Pass	Chk Pass	Chk Pass	Chk Pass	Chk Pass	Chk Pass	Chk Pass	Chk Pass
High Limit									
Low Limit									

Zoom In Zoom Out

Sample Name: ccb Acquired: 7/31/2014 14:36:18 Type: QC
Method: Accutest 2(v253) Mode: CONC Corr. Factor: 1.000000
User: admin Custom ID1: Custom ID2: Custom ID3:
Comment:

Elem	Sr4077	Ti3349	W_2079	Zr3391	S_1820	Bi2230	Li6707
Units	ppm	ppm	ppm	ppm	ppm	ppm	ppm
Avg	**.0002**	**.0001**	F **.0164**	**.0006**	F **.0255**	**-.0006**	**.0007**
Stddev	.0000	.0004	.0019	.0000	.0001	.0001	.0005
%RSD	15.03	634.1	11.79	3.038	.4544	21.93	70.84
#1	.0002	.0003	.0151	.0006	.0254	-.0005	.0004
#2	.0001	-.0002	.0178	.0006	.0256	-.0007	.0011
Check ?	Chk Pass	Chk Pass	Chk Fail	Chk Pass	Chk Fail	Chk Pass	Chk Pass
High Limit			.0050		.0150		
Low Limit			-.0050		-.0150		

Int. Std.	Y_3600	Y_3710	Y_2243	In2306
Units	Cts/S	Cts/S	Cts/S	Cts/S
Avg	**78563.**	**26660.**	**1696.1**	**4072.5**
Stddev	231.	196.	4.0	8.5
%RSD	.29462	.73644	.23614	.20807
#1	78727.	26798.	1693.3	4066.5
#2	78400.	26521.	1698.9	4078.5

Zoom In Zoom Out

Sample Name: Ticonf Acquired: 7/31/2014 14:39:32 Type: Unk
Method: Accutest 2(v253) Mode: CONC Corr. Factor: 1.000000
User: admin Custom ID1: Custom ID2: Custom ID3:
Comment:

Elem	Ba4554	Be3130	Cd2288	Co2286	Cr2677	Cu3247	Mn2576	Ni2316	Ag3280
Avg	**.0000**	**.0082**	**.0001**	**-.0006**	**-.0012**	**-.0082**	**-.0000**	**.0000**	**.0006**
Stddev	.0000	.0003	.0002	.0004	.0007	.0003	.0000	.0003	.0007
%RSD	11.63	3.721	206.5	62.94	59.22	3.749	569.2	919.4	114.5
#1	.0000	.0085	.0002	-.0003	-.0017	-.0080	-.0000	-.0002	.0001
#2	.0000	.0080	-.0000	-.0008	-.0007	-.0084	.0000	.0002	.0012

Elem	V_2924	Zn2062	As1890	Tl1908	Pb2203	Se1960	Sb2068	Al3961	Ca3179
Avg	**-.0012**	**.0036**	**-.0011**	**.0020**	**.0013**	**.0032**	**-.0001**	**.0079**	**.0239**
Stddev	.0002	.0001	.0012	.0001	.0000	.0009	.0001	.0082	.0080
%RSD	13.76	4.173	111.3	4.189	3.709	27.58	97.84	104.0	33.23
#1	-.0014	.0037	-.0019	.0019	.0013	.0038	-.0002	.0137	.0183
#2	-.0011	.0035	-.0002	.0020	.0013	.0026	-.0000	.0021	.0296

Elem	Fe2599	Mg2790	K_7664	Na5895	B_2089	Mo2020	Pd3404	Si2124	Sn1899
Avg	**.0073**	**-.0228**	**-.0120**	**.0067**	**.0056**	**.0005**	**.0035**	**.0789**	**.0017**
Stddev	.0001	.0095	.0000	.0024	.0001	.0002	.0006	.0061	.0004
%RSD	1.826	41.71	.3390	35.51	1.483	51.98	17.40	7.712	24.48
#1	.0074	-.0295	-.0120	.0083	.0057	.0006	.0031	.0746	.0020
#2	.0072	-.0161	-.0119	.0050	.0056	.0003	.0039	.0832	.0014

Elem	Sr4077	Ti3349	W_2079	Zr3391	S_1820	Bi2230	Li6707
Avg	**.0000**	**9.798**	**.0081**	**.0002**	**.0236**	**.2613**	**.0003**
Stddev	.0000	.074	.0016	.0001	.0014	.0031	.0001
%RSD	47.83	.7596	20.07	98.69	5.853	1.168	39.24
#1	.0000	9.745	.0069	.0000	.0245	.2592	.0002
#2	.0001	9.851	.0092	.0003	.0226	.2635	.0004

Int. Std.	Y_3600	Y_3710	Y_2243	In2306
Avg	**78626.**	**30642.**	**1692.4**	**4054.0**
Stddev	677.	5217.	8.8	14.9
%RSD	.86058	17.026	.52042	.36775
#1	79105.	34331.	1698.6	4064.5
#2	78148.	26953.	1686.1	4043.5

Zoom In Zoom Out

Sample Name: Crconf Acquired: 7/31/2014 14:42:44 Type: Unk
Method: Accutest 2(v253) Mode: CONC Corr. Factor: 1.000000
User: admin Custom ID1: Custom ID2: Custom ID3:
Comment:

Elem	Ba4554	Be3130	Cd2288	Co2286	Cr2677	Cu3247	Mn2576	Ni2316	Ag3280
Avg	**.0004**	**-.0000**	**.0003**	**-.0009**	**10.42**	**.0002**	**-.0010**	**-.0011**	**-.0003**
Stddev	.0000	.0001	.0000	.0000	.04	.0001	.0000	.0001	.0004
%RSD	8.840	226.4	.3399	5.279	.3831	58.57	.0376	6.286	119.7
#1	.0005	.0000	.0003	-.0009	10.39	.0001	-.0010	-.0011	-.0000
#2	.0004	-.0001	.0003	-.0009	10.45	.0003	-.0010	-.0010	-.0006

Elem	V_2924	Zn2062	As1890	Tl1908	Pb2203	Se1960	Sb2068	Al3961	Ca3179
Avg	**-.0058**	**-.0049**	**-.0003**	**-.0001**	**-.0013**	**.0046**	**.0017**	**.0079**	**.0234**
Stddev	.0004	.0001	.0017	.0011	.0019	.0031	.0026	.0042	.0010
%RSD	6.394	2.143	531.1	892.0	143.6	66.96	147.1	52.72	4.221
#1	-.0055	-.0050	.0009	-.0009	.0000	.0024	.0035	.0050	.0227
#2	-.0060	-.0049	-.0015	.0007	-.0026	.0068	-.0001	.0109	.0241

Elem	Fe2599	Mg2790	K_7664	Na5895	B_2089	Mo2020	Pd3404	Si2124	Sn1899
Avg	**.0109**	**-.0024**	**-.0107**	**.0119**	**.0008**	**.0008**	**-.0008**	**.0124**	**-.0016**
Stddev	.0000	.0327	.0147	.0019	.0001	.0003	.0004	.0002	.0007
%RSD	.0366	1363.	137.2	16.02	17.17	33.70	41.98	1.454	40.81
#1	.0109	-.0255	-.0212	.0106	.0009	.0006	-.0011	.0122	-.0011
#2	.0109	.0207	-.0003	.0133	.0007	.0010	-.0006	.0125	-.0021

Elem	Sr4077	Ti3349	W_2079	Zr3391	S_1820	Bi2230	Li6707
Avg	**.0001**	**.0009**	**.0095**	**-.0059**	**.0239**	**-.0033**	**-.0001**
Stddev	.0000	.0001	.0015	.0001	.0032	.0010	.0007
%RSD	13.05	13.96	15.45	1.107	13.59	30.28	855.1
#1	.0001	.0009	.0084	-.0059	.0216	-.0026	.0004
#2	.0001	.0010	.0105	-.0058	.0261	-.0040	-.0006

Int. Std.	Y_3600	Y_3710	Y_2243	In2306
Avg	**78243.**	**26748.**	**1667.7**	**4052.0**
Stddev	483.	230.	.4	2.1
%RSD	.61751	.85997	.02245	.05068
#1	78585.	26911.	1667.5	4050.5
#2	77902.	26586.	1668.0	4053.4

Zoom In Zoom Out

Sample Name: Mnconf Acquired: 7/31/2014 14:45:57 Type: Unk
Method: Accutest 2(v253) Mode: CONC Corr. Factor: 1.000000
User: admin Custom ID1: Custom ID2: Custom ID3:
Comment:

Elem	Ba4554	Be3130	Cd2288	Co2286	Cr2677	Cu3247	Mn2576	Ni2316	Ag3280
Avg	**.0002**	**-.0002**	**-.0001**	**.0000**	**-.0015**	**-.0001**	**10.32**	**.0001**	**.0045**
Stddev	.0001	.0000	.0000	.0000	.0003	.0002	.09	.0001	.0001
%RSD	42.87	12.10	40.65	50.67	21.23	211.0	.9197	155.8	1.332
#1	.0001	-.0003	-.0001	.0001	-.0017	-.0002	10.25	-.0000	.0045
#2	.0003	-.0002	-.0002	.0000	-.0013	.0000	10.39	.0002	.0046

Elem	V_2924	Zn2062	As1890	Tl1908	Pb2203	Se1960	Sb2068	Al3961	Ca3179
Avg	**.0184**	**.0037**	**-.0002**	**-.0013**	**.0007**	**.0026**	**-.0001**	**.0071**	**.0145**
Stddev	.0003	.0002	.0020	.0005	.0003	.0008	.0003	.0009	.0015
%RSD	1.507	5.777	1063.	41.32	38.57	31.36	211.0	12.39	10.57
#1	.0182	.0036	-.0016	-.0009	.0005	.0020	.0001	.0065	.0156
#2	.0186	.0039	.0012	-.0017	.0009	.0032	-.0003	.0077	.0134

Elem	Fe2599	Mg2790	K_7664	Na5895	B_2089	Mo2020	Pd3404	Si2124	Sn1899
Avg	**.0016**	**-.0500**	**-.0046**	**.0026**	**.0002**	**-.0001**	**-.0010**	**.0061**	**.0001**
Stddev	.0003	.0122	.0138	.0008	.0000	.0001	.0004	.0003	.0008
%RSD	19.11	24.36	299.2	30.32	13.12	136.0	37.07	4.722	755.3
#1	.0018	-.0414	.0051	.0021	.0002	-.0001	-.0008	.0059	-.0005
#2	.0014	-.0586	-.0144	.0032	.0002	-.0000	-.0013	.0063	.0007

Elem	Sr4077	Ti3349	W_2079	Zr3391	S_1820	Bi2230	Li6707
Avg	**.0000**	**-.0003**	**.0059**	**-.0001**	**.0274**	**.0004**	**.0002**
Stddev	.0000	.0000	.0013	.0000	.0024	.0000	.0001
%RSD	93.04	12.61	22.79	53.03	8.668	9.233	30.31
#1	.0000	-.0003	.0050	-.0001	.0290	.0005	.0003
#2	.0001	-.0002	.0069	-.0000	.0257	.0004	.0002

Int. Std.	Y_3600	Y_3710	Y_2243	In2306
Avg	**78052.**	**26581.**	**1684.5**	**4032.4**
Stddev	62.	318.	.9	2.3
%RSD	.07883	1.1969	.05312	.05748
#1	78095.	26806.	1683.9	4030.8
#2	78008.	26356.	1685.1	4034.1

Zoom In Zoom Out

Sample Name: Caconf Acquired: 7/31/2014 14:49:16 Type: Unk
Method: Accutest 2(v253) Mode: CONC Corr. Factor: 1.000000
User: admin Custom ID1: Custom ID2: Custom ID3:
Comment:

Elem	Ba4554	Be3130	Cd2288	Co2286	Cr2677	Cu3247	Mn2576	Ni2316	Ag3280
Avg	**.0002**	**-.0003**	**.0002**	**.0014**	**.0007**	**.0013**	**.0006**	**-.0009**	**.0004**
Stddev	.0001	.0000	.0003	.0003	.0001	.0002	.0000	.0002	.0002
%RSD	60.19	4.438	119.8	25.12	14.05	15.37	.9480	25.00	49.95
#1	.0001	-.0003	.0000	.0016	.0008	.0014	.0006	-.0008	.0003
#2	.0003	-.0003	.0004	.0011	.0006	.0011	.0006	-.0011	.0006

Elem	V_2924	Zn2062	As1890	Tl1908	Pb2203	Se1960	Sb2068	Al3961	Ca3179
Avg	**-.0004**	**-.0005**	**.0001**	**.0007**	**-.0008**	**-.0012**	**.0015**	**.1013**	**410.2**
Stddev	.0003	.0002	.0011	.0004	.0007	.0006	.0000	.0013	1.8
%RSD	73.18	50.73	952.9	56.46	87.82	50.09	1.741	1.310	.4387
#1	-.0006	-.0003	-.0007	.0004	-.0003	-.0016	.0014	.1003	411.5
#2	-.0002	-.0006	.0009	.0009	-.0013	-.0008	.0015	.1022	408.9

Elem	Fe2599	Mg2790	K_7664	Na5895	B_2089	Mo2020	Pd3404	Si2124	Sn1899
Avg	**-.0084**	**.0084**	**.0165**	**-.0128**	**.0003**	**-.0010**	**.0202**	**.0087**	**-.0013**
Stddev	.0008	.0119	.0060	.0051	.0006	.0001	.0010	.0010	.0004
%RSD	10.04	141.5	36.03	40.16	217.6	14.98	4.718	11.37	27.15
#1	-.0078	.0168	.0123	-.0091	-.0002	-.0009	.0196	.0080	-.0011
#2	-.0090	-.0000	.0207	-.0164	.0007	-.0011	.0209	.0094	-.0016

Elem	Sr4077	Ti3349	W_2079	Zr3391	S_1820	Bi2230	Li6707
Avg	**-.0054**	**-.0008**	**.0061**	**.0003**	**.0183**	**.0137**	**.0150**
Stddev	.0001	.0000	.0024	.0002	.0032	.0001	.0004
%RSD	1.257	1.125	39.71	89.00	17.75	.4403	2.416
#1	-.0055	-.0008	.0044	.0004	.0206	.0136	.0152
#2	-.0054	-.0008	.0078	.0001	.0160	.0137	.0147

Int. Std.	Y_3600	Y_3710	Y_2243	In2306
Avg	**69802.**	**25480.**	**1515.2**	**3382.4**
Stddev	122.	96.	2.9	10.3
%RSD	.17460	.37805	.18915	.30563
#1	69888.	25412.	1513.2	3375.1
#2	69716.	25548.	1517.2	3389.7

Zoom In Zoom Out

Sample Name: Cuconf Acquired: 7/31/2014 14:52:32 Type: Unk
Method: Accutest 2(v253) Mode: CONC Corr. Factor: 1.000000
User: admin Custom ID1: Custom ID2: Custom ID3:
Comment:

Elem	Ba4554	Be3130	Cd2288	Co2286	Cr2677	Cu3247	Mn2576	Ni2316	Ag3280
Avg	**.0008**	**-.0000**	**.0030**	**.0010**	**.0004**	**10.54**	**.0005**	**-.0013**	**-.0010**
Stddev	.0001	.0000	.0002	.0003	.0001	.04	.0000	.0004	.0001
%RSD	9.933	223.0	5.437	28.43	26.31	.3899	6.132	29.83	14.57
#1	.0008	.0000	.0031	.0008	.0005	10.57	.0005	-.0010	-.0011
#2	.0009	-.0000	.0029	.0012	.0003	10.51	.0005	-.0015	-.0009

Elem	V_2924	Zn2062	As1890	Tl1908	Pb2203	Se1960	Sb2068	Al3961	Ca3179
Avg	**-.0003**	**.0034**	**.0000**	**.0001**	**-.0001**	**.0004**	**-.0003**	**.0084**	**.0522**
Stddev	.0001	.0002	.0012	.0001	.0007	.0007	.0001	.0009	.0064
%RSD	44.44	4.746	2502.	111.6	1080.	174.2	18.83	11.00	12.28
#1	-.0004	.0035	-.0008	.0000	.0004	-.0001	-.0004	.0078	.0567
#2	-.0002	.0033	.0009	.0002	-.0006	.0009	-.0003	.0091	.0477

Elem	Fe2599	Mg2790	K_7664	Na5895	B_2089	Mo2020	Pd3404	Si2124	Sn1899
Avg	**-.0032**	**.0018**	**.1051**	**.0020**	**.0000**	**.0009**	**.0018**	**.0029**	**-.0007**
Stddev	.0002	.0062	.0036	.0011	.0003	.0001	.0003	.0007	.0001
%RSD	4.719	341.2	3.472	54.89	806.7	8.960	19.03	25.68	18.28
#1	-.0033	.0062	.1025	.0012	-.0002	.0008	.0015	.0034	-.0006
#2	-.0031	-.0026	.1076	.0028	.0002	.0009	.0020	.0024	-.0008

Elem	Sr4077	Ti3349	W_2079	Zr3391	S_1820	Bi2230	Li6707
Avg	**.0000**	**-.0003**	**.0019**	**.0001**	**.0188**	**-.0045**	**.0006**
Stddev	.0000	.0001	.0018	.0002	.0000	.0007	.0005
%RSD	279.0	43.97	96.61	155.5	.1155	15.88	91.19
#1	-.0000	-.0003	.0006	-.0000	.0188	-.0050	.0010
#2	.0000	-.0002	.0032	.0002	.0188	-.0040	.0002

Int. Std.	Y_3600	Y_3710	Y_2243	In2306
Avg	**78255.**	**26645.**	**1696.5**	**4075.8**
Stddev	142.	240.	10.0	18.4
%RSD	.18142	.90205	.58785	.45130
#1	78355.	26815.	1689.4	4062.8
#2	78155.	26475.	1703.5	4088.8

Zoom In Zoom Out

Sample Name: Sconf Acquired: 7/31/2014 14:55:46 Type: Unk
Method: Accutest 2(v253) Mode: CONC Corr. Factor: 1.000000
User: admin Custom ID1: Custom ID2: Custom ID3:
Comment:

Elem	Ba4554	Be3130	Cd2288	Co2286	Cr2677	Cu3247	Mn2576	Ni2316	Ag3280
Avg	**.0001**	**-.0001**	**.0000**	**.0000**	**.0002**	**-.0005**	**.0000**	**-.0003**	**-.0000**
Stddev	.0001	.0000	.0002	.0004	.0004	.0007	.0001	.0004	.0001
%RSD	106.8	22.40	1041.	3803.	206.0	135.9	1772.	155.1	316.3
#1	.0000	-.0001	-.0001	-.0002	.0004	-.0000	-.0000	.0000	.0001
#2	.0002	-.0001	.0001	.0003	-.0001	-.0010	.0001	-.0006	-.0001

Elem	V_2924	Zn2062	As1890	Tl1908	Pb2203	Se1960	Sb2068	Al3961	Ca3179
Avg	**-.0001**	**.0004**	**-.0014**	**.0005**	**.0000**	**.0016**	**-.0004**	**.0059**	**-.0045**
Stddev	.0004	.0001	.0012	.0004	.0004	.0013	.0018	.0011	.0004
%RSD	293.2	15.90	88.74	68.94	3489.	82.21	401.5	19.03	9.869
#1	.0001	.0005	-.0022	.0003	.0003	.0007	-.0017	.0051	-.0048
#2	-.0004	.0004	-.0005	.0008	-.0003	.0025	.0008	.0067	-.0042

Elem	Fe2599	Mg2790	K_7664	Na5895	B_2089	Mo2020	Pd3404	Si2124	Sn1899
Avg	**.0012**	**.0048**	**-.0192**	**.0025**	**.0003**	**-.0001**	**.0022**	**.0073**	**-.0011**
Stddev	.0002	.0001	.0055	.0034	.0007	.0002	.0003	.0006	.0001
%RSD	16.98	1.615	28.69	136.8	252.0	162.2	11.54	8.580	5.555
#1	.0010	.0047	-.0153	.0048	-.0002	.0000	.0024	.0068	-.0012
#2	.0013	.0048	-.0231	.0001	.0007	-.0002	.0020	.0077	-.0011

Elem	Sr4077	Ti3349	W_2079	Zr3391	S_1820	Bi2230	Li6707
Avg	**-.0000**	**-.0004**	**.0013**	**.0002**	**94.06**	**-.0000**	**.0002**
Stddev	.0001	.0000	.0005	.0001	.32	.0001	.0001
%RSD	363.9	4.360	37.63	27.30	.3406	744.5	61.50
#1	-.0000	-.0005	.0009	.0003	94.29	-.0001	.0002
#2	.0000	-.0004	.0016	.0002	93.84	.0001	.0001

Int. Std.	Y_3600	Y_3710	Y_2243	In2306
Avg	**78538.**	**26751.**	**1699.6**	**4092.7**
Stddev	341.	199.	5.2	6.7
%RSD	.43433	.74490	.30722	.16463
#1	78780.	26892.	1703.3	4097.5
#2	78297.	26610.	1696.0	4087.9

Zoom In Zoom Out

Sample Name: Siconf Acquired: 7/31/2014 14:58:58 Type: Unk
Method: Accutest 2(v253) Mode: CONC Corr. Factor: 1.000000
User: admin Custom ID1: Custom ID2: Custom ID3:
Comment:

Elem	Ba4554	Be3130	Cd2288	Co2286	Cr2677	Cu3247	Mn2576	Ni2316	Ag3280
Avg	**.0001**	**-.0001**	**.0001**	**-.0002**	**.0002**	**-.0019**	**-.0004**	**-.0003**	**-.0003**
Stddev	.0001	.0000	.0001	.0004	.0001	.0001	.0000	.0003	.0003
%RSD	187.1	.7912	43.00	238.0	49.48	4.812	6.010	85.27	128.3
#1	-.0000	-.0001	.0002	.0001	.0001	-.0018	-.0004	-.0001	-.0005
#2	.0001	-.0001	.0001	-.0005	.0002	-.0019	-.0004	-.0005	-.0000

Elem	V_2924	Zn2062	As1890	Tl1908	Pb2203	Se1960	Sb2068	Al3961	Ca3179
Avg	**-.0004**	**.0014**	**.0006**	**-.0001**	**-.0009**	**-.0026**	**.0002**	**.0260**	**-.0026**
Stddev	.0002	.0002	.0003	.0024	.0007	.0011	.0006	.0018	.0015
%RSD	51.86	14.74	58.71	2303.	79.12	40.84	349.7	7.009	55.40
#1	-.0005	.0013	.0008	.0016	-.0004	-.0019	-.0003	.0273	-.0016
#2	-.0002	.0015	.0003	-.0018	-.0014	-.0034	.0006	.0247	-.0036

Elem	Fe2599	Mg2790	K_7664	Na5895	B_2089	Mo2020	Pd3404	Si2124	Sn1899
Avg	**-.0118**	**.0017**	**.0026**	**-.0028**	**.0017**	**-.0000**	**-.0017**	**8.936**	**-.0011**
Stddev	.0020	.0056	.0185	.0058	.0005	.0001	.0005	.085	.0000
%RSD	17.06	326.1	699.6	209.3	27.72	974.8	32.75	.9492	1.069
#1	-.0103	.0057	-.0105	.0013	.0020	-.0000	-.0013	8.996	-.0011
#2	-.0132	-.0023	.0158	-.0069	.0014	.0000	-.0021	8.876	-.0011

Elem	Sr4077	Ti3349	W_2079	Zr3391	S_1820	Bi2230	Li6707
Avg	**.0000**	**-.0002**	**.0109**	**-.0007**	**.0266**	**.0001**	**-.0003**
Stddev	.0000	.0000	.0015	.0001	.0008	.0003	.0002
%RSD	31.68	12.43	14.07	13.79	3.128	236.4	61.88
#1	.0000	-.0002	.0099	-.0008	.0260	-.0001	-.0002
#2	.0000	-.0002	.0120	-.0006	.0271	.0004	-.0004

Int. Std.	Y_3600	Y_3710	Y_2243	In2306
Avg	**78737.**	**26649.**	**1710.3**	**4096.1**
Stddev	456.	280.	7.9	18.8
%RSD	.57862	1.0490	.46233	.45986
#1	78414.	26847.	1704.7	4082.8
#2	79059.	26451.	1715.8	4109.4

Zoom In Zoom Out

Sample Name: mp80951-mb1 2 Acquired: 7/31/2014 15:02:30 Type: Unk
Method: Accutest 2(v253) Mode: CONC Corr. Factor: 5.000000
User: admin Custom ID1: Custom ID2: Custom ID3:
Comment:

Elem	Ba4554	Be3130	Cd2288	Co2286	Cr2677	Cu3247	Mn2576	Ni2316	Ag3280
Avg	**.0052**	**-.0003**	**.0007**	**.0011**	**.0015**	**-.0041**	**.0036**	**-.0001**	**-.0009**
Stddev	.0004	.0002	.0007	.0003	.0002	.0051	.0002	.0006	.0013
%RSD	8.599	59.33	113.7	23.09	16.19	126.7	6.444	451.8	135.6
#1	.0055	-.0005	.0012	.0013	.0013	-.0077	.0034	-.0005	-.0000
#2	.0048	-.0002	.0001	.0009	.0017	-.0004	.0037	.0003	-.0018

Elem	V_2924	Zn2062	As1890	Tl1908	Pb2203	Se1960	Sb2068	Al3961	Ca3179
Avg	**-.0009**	**.0135**	**-.0078**	**.0006**	**-.0003**	**.0039**	**.0038**	**.0549**	**.2014**
Stddev	.0006	.0003	.0055	.0100	.0026	.0068	.0006	.0176	.0076
%RSD	64.94	2.362	70.34	1644.	861.0	174.8	14.72	32.00	3.768
#1	-.0005	.0137	-.0117	.0077	-.0022	-.0009	.0042	.0673	.1960
#2	-.0013	.0133	-.0039	-.0065	.0016	.0087	.0034	.0425	.2067

Elem	Fe2599	Mg2790	K_7664	Na5895	B_2089	Mo2020	Pd3404	Si2124	Sn1899
Avg	**.0091**	**-.0438**	**.0221**	**.5443**	**.0027**	**-.0014**	**.0052**	**1.236**	**.0001**
Stddev	.0035	.0330	.0389	.0247	.0003	.0001	.0054	.007	.0023
%RSD	39.04	75.28	175.5	4.540	10.43	5.235	104.4	.5463	3814.
#1	.0066	-.0205	-.0053	.5268	.0025	-.0013	.0014	1.241	-.0016
#2	.0116	-.0671	.0496	.5618	.0029	-.0014	.0090	1.231	.0017

Elem	Sr4077	Ti3349	W_2079	Zr3391	S_1820	Bi2230	Li6707
Avg	**.0176**	**-.0035**	**.0112**	**.0000**	**.0903**	**-.0046**	**.0003**
Stddev	.0002	.0018	.0034	.0001	.0064	.0034	.0019
%RSD	1.293	52.30	30.72	547.4	7.114	74.38	581.4
#1	.0174	-.0048	.0087	-.0001	.0948	-.0070	.0017
#2	.0178	-.0022	.0136	.0001	.0858	-.0022	-.0010

Int. Std.	Y_3600	Y_3710	Y_2243	In2306
Avg	**78103.**	**26652.**	**1686.9**	**4062.7**
Stddev	13.	97.	1.0	.7
%RSD	.01694	.36495	.05838	.01680
#1	78093.	26721.	1686.2	4062.2
#2	78112.	26583.	1687.6	4063.2

Zoom In Zoom Out

Sample Name: mp80951-b1 Acquired: 7/31/2014 15:05:43 Type: Unk
Method: Accutest 2(v253) Mode: CONC Corr. Factor: 5.000000
User: admin Custom ID1: Custom ID2: Custom ID3:
Comment:

Elem	Ba4554	Be3130	Cd2288	Co2286	Cr2677	Cu3247	Mn2576	Ni2316	Ag3280
Avg	**2.006**	**2.037**	**2.059**	**2.002**	**2.084**	**1.878**	**2.108**	**2.054**	**.2401**
Stddev	.033	.029	.002	.009	.018	.015	.017	.011	.0001
%RSD	1.652	1.417	.1173	.4528	.8873	.8158	.8211	.5514	.0535
#1	1.982	2.016	2.060	2.008	2.071	1.867	2.096	2.062	.2402
#2	2.029	2.057	2.057	1.995	2.097	1.888	2.120	2.046	.2400

Elem	V_2924	Zn2062	As1890	Tl1908	Pb2203	Se1960	Sb2068	Al3961	Ca3179
Avg	**2.042**	**2.196**	**2.021**	**2.192**	**2.114**	**1.970**	**2.094**	**25.75**	**26.86**
Stddev	.013	.004	.013	.005	.009	.002	.012	.45	.30
%RSD	.6554	.1852	.6335	.2093	.4295	.0912	.5551	1.758	1.119
#1	2.032	2.199	2.030	2.195	2.120	1.971	2.102	25.43	26.65
#2	2.051	2.193	2.012	2.189	2.107	1.969	2.086	26.07	27.07

Elem	Fe2599	Mg2790	K_7664	Na5895	B_2089	Mo2020	Pd3404	Si2124	Sn1899
Avg	**27.31**	**26.40**	**26.31**	**26.85**	**.0453**	**2.163**	**1.936**	**3.471**	**2.299**
Stddev	.46	.37	.38	.43	.0016	.008	.020	.009	.005
%RSD	1.678	1.398	1.437	1.593	3.469	.3698	1.022	.2716	.2259
#1	26.98	26.14	26.05	26.55	.0464	2.169	1.922	3.478	2.302
#2	27.63	26.67	26.58	27.15	.0442	2.157	1.950	3.464	2.295

Elem	Sr4077	Ti3349	W_2079	Zr3391	S_1820	Bi2230	Li6707
Avg	**2.052**	**2.206**	**2.310**	**1.955**	**.1153**	**2.035**	**2.008**
Stddev	.036	.010	.026	.016	.0085	.010	.036
%RSD	1.749	.4656	1.135	.7924	7.402	.4912	1.786
#1	2.027	2.199	2.329	1.944	.1214	2.042	1.983
#2	2.077	2.213	2.292	1.966	.1093	2.028	2.033

Int. Std.	Y_3600	Y_3710	Y_2243	In2306
Avg	**76825.**	**26650.**	**1671.2**	**3926.3**
Stddev	445.	296.	4.0	2.1
%RSD	.57910	1.1103	.24080	.05235
#1	77140.	26860.	1674.1	3927.8
#2	76511.	26441.	1668.4	3924.9

Zoom In Zoom Out

Sample Name: ccv Acquired: 7/31/2014 15:08:45 Type: QC
Method: Accutest 2(v253) Mode: CONC Corr. Factor: 1.000000
User: admin Custom ID1: Custom ID2: Custom ID3:
Comment:

Elem	Ba4554	Be3130	Cd2288	Co2286	Cr2677	Cu3247	Mn2576	Ni2316	Ag3280
Units	ppm	ppm	ppm	ppm	ppm	ppm	ppm	ppm	ppm
Avg	**1.990**	**2.018**	**2.008**	**2.016**	**2.026**	**1.913**	**2.039**	**2.048**	**.2430**
Stddev	.026	.024	.023	.021	.004	.003	.002	.020	.0001
%RSD	1.304	1.211	1.141	1.034	.1966	.1536	.0851	.9683	.0212
#1	1.972	2.001	2.024	2.031	2.023	1.915	2.038	2.062	.2430
#2	2.009	2.035	1.992	2.001	2.029	1.911	2.040	2.034	.2431
Check ?	Chk Pass	Chk Pass	Chk Pass	Chk Pass	Chk Pass	Chk Pass	Chk Pass	Chk Pass	Chk Pass
Value									
Range									

Elem	V_2924	Zn2062	As1890	Tl1908	Pb2203	Se1960	Sb2068	Al3961	Ca3179
Units	ppm	ppm	ppm	ppm	ppm	ppm	ppm	ppm	ppm
Avg	**1.972**	**2.083**	**1.983**	**2.096**	**2.078**	**1.990**	**1.987**	**38.82**	**39.78**
Stddev	.001	.022	.025	.021	.014	.017	.024	.58	.48
%RSD	.0658	1.061	1.259	1.022	.6767	.8518	1.181	1.506	1.215
#1	1.971	2.099	2.001	2.112	2.088	2.002	2.004	38.40	39.43
#2	1.973	2.068	1.965	2.081	2.069	1.978	1.970	39.23	40.12
Check ?	Chk Pass	Chk Pass	Chk Pass	Chk Pass	Chk Pass	Chk Pass	Chk Pass	Chk Pass	Chk Pass
Value									
Range									

Elem	Fe2599	Mg2790	K_7664	Na5895	B_2089	Mo2020	Pd3404	Si2124	Sn1899
Units	ppm	ppm	ppm	ppm	ppm	ppm	ppm	ppm	ppm
Avg	**40.20**	**39.39**	**39.33**	**39.56**	**2.003**	**2.050**	**1.963**	**5.038**	**2.078**
Stddev	.52	.48	.39	.53	.020	.023	.005	.054	.026
%RSD	1.293	1.218	.9811	1.344	1.006	1.141	.2395	1.079	1.267
#1	39.83	39.05	39.06	39.18	2.017	2.067	1.966	5.076	2.096
#2	40.57	39.73	39.61	39.93	1.989	2.034	1.960	5.000	2.059
Check ?	Chk Pass	Chk Pass	Chk Pass	Chk Pass	Chk Pass	Chk Pass	Chk Pass	Chk Pass	Chk Pass
Value									
Range									

Zoom In Zoom Out

Sample Name: ccv Acquired: 7/31/2014 15:08:45 Type: QC
Method: Accutest 2(v253) Mode: CONC Corr. Factor: 1.000000
User: admin Custom ID1: Custom ID2: Custom ID3:
Comment:

Elem	Sr4077	Ti3349	W_2079	Zr3391	S_1820	Bi2230	Li6707
Units	ppm	ppm	ppm	ppm	ppm	ppm	ppm
Avg	**1.994**	**2.019**	**1.971**	**1.965**	**1.998**	**1.982**	**1.941**
Stddev	.025	.000	.026	.002	.023	.024	.026
%RSD	1.255	.0168	1.309	.1088	1.153	1.225	1.350
#1	1.976	2.018	1.990	1.963	2.015	1.999	1.923
#2	2.012	2.019	1.953	1.966	1.982	1.964	1.960
Check ?	Chk Pass	Chk Pass	Chk Pass	Chk Pass	Chk Pass	Chk Pass	Chk Pass
Value							
Range							

Int. Std.	Y_3600	Y_3710	Y_2243	In2306
Units	Cts/S	Cts/S	Cts/S	Cts/S
Avg	**73837.**	**26283.**	**1623.1**	**3617.9**
Stddev	154.	267.	2.6	.7
%RSD	.20903	1.0149	.15799	.01907
#1	73947.	26472.	1621.3	3617.5
#2	73728.	26094.	1624.9	3618.4

Zoom In Zoom Out

Sample Name: ccb Acquired: 7/31/2014 15:12:00 Type: QC
Method: Accutest 2(v253) Mode: CONC Corr. Factor: 1.000000
User: admin Custom ID1: Custom ID2: Custom ID3:
Comment:

Elem	Ba4554	Be3130	Cd2288	Co2286	Cr2677	Cu3247	Mn2576	Ni2316	Ag3280
Units	ppm	ppm	ppm	ppm	ppm	ppm	ppm	ppm	ppm
Avg	**.0003**	**.0002**	**.0000**	**-.0000**	**.0004**	**-.0002**	**.0001**	**-.0003**	**-.0001**
Stddev	.0000	.0001	.0003	.0002	.0004	.0006	.0000	.0002	.0004
%RSD	8.268	75.98	2870.	1342.	112.2	283.6	21.52	66.09	591.1
#1	.0002	.0003	.0002	-.0002	.0001	-.0006	.0001	-.0001	.0002
#2	.0003	.0001	-.0002	.0001	.0007	.0002	.0001	-.0004	-.0003
Check ?	Chk Pass	Chk Pass	Chk Pass	Chk Pass	Chk Pass	Chk Pass	Chk Pass	Chk Pass	Chk Pass
High Limit									
Low Limit									

Elem	V_2924	Zn2062	As1890	Tl1908	Pb2203	Se1960	Sb2068	Al3961	Ca3179
Units	ppm	ppm	ppm	ppm	ppm	ppm	ppm	ppm	ppm
Avg	**.0001**	**.0003**	**-.0002**	**.0006**	**-.0003**	**-.0002**	**.0002**	**.0039**	**.0044**
Stddev	.0000	.0002	.0006	.0016	.0007	.0011	.0015	.0015	.0021
%RSD	51.80	58.62	373.1	255.7	229.5	500.2	660.5	39.23	48.06
#1	.0001	.0002	.0003	-.0005	.0002	-.0010	.0012	.0028	.0059
#2	.0000	.0004	-.0006	.0018	-.0008	.0005	-.0008	.0050	.0029
Check ?	Chk Pass	Chk Pass	Chk Pass	Chk Pass	Chk Pass	Chk Pass	Chk Pass	Chk Pass	Chk Pass
High Limit									
Low Limit									

Elem	Fe2599	Mg2790	K_7664	Na5895	B_2089	Mo2020	Pd3404	Si2124	Sn1899
Units	ppm	ppm	ppm	ppm	ppm	ppm	ppm	ppm	ppm
Avg	**.0048**	**-.0030**	**-.0057**	**.0068**	**.0013**	**.0012**	**-.0004**	**.0011**	**-.0001**
Stddev	.0028	.0015	.0106	.0016	.0007	.0001	.0000	.0011	.0002
%RSD	58.26	51.92	186.2	22.79	51.09	9.055	6.263	105.4	137.9
#1	.0068	-.0041	.0018	.0079	.0008	.0013	-.0004	.0003	-.0000
#2	.0028	-.0019	-.0132	.0057	.0018	.0011	-.0004	.0019	-.0003
Check ?	Chk Pass	Chk Pass	Chk Pass	Chk Pass	Chk Pass	Chk Pass	Chk Pass	Chk Pass	Chk Pass
High Limit									
Low Limit									

Zoom In Zoom Out

Sample Name: ccb Acquired: 7/31/2014 15:12:00 Type: QC
Method: Accutest 2(v253) Mode: CONC Corr. Factor: 1.000000
User: admin Custom ID1: Custom ID2: Custom ID3:
Comment:

Elem	Sr4077	Ti3349	W_2079	Zr3391	S_1820	Bi2230	Li6707
Units	ppm	ppm	ppm	ppm	ppm	ppm	ppm
Avg	**.0002**	**-.0001**	**F .0159**	**.0006**	**F .0209**	**-.0014**	**.0012**
Stddev	.0001	.0002	.0021	.0003	.0014	.0001	.0002
%RSD	41.19	116.9	13.51	49.77	6.478	10.07	20.68
#1	.0003	-.0002	.0143	.0004	.0219	-.0014	.0014
#2	.0002	-.0000	.0174	.0008	.0200	-.0013	.0010
Check ?	Chk Pass	Chk Pass	Chk Fail	Chk Pass	Chk Fail	Chk Pass	Chk Pass
High Limit			.0050		.0150		
Low Limit			-.0050		-.0150		

Int. Std.	Y_3600	Y_3710	Y_2243	In2306
Units	Cts/S	Cts/S	Cts/S	Cts/S
Avg	**78657.**	**26748.**	**1694.1**	**4070.7**
Stddev	679.	165.	6.1	11.4
%RSD	.86278	.61773	.35980	.28079
#1	79136.	26865.	1698.4	4078.8
#2	78177.	26631.	1689.7	4062.6

Zoom In Zoom Out

Sample Name: mp80951-s1 Acquired: 7/31/2014 15:15:13 Type: Unk
Method: Accutest 2(v253) Mode: CONC Corr. Factor: 5.000000
User: admin Custom ID1: Custom ID2: Custom ID3:
Comment:

Elem	Ba4554	Be3130	Cd2288	Co2286	Cr2677	Cu3247	Mn2576	Ni2316	Ag3280
Avg	**2.313**	**2.062**	**2.192**	**2.108**	**2.087**	**1.938**	**6.997**	**2.189**	**.2703**
Stddev	.018	.021	.038	.036	.010	.028	.026	.031	.0033
%RSD	.7564	1.011	1.728	1.694	.4917	1.438	.3671	1.414	1.212
#1	2.300	2.048	2.219	2.133	2.094	1.958	7.016	2.211	.2726
#2	2.325	2.077	2.166	2.083	2.079	1.918	6.979	2.167	.2680

Elem	V_2924	Zn2062	As1890	Tl1908	Pb2203	Se1960	Sb2068	Al3961	Ca3179
Avg	**2.072**	**7.048**	**2.168**	**1.998**	**2.141**	**2.137**	**2.120**	**25.76**	**174.4**
Stddev	.010	.077	.041	.026	.025	.038	.039	.26	2.2
%RSD	.4626	1.098	1.866	1.313	1.172	1.792	1.842	1.011	1.236
#1	2.079	7.103	2.196	2.017	2.159	2.165	2.148	25.58	172.9
#2	2.065	6.993	2.139	1.980	2.124	2.110	2.092	25.94	175.9

Elem	Fe2599	Mg2790	K_7664	Na5895	B_2089	Mo2020	Pd3404	Si2124	Sn1899
Avg	**28.12**	**33.00**	**64.41**	**5152.**	**.2962**	**2.082**	**2.231**	**5.088**	**2.125**
Stddev	.28	.12	.71	49.	.0011	.036	.031	.068	.028
%RSD	.9834	.3541	1.104	.9476	.3689	1.718	1.393	1.333	1.331
#1	27.92	32.92	63.91	5118.	.2970	2.107	2.253	5.136	2.145
#2	28.32	33.08	64.91	5187.	.2954	2.057	2.209	5.040	2.105

Elem	Sr4077	Ti3349	W_2079	Zr3391	S_1820	Bi2230	Li6707
Avg	**2.786**	**2.231**	**2.297**	**1.967**	**41.40**	**1.954**	**2.040**
Stddev	.024	.020	.024	.013	.58	.040	.023
%RSD	.8686	.8941	1.046	.6394	1.401	2.030	1.141
#1	2.769	2.245	2.314	1.976	41.81	1.982	2.024
#2	2.803	2.217	2.280	1.958	40.99	1.926	2.057

Int. Std.	Y_3600	Y_3710	Y_2243	In2306
Avg	**64334.**	**25273.**	**1461.3**	**3000.2**
Stddev	442.	263.	5.1	14.6
%RSD	.68771	1.0390	.34948	.48762
#1	64021.	25459.	1457.6	2989.8
#2	64647.	25087.	1464.9	3010.5

Zoom In Zoom Out

Sample Name: mp80951-s2 Acquired: 7/31/2014 15:18:19 Type: Unk
Method: Accutest 2(v253) Mode: CONC Corr. Factor: 5.000000
User: admin Custom ID1: Custom ID2: Custom ID3:
Comment:

Elem	Ba4554	Be3130	Cd2288	Co2286	Cr2677	Cu3247	Mn2576	Ni2316	Ag3280
Avg	**2.254**	**2.009**	**2.163**	**2.081**	**2.062**	**1.912**	**6.975**	**2.169**	**.2657**
Stddev	.014	.016	.020	.024	.018	.009	.038	.022	.0008
%RSD	.6067	.7957	.9251	1.131	.8625	.4770	.5392	1.031	.2824
#1	2.244	1.998	2.178	2.098	2.049	1.905	6.948	2.185	.2663
#2	2.264	2.020	2.149	2.065	2.075	1.918	7.001	2.153	.2652

Elem	V_2924	Zn2062	As1890	Tl1908	Pb2203	Se1960	Sb2068	Al3961	Ca3179
Avg	**2.038**	**7.036**	**2.143**	**1.973**	**2.117**	**2.095**	**2.096**	**25.32**	**173.5**
Stddev	.016	.067	.014	.013	.016	.020	.020	.10	1.0
%RSD	.7977	.9536	.6488	.6397	.7305	.9478	.9376	.4073	.5847
#1	2.026	7.083	2.153	1.982	2.127	2.109	2.110	25.25	172.8
#2	2.049	6.989	2.133	1.964	2.106	2.081	2.082	25.39	174.2

Elem	Fe2599	Mg2790	K_7664	Na5895	B_2089	Mo2020	Pd3404	Si2124	Sn1899
Avg	**27.44**	**32.57**	**63.21**	**4978.**	**.2935**	**2.056**	**2.181**	**5.018**	**2.097**
Stddev	.24	.22	.59	11.	.0032	.019	.014	.042	.021
%RSD	.8785	.6803	.9289	.2288	1.103	.9195	.6257	.8423	1.006
#1	27.27	32.41	62.80	4986.	.2912	2.069	2.171	5.048	2.112
#2	27.61	32.72	63.63	4969.	.2958	2.042	2.190	4.988	2.082

Elem	Sr4077	Ti3349	W_2079	Zr3391	S_1820	Bi2230	Li6707
Avg	**2.713**	**2.192**	**2.245**	**1.946**	**41.34**	**1.936**	**1.992**
Stddev	.020	.019	.007	.006	.26	.014	.020
%RSD	.7240	.8471	.2986	.3093	.6314	.7172	1.012
#1	2.699	2.179	2.250	1.942	41.52	1.945	1.978
#2	2.727	2.206	2.240	1.950	41.16	1.926	2.006

Int. Std.	Y_3600	Y_3710	Y_2243	In2306
Avg	**64563.**	**25455.**	**1467.6**	**3011.7**
Stddev	306.	108.	2.8	6.0
%RSD	.47448	.42366	.18778	.19881
#1	64780.	25532.	1469.5	3016.0
#2	64346.	25379.	1465.6	3007.5

Zoom In Zoom Out

Sample Name: jb72708-1 Acquired: 7/31/2014 15:21:24 Type: Unk
Method: Accutest 2(v253) Mode: CONC Corr. Factor: 5.000000
User: admin Custom ID1: Custom ID2: Custom ID3:
Comment:

Elem	Ba4554	Be3130	Cd2288	Co2286	Cr2677	Cu3247	Mn2576	Ni2316	Ag3280
Avg	**.3040**	**.0000**	**.0243**	**.0131**	**.0042**	**.0180**	**4.706**	**.0485**	**.0014**
Stddev	.0005	.0005	.0005	.0003	.0004	.0023	.038	.0007	.0027
%RSD	.1778	1357.	2.177	2.182	10.59	13.03	.7996	1.351	193.1
#1	.3044	.0004	.0239	.0133	.0039	.0197	4.679	.0480	.0034
#2	.3037	-.0003	.0247	.0129	.0045	.0163	4.732	.0489	-.0005

Elem	V_2924	Zn2062	As1890	Tl1908	Pb2203	Se1960	Sb2068	Al3961	Ca3179
Avg	**.0097**	**5.007**	**-.0100**	**.0059**	**.0002**	**.0026**	**-.0086**	**.1031**	**138.7**
Stddev	.0014	.118	.0008	.0023	.0038	.0060	.0058	.0029	.4
%RSD	14.08	2.351	8.212	39.05	2488.	233.7	67.53	2.835	.2637
#1	.0088	4.924	-.0106	.0043	.0028	.0069	-.0127	.1051	139.0
#2	.0107	5.090	-.0094	.0075	-.0025	-.0017	-.0045	.1010	138.5

Elem	Fe2599	Mg2790	K_7664	Na5895	B_2089	Mo2020	Pd3404	Si2124	Sn1899
Avg	**1.032**	**7.262**	**35.57**	**4639.**	**.2584**	**.0019**	**.0069**	**2.630**	**.0006**
Stddev	.004	.014	.08	39.	.0029	.0015	.0056	.050	.0016
%RSD	.4196	.1878	.2250	.8360	1.133	81.33	82.02	1.912	259.4
#1	1.029	7.272	35.51	4666.	.2564	.0008	.0109	2.595	-.0005
#2	1.035	7.253	35.62	4612.	.2605	.0029	.0029	2.666	.0017

Elem	Sr4077	Ti3349	W_2079	Zr3391	S_1820	Bi2230	Li6707
Avg	**.7041**	**-.0024**	**.0180**	**-.0002**	**42.12**	**-.0001**	**.0580**
Stddev	.0003	.0010	.0102	.0007	.95	.0039	.0024
%RSD	.0408	40.53	56.96	344.2	2.249	2680.	4.224
#1	.7039	-.0017	.0107	.0003	41.45	.0026	.0563
#2	.7043	-.0031	.0252	-.0007	42.79	-.0029	.0597

Int. Std.	Y_3600	Y_3710	Y_2243	In2306
Avg	**64406.**	**25305.**	**1460.2**	**3023.9**
Stddev	108.	102.	5.0	.7
%RSD	.16777	.40233	.33974	.02444
#1	64329.	25233.	1456.7	3023.4
#2	64482.	25377.	1463.7	3024.4

Zoom In Zoom Out

Sample Name: mp80951-sd1 Acquired: 7/31/2014 15:24:39 Type: Unk
Method: Accutest 2(v253) Mode: CONC Corr. Factor: 25.000000
User: admin Custom ID1: Custom ID2: Custom ID3:
Comment:

Elem	Ba4554	Be3130	Cd2288	Co2286	Cr2677	Cu3247	Mn2576	Ni2316	Ag3280
Avg	**.2873**	**-.0006**	**.0197**	**.0165**	**.0080**	**.0435**	**4.248**	**.0442**	**-.0099**
Stddev	.0017	.0021	.0025	.0036	.0148	.0044	.042	.0030	.0021
%RSD	.5806	324.3	12.94	21.86	185.8	10.06	.9944	6.794	21.66
#1	.2861	-.0021	.0215	.0140	.0184	.0466	4.278	.0464	-.0114
#2	.2885	.0008	.0179	.0191	-.0025	.0404	4.218	.0421	-.0084

Elem	V_2924	Zn2062	As1890	Tl1908	Pb2203	Se1960	Sb2068	Al3961	Ca3179
Avg	**.0028**	**4.350**	**-.0188**	**.0105**	**-.0012**	**-.0055**	**-.0114**	**.2263**	**131.9**
Stddev	.0009	.024	.0251	.0248	.0157	.0303	.0083	.1008	.8
%RSD	33.25	.5526	133.4	235.7	1262.	549.2	72.98	44.54	.6103
#1	.0034	4.367	-.0011	-.0070	.0099	.0159	-.0173	.2976	131.4
#2	.0021	4.333	-.0366	.0281	-.0124	-.0269	-.0055	.1550	132.5

Elem	Fe2599	Mg2790	K_7664	Na5895	B_2089	Mo2020	Pd3404	Si2124	Sn1899
Avg	**1.068**	**6.644**	**33.47**	**5116.**	**.2239**	**.0061**	**-.0029**	**2.709**	**-.0292**
Stddev	.010	.332	.34	89.	.0067	.0015	.0212	.028	.0041
%RSD	.9746	4.994	1.018	1.740	3.010	23.88	738.3	1.035	14.19
#1	1.060	6.409	33.71	5053.	.2191	.0051	.0121	2.729	-.0262
#2	1.075	6.879	33.22	5179.	.2287	.0071	-.0179	2.689	-.0321

Elem	Sr4077	Ti3349	W_2079	Zr3391	S_1820	Bi2230	Li6707
Avg	**.6651**	**.0169**	**.0772**	**.0045**	**34.32**	**-.0116**	**.0970**
Stddev	.0038	.0275	.0330	.0068	.20	.0071	.0104
%RSD	.5765	162.4	42.71	150.9	.5970	61.09	10.76
#1	.6624	-.0025	.0539	.0094	34.46	-.0066	.1044
#2	.6679	.0363	.1005	-.0003	34.17	-.0166	.0896

Int. Std.	Y_3600	Y_3710	Y_2243	In2306
Avg	**72341.**	**25828.**	**1598.1**	**3537.5**
Stddev	245.	52.	10.3	18.3
%RSD	.33894	.20281	.64370	.51722
#1	72168.	25866.	1605.4	3550.4
#2	72515.	25791.	1590.8	3524.5

Zoom In Zoom Out

Sample Name: ccv Acquired: 7/31/2014 15:27:56 Type: QC
Method: Accutest 2(v253) Mode: CONC Corr. Factor: 1.000000
User: admin Custom ID1: Custom ID2: Custom ID3:
Comment:

Elem	Ba4554	Be3130	Cd2288	Co2286	Cr2677	Cu3247	Mn2576	Ni2316	Ag3280
Units	ppm	ppm	ppm	ppm	ppm	ppm	ppm	ppm	ppm
Avg	**1.983**	**2.005**	**2.012**	**2.024**	**2.030**	**1.939**	**2.062**	**2.056**	**.2453**
Stddev	.021	.023	.011	.017	.015	.011	.013	.018	.0015
%RSD	1.033	1.164	.5670	.8207	.7330	.5755	.6172	.8658	.6114
#1	1.969	1.989	2.020	2.036	2.020	1.931	2.053	2.069	.2442
#2	1.998	2.022	2.004	2.013	2.041	1.947	2.071	2.044	.2463
Check ?	Chk Pass	Chk Pass	Chk Pass	Chk Pass	Chk Pass	Chk Pass	Chk Pass	Chk Pass	Chk Pass
Value									
Range									

Elem	V_2924	Zn2062	As1890	Tl1908	Pb2203	Se1960	Sb2068	Al3961	Ca3179
Units	ppm	ppm	ppm	ppm	ppm	ppm	ppm	ppm	ppm
Avg	**1.991**	**2.092**	**1.989**	**2.098**	**2.081**	**2.001**	**1.987**	**38.87**	**39.84**
Stddev	.014	.015	.018	.024	.018	.013	.013	.47	.39
%RSD	.7114	.7244	.8859	1.122	.8524	.6280	.6665	1.219	.9812
#1	1.981	2.103	2.002	2.115	2.094	2.010	1.996	38.54	39.57
#2	2.001	2.081	1.977	2.082	2.069	1.992	1.978	39.21	40.12
Check ?	Chk Pass	Chk Pass	Chk Pass	Chk Pass	Chk Pass	Chk Pass	Chk Pass	Chk Pass	Chk Pass
Value									
Range									

Elem	Fe2599	Mg2790	K_7664	Na5895	B_2089	Mo2020	Pd3404	Si2124	Sn1899
Units	ppm	ppm	ppm	ppm	ppm	ppm	ppm	ppm	ppm
Avg	**40.06**	**39.66**	**39.08**	**39.28**	**2.009**	**2.055**	**1.972**	**5.064**	**2.086**
Stddev	.52	.30	.39	.39	.011	.018	.016	.034	.017
%RSD	1.305	.7591	.9928	.9970	.5481	.8572	.8104	.6699	.7893
#1	39.69	39.44	38.80	39.01	2.017	2.067	1.960	5.088	2.098
#2	40.43	39.87	39.35	39.56	2.001	2.042	1.983	5.040	2.074
Check ?	Chk Pass	Chk Pass	Chk Pass	Chk Pass	Chk Pass	Chk Pass	Chk Pass	Chk Pass	Chk Pass
Value									
Range									

Zoom In Zoom Out

Sample Name: ccv Acquired: 7/31/2014 15:27:56 Type: QC
Method: Accutest 2(v253) Mode: CONC Corr. Factor: 1.000000
User: admin Custom ID1: Custom ID2: Custom ID3:
Comment:

Elem	Sr4077	Ti3349	W_2079	Zr3391	S_1820	Bi2230	Li6707
Units	ppm	ppm	ppm	ppm	ppm	ppm	ppm
Avg	**1.982**	**2.018**	**1.979**	**1.985**	**2.000**	**1.981**	**1.925**
Stddev	.023	.012	.021	.016	.011	.007	.020
%RSD	1.175	.5782	1.083	.8052	.5483	.3452	1.040
#1	1.966	2.010	1.994	1.973	2.008	1.986	1.911
#2	1.999	2.026	1.964	1.996	1.992	1.976	1.939
Check ?	Chk Pass	Chk Pass	Chk Pass	Chk Pass	Chk Pass	Chk Pass	Chk Pass
Value							
Range							

Int. Std.	Y_3600	Y_3710	Y_2243	In2306
Units	Cts/S	Cts/S	Cts/S	Cts/S
Avg	**73708.**	**26263.**	**1619.2**	**3607.9**
Stddev	484.	341.	.5	3.9
%RSD	.65685	1.2991	.03354	.10754
#1	74050.	26504.	1618.8	3605.2
#2	73365.	26022.	1619.6	3610.7

Zoom In Zoom Out

Sample Name: ccb Acquired: 7/31/2014 15:31:40 Type: QC
Method: Accutest 2(v253) Mode: CONC Corr. Factor: 1.000000
User: admin Custom ID1: Custom ID2: Custom ID3:
Comment:

Elem	Ba4554	Be3130	Cd2288	Co2286	Cr2677	Cu3247	Mn2576	Ni2316	Ag3280
Units	ppm	ppm	ppm	ppm	ppm	ppm	ppm	ppm	ppm
Avg	**.0002**	**.0001**	**.0001**	**.0001**	**.0001**	**-.0007**	**.0000**	**-.0001**	**-.0004**
Stddev	.0002	.0000	.0000	.0002	.0004	.0008	.0000	.0000	.0002
%RSD	102.2	23.94	88.66	139.0	309.4	120.6	35.16	10.13	54.26
#1	.0003	.0001	.0001	.0002	.0004	-.0012	.0001	-.0001	-.0006
#2	.0000	.0001	.0000	.0000	-.0002	-.0001	.0000	-.0001	-.0003
Check ?	Chk Pass	Chk Pass	Chk Pass	Chk Pass	Chk Pass	Chk Pass	Chk Pass	Chk Pass	Chk Pass
High Limit									
Low Limit									

Elem	V_2924	Zn2062	As1890	Tl1908	Pb2203	Se1960	Sb2068	Al3961	Ca3179
Units	ppm	ppm	ppm	ppm	ppm	ppm	ppm	ppm	ppm
Avg	**-.0000**	**.0005**	**.0007**	**.0012**	**-.0005**	**.0005**	**-.0001**	**.0072**	**.0042**
Stddev	.0008	.0002	.0001	.0013	.0002	.0031	.0002	.0031	.0011
%RSD	17520.	35.75	17.42	109.9	36.90	625.2	163.7	42.91	26.02
#1	-.0005	.0003	.0008	.0003	-.0006	.0026	-.0002	.0094	.0050
#2	.0005	.0006	.0006	.0021	-.0004	-.0017	.0000	.0050	.0034
Check ?	Chk Pass	Chk Pass	Chk Pass	Chk Pass	Chk Pass	Chk Pass	Chk Pass	Chk Pass	Chk Pass
High Limit									
Low Limit									

Elem	Fe2599	Mg2790	K_7664	Na5895	B_2089	Mo2020	Pd3404	Si2124	Sn1899
Units	ppm	ppm	ppm	ppm	ppm	ppm	ppm	ppm	ppm
Avg	**.0050**	**-.0014**	**.0065**	**.0940**	**.0015**	**.0012**	**.0005**	**.0010**	**-.0000**
Stddev	.0017	.0042	.0014	.0049	.0006	.0002	.0005	.0008	.0007
%RSD	33.60	300.7	21.78	5.178	41.89	14.20	103.8	74.63	5798.
#1	.0062	-.0043	.0075	.0975	.0019	.0013	.0001	.0016	.0005
#2	.0038	.0016	.0055	.0906	.0010	.0011	.0008	.0005	-.0005
Check ?	Chk Pass	Chk Pass	Chk Pass	Chk Pass	Chk Pass	Chk Pass	Chk Pass	Chk Pass	Chk Pass
High Limit									
Low Limit									

Zoom In Zoom Out

Sample Name: ccb Acquired: 7/31/2014 15:31:40 Type: QC
Method: Accutest 2(v253) Mode: CONC Corr. Factor: 1.000000
User: admin Custom ID1: Custom ID2: Custom ID3:
Comment:

Elem	Sr4077	Ti3349	W_2079	Zr3391	S_1820	Bi2230	Li6707
Units	ppm	ppm	ppm	ppm	ppm	ppm	ppm
Avg	**.0002**	**.0001**	F **.0166**	**.0005**	F **.0167**	**-.0002**	**-.0001**
Stddev	.0000	.0001	.0018	.0000	.0024	.0011	.0003
%RSD	17.72	167.6	11.04	3.791	14.24	623.2	364.4
#1	.0002	.0002	.0153	.0005	.0184	-.0009	-.0003
#2	.0002	-.0000	.0179	.0005	.0150	.0006	.0001
Check ?	Chk Pass	Chk Pass	Chk Fail	Chk Pass	Chk Fail	Chk Pass	Chk Pass
High Limit			.0050		.0150		
Low Limit			-.0050		-.0150		

Int. Std.	Y_3600	Y_3710	Y_2243	In2306
Units	Cts/S	Cts/S	Cts/S	Cts/S
Avg	**78419.**	**26535.**	**1701.2**	**4083.7**
Stddev	381.	37.	5.6	7.0
%RSD	.48622	.13790	.32950	.17224
#1	78688.	26509.	1697.3	4078.7
#2	78149.	26560.	1705.2	4088.7

Zoom In Zoom Out

Sample Name: cri Acquired: 7/31/2014 15:37:01 Type: QC
Method: Accutest 2(v253) Mode: CONC Corr. Factor: 1.000000
User: admin Custom ID1: Custom ID2: Custom ID3:
Comment:

Elem	Ba4554	Be3130	Cd2288	Co2286	Cr2677	Cu3247	Mn2576	Ni2316	Ag3280
Units	ppm	ppm	ppm	ppm	ppm	ppm	ppm	ppm	ppm
Avg	**.1998**	**.0021**	**.0035**	**.0511**	**.0109**	**.0076**	**.0158**	**.0100**	**.0046**
Stddev	.0016	.0001	.0002	.0005	.0006	.0005	.0000	.0001	.0008
%RSD	.8232	4.345	4.951	.9893	5.132	7.173	.0361	.7787	16.50
#1	.1986	.0020	.0036	.0515	.0113	.0072	.0158	.0100	.0051
#2	.2009	.0022	.0033	.0508	.0105	.0080	.0158	.0099	.0040
Check ?	Chk Pass	Chk Pass	Chk Pass	Chk Pass	Chk Pass	Chk Pass	Chk Pass	Chk Pass	Chk Pass
Value									
Range									

Elem	V_2924	Zn2062	As1890	Tl1908	Pb2203	Se1960	Sb2068	Al3961	Ca3179
Units	ppm	ppm	ppm	ppm	ppm	ppm	ppm	ppm	ppm
Avg	**.0529**	**.0230**	**.0093**	**.0124**	**.0035**	**.0113**	**.0059**	**.1974**	**4.998**
Stddev	.0001	.0004	.0002	.0014	.0007	.0026	.0011	.0034	.054
%RSD	.1799	1.544	2.140	11.31	18.84	22.57	17.88	1.729	1.079
#1	.0530	.0233	.0091	.0114	.0030	.0131	.0052	.1950	4.960
#2	.0528	.0228	.0094	.0133	.0039	.0095	.0066	.1998	5.037
Check ?	Chk Pass	Chk Pass	Chk Pass	Chk Pass	Chk Pass	Chk Pass	Chk Pass	Chk Pass	Chk Pass
Value									
Range									

Elem	Fe2599	Mg2790	K_7664	Na5895	B_2089	Mo2020	Pd3404	Si2124	Sn1899
Units	ppm	ppm	ppm	ppm	ppm	ppm	ppm	ppm	ppm
Avg	**.1036**	**4.948**	**4.996**	**4.948**	**.1055**	**.0213**	**.0532**	**.2111**	**.0107**
Stddev	.0019	.042	.053	.037	.0008	.0001	.0009	.0008	.0000
%RSD	1.794	.8535	1.058	.7467	.7676	.2952	1.756	.3673	.1588
#1	.1022	4.918	4.958	4.922	.1060	.0213	.0539	.2117	.0107
#2	.1049	4.978	5.033	4.974	.1049	.0212	.0526	.2106	.0107
Check ?	Chk Pass	Chk Pass	Chk Pass	Chk Pass	Chk Pass	Chk Pass	Chk Pass	Chk Pass	Chk Pass
Value									
Range									

Zoom In Zoom Out

Sample Name: cri Acquired: 7/31/2014 15:37:01 Type: QC
Method: Accutest 2(v253) Mode: CONC Corr. Factor: 1.000000
User: admin Custom ID1: Custom ID2: Custom ID3:
Comment:

Elem	Sr4077	Ti3349	W_2079	Zr3391	S_1820	Bi2230	Li6707
Units	ppm	ppm	ppm	ppm	ppm	ppm	ppm
Avg	**.0103**	**.0104**	**.0629**	**.0102**	F **.0686**	**.0207**	**.0222**
Stddev	.0001	.0003	.0009	.0001	.0035	.0009	.0006
%RSD	.6835	3.065	1.458	1.049	5.153	4.283	2.895
#1	.0103	.0107	.0622	.0101	.0661	.0214	.0218
#2	.0104	.0102	.0635	.0103	.0711	.0201	.0227
Check ?	Chk Pass	Chk Pass	Chk Pass	Chk Pass	Chk Fail	Chk Pass	Chk Pass
Value					.0500		
Range					30.00%		

Int. Std.	Y_3600	Y_3710	Y_2243	In2306
Units	Cts/S	Cts/S	Cts/S	Cts/S
Avg	**77013.**	**26574.**	**1672.0**	**3959.6**
Stddev	124.	155.	2.2	.3
%RSD	.16129	.58315	.12861	.00789
#1	76926.	26683.	1673.5	3959.8
#2	77101.	26464.	1670.5	3959.3

Zoom In Zoom Out

Sample Name: crid Acquired: 7/31/2014 15:40:13 Type: QC
Method: Accutest 2(v253) Mode: CONC Corr. Factor: 1.000000
User: admin Custom ID1: Custom ID2: Custom ID3:
Comment:

Elem	Ba4554	Be3130	Cd2288	Co2286	Cr2677	Cu3247	Mn2576	Ni2316
Units	ppm	ppm	ppm	ppm	ppm	ppm	ppm	ppm
Avg	**.0042**	**.0010**	**.0012**	**.0029**	**.0021**	F **.0008**	**.0032**	**.0039**
Stddev	.0002	.0000	.0000	.0004	.0008	.0005	.0000	.0003
%RSD	3.616	.1446	1.847	14.19	37.55	62.49	1.069	8.291
#1	.0040	.0010	.0011	.0032	.0015	.0005	.0032	.0037
#2	.0043	.0010	.0012	.0026	.0026	.0012	.0031	.0041
Check ?	Chk Pass	Chk Pass	Chk Pass	Chk Pass	Chk Pass	Chk Fail	Chk Pass	Chk Pass
Value						.0020		
Range						-30.00%		

Elem	Ag3280	V_2924	Zn2062	As1890	Tl1908	Pb2203	Se1960	Sb2068
Units	ppm	ppm	ppm	ppm	ppm	ppm	ppm	ppm
Avg	**.0008**	**.0021**	**.0121**	**.0029**	**.0016**	F **.0035**	**.0058**	F **.0039**
Stddev	.0005	.0005	.0002	.0005	.0007	.0008	.0029	.0008
%RSD	66.89	24.83	1.740	17.50	44.61	23.28	49.79	20.08
#1	.0004	.0017	.0123	.0033	.0021	.0041	.0037	.0034
#2	.0012	.0025	.0120	.0025	.0011	.0029	.0078	.0045
Check ?	Chk Pass	Chk Pass	Chk Pass	Chk Pass	Chk Pass	Chk Fail	Chk Pass	Chk Fail
Value						.0025		.0030
Range						30.00%		30.00%

Elem	Al3961	Ca3179	Fe2599	Mg2790	K_7664	Na5895	B_2089	Mo2020
Units	ppm	ppm	ppm	ppm	ppm	ppm	ppm	ppm
Avg	**.1076**	**1.005**	**.0004**	**.1052**	**2.052**	**1.030**	**.0108**	**.0000**
Stddev	.0017	.008	.0022	.0263	.006	.002	.0000	.0000
%RSD	1.536	.7575	537.1	24.95	.2902	.1508	.1833	48.32
#1	.1064	.9997	-.0012	.0866	2.048	1.031	.0108	.0000
#2	.1088	1.010	.0020	.1238	2.057	1.029	.0108	.0001
Check ?	Chk Pass	Chk Pass	None	Chk Pass	Chk Pass	Chk Pass	Chk Pass	None
Value								
Range								

Zoom In Zoom Out

Sample Name: crid Acquired: 7/31/2014 15:40:13 Type: QC
Method: Accutest 2(v253) Mode: CONC Corr. Factor: 1.000000
User: admin Custom ID1: Custom ID2: Custom ID3:
Comment:

Elem	Pd3404	Si2124	Sn1899	Sr4077	Ti3349	W_2079	Zr3391	S_1820
Units	ppm	ppm	ppm	ppm	ppm	ppm	ppm	ppm
Avg	**.0007**	**.0016**	**-.0005**	**-.0000**	**-.0001**	F **.0056**	F **.0001**	F **.0212**
Stddev	.0002	.0005	.0007	.0000	.0002	.0012	.0002	.0012
%RSD	28.97	28.64	127.5	58.94	327.1	21.66	297.5	5.806
#1	.0008	.0019	-.0001	-.0000	-.0002	.0047	.0002	.0203
#2	.0005	.0013	-.0010	-.0000	.0001	.0064	-.0001	.0220
Check ?	None	None	None	None	None	Chk Fail	Chk Fail	Chk Fail
Value						.0040	.0040	.0040
Range						30.00%	-30.00%	30.00%

Elem	Bi2230	Li6707
Units	ppm	ppm
Avg	F **-.0009**	F **.0003**
Stddev	.0014	.0004
%RSD	152.4	151.1
#1	-.0020	-.0000
#2	.0001	.0006
Check ?	Chk Fail	Chk Fail
Value	.0040	.0040
Range	-30.00%	-30.00%

Int. Std.	Y_3600	Y_3710	Y_2243	In2306
Units	Cts/S	Cts/S	Cts/S	Cts/S
Avg	**78011.**	**26512.**	**1690.9**	**4040.6**
Stddev	734.	222.	2.1	8.9
%RSD	.94146	.83662	.12486	.22042
#1	78530.	26668.	1692.4	4046.9
#2	77491.	26355.	1689.4	4034.3

Zoom In Zoom Out

Sample Name: cria Acquired: 7/31/2014 15:43:26 Type: QC
Method: Accutest 2(v253) Mode: CONC Corr. Factor: 1.000000
User: admin Custom ID1: Custom ID2: Custom ID3:
Comment:

Elem	Ba4554	Be3130	Cd2288	Co2286	Cr2677	Cu3247	Mn2576	Ni2316	Ag3280
Units	ppm	ppm	ppm	ppm	ppm	ppm	ppm	ppm	ppm
Avg	**.0000**	**-.0001**	**-.0000**	**.0000**	**.0002**	**-.0006**	**-.0000**	**-.0003**	**-.0005**
Stddev	.0001	.0000	.0000	.0004	.0003	.0002	.0000	.0002	.0008
%RSD	386.3	45.61	20.47	2243.	167.6	25.41	60.98	82.47	151.6
#1	.0001	-.0001	-.0000	-.0003	-.0000	-.0005	-.0000	-.0004	-.0010
#2	-.0000	-.0001	-.0000	.0003	.0004	-.0007	-.0000	-.0001	.0000
Check ?	None	None	None	None	None	None	None	None	None
Value									
Range									

Elem	V_2924	Zn2062	As1890	Tl1908	Pb2203	Se1960	Sb2068	Al3961	Ca3179
Units	ppm	ppm	ppm	ppm	ppm	ppm	ppm	ppm	ppm
Avg	**-.0001**	**.0008**	**.0196**	**-.0008**	**.0219**	**.0224**	**.0207**	**.5002**	**1.978**
Stddev	.0002	.0001	.0000	.0007	.0003	.0015	.0002	.0037	.028
%RSD	250.1	14.51	.0225	84.93	1.561	6.671	.8132	.7326	1.432
#1	-.0002	.0007	.0196	-.0003	.0217	.0234	.0208	.4976	1.958
#2	.0001	.0009	.0196	-.0013	.0221	.0213	.0206	.5028	1.998
Check ?	None	None	Chk Pass	None	Chk Pass	Chk Pass	Chk Pass	Chk Pass	None
Value									
Range									

Elem	Fe2599	Mg2790	K_7664	Na5895	B_2089	Mo2020	Pd3404	Si2124	Sn1899
Units	ppm	ppm	ppm	ppm	ppm	ppm	ppm	ppm	ppm
Avg	**.5279**	**1.911**	**-.0135**	**.0186**	**.0007**	**.0001**	**-.0007**	**.0010**	**-.0006**
Stddev	.0039	.020	.0018	.0017	.0004	.0000	.0010	.0003	.0003
%RSD	.7406	1.068	13.14	9.282	65.33	45.44	150.5	32.53	53.81
#1	.5252	1.897	-.0122	.0173	.0010	.0000	-.0014	.0013	-.0009
#2	.5307	1.926	-.0147	.0198	.0004	.0001	.0000	.0008	-.0004
Check ?	Chk Pass	None	None	None	None	None	None	None	None
Value									
Range									

Zoom In Zoom Out

Sample Name: cria Acquired: 7/31/2014 15:43:26 Type: QC
Method: Accutest 2(v253) Mode: CONC Corr. Factor: 1.000000
User: admin Custom ID1: Custom ID2: Custom ID3:
Comment:

Elem	Sr4077	Ti3349	W_2079	Zr3391	S_1820	Bi2230	Li6707
Units	ppm	ppm	ppm	ppm	ppm	ppm	ppm
Avg	**-.0000**	**-.0003**	**.0044**	**.0000**	**.0184**	**-.0007**	**-.0004**
Stddev	.0000	.0001	.0007	.0002	.0006	.0006	.0003
%RSD	32.17	47.60	16.60	417.4	3.289	86.95	88.73
#1	-.0000	-.0002	.0039	-.0001	.0189	-.0011	-.0006
#2	-.0001	-.0004	.0049	.0002	.0180	-.0003	-.0001
Check ?	None	None	None	None	None	None	None
Value							
Range							

Int. Std.	Y_3600	Y_3710	Y_2243	In2306
Units	Cts/S	Cts/S	Cts/S	Cts/S
Avg	**78471.**	**26628.**	**1688.3**	**4039.0**
Stddev	331.	194.	1.4	3.9
%RSD	.42205	.72950	.08254	.09770
#1	78705.	26765.	1689.3	4041.8
#2	78237.	26490.	1687.3	4036.2

Zoom In Zoom Out

Sample Name: icsa Acquired: 7/31/2014 15:46:38 Type: QC
Method: Accutest 2(v253) Mode: CONC Corr. Factor: 1.000000
User: admin Custom ID1: Custom ID2: Custom ID3:
Comment:

Elem	Ba4554	Be3130	Cd2288	Co2286	Cr2677	Cu3247	Mn2576	Ni2316	Ag3280
Units	ppm	ppm	ppm	ppm	ppm	ppm	ppm	ppm	ppm
Avg	**-.0014**	**-.0002**	**.0022**	**.0005**	**.0021**	**.0019**	**.0035**	**-.0048**	**.0035**
Stddev	.0001	.0001	.0003	.0003	.0006	.0001	.0001	.0001	.0001
%RSD	3.506	25.44	13.19	51.28	26.81	7.186	3.109	1.823	2.396
#1	-.0015	-.0002	.0020	.0007	.0017	.0018	.0035	-.0047	.0035
#2	-.0014	-.0003	.0024	.0003	.0025	.0020	.0036	-.0048	.0034
Check ?	Chk Pass	Chk Pass	Chk Pass	Chk Pass	Chk Pass	Chk Pass	Chk Pass	Chk Pass	Chk Pass
High Limit									
Low Limit									

Elem	V_2924	Zn2062	As1890	Tl1908	Pb2203	Se1960	Sb2068	Al3961	Ca3179
Units	ppm	ppm	ppm	ppm	ppm	ppm	ppm	ppm	ppm
Avg	**-.0005**	**.0012**	**.0039**	**-.0005**	**-.0018**	**.0045**	**.0073**	**493.3**	**369.6**
Stddev	.0005	.0002	.0033	.0047	.0001	.0075	.0016	1.6	.9
%RSD	94.51	16.03	84.80	1026.	7.834	166.1	21.53	.3262	.2378
#1	-.0008	.0010	.0016	.0029	-.0019	-.0008	.0084	492.2	369.0
#2	-.0002	.0013	.0063	-.0038	-.0017	.0099	.0062	494.5	370.2
Check ?	Chk Pass	Chk Pass	Chk Pass	Chk Pass	Chk Pass	Chk Pass	Chk Pass	Chk Pass	Chk Pass
High Limit									
Low Limit									

Elem	Fe2599	Mg2790	K_7664	Na5895	B_2089	Mo2020	Pd3404	Si2124	Sn1899
Units	ppm	ppm	ppm	ppm	ppm	ppm	ppm	ppm	ppm
Avg	**189.2**	**508.6**	**.1261**	**.0037**	**-.0030**	**.0006**	**.0225**	**-.0139**	**-.0025**
Stddev	.9	.2	.0080	.0049	.0011	.0002	.0002	.0023	.0006
%RSD	.4690	.0338	6.331	135.5	35.44	31.23	1.046	16.32	24.51
#1	189.8	508.8	.1317	.0002	-.0022	.0005	.0226	-.0123	-.0029
#2	188.5	508.5	.1204	.0072	-.0037	.0007	.0223	-.0155	-.0021
Check ?	Chk Pass	Chk Pass	Chk Pass	Chk Pass	Chk Pass	Chk Pass	Chk Pass	Chk Pass	Chk Pass
High Limit									
Low Limit									

Zoom In Zoom Out

Sample Name: icsa Acquired: 7/31/2014 15:46:38 Type: QC
Method: Accutest 2(v253) Mode: CONC Corr. Factor: 1.000000
User: admin Custom ID1: Custom ID2: Custom ID3:
Comment:

Elem	Sr4077	Ti3349	W_2079	Zr3391	S_1820	Bi2230	Li6707
Units	ppm	ppm	ppm	ppm	ppm	ppm	ppm
Avg	**-.0045**	**-.0009**	**.0042**	**.0002**	**.0148**	**-.0041**	**.0164**
Stddev	.0002	.0004	.0003	.0001	.0003	.0001	.0007
%RSD	3.413	42.32	7.886	46.66	1.913	1.534	4.450
#1	-.0044	-.0007	.0040	.0002	.0146	-.0040	.0159
#2	-.0046	-.0012	.0045	.0001	.0150	-.0041	.0170
Check ?	Chk Pass	Chk Pass	Chk Pass	Chk Pass	Chk Pass	Chk Pass	Chk Pass
High Limit							
Low Limit							

Int. Std.	Y_3600	Y_3710	Y_2243	In2306
Units	Cts/S	Cts/S	Cts/S	Cts/S
Avg	**66524.**	**25025.**	**1462.9**	**3085.5**
Stddev	145.	39.	5.4	7.2
%RSD	.21767	.15619	.36698	.23305
#1	66422.	24997.	1466.7	3090.6
#2	66627.	25053.	1459.1	3080.4

Zoom In Zoom Out

Sample Name: icsab Acquired: 7/31/2014 15:49:58 Type: QC
Method: Accutest 2(v253) Mode: CONC Corr. Factor: 1.000000
User: admin Custom ID1: Custom ID2: Custom ID3:
Comment:

Elem	Ba4554	Be3130	Cd2288	Co2286	Cr2677	Cu3247	Mn2576	Ni2316	Ag3280
Units	ppm	ppm	ppm	ppm	ppm	ppm	ppm	ppm	ppm
Avg	**.4968**	**.4918**	**1.023**	**.4985**	**.4900**	**.4867**	**.4882**	**.9836**	**1.017**
Stddev	.0020	.0013	.008	.0042	.0041	.0043	.0038	.0103	.009
%RSD	.4038	.2574	.7884	.8514	.8441	.8936	.7696	1.052	.8723
#1	.4954	.4909	1.029	.5015	.4930	.4898	.4909	.9909	1.023
#2	.4983	.4927	1.017	.4955	.4871	.4836	.4856	.9763	1.011
Check ?	Chk Pass	Chk Pass	Chk Pass	Chk Pass	Chk Pass	Chk Pass	Chk Pass	Chk Pass	Chk Pass
Value									
Range									

Elem	V_2924	Zn2062	As1890	Tl1908	Pb2203	Se1960	Sb2068	Al3961	Ca3179
Units	ppm	ppm	ppm	ppm	ppm	ppm	ppm	ppm	ppm
Avg	**.4799**	**.9818**	**1.031**	**.9703**	**.9916**	**1.127**	**1.027**	**490.1**	**369.2**
Stddev	.0047	.0094	.008	.0068	.0066	.005	.009	7.2	1.3
%RSD	.9739	.9579	.7671	.7041	.6677	.4238	.8280	1.467	.3652
#1	.4832	.9884	1.037	.9752	.9963	1.131	1.033	485.0	368.3
#2	.4766	.9751	1.026	.9655	.9869	1.124	1.021	495.2	370.2
Check ?	Chk Pass	Chk Pass	Chk Pass	Chk Pass	Chk Pass	Chk Pass	Chk Pass	Chk Pass	Chk Pass
Value									
Range									

Elem	Fe2599	Mg2790	K_7664	Na5895	B_2089	Mo2020	Pd3404	Si2124	Sn1899
Units	ppm	ppm	ppm	ppm	ppm	ppm	ppm	ppm	ppm
Avg	**188.5**	**514.0**	**.1204**	**.0091**	**.0022**	**.4996**	**.5820**	**-.0154**	**-.0024**
Stddev	.3	2.0	.0046	.0014	.0002	.0050	.0063	.0005	.0012
%RSD	.1479	.3817	3.839	15.28	8.116	1.005	1.085	3.130	47.89
#1	188.3	515.3	.1171	.0101	.0023	.5032	.5864	-.0157	-.0032
#2	188.7	512.6	.1236	.0081	.0021	.4961	.5775	-.0150	-.0016
Check ?	Chk Pass	Chk Pass	None	None	None	Chk Pass	Chk Pass	None	None
Value									
Range									

Zoom In Zoom Out

Sample Name: icsab Acquired: 7/31/2014 15:49:58 Type: QC
Method: Accutest 2(v253) Mode: CONC Corr. Factor: 1.000000
User: admin Custom ID1: Custom ID2: Custom ID3:
Comment:

Elem	Sr4077	Ti3349	W_2079	Zr3391	S_1820	Bi2230	Li6707
Units	ppm	ppm	ppm	ppm	ppm	ppm	ppm
Avg	**-.0045**	**.0006**	**.5376**	**.5244**	**.5264**	**.4922**	**.5500**
Stddev	.0000	.0004	.0048	.0041	.0019	.0041	.0028
%RSD	.0202	76.39	.8941	.7871	.3571	.8235	.5011
#1	-.0045	.0003	.5410	.5273	.5251	.4950	.5480
#2	-.0045	.0009	.5342	.5215	.5277	.4893	.5519
Check ?	None	None	Chk Pass	Chk Pass	Chk Pass	Chk Pass	Chk Pass
Value							
Range							

Int. Std.	Y_3600	Y_3710	Y_2243	In2306
Units	Cts/S	Cts/S	Cts/S	Cts/S
Avg	**66305.**	**24863.**	**1454.2**	**3069.0**
Stddev	450.	6.	1.9	2.3
%RSD	.67821	.02331	.13139	.07373
#1	65987.	24859.	1455.6	3067.4
#2	66623.	24867.	1452.9	3070.6

Zoom In Zoom Out

Sample Name: ccv Acquired: 7/31/2014 15:53:10 Type: QC
Method: Accutest 2(v253) Mode: CONC Corr. Factor: 1.000000
User: admin Custom ID1: Custom ID2: Custom ID3:
Comment:

Elem	Ba4554	Be3130	Cd2288	Co2286	Cr2677	Cu3247	Mn2576	Ni2316	Ag3280
Units	ppm	ppm	ppm	ppm	ppm	ppm	ppm	ppm	ppm
Avg	**1.995**	**2.024**	**2.022**	**2.028**	**2.012**	**1.914**	**2.039**	**2.066**	**.2432**
Stddev	.017	.022	.004	.005	.001	.004	.001	.004	.0017
%RSD	.8295	1.068	.1713	.2414	.0234	.2247	.0479	.1733	.6953
#1	1.983	2.008	2.024	2.032	2.012	1.911	2.038	2.069	.2420
#2	2.007	2.039	2.019	2.025	2.013	1.917	2.040	2.064	.2444
Check ?	Chk Pass	Chk Pass	Chk Pass	Chk Pass	Chk Pass	Chk Pass	Chk Pass	Chk Pass	Chk Pass
Value									
Range									

Elem	V_2924	Zn2062	As1890	Tl1908	Pb2203	Se1960	Sb2068	Al3961	Ca3179
Units	ppm	ppm	ppm	ppm	ppm	ppm	ppm	ppm	ppm
Avg	**1.975**	**2.101**	**1.997**	**2.106**	**2.098**	**2.011**	**1.997**	**38.86**	**39.94**
Stddev	.001	.003	.009	.007	.001	.005	.009	.30	.29
%RSD	.0353	.1601	.4527	.3500	.0472	.2383	.4387	.7705	.7267
#1	1.974	2.104	2.004	2.111	2.099	2.014	2.003	38.64	39.73
#2	1.975	2.099	1.991	2.101	2.098	2.008	1.990	39.07	40.14
Check ?	Chk Pass	Chk Pass	Chk Pass	Chk Pass	Chk Pass	Chk Pass	Chk Pass	Chk Pass	Chk Pass
Value									
Range									

Elem	Fe2599	Mg2790	K_7664	Na5895	B_2089	Mo2020	Pd3404	Si2124	Sn1899
Units	ppm	ppm	ppm	ppm	ppm	ppm	ppm	ppm	ppm
Avg	**40.42**	**39.62**	**39.43**	**39.74**	**2.017**	**2.065**	**1.960**	**5.088**	**2.097**
Stddev	.48	.26	.22	.25	.003	.005	.012	.000	.002
%RSD	1.184	.6661	.5661	.6185	.1612	.2419	.6042	.0011	.0989
#1	40.08	39.43	39.27	39.56	2.020	2.069	1.951	5.088	2.098
#2	40.76	39.80	39.59	39.91	2.015	2.062	1.968	5.087	2.095
Check ?	Chk Pass	Chk Pass	Chk Pass	Chk Pass	Chk Pass	Chk Pass	Chk Pass	Chk Pass	Chk Pass
Value									
Range									

Zoom In Zoom Out

Sample Name: ccv Acquired: 7/31/2014 15:53:10 Type: QC
Method: Accutest 2(v253) Mode: CONC Corr. Factor: 1.000000
User: admin Custom ID1: Custom ID2: Custom ID3:
Comment:

Elem	Sr4077	Ti3349	W_2079	Zr3391	S_1820	Bi2230	Li6707
Units	ppm	ppm	ppm	ppm	ppm	ppm	ppm
Avg	**1.999**	**2.007**	**1.997**	**1.966**	**2.019**	**1.991**	**1.948**
Stddev	.019	.001	.015	.002	.002	.007	.014
%RSD	.9402	.0322	.7690	.0876	.0909	.3523	.7158
#1	1.986	2.008	2.008	1.965	2.021	1.996	1.938
#2	2.012	2.007	1.987	1.967	2.018	1.986	1.958
Check ?	Chk Pass	Chk Pass	Chk Pass	Chk Pass	Chk Pass	Chk Pass	Chk Pass
Value							
Range							

Int. Std.	Y_3600	Y_3710	Y_2243	In2306
Units	Cts/S	Cts/S	Cts/S	Cts/S
Avg	**73953.**	**26107.**	**1611.9**	**3589.7**
Stddev	131.	199.	6.8	17.5
%RSD	.17690	.76139	.42022	.48775
#1	73861.	26247.	1616.7	3602.0
#2	74046.	25966.	1607.1	3577.3

Zoom In Zoom Out

Sample Name: ccb Acquired: 7/31/2014 15:56:06 Type: QC
Method: Accutest 2(v253) Mode: CONC Corr. Factor: 1.000000
User: admin Custom ID1: Custom ID2: Custom ID3:
Comment:

Elem	Ba4554	Be3130	Cd2288	Co2286	Cr2677	Cu3247	Mn2576	Ni2316
Units	ppm	ppm	ppm	ppm	ppm	ppm	ppm	ppm
Avg	**.0002**	**.0001**	**-.0000**	**-.0001**	**.0005**	F **-.0014**	**.0001**	**-.0001**
Stddev	.0002	.0000	.0000	.0000	.0000	.0005	.0001	.0001
%RSD	103.5	53.36	135.7	39.60	.1819	32.12	64.64	166.0
#1	.0003	.0001	-.0000	-.0001	.0005	-.0018	.0001	-.0002
#2	.0001	.0000	-.0001	-.0002	.0005	-.0011	.0001	.0000
Check ?	Chk Pass	Chk Pass	Chk Pass	Chk Pass	Chk Pass	Chk Fail	Chk Pass	Chk Pass
High Limit						.0012		
Low Limit						-.0012		

Elem	Ag3280	V_2924	Zn2062	As1890	Tl1908	Pb2203	Se1960	Sb2068
Units	ppm	ppm	ppm	ppm	ppm	ppm	ppm	ppm
Avg	**.0000**	**.0001**	**.0004**	**.0004**	**.0010**	**-.0006**	**-.0019**	**.0011**
Stddev	.0002	.0001	.0001	.0008	.0009	.0009	.0024	.0010
%RSD	598.9	134.9	31.55	226.6	94.98	161.2	127.4	98.21
#1	-.0001	.0001	.0005	.0010	.0003	-.0013	-.0035	.0003
#2	.0002	.0000	.0003	-.0002	.0017	.0001	-.0002	.0018
Check ?	Chk Pass	Chk Pass	Chk Pass	Chk Pass	Chk Pass	Chk Pass	Chk Pass	Chk Pass
High Limit								
Low Limit								

Elem	Al3961	Ca3179	Fe2599	Mg2790	K_7664	Na5895	B_2089	Mo2020
Units	ppm	ppm	ppm	ppm	ppm	ppm	ppm	ppm
Avg	**.0113**	**.0083**	**.0054**	**-.0077**	**-.0071**	**.0176**	**.0011**	**.0011**
Stddev	.0052	.0028	.0014	.0138	.0201	.0006	.0001	.0001
%RSD	45.99	33.69	25.41	179.4	285.3	3.248	11.11	7.499
#1	.0150	.0103	.0064	-.0175	-.0213	.0180	.0012	.0011
#2	.0077	.0063	.0044	.0021	.0072	.0172	.0010	.0012
Check ?	Chk Pass	Chk Pass	Chk Pass	Chk Pass	Chk Pass	Chk Pass	Chk Pass	Chk Pass
High Limit								
Low Limit								

Zoom In Zoom Out

Sample Name: ccb Acquired: 7/31/2014 15:56:06 Type: QC
Method: Accutest 2(v253) Mode: CONC Corr. Factor: 1.000000
User: admin Custom ID1: Custom ID2: Custom ID3:
Comment:

Elem	Pd3404	Si2124	Sn1899	Sr4077	Ti3349	W_2079	Zr3391	S_1820
Units	ppm	ppm	ppm	ppm	ppm	ppm	ppm	ppm
Avg	**-.0000**	**.0008**	**-.0007**	**.0002**	**-.0002**	F **.0186**	**.0006**	F **.0257**
Stddev	.0001	.0012	.0002	.0001	.0003	.0001	.0001	.0004
%RSD	1762.	158.2	25.58	48.00	116.3	.6182	21.77	1.561
#1	-.0001	-.0001	-.0008	.0003	-.0000	.0187	.0005	.0255
#2	.0001	.0016	-.0005	.0001	-.0004	.0185	.0007	.0260
Check ?	Chk Pass	Chk Pass	Chk Pass	Chk Pass	Chk Pass	Chk Fail	Chk Pass	Chk Fail
High Limit						.0050		.0150
Low Limit						-.0050		-.0150

Elem	Bi2230	Li6707
Units	ppm	ppm
Avg	**-.0001**	**.0007**
Stddev	.0001	.0003
%RSD	129.8	44.29
#1	-.0000	.0005
#2	-.0001	.0009
Check ?	Chk Pass	Chk Pass
High Limit		
Low Limit		

Int. Std.	Y_3600	Y_3710	Y_2243	In2306
Units	Cts/S	Cts/S	Cts/S	Cts/S
Avg	**78142.**	**26632.**	**1697.5**	**4076.4**
Stddev	85.	168.	4.2	7.2
%RSD	.10846	.63138	.24576	.17722
#1	78201.	26751.	1694.5	4071.3
#2	78082.	26513.	1700.4	4081.5

Zoom In Zoom Out

Sample Name: ccv Acquired: 7/31/2014 16:27:52 Type: QC
Method: Accutest 2(v253) Mode: CONC Corr. Factor: 1.000000
User: admin Custom ID1: Custom ID2: Custom ID3:
Comment:

Elem	Ba4554	Be3130	Cd2288	Co2286	Cr2677	Cu3247	Mn2576	Ni2316	Ag3280
Units	ppm	ppm	ppm	ppm	ppm	ppm	ppm	ppm	ppm
Avg	**1.994**	**2.033**	**2.016**	**2.026**	**2.034**	**1.907**	**2.036**	**2.055**	**.2440**
Stddev	.004	.004	.007	.006	.007	.006	.005	.008	.0004
%RSD	.2059	.1818	.3407	.2831	.3302	.2984	.2422	.3848	.1735
#1	1.997	2.030	2.021	2.030	2.029	1.903	2.033	2.060	.2443
#2	1.991	2.035	2.011	2.022	2.038	1.911	2.040	2.049	.2437
Check ?	Chk Pass	Chk Pass	Chk Pass	Chk Pass	Chk Pass	Chk Pass	Chk Pass	Chk Pass	Chk Pass
Value									
Range									

Elem	V_2924	Zn2062	As1890	Tl1908	Pb2203	Se1960	Sb2068	Al3961	Ca3179
Units	ppm	ppm	ppm	ppm	ppm	ppm	ppm	ppm	ppm
Avg	**1.971**	**2.090**	**1.994**	**2.101**	**2.076**	**1.997**	**1.995**	**38.73**	**39.96**
Stddev	.006	.007	.012	.005	.006	.001	.007	.04	.12
%RSD	.3068	.3458	.6217	.2322	.2890	.0552	.3649	.0936	.2932
#1	1.967	2.095	2.003	2.104	2.080	1.998	2.000	38.70	39.87
#2	1.975	2.085	1.985	2.097	2.072	1.996	1.990	38.75	40.04
Check ?	Chk Pass	Chk Pass	Chk Pass	Chk Pass	Chk Pass	Chk Pass	Chk Pass	Chk Pass	Chk Pass
Value									
Range									

Elem	Fe2599	Mg2790	K_7664	Na5895	B_2089	Mo2020	Pd3404	Si2124	Sn1899
Units	ppm	ppm	ppm	ppm	ppm	ppm	ppm	ppm	ppm
Avg	**40.37**	**39.39**	**39.43**	**39.61**	**2.019**	**2.053**	**1.957**	**5.055**	**2.082**
Stddev	.09	.20	.00	.06	.003	.007	.009	.011	.010
%RSD	.2122	.5111	.0073	.1531	.1281	.3408	.4481	.2191	.4857
#1	40.31	39.25	39.43	39.65	2.021	2.058	1.951	5.063	2.089
#2	40.43	39.54	39.43	39.57	2.017	2.048	1.964	5.047	2.075
Check ?	Chk Pass	Chk Pass	Chk Pass	Chk Pass	Chk Pass	Chk Pass	Chk Pass	Chk Pass	Chk Pass
Value									
Range									

Zoom In Zoom Out

Sample Name: ccv Acquired: 7/31/2014 16:27:52 Type: QC
Method: Accutest 2(v253) Mode: CONC Corr. Factor: 1.000000
User: admin Custom ID1: Custom ID2: Custom ID3:
Comment:

Elem	Sr4077	Ti3349	W_2079	Zr3391	S_1820	Bi2230	Li6707
Units	ppm	ppm	ppm	ppm	ppm	ppm	ppm
Avg	**1.998**	**2.016**	**1.990**	**1.958**	**2.000**	**1.991**	**1.955**
Stddev	.002	.009	.017	.004	.003	.007	.007
%RSD	.1117	.4373	.8609	.1968	.1283	.3321	.3587
#1	2.000	2.009	2.002	1.956	1.998	1.996	1.960
#2	1.997	2.022	1.977	1.961	2.002	1.986	1.950
Check ?	Chk Pass	Chk Pass	Chk Pass	Chk Pass	Chk Pass	Chk Pass	Chk Pass
Value							
Range							

Int. Std.	Y_3600	Y_3710	Y_2243	In2306
Units	Cts/S	Cts/S	Cts/S	Cts/S
Avg	**73835.**	**26128.**	**1617.3**	**3609.1**
Stddev	245.	122.	1.6	4.6
%RSD	.33143	.46643	.10042	.12727
#1	74008.	26214.	1618.4	3612.4
#2	73662.	26042.	1616.1	3605.9

Zoom In Zoom Out

Sample Name: ccb Acquired: 7/31/2014 16:30:49 Type: QC
Method: Accutest 2(v253) Mode: CONC Corr. Factor: 1.000000
User: admin Custom ID1: Custom ID2: Custom ID3:
Comment:

Elem	Ba4554	Be3130	Cd2288	Co2286	Cr2677	Cu3247	Mn2576	Ni2316	Ag3280
Units	ppm	ppm	ppm	ppm	ppm	ppm	ppm	ppm	ppm
Avg	**.0001**	**.0001**	F **.0011**	**.0013**	**.0003**	**-.0006**	**.0001**	**.0009**	**-.0004**
Stddev	.0000	.0001	.0011	.0011	.0003	.0009	.0000	.0007	.0005
%RSD	22.28	104.1	101.8	79.26	87.89	140.6	38.41	87.02	110.3
#1	.0001	.0000	.0003	.0006	.0001	-.0013	.0001	.0003	-.0007
#2	.0001	.0001	.0019	.0021	.0005	-.0000	.0001	.0014	-.0001
Check ?	Chk Pass	Chk Pass	Chk Fail	Chk Pass	Chk Pass	Chk Pass	Chk Pass	Chk Pass	Chk Pass
High Limit			.0004						
Low Limit			-.0004						

Elem	V_2924	Zn2062	As1890	Tl1908	Pb2203	Se1960	Sb2068	Al3961	Ca3179
Units	ppm	ppm	ppm	ppm	ppm	ppm	ppm	ppm	ppm
Avg	**.0003**	**.0014**	**.0006**	**.0015**	**.0007**	**-.0015**	**.0012**	**.0017**	**.0027**
Stddev	.0002	.0012	.0027	.0033	.0007	.0014	.0000	.0027	.0010
%RSD	65.67	87.36	483.4	221.8	93.96	93.01	3.866	156.0	37.78
#1	.0002	.0005	-.0013	-.0009	.0003	-.0026	.0012	.0037	.0034
#2	.0004	.0022	.0024	.0038	.0012	-.0005	.0013	-.0002	.0020
Check ?	Chk Pass	Chk Pass	Chk Pass	Chk Pass	Chk Pass	Chk Pass	Chk Pass	Chk Pass	Chk Pass
High Limit									
Low Limit									

Elem	Fe2599	Mg2790	K_7664	Na5895	B_2089	Mo2020	Pd3404	Si2124	Sn1899
Units	ppm	ppm	ppm	ppm	ppm	ppm	ppm	ppm	ppm
Avg	**.0026**	**.0044**	**-.0200**	**.0043**	**.0023**	F **.0025**	**.0006**	**.0034**	**.0006**
Stddev	.0007	.0027	.0005	.0023	.0001	.0017	.0005	.0022	.0020
%RSD	26.40	60.98	2.476	53.22	2.779	68.05	80.31	65.21	322.8
#1	.0021	.0062	-.0203	.0059	.0022	.0013	.0010	.0018	-.0008
#2	.0030	.0025	-.0196	.0027	.0023	.0038	.0003	.0050	.0021
Check ?	Chk Pass	Chk Pass	Chk Pass	Chk Pass	Chk Pass	Chk Fail	Chk Pass	Chk Pass	Chk Pass
High Limit						.0020			
Low Limit						-.0020			

Zoom In Zoom Out

Sample Name: ccb Acquired: 7/31/2014 16:30:49 Type: QC
Method: Accutest 2(v253) Mode: CONC Corr. Factor: 1.000000
User: admin Custom ID1: Custom ID2: Custom ID3:
Comment:

Elem	Sr4077	Ti3349	W_2079	Zr3391	S_1820	Bi2230	Li6707
Units	ppm	ppm	ppm	ppm	ppm	ppm	ppm
Avg	**.0002**	**.0003**	F **.0205**	**.0007**	F **.0194**	**.0013**	**.0006**
Stddev	.0000	.0001	.0040	.0001	.0007	.0015	.0000
%RSD	23.42	17.30	19.77	10.25	3.847	113.8	.8852
#1	.0002	.0003	.0176	.0006	.0189	.0003	.0006
#2	.0001	.0003	.0233	.0007	.0200	.0024	.0006
Check ?	Chk Pass	Chk Pass	Chk Fail	Chk Pass	Chk Fail	Chk Pass	Chk Pass
High Limit			.0050		.0150		
Low Limit			-.0050		-.0150		

Int. Std.	Y_3600	Y_3710	Y_2243	In2306
Units	Cts/S	Cts/S	Cts/S	Cts/S
Avg	**78856.**	**26563.**	**1701.4**	**4090.1**
Stddev	11.	369.	3.9	12.8
%RSD	.01385	1.3874	.23079	.31336
#1	78864.	26824.	1698.6	4081.0
#2	78848.	26303.	1704.2	4099.1

Zoom In Zoom Out

Sample Name: mp80976-mb1 2 Acquired: 7/31/2014 16:34:03 Type: Unk
Method: Accutest 2(v253) Mode: CONC Corr. Factor: 1.000000
User: admin Custom ID1: Custom ID2: Custom ID3:
Comment:

Elem	Ba4554	Be3130	Cd2288	Co2286	Cr2677	Cu3247	Mn2576	Ni2316	Ag3280
Avg	**.0006**	**.0000**	**.0003**	**.0001**	**.0009**	**-.0009**	**.0010**	**.0002**	**.0000**
Stddev	.0002	.0000	.0004	.0002	.0005	.0003	.0000	.0001	.0000
%RSD	27.20	420.3	144.9	154.1	55.50	34.97	2.333	55.80	453.3
#1	.0005	.0000	-.0000	-.0000	.0005	-.0007	.0011	.0002	-.0000
#2	.0007	-.0000	.0006	.0002	.0012	-.0011	.0010	.0001	.0000

Elem	V_2924	Zn2062	As1890	Tl1908	Pb2203	Se1960	Sb2068	Al3961	Ca3179
Avg	**.0002**	**.0034**	**-.0010**	**-.0018**	**.0003**	**.0001**	**.0011**	**.0368**	**.0585**
Stddev	.0001	.0003	.0002	.0001	.0001	.0017	.0007	.0025	.0022
%RSD	58.60	8.130	18.75	6.094	42.09	1734.	62.70	6.783	3.819
#1	.0001	.0036	-.0009	-.0019	.0002	.0013	.0006	.0351	.0569
#2	.0003	.0032	-.0012	-.0017	.0003	-.0011	.0016	.0386	.0601

Elem	Fe2599	Mg2790	K_7664	Na5895	B_2089	Mo2020	Pd3404	Si2124	Sn1899
Avg	**.0581**	**-.0015**	**-.0010**	**.0751**	**.0015**	**.0010**	**.0009**	**.0483**	**.0167**
Stddev	.0011	.0040	.0017	.0004	.0006	.0003	.0002	.0009	.0000
%RSD	1.911	263.2	164.9	.5910	38.26	33.84	22.23	1.953	.1116
#1	.0573	-.0044	.0002	.0754	.0011	.0008	.0011	.0477	.0167
#2	.0589	.0013	-.0023	.0748	.0018	.0012	.0008	.0490	.0167

Elem	Sr4077	Ti3349	W_2079	Zr3391	S_1820	Bi2230	Li6707
Avg	**.0002**	**.0020**	**.0206**	**.0008**	**.0210**	**-.0016**	**.0003**
Stddev	.0000	.0006	.0016	.0001	.0002	.0011	.0008
%RSD	1.323	31.71	7.555	10.49	.7503	67.62	244.1
#1	.0002	.0015	.0195	.0009	.0211	-.0024	.0009
#2	.0002	.0024	.0217	.0008	.0209	-.0008	-.0002

Int. Std.	Y_3600	Y_3710	Y_2243	In2306
Avg	**78117.**	**26796.**	**1671.3**	**4038.9**
Stddev	288.	193.	5.1	7.2
%RSD	.36907	.72184	.30776	.17797
#1	77913.	26933.	1667.7	4033.9
#2	78321.	26659.	1674.9	4044.0

Zoom In Zoom Out

Sample Name: mp80976-lc1 Acquired: 7/31/2014 16:37:16 Type: Unk
Method: Accutest 2(v253) Mode: CONC Corr. Factor: 1.000000
User: admin Custom ID1: Custom ID2: Custom ID3:
Comment:

Elem	Ba4554	Be3130	Cd2288	Co2286	Cr2677	Cu3247	Mn2576	Ni2316	Ag3280
Avg	**1.759**	**.5890**	**.9373**	**1.101**	**1.139**	**.8184**	**4.358**	**.6299**	**.3546**
Stddev	.012	.0070	.0036	.005	.008	.0073	.026	.0025	.0034
%RSD	.6977	1.188	.3856	.4305	.7216	.8904	.5988	.3982	.9711
#1	1.751	.5840	.9398	1.104	1.133	.8132	4.340	.6317	.3522
#2	1.768	.5939	.9347	1.097	1.145	.8235	4.377	.6281	.3570

Elem	V_2924	Zn2062	As1890	Tl1908	Pb2203	Se1960	Sb2068	Al3961	Ca3179
Avg	**.7485**	**2.324**	**1.337**	**1.334**	**1.179**	**1.822**	**1.055**	**79.77**	**62.74**
Stddev	.0034	.008	.006	.005	.003	.009	.009	.65	.73
%RSD	.4586	.3316	.4245	.3810	.2195	.4969	.8889	.8178	1.160
#1	.7461	2.330	1.341	1.337	1.181	1.828	1.061	79.31	62.23
#2	.7509	2.319	1.333	1.330	1.177	1.815	1.048	80.23	63.26

Elem	Fe2599	Mg2790	K_7664	Na5895	B_2089	Mo2020	Pd3404	Si2124	Sn1899
Avg	**167.1**	**31.37**	**26.35**	**2.371**	**1.005**	**.4620**	**.0067**	**8.478**	**1.177**
Stddev	2.1	.38	.16	.011	.004	.0023	.0007	.088	.006
%RSD	1.240	1.196	.5888	.4718	.3879	.4987	10.38	1.037	.4846
#1	165.6	31.10	26.24	2.363	1.008	.4637	.0063	8.540	1.181
#2	168.5	31.63	26.46	2.379	1.002	.4604	.0072	8.416	1.172

Elem	Sr4077	Ti3349	W_2079	Zr3391	S_1820	Bi2230	Li6707
Avg	**.5746**	**3.799**	**.0287**	**.0649**	**1.373**	**.0798**	**.0802**
Stddev	.0045	.025	.0014	.0004	.006	.0005	.0006
%RSD	.7860	.6648	4.906	.6233	.4502	.6392	.7305
#1	.5714	3.781	.0277	.0646	1.377	.0802	.0798
#2	.5778	3.817	.0297	.0652	1.368	.0794	.0806

Int. Std.	Y_3600	Y_3710	Y_2243	In2306
Avg	**76275.**	**27428.**	**1659.0**	**3617.9**
Stddev	215.	216.	2.1	2.7
%RSD	.28150	.78656	.12447	.07547
#1	76427.	27581.	1660.4	3619.8
#2	76124.	27276.	1657.5	3616.0

Zoom In Zoom Out

Sample Name: mp80976-b1 Acquired: 7/31/2014 16:40:12 Type: Unk
Method: Accutest 2(v253) Mode: CONC Corr. Factor: 1.000000
User: admin Custom ID1: Custom ID2: Custom ID3:
Comment:

Elem	Ba4554	Be3130	Cd2288	Co2286	Cr2677	Cu3247	Mn2576	Ni2316	Ag3280
Avg	**1.903**	**1.963**	**1.955**	**1.937**	**2.003**	**1.886**	**2.024**	**1.973**	**.2305**
Stddev	.023	.028	.004	.004	.012	.018	.017	.004	.0026
%RSD	1.198	1.416	.1998	.2305	.5860	.9555	.8214	.1790	1.115
#1	1.887	1.943	1.957	1.940	1.995	1.873	2.013	1.975	.2286
#2	1.919	1.983	1.952	1.934	2.012	1.899	2.036	1.970	.2323

Elem	V_2924	Zn2062	As1890	Tl1908	Pb2203	Se1960	Sb2068	Al3961	Ca3179
Avg	**1.952**	**2.063**	**1.954**	**2.031**	**2.002**	**1.886**	**1.987**	**24.45**	**25.25**
Stddev	.015	.009	.007	.004	.000	.002	.005	.33	.31
%RSD	.7469	.4314	.3559	.1739	.0218	.1173	.2394	1.359	1.213
#1	1.942	2.056	1.959	2.033	2.002	1.888	1.990	24.21	25.03
#2	1.963	2.069	1.949	2.028	2.003	1.885	1.983	24.68	25.46

Elem	Fe2599	Mg2790	K_7664	Na5895	B_2089	Mo2020	Pd3404	Si2124	Sn1899
Avg	**25.54**	**24.70**	**24.90**	**25.16**	**.0448**	**2.059**	**1.802**	**1.569**	**2.163**
Stddev	.37	.27	.26	.29	.0043	.007	.011	.040	.004
%RSD	1.455	1.073	1.041	1.170	9.652	.3565	.6124	2.578	.1948
#1	25.27	24.51	24.72	24.95	.0418	2.064	1.794	1.540	2.160
#2	25.80	24.89	25.09	25.37	.0479	2.054	1.809	1.597	2.166

Elem	Sr4077	Ti3349	W_2079	Zr3391	S_1820	Bi2230	Li6707
Avg	**1.946**	**2.117**	**2.209**	**1.934**	**.0274**	**1.908**	**1.939**
Stddev	.026	.014	.013	.017	.0066	.009	.021
%RSD	1.316	.6473	.5710	.8517	24.10	.4645	1.060
#1	1.928	2.107	2.218	1.923	.0228	1.915	1.925
#2	1.964	2.127	2.200	1.946	.0321	1.902	1.954

Int. Std.	Y_3600	Y_3710	Y_2243	In2306
Avg	**73892.**	**26556.**	**1613.5**	**3671.8**
Stddev	387.	154.	1.7	3.4
%RSD	.52324	.58109	.10514	.09128
#1	74166.	26665.	1612.3	3669.4
#2	73619.	26447.	1614.7	3674.2

Zoom In Zoom Out

Sample Name: mp80976-s1 Acquired: 7/31/2014 16:43:08 Type: Unk
Method: Accutest 2(v253) Mode: CONC Corr. Factor: 1.000000
User: admin Custom ID1: Custom ID2: Custom ID3:
Comment:

Elem	Ba4554	Be3130	Cd2288	Co2286	Cr2677	Cu3247	Mn2576	Ni2316	Ag3280
Avg	**2.776**	**1.754**	**1.800**	**1.807**	**2.054**	**2.219**	**7.180**	**1.920**	**.2163**
Stddev	.027	.024	.001	.003	.008	.009	.078	.001	.0009
%RSD	.9704	1.346	.0359	.1731	.4097	.4159	1.091	.0579	.4244
#1	2.757	1.737	1.800	1.809	2.060	2.226	7.125	1.920	.2157
#2	2.795	1.771	1.799	1.805	2.048	2.213	7.235	1.919	.2170

Elem	V_2924	Zn2062	As1890	Tl1908	Pb2203	Se1960	Sb2068	Al3961	Ca3179
Avg	**1.956**	**3.108**	**1.912**	**1.808**	**2.776**	**1.778**	**1.320**	**98.95**	**103.0**
Stddev	.009	.013	.003	.000	.007	.002	.004	.97	1.1
%RSD	.4497	.4150	.1564	.0211	.2446	.1091	.2635	.9834	1.084
#1	1.962	3.117	1.914	1.808	2.781	1.780	1.318	98.26	102.2
#2	1.949	3.099	1.910	1.808	2.771	1.777	1.323	99.64	103.8

Elem	Fe2599	Mg2790	K_7664	Na5895	B_2089	Mo2020	Pd3404	Si2124	Sn1899
Avg	**159.2**	**51.42**	**33.97**	**24.95**	**.1457**	**1.858**	**.9381**	**8.855**	**1.961**
Stddev	2.1	.51	.24	.12	.0003	.002	.0010	.087	.002
%RSD	1.311	1.001	.7172	.4833	.1891	.1174	.1094	.9781	.1019
#1	157.8	51.06	33.80	24.86	.1459	1.860	.9388	8.916	1.960
#2	160.7	51.79	34.15	25.03	.1455	1.857	.9374	8.794	1.963

Elem	Sr4077	Ti3349	W_2079	Zr3391	S_1820	Bi2230	Li6707
Avg	**2.072**	**5.030**	**1.815**	**1.495**	**5.383**	**1.823**	**1.865**
Stddev	.020	.025	.003	.007	.027	.003	.009
%RSD	.9805	.4940	.1839	.4527	.5005	.1669	.4890
#1	2.057	5.048	1.818	1.499	5.402	1.825	1.858
#2	2.086	5.013	1.813	1.490	5.364	1.821	1.871

Int. Std.	Y_3600	Y_3710	Y_2243	In2306
Avg	**73991.**	**27022.**	**1591.6**	**3488.8**
Stddev	308.	182.	1.3	5.1
%RSD	.41657	.67514	.08207	.14493
#1	73773.	27151.	1592.5	3492.3
#2	74209.	26893.	1590.7	3485.2

Zoom In Zoom Out

Sample Name: mp80976-s2 Acquired: 7/31/2014 16:46:10 Type: Unk
Method: Accutest 2(v253) Mode: CONC Corr. Factor: 1.000000
User: admin Custom ID1: Custom ID2: Custom ID3:
Comment:

Elem	Ba4554	Be3130	Cd2288	Co2286	Cr2677	Cu3247	Mn2576	Ni2316	Ag3280
Avg	**2.615**	**1.577**	**1.620**	**1.631**	**1.793**	**1.940**	**7.637**	**1.714**	**.1985**
Stddev	.001	.001	.006	.007	.012	.015	.008	.006	.0019
%RSD	.0432	.0561	.3695	.4226	.6616	.7468	.0997	.3285	.9644
#1	2.614	1.576	1.616	1.627	1.801	1.950	7.632	1.710	.1998
#2	2.616	1.577	1.624	1.636	1.784	1.929	7.642	1.718	.1971

Elem	V_2924	Zn2062	As1890	Tl1908	Pb2203	Se1960	Sb2068	Al3961	Ca3179
Avg	**1.767**	**2.578**	**1.686**	**1.621**	**2.389**	**1.594**	**1.083**	**116.7**	**247.7**
Stddev	.009	.009	.006	.002	.009	.008	.005	.0	1.9
%RSD	.5399	.3345	.3765	.1457	.3628	.4771	.4529	.0055	.7593
#1	1.773	2.572	1.681	1.619	2.383	1.588	1.079	116.7	246.4
#2	1.760	2.584	1.690	1.623	2.395	1.599	1.086	116.7	249.0

Elem	Fe2599	Mg2790	K_7664	Na5895	B_2089	Mo2020	Pd3404	Si2124	Sn1899
Avg	**131.9**	**86.16**	**31.36**	**24.12**	**.1489**	**1.618**	**.9231**	**10.75**	**1.658**
Stddev	.0	.22	.03	.07	.0011	.004	.0067	.01	.006
%RSD	.0140	.2556	.1033	.2726	.7103	.2430	.7303	.0797	.3667
#1	131.9	86.32	31.38	24.16	.1481	1.616	.9279	10.75	1.653
#2	131.9	86.01	31.34	24.07	.1496	1.621	.9184	10.76	1.662

Elem	Sr4077	Ti3349	W_2079	Zr3391	S_1820	Bi2230	Li6707
Avg	**2.201**	**5.161**	**1.531**	**1.396**	**7.879**	**1.654**	**1.708**
Stddev	.001	.010	.001	.009	.014	.007	.004
%RSD	.0418	.1916	.0703	.6267	.1711	.4176	.2032
#1	2.200	5.168	1.532	1.402	7.870	1.649	1.710
#2	2.202	5.154	1.531	1.389	7.889	1.659	1.705

Int. Std.	Y_3600	Y_3710	Y_2243	In2306
Avg	**72044.**	**26785.**	**1569.8**	**3330.1**
Stddev	202.	116.	3.3	7.7
%RSD	.28106	.43253	.20746	.22994
#1	71901.	26867.	1572.1	3335.5
#2	72187.	26703.	1567.5	3324.7

Zoom In Zoom Out

Sample Name: jb72467-1 Acquired: 7/31/2014 16:49:17 Type: Unk
Method: Accutest 2(v253) Mode: CONC Corr. Factor: 1.000000
User: admin Custom ID1: Custom ID2: Custom ID3:
Comment:

Elem	Ba4554	Be3130	Cd2288	Co2286	Cr2677	Cu3247	Mn2576	Ni2316	Ag3280
Avg	**1.069**	**.0068**	**.0177**	**.0588**	**.2696**	**.4282**	**5.611**	**.1408**	**.0054**
Stddev	.005	.0001	.0108	.0112	.0006	.0008	.026	.0111	.0009
%RSD	.5065	1.796	60.97	19.09	.2143	.1754	.4695	7.897	16.90
#1	1.065	.0067	.0101	.0509	.2692	.4277	5.592	.1329	.0047
#2	1.073	.0069	.0253	.0668	.2700	.4287	5.630	.1486	.0060

Elem	V_2924	Zn2062	As1890	Tl1908	Pb2203	Se1960	Sb2068	Al3961	Ca3179
Avg	**.2492**	**1.326**	**.1255**	**.0135**	**.9317**	**.0202**	**.0167**	**61.08**	**102.0**
Stddev	.0014	.012	.0126	.0127	.0152	.0087	.0069	.44	.7
%RSD	.5619	.9286	10.00	94.28	1.636	43.28	41.62	.7189	.6505
#1	.2482	1.317	.1167	.0045	.9209	.0140	.0118	60.77	101.5
#2	.2502	1.335	.1344	.0224	.9425	.0264	.0216	61.39	102.5

Elem	Fe2599	Mg2790	K_7664	Na5895	B_2089	Mo2020	Pd3404	Si2124	Sn1899
Avg	**146.1**	**39.15**	**8.074**	**1.627**	**.0898**	**.0204**	**.0082**	**6.251**	**.0655**
Stddev	1.0	.38	.032	.005	.0010	.0116	.0002	.025	.0108
%RSD	.6926	.9691	.4009	.2908	1.145	56.65	2.007	.3957	16.44
#1	145.4	38.88	8.051	1.624	.0891	.0123	.0083	6.268	.0579
#2	146.8	39.41	8.097	1.631	.0905	.0286	.0081	6.233	.0731

Elem	Sr4077	Ti3349	W_2079	Zr3391	S_1820	Bi2230	Li6707
Avg	**.3295**	**3.049**	**.0264**	**.0273**	**5.680**	**.0849**	**.0856**
Stddev	.0016	.012	.0122	.0002	.031	.0107	.0010
%RSD	.4756	.3863	46.01	.6742	.5496	12.61	1.225
#1	.3283	3.040	.0178	.0272	5.658	.0773	.0849
#2	.3306	3.057	.0350	.0274	5.702	.0924	.0864

Int. Std.	Y_3600	Y_3710	Y_2243	In2306
Avg	**75392.**	**27089.**	**1630.0**	**3597.4**
Stddev	412.	43.	12.9	23.7
%RSD	.54644	.15997	.79041	.65939
#1	75683.	27119.	1639.1	3614.2
#2	75101.	27058.	1620.9	3580.6

Zoom In ▶ Zoom Out

Sample Name: mp80976-sd1 Acquired: 7/31/2014 16:52:21 Type: Unk
Method: Accutest 2(v253) Mode: CONC Corr. Factor: 5.000000
User: admin Custom ID1: Custom ID2: Custom ID3:
Comment:

Elem	Ba4554	Be3130	Cd2288	Co2286	Cr2677	Cu3247	Mn2576	Ni2316	Ag3280
Avg	**1.107**	**.0064**	**.0084**	**.0525**	**.2827**	**.4274**	**5.923**	**.1355**	**.0073**
Stddev	.001	.0006	.0007	.0031	.0002	.0021	.007	.0043	.0010
%RSD	.1233	8.720	8.591	5.923	.0595	.4804	.1273	3.203	13.25
#1	1.106	.0060	.0079	.0503	.2828	.4288	5.929	.1324	.0066
#2	1.108	.0068	.0089	.0547	.2826	.4259	5.918	.1385	.0080

Elem	V_2924	Zn2062	As1890	Tl1908	Pb2203	Se1960	Sb2068	Al3961	Ca3179
Avg	**.2554**	**1.433**	**.1079**	**.0077**	**.9673**	**.0116**	**.0100**	**61.76**	**106.6**
Stddev	.0024	.031	.0059	.0078	.0193	.0109	.0057	.03	.3
%RSD	.9486	2.189	5.454	101.2	1.997	93.54	56.70	.0414	.2901
#1	.2571	1.411	.1037	.0132	.9537	.0193	.0060	61.74	106.8
#2	.2537	1.456	.1121	.0022	.9810	.0039	.0140	61.77	106.4

Elem	Fe2599	Mg2790	K_7664	Na5895	B_2089	Mo2020	Pd3404	Si2124	Sn1899
Avg	**157.0**	**40.93**	**8.187**	**2.098**	**.0949**	**.0103**	**.0113**	**6.439**	**.0553**
Stddev	.4	.12	.112	.013	.0036	.0000	.0044	.080	.0012
%RSD	.2456	.2885	1.371	.6235	3.815	.4573	38.91	1.238	2.092
#1	157.3	40.84	8.108	2.088	.0924	.0104	.0082	6.383	.0561
#2	156.8	41.01	8.267	2.107	.0975	.0103	.0144	6.496	.0544

Elem	Sr4077	Ti3349	W_2079	Zr3391	S_1820	Bi2230	Li6707
Avg	**.3417**	**3.146**	**.0258**	**.0273**	**5.832**	**.0729**	**.0859**
Stddev	.0001	.011	.0016	.0006	.141	.0025	.0004
%RSD	.0193	.3370	6.249	2.028	2.413	3.427	.4609
#1	.3417	3.139	.0246	.0277	5.733	.0711	.0861
#2	.3418	3.154	.0269	.0269	5.932	.0747	.0856

Int. Std.	Y_3600	Y_3710	Y_2243	In2306
Avg	**77724.**	**26556.**	**1684.2**	**3888.1**
Stddev	133.	23.	6.6	12.9
%RSD	.17156	.08589	.38924	.33238
#1	77818.	26540.	1688.8	3897.3
#2	77630.	26572.	1679.5	3879.0

Zoom In ▶ Zoom Out

Sample Name: mp80976-ps1 Acquired: 7/31/2014 16:55:29 Type: Unk
Method: Accutest 2(v253) Mode: CONC Corr. Factor: 1.000000
User: admin Custom ID1: Custom ID2: Custom ID3:
Comment:

Elem	Ba4554	Be3130	Cd2288	Co2286	Cr2677	Cu3247	Mn2576	Ni2316	Ag3280
Avg	**5.998**	**.1067**	**.1091**	**.5592**	**.7313**	**.8920**	**5.669**	**.6232**	**.0985**
Stddev	.009	.0001	.0025	.0144	.0054	.0098	.022	.0139	.0000
%RSD	.1549	.1240	2.274	2.574	.7319	1.094	.3936	2.223	.0366
#1	6.004	.1066	.1109	.5694	.7351	.8989	5.685	.6330	.0985
#2	5.991	.1068	.1074	.5490	.7275	.8851	5.653	.6134	.0985

Elem	V_2924	Zn2062	As1890	Tl1908	Pb2203	Se1960	Sb2068	Al3961	Ca3179
Avg	**.7111**	**1.725**	**.5978**	**.1088**	**1.390**	**.5438**	**.4812**	**64.04**	**191.1**
Stddev	.0066	.016	.0120	.0009	.015	.0081	.0124	.59	.5
%RSD	.9347	.9423	2.016	.8009	1.089	1.493	2.584	.9207	.2755
#1	.7158	1.736	.6063	.1094	1.401	.5495	.4900	63.62	190.7
#2	.7064	1.713	.5892	.1082	1.379	.5381	.4724	64.46	191.5

Elem	Fe2599	Mg2790	K_7664	Na5895	B_2089	Mo2020	Pd3404	Si2124	Sn1899
Avg	**142.6**	**135.7**	**106.7**	**99.25**	**1.020**	**.5025**	**.0139**	**6.549**	**.5160**
Stddev	1.4	.2	.1	1.42	.019	.0120	.0007	.035	.0124
%RSD	.9539	.1541	.1008	1.430	1.896	2.386	4.727	.5349	2.405
#1	141.6	135.5	106.8	100.3	1.033	.5109	.0134	6.574	.5248
#2	143.5	135.8	106.6	98.24	1.006	.4940	.0143	6.524	.5072

Elem	Sr4077	Ti3349	W_2079	Zr3391	S_1820	Bi2230	Li6707
Avg	**.8081**	**3.390**	**.0211**	**.0259**	**5.587**	**.0874**	**.0845**
Stddev	.0027	.018	.0008	.0005	.003	.0008	.0007
%RSD	.3289	.5439	3.976	2.043	.0543	.8902	.8791
#1	.8062	3.403	.0205	.0263	5.589	.0879	.0840
#2	.8100	3.377	.0217	.0255	5.585	.0868	.0850

Int. Std.	Y_3600	Y_3710	Y_2243	In2306
Avg	**71976.**	**26351.**	**1563.1**	**3273.0**
Stddev	208.	168.	4.0	1.9
%RSD	.28858	.63668	.25551	.05812
#1	71829.	26470.	1565.9	3274.4
#2	72123.	26233.	1560.3	3271.7

Zoom In ▶ Zoom Out

Sample Name: jb72265-1a Acquired: 7/31/2014 16:58:36 Type: Unk
Method: Accutest 2(v253) Mode: CONC Corr. Factor: 1.000000
User: admin Custom ID1: Custom ID2: Custom ID3:
Comment:

Elem	Ba4554	Be3130	Cd2288	Co2286	Cr2677	Cu3247	Mn2576	Ni2316	Ag3280
Avg	**.9525**	**.0138**	**.0063**	**.1769**	**.2609**	**.3845**	**7.801**	**.3523**	**.0009**
Stddev	.0045	.0000	.0009	.0035	.0003	.0004	.012	.0024	.0021
%RSD	.4728	.0529	14.87	1.982	.1148	.1075	.1531	.6861	236.1
#1	.9494	.0138	.0056	.1744	.2607	.3848	7.793	.3506	-.0006
#2	.9557	.0138	.0070	.1794	.2612	.3842	7.810	.3540	.0024

Elem	V_2924	Zn2062	As1890	Tl1908	Pb2203	Se1960	Sb2068	Al3961	Ca3179
Avg	**.4879**	**.7286**	**.0651**	**.0050**	**.1439**	**.0241**	**.0090**	**162.5**	**37.53**
Stddev	.0018	.0119	.0034	.0018	.0122	.0065	.0054	.9	.16
%RSD	.3770	1.637	5.278	36.14	8.460	27.21	60.16	.5685	.4331
#1	.4892	.7201	.0626	.0037	.1353	.0194	.0051	161.9	37.41
#2	.4866	.7370	.0675	.0063	.1526	.0287	.0128	163.2	37.64

Elem	Fe2599	Mg2790	K_7664	Na5895	B_2089	Mo2020	Pd3404	Si2124	Sn1899
Avg	**334.9**	**68.91**	**17.58**	**4.601**	**.1903**	**.0124**	**.0188**	**7.844**	**.0209**
Stddev	2.5	.24	.06	.011	.0072	.0054	.0013	.043	.0055
%RSD	.7472	.3509	.3403	.2448	3.801	43.93	6.710	.5539	26.07
#1	333.1	68.73	17.54	4.593	.1852	.0085	.0179	7.875	.0171
#2	336.6	69.08	17.63	4.609	.1954	.0162	.0197	7.814	.0248

Elem	Sr4077	Ti3349	W_2079	Zr3391	S_1820	Bi2230	Li6707
Avg	**.2946**	**5.795**	**.0099**	**.1525**	**.2830**	**.1341**	**.2852**
Stddev	.0016	.031	.0011	.0010	.0416	.0015	.0006
%RSD	.5321	.5374	11.03	.6271	14.68	1.097	.1950
#1	.2935	5.817	.0091	.1532	.2537	.1352	.2848
#2	.2957	5.773	.0106	.1518	.3124	.1331	.2856

Int. Std.	Y_3600	Y_3710	Y_2243	In2306
Avg	**77185.**	**27653.**	**1672.3**	**3568.3**
Stddev	155.	114.	2.6	6.6
%RSD	.20080	.41199	.15692	.18476
#1	77075.	27734.	1674.2	3572.9
#2	77294.	27572.	1670.5	3563.6

Zoom In ▶ Zoom Out

Sample Name: ccv Acquired: 7/31/2014 17:01:53 Type: QC
Method: Accutest 2(v253) Mode: CONC Corr. Factor: 1.000000
User: admin Custom ID1: Custom ID2: Custom ID3:
Comment:

Elem	Ba4554	Be3130	Cd2288	Co2286	Cr2677	Cu3247	Mn2576	Ni2316	Ag3280
Units	ppm	ppm	ppm	ppm	ppm	ppm	ppm	ppm	ppm
Avg	**1.973**	**2.003**	**1.999**	**2.020**	**2.023**	**1.908**	**2.045**	**2.058**	**.2416**
Stddev	.026	.024	.003	.001	.016	.011	.014	.001	.0020
%RSD	1.342	1.207	.1594	.0494	.7978	.5730	.6972	.0285	.8096
#1	1.954	1.986	2.001	2.019	2.012	1.900	2.035	2.057	.2402
#2	1.992	2.020	1.997	2.021	2.035	1.915	2.055	2.058	.2430
Check ?	Chk Pass	Chk Pass	Chk Pass	Chk Pass	Chk Pass	Chk Pass	Chk Pass	Chk Pass	Chk Pass
Value									
Range									

Elem	V_2924	Zn2062	As1890	Tl1908	Pb2203	Se1960	Sb2068	Al3961	Ca3179
Units	ppm	ppm	ppm	ppm	ppm	ppm	ppm	ppm	ppm
Avg	**1.975**	**2.092**	**1.975**	**2.093**	**2.089**	**1.974**	**1.970**	**38.63**	**39.81**
Stddev	.013	.001	.003	.001	.005	.008	.003	.59	.50
%RSD	.6498	.0390	.1425	.0412	.2490	.3833	.1512	1.522	1.260
#1	1.966	2.091	1.977	2.094	2.086	1.969	1.972	38.21	39.46
#2	1.984	2.092	1.973	2.093	2.093	1.980	1.968	39.04	40.17
Check ?	Chk Pass	Chk Pass	Chk Pass	Chk Pass	Chk Pass	Chk Pass	Chk Pass	Chk Pass	Chk Pass
Value									
Range									

Elem	Fe2599	Mg2790	K_7664	Na5895	B_2089	Mo2020	Pd3404	Si2124	Sn1899
Units	ppm	ppm	ppm	ppm	ppm	ppm	ppm	ppm	ppm
Avg	**40.04**	**39.50**	**39.12**	**39.32**	**1.992**	**2.044**	**1.949**	**5.058**	**2.079**
Stddev	.56	.47	.41	.44	.003	.002	.014	.018	.006
%RSD	1.402	1.180	1.052	1.112	.1633	.1103	.6902	.3505	.2995
#1	39.64	39.17	38.83	39.01	1.995	2.045	1.940	5.046	2.083
#2	40.43	39.83	39.41	39.63	1.990	2.042	1.959	5.071	2.075
Check ?	Chk Pass	Chk Pass	Chk Pass	Chk Pass	Chk Pass	Chk Pass	Chk Pass	Chk Pass	Chk Pass
Value									
Range									

Zoom In Zoom Out

Sample Name: ccv Acquired: 7/31/2014 17:01:53 Type: QC
Method: Accutest 2(v253) Mode: CONC Corr. Factor: 1.000000
User: admin Custom ID1: Custom ID2: Custom ID3:
Comment:

Elem	Sr4077	Ti3349	W_2079	Zr3391	S_1820	Bi2230	Li6707
Units	ppm	ppm	ppm	ppm	ppm	ppm	ppm
Avg	**1.975**	**2.005**	**1.974**	**1.960**	**1.983**	**1.962**	**1.924**
Stddev	.026	.013	.014	.010	.001	.001	.022
%RSD	1.328	.6358	.7304	.5246	.0321	.0618	1.133
#1	1.957	1.996	1.984	1.952	1.982	1.963	1.908
#2	1.994	2.014	1.964	1.967	1.983	1.962	1.939
Check ?	Chk Pass	Chk Pass	Chk Pass	Chk Pass	Chk Pass	Chk Pass	Chk Pass
Value							
Range							

Int. Std.	Y_3600	Y_3710	Y_2243	In2306
Units	Cts/S	Cts/S	Cts/S	Cts/S
Avg	**74588.**	**26240.**	**1641.8**	**3641.3**
Stddev	578.	383.	2.8	12.5
%RSD	.77539	1.4613	.16761	.34415
#1	74997.	26511.	1643.7	3650.1
#2	74179.	25969.	1639.8	3632.4

Zoom In Zoom Out

Sample Name: ccb Acquired: 7/31/2014 17:05:10 Type: QC
Method: Accutest 2(v253) Mode: CONC Corr. Factor: 1.000000
User: admin Custom ID1: Custom ID2: Custom ID3:
Comment:

Elem	Ba4554	Be3130	Cd2288	Co2286	Cr2677	Cu3247	Mn2576	Ni2316
Units	ppm	ppm	ppm	ppm	ppm	ppm	ppm	ppm
Avg	**.0003**	**.0002**	F **.0092**	W **.0096**	**.0008**	F **-.0027**	**.0005**	F **.0097**
Stddev	.0001	.0001	.0092	.0097	.0001	.0000	.0001	.0100
%RSD	22.42	36.26	100.4	101.2	18.29	.2834	29.42	103.2
#1	.0004	.0003	.0027	.0027	.0008	-.0027	.0004	.0026
#2	.0003	.0002	.0157	.0164	.0007	-.0027	.0006	.0168
Check ?	Chk Pass	Chk Pass	Chk Fail	Chk Warn	Chk Pass	Chk Fail	Chk Pass	Chk Fail
High Limit			.0004	.0050		.0012		.0010
Low Limit			-.0004	-.0050		-.0012		-.0010

Elem	Ag3280	V_2924	Zn2062	As1890	Tl1908	Pb2203	Se1960	Sb2068
Units	ppm	ppm	ppm	ppm	ppm	ppm	ppm	ppm
Avg	**-.0005**	**.0004**	F **.0107**	F **.0095**	F **.0122**	F **.0088**	F **.0062**	F **.0099**
Stddev	.0001	.0002	.0104	.0091	.0093	.0095	.0074	.0099
%RSD	12.49	45.42	96.94	95.69	75.78	107.8	119.4	99.87
#1	-.0004	.0003	.0034	.0031	.0057	.0021	.0010	.0029
#2	-.0005	.0005	.0180	.0159	.0188	.0155	.0115	.0169
Check ?	Chk Pass	Chk Pass	Chk Fail	Chk Fail	Chk Fail	Chk Fail	Chk Fail	Chk Fail
High Limit			.0020	.0027	.0020	.0018	.0030	.0024
Low Limit			-.0020	-.0027	-.0020	-.0018	-.0030	-.0024

Elem	Al3961	Ca3179	Fe2599	Mg2790	K_7664	Na5895	B_2089	Mo2020
Units	ppm	ppm	ppm	ppm	ppm	ppm	ppm	ppm
Avg	**.0129**	**.0067**	F **.0106**	**-.0105**	**.0045**	**.0134**	**.0095**	F **.0125**
Stddev	.0034	.0009	.0003	.0077	.0048	.0023	.0069	.0106
%RSD	25.95	13.85	2.889	72.98	108.1	17.49	71.93	84.43
#1	.0106	.0060	.0104	-.0051	.0079	.0150	.0047	.0050
#2	.0153	.0073	.0108	-.0159	.0011	.0117	.0144	.0200
Check ?	Chk Pass	Chk Pass	Chk Fail	Chk Pass	Chk Pass	Chk Pass	Chk Pass	Chk Fail
High Limit			.0102					.0020
Low Limit			-.0102					-.0020

Zoom In Zoom Out

Sample Name: ccb Acquired: 7/31/2014 17:05:10 Type: QC
Method: Accutest 2(v253) Mode: CONC Corr. Factor: 1.000000
User: admin Custom ID1: Custom ID2: Custom ID3:
Comment:

Elem	Pd3404	Si2124	Sn1899	Sr4077	Ti3349	W_2079	Zr3391	S_1820
Units	ppm	ppm	ppm	ppm	ppm	ppm	ppm	ppm
Avg	**.0010**	F **.0286**	F **.0112**	**.0004**	**.0003**	F **.0301**	F **.0010**	F **.0324**
Stddev	.0003	.0253	.0124	.0000	.0001	.0120	.0002	.0151
%RSD	30.14	88.64	110.1	4.068	43.49	40.08	15.96	46.79
#1	.0012	.0107	.0025	.0003	.0004	.0215	.0009	.0216
#2	.0008	.0465	.0200	.0004	.0002	.0386	.0011	.0431
Check ?	Chk Pass	Chk Fail	Chk Fail	Chk Pass	Chk Pass	Chk Fail	Chk Fail	Chk Fail
High Limit		.0200	.0012			.0050	.0010	.0150
Low Limit		-.0200	-.0012			-.0050	-.0010	-.0150

Elem	Bi2230	Li6707
Units	ppm	ppm
Avg	F **.0088**	**.0001**
Stddev	.0087	.0004
%RSD	98.62	282.3
#1	.0027	.0004
#2	.0150	-.0001
Check ?	Chk Fail	Chk Pass
High Limit	.0020	
Low Limit	-.0020	

Int. Std.	Y_3600	Y_3710	Y_2243	In2306
Units	Cts/S	Cts/S	Cts/S	Cts/S
Avg	**78821.**	**26439.**	**1702.1**	**4079.0**
Stddev	404.	116.	6.3	13.0
%RSD	.51227	.43822	.37160	.31862
#1	78536.	26521.	1706.6	4088.2
#2	79107.	26357.	1697.6	4069.8

Zoom In Zoom Out

Sample Name: jb72265-3a Acquired: 7/31/2014 17:08:23 Type: Unk
Method: Accutest 2(v253) Mode: CONC Corr. Factor: 1.000000
User: admin Custom ID1: Custom ID2: Custom ID3:
Comment:

Elem	Ba4554	Be3130	Cd2288	Co2286	Cr2677	Cu3247	Mn2576	Ni2316	Ag3280
Avg	**.7509**	**.0113**	**.0044**	**.1120**	**.2320**	**.3786**	**3.829**	**.2379**	**-.0054**
Stddev	.0043	.0001	.0004	.0002	.0018	.0004	.026	.0010	.0005
%RSD	.5700	.6591	8.426	.1506	.7721	.0932	.6819	.4372	9.635
#1	.7539	.0112	.0041	.1119	.2307	.3783	3.810	.2386	-.0050
#2	.7478	.0113	.0046	.1121	.2333	.3788	3.847	.2371	-.0057

Elem	V_2924	Zn2062	As1890	Tl1908	Pb2203	Se1960	Sb2068	Al3961	Ca3179
Avg	**.4778**	**.5384**	**.0438**	**.0026**	**.1153**	**.0148**	**.0018**	**149.0**	**32.22**
Stddev	.0044	.0017	.0026	.0012	.0013	.0001	.0004	.3	.07
%RSD	.9161	.3191	5.936	46.81	1.126	.6803	21.12	.1805	.2175
#1	.4747	.5372	.0419	.0034	.1162	.0147	.0016	149.2	32.27
#2	.4809	.5397	.0456	.0017	.1144	.0148	.0021	148.8	32.17

Elem	Fe2599	Mg2790	K_7664	Na5895	B_2089	Mo2020	Pd3404	Si2124	Sn1899
Avg	**299.6**	**45.06**	**9.570**	**4.550**	**.4273**	**.0102**	**.0177**	**5.250**	**.0248**
Stddev	.9	.05	.065	.025	.0009	.0004	.0017	.047	.0004
%RSD	.3099	.1048	.6812	.5497	.2144	3.573	9.531	.8905	1.565
#1	300.2	45.03	9.616	4.568	.4266	.0099	.0189	5.283	.0245
#2	298.9	45.09	9.524	4.533	.4279	.0104	.0165	5.217	.0251

Elem	Sr4077	Ti3349	W_2079	Zr3391	S_1820	Bi2230	Li6707
Avg	**.2175**	**5.694**	**.0167**	**.1341**	**.5488**	**.1367**	**.1843**
Stddev	.0015	.035	.0022	.0003	.0009	.0012	.0008
%RSD	.7117	.6120	13.28	.2005	.1563	.8915	.4313
#1	.2186	5.669	.0151	.1340	.5494	.1359	.1849
#2	.2164	5.719	.0182	.1343	.5482	.1376	.1838

Int. Std.	Y_3600	Y_3710	Y_2243	In2306
Avg	**76332.**	**27434.**	**1669.8**	**3645.0**
Stddev	395.	95.	.4	2.0
%RSD	.51766	.34735	.02217	.05571
#1	76611.	27367.	1669.5	3643.6
#2	76052.	27502.	1670.1	3646.4

Zoom In Zoom Out

Sample Name: jb72265-5a Acquired: 7/31/2014 17:11:33 Type: Unk
Method: Accutest 2(v253) Mode: CONC Corr. Factor: 1.000000
User: admin Custom ID1: Custom ID2: Custom ID3:
Comment:

Elem	Ba4554	Be3130	Cd2288	Co2286	Cr2677	Cu3247	Mn2576	Ni2316	Ag3280
Avg	**.5758**	**.0248**	**.0072**	**.2510**	**.1327**	**1.168**	**7.274**	**.2835**	**-.0190**
Stddev	.0002	.0001	.0000	.0016	.0005	.001	.001	.0008	.0005
%RSD	.0385	.4579	.0573	.6514	.3836	.1122	.0176	.2844	2.765
#1	.5760	.0248	.0072	.2521	.1324	1.169	7.275	.2841	-.0194
#2	.5757	.0247	.0072	.2498	.1331	1.168	7.273	.2830	-.0187

Elem	V_2924	Zn2062	As1890	Tl1908	Pb2203	Se1960	Sb2068	Al3961	Ca3179
Avg	**1.166**	**.7205**	**.0336**	**.0017**	**.0619**	**.0249**	**.0004**	**157.4**	**104.9**
Stddev	.002	.0003	.0014	.0007	.0009	.0032	.0009	.0	.3
%RSD	.1951	.0471	4.262	40.35	1.512	12.69	201.0	.0033	.2475
#1	1.168	.7208	.0326	.0012	.0612	.0272	.0011	157.4	105.1
#2	1.165	.7203	.0346	.0022	.0625	.0227	-.0002	157.4	104.7

Elem	Fe2599	Mg2790	K_7664	Na5895	B_2089	Mo2020	Pd3404	Si2124	Sn1899
Avg	**440.8**	**88.41**	**4.254**	**20.62**	**1.128**	**.0091**	**.0414**	**4.968**	**.0210**
Stddev	.3	.34	.013	.00	.004	.0002	.0001	.011	.0009
%RSD	.0735	.3809	.3055	.0191	.3600	2.353	.1724	.2176	4.495
#1	440.6	88.65	4.263	20.61	1.130	.0090	.0414	4.976	.0217
#2	441.1	88.17	4.245	20.62	1.125	.0093	.0413	4.961	.0203

Elem	Sr4077	Ti3349	W_2079	Zr3391	S_1820	Bi2230	Li6707
Avg	**.4036**	**24.21**	**.0139**	**.2684**	**1.846**	**.6304**	**.1386**
Stddev	.0008	.06	.0008	.0015	.005	.0018	.0004
%RSD	.1886	.2581	5.730	.5656	.2477	.2871	.3108
#1	.4042	24.25	.0133	.2695	1.850	.6317	.1383
#2	.4031	24.16	.0144	.2673	1.843	.6292	.1390

Int. Std.	Y_3600	Y_3710	Y_2243	In2306
Avg	**76748.**	**28153.**	**1655.5**	**3521.5**
Stddev	260.	109.	1.9	7.5
%RSD	.33901	.38684	.11528	.21273
#1	76564.	28076.	1654.2	3516.2
#2	76932.	28230.	1656.9	3526.8

Zoom In Zoom Out

Sample Name: jb72265-7a Acquired: 7/31/2014 17:14:48 Type: Unk
Method: Accutest 2(v253) Mode: CONC Corr. Factor: 1.000000
User: admin Custom ID1: Custom ID2: Custom ID3:
Comment:

Elem	Ba4554	Be3130	Cd2288	Co2286	Cr2677	Cu3247	Mn2576	Ni2316	Ag3280
Avg	**1.055**	**.0146**	**.0052**	**.1709**	**.3461**	**.3763**	**7.727**	**.3759**	**-.0054**
Stddev	.002	.0001	.0001	.0007	.0041	.0043	.058	.0013	.0030
%RSD	.1554	.8689	1.347	.3970	1.187	1.146	.7525	.3483	54.81
#1	1.054	.0145	.0052	.1704	.3490	.3793	7.768	.3769	-.0075
#2	1.056	.0147	.0053	.1714	.3432	.3732	7.686	.3750	-.0033

Elem	V_2924	Zn2062	As1890	Tl1908	Pb2203	Se1960	Sb2068	Al3961	Ca3179
Avg	**.4745**	**.8088**	**.0722**	**.0007**	**.1487**	**.0182**	**.0010**	**194.6**	**35.61**
Stddev	.0042	.0012	.0009	.0005	.0032	.0030	.0016	.4	.12
%RSD	.8757	.1475	1.266	63.69	2.174	16.30	157.8	.1991	.3492
#1	.4774	.8096	.0728	.0004	.1510	.0161	.0021	194.3	35.52
#2	.4715	.8079	.0715	.0011	.1464	.0203	-.0001	194.9	35.69

Elem	Fe2599	Mg2790	K_7664	Na5895	B_2089	Mo2020	Pd3404	Si2124	Sn1899
Avg	**360.3**	**79.60**	**20.08**	**5.731**	**.2077**	**.0119**	**.0193**	**6.291**	**.0148**
Stddev	3.4	.46	.05	.009	.0056	.0001	.0009	.048	.0003
%RSD	.9493	.5805	.2531	.1516	2.709	.9102	4.723	.7614	2.240
#1	357.9	79.27	20.05	5.725	.2037	.0119	.0186	6.325	.0151
#2	362.7	79.92	20.12	5.738	.2117	.0120	.0199	6.257	.0146

Elem	Sr4077	Ti3349	W_2079	Zr3391	S_1820	Bi2230	Li6707
Avg	**.3073**	**4.667**	**.0130**	**.1728**	**.3758**	**.1043**	**.3481**
Stddev	.0007	.030	.0025	.0009	.0069	.0012	.0000
%RSD	.2321	.6417	19.01	.5453	1.824	1.163	.0121
#1	.3068	4.688	.0113	.1735	.3710	.1035	.3481
#2	.3078	4.645	.0148	.1721	.3807	.1052	.3481

Int. Std.	Y_3600	Y_3710	Y_2243	In2306
Avg	**77981.**	**28258.**	**1702.5**	**3587.1**
Stddev	383.	166.	1.5	2.8
%RSD	.49103	.58659	.08748	.07721
#1	77710.	28375.	1701.4	3589.1
#2	78252.	28141.	1703.5	3585.2

Zoom In Zoom Out

Sample Name: ccv Acquired: 7/31/2014 17:25:02 Type: QC
Method: Accutest 2(v253) Mode: CONC Corr. Factor: 1.000000
User: admin Custom ID1: Custom ID2: Custom ID3:
Comment:

Elem	Ba4554	Be3130	Cd2288	Co2286	Cr2677	Cu3247	Mn2576	Ni2316	Ag3280
Units	ppm	ppm	ppm	ppm	ppm	ppm	ppm	ppm	ppm
Avg	**1.966**	**1.984**	**1.996**	**2.017**	**2.023**	**1.912**	**2.040**	**2.047**	**.2421**
Stddev	.003	.004	.000	.003	.016	.023	.014	.003	.0032
%RSD	.1553	.1872	.0115	.1314	.8076	1.189	.7053	.1230	1.336
#1	1.968	1.987	1.996	2.018	2.011	1.896	2.030	2.049	.2398
#2	1.964	1.982	1.996	2.015	2.034	1.928	2.050	2.046	.2444
Check ?	Chk Pass	Chk Pass	Chk Pass	Chk Pass	Chk Pass	Chk Pass	Chk Pass	Chk Pass	Chk Pass
Value									
Range									

Elem	V_2924	Zn2062	As1890	Tl1908	Pb2203	Se1960	Sb2068	Al3961	Ca3179
Units	ppm	ppm	ppm	ppm	ppm	ppm	ppm	ppm	ppm
Avg	**1.971**	**2.080**	**1.973**	**2.090**	**2.070**	**1.977**	**1.969**	**38.44**	**39.34**
Stddev	.016	.002	.000	.004	.001	.002	.002	.10	.14
%RSD	.8342	.0964	.0025	.2177	.0218	.1135	.0955	.2689	.3589
#1	1.960	2.082	1.973	2.094	2.071	1.975	1.967	38.37	39.24
#2	1.983	2.079	1.973	2.087	2.070	1.978	1.970	38.51	39.44
Check ?	Chk Pass	Chk Pass	Chk Pass	Chk Pass	Chk Pass	Chk Pass	Chk Pass	Chk Pass	Chk Pass
Value									
Range									

Elem	Fe2599	Mg2790	K_7664	Na5895	B_2089	Mo2020	Pd3404	Si2124	Sn1899
Units	ppm	ppm	ppm	ppm	ppm	ppm	ppm	ppm	ppm
Avg	**39.41**	**39.05**	**39.08**	**39.20**	**1.999**	**2.033**	**1.953**	**5.011**	**2.066**
Stddev	.00	.24	.07	.02	.005	.003	.016	.005	.003
%RSD	.0024	.6192	.1903	.0512	.2635	.1250	.7982	.1081	.1520
#1	39.41	38.88	39.13	39.21	1.995	2.034	1.942	5.007	2.068
#2	39.41	39.22	39.03	39.18	2.002	2.031	1.964	5.015	2.064
Check ?	Chk Pass	Chk Pass	Chk Pass	Chk Pass	Chk Pass	Chk Pass	Chk Pass	Chk Pass	Chk Pass
Value									
Range									

Zoom In Zoom Out

Sample Name: ccv Acquired: 7/31/2014 17:25:02 Type: QC
Method: Accutest 2(v253) Mode: CONC Corr. Factor: 1.000000
User: admin Custom ID1: Custom ID2: Custom ID3:
Comment:

Elem	Sr4077	Ti3349	W_2079	Zr3391	S_1820	Bi2230	Li6707
Units	ppm	ppm	ppm	ppm	ppm	ppm	ppm
Avg	**1.964**	**2.004**	**1.977**	**1.961**	**1.978**	**1.965**	**1.924**
Stddev	.005	.012	.016	.015	.003	.001	.003
%RSD	.2357	.5790	.8045	.7722	.1335	.0625	.1317
#1	1.968	1.996	1.988	1.950	1.980	1.964	1.926
#2	1.961	2.013	1.966	1.971	1.976	1.965	1.922
Check ?	Chk Pass	Chk Pass	Chk Pass	Chk Pass	Chk Pass	Chk Pass	Chk Pass
Value							
Range							

Int. Std.	Y_3600	Y_3710	Y_2243	In2306
Units	Cts/S	Cts/S	Cts/S	Cts/S
Avg	**74195.**	**26291.**	**1639.9**	**3647.5**
Stddev	453.	74.	8.1	16.0
%RSD	.61114	.28093	.49195	.43849
#1	74515.	26343.	1645.6	3658.8
#2	73874.	26238.	1634.2	3636.2

Zoom In Zoom Out

Sample Name: ccb Acquired: 7/31/2014 17:27:59 Type: QC
Method: Accutest 2(v253) Mode: CONC Corr. Factor: 1.000000
User: admin Custom ID1: Custom ID2: Custom ID3:
Comment:

Elem	Ba4554	Be3130	Cd2288	Co2286	Cr2677	Cu3247	Mn2576	Ni2316	Ag3280
Units	ppm	ppm	ppm	ppm	ppm	ppm	ppm	ppm	ppm
Avg	**.0005**	**.0004**	**.0003**	**.0005**	**.0000**	**-.0005**	**.0004**	**.0002**	**-.0006**
Stddev	.0000	.0001	.0003	.0001	.0003	.0003	.0001	.0002	.0003
%RSD	8.117	14.10	98.18	16.90	1029.	53.63	15.97	105.3	48.76
#1	.0004	.0004	.0001	.0005	-.0002	-.0007	.0004	.0001	-.0008
#2	.0005	.0003	.0005	.0004	.0002	-.0003	.0005	.0003	-.0004
Check ?	Chk Pass	Chk Pass	Chk Pass	Chk Pass	Chk Pass	Chk Pass	Chk Pass	Chk Pass	Chk Pass
High Limit									
Low Limit									

Elem	V_2924	Zn2062	As1890	Tl1908	Pb2203	Se1960	Sb2068	Al3961	Ca3179
Units	ppm	ppm	ppm	ppm	ppm	ppm	ppm	ppm	ppm
Avg	**.0003**	**.0006**	**.0001**	**.0014**	**.0012**	**.0017**	**.0006**	**.0079**	**.0093**
Stddev	.0002	.0001	.0013	.0003	.0003	.0001	.0002	.0007	.0028
%RSD	61.24	16.09	1121.	20.54	23.93	5.948	28.42	8.903	30.29
#1	.0002	.0006	-.0008	.0016	.0010	.0017	.0004	.0074	.0113
#2	.0004	.0005	.0010	.0012	.0014	.0016	.0007	.0084	.0073
Check ?	Chk Pass	Chk Pass	Chk Pass	Chk Pass	Chk Pass	Chk Pass	Chk Pass	Chk Pass	Chk Pass
High Limit									
Low Limit									

Elem	Fe2599	Mg2790	K_7664	Na5895	B_2089	Mo2020	Pd3404	Si2124	Sn1899
Units	ppm	ppm	ppm	ppm	ppm	ppm	ppm	ppm	ppm
Avg	**.0096**	**.0093**	**.0153**	**.0119**	**.0022**	**.0016**	**.0005**	**.0044**	**-.0001**
Stddev	.0014	.0124	.0044	.0018	.0012	.0002	.0013	.0010	.0007
%RSD	15.06	133.3	28.89	15.03	52.56	13.72	262.0	22.73	617.6
#1	.0086	.0180	.0184	.0132	.0030	.0014	.0014	.0037	-.0006
#2	.0107	.0005	.0122	.0106	.0014	.0017	-.0004	.0051	.0004
Check ?	Chk Pass	Chk Pass	Chk Pass	Chk Pass	Chk Pass	Chk Pass	Chk Pass	Chk Pass	Chk Pass
High Limit									
Low Limit									

Zoom In Zoom Out

Sample Name: ccb Acquired: 7/31/2014 17:27:59 Type: QC
Method: Accutest 2(v253) Mode: CONC Corr. Factor: 1.000000
User: admin Custom ID1: Custom ID2: Custom ID3:
Comment:

Elem	Sr4077	Ti3349	W_2079	Zr3391	S_1820	Bi2230	Li6707
Units	ppm	ppm	ppm	ppm	ppm	ppm	ppm
Avg	**.0004**	**.0002**	F **.0167**	**.0007**	**.0143**	**.0005**	**.0006**
Stddev	.0000	.0002	.0023	.0002	.0018	.0001	.0005
%RSD	1.275	82.72	14.02	32.18	12.67	27.19	90.61
#1	.0004	.0001	.0150	.0008	.0131	.0006	.0002
#2	.0004	.0003	.0183	.0005	.0156	.0004	.0010
Check ?	Chk Pass	Chk Pass	Chk Fail	Chk Pass	Chk Pass	Chk Pass	Chk Pass
High Limit			.0050				
Low Limit			-.0050				

Int. Std.	Y_3600	Y_3710	Y_2243	In2306
Units	Cts/S	Cts/S	Cts/S	Cts/S
Avg	**79229.**	**26710.**	**1706.8**	**4094.9**
Stddev	205.	173.	11.0	22.4
%RSD	.25815	.64774	.64444	.54624
#1	79084.	26833.	1714.6	4110.8
#2	79374.	26588.	1699.0	4079.1

Zoom In Zoom Out

Sample Name: jb72265-9a Acquired: 7/31/2014 17:31:12 Type: Unk
Method: Accutest 2(v253) Mode: CONC Corr. Factor: 1.000000
User: admin Custom ID1: Custom ID2: Custom ID3:
Comment:

Elem	Ba4554	Be3130	Cd2288	Co2286	Cr2677	Cu3247	Mn2576	Ni2316	Ag3280
Avg	**.6394**	**.0112**	**.0042**	**.1408**	**.2206**	**.4183**	**4.211**	**.2158**	**.0006**
Stddev	.0037	.0001	.0001	.0008	.0004	.0006	.019	.0018	.0018
%RSD	.5792	.5516	2.116	.5340	.1742	.1432	.4425	.8240	296.8
#1	.6368	.0112	.0043	.1413	.2209	.4187	4.224	.2170	-.0007
#2	.6420	.0113	.0042	.1403	.2204	.4178	4.198	.2145	.0019

Elem	V_2924	Zn2062	As1890	Tl1908	Pb2203	Se1960	Sb2068	Al3961	Ca3179
Avg	**.5204**	**.4807**	**.0464**	**.0008**	**.0977**	**.0170**	**.0019**	**139.2**	**25.48**
Stddev	.0010	.0022	.0005	.0013	.0013	.0050	.0017	.9	.16
%RSD	.2014	.4596	1.019	155.8	1.379	29.39	91.63	.6379	.6360
#1	.5211	.4823	.0461	.0018	.0967	.0135	.0007	138.6	25.36
#2	.5196	.4792	.0467	-.0001	.0986	.0205	.0031	139.8	25.59

Elem	Fe2599	Mg2790	K_7664	Na5895	B_2089	Mo2020	Pd3404	Si2124	Sn1899
Avg	**275.9**	**45.80**	**8.436**	**5.553**	**.2475**	**.0090**	**.0158**	**4.195**	**.0155**
Stddev	4.4	.36	.055	.038	.0007	.0001	.0004	.003	.0015
%RSD	1.582	.7911	.6560	.6878	.2891	.8030	2.554	.0666	9.421
#1	272.8	45.55	8.397	5.526	.2480	.0090	.0161	4.197	.0165
#2	279.0	46.06	8.475	5.580	.2470	.0091	.0156	4.193	.0145

Elem	Sr4077	Ti3349	W_2079	Zr3391	S_1820	Bi2230	Li6707
Avg	**.1847**	**4.644**	**.0152**	**.1370**	**.6129**	**.1077**	**.1755**
Stddev	.0011	.017	.0001	.0006	.0048	.0013	.0002
%RSD	.6165	.3732	.3567	.4642	.7862	1.210	.1133
#1	.1839	4.656	.0152	.1375	.6163	.1086	.1753
#2	.1855	4.632	.0151	.1366	.6095	.1068	.1756

Int. Std.	Y_3600	Y_3710	Y_2243	In2306
Avg	**77541.**	**27723.**	**1686.5**	**3655.8**
Stddev	230.	175.	6.7	9.8
%RSD	.29604	.63243	.39472	.26933
#1	77378.	27847.	1691.2	3662.8
#2	77703.	27599.	1681.8	3648.9

Zoom In Zoom Out

Sample Name: jb72265-12a Acquired: 7/31/2014 17:34:23 Type: Unk
Method: Accutest 2(v253) Mode: CONC Corr. Factor: 1.000000
User: admin Custom ID1: Custom ID2: Custom ID3:
Comment:

Elem	Ba4554	Be3130	Cd2288	Co2286	Cr2677	Cu3247	Mn2576	Ni2316	Ag3280
Avg	**.8081**	**.0119**	**.0034**	**.1427**	**.2893**	**.3535**	**3.542**	**.2543**	**.0013**
Stddev	.0001	.0000	.0001	.0011	.0000	.0013	.002	.0005	.0018
%RSD	.0182	.0960	2.948	.7537	.0134	.3758	.0533	.1894	134.1
#1	.8082	.0119	.0033	.1434	.2893	.3544	3.543	.2546	.0001
#2	.8080	.0119	.0034	.1419	.2894	.3525	3.541	.2539	.0026

Elem	V_2924	Zn2062	As1890	Tl1908	Pb2203	Se1960	Sb2068	Al3961	Ca3179
Avg	**.4878**	**.5732**	**.0467**	**.0017**	**.1382**	**.0120**	**.0014**	**153.9**	**30.18**
Stddev	.0001	.0005	.0006	.0005	.0010	.0001	.0007	.2	.05
%RSD	.0232	.0936	1.279	30.36	.7167	.8941	48.71	.1136	.1668
#1	.4879	.5736	.0471	.0021	.1375	.0120	.0018	153.7	30.15
#2	.4878	.5728	.0463	.0013	.1389	.0119	.0009	154.0	30.22

Elem	Fe2599	Mg2790	K_7664	Na5895	B_2089	Mo2020	Pd3404	Si2124	Sn1899
Avg	**244.1**	**52.53**	**11.52**	**7.021**	**.0839**	**.0057**	**.0135**	**6.144**	**.0252**
Stddev	2.9	.05	.03	.008	.0002	.0002	.0002	.008	.0001
%RSD	1.201	.0871	.2383	.1076	.2542	4.085	1.776	.1230	.2876
#1	242.0	52.50	11.54	7.016	.0840	.0056	.0133	6.150	.0252
#2	246.2	52.56	11.50	7.026	.0837	.0059	.0137	6.139	.0253

Elem	Sr4077	Ti3349	W_2079	Zr3391	S_1820	Bi2230	Li6707
Avg	**.1713**	**4.990**	**.0116**	**.1277**	**.2881**	**.1161**	**.1909**
Stddev	.0001	.005	.0001	.0003	.0027	.0004	.0014
%RSD	.0679	.0991	.9285	.2257	.9233	.3621	.7232
#1	.1713	4.986	.0116	.1279	.2900	.1164	.1919
#2	.1712	4.993	.0115	.1275	.2862	.1158	.1899

Int. Std.	Y_3600	Y_3710	Y_2243	In2306
Avg	**78536.**	**27839.**	**1703.0**	**3610.6**
Stddev	109.	43.	5.9	7.1
%RSD	.13926	.15536	.34398	.19739
#1	78458.	27809.	1707.2	3615.6
#2	78613.	27870.	1698.9	3605.5

Zoom In Zoom Out

Sample Name: jb72265-13a Acquired: 7/31/2014 17:37:34 Type: Unk
Method: Accutest 2(v253) Mode: CONC Corr. Factor: 1.000000
User: admin Custom ID1: Custom ID2: Custom ID3:
Comment:

Elem	Ba4554	Be3130	Cd2288	Co2286	Cr2677	Cu3247	Mn2576	Ni2316	Ag3280
Avg	**.7556**	**.0111**	**.0031**	**.1119**	**.2668**	**.3285**	**3.457**	**.2100**	**.0038**
Stddev	.0031	.0000	.0001	.0011	.0007	.0011	.013	.0023	.0009
%RSD	.4060	.2286	2.161	1.024	.2633	.3309	.3764	1.090	23.65
#1	.7578	.0111	.0031	.1127	.2663	.3293	3.448	.2116	.0031
#2	.7534	.0111	.0030	.1110	.2673	.3278	3.466	.2083	.0044

Elem	V_2924	Zn2062	As1890	Tl1908	Pb2203	Se1960	Sb2068	Al3961	Ca3179
Avg	**.4856**	**.4872**	**.0408**	**.0018**	**.1226**	**.0151**	**.0013**	**147.5**	**26.08**
Stddev	.0003	.0044	.0013	.0020	.0007	.0001	.0007	.2	.00
%RSD	.0525	.9059	3.253	114.0	.5716	.6297	55.44	.1520	.0181
#1	.4858	.4903	.0417	.0003	.1221	.0151	.0008	147.7	26.08
#2	.4854	.4841	.0398	.0032	.1231	.0150	.0018	147.3	26.08

Elem	Fe2599	Mg2790	K_7664	Na5895	B_2089	Mo2020	Pd3404	Si2124	Sn1899
Avg	**226.2**	**39.50**	**9.163**	**6.174**	**.0785**	**.0067**	**.0118**	**4.919**	**.0196**
Stddev	1.5	.13	.052	.024	.0005	.0002	.0008	.044	.0003
%RSD	.6798	.3172	.5687	.3896	.5825	2.806	6.838	.8995	1.291
#1	225.2	39.41	9.200	6.191	.0781	.0069	.0113	4.950	.0198
#2	227.3	39.59	9.126	6.157	.0788	.0066	.0124	4.888	.0194

Elem	Sr4077	Ti3349	W_2079	Zr3391	S_1820	Bi2230	Li6707
Avg	**.1489**	**4.680**	**.0101**	**.1045**	**.3798**	**.1090**	**.1657**
Stddev	.0003	.001	.0017	.0003	.0043	.0003	.0015
%RSD	.1934	.0249	17.24	.2721	1.132	.3016	.8991
#1	.1491	4.679	.0089	.1043	.3829	.1087	.1668
#2	.1487	4.681	.0113	.1047	.3768	.1092	.1647

Int. Std.	Y_3600	Y_3710	Y_2243	In2306
Avg	**78498.**	**27827.**	**1710.7**	**3650.4**
Stddev	27.	65.	4.8	4.3
%RSD	.03459	.23189	.28234	.11820
#1	78518.	27873.	1714.1	3653.5
#2	78479.	27781.	1707.3	3647.4

Zoom In Zoom Out

Sample Name: jb72265-15a Acquired: 7/31/2014 17:40:45 Type: Unk
Method: Accutest 2(v253) Mode: CONC Corr. Factor: 1.000000
User: admin Custom ID1: Custom ID2: Custom ID3:
Comment:

Elem	Ba4554	Be3130	Cd2288	Co2286	Cr2677	Cu3247	Mn2576	Ni2316	Ag3280
Avg	**.8592**	**.0115**	**.0033**	**.1040**	**.2730**	**.2755**	**3.270**	**.2598**	**-.0013**
Stddev	.0113	.0001	.0001	.0009	.0011	.0033	.009	.0030	.0023
%RSD	1.317	.7839	2.631	.9125	.4178	1.192	.2741	1.138	181.2
#1	.8512	.0115	.0033	.1047	.2722	.2732	3.264	.2618	-.0029
#2	.8672	.0116	.0034	.1033	.2738	.2778	3.276	.2577	.0004

Elem	V_2924	Zn2062	As1890	Tl1908	Pb2203	Se1960	Sb2068	Al3961	Ca3179
Avg	**.4180**	**.6162**	**.0482**	**.0005**	**.1429**	**.0162**	**.0016**	**144.1**	**25.83**
Stddev	.0016	.0064	.0002	.0036	.0015	.0014	.0006	2.0	.34
%RSD	.3768	1.039	.3432	735.3	1.025	8.405	37.12	1.355	1.326
#1	.4169	.6207	.0483	-.0021	.1439	.0171	.0020	142.7	25.58
#2	.4191	.6117	.0481	.0031	.1419	.0152	.0012	145.4	26.07

Elem	Fe2599	Mg2790	K_7664	Na5895	B_2089	Mo2020	Pd3404	Si2124	Sn1899
Avg	**265.8**	**50.49**	**12.63**	**4.700**	**.0910**	**.0040**	**.0157**	**5.412**	**.0169**
Stddev	4.5	.69	.17	.054	.0015	.0001	.0007	.054	.0008
%RSD	1.709	1.370	1.309	1.151	1.687	3.544	4.585	.9950	5.009
#1	262.6	50.00	12.51	4.662	.0921	.0041	.0152	5.450	.0163
#2	269.0	50.98	12.75	4.739	.0899	.0039	.0162	5.374	.0175

Elem	Sr4077	Ti3349	W_2079	Zr3391	S_1820	Bi2230	Li6707
Avg	**.1635**	**4.512**	**.0109**	**.1270**	**.2786**	**.1031**	**.1962**
Stddev	.0020	.007	.0029	.0010	.0038	.0011	.0026
%RSD	1.224	.1526	26.70	.7763	1.355	1.068	1.300
#1	.1621	4.507	.0088	.1263	.2813	.1039	.1944
#2	.1649	4.517	.0129	.1277	.2759	.1023	.1980

Int. Std.	Y_3600	Y_3710	Y_2243	In2306
Avg	**77108.**	**27645.**	**1686.7**	**3636.2**
Stddev	50.	285.	1.6	7.5
%RSD	.06532	1.0318	.09564	.20548
#1	77143.	27847.	1687.9	3630.9
#2	77072.	27443.	1685.6	3641.5

Zoom In Zoom Out

Sample Name: jb72265-17a Acquired: 7/31/2014 17:43:56 Type: Unk
Method: Accutest 2(v253) Mode: CONC Corr. Factor: 1.000000
User: admin Custom ID1: Custom ID2: Custom ID3:
Comment:

Elem	Ba4554	Be3130	Cd2288	Co2286	Cr2677	Cu3247	Mn2576	Ni2316	Ag3280
Avg	**.8004**	**.0152**	**.0049**	**.1563**	**.0919**	**.8831**	**7.987**	**.1900**	**-.0004**
Stddev	.0051	.0002	.0003	.0012	.0006	.0135	.031	.0025	.0033
%RSD	.6367	1.195	6.907	.7473	.6842	1.527	.3911	1.307	899.7
#1	.7968	.0153	.0047	.1571	.0924	.8927	8.010	.1918	-.0027
#2	.8040	.0150	.0052	.1555	.0915	.8736	7.965	.1883	.0019

Elem	V_2924	Zn2062	As1890	Tl1908	Pb2203	Se1960	Sb2068	Al3961	Ca3179
Avg	**.6921**	**.4476**	**.0431**	**.0038**	**.0857**	**.0244**	**.0015**	**103.3**	**98.99**
Stddev	.0120	.0037	.0003	.0008	.0011	.0001	.0014	.9	1.18
%RSD	1.738	.8215	.7360	20.26	1.235	.5892	96.39	.8415	1.193
#1	.7006	.4502	.0434	.0043	.0865	.0245	.0005	102.7	98.16
#2	.6836	.4450	.0429	.0033	.0850	.0243	.0025	103.9	99.83

Elem	Fe2599	Mg2790	K_7664	Na5895	B_2089	Mo2020	Pd3404	Si2124	Sn1899
Avg	**313.1**	**59.38**	**3.533**	**16.70**	**.7082**	**.0109**	**.0273**	**4.518**	**.0191**
Stddev	2.3	.69	.033	.07	.0045	.0002	.0004	.036	.0002
%RSD	.7207	1.163	.9421	.4055	.6359	1.862	1.351	.8071	.8815
#1	311.5	58.89	3.509	16.65	.7113	.0111	.0270	4.544	.0189
#2	314.7	59.87	3.556	16.75	.7050	.0108	.0275	4.492	.0192

Elem	Sr4077	Ti3349	W_2079	Zr3391	S_1820	Bi2230	Li6707
Avg	**.5445**	**14.23**	**.0098**	**.1702**	**3.121**	**.3675**	**.0851**
Stddev	.0043	.19	.0017	.0025	.017	.0053	.0004
%RSD	.7982	1.336	17.53	1.485	.5558	1.450	.4187
#1	.5414	14.37	.0086	.1719	3.133	.3712	.0853
#2	.5475	14.10	.0110	.1684	3.109	.3637	.0848

Int. Std.	Y_3600	Y_3710	Y_2243	In2306
Avg	**76945.**	**27709.**	**1660.3**	**3557.0**
Stddev	1063.	227.	2.7	9.4
%RSD	1.3812	.82099	.16497	.26490
#1	76193.	27870.	1662.2	3563.6
#2	77696.	27549.	1658.4	3550.3

Zoom In Zoom Out

Sample Name: jb72265-19a Acquired: 7/31/2014 17:47:12 Type: Unk
Method: Accutest 2(v253) Mode: CONC Corr. Factor: 1.000000
User: admin Custom ID1: Custom ID2: Custom ID3:
Comment:

Elem	Ba4554	Be3130	Cd2288	Co2286	Cr2677	Cu3247	Mn2576	Ni2316	Ag3280
Avg	**.4952**	**.0156**	**.0060**	**.1499**	**.1694**	**.5377**	**6.212**	**.2063**	**-.0036**
Stddev	.0009	.0001	.0003	.0005	.0008	.0012	.018	.0018	.0021
%RSD	.1902	.5497	4.176	.3294	.4686	.2145	.2873	.8790	57.49
#1	.4945	.0156	.0058	.1502	.1700	.5385	6.225	.2076	-.0051
#2	.4958	.0155	.0062	.1495	.1689	.5369	6.200	.2050	-.0022

Elem	V_2924	Zn2062	As1890	Tl1908	Pb2203	Se1960	Sb2068	Al3961	Ca3179
Avg	**.7855**	**.7246**	**.0528**	**.0046**	**.2198**	**.0200**	**.0016**	**136.1**	**91.72**
Stddev	.0025	.0058	.0002	.0024	.0000	.0021	.0002	.6	.30
%RSD	.3145	.7990	.4118	51.58	.0158	10.38	10.72	.4292	.3257
#1	.7872	.7287	.0526	.0063	.2198	.0214	.0017	135.7	91.51
#2	.7837	.7205	.0529	.0029	.2199	.0185	.0015	136.6	91.94

Elem	Fe2599	Mg2790	K_7664	Na5895	B_2089	Mo2020	Pd3404	Si2124	Sn1899
Avg	**324.0**	**57.05**	**5.429**	**6.615**	**.2783**	**.0113**	**.0259**	**6.492**	**.0213**
Stddev	.0	.13	.004	.024	.0031	.0003	.0008	.073	.0012
%RSD	.0098	.2245	.0726	.3631	1.106	2.307	3.210	1.128	5.582
#1	324.0	56.96	5.432	6.598	.2805	.0112	.0265	6.544	.0221
#2	324.0	57.14	5.426	6.632	.2761	.0115	.0253	6.440	.0204

Elem	Sr4077	Ti3349	W_2079	Zr3391	S_1820	Bi2230	Li6707
Avg	**.4779**	**12.96**	**.0092**	**.1568**	**1.694**	**.3329**	**.1189**
Stddev	.0006	.04	.0002	.0007	.021	.0001	.0010
%RSD	.1185	.3434	2.201	.4737	1.260	.0306	.8014
#1	.4775	12.99	.0090	.1563	1.709	.3328	.1182
#2	.4783	12.93	.0093	.1573	1.679	.3330	.1196

Int. Std.	Y_3600	Y_3710	Y_2243	In2306
Avg	**76665.**	**27655.**	**1654.2**	**3575.9**
Stddev	31.	106.	.8	1.8
%RSD	.04082	.38196	.04948	.05035
#1	76643.	27730.	1654.8	3577.2
#2	76687.	27580.	1653.6	3574.6

Zoom In Zoom Out

Sample Name: jb72598-5 Acquired: 7/31/2014 17:50:22 Type: Unk
Method: Accutest 2(v253) Mode: CONC Corr. Factor: 1.000000
User: admin Custom ID1: Custom ID2: Custom ID3:
Comment:

Elem	Ba4554	Be3130	Cd2288	Co2286	Cr2677	Cu3247	Mn2576	Ni2316	Ag3280
Avg	**.0327**	**.0030**	**.0011**	**.0015**	**.0500**	**.0047**	**.1383**	**.0031**	**.0008**
Stddev	.0002	.0000	.0000	.0001	.0006	.0008	.0001	.0004	.0001
%RSD	.6413	1.137	2.515	4.384	1.202	17.66	.1062	11.57	13.22
#1	.0329	.0030	.0011	.0015	.0505	.0041	.1382	.0028	.0007
#2	.0326	.0030	.0010	.0014	.0496	.0053	.1384	.0033	.0009

Elem	V_2924	Zn2062	As1890	Tl1908	Pb2203	Se1960	Sb2068	Al3961	Ca3179
Avg	**.0864**	**.0605**	**.0259**	**.0012**	**.1499**	**.0045**	**.0003**	**20.98**	**.3718**
Stddev	.0007	.0006	.0000	.0019	.0036	.0009	.0001	.26	.0013
%RSD	.7834	.9863	.0745	152.7	2.404	20.39	27.24	1.236	.3521
#1	.0869	.0609	.0259	-.0001	.1524	.0038	.0002	20.79	.3708
#2	.0860	.0600	.0259	.0025	.1473	.0051	.0003	21.16	.3727

Elem	Fe2599	Mg2790	K_7664	Na5895	B_2089	Mo2020	Pd3404	Si2124	Sn1899
Avg	**47.52**	**.2668**	**1.198**	**.0949**	**.0066**	**.0178**	**.0090**	**11.27**	**.0170**
Stddev	.69	.0064	.015	.0019	.0003	.0003	.0001	.09	.0005
%RSD	1.444	2.410	1.235	2.002	4.351	1.590	.8031	.7949	2.972
#1	47.03	.2622	1.188	.0936	.0068	.0180	.0091	11.33	.0174
#2	48.00	.2713	1.209	.0963	.0064	.0176	.0090	11.21	.0166

Elem	Sr4077	Ti3349	W_2079	Zr3391	S_1820	Bi2230	Li6707
Avg	**.0071**	**2.897**	**.0132**	**.1329**	**.3788**	**.0726**	**.0029**
Stddev	.0004	.017	.0008	.0013	.0038	.0005	.0010
%RSD	5.425	.5929	6.396	1.001	1.009	.6900	33.21
#1	.0073	2.885	.0126	.1339	.3815	.0722	.0022
#2	.0068	2.909	.0138	.1320	.3761	.0729	.0036

Int. Std.	Y_3600	Y_3710	Y_2243	In2306
Avg	**77910.**	**26790.**	**1681.0**	**3950.6**
Stddev	71.	297.	2.3	.6
%RSD	.09142	1.1084	.13480	.01393
#1	77960.	27000.	1682.6	3950.2
#2	77859.	26580.	1679.4	3951.0

Zoom In Zoom Out

Sample Name: jb72730-1 Acquired: 7/31/2014 17:53:32 Type: Unk
Method: Accutest 2(v253) Mode: CONC Corr. Factor: 1.000000
User: admin Custom ID1: Custom ID2: Custom ID3:
Comment:

Elem	Ba4554	Be3130	Cd2288	Co2286	Cr2677	Cu3247	Mn2576	Ni2316	Ag3280
Avg	**.4743**	**.0131**	**.0032**	**.0972**	**.2014**	**.2189**	**3.338**	**.1527**	**.0035**
Stddev	.0094	.0001	.0004	.0009	.0010	.0014	.015	.0012	.0017
%RSD	1.977	.8368	11.43	.9529	.4718	.6181	.4405	.7578	48.24
#1	.4677	.0130	.0030	.0979	.2008	.2180	3.328	.1535	.0023
#2	.4810	.0132	.0035	.0966	.2021	.2199	3.349	.1519	.0047

Elem	V_2924	Zn2062	As1890	Tl1908	Pb2203	Se1960	Sb2068	Al3961	Ca3179
Avg	**.5564**	**.4163**	**.0252**	**.0033**	**.0563**	**.0108**	**.0001**	**93.85**	**68.34**
Stddev	.0005	.0008	.0011	.0006	.0022	.0051	.0008	1.54	1.00
%RSD	.0921	.2019	4.455	18.96	3.936	47.03	736.4	1.639	1.468
#1	.5561	.4169	.0244	.0028	.0579	.0072	.0007	92.76	67.63
#2	.5568	.4157	.0260	.0037	.0548	.0144	-.0005	94.94	69.05

Elem	Fe2599	Mg2790	K_7664	Na5895	B_2089	Mo2020	Pd3404	Si2124	Sn1899
Avg	**233.5**	**46.05**	**9.071**	**2.883**	**.0438**	**.0053**	**.0171**	**3.480**	**.0156**
Stddev	4.4	.85	.149	.044	.0001	.0001	.0007	.001	.0005
%RSD	1.865	1.855	1.639	1.527	.3058	2.794	4.012	.0329	3.061
#1	230.4	45.45	8.966	2.852	.0437	.0052	.0166	3.481	.0153
#2	236.6	46.66	9.176	2.914	.0439	.0054	.0176	3.479	.0159

Elem	Sr4077	Ti3349	W_2079	Zr3391	S_1820	Bi2230	Li6707
Avg	**.2173**	**9.532**	**.0051**	**.1072**	**3.192**	**.2410**	**.1218**
Stddev	.0044	.027	.0009	.0007	.012	.0001	.0021
%RSD	2.030	.2869	17.65	.6954	.3721	.0210	1.761
#1	.2142	9.513	.0045	.1066	3.201	.2410	.1203
#2	.2204	9.551	.0057	.1077	3.184	.2411	.1233

Int. Std.	Y_3600	Y_3710	Y_2243	In2306
Avg	**76944.**	**27335.**	**1658.3**	**3622.1**
Stddev	238.	275.	12.5	23.1
%RSD	.30959	1.0053	.75658	.63789
#1	77112.	27529.	1667.1	3638.4
#2	76775.	27141.	1649.4	3605.8

Zoom In Zoom Out

Sample Name: jb72730-2 Acquired: 7/31/2014 17:56:36 Type: Unk
Method: Accutest 2(v253) Mode: CONC Corr. Factor: 1.000000
User: admin Custom ID1: Custom ID2: Custom ID3:
Comment:

Elem	Ba4554	Be3130	Cd2288	Co2286	Cr2677	Cu3247	Mn2576	Ni2316	Ag3280
Avg	**.7086**	**.0138**	**.0035**	**.1354**	**.2537**	**.2979**	**4.096**	**.2187**	**.0014**
Stddev	.0009	.0000	.0000	.0016	.0026	.0043	.032	.0027	.0016
%RSD	.1303	.1473	1.275	1.201	1.040	1.444	.7851	1.213	112.3
#1	.7092	.0138	.0034	.1366	.2555	.3010	4.119	.2205	.0003
#2	.7079	.0138	.0035	.1343	.2518	.2949	4.073	.2168	.0025

Elem	V_2924	Zn2062	As1890	Tl1908	Pb2203	Se1960	Sb2068	Al3961	Ca3179
Avg	**.5361**	**.4955**	**.0258**	**.0041**	**.0757**	**.0150**	**-.0008**	**137.5**	**68.43**
Stddev	.0044	.0037	.0007	.0016	.0031	.0064	.0008	.1	.05
%RSD	.8269	.7395	2.836	40.05	4.125	42.85	98.97	.0850	.0715
#1	.5392	.4981	.0264	.0052	.0779	.0104	-.0003	137.6	68.47
#2	.5329	.4929	.0253	.0029	.0735	.0195	-.0014	137.4	68.40

Elem	Fe2599	Mg2790	K_7664	Na5895	B_2089	Mo2020	Pd3404	Si2124	Sn1899
Avg	**276.4**	**69.64**	**15.12**	**2.788**	**.0684**	**.0045**	**.0186**	**4.227**	**.0148**
Stddev	1.2	.15	.04	.004	.0018	.0001	.0011	.067	.0000
%RSD	.4266	.2099	.2469	.1267	2.573	1.832	5.780	1.574	.1038
#1	275.5	69.74	15.14	2.791	.0696	.0046	.0179	4.274	.0148
#2	277.2	69.53	15.09	2.786	.0671	.0045	.0194	4.180	.0148

Elem	Sr4077	Ti3349	W_2079	Zr3391	S_1820	Bi2230	Li6707
Avg	**.2312**	**8.367**	**.0078**	**.1301**	**1.734**	**.2084**	**.1997**
Stddev	.0002	.055	.0008	.0019	.032	.0025	.0006
%RSD	.1080	.6529	10.73	1.448	1.836	1.205	.3044
#1	.2313	8.405	.0072	.1314	1.757	.2101	.2001
#2	.2310	8.328	.0084	.1288	1.712	.2066	.1993

Int. Std.	Y_3600	Y_3710	Y_2243	In2306
Avg	**76739.**	**27497.**	**1661.6**	**3571.0**
Stddev	226.	90.	.5	4.9
%RSD	.29465	.32647	.03055	.13615
#1	76580.	27434.	1662.0	3574.4
#2	76899.	27561.	1661.3	3567.5

Zoom In Zoom Out

Sample Name: ccv Acquired: 7/31/2014 17:59:47 Type: QC
Method: Accutest 2(v253) Mode: CONC Corr. Factor: 1.000000
User: admin Custom ID1: Custom ID2: Custom ID3:
Comment:

Elem	Ba4554	Be3130	Cd2288	Co2286	Cr2677	Cu3247	Mn2576	Ni2316	Ag3280
Units	ppm	ppm	ppm	ppm	ppm	ppm	ppm	ppm	ppm
Avg	**1.995**	**2.010**	**1.991**	**2.009**	**2.004**	**1.896**	**2.020**	**2.045**	**.2410**
Stddev	.011	.010	.007	.016	.009	.010	.012	.017	.0009
%RSD	.5680	.4952	.3656	.8087	.4516	.5319	.5814	.8301	.3573
#1	2.003	2.017	1.996	2.021	1.997	1.888	2.012	2.057	.2404
#2	1.987	2.002	1.986	1.998	2.010	1.903	2.029	2.033	.2416
Check ?	Chk Pass	Chk Pass	Chk Pass	Chk Pass	Chk Pass	Chk Pass	Chk Pass	Chk Pass	Chk Pass
Value									
Range									

Elem	V_2924	Zn2062	As1890	Tl1908	Pb2203	Se1960	Sb2068	Al3961	Ca3179
Units	ppm	ppm	ppm	ppm	ppm	ppm	ppm	ppm	ppm
Avg	**1.952**	**2.081**	**1.961**	**2.085**	**2.072**	**1.971**	**1.961**	**38.79**	**39.74**
Stddev	.013	.011	.012	.014	.015	.001	.005	.15	.15
%RSD	.6488	.5068	.6159	.6725	.7049	.0444	.2505	.3763	.3793
#1	1.943	2.089	1.970	2.095	2.082	1.972	1.965	38.89	39.84
#2	1.961	2.074	1.953	2.076	2.062	1.971	1.958	38.69	39.63
Check ?	Chk Pass	Chk Pass	Chk Pass	Chk Pass	Chk Pass	Chk Pass	Chk Pass	Chk Pass	Chk Pass
Value									
Range									

Elem	Fe2599	Mg2790	K_7664	Na5895	B_2089	Mo2020	Pd3404	Si2124	Sn1899
Units	ppm	ppm	ppm	ppm	ppm	ppm	ppm	ppm	ppm
Avg	**40.04**	**39.38**	**39.67**	**39.79**	**1.986**	**2.034**	**1.942**	**5.011**	**2.067**
Stddev	.18	.04	.25	.25	.007	.011	.006	.017	.011
%RSD	.4569	.0894	.6422	.6377	.3785	.5523	.3154	.3432	.5205
#1	40.17	39.35	39.85	39.97	1.992	2.042	1.938	5.023	2.074
#2	39.91	39.40	39.49	39.61	1.981	2.027	1.946	4.999	2.059
Check ?	Chk Pass	Chk Pass	Chk Pass	Chk Pass	Chk Pass	Chk Pass	Chk Pass	Chk Pass	Chk Pass
Value									
Range									

Zoom In Zoom Out

Sample Name: ccv Acquired: 7/31/2014 17:59:47 Type: QC
Method: Accutest 2(v253) Mode: CONC Corr. Factor: 1.000000
User: admin Custom ID1: Custom ID2: Custom ID3:
Comment:

Elem	Sr4077	Ti3349	W_2079	Zr3391	S_1820	Bi2230	Li6707
Units	ppm	ppm	ppm	ppm	ppm	ppm	ppm
Avg	**1.995**	**1.995**	**1.966**	**1.939**	**1.981**	**1.955**	**1.948**
Stddev	.011	.007	.024	.011	.002	.007	.009
%RSD	.5686	.3749	1.231	.5870	.0764	.3596	.4591
#1	2.004	1.989	1.984	1.931	1.982	1.960	1.955
#2	1.987	2.000	1.949	1.947	1.980	1.950	1.942
Check ?	Chk Pass	Chk Pass	Chk Pass	Chk Pass	Chk Pass	Chk Pass	Chk Pass
Value							
Range							

Int. Std.	Y_3600	Y_3710	Y_2243	In2306
Units	Cts/S	Cts/S	Cts/S	Cts/S
Avg	**74507.**	**25992.**	**1638.6**	**3637.7**
Stddev	266.	55.	2.5	3.1
%RSD	.35765	.21202	.15536	.08633
#1	74695.	25953.	1640.4	3635.5
#2	74318.	26031.	1636.8	3639.9

Zoom In Zoom Out

Sample Name: ccb Acquired: 7/31/2014 18:04:47 Type: QC
Method: Accutest 2(v253) Mode: CONC Corr. Factor: 1.000000
User: admin Custom ID1: Custom ID2: Custom ID3:
Comment:

Elem	Ba4554	Be3130	Cd2288	Co2286	Cr2677	Cu3247	Mn2576	Ni2316
Units	ppm	ppm	ppm	ppm	ppm	ppm	ppm	ppm
Avg	**.0007**	**.0005**	F **.0006**	**.0007**	**.0007**	F **-.0019**	**.0005**	**-.0000**
Stddev	.0000	.0000	.0001	.0003	.0004	.0001	.0000	.0000
%RSD	5.675	3.650	12.74	34.22	61.46	5.791	2.102	477.7
#1	.0007	.0005	.0006	.0006	.0010	-.0020	.0005	-.0000
#2	.0007	.0005	.0005	.0009	.0004	-.0019	.0005	.0000
Check ?	Chk Pass	Chk Pass	Chk Fail	Chk Pass	Chk Pass	Chk Fail	Chk Pass	Chk Pass
High Limit			.0004			.0012		
Low Limit			-.0004			-.0012		

Elem	Ag3280	V_2924	Zn2062	As1890	Tl1908	Pb2203	Se1960	Sb2068
Units	ppm	ppm	ppm	ppm	ppm	ppm	ppm	ppm
Avg	**-.0003**	**.0008**	**.0007**	**.0003**	**.0011**	**.0007**	**-.0015**	**.0002**
Stddev	.0000	.0002	.0000	.0005	.0003	.0001	.0002	.0002
%RSD	14.02	24.00	.5813	166.0	26.28	20.83	13.13	113.1
#1	-.0003	.0009	.0007	-.0000	.0013	.0006	-.0016	.0000
#2	-.0003	.0007	.0007	.0006	.0009	.0008	-.0013	.0003
Check ?	Chk Pass	Chk Pass	Chk Pass	Chk Pass	Chk Pass	Chk Pass	Chk Pass	Chk Pass
High Limit								
Low Limit								

Elem	Al3961	Ca3179	Fe2599	Mg2790	K_7664	Na5895	B_2089	Mo2020
Units	ppm	ppm	ppm	ppm	ppm	ppm	ppm	ppm
Avg	**.0098**	**.0106**	F **.0125**	**.0175**	**.0306**	**.0198**	**.0021**	**.0011**
Stddev	.0023	.0009	.0019	.0031	.0151	.0022	.0004	.0000
%RSD	22.99	8.354	15.32	17.54	49.42	10.96	17.79	3.552
#1	.0082	.0100	.0139	.0154	.0199	.0213	.0023	.0011
#2	.0114	.0113	.0112	.0197	.0413	.0182	.0018	.0011
Check ?	Chk Pass	Chk Pass	Chk Fail	Chk Pass	Chk Pass	Chk Pass	Chk Pass	Chk Pass
High Limit			.0102					
Low Limit			-.0102					

Zoom In Zoom Out

Sample Name: ccb Acquired: 7/31/2014 18:04:47 Type: QC
Method: Accutest 2(v253) Mode: CONC Corr. Factor: 1.000000
User: admin Custom ID1: Custom ID2: Custom ID3:
Comment:

Elem	Pd3404	Si2124	Sn1899	Sr4077	Ti3349	W_2079	Zr3391	S_1820
Units	ppm	ppm	ppm	ppm	ppm	ppm	ppm	ppm
Avg	**.0001**	**.0036**	**-.0004**	**.0005**	**.0003**	F **.0138**	**.0007**	F **.0227**
Stddev	.0011	.0002	.0008	.0001	.0007	.0019	.0002	.0039
%RSD	1051.	4.642	182.4	12.03	278.2	14.11	29.68	17.14
#1	-.0007	.0034	-.0009	.0006	.0008	.0124	.0006	.0254
#2	.0009	.0037	.0001	.0005	-.0003	.0151	.0009	.0199
Check ?	Chk Pass	Chk Pass	Chk Pass	Chk Pass	Chk Pass	Chk Fail	Chk Pass	Chk Fail
High Limit						.0050		.0150
Low Limit						-.0050		-.0150

Elem	Bi2230	Li6707
Units	ppm	ppm
Avg	**-.0004**	**-.0000**
Stddev	.0003	.0001
%RSD	86.28	772.5
#1	-.0001	-.0001
#2	-.0006	.0001
Check ?	Chk Pass	Chk Pass
High Limit		
Low Limit		

Int. Std.	Y_3600	Y_3710	Y_2243	In2306
Units	Cts/S	Cts/S	Cts/S	Cts/S
Avg	**79080.**	**26521.**	**1706.2**	**4088.1**
Stddev	214.	139.	6.8	16.8
%RSD	.27057	.52327	.39902	.40991
#1	79231.	26619.	1711.0	4099.9
#2	78929.	26423.	1701.4	4076.2

Zoom In Zoom Out

Sample Name: jb72730-3 Acquired: 7/31/2014 18:08:01 Type: Unk
Method: Accutest 2(v253) Mode: CONC Corr. Factor: 1.000000
User: admin Custom ID1: Custom ID2: Custom ID3:
Comment:

Elem	Ba4554	Be3130	Cd2288	Co2286	Cr2677	Cu3247	Mn2576	Ni2316	Ag3280
Avg	**.6551**	**.0091**	**.0039**	**.0823**	**.1977**	**.2541**	**4.792**	**.1405**	**.0023**
Stddev	.0029	.0001	.0001	.0004	.0028	.0017	.059	.0001	.0004
%RSD	.4488	1.487	1.303	.4458	1.403	.6519	1.238	.0548	16.57
#1	.6530	.0090	.0039	.0826	.1957	.2529	4.750	.1406	.0021
#2	.6571	.0092	.0039	.0820	.1996	.2552	4.834	.1405	.0026

Elem	V_2924	Zn2062	As1890	Tl1908	Pb2203	Se1960	Sb2068	Al3961	Ca3179
Avg	**.4047**	**.5821**	**.0517**	**.0018**	**.4019**	**.0163**	**.0026**	**99.00**	**103.6**
Stddev	.0037	.0033	.0024	.0003	.0050	.0008	.0002	.57	.7
%RSD	.9056	.5634	4.654	14.78	1.251	4.976	8.708	.5747	.6668
#1	.4022	.5844	.0534	.0016	.4054	.0168	.0024	98.59	103.1
#2	.4073	.5798	.0500	.0020	.3983	.0157	.0027	99.40	104.1

Elem	Fe2599	Mg2790	K_7664	Na5895	B_2089	Mo2020	Pd3404	Si2124	Sn1899
Avg	**205.1**	**36.07**	**7.602**	**2.478**	**.9490**	**.0067**	**.0145**	**8.036**	**.0238**
Stddev	1.5	.36	.019	.001	.0078	.0002	.0002	.099	.0002
%RSD	.7106	1.006	.2462	.0200	.8267	2.682	1.357	1.234	.6990
#1	204.1	35.81	7.589	2.478	.9546	.0065	.0146	8.106	.0239
#2	206.2	36.33	7.615	2.479	.9435	.0068	.0143	7.966	.0237

Elem	Sr4077	Ti3349	W_2079	Zr3391	S_1820	Bi2230	Li6707
Avg	**.4891**	**4.239**	**.0187**	**.0639**	**3.702**	**.1028**	**.1354**
Stddev	.0023	.057	.0015	.0003	.021	.0005	.0001
%RSD	.4657	1.342	7.749	.4340	.5792	.4676	.0453
#1	.4875	4.198	.0177	.0637	3.717	.1024	.1354
#2	.4907	4.279	.0198	.0641	3.687	.1031	.1353

Int. Std.	Y_3600	Y_3710	Y_2243	In2306
Avg	**75729.**	**26987.**	**1639.6**	**3595.0**
Stddev	533.	154.	3.3	10.0
%RSD	.70384	.56968	.19961	.27877
#1	76106.	27095.	1641.9	3602.1
#2	75352.	26878.	1637.3	3587.9

Zoom In Zoom Out

Sample Name: jb72765-1 Acquired: 7/31/2014 18:11:04 Type: Unk
Method: Accutest 2(v253) Mode: CONC Corr. Factor: 1.000000
User: admin Custom ID1: Custom ID2: Custom ID3:
Comment:

Elem	Ba4554	Be3130	Cd2288	Co2286	Cr2677	Cu3247	Mn2576	Ni2316	Ag3280
Avg	**.5292**	**.0061**	**.0033**	**.0329**	**.1290**	**.1887**	**1.904**	**.1091**	**.0045**
Stddev	.0021	.0001	.0002	.0002	.0008	.0006	.017	.0010	.0003
%RSD	.3993	1.402	4.521	.6216	.6173	.3116	.9126	.9473	6.318
#1	.5307	.0061	.0032	.0331	.1296	.1891	1.916	.1098	.0043
#2	.5277	.0060	.0035	.0328	.1285	.1883	1.891	.1084	.0047

Elem	V_2924	Zn2062	As1890	Tl1908	Pb2203	Se1960	Sb2068	Al3961	Ca3179
Avg	**.1085**	**.3108**	**.0164**	**.0058**	**.0978**	**.0039**	**.0094**	**82.39**	**886.0**
Stddev	.0014	.0025	.0005	.0001	.0018	.0005	.0041	.24	2.0
%RSD	1.311	.8147	3.250	2.200	1.860	13.72	43.69	.2914	.2231
#1	.1095	.3126	.0168	.0059	.0965	.0035	.0124	82.56	887.4
#2	.1074	.3090	.0160	.0057	.0990	.0043	.0065	82.22	884.6

Elem	Fe2599	Mg2790	K_7664	Na5895	B_2089	Mo2020	Pd3404	Si2124	Sn1899
Avg	**140.2**	**35.26**	**9.286**	**3.246**	**.1556**	**.0096**	**.0577**	**2.290**	**.0222**
Stddev	.6	.11	.053	.007	.0025	.0002	.0001	.025	.0001
%RSD	.3944	.3073	.5678	.2058	1.626	2.222	.1216	1.101	.4938
#1	140.5	35.34	9.323	3.251	.1574	.0095	.0577	2.308	.0221
#2	139.8	35.18	9.249	3.241	.1538	.0098	.0578	2.272	.0223

Elem	Sr4077	Ti3349	W_2079	Zr3391	S_1820	Bi2230	Li6707
Avg	**5.152**	**3.946**	**.0492**	**.1266**	**14.61**	**.1280**	**.0993**
Stddev	.013	.036	.0012	.0014	.15	.0007	.0007
%RSD	.2609	.9111	2.452	1.105	1.049	.5196	.6691
#1	5.161	3.972	.0484	.1276	14.72	.1275	.0997
#2	5.142	3.921	.0501	.1256	14.50	.1285	.0988

Int. Std.	Y_3600	Y_3710	Y_2243	In2306
Avg	**69038.**	**25490.**	**1499.1**	**3121.7**
Stddev	413.	23.	3.1	4.2
%RSD	.59796	.08828	.20621	.13398
#1	68746.	25474.	1496.9	3118.8
#2	69329.	25506.	1501.3	3124.7

Zoom In Zoom Out

Sample Name: jb72765-3 Acquired: 7/31/2014 18:14:21 Type: Unk
Method: Accutest 2(v253) Mode: CONC Corr. Factor: 1.000000
User: admin Custom ID1: Custom ID2: Custom ID3:
Comment:

Elem	Ba4554	Be3130	Cd2288	Co2286	Cr2677	Cu3247	Mn2576	Ni2316	Ag3280
Avg	**.5641**	**.0069**	**.0063**	**.0348**	**.1852**	**.1548**	**1.407**	**.0724**	**.0032**
Stddev	.0006	.0000	.0001	.0005	.0011	.0016	.006	.0004	.0002
%RSD	.1013	.4667	1.643	1.537	.6081	1.029	.4393	.5441	4.664
#1	.5645	.0069	.0062	.0352	.1860	.1560	1.411	.0727	.0033
#2	.5637	.0070	.0064	.0344	.1844	.1537	1.403	.0721	.0031

Elem	V_2924	Zn2062	As1890	Tl1908	Pb2203	Se1960	Sb2068	Al3961	Ca3179
Avg	**.1754**	**.4573**	**.0368**	**.0054**	**.1882**	**.0021**	**.0080**	**81.42**	**849.9**
Stddev	.0010	.0010	.0003	.0011	.0013	.0008	.0015	.03	.4
%RSD	.5786	.2166	.6951	20.47	.7160	37.45	18.61	.0344	.0424
#1	.1761	.4580	.0366	.0061	.1892	.0015	.0069	81.44	850.1
#2	.1747	.4566	.0370	.0046	.1873	.0026	.0090	81.40	849.6

Elem	Fe2599	Mg2790	K_7664	Na5895	B_2089	Mo2020	Pd3404	Si2124	Sn1899
Avg	**124.4**	**38.51**	**15.19**	**10.46**	**.3047**	**.0111**	**.0575**	**2.157**	**.0197**
Stddev	.2	.10	.02	.00	.0000	.0002	.0013	.007	.0003
%RSD	.1251	.2532	.1316	.0297	.0062	2.014	2.182	.3163	1.594
#1	124.5	38.58	15.17	10.46	.3048	.0110	.0584	2.162	.0199
#2	124.3	38.44	15.20	10.46	.3047	.0113	.0566	2.152	.0195

Elem	Sr4077	Ti3349	W_2079	Zr3391	S_1820	Bi2230	Li6707
Avg	**5.310**	**3.396**	**.0538**	**.1255**	**24.76**	**.1110**	**.1136**
Stddev	.002	.017	.0006	.0007	.10	.0031	.0003
%RSD	.0432	.4998	1.058	.5568	.4160	2.793	.2514
#1	5.308	3.408	.0534	.1260	24.84	.1088	.1134
#2	5.311	3.384	.0542	.1250	24.69	.1132	.1138

Int. Std.	Y_3600	Y_3710	Y_2243	In2306
Avg	**69223.**	**25674.**	**1506.4**	**3116.0**
Stddev	407.	30.	.5	4.1
%RSD	.58813	.11861	.03423	.13036
#1	68936.	25653.	1506.8	3118.9
#2	69511.	25696.	1506.0	3113.1

Zoom In Zoom Out

Sample Name: jb72765-4 Acquired: 7/31/2014 18:17:38 Type: Unk
Method: Accutest 2(v253) Mode: CONC Corr. Factor: 1.000000
User: admin Custom ID1: Custom ID2: Custom ID3:
Comment:

Elem	Ba4554	Be3130	Cd2288	Co2286	Cr2677	Cu3247	Mn2576	Ni2316	Ag3280
Avg	**1.119**	**.0095**	**.0064**	**.0655**	**.1793**	**.2424**	**3.633**	**.1376**	**.0029**
Stddev	.004	.0001	.0002	.0009	.0005	.0024	.026	.0005	.0006
%RSD	.3890	1.158	2.894	1.444	.2960	.9836	.7067	.3403	20.35
#1	1.122	.0096	.0062	.0662	.1797	.2440	3.651	.1379	.0033
#2	1.115	.0095	.0065	.0649	.1790	.2407	3.615	.1373	.0025

Elem	V_2924	Zn2062	As1890	Tl1908	Pb2203	Se1960	Sb2068	Al3961	Ca3179
Avg	**.3161**	**.6500**	**.0762**	**.0035**	**.4394**	**.0042**	**.0040**	**165.3**	**538.5**
Stddev	.0026	.0061	.0015	.0022	.0036	.0030	.0007	.2	.5
%RSD	.8323	.9397	2.013	64.09	.8119	72.12	16.61	.1341	.0914
#1	.3180	.6543	.0773	.0051	.4420	.0063	.0036	165.4	538.9
#2	.3142	.6457	.0752	.0019	.4369	.0020	.0045	165.1	538.2

Elem	Fe2599	Mg2790	K_7664	Na5895	B_2089	Mo2020	Pd3404	Si2124	Sn1899
Avg	**151.0**	**78.38**	**17.25**	**36.16**	**.2388**	**.0106**	**.0367**	**4.576**	**.0323**
Stddev	.8	.20	.06	.11	.0063	.0001	.0014	.038	.0001
%RSD	.5086	.2593	.3664	.3169	2.637	.6700	3.920	.8381	.3072
#1	151.5	78.24	17.29	36.24	.2432	.0107	.0357	4.603	.0322
#2	150.4	78.53	17.21	36.08	.2343	.0106	.0377	4.549	.0323

Elem	Sr4077	Ti3349	W_2079	Zr3391	S_1820	Bi2230	Li6707
Avg	**2.694**	**4.302**	**.0290**	**.1060**	**41.97**	**.1255**	**.1153**
Stddev	.007	.022	.0000	.0006	.52	.0007	.0000
%RSD	.2787	.5051	.1399	.5628	1.239	.5875	.0078
#1	2.699	4.317	.0290	.1064	42.33	.1250	.1153
#2	2.688	4.287	.0290	.1055	41.60	.1260	.1153

Int. Std.	Y_3600	Y_3710	Y_2243	In2306
Avg	**70864.**	**26377.**	**1555.5**	**3195.3**
Stddev	464.	113.	3.9	9.2
%RSD	.65490	.42966	.25039	.28687
#1	70535.	26297.	1552.8	3188.8
#2	71192.	26457.	1558.3	3201.8

Zoom In Zoom Out

Sample Name: jb72775-2 Acquired: 7/31/2014 18:20:55 Type: Unk
Method: Accutest 2(v253) Mode: CONC Corr. Factor: 1.000000
User: admin Custom ID1: Custom ID2: Custom ID3:
Comment:

Elem	Ba4554	Be3130	Cd2288	Co2286	Cr2677	Cu3247	Mn2576	Ni2316	Ag3280
Avg	**.2420**	**.0004**	**.0022**	**.0117**	**.0188**	**.2696**	**.2179**	**.0276**	**.0008**
Stddev	.0031	.0000	.0001	.0001	.0000	.0006	.0009	.0003	.0001
%RSD	1.278	9.713	5.612	1.059	.0606	.2375	.4100	1.147	16.00
#1	.2398	.0005	.0021	.0116	.0188	.2691	.2172	.0274	.0007
#2	.2442	.0004	.0022	.0118	.0188	.2700	.2185	.0278	.0009

Elem	V_2924	Zn2062	As1890	Tl1908	Pb2203	Se1960	Sb2068	Al3961	Ca3179
Avg	**.0122**	**.5320**	**.0023**	**-.0013**	**.0230**	**.0030**	**.0010**	**9.348**	**37.16**
Stddev	.0004	.0034	.0002	.0001	.0005	.0008	.0006	.153	.44
%RSD	3.655	.6408	9.556	4.735	2.064	27.34	65.19	1.635	1.188
#1	.0125	.5344	.0021	-.0013	.0234	.0024	.0005	9.240	36.85
#2	.0119	.5296	.0024	-.0013	.0227	.0036	.0014	9.456	37.47

Elem	Fe2599	Mg2790	K_7664	Na5895	B_2089	Mo2020	Pd3404	Si2124	Sn1899
Avg	**22.72**	**1.680**	**.6467**	**1.165**	**.0579**	**.0091**	**.0024**	**3.691**	**.0229**
Stddev	.32	.012	.0015	.015	.0004	.0000	.0000	.042	.0007
%RSD	1.393	.6935	.2384	1.304	.6861	.0363	.2274	1.130	2.895
#1	22.50	1.672	.6456	1.154	.0582	.0091	.0024	3.720	.0225
#2	22.94	1.689	.6478	1.175	.0577	.0091	.0024	3.661	.0234

Elem	Sr4077	Ti3349	W_2079	Zr3391	S_1820	Bi2230	Li6707
Avg	**.1517**	**.3177**	**.0059**	**.0081**	**8.060**	**.0196**	**.0148**
Stddev	.0020	.0008	.0013	.0002	.022	.0005	.0000
%RSD	1.349	.2442	22.25	2.370	.2718	2.499	.2680
#1	.1503	.3171	.0050	.0083	8.076	.0192	.0148
#2	.1532	.3182	.0069	.0080	8.045	.0199	.0147

Int. Std.	Y_3600	Y_3710	Y_2243	In2306
Avg	**76889.**	**26326.**	**1655.2**	**3873.2**
Stddev	78.	301.	5.9	13.4
%RSD	.10198	1.1417	.35866	.34709
#1	76833.	26539.	1659.4	3882.7
#2	76944.	26113.	1651.0	3863.7

Zoom In Zoom Out

Sample Name: mp80966-b1 2 Acquired: 7/31/2014 18:24:02 Type: Unk
Method: Accutest 2(v253) Mode: CONC Corr. Factor: 1.000000
User: admin Custom ID1: Custom ID2: Custom ID3:
Comment:

Elem	Ba4554	Be3130	Cd2288	Co2286	Cr2677	Cu3247	Mn2576	Ni2316	Ag3280
Avg	**1.895**	**1.948**	**1.934**	**1.921**	**1.966**	**1.855**	**1.991**	**1.957**	**.2291**
Stddev	.032	.029	.010	.006	.018	.014	.016	.005	.0013
%RSD	1.660	1.487	.5288	.3077	.8948	.7560	.8127	.2658	.5667
#1	1.873	1.928	1.927	1.917	1.954	1.845	1.979	1.953	.2282
#2	1.917	1.968	1.941	1.925	1.978	1.865	2.002	1.961	.2300

Elem	V_2924	Zn2062	As1890	Tl1908	Pb2203	Se1960	Sb2068	Al3961	Ca3179
Avg	**1.918**	**2.033**	**1.930**	**2.042**	**1.995**	**1.874**	**1.958**	**24.19**	**24.70**
Stddev	.016	.007	.012	.004	.008	.017	.010	.46	.32
%RSD	.8531	.3451	.6118	.2144	.4056	.9103	.5331	1.899	1.300
#1	1.906	2.028	1.921	2.039	1.989	1.862	1.950	23.86	24.48
#2	1.929	2.038	1.938	2.045	2.000	1.886	1.965	24.51	24.93

Elem	Fe2599	Mg2790	K_7664	Na5895	B_2089	Mo2020	Pd3404	Si2124	Sn1899
Avg	**24.98**	**24.35**	**24.91**	**25.05**	**.0409**	**2.018**	**1.861**	**1.263**	**2.148**
Stddev	.34	.36	.40	.42	.0001	.005	.012	.011	.007
%RSD	1.357	1.497	1.614	1.678	.3615	.2544	.6265	.8954	.3211
#1	24.74	24.09	24.62	24.75	.0408	2.015	1.853	1.255	2.143
#2	25.22	24.61	25.19	25.34	.0410	2.022	1.870	1.271	2.152

Elem	Sr4077	Ti3349	W_2079	Zr3391	S_1820	Bi2230	Li6707
Avg	**1.936**	**2.075**	**2.167**	**1.898**	**.0140**	**1.887**	**1.930**
Stddev	.030	.018	.006	.016	.0004	.016	.033
%RSD	1.526	.8807	.2682	.8246	3.125	.8300	1.693
#1	1.915	2.062	2.163	1.887	.0137	1.876	1.907
#2	1.957	2.088	2.172	1.909	.0143	1.898	1.953

Int. Std.	Y_3600	Y_3710	Y_2243	In2306
Avg	**73881.**	**26087.**	**1624.4**	**3675.1**
Stddev	385.	201.	9.4	17.7
%RSD	.52153	.77235	.57864	.48140
#1	74153.	26230.	1631.1	3687.6
#2	73608.	25945.	1617.8	3662.6

Zoom In Zoom Out

Sample Name: mp80966-mb1 Acquired: 7/31/2014 18:26:58 Type: Unk
Method: Accutest 2(v253) Mode: CONC Corr. Factor: 1.000000
User: admin Custom ID1: Custom ID2: Custom ID3:
Comment:

Elem	Ba4554	Be3130	Cd2288	Co2286	Cr2677	Cu3247	Mn2576	Ni2316	Ag3280
Avg	**.0003**	**.0001**	**.0000**	**.0000**	**.0006**	**-.0010**	**.0002**	**-.0004**	**-.0004**
Stddev	.0002	.0000	.0000	.0002	.0002	.0006	.0000	.0000	.0001
%RSD	60.80	73.99	106.4	1328.	37.37	62.30	23.85	.7314	21.70
#1	.0005	.0001	.0001	.0001	.0008	-.0014	.0002	-.0004	-.0004
#2	.0002	.0000	.0000	-.0001	.0004	-.0006	.0002	-.0004	-.0003

Elem	V_2924	Zn2062	As1890	Tl1908	Pb2203	Se1960	Sb2068	Al3961	Ca3179
Avg	**.0001**	**.0021**	**-.0014**	**-.0001**	**.0003**	**.0004**	**.0021**	**.0086**	**.0125**
Stddev	.0000	.0001	.0007	.0010	.0004	.0018	.0007	.0047	.0002
%RSD	9.754	4.461	48.29	1036.	110.4	510.7	32.40	54.28	1.339
#1	.0001	.0021	-.0009	.0006	.0001	.0017	.0025	.0053	.0124
#2	.0001	.0022	-.0019	-.0008	.0006	-.0009	.0016	.0119	.0127

Elem	Fe2599	Mg2790	K_7664	Na5895	B_2089	Mo2020	Pd3404	Si2124	Sn1899
Avg	**.0071**	**.0147**	**.0362**	**.0212**	**.0011**	**.0012**	**-.0002**	**.0210**	**.0132**
Stddev	.0014	.0101	.0024	.0036	.0006	.0002	.0004	.0011	.0007
%RSD	19.92	68.60	6.726	16.92	58.84	17.93	277.2	5.264	5.644
#1	.0081	.0218	.0345	.0237	.0015	.0011	-.0005	.0202	.0127
#2	.0061	.0076	.0379	.0186	.0006	.0014	.0002	.0218	.0138

Elem	Sr4077	Ti3349	W_2079	Zr3391	S_1820	Bi2230	Li6707
Avg	**.0002**	**.0001**	**.0021**	**.0005**	**.0221**	**-.0017**	**.0008**
Stddev	.0000	.0001	.0012	.0001	.0044	.0008	.0007
%RSD	30.28	153.0	58.45	25.00	19.98	46.73	85.03
#1	.0002	-.0000	.0012	.0005	.0190	-.0012	.0013
#2	.0001	.0002	.0029	.0006	.0252	-.0023	.0003

Int. Std.	Y_3600	Y_3710	Y_2243	In2306
Avg	**77900.**	**26314.**	**1676.8**	**4036.5**
Stddev	75.	188.	3.6	2.7
%RSD	.09680	.71470	.21596	.06681
#1	77953.	26447.	1674.2	4034.6
#2	77847.	26181.	1679.3	4038.4

Zoom In Zoom Out

Sample Name: mp80966-lc1 Acquired: 7/31/2014 18:30:12 Type: Unk
Method: Accutest 2(v253) Mode: CONC Corr. Factor: 1.000000
User: admin Custom ID1: Custom ID2: Custom ID3:
Comment:

Elem	Ba4554	Be3130	Cd2288	Co2286	Cr2677	Cu3247	Mn2576	Ni2316	Ag3280
Avg	**1.714**	**.5662**	**.9319**	**1.071**	**1.108**	**.7827**	**4.290**	**.7147**	**.3392**
Stddev	.017	.0045	.0008	.003	.011	.0014	.031	.0027	.0008
%RSD	.9650	.7962	.0889	.2632	1.022	.1755	.7328	.3783	.2257
#1	1.703	.5630	.9313	1.069	1.100	.7817	4.268	.7128	.3386
#2	1.726	.5694	.9325	1.073	1.116	.7836	4.313	.7166	.3397

Elem	V_2924	Zn2062	As1890	Tl1908	Pb2203	Se1960	Sb2068	Al3961	Ca3179
Avg	**.7713**	**2.265**	**1.281**	**1.322**	**1.058**	**1.782**	**1.252**	**80.96**	**59.88**
Stddev	.0073	.006	.005	.006	.002	.002	.001	.96	.49
%RSD	.9419	.2561	.3893	.4828	.1747	.1346	.0512	1.186	.8227
#1	.7661	2.261	1.278	1.318	1.056	1.781	1.253	80.29	59.53
#2	.7764	2.269	1.285	1.327	1.059	1.784	1.252	81.64	60.23

Elem	Fe2599	Mg2790	K_7664	Na5895	B_2089	Mo2020	Pd3404	Si2124	Sn1899
Avg	**182.3**	**31.11**	**26.08**	**2.345**	**1.001**	**.4609**	**.0066**	**12.13**	**1.141**
Stddev	1.5	.21	.27	.022	.000	.0002	.0006	.00	.001
%RSD	.8166	.6691	1.033	.9553	.0016	.0427	9.542	.0127	.0957
#1	181.2	30.96	25.89	2.329	1.001	.4608	.0061	12.13	1.140
#2	183.3	31.26	26.27	2.361	1.001	.4611	.0070	12.13	1.142

Elem	Sr4077	Ti3349	W_2079	Zr3391	S_1820	Bi2230	Li6707
Avg	**.5718**	**4.286**	**.0246**	**.0644**	**1.333**	**.0930**	**.0783**
Stddev	.0053	.028	.0013	.0007	.005	.0016	.0010
%RSD	.9338	.6530	5.294	1.043	.3618	1.684	1.243
#1	.5680	4.266	.0236	.0639	1.329	.0919	.0777
#2	.5756	4.306	.0255	.0649	1.336	.0941	.0790

Int. Std.	Y_3600	Y_3710	Y_2243	In2306
Avg	**76756.**	**27195.**	**1669.2**	**3634.8**
Stddev	291.	117.	10.1	23.4
%RSD	.37862	.43034	.60707	.64440
#1	76962.	27278.	1676.3	3651.4
#2	76551.	27112.	1662.0	3618.2

Zoom In Zoom Out

Sample Name: mp80966-s1 Acquired: 7/31/2014 18:33:09 Type: Unk
Method: Accutest 2(v253) Mode: CONC Corr. Factor: 1.000000
User: admin Custom ID1: Custom ID2: Custom ID3:
Comment:

Elem	Ba4554	Be3130	Cd2288	Co2286	Cr2677	Cu3247	Mn2576	Ni2316	Ag3280
Avg	**2.621**	**1.881**	**1.888**	**1.951**	**2.678**	**2.094**	**5.431**	**2.136**	**.2334**
Stddev	.018	.014	.009	.007	.001	.010	.000	.009	.0003
%RSD	.6694	.7315	.4526	.3626	.0261	.4576	.0030	.4019	.1366
#1	2.609	1.871	1.894	1.956	2.677	2.101	5.431	2.142	.2336
#2	2.634	1.891	1.882	1.946	2.678	2.088	5.431	2.130	.2332

Elem	V_2924	Zn2062	As1890	Tl1908	Pb2203	Se1960	Sb2068	Al3961	Ca3179
Avg	**2.139**	**2.969**	**1.911**	**1.932**	**2.320**	**1.860**	**1.340**	**142.4**	**49.99**
Stddev	.003	.009	.012	.002	.004	.007	.009	1.4	.49
%RSD	.1463	.3186	.6026	.1033	.1560	.3541	.6437	.9973	.9895
#1	2.141	2.976	1.919	1.933	2.322	1.864	1.346	141.4	49.64
#2	2.137	2.963	1.903	1.930	2.317	1.855	1.334	143.4	50.34

Elem	Fe2599	Mg2790	K_7664	Na5895	B_2089	Mo2020	Pd3404	Si2124	Sn1899
Avg	**174.9**	**49.54**	**35.49**	**30.72**	**.1224**	**1.894**	**1.672**	**11.72**	**1.976**
Stddev	1.5	.50	.22	.17	.0004	.010	.003	.03	.008
%RSD	.8325	1.015	.6106	.5510	.3598	.5332	.1821	.2813	.4057
#1	173.9	49.19	35.34	30.61	.1227	1.901	1.674	11.75	1.981
#2	176.0	49.90	35.65	30.84	.1221	1.886	1.670	11.70	1.970

Elem	Sr4077	Ti3349	W_2079	Zr3391	S_1820	Bi2230	Li6707
Avg	**2.055**	**6.042**	**1.532**	**1.826**	**.8017**	**1.911**	**1.960**
Stddev	.012	.021	.010	.005	.0017	.004	.009
%RSD	.6047	.3546	.6452	.2874	.2163	.2195	.4753
#1	2.046	6.027	1.539	1.830	.8029	1.913	1.953
#2	2.064	6.057	1.525	1.823	.8005	1.908	1.966

Int. Std.	Y_3600	Y_3710	Y_2243	In2306
Avg	**74887.**	**26825.**	**1639.8**	**3522.9**
Stddev	92.	169.	4.2	12.4
%RSD	.12268	.63136	.25449	.35180
#1	74822.	26945.	1642.8	3531.7
#2	74952.	26705.	1636.9	3514.2

Zoom In Zoom Out

Sample Name: ccv Acquired: 7/31/2014 18:36:06 Type: QC
Method: Accutest 2(v253) Mode: CONC Corr. Factor: 1.000000
User: admin Custom ID1: Custom ID2: Custom ID3:
Comment:

Elem	Ba4554	Be3130	Cd2288	Co2286	Cr2677	Cu3247	Mn2576	Ni2316	Ag3280
Units	ppm	ppm	ppm	ppm	ppm	ppm	ppm	ppm	ppm
Avg	**1.986**	**2.007**	**1.998**	**2.018**	**2.017**	**1.887**	**2.038**	**2.054**	**.2406**
Stddev	.025	.026	.003	.006	.001	.001	.001	.006	.0018
%RSD	1.268	1.303	.1409	.3245	.0344	.0359	.0707	.2947	.7338
#1	2.004	2.026	1.996	2.013	2.017	1.887	2.039	2.050	.2418
#2	1.968	1.989	2.000	2.023	2.018	1.887	2.037	2.058	.2393
Check ?	Chk Pass	Chk Pass	Chk Pass	Chk Pass	Chk Pass	Chk Pass	Chk Pass	Chk Pass	Chk Pass
Value									
Range									

Elem	V_2924	Zn2062	As1890	Tl1908	Pb2203	Se1960	Sb2068	Al3961	Ca3179
Units	ppm	ppm	ppm	ppm	ppm	ppm	ppm	ppm	ppm
Avg	**1.965**	**2.097**	**1.971**	**2.088**	**2.084**	**1.970**	**1.966**	**38.89**	**40.00**
Stddev	.000	.007	.008	.006	.011	.013	.002	.49	.55
%RSD	.0119	.3311	.4219	.3028	.5406	.6392	.1219	1.266	1.387
#1	1.966	2.092	1.965	2.083	2.076	1.961	1.965	39.23	40.39
#2	1.965	2.102	1.977	2.092	2.092	1.978	1.968	38.54	39.61
Check ?	Chk Pass	Chk Pass	Chk Pass	Chk Pass	Chk Pass	Chk Pass	Chk Pass	Chk Pass	Chk Pass
Value									
Range									

Elem	Fe2599	Mg2790	K_7664	Na5895	B_2089	Mo2020	Pd3404	Si2124	Sn1899
Units	ppm	ppm	ppm	ppm	ppm	ppm	ppm	ppm	ppm
Avg	**40.04**	**39.68**	**39.56**	**39.72**	**1.987**	**2.043**	**1.936**	**5.038**	**2.078**
Stddev	.56	.53	.50	.56	.005	.005	.002	.020	.006
%RSD	1.388	1.339	1.265	1.420	.2658	.2638	.0862	.3945	.2997
#1	40.43	40.05	39.91	40.11	1.983	2.039	1.935	5.024	2.074
#2	39.65	39.30	39.21	39.32	1.990	2.047	1.937	5.052	2.083
Check ?	Chk Pass	Chk Pass	Chk Pass	Chk Pass	Chk Pass	Chk Pass	Chk Pass	Chk Pass	Chk Pass
Value									
Range									

Zoom In Zoom Out

Sample Name: ccv Acquired: 7/31/2014 18:36:06 Type: QC
Method: Accutest 2(v253) Mode: CONC Corr. Factor: 1.000000
User: admin Custom ID1: Custom ID2: Custom ID3:
Comment:

Elem	Sr4077	Ti3349	W_2079	Zr3391	S_1820	Bi2230	Li6707
Units	ppm	ppm	ppm	ppm	ppm	ppm	ppm
Avg	**1.985**	**2.002**	**1.981**	**1.948**	**1.987**	**1.956**	**1.941**
Stddev	.026	.000	.010	.002	.010	.004	.024
%RSD	1.313	.0146	.5172	.1180	.5057	.1947	1.240
#1	2.004	2.002	1.988	1.950	1.980	1.954	1.958
#2	1.967	2.002	1.974	1.946	1.994	1.959	1.924
Check ?	Chk Pass	Chk Pass	Chk Pass	Chk Pass	Chk Pass	Chk Pass	Chk Pass
Value							
Range							

Int. Std.	Y_3600	Y_3710	Y_2243	In2306
Units	Cts/S	Cts/S	Cts/S	Cts/S
Avg	**74792.**	**25774.**	**1640.0**	**3641.5**
Stddev	56.	328.	10.3	23.4
%RSD	.07428	1.2728	.62753	.64354
#1	74753.	25542.	1647.3	3658.0
#2	74831.	26006.	1632.7	3624.9

Zoom In Zoom Out

Sample Name: ccb Acquired: 7/31/2014 18:39:03 Type: QC
Method: Accutest 2(v253) Mode: CONC Corr. Factor: 1.000000
User: admin Custom ID1: Custom ID2: Custom ID3:
Comment:

Elem	Ba4554	Be3130	Cd2288	Co2286	Cr2677	Cu3247	Mn2576	Ni2316	Ag3280
Units	ppm	ppm	ppm	ppm	ppm	ppm	ppm	ppm	ppm
Avg	**.0002**	**.0001**	**.0001**	**.0002**	**.0003**	**-.0012**	**.0001**	**-.0000**	**-.0002**
Stddev	.0000	.0000	.0002	.0003	.0002	.0005	.0000	.0001	.0000
%RSD	16.72	13.50	188.6	174.9	55.58	43.34	32.99	437.8	12.49
#1	.0003	.0001	-.0000	.0003	.0002	-.0008	.0002	-.0001	-.0002
#2	.0002	.0001	.0002	-.0000	.0005	-.0015	.0001	.0000	-.0002
Check ?	Chk Pass	Chk Pass	Chk Pass	Chk Pass	Chk Pass	Chk Pass	Chk Pass	Chk Pass	Chk Pass
High Limit									
Low Limit									

Elem	V_2924	Zn2062	As1890	Tl1908	Pb2203	Se1960	Sb2068	Al3961	Ca3179
Units	ppm	ppm	ppm	ppm	ppm	ppm	ppm	ppm	ppm
Avg	**-.0000**	**.0001**	**-.0002**	**-.0002**	**.0010**	**.0000**	**-.0007**	**-.0004**	**.0019**
Stddev	.0003	.0000	.0001	.0006	.0002	.0004	.0011	.0046	.0010
%RSD	1562.	12.49	32.03	368.3	17.86	893.1	149.2	1053.	53.00
#1	-.0002	.0002	-.0003	-.0006	.0009	-.0002	.0000	.0028	.0012
#2	.0002	.0001	-.0002	.0003	.0011	.0003	-.0015	-.0037	.0026
Check ?	Chk Pass	Chk Pass	Chk Pass	Chk Pass	Chk Pass	Chk Pass	Chk Pass	Chk Pass	Chk Pass
High Limit									
Low Limit									

Elem	Fe2599	Mg2790	K_7664	Na5895	B_2089	Mo2020	Pd3404	Si2124	Sn1899
Units	ppm	ppm	ppm	ppm	ppm	ppm	ppm	ppm	ppm
Avg	**.0041**	**.0062**	**.0087**	**.0064**	**.0023**	**.0015**	**.0006**	**.0040**	**.0000**
Stddev	.0016	.0006	.0099	.0055	.0008	.0001	.0000	.0002	.0001
%RSD	39.78	9.401	114.7	86.55	35.40	5.148	1.271	3.783	373.5
#1	.0053	.0058	.0016	.0103	.0029	.0015	.0006	.0041	-.0001
#2	.0029	.0066	.0157	.0025	.0017	.0014	.0006	.0039	.0001
Check ?	Chk Pass	Chk Pass	Chk Pass	Chk Pass	Chk Pass	Chk Pass	Chk Pass	Chk Pass	Chk Pass
High Limit									
Low Limit									

Zoom In Zoom Out

Sample Name: ccb Acquired: 7/31/2014 18:39:03 Type: QC
Method: Accutest 2(v253) Mode: CONC Corr. Factor: 1.000000
User: admin Custom ID1: Custom ID2: Custom ID3:
Comment:

Elem	Sr4077	Ti3349	W_2079	Zr3391	S_1820	Bi2230	Li6707
Units	ppm	ppm	ppm	ppm	ppm	ppm	ppm
Avg	**.0002**	**.0003**	**F .0154**	**.0006**	**.0137**	**.0004**	**.0003**
Stddev	.0000	.0004	.0023	.0003	.0000	.0010	.0004
%RSD	19.96	142.6	14.75	42.33	.3324	272.9	148.1
#1	.0002	-.0000	.0138	.0004	.0138	-.0003	.0006
#2	.0002	.0005	.0170	.0008	.0137	.0010	-.0000
Check ?	Chk Pass	Chk Pass	Chk Fail	Chk Pass	Chk Pass	Chk Pass	Chk Pass
High Limit			.0050				
Low Limit			-.0050				

Int. Std.	Y_3600	Y_3710	Y_2243	In2306
Units	Cts/S	Cts/S	Cts/S	Cts/S
Avg	**79233.**	**26329.**	**1713.0**	**4096.8**
Stddev	364.	76.	5.0	12.9
%RSD	.45898	.28901	.29431	.31583
#1	79490.	26383.	1716.6	4105.9
#2	78976.	26276.	1709.5	4087.6

Zoom In Zoom Out

Sample Name: mp80966-s2 Acquired: 7/31/2014 18:42:16 Type: Unk
Method: Accutest 2(v253) Mode: CONC Corr. Factor: 1.000000
User: admin Custom ID1: Custom ID2: Custom ID3:
Comment:

Elem	Ba4554	Be3130	Cd2288	Co2286	Cr2677	Cu3247	Mn2576	Ni2316	Ag3280
Avg	**2.998**	**1.946**	**1.933**	**1.999**	**2.666**	**2.318**	**5.345**	**2.191**	**.2381**
Stddev	.046	.023	.003	.000	.016	.007	.037	.001	.0019
%RSD	1.525	1.170	.1393	.0090	.5917	.3069	.7012	.0379	.8092
#1	2.965	1.930	1.931	1.998	2.655	2.313	5.318	2.191	.2368
#2	3.030	1.962	1.935	1.999	2.677	2.323	5.371	2.190	.2395

Elem	V_2924	Zn2062	As1890	Tl1908	Pb2203	Se1960	Sb2068	Al3961	Ca3179
Avg	**2.215**	**3.271**	**1.957**	**1.943**	**2.570**	**1.891**	**1.375**	**159.9**	**51.71**
Stddev	.016	.007	.007	.003	.006	.010	.001	2.6	.67
%RSD	.7125	.2021	.3649	.1578	.2404	.5180	.1041	1.652	1.303
#1	2.203	3.267	1.952	1.941	2.566	1.885	1.374	158.0	51.24
#2	2.226	3.276	1.962	1.945	2.575	1.898	1.376	161.8	52.19

Elem	Fe2599	Mg2790	K_7664	Na5895	B_2089	Mo2020	Pd3404	Si2124	Sn1899
Avg	**220.1**	**55.10**	**36.83**	**32.22**	**.1282**	**1.943**	**1.778**	**12.18**	**2.021**
Stddev	2.4	.71	.41	.35	.0006	.003	.002	.02	.003
%RSD	1.108	1.286	1.109	1.089	.4989	.1540	.1238	.1838	.1704
#1	218.4	54.60	36.54	31.97	.1278	1.941	1.777	12.17	2.019
#2	221.8	55.60	37.12	32.46	.1287	1.945	1.780	12.20	2.024

Elem	Sr4077	Ti3349	W_2079	Zr3391	S_1820	Bi2230	Li6707
Avg	**2.145**	**6.179**	**1.609**	**1.881**	**.7770**	**1.951**	**2.036**
Stddev	.031	.032	.002	.012	.0054	.008	.020
%RSD	1.448	.5168	.1264	.6506	.6920	.3907	.9604
#1	2.123	6.157	1.607	1.873	.7732	1.945	2.023
#2	2.167	6.202	1.610	1.890	.7808	1.956	2.050

Int. Std.	Y_3600	Y_3710	Y_2243	In2306
Avg	**74031.**	**26427.**	**1630.7**	**3511.1**
Stddev	251.	191.	11.3	20.6
%RSD	.33962	.72237	.69553	.58596
#1	74209.	26562.	1638.7	3525.7
#2	73853.	26292.	1622.7	3496.6

Zoom In Zoom Out

Sample Name: jb72804-1 Acquired: 7/31/2014 18:45:12 Type: Unk
Method: Accutest 2(v253) Mode: CONC Corr. Factor: 1.000000
User: admin Custom ID1: Custom ID2: Custom ID3:
Comment:

Elem	Ba4554	Be3130	Cd2288	Co2286	Cr2677	Cu3247	Mn2576	Ni2316	Ag3280
Avg	**.7919**	**.0072**	**.0035**	**.0531**	**.7013**	**.3740**	**3.611**	**.1611**	**.0089**
Stddev	.0005	.0000	.0000	.0001	.0010	.0040	.001	.0004	.0008
%RSD	.0656	.6084	.3241	.1395	.1482	1.081	.0376	.2305	8.952
#1	.7915	.0071	.0034	.0530	.7006	.3712	3.612	.1614	.0084
#2	.7922	.0072	.0035	.0531	.7021	.3769	3.610	.1609	.0095

Elem	V_2924	Zn2062	As1890	Tl1908	Pb2203	Se1960	Sb2068	Al3961	Ca3179
Avg	**.3006**	**1.066**	**.0485**	**.0051**	**.4148**	**.0096**	**.0065**	**88.46**	**22.74**
Stddev	.0005	.001	.0000	.0027	.0030	.0031	.0018	.18	.12
%RSD	.1743	.0681	.0298	53.68	.7336	32.08	28.56	.2009	.5176
#1	.3002	1.066	.0485	.0031	.4127	.0074	.0052	88.33	22.66
#2	.3010	1.065	.0485	.0070	.4170	.0117	.0078	88.58	22.82

Elem	Fe2599	Mg2790	K_7664	Na5895	B_2089	Mo2020	Pd3404	Si2124	Sn1899
Avg	**155.1**	**22.11**	**7.162**	**5.826**	**.0536**	**.0052**	**.0065**	**9.952**	**.0317**
Stddev	.9	.16	.018	.009	.0007	.0000	.0010	.017	.0010
%RSD	.5670	.7276	.2506	.1560	1.276	.3859	15.24	.1653	3.106
#1	154.5	22.00	7.174	5.833	.0541	.0052	.0072	9.963	.0310
#2	155.8	22.23	7.149	5.820	.0531	.0052	.0058	9.940	.0324

Elem	Sr4077	Ti3349	W_2079	Zr3391	S_1820	Bi2230	Li6707
Avg	**.1826**	**3.132**	**.0244**	**.0483**	**.7858**	**.0727**	**.0732**
Stddev	.0002	.005	.0038	.0005	.0010	.0007	.0004
%RSD	.1334	.1720	15.52	1.054	.1299	1.018	.5935
#1	.1824	3.128	.0217	.0479	.7851	.0732	.0729
#2	.1827	3.136	.0270	.0486	.7865	.0721	.0735

Int. Std.	Y_3600	Y_3710	Y_2243	In2306
Avg	**77485.**	**26845.**	**1694.0**	**3735.4**
Stddev	222.	146.	6.0	6.8
%RSD	.28671	.54300	.35143	.18270
#1	77642.	26948.	1698.2	3740.2
#2	77328.	26742.	1689.8	3730.6

Zoom In Zoom Out

Sample Name: mp80966-sd1 Acquired: 7/31/2014 18:48:18 Type: Unk
Method: Accutest 2(v253) Mode: CONC Corr. Factor: 5.000000
User: admin Custom ID1: Custom ID2: Custom ID3:
Comment:

Elem	Ba4554	Be3130	Cd2288	Co2286	Cr2677	Cu3247	Mn2576	Ni2316	Ag3280
Avg	**.8080**	**.0070**	**.0039**	**.0546**	**.7266**	**.3680**	**3.786**	**.1619**	**.0066**
Stddev	.0056	.0003	.0007	.0000	.0042	.0020	.020	.0001	.0005
%RSD	.6962	4.231	18.32	.0486	.5715	.5308	.5249	.0580	7.550
#1	.8041	.0068	.0034	.0546	.7236	.3667	3.772	.1620	.0062
#2	.8120	.0072	.0044	.0547	.7295	.3694	3.800	.1619	.0069

Elem	V_2924	Zn2062	As1890	Tl1908	Pb2203	Se1960	Sb2068	Al3961	Ca3179
Avg	**.3100**	**1.124**	**.0464**	**.0041**	**.4208**	**.0056**	**.0093**	**88.83**	**23.66**
Stddev	.0006	.005	.0078	.0024	.0080	.0033	.0033	.52	.14
%RSD	.1790	.4107	16.69	58.88	1.891	59.18	35.00	.5840	.5959
#1	.3096	1.128	.0409	.0024	.4265	.0033	.0116	88.46	23.56
#2	.3104	1.121	.0519	.0058	.4152	.0079	.0070	89.19	23.76

Elem	Fe2599	Mg2790	K_7664	Na5895	B_2089	Mo2020	Pd3404	Si2124	Sn1899
Avg	**162.5**	**22.71**	**7.277**	**6.379**	**.0595**	**.0049**	**.0076**	**10.24**	**.0311**
Stddev	1.3	.12	.054	.050	.0012	.0005	.0002	.02	.0026
%RSD	.7875	.5491	.7415	.7895	2.041	9.538	3.265	.2091	8.380
#1	161.6	22.62	7.239	6.344	.0586	.0052	.0074	10.26	.0292
#2	163.4	22.80	7.315	6.415	.0604	.0045	.0078	10.23	.0329

Elem	Sr4077	Ti3349	W_2079	Zr3391	S_1820	Bi2230	Li6707
Avg	**.1872**	**3.206**	**.0442**	**.0492**	**.8535**	**.0693**	**.0775**
Stddev	.0013	.032	.0056	.0007	.0190	.0027	.0018
%RSD	.6700	1.010	12.71	1.360	2.224	3.826	2.279
#1	.1863	3.183	.0402	.0497	.8669	.0712	.0762
#2	.1881	3.229	.0482	.0487	.8400	.0675	.0787

Int. Std.	Y_3600	Y_3710	Y_2243	In2306
Avg	**78426.**	**26349.**	**1712.8**	**3966.2**
Stddev	449.	138.	5.9	12.9
%RSD	.57306	.52330	.34372	.32460
#1	78744.	26446.	1717.0	3975.3
#2	78109.	26251.	1708.7	3957.1

Zoom In Zoom Out

Sample Name: jb72256-1 Acquired: 7/31/2014 18:51:26 Type: Unk
Method: Accutest 2(v253) Mode: CONC Corr. Factor: 1.000000
User: admin Custom ID1: Custom ID2: Custom ID3:
Comment:

Elem	Ba4554	Be3130	Cd2288	Co2286	Cr2677	Cu3247	Mn2576	Ni2316	Ag3280
Avg	**.2572**	**.0052**	**.0012**	**.0331**	**.1802**	**.0937**	**1.323**	**.1431**	**.0019**
Stddev	.0022	.0001	.0000	.0028	.0011	.0004	.012	.0097	.0009
%RSD	.8698	1.777	1.983	8.359	.6275	.3893	.8786	6.776	45.43
#1	.2556	.0052	.0013	.0350	.1794	.0935	1.315	.1499	.0013
#2	.2588	.0053	.0012	.0311	.1810	.0940	1.331	.1362	.0025

Elem	V_2924	Zn2062	As1890	Tl1908	Pb2203	Se1960	Sb2068	Al3961	Ca3179
Avg	**.1495**	**.2465**	**.0237**	**.0022**	**.0612**	**.0091**	**.0012**	**42.26**	**16.86**
Stddev	.0017	.0172	.0013	.0005	.0036	.0038	.0008	.57	.22
%RSD	1.160	6.974	5.673	23.93	5.917	42.06	66.55	1.359	1.292
#1	.1483	.2586	.0247	.0018	.0637	.0117	.0006	41.86	16.71
#2	.1507	.2343	.0228	.0026	.0586	.0064	.0018	42.67	17.02

Elem	Fe2599	Mg2790	K_7664	Na5895	B_2089	Mo2020	Pd3404	Si2124	Sn1899
Avg	**95.87**	**23.54**	**7.909**	**2.351**	**.0229**	**.0022**	**.0043**	**6.706**	**.0181**
Stddev	1.07	.44	.079	.018	.0018	.0000	.0003	.469	.0011
%RSD	1.115	1.862	.9923	.7847	7.999	.6324	7.578	6.995	5.858
#1	95.12	23.23	7.854	2.338	.0242	.0022	.0041	7.037	.0188
#2	96.63	23.85	7.965	2.364	.0216	.0022	.0045	6.374	.0173

Elem	Sr4077	Ti3349	W_2079	Zr3391	S_1820	Bi2230	Li6707
Avg	**.0606**	**2.870**	**.0116**	**.0304**	**16.56**	**.0672**	**.0641**
Stddev	.0004	.024	.0008	.0001	1.10	.0008	.0002
%RSD	.7210	.8307	7.114	.4790	6.633	1.230	.3761
#1	.0603	2.853	.0111	.0303	17.33	.0666	.0643
#2	.0609	2.887	.0122	.0305	15.78	.0678	.0640

Int. Std.	Y_3600	Y_3710	Y_2243	In2306
Avg	**78295.**	**26998.**	**1766.3**	**3933.1**
Stddev	355.	251.	87.6	191.7
%RSD	.45288	.92862	4.9581	4.8747
#1	78546.	27175.	1704.4	3797.5
#2	78044.	26821.	1828.2	4068.6

Zoom In Zoom Out

Sample Name: jb72256-2 Acquired: 7/31/2014 18:54:31 Type: Unk
Method: Accutest 2(v253) Mode: CONC Corr. Factor: 1.000000
User: admin Custom ID1: Custom ID2: Custom ID3:
Comment:

Elem	Ba4554	Be3130	Cd2288	Co2286	Cr2677	Cu3247	Mn2576	Ni2316	Ag3280
Avg	**.5576**	**.0099**	**.0025**	**.0670**	**.1784**	**.1349**	**2.566**	**.2670**	**.0034**
Stddev	.0074	.0001	.0002	.0003	.0009	.0009	.008	.0022	.0006
%RSD	1.318	1.380	6.588	.3778	.5060	.6616	.3281	.8095	19.19
#1	.5524	.0098	.0024	.0671	.1777	.1343	2.560	.2685	.0029
#2	.5628	.0100	.0026	.0668	.1790	.1356	2.572	.2655	.0038

Elem	V_2924	Zn2062	As1890	Tl1908	Pb2203	Se1960	Sb2068	Al3961	Ca3179
Avg	**.2873**	**.4135**	**.0250**	**.0043**	**.0941**	**.0143**	**.0007**	**67.75**	**21.53**
Stddev	.0017	.0026	.0015	.0020	.0013	.0015	.0003	1.03	.23
%RSD	.5900	.6237	5.903	47.84	1.361	10.69	47.34	1.528	1.062
#1	.2861	.4153	.0240	.0028	.0950	.0132	.0009	67.01	21.37
#2	.2885	.4116	.0261	.0057	.0932	.0153	.0004	68.48	21.70

Elem	Fe2599	Mg2790	K_7664	Na5895	B_2089	Mo2020	Pd3404	Si2124	Sn1899
Avg	**163.8**	**37.25**	**18.91**	**2.398**	**.0477**	**.0022**	**.0055**	**7.936**	**.0195**
Stddev	1.8	.43	.21	.042	.0019	.0002	.0011	.076	.0002
%RSD	1.107	1.151	1.137	1.748	4.030	9.381	20.42	.9559	.8203
#1	162.5	36.94	18.76	2.368	.0490	.0020	.0063	7.989	.0197
#2	165.1	37.55	19.06	2.428	.0463	.0023	.0047	7.882	.0194

Elem	Sr4077	Ti3349	W_2079	Zr3391	S_1820	Bi2230	Li6707
Avg	**.0893**	**5.014**	**.0118**	**.0555**	**.2374**	**.1195**	**.0936**
Stddev	.0013	.030	.0010	.0004	.0005	.0012	.0022
%RSD	1.430	.5993	8.111	.7749	.2185	.9747	2.361
#1	.0884	4.993	.0111	.0552	.2378	.1186	.0921
#2	.0902	5.035	.0124	.0558	.2371	.1203	.0952

Int. Std.	Y_3600	Y_3710	Y_2243	In2306
Avg	**78741.**	**27215.**	**1717.0**	**3724.7**
Stddev	447.	225.	1.0	3.3
%RSD	.56763	.82658	.06090	.08733
#1	79057.	27374.	1717.7	3727.0
#2	78425.	27056.	1716.2	3722.4

Zoom In Zoom Out

Sample Name: jb72256-3 Acquired: 7/31/2014 18:57:37 Type: Unk
Method: Accutest 2(v253) Mode: CONC Corr. Factor: 1.000000
User: admin Custom ID1: Custom ID2: Custom ID3:
Comment:

Elem	Ba4554	Be3130	Cd2288	Co2286	Cr2677	Cu3247	Mn2576	Ni2316	Ag3280
Avg	**.2795**	**.0079**	**.0016**	**.0909**	**.2000**	**.1026**	**.8492**	**.6237**	**.0026**
Stddev	.0024	.0001	.0001	.0007	.0007	.0020	.0029	.0020	.0006
%RSD	.8706	.7333	4.025	.7676	.3685	1.945	.3357	.3192	24.68
#1	.2778	.0079	.0017	.0914	.2005	.1012	.8472	.6251	.0021
#2	.2813	.0080	.0016	.0905	.1995	.1040	.8512	.6223	.0030

Elem	V_2924	Zn2062	As1890	Tl1908	Pb2203	Se1960	Sb2068	Al3961	Ca3179
Avg	**.2202**	**.3404**	**.0452**	**.0024**	**.0670**	**.0065**	**.0019**	**55.31**	**12.89**
Stddev	.0014	.0022	.0001	.0017	.0007	.0003	.0019	.49	.12
%RSD	.6565	.6530	.1895	70.13	1.026	4.755	98.33	.8923	.9112
#1	.2192	.3419	.0453	.0036	.0665	.0063	.0006	54.96	12.80
#2	.2212	.3388	.0452	.0012	.0675	.0067	.0032	55.66	12.97

Elem	Fe2599	Mg2790	K_7664	Na5895	B_2089	Mo2020	Pd3404	Si2124	Sn1899
Avg	**107.7**	**64.67**	**11.55**	**2.112**	**.0349**	**.0037**	**.0019**	**8.992**	**.0188**
Stddev	1.4	.62	.12	.017	.0008	.0002	.0001	.031	.0012
%RSD	1.286	.9522	1.038	.8127	2.383	5.395	2.983	.3410	6.307
#1	106.7	64.23	11.46	2.100	.0343	.0036	.0018	9.013	.0197
#2	108.7	65.10	11.63	2.125	.0355	.0039	.0019	8.970	.0180

Elem	Sr4077	Ti3349	W_2079	Zr3391	S_1820	Bi2230	Li6707
Avg	**.0567**	**3.936**	**.0115**	**.0429**	**1.708**	**.0932**	**.0699**
Stddev	.0007	.018	.0011	.0001	.006	.0005	.0005
%RSD	1.277	.4524	9.270	.3057	.3655	.5212	.6602
#1	.0562	3.924	.0107	.0430	1.713	.0929	.0696
#2	.0572	3.949	.0122	.0428	1.704	.0935	.0702

Int. Std.	Y_3600	Y_3710	Y_2243	In2306
Avg	**79005.**	**27411.**	**1723.2**	**3714.1**
Stddev	407.	374.	8.6	15.6
%RSD	.51457	1.3637	.49735	.42107
#1	79293.	27675.	1729.3	3725.1
#2	78718.	27147.	1717.2	3703.0

Zoom In Zoom Out

Sample Name: jb72256-4 Acquired: 7/31/2014 19:00:43 Type: Unk
Method: Accutest 2(v253) Mode: CONC Corr. Factor: 1.000000
User: admin Custom ID1: Custom ID2: Custom ID3:
Comment:

Elem	Ba4554	Be3130	Cd2288	Co2286	Cr2677	Cu3247	Mn2576	Ni2316	Ag3280
Avg	**.3228**	**.0081**	**.0018**	**.0585**	**.1711**	**.1167**	**.8630**	**.3019**	**.0009**
Stddev	.0034	.0000	.0001	.0002	.0009	.0010	.0050	.0005	.0003
%RSD	1.056	.4086	3.177	.3015	.4988	.8157	.5772	.1551	32.14
#1	.3203	.0081	.0019	.0587	.1705	.1160	.8595	.3022	.0007
#2	.3252	.0082	.0018	.0584	.1717	.1173	.8665	.3016	.0011

Elem	V_2924	Zn2062	As1890	Tl1908	Pb2203	Se1960	Sb2068	Al3961	Ca3179
Avg	**.2282**	**.3285**	**.0253**	**.0013**	**.0717**	**.0054**	**.0007**	**63.34**	**15.12**
Stddev	.0024	.0001	.0002	.0000	.0012	.0038	.0008	.69	.18
%RSD	1.036	.0322	.8999	.1830	1.636	70.85	127.0	1.090	1.189
#1	.2266	.3285	.0251	.0013	.0709	.0027	.0001	62.85	14.99
#2	.2299	.3286	.0255	.0013	.0726	.0081	.0012	63.83	15.24

Elem	Fe2599	Mg2790	K_7664	Na5895	B_2089	Mo2020	Pd3404	Si2124	Sn1899
Avg	**112.4**	**25.21**	**13.49**	**2.160**	**.0299**	**.0022**	**.0010**	**8.100**	**.0179**
Stddev	1.6	.32	.12	.021	.0005	.0001	.0003	.035	.0003
%RSD	1.424	1.256	.9220	.9493	1.531	3.444	29.25	.4308	1.814
#1	111.3	24.98	13.40	2.145	.0296	.0022	.0012	8.075	.0177
#2	113.5	25.43	13.57	2.174	.0303	.0023	.0008	8.125	.0181

Elem	Sr4077	Ti3349	W_2079	Zr3391	S_1820	Bi2230	Li6707
Avg	**.0622**	**4.487**	**.0093**	**.0456**	**.7763**	**.1058**	**.0712**
Stddev	.0005	.038	.0008	.0002	.0028	.0004	.0002
%RSD	.8314	.8417	8.287	.5302	.3602	.3320	.2310
#1	.0618	4.460	.0087	.0455	.7743	.1056	.0711
#2	.0625	4.514	.0098	.0458	.7783	.1061	.0713

Int. Std.	Y_3600	Y_3710	Y_2243	In2306
Avg	**81719.**	**28366.**	**1785.0**	**3768.9**
Stddev	409.	378.	13.9	23.2
%RSD	.50106	1.3319	.77803	.61583
#1	82009.	28634.	1794.8	3785.3
#2	81430.	28099.	1775.2	3752.5

Zoom In Zoom Out

Sample Name: jb72256-5 Acquired: 7/31/2014 19:03:49 Type: Unk
Method: Accutest 2(v253) Mode: CONC Corr. Factor: 1.000000
User: admin Custom ID1: Custom ID2: Custom ID3:
Comment:

Elem	Ba4554	Be3130	Cd2288	Co2286	Cr2677	Cu3247	Mn2576	Ni2316	Ag3280
Avg	**.2465**	**.0050**	**.0011**	**.0336**	**.1049**	**.0803**	**.9546**	**.1968**	**.0020**
Stddev	.0032	.0001	.0000	.0003	.0010	.0001	.0023	.0002	.0006
%RSD	1.297	1.138	1.464	.8446	.9680	.1133	.2448	.0908	29.35
#1	.2442	.0050	.0011	.0334	.1041	.0803	.9530	.1967	.0016
#2	.2487	.0051	.0011	.0338	.1056	.0804	.9563	.1969	.0024

Elem	V_2924	Zn2062	As1890	Tl1908	Pb2203	Se1960	Sb2068	Al3961	Ca3179
Avg	**.1414**	**.2271**	**.0169**	**.0031**	**.0483**	**.0030**	**.0001**	**38.67**	**8.785**
Stddev	.0006	.0009	.0010	.0024	.0002	.0003	.0013	.51	.114
%RSD	.4083	.3989	5.666	79.45	.3987	11.74	997.5	1.321	1.299
#1	.1418	.2277	.0162	.0013	.0482	.0032	-.0008	38.31	8.704
#2	.1410	.2264	.0176	.0048	.0484	.0027	.0011	39.03	8.865

Elem	Fe2599	Mg2790	K_7664	Na5895	B_2089	Mo2020	Pd3404	Si2124	Sn1899
Avg	**77.58**	**19.67**	**7.493**	**1.092**	**.0207**	**.0018**	**.0017**	**7.230**	**.0202**
Stddev	1.29	.34	.084	.018	.0011	.0002	.0004	.019	.0014
%RSD	1.657	1.727	1.118	1.599	5.346	12.17	21.60	.2640	6.861
#1	76.67	19.43	7.434	1.080	.0215	.0016	.0014	7.244	.0212
#2	78.49	19.91	7.552	1.105	.0200	.0019	.0019	7.217	.0192

Elem	Sr4077	Ti3349	W_2079	Zr3391	S_1820	Bi2230	Li6707
Avg	**.0388**	**2.652**	**.0082**	**.0295**	**.5381**	**.0607**	**.0556**
Stddev	.0006	.006	.0011	.0001	.0063	.0002	.0012
%RSD	1.446	.2218	12.88	.3438	1.165	.3430	2.144
#1	.0384	2.648	.0075	.0294	.5425	.0608	.0548
#2	.0392	2.656	.0090	.0295	.5337	.0605	.0565

Int. Std.	Y_3600	Y_3710	Y_2243	In2306
Avg	**78541.**	**26796.**	**1709.7**	**3844.0**
Stddev	91.	310.	6.6	18.2
%RSD	.11636	1.1563	.38693	.47237
#1	78605.	27015.	1714.3	3856.8
#2	78476.	26576.	1705.0	3831.2

Zoom In Zoom Out

Sample Name: jb72667-1 Acquired: 7/31/2014 19:06:54 Type: Unk
Method: Accutest 2(v253) Mode: CONC Corr. Factor: 1.000000
User: admin Custom ID1: Custom ID2: Custom ID3:
Comment:

Elem	Ba4554	Be3130	Cd2288	Co2286	Cr2677	Cu3247	Mn2576	Ni2316	Ag3280
Avg	**6.015**	**.0017**	**.0102**	**.0177**	**.1985**	**.4890**	**.7201**	**.1185**	**.0186**
Stddev	.120	.0000	.0001	.0004	.0005	.0047	.0019	.0007	.0004
%RSD	2.002	.3318	1.404	2.128	.2596	.9557	.2627	.5551	2.297
#1	6.100	.0017	.0103	.0180	.1982	.4857	.7188	.1190	.0189
#2	5.930	.0017	.0101	.0174	.1989	.4923	.7215	.1181	.0183

Elem	V_2924	Zn2062	As1890	Tl1908	Pb2203	Se1960	Sb2068	Al3961	Ca3179
Avg	**.0739**	**2.569**	**.0876**	**.0009**	**2.335**	**.0090**	**.0210**	**14.59**	**37.70**
Stddev	.0001	.019	.0005	.0006	.013	.0003	.0001	.01	.06
%RSD	.1856	.7362	.5623	63.04	.5671	3.075	.4764	.0987	.1458
#1	.0738	2.582	.0880	.0005	2.344	.0088	.0210	14.60	37.74
#2	.0740	2.556	.0873	.0013	2.325	.0092	.0211	14.58	37.67

Elem	Fe2599	Mg2790	K_7664	Na5895	B_2089	Mo2020	Pd3404	Si2124	Sn1899
Avg	**56.86**	**6.811**	**2.931**	**7.687**	**.0434**	**.0168**	**-.0074**	**6.045**	**.1629**
Stddev	.13	.013	.002	.033	.0002	.0002	.0008	.037	.0006
%RSD	.2303	.1886	.0654	.4307	.5642	1.384	10.41	.6097	.3758
#1	56.95	6.802	2.930	7.710	.0435	.0170	-.0068	6.071	.1633
#2	56.76	6.820	2.932	7.664	.0432	.0167	-.0079	6.019	.1625

Elem	Sr4077	Ti3349	W_2079	Zr3391	S_1820	Bi2230	Li6707
Avg	**.3601**	**.6292**	**.0184**	**.0132**	**13.55**	**.0025**	**.0268**
Stddev	.0008	.0033	.0024	.0004	.05	.0003	.0000
%RSD	.2180	.5274	12.90	2.977	.3554	10.71	.0959
#1	.3607	.6268	.0167	.0129	13.59	.0027	.0268
#2	.3596	.6315	.0201	.0135	13.52	.0024	.0268

Int. Std.	Y_3600	Y_3710	Y_2243	In2306
Avg	**77252.**	**26477.**	**1676.3**	**3833.4**
Stddev	157.	17.	3.9	5.5
%RSD	.20279	.06584	.23524	.14283
#1	77363.	26464.	1679.1	3837.3
#2	77141.	26489.	1673.5	3829.6

Zoom In Zoom Out

Sample Name: ccv Acquired: 7/31/2014 19:10:05 Type: QC
Method: Accutest 2(v253) Mode: CONC Corr. Factor: 1.000000
User: admin Custom ID1: Custom ID2: Custom ID3:
Comment:

Elem	Ba4554	Be3130	Cd2288	Co2286	Cr2677	Cu3247	Mn2576	Ni2316	Ag3280
Units	ppm	ppm	ppm	ppm	ppm	ppm	ppm	ppm	ppm
Avg	**1.974**	**1.997**	**1.996**	**2.016**	**1.991**	**1.850**	**2.004**	**2.047**	**.2380**
Stddev	.002	.011	.013	.011	.006	.001	.005	.011	.0012
%RSD	.1154	.5624	.6312	.5672	.2806	.0362	.2595	.5558	.5064
#1	1.973	1.989	1.987	2.008	1.995	1.851	2.008	2.039	.2388
#2	1.976	2.005	2.005	2.024	1.987	1.850	2.001	2.055	.2371
Check ?	Chk Pass	Chk Pass	Chk Pass	Chk Pass	Chk Pass	Chk Pass	Chk Pass	Chk Pass	Chk Pass
Value									
Range									

Elem	V_2924	Zn2062	As1890	Tl1908	Pb2203	Se1960	Sb2068	Al3961	Ca3179
Units	ppm	ppm	ppm	ppm	ppm	ppm	ppm	ppm	ppm
Avg	**1.935**	**2.092**	**1.969**	**2.082**	**2.080**	**1.964**	**1.958**	**38.42**	**39.50**
Stddev	.000	.004	.012	.006	.008	.007	.013	.01	.07
%RSD	.0188	.1685	.5990	.2849	.3880	.3718	.6470	.0288	.1754
#1	1.935	2.089	1.960	2.078	2.074	1.959	1.949	38.43	39.45
#2	1.935	2.094	1.977	2.087	2.085	1.970	1.967	38.42	39.55
Check ?	Chk Pass	Chk Pass	Chk Pass	Chk Pass	Chk Pass	Chk Pass	Chk Pass	Chk Pass	Chk Pass
Value									
Range									

Elem	Fe2599	Mg2790	K_7664	Na5895	B_2089	Mo2020	Pd3404	Si2124	Sn1899
Units	ppm	ppm	ppm	ppm	ppm	ppm	ppm	ppm	ppm
Avg	**39.77**	**39.08**	**39.53**	**39.49**	**1.981**	**2.038**	**1.916**	**5.021**	**2.075**
Stddev	.24	.15	.03	.02	.012	.009	.000	.035	.008
%RSD	.5998	.3840	.0657	.0468	.5974	.4549	.0021	.6888	.4018
#1	39.60	38.97	39.55	39.50	1.973	2.032	1.916	4.997	2.069
#2	39.94	39.18	39.51	39.47	1.989	2.045	1.916	5.046	2.081
Check ?	Chk Pass	Chk Pass	Chk Pass	Chk Pass	Chk Pass	Chk Pass	Chk Pass	Chk Pass	Chk Pass
Value									
Range									

Zoom In Zoom Out

Sample Name: ccv Acquired: 7/31/2014 19:10:05 Type: QC
Method: Accutest 2(v253) Mode: CONC Corr. Factor: 1.000000
User: admin Custom ID1: Custom ID2: Custom ID3:
Comment:

Elem	Sr4077	Ti3349	W_2079	Zr3391	S_1820	Bi2230	Li6707
Units	ppm	ppm	ppm	ppm	ppm	ppm	ppm
Avg	**1.975**	**1.983**	**1.974**	**1.916**	**1.974**	**1.949**	**1.929**
Stddev	.005	.003	.006	.001	.010	.013	.002
%RSD	.2532	.1527	.2994	.0629	.5168	.6836	.0887
#1	1.972	1.985	1.978	1.917	1.967	1.940	1.931
#2	1.979	1.981	1.969	1.915	1.981	1.959	1.928
Check ?	Chk Pass	Chk Pass	Chk Pass	Chk Pass	Chk Pass	Chk Pass	Chk Pass
Value							
Range							

Int. Std.	Y_3600	Y_3710	Y_2243	In2306
Units	Cts/S	Cts/S	Cts/S	Cts/S
Avg	**74944.**	**25736.**	**1646.1**	**3650.6**
Stddev	197.	52.	14.0	31.9
%RSD	.26245	.20356	.85174	.87395
#1	74805.	25699.	1656.0	3673.2
#2	75083.	25773.	1636.2	3628.0

Zoom In Zoom Out

Sample Name: ccb Acquired: 7/31/2014 19:13:02 Type: QC
Method: Accutest 2(v253) Mode: CONC Corr. Factor: 1.000000
User: admin Custom ID1: Custom ID2: Custom ID3:
Comment:

Elem	Ba4554	Be3130	Cd2288	Co2286	Cr2677	Cu3247	Mn2576	Ni2316
Units	ppm	ppm	ppm	ppm	ppm	ppm	ppm	ppm
Avg	**.0001**	**.0001**	**-.0000**	**.0003**	**-.0001**	F **-.0017**	**.0001**	**-.0003**
Stddev	.0001	.0001	.0001	.0001	.0004	.0005	.0000	.0000
%RSD	101.3	70.24	146.4	49.95	331.3	29.86	11.26	10.65
#1	.0000	.0001	.0000	.0004	-.0004	-.0013	.0001	-.0003
#2	.0001	.0000	-.0001	.0002	.0002	-.0020	.0001	-.0003
Check ?	Chk Pass	Chk Pass	Chk Pass	Chk Pass	Chk Pass	Chk Fail	Chk Pass	Chk Pass
High Limit						.0012		
Low Limit						-.0012		

Elem	Ag3280	V_2924	Zn2062	As1890	Tl1908	Pb2203	Se1960	Sb2068
Units	ppm	ppm	ppm	ppm	ppm	ppm	ppm	ppm
Avg	**-.0003**	**.0003**	**.0001**	**-.0004**	**-.0007**	**-.0012**	**-.0023**	**-.0006**
Stddev	.0003	.0001	.0001	.0012	.0004	.0005	.0007	.0002
%RSD	107.9	43.77	65.73	281.0	55.11	42.02	32.25	26.44
#1	-.0001	.0002	.0002	-.0013	-.0004	-.0016	-.0028	-.0005
#2	-.0005	.0004	.0001	.0004	-.0010	-.0008	-.0018	-.0007
Check ?	Chk Pass	Chk Pass	Chk Pass	Chk Pass	Chk Pass	Chk Pass	Chk Pass	Chk Pass
High Limit								
Low Limit								

Elem	Al3961	Ca3179	Fe2599	Mg2790	K_7664	Na5895	B_2089	Mo2020
Units	ppm	ppm	ppm	ppm	ppm	ppm	ppm	ppm
Avg	**.0092**	**.0033**	**.0028**	**.0122**	**-.0118**	**.0076**	**.0013**	**.0011**
Stddev	.0070	.0024	.0007	.0185	.0074	.0019	.0005	.0001
%RSD	75.86	72.50	24.08	151.3	62.23	25.49	36.80	12.95
#1	.0043	.0051	.0032	.0253	-.0066	.0062	.0016	.0010
#2	.0142	.0016	.0023	-.0009	-.0171	.0089	.0009	.0012
Check ?	Chk Pass	Chk Pass	Chk Pass	Chk Pass	Chk Pass	Chk Pass	Chk Pass	Chk Pass
High Limit								
Low Limit								

Zoom In Zoom Out

Sample Name: ccb Acquired: 7/31/2014 19:13:02 Type: QC
Method: Accutest 2(v253) Mode: CONC Corr. Factor: 1.000000
User: admin Custom ID1: Custom ID2: Custom ID3:
Comment:

Elem	Pd3404	Si2124	Sn1899	Sr4077	Ti3349	W_2079	Zr3391	S_1820
Units	ppm	ppm	ppm	ppm	ppm	ppm	ppm	ppm
Avg	**.0003**	**.0024**	**-.0009**	**.0001**	**-.0000**	F **.0138**	**.0006**	**.0119**
Stddev	.0003	.0015	.0009	.0000	.0000	.0005	.0001	.0002
%RSD	108.5	63.24	99.54	38.84	252.5	3.984	25.20	1.746
#1	.0006	.0013	-.0003	.0002	.0000	.0134	.0005	.0118
#2	.0001	.0035	-.0015	.0001	-.0000	.0142	.0007	.0121
Check ?	Chk Pass	Chk Pass	Chk Pass	Chk Pass	Chk Pass	Chk Fail	Chk Pass	Chk Pass
High Limit						.0050		
Low Limit						-.0050		

Elem	Bi2230	Li6707
Units	ppm	ppm
Avg	**-.0006**	**.0006**
Stddev	.0006	.0001
%RSD	93.64	22.34
#1	-.0002	.0007
#2	-.0010	.0005
Check ?	Chk Pass	Chk Pass
High Limit		
Low Limit		

Int. Std.	Y_3600	Y_3710	Y_2243	In2306
Units	Cts/S	Cts/S	Cts/S	Cts/S
Avg	**79329.**	**26180.**	**1726.0**	**4126.5**
Stddev	405.	87.	4.7	16.4
%RSD	.51000	.33397	.27513	.39686
#1	79615.	26242.	1729.4	4138.1
#2	79042.	26118.	1722.7	4115.0

Zoom In Zoom Out

Sample Name: jb72667-2 Acquired: 7/31/2014 19:16:15 Type: Unk
Method: Accutest 2(v253) Mode: CONC Corr. Factor: 1.000000
User: admin Custom ID1: Custom ID2: Custom ID3:
Comment:

Elem	Ba4554	Be3130	Cd2288	Co2286	Cr2677	Cu3247	Mn2576	Ni2316	Ag3280
Avg	**3.205**	**.0061**	**.0270**	**.0768**	**.3555**	**1.329**	**4.332**	**.4097**	**.0163**
Stddev	.038	.0001	.0002	.0011	.0017	.001	.019	.0035	.0013
%RSD	1.200	1.412	.5782	1.410	.4894	.0639	.4426	.8606	8.212
#1	3.177	.0061	.0272	.0776	.3567	1.328	4.345	.4122	.0154
#2	3.232	.0060	.0269	.0760	.3543	1.330	4.318	.4072	.0173

Elem	V_2924	Zn2062	As1890	Tl1908	Pb2203	Se1960	Sb2068	Al3961	Ca3179
Avg	**.2901**	**8.088**	**.1979**	**.0024**	**8.752**	**.0372**	**.0513**	**57.82**	**277.1**
Stddev	.0016	.073	.0024	.0000	.078	.0070	.0004	.23	.5
%RSD	.5676	.9033	1.207	1.067	.8950	18.75	.8519	.4034	.1743
#1	.2912	8.139	.1996	.0024	8.808	.0421	.0510	57.98	276.7
#2	.2889	8.036	.1962	.0024	8.697	.0323	.0516	57.65	277.4

Elem	Fe2599	Mg2790	K_7664	Na5895	B_2089	Mo2020	Pd3404	Si2124	Sn1899
Avg	**392.5**	**35.96**	**11.40**	**10.60**	**.1764**	**.0846**	**.0310**	**7.198**	**.2403**
Stddev	.3	.03	.08	.09	.0020	.0008	.0011	.091	.0013
%RSD	.0866	.0869	.7133	.8164	1.141	.9505	3.543	1.267	.5208
#1	392.2	35.94	11.46	10.66	.1779	.0852	.0302	7.263	.2412
#2	392.7	35.98	11.34	10.54	.1750	.0840	.0317	7.134	.2394

Elem	Sr4077	Ti3349	W_2079	Zr3391	S_1820	Bi2230	Li6707
Avg	**1.830**	**2.097**	**.0573**	**.0421**	**207.7**	**.0497**	**.1551**
Stddev	.012	.008	.0003	.0003	2.0	.0011	.0011
%RSD	.6524	.3751	.5796	.6510	.9568	2.310	.7413
#1	1.838	2.102	.0571	.0422	209.1	.0505	.1559
#2	1.821	2.091	.0576	.0419	206.3	.0489	.1542

Int. Std.	Y_3600	Y_3710	Y_2243	In2306
Avg	**71996.**	**25969.**	**1554.7**	**3514.5**
Stddev	441.	17.	3.8	6.2
%RSD	.61257	.06595	.24334	.17752
#1	71684.	25981.	1552.1	3510.1
#2	72308.	25957.	1557.4	3518.9

Zoom In Zoom Out

Sample Name: jb72778-1a Acquired: 7/31/2014 19:19:36 Type: Unk
Method: Accutest 2(v253) Mode: CONC Corr. Factor: 1.000000
User: admin Custom ID1: Custom ID2: Custom ID3:
Comment:

Elem	Ba4554	Be3130	Cd2288	Co2286	Cr2677	Cu3247	Mn2576	Ni2316	Ag3280
Avg	**.4793**	**.0071**	**.0025**	**.0553**	**.3127**	**.1843**	**2.065**	**.2170**	**.0033**
Stddev	.0012	.0001	.0002	.0006	.0029	.0001	.007	.0007	.0006
%RSD	.2535	1.143	9.356	1.014	.9359	.0440	.3233	.3113	17.30
#1	.4785	.0071	.0026	.0557	.3106	.1843	2.060	.2174	.0029
#2	.4802	.0070	.0023	.0549	.3148	.1842	2.069	.2165	.0037

Elem	V_2924	Zn2062	As1890	Tl1908	Pb2203	Se1960	Sb2068	Al3961	Ca3179
Avg	**.3066**	**.4949**	**.0333**	**.0033**	**.0415**	**.0061**	**.0055**	**76.79**	**848.1**
Stddev	.0006	.0019	.0020	.0039	.0003	.0054	.0011	.33	12.6
%RSD	.1969	.3887	6.023	118.7	.7489	88.50	20.06	.4295	1.490
#1	.3061	.4963	.0319	.0005	.0417	.0023	.0063	76.55	839.1
#2	.3070	.4935	.0348	.0060	.0413	.0099	.0048	77.02	857.0

Elem	Fe2599	Mg2790	K_7664	Na5895	B_2089	Mo2020	Pd3404	Si2124	Sn1899
Avg	**132.6**	**42.14**	**6.939**	**5.503**	**.1284**	**.0126**	**.0563**	**4.948**	**.0200**
Stddev	.7	.31	.031	.016	.0004	.0001	.0018	.011	.0009
%RSD	.5296	.7355	.4439	.2881	.3020	.5456	3.215	.2139	4.700
#1	132.1	41.92	6.917	5.492	.1287	.0126	.0550	4.940	.0207
#2	133.1	42.36	6.960	5.514	.1282	.0127	.0576	4.955	.0193

Elem	Sr4077	Ti3349	W_2079	Zr3391	S_1820	Bi2230	Li6707
Avg	**1.318**	**5.384**	**.0132**	**.1367**	**19.85**	**.1659**	**.0876**
Stddev	.003	.013	.0019	.0004	.01	.0001	.0002
%RSD	.2464	.2496	14.59	.2680	.0571	.0789	.2361
#1	1.316	5.375	.0118	.1365	19.86	.1660	.0874
#2	1.320	5.394	.0145	.1370	19.84	.1658	.0877

Int. Std.	Y_3600	Y_3710	Y_2243	In2306
Avg	**70083.**	**25579.**	**1528.6**	**3156.6**
Stddev	181.	103.	11.6	14.6
%RSD	.25790	.40265	.75964	.46395
#1	70210.	25652.	1536.8	3166.9
#2	69955.	25506.	1520.4	3146.2

Zoom In Zoom Out

Sample Name: jb72778-2a Acquired: 7/31/2014 19:22:47 Type: Unk
Method: Accutest 2(v253) Mode: CONC Corr. Factor: 1.000000
User: admin Custom ID1: Custom ID2: Custom ID3:
Comment:

Elem	Ba4554	Be3130	Cd2288	Co2286	Cr2677	Cu3247	Mn2576	Ni2316	Ag3280
Avg	**.8400**	**.0120**	**.0022**	**.0839**	**.4126**	**.4802**	**2.739**	**.2383**	**.0029**
Stddev	.0030	.0002	.0000	.0007	.0061	.0077	.046	.0029	.0014
%RSD	.3541	1.894	.9094	.8520	1.470	1.594	1.666	1.231	49.41
#1	.8421	.0122	.0022	.0844	.4169	.4856	2.771	.2404	.0019
#2	.8379	.0119	.0022	.0834	.4083	.4748	2.706	.2363	.0040

Elem	V_2924	Zn2062	As1890	Tl1908	Pb2203	Se1960	Sb2068	Al3961	Ca3179
Avg	**.2278**	**1.449**	**.0370**	**.0093**	**.1146**	**.0059**	**.0139**	**112.4**	**890.6**
Stddev	.0043	.011	.0028	.0013	.0021	.0015	.0001	.2	8.6
%RSD	1.872	.7255	7.431	13.82	1.809	24.64	1.068	.1973	.9601
#1	.2308	1.456	.0390	.0102	.1160	.0070	.0140	112.5	884.6
#2	.2248	1.441	.0351	.0084	.1131	.0049	.0138	112.2	896.7

Elem	Fe2599	Mg2790	K_7664	Na5895	B_2089	Mo2020	Pd3404	Si2124	Sn1899
Avg	**126.0**	**46.91**	**17.62**	**3.810**	**.1780**	**.0239**	**.0612**	**9.840**	**.1217**
Stddev	.2	.09	.11	.027	.0004	.0001	.0005	.065	.0002
%RSD	.1460	.1837	.6427	.7111	.2207	.2877	.8244	.6636	.1693
#1	125.9	46.84	17.70	3.829	.1783	.0239	.0609	9.886	.1215
#2	126.2	46.97	17.54	3.791	.1778	.0240	.0616	9.794	.1218

Elem	Sr4077	Ti3349	W_2079	Zr3391	S_1820	Bi2230	Li6707
Avg	**3.074**	**8.182**	**.0201**	**.1699**	**25.38**	**.2410**	**.1225**
Stddev	.011	.107	.0019	.0030	.17	.0033	.0004
%RSD	.3701	1.301	9.507	1.747	.6865	1.380	.3639
#1	3.066	8.257	.0188	.1720	25.50	.2434	.1222
#2	3.082	8.107	.0215	.1678	25.25	.2387	.1228

Int. Std.	Y_3600	Y_3710	Y_2243	In2306
Avg	**68325.**	**25348.**	**1507.5**	**3091.3**
Stddev	941.	86.	.8	6.0
%RSD	1.3765	.34022	.05503	.19562
#1	67660.	25409.	1506.9	3087.1
#2	68990.	25287.	1508.1	3095.6

Zoom In Zoom Out

Sample Name: jb72804-7 Acquired: 7/31/2014 19:26:03 Type: Unk
Method: Accutest 2(v253) Mode: CONC Corr. Factor: 1.000000
User: admin Custom ID1: Custom ID2: Custom ID3:
Comment:

Elem	Ba4554	Be3130	Cd2288	Co2286	Cr2677	Cu3247	Mn2576	Ni2316	Ag3280
Avg	**.6416**	**.0094**	**.0028**	**.0718**	**.1908**	**.1223**	**3.921**	**.1598**	**.0089**
Stddev	.0046	.0001	.0001	.0004	.0004	.0002	.021	.0008	.0013
%RSD	.7130	.6646	4.118	.5763	.2320	.1900	.5457	.4811	14.33
#1	.6384	.0094	.0029	.0721	.1905	.1221	3.906	.1593	.0080
#2	.6449	.0095	.0027	.0715	.1911	.1224	3.936	.1603	.0098

Elem	V_2924	Zn2062	As1890	Tl1908	Pb2203	Se1960	Sb2068	Al3961	Ca3179
Avg	**.2550**	**.4141**	**.0359**	**.0033**	**.1857**	**.0110**	**.0017**	**87.71**	**22.54**
Stddev	.0010	.0005	.0018	.0015	.0014	.0001	.0013	.60	.12
%RSD	.3932	.1272	5.096	46.88	.7298	.5469	76.60	.6831	.5448
#1	.2543	.4145	.0346	.0043	.1847	.0110	.0027	87.29	22.45
#2	.2557	.4137	.0372	.0022	.1866	.0110	.0008	88.14	22.62

Elem	Fe2599	Mg2790	K_7664	Na5895	B_2089	Mo2020	Pd3404	Si2124	Sn1899
Avg	**189.5**	**27.48**	**9.584**	**11.63**	**.0545**	**.0058**	**.0078**	**9.826**	**.0223**
Stddev	1.4	.16	.041	.04	.0009	.0002	.0005	.020	.0009
%RSD	.7625	.5822	.4233	.3428	1.594	3.441	6.322	.2027	4.230
#1	188.4	27.37	9.556	11.60	.0552	.0060	.0081	9.812	.0230
#2	190.5	27.59	9.613	11.66	.0539	.0057	.0074	9.840	.0217

Elem	Sr4077	Ti3349	W_2079	Zr3391	S_1820	Bi2230	Li6707
Avg	**.2061**	**3.764**	**.0126**	**.0710**	**.5524**	**.0857**	**.0925**
Stddev	.0013	.023	.0001	.0007	.0031	.0008	.0001
%RSD	.6304	.6030	1.049	1.000	.5622	.9191	.0758
#1	.2052	3.748	.0127	.0705	.5502	.0851	.0925
#2	.2070	3.780	.0125	.0715	.5546	.0863	.0926

Int. Std.	Y_3600	Y_3710	Y_2243	In2306
Avg	**78044.**	**27003.**	**1695.2**	**3719.9**
Stddev	398.	128.	8.6	17.5
%RSD	.51013	.47364	.50647	.47023
#1	78325.	27093.	1701.2	3732.3
#2	77762.	26912.	1689.1	3707.5

Zoom In Zoom Out

Sample Name: jb72804-9 Acquired: 7/31/2014 19:29:09 Type: Unk
Method: Accutest 2(v253) Mode: CONC Corr. Factor: 1.000000
User: admin Custom ID1: Custom ID2: Custom ID3:
Comment:

Elem	Ba4554	Be3130	Cd2288	Co2286	Cr2677	Cu3247	Mn2576	Ni2316	Ag3280
Avg	**.5127**	**.0069**	**.0028**	**.0501**	**.1501**	**.1164**	**3.570**	**.1160**	**.0038**
Stddev	.0023	.0000	.0001	.0000	.0010	.0013	.031	.0014	.0006
%RSD	.4501	.1357	1.878	.0611	.6728	1.097	.8585	1.203	16.46
#1	.5111	.0069	.0029	.0500	.1494	.1155	3.548	.1150	.0043
#2	.5143	.0070	.0028	.0501	.1509	.1173	3.591	.1170	.0034

Elem	V_2924	Zn2062	As1890	Tl1908	Pb2203	Se1960	Sb2068	Al3961	Ca3179
Avg	**.2330**	**.4451**	**.0489**	**.0040**	**.3907**	**.0049**	**.0037**	**76.74**	**299.9**
Stddev	.0020	.0005	.0006	.0001	.0014	.0045	.0013	.39	.7
%RSD	.8621	.1130	1.139	3.650	.3527	92.64	35.84	.5061	.2197
#1	.2316	.4448	.0485	.0041	.3897	.0017	.0028	76.47	300.3
#2	.2345	.4455	.0493	.0039	.3917	.0081	.0046	77.02	299.4

Elem	Fe2599	Mg2790	K_7664	Na5895	B_2089	Mo2020	Pd3404	Si2124	Sn1899
Avg	**140.3**	**34.68**	**9.901**	**3.390**	**.0702**	**.0034**	**.0210**	**17.32**	**.0212**
Stddev	.5	.05	.014	.026	.0000	.0002	.0013	.01	.0003
%RSD	.3506	.1465	.1434	.7557	.0407	5.293	6.416	.0470	1.456
#1	140.0	34.64	9.891	3.372	.0702	.0035	.0200	17.33	.0210
#2	140.7	34.71	9.911	3.408	.0702	.0033	.0219	17.32	.0214

Elem	Sr4077	Ti3349	W_2079	Zr3391	S_1820	Bi2230	Li6707
Avg	**2.036**	**4.221**	**.0264**	**.0888**	**6.425**	**.1132**	**.0851**
Stddev	.009	.016	.0007	.0005	.019	.0001	.0007
%RSD	.4535	.3667	2.713	.5751	.2895	.0844	.7671
#1	2.030	4.210	.0259	.0885	6.412	.1133	.0846
#2	2.043	4.232	.0270	.0892	6.438	.1131	.0856

Int. Std.	Y_3600	Y_3710	Y_2243	In2306
Avg	**74015.**	**26406.**	**1617.7**	**3431.0**
Stddev	409.	8.	7.8	22.2
%RSD	.55272	.02906	.48353	.64671
#1	74304.	26412.	1623.2	3446.7
#2	73725.	26401.	1612.2	3415.4

Zoom In Zoom Out

Sample Name: jb72804-11 Acquired: 7/31/2014 19:32:20 Type: Unk
Method: Accutest 2(v253) Mode: CONC Corr. Factor: 1.000000
User: admin Custom ID1: Custom ID2: Custom ID3:
Comment:

Elem	Ba4554	Be3130	Cd2288	Co2286	Cr2677	Cu3247	Mn2576	Ni2316	Ag3280
Avg	**.4312**	**.0078**	**.0021**	**.0547**	**.1384**	**.0820**	**3.544**	**.1166**	**.0016**
Stddev	.0031	.0001	.0002	.0007	.0019	.0005	.035	.0005	.0004
%RSD	.7084	1.108	8.128	1.249	1.406	.5926	.9956	.4545	25.41
#1	.4291	.0077	.0020	.0542	.1370	.0817	3.519	.1170	.0019
#2	.4334	.0078	.0023	.0552	.1397	.0824	3.569	.1162	.0014

Elem	V_2924	Zn2062	As1890	Tl1908	Pb2203	Se1960	Sb2068	Al3961	Ca3179
Avg	**.1989**	**.2653**	**.0206**	**.0038**	**.2977**	**.0073**	**.0014**	**79.47**	**152.1**
Stddev	.0026	.0010	.0003	.0015	.0027	.0015	.0028	.83	1.6
%RSD	1.312	.3645	1.473	38.46	.9183	20.83	200.9	1.045	1.083
#1	.1970	.2646	.0203	.0027	.2958	.0063	-.0006	78.89	150.9
#2	.2007	.2659	.0208	.0048	.2996	.0084	.0034	80.06	153.2

Elem	Fe2599	Mg2790	K_7664	Na5895	B_2089	Mo2020	Pd3404	Si2124	Sn1899
Avg	**159.9**	**27.89**	**10.93**	**1.949**	**.0768**	**.0032**	**.0123**	**16.35**	**.0184**
Stddev	1.3	.35	.07	.026	.0002	.0002	.0001	.05	.0004
%RSD	.8184	1.246	.6412	1.327	.2008	5.934	.5016	.2776	2.392
#1	159.0	27.65	10.88	1.930	.0769	.0033	.0123	16.32	.0181
#2	160.9	28.14	10.98	1.967	.0767	.0031	.0124	16.38	.0187

Elem	Sr4077	Ti3349	W_2079	Zr3391	S_1820	Bi2230	Li6707
Avg	**.8351**	**2.565**	**.0193**	**.0730**	**4.505**	**.0608**	**.0926**
Stddev	.0053	.018	.0001	.0007	.002	.0012	.0021
%RSD	.6362	.6863	.2936	.9518	.0500	1.999	2.291
#1	.8314	2.553	.0193	.0725	4.503	.0600	.0911
#2	.8389	2.578	.0193	.0735	4.506	.0617	.0941

Int. Std.	Y_3600	Y_3710	Y_2243	In2306
Avg	**75283.**	**26705.**	**1645.6**	**3575.3**
Stddev	444.	84.	10.7	17.9
%RSD	.59000	.31387	.65052	.50142
#1	75597.	26764.	1653.2	3588.0
#2	74969.	26645.	1638.1	3562.6

Zoom In Zoom Out

Sample Name: jb72804-13 Acquired: 7/31/2014 19:35:24 Type: Unk
Method: Accutest 2(v253) Mode: CONC Corr. Factor: 1.000000
User: admin Custom ID1: Custom ID2: Custom ID3:
Comment:

Elem	Ba4554	Be3130	Cd2288	Co2286	Cr2677	Cu3247	Mn2576	Ni2316	Ag3280
Avg	**.5114**	**.0090**	**.0025**	**.0595**	**.1413**	**.0600**	**6.248**	**.1952**	**.0083**
Stddev	.0222	.0003	.0001	.0004	.0005	.0013	.007	.0012	.0035
%RSD	4.343	3.348	2.227	.6236	.3654	2.162	.1179	.6143	42.48
#1	.5271	.0092	.0025	.0598	.1416	.0609	6.242	.1961	.0108
#2	.4956	.0088	.0024	.0593	.1409	.0591	6.253	.1944	.0058

Elem	V_2924	Zn2062	As1890	Tl1908	Pb2203	Se1960	Sb2068	Al3961	Ca3179
Avg	**.1956**	**.3391**	**.0234**	**.0034**	**.1807**	**.0109**	**.0046**	**61.69**	**95.01**
Stddev	.0003	.0013	.0002	.0023	.0004	.0000	.0006	2.57	3.68
%RSD	.1560	.3959	.6443	67.28	.2295	.3461	12.76	4.165	3.875
#1	.1954	.3400	.0233	.0018	.1804	.0109	.0050	63.51	97.61
#2	.1958	.3381	.0235	.0051	.1810	.0109	.0042	59.87	92.40

Elem	Fe2599	Mg2790	K_7664	Na5895	B_2089	Mo2020	Pd3404	Si2124	Sn1899
Avg	**165.2**	**27.72**	**10.33**	**2.146**	**.0733**	**.0035**	**.0098**	**14.74**	**.0196**
Stddev	7.0	1.09	.41	.089	.0001	.0001	.0011	.06	.0001
%RSD	4.213	3.913	3.997	4.146	.1929	1.501	11.12	.4179	.5135
#1	170.1	28.49	10.62	2.209	.0734	.0035	.0105	14.78	.0197
#2	160.3	26.96	10.04	2.083	.0732	.0035	.0090	14.70	.0195

Elem	Sr4077	Ti3349	W_2079	Zr3391	S_1820	Bi2230	Li6707
Avg	**.4106**	**2.441**	**.0158**	**.0766**	**2.630**	**.0558**	**.0715**
Stddev	.0181	.007	.0007	.0008	.005	.0020	.0021
%RSD	4.405	.2749	4.514	.9909	.2107	3.528	2.972
#1	.4234	2.436	.0153	.0771	2.634	.0544	.0730
#2	.3978	2.445	.0163	.0761	2.626	.0572	.0700

Int. Std.	Y_3600	Y_3710	Y_2243	In2306
Avg	**79130.**	**26663.**	**1709.3**	**3637.2**
Stddev	90.	892.	6.6	11.0
%RSD	.11434	3.3457	.38629	.30144
#1	79194.	26032.	1714.0	3644.9
#2	79067.	27294.	1704.6	3629.4

Zoom In Zoom Out

Sample Name: jb72804-15 Acquired: 7/31/2014 19:38:35 Type: Unk
Method: Accutest 2(v253) Mode: CONC Corr. Factor: 1.000000
User: admin Custom ID1: Custom ID2: Custom ID3:
Comment:

Elem	Ba4554	Be3130	Cd2288	Co2286	Cr2677	Cu3247	Mn2576	Ni2316	Ag3280
Avg	**.6001**	**.0086**	**.0026**	**.0666**	**.1588**	**.0668**	**3.532**	**.1230**	**.0025**
Stddev	.0022	.0000	.0003	.0005	.0000	.0009	.014	.0009	.0003
%RSD	.3662	.3066	12.39	.7027	.0144	1.333	.3880	.7411	13.21
#1	.5985	.0086	.0029	.0669	.1587	.0661	3.523	.1237	.0027
#2	.6016	.0086	.0024	.0663	.1588	.0674	3.542	.1224	.0023

Elem	V_2924	Zn2062	As1890	Tl1908	Pb2203	Se1960	Sb2068	Al3961	Ca3179
Avg	**.2460**	**.2833**	**.0328**	**.0012**	**.0992**	**.0156**	**.0034**	**122.2**	**33.11**
Stddev	.0003	.0006	.0004	.0024	.0006	.0036	.0000	.7	.09
%RSD	.1107	.1988	1.154	199.0	.5755	23.10	.5958	.6099	.2821
#1	.2458	.2837	.0331	-.0005	.0988	.0181	.0035	121.7	33.04
#2	.2462	.2829	.0325	.0029	.0996	.0130	.0034	122.7	33.17

Elem	Fe2599	Mg2790	K_7664	Na5895	B_2089	Mo2020	Pd3404	Si2124	Sn1899
Avg	**179.5**	**20.59**	**7.154**	**20.08**	**.0437**	**.0050**	**.0062**	**11.67**	**.0204**
Stddev	.3	.10	.018	.06	.0004	.0003	.0008	.03	.0007
%RSD	.1766	.4841	.2534	.2741	.8771	5.292	13.56	.2295	3.597
#1	179.3	20.52	7.141	20.04	.0440	.0048	.0056	11.65	.0199
#2	179.8	20.66	7.167	20.12	.0434	.0052	.0068	11.69	.0209

Elem	Sr4077	Ti3349	W_2079	Zr3391	S_1820	Bi2230	Li6707
Avg	**.2172**	**3.425**	**.0125**	**.0518**	**1.682**	**.0787**	**.0906**
Stddev	.0007	.031	.0018	.0001	.002	.0017	.0013
%RSD	.3268	.9179	14.64	.1703	.1193	2.135	1.391
#1	.2167	3.403	.0112	.0519	1.681	.0776	.0897
#2	.2177	3.447	.0138	.0518	1.684	.0799	.0915

Int. Std.	Y_3600	Y_3710	Y_2243	In2306
Avg	**77429.**	**27105.**	**1703.5**	**3684.0**
Stddev	345.	141.	11.4	14.8
%RSD	.44589	.52069	.66940	.40265
#1	77673.	27205.	1711.5	3694.5
#2	77185.	27005.	1695.4	3673.5

Zoom In Zoom Out

Sample Name: jb72804-17 Acquired: 7/31/2014 19:41:40 Type: Unk
Method: Accutest 2(v253) Mode: CONC Corr. Factor: 1.000000
User: admin Custom ID1: Custom ID2: Custom ID3:
Comment:

Elem	Ba4554	Be3130	Cd2288	Co2286	Cr2677	Cu3247	Mn2576	Ni2316	Ag3280
Avg	**.5226**	**.0076**	**.0029**	**.0569**	**.1385**	**.1012**	**3.531**	**.1411**	**.0041**
Stddev	.0085	.0001	.0002	.0002	.0010	.0012	.032	.0002	.0004
%RSD	1.623	1.940	6.152	.4132	.7517	1.149	.8948	.1705	9.414
#1	.5167	.0075	.0028	.0571	.1377	.1004	3.508	.1409	.0039
#2	.5286	.0077	.0030	.0568	.1392	.1020	3.553	.1413	.0044

Elem	V_2924	Zn2062	As1890	Tl1908	Pb2203	Se1960	Sb2068	Al3961	Ca3179
Avg	**.2693**	**.3578**	**.0346**	**.0022**	**.1789**	**.0121**	**.0024**	**96.29**	**13.89**
Stddev	.0032	.0002	.0014	.0004	.0014	.0041	.0008	1.52	.20
%RSD	1.177	.0528	4.100	16.56	.7964	33.81	32.56	1.577	1.464
#1	.2671	.3577	.0356	.0019	.1799	.0092	.0030	95.22	13.74
#2	.2715	.3580	.0336	.0025	.1779	.0150	.0018	97.37	14.03

Elem	Fe2599	Mg2790	K_7664	Na5895	B_2089	Mo2020	Pd3404	Si2124	Sn1899
Avg	**166.3**	**22.75**	**6.258**	**2.273**	**.0322**	**.0044**	**.0050**	**11.18**	**.0381**
Stddev	3.2	.41	.068	.034	.0006	.0000	.0003	.05	.0005
%RSD	1.919	1.808	1.092	1.495	1.844	.1972	6.394	.4402	1.414
#1	164.1	22.45	6.209	2.249	.0326	.0044	.0047	11.14	.0377
#2	168.6	23.04	6.306	2.297	.0318	.0044	.0052	11.21	.0384

Elem	Sr4077	Ti3349	W_2079	Zr3391	S_1820	Bi2230	Li6707
Avg	**.0816**	**3.655**	**.0104**	**.0532**	**.5373**	**.0850**	**.0766**
Stddev	.0013	.028	.0004	.0003	.0030	.0026	.0015
%RSD	1.588	.7751	4.186	.5284	.5600	3.098	1.903
#1	.0807	3.635	.0101	.0530	.5351	.0831	.0756
#2	.0825	3.675	.0107	.0534	.5394	.0869	.0776

Int. Std.	Y_3600	Y_3710	Y_2243	In2306
Avg	**78177.**	**26931.**	**1704.0**	**3744.5**
Stddev	314.	266.	13.1	19.6
%RSD	.40147	.98878	.77094	.52420
#1	78399.	27119.	1713.3	3758.4
#2	77956.	26743.	1694.8	3730.6

Zoom In Zoom Out

Sample Name: ccv Acquired: 7/31/2014 19:44:47 Type: QC
Method: Accutest 2(v253) Mode: CONC Corr. Factor: 1.000000
User: admin Custom ID1: Custom ID2: Custom ID3:
Comment:

Elem	Ba4554	Be3130	Cd2288	Co2286	Cr2677	Cu3247	Mn2576	Ni2316	Ag3280
Units	ppm	ppm	ppm	ppm	ppm	ppm	ppm	ppm	ppm
Avg	**1.972**	**1.999**	**1.985**	**2.005**	**2.003**	**1.875**	**2.017**	**2.042**	**.2392**
Stddev	.009	.009	.004	.002	.008	.005	.006	.001	.0005
%RSD	.4674	.4517	.2002	.1128	.3819	.2745	.2953	.0611	.2210
#1	1.966	1.992	1.983	2.006	2.009	1.871	2.021	2.041	.2395
#2	1.979	2.005	1.988	2.003	1.998	1.878	2.013	2.043	.2388
Check ?	Chk Pass	Chk Pass	Chk Pass	Chk Pass	Chk Pass	Chk Pass	Chk Pass	Chk Pass	Chk Pass
Value									
Range									

Elem	V_2924	Zn2062	As1890	Tl1908	Pb2203	Se1960	Sb2068	Al3961	Ca3179
Units	ppm	ppm	ppm	ppm	ppm	ppm	ppm	ppm	ppm
Avg	**1.948**	**2.084**	**1.961**	**2.079**	**2.073**	**1.964**	**1.951**	**38.40**	**39.67**
Stddev	.006	.001	.003	.003	.002	.011	.006	.26	.24
%RSD	.3001	.0434	.1631	.1487	.0818	.5701	.3248	.6702	.5939
#1	1.952	2.085	1.958	2.077	2.072	1.956	1.946	38.22	39.51
#2	1.943	2.084	1.963	2.081	2.074	1.972	1.955	38.58	39.84
Check ?	Chk Pass	Chk Pass	Chk Pass	Chk Pass	Chk Pass	Chk Pass	Chk Pass	Chk Pass	Chk Pass
Value									
Range									

Elem	Fe2599	Mg2790	K_7664	Na5895	B_2089	Mo2020	Pd3404	Si2124	Sn1899
Units	ppm	ppm	ppm	ppm	ppm	ppm	ppm	ppm	ppm
Avg	**39.77**	**39.23**	**39.47**	**39.59**	**1.977**	**2.023**	**1.928**	**5.001**	**2.062**
Stddev	.25	.28	.05	.08	.011	.001	.005	.020	.004
%RSD	.6177	.7182	.1291	.2108	.5408	.0231	.2831	.4016	.1717
#1	39.59	39.04	39.43	39.53	1.969	2.023	1.924	4.987	2.059
#2	39.94	39.43	39.50	39.65	1.984	2.023	1.932	5.016	2.064
Check ?	Chk Pass	Chk Pass	Chk Pass	Chk Pass	Chk Pass	Chk Pass	Chk Pass	Chk Pass	Chk Pass
Value									
Range									

Zoom In Zoom Out

Sample Name: ccv Acquired: 7/31/2014 19:44:47 Type: QC
Method: Accutest 2(v253) Mode: CONC Corr. Factor: 1.000000
User: admin Custom ID1: Custom ID2: Custom ID3:
Comment:

Elem	Sr4077	Ti3349	W_2079	Zr3391	S_1820	Bi2230	Li6707
Units	ppm	ppm	ppm	ppm	ppm	ppm	ppm
Avg	**1.974**	**1.985**	**1.966**	**1.929**	**1.969**	**1.944**	**1.936**
Stddev	.010	.002	.008	.003	.004	.007	.004
%RSD	.4858	.0730	.3957	.1493	.2111	.3660	.1806
#1	1.968	1.986	1.972	1.931	1.966	1.939	1.933
#2	1.981	1.984	1.961	1.927	1.972	1.949	1.938
Check ?	Chk Pass	Chk Pass	Chk Pass	Chk Pass	Chk Pass	Chk Pass	Chk Pass
Value							
Range							

Int. Std.	Y_3600	Y_3710	Y_2243	In2306
Units	Cts/S	Cts/S	Cts/S	Cts/S
Avg	**75308.**	**25860.**	**1653.6**	**3666.6**
Stddev	18.	158.	14.6	24.8
%RSD	.02448	.61006	.88089	.67614
#1	75295.	25972.	1663.9	3684.1
#2	75321.	25749.	1643.3	3649.0

Zoom In Zoom Out

Sample Name: ccb Acquired: 7/31/2014 19:47:42 Type: QC
Method: Accutest 2(v253) Mode: CONC Corr. Factor: 1.000000
User: admin Custom ID1: Custom ID2: Custom ID3:
Comment:

Elem	Ba4554	Be3130	Cd2288	Co2286	Cr2677	Cu3247	Mn2576	Ni2316
Units	ppm	ppm	ppm	ppm	ppm	ppm	ppm	ppm
Avg	**.0002**	**.0001**	**.0002**	**.0000**	**-.0000**	F **-.0013**	**.0001**	**.0000**
Stddev	.0000	.0000	.0001	.0001	.0002	.0002	.0000	.0001
%RSD	8.786	28.67	44.95	1044.	14920.	16.56	10.02	336.6
#1	.0002	.0001	.0002	-.0001	.0001	-.0011	.0001	.0001
#2	.0002	.0001	.0001	.0001	-.0001	-.0014	.0001	-.0001
Check ?	Chk Pass	Chk Pass	Chk Pass	Chk Pass	Chk Pass	Chk Fail	Chk Pass	Chk Pass
High Limit						.0012		
Low Limit						-.0012		

Elem	Ag3280	V_2924	Zn2062	As1890	Tl1908	Pb2203	Se1960	Sb2068
Units	ppm	ppm	ppm	ppm	ppm	ppm	ppm	ppm
Avg	**-.0004**	**-.0001**	**.0003**	**-.0001**	**-.0002**	**.0009**	**-.0008**	**-.0003**
Stddev	.0003	.0000	.0001	.0002	.0012	.0007	.0002	.0003
%RSD	81.06	56.80	20.34	177.8	736.8	79.04	22.37	87.20
#1	-.0002	-.0000	.0003	.0000	-.0010	.0004	-.0007	-.0001
#2	-.0006	-.0001	.0002	-.0002	.0007	.0014	-.0009	-.0005
Check ?	Chk Pass	Chk Pass	Chk Pass	Chk Pass	Chk Pass	Chk Pass	Chk Pass	Chk Pass
High Limit								
Low Limit								

Elem	Al3961	Ca3179	Fe2599	Mg2790	K_7664	Na5895	B_2089	Mo2020
Units	ppm	ppm	ppm	ppm	ppm	ppm	ppm	ppm
Avg	**.0043**	**.0044**	**.0039**	**.0047**	**-.0026**	**.0113**	**.0019**	**.0009**
Stddev	.0018	.0010	.0003	.0096	.0064	.0006	.0008	.0002
%RSD	42.34	22.01	7.771	203.6	247.0	5.516	44.39	27.78
#1	.0030	.0037	.0037	.0114	-.0071	.0109	.0013	.0007
#2	.0056	.0051	.0041	-.0021	.0019	.0118	.0025	.0011
Check ?	Chk Pass	Chk Pass	Chk Pass	Chk Pass	Chk Pass	Chk Pass	Chk Pass	Chk Pass
High Limit								
Low Limit								

Zoom In Zoom Out

Sample Name: ccb Acquired: 7/31/2014 19:47:42 Type: QC
Method: Accutest 2(v253) Mode: CONC Corr. Factor: 1.000000
User: admin Custom ID1: Custom ID2: Custom ID3:
Comment:

Elem	Pd3404	Si2124	Sn1899	Sr4077	Ti3349	W_2079	Zr3391	S_1820
Units	ppm	ppm	ppm	ppm	ppm	ppm	ppm	ppm
Avg	**.0007**	**.0065**	**-.0003**	**.0002**	**-.0002**	F **.0147**	**.0004**	F **.0160**
Stddev	.0001	.0016	.0010	.0001	.0002	.0003	.0001	.0001
%RSD	20.69	25.07	311.3	40.79	79.55	2.122	16.55	.5397
#1	.0006	.0054	.0004	.0002	-.0003	.0149	.0004	.0161
#2	.0008	.0077	-.0010	.0001	-.0001	.0145	.0005	.0160
Check ?	Chk Pass	Chk Pass	Chk Pass	Chk Pass	Chk Pass	Chk Fail	Chk Pass	Chk Fail
High Limit						.0050		.0150
Low Limit						-.0050		-.0150

Elem	Bi2230	Li6707
Units	ppm	ppm
Avg	**-.0009**	**.0007**
Stddev	.0005	.0006
%RSD	53.56	86.77
#1	-.0006	.0011
#2	-.0013	.0003
Check ?	Chk Pass	Chk Pass
High Limit		
Low Limit		

Int. Std.	Y_3600	Y_3710	Y_2243	In2306
Units	Cts/S	Cts/S	Cts/S	Cts/S
Avg	**79816.**	**26276.**	**1719.5**	**4119.0**
Stddev	171.	74.	11.2	20.9
%RSD	.21416	.28220	.65197	.50749
#1	79937.	26223.	1727.4	4133.8
#2	79695.	26328.	1711.6	4104.2

Zoom In Zoom Out

Sample Name: jb72804-19 Acquired: 7/31/2014 19:50:56 Type: Unk
Method: Accutest 2(v253) Mode: CONC Corr. Factor: 1.000000
User: admin Custom ID1: Custom ID2: Custom ID3:
Comment:

Elem	Ba4554	Be3130	Cd2288	Co2286	Cr2677	Cu3247	Mn2576	Ni2316	Ag3280
Avg	**.7980**	**.0066**	**.0023**	**.0516**	**.1433**	**.0608**	**2.273**	**.1099**	**.0033**
Stddev	.0043	.0001	.0000	.0001	.0015	.0002	.021	.0003	.0007
%RSD	.5397	1.239	.0507	.2329	1.024	.2473	.9259	.2597	20.09
#1	.7949	.0065	.0023	.0515	.1422	.0607	2.258	.1097	.0038
#2	.8010	.0066	.0023	.0517	.1443	.0609	2.288	.1101	.0029

Elem	V_2924	Zn2062	As1890	Tl1908	Pb2203	Se1960	Sb2068	Al3961	Ca3179
Avg	**.1992**	**.3413**	**.0294**	**.0011**	**.1627**	**.0073**	**.0020**	**81.67**	**33.41**
Stddev	.0017	.0012	.0004	.0020	.0014	.0026	.0013	.48	.12
%RSD	.8688	.3396	1.223	186.8	.8512	35.19	63.32	.5885	.3487
#1	.1979	.3404	.0292	.0025	.1637	.0055	.0029	81.33	33.33
#2	.2004	.3421	.0297	-.0003	.1618	.0091	.0011	82.01	33.49

Elem	Fe2599	Mg2790	K_7664	Na5895	B_2089	Mo2020	Pd3404	Si2124	Sn1899
Avg	**147.1**	**20.35**	**7.901**	**.7649**	**.0394**	**.0024**	**.0059**	**10.39**	**.0204**
Stddev	.8	.09	.026	.0120	.0006	.0003	.0000	.03	.0003
%RSD	.5530	.4597	.3299	1.570	1.414	11.45	.1459	.2413	1.666
#1	146.5	20.29	7.883	.7564	.0390	.0022	.0059	10.37	.0206
#2	147.7	20.42	7.920	.7734	.0398	.0026	.0059	10.41	.0201

Elem	Sr4077	Ti3349	W_2079	Zr3391	S_1820	Bi2230	Li6707
Avg	**.0675**	**1.748**	**.0156**	**.0679**	**.8851**	**.0365**	**.0862**
Stddev	.0004	.013	.0019	.0004	.0033	.0007	.0009
%RSD	.6354	.7576	12.14	.5777	.3678	1.790	1.018
#1	.0672	1.738	.0143	.0677	.8828	.0360	.0855
#2	.0678	1.757	.0170	.0682	.8874	.0369	.0868

Int. Std.	Y_3600	Y_3710	Y_2243	In2306
Avg	**78239.**	**27153.**	**1705.9**	**3754.3**
Stddev	550.	130.	12.4	22.4
%RSD	.70283	.47856	.72831	.59752
#1	78628.	27245.	1714.7	3770.2
#2	77851.	27061.	1697.1	3738.4

Zoom In Zoom Out

Sample Name: jb72804-21 Acquired: 7/31/2014 19:54:02 Type: Unk
Method: Accutest 2(v253) Mode: CONC Corr. Factor: 1.000000
User: admin Custom ID1: Custom ID2: Custom ID3:
Comment:

Elem	Ba4554	Be3130	Cd2288	Co2286	Cr2677	Cu3247	Mn2576	Ni2316	Ag3280
Avg	**.5983**	**.0071**	**.0032**	**.0526**	**.2125**	**.1027**	**4.391**	**.1390**	**.0063**
Stddev	.0009	.0001	.0000	.0007	.0016	.0009	.022	.0008	.0011
%RSD	.1528	.7889	.8201	1.255	.7397	.9248	.5009	.5627	16.89
#1	.5989	.0070	.0032	.0531	.2114	.1020	4.375	.1395	.0071
#2	.5976	.0071	.0032	.0521	.2136	.1033	4.406	.1384	.0056

Elem	V_2924	Zn2062	As1890	Tl1908	Pb2203	Se1960	Sb2068	Al3961	Ca3179
Avg	**.2784**	**.5511**	**.0360**	**.0025**	**1.171**	**.0118**	**.0025**	**78.16**	**44.64**
Stddev	.0018	.0008	.0003	.0007	.002	.0008	.0000	.23	.17
%RSD	.6299	.1496	.8301	28.95	.1286	6.538	1.534	.2976	.3895
#1	.2771	.5517	.0362	.0030	1.170	.0123	.0025	78.32	44.76
#2	.2796	.5505	.0358	.0020	1.172	.0112	.0025	77.99	44.52

Elem	Fe2599	Mg2790	K_7664	Na5895	B_2089	Mo2020	Pd3404	Si2124	Sn1899
Avg	**156.3**	**22.89**	**7.250**	**1.021**	**.0450**	**.0053**	**.0059**	**10.55**	**.0270**
Stddev	.2	.06	.022	.003	.0002	.0001	.0009	.04	.0004
%RSD	.1492	.2669	.3013	.2630	.3817	2.627	15.80	.3425	1.327
#1	156.4	22.93	7.265	1.019	.0449	.0054	.0053	10.58	.0268
#2	156.1	22.85	7.235	1.023	.0451	.0052	.0066	10.53	.0273

Elem	Sr4077	Ti3349	W_2079	Zr3391	S_1820	Bi2230	Li6707
Avg	**.1057**	**2.466**	**.0149**	**.0354**	**.6242**	**.0553**	**.0801**
Stddev	.0003	.013	.0007	.0007	.0019	.0018	.0003
%RSD	.2966	.5164	4.776	1.901	.3119	3.269	.4172
#1	.1060	2.457	.0155	.0349	.6228	.0540	.0798
#2	.1055	2.475	.0144	.0359	.6256	.0565	.0803

Int. Std.	Y_3600	Y_3710	Y_2243	In2306
Avg	**77819.**	**26825.**	**1694.0**	**3711.1**
Stddev	244.	126.	10.7	22.1
%RSD	.31316	.46816	.62952	.59614
#1	77991.	26736.	1701.5	3726.7
#2	77646.	26913.	1686.4	3695.4

Zoom In Zoom Out

Sample Name: jb72804-22 Acquired: 7/31/2014 19:57:08 Type: Unk
Method: Accutest 2(v253) Mode: CONC Corr. Factor: 1.000000
User: admin Custom ID1: Custom ID2: Custom ID3:
Comment:

Elem	Ba4554	Be3130	Cd2288	Co2286	Cr2677	Cu3247	Mn2576	Ni2316	Ag3280
Avg	**.4553**	**.0069**	**.0029**	**.0647**	**.1573**	**.0443**	**3.694**	**.1455**	**.0049**
Stddev	.0011	.0001	.0000	.0003	.0012	.0007	.027	.0003	.0004
%RSD	.2437	.8627	.4620	.4814	.7624	1.534	.7290	.1797	8.648
#1	.4545	.0069	.0029	.0649	.1565	.0438	3.675	.1457	.0052
#2	.4560	.0070	.0029	.0644	.1582	.0447	3.713	.1454	.0046

Elem	V_2924	Zn2062	As1890	Tl1908	Pb2203	Se1960	Sb2068	Al3961	Ca3179
Avg	**.1771**	**.4499**	**.0178**	**.0030**	**.1476**	**.0105**	**.0020**	**59.00**	**30.98**
Stddev	.0017	.0010	.0018	.0013	.0006	.0037	.0024	.34	.17
%RSD	.9398	.2319	10.00	41.50	.3816	35.28	117.8	.5838	.5538
#1	.1759	.4507	.0191	.0022	.1480	.0131	.0037	58.76	30.86
#2	.1783	.4492	.0166	.0039	.1472	.0079	.0003	59.24	31.11

Elem	Fe2599	Mg2790	K_7664	Na5895	B_2089	Mo2020	Pd3404	Si2124	Sn1899
Avg	**180.1**	**24.07**	**9.619**	**.9758**	**.0557**	**.0029**	**.0078**	**9.069**	**.0188**
Stddev	1.1	.20	.016	.0069	.0011	.0001	.0001	.002	.0010
%RSD	.6250	.8142	.1704	.7080	2.065	2.574	.8106	.0262	5.340
#1	179.3	23.93	9.607	.9709	.0549	.0029	.0079	9.070	.0195
#2	180.9	24.21	9.630	.9807	.0565	.0028	.0078	9.067	.0181

Elem	Sr4077	Ti3349	W_2079	Zr3391	S_1820	Bi2230	Li6707
Avg	**.1114**	**2.183**	**.0127**	**.0622**	**.3477**	**.0459**	**.0925**
Stddev	.0004	.017	.0020	.0004	.0014	.0010	.0000
%RSD	.4013	.7673	15.46	.5714	.4072	2.217	.0269
#1	.1110	2.171	.0113	.0620	.3467	.0452	.0924
#2	.1117	2.195	.0141	.0625	.3487	.0467	.0925

Int. Std.	Y_3600	Y_3710	Y_2243	In2306
Avg	**78091.**	**26858.**	**1689.3**	**3763.7**
Stddev	433.	147.	7.8	12.8
%RSD	.55439	.54596	.46205	.33877
#1	78397.	26962.	1694.8	3772.7
#2	77785.	26754.	1683.8	3754.7

Zoom In Zoom Out

Sample Name: jb72804-6a Acquired: 7/31/2014 20:00:14 Type: Unk
Method: Accutest 2(v253) Mode: CONC Corr. Factor: 1.000000
User: admin Custom ID1: Custom ID2: Custom ID3:
Comment:

Elem	Ba4554	Be3130	Cd2288	Co2286	Cr2677	Cu3247	Mn2576	Ni2316	Ag3280
Avg	**.3582**	**.0064**	**.0017**	**.0372**	**.1382**	**.0568**	**1.586**	**.0973**	**.0048**
Stddev	.0022	.0000	.0001	.0001	.0010	.0003	.006	.0004	.0007
%RSD	.6234	.7701	6.825	.2036	.7159	.4983	.3949	.3905	15.15
#1	.3566	.0063	.0016	.0371	.1375	.0570	1.582	.0970	.0043
#2	.3598	.0064	.0018	.0373	.1389	.0566	1.591	.0975	.0053

Elem	V_2924	Zn2062	As1890	Tl1908	Pb2203	Se1960	Sb2068	Al3961	Ca3179
Avg	**.2026**	**.3617**	**.0241**	**.0031**	**.0695**	**.0099**	**.0017**	**102.8**	**7.913**
Stddev	.0007	.0013	.0013	.0013	.0010	.0018	.0029	.6	.025
%RSD	.3391	.3668	5.264	42.97	1.379	17.70	166.7	.5531	.3108
#1	.2021	.3608	.0250	.0022	.0702	.0087	-.0003	102.4	7.895
#2	.2031	.3626	.0232	.0041	.0688	.0111	.0038	103.2	7.930

Elem	Fe2599	Mg2790	K_7664	Na5895	B_2089	Mo2020	Pd3404	Si2124	Sn1899
Avg	**155.3**	**15.58**	**7.149**	**18.80**	**.0385**	**.0034**	**.0055**	**10.02**	**.0192**
Stddev	.6	.02	.028	.08	.0004	.0002	.0006	.03	.0001
%RSD	.3947	.1582	.3907	.4132	1.109	5.635	11.75	.2594	.3818
#1	154.8	15.56	7.129	18.75	.0382	.0033	.0050	10.00	.0191
#2	155.7	15.60	7.169	18.86	.0388	.0036	.0060	10.04	.0192

Elem	Sr4077	Ti3349	W_2079	Zr3391	S_1820	Bi2230	Li6707
Avg	**.0655**	**2.833**	**.0106**	**.0583**	**.6681**	**.0624**	**.0607**
Stddev	.0003	.011	.0019	.0005	.0085	.0006	.0012
%RSD	.5247	.3929	17.97	.8763	1.271	.9054	2.056
#1	.0652	2.826	.0092	.0579	.6621	.0620	.0598
#2	.0657	2.841	.0119	.0587	.6741	.0628	.0616

Int. Std.	Y_3600	Y_3710	Y_2243	In2306
Avg	**77300.**	**26619.**	**1691.2**	**3752.5**
Stddev	55.	63.	11.1	23.9
%RSD	.07137	.23633	.65843	.63593
#1	77339.	26575.	1699.1	3769.4
#2	77261.	26664.	1683.4	3735.6

Zoom In Zoom Out

Sample Name: mp80976-mb1 2 Acquired: 7/31/2014 20:03:20 Type: Unk
Method: Accutest 2(v253) Mode: CONC Corr. Factor: 1.000000
User: admin Custom ID1: Custom ID2: Custom ID3:
Comment:

Elem	Ba4554	Be3130	Cd2288	Co2286	Cr2677	Cu3247	Mn2576	Ni2316	Ag3280
Avg	**.0008**	**.0001**	**.0002**	**-.0001**	**.0010**	**-.0040**	**.0011**	**.0000**	**-.0004**
Stddev	.0000	.0000	.0001	.0001	.0003	.0061	.0002	.0002	.0001
%RSD	1.170	3.492	45.83	144.7	30.82	152.3	18.45	7003.	27.24
#1	.0008	.0001	.0002	-.0002	.0012	.0003	.0013	.0001	-.0004
#2	.0008	.0001	.0001	.0000	.0008	-.0083	.0010	-.0001	-.0005

Elem	V_2924	Zn2062	As1890	Tl1908	Pb2203	Se1960	Sb2068	Al3961	Ca3179
Avg	**.0002**	**.0041**	**-.0002**	**-.0011**	**.0008**	**.0016**	**.0007**	**.0537**	**.0822**
Stddev	.0000	.0001	.0004	.0007	.0018	.0007	.0014	.0052	.0013
%RSD	3.547	1.817	221.0	59.01	220.0	39.97	192.8	9.622	1.620
#1	.0002	.0041	-.0005	-.0016	-.0005	.0021	-.0003	.0574	.0832
#2	.0002	.0042	.0001	-.0007	.0021	.0012	.0017	.0501	.0813

Elem	Fe2599	Mg2790	K_7664	Na5895	B_2089	Mo2020	Pd3404	Si2124	Sn1899
Avg	**.0804**	**.0083**	**-.0048**	**.0268**	**.0016**	**.0003**	**-.0002**	**.0641**	**.0159**
Stddev	.0035	.0117	.0179	.0002	.0006	.0002	.0010	.0018	.0002
%RSD	4.384	141.6	369.5	.6602	37.15	67.45	537.3	2.835	1.198
#1	.0829	.0166	.0078	.0270	.0012	.0004	.0005	.0628	.0158
#2	.0779	-.0000	-.0175	.0267	.0020	.0001	-.0009	.0654	.0160

Elem	Sr4077	Ti3349	W_2079	Zr3391	S_1820	Bi2230	Li6707
Avg	**.0002**	**.0021**	**.0054**	**.0006**	**.0286**	**-.0016**	**.0002**
Stddev	.0000	.0003	.0011	.0002	.0022	.0010	.0008
%RSD	4.483	13.00	20.39	26.76	7.759	60.59	325.6
#1	.0002	.0023	.0046	.0005	.0302	-.0009	-.0003
#2	.0002	.0019	.0062	.0007	.0271	-.0022	.0008

Int. Std.	Y_3600	Y_3710	Y_2243	In2306
Avg	*****	**26335.**	**1692.3**	**4080.2**
Stddev	-----	34.	3.6	2.2
%RSD	-----	.12724	.21280	.05422
#1	79532.	26312.	1689.8	4078.6
#2	-----	26359.	1694.9	4081.8

Zoom In Zoom Out

Sample Name: mp80976-lc1 Acquired: 7/31/2014 20:06:33 Type: Unk
Method: Accutest 2(v253) Mode: CONC Corr. Factor: 1.000000
User: admin Custom ID1: Custom ID2: Custom ID3:
Comment:

Elem	Ba4554	Be3130	Cd2288	Co2286	Cr2677	Cu3247	Mn2576	Ni2316	Ag3280
Avg	**1.768**	**.5894**	**.9318**	**1.102**	**1.133**	**.8027**	**4.316**	**.6303**	**.3509**
Stddev	.004	.0016	.0027	.003	.002	.0015	.003	.0036	.0006
%RSD	.2084	.2649	.2895	.2340	.1815	.1903	.0723	.5779	.1592
#1	1.771	.5883	.9299	1.100	1.131	.8016	4.314	.6277	.3505
#2	1.766	.5906	.9337	1.104	1.134	.8038	4.318	.6329	.3513

Elem	V_2924	Zn2062	As1890	Tl1908	Pb2203	Se1960	Sb2068	Al3961	Ca3179
Avg	**.7417**	**2.327**	**1.329**	**1.335**	**1.179**	**1.803**	**1.043**	**79.97**	**62.98**
Stddev	.0021	.010	.003	.007	.003	.004	.002	.04	.15
%RSD	.2890	.4380	.2494	.5049	.2223	.2191	.2246	.0470	.2359
#1	.7402	2.320	1.327	1.330	1.177	1.801	1.042	80.00	62.87
#2	.7432	2.334	1.331	1.340	1.181	1.806	1.045	79.95	63.08

Elem	Fe2599	Mg2790	K_7664	Na5895	B_2089	Mo2020	Pd3404	Si2124	Sn1899
Avg	**166.2**	**31.55**	**26.80**	**2.391**	**.9974**	**.4594**	**.0077**	**7.856**	**1.172**
Stddev	.5	.08	.08	.013	.0007	.0010	.0001	.025	.002
%RSD	.2828	.2584	.2839	.5476	.0742	.2214	.9306	.3129	.1713
#1	165.9	31.49	26.86	2.400	.9969	.4587	.0076	7.839	1.171
#2	166.6	31.61	26.75	2.381	.9980	.4601	.0077	7.874	1.174

Elem	Sr4077	Ti3349	W_2079	Zr3391	S_1820	Bi2230	Li6707
Avg	**.5771**	**3.770**	**.0176**	**.0648**	**1.365**	**.0800**	**.0817**
Stddev	.0000	.019	.0004	.0000	.003	.0003	.0005
%RSD	.0043	.5108	2.007	.0526	.1986	.3938	.6002
#1	.5771	3.756	.0173	.0648	1.363	.0798	.0820
#2	.5771	3.784	.0178	.0648	1.367	.0803	.0814

Int. Std.	Y_3600	Y_3710	Y_2243	In2306
Avg	**77070.**	**26982.**	**1685.5**	**3657.0**
Stddev	77.	52.	10.7	20.8
%RSD	.10034	.19372	.63617	.56753
#1	77125.	27019.	1693.0	3671.7
#2	77015.	26945.	1677.9	3642.4

Zoom In Zoom Out

Sample Name: mp80976-b1 Acquired: 7/31/2014 20:09:30 Type: Unk
Method: Accutest 2(v253) Mode: CONC Corr. Factor: 1.000000
User: admin Custom ID1: Custom ID2: Custom ID3:
Comment:

Elem	Ba4554	Be3130	Cd2288	Co2286	Cr2677	Cu3247	Mn2576	Ni2316	Ag3280
Avg	**1.918**	**1.973**	**1.945**	**1.938**	**1.998**	**1.863**	**2.007**	**1.976**	**.2289**
Stddev	.033	.034	.001	.002	.008	.001	.009	.002	.0004
%RSD	1.718	1.712	.0625	.1039	.4089	.0404	.4269	.0868	.1594
#1	1.895	1.949	1.945	1.937	1.992	1.863	2.001	1.974	.2287
#2	1.941	1.997	1.946	1.940	2.003	1.862	2.013	1.977	.2292

Elem	V_2924	Zn2062	As1890	Tl1908	Pb2203	Se1960	Sb2068	Al3961	Ca3179
Avg	**1.940**	**2.058**	**1.941**	**2.030**	**2.001**	**1.864**	**1.967**	**24.60**	**25.41**
Stddev	.004	.004	.004	.004	.001	.003	.001	.49	.48
%RSD	.2165	.2136	.1880	.1738	.0507	.1746	.0606	1.996	1.890
#1	1.937	2.055	1.944	2.027	2.002	1.867	1.968	24.25	25.07
#2	1.943	2.061	1.939	2.032	2.000	1.862	1.966	24.94	25.75

Elem	Fe2599	Mg2790	K_7664	Na5895	B_2089	Mo2020	Pd3404	Si2124	Sn1899
Avg	**25.52**	**24.90**	**25.41**	**25.46**	**.0404**	**2.049**	**1.790**	**1.573**	**2.150**
Stddev	.44	.53	.41	.45	.0003	.002	.003	.009	.005
%RSD	1.728	2.129	1.595	1.751	.8348	.0915	.1758	.5839	.2534
#1	25.21	24.53	25.12	25.15	.0402	2.047	1.788	1.566	2.153
#2	25.83	25.28	25.69	25.78	.0407	2.050	1.792	1.579	2.146

Elem	Sr4077	Ti3349	W_2079	Zr3391	S_1820	Bi2230	Li6707
Avg	**1.962**	**2.106**	**2.182**	**1.915**	**.0207**	**1.896**	**1.953**
Stddev	.035	.003	.004	.006	.0046	.000	.034
%RSD	1.756	.1599	.1841	.2939	22.35	.0065	1.759
#1	1.938	2.104	2.179	1.911	.0175	1.896	1.929
#2	1.987	2.108	2.185	1.919	.0240	1.896	1.977

Int. Std.	Y_3600	Y_3710	Y_2243	In2306
Avg	**75156.**	**26023.**	**1642.2**	**3718.4**
Stddev	234.	337.	6.1	18.6
%RSD	.31193	1.2964	.36965	.50076
#1	75322.	26261.	1646.5	3731.6
#2	74990.	25784.	1637.9	3705.3

Zoom In Zoom Out

Sample Name: mp80976-s1 Acquired: 7/31/2014 20:12:26 Type: Unk
Method: Accutest 2(v253) Mode: CONC Corr. Factor: 1.000000
User: admin Custom ID1: Custom ID2: Custom ID3:
Comment:

Elem	Ba4554	Be3130	Cd2288	Co2286	Cr2677	Cu3247	Mn2576	Ni2316	Ag3280
Avg	**2.903**	**1.825**	**1.866**	**1.876**	**2.142**	**2.282**	**7.477**	**1.987**	**.2253**
Stddev	.057	.038	.003	.001	.004	.007	.116	.001	.0010
%RSD	1.972	2.087	.1683	.0528	.2006	.3265	1.545	.0429	.4589
#1	2.862	1.798	1.864	1.877	2.139	2.276	7.396	1.986	.2246
#2	2.943	1.852	1.869	1.875	2.145	2.287	7.559	1.988	.2261

Elem	V_2924	Zn2062	As1890	Tl1908	Pb2203	Se1960	Sb2068	Al3961	Ca3179
Avg	**2.028**	**3.235**	**1.980**	**1.870**	**2.883**	**1.825**	**1.352**	**103.0**	**107.2**
Stddev	.008	.003	.001	.001	.004	.002	.004	2.3	2.5
%RSD	.3744	.0923	.0452	.0528	.1427	.0895	.2644	2.250	2.318
#1	2.023	3.232	1.979	1.871	2.880	1.823	1.349	101.4	105.4
#2	2.034	3.237	1.981	1.870	2.886	1.826	1.354	104.6	109.0

Elem	Fe2599	Mg2790	K_7664	Na5895	B_2089	Mo2020	Pd3404	Si2124	Sn1899
Avg	**164.8**	**53.40**	**35.96**	**26.22**	**.1512**	**1.917**	**.9896**	**9.203**	**2.020**
Stddev	3.6	1.34	.70	.48	.0010	.002	.0027	.003	.000
%RSD	2.179	2.514	1.942	1.841	.6661	.1227	.2695	.0267	.0222
#1	162.3	52.45	35.47	25.88	.1519	1.915	.9878	9.205	2.020
#2	167.3	54.35	36.45	26.57	.1504	1.918	.9915	9.202	2.021

Elem	Sr4077	Ti3349	W_2079	Zr3391	S_1820	Bi2230	Li6707
Avg	**2.164**	**5.267**	**1.869**	**1.562**	**5.595**	**1.882**	**1.959**
Stddev	.043	.006	.004	.006	.003	.003	.032
%RSD	1.998	.1133	.1932	.3827	.0469	.1803	1.645
#1	2.134	5.263	1.866	1.557	5.593	1.880	1.937
#2	2.195	5.272	1.871	1.566	5.597	1.884	1.982

Int. Std.	Y_3600	Y_3710	Y_2243	In2306
Avg	**74664.**	**26631.**	**1611.7**	**3514.1**
Stddev	151.	542.	10.4	24.1
%RSD	.20203	2.0368	.64743	.68566
#1	74770.	27014.	1619.0	3531.1
#2	74557.	26247.	1604.3	3497.0

Zoom In Zoom Out

Sample Name: mp80976-s2 Acquired: 7/31/2014 20:15:27 Type: Unk
Method: Accutest 2(v253) Mode: CONC Corr. Factor: 1.000000
User: admin Custom ID1: Custom ID2: Custom ID3:
Comment:

Elem	Ba4554	Be3130	Cd2288	Co2286	Cr2677	Cu3247	Mn2576	Ni2316	Ag3280
Avg	**2.879**	**1.734**	**1.762**	**1.770**	**1.948**	**2.072**	**8.186**	**1.857**	**.2180**
Stddev	.013	.007	.007	.007	.000	.000	.028	.003	.0005
%RSD	.4486	.4271	.4131	.4085	.0003	.0149	.3358	.1800	.2457
#1	2.870	1.729	1.768	1.775	1.948	2.072	8.205	1.859	.2176
#2	2.888	1.739	1.757	1.765	1.948	2.072	8.166	1.854	.2184

Elem	V_2924	Zn2062	As1890	Tl1908	Pb2203	Se1960	Sb2068	Al3961	Ca3179
Avg	**1.903**	**2.810**	**1.830**	**1.756**	**2.597**	**1.726**	**1.161**	**127.5**	**269.3**
Stddev	.002	.001	.008	.004	.005	.006	.002	.7	2.3
%RSD	.0963	.0503	.4282	.2562	.1943	.3578	.1763	.5600	.8399
#1	1.902	2.811	1.836	1.759	2.601	1.730	1.163	127.0	267.7
#2	1.904	2.809	1.825	1.753	2.594	1.721	1.160	128.0	270.9

Elem	Fe2599	Mg2790	K_7664	Na5895	B_2089	Mo2020	Pd3404	Si2124	Sn1899
Avg	**143.8**	**93.44**	**34.75**	**26.68**	**.1605**	**1.745**	**1.007**	**11.64**	**1.781**
Stddev	.7	.58	.05	.09	.0001	.004	.004	.05	.003
%RSD	.4769	.6236	.1377	.3447	.0660	.2305	.3672	.4481	.1931
#1	143.3	93.03	34.71	26.61	.1606	1.748	1.010	11.67	1.784
#2	144.3	93.85	34.78	26.74	.1604	1.743	1.005	11.60	1.779

Elem	Sr4077	Ti3349	W_2079	Zr3391	S_1820	Bi2230	Li6707
Avg	**2.421**	**5.608**	**1.646**	**1.505**	**8.569**	**1.792**	**1.889**
Stddev	.005	.020	.006	.000	.017	.004	.005
%RSD	.2165	.3628	.3537	.0192	.1943	.2102	.2554
#1	2.417	5.623	1.650	1.504	8.581	1.794	1.885
#2	2.424	5.594	1.642	1.505	8.557	1.789	1.892

Int. Std.	Y_3600	Y_3710	Y_2243	In2306
Avg	**72691.**	**26199.**	**1586.6**	**3337.2**
Stddev	128.	55.	.2	3.5
%RSD	.17648	.20909	.01390	.10613
#1	72600.	26237.	1586.8	3339.7
#2	72782.	26160.	1586.5	3334.7

Zoom In Zoom Out

Sample Name: ccv Acquired: 7/31/2014 20:18:35 Type: QC
Method: Accutest 2(v253) Mode: CONC Corr. Factor: 1.000000
User: admin Custom ID1: Custom ID2: Custom ID3:
Comment:

Elem	Ba4554	Be3130	Cd2288	Co2286	Cr2677	Cu3247	Mn2576	Ni2316	Ag3280
Units	ppm	ppm	ppm	ppm	ppm	ppm	ppm	ppm	ppm
Avg	**1.971**	**1.998**	**1.976**	**2.002**	**2.013**	**1.861**	**2.017**	**2.036**	**.2383**
Stddev	.017	.012	.007	.003	.004	.002	.005	.001	.0010
%RSD	.8513	.5878	.3743	.1662	.2131	.1282	.2747	.0430	.4123
#1	1.959	1.990	1.971	1.999	2.016	1.863	2.021	2.036	.2376
#2	1.983	2.007	1.981	2.004	2.010	1.860	2.013	2.037	.2390
Check ?	Chk Pass	Chk Pass	Chk Pass	Chk Pass	Chk Pass	Chk Pass	Chk Pass	Chk Pass	Chk Pass
Value									
Range									

Elem	V_2924	Zn2062	As1890	Tl1908	Pb2203	Se1960	Sb2068	Al3961	Ca3179
Units	ppm	ppm	ppm	ppm	ppm	ppm	ppm	ppm	ppm
Avg	**1.949**	**2.077**	**1.950**	**2.072**	**2.066**	**1.948**	**1.941**	**38.37**	**39.85**
Stddev	.006	.006	.006	.006	.001	.018	.010	.37	.24
%RSD	.3357	.3029	.3337	.2995	.0268	.9225	.4950	.9645	.5992
#1	1.953	2.072	1.945	2.068	2.067	1.935	1.934	38.11	39.68
#2	1.944	2.081	1.954	2.077	2.066	1.961	1.948	38.63	40.02
Check ?	Chk Pass	Chk Pass	Chk Pass	Chk Pass	Chk Pass	Chk Pass	Chk Pass	Chk Pass	Chk Pass
Value									
Range									

Elem	Fe2599	Mg2790	K_7664	Na5895	B_2089	Mo2020	Pd3404	Si2124	Sn1899
Units	ppm	ppm	ppm	ppm	ppm	ppm	ppm	ppm	ppm
Avg	**39.67**	**39.25**	**39.31**	**39.64**	**1.966**	**2.015**	**1.921**	**4.960**	**2.051**
Stddev	.28	.25	.22	.31	.010	.006	.004	.024	.004
%RSD	.6935	.6260	.5721	.7820	.5199	.3072	.1867	.4781	.1889
#1	39.47	39.08	39.15	39.42	1.959	2.011	1.918	4.943	2.048
#2	39.86	39.43	39.47	39.86	1.973	2.019	1.923	4.977	2.054
Check ?	Chk Pass	Chk Pass	Chk Pass	Chk Pass	Chk Pass	Chk Pass	Chk Pass	Chk Pass	Chk Pass
Value									
Range									

Zoom In Zoom Out

Sample Name: ccv Acquired: 7/31/2014 20:18:35 Type: QC
Method: Accutest 2(v253) Mode: CONC Corr. Factor: 1.000000
User: admin Custom ID1: Custom ID2: Custom ID3:
Comment:

Elem	Sr4077	Ti3349	W_2079	Zr3391	S_1820	Bi2230	Li6707
Units	ppm	ppm	ppm	ppm	ppm	ppm	ppm
Avg	**1.965**	**1.993**	**1.954**	**1.926**	**1.960**	**1.932**	**1.943**
Stddev	.017	.002	.004	.005	.009	.008	.019
%RSD	.8811	.1103	.2069	.2501	.4669	.4253	.9699
#1	1.952	1.991	1.957	1.929	1.954	1.926	1.929
#2	1.977	1.994	1.951	1.922	1.967	1.938	1.956
Check ?	Chk Pass	Chk Pass	Chk Pass	Chk Pass	Chk Pass	Chk Pass	Chk Pass
Value							
Range							

Int. Std.	Y_3600	Y_3710	Y_2243	In2306
Units	Cts/S	Cts/S	Cts/S	Cts/S
Avg	**75407.**	**25798.**	**1661.8**	**3681.9**
Stddev	81.	141.	18.9	35.0
%RSD	.10681	.54649	1.1363	.94978
#1	75350.	25898.	1675.2	3706.7
#2	75464.	25699.	1648.5	3657.2

Zoom In Zoom Out

Sample Name: ccb Acquired: 7/31/2014 20:21:31 Type: QC
Method: Accutest 2(v253) Mode: CONC Corr. Factor: 1.000000
User: admin Custom ID1: Custom ID2: Custom ID3:
Comment:

Elem	Ba4554	Be3130	Cd2288	Co2286	Cr2677	Cu3247	Mn2576	Ni2316	Ag3280
Units	ppm	ppm	ppm	ppm	ppm	ppm	ppm	ppm	ppm
Avg	**.0002**	**.0001**	**.0001**	**.0003**	**.0000**	**.0001**	**.0001**	**.0001**	**-.0006**
Stddev	.0000	.0000	.0001	.0003	.0005	.0004	.0000	.0001	.0001
%RSD	.9675	12.93	170.2	91.96	1992.	544.1	31.79	166.9	20.96
#1	.0002	.0001	.0002	.0001	.0004	.0004	.0001	-.0000	-.0005
#2	.0002	.0001	-.0000	.0004	-.0003	-.0002	.0001	.0002	-.0007
Check ?	Chk Pass	Chk Pass	Chk Pass	Chk Pass	Chk Pass	Chk Pass	Chk Pass	Chk Pass	Chk Pass
High Limit									
Low Limit									

Elem	V_2924	Zn2062	As1890	Tl1908	Pb2203	Se1960	Sb2068	Al3961	Ca3179
Units	ppm	ppm	ppm	ppm	ppm	ppm	ppm	ppm	ppm
Avg	**.0005**	**.0004**	**-.0011**	**-.0001**	**.0007**	**-.0013**	**.0010**	**-.0046**	**.0066**
Stddev	.0000	.0001	.0015	.0013	.0005	.0000	.0002	.0021	.0012
%RSD	1.203	36.92	132.0	991.5	76.42	1.248	19.94	45.11	17.80
#1	.0005	.0003	-.0022	-.0010	.0011	-.0013	.0009	-.0031	.0074
#2	.0005	.0005	-.0001	.0008	.0003	-.0013	.0012	-.0060	.0058
Check ?	Chk Pass	Chk Pass	Chk Pass	Chk Pass	Chk Pass	Chk Pass	Chk Pass	Chk Pass	Chk Pass
High Limit									
Low Limit									

Elem	Fe2599	Mg2790	K_7664	Na5895	B_2089	Mo2020	Pd3404	Si2124	Sn1899
Units	ppm	ppm	ppm	ppm	ppm	ppm	ppm	ppm	ppm
Avg	**.0036**	**.0140**	**-.0450**	**.0142**	**.0010**	**.0012**	**-.0003**	**.0046**	**-.0004**
Stddev	.0024	.0123	.0174	.0019	.0012	.0002	.0012	.0002	.0002
%RSD	67.45	88.15	38.73	13.28	115.7	13.35	416.8	4.889	50.76
#1	.0054	.0053	-.0327	.0155	.0019	.0011	-.0011	.0045	-.0005
#2	.0019	.0227	-.0573	.0129	.0002	.0013	.0005	.0048	-.0002
Check ?	Chk Pass	Chk Pass	Chk Pass	Chk Pass	Chk Pass	Chk Pass	Chk Pass	Chk Pass	Chk Pass
High Limit									
Low Limit									

Zoom In Zoom Out

Sample Name: ccb Acquired: 7/31/2014 20:21:31 Type: QC
Method: Accutest 2(v253) Mode: CONC Corr. Factor: 1.000000
User: admin Custom ID1: Custom ID2: Custom ID3:
Comment:

Elem	Sr4077	Ti3349	W_2079	Zr3391	S_1820	Bi2230	Li6707
Units	ppm	ppm	ppm	ppm	ppm	ppm	ppm
Avg	**.0002**	**.0002**	**F .0135**	**.0003**	**F .0214**	**-.0005**	**.0023**
Stddev	.0000	.0006	.0017	.0001	.0038	.0000	.0002
%RSD	22.84	377.3	12.53	16.50	17.81	8.518	8.853
#1	.0002	-.0003	.0123	.0003	.0241	-.0006	.0022
#2	.0001	.0006	.0147	.0004	.0187	-.0005	.0025
Check ?	Chk Pass	Chk Pass	Chk Fail	Chk Pass	Chk Fail	Chk Pass	Chk Pass
High Limit			.0050		.0150		
Low Limit			-.0050		-.0150		

Int. Std.	Y_3600	Y_3710	Y_2243	In2306
Units	Cts/S	Cts/S	Cts/S	Cts/S
Avg	**79873.**	**25835.**	**1725.7**	**4130.9**
Stddev	307.	134.	8.9	23.9
%RSD	.38402	.51915	.51807	.57912
#1	80090.	25930.	1732.1	4147.8
#2	79656.	25740.	1719.4	4114.0

Zoom In Zoom Out

Sample Name: jb72467-1 Acquired: 7/31/2014 20:24:45 Type: Unk
Method: Accutest 2(v253) Mode: CONC Corr. Factor: 1.000000
User: admin Custom ID1: Custom ID2: Custom ID3:
Comment:

Elem	Ba4554	Be3130	Cd2288	Co2286	Cr2677	Cu3247	Mn2576	Ni2316	Ag3280
Avg	**1.125**	**.0067**	**.0080**	**.0506**	**.2769**	**.4365**	**5.704**	**.1341**	**.0082**
Stddev	.009	.0000	.0001	.0006	.0017	.0004	.025	.0010	.0015
%RSD	.8119	.0902	1.252	1.112	.6302	.1014	.4358	.7290	18.19
#1	1.118	.0067	.0079	.0502	.2757	.4361	5.686	.1334	.0071
#2	1.131	.0067	.0081	.0510	.2781	.4368	5.721	.1347	.0092

Elem	V_2924	Zn2062	As1890	Tl1908	Pb2203	Se1960	Sb2068	Al3961	Ca3179
Avg	**.2555**	**1.364**	**.1208**	**.0029**	**.9511**	**.0148**	**.0059**	**63.67**	**106.3**
Stddev	.0015	.009	.0019	.0034	.0045	.0012	.0001	.64	.9
%RSD	.5682	.6604	1.600	116.8	.4725	8.015	1.114	1.009	.8920
#1	.2545	1.358	.1194	.0005	.9480	.0156	.0058	63.22	105.7
#2	.2565	1.371	.1222	.0053	.9543	.0139	.0059	64.13	107.0

Elem	Fe2599	Mg2790	K_7664	Na5895	B_2089	Mo2020	Pd3404	Si2124	Sn1899
Avg	**152.2**	**40.57**	**8.546**	**1.708**	**.0937**	**.0089**	**.0099**	**6.337**	**.0560**
Stddev	1.7	.43	.022	.018	.0001	.0003	.0011	.046	.0001
%RSD	1.145	1.062	.2564	1.038	.1532	3.433	11.03	.7240	.1558
#1	151.0	40.27	8.531	1.695	.0936	.0086	.0092	6.304	.0560
#2	153.5	40.88	8.561	1.720	.0938	.0091	.0107	6.369	.0561

Elem	Sr4077	Ti3349	W_2079	Zr3391	S_1820	Bi2230	Li6707
Avg	**.3465**	**3.157**	**.0212**	**.0289**	**5.849**	**.0781**	**.0905**
Stddev	.0031	.023	.0020	.0002	.041	.0004	.0010
%RSD	.8971	.7187	9.426	.8022	.6998	.4895	1.096
#1	.3443	3.141	.0197	.0287	5.820	.0784	.0898
#2	.3487	3.173	.0226	.0291	5.878	.0779	.0912

Int. Std.	Y_3600	Y_3710	Y_2243	In2306
Avg	**75884.**	**26427.**	**1646.3**	**3625.6**
Stddev	257.	293.	9.7	17.3
%RSD	.33830	1.1073	.58778	.47751
#1	76065.	26634.	1653.2	3637.9
#2	75702.	26220.	1639.5	3613.4

Zoom In Zoom Out

Sample Name: mp80976-sd1 Acquired: 7/31/2014 20:27:50 Type: Unk
Method: Accutest 2(v253) Mode: CONC Corr. Factor: 5.000000
User: admin Custom ID1: Custom ID2: Custom ID3:
Comment:

Elem	Ba4554	Be3130	Cd2288	Co2286	Cr2677	Cu3247	Mn2576	Ni2316	Ag3280
Avg	**1.133**	**.0066**	**.0077**	**.0509**	**.2918**	**.4319**	**6.112**	**.1336**	**.0081**
Stddev	.009	.0003	.0003	.0002	.0001	.0101	.045	.0027	.0015
%RSD	.7683	3.842	4.157	.3672	.0182	2.327	.7437	2.043	18.44
#1	1.127	.0064	.0079	.0510	.2919	.4248	6.080	.1355	.0070
#2	1.140	.0068	.0074	.0507	.2918	.4390	6.144	.1317	.0091

Elem	V_2924	Zn2062	As1890	Tl1908	Pb2203	Se1960	Sb2068	Al3961	Ca3179
Avg	**.2651**	**1.423**	**.1173**	**.0031**	**.9719**	**.0213**	**.0060**	**63.27**	**109.0**
Stddev	.0043	.009	.0022	.0009	.0019	.0049	.0037	.68	1.1
%RSD	1.619	.6242	1.863	30.77	.1972	23.20	60.84	1.072	1.001
#1	.2621	1.429	.1189	.0024	.9705	.0178	.0034	62.79	108.2
#2	.2682	1.417	.1158	.0037	.9733	.0248	.0086	63.75	109.8

Elem	Fe2599	Mg2790	K_7664	Na5895	B_2089	Mo2020	Pd3404	Si2124	Sn1899
Avg	**158.8**	**41.75**	**8.287**	**1.740**	**.0971**	**.0103**	**.0154**	**6.127**	**.0530**
Stddev	1.5	.19	.083	.016	.0021	.0008	.0018	.026	.0011
%RSD	.9604	.4616	1.005	.9096	2.180	7.553	11.63	.4318	2.142
#1	157.7	41.61	8.228	1.729	.0986	.0097	.0166	6.145	.0538
#2	159.9	41.89	8.346	1.751	.0956	.0108	.0141	6.108	.0522

Elem	Sr4077	Ti3349	W_2079	Zr3391	S_1820	Bi2230	Li6707
Avg	**.3493**	**3.227**	**.0352**	**.0299**	**5.854**	**.0804**	**.0942**
Stddev	.0019	.017	.0038	.0004	.055	.0012	.0006
%RSD	.5454	.5266	10.87	1.403	.9359	1.536	.6214
#1	.3479	3.215	.0325	.0296	5.893	.0795	.0938
#2	.3506	3.239	.0379	.0302	5.815	.0813	.0946

Int. Std.	Y_3600	Y_3710	Y_2243	In2306
Avg	**78277.**	**26277.**	**1714.8**	**3953.9**
Stddev	564.	296.	2.9	3.2
%RSD	.72112	1.1260	.16768	.08111
#1	78676.	26486.	1716.8	3956.2
#2	77878.	26068.	1712.7	3951.7

Zoom In Zoom Out

Sample Name: mp80976-ps1 Acquired: 7/31/2014 20:30:58 Type: Unk
Method: Accutest 2(v253) Mode: CONC Corr. Factor: 1.000000
User: admin Custom ID1: Custom ID2: Custom ID3:
Comment:

Elem	Ba4554	Be3130	Cd2288	Co2286	Cr2677	Cu3247	Mn2576	Ni2316	Ag3280
Avg	**6.056**	**.1088**	**.1094**	**.5603**	**.7401**	**.8857**	**5.619**	**.6228**	**.0991**
Stddev	.055	.0002	.0034	.0153	.0019	.0071	.043	.0158	.0011
%RSD	.9069	.1911	3.146	2.730	.2561	.8026	.7651	2.536	1.093
#1	6.095	.1090	.1119	.5711	.7388	.8807	5.589	.6339	.0999
#2	6.017	.1087	.1070	.5495	.7414	.8907	5.650	.6116	.0984

Elem	V_2924	Zn2062	As1890	Tl1908	Pb2203	Se1960	Sb2068	Al3961	Ca3179
Avg	**.7166**	**1.717**	**.5943**	**.1077**	**1.374**	**.5340**	**.4819**	**63.75**	**191.2**
Stddev	.0007	.014	.0144	.0029	.017	.0196	.0155	.18	.4
%RSD	.0986	.8183	2.431	2.691	1.209	3.670	3.208	.2787	.1914
#1	.7161	1.727	.6045	.1098	1.385	.5479	.4928	63.63	191.4
#2	.7171	1.707	.5840	.1057	1.362	.5202	.4709	63.88	190.9

Elem	Fe2599	Mg2790	K_7664	Na5895	B_2089	Mo2020	Pd3404	Si2124	Sn1899
Avg	**141.1**	**133.1**	**108.3**	**101.4**	**1.005**	**.5007**	**.0143**	**6.078**	**.5195**
Stddev	.4	.0	1.1	.9	.031	.0130	.0001	.000	.0117
%RSD	.3017	.0080	1.041	.9364	3.074	2.594	.7825	.0029	2.247
#1	140.8	133.1	109.1	102.0	1.027	.5099	.0142	6.078	.5277
#2	141.4	133.1	107.5	100.7	.9831	.4915	.0144	6.079	.5112

Elem	Sr4077	Ti3349	W_2079	Zr3391	S_1820	Bi2230	Li6707
Avg	**.8166**	**3.374**	**.0206**	**.0266**	**5.502**	**.0869**	**.0863**
Stddev	.0016	.019	.0021	.0004	.001	.0000	.0003
%RSD	.1961	.5503	10.41	1.396	.0262	.0135	.3732
#1	.8177	3.361	.0190	.0263	5.501	.0869	.0861
#2	.8155	3.387	.0221	.0268	5.503	.0869	.0866

Int. Std.	Y_3600	Y_3710	Y_2243	In2306
Avg	**72669.**	**25971.**	**1589.2**	**3330.8**
Stddev	329.	46.	4.7	4.6
%RSD	.45215	.17763	.29692	.13847
#1	72901.	25938.	1592.5	3334.1
#2	72437.	26004.	1585.9	3327.5

Zoom In Zoom Out

Sample Name: jb72265-1a Acquired: 7/31/2014 20:34:03 Type: Unk
Method: Accutest 2(v253) Mode: CONC Corr. Factor: 1.000000
User: admin Custom ID1: Custom ID2: Custom ID3:
Comment:

Elem	Ba4554	Be3130	Cd2288	Co2286	Cr2677	Cu3247	Mn2576	Ni2316	Ag3280
Avg	**.9672**	**.0140**	**.0049**	**.1723**	**.2615**	**.3786**	**7.745**	**.3489**	**.0028**
Stddev	.0013	.0000	.0001	.0022	.0007	.0004	.005	.0027	.0035
%RSD	.1316	.3155	1.865	1.264	.2823	.1184	.0702	.7786	125.3
#1	.9681	.0139	.0050	.1738	.2620	.3783	7.741	.3508	.0003
#2	.9663	.0140	.0049	.1707	.2610	.3789	7.749	.3470	.0053

Elem	V_2924	Zn2062	As1890	Tl1908	Pb2203	Se1960	Sb2068	Al3961	Ca3179
Avg	**.4887**	**.7223**	**.0598**	**.0034**	**.1344**	**.0184**	**.0020**	**163.9**	**37.93**
Stddev	.0015	.0056	.0011	.0013	.0015	.0001	.0014	.2	.14
%RSD	.2988	.7784	1.759	38.23	1.084	.6591	70.38	.1339	.3751
#1	.4897	.7262	.0591	.0044	.1334	.0183	.0029	163.7	37.83
#2	.4876	.7183	.0605	.0025	.1354	.0185	.0010	164.0	38.03

Elem	Fe2599	Mg2790	K_7664	Na5895	B_2089	Mo2020	Pd3404	Si2124	Sn1899
Avg	**331.7**	**69.25**	**17.90**	**4.692**	**.1841**	**.0067**	**.0178**	**7.428**	**.0180**
Stddev	4.1	.15	.00	.005	.0011	.0000	.0002	.038	.0002
%RSD	1.239	.2215	.0075	.1126	.6003	.2283	1.116	.5067	.8430
#1	328.8	69.14	17.90	4.695	.1849	.0068	.0176	7.455	.0181
#2	334.6	69.36	17.90	4.688	.1833	.0067	.0179	7.402	.0179

Elem	Sr4077	Ti3349	W_2079	Zr3391	S_1820	Bi2230	Li6707
Avg	**.2982**	**5.822**	**.0102**	**.1534**	**.2444**	**.1358**	**.2953**
Stddev	.0000	.017	.0006	.0003	.0039	.0019	.0015
%RSD	.0119	.2830	6.230	.1653	1.589	1.370	.4942
#1	.2982	5.834	.0098	.1532	.2471	.1371	.2964
#2	.2982	5.810	.0107	.1536	.2416	.1345	.2943

Int. Std.	Y_3600	Y_3710	Y_2243	In2306
Avg	**77852.**	**27083.**	**1688.3**	**3605.2**
Stddev	179.	42.	2.3	.8
%RSD	.22942	.15432	.13645	.02281
#1	77725.	27112.	1690.0	3605.8
#2	77978.	27053.	1686.7	3604.6

Zoom In Zoom Out

Sample Name: jb72265-3a Acquired: 7/31/2014 20:37:19 Type: Unk
Method: Accutest 2(v253) Mode: CONC Corr. Factor: 1.000000
User: admin Custom ID1: Custom ID2: Custom ID3:
Comment:

Elem	Ba4554	Be3130	Cd2288	Co2286	Cr2677	Cu3247	Mn2576	Ni2316	Ag3280
Avg	**.8039**	**.0119**	**.0039**	**.1183**	**.2443**	**.3876**	**3.955**	**.2501**	**.0026**
Stddev	.0021	.0000	.0002	.0007	.0016	.0032	.009	.0015	.0026
%RSD	.2589	.2675	5.082	.6150	.6411	.8266	.2308	.6171	100.3
#1	.8054	.0120	.0038	.1188	.2454	.3853	3.948	.2512	.0045
#2	.8025	.0119	.0040	.1178	.2432	.3899	3.961	.2490	.0008

Elem	V_2924	Zn2062	As1890	Tl1908	Pb2203	Se1960	Sb2068	Al3961	Ca3179
Avg	**.4947**	**.5686**	**.0443**	**.0039**	**.1222**	**.0185**	**.0021**	**157.7**	**34.41**
Stddev	.0026	.0027	.0006	.0008	.0036	.0026	.0002	.5	.14
%RSD	.5215	.4664	1.398	21.52	2.914	13.86	10.02	.2900	.3927
#1	.4928	.5705	.0447	.0045	.1247	.0203	.0023	158.0	34.51
#2	.4965	.5668	.0438	.0033	.1197	.0167	.0020	157.3	34.32

Elem	Fe2599	Mg2790	K_7664	Na5895	B_2089	Mo2020	Pd3404	Si2124	Sn1899
Avg	**319.7**	**47.43**	**10.31**	**4.902**	**.4477**	**.0094**	**.0192**	**5.364**	**.0259**
Stddev	1.8	.21	.10	.036	.0001	.0000	.0010	.029	.0009
%RSD	.5779	.4421	.9595	.7409	.0262	.4672	4.985	.5489	3.499
#1	321.0	47.57	10.38	4.928	.4476	.0094	.0199	5.385	.0253
#2	318.4	47.28	10.24	4.876	.4478	.0094	.0185	5.344	.0265

Elem	Sr4077	Ti3349	W_2079	Zr3391	S_1820	Bi2230	Li6707
Avg	**.2328**	**6.044**	**.0073**	**.1403**	**.5716**	**.1433**	**.2011**
Stddev	.0007	.005	.0022	.0003	.0066	.0012	.0031
%RSD	.3211	.0811	29.85	.2016	1.158	.8204	1.539
#1	.2333	6.041	.0057	.1401	.5763	.1441	.2033
#2	.2323	6.048	.0088	.1405	.5669	.1424	.1989

Int. Std.	Y_3600	Y_3710	Y_2243	In2306
Avg	**77496.**	**26664.**	**1685.5**	**3661.7**
Stddev	225.	90.	3.8	4.2
%RSD	.29074	.33782	.22712	.11592
#1	77655.	26601.	1688.2	3664.7
#2	77337.	26728.	1682.8	3658.7

Zoom In Zoom Out

Sample Name: jb72265-5a Acquired: 7/31/2014 20:40:30 Type: Unk
Method: Accutest 2(v253) Mode: CONC Corr. Factor: 1.000000
User: admin Custom ID1: Custom ID2: Custom ID3:
Comment:

Elem	Ba4554	Be3130	Cd2288	Co2286	Cr2677	Cu3247	Mn2576	Ni2316	Ag3280
Avg	**.6051**	**.0257**	**.0075**	**.2589**	**.1356**	**1.187**	**7.506**	**.2910**	**-.0135**
Stddev	.0003	.0001	.0002	.0009	.0009	.007	.014	.0026	.0001
%RSD	.0474	.2554	2.024	.3390	.6799	.5613	.1818	.9030	.9872
#1	.6053	.0258	.0076	.2596	.1363	1.192	7.496	.2929	-.0136
#2	.6049	.0257	.0074	.2583	.1350	1.182	7.516	.2892	-.0134

Elem	V_2924	Zn2062	As1890	Tl1908	Pb2203	Se1960	Sb2068	Al3961	Ca3179
Avg	**1.198**	**.7421**	**.0326**	**.0040**	**.0633**	**.0302**	**-.0003**	**164.0**	**110.1**
Stddev	.006	.0029	.0006	.0019	.0019	.0040	.0004	.2	.2
%RSD	.5049	.3971	1.777	48.68	3.064	13.07	143.7	.1033	.1495
#1	1.202	.7442	.0330	.0053	.0619	.0330	.0000	163.9	110.2
#2	1.193	.7401	.0322	.0026	.0647	.0274	-.0005	164.1	110.0

Elem	Fe2599	Mg2790	K_7664	Na5895	B_2089	Mo2020	Pd3404	Si2124	Sn1899
Avg	**460.4**	**91.77**	**4.444**	**21.90**	**1.157**	**.0091**	**.0422**	**5.008**	**.0219**
Stddev	1.3	.13	.005	.01	.001	.0007	.0012	.033	.0013
%RSD	.2811	.1418	.1233	.0460	.0967	7.367	2.830	.6601	5.903
#1	459.5	91.86	4.448	21.91	1.158	.0087	.0413	5.031	.0209
#2	461.3	91.67	4.440	21.89	1.156	.0096	.0430	4.984	.0228

Elem	Sr4077	Ti3349	W_2079	Zr3391	S_1820	Bi2230	Li6707
Avg	**.4231**	**25.28**	**.0056**	**.2776**	**1.901**	**.6579**	**.1498**
Stddev	.0007	.09	.0012	.0019	.005	.0033	.0001
%RSD	.1768	.3640	21.34	.6810	.2853	.5014	.0833
#1	.4236	25.35	.0064	.2790	1.905	.6602	.1499
#2	.4226	25.22	.0047	.2763	1.897	.6555	.1497

Int. Std.	Y_3600	Y_3710	Y_2243	In2306
Avg	**77468.**	**27355.**	**1668.2**	**3538.6**
Stddev	383.	18.	12.9	18.0
%RSD	.49425	.06647	.77155	.50738
#1	77197.	27368.	1677.3	3551.3
#2	77739.	27342.	1659.1	3525.9

Zoom In Zoom Out

Sample Name: jb72265-7a Acquired: 7/31/2014 20:43:47 Type: Unk
Method: Accutest 2(v253) Mode: CONC Corr. Factor: 1.000000
User: admin Custom ID1: Custom ID2: Custom ID3:
Comment:

Elem	Ba4554	Be3130	Cd2288	Co2286	Cr2677	Cu3247	Mn2576	Ni2316	Ag3280
Avg	**1.099**	**.0152**	**.0053**	**.1754**	**.3556**	**.3798**	**7.798**	**.3878**	**-.0008**
Stddev	.004	.0000	.0001	.0002	.0014	.0003	.075	.0004	.0005
%RSD	.3204	.2064	1.111	.1290	.3874	.0784	.9645	.1106	56.09
#1	1.101	.0152	.0053	.1756	.3566	.3800	7.851	.3875	-.0005
#2	1.096	.0153	.0052	.1753	.3546	.3796	7.745	.3881	-.0011

Elem	V_2924	Zn2062	As1890	Tl1908	Pb2203	Se1960	Sb2068	Al3961	Ca3179
Avg	**.4820**	**.8416**	**.0753**	**.0019**	**.1545**	**.0199**	**.0020**	**201.3**	**37.32**
Stddev	.0040	.0019	.0005	.0011	.0015	.0008	.0008	.8	.06
%RSD	.8246	.2247	.6445	58.81	.9719	3.854	38.26	.3864	.1630
#1	.4848	.8402	.0750	.0027	.1534	.0193	.0015	201.9	37.37
#2	.4792	.8429	.0757	.0011	.1555	.0204	.0025	200.8	37.28

Elem	Fe2599	Mg2790	K_7664	Na5895	B_2089	Mo2020	Pd3404	Si2124	Sn1899
Avg	**370.5**	**82.52**	**20.94**	**6.017**	**.2081**	**.0123**	**.0200**	**5.909**	**.0157**
Stddev	1.4	.22	.08	.050	.0018	.0004	.0002	.029	.0002
%RSD	.3768	.2648	.3815	.8327	.8819	3.056	1.016	.4959	1.286
#1	371.5	82.68	20.99	6.053	.2094	.0120	.0199	5.889	.0155
#2	369.5	82.37	20.88	5.982	.2068	.0126	.0202	5.930	.0158

Elem	Sr4077	Ti3349	W_2079	Zr3391	S_1820	Bi2230	Li6707
Avg	**.3190**	**4.786**	**.0077**	**.1750**	**.3686**	**.1067**	**.3694**
Stddev	.0005	.021	.0008	.0011	.0067	.0025	.0028
%RSD	.1534	.4295	10.28	.6217	1.823	2.313	.7593
#1	.3193	4.800	.0083	.1757	.3638	.1084	.3713
#2	.3186	4.771	.0071	.1742	.3733	.1049	.3674

Int. Std.	Y_3600	Y_3710	Y_2243	In2306
Avg	**78816.**	**27438.**	**1711.3**	**3600.7**
Stddev	444.	37.	9.5	13.1
%RSD	.56362	.13533	.55572	.36461
#1	78502.	27464.	1718.0	3610.0
#2	79130.	27411.	1704.5	3591.4

Zoom In Zoom Out

Sample Name: mp80979-mb1 2 Acquired: 7/31/2014 20:47:04 Type: Unk
Method: Accutest 2(v253) Mode: CONC Corr. Factor: 1.000000
User: admin Custom ID1: Custom ID2: Custom ID3:
Comment:

Elem	Ba4554	Be3130	Cd2288	Co2286	Cr2677	Cu3247	Mn2576	Ni2316	Ag3280
Avg	**.0001**	**-.0001**	**.0000**	**.0001**	**.0002**	**.0008**	**.0005**	**-.0005**	**-.0001**
Stddev	.0001	.0000	.0000	.0001	.0004	.0005	.0000	.0000	.0000
%RSD	56.36	47.13	83.43	92.07	180.7	61.27	.2640	2.445	35.10
#1	.0001	-.0001	.0000	.0002	-.0001	.0011	.0005	-.0004	-.0000
#2	.0001	-.0000	.0000	.0000	.0006	.0004	.0005	-.0005	-.0001

Elem	V_2924	Zn2062	As1890	Tl1908	Pb2203	Se1960	Sb2068	Al3961	Ca3179
Avg	**-.0002**	**.0020**	**-.0010**	**-.0019**	**-.0005**	**.0026**	**.0001**	**.0176**	**.0058**
Stddev	.0001	.0001	.0016	.0005	.0005	.0027	.0002	.0052	.0001
%RSD	44.26	2.626	163.5	25.67	103.1	104.5	170.6	29.63	2.468
#1	-.0003	.0020	-.0021	-.0022	-.0001	.0045	-.0000	.0213	.0059
#2	-.0002	.0020	.0002	-.0015	-.0009	.0007	.0003	.0139	.0057

Elem	Fe2599	Mg2790	K_7664	Na5895	B_2089	Mo2020	Pd3404	Si2124	Sn1899
Avg	**.0340**	**-.0058**	**-.0496**	**.0179**	**.0019**	**-.0001**	**-.0007**	**.0155**	**-.0002**
Stddev	.0085	.0037	.0198	.0002	.0010	.0002	.0008	.0025	.0000
%RSD	25.07	64.32	40.02	.9915	52.65	212.1	109.1	16.14	18.77
#1	.0400	-.0031	-.0636	.0180	.0012	-.0002	-.0002	.0138	-.0003
#2	.0279	-.0084	-.0356	.0177	.0026	.0000	-.0013	.0173	-.0002

Elem	Sr4077	Ti3349	W_2079	Zr3391	S_1820	Bi2230	Li6707
Avg	**.0000**	**.0004**	**.0011**	**.0005**	**.0175**	**-.0012**	**.0015**
Stddev	.0000	.0008	.0013	.0001	.0020	.0002	.0003
%RSD	117.5	200.5	110.2	13.03	11.43	19.58	22.50
#1	.0000	-.0002	.0003	.0005	.0190	-.0010	.0017
#2	.0000	.0010	.0020	.0006	.0161	-.0013	.0013

Int. Std.	Y_3600	Y_3710	Y_2243	In2306
Avg	**79352.**	**26026.**	**1698.5**	**4092.2**
Stddev	244.	95.	11.9	23.2
%RSD	.30718	.36550	.70106	.56774
#1	79525.	26093.	1706.9	4108.6
#2	79180.	25958.	1690.0	4075.7

Zoom In Zoom Out

Sample Name: mp80979-mb2 Acquired: 7/31/2014 20:50:17 Type: Unk
Method: Accutest 2(v253) Mode: CONC Corr. Factor: 1.000000
User: admin Custom ID1: Custom ID2: Custom ID3:
Comment:

Elem	Ba4554	Be3130	Cd2288	Co2286	Cr2677	Cu3247	Mn2576	Ni2316	Ag3280
Avg	**.0000**	**-.0001**	**.0001**	**.0001**	**.0001**	**.0001**	**.0001**	**-.0006**	**-.0002**
Stddev	.0002	.0000	.0001	.0003	.0002	.0009	.0001	.0000	.0005
%RSD	329.7	71.29	49.88	270.9	177.1	758.5	50.18	1.808	300.1
#1	-.0001	-.0000	.0001	.0003	-.0000	-.0005	.0002	-.0006	.0002
#2	.0002	-.0001	.0002	-.0001	.0003	.0007	.0001	-.0006	-.0006

Elem	V_2924	Zn2062	As1890	Tl1908	Pb2203	Se1960	Sb2068	Al3961	Ca3179
Avg	**-.0001**	**.0030**	**.0015**	**-.0022**	**-.0001**	**.0016**	**.0018**	**.0061**	**.0098**
Stddev	.0004	.0001	.0012	.0000	.0005	.0009	.0007	.0059	.0013
%RSD	312.0	1.869	83.95	.6997	682.0	52.69	41.12	95.92	13.02
#1	-.0004	.0030	.0024	-.0022	.0003	.0022	.0013	.0103	.0089
#2	.0001	.0029	.0006	-.0022	-.0005	.0010	.0023	.0020	.0107

Elem	Fe2599	Mg2790	K_7664	Na5895	B_2089	Mo2020	Pd3404	Si2124	Sn1899
Avg	**.0065**	**.0178**	**-.0657**	**.0220**	**.0013**	**.0003**	**.0003**	**.0235**	**.0003**
Stddev	.0012	.0153	.0148	.0055	.0002	.0002	.0002	.0029	.0000
%RSD	18.06	85.91	22.53	25.12	15.97	65.86	78.85	12.19	17.00
#1	.0074	.0287	-.0762	.0259	.0011	.0005	.0004	.0214	.0003
#2	.0057	.0070	-.0552	.0181	.0014	.0002	.0001	.0255	.0002

Elem	Sr4077	Ti3349	W_2079	Zr3391	S_1820	Bi2230	Li6707
Avg	**.0000**	**.0001**	**.0044**	**.0004**	**.0189**	**-.0019**	**.0011**
Stddev	.0000	.0000	.0018	.0000	.0019	.0001	.0007
%RSD	2.668	69.69	40.90	2.624	9.920	3.026	63.24
#1	.0000	.0000	.0032	.0004	.0202	-.0019	.0006
#2	.0000	.0001	.0057	.0004	.0175	-.0019	.0016

Int. Std.	Y_3600	Y_3710	Y_2243	In2306
Avg	**79293.**	**26149.**	**1690.5**	**4081.0**
Stddev	469.	306.	5.2	15.3
%RSD	.59123	1.1711	.30655	.37404
#1	79624.	26366.	1694.1	4091.8
#2	78961.	25933.	1686.8	4070.2

Zoom In Zoom Out

Sample Name: ccv Acquired: 7/31/2014 20:53:30 Type: QC
Method: Accutest 2(v253) Mode: CONC Corr. Factor: 1.000000
User: admin Custom ID1: Custom ID2: Custom ID3:
Comment:

Elem	Ba4554	Be3130	Cd2288	Co2286	Cr2677	Cu3247	Mn2576	Ni2316	Ag3280
Units	ppm	ppm	ppm	ppm	ppm	ppm	ppm	ppm	ppm
Avg	**1.965**	**2.000**	**1.985**	**2.009**	**2.006**	**1.846**	**2.003**	**2.037**	**.2368**
Stddev	.032	.031	.012	.006	.007	.010	.011	.009	.0004
%RSD	1.638	1.535	.5903	.2846	.3724	.5221	.5563	.4562	.1588
#1	1.943	1.978	1.977	2.005	2.000	1.839	1.995	2.030	.2365
#2	1.988	2.022	1.993	2.013	2.011	1.853	2.011	2.043	.2371
Check ?	Chk Pass	Chk Pass	Chk Pass	Chk Pass	Chk Pass	Chk Pass	Chk Pass	Chk Pass	Chk Pass
Value									
Range									

Elem	V_2924	Zn2062	As1890	Tl1908	Pb2203	Se1960	Sb2068	Al3961	Ca3179
Units	ppm	ppm	ppm	ppm	ppm	ppm	ppm	ppm	ppm
Avg	**1.937**	**2.082**	**1.957**	**2.074**	**2.067**	**1.954**	**1.951**	**37.87**	**39.23**
Stddev	.009	.009	.014	.005	.013	.015	.012	.65	.57
%RSD	.4465	.4174	.7284	.2372	.6089	.7637	.6120	1.708	1.441
#1	1.931	2.075	1.947	2.071	2.058	1.944	1.943	37.41	38.83
#2	1.943	2.088	1.967	2.078	2.076	1.965	1.960	38.33	39.63
Check ?	Chk Pass	Chk Pass	Chk Pass	Chk Pass	Chk Pass	Chk Pass	Chk Pass	Chk Pass	Chk Pass
Value									
Range									

Elem	Fe2599	Mg2790	K_7664	Na5895	B_2089	Mo2020	Pd3404	Si2124	Sn1899
Units	ppm	ppm	ppm	ppm	ppm	ppm	ppm	ppm	ppm
Avg	**39.25**	**38.50**	**39.09**	**39.27**	**1.981**	**2.017**	**1.909**	**4.968**	**2.055**
Stddev	.57	.55	.53	.62	.020	.013	.010	.044	.019
%RSD	1.446	1.438	1.352	1.572	1.017	.6348	.5384	.8898	.9275
#1	38.85	38.11	38.72	38.83	1.967	2.008	1.902	4.937	2.041
#2	39.66	38.89	39.46	39.70	1.996	2.026	1.916	5.000	2.068
Check ?	Chk Pass	Chk Pass	Chk Pass	Chk Pass	Chk Pass	Chk Pass	Chk Pass	Chk Pass	Chk Pass
Value									
Range									

Zoom In Zoom Out

Sample Name: ccv Acquired: 7/31/2014 20:53:30 Type: QC
Method: Accutest 2(v253) Mode: CONC Corr. Factor: 1.000000
User: admin Custom ID1: Custom ID2: Custom ID3:
Comment:

Elem	Sr4077	Ti3349	W_2079	Zr3391	S_1820	Bi2230	Li6707
Units	ppm	ppm	ppm	ppm	ppm	ppm	ppm
Avg	**1.962**	**1.985**	**1.965**	**1.955**	**1.974**	**1.947**	**1.951**
Stddev	.032	.012	.001	.010	.017	.019	.038
%RSD	1.615	.6212	.0645	.5249	.8657	.9663	1.964
#1	1.940	1.976	1.964	1.948	1.962	1.934	1.924
#2	1.985	1.993	1.965	1.963	1.986	1.960	1.978
Check ?	Chk Pass	Chk Pass	Chk Pass	Chk Pass	Chk Pass	Chk Pass	Chk Pass
Value							
Range							

Int. Std.	Y_3600	Y_3710	Y_2243	In2306
Units	Cts/S	Cts/S	Cts/S	Cts/S
Avg	**75476.**	**25742.**	**1660.3**	**3681.1**
Stddev	504.	170.	19.5	35.1
%RSD	.66743	.65852	1.1728	.95382
#1	75832.	25862.	1674.0	3705.9
#2	75119.	25622.	1646.5	3656.3

Zoom In Zoom Out

Sample Name: ccb Acquired: 7/31/2014 20:56:27 Type: QC
Method: Accutest 2(v253) Mode: CONC Corr. Factor: 1.000000
User: admin Custom ID1: Custom ID2: Custom ID3:
Comment:

Elem	Ba4554	Be3130	Cd2288	Co2286	Cr2677	Cu3247	Mn2576	Ni2316	Ag3280
Units	ppm	ppm	ppm	ppm	ppm	ppm	ppm	ppm	ppm
Avg	**.0002**	**.0000**	**.0001**	**-.0001**	**.0003**	**-.0004**	**.0001**	**.0001**	**-.0003**
Stddev	.0002	.0000	.0001	.0000	.0001	.0007	.0001	.0001	.0003
%RSD	75.17	37.33	169.9	79.26	44.69	166.9	94.26	65.65	109.6
#1	.0001	.0000	-.0000	-.0001	.0004	-.0009	.0000	.0001	-.0001
#2	.0003	.0000	.0002	-.0000	.0002	.0001	.0001	.0001	-.0005
Check ?	Chk Pass	Chk Pass	Chk Pass	Chk Pass	Chk Pass	Chk Pass	Chk Pass	Chk Pass	Chk Pass
High Limit									
Low Limit									

Elem	V_2924	Zn2062	As1890	Tl1908	Pb2203	Se1960	Sb2068	Al3961	Ca3179
Units	ppm	ppm	ppm	ppm	ppm	ppm	ppm	ppm	ppm
Avg	**.0001**	**.0001**	**-.0005**	**-.0002**	**.0001**	**.0003**	**.0010**	**.0002**	**-.0022**
Stddev	.0004	.0000	.0008	.0003	.0003	.0022	.0009	.0012	.0006
%RSD	673.4	56.95	165.0	155.9	375.4	642.5	94.22	625.2	27.84
#1	.0004	.0001	.0001	.0000	.0003	-.0012	.0003	.0010	-.0018
#2	-.0002	.0000	-.0011	-.0004	-.0001	.0019	.0016	-.0007	-.0026
Check ?	Chk Pass	Chk Pass	Chk Pass	Chk Pass	Chk Pass	Chk Pass	Chk Pass	Chk Pass	Chk Pass
High Limit									
Low Limit									

Elem	Fe2599	Mg2790	K_7664	Na5895	B_2089	Mo2020	Pd3404	Si2124	Sn1899
Units	ppm	ppm	ppm	ppm	ppm	ppm	ppm	ppm	ppm
Avg	**.0024**	**.0023**	**-.0554**	**.0107**	**.0016**	**.0009**	**.0002**	**.0039**	**-.0005**
Stddev	.0009	.0149	.0000	.0027	.0000	.0001	.0007	.0001	.0004
%RSD	38.15	640.9	.0464	25.44	.7069	12.04	364.0	3.552	81.28
#1	.0030	-.0082	-.0555	.0126	.0016	.0008	.0007	.0038	-.0002
#2	.0018	.0129	-.0554	.0088	.0016	.0009	-.0003	.0040	-.0007
Check ?	Chk Pass	Chk Pass	Chk Pass	Chk Pass	Chk Pass	Chk Pass	Chk Pass	Chk Pass	Chk Pass
High Limit									
Low Limit									

Zoom In Zoom Out

Sample Name: ccb Acquired: 7/31/2014 20:56:27 Type: QC
Method: Accutest 2(v253) Mode: CONC Corr. Factor: 1.000000
User: admin Custom ID1: Custom ID2: Custom ID3:
Comment:

Elem	Sr4077	Ti3349	W_2079	Zr3391	S_1820	Bi2230	Li6707
Units	ppm	ppm	ppm	ppm	ppm	ppm	ppm
Avg	**.0001**	**-.0002**	**F .0112**	**.0004**	**.0140**	**.0000**	**.0015**
Stddev	.0000	.0005	.0013	.0001	.0037	.0008	.0002
%RSD	3.278	270.5	11.43	12.60	26.66	7862.	9.968
#1	.0001	-.0006	.0103	.0005	.0167	-.0006	.0016
#2	.0001	.0002	.0121	.0004	.0114	.0006	.0014
Check ?	Chk Pass	Chk Pass	Chk Fail	Chk Pass	Chk Pass	Chk Pass	Chk Pass
High Limit			.0050				
Low Limit			-.0050				

Int. Std.	Y_3600	Y_3710	Y_2243	In2306
Units	Cts/S	Cts/S	Cts/S	Cts/S
Avg	**79881.**	**25947.**	**1732.5**	**4142.9**
Stddev	130.	94.	12.9	24.7
%RSD	.16293	.36059	.74187	.59585
#1	79973.	26013.	1741.6	4160.4
#2	79789.	25881.	1723.5	4125.5

Zoom In Zoom Out

Sample Name: cri Acquired: 7/31/2014 20:59:40 Type: QC
Method: Accutest 2(v253) Mode: CONC Corr. Factor: 1.000000
User: admin Custom ID1: Custom ID2: Custom ID3:
Comment:

Elem	Ba4554	Be3130	Cd2288	Co2286	Cr2677	Cu3247	Mn2576	Ni2316	Ag3280
Units	ppm	ppm	ppm	ppm	ppm	ppm	ppm	ppm	ppm
Avg	**.2001**	**.0021**	**.0033**	**.0503**	**.0106**	**.0097**	**.0154**	**.0097**	**.0045**
Stddev	.0011	.0000	.0000	.0001	.0002	.0001	.0001	.0004	.0006
%RSD	.5747	2.328	.1435	.2738	1.812	.5276	.3387	3.647	13.55
#1	.1993	.0021	.0033	.0502	.0105	.0097	.0154	.0095	.0049
#2	.2009	.0021	.0033	.0504	.0107	.0097	.0154	.0100	.0041
Check ?	Chk Pass	Chk Pass	Chk Pass	Chk Pass	Chk Pass	Chk Pass	Chk Pass	Chk Pass	Chk Pass
Value									
Range									

Elem	V_2924	Zn2062	As1890	Tl1908	Pb2203	Se1960	Sb2068	Al3961	Ca3179
Units	ppm	ppm	ppm	ppm	ppm	ppm	ppm	ppm	ppm
Avg	**.0510**	**.0231**	**.0091**	**.0114**	**.0028**	**.0111**	**.0055**	**.1948**	**5.008**
Stddev	.0001	.0001	.0008	.0007	.0003	.0016	.0013	.0010	.019
%RSD	.2150	.4193	8.407	6.484	12.19	14.15	24.10	.4960	.3740
#1	.0509	.0230	.0096	.0109	.0025	.0100	.0045	.1942	4.995
#2	.0511	.0232	.0086	.0120	.0030	.0122	.0064	.1955	5.022
Check ?	Chk Pass	Chk Pass	Chk Pass	Chk Pass	Chk Pass	Chk Pass	Chk Pass	Chk Pass	Chk Pass
Value									
Range									

Elem	Fe2599	Mg2790	K_7664	Na5895	B_2089	Mo2020	Pd3404	Si2124	Sn1899
Units	ppm	ppm	ppm	ppm	ppm	ppm	ppm	ppm	ppm
Avg	**.1041**	**4.927**	**5.004**	**4.997**	**.1041**	**.0211**	**.0514**	**.2092**	**.0104**
Stddev	.0006	.007	.037	.031	.0003	.0001	.0004	.0012	.0004
%RSD	.5619	.1382	.7460	.6223	.2639	.3691	.7948	.5714	3.801
#1	.1037	4.922	4.978	4.975	.1039	.0210	.0516	.2084	.0107
#2	.1045	4.932	5.031	5.019	.1043	.0211	.0511	.2101	.0101
Check ?	Chk Pass	Chk Pass	Chk Pass	Chk Pass	Chk Pass	Chk Pass	Chk Pass	Chk Pass	Chk Pass
Value									
Range									

Zoom In Zoom Out

Sample Name: cri Acquired: 7/31/2014 20:59:40 Type: QC
Method: Accutest 2(v253) Mode: CONC Corr. Factor: 1.000000
User: admin Custom ID1: Custom ID2: Custom ID3:
Comment:

Elem	Sr4077	Ti3349	W_2079	Zr3391	S_1820	Bi2230	Li6707
Units	ppm	ppm	ppm	ppm	ppm	ppm	ppm
Avg	**.0104**	**.0105**	**.0610**	**.0096**	F **.0778**	**.0206**	**.0237**
Stddev	.0001	.0004	.0003	.0000	.0007	.0009	.0007
%RSD	.9322	4.078	.4304	.3142	.9325	4.139	3.010
#1	.0103	.0108	.0612	.0096	.0773	.0212	.0232
#2	.0104	.0101	.0608	.0096	.0783	.0200	.0242
Check ?	Chk Pass	Chk Pass	Chk Pass	Chk Pass	Chk Fail	Chk Pass	Chk Pass
Value					.0500		
Range					30.00%		

Int. Std.	Y_3600	Y_3710	Y_2243	In2306
Units	Cts/S	Cts/S	Cts/S	Cts/S
Avg	**78501.**	**25785.**	**1700.9**	**4025.9**
Stddev	488.	1.	10.0	23.8
%RSD	.62193	.00503	.58616	.59188
#1	78846.	25784.	1708.0	4042.7
#2	78156.	25786.	1693.9	4009.0

Zoom In Zoom Out

Sample Name: crid Acquired: 7/31/2014 21:02:51 Type: QC
Method: Accutest 2(v253) Mode: CONC Corr. Factor: 1.000000
User: admin Custom ID1: Custom ID2: Custom ID3:
Comment:

Elem	Ba4554	Be3130	Cd2288	Co2286	Cr2677	Cu3247	Mn2576	Ni2316
Units	ppm	ppm	ppm	ppm	ppm	ppm	ppm	ppm
Avg	**.0042**	**.0010**	**.0010**	**.0030**	**.0023**	F **.0026**	**.0031**	**.0041**
Stddev	.0001	.0001	.0000	.0004	.0001	.0006	.0001	.0004
%RSD	3.288	6.608	2.113	13.19	5.252	21.13	1.668	9.450
#1	.0043	.0009	.0010	.0027	.0022	.0030	.0030	.0043
#2	.0041	.0010	.0011	.0033	.0023	.0022	.0031	.0038
Check ?	Chk Pass	Chk Pass	Chk Pass	Chk Pass	Chk Pass	Chk Fail	Chk Pass	Chk Pass
Value						.0020		
Range						30.00%		

Elem	Ag3280	V_2924	Zn2062	As1890	Tl1908	Pb2203	Se1960	Sb2068
Units	ppm	ppm	ppm	ppm	ppm	ppm	ppm	ppm
Avg	**.0011**	**.0018**	**.0124**	**.0032**	**.0017**	**.0029**	**.0061**	F **.0041**
Stddev	.0000	.0004	.0001	.0001	.0007	.0002	.0017	.0004
%RSD	2.963	19.66	.9637	3.989	41.83	6.385	26.90	10.78
#1	.0011	.0020	.0125	.0031	.0022	.0031	.0073	.0044
#2	.0011	.0015	.0123	.0033	.0012	.0028	.0050	.0038
Check ?	Chk Pass	Chk Pass	Chk Pass	Chk Pass	Chk Pass	Chk Pass	Chk Pass	Chk Fail
Value								.0030
Range								30.00%

Elem	Al3961	Ca3179	Fe2599	Mg2790	K_7664	Na5895	B_2089	Mo2020
Units	ppm	ppm	ppm	ppm	ppm	ppm	ppm	ppm
Avg	**.1027**	**1.011**	**.0007**	**.0942**	**1.992**	**1.023**	**.0113**	**-.0001**
Stddev	.0006	.007	.0013	.0101	.022	.007	.0002	.0003
%RSD	.5922	.6994	169.7	10.67	1.094	.7017	2.154	214.6
#1	.1031	1.006	.0016	.1013	1.977	1.018	.0112	-.0004
#2	.1023	1.016	-.0001	.0871	2.008	1.028	.0115	.0001
Check ?	Chk Pass	Chk Pass	None	Chk Pass	Chk Pass	Chk Pass	Chk Pass	None
Value								
Range								

Zoom In Zoom Out

Sample Name: crid Acquired: 7/31/2014 21:02:51 Type: QC
Method: Accutest 2(v253) Mode: CONC Corr. Factor: 1.000000
User: admin Custom ID1: Custom ID2: Custom ID3:
Comment:

Elem	Pd3404	Si2124	Sn1899	Sr4077	Ti3349	W_2079	Zr3391	S_1820
Units	ppm	ppm	ppm	ppm	ppm	ppm	ppm	ppm
Avg	**.0000**	**.0036**	**-.0002**	**-.0000**	**-.0005**	**.0041**	F **.0002**	F **.0262**
Stddev	.0005	.0007	.0003	.0001	.0000	.0021	.0000	.0023
%RSD	1256.	18.09	106.3	8394.	5.706	51.82	19.26	8.825
#1	-.0003	.0032	-.0004	.0000	-.0005	.0026	.0001	.0246
#2	.0004	.0041	-.0001	-.0000	-.0005	.0056	.0002	.0278
Check ?	None	None	None	None	None	Chk Pass	Chk Fail	Chk Fail
Value							.0040	.0040
Range							-30.00%	30.00%

Elem	Bi2230	Li6707
Units	ppm	ppm
Avg	F **-.0002**	F **.0019**
Stddev	.0001	.0003
%RSD	25.23	13.24
#1	-.0002	.0018
#2	-.0003	.0021
Check ?	Chk Fail	Chk Fail
Value	.0040	.0040
Range	-30.00%	-30.00%

Int. Std.	Y_3600	Y_3710	Y_2243	In2306
Units	Cts/S	Cts/S	Cts/S	Cts/S
Avg	**79269.**	**25862.**	**1718.2**	**4100.4**
Stddev	560.	72.	9.1	20.2
%RSD	.70622	.27662	.53107	.49265
#1	79665.	25913.	1724.6	4114.7
#2	78873.	25812.	1711.7	4086.1

Zoom In Zoom Out

Sample Name: cria Acquired: 7/31/2014 21:06:04 Type: QC
Method: Accutest 2(v253) Mode: CONC Corr. Factor: 1.000000
User: admin Custom ID1: Custom ID2: Custom ID3:
Comment:

Elem	Ba4554	Be3130	Cd2288	Co2286	Cr2677	Cu3247	Mn2576	Ni2316	Ag3280
Units	ppm	ppm	ppm	ppm	ppm	ppm	ppm	ppm	ppm
Avg	**.0001**	**-.0000**	**-.0001**	**-.0001**	**.0005**	**-.0003**	**.0000**	**-.0002**	**-.0003**
Stddev	.0001	.0000	.0001	.0003	.0005	.0004	.0000	.0003	.0002
%RSD	80.61	6.048	54.04	393.7	102.3	143.0	242.4	126.0	57.53
#1	.0000	-.0000	-.0001	.0001	.0001	-.0005	-.0000	-.0000	-.0004
#2	.0001	-.0000	-.0002	-.0003	.0008	.0000	.0000	-.0004	-.0002
Check ?	None	None	None	None	None	None	None	None	None
Value									
Range									

Elem	V_2924	Zn2062	As1890	Tl1908	Pb2203	Se1960	Sb2068	Al3961	Ca3179
Units	ppm	ppm	ppm	ppm	ppm	ppm	ppm	ppm	ppm
Avg	**.0001**	**.0010**	**.0192**	**-.0005**	**.0226**	**.0221**	**.0193**	**.4778**	**1.960**
Stddev	.0003	.0002	.0007	.0005	.0002	.0011	.0007	.0073	.023
%RSD	221.7	16.87	3.767	96.48	.9598	4.826	3.848	1.537	1.175
#1	.0004	.0009	.0197	-.0002	.0227	.0229	.0188	.4726	1.944
#2	-.0001	.0011	.0187	-.0009	.0224	.0213	.0198	.4830	1.977
Check ?	None	None	Chk Pass	None	Chk Pass	Chk Pass	Chk Pass	Chk Pass	None
Value									
Range									

Elem	Fe2599	Mg2790	K_7664	Na5895	B_2089	Mo2020	Pd3404	Si2124	Sn1899
Units	ppm	ppm	ppm	ppm	ppm	ppm	ppm	ppm	ppm
Avg	**.5173**	**1.877**	**-.0625**	**.0048**	**.0011**	**-.0001**	**.0003**	**.0037**	**-.0009**
Stddev	.0071	.026	.0072	.0040	.0003	.0000	.0004	.0002	.0003
%RSD	1.372	1.394	11.55	83.09	26.94	25.02	128.4	5.361	31.43
#1	.5123	1.858	-.0574	.0020	.0013	-.0001	.0000	.0035	-.0011
#2	.5223	1.895	-.0676	.0076	.0009	-.0001	.0006	.0038	-.0007
Check ?	Chk Pass	None	None	None	None	None	None	None	None
Value									
Range									

Zoom In Zoom Out

Sample Name: cria Acquired: 7/31/2014 21:06:04 Type: QC
Method: Accutest 2(v253) Mode: CONC Corr. Factor: 1.000000
User: admin Custom ID1: Custom ID2: Custom ID3:
Comment:

Elem	Sr4077	Ti3349	W_2079	Zr3391	S_1820	Bi2230	Li6707
Units	ppm	ppm	ppm	ppm	ppm	ppm	ppm
Avg	**-.0000**	**-.0006**	**.0034**	**.0000**	**.0236**	**-.0004**	**.0014**
Stddev	.0000	.0003	.0024	.0000	.0003	.0001	.0004
%RSD	67.65	56.91	68.88	43.87	1.472	21.73	32.11
#1	-.0001	-.0009	.0018	.0000	.0238	-.0004	.0017
#2	-.0000	-.0004	.0051	.0001	.0233	-.0003	.0011
Check ?	None	None	None	None	None	None	None
Value							
Range							

Int. Std.	Y_3600	Y_3710	Y_2243	In2306
Units	Cts/S	Cts/S	Cts/S	Cts/S
Avg	**79449.**	**25997.**	**1720.7**	**4110.3**
Stddev	576.	231.	9.3	22.5
%RSD	.72492	.88937	.53805	.54641
#1	79856.	26161.	1727.3	4126.1
#2	79041.	25834.	1714.2	4094.4

Zoom In Zoom Out

Sample Name: mp80976-mb1 2 Acquired: 7/31/2014 21:09:16 Type: Unk
Method: Accutest 2(v253) Mode: CONC Corr. Factor: 1.000000
User: admin Custom ID1: Custom ID2: Custom ID3:
Comment:

Elem	Ba4554	Be3130	Cd2288	Co2286	Cr2677	Cu3247	Mn2576	Ni2316	Ag3280
Avg	**.0007**	**.0001**	**.0001**	**.0001**	**.0007**	**.0008**	**.0011**	**-.0003**	**-.0002**
Stddev	.0001	.0001	.0003	.0001	.0003	.0000	.0000	.0002	.0001
%RSD	10.20	108.9	234.2	104.0	37.74	2.729	.3890	69.55	34.46
#1	.0006	.0002	.0003	.0000	.0005	.0008	.0011	-.0004	-.0001
#2	.0007	.0000	-.0001	.0002	.0009	.0008	.0011	-.0001	-.0002

Elem	V_2924	Zn2062	As1890	Tl1908	Pb2203	Se1960	Sb2068	Al3961	Ca3179
Avg	**-.0000**	**.0037**	**-.0002**	**-.0016**	**.0002**	**.0012**	**.0010**	**.0416**	**.0726**
Stddev	.0000	.0003	.0002	.0023	.0000	.0012	.0004	.0009	.0011
%RSD	92.46	7.500	118.0	144.9	.4298	105.1	39.47	2.202	1.465
#1	-.0000	.0035	-.0004	.0000	.0002	.0003	.0007	.0423	.0718
#2	-.0001	.0039	-.0000	-.0032	.0002	.0021	.0013	.0410	.0733

Elem	Fe2599	Mg2790	K_7664	Na5895	B_2089	Mo2020	Pd3404	Si2124	Sn1899
Avg	**.0606**	**-.0036**	**-.0234**	**.0217**	**.0021**	**.0002**	**-.0003**	**.0526**	**.0150**
Stddev	.0005	.0107	.0090	.0035	.0008	.0001	.0000	.0005	.0010
%RSD	.8963	300.4	38.72	16.02	37.69	21.96	1.551	.9877	6.453
#1	.0602	-.0112	-.0298	.0241	.0027	.0003	-.0003	.0530	.0143
#2	.0610	.0040	-.0170	.0192	.0015	.0002	-.0003	.0522	.0157

Elem	Sr4077	Ti3349	W_2079	Zr3391	S_1820	Bi2230	Li6707
Avg	**.0002**	**.0020**	**.0061**	**.0002**	**.0256**	**-.0028**	**.0009**
Stddev	.0000	.0002	.0007	.0000	.0004	.0016	.0003
%RSD	18.49	12.23	11.94	9.764	1.411	57.94	31.95
#1	.0002	.0022	.0056	.0002	.0258	-.0016	.0007
#2	.0003	.0019	.0066	.0002	.0253	-.0039	.0011

Int. Std.	Y_3600	Y_3710	Y_2243	In2306
Avg	**79461.**	**26061.**	**1691.2**	**4078.3**
Stddev	494.	20.	15.1	37.5
%RSD	.62226	.07690	.89316	.91899
#1	79811.	26047.	1701.9	4104.8
#2	79111.	26075.	1680.5	4051.8

Zoom In Zoom Out

Sample Name: icsa Acquired: 7/31/2014 21:12:30 Type: QC
Method: Accutest 2(v253) Mode: CONC Corr. Factor: 1.000000
User: admin Custom ID1: Custom ID2: Custom ID3:
Comment:

Elem	Ba4554	Be3130	Cd2288	Co2286	Cr2677	Cu3247	Mn2576	Ni2316	Ag3280
Units	ppm	ppm	ppm	ppm	ppm	ppm	ppm	ppm	ppm
Avg	**-.0012**	**-.0002**	**.0022**	**.0005**	**.0023**	**.0025**	**.0039**	**-.0056**	**.0057**
Stddev	.0000	.0000	.0001	.0001	.0002	.0000	.0001	.0001	.0011
%RSD	1.703	3.610	2.809	25.94	7.979	1.530	2.173	2.535	18.85
#1	-.0012	-.0002	.0021	.0004	.0021	.0024	.0038	-.0055	.0050
#2	-.0012	-.0002	.0022	.0006	.0024	.0025	.0040	-.0057	.0065
Check ?	Chk Pass	Chk Pass	Chk Pass	Chk Pass	Chk Pass	Chk Pass	Chk Pass	Chk Pass	Chk Pass
High Limit									
Low Limit									

Elem	V_2924	Zn2062	As1890	Tl1908	Pb2203	Se1960	Sb2068	Al3961	Ca3179
Units	ppm	ppm	ppm	ppm	ppm	ppm	ppm	ppm	ppm
Avg	**-.0007**	**.0012**	**.0024**	**-.0007**	**-.0037**	**.0039**	**.0040**	**489.2**	**365.7**
Stddev	.0003	.0005	.0003	.0021	.0025	.0022	.0019	1.0	4.7
%RSD	47.49	43.81	12.06	311.4	66.59	57.30	48.47	.1990	1.292
#1	-.0005	.0009	.0026	.0008	-.0054	.0023	.0053	489.9	369.1
#2	-.0009	.0016	.0022	-.0022	-.0020	.0055	.0026	488.5	362.4
Check ?	Chk Pass	Chk Pass	Chk Pass	Chk Pass	Chk Pass	Chk Pass	Chk Pass	Chk Pass	Chk Pass
High Limit									
Low Limit									

Elem	Fe2599	Mg2790	K_7664	Na5895	B_2089	Mo2020	Pd3404	Si2124	Sn1899
Units	ppm	ppm	ppm	ppm	ppm	ppm	ppm	ppm	ppm
Avg	**185.1**	**501.8**	**.0653**	**-.0233**	**-.0029**	**.0001**	**.0219**	**-.0149**	**-.0025**
Stddev	.1	1.6	.0015	.0013	.0001	.0003	.0019	.0010	.0007
%RSD	.0790	.3209	2.323	5.578	2.172	295.9	8.672	6.659	25.78
#1	185.2	502.9	.0642	-.0224	-.0029	.0003	.0206	-.0142	-.0030
#2	185.0	500.6	.0664	-.0242	-.0029	-.0001	.0232	-.0156	-.0021
Check ?	Chk Pass	Chk Pass	Chk Pass	Chk Pass	Chk Pass	Chk Pass	Chk Pass	Chk Pass	Chk Pass
High Limit									
Low Limit									

Zoom In Zoom Out

Sample Name: icsa Acquired: 7/31/2014 21:12:30 Type: QC
Method: Accutest 2(v253) Mode: CONC Corr. Factor: 1.000000
User: admin Custom ID1: Custom ID2: Custom ID3:
Comment:

Elem	Sr4077	Ti3349	W_2079	Zr3391	S_1820	Bi2230	Li6707
Units	ppm	ppm	ppm	ppm	ppm	ppm	ppm
Avg	**-.0045**	**-.0002**	**-.0023**	**.0005**	**.0148**	**-.0051**	**.0171**
Stddev	.0002	.0002	.0011	.0002	.0016	.0006	.0009
%RSD	3.890	70.41	46.52	29.40	10.69	10.82	5.118
#1	-.0046	-.0001	-.0030	.0004	.0159	-.0055	.0165
#2	-.0044	-.0004	-.0015	.0006	.0137	-.0047	.0178
Check ?	Chk Pass	Chk Pass	Chk Pass	Chk Pass	Chk Pass	Chk Pass	Chk Pass
High Limit							
Low Limit							

Int. Std.	Y_3600	Y_3710	Y_2243	In2306
Units	Cts/S	Cts/S	Cts/S	Cts/S
Avg	**68126.**	**24613.**	**1490.0**	**3137.8**
Stddev	231.	132.	15.8	21.4
%RSD	.33937	.53486	1.0600	.68073
#1	67962.	24520.	1501.1	3152.9
#2	68289.	24706.	1478.8	3122.7

Zoom In Zoom Out

Sample Name: icsab Acquired: 7/31/2014 21:15:50 Type: QC
Method: Accutest 2(v253) Mode: CONC Corr. Factor: 1.000000
User: admin Custom ID1: Custom ID2: Custom ID3:
Comment:

Elem	Ba4554	Be3130	Cd2288	Co2286	Cr2677	Cu3247	Mn2576	Ni2316	Ag3280
Units	ppm	ppm	ppm	ppm	ppm	ppm	ppm	ppm	ppm
Avg	**.4890**	**.4841**	**1.006**	**.4943**	**.4851**	**.4656**	**.4778**	**.9738**	**.9896**
Stddev	.0036	.0053	.002	.0008	.0005	.0034	.0011	.0032	.0047
%RSD	.7456	1.100	.2368	.1706	.1065	.7398	.2265	.3313	.4751
#1	.4916	.4878	1.007	.4949	.4847	.4681	.4786	.9761	.9929
#2	.4864	.4803	1.004	.4938	.4854	.4632	.4771	.9715	.9863
Check ?	Chk Pass	Chk Pass	Chk Pass	Chk Pass	Chk Pass	Chk Pass	Chk Pass	Chk Pass	Chk Pass
Value									
Range									

Elem	V_2924	Zn2062	As1890	Tl1908	Pb2203	Se1960	Sb2068	Al3961	Ca3179
Units	ppm	ppm	ppm	ppm	ppm	ppm	ppm	ppm	ppm
Avg	**.4705**	**.9750**	**1.009**	**.9561**	**.9776**	**1.093**	**1.004**	**480.3**	**364.0**
Stddev	.0010	.0040	.002	.0062	.0004	.001	.003	4.9	5.4
%RSD	.2174	.4134	.2198	.6517	.0406	.0815	.2811	1.016	1.494
#1	.4712	.9779	1.008	.9605	.9773	1.092	1.006	483.8	367.8
#2	.4697	.9722	1.011	.9516	.9779	1.094	1.002	476.9	360.1
Check ?	Chk Pass	Chk Pass	Chk Pass	Chk Pass	Chk Pass	Chk Pass	Chk Pass	Chk Pass	Chk Pass
Value									
Range									

Elem	Fe2599	Mg2790	K_7664	Na5895	B_2089	Mo2020	Pd3404	Si2124	Sn1899
Units	ppm	ppm	ppm	ppm	ppm	ppm	ppm	ppm	ppm
Avg	**183.0**	**503.2**	**.0831**	**-.0141**	**.0026**	**.4891**	**.5659**	**-.0131**	**-.0026**
Stddev	1.6	2.4	.0026	.0076	.0020	.0013	.0040	.0027	.0017
%RSD	.8625	.4716	3.125	53.95	78.84	.2671	.7056	20.82	66.52
#1	184.1	504.9	.0812	-.0194	.0040	.4900	.5687	-.0151	-.0038
#2	181.9	501.5	.0849	-.0087	.0011	.4882	.5630	-.0112	-.0014
Check ?	Chk Pass	Chk Pass	None	None	None	Chk Pass	Chk Pass	None	None
Value									
Range									

Zoom In Zoom Out

Sample Name: icsab Acquired: 7/31/2014 21:15:50 Type: QC
Method: Accutest 2(v253) Mode: CONC Corr. Factor: 1.000000
User: admin Custom ID1: Custom ID2: Custom ID3:
Comment:

Elem	Sr4077	Ti3349	W_2079	Zr3391	S_1820	Bi2230	Li6707
Units	ppm	ppm	ppm	ppm	ppm	ppm	ppm
Avg	**-.0046**	**.0004**	**.5293**	**.5086**	**.5118**	**.4826**	**.5511**
Stddev	.0002	.0006	.0002	.0021	.0030	.0002	.0041
%RSD	3.784	155.7	.0414	.4136	.5785	.0366	.7391
#1	-.0047	-.0000	.5294	.5101	.5139	.4827	.5540
#2	-.0045	.0009	.5291	.5071	.5097	.4825	.5482
Check ?	None	None	Chk Pass	Chk Pass	Chk Pass	Chk Pass	Chk Pass
Value							
Range							

Int. Std.	Y_3600	Y_3710	Y_2243	In2306
Units	Cts/S	Cts/S	Cts/S	Cts/S
Avg	**67638.**	**24584.**	**1492.5**	**3142.8**
Stddev	211.	146.	6.2	9.5
%RSD	.31127	.59584	.41849	.30089
#1	67490.	24480.	1496.9	3149.5
#2	67787.	24687.	1488.1	3136.1

Zoom In Zoom Out

Sample Name: ccv Acquired: 7/31/2014 21:19:01 Type: QC
Method: Accutest 2(v253) Mode: CONC Corr. Factor: 1.000000
User: admin Custom ID1: Custom ID2: Custom ID3:
Comment:

Elem	Ba4554	Be3130	Cd2288	Co2286	Cr2677	Cu3247	Mn2576	Ni2316	Ag3280
Units	ppm	ppm	ppm	ppm	ppm	ppm	ppm	ppm	ppm
Avg	**1.973**	**1.998**	**1.978**	**2.001**	**1.988**	**1.838**	**1.981**	**2.030**	**.2355**
Stddev	.003	.002	.017	.018	.010	.004	.004	.014	.0012
%RSD	.1251	.0994	.8441	.8828	.4835	.2110	.1962	.7112	.5287
#1	1.971	1.996	1.966	1.989	1.994	1.835	1.984	2.020	.2363
#2	1.974	1.999	1.990	2.014	1.981	1.841	1.978	2.040	.2346
Check ?	Chk Pass	Chk Pass	Chk Pass	Chk Pass	Chk Pass	Chk Pass	Chk Pass	Chk Pass	Chk Pass
Value									
Range									

Elem	V_2924	Zn2062	As1890	Tl1908	Pb2203	Se1960	Sb2068	Al3961	Ca3179
Units	ppm	ppm	ppm	ppm	ppm	ppm	ppm	ppm	ppm
Avg	**1.919**	**2.070**	**1.952**	**2.067**	**2.055**	**1.944**	**1.947**	**37.95**	**39.07**
Stddev	.002	.013	.015	.013	.017	.025	.015	.07	.02
%RSD	.1053	.6258	.7782	.6363	.8005	1.304	.7883	.1940	.0502
#1	1.920	2.061	1.941	2.057	2.044	1.926	1.936	37.89	39.08
#2	1.917	2.080	1.963	2.076	2.067	1.962	1.958	38.00	39.05
Check ?	Chk Pass	Chk Pass	Chk Pass	Chk Pass	Chk Pass	Chk Pass	Chk Pass	Chk Pass	Chk Pass
Value									
Range									

Elem	Fe2599	Mg2790	K_7664	Na5895	B_2089	Mo2020	Pd3404	Si2124	Sn1899
Units	ppm	ppm	ppm	ppm	ppm	ppm	ppm	ppm	ppm
Avg	**39.10**	**38.32**	**39.13**	**39.44**	**1.980**	**2.009**	**1.911**	**4.951**	**2.044**
Stddev	.02	.15	.04	.04	.016	.013	.005	.041	.014
%RSD	.0638	.3828	.1001	.1024	.8049	.6472	.2605	.8174	.6792
#1	39.08	38.42	39.16	39.47	1.969	2.000	1.908	4.922	2.034
#2	39.12	38.21	39.10	39.41	1.992	2.019	1.915	4.979	2.054
Check ?	Chk Pass	Chk Pass	Chk Pass	Chk Pass	Chk Pass	Chk Pass	Chk Pass	Chk Pass	Chk Pass
Value									
Range									

Zoom In Zoom Out

Sample Name: ccv Acquired: 7/31/2014 21:19:01 Type: QC
Method: Accutest 2(v253) Mode: CONC Corr. Factor: 1.000000
User: admin Custom ID1: Custom ID2: Custom ID3:
Comment:

Elem	Sr4077	Ti3349	W_2079	Zr3391	S_1820	Bi2230	Li6707
Units	ppm	ppm	ppm	ppm	ppm	ppm	ppm
Avg	**1.963**	**1.973**	**1.968**	**1.940**	**1.969**	**1.947**	**1.968**
Stddev	.004	.003	.006	.002	.022	.014	.000
%RSD	.1844	.1651	.3279	.1204	1.123	.7391	.0143
#1	1.961	1.971	1.963	1.938	1.953	1.937	1.968
#2	1.966	1.975	1.972	1.942	1.984	1.957	1.968
Check ?	Chk Pass	Chk Pass	Chk Pass	Chk Pass	Chk Pass	Chk Pass	Chk Pass
Value							
Range							

Int. Std.	Y_3600	Y_3710	Y_2243	In2306
Units	Cts/S	Cts/S	Cts/S	Cts/S
Avg	**75225.**	**25567.**	**1658.1**	**3678.1**
Stddev	191.	92.	15.0	35.1
%RSD	.25400	.36128	.90724	.95346
#1	75360.	25501.	1668.8	3702.9
#2	75090.	25632.	1647.5	3653.3

Zoom In Zoom Out

Sample Name: ccb Acquired: 7/31/2014 21:21:58 Type: QC
Method: Accutest 2(v253) Mode: CONC Corr. Factor: 1.000000
User: admin Custom ID1: Custom ID2: Custom ID3:
Comment:

Elem	Ba4554	Be3130	Cd2288	Co2286	Cr2677	Cu3247	Mn2576	Ni2316	Ag3280
Units	ppm	ppm	ppm	ppm	ppm	ppm	ppm	ppm	ppm
Avg	**.0001**	**.0001**	**.0002**	**.0000**	**.0001**	**-.0001**	**.0001**	**-.0000**	**-.0001**
Stddev	.0001	.0000	.0001	.0003	.0001	.0002	.0000	.0000	.0001
%RSD	119.0	46.36	40.97	702.5	107.7	270.4	.7398	116.7	70.57
#1	.0001	.0001	.0003	-.0002	.0000	.0001	.0001	-.0001	-.0002
#2	.0000	.0001	.0002	.0003	.0002	-.0003	.0001	-.0000	-.0001
Check ?	Chk Pass	Chk Pass	Chk Pass	Chk Pass	Chk Pass	Chk Pass	Chk Pass	Chk Pass	Chk Pass
High Limit									
Low Limit									

Elem	V_2924	Zn2062	As1890	Tl1908	Pb2203	Se1960	Sb2068	Al3961	Ca3179
Units	ppm	ppm	ppm	ppm	ppm	ppm	ppm	ppm	ppm
Avg	**.0001**	**.0003**	**.0004**	**.0007**	**.0005**	**-.0012**	**-.0007**	**.0023**	**.0013**
Stddev	.0000	.0001	.0011	.0013	.0002	.0013	.0007	.0035	.0005
%RSD	8.276	47.40	268.1	182.5	43.37	108.0	95.83	153.3	37.96
#1	.0001	.0002	-.0004	.0016	.0007	-.0003	-.0012	.0048	.0017
#2	.0001	.0004	.0011	-.0002	.0004	-.0022	-.0002	-.0002	.0010
Check ?	Chk Pass	Chk Pass	Chk Pass	Chk Pass	Chk Pass	Chk Pass	Chk Pass	Chk Pass	Chk Pass
High Limit									
Low Limit									

Elem	Fe2599	Mg2790	K_7664	Na5895	B_2089	Mo2020	Pd3404	Si2124	Sn1899
Units	ppm	ppm	ppm	ppm	ppm	ppm	ppm	ppm	ppm
Avg	**.0016**	**-.0026**	**-.0550**	**.0113**	**.0017**	**.0011**	**-.0003**	**.0023**	**-.0006**
Stddev	.0005	.0065	.0362	.0024	.0004	.0002	.0009	.0004	.0008
%RSD	30.79	251.4	65.83	21.37	24.49	21.71	308.1	18.16	129.7
#1	.0020	-.0072	-.0294	.0130	.0014	.0009	-.0009	.0020	-.0012
#2	.0013	.0020	-.0806	.0096	.0020	.0013	.0003	.0025	-.0001
Check ?	Chk Pass	Chk Pass	Chk Pass	Chk Pass	Chk Pass	Chk Pass	Chk Pass	Chk Pass	Chk Pass
High Limit									
Low Limit									

Zoom In Zoom Out

Sample Name: ccb Acquired: 7/31/2014 21:21:58 Type: QC
Method: Accutest 2(v253) Mode: CONC Corr. Factor: 1.000000
User: admin Custom ID1: Custom ID2: Custom ID3:
Comment:

Elem	Sr4077	Ti3349	W_2079	Zr3391	S_1820	Bi2230	Li6707
Units	ppm	ppm	ppm	ppm	ppm	ppm	ppm
Avg	**.0001**	**.0003**	F **.0130**	**.0004**	F **.0173**	**.0007**	**.0016**
Stddev	.0000	.0000	.0019	.0002	.0034	.0006	.0001
%RSD	18.36	8.224	14.53	42.64	19.52	82.56	7.868
#1	.0001	.0003	.0117	.0002	.0197	.0003	.0017
#2	.0001	.0003	.0143	.0005	.0149	.0011	.0015
Check ?	Chk Pass	Chk Pass	Chk Fail	Chk Pass	Chk Fail	Chk Pass	Chk Pass
High Limit			.0050		.0150		
Low Limit			-.0050		-.0150		

Int. Std.	Y_3600	Y_3710	Y_2243	In2306
Units	Cts/S	Cts/S	Cts/S	Cts/S
Avg	**79834.**	**26061.**	**1731.4**	**4148.4**
Stddev	410.	411.	14.1	32.2
%RSD	.51350	1.5775	.81345	.77571
#1	80124.	26352.	1741.3	4171.2
#2	79544.	25771.	1721.4	4125.7

NOTE: The remaining raw data for this batch is not relevant to this job. As such it has been omitted.

Element, Wavelength and Order	Use?	# IECs	IEC	k1	k2	Calc-in-fit?
Ba 455.403 { 74}	☒	3	Mg	0.000001	0.000000	No
			Al	0.000002	0.000000	No
			Zr	0.002000	0.000000	No
Be 313.042 {108}	☒	12	V	0.000070	0.000000	No
			Mo	-0.000017	0.000000	No
			Ti	-0.001030	0.000000	No
			Mn	0.000022	0.000000	No
			Ba	-0.000000	0.000000	No
			Co	-0.000004	0.000000	No
			Ni	-0.000050	0.000000	No
			Ca	-0.000000	0.000000	No
			Cu	0.000014	0.000000	No
			Zn	-0.000010	0.000000	No
			Fe	0.000000	0.000000	No
			Cr	0.000008	0.000000	No
Cd 228.802 {448}	☒	14	As	0.004850	0.000000	No
			Ni	-0.000184	0.000000	No
			Fe	-0.000005	0.000000	No
			V	-0.000139	0.000000	No
			Ba	0.000046	0.000000	No
			Co	-0.004524	0.000000	No
			Sr	-0.000006	0.000000	No
			Ca	-0.000000	0.000000	No
			Mn	0.000013	0.000000	No
			Cr	-0.000010	0.000000	No
			Si	-0.000005	0.000000	No
			Cu	-0.000276	0.000000	No
			W	-0.001300	0.000000	No
			Al	-0.000002	0.000000	No
Co 228.616 {448}	☒	10	Fe	0.000005	0.000000	No
			Cr	-0.000049	0.000000	No
			Mo	-0.001801	0.000000	No
			Ni	0.000256	0.000000	No
			Ti	0.001860	0.000000	No
			Ba	-0.000009	0.000000	No
			W	0.000160	0.000000	No
			Cd	0.000012	0.000000	No
			Si	0.000000	0.000000	No
			Ca	-0.000003	0.000000	No
Cr 267.716 {126}	☒	14	Mn	0.000202	0.000000	No
			V	0.000000	0.000000	No
			Mo	-0.000130	0.000000	No
			Fe	-0.000012	0.000000	No
			W	0.000000	0.000000	No
			Cd	-0.000050	0.000000	No
			Al	-0.000002	0.000000	No
			Ca	0.000002	0.000000	No
			Mg	0.000003	0.000000	No
			Ti	0.000100	0.000000	No
			Sn	0.000000	0.000000	No
			Ba	0.000013	0.000000	No
			Cu	0.000100	0.000000	No
			Sr	-0.000100	0.000000	No
Cu 324.754 {104}2	☒	20	Cr	-0.000110	0.000000	No
			V	-0.000353	0.000000	No
			Mo	0.000456	0.000000	No
			Ti	-0.000121	0.000000	No
			Fe	-0.000107	0.000000	No
			Al	0.000003	0.000000	No
			Sn	-0.000497	0.000000	No
			Zn	-0.000004	0.000000	No

Element, Wavelength and Order	Use?	# IECs	IEC	k1	k2	Calc-in-fit?
			Co	-0.000858	0.000000	No
			Zr	-0.000330	0.000000	No
			Si	0.000080	0.000000	No
			Mn	-0.000080	0.000000	No
			Se	0.000050	0.000000	No
			Ba	0.000008	0.000000	No
			Ag	-0.000077	0.000000	No
			Pb	0.000002	0.000000	No
			Sb	0.000370	0.000000	No
			Mg	0.000004	0.000000	No
			Ca	-0.000003	0.000000	No
			W	0.020000	0.000000	No
Mn 257.610 {131}	☒	8	Fe	-0.000085	0.000000	No
			Si	0.000050	0.000000	No
			Ba	0.000012	0.000000	No
			As	0.000001	0.000000	No
			Ca	-0.000000	0.000000	No
			Al	-0.000001	0.000000	No
			Ni	0.000028	0.000000	No
			Mo	-0.000100	0.000000	No
Ni 231.604 {446}	☒	17	Fe	0.000045	0.000000	No
			Zn	-0.000021	0.000000	No
			Be	-0.000112	0.000000	No
			Co	-0.000278	0.000000	No
			Tl	0.000209	0.000000	No
			Mg	0.000004	0.000000	No
			Mo	-0.000030	0.000000	No
			V	-0.000032	0.000000	No
			Cu	0.000100	0.000000	No
			Se	0.000006	0.000000	No
			Al	-0.000003	0.000000	No
			Cr	0.000006	0.000000	No
			Si	-0.000030	0.000000	No
			Sn	0.000079	0.000000	No
			Ba	0.000000	0.000000	No
			Ca	0.000001	0.000000	No
			W	0.001333	0.000000	No
Ag 328.068 {103}	☒	15	Mn	-0.000327	0.000000	No
			Mo	0.000006	0.000000	No
			Ti	-0.000968	0.000000	No
			Fe	-0.000545	0.000000	No
			V	0.000038	0.000000	No
			Zn	-0.000015	0.000000	No
			Ca	-0.000004	0.000000	No
			Al	-0.000002	0.000000	No
			Sr	-0.000008	0.000000	No
			Mg	-0.000010	0.000000	No
			Ba	-0.000250	0.000000	No
			Cr	0.000026	0.000000	No
			Si	-0.000009	0.000000	No
			Zr	0.003700	0.000000	No
			W	0.000000	0.000000	No
V 292.402 {115}	☒	6	Ti	0.000676	0.000000	No
			Mo	-0.012460	0.000000	No
			Fe	0.000011	0.000000	No
			Sr	-0.000100	0.000000	No
			Cr	-0.001820	0.000000	No
			Mn	-0.002123	0.000000	No
Zn 206.200 {464}	☒	16	Cr	-0.000418	0.000000	No
			Mo	-0.000300	0.000000	No
			Fe	0.000007	0.000000	No

Element, Wavelength and Order	Use?	# IECs	IEC	k1	k2	Calc-in-fit?
			Al	-0.000007	0.000000	No
			Si	-0.000035	0.000000	No
			Ba	-0.000060	0.000000	No
			Na	0.000003	0.000000	No
			Ca	0.000010	0.000000	No
			Sr	-0.000033	0.000000	No
			Sn	0.000069	0.000000	No
			Cu	0.000056	0.000000	No
			As	0.000200	0.000000	No
			Be	0.000071	0.000000	No
			Pd	0.000280	0.000000	No
			Bi	-0.001400	0.000000	No
			W	0.000010	0.000000	No
As 189.042 {478}	☒	24	Al	0.000009	0.000000	No
			Fe	0.000004	0.000000	No
			Ca	0.000000	0.000000	No
			Mn	0.000075	0.000000	No
			Mo	0.000640	0.000000	No
			Cr	0.000440	0.000000	No
			V	0.000070	0.000000	No
			Co	-0.000905	0.000000	No
			Ba	0.000001	0.000000	No
			W	0.004000	0.000000	No
			Sn	-0.000037	0.000000	No
			Cd	-0.000194	0.000000	No
			Tl	0.000085	0.000000	No
			Be	0.000173	0.000000	No
			Mg	0.000002	0.000000	No
			Si	-0.000147	0.000000	No
			Zn	0.000020	0.000000	No
			Sr	0.000010	0.000000	No
			Pd	0.026000	0.000000	No
			Zr	-0.002220	0.000000	No
			Ti	0.000100	0.000000	No
			S	0.000010	0.000000	No
			Cu	-0.000100	0.000000	No
			K	0.000000	0.000000	No
Tl 190.856 {477}	☒	26	Cr	0.000240	0.000000	No
			Mo	-0.008000	0.000000	No
			Al	0.000005	0.000000	No
			Fe	-0.000115	0.000000	No
			V	-0.021100	0.000000	No
			Mn	0.001150	0.000000	No
			Si	-0.000037	0.000000	No
			Ca	-0.000005	0.000000	No
			Ti	-0.002486	0.000000	No
			Mg	-0.000001	0.000000	No
			Co	0.002336	0.000000	No
			Sr	-0.000238	0.000000	No
			B	0.000249	0.000000	No
			Ba	0.000061	0.000000	No
			Zn	-0.000112	0.000000	No
			As	-0.000045	0.000000	No
			Ni	0.000143	0.000000	No
			Cu	-0.000085	0.000000	No
			Zr	0.000067	0.000000	No
			Pd	0.000051	0.000000	No
			Pb	-0.000090	0.000000	No
			S	-0.000005	0.000000	No
			W	-0.015000	0.000000	No
			Na	-0.000001	0.000000	No

Element, Wavelength and Order	Use?	# IECs	IEC	k1	k2	Calc-in-fit?
			K	-0.000100	0.000000	No
			Sn	-0.000080	0.000000	No
Pb 220.353 {453}	☒	23	Al	-0.000100	0.000000	No
			Fe	0.000053	0.000000	No
			Ca	0.000003	0.000000	No
			Mn	-0.000003	0.000000	No
			Zn	-0.000036	0.000000	No
			Mo	-0.000765	0.000000	No
			Cu	0.000604	0.000000	No
			V	0.000062	0.000000	No
			Co	-0.000447	0.000000	No
			Ti	-0.000100	0.000000	No
			Si	0.000130	0.000000	No
			Ba	-0.000012	0.000000	No
			Sb	-0.000200	0.000000	No
			Sr	-0.000043	0.000000	No
			W	0.015000	0.000000	No
			Mg	0.000000	0.000000	No
			Cd	-0.000018	0.000000	No
			Cr	0.000042	0.000000	No
			Pd	0.000560	0.000000	No
			Zr	-0.000435	0.000000	No
			Ni	0.000299	0.000000	No
			S	-0.000006	0.000000	No
			Se	-0.000064	0.000000	No
Se 196.090 {472}	☒	23	Al	-0.000002	0.000000	No
			Ca	0.000000	0.000000	No
			Mn	0.000380	0.000000	No
			Mo	0.000123	0.000000	No
			Fe	-0.000217	0.000000	No
			Co	-0.000035	0.000000	No
			V	0.000010	0.000000	No
			Sr	-0.000258	0.000000	No
			Cu	-0.000007	0.000000	No
			W	0.090000	0.000000	No
			Si	0.000074	0.000000	No
			Tl	0.000180	0.000000	No
			Be	-0.000143	0.000000	No
			Zn	-0.000250	0.000000	No
			B	-0.000141	0.000000	No
			Pd	0.000300	0.000000	No
			Ti	-0.000300	0.000000	No
			Cd	0.000090	0.000000	No
			Zr	-0.000198	0.000000	No
			Ba	-0.000119	0.000000	No
			Mg	0.000000	0.000000	No
			Pb	0.000000	0.000000	No
			Cr	-0.000300	0.000000	No
Sb 206.833 {463}	☒	14	Fe	-0.000027	0.000000	No
			Al	0.000005	0.000000	No
			Ca	-0.000015	0.000000	No
			Ni	-0.001057	0.000000	No
			Cr	0.010300	0.000000	No
			V	-0.002566	0.000000	No
			Zn	0.000028	0.000000	No
			Mo	-0.000966	0.000000	No
			Ti	0.000160	0.000000	No
			Sn	-0.016897	0.000000	No
			W	0.000000	0.000000	No
			Mg	-0.000001	0.000000	No
			Zr	-0.000260	0.000000	No

Element, Wavelength and Order	Use?	# IECs	IEC	k1	k2	Calc-in-fit?
			Sr	0.000151	0.000000	No
Al 396.152 { 85}	☒	5	Si	-0.002348	0.000000	No
			Ca	-0.000172	0.000000	No
			Mo	0.044500	0.000000	No
			Zr	-0.000018	0.000000	No
			Ti	-0.000017	0.000000	No
Ca 317.933 {106}	☒	16	Fe	0.000130	0.000000	No
			Ti	0.000000	0.000000	No
			W	0.003960	0.000000	No
			Tl	0.004950	0.000000	No
			Be	0.001840	0.000000	No
			Ba	0.003500	0.000000	No
			Cu	-0.001800	0.000000	No
			Cd	0.003700	0.000000	No
			Ni	0.001513	0.000000	No
			Pd	-0.000871	0.000000	No
			B	-0.000210	0.000000	No
			Se	0.002000	0.000000	No
			Co	0.000540	0.000000	No
			Cr	0.000640	0.000000	No
			Al	0.000026	0.000000	No
			As	0.000000	0.000000	No
Fe 259.940 {130}	☒	14	Co	0.000004	0.000000	No
			Si	0.001320	0.000000	No
			Tl	-0.002580	0.000000	No
			Se	0.000000	0.000000	No
			Cr	-0.000566	0.000000	No
			Mn	-0.000025	0.000000	No
			V	-0.000064	0.000000	No
			Cu	0.000953	0.000000	No
			K	-0.000200	0.000000	No
			Zn	0.000046	0.000000	No
			Ti	-0.000631	0.000000	No
			Ca	0.000020	0.000000	No
			Ba	0.001000	0.000000	No
			Pd	-0.000714	0.000000	No
Mg 279.079 {121}	☒	3	Mo	-0.025000	0.000000	No
			W	0.000000	0.000000	No
			Mn	0.000000	0.000000	No
K 766.490 { 44}	☒	13	Fe	-0.000340	0.000000	No
			Al	-0.000123	0.000000	No
			Ca	-0.000071	0.000000	No
			Mn	0.001430	0.000000	No
			Si	-0.003000	0.000000	No
			V	-0.002000	0.000000	No
			Pd	0.004000	0.000000	No
			Sn	-0.004700	0.000000	No
			Na	0.000300	0.000000	No
			Ba	-0.002700	0.000000	No
			Mo	-0.000850	0.000000	No
			Cu	-0.010000	0.000000	No
			Ni	-0.010000	0.000000	No
Na 589.592 { 57}	☒	5	K	0.005000	0.000000	No
			Ba	0.000900	0.000000	No
			Ca	0.000055	0.000000	No
			Al	0.000040	0.000000	No
			V	-0.005000	0.000000	No
B 208.959 {462}	☒	1	Mo	0.031698	0.000000	No
Mo 202.030 {467}	☒	5	Co	0.000000	0.000000	No
			Al	0.000000	0.000000	No
			Fe	-0.000010	0.000000	No

Element, Wavelength and Order	Use?	# IECs	IEC	k1	k2	Calc-in-fit?
			Mg	-0.000001	0.000000	No
			Ca	0.000003	0.000000	No
Pd 340.458 { 99}	☒	10	Ti	-0.001014	0.000000	No
			V	0.000262	0.000000	No
			Sn	-0.000006	0.000000	No
			Fe	-0.000087	0.000000	No
			Mo	-0.000220	0.000000	No
			Zr	-0.087800	0.000000	No
			Co	-0.007151	0.000000	No
			Ca	-0.000076	0.000000	No
			S	-0.000022	0.000000	No
			Si	0.000160	0.000000	No
Si 212.412 {459}	☒	14	Sr	0.000366	0.000000	No
			Ni	0.000106	0.000000	No
			Mo	0.021300	0.000000	No
			V	0.000600	0.000000	No
			Ti	0.003500	0.000000	No
			Al	-0.000016	0.000000	No
			Cd	0.001043	0.000000	No
			Ba	0.000170	0.000000	No
			Fe	0.000100	0.000000	No
			Sn	0.003217	0.000000	No
			Zn	0.000385	0.000000	No
			As	-0.000560	0.000000	No
			Ca	-0.000005	0.000000	No
			Pb	0.000471	0.000000	No
Sn 189.989 {478}	☒	5	Ti	-0.000600	0.000000	No
			Mo	0.000011	0.000000	No
			Fe	0.000018	0.000000	No
			Mn	0.000001	0.000000	No
			Si	0.000131	0.000000	No
Sr 407.771 { 83}	☒	2	Fe	-0.000000	0.000000	No
			Ca	0.000043	0.000000	No
Ti 334.904 {101}	☒	4	Cr	0.000189	0.000000	No
			Mo	0.000870	0.000000	No
			Si	0.000035	0.000000	No
			Ca	0.000005	0.000000	No
Y 360.073 { 94}*	☒	None				
Y 371.030 { 91}*	☒	None				
Y 224.306 {451}*	☒	None				
In 230.606 {446}*	☒	None				
W 207.911 {462}	☒	26	Al	0.000002	0.000000	No
			Si	-0.000900	0.000000	No
			Ca	0.000000	0.000000	No
			Fe	-0.000007	0.000000	No
			As	-0.000200	0.000000	No
			Mg	-0.000006	0.000000	No
			Mn	-0.000110	0.000000	No
			Mo	-0.000300	0.000000	No
			Ti	0.000080	0.000000	No
			Sr	-0.000850	0.000000	No
			V	-0.000140	0.000000	No
			Cd	-0.000650	0.000000	No
			Cr	-0.000390	0.000000	No
			Zn	0.012000	0.000000	No
			Pd	-0.002900	0.000000	No
			Sn	0.001300	0.000000	No
			Zr	-0.002570	0.000000	No
			B	-0.001000	0.000000	No
			Sb	-0.003000	0.000000	No
			Co	0.000041	0.000000	No

	Element, Wavelength and Order	Use?	# IECs	IEC	k1	k2	Calc-in-fit?
				Ni	-0.000263	0.000000	No
				Be	-0.000130	0.000000	No
				Se	-0.002600	0.000000	No
				Cu	-0.000118	0.000000	No
				Ba	-0.000090	0.000000	No
				Tl	-0.000110	0.000000	No
	Zr 339.198 { 99}	☒	6	Mo	0.000250	0.000000	No
				Ti	0.000090	0.000000	No
				Fe	-0.000060	0.000000	No
				Si	0.000177	0.000000	No
				S	-0.000001	0.000000	No
				Pd	0.000000	0.000000	No
	S 182.034 {485}	☒	7	Ca	0.000115	0.000000	No
				Mo	0.001114	0.000000	No
				Al	-0.000005	0.000000	No
				Fe	0.000007	0.000000	No
				Mn	0.002300	0.000000	No
				W	-0.027000	0.000000	No
				Zn	-0.001538	0.000000	No
	Bi 223.061 {451}	☒	9	V	-0.000680	0.000000	No
				Co	-0.002200	0.000000	No
				Ca	-0.000038	0.000000	No
				Mg	0.000018	0.000000	No
				W	-0.002000	0.000000	No
				Cu	-0.000858	0.000000	No
				Fe	0.000065	0.000000	No
				Cr	0.001500	0.000000	No
				Ti	-0.027300	0.000000	No
	Li 670.784 { 50}	☒	None				

Element, Wavelength and Order	Date of Fit	Date of Cal.	Type of Fit	Weighting	A0	A1	A2	n (Exponent)
Ba 455.403 { 74}	8/1/2014 8:17:49	7/31/2014 11:50:31	Linear	1/Conc	0.000785	1.913759	0.000000	1.000000
Be 313.042 {108}	8/1/2014 8:17:49	7/31/2014 11:50:31	Linear	1/Conc	-0.000248	1.446114	0.000000	1.000000
Cd 228.802 {448}	8/1/2014 8:17:49	7/31/2014 11:50:31	Linear	1/Conc	0.000325	0.974685	0.000000	1.000000
Co 228.616 {448}	8/1/2014 8:17:49	7/31/2014 11:50:31	Linear	1/Conc	-0.000170	0.417857	0.000000	1.000000
Cr 267.716 {126}	8/1/2014 8:17:49	7/31/2014 11:50:31	Linear	1/Conc	0.000002	0.064392	0.000000	1.000000
Cu 324.754 {104}2	8/1/2014 8:17:49	7/31/2014 11:50:31	Linear	1/Conc	0.008782	0.147769	0.000000	1.000000
Mn 257.610 {131}	8/1/2014 8:17:49	7/31/2014 11:50:31	Linear	1/Conc	0.000025	0.351286	0.000000	1.000000
Ni 231.604 {446}	8/1/2014 8:17:49	7/31/2014 11:50:31	Linear	1/Conc	0.000129	0.302217	0.000000	1.000000
Ag 328.068 {103}	8/1/2014 8:17:49	7/31/2014 11:50:31	Linear	1/Conc	-0.000066	0.092830	0.000000	1.000000
V 292.402 {115}	8/1/2014 8:17:49	7/31/2014 11:50:31	Linear	1/Conc	0.000009	0.095606	0.000000	1.000000
Zn 206.200 {464}	8/1/2014 8:17:49	7/31/2014 11:50:31	Linear	1/Conc	0.000225	0.873040	0.000000	1.000000
As 189.042 {478}	8/1/2014 8:17:49	7/31/2014 11:50:31	Linear	1/Conc	0.000295	0.111383	0.000000	1.000000
Tl 190.856 {477}	8/1/2014 8:17:49	7/31/2014 11:50:31	Linear	1/Conc	-0.000061	0.055696	0.000000	1.000000
Pb 220.353 {453}	8/1/2014 8:17:49	7/31/2014 11:50:31	Linear	1/Conc	-0.000260	0.122197	0.000000	1.000000
Se 196.090 {472}	8/1/2014 8:17:49	7/31/2014 11:50:31	Linear	1/Conc	0.000510	0.081170	0.000000	1.000000
Sb 206.833 {463}	8/1/2014 8:17:49	7/31/2014 11:50:31	Linear	1/Conc	0.000335	0.197111	0.000000	1.000000
Al 396.152 { 85}	8/1/2014 8:17:49	7/31/2014 11:50:31	Linear	1/Conc	-0.000299	0.032030	0.000000	1.000000
Ca 317.933 {106}	8/1/2014 8:17:49	7/31/2014 11:50:31	Linear	1/Conc	0.004123	0.043517	0.000000	1.000000
Fe 259.940 {130}	8/1/2014 8:17:49	7/31/2014 11:50:31	Linear	1/Conc	0.000037	0.033964	0.000000	1.000000
Mg 279.079 {121}	8/1/2014 8:17:49	7/31/2014 11:50:31	Linear	1/Conc	0.000024	0.003430	0.000000	1.000000
K 766.490 { 44}	8/1/2014 8:17:49	7/31/2014 11:50:31	Linear	1/Conc	0.001093	0.023964	0.000000	1.000000
Na 589.592 { 57}	8/1/2014 8:17:49	7/31/2014 11:50:31	Linear	1/Conc	-0.001150	0.080681	0.000000	1.000000
B 208.959 {462}	8/1/2014 8:17:49	7/31/2014 11:50:31	Linear	1/Conc	0.000228	0.231508	0.000000	1.000000
Mo 202.030 {467}	8/1/2014 8:17:49	7/31/2014 11:50:31	Linear	1/Conc	0.000786	0.918796	0.000000	1.000000
Pd 340.458 { 99}	8/1/2014 8:17:49	7/31/2014 11:50:31	Linear	1/Conc	0.000056	0.049350	0.000000	1.000000
Si 212.412 {459}	8/1/2014 8:17:49	7/31/2014 11:50:31	Linear	1/Conc	0.004541	0.245897	0.000000	1.000000
Sn 189.989 {478}	8/1/2014 8:17:49	7/31/2014 11:50:31	Linear	1/Conc	0.000126	0.182659	0.000000	1.000000
Sr 407.771 { 83}	8/1/2014 8:17:49	7/31/2014 11:50:31	Linear	1/Conc	0.000027	3.498696	0.000000	1.000000
Ti 334.904 {101}	8/1/2014 8:17:49	7/31/2014 11:50:31	Linear	1/Conc	-0.000140	0.109198	0.000000	1.000000
Y 360.073 { 94}*	8/1/2014 8:17:49	12/23/2009 10:44:16	Linear	1/Conc	0.000000	0.000000	0.000000	1.000000
Y 371.030 { 91}*	8/1/2014 8:17:49	12/23/2009 10:44:16	Linear	1/Conc	0.000000	0.000000	0.000000	1.000000
Y 224.306 {451}*	8/1/2014 8:17:49	12/23/2009 10:44:16	Linear	1/Conc	0.000000	0.000000	0.000000	1.000000
In 230.606 {446}*	8/1/2014 8:17:49	12/23/2009 10:44:16	Linear	1/Conc	0.000000	0.000000	0.000000	1.000000
W 207.911 {462}	8/1/2014 8:17:49	7/31/2014 11:50:31	Linear	1/Conc	0.001625	0.363760	0.000000	1.000000
Zr 339.198 { 99}	8/1/2014 8:17:49	7/31/2014 11:50:31	Linear	1/Conc	-0.000144	0.249153	0.000000	1.000000
S 182.034 {485}	8/1/2014 8:17:49	7/31/2014 11:50:31	Linear	1/Conc	0.001364	0.058238	0.000000	1.000000
Bi 223.061 {451}	8/1/2014 8:17:49	7/31/2014 11:50:31	Linear	1/Conc	-0.000945	0.257113	0.000000	1.000000
Li 670.784 { 50}	8/1/2014 8:17:49	7/31/2014 11:50:31	Linear	1/Conc	-0.000792	0.528583	0.000000	1.000000

	Element, Wavelength and Order	Correlation	Std Error of Est	Predicted MDL	Predicted MQL	Status	Reslope		QC Norm	
							Slope	Y-int	Slope factor	Offset
	Ba 455.403 { 74}	1.000000	0.000000	0.000126	0.000420	OK.	1.000000	0.000000	1	0
	Be 313.042 {108}	1.000000	0.000000	0.000066	0.000219	OK.	1.000000	0.000000	1	0
	Cd 228.802 {448}	1.000000	0.000000	0.000237	0.000789	OK.	1.000000	0.000000	1	0
	Co 228.616 {448}	1.000000	0.000000	0.000356	0.001185	OK.	1.000000	0.000000	1	0
	Cr 267.716 {126}	1.000000	0.000000	0.000503	0.001677	OK.	1.000000	0.000000	1	0
	Cu 324.754 {104}2	1.000000	0.000000	0.000442	0.001473	OK.	1.000000	0.000000	1	0
	Mn 257.610 {131}	1.000000	0.000000	0.000077	0.000258	OK.	1.000000	0.000000	1	0
	Ni 231.604 {446}	1.000000	0.000000	0.000421	0.001402	OK.	1.000000	0.000000	1	0
	Ag 328.068 {103}	1.000000	0.000000	0.000644	0.002148	OK.	1.000000	0.000000	1	0
	V 292.402 {115}	1.000000	0.000000	0.000410	0.001366	OK.	1.000000	0.000000	1	0
	Zn 206.200 {464}	1.000000	0.000000	0.000252	0.000842	OK.	1.000000	0.000000	1	0
	As 189.042 {478}	1.000000	0.000000	0.001564	0.005214	OK.	1.000000	0.000000	1	0
	Tl 190.856 {477}	1.000000	0.000000	0.001522	0.005073	OK.	1.000000	0.000000	1	0
	Pb 220.353 {453}	1.000000	0.000000	0.001504	0.005013	OK.	1.000000	0.000000	1	0
	Se 196.090 {472}	1.000000	0.000000	0.002833	0.009445	OK.	1.000000	0.000000	1	0
	Sb 206.833 {463}	1.000000	0.000000	0.001413	0.004710	OK.	1.000000	0.000000	1	0
	Al 396.152 { 85}	1.000000	0.000000	0.006650	0.022166	OK.	1.000000	0.000000	1	0
	Ca 317.933 {106}	1.000000	0.000000	0.002478	0.008259	OK.	1.000000	0.000000	1	0
	Fe 259.940 {130}	1.000000	0.000000	0.001759	0.005865	OK.	1.000000	0.000000	1	0
	Mg 279.079 {121}	1.000000	0.000000	0.019382	0.064606	OK.	1.000000	0.000000	1	0
	K 766.490 { 44}	1.000000	0.000000	0.019804	0.066014	OK.	1.000000	0.000000	1	0
	Na 589.592 { 57}	1.000000	0.000000	0.005531	0.018436	OK.	1.000000	0.000000	1	0
	B 208.959 {462}	1.000000	0.000000	0.000856	0.002852	OK.	1.000000	0.000000	1	0
	Mo 202.030 {467}	1.000000	0.000000	0.000272	0.000906	OK.	1.000000	0.000000	1	0
	Pd 340.458 { 99}	1.000000	0.000000	0.001200	0.004001	OK.	1.000000	0.000000	1	0
	Si 212.412 {459}	1.000000	0.000000	0.001104	0.003681	OK.	1.000000	0.000000	1	0
	Sn 189.989 {478}	1.000000	0.000000	0.000997	0.003322	OK.	1.000000	0.000000	1	0
	Sr 407.771 { 83}	1.000000	0.000000	0.000052	0.000175	OK.	1.000000	0.000000	1	0
	Ti 334.904 {101}	1.000000	0.000000	0.000531	0.001770	OK.	1.000000	0.000000	1	0
	Y 360.073 { 94}*	0.000000	0.000000	-1.000000	-1.000000	Warnin	1.000000	0.000000	1	0
	Y 371.030 { 91}*	0.000000	0.000000	-1.000000	-1.000000	Warnin	1.000000	0.000000	1	0
	Y 224.306 {451}*	0.000000	0.000000	-1.000000	-1.000000	Warnin	1.000000	0.000000	1	0
	In 230.606 {446}*	0.000000	0.000000	-1.000000	-1.000000	Warnin	1.000000	0.000000	1	0
	W 207.911 {462}	1.000000	0.000000	0.001306	0.004352	OK.	1.000000	0.000000	1	0
	Zr 339.198 { 99}	1.000000	0.000000	0.000223	0.000743	OK.	1.000000	0.000000	1	0
	S 182.034 {485}	1.000000	0.000000	0.003337	0.011123	OK.	1.000000	0.000000	1	0
	Bi 223.061 {451}	1.000000	0.000000	0.001345	0.004483	OK.	1.000000	0.000000	1	0
	Li 670.784 { 50}	1.000000	0.000000	0.000888	0.002960	OK.	1.000000	0.000000	1	0

Zoom In ▶ Zoom Out

Sample Name: STDA Acquired: 8/1/2014 11:22:02 Type: Cal
Method: Accutest 2(v256) Mode: IR Corr. Factor: 1.000000
User: admin Custom ID1: Custom ID2: Custom ID3:
Comment:

Elem	Ba4554	Be3130	Cd2288	Co2286	Cr2677	Cu3247	Mn2576	Ni2316	Ag3280
Units	Cts/S	Cts/S	Cts/S	Cts/S	Cts/S	Cts/S	Cts/S	Cts/S	Cts/S
Avg	**.0010**	**-.0002**	**.0003**	**-.0002**	**.0000**	**.0026**	**.0000**	**.0001**	**-.0001**
Stddev	.0002	.0000	.0000	.0000	.0000	.0000	.0000	.0001	.0000
%RSD	18.09	10.81	3.447	2.141	77.93	.8313	47.37	82.31	2.103
#1	.0011	-.0002	.0003	-.0002	.0000	.0026	.0000	.0001	-.0001
#2	.0008	-.0002	.0003	-.0002	.0001	.0026	.0000	.0000	-.0001

Elem	V_2924	Zn2062	As1890	Tl1908	Pb2203	Se1960	Sb2068	Al3961	Ca3179
Units	Cts/S	Cts/S	Cts/S	Cts/S	Cts/S	Cts/S	Cts/S	Cts/S	Cts/S
Avg	**-.0000**	**.0013**	**.0001**	**-.0002**	**-.0002**	**.0004**	**.0003**	**-.0003**	**.0044**
Stddev	.0000	.0000	.0001	.0000	.0001	.0000	.0003	.0001	.0001
%RSD	146.4	2.286	98.50	16.85	59.41	8.304	102.7	36.46	2.121
#1	-.0000	.0013	.0000	-.0001	-.0001	.0004	.0001	-.0003	.0043
#2	.0000	.0013	.0002	-.0002	-.0003	.0004	.0005	-.0002	.0044

Elem	Fe2599	Mg2790	K_7664	Na5895	B_2089	Mo2020	Pd3404	Si2124	Sn1899
Units	Cts/S	Cts/S	Cts/S	Cts/S	Cts/S	Cts/S	Cts/S	Cts/S	Cts/S
Avg	**.0000**	**.0000**	**-.0009**	**.0000**	**.0002**	**.0007**	**.0001**	**.0048**	**-.0000**
Stddev	.0000	.0000	.0000	.0002	.0000	.0004	.0000	.0003	.0001
%RSD	13.21	14.21	3.603	2816.	18.04	52.08	7.079	5.493	2907.
#1	.0000	.0000	-.0010	-.0001	.0001	.0009	.0001	.0046	.0000
#2	.0000	.0000	-.0009	.0001	.0002	.0004	.0001	.0050	-.0000

Elem	Sr4077	Ti3349	W_2079	Zr3391	S_1820	Bi2230	Li6707
Units	Cts/S	Cts/S	Cts/S	Cts/S	Cts/S	Cts/S	Cts/S
Avg	**-.0001**	**-.0002**	**.0012**	**-.0001**	**.0019**	**-.0010**	**.0001**
Stddev	.0002	.0000	.0001	.0000	.0000	.0001	.0003
%RSD	198.6	16.98	4.743	18.16	2.240	12.79	597.1
#1	-.0002	-.0002	.0012	-.0001	.0019	-.0011	.0003
#2	.0000	-.0002	.0011	-.0001	.0019	-.0009	-.0002

Int. Std.	Y_3600	Y_3710	Y_2243	In2306
Units	Cts/S	Cts/S	Cts/S	Cts/S
Avg	**75574.**	**23469.**	**1558.5**	**3843.8**
Stddev	172.	140.	2.2	5.1
%RSD	.22767	.59832	.14422	.13397
#1	75453.	23568.	1556.9	3840.2
#2	75696.	23369.	1560.1	3847.4

Zoom In ▶ Zoom Out

Sample Name: STDB Acquired: 8/1/2014 11:25:32 Type: Cal
Method: Accutest 2(v256) Mode: IR Corr. Factor: 1.000000
User: admin Custom ID1: Custom ID2: Custom ID3:
Comment:

Elem	Ba4554	Be3130	Cd2288	Co2286	Cr2677	Cu3247	Mn2576	Ni2316	Ag3280
Units	Cts/S	Cts/S	Cts/S	Cts/S	Cts/S	Cts/S	Cts/S	Cts/S	Cts/S
Avg	**8.720**	**6.556**	**4.151**	**1.653**	**.2539**	**.7608**	**1.636**	**1.260**	**.0434**
Stddev	.047	.033	.051	.021	.0036	.0130	.024	.018	.0008
%RSD	.5366	.5085	1.218	1.283	1.436	1.704	1.453	1.451	1.855
#1	8.753	6.580	4.187	1.668	.2565	.7700	1.653	1.273	.0440
#2	8.686	6.533	4.116	1.638	.2513	.7517	1.619	1.247	.0429

Elem	V_2924	Zn2062	As1890	Tl1908	Pb2203	Se1960	Sb2068	Al3961	Ca3179
Units	Cts/S	Cts/S	Cts/S	Cts/S	Cts/S	Cts/S	Cts/S	Cts/S	Cts/S
Avg	**.3751**	**3.604**	**.4438**	**.2230**	**.5072**	**.3699**	**.8381**	**2.814**	**3.803**
Stddev	.0052	.047	.0055	.0026	.0056	.0044	.0093	.024	.017
%RSD	1.396	1.294	1.235	1.156	1.114	1.193	1.105	.8443	.4417
#1	.3788	3.637	.4477	.2248	.5111	.3730	.8446	2.831	3.815
#2	.3714	3.571	.4399	.2212	.5032	.3668	.8315	2.797	3.792

Elem	Fe2599	Mg2790	K_7664	Na5895	B_2089	Mo2020	Pd3404	Si2124	Sn1899
Units	Cts/S	Cts/S	Cts/S	Cts/S	Cts/S	Cts/S	Cts/S	Cts/S	Cts/S
Avg	**2.935**	**.3468**	**2.238**	**7.438**	**.9964**	**3.865**	**.1799**	**2.653**	**.7569**
Stddev	.014	.0006	.018	.057	.0105	.050	.0028	.025	.0073
%RSD	.4843	.1855	.8012	.7625	1.058	1.296	1.557	.9360	.9652
#1	2.945	.3472	2.250	7.478	1.004	3.901	.1819	2.670	.7621
#2	2.925	.3463	2.225	7.398	.9890	3.830	.1780	2.635	.7517

Elem	Sr4077	Ti3349	W_2079	Zr3391	S_1820	Bi2230	Li6707
Units	Cts/S	Cts/S	Cts/S	Cts/S	Cts/S	Cts/S	Cts/S
Avg	**15.53**	**.4516**	**1.544**	**1.218**	**.2386**	**1.049**	**2.521**
Stddev	.10	.0064	.024	.019	.0032	.011	.026
%RSD	.6472	1.416	1.566	1.531	1.341	1.020	1.027
#1	15.61	.4561	1.561	1.231	.2409	1.056	2.540
#2	15.46	.4471	1.526	1.205	.2364	1.041	2.503

Int. Std.	Y_3600	Y_3710	Y_2243	In2306
Units	Cts/S	Cts/S	Cts/S	Cts/S
Avg	**69112.**	**22970.**	**1448.9**	**3242.3**
Stddev	835.	17.	1.4	.2
%RSD	1.2077	.07226	.09844	.00497
#1	68522.	22958.	1450.0	3242.2
#2	69702.	22981.	1447.9	3242.4

◀ Zoom In ▶ Zoom Out

Sample Name: ccvconf Acquired: 8/1/2014 11:28:52 Type: QC
Method: Accutest 2(v256) Mode: CONC Corr. Factor: 1.000000
User: admin Custom ID1: Custom ID2: Custom ID3:
Comment:

Elem	Ba4554	Be3130	Cd2288	Co2286	Cr2677	Cu3247	Mn2576	Ni2316	Ag3280
Units	ppm	ppm	ppm	ppm	ppm	ppm	ppm	ppm	ppm
Avg	**2.024**	**2.036**	**2.045**	**2.037**	**2.081**	**1.993**	**2.077**	**2.066**	**.2499**
Stddev	.003	.004	.018	.009	.025	.007	.021	.013	.0009
%RSD	.1672	.1767	.8957	.4257	1.207	.3473	1.022	.6180	.3722
#1	2.022	2.033	2.058	2.043	2.099	1.998	2.092	2.075	.2506
#2	2.027	2.038	2.033	2.031	2.064	1.988	2.062	2.057	.2493
Check ?	Chk Pass	Chk Pass	Chk Pass	Chk Pass	Chk Pass	Chk Pass	Chk Pass	Chk Pass	Chk Pass
Value									
Range									

Elem	V_2924	Zn2062	As1890	Tl1908	Pb2203	Se1960	Sb2068	Al3961	Ca3179
Units	ppm	ppm	ppm	ppm	ppm	ppm	ppm	ppm	ppm
Avg	**2.054**	**2.087**	**2.038**	F **2.116**	**2.089**	**2.046**	**2.043**	**39.63**	**40.02**
Stddev	.021	.011	.011	.013	.008	.011	.017	.17	.15
%RSD	.9961	.5094	.5544	.5904	.3977	.5428	.8095	.4392	.3753
#1	2.069	2.095	2.046	2.124	2.095	2.054	2.055	39.51	39.91
#2	2.040	2.080	2.030	2.107	2.083	2.038	2.031	39.76	40.13
Check ?	Chk Pass	Chk Pass	Chk Pass	Chk Fail	Chk Pass	Chk Pass	Chk Pass	Chk Pass	Chk Pass
Value				2.000					
Range				5.000%					

Elem	Fe2599	Mg2790	K_7664	Na5895	B_2089	Mo2020	Pd3404	Si2124	Sn1899
Units	ppm	ppm	ppm	ppm	ppm	ppm	ppm	ppm	ppm
Avg	**40.49**	**39.53**	**39.77**	**40.19**	**2.075**	**2.078**	**2.028**	**5.151**	F **2.105**
Stddev	.11	.05	.09	.05	.015	.016	.001	.038	.017
%RSD	.2648	.1246	.2188	.1355	.7272	.7707	.0665	.7382	.7948
#1	40.42	39.50	39.70	40.15	2.086	2.090	2.029	5.178	2.117
#2	40.57	39.57	39.83	40.23	2.065	2.067	2.027	5.124	2.094
Check ?	Chk Pass	Chk Pass	Chk Pass	Chk Pass	Chk Pass	Chk Pass	Chk Pass	Chk Pass	Chk Fail
Value									2.000
Range									5.000%

◀ Zoom In ▶ Zoom Out

Sample Name: ccvconf Acquired: 8/1/2014 11:28:52 Type: QC
Method: Accutest 2(v256) Mode: CONC Corr. Factor: 1.000000
User: admin Custom ID1: Custom ID2: Custom ID3:
Comment:

Elem	Sr4077	Ti3349	W_2079	Zr3391	S_1820	Bi2230	Li6707
Units	ppm	ppm	ppm	ppm	ppm	ppm	ppm
Avg	**2.056**	**2.050**	**2.032**	**2.045**	**2.017**	**2.055**	**2.009**
Stddev	.004	.019	.020	.017	.013	.018	.006
%RSD	.1779	.9236	.9860	.8162	.6516	.8920	.2857
#1	2.054	2.063	2.046	2.057	2.026	2.068	2.005
#2	2.059	2.037	2.018	2.033	2.008	2.043	2.013
Check ?	Chk Pass	Chk Pass	Chk Pass	Chk Pass	Chk Pass	Chk Pass	Chk Pass
Value							
Range							

Int. Std.	Y_3600	Y_3710	Y_2243	In2306
Units	Cts/S	Cts/S	Cts/S	Cts/S
Avg	**71245.**	**23324.**	**1490.4**	**3398.1**
Stddev	382.	39.	.9	9.5
%RSD	.53655	.16873	.06340	.28072
#1	70975.	23352.	1491.1	3404.8
#2	71515.	23296.	1489.8	3391.4

Zoom In Zoom Out

Sample Name: ccbconf Acquired: 8/1/2014 11:31:46 Type: QC
Method: Accutest 2(v256) Mode: CONC Corr. Factor: 1.000000
User: admin Custom ID1: Custom ID2: Custom ID3:
Comment:

Elem	Ba4554	Be3130	Cd2288	Co2286	Cr2677	Cu3247	Mn2576	Ni2316	Ag3280
Units	ppm	ppm	ppm	ppm	ppm	ppm	ppm	ppm	ppm
Avg	**.0001**	**.0001**	**-.0001**	**.0004**	**.0001**	**-.0007**	**.0000**	**.0004**	**.0006**
Stddev	.0002	.0000	.0002	.0001	.0003	.0001	.0000	.0000	.0000
%RSD	125.0	33.40	215.0	25.41	175.9	12.41	124.6	4.908	8.125
#1	.0002	.0000	-.0002	.0003	.0003	-.0007	.0000	.0003	.0006
#2	.0000	.0001	.0000	.0005	-.0000	-.0006	.0001	.0004	.0006
Check ?	Chk Pass	Chk Pass	Chk Pass	Chk Pass	Chk Pass	Chk Pass	Chk Pass	Chk Pass	Chk Pass
High Limit									
Low Limit									

Elem	V_2924	Zn2062	As1890	Tl1908	Pb2203	Se1960	Sb2068	Al3961	Ca3179
Units	ppm	ppm	ppm	ppm	ppm	ppm	ppm	ppm	ppm
Avg	**-.0000**	**.0001**	**-.0004**	**.0010**	**.0001**	**-.0004**	**.0019**	**.0030**	**.0016**
Stddev	.0001	.0001	.0007	.0002	.0012	.0001	.0007	.0028	.0023
%RSD	266.1	147.7	181.9	24.11	1494.	34.31	37.38	94.75	144.6
#1	.0000	.0001	.0001	.0008	.0009	-.0003	.0024	.0010	-.0000
#2	-.0001	-.0000	-.0009	.0011	-.0008	-.0005	.0014	.0050	.0033
Check ?	Chk Pass	Chk Pass	Chk Pass	Chk Pass	Chk Pass	Chk Pass	Chk Pass	Chk Pass	Chk Pass
High Limit									
Low Limit									

Elem	Fe2599	Mg2790	K_7664	Na5895	B_2089	Mo2020	Pd3404	Si2124	Sn1899
Units	ppm	ppm	ppm	ppm	ppm	ppm	ppm	ppm	ppm
Avg	**.0019**	**.0103**	**.0464**	**.0081**	**.0029**	**.0018**	**.0001**	**-.0000**	**-.0003**
Stddev	.0013	.0054	.0030	.0007	.0002	.0001	.0006	.0000	.0001
%RSD	66.65	52.10	6.379	8.856	6.613	7.378	560.3	33.40	48.23
#1	.0028	.0065	.0485	.0086	.0031	.0017	-.0003	-.0000	-.0002
#2	.0010	.0141	.0443	.0076	.0028	.0019	.0005	-.0001	-.0004
Check ?	Chk Pass	Chk Pass	Chk Pass	Chk Pass	Chk Pass	Chk Pass	Chk Pass	Chk Pass	Chk Pass
High Limit									
Low Limit									

Zoom In Zoom Out

Sample Name: ccbconf Acquired: 8/1/2014 11:31:46 Type: QC
Method: Accutest 2(v256) Mode: CONC Corr. Factor: 1.000000
User: admin Custom ID1: Custom ID2: Custom ID3:
Comment:

Elem	Sr4077	Ti3349	W_2079	Zr3391	S_1820	Bi2230	Li6707
Units	ppm	ppm	ppm	ppm	ppm	ppm	ppm
Avg	**.0001**	**.0005**	F **.0233**	**.0006**	**.0029**	**.0002**	**.0011**
Stddev	.0000	.0001	.0008	.0001	.0029	.0013	.0001
%RSD	12.02	15.34	3.488	9.646	98.53	538.7	14.12
#1	.0001	.0006	.0227	.0007	.0009	.0012	.0010
#2	.0001	.0005	.0238	.0006	.0050	-.0007	.0012
Check ?	Chk Pass	Chk Pass	Chk Fail	Chk Pass	Chk Pass	Chk Pass	Chk Pass
High Limit			.0050				
Low Limit			-.0050				

Int. Std.	Y_3600	Y_3710	Y_2243	In2306
Units	Cts/S	Cts/S	Cts/S	Cts/S
Avg	**75541.**	**23655.**	**1558.7**	**3833.5**
Stddev	83.	201.	.2	3.2
%RSD	.10977	.85116	.01360	.08330
#1	75600.	23797.	1558.9	3835.8
#2	75483.	23512.	1558.6	3831.2

Zoom In Zoom Out

Sample Name: icv Acquired: 8/1/2014 11:35:00 Type: QC
Method: Accutest 2(v256) Mode: CONC Corr. Factor: 1.000000
User: admin Custom ID1: Custom ID2: Custom ID3:
Comment:

Elem	Ba4554	Be3130	Cd2288	Co2286	Cr2677	Cu3247	Mn2576	Ni2316	Ag3280
Units	ppm	ppm	ppm	ppm	ppm	ppm	ppm	ppm	ppm
Avg	**2.001**	**1.977**	**2.004**	**1.989**	**2.061**	**1.957**	**2.041**	**2.030**	**.2506**
Stddev	.015	.018	.009	.011	.006	.012	.012	.013	.0005
%RSD	.7240	.9136	.4284	.5386	.2742	.6070	.5822	.6156	.2045
#1	1.991	1.964	2.010	1.997	2.065	1.965	2.049	2.039	.2502
#2	2.012	1.989	1.998	1.982	2.057	1.948	2.032	2.021	.2509
Check ?	Chk Pass	Chk Pass	Chk Pass	Chk Pass	Chk Pass	Chk Pass	Chk Pass	Chk Pass	Chk Pass
Value									
Range									

Elem	V_2924	Zn2062	As1890	Tl1908	Pb2203	Se1960	Sb2068	Al3961	Ca3179
Units	ppm	ppm	ppm	ppm	ppm	ppm	ppm	ppm	ppm
Avg	**2.005**	**2.062**	**2.035**	**2.074**	**2.038**	**1.968**	**1.989**	**38.91**	**38.79**
Stddev	.010	.013	.012	.009	.011	.010	.008	.26	.27
%RSD	.4893	.6373	.6074	.4296	.5195	.5198	.4143	.6685	.7040
#1	2.012	2.071	2.044	2.081	2.045	1.975	1.995	38.73	38.60
#2	1.998	2.053	2.027	2.068	2.030	1.960	1.983	39.10	38.98
Check ?	Chk Pass	Chk Pass	Chk Pass	Chk Pass	Chk Pass	Chk Pass	Chk Pass	Chk Pass	Chk Pass
Value									
Range									

Elem	Fe2599	Mg2790	K_7664	Na5895	B_2089	Mo2020	Pd3404	Si2124	Sn1899
Units	ppm	ppm	ppm	ppm	ppm	ppm	ppm	ppm	ppm
Avg	**39.86**	**38.48**	**39.46**	**39.22**	**2.093**	**1.992**	**2.029**	**4.974**	F **2.104**
Stddev	.36	.39	.19	.17	.005	.010	.006	.019	.006
%RSD	.8944	1.020	.4871	.4442	.2375	.5128	.3192	.3749	.2960
#1	39.60	38.20	39.33	39.10	2.096	1.999	2.034	4.988	2.108
#2	40.11	38.76	39.60	39.35	2.089	1.984	2.025	4.961	2.099
Check ?	Chk Pass	Chk Pass	Chk Pass	Chk Pass	Chk Pass	Chk Pass	Chk Pass	Chk Pass	Chk Fail
Value									2.000
Range									5.000%

Zoom In Zoom Out

Sample Name: icv Acquired: 8/1/2014 11:35:00 Type: QC
Method: Accutest 2(v256) Mode: CONC Corr. Factor: 1.000000
User: admin Custom ID1: Custom ID2: Custom ID3:
Comment:

Elem	Sr4077	Ti3349	W_2079	Zr3391	S_1820	Bi2230	Li6707
Units	ppm	ppm	ppm	ppm	ppm	ppm	ppm
Avg	**2.070**	**2.066**	F **2.416**	**1.989**	**2.049**	**2.022**	**2.099**
Stddev	.015	.012	.010	.012	.009	.007	.008
%RSD	.7395	.5684	.4109	.6078	.4133	.3559	.4021
#1	2.060	2.074	2.423	1.998	2.055	2.027	2.093
#2	2.081	2.058	2.409	1.981	2.043	2.016	2.105
Check ?	Chk Pass	Chk Pass	Chk Fail	Chk Pass	Chk Pass	Chk Pass	Chk Pass
Value			2.000				
Range			5.000%				

Int. Std.	Y_3600	Y_3710	Y_2243	In2306
Units	Cts/S	Cts/S	Cts/S	Cts/S
Avg	**70591.**	**23560.**	**1489.5**	**3398.7**
Stddev	331.	171.	5.4	8.9
%RSD	.46822	.72608	.35974	.26312
#1	70357.	23681.	1493.3	3405.0
#2	70824.	23439.	1485.8	3392.4

Zoom In Zoom Out

Sample Name: icb Acquired: 8/1/2014 11:37:57 Type: QC
Method: Accutest 2(v256) Mode: CONC Corr. Factor: 1.000000
User: admin Custom ID1: Custom ID2: Custom ID3:
Comment:

Elem	Ba4554	Be3130	Cd2288	Co2286	Cr2677	Cu3247	Mn2576	Ni2316	Ag3280
Units	ppm	ppm	ppm	ppm	ppm	ppm	ppm	ppm	ppm
Avg	**-.0001**	**.0001**	**.0002**	**.0000**	**.0003**	**-.0002**	**.0000**	**.0005**	**.0004**
Stddev	.0001	.0000	.0000	.0002	.0000	.0003	.0000	.0002	.0003
%RSD	168.4	29.80	1.289	3505.	5.559	163.9	103.2	44.55	62.27
#1	.0000	.0001	.0002	.0001	.0004	.0000	.0000	.0007	.0006
#2	-.0002	.0001	.0002	-.0001	.0003	-.0004	.0001	.0003	.0002
Check ?	Chk Pass	Chk Pass	Chk Pass	Chk Pass	Chk Pass	Chk Pass	Chk Pass	Chk Pass	Chk Pass
High Limit									
Low Limit									

Elem	V_2924	Zn2062	As1890	Tl1908	Pb2203	Se1960	Sb2068	Al3961	Ca3179
Units	ppm	ppm	ppm	ppm	ppm	ppm	ppm	ppm	ppm
Avg	**-.0000**	**.0001**	**.0010**	**.0020**	**.0001**	**.0010**	**.0010**	**.0043**	**.0000**
Stddev	.0002	.0003	.0002	.0004	.0007	.0023	.0011	.0065	.0043
%RSD	1213.	228.7	20.02	20.24	650.7	223.6	116.3	149.6	14980.
#1	.0001	-.0001	.0011	.0017	-.0004	.0026	.0002	.0089	.0030
#2	-.0002	.0003	.0008	.0023	.0006	-.0006	.0018	-.0002	-.0030
Check ?	Chk Pass	Chk Pass	Chk Pass	Chk Pass	Chk Pass	Chk Pass	Chk Pass	Chk Pass	Chk Pass
High Limit									
Low Limit									

Elem	Fe2599	Mg2790	K_7664	Na5895	B_2089	Mo2020	Pd3404	Si2124	Sn1899
Units	ppm	ppm	ppm	ppm	ppm	ppm	ppm	ppm	ppm
Avg	**.0035**	**.0042**	**.0368**	**.0082**	**.0031**	**.0012**	**-.0012**	**.0013**	**.0001**
Stddev	.0011	.0015	.0026	.0061	.0006	.0002	.0007	.0000	.0001
%RSD	30.94	36.77	7.054	74.71	18.86	13.84	59.13	2.766	80.58
#1	.0042	.0052	.0386	.0125	.0036	.0011	-.0017	.0013	.0000
#2	.0027	.0031	.0349	.0039	.0027	.0014	-.0007	.0013	.0001
Check ?	Chk Pass	Chk Pass	Chk Pass	Chk Pass	Chk Pass	Chk Pass	Chk Pass	Chk Pass	Chk Pass
High Limit									
Low Limit									

Zoom In Zoom Out

Sample Name: icb Acquired: 8/1/2014 11:37:57 Type: QC
Method: Accutest 2(v256) Mode: CONC Corr. Factor: 1.000000
User: admin Custom ID1: Custom ID2: Custom ID3:
Comment:

Elem	Sr4077	Ti3349	W_2079	Zr3391	S_1820	Bi2230	Li6707
Units	ppm	ppm	ppm	ppm	ppm	ppm	ppm
Avg	**.0002**	**.0006**	F **.0109**	**.0004**	**-.0023**	**.0006**	**.0005**
Stddev	.0000	.0002	.0004	.0000	.0009	.0002	.0003
%RSD	7.796	31.84	3.228	5.853	39.17	30.67	65.15
#1	.0001	.0008	.0106	.0004	-.0017	.0008	.0003
#2	.0002	.0005	.0111	.0004	-.0030	.0005	.0007
Check ?	Chk Pass	Chk Pass	Chk Fail	Chk Pass	Chk Pass	Chk Pass	Chk Pass
High Limit			.0050				
Low Limit			-.0050				

Int. Std.	Y_3600	Y_3710	Y_2243	In2306
Units	Cts/S	Cts/S	Cts/S	Cts/S
Avg	**75141.**	**23645.**	**1564.9**	**3845.8**
Stddev	145.	187.	1.6	.7
%RSD	.19311	.78999	.10280	.01741
#1	75039.	23778.	1566.1	3846.2
#2	75244.	23513.	1563.8	3845.3

Zoom In Zoom Out

Sample Name: ccv Acquired: 8/1/2014 11:41:11 Type: QC
Method: Accutest 2(v256) Mode: CONC Corr. Factor: 1.000000
User: admin Custom ID1: Custom ID2: Custom ID3:
Comment:

Elem	Ba4554	Be3130	Cd2288	Co2286	Cr2677	Cu3247	Mn2576	Ni2316
Units	ppm	ppm	ppm	ppm	ppm	ppm	ppm	ppm
Avg	sF **1.823**	sF **1.829**	k **2.028**	k **2.035**	k **2.067**	k **1.987**	k **2.049**	k **2.055**
Stddev	.202	.207	.009	.006	.004	.039	.005	.004
%RSD	11.10	11.33	.4343	.2908	.2102	1.961	.2399	.1871
#1	1.966	1.975	2.034	2.039	2.064	1.959	2.046	2.058
#2	s 1.680	s 1.682	k 2.022	k 2.031	k 2.070	k 2.014	k 2.053	k 2.053
Check ?	Chk Fail	Chk Fail	Chk Pass	Chk Pass	Chk Pass	Chk Pass	Chk Pass	Chk Pass
Value	2.000	2.000						
Range	-5.000%	-5.000%						

Elem	Ag3280	V_2924	Zn2062	As1890	Tl1908	Pb2203	Se1960	Sb2068
Units	ppm	ppm	ppm	ppm	ppm	ppm	ppm	ppm
Avg	kF **.2362**	k **2.013**	k **2.078**	k **2.051**	k **2.057**	k **2.091**	kF **2.109**	k **2.006**
Stddev	.0151	.038	.009	.037	.077	.010	.121	.025
%RSD	6.389	1.902	.4232	1.811	3.740	.4595	5.758	1.236
#1	.2469	2.040	2.085	2.025	2.111	2.085	2.023	2.024
#2	k .2255	k 1.986	k 2.072	k 2.077	k 2.002	k 2.098	k 2.195	k 1.989
Check ?	Chk Fail	Chk Pass	Chk Pass	Chk Pass	Chk Pass	Chk Pass	Chk Fail	Chk Pass
Value	.2500						2.000	
Range	-5.000%						5.000%	

Elem	Al3961	Ca3179	Fe2599	Mg2790	K_7664	Na5895	B_2089	Mo2020
Units	ppm	ppm	ppm	ppm	ppm	ppm	ppm	ppm
Avg	sF **35.95**	sF **36.56**	sF **36.44**	sF **35.53**	sF **36.08**	sF **36.48**	k **2.099**	k **2.059**
Stddev	4.02	4.06	4.10	3.96	3.85	3.86	.041	.009
%RSD	11.18	11.11	11.25	11.15	10.68	10.58	1.944	.4299
#1	38.79	39.44	39.34	38.33	38.80	39.21	2.070	2.066
#2	s 33.11	s 33.69	s 33.54	s 32.73	s 33.35	s 33.75	k 2.127	k 2.053
Check ?	Chk Fail	Chk Fail	Chk Fail	Chk Fail	Chk Fail	Chk Fail	Chk Pass	Chk Pass
Value	40.00	40.00	40.00	40.00	40.00	40.00		
Range	-5.000%	-5.000%	-5.000%	-5.000%	-5.000%	-5.000%		

Zoom In Zoom Out

Sample Name: ccv Acquired: 8/1/2014 11:41:11 Type: QC
Method: Accutest 2(v256) Mode: CONC Corr. Factor: 1.000000
User: admin Custom ID1: Custom ID2: Custom ID3:
Comment:

Elem	Pd3404	Si2124	Sn1899	Sr4077	Ti3349	W_2079	Zr3391	S_1820
Units	ppm	ppm	ppm	ppm	ppm	ppm	ppm	ppm
Avg	k **1.911**	k **5.137**	k **2.092**	sF **1.854**	k **2.026**	k **2.000**	k **2.021**	k **1.979**
Stddev	.124	.023	.006	.209	.008	.024	.013	.034
%RSD	6.506	.4392	.2953	11.26	.3990	1.206	.6247	1.736
#1	1.999	5.121	2.096	2.002	2.020	2.017	2.012	2.003
#2	k 1.823	k 5.153	k 2.087	s 1.706	k 2.032	k 1.983	k 2.030	k 1.955
Check ?	Chk Pass	Chk Pass	Chk Pass	Chk Fail	Chk Pass	Chk Pass	Chk Pass	Chk Pass
Value				2.000				
Range				-5.000%				

Elem	Bi2230	Li6707
Units	ppm	ppm
Avg	k **1.997**	sF **1.812**
Stddev	.054	.197
%RSD	2.705	10.89
#1	2.036	1.951
#2	k 1.959	s 1.672
Check ?	Chk Pass	Chk Fail
Value		2.000
Range		-5.000%

Int. Std.	Y_3600	Y_3710	Y_2243	In2306
Units	Cts/S	Cts/S	Cts/S	Cts/S
Avg	**71704.**	^ *****	**1507.6**	**3428.5**
Stddev	350.	-----	6.6	13.8
%RSD	.48783	-----	.44045	.40248
#1	71952.	23857.	1512.3	3438.2
#2	71457.	^ -----	1502.9	3418.7

Zoom In Zoom Out

Sample Name: ccb Acquired: 8/1/2014 11:44:07 Type: QC
Method: Accutest 2(v256) Mode: CONC Corr. Factor: 1.000000
User: admin Custom ID1: Custom ID2: Custom ID3:
Comment:

Elem	Ba4554	Be3130	Cd2288	Co2286	Cr2677	Cu3247	Mn2576	Ni2316	Ag3280
Units	ppm	ppm	ppm	ppm	ppm	ppm	ppm	ppm	ppm
Avg	**.0001**	**.0002**	**.0002**	**.0003**	**-.0000**	**-.0006**	**.0001**	**.0005**	**.0002**
Stddev	.0002	.0001	.0001	.0003	.0002	.0002	.0000	.0000	.0001
%RSD	211.0	61.65	79.58	108.0	802.4	27.02	2.610	5.238	44.79
#1	.0003	.0003	.0001	.0001	.0001	-.0007	.0001	.0005	.0002
#2	-.0001	.0001	.0003	.0005	-.0001	-.0005	.0001	.0005	.0003
Check ?	Chk Pass	Chk Pass	Chk Pass	Chk Pass	Chk Pass	Chk Pass	Chk Pass	Chk Pass	Chk Pass
High Limit									
Low Limit									

Elem	V_2924	Zn2062	As1890	Tl1908	Pb2203	Se1960	Sb2068	Al3961	Ca3179
Units	ppm	ppm	ppm	ppm	ppm	ppm	ppm	ppm	ppm
Avg	**.0003**	**-.0000**	**.0001**	**.0015**	**.0003**	**.0005**	**.0005**	**.0040**	**.0021**
Stddev	.0000	.0001	.0009	.0009	.0007	.0007	.0005	.0022	.0016
%RSD	12.79	3490.	674.0	56.99	216.1	149.0	95.23	55.45	78.40
#1	.0002	-.0001	.0008	.0009	.0008	-.0000	.0009	.0055	.0032
#2	.0003	.0001	-.0005	.0021	-.0002	.0010	.0002	.0024	.0009
Check ?	Chk Pass	Chk Pass	Chk Pass	Chk Pass	Chk Pass	Chk Pass	Chk Pass	Chk Pass	Chk Pass
High Limit									
Low Limit									

Elem	Fe2599	Mg2790	K_7664	Na5895	B_2089	Mo2020	Pd3404	Si2124	Sn1899
Units	ppm	ppm	ppm	ppm	ppm	ppm	ppm	ppm	ppm
Avg	**.0047**	**-.0054**	**.0486**	**.0096**	**.0021**	**.0015**	**-.0010**	**.0011**	**.0007**
Stddev	.0042	.0108	.0104	.0016	.0002	.0001	.0007	.0012	.0002
%RSD	89.68	199.9	21.36	16.42	11.19	5.314	65.18	109.0	29.21
#1	.0076	.0022	.0413	.0107	.0019	.0016	-.0015	.0003	.0009
#2	.0017	-.0131	.0560	.0085	.0022	.0015	-.0006	.0020	.0006
Check ?	Chk Pass	Chk Pass	Chk Pass	Chk Pass	Chk Pass	Chk Pass	Chk Pass	Chk Pass	Chk Pass
High Limit									
Low Limit									

Zoom In Zoom Out

Sample Name: ccb Acquired: 8/1/2014 11:44:07 Type: QC
Method: Accutest 2(v256) Mode: CONC Corr. Factor: 1.000000
User: admin Custom ID1: Custom ID2: Custom ID3:
Comment:

Elem	Sr4077	Ti3349	W_2079	Zr3391	S_1820	Bi2230	Li6707
Units	ppm	ppm	ppm	ppm	ppm	ppm	ppm
Avg	**.0002**	**.0004**	F **.0204**	**.0005**	**.0026**	**.0001**	**-.0000**
Stddev	.0002	.0006	.0004	.0002	.0020	.0008	.0008
%RSD	74.51	133.1	1.775	34.30	76.17	592.0	18540.
#1	.0003	.0000	.0207	.0004	.0040	-.0004	-.0006
#2	.0001	.0008	.0201	.0006	.0012	.0007	.0006
Check ?	Chk Pass	Chk Pass	Chk Fail	Chk Pass	Chk Pass	Chk Pass	Chk Pass
High Limit			.0050				
Low Limit			-.0050				

Int. Std.	Y_3600	Y_3710	Y_2243	In2306
Units	Cts/S	Cts/S	Cts/S	Cts/S
Avg	**75011.**	**23836.**	**1576.4**	**3866.9**
Stddev	57.	73.	7.4	14.5
%RSD	.07555	.30486	.46664	.37606
#1	75051.	23887.	1571.2	3856.6
#2	74971.	23784.	1581.6	3877.2

Zoom In Zoom Out

Sample Name: ccv Acquired: 8/1/2014 11:50:01 Type: QC
Method: Accutest 2(v256) Mode: CONC Corr. Factor: 1.000000
User: admin Custom ID1: Custom ID2: Custom ID3:
Comment:

Elem	Ba4554	Be3130	Cd2288	Co2286	Cr2677	Cu3247	Mn2576	Ni2316	Ag3280
Units	ppm	ppm	ppm	ppm	ppm	ppm	ppm	ppm	ppm
Avg	**1.969**	**1.989**	**2.041**	**2.054**	**2.102**	**1.998**	**2.087**	**2.071**	**.2502**
Stddev	.004	.012	.003	.000	.007	.007	.007	.002	.0016
%RSD	.2281	.5762	.1373	.0004	.3304	.3742	.3529	.1179	.6581
#1	1.966	1.981	2.039	2.054	2.106	2.003	2.092	2.073	.2514
#2	1.972	1.997	2.043	2.054	2.097	1.992	2.082	2.070	.2490
Check ?	Chk Pass	Chk Pass	Chk Pass	Chk Pass	Chk Pass	Chk Pass	Chk Pass	Chk Pass	Chk Pass
Value									
Range									

Elem	V_2924	Zn2062	As1890	Tl1908	Pb2203	Se1960	Sb2068	Al3961	Ca3179
Units	ppm	ppm	ppm	ppm	ppm	ppm	ppm	ppm	ppm
Avg	**2.082**	**2.097**	**2.040**	**2.125**	**2.095**	**2.037**	**2.032**	**38.85**	**39.72**
Stddev	.001	.001	.011	.005	.004	.001	.005	.17	.22
%RSD	.0479	.0550	.5200	.2455	.1851	.0315	.2272	.4327	.5605
#1	2.083	2.097	2.032	2.121	2.092	2.037	2.029	38.73	39.56
#2	2.081	2.098	2.047	2.129	2.098	2.038	2.036	38.96	39.88
Check ?	Chk Pass	Chk Pass	Chk Pass	Chk Pass	Chk Pass	Chk Pass	Chk Pass	Chk Pass	Chk Pass
Value									
Range									

Elem	Fe2599	Mg2790	K_7664	Na5895	B_2089	Mo2020	Pd3404	Si2124	Sn1899
Units	ppm	ppm	ppm	ppm	ppm	ppm	ppm	ppm	ppm
Avg	**39.72**	**38.80**	**38.87**	**39.22**	**2.078**	**2.077**	**2.042**	**5.136**	**2.107**
Stddev	.24	.22	.11	.06	.006	.001	.009	.014	.002
%RSD	.6149	.5688	.2884	.1579	.2966	.0219	.4320	.2624	.0972
#1	39.55	38.64	38.79	39.17	2.074	2.077	2.049	5.127	2.105
#2	39.89	38.95	38.95	39.26	2.082	2.078	2.036	5.146	2.108
Check ?	Chk Pass	Chk Pass	Chk Pass	Chk Pass	Chk Pass	Chk Pass	Chk Pass	Chk Pass	Chk Pass
Value									
Range									

Zoom In Zoom Out

Sample Name: ccv Acquired: 8/1/2014 11:50:01 Type: QC
Method: Accutest 2(v256) Mode: CONC Corr. Factor: 1.000000
User: admin Custom ID1: Custom ID2: Custom ID3:
Comment:

Elem	Sr4077	Ti3349	W_2079	Zr3391	S_1820	Bi2230	Li6707
Units	ppm	ppm	ppm	ppm	ppm	ppm	ppm
Avg	**2.007**	**2.057**	**2.035**	**2.054**	**2.019**	**2.042**	**1.942**
Stddev	.007	.005	.007	.002	.005	.003	.005
%RSD	.3550	.2394	.3317	.1183	.2650	.1509	.2721
#1	2.002	2.060	2.040	2.056	2.015	2.040	1.939
#2	2.012	2.053	2.030	2.052	2.023	2.045	1.946
Check ?	Chk Pass	Chk Pass	Chk Pass	Chk Pass	Chk Pass	Chk Pass	Chk Pass
Value							
Range							

Int. Std.	Y_3600	Y_3710	Y_2243	In2306
Units	Cts/S	Cts/S	Cts/S	Cts/S
Avg	**70851.**	**23561.**	**1497.6**	**3399.1**
Stddev	185.	67.	9.3	17.5
%RSD	.26073	.28327	.62095	.51566
#1	70720.	23608.	1504.1	3411.5
#2	70982.	23513.	1491.0	3386.7

Zoom In Zoom Out

Sample Name: ccb Acquired: 8/1/2014 11:52:57 Type: QC
Method: Accutest 2(v256) Mode: CONC Corr. Factor: 1.000000
User: admin Custom ID1: Custom ID2: Custom ID3:
Comment:

Elem	Ba4554	Be3130	Cd2288	Co2286	Cr2677	Cu3247	Mn2576	Ni2316	Ag3280
Units	ppm	ppm	ppm	ppm	ppm	ppm	ppm	ppm	ppm
Avg	**.0001**	**.0001**	**.0000**	**.0000**	**.0001**	**-.0007**	**.0001**	**.0002**	**.0003**
Stddev	.0001	.0001	.0002	.0000	.0001	.0001	.0000	.0002	.0003
%RSD	93.63	77.45	3764.	449.3	75.52	15.28	24.35	69.65	115.9
#1	.0000	.0002	.0001	.0000	.0000	-.0007	.0001	.0001	.0005
#2	.0002	.0001	-.0001	-.0000	.0002	-.0006	.0001	.0004	.0001
Check ?	Chk Pass	Chk Pass	Chk Pass	Chk Pass	Chk Pass	Chk Pass	Chk Pass	Chk Pass	Chk Pass
High Limit									
Low Limit									

Elem	V_2924	Zn2062	As1890	Tl1908	Pb2203	Se1960	Sb2068	Al3961	Ca3179
Units	ppm	ppm	ppm	ppm	ppm	ppm	ppm	ppm	ppm
Avg	**.0003**	**-.0001**	**-.0011**	**.0008**	**-.0003**	**.0018**	**.0014**	**-.0022**	**.0013**
Stddev	.0002	.0001	.0001	.0005	.0019	.0012	.0001	.0043	.0012
%RSD	51.41	107.6	8.150	59.47	546.4	68.61	5.284	194.9	96.36
#1	.0004	-.0001	-.0012	.0011	.0010	.0027	.0014	.0008	.0022
#2	.0002	-.0000	-.0011	.0005	-.0017	.0009	.0015	-.0053	.0004
Check ?	Chk Pass	Chk Pass	Chk Pass	Chk Pass	Chk Pass	Chk Pass	Chk Pass	Chk Pass	Chk Pass
High Limit									
Low Limit									

Elem	Fe2599	Mg2790	K_7664	Na5895	B_2089	Mo2020	Pd3404	Si2124	Sn1899
Units	ppm	ppm	ppm	ppm	ppm	ppm	ppm	ppm	ppm
Avg	**.0029**	**-.0013**	**.0400**	**.0059**	**.0018**	**.0015**	**-.0011**	**.0000**	**.0011**
Stddev	.0008	.0149	.0072	.0000	.0001	.0004	.0000	.0005	.0012
%RSD	28.34	1122.	18.07	.0780	7.976	25.74	4.551	7524.	109.8
#1	.0035	.0092	.0452	.0059	.0017	.0012	-.0010	-.0004	.0002
#2	.0023	-.0118	.0349	.0059	.0019	.0018	-.0011	.0004	.0019
Check ?	Chk Pass	Chk Pass	Chk Pass	Chk Pass	Chk Pass	Chk Pass	Chk Pass	Chk Pass	Chk Pass
High Limit									
Low Limit									

Zoom In Zoom Out

Sample Name: ccb Acquired: 8/1/2014 11:52:57 Type: QC
Method: Accutest 2(v256) Mode: CONC Corr. Factor: 1.000000
User: admin Custom ID1: Custom ID2: Custom ID3:
Comment:

Elem	Sr4077	Ti3349	W_2079	Zr3391	S_1820	Bi2230	Li6707
Units	ppm	ppm	ppm	ppm	ppm	ppm	ppm
Avg	**.0001**	**.0006**	F **.0218**	**.0005**	**.0035**	**-.0014**	**.0006**
Stddev	.0001	.0003	.0003	.0001	.0023	.0003	.0009
%RSD	43.11	60.06	1.408	24.18	66.54	23.34	159.9
#1	.0002	.0008	.0215	.0004	.0018	-.0011	.0013
#2	.0001	.0003	.0220	.0006	.0051	-.0016	-.0001
Check ?	Chk Pass	Chk Pass	Chk Fail	Chk Pass	Chk Pass	Chk Pass	Chk Pass
High Limit			.0050				
Low Limit			-.0050				

Int. Std.	Y_3600	Y_3710	Y_2243	In2306
Units	Cts/S	Cts/S	Cts/S	Cts/S
Avg	**75574.**	**23704.**	**1580.5**	**3868.9**
Stddev	94.	2.	7.8	14.0
%RSD	.12382	.00963	.49514	.36196
#1	75640.	23706.	1574.9	3859.0
#2	75508.	23702.	1586.0	3878.8

Zoom In Zoom Out

Sample Name: cri Acquired: 8/1/2014 12:00:40 Type: QC
Method: Accutest 2(v256) Mode: CONC Corr. Factor: 1.000000
User: admin Custom ID1: Custom ID2: Custom ID3:
Comment:

Elem	Ba4554	Be3130	Cd2288	Co2286	Cr2677	Cu3247	Mn2576	Ni2316	Ag3280
Units	ppm	ppm	ppm	ppm	ppm	ppm	ppm	ppm	ppm
Avg	**.2009**	**.0021**	**.0035**	**.0514**	**.0111**	**.0080**	**.0164**	**.0109**	**.0061**
Stddev	.0012	.0000	.0001	.0002	.0002	.0003	.0000	.0001	.0002
%RSD	.6018	.7975	2.960	.3993	1.758	4.259	.2501	.6470	2.753
#1	.2000	.0021	.0036	.0516	.0110	.0082	.0164	.0108	.0060
#2	.2017	.0021	.0035	.0513	.0113	.0077	.0164	.0109	.0062
Check ?	Chk Pass	Chk Pass	Chk Pass	Chk Pass	Chk Pass	Chk Pass	Chk Pass	Chk Pass	Chk Pass
Value									
Range									

Elem	V_2924	Zn2062	As1890	Tl1908	Pb2203	Se1960	Sb2068	Al3961	Ca3179
Units	ppm	ppm	ppm	ppm	ppm	ppm	ppm	ppm	ppm
Avg	**.0541**	**.0222**	**.0083**	**.0119**	**.0024**	**.0095**	**.0067**	**.1982**	**5.037**
Stddev	.0003	.0002	.0002	.0007	.0000	.0008	.0001	.0015	.039
%RSD	.6068	.9488	2.010	5.786	.9686	8.447	.8626	.7698	.7695
#1	.0544	.0223	.0082	.0124	.0025	.0090	.0067	.1971	5.010
#2	.0539	.0220	.0084	.0114	.0024	.0101	.0067	.1993	5.064
Check ?	Chk Pass	Chk Pass	Chk Pass	Chk Pass	Chk Pass	Chk Pass	Chk Pass	Chk Pass	Chk Pass
Value									
Range									

Elem	Fe2599	Mg2790	K_7664	Na5895	B_2089	Mo2020	Pd3404	Si2124	Sn1899
Units	ppm	ppm	ppm	ppm	ppm	ppm	ppm	ppm	ppm
Avg	**.1014**	**4.865**	**5.009**	**4.929**	**.1095**	**.0215**	**.0530**	**.2093**	**.0113**
Stddev	.0009	.023	.029	.024	.0004	.0000	.0001	.0022	.0001
%RSD	.8531	.4729	.5746	.4912	.3767	.0994	.2755	1.063	.5210
#1	.1020	4.849	4.989	4.911	.1092	.0215	.0529	.2109	.0114
#2	.1008	4.881	5.029	4.946	.1098	.0215	.0531	.2078	.0113
Check ?	Chk Pass	Chk Pass	Chk Pass	Chk Pass	Chk Pass	Chk Pass	Chk Pass	Chk Pass	Chk Pass
Value									
Range									

Zoom In Zoom Out

Sample Name: cri Acquired: 8/1/2014 12:00:40 Type: QC
Method: Accutest 2(v256) Mode: CONC Corr. Factor: 1.000000
User: admin Custom ID1: Custom ID2: Custom ID3:
Comment:

Elem	Sr4077	Ti3349	W_2079	Zr3391	S_1820	Bi2230	Li6707
Units	ppm	ppm	ppm	ppm	ppm	ppm	ppm
Avg	**.0105**	**.0112**	F **.0666**	**.0103**	**.0564**	**.0212**	**.0222**
Stddev	.0000	.0004	.0000	.0001	.0069	.0002	.0003
%RSD	.2876	3.336	.0292	1.324	12.18	.7557	1.454
#1	.0105	.0110	.0666	.0102	.0612	.0211	.0219
#2	.0105	.0115	.0666	.0104	.0515	.0213	.0224
Check ?	Chk Pass	Chk Pass	Chk Fail	Chk Pass	Chk Pass	Chk Pass	Chk Pass
Value			.0500				
Range			30.00%				

Int. Std.	Y_3600	Y_3710	Y_2243	In2306
Units	Cts/S	Cts/S	Cts/S	Cts/S
Avg	**73966.**	**23805.**	**1552.1**	**3761.6**
Stddev	45.	141.	7.8	16.4
%RSD	.06063	.59064	.50186	.43613
#1	73998.	23904.	1557.6	3773.2
#2	73935.	23705.	1546.6	3750.0

Zoom In Zoom Out

Sample Name: crid Acquired: 8/1/2014 12:03:53 Type: QC
Method: Accutest 2(v256) Mode: CONC Corr. Factor: 1.000000
User: admin Custom ID1: Custom ID2: Custom ID3:
Comment:

Elem	Ba4554	Be3130	Cd2288	Co2286	Cr2677	Cu3247	Mn2576	Ni2316
Units	ppm	ppm	ppm	ppm	ppm	ppm	ppm	ppm
Avg	**.0041**	**.0010**	**.0011**	**.0033**	**.0020**	F **.0011**	**.0033**	**.0041**
Stddev	.0001	.0000	.0001	.0002	.0000	.0000	.0000	.0002
%RSD	2.285	.3987	9.777	5.475	1.523	.6483	.5121	5.994
#1	.0040	.0010	.0010	.0032	.0020	.0011	.0033	.0043
#2	.0041	.0010	.0012	.0034	.0020	.0011	.0033	.0039
Check ?	Chk Pass	Chk Pass	Chk Pass	Chk Pass	Chk Pass	Chk Fail	Chk Pass	Chk Pass
Value						.0020		
Range						-30.00%		

Elem	Ag3280	V_2924	Zn2062	As1890	Tl1908	Pb2203	Se1960	Sb2068
Units	ppm	ppm	ppm	ppm	ppm	ppm	ppm	ppm
Avg	F **.0016**	**.0021**	**.0115**	**.0036**	F **.0027**	**.0026**	**.0065**	**.0033**
Stddev	.0001	.0001	.0000	.0008	.0007	.0014	.0001	.0006
%RSD	7.748	4.999	.2189	21.81	27.07	51.91	1.449	17.16
#1	.0017	.0020	.0114	.0041	.0032	.0017	.0065	.0029
#2	.0015	.0021	.0115	.0030	.0022	.0036	.0064	.0037
Check ?	Chk Fail	Chk Pass	Chk Pass	Chk Pass	Chk Fail	Chk Pass	Chk Pass	Chk Pass
Value	.0010				.0020			
Range	30.00%				30.00%			

Elem	Al3961	Ca3179	Fe2599	Mg2790	K_7664	Na5895	B_2089	Mo2020
Units	ppm	ppm	ppm	ppm	ppm	ppm	ppm	ppm
Avg	**.1001**	**1.014**	**.0007**	**.1054**	**2.045**	**.9986**	**.0108**	**.0003**
Stddev	.0002	.015	.0008	.0163	.002	.0112	.0000	.0001
%RSD	.1725	1.494	113.9	15.43	.0777	1.122	.1128	46.66
#1	.0999	1.003	.0013	.0939	2.043	.9906	.0108	.0002
#2	.1002	1.025	.0001	.1169	2.046	1.006	.0108	.0003
Check ?	Chk Pass	Chk Pass	None	Chk Pass	Chk Pass	Chk Pass	Chk Pass	None
Value								
Range								

Zoom In Zoom Out

Sample Name: crid Acquired: 8/1/2014 12:03:53 Type: QC
Method: Accutest 2(v256) Mode: CONC Corr. Factor: 1.000000
User: admin Custom ID1: Custom ID2: Custom ID3:
Comment:

Elem	Pd3404	Si2124	Sn1899	Sr4077	Ti3349	W_2079	Zr3391	S_1820
Units	ppm	ppm	ppm	ppm	ppm	ppm	ppm	ppm
Avg	**-.0003**	**.0014**	**.0000**	**-.0000**	**.0004**	F **.0090**	F **.0001**	**.0043**
Stddev	.0002	.0001	.0001	.0000	.0003	.0005	.0001	.0018
%RSD	62.93	4.180	536.0	77.77	74.58	5.555	131.1	42.34
#1	-.0002	.0013	-.0001	-.0000	.0002	.0093	.0000	.0056
#2	-.0005	.0014	.0001	-.0000	.0007	.0086	.0001	.0030
Check ?	None	None	None	None	None	Chk Fail	Chk Fail	Chk Pass
Value						.0040	.0040	
Range						30.00%	-30.00%	

Elem	Bi2230	Li6707
Units	ppm	ppm
Avg	F **-.0003**	F **-.0001**
Stddev	.0003	.0006
%RSD	96.45	962.2
#1	-.0005	.0004
#2	-.0001	-.0005
Check ?	Chk Fail	Chk Fail
Value	.0040	.0040
Range	-30.00%	-30.00%

Int. Std.	Y_3600	Y_3710	Y_2243	In2306
Units	Cts/S	Cts/S	Cts/S	Cts/S
Avg	**75052.**	**23759.**	**1572.9**	**3842.9**
Stddev	155.	201.	9.3	16.7
%RSD	.20669	.84458	.59173	.43509
#1	74942.	23901.	1579.5	3854.7
#2	75162.	23617.	1566.4	3831.1

Zoom In Zoom Out

Sample Name: mbconf Acquired: 8/1/2014 12:07:06 Type: Unk
Method: Accutest 2(v256) Mode: CONC Corr. Factor: 1.000000
User: admin Custom ID1: Custom ID2: Custom ID3:
Comment:

Elem	Ba4554	Be3130	Cd2288	Co2286	Cr2677	Cu3247	Mn2576	Ni2316	Ag3280
Avg	**-.0001**	**.0000**	**.0000**	**.0005**	**-.0002**	**-.0058**	**.0001**	**.0004**	**.0004**
Stddev	.0001	.0000	.0001	.0001	.0004	.0010	.0001	.0003	.0006
%RSD	181.4	207.9	470.7	19.84	195.0	17.80	92.07	78.02	155.0
#1	.0000	-.0000	.0001	.0006	-.0004	-.0066	.0001	.0002	-.0000
#2	-.0001	.0000	-.0001	.0004	.0001	-.0051	.0000	.0006	.0008

Elem	V_2924	Zn2062	As1890	Tl1908	Pb2203	Se1960	Sb2068	Al3961	Ca3179
Avg	**.0015**	**.0028**	**.0068**	**.0018**	**-.0029**	**-.0076**	**-.0016**	**.0007**	**.0304**
Stddev	.0000	.0006	.0003	.0008	.0002	.0055	.0009	.0009	.0007
%RSD	.7762	23.23	4.796	45.79	7.201	72.53	59.81	127.1	2.362
#1	.0015	.0023	.0070	.0012	-.0031	-.0116	-.0009	.0001	.0309
#2	.0015	.0032	.0066	.0023	-.0028	-.0037	-.0022	.0014	.0299

Elem	Fe2599	Mg2790	K_7664	Na5895	B_2089	Mo2020	Pd3404	Si2124	Sn1899
Avg	**.0002**	**-.0011**	**.0180**	**.0278**	**-.0001**	**.0089**	**-.0006**	**-.0023**	**.0007**
Stddev	.0015	.0103	.0061	.0079	.0001	.0005	.0005	.0000	.0003
%RSD	878.6	917.0	34.05	28.52	67.27	6.000	83.13	1.952	43.15
#1	-.0009	.0062	.0224	.0222	-.0001	.0092	-.0009	-.0024	.0005
#2	.0012	-.0084	.0137	.0334	-.0002	.0085	-.0002	-.0023	.0009

Elem	Sr4077	Ti3349	W_2079	Zr3391	S_1820	Bi2230	Li6707
Avg	**.0003**	**.0011**	**.2656**	**.0007**	**.0362**	**.0037**	**-.0007**
Stddev	.0000	.0002	.0626	.0001	.0077	.0007	.0009
%RSD	10.53	23.20	23.56	15.25	21.27	19.09	117.5
#1	.0003	.0009	.3098	.0006	.0417	.0032	-.0014
#2	.0003	.0012	.2213	.0008	.0308	.0042	-.0001

Int. Std.	Y_3600	Y_3710	Y_2243	In2306
Avg	**77427.**	**24637.**	**1627.2**	**4045.5**
Stddev	195.	74.	8.5	13.6
%RSD	.25233	.29975	.52124	.33509
#1	77565.	24689.	1633.2	4055.1
#2	77289.	24584.	1621.2	4035.9

Zoom In Zoom Out

Sample Name: bconf Acquired: 8/1/2014 12:10:19 Type: Unk
Method: Accutest 2(v256) Mode: CONC Corr. Factor: 1.000000
User: admin Custom ID1: Custom ID2: Custom ID3:
Comment:

Elem	Ba4554	Be3130	Cd2288	Co2286	Cr2677	Cu3247	Mn2576	Ni2316	Ag3280
Avg	**1.732**	**1.759**	**1.954**	**1.860**	**1.901**	**1.806**	**1.899**	**1.896**	**.2269**
Stddev	.014	.010	.020	.034	.022	.016	.021	.037	.0010
%RSD	.7831	.5859	1.011	1.846	1.147	.8758	1.112	1.930	.4485
#1	1.722	1.752	1.940	1.836	1.916	1.818	1.914	1.870	.2276
#2	1.741	1.767	1.968	1.884	1.885	1.795	1.884	1.922	.2262

Elem	V_2924	Zn2062	As1890	Tl1908	Pb2203	Se1960	Sb2068	Al3961	Ca3179
Avg	**1.808**	**2.008**	**1.818**	**2.072**	**1.980**	**1.792**	**1.890**	**22.36**	**22.99**
Stddev	.014	.039	.016	.058	.037	.017	.045	.16	.01
%RSD	.7596	1.929	.9034	2.813	1.860	.9276	2.401	.7333	.0437
#1	1.818	1.981	1.830	2.031	1.954	1.804	1.923	22.24	22.98
#2	1.798	2.035	1.806	2.113	2.006	1.781	1.858	22.47	23.00

Elem	Fe2599	Mg2790	K_7664	Na5895	B_2089	Mo2020	Pd3404	Si2124	Sn1899
Avg	**22.97**	**22.60**	**22.74**	**22.85**	**.0039**	**1.689**	**1.900**	**2.006**	**1.847**
Stddev	.13	.01	.16	.16	.0002	.013	.015	.021	.013
%RSD	.5685	.0235	.7133	.6838	3.923	.7887	.8065	1.064	.6785
#1	22.88	22.59	22.62	22.74	.0038	1.699	1.911	2.021	1.856
#2	23.06	22.60	22.85	22.96	.0040	1.680	1.889	1.991	1.839

Elem	Sr4077	Ti3349	W_2079	Zr3391	S_1820	Bi2230	Li6707
Avg	**1.806**	**1.937**	**1.762**	**1.758**	**.0237**	**1.569**	**1.752**
Stddev	.015	.017	.031	.015	.0013	.014	.018
%RSD	.8057	.8783	1.781	.8399	5.271	.8968	1.007
#1	1.795	1.950	1.785	1.768	.0246	1.579	1.739
#2	1.816	1.925	1.740	1.748	.0228	1.559	1.764

Int. Std.	Y_3600	Y_3710	Y_2243	In2306
Avg	**73519.**	**24347.**	**1566.3**	**3624.0**
Stddev	361.	88.	5.9	16.3
%RSD	.49059	.36005	.37629	.45017
#1	73264.	24409.	1570.5	3635.5
#2	73774.	24285.	1562.2	3612.5

Zoom In Zoom Out

Sample Name: cria Acquired: 8/1/2014 12:13:15 Type: QC
Method: Accutest 2(v256) Mode: CONC Corr. Factor: 1.000000
User: admin Custom ID1: Custom ID2: Custom ID3:
Comment:

Elem	Ba4554	Be3130	Cd2288	Co2286	Cr2677	Cu3247	Mn2576	Ni2316	Ag3280
Units	ppm	ppm	ppm	ppm	ppm	ppm	ppm	ppm	ppm
Avg	**.0002**	**.0002**	**-.0000**	**-.0003**	**.0000**	**-.0010**	**.0001**	**.0001**	**.0005**
Stddev	.0001	.0001	.0001	.0001	.0002	.0002	.0000	.0001	.0003
%RSD	53.46	51.25	300.0	40.31	9241.	23.69	42.61	106.3	65.11
#1	.0002	.0002	.0000	-.0002	-.0002	-.0008	.0001	.0002	.0002
#2	.0001	.0001	-.0001	-.0003	.0002	-.0012	.0001	.0000	.0007
Check ?	None	None	None	None	None	None	None	None	None
Value									
Range									

Elem	V_2924	Zn2062	As1890	Tl1908	Pb2203	Se1960	Sb2068	Al3961	Ca3179
Units	ppm	ppm	ppm	ppm	ppm	ppm	ppm	ppm	ppm
Avg	**.0002**	**.0004**	**.0243**	**.0003**	**.0221**	**.0219**	**.0220**	**.4878**	**1.951**
Stddev	.0002	.0001	.0005	.0008	.0006	.0004	.0010	.0121	.025
%RSD	134.5	27.15	2.125	320.5	2.565	1.757	4.655	2.473	1.277
#1	.0000	.0005	.0239	-.0003	.0225	.0216	.0227	.4793	1.933
#2	.0003	.0003	.0246	.0008	.0217	.0222	.0213	.4964	1.968
Check ?	None	None	Chk Pass	None	Chk Pass	Chk Pass	Chk Pass	Chk Pass	None
Value									
Range									

Elem	Fe2599	Mg2790	K_7664	Na5895	B_2089	Mo2020	Pd3404	Si2124	Sn1899
Units	ppm	ppm	ppm	ppm	ppm	ppm	ppm	ppm	ppm
Avg	**.5263**	**1.863**	**.0200**	**-.0004**	**-.0001**	**.0035**	**.0015**	**.0017**	**.0253**
Stddev	.0079	.032	.0154	.0029	.0002	.0003	.0005	.0012	.0001
%RSD	1.493	1.689	76.61	647.7	322.6	7.484	33.36	73.08	.3081
#1	.5208	1.840	.0309	.0016	-.0002	.0034	.0012	.0008	.0253
#2	.5319	1.885	.0092	-.0025	.0001	.0037	.0019	.0025	.0254
Check ?	Chk Pass	None	None	None	None	None	None	None	None
Value									
Range									

Zoom In Zoom Out

Sample Name: cria Acquired: 8/1/2014 12:13:15 Type: QC
Method: Accutest 2(v256) Mode: CONC Corr. Factor: 1.000000
User: admin Custom ID1: Custom ID2: Custom ID3:
Comment:

Elem	Sr4077	Ti3349	W_2079	Zr3391	S_1820	Bi2230	Li6707
Units	ppm	ppm	ppm	ppm	ppm	ppm	ppm
Avg	**.0001**	**.0016**	**.0210**	**.0013**	**.0077**	**.0021**	**-.0002**
Stddev	.0001	.0005	.0019	.0001	.0019	.0010	.0006
%RSD	64.36	30.82	8.992	9.242	24.72	49.82	284.7
#1	.0002	.0012	.0197	.0013	.0064	.0013	-.0006
#2	.0001	.0019	.0224	.0014	.0091	.0028	.0002
Check ?	None	None	None	None	None	None	None
Value							
Range							

Int. Std.	Y_3600	Y_3710	Y_2243	In2306
Units	Cts/S	Cts/S	Cts/S	Cts/S
Avg	**74098.**	**23706.**	**1560.1**	**3812.5**
Stddev	88.	221.	1.2	.1
%RSD	.11818	.93325	.07940	.00221
#1	74160.	23863.	1559.2	3812.6
#2	74036.	23550.	1560.9	3812.5

Zoom In Zoom Out

Sample Name: crid Acquired: 8/1/2014 12:16:28 Type: QC
Method: Accutest 2(v256) Mode: CONC Corr. Factor: 1.000000
User: admin Custom ID1: Custom ID2: Custom ID3:
Comment:

Elem	Ba4554	Be3130	Cd2288	Co2286	Cr2677	Cu3247	Mn2576	Ni2316
Units	ppm	ppm	ppm	ppm	ppm	ppm	ppm	ppm
Avg	**.0042**	**.0010**	**.0010**	**.0031**	**.0019**	F **.0011**	**.0033**	**.0041**
Stddev	.0000	.0001	.0001	.0000	.0003	.0001	.0001	.0004
%RSD	.5303	6.855	7.237	1.593	16.08	11.63	2.094	10.71
#1	.0042	.0011	.0010	.0031	.0021	.0012	.0034	.0038
#2	.0041	.0010	.0011	.0031	.0016	.0010	.0033	.0044
Check ?	Chk Pass	Chk Pass	Chk Pass	Chk Pass	Chk Pass	Chk Fail	Chk Pass	Chk Pass
Value						.0020		
Range						-30.00%		

Elem	Ag3280	V_2924	Zn2062	As1890	Tl1908	Pb2203	Se1960	Sb2068
Units	ppm	ppm	ppm	ppm	ppm	ppm	ppm	ppm
Avg	F **.0015**	**.0020**	**.0113**	**.0035**	**.0021**	F **.0033**	F **.0094**	**.0035**
Stddev	.0002	.0002	.0002	.0005	.0014	.0015	.0011	.0001
%RSD	12.83	10.52	1.676	15.49	69.76	45.43	11.45	3.361
#1	.0016	.0019	.0115	.0031	.0010	.0022	.0087	.0034
#2	.0013	.0022	.0112	.0039	.0031	.0043	.0102	.0036
Check ?	Chk Fail	Chk Pass	Chk Pass	Chk Pass	Chk Pass	Chk Fail	Chk Fail	Chk Pass
Value	.0010					.0025	.0050	
Range	30.00%					30.00%	30.00%	

Elem	Al3961	Ca3179	Fe2599	Mg2790	K_7664	Na5895	B_2089	Mo2020
Units	ppm	ppm	ppm	ppm	ppm	ppm	ppm	ppm
Avg	**.1032**	**1.011**	**.0021**	**.1013**	**2.040**	**1.003**	**.0108**	**.0006**
Stddev	.0024	.008	.0000	.0170	.008	.005	.0004	.0002
%RSD	2.282	.7699	.6059	16.76	.3945	.5320	3.720	38.39
#1	.1049	1.005	.0021	.0893	2.035	.9993	.0111	.0004
#2	.1015	1.016	.0021	.1133	2.046	1.007	.0105	.0007
Check ?	Chk Pass	Chk Pass	None	Chk Pass	Chk Pass	Chk Pass	Chk Pass	None
Value								
Range								

Zoom In Zoom Out

Sample Name: crid Acquired: 8/1/2014 12:16:28 Type: QC
Method: Accutest 2(v256) Mode: CONC Corr. Factor: 1.000000
User: admin Custom ID1: Custom ID2: Custom ID3:
Comment:

Elem	Pd3404	Si2124	Sn1899	Sr4077	Ti3349	W_2079	Zr3391	S_1820
Units	ppm	ppm	ppm	ppm	ppm	ppm	ppm	ppm
Avg	**-.0003**	**.0026**	**.0011**	**.0000**	**.0003**	F **.0065**	F **.0004**	**.0034**
Stddev	.0003	.0016	.0005	.0000	.0001	.0015	.0001	.0010
%RSD	106.0	62.42	42.57	448.8	16.59	23.35	32.67	29.29
#1	-.0001	.0014	.0007	.0000	.0003	.0054	.0003	.0027
#2	-.0005	.0037	.0014	-.0000	.0004	.0076	.0005	.0041
Check ?	None	None	None	None	None	Chk Fail	Chk Fail	Chk Pass
Value						.0040	.0040	
Range						30.00%	-30.00%	

Elem	Bi2230	Li6707
Units	ppm	ppm
Avg	F **-.0004**	F **.0001**
Stddev	.0002	.0001
%RSD	44.48	207.4
#1	-.0003	-.0000
#2	-.0005	.0002
Check ?	Chk Fail	Chk Fail
Value	.0040	.0040
Range	-30.00%	-30.00%

Int. Std.	Y_3600	Y_3710	Y_2243	In2306
Units	Cts/S	Cts/S	Cts/S	Cts/S
Avg	**74922.**	**23745.**	**1563.5**	**3814.8**
Stddev	263.	74.	3.0	1.9
%RSD	.35161	.31339	.19046	.04964
#1	74736.	23798.	1561.3	3816.1
#2	75108.	23692.	1565.6	3813.5

Zoom In Zoom Out

Sample Name: b1conf Acquired: 8/1/2014 12:19:42 Type: Unk
Method: Accutest 2(v256) Mode: CONC Corr. Factor: 1.000000
User: admin Custom ID1: Custom ID2: Custom ID3:
Comment:

Elem	Ba4554	Be3130	Cd2288	Co2286	Cr2677	Cu3247	Mn2576	Ni2316	Ag3280
Avg	**1.862**	**1.894**	**2.090**	**1.991**	**2.041**	**1.923**	**2.037**	**2.020**	**.2419**
Stddev	.020	.014	.023	.028	.007	.004	.005	.026	.0006
%RSD	1.074	.7367	1.113	1.402	.3543	.2210	.2439	1.309	.2435
#1	1.848	1.884	2.074	1.971	2.036	1.926	2.033	2.001	.2423
#2	1.876	1.903	2.107	2.011	2.046	1.920	2.040	2.038	.2415

Elem	V_2924	Zn2062	As1890	Tl1908	Pb2203	Se1960	Sb2068	Al3961	Ca3179
Avg	**1.944**	**2.153**	**2.005**	**2.197**	**2.123**	**2.109**	**2.063**	**24.16**	**24.81**
Stddev	.004	.030	.013	.032	.034	.002	.021	.25	.10
%RSD	.1967	1.382	.6665	1.470	1.577	.1015	1.002	1.027	.3970
#1	1.941	2.132	2.015	2.174	2.100	2.110	2.078	23.99	24.74
#2	1.946	2.174	1.996	2.220	2.147	2.107	2.049	24.34	24.87

Elem	Fe2599	Mg2790	K_7664	Na5895	B_2089	Mo2020	Pd3404	Si2124	Sn1899
Avg	**24.86**	**24.45**	**24.49**	**24.61**	**.0031**	**1.927**	**2.025**	**2.167**	**2.030**
Stddev	.22	.10	.24	.30	.0002	.005	.008	.001	.017
%RSD	.8922	.3919	.9995	1.223	5.343	.2839	.3812	.0485	.8358
#1	24.70	24.39	24.32	24.40	.0030	1.931	2.031	2.167	2.042
#2	25.02	24.52	24.67	24.82	.0032	1.923	2.020	2.168	2.018

Elem	Sr4077	Ti3349	W_2079	Zr3391	S_1820	Bi2230	Li6707
Avg	**1.942**	**2.086**	**1.916**	**1.903**	**.0256**	**1.683**	**1.877**
Stddev	.017	.004	.021	.001	.0079	.042	.026
%RSD	.8939	.1797	1.092	.0612	30.76	2.519	1.395
#1	1.930	2.084	1.930	1.902	.0311	1.713	1.859
#2	1.954	2.089	1.901	1.904	.0200	1.653	1.896

Int. Std.	Y_3600	Y_3710	Y_2243	In2306
Avg	**73976.**	**24325.**	**1564.7**	**3611.3**
Stddev	267.	236.	13.0	24.8
%RSD	.36081	.96887	.82854	.68647
#1	74164.	24491.	1573.9	3628.8
#2	73787.	24158.	1555.5	3593.8

Zoom In Zoom Out

Sample Name: icsa Acquired: 8/1/2014 12:22:37 Type: QC
Method: Accutest 2(v256) Mode: CONC Corr. Factor: 1.000000
User: admin Custom ID1: Custom ID2: Custom ID3:
Comment:

Elem	Ba4554	Be3130	Cd2288	Co2286	Cr2677	Cu3247	Mn2576	Ni2316	Ag3280
Units	ppm	ppm	ppm	ppm	ppm	ppm	ppm	ppm	ppm
Avg	**-.0012**	**-.0000**	**.0022**	**-.0015**	**.0000**	**-.0021**	**-.0002**	**-.0052**	**.0041**
Stddev	.0001	.0001	.0003	.0004	.0006	.0004	.0001	.0005	.0010
%RSD	9.854	177.4	12.19	27.26	1769000.	21.10	29.16	10.29	23.48
#1	-.0011	.0000	.0020	-.0018	-.0004	-.0024	-.0002	-.0055	.0047
#2	-.0013	-.0001	.0024	-.0012	.0004	-.0018	-.0002	-.0048	.0034
Check ?	Chk Pass	Chk Pass	Chk Pass	Chk Pass	Chk Pass	Chk Pass	Chk Pass	Chk Pass	Chk Pass
High Limit									
Low Limit									

Elem	V_2924	Zn2062	As1890	Tl1908	Pb2203	Se1960	Sb2068	Al3961	Ca3179
Units	ppm	ppm	ppm	ppm	ppm	ppm	ppm	ppm	ppm
Avg	**-.0006**	**.0008**	**.0038**	**.0025**	**-.0023**	**-.0063**	**.0107**	**493.2**	**361.7**
Stddev	.0003	.0006	.0007	.0011	.0010	.0094	.0011	5.5	3.9
%RSD	44.40	71.42	19.11	42.17	46.02	148.9	10.62	1.116	1.075
#1	-.0008	.0013	.0044	.0018	-.0030	-.0130	.0099	489.3	359.0
#2	-.0004	.0004	.0033	.0033	-.0015	.0003	.0115	497.1	364.5
Check ?	Chk Pass	Chk Pass	Chk Pass	Chk Pass	Chk Pass	Chk Pass	Chk Pass	Chk Pass	Chk Pass
High Limit									
Low Limit									

Elem	Fe2599	Mg2790	K_7664	Na5895	B_2089	Mo2020	Pd3404	Si2124	Sn1899
Units	ppm	ppm	ppm	ppm	ppm	ppm	ppm	ppm	ppm
Avg	**186.0**	**493.4**	**.1798**	**-.0159**	**-.0048**	**.0048**	**.0209**	**-.0159**	F **.0248**
Stddev	.6	2.9	.0137	.0019	.0008	.0001	.0000	.0053	.0002
%RSD	.3427	.5824	7.607	12.12	17.24	1.102	.1917	33.15	.6189
#1	185.6	491.3	.1895	-.0173	-.0042	.0047	.0210	-.0197	.0247
#2	186.5	495.4	.1702	-.0146	-.0054	.0048	.0209	-.0122	.0249
Check ?	Chk Pass	Chk Pass	Chk Pass	Chk Pass	Chk Pass	Chk Pass	Chk Pass	Chk Pass	Chk Fail
High Limit									.0200
Low Limit									-.0200

Zoom In Zoom Out

Sample Name: icsa Acquired: 8/1/2014 12:22:37 Type: QC
Method: Accutest 2(v256) Mode: CONC Corr. Factor: 1.000000
User: admin Custom ID1: Custom ID2: Custom ID3:
Comment:

Elem	Sr4077	Ti3349	W_2079	Zr3391	S_1820	Bi2230	Li6707
Units	ppm	ppm	ppm	ppm	ppm	ppm	ppm
Avg	**-.0039**	**.0020**	**.0243**	**.0019**	**.0020**	**-.0051**	**.0166**
Stddev	.0002	.0000	.0018	.0004	.0039	.0018	.0006
%RSD	6.375	.0052	7.426	20.88	200.1	34.94	3.835
#1	-.0037	.0020	.0255	.0016	.0048	-.0038	.0161
#2	-.0041	.0020	.0230	.0022	-.0008	-.0063	.0170
Check ?	Chk Pass	Chk Pass	Chk Pass	Chk Pass	Chk Pass	Chk Pass	Chk Pass
High Limit							
Low Limit							

Int. Std.	Y_3600	Y_3710	Y_2243	In2306
Units	Cts/S	Cts/S	Cts/S	Cts/S
Avg	**63098.**	**22339.**	**1348.0**	**2895.2**
Stddev	123.	36.	6.2	11.1
%RSD	.19483	.16334	.46080	.38245
#1	63185.	22365.	1343.6	2887.4
#2	63012.	22313.	1352.4	2903.0

Zoom In Zoom Out

Sample Name: icsab Acquired: 8/1/2014 12:25:57 Type: QC
Method: Accutest 2(v256) Mode: CONC Corr. Factor: 1.000000
User: admin Custom ID1: Custom ID2: Custom ID3:
Comment:

Elem	Ba4554	Be3130	Cd2288	Co2286	Cr2677	Cu3247	Mn2576	Ni2316	Ag3280
Units	ppm	ppm	ppm	ppm	ppm	ppm	ppm	ppm	ppm
Avg	**.5012**	**.4747**	**1.019**	**.4954**	**.4872**	**.5180**	**.4972**	**.9630**	**.9919**
Stddev	.0017	.0001	.014	.0065	.0001	.0008	.0010	.0112	.0016
%RSD	.3412	.0211	1.391	1.308	.0134	.1522	.1911	1.159	.1626
#1	.5000	.4746	1.030	.5000	.4871	.5186	.4978	.9709	.9930
#2	.5024	.4748	1.009	.4908	.4872	.5175	.4965	.9551	.9907
Check ?	Chk Pass	Chk Pass	Chk Pass	Chk Pass	Chk Pass	Chk Pass	Chk Pass	Chk Pass	Chk Pass
Value									
Range									

Elem	V_2924	Zn2062	As1890	Tl1908	Pb2203	Se1960	Sb2068	Al3961	Ca3179
Units	ppm	ppm	ppm	ppm	ppm	ppm	ppm	ppm	ppm
Avg	**.4881**	**.9762**	**1.039**	**.9626**	**.9744**	**1.130**	**1.033**	**488.5**	**363.8**
Stddev	.0003	.0085	.017	.0098	.0092	.000	.014	2.0	2.8
%RSD	.0595	.8675	1.624	1.015	.9409	.0375	1.305	.4086	.7742
#1	.4883	.9821	1.051	.9695	.9809	1.130	1.042	487.0	365.7
#2	.4879	.9702	1.027	.9557	.9679	1.130	1.023	489.9	361.8
Check ?	Chk Pass	Chk Pass	Chk Pass	Chk Pass	Chk Pass	Chk Pass	Chk Pass	Chk Pass	Chk Pass
Value									
Range									

Elem	Fe2599	Mg2790	K_7664	Na5895	B_2089	Mo2020	Pd3404	Si2124	Sn1899
Units	ppm	ppm	ppm	ppm	ppm	ppm	ppm	ppm	ppm
Avg	**185.4**	**499.5**	**.1607**	**-.0135**	**-.0085**	**.5057**	F **.6057**	**-.0177**	**-.0029**
Stddev	.5	.7	.0087	.0004	.0002	.0068	.0003	.0010	.0024
%RSD	.2498	.1451	5.444	3.149	1.810	1.343	.0434	5.691	83.94
#1	185.1	499.0	.1545	-.0138	-.0086	.5105	.6059	-.0170	-.0046
#2	185.8	500.0	.1669	-.0132	-.0084	.5009	.6055	-.0184	-.0012
Check ?	Chk Pass	Chk Pass	None	None	None	Chk Pass	Chk Fail	None	None
Value							.5000		
Range							20.00%		

Zoom In Zoom Out

Sample Name: icsab Acquired: 8/1/2014 12:25:57 Type: QC
Method: Accutest 2(v256) Mode: CONC Corr. Factor: 1.000000
User: admin Custom ID1: Custom ID2: Custom ID3:
Comment:

Elem	Sr4077	Ti3349	W_2079	Zr3391	S_1820	Bi2230	Li6707
Units	ppm	ppm	ppm	ppm	ppm	ppm	ppm
Avg	**-.0041**	**.0012**	**.5638**	**.5386**	**.5128**	**.5212**	**.5566**
Stddev	.0002	.0002	.0092	.0003	.0083	.0057	.0026
%RSD	4.599	19.36	1.626	.0513	1.622	1.088	.4663
#1	-.0042	.0011	.5703	.5388	.5187	.5252	.5548
#2	-.0040	.0014	.5573	.5384	.5070	.5172	.5585
Check ?	None	None	Chk Pass	Chk Pass	Chk Pass	Chk Pass	Chk Pass
Value							
Range							

Int. Std.	Y_3600	Y_3710	Y_2243	In2306
Units	Cts/S	Cts/S	Cts/S	Cts/S
Avg	**63654.**	**22370.**	**1350.3**	**2904.9**
Stddev	68.	41.	5.0	8.4
%RSD	.10703	.18422	.37270	.28941
#1	63606.	22399.	1346.8	2898.9
#2	63702.	22341.	1353.9	2910.8

Zoom In Zoom Out

Sample Name: ccv Acquired: 8/1/2014 12:29:08 Type: QC
Method: Accutest 2(v256) Mode: CONC Corr. Factor: 1.000000
User: admin Custom ID1: Custom ID2: Custom ID3:
Comment:

Elem	Ba4554	Be3130	Cd2288	Co2286	Cr2677	Cu3247	Mn2576	Ni2316	Ag3280
Units	ppm	ppm	ppm	ppm	ppm	ppm	ppm	ppm	ppm
Avg	**1.986**	**1.991**	**2.023**	**2.057**	**2.097**	**2.004**	**2.094**	**2.060**	**.2489**
Stddev	.019	.017	.020	.021	.001	.001	.002	.018	.0001
%RSD	.9501	.8603	.9666	1.013	.0609	.0602	.1055	.8960	.0394
#1	1.973	1.979	2.037	2.072	2.098	2.005	2.093	2.073	.2489
#2	1.999	2.003	2.009	2.043	2.096	2.003	2.096	2.047	.2488
Check ?	Chk Pass	Chk Pass	Chk Pass	Chk Pass	Chk Pass	Chk Pass	Chk Pass	Chk Pass	Chk Pass
Value									
Range									

Elem	V_2924	Zn2062	As1890	Tl1908	Pb2203	Se1960	Sb2068	Al3961	Ca3179
Units	ppm	ppm	ppm	ppm	ppm	ppm	ppm	ppm	ppm
Avg	**2.063**	**2.093**	**2.032**	**2.105**	**2.096**	**2.029**	**2.014**	**39.01**	**39.46**
Stddev	.006	.016	.018	.019	.018	.019	.021	.44	.39
%RSD	.2767	.7517	.8853	.9033	.8460	.9208	1.040	1.120	.9771
#1	2.067	2.104	2.045	2.118	2.108	2.042	2.029	38.70	39.19
#2	2.059	2.082	2.019	2.092	2.083	2.015	1.999	39.32	39.73
Check ?	Chk Pass	Chk Pass	Chk Pass	Chk Pass	Chk Pass	Chk Pass	Chk Pass	Chk Pass	Chk Pass
Value									
Range									

Elem	Fe2599	Mg2790	K_7664	Na5895	B_2089	Mo2020	Pd3404	Si2124	Sn1899
Units	ppm	ppm	ppm	ppm	ppm	ppm	ppm	ppm	ppm
Avg	**40.06**	**39.03**	**39.07**	**39.60**	**2.073**	**2.068**	**2.028**	**5.124**	**2.103**
Stddev	.31	.26	.28	.41	.015	.020	.001	.038	.020
%RSD	.7785	.6608	.7267	1.043	.7276	.9591	.0272	.7332	.9607
#1	39.84	38.85	38.87	39.31	2.083	2.082	2.028	5.151	2.117
#2	40.28	39.21	39.27	39.89	2.062	2.054	2.027	5.098	2.089
Check ?	Chk Pass	Chk Pass	Chk Pass	Chk Pass	Chk Pass	Chk Pass	Chk Pass	Chk Pass	Chk Pass
Value									
Range									

Zoom In Zoom Out

Sample Name: ccv Acquired: 8/1/2014 12:29:08 Type: QC
Method: Accutest 2(v256) Mode: CONC Corr. Factor: 1.000000
User: admin Custom ID1: Custom ID2: Custom ID3:
Comment:

Elem	Sr4077	Ti3349	W_2079	Zr3391	S_1820	Bi2230	Li6707
Units	ppm	ppm	ppm	ppm	ppm	ppm	ppm
Avg	**2.016**	**2.055**	**2.004**	**2.057**	**2.010**	**2.021**	**1.947**
Stddev	.017	.002	.026	.001	.011	.019	.024
%RSD	.8579	.1177	1.322	.0667	.5442	.9197	1.235
#1	2.004	2.053	2.023	2.056	2.018	2.034	1.930
#2	2.028	2.057	1.986	2.058	2.002	2.008	1.964
Check ?	Chk Pass	Chk Pass	Chk Pass	Chk Pass	Chk Pass	Chk Pass	Chk Pass
Value							
Range							

Int. Std.	Y_3600	Y_3710	Y_2243	In2306
Units	Cts/S	Cts/S	Cts/S	Cts/S
Avg	**70830.**	**23379.**	**1504.1**	**3406.0**
Stddev	31.	192.	.7	1.7
%RSD	.04415	.82206	.04329	.04979
#1	70852.	23515.	1504.5	3404.8
#2	70808.	23243.	1503.6	3407.2

Zoom In Zoom Out

Sample Name: ccb Acquired: 8/1/2014 12:33:07 Type: QC
Method: Accutest 2(v256) Mode: CONC Corr. Factor: 1.000000
User: admin Custom ID1: Custom ID2: Custom ID3:
Comment:

Elem	Ba4554	Be3130	Cd2288	Co2286	Cr2677	Cu3247	Mn2576	Ni2316	Ag3280
Units	ppm	ppm	ppm	ppm	ppm	ppm	ppm	ppm	ppm
Avg	**.0000**	**.0001**	**.0002**	**.0002**	**-.0000**	**-.0008**	**.0001**	**.0004**	**-.0000**
Stddev	.0000	.0000	.0003	.0000	.0001	.0000	.0001	.0001	.0005
%RSD	28.41	9.388	130.6	17.20	841.5	2.411	86.65	32.58	2437.
#1	.0000	.0001	.0004	.0001	.0000	-.0007	.0000	.0005	-.0004
#2	.0000	.0001	.0000	.0002	-.0001	-.0008	.0002	.0003	.0003
Check ?	Chk Pass	Chk Pass	Chk Pass	Chk Pass	Chk Pass	Chk Pass	Chk Pass	Chk Pass	Chk Pass
High Limit									
Low Limit									

Elem	V_2924	Zn2062	As1890	Tl1908	Pb2203	Se1960	Sb2068	Al3961	Ca3179
Units	ppm	ppm	ppm	ppm	ppm	ppm	ppm	ppm	ppm
Avg	**.0003**	**.0002**	**-.0001**	**.0005**	**.0007**	**.0003**	**.0004**	**.0021**	**.0001**
Stddev	.0004	.0000	.0014	.0007	.0004	.0007	.0001	.0064	.0006
%RSD	138.8	19.04	1244.	140.1	52.33	242.7	22.35	305.1	1166.
#1	.0000	.0003	.0009	.0011	.0005	.0008	.0004	.0066	-.0004
#2	.0005	.0002	-.0011	.0000	.0010	-.0002	.0003	-.0024	.0005
Check ?	Chk Pass	Chk Pass	Chk Pass	Chk Pass	Chk Pass	Chk Pass	Chk Pass	Chk Pass	Chk Pass
High Limit									
Low Limit									

Elem	Fe2599	Mg2790	K_7664	Na5895	B_2089	Mo2020	Pd3404	Si2124	Sn1899
Units	ppm	ppm	ppm	ppm	ppm	ppm	ppm	ppm	ppm
Avg	**.0032**	**-.0021**	**.0125**	**.0107**	**.0009**	**.0016**	**-.0003**	**.0010**	**.0009**
Stddev	.0000	.0012	.0061	.0003	.0006	.0001	.0007	.0010	.0014
%RSD	1.428	56.93	48.66	3.093	68.29	8.348	270.1	102.3	161.6
#1	.0033	-.0013	.0082	.0110	.0005	.0015	.0003	.0003	-.0001
#2	.0032	-.0030	.0168	.0105	.0013	.0016	-.0008	.0018	.0018
Check ?	Chk Pass	Chk Pass	Chk Pass	Chk Pass	Chk Pass	Chk Pass	Chk Pass	Chk Pass	Chk Pass
High Limit									
Low Limit									

Zoom In Zoom Out

Sample Name: ccb Acquired: 8/1/2014 12:33:07 Type: QC
Method: Accutest 2(v256) Mode: CONC Corr. Factor: 1.000000
User: admin Custom ID1: Custom ID2: Custom ID3:
Comment:

Elem	Sr4077	Ti3349	W_2079	Zr3391	S_1820	Bi2230	Li6707
Units	ppm	ppm	ppm	ppm	ppm	ppm	ppm
Avg	**.0001**	F **.0011**	F **.0168**	**.0004**	**.0007**	**.0004**	**.0004**
Stddev	.0000	.0001	.0010	.0001	.0000	.0007	.0003
%RSD	13.80	4.982	5.992	18.17	5.102	156.0	89.12
#1	.0001	.0012	.0161	.0004	.0007	.0009	.0001
#2	.0001	.0011	.0175	.0005	.0006	-.0000	.0006
Check ?	Chk Pass	Chk Fail	Chk Fail	Chk Pass	Chk Pass	Chk Pass	Chk Pass
High Limit		.0010	.0050				
Low Limit		-.0010	-.0050				

Int. Std.	Y_3600	Y_3710	Y_2243	In2306
Units	Cts/S	Cts/S	Cts/S	Cts/S
Avg	**74969.**	**23817.**	**1574.5**	**3851.5**
Stddev	63.	169.	4.8	12.8
%RSD	.08442	.70805	.30762	.33345
#1	75013.	23937.	1578.0	3860.6
#2	74924.	23698.	1571.1	3842.4

Zoom In Zoom Out

Sample Name: sampleconf Acquired: 8/1/2014 12:36:21 Type: Unk
Method: Accutest 2(v256) Mode: CONC Corr. Factor: 1.000000
User: admin Custom ID1: Custom ID2: Custom ID3:
Comment:

Elem	Ba4554	Be3130	Cd2288	Co2286	Cr2677	Cu3247	Mn2576	Ni2316	Ag3280
Avg	**.0041**	**.0010**	**.0009**	**.0033**	**.0017**	**.0010**	**.0033**	**.0043**	**.0013**
Stddev	.0000	.0000	.0001	.0001	.0001	.0001	.0000	.0002	.0006
%RSD	.3195	4.423	12.53	3.428	8.561	13.35	1.351	5.155	45.60
#1	.0041	.0010	.0010	.0034	.0018	.0009	.0033	.0042	.0009
#2	.0041	.0009	.0008	.0032	.0016	.0011	.0032	.0045	.0017

Elem	V_2924	Zn2062	As1890	Tl1908	Pb2203	Se1960	Sb2068	Al3961	Ca3179
Avg	**.0022**	**.0115**	**.0045**	**.0034**	**.0029**	**.0072**	**.0038**	**.0980**	**1.006**
Stddev	.0005	.0000	.0003	.0002	.0009	.0008	.0009	.0030	.004
%RSD	22.16	.2828	5.862	4.749	31.10	10.90	23.26	3.068	.4463
#1	.0026	.0114	.0043	.0035	.0022	.0078	.0044	.1001	1.009
#2	.0019	.0115	.0047	.0033	.0035	.0067	.0032	.0958	1.003

Elem	Fe2599	Mg2790	K_7664	Na5895	B_2089	Mo2020	Pd3404	Si2124	Sn1899
Avg	**.0006**	**.0952**	**2.031**	**1.004**	**.0117**	**.0005**	**-.0009**	**.0018**	**.0001**
Stddev	.0000	.0013	.000	.009	.0002	.0000	.0001	.0003	.0006
%RSD	7.904	1.415	.0114	.8461	1.389	1.247	15.95	17.14	401.5
#1	.0006	.0942	2.031	1.010	.0119	.0005	-.0008	.0021	-.0003
#2	.0006	.0961	2.031	.9978	.0116	.0005	-.0010	.0016	.0006

Elem	Sr4077	Ti3349	W_2079	Zr3391	S_1820	Bi2230	Li6707
Avg	**-.0000**	**.0005**	**.0099**	**.0002**	**.0024**	**-.0003**	**-.0001**
Stddev	.0000	.0002	.0003	.0000	.0009	.0002	.0010
%RSD	163.1	34.26	3.223	16.83	37.81	54.39	708.3
#1	-.0000	.0006	.0097	.0002	.0031	-.0005	-.0009
#2	.0000	.0004	.0101	.0002	.0018	-.0002	.0006

Int. Std.	Y_3600	Y_3710	Y_2243	In2306
Avg	**75457.**	**23640.**	**1578.9**	**3842.0**
Stddev	103.	37.	3.1	10.4
%RSD	.13588	.15514	.19462	.27182
#1	75385.	23614.	1581.1	3849.4
#2	75530.	23666.	1576.7	3834.6

Zoom In Zoom Out

Sample Name: mp80986-mb1conf Acquired: 8/1/2014 12:39:35 Type: Unk
Method: Accutest 2(v256) Mode: CONC Corr. Factor: 1.000000
User: admin Custom ID1: Custom ID2: Custom ID3:
Comment:

Elem	Ba4554	Be3130	Cd2288	Co2286	Cr2677	Cu3247	Mn2576	Ni2316	Ag3280
Avg	**.0083**	**.0000**	**.0002**	**.0002**	**.0001**	**.0360**	**.0031**	**.0013**	**.0003**
Stddev	.0000	.0000	.0000	.0005	.0002	.0000	.0000	.0000	.0006
%RSD	.5482	43.78	3.367	236.5	282.3	.0709	1.080	1.246	170.5
#1	.0083	.0000	.0002	.0005	-.0001	.0360	.0031	.0013	.0007
#2	.0084	.0000	.0002	-.0001	.0002	.0360	.0031	.0013	-.0001

Elem	V_2924	Zn2062	As1890	Tl1908	Pb2203	Se1960	Sb2068	Al3961	Ca3179
Avg	**.0003**	**.0372**	**.0006**	**-.0010**	**.0060**	**.0024**	**.0013**	**.0314**	**.3848**
Stddev	.0000	.0008	.0009	.0009	.0010	.0019	.0006	.0008	.0019
%RSD	11.43	2.129	141.4	92.93	16.60	79.48	49.47	2.437	.4963
#1	.0003	.0378	.0012	-.0003	.0067	.0038	.0017	.0319	.3834
#2	.0003	.0367	.0000	-.0017	.0053	.0011	.0008	.0308	.3861

Elem	Fe2599	Mg2790	K_7664	Na5895	B_2089	Mo2020	Pd3404	Si2124	Sn1899
Avg	**.0842**	**.0495**	**.0914**	**.0715**	**.0030**	**.0007**	**-.0009**	**.2176**	**-.0001**
Stddev	.0020	.0034	.0115	.0001	.0002	.0003	.0009	.0048	.0002
%RSD	2.372	6.830	12.56	.1030	5.953	38.37	94.47	2.212	416.6
#1	.0827	.0518	.0832	.0715	.0031	.0009	-.0003	.2210	.0001
#2	.0856	.0471	.0995	.0716	.0028	.0005	-.0015	.2142	-.0002

Elem	Sr4077	Ti3349	W_2079	Zr3391	S_1820	Bi2230	Li6707
Avg	**.0045**	**.0002**	**.0152**	**.0007**	**.7445**	**-.0025**	**-.0001**
Stddev	.0000	.0001	.0013	.0001	.0162	.0000	.0005
%RSD	.0898	59.25	8.513	11.45	2.173	1.260	1025.
#1	.0045	.0001	.0143	.0006	.7559	-.0024	-.0004
#2	.0045	.0003	.0161	.0007	.7330	-.0025	.0003

Int. Std.	Y_3600	Y_3710	Y_2243	In2306
Avg	**75567.**	**23888.**	**1559.4**	**3847.0**
Stddev	372.	49.	3.7	8.6
%RSD	.49210	.20415	.23573	.22429
#1	75304.	23923.	1556.8	3840.9
#2	75830.	23854.	1562.0	3853.1

Zoom In Zoom Out

Sample Name: mp80986-mb1undconf Acquired: 8/1/2014 12:42:47 Type: Unk
Method: Accutest 2(v256) Mode: CONC Corr. Factor: 1.000000
User: admin Custom ID1: Custom ID2: Custom ID3:
Comment:

Elem	Ba4554	Be3130	Cd2288	Co2286	Cr2677	Cu3247	Mn2576	Ni2316	Ag3280
Avg	**.0081**	**.0000**	**.0003**	**.0006**	**.0003**	**.0255**	**.0030**	**.0012**	**.0006**
Stddev	.0002	.0000	.0000	.0005	.0004	.0007	.0000	.0001	.0006
%RSD	2.337	38.93	1.222	73.97	134.5	2.940	1.214	12.39	98.17
#1	.0080	.0000	.0003	.0003	.0000	.0260	.0030	.0011	.0010
#2	.0083	.0000	.0003	.0009	.0006	.0249	.0029	.0013	.0002

Elem	V_2924	Zn2062	As1890	Tl1908	Pb2203	Se1960	Sb2068	Al3961	Ca3179
Avg	**.0053**	**.0394**	**.0101**	**.0005**	**-.0029**	**-.0348**	**-.0016**	**.0214**	**.3834**
Stddev	.0009	.0026	.0005	.0002	.0019	.0053	.0000	.0039	.0011
%RSD	17.15	6.549	4.965	53.90	66.31	15.13	1.950	18.19	.2767
#1	.0046	.0376	.0104	.0006	-.0043	-.0385	-.0016	.0186	.3826
#2	.0059	.0413	.0097	.0003	-.0016	-.0311	-.0015	.0241	.3841

Elem	Fe2599	Mg2790	K_7664	Na5895	B_2089	Mo2020	Pd3404	Si2124	Sn1899
Avg	**.0598**	**.0685**	**.0865**	**.0582**	**.0008**	**.0108**	**-.0014**	**.2156**	**-.0002**
Stddev	.0025	.0187	.0071	.0030	.0006	.0007	.0001	.0028	.0004
%RSD	4.258	27.22	8.211	5.189	71.19	6.705	6.579	1.299	223.5
#1	.0616	.0817	.0915	.0603	.0012	.0113	-.0013	.2176	-.0005
#2	.0580	.0553	.0815	.0560	.0004	.0102	-.0014	.2136	.0001

Elem	Sr4077	Ti3349	W_2079	Zr3391	S_1820	Bi2230	Li6707
Avg	**.0045**	**.0012**	**.4305**	**.0007**	**.8235**	**.0034**	**-.0001**
Stddev	.0001	.0002	.0527	.0001	.0410	.0007	.0001
%RSD	1.382	13.46	12.24	7.895	4.983	19.75	146.0
#1	.0045	.0011	.4677	.0007	.8525	.0029	-.0002
#2	.0045	.0013	.3932	.0006	.7945	.0039	.0000

Int. Std.	Y_3600	Y_3710	Y_2243	In2306
Avg	**77857.**	**24480.**	**1631.8**	**4039.6**
Stddev	179.	96.	10.2	31.1
%RSD	.23023	.39323	.62260	.76868
#1	77730.	24548.	1639.0	4061.5
#2	77983.	24411.	1624.6	4017.6

Zoom In Zoom Out

Sample Name: mp80918-mb1conf Acquired: 8/1/2014 12:46:00 Type: Unk
Method: Accutest 2(v256) Mode: CONC Corr. Factor: 1.000000
User: admin Custom ID1: Custom ID2: Custom ID3:
Comment:

Elem	Ba4554	Be3130	Cd2288	Co2286	Cr2677	Cu3247	Mn2576	Ni2316	Ag3280
Avg	**.0002**	**.0001**	**.0001**	**.0003**	**.0005**	**-.0004**	**.0003**	**.0005**	**.0004**
Stddev	.0000	.0000	.0001	.0002	.0002	.0003	.0000	.0001	.0001
%RSD	14.46	36.70	107.7	82.43	41.88	78.92	14.33	28.73	26.73
#1	.0002	.0001	.0002	.0001	.0006	-.0002	.0003	.0006	.0003
#2	.0003	.0002	.0000	.0004	.0003	-.0007	.0004	.0004	.0005

Elem	V_2924	Zn2062	As1890	Tl1908	Pb2203	Se1960	Sb2068	Al3961	Ca3179
Avg	**-.0001**	**.0031**	**.0012**	**.0000**	**.0012**	**.0026**	**.0004**	**.0141**	**.0302**
Stddev	.0002	.0001	.0002	.0000	.0006	.0011	.0006	.0004	.0007
%RSD	158.0	4.726	19.89	178.5	52.51	42.37	125.8	3.000	2.298
#1	-.0002	.0030	.0011	-.0000	.0007	.0034	.0000	.0144	.0297
#2	.0000	.0032	.0014	.0001	.0016	.0018	.0008	.0138	.0307

Elem	Fe2599	Mg2790	K_7664	Na5895	B_2089	Mo2020	Pd3404	Si2124	Sn1899
Avg	**.0216**	**.0120**	**.0048**	**.0061**	**.0014**	**.0007**	**-.0010**	**.0154**	**.0142**
Stddev	.0001	.0081	.0023	.0018	.0007	.0001	.0002	.0016	.0003
%RSD	.5906	67.47	47.40	28.89	53.37	13.63	22.14	10.10	2.212
#1	.0215	.0177	.0064	.0073	.0009	.0007	-.0011	.0143	.0144
#2	.0217	.0063	.0032	.0048	.0019	.0006	-.0008	.0165	.0139

Elem	Sr4077	Ti3349	W_2079	Zr3391	S_1820	Bi2230	Li6707
Avg	**.0002**	**.0008**	**.0055**	**.0003**	**.0044**	**-.0016**	**.0004**
Stddev	.0000	.0001	.0019	.0000	.0001	.0004	.0002
%RSD	14.07	10.72	34.07	4.219	2.083	24.43	63.94
#1	.0002	.0009	.0041	.0003	.0043	-.0013	.0002
#2	.0002	.0008	.0068	.0003	.0044	-.0019	.0005

Int. Std.	Y_3600	Y_3710	Y_2243	In2306
Avg	**74257.**	**23657.**	**1546.7**	**3803.3**
Stddev	51.	55.	8.6	12.2
%RSD	.06924	.23223	.55544	.32052
#1	74221.	23695.	1540.6	3794.7
#2	74293.	23618.	1552.8	3811.9

Zoom In Zoom Out

Sample Name: jb72657-1 2 Acquired: 8/1/2014 12:49:13 Type: Unk
Method: Accutest 2(v256) Mode: CONC Corr. Factor: 2.000000
User: admin Custom ID1: Custom ID2: Custom ID3:
Comment:

Elem	Ba4554	Be3130	Cd2288	Co2286	Cr2677	Cu3247	Mn2576	Ni2316	Ag3280
Avg	**.1579**	**.0070**	**.0043**	**.0023**	**.3725**	**.0698**	**.1861**	**1.362**	**.0032**
Stddev	.0019	.0000	.0001	.0005	.0039	.0008	.0012	.007	.0027
%RSD	1.224	.4172	2.173	23.76	1.038	1.098	.6335	.5215	83.41
#1	.1565	.0070	.0042	.0019	.3752	.0693	.1870	1.367	.0013
#2	.1593	.0070	.0043	.0026	.3697	.0704	.1853	1.357	.0051

Elem	V_2924	Zn2062	As1890	Tl1908	Pb2203	Se1960	Sb2068	Al3961	Ca3179
Avg	**.9109**	**.2032**	**.2359**	**-.0004**	**.1040**	**-.0005**	**.0068**	**102.2**	**2.639**
Stddev	.0099	.0009	.0002	.0013	.0037	.0032	.0013	1.2	.024
%RSD	1.084	.4642	.1036	301.3	3.529	607.5	19.34	1.190	.9093
#1	.9179	.2039	.2361	-.0014	.1066	-.0028	.0077	101.3	2.622
#2	.9040	.2025	.2358	.0005	.1014	.0017	.0059	103.0	2.656

Elem	Fe2599	Mg2790	K_7664	Na5895	B_2089	Mo2020	Pd3404	Si2124	Sn1899
Avg	**482.0**	**6.437**	**16.37**	**.6015**	**.1160**	**.0056**	**.0115**	**23.20**	**.0174**
Stddev	5.8	.011	.12	.0029	.0012	.0002	.0023	.23	.0025
%RSD	1.197	.1760	.7079	.4880	1.045	4.417	19.69	.9910	14.35
#1	477.9	6.429	16.28	.5994	.1151	.0058	.0099	23.36	.0191
#2	486.1	6.445	16.45	.6036	.1168	.0054	.0131	23.04	.0156

Elem	Sr4077	Ti3349	W_2079	Zr3391	S_1820	Bi2230	Li6707
Avg	**.0555**	**1.696**	**.0251**	**.0964**	**2.491**	**.0202**	**.1720**
Stddev	.0010	.003	.0012	.0018	.004	.0018	.0019
%RSD	1.797	.1648	4.841	1.859	.1799	9.155	1.102
#1	.0548	1.698	.0259	.0977	2.488	.0189	.1706
#2	.0562	1.694	.0242	.0952	2.494	.0215	.1733

Int. Std.	Y_3600	Y_3710	Y_2243	In2306
Avg	**73945.**	**23983.**	**1562.0**	**3681.4**
Stddev	548.	203.	4.5	11.0
%RSD	.74059	.84691	.28851	.29896
#1	73558.	24126.	1565.2	3689.2
#2	74332.	23839.	1558.9	3673.6

Zoom In Zoom Out

Sample Name: mp80909-mb1conf Acquired: 8/1/2014 12:52:19 Type: Unk
Method: Accutest 2(v256) Mode: CONC Corr. Factor: 1.000000
User: admin Custom ID1: Custom ID2: Custom ID3:
Comment:

Elem	Ba4554	Be3130	Cd2288	Co2286	Cr2677	Cu3247	Mn2576	Ni2316	Ag3280
Avg	**.0001**	**-.0000**	**.0001**	**.0001**	**-.0001**	**-.0009**	**.0004**	**-.0001**	**.0003**
Stddev	.0001	.0001	.0000	.0000	.0006	.0004	.0001	.0000	.0000
%RSD	113.2	275.0	11.85	68.20	1044.	47.68	18.06	23.39	13.99
#1	.0001	-.0001	.0001	.0001	.0004	-.0012	.0005	-.0001	.0002
#2	.0000	.0000	.0001	.0000	-.0005	-.0006	.0003	-.0001	.0003

Elem	V_2924	Zn2062	As1890	Tl1908	Pb2203	Se1960	Sb2068	Al3961	Ca3179
Avg	**.0002**	**-.0005**	**.0004**	**-.0017**	**.0018**	**.0036**	**-.0002**	**.0033**	**.0005**
Stddev	.0002	.0002	.0004	.0006	.0008	.0007	.0000	.0010	.0030
%RSD	125.9	32.90	96.98	32.85	43.86	20.41	7.404	29.56	593.0
#1	.0000	-.0006	.0001	-.0013	.0023	.0041	-.0002	.0026	-.0016
#2	.0003	-.0004	.0007	-.0021	.0012	.0031	-.0002	.0040	.0026

Elem	Fe2599	Mg2790	K_7664	Na5895	B_2089	Mo2020	Pd3404	Si2124	Sn1899
Avg	**.0150**	**.0112**	**.0107**	**-.0027**	**.0001**	**.0003**	**-.0016**	**.0112**	**.0003**
Stddev	.0033	.0056	.0010	.0022	.0003	.0002	.0006	.0014	.0003
%RSD	21.79	50.40	9.689	82.18	213.0	55.14	37.39	12.88	91.72
#1	.0173	.0072	.0099	-.0011	-.0001	.0004	-.0020	.0102	.0001
#2	.0127	.0151	.0114	-.0042	.0003	.0002	-.0011	.0122	.0005

Elem	Sr4077	Ti3349	W_2079	Zr3391	S_1820	Bi2230	Li6707
Avg	**.0000**	**.0008**	**.0028**	**.0002**	**.0016**	**-.0008**	**-.0003**
Stddev	.0000	.0001	.0002	.0000	.0013	.0003	.0006
%RSD	96.25	9.456	5.995	19.26	77.77	39.37	211.1
#1	.0000	.0009	.0027	.0002	.0007	-.0010	-.0007
#2	.0001	.0007	.0029	.0002	.0025	-.0006	.0001

Int. Std.	Y_3600	Y_3710	Y_2243	In2306
Avg	**75457.**	**23971.**	**1567.9**	**3850.0**
Stddev	139.	243.	2.2	10.6
%RSD	.18444	1.0151	.13752	.27521
#1	75555.	24143.	1569.4	3857.5
#2	75359.	23799.	1566.4	3842.5

Zoom In Zoom Out

Sample Name: jb72495-3 Acquired: 8/1/2014 12:55:32 Type: Unk
Method: Accutest 2(v256) Mode: CONC Corr. Factor: 1.000000
User: admin Custom ID1: Custom ID2: Custom ID3:
Comment:

Elem	Ba4554	Be3130	Cd2288	Co2286	Cr2677	Cu3247	Mn2576	Ni2316	Ag3280
Avg	**.4271**	**.0002**	**.0008**	**.0006**	**.0129**	**.0371**	**.7838**	**.0093**	**.0031**
Stddev	.0007	.0000	.0000	.0002	.0003	.0008	.0021	.0002	.0001
%RSD	.1694	2.849	4.200	29.96	2.032	2.186	.2717	2.394	2.008
#1	.4266	.0002	.0008	.0007	.0127	.0366	.7823	.0094	.0031
#2	.4276	.0002	.0008	.0005	.0131	.0377	.7853	.0091	.0030

Elem	V_2924	Zn2062	As1890	Tl1908	Pb2203	Se1960	Sb2068	Al3961	Ca3179
Avg	**.0269**	**.0526**	**.0302**	**.0013**	**.0313**	**.0011**	**.0021**	**3.959**	**30.60**
Stddev	.0000	.0008	.0017	.0004	.0015	.0001	.0005	.006	.04
%RSD	.0088	1.491	5.467	28.63	4.793	8.171	24.63	.1617	.1356
#1	.0269	.0532	.0314	.0010	.0323	.0012	.0024	3.963	30.57
#2	.0269	.0520	.0291	.0015	.0302	.0010	.0017	3.954	30.63

Elem	Fe2599	Mg2790	K_7664	Na5895	B_2089	Mo2020	Pd3404	Si2124	Sn1899
Avg	**29.24**	**14.05**	**8.623**	**182.4**	**.2024**	**.0007**	**-.0012**	**16.77**	**.0039**
Stddev	.01	.01	.038	.8	.0017	.0001	.0002	.23	.0011
%RSD	.0382	.0668	.4382	.4568	.8405	13.18	18.98	1.401	29.19
#1	29.24	14.06	8.596	181.8	.2036	.0006	-.0010	16.93	.0047
#2	29.25	14.04	8.650	183.0	.2012	.0008	-.0014	16.60	.0031

Elem	Sr4077	Ti3349	W_2079	Zr3391	S_1820	Bi2230	Li6707
Avg	**.3379**	**.1016**	**.0181**	**-.0014**	**6.348**	**.0008**	**.0177**
Stddev	.0005	.0004	.0001	.0003	.074	.0009	.0004
%RSD	.1570	.4154	.6560	20.21	1.170	101.3	2.247
#1	.3375	.1019	.0180	-.0012	6.401	.0015	.0175
#2	.3382	.1013	.0182	-.0016	6.296	.0002	.0180

Int. Std.	Y_3600	Y_3710	Y_2243	In2306
Avg	**69441.**	**23461.**	**1488.1**	**3340.8**
Stddev	150.	49.	4.5	5.5
%RSD	.21596	.21002	.30368	.16502
#1	69547.	23426.	1491.3	3344.7
#2	69335.	23496.	1484.9	3336.9

Zoom In Zoom Out

Sample Name: mp80979-mb1conf Acquired: 8/1/2014 12:58:47 Type: Unk
Method: Accutest 2(v256) Mode: CONC Corr. Factor: 1.000000
User: admin Custom ID1: Custom ID2: Custom ID3:
Comment:

Elem	Ba4554	Be3130	Cd2288	Co2286	Cr2677	Cu3247	Mn2576	Ni2316	Ag3280
Avg	**-.0000**	**.0000**	**.0002**	**.0000**	**-.0000**	**-.0008**	**.0001**	**-.0001**	**.0006**
Stddev	.0001	.0001	.0000	.0001	.0002	.0000	.0000	.0001	.0001
%RSD	235.5	338.8	18.26	345.6	561.2	2.670	19.36	197.3	17.31
#1	.0000	.0001	.0001	-.0000	-.0001	-.0008	.0001	.0000	.0005
#2	-.0001	-.0000	.0002	.0001	.0001	-.0009	.0001	-.0002	.0007

Elem	V_2924	Zn2062	As1890	Tl1908	Pb2203	Se1960	Sb2068	Al3961	Ca3179
Avg	**.0001**	**.0006**	**-.0008**	**-.0003**	**.0019**	**.0027**	**.0006**	**.0050**	**.0014**
Stddev	.0000	.0000	.0022	.0002	.0011	.0002	.0003	.0026	.0011
%RSD	.0567	4.072	276.6	57.78	57.00	6.638	54.62	52.16	77.82
#1	.0001	.0006	-.0023	-.0004	.0027	.0028	.0009	.0032	.0006
#2	.0001	.0006	.0008	-.0002	.0011	.0025	.0004	.0069	.0022

Elem	Fe2599	Mg2790	K_7664	Na5895	B_2089	Mo2020	Pd3404	Si2124	Sn1899
Avg	**.0037**	**.0018**	**.0160**	**.0308**	**.0008**	**.0004**	**-.0003**	**.0112**	**.0006**
Stddev	.0005	.0049	.0202	.0010	.0008	.0000	.0000	.0007	.0001
%RSD	12.61	275.6	126.7	3.243	99.12	2.423	8.100	6.257	19.36
#1	.0034	-.0017	.0303	.0301	.0013	.0004	-.0003	.0107	.0007
#2	.0041	.0053	.0017	.0315	.0002	.0004	-.0003	.0117	.0005

Elem	Sr4077	Ti3349	W_2079	Zr3391	S_1820	Bi2230	Li6707
Avg	**.0000**	**.0006**	**.0042**	**.0002**	**.0031**	**-.0010**	**-.0000**
Stddev	.0000	.0002	.0009	.0000	.0028	.0010	.0003
%RSD	193.0	28.70	21.21	6.730	88.71	104.1	1032.
#1	.0000	.0007	.0036	.0002	.0051	-.0017	-.0002
#2	-.0000	.0004	.0048	.0001	.0012	-.0003	.0002

Int. Std.	Y_3600	Y_3710	Y_2243	In2306
Avg	**75572.**	**23712.**	**1581.8**	**3875.8**
Stddev	566.	95.	9.8	17.9
%RSD	.74912	.40201	.62240	.46157
#1	75172.	23780.	1574.8	3863.2
#2	75972.	23645.	1588.7	3888.5

Zoom In Zoom Out

Sample Name: mp80979-mb2 2 Acquired: 8/1/2014 13:04:01 Type: Unk
Method: Accutest 2(v256) Mode: CONC Corr. Factor: 1.000000
User: admin Custom ID1: Custom ID2: Custom ID3:
Comment:

Elem	Ba4554	Be3130	Cd2288	Co2286	Cr2677	Cu3247	Mn2576	Ni2316	Ag3280
Avg	**-.0000**	**-.0000**	**.0001**	**-.0002**	**.0003**	**-.0011**	**.0000**	**-.0004**	**.0005**
Stddev	.0001	.0001	.0002	.0002	.0000	.0001	.0001	.0002	.0002
%RSD	1887.	4812.	156.7	108.8	4.643	9.285	214.3	52.60	38.23
#1	-.0001	-.0001	.0003	-.0003	.0003	-.0010	-.0000	-.0006	.0003
#2	.0001	.0000	-.0000	-.0000	.0003	-.0011	.0001	-.0003	.0006

Elem	V_2924	Zn2062	As1890	Tl1908	Pb2203	Se1960	Sb2068	Al3961	Ca3179
Avg	**.0002**	**.0002**	**-.0002**	**-.0019**	**.0011**	**.0031**	**.0016**	**.0046**	**.0043**
Stddev	.0004	.0000	.0002	.0002	.0001	.0016	.0000	.0045	.0016
%RSD	186.5	10.02	66.73	10.30	5.121	50.89	2.990	97.42	37.25
#1	.0004	.0002	-.0001	-.0017	.0011	.0020	.0017	.0078	.0055
#2	-.0001	.0002	-.0003	-.0020	.0010	.0043	.0016	.0014	.0032

Elem	Fe2599	Mg2790	K_7664	Na5895	B_2089	Mo2020	Pd3404	Si2124	Sn1899
Avg	**.0031**	**.0030**	**-.0119**	**.0159**	**.0003**	**.0005**	**-.0013**	**.0149**	**.0006**
Stddev	.0010	.0025	.0035	.0004	.0002	.0001	.0001	.0029	.0005
%RSD	33.42	85.60	29.42	2.545	51.84	22.98	8.903	19.60	77.55
#1	.0024	.0012	-.0144	.0156	.0004	.0004	-.0012	.0128	.0010
#2	.0038	.0048	-.0094	.0162	.0002	.0006	-.0014	.0169	.0003

Elem	Sr4077	Ti3349	W_2079	Zr3391	S_1820	Bi2230	Li6707
Avg	**.0000**	**.0007**	**.0049**	**.0001**	**.0017**	**-.0033**	**-.0000**
Stddev	.0001	.0003	.0008	.0000	.0007	.0010	.0008
%RSD	253.7	46.45	17.17	12.59	40.66	30.12	3118.
#1	-.0000	.0005	.0043	.0001	.0022	-.0026	-.0006
#2	.0001	.0010	.0055	.0001	.0012	-.0040	.0006

Int. Std.	Y_3600	Y_3710	Y_2243	In2306
Avg	**75583.**	**23838.**	**1561.0**	**3831.7**
Stddev	74.	283.	.8	8.7
%RSD	.09814	1.1852	.04869	.22780
#1	75636.	24038.	1561.5	3837.9
#2	75531.	23638.	1560.4	3825.6

Zoom In Zoom Out

Sample Name: ccv Acquired: 8/1/2014 13:07:15 Type: QC
Method: Accutest 2(v256) Mode: CONC Corr. Factor: 1.000000
User: admin Custom ID1: Custom ID2: Custom ID3:
Comment:

Elem	Ba4554	Be3130	Cd2288	Co2286	Cr2677	Cu3247	Mn2576	Ni2316	Ag3280
Units	ppm	ppm	ppm	ppm	ppm	ppm	ppm	ppm	ppm
Avg	**1.952**	**1.969**	**2.002**	**2.044**	**2.099**	**1.962**	**2.083**	**2.052**	**.2464**
Stddev	.007	.003	.021	.027	.009	.006	.008	.024	.0001
%RSD	.3386	.1251	1.068	1.314	.4132	.3007	.3835	1.157	.0365
#1	1.947	1.967	2.017	2.063	2.105	1.966	2.089	2.068	.2465
#2	1.956	1.971	1.987	2.025	2.093	1.958	2.077	2.035	.2464
Check ?	Chk Pass	Chk Pass	Chk Pass	Chk Pass	Chk Pass	Chk Pass	Chk Pass	Chk Pass	Chk Pass
Value									
Range									

Elem	V_2924	Zn2062	As1890	Tl1908	Pb2203	Se1960	Sb2068	Al3961	Ca3179
Units	ppm	ppm	ppm	ppm	ppm	ppm	ppm	ppm	ppm
Avg	**2.040**	**2.090**	**2.005**	**2.090**	**2.087**	**1.999**	**1.979**	**38.55**	**39.61**
Stddev	.001	.025	.030	.023	.022	.024	.023	.22	.05
%RSD	.0423	1.199	1.479	1.096	1.080	1.221	1.174	.5616	.1359
#1	2.039	2.108	2.026	2.106	2.103	2.016	1.996	38.39	39.58
#2	2.040	2.072	1.984	2.073	2.071	1.981	1.963	38.70	39.65
Check ?	Chk Pass	Chk Pass	Chk Pass	Chk Pass	Chk Pass	Chk Pass	Chk Pass	Chk Pass	Chk Pass
Value									
Range									

Elem	Fe2599	Mg2790	K_7664	Na5895	B_2089	Mo2020	Pd3404	Si2124	Sn1899
Units	ppm	ppm	ppm	ppm	ppm	ppm	ppm	ppm	ppm
Avg	**39.63**	**38.99**	**38.68**	**38.98**	**2.033**	**2.047**	**2.000**	**4.996**	**2.085**
Stddev	.02	.01	.08	.15	.017	.026	.011	.051	.023
%RSD	.0532	.0185	.2162	.3895	.8507	1.282	.5226	1.018	1.112
#1	39.61	38.99	38.62	38.87	2.045	2.066	2.008	5.032	2.102
#2	39.64	38.98	38.74	39.09	2.020	2.029	1.993	4.960	2.069
Check ?	Chk Pass	Chk Pass	Chk Pass	Chk Pass	Chk Pass	Chk Pass	Chk Pass	Chk Pass	Chk Pass
Value									
Range									

Zoom In Zoom Out

Sample Name: ccv Acquired: 8/1/2014 13:07:15 Type: QC
Method: Accutest 2(v256) Mode: CONC Corr. Factor: 1.000000
User: admin Custom ID1: Custom ID2: Custom ID3:
Comment:

Elem	Sr4077	Ti3349	W_2079	Zr3391	S_1820	Bi2230	Li6707
Units	ppm	ppm	ppm	ppm	ppm	ppm	ppm
Avg	**1.985**	**2.040**	**1.956**	**2.009**	**1.989**	**2.016**	**1.907**
Stddev	.007	.006	.034	.005	.020	.017	.012
%RSD	.3405	.2758	1.734	.2366	1.016	.8559	.6477
#1	1.980	2.044	1.980	2.013	2.003	2.029	1.898
#2	1.989	2.036	1.932	2.006	1.974	2.004	1.915
Check ?	Chk Pass	Chk Pass	Chk Pass	Chk Pass	Chk Pass	Chk Pass	Chk Pass
Value							
Range							

Int. Std.	Y_3600	Y_3710	Y_2243	In2306
Units	Cts/S	Cts/S	Cts/S	Cts/S
Avg	**71957.**	**23612.**	**1533.1**	**3461.7**
Stddev	33.	61.	1.4	7.0
%RSD	.04635	.25962	.09159	.20281
#1	71980.	23655.	1532.1	3456.8
#2	71933.	23569.	1534.1	3466.7

Zoom In Zoom Out

Sample Name: ccb Acquired: 8/1/2014 13:12:25 Type: QC
Method: Accutest 2(v256) Mode: CONC Corr. Factor: 1.000000
User: admin Custom ID1: Custom ID2: Custom ID3:
Comment:

Elem	Ba4554	Be3130	Cd2288	Co2286	Cr2677	Cu3247	Mn2576	Ni2316	Ag3280
Units	ppm	ppm	ppm	ppm	ppm	ppm	ppm	ppm	ppm
Avg	**.0000**	**.0000**	**.0000**	**.0002**	**.0003**	**-.0006**	**.0001**	**.0004**	**.0005**
Stddev	.0000	.0000	.0002	.0001	.0003	.0003	.0000	.0001	.0001
%RSD	2.760	3.775	1225.	33.76	108.0	48.94	39.93	30.91	16.50
#1	.0000	.0000	.0002	.0002	.0001	-.0004	.0001	.0005	.0004
#2	.0000	.0001	-.0001	.0001	.0004	-.0008	.0001	.0003	.0005
Check ?	Chk Pass	Chk Pass	Chk Pass	Chk Pass	Chk Pass	Chk Pass	Chk Pass	Chk Pass	Chk Pass
High Limit									
Low Limit									

Elem	V_2924	Zn2062	As1890	Tl1908	Pb2203	Se1960	Sb2068	Al3961	Ca3179
Units	ppm	ppm	ppm	ppm	ppm	ppm	ppm	ppm	ppm
Avg	**.0000**	**.0002**	**-.0007**	**-.0004**	F **.0019**	**.0009**	**.0007**	**.0017**	**.0006**
Stddev	.0001	.0001	.0004	.0019	.0015	.0001	.0010	.0042	.0012
%RSD	7424.	56.66	51.81	497.2	78.89	14.30	138.5	241.0	195.4
#1	.0001	.0002	-.0010	.0009	.0008	.0008	.0000	.0047	.0015
#2	-.0001	.0001	-.0005	-.0017	.0029	.0010	.0014	-.0012	-.0002
Check ?	Chk Pass	Chk Pass	Chk Pass	Chk Pass	Chk Fail	Chk Pass	Chk Pass	Chk Pass	Chk Pass
High Limit					.0018				
Low Limit					-.0018				

Elem	Fe2599	Mg2790	K_7664	Na5895	B_2089	Mo2020	Pd3404	Si2124	Sn1899
Units	ppm	ppm	ppm	ppm	ppm	ppm	ppm	ppm	ppm
Avg	**.0023**	**-.0077**	**.0135**	**.0011**	**.0016**	**.0008**	**-.0011**	**.0006**	**.0004**
Stddev	.0022	.0002	.0125	.0001	.0006	.0003	.0005	.0010	.0008
%RSD	94.47	2.321	92.96	7.276	37.37	36.75	47.97	166.0	194.0
#1	.0038	-.0076	.0223	.0010	.0012	.0010	-.0007	-.0001	-.0002
#2	.0008	-.0078	.0046	.0011	.0020	.0006	-.0014	.0013	.0010
Check ?	Chk Pass	Chk Pass	Chk Pass	Chk Pass	Chk Pass	Chk Pass	Chk Pass	Chk Pass	Chk Pass
High Limit									
Low Limit									

Zoom In Zoom Out

Sample Name: ccb Acquired: 8/1/2014 13:12:25 Type: QC
Method: Accutest 2(v256) Mode: CONC Corr. Factor: 1.000000
User: admin Custom ID1: Custom ID2: Custom ID3:
Comment:

Elem	Sr4077	Ti3349	W_2079	Zr3391	S_1820	Bi2230	Li6707
Units	ppm	ppm	ppm	ppm	ppm	ppm	ppm
Avg	**.0001**	**.0006**	F **.0102**	**.0003**	**.0012**	**.0001**	**.0008**
Stddev	.0000	.0005	.0005	.0000	.0038	.0002	.0006
%RSD	11.79	81.97	4.758	17.42	331.1	202.8	75.76
#1	.0001	.0003	.0099	.0002	-.0016	.0003	.0012
#2	.0001	.0010	.0105	.0003	.0039	-.0000	.0004
Check ?	Chk Pass	Chk Pass	Chk Fail	Chk Pass	Chk Pass	Chk Pass	Chk Pass
High Limit			.0050				
Low Limit			-.0050				

Int. Std.	Y_3600	Y_3710	Y_2243	In2306
Units	Cts/S	Cts/S	Cts/S	Cts/S
Avg	**75975.**	**23565.**	**1591.8**	**3881.4**
Stddev	173.	42.	4.2	12.3
%RSD	.22813	.17719	.26660	.31577
#1	76097.	23535.	1588.8	3872.8
#2	75852.	23594.	1594.8	3890.1

Zoom In Zoom Out

Sample Name: mp80980-mb1conf Acquired: 8/1/2014 13:15:39 Type: Unk
Method: Accutest 2(v256) Mode: CONC Corr. Factor: 1.000000
User: admin Custom ID1: Custom ID2: Custom ID3:
Comment:

Elem	Ba4554	Be3130	Cd2288	Co2286	Cr2677	Cu3247	Mn2576	Ni2316	Ag3280
Avg	**.0003**	**.0000**	**.0001**	**.0000**	**.0003**	**-.0008**	**.0006**	**-.0001**	**.0003**
Stddev	.0000	.0000	.0001	.0002	.0005	.0002	.0000	.0001	.0002
%RSD	6.280	50.22	71.38	478.3	185.1	33.05	6.462	112.2	68.15
#1	.0003	.0000	.0001	.0002	.0007	-.0006	.0006	-.0000	.0005
#2	.0003	.0000	.0002	-.0001	-.0001	-.0009	.0007	-.0002	.0002

Elem	V_2924	Zn2062	As1890	Tl1908	Pb2203	Se1960	Sb2068	Al3961	Ca3179
Avg	**.0002**	**.0051**	**-.0006**	**-.0003**	**.0011**	**.0031**	**.0007**	**.0180**	**.0649**
Stddev	.0001	.0002	.0011	.0011	.0009	.0008	.0010	.0056	.0020
%RSD	58.97	3.176	196.9	401.7	77.61	24.42	156.8	31.17	3.134
#1	.0003	.0052	.0002	.0005	.0017	.0036	-.0001	.0140	.0634
#2	.0001	.0049	-.0013	-.0010	.0005	.0025	.0014	.0219	.0663

Elem	Fe2599	Mg2790	K_7664	Na5895	B_2089	Mo2020	Pd3404	Si2124	Sn1899
Avg	**.0361**	**.0137**	**.0255**	**.0072**	**.0008**	**.0004**	**-.0006**	**.0249**	**.0112**
Stddev	.0011	.0169	.0056	.0001	.0000	.0002	.0001	.0013	.0002
%RSD	2.937	123.3	21.98	1.133	5.615	37.31	21.20	5.404	1.891
#1	.0354	.0018	.0294	.0071	.0008	.0005	-.0005	.0258	.0111
#2	.0369	.0256	.0215	.0072	.0007	.0003	-.0007	.0239	.0114

Elem	Sr4077	Ti3349	W_2079	Zr3391	S_1820	Bi2230	Li6707
Avg	**.0001**	**.0018**	**.0091**	**.0006**	**.0044**	**-.0016**	**-.0003**
Stddev	.0000	.0003	.0003	.0001	.0000	.0009	.0001
%RSD	30.03	16.12	2.961	19.26	.4697	57.73	44.14
#1	.0001	.0016	.0093	.0005	.0044	-.0009	-.0002
#2	.0002	.0020	.0089	.0006	.0044	-.0022	-.0004

Int. Std.	Y_3600	Y_3710	Y_2243	In2306
Avg	**76380.**	**24084.**	**1576.0**	**3884.8**
Stddev	372.	238.	.2	3.7
%RSD	.48746	.98622	.01195	.09603
#1	76116.	24252.	1575.8	3882.2
#2	76643.	23916.	1576.1	3887.5

Zoom In Zoom Out

Sample Name: jb72317-38 2 Acquired: 8/1/2014 13:18:53 Type: Unk
Method: Accutest 2(v256) Mode: CONC Corr. Factor: 2.000000
User: admin Custom ID1: Custom ID2: Custom ID3:
Comment:

Elem	Ba4554	Be3130	Cd2288	Co2286	Cr2677	Cu3247	Mn2576	Ni2316	Ag3280
Avg	**1.929**	**.0365**	**.0011**	**.0129**	**.1793**	**.0570**	**15.72**	**.0225**	**.0155**
Stddev	.004	.0000	.0003	.0003	.0002	.0005	.09	.0012	.0002
%RSD	.1949	.0827	23.21	2.403	.0861	.9643	.5992	5.296	1.166
#1	1.926	.0365	.0013	.0131	.1794	.0566	15.65	.0234	.0154
#2	1.932	.0365	.0010	.0127	.1792	.0574	15.79	.0217	.0156

Elem	V_2924	Zn2062	As1890	Tl1908	Pb2203	Se1960	Sb2068	Al3961	Ca3179
Avg	**.4712**	**.1482**	**.0129**	**.0181**	**.0238**	**.0075**	**.0092**	**157.2**	**1265.**
Stddev	.0028	.0022	.0002	.0037	.0025	.0036	.0028	.9	23.
%RSD	.6019	1.483	1.443	20.20	10.56	48.56	30.83	.5668	1.826
#1	.4692	.1498	.0128	.0206	.0255	.0100	.0072	156.6	1249.
#2	.4732	.1467	.0131	.0155	.0220	.0049	.0112	157.9	1281.

Elem	Fe2599	Mg2790	K_7664	Na5895	B_2089	Mo2020	Pd3404	Si2124	Sn1899
Avg	**33.10**	**188.5**	**20.97**	**7.092**	**.2586**	**.0013**	**.0942**	**3.617**	**.0223**
Stddev	.21	1.4	.01	.034	.0043	.0007	.0041	.045	.0026
%RSD	.6416	.7331	.0290	.4848	1.659	56.25	4.352	1.244	11.46
#1	32.95	187.6	20.96	7.068	.2617	.0019	.0913	3.649	.0205
#2	33.25	189.5	20.97	7.116	.2556	.0008	.0971	3.585	.0241

Elem	Sr4077	Ti3349	W_2079	Zr3391	S_1820	Bi2230	Li6707
Avg	**4.151**	**8.982**	**.0200**	**.4993**	**40.16**	**.2746**	**.2224**
Stddev	.011	.022	.0032	.0010	.58	.0004	.0000
%RSD	.2703	.2401	15.99	.1947	1.447	.1489	.0168
#1	4.143	8.966	.0177	.4986	40.57	.2743	.2224
#2	4.159	8.997	.0222	.5000	39.75	.2749	.2225

Int. Std.	Y_3600	Y_3710	Y_2243	In2306
Avg	**67289.**	**23124.**	**1444.9**	**2986.1**
Stddev	112.	72.	.5	3.9
%RSD	.16634	.31049	.03695	.13042
#1	67368.	23174.	1444.5	2983.3
#2	67210.	23073.	1445.3	2988.8

Zoom In Zoom Out

Sample Name: jb72783-8 Acquired: 8/1/2014 13:22:11 Type: Unk
Method: Accutest 2(v256) Mode: CONC Corr. Factor: 3.000000
User: admin Custom ID1: Custom ID2: Custom ID3:
Comment:

Elem	Ba4554	Be3130	Cd2288	Co2286	Cr2677	Cu3247	Mn2576	Ni2316	Ag3280
Avg	**.9668**	**.0107**	**.0049**	**.1641**	**.2450**	**.1318**	**20.67**	**.1374**	**.0104**
Stddev	.0080	.0000	.0007	.0001	.0011	.0002	.22	.0034	.0018
%RSD	.8315	.4134	13.22	.0319	.4657	.1470	1.054	2.463	16.89
#1	.9611	.0107	.0054	.1641	.2442	.1320	20.82	.1398	.0092
#2	.9725	.0108	.0045	.1641	.2458	.1317	20.51	.1350	.0117

Elem	V_2924	Zn2062	As1890	Tl1908	Pb2203	Se1960	Sb2068	Al3961	Ca3179
Avg	**.9610**	**.6706**	**.0638**	**.0006**	**.2727**	**.0042**	**.0056**	**134.6**	**10.21**
Stddev	.0041	.0074	.0033	.0044	.0021	.0066	.0028	1.5	.05
%RSD	.4238	1.100	5.169	771.8	.7538	156.3	49.56	1.117	.5363
#1	.9639	.6758	.0615	-.0025	.2713	.0089	.0036	133.5	10.17
#2	.9581	.6654	.0662	.0036	.2742	-.0004	.0075	135.7	10.25

Elem	Fe2599	Mg2790	K_7664	Na5895	B_2089	Mo2020	Pd3404	Si2124	Sn1899
Avg	**301.3**	**19.13**	**5.472**	**.4308**	**.0133**	**.0085**	**.0051**	**8.489**	**.0226**
Stddev	3.1	.26	.042	.0123	.0002	.0006	.0013	.088	.0017
%RSD	1.020	1.361	.7660	2.844	1.310	7.006	25.72	1.039	7.737
#1	299.1	18.94	5.443	.4222	.0134	.0090	.0042	8.552	.0214
#2	303.5	19.31	5.502	.4395	.0131	.0081	.0061	8.427	.0238

Elem	Sr4077	Ti3349	W_2079	Zr3391	S_1820	Bi2230	Li6707
Avg	**.0728**	**2.318**	**.0210**	**.0438**	**1.883**	**.0431**	**.1514**
Stddev	.0006	.003	.0006	.0005	.015	.0004	.0023
%RSD	.8398	.1355	2.686	1.090	.8081	.9371	1.503
#1	.0724	2.320	.0206	.0435	1.894	.0428	.1531
#2	.0733	2.315	.0214	.0441	1.873	.0434	.1498

Int. Std.	Y_3600	Y_3710	Y_2243	In2306
Avg	**74836.**	**23991.**	**1582.3**	**3666.4**
Stddev	326.	159.	1.1	1.7
%RSD	.43582	.66163	.07211	.04528
#1	74605.	24104.	1581.5	3667.5
#2	75066.	23879.	1583.1	3665.2

Zoom In Zoom Out

Sample Name: jb72783-10 Acquired: 8/1/2014 13:25:24 Type: Unk
Method: Accutest 2(v256) Mode: CONC Corr. Factor: 2.000000
User: admin Custom ID1: Custom ID2: Custom ID3:
Comment:

Elem	Ba4554	Be3130	Cd2288	Co2286	Cr2677	Cu3247	Mn2576	Ni2316	Ag3280
Avg	**1.629**	**.0096**	**.0141**	**.0946**	**.2766**	**.6428**	**11.76**	**.2325**	**.0126**
Stddev	.018	.0001	.0003	.0009	.0004	.0006	.02	.0014	.0015
%RSD	1.085	.9571	2.160	.9866	.1468	.0971	.1876	.6184	12.13
#1	1.617	.0096	.0143	.0940	.2763	.6432	11.74	.2335	.0115
#2	1.642	.0097	.0139	.0953	.2768	.6423	11.78	.2315	.0137

Elem	V_2924	Zn2062	As1890	Tl1908	Pb2203	Se1960	Sb2068	Al3961	Ca3179
Avg	**.6732**	**3.612**	**.0634**	**.0030**	**2.977**	**.0103**	**.0090**	**153.0**	**37.84**
Stddev	.0008	.001	.0054	.0013	.004	.0012	.0039	1.4	.26
%RSD	.1252	.0369	8.499	43.08	.1428	11.18	43.01	.9266	.6987
#1	.6726	3.612	.0596	.0040	2.974	.0111	.0063	152.0	37.66
#2	.6738	3.613	.0672	.0021	2.980	.0095	.0117	154.0	38.03

Elem	Fe2599	Mg2790	K_7664	Na5895	B_2089	Mo2020	Pd3404	Si2124	Sn1899
Avg	**221.2**	**28.41**	**10.91**	**.7106**	**.0515**	**.0102**	**.0028**	**6.434**	**.0793**
Stddev	2.6	.57	.13	.0029	.0006	.0004	.0026	.018	.0008
%RSD	1.163	2.003	1.155	.4083	1.130	4.164	94.52	.2712	1.004
#1	219.4	28.01	10.82	.7127	.0511	.0105	.0046	6.421	.0787
#2	223.0	28.81	11.00	.7086	.0519	.0099	.0009	6.446	.0799

Elem	Sr4077	Ti3349	W_2079	Zr3391	S_1820	Bi2230	Li6707
Avg	**.2402**	**3.378**	**.0158**	**.0270**	**6.023**	**.0776**	**.2069**
Stddev	.0024	.002	.0028	.0001	.016	.0009	.0015
%RSD	.9942	.0641	17.88	.3840	.2666	1.145	.7054
#1	.2385	3.376	.0177	.0271	6.011	.0782	.2059
#2	.2419	3.379	.0138	.0269	6.034	.0769	.2080

Int. Std.	Y_3600	Y_3710	Y_2243	In2306
Avg	**74216.**	**24103.**	**1574.8**	**3575.5**
Stddev	194.	135.	7.0	15.8
%RSD	.26098	.55885	.44233	.44242
#1	74079.	24199.	1579.7	3586.7
#2	74353.	24008.	1569.9	3564.4

Zoom In Zoom Out

Sample Name: jb72783-11 Acquired: 8/1/2014 13:28:27 Type: Unk
Method: Accutest 2(v256) Mode: CONC Corr. Factor: 3.000000
User: admin Custom ID1: Custom ID2: Custom ID3:
Comment:

Elem	Ba4554	Be3130	Cd2288	Co2286	Cr2677	Cu3247	Mn2576	Ni2316	Ag3280
Avg	**.9666**	**.0168**	**.0100**	**.2143**	**.2870**	**2.207**	**18.75**	**.2210**	**.0122**
Stddev	.0074	.0000	.0002	.0023	.0010	.001	.12	.0045	.0015
%RSD	.7670	.1257	1.656	1.053	.3486	.0565	.6311	2.047	12.03
#1	.9614	.0168	.0098	.2159	.2877	2.208	18.83	.2242	.0112
#2	.9718	.0168	.0101	.2127	.2863	2.206	18.66	.2178	.0132

Elem	V_2924	Zn2062	As1890	Tl1908	Pb2203	Se1960	Sb2068	Al3961	Ca3179
Avg	**1.046**	**2.381**	**1.772**	**.0023**	**1.242**	**.0085**	**.0131**	**161.8**	**23.17**
Stddev	.007	.027	.013	.0034	.011	.0010	.0012	1.5	.13
%RSD	.6534	1.124	.7206	150.6	.8837	12.14	8.889	.9482	.5732
#1	1.050	2.400	1.781	-.0001	1.250	.0092	.0139	160.7	23.08
#2	1.041	2.363	1.763	.0047	1.234	.0078	.0123	162.9	23.27

Elem	Fe2599	Mg2790	K_7664	Na5895	B_2089	Mo2020	Pd3404	Si2124	Sn1899
Avg	**307.2**	**38.50**	**7.744**	**.9958**	**.0314**	**.0127**	**.0077**	**5.760**	**.0459**
Stddev	1.3	.03	.070	.0090	.0005	.0006	.0057	.041	.0007
%RSD	.4338	.0749	.9028	.9058	1.490	4.346	74.16	.7060	1.594
#1	306.2	38.48	7.695	.9894	.0311	.0123	.0037	5.788	.0464
#2	308.1	38.53	7.794	1.002	.0318	.0131	.0118	5.731	.0454

Elem	Sr4077	Ti3349	W_2079	Zr3391	S_1820	Bi2230	Li6707
Avg	**.1420**	**8.028**	**.0138**	**.0565**	**2.199**	**.2003**	**.1544**
Stddev	.0009	.047	.0035	.0007	.014	.0026	.0000
%RSD	.6607	.5812	25.54	1.159	.6227	1.323	.0183
#1	.1414	8.061	.0113	.0569	2.209	.2022	.1544
#2	.1427	7.995	.0163	.0560	2.190	.1984	.1544

Int. Std.	Y_3600	Y_3710	Y_2243	In2306
Avg	**75134.**	**24061.**	**1590.1**	**3643.0**
Stddev	419.	11.	1.8	7.7
%RSD	.55811	.04642	.11477	.21206
#1	74837.	24068.	1588.8	3637.6
#2	75430.	24053.	1591.4	3648.5

Zoom In Zoom Out

Sample Name: mp80986-b1conf Acquired: 8/1/2014 13:31:34 Type: Unk
Method: Accutest 2(v256) Mode: CONC Corr. Factor: 1.000000
User: admin Custom ID1: Custom ID2: Custom ID3:
Comment:

Elem	Ba4554	Be3130	Cd2288	Co2286	Cr2677	Cu3247	Mn2576	Ni2316	Ag3280
Avg	**1.917**	**1.949**	**1.984**	**1.983**	**2.067**	**1.980**	**2.063**	**1.990**	**.2367**
Stddev	.024	.026	.012	.012	.016	.018	.011	.010	.0008
%RSD	1.238	1.351	.5782	.6033	.7831	.9196	.5447	.4973	.3441
#1	1.900	1.931	1.992	1.991	2.078	1.993	2.071	1.997	.2373
#2	1.934	1.968	1.976	1.974	2.055	1.967	2.055	1.983	.2362

Elem	V_2924	Zn2062	As1890	Tl1908	Pb2203	Se1960	Sb2068	Al3961	Ca3179
Avg	**1.992**	**2.058**	**1.998**	**2.078**	**2.054**	**1.970**	**2.036**	**24.75**	**25.09**
Stddev	.012	.015	.009	.011	.009	.018	.015	.34	.33
%RSD	.6096	.7146	.4626	.5331	.4481	.9135	.7226	1.363	1.311
#1	2.000	2.068	2.004	2.086	2.061	1.982	2.046	24.51	24.85
#2	1.983	2.047	1.991	2.070	2.048	1.957	2.025	24.99	25.32

Elem	Fe2599	Mg2790	K_7664	Na5895	B_2089	Mo2020	Pd3404	Si2124	Sn1899
Avg	**25.50**	**24.61**	**25.09**	**25.50**	**.0039**	**2.075**	**1.925**	**2.298**	**2.189**
Stddev	.32	.32	.29	.29	.0001	.014	.017	.001	.015
%RSD	1.266	1.284	1.163	1.148	3.105	.6844	.8575	.0549	.6661
#1	25.27	24.39	24.89	25.30	.0038	2.085	1.937	2.299	2.199
#2	25.72	24.83	25.30	25.71	.0040	2.065	1.913	2.297	2.179

Elem	Sr4077	Ti3349	W_2079	Zr3391	S_1820	Bi2230	Li6707
Avg	**1.994**	**2.154**	**1.902**	**1.959**	**.7462**	**1.999**	**1.938**
Stddev	.026	.016	.042	.016	.0060	.012	.023
%RSD	1.294	.7445	2.220	.8211	.8008	.5852	1.202
#1	1.976	2.166	1.932	1.970	.7504	2.007	1.922
#2	2.012	2.143	1.872	1.947	.7419	1.991	1.955

Int. Std.	Y_3600	Y_3710	Y_2243	In2306
Avg	**71817.**	**23612.**	**1516.2**	**3491.3**
Stddev	550.	170.	.5	3.6
%RSD	.76619	.72206	.03576	.10169
#1	71428.	23733.	1516.5	3493.8
#2	72206.	23492.	1515.8	3488.8

Zoom In Zoom Out

Sample Name: mp80986-s1 3 Acquired: 8/1/2014 13:34:30 Type: Unk
Method: Accutest 2(v256) Mode: CONC Corr. Factor: 10.000000
User: admin Custom ID1: Custom ID2: Custom ID3:
Comment:

Elem	Ba4554	Be3130	Cd2288	Co2286	Cr2677	Cu3247	Mn2576	Ni2316	Ag3280
Avg	**1.722**	**1.683**	**1.842**	**1.791**	**2.234**	**2.003**	**3.192**	**2.417**	**.2146**
Stddev	.029	.021	.024	.018	.009	.007	.004	.029	.0024
%RSD	1.660	1.252	1.291	1.012	.3909	.3296	.1199	1.194	1.108
#1	1.702	1.668	1.825	1.778	2.228	2.007	3.190	2.397	.2129
#2	1.742	1.698	1.859	1.804	2.240	1.998	3.195	2.438	.2163

Elem	V_2924	Zn2062	As1890	Tl1908	Pb2203	Se1960	Sb2068	Al3961	Ca3179
Avg	**1.838**	**2.161**	**1.855**	**1.924**	**2.703**	**1.800**	**1.864**	**24.67**	**32.23**
Stddev	.003	.023	.033	.010	.063	.031	.025	.53	.38
%RSD	.1594	1.044	1.792	.5008	2.341	1.714	1.333	2.132	1.168
#1	1.840	2.145	1.832	1.918	2.658	1.778	1.847	24.29	31.97
#2	1.836	2.177	1.879	1.931	2.748	1.822	1.882	25.04	32.50

Elem	Fe2599	Mg2790	K_7664	Na5895	B_2089	Mo2020	Pd3404	Si2124	Sn1899
Avg	**312.0**	**22.63**	**24.87**	**221.7**	**.1741**	**1.936**	**1.044**	**4.051**	**1.999**
Stddev	4.7	.31	.42	3.5	.0028	.029	.017	.039	.021
%RSD	1.491	1.355	1.704	1.599	1.618	1.514	1.590	.9540	1.053
#1	308.7	22.41	24.57	219.2	.1721	1.915	1.056	4.023	1.985
#2	315.3	22.84	25.17	224.2	.1761	1.956	1.032	4.078	2.014

Elem	Sr4077	Ti3349	W_2079	Zr3391	S_1820	Bi2230	Li6707
Avg	**1.772**	**2.319**	**2.316**	**1.693**	**923.8**	**1.873**	**1.725**
Stddev	.031	.011	.043	.001	12.3	.019	.034
%RSD	1.736	.4525	1.879	.0397	1.336	1.003	1.982
#1	1.750	2.312	2.285	1.694	915.1	1.860	1.701
#2	1.793	2.327	2.347	1.693	932.5	1.886	1.749

Int. Std.	Y_3600	Y_3710	Y_2243	In2306
Avg	**74987.**	**24399.**	**1560.6**	**3734.4**
Stddev	209.	177.	6.9	14.9
%RSD	.27919	.72599	.43895	.39999
#1	74839.	24524.	1565.4	3745.0
#2	75135.	24273.	1555.7	3723.8

Zoom In Zoom Out

Sample Name: mp80986-s2 Acquired: 8/1/2014 13:37:33 Type: Unk
Method: Accutest 2(v256) Mode: CONC Corr. Factor: 10.000000
User: admin Custom ID1: Custom ID2: Custom ID3:
Comment:

Elem	Ba4554	Be3130	Cd2288	Co2286	Cr2677	Cu3247	Mn2576	Ni2316	Ag3280
Avg	**1.797**	**1.753**	**1.832**	**1.787**	**2.280**	**2.056**	**3.261**	**2.412**	**.2227**
Stddev	.036	.034	.012	.018	.033	.026	.036	.008	.0052
%RSD	1.997	1.941	.6588	.9786	1.461	1.283	1.095	.3136	2.325
#1	1.771	1.729	1.840	1.800	2.303	2.075	3.287	2.417	.2191
#2	1.822	1.777	1.823	1.775	2.256	2.038	3.236	2.406	.2264

Elem	V_2924	Zn2062	As1890	Tl1908	Pb2203	Se1960	Sb2068	Al3961	Ca3179
Avg	**1.883**	**2.148**	**1.851**	**1.908**	**2.682**	**1.811**	**1.841**	**25.57**	**33.33**
Stddev	.015	.014	.010	.018	.005	.019	.002	.61	.66
%RSD	.7686	.6410	.5416	.9481	.1722	1.030	.1261	2.369	1.969
#1	1.893	2.158	1.858	1.920	2.679	1.798	1.843	25.14	32.87
#2	1.872	2.138	1.844	1.895	2.685	1.824	1.839	25.99	33.79

Elem	Fe2599	Mg2790	K_7664	Na5895	B_2089	Mo2020	Pd3404	Si2124	Sn1899
Avg	**324.2**	**23.56**	**25.84**	**230.0**	**.1796**	**1.913**	**1.070**	**3.924**	**1.987**
Stddev	6.7	.36	.28	4.1	.0104	.011	.007	.019	.014
%RSD	2.072	1.547	1.082	1.801	5.800	.5615	.6578	.4832	.7062
#1	319.5	23.30	25.64	227.1	.1870	1.921	1.075	3.910	1.997
#2	329.0	23.82	26.04	233.0	.1723	1.905	1.065	3.937	1.977

Elem	Sr4077	Ti3349	W_2079	Zr3391	S_1820	Bi2230	Li6707
Avg	**1.847**	**2.364**	**2.140**	**1.729**	**915.6**	**1.858**	**1.788**
Stddev	.034	.019	.004	.021	4.8	.017	.024
%RSD	1.863	.8036	.2004	1.239	.5231	.9124	1.348
#1	1.823	2.377	2.137	1.744	919.0	1.870	1.771
#2	1.872	2.350	2.143	1.714	912.2	1.846	1.805

Int. Std.	Y_3600	Y_3710	Y_2243	In2306
Avg	**75056.**	**24213.**	**1563.6**	**3738.7**
Stddev	725.	451.	1.4	7.3
%RSD	.96644	1.8617	.09166	.19635
#1	74543.	24532.	1564.6	3743.9
#2	75569.	23895.	1562.6	3733.5

Zoom In Zoom Out

Sample Name: jb72727-1 Acquired: 8/1/2014 13:40:36 Type: Unk
Method: Accutest 2(v256) Mode: CONC Corr. Factor: 10.000000
User: admin Custom ID1: Custom ID2: Custom ID3:
Comment:

Elem	Ba4554	Be3130	Cd2288	Co2286	Cr2677	Cu3247	Mn2576	Ni2316	Ag3280
Avg	**.0577**	**.0007**	**.0035**	**.0226**	**.4133**	**.2578**	**1.324**	**.6050**	**.0018**
Stddev	.0003	.0002	.0002	.0019	.0003	.0001	.003	.0053	.0063
%RSD	.5026	32.51	4.683	8.220	.0801	.0354	.2310	.8804	349.0
#1	.0575	.0005	.0033	.0239	.4131	.2577	1.321	.6088	-.0027
#2	.0579	.0009	.0036	.0213	.4136	.2578	1.326	.6012	.0063

Elem	V_2924	Zn2062	As1890	Tl1908	Pb2203	Se1960	Sb2068	Al3961	Ca3179
Avg	**.0950**	**.2702**	**.0412**	**.0118**	**.7828**	**.0061**	**.0208**	**3.034**	**10.06**
Stddev	.0028	.0005	.0026	.0045	.0039	.0027	.0033	.021	.23
%RSD	2.931	.2027	6.417	38.21	.4969	44.14	15.62	.6845	2.253
#1	.0930	.2706	.0394	.0086	.7856	.0080	.0185	3.020	9.897
#2	.0970	.2699	.0431	.0150	.7801	.0042	.0231	3.049	10.22

Elem	Fe2599	Mg2790	K_7664	Na5895	B_2089	Mo2020	Pd3404	Si2124	Sn1899
Avg	**275.9**	**1.476**	**2.681**	**190.0**	**.1644**	**.0861**	**.0243**	**1.629**	**.0042**
Stddev	5.1	.016	.213	3.1	.0049	.0052	.0053	.008	.0042
%RSD	1.850	1.094	7.957	1.612	2.965	6.081	21.97	.4907	101.2
#1	272.3	1.464	2.530	187.8	.1609	.0824	.0281	1.623	.0072
#2	279.5	1.487	2.832	192.2	.1678	.0898	.0205	1.635	.0012

Elem	Sr4077	Ti3349	W_2079	Zr3391	S_1820	Bi2230	Li6707
Avg	**.0519**	**.4189**	**.1527**	**.0119**	**871.9**	**.0016**	**.0105**
Stddev	.0009	.0004	.0091	.0006	4.2	.0053	.0028
%RSD	1.689	.0926	5.993	5.062	.4783	324.5	26.80
#1	.0513	.4191	.1462	.0123	868.9	-.0021	.0085
#2	.0525	.4186	.1591	.0115	874.8	.0054	.0125

Int. Std.	Y_3600	Y_3710	Y_2243	In2306
Avg	**75412.**	**24274.**	**1564.5**	**3781.6**
Stddev	189.	230.	8.2	11.0
%RSD	.25081	.94850	.52668	.29021
#1	75278.	24437.	1570.3	3789.4
#2	75545.	24111.	1558.7	3773.8

Zoom In Zoom Out

Sample Name: ccv Acquired: 8/1/2014 13:43:46 Type: QC
Method: Accutest 2(v256) Mode: CONC Corr. Factor: 1.000000
User: admin Custom ID1: Custom ID2: Custom ID3:
Comment:

Elem	Ba4554	Be3130	Cd2288	Co2286	Cr2677	Cu3247	Mn2576	Ni2316	Ag3280
Units	ppm	ppm	ppm	ppm	ppm	ppm	ppm	ppm	ppm
Avg	**1.971**	**1.971**	**1.999**	**2.048**	**2.090**	**1.957**	**2.074**	**2.051**	**.2458**
Stddev	.016	.010	.023	.025	.014	.004	.012	.021	.0003
%RSD	.8073	.4849	1.164	1.202	.6568	.2166	.5739	1.014	.1340
#1	1.960	1.965	2.015	2.066	2.099	1.960	2.082	2.065	.2460
#2	1.982	1.978	1.982	2.031	2.080	1.954	2.065	2.036	.2455
Check ?	Chk Pass	Chk Pass	Chk Pass	Chk Pass	Chk Pass	Chk Pass	Chk Pass	Chk Pass	Chk Pass
Value									
Range									

Elem	V_2924	Zn2062	As1890	Tl1908	Pb2203	Se1960	Sb2068	Al3961	Ca3179
Units	ppm	ppm	ppm	ppm	ppm	ppm	ppm	ppm	ppm
Avg	**2.033**	**2.095**	**2.010**	**2.082**	**2.088**	**1.993**	**1.978**	**38.75**	**39.37**
Stddev	.011	.025	.025	.020	.018	.027	.025	.33	.20
%RSD	.5160	1.172	1.259	.9439	.8748	1.364	1.248	.8614	.5080
#1	2.041	2.113	2.028	2.095	2.101	2.012	1.996	38.51	39.23
#2	2.026	2.078	1.992	2.068	2.075	1.974	1.961	38.98	39.51
Check ?	Chk Pass	Chk Pass	Chk Pass	Chk Pass	Chk Pass	Chk Pass	Chk Pass	Chk Pass	Chk Pass
Value									
Range									

Elem	Fe2599	Mg2790	K_7664	Na5895	B_2089	Mo2020	Pd3404	Si2124	Sn1899
Units	ppm	ppm	ppm	ppm	ppm	ppm	ppm	ppm	ppm
Avg	**39.67**	**38.76**	**39.11**	**39.43**	**2.030**	**2.051**	**1.988**	**4.993**	**2.087**
Stddev	.24	.11	.20	.28	.019	.025	.008	.054	.023
%RSD	.6088	.2718	.5099	.7167	.9286	1.197	.4042	1.073	1.101
#1	39.50	38.68	38.97	39.23	2.043	2.069	1.994	5.031	2.103
#2	39.84	38.83	39.25	39.63	2.016	2.034	1.983	4.955	2.071
Check ?	Chk Pass	Chk Pass	Chk Pass	Chk Pass	Chk Pass	Chk Pass	Chk Pass	Chk Pass	Chk Pass
Value									
Range									

Zoom In Zoom Out

Sample Name: ccv Acquired: 8/1/2014 13:43:46 Type: QC
Method: Accutest 2(v256) Mode: CONC Corr. Factor: 1.000000
User: admin Custom ID1: Custom ID2: Custom ID3:
Comment:

Elem	Sr4077	Ti3349	W_2079	Zr3391	S_1820	Bi2230	Li6707
Units	ppm	ppm	ppm	ppm	ppm	ppm	ppm
Avg	**2.002**	**2.034**	**1.997**	**2.006**	**2.017**	**2.010**	**1.933**
Stddev	.013	.006	.034	.009	.023	.021	.018
%RSD	.6482	.3060	1.716	.4569	1.152	1.069	.9243
#1	1.993	2.038	2.021	2.013	2.033	2.025	1.921
#2	2.011	2.029	1.973	2.000	2.000	1.995	1.946
Check ?	Chk Pass	Chk Pass	Chk Pass	Chk Pass	Chk Pass	Chk Pass	Chk Pass
Value							
Range							

Int. Std.	Y_3600	Y_3710	Y_2243	In2306
Units	Cts/S	Cts/S	Cts/S	Cts/S
Avg	**71625.**	**23325.**	**1526.9**	**3449.5**
Stddev	210.	103.	6.2	11.6
%RSD	.29376	.44190	.40847	.33662
#1	71476.	23398.	1522.5	3441.3
#2	71773.	23252.	1531.3	3457.7

Zoom In Zoom Out

Sample Name: ccb Acquired: 8/1/2014 13:50:00 Type: QC
Method: Accutest 2(v256) Mode: CONC Corr. Factor: 1.000000
User: admin Custom ID1: Custom ID2: Custom ID3:
Comment:

Elem	Ba4554	Be3130	Cd2288	Co2286	Cr2677	Cu3247	Mn2576	Ni2316	Ag3280
Units	ppm	ppm	ppm	ppm	ppm	ppm	ppm	ppm	ppm
Avg	**.0000**	**.0000**	**.0001**	**.0001**	**-.0001**	**-.0011**	**.0001**	**.0005**	**-.0002**
Stddev	.0001	.0000	.0003	.0001	.0000	.0003	.0000	.0000	.0001
%RSD	207.7	120.1	396.5	119.7	18.30	26.46	22.15	2.319	73.94
#1	-.0000	.0001	-.0001	.0000	-.0001	-.0009	.0001	.0005	-.0002
#2	.0001	.0000	.0002	.0001	-.0001	-.0013	.0001	.0005	-.0001
Check ?	Chk Pass	Chk Pass	Chk Pass	Chk Pass	Chk Pass	Chk Pass	Chk Pass	Chk Pass	Chk Pass
High Limit									
Low Limit									

Elem	V_2924	Zn2062	As1890	Tl1908	Pb2203	Se1960	Sb2068	Al3961	Ca3179
Units	ppm	ppm	ppm	ppm	ppm	ppm	ppm	ppm	ppm
Avg	**.0001**	**.0001**	**-.0005**	**.0006**	**.0006**	**.0010**	**.0005**	**.0010**	**-.0018**
Stddev	.0002	.0000	.0001	.0008	.0012	.0012	.0008	.0015	.0033
%RSD	187.9	39.64	20.34	141.7	186.7	128.4	158.4	148.6	180.8
#1	-.0000	.0001	-.0006	-.0000	-.0002	.0018	-.0001	.0020	-.0042
#2	.0002	.0002	-.0004	.0011	.0014	.0001	.0010	-.0001	.0005
Check ?	Chk Pass	Chk Pass	Chk Pass	Chk Pass	Chk Pass	Chk Pass	Chk Pass	Chk Pass	Chk Pass
High Limit									
Low Limit									

Elem	Fe2599	Mg2790	K_7664	Na5895	B_2089	Mo2020	Pd3404	Si2124	Sn1899
Units	ppm	ppm	ppm	ppm	ppm	ppm	ppm	ppm	ppm
Avg	**.0010**	**-.0034**	**-.0043**	**.0053**	**.0011**	**.0005**	**-.0012**	**.0001**	**-.0002**
Stddev	.0022	.0127	.0038	.0029	.0005	.0002	.0007	.0010	.0001
%RSD	212.0	373.5	88.44	54.63	46.45	43.33	60.63	692.7	70.67
#1	-.0005	.0056	-.0070	.0033	.0015	.0004	-.0007	-.0006	-.0003
#2	.0026	-.0124	-.0016	.0074	.0008	.0007	-.0017	.0009	-.0001
Check ?	Chk Pass	Chk Pass	Chk Pass	Chk Pass	Chk Pass	Chk Pass	Chk Pass	Chk Pass	Chk Pass
High Limit									
Low Limit									

Zoom In Zoom Out

Sample Name: ccb Acquired: 8/1/2014 13:50:00 Type: QC
Method: Accutest 2(v256) Mode: CONC Corr. Factor: 1.000000
User: admin Custom ID1: Custom ID2: Custom ID3:
Comment:

Elem	Sr4077	Ti3349	W_2079	Zr3391	S_1820	Bi2230	Li6707
Units	ppm	ppm	ppm	ppm	ppm	ppm	ppm
Avg	**.0000**	**.0009**	F **.0178**	**.0004**	**.0141**	**.0003**	**.0000**
Stddev	.0000	.0003	.0018	.0001	.0004	.0011	.0004
%RSD	98.15	30.85	10.28	33.33	3.070	427.0	1272.
#1	.0000	.0007	.0165	.0004	.0138	-.0005	.0003
#2	.0000	.0011	.0191	.0003	.0144	.0010	-.0003
Check ?	Chk Pass	Chk Pass	Chk Fail	Chk Pass	Chk Pass	Chk Pass	Chk Pass
High Limit			.0050				
Low Limit			-.0050				

Int. Std.	Y_3600	Y_3710	Y_2243	In2306
Units	Cts/S	Cts/S	Cts/S	Cts/S
Avg	**75757.**	**23762.**	**1612.8**	**3928.9**
Stddev	198.	65.	5.4	16.4
%RSD	.26164	.27257	.33607	.41756
#1	75617.	23808.	1609.0	3917.3
#2	75897.	23716.	1616.6	3940.5

Zoom In Zoom Out

Sample Name: mp80986-sd1 Acquired: 8/1/2014 13:55:03 Type: Unk
Method: Accutest 2(v256) Mode: CONC Corr. Factor: 50.000000
User: admin Custom ID1: Custom ID2: Custom ID3:
Comment:

Elem	Ba4554	Be3130	Cd2288	Co2286	Cr2677	Cu3247	Mn2576	Ni2316	Ag3280
Avg	**.0647**	**.0005**	**.0063**	**.0180**	**.3809**	**.1874**	**1.278**	**.5523**	**.0207**
Stddev	.0007	.0007	.0007	.0118	.0096	.0012	.007	.0033	.0011
%RSD	1.117	140.8	11.24	65.45	2.526	.6524	.5621	.5887	5.503
#1	.0652	.0011	.0058	.0263	.3877	.1883	1.283	.5546	.0215
#2	.0642	.0000	.0068	.0097	.3741	.1865	1.273	.5500	.0199

Elem	V_2924	Zn2062	As1890	Tl1908	Pb2203	Se1960	Sb2068	Al3961	Ca3179
Avg	**.1061**	**.3856**	**.0726**	**.0333**	**.7705**	**.0613**	**.0227**	**2.944**	**11.20**
Stddev	.0216	.0028	.0563	.0039	.0246	.0434	.0482	.124	.20
%RSD	20.34	.7312	77.50	11.73	3.197	70.91	212.3	4.216	1.775
#1	.0908	.3836	.0328	.0305	.7531	.0305	-.0114	3.032	11.06
#2	.1213	.3876	.1124	.0361	.7879	.0920	.0568	2.856	11.34

Elem	Fe2599	Mg2790	K_7664	Na5895	B_2089	Mo2020	Pd3404	Si2124	Sn1899
Avg	**270.1**	**1.661**	**2.521**	**180.7**	**.1945**	**.0850**	**-.0280**	**1.752**	**-.0050**
Stddev	1.6	.493	.028	.8	.0284	.0080	.0240	.034	.0129
%RSD	.6078	29.70	1.089	.4666	14.62	9.461	85.80	1.921	258.7
#1	269.0	1.313	2.502	180.1	.2146	.0793	-.0449	1.729	.0041
#2	271.3	2.010	2.541	181.3	.1744	.0907	-.0110	1.776	-.0141

Elem	Sr4077	Ti3349	W_2079	Zr3391	S_1820	Bi2230	Li6707
Avg	**.0518**	**.4083**	**.5648**	**.0251**	**791.7**	**.0075**	**.0133**
Stddev	.0009	.0149	.0442	.0027	1.2	.0439	.0134
%RSD	1.775	3.644	7.833	10.94	.1548	583.2	100.7
#1	.0511	.4188	.5336	.0270	792.5	.0386	.0038
#2	.0524	.3978	.5961	.0231	790.8	-.0235	.0228

Int. Std.	Y_3600	Y_3710	Y_2243	In2306
Avg	**76201.**	**23821.**	**1597.5**	**3888.2**
Stddev	265.	23.	13.5	29.0
%RSD	.34732	.09623	.84516	.74546
#1	76388.	23805.	1607.1	3908.7
#2	76014.	23837.	1588.0	3867.7

Zoom In Zoom Out

Sample Name: mp80981-mb1conf Acquired: 8/1/2014 13:58:14 Type: Unk
Method: Accutest 2(v256) Mode: CONC Corr. Factor: 1.000000
User: admin Custom ID1: Custom ID2: Custom ID3:
Comment:

Elem	Ba4554	Be3130	Cd2288	Co2286	Cr2677	Cu3247	Mn2576	Ni2316	Ag3280
Avg	**.0004**	**.0000**	**.0001**	**-.0002**	**.0004**	**.0003**	**.0006**	**.0001**	**.0002**
Stddev	.0000	.0000	.0001	.0001	.0005	.0003	.0001	.0003	.0006
%RSD	9.404	67.72	97.09	44.54	125.7	92.62	8.846	196.5	267.3
#1	.0004	.0000	.0002	-.0001	.0000	.0001	.0006	.0003	.0006
#2	.0004	.0001	.0000	-.0002	.0008	.0006	.0006	-.0001	-.0002

Elem	V_2924	Zn2062	As1890	Tl1908	Pb2203	Se1960	Sb2068	Al3961	Ca3179
Avg	**.0003**	**.0026**	**.0005**	**-.0018**	**.0013**	**.0018**	**.0018**	**.0165**	**.1294**
Stddev	.0002	.0000	.0001	.0000	.0001	.0011	.0003	.0014	.0013
%RSD	66.44	1.104	26.30	2.279	9.181	63.37	14.19	8.308	.9988
#1	.0005	.0026	.0004	-.0018	.0012	.0010	.0020	.0175	.1285
#2	.0002	.0026	.0005	-.0018	.0014	.0026	.0016	.0155	.1303

Elem	Fe2599	Mg2790	K_7664	Na5895	B_2089	Mo2020	Pd3404	Si2124	Sn1899
Avg	**.0368**	**.0122**	**.0320**	**.0121**	**.0015**	**.0004**	**-.0010**	**.0262**	**.0102**
Stddev	.0000	.0106	.0033	.0021	.0002	.0000	.0001	.0001	.0007
%RSD	.0043	87.22	10.33	17.25	11.60	7.609	11.79	.3260	7.133
#1	.0368	.0197	.0296	.0107	.0013	.0004	-.0009	.0262	.0107
#2	.0368	.0047	.0343	.0136	.0016	.0004	-.0011	.0263	.0096

Elem	Sr4077	Ti3349	W_2079	Zr3391	S_1820	Bi2230	Li6707
Avg	**.0003**	**.0016**	**.0146**	**.0004**	**.0181**	**-.0008**	**-.0004**
Stddev	.0000	.0002	.0013	.0001	.0013	.0006	.0000
%RSD	6.312	14.72	8.753	17.62	7.219	77.77	11.59
#1	.0003	.0018	.0137	.0004	.0172	-.0012	-.0004
#2	.0003	.0015	.0155	.0005	.0191	-.0004	-.0004

Int. Std.	Y_3600	Y_3710	Y_2243	In2306
Avg	**76807.**	**23988.**	**1586.9**	**3912.4**
Stddev	133.	37.	2.7	10.0
%RSD	.17361	.15464	.17132	.25461
#1	76902.	24014.	1588.8	3919.5
#2	76713.	23961.	1584.9	3905.4

Zoom In Zoom Out

Sample Name: mp80981-s1 2 Acquired: 8/1/2014 14:01:28 Type: Unk
Method: Accutest 2(v256) Mode: CONC Corr. Factor: 2.000000
User: admin Custom ID1: Custom ID2: Custom ID3:
Comment:

Elem	Ba4554	Be3130	Cd2288	Co2286	Cr2677	Cu3247	Mn2576	Ni2316	Ag3280
Avg	**4.264**	**1.796**	**1.911**	**1.905**	**1.969**	**2.287**	**3.629**	**1.923**	**.2534**
Stddev	.010	.014	.015	.011	.006	.010	.007	.017	.0022
%RSD	.2428	.8017	.7768	.5987	.2834	.4312	.1857	.9053	.8689
#1	4.257	1.786	1.921	1.913	1.973	2.280	3.634	1.935	.2519
#2	4.271	1.806	1.900	1.897	1.965	2.294	3.624	1.910	.2550

Elem	V_2924	Zn2062	As1890	Tl1908	Pb2203	Se1960	Sb2068	Al3961	Ca3179
Avg	**2.304**	**2.306**	**1.860**	**1.902**	**2.071**	**1.875**	**.8506**	**128.1**	**1028.**
Stddev	.000	.018	.016	.012	.012	.000	.0072	.2	4.
%RSD	.0085	.7938	.8626	.6437	.5698	.0238	.8487	.1746	.4367
#1	2.304	2.318	1.871	1.911	2.079	1.874	.8557	128.0	1025.
#2	2.304	2.293	1.849	1.894	2.062	1.875	.8455	128.3	1031.

Elem	Fe2599	Mg2790	K_7664	Na5895	B_2089	Mo2020	Pd3404	Si2124	Sn1899
Avg	**161.8**	**86.22**	**47.02**	**40.25**	**.1665**	**1.837**	**1.446**	**3.345**	**1.766**
Stddev	1.4	.77	.13	.00	.0007	.015	.007	.019	.010
%RSD	.8812	.8922	.2756	.0012	.4225	.8344	.4542	.5799	.5842
#1	160.8	85.67	46.93	40.25	.1670	1.848	1.441	3.358	1.773
#2	162.8	86.76	47.12	40.26	.1660	1.826	1.451	3.331	1.759

Elem	Sr4077	Ti3349	W_2079	Zr3391	S_1820	Bi2230	Li6707
Avg	**7.352**	**11.48**	**1.087**	**2.056**	**35.70**	**2.173**	**1.968**
Stddev	.050	.01	.008	.000	.27	.014	.004
%RSD	.6835	.0587	.7619	.0162	.7680	.6329	.2173
#1	7.316	11.49	1.092	2.056	35.90	2.183	1.971
#2	7.387	11.48	1.081	2.057	35.51	2.163	1.965

Int. Std.	Y_3600	Y_3710	Y_2243	In2306
Avg	**68414.**	**23459.**	**1452.5**	**3109.2**
Stddev	64.	145.	3.8	8.2
%RSD	.09344	.61894	.26186	.26474
#1	68459.	23562.	1455.2	3115.1
#2	68369.	23357.	1449.9	3103.4

Zoom In Zoom Out

Sample Name: mp80981-s2 Acquired: 8/1/2014 14:04:36 Type: Unk
Method: Accutest 2(v256) Mode: CONC Corr. Factor: 2.000000
User: admin Custom ID1: Custom ID2: Custom ID3:
Comment:

Elem	Ba4554	Be3130	Cd2288	Co2286	Cr2677	Cu3247	Mn2576	Ni2316	Ag3280
Avg	**2.990**	**1.875**	**1.919**	**1.951**	**2.036**	**2.522**	**3.600**	**1.971**	**.2502**
Stddev	.021	.011	.066	.075	.007	.004	.010	.074	.0008
%RSD	.7091	.5631	3.426	3.826	.3701	.1489	.2765	3.772	.3069
#1	2.975	1.867	1.965	2.003	2.042	2.525	3.607	2.024	.2496
#2	3.005	1.882	1.873	1.898	2.031	2.519	3.593	1.919	.2507

Elem	V_2924	Zn2062	As1890	Tl1908	Pb2203	Se1960	Sb2068	Al3961	Ca3179
Avg	**2.422**	**2.303**	**1.891**	**1.931**	**2.013**	**1.906**	**.9179**	**127.1**	**939.5**
Stddev	.008	.090	.063	.062	.063	.066	.0376	.8	7.0
%RSD	.3343	3.891	3.317	3.196	3.147	3.462	4.096	.6395	.7471
#1	2.428	2.366	1.935	1.975	2.058	1.953	.9444	126.5	934.5
#2	2.417	2.239	1.847	1.888	1.968	1.860	.8913	127.6	944.4

Elem	Fe2599	Mg2790	K_7664	Na5895	B_2089	Mo2020	Pd3404	Si2124	Sn1899
Avg	**176.2**	**84.70**	**45.54**	**40.03**	**.1642**	**1.864**	**1.524**	**3.968**	**1.812**
Stddev	.8	.03	.22	.30	.0072	.069	.002	.133	.065
%RSD	.4381	.0329	.4808	.7614	4.366	3.684	.1073	3.354	3.585
#1	175.6	84.68	45.38	39.81	.1693	1.912	1.525	4.063	1.858
#2	176.7	84.72	45.69	40.24	.1591	1.815	1.523	3.874	1.766

Elem	Sr4077	Ti3349	W_2079	Zr3391	S_1820	Bi2230	Li6707
Avg	**6.887**	**11.03**	**1.160**	**2.112**	**30.53**	**2.158**	**2.036**
Stddev	.039	.04	.046	.006	1.09	.068	.017
%RSD	.5681	.3186	3.965	.3024	3.562	3.146	.8331
#1	6.915	11.06	1.193	2.117	31.30	2.206	2.024
#2	6.860	11.01	1.128	2.108	29.76	2.110	2.048

Int. Std.	Y_3600	Y_3710	Y_2243	In2306
Avg	**68722.**	**23409.**	**1485.0**	**3184.1**
Stddev	147.	101.	27.5	62.8
%RSD	.21400	.43353	1.8500	1.9738
#1	68618.	23481.	1465.6	3139.7
#2	68826.	23337.	1504.5	3228.6

Zoom In Zoom Out

Sample Name: jb72317-19 Acquired: 8/1/2014 14:07:44 Type: Unk
Method: Accutest 2(v256) Mode: CONC Corr. Factor: 2.000000
User: admin Custom ID1: Custom ID2: Custom ID3:
Comment:

Elem	Ba4554	Be3130	Cd2288	Co2286	Cr2677	Cu3247	Mn2576	Ni2316	Ag3280
Avg	**1.063**	**.0101**	**.0019**	**.0548**	**.1149**	**.4190**	**1.504**	**.0633**	**.0114**
Stddev	.009	.0000	.0002	.0003	.0006	.0015	.003	.0006	.0012
%RSD	.8654	.1549	8.734	.5627	.5373	.3633	.1790	.9059	10.37
#1	1.056	.0101	.0018	.0550	.1153	.4179	1.506	.0637	.0105
#2	1.069	.0101	.0021	.0546	.1145	.4201	1.503	.0629	.0122

Elem	V_2924	Zn2062	As1890	Tl1908	Pb2203	Se1960	Sb2068	Al3961	Ca3179
Avg	**.4182**	**.3755**	**.0205**	**.0133**	**.0439**	**-.0038**	**.0044**	**87.94**	**954.7**
Stddev	.0016	.0017	.0014	.0006	.0080	.0092	.0021	.77	15.3
%RSD	.3880	.4660	6.934	4.197	18.29	241.4	47.07	.8791	1.602
#1	.4193	.3767	.0215	.0137	.0496	.0027	.0058	87.40	943.9
#2	.4170	.3742	.0195	.0129	.0382	-.0103	.0029	88.49	965.5

Elem	Fe2599	Mg2790	K_7664	Na5895	B_2089	Mo2020	Pd3404	Si2124	Sn1899
Avg	**128.3**	**57.83**	**21.66**	**13.69**	**.1854**	**.0281**	**.0675**	**2.135**	**.0205**
Stddev	1.2	.63	.15	.09	.0005	.0004	.0035	.021	.0022
%RSD	.9168	1.094	.6873	.6459	.2505	1.293	5.154	.9881	10.88
#1	127.5	57.38	21.56	13.63	.1851	.0283	.0650	2.149	.0189
#2	129.1	58.28	21.77	13.75	.1858	.0278	.0699	2.120	.0221

Elem	Sr4077	Ti3349	W_2079	Zr3391	S_1820	Bi2230	Li6707
Avg	**5.164**	**9.310**	**.0323**	**.2245**	**34.28**	**.2753**	**.1133**
Stddev	.053	.011	.0000	.0004	.32	.0025	.0012
%RSD	1.020	.1154	.0495	.1635	.9220	.9089	1.022
#1	5.127	9.318	.0323	.2242	34.51	.2771	.1125
#2	5.201	9.303	.0323	.2247	34.06	.2736	.1142

Int. Std.	Y_3600	Y_3710	Y_2243	In2306
Avg	**69235.**	**23252.**	**1470.9**	**3175.1**
Stddev	122.	245.	1.2	.0
%RSD	.17688	1.0521	.08398	.00033
#1	69322.	23425.	1470.0	3175.1
#2	69149.	23079.	1471.8	3175.1

Zoom In Zoom Out

Sample Name: mp80981-sd1 Acquired: 8/1/2014 14:11:02 Type: Unk
Method: Accutest 2(v256) Mode: CONC Corr. Factor: 10.000000
User: admin Custom ID1: Custom ID2: Custom ID3:
Comment:

Elem	Ba4554	Be3130	Cd2288	Co2286	Cr2677	Cu3247	Mn2576	Ni2316	Ag3280
Avg	**1.093**	**.0104**	**.0024**	**.0588**	**.1288**	**.4201**	**1.590**	**.0665**	**.0115**
Stddev	.006	.0007	.0004	.0004	.0009	.0027	.004	.0062	.0025
%RSD	.5163	6.937	16.70	.7159	.7305	.6413	.2306	9.377	21.91
#1	1.089	.0109	.0027	.0585	.1294	.4220	1.593	.0709	.0133
#2	1.097	.0099	.0022	.0591	.1281	.4182	1.588	.0621	.0097

Elem	V_2924	Zn2062	As1890	Tl1908	Pb2203	Se1960	Sb2068	Al3961	Ca3179
Avg	**.4370**	**.4562**	**.0401**	**.0060**	**.0518**	**-.0143**	**.0036**	**87.80**	**1015.**
Stddev	.0023	.0067	.0098	.0251	.0173	.0232	.0048	.55	6.
%RSD	.5154	1.470	24.41	421.6	33.41	162.4	131.9	.6307	.6358
#1	.4354	.4609	.0471	-.0118	.0640	.0021	.0002	87.41	1010.
#2	.4386	.4514	.0332	.0237	.0396	-.0307	.0070	88.19	1020.

Elem	Fe2599	Mg2790	K_7664	Na5895	B_2089	Mo2020	Pd3404	Si2124	Sn1899
Avg	**134.3**	**59.17**	**22.13**	**13.77**	**.1936**	**.0264**	**.0674**	**2.234**	**.0036**
Stddev	.8	.34	.04	.14	.0002	.0040	.0004	.013	.0078
%RSD	.5745	.5760	.2017	1.027	.0916	15.18	.5915	.5573	216.3
#1	133.7	58.93	22.16	13.67	.1934	.0236	.0672	2.243	.0091
#2	134.8	59.41	22.09	13.87	.1937	.0293	.0677	2.225	-.0019

Elem	Sr4077	Ti3349	W_2079	Zr3391	S_1820	Bi2230	Li6707
Avg	**5.325**	**9.617**	**.0714**	**.2264**	**34.05**	**.2758**	**.1056**
Stddev	.023	.039	.0136	.0009	.28	.0046	.0000
%RSD	.4243	.4074	19.02	.4000	.8315	1.655	.0365
#1	5.309	9.645	.0618	.2270	34.25	.2725	.1056
#2	5.341	9.589	.0810	.2258	33.85	.2790	.1055

Int. Std.	Y_3600	Y_3710	Y_2243	In2306
Avg	**72890.**	**23569.**	**1549.2**	**3577.7**
Stddev	4.	78.	2.0	8.7
%RSD	.00488	.33203	.12826	.24269
#1	72893.	23625.	1547.8	3571.5
#2	72888.	23514.	1550.6	3583.8

Zoom In Zoom Out

Sample Name: jb72317-17 Acquired: 8/1/2014 14:14:11 Type: Unk
Method: Accutest 2(v256) Mode: CONC Corr. Factor: 1.000000
User: admin Custom ID1: Custom ID2: Custom ID3:
Comment:

Elem	Ba4554	Be3130	Cd2288	Co2286	Cr2677	Cu3247	Mn2576	Ni2316	Ag3280
Avg	**.7274**	**.0066**	**.0016**	**.0553**	**.0987**	**.1390**	**1.556**	**.1507**	**.0057**
Stddev	.0002	.0000	.0000	.0003	.0003	.0001	.004	.0014	.0004
%RSD	.0240	.3533	.1769	.4882	.2533	.0368	.2451	.9512	7.753
#1	.7276	.0066	.0016	.0555	.0989	.1390	1.554	.1517	.0054
#2	.7273	.0066	.0016	.0551	.0985	.1390	1.559	.1497	.0060

Elem	V_2924	Zn2062	As1890	Tl1908	Pb2203	Se1960	Sb2068	Al3961	Ca3179
Avg	**.1554**	**.1423**	**.0567**	**.0065**	**.0432**	**.0003**	**.0073**	**94.02**	**624.1**
Stddev	.0005	.0008	.0011	.0003	.0008	.0016	.0008	.15	6.0
%RSD	.3041	.5298	1.959	5.157	1.863	548.3	11.27	.1597	.9566
#1	.1551	.1428	.0574	.0063	.0438	.0014	.0068	93.91	619.9
#2	.1558	.1418	.0559	.0068	.0426	-.0008	.0079	94.13	628.3

Elem	Fe2599	Mg2790	K_7664	Na5895	B_2089	Mo2020	Pd3404	Si2124	Sn1899
Avg	**109.2**	**89.26**	**14.74**	**11.81**	**.1329**	**.0088**	**.0393**	**2.866**	**.0169**
Stddev	.1	.01	.04	.02	.0009	.0004	.0000	.039	.0002
%RSD	.1060	.0091	.2569	.2069	.6796	4.672	.1102	1.368	1.316
#1	109.3	89.25	14.71	11.79	.1335	.0091	.0392	2.894	.0168
#2	109.1	89.26	14.77	11.83	.1322	.0085	.0393	2.838	.0171

Elem	Sr4077	Ti3349	W_2079	Zr3391	S_1820	Bi2230	Li6707
Avg	**4.717**	**3.791**	**.0137**	**.0829**	**57.37**	**.1163**	**.1427**
Stddev	.007	.016	.0011	.0003	.58	.0002	.0005
%RSD	.1560	.4153	8.279	.3093	1.009	.1305	.3815
#1	4.712	3.780	.0129	.0828	57.78	.1162	.1423
#2	4.722	3.802	.0145	.0831	56.96	.1164	.1430

Int. Std.	Y_3600	Y_3710	Y_2243	In2306
Avg	**68792.**	**23686.**	**1460.1**	**3070.0**
Stddev	306.	53.	2.8	2.6
%RSD	.44433	.22428	.18957	.08460
#1	69008.	23724.	1462.0	3071.8
#2	68576.	23649.	1458.1	3068.1

Zoom In Zoom Out

Sample Name: jb72317-18 Acquired: 8/1/2014 14:17:27 Type: Unk
Method: Accutest 2(v256) Mode: CONC Corr. Factor: 1.000000
User: admin Custom ID1: Custom ID2: Custom ID3:
Comment:

Elem	Ba4554	Be3130	Cd2288	Co2286	Cr2677	Cu3247	Mn2576	Ni2316	Ag3280
Avg	**.8483**	**.0090**	**.0050**	**.0833**	**.1638**	**.3505**	**2.118**	**.1680**	**.0058**
Stddev	.0122	.0001	.0002	.0017	.0002	.0000	.008	.0006	.0020
%RSD	1.437	1.068	3.410	1.985	.0923	.0029	.3585	.3633	34.51
#1	.8397	.0089	.0048	.0845	.1637	.3504	2.113	.1685	.0044
#2	.8569	.0090	.0051	.0821	.1639	.3505	2.124	.1676	.0073

Elem	V_2924	Zn2062	As1890	Tl1908	Pb2203	Se1960	Sb2068	Al3961	Ca3179
Avg	**.2479**	**.5656**	**.0151**	**.0054**	**.0690**	**-.0025**	**.0057**	**99.12**	**607.8**
Stddev	.0006	.0044	.0021	.0029	.0001	.0033	.0008	1.05	2.7
%RSD	.2389	.7846	13.71	54.24	.1468	131.3	13.98	1.060	.4461
#1	.2475	.5687	.0166	.0033	.0690	-.0048	.0051	98.38	605.9
#2	.2484	.5624	.0136	.0074	.0689	-.0002	.0063	99.87	609.7

Elem	Fe2599	Mg2790	K_7664	Na5895	B_2089	Mo2020	Pd3404	Si2124	Sn1899
Avg	**131.7**	**67.84**	**10.38**	**7.742**	**.2690**	**.0040**	**.0444**	**1.943**	**.0212**
Stddev	1.9	.98	.16	.099	.0013	.0003	.0003	.018	.0011
%RSD	1.470	1.445	1.543	1.278	.4941	6.673	.7455	.9170	5.100
#1	130.4	67.15	10.26	7.672	.2699	.0042	.0442	1.956	.0205
#2	133.1	68.53	10.49	7.812	.2680	.0038	.0447	1.930	.0220

Elem	Sr4077	Ti3349	W_2079	Zr3391	S_1820	Bi2230	Li6707
Avg	**3.540**	**8.848**	**.0131**	**.1575**	**20.28**	**.2489**	**.1040**
Stddev	.016	.024	.0011	.0007	.14	.0009	.0011
%RSD	.4547	.2739	8.297	.4153	.6754	.3488	1.074
#1	3.528	8.830	.0123	.1570	20.38	.2495	.1032
#2	3.551	8.865	.0138	.1580	20.18	.2482	.1048

Int. Std.	Y_3600	Y_3710	Y_2243	In2306
Avg	**68441.**	**23861.**	**1447.7**	**3076.4**
Stddev	105.	240.	.7	1.5
%RSD	.15374	1.0063	.05026	.04939
#1	68516.	24031.	1447.2	3077.5
#2	68367.	23691.	1448.3	3075.3

Zoom In Zoom Out

Sample Name: jb72317-20 Acquired: 8/1/2014 14:20:44 Type: Unk
Method: Accutest 2(v256) Mode: CONC Corr. Factor: 1.000000
User: admin Custom ID1: Custom ID2: Custom ID3:
Comment:

Elem	Ba4554	Be3130	Cd2288	Co2286	Cr2677	Cu3247	Mn2576	Ni2316	Ag3280
Avg	**.7757**	**.0073**	**.0021**	**.0690**	**.1049**	**.1673**	**1.579**	**.1833**	**.0047**
Stddev	.0002	.0000	.0003	.0001	.0006	.0013	.009	.0022	.0011
%RSD	.0208	.2016	13.70	.0799	.5348	.7492	.5415	1.180	22.43
#1	.7758	.0073	.0019	.0690	.1045	.1664	1.573	.1848	.0055
#2	.7756	.0073	.0023	.0689	.1052	.1682	1.585	.1818	.0040

Elem	V_2924	Zn2062	As1890	Tl1908	Pb2203	Se1960	Sb2068	Al3961	Ca3179
Avg	**.1713**	**.2282**	**.0728**	**.0067**	**.0443**	**-.0017**	**.0045**	**94.77**	**506.3**
Stddev	.0011	.0010	.0011	.0004	.0010	.0006	.0022	.00	6.0
%RSD	.6391	.4314	1.473	5.931	2.200	36.74	48.63	.0013	1.179
#1	.1705	.2289	.0736	.0064	.0436	-.0013	.0029	94.77	510.5
#2	.1720	.2275	.0721	.0070	.0450	-.0022	.0060	94.77	502.0

Elem	Fe2599	Mg2790	K_7664	Na5895	B_2089	Mo2020	Pd3404	Si2124	Sn1899
Avg	**130.8**	**74.31**	**23.07**	**16.01**	**.1357**	**.0097**	**.0325**	**3.701**	**.0189**
Stddev	.1	.04	.04	.02	.0016	.0001	.0003	.041	.0001
%RSD	.1054	.0554	.1537	.1331	1.201	.7239	1.062	1.094	.2758
#1	130.9	74.34	23.09	16.02	.1368	.0097	.0328	3.729	.0190
#2	130.7	74.28	23.04	15.99	.1345	.0096	.0323	3.672	.0189

Elem	Sr4077	Ti3349	W_2079	Zr3391	S_1820	Bi2230	Li6707
Avg	**2.479**	**4.355**	**.0105**	**.0732**	**47.02**	**.1267**	**.2222**
Stddev	.011	.005	.0004	.0003	.37	.0004	.0002
%RSD	.4431	.1146	3.829	.3733	.7804	.3050	.0929
#1	2.487	4.351	.0108	.0730	47.28	.1265	.2220
#2	2.472	4.358	.0102	.0734	46.76	.1270	.2223

Int. Std.	Y_3600	Y_3710	Y_2243	In2306
Avg	**69325.**	**23928.**	**1468.3**	**3097.7**
Stddev	218.	13.	.4	4.1
%RSD	.31449	.05355	.02789	.13356
#1	69479.	23937.	1468.6	3100.6
#2	69171.	23919.	1468.0	3094.8

Zoom In Zoom Out

Sample Name: ccv Acquired: 8/1/2014 14:24:02 Type: QC
Method: Accutest 2(v256) Mode: CONC Corr. Factor: 1.000000
User: admin Custom ID1: Custom ID2: Custom ID3:
Comment:

Elem	Ba4554	Be3130	Cd2288	Co2286	Cr2677	Cu3247	Mn2576	Ni2316	Ag3280
Units	ppm	ppm	ppm	ppm	ppm	ppm	ppm	ppm	ppm
Avg	**1.948**	**1.959**	**2.012**	**2.044**	**2.061**	**1.957**	**2.056**	**2.051**	**.2448**
Stddev	.013	.011	.001	.000	.004	.002	.001	.005	.0015
%RSD	.6684	.5672	.0650	.0021	.1988	.1180	.0482	.2237	.6174
#1	1.939	1.952	2.011	2.044	2.064	1.955	2.057	2.048	.2437
#2	1.957	1.967	2.013	2.044	2.058	1.959	2.055	2.054	.2458
Check ?	Chk Pass	Chk Pass	Chk Pass	Chk Pass	Chk Pass	Chk Pass	Chk Pass	Chk Pass	Chk Pass
Value									
Range									

Elem	V_2924	Zn2062	As1890	Tl1908	Pb2203	Se1960	Sb2068	Al3961	Ca3179
Units	ppm	ppm	ppm	ppm	ppm	ppm	ppm	ppm	ppm
Avg	**2.008**	**2.084**	**2.013**	**2.095**	**2.080**	**2.000**	**1.996**	**38.24**	**39.12**
Stddev	.002	.004	.001	.004	.001	.009	.004	.24	.16
%RSD	.1173	.2163	.0502	.1834	.0254	.4532	.2267	.6287	.4164
#1	2.010	2.081	2.014	2.098	2.081	1.994	1.993	38.07	39.00
#2	2.007	2.088	2.012	2.093	2.080	2.006	1.999	38.41	39.23
Check ?	Chk Pass	Chk Pass	Chk Pass	Chk Pass	Chk Pass	Chk Pass	Chk Pass	Chk Pass	Chk Pass
Value									
Range									

Elem	Fe2599	Mg2790	K_7664	Na5895	B_2089	Mo2020	Pd3404	Si2124	Sn1899
Units	ppm	ppm	ppm	ppm	ppm	ppm	ppm	ppm	ppm
Avg	**39.36**	**38.30**	**38.98**	**38.79**	**2.041**	**2.056**	**1.994**	**5.028**	**2.089**
Stddev	.28	.26	.29	.19	.005	.000	.005	.018	.003
%RSD	.7086	.6771	.7323	.4902	.2240	.0140	.2480	.3511	.1486
#1	39.16	38.12	38.78	38.65	2.038	2.056	1.990	5.015	2.087
#2	39.56	38.49	39.18	38.92	2.045	2.056	1.997	5.040	2.091
Check ?	Chk Pass	Chk Pass	Chk Pass	Chk Pass	Chk Pass	Chk Pass	Chk Pass	Chk Pass	Chk Pass
Value									
Range									

Zoom In Zoom Out

Sample Name: ccv Acquired: 8/1/2014 14:24:02 Type: QC
Method: Accutest 2(v256) Mode: CONC Corr. Factor: 1.000000
User: admin Custom ID1: Custom ID2: Custom ID3:
Comment:

Elem	Sr4077	Ti3349	W_2079	Zr3391	S_1820	Bi2230	Li6707
Units	ppm	ppm	ppm	ppm	ppm	ppm	ppm
Avg	**1.997**	**2.018**	**1.992**	**1.984**	**2.014**	**2.040**	**1.916**
Stddev	.015	.005	.007	.003	.008	.004	.010
%RSD	.7599	.2742	.3499	.1435	.3783	.1698	.5301
#1	1.987	2.022	1.997	1.986	2.008	2.038	1.909
#2	2.008	2.014	1.987	1.982	2.019	2.043	1.923
Check ?	Chk Pass	Chk Pass	Chk Pass	Chk Pass	Chk Pass	Chk Pass	Chk Pass
Value							
Range							

Int. Std.	Y_3600	Y_3710	Y_2243	In2306
Units	Cts/S	Cts/S	Cts/S	Cts/S
Avg	**71248.**	**23344.**	**1514.5**	**3425.9**
Stddev	91.	139.	7.0	16.3
%RSD	.12765	.59610	.46527	.47451
#1	71184.	23442.	1519.5	3437.4
#2	71312.	23246.	1509.6	3414.4

Zoom In Zoom Out

Sample Name: ccb Acquired: 8/1/2014 14:26:58 Type: QC
Method: Accutest 2(v256) Mode: CONC Corr. Factor: 1.000000
User: admin Custom ID1: Custom ID2: Custom ID3:
Comment:

Elem	Ba4554	Be3130	Cd2288	Co2286	Cr2677	Cu3247	Mn2576	Ni2316	Ag3280
Units	ppm	ppm	ppm	ppm	ppm	ppm	ppm	ppm	ppm
Avg	**.0001**	**.0001**	**.0002**	**.0004**	**-.0002**	**-.0010**	**.0001**	**.0004**	**.0003**
Stddev	.0000	.0000	.0002	.0000	.0002	.0000	.0001	.0005	.0000
%RSD	18.61	13.56	65.36	.3812	137.7	.7886	43.35	141.7	12.88
#1	.0001	.0001	.0003	.0004	-.0000	-.0010	.0001	.0007	.0003
#2	.0001	.0001	.0001	.0004	-.0003	-.0010	.0002	-.0000	.0003
Check ?	Chk Pass	Chk Pass	Chk Pass	Chk Pass	Chk Pass	Chk Pass	Chk Pass	Chk Pass	Chk Pass
High Limit									
Low Limit									

Elem	V_2924	Zn2062	As1890	Tl1908	Pb2203	Se1960	Sb2068	Al3961	Ca3179
Units	ppm	ppm	ppm	ppm	ppm	ppm	ppm	ppm	ppm
Avg	**.0003**	**.0002**	**.0002**	**.0004**	**.0009**	**.0015**	**.0009**	**.0039**	**.0022**
Stddev	.0001	.0002	.0016	.0001	.0005	.0008	.0009	.0045	.0010
%RSD	34.02	95.87	860.7	27.03	54.74	51.68	93.37	116.0	43.86
#1	.0002	.0004	-.0010	.0003	.0005	.0009	.0003	.0071	.0029
#2	.0003	.0001	.0013	.0005	.0012	.0020	.0016	.0007	.0015
Check ?	Chk Pass	Chk Pass	Chk Pass	Chk Pass	Chk Pass	Chk Pass	Chk Pass	Chk Pass	Chk Pass
High Limit									
Low Limit									

Elem	Fe2599	Mg2790	K_7664	Na5895	B_2089	Mo2020	Pd3404	Si2124	Sn1899
Units	ppm	ppm	ppm	ppm	ppm	ppm	ppm	ppm	ppm
Avg	**.0047**	**-.0005**	**.0615**	**-.0027**	**.0011**	**.0012**	**-.0015**	**.0033**	F **.0012**
Stddev	.0010	.0149	.0169	.0036	.0002	.0001	.0015	.0007	.0002
%RSD	21.71	3252.	27.45	136.6	16.18	12.87	101.0	20.01	13.11
#1	.0054	-.0110	.0735	-.0001	.0013	.0010	-.0026	.0028	.0014
#2	.0039	.0101	.0496	-.0052	.0010	.0013	-.0004	.0038	.0011
Check ?	Chk Pass	Chk Pass	Chk Pass	Chk Pass	Chk Pass	Chk Pass	Chk Pass	Chk Pass	Chk Fail
High Limit									.0012
Low Limit									-.0012

Zoom In Zoom Out

Sample Name: ccb Acquired: 8/1/2014 14:26:58 Type: QC
Method: Accutest 2(v256) Mode: CONC Corr. Factor: 1.000000
User: admin Custom ID1: Custom ID2: Custom ID3:
Comment:

Elem	Sr4077	Ti3349	W_2079	Zr3391	S_1820	Bi2230	Li6707
Units	ppm	ppm	ppm	ppm	ppm	ppm	ppm
Avg	**.0001**	**.0008**	F **.0166**	**.0004**	**.0053**	**-.0001**	**-.0007**
Stddev	.0000	.0001	.0022	.0001	.0030	.0006	.0005
%RSD	8.657	10.70	12.97	27.76	56.03	479.1	69.51
#1	.0001	.0007	.0151	.0005	.0075	.0003	-.0003
#2	.0001	.0008	.0182	.0003	.0032	-.0006	-.0010
Check ?	Chk Pass	Chk Pass	Chk Fail	Chk Pass	Chk Pass	Chk Pass	Chk Pass
High Limit			.0050				
Low Limit			-.0050				

Int. Std.	Y_3600	Y_3710	Y_2243	In2306
Units	Cts/S	Cts/S	Cts/S	Cts/S
Avg	**76067.**	**23654.**	**1602.6**	**3904.5**
Stddev	303.	128.	8.1	16.6
%RSD	.39851	.53951	.50383	.42450
#1	76281.	23745.	1608.3	3916.2
#2	75852.	23564.	1596.9	3892.7

Zoom In Zoom Out

Sample Name: jb72317-21 Acquired: 8/1/2014 14:30:12 Type: Unk
Method: Accutest 2(v256) Mode: CONC Corr. Factor: 1.000000
User: admin Custom ID1: Custom ID2: Custom ID3:
Comment:

Elem	Ba4554	Be3130	Cd2288	Co2286	Cr2677	Cu3247	Mn2576	Ni2316	Ag3280
Avg	**17.95**	**.0067**	**.0049**	**.0510**	**1.542**	**.3241**	**1.581**	**.4531**	**.0753**
Stddev	.16	.0000	.0001	.0007	.009	.0035	.015	.0065	.0011
%RSD	.8637	.4559	2.373	1.326	.6069	1.085	.9268	1.434	1.490
#1	17.84	.0066	.0050	.0515	1.535	.3216	1.570	.4577	.0745
#2	18.06	.0067	.0048	.0505	1.549	.3266	1.591	.4485	.0761

Elem	V_2924	Zn2062	As1890	Tl1908	Pb2203	Se1960	Sb2068	Al3961	Ca3179
Avg	**.1880**	**.6986**	**.0155**	**.0063**	**.0920**	**.0000**	**.0065**	**67.20**	**660.3**
Stddev	.0004	.0088	.0003	.0018	.0017	.0000	.0005	.04	4.7
%RSD	.1958	1.264	2.244	28.02	1.819	17.74	7.064	.0582	.7166
#1	.1878	.7049	.0158	.0050	.0932	.0000	.0062	67.23	657.0
#2	.1883	.6924	.0153	.0075	.0908	.0000	.0069	67.18	663.7

Elem	Fe2599	Mg2790	K_7664	Na5895	B_2089	Mo2020	Pd3404	Si2124	Sn1899
Avg	**107.7**	**40.77**	**11.35**	**9.065**	**.1095**	**.0497**	**.0452**	**1.012**	**.0317**
Stddev	.3	.08	.00	.003	.0004	.0000	.0009	.013	.0010
%RSD	.3009	.1960	.0356	.0309	.3528	.0249	2.007	1.243	3.172
#1	107.5	40.71	11.34	9.067	.1098	.0497	.0446	1.021	.0324
#2	107.9	40.82	11.35	9.063	.1092	.0496	.0459	1.003	.0310

Elem	Sr4077	Ti3349	W_2079	Zr3391	S_1820	Bi2230	Li6707
Avg	**3.196**	**6.536**	**.0215**	**.1397**	**28.06**	**.1901**	**.1022**
Stddev	.022	.054	.0016	.0006	.42	.0023	.0007
%RSD	.6896	.8301	7.303	.4555	1.506	1.205	.6680
#1	3.180	6.498	.0204	.1393	28.36	.1885	.1017
#2	3.211	6.575	.0226	.1402	27.76	.1918	.1027

Int. Std.	Y_3600	Y_3710	Y_2243	In2306
Avg	**68261.**	**23562.**	**1439.4**	**3104.3**
Stddev	359.	111.	1.9	6.0
%RSD	.52657	.47080	.13114	.19268
#1	68515.	23640.	1438.1	3100.1
#2	68007.	23483.	1440.7	3108.6

Zoom In Zoom Out

Sample Name: jb72317-22 Acquired: 8/1/2014 14:33:36 Type: Unk
Method: Accutest 2(v256) Mode: CONC Corr. Factor: 1.000000
User: admin Custom ID1: Custom ID2: Custom ID3:
Comment:

Elem	Ba4554	Be3130	Cd2288	Co2286	Cr2677	Cu3247	Mn2576	Ni2316	Ag3280
Avg	**1.701**	**.0099**	**.0020**	**.0335**	**.2226**	**2.551**	**3.465**	**.1261**	**.0099**
Stddev	.011	.0001	.0001	.0001	.0008	.018	.016	.0009	.0004
%RSD	.6390	.9269	3.392	.2861	.3652	.7085	.4553	.6872	4.106
#1	1.693	.0099	.0019	.0335	.2221	2.539	3.454	.1267	.0102
#2	1.709	.0100	.0020	.0334	.2232	2.564	3.476	.1255	.0096

Elem	V_2924	Zn2062	As1890	Tl1908	Pb2203	Se1960	Sb2068	Al3961	Ca3179
Avg	**.1702**	**.3115**	**.0304**	**.0097**	**.0170**	**.0004**	**.0071**	**84.30**	**792.1**
Stddev	.0014	.0023	.0016	.0016	.0021	.0027	.0004	.69	3.2
%RSD	.8204	.7337	5.253	16.25	12.48	636.2	5.370	.8161	.3989
#1	.1692	.3132	.0315	.0109	.0185	.0023	.0069	83.81	789.8
#2	.1712	.3099	.0293	.0086	.0155	-.0015	.0074	84.79	794.3

Elem	Fe2599	Mg2790	K_7664	Na5895	B_2089	Mo2020	Pd3404	Si2124	Sn1899
Avg	**89.29**	**71.21**	**19.50**	**9.096**	**.1784**	**.0150**	**.0534**	**1.192**	**.0185**
Stddev	.82	.73	.17	.080	.0009	.0001	.0007	.004	.0012
%RSD	.9233	1.025	.8953	.8780	.4847	.3406	1.231	.3422	6.663
#1	88.71	70.69	19.37	9.040	.1790	.0150	.0539	1.195	.0193
#2	89.87	71.73	19.62	9.153	.1778	.0149	.0530	1.189	.0176

Elem	Sr4077	Ti3349	W_2079	Zr3391	S_1820	Bi2230	Li6707
Avg	**3.884**	**3.393**	**.0149**	**.1787**	**31.32**	**.1120**	**.1149**
Stddev	.072	.017	.0026	.0012	.22	.0014	.0001
%RSD	1.849	.5141	17.28	.6503	.7147	1.234	.0571
#1	3.833	3.381	.0131	.1778	31.48	.1130	.1149
#2	3.934	3.406	.0168	.1795	31.16	.1111	.1149

Int. Std.	Y_3600	Y_3710	Y_2243	In2306
Avg	**67647.**	**23590.**	**1437.1**	**2987.7**
Stddev	308.	143.	4.4	7.9
%RSD	.45587	.60698	.30942	.26400
#1	67865.	23691.	1440.2	2993.3
#2	67428.	23489.	1434.0	2982.2

Zoom In Zoom Out

Sample Name: jb72317-23 Acquired: 8/1/2014 14:36:53 Type: Unk
Method: Accutest 2(v256) Mode: CONC Corr. Factor: 2.000000
User: admin Custom ID1: Custom ID2: Custom ID3:
Comment:

Elem	Ba4554	Be3130	Cd2288	Co2286	Cr2677	Cu3247	Mn2576	Ni2316	Ag3280
Avg	**1.479**	**.0294**	**.0007**	**.0114**	**.1767**	**.0406**	**13.49**	**.0215**	**.0127**
Stddev	.007	.0002	.0008	.0001	.0007	.0006	.07	.0006	.0003
%RSD	.4613	.5306	113.7	.7298	.4136	1.458	.5361	2.607	2.385
#1	1.474	.0293	.0013	.0113	.1772	.0410	13.54	.0219	.0125
#2	1.484	.0295	.0001	.0114	.1762	.0402	13.44	.0211	.0129

Elem	V_2924	Zn2062	As1890	Tl1908	Pb2203	Se1960	Sb2068	Al3961	Ca3179
Avg	**.4124**	**.1165**	**.0145**	**.0138**	**.0225**	**.0079**	**.0042**	**130.0**	**1069.**
Stddev	.0030	.0001	.0086	.0013	.0018	.0078	.0078	.6	12.
%RSD	.7369	.0849	58.89	9.678	8.090	98.53	186.5	.4285	1.124
#1	.4146	.1164	.0206	.0129	.0212	.0024	-.0013	129.6	1078.
#2	.4103	.1166	.0085	.0147	.0238	.0134	.0097	130.4	1061.

Elem	Fe2599	Mg2790	K_7664	Na5895	B_2089	Mo2020	Pd3404	Si2124	Sn1899
Avg	**29.45**	**155.1**	**17.87**	**5.861**	**.2068**	**.0010**	**.0783**	**1.468**	**.0166**
Stddev	.16	.7	.04	.044	.0027	.0001	.0002	.001	.0007
%RSD	.5503	.4326	.2147	.7542	1.299	10.51	.2416	.0321	3.916
#1	29.34	154.6	17.84	5.829	.2087	.0009	.0784	1.468	.0171
#2	29.57	155.6	17.90	5.892	.2049	.0010	.0782	1.467	.0162

Elem	Sr4077	Ti3349	W_2079	Zr3391	S_1820	Bi2230	Li6707
Avg	**3.535**	**7.012**	**.0226**	**.3848**	**34.89**	**.2170**	**.1845**
Stddev	.017	.038	.0031	.0034	.11	.0010	.0020
%RSD	.4703	.5402	13.48	.8785	.3224	.4706	1.058
#1	3.523	7.038	.0205	.3872	34.97	.2177	.1831
#2	3.546	6.985	.0248	.3824	34.81	.2163	.1858

Int. Std.	Y_3600	Y_3710	Y_2243	In2306
Avg	**68738.**	**23517.**	**1463.1**	**3082.8**
Stddev	219.	21.	7.5	9.9
%RSD	.31916	.08719	.51306	.32090
#1	68583.	23532.	1468.4	3089.8
#2	68894.	23503.	1457.8	3075.8

Zoom In Zoom Out

Sample Name: jb72317-24 Acquired: 8/1/2014 14:40:07 Type: Unk
Method: Accutest 2(v256) Mode: CONC Corr. Factor: 2.000000
User: admin Custom ID1: Custom ID2: Custom ID3:
Comment:

Elem	Ba4554	Be3130	Cd2288	Co2286	Cr2677	Cu3247	Mn2576	Ni2316	Ag3280
Avg	**.6968**	**.0085**	**.0026**	**.0492**	**.4139**	**.1100**	**2.470**	**.2927**	**.0092**
Stddev	.0038	.0002	.0000	.0005	.0021	.0023	.013	.0056	.0005
%RSD	.5427	2.634	.0580	1.004	.5026	2.112	.5362	1.927	5.515
#1	.6942	.0083	.0026	.0496	.4124	.1084	2.460	.2967	.0089
#2	.6995	.0086	.0026	.0489	.4154	.1117	2.479	.2887	.0096

Elem	V_2924	Zn2062	As1890	Tl1908	Pb2203	Se1960	Sb2068	Al3961	Ca3179
Avg	**.2346**	**.2766**	**.0243**	**.0067**	**.0118**	**.0027**	**.0084**	**101.8**	**983.1**
Stddev	.0025	.0029	.0008	.0009	.0010	.0044	.0014	.8	5.3
%RSD	1.068	1.053	3.365	12.96	8.713	162.2	16.80	.7932	.5366
#1	.2328	.2787	.0237	.0061	.0111	.0058	.0074	101.3	979.4
#2	.2363	.2746	.0249	.0073	.0126	-.0004	.0094	102.4	986.9

Elem	Fe2599	Mg2790	K_7664	Na5895	B_2089	Mo2020	Pd3404	Si2124	Sn1899
Avg	**144.0**	**133.6**	**19.96**	**8.963**	**.1843**	**.0143**	**.0590**	**1.401**	**.0173**
Stddev	1.1	.9	.16	.060	.0047	.0002	.0015	.020	.0013
%RSD	.7306	.6894	.7953	.6681	2.541	1.593	2.555	1.405	7.659
#1	143.3	132.9	19.85	8.920	.1876	.0144	.0601	1.414	.0164
#2	144.8	134.2	20.07	9.005	.1810	.0141	.0579	1.387	.0183

Elem	Sr4077	Ti3349	W_2079	Zr3391	S_1820	Bi2230	Li6707
Avg	**5.636**	**5.620**	**.0204**	**.1381**	**21.28**	**.1745**	**.1312**
Stddev	.048	.033	.0044	.0016	.29	.0001	.0013
%RSD	.8527	.5789	21.43	1.169	1.381	.0355	.9794
#1	5.602	5.597	.0173	.1369	21.48	.1746	.1303
#2	5.670	5.643	.0235	.1392	21.07	.1745	.1321

Int. Std.	Y_3600	Y_3710	Y_2243	In2306
Avg	**69303.**	**23668.**	**1462.5**	**3127.3**
Stddev	349.	166.	5.1	.8
%RSD	.50345	.70288	.35000	.02416
#1	69550.	23785.	1466.2	3127.9
#2	69056.	23550.	1458.9	3126.8

Zoom In Zoom Out

Sample Name: jb72317-25 Acquired: 8/1/2014 14:43:24 Type: Unk
Method: Accutest 2(v256) Mode: CONC Corr. Factor: 1.000000
User: admin Custom ID1: Custom ID2: Custom ID3:
Comment:

Elem	Ba4554	Be3130	Cd2288	Co2286	Cr2677	Cu3247	Mn2576	Ni2316	Ag3280
Avg	**1.761**	**.0086**	**.2038**	**.0423**	**.1526**	**.2742**	**1.984**	**.0775**	**.0089**
Stddev	.014	.0001	.0011	.0003	.0003	.0007	.004	.0015	.0018
%RSD	.7810	.6597	.5230	.6650	.1799	.2719	.1872	1.936	20.71
#1	1.752	.0086	.2045	.0425	.1528	.2747	1.987	.0786	.0076
#2	1.771	.0085	.2030	.0421	.1524	.2736	1.981	.0764	.0102

Elem	V_2924	Zn2062	As1890	Tl1908	Pb2203	Se1960	Sb2068	Al3961	Ca3179
Avg	**.2082**	**3.854**	**.0375**	**.0023**	**.0789**	**-.0017**	**.0057**	**87.09**	**709.2**
Stddev	.0012	.022	.0020	.0003	.0031	.0003	.0023	.87	9.6
%RSD	.5861	.5661	5.381	12.95	3.961	16.28	40.28	.9996	1.347
#1	.2091	3.870	.0390	.0021	.0767	-.0019	.0073	86.48	702.5
#2	.2074	3.839	.0361	.0026	.0811	-.0015	.0041	87.71	716.0

Elem	Fe2599	Mg2790	K_7664	Na5895	B_2089	Mo2020	Pd3404	Si2124	Sn1899
Avg	**135.8**	**58.88**	**15.07**	**8.447**	**.2434**	**.0278**	**.0375**	**.9395**	**.0234**
Stddev	1.3	.68	.10	.055	.0002	.0001	.0010	.0029	.0010
%RSD	.9330	1.161	.6496	.6451	.0735	.2537	2.575	.3109	4.068
#1	134.9	58.40	15.00	8.408	.2433	.0279	.0368	.9416	.0241
#2	136.7	59.36	15.14	8.485	.2435	.0278	.0382	.9374	.0228

Elem	Sr4077	Ti3349	W_2079	Zr3391	S_1820	Bi2230	Li6707
Avg	**4.685**	**6.024**	**.0094**	**.1379**	**23.78**	**.1623**	**.1148**
Stddev	.061	.007	.0018	.0001	.17	.0012	.0005
%RSD	1.296	.1186	18.82	.0483	.7068	.7102	.4088
#1	4.642	6.030	.0107	.1379	23.90	.1615	.1144
#2	4.728	6.019	.0082	.1380	23.66	.1631	.1151

Int. Std.	Y_3600	Y_3710	Y_2243	In2306
Avg	**69919.**	**24260.**	**1490.0**	**3048.8**
Stddev	33.	183.	7.5	9.7
%RSD	.04741	.75620	.50377	.31925
#1	69895.	24390.	1495.3	3055.7
#2	69942.	24130.	1484.7	3042.0

Zoom In Zoom Out

Sample Name: jb72317-26 Acquired: 8/1/2014 14:46:40 Type: Unk
Method: Accutest 2(v256) Mode: CONC Corr. Factor: 2.000000
User: admin Custom ID1: Custom ID2: Custom ID3:
Comment:

Elem	Ba4554	Be3130	Cd2288	Co2286	Cr2677	Cu3247	Mn2576	Ni2316	Ag3280
Avg	**.7155**	**.0057**	**.0017**	**.0367**	**.1556**	**.0910**	**2.708**	**.0779**	**.0092**
Stddev	.0054	.0001	.0005	.0014	.0004	.0005	.002	.0004	.0002
%RSD	.7567	1.819	26.12	3.789	.2671	.5029	.0613	.4888	2.669
#1	.7117	.0057	.0020	.0377	.1553	.0906	2.706	.0776	.0094
#2	.7194	.0058	.0014	.0357	.1559	.0913	2.709	.0781	.0090

Elem	V_2924	Zn2062	As1890	Tl1908	Pb2203	Se1960	Sb2068	Al3961	Ca3179
Avg	**.1696**	**.1589**	**.0353**	**.0130**	**.0208**	**-.0050**	**.0069**	**76.88**	**1189.**
Stddev	.0010	.0028	.0016	.0061	.0060	.0027	.0001	.73	12.
%RSD	.5777	1.758	4.426	47.01	28.89	53.87	1.205	.9438	1.049
#1	.1703	.1608	.0342	.0087	.0250	-.0031	.0068	76.36	1180.
#2	.1689	.1569	.0364	.0174	.0165	-.0069	.0070	77.39	1198.

Elem	Fe2599	Mg2790	K_7664	Na5895	B_2089	Mo2020	Pd3404	Si2124	Sn1899
Avg	**119.3**	**63.05**	**28.50**	**8.661**	**.1662**	**.0095**	**.0772**	**1.858**	**.0171**
Stddev	.9	.59	.28	.078	.0035	.0002	.0019	.010	.0012
%RSD	.7668	.9325	.9669	.8961	2.104	2.169	2.422	.5234	6.842
#1	118.6	62.63	28.30	8.606	.1686	.0096	.0758	1.865	.0180
#2	119.9	63.46	28.69	8.716	.1637	.0093	.0785	1.851	.0163

Elem	Sr4077	Ti3349	W_2079	Zr3391	S_1820	Bi2230	Li6707
Avg	**6.300**	**3.789**	**.0194**	**.2169**	**38.70**	**.1371**	**.1213**
Stddev	.059	.000	.0000	.0003	.39	.0001	.0001
%RSD	.9326	.0101	.1147	.1266	.9979	.0602	.0628
#1	6.259	3.789	.0194	.2167	38.98	.1370	.1213
#2	6.342	3.789	.0194	.2171	38.43	.1372	.1214

Int. Std.	Y_3600	Y_3710	Y_2243	In2306
Avg	**67863.**	**23115.**	**1438.0**	**3104.7**
Stddev	29.	70.	8.0	6.7
%RSD	.04310	.30262	.55702	.21519
#1	67883.	23165.	1443.7	3109.4
#2	67842.	23066.	1432.4	3099.9

Zoom In Zoom Out

Sample Name: jb72317-28 Acquired: 8/1/2014 14:49:59 Type: Unk
Method: Accutest 2(v256) Mode: CONC Corr. Factor: 1.000000
User: admin Custom ID1: Custom ID2: Custom ID3:
Comment:

Elem	Ba4554	Be3130	Cd2288	Co2286	Cr2677	Cu3247	Mn2576	Ni2316	Ag3280
Avg	**.8036**	**.0052**	**.0010**	**.0333**	**.0749**	**.0722**	**.7148**	**.0747**	**.0057**
Stddev	.0031	.0000	.0001	.0002	.0003	.0006	.0006	.0000	.0007
%RSD	.3891	.4607	8.036	.5929	.4244	.8923	.0887	.0094	12.43
#1	.8058	.0052	.0009	.0334	.0751	.0717	.7143	.0747	.0062
#2	.8014	.0052	.0010	.0331	.0746	.0726	.7152	.0747	.0052

Elem	V_2924	Zn2062	As1890	Tl1908	Pb2203	Se1960	Sb2068	Al3961	Ca3179
Avg	**.1406**	**.1442**	**.0420**	**.0082**	**.0303**	**-.0006**	**.0034**	**64.29**	**564.5**
Stddev	.0003	.0006	.0025	.0003	.0002	.0005	.0010	.18	.3
%RSD	.2251	.3935	5.997	4.113	.5387	87.95	29.59	.2801	.0608
#1	.1403	.1446	.0402	.0084	.0305	-.0002	.0041	64.42	564.3
#2	.1408	.1438	.0438	.0080	.0302	-.0009	.0027	64.16	564.8

Elem	Fe2599	Mg2790	K_7664	Na5895	B_2089	Mo2020	Pd3404	Si2124	Sn1899
Avg	**51.63**	**40.77**	**7.933**	**2.328**	**.1155**	**.0061**	**.0356**	**1.441**	**.0171**
Stddev	.23	.27	.018	.005	.0016	.0000	.0013	.004	.0005
%RSD	.4385	.6740	.2267	.2346	1.418	.3961	3.708	.2658	2.774
#1	51.79	40.96	7.945	2.332	.1167	.0061	.0365	1.444	.0174
#2	51.47	40.57	7.920	2.324	.1144	.0062	.0347	1.438	.0168

Elem	Sr4077	Ti3349	W_2079	Zr3391	S_1820	Bi2230	Li6707
Avg	**4.167**	**3.178**	**.0087**	**.0926**	**107.5**	**.1023**	**.1085**
Stddev	.020	.009	.0007	.0003	.7	.0002	.0000
%RSD	.4712	.2710	7.636	.2953	.6190	.1925	.0203
#1	4.153	3.172	.0091	.0924	107.9	.1025	.1085
#2	4.181	3.184	.0082	.0928	107.0	.1022	.1085

Int. Std.	Y_3600	Y_3710	Y_2243	In2306
Avg	**68343.**	**23460.**	**1448.3**	**3124.2**
Stddev	177.	111.	4.3	9.9
%RSD	.25956	.47434	.29485	.31560
#1	68468.	23382.	1451.3	3131.2
#2	68217.	23539.	1445.2	3117.3

Zoom In Zoom Out

Sample Name: jb72317-29 Acquired: 8/1/2014 14:53:18 Type: Unk
Method: Accutest 2(v256) Mode: CONC Corr. Factor: 1.000000
User: admin Custom ID1: Custom ID2: Custom ID3:
Comment:

Elem	Ba4554	Be3130	Cd2288	Co2286	Cr2677	Cu3247	Mn2576	Ni2316	Ag3280
Avg	**19.24**	**.0069**	**.0042**	**.0735**	**.1217**	**.2315**	**.8640**	**.0932**	**.0793**
Stddev	.11	.0000	.0001	.0010	.0006	.0025	.0074	.0012	.0014
%RSD	.5876	.3711	1.506	1.329	.4734	1.088	.8535	1.300	1.828
#1	19.32	.0068	.0041	.0742	.1213	.2297	.8588	.0941	.0803
#2	19.16	.0069	.0042	.0729	.1221	.2333	.8692	.0924	.0783

Elem	V_2924	Zn2062	As1890	Tl1908	Pb2203	Se1960	Sb2068	Al3961	Ca3179
Avg	**.1581**	**12.80**	**.0279**	**.0078**	**.3801**	**.0050**	**.0060**	**76.22**	**584.1**
Stddev	.0011	.15	.0004	.0011	.0064	.0014	.0006	.46	4.3
%RSD	.7156	1.174	1.399	13.76	1.688	28.92	9.938	.6063	.7352
#1	.1573	12.91	.0282	.0071	.3847	.0060	.0065	76.55	587.2
#2	.1589	12.69	.0276	.0086	.3756	.0040	.0056	75.89	581.1

Elem	Fe2599	Mg2790	K_7664	Na5895	B_2089	Mo2020	Pd3404	Si2124	Sn1899
Avg	**65.50**	**27.66**	**15.34**	**5.504**	**.1528**	**.0081**	**.0391**	**4.114**	**.0217**
Stddev	.45	.17	.09	.037	.0038	.0000	.0008	.067	.0008
%RSD	.6943	.6246	.5559	.6684	2.491	.1669	2.135	1.621	3.539
#1	65.82	27.78	15.40	5.530	.1555	.0081	.0385	4.161	.0223
#2	65.17	27.54	15.28	5.478	.1501	.0082	.0397	4.067	.0212

Elem	Sr4077	Ti3349	W_2079	Zr3391	S_1820	Bi2230	Li6707
Avg	**3.780**	**4.494**	**.0038**	**.1390**	**30.48**	**.1356**	**.1117**
Stddev	.017	.038	.0015	.0013	.46	.0001	.0004
%RSD	.4497	.8441	38.59	.9590	1.503	.0427	.3659
#1	3.792	4.467	.0048	.1381	30.81	.1355	.1120
#2	3.767	4.521	.0027	.1399	30.16	.1356	.1114

Int. Std.	Y_3600	Y_3710	Y_2243	In2306
Avg	**68871.**	**23679.**	**1465.0**	**3135.2**
Stddev	618.	127.	5.5	10.0
%RSD	.89669	.53707	.37535	.31994
#1	69307.	23589.	1461.1	3128.1
#2	68434.	23769.	1468.9	3142.3

Zoom In Zoom Out

Sample Name: jb72317-30 Acquired: 8/1/2014 14:56:40 Type: Unk
Method: Accutest 2(v256) Mode: CONC Corr. Factor: 2.000000
User: admin Custom ID1: Custom ID2: Custom ID3:
Comment:

Elem	Ba4554	Be3130	Cd2288	Co2286	Cr2677	Cu3247	Mn2576	Ni2316	Ag3280
Avg	**1.785**	**.0075**	**.0011**	**.0366**	**.2150**	**.2023**	**1.790**	**.0642**	**.0113**
Stddev	.009	.0001	.0006	.0001	.0022	.0009	.005	.0003	.0006
%RSD	.4767	1.856	56.16	.1501	1.019	.4567	.2859	.4383	5.533
#1	1.779	.0076	.0007	.0366	.2166	.2017	1.793	.0644	.0117
#2	1.791	.0074	.0015	.0365	.2135	.2030	1.786	.0640	.0108

Elem	V_2924	Zn2062	As1890	Tl1908	Pb2203	Se1960	Sb2068	Al3961	Ca3179
Avg	**.2437**	**.4079**	**.0242**	**.0110**	**1.823**	**-.0004**	**.0068**	**92.23**	**1016.**
Stddev	.0010	.0042	.0012	.0006	.016	.0048	.0004	.40	1.
%RSD	.3900	1.019	4.784	5.116	.8862	1113.	5.696	.4318	.0528
#1	.2444	.4108	.0250	.0114	1.834	-.0038	.0071	91.95	1016.
#2	.2430	.4050	.0234	.0106	1.811	.0029	.0065	92.51	1016.

Elem	Fe2599	Mg2790	K_7664	Na5895	B_2089	Mo2020	Pd3404	Si2124	Sn1899
Avg	**87.50**	**52.99**	**7.451**	**7.659**	**.1795**	**.0097**	**.0649**	**2.105**	**.0186**
Stddev	.06	.10	.002	.045	.0005	.0006	.0006	.001	.0016
%RSD	.0650	.1963	.0231	.5829	.3001	5.937	.9843	.0373	8.411
#1	87.46	53.06	7.452	7.627	.1799	.0101	.0654	2.106	.0197
#2	87.54	52.92	7.450	7.690	.1791	.0093	.0645	2.105	.0175

Elem	Sr4077	Ti3349	W_2079	Zr3391	S_1820	Bi2230	Li6707
Avg	**5.220**	**5.980**	**.0137**	**.1768**	**63.10**	**.1902**	**.1018**
Stddev	.017	.003	.0033	.0010	.39	.0001	.0005
%RSD	.3192	.0539	24.30	.5833	.6211	.0316	.4438
#1	5.208	5.982	.0161	.1760	63.37	.1902	.1015
#2	5.232	5.978	.0114	.1775	62.82	.1903	.1021

Int. Std.	Y_3600	Y_3710	Y_2243	In2306
Avg	**68178.**	**23358.**	**1453.8**	**3149.8**
Stddev	175.	34.	3.4	10.5
%RSD	.25636	.14617	.23317	.33285
#1	68054.	23334.	1456.2	3157.2
#2	68302.	23382.	1451.4	3142.4

Zoom In Zoom Out

Sample Name: ccv Acquired: 8/1/2014 14:59:59 Type: QC
Method: Accutest 2(v256) Mode: CONC Corr. Factor: 1.000000
User: admin Custom ID1: Custom ID2: Custom ID3:
Comment:

Elem	Ba4554	Be3130	Cd2288	Co2286	Cr2677	Cu3247	Mn2576	Ni2316	Ag3280
Units	ppm	ppm	ppm	ppm	ppm	ppm	ppm	ppm	ppm
Avg	**1.954**	**1.956**	**1.998**	**2.043**	**2.070**	**1.955**	**2.048**	**2.047**	**.2461**
Stddev	.017	.012	.005	.007	.013	.009	.015	.005	.0004
%RSD	.8555	.6251	.2688	.3470	.6362	.4444	.7402	.2703	.1426
#1	1.942	1.947	1.994	2.038	2.061	1.948	2.038	2.043	.2458
#2	1.965	1.965	2.002	2.048	2.079	1.961	2.059	2.051	.2463
Check ?	Chk Pass	Chk Pass	Chk Pass	Chk Pass	Chk Pass	Chk Pass	Chk Pass	Chk Pass	Chk Pass
Value									
Range									

Elem	V_2924	Zn2062	As1890	Tl1908	Pb2203	Se1960	Sb2068	Al3961	Ca3179
Units	ppm	ppm	ppm	ppm	ppm	ppm	ppm	ppm	ppm
Avg	**2.015**	**2.082**	**2.005**	**2.090**	**2.076**	**1.993**	**1.979**	**38.44**	**39.11**
Stddev	.012	.007	.005	.002	.009	.016	.002	.34	.19
%RSD	.5818	.3302	.2458	.0727	.4219	.8250	.0874	.8959	.4829
#1	2.007	2.077	2.002	2.089	2.070	1.982	1.978	38.19	38.98
#2	2.024	2.087	2.009	2.091	2.082	2.005	1.980	38.68	39.24
Check ?	Chk Pass	Chk Pass	Chk Pass	Chk Pass	Chk Pass	Chk Pass	Chk Pass	Chk Pass	Chk Pass
Value									
Range									

Elem	Fe2599	Mg2790	K_7664	Na5895	B_2089	Mo2020	Pd3404	Si2124	Sn1899
Units	ppm	ppm	ppm	ppm	ppm	ppm	ppm	ppm	ppm
Avg	**39.20**	**38.21**	**38.93**	**39.01**	**2.034**	**2.047**	**2.001**	**4.999**	**2.083**
Stddev	.25	.27	.24	.33	.008	.005	.003	.019	.003
%RSD	.6469	.7173	.6138	.8491	.4124	.2578	.1643	.3782	.1279
#1	39.02	38.02	38.76	38.77	2.028	2.043	1.999	4.985	2.081
#2	39.38	38.41	39.10	39.24	2.040	2.050	2.004	5.012	2.085
Check ?	Chk Pass	Chk Pass	Chk Pass	Chk Pass	Chk Pass	Chk Pass	Chk Pass	Chk Pass	Chk Pass
Value									
Range									

Zoom In Zoom Out

Sample Name: ccv Acquired: 8/1/2014 14:59:59 Type: QC
Method: Accutest 2(v256) Mode: CONC Corr. Factor: 1.000000
User: admin Custom ID1: Custom ID2: Custom ID3:
Comment:

Elem	Sr4077	Ti3349	W_2079	Zr3391	S_1820	Bi2230	Li6707
Units	ppm	ppm	ppm	ppm	ppm	ppm	ppm
Avg	**1.993**	**2.011**	**1.986**	**1.977**	**2.017**	**2.020**	**1.928**
Stddev	.015	.013	.007	.012	.009	.002	.018
%RSD	.7618	.6566	.3746	.5805	.4208	.0754	.9062
#1	1.982	2.002	1.991	1.969	2.011	2.019	1.916
#2	2.003	2.021	1.981	1.985	2.023	2.021	1.940
Check ?	Chk Pass	Chk Pass	Chk Pass	Chk Pass	Chk Pass	Chk Pass	Chk Pass
Value							
Range							

Int. Std.	Y_3600	Y_3710	Y_2243	In2306
Units	Cts/S	Cts/S	Cts/S	Cts/S
Avg	**71306.**	**23321.**	**1520.4**	**3433.5**
Stddev	110.	100.	7.4	15.9
%RSD	.15426	.42917	.48579	.46304
#1	71383.	23391.	1525.6	3444.7
#2	71228.	23250.	1515.2	3422.2

Zoom In Zoom Out

Sample Name: ccb Acquired: 8/1/2014 15:02:56 Type: QC
Method: Accutest 2(v256) Mode: CONC Corr. Factor: 1.000000
User: admin Custom ID1: Custom ID2: Custom ID3:
Comment:

Elem	Ba4554	Be3130	Cd2288	Co2286	Cr2677	Cu3247	Mn2576	Ni2316	Ag3280
Units	ppm	ppm	ppm	ppm	ppm	ppm	ppm	ppm	ppm
Avg	**.0000**	**.0001**	**.0002**	**.0004**	**.0002**	**-.0006**	**.0001**	**.0003**	**.0002**
Stddev	.0001	.0000	.0000	.0002	.0005	.0001	.0000	.0002	.0001
%RSD	184.1	.7695	17.72	42.09	238.6	15.09	5.515	60.04	57.19
#1	.0001	.0001	.0002	.0003	-.0001	-.0007	.0001	.0002	.0001
#2	-.0000	.0001	.0002	.0005	.0005	-.0005	.0001	.0004	.0003
Check ?	Chk Pass	Chk Pass	Chk Pass	Chk Pass	Chk Pass	Chk Pass	Chk Pass	Chk Pass	Chk Pass
High Limit									
Low Limit									

Elem	V_2924	Zn2062	As1890	Tl1908	Pb2203	Se1960	Sb2068	Al3961	Ca3179
Units	ppm	ppm	ppm	ppm	ppm	ppm	ppm	ppm	ppm
Avg	**-.0000**	**.0004**	**-.0001**	**.0008**	**-.0000**	**.0007**	**.0006**	**.0041**	**.0009**
Stddev	.0001	.0001	.0009	.0003	.0003	.0016	.0008	.0000	.0030
%RSD	178.7	35.59	987.6	41.23	1351.	217.9	123.8	.2403	313.6
#1	.0000	.0005	-.0007	.0011	.0002	-.0004	.0001	.0041	.0030
#2	-.0001	.0003	.0005	.0006	-.0002	.0018	.0012	.0041	-.0011
Check ?	Chk Pass	Chk Pass	Chk Pass	Chk Pass	Chk Pass	Chk Pass	Chk Pass	Chk Pass	Chk Pass
High Limit									
Low Limit									

Elem	Fe2599	Mg2790	K_7664	Na5895	B_2089	Mo2020	Pd3404	Si2124	Sn1899
Units	ppm	ppm	ppm	ppm	ppm	ppm	ppm	ppm	ppm
Avg	**.0034**	**.0037**	**.0353**	**.0006**	**.0008**	**.0010**	**-.0001**	**.0010**	**.0006**
Stddev	.0005	.0019	.0076	.0037	.0003	.0001	.0015	.0005	.0001
%RSD	15.91	51.14	21.68	629.2	33.39	12.40	1691.	52.76	17.76
#1	.0038	.0051	.0407	.0032	.0009	.0009	.0010	.0006	.0005
#2	.0030	.0024	.0299	-.0020	.0006	.0011	-.0012	.0014	.0007
Check ?	Chk Pass	Chk Pass	Chk Pass	Chk Pass	Chk Pass	Chk Pass	Chk Pass	Chk Pass	Chk Pass
High Limit									
Low Limit									

Zoom In Zoom Out

Sample Name: ccb Acquired: 8/1/2014 15:02:56 Type: QC
Method: Accutest 2(v256) Mode: CONC Corr. Factor: 1.000000
User: admin Custom ID1: Custom ID2: Custom ID3:
Comment:

Elem	Sr4077	Ti3349	W_2079	Zr3391	S_1820	Bi2230	Li6707
Units	ppm	ppm	ppm	ppm	ppm	ppm	ppm
Avg	**.0001**	**.0007**	F **.0136**	**.0003**	F **.0216**	**-.0000**	**.0005**
Stddev	.0000	.0001	.0002	.0000	.0017	.0006	.0003
%RSD	38.16	14.36	1.353	4.212	8.115	2106.	60.51
#1	.0002	.0006	.0135	.0003	.0228	.0004	.0007
#2	.0001	.0008	.0137	.0003	.0203	-.0004	.0003
Check ?	Chk Pass	Chk Pass	Chk Fail	Chk Pass	Chk Fail	Chk Pass	Chk Pass
High Limit			.0050		.0150		
Low Limit			-.0050		-.0150		

Int. Std.	Y_3600	Y_3710	Y_2243	In2306
Units	Cts/S	Cts/S	Cts/S	Cts/S
Avg	**76053.**	**23677.**	**1604.3**	**3909.9**
Stddev	29.	148.	4.7	14.7
%RSD	.03784	.62507	.29233	.37501
#1	76033.	23572.	1607.6	3920.3
#2	76073.	23781.	1600.9	3899.5

Zoom In Zoom Out

Sample Name: jb72317-31 Acquired: 8/1/2014 15:06:10 Type: Unk
Method: Accutest 2(v256) Mode: CONC Corr. Factor: 1.000000
User: admin Custom ID1: Custom ID2: Custom ID3:
Comment:

Elem	Ba4554	Be3130	Cd2288	Co2286	Cr2677	Cu3247	Mn2576	Ni2316	Ag3280
Avg	**.3981**	**.0050**	**.0008**	**.0305**	**.1143**	**.1220**	**1.403**	**.0541**	**.0046**
Stddev	.0000	.0000	.0001	.0004	.0005	.0006	.000	.0009	.0006
%RSD	.0029	.3839	6.834	1.261	.4086	.4772	.0247	1.685	13.29
#1	.3981	.0050	.0008	.0308	.1140	.1215	1.404	.0548	.0042
#2	.3981	.0050	.0008	.0303	.1147	.1224	1.403	.0535	.0051

Elem	V_2924	Zn2062	As1890	Tl1908	Pb2203	Se1960	Sb2068	Al3961	Ca3179
Avg	**.1416**	**.5487**	**.0122**	**.0082**	**.0360**	**-.0014**	**.0049**	**65.72**	**700.9**
Stddev	.0005	.0037	.0019	.0012	.0001	.0005	.0005	.13	2.9
%RSD	.3287	.6829	15.57	14.20	.2070	35.21	10.38	.1995	.4172
#1	.1419	.5513	.0135	.0090	.0361	-.0010	.0053	65.81	703.0
#2	.1412	.5460	.0108	.0074	.0360	-.0017	.0046	65.62	698.9

Elem	Fe2599	Mg2790	K_7664	Na5895	B_2089	Mo2020	Pd3404	Si2124	Sn1899
Avg	**52.02**	**26.57**	**6.669**	**3.406**	**.1659**	**.0025**	**.0436**	**3.636**	**.0199**
Stddev	.04	.06	.005	.008	.0024	.0002	.0001	.040	.0004
%RSD	.0827	.2214	.0804	.2411	1.457	9.287	.2988	1.111	2.087
#1	51.99	26.53	6.673	3.400	.1676	.0027	.0437	3.665	.0202
#2	52.05	26.61	6.665	3.411	.1642	.0023	.0435	3.608	.0196

Elem	Sr4077	Ti3349	W_2079	Zr3391	S_1820	Bi2230	Li6707
Avg	**3.887**	**3.984**	**.0147**	**.1211**	**46.57**	**.1265**	**.0725**
Stddev	.050	.007	.0014	.0001	.45	.0014	.0004
%RSD	1.290	.1892	9.597	.1172	.9626	1.108	.5311
#1	3.923	3.979	.0157	.1210	46.88	.1255	.0722
#2	3.852	3.990	.0137	.1212	46.25	.1275	.0727

Int. Std.	Y_3600	Y_3710	Y_2243	In2306
Avg	**67694.**	**23339.**	**1438.2**	**3041.4**
Stddev	66.	45.	1.0	.3
%RSD	.09679	.19489	.07265	.00943
#1	67741.	23306.	1437.4	3041.6
#2	67648.	23371.	1438.9	3041.2

Zoom In Zoom Out

Sample Name: jb72317-32 Acquired: 8/1/2014 15:09:27 Type: Unk
Method: Accutest 2(v256) Mode: CONC Corr. Factor: 2.000000
User: admin Custom ID1: Custom ID2: Custom ID3:
Comment:

Elem	Ba4554	Be3130	Cd2288	Co2286	Cr2677	Cu3247	Mn2576	Ni2316	Ag3280
Avg	**.3999**	**.0054**	**.0037**	**.0393**	**.2446**	**.2674**	**1.872**	**.1123**	**.0081**
Stddev	.0009	.0001	.0001	.0000	.0007	.0017	.006	.0006	.0019
%RSD	.2358	1.434	2.766	.0722	.2709	.6409	.3183	.5436	23.43
#1	.3993	.0054	.0037	.0393	.2441	.2686	1.877	.1127	.0068
#2	.4006	.0055	.0038	.0393	.2451	.2662	1.868	.1119	.0094

Elem	V_2924	Zn2062	As1890	Tl1908	Pb2203	Se1960	Sb2068	Al3961	Ca3179
Avg	**.2968**	**1.094**	**.0543**	**.0092**	**.0652**	**-.0091**	**.0101**	**75.73**	**1052.**
Stddev	.0022	.002	.0061	.0007	.0003	.0038	.0001	.39	8.
%RSD	.7505	.1354	11.26	7.923	.4535	42.24	.6461	.5186	.7317
#1	.2984	1.095	.0500	.0098	.0654	-.0118	.0102	75.45	1046.
#2	.2952	1.093	.0587	.0087	.0650	-.0063	.0101	76.00	1057.

Elem	Fe2599	Mg2790	K_7664	Na5895	B_2089	Mo2020	Pd3404	Si2124	Sn1899
Avg	**84.10**	**84.97**	**6.192**	**5.475**	**.2314**	**.0317**	**.0672**	**2.889**	**.0400**
Stddev	.43	.50	.042	.021	.0002	.0003	.0015	.004	.0010
%RSD	.5099	.5936	.6850	.3766	.0888	.9927	2.202	.1223	2.605
#1	83.80	84.61	6.162	5.460	.2316	.0315	.0662	2.886	.0407
#2	84.41	85.32	6.222	5.489	.2313	.0319	.0683	2.891	.0392

Elem	Sr4077	Ti3349	W_2079	Zr3391	S_1820	Bi2230	Li6707
Avg	**1.594**	**4.734**	**.0182**	**.2332**	**26.62**	**.1552**	**.0998**
Stddev	.007	.019	.0026	.0014	.00	.0017	.0003
%RSD	.4273	.3923	14.45	.6192	.0064	1.122	.2532
#1	1.589	4.748	.0200	.2342	26.62	.1540	.0996
#2	1.599	4.721	.0163	.2322	26.62	.1565	.1000

Int. Std.	Y_3600	Y_3710	Y_2243	In2306
Avg	**68432.**	**23268.**	**1460.4**	**3132.2**
Stddev	305.	37.	12.3	20.6
%RSD	.44547	.16045	.83965	.65722
#1	68217.	23294.	1469.0	3146.7
#2	68648.	23242.	1451.7	3117.6

Zoom In Zoom Out

Sample Name: jb72317-33 Acquired: 8/1/2014 15:12:40 Type: Unk
Method: Accutest 2(v256) Mode: CONC Corr. Factor: 2.000000
User: admin Custom ID1: Custom ID2: Custom ID3:
Comment:

Elem	Ba4554	Be3130	Cd2288	Co2286	Cr2677	Cu3247	Mn2576	Ni2316	Ag3280
Avg	**.4161**	**.0014**	**.0027**	**.0154**	**.1563**	**.0619**	**1.260**	**.0669**	**.0129**
Stddev	.0060	.0000	.0005	.0006	.0008	.0002	.006	.0004	.0008
%RSD	1.449	.1625	19.50	3.877	.5176	.3636	.4760	.6523	6.087
#1	.4119	.0014	.0023	.0149	.1569	.0618	1.264	.0666	.0124
#2	.4204	.0014	.0031	.0158	.1557	.0621	1.256	.0672	.0135

Elem	V_2924	Zn2062	As1890	Tl1908	Pb2203	Se1960	Sb2068	Al3961	Ca3179
Avg	**.1146**	**.2013**	**.0136**	**.0154**	**.0110**	**-.0070**	**.0085**	**24.07**	**1546.**
Stddev	.0004	.0008	.0027	.0018	.0025	.0060	.0008	.32	19.
%RSD	.3530	.3845	19.63	11.66	22.92	85.74	9.711	1.318	1.216
#1	.1149	.2008	.0117	.0142	.0128	-.0113	.0080	23.84	1532.
#2	.1144	.2019	.0155	.0167	.0092	-.0028	.0091	24.29	1559.

Elem	Fe2599	Mg2790	K_7664	Na5895	B_2089	Mo2020	Pd3404	Si2124	Sn1899
Avg	**32.54**	**626.8**	**4.586**	**1.492**	**.0356**	**.0028**	**.0930**	**3.220**	**.0170**
Stddev	.39	7.1	.041	.011	.0008	.0002	.0001	.019	.0005
%RSD	1.198	1.133	.8959	.7217	2.314	6.531	.1059	.5853	2.732
#1	32.26	621.7	4.557	1.485	.0362	.0027	.0929	3.207	.0167
#2	32.81	631.8	4.615	1.500	.0350	.0030	.0930	3.234	.0173

Elem	Sr4077	Ti3349	W_2079	Zr3391	S_1820	Bi2230	Li6707
Avg	**1.640**	**1.261**	**.0191**	**.2559**	**11.85**	**.0761**	**.1011**
Stddev	.021	.005	.0038	.0008	.07	.0026	.0034
%RSD	1.260	.3908	19.62	.3249	.6141	3.405	3.361
#1	1.625	1.265	.0165	.2564	11.80	.0780	.0987
#2	1.655	1.258	.0218	.2553	11.90	.0743	.1035

Int. Std.	Y_3600	Y_3710	Y_2243	In2306
Avg	**63489.**	**22356.**	**1331.0**	**2884.1**
Stddev	311.	174.	9.4	13.6
%RSD	.49014	.77631	.70606	.47177
#1	63269.	22478.	1337.7	2893.7
#2	63709.	22233.	1324.4	2874.5

Zoom In Zoom Out

Sample Name: jb72317-34 Acquired: 8/1/2014 15:15:54 Type: Unk
Method: Accutest 2(v256) Mode: CONC Corr. Factor: 1.000000
User: admin Custom ID1: Custom ID2: Custom ID3:
Comment:

Elem	Ba4554	Be3130	Cd2288	Co2286	Cr2677	Cu3247	Mn2576	Ni2316	Ag3280
Avg	**.4423**	**.0046**	**.0021**	**.0498**	**.0881**	**.4170**	**1.075**	**.0582**	**.0042**
Stddev	.0006	.0001	.0001	.0011	.0014	.0034	.009	.0012	.0003
%RSD	.1401	1.361	6.318	2.198	1.601	.8208	.7975	2.017	7.660
#1	.4419	.0046	.0020	.0506	.0871	.4146	1.069	.0590	.0044
#2	.4428	.0047	.0021	.0491	.0891	.4195	1.081	.0573	.0040

Elem	V_2924	Zn2062	As1890	Tl1908	Pb2203	Se1960	Sb2068	Al3961	Ca3179
Avg	**.1784**	**.5779**	**.0169**	**.0071**	**.0361**	**-.0027**	**.0061**	**77.64**	**699.9**
Stddev	.0015	.0086	.0032	.0002	.0014	.0018	.0027	.19	5.7
%RSD	.8332	1.481	18.84	3.264	3.941	65.70	43.94	.2449	.8167
#1	.1774	.5839	.0146	.0073	.0351	-.0014	.0080	77.50	695.9
#2	.1795	.5718	.0191	.0070	.0371	-.0039	.0042	77.77	704.0

Elem	Fe2599	Mg2790	K_7664	Na5895	B_2089	Mo2020	Pd3404	Si2124	Sn1899
Avg	**109.4**	**50.39**	**11.55**	**10.40**	**.1743**	**.0107**	**.0494**	**3.355**	**.0170**
Stddev	.4	.31	.04	.02	.0028	.0005	.0009	.060	.0010
%RSD	.3551	.6235	.3836	.2357	1.610	4.509	1.846	1.782	5.821
#1	109.1	50.17	11.52	10.39	.1763	.0111	.0487	3.397	.0177
#2	109.7	50.61	11.58	10.42	.1723	.0104	.0500	3.313	.0163

Elem	Sr4077	Ti3349	W_2079	Zr3391	S_1820	Bi2230	Li6707
Avg	**3.856**	**3.632**	**.0120**	**.1782**	**25.38**	**.1157**	**.1008**
Stddev	.093	.029	.0025	.0023	.44	.0005	.0008
%RSD	2.408	.8095	20.54	1.303	1.733	.3905	.7939
#1	3.791	3.611	.0103	.1766	25.69	.1160	.1003
#2	3.922	3.653	.0138	.1798	25.07	.1153	.1014

Int. Std.	Y_3600	Y_3710	Y_2243	In2306
Avg	**68218.**	**23412.**	**1454.7**	**3037.8**
Stddev	492.	126.	4.5	15.8
%RSD	.72068	.53933	.31033	.51918
#1	68565.	23501.	1451.5	3026.7
#2	67870.	23323.	1457.9	3049.0

Zoom In Zoom Out

Sample Name: jb72317-36 Acquired: 8/1/2014 15:19:12 Type: Unk
Method: Accutest 2(v256) Mode: CONC Corr. Factor: 2.000000
User: admin Custom ID1: Custom ID2: Custom ID3:
Comment:

Elem	Ba4554	Be3130	Cd2288	Co2286	Cr2677	Cu3247	Mn2576	Ni2316	Ag3280
Avg	**.5623**	**.0071**	**.0020**	**.0689**	**.1534**	**.5734**	**1.815**	**.0848**	**.0054**
Stddev	.0066	.0001	.0007	.0011	.0009	.0034	.004	.0008	.0013
%RSD	1.180	.7725	34.04	1.544	.5850	.5890	.2396	.9917	24.69
#1	.5576	.0071	.0025	.0696	.1541	.5758	1.818	.0854	.0045
#2	.5670	.0072	.0015	.0681	.1528	.5710	1.812	.0842	.0063

Elem	V_2924	Zn2062	As1890	Tl1908	Pb2203	Se1960	Sb2068	Al3961	Ca3179
Avg	**.3357**	**.2597**	**.0220**	**.0049**	**.0385**	**-.0003**	**.0061**	**101.6**	**881.1**
Stddev	.0004	.0026	.0012	.0004	.0042	.0011	.0015	1.1	9.4
%RSD	.1275	.9909	5.454	7.863	10.91	384.7	25.13	1.036	1.070
#1	.3360	.2616	.0211	.0051	.0414	.0005	.0050	100.9	874.4
#2	.3354	.2579	.0228	.0046	.0355	-.0010	.0072	102.4	887.7

Elem	Fe2599	Mg2790	K_7664	Na5895	B_2089	Mo2020	Pd3404	Si2124	Sn1899
Avg	**144.6**	**46.87**	**9.015**	**6.981**	**.1608**	**.0058**	**.0580**	**3.579**	**.0180**
Stddev	1.6	.52	.141	.076	.0008	.0000	.0021	.006	.0012
%RSD	1.123	1.118	1.567	1.083	.4681	.4557	3.572	.1671	6.593
#1	143.4	46.50	8.915	6.928	.1603	.0058	.0594	3.583	.0172
#2	145.7	47.24	9.115	7.035	.1614	.0058	.0565	3.575	.0188

Elem	Sr4077	Ti3349	W_2079	Zr3391	S_1820	Bi2230	Li6707
Avg	**4.552**	**5.741**	**.0153**	**.1891**	**56.42**	**.1731**	**.0942**
Stddev	.058	.016	.0020	.0000	.19	.0018	.0021
%RSD	1.272	.2764	13.30	.0200	.3431	1.024	2.214
#1	4.511	5.752	.0138	.1891	56.55	.1743	.0928
#2	4.593	5.730	.0167	.1891	56.28	.1718	.0957

Int. Std.	Y_3600	Y_3710	Y_2243	In2306
Avg	**69208.**	**23120.**	**1481.2**	**3187.0**
Stddev	321.	229.	3.3	8.7
%RSD	.46435	.98953	.22548	.27210
#1	68980.	23281.	1483.6	3193.2
#2	69435.	22958.	1478.8	3180.9

Zoom In Zoom Out

Sample Name: mp80990-mb1conf Acquired: 8/1/2014 15:22:24 Type: Unk
Method: Accutest 2(v256) Mode: CONC Corr. Factor: 1.000000
User: admin Custom ID1: Custom ID2: Custom ID3:
Comment:

Elem	Ba4554	Be3130	Cd2288	Co2286	Cr2677	Cu3247	Mn2576	Ni2316	Ag3280
Avg	**.0000**	**.0000**	**.0002**	**.0001**	**.0004**	**-.0006**	**.0003**	**-.0000**	**.0001**
Stddev	.0001	.0000	.0002	.0000	.0000	.0003	.0001	.0002	.0002
%RSD	237.0	620.7	79.39	20.18	.8332	50.20	18.09	928.7	245.4
#1	.0001	-.0000	.0001	.0001	.0004	-.0004	.0004	-.0002	.0003
#2	-.0000	.0000	.0003	.0001	.0004	-.0009	.0003	.0001	-.0001

Elem	V_2924	Zn2062	As1890	Tl1908	Pb2203	Se1960	Sb2068	Al3961	Ca3179
Avg	**-.0002**	**.0010**	**-.0009**	**-.0012**	**.0014**	**.0024**	**.0014**	**.0064**	**.0433**
Stddev	.0003	.0000	.0000	.0006	.0001	.0010	.0005	.0016	.0081
%RSD	171.2	.6123	4.503	51.30	7.356	39.74	34.42	25.39	18.68
#1	-.0004	.0010	-.0010	-.0017	.0013	.0031	.0018	.0076	.0490
#2	.0000	.0010	-.0009	-.0008	.0014	.0017	.0011	.0053	.0376

Elem	Fe2599	Mg2790	K_7664	Na5895	B_2089	Mo2020	Pd3404	Si2124	Sn1899
Avg	**.0124**	**.0045**	**.0260**	**.0013**	**.0013**	**.0001**	**-.0005**	**.0107**	**.0123**
Stddev	.0021	.0023	.0022	.0021	.0004	.0000	.0003	.0008	.0007
%RSD	17.22	51.26	8.556	164.7	35.23	26.94	51.73	7.438	5.910
#1	.0139	.0028	.0275	-.0002	.0009	.0002	-.0003	.0101	.0128
#2	.0109	.0061	.0244	.0028	.0016	.0001	-.0007	.0112	.0117

Elem	Sr4077	Ti3349	W_2079	Zr3391	S_1820	Bi2230	Li6707
Avg	**.0002**	**.0011**	**.0055**	**.0004**	**.0117**	**-.0010**	**-.0002**
Stddev	.0000	.0003	.0015	.0001	.0007	.0007	.0000
%RSD	7.271	23.82	27.12	27.02	5.723	75.64	25.33
#1	.0002	.0009	.0045	.0003	.0122	-.0015	-.0002
#2	.0002	.0013	.0066	.0005	.0112	-.0005	-.0002

Int. Std.	Y_3600	Y_3710	Y_2243	In2306
Avg	**76826.**	**24036.**	**1592.4**	**3915.9**
Stddev	584.	21.	7.5	17.9
%RSD	.76033	.08766	.46896	.45590
#1	76413.	24021.	1597.7	3928.5
#2	77239.	24051.	1587.1	3903.3

Zoom In Zoom Out

Sample Name: mp80990-lc1conf Acquired: 8/1/2014 15:25:38 Type: Unk
Method: Accutest 2(v256) Mode: CONC Corr. Factor: 1.000000
User: admin Custom ID1: Custom ID2: Custom ID3:
Comment:

Elem	Ba4554	Be3130	Cd2288	Co2286	Cr2677	Cu3247	Mn2576	Ni2316	Ag3280
Avg	**1.434**	**.4580**	**.7506**	**.8853**	**.9228**	**.6685**	**3.593**	**.5013**	**.2815**
Stddev	.001	.0009	.0020	.0045	.0060	.0054	.033	.0014	.0019
%RSD	.0587	.1910	.2608	.5039	.6533	.8049	.9236	.2764	.6857
#1	1.435	.4586	.7520	.8885	.9270	.6723	3.617	.5023	.2828
#2	1.434	.4574	.7492	.8822	.9185	.6646	3.570	.5004	.2801

Elem	V_2924	Zn2062	As1890	Tl1908	Pb2203	Se1960	Sb2068	Al3961	Ca3179
Avg	**.6429**	**1.866**	**1.083**	**1.068**	**.8710**	**1.463**	**.6189**	**62.65**	**48.89**
Stddev	.0056	.006	.000	.002	.0040	.007	.0011	.08	.09
%RSD	.8762	.3190	.0227	.1576	.4556	.4952	.1835	.1340	.1927
#1	.6469	1.870	1.083	1.069	.8738	1.468	.6197	62.59	48.96
#2	.6389	1.862	1.083	1.067	.8682	1.458	.6181	62.71	48.82

Elem	Fe2599	Mg2790	K_7664	Na5895	B_2089	Mo2020	Pd3404	Si2124	Sn1899
Avg	**125.3**	**24.43**	**20.84**	**1.873**	**.7894**	**.3567**	**.0037**	**3.430**	**.9230**
Stddev	.2	.10	.09	.003	.0028	.0016	.0002	.009	.0047
%RSD	.1849	.4005	.4451	.1406	.3507	.4438	6.680	.2690	.5082
#1	125.4	24.50	20.91	1.875	.7875	.3579	.0036	3.437	.9263
#2	125.1	24.36	20.78	1.871	.7914	.3556	.0039	3.424	.9197

Elem	Sr4077	Ti3349	W_2079	Zr3391	S_1820	Bi2230	Li6707
Avg	**.4819**	**2.539**	**.0128**	**.0566**	**1.123**	**.0517**	**.0609**
Stddev	.0007	.022	.0002	.0002	.004	.0015	.0005
%RSD	.1481	.8603	1.788	.4318	.3302	2.922	.8581
#1	.4824	2.554	.0126	.0568	1.126	.0527	.0606
#2	.4813	2.523	.0130	.0564	1.121	.0506	.0613

Int. Std.	Y_3600	Y_3710	Y_2243	In2306
Avg	**74797.**	**24649.**	**1586.7**	**3551.0**
Stddev	647.	120.	4.9	8.8
%RSD	.86493	.48778	.31071	.24740
#1	74339.	24564.	1590.2	3557.2
#2	75254.	24734.	1583.2	3544.7

Zoom In Zoom Out

Sample Name: mp80990-b1conf Acquired: 8/1/2014 15:28:36 Type: Unk
Method: Accutest 2(v256) Mode: CONC Corr. Factor: 1.000000
User: admin Custom ID1: Custom ID2: Custom ID3:
Comment:

Elem	Ba4554	Be3130	Cd2288	Co2286	Cr2677	Cu3247	Mn2576	Ni2316	Ag3280
Avg	**1.855**	**1.874**	**1.920**	**1.917**	**2.008**	**1.910**	**1.992**	**1.930**	**.2302**
Stddev	.028	.025	.000	.002	.002	.003	.007	.005	.0002
%RSD	1.510	1.343	.0216	.0867	.1198	.1359	.3580	.2790	.0742
#1	1.836	1.856	1.920	1.918	2.009	1.908	1.997	1.934	.2300
#2	1.875	1.892	1.920	1.916	2.006	1.912	1.987	1.926	.2303

Elem	V_2924	Zn2062	As1890	Tl1908	Pb2203	Se1960	Sb2068	Al3961	Ca3179
Avg	**1.945**	**2.004**	**1.932**	**1.995**	**1.964**	**1.859**	**1.951**	**24.00**	**24.35**
Stddev	.000	.006	.003	.004	.002	.002	.004	.38	.27
%RSD	.0111	.2926	.1453	.1953	.1171	.1193	.2072	1.569	1.091
#1	1.945	2.008	1.934	1.998	1.966	1.860	1.953	23.73	24.16
#2	1.945	2.000	1.930	1.992	1.963	1.857	1.948	24.27	24.54

Elem	Fe2599	Mg2790	K_7664	Na5895	B_2089	Mo2020	Pd3404	Si2124	Sn1899
Avg	**24.44**	**23.53**	**24.40**	**24.60**	**.0020**	**2.010**	**1.759**	**.9656**	**2.118**
Stddev	.31	.29	.30	.30	.0000	.006	.000	.0003	.007
%RSD	1.251	1.252	1.239	1.216	1.568	.3062	.0235	.0301	.3156
#1	24.22	23.32	24.18	24.39	.0020	2.014	1.759	.9654	2.123
#2	24.65	23.74	24.61	24.81	.0019	2.005	1.759	.9658	2.114

Elem	Sr4077	Ti3349	W_2079	Zr3391	S_1820	Bi2230	Li6707
Avg	**1.934**	**2.079**	**2.074**	**1.891**	**.0059**	**1.940**	**1.892**
Stddev	.029	.006	.006	.003	.0024	.000	.023
%RSD	1.518	.2754	.3157	.1508	40.71	.0212	1.230
#1	1.913	2.083	2.078	1.893	.0077	1.939	1.875
#2	1.954	2.075	2.069	1.889	.0042	1.940	1.908

Int. Std.	Y_3600	Y_3710	Y_2243	In2306
Avg	**71890.**	**23682.**	**1521.9**	**3520.9**
Stddev	318.	250.	4.8	10.1
%RSD	.44194	1.0575	.31604	.28587
#1	71666.	23859.	1525.3	3528.1
#2	72115.	23505.	1518.5	3513.8

Zoom In Zoom Out

Sample Name: mp80990-s1conf Acquired: 8/1/2014 15:31:33 Type: Unk
Method: Accutest 2(v256) Mode: CONC Corr. Factor: 1.000000
User: admin Custom ID1: Custom ID2: Custom ID3:
Comment:

Elem	Ba4554	Be3130	Cd2288	Co2286	Cr2677	Cu3247	Mn2576	Ni2316	Ag3280
Avg	**2.080**	**1.806**	**1.851**	**1.911**	**2.043**	**1.979**	**4.163**	**1.960**	**.2256**
Stddev	.020	.015	.004	.003	.004	.000	.008	.006	.0015
%RSD	.9379	.8307	.2008	.1367	.2051	.0173	.1946	.2952	.6469
#1	2.066	1.795	1.854	1.909	2.040	1.980	4.157	1.956	.2246
#2	2.094	1.817	1.849	1.913	2.046	1.979	4.169	1.964	.2266

Elem	V_2924	Zn2062	As1890	Tl1908	Pb2203	Se1960	Sb2068	Al3961	Ca3179
Avg	**2.068**	**2.097**	**1.862**	**1.895**	**1.952**	**1.813**	**1.200**	**81.59**	**58.86**
Stddev	.006	.000	.002	.006	.003	.001	.006	.88	.52
%RSD	.2972	.0032	.1124	.3202	.1295	.0621	.4909	1.079	.8755
#1	2.064	2.097	1.863	1.891	1.950	1.814	1.204	80.97	58.50
#2	2.073	2.097	1.860	1.899	1.954	1.812	1.196	82.21	59.22

Elem	Fe2599	Mg2790	K_7664	Na5895	B_2089	Mo2020	Pd3404	Si2124	Sn1899
Avg	**129.7**	**47.69**	**29.49**	**24.91**	**.0530**	**1.840**	**1.643**	**6.667**	**1.885**
Stddev	1.1	.32	.26	.21	.0002	.002	.001	.001	.002
%RSD	.8292	.6806	.8672	.8268	.4217	.1278	.0527	.0130	.1289
#1	129.0	47.46	29.31	24.76	.0528	1.842	1.644	6.667	1.887
#2	130.5	47.92	29.68	25.05	.0532	1.838	1.643	6.666	1.883

Elem	Sr4077	Ti3349	W_2079	Zr3391	S_1820	Bi2230	Li6707
Avg	**1.943**	**6.671**	**1.391**	**1.847**	**.1828**	**1.973**	**1.872**
Stddev	.019	.009	.026	.003	.0006	.005	.020
%RSD	.9762	.1316	1.843	.1677	.3552	.2601	1.053
#1	1.929	6.665	1.409	1.845	.1832	1.977	1.858
#2	1.956	6.678	1.372	1.849	.1823	1.970	1.886

Int. Std.	Y_3600	Y_3710	Y_2243	In2306
Avg	**72566.**	**23967.**	**1529.9**	**3413.8**
Stddev	164.	106.	9.0	29.2
%RSD	.22610	.44147	.58579	.85530
#1	72682.	24042.	1536.2	3434.5
#2	72450.	23893.	1523.5	3393.2

Zoom In Zoom Out

Sample Name: ccv Acquired: 8/1/2014 15:34:30 Type: QC
Method: Accutest 2(v256) Mode: CONC Corr. Factor: 1.000000
User: admin Custom ID1: Custom ID2: Custom ID3:
Comment:

Elem	Ba4554	Be3130	Cd2288	Co2286	Cr2677	Cu3247	Mn2576	Ni2316	Ag3280
Units	ppm	ppm	ppm	ppm	ppm	ppm	ppm	ppm	ppm
Avg	**1.939**	**1.953**	**1.981**	**2.020**	**2.066**	**1.949**	**2.060**	**2.028**	**.2452**
Stddev	.045	.039	.017	.009	.006	.009	.011	.010	.0007
%RSD	2.346	2.012	.8475	.4688	.3110	.4791	.5503	.4942	.2681
#1	1.907	1.926	1.993	2.027	2.071	1.955	2.068	2.036	.2448
#2	1.972	1.981	1.969	2.014	2.061	1.942	2.052	2.021	.2457
Check ?	Chk Pass	Chk Pass	Chk Pass	Chk Pass	Chk Pass	Chk Pass	Chk Pass	Chk Pass	Chk Pass
Value									
Range									

Elem	V_2924	Zn2062	As1890	Tl1908	Pb2203	Se1960	Sb2068	Al3961	Ca3179
Units	ppm	ppm	ppm	ppm	ppm	ppm	ppm	ppm	ppm
Avg	**2.010**	**2.068**	**1.982**	**2.071**	**2.060**	**1.965**	**1.959**	**38.20**	**39.15**
Stddev	.007	.006	.013	.018	.011	.015	.022	.90	.67
%RSD	.3399	.2849	.6632	.8586	.5410	.7608	1.133	2.353	1.718
#1	2.015	2.072	1.991	2.083	2.068	1.976	1.975	37.56	38.67
#2	2.005	2.064	1.973	2.058	2.052	1.955	1.943	38.84	39.63
Check ?	Chk Pass	Chk Pass	Chk Pass	Chk Pass	Chk Pass	Chk Pass	Chk Pass	Chk Pass	Chk Pass
Value									
Range									

Elem	Fe2599	Mg2790	K_7664	Na5895	B_2089	Mo2020	Pd3404	Si2124	Sn1899
Units	ppm	ppm	ppm	ppm	ppm	ppm	ppm	ppm	ppm
Avg	**39.12**	**38.45**	**38.81**	**38.74**	**2.004**	**2.023**	**1.988**	**4.929**	**2.059**
Stddev	.79	.57	.79	.87	.016	.014	.011	.035	.016
%RSD	2.017	1.489	2.031	2.257	.8117	.6708	.5603	.7085	.7774
#1	38.56	38.04	38.26	38.12	2.016	2.033	1.996	4.954	2.070
#2	39.68	38.85	39.37	39.36	1.993	2.014	1.980	4.905	2.047
Check ?	Chk Pass	Chk Pass	Chk Pass	Chk Pass	Chk Pass	Chk Pass	Chk Pass	Chk Pass	Chk Pass
Value									
Range									

Zoom In Zoom Out

Sample Name: ccv Acquired: 8/1/2014 15:34:30 Type: QC
Method: Accutest 2(v256) Mode: CONC Corr. Factor: 1.000000
User: admin Custom ID1: Custom ID2: Custom ID3:
Comment:

Elem	Sr4077	Ti3349	W_2079	Zr3391	S_1820	Bi2230	Li6707
Units	ppm	ppm	ppm	ppm	ppm	ppm	ppm
Avg	**1.978**	**2.019**	**1.999**	**1.982**	**1.970**	**2.003**	**1.910**
Stddev	.045	.008	.026	.008	.018	.020	.048
%RSD	2.268	.3775	1.325	.4159	.9088	1.012	2.519
#1	1.947	2.024	2.018	1.988	1.983	2.017	1.876
#2	2.010	2.014	1.980	1.976	1.958	1.989	1.944
Check ?	Chk Pass	Chk Pass	Chk Pass	Chk Pass	Chk Pass	Chk Pass	Chk Pass
Value							
Range							

Int. Std.	Y_3600	Y_3710	Y_2243	In2306
Units	Cts/S	Cts/S	Cts/S	Cts/S
Avg	**72116.**	**23350.**	**1544.5**	**3485.0**
Stddev	57.	304.	3.8	5.9
%RSD	.07882	1.3036	.24298	.16987
#1	72076.	23565.	1541.9	3480.9
#2	72156.	23135.	1547.2	3489.2

Zoom In Zoom Out

Sample Name: ccb Acquired: 8/1/2014 15:40:03 Type: QC
Method: Accutest 2(v256) Mode: CONC Corr. Factor: 1.000000
User: admin Custom ID1: Custom ID2: Custom ID3:
Comment:

Elem	Ba4554	Be3130	Cd2288	Co2286	Cr2677	Cu3247	Mn2576	Ni2316	Ag3280
Units	ppm	ppm	ppm	ppm	ppm	ppm	ppm	ppm	ppm
Avg	**-.0000**	**.0001**	**.0001**	**.0001**	**.0001**	**-.0005**	**.0001**	**.0003**	**.0003**
Stddev	.0000	.0000	.0000	.0003	.0004	.0001	.0000	.0004	.0009
%RSD	135.9	76.63	49.90	234.6	557.3	23.93	38.31	139.5	308.0
#1	-.0000	.0001	.0001	.0004	.0003	-.0004	.0001	.0006	-.0003
#2	-.0000	.0000	.0001	-.0001	-.0002	-.0006	.0001	.0000	.0009
Check ?	Chk Pass	Chk Pass	Chk Pass	Chk Pass	Chk Pass	Chk Pass	Chk Pass	Chk Pass	Chk Pass
High Limit									
Low Limit									

Elem	V_2924	Zn2062	As1890	Tl1908	Pb2203	Se1960	Sb2068	Al3961	Ca3179
Units	ppm	ppm	ppm	ppm	ppm	ppm	ppm	ppm	ppm
Avg	**.0001**	**.0002**	**.0007**	**-.0005**	**.0003**	**-.0004**	**.0007**	**.0034**	**.0010**
Stddev	.0003	.0002	.0003	.0007	.0011	.0013	.0001	.0009	.0004
%RSD	418.5	92.49	42.83	150.3	340.2	347.5	16.80	25.26	43.29
#1	-.0001	.0001	.0005	.0000	.0011	-.0013	.0006	.0040	.0013
#2	.0003	.0003	.0009	-.0010	-.0005	.0005	.0008	.0028	.0007
Check ?	Chk Pass	Chk Pass	Chk Pass	Chk Pass	Chk Pass	Chk Pass	Chk Pass	Chk Pass	Chk Pass
High Limit									
Low Limit									

Elem	Fe2599	Mg2790	K_7664	Na5895	B_2089	Mo2020	Pd3404	Si2124	Sn1899
Units	ppm	ppm	ppm	ppm	ppm	ppm	ppm	ppm	ppm
Avg	**.0039**	**.0012**	**.0301**	**.0006**	**.0011**	**.0006**	**-.0000**	**-.0003**	**.0005**
Stddev	.0001	.0040	.0099	.0000	.0004	.0002	.0000	.0016	.0000
%RSD	2.239	316.9	33.06	7.625	38.23	27.33	702.1	531.1	3.943
#1	.0038	.0040	.0371	.0005	.0014	.0007	.0000	-.0014	.0005
#2	.0040	-.0015	.0230	.0006	.0008	.0005	-.0000	.0008	.0004
Check ?	Chk Pass	Chk Pass	Chk Pass	Chk Pass	Chk Pass	Chk Pass	Chk Pass	Chk Pass	Chk Pass
High Limit									
Low Limit									

Zoom In Zoom Out

Sample Name: ccb Acquired: 8/1/2014 15:40:03 Type: QC
Method: Accutest 2(v256) Mode: CONC Corr. Factor: 1.000000
User: admin Custom ID1: Custom ID2: Custom ID3:
Comment:

Elem	Sr4077	Ti3349	W_2079	Zr3391	S_1820	Bi2230	Li6707
Units	ppm	ppm	ppm	ppm	ppm	ppm	ppm
Avg	**.0001**	**.0008**	F **.0201**	**.0006**	**.0053**	**.0003**	**.0006**
Stddev	.0000	.0002	.0041	.0001	.0050	.0006	.0006
%RSD	17.25	22.81	20.25	16.31	95.43	180.4	89.95
#1	.0002	.0007	.0172	.0006	.0017	-.0001	.0010
#2	.0001	.0010	.0229	.0005	.0088	.0007	.0002
Check ?	Chk Pass	Chk Pass	Chk Fail	Chk Pass	Chk Pass	Chk Pass	Chk Pass
High Limit			.0050				
Low Limit			-.0050				

Int. Std.	Y_3600	Y_3710	Y_2243	In2306
Units	Cts/S	Cts/S	Cts/S	Cts/S
Avg	**76462.**	**23517.**	**1682.3**	**4094.1**
Stddev	115.	23.	101.3	238.1
%RSD	.14983	.09618	6.0205	5.8152
#1	76381.	23533.	1753.9	4262.4
#2	76543.	23501.	1610.7	3925.7

Zoom In Zoom Out

Sample Name: mp80990-s2conf Acquired: 8/1/2014 15:43:17 Type: Unk
Method: Accutest 2(v256) Mode: CONC Corr. Factor: 1.000000
User: admin Custom ID1: Custom ID2: Custom ID3:
Comment:

Elem	Ba4554	Be3130	Cd2288	Co2286	Cr2677	Cu3247	Mn2576	Ni2316	Ag3280
Avg	**1.960**	**1.757**	**1.825**	**1.867**	**2.028**	**2.012**	**3.821**	**1.921**	**.2219**
Stddev	.021	.023	.004	.002	.004	.009	.013	.003	.0006
%RSD	1.080	1.326	.2021	.1082	.1876	.4603	.3423	.1394	.2757
#1	1.945	1.741	1.827	1.869	2.031	2.018	3.830	1.923	.2223
#2	1.975	1.774	1.822	1.866	2.026	2.005	3.812	1.919	.2214

Elem	V_2924	Zn2062	As1890	Tl1908	Pb2203	Se1960	Sb2068	Al3961	Ca3179
Avg	**2.029**	**2.073**	**1.830**	**1.863**	**1.896**	**1.777**	**1.302**	**75.07**	**71.36**
Stddev	.008	.003	.000	.002	.000	.001	.000	.89	.94
%RSD	.4001	.1247	.0066	.1126	.0186	.0612	.0235	1.192	1.314
#1	2.035	2.075	1.830	1.864	1.896	1.776	1.302	74.44	70.70
#2	2.024	2.071	1.831	1.861	1.897	1.778	1.301	75.70	72.02

Elem	Fe2599	Mg2790	K_7664	Na5895	B_2089	Mo2020	Pd3404	Si2124	Sn1899
Avg	**124.8**	**51.15**	**28.52**	**25.53**	**.1364**	**1.855**	**1.682**	**6.647**	**1.905**
Stddev	1.8	.84	.29	.27	.0004	.004	.002	.068	.008
%RSD	1.438	1.650	1.020	1.076	.2855	.2131	.1239	1.015	.4293
#1	123.5	50.56	28.32	25.34	.1361	1.858	1.684	6.695	1.911
#2	126.1	51.75	28.73	25.72	.1367	1.852	1.681	6.600	1.900

Elem	Sr4077	Ti3349	W_2079	Zr3391	S_1820	Bi2230	Li6707
Avg	**1.915**	**7.205**	**1.474**	**1.861**	**.2319**	**1.961**	**1.855**
Stddev	.021	.032	.028	.008	.0027	.004	.018
%RSD	1.103	.4417	1.870	.4195	1.163	.1954	.9550
#1	1.900	7.228	1.493	1.866	.2338	1.964	1.843
#2	1.930	7.183	1.454	1.855	.2300	1.959	1.868

Int. Std.	Y_3600	Y_3710	Y_2243	In2306
Avg	**72140.**	**24021.**	**1524.8**	**3403.7**
Stddev	345.	326.	6.2	14.2
%RSD	.47787	1.3592	.40877	.41752
#1	71897.	24252.	1529.2	3413.7
#2	72384.	23790.	1520.4	3393.6

Zoom In Zoom Out

Sample Name: jb72924-9conf Acquired: 8/1/2014 15:46:13 Type: Unk
Method: Accutest 2(v256) Mode: CONC Corr. Factor: 1.000000
User: admin Custom ID1: Custom ID2: Custom ID3:
Comment:

Elem	Ba4554	Be3130	Cd2288	Co2286	Cr2677	Cu3247	Mn2576	Ni2316	Ag3280
Avg	**.4472**	**.0052**	**.0018**	**.0438**	**.1118**	**.0946**	**2.075**	**.0784**	**.0052**
Stddev	.0001	.0001	.0000	.0000	.0008	.0002	.003	.0012	.0000
%RSD	.0245	2.574	2.004	.0624	.6943	.1807	.1560	1.520	.3376
#1	.4472	.0053	.0018	.0438	.1113	.0945	2.073	.0792	.0052
#2	.4473	.0051	.0019	.0438	.1124	.0947	2.077	.0776	.0052

Elem	V_2924	Zn2062	As1890	Tl1908	Pb2203	Se1960	Sb2068	Al3961	Ca3179
Avg	**.2003**	**.2142**	**.0194**	**.0004**	**.0548**	**-.0039**	**.0047**	**49.95**	**27.08**
Stddev	.0005	.0022	.0000	.0001	.0016	.0001	.0007	.21	.25
%RSD	.2529	1.016	.2422	18.77	2.849	2.923	15.16	.4284	.9178
#1	.1999	.2157	.0194	.0004	.0559	-.0040	.0042	49.80	26.90
#2	.2007	.2127	.0194	.0005	.0537	-.0038	.0052	50.10	27.25

Elem	Fe2599	Mg2790	K_7664	Na5895	B_2089	Mo2020	Pd3404	Si2124	Sn1899
Avg	**101.4**	**18.14**	**5.067**	**.8317**	**.0419**	**.0036**	**.0053**	**8.628**	**.0161**
Stddev	.6	.13	.002	.0069	.0009	.0001	.0006	.164	.0001
%RSD	.6087	.7018	.0365	.8268	2.149	1.802	10.99	1.905	.4785
#1	101.0	18.05	5.068	.8366	.0425	.0036	.0049	8.744	.0162
#2	101.8	18.23	5.065	.8269	.0412	.0035	.0058	8.511	.0161

Elem	Sr4077	Ti3349	W_2079	Zr3391	S_1820	Bi2230	Li6707
Avg	**.0854**	**3.024**	**.0679**	**.0570**	**.2086**	**.0718**	**.0601**
Stddev	.0003	.002	.0043	.0000	.0039	.0009	.0006
%RSD	.4092	.0779	6.264	.0218	1.864	1.281	.9880
#1	.0857	3.025	.0649	.0570	.2113	.0711	.0605
#2	.0852	3.022	.0710	.0570	.2058	.0724	.0596

Int. Std.	Y_3600	Y_3710	Y_2243	In2306
Avg	**75223.**	**24224.**	**1584.7**	**3615.9**
Stddev	102.	222.	1.6	5.0
%RSD	.13505	.91649	.10295	.13747
#1	75151.	24381.	1585.9	3619.4
#2	75295.	24067.	1583.6	3612.4

Zoom In Zoom Out

Sample Name: mp80990-sd1conf Acquired: 8/1/2014 15:49:20 Type: Unk
Method: Accutest 2(v256) Mode: CONC Corr. Factor: 5.000000
User: admin Custom ID1: Custom ID2: Custom ID3:
Comment:

Elem	Ba4554	Be3130	Cd2288	Co2286	Cr2677	Cu3247	Mn2576	Ni2316	Ag3280
Avg	**.4554**	**.0050**	**.0023**	**.0461**	**.1148**	**.0894**	**2.149**	**.0782**	**.0068**
Stddev	.0074	.0001	.0007	.0008	.0018	.0010	.007	.0007	.0017
%RSD	1.624	1.151	32.35	1.764	1.578	1.072	.3299	.8669	25.23
#1	.4502	.0049	.0018	.0467	.1161	.0887	2.154	.0777	.0056
#2	.4606	.0050	.0028	.0456	.1135	.0901	2.144	.0787	.0080

Elem	V_2924	Zn2062	As1890	Tl1908	Pb2203	Se1960	Sb2068	Al3961	Ca3179
Avg	**.2060**	**.2245**	**.0275**	**.0054**	**.0586**	**.0029**	**.0020**	**50.19**	**28.06**
Stddev	.0023	.0029	.0018	.0033	.0031	.0086	.0032	.71	.40
%RSD	1.128	1.301	6.401	61.50	5.274	297.1	160.4	1.422	1.416
#1	.2077	.2265	.0287	.0077	.0564	.0090	.0042	49.68	27.78
#2	.2044	.2224	.0262	.0030	.0608	-.0032	-.0003	50.69	28.35

Elem	Fe2599	Mg2790	K_7664	Na5895	B_2089	Mo2020	Pd3404	Si2124	Sn1899
Avg	**105.7**	**18.79**	**5.161**	**.8118**	**.0477**	**.0042**	**.0039**	**8.754**	**.0186**
Stddev	1.8	.39	.058	.0089	.0014	.0001	.0007	.058	.0013
%RSD	1.730	2.090	1.128	1.097	3.038	3.493	18.21	.6666	6.958
#1	104.4	18.51	5.120	.8055	.0487	.0043	.0034	8.796	.0195
#2	107.0	19.07	5.202	.8181	.0467	.0041	.0044	8.713	.0177

Elem	Sr4077	Ti3349	W_2079	Zr3391	S_1820	Bi2230	Li6707
Avg	**.0870**	**3.089**	**.1319**	**.0573**	**.2372**	**.0728**	**.0583**
Stddev	.0017	.002	.0174	.0002	.0128	.0050	.0049
%RSD	1.968	.0499	13.22	.3765	5.410	6.849	8.444
#1	.0858	3.090	.1195	.0572	.2463	.0763	.0548
#2	.0882	3.088	.1442	.0575	.2281	.0692	.0618

Int. Std.	Y_3600	Y_3710	Y_2243	In2306
Avg	**76827.**	**23710.**	**1619.0**	**3833.6**
Stddev	186.	337.	8.0	9.7
%RSD	.24259	1.4227	.49590	.25331
#1	76695.	23949.	1624.7	3840.5
#2	76959.	23472.	1613.4	3826.7

Zoom In Zoom Out

Sample Name: jb72712-5conf Acquired: 8/1/2014 15:52:29 Type: Unk
Method: Accutest 2(v256) Mode: CONC Corr. Factor: 1.000000
User: admin Custom ID1: Custom ID2: Custom ID3:
Comment:

Elem	Ba4554	Be3130	Cd2288	Co2286	Cr2677	Cu3247	Mn2576	Ni2316	Ag3280
Avg	**.4493**	**.0088**	**.0020**	**.0563**	**.1349**	**.2135**	**3.760**	**.1470**	**.0034**
Stddev	.0040	.0001	.0002	.0016	.0013	.0030	.015	.0027	.0007
%RSD	.8873	1.478	8.046	2.773	.9558	1.397	.3863	1.811	20.49
#1	.4521	.0089	.0022	.0574	.1358	.2156	3.770	.1489	.0029
#2	.4464	.0087	.0019	.0552	.1340	.2114	3.750	.1452	.0039

Elem	V_2924	Zn2062	As1890	Tl1908	Pb2203	Se1960	Sb2068	Al3961	Ca3179
Avg	**.3336**	**.2642**	**.0207**	**.0016**	**.0295**	**-.0046**	**.0040**	**120.7**	**605.3**
Stddev	.0013	.0032	.0007	.0020	.0018	.0006	.0001	.7	2.0
%RSD	.4004	1.219	3.454	126.6	6.189	13.10	1.372	.5421	.3370
#1	.3346	.2665	.0202	.0002	.0282	-.0050	.0041	121.1	603.9
#2	.3327	.2619	.0212	.0029	.0308	-.0042	.0040	120.2	606.7

Elem	Fe2599	Mg2790	K_7664	Na5895	B_2089	Mo2020	Pd3404	Si2124	Sn1899
Avg	**139.5**	**62.34**	**8.533**	**5.015**	**.1988**	**.0018**	**.0404**	**2.034**	**.0146**
Stddev	.7	.28	.069	.034	.0024	.0001	.0002	.027	.0013
%RSD	.5358	.4491	.8116	.6775	1.225	8.048	.5493	1.344	8.550
#1	140.0	62.53	8.582	5.039	.2005	.0019	.0403	2.054	.0155
#2	139.0	62.14	8.484	4.991	.1971	.0017	.0406	2.015	.0137

Elem	Sr4077	Ti3349	W_2079	Zr3391	S_1820	Bi2230	Li6707
Avg	**2.341**	**5.708**	**.0316**	**.1289**	**24.43**	**.1618**	**.1368**
Stddev	.021	.031	.0014	.0010	.29	.0000	.0008
%RSD	.8744	.5358	4.559	.7602	1.178	.0046	.6034
#1	2.356	5.730	.0305	.1296	24.63	.1618	.1373
#2	2.327	5.687	.0326	.1282	24.23	.1619	.1362

Int. Std.	Y_3600	Y_3710	Y_2243	In2306
Avg	**68267.**	**23467.**	**1463.8**	**3071.7**
Stddev	343.	63.	2.7	13.2
%RSD	.50311	.26755	.18183	.43014
#1	68024.	23423.	1461.9	3062.3
#2	68510.	23511.	1465.7	3081.0

Zoom In Zoom Out

Sample Name: mp80998-mb1 2 Acquired: 8/1/2014 15:58:15 Type: Unk
Method: Accutest 2(v256) Mode: CONC Corr. Factor: 1.000000
User: admin Custom ID1: Custom ID2: Custom ID3:
Comment:

Elem	Ba4554	Be3130	Cd2288	Co2286	Cr2677	Cu3247	Mn2576	Ni2316	Ag3280
Avg	**.0000**	**-.0000**	**.0001**	**-.0001**	**.0003**	**-.0011**	**.0003**	**.0001**	**-.0000**
Stddev	.0001	.0000	.0000	.0001	.0008	.0000	.0001	.0004	.0005
%RSD	654.5	227.4	12.43	81.50	254.5	.7239	17.49	353.9	1904.
#1	-.0001	-.0000	.0001	-.0001	-.0003	-.0011	.0003	.0004	.0003
#2	.0001	.0000	.0001	-.0002	.0009	-.0011	.0003	-.0002	-.0004

Elem	V_2924	Zn2062	As1890	Tl1908	Pb2203	Se1960	Sb2068	Al3961	Ca3179
Avg	**-.0002**	**.0020**	**-.0018**	**-.0006**	**.0007**	**.0021**	**.0010**	**.0138**	**.0249**
Stddev	.0001	.0002	.0006	.0002	.0007	.0007	.0004	.0026	.0033
%RSD	52.59	12.60	32.56	40.17	88.74	35.38	41.28	18.95	13.24
#1	-.0001	.0018	-.0022	-.0007	.0012	.0015	.0007	.0119	.0273
#2	-.0002	.0022	-.0014	-.0004	.0003	.0026	.0013	.0156	.0226

Elem	Fe2599	Mg2790	K_7664	Na5895	B_2089	Mo2020	Pd3404	Si2124	Sn1899
Avg	**.0162**	**.0095**	**.0196**	**.0002**	**.0012**	**.0006**	**-.0009**	**.0120**	**.0183**
Stddev	.0024	.0021	.0038	.0017	.0001	.0001	.0015	.0011	.0005
%RSD	14.70	21.60	19.16	1076.	6.467	20.51	165.4	9.044	2.581
#1	.0179	.0110	.0223	-.0011	.0012	.0005	.0002	.0112	.0187
#2	.0145	.0081	.0170	.0014	.0013	.0007	-.0020	.0128	.0180

Elem	Sr4077	Ti3349	W_2079	Zr3391	S_1820	Bi2230	Li6707
Avg	**.0001**	**.0012**	**.0158**	**.0005**	**.0089**	**-.0003**	**-.0002**
Stddev	.0000	.0001	.0016	.0001	.0024	.0002	.0003
%RSD	3.479	8.638	10.32	12.06	26.59	72.92	136.0
#1	.0001	.0011	.0147	.0006	.0106	-.0001	-.0004
#2	.0001	.0012	.0170	.0005	.0072	-.0005	-.0000

Int. Std.	Y_3600	Y_3710	Y_2243	In2306
Avg	**75499.**	**23595.**	**1586.1**	**3884.7**
Stddev	264.	202.	2.1	9.8
%RSD	.34982	.85779	.13285	.25151
#1	75313.	23738.	1587.6	3891.6
#2	75686.	23452.	1584.6	3877.8

Zoom In Zoom Out

Sample Name: mp80998-b1 Acquired: 8/1/2014 16:01:28 Type: Unk
Method: Accutest 2(v256) Mode: CONC Corr. Factor: 1.000000
User: admin Custom ID1: Custom ID2: Custom ID3:
Comment:

Elem	Ba4554	Be3130	Cd2288	Co2286	Cr2677	Cu3247	Mn2576	Ni2316	Ag3280
Avg	**1.889**	**1.943**	**1.951**	**1.950**	**2.038**	**1.925**	**2.041**	**1.968**	**.2338**
Stddev	.030	.034	.003	.003	.003	.015	.009	.002	.0010
%RSD	1.615	1.742	.1604	.1583	.1521	.7935	.4256	.0916	.4100
#1	1.867	1.919	1.949	1.952	2.040	1.936	2.047	1.969	.2344
#2	1.910	1.967	1.953	1.948	2.036	1.915	2.035	1.966	.2331

Elem	V_2924	Zn2062	As1890	Tl1908	Pb2203	Se1960	Sb2068	Al3961	Ca3179
Avg	**1.958**	**2.043**	**1.958**	**2.048**	**2.016**	**1.890**	**1.988**	**24.28**	**24.88**
Stddev	.007	.001	.002	.002	.003	.008	.002	.38	.43
%RSD	.3603	.0375	.1021	.0844	.1234	.4463	.1105	1.561	1.744
#1	1.963	2.043	1.957	2.049	2.015	1.884	1.986	24.01	24.57
#2	1.953	2.042	1.960	2.046	2.018	1.896	1.990	24.55	25.19

Elem	Fe2599	Mg2790	K_7664	Na5895	B_2089	Mo2020	Pd3404	Si2124	Sn1899
Avg	**25.02**	**24.35**	**24.91**	**24.92**	**.0016**	**2.036**	**1.932**	**1.256**	**2.173**
Stddev	.47	.54	.33	.32	.0008	.001	.012	.008	.006
%RSD	1.872	2.223	1.345	1.292	49.50	.0604	.6015	.6693	.2610
#1	24.69	23.97	24.67	24.69	.0011	2.037	1.940	1.250	2.169
#2	25.35	24.73	25.14	25.14	.0022	2.035	1.924	1.262	2.177

Elem	Sr4077	Ti3349	W_2079	Zr3391	S_1820	Bi2230	Li6707
Avg	**1.973**	**2.128**	**2.197**	**1.933**	**-.0000**	**1.957**	**1.917**
Stddev	.032	.011	.005	.008	.0010	.003	.021
%RSD	1.604	.4999	.2084	.3927	2857.	.1614	1.087
#1	1.951	2.136	2.194	1.939	.0007	1.955	1.903
#2	1.996	2.121	2.201	1.928	-.0007	1.960	1.932

Int. Std.	Y_3600	Y_3710	Y_2243	In2306
Avg	**72630.**	**23395.**	**1538.4**	**3533.2**
Stddev	120.	423.	12.6	23.0
%RSD	.16580	1.8089	.81628	.65227
#1	72545.	23694.	1547.3	3549.5
#2	72715.	23096.	1529.6	3516.9

Zoom In Zoom Out

Sample Name: mp80998-s1 Acquired: 8/1/2014 16:04:25 Type: Unk
Method: Accutest 2(v256) Mode: CONC Corr. Factor: 1.000000
User: admin Custom ID1: Custom ID2: Custom ID3:
Comment:

Elem	Ba4554	Be3130	Cd2288	Co2286	Cr2677	Cu3247	Mn2576	Ni2316	Ag3280
Avg	**2.668**	**1.818**	**1.832**	**1.992**	**2.236**	**2.171**	**7.118**	**2.133**	**.2202**
Stddev	.037	.020	.013	.011	.003	.009	.019	.014	.0021
%RSD	1.373	1.104	.6894	.5656	.1181	.3997	.2655	.6543	.9561
#1	2.642	1.804	1.841	2.000	2.238	2.165	7.132	2.143	.2187
#2	2.694	1.832	1.823	1.984	2.234	2.177	7.105	2.123	.2217

Elem	V_2924	Zn2062	As1890	Tl1908	Pb2203	Se1960	Sb2068	Al3961	Ca3179
Avg	**2.438**	**2.485**	**1.848**	**1.830**	**1.962**	**1.762**	**1.063**	**207.3**	**57.90**
Stddev	.001	.015	.014	.007	.007	.002	.011	3.1	.62
%RSD	.0212	.5962	.7581	.3821	.3484	.1166	1.016	1.496	1.074
#1	2.437	2.496	1.858	1.835	1.967	1.764	1.071	205.1	57.46
#2	2.438	2.475	1.838	1.825	1.957	1.761	1.056	209.5	58.34

Elem	Fe2599	Mg2790	K_7664	Na5895	B_2089	Mo2020	Pd3404	Si2124	Sn1899
Avg	**333.5**	**92.68**	**45.29**	**26.24**	**.0967**	**1.826**	**1.880**	**16.04**	**1.819**
Stddev	5.7	.67	.51	.34	.0008	.014	.004	.16	.009
%RSD	1.696	.7189	1.124	1.305	.8324	.7434	.2406	.9845	.5198
#1	329.5	92.21	44.93	26.00	.0961	1.836	1.877	16.15	1.825
#2	337.5	93.15	45.65	26.49	.0973	1.817	1.884	15.93	1.812

Elem	Sr4077	Ti3349	W_2079	Zr3391	S_1820	Bi2230	Li6707
Avg	**2.021**	**9.083**	**1.497**	**1.878**	**.1092**	**1.967**	**2.098**
Stddev	.025	.006	.019	.002	.0042	.013	.032
%RSD	1.261	.0673	1.285	.1014	3.881	.6404	1.532
#1	2.002	9.088	1.510	1.877	.1122	1.976	2.076
#2	2.039	9.079	1.483	1.879	.1062	1.959	2.121

Int. Std.	Y_3600	Y_3710	Y_2243	In2306
Avg	**73032.**	**24337.**	**1553.9**	**3324.3**
Stddev	36.	71.	1.7	4.9
%RSD	.04970	.29378	.10992	.14660
#1	73006.	24388.	1555.1	3327.7
#2	73058.	24286.	1552.7	3320.8

Zoom In Zoom Out

Sample Name: mp80998-s2 Acquired: 8/1/2014 16:07:33 Type: Unk
Method: Accutest 2(v256) Mode: CONC Corr. Factor: 1.000000
User: admin Custom ID1: Custom ID2: Custom ID3:
Comment:

Elem	Ba4554	Be3130	Cd2288	Co2286	Cr2677	Cu3247	Mn2576	Ni2316	Ag3280
Avg	**2.439**	**1.797**	**1.820**	**1.965**	**2.158**	**2.110**	**8.492**	**2.075**	**.2188**
Stddev	.049	.033	.015	.021	.009	.004	.002	.016	.0049
%RSD	2.010	1.843	.8242	1.052	.4251	.1795	.0217	.7778	2.251
#1	2.404	1.773	1.831	1.980	2.152	2.113	8.490	2.087	.2153
#2	2.474	1.820	1.809	1.951	2.165	2.107	8.493	2.064	.2223

Elem	V_2924	Zn2062	As1890	Tl1908	Pb2203	Se1960	Sb2068	Al3961	Ca3179
Avg	**2.450**	**2.397**	**1.831**	**1.834**	**1.954**	**1.762**	**1.120**	**174.2**	**58.80**
Stddev	.002	.015	.018	.021	.012	.005	.010	3.4	.82
%RSD	.0786	.6423	.9811	1.115	.6125	.3018	.8606	1.965	1.397
#1	2.449	2.408	1.844	1.849	1.963	1.765	1.127	171.8	58.22
#2	2.452	2.386	1.818	1.820	1.946	1.758	1.114	176.6	59.39

Elem	Fe2599	Mg2790	K_7664	Na5895	B_2089	Mo2020	Pd3404	Si2124	Sn1899
Avg	**287.7**	**76.18**	**37.91**	**26.60**	**.0735**	**1.820**	**1.876**	**17.47**	**1.830**
Stddev	5.6	1.43	.75	.57	.0015	.018	.000	.25	.011
%RSD	1.947	1.881	1.979	2.144	2.084	.9903	.0195	1.448	.6230
#1	283.7	75.17	37.38	26.20	.0745	1.833	1.875	17.65	1.838
#2	291.6	77.20	38.44	27.01	.0724	1.807	1.876	17.29	1.822

Elem	Sr4077	Ti3349	W_2079	Zr3391	S_1820	Bi2230	Li6707
Avg	**1.978**	**11.22**	**1.479**	**1.885**	**.1161**	**2.018**	**2.000**
Stddev	.037	.01	.023	.001	.0031	.016	.045
%RSD	1.893	.0619	1.579	.0404	2.672	.8119	2.229
#1	1.952	11.21	1.495	1.884	.1183	2.029	1.969
#2	2.005	11.22	1.462	1.885	.1139	2.006	2.032

Int. Std.	Y_3600	Y_3710	Y_2243	In2306
Avg	**72993.**	**24283.**	**1556.2**	**3352.0**
Stddev	73.	243.	.9	.5
%RSD	.10038	1.0022	.05740	.01603
#1	72941.	24455.	1555.6	3352.4
#2	73045.	24110.	1556.9	3351.6

Zoom In Zoom Out

Sample Name: jb72157-4 Acquired: 8/1/2014 16:10:40 Type: Unk
Method: Accutest 2(v256) Mode: CONC Corr. Factor: 1.000000
User: admin Custom ID1: Custom ID2: Custom ID3:
Comment:

Elem	Ba4554	Be3130	Cd2288	Co2286	Cr2677	Cu3247	Mn2576	Ni2316	Ag3280
Avg	**.7458**	**.0130**	**.0045**	**.1426**	**.2701**	**.2832**	**6.513**	**.2704**	**.0018**
Stddev	.0089	.0000	.0002	.0017	.0037	.0034	.032	.0041	.0022
%RSD	1.192	.2678	3.373	1.167	1.379	1.199	.4921	1.520	125.1
#1	.7395	.0129	.0044	.1438	.2727	.2856	6.536	.2733	.0002
#2	.7520	.0130	.0046	.1414	.2674	.2808	6.491	.2675	.0033

Elem	V_2924	Zn2062	As1890	Tl1908	Pb2203	Se1960	Sb2068	Al3961	Ca3179
Avg	**.5993**	**.5936**	**.0372**	**-.0016**	**.1004**	**-.0018**	**.0054**	**145.0**	**31.25**
Stddev	.0030	.0073	.0004	.0010	.0025	.0015	.0035	1.9	.49
%RSD	.4930	1.234	1.078	60.87	2.458	85.74	65.32	1.344	1.570
#1	.6013	.5987	.0369	-.0009	.1021	-.0028	.0079	143.6	30.90
#2	.5972	.5884	.0375	-.0023	.0986	-.0007	.0029	146.3	31.59

Elem	Fe2599	Mg2790	K_7664	Na5895	B_2089	Mo2020	Pd3404	Si2124	Sn1899
Avg	**282.4**	**60.05**	**14.98**	**2.224**	**.0541**	**.0038**	**.0120**	**14.60**	**.0189**
Stddev	1.4	.97	.20	.028	.0001	.0001	.0004	.22	.0011
%RSD	.5087	1.616	1.329	1.267	.0949	1.938	3.381	1.530	5.719
#1	281.4	59.37	14.84	2.204	.0540	.0038	.0117	14.76	.0197
#2	283.4	60.74	15.12	2.243	.0541	.0037	.0123	14.45	.0182

Elem	Sr4077	Ti3349	W_2079	Zr3391	S_1820	Bi2230	Li6707
Avg	**.1446**	**6.803**	**.0340**	**.1415**	**.1049**	**.1652**	**.2272**
Stddev	.0017	.033	.0015	.0008	.0004	.0006	.0039
%RSD	1.159	.4879	4.535	.5397	.3481	.3451	1.718
#1	.1435	6.827	.0330	.1409	.1052	.1648	.2244
#2	.1458	6.780	.0351	.1420	.1047	.1656	.2299

Int. Std.	Y_3600	Y_3710	Y_2243	In2306
Avg	**75634.**	**24612.**	**1604.8**	**3489.0**
Stddev	269.	216.	6.4	10.1
%RSD	.35568	.87576	.40162	.29069
#1	75444.	24764.	1609.4	3496.1
#2	75824.	24459.	1600.3	3481.8

Zoom In Zoom Out

Sample Name: ccv Acquired: 8/1/2014 16:13:52 Type: QC
Method: Accutest 2(v256) Mode: CONC Corr. Factor: 1.000000
User: admin Custom ID1: Custom ID2: Custom ID3:
Comment:

Elem	Ba4554	Be3130	Cd2288	Co2286	Cr2677	Cu3247	Mn2576	Ni2316	Ag3280
Units	ppm	ppm	ppm	ppm	ppm	ppm	ppm	ppm	ppm
Avg	**1.945**	**1.945**	**2.005**	**2.034**	**2.072**	**1.940**	**2.057**	**2.050**	**.2447**
Stddev	.035	.032	.018	.017	.007	.009	.010	.014	.0010
%RSD	1.805	1.631	.8981	.8118	.3637	.4475	.4771	.6842	.3888
#1	1.920	1.923	1.992	2.022	2.066	1.934	2.050	2.040	.2441
#2	1.969	1.968	2.018	2.046	2.077	1.947	2.064	2.060	.2454
Check ?	Chk Pass	Chk Pass	Chk Pass	Chk Pass	Chk Pass	Chk Pass	Chk Pass	Chk Pass	Chk Pass
Value									
Range									

Elem	V_2924	Zn2062	As1890	Tl1908	Pb2203	Se1960	Sb2068	Al3961	Ca3179
Units	ppm	ppm	ppm	ppm	ppm	ppm	ppm	ppm	ppm
Avg	**2.011**	**2.083**	**1.987**	**2.086**	**2.083**	**1.971**	**1.979**	**38.42**	**39.21**
Stddev	.011	.017	.018	.010	.011	.017	.016	.65	.50
%RSD	.5492	.8106	.8782	.4982	.5180	.8589	.7822	1.681	1.274
#1	2.003	2.071	1.975	2.079	2.076	1.959	1.968	37.97	38.86
#2	2.019	2.095	2.000	2.094	2.091	1.983	1.990	38.88	39.56
Check ?	Chk Pass	Chk Pass	Chk Pass	Chk Pass	Chk Pass	Chk Pass	Chk Pass	Chk Pass	Chk Pass
Value									
Range									

Elem	Fe2599	Mg2790	K_7664	Na5895	B_2089	Mo2020	Pd3404	Si2124	Sn1899
Units	ppm	ppm	ppm	ppm	ppm	ppm	ppm	ppm	ppm
Avg	**38.96**	**38.60**	**38.94**	**38.90**	**2.011**	**2.041**	**1.988**	**4.959**	**2.079**
Stddev	.62	.35	.57	.62	.018	.017	.013	.051	.018
%RSD	1.587	.9182	1.464	1.594	.8960	.8418	.6704	1.025	.8397
#1	38.52	38.35	38.53	38.46	1.998	2.029	1.978	4.923	2.067
#2	39.39	38.85	39.34	39.34	2.024	2.053	1.997	4.994	2.092
Check ?	Chk Pass	Chk Pass	Chk Pass	Chk Pass	Chk Pass	Chk Pass	Chk Pass	Chk Pass	Chk Pass
Value									
Range									

Zoom In Zoom Out

Sample Name: ccv Acquired: 8/1/2014 16:13:52 Type: QC
Method: Accutest 2(v256) Mode: CONC Corr. Factor: 1.000000
User: admin Custom ID1: Custom ID2: Custom ID3:
Comment:

Elem	Sr4077	Ti3349	W_2079	Zr3391	S_1820	Bi2230	Li6707
Units	ppm	ppm	ppm	ppm	ppm	ppm	ppm
Avg	**1.971**	**2.014**	**2.012**	**1.969**	**1.984**	**2.033**	**1.915**
Stddev	.035	.007	.010	.008	.011	.019	.035
%RSD	1.752	.3570	.5039	.4150	.5388	.9420	1.828
#1	1.946	2.009	2.005	1.963	1.977	2.019	1.890
#2	1.995	2.020	2.019	1.975	1.992	2.046	1.940
Check ?	Chk Pass	Chk Pass	Chk Pass	Chk Pass	Chk Pass	Chk Pass	Chk Pass
Value							
Range							

Int. Std.	Y_3600	Y_3710	Y_2243	In2306
Units	Cts/S	Cts/S	Cts/S	Cts/S
Avg	**72540.**	**23240.**	**1545.5**	**3486.0**
Stddev	208.	207.	17.6	32.3
%RSD	.28664	.89149	1.1389	.92688
#1	72687.	23386.	1557.9	3508.8
#2	72392.	23093.	1533.0	3463.1

Zoom In Zoom Out

Sample Name: ccb Acquired: 8/1/2014 16:16:48 Type: QC
Method: Accutest 2(v256) Mode: CONC Corr. Factor: 1.000000
User: admin Custom ID1: Custom ID2: Custom ID3:
Comment:

Elem	Ba4554	Be3130	Cd2288	Co2286	Cr2677	Cu3247	Mn2576	Ni2316	Ag3280
Units	ppm	ppm	ppm	ppm	ppm	ppm	ppm	ppm	ppm
Avg	**.0002**	**.0001**	**.0000**	**.0001**	**.0002**	**-.0006**	**.0001**	**.0003**	**.0002**
Stddev	.0001	.0001	.0001	.0002	.0001	.0000	.0001	.0002	.0001
%RSD	49.94	62.99	151.1	107.1	63.38	5.118	41.66	84.04	82.31
#1	.0003	.0002	.0001	.0003	.0001	-.0006	.0002	.0005	.0001
#2	.0002	.0001	-.0000	.0000	.0002	-.0007	.0001	.0001	.0003
Check ?	Chk Pass	Chk Pass	Chk Pass	Chk Pass	Chk Pass	Chk Pass	Chk Pass	Chk Pass	Chk Pass
High Limit									
Low Limit									

Elem	V_2924	Zn2062	As1890	Tl1908	Pb2203	Se1960	Sb2068	Al3961	Ca3179
Units	ppm	ppm	ppm	ppm	ppm	ppm	ppm	ppm	ppm
Avg	**.0004**	**.0001**	**-.0003**	**.0003**	**.0007**	**.0011**	**.0013**	**.0058**	**.0030**
Stddev	.0001	.0001	.0007	.0010	.0007	.0011	.0009	.0023	.0002
%RSD	32.45	40.63	209.2	324.1	101.4	108.7	67.44	39.07	7.869
#1	.0003	.0001	-.0008	.0010	.0011	.0002	.0020	.0042	.0032
#2	.0004	.0002	.0002	-.0004	.0002	.0019	.0007	.0074	.0029
Check ?	Chk Pass	Chk Pass	Chk Pass	Chk Pass	Chk Pass	Chk Pass	Chk Pass	Chk Pass	Chk Pass
High Limit									
Low Limit									

Elem	Fe2599	Mg2790	K_7664	Na5895	B_2089	Mo2020	Pd3404	Si2124	Sn1899
Units	ppm	ppm	ppm	ppm	ppm	ppm	ppm	ppm	ppm
Avg	**.0060**	**.0045**	**.0069**	**.0085**	**.0013**	**.0012**	**-.0003**	**.0013**	**.0011**
Stddev	.0009	.0128	.0010	.0020	.0008	.0001	.0004	.0010	.0006
%RSD	15.08	283.6	13.98	23.78	65.97	6.945	133.3	73.57	54.72
#1	.0067	.0135	.0062	.0100	.0019	.0011	-.0006	.0006	.0015
#2	.0054	-.0045	.0076	.0071	.0007	.0012	-.0000	.0020	.0007
Check ?	Chk Pass	Chk Pass	Chk Pass	Chk Pass	Chk Pass	Chk Pass	Chk Pass	Chk Pass	Chk Pass
High Limit									
Low Limit									

Zoom In Zoom Out

Sample Name: ccb Acquired: 8/1/2014 16:16:48 Type: QC
Method: Accutest 2(v256) Mode: CONC Corr. Factor: 1.000000
User: admin Custom ID1: Custom ID2: Custom ID3:
Comment:

Elem	Sr4077	Ti3349	W_2079	Zr3391	S_1820	Bi2230	Li6707
Units	ppm	ppm	ppm	ppm	ppm	ppm	ppm
Avg	**.0001**	**.0007**	**F .0213**	**.0005**	**.0025**	**-.0001**	**.0013**
Stddev	.0000	.0002	.0014	.0000	.0010	.0000	.0002
%RSD	1.040	24.99	6.494	4.988	38.98	17.28	12.79
#1	.0001	.0008	.0204	.0005	.0018	-.0002	.0014
#2	.0001	.0006	.0223	.0006	.0031	-.0001	.0012
Check ?	Chk Pass	Chk Pass	Chk Fail	Chk Pass	Chk Pass	Chk Pass	Chk Pass
High Limit			.0050				
Low Limit			-.0050				

Int. Std.	Y_3600	Y_3710	Y_2243	In2306
Units	Cts/S	Cts/S	Cts/S	Cts/S
Avg	**76494.**	**23505.**	**1621.5**	**3951.6**
Stddev	26.	72.	7.1	21.4
%RSD	.03436	.30755	.43896	.54161
#1	76512.	23454.	1626.5	3966.8
#2	76475.	23556.	1616.4	3936.5

Zoom In Zoom Out

Sample Name: mp80998-sd1 Acquired: 8/1/2014 16:20:02 Type: Unk
Method: Accutest 2(v256) Mode: CONC Corr. Factor: 5.000000
User: admin Custom ID1: Custom ID2: Custom ID3:
Comment:

Elem	Ba4554	Be3130	Cd2288	Co2286	Cr2677	Cu3247	Mn2576	Ni2316	Ag3280
Avg	**.0004**	**-.0016**	**-.0012**	**.0013**	**-.0008**	**-.0130**	**-.0000**	**.0015**	**.0027**
Stddev	.0009	.0002	.0003	.0005	.0008	.0241	.0005	.0007	.0004
%RSD	224.6	13.76	21.38	41.49	111.3	185.0	8700.	44.33	13.55
#1	.0010	-.0015	-.0014	.0009	-.0014	.0040	.0004	.0020	.0030
#2	-.0002	-.0018	-.0010	.0016	-.0002	-.0301	-.0004	.0011	.0025

Elem	V_2924	Zn2062	As1890	Tl1908	Pb2203	Se1960	Sb2068	Al3961	Ca3179
Avg	**.0024**	**-.0060**	**.0025**	**.0145**	**.0072**	**-.0160**	**-.0018**	**.0224**	**-.0160**
Stddev	.0008	.0000	.0030	.0008	.0013	.0033	.0024	.0330	.0158
%RSD	30.66	.5771	121.1	5.732	18.70	20.44	139.7	147.3	98.88
#1	.0030	-.0060	.0004	.0139	.0082	-.0137	-.0000	.0458	-.0048
#2	.0019	-.0060	.0046	.0151	.0063	-.0184	-.0035	-.0009	-.0271

Elem	Fe2599	Mg2790	K_7664	Na5895	B_2089	Mo2020	Pd3404	Si2124	Sn1899
Avg	**.0059**	**.0479**	**-.0964**	**-.0202**	**-.0011**	**-.0020**	**-.0039**	**-.0354**	**-.0013**
Stddev	.0060	.0355	.1048	.0260	.0012	.0010	.0016	.0318	.0008
%RSD	101.8	74.16	108.7	128.9	108.3	49.26	42.72	89.99	64.57
#1	.0102	.0731	-.1706	-.0386	-.0003	-.0013	-.0050	-.0129	-.0007
#2	.0017	.0228	-.0223	-.0018	-.0020	-.0027	-.0027	-.0579	-.0019

Elem	Sr4077	Ti3349	W_2079	Zr3391	S_1820	Bi2230	Li6707
Avg	**.0000**	**.0051**	**.0064**	**.0001**	**-.0552**	**.0136**	**.0010**
Stddev	.0002	.0028	.0156	.0009	.0088	.0019	.0009
%RSD	639.0	55.42	245.0	997.0	15.98	14.09	85.39
#1	.0002	.0031	.0174	-.0006	-.0490	.0123	.0016
#2	-.0001	.0071	-.0047	.0008	-.0615	.0150	.0004

Int. Std.	Y_3600	Y_3710	Y_2243	In2306
Avg	*****	**35588.**	**4856.6**	**10763.**
Stddev	-----	3847.	677.7	1469.
%RSD	-----	10.808	13.955	13.647
#1	-----	32868.	4377.4	9724.4
#2	-----	38308.	5335.9	11802.

Zoom In Zoom Out

Sample Name: jb72461-1 Acquired: 8/1/2014 16:23:15 Type: Unk
Method: Accutest 2(v256) Mode: CONC Corr. Factor: 1.000000
User: admin Custom ID1: Custom ID2: Custom ID3:
Comment:

Elem	Ba4554	Be3130	Cd2288	Co2286	Cr2677	Cu3247	Mn2576	Ni2316	Ag3280
Avg	**.4106**	**.0047**	**.0022**	**.0537**	**.1057**	**.0506**	**2.179**	**.0688**	**.0035**
Stddev	.0038	.0001	.0000	.0002	.0009	.0002	.000	.0007	.0003
%RSD	.9289	2.118	1.369	.2830	.8213	.3382	.0105	1.033	7.640
#1	.4079	.0046	.0022	.0538	.1050	.0508	2.180	.0693	.0033
#2	.4133	.0048	.0022	.0536	.1063	.0505	2.179	.0683	.0037

Elem	V_2924	Zn2062	As1890	Tl1908	Pb2203	Se1960	Sb2068	Al3961	Ca3179
Avg	**.2363**	**.3209**	**.0503**	**-.0000**	**.0787**	**-.0012**	**.0035**	**38.38**	**17.15**
Stddev	.0010	.0026	.0006	.0013	.0006	.0017	.0002	.38	.20
%RSD	.4315	.8108	1.148	3989.	.7204	143.0	4.340	.9868	1.184
#1	.2370	.3228	.0507	-.0010	.0783	-.0024	.0034	38.11	17.01
#2	.2356	.3191	.0499	.0009	.0791	.0000	.0036	38.65	17.30

Elem	Fe2599	Mg2790	K_7664	Na5895	B_2089	Mo2020	Pd3404	Si2124	Sn1899
Avg	**132.9**	**5.885**	**7.660**	**11.82**	**.0531**	**.0049**	**.0020**	**11.22**	**.0173**
Stddev	1.3	.070	.066	.09	.0005	.0001	.0007	.09	.0002
%RSD	.9970	1.190	.8630	.7774	.8674	2.592	32.55	.8443	1.120
#1	132.0	5.836	7.613	11.76	.0534	.0050	.0016	11.29	.0172
#2	133.9	5.935	7.706	11.89	.0528	.0048	.0025	11.16	.0175

Elem	Sr4077	Ti3349	W_2079	Zr3391	S_1820	Bi2230	Li6707
Avg	**.1646**	**1.053**	**.0270**	**.0273**	**.4118**	**.0217**	**.0464**
Stddev	.0016	.005	.0024	.0000	.0020	.0002	.0011
%RSD	.9635	.4743	8.727	.0105	.4956	1.095	2.321
#1	.1635	1.057	.0253	.0273	.4132	.0216	.0456
#2	.1657	1.050	.0287	.0273	.4103	.0219	.0471

Int. Std.	Y_3600	Y_3710	Y_2243	In2306
Avg	**73898.**	**23878.**	**1578.6**	**3641.3**
Stddev	314.	253.	6.3	13.7
%RSD	.42548	1.0594	.39803	.37722
#1	73676.	24057.	1583.0	3651.1
#2	74121.	23699.	1574.1	3631.6

Zoom In Zoom Out

Sample Name: mp80998-sd1 Acquired: 8/1/2014 16:26:23 Type: Unk
Method: Accutest 2(v256) Mode: CONC Corr. Factor: 5.000000
User: admin Custom ID1: Custom ID2: Custom ID3:
Comment:

Elem	Ba4554	Be3130	Cd2288	Co2286	Cr2677	Cu3247	Mn2576	Ni2316	Ag3280
Avg	**.7778**	**.0134**	**.0041**	**.1478**	**.2907**	**.2882**	**7.202**	**.2802**	**.0108**
Stddev	.0060	.0000	.0011	.0020	.0022	.0011	.044	.0010	.0033
%RSD	.7676	.2906	27.66	1.378	.7520	.3731	.6138	.3644	30.20
#1	.7736	.0135	.0033	.1493	.2892	.2889	7.233	.2809	.0085
#2	.7820	.0134	.0049	.1464	.2923	.2874	7.171	.2795	.0131

Elem	V_2924	Zn2062	As1890	Tl1908	Pb2203	Se1960	Sb2068	Al3961	Ca3179
Avg	**.6407**	**.6491**	**.0383**	**.0071**	**.1159**	**.0016**	**.0055**	**147.8**	**33.12**
Stddev	.0044	.0044	.0049	.0142	.0052	.0086	.0017	.7	.03
%RSD	.6798	.6767	12.88	201.3	4.514	525.3	31.35	.4855	.0982
#1	.6437	.6522	.0418	-.0030	.1196	-.0044	.0067	147.3	33.10
#2	.6376	.6460	.0348	.0171	.1122	.0077	.0043	148.3	33.14

Elem	Fe2599	Mg2790	K_7664	Na5895	B_2089	Mo2020	Pd3404	Si2124	Sn1899
Avg	**318.6**	**62.64**	**15.40**	**2.310**	**.0612**	**.0034**	**.0066**	**14.98**	**.0193**
Stddev	1.3	.29	.13	.019	.0013	.0008	.0062	.03	.0070
%RSD	.4054	.4570	.8600	.8329	2.156	21.89	93.85	.1920	36.45
#1	317.7	62.44	15.50	2.297	.0603	.0040	.0110	15.00	.0242
#2	319.5	62.84	15.31	2.324	.0621	.0029	.0022	14.96	.0143

Elem	Sr4077	Ti3349	W_2079	Zr3391	S_1820	Bi2230	Li6707
Avg	**.1512**	**7.186**	**.0608**	**.1401**	**.1175**	**.1701**	**.2353**
Stddev	.0016	.057	.0071	.0005	.0090	.0010	.0027
%RSD	1.066	.7962	11.62	.3763	7.675	.5766	1.128
#1	.1501	7.226	.0558	.1398	.1111	.1694	.2334
#2	.1524	7.146	.0658	.1405	.1239	.1708	.2371

Int. Std.	Y_3600	Y_3710	Y_2243	In2306
Avg	**76401.**	**23993.**	**1633.2**	**3769.7**
Stddev	514.	20.	7.8	17.7
%RSD	.67341	.08270	.48050	.46920
#1	76037.	24007.	1638.8	3782.2
#2	76765.	23979.	1627.7	3757.2

Zoom In Zoom Out

Sample Name: jb72461-2 Acquired: 8/1/2014 16:29:30 Type: Unk
Method: Accutest 2(v256) Mode: CONC Corr. Factor: 1.000000
User: admin Custom ID1: Custom ID2: Custom ID3:
Comment:

Elem	Ba4554	Be3130	Cd2288	Co2286	Cr2677	Cu3247	Mn2576	Ni2316	Ag3280
Avg	**.5942**	**.0112**	**.0052**	**.0867**	**.2937**	**.1388**	**4.441**	**.1759**	**-.0162**
Stddev	.0034	.0001	.0002	.0005	.0027	.0011	.016	.0026	.0024
%RSD	.5715	1.303	3.640	.6008	.9303	.7891	.3686	1.456	14.57
#1	.5918	.0111	.0053	.0871	.2956	.1396	4.452	.1777	-.0178
#2	.5966	.0113	.0050	.0863	.2918	.1380	4.429	.1741	-.0145

Elem	V_2924	Zn2062	As1890	Tl1908	Pb2203	Se1960	Sb2068	Al3961	Ca3179
Avg	**.6118**	**.6693**	**.1533**	**-.0060**	**.0628**	**-.0112**	**.0040**	**50.29**	**5.349**
Stddev	.0018	.0053	.0018	.0002	.0006	.0002	.0008	.28	.030
%RSD	.2991	.7866	1.172	4.018	.8908	2.196	20.18	.5572	.5684
#1	.6131	.6731	.1545	-.0062	.0632	-.0110	.0046	50.09	5.328
#2	.6105	.6656	.1520	-.0059	.0624	-.0114	.0034	50.49	5.371

Elem	Fe2599	Mg2790	K_7664	Na5895	B_2089	Mo2020	Pd3404	Si2124	Sn1899
Avg	**460.6**	**9.555**	**6.764**	**5.638**	**.0327**	**.0171**	**.0090**	**11.44**	**.0124**
Stddev	1.2	.190	.041	.024	.0001	.0002	.0002	.12	.0003
%RSD	.2551	1.991	.6106	.4175	.2817	1.099	2.449	1.064	2.125
#1	459.8	9.421	6.735	5.621	.0326	.0173	.0088	11.52	.0126
#2	461.5	9.690	6.793	5.655	.0327	.0170	.0091	11.35	.0122

Elem	Sr4077	Ti3349	W_2079	Zr3391	S_1820	Bi2230	Li6707
Avg	**.0831**	**1.180**	**.0238**	**.0394**	**.7106**	**.0122**	**.0715**
Stddev	.0009	.011	.0004	.0002	.0012	.0014	.0005
%RSD	1.045	.9174	1.532	.5359	.1752	11.47	.7543
#1	.0825	1.188	.0235	.0395	.7097	.0112	.0711
#2	.0837	1.172	.0240	.0392	.7115	.0132	.0718

Int. Std.	Y_3600	Y_3710	Y_2243	In2306
Avg	**73422.**	**23934.**	**1564.5**	**3679.4**
Stddev	359.	87.	.5	1.4
%RSD	.48872	.36203	.03493	.03815
#1	73168.	23995.	1564.1	3680.4
#2	73676.	23873.	1564.9	3678.4

Zoom In Zoom Out

Sample Name: jb72461-3 Acquired: 8/1/2014 16:32:41 Type: Unk
Method: Accutest 2(v256) Mode: CONC Corr. Factor: 1.000000
User: admin Custom ID1: Custom ID2: Custom ID3:
Comment:

Elem	Ba4554	Be3130	Cd2288	Co2286	Cr2677	Cu3247	Mn2576	Ni2316	Ag3280
Avg	**.3991**	**.0046**	**.0013**	**.0311**	**.0351**	**.0186**	**.8470**	**.0504**	**.0024**
Stddev	.0070	.0001	.0001	.0006	.0002	.0003	.0003	.0009	.0002
%RSD	1.749	2.480	9.841	2.024	.6862	1.430	.0302	1.835	6.873
#1	.3942	.0046	.0012	.0316	.0349	.0188	.8472	.0510	.0026
#2	.4040	.0047	.0014	.0307	.0353	.0184	.8468	.0497	.0023

Elem	V_2924	Zn2062	As1890	Tl1908	Pb2203	Se1960	Sb2068	Al3961	Ca3179
Avg	**.1376**	**.0962**	**.0187**	**-.0012**	**.0378**	**.0015**	**.0014**	**56.42**	**1.179**
Stddev	.0003	.0014	.0014	.0009	.0015	.0002	.0001	.99	.023
%RSD	.2532	1.439	7.230	71.37	4.022	10.67	9.279	1.747	1.936
#1	.1373	.0972	.0197	-.0018	.0389	.0014	.0013	55.72	1.162
#2	.1378	.0952	.0178	-.0006	.0367	.0016	.0015	57.11	1.195

Elem	Fe2599	Mg2790	K_7664	Na5895	B_2089	Mo2020	Pd3404	Si2124	Sn1899
Avg	**93.58**	**.8027**	**2.733**	**1.869**	**.0077**	**.0017**	**-.0002**	**13.47**	**.0153**
Stddev	1.48	.0305	.061	.033	.0005	.0000	.0003	.17	.0006
%RSD	1.585	3.798	2.250	1.789	6.894	1.239	110.9	1.261	3.796
#1	92.53	.7812	2.689	1.846	.0081	.0016	-.0004	13.59	.0157
#2	94.63	.8243	2.776	1.893	.0074	.0017	-.0001	13.35	.0149

Elem	Sr4077	Ti3349	W_2079	Zr3391	S_1820	Bi2230	Li6707
Avg	**.1401**	**.9351**	**.0195**	**.0446**	**.2407**	**.0170**	**.0117**
Stddev	.0025	.0049	.0008	.0004	.0005	.0008	.0001
%RSD	1.797	.5206	4.260	.8354	.1946	4.654	1.222
#1	.1383	.9386	.0189	.0443	.2404	.0176	.0116
#2	.1419	.9317	.0201	.0448	.2410	.0164	.0118

Int. Std.	Y_3600	Y_3710	Y_2243	In2306
Avg	**76363.**	**24442.**	**1640.3**	**3750.2**
Stddev	78.	233.	9.9	11.2
%RSD	.10194	.95136	.60530	.29757
#1	76418.	24607.	1647.4	3758.1
#2	76308.	24278.	1633.3	3742.3

Zoom In Zoom Out

Sample Name: jb72461-4 Acquired: 8/1/2014 16:35:50 Type: Unk
Method: Accutest 2(v256) Mode: CONC Corr. Factor: 1.000000
User: admin Custom ID1: Custom ID2: Custom ID3:
Comment:

Elem	Ba4554	Be3130	Cd2288	Co2286	Cr2677	Cu3247	Mn2576	Ni2316	Ag3280
Avg	**.1327**	**.0031**	**.0014**	**.0235**	**.0690**	**.0207**	**.8972**	**.0355**	**.0012**
Stddev	.0017	.0000	.0001	.0001	.0006	.0006	.0031	.0006	.0015
%RSD	1.270	.6462	6.815	.3711	.8216	3.101	.3471	1.624	123.2
#1	.1315	.0031	.0014	.0236	.0694	.0203	.8950	.0359	.0002
#2	.1339	.0031	.0015	.0234	.0686	.0212	.8994	.0351	.0023

Elem	V_2924	Zn2062	As1890	Tl1908	Pb2203	Se1960	Sb2068	Al3961	Ca3179
Avg	**.1566**	**.1343**	**.0225**	**.0002**	**.0404**	**-.0042**	**.0018**	**21.92**	**2.085**
Stddev	.0003	.0003	.0001	.0007	.0015	.0044	.0017	.33	.028
%RSD	.2162	.1963	.3701	291.7	3.803	106.6	95.35	1.492	1.349
#1	.1564	.1342	.0226	-.0002	.0415	-.0073	.0030	21.69	2.065
#2	.1569	.1345	.0225	.0007	.0393	-.0010	.0006	22.15	2.104

Elem	Fe2599	Mg2790	K_7664	Na5895	B_2089	Mo2020	Pd3404	Si2124	Sn1899
Avg	**132.6**	**4.284**	**2.926**	**1.866**	**.0135**	**.0022**	**.0036**	**7.260**	**.0164**
Stddev	1.8	.052	.037	.028	.0006	.0002	.0012	.027	.0007
%RSD	1.323	1.218	1.254	1.489	4.428	8.257	33.61	.3673	3.995
#1	131.3	4.247	2.900	1.846	.0140	.0020	.0028	7.279	.0168
#2	133.8	4.321	2.952	1.886	.0131	.0023	.0045	7.241	.0159

Elem	Sr4077	Ti3349	W_2079	Zr3391	S_1820	Bi2230	Li6707
Avg	**.0312**	**.9394**	**.0144**	**.0341**	**.2032**	**.0178**	**.0310**
Stddev	.0003	.0050	.0013	.0002	.0008	.0003	.0007
%RSD	.8266	.5287	8.958	.5978	.4099	1.726	2.203
#1	.0310	.9429	.0135	.0339	.2038	.0180	.0305
#2	.0314	.9359	.0153	.0342	.2027	.0176	.0315

Int. Std.	Y_3600	Y_3710	Y_2243	In2306
Avg	**75272.**	**23832.**	**1603.4**	**3763.3**
Stddev	266.	110.	7.8	16.4
%RSD	.35298	.46202	.48577	.43481
#1	75460.	23910.	1608.9	3774.9
#2	75084.	23754.	1597.9	3751.7

Zoom In Zoom Out

Sample Name: jb72465-16 Acquired: 8/1/2014 16:38:58 Type: Unk
Method: Accutest 2(v256) Mode: CONC Corr. Factor: 1.000000
User: admin Custom ID1: Custom ID2: Custom ID3:
Comment:

Elem	Ba4554	Be3130	Cd2288	Co2286	Cr2677	Cu3247	Mn2576	Ni2316	Ag3280
Avg	**.6473**	**.0098**	**.0033**	**.0763**	**.2040**	**.1746**	**3.849**	**.1767**	**.0018**
Stddev	.0037	.0000	.0000	.0008	.0010	.0014	.007	.0014	.0013
%RSD	.5706	.1181	.2048	1.106	.5143	.8219	.1708	.8055	70.03
#1	.6447	.0098	.0033	.0769	.2047	.1757	3.854	.1777	.0009
#2	.6499	.0098	.0033	.0757	.2032	.1736	3.845	.1757	.0027

Elem	V_2924	Zn2062	As1890	Tl1908	Pb2203	Se1960	Sb2068	Al3961	Ca3179
Avg	**.3264**	**.5951**	**.0428**	**.0000**	**.1696**	**-.0008**	**.0048**	**101.5**	**11.27**
Stddev	.0002	.0022	.0012	.0001	.0023	.0022	.0018	.7	.07
%RSD	.0706	.3637	2.730	396.8	1.373	264.3	37.16	.6434	.6194
#1	.3266	.5967	.0436	-.0001	.1713	.0007	.0035	101.1	11.22
#2	.3263	.5936	.0419	.0001	.1680	-.0024	.0061	102.0	11.32

Elem	Fe2599	Mg2790	K_7664	Na5895	B_2089	Mo2020	Pd3404	Si2124	Sn1899
Avg	**217.5**	**35.70**	**10.65**	**.7083**	**.0563**	**.0085**	**.0039**	**9.793**	**.0202**
Stddev	1.5	.28	.04	.0031	.0003	.0002	.0004	.025	.0017
%RSD	.7040	.7859	.4001	.4348	.4781	1.884	9.979	.2593	8.623
#1	216.4	35.50	10.62	.7061	.0561	.0084	.0042	9.811	.0189
#2	218.6	35.89	10.68	.7105	.0565	.0086	.0037	9.775	.0214

Elem	Sr4077	Ti3349	W_2079	Zr3391	S_1820	Bi2230	Li6707
Avg	**.0886**	**3.513**	**.0173**	**.0468**	**.4752**	**.0802**	**.1969**
Stddev	.0007	.009	.0002	.0001	.0009	.0019	.0007
%RSD	.7470	.2712	1.335	.1080	.1901	2.338	.3387
#1	.0881	3.520	.0171	.0467	.4745	.0816	.1964
#2	.0891	3.507	.0175	.0468	.4758	.0789	.1973

Int. Std.	Y_3600	Y_3710	Y_2243	In2306
Avg	**74851.**	**24349.**	**1604.3**	**3567.6**
Stddev	265.	113.	6.9	15.5
%RSD	.35441	.46266	.43178	.43410
#1	74664.	24429.	1609.2	3578.6
#2	75039.	24270.	1599.4	3556.7

Zoom In Zoom Out

Sample Name: jb72471-2 Acquired: 8/1/2014 16:42:04 Type: Unk
Method: Accutest 2(v256) Mode: CONC Corr. Factor: 1.000000
User: admin Custom ID1: Custom ID2: Custom ID3:
Comment:

Elem	Ba4554	Be3130	Cd2288	Co2286	Cr2677	Cu3247	Mn2576	Ni2316	Ag3280
Avg	**2.678**	**.0126**	**.0183**	**.1567**	**.9804**	**3.500**	**2.218**	**13.69**	**.0108**
Stddev	.006	.0001	.0002	.0008	.0097	.009	.023	.07	.0020
%RSD	.2442	.3984	.8696	.4893	.9917	.2567	1.033	.4958	18.38
#1	2.674	.0125	.0184	.1573	.9872	3.507	2.234	13.74	.0094
#2	2.683	.0126	.0182	.1562	.9735	3.494	2.202	13.64	.0122

Elem	V_2924	Zn2062	As1890	Tl1908	Pb2203	Se1960	Sb2068	Al3961	Ca3179
Avg	**1.089**	**22.81**	**.5476**	**-.0151**	**1.770**	**.1356**	**.0271**	**309.1**	**39.04**
Stddev	.007	.06	.0004	.0020	.003	.0042	.0000	2.4	.02
%RSD	.6267	.2668	.0780	13.31	.1610	3.111	.0659	.7672	.0503
#1	1.093	22.85	.5479	-.0165	1.772	.1385	.0271	307.4	39.02
#2	1.084	22.76	.5473	-.0137	1.768	.1326	.0271	310.8	39.05

Elem	Fe2599	Mg2790	K_7664	Na5895	B_2089	Mo2020	Pd3404	Si2124	Sn1899
Avg	**369.7**	**30.05**	**10.06**	**9.933**	**.1758**	**.0923**	**-.0480**	**17.20**	**.1328**
Stddev	3.5	.01	.05	.028	.0021	.0010	.0012	.14	.0004
%RSD	.9574	.0239	.4963	.2806	1.209	1.102	2.507	.8341	.3246
#1	367.2	30.05	10.02	9.913	.1773	.0930	-.0489	17.30	.1331
#2	372.2	30.06	10.09	9.953	.1743	.0916	-.0472	17.10	.1325

Elem	Sr4077	Ti3349	W_2079	Zr3391	S_1820	Bi2230	Li6707
Avg	**1.110**	**2.846**	**.0136**	**.0791**	**24.62**	**-.0384**	**.1311**
Stddev	.003	.023	.0022	.0005	.07	.0010	.0002
%RSD	.2901	.8000	16.04	.6680	.2716	2.706	.1481
#1	1.108	2.862	.0152	.0795	24.67	-.0392	.1310
#2	1.112	2.829	.0121	.0787	24.57	-.0377	.1312

Int. Std.	Y_3600	Y_3710	Y_2243	In2306
Avg	**73192.**	**24304.**	**1557.2**	**3454.1**
Stddev	582.	33.	7.6	15.2
%RSD	.79505	.13668	.48492	.43944
#1	72781.	24281.	1562.6	3464.8
#2	73604.	24328.	1551.9	3443.3

Zoom In Zoom Out

Sample Name: jb72471-3 Acquired: 8/1/2014 16:45:18 Type: Unk
Method: Accutest 2(v256) Mode: CONC Corr. Factor: 1.000000
User: admin Custom ID1: Custom ID2: Custom ID3:
Comment:

Elem	Ba4554	Be3130	Cd2288	Co2286	Cr2677	Cu3247	Mn2576	Ni2316	Ag3280
Avg	**3.942**	**.0142**	**.0244**	**.1854**	**1.213**	**5.326**	**3.816**	**19.03**	**.0240**
Stddev	.039	.0000	.0005	.0019	.007	.022	.016	.24	.0001
%RSD	.9815	.1958	2.098	1.019	.5869	.4232	.4181	1.284	.4337
#1	3.915	.0142	.0247	.1868	1.208	5.310	3.805	19.21	.0240
#2	3.970	.0141	.0240	.1841	1.218	5.342	3.827	18.86	.0239

Elem	V_2924	Zn2062	As1890	Tl1908	Pb2203	Se1960	Sb2068	Al3961	Ca3179
Avg	**1.613**	**33.10**	**1.004**	**-.0196**	**2.855**	**.2213**	**.0338**	**447.0**	**55.47**
Stddev	.008	.34	.014	.0005	.034	.0032	.0006	.9	.02
%RSD	.4865	1.025	1.400	2.354	1.180	1.467	1.649	.1938	.0375
#1	1.608	33.34	1.014	-.0200	2.879	.2236	.0342	446.4	55.46
#2	1.619	32.86	.9937	-.0193	2.832	.2190	.0334	447.6	55.49

Elem	Fe2599	Mg2790	K_7664	Na5895	B_2089	Mo2020	Pd3404	Si2124	Sn1899
Avg	**376.9**	**34.72**	**10.06**	**15.66**	**.1643**	**.1150**	**-.0797**	**12.05**	**.1955**
Stddev	1.5	.09	.01	.03	.0000	.0014	.0002	.19	.0007
%RSD	.3903	.2584	.0894	.1750	.0197	1.191	.1926	1.537	.3367
#1	375.9	34.66	10.05	15.64	.1644	.1159	-.0796	12.18	.1960
#2	377.9	34.78	10.07	15.68	.1643	.1140	-.0798	11.92	.1951

Elem	Sr4077	Ti3349	W_2079	Zr3391	S_1820	Bi2230	Li6707
Avg	**1.482**	**3.482**	**.0187**	**.1259**	**36.89**	**-.1281**	**.1336**
Stddev	.002	.018	.0012	.0006	.34	.0026	.0000
%RSD	.1333	.5068	6.219	.4507	.9348	2.005	.0030
#1	1.480	3.469	.0196	.1255	37.13	-.1299	.1336
#2	1.483	3.494	.0179	.1263	36.64	-.1262	.1336

Int. Std.	Y_3600	Y_3710	Y_2243	In2306
Avg	**72344.**	**24171.**	**1555.1**	**3348.6**
Stddev	150.	16.	.6	6.7
%RSD	.20677	.06683	.03568	.19993
#1	72449.	24182.	1554.7	3343.8
#2	72238.	24160.	1555.5	3353.3

Zoom In Zoom Out

Sample Name: jb72490-1 Acquired: 8/1/2014 16:48:37 Type: Unk
Method: Accutest 2(v256) Mode: CONC Corr. Factor: 1.000000
User: admin Custom ID1: Custom ID2: Custom ID3:
Comment:

Elem	Ba4554	Be3130	Cd2288	Co2286	Cr2677	Cu3247	Mn2576	Ni2316	Ag3280
Avg	**.6997**	**.0129**	**.0053**	**.1314**	**.2013**	**.2582**	**9.771**	**.1953**	**-.0018**
Stddev	.0101	.0001	.0002	.0033	.0012	.0004	.007	.0057	.0022
%RSD	1.447	.5504	2.881	2.499	.5863	.1573	.0751	2.903	121.7
#1	.6926	.0128	.0054	.1337	.2022	.2580	9.766	.1994	-.0033
#2	.7069	.0129	.0052	.1290	.2005	.2585	9.777	.1913	-.0002

Elem	V_2924	Zn2062	As1890	Tl1908	Pb2203	Se1960	Sb2068	Al3961	Ca3179
Avg	**.5336**	**.8273**	**.1606**	**-.0000**	**.2382**	**.0013**	**.0050**	**134.5**	**9.221**
Stddev	.0000	.0169	.0032	.0010	.0036	.0019	.0002	2.1	.148
%RSD	.0016	2.040	2.011	8904.	1.511	152.5	4.656	1.592	1.607
#1	.5336	.8393	.1629	-.0007	.2407	-.0001	.0048	133.0	9.116
#2	.5336	.8154	.1583	.0007	.2357	.0026	.0052	136.0	9.326

Elem	Fe2599	Mg2790	K_7664	Na5895	B_2089	Mo2020	Pd3404	Si2124	Sn1899
Avg	**301.6**	**12.75**	**7.010**	**.6038**	**.0098**	**.0112**	**.0032**	**10.63**	**.0252**
Stddev	4.9	.16	.082	.0080	.0006	.0002	.0009	.26	.0017
%RSD	1.609	1.261	1.166	1.318	6.118	1.488	28.45	2.423	6.679
#1	298.2	12.63	6.952	.5982	.0094	.0113	.0026	10.81	.0264
#2	305.1	12.86	7.068	.6095	.0102	.0110	.0039	10.45	.0240

Elem	Sr4077	Ti3349	W_2079	Zr3391	S_1820	Bi2230	Li6707
Avg	**.0655**	**2.530**	**.0188**	**.0660**	**1.746**	**.0520**	**.1116**
Stddev	.0009	.001	.0024	.0004	.034	.0011	.0014
%RSD	1.335	.0210	12.56	.5917	1.915	2.083	1.253
#1	.0649	2.531	.0172	.0657	1.770	.0528	.1106
#2	.0661	2.530	.0205	.0662	1.723	.0512	.1126

Int. Std.	Y_3600	Y_3710	Y_2243	In2306
Avg	**78577.**	**25470.**	**1700.1**	**3624.0**
Stddev	151.	231.	4.6	14.3
%RSD	.19212	.90600	.26769	.39436
#1	78471.	25633.	1696.9	3613.9
#2	78684.	25307.	1703.3	3634.1

Zoom In Zoom Out

Sample Name: ccv Acquired: 8/1/2014 16:52:17 Type: QC
Method: Accutest 2(v256) Mode: CONC Corr. Factor: 1.000000
User: admin Custom ID1: Custom ID2: Custom ID3:
Comment:

Elem	Ba4554	Be3130	Cd2288	Co2286	Cr2677	Cu3247	Mn2576	Ni2316	Ag3280
Units	ppm	ppm	ppm	ppm	ppm	ppm	ppm	ppm	ppm
Avg	**1.923**	**1.918**	**1.969**	**2.027**	**2.093**	**1.934**	**2.067**	**2.034**	**.2460**
Stddev	.009	.014	.000	.002	.008	.001	.005	.002	.0016
%RSD	.4750	.7230	.0003	.1192	.3728	.0742	.2316	.1121	.6656
#1	1.929	1.928	1.969	2.029	2.098	1.935	2.070	2.035	.2471
#2	1.916	1.908	1.969	2.026	2.087	1.933	2.064	2.032	.2448
Check ?	Chk Pass	Chk Pass	Chk Pass	Chk Pass	Chk Pass	Chk Pass	Chk Pass	Chk Pass	Chk Pass
Value									
Range									

Elem	V_2924	Zn2062	As1890	Tl1908	Pb2203	Se1960	Sb2068	Al3961	Ca3179
Units	ppm	ppm	ppm	ppm	ppm	ppm	ppm	ppm	ppm
Avg	**2.026**	**2.076**	**1.966**	**2.070**	**2.066**	**1.932**	**1.933**	**38.13**	**38.97**
Stddev	.002	.005	.004	.004	.000	.002	.002	.20	.35
%RSD	.1141	.2300	.2214	.1832	.0199	.0751	.0799	.5180	.8861
#1	2.027	2.079	1.969	2.073	2.066	1.931	1.932	38.27	39.21
#2	2.024	2.072	1.963	2.067	2.065	1.933	1.934	37.99	38.72
Check ?	Chk Pass	Chk Pass	Chk Pass	Chk Pass	Chk Pass	Chk Pass	Chk Pass	Chk Pass	Chk Pass
Value									
Range									

Elem	Fe2599	Mg2790	K_7664	Na5895	B_2089	Mo2020	Pd3404	Si2124	Sn1899
Units	ppm	ppm	ppm	ppm	ppm	ppm	ppm	ppm	ppm
Avg	**38.53**	**38.28**	**38.47**	**38.58**	**1.979**	**2.011**	**1.982**	**4.882**	**2.054**
Stddev	.26	.35	.36	.26	.003	.003	.004	.008	.002
%RSD	.6699	.9181	.9447	.6795	.1393	.1514	.2119	.1574	.0794
#1	38.71	38.52	38.73	38.76	1.977	2.013	1.985	4.877	2.055
#2	38.35	38.03	38.22	38.39	1.981	2.009	1.979	4.888	2.053
Check ?	Chk Pass	Chk Pass	Chk Pass	Chk Pass	Chk Pass	Chk Pass	Chk Pass	Chk Pass	Chk Pass
Value									
Range									

Zoom In Zoom Out

Sample Name: ccv Acquired: 8/1/2014 16:52:17 Type: QC
Method: Accutest 2(v256) Mode: CONC Corr. Factor: 1.000000
User: admin Custom ID1: Custom ID2: Custom ID3:
Comment:

Elem	Sr4077	Ti3349	W_2079	Zr3391	S_1820	Bi2230	Li6707
Units	ppm	ppm	ppm	ppm	ppm	ppm	ppm
Avg	**1.942**	**2.018**	**1.975**	**1.975**	**1.952**	**1.982**	**1.892**
Stddev	.011	.005	.014	.000	.004	.003	.011
%RSD	.5708	.2366	.7302	.0009	.2002	.1309	.5607
#1	1.950	2.021	1.985	1.975	1.955	1.980	1.900
#2	1.935	2.015	1.964	1.975	1.949	1.984	1.885
Check ?	Chk Pass	Chk Pass	Chk Pass	Chk Pass	Chk Pass	Chk Pass	Chk Pass
Value							
Range							

Int. Std.	Y_3600	Y_3710	Y_2243	In2306
Units	Cts/S	Cts/S	Cts/S	Cts/S
Avg	**72315.**	**23378.**	**1571.8**	**3524.1**
Stddev	219.	168.	9.7	24.0
%RSD	.30234	.71824	.61942	.67972
#1	72470.	23259.	1578.7	3541.0
#2	72161.	23496.	1564.9	3507.1

Zoom In Zoom Out

Sample Name: ccb Acquired: 8/1/2014 16:55:14 Type: QC
Method: Accutest 2(v256) Mode: CONC Corr. Factor: 1.000000
User: admin Custom ID1: Custom ID2: Custom ID3:
Comment:

Elem	Ba4554	Be3130	Cd2288	Co2286	Cr2677	Cu3247	Mn2576	Ni2316	Ag3280
Units	ppm	ppm	ppm	ppm	ppm	ppm	ppm	ppm	ppm
Avg	**.0001**	**.0001**	**.0001**	**.0004**	**-.0003**	**-.0006**	**.0001**	**.0008**	**.0002**
Stddev	.0001	.0001	.0002	.0001	.0002	.0002	.0000	.0004	.0000
%RSD	38.35	47.21	165.5	12.16	81.60	35.30	44.33	46.45	19.94
#1	.0001	.0002	.0003	.0004	-.0004	-.0008	.0001	.0005	.0002
#2	.0002	.0001	-.0000	.0005	-.0001	-.0005	.0001	.0010	.0002
Check ?	Chk Pass	Chk Pass	Chk Pass	Chk Pass	Chk Pass	Chk Pass	Chk Pass	Chk Pass	Chk Pass
High Limit									
Low Limit									

Elem	V_2924	Zn2062	As1890	Tl1908	Pb2203	Se1960	Sb2068	Al3961	Ca3179
Units	ppm	ppm	ppm	ppm	ppm	ppm	ppm	ppm	ppm
Avg	**.0000**	**.0002**	**-.0007**	**.0016**	F **.0022**	**.0014**	**.0000**	**-.0002**	**.0005**
Stddev	.0001	.0001	.0001	.0012	.0006	.0003	.0006	.0004	.0005
%RSD	235.7	29.43	15.86	73.92	28.89	18.67	1291.	164.7	89.81
#1	.0001	.0002	-.0008	.0008	.0018	.0016	-.0004	-.0005	.0009
#2	-.0000	.0003	-.0006	.0025	.0027	.0012	.0005	.0000	.0002
Check ?	Chk Pass	Chk Pass	Chk Pass	Chk Pass	Chk Fail	Chk Pass	Chk Pass	Chk Pass	Chk Pass
High Limit					.0018				
Low Limit					-.0018				

Elem	Fe2599	Mg2790	K_7664	Na5895	B_2089	Mo2020	Pd3404	Si2124	Sn1899
Units	ppm	ppm	ppm	ppm	ppm	ppm	ppm	ppm	ppm
Avg	**.0049**	**.0005**	**.0047**	**.0114**	**.0007**	**.0010**	**-.0009**	**.0036**	**.0005**
Stddev	.0006	.0156	.0197	.0025	.0004	.0000	.0008	.0019	.0005
%RSD	13.17	3302.	419.8	21.99	49.01	1.585	83.61	52.22	98.06
#1	.0045	-.0105	-.0093	.0131	.0010	.0010	-.0014	.0023	.0001
#2	.0054	.0115	.0187	.0096	.0005	.0010	-.0004	.0050	.0008
Check ?	Chk Pass	Chk Pass	Chk Pass	Chk Pass	Chk Pass	Chk Pass	Chk Pass	Chk Pass	Chk Pass
High Limit									
Low Limit									

Zoom In Zoom Out

Sample Name: ccb Acquired: 8/1/2014 16:55:14 Type: QC
Method: Accutest 2(v256) Mode: CONC Corr. Factor: 1.000000
User: admin Custom ID1: Custom ID2: Custom ID3:
Comment:

Elem	Sr4077	Ti3349	W_2079	Zr3391	S_1820	Bi2230	Li6707
Units	ppm	ppm	ppm	ppm	ppm	ppm	ppm
Avg	**.0001**	**.0008**	F **.0139**	**.0004**	**.0010**	**-.0002**	**.0010**
Stddev	.0000	.0002	.0009	.0001	.0029	.0003	.0001
%RSD	7.069	28.45	6.630	18.36	284.6	141.3	10.09
#1	.0001	.0009	.0133	.0003	.0031	-.0004	.0011
#2	.0001	.0006	.0146	.0005	-.0010	-.0000	.0009
Check ?	Chk Pass	Chk Pass	Chk Fail	Chk Pass	Chk Pass	Chk Pass	Chk Pass
High Limit			.0050				
Low Limit			-.0050				

Int. Std.	Y_3600	Y_3710	Y_2243	In2306
Units	Cts/S	Cts/S	Cts/S	Cts/S
Avg	**76942.**	**23346.**	**1635.7**	**3966.2**
Stddev	267.	268.	5.5	10.1
%RSD	.34667	1.1475	.33894	.25402
#1	76753.	23535.	1639.6	3973.3
#2	77131.	23156.	1631.8	3959.0

Zoom In Zoom Out

Sample Name: jb72490-2 Acquired: 8/1/2014 16:58:28 Type: Unk
Method: Accutest 2(v256) Mode: CONC Corr. Factor: 1.000000
User: admin Custom ID1: Custom ID2: Custom ID3:
Comment:

Elem	Ba4554	Be3130	Cd2288	Co2286	Cr2677	Cu3247	Mn2576	Ni2316	Ag3280
Avg	**.7232**	**.0138**	**.0059**	**.1525**	**.1794**	**.2461**	**10.38**	**.2301**	**-.0027**
Stddev	.0096	.0001	.0001	.0013	.0006	.0004	.02	.0013	.0037
%RSD	1.322	1.078	.9200	.8599	.3108	.1446	.2298	.5787	133.6
#1	.7165	.0137	.0059	.1534	.1798	.2464	10.40	.2310	-.0053
#2	.7300	.0139	.0058	.1516	.1790	.2459	10.36	.2291	-.0002

Elem	V_2924	Zn2062	As1890	Tl1908	Pb2203	Se1960	Sb2068	Al3961	Ca3179
Avg	**.5376**	**.8194**	**.1301**	**-.0011**	**.2450**	**-.0018**	**.0051**	**145.3**	**5.532**
Stddev	.0015	.0013	.0009	.0019	.0008	.0000	.0013	1.7	.056
%RSD	.2843	.1646	.6666	166.6	.3248	.5410	25.30	1.190	1.003
#1	.5387	.8204	.1307	-.0025	.2456	-.0018	.0042	144.1	5.493
#2	.5365	.8185	.1295	.0002	.2444	-.0018	.0060	146.5	5.572

Elem	Fe2599	Mg2790	K_7664	Na5895	B_2089	Mo2020	Pd3404	Si2124	Sn1899
Avg	**281.0**	**13.87**	**6.940**	**.1856**	**.0106**	**.0102**	**-.0002**	**9.730**	**.0241**
Stddev	5.5	.23	.108	.0004	.0001	.0004	.0012	.053	.0007
%RSD	1.958	1.651	1.557	.2147	.7004	3.813	590.6	.5482	2.972
#1	277.1	13.71	6.864	.1859	.0107	.0105	-.0010	9.768	.0236
#2	284.9	14.03	7.017	.1854	.0106	.0099	.0006	9.693	.0246

Elem	Sr4077	Ti3349	W_2079	Zr3391	S_1820	Bi2230	Li6707
Avg	**.0517**	**2.302**	**.0195**	**.0484**	**1.596**	**.0449**	**.1212**
Stddev	.0006	.017	.0015	.0001	.008	.0007	.0016
%RSD	1.187	.7209	7.765	.2910	.5190	1.450	1.328
#1	.0513	2.314	.0184	.0483	1.602	.0454	.1201
#2	.0521	2.290	.0205	.0485	1.590	.0445	.1223

Int. Std.	Y_3600	Y_3710	Y_2243	In2306
Avg	**80835.**	**26289.**	**1741.6**	**3597.9**
Stddev	245.	232.	3.6	8.5
%RSD	.30263	.88377	.20871	.23737
#1	80662.	26453.	1744.2	3604.0
#2	81008.	26125.	1739.0	3591.9

Zoom In Zoom Out

Sample Name: jb72490-3 Acquired: 8/1/2014 17:01:44 Type: Unk
Method: Accutest 2(v256) Mode: CONC Corr. Factor: 1.000000
User: admin Custom ID1: Custom ID2: Custom ID3:
Comment:

Elem	Ba4554	Be3130	Cd2288	Co2286	Cr2677	Cu3247	Mn2576	Ni2316	Ag3280
Avg	**.5645**	**.0159**	**.0063**	**.1917**	**.1578**	**.2584**	**8.960**	**.2548**	**-.0008**
Stddev	.0079	.0002	.0001	.0029	.0014	.0010	.067	.0041	.0026
%RSD	1.404	1.422	1.321	1.490	.8632	.3840	.7493	1.606	306.5
#1	.5589	.0157	.0064	.1937	.1588	.2591	9.008	.2577	-.0027
#2	.5701	.0160	.0063	.1897	.1568	.2577	8.913	.2519	.0010

Elem	V_2924	Zn2062	As1890	Tl1908	Pb2203	Se1960	Sb2068	Al3961	Ca3179
Avg	**.5039**	**.7881**	**.1297**	**-.0044**	**.2191**	**-.0027**	**.0040**	**143.3**	**9.011**
Stddev	.0030	.0071	.0045	.0003	.0020	.0022	.0008	2.0	.131
%RSD	.6000	.9044	3.473	5.995	.9101	80.89	20.33	1.428	1.448
#1	.5060	.7931	.1329	-.0043	.2205	-.0043	.0035	141.8	8.919
#2	.5017	.7830	.1266	-.0046	.2177	-.0012	.0046	144.7	9.103

Elem	Fe2599	Mg2790	K_7664	Na5895	B_2089	Mo2020	Pd3404	Si2124	Sn1899
Avg	**298.1**	**15.56**	**9.808**	**.1244**	**.0096**	**.0086**	**.0011**	**8.030**	**.0190**
Stddev	3.3	.20	.084	.0064	.0012	.0002	.0004	.045	.0010
%RSD	1.104	1.269	.8563	5.173	12.10	2.400	33.82	.5626	5.250
#1	295.8	15.42	9.749	.1198	.0105	.0084	.0008	8.062	.0183
#2	300.5	15.70	9.868	.1289	.0088	.0087	.0014	7.998	.0197

Elem	Sr4077	Ti3349	W_2079	Zr3391	S_1820	Bi2230	Li6707
Avg	**.0400**	**1.963**	**.0159**	**.0642**	**1.405**	**.0353**	**.1174**
Stddev	.0005	.012	.0022	.0005	.011	.0015	.0022
%RSD	1.286	.6175	13.58	.7623	.8141	4.326	1.877
#1	.0396	1.972	.0144	.0639	1.413	.0363	.1158
#2	.0404	1.955	.0175	.0645	1.397	.0342	.1190

Int. Std.	Y_3600	Y_3710	Y_2243	In2306
Avg	**83578.**	**26849.**	**1790.4**	**3613.8**
Stddev	282.	315.	6.0	1.4
%RSD	.33749	1.1719	.33539	.03752
#1	83378.	27072.	1794.6	3612.8
#2	83777.	26627.	1786.1	3614.8

Zoom In Zoom Out

Sample Name: jb72490-4 Acquired: 8/1/2014 17:04:59 Type: Unk
Method: Accutest 2(v256) Mode: CONC Corr. Factor: 1.000000
User: admin Custom ID1: Custom ID2: Custom ID3:
Comment:

Elem	Ba4554	Be3130	Cd2288	Co2286	Cr2677	Cu3247	Mn2576	Ni2316	Ag3280
Avg	**1.331**	**.0130**	**.0091**	**.1408**	**.3495**	**.6181**	**10.07**	**.2809**	**.0026**
Stddev	.003	.0000	.0004	.0009	.0004	.0022	.04	.0014	.0001
%RSD	.2093	.2531	4.135	.6103	.1272	.3549	.4003	.5027	2.097
#1	1.329	.0130	.0094	.1414	.3492	.6196	10.10	.2819	.0027
#2	1.333	.0130	.0089	.1402	.3498	.6165	10.04	.2799	.0026

Elem	V_2924	Zn2062	As1890	Tl1908	Pb2203	Se1960	Sb2068	Al3961	Ca3179
Avg	**.5377**	**1.696**	**.6961**	**-.0025**	**.9871**	**-.0049**	**.0083**	**136.7**	**58.13**
Stddev	.0010	.016	.0067	.0016	.0069	.0034	.0011	.4	.10
%RSD	.1841	.9683	.9575	65.08	.6989	68.83	13.85	.2986	.1768
#1	.5370	1.707	.7008	-.0037	.9920	-.0073	.0075	136.4	58.05
#2	.5384	1.684	.6914	-.0014	.9822	-.0025	.0091	137.0	58.20

Elem	Fe2599	Mg2790	K_7664	Na5895	B_2089	Mo2020	Pd3404	Si2124	Sn1899
Avg	**252.8**	**29.54**	**7.852**	**1.068**	**.0725**	**.0173**	**.0045**	**7.384**	**.0520**
Stddev	.9	.14	.043	.002	.0001	.0002	.0008	.059	.0014
%RSD	.3393	.4697	.5494	.1528	.1471	1.039	18.12	.8060	2.719
#1	253.4	29.44	7.821	1.070	.0726	.0174	.0051	7.426	.0510
#2	252.2	29.64	7.882	1.067	.0724	.0172	.0039	7.342	.0530

Elem	Sr4077	Ti3349	W_2079	Zr3391	S_1820	Bi2230	Li6707
Avg	**.4528**	**2.624**	**.0296**	**.0863**	**2.880**	**.0555**	**.1290**
Stddev	.0009	.017	.0010	.0003	.009	.0006	.0001
%RSD	.1948	.6283	3.457	.3804	.3056	1.064	.0599
#1	.4522	2.636	.0289	.0865	2.886	.0551	.1290
#2	.4535	2.613	.0303	.0861	2.874	.0559	.1289

Int. Std.	Y_3600	Y_3710	Y_2243	In2306
Avg	**82323.**	**26837.**	**1759.6**	**3503.2**
Stddev	200.	35.	11.1	13.9
%RSD	.24354	.13027	.62799	.39724
#1	82181.	26812.	1767.4	3513.0
#2	82465.	26862.	1751.8	3493.3

Zoom In Zoom Out

Sample Name: jb72490-5 Acquired: 8/1/2014 17:08:15 Type: Unk
Method: Accutest 2(v256) Mode: CONC Corr. Factor: 1.000000
User: admin Custom ID1: Custom ID2: Custom ID3:
Comment:

Elem	Ba4554	Be3130	Cd2288	Co2286	Cr2677	Cu3247	Mn2576	Ni2316	Ag3280
Avg	**.8249**	**.0119**	**.0092**	**.1430**	**.3337**	**.5626**	**8.101**	**.2555**	**.0025**
Stddev	.0124	.0001	.0001	.0021	.0012	.0036	.033	.0043	.0042
%RSD	1.503	.9900	1.413	1.479	.3610	.6368	.4057	1.675	169.6
#1	.8162	.0118	.0093	.1445	.3328	.5651	8.124	.2586	-.0005
#2	.8337	.0120	.0091	.1416	.3345	.5601	8.078	.2525	.0054

Elem	V_2924	Zn2062	As1890	Tl1908	Pb2203	Se1960	Sb2068	Al3961	Ca3179
Avg	**.5055**	**1.295**	**.3551**	**-.0026**	**.5790**	**.0021**	**.0076**	**137.1**	**38.71**
Stddev	.0022	.018	.0062	.0010	.0051	.0036	.0012	2.1	.49
%RSD	.4398	1.362	1.739	38.69	.8791	172.5	15.59	1.509	1.269
#1	.5070	1.308	.3595	-.0033	.5826	-.0005	.0084	135.6	38.36
#2	.5039	1.283	.3508	-.0019	.5754	.0046	.0067	138.5	39.06

Elem	Fe2599	Mg2790	K_7664	Na5895	B_2089	Mo2020	Pd3404	Si2124	Sn1899
Avg	**260.1**	**23.88**	**9.670**	**.5939**	**.0209**	**.0153**	**.0028**	**9.724**	**.0550**
Stddev	6.9	.39	.153	.0040	.0007	.0003	.0010	.047	.0018
%RSD	2.658	1.634	1.581	.6734	3.218	1.667	36.70	.4857	3.361
#1	255.2	23.61	9.562	.5911	.0205	.0154	.0021	9.758	.0563
#2	265.0	24.16	9.778	.5967	.0214	.0151	.0035	9.691	.0537

Elem	Sr4077	Ti3349	W_2079	Zr3391	S_1820	Bi2230	Li6707
Avg	**.1126**	**2.768**	**.0279**	**.0524**	**3.192**	**.0601**	**.1274**
Stddev	.0019	.007	.0005	.0005	.045	.0000	.0017
%RSD	1.710	.2662	1.947	.8738	1.409	.0619	1.338
#1	.1112	2.773	.0275	.0521	3.224	.0601	.1262
#2	.1140	2.763	.0283	.0528	3.160	.0601	.1286

Int. Std.	Y_3600	Y_3710	Y_2243	In2306
Avg	**80003.**	**25955.**	**1720.2**	**3532.9**
Stddev	283.	313.	5.8	13.6
%RSD	.35348	1.2070	.33439	.38508
#1	79803.	26176.	1724.3	3542.6
#2	80203.	25733.	1716.2	3523.3

Zoom In Zoom Out

Sample Name: jb72490-7 Acquired: 8/1/2014 17:11:31 Type: Unk
Method: Accutest 2(v256) Mode: CONC Corr. Factor: 1.000000
User: admin Custom ID1: Custom ID2: Custom ID3:
Comment:

Elem	Ba4554	Be3130	Cd2288	Co2286	Cr2677	Cu3247	Mn2576	Ni2316	Ag3280
Avg	**.6705**	**.0127**	**.0051**	**.1101**	**.2257**	**.2459**	**9.450**	**.1738**	**.0004**
Stddev	.0010	.0000	.0002	.0001	.0002	.0006	.066	.0015	.0006
%RSD	.1528	.0795	4.152	.1330	.0722	.2475	.7022	.8550	159.8
#1	.6698	.0127	.0052	.1102	.2259	.2463	9.497	.1749	.0008
#2	.6712	.0127	.0049	.1100	.2256	.2455	9.403	.1728	-.0000

Elem	V_2924	Zn2062	As1890	Tl1908	Pb2203	Se1960	Sb2068	Al3961	Ca3179
Avg	**.5137**	**.7146**	**.1530**	**-.0008**	**.2221**	**-.0011**	**.0054**	**130.3**	**8.535**
Stddev	.0024	.0045	.0017	.0005	.0014	.0014	.0004	.4	.042
%RSD	.4714	.6329	1.135	59.84	.6198	126.1	7.323	.3358	.4939
#1	.5154	.7178	.1517	-.0005	.2231	-.0001	.0051	129.9	8.505
#2	.5119	.7114	.1542	-.0012	.2211	-.0020	.0057	130.6	8.565

Elem	Fe2599	Mg2790	K_7664	Na5895	B_2089	Mo2020	Pd3404	Si2124	Sn1899
Avg	**307.9**	**11.87**	**6.843**	**.5796**	**.0086**	**.0113**	**.0044**	**9.392**	**.0260**
Stddev	.8	.03	.016	.0044	.0003	.0001	.0013	.060	.0009
%RSD	.2526	.2845	.2264	.7599	3.289	1.144	29.13	.6383	3.326
#1	308.5	11.85	6.832	.5765	.0084	.0114	.0035	9.435	.0266
#2	307.4	11.90	6.854	.5827	.0088	.0112	.0053	9.350	.0254

Elem	Sr4077	Ti3349	W_2079	Zr3391	S_1820	Bi2230	Li6707
Avg	**.0608**	**2.372**	**.0169**	**.0629**	**1.630**	**.0448**	**.1040**
Stddev	.0002	.009	.0002	.0002	.009	.0007	.0006
%RSD	.3699	.3922	1.443	.3312	.5216	1.509	.6188
#1	.0606	2.378	.0171	.0631	1.636	.0443	.1035
#2	.0609	2.365	.0167	.0628	1.624	.0453	.1044

Int. Std.	Y_3600	Y_3710	Y_2243	In2306
Avg	**78415.**	**25119.**	**1680.0**	**3613.8**
Stddev	224.	116.	12.7	25.8
%RSD	.28556	.46224	.75748	.71516
#1	78256.	25201.	1689.0	3632.1
#2	78573.	25037.	1671.0	3595.5

Zoom In Zoom Out

Sample Name: jb72916-1 Acquired: 8/1/2014 17:14:47 Type: Unk
Method: Accutest 2(v256) Mode: CONC Corr. Factor: 1.000000
User: admin Custom ID1: Custom ID2: Custom ID3:
Comment:

Elem	Ba4554	Be3130	Cd2288	Co2286	Cr2677	Cu3247	Mn2576	Ni2316	Ag3280
Avg	**.4051**	**.0089**	**.0022**	**.0501**	**.2285**	**.0859**	**2.181**	**.1035**	**.0043**
Stddev	.0055	.0001	.0000	.0005	.0002	.0005	.004	.0001	.0024
%RSD	1.358	.8474	1.634	.9504	.0732	.5436	.1906	.0966	55.94
#1	.4012	.0089	.0022	.0505	.2284	.0856	2.178	.1036	.0026
#2	.4090	.0090	.0022	.0498	.2286	.0863	2.184	.1034	.0060

Elem	V_2924	Zn2062	As1890	Tl1908	Pb2203	Se1960	Sb2068	Al3961	Ca3179
Avg	**.3794**	**.2576**	**.0483**	**.0024**	**.1078**	**.0020**	**.0025**	**163.8**	**8.817**
Stddev	.0018	.0001	.0018	.0008	.0020	.0005	.0018	2.4	.129
%RSD	.4784	.0421	3.675	34.02	1.810	23.88	70.55	1.476	1.463
#1	.3781	.2576	.0471	.0030	.1065	.0024	.0038	162.0	8.726
#2	.3807	.2575	.0496	.0019	.1092	.0017	.0013	165.5	8.908

Elem	Fe2599	Mg2790	K_7664	Na5895	B_2089	Mo2020	Pd3404	Si2124	Sn1899
Avg	**183.2**	**15.77**	**9.429**	**.7126**	**.0351**	**.0070**	**.0053**	**13.78**	**.0194**
Stddev	3.0	.27	.137	.0071	.0007	.0001	.0007	.04	.0006
%RSD	1.640	1.682	1.455	.9909	1.988	1.165	13.56	.2960	3.220
#1	181.0	15.59	9.332	.7076	.0346	.0069	.0048	13.81	.0198
#2	185.3	15.96	9.526	.7176	.0356	.0070	.0058	13.75	.0189

Elem	Sr4077	Ti3349	W_2079	Zr3391	S_1820	Bi2230	Li6707
Avg	**.1385**	**5.106**	**.0151**	**.0862**	**.4914**	**.1219**	**.0985**
Stddev	.0020	.015	.0002	.0004	.0019	.0001	.0008
%RSD	1.447	.2932	1.514	.4340	.3901	.0776	.8552
#1	.1370	5.095	.0152	.0860	.4928	.1219	.0979
#2	.1399	5.116	.0149	.0865	.4901	.1218	.0991

Int. Std.	Y_3600	Y_3710	Y_2243	In2306
Avg	**73460.**	**23572.**	**1594.9**	**3560.8**
Stddev	51.	204.	7.8	23.9
%RSD	.06975	.86512	.48711	.67132
#1	73496.	23716.	1600.4	3577.7
#2	73424.	23428.	1589.4	3543.9

Zoom In Zoom Out

Sample Name: jb72916-2 Acquired: 8/1/2014 17:17:52 Type: Unk
Method: Accutest 2(v256) Mode: CONC Corr. Factor: 1.000000
User: admin Custom ID1: Custom ID2: Custom ID3:
Comment:

Elem	Ba4554	Be3130	Cd2288	Co2286	Cr2677	Cu3247	Mn2576	Ni2316	Ag3280
Avg	**.3476**	**.0072**	**.0018**	**.0441**	**.1796**	**.0647**	**1.910**	**.0828**	**.0046**
Stddev	.0052	.0001	.0002	.0002	.0005	.0002	.001	.0009	.0017
%RSD	1.489	1.809	9.242	.5304	.2524	.3067	.0633	1.028	36.54
#1	.3439	.0071	.0017	.0442	.1799	.0645	1.911	.0834	.0034
#2	.3512	.0072	.0019	.0439	.1792	.0648	1.909	.0822	.0058

Elem	V_2924	Zn2062	As1890	Tl1908	Pb2203	Se1960	Sb2068	Al3961	Ca3179
Avg	**.3060**	**.2695**	**.0399**	**.0018**	**.0949**	**-.0027**	**.0016**	**144.5**	**2.097**
Stddev	.0025	.0003	.0012	.0002	.0010	.0010	.0016	2.4	.036
%RSD	.8064	.1100	3.012	11.67	1.044	36.25	100.8	1.691	1.697
#1	.3077	.2697	.0407	.0020	.0956	-.0020	.0028	142.7	2.071
#2	.3042	.2693	.0390	.0017	.0942	-.0034	.0005	146.2	2.122

Elem	Fe2599	Mg2790	K_7664	Na5895	B_2089	Mo2020	Pd3404	Si2124	Sn1899
Avg	**144.4**	**8.990**	**6.321**	**.2435**	**.0182**	**.0057**	**.0042**	**15.50**	**.0178**
Stddev	2.4	.183	.097	.0052	.0016	.0001	.0003	.02	.0018
%RSD	1.693	2.035	1.529	2.144	8.889	2.563	7.336	.1585	10.34
#1	142.7	8.861	6.252	.2398	.0171	.0056	.0040	15.52	.0191
#2	146.1	9.120	6.389	.2471	.0193	.0058	.0044	15.48	.0165

Elem	Sr4077	Ti3349	W_2079	Zr3391	S_1820	Bi2230	Li6707
Avg	**.0399**	**3.507**	**.0170**	**.0659**	**1.499**	**.0825**	**.0752**
Stddev	.0007	.009	.0013	.0005	.001	.0008	.0020
%RSD	1.642	.2540	7.862	.7999	.0613	1.019	2.610
#1	.0394	3.514	.0161	.0663	1.498	.0831	.0738
#2	.0404	3.501	.0180	.0656	1.499	.0819	.0766

Int. Std.	Y_3600	Y_3710	Y_2243	In2306
Avg	**74709.**	**23830.**	**1613.6**	**3604.9**
Stddev	259.	294.	7.4	10.6
%RSD	.34656	1.2330	.45817	.29382
#1	74526.	24038.	1618.9	3612.4
#2	74892.	23622.	1608.4	3597.4

Zoom In Zoom Out

Sample Name: mp80966-mb1conf Acquired: 8/1/2014 17:20:58 Type: Unk
Method: Accutest 2(v256) Mode: CONC Corr. Factor: 1.000000
User: admin Custom ID1: Custom ID2: Custom ID3:
Comment:

Elem	Ba4554	Be3130	Cd2288	Co2286	Cr2677	Cu3247	Mn2576	Ni2316	Ag3280
Avg	**.0003**	**-.0001**	**.0001**	**.0000**	**-.0000**	**-.0010**	**.0001**	**.0000**	**.0005**
Stddev	.0000	.0000	.0000	.0000	.0000	.0003	.0000	.0001	.0001
%RSD	4.952	37.14	39.00	45.50	1.595	31.67	28.46	8741.	24.12
#1	.0003	-.0001	.0001	.0001	-.0000	-.0008	.0001	-.0001	.0004
#2	.0003	-.0001	.0002	.0000	-.0000	-.0012	.0002	.0001	.0006

Elem	V_2924	Zn2062	As1890	Tl1908	Pb2203	Se1960	Sb2068	Al3961	Ca3179
Avg	**.0000**	**.0006**	**.0002**	**-.0019**	**.0011**	**.0028**	**.0006**	**.0141**	**.0058**
Stddev	.0002	.0000	.0008	.0012	.0001	.0002	.0002	.0071	.0002
%RSD	1931.	3.559	335.4	62.51	9.836	6.200	27.06	50.50	2.817
#1	.0002	.0006	.0008	-.0011	.0010	.0029	.0007	.0192	.0057
#2	-.0002	.0007	-.0003	-.0028	.0011	.0026	.0005	.0091	.0060

Elem	Fe2599	Mg2790	K_7664	Na5895	B_2089	Mo2020	Pd3404	Si2124	Sn1899
Avg	**.0178**	**.0097**	**.0120**	**.0188**	**.0007**	**.0003**	**-.0007**	**.0142**	**.0138**
Stddev	.0055	.0163	.0230	.0046	.0006	.0001	.0007	.0015	.0009
%RSD	31.11	167.5	191.2	24.28	89.13	18.15	104.9	10.26	6.741
#1	.0217	.0212	.0283	.0221	.0011	.0003	-.0012	.0131	.0132
#2	.0139	-.0018	-.0042	.0156	.0003	.0003	-.0002	.0152	.0145

Elem	Sr4077	Ti3349	W_2079	Zr3391	S_1820	Bi2230	Li6707
Avg	**.0000**	**.0014**	**.0041**	**.0003**	**.0004**	**-.0007**	**.0005**
Stddev	.0001	.0001	.0009	.0000	.0002	.0004	.0003
%RSD	202.9	10.18	20.88	6.788	53.48	54.06	61.06
#1	.0001	.0015	.0035	.0003	.0003	-.0009	.0007
#2	-.0000	.0013	.0047	.0003	.0006	-.0004	.0003

Int. Std.	Y_3600	Y_3710	Y_2243	In2306
Avg	**76839.**	**23628.**	**1617.0**	**3928.3**
Stddev	435.	401.	9.1	23.0
%RSD	.56642	1.6964	.56271	.58646
#1	76531.	23911.	1623.4	3944.6
#2	77147.	23344.	1610.6	3912.0

Zoom In Zoom Out

Sample Name: jb72256-1 Acquired: 8/1/2014 17:24:12 Type: Unk
Method: Accutest 2(v256) Mode: CONC Corr. Factor: 1.000000
User: admin Custom ID1: Custom ID2: Custom ID3:
Comment:

Elem	Ba4554	Be3130	Cd2288	Co2286	Cr2677	Cu3247	Mn2576	Ni2316	Ag3280
Avg	**.2548**	**.0050**	**.0017**	**.0357**	**.1846**	**.0994**	**1.356**	**.1483**	**.0028**
Stddev	.0030	.0000	.0003	.0000	.0007	.0010	.006	.0007	.0004
%RSD	1.186	.3625	19.34	.0606	.3778	1.037	.4557	.4988	12.72
#1	.2526	.0051	.0019	.0357	.1851	.1001	1.361	.1488	.0025
#2	.2569	.0050	.0014	.0357	.1842	.0987	1.352	.1478	.0030

Elem	V_2924	Zn2062	As1890	Tl1908	Pb2203	Se1960	Sb2068	Al3961	Ca3179
Avg	**.1722**	**.2546**	**.0260**	**.0007**	**.0634**	**.0001**	**.0008**	**41.89**	**16.53**
Stddev	.0012	.0016	.0003	.0009	.0012	.0018	.0006	.58	.21
%RSD	.7079	.6225	1.228	127.9	1.846	1429.	72.80	1.390	1.241
#1	.1731	.2557	.0257	.0013	.0642	.0014	.0004	41.48	16.38
#2	.1714	.2535	.0262	.0001	.0626	-.0011	.0012	42.30	16.67

Elem	Fe2599	Mg2790	K_7664	Na5895	B_2089	Mo2020	Pd3404	Si2124	Sn1899
Avg	**94.49**	**23.19**	**7.752**	**2.337**	**.0222**	**.0021**	**.0032**	**6.935**	**.0198**
Stddev	1.18	.38	.077	.026	.0006	.0000	.0006	.054	.0009
%RSD	1.245	1.650	.9981	1.131	2.528	.3050	17.93	.7845	4.765
#1	93.66	22.92	7.697	2.318	.0226	.0021	.0028	6.973	.0205
#2	95.32	23.46	7.806	2.356	.0218	.0021	.0036	6.897	.0191

Elem	Sr4077	Ti3349	W_2079	Zr3391	S_1820	Bi2230	Li6707
Avg	**.0609**	**2.899**	**.0100**	**.0317**	**17.07**	**.0672**	**.0632**
Stddev	.0007	.014	.0017	.0001	.08	.0022	.0017
%RSD	1.144	.4816	16.48	.3230	.4674	3.334	2.672
#1	.0604	2.909	.0089	.0317	17.12	.0656	.0620
#2	.0614	2.889	.0112	.0316	17.01	.0687	.0644

Int. Std.	Y_3600	Y_3710	Y_2243	In2306
Avg	**76704.**	**24193.**	**1637.3**	**3681.7**
Stddev	267.	223.	2.0	2.4
%RSD	.34758	.91968	.12369	.06443
#1	76516.	24350.	1635.9	3680.1
#2	76893.	24036.	1638.7	3683.4

Zoom In Zoom Out

Sample Name: ccv Acquired: 8/1/2014 17:27:17 Type: QC
Method: Accutest 2(v256) Mode: CONC Corr. Factor: 1.000000
User: admin Custom ID1: Custom ID2: Custom ID3:
Comment:

Elem	Ba4554	Be3130	Cd2288	Co2286	Cr2677	Cu3247	Mn2576	Ni2316	Ag3280
Units	ppm	ppm	ppm	ppm	ppm	ppm	ppm	ppm	ppm
Avg	**1.927**	**1.911**	**1.978**	**2.038**	**2.063**	**1.931**	**2.059**	**2.029**	**.2424**
Stddev	.013	.015	.010	.009	.006	.011	.005	.004	.0019
%RSD	.6701	.7814	.5115	.4407	.2813	.5801	.2554	.2163	.7733
#1	1.918	1.901	1.971	2.032	2.059	1.923	2.055	2.026	.2410
#2	1.936	1.922	1.985	2.045	2.067	1.939	2.063	2.032	.2437
Check ?	Chk Pass	Chk Pass	Chk Pass	Chk Pass	Chk Pass	Chk Pass	Chk Pass	Chk Pass	Chk Pass
Value									
Range									

Elem	V_2924	Zn2062	As1890	Tl1908	Pb2203	Se1960	Sb2068	Al3961	Ca3179
Units	ppm	ppm	ppm	ppm	ppm	ppm	ppm	ppm	ppm
Avg	**1.991**	**2.072**	**1.977**	**2.074**	**2.073**	**1.947**	**1.944**	**37.93**	**38.46**
Stddev	.003	.005	.008	.008	.007	.006	.009	.25	.22
%RSD	.1266	.2505	.4242	.3667	.3376	.3003	.4404	.6518	.5827
#1	1.989	2.068	1.971	2.069	2.068	1.943	1.938	37.75	38.30
#2	1.992	2.076	1.983	2.079	2.078	1.951	1.950	38.10	38.61
Check ?	Chk Pass	Chk Pass	Chk Pass	Chk Pass	Chk Pass	Chk Pass	Chk Pass	Chk Pass	Chk Pass
Value									
Range									

Elem	Fe2599	Mg2790	K_7664	Na5895	B_2089	Mo2020	Pd3404	Si2124	Sn1899
Units	ppm	ppm	ppm	ppm	ppm	ppm	ppm	ppm	ppm
Avg	**38.54**	**38.22**	**38.50**	**38.70**	**1.997**	**2.023**	**1.970**	**4.920**	**2.063**
Stddev	.31	.28	.18	.19	.011	.008	.012	.034	.006
%RSD	.8153	.7260	.4763	.4790	.5502	.4168	.6038	.6929	.3080
#1	38.32	38.03	38.37	38.57	1.989	2.017	1.962	4.896	2.059
#2	38.76	38.42	38.63	38.83	2.004	2.029	1.979	4.944	2.068
Check ?	Chk Pass	Chk Pass	Chk Pass	Chk Pass	Chk Pass	Chk Pass	Chk Pass	Chk Pass	Chk Pass
Value									
Range									

Zoom In Zoom Out

Sample Name: ccv Acquired: 8/1/2014 17:27:17 Type: QC
Method: Accutest 2(v256) Mode: CONC Corr. Factor: 1.000000
User: admin Custom ID1: Custom ID2: Custom ID3:
Comment:

Elem	Sr4077	Ti3349	W_2079	Zr3391	S_1820	Bi2230	Li6707
Units	ppm	ppm	ppm	ppm	ppm	ppm	ppm
Avg	**1.944**	**2.006**	**1.982**	**1.961**	**1.966**	**1.986**	**1.883**
Stddev	.014	.007	.005	.005	.004	.009	.007
%RSD	.6921	.3433	.2366	.2747	.2150	.4701	.4000
#1	1.935	2.001	1.986	1.957	1.963	1.979	1.878
#2	1.954	2.011	1.979	1.964	1.969	1.992	1.888
Check ?	Chk Pass	Chk Pass	Chk Pass	Chk Pass	Chk Pass	Chk Pass	Chk Pass
Value							
Range							

Int. Std.	Y_3600	Y_3710	Y_2243	In2306
Units	Cts/S	Cts/S	Cts/S	Cts/S
Avg	**72793.**	**23318.**	**1563.0**	**3506.5**
Stddev	77.	195.	13.7	29.4
%RSD	.10638	.83787	.87768	.83974
#1	72848.	23456.	1572.7	3527.3
#2	72739.	23180.	1553.3	3485.6

Zoom In Zoom Out

Sample Name: ccb Acquired: 8/1/2014 17:30:14 Type: QC
Method: Accutest 2(v256) Mode: CONC Corr. Factor: 1.000000
User: admin Custom ID1: Custom ID2: Custom ID3:
Comment:

Elem	Ba4554	Be3130	Cd2288	Co2286	Cr2677	Cu3247	Mn2576	Ni2316	Ag3280
Units	ppm	ppm	ppm	ppm	ppm	ppm	ppm	ppm	ppm
Avg	**.0001**	**.0001**	**.0001**	**-.0001**	**.0005**	**-.0005**	**.0001**	**.0004**	**.0002**
Stddev	.0001	.0000	.0001	.0001	.0004	.0000	.0001	.0003	.0004
%RSD	119.3	28.51	55.17	68.51	75.25	5.494	44.52	71.76	180.0
#1	.0002	.0001	.0002	-.0001	.0008	-.0006	.0002	.0006	-.0001
#2	.0000	.0001	.0001	-.0002	.0003	-.0005	.0001	.0002	.0005
Check ?	Chk Pass	Chk Pass	Chk Pass	Chk Pass	Chk Pass	Chk Pass	Chk Pass	Chk Pass	Chk Pass
High Limit									
Low Limit									

Elem	V_2924	Zn2062	As1890	Tl1908	Pb2203	Se1960	Sb2068	Al3961	Ca3179
Units	ppm	ppm	ppm	ppm	ppm	ppm	ppm	ppm	ppm
Avg	**.0002**	**.0003**	**.0005**	**.0018**	**-.0000**	**.0011**	**.0010**	**.0056**	**-.0005**
Stddev	.0001	.0003	.0004	.0020	.0003	.0006	.0012	.0023	.0008
%RSD	37.38	78.00	68.83	111.6	692.2	51.65	124.3	41.01	180.7
#1	.0002	.0005	.0008	.0004	-.0003	.0007	.0001	.0040	.0001
#2	.0001	.0002	.0003	.0033	.0002	.0015	.0019	.0073	-.0010
Check ?	Chk Pass	Chk Pass	Chk Pass	Chk Pass	Chk Pass	Chk Pass	Chk Pass	Chk Pass	Chk Pass
High Limit									
Low Limit									

Elem	Fe2599	Mg2790	K_7664	Na5895	B_2089	Mo2020	Pd3404	Si2124	Sn1899
Units	ppm	ppm	ppm	ppm	ppm	ppm	ppm	ppm	ppm
Avg	**.0041**	**.0062**	**-.0002**	**.0147**	**.0012**	**.0010**	**-.0010**	**.0019**	**.0002**
Stddev	.0005	.0014	.0030	.0021	.0005	.0000	.0005	.0001	.0002
%RSD	13.15	22.05	1957.	14.03	43.47	4.601	43.48	3.298	76.29
#1	.0045	.0052	-.0023	.0162	.0016	.0010	-.0007	.0019	.0001
#2	.0037	.0071	.0020	.0133	.0008	.0011	-.0014	.0020	.0004
Check ?	Chk Pass	Chk Pass	Chk Pass	Chk Pass	Chk Pass	Chk Pass	Chk Pass	Chk Pass	Chk Pass
High Limit									
Low Limit									

Zoom In Zoom Out

Sample Name: ccb Acquired: 8/1/2014 17:30:14 Type: QC
Method: Accutest 2(v256) Mode: CONC Corr. Factor: 1.000000
User: admin Custom ID1: Custom ID2: Custom ID3:
Comment:

Elem	Sr4077	Ti3349	W_2079	Zr3391	S_1820	Bi2230	Li6707
Units	ppm	ppm	ppm	ppm	ppm	ppm	ppm
Avg	**.0001**	**.0006**	F **.0127**	**.0004**	**.0022**	**.0005**	**.0011**
Stddev	.0000	.0002	.0004	.0001	.0025	.0011	.0002
%RSD	17.25	36.30	3.332	21.48	112.3	218.4	20.09
#1	.0001	.0004	.0124	.0004	.0005	.0013	.0009
#2	.0001	.0007	.0130	.0003	.0040	-.0003	.0013
Check ?	Chk Pass	Chk Pass	Chk Fail	Chk Pass	Chk Pass	Chk Pass	Chk Pass
High Limit			.0050				
Low Limit			-.0050				

Int. Std.	Y_3600	Y_3710	Y_2243	In2306
Units	Cts/S	Cts/S	Cts/S	Cts/S
Avg	**76951.**	**23383.**	**1638.2**	**3964.7**
Stddev	43.	253.	11.1	21.3
%RSD	.05637	1.0824	.67987	.53650
#1	76920.	23562.	1646.1	3979.7
#2	76981.	23204.	1630.3	3949.7

Zoom In Zoom Out

Sample Name: cri Acquired: 8/1/2014 17:33:28 Type: QC
Method: Accutest 2(v256) Mode: CONC Corr. Factor: 1.000000
User: admin Custom ID1: Custom ID2: Custom ID3:
Comment:

Elem	Ba4554	Be3130	Cd2288	Co2286	Cr2677	Cu3247	Mn2576	Ni2316	Ag3280
Units	ppm	ppm	ppm	ppm	ppm	ppm	ppm	ppm	ppm
Avg	**.1975**	**.0020**	**.0035**	**.0511**	**.0109**	**.0078**	**.0161**	**.0100**	**.0060**
Stddev	.0034	.0001	.0001	.0005	.0000	.0002	.0001	.0002	.0002
%RSD	1.702	3.184	3.246	.9205	.4503	2.989	.5094	1.515	3.943
#1	.1952	.0020	.0034	.0514	.0108	.0080	.0161	.0099	.0062
#2	.1999	.0020	.0036	.0508	.0109	.0076	.0160	.0101	.0058
Check ?	Chk Pass	Chk Pass	Chk Pass	Chk Pass	Chk Pass	Chk Pass	Chk Pass	Chk Pass	Chk Pass
Value									
Range									

Elem	V_2924	Zn2062	As1890	Tl1908	Pb2203	Se1960	Sb2068	Al3961	Ca3179
Units	ppm	ppm	ppm	ppm	ppm	ppm	ppm	ppm	ppm
Avg	**.0513**	**.0217**	**.0101**	**.0124**	**.0038**	**.0102**	**.0048**	**.1946**	**4.857**
Stddev	.0001	.0001	.0005	.0005	.0001	.0003	.0011	.0111	.089
%RSD	.2159	.3403	4.660	4.303	3.011	2.444	23.96	5.708	1.841
#1	.0512	.0218	.0098	.0120	.0039	.0101	.0056	.1867	4.794
#2	.0514	.0217	.0105	.0128	.0037	.0104	.0040	.2024	4.920
Check ?	Chk Pass	Chk Pass	Chk Pass	Chk Pass	Chk Pass	Chk Pass	Chk Pass	Chk Pass	Chk Pass
Value									
Range									

Elem	Fe2599	Mg2790	K_7664	Na5895	B_2089	Mo2020	Pd3404	Si2124	Sn1899
Units	ppm	ppm	ppm	ppm	ppm	ppm	ppm	ppm	ppm
Avg	**.1024**	**4.852**	**4.943**	**4.868**	**.1051**	**.0210**	**.0512**	**.2039**	**.0111**
Stddev	.0017	.097	.085	.067	.0004	.0002	.0011	.0016	.0003
%RSD	1.634	2.003	1.711	1.372	.4171	.9689	2.062	.7632	2.827
#1	.1012	4.784	4.884	4.821	.1047	.0211	.0520	.2050	.0114
#2	.1036	4.921	5.003	4.915	.1054	.0208	.0505	.2028	.0109
Check ?	Chk Pass	Chk Pass	Chk Pass	Chk Pass	Chk Pass	Chk Pass	Chk Pass	Chk Pass	Chk Pass
Value									
Range									

Zoom In Zoom Out

Sample Name: cri Acquired: 8/1/2014 17:33:28 Type: QC
Method: Accutest 2(v256) Mode: CONC Corr. Factor: 1.000000
User: admin Custom ID1: Custom ID2: Custom ID3:
Comment:

Elem	Sr4077	Ti3349	W_2079	Zr3391	S_1820	Bi2230	Li6707
Units	ppm	ppm	ppm	ppm	ppm	ppm	ppm
Avg	**.0103**	**.0108**	**.0618**	**.0100**	**.0514**	**.0217**	**.0210**
Stddev	.0002	.0000	.0016	.0001	.0001	.0001	.0008
%RSD	1.695	.3353	2.533	1.397	.2037	.4334	3.823
#1	.0102	.0108	.0629	.0101	.0514	.0216	.0215
#2	.0104	.0108	.0607	.0099	.0515	.0218	.0204
Check ?	Chk Pass	Chk Pass	Chk Pass	Chk Pass	Chk Pass	Chk Pass	Chk Pass
Value							
Range							

Int. Std.	Y_3600	Y_3710	Y_2243	In2306
Units	Cts/S	Cts/S	Cts/S	Cts/S
Avg	**76455.**	**23337.**	**1622.9**	**3871.5**
Stddev	629.	361.	5.3	13.1
%RSD	.82276	1.5485	.32485	.33895
#1	76011.	23593.	1626.7	3880.8
#2	76900.	23082.	1619.2	3862.2

Zoom In Zoom Out

Sample Name: crid Acquired: 8/1/2014 17:36:41 Type: QC
Method: Accutest 2(v256) Mode: CONC Corr. Factor: 1.000000
User: admin Custom ID1: Custom ID2: Custom ID3:
Comment:

Elem	Ba4554	Be3130	Cd2288	Co2286	Cr2677	Cu3247	Mn2576	Ni2316
Units	ppm	ppm	ppm	ppm	ppm	ppm	ppm	ppm
Avg	**.0040**	**.0009**	**.0010**	**.0034**	**.0019**	F **.0009**	**.0032**	**.0041**
Stddev	.0001	.0001	.0001	.0000	.0000	.0000	.0000	.0001
%RSD	2.280	5.782	12.90	.2088	1.193	1.488	1.060	1.413
#1	.0039	.0009	.0009	.0033	.0019	.0009	.0032	.0042
#2	.0041	.0009	.0011	.0034	.0019	.0009	.0032	.0041
Check ?	Chk Pass	Chk Pass	Chk Pass	Chk Pass	Chk Pass	Chk Fail	Chk Pass	Chk Pass
Value						.0020		
Range						-30.00%		

Elem	Ag3280	V_2924	Zn2062	As1890	Tl1908	Pb2203	Se1960	Sb2068
Units	ppm	ppm	ppm	ppm	ppm	ppm	ppm	ppm
Avg	**.0011**	**.0020**	**.0113**	**.0034**	**.0019**	F **.0043**	F **.0086**	**.0031**
Stddev	.0002	.0000	.0001	.0001	.0007	.0004	.0036	.0004
%RSD	21.79	1.531	.8401	3.128	35.72	9.279	42.42	12.00
#1	.0013	.0020	.0113	.0035	.0014	.0040	.0060	.0033
#2	.0009	.0020	.0114	.0033	.0024	.0046	.0112	.0028
Check ?	Chk Pass	Chk Pass	Chk Pass	Chk Pass	Chk Pass	Chk Fail	Chk Fail	Chk Pass
Value						.0025	.0050	
Range						30.00%	30.00%	

Elem	Al3961	Ca3179	Fe2599	Mg2790	K_7664	Na5895	B_2089	Mo2020
Units	ppm	ppm	ppm	ppm	ppm	ppm	ppm	ppm
Avg	**.0935**	**.9861**	**.0010**	**.1111**	**1.993**	**1.001**	**.0112**	**.0003**
Stddev	.0040	.0149	.0003	.0084	.039	.007	.0002	.0000
%RSD	4.271	1.507	35.12	7.538	1.974	.7096	1.784	11.37
#1	.0907	.9756	.0007	.1170	1.965	.9957	.0111	.0002
#2	.0963	.9966	.0012	.1052	2.021	1.006	.0113	.0003
Check ?	Chk Pass	Chk Pass	None	Chk Pass	Chk Pass	Chk Pass	Chk Pass	None
Value								
Range								

Zoom In Zoom Out

Sample Name: crid Acquired: 8/1/2014 17:36:41 Type: QC
Method: Accutest 2(v256) Mode: CONC Corr. Factor: 1.000000
User: admin Custom ID1: Custom ID2: Custom ID3:
Comment:

Elem	Pd3404	Si2124	Sn1899	Sr4077	Ti3349	W_2079	Zr3391	S_1820
Units	ppm	ppm	ppm	ppm	ppm	ppm	ppm	ppm
Avg	**-.0002**	**.0029**	**.0006**	**.0000**	**.0005**	F **.0067**	F **-.0000**	F **-.0019**
Stddev	.0010	.0018	.0002	.0000	.0004	.0019	.0002	.0000
%RSD	541.1	62.37	32.80	134.7	64.50	29.02	626.4	2.387
#1	.0005	.0016	.0004	.0000	.0008	.0053	-.0002	-.0018
#2	-.0009	.0042	.0007	.0000	.0003	.0081	.0001	-.0019
Check ?	None	None	None	None	None	Chk Fail	Chk Fail	Chk Fail
Value						.0040	.0040	.0040
Range						30.00%	-30.00%	-30.00%

Elem	Bi2230	Li6707
Units	ppm	ppm
Avg	F **-.0011**	F **.0000**
Stddev	.0005	.0004
%RSD	47.21	1907.
#1	-.0015	-.0003
#2	-.0007	.0003
Check ?	Chk Fail	Chk Fail
Value	.0040	.0040
Range	-30.00%	-30.00%

Int. Std.	Y_3600	Y_3710	Y_2243	In2306
Units	Cts/S	Cts/S	Cts/S	Cts/S
Avg	**77128.**	**23269.**	**1631.6**	**3935.1**
Stddev	480.	182.	12.8	26.4
%RSD	.62169	.78361	.78408	.67159
#1	76788.	23398.	1640.6	3953.8
#2	77467.	23141.	1622.5	3916.4

Zoom In Zoom Out

Sample Name: cria Acquired: 8/1/2014 17:39:54 Type: QC
Method: Accutest 2(v256) Mode: CONC Corr. Factor: 1.000000
User: admin Custom ID1: Custom ID2: Custom ID3:
Comment:

Elem	Ba4554	Be3130	Cd2288	Co2286	Cr2677	Cu3247	Mn2576	Ni2316	Ag3280
Units	ppm	ppm	ppm	ppm	ppm	ppm	ppm	ppm	ppm
Avg	**.0000**	**-.0001**	**.0000**	**-.0002**	**-.0004**	**-.0012**	**.0000**	**-.0001**	**.0004**
Stddev	.0001	.0000	.0001	.0003	.0000	.0001	.0000	.0001	.0000
%RSD	127.0	67.82	767.5	153.7	4.476	11.82	645.8	50.39	1.846
#1	.0001	-.0001	-.0000	.0000	-.0004	-.0011	-.0000	-.0002	.0004
#2	.0000	-.0000	.0001	-.0004	-.0004	-.0013	.0000	-.0001	.0004
Check ?	None	None	None	None	None	None	None	None	None
Value									
Range									

Elem	V_2924	Zn2062	As1890	Tl1908	Pb2203	Se1960	Sb2068	Al3961	Ca3179
Units	ppm	ppm	ppm	ppm	ppm	ppm	ppm	ppm	ppm
Avg	**.0001**	**.0004**	**.0182**	**-.0002**	**.0220**	**.0215**	**.0186**	**.4764**	**1.906**
Stddev	.0004	.0001	.0012	.0009	.0004	.0014	.0014	.0056	.003
%RSD	446.4	38.84	6.574	358.3	1.673	6.568	7.707	1.171	.1581
#1	.0004	.0003	.0191	-.0008	.0223	.0225	.0196	.4725	1.904
#2	-.0002	.0005	.0174	.0004	.0218	.0205	.0176	.4804	1.909
Check ?	None	None	Chk Pass	None	Chk Pass	Chk Pass	Chk Pass	Chk Pass	None
Value									
Range									

Elem	Fe2599	Mg2790	K_7664	Na5895	B_2089	Mo2020	Pd3404	Si2124	Sn1899
Units	ppm	ppm	ppm	ppm	ppm	ppm	ppm	ppm	ppm
Avg	**.5106**	**1.852**	**.0028**	**.0029**	**.0002**	**.0000**	**-.0008**	**.0007**	**.0000**
Stddev	.0027	.017	.0060	.0014	.0002	.0003	.0006	.0003	.0006
%RSD	.5266	.9091	214.2	49.44	155.0	1732.	75.60	49.59	1640.
#1	.5087	1.864	-.0014	.0019	.0003	-.0002	-.0013	.0005	.0005
#2	.5125	1.840	.0070	.0039	-.0000	.0002	-.0004	.0009	-.0004
Check ?	Chk Pass	None	None	None	None	None	None	None	None
Value									
Range									

Zoom In Zoom Out

Sample Name: cria Acquired: 8/1/2014 17:39:54 Type: QC
Method: Accutest 2(v256) Mode: CONC Corr. Factor: 1.000000
User: admin Custom ID1: Custom ID2: Custom ID3:
Comment:

Elem	Sr4077	Ti3349	W_2079	Zr3391	S_1820	Bi2230	Li6707
Units	ppm	ppm	ppm	ppm	ppm	ppm	ppm
Avg	**-.0001**	**.0007**	**.0055**	**-.0001**	**.0021**	**-.0008**	**.0007**
Stddev	.0001	.0004	.0013	.0000	.0022	.0005	.0006
%RSD	112.3	57.31	23.96	.3206	103.7	69.21	83.81
#1	-.0001	.0004	.0045	-.0001	.0006	-.0012	.0011
#2	-.0000	.0009	.0064	-.0001	.0037	-.0004	.0003
Check ?	None	None	None	None	None	None	None
Value							
Range							

Int. Std.	Y_3600	Y_3710	Y_2243	In2306
Units	Cts/S	Cts/S	Cts/S	Cts/S
Avg	**76943.**	**23368.**	**1637.9**	**3953.3**
Stddev	257.	97.	3.3	3.9
%RSD	.33422	.41404	.20298	.09894
#1	76762.	23436.	1635.5	3950.5
#2	77125.	23299.	1640.2	3956.0

Zoom In Zoom Out

Sample Name: icsa Acquired: 8/1/2014 17:43:37 Type: QC
Method: Accutest 2(v256) Mode: CONC Corr. Factor: 1.000000
User: admin Custom ID1: Custom ID2: Custom ID3:
Comment:

Elem	Ba4554	Be3130	Cd2288	Co2286	Cr2677	Cu3247	Mn2576	Ni2316	Ag3280
Units	ppm	ppm	ppm	ppm	ppm	ppm	ppm	ppm	ppm
Avg	**-.0013**	**-.0002**	**.0023**	**-.0016**	**.0007**	**-.0015**	**-.0001**	**-.0058**	**.0089**
Stddev	.0001	.0000	.0001	.0003	.0004	.0010	.0009	.0001	.0071
%RSD	8.839	4.311	3.625	19.15	60.92	68.50	635.6	2.338	80.16
#1	-.0012	-.0002	.0023	-.0018	.0009	-.0022	-.0008	-.0059	.0038
#2	-.0013	-.0002	.0022	-.0013	.0004	-.0008	.0005	-.0057	.0139
Check ?	Chk Pass	Chk Pass	Chk Pass	Chk Pass	Chk Pass	Chk Pass	Chk Pass	Chk Pass	Chk Pass
High Limit									
Low Limit									

Elem	V_2924	Zn2062	As1890	Tl1908	Pb2203	Se1960	Sb2068	Al3961	Ca3179
Units	ppm	ppm	ppm	ppm	ppm	ppm	ppm	ppm	ppm
Avg	**-.0006**	**.0012**	**-.0006**	**-.0003**	**-.0036**	**-.0058**	**.0073**	**479.0**	**352.0**
Stddev	.0005	.0001	.0016	.0002	.0003	.0023	.0022	10.3	1.4
%RSD	74.28	9.196	268.3	81.02	7.180	39.89	29.66	2.145	.3872
#1	-.0003	.0013	.0006	-.0005	-.0034	-.0042	.0057	471.7	352.9
#2	-.0010	.0012	-.0018	-.0001	-.0038	-.0075	.0088	486.2	351.0
Check ?	Chk Pass	Chk Pass	Chk Pass	Chk Pass	Chk Pass	Chk Pass	Chk Pass	Chk Pass	Chk Pass
High Limit									
Low Limit									

Elem	Fe2599	Mg2790	K_7664	Na5895	B_2089	Mo2020	Pd3404	Si2124	Sn1899
Units	ppm	ppm	ppm	ppm	ppm	ppm	ppm	ppm	ppm
Avg	**181.8**	**490.0**	**.1205**	**-.0214**	**-.0055**	**.0004**	**.0211**	**-.0166**	**-.0033**
Stddev	1.6	4.4	.0110	.0019	.0016	.0008	.0014	.0004	.0014
%RSD	.8923	.9028	9.169	8.994	29.67	205.3	6.621	2.521	43.80
#1	180.6	486.9	.1127	-.0200	-.0043	-.0002	.0201	-.0163	-.0023
#2	182.9	493.1	.1283	-.0227	-.0066	.0010	.0221	-.0169	-.0043
Check ?	Chk Pass	Chk Pass	Chk Pass	Chk Pass	Chk Pass	Chk Pass	Chk Pass	Chk Pass	Chk Pass
High Limit									
Low Limit									

Zoom In Zoom Out

Sample Name: icsa Acquired: 8/1/2014 17:43:37 Type: QC
Method: Accutest 2(v256) Mode: CONC Corr. Factor: 1.000000
User: admin Custom ID1: Custom ID2: Custom ID3:
Comment:

Elem	Sr4077	Ti3349	W_2079	Zr3391	S_1820	Bi2230	Li6707
Units	ppm	ppm	ppm	ppm	ppm	ppm	ppm
Avg	**-.0039**	**.0003**	**.0065**	**.0009**	**-.0036**	**-.0034**	**.0168**
Stddev	.0002	.0001	.0005	.0008	.0011	.0002	.0005
%RSD	4.367	16.09	6.904	85.17	30.50	6.473	3.012
#1	-.0040	.0004	.0062	.0004	-.0044	-.0032	.0165
#2	-.0038	.0003	.0069	.0015	-.0029	-.0035	.0172
Check ?	Chk Pass	Chk Pass	Chk Pass	Chk Pass	Chk Pass	Chk Pass	Chk Pass
High Limit							
Low Limit							

Int. Std.	Y_3600	Y_3710	Y_2243	In2306
Units	Cts/S	Cts/S	Cts/S	Cts/S
Avg	**68410.**	**22173.**	**1416.3**	**2999.9**
Stddev	3940.	102.	10.4	15.8
%RSD	5.7587	.46205	.73299	.52774
#1	65624.	22245.	1423.6	3011.1
#2	71195.	22100.	1408.9	2988.7

Zoom In Zoom Out

Sample Name: icsab Acquired: 8/1/2014 17:46:57 Type: QC
Method: Accutest 2(v256) Mode: CONC Corr. Factor: 1.000000
User: admin Custom ID1: Custom ID2: Custom ID3:
Comment:

Elem	Ba4554	Be3130	Cd2288	Co2286	Cr2677	Cu3247	Mn2576	Ni2316	Ag3280
Units	ppm	ppm	ppm	ppm	ppm	ppm	ppm	ppm	ppm
Avg	**.4910**	**.4631**	**.9826**	**.4885**	**.4737**	**.5020**	**.4879**	**.9381**	**.9583**
Stddev	.0055	.0050	.0118	.0057	.0025	.0044	.0024	.0121	.0082
%RSD	1.117	1.072	1.204	1.165	.5206	.8666	.4866	1.290	.8542
#1	.4871	.4596	.9910	.4925	.4755	.5051	.4896	.9467	.9641
#2	.4948	.4667	.9742	.4845	.4720	.4989	.4863	.9296	.9525
Check ?	Chk Pass	Chk Pass	Chk Pass	Chk Pass	Chk Pass	Chk Pass	Chk Pass	Chk Pass	Chk Pass
Value									
Range									

Elem	V_2924	Zn2062	As1890	Tl1908	Pb2203	Se1960	Sb2068	Al3961	Ca3179
Units	ppm	ppm	ppm	ppm	ppm	ppm	ppm	ppm	ppm
Avg	**.4721**	**.9585**	**.9980**	**.9437**	**.9592**	**1.075**	**.9836**	**480.2**	**353.7**
Stddev	.0040	.0124	.0156	.0055	.0116	.011	.0105	1.0	1.6
%RSD	.8462	1.298	1.565	.5870	1.208	1.025	1.065	.2026	.4627
#1	.4750	.9673	1.009	.9476	.9673	1.082	.9910	480.8	352.5
#2	.4693	.9498	.9870	.9398	.9510	1.067	.9762	479.5	354.9
Check ?	Chk Pass	Chk Pass	Chk Pass	Chk Pass	Chk Pass	Chk Pass	Chk Pass	Chk Pass	Chk Pass
Value									
Range									

Elem	Fe2599	Mg2790	K_7664	Na5895	B_2089	Mo2020	Pd3404	Si2124	Sn1899
Units	ppm	ppm	ppm	ppm	ppm	ppm	ppm	ppm	ppm
Avg	**181.7**	**494.4**	**.1384**	**-.0174**	**-.0083**	**.4882**	**.5888**	**-.0156**	**-.0022**
Stddev	1.7	4.3	.0030	.0011	.0016	.0060	.0038	.0005	.0014
%RSD	.9327	.8689	2.139	6.336	18.64	1.221	.6461	3.303	63.14
#1	180.5	491.4	.1363	-.0181	-.0072	.4924	.5915	-.0159	-.0012
#2	182.9	497.5	.1405	-.0166	-.0094	.4840	.5861	-.0152	-.0032
Check ?	Chk Pass	Chk Pass	None	None	None	Chk Pass	Chk Pass	None	None
Value									
Range									

Zoom In Zoom Out

Sample Name: icsab Acquired: 8/1/2014 17:46:57 Type: QC
Method: Accutest 2(v256) Mode: CONC Corr. Factor: 1.000000
User: admin Custom ID1: Custom ID2: Custom ID3:
Comment:

Elem	Sr4077	Ti3349	W_2079	Zr3391	S_1820	Bi2230	Li6707
Units	ppm	ppm	ppm	ppm	ppm	ppm	ppm
Avg	**-.0040**	**.0006**	**.5434**	**.5210**	**.4852**	**.4927**	**.5410**
Stddev	.0001	.0002	.0077	.0040	.0058	.0073	.0058
%RSD	1.745	24.66	1.418	.7663	1.188	1.477	1.071
#1	-.0040	.0007	.5488	.5238	.4893	.4979	.5369
#2	-.0039	.0005	.5379	.5181	.4811	.4876	.5451
Check ?	None	None	Chk Pass	Chk Pass	Chk Pass	Chk Pass	Chk Pass
Value							
Range							

Int. Std.	Y_3600	Y_3710	Y_2243	In2306
Units	Cts/S	Cts/S	Cts/S	Cts/S
Avg	**65628.**	**22010.**	**1416.2**	**3008.6**
Stddev	374.	38.	5.2	14.1
%RSD	.57051	.17447	.37050	.46828
#1	65363.	22037.	1412.5	2998.6
#2	65893.	21982.	1419.9	3018.5

Zoom In Zoom Out

Sample Name: Feconf Acquired: 8/1/2014 17:57:37 Type: Unk
Method: Accutest 2(v256) Mode: CONC Corr. Factor: 1.000000
User: admin Custom ID1: Custom ID2: Custom ID3:
Comment:

Elem	Ba4554	Be3130	Cd2288	Co2286	Cr2677	Cu3247	Mn2576	Ni2316	Ag3280
Avg	**.0001**	**-.0001**	**.0015**	**-.0020**	**-.0001**	**-.0017**	**-.0002**	**-.0023**	**.0012**
Stddev	.0000	.0000	.0001	.0003	.0005	.0007	.0001	.0003	.0004
%RSD	80.67	58.56	7.079	13.85	414.6	39.88	36.21	11.55	33.50
#1	.0001	-.0001	.0016	-.0021	-.0005	-.0012	-.0001	-.0025	.0014
#2	.0000	-.0000	.0014	-.0018	.0002	-.0022	-.0002	-.0021	.0009

Elem	V_2924	Zn2062	As1890	Tl1908	Pb2203	Se1960	Sb2068	Al3961	Ca3179
Avg	**.0007**	**.0013**	**.0001**	**.0007**	**.0003**	**-.0001**	**.0022**	**-.0062**	**-.0158**
Stddev	.0002	.0003	.0010	.0018	.0014	.0021	.0001	.0036	.0011
%RSD	22.63	22.61	933.8	267.4	558.1	1682.	5.688	58.61	6.904
#1	.0009	.0015	.0008	-.0006	-.0007	.0014	.0021	-.0036	-.0166
#2	.0006	.0011	-.0006	.0020	.0012	-.0016	.0023	-.0088	-.0150

Elem	Fe2599	Mg2790	K_7664	Na5895	B_2089	Mo2020	Pd3404	Si2124	Sn1899
Avg	**191.6**	**-.0255**	**.0267**	**.0043**	**-.0031**	**.0004**	**.0053**	**-.0161**	**-.0015**
Stddev	.7	.0012	.0010	.0046	.0004	.0002	.0000	.0003	.0002
%RSD	.3580	4.677	3.897	107.0	14.16	57.98	.3374	2.020	16.61
#1	192.1	-.0263	.0274	.0010	-.0034	.0002	.0054	-.0158	-.0017
#2	191.1	-.0246	.0260	.0075	-.0028	.0005	.0053	-.0163	-.0013

Elem	Sr4077	Ti3349	W_2079	Zr3391	S_1820	Bi2230	Li6707
Avg	**.0000**	**.0002**	**.0056**	**.0016**	**.0044**	**-.0072**	**-.0001**
Stddev	.0000	.0005	.0008	.0001	.0041	.0002	.0002
%RSD	456.2	245.1	13.52	5.361	94.09	2.864	253.9
#1	.0000	-.0001	.0051	.0015	.0015	-.0071	-.0002
#2	-.0000	.0005	.0061	.0016	.0073	-.0074	.0001

Int. Std.	Y_3600	Y_3710	Y_2243	In2306
Avg	**74984.**	**23253.**	**1598.7**	**3860.8**
Stddev	229.	165.	7.9	17.9
%RSD	.30519	.70856	.49302	.46278
#1	74822.	23136.	1604.2	3873.5
#2	75146.	23369.	1593.1	3848.2

Zoom In Zoom Out

Sample Name: Moconf Acquired: 8/1/2014 18:00:50 Type: Unk
Method: Accutest 2(v256) Mode: CONC Corr. Factor: 1.000000
User: admin Custom ID1: Custom ID2: Custom ID3:
Comment:

Elem	Ba4554	Be3130	Cd2288	Co2286	Cr2677	Cu3247	Mn2576	Ni2316	Ag3280
Avg	**-.0003**	**-.0001**	**.0000**	**-.0022**	**.0005**	**.0015**	**.0006**	**.0008**	**-.0001**
Stddev	.0001	.0000	.0000	.0001	.0004	.0005	.0000	.0000	.0003
%RSD	21.81	18.54	119.3	5.225	81.19	30.55	6.961	.9715	458.7
#1	-.0002	-.0001	.0000	-.0023	.0007	.0012	.0006	.0008	-.0003
#2	-.0003	-.0001	.0001	-.0021	.0002	.0018	.0005	.0008	.0001

Elem	V_2924	Zn2062	As1890	Tl1908	Pb2203	Se1960	Sb2068	Al3961	Ca3179
Avg	**.0029**	**.0008**	**.0004**	**.0004**	**.0003**	**.0019**	**.0001**	**-.0795**	**.0095**
Stddev	.0014	.0003	.0010	.0001	.0014	.0015	.0003	.0110	.0014
%RSD	49.18	32.96	226.3	27.08	485.5	78.16	292.9	13.81	14.42
#1	.0039	.0010	.0011	.0004	.0013	.0030	-.0001	-.0873	.0085
#2	.0019	.0006	-.0003	.0005	-.0007	.0009	.0003	-.0717	.0104

Elem	Fe2599	Mg2790	K_7664	Na5895	B_2089	Mo2020	Pd3404	Si2124	Sn1899
Avg	**.0121**	**.0134**	**-.0082**	**.0312**	**-.0504**	**10.67**	**.0002**	**-.0072**	**.0002**
Stddev	.0035	.0186	.0284	.0011	.0003	.12	.0000	.0010	.0001
%RSD	28.93	139.0	344.3	3.680	.5722	1.141	20.92	14.32	52.97
#1	.0146	.0266	.0118	.0304	-.0502	10.76	.0001	-.0079	.0003
#2	.0097	.0002	-.0283	.0320	-.0506	10.59	.0002	-.0064	.0001

Elem	Sr4077	Ti3349	W_2079	Zr3391	S_1820	Bi2230	Li6707
Avg	**-.0000**	**.0044**	**.0081**	**.0020**	**-.0138**	**-.0014**	**.0001**
Stddev	.0000	.0001	.0012	.0001	.0013	.0008	.0003
%RSD	253.9	1.306	15.19	4.457	9.613	58.41	338.7
#1	.0000	.0044	.0090	.0019	-.0148	-.0020	-.0001
#2	-.0000	.0043	.0072	.0021	-.0129	-.0008	.0003

Int. Std.	Y_3600	Y_3710	Y_2243	In2306
Avg	**77216.**	**23297.**	**1633.1**	**3967.4**
Stddev	193.	197.	8.0	26.4
%RSD	.25018	.84533	.48921	.66546
#1	77079.	23436.	1638.7	3986.0
#2	77352.	23157.	1627.4	3948.7

Zoom In Zoom Out

Sample Name: Vconf Acquired: 8/1/2014 18:04:01 Type: Unk
Method: Accutest 2(v256) Mode: CONC Corr. Factor: 1.000000
User: admin Custom ID1: Custom ID2: Custom ID3:
Comment:

Elem	Ba4554	Be3130	Cd2288	Co2286	Cr2677	Cu3247	Mn2576	Ni2316	Ag3280
Avg	**.0003**	**.0125**	**.0018**	**.0003**	**-.0001**	**-.0005**	**.0001**	**.0002**	**.0005**
Stddev	.0000	.0001	.0000	.0002	.0001	.0002	.0000	.0001	.0003
%RSD	11.78	.5426	2.309	53.71	183.8	33.42	41.12	30.50	65.61
#1	.0003	.0125	.0019	.0004	.0000	-.0004	.0001	.0003	.0007
#2	.0003	.0126	.0018	.0002	-.0001	-.0006	.0001	.0002	.0003

Elem	V_2924	Zn2062	As1890	Tl1908	Pb2203	Se1960	Sb2068	Al3961	Ca3179
Avg	**9.184**	**.0093**	**.0002**	**.0000**	**-.0007**	**.0024**	**-.0014**	**.0163**	**.0602**
Stddev	.055	.0003	.0001	.0022	.0010	.0021	.0004	.0046	.0016
%RSD	.6002	3.641	35.37	11140.	143.6	87.74	24.78	27.94	2.724
#1	9.223	.0091	.0002	.0016	-.0013	.0009	-.0017	.0131	.0613
#2	9.145	.0095	.0003	-.0015	.0000	.0039	-.0012	.0196	.0590

Elem	Fe2599	Mg2790	K_7664	Na5895	B_2089	Mo2020	Pd3404	Si2124	Sn1899
Avg	**.0060**	**-.0029**	**.0040**	**.0566**	**.0001**	**.0020**	**-.0043**	**-.0040**	**.0003**
Stddev	.0017	.0085	.0043	.0007	.0011	.0002	.0003	.0022	.0003
%RSD	28.85	290.9	106.2	1.230	901.4	8.133	5.836	54.43	118.2
#1	.0048	-.0090	.0010	.0571	.0009	.0019	-.0045	-.0055	.0005
#2	.0073	.0031	.0071	.0561	-.0007	.0021	-.0041	-.0024	.0000

Elem	Sr4077	Ti3349	W_2079	Zr3391	S_1820	Bi2230	Li6707
Avg	**.0000**	**.0005**	**.0044**	**.0002**	**.0042**	**.0017**	**-.0003**
Stddev	.0001	.0001	.0005	.0000	.0011	.0001	.0013
%RSD	126.6	14.98	11.39	25.10	25.56	7.336	421.5
#1	.0001	.0005	.0041	.0002	.0034	.0018	.0006
#2	.0000	.0004	.0048	.0002	.0050	.0017	-.0012

Int. Std.	Y_3600	Y_3710	Y_2243	In2306
Avg	**77767.**	**23274.**	**1648.2**	**3971.8**
Stddev	182.	51.	5.2	.5
%RSD	.23381	.21705	.31283	.01141
#1	77638.	23309.	1651.9	3972.2
#2	77895.	23238.	1644.6	3971.5

Zoom In Zoom Out

Sample Name: Ticonf Acquired: 8/1/2014 18:07:13 Type: Unk
Method: Accutest 2(v256) Mode: CONC Corr. Factor: 1.000000
User: admin Custom ID1: Custom ID2: Custom ID3:
Comment:

Elem	Ba4554	Be3130	Cd2288	Co2286	Cr2677	Cu3247	Mn2576	Ni2316	Ag3280
Avg	**.0001**	**.0079**	**.0000**	**.0044**	**-.0002**	**-.0005**	**.0000**	**.0000**	**.0012**
Stddev	.0001	.0001	.0000	.0001	.0000	.0005	.0000	.0002	.0005
%RSD	78.59	.9341	8.645	1.450	12.59	95.50	59.37	722.8	43.53
#1	.0002	.0080	.0000	.0044	-.0002	-.0002	.0000	.0001	.0016
#2	.0001	.0079	.0000	.0044	-.0002	-.0009	.0000	-.0001	.0009

Elem	V_2924	Zn2062	As1890	Tl1908	Pb2203	Se1960	Sb2068	Al3961	Ca3179
Avg	**-.0006**	**.0016**	**-.0022**	**-.0000**	**.0002**	**.0045**	**.0005**	**.0001**	**.0124**
Stddev	.0005	.0000	.0004	.0001	.0018	.0012	.0001	.0008	.0022
%RSD	71.14	2.574	18.57	271.3	1144.	26.95	22.72	680.0	17.38
#1	-.0010	.0017	-.0019	.0000	-.0011	.0053	.0005	-.0005	.0139
#2	-.0003	.0016	-.0025	-.0001	.0014	.0036	.0006	.0007	.0109

Elem	Fe2599	Mg2790	K_7664	Na5895	B_2089	Mo2020	Pd3404	Si2124	Sn1899
Avg	**.0085**	**-.0288**	**-.0007**	**.0062**	**.0043**	**.0004**	**.0024**	**.0645**	**.0040**
Stddev	.0005	.0015	.0014	.0032	.0002	.0002	.0003	.0082	.0001
%RSD	5.440	5.285	199.4	52.26	4.443	53.19	12.68	12.71	2.642
#1	.0088	-.0299	.0003	.0085	.0045	.0003	.0026	.0587	.0039
#2	.0082	-.0277	-.0017	.0039	.0042	.0006	.0022	.0703	.0041

Elem	Sr4077	Ti3349	W_2079	Zr3391	S_1820	Bi2230	Li6707
Avg	**.0000**	**9.978**	**.0021**	**.0009**	**.0024**	**.2656**	**-.0006**
Stddev	.0000	.037	.0003	.0000	.0039	.0003	.0007
%RSD	17.66	.3684	12.65	2.847	165.3	.1250	123.0
#1	.0000	10.00	.0022	.0009	-.0004	.2654	-.0010
#2	.0000	9.952	.0019	.0009	.0051	.2659	-.0001

Int. Std.	Y_3600	Y_3710	Y_2243	In2306
Avg	**77567.**	**23286.**	**1642.6**	**3965.7**
Stddev	284.	106.	4.8	13.7
%RSD	.36584	.45502	.29000	.34562
#1	77366.	23211.	1646.0	3975.4
#2	77767.	23360.	1639.3	3956.0

Zoom In Zoom Out

Sample Name: ccv Acquired: 8/1/2014 18:10:27 Type: QC
Method: Accutest 2(v256) Mode: CONC Corr. Factor: 1.000000
User: admin Custom ID1: Custom ID2: Custom ID3:
Comment:

Elem	Ba4554	Be3130	Cd2288	Co2286	Cr2677	Cu3247	Mn2576	Ni2316	Ag3280
Units	ppm	ppm	ppm	ppm	ppm	ppm	ppm	ppm	ppm
Avg	**1.937**	**1.926**	**1.963**	**2.027**	**2.045**	**1.934**	**2.057**	**2.012**	**.2390**
Stddev	.010	.010	.006	.007	.012	.014	.015	.009	.0018
%RSD	.5032	.5294	.3124	.3423	.5833	.7249	.7394	.4679	.7710
#1	1.930	1.919	1.959	2.023	2.037	1.924	2.046	2.005	.2377
#2	1.944	1.933	1.968	2.032	2.054	1.944	2.068	2.018	.2403
Check ?	Chk Pass	Chk Pass	Chk Pass	Chk Pass	Chk Pass	Chk Pass	Chk Pass	Chk Pass	Chk Pass
Value									
Range									

Elem	V_2924	Zn2062	As1890	Tl1908	Pb2203	Se1960	Sb2068	Al3961	Ca3179
Units	ppm	ppm	ppm	ppm	ppm	ppm	ppm	ppm	ppm
Avg	**1.963**	**2.058**	**1.971**	**2.055**	**2.064**	**1.941**	**1.933**	**37.86**	**38.35**
Stddev	.012	.011	.005	.007	.012	.005	.007	.21	.12
%RSD	.6172	.5390	.2550	.3196	.5981	.2831	.3635	.5586	.3153
#1	1.955	2.050	1.968	2.050	2.055	1.937	1.928	37.71	38.26
#2	1.972	2.066	1.975	2.059	2.072	1.945	1.938	38.01	38.43
Check ?	Chk Pass	Chk Pass	Chk Pass	Chk Pass	Chk Pass	Chk Pass	Chk Pass	Chk Pass	Chk Pass
Value									
Range									

Elem	Fe2599	Mg2790	K_7664	Na5895	B_2089	Mo2020	Pd3404	Si2124	Sn1899
Units	ppm	ppm	ppm	ppm	ppm	ppm	ppm	ppm	ppm
Avg	**38.87**	**38.42**	**38.71**	**38.76**	**1.984**	**2.015**	**1.960**	**4.880**	**2.048**
Stddev	.21	.13	.22	.20	.008	.007	.014	.030	.008
%RSD	.5499	.3358	.5646	.5211	.4087	.3372	.7002	.6254	.3697
#1	38.72	38.33	38.56	38.62	1.979	2.010	1.951	4.858	2.043
#2	39.02	38.51	38.87	38.90	1.990	2.020	1.970	4.901	2.053
Check ?	Chk Pass	Chk Pass	Chk Pass	Chk Pass	Chk Pass	Chk Pass	Chk Pass	Chk Pass	Chk Pass
Value									
Range									

Zoom In Zoom Out

Sample Name: ccv Acquired: 8/1/2014 18:10:27 Type: QC
Method: Accutest 2(v256) Mode: CONC Corr. Factor: 1.000000
User: admin Custom ID1: Custom ID2: Custom ID3:
Comment:

Elem	Sr4077	Ti3349	W_2079	Zr3391	S_1820	Bi2230	Li6707
Units	ppm	ppm	ppm	ppm	ppm	ppm	ppm
Avg	**1.960**	**2.000**	**1.973**	**1.957**	**1.948**	**1.981**	**1.882**
Stddev	.012	.012	.003	.013	.004	.006	.011
%RSD	.6213	.5897	.1278	.6439	.2104	.2984	.5673
#1	1.952	1.992	1.972	1.948	1.946	1.976	1.875
#2	1.969	2.009	1.975	1.966	1.951	1.985	1.890
Check ?	Chk Pass	Chk Pass	Chk Pass	Chk Pass	Chk Pass	Chk Pass	Chk Pass
Value							
Range							

Int. Std.	Y_3600	Y_3710	Y_2243	In2306
Units	Cts/S	Cts/S	Cts/S	Cts/S
Avg	**72520.**	**23018.**	**1562.7**	**3501.9**
Stddev	354.	11.	9.4	21.9
%RSD	.48838	.04862	.60402	.62470
#1	72770.	23026.	1569.4	3517.4
#2	72269.	23010.	1556.0	3486.4

Zoom In Zoom Out

Sample Name: ccb Acquired: 8/1/2014 18:13:23 Type: QC
Method: Accutest 2(v256) Mode: CONC Corr. Factor: 1.000000
User: admin Custom ID1: Custom ID2: Custom ID3:
Comment:

Elem	Ba4554	Be3130	Cd2288	Co2286	Cr2677	Cu3247	Mn2576	Ni2316	Ag3280
Units	ppm	ppm	ppm	ppm	ppm	ppm	ppm	ppm	ppm
Avg	**.0004**	**.0001**	**.0001**	**.0001**	**.0001**	**-.0004**	**.0001**	**.0005**	**.0003**
Stddev	.0000	.0000	.0001	.0001	.0001	.0001	.0000	.0004	.0003
%RSD	12.32	41.66	73.80	135.3	187.8	32.86	22.99	83.92	91.81
#1	.0004	.0001	.0001	.0000	.0002	-.0005	.0001	.0002	.0001
#2	.0003	.0000	.0002	.0002	-.0000	-.0003	.0001	.0007	.0005
Check ?	Chk Pass	Chk Pass	Chk Pass	Chk Pass	Chk Pass	Chk Pass	Chk Pass	Chk Pass	Chk Pass
High Limit									
Low Limit									

Elem	V_2924	Zn2062	As1890	Tl1908	Pb2203	Se1960	Sb2068	Al3961	Ca3179
Units	ppm	ppm	ppm	ppm	ppm	ppm	ppm	ppm	ppm
Avg	**.0003**	**.0000**	**.0002**	**.0017**	**-.0005**	**.0007**	**.0011**	**.0032**	**-.0041**
Stddev	.0001	.0004	.0003	.0003	.0006	.0024	.0005	.0028	.0010
%RSD	25.70	1268.	122.2	14.88	121.1	366.0	45.67	86.65	24.32
#1	.0003	.0003	.0000	.0015	-.0001	.0024	.0015	.0052	-.0048
#2	.0002	-.0003	.0004	.0019	-.0009	-.0011	.0008	.0012	-.0034
Check ?	Chk Pass	Chk Pass	Chk Pass	Chk Pass	Chk Pass	Chk Pass	Chk Pass	Chk Pass	Chk Pass
High Limit									
Low Limit									

Elem	Fe2599	Mg2790	K_7664	Na5895	B_2089	Mo2020	Pd3404	Si2124	Sn1899
Units	ppm	ppm	ppm	ppm	ppm	ppm	ppm	ppm	ppm
Avg	**.0027**	**.0189**	**-.0003**	**.0103**	**.0018**	**.0012**	**-.0006**	**.0013**	**.0000**
Stddev	.0010	.0035	.0175	.0013	.0001	.0001	.0017	.0010	.0003
%RSD	36.31	18.24	5466.	12.47	3.036	9.639	277.9	81.40	1944.
#1	.0020	.0165	.0121	.0094	.0018	.0011	.0006	.0005	-.0002
#2	.0033	.0214	-.0127	.0112	.0017	.0012	-.0018	.0020	.0003
Check ?	Chk Pass	Chk Pass	Chk Pass	Chk Pass	Chk Pass	Chk Pass	Chk Pass	Chk Pass	Chk Pass
High Limit									
Low Limit									

Zoom In Zoom Out

Sample Name: ccb Acquired: 8/1/2014 18:13:23 Type: QC
Method: Accutest 2(v256) Mode: CONC Corr. Factor: 1.000000
User: admin Custom ID1: Custom ID2: Custom ID3:
Comment:

Elem	Sr4077	Ti3349	W_2079	Zr3391	S_1820	Bi2230	Li6707
Units	ppm	ppm	ppm	ppm	ppm	ppm	ppm
Avg	**.0001**	**.0008**	**F .0122**	**.0002**	**-.0000**	**-.0004**	**.0010**
Stddev	.0000	.0002	.0004	.0000	.0003	.0006	.0008
%RSD	9.334	31.26	3.259	8.846	687.8	155.2	77.59
#1	.0001	.0010	.0119	.0002	.0002	.0000	.0016
#2	.0001	.0006	.0125	.0002	-.0003	-.0008	.0005
Check ?	Chk Pass	Chk Pass	Chk Fail	Chk Pass	Chk Pass	Chk Pass	Chk Pass
High Limit			.0050				
Low Limit			-.0050				

Int. Std.	Y_3600	Y_3710	Y_2243	In2306
Units	Cts/S	Cts/S	Cts/S	Cts/S
Avg	**77104.**	**23330.**	**1637.3**	**3953.5**
Stddev	6.	153.	9.2	21.6
%RSD	.00796	.65585	.56117	.54611
#1	77108.	23221.	1643.8	3968.7
#2	77099.	23438.	1630.8	3938.2

NOTE: The remaining raw data for this batch is not relevant to this job. As such it has been omitted.

Element, Wavelength and Order	Use?	# IECs	IEC	k1	k2	Calc-in-fit?
Ba 455.403 { 74}	☒	3	Mg	0.000001	0.000000	No
			Al	0.000002	0.000000	No
			Zr	0.002000	0.000000	No
Be 313.042 {108}	☒	12	V	0.000070	0.000000	No
			Mo	-0.000017	0.000000	No
			Ti	-0.001030	0.000000	No
			Mn	0.000022	0.000000	No
			Ba	-0.000000	0.000000	No
			Co	-0.000004	0.000000	No
			Ni	-0.000050	0.000000	No
			Ca	-0.000000	0.000000	No
			Cu	0.000014	0.000000	No
			Zn	-0.000010	0.000000	No
			Fe	0.000000	0.000000	No
			Cr	0.000008	0.000000	No
Cd 228.802 {448}	☒	14	As	0.006660	0.000000	No
			Ni	-0.000184	0.000000	No
			Fe	-0.000005	0.000000	No
			V	-0.000139	0.000000	No
			Ba	0.000046	0.000000	No
			Co	-0.004524	0.000000	No
			Sr	-0.000006	0.000000	No
			Ca	-0.000000	0.000000	No
			Mn	0.000013	0.000000	No
			Cr	-0.000010	0.000000	No
			Si	-0.000005	0.000000	No
			Cu	-0.000276	0.000000	No
			W	-0.001300	0.000000	No
			Al	-0.000002	0.000000	No
Co 228.616 {448}	☒	10	Fe	0.000005	0.000000	No
			Cr	-0.000049	0.000000	No
			Mo	-0.001801	0.000000	No
			Ni	0.000256	0.000000	No
			Ti	0.001860	0.000000	No
			Ba	-0.000009	0.000000	No
			W	0.000160	0.000000	No
			Cd	0.000012	0.000000	No
			Si	0.000000	0.000000	No
			Ca	-0.000003	0.000000	No
Cr 267.716 {126}	☒	14	Mn	0.000202	0.000000	No
			V	0.000000	0.000000	No
			Mo	-0.000130	0.000000	No
			Fe	-0.000012	0.000000	No
			W	0.000000	0.000000	No
			Cd	-0.000050	0.000000	No
			Al	-0.000002	0.000000	No
			Ca	0.000002	0.000000	No
			Mg	0.000003	0.000000	No
			Ti	0.000100	0.000000	No
			Sn	0.000000	0.000000	No
			Ba	0.000013	0.000000	No
			Cu	0.000100	0.000000	No
			Sr	-0.000100	0.000000	No
Cu 324.754 {104}2	☒	20	Cr	-0.000110	0.000000	No
			V	-0.000353	0.000000	No
			Mo	0.000456	0.000000	No
			Ti	-0.000121	0.000000	No
			Fe	-0.000107	0.000000	No
			Al	0.000003	0.000000	No
			Sn	-0.000497	0.000000	No
			Zn	-0.000004	0.000000	No

Element, Wavelength and Order	Use?	# IECs	IEC	k1	k2	Calc-in-fit?
			Co	-0.000858	0.000000	No
			Zr	-0.000330	0.000000	No
			Si	0.000080	0.000000	No
			Mn	-0.000080	0.000000	No
			Se	0.000050	0.000000	No
			Ba	0.000008	0.000000	No
			Ag	-0.000077	0.000000	No
			Pb	0.000002	0.000000	No
			Sb	0.000370	0.000000	No
			Mg	0.000004	0.000000	No
			Ca	-0.000003	0.000000	No
			W	0.020000	0.000000	No
Mn 257.610 {131}	☒	8	Fe	-0.000054	0.000000	No
			Si	0.000050	0.000000	No
			Ba	0.000012	0.000000	No
			As	0.000001	0.000000	No
			Ca	-0.000000	0.000000	No
			Al	-0.000001	0.000000	No
			Ni	0.000028	0.000000	No
			Mo	-0.000100	0.000000	No
Ni 231.604 {446}	☒	17	Fe	0.000045	0.000000	No
			Zn	-0.000021	0.000000	No
			Be	-0.000112	0.000000	No
			Co	-0.000278	0.000000	No
			Tl	0.000209	0.000000	No
			Mg	0.000004	0.000000	No
			Mo	-0.000030	0.000000	No
			V	-0.000032	0.000000	No
			Cu	0.000100	0.000000	No
			Se	0.000006	0.000000	No
			Al	-0.000003	0.000000	No
			Cr	0.000006	0.000000	No
			Si	-0.000030	0.000000	No
			Sn	0.000079	0.000000	No
			Ba	0.000000	0.000000	No
			Ca	0.000001	0.000000	No
			W	0.001333	0.000000	No
Ag 328.068 {103}	☒	15	Mn	0.000159	0.000000	No
			Mo	0.000006	0.000000	No
			Ti	-0.000968	0.000000	No
			Fe	-0.000515	0.000000	No
			V	0.000038	0.000000	No
			Zn	-0.000015	0.000000	No
			Ca	-0.000004	0.000000	No
			Al	-0.000002	0.000000	No
			Sr	-0.000008	0.000000	No
			Mg	-0.000010	0.000000	No
			Ba	-0.004000	0.000000	No
			Cr	0.000026	0.000000	No
			Si	-0.000009	0.000000	No
			Zr	0.003700	0.000000	No
			W	0.000000	0.000000	No
V 292.402 {115}	☒	6	Ti	0.000676	0.000000	No
			Mo	-0.011800	0.000000	No
			Fe	0.000011	0.000000	No
			Sr	-0.000100	0.000000	No
			Cr	-0.002390	0.000000	No
			Mn	-0.019390	0.000000	No
Zn 206.200 {464}	☒	16	Cr	-0.000986	0.000000	No
			Mo	-0.000300	0.000000	No
			Fe	0.000007	0.000000	No

Element, Wavelength and Order	Use?	# IECs	IEC	k1	k2	Calc-in-fit?
			Al	-0.000007	0.000000	No
			Si	-0.000035	0.000000	No
			Ba	-0.000060	0.000000	No
			Na	0.000003	0.000000	No
			Ca	0.000010	0.000000	No
			Sr	-0.000033	0.000000	No
			Sn	0.000069	0.000000	No
			Cu	0.000056	0.000000	No
			As	0.000200	0.000000	No
			Be	0.000071	0.000000	No
			Pd	0.000280	0.000000	No
			Bi	-0.001400	0.000000	No
			W	0.000010	0.000000	No
As 189.042 {478}	☒	24	Al	0.000009	0.000000	No
			Fe	-0.000022	0.000000	No
			Ca	0.000000	0.000000	No
			Mn	0.000075	0.000000	No
			Mo	0.004200	0.000000	No
			Cr	0.001390	0.000000	No
			V	0.000070	0.000000	No
			Co	-0.000905	0.000000	No
			Ba	0.000001	0.000000	No
			W	0.004000	0.000000	No
			Sn	-0.000037	0.000000	No
			Cd	-0.000194	0.000000	No
			Tl	0.000085	0.000000	No
			Be	0.000173	0.000000	No
			Mg	0.000002	0.000000	No
			Si	-0.000147	0.000000	No
			Zn	0.000020	0.000000	No
			Sr	0.000010	0.000000	No
			Pd	0.026000	0.000000	No
			Zr	-0.002220	0.000000	No
			Ti	0.000100	0.000000	No
			S	0.000010	0.000000	No
			Cu	-0.000100	0.000000	No
			K	0.000000	0.000000	No
Tl 190.856 {477}	☒	26	Cr	0.000240	0.000000	No
			Mo	-0.006500	0.000000	No
			Al	-0.000006	0.000000	No
			Fe	-0.000089	0.000000	No
			V	-0.021190	0.000000	No
			Mn	0.001150	0.000000	No
			Si	-0.000037	0.000000	No
			Ca	-0.000013	0.000000	No
			Ti	-0.001086	0.000000	No
			Mg	-0.000001	0.000000	No
			Co	0.002336	0.000000	No
			Sr	0.000364	0.000000	No
			B	0.000249	0.000000	No
			Ba	0.000061	0.000000	No
			Zn	-0.000112	0.000000	No
			As	-0.000045	0.000000	No
			Ni	0.000143	0.000000	No
			Cu	-0.000085	0.000000	No
			Zr	0.000067	0.000000	No
			Pd	0.000051	0.000000	No
			Pb	-0.000090	0.000000	No
			S	-0.000005	0.000000	No
			W	-0.015000	0.000000	No
			Na	-0.000001	0.000000	No

Element, Wavelength and Order	Use?	# IECs	IEC	k1	k2	Calc-in-fit?
			K	-0.000100	0.000000	No
			Sn	-0.000080	0.000000	No
Pb 220.353 {453}	☒	23	Al	-0.000060	0.000000	No
			Fe	0.000017	0.000000	No
			Ca	0.000003	0.000000	No
			Mn	-0.000003	0.000000	No
			Zn	-0.000036	0.000000	No
			Mo	-0.001890	0.000000	No
			Cu	0.000604	0.000000	No
			V	0.000062	0.000000	No
			Co	-0.000447	0.000000	No
			Ti	-0.000100	0.000000	No
			Si	0.000130	0.000000	No
			Ba	-0.000012	0.000000	No
			Sb	-0.000200	0.000000	No
			Sr	-0.000043	0.000000	No
			W	0.015000	0.000000	No
			Mg	0.000000	0.000000	No
			Cd	-0.000018	0.000000	No
			Cr	0.000042	0.000000	No
			Pd	0.000560	0.000000	No
			Zr	-0.000435	0.000000	No
			Ni	0.000299	0.000000	No
			S	-0.000006	0.000000	No
			Se	-0.000064	0.000000	No
Se 196.090 {472}	☒	23	Al	-0.000002	0.000000	No
			Ca	0.000000	0.000000	No
			Mn	0.000380	0.000000	No
			Mo	0.000123	0.000000	No
			Fe	-0.000144	0.000000	No
			Co	-0.000035	0.000000	No
			V	0.000010	0.000000	No
			Sr	-0.000258	0.000000	No
			Cu	-0.000007	0.000000	No
			W	0.090000	0.000000	No
			Si	0.000074	0.000000	No
			Tl	0.000180	0.000000	No
			Be	-0.000143	0.000000	No
			Zn	0.000426	0.000000	No
			B	-0.000141	0.000000	No
			Pd	0.000300	0.000000	No
			Ti	-0.000300	0.000000	No
			Cd	0.000090	0.000000	No
			Zr	-0.000198	0.000000	No
			Ba	-0.000119	0.000000	No
			Mg	0.000000	0.000000	No
			Pb	0.000000	0.000000	No
			Cr	-0.000300	0.000000	No
Sb 206.833 {463}	☒	14	Fe	-0.000027	0.000000	No
			Al	0.000005	0.000000	No
			Ca	-0.000015	0.000000	No
			Ni	-0.001057	0.000000	No
			Cr	0.010300	0.000000	No
			V	-0.002566	0.000000	No
			Zn	0.000028	0.000000	No
			Mo	0.000627	0.000000	No
			Ti	0.000160	0.000000	No
			Sn	-0.016897	0.000000	No
			W	0.000000	0.000000	No
			Mg	-0.000001	0.000000	No
			Zr	-0.000260	0.000000	No

Element, Wavelength and Order	Use?	# IECs	IEC	k1	k2	Calc-in-fit?
			Sr	0.000151	0.000000	No
Al 396.152 { 85}	☒	5	Si	-0.002348	0.000000	No
			Ca	-0.000172	0.000000	No
			Mo	0.044500	0.000000	No
			Zr	-0.000018	0.000000	No
			Ti	-0.000017	0.000000	No
Ca 317.933 {106}	☒	16	Fe	0.000130	0.000000	No
			Ti	0.000000	0.000000	No
			W	0.003960	0.000000	No
			Tl	0.004950	0.000000	No
			Be	0.001840	0.000000	No
			Ba	0.003500	0.000000	No
			Cu	-0.001800	0.000000	No
			Cd	0.003700	0.000000	No
			Ni	0.001513	0.000000	No
			Pd	-0.000871	0.000000	No
			B	-0.000210	0.000000	No
			Se	0.002000	0.000000	No
			Co	0.000540	0.000000	No
			Cr	0.000640	0.000000	No
			Al	0.000026	0.000000	No
			As	0.000000	0.000000	No
Fe 259.940 {130}	☒	14	Co	0.000004	0.000000	No
			Si	0.001320	0.000000	No
			Tl	-0.002580	0.000000	No
			Se	0.000000	0.000000	No
			Cr	-0.000566	0.000000	No
			Mn	-0.000025	0.000000	No
			V	-0.000064	0.000000	No
			Cu	0.000953	0.000000	No
			K	-0.000200	0.000000	No
			Zn	0.000046	0.000000	No
			Ti	-0.000631	0.000000	No
			Ca	0.000020	0.000000	No
			Ba	0.001000	0.000000	No
			Pd	-0.000714	0.000000	No
Mg 279.079 {121}	☒	3	Mo	-0.025000	0.000000	No
			W	0.000000	0.000000	No
			Mn	0.000000	0.000000	No
K 766.490 { 44}	☒	13	Fe	-0.000340	0.000000	No
			Al	-0.000123	0.000000	No
			Ca	-0.000071	0.000000	No
			Mn	0.001430	0.000000	No
			Si	-0.003000	0.000000	No
			V	-0.002000	0.000000	No
			Pd	0.004000	0.000000	No
			Sn	-0.004700	0.000000	No
			Na	0.000300	0.000000	No
			Ba	-0.002700	0.000000	No
			Mo	-0.000850	0.000000	No
			Cu	-0.010000	0.000000	No
			Ni	-0.010000	0.000000	No
Na 589.592 { 57}	☒	5	K	0.005000	0.000000	No
			Ba	0.000900	0.000000	No
			Ca	0.000055	0.000000	No
			Al	0.000040	0.000000	No
			V	-0.005000	0.000000	No
B 208.959 {462}	☒	1	Mo	0.031698	0.000000	No
Mo 202.030 {467}	☒	5	Co	0.000000	0.000000	No
			Al	0.000000	0.000000	No
			Fe	-0.000010	0.000000	No

Element, Wavelength and Order	Use?	# IECs	IEC	k1	k2	Calc-in-fit?
			Mg	-0.000001	0.000000	No
			Ca	0.000003	0.000000	No
Pd 340.458 { 99}	☒	10	Ti	-0.001014	0.000000	No
			V	0.000262	0.000000	No
			Sn	-0.000006	0.000000	No
			Fe	-0.000087	0.000000	No
			Mo	-0.000220	0.000000	No
			Zr	-0.087800	0.000000	No
			Co	-0.007151	0.000000	No
			Ca	-0.000076	0.000000	No
			S	-0.000022	0.000000	No
			Si	0.000160	0.000000	No
Si 212.412 {459}	☒	14	Sr	0.000366	0.000000	No
			Ni	0.000106	0.000000	No
			Mo	0.021300	0.000000	No
			V	0.000600	0.000000	No
			Ti	0.003500	0.000000	No
			Al	-0.000016	0.000000	No
			Cd	0.001043	0.000000	No
			Ba	0.000170	0.000000	No
			Fe	0.000100	0.000000	No
			Sn	0.003217	0.000000	No
			Zn	0.000385	0.000000	No
			As	-0.000560	0.000000	No
			Ca	-0.000005	0.000000	No
			Pb	0.000471	0.000000	No
Sn 189.989 {478}	☒	5	Ti	-0.000600	0.000000	No
			Mo	0.000011	0.000000	No
			Fe	0.000018	0.000000	No
			Mn	0.000001	0.000000	No
			Si	0.000131	0.000000	No
Sr 407.771 { 83}	☒	2	Fe	-0.000000	0.000000	No
			Ca	0.000043	0.000000	No
Ti 334.904 {101}	☒	4	Cr	0.000189	0.000000	No
			Mo	0.000870	0.000000	No
			Si	0.000035	0.000000	No
			Ca	0.000005	0.000000	No
Y 360.073 { 94}*	☒	None				
Y 371.030 { 91}*	☒	None				
Y 224.306 {451}*	☒	None				
In 230.606 {446}*	☒	None				
W 207.911 {462}	☒	26	Al	0.000002	0.000000	No
			Si	-0.000900	0.000000	No
			Ca	0.000000	0.000000	No
			Fe	-0.000007	0.000000	No
			As	-0.000200	0.000000	No
			Mg	-0.000006	0.000000	No
			Mn	-0.000110	0.000000	No
			Mo	-0.000300	0.000000	No
			Ti	0.000080	0.000000	No
			Sr	-0.000850	0.000000	No
			V	-0.000140	0.000000	No
			Cd	-0.000650	0.000000	No
			Cr	-0.000390	0.000000	No
			Zn	0.012000	0.000000	No
			Pd	-0.002900	0.000000	No
			Sn	0.001300	0.000000	No
			Zr	-0.002570	0.000000	No
			B	-0.001000	0.000000	No
			Sb	-0.003000	0.000000	No
			Co	0.000041	0.000000	No

	Element, Wavelength and Order	Use?	# IECs	IEC	k1	k2	Calc-in-fit?
				Ni	-0.000263	0.000000	No
				Be	-0.000130	0.000000	No
				Se	-0.002600	0.000000	No
				Cu	-0.000118	0.000000	No
				Ba	-0.000090	0.000000	No
				Tl	-0.000110	0.000000	No
	Zr 339.198 { 99}	☒	6	Mo	0.000250	0.000000	No
				Ti	0.000090	0.000000	No
				Fe	-0.000060	0.000000	No
				Si	0.000177	0.000000	No
				S	-0.000001	0.000000	No
				Pd	0.000000	0.000000	No
	S 182.034 {485}	☒	7	Ca	0.000115	0.000000	No
				Mo	0.001114	0.000000	No
				Al	-0.000005	0.000000	No
				Fe	0.000007	0.000000	No
				Mn	0.002300	0.000000	No
				W	-0.027000	0.000000	No
				Zn	-0.001538	0.000000	No
	Bi 223.061 {451}	☒	9	V	-0.000680	0.000000	No
				Co	-0.002200	0.000000	No
				Ca	-0.000038	0.000000	No
				Mg	0.000018	0.000000	No
				W	-0.002000	0.000000	No
				Cu	-0.000858	0.000000	No
				Fe	0.000065	0.000000	No
				Cr	0.001500	0.000000	No
				Ti	-0.027300	0.000000	No
	Li 670.784 { 50}	☒	None				

Element, Wavelength and Order	Date of Fit	Date of Cal.	Type of Fit	Weighting	A0	A1	A2	n (Exponent)
Ba 455.403 { 74}	8/4/2014 11:08:07	8/1/2014 11:28:44	Linear	1/Conc	0.000959	2.175162	0.000000	1.000000
Be 313.042 {108}	8/4/2014 11:08:07	8/1/2014 11:28:44	Linear	1/Conc	-0.000176	1.640725	0.000000	1.000000
Cd 228.802 {448}	8/4/2014 11:08:07	8/1/2014 11:28:44	Linear	1/Conc	0.000333	1.037639	0.000000	1.000000
Co 228.616 {448}	8/4/2014 11:08:07	8/1/2014 11:28:44	Linear	1/Conc	-0.000239	0.413009	0.000000	1.000000
Cr 267.716 {126}	8/4/2014 11:08:07	8/1/2014 11:28:44	Linear	1/Conc	0.000044	0.063473	0.000000	1.000000
Cu 324.754 {104}2	8/4/2014 11:08:07	8/1/2014 11:28:44	Linear	1/Conc	0.002600	0.186453	0.000000	1.000000
Mn 257.610 {131}	8/4/2014 11:08:07	8/1/2014 11:28:44	Linear	1/Conc	0.000036	0.409407	0.000000	1.000000
Ni 231.604 {446}	8/4/2014 11:08:07	8/1/2014 11:28:44	Linear	1/Conc	0.000062	0.314244	0.000000	1.000000
Ag 328.068 {103}	8/4/2014 11:08:07	8/1/2014 11:28:44	Linear	1/Conc	-0.000118	0.096094	0.000000	1.000000
V 292.402 {115}	8/4/2014 11:08:07	8/1/2014 11:28:44	Linear	1/Conc	-0.000017	0.096967	0.000000	1.000000
Zn 206.200 {464}	8/4/2014 11:08:07	8/1/2014 11:28:44	Linear	1/Conc	0.001316	0.902512	0.000000	1.000000
As 189.042 {478}	8/4/2014 11:08:07	8/1/2014 11:28:44	Linear	1/Conc	0.000120	0.107468	0.000000	1.000000
Tl 190.856 {477}	8/4/2014 11:08:07	8/1/2014 11:28:44	Linear	1/Conc	-0.000158	0.058347	0.000000	1.000000
Pb 220.353 {453}	8/4/2014 11:08:07	8/1/2014 11:28:44	Linear	1/Conc	-0.000232	0.125240	0.000000	1.000000
Se 196.090 {472}	8/4/2014 11:08:07	8/1/2014 11:28:44	Linear	1/Conc	0.000406	0.084955	0.000000	1.000000
Sb 206.833 {463}	8/4/2014 11:08:07	8/1/2014 11:28:44	Linear	1/Conc	0.000265	0.211627	0.000000	1.000000
Al 396.152 { 85}	8/4/2014 11:08:07	8/1/2014 11:28:44	Linear	1/Conc	-0.000259	0.035114	0.000000	1.000000
Ca 317.933 {106}	8/4/2014 11:08:07	8/1/2014 11:28:44	Linear	1/Conc	0.004369	0.047434	0.000000	1.000000
Fe 259.940 {130}	8/4/2014 11:08:07	8/1/2014 11:28:44	Linear	1/Conc	0.000038	0.036698	0.000000	1.000000
Mg 279.079 {121}	8/4/2014 11:08:07	8/1/2014 11:28:44	Linear	1/Conc	0.000041	0.004340	0.000000	1.000000
K 766.490 { 44}	8/4/2014 11:08:07	8/1/2014 11:28:44	Linear	1/Conc	-0.000929	0.028033	0.000000	1.000000
Na 589.592 { 57}	8/4/2014 11:08:07	8/1/2014 11:28:44	Linear	1/Conc	0.000006	0.092521	0.000000	1.000000
B 208.959 {462}	8/4/2014 11:08:07	8/1/2014 11:28:44	Linear	1/Conc	0.000156	0.241414	0.000000	1.000000
Mo 202.030 {467}	8/4/2014 11:08:07	8/1/2014 11:28:44	Linear	1/Conc	0.000680	0.966270	0.000000	1.000000
Pd 340.458 { 99}	8/4/2014 11:08:07	8/1/2014 11:28:44	Linear	1/Conc	0.000086	0.049895	0.000000	1.000000
Si 212.412 {459}	8/4/2014 11:08:07	8/1/2014 11:28:44	Linear	1/Conc	0.004827	0.261425	0.000000	1.000000
Sn 189.989 {478}	8/4/2014 11:08:07	8/1/2014 11:28:44	Linear	1/Conc	-0.000002	0.189211	0.000000	1.000000
Sr 407.771 { 83}	8/4/2014 11:08:07	8/1/2014 11:28:44	Linear	1/Conc	-0.000088	3.880179	0.000000	1.000000
Ti 334.904 {101}	8/4/2014 11:08:07	8/1/2014 11:28:44	Linear	1/Conc	-0.000216	0.112815	0.000000	1.000000
Y 360.073 { 94}*	8/4/2014 11:08:07	12/23/2009 10:44:16	Linear	1/Conc	0.000000	0.000000	0.000000	1.000000
Y 371.030 { 91}*	8/4/2014 11:08:07	12/23/2009 10:44:16	Linear	1/Conc	0.000000	0.000000	0.000000	1.000000
Y 224.306 {451}*	8/4/2014 11:08:07	12/23/2009 10:44:16	Linear	1/Conc	0.000000	0.000000	0.000000	1.000000
In 230.606 {446}*	8/4/2014 11:08:07	12/23/2009 10:44:16	Linear	1/Conc	0.000000	0.000000	0.000000	1.000000
W 207.911 {462}	8/4/2014 11:08:07	8/1/2014 11:28:44	Linear	1/Conc	0.001172	0.387332	0.000000	1.000000
Zr 339.198 { 99}	8/4/2014 11:08:07	8/1/2014 11:28:44	Linear	1/Conc	-0.000122	0.304644	0.000000	1.000000
S 182.034 {485}	8/4/2014 11:08:07	8/1/2014 11:28:44	Linear	1/Conc	0.001883	0.060570	0.000000	1.000000
Bi 223.061 {451}	8/4/2014 11:08:07	8/1/2014 11:28:44	Linear	1/Conc	-0.001018	0.270744	0.000000	1.000000
Li 670.784 { 50}	8/4/2014 11:08:07	8/1/2014 11:28:44	Linear	1/Conc	0.000051	0.630322	0.000000	1.000000

	Element, Wavelength and Order	Correlation	Std Error of Est	Predicted MDL	Predicted MQL	Status	Reslope		QC Norm	
							Slope	Y-int	Slope factor	Offset
	Ba 455.403 { 74}	1.000000	0.000000	0.000124	0.000413	OK.	1.000000	0.000000	1	0
	Be 313.042 {108}	1.000000	0.000000	0.000064	0.000213	OK.	1.000000	0.000000	1	0
	Cd 228.802 {448}	1.000000	0.000000	0.000237	0.000791	OK.	1.000000	0.000000	1	0
	Co 228.616 {448}	1.000000	0.000000	0.000376	0.001253	OK.	1.000000	0.000000	1	0
	Cr 267.716 {126}	1.000000	0.000000	0.000515	0.001715	OK.	1.000000	0.000000	1	0
	Cu 324.754 {104}2	1.000000	0.000000	0.000393	0.001309	OK.	1.000000	0.000000	1	0
	Mn 257.610 {131}	1.000000	0.000000	0.000073	0.000242	OK.	1.000000	0.000000	1	0
	Ni 231.604 {446}	1.000000	0.000000	0.000425	0.001418	OK.	1.000000	0.000000	1	0
	Ag 328.068 {103}	1.000000	0.000000	0.000634	0.002114	OK.	1.000000	0.000000	1	0
	V 292.402 {115}	1.000000	0.000000	0.000412	0.001374	OK.	1.000000	0.000000	1	0
	Zn 206.200 {464}	1.000000	0.000000	0.000259	0.000865	OK.	1.000000	0.000000	1	0
	As 189.042 {478}	1.000000	0.000000	0.001740	0.005799	OK.	1.000000	0.000000	1	0
	Tl 190.856 {477}	1.000000	0.000000	0.001533	0.005110	OK.	1.000000	0.000000	1	0
	Pb 220.353 {453}	1.000000	0.000000	0.001539	0.005128	OK.	1.000000	0.000000	1	0
	Se 196.090 {472}	1.000000	0.000000	0.002884	0.009614	OK.	1.000000	0.000000	1	0
	Sb 206.833 {463}	1.000000	0.000000	0.001402	0.004673	OK.	1.000000	0.000000	1	0
	Al 396.152 { 85}	1.000000	0.000000	0.006733	0.022443	OK.	1.000000	0.000000	1	0
	Ca 317.933 {106}	1.000000	0.000000	0.002508	0.008360	OK.	1.000000	0.000000	1	0
	Fe 259.940 {130}	1.000000	0.000000	0.001812	0.006041	OK.	1.000000	0.000000	1	0
	Mg 279.079 {121}	1.000000	0.000000	0.018099	0.060329	OK.	1.000000	0.000000	1	0
	K 766.490 { 44}	1.000000	0.000000	0.019442	0.064807	OK.	1.000000	0.000000	1	0
	Na 589.592 { 57}	1.000000	0.000000	0.005460	0.018199	OK.	1.000000	0.000000	1	0
	B 208.959 {462}	1.000000	0.000000	0.000873	0.002911	OK.	1.000000	0.000000	1	0
	Mo 202.030 {467}	1.000000	0.000000	0.000276	0.000921	OK.	1.000000	0.000000	1	0
	Pd 340.458 { 99}	1.000000	0.000000	0.001214	0.004045	OK.	1.000000	0.000000	1	0
	Si 212.412 {459}	1.000000	0.000000	0.001105	0.003682	OK.	1.000000	0.000000	1	0
	Sn 189.989 {478}	1.000000	0.000000	0.001032	0.003441	OK.	1.000000	0.000000	1	0
	Sr 407.771 { 83}	1.000000	0.000000	0.000053	0.000176	OK.	1.000000	0.000000	1	0
	Ti 334.904 {101}	1.000000	0.000000	0.000531	0.001771	OK.	1.000000	0.000000	1	0
	Y 360.073 { 94}*	0.000000	0.000000	-1.000000	-1.000000	Warnin	1.000000	0.000000	1	0
	Y 371.030 { 91}*	0.000000	0.000000	-1.000000	-1.000000	Warnin	1.000000	0.000000	1	0
	Y 224.306 {451}*	0.000000	0.000000	-1.000000	-1.000000	Warnin	1.000000	0.000000	1	0
	In 230.606 {446}*	0.000000	0.000000	-1.000000	-1.000000	Warnin	1.000000	0.000000	1	0
	W 207.911 {462}	1.000000	0.000000	0.001309	0.004363	OK.	1.000000	0.000000	1	0
	Zr 339.198 { 99}	1.000000	0.000000	0.000198	0.000660	OK.	1.000000	0.000000	1	0
	S 182.034 {485}	1.000000	0.000000	0.003413	0.011376	OK.	1.000000	0.000000	1	0
	Bi 223.061 {451}	1.000000	0.000000	0.001358	0.004528	OK.	1.000000	0.000000	1	0
	Li 670.784 { 50}	1.000000	0.000000	0.000851	0.002836	OK.	1.000000	0.000000	1	0

Zoom In ▶
Zoom Out

Sample Name: STDA Acquired: 8/1/2014 15:27:58 Type: Cal
Method: Accutest1(v150) Mode: IR Corr. Factor: 1.000000
User: admin Custom ID1: Custom ID2: Custom ID3:
Comment:

Elem	Ba4554	Be3130	Cd2288	Co2286	Cr2677	Cu3247	Mn2576	Ni2316	Ag3280
Units	Cts/S	Cts/S	Cts/S	Cts/S	Cts/S	Cts/S	Cts/S	Cts/S	Cts/S
Avg	**.0034**	**.0002**	**.0005**	**.0001**	**.0001**	**.0024**	**.0001**	**-.0007**	**-.0001**
Stddev	.0009	.0000	.0000	.0001	.0000	.0000	.0000	.0000	.0001
%RSD	27.34	22.39	2.743	95.79	11.20	1.164	31.27	6.329	94.29
#1	.0041	.0002	.0005	.0000	.0001	.0024	.0001	-.0007	-.0001
#2	.0028	.0002	.0005	.0001	.0001	.0023	.0001	-.0007	-.0000

Elem	V_2924	Zn2062	As1890	Tl1908	Pb2203	Se1960	Sb2068	Al3961	Ca3179
Units	Cts/S	Cts/S	Cts/S	Cts/S	Cts/S	Cts/S	Cts/S	Cts/S	Cts/S
Avg	**-.0001**	**.0004**	**.0000**	**-.0003**	**.0001**	**.0001**	**.0002**	**-.0007**	**.0048**
Stddev	.0000	.0001	.0000	.0000	.0000	.0001	.0001	.0001	.0001
%RSD	27.73	18.18	4.286	15.39	7.363	42.50	68.80	22.26	2.400
#1	-.0001	.0004	.0000	-.0003	.0001	.0002	.0001	-.0006	.0049
#2	-.0000	.0005	.0000	-.0002	.0001	.0001	.0003	-.0008	.0047

Elem	Fe2599	Mg2790	K_7664	Na5895	B_2089	Mo2020	Pd3404	Si2124	Sn1899
Units	Cts/S	Cts/S	Cts/S	Cts/S	Cts/S	Cts/S	Cts/S	Cts/S	Cts/S
Avg	**.0003**	**-.0000**	**.0060**	**-.0027**	**.0003**	**.0008**	**.0000**	**.0036**	**.0003**
Stddev	.0001	.0000	.0009	.0005	.0000	.0001	.0000	.0000	.0001
%RSD	25.81	97.31	15.18	17.91	9.048	15.52	342.5	.7278	25.41
#1	.0003	-.0000	.0066	-.0031	.0003	.0009	-.0000	.0035	.0002
#2	.0004	-.0000	.0053	-.0024	.0003	.0008	.0000	.0036	.0004

Elem	Sr4077	Ti3349	W_2079	Zr3391	S_1820	Bi2230	Li6707
Units	Cts/S	Cts/S	Cts/S	Cts/S	Cts/S	Cts/S	Cts/S
Avg	**-.0005**	**-.0001**	**.0043**	**.0000**	**.0001**	**-.0004**	**-.0009**
Stddev	.0002	.0000	.0001	.0000	.0000	.0003	.0001
%RSD	34.72	26.03	3.063	111.2	21.22	62.98	14.29
#1	-.0006	-.0001	.0044	.0001	.0001	-.0002	-.0008
#2	-.0004	-.0001	.0042	.0000	.0001	-.0006	-.0010

◀ Zoom In ▶
Zoom Out

Sample Name: STDA Acquired: 8/1/2014 15:27:58 Type: Cal
Method: Accutest1(v150) Mode: IR Corr. Factor: 1.000000
User: admin Custom ID1: Custom ID2: Custom ID3:
Comment:

Int. Std.	Y_3600	Y_3710	Y_2243	In2306
Units	Cts/S	Cts/S	Cts/S	Cts/S
Avg	**69589.**	**7890.6**	**2921.1**	**3825.4**
Stddev	185.	14.2	1.6	.8
%RSD	.26654	.18052	.05318	.02044
#1	69458.	7900.6	2920.0	3824.9
#2	69720.	7880.5	2922.2	3826.0

◀ Zoom In ▶
Zoom Out

Sample Name: STDb Acquired: 8/1/2014 15:33:50 Type: Cal
Method: Accutest1(v150) Mode: IR Corr. Factor: 1.000000
User: admin Custom ID1: Custom ID2: Custom ID3:
Comment:

Elem	Ba4554	Be3130	Cd2288	Co2286	Cr2677	Cu3247	Mn2576	Ni2316	Ag3280
Units	Cts/S	Cts/S	Cts/S	Cts/S	Cts/S	Cts/S	Cts/S	Cts/S	Cts/S
Avg	**7.739**	**5.479**	**3.557**	**2.271**	**.3606**	**.5904**	**2.056**	**1.777**	**.0590**
Stddev	.015	.018	.001	.001	.0010	.0027	.005	.000	.0002
%RSD	.1985	.3375	.0144	.0248	.2746	.4629	.2619	.0251	.3942
#1	7.750	5.492	3.557	2.270	.3613	.5885	2.060	1.777	.0588
#2	7.728	5.466	3.557	2.271	.3599	.5924	2.053	1.777	.0591

Elem	V_2924	Zn2062	As1890	Tl1908	Pb2203	Se1960	Sb2068	Al3961	Ca3179
Units	Cts/S	Cts/S	Cts/S	Cts/S	Cts/S	Cts/S	Cts/S	Cts/S	Cts/S
Avg	**.5622**	**4.070**	**.3629**	**.2836**	**.7499**	**.2960**	**.5692**	**2.846**	**3.750**
Stddev	.0005	.004	.0000	.0005	.0002	.0005	.0003	.010	.013
%RSD	.0955	.1019	.0130	.1890	.0233	.1596	.0497	.3663	.3406
#1	.5626	4.067	.3629	.2832	.7498	.2963	.5694	2.854	3.759
#2	.5618	4.073	.3629	.2840	.7500	.2957	.5690	2.839	3.741

Elem	Fe2599	Mg2790	K_7664	Na5895	B_2089	Mo2020	Pd3404	Si2124	Sn1899
Units	Cts/S	Cts/S	Cts/S	Cts/S	Cts/S	Cts/S	Cts/S	Cts/S	Cts/S
Avg	**1.955**	**.3126**	**3.780**	**10.62**	**.8526**	**2.567**	**.1919**	**1.942**	**.6344**
Stddev	.006	.0010	.015	.03	.0004	.006	.0008	.001	.0002
%RSD	.2909	.3208	.3866	.2926	.0476	.2179	.3934	.0490	.0269
#1	1.959	.3133	3.790	10.65	.8529	2.563	.1914	1.941	.6343
#2	1.950	.3119	3.770	10.60	.8523	2.571	.1924	1.943	.6345

Elem	Sr4077	Ti3349	W_2079	Zr3391	S_1820	Bi2230	Li6707
Units	Cts/S	Cts/S	Cts/S	Cts/S	Cts/S	Cts/S	Cts/S
Avg	**12.31**	**.4628**	**1.063**	**1.447**	**.1835**	**.5785**	**3.480**
Stddev	.03	.0005	.005	.000	.0002	.0001	.005
%RSD	.2470	.1047	.4410	.0005	.0912	.0169	.1547
#1	12.33	.4632	1.060	1.447	.1834	.5784	3.484
#2	12.29	.4625	1.066	1.447	.1836	.5785	3.476

◀ Zoom In ▶
Zoom Out

Sample Name: STDb Acquired: 8/1/2014 15:33:50 Type: Cal
Method: Accutest1(v150) Mode: IR Corr. Factor: 1.000000
User: admin Custom ID1: Custom ID2: Custom ID3:
Comment:

Int. Std.	Y_3600	Y_3710	Y_2243	In2306
Units	Cts/S	Cts/S	Cts/S	Cts/S
Avg	**65748.**	**7773.6**	**2718.6**	**3511.3**
Stddev	96.	39.7	.9	1.0
%RSD	.14586	.51033	.03154	.02850
#1	65680.	7745.5	2718.0	3510.6
#2	65815.	7801.6	2719.2	3512.0

Zoom In Zoom Out

Sample Name: ccvconf Acquired: 8/1/2014 15:39:27 Type: QC
Method: Accutest1(v150) Mode: CONC Corr. Factor: 1.000000
User: admin Custom ID1: Custom ID2: Custom ID3:
Comment:

Elem	Ba4554	Be3130	Cd2288	Co2286	Cr2677	Cu3247	Mn2576	Ni2316	Ag3280
Units	ppm	ppm	ppm	ppm	ppm	ppm	ppm	ppm	ppm
Avg	**2.034**	**2.068**	**2.019**	**2.052**	**2.071**	**1.998**	**2.078**	**2.057**	**.2484**
Stddev	.008	.003	.030	.030	.003	.000	.003	.028	.0003
%RSD	.3737	.1634	1.492	1.451	.1634	.0014	.1529	1.346	.1370
#1	2.039	2.071	2.040	2.073	2.074	1.998	2.080	2.077	.2482
#2	2.028	2.066	1.997	2.031	2.069	1.998	2.075	2.038	.2487
Check ?	Chk Pass	Chk Pass	Chk Pass	Chk Pass	Chk Pass	Chk Pass	Chk Pass	Chk Pass	Chk Pass
Value									
Range									

Elem	V_2924	Zn2062	As1890	Tl1908	Pb2203	Se1960	Sb2068	Al3961	Ca3179
Units	ppm	ppm	ppm	ppm	ppm	ppm	ppm	ppm	ppm
Avg	**2.057**	**2.061**	**2.014**	**2.095**	**2.059**	**2.008**	**2.014**	**40.36**	**41.04**
Stddev	.004	.028	.029	.026	.026	.022	.031	.06	.02
%RSD	.1901	1.372	1.463	1.224	1.250	1.120	1.526	.1408	.0416
#1	2.060	2.081	2.034	2.113	2.078	2.024	2.036	40.32	41.06
#2	2.054	2.041	1.993	2.077	2.041	1.993	1.992	40.40	41.03
Check ?	Chk Pass	Chk Pass	Chk Pass	Chk Pass	Chk Pass	Chk Pass	Chk Pass	Chk Pass	Chk Pass
Value									
Range									

Elem	Fe2599	Mg2790	K_7664	Na5895	B_2089	Mo2020	Pd3404	Si2124	Sn1899
Units	ppm	ppm	ppm	ppm	ppm	ppm	ppm	ppm	ppm
Avg	**41.23**	**40.49**	**40.17**	**40.44**	**2.023**	**2.043**	**2.028**	**5.077**	**2.054**
Stddev	.03	.12	.04	.14	.028	.025	.002	.076	.027
%RSD	.0717	.2919	.1044	.3531	1.371	1.214	.1032	1.497	1.298
#1	41.26	40.58	40.14	40.54	2.042	2.060	2.029	5.131	2.073
#2	41.21	40.41	40.20	40.34	2.003	2.025	2.026	5.024	2.036
Check ?	Chk Pass	Chk Pass	Chk Pass	Chk Pass	Chk Pass	Chk Pass	Chk Pass	Chk Pass	Chk Pass
Value									
Range									

Zoom In Zoom Out

Sample Name: ccvconf Acquired: 8/1/2014 15:39:27 Type: QC
Method: Accutest1(v150) Mode: CONC Corr. Factor: 1.000000
User: admin Custom ID1: Custom ID2: Custom ID3:
Comment:

Elem	Sr4077	Ti3349	W_2079	Zr3391	S_1820	Bi2230	Li6707
Units	ppm	ppm	ppm	ppm	ppm	ppm	ppm
Avg	**2.044**	**2.031**	**1.975**	**2.054**	**1.977**	**2.007**	**2.016**
Stddev	.006	.002	.025	.002	.031	.029	.008
%RSD	.3087	.1076	1.244	.0925	1.586	1.418	.4108
#1	2.048	2.032	1.992	2.055	1.999	2.027	2.022
#2	2.039	2.029	1.957	2.052	1.954	1.987	2.010
Check ?	Chk Pass	Chk Pass	Chk Pass	Chk Pass	Chk Pass	Chk Pass	Chk Pass
Value							
Range							

Int. Std.	Y_3600	Y_3710	Y_2243	In2306
Units	Cts/S	Cts/S	Cts/S	Cts/S
Avg	**66914.**	**7834.2**	**2806.6**	**3618.4**
Stddev	80.	27.8	36.6	43.9
%RSD	.11982	.35471	1.3035	1.2131
#1	66857.	7853.9	2780.8	3587.4
#2	66971.	7814.6	2832.5	3649.5

Zoom In Zoom Out

Sample Name: ccbconf Acquired: 8/1/2014 15:45:07 Type: QC
Method: Accutest1(v150) Mode: CONC Corr. Factor: 1.000000
User: admin Custom ID1: Custom ID2: Custom ID3:
Comment:

Elem	Ba4554	Be3130	Cd2288	Co2286	Cr2677	Cu3247	Mn2576	Ni2316	Ag3280
Units	ppm	ppm	ppm	ppm	ppm	ppm	ppm	ppm	ppm
Avg	**-.0001**	**.0001**	**-.0001**	**.0005**	**-.0009**	**.0008**	**.0001**	**.0007**	**-.0003**
Stddev	.0003	.0002	.0001	.0001	.0003	.0001	.0000	.0001	.0004
%RSD	461.2	291.6	145.7	10.31	39.29	17.55	19.93	8.389	110.1
#1	.0002	-.0001	-.0001	.0005	-.0011	.0009	.0002	.0006	-.0001
#2	-.0003	.0002	.0000	.0005	-.0006	.0007	.0001	.0007	-.0006
Check ?	Chk Pass	Chk Pass	Chk Pass	Chk Pass	Chk Pass	Chk Pass	Chk Pass	Chk Pass	Chk Pass
High Limit									
Low Limit									

Elem	V_2924	Zn2062	As1890	Tl1908	Pb2203	Se1960	Sb2068	Al3961	Ca3179
Units	ppm	ppm	ppm	ppm	ppm	ppm	ppm	ppm	ppm
Avg	**.0000**	**-.0003**	**.0014**	**.0018**	**.0001**	**-.0023**	**-.0002**	**.0039**	**-.0015**
Stddev	.0004	.0001	.0011	.0000	.0005	.0011	.0008	.0063	.0000
%RSD	773.9	29.62	82.10	2.181	878.2	48.88	324.7	160.4	1.839
#1	-.0002	-.0002	.0006	.0018	.0004	-.0030	.0003	-.0005	-.0014
#2	.0003	-.0004	.0021	.0019	-.0003	-.0015	-.0008	.0084	-.0015
Check ?	Chk Pass	Chk Pass	Chk Pass	Chk Pass	Chk Pass	Chk Pass	Chk Pass	Chk Pass	Chk Pass
High Limit									
Low Limit									

Elem	Fe2599	Mg2790	K_7664	Na5895	B_2089	Mo2020	Pd3404	Si2124	Sn1899
Units	ppm	ppm	ppm	ppm	ppm	ppm	ppm	ppm	ppm
Avg	**.0044**	**-.0219**	**.0399**	**.0126**	**.0030**	F **.0034**	**-.0006**	**.0004**	**-.0002**
Stddev	.0065	.0081	.0135	.0099	.0002	.0006	.0020	.0002	.0002
%RSD	145.6	36.92	33.98	78.89	5.995	17.26	336.8	44.88	110.1
#1	-.0001	-.0276	.0494	.0196	.0031	.0039	-.0020	.0003	-.0003
#2	.0090	-.0162	.0303	.0056	.0028	.0030	.0008	.0006	-.0000
Check ?	Chk Pass	Chk Pass	Chk Pass	Chk Pass	Chk Pass	Chk Fail	Chk Pass	Chk Pass	Chk Pass
High Limit						.0021			
Low Limit						-.0021			

Zoom In Zoom Out

Sample Name: ccbconf Acquired: 8/1/2014 15:45:07 Type: QC
Method: Accutest1(v150) Mode: CONC Corr. Factor: 1.000000
User: admin Custom ID1: Custom ID2: Custom ID3:
Comment:

Elem	Sr4077	Ti3349	W_2079	Zr3391	S_1820	Bi2230	Li6707
Units	ppm	ppm	ppm	ppm	ppm	ppm	ppm
Avg	**.0001**	**.0005**	**.0152**	**.0007**	**-.0015**	**.0022**	**.0017**
Stddev	.0001	.0004	.0014	.0000	.0010	.0004	.0015
%RSD	102.8	77.94	8.973	3.259	64.20	19.52	83.50
#1	.0002	.0008	.0161	.0007	-.0022	.0026	.0028
#2	.0000	.0002	.0142	.0007	-.0008	.0019	.0007
Check ?	Chk Pass	Chk Pass	Chk Pass	Chk Pass	Chk Pass	Chk Pass	Chk Pass
High Limit							
Low Limit							

Int. Std.	Y_3600	Y_3710	Y_2243	In2306
Units	Cts/S	Cts/S	Cts/S	Cts/S
Avg	**69073.**	**7917.6**	**2901.5**	**3799.7**
Stddev	113.	18.9	.6	2.2
%RSD	.16411	.23932	.02190	.05809
#1	69153.	7931.0	2901.0	3798.2
#2	68993.	7904.2	2901.9	3801.3

Zoom In Zoom Out

Sample Name: icv Acquired: 8/1/2014 15:51:03 Type: QC
Method: Accutest1(v150) Mode: CONC Corr. Factor: 1.000000
User: admin Custom ID1: Custom ID2: Custom ID3:
Comment:

Elem	Ba4554	Be3130	Cd2288	Co2286	Cr2677	Cu3247	Mn2576	Ni2316	Ag3280
Units	ppm	ppm	ppm	ppm	ppm	ppm	ppm	ppm	ppm
Avg	**2.050**	**2.081**	**2.050**	**2.061**	**2.085**	**2.010**	**2.083**	**2.091**	**.2504**
Stddev	.000	.007	.003	.004	.012	.016	.008	.007	.0006
%RSD	.0082	.3478	.1439	.2182	.5776	.8084	.3710	.3281	.2534
#1	2.050	2.076	2.048	2.058	2.094	1.998	2.089	2.087	.2499
#2	2.050	2.086	2.052	2.064	2.077	2.021	2.078	2.096	.2508
Check ?	Chk Pass	Chk Pass	Chk Pass	Chk Pass	Chk Pass	Chk Pass	Chk Pass	Chk Pass	Chk Pass
Value									
Range									

Elem	V_2924	Zn2062	As1890	Tl1908	Pb2203	Se1960	Sb2068	Al3961	Ca3179
Units	ppm	ppm	ppm	ppm	ppm	ppm	ppm	ppm	ppm
Avg	**2.029**	**2.097**	**2.081**	**2.109**	**2.091**	**2.038**	**2.036**	**40.35**	**40.64**
Stddev	.006	.008	.003	.004	.003	.000	.004	.04	.15
%RSD	.2788	.3677	.1357	.1826	.1605	.0213	.2039	.0905	.3720
#1	2.033	2.092	2.079	2.106	2.088	2.038	2.033	40.37	40.53
#2	2.025	2.103	2.083	2.111	2.093	2.038	2.039	40.32	40.75
Check ?	Chk Pass	Chk Pass	Chk Pass	Chk Pass	Chk Pass	Chk Pass	Chk Pass	Chk Pass	Chk Pass
Value									
Range									

Elem	Fe2599	Mg2790	K_7664	Na5895	B_2089	Mo2020	Pd3404	Si2124	Sn1899
Units	ppm	ppm	ppm	ppm	ppm	ppm	ppm	ppm	ppm
Avg	**41.66**	**40.71**	**41.06**	**40.46**	**2.050**	**2.016**	F **2.303**	**5.075**	**2.086**
Stddev	.06	.10	.08	.06	.002	.007	.020	.007	.007
%RSD	.1491	.2511	.1845	.1554	.1034	.3602	.8589	.1371	.3574
#1	41.61	40.64	41.01	40.41	2.049	2.011	2.289	5.070	2.081
#2	41.70	40.79	41.11	40.50	2.052	2.021	2.317	5.080	2.092
Check ?	Chk Pass	Chk Pass	Chk Pass	Chk Pass	Chk Pass	Chk Pass	Chk Fail	Chk Pass	Chk Pass
Value							2.000		
Range							10.00%		

Zoom In Zoom Out

Sample Name: icv Acquired: 8/1/2014 15:51:03 Type: QC
Method: Accutest1(v150) Mode: CONC Corr. Factor: 1.000000
User: admin Custom ID1: Custom ID2: Custom ID3:
Comment:

Elem	Sr4077	Ti3349	W_2079	Zr3391	S_1820	Bi2230	Li6707
Units	ppm	ppm	ppm	ppm	ppm	ppm	ppm
Avg	**2.051**	**2.085**	**2.135**	**2.001**	**2.029**	**2.120**	F **2.296**
Stddev	.003	.003	.005	.006	.000	.002	.006
%RSD	.1613	.1332	.2346	.2789	.0061	.1113	.2492
#1	2.049	2.087	2.131	2.005	2.029	2.118	2.292
#2	2.053	2.083	2.138	1.998	2.029	2.122	2.300
Check ?	Chk Pass	Chk Pass	Chk Pass	Chk Pass	Chk Pass	Chk Pass	Chk Fail
Value							2.000
Range							10.00%

Int. Std.	Y_3600	Y_3710	Y_2243	In2306
Units	Cts/S	Cts/S	Cts/S	Cts/S
Avg	**67365.**	**7841.2**	**2790.9**	**3603.**1
Stddev	298.	7.9	8.4	11.6
%RSD	.44303	.10041	.30081	.32152
#1	67154.	7846.7	2796.8	3611.3
#2	67576.	7835.6	2785.0	3594.9

Zoom In Zoom Out

Sample Name: icb Acquired: 8/1/2014 15:56:43 Type: QC
Method: Accutest1(v150) Mode: CONC Corr. Factor: 1.000000
User: admin Custom ID1: Custom ID2: Custom ID3:
Comment:

Elem	Ba4554	Be3130	Cd2288	Co2286	Cr2677	Cu3247	Mn2576	Ni2316	Ag3280
Units	ppm	ppm	ppm	ppm	ppm	ppm	ppm	ppm	ppm
Avg	**-.0004**	**.0000**	**.0000**	**.0004**	**-.0005**	**.0004**	**.0001**	**.0001**	**.0002**
Stddev	.0001	.0001	.0001	.0001	.0001	.0003	.0001	.0001	.0003
%RSD	41.30	209.5	136.1	30.73	15.54	71.19	51.49	127.6	183.5
#1	-.0005	-.0000	.0001	.0003	-.0006	.0006	.0001	.0000	.0004
#2	-.0003	.0001	.0000	.0004	-.0005	.0002	.0002	.0002	-.0000
Check ?	Chk Pass	Chk Pass	Chk Pass	Chk Pass	Chk Pass	Chk Pass	Chk Pass	Chk Pass	Chk Pass
High Limit									
Low Limit									

Elem	V_2924	Zn2062	As1890	Tl1908	Pb2203	Se1960	Sb2068	Al3961	Ca3179
Units	ppm	ppm	ppm	ppm	ppm	ppm	ppm	ppm	ppm
Avg	**.0000**	**-.0004**	**.0012**	**.0008**	**.0004**	**-.0007**	**.0002**	**.0008**	**-.0031**
Stddev	.0003	.0001	.0007	.0017	.0007	.0015	.0010	.0021	.0044
%RSD	1001.	19.25	59.71	221.3	155.0	201.1	519.5	254.4	145.3
#1	.0003	-.0004	.0017	.0020	-.0000	.0003	-.0005	-.0007	.0001
#2	-.0002	-.0005	.0007	-.0004	.0009	-.0018	.0009	.0023	-.0062
Check ?	Chk Pass	Chk Pass	Chk Pass	Chk Pass	Chk Pass	Chk Pass	Chk Pass	Chk Pass	Chk Pass
High Limit									
Low Limit									

Elem	Fe2599	Mg2790	K_7664	Na5895	B_2089	Mo2020	Pd3404	Si2124	Sn1899
Units	ppm	ppm	ppm	ppm	ppm	ppm	ppm	ppm	ppm
Avg	**.0031**	**-.0130**	**.0467**	**.0138**	**.0028**	F **.0025**	**-.0012**	**.0008**	**.0001**
Stddev	.0039	.0135	.0167	.0005	.0005	.0006	.0001	.0005	.0005
%RSD	126.5	103.5	35.79	3.943	17.10	23.00	6.250	67.53	412.2
#1	.0003	-.0225	.0585	.0142	.0032	.0028	-.0012	.0011	.0005
#2	.0058	-.0035	.0349	.0134	.0025	.0021	-.0013	.0004	-.0002
Check ?	Chk Pass	Chk Pass	Chk Pass	Chk Pass	Chk Pass	Chk Fail	Chk Pass	Chk Pass	Chk Pass
High Limit						.0021			
Low Limit						-.0021			

Zoom In Zoom Out

Sample Name: icb Acquired: 8/1/2014 15:56:43 Type: QC
Method: Accutest1(v150) Mode: CONC Corr. Factor: 1.000000
User: admin Custom ID1: Custom ID2: Custom ID3:
Comment:

Elem	Sr4077	Ti3349	W_2079	Zr3391	S_1820	Bi2230	Li6707
Units	ppm	ppm	ppm	ppm	ppm	ppm	ppm
Avg	**.0001**	**-.0001**	**.0121**	**.0007**	**-.0025**	**.0025**	**.0013**
Stddev	.0002	.0004	.0006	.0001	.0012	.0005	.0004
%RSD	148.0	297.2	5.267	9.116	49.40	20.97	33.57
#1	.0002	-.0005	.0126	.0006	-.0016	.0029	.0010
#2	-.0000	.0002	.0117	.0007	-.0034	.0022	.0016
Check ?	Chk Pass	Chk Pass	Chk Pass	Chk Pass	Chk Pass	Chk Pass	Chk Pass
High Limit							
Low Limit							

Int. Std.	Y_3600	Y_3710	Y_2243	In2306
Units	Cts/S	Cts/S	Cts/S	Cts/S
Avg	**69789.**	**7930.7**	**2929.6**	**3835.0**
Stddev	280.	28.7	5.1	9.0
%RSD	.40176	.36131	.17328	.23437
#1	69988.	7951.0	2926.0	3828.7
#2	69591.	7910.4	2933.2	3841.4

11.7 11

Zoom In Zoom Out

Sample Name: ccv Acquired: 8/1/2014 16:02:40 Type: QC
Method: Accutest1(v150) Mode: CONC Corr. Factor: 1.000000
User: admin Custom ID1: Custom ID2: Custom ID3:
Comment:

Elem	Ba4554	Be3130	Cd2288	Co2286	Cr2677	Cu3247	Mn2576	Ni2316	Ag3280
Units	ppm	ppm	ppm	ppm	ppm	ppm	ppm	ppm	ppm
Avg	**2.029**	**2.059**	**2.038**	**2.069**	**2.075**	**1.990**	**2.080**	**2.076**	**.2471**
Stddev	.001	.006	.002	.001	.001	.005	.003	.003	.0011
%RSD	.0516	.2919	.1186	.0358	.0404	.2456	.1454	.1298	.4586
#1	2.030	2.054	2.036	2.070	2.076	1.986	2.078	2.078	.2479
#2	2.028	2.063	2.040	2.069	2.074	1.993	2.082	2.075	.2463
Check ?	Chk Pass	Chk Pass	Chk Pass	Chk Pass	Chk Pass	Chk Pass	Chk Pass	Chk Pass	Chk Pass
Value									
Range									

Elem	V_2924	Zn2062	As1890	Tl1908	Pb2203	Se1960	Sb2068	Al3961	Ca3179
Units	ppm	ppm	ppm	ppm	ppm	ppm	ppm	ppm	ppm
Avg	**2.055**	**2.080**	**2.037**	**2.107**	**2.081**	**2.037**	**2.035**	**40.28**	**40.79**
Stddev	.001	.001	.002	.007	.001	.006	.002	.15	.08
%RSD	.0248	.0624	.1085	.3181	.0333	.3165	.0814	.3793	.1877
#1	2.054	2.080	2.035	2.102	2.081	2.032	2.034	40.18	40.74
#2	2.055	2.079	2.038	2.112	2.080	2.041	2.036	40.39	40.85
Check ?	Chk Pass	Chk Pass	Chk Pass	Chk Pass	Chk Pass	Chk Pass	Chk Pass	Chk Pass	Chk Pass
Value									
Range									

Elem	Fe2599	Mg2790	K_7664	Na5895	B_2089	Mo2020	Pd3404	Si2124	Sn1899
Units	ppm	ppm	ppm	ppm	ppm	ppm	ppm	ppm	ppm
Avg	**41.06**	**40.52**	**40.13**	**40.37**	**2.040**	**2.061**	**2.015**	**5.125**	**2.078**
Stddev	.14	.03	.08	.02	.004	.005	.006	.006	.001
%RSD	.3389	.0716	.2107	.0523	.2050	.2570	.2840	.1274	.0281
#1	40.96	40.54	40.07	40.35	2.037	2.057	2.011	5.121	2.078
#2	41.16	40.50	40.19	40.38	2.043	2.065	2.019	5.130	2.077
Check ?	Chk Pass	Chk Pass	Chk Pass	Chk Pass	Chk Pass	Chk Pass	Chk Pass	Chk Pass	Chk Pass
Value									
Range									

Zoom In Zoom Out

Sample Name: ccv Acquired: 8/1/2014 16:02:40 Type: QC
Method: Accutest1(v150) Mode: CONC Corr. Factor: 1.000000
User: admin Custom ID1: Custom ID2: Custom ID3:
Comment:

Elem	Sr4077	Ti3349	W_2079	Zr3391	S_1820	Bi2230	Li6707
Units	ppm	ppm	ppm	ppm	ppm	ppm	ppm
Avg	**2.037**	**2.031**	**1.990**	**2.055**	**1.997**	**2.028**	**2.006**
Stddev	.001	.003	.006	.001	.001	.006	.000
%RSD	.0589	.1457	.3112	.0306	.0465	.2900	.0062
#1	2.038	2.029	1.986	2.056	1.998	2.024	2.005
#2	2.036	2.033	1.994	2.055	1.997	2.032	2.006
Check ?	Chk Pass	Chk Pass	Chk Pass	Chk Pass	Chk Pass	Chk Pass	Chk Pass
Value							
Range							

Int. Std.	Y_3600	Y_3710	Y_2243	In2306
Units	Cts/S	Cts/S	Cts/S	Cts/S
Avg	**66836.**	**7830.0**	**2785.9**	**3593.8**
Stddev	33.	4.0	.8	1.1
%RSD	.04878	.05079	.02986	.03129
#1	66813.	7827.2	2786.5	3593.0
#2	66859.	7832.9	2785.4	3594.6

Zoom In Zoom Out

Sample Name: ccb Acquired: 8/1/2014 16:08:20 Type: QC
Method: Accutest1(v150) Mode: CONC Corr. Factor: 1.000000
User: admin Custom ID1: Custom ID2: Custom ID3:
Comment:

Elem	Ba4554	Be3130	Cd2288	Co2286	Cr2677	Cu3247	Mn2576	Ni2316	Ag3280
Units	ppm	ppm	ppm	ppm	ppm	ppm	ppm	ppm	ppm
Avg	**-.0002**	**.0001**	**-.0001**	**.0001**	**.0002**	**-.0001**	**.0001**	**.0002**	**-.0002**
Stddev	.0002	.0002	.0002	.0001	.0003	.0003	.0001	.0001	.0002
%RSD	93.43	125.9	279.7	150.7	162.3	304.3	90.32	40.75	66.66
#1	-.0004	.0000	-.0002	-.0000	.0004	.0001	.0001	.0001	-.0001
#2	-.0001	.0002	.0001	.0002	-.0000	-.0003	.0000	.0002	-.0003
Check ?	Chk Pass	Chk Pass	Chk Pass	Chk Pass	Chk Pass	Chk Pass	Chk Pass	Chk Pass	Chk Pass
High Limit									
Low Limit									

Elem	V_2924	Zn2062	As1890	Tl1908	Pb2203	Se1960	Sb2068	Al3961	Ca3179
Units	ppm	ppm	ppm	ppm	ppm	ppm	ppm	ppm	ppm
Avg	**-.0000**	**-.0003**	**.0006**	**.0018**	**.0003**	**-.0019**	**.0001**	**.0083**	**.0009**
Stddev	.0003	.0001	.0003	.0002	.0007	.0003	.0003	.0085	.0070
%RSD	2721.	26.58	48.95	8.594	225.4	17.85	385.9	101.8	790.2
#1	.0002	-.0003	.0004	.0017	-.0002	-.0017	-.0001	.0023	-.0041
#2	-.0002	-.0002	.0009	.0019	.0008	-.0021	.0003	.0143	.0059
Check ?	Chk Pass	Chk Pass	Chk Pass	Chk Pass	Chk Pass	Chk Pass	Chk Pass	Chk Pass	Chk Pass
High Limit									
Low Limit									

Elem	Fe2599	Mg2790	K_7664	Na5895	B_2089	Mo2020	Pd3404	Si2124	Sn1899
Units	ppm	ppm	ppm	ppm	ppm	ppm	ppm	ppm	ppm
Avg	**-.0004**	**-.0058**	**.0162**	**.0092**	**.0034**	F **.0026**	**-.0013**	**.0006**	**.0001**
Stddev	.0049	.0003	.0052	.0018	.0001	.0007	.0009	.0000	.0003
%RSD	1397.	5.170	31.94	19.70	2.136	28.38	71.44	6.703	234.0
#1	.0031	-.0056	.0126	.0105	.0034	.0031	-.0006	.0007	.0004
#2	-.0038	-.0061	.0199	.0079	.0035	.0021	-.0019	.0006	-.0001
Check ?	Chk Pass	Chk Pass	Chk Pass	Chk Pass	Chk Pass	Chk Fail	Chk Pass	Chk Pass	Chk Pass
High Limit						.0021			
Low Limit						-.0021			

Zoom In Zoom Out

Sample Name: ccb Acquired: 8/1/2014 16:08:20 Type: QC
Method: Accutest1(v150) Mode: CONC Corr. Factor: 1.000000
User: admin Custom ID1: Custom ID2: Custom ID3:
Comment:

Elem	Sr4077	Ti3349	W_2079	Zr3391	S_1820	Bi2230	Li6707
Units	ppm	ppm	ppm	ppm	ppm	ppm	ppm
Avg	**.0001**	**.0001**	**.0145**	**.0007**	**-.0021**	**.0040**	**.0003**
Stddev	.0001	.0003	.0016	.0001	.0004	.0006	.0010
%RSD	141.8	249.4	11.09	15.89	21.42	14.57	303.5
#1	.0001	.0003	.0156	.0006	-.0024	.0036	.0010
#2	-.0000	-.0001	.0133	.0008	-.0017	.0044	-.0004
Check ?	Chk Pass	Chk Pass	Chk Pass	Chk Pass	Chk Pass	Chk Pass	Chk Pass
High Limit							
Low Limit							

Int. Std.	Y_3600	Y_3710	Y_2243	In2306
Units	Cts/S	Cts/S	Cts/S	Cts/S
Avg	**69851.**	**7936.8**	**2931.0**	**3838.8**
Stddev	614.	24.4	1.5	1.6
%RSD	.87924	.30746	.05225	.04056
#1	69416.	7954.0	2932.1	3839.9
#2	70285.	7919.5	2930.0	3837.7

11.7 11

Zoom In Zoom Out

Sample Name: cri Acquired: 8/1/2014 16:14:16 Type: QC
Method: Accutest1(v150) Mode: CONC Corr. Factor: 1.000000
User: admin Custom ID1: Custom ID2: Custom ID3:
Comment:

Elem	Ba4554	Be3130	Cd2288	Co2286	Cr2677	Cu3247	Mn2576	Ni2316	Ag3280
Units	ppm	ppm	ppm	ppm	ppm	ppm	ppm	ppm	ppm
Avg	**.2003**	**.0021**	**.0033**	**.0527**	**.0100**	**.0102**	**.0159**	**.0107**	**.0048**
Stddev	.0008	.0001	.0001	.0005	.0002	.0004	.0001	.0003	.0002
%RSD	.3878	5.891	1.885	.9721	2.099	3.606	.6477	2.608	4.292
#1	.1998	.0022	.0033	.0530	.0099	.0104	.0160	.0109	.0050
#2	.2009	.0020	.0034	.0523	.0102	.0099	.0158	.0105	.0047
Check ?	Chk Pass	Chk Pass	Chk Pass	Chk Pass	Chk Pass	Chk Pass	Chk Pass	Chk Pass	Chk Pass
Value									
Range									

Elem	V_2924	Zn2062	As1890	Tl1908	Pb2203	Se1960	Sb2068	Al3961	Ca3179
Units	ppm	ppm	ppm	ppm	ppm	ppm	ppm	ppm	ppm
Avg	**.0531**	**.0221**	**.0100**	**.0115**	**.0031**	**.0084**	**.0058**	**.2138**	**5.178**
Stddev	.0005	.0003	.0006	.0006	.0018	.0004	.0011	.0197	.016
%RSD	1.002	1.307	6.007	4.972	57.96	5.190	18.97	9.223	.3171
#1	.0534	.0223	.0096	.0119	.0044	.0087	.0066	.2278	5.166
#2	.0527	.0219	.0104	.0111	.0018	.0081	.0050	.1999	5.190
Check ?	Chk Pass	Chk Pass	Chk Pass	Chk Pass	Chk Pass	Chk Pass	Chk Pass	Chk Pass	Chk Pass
Value									
Range									

Elem	Fe2599	Mg2790	K_7664	Na5895	B_2089	Mo2020	Pd3404	Si2124	Sn1899
Units	ppm	ppm	ppm	ppm	ppm	ppm	ppm	ppm	ppm
Avg	**.1024**	**5.038**	**5.104**	**5.087**	**.1012**	**.0210**	**.0529**	**.2038**	**.0101**
Stddev	.0021	.043	.028	.005	.0001	.0004	.0009	.0013	.0000
%RSD	2.053	.8525	.5547	.0922	.1231	2.112	1.712	.6561	.4738
#1	.1009	5.008	5.124	5.084	.1013	.0213	.0523	.2048	.0101
#2	.1039	5.068	5.084	5.090	.1011	.0207	.0536	.2029	.0101
Check ?	Chk Pass	Chk Pass	Chk Pass	Chk Pass	Chk Pass	Chk Pass	Chk Pass	Chk Pass	Chk Pass
Value									
Range									

Zoom In Zoom Out

Sample Name: cri Acquired: 8/1/2014 16:14:16 Type: QC
Method: Accutest1(v150) Mode: CONC Corr. Factor: 1.000000
User: admin Custom ID1: Custom ID2: Custom ID3:
Comment:

Elem	Sr4077	Ti3349	W_2079	Zr3391	S_1820	Bi2230	Li6707
Units	ppm	ppm	ppm	ppm	ppm	ppm	ppm
Avg	**.0106**	**.0104**	**.0623**	F **.0137**	**.0506**	**.0246**	**.0221**
Stddev	.0000	.0004	.0007	.0003	.0027	.0003	.0009
%RSD	.3856	4.132	1.153	2.549	5.270	1.024	3.966
#1	.0107	.0101	.0618	.0139	.0488	.0244	.0228
#2	.0106	.0107	.0628	.0134	.0525	.0247	.0215
Check ?	Chk Pass	Chk Pass	Chk Pass	Chk Fail	Chk Pass	Chk Pass	Chk Pass
Value				.0100			
Range				30.00%			

Int. Std.	Y_3600	Y_3710	Y_2243	In2306
Units	Cts/S	Cts/S	Cts/S	Cts/S
Avg	**69043.**	**7891.8**	**2881.0**	**3779.0**
Stddev	274.	15.4	23.4	24.9
%RSD	.39730	.19545	.81208	.65869
#1	68849.	7880.9	2864.5	3761.4
#2	69237.	7902.7	2897.6	3796.6

Zoom In Zoom Out

Sample Name: crid Acquired: 8/1/2014 16:20:08 Type: QC
Method: Accutest1(v150) Mode: CONC Corr. Factor: 1.000000
User: admin Custom ID1: Custom ID2: Custom ID3:
Comment:

Elem	Ba4554	Be3130	Cd2288	Co2286	Cr2677	Cu3247	Mn2576	Ni2316
Units	ppm	ppm	ppm	ppm	ppm	ppm	ppm	ppm
Avg	**.0040**	**.0010**	**.0012**	**.0035**	**.0015**	**.0017**	**.0032**	**.0043**
Stddev	.0004	.0001	.0001	.0001	.0006	.0001	.0000	.0001
%RSD	9.561	8.465	11.16	3.892	42.47	3.166	.5579	1.770
#1	.0043	.0011	.0011	.0034	.0011	.0017	.0032	.0043
#2	.0037	.0009	.0013	.0036	.0020	.0016	.0033	.0042
Check ?	Chk Pass	Chk Pass	Chk Pass	Chk Pass	Chk Pass	Chk Pass	Chk Pass	Chk Pass
Value								
Range								

Elem	Ag3280	V_2924	Zn2062	As1890	Tl1908	Pb2203	Se1960	Sb2068
Units	ppm	ppm	ppm	ppm	ppm	ppm	ppm	ppm
Avg	F **.0015**	**.0019**	F **.0132**	**.0035**	F **.0041**	**.0028**	F **.0068**	**.0023**
Stddev	.0003	.0000	.0001	.0004	.0006	.0001	.0008	.0002
%RSD	22.39	.2085	.4670	11.50	14.05	4.258	12.48	8.559
#1	.0013	.0019	.0132	.0038	.0037	.0029	.0062	.0024
#2	.0018	.0019	.0131	.0032	.0045	.0028	.0074	.0022
Check ?	Chk Fail	Chk Pass	Chk Fail	Chk Pass	Chk Fail	Chk Pass	Chk Fail	Chk Pass
Value	.0010		.0100		.0020		.0050	
Range	30.00%		30.00%		30.00%		30.00%	

Elem	Al3961	Ca3179	Fe2599	Mg2790	K_7664	Na5895	B_2089	Mo2020
Units	ppm	ppm	ppm	ppm	ppm	ppm	ppm	ppm
Avg	**.1039**	**1.049**	**.0025**	**.1057**	**2.089**	**1.044**	**.0110**	**.0002**
Stddev	.0028	.002	.0036	.0023	.027	.004	.0002	.0001
%RSD	2.674	.1658	142.9	2.177	1.309	.3777	2.070	32.09
#1	.1019	1.048	.0051	.1073	2.069	1.046	.0111	.0001
#2	.1058	1.051	-.0000	.1040	2.108	1.041	.0108	.0002
Check ?	Chk Pass	Chk Pass	None	Chk Pass	Chk Pass	Chk Pass	Chk Pass	None
Value								
Range								

Zoom In Zoom Out

Sample Name: crid Acquired: 8/1/2014 16:20:08 Type: QC
Method: Accutest1(v150) Mode: CONC Corr. Factor: 1.000000
User: admin Custom ID1: Custom ID2: Custom ID3:
Comment:

Elem	Pd3404	Si2124	Sn1899	Sr4077	Ti3349	W_2079	Zr3391	S_1820
Units	ppm	ppm	ppm	ppm	ppm	ppm	ppm	ppm
Avg	**.0002**	**.0037**	**.0004**	**.0000**	**.0001**	F **.0071**	F **.0003**	F **.0003**
Stddev	.0002	.0005	.0004	.0001	.0003	.0009	.0002	.0009
%RSD	95.93	13.52	106.5	277.2	400.2	12.13	61.38	276.4
#1	.0001	.0034	.0001	-.0000	-.0001	.0077	.0004	-.0003
#2	.0004	.0041	.0007	.0001	.0003	.0065	.0002	.0010
Check ?	None	None	None	None	None	Chk Fail	Chk Fail	Chk Fail
Value						.0040	.0040	.0040
Range						30.00%	-30.00%	-30.00%

Elem	Bi2230	Li6707
Units	ppm	ppm
Avg	**.0029**	F **-.0009**
Stddev	.0019	.0000
%RSD	63.51	2.739
#1	.0042	-.0009
#2	.0016	-.0009
Check ?	Chk Pass	Chk Fail
Value		.0040
Range		-30.00%

Int. Std.	Y_3600	Y_3710	Y_2243	In2306
Units	Cts/S	Cts/S	Cts/S	Cts/S
Avg	**69707.**	**7898.6**	**2900.3**	**3797.3**
Stddev	105.	13.6	9.0	15.3
%RSD	.15039	.17171	.30991	.40369
#1	69781.	7908.1	2906.7	3808.1
#2	69633.	7889.0	2893.9	3786.5

Zoom In Zoom Out

Sample Name: cria Acquired: 8/1/2014 16:26:04 Type: QC
Method: Accutest1(v150) Mode: CONC Corr. Factor: 1.000000
User: admin Custom ID1: Custom ID2: Custom ID3:
Comment:

Elem	Ba4554	Be3130	Cd2288	Co2286	Cr2677	Cu3247	Mn2576	Ni2316	Ag3280
Units	ppm	ppm	ppm	ppm	ppm	ppm	ppm	ppm	ppm
Avg	**-.0002**	**-.0001**	**.0001**	**.0001**	**-.0004**	**-.0001**	**.0000**	**.0005**	**.0003**
Stddev	.0001	.0001	.0000	.0001	.0004	.0006	.0000	.0001	.0000
%RSD	41.81	79.15	2.641	64.59	115.7	780.5	50.07	10.38	10.10
#1	-.0002	-.0002	.0001	.0002	-.0001	.0004	.0000	.0006	.0003
#2	-.0001	-.0001	.0001	.0001	-.0007	-.0005	.0000	.0005	.0004
Check ?	None	None	None	None	None	None	None	None	None
Value									
Range									

Elem	V_2924	Zn2062	As1890	Tl1908	Pb2203	Se1960	Sb2068	Al3961	Ca3179
Units	ppm	ppm	ppm	ppm	ppm	ppm	ppm	ppm	ppm
Avg	**-.0003**	**.0022**	**.0218**	**.0014**	**.0211**	**.0224**	**.0203**	**.5296**	**2.093**
Stddev	.0001	.0000	.0002	.0003	.0009	.0014	.0004	.0098	.019
%RSD	31.38	.2130	.9051	22.51	4.467	6.320	1.831	1.850	.8878
#1	-.0002	.0022	.0219	.0012	.0217	.0234	.0200	.5226	2.079
#2	-.0003	.0022	.0217	.0017	.0204	.0214	.0205	.5365	2.106
Check ?	None	None	Chk Pass	None	Chk Pass	Chk Pass	Chk Pass	Chk Pass	None
Value									
Range									

Elem	Fe2599	Mg2790	K_7664	Na5895	B_2089	Mo2020	Pd3404	Si2124	Sn1899
Units	ppm	ppm	ppm	ppm	ppm	ppm	ppm	ppm	ppm
Avg	**.5481**	**2.006**	**.0181**	**.0030**	**.0010**	**.0002**	**-.0013**	**.0030**	**-.0001**
Stddev	.0013	.018	.0111	.0032	.0004	.0003	.0009	.0007	.0006
%RSD	.2304	.8780	60.94	108.2	42.61	116.0	74.17	21.79	955.8
#1	.5472	1.993	.0260	.0052	.0013	.0000	-.0006	.0026	-.0005
#2	.5490	2.018	.0103	.0007	.0007	.0004	-.0019	.0035	.0004
Check ?	Chk Pass	None	None	None	None	None	None	None	None
Value									
Range									

Zoom In Zoom Out

Sample Name: cria Acquired: 8/1/2014 16:26:04 Type: QC
Method: Accutest1(v150) Mode: CONC Corr. Factor: 1.000000
User: admin Custom ID1: Custom ID2: Custom ID3:
Comment:

Elem	Sr4077	Ti3349	W_2079	Zr3391	S_1820	Bi2230	Li6707
Units	ppm	ppm	ppm	ppm	ppm	ppm	ppm
Avg	**.0000**	**.0002**	**.0045**	**.0001**	**.0015**	**.0008**	**.0004**
Stddev	.0000	.0001	.0005	.0002	.0009	.0005	.0003
%RSD	188.5	70.27	11.62	188.7	63.00	67.26	72.57
#1	-.0000	.0002	.0042	.0003	.0021	.0004	.0006
#2	.0000	.0001	.0049	-.0000	.0008	.0012	.0002
Check ?	None	None	None	None	None	None	None
Value							
Range							

Int. Std.	Y_3600	Y_3710	Y_2243	In2306
Units	Cts/S	Cts/S	Cts/S	Cts/S
Avg	**68984.**	**7839.7**	**2907.1**	**3802.4**
Stddev	225.	55.2	1.8	.8
%RSD	.32643	.70473	.06319	.02085
#1	69143.	7878.8	2908.4	3803.0
#2	68824.	7800.6	2905.8	3801.8

Zoom In Zoom Out

Sample Name: icsa Acquired: 8/1/2014 16:31:59 Type: QC
Method: Accutest1(v150) Mode: CONC Corr. Factor: 1.000000
User: admin Custom ID1: Custom ID2: Custom ID3:
Comment:

Elem	Ba4554	Be3130	Cd2288	Co2286	Cr2677	Cu3247	Mn2576	Ni2316	Ag3280
Units	ppm	ppm	ppm	ppm	ppm	ppm	ppm	ppm	ppm
Avg	**-.0014**	**.0007**	**.0020**	**.0007**	**-.0007**	**-.0046**	**.0029**	**.0014**	**.0032**
Stddev	.0001	.0000	.0002	.0000	.0001	.0004	.0000	.0001	.0001
%RSD	9.049	6.535	11.93	5.820	18.95	9.293	.4594	7.691	3.576
#1	-.0015	.0007	.0019	.0007	-.0006	-.0049	.0029	.0015	.0031
#2	-.0013	.0006	.0022	.0008	-.0008	-.0043	.0028	.0013	.0033
Check ?	Chk Pass	Chk Pass	Chk Pass	Chk Pass	Chk Pass	Chk Pass	Chk Pass	Chk Pass	Chk Pass
High Limit									
Low Limit									

Elem	V_2924	Zn2062	As1890	Tl1908	Pb2203	Se1960	Sb2068	Al3961	Ca3179
Units	ppm	ppm	ppm	ppm	ppm	ppm	ppm	ppm	ppm
Avg	**.0032**	**.0032**	**.0002**	**.0019**	**-.0027**	**.0043**	**.0022**	**513.5**	**383.1**
Stddev	.0000	.0001	.0012	.0022	.0010	.0016	.0022	.5	.7
%RSD	.3545	2.058	522.5	114.6	38.97	38.01	98.94	.1020	.1703
#1	.0032	.0032	-.0006	.0004	-.0034	.0031	.0007	513.1	382.6
#2	.0032	.0033	.0011	.0034	-.0019	.0054	.0038	513.9	383.6
Check ?	Chk Pass	Chk Pass	Chk Pass	Chk Pass	Chk Pass	Chk Pass	Chk Pass	Chk Pass	Chk Pass
High Limit									
Low Limit									

Elem	Fe2599	Mg2790	K_7664	Na5895	B_2089	Mo2020	Pd3404	Si2124	Sn1899
Units	ppm	ppm	ppm	ppm	ppm	ppm	ppm	ppm	ppm
Avg	**192.9**	**494.0**	**-.0029**	**-.0068**	**-.0001**	**.0014**	**-.0405**	**.0051**	**-.0034**
Stddev	.1	.8	.0071	.0086	.0019	.0001	.0006	.0038	.0001
%RSD	.0584	.1672	241.8	126.1	2952.	7.871	1.464	74.96	4.347
#1	192.8	493.4	.0021	-.0128	.0013	.0014	-.0409	.0078	-.0033
#2	192.9	494.5	-.0079	-.0007	-.0014	.0013	-.0401	.0024	-.0035
Check ?	Chk Pass	Chk Pass	Chk Pass	Chk Pass	Chk Pass	Chk Pass	Chk Pass	Chk Pass	Chk Pass
High Limit									
Low Limit									

Zoom In Zoom Out

Sample Name: icsa Acquired: 8/1/2014 16:31:59 Type: QC
Method: Accutest1(v150) Mode: CONC Corr. Factor: 1.000000
User: admin Custom ID1: Custom ID2: Custom ID3:
Comment:

Elem	Sr4077	Ti3349	W_2079	Zr3391	S_1820	Bi2230	Li6707
Units	ppm	ppm	ppm	ppm	ppm	ppm	ppm
Avg	**-.0047**	**.0024**	**-.0363**	**.0025**	**-.0189**	**.0387**	**.0041**
Stddev	.0000	.0004	.0012	.0001	.0030	.0006	.0001
%RSD	.0538	16.04	3.395	4.486	15.71	1.466	2.306
#1	-.0047	.0027	-.0372	.0026	-.0210	.0391	.0041
#2	-.0047	.0021	-.0355	.0024	-.0168	.0383	.0040
Check ?	Chk Pass	Chk Pass	Chk Pass	Chk Pass	Chk Pass	Chk Pass	Chk Pass
High Limit							
Low Limit							

Int. Std.	Y_3600	Y_3710	Y_2243	In2306
Units	Cts/S	Cts/S	Cts/S	Cts/S
Avg	**61519.**	**7362.8**	**2515.0**	**3187.9**
Stddev	13.	24.8	5.0	3.7
%RSD	.02179	.33728	.19747	.11751
#1	61509.	7380.4	2518.5	3190.6
#2	61528.	7345.2	2511.5	3185.3

Zoom In Zoom Out

Sample Name: ICSAB Acquired: 8/1/2014 16:37:50 Type: QC
Method: Accutest1(v150) Mode: CONC Corr. Factor: 1.000000
User: admin Custom ID1: Custom ID2: Custom ID3:
Comment:

Elem	Ba4554	Be3130	Cd2288	Co2286	Cr2677	Cu3247	Mn2576	Ni2316	Ag3280
Units	ppm	ppm	ppm	ppm	ppm	ppm	ppm	ppm	ppm
Avg	**.5126**	**.5082**	**1.041**	**.4980**	**.4932**	**.5270**	**.5063**	**.9617**	**1.031**
Stddev	.0005	.0026	.000	.0001	.0028	.0001	.0021	.0007	.001
%RSD	.1051	.5189	.0332	.0267	.5774	.0192	.4085	.0722	.0862
#1	.5129	.5063	1.041	.4979	.4952	.5269	.5077	.9612	1.032
#2	.5122	.5101	1.041	.4980	.4912	.5270	.5048	.9622	1.031
Check ?	Chk Pass	Chk Pass	Chk Pass	Chk Pass	Chk Pass	Chk Pass	Chk Pass	Chk Pass	Chk Pass
Value									
Range									

Elem	V_2924	Zn2062	As1890	Tl1908	Pb2203	Se1960	Sb2068	Al3961	Ca3179
Units	ppm	ppm	ppm	ppm	ppm	ppm	ppm	ppm	ppm
Avg	**.4992**	**1.005**	**1.066**	**1.004**	**.9925**	**1.120**	**1.043**	**508.2**	**384.7**
Stddev	.0008	.002	.005	.008	.0014	.002	.004	.8	.4
%RSD	.1655	.1922	.4888	.7544	.1415	.2147	.3908	.1490	.0926
#1	.4998	1.004	1.063	.9985	.9915	1.122	1.040	507.7	384.4
#2	.4986	1.007	1.070	1.009	.9935	1.118	1.046	508.8	385.0
Check ?	Chk Pass	Chk Pass	Chk Pass	Chk Pass	Chk Pass	Chk Pass	Chk Pass	Chk Pass	Chk Pass
Value									
Range									

Elem	Fe2599	Mg2790	K_7664	Na5895	B_2089	Mo2020	Pd3404	Si2124	Sn1899
Units	ppm	ppm	ppm	ppm	ppm	ppm	ppm	ppm	ppm
Avg	**193.7**	**497.6**	**.0507**	**.0027**	**.0034**	**.5110**	**.5133**	**.0018**	**-.0036**
Stddev	.2	1.1	.0428	.0026	.0000	.0007	.0014	.0003	.0001
%RSD	.1102	.2213	84.39	96.46	.9835	.1337	.2657	17.11	2.691
#1	193.6	496.9	.0205	.0009	.0034	.5105	.5142	.0016	-.0035
#2	193.9	498.4	.0810	.0046	.0034	.5115	.5123	.0020	-.0037
Check ?	Chk Pass	Chk Pass	None	None	None	Chk Pass	Chk Pass	None	None
Value									
Range									

Zoom In Zoom Out

Sample Name: ICSAB Acquired: 8/1/2014 16:37:50 Type: QC
Method: Accutest1(v150) Mode: CONC Corr. Factor: 1.000000
User: admin Custom ID1: Custom ID2: Custom ID3:
Comment:

Elem	Sr4077	Ti3349	W_2079	Zr3391	S_1820	Bi2230	Li6707
Units	ppm	ppm	ppm	ppm	ppm	ppm	ppm
Avg	**-.0046**	**.0023**	**.4947**	**.4230**	**.4993**	**.5666**	**.5789**
Stddev	.0001	.0003	.0057	.0053	.0017	.0009	.0016
%RSD	2.094	12.06	1.153	1.251	.3455	.1534	.2773
#1	-.0047	.0021	.4907	.4192	.5005	.5673	.5778
#2	-.0046	.0025	.4988	.4267	.4981	.5660	.5801
Check ?	None	None	Chk Pass	Chk Pass	Chk Pass	Chk Pass	Chk Pass
Value							
Range							

Int. Std.	Y_3600	Y_3710	Y_2243	In2306
Units	Cts/S	Cts/S	Cts/S	Cts/S
Avg	**61607.**	**7345.2**	**2511.0**	**3188.2**
Stddev	323.	.3	3.7	2.2
%RSD	.52407	.00443	.14814	.07045
#1	61379.	7345.5	2513.6	3189.8
#2	61836.	7345.0	2508.3	3186.6

Zoom In Zoom Out

Sample Name: feconf Acquired: 8/1/2014 16:43:30 Type: Unk
Method: Accutest1(v150) Mode: CONC Corr. Factor: 1.000000
User: admin Custom ID1: Custom ID2: Custom ID3:
Comment:

Elem	Ba4554	Be3130	Cd2288	Co2286	Cr2677	Cu3247	Mn2576	Ni2316
Avg	**.0001**	**.0006**	**.0011**	**-.0006**	W **-.0023**	W **-.0041**	**.0035**	**.0025**
Stddev	.0001	.0002	.0002	.0000	.0004	.0002	.0001	.0002
%RSD	204.0	29.04	15.10	6.380	17.83	5.699	3.139	8.644
#1	.0001	.0008	.0010	-.0007	-.0021	-.0043	.0035	.0023
#2	-.0000	.0005	.0012	-.0006	-.0026	-.0040	.0034	.0026

Elem	Ag3280	V_2924	Zn2062	As1890	Tl1908	Pb2203	Se1960	Sb2068
Avg	**.0040**	**.0039**	**.0054**	F **-.0048**	**.0016**	**.0001**	**.0020**	**.0016**
Stddev	.0001	.0002	.0000	.0004	.0015	.0002	.0007	.0023
%RSD	2.251	5.642	.9141	7.813	92.97	182.7	32.93	137.7
#1	.0039	.0041	.0054	-.0046	.0006	-.0000	.0015	.0032
#2	.0041	.0037	.0053	-.0051	.0027	.0002	.0025	.0000

Elem	Al3961	Ca3179	Fe2599	Mg2790	K_7664	Na5895	B_2089	Mo2020
Avg	**.0131**	**.0098**	**199.8**	**-.0007**	**.0258**	**.0030**	**-.0016**	**.0010**
Stddev	.0049	.0010	.2	.0028	.0111	.0018	.0007	.0002
%RSD	37.31	10.44	.0905	411.1	43.11	58.73	42.39	20.80
#1	.0096	.0090	199.9	.0013	.0337	.0042	-.0021	.0009
#2	.0165	.0105	199.7	-.0027	.0180	.0017	-.0011	.0012

Elem	Pd3404	Si2124	Sn1899	Sr4077	Ti3349	W_2079	Zr3391	S_1820
Avg	W **-.0285**	**.0169**	W **-.0026**	**.0001**	**-.0000**	**.0075**	**.0158**	**.0032**
Stddev	.0006	.0004	.0009	.0001	.0003	.0000	.0006	.0031
%RSD	2.151	2.121	36.43	79.57	2460.	.3725	3.498	96.56
#1	-.0289	.0172	-.0019	.0000	.0002	.0074	.0162	.0053
#2	-.0280	.0167	-.0032	.0001	-.0002	.0075	.0154	.0010

Elem	Bi2230	Li6707
Avg	**.0333**	**.0002**
Stddev	.0009	.0006
%RSD	2.727	313.3
#1	.0340	.0006
#2	.0327	-.0002

Zoom In Zoom Out

Sample Name: feconf Acquired: 8/1/2014 16:43:30 Type: Unk
Method: Accutest1(v150) Mode: CONC Corr. Factor: 1.000000
User: admin Custom ID1: Custom ID2: Custom ID3:
Comment:

Int. Std.	Y_3600	Y_3710	Y_2243	In2306
Avg	**68792.**	**7829.7**	**2881.0**	**3779.2**
Stddev	252.	13.4	6.6	11.7
%RSD	.36578	.17063	.22988	.30981
#1	68614.	7839.1	2885.7	3787.4
#2	68970.	7820.2	2876.4	3770.9

Zoom In Zoom Out

Sample Name: crconf Acquired: 8/1/2014 16:49:22 Type: Unk
Method: Accutest1(v150) Mode: CONC Corr. Factor: 1.000000
User: admin Custom ID1: Custom ID2: Custom ID3:
Comment:

Elem	Ba4554	Be3130	Cd2288	Co2286	Cr2677	Cu3247	Mn2576	Ni2316	Ag3280
Avg	**.0002**	**.0001**	**-.0001**	**.0000**	**10.64**	**.0024**	**-.0012**	**.0004**	**.0000**
Stddev	.0002	.0000	.0001	.0001	.01	.0006	.0000	.0001	.0007
%RSD	94.76	36.39	86.59	335.1	.0686	22.99	.5849	12.79	3116.
#1	.0004	.0000	-.0000	.0001	10.63	.0028	-.0012	.0004	.0005
#2	.0001	.0001	-.0002	-.0000	10.64	.0020	-.0012	.0004	-.0005

Elem	V_2924	Zn2062	As1890	Tl1908	Pb2203	Se1960	Sb2068	Al3961	Ca3179
Avg	**.0007**	**.0044**	**.0035**	**.0005**	**.0005**	**-.0010**	**.0036**	**.0273**	**.0489**
Stddev	.0001	.0000	.0005	.0024	.0008	.0008	.0018	.0008	.0001
%RSD	7.026	.9755	13.17	517.8	160.4	78.07	51.56	3.084	.1177
#1	.0007	.0043	.0032	-.0012	-.0001	-.0005	.0023	.0267	.0488
#2	.0008	.0044	.0038	.0021	.0010	-.0016	.0048	.0279	.0489

Elem	Fe2599	Mg2790	K_7664	Na5895	B_2089	Mo2020	Pd3404	Si2124	Sn1899
Avg	**.0535**	**.0287**	**.0562**	**.0158**	**.0001**	**.0006**	**-.0001**	**.0314**	**-.0004**
Stddev	.0016	.0188	.0207	.0012	.0003	.0001	.0007	.0009	.0001
%RSD	3.001	65.38	36.83	7.624	506.6	10.25	1021.	2.909	36.19
#1	.0523	.0154	.0416	.0167	-.0001	.0006	.0004	.0320	-.0005
#2	.0546	.0419	.0709	.0150	.0003	.0006	-.0005	.0307	-.0003

Elem	Sr4077	Ti3349	W_2079	Zr3391	S_1820	Bi2230	Li6707
Avg	**.0003**	**.0016**	**.0063**	**.0026**	**.0070**	**.0132**	**-.0008**
Stddev	.0000	.0003	.0005	.0001	.0022	.0007	.0002
%RSD	9.369	17.32	7.683	5.520	31.25	5.198	26.65
#1	.0003	.0014	.0060	.0027	.0055	.0137	-.0007
#2	.0003	.0017	.0066	.0025	.0086	.0127	-.0010

Int. Std.	Y_3600	Y_3710	Y_2243	In2306
Avg	**69381.**	**7850.5**	**2848.1**	**3794.2**
Stddev	12.	6.1	.5	3.2
%RSD	.01670	.07744	.01620	.08446
#1	69389.	7846.2	2847.8	3796.5
#2	69373.	7854.8	2848.5	3792.0

Zoom In Zoom Out

Sample Name: ccv Acquired: 8/1/2014 16:55:16 Type: QC
Method: Accutest1(v150) Mode: CONC Corr. Factor: 1.000000
User: admin Custom ID1: Custom ID2: Custom ID3:
Comment:

Elem	Ba4554	Be3130	Cd2288	Co2286	Cr2677	Cu3247	Mn2576	Ni2316	Ag3280
Units	ppm	ppm	ppm	ppm	ppm	ppm	ppm	ppm	ppm
Avg	**2.018**	**2.051**	**2.027**	**2.058**	**2.059**	**1.975**	**2.064**	**2.066**	**.2457**
Stddev	.000	.004	.006	.009	.004	.001	.002	.009	.0001
%RSD	.0111	.1788	.3046	.4562	.1677	.0613	.1086	.4457	.0293
#1	2.018	2.049	2.023	2.051	2.061	1.976	2.066	2.059	.2457
#2	2.018	2.054	2.032	2.064	2.057	1.974	2.063	2.072	.2458
Check ?	Chk Pass	Chk Pass	Chk Pass	Chk Pass	Chk Pass	Chk Pass	Chk Pass	Chk Pass	Chk Pass
Value									
Range									

Elem	V_2924	Zn2062	As1890	Tl1908	Pb2203	Se1960	Sb2068	Al3961	Ca3179
Units	ppm	ppm	ppm	ppm	ppm	ppm	ppm	ppm	ppm
Avg	**2.031**	**2.075**	**2.025**	**2.099**	**2.073**	**2.022**	**2.025**	**40.14**	**40.75**
Stddev	.004	.012	.002	.009	.011	.006	.007	.21	.13
%RSD	.2127	.5718	.0757	.4202	.5413	.2816	.3416	.5117	.3258
#1	2.034	2.067	2.024	2.093	2.065	2.018	2.020	39.99	40.66
#2	2.028	2.083	2.026	2.106	2.081	2.026	2.030	40.28	40.84
Check ?	Chk Pass	Chk Pass	Chk Pass	Chk Pass	Chk Pass	Chk Pass	Chk Pass	Chk Pass	Chk Pass
Value									
Range									

Elem	Fe2599	Mg2790	K_7664	Na5895	B_2089	Mo2020	Pd3404	Si2124	Sn1899
Units	ppm	ppm	ppm	ppm	ppm	ppm	ppm	ppm	ppm
Avg	**40.96**	**40.38**	**39.91**	**40.17**	**2.029**	**2.049**	**2.013**	**5.096**	**2.065**
Stddev	.13	.06	.16	.04	.004	.010	.006	.017	.009
%RSD	.3181	.1377	.3956	.1114	.2216	.5025	.3111	.3264	.4216
#1	40.87	40.34	39.80	40.20	2.026	2.042	2.018	5.085	2.058
#2	41.05	40.42	40.02	40.14	2.032	2.056	2.009	5.108	2.071
Check ?	Chk Pass	Chk Pass	Chk Pass	Chk Pass	Chk Pass	Chk Pass	Chk Pass	Chk Pass	Chk Pass
Value									
Range									

Zoom In Zoom Out

Sample Name: ccv Acquired: 8/1/2014 16:55:16 Type: QC
Method: Accutest1(v150) Mode: CONC Corr. Factor: 1.000000
User: admin Custom ID1: Custom ID2: Custom ID3:
Comment:

Elem	Sr4077	Ti3349	W_2079	Zr3391	S_1820	Bi2230	Li6707
Units	ppm	ppm	ppm	ppm	ppm	ppm	ppm
Avg	**2.029**	**2.014**	**1.966**	**2.032**	**1.979**	**2.034**	**1.988**
Stddev	.001	.000	.012	.002	.006	.001	.009
%RSD	.0376	.0024	.6292	.1202	.3107	.0496	.4487
#1	2.029	2.014	1.957	2.033	1.974	2.034	1.994
#2	2.030	2.014	1.974	2.030	1.983	2.035	1.981
Check ?	Chk Pass	Chk Pass	Chk Pass	Chk Pass	Chk Pass	Chk Pass	Chk Pass
Value							
Range							

Int. Std.	Y_3600	Y_3710	Y_2243	In2306
Units	Cts/S	Cts/S	Cts/S	Cts/S
Avg	**67259.**	**7751.2**	**2790.3**	**3600.9**
Stddev	54.	27.3	8.2	12.6
%RSD	.08091	.35161	.29361	.35051
#1	67221.	7770.5	2796.1	3609.8
#2	67298.	7731.9	2784.5	3592.0

Zoom In Zoom Out

Sample Name: ccb Acquired: 8/1/2014 17:00:56 Type: QC
Method: Accutest1(v150) Mode: CONC Corr. Factor: 1.000000
User: admin Custom ID1: Custom ID2: Custom ID3:
Comment:

Elem	Ba4554	Be3130	Cd2288	Co2286	Cr2677	Cu3247	Mn2576	Ni2316	Ag3280
Units	ppm	ppm	ppm	ppm	ppm	ppm	ppm	ppm	ppm
Avg	**-.0003**	**-.0000**	**-.0000**	**.0002**	**-.0005**	**.0004**	**.0000**	**.0002**	**-.0000**
Stddev	.0002	.0001	.0000	.0000	.0000	.0004	.0000	.0002	.0006
%RSD	69.43	506.5	147.8	6.882	7.399	89.16	34.00	71.26	1872.
#1	-.0002	.0000	-.0001	.0002	-.0005	.0002	.0000	.0001	.0004
#2	-.0004	-.0001	.0000	.0002	-.0005	.0007	.0001	.0004	-.0005
Check ?	Chk Pass	Chk Pass	Chk Pass	Chk Pass	Chk Pass	Chk Pass	Chk Pass	Chk Pass	Chk Pass
High Limit									
Low Limit									

Elem	V_2924	Zn2062	As1890	Tl1908	Pb2203	Se1960	Sb2068	Al3961	Ca3179
Units	ppm	ppm	ppm	ppm	ppm	ppm	ppm	ppm	ppm
Avg	**.0002**	**-.0001**	**.0001**	**.0010**	**-.0009**	**-.0005**	**-.0006**	**.0068**	**-.0026**
Stddev	.0003	.0000	.0003	.0001	.0006	.0017	.0014	.0058	.0034
%RSD	188.6	38.17	237.1	9.617	67.60	315.8	239.2	84.56	133.3
#1	.0004	-.0001	-.0001	.0009	-.0013	-.0017	-.0016	.0109	-.0050
#2	-.0001	-.0001	.0003	.0011	-.0005	.0007	.0004	.0027	-.0001
Check ?	Chk Pass	Chk Pass	Chk Pass	Chk Pass	Chk Pass	Chk Pass	Chk Pass	Chk Pass	Chk Pass
High Limit									
Low Limit									

Elem	Fe2599	Mg2790	K_7664	Na5895	B_2089	Mo2020	Pd3404	Si2124	Sn1899
Units	ppm	ppm	ppm	ppm	ppm	ppm	ppm	ppm	ppm
Avg	**.0103**	**-.0092**	**.0076**	**.0009**	**.0017**	F **.0027**	**-.0014**	**-.0004**	**-.0000**
Stddev	.0011	.0427	.0253	.0114	.0004	.0007	.0004	.0004	.0000
%RSD	11.04	465.1	331.8	1217.	22.71	26.24	27.07	110.2	24.57
#1	.0111	-.0394	-.0103	.0090	.0020	.0032	-.0011	-.0001	-.0000
#2	.0095	.0210	.0255	-.0072	.0014	.0022	-.0016	-.0007	-.0000
Check ?	Chk Pass	Chk Pass	Chk Pass	Chk Pass	Chk Pass	Chk Fail	Chk Pass	Chk Pass	Chk Pass
High Limit						.0021			
Low Limit						-.0021			

Zoom In Zoom Out

Sample Name: ccb Acquired: 8/1/2014 17:00:56 Type: QC
Method: Accutest1(v150) Mode: CONC Corr. Factor: 1.000000
User: admin Custom ID1: Custom ID2: Custom ID3:
Comment:

Elem	Sr4077	Ti3349	W_2079	Zr3391	S_1820	Bi2230	Li6707
Units	ppm	ppm	ppm	ppm	ppm	ppm	ppm
Avg	**.0001**	**-.0000**	**.0089**	**.0008**	**.0002**	**.0018**	**.0013**
Stddev	.0001	.0001	.0001	.0003	.0012	.0001	.0021
%RSD	173.4	584.6	1.135	34.83	544.7	8.110	153.4
#1	.0002	.0000	.0089	.0010	.0011	.0017	-.0001
#2	-.0000	-.0001	.0088	.0006	-.0006	.0019	.0028
Check ?	Chk Pass	Chk Pass	Chk Pass	Chk Pass	Chk Pass	Chk Pass	Chk Pass
High Limit							
Low Limit							

Int. Std.	Y_3600	Y_3710	Y_2243	In2306
Units	Cts/S	Cts/S	Cts/S	Cts/S
Avg	**69583.**	**7910.8**	**2902.4**	**3795.8**
Stddev	203.	10.7	10.2	13.4
%RSD	.29239	.13529	.35221	.35210
#1	69727.	7903.3	2909.6	3805.2
#2	69439.	7918.4	2895.1	3786.3

Zoom In Zoom Out

Sample Name: mp81014-mb1 2 Acquired: 8/1/2014 17:06:52 Type: Unk
Method: Accutest1(v150) Mode: CONC Corr. Factor: 1.000000
User: admin Custom ID1: Custom ID2: Custom ID3:
Comment:

Elem	Ba4554	Be3130	Cd2288	Co2286	Cr2677	Cu3247	Mn2576	Ni2316	Ag3280
Avg	**.0004**	**.0001**	**.0002**	**.0001**	**.0005**	**.0004**	**.0008**	**.0004**	**.0003**
Stddev	.0001	.0000	.0001	.0002	.0001	.0002	.0000	.0001	.0001
%RSD	15.71	38.21	47.58	225.1	23.87	42.62	3.335	26.21	22.12
#1	.0003	.0001	.0001	.0003	.0004	.0003	.0009	.0005	.0003
#2	.0004	.0001	.0002	-.0001	.0006	.0005	.0008	.0003	.0004

Elem	V_2924	Zn2062	As1890	Tl1908	Pb2203	Se1960	Sb2068	Al3961	Ca3179
Avg	**.0003**	**.0038**	**.0013**	**-.0006**	**.0002**	**-.0002**	**.0000**	**.0279**	**.1160**
Stddev	.0002	.0001	.0001	.0004	.0002	.0007	.0003	.0076	.0032
%RSD	54.78	2.187	4.143	62.69	76.04	406.3	1235.	27.25	2.768
#1	.0002	.0037	.0013	-.0003	.0001	-.0007	.0002	.0333	.1138
#2	.0005	.0038	.0014	-.0008	.0004	.0003	-.0002	.0225	.1183

Elem	Fe2599	Mg2790	K_7664	Na5895	B_2089	Mo2020	Pd3404	Si2124	Sn1899
Avg	**.0589**	**.0242**	**.0578**	**.0287**	**.0015**	**.0008**	**-.0015**	**.0309**	**.0174**
Stddev	.0018	.0137	.0029	.0020	.0005	.0000	.0005	.0002	.0004
%RSD	3.005	56.61	5.059	7.028	31.20	.4481	33.95	.5016	2.024
#1	.0577	.0145	.0599	.0273	.0012	.0008	-.0019	.0308	.0176
#2	.0602	.0339	.0558	.0302	.0018	.0008	-.0012	.0311	.0171

Elem	Sr4077	Ti3349	W_2079	Zr3391	S_1820	Bi2230	Li6707
Avg	**.0003**	**.0011**	**.0078**	**.0021**	**.0071**	**.0015**	**-.0005**
Stddev	.0001	.0007	.0007	.0001	.0008	.0026	.0023
%RSD	26.30	59.24	8.964	4.184	10.91	177.0	450.4
#1	.0003	.0016	.0073	.0021	.0076	-.0004	.0011
#2	.0004	.0007	.0083	.0020	.0065	.0033	-.0021

Int. Std.	Y_3600	Y_3710	Y_2243	In2306
Avg	**69361.**	**7862.9**	**2871.5**	**3767.4**
Stddev	319.	39.7	32.0	38.4
%RSD	.46048	.50529	1.1139	1.0191
#1	69135.	7890.9	2894.1	3794.6
#2	69587.	7834.8	2848.8	3740.3

Zoom In Zoom Out

Sample Name: mp81014-b1 Acquired: 8/1/2014 17:12:44 Type: Unk
Method: Accutest1(v150) Mode: CONC Corr. Factor: 1.000000
User: admin Custom ID1: Custom ID2: Custom ID3:
Comment:

Elem	Ba4554	Be3130	Cd2288	Co2286	Cr2677	Cu3247	Mn2576	Ni2316	Ag3280
Avg	**1.945**	**2.038**	**2.007**	**2.011**	**2.057**	**1.951**	**2.061**	**2.026**	**.2395**
Stddev	.004	.000	.004	.001	.008	.009	.008	.001	.0013
%RSD	.2296	.0177	.2015	.0352	.3952	.4444	.4099	.0274	.5271
#1	1.942	2.038	2.004	2.011	2.051	1.945	2.055	2.026	.2386
#2	1.948	2.038	2.010	2.012	2.063	1.957	2.067	2.027	.2404

Elem	V_2924	Zn2062	As1890	Tl1908	Pb2203	Se1960	Sb2068	Al3961	Ca3179
Avg	**1.979**	**2.061**	**2.016**	**2.088**	**2.057**	**1.965**	**2.025**	**26.74**	**27.30**
Stddev	.006	.000	.003	.002	.001	.004	.006	.03	.03
%RSD	.2858	.0044	.1305	.0937	.0501	.1895	.3166	.1278	.1200
#1	1.975	2.061	2.014	2.087	2.058	1.962	2.020	26.77	27.28
#2	1.983	2.061	2.018	2.090	2.057	1.967	2.029	26.72	27.33

Elem	Fe2599	Mg2790	K_7664	Na5895	B_2089	Mo2020	Pd3404	Si2124	Sn1899
Avg	**27.39**	**26.67**	**26.52**	**26.69**	**.0352**	**2.043**	**1.829**	**1.115**	**2.188**
Stddev	.01	.16	.00	.02	.0002	.002	.006	.000	.004
%RSD	.0463	.6093	.0041	.0686	.5495	.1074	.3383	.0367	.2056
#1	27.38	26.56	26.52	26.68	.0353	2.041	1.825	1.115	2.185
#2	27.40	26.79	26.52	26.70	.0351	2.044	1.833	1.115	2.191

Elem	Sr4077	Ti3349	W_2079	Zr3391	S_1820	Bi2230	Li6707
Avg	**2.006**	**2.130**	**2.004**	**1.958**	**.0096**	**1.994**	**1.985**
Stddev	.003	.014	.006	.007	.0017	.002	.003
%RSD	.1493	.6759	.2773	.3648	18.14	.1111	.1533
#1	2.004	2.119	2.000	1.953	.0108	1.993	1.987
#2	2.009	2.140	2.008	1.963	.0084	1.996	1.983

Int. Std.	Y_3600	Y_3710	Y_2243	In2306
Avg	**67433.**	**7843.0**	**2804.5**	**3637.9**
Stddev	99.	22.8	3.2	5.1
%RSD	.14744	.29009	.11239	.14128
#1	67504.	7859.1	2802.3	3634.3
#2	67363.	7826.9	2806.7	3641.6

Zoom In Zoom Out

Sample Name: mp81014-lc1 Acquired: 8/1/2014 17:18:21 Type: Unk
Method: Accutest1(v150) Mode: CONC Corr. Factor: 1.000000
User: admin Custom ID1: Custom ID2: Custom ID3:
Comment:

Elem	Ba4554	Be3130	Cd2288	Co2286	Cr2677	Cu3247	Mn2576	Ni2316
Avg	**1.825**	**.6303**	**1.030**	**1.191**	**1.190**	**.8921**	**4.676**	**.6806**
Stddev	.001	.0028	.000	.003	.001	.0027	.009	.0002
%RSD	.0338	.4496	.0176	.2179	.0429	.3017	.1996	.0288
#1	1.824	.6283	1.030	1.189	1.190	.8902	4.682	.6807
#2	1.825	.6323	1.031	1.193	1.190	.8940	4.669	.6804

Elem	Ag3280	V_2924	Zn2062	As1890	Tl1908	Pb2203	Se1960	Sb2068
Avg	**.3809**	**.7701**	**2.472**	**1.410**	**1.492**	**1.130**	**1.897**	**.9394**
Stddev	.0009	.0012	.001	.001	.003	.001	.001	.0038
%RSD	.2460	.1574	.0235	.0645	.2045	.1067	.0726	.4046
#1	.3802	.7710	2.472	1.410	1.490	1.130	1.898	.9367
#2	.3815	.7693	2.473	1.411	1.494	1.129	1.896	.9421

Elem	Al3961	Ca3179	Fe2599	Mg2790	K_7664	Na5895	B_2089	Mo2020
Avg	**84.21**	**65.54**	**173.4**	**32.94**	**27.09**	**2.764**	**1.024**	**.4863**
Stddev	.26	.29	.3	.07	.01	.009	.001	.0009
%RSD	.3061	.4357	.1662	.2058	.0481	.3115	.1374	.1806
#1	84.03	65.33	173.2	32.89	27.09	2.757	1.023	.4857
#2	84.40	65.74	173.6	32.99	27.10	2.770	1.025	.4870

Elem	Pd3404	Si2124	Sn1899	Sr4077	Ti3349	W_2079	Zr3391	S_1820
Avg	W **-.0233**	**11.07**	**1.192**	**.6139**	**3.387**	**.0410**	**.0797**	**1.483**
Stddev	.0006	.03	.003	.0001	.001	.0002	.0009	.004
%RSD	2.480	.2555	.2191	.0230	.0249	.5023	1.167	.2852
#1	-.0237	11.09	1.190	.6138	3.387	.0412	.0804	1.480
#2	-.0229	11.05	1.194	.6140	3.388	.0409	.0791	1.486

Elem	Bi2230	Li6707
Avg	**.0063**	**.0838**
Stddev	.0012	.0029
%RSD	18.53	3.478
#1	.0072	.0859
#2	.0055	.0817

Zoom In Zoom Out

Sample Name: mp81014-lc1 Acquired: 8/1/2014 17:18:21 Type: Unk
Method: Accutest1(v150) Mode: CONC Corr. Factor: 1.000000
User: admin Custom ID1: Custom ID2: Custom ID3:
Comment:

Int. Std.	Y_3600	Y_3710	Y_2243	In2306
Avg	**69263.**	**8107.9**	**2879.3**	**3638.7**
Stddev	115.	32.9	1.0	.5
%RSD	.16670	.40539	.03499	.01429
#1	69182.	8131.1	2880.1	3639.1
#2	69345.	8084.7	2878.6	3638.4

Zoom In Zoom Out

Sample Name: mp81014-s1 Acquired: 8/1/2014 17:23:58 Type: Unk
Method: Accutest1(v150) Mode: CONC Corr. Factor: 1.000000
User: admin Custom ID1: Custom ID2: Custom ID3:
Comment:

Elem	Ba4554	Be3130	Cd2288	Co2286	Cr2677	Cu3247	Mn2576	Ni2316	Ag3280
Avg	**3.024**	**1.675**	**1.678**	**1.856**	**1.778**	**1.927**	**5.686**	**1.903**	**.2019**
Stddev	.005	.001	.004	.004	.003	.001	.020	.006	.0011
%RSD	.1637	.0653	.2301	.2038	.1434	.0589	.3433	.3346	.5278
#1	3.028	1.675	1.675	1.853	1.776	1.926	5.672	1.898	.2012
#2	3.021	1.674	1.681	1.859	1.780	1.928	5.700	1.907	.2027

Elem	V_2924	Zn2062	As1890	Tl1908	Pb2203	Se1960	Sb2068	Al3961	Ca3179
Avg	**1.911**	**2.134**	**1.690**	**1.825**	**2.199**	**1.634**	**1.061**	**148.0**	**47.07**
Stddev	.005	.003	.006	.005	.002	.007	.003	.0	.03
%RSD	.2582	.1204	.3495	.2701	.0809	.4159	.2653	.0049	.0696
#1	1.908	2.132	1.686	1.822	2.198	1.629	1.059	148.0	47.10
#2	1.915	2.135	1.694	1.829	2.200	1.639	1.063	148.0	47.05

Elem	Fe2599	Mg2790	K_7664	Na5895	B_2089	Mo2020	Pd3404	Si2124	Sn1899
Avg	**235.5**	**34.70**	**40.72**	**22.39**	**.0833**	**1.641**	**1.501**	F **55.50**	**1.683**
Stddev	.2	.05	.00	.04	.0011	.003	.003	.35	.005
%RSD	.1057	.1404	.0014	.1898	1.282	.2071	.2264	.6368	.3043
#1	235.7	34.74	40.72	22.42	.0825	1.638	1.499	55.25	1.679
#2	235.3	34.67	40.72	22.36	.0840	1.643	1.503	55.75	1.686

Elem	Sr4077	Ti3349	W_2079	Zr3391	S_1820	Bi2230	Li6707
Avg	**1.906**	**5.063**	**1.583**	**1.666**	**1.188**	**1.694**	**1.755**
Stddev	.002	.041	.011	.007	.005	.009	.002
%RSD	.1229	.8149	.6660	.4126	.4085	.5126	.1266
#1	1.908	5.034	1.576	1.661	1.184	1.688	1.756
#2	1.904	5.092	1.591	1.671	1.191	1.700	1.753

Int. Std.	Y_3600	Y_3710	Y_2243	In2306
Avg	**74988.**	**8795.3**	**3083.5**	**3627.8**
Stddev	362.	25.9	5.2	4.3
%RSD	.48311	.29420	.16920	.11971
#1	75244.	8777.0	3087.1	3630.9
#2	74732.	8813.6	3079.8	3624.7

Zoom In Zoom Out

Sample Name: mp81014-s2 Acquired: 8/1/2014 17:29:41 Type: Unk
Method: Accutest1(v150) Mode: CONC Corr. Factor: 1.000000
User: admin Custom ID1: Custom ID2: Custom ID3:
Comment:

Elem	Ba4554	Be3130	Cd2288	Co2286	Cr2677	Cu3247	Mn2576	Ni2316
Avg	**3.237**	**1.664**	**1.668**	**1.880**	**1.753**	**1.870**	W **9.577**	**1.885**
Stddev	.009	.004	.027	.036	.009	.012	.034	.036
%RSD	.2809	.2169	1.638	1.935	.5111	.6415	.3541	1.925
#1	3.231	1.661	1.687	1.906	1.760	1.878	9.601	1.911
#2	3.244	1.666	1.648	1.855	1.747	1.861	9.553	1.859

Elem	Ag3280	V_2924	Zn2062	As1890	Tl1908	Pb2203	Se1960	Sb2068
Avg	**.2018**	**1.861**	**2.109**	**1.684**	**1.826**	**2.179**	**1.635**	**1.044**
Stddev	.0009	.012	.040	.025	.027	.038	.024	.014
%RSD	.4610	.6311	1.898	1.472	1.485	1.749	1.473	1.350
#1	.2011	1.870	2.138	1.702	1.845	2.206	1.652	1.054
#2	.2025	1.853	2.081	1.667	1.807	2.152	1.618	1.034

Elem	Al3961	Ca3179	Fe2599	Mg2790	K_7664	Na5895	B_2089	Mo2020
Avg	**144.6**	**41.05**	**199.5**	**34.05**	**38.87**	**21.63**	**.0763**	**1.637**
Stddev	.6	.11	.4	.19	.13	.07	.0007	.027
%RSD	.4124	.2648	.2002	.5689	.3321	.3233	.9451	1.650
#1	144.2	40.97	199.2	33.91	38.78	21.58	.0768	1.656
#2	145.0	41.13	199.8	34.18	38.96	21.68	.0758	1.618

Elem	Pd3404	Si2124	Sn1899	Sr4077	Ti3349	W_2079	Zr3391	S_1820
Avg	**1.487**	F **52.44**	**1.678**	**1.877**	**4.741**	**1.569**	**1.640**	**.8633**
Stddev	.008	1.32	.028	.006	.028	.027	.010	.0142
%RSD	.5660	2.512	1.680	.3364	.5794	1.711	.6067	1.650
#1	1.493	53.37	1.697	1.873	4.721	1.588	1.647	.8734
#2	1.481	51.50	1.658	1.882	4.760	1.550	1.633	.8532

Elem	Bi2230	Li6707
Avg	**1.683**	**1.749**
Stddev	.020	.004
%RSD	1.177	.2326
#1	1.697	1.746
#2	1.669	1.751

Zoom In Zoom Out

Sample Name: mp81014-s2 Acquired: 8/1/2014 17:29:41 Type: Unk
Method: Accutest1(v150) Mode: CONC Corr. Factor: 1.000000
User: admin Custom ID1: Custom ID2: Custom ID3:
Comment:

Int. Std.	Y_3600	Y_3710	Y_2243	In2306
Avg	**74825.**	**8724.4**	**3071.5**	**3630.5**
Stddev	425.	19.8	44.0	57.1
%RSD	.56769	.22663	1.4326	1.5721
#1	74525.	8738.4	3040.4	3590.1
#2	75126.	8710.5	3102.7	3670.8

Zoom In Zoom Out

Sample Name: jb72496-1 Acquired: 8/1/2014 17:35:24 Type: Unk
Method: Accutest1(v150) Mode: CONC Corr. Factor: 1.000000
User: admin Custom ID1: Custom ID2: Custom ID3:
Comment:

Elem	Ba4554	Be3130	Cd2288	Co2286	Cr2677	Cu3247	Mn2576	Ni2316
Avg	**.7387**	**.0082**	**.0023**	**.0496**	**.0966**	**.2327**	**3.803**	**.0776**
Stddev	.0003	.0001	.0002	.0003	.0005	.0005	.004	.0002
%RSD	.0374	1.222	7.745	.6472	.4701	.2135	.1132	.2674
#1	.7385	.0081	.0024	.0498	.0969	.2324	3.806	.0775
#2	.7389	.0082	.0022	.0494	.0963	.2331	3.800	.0778

Elem	Ag3280	V_2924	Zn2062	As1890	Tl1908	Pb2203	Se1960	Sb2068
Avg	**.0026**	**.2801**	**.3807**	**.0298**	F **-.0024**	**.3055**	**.0211**	**.0049**
Stddev	.0002	.0003	.0001	.0010	.0013	.0011	.0024	.0019
%RSD	7.998	.1157	.0246	3.275	54.74	.3559	11.42	39.15
#1	.0028	.2799	.3808	.0291	-.0015	.3062	.0228	.0062
#2	.0025	.2804	.3807	.0305	-.0034	.3047	.0194	.0035

Elem	Al3961	Ca3179	Fe2599	Mg2790	K_7664	Na5895	B_2089	Mo2020
Avg	**80.77**	**19.72**	**210.5**	**8.424**	**11.40**	**.2497**	**.0387**	**.0045**
Stddev	.12	.09	.6	.008	.06	.0024	.0007	.0004
%RSD	.1546	.4598	.2949	.0932	.4953	.9610	1.924	9.170
#1	80.68	19.65	210.1	8.419	11.44	.2514	.0392	.0048
#2	80.86	19.78	211.0	8.430	11.36	.2480	.0382	.0042

Elem	Pd3404	Si2124	Sn1899	Sr4077	Ti3349	W_2079	Zr3391	S_1820
Avg	**.0238**	F **56.84**	**.0193**	**.1417**	**3.230**	**.0617**	**.1069**	**1.004**
Stddev	.0019	.74	.0011	.0009	.041	.0015	.0059	.004
%RSD	7.812	1.296	5.779	.6527	1.252	2.431	5.532	.4277
#1	.0252	57.36	.0201	.1410	3.258	.0628	.1111	1.001
#2	.0225	56.32	.0185	.1423	3.201	.0607	.1027	1.007

Elem	Bi2230	Li6707
Avg	**.0223**	**.0551**
Stddev	.0008	.0001
%RSD	3.653	.1202
#1	.0217	.0550
#2	.0228	.0551

Zoom In Zoom Out

Sample Name: jb72496-1 Acquired: 8/1/2014 17:35:24 Type: Unk
Method: Accutest1(v150) Mode: CONC Corr. Factor: 1.000000
User: admin Custom ID1: Custom ID2: Custom ID3:
Comment:

Int. Std.	Y_3600	Y_3710	Y_2243	In2306
Avg	**79184.**	**9152.8**	**3294.4**	**3731.2**
Stddev	31.	4.4	.8	3.7
%RSD	.03928	.04761	.02394	.09947
#1	79162.	9149.7	3293.8	3728.5
#2	79206.	9155.9	3294.9	3733.8

Zoom In Zoom Out

Sample Name: mp81014-sd1 Acquired: 8/1/2014 17:41:10 Type: Unk
Method: Accutest1(v150) Mode: CONC Corr. Factor: 5.000000
User: admin Custom ID1: Custom ID2: Custom ID3:
Comment:

Elem	Ba4554	Be3130	Cd2288	Co2286	Cr2677	Cu3247	Mn2576	Ni2316	Ag3280
Avg	**.8414**	**.0092**	**.0033**	**.0493**	**.1085**	**.2529**	**4.458**	**.0804**	**.0050**
Stddev	.0030	.0002	.0009	.0011	.0019	.0008	.004	.0001	.0010
%RSD	.3535	2.446	26.65	2.287	1.787	.3176	.0785	.1210	20.21
#1	.8435	.0090	.0027	.0501	.1099	.2524	4.461	.0805	.0042
#2	.8393	.0093	.0039	.0485	.1071	.2535	4.456	.0803	.0057

Elem	V_2924	Zn2062	As1890	Tl1908	Pb2203	Se1960	Sb2068	Al3961	Ca3179
Avg	**.3188**	**.4441**	**.0365**	**.0061**	**.3158**	**.0304**	**.0085**	**92.65**	**23.10**
Stddev	.0011	.0006	.0008	.0062	.0014	.0029	.0019	.60	.10
%RSD	.3493	.1305	2.084	101.4	.4333	9.696	22.40	.6490	.4458
#1	.3196	.4437	.0370	.0017	.3148	.0283	.0098	93.07	23.17
#2	.3180	.4446	.0359	.0104	.3167	.0325	.0071	92.22	23.03

Elem	Fe2599	Mg2790	K_7664	Na5895	B_2089	Mo2020	Pd3404	Si2124	Sn1899
Avg	**252.0**	**9.638**	**13.01**	**.3040**	**.0457**	**.0051**	**.0181**	**63.48**	**.0182**
Stddev	.6	.001	.13	.0062	.0031	.0011	.0026	1.12	.0018
%RSD	.2199	.0114	1.036	2.025	6.824	21.23	14.18	1.765	9.953
#1	252.3	9.637	13.11	.2996	.0479	.0059	.0163	64.27	.0195
#2	251.6	9.639	12.91	.3083	.0435	.0043	.0200	62.69	.0170

Elem	Sr4077	Ti3349	W_2079	Zr3391	S_1820	Bi2230	Li6707
Avg	**.1614**	**3.646**	**.0849**	**.1259**	**1.139**	**.0282**	**.0683**
Stddev	.0017	.030	.0034	.0162	.004	.0071	.0057
%RSD	1.071	.8251	3.992	12.85	.3604	25.28	8.292
#1	.1626	3.625	.0873	.1374	1.136	.0232	.0723
#2	.1602	3.667	.0825	.1145	1.142	.0333	.0643

Int. Std.	Y_3600	Y_3710	Y_2243	In2306
Avg	**71402.**	**8126.1**	**3004.6**	**3766.8**
Stddev	65.	28.0	8.8	7.6
%RSD	.09067	.34424	.29391	.20229
#1	71356.	8106.3	3010.8	3772.2
#2	71448.	8145.8	2998.4	3761.4

Zoom In Zoom Out

Sample Name: jb72496-2 Acquired: 8/1/2014 17:46:59 Type: Unk
Method: Accutest1(v150) Mode: CONC Corr. Factor: 1.000000
User: admin Custom ID1: Custom ID2: Custom ID3:
Comment:

Elem	Ba4554	Be3130	Cd2288	Co2286	Cr2677	Cu3247	Mn2576	Ni2316
Avg	**.8625**	**.0090**	**.0030**	**.0752**	**.1323**	**.2588**	**4.067**	**.1244**
Stddev	.0008	.0000	.0000	.0001	.0002	.0019	.007	.0002
%RSD	.0945	.4021	.0321	.1225	.1762	.7527	.1735	.1684
#1	.8631	.0089	.0030	.0752	.1324	.2574	4.072	.1245
#2	.8619	.0090	.0030	.0753	.1321	.2602	4.062	.1242

Elem	Ag3280	V_2924	Zn2062	As1890	Tl1908	Pb2203	Se1960	Sb2068
Avg	**.0017**	**.3007**	**.5743**	**.0429**	F **-.0040**	**.3405**	**.0221**	**.0008**
Stddev	.0000	.0006	.0003	.0018	.0005	.0030	.0017	.0009
%RSD	2.362	.1996	.0553	4.187	12.59	.8875	7.647	117.8
#1	.0017	.3011	.5746	.0416	-.0043	.3427	.0233	.0001
#2	.0017	.3003	.5741	.0442	-.0036	.3384	.0209	.0015

Elem	Al3961	Ca3179	Fe2599	Mg2790	K_7664	Na5895	B_2089	Mo2020
Avg	**118.2**	**43.64**	**234.2**	**25.01**	**13.77**	**.3489**	**.0462**	**.0049**
Stddev	.3	.13	.6	.05	.05	.0082	.0000	.0002
%RSD	.2689	.3042	.2726	.2023	.3565	2.359	.0530	4.436
#1	118.0	43.55	233.7	24.97	13.74	.3431	.0462	.0047
#2	118.4	43.73	234.6	25.04	13.81	.3547	.0462	.0050

Elem	Pd3404	Si2124	Sn1899	Sr4077	Ti3349	W_2079	Zr3391	S_1820
Avg	**.0137**	F **50.17**	**.0189**	**.2206**	**3.057**	**.0505**	**.1301**	**1.391**
Stddev	.0001	.92	.0002	.0001	.003	.0016	.0017	.005
%RSD	.7150	1.837	1.200	.0649	.0915	3.189	1.313	.3421
#1	.0138	50.82	.0191	.2205	3.059	.0517	.1288	1.388
#2	.0137	49.51	.0188	.2207	3.055	.0494	.1313	1.394

Elem	Bi2230	Li6707
Avg	**.0234**	**.1127**
Stddev	.0010	.0016
%RSD	4.233	1.457
#1	.0227	.1115
#2	.0241	.1139

Sample Name: jb72496-2 Acquired: 8/1/2014 17:46:59 Type: Unk
Method: Accutest1(v150) Mode: CONC Corr. Factor: 1.000000
User: admin Custom ID1: Custom ID2: Custom ID3:
Comment:

Int. Std.	Y_3600	Y_3710	Y_2243	In2306
Avg	**77105.**	**8904.7**	**3192.7**	**3671.7**
Stddev	124.	15.1	4.1	2.7
%RSD	.16078	.16989	.12705	.07431
#1	77193.	8915.4	3195.6	3673.6
#2	77017.	8894.0	3189.9	3669.7

Sample Name: jb72496-3 Acquired: 8/1/2014 17:52:43 Type: Unk
Method: Accutest1(v150) Mode: CONC Corr. Factor: 1.000000
User: admin Custom ID1: Custom ID2: Custom ID3:
Comment:

Elem	Ba4554	Be3130	Cd2288	Co2286	Cr2677	Cu3247	Mn2576	Ni2316
Avg	**.6402**	**.0073**	**.0017**	**.0533**	**.1511**	**.2767**	**2.004**	**.0633**
Stddev	.0029	.0001	.0002	.0000	.0014	.0002	.002	.0002
%RSD	.4474	1.286	9.372	.0124	.9038	.0666	.0886	.2465
#1	.6422	.0074	.0016	.0533	.1520	.2766	2.006	.0632
#2	.6382	.0072	.0018	.0533	.1501	.2769	2.003	.0634

Elem	Ag3280	V_2924	Zn2062	As1890	Tl1908	Pb2203	Se1960	Sb2068
Avg	**.0018**	**.2544**	**.2126**	**.0126**	F **-.0031**	**.1747**	**.0164**	**.0007**
Stddev	.0004	.0000	.0003	.0014	.0010	.0024	.0029	.0015
%RSD	21.26	.0127	.1389	11.03	32.84	1.361	17.86	216.3
#1	.0016	.2544	.2124	.0136	-.0038	.1730	.0185	-.0004
#2	.0021	.2543	.2129	.0116	-.0024	.1764	.0143	.0018

Elem	Al3961	Ca3179	Fe2599	Mg2790	K_7664	Na5895	B_2089	Mo2020
Avg	**45.87**	**21.41**	**196.4**	**6.675**	**15.01**	**.2690**	**.0227**	**.0002**
Stddev	.15	.00	.0	.027	.03	.0015	.0013	.0001
%RSD	.3287	.0103	.0249	.4018	.2199	.5492	5.591	40.31
#1	45.97	21.41	196.4	6.694	15.03	.2700	.0236	.0001
#2	45.76	21.41	196.5	6.656	14.98	.2679	.0218	.0002

Elem	Pd3404	Si2124	Sn1899	Sr4077	Ti3349	W_2079	Zr3391	S_1820
Avg	**.0058**	**34.24**	**.0201**	**.1506**	**3.076**	**.0350**	**.1644**	**.4061**
Stddev	.0019	2.32	.0009	.0006	.022	.0020	.0013	.0016
%RSD	32.28	6.770	4.505	.4187	.7245	5.625	.7676	.4024
#1	.0072	35.88	.0194	.1511	3.092	.0364	.1635	.4073
#2	.0045	32.60	.0207	.1502	3.060	.0336	.1653	.4050

Elem	Bi2230	Li6707
Avg	**.0214**	**.0398**
Stddev	.0011	.0008
%RSD	5.019	2.113
#1	.0206	.0404
#2	.0221	.0392

Sample Name: jb72496-3 Acquired: 8/1/2014 17:52:43 Type: Unk
Method: Accutest1(v150) Mode: CONC Corr. Factor: 1.000000
User: admin Custom ID1: Custom ID2: Custom ID3:
Comment:

Int. Std.	Y_3600	Y_3710	Y_2243	In2306
Avg	**81402.**	**9367.5**	**3369.4**	**3725.4**
Stddev	332.	30.8	8.9	11.6
%RSD	.40805	.32874	.26513	.31130
#1	81167.	9345.7	3375.7	3733.6
#2	81637.	9389.3	3363.1	3717.2

Sample Name: jb72496-4 Acquired: 8/1/2014 17:58:31 Type: Unk
Method: Accutest1(v150) Mode: CONC Corr. Factor: 1.000000
User: admin Custom ID1: Custom ID2: Custom ID3:
Comment:

Elem	Ba4554	Be3130	Cd2288	Co2286	Cr2677	Cu3247	Mn2576	Ni2316
Avg	**.1658**	**.0043**	**.0009**	**.0341**	**.0845**	**.1255**	**.4251**	**.0596**
Stddev	.0001	.0001	.0001	.0002	.0001	.0002	.0011	.0004
%RSD	.0887	2.821	6.240	.6064	.1740	.1835	.2585	.7401
#1	.1659	.0044	.0009	.0343	.0846	.1256	.4243	.0599
#2	.1657	.0042	.0009	.0340	.0844	.1253	.4259	.0592

Elem	Ag3280	V_2924	Zn2062	As1890	Tl1908	Pb2203	Se1960	Sb2068
Avg	**.0005**	**.2412**	**.1380**	**.0167**	F **-.0049**	**.2088**	**.0099**	**-.0003**
Stddev	.0000	.0006	.0007	.0006	.0012	.0006	.0008	.0009
%RSD	5.482	.2370	.5430	3.844	23.84	.2952	7.703	302.3
#1	.0005	.2416	.1386	.0171	-.0057	.2093	.0104	-.0009
#2	.0005	.2408	.1375	.0162	-.0040	.2084	.0093	.0003

Elem	Al3961	Ca3179	Fe2599	Mg2790	K_7664	Na5895	B_2089	Mo2020
Avg	**46.86**	**3.087**	**90.56**	**2.925**	**7.533**	**.1007**	**.0091**	**-.0002**
Stddev	.29	.014	.12	.046	.091	.0032	.0006	.0001
%RSD	.6254	.4603	.1372	1.575	1.214	3.186	6.124	28.65
#1	47.07	3.077	90.47	2.958	7.598	.1029	.0095	-.0003
#2	46.65	3.097	90.65	2.893	7.468	.0984	.0088	-.0002

Elem	Pd3404	Si2124	Sn1899	Sr4077	Ti3349	W_2079	Zr3391	S_1820
Avg	**.0124**	**29.97**	**.0152**	**.0274**	**1.772**	**.0282**	**.1572**	**.1784**
Stddev	.0043	3.68	.0005	.0002	.007	.0041	.0061	.0007
%RSD	34.92	12.28	3.203	.7401	.3852	14.42	3.864	.3671
#1	.0155	32.57	.0149	.0272	1.776	.0311	.1529	.1789
#2	.0094	27.37	.0156	.0275	1.767	.0253	.1615	.1780

Elem	Bi2230	Li6707
Avg	**-.0018**	**.0230**
Stddev	.0009	.0006
%RSD	48.67	2.709
#1	-.0024	.0234
#2	-.0012	.0226

Zoom In Zoom Out

Sample Name: jb72496-4 Acquired: 8/1/2014 17:58:31 Type: Unk
Method: Accutest1(v150) Mode: CONC Corr. Factor: 1.000000
User: admin Custom ID1: Custom ID2: Custom ID3:
Comment:

Int. Std.	Y_3600	Y_3710	Y_2243	In2306
Avg	**87691.**	**10037.**	**3688.9**	**3756.4**
Stddev	152.	23.	3.8	2.4
%RSD	.17327	.22532	.10293	.06455
#1	87798.	10053.	3691.6	3758.1
#2	87583.	10021.	3686.2	3754.7

Zoom In Zoom Out

Sample Name: ccv Acquired: 8/1/2014 18:04:20 Type: QC
Method: Accutest1(v150) Mode: CONC Corr. Factor: 1.000000
User: admin Custom ID1: Custom ID2: Custom ID3:
Comment:

Elem	Ba4554	Be3130	Cd2288	Co2286	Cr2677	Cu3247	Mn2576	Ni2316	Ag3280
Units	ppm	ppm	ppm	ppm	ppm	ppm	ppm	ppm	ppm
Avg	**2.023**	**2.066**	**2.031**	**2.073**	**2.080**	**1.980**	**2.085**	**2.086**	**.2485**
Stddev	.002	.009	.000	.002	.004	.008	.001	.000	.0013
%RSD	.1164	.4105	.0053	.0895	.1735	.4124	.0532	.0130	.5159
#1	2.021	2.072	2.031	2.072	2.078	1.986	2.084	2.085	.2494
#2	2.024	2.060	2.031	2.074	2.083	1.974	2.085	2.086	.2476
Check ?	Chk Pass	Chk Pass	Chk Pass	Chk Pass	Chk Pass	Chk Pass	Chk Pass	Chk Pass	Chk Pass
Value									
Range									

Elem	V_2924	Zn2062	As1890	Tl1908	Pb2203	Se1960	Sb2068	Al3961	Ca3179
Units	ppm	ppm	ppm	ppm	ppm	ppm	ppm	ppm	ppm
Avg	**2.055**	**2.089**	**2.034**	**2.114**	**2.087**	**2.032**	**2.028**	**40.67**	**41.10**
Stddev	.004	.001	.002	.003	.003	.006	.001	.12	.14
%RSD	.1889	.0242	.1047	.1493	.1289	.2885	.0554	.3037	.3519
#1	2.052	2.089	2.032	2.111	2.085	2.028	2.029	40.75	41.21
#2	2.058	2.088	2.035	2.116	2.089	2.036	2.028	40.58	41.00
Check ?	Chk Pass	Chk Pass	Chk Pass	Chk Pass	Chk Pass	Chk Pass	Chk Pass	Chk Pass	Chk Pass
Value									
Range									

Elem	Fe2599	Mg2790	K_7664	Na5895	B_2089	Mo2020	Pd3404	Si2124	Sn1899
Units	ppm	ppm	ppm	ppm	ppm	ppm	ppm	ppm	ppm
Avg	**41.23**	**40.65**	**40.31**	**40.36**	**2.035**	**2.062**	**2.019**	**5.161**	**2.082**
Stddev	.06	.10	.08	.01	.003	.003	.004	.002	.002
%RSD	.1476	.2377	.2073	.0143	.1308	.1671	.2097	.0400	.0771
#1	41.27	40.72	40.37	40.37	2.033	2.060	2.022	5.162	2.080
#2	41.19	40.58	40.25	40.36	2.037	2.065	2.016	5.159	2.083
Check ?	Chk Pass	Chk Pass	Chk Pass	Chk Pass	Chk Pass	Chk Pass	Chk Pass	Chk Pass	Chk Pass
Value									
Range									

Zoom In Zoom Out

Sample Name: ccv Acquired: 8/1/2014 18:04:20 Type: QC
Method: Accutest1(v150) Mode: CONC Corr. Factor: 1.000000
User: admin Custom ID1: Custom ID2: Custom ID3:
Comment:

Elem	Sr4077	Ti3349	W_2079	Zr3391	S_1820	Bi2230	Li6707
Units	ppm	ppm	ppm	ppm	ppm	ppm	ppm
Avg	**2.037**	**2.035**	**1.987**	**2.065**	**1.986**	**2.020**	**2.005**
Stddev	.001	.002	.001	.000	.001	.006	.002
%RSD	.0499	.1120	.0586	.0050	.0637	.2809	.0885
#1	2.036	2.037	1.987	2.065	1.987	2.016	2.004
#2	2.038	2.034	1.988	2.065	1.985	2.024	2.006
Check ?	Chk Pass	Chk Pass	Chk Pass	Chk Pass	Chk Pass	Chk Pass	Chk Pass
Value							
Range							

Int. Std.	Y_3600	Y_3710	Y_2243	In2306
Units	Cts/S	Cts/S	Cts/S	Cts/S
Avg	**66863.**	**7726.8**	**2796.9**	**3593.2**
Stddev	154.	40.7	6.8	6.8
%RSD	.23091	.52612	.24169	.18798
#1	66972.	7698.0	2792.1	3588.4
#2	66753.	7755.5	2801.6	3598.0

Zoom In Zoom Out

Sample Name: ccb Acquired: 8/1/2014 18:10:00 Type: QC
Method: Accutest1(v150) Mode: CONC Corr. Factor: 1.000000
User: admin Custom ID1: Custom ID2: Custom ID3:
Comment:

Elem	Ba4554	Be3130	Cd2288	Co2286	Cr2677	Cu3247	Mn2576	Ni2316	Ag3280
Units	ppm	ppm	ppm	ppm	ppm	ppm	ppm	ppm	ppm
Avg	**-.0001**	**-.0000**	**-.0000**	**.0003**	**.0000**	**.0005**	**.0002**	**.0002**	**.0000**
Stddev	.0002	.0000	.0001	.0001	.0004	.0003	.0000	.0001	.0004
%RSD	154.6	176.3	267.9	36.09	1177.	54.73	8.010	25.23	8263.
#1	-.0002	-.0001	.0000	.0003	.0003	.0003	.0002	.0003	-.0003
#2	.0000	.0000	-.0001	.0002	-.0003	.0007	.0003	.0002	.0003
Check ?	Chk Pass	Chk Pass	Chk Pass	Chk Pass	Chk Pass	Chk Pass	Chk Pass	Chk Pass	Chk Pass
High Limit									
Low Limit									

Elem	V_2924	Zn2062	As1890	Tl1908	Pb2203	Se1960	Sb2068	Al3961	Ca3179
Units	ppm	ppm	ppm	ppm	ppm	ppm	ppm	ppm	ppm
Avg	**.0002**	**-.0002**	**.0006**	**.0014**	**-.0004**	**-.0008**	**-.0002**	**.0000**	**-.0020**
Stddev	.0004	.0001	.0008	.0006	.0009	.0004	.0007	.0014	.0006
%RSD	197.2	23.72	135.2	42.91	230.7	55.50	394.7	3367.	29.18
#1	.0005	-.0003	.0000	.0019	.0003	-.0005	.0003	.0010	-.0024
#2	-.0001	-.0002	.0012	.0010	-.0010	-.0011	-.0007	-.0009	-.0016
Check ?	Chk Pass	Chk Pass	Chk Pass	Chk Pass	Chk Pass	Chk Pass	Chk Pass	Chk Pass	Chk Pass
High Limit									
Low Limit									

Elem	Fe2599	Mg2790	K_7664	Na5895	B_2089	Mo2020	Pd3404	Si2124	Sn1899
Units	ppm	ppm	ppm	ppm	ppm	ppm	ppm	ppm	ppm
Avg	**.0088**	**-.0140**	**.0283**	**.0014**	**.0015**	F **.0022**	**-.0018**	**.0048**	**-.0004**
Stddev	.0044	.0307	.0015	.0042	.0003	.0004	.0008	.0005	.0001
%RSD	49.91	218.5	5.423	307.0	18.14	16.94	43.45	10.69	38.69
#1	.0120	.0077	.0272	.0043	.0017	.0024	-.0013	.0051	-.0003
#2	.0057	-.0357	.0294	-.0016	.0013	.0019	-.0024	.0044	-.0005
Check ?	Chk Pass	Chk Pass	Chk Pass	Chk Pass	Chk Pass	Chk Fail	Chk Pass	Chk Pass	Chk Pass
High Limit						.0021			
Low Limit						-.0021			

Zoom In Zoom Out

Sample Name: ccb Acquired: 8/1/2014 18:10:00 Type: QC
Method: Accutest1(v150) Mode: CONC Corr. Factor: 1.000000
User: admin Custom ID1: Custom ID2: Custom ID3:
Comment:

Elem	Sr4077	Ti3349	W_2079	Zr3391	S_1820	Bi2230	Li6707
Units	ppm	ppm	ppm	ppm	ppm	ppm	ppm
Avg	**.0001**	**-.0001**	**.0080**	**.0005**	**-.0011**	**.0021**	**.0007**
Stddev	.0001	.0005	.0009	.0002	.0019	.0005	.0001
%RSD	70.43	468.1	10.70	31.09	162.8	25.79	20.49
#1	.0001	.0002	.0086	.0007	-.0025	.0025	.0006
#2	.0002	-.0005	.0074	.0004	.0002	.0017	.0008
Check ?	Chk Pass	Chk Pass	Chk Pass	Chk Pass	Chk Pass	Chk Pass	Chk Pass
High Limit							
Low Limit							

Int. Std.	Y_3600	Y_3710	Y_2243	In2306
Units	Cts/S	Cts/S	Cts/S	Cts/S
Avg	**69011.**	**7830.2**	**2923.1**	**3809.0**
Stddev	451.	34.2	9.3	9.0
%RSD	.65285	.43705	.31983	.23759
#1	68693.	7806.0	2929.7	3815.4
#2	69330.	7854.4	2916.5	3802.6

Zoom In Zoom Out

Sample Name: jb72502-1a Acquired: 8/1/2014 18:15:54 Type: Unk
Method: Accutest1(v150) Mode: CONC Corr. Factor: 1.000000
User: admin Custom ID1: Custom ID2: Custom ID3:
Comment:

Elem	Ba4554	Be3130	Cd2288	Co2286	Cr2677	Cu3247	Mn2576	Ni2316	Ag3280
Avg	**.0364**	**.0003**	**.0003**	**.0046**	**.2778**	**.2402**	**.2813**	**.1219**	**.0003**
Stddev	.0004	.0001	.0000	.0002	.0007	.0010	.0001	.0002	.0001
%RSD	1.007	18.63	15.26	3.664	.2423	.4331	.0417	.1974	22.10
#1	.0361	.0002	.0003	.0047	.2773	.2409	.2812	.1218	.0003
#2	.0367	.0003	.0003	.0045	.2783	.2394	.2813	.1221	.0004

Elem	V_2924	Zn2062	As1890	Tl1908	Pb2203	Se1960	Sb2068	Al3961	Ca3179
Avg	**.0261**	**.1021**	**.0046**	**.0027**	**.0366**	**.0019**	**.0011**	**2.109**	**45.15**
Stddev	.0005	.0003	.0002	.0009	.0006	.0005	.0012	.012	.21
%RSD	1.780	.2830	5.047	33.91	1.668	24.71	109.1	.5753	.4664
#1	.0258	.1019	.0048	.0033	.0371	.0023	.0003	2.118	45.30
#2	.0264	.1023	.0045	.0020	.0362	.0016	.0020	2.101	45.00

Elem	Fe2599	Mg2790	K_7664	Na5895	B_2089	Mo2020	Pd3404	Si2124	Sn1899
Avg	**17.36**	**3.266**	**1.572**	**3.021**	**.0452**	**.0140**	**.0022**	**1.643**	**.0137**
Stddev	.05	.015	.016	.000	.0003	.0003	.0001	.006	.0005
%RSD	.2985	.4591	1.013	.0049	.7461	2.162	2.272	.3619	3.333
#1	17.40	3.255	1.560	3.021	.0449	.0142	.0023	1.639	.0134
#2	17.33	3.277	1.583	3.021	.0454	.0138	.0022	1.647	.0140

Elem	Sr4077	Ti3349	W_2079	Zr3391	S_1820	Bi2230	Li6707
Avg	**.0325**	**.3200**	**.0004**	**.0224**	**30.57**	**.0032**	**.0032**
Stddev	.0001	.0006	.0007	.0016	.09	.0006	.0001
%RSD	.1862	.1993	170.0	6.957	.2890	19.20	3.250
#1	.0325	.3205	-.0001	.0235	30.50	.0028	.0032
#2	.0324	.3196	.0010	.0213	30.63	.0037	.0031

Int. Std.	Y_3600	Y_3710	Y_2243	In2306
Avg	**69923.**	**8021.8**	**2848.0**	**3729.9**
Stddev	395.	8.9	5.6	1.9
%RSD	.56494	.11080	.19686	.05020
#1	70202.	8015.5	2852.0	3731.2
#2	69643.	8028.1	2844.1	3728.5

Zoom In Zoom Out

Sample Name: jb72504-1 Acquired: 8/1/2014 18:21:41 Type: Unk
Method: Accutest1(v150) Mode: CONC Corr. Factor: 1.000000
User: admin Custom ID1: Custom ID2: Custom ID3:
Comment:

Elem	Ba4554	Be3130	Cd2288	Co2286	Cr2677	Cu3247	Mn2576	Ni2316	Ag3280
Avg	**.4981**	**.0039**	**.0017**	**.0441**	**.1321**	**.2670**	**.8551**	**.1013**	**.0002**
Stddev	.0005	.0000	.0000	.0004	.0108	.0181	.0671	.0001	.0034
%RSD	.1053	.8248	1.563	.9621	8.152	6.773	7.848	.1197	1488.
#1	.4977	.0039	.0018	.0438	.1398	.2798	.9025	.1013	-.0022
#2	.4985	.0039	.0017	.0444	.1245	.2542	.8076	.1014	.0027

Elem	V_2924	Zn2062	As1890	Tl1908	Pb2203	Se1960	Sb2068	Al3961	Ca3179
Avg	**.1882**	**.6345**	**.0245**	**.0019**	**.8298**	**.0098**	**.0009**	**80.39**	**6.740**
Stddev	.0154	.0022	.0010	.0009	.0027	.0012	.0005	.16	.004
%RSD	8.178	.3418	3.966	46.95	.3269	12.27	51.20	.2029	.0588
#1	.1991	.6330	.0252	.0026	.8279	.0106	.0013	80.28	6.742
#2	.1773	.6360	.0239	.0013	.8317	.0089	.0006	80.51	6.737

Elem	Fe2599	Mg2790	K_7664	Na5895	B_2089	Mo2020	Pd3404	Si2124	Sn1899
Avg	**110.3**	**16.65**	**7.519**	**2.690**	**.0456**	**.0024**	**-.0047**	**12.57**	**.0660**
Stddev	.3	.03	.020	.001	.0007	.0000	.0016	.06	.0003
%RSD	.2769	.1517	.2674	.0366	1.586	.8044	34.93	.4597	.4028
#1	110.0	16.63	7.505	2.691	.0450	.0024	-.0059	12.61	.0658
#2	110.5	16.67	7.533	2.689	.0461	.0023	-.0035	12.53	.0662

Elem	Sr4077	Ti3349	W_2079	Zr3391	S_1820	Bi2230	Li6707
Avg	**.0693**	**2.227**	**.0147**	**.0362**	**.7651**	**.0111**	**.1163**
Stddev	.0001	.165	.0003	.0023	.0033	.0002	.0006
%RSD	.1931	7.416	2.159	6.284	.4279	1.800	.5500
#1	.0692	2.344	.0149	.0378	.7674	.0110	.1168
#2	.0694	2.110	.0145	.0346	.7628	.0112	.1159

Int. Std.	Y_3600	Y_3710	Y_2243	In2306
Avg	**66522.**	**8015.1**	**2907.7**	**3723.6**
Stddev	4712.	29.8	2.6	1.3
%RSD	7.0826	.37136	.09036	.03416
#1	63191.	7994.0	2909.5	3724.5
#2	69854.	8036.1	2905.8	3722.7

Zoom In Zoom Out

Sample Name: jb72504-2 Acquired: 8/1/2014 18:27:25 Type: Unk
Method: Accutest1(v150) Mode: CONC Corr. Factor: 1.000000
User: admin Custom ID1: Custom ID2: Custom ID3:
Comment:

Elem	Ba4554	Be3130	Cd2288	Co2286	Cr2677	Cu3247	Mn2576	Ni2316	Ag3280
Avg	**.4997**	**.0043**	**.0010**	**.0509**	**.2044**	**.1028**	**1.421**	**.1388**	**.0011**
Stddev	.0007	.0002	.0003	.0000	.0006	.0005	.002	.0001	.0004
%RSD	.1416	3.517	27.29	.0880	.3171	.4970	.1089	.0499	33.61
#1	.5002	.0044	.0008	.0509	.2039	.1032	1.420	.1388	.0008
#2	.4992	.0042	.0012	.0510	.2048	.1025	1.422	.1389	.0014

Elem	V_2924	Zn2062	As1890	Tl1908	Pb2203	Se1960	Sb2068	Al3961	Ca3179
Avg	**.1525**	**.3324**	**.0168**	**.0011**	**.0897**	**.0077**	**.0009**	**97.05**	**7.289**
Stddev	.0006	.0006	.0000	.0016	.0007	.0019	.0000	.01	.010
%RSD	.4122	.1793	.0369	148.9	.7561	25.19	2.043	.0087	.1388
#1	.1520	.3320	.0168	-.0001	.0892	.0091	.0009	97.05	7.282
#2	.1529	.3328	.0169	.0023	.0902	.0063	.0009	97.06	7.296

Elem	Fe2599	Mg2790	K_7664	Na5895	B_2089	Mo2020	Pd3404	Si2124	Sn1899
Avg	**109.7**	**22.70**	**10.83**	**1.809**	**.0458**	**.0011**	**-.0046**	**12.94**	**.0276**
Stddev	.1	.09	.04	.004	.0001	.0001	.0017	.24	.0002
%RSD	.0552	.4106	.3896	.2177	.1568	12.37	38.17	1.841	.6821
#1	109.8	22.64	10.80	1.806	.0458	.0012	-.0058	13.11	.0274
#2	109.7	22.77	10.86	1.812	.0459	.0010	-.0033	12.77	.0277

Elem	Sr4077	Ti3349	W_2079	Zr3391	S_1820	Bi2230	Li6707
Avg	**.0612**	**3.446**	**.0174**	**.0629**	**.5231**	**.0059**	**.1382**
Stddev	.0005	.011	.0005	.0006	.0047	.0010	.0002
%RSD	.7469	.3264	2.669	.8926	.9019	17.60	.1600
#1	.0609	3.454	.0170	.0625	.5198	.0066	.1381
#2	.0615	3.438	.0177	.0633	.5264	.0051	.1384

Int. Std.	Y_3600	Y_3710	Y_2243	In2306
Avg	**71358.**	**8212.3**	**2977.8**	**3702.0**
Stddev	120.	27.9	4.7	2.5
%RSD	.16814	.33960	.15709	.06735
#1	71443.	8192.6	2981.1	3703.8
#2	71273.	8232.1	2974.5	3700.3

Zoom In Zoom Out

Sample Name: jb72574-1 Acquired: 8/1/2014 18:33:10 Type: Unk
Method: Accutest1(v150) Mode: CONC Corr. Factor: 1.000000
User: admin Custom ID1: Custom ID2: Custom ID3:
Comment:

Elem	Ba4554	Be3130	Cd2288	Co2286	Cr2677	Cu3247	Mn2576	Ni2316
Avg	**2.617**	**.0128**	**.0070**	**.1162**	**.3855**	**1.954**	**2.842**	**.1903**
Stddev	.001	.0001	.0002	.0003	.0011	.008	.001	.0003
%RSD	.0301	.3928	3.406	.2448	.2954	.4141	.0233	.1469
#1	2.618	.0128	.0071	.1164	.3847	1.960	2.843	.1905
#2	2.617	.0128	.0068	.1160	.3863	1.949	2.842	.1901

Elem	Ag3280	V_2924	Zn2062	As1890	Tl1908	Pb2203	Se1960	Sb2068
Avg	**.0056**	**.5571**	**11.23**	**.0400**	**.0128**	**2.471**	**.0251**	**.0149**
Stddev	.0003	.0000	.00	.0001	.0001	.001	.0002	.0022
%RSD	5.473	.0031	.0378	.2512	.6628	.0582	.9818	14.58
#1	.0059	.5570	11.23	.0400	.0127	2.470	.0252	.0164
#2	.0054	.5571	11.22	.0401	.0129	2.472	.0249	.0133

Elem	Al3961	Ca3179	Fe2599	Mg2790	K_7664	Na5895	B_2089	Mo2020
Avg	**164.7**	F **1680.**	**327.1**	**63.89**	**19.14**	**14.25**	**.2138**	**.0325**
Stddev	.2	10.	.3	.11	.02	.01	.0008	.0003
%RSD	.1089	.5830	.0971	.1752	.0953	.0560	.3767	.8182
#1	164.6	1673.	326.9	63.81	19.13	14.25	.2132	.0327
#2	164.9	1687.	327.4	63.97	19.15	14.26	.2144	.0323

Elem	Pd3404	Si2124	Sn1899	Sr4077	Ti3349	W_2079	Zr3391	S_1820
Avg	W **-.0441**	**12.50**	**.0522**	**9.756**	**7.867**	F **-.1730**	**.2639**	**16.62**
Stddev	.0000	.01	.0004	.111	.002	.0002	.0006	.02
%RSD	.1084	.0998	.8183	1.141	.0227	.1323	.2099	.1422
#1	-.0442	12.49	.0519	9.678	7.869	-.1729	.2643	16.61
#2	-.0441	12.51	.0525	9.835	7.866	-.1732	.2635	16.64

Elem	Bi2230	Li6707
Avg	**.0652**	**.1353**
Stddev	.0018	.0009
%RSD	2.768	.6757
#1	.0664	.1346
#2	.0639	.1359

Zoom In Zoom Out

Sample Name: jb72574-1 Acquired: 8/1/2014 18:33:10 Type: Unk
Method: Accutest1(v150) Mode: CONC Corr. Factor: 1.000000
User: admin Custom ID1: Custom ID2: Custom ID3:
Comment:

Int. Std.	Y_3600	Y_3710	Y_2243	In2306
Avg	**61386.**	**7455.5**	**2458.9**	**3112.9**
Stddev	132.	24.6	3.1	4.8
%RSD	.21439	.32998	.12627	.15336
#1	61479.	7472.9	2461.1	3116.3
#2	61293.	7438.1	2456.7	3109.6

Zoom In Zoom Out

Sample Name: jb72574-2 Acquired: 8/1/2014 18:39:02 Type: Unk
Method: Accutest1(v150) Mode: CONC Corr. Factor: 1.000000
User: admin Custom ID1: Custom ID2: Custom ID3:
Comment:

Elem	Ba4554	Be3130	Cd2288	Co2286	Cr2677	Cu3247	Mn2576	Ni2316
Avg	**.7879**	**.0034**	**.0072**	**.1188**	**.4767**	**3.244**	**3.823**	**.1393**
Stddev	.0025	.0001	.0002	.0005	.0030	.007	.005	.0001
%RSD	.3136	2.976	3.395	.4060	.6200	.2088	.1312	.0896
#1	.7897	.0034	.0070	.1184	.4746	3.248	3.819	.1392
#2	.7862	.0033	.0073	.1191	.4788	3.239	3.827	.1394

Elem	Ag3280	V_2924	Zn2062	As1890	Tl1908	Pb2203	Se1960	Sb2068
Avg	**.0072**	**.3667**	**17.89**	**.1131**	**.0155**	**3.289**	**.0288**	**.0101**
Stddev	.0011	.0004	.00	.0000	.0003	.000	.0009	.0011
%RSD	15.69	.1167	.0149	.0261	1.823	.0080	3.090	10.92
#1	.0064	.3670	17.90	.1131	.0153	3.288	.0294	.0093
#2	.0080	.3664	17.89	.1131	.0157	3.289	.0282	.0109

Elem	Al3961	Ca3179	Fe2599	Mg2790	K_7664	Na5895	B_2089	Mo2020
Avg	**62.00**	F **2424.**	**318.5**	**57.71**	**10.27**	**29.48**	**.0889**	**.0474**
Stddev	.10	7.	.7	.23	.01	.07	.0006	.0001
%RSD	.1572	.3090	.2196	.3931	.0705	.2519	.6610	.3157
#1	61.93	2418.	318.0	57.55	10.26	29.53	.0885	.0475
#2	62.07	2429.	319.0	57.87	10.27	29.43	.0893	.0473

Elem	Pd3404	Si2124	Sn1899	Sr4077	Ti3349	W_2079	Zr3391	S_1820
Avg	W **-.0313**	**15.51**	**.0395**	**9.185**	**2.525**	F **-.2538**	**.0736**	**23.49**
Stddev	.0006	.00	.0007	.050	.002	.0017	.0007	.01
%RSD	1.868	.0140	1.716	.5386	.0864	.6695	.9502	.0516
#1	-.0317	15.51	.0391	9.220	2.527	-.2526	.0741	23.48
#2	-.0309	15.51	.0400	9.150	2.524	-.2550	.0731	23.50

Elem	Bi2230	Li6707
Avg	**.0677**	**.0538**
Stddev	.0044	.0000
%RSD	6.522	.0922
#1	.0708	.0537
#2	.0646	.0538

Zoom In Zoom Out

Sample Name: jb72574-2 Acquired: 8/1/2014 18:39:02 Type: Unk
Method: Accutest1(v150) Mode: CONC Corr. Factor: 1.000000
User: admin Custom ID1: Custom ID2: Custom ID3:
Comment:

Int. Std.	Y_3600	Y_3710	Y_2243	In2306
Avg	**59313.**	**7243.3**	**2321.4**	**2961.2**
Stddev	14.	4.7	2.3	1.2
%RSD	.02426	.06556	.10107	.04046
#1	59323.	7246.7	2323.0	2962.1
#2	59303.	7240.0	2319.7	2960.4

Zoom In Zoom Out

Sample Name: jb72574-3 Acquired: 8/1/2014 18:44:52 Type: Unk
Method: Accutest1(v150) Mode: CONC Corr. Factor: 1.000000
User: admin Custom ID1: Custom ID2: Custom ID3:
Comment:

Elem	Ba4554	Be3130	Cd2288	Co2286	Cr2677	Cu3247	Mn2576	Ni2316
Avg	**.9713**	**.0031**	**.0106**	**.0888**	**.4487**	**.7241**	**4.828**	**.4313**
Stddev	.0037	.0001	.0002	.0003	.0133	.0178	.123	.0017
%RSD	.3779	1.751	2.295	.3420	2.967	2.458	2.540	.3974
#1	.9739	.0030	.0107	.0886	.4393	.7116	4.741	.4301
#2	.9687	.0031	.0104	.0891	.4581	.7367	4.914	.4325

Elem	Ag3280	V_2924	Zn2062	As1890	Tl1908	Pb2203	Se1960	Sb2068
Avg	**.0076**	**.4957**	**5.628**	**.1459**	**.0087**	**.2946**	**.0221**	**.0108**
Stddev	.0038	.0124	.016	.0005	.0004	.0018	.0028	.0009
%RSD	50.33	2.505	.2861	.3617	5.030	.6085	12.87	8.439
#1	.0102	.4869	5.617	.1456	.0084	.2933	.0201	.0115
#2	.0049	.5045	5.640	.1463	.0090	.2959	.0241	.0102

Elem	Al3961	Ca3179	Fe2599	Mg2790	K_7664	Na5895	B_2089	Mo2020
Avg	**83.26**	F **2204.**	**321.9**	**52.29**	**6.123**	**6.403**	**.0803**	**.0862**
Stddev	.35	20.	.8	.10	.036	.043	.0009	.0004
%RSD	.4205	.9016	.2387	.1971	.5852	.6679	1.134	.4727
#1	83.51	2190.	322.4	52.36	6.148	6.434	.0809	.0859
#2	83.01	2218.	321.4	52.22	6.097	6.373	.0796	.0865

Elem	Pd3404	Si2124	Sn1899	Sr4077	Ti3349	W_2079	Zr3391	S_1820
Avg	W **-.0492**	**4.494**	**.0372**	**3.304**	**4.014**	F **-.2681**	**.0552**	**10.00**
Stddev	.0023	.013	.0004	.017	.102	.0030	.0014	.02
%RSD	4.722	.2903	1.152	.5045	2.528	1.136	2.617	.1732
#1	-.0476	4.503	.0369	3.316	3.942	-.2660	.0542	9.992
#2	-.0509	4.485	.0375	3.292	4.086	-.2703	.0562	10.02

Elem	Bi2230	Li6707
Avg	**.0654**	**.0785**
Stddev	.0008	.0006
%RSD	1.298	.8256
#1	.0648	.0780
#2	.0660	.0790

Zoom In Zoom Out

Sample Name: jb72574-3 Acquired: 8/1/2014 18:44:52 Type: Unk
Method: Accutest1(v150) Mode: CONC Corr. Factor: 1.000000
User: admin Custom ID1: Custom ID2: Custom ID3:
Comment:

Int. Std.	Y_3600	Y_3710	Y_2243	In2306
Avg	**61383.**	**7314.1**	**2376.9**	**3014.0**
Stddev	1415.	6.2	3.4	5.5
%RSD	2.3053	.08524	.14370	.18252
#1	62384.	7309.7	2379.3	3017.9
#2	60383.	7318.5	2374.5	3010.1

Zoom In Zoom Out

Sample Name: jb72578-1 Acquired: 8/1/2014 18:50:41 Type: Unk
Method: Accutest1(v150) Mode: CONC Corr. Factor: 1.000000
User: admin Custom ID1: Custom ID2: Custom ID3:
Comment:

Elem	Ba4554	Be3130	Cd2288	Co2286	Cr2677	Cu3247	Mn2576	Ni2316
Avg	F **54.01**	**-.0001**	**.0630**	**.1373**	**.1279**	**.0253**	**.9803**	**-.0005**
Stddev	.10	.0001	.0004	.0003	.0001	.0003	.0005	.0004
%RSD	.1855	167.4	.6941	.2029	.0653	1.080	.0473	86.45
#1	53.94	-.0002	.0627	.1371	.1279	.0251	.9799	-.0002
#2	54.08	.0000	.0634	.1375	.1280	.0255	.9806	-.0008

Elem	Ag3280	V_2924	Zn2062	As1890	Tl1908	Pb2203	Se1960	Sb2068
Avg	**.0211**	**.0259**	F **90.18**	**.0356**	F **-.0146**	**2.566**	**.0145**	**.0287**
Stddev	.0007	.0003	.19	.0018	.0025	.004	.0003	.0032
%RSD	3.537	1.313	.2082	5.042	17.28	.1591	2.311	11.29
#1	.0216	.0256	90.04	.0343	-.0164	2.563	.0143	.0264
#2	.0206	.0261	90.31	.0369	-.0128	2.569	.0147	.0310

Elem	Al3961	Ca3179	Fe2599	Mg2790	K_7664	Na5895	B_2089	Mo2020
Avg	**13.45**	F **1427.**	**15.29**	W **900.6**	**7.542**	**325.9**	**.0152**	W **-.0073**
Stddev	.10	22.	.10	6.2	.058	3.6	.0001	.0001
%RSD	.7366	1.570	.6595	.6834	.7643	1.116	.8947	2.012
#1	13.52	1443.	15.36	904.9	7.583	328.5	.0151	-.0074
#2	13.38	1411.	15.22	896.2	7.501	323.4	.0153	-.0072

Elem	Pd3404	Si2124	Sn1899	Sr4077	Ti3349	W_2079	Zr3391	S_1820
Avg	**.0044**	**11.76**	**.0258**	**1.241**	**3.062**	**.3983**	**.0139**	**50.25**
Stddev	.0007	.03	.0011	.009	.009	.0025	.0003	.09
%RSD	15.27	.2277	4.452	.7187	.2909	.6156	2.226	.1718
#1	.0048	11.75	.0266	1.247	3.068	.3965	.0141	50.19
#2	.0039	11.78	.0250	1.235	3.056	.4000	.0137	50.31

Elem	Bi2230	Li6707
Avg	**.0293**	**.0324**
Stddev	.0016	.0000
%RSD	5.455	.0148
#1	.0282	.0324
#2	.0304	.0324

Zoom In Zoom Out

Sample Name: jb72578-1 Acquired: 8/1/2014 18:50:41 Type: Unk
Method: Accutest1(v150) Mode: CONC Corr. Factor: 1.000000
User: admin Custom ID1: Custom ID2: Custom ID3:
Comment:

Int. Std.	Y_3600	Y_3710	Y_2243	In2306
Avg	**58323.**	**7106.2**	**2299.7**	**2854.5**
Stddev	42.	25.8	4.1	1.2
%RSD	.07152	.36340	.17745	.04261
#1	58353.	7088.0	2302.6	2855.3
#2	58294.	7124.5	2296.8	2853.6

Zoom In Zoom Out

Sample Name: jb72584-1 Acquired: 8/1/2014 18:56:42 Type: Unk
Method: Accutest1(v150) Mode: CONC Corr. Factor: 1.000000
User: admin Custom ID1: Custom ID2: Custom ID3:
Comment:

Elem	Ba4554	Be3130	Cd2288	Co2286	Cr2677	Cu3247	Mn2576	Ni2316
Avg	**.5780**	**.0034**	**.0031**	**.1037**	**8.718**	**.2985**	**1.770**	**.3002**
Stddev	.0001	.0002	.0001	.0006	.004	.0018	.001	.0011
%RSD	.0167	6.278	2.274	.6030	.0399	.5875	.0696	.3653
#1	.5780	.0035	.0031	.1033	8.715	.2972	1.770	.2994
#2	.5781	.0032	.0030	.1042	8.720	.2997	1.769	.3010

Elem	Ag3280	V_2924	Zn2062	As1890	Tl1908	Pb2203	Se1960	Sb2068
Avg	**.0022**	**.6757**	**.9200**	**.0338**	**.0014**	**.9215**	**.0142**	**.0019**
Stddev	.0010	.0007	.0018	.0005	.0008	.0046	.0011	.0013
%RSD	45.74	.1052	.2003	1.514	56.10	.4953	8.022	69.03
#1	.0015	.6762	.9213	.0335	.0008	.9182	.0134	.0028
#2	.0029	.6752	.9187	.0342	.0019	.9247	.0150	.0010

Elem	Al3961	Ca3179	Fe2599	Mg2790	K_7664	Na5895	B_2089	Mo2020
Avg	**74.49**	**106.1**	**144.9**	**19.76**	**5.288**	**8.159**	**.0296**	**.0064**
Stddev	.17	.0	.1	.04	.034	.008	.0005	.0002
%RSD	.2288	.0000	.0900	.1824	.6430	.0953	1.804	2.641
#1	74.37	106.1	144.8	19.78	5.264	8.154	.0300	.0063
#2	74.61	106.1	144.9	19.73	5.312	8.165	.0293	.0065

Elem	Pd3404	Si2124	Sn1899	Sr4077	Ti3349	W_2079	Zr3391	S_1820
Avg	W **-.0130**	**13.51**	**.0432**	**.2418**	**3.152**	**.0045**	**.0295**	**1.946**
Stddev	.0023	.18	.0009	.0004	.004	.0004	.0001	.001
%RSD	17.69	1.301	2.174	.1523	.1294	8.863	.1707	.0549
#1	-.0113	13.63	.0438	.2415	3.149	.0042	.0295	1.947
#2	-.0146	13.38	.0425	.2420	3.155	.0048	.0296	1.945

Elem	Bi2230	Li6707
Avg	**.0261**	**.0530**
Stddev	.0010	.0006
%RSD	3.973	1.197
#1	.0268	.0535
#2	.0253	.0526

Zoom In Zoom Out

Sample Name: jb72584-1 Acquired: 8/1/2014 18:56:42 Type: Unk
Method: Accutest1(v150) Mode: CONC Corr. Factor: 1.000000
User: admin Custom ID1: Custom ID2: Custom ID3:
Comment:

Int. Std.	Y_3600	Y_3710	Y_2243	In2306
Avg	**68652.**	**7912.2**	**2785.1**	**3618.0**
Stddev	29.	3.9	5.9	7.9
%RSD	.04275	.04952	.21297	.21845
#1	68673.	7915.0	2789.3	3623.6
#2	68632.	7909.5	2780.9	3612.4

Zoom In Zoom Out

Sample Name: jb72584-2 Acquired: 8/1/2014 19:02:26 Type: Unk
Method: Accutest1(v150) Mode: CONC Corr. Factor: 1.000000
User: admin Custom ID1: Custom ID2: Custom ID3:
Comment:

Elem	Ba4554	Be3130	Cd2288	Co2286	Cr2677	Cu3247	Mn2576	Ni2316
Avg	**.6507**	**.0033**	**.0032**	**.0807**	**1.693**	**.2126**	**2.763**	**.3625**
Stddev	.0002	.0002	.0001	.0005	.000	.0001	.003	.0008
%RSD	.0245	4.702	4.454	.5615	.0183	.0400	.1241	.2258
#1	.6506	.0032	.0033	.0803	1.693	.2126	2.760	.3620
#2	.6508	.0034	.0031	.0810	1.693	.2125	2.765	.3631

Elem	Ag3280	V_2924	Zn2062	As1890	Tl1908	Pb2203	Se1960	Sb2068
Avg	**.0020**	**.2700**	**1.358**	**.0354**	**.0005**	**.9475**	**.0075**	**.0027**
Stddev	.0000	.0005	.004	.0007	.0005	.0030	.0011	.0004
%RSD	.4834	.2006	.2638	2.102	107.8	.3173	14.73	13.23
#1	.0020	.2696	1.355	.0349	.0009	.9454	.0068	.0024
#2	.0020	.2704	1.360	.0359	.0001	.9497	.0083	.0029

Elem	Al3961	Ca3179	Fe2599	Mg2790	K_7664	Na5895	B_2089	Mo2020
Avg	**39.33**	**100.6**	**247.0**	**51.54**	**4.703**	**3.250**	**.0320**	**.0105**
Stddev	.03	.3	.4	.01	.002	.001	.0003	.0002
%RSD	.0801	.2666	.1626	.0264	.0520	.0319	.9422	1.637
#1	39.31	100.4	246.7	51.53	4.701	3.249	.0322	.0104
#2	39.35	100.8	247.3	51.55	4.704	3.251	.0318	.0106

Elem	Pd3404	Si2124	Sn1899	Sr4077	Ti3349	W_2079	Zr3391	S_1820
Avg	W **-.0323**	**7.095**	**.0253**	**.1779**	**1.533**	**.0011**	**.0281**	**7.429**
Stddev	.0002	.000	.0004	.0007	.001	.0005	.0010	.029
%RSD	.7187	.0047	1.515	.4089	.0561	46.67	3.450	.3940
#1	-.0321	7.095	.0256	.1784	1.534	.0007	.0288	7.409
#2	-.0325	7.095	.0251	.1774	1.532	.0015	.0274	7.450

Elem	Bi2230	Li6707
Avg	**.0371**	**.0625**
Stddev	.0009	.0019
%RSD	2.406	2.985
#1	.0365	.0639
#2	.0377	.0612

Zoom In Zoom Out

Sample Name: jb72584-2 Acquired: 8/1/2014 19:02:26 Type: Unk
Method: Accutest1(v150) Mode: CONC Corr. Factor: 1.000000
User: admin Custom ID1: Custom ID2: Custom ID3:
Comment:

Int. Std.	Y_3600	Y_3710	Y_2243	In2306
Avg	**67985.**	**7900.8**	**2772.1**	**3626.9**
Stddev	54.	33.2	7.0	2.0
%RSD	.07985	.41971	.25390	.05587
#1	68023.	7924.2	2777.1	3628.3
#2	67947.	7877.3	2767.1	3625.4

Zoom In Zoom Out

Sample Name: jb72589-1 Acquired: 8/1/2014 19:08:12 Type: Unk
Method: Accutest1(v150) Mode: CONC Corr. Factor: 1.000000
User: admin Custom ID1: Custom ID2: Custom ID3:
Comment:

Elem	Ba4554	Be3130	Cd2288	Co2286	Cr2677	Cu3247	Mn2576	Ni2316
Avg	**.3052**	**.0016**	**.0011**	**.0314**	**2.558**	**.0969**	**1.149**	**.1032**
Stddev	.0001	.0001	.0001	.0001	.007	.0000	.002	.0000
%RSD	.0443	5.108	4.708	.4349	.2890	.0315	.1836	.0011
#1	.3051	.0017	.0010	.0315	2.564	.0969	1.150	.1032
#2	.3053	.0016	.0011	.0313	2.553	.0969	1.147	.1032

Elem	Ag3280	V_2924	Zn2062	As1890	Tl1908	Pb2203	Se1960	Sb2068
Avg	**.0017**	**.1176**	**.7910**	**.0201**	**.0019**	**.2724**	**.0039**	**.0005**
Stddev	.0003	.0008	.0012	.0009	.0003	.0001	.0004	.0003
%RSD	18.01	.6471	.1535	4.542	13.06	.0538	11.37	64.71
#1	.0019	.1181	.7918	.0195	.0021	.2723	.0042	.0007
#2	.0015	.1171	.7901	.0208	.0018	.2725	.0036	.0003

Elem	Al3961	Ca3179	Fe2599	Mg2790	K_7664	Na5895	B_2089	Mo2020
Avg	**23.11**	**15.92**	**76.54**	**14.99**	**3.776**	**1.273**	**.0237**	**.0026**
Stddev	.04	.06	.05	.01	.022	.012	.0005	.0001
%RSD	.1607	.3925	.0631	.0727	.5875	.9081	2.076	2.761
#1	23.08	15.87	76.51	14.98	3.761	1.281	.0233	.0026
#2	23.14	15.96	76.58	15.00	3.792	1.264	.0240	.0025

Elem	Pd3404	Si2124	Sn1899	Sr4077	Ti3349	W_2079	Zr3391	S_1820
Avg	W **-.0101**	**2.784**	**.0675**	**.0834**	**1.275**	**.0026**	**.0151**	**1.203**
Stddev	.0012	.013	.0002	.0003	.004	.0001	.0002	.004
%RSD	12.28	.4549	.3511	.3532	.3196	3.190	1.390	.3103
#1	-.0110	2.793	.0677	.0836	1.278	.0026	.0150	1.205
#2	-.0092	2.775	.0673	.0832	1.272	.0025	.0153	1.200

Elem	Bi2230	Li6707
Avg	**.0123**	**.0467**
Stddev	.0002	.0010
%RSD	1.632	2.051
#1	.0124	.0461
#2	.0121	.0474

Zoom In Zoom Out

Sample Name: jb72589-1 Acquired: 8/1/2014 19:08:12 Type: Unk
Method: Accutest1(v150) Mode: CONC Corr. Factor: 1.000000
User: admin Custom ID1: Custom ID2: Custom ID3:
Comment:

Int. Std.	Y_3600	Y_3710	Y_2243	In2306
Avg	**69216.**	**7815.1**	**2872.4**	**3719.8**
Stddev	253.	24.6	6.2	1.2
%RSD	.36504	.31461	.21690	.03258
#1	69037.	7797.7	2868.0	3719.0
#2	69394.	7832.5	2876.8	3720.7

Zoom In Zoom Out

Sample Name: ccv Acquired: 8/1/2014 19:14:00 Type: QC
Method: Accutest1(v150) Mode: CONC Corr. Factor: 1.000000
User: admin Custom ID1: Custom ID2: Custom ID3:
Comment:

Elem	Ba4554	Be3130	Cd2288	Co2286	Cr2677	Cu3247	Mn2576	Ni2316	Ag3280
Units	ppm	ppm	ppm	ppm	ppm	ppm	ppm	ppm	ppm
Avg	**2.026**	**2.047**	**2.019**	**2.061**	**2.064**	**1.979**	**2.074**	**2.076**	**.2476**
Stddev	.000	.000	.001	.001	.000	.011	.002	.001	.0008
%RSD	.0163	.0168	.0531	.0437	.0003	.5447	.0793	.0243	.3196
#1	2.026	2.048	2.019	2.060	2.064	1.971	2.075	2.076	.2471
#2	2.026	2.047	2.018	2.061	2.064	1.987	2.073	2.077	.2482
Check ?	Chk Pass	Chk Pass	Chk Pass	Chk Pass	Chk Pass	Chk Pass	Chk Pass	Chk Pass	Chk Pass
Value									
Range									

Elem	V_2924	Zn2062	As1890	Tl1908	Pb2203	Se1960	Sb2068	Al3961	Ca3179
Units	ppm	ppm	ppm	ppm	ppm	ppm	ppm	ppm	ppm
Avg	**2.046**	**2.070**	**2.018**	**2.104**	**2.077**	**2.022**	**2.017**	**40.42**	**40.64**
Stddev	.002	.001	.002	.002	.004	.003	.001	.03	.04
%RSD	.0958	.0575	.1135	.0748	.1806	.1602	.0502	.0669	.1008
#1	2.044	2.069	2.016	2.105	2.080	2.024	2.018	40.43	40.67
#2	2.047	2.071	2.019	2.103	2.074	2.019	2.016	40.40	40.61
Check ?	Chk Pass	Chk Pass	Chk Pass	Chk Pass	Chk Pass	Chk Pass	Chk Pass	Chk Pass	Chk Pass
Value									
Range									

Elem	Fe2599	Mg2790	K_7664	Na5895	B_2089	Mo2020	Pd3404	Si2124	Sn1899
Units	ppm	ppm	ppm	ppm	ppm	ppm	ppm	ppm	ppm
Avg	**40.92**	**40.37**	**39.91**	**40.40**	**2.024**	**2.051**	**2.017**	**5.141**	**2.068**
Stddev	.03	.12	.02	.08	.000	.003	.016	.001	.002
%RSD	.0781	.3069	.0392	.1922	.0028	.1474	.7674	.0137	.0928
#1	40.94	40.28	39.92	40.46	2.024	2.049	2.006	5.141	2.069
#2	40.90	40.46	39.90	40.35	2.024	2.053	2.028	5.140	2.066
Check ?	Chk Pass	Chk Pass	Chk Pass	Chk Pass	Chk Pass	Chk Pass	Chk Pass	Chk Pass	Chk Pass
Value									
Range									

Zoom In Zoom Out

Sample Name: ccv Acquired: 8/1/2014 19:14:00 Type: QC
Method: Accutest1(v150) Mode: CONC Corr. Factor: 1.000000
User: admin Custom ID1: Custom ID2: Custom ID3:
Comment:

Elem	Sr4077	Ti3349	W_2079	Zr3391	S_1820	Bi2230	Li6707
Units	ppm	ppm	ppm	ppm	ppm	ppm	ppm
Avg	**2.034**	**2.031**	**1.975**	**2.034**	**1.977**	**2.011**	**2.009**
Stddev	.000	.003	.004	.007	.004	.003	.005
%RSD	.0009	.1265	.2245	.3284	.1877	.1385	.2653
#1	2.034	2.033	1.972	2.029	1.974	2.013	2.013
#2	2.034	2.029	1.978	2.039	1.979	2.009	2.006
Check ?	Chk Pass	Chk Pass	Chk Pass	Chk Pass	Chk Pass	Chk Pass	Chk Pass
Value							
Range							

Int. Std.	Y_3600	Y_3710	Y_2243	In2306
Units	Cts/S	Cts/S	Cts/S	Cts/S
Avg	**67129.**	**7721.1**	**2802.3**	**3592.4**
Stddev	212.	27.9	2.9	4.6
%RSD	.31571	.36117	.10519	.12834
#1	67279.	7701.4	2804.4	3595.7
#2	66979.	7740.9	2800.2	3589.1

Zoom In Zoom Out

Sample Name: ccb Acquired: 8/1/2014 19:19:40 Type: QC
Method: Accutest1(v150) Mode: CONC Corr. Factor: 1.000000
User: admin Custom ID1: Custom ID2: Custom ID3:
Comment:

Elem	Ba4554	Be3130	Cd2288	Co2286	Cr2677	Cu3247	Mn2576	Ni2316	Ag3280
Units	ppm	ppm	ppm	ppm	ppm	ppm	ppm	ppm	ppm
Avg	**-.0001**	**-.0001**	**-.0000**	**.0001**	**-.0005**	**-.0003**	**.0003**	**.0005**	**.0000**
Stddev	.0003	.0001	.0001	.0001	.0002	.0003	.0001	.0002	.0008
%RSD	203.4	116.6	391.1	93.14	53.52	81.16	18.07	37.90	2223.
#1	.0001	-.0001	.0000	.0000	-.0003	-.0005	.0003	.0007	-.0005
#2	-.0003	-.0000	-.0001	.0002	-.0006	-.0001	.0002	.0004	.0006
Check ?	Chk Pass	Chk Pass	Chk Pass	Chk Pass	Chk Pass	Chk Pass	Chk Pass	Chk Pass	Chk Pass
High Limit									
Low Limit									

Elem	V_2924	Zn2062	As1890	Tl1908	Pb2203	Se1960	Sb2068	Al3961	Ca3179
Units	ppm	ppm	ppm	ppm	ppm	ppm	ppm	ppm	ppm
Avg	**.0001**	**.0015**	**-.0001**	**.0017**	**.0010**	**-.0006**	**-.0002**	**.0007**	**-.0029**
Stddev	.0003	.0002	.0002	.0005	.0002	.0015	.0007	.0099	.0023
%RSD	293.4	16.61	254.4	29.97	18.80	252.2	299.8	1403.	77.41
#1	.0003	.0017	.0001	.0014	.0011	.0005	.0003	-.0063	-.0013
#2	-.0001	.0013	-.0002	.0021	.0008	-.0017	-.0007	.0077	-.0046
Check ?	Chk Pass	Chk Pass	Chk Pass	Chk Pass	Chk Pass	Chk Pass	Chk Pass	Chk Pass	Chk Pass
High Limit									
Low Limit									

Elem	Fe2599	Mg2790	K_7664	Na5895	B_2089	Mo2020	Pd3404	Si2124	Sn1899
Units	ppm	ppm	ppm	ppm	ppm	ppm	ppm	ppm	ppm
Avg	**.0260**	**-.0230**	**.0331**	**.0063**	**.0012**	F **.0024**	**-.0014**	**.0052**	**.0001**
Stddev	.0036	.0254	.0151	.0021	.0000	.0006	.0005	.0004	.0008
%RSD	13.81	110.6	45.70	33.76	1.448	23.56	34.30	7.438	576.0
#1	.0285	-.0410	.0437	.0077	.0012	.0028	-.0011	.0049	-.0004
#2	.0235	-.0050	.0224	.0048	.0012	.0020	-.0017	.0054	.0007
Check ?	Chk Pass	Chk Pass	Chk Pass	Chk Pass	Chk Pass	Chk Fail	Chk Pass	Chk Pass	Chk Pass
High Limit						.0021			
Low Limit						-.0021			

Zoom In Zoom Out

Sample Name: ccb Acquired: 8/1/2014 19:19:40 Type: QC
Method: Accutest1(v150) Mode: CONC Corr. Factor: 1.000000
User: admin Custom ID1: Custom ID2: Custom ID3:
Comment:

Elem	Sr4077	Ti3349	W_2079	Zr3391	S_1820	Bi2230	Li6707
Units	ppm	ppm	ppm	ppm	ppm	ppm	ppm
Avg	**.0002**	**.0001**	**.0044**	**.0007**	**.0028**	**.0017**	**.0015**
Stddev	.0000	.0005	.0005	.0000	.0001	.0003	.0012
%RSD	21.73	396.7	10.49	3.269	3.074	16.74	86.02
#1	.0002	-.0002	.0048	.0007	.0028	.0019	.0006
#2	.0001	.0005	.0041	.0008	.0029	.0015	.0023
Check ?	Chk Pass	Chk Pass	Chk Pass	Chk Pass	Chk Pass	Chk Pass	Chk Pass
High Limit							
Low Limit							

Int. Std.	Y_3600	Y_3710	Y_2243	In2306
Units	Cts/S	Cts/S	Cts/S	Cts/S
Avg	**69194.**	**7844.7**	**2918.0**	**3795.7**
Stddev	444.	.7	2.8	4.0
%RSD	.64165	.00943	.09661	.10577
#1	68880.	7845.2	2920.0	3792.9
#2	69508.	7844.2	2916.0	3798.6

Zoom In Zoom Out

Sample Name: jb72589-2 Acquired: 8/1/2014 19:25:36 Type: Unk
Method: Accutest1(v150) Mode: CONC Corr. Factor: 1.000000
User: admin Custom ID1: Custom ID2: Custom ID3:
Comment:

Elem	Ba4554	Be3130	Cd2288	Co2286	Cr2677	Cu3247	Mn2576	Ni2316
Avg	**.2056**	**.0028**	**.0011**	**.0376**	**1.372**	**.2616**	**1.242**	**.1225**
Stddev	.0012	.0001	.0000	.0002	.001	.0010	.003	.0002
%RSD	.5697	1.981	3.583	.6409	.0879	.3653	.2569	.1768
#1	.2064	.0028	.0011	.0374	1.372	.2623	1.240	.1223
#2	.2047	.0029	.0011	.0377	1.373	.2609	1.244	.1226

Elem	Ag3280	V_2924	Zn2062	As1890	Tl1908	Pb2203	Se1960	Sb2068
Avg	**.0018**	**.1811**	**.9624**	**.0377**	**.0026**	**.7182**	**.0042**	**.0002**
Stddev	.0002	.0003	.0034	.0009	.0015	.0015	.0018	.0001
%RSD	11.48	.1385	.3565	2.449	56.90	.2068	41.97	64.20
#1	.0019	.1812	.9600	.0384	.0037	.7171	.0055	.0001
#2	.0016	.1809	.9648	.0371	.0016	.7192	.0030	.0003

Elem	Al3961	Ca3179	Fe2599	Mg2790	K_7664	Na5895	B_2089	Mo2020
Avg	**40.03**	**21.20**	**97.28**	**24.53**	**6.478**	**11.53**	**.0390**	**.0167**
Stddev	.09	.04	.22	.04	.051	.03	.0000	.0005
%RSD	.2338	.1723	.2238	.1697	.7890	.2587	.0012	2.702
#1	40.10	21.22	97.43	24.50	6.514	11.55	.0390	.0170
#2	39.96	21.17	97.13	24.56	6.442	11.50	.0390	.0164

Elem	Pd3404	Si2124	Sn1899	Sr4077	Ti3349	W_2079	Zr3391	S_1820
Avg	W **-.0090**	**5.576**	**.0496**	**.1264**	**1.946**	**.0144**	**.0301**	**2.623**
Stddev	.0008	.091	.0008	.0002	.006	.0012	.0003	.004
%RSD	9.168	1.638	1.671	.1906	.3245	8.031	1.026	.1687
#1	-.0096	5.640	.0502	.1266	1.942	.0153	.0304	2.620
#2	-.0084	5.511	.0491	.1263	1.951	.0136	.0299	2.626

Elem	Bi2230	Li6707
Avg	**.0128**	**.0790**
Stddev	.0008	.0010
%RSD	6.461	1.314
#1	.0134	.0783
#2	.0122	.0797

Zoom In Zoom Out

Sample Name: jb72589-2 Acquired: 8/1/2014 19:25:36 Type: Unk
Method: Accutest1(v150) Mode: CONC Corr. Factor: 1.000000
User: admin Custom ID1: Custom ID2: Custom ID3:
Comment:

Int. Std.	Y_3600	Y_3710	Y_2243	In2306
Avg	**69253.**	**7933.0**	**2855.9**	**3671.9**
Stddev	207.	56.2	1.4	2.4
%RSD	.29959	.70884	.05013	.06442
#1	69400.	7893.3	2856.9	3673.5
#2	69107.	7972.8	2854.8	3670.2

Zoom In Zoom Out

Sample Name: jb72589-3 Acquired: 8/1/2014 19:31:22 Type: Unk
Method: Accutest1(v150) Mode: CONC Corr. Factor: 1.000000
User: admin Custom ID1: Custom ID2: Custom ID3:
Comment:

Elem	Ba4554	Be3130	Cd2288	Co2286	Cr2677	Cu3247	Mn2576	Ni2316
Avg	**.1512**	**.0017**	**.0013**	**.0406**	**2.354**	**.1876**	**2.262**	**.1409**
Stddev	.0002	.0000	.0000	.0003	.006	.0007	.001	.0004
%RSD	.1285	1.986	.3835	.6312	.2603	.3858	.0234	.3051
#1	.1514	.0018	.0013	.0404	2.358	.1881	2.263	.1406
#2	.1511	.0017	.0013	.0408	2.349	.1870	2.262	.1412

Elem	Ag3280	V_2924	Zn2062	As1890	Tl1908	Pb2203	Se1960	Sb2068
Avg	**.0017**	**.1700**	**.8840**	**.0298**	**.0022**	**.4540**	**.0031**	**.0014**
Stddev	.0000	.0002	.0005	.0004	.0001	.0027	.0022	.0007
%RSD	1.465	.1091	.0571	1.493	6.097	.5912	69.87	55.04
#1	.0018	.1701	.8836	.0301	.0021	.4521	.0046	.0019
#2	.0017	.1699	.8843	.0295	.0023	.4559	.0016	.0008

Elem	Al3961	Ca3179	Fe2599	Mg2790	K_7664	Na5895	B_2089	Mo2020
Avg	**26.84**	**31.66**	**79.98**	**23.30**	**5.150**	**10.10**	**.0329**	**.0050**
Stddev	.04	.05	.02	.02	.020	.02	.0008	.0001
%RSD	.1460	.1497	.0203	.0942	.3915	.2062	2.377	1.861
#1	26.87	31.70	79.99	23.31	5.165	10.11	.0324	.0049
#2	26.81	31.63	79.97	23.28	5.136	10.08	.0335	.0050

Elem	Pd3404	Si2124	Sn1899	Sr4077	Ti3349	W_2079	Zr3391	S_1820
Avg W	**-.0078**	**3.900**	**.0531**	**.1142**	**1.542**	**.0056**	**.0199**	**2.035**
Stddev	.0006	.027	.0012	.0002	.001	.0008	.0006	.002
%RSD	7.091	.7000	2.304	.1646	.0427	13.48	3.088	.1041
#1	-.0074	3.880	.0539	.1141	1.543	.0051	.0203	2.037
#2	-.0082	3.919	.0522	.1144	1.542	.0062	.0195	2.034

Elem	Bi2230	Li6707
Avg	**.0132**	**.0552**
Stddev	.0002	.0003
%RSD	1.550	.5256
#1	.0130	.0550
#2	.0133	.0554

Zoom In Zoom Out

Sample Name: jb72589-3 Acquired: 8/1/2014 19:31:22 Type: Unk
Method: Accutest1(v150) Mode: CONC Corr. Factor: 1.000000
User: admin Custom ID1: Custom ID2: Custom ID3:
Comment:

Int. Std.	Y_3600	Y_3710	Y_2243	In2306
Avg	**69003.**	**7920.8**	**2848.6**	**3670.2**
Stddev	103.	49.2	3.0	1.6
%RSD	.14960	.62071	.10688	.04223
#1	69076.	7886.0	2846.4	3671.3
#2	68930.	7955.5	2850.7	3669.1

Zoom In Zoom Out

Sample Name: jb72608-1 Acquired: 8/1/2014 19:37:08 Type: Unk
Method: Accutest1(v150) Mode: CONC Corr. Factor: 1.000000
User: admin Custom ID1: Custom ID2: Custom ID3:
Comment:

Elem	Ba4554	Be3130	Cd2288	Co2286	Cr2677	Cu3247	Mn2576	Ni2316
Avg	**.7154**	**.0076**	**.0054**	**.0935**	**.3261**	**.3671**	**3.746**	**.2038**
Stddev	.0019	.0000	.0001	.0002	.0002	.0006	.006	.0003
%RSD	.2621	.1291	1.674	.1710	.0481	.1566	.1599	.1299
#1	.7141	.0076	.0054	.0936	.3262	.3667	3.750	.2036
#2	.7167	.0076	.0053	.0933	.3260	.3675	3.742	.2040

Elem	Ag3280	V_2924	Zn2062	As1890	Tl1908	Pb2203	Se1960	Sb2068
Avg	**.0021**	**.4469**	**1.221**	**.0616**	**.0036**	**1.049**	**.0080**	**.0008**
Stddev	.0005	.0002	.001	.0013	.0005	.001	.0012	.0002
%RSD	25.10	.0440	.0447	2.133	14.33	.0906	15.52	20.46
#1	.0025	.4470	1.220	.0607	.0032	1.049	.0089	.0009
#2	.0018	.4467	1.221	.0626	.0039	1.048	.0072	.0007

Elem	Al3961	Ca3179	Fe2599	Mg2790	K_7664	Na5895	B_2089	Mo2020
Avg	**111.8**	**180.6**	**218.0**	**83.61**	**17.02**	**4.799**	**.0750**	**.0124**
Stddev	.0	.0	.3	.03	.01	.006	.0007	.0002
%RSD	.0178	.0098	.1560	.0383	.0631	.1183	.9293	1.610
#1	111.8	180.6	217.7	83.59	17.03	4.795	.0746	.0122
#2	111.9	180.6	218.2	83.63	17.01	4.803	.0755	.0125

Elem	Pd3404	Si2124	Sn1899	Sr4077	Ti3349	W_2079	Zr3391	S_1820
Avg W	**-.0292**	**9.225**	**.0641**	**1.156**	**3.132**	**-.0056**	**.0512**	**1.462**
Stddev	.0009	.003	.0005	.000	.002	.0006	.0007	.000
%RSD	3.001	.0354	.8046	.0012	.0573	9.899	1.440	.0208
#1	-.0298	9.223	.0644	1.156	3.131	-.0060	.0517	1.462
#2	-.0286	9.227	.0637	1.156	3.134	-.0052	.0507	1.462

Elem	Bi2230	Li6707
Avg	**.0295**	**.2815**
Stddev	.0036	.0005
%RSD	12.13	.1687
#1	.0320	.2811
#2	.0270	.2818

Zoom In Zoom Out

Sample Name: jb72608-1 Acquired: 8/1/2014 19:37:08 Type: Unk
Method: Accutest1(v150) Mode: CONC Corr. Factor: 1.000000
User: admin Custom ID1: Custom ID2: Custom ID3:
Comment:

Int. Std.	Y_3600	Y_3710	Y_2243	In2306
Avg	**67617.**	**7835.4**	**2751.6**	**3517.8**
Stddev	107.	.7	.6	2.9
%RSD	.15793	.00858	.02248	.08338
#1	67692.	7835.9	2752.0	3519.9
#2	67541.	7834.9	2751.2	3515.8

Zoom In Zoom Out

Sample Name: jb72608-2 Acquired: 8/1/2014 19:42:52 Type: Unk
Method: Accutest1(v150) Mode: CONC Corr. Factor: 1.000000
User: admin Custom ID1: Custom ID2: Custom ID3:
Comment:

Elem	Ba4554	Be3130	Cd2288	Co2286	Cr2677	Cu3247	Mn2576	Ni2316
Avg	**1.026**	**.0173**	**.0047**	**.1560**	**.4472**	**.5769**	**3.189**	**.3392**
Stddev	.002	.0002	.0002	.0007	.0002	.0017	.004	.0017
%RSD	.1843	1.311	3.382	.4194	.0421	.2959	.1381	.4984
#1	1.028	.0174	.0048	.1556	.4474	.5781	3.192	.3380
#2	1.025	.0171	.0046	.1565	.4471	.5757	3.186	.3404

Elem	Ag3280	V_2924	Zn2062	As1890	Tl1908	Pb2203	Se1960	Sb2068
Avg	W **-.0020**	**.3376**	**1.530**	**.0706**	**.0025**	**.9046**	**.0098**	**.0004**
Stddev	.0003	.0014	.003	.0000	.0005	.0013	.0018	.0006
%RSD	13.80	.4233	.1979	.0580	19.26	.1426	17.94	130.7
#1	-.0022	.3386	1.527	.0706	.0022	.9055	.0111	.0008
#2	-.0018	.3366	1.532	.0706	.0028	.9037	.0086	.0000

Elem	Al3961	Ca3179	Fe2599	Mg2790	K_7664	Na5895	B_2089	Mo2020
Avg	**175.8**	**83.92**	**346.0**	**144.3**	**24.96**	**4.748**	**.1209**	**.0111**
Stddev	.0	.01	.1	.2	.00	.011	.0001	.0007
%RSD	.0119	.0161	.0308	.1343	.0054	.2325	.0573	6.255
#1	175.8	83.93	345.9	144.2	24.96	4.756	.1208	.0116
#2	175.7	83.91	346.0	144.4	24.96	4.740	.1209	.0106

Elem	Pd3404	Si2124	Sn1899	Sr4077	Ti3349	W_2079	Zr3391	S_1820
Avg	W **-.0459**	**9.931**	**.0676**	**.6752**	**2.004**	**.0082**	**.0668**	**13.01**
Stddev	.0007	.061	.0005	.0005	.006	.0009	.0002	.00
%RSD	1.560	.6160	.7361	.0724	.3219	10.62	.2828	.0022
#1	-.0464	9.974	.0672	.6749	2.009	.0076	.0669	13.01
#2	-.0454	9.888	.0679	.6756	2.000	.0088	.0666	13.01

Elem	Bi2230	Li6707
Avg	**.0502**	**.6718**
Stddev	.0001	.0022
%RSD	.1671	.3233
#1	.0501	.6733
#2	.0502	.6703

Zoom In Zoom Out

Sample Name: jb72608-2 Acquired: 8/1/2014 19:42:52 Type: Unk
Method: Accutest1(v150) Mode: CONC Corr. Factor: 1.000000
User: admin Custom ID1: Custom ID2: Custom ID3:
Comment:

Int. Std.	Y_3600	Y_3710	Y_2243	In2306
Avg	**67485.**	**7855.7**	**2768.8**	**3546.9**
Stddev	92.	13.8	.9	3.8
%RSD	.13664	.17623	.03272	.10675
#1	67551.	7845.9	2769.5	3549.6
#2	67420.	7865.5	2768.2	3544.3

Zoom In Zoom Out

Sample Name: jb72932-1 Acquired: 8/1/2014 19:48:35 Type: Unk
Method: Accutest1(v150) Mode: CONC Corr. Factor: 1.000000
User: admin Custom ID1: Custom ID2: Custom ID3:
Comment:

Elem	Ba4554	Be3130	Cd2288	Co2286	Cr2677	Cu3247	Mn2576	Ni2316
Avg	**.5649**	**.0051**	**.0021**	**.0745**	**.1691**	**.2751**	**2.867**	**.1425**
Stddev	.0007	.0001	.0000	.0008	.0006	.0023	.003	.0017
%RSD	.1325	1.072	1.525	1.044	.3702	.8357	.0954	1.177
#1	.5643	.0051	.0020	.0751	.1687	.2767	2.865	.1437
#2	.5654	.0050	.0021	.0740	.1696	.2734	2.869	.1414

Elem	Ag3280	V_2924	Zn2062	As1890	Tl1908	Pb2203	Se1960	Sb2068
Avg	**.0027**	**.2578**	**.3135**	**.0243**	**.0032**	**.0483**	**.0136**	**.0025**
Stddev	.0006	.0005	.0036	.0003	.0007	.0000	.0014	.0004
%RSD	20.99	.1971	1.151	1.090	22.44	.0464	10.64	14.79
#1	.0023	.2574	.3161	.0245	.0037	.0483	.0146	.0028
#2	.0031	.2581	.3110	.0241	.0027	.0483	.0126	.0023

Elem	Al3961	Ca3179	Fe2599	Mg2790	K_7664	Na5895	B_2089	Mo2020
Avg	**122.5**	F **684.8**	**163.5**	**53.24**	**7.522**	**4.160**	**.1460**	**.0035**
Stddev	.1	9.6	.1	.09	.042	.003	.0015	.0002
%RSD	.0467	1.396	.0746	.1690	.5564	.0795	1.001	6.793
#1	122.5	678.0	163.4	53.18	7.551	4.162	.1470	.0037
#2	122.5	691.5	163.6	53.30	7.492	4.158	.1450	.0033

Elem	Pd3404	Si2124	Sn1899	Sr4077	Ti3349	W_2079	Zr3391	S_1820
Avg	W **-.0220**	**11.83**	**.0408**	**2.258**	**7.025**	F **-.0717**	**.1196**	**11.87**
Stddev	.0004	.25	.0004	.001	.004	.0026	.0010	.15
%RSD	1.690	2.095	.8626	.0399	.0611	3.576	.8264	1.266
#1	-.0217	12.01	.0405	2.259	7.022	-.0699	.1189	11.98
#2	-.0222	11.66	.0410	2.258	7.028	-.0735	.1203	11.77

Elem	Bi2230	Li6707
Avg	**.0259**	**.1315**
Stddev	.0005	.0000
%RSD	2.052	.0375
#1	.0256	.1314
#2	.0263	.1315

Zoom In Zoom Out

Sample Name: jb72932-1 Acquired: 8/1/2014 19:48:35 Type: Unk
Method: Accutest1(v150) Mode: CONC Corr. Factor: 1.000000
User: admin Custom ID1: Custom ID2: Custom ID3:
Comment:

Int. Std.	Y_3600	Y_3710	Y_2243	In2306
Avg	**65037.**	**7606.7**	**2664.7**	**3344.0**
Stddev	45.	8.6	26.9	30.6
%RSD	.06958	.11367	1.0098	.91589
#1	65069.	7612.8	2645.7	3322.4
#2	65005.	7600.6	2683.8	3365.7

Zoom In Zoom Out

Sample Name: jb72940-1 Acquired: 8/1/2014 19:54:24 Type: Unk
Method: Accutest1(v150) Mode: CONC Corr. Factor: 1.000000
User: admin Custom ID1: Custom ID2: Custom ID3:
Comment:

Elem	Ba4554	Be3130	Cd2288	Co2286	Cr2677	Cu3247	Mn2576	Ni2316	Ag3280
Avg	**.1560**	**.0027**	**.0011**	**.0244**	**.0974**	**.0438**	**.6693**	**.0592**	**.0006**
Stddev	.0000	.0001	.0003	.0002	.0003	.0000	.0001	.0001	.0002
%RSD	.0245	4.672	23.11	.9957	.2822	.0913	.0135	.1244	38.63
#1	.1560	.0026	.0009	.0242	.0976	.0438	.6694	.0592	.0008
#2	.1561	.0027	.0013	.0245	.0972	.0438	.6693	.0593	.0005

Elem	V_2924	Zn2062	As1890	Tl1908	Pb2203	Se1960	Sb2068	Al3961	Ca3179
Avg	**.1169**	**.2912**	**.0353**	**.0007**	**.0815**	**.0075**	**.0011**	**54.12**	**4.007**
Stddev	.0003	.0006	.0004	.0009	.0001	.0012	.0009	.02	.024
%RSD	.2631	.2009	1.084	139.5	.0953	16.28	87.15	.0306	.6082
#1	.1167	.2908	.0350	.0013	.0816	.0083	.0004	54.11	4.025
#2	.1171	.2916	.0356	.0000	.0814	.0066	.0018	54.13	3.990

Elem	Fe2599	Mg2790	K_7664	Na5895	B_2089	Mo2020	Pd3404	Si2124	Sn1899
Avg	**98.06**	**8.929**	**4.310**	**.7288**	**.0162**	**.0023**	**-.0032**	**12.18**	**.0164**
Stddev	.00	.077	.003	.0025	.0003	.0001	.0002	.22	.0000
%RSD	.0022	.8594	.0700	.3424	1.746	2.718	7.343	1.785	.1333
#1	98.06	8.983	4.312	.7270	.0160	.0023	-.0034	12.33	.0164
#2	98.06	8.875	4.308	.7306	.0164	.0022	-.0030	12.02	.0164

Elem	Sr4077	Ti3349	W_2079	Zr3391	S_1820	Bi2230	Li6707
Avg	**.0319**	**.9911**	**.0118**	**.0410**	**.1684**	**.0095**	**.0657**
Stddev	.0002	.0065	.0005	.0002	.0042	.0008	.0027
%RSD	.5207	.6567	4.190	.4622	2.491	7.892	4.117
#1	.0320	.9957	.0122	.0411	.1714	.0100	.0638
#2	.0317	.9865	.0115	.0408	.1655	.0090	.0676

Int. Std.	Y_3600	Y_3710	Y_2243	In2306
Avg	**69543.**	**7913.2**	**2910.7**	**3746.2**
Stddev	97.	6.1	.6	2.5
%RSD	.13918	.07715	.01927	.06793
#1	69475.	7917.6	2911.1	3748.0
#2	69612.	7908.9	2910.3	3744.4

Zoom In Zoom Out

Sample Name: mp81020-b1 3 Acquired: 8/1/2014 20:00:10 Type: Unk
Method: Accutest1(v150) Mode: CONC Corr. Factor: 1.000000
User: admin Custom ID1: Custom ID2: Custom ID3:
Comment:

Elem	Ba4554	Be3130	Cd2288	Co2286	Cr2677	Cu3247	Mn2576	Ni2316	Ag3280
Avg	**2.002**	**2.067**	**2.030**	**2.049**	**2.096**	**1.983**	**2.099**	**2.072**	**.2431**
Stddev	.000	.006	.003	.001	.002	.003	.001	.001	.0002
%RSD	.0123	.2707	.1474	.0678	.1167	.1361	.0361	.0449	.0679
#1	2.002	2.063	2.033	2.050	2.094	1.981	2.098	2.072	.2430
#2	2.002	2.071	2.028	2.048	2.097	1.985	2.099	2.071	.2432

Elem	V_2924	Zn2062	As1890	Tl1908	Pb2203	Se1960	Sb2068	Al3961	Ca3179
Avg	**2.024**	**2.081**	**2.043**	**2.118**	**2.098**	**1.989**	**2.065**	**26.54**	**26.70**
Stddev	.002	.003	.000	.000	.000	.002	.001	.00	.10
%RSD	.0934	.1338	.0028	.0116	.0042	.1135	.0224	.0167	.3855
#1	2.023	2.083	2.043	2.118	2.098	1.991	2.065	26.53	26.63
#2	2.025	2.079	2.044	2.118	2.098	1.988	2.065	26.54	26.78

Elem	Fe2599	Mg2790	K_7664	Na5895	B_2089	Mo2020	Pd3404	Si2124	Sn1899
Avg	**26.91**	**26.36**	**26.19**	**26.58**	**.0360**	**2.072**	**2.079**	**2.398**	**2.188**
Stddev	.01	.22	.08	.02	.0002	.002	.002	.006	.001
%RSD	.0444	.8170	.3242	.0647	.4944	.0715	.1019	.2400	.0582
#1	26.90	26.21	26.13	26.57	.0358	2.073	2.077	2.402	2.189
#2	26.92	26.51	26.25	26.59	.0361	2.071	2.080	2.394	2.187

Elem	Sr4077	Ti3349	W_2079	Zr3391	S_1820	Bi2230	Li6707
Avg	**2.062**	**2.156**	**2.037**	**1.989**	**.7353**	**2.022**	**2.050**
Stddev	.003	.001	.001	.000	.0003	.000	.002
%RSD	.1341	.0231	.0529	.0053	.0349	.0219	.0918
#1	2.060	2.157	2.038	1.989	.7355	2.022	2.052
#2	2.064	2.156	2.036	1.989	.7351	2.023	2.049

Int. Std.	Y_3600	Y_3710	Y_2243	In2306
Avg	**67972.**	**7745.7**	**2821.7**	**3638.6**
Stddev	35.	9.8	.3	2.7
%RSD	.05187	.12711	.01204	.07364
#1	67997.	7752.7	2821.9	3640.4
#2	67947.	7738.7	2821.5	3636.7

Zoom In Zoom Out

Sample Name: mp81020-mb1 3 Acquired: 8/1/2014 20:05:48 Type: Unk
Method: Accutest1(v150) Mode: CONC Corr. Factor: 1.000000
User: admin Custom ID1: Custom ID2: Custom ID3:
Comment:

Elem	Ba4554	Be3130	Cd2288	Co2286	Cr2677	Cu3247	Mn2576	Ni2316	Ag3280
Avg	**.0011**	**.0000**	**.0000**	**.0001**	**-.0003**	**.0002**	**.0007**	**.0002**	**-.0001**
Stddev	.0001	.0000	.0001	.0002	.0002	.0004	.0000	.0000	.0003
%RSD	6.161	81.68	866.6	247.0	76.99	201.4	.0793	16.40	312.1
#1	.0011	.0000	.0001	.0002	-.0001	.0004	.0007	.0003	.0001
#2	.0011	.0000	-.0001	-.0000	-.0005	-.0001	.0007	.0002	-.0003

Elem	V_2924	Zn2062	As1890	Tl1908	Pb2203	Se1960	Sb2068	Al3961	Ca3179
Avg	**.0001**	**.0025**	**.0002**	**.0010**	**-.0004**	**-.0004**	**.0013**	**.0107**	**.0314**
Stddev	.0003	.0001	.0000	.0001	.0005	.0006	.0001	.0136	.0002
%RSD	216.3	4.049	3.795	8.074	115.6	140.0	4.320	127.6	.5067
#1	-.0001	.0026	.0002	.0009	-.0001	-.0000	.0014	.0010	.0315
#2	.0003	.0024	.0002	.0010	-.0008	-.0008	.0013	.0203	.0313

Elem	Fe2599	Mg2790	K_7664	Na5895	B_2089	Mo2020	Pd3404	Si2124	Sn1899
Avg	**.0175**	**-.0091**	**.0477**	**.0240**	**.0011**	**.0023**	**-.0015**	**.1163**	**-.0005**
Stddev	.0018	.0011	.0474	.0050	.0003	.0006	.0006	.0004	.0001
%RSD	10.51	12.47	99.44	20.71	25.24	27.14	40.25	.3571	14.83
#1	.0188	-.0083	.0812	.0205	.0013	.0027	-.0019	.1166	-.0005
#2	.0162	-.0099	.0141	.0275	.0009	.0018	-.0010	.1160	-.0004

Elem	Sr4077	Ti3349	W_2079	Zr3391	S_1820	Bi2230	Li6707
Avg	**.0027**	**.0003**	**.0057**	**.0009**	**.6991**	**.0002**	**.0011**
Stddev	.0001	.0001	.0005	.0002	.0001	.0002	.0019
%RSD	4.814	48.50	9.201	24.41	.0195	87.73	176.5
#1	.0026	.0003	.0061	.0011	.6992	.0004	-.0003
#2	.0028	.0002	.0054	.0008	.6990	.0001	.0024

Int. Std.	Y_3600	Y_3710	Y_2243	In2306
Avg	**69547.**	**7782.3**	**2905.3**	**3805.7**
Stddev	423.	25.2	1.6	2.1
%RSD	.60887	.32366	.05480	.05514
#1	69846.	7800.1	2906.4	3807.2
#2	69248.	7764.5	2904.1	3804.2

Zoom In Zoom Out

Sample Name: mp81020-s1 Acquired: 8/1/2014 20:11:41 Type: Unk
Method: Accutest1(v150) Mode: CONC Corr. Factor: 1.000000
User: admin Custom ID1: Custom ID2: Custom ID3:
Comment:

Elem	Ba4554	Be3130	Cd2288	Co2286	Cr2677	Cu3247	Mn2576	Ni2316	Ag3280
Avg	**1.814**	**1.833**	**1.819**	**1.800**	**1.843**	**1.727**	**1.923**	**1.834**	**.2158**
Stddev	.003	.002	.002	.001	.002	.007	.002	.002	.0005
%RSD	.1895	.1115	.1259	.0604	.0873	.4001	.0989	.0986	.2396
#1	1.811	1.831	1.817	1.799	1.842	1.732	1.922	1.835	.2162
#2	1.816	1.834	1.820	1.801	1.844	1.722	1.924	1.832	.2155

Elem	V_2924	Zn2062	As1890	Tl1908	Pb2203	Se1960	Sb2068	Al3961	Ca3179
Avg	**1.792**	**1.851**	**1.877**	**1.872**	**1.853**	**1.799**	**1.886**	**23.89**	**79.88**
Stddev	.002	.001	.003	.002	.004	.003	.008	.01	.11
%RSD	.1291	.0257	.1661	.1237	.1914	.1660	.4045	.0372	.1385
#1	1.794	1.851	1.875	1.871	1.850	1.797	1.881	23.90	79.80
#2	1.791	1.852	1.879	1.874	1.855	1.802	1.892	23.88	79.96

Elem	Fe2599	Mg2790	K_7664	Na5895	B_2089	Mo2020	Pd3404	Si2124	Sn1899
Avg	**25.10**	**29.01**	**38.83**	**43.34**	**.1868**	**1.922**	**.6172**	**5.565**	**1.948**
Stddev	.06	.20	.03	.09	.0010	.004	.0024	.006	.003
%RSD	.2221	.6835	.0805	.1981	.5403	.1970	.3833	.1169	.1263
#1	25.06	28.87	38.80	43.28	.1875	1.919	.6188	5.561	1.946
#2	25.14	29.15	38.85	43.40	.1861	1.925	.6155	5.570	1.950

Elem	Sr4077	Ti3349	W_2079	Zr3391	S_1820	Bi2230	Li6707
Avg	**2.078**	**1.904**	**1.853**	**1.750**	**44.52**	**1.804**	**1.837**
Stddev	.001	.001	.002	.002	.04	.002	.005
%RSD	.0460	.0372	.0954	.1016	.0851	.1186	.2952
#1	2.077	1.905	1.852	1.752	44.49	1.802	1.833
#2	2.078	1.904	1.854	1.749	44.54	1.805	1.841

Int. Std.	Y_3600	Y_3710	Y_2243	In2306
Avg	**67513.**	**7754.9**	**2782.0**	**3579.0**
Stddev	26.	9.4	1.7	1.8
%RSD	.03871	.12119	.06142	.05100
#1	67531.	7761.6	2780.8	3577.7
#2	67494.	7748.3	2783.2	3580.3

Zoom In Zoom Out

Sample Name: mp81020-s2 Acquired: 8/1/2014 20:17:18 Type: Unk
Method: Accutest1(v150) Mode: CONC Corr. Factor: 1.000000
User: admin Custom ID1: Custom ID2: Custom ID3:
Comment:

Elem	Ba4554	Be3130	Cd2288	Co2286	Cr2677	Cu3247	Mn2576	Ni2316	Ag3280
Avg	**1.778**	**1.792**	**1.786**	**1.761**	**1.812**	**1.699**	**1.892**	**1.775**	**.2110**
Stddev	.004	.004	.001	.003	.001	.006	.002	.003	.0004
%RSD	.2300	.2238	.0359	.1622	.0766	.3438	.1190	.1808	.2122
#1	1.775	1.795	1.785	1.763	1.813	1.695	1.894	1.777	.2106
#2	1.781	1.789	1.786	1.759	1.811	1.703	1.891	1.773	.2113

Elem	V_2924	Zn2062	As1890	Tl1908	Pb2203	Se1960	Sb2068	Al3961	Ca3179
Avg	**1.763**	**1.796**	**1.843**	**1.829**	**1.809**	**1.765**	**1.876**	**23.74**	**79.33**
Stddev	.001	.001	.002	.001	.005	.001	.004	.06	.27
%RSD	.0302	.0402	.1004	.0632	.2719	.0274	.2130	.2572	.3363
#1	1.763	1.797	1.845	1.829	1.812	1.765	1.873	23.78	79.52
#2	1.763	1.795	1.842	1.828	1.805	1.765	1.878	23.70	79.14

Elem	Fe2599	Mg2790	K_7664	Na5895	B_2089	Mo2020	Pd3404	Si2124	Sn1899
Avg	**24.98**	**28.88**	**38.39**	**42.91**	**.1830**	**1.905**	**.5206**	**5.507**	**1.942**
Stddev	.03	.09	.06	.06	.0003	.003	.0010	.004	.003
%RSD	.1155	.3000	.1593	.1448	.1743	.1591	.1933	.0670	.1382
#1	25.00	28.94	38.43	42.86	.1832	1.903	.5199	5.504	1.940
#2	24.96	28.82	38.34	42.95	.1828	1.908	.5213	5.509	1.944

Elem	Sr4077	Ti3349	W_2079	Zr3391	S_1820	Bi2230	Li6707
Avg	**2.040**	**1.891**	**1.821**	**1.738**	**43.88**	**1.780**	**1.797**
Stddev	.001	.002	.004	.001	.00	.004	.004
%RSD	.0537	.1048	.2213	.0490	.0081	.2487	.1980
#1	2.041	1.890	1.818	1.738	43.88	1.777	1.794
#2	2.039	1.893	1.824	1.739	43.88	1.783	1.799

Int. Std.	Y_3600	Y_3710	Y_2243	In2306
Avg	**67586.**	**7718.7**	**2776.6**	**3586.0**
Stddev	26.	9.3	.2	5.6
%RSD	.03793	.12030	.00665	.15647
#1	67568.	7725.3	2776.8	3582.1
#2	67604.	7712.1	2776.5	3590.0

Zoom In Zoom Out

Sample Name: ccv Acquired: 8/1/2014 20:22:56 Type: QC
Method: Accutest1(v150) Mode: CONC Corr. Factor: 1.000000
User: admin Custom ID1: Custom ID2: Custom ID3:
Comment:

Elem	Ba4554	Be3130	Cd2288	Co2286	Cr2677	Cu3247	Mn2576	Ni2316	Ag3280
Units	ppm	ppm	ppm	ppm	ppm	ppm	ppm	ppm	ppm
Avg	**2.023**	**2.039**	**2.022**	**2.068**	**2.058**	**1.972**	**2.072**	**2.086**	**.2459**
Stddev	.000	.000	.002	.001	.003	.005	.006	.001	.0005
%RSD	.0170	.0166	.0922	.0432	.1204	.2799	.2889	.0246	.2004
#1	2.023	2.039	2.021	2.068	2.056	1.976	2.068	2.086	.2456
#2	2.023	2.040	2.023	2.067	2.059	1.968	2.076	2.086	.2463
Check ?	Chk Pass	Chk Pass	Chk Pass	Chk Pass	Chk Pass	Chk Pass	Chk Pass	Chk Pass	Chk Pass
Value									
Range									

Elem	V_2924	Zn2062	As1890	Tl1908	Pb2203	Se1960	Sb2068	Al3961	Ca3179
Units	ppm	ppm	ppm	ppm	ppm	ppm	ppm	ppm	ppm
Avg	**2.044**	**2.074**	**2.027**	**2.110**	**2.087**	**2.021**	**2.020**	**40.41**	**40.47**
Stddev	.002	.002	.005	.002	.001	.003	.001	.03	.00
%RSD	.0743	.0960	.2246	.0962	.0398	.1229	.0534	.0751	.0117
#1	2.043	2.075	2.023	2.108	2.087	2.019	2.020	40.43	40.46
#2	2.045	2.072	2.030	2.111	2.086	2.023	2.021	40.39	40.47
Check ?	Chk Pass	Chk Pass	Chk Pass	Chk Pass	Chk Pass	Chk Pass	Chk Pass	Chk Pass	Chk Pass
Value									
Range									

Elem	Fe2599	Mg2790	K_7664	Na5895	B_2089	Mo2020	Pd3404	Si2124	Sn1899
Units	ppm	ppm	ppm	ppm	ppm	ppm	ppm	ppm	ppm
Avg	**40.67**	**40.14**	**39.89**	**40.37**	**2.028**	**2.062**	**2.015**	**5.145**	**2.080**
Stddev	.02	.03	.09	.06	.004	.001	.007	.010	.006
%RSD	.0426	.0685	.2178	.1381	.2218	.0545	.3286	.1908	.2705
#1	40.66	40.12	39.96	40.33	2.025	2.061	2.020	5.138	2.076
#2	40.68	40.16	39.83	40.41	2.031	2.062	2.010	5.152	2.084
Check ?	Chk Pass	Chk Pass	Chk Pass	Chk Pass	Chk Pass	Chk Pass	Chk Pass	Chk Pass	Chk Pass
Value									
Range									

Zoom In Zoom Out

Sample Name: ccv Acquired: 8/1/2014 20:22:56 Type: QC
Method: Accutest1(v150) Mode: CONC Corr. Factor: 1.000000
User: admin Custom ID1: Custom ID2: Custom ID3:
Comment:

Elem	Sr4077	Ti3349	W_2079	Zr3391	S_1820	Bi2230	Li6707
Units	ppm	ppm	ppm	ppm	ppm	ppm	ppm
Avg	**2.031**	**2.030**	**1.994**	**2.039**	**1.977**	**2.020**	**2.010**
Stddev	.002	.000	.001	.001	.003	.006	.008
%RSD	.0773	.0108	.0318	.0541	.1547	.3024	.4030
#1	2.030	2.030	1.994	2.038	1.975	2.015	2.005
#2	2.033	2.031	1.995	2.040	1.979	2.024	2.016
Check ?	Chk Pass	Chk Pass	Chk Pass	Chk Pass	Chk Pass	Chk Pass	Chk Pass
Value							
Range							

Int. Std.	Y_3600	Y_3710	Y_2243	In2306
Units	Cts/S	Cts/S	Cts/S	Cts/S
Avg	**67516.**	**7711.2**	**2798.0**	**3581.9**
Stddev	111.	39.5	2.4	1.0
%RSD	.16474	.51220	.08602	.02745
#1	67594.	7683.3	2799.7	3581.2
#2	67437.	7739.1	2796.3	3582.6

Zoom In Zoom Out

Sample Name: ccb Acquired: 8/1/2014 20:28:37 Type: QC
Method: Accutest1(v150) Mode: CONC Corr. Factor: 1.000000
User: admin Custom ID1: Custom ID2: Custom ID3:
Comment:

Elem	Ba4554	Be3130	Cd2288	Co2286	Cr2677	Cu3247	Mn2576	Ni2316	Ag3280
Units	ppm	ppm	ppm	ppm	ppm	ppm	ppm	ppm	ppm
Avg	**-.0001**	**.0001**	**.0002**	**.0002**	**-.0001**	**.0002**	**.0003**	**.0004**	**-.0002**
Stddev	.0003	.0000	.0001	.0001	.0000	.0003	.0000	.0000	.0000
%RSD	276.0	34.11	52.54	63.42	17.25	153.2	7.010	3.950	17.28
#1	.0001	.0001	.0003	.0001	-.0001	-.0000	.0002	.0004	-.0003
#2	-.0004	.0001	.0001	.0003	-.0001	.0004	.0003	.0004	-.0002
Check ?	Chk Pass	Chk Pass	Chk Pass	Chk Pass	Chk Pass	Chk Pass	Chk Pass	Chk Pass	Chk Pass
High Limit									
Low Limit									

Elem	V_2924	Zn2062	As1890	Tl1908	Pb2203	Se1960	Sb2068	Al3961	Ca3179
Units	ppm	ppm	ppm	ppm	ppm	ppm	ppm	ppm	ppm
Avg	**-.0000**	**-.0000**	**.0001**	**.0015**	**-.0002**	**-.0005**	**.0008**	**-.0061**	**-.0051**
Stddev	.0006	.0002	.0006	.0015	.0012	.0005	.0003	.0141	.0079
%RSD	26610.	333.8	469.8	99.44	757.0	84.31	37.33	232.0	156.0
#1	-.0004	.0001	-.0003	.0025	-.0010	-.0002	.0006	-.0160	-.0107
#2	.0004	-.0002	.0005	.0004	.0007	-.0009	.0011	.0039	.0005
Check ?	Chk Pass	Chk Pass	Chk Pass	Chk Pass	Chk Pass	Chk Pass	Chk Pass	Chk Pass	Chk Pass
High Limit									
Low Limit									

Elem	Fe2599	Mg2790	K_7664	Na5895	B_2089	Mo2020	Pd3404	Si2124	Sn1899
Units	ppm	ppm	ppm	ppm	ppm	ppm	ppm	ppm	ppm
Avg	**.0101**	**-.0349**	**.0568**	**.0099**	**.0012**	F **.0029**	**-.0021**	**.0032**	**.0003**
Stddev	.0035	.0068	.0042	.0028	.0002	.0004	.0001	.0005	.0005
%RSD	35.29	19.49	7.412	28.27	19.45	14.46	5.119	17.04	178.2
#1	.0126	-.0397	.0539	.0079	.0013	.0031	-.0021	.0036	.0006
#2	.0075	-.0301	.0598	.0119	.0010	.0026	-.0022	.0028	-.0001
Check ?	Chk Pass	Chk Pass	Chk Pass	Chk Pass	Chk Pass	Chk Fail	Chk Pass	Chk Pass	Chk Pass
High Limit						.0021			
Low Limit						-.0021			

Zoom In Zoom Out

Sample Name: ccb Acquired: 8/1/2014 20:28:37 Type: QC
Method: Accutest1(v150) Mode: CONC Corr. Factor: 1.000000
User: admin Custom ID1: Custom ID2: Custom ID3:
Comment:

Elem	Sr4077	Ti3349	W_2079	Zr3391	S_1820	Bi2230	Li6707
Units	ppm	ppm	ppm	ppm	ppm	ppm	ppm
Avg	**.0001**	**.0004**	**.0104**	**.0008**	**.0008**	**.0020**	**.0016**
Stddev	.0000	.0005	.0020	.0000	.0006	.0004	.0006
%RSD	1.366	111.0	18.81	.6873	71.90	21.73	41.61
#1	.0001	.0001	.0118	.0008	.0013	.0023	.0020
#2	.0001	.0008	.0090	.0008	.0004	.0017	.0011
Check ?	Chk Pass	Chk Pass	Chk Pass	Chk Pass	Chk Pass	Chk Pass	Chk Pass
High Limit							
Low Limit							

Int. Std.	Y_3600	Y_3710	Y_2243	In2306
Units	Cts/S	Cts/S	Cts/S	Cts/S
Avg	**69697.**	**7823.9**	**2929.8**	**3800.3**
Stddev	116.	5.9	1.8	.6
%RSD	.16613	.07536	.06086	.01621
#1	69779.	7828.0	2928.6	3800.7
#2	69615.	7819.7	2931.1	3799.8

Zoom In Zoom Out

Sample Name: jb71693-5r Acquired: 8/1/2014 20:34:31 Type: Unk
Method: Accutest1(v150) Mode: CONC Corr. Factor: 1.000000
User: admin Custom ID1: Custom ID2: Custom ID3:
Comment:

Elem	Ba4554	Be3130	Cd2288	Co2286	Cr2677	Cu3247	Mn2576	Ni2316	Ag3280
Avg	**.0460**	**-.0001**	**.0001**	**.0031**	**.0010**	**.0009**	**.0734**	**.0009**	**.0007**
Stddev	.0001	.0001	.0001	.0003	.0001	.0007	.0002	.0002	.0005
%RSD	.2606	111.1	44.52	8.654	10.14	79.82	.2473	27.50	72.70
#1	.0461	-.0002	.0001	.0029	.0011	.0013	.0735	.0011	.0010
#2	.0459	-.0000	.0002	.0032	.0009	.0004	.0733	.0007	.0003

Elem	V_2924	Zn2062	As1890	Tl1908	Pb2203	Se1960	Sb2068	Al3961	Ca3179
Avg	**.0005**	**.0027**	**.0075**	**.0037**	**.0011**	**.0034**	**.0155**	**.0633**	**63.30**
Stddev	.0000	.0001	.0018	.0005	.0011	.0000	.0014	.0003	.23
%RSD	1.422	5.407	23.75	14.16	102.3	.4715	9.233	.5253	.3650
#1	.0005	.0026	.0087	.0040	.0019	.0034	.0165	.0635	63.47
#2	.0005	.0028	.0062	.0033	.0003	.0034	.0145	.0631	63.14

Elem	Fe2599	Mg2790	K_7664	Na5895	B_2089	Mo2020	Pd3404	Si2124	Sn1899
Avg	**1.193**	**6.249**	**16.88**	**21.54**	**.1757**	**.0980**	**.0092**	**3.744**	**-.0015**
Stddev	.008	.045	.07	.07	.0016	.0014	.0008	.036	.0002
%RSD	.6710	.7254	.3870	.3028	.9046	1.429	8.801	.9663	13.11
#1	1.199	6.281	16.93	21.58	.1768	.0990	.0086	3.770	-.0016
#2	1.188	6.217	16.84	21.49	.1745	.0970	.0097	3.719	-.0013

Elem	Sr4077	Ti3349	W_2079	Zr3391	S_1820	Bi2230	Li6707
Avg	**.2848**	**.0004**	**.0076**	**.0030**	**48.45**	**.0032**	**.0067**
Stddev	.0005	.0001	.0007	.0002	.53	.0005	.0009
%RSD	.1584	35.71	8.588	7.177	1.086	14.77	13.13
#1	.2851	.0005	.0081	.0031	48.82	.0029	.0074
#2	.2845	.0003	.0072	.0028	48.08	.0036	.0061

Int. Std.	Y_3600	Y_3710	Y_2243	In2306
Avg	**68265.**	**7751.3**	**2849.9**	**3734.0**
Stddev	65.	16.8	26.3	30.1
%RSD	.09518	.21653	.92293	.80628
#1	68219.	7739.4	2831.3	3712.8
#2	68311.	7763.1	2868.5	3755.3

Zoom In Zoom Out

Sample Name: mp81020-sd1 Acquired: 8/1/2014 20:40:22 Type: Unk
Method: Accutest1(v150) Mode: CONC Corr. Factor: 5.000000
User: admin Custom ID1: Custom ID2: Custom ID3:
Comment:

Elem	Ba4554	Be3130	Cd2288	Co2286	Cr2677	Cu3247	Mn2576	Ni2316	Ag3280
Avg	**.0441**	**-.0010**	**.0004**	**.0033**	**-.0026**	**.0023**	**.0743**	**.0013**	**.0006**
Stddev	.0012	.0014	.0002	.0009	.0026	.0016	.0000	.0008	.0007
%RSD	2.793	141.1	60.46	27.01	99.78	71.30	.0470	59.44	107.3
#1	.0433	-.0020	.0002	.0026	-.0045	.0034	.0743	.0008	.0002
#2	.0450	-.0000	.0006	.0039	-.0008	.0011	.0742	.0018	.0011

Elem	V_2924	Zn2062	As1890	Tl1908	Pb2203	Se1960	Sb2068	Al3961	Ca3179
Avg	**.0002**	**.0297**	**.0108**	**.0051**	**.0002**	**-.0018**	**.0119**	**.0840**	**64.04**
Stddev	.0002	.0002	.0003	.0054	.0031	.0002	.0008	.0333	.05
%RSD	103.9	.5869	2.820	105.8	1749.	9.862	6.334	39.68	.0714
#1	.0004	.0295	.0110	.0013	.0024	-.0019	.0125	.1076	64.07
#2	.0001	.0298	.0106	.0089	-.0020	-.0017	.0114	.0604	64.01

Elem	Fe2599	Mg2790	K_7664	Na5895	B_2089	Mo2020	Pd3404	Si2124	Sn1899
Avg	**1.218**	**6.071**	**16.87**	**21.46**	**.1742**	**.0992**	**.0040**	**3.677**	**-.0062**
Stddev	.009	.169	.09	.03	.0009	.0007	.0034	.001	.0002
%RSD	.6968	2.782	.5083	.1221	.5305	.7155	84.77	.0295	3.830
#1	1.224	5.952	16.93	21.48	.1748	.0987	.0064	3.678	-.0060
#2	1.212	6.191	16.81	21.44	.1735	.0997	.0016	3.677	-.0063

Elem	Sr4077	Ti3349	W_2079	Zr3391	S_1820	Bi2230	Li6707
Avg	**.2841**	**.0003**	**.0172**	**-.0007**	**48.54**	**.0174**	**.0037**
Stddev	.0001	.0011	.0102	.0003	.15	.0027	.0049
%RSD	.0266	387.0	59.05	44.23	.3099	15.57	132.8
#1	.2841	-.0005	.0100	-.0005	48.44	.0155	.0071
#2	.2840	.0011	.0244	-.0009	48.65	.0193	.0002

Int. Std.	Y_3600	Y_3710	Y_2243	In2306
Avg	**69213.**	**7786.5**	**2889.0**	**3783.5**
Stddev	285.	48.5	4.8	7.6
%RSD	.41211	.62325	.16707	.20173
#1	69415.	7752.2	2892.4	3788.9
#2	69011.	7820.8	2885.6	3778.1

Zoom In Zoom Out

Sample Name: jb71693-15r Acquired: 8/1/2014 20:46:12 Type: Unk
Method: Accutest1(v150) Mode: CONC Corr. Factor: 1.000000
User: admin Custom ID1: Custom ID2: Custom ID3:
Comment:

Elem	Ba4554	Be3130	Cd2288	Co2286	Cr2677	Cu3247	Mn2576	Ni2316
Avg	**.0645**	**-.0000**	**.0004**	**.0144**	**.0014**	**.0016**	**2.660**	**.1906**
Stddev	.0001	.0000	.0001	.0002	.0001	.0000	.006	.0013
%RSD	.1952	412.3	18.28	1.159	5.636	1.658	.2320	.6937
#1	.0644	.0000	.0005	.0143	.0014	.0016	2.664	.1896
#2	.0646	-.0000	.0004	.0145	.0015	.0016	2.656	.1915

Elem	Ag3280	V_2924	Zn2062	As1890	Tl1908	Pb2203	Se1960	Sb2068
Avg	**.0017**	**.0015**	**.3775**	**.0044**	**.0031**	**.0005**	**.0039**	**.0065**
Stddev	.0006	.0003	.0021	.0006	.0010	.0001	.0021	.0012
%RSD	37.00	19.24	.5511	14.23	33.15	24.46	53.44	18.58
#1	.0013	.0017	.3760	.0040	.0024	.0006	.0054	.0074
#2	.0022	.0013	.3789	.0049	.0038	.0004	.0024	.0057

Elem	Al3961	Ca3179	Fe2599	Mg2790	K_7664	Na5895	B_2089	Mo2020
Avg	**.0688**	**216.7**	**1.259**	**11.87**	**24.66**	**20.23**	**.1634**	**.0019**
Stddev	.0041	1.9	.003	.02	.15	.04	.0018	.0002
%RSD	6.031	.8960	.2291	.1586	.6090	.2155	1.106	10.90
#1	.0717	215.3	1.257	11.86	24.56	20.20	.1622	.0021
#2	.0658	218.1	1.261	11.89	24.77	20.26	.1647	.0018

Elem	Pd3404	Si2124	Sn1899	Sr4077	Ti3349	W_2079	Zr3391	S_1820
Avg	**.0334**	**4.205**	W **-.0021**	**.9710**	**.0009**	**-.0157**	W **-.0083**	F **195.3**
Stddev	.0018	.012	.0005	.0023	.0006	.0001	.0001	.9
%RSD	5.533	.2767	22.25	.2356	59.64	.3282	.9894	.4418
#1	.0321	4.197	-.0024	.9694	.0005	-.0158	-.0083	194.7
#2	.0347	4.213	-.0018	.9727	.0013	-.0157	-.0084	195.9

Elem	Bi2230	Li6707
Avg	**.0035**	**.0154**
Stddev	.0007	.0010
%RSD	19.17	6.401
#1	.0039	.0161
#2	.0030	.0147

Zoom In Zoom Out

Sample Name: jb71693-15r Acquired: 8/1/2014 20:46:12 Type: Unk
Method: Accutest1(v150) Mode: CONC Corr. Factor: 1.000000
User: admin Custom ID1: Custom ID2: Custom ID3:
Comment:

Int. Std.	Y_3600	Y_3710	Y_2243	In2306
Avg	**67320.**	**7712.9**	**2744.5**	**3599.6**
Stddev	186.	81.1	9.7	9.7
%RSD	.27669	1.0515	.35440	.26949
#1	67188.	7770.3	2751.4	3606.5
#2	67451.	7655.6	2737.6	3592.7

Zoom In Zoom Out

Sample Name: jb71693-20r Acquired: 8/1/2014 20:52:03 Type: Unk
Method: Accutest1(v150) Mode: CONC Corr. Factor: 1.000000
User: admin Custom ID1: Custom ID2: Custom ID3:
Comment:

Elem	Ba4554	Be3130	Cd2288	Co2286	Cr2677	Cu3247	Mn2576	Ni2316	Ag3280
Avg	**.0174**	**-.0001**	**.0009**	**.0014**	**.0374**	**.0869**	**.0328**	**.0130**	**.0002**
Stddev	.0002	.0000	.0000	.0000	.0001	.0019	.0001	.0000	.0007
%RSD	1.124	14.93	.0394	2.644	.1922	2.155	.2682	.3116	271.4
#1	.0175	-.0001	.0009	.0014	.0374	.0883	.0329	.0130	-.0002
#2	.0173	-.0000	.0009	.0014	.0375	.0856	.0327	.0130	.0007

Elem	V_2924	Zn2062	As1890	Tl1908	Pb2203	Se1960	Sb2068	Al3961	Ca3179
Avg	**.1410**	**.0876**	**.0937**	**.0046**	**.0787**	**.0066**	**.0331**	**2.364**	**2.380**
Stddev	.0010	.0000	.0002	.0019	.0002	.0004	.0003	.023	.002
%RSD	.7357	.0434	.2585	40.90	.3164	5.968	.8769	.9696	.0755
#1	.1418	.0876	.0939	.0059	.0786	.0063	.0333	2.347	2.379
#2	.1403	.0876	.0935	.0033	.0789	.0069	.0329	2.380	2.381

Elem	Fe2599	Mg2790	K_7664	Na5895	B_2089	Mo2020	Pd3404	Si2124	Sn1899
Avg	**1.310**	**.1234**	**22.72**	**35.22**	**.1221**	**.0014**	**.0068**	**6.261**	**.0043**
Stddev	.011	.0097	.14	.13	.0005	.0000	.0003	.018	.0005
%RSD	.8547	7.856	.6093	.3759	.4173	3.147	3.983	.2940	11.75
#1	1.302	.1166	22.62	35.12	.1225	.0014	.0070	6.274	.0039
#2	1.318	.1303	22.82	35.31	.1218	.0013	.0066	6.248	.0047

Elem	Sr4077	Ti3349	W_2079	Zr3391	S_1820	Bi2230	Li6707
Avg	**.0157**	**.0243**	**.0087**	**-.0018**	**5.598**	**.0036**	**.0027**
Stddev	.0001	.0001	.0011	.0002	.009	.0022	.0001
%RSD	.5207	.3169	12.88	12.30	.1586	61.22	4.022
#1	.0157	.0243	.0095	-.0020	5.605	.0020	.0026
#2	.0158	.0242	.0079	-.0017	5.592	.0052	.0028

Int. Std.	Y_3600	Y_3710	Y_2243	In2306
Avg	**70095.**	**7867.6**	**2907.0**	**3806.5**
Stddev	219.	25.0	11.6	14.5
%RSD	.31284	.31765	.40060	.38124
#1	69940.	7885.3	2898.8	3796.2
#2	70250.	7849.9	2915.3	3816.8

Zoom In Zoom Out

Sample Name: mp80985-mb2 2 Acquired: 8/1/2014 20:57:53 Type: Unk
Method: Accutest1(v150) Mode: CONC Corr. Factor: 5.000000
User: admin Custom ID1: Custom ID2: Custom ID3:
Comment: needs icsa/b

Elem	Ba4554	Be3130	Cd2288	Co2286	Cr2677	Cu3247	Mn2576	Ni2316	Ag3280
Avg	**.0144**	**-.0005**	**-.0000**	**.0002**	**-.0022**	**-.0001**	**.0012**	**.0016**	**-.0014**
Stddev	.0002	.0006	.0006	.0001	.0028	.0006	.0001	.0028	.0003
%RSD	1.479	110.0	4014.	51.34	128.7	561.5	10.29	172.5	18.72
#1	.0143	-.0009	.0004	.0001	-.0041	-.0005	.0011	.0036	-.0016
#2	.0146	-.0001	-.0005	.0002	-.0002	.0003	.0012	-.0004	-.0012

Elem	V_2924	Zn2062	As1890	Tl1908	Pb2203	Se1960	Sb2068	Al3961	Ca3179
Avg	**-.0008**	**.0119**	**.0011**	**.0007**	**.0052**	**.0002**	**.0041**	**-.0052**	**.1582**
Stddev	.0004	.0001	.0030	.0008	.0021	.0089	.0047	.0616	.0003
%RSD	48.50	.5500	284.4	111.5	40.51	4523.	114.1	1191.	.1865
#1	-.0011	.0119	.0032	.0012	.0037	.0065	.0074	.0384	.1584
#2	-.0005	.0118	-.0011	.0001	.0066	-.0061	.0008	-.0488	.1580

Elem	Fe2599	Mg2790	K_7664	Na5895	B_2089	Mo2020	Pd3404	Si2124	Sn1899
Avg	**.0103**	**-.0073**	**.5554**	**1201.**	**-.0003**	**.0012**	**-.0079**	**.1605**	**.0010**
Stddev	.0021	.0108	.0211	13.	.0009	.0005	.0066	.0012	.0048
%RSD	20.80	147.3	3.790	1.088	264.3	42.48	83.61	.7716	477.6
#1	.0118	-.0150	.5405	1192.	-.0010	.0008	-.0126	.1596	-.0024
#2	.0088	.0003	.5703	1210.	.0003	.0015	-.0032	.1614	.0044

Elem	Sr4077	Ti3349	W_2079	Zr3391	S_1820	Bi2230	Li6707
Avg	**.0035**	**-.0008**	**.0001**	**.0000**	**.0496**	**.0082**	**.0035**
Stddev	.0004	.0001	.0012	.0005	.0035	.0084	.0002
%RSD	11.69	17.58	820.2	1348.	7.143	101.6	5.694
#1	.0038	-.0008	-.0007	-.0003	.0522	.0141	.0036
#2	.0032	-.0007	.0010	.0004	.0471	.0023	.0033

Int. Std.	Y_3600	Y_3710	Y_2243	In2306
Avg	**67242.**	**7748.5**	**2801.2**	**3542.3**
Stddev	122.	32.4	38.2	48.5
%RSD	.18166	.41797	1.3625	1.3687
#1	67156.	7771.4	2828.2	3576.6
#2	67329.	7725.6	2774.3	3508.0

Zoom In Zoom Out

Sample Name: mp80985-b2 Acquired: 8/1/2014 21:03:53 Type: Unk
Method: Accutest1(v150) Mode: CONC Corr. Factor: 5.000000
User: admin Custom ID1: Custom ID2: Custom ID3:
Comment:

Elem	Ba4554	Be3130	Cd2288	Co2286	Cr2677	Cu3247	Mn2576	Ni2316	Ag3280
Avg	**1.834**	**1.894**	**1.931**	**1.928**	**1.913**	**1.862**	**1.905**	**1.957**	**.2211**
Stddev	.001	.001	.005	.007	.006	.001	.008	.008	.0009
%RSD	.0301	.0255	.2609	.3780	.2911	.0772	.3979	.4219	.4242
#1	1.833	1.894	1.934	1.933	1.917	1.861	1.911	1.962	.2204
#2	1.834	1.893	1.927	1.923	1.909	1.863	1.900	1.951	.2217

Elem	V_2924	Zn2062	As1890	Tl1908	Pb2203	Se1960	Sb2068	Al3961	Ca3179
Avg	**1.865**	**2.043**	**1.921**	**1.916**	**1.976**	**1.908**	**1.901**	**23.85**	**24.48**
Stddev	.006	.004	.001	.004	.014	.000	.005	.13	.03
%RSD	.3381	.1707	.0688	.2160	.7049	.0065	.2489	.5532	.1206
#1	1.869	2.045	1.922	1.913	1.986	1.908	1.905	23.76	24.46
#2	1.860	2.040	1.920	1.919	1.966	1.907	1.898	23.94	24.50

Elem	Fe2599	Mg2790	K_7664	Na5895	B_2089	Mo2020	Pd3404	Si2124	Sn1899
Avg	**24.29**	**23.32**	**24.70**	**1177.**	**.0329**	**1.938**	**1.919**	**2.185**	**2.024**
Stddev	.03	.10	.04	7.	.0020	.004	.014	.010	.004
%RSD	.1199	.4156	.1585	.5939	6.028	.2227	.7042	.4741	.1796
#1	24.27	23.25	24.67	1182.	.0315	1.941	1.910	2.192	2.026
#2	24.31	23.39	24.72	1172.	.0343	1.935	1.929	2.178	2.021

Elem	Sr4077	Ti3349	W_2079	Zr3391	S_1820	Bi2230	Li6707
Avg	**1.890**	**1.998**	**2.064**	**1.797**	**.0411**	**1.889**	**1.871**
Stddev	.000	.001	.008	.002	.0034	.002	.001
%RSD	.0039	.0623	.3746	.1148	8.255	.0887	.0497
#1	1.890	1.999	2.069	1.799	.0387	1.890	1.870
#2	1.890	1.997	2.058	1.796	.0435	1.888	1.871

Int. Std.	Y_3600	Y_3710	Y_2243	In2306
Avg	**67504.**	**7685.5**	**2799.2**	**3557.1**
Stddev	407.	41.5	6.5	12.1
%RSD	.60360	.53986	.23131	.34062
#1	67215.	7656.2	2794.6	3548.6
#2	67792.	7714.8	2803.8	3565.7

Zoom In Zoom Out

Sample Name: mp80985-s3 Acquired: 8/1/2014 21:09:40 Type: Unk
Method: Accutest1(v150) Mode: CONC Corr. Factor: 5.000000
User: admin Custom ID1: Custom ID2: Custom ID3:
Comment:

Elem	Ba4554	Be3130	Cd2288	Co2286	Cr2677	Cu3247	Mn2576	Ni2316	Ag3280
Avg	**2.033**	**1.927**	**1.938**	**1.912**	**1.949**	**1.892**	**1.942**	**1.937**	**.2288**
Stddev	.000	.003	.002	.002	.007	.000	.002	.002	.0010
%RSD	.0119	.1462	.1041	.1249	.3425	.0020	.0967	.1255	.4563
#1	2.033	1.925	1.937	1.911	1.954	1.892	1.943	1.936	.2281
#2	2.033	1.929	1.939	1.914	1.944	1.892	1.940	1.939	.2296

Elem	V_2924	Zn2062	As1890	Tl1908	Pb2203	Se1960	Sb2068	Al3961	Ca3179
Avg	**1.917**	**2.003**	**1.984**	**1.894**	**1.937**	**1.962**	**1.952**	**24.47**	**590.8**
Stddev	.002	.003	.010	.005	.007	.009	.003	.12	4.3
%RSD	.1266	.1654	.4862	.2599	.3653	.4750	.1578	.4750	.7262
#1	1.915	2.001	1.978	1.898	1.942	1.955	1.950	24.39	587.8
#2	1.919	2.006	1.991	1.891	1.932	1.968	1.954	24.56	593.9

Elem	Fe2599	Mg2790	K_7664	Na5895	B_2089	Mo2020	Pd3404	Si2124	Sn1899
Avg	**24.50**	**38.80**	**30.21**	**1142.**	**.2706**	**1.983**	**1.940**	**31.75**	**2.042**
Stddev	.12	.13	.27	18.	.0012	.005	.003	.03	.011
%RSD	.4909	.3432	.9012	1.558	.4274	.2500	.1535	.0844	.5583
#1	24.41	38.90	30.02	1130.	.2698	1.979	1.943	31.73	2.034
#2	24.58	38.71	30.41	1155.	.2714	1.986	1.938	31.77	2.050

Elem	Sr4077	Ti3349	W_2079	Zr3391	S_1820	Bi2230	Li6707
Avg	**3.685**	**2.042**	**1.996**	**1.839**	**11.08**	**1.940**	**1.931**
Stddev	.002	.001	.001	.003	.00	.004	.011
%RSD	.0498	.0661	.0383	.1661	.0418	.2301	.5558
#1	3.684	2.041	1.996	1.837	11.08	1.937	1.939
#2	3.687	2.043	1.997	1.842	11.09	1.943	1.923

Int. Std.	Y_3600	Y_3710	Y_2243	In2306
Avg	**66608.**	**7713.0**	**2751.6**	**3521.5**
Stddev	29.	91.6	1.5	5.8
%RSD	.04296	1.1878	.05626	.16395
#1	66628.	7777.8	2752.7	3525.6
#2	66587.	7648.2	2750.5	3517.5

Zoom In Zoom Out

Sample Name: mp80985-s4 Acquired: 8/1/2014 21:15:25 Type: Unk
Method: Accutest1(v150) Mode: CONC Corr. Factor: 5.000000
User: admin Custom ID1: Custom ID2: Custom ID3:
Comment:

Elem	Ba4554	Be3130	Cd2288	Co2286	Cr2677	Cu3247	Mn2576	Ni2316	Ag3280
Avg	**2.056**	**1.936**	**1.945**	**1.920**	**1.947**	**1.898**	**1.951**	**1.950**	**.2266**
Stddev	.005	.006	.001	.001	.007	.005	.005	.003	.0033
%RSD	.2358	.3195	.0711	.0469	.3458	.2727	.2508	.1355	1.468
#1	2.059	1.940	1.946	1.920	1.952	1.895	1.954	1.952	.2289
#2	2.052	1.931	1.944	1.921	1.942	1.902	1.948	1.948	.2242

Elem	V_2924	Zn2062	As1890	Tl1908	Pb2203	Se1960	Sb2068	Al3961	Ca3179
Avg	**1.917**	**2.012**	**1.979**	**1.902**	**1.940**	**1.961**	**1.944**	**24.78**	**594.4**
Stddev	.002	.001	.003	.006	.002	.003	.003	.03	2.7
%RSD	.1126	.0587	.1255	.3130	.0800	.1532	.1448	.1385	.4521
#1	1.918	2.013	1.977	1.898	1.939	1.963	1.946	24.81	596.3
#2	1.915	2.011	1.981	1.906	1.941	1.959	1.942	24.76	592.5

Elem	Fe2599	Mg2790	K_7664	Na5895	B_2089	Mo2020	Pd3404	Si2124	Sn1899
Avg	**24.67**	**39.31**	**30.56**	**1120.**	**.2713**	**1.972**	**1.934**	**31.82**	**2.027**
Stddev	.03	.31	.03	14.	.0020	.004	.004	.01	.002
%RSD	.1022	.7964	.0906	1.252	.7376	.2261	.1815	.0190	.1007
#1	24.69	39.53	30.54	1110.	.2727	1.968	1.936	31.82	2.025
#2	24.65	39.08	30.58	1130.	.2699	1.975	1.931	31.83	2.028

Elem	Sr4077	Ti3349	W_2079	Zr3391	S_1820	Bi2230	Li6707
Avg	**3.715**	**2.027**	**2.008**	**1.836**	**11.13**	**1.932**	**1.952**
Stddev	.010	.001	.004	.000	.01	.001	.000
%RSD	.2621	.0354	.1888	.0207	.1312	.0431	.0007
#1	3.722	2.028	2.005	1.836	11.12	1.933	1.952
#2	3.708	2.027	2.010	1.836	11.14	1.931	1.952

Int. Std.	Y_3600	Y_3710	Y_2243	In2306
Avg	**66690.**	**7744.0**	**2757.5**	**3529.4**
Stddev	237.	16.4	5.1	6.7
%RSD	.35567	.21179	.18419	.18862
#1	66523.	7732.4	2761.1	3534.1
#2	66858.	7755.6	2753.9	3524.7

Zoom In Zoom Out

Sample Name: jb72959-1 Acquired: 8/1/2014 21:21:12 Type: Unk
Method: Accutest1(v150) Mode: CONC Corr. Factor: 5.000000
User: admin Custom ID1: Custom ID2: Custom ID3:
Comment:

Elem	Ba4554	Be3130	Cd2288	Co2286	Cr2677	Cu3247	Mn2576	Ni2316
Avg	**.2141**	**-.0003**	**-.0000**	**.0016**	**.0168**	**.0006**	**.0176**	**.0093**
Stddev	.0028	.0002	.0004	.0007	.0016	.0042	.0004	.0012
%RSD	1.313	85.59	1629.	44.41	9.652	767.9	2.081	13.12
#1	.2161	-.0005	.0002	.0021	.0157	-.0024	.0174	.0085
#2	.2121	-.0001	-.0003	.0011	.0180	.0035	.0179	.0102

Elem	Ag3280	V_2924	Zn2062	As1890	Tl1908	Pb2203	Se1960	Sb2068
Avg	**.0046**	**.0081**	**.0039**	**.0106**	**.0026**	**.0087**	**.0091**	**-.0033**
Stddev	.0008	.0004	.0005	.0035	.0050	.0018	.0094	.0048
%RSD	18.16	5.114	13.79	33.00	193.0	20.53	102.8	144.3
#1	.0052	.0078	.0035	.0081	.0061	.0099	.0025	-.0067
#2	.0040	.0084	.0043	.0130	-.0009	.0074	.0158	.0001

Elem	Al3961	Ca3179	Fe2599	Mg2790	K_7664	Na5895	B_2089	Mo2020
Avg	**.2319**	**590.5**	**.0490**	**16.29**	**5.645**	**1157.**	**.2368**	**.0070**
Stddev	.0635	5.5	.0155	.03	.093	2.	.0039	.0001
%RSD	27.36	.9379	31.59	.1823	1.646	.1715	1.640	1.609
#1	.1871	594.4	.0599	16.26	5.711	1156.	.2341	.0069
#2	.2768	586.6	.0380	16.31	5.580	1158.	.2396	.0070

Elem	Pd3404	Si2124	Sn1899	Sr4077	Ti3349	W_2079	Zr3391	S_1820
Avg	**.0118**	**28.92**	**-.0065**	**1.859**	**.0020**	**-.0502**	W **-.0209**	**11.18**
Stddev	.0067	.36	.0005	.015	.0010	.0000	.0001	.13
%RSD	56.58	1.247	7.256	.8237	51.21	.0531	.3235	1.119
#1	.0165	28.66	-.0062	1.870	.0013	-.0502	-.0209	11.09
#2	.0071	29.17	-.0068	1.848	.0027	-.0502	-.0210	11.26

Elem	Bi2230	Li6707
Avg	**.0324**	**.0260**
Stddev	.0039	.0033
%RSD	11.97	12.72
#1	.0297	.0237
#2	.0352	.0283

Zoom In Zoom Out

Sample Name: jb72959-1 Acquired: 8/1/2014 21:21:12 Type: Unk
Method: Accutest1(v150) Mode: CONC Corr. Factor: 5.000000
User: admin Custom ID1: Custom ID2: Custom ID3:
Comment:

Int. Std.	Y_3600	Y_3710	Y_2243	In2306
Avg	**67281.**	**7604.7**	**2786.0**	**3557.8**
Stddev	874.	46.2	25.2	25.0
%RSD	1.2997	.60804	.90434	.70326
#1	67899.	7572.0	2803.8	3575.5
#2	66663.	7637.4	2768.1	3540.1

Zoom In Zoom Out

Sample Name: mp80985-sd2 Acquired: 8/1/2014 21:27:07 Type: Unk
Method: Accutest1(v150) Mode: CONC Corr. Factor: 25.000000
User: admin Custom ID1: Custom ID2: Custom ID3:
Comment:

Elem	Ba4554	Be3130	Cd2288	Co2286	Cr2677	Cu3247	Mn2576	Ni2316	Ag3280
Avg	**.2106**	**.0017**	**-.0029**	**-.0004**	**.0036**	**-.0185**	**.0186**	**.0243**	**-.0028**
Stddev	.0042	.0029	.0043	.0023	.0084	.0007	.0002	.0036	.0016
%RSD	1.978	170.9	150.1	552.1	234.5	3.971	1.313	14.84	55.35
#1	.2076	-.0003	-.0059	-.0020	-.0024	-.0190	.0188	.0269	-.0017
#2	.2135	.0037	.0002	.0012	.0095	-.0180	.0184	.0218	-.0039

Elem	V_2924	Zn2062	As1890	Tl1908	Pb2203	Se1960	Sb2068	Al3961	Ca3179
Avg	**.0165**	**.0129**	**.0260**	**.0364**	**.0182**	**-.0209**	**.0187**	**.3269**	**587.8**
Stddev	.0017	.0004	.0029	.0161	.0162	.0430	.0121	.0504	2.5
%RSD	10.45	3.373	11.21	44.07	88.81	205.5	64.72	15.43	.4325
#1	.0153	.0126	.0239	.0478	.0297	.0095	.0272	.3626	589.6
#2	.0177	.0132	.0280	.0251	.0068	-.0513	.0101	.2912	586.0

Elem	Fe2599	Mg2790	K_7664	Na5895	B_2089	Mo2020	Pd3404	Si2124	Sn1899
Avg	**.0564**	**16.01**	**6.677**	**1164.**	**.2312**	**.0019**	**-.0113**	**28.76**	**-.0392**
Stddev	.0159	1.89	.102	6.	.0068	.0036	.0182	.14	.0059
%RSD	28.20	11.83	1.527	.5239	2.953	188.8	160.4	.4709	15.13
#1	.0451	14.67	6.749	1168.	.2264	.0044	.0015	28.86	-.0350
#2	.0676	17.35	6.605	1159.	.2360	-.0006	-.0242	28.66	-.0434

Elem	Sr4077	Ti3349	W_2079	Zr3391	S_1820	Bi2230	Li6707
Avg	**1.836**	**.0024**	**-.0917**	**-.0198**	**10.64**	**.0721**	**.0186**
Stddev	.011	.0125	.0211	.0005	.01	.0072	.0020
%RSD	.5819	531.6	23.06	2.668	.1403	9.933	10.82
#1	1.844	-.0065	-.1067	-.0201	10.65	.0670	.0200
#2	1.829	.0112	-.0768	-.0194	10.63	.0771	.0172

Int. Std.	Y_3600	Y_3710	Y_2243	In2306
Avg	**69283.**	**7768.3**	**2882.0**	**3756.6**
Stddev	186.	38.3	10.2	11.2
%RSD	.26777	.49277	.35429	.29767
#1	69152.	7741.2	2874.8	3748.7
#2	69414.	7795.3	2889.2	3764.5

Zoom In Zoom Out

Sample Name: ccv Acquired: 8/1/2014 21:33:00 Type: QC
Method: Accutest1(v150) Mode: CONC Corr. Factor: 1.000000
User: admin Custom ID1: Custom ID2: Custom ID3:
Comment:

Elem	Ba4554	Be3130	Cd2288	Co2286	Cr2677	Cu3247	Mn2576	Ni2316	Ag3280
Units	ppm	ppm	ppm	ppm	ppm	ppm	ppm	ppm	ppm
Avg	**2.006**	**2.013**	**2.002**	**2.050**	**2.050**	**1.948**	**2.056**	**2.068**	**.2437**
Stddev	.000	.004	.020	.015	.004	.002	.001	.016	.0006
%RSD	.0146	.2243	1.012	.7065	.1982	.1235	.0321	.7836	.2577
#1	2.006	2.010	1.988	2.040	2.047	1.949	2.055	2.056	.2441
#2	2.006	2.016	2.017	2.061	2.053	1.946	2.056	2.079	.2432
Check ?	Chk Pass	Chk Pass	Chk Pass	Chk Pass	Chk Pass	Chk Pass	Chk Pass	Chk Pass	Chk Pass
Value									
Range									

Elem	V_2924	Zn2062	As1890	Tl1908	Pb2203	Se1960	Sb2068	Al3961	Ca3179
Units	ppm	ppm	ppm	ppm	ppm	ppm	ppm	ppm	ppm
Avg	**2.028**	**2.056**	**2.005**	**2.086**	**2.066**	**2.002**	**2.003**	**40.01**	**40.05**
Stddev	.000	.016	.012	.016	.016	.021	.020	.03	.06
%RSD	.0189	.7896	.6176	.7540	.7557	1.044	.9951	.0787	.1381
#1	2.028	2.044	1.996	2.074	2.054	1.987	1.989	39.99	40.01
#2	2.028	2.067	2.014	2.097	2.077	2.016	2.017	40.03	40.09
Check ?	Chk Pass	Chk Pass	Chk Pass	Chk Pass	Chk Pass	Chk Pass	Chk Pass	Chk Pass	Chk Pass
Value									
Range									

Elem	Fe2599	Mg2790	K_7664	Na5895	B_2089	Mo2020	Pd3404	Si2124	Sn1899
Units	ppm	ppm	ppm	ppm	ppm	ppm	ppm	ppm	ppm
Avg	**40.09**	**39.66**	**39.53**	**39.95**	**2.011**	**2.038**	**1.986**	**5.094**	**2.057**
Stddev	.03	.07	.13	.03	.021	.022	.002	.045	.018
%RSD	.0848	.1872	.3181	.0859	1.051	1.059	.0912	.8918	.8994
#1	40.07	39.72	39.45	39.92	1.996	2.023	1.985	5.061	2.044
#2	40.11	39.61	39.62	39.97	2.026	2.053	1.987	5.126	2.070
Check ?	Chk Pass	Chk Pass	Chk Pass	Chk Pass	Chk Pass	Chk Pass	Chk Pass	Chk Pass	Chk Pass
Value									
Range									

Zoom In Zoom Out

Sample Name: ccv Acquired: 8/1/2014 21:33:00 Type: QC
Method: Accutest1(v150) Mode: CONC Corr. Factor: 1.000000
User: admin Custom ID1: Custom ID2: Custom ID3:
Comment:

Elem	Sr4077	Ti3349	W_2079	Zr3391	S_1820	Bi2230	Li6707
Units	ppm	ppm	ppm	ppm	ppm	ppm	ppm
Avg	**2.013**	**2.011**	**1.959**	**2.026**	**1.958**	**2.000**	**1.986**
Stddev	.000	.001	.019	.000	.027	.021	.002
%RSD	.0079	.0671	.9800	.0209	1.386	1.074	.0922
#1	2.012	2.010	1.946	2.026	1.938	1.985	1.985
#2	2.013	2.011	1.973	2.026	1.977	2.016	1.988
Check ?	Chk Pass	Chk Pass	Chk Pass	Chk Pass	Chk Pass	Chk Pass	Chk Pass
Value							
Range							

Int. Std.	Y_3600	Y_3710	Y_2243	In2306
Units	Cts/S	Cts/S	Cts/S	Cts/S
Avg	**67734.**	**7759.3**	**2817.5**	**3607.0**
Stddev	192.	4.3	16.0	16.8
%RSD	.28409	.05548	.56677	.46590
#1	67870.	7756.2	2828.8	3618.9
#2	67598.	7762.3	2806.3	3595.1

Zoom In Zoom Out

Sample Name: ccb Acquired: 8/1/2014 21:38:40 Type: QC
Method: Accutest1(v150) Mode: CONC Corr. Factor: 1.000000
User: admin Custom ID1: Custom ID2: Custom ID3:
Comment:

Elem	Ba4554	Be3130	Cd2288	Co2286	Cr2677	Cu3247	Mn2576	Ni2316	Ag3280
Units	ppm	ppm	ppm	ppm	ppm	ppm	ppm	ppm	ppm
Avg	**.0002**	**.0003**	**.0002**	**.0003**	**-.0002**	**.0000**	**.0004**	**.0008**	**-.0000**
Stddev	.0000	.0000	.0001	.0001	.0002	.0002	.0001	.0003	.0001
%RSD	7.621	17.29	43.27	28.40	78.08	4385.	24.00	40.65	192.7
#1	.0002	.0003	.0002	.0004	-.0004	.0001	.0004	.0006	-.0001
#2	.0002	.0003	.0001	.0002	-.0001	-.0001	.0003	.0011	.0000
Check ?	Chk Pass	Chk Pass	Chk Pass	Chk Pass	Chk Pass	Chk Pass	Chk Pass	Chk Pass	Chk Pass
High Limit									
Low Limit									

Elem	V_2924	Zn2062	As1890	Tl1908	Pb2203	Se1960	Sb2068	Al3961	Ca3179
Units	ppm	ppm	ppm	ppm	ppm	ppm	ppm	ppm	ppm
Avg	**.0002**	**.0002**	**.0012**	**F .0021**	**-.0007**	**-.0014**	**.0001**	**.0070**	**-.0015**
Stddev	.0003	.0002	.0008	.0005	.0001	.0008	.0014	.0102	.0000
%RSD	127.4	63.41	68.32	22.28	7.192	53.05	2211.	146.0	.4905
#1	.0004	.0001	.0017	.0018	-.0007	-.0009	.0011	-.0002	-.0015
#2	.0000	.0004	.0006	.0024	-.0007	-.0020	-.0010	.0141	-.0015
Check ?	Chk Pass	Chk Pass	Chk Pass	Chk Fail	Chk Pass	Chk Pass	Chk Pass	Chk Pass	Chk Pass
High Limit				.0020					
Low Limit				-.0020					

Elem	Fe2599	Mg2790	K_7664	Na5895	B_2089	Mo2020	Pd3404	Si2124	Sn1899
Units	ppm	ppm	ppm	ppm	ppm	ppm	ppm	ppm	ppm
Avg	**.0066**	**.0178**	**.0343**	**.0304**	**.0013**	**F .0024**	**-.0033**	**.0014**	**.0000**
Stddev	.0009	.0119	.0215	.0025	.0001	.0004	.0002	.0008	.0004
%RSD	13.98	66.84	62.62	8.193	7.763	18.07	6.764	59.27	1034.
#1	.0059	.0094	.0495	.0322	.0013	.0027	-.0035	.0019	-.0002
#2	.0072	.0262	.0191	.0286	.0012	.0021	-.0032	.0008	.0003
Check ?	Chk Pass	Chk Pass	Chk Pass	Chk Pass	Chk Pass	Chk Fail	Chk Pass	Chk Pass	Chk Pass
High Limit						.0021			
Low Limit						-.0021			

Zoom In Zoom Out

Sample Name: ccb Acquired: 8/1/2014 21:38:40 Type: QC
Method: Accutest1(v150) Mode: CONC Corr. Factor: 1.000000
User: admin Custom ID1: Custom ID2: Custom ID3:
Comment:

Elem	Sr4077	Ti3349	W_2079	Zr3391	S_1820	Bi2230	Li6707
Units	ppm	ppm	ppm	ppm	ppm	ppm	ppm
Avg	**.0004**	**.0000**	**.0045**	**.0006**	**-.0007**	**.0036**	**.0011**
Stddev	.0001	.0001	.0006	.0001	.0003	.0011	.0005
%RSD	37.25	373.9	12.33	15.47	41.65	29.37	47.57
#1	.0003	.0001	.0049	.0005	-.0005	.0044	.0015
#2	.0005	-.0000	.0042	.0006	-.0010	.0029	.0008
Check ?	Chk Pass	Chk Pass	Chk Pass	Chk Pass	Chk Pass	Chk Pass	Chk Pass
High Limit							
Low Limit							

Int. Std.	Y_3600	Y_3710	Y_2243	In2306
Units	Cts/S	Cts/S	Cts/S	Cts/S
Avg	**70177.**	**7812.5**	**2943.5**	**3823.1**
Stddev	316.	17.1	5.5	4.1
%RSD	.44975	.21945	.18665	.10758
#1	70400.	7800.4	2947.3	3826.0
#2	69954.	7824.7	2939.6	3820.2

Zoom In Zoom Out

Sample Name: jb72761-1a Acquired: 8/1/2014 21:44:35 Type: Unk
Method: Accutest1(v150) Mode: CONC Corr. Factor: 5.000000
User: admin Custom ID1: Custom ID2: Custom ID3:
Comment:

Elem	Ba4554	Be3130	Cd2288	Co2286	Cr2677	Cu3247	Mn2576	Ni2316	Ag3280
Avg	**.8811**	**-.0000**	**.0105**	**.0192**	**.0035**	**.0161**	**6.017**	**.0261**	**.0018**
Stddev	.0002	.0004	.0007	.0016	.0047	.0021	.001	.0000	.0035
%RSD	.0185	4674.	6.347	8.518	135.6	13.11	.0125	.1853	188.5
#1	.8810	.0003	.0110	.0203	.0001	.0176	6.016	.0261	.0043
#2	.8812	-.0003	.0101	.0180	.0068	.0146	6.017	.0261	-.0006

Elem	V_2924	Zn2062	As1890	Tl1908	Pb2203	Se1960	Sb2068	Al3961	Ca3179
Avg	**.0055**	**3.773**	**.0207**	**.0081**	**.1998**	**.0115**	**.0142**	**.3501**	**286.0**
Stddev	.0005	.009	.0007	.0054	.0026	.0015	.0013	.0161	1.4
%RSD	8.610	.2328	3.344	65.84	1.321	13.29	8.885	4.607	.5007
#1	.0059	3.767	.0202	.0043	.1980	.0126	.0133	.3615	287.0
#2	.0052	3.779	.0212	.0119	.2017	.0104	.0151	.3387	284.9

Elem	Fe2599	Mg2790	K_7664	Na5895	B_2089	Mo2020	Pd3404	Si2124	Sn1899
Avg	**1.523**	**8.078**	**6.747**	**1117.**	**.3429**	**.0031**	**-.0163**	**2.535**	**-.0036**
Stddev	.000	.251	.140	18.	.0012	.0005	.0028	.006	.0004
%RSD	.0109	3.107	2.077	1.629	.3392	15.03	17.45	.2320	10.96
#1	1.523	8.255	6.846	1130.	.3421	.0034	-.0143	2.531	-.0033
#2	1.523	7.900	6.648	1105.	.3437	.0027	-.0183	2.539	-.0038

Elem	Sr4077	Ti3349	W_2079	Zr3391	S_1820	Bi2230	Li6707
Avg	**1.001**	**.0040**	**-.0178**	**.0023**	**6.571**	**.0120**	**.0102**
Stddev	.002	.0045	.0013	.0004	.039	.0012	.0018
%RSD	.1860	112.0	7.076	17.35	.5927	9.717	17.29
#1	1.003	.0071	-.0187	.0026	6.543	.0129	.0115
#2	1.000	.0008	-.0169	.0021	6.598	.0112	.0090

Int. Std.	Y_3600	Y_3710	Y_2243	In2306
Avg	**67119.**	**7710.7**	**2785.1**	**3533.5**
Stddev	186.	21.3	5.1	5.5
%RSD	.27754	.27560	.18145	.15680
#1	67250.	7695.7	2788.7	3537.4
#2	66987.	7725.7	2781.5	3529.6

Zoom In Zoom Out

Sample Name: jb72761-8a Acquired: 8/1/2014 21:50:30 Type: Unk
Method: Accutest1(v150) Mode: CONC Corr. Factor: 5.000000
User: admin Custom ID1: Custom ID2: Custom ID3:
Comment:

Elem	Ba4554	Be3130	Cd2288	Co2286	Cr2677	Cu3247	Mn2576	Ni2316	Ag3280
Avg	**.7142**	**.0006**	**.0066**	**.0214**	**.0055**	**.0467**	**3.181**	**.0201**	**-.0015**
Stddev	.0050	.0004	.0004	.0005	.0007	.0018	.048	.0007	.0005
%RSD	.6977	74.02	6.556	2.289	13.31	3.915	1.495	3.258	35.01
#1	.7178	.0009	.0063	.0210	.0060	.0454	3.147	.0196	-.0019
#2	.7107	.0003	.0069	.0217	.0050	.0480	3.214	.0205	-.0011

Elem	V_2924	Zn2062	As1890	Tl1908	Pb2203	Se1960	Sb2068	Al3961	Ca3179
Avg	**.0022**	**2.079**	**.0284**	**.0105**	**.0301**	**-.0027**	**.0110**	**.2419**	**327.2**
Stddev	.0001	.001	.0032	.0032	.0014	.0005	.0034	.0028	1.0
%RSD	6.045	.0606	11.13	30.13	4.498	19.05	31.12	1.137	.2913
#1	.0022	2.080	.0261	.0128	.0310	-.0030	.0134	.2399	327.9
#2	.0023	2.078	.0306	.0083	.0291	-.0023	.0086	.2438	326.5

Elem	Fe2599	Mg2790	K_7664	Na5895	B_2089	Mo2020	Pd3404	Si2124	Sn1899
Avg	**.3084**	**6.537**	**3.773**	**1132.**	**.3654**	**.0008**	**-.0157**	**1.835**	**-.0054**
Stddev	.0019	.095	.021	11.	.0038	.0020	.0029	.000	.0021
%RSD	.6323	1.458	.5439	.9646	1.046	237.5	18.51	.0139	39.34
#1	.3097	6.469	3.788	1140.	.3681	.0023	-.0177	1.834	-.0039
#2	.3070	6.604	3.759	1124.	.3627	-.0006	-.0136	1.835	-.0069

Elem	Sr4077	Ti3349	W_2079	Zr3391	S_1820	Bi2230	Li6707
Avg	**1.356**	**.0007**	**-.0389**	**.0013**	**3.520**	**.0155**	**.0118**
Stddev	.001	.0012	.0005	.0009	.011	.0100	.0059
%RSD	.0578	158.0	1.259	72.30	.3016	64.75	50.01
#1	1.356	.0016	-.0393	.0006	3.528	.0225	.0160
#2	1.355	-.0001	-.0386	.0020	3.513	.0084	.0076

Int. Std.	Y_3600	Y_3710	Y_2243	In2306
Avg	**66203.**	**7701.4**	**2786.7**	**3530.1**
Stddev	706.	37.2	.8	.8
%RSD	1.0670	.48289	.02700	.02376
#1	66702.	7675.1	2786.2	3529.5
#2	65703.	7727.7	2787.3	3530.7

Zoom In Zoom Out

Sample Name: jb72790-2a Acquired: 8/1/2014 21:56:26 Type: Unk
Method: Accutest1(v150) Mode: CONC Corr. Factor: 5.000000
User: admin Custom ID1: Custom ID2: Custom ID3:
Comment:

Elem	Ba4554	Be3130	Cd2288	Co2286	Cr2677	Cu3247	Mn2576	Ni2316	Ag3280
Avg	**.1678**	**-.0004**	**.0004**	**.0003**	**.0021**	**.0055**	**.0476**	**.0026**	**-.0007**
Stddev	.0004	.0005	.0004	.0009	.0014	.0014	.0003	.0011	.0014
%RSD	.2183	125.3	110.3	335.0	66.45	26.17	.5696	40.09	183.9
#1	.1681	-.0000	.0007	.0009	.0031	.0045	.0478	.0034	.0002
#2	.1676	-.0007	.0001	-.0004	.0011	.0066	.0474	.0019	-.0017

Elem	V_2924	Zn2062	As1890	Tl1908	Pb2203	Se1960	Sb2068	Al3961	Ca3179
Avg	**.0033**	**.2024**	**.0206**	**.0092**	**.0069**	**.0027**	**-.0050**	**1.509**	**17.31**
Stddev	.0018	.0011	.0033	.0032	.0002	.0060	.0025	.076	.04
%RSD	54.72	.5572	16.15	34.55	2.776	222.1	50.69	5.017	.2275
#1	.0020	.2016	.0230	.0115	.0067	-.0015	-.0032	1.456	17.28
#2	.0046	.2032	.0183	.0070	.0070	.0069	-.0068	1.563	17.34

Elem	Fe2599	Mg2790	K_7664	Na5895	B_2089	Mo2020	Pd3404	Si2124	Sn1899
Avg	**1.303**	**2.285**	**1.367**	**1017.**	**.3217**	**-.0011**	**.0013**	**2.301**	**-.0015**
Stddev	.017	.225	.127	2.	.0015	.0015	.0032	.006	.0012
%RSD	1.329	9.858	9.277	.2399	.4525	134.7	244.9	.2842	82.79
#1	1.291	2.126	1.277	1018.	.3207	-.0001	-.0010	2.305	-.0006
#2	1.315	2.444	1.456	1015.	.3227	-.0021	.0036	2.296	-.0024

Elem	Sr4077	Ti3349	W_2079	Zr3391	S_1820	Bi2230	Li6707
Avg	**.1088**	**.0247**	**-.0074**	**.0002**	**.9708**	**.0121**	**.0076**
Stddev	.0002	.0004	.0006	.0003	.0017	.0032	.0032
%RSD	.1981	1.429	8.094	147.9	.1762	26.49	42.06
#1	.1090	.0244	-.0078	.0005	.9696	.0143	.0054
#2	.1087	.0249	-.0070	-.0000	.9720	.0098	.0099

Int. Std.	Y_3600	Y_3710	Y_2243	In2306
Avg	**67710.**	**7743.6**	**2831.0**	**3603.5**
Stddev	275.	30.8	1.1	8.2
%RSD	.40665	.39727	.03770	.22859
#1	67516.	7721.8	2831.7	3609.3
#2	67905.	7765.3	2830.2	3597.7

Zoom In Zoom Out

Sample Name: jb72791-2a Acquired: 8/1/2014 22:02:17 Type: Unk
Method: Accutest1(v150) Mode: CONC Corr. Factor: 5.000000
User: admin Custom ID1: Custom ID2: Custom ID3:
Comment:

Elem	Ba4554	Be3130	Cd2288	Co2286	Cr2677	Cu3247	Mn2576	Ni2316	Ag3280
Avg	**.4268**	**-.0001**	**.0037**	**.0197**	**.0001**	**.0128**	**3.612**	**.0143**	**-.0012**
Stddev	.0051	.0001	.0002	.0007	.0004	.0007	.003	.0002	.0018
%RSD	1.205	160.8	5.150	3.715	647.0	5.390	.0875	1.548	142.9
#1	.4231	.0000	.0038	.0202	-.0002	.0123	3.610	.0144	.0000
#2	.4304	-.0002	.0035	.0192	.0004	.0133	3.614	.0141	-.0025

Elem	V_2924	Zn2062	As1890	Tl1908	Pb2203	Se1960	Sb2068	Al3961	Ca3179
Avg	**.0028**	**.6966**	**.0048**	**.0091**	**.2842**	**.0013**	**-.0020**	**.2419**	**184.5**
Stddev	.0002	.0067	.0020	.0061	.0024	.0095	.0049	.0181	.2
%RSD	7.892	.9647	42.38	66.83	.8617	738.9	238.4	7.471	.0858
#1	.0029	.6918	.0062	.0134	.2825	.0080	.0014	.2546	184.6
#2	.0026	.7013	.0034	.0048	.2859	-.0055	-.0055	.2291	184.4

Elem	Fe2599	Mg2790	K_7664	Na5895	B_2089	Mo2020	Pd3404	Si2124	Sn1899
Avg	**.4844**	**24.29**	**7.210**	**1100.**	**.2945**	**-.0009**	**.0002**	**9.707**	**-.0078**
Stddev	.0100	.05	.016	6.	.0010	.0007	.0036	.067	.0081
%RSD	2.064	.1899	.2185	.5555	.3512	85.22	1618.	.6874	103.5
#1	.4773	24.26	7.199	1096.	.2953	-.0003	.0028	9.660	-.0135
#2	.4914	24.32	7.221	1105.	.2938	-.0014	-.0023	9.754	-.0021

Elem	Sr4077	Ti3349	W_2079	Zr3391	S_1820	Bi2230	Li6707
Avg	**.8188**	**.0007**	**-.0210**	**-.0070**	**5.903**	**.0098**	**.0126**
Stddev	.0048	.0028	.0008	.0003	.059	.0038	.0018
%RSD	.5923	425.2	3.913	3.670	.9948	39.17	14.50
#1	.8153	-.0013	-.0216	-.0072	5.862	.0071	.0113
#2	.8222	.0026	-.0205	-.0068	5.945	.0125	.0139

Int. Std.	Y_3600	Y_3710	Y_2243	In2306
Avg	**67423.**	**7695.9**	**2812.8**	**3578.0**
Stddev	91.	36.1	23.9	30.9
%RSD	.13554	.46905	.85132	.86277
#1	67488.	7670.4	2829.7	3599.9
#2	67359.	7721.4	2795.9	3556.2

Zoom In Zoom Out

Sample Name: jb72792-2a Acquired: 8/1/2014 22:08:11 Type: Unk
Method: Accutest1(v150) Mode: CONC Corr. Factor: 5.000000
User: admin Custom ID1: Custom ID2: Custom ID3:
Comment:

Elem	Ba4554	Be3130	Cd2288	Co2286	Cr2677	Cu3247	Mn2576	Ni2316	Ag3280
Avg	**.5009**	**.0007**	**.0082**	**.0329**	**.0001**	**.0259**	**1.961**	**.0460**	**.0027**
Stddev	.0021	.0003	.0000	.0006	.0016	.0010	.000	.0026	.0036
%RSD	.4188	35.67	.1528	1.681	1326.	3.881	.0205	5.622	133.8
#1	.5023	.0009	.0082	.0326	-.0010	.0251	1.961	.0479	.0001
#2	.4994	.0006	.0082	.0333	.0013	.0266	1.961	.0442	.0052

Elem	V_2924	Zn2062	As1890	Tl1908	Pb2203	Se1960	Sb2068	Al3961	Ca3179
Avg	**.0007**	**2.783**	**.0091**	**.0061**	**3.051**	**-.0034**	**-.0036**	**.1735**	**14.70**
Stddev	.0002	.002	.0006	.0029	.001	.0140	.0003	.0128	.01
%RSD	26.61	.0675	6.934	46.93	.0302	406.3	8.048	7.394	.0511
#1	.0006	2.784	.0087	.0041	3.050	-.0133	-.0034	.1826	14.69
#2	.0009	2.781	.0096	.0081	3.051	.0064	-.0039	.1644	14.70

Elem	Fe2599	Mg2790	K_7664	Na5895	B_2089	Mo2020	Pd3404	Si2124	Sn1899
Avg	**11.62**	**1.917**	**2.741**	**1070.**	**.4029**	**-.0011**	**-.0095**	**1.688**	**.0003**
Stddev	.03	.027	.098	8.	.0040	.0013	.0040	.005	.0002
%RSD	.2761	1.414	3.588	.7287	1.004	111.7	42.58	.2747	59.89
#1	11.64	1.898	2.672	1065.	.4001	-.0020	-.0123	1.684	.0002
#2	11.60	1.937	2.811	1076.	.4058	-.0002	-.0066	1.691	.0004

Elem	Sr4077	Ti3349	W_2079	Zr3391	S_1820	Bi2230	Li6707
Avg	**.0755**	**-.0015**	**-.0135**	**.0008**	**1.687**	**.0088**	**.0114**
Stddev	.0009	.0002	.0001	.0005	.000	.0081	.0008
%RSD	1.160	12.16	.5178	66.34	.0176	92.21	6.719
#1	.0749	-.0013	-.0135	.0011	1.687	.0030	.0120
#2	.0762	-.0016	-.0134	.0004	1.688	.0145	.0109

Int. Std.	Y_3600	Y_3710	Y_2243	In2306
Avg	**67644.**	**7717.6**	**2833.7**	**3609.4**
Stddev	45.	36.1	1.4	1.9
%RSD	.06686	.46739	.04994	.05260
#1	67676.	7743.1	2834.7	3610.8
#2	67612.	7692.1	2832.7	3608.1

Zoom In Zoom Out

Sample Name: jb72895-1 Acquired: 8/1/2014 22:14:08 Type: Unk
Method: Accutest1(v150) Mode: CONC Corr. Factor: 5.000000
User: admin Custom ID1: Custom ID2: Custom ID3:
Comment:

Elem	Ba4554	Be3130	Cd2288	Co2286	Cr2677	Cu3247	Mn2576	Ni2316	Ag3280
Avg	**1.278**	**-.0006**	**.0016**	**.0104**	**.0054**	**.0066**	**12.23**	**.0172**	**.0031**
Stddev	.004	.0008	.0004	.0005	.0019	.0001	.01	.0002	.0011
%RSD	.2716	117.3	22.40	4.552	34.35	2.107	.1032	1.084	36.18
#1	1.276	-.0012	.0014	.0108	.0041	.0067	12.24	.0170	.0039
#2	1.281	-.0001	.0019	.0101	.0067	.0065	12.22	.0173	.0023

Elem	V_2924	Zn2062	As1890	Tl1908	Pb2203	Se1960	Sb2068	Al3961	Ca3179
Avg	**.0055**	**.1068**	**.0056**	**.0077**	**.0026**	**.0116**	**.0014**	**.1205**	**384.1**
Stddev	.0005	.0005	.0007	.0052	.0089	.0090	.0142	.0518	1.0
%RSD	8.197	.4236	11.90	66.73	342.8	78.20	1010.	43.04	.2689
#1	.0052	.1065	.0060	.0041	.0089	.0179	-.0086	.1571	383.4
#2	.0058	.1071	.0051	.0114	-.0037	.0052	.0114	.0838	384.8

Elem	Fe2599	Mg2790	K_7664	Na5895	B_2089	Mo2020	Pd3404	Si2124	Sn1899
Avg	**2.617**	**22.12**	**5.426**	**1113.**	**.4199**	**.0023**	**-.0089**	**4.889**	**-.0086**
Stddev	.002	.08	.133	6.	.0023	.0006	.0080	.031	.0021
%RSD	.0733	.3683	2.451	.5024	.5536	26.88	90.05	.6316	24.20
#1	2.618	22.07	5.332	1109.	.4182	.0018	-.0146	4.867	-.0071
#2	2.615	22.18	5.520	1117.	.4215	.0027	-.0032	4.911	-.0100

Elem	Sr4077	Ti3349	W_2079	Zr3391	S_1820	Bi2230	Li6707
Avg	**.7361**	**-.0007**	**-.0533**	**-.0038**	**4.484**	**.0113**	**.0147**
Stddev	.0005	.0035	.0022	.0005	.043	.0064	.0111
%RSD	.0746	520.1	4.130	12.52	.9486	56.47	75.32
#1	.7365	.0018	-.0549	-.0041	4.454	.0068	.0069
#2	.7357	-.0031	-.0518	-.0034	4.514	.0159	.0225

Int. Std.	Y_3600	Y_3710	Y_2243	In2306
Avg	**66888.**	**7660.5**	**2772.9**	**3517.1**
Stddev	76.	4.2	.3	2.6
%RSD	.11376	.05492	.01054	.07449
#1	66942.	7663.5	2773.1	3519.0
#2	66834.	7657.5	2772.7	3515.2

Zoom In Zoom Out

Sample Name: jb72917-6a Acquired: 8/1/2014 22:20:05 Type: Unk
Method: Accutest1(v150) Mode: CONC Corr. Factor: 5.000000
User: admin Custom ID1: Custom ID2: Custom ID3:
Comment:

Elem	Ba4554	Be3130	Cd2288	Co2286	Cr2677	Cu3247	Mn2576	Ni2316	Ag3280
Avg	**.7298**	**-.0002**	**.0362**	**.0291**	**.0001**	**.5348**	**3.922**	**.0437**	**-.0012**
Stddev	.0003	.0002	.0005	.0004	.0014	.0005	.007	.0007	.0017
%RSD	.0403	137.4	1.279	1.522	1323.	.0926	.1921	1.520	134.2
#1	.7296	-.0000	.0365	.0294	-.0009	.5352	3.916	.0442	-.0001
#2	.7300	-.0003	.0359	.0288	.0011	.5345	3.927	.0432	-.0024

Elem	V_2924	Zn2062	As1890	Tl1908	Pb2203	Se1960	Sb2068	Al3961	Ca3179
Avg	**.0034**	**1.922**	**.0063**	**.0179**	**.2699**	**.0114**	**-.0033**	**.7424**	**353.6**
Stddev	.0005	.002	.0036	.0024	.0093	.0085	.0017	.0336	.7
%RSD	13.45	.0911	57.10	13.38	3.435	74.35	51.38	4.527	.2089
#1	.0037	1.921	.0089	.0196	.2634	.0054	-.0021	.7661	354.1
#2	.0030	1.924	.0038	.0162	.2765	.0173	-.0045	.7186	353.1

Elem	Fe2599	Mg2790	K_7664	Na5895	B_2089	Mo2020	Pd3404	Si2124	Sn1899
Avg	**.0186**	**19.06**	**17.49**	**1068.**	**.3656**	**-.0012**	**-.0059**	**8.675**	**-.0043**
Stddev	.0093	.20	.10	3.	.0002	.0012	.0003	.018	.0053
%RSD	49.88	1.049	.5748	.2559	.0559	94.71	4.560	.2108	125.2
#1	.0251	19.20	17.56	1070.	.3655	-.0004	-.0061	8.662	-.0005
#2	.0120	18.92	17.42	1066.	.3657	-.0020	-.0058	8.688	-.0081

Elem	Sr4077	Ti3349	W_2079	Zr3391	S_1820	Bi2230	Li6707
Avg	**1.612**	**.0005**	**-.0534**	**-.0025**	**9.501**	**.0104**	**.0452**
Stddev	.001	.0022	.0025	.0019	.002	.0052	.0036
%RSD	.0666	439.4	4.715	76.34	.0186	49.79	8.081
#1	1.613	.0020	-.0551	-.0012	9.503	.0141	.0477
#2	1.612	-.0010	-.0516	-.0039	9.500	.0067	.0426

Int. Std.	Y_3600	Y_3710	Y_2243	In2306
Avg	**66997.**	**7675.3**	**2784.0**	**3548.2**
Stddev	72.	5.4	2.2	3.1
%RSD	.10747	.07025	.07910	.08784
#1	67047.	7679.1	2785.5	3550.4
#2	66946.	7671.4	2782.4	3546.0

Zoom In Zoom Out

Sample Name: mp81019-b1 Acquired: 8/1/2014 22:26:01 Type: Unk
Method: Accutest1(v150) Mode: CONC Corr. Factor: 5.000000
User: admin Custom ID1: Custom ID2: Custom ID3:
Comment:

Elem	Ba4554	Be3130	Cd2288	Co2286	Cr2677	Cu3247	Mn2576	Ni2316	Ag3280
Avg	**1.821**	**1.869**	**1.902**	**1.903**	**1.902**	**1.854**	**1.895**	**1.931**	**.2212**
Stddev	.004	.003	.004	.004	.006	.003	.005	.001	.0020
%RSD	.2085	.1779	.2125	.2079	.3033	.1608	.2634	.0539	.8913
#1	1.824	1.871	1.905	1.900	1.898	1.856	1.892	1.930	.2198
#2	1.818	1.867	1.899	1.906	1.906	1.852	1.899	1.932	.2226

Elem	V_2924	Zn2062	As1890	Tl1908	Pb2203	Se1960	Sb2068	Al3961	Ca3179
Avg	**1.847**	**2.011**	**1.904**	**1.891**	**1.954**	**1.870**	**1.900**	**24.79**	**25.12**
Stddev	.001	.000	.006	.004	.001	.006	.005	.19	.07
%RSD	.0408	.0033	.3233	.2152	.0591	.3001	.2459	.7600	.2672
#1	1.846	2.011	1.900	1.889	1.953	1.874	1.897	24.93	25.17
#2	1.847	2.011	1.909	1.894	1.955	1.866	1.904	24.66	25.08

Elem	Fe2599	Mg2790	K_7664	Na5895	B_2089	Mo2020	Pd3404	Si2124	Sn1899
Avg	**25.02**	**24.21**	**25.43**	**1178.**	**.0311**	**1.929**	**1.955**	**2.234**	**2.013**
Stddev	.12	.00	.26	16.	.0002	.003	.001	.000	.002
%RSD	.4950	.0123	1.031	1.385	.7890	.1433	.0261	.0061	.0860
#1	25.11	24.21	25.62	1190.	.0309	1.927	1.954	2.234	2.014
#2	24.93	24.20	25.25	1167.	.0312	1.931	1.955	2.234	2.012

Elem	Sr4077	Ti3349	W_2079	Zr3391	S_1820	Bi2230	Li6707
Avg	**1.875**	**2.001**	**2.037**	**1.825**	**.0250**	**1.863**	**1.859**
Stddev	.003	.010	.007	.002	.0047	.002	.009
%RSD	.1751	.4918	.3547	.0910	18.63	.0906	.4859
#1	1.878	1.994	2.032	1.824	.0217	1.864	1.852
#2	1.873	2.008	2.042	1.826	.0283	1.861	1.865

Int. Std.	Y_3600	Y_3710	Y_2243	In2306
Avg	**67625.**	**7747.9**	**2817.7**	**3574.7**
Stddev	241.	11.0	3.5	1.1
%RSD	.35690	.14230	.12441	.03172
#1	67796.	7740.1	2815.2	3573.9
#2	67454.	7755.7	2820.1	3575.5

Zoom In Zoom Out

Sample Name: mp81019-mb1 2 Acquired: 8/1/2014 22:31:48 Type: Unk
Method: Accutest1(v150) Mode: CONC Corr. Factor: 5.000000
User: admin Custom ID1: Custom ID2: Custom ID3:
Comment:

Elem	Ba4554	Be3130	Cd2288	Co2286	Cr2677	Cu3247	Mn2576	Ni2316	Ag3280
Avg	**.0128**	**-.0006**	**.0004**	**.0016**	**.0005**	**.0008**	**.0008**	**.0005**	**-.0015**
Stddev	.0009	.0004	.0002	.0005	.0002	.0020	.0003	.0027	.0005
%RSD	7.078	69.71	52.42	27.51	41.47	248.2	33.22	543.4	32.06
#1	.0122	-.0009	.0003	.0020	.0007	-.0006	.0010	-.0014	-.0018
#2	.0135	-.0003	.0006	.0013	.0004	.0022	.0006	.0024	-.0011

Elem	V_2924	Zn2062	As1890	Tl1908	Pb2203	Se1960	Sb2068	Al3961	Ca3179
Avg	**-.0010**	**.0010**	**.0019**	**.0091**	**.0025**	**-.0002**	**.0036**	**.0178**	**.0542**
Stddev	.0010	.0008	.0023	.0042	.0051	.0006	.0002	.0220	.0030
%RSD	101.3	76.27	122.1	46.44	205.2	330.0	5.074	123.7	5.525
#1	-.0003	.0005	.0003	.0061	-.0011	-.0006	.0038	.0333	.0521
#2	-.0018	.0016	.0036	.0120	.0060	.0002	.0035	.0022	.0564

Elem	Fe2599	Mg2790	K_7664	Na5895	B_2089	Mo2020	Pd3404	Si2124	Sn1899
Avg	**-.0004**	**.0130**	**.6071**	**1197.**	**-.0015**	**.0032**	**-.0028**	**.1575**	**.0023**
Stddev	.0100	.1627	.0696	1.	.0024	.0023	.0006	.0023	.0022
%RSD	2705.	1253.	11.46	.1108	152.8	70.21	22.28	1.449	96.47
#1	-.0074	.1281	.5579	1198.	-.0032	.0048	-.0024	.1559	.0007
#2	.0067	-.1021	.6563	1196.	.0001	.0016	-.0033	.1591	.0039

Elem	Sr4077	Ti3349	W_2079	Zr3391	S_1820	Bi2230	Li6707
Avg	**.0035**	**.0019**	**-.0202**	**.0027**	**.0191**	**.0032**	**.0026**
Stddev	.0004	.0031	.0006	.0007	.0130	.0112	.0063
%RSD	11.19	165.8	3.135	27.33	67.92	347.0	241.6
#1	.0032	.0041	-.0207	.0033	.0099	-.0047	.0071
#2	.0038	-.0003	-.0198	.0022	.0283	.0111	-.0019

Int. Std.	Y_3600	Y_3710	Y_2243	In2306
Avg	**67353.**	**7679.1**	**2820.4**	**3561.6**
Stddev	352.	14.2	.5	3.5
%RSD	.52270	.18459	.01766	.09740
#1	67602.	7669.1	2820.8	3564.0
#2	67104.	7689.2	2820.1	3559.1

Zoom In Zoom Out

Sample Name: mp81019-s1 Acquired: 8/1/2014 22:37:46 Type: Unk
Method: Accutest1(v150) Mode: CONC Corr. Factor: 5.000000
User: admin Custom ID1: Custom ID2: Custom ID3:
Comment:

Elem	Ba4554	Be3130	Cd2288	Co2286	Cr2677	Cu3247	Mn2576	Ni2316	Ag3280
Avg	**4.480**	**1.970**	**2.004**	**2.079**	**2.106**	**1.952**	**8.144**	**2.536**	**.2353**
Stddev	.008	.004	.000	.006	.002	.009	.018	.009	.0037
%RSD	.1699	.1802	.0144	.3130	.1139	.4627	.2184	.3416	1.587
#1	4.485	1.972	2.004	2.075	2.107	1.958	8.131	2.530	.2380
#2	4.474	1.967	2.004	2.084	2.104	1.945	8.156	2.542	.2327

Elem	V_2924	Zn2062	As1890	Tl1908	Pb2203	Se1960	Sb2068	Al3961	Ca3179
Avg	**1.963**	**2.890**	**2.000**	**1.974**	**2.028**	**2.004**	**1.920**	**25.68**	**168.6**
Stddev	.006	.005	.010	.003	.002	.004	.002	.10	.1
%RSD	.2839	.1578	.5074	.1500	.0939	.1772	.0983	.3735	.0336
#1	1.959	2.886	1.993	1.972	2.027	2.006	1.922	25.61	168.5
#2	1.967	2.893	2.007	1.976	2.030	2.001	1.919	25.75	168.6

Elem	Fe2599	Mg2790	K_7664	Na5895	B_2089	Mo2020	Pd3404	Si2124	Sn1899
Avg	**370.5**	**44.62**	**31.09**	**1210.**	**.5853**	**1.953**	**1.914**	**6.358**	**2.013**
Stddev	.0	.41	.02	4.	.0003	.006	.008	.012	.003
%RSD	.0003	.9096	.0614	.3428	.0539	.3311	.4102	.1825	.1443
#1	370.5	44.34	31.07	1213.	.5855	1.949	1.920	6.350	2.011
#2	370.5	44.91	31.10	1207.	.5851	1.958	1.908	6.366	2.015

Elem	Sr4077	Ti3349	W_2079	Zr3391	S_1820	Bi2230	Li6707
Avg	**2.750**	**2.019**	**2.058**	**1.868**	**3.507**	**2.012**	**1.969**
Stddev	.003	.005	.010	.004	.026	.005	.011
%RSD	.1064	.2577	.4893	.2184	.7354	.2559	.5404
#1	2.753	2.015	2.050	1.865	3.488	2.009	1.977
#2	2.748	2.023	2.065	1.871	3.525	2.016	1.961

Int. Std.	Y_3600	Y_3710	Y_2243	In2306
Avg	**67194.**	**7693.0**	**2786.3**	**3560.8**
Stddev	102.	7.3	4.0	4.1
%RSD	.15198	.09527	.14259	.11497
#1	67266.	7698.2	2789.1	3563.7
#2	67121.	7687.8	2783.4	3557.9

Zoom In Zoom Out

Sample Name: ccv Acquired: 8/1/2014 22:43:35 Type: QC
Method: Accutest1(v150) Mode: CONC Corr. Factor: 1.000000
User: admin Custom ID1: Custom ID2: Custom ID3:
Comment:

Elem	Ba4554	Be3130	Cd2288	Co2286	Cr2677	Cu3247	Mn2576	Ni2316	Ag3280
Units	ppm	ppm	ppm	ppm	ppm	ppm	ppm	ppm	ppm
Avg	**2.006**	**2.022**	**2.003**	**2.054**	**2.050**	**1.945**	**2.054**	**2.073**	**.2451**
Stddev	.002	.005	.001	.005	.004	.001	.000	.008	.0009
%RSD	.0981	.2584	.0257	.2448	.2136	.0452	.0183	.3903	.3598
#1	2.005	2.019	2.003	2.050	2.053	1.946	2.054	2.068	.2457
#2	2.008	2.026	2.004	2.057	2.047	1.945	2.054	2.079	.2445
Check ?	Chk Pass	Chk Pass	Chk Pass	Chk Pass	Chk Pass	Chk Pass	Chk Pass	Chk Pass	Chk Pass
Value									
Range									

Elem	V_2924	Zn2062	As1890	Tl1908	Pb2203	Se1960	Sb2068	Al3961	Ca3179
Units	ppm	ppm	ppm	ppm	ppm	ppm	ppm	ppm	ppm
Avg	**2.026**	**2.059**	**2.011**	**2.096**	**2.074**	**2.010**	**2.003**	**40.35**	**40.18**
Stddev	.000	.008	.007	.001	.000	.008	.003	.02	.02
%RSD	.0153	.4103	.3307	.0451	.0215	.4180	.1314	.0598	.0588
#1	2.026	2.053	2.006	2.095	2.074	2.004	2.005	40.37	40.16
#2	2.026	2.065	2.015	2.097	2.073	2.016	2.001	40.34	40.20
Check ?	Chk Pass	Chk Pass	Chk Pass	Chk Pass	Chk Pass	Chk Pass	Chk Pass	Chk Pass	Chk Pass
Value									
Range									

Elem	Fe2599	Mg2790	K_7664	Na5895	B_2089	Mo2020	Pd3404	Si2124	Sn1899
Units	ppm	ppm	ppm	ppm	ppm	ppm	ppm	ppm	ppm
Avg	**40.21**	**39.61**	**39.84**	**39.99**	**2.013**	**2.047**	**1.998**	**5.095**	**2.066**
Stddev	.01	.24	.17	.06	.004	.009	.005	.012	.005
%RSD	.0215	.5962	.4354	.1504	.1943	.4333	.2392	.2334	.2587
#1	40.21	39.44	39.96	39.95	2.010	2.041	2.002	5.087	2.063
#2	40.20	39.78	39.72	40.03	2.016	2.053	1.995	5.104	2.070
Check ?	Chk Pass	Chk Pass	Chk Pass	Chk Pass	Chk Pass	Chk Pass	Chk Pass	Chk Pass	Chk Pass
Value									
Range									

Zoom In Zoom Out

Sample Name: ccv Acquired: 8/1/2014 22:43:35 Type: QC
Method: Accutest1(v150) Mode: CONC Corr. Factor: 1.000000
User: admin Custom ID1: Custom ID2: Custom ID3:
Comment:

Elem	Sr4077	Ti3349	W_2079	Zr3391	S_1820	Bi2230	Li6707
Units	ppm	ppm	ppm	ppm	ppm	ppm	ppm
Avg	**2.017**	**2.011**	**1.964**	**2.024**	**1.958**	**2.006**	**1.994**
Stddev	.000	.001	.008	.002	.003	.004	.009
%RSD	.0119	.0227	.4250	.0799	.1345	.2171	.4281
#1	2.017	2.011	1.959	2.025	1.957	2.003	1.988
#2	2.017	2.012	1.970	2.023	1.960	2.009	2.000
Check ?	Chk Pass	Chk Pass	Chk Pass	Chk Pass	Chk Pass	Chk Pass	Chk Pass
Value							
Range							

Int. Std.	Y_3600	Y_3710	Y_2243	In2306
Units	Cts/S	Cts/S	Cts/S	Cts/S
Avg	**68005.**	**7740.2**	**2824.4**	**3605.4**
Stddev	12.	24.5	8.4	10.0
%RSD	.01828	.31708	.29660	.27862
#1	67996.	7757.5	2830.4	3612.5
#2	68013.	7722.8	2818.5	3598.3

Zoom In Zoom Out

Sample Name: ccb Acquired: 8/1/2014 22:49:14 Type: QC
Method: Accutest1(v150) Mode: CONC Corr. Factor: 1.000000
User: admin Custom ID1: Custom ID2: Custom ID3:
Comment:

Elem	Ba4554	Be3130	Cd2288	Co2286	Cr2677	Cu3247	Mn2576	Ni2316	Ag3280
Units	ppm	ppm	ppm	ppm	ppm	ppm	ppm	ppm	ppm
Avg	**.0002**	**.0001**	**.0003**	**.0005**	**-.0001**	**-.0001**	**.0003**	**.0003**	**.0005**
Stddev	.0001	.0000	.0000	.0001	.0004	.0004	.0001	.0002	.0002
%RSD	52.29	16.22	7.764	30.49	478.6	279.1	22.00	56.69	42.40
#1	.0003	.0001	.0003	.0006	-.0003	.0001	.0004	.0002	.0006
#2	.0001	.0001	.0003	.0004	.0002	-.0004	.0003	.0004	.0003
Check ?	Chk Pass	Chk Pass	Chk Pass	Chk Pass	Chk Pass	Chk Pass	Chk Pass	Chk Pass	Chk Pass
High Limit									
Low Limit									

Elem	V_2924	Zn2062	As1890	Tl1908	Pb2203	Se1960	Sb2068	Al3961	Ca3179
Units	ppm	ppm	ppm	ppm	ppm	ppm	ppm	ppm	ppm
Avg	**.0003**	**.0004**	**.0004**	**.0017**	**.0007**	**-.0012**	**.0002**	**.0007**	**-.0015**
Stddev	.0001	.0000	.0009	.0013	.0006	.0010	.0009	.0126	.0020
%RSD	32.99	10.19	210.6	78.97	84.08	81.89	467.6	1818.	130.9
#1	.0002	.0004	.0011	.0026	.0011	-.0019	-.0004	-.0082	-.0001
#2	.0004	.0003	-.0002	.0008	.0003	-.0005	.0008	.0096	-.0029
Check ?	Chk Pass	Chk Pass	Chk Pass	Chk Pass	Chk Pass	Chk Pass	Chk Pass	Chk Pass	Chk Pass
High Limit									
Low Limit									

Elem	Fe2599	Mg2790	K_7664	Na5895	B_2089	Mo2020	Pd3404	Si2124	Sn1899
Units	ppm	ppm	ppm	ppm	ppm	ppm	ppm	ppm	ppm
Avg	**.0092**	**.0096**	**.0420**	**.0573**	**.0011**	F **.0024**	**-.0023**	**.0001**	**-.0002**
Stddev	.0041	.0104	.0278	.0039	.0005	.0006	.0000	.0002	.0001
%RSD	45.05	108.1	66.22	6.771	47.75	26.52	1.322	281.9	31.86
#1	.0121	.0169	.0223	.0546	.0015	.0028	-.0023	-.0001	-.0002
#2	.0063	.0023	.0616	.0600	.0008	.0019	-.0023	.0002	-.0003
Check ?	Chk Pass	Chk Pass	Chk Pass	Chk Pass	Chk Pass	Chk Fail	Chk Pass	Chk Pass	Chk Pass
High Limit						.0021			
Low Limit						-.0021			

Zoom In Zoom Out

Sample Name: ccb Acquired: 8/1/2014 22:49:14 Type: QC
Method: Accutest1(v150) Mode: CONC Corr. Factor: 1.000000
User: admin Custom ID1: Custom ID2: Custom ID3:
Comment:

Elem	Sr4077	Ti3349	W_2079	Zr3391	S_1820	Bi2230	Li6707
Units	ppm	ppm	ppm	ppm	ppm	ppm	ppm
Avg	**.0003**	**.0000**	**.0024**	**.0004**	**.0002**	**.0030**	**.0004**
Stddev	.0001	.0003	.0005	.0000	.0008	.0003	.0008
%RSD	33.18	1331.	21.55	9.664	361.0	11.24	188.9
#1	.0003	-.0002	.0028	.0004	-.0003	.0033	-.0001
#2	.0002	.0002	.0020	.0004	.0008	.0028	.0010
Check ?	Chk Pass	Chk Pass	Chk Pass	Chk Pass	Chk Pass	Chk Pass	Chk Pass
High Limit							
Low Limit							

Int. Std.	Y_3600	Y_3710	Y_2243	In2306
Units	Cts/S	Cts/S	Cts/S	Cts/S
Avg	**69947.**	**7802.6**	**2942.8**	**3809.1**
Stddev	120.	18.7	6.3	5.6
%RSD	.17091	.24022	.21540	.14671
#1	70031.	7789.4	2938.4	3805.2
#2	69862.	7815.9	2947.3	3813.1

Zoom In Zoom Out

Sample Name: cri Acquired: 8/1/2014 22:55:10 Type: QC
Method: Accutest1(v150) Mode: CONC Corr. Factor: 1.000000
User: admin Custom ID1: Custom ID2: Custom ID3:
Comment:

Elem	Ba4554	Be3130	Cd2288	Co2286	Cr2677	Cu3247	Mn2576	Ni2316	Ag3280
Units	ppm	ppm	ppm	ppm	ppm	ppm	ppm	ppm	ppm
Avg	**.1986**	**.0021**	**.0032**	**.0522**	**.0108**	**.0092**	**.0160**	**.0104**	**.0046**
Stddev	.0004	.0000	.0000	.0002	.0001	.0002	.0001	.0001	.0004
%RSD	.2087	2.008	.9829	.4557	.5475	1.787	.5083	.5300	8.593
#1	.1983	.0021	.0032	.0524	.0107	.0093	.0160	.0105	.0049
#2	.1989	.0020	.0033	.0520	.0108	.0091	.0161	.0104	.0043
Check ?	Chk Pass	Chk Pass	Chk Pass	Chk Pass	Chk Pass	Chk Pass	Chk Pass	Chk Pass	Chk Pass
Value									
Range									

Elem	V_2924	Zn2062	As1890	Tl1908	Pb2203	Se1960	Sb2068	Al3961	Ca3179
Units	ppm	ppm	ppm	ppm	ppm	ppm	ppm	ppm	ppm
Avg	**.0524**	**.0221**	**.0101**	**.0128**	**.0021**	**.0126**	**.0066**	**.2155**	**5.090**
Stddev	.0002	.0001	.0000	.0017	.0008	.0004	.0007	.0082	.009
%RSD	.3883	.4050	.0608	13.37	35.74	3.123	11.18	3.814	.1799
#1	.0523	.0222	.0101	.0116	.0026	.0129	.0060	.2097	5.083
#2	.0526	.0221	.0101	.0140	.0016	.0123	.0071	.2213	5.096
Check ?	Chk Pass	Chk Pass	Chk Pass	Chk Pass	Chk Pass	Chk Pass	Chk Pass	Chk Pass	Chk Pass
Value									
Range									

Elem	Fe2599	Mg2790	K_7664	Na5895	B_2089	Mo2020	Pd3404	Si2124	Sn1899
Units	ppm	ppm	ppm	ppm	ppm	ppm	ppm	ppm	ppm
Avg	**.1032**	**5.005**	**5.085**	**5.089**	**.0984**	**.0208**	**.0525**	**.2005**	**.0105**
Stddev	.0028	.039	.014	.014	.0009	.0005	.0008	.0010	.0002
%RSD	2.744	.7786	.2839	.2718	.8664	2.296	1.529	.5031	2.128
#1	.1012	5.032	5.095	5.099	.0978	.0211	.0519	.1998	.0103
#2	.1052	4.977	5.074	5.079	.0990	.0204	.0530	.2013	.0107
Check ?	Chk Pass	Chk Pass	Chk Pass	Chk Pass	Chk Pass	Chk Pass	Chk Pass	Chk Pass	Chk Pass
Value									
Range									

Zoom In Zoom Out

Sample Name: cri Acquired: 8/1/2014 22:55:10 Type: QC
Method: Accutest1(v150) Mode: CONC Corr. Factor: 1.000000
User: admin Custom ID1: Custom ID2: Custom ID3:
Comment:

Elem	Sr4077	Ti3349	W_2079	Zr3391	S_1820	Bi2230	Li6707
Units	ppm	ppm	ppm	ppm	ppm	ppm	ppm
Avg	**.0106**	**.0105**	**.0538**	F **.0131**	**.0471**	**.0227**	**.0219**
Stddev	.0000	.0002	.0024	.0001	.0005	.0013	.0008
%RSD	.1065	1.548	4.395	1.018	1.078	5.942	3.830
#1	.0106	.0106	.0521	.0130	.0474	.0217	.0225
#2	.0106	.0103	.0555	.0132	.0467	.0236	.0213
Check ?	Chk Pass	Chk Pass	Chk Pass	Chk Fail	Chk Pass	Chk Pass	Chk Pass
Value				.0100			
Range				30.00%			

Int. Std.	Y_3600	Y_3710	Y_2243	In2306
Units	Cts/S	Cts/S	Cts/S	Cts/S
Avg	**69472.**	**7747.6**	**2923.9**	**3790.0**
Stddev	72.	1.7	1.2	1.1
%RSD	.10365	.02142	.03992	.02864
#1	69421.	7746.4	2924.8	3790.8
#2	69523.	7748.7	2923.1	3789.2

Zoom In Zoom Out

Sample Name: cria Acquired: 8/1/2014 23:01:02 Type: QC
Method: Accutest1(v150) Mode: CONC Corr. Factor: 1.000000
User: admin Custom ID1: Custom ID2: Custom ID3:
Comment:

Elem	Ba4554	Be3130	Cd2288	Co2286	Cr2677	Cu3247	Mn2576	Ni2316	Ag3280
Units	ppm	ppm	ppm	ppm	ppm	ppm	ppm	ppm	ppm
Avg	**-.0002**	**-.0002**	**.0001**	**-.0001**	**-.0005**	**-.0008**	**.0001**	**.0003**	**.0002**
Stddev	.0004	.0000	.0001	.0001	.0006	.0001	.0000	.0000	.0007
%RSD	267.6	16.50	74.64	66.77	113.0	8.074	5.757	4.796	305.5
#1	.0001	-.0002	.0000	-.0001	-.0009	-.0008	.0001	.0003	-.0003
#2	-.0004	-.0002	.0001	-.0001	-.0001	-.0009	.0001	.0003	.0007
Check ?	None	None	None	None	None	None	None	None	None
Value									
Range									

Elem	V_2924	Zn2062	As1890	Tl1908	Pb2203	Se1960	Sb2068	Al3961	Ca3179
Units	ppm	ppm	ppm	ppm	ppm	ppm	ppm	ppm	ppm
Avg	**-.0001**	**.0023**	**.0207**	**.0009**	**.0208**	**.0207**	**.0198**	**.5179**	**2.030**
Stddev	.0001	.0000	.0000	.0015	.0008	.0001	.0012	.0000	.002
%RSD	180.7	.6308	.1148	169.3	4.040	.4306	6.031	.0004	.1160
#1	.0000	.0023	.0207	-.0002	.0214	.0207	.0207	.5179	2.032
#2	-.0002	.0023	.0207	.0020	.0202	.0208	.0190	.5179	2.029
Check ?	None	None	Chk Pass	None	Chk Pass	Chk Pass	Chk Pass	Chk Pass	None
Value									
Range									

Elem	Fe2599	Mg2790	K_7664	Na5895	B_2089	Mo2020	Pd3404	Si2124	Sn1899
Units	ppm	ppm	ppm	ppm	ppm	ppm	ppm	ppm	ppm
Avg	**.5294**	**1.922**	**.0765**	**.0277**	**.0002**	**.0002**	**-.0014**	**.0031**	**-.0001**
Stddev	.0022	.064	.0081	.0083	.0007	.0001	.0012	.0005	.0004
%RSD	.4191	3.313	10.56	29.80	308.4	32.00	84.11	14.70	501.3
#1	.5278	1.967	.0823	.0219	-.0003	.0002	-.0022	.0034	.0002
#2	.5309	1.877	.0708	.0336	.0007	.0003	-.0006	.0028	-.0003
Check ?	Chk Pass	None	None	None	None	None	None	None	None
Value									
Range									

Zoom In Zoom Out

Sample Name: cria Acquired: 8/1/2014 23:01:02 Type: QC
Method: Accutest1(v150) Mode: CONC Corr. Factor: 1.000000
User: admin Custom ID1: Custom ID2: Custom ID3:
Comment:

Elem	Sr4077	Ti3349	W_2079	Zr3391	S_1820	Bi2230	Li6707
Units	ppm	ppm	ppm	ppm	ppm	ppm	ppm
Avg	**.0001**	**-.0007**	**-.0015**	**.0003**	**-.0015**	**.0013**	**.0008**
Stddev	.0001	.0001	.0008	.0001	.0008	.0015	.0016
%RSD	53.71	19.26	56.72	48.11	53.50	115.8	212.8
#1	.0001	-.0006	-.0009	.0002	-.0010	.0002	.0019
#2	.0002	-.0007	-.0021	.0004	-.0021	.0023	-.0004
Check ?	None	None	None	None	None	None	None
Value							
Range							

Int. Std.	Y_3600	Y_3710	Y_2243	In2306
Units	Cts/S	Cts/S	Cts/S	Cts/S
Avg	**69785.**	**7749.7**	**2937.7**	**3802.1**
Stddev	343.	5.0	1.7	3.8
%RSD	.49185	.06446	.05729	.10031
#1	69542.	7746.2	2938.9	3799.4
#2	70027.	7753.3	2936.5	3804.8

Zoom In Zoom Out

Sample Name: cri Acquired: 8/1/2014 23:07:12 Type: QC
Method: Accutest1(v150) Mode: CONC Corr. Factor: 1.000000
User: admin Custom ID1: Custom ID2: Custom ID3:
Comment:

Elem	Ba4554	Be3130	Cd2288	Co2286	Cr2677	Cu3247	Mn2576	Ni2316	Ag3280
Units	ppm	ppm	ppm	ppm	ppm	ppm	ppm	ppm	ppm
Avg	**.1987**	**.0020**	**.0032**	**.0526**	**.0103**	**.0094**	**.0160**	**.0106**	**.0041**
Stddev	.0014	.0000	.0000	.0001	.0001	.0002	.0002	.0003	.0001
%RSD	.7287	1.502	.5474	.2813	1.283	2.397	1.010	2.906	2.783
#1	.1977	.0020	.0032	.0527	.0102	.0096	.0161	.0108	.0042
#2	.1997	.0020	.0032	.0525	.0104	.0093	.0158	.0104	.0040
Check ?	Chk Pass	Chk Pass	Chk Pass	Chk Pass	Chk Pass	Chk Pass	Chk Pass	Chk Pass	Chk Pass
Value									
Range									

Elem	V_2924	Zn2062	As1890	Tl1908	Pb2203	Se1960	Sb2068	Al3961	Ca3179
Units	ppm	ppm	ppm	ppm	ppm	ppm	ppm	ppm	ppm
Avg	**.0530**	**.0224**	**.0093**	**.0115**	**.0034**	**.0094**	**.0055**	**.2049**	**5.063**
Stddev	.0003	.0004	.0004	.0001	.0017	.0004	.0006	.0019	.028
%RSD	.5494	1.582	4.357	.4550	50.37	4.467	10.81	.9079	.5513
#1	.0532	.0222	.0096	.0115	.0022	.0097	.0051	.2062	5.044
#2	.0528	.0227	.0090	.0114	.0046	.0091	.0059	.2036	5.083
Check ?	Chk Pass	Chk Pass	Chk Pass	Chk Pass	Chk Pass	Chk Pass	Chk Pass	Chk Pass	Chk Pass
Value									
Range									

Elem	Fe2599	Mg2790	K_7664	Na5895	B_2089	Mo2020	Pd3404	Si2124	Sn1899
Units	ppm	ppm	ppm	ppm	ppm	ppm	ppm	ppm	ppm
Avg	**.1049**	**4.956**	**5.049**	**5.079**	**.0988**	**.0204**	**.0528**	**.2014**	**.0108**
Stddev	.0039	.021	.024	.025	.0007	.0000	.0012	.0005	.0004
%RSD	3.694	.4282	.4665	.4935	.7167	.0939	2.276	.2693	3.977
#1	.1022	4.941	5.033	5.061	.0983	.0204	.0520	.2010	.0105
#2	.1077	4.971	5.066	5.097	.0993	.0203	.0537	.2018	.0111
Check ?	Chk Pass	Chk Pass	Chk Pass	Chk Pass	Chk Pass	Chk Pass	Chk Pass	Chk Pass	Chk Pass
Value									
Range									

Zoom In Zoom Out

Sample Name: cri Acquired: 8/1/2014 23:07:12 Type: QC
Method: Accutest1(v150) Mode: CONC Corr. Factor: 1.000000
User: admin Custom ID1: Custom ID2: Custom ID3:
Comment:

Elem	Sr4077	Ti3349	W_2079	Zr3391	S_1820	Bi2230	Li6707
Units	ppm	ppm	ppm	ppm	ppm	ppm	ppm
Avg	**.0105**	**.0101**	**.0507**	**.0115**	**.0483**	**.0232**	**.0236**
Stddev	.0001	.0002	.0011	.0002	.0011	.0007	.0001
%RSD	1.397	1.788	2.185	1.854	2.258	2.992	.6309
#1	.0104	.0102	.0515	.0116	.0475	.0237	.0235
#2	.0106	.0100	.0499	.0113	.0490	.0227	.0237
Check ?	Chk Pass	Chk Pass	Chk Pass	Chk Pass	Chk Pass	Chk Pass	Chk Pass
Value							
Range							

Int. Std.	Y_3600	Y_3710	Y_2243	In2306
Units	Cts/S	Cts/S	Cts/S	Cts/S
Avg	**69394.**	**7832.8**	**2912.3**	**3780.4**
Stddev	175.	59.3	1.8	.5
%RSD	.25151	.75720	.06128	.01312
#1	69271.	7874.7	2913.6	3780.1
#2	69517.	7790.8	2911.0	3780.8

Zoom In Zoom Out

Sample Name: icsa Acquired: 8/1/2014 23:13:04 Type: QC
Method: Accutest1(v150) Mode: CONC Corr. Factor: 1.000000
User: admin Custom ID1: Custom ID2: Custom ID3:
Comment:

Elem	Ba4554	Be3130	Cd2288	Co2286	Cr2677	Cu3247	Mn2576	Ni2316	Ag3280
Units	ppm	ppm	ppm	ppm	ppm	ppm	ppm	ppm	ppm
Avg	**-.0016**	**.0006**	**.0020**	**.0009**	**-.0007**	**-.0045**	**.0019**	**.0015**	**-.0016**
Stddev	.0001	.0000	.0001	.0000	.0001	.0006	.0000	.0006	.0001
%RSD	4.087	7.109	4.420	4.208	10.46	14.23	1.365	38.18	4.485
#1	-.0016	.0006	.0021	.0009	-.0007	-.0049	.0019	.0019	-.0015
#2	-.0015	.0005	.0020	.0009	-.0008	-.0040	.0019	.0011	-.0016
Check ?	Chk Pass	Chk Pass	Chk Pass	Chk Pass	Chk Pass	Chk Pass	Chk Pass	Chk Pass	Chk Pass
High Limit									
Low Limit									

Elem	V_2924	Zn2062	As1890	Tl1908	Pb2203	Se1960	Sb2068	Al3961	Ca3179
Units	ppm	ppm	ppm	ppm	ppm	ppm	ppm	ppm	ppm
Avg	**.0033**	**.0034**	**.0025**	**.0020**	**-.0001**	**.0060**	**.0028**	**518.9**	**380.2**
Stddev	.0003	.0001	.0001	.0022	.0003	.0017	.0011	3.3	2.7
%RSD	10.67	4.418	5.238	112.6	556.2	29.08	41.34	.6316	.7084
#1	.0035	.0033	.0026	.0004	.0002	.0047	.0020	521.2	382.1
#2	.0030	.0035	.0025	.0035	-.0003	.0072	.0036	516.6	378.3
Check ?	Chk Pass	Chk Pass	Chk Pass	Chk Pass	Chk Pass	Chk Pass	Chk Pass	Chk Pass	Chk Pass
High Limit									
Low Limit									

Elem	Fe2599	Mg2790	K_7664	Na5895	B_2089	Mo2020	Pd3404	Si2124	Sn1899
Units	ppm	ppm	ppm	ppm	ppm	ppm	ppm	ppm	ppm
Avg	**190.9**	**490.9**	**.0333**	**.0333**	**-.0023**	**.0004**	**-.0386**	**.0037**	**-.0039**
Stddev	.8	1.9	.0242	.0053	.0002	.0000	.0007	.0005	.0011
%RSD	.4347	.3942	72.61	16.04	8.481	.4669	1.727	13.88	27.03
#1	191.5	492.3	.0162	.0295	-.0024	.0004	-.0381	.0033	-.0046
#2	190.3	489.5	.0504	.0370	-.0021	.0004	-.0391	.0040	-.0032
Check ?	Chk Pass	Chk Pass	Chk Pass	Chk Pass	Chk Pass	Chk Pass	Chk Pass	Chk Pass	Chk Pass
High Limit									
Low Limit									

Zoom In Zoom Out

Sample Name: icsa Acquired: 8/1/2014 23:13:04 Type: QC
Method: Accutest1(v150) Mode: CONC Corr. Factor: 1.000000
User: admin Custom ID1: Custom ID2: Custom ID3:
Comment:

Elem	Sr4077	Ti3349	W_2079	Zr3391	S_1820	Bi2230	Li6707
Units	ppm	ppm	ppm	ppm	ppm	ppm	ppm
Avg	**-.0046**	**.0021**	**-.0427**	**.0012**	**-.0192**	**.0362**	**.0036**
Stddev	.0001	.0002	.0008	.0001	.0041	.0007	.0005
%RSD	2.557	9.934	1.842	8.724	21.10	2.038	13.74
#1	-.0047	.0023	-.0433	.0013	-.0221	.0357	.0032
#2	-.0045	.0020	-.0421	.0012	-.0163	.0367	.0039
Check ?	Chk Pass	Chk Pass	Chk Pass	Chk Pass	Chk Pass	Chk Pass	Chk Pass
High Limit							
Low Limit							

Int. Std.	Y_3600	Y_3710	Y_2243	In2306
Units	Cts/S	Cts/S	Cts/S	Cts/S
Avg	**62076.**	**7261.2**	**2543.1**	**3188.1**
Stddev	100.	8.1	2.0	2.1
%RSD	.16044	.11116	.07850	.06460
#1	62147.	7255.5	2544.5	3186.6
#2	62006.	7267.0	2541.7	3189.5

Zoom In Zoom Out

Sample Name: ICSAB Acquired: 8/1/2014 23:18:53 Type: QC
Method: Accutest1(v150) Mode: CONC Corr. Factor: 1.000000
User: admin Custom ID1: Custom ID2: Custom ID3:
Comment:

Elem	Ba4554	Be3130	Cd2288	Co2286	Cr2677	Cu3247	Mn2576	Ni2316	Ag3280
Units	ppm	ppm	ppm	ppm	ppm	ppm	ppm	ppm	ppm
Avg	**.5101**	**.4996**	**1.034**	**.4988**	**.4965**	**.5183**	**.5068**	**.9703**	**1.028**
Stddev	.0013	.0007	.000	.0004	.0018	.0015	.0009	.0011	.001
%RSD	.2464	.1489	.0334	.0799	.3535	.2885	.1700	.1139	.0753
#1	.5092	.4991	1.034	.4985	.4978	.5193	.5062	.9695	1.027
#2	.5110	.5001	1.034	.4990	.4953	.5172	.5074	.9711	1.028
Check ?	Chk Pass	Chk Pass	Chk Pass	Chk Pass	Chk Pass	Chk Pass	Chk Pass	Chk Pass	Chk Pass
Value									
Range									

Elem	V_2924	Zn2062	As1890	Tl1908	Pb2203	Se1960	Sb2068	Al3961	Ca3179
Units	ppm	ppm	ppm	ppm	ppm	ppm	ppm	ppm	ppm
Avg	**.5001**	**1.002**	**1.066**	**1.004**	**1.001**	**1.117**	**1.043**	**512.2**	**380.6**
Stddev	.0010	.000	.001	.002	.005	.005	.002	1.4	.7
%RSD	.1929	.0098	.0848	.2087	.4869	.4596	.2211	.2751	.1868
#1	.4994	1.002	1.067	1.005	.9979	1.113	1.041	511.2	380.1
#2	.5008	1.003	1.066	1.002	1.005	1.121	1.044	513.2	381.1
Check ?	Chk Pass	Chk Pass	Chk Pass	Chk Pass	Chk Pass	Chk Pass	Chk Pass	Chk Pass	Chk Pass
Value									
Range									

Elem	Fe2599	Mg2790	K_7664	Na5895	B_2089	Mo2020	Pd3404	Si2124	Sn1899
Units	ppm	ppm	ppm	ppm	ppm	ppm	ppm	ppm	ppm
Avg	**190.5**	**489.9**	**.0391**	**.0383**	**.0034**	**.5118**	**.5113**	**.0043**	**-.0035**
Stddev	.2	1.1	.0020	.0106	.0008	.0013	.0010	.0013	.0016
%RSD	.1147	.2288	5.068	27.73	22.34	.2597	.1977	30.34	45.98
#1	190.3	489.1	.0377	.0458	.0039	.5109	.5120	.0034	-.0024
#2	190.6	490.7	.0405	.0308	.0028	.5128	.5106	.0052	-.0047
Check ?	Chk Pass	Chk Pass	None	None	None	Chk Pass	Chk Pass	None	None
Value									
Range									

Zoom In Zoom Out

Sample Name: ICSAB Acquired: 8/1/2014 23:18:53 Type: QC
Method: Accutest1(v150) Mode: CONC Corr. Factor: 1.000000
User: admin Custom ID1: Custom ID2: Custom ID3:
Comment:

Elem	Sr4077	Ti3349	W_2079	Zr3391	S_1820	Bi2230	Li6707
Units	ppm	ppm	ppm	ppm	ppm	ppm	ppm
Avg	**-.0045**	**.0020**	**.4888**	**.4188**	**.4919**	**.5677**	**.5782**
Stddev	.0001	.0007	.0054	.0057	.0003	.0022	.0030
%RSD	2.073	36.92	1.095	1.353	.0602	.3908	.5140
#1	-.0045	.0025	.4851	.4148	.4917	.5661	.5761
#2	-.0046	.0015	.4926	.4228	.4921	.5693	.5803
Check ?	None	None	Chk Pass	Chk Pass	Chk Pass	Chk Pass	Chk Pass
Value							
Range							

Int. Std.	Y_3600	Y_3710	Y_2243	In2306
Units	Cts/S	Cts/S	Cts/S	Cts/S
Avg	**61953.**	**7259.0**	**2537.6**	**3189.3**
Stddev	39.	10.5	3.0	2.4
%RSD	.06333	.14441	.11732	.07586
#1	61981.	7266.4	2535.5	3187.6
#2	61926.	7251.6	2539.7	3191.0

Zoom In Zoom Out

Sample Name: ccv Acquired: 8/1/2014 23:24:36 Type: QC
Method: Accutest1(v150) Mode: CONC Corr. Factor: 1.000000
User: admin Custom ID1: Custom ID2: Custom ID3:
Comment:

Elem	Ba4554	Be3130	Cd2288	Co2286	Cr2677	Cu3247	Mn2576	Ni2316	Ag3280
Units	ppm	ppm	ppm	ppm	ppm	ppm	ppm	ppm	ppm
Avg	**2.016**	**2.027**	**2.012**	**2.060**	**2.072**	**1.952**	**2.073**	**2.079**	**.2431**
Stddev	.000	.007	.005	.001	.008	.004	.003	.000	.0014
%RSD	.0127	.3426	.2619	.0268	.3878	.2273	.1580	.0092	.5580
#1	2.016	2.031	2.008	2.060	2.077	1.955	2.071	2.079	.2440
#2	2.016	2.022	2.016	2.059	2.066	1.948	2.076	2.079	.2421
Check ?	Chk Pass	Chk Pass	Chk Pass	Chk Pass	Chk Pass	Chk Pass	Chk Pass	Chk Pass	Chk Pass
Value									
Range									

Elem	V_2924	Zn2062	As1890	Tl1908	Pb2203	Se1960	Sb2068	Al3961	Ca3179
Units	ppm	ppm	ppm	ppm	ppm	ppm	ppm	ppm	ppm
Avg	**2.031**	**2.068**	**2.016**	**2.106**	**2.081**	**2.016**	**2.013**	**40.45**	**40.29**
Stddev	.000	.004	.007	.003	.001	.004	.007	.17	.16
%RSD	.0188	.1920	.3319	.1445	.0508	.1973	.3412	.4149	.3948
#1	2.031	2.071	2.011	2.104	2.080	2.013	2.008	40.57	40.40
#2	2.031	2.066	2.021	2.108	2.082	2.019	2.017	40.33	40.18
Check ?	Chk Pass	Chk Pass	Chk Pass	Chk Pass	Chk Pass	Chk Pass	Chk Pass	Chk Pass	Chk Pass
Value									
Range									

Elem	Fe2599	Mg2790	K_7664	Na5895	B_2089	Mo2020	Pd3404	Si2124	Sn1899
Units	ppm	ppm	ppm	ppm	ppm	ppm	ppm	ppm	ppm
Avg	**40.20**	**39.64**	**39.92**	**40.27**	**2.017**	**2.052**	**2.000**	**5.079**	**2.072**
Stddev	.10	.12	.12	.05	.007	.006	.006	.012	.005
%RSD	.2542	.2905	.3101	.1313	.3696	.3138	.3184	.2378	.2323
#1	40.27	39.72	40.01	40.31	2.011	2.048	2.005	5.070	2.068
#2	40.12	39.55	39.83	40.23	2.022	2.057	1.996	5.087	2.075
Check ?	Chk Pass	Chk Pass	Chk Pass	Chk Pass	Chk Pass	Chk Pass	Chk Pass	Chk Pass	Chk Pass
Value									
Range									

Zoom In Zoom Out

Sample Name: ccv Acquired: 8/1/2014 23:24:36 Type: QC
Method: Accutest1(v150) Mode: CONC Corr. Factor: 1.000000
User: admin Custom ID1: Custom ID2: Custom ID3:
Comment:

Elem	Sr4077	Ti3349	W_2079	Zr3391	S_1820	Bi2230	Li6707
Units	ppm	ppm	ppm	ppm	ppm	ppm	ppm
Avg	**2.025**	**2.024**	**1.975**	**2.031**	**1.966**	**2.034**	**1.995**
Stddev	.001	.001	.005	.002	.006	.012	.002
%RSD	.0596	.0480	.2322	.1106	.2862	.6029	.0829
#1	2.025	2.023	1.972	2.033	1.962	2.026	1.996
#2	2.024	2.025	1.978	2.030	1.970	2.043	1.993
Check ?	Chk Pass	Chk Pass	Chk Pass	Chk Pass	Chk Pass	Chk Pass	Chk Pass
Value							
Range							

Int. Std.	Y_3600	Y_3710	Y_2243	In2306
Units	Cts/S	Cts/S	Cts/S	Cts/S
Avg	**67450.**	**7681.3**	**2822.0**	**3602.7**
Stddev	28.	8.8	2.4	1.9
%RSD	.04174	.11466	.08379	.05207
#1	67469.	7675.1	2823.6	3601.3
#2	67430.	7687.5	2820.3	3604.0

Zoom In Zoom Out

Sample Name: ccb Acquired: 8/1/2014 23:30:15 Type: QC
Method: Accutest1(v150) Mode: CONC Corr. Factor: 1.000000
User: admin Custom ID1: Custom ID2: Custom ID3:
Comment:

Elem	Ba4554	Be3130	Cd2288	Co2286	Cr2677	Cu3247	Mn2576	Ni2316	Ag3280
Units	ppm	ppm	ppm	ppm	ppm	ppm	ppm	ppm	ppm
Avg	**-.0003**	**-.0000**	**.0001**	**.0003**	**-.0001**	**-.0003**	**.0002**	**.0004**	**.0002**
Stddev	.0001	.0001	.0001	.0003	.0001	.0003	.0000	.0002	.0003
%RSD	22.39	2127.	65.35	121.8	156.7	96.23	1.423	49.11	131.3
#1	-.0004	-.0001	.0001	.0005	-.0001	-.0001	.0002	.0005	.0000
#2	-.0003	.0001	.0002	.0000	.0000	-.0005	.0002	.0002	.0004
Check ?	Chk Pass	Chk Pass	Chk Pass	Chk Pass	Chk Pass	Chk Pass	Chk Pass	Chk Pass	Chk Pass
High Limit									
Low Limit									

Elem	V_2924	Zn2062	As1890	Tl1908	Pb2203	Se1960	Sb2068	Al3961	Ca3179
Units	ppm	ppm	ppm	ppm	ppm	ppm	ppm	ppm	ppm
Avg	**.0003**	**.0003**	**.0010**	**.0014**	**-.0005**	**.0007**	**.0003**	**-.0021**	**-.0003**
Stddev	.0001	.0000	.0002	.0003	.0005	.0018	.0006	.0103	.0029
%RSD	21.44	1.122	19.33	23.29	98.34	280.8	224.8	499.7	1082.
#1	.0003	.0003	.0008	.0011	-.0009	.0020	.0007	-.0094	.0018
#2	.0004	.0003	.0011	.0016	-.0002	-.0006	-.0002	.0052	-.0023
Check ?	Chk Pass	Chk Pass	Chk Pass	Chk Pass	Chk Pass	Chk Pass	Chk Pass	Chk Pass	Chk Pass
High Limit									
Low Limit									

Elem	Fe2599	Mg2790	K_7664	Na5895	B_2089	Mo2020	Pd3404	Si2124	Sn1899
Units	ppm	ppm	ppm	ppm	ppm	ppm	ppm	ppm	ppm
Avg	**.0170**	**-.0456**	**.0662**	**.0253**	**.0010**	F **.0024**	**-.0004**	**.0021**	**-.0003**
Stddev	.0030	.0316	.0202	.0070	.0009	.0007	.0008	.0012	.0003
%RSD	17.71	69.19	30.59	27.53	88.42	30.09	185.6	57.14	95.34
#1	.0192	-.0233	.0518	.0302	.0016	.0030	.0001	.0029	-.0001
#2	.0149	-.0679	.0805	.0204	.0004	.0019	-.0010	.0012	-.0005
Check ?	Chk Pass	Chk Pass	Chk Pass	Chk Pass	Chk Pass	Chk Fail	Chk Pass	Chk Pass	Chk Pass
High Limit						.0021			
Low Limit						-.0021			

Zoom In Zoom Out

Sample Name: ccb Acquired: 8/1/2014 23:30:15 Type: QC
Method: Accutest1(v150) Mode: CONC Corr. Factor: 1.000000
User: admin Custom ID1: Custom ID2: Custom ID3:
Comment:

Elem	Sr4077	Ti3349	W_2079	Zr3391	S_1820	Bi2230	Li6707
Units	ppm	ppm	ppm	ppm	ppm	ppm	ppm
Avg	**.0000**	**.0003**	**.0039**	**.0007**	**.0000**	**.0021**	**-.0002**
Stddev	.0000	.0001	.0011	.0001	.0003	.0003	.0015
%RSD	25.74	23.67	26.96	19.42	1100.	13.40	694.3
#1	.0000	.0003	.0046	.0006	.0003	.0023	.0008
#2	.0000	.0002	.0032	.0008	-.0002	.0019	-.0012
Check ?	Chk Pass	Chk Pass	Chk Pass	Chk Pass	Chk Pass	Chk Pass	Chk Pass
High Limit							
Low Limit							

Int. Std.	Y_3600	Y_3710	Y_2243	In2306
Units	Cts/S	Cts/S	Cts/S	Cts/S
Avg	**69893.**	**7747.7**	**2940.4**	**3808.8**
Stddev	269.	5.2	1.4	3.6
%RSD	.38466	.06764	.04819	.09567
#1	70083.	7744.0	2941.4	3811.4
#2	69703.	7751.4	2939.4	3806.3

Zoom In Zoom Out

Sample Name: mp81019-s2 Acquired: 8/1/2014 23:36:10 Type: Unk
Method: Accutest1(v150) Mode: CONC Corr. Factor: 5.000000
User: admin Custom ID1: Custom ID2: Custom ID3:
Comment:

Elem	Ba4554	Be3130	Cd2288	Co2286	Cr2677	Cu3247	Mn2576	Ni2316	Ag3280
Avg	**4.518**	**2.001**	**2.019**	**2.102**	**2.142**	**1.975**	**8.238**	**2.566**	**.2382**
Stddev	.002	.001	.006	.001	.007	.006	.026	.000	.0018
%RSD	.0445	.0450	.3125	.0565	.3433	.3090	.3199	.0047	.7394
#1	4.517	2.001	2.015	2.101	2.136	1.979	8.220	2.566	.2369
#2	4.520	2.000	2.024	2.103	2.147	1.971	8.257	2.566	.2394

Elem	V_2924	Zn2062	As1890	Tl1908	Pb2203	Se1960	Sb2068	Al3961	Ca3179
Avg	**1.993**	**2.920**	**2.017**	**1.974**	**2.052**	**2.006**	**2.001**	**26.20**	**170.6**
Stddev	.007	.002	.009	.014	.007	.006	.009	.08	.2
%RSD	.3436	.0589	.4210	.6819	.3285	.2964	.4624	.2995	.1022
#1	1.989	2.919	2.011	1.964	2.057	2.001	1.995	26.15	170.4
#2	1.998	2.922	2.023	1.983	2.047	2.010	2.008	26.26	170.7

Elem	Fe2599	Mg2790	K_7664	Na5895	B_2089	Mo2020	Pd3404	Si2124	Sn1899
Avg	**373.5**	**45.07**	**31.70**	**1214.**	**.5920**	**2.044**	**1.983**	**6.256**	**2.099**
Stddev	.3	.20	.05	12.	.0028	.005	.013	.023	.006
%RSD	.0831	.4529	.1640	.9970	.4789	.2689	.6623	.3686	.2740
#1	373.3	45.22	31.67	1205.	.5940	2.040	1.993	6.240	2.095
#2	373.7	44.93	31.74	1222.	.5900	2.048	1.974	6.273	2.103

Elem	Sr4077	Ti3349	W_2079	Zr3391	S_1820	Bi2230	Li6707
Avg	**2.784**	**2.109**	**2.185**	**1.965**	**3.547**	**2.017**	**1.998**
Stddev	.002	.006	.006	.000	.000	.004	.003
%RSD	.0530	.2793	.2794	.0093	.0102	.2068	.1259
#1	2.785	2.113	2.189	1.965	3.547	2.014	2.000
#2	2.783	2.105	2.181	1.965	3.547	2.020	1.996

Int. Std.	Y_3600	Y_3710	Y_2243	In2306
Avg	**66890.**	**7636.5**	**2791.4**	**3559.5**
Stddev	284.	23.7	.8	1.6
%RSD	.42476	.31016	.02955	.04548
#1	67091.	7653.3	2792.0	3560.6
#2	66689.	7619.8	2790.8	3558.3

Zoom In Zoom Out

Sample Name: jb72870-1 Acquired: 8/1/2014 23:41:56 Type: Unk
Method: Accutest1(v150) Mode: CONC Corr. Factor: 5.000000
User: admin Custom ID1: Custom ID2: Custom ID3:
Comment:

Elem	Ba4554	Be3130	Cd2288	Co2286	Cr2677	Cu3247	Mn2576	Ni2316
Avg	**2.645**	**.0012**	**.0014**	**.1117**	**.1150**	**-.0062**	**6.286**	**.5491**
Stddev	.006	.0006	.0005	.0016	.0011	.0022	.017	.0061
%RSD	.2108	47.68	33.56	1.461	.9801	34.81	.2634	1.105
#1	2.641	.0008	.0018	.1105	.1142	-.0047	6.274	.5448
#2	2.649	.0017	.0011	.1128	.1158	-.0078	6.298	.5534

Elem	Ag3280	V_2924	Zn2062	As1890	Tl1908	Pb2203	Se1960	Sb2068
Avg	**.0017**	**.0121**	**.8464**	**.0019**	**.0047**	**.0060**	**.0171**	**.0047**
Stddev	.0000	.0015	.0118	.0042	.0004	.0085	.0053	.0054
%RSD	2.186	12.52	1.395	225.0	8.806	142.5	31.13	115.0
#1	.0017	.0132	.8381	-.0011	.0044	.0120	.0208	.0085
#2	.0017	.0110	.8548	.0049	.0050	-.0000	.0133	.0009

Elem	Al3961	Ca3179	Fe2599	Mg2790	K_7664	Na5895	B_2089	Mo2020
Avg	**.0944**	**145.7**	**352.5**	**20.03**	**5.400**	**1216.**	**.5563**	**.0043**
Stddev	.0275	.4	1.1	.14	.020	6.	.0077	.0009
%RSD	29.12	.2507	.3180	.6929	.3770	.5112	1.382	21.94
#1	.0749	145.4	351.7	19.93	5.414	1212.	.5508	.0049
#2	.1138	145.9	353.3	20.13	5.386	1221.	.5617	.0036

Elem	Pd3404	Si2124	Sn1899	Sr4077	Ti3349	W_2079	Zr3391	S_1820
Avg	W **-.0476**	**4.109**	**-.0088**	**.8159**	**-.0010**	**-.0020**	**.0055**	**3.540**
Stddev	.0072	.055	.0004	.0006	.0012	.0011	.0004	.069
%RSD	15.23	1.342	5.070	.0695	117.3	54.78	6.782	1.938
#1	-.0527	4.070	-.0091	.8155	-.0019	-.0012	.0058	3.491
#2	-.0425	4.148	-.0085	.8163	-.0002	-.0027	.0052	3.588

Elem	Bi2230	Li6707
Avg	**.0603**	**.0020**
Stddev	.0001	.0047
%RSD	.2283	237.4
#1	.0602	-.0013
#2	.0604	.0053

Zoom In Zoom Out

Sample Name: jb72870-1 Acquired: 8/1/2014 23:41:56 Type: Unk
Method: Accutest1(v150) Mode: CONC Corr. Factor: 5.000000
User: admin Custom ID1: Custom ID2: Custom ID3:
Comment:

Int. Std.	Y_3600	Y_3710	Y_2243	In2306
Avg	**66448.**	**7554.7**	**2790.8**	**3570.2**
Stddev	33.	33.6	25.2	31.9
%RSD	.04926	.44489	.90164	.89363
#1	66425.	7578.5	2808.6	3592.7
#2	66472.	7531.0	2773.0	3547.6

Zoom In Zoom Out

Sample Name: mp81019-sd1 Acquired: 8/1/2014 23:47:49 Type: Unk
Method: Accutest1(v150) Mode: CONC Corr. Factor: 25.000000
User: admin Custom ID1: Custom ID2: Custom ID3:
Comment:

Elem	Ba4554	Be3130	Cd2288	Co2286	Cr2677	Cu3247	Mn2576	Ni2316	Ag3280
Avg	**2.553**	**-.0017**	**.0036**	**.1147**	**.1019**	**-.0134**	**6.214**	**.5348**	**-.0129**
Stddev	.004	.0049	.0020	.0004	.0017	.0048	.023	.0001	.0053
%RSD	.1779	283.5	56.12	.3205	1.656	36.06	.3721	.0271	40.94
#1	2.556	-.0052	.0022	.1144	.1030	-.0100	6.231	.5347	-.0167
#2	2.550	.0017	.0050	.1149	.1007	-.0168	6.198	.5349	-.0092

Elem	V_2924	Zn2062	As1890	Tl1908	Pb2203	Se1960	Sb2068	Al3961	Ca3179
Avg	**.0116**	**.8409**	**.0400**	**.0255**	**-.0019**	**-.0017**	**-.0045**	**.2254**	**141.7**
Stddev	.0060	.0015	.0343	.0149	.0152	.0134	.0346	.2022	.4
%RSD	51.27	.1820	85.83	58.65	814.0	809.5	761.5	89.71	.2570
#1	.0074	.8420	.0157	.0360	.0089	-.0112	-.0290	.0824	141.9
#2	.0159	.8398	.0643	.0149	-.0126	.0078	.0199	.3684	141.4

Elem	Fe2599	Mg2790	K_7664	Na5895	B_2089	Mo2020	Pd3404	Si2124	Sn1899
Avg	**346.5**	**19.72**	**6.072**	**1209.**	**.5237**	**.0055**	**-.0945**	**4.140**	**-.0245**
Stddev	.6	1.33	.028	4.	.0166	.0019	.0576	.020	.0011
%RSD	.1788	6.754	.4606	.3469	3.164	34.64	60.88	.4772	4.599
#1	346.1	20.67	6.052	1212.	.5119	.0068	-.0538	4.126	-.0253
#2	346.9	18.78	6.092	1206.	.5354	.0041	-.1352	4.153	-.0237

Elem	Sr4077	Ti3349	W_2079	Zr3391	S_1820	Bi2230	Li6707
Avg	**.7865**	**-.0089**	**-.0541**	**.0074**	**3.297**	**.0577**	**.0122**
Stddev	.0047	.0084	.0282	.0027	.013	.0110	.0089
%RSD	.6023	94.37	52.05	36.97	.4008	19.00	73.10
#1	.7831	-.0148	-.0342	.0093	3.288	.0499	.0185
#2	.7898	-.0030	-.0740	.0055	3.306	.0654	.0059

Int. Std.	Y_3600	Y_3710	Y_2243	In2306
Avg	**69411.**	**7749.2**	**2905.6**	**3752.5**
Stddev	245.	12.2	6.2	8.1
%RSD	.35254	.15708	.21274	.21631
#1	69238.	7757.8	2901.3	3746.8
#2	69584.	7740.6	2910.0	3758.2

Zoom In Zoom Out

Sample Name: jb72870-2 Acquired: 8/1/2014 23:53:40 Type: Unk
Method: Accutest1(v150) Mode: CONC Corr. Factor: 5.000000
User: admin Custom ID1: Custom ID2: Custom ID3:
Comment:

Elem	Ba4554	Be3130	Cd2288	Co2286	Cr2677	Cu3247	Mn2576	Ni2316	Ag3280
Avg	**.6106**	**-.0011**	**.0063**	**.0228**	**.0036**	**.0138**	**1.394**	**.0746**	**-.0014**
Stddev	.0039	.0000	.0002	.0002	.0002	.0007	.001	.0009	.0016
%RSD	.6309	1.432	3.010	.6630	4.703	5.337	.0500	1.152	113.7
#1	.6133	-.0011	.0061	.0229	.0035	.0143	1.395	.0752	-.0025
#2	.6079	-.0011	.0064	.0227	.0038	.0133	1.394	.0740	-.0003

Elem	V_2924	Zn2062	As1890	Tl1908	Pb2203	Se1960	Sb2068	Al3961	Ca3179
Avg	**.0006**	**2.149**	**.0141**	**.0110**	**.2524**	**-.0028**	**.0066**	**.0969**	**184.0**
Stddev	.0004	.004	.0012	.0024	.0000	.0008	.0033	.0024	.3
%RSD	77.63	.1695	8.353	22.31	.0009	29.53	50.90	2.524	.1878
#1	.0009	2.146	.0133	.0092	.2524	-.0034	.0089	.0986	184.3
#2	.0003	2.151	.0150	.0127	.2524	-.0022	.0042	.0952	183.8

Elem	Fe2599	Mg2790	K_7664	Na5895	B_2089	Mo2020	Pd3404	Si2124	Sn1899
Avg	**6.794**	**29.42**	**4.605**	**1142.**	**.7921**	**.0007**	**-.0153**	**1.079**	**-.0067**
Stddev	.021	.11	.044		.0073	.0006	.0062	.006	.0023
%RSD	.3108	.3894	.9631	.0083	.9239	87.78	40.65	.5179	34.17
#1	6.809	29.50	4.637	1142.	.7869	.0003	-.0109	1.083	-.0083
#2	6.779	29.34	4.574	1142.	.7973	.0011	-.0197	1.075	-.0050

Elem	Sr4077	Ti3349	W_2079	Zr3391	S_1820	Bi2230	Li6707
Avg	**.6857**	**-.0017**	**-.0295**	**.0002**	**10.52**	**.0092**	**.0092**
Stddev	.0013	.0001	.0024	.0014	.00	.0026	.0020
%RSD	.1840	7.514	8.160	589.7	.0032	28.08	21.69
#1	.6866	-.0016	-.0278	.0013	10.52	.0110	.0078
#2	.6848	-.0018	-.0312	-.0008	10.52	.0074	.0106

Int. Std.	Y_3600	Y_3710	Y_2243	In2306
Avg	**67121.**	**7627.4**	**2803.7**	**3534.7**
Stddev	29.	21.2	3.8	3.3
%RSD	.04391	.27832	.13437	.09363
#1	67100.	7612.4	2806.3	3537.0
#2	67141.	7642.4	2801.0	3532.3

Zoom In Zoom Out

Sample Name: jb72870-3 Acquired: 8/1/2014 23:59:36 Type: Unk
Method: Accutest1(v150) Mode: CONC Corr. Factor: 5.000000
User: admin Custom ID1: Custom ID2: Custom ID3:
Comment:

Elem	Ba4554	Be3130	Cd2288	Co2286	Cr2677	Cu3247	Mn2576	Ni2316	Ag3280
Avg	**1.578**	**-.0008**	**.0300**	**.0535**	**.0075**	**.0089**	**2.355**	**.3547**	**-.0002**
Stddev	.010	.0008	.0005	.0005	.0012	.0004	.003	.0008	.0026
%RSD	.6144	103.0	1.563	.8873	16.22	4.428	.1355	.2390	1128.
#1	1.571	-.0002	.0303	.0539	.0066	.0086	2.357	.3553	.0016
#2	1.585	-.0013	.0297	.0532	.0083	.0092	2.352	.3541	-.0021

Elem	V_2924	Zn2062	As1890	Tl1908	Pb2203	Se1960	Sb2068	Al3961	Ca3179
Avg	**.0026**	**9.088**	**.0130**	**.0130**	**.4798**	**-.0056**	**.0170**	**.3971**	**115.4**
Stddev	.0010	.032	.0019	.0065	.0033	.0036	.0015	.0599	.6
%RSD	38.79	.3487	14.37	49.54	.6874	65.17	8.561	15.08	.4986
#1	.0033	9.110	.0117	.0085	.4774	-.0082	.0160	.4395	115.8
#2	.0019	9.066	.0143	.0176	.4821	-.0030	.0180	.3548	115.0

Elem	Fe2599	Mg2790	K_7664	Na5895	B_2089	Mo2020	Pd3404	Si2124	Sn1899
Avg	**26.43**	**13.49**	**4.122**	**1154.**	**.4915**	**.0004**	**-.0088**	**1.610**	**-.0022**
Stddev	.07	.27	.089	12.	.0024	.0007	.0000	.001	.0031
%RSD	.2462	2.014	2.155	1.024	.4852	170.8	.4223	.0758	142.0
#1	26.48	13.68	4.185	1163.	.4932	.0009	-.0089	1.611	.0000
#2	26.39	13.29	4.059	1146.	.4899	-.0001	-.0088	1.609	-.0044

Elem	Sr4077	Ti3349	W_2079	Zr3391	S_1820	Bi2230	Li6707
Avg	**.7072**	**.0016**	**-.0285**	**.0018**	**5.355**	**.0036**	**.0152**
Stddev	.0040	.0010	.0032	.0003	.011	.0007	.0045
%RSD	.5604	60.21	11.13	17.39	.2091	19.69	29.46
#1	.7044	.0009	-.0262	.0020	5.363	.0040	.0183
#2	.7100	.0023	-.0307	.0015	5.347	.0031	.0120

Int. Std.	Y_3600	Y_3710	Y_2243	In2306
Avg	**67510.**	**7645.1**	**2827.3**	**3570.7**
Stddev	131.	48.0	4.5	6.5
%RSD	.19384	.62800	.15976	.18228
#1	67418.	7611.2	2824.1	3566.1
#2	67603.	7679.1	2830.5	3575.3

Zoom In Zoom Out

Sample Name: jb72870-4 Acquired: 8/2/2014 0:05:31 Type: Unk
Method: Accutest1(v150) Mode: CONC Corr. Factor: 5.000000
User: admin Custom ID1: Custom ID2: Custom ID3:
Comment:

Elem	Ba4554	Be3130	Cd2288	Co2286	Cr2677	Cu3247	Mn2576	Ni2316	Ag3280
Avg	**.2372**	**-.0005**	**.0015**	**.0088**	**-.0007**	**.0139**	**3.222**	**.0248**	**-.0029**
Stddev	.0014	.0004	.0005	.0004	.0020	.0011	.008	.0007	.0007
%RSD	.6035	82.17	35.62	4.695	293.5	7.944	.2563	2.810	25.19
#1	.2362	-.0002	.0011	.0091	.0007	.0132	3.228	.0253	-.0034
#2	.2382	-.0008	.0019	.0085	-.0021	.0147	3.216	.0243	-.0024

Elem	V_2924	Zn2062	As1890	Tl1908	Pb2203	Se1960	Sb2068	Al3961	Ca3179
Avg	**.0020**	**.1091**	**.0072**	**.0105**	**.0321**	**-.0055**	**-.0024**	**.2610**	**58.69**
Stddev	.0001	.0005	.0023	.0036	.0004	.0001	.0003	.0167	.08
%RSD	2.735	.4358	32.65	33.75	1.150	1.800	11.21	6.388	.1418
#1	.0021	.1094	.0088	.0130	.0318	-.0054	-.0026	.2492	58.63
#2	.0020	.1087	.0055	.0080	.0324	-.0055	-.0022	.2728	58.75

Elem	Fe2599	Mg2790	K_7664	Na5895	B_2089	Mo2020	Pd3404	Si2124	Sn1899
Avg	**.1753**	**28.85**	**2.059**	**1112.**	**.4806**	**-.0006**	**.0039**	**2.270**	**-.0011**
Stddev	.0038	.61	.036	1.	.0036	.0006	.0004	.005	.0016
%RSD	2.145	2.130	1.729	.0951	.7564	96.90	9.622	.2005	144.1
#1	.1727	29.28	2.034	1113.	.4831	-.0010	.0036	2.273	-.0022
#2	.1780	28.41	2.085	1111.	.4780	-.0002	.0041	2.267	.0000

Elem	Sr4077	Ti3349	W_2079	Zr3391	S_1820	Bi2230	Li6707
Avg	**.2185**	**.0059**	**-.0239**	**.0013**	**8.290**	**.0023**	**.0212**
Stddev	.0000	.0002	.0021	.0002	.003	.0046	.0041
%RSD	.0032	2.855	8.796	17.17	.0349	198.8	19.11
#1	.2185	.0060	-.0224	.0011	8.288	.0056	.0184
#2	.2185	.0058	-.0253	.0014	8.292	-.0009	.0241

Int. Std.	Y_3600	Y_3710	Y_2243	In2306
Avg	**67496.**	**7650.4**	**2832.4**	**3573.4**
Stddev	459.	21.7	2.5	3.3
%RSD	.67982	.28409	.08887	.09108
#1	67171.	7635.0	2830.6	3571.1
#2	67820.	7665.7	2834.2	3575.7

Zoom In Zoom Out

Sample Name: jb72870-5 Acquired: 8/2/2014 0:11:27 Type: Unk
Method: Accutest1(v150) Mode: CONC Corr. Factor: 5.000000
User: admin Custom ID1: Custom ID2: Custom ID3:
Comment:

Elem	Ba4554	Be3130	Cd2288	Co2286	Cr2677	Cu3247	Mn2576	Ni2316	Ag3280
Avg	**.1333**	**-.0010**	**.0008**	**.0014**	**-.0013**	**.0003**	**.8266**	**.0010**	**.0004**
Stddev	.0021	.0013	.0001	.0009	.0009	.0006	.0003	.0002	.0021
%RSD	1.571	121.1	14.15	65.56	71.71	204.9	.0382	17.46	590.1
#1	.1318	-.0001	.0007	.0021	-.0006	-.0001	.8268	.0009	-.0012
#2	.1347	-.0019	.0009	.0008	-.0019	.0007	.8264	.0012	.0019

Elem	V_2924	Zn2062	As1890	Tl1908	Pb2203	Se1960	Sb2068	Al3961	Ca3179
Avg	**.0009**	**.0868**	**.0130**	**.0085**	**.0027**	**-.0028**	**-.0016**	**.1738**	**51.89**
Stddev	.0017	.0008	.0008	.0054	.0028	.0028	.0004	.0462	.24
%RSD	200.3	.8974	6.255	63.25	104.5	98.61	23.69	26.57	.4665
#1	.0021	.0874	.0124	.0123	.0047	-.0009	-.0018	.1411	52.06
#2	-.0004	.0863	.0135	.0047	.0007	-.0048	-.0013	.2064	51.72

Elem	Fe2599	Mg2790	K_7664	Na5895	B_2089	Mo2020	Pd3404	Si2124	Sn1899
Avg	**.1119**	**42.51**	**7.173**	**1143.**	**1.008**	**.0011**	**-.0015**	**2.273**	**-.0031**
Stddev	.0035	.20	.029	25.	.003	.0008	.0019	.003	.0039
%RSD	3.127	.4659	.4025	2.207	.2464	71.50	129.3	.1356	125.1
#1	.1143	42.65	7.153	1161.	1.006	.0017	-.0029	2.275	-.0004
#2	.1094	42.37	7.194	1125.	1.010	.0006	-.0001	2.271	-.0059

Elem	Sr4077	Ti3349	W_2079	Zr3391	S_1820	Bi2230	Li6707
Avg	**.5207**	**.0017**	**-.0292**	**-.0003**	**4.128**	**.0025**	**.0058**
Stddev	.0029	.0031	.0033	.0000	.003	.0064	.0033
%RSD	.5570	189.3	11.24	7.385	.0753	258.3	56.49
#1	.5227	-.0006	-.0269	-.0003	4.125	.0070	.0035
#2	.5186	.0039	-.0316	-.0003	4.130	-.0020	.0081

Int. Std.	Y_3600	Y_3710	Y_2243	In2306
Avg	**67644.**	**7662.7**	**2824.1**	**3555.4**
Stddev	22.	31.3	1.6	4.6
%RSD	.03293	.40860	.05705	.12959
#1	67660.	7640.6	2825.2	3558.7
#2	67628.	7684.9	2823.0	3552.2

Zoom In Zoom Out

Sample Name: mp80951-mb2 Acquired: 8/2/2014 0:17:24 Type: Unk
Method: Accutest1(v150) Mode: CONC Corr. Factor: 5.000000
User: admin Custom ID1: Custom ID2: Custom ID3:
Comment:

Elem	Ba4554	Be3130	Cd2288	Co2286	Cr2677	Cu3247	Mn2576	Ni2316	Ag3280
Avg	**.0035**	**-.0002**	**.0001**	**.0006**	**-.0043**	**-.0057**	**.0016**	**.0009**	**-.0006**
Stddev	.0005	.0000	.0004	.0003	.0008	.0017	.0000	.0012	.0001
%RSD	12.97	10.60	466.7	52.73	19.54	29.66	.2262	140.5	14.21
#1	.0032	-.0002	-.0002	.0004	-.0049	-.0045	.0016	.0000	-.0006
#2	.0039	-.0002	.0003	.0009	-.0037	-.0069	.0016	.0018	-.0007

Elem	V_2924	Zn2062	As1890	Tl1908	Pb2203	Se1960	Sb2068	Al3961	Ca3179
Avg	**-.0006**	**.0286**	**-.0050**	**.0040**	**-.0024**	**.0045**	**-.0015**	**.0825**	**.2028**
Stddev	.0013	.0001	.0055	.0037	.0031	.0048	.0029	.0159	.0087
%RSD	215.7	.1836	110.3	93.55	126.5	107.1	186.4	19.31	4.308
#1	-.0015	.0286	-.0088	.0066	-.0003	.0011	.0005	.0938	.1966
#2	.0003	.0287	-.0011	.0013	-.0046	.0079	-.0036	.0712	.2090

Elem	Fe2599	Mg2790	K_7664	Na5895	B_2089	Mo2020	Pd3404	Si2124	Sn1899
Avg	**.0048**	**-.1261**	**.1805**	**.4516**	**.0014**	**-.0009**	**-.0086**	**.3394**	**-.0007**
Stddev	.0066	.0659	.0205	.0578	.0058	.0008	.0018	.0010	.0026
%RSD	137.5	52.28	11.35	12.80	426.6	81.51	21.12	.2978	371.3
#1	.0001	-.0795	.1660	.4925	.0055	-.0004	-.0098	.3386	-.0025
#2	.0095	-.1727	.1949	.4108	-.0027	-.0015	-.0073	.3401	.0011

Elem	Sr4077	Ti3349	W_2079	Zr3391	S_1820	Bi2230	Li6707
Avg	**.0077**	**-.0020**	**-.0279**	**.0006**	**.0037**	**.0034**	**.0029**
Stddev	.0005	.0000	.0026	.0008	.0106	.0051	.0000
%RSD	6.446	1.166	9.403	141.3	282.6	151.0	1.424
#1	.0073	-.0020	-.0260	.0011	-.0037	-.0002	.0028
#2	.0080	-.0020	-.0297	.0000	.0112	.0070	.0029

Int. Std.	Y_3600	Y_3710	Y_2243	In2306
Avg	**70010.**	**7749.6**	**2949.3**	**3806.8**
Stddev	46.	39.1	3.1	1.2
%RSD	.06559	.50444	.10568	.03208
#1	70043.	7721.9	2947.1	3807.6
#2	69978.	7777.2	2951.5	3805.9

Zoom In Zoom Out

Sample Name: mp80951-b2 Acquired: 8/2/2014 0:23:18 Type: Unk
Method: Accutest1(v150) Mode: CONC Corr. Factor: 5.000000
User: admin Custom ID1: Custom ID2: Custom ID3:
Comment:

Elem	Ba4554	Be3130	Cd2288	Co2286	Cr2677	Cu3247	Mn2576	Ni2316	Ag3280
Avg	**1.924**	**2.010**	**1.990**	**2.026**	**2.059**	**1.879**	**2.068**	**2.068**	**.2317**
Stddev	.004	.007	.004	.004	.007	.009	.002	.003	.0001
%RSD	.2219	.3586	.1787	.1768	.3198	.4610	.0847	.1492	.0355
#1	1.921	2.005	1.987	2.023	2.055	1.873	2.066	2.066	.2318
#2	1.927	2.015	1.992	2.028	2.064	1.885	2.069	2.070	.2317

Elem	V_2924	Zn2062	As1890	Tl1908	Pb2203	Se1960	Sb2068	Al3961	Ca3179
Avg	**1.974**	**2.113**	**1.985**	**2.118**	**2.081**	**1.947**	**1.999**	**25.72**	**26.24**
Stddev	.006	.001	.003	.002	.001	.001	.002	.00	.08
%RSD	.2916	.0523	.1694	.1001	.0380	.0519	.1013	.0070	.2983
#1	1.970	2.114	1.983	2.117	2.082	1.947	1.997	25.72	26.19
#2	1.978	2.112	1.988	2.120	2.081	1.948	2.000	25.72	26.30

Elem	Fe2599	Mg2790	K_7664	Na5895	B_2089	Mo2020	Pd3404	Si2124	Sn1899
Avg	**25.98**	**25.11**	**25.62**	**25.87**	**.0361**	**2.046**	**1.994**	**2.524**	**2.168**
Stddev	.05	.26	.13	.09	.0009	.005	.000	.014	.009
%RSD	.2091	1.045	.5048	.3669	2.544	.2301	.0141	.5564	.4045
#1	25.95	25.30	25.53	25.80	.0354	2.042	1.994	2.514	2.161
#2	26.02	24.93	25.72	25.94	.0367	2.049	1.994	2.533	2.174

Elem	Sr4077	Ti3349	W_2079	Zr3391	S_1820	Bi2230	Li6707
Avg	**2.003**	**2.096**	**1.936**	**1.910**	**.0029**	**1.980**	**2.003**
Stddev	.009	.002	.002	.009	.0020	.010	.016
%RSD	.4321	.0842	.1242	.4629	68.58	.5259	.8061
#1	1.997	2.095	1.938	1.904	.0015	1.987	1.992
#2	2.009	2.097	1.934	1.916	.0043	1.972	2.015

Int. Std.	Y_3600	Y_3710	Y_2243	In2306
Avg	**69599.**	**7723.8**	**2913.5**	**3750.6**
Stddev	336.	24.6	1.9	1.6
%RSD	.48319	.31819	.06559	.04196
#1	69837.	7741.1	2914.8	3751.7
#2	69361.	7706.4	2912.1	3749.5

Zoom In Zoom Out

Sample Name: jb72909-1conf Acquired: 8/2/2014 0:28:59 Type: Unk
Method: Accutest1(v150) Mode: CONC Corr. Factor: 5.000000
User: admin Custom ID1: Custom ID2: Custom ID3:
Comment:

Elem	Ba4554	Be3130	Cd2288	Co2286	Cr2677	Cu3247	Mn2576	Ni2316	Ag3280
Avg	**.0460**	**-.0004**	**.0005**	**-.0002**	**.0002**	**-.0015**	**.8504**	**.0044**	**-.0016**
Stddev	.0011	.0012	.0007	.0010	.0013	.0007	.0011	.0005	.0009
%RSD	2.395	313.0	140.7	554.8	554.0	43.47	.1251	10.52	57.00
#1	.0452	.0005	.0000	-.0009	.0012	-.0010	.8512	.0048	-.0023
#2	.0468	-.0012	.0010	.0005	-.0007	-.0020	.8497	.0041	-.0010

Elem	V_2924	Zn2062	As1890	Tl1908	Pb2203	Se1960	Sb2068	Al3961	Ca3179
Avg	**.0003**	**.0349**	**.0052**	**.0075**	**-.0021**	**-.0015**	**-.0064**	**.0874**	**46.85**
Stddev	.0009	.0001	.0068	.0056	.0009	.0027	.0051	.0617	.01
%RSD	351.6	.1493	129.5	75.23	42.81	175.9	79.88	70.57	.0227
#1	-.0004	.0348	.0100	.0114	-.0015	-.0035	-.0028	.0438	46.84
#2	.0009	.0349	.0004	.0035	-.0027	.0004	-.0100	.1311	46.86

Elem	Fe2599	Mg2790	K_7664	Na5895	B_2089	Mo2020	Pd3404	Si2124	Sn1899
Avg	**.0856**	**21.02**	**3.714**	**81.37**	**.3643**	**.0086**	**-.0040**	**7.317**	**-.0026**
Stddev	.0034	.27	.172	.05	.0003	.0001	.0095	.024	.0011
%RSD	3.917	1.276	4.623	.0589	.0868	1.709	235.8	.3235	44.67
#1	.0832	21.21	3.835	81.41	.3641	.0087	-.0108	7.300	-.0017
#2	.0880	20.83	3.592	81.34	.3645	.0085	.0027	7.334	-.0034

Elem	Sr4077	Ti3349	W_2079	Zr3391	S_1820	Bi2230	Li6707
Avg	**.1904**	**-.0000**	**-.0111**	**-.0020**	**9.897**	**.0054**	**.0069**
Stddev	.0016	.0006	.0015	.0004	.001	.0086	.0038
%RSD	.8323	3497.	13.35	19.23	.0100	157.7	54.75
#1	.1915	-.0004	-.0101	-.0023	9.897	-.0006	.0096
#2	.1893	.0004	-.0122	-.0017	9.896	.0115	.0042

Int. Std.	Y_3600	Y_3710	Y_2243	In2306
Avg	**69491.**	**7732.5**	**2913.3**	**3781.0**
Stddev	92.	15.7	1.0	4.2
%RSD	.13300	.20348	.03583	.11187
#1	69426.	7721.4	2912.5	3778.0
#2	69557.	7743.6	2914.0	3784.0

Sample Name: ccv Acquired: 8/2/2014 0:34:51 Type: QC
Method: Accutest1(v150) Mode: CONC Corr. Factor: 1.000000
User: admin Custom ID1: Custom ID2: Custom ID3:
Comment:

Elem	Ba4554	Be3130	Cd2288	Co2286	Cr2677	Cu3247	Mn2576	Ni2316	Ag3280
Units	ppm	ppm	ppm	ppm	ppm	ppm	ppm	ppm	ppm
Avg	**2.019**	**2.027**	**2.009**	**2.069**	**2.076**	**1.962**	**2.078**	**2.094**	**.2465**
Stddev	.003	.002	.004	.003	.004	.003	.002	.002	.0001
%RSD	.1235	.1021	.1758	.1380	.1663	.1520	.1171	.0935	.0481
#1	2.017	2.026	2.012	2.071	2.074	1.960	2.079	2.095	.2466
#2	2.021	2.029	2.007	2.067	2.079	1.964	2.076	2.092	.2464
Check ?	Chk Pass	Chk Pass	Chk Pass	Chk Pass	Chk Pass	Chk Pass	Chk Pass	Chk Pass	Chk Pass
Value									
Range									

Elem	V_2924	Zn2062	As1890	Tl1908	Pb2203	Se1960	Sb2068	Al3961	Ca3179
Units	ppm	ppm	ppm	ppm	ppm	ppm	ppm	ppm	ppm
Avg	**2.044**	**2.074**	**2.021**	**2.105**	**2.094**	**2.025**	**2.008**	**40.69**	**40.43**
Stddev	.002	.005	.004	.000	.005	.005	.004	.01	.00
%RSD	.0832	.2290	.2148	.0065	.2587	.2716	.1955	.0189	.0057
#1	2.046	2.078	2.024	2.105	2.090	2.029	2.010	40.70	40.43
#2	2.043	2.071	2.018	2.105	2.098	2.021	2.005	40.69	40.43
Check ?	Chk Pass	Chk Pass	Chk Pass	Chk Pass	Chk Pass	Chk Pass	Chk Pass	Chk Pass	Chk Pass
Value									
Range									

Elem	Fe2599	Mg2790	K_7664	Na5895	B_2089	Mo2020	Pd3404	Si2124	Sn1899
Units	ppm	ppm	ppm	ppm	ppm	ppm	ppm	ppm	ppm
Avg	**40.26**	**39.74**	**40.01**	**40.38**	**2.020**	**2.061**	**2.020**	**5.077**	**2.080**
Stddev	.01	.00	.02	.06	.004	.000	.003	.009	.002
%RSD	.0227	.0050	.0411	.1543	.2048	.0158	.1332	.1794	.1000
#1	40.25	39.74	40.00	40.33	2.023	2.061	2.019	5.084	2.081
#2	40.26	39.74	40.02	40.42	2.017	2.060	2.022	5.071	2.078
Check ?	Chk Pass	Chk Pass	Chk Pass	Chk Pass	Chk Pass	Chk Pass	Chk Pass	Chk Pass	Chk Pass
Value									
Range									

Sample Name: ccv Acquired: 8/2/2014 0:34:51 Type: QC
Method: Accutest1(v150) Mode: CONC Corr. Factor: 1.000000
User: admin Custom ID1: Custom ID2: Custom ID3:
Comment:

Elem	Sr4077	Ti3349	W_2079	Zr3391	S_1820	Bi2230	Li6707
Units	ppm	ppm	ppm	ppm	ppm	ppm	ppm
Avg	**2.029**	**2.037**	**1.986**	**2.047**	**1.969**	**2.014**	**2.006**
Stddev	.004	.002	.002	.002	.000	.003	.010
%RSD	.1951	.0810	.0811	.0753	.0132	.1439	.4768
#1	2.026	2.038	1.985	2.048	1.969	2.016	1.999
#2	2.031	2.036	1.988	2.046	1.968	2.012	2.013
Check ?	Chk Pass	Chk Pass	Chk Pass	Chk Pass	Chk Pass	Chk Pass	Chk Pass
Value							
Range							

Int. Std.	Y_3600	Y_3710	Y_2243	In2306
Units	Cts/S	Cts/S	Cts/S	Cts/S
Avg	**67766.**	**7638.4**	**2825.2**	**3590.1**
Stddev	32.	41.9	5.1	4.8
%RSD	.04750	.54831	.18087	.13346
#1	67789.	7608.8	2821.6	3586.7
#2	67743.	7668.0	2828.8	3593.5

Sample Name: ccb Acquired: 8/2/2014 0:40:32 Type: QC
Method: Accutest1(v150) Mode: CONC Corr. Factor: 1.000000
User: admin Custom ID1: Custom ID2: Custom ID3:
Comment:

Elem	Ba4554	Be3130	Cd2288	Co2286	Cr2677	Cu3247	Mn2576	Ni2316	Ag3280
Units	ppm	ppm	ppm	ppm	ppm	ppm	ppm	ppm	ppm
Avg	**.0001**	**-.0000**	**.0001**	**.0002**	**-.0003**	**-.0005**	**.0002**	**.0002**	**.0002**
Stddev	.0003	.0001	.0001	.0002	.0000	.0001	.0002	.0000	.0001
%RSD	399.4	348.8	103.1	154.9	2.976	29.10	75.84	9.414	58.34
#1	.0003	.0001	.0002	-.0000	-.0003	-.0004	.0003	.0002	.0003
#2	-.0001	-.0001	.0000	.0003	-.0003	-.0006	.0001	.0002	.0001
Check ?	Chk Pass	Chk Pass	Chk Pass	Chk Pass	Chk Pass	Chk Pass	Chk Pass	Chk Pass	Chk Pass
High Limit									
Low Limit									

Elem	V_2924	Zn2062	As1890	Tl1908	Pb2203	Se1960	Sb2068	Al3961	Ca3179
Units	ppm	ppm	ppm	ppm	ppm	ppm	ppm	ppm	ppm
Avg	**.0000**	**.0002**	**.0006**	**.0015**	**-.0004**	**.0003**	**.0002**	**.0133**	**-.0071**
Stddev	.0005	.0001	.0007	.0009	.0004	.0008	.0006	.0026	.0043
%RSD	1612.	29.04	114.8	61.32	100.5	307.3	333.5	19.73	60.89
#1	.0004	.0002	.0011	.0009	-.0008	-.0003	.0006	.0115	-.0040
#2	-.0003	.0002	.0001	.0022	-.0001	.0008	-.0003	.0152	-.0102
Check ?	Chk Pass	Chk Pass	Chk Pass	Chk Pass	Chk Pass	Chk Pass	Chk Pass	Chk Pass	Chk Pass
High Limit									
Low Limit									

Elem	Fe2599	Mg2790	K_7664	Na5895	B_2089	Mo2020	Pd3404	Si2124	Sn1899
Units	ppm	ppm	ppm	ppm	ppm	ppm	ppm	ppm	ppm
Avg	**.0084**	**-.0059**	**.0503**	**.0293**	**.0015**	F **.0024**	**-.0008**	**.0009**	**-.0001**
Stddev	.0028	.0234	.0387	.0107	.0003	.0005	.0005	.0008	.0001
%RSD	33.02	396.7	76.99	36.49	19.35	19.72	57.37	96.98	62.44
#1	.0064	.0107	.0776	.0218	.0017	.0027	-.0012	.0014	-.0001
#2	.0104	-.0225	.0229	.0369	.0013	.0020	-.0005	.0003	-.0002
Check ?	Chk Pass	Chk Pass	Chk Pass	Chk Pass	Chk Pass	Chk Fail	Chk Pass	Chk Pass	Chk Pass
High Limit						.0021			
Low Limit						-.0021			

Sample Name: ccb Acquired: 8/2/2014 0:40:32 Type: QC
Method: Accutest1(v150) Mode: CONC Corr. Factor: 1.000000
User: admin Custom ID1: Custom ID2: Custom ID3:
Comment:

Elem	Sr4077	Ti3349	W_2079	Zr3391	S_1820	Bi2230	Li6707
Units	ppm	ppm	ppm	ppm	ppm	ppm	ppm
Avg	**.0001**	**-.0003**	**.0030**	**.0003**	**-.0009**	**.0009**	**.0021**
Stddev	.0001	.0004	.0015	.0001	.0012	.0006	.0006
%RSD	50.14	140.1	49.77	42.82	143.9	65.31	28.57
#1	.0001	-.0006	.0041	.0005	-.0018	.0005	.0017
#2	.0002	-.0000	.0020	.0002	.0000	.0013	.0025
Check ?	Chk Pass	Chk Pass	Chk Pass	Chk Pass	Chk Pass	Chk Pass	Chk Pass
High Limit							
Low Limit							

Int. Std.	Y_3600	Y_3710	Y_2243	In2306
Units	Cts/S	Cts/S	Cts/S	Cts/S
Avg	**69460.**	**7701.4**	**2939.4**	**3794.7**
Stddev	338.	17.0	3.9	4.6
%RSD	.48656	.22051	.13369	.12081
#1	69699.	7689.4	2936.7	3791.4
#2	69221.	7713.4	2942.2	3797.9

Zoom In Zoom Out

Sample Name: mp80966-mb2 Acquired: 8/2/2014 0:46:27 Type: Unk
Method: Accutest1(v150) Mode: CONC Corr. Factor: 1.000000
User: admin Custom ID1: Custom ID2: Custom ID3:
Comment:

Elem	Ba4554	Be3130	Cd2288	Co2286	Cr2677	Cu3247	Mn2576	Ni2316	Ag3280
Avg	**.0004**	**-.0000**	**.0001**	**-.0001**	**-.0001**	**-.0005**	**.0006**	**.0004**	**-.0001**
Stddev	.0001	.0002	.0001	.0001	.0002	.0005	.0000	.0002	.0001
%RSD	29.75	853.3	49.24	165.6	132.8	104.7	1.506	56.26	198.2
#1	.0005	.0001	.0002	.0000	-.0000	-.0009	.0006	.0006	.0000
#2	.0003	-.0002	.0001	-.0001	-.0003	-.0001	.0006	.0002	-.0002

Elem	V_2924	Zn2062	As1890	Tl1908	Pb2203	Se1960	Sb2068	Al3961	Ca3179
Avg	**-.0000**	**.0092**	**.0015**	**.0003**	**-.0006**	**.0016**	**.0009**	**.0285**	**.1838**
Stddev	.0004	.0001	.0020	.0001	.0006	.0007	.0006	.0012	.0014
%RSD	9552.	.6111	139.6	34.23	90.75	44.65	65.57	4.214	.7632
#1	.0003	.0092	.0029	.0004	-.0002	.0021	.0013	.0294	.1828
#2	-.0003	.0093	.0000	.0002	-.0011	.0011	.0005	.0277	.1848

Elem	Fe2599	Mg2790	K_7664	Na5895	B_2089	Mo2020	Pd3404	Si2124	Sn1899
Avg	**.0463**	**-.0231**	**.0614**	**.0504**	**.0012**	**.0008**	**-.0016**	**.0384**	**.0132**
Stddev	.0068	.0121	.0090	.0165	.0000	.0001	.0008	.0014	.0007
%RSD	14.68	52.39	14.58	32.67	2.680	11.84	47.62	3.627	4.983
#1	.0415	-.0145	.0677	.0621	.0012	.0007	-.0022	.0374	.0137
#2	.0511	-.0316	.0551	.0388	.0012	.0009	-.0011	.0394	.0128

Elem	Sr4077	Ti3349	W_2079	Zr3391	S_1820	Bi2230	Li6707
Avg	**.0003**	**.0003**	**.0040**	**.0019**	**.0085**	**.0021**	**.0003**
Stddev	.0001	.0001	.0010	.0002	.0004	.0004	.0008
%RSD	18.52	20.75	24.65	10.37	4.616	18.73	253.5
#1	.0002	.0002	.0047	.0018	.0087	.0018	.0009
#2	.0003	.0003	.0033	.0021	.0082	.0023	-.0003

Int. Std.	Y_3600	Y_3710	Y_2243	In2306
Avg	**69356.**	**7684.1**	**2924.9**	**3777.7**
Stddev	8.	10.4	5.0	4.8
%RSD	.01149	.13585	.17201	.12741
#1	69362.	7691.5	2921.4	3774.3
#2	69351.	7676.7	2928.5	3781.2

Zoom In Zoom Out

Sample Name: mp80966-b2 Acquired: 8/2/2014 0:52:21 Type: Unk
Method: Accutest1(v150) Mode: CONC Corr. Factor: 1.000000
User: admin Custom ID1: Custom ID2: Custom ID3:
Comment:

Elem	Ba4554	Be3130	Cd2288	Co2286	Cr2677	Cu3247	Mn2576	Ni2316	Ag3280
Avg	**1.962**	**2.030**	**1.971**	**2.026**	**2.071**	**1.924**	**2.070**	**2.054**	**.2371**
Stddev	.001	.002	.004	.002	.000	.006	.001	.006	.0011
%RSD	.0725	.0913	.1864	.0896	.0214	.3355	.0482	.2720	.4604
#1	1.961	2.028	1.968	2.024	2.071	1.919	2.070	2.050	.2363
#2	1.963	2.031	1.973	2.027	2.071	1.928	2.069	2.058	.2378

Elem	V_2924	Zn2062	As1890	Tl1908	Pb2203	Se1960	Sb2068	Al3961	Ca3179
Avg	**1.981**	**2.057**	**2.008**	**2.081**	**2.080**	**1.926**	**1.992**	**26.00**	**26.15**
Stddev	.001	.003	.005	.005	.002	.004	.010	.01	.04
%RSD	.0300	.1637	.2526	.2415	.0821	.1870	.5212	.0411	.1680
#1	1.982	2.054	2.005	2.078	2.078	1.923	1.985	25.99	26.18
#2	1.981	2.059	2.012	2.085	2.081	1.928	2.000	26.01	26.12

Elem	Fe2599	Mg2790	K_7664	Na5895	B_2089	Mo2020	Pd3404	Si2124	Sn1899
Avg	**25.91**	**25.25**	**25.71**	**25.78**	**.0360**	**2.067**	**1.946**	**1.575**	**2.193**
Stddev	.02	.14	.01	.06	.0000	.007	.008	.004	.003
%RSD	.0620	.5410	.0193	.2228	.0529	.3543	.4008	.2254	.1462
#1	25.92	25.35	25.70	25.74	.0360	2.062	1.941	1.572	2.191
#2	25.90	25.15	25.71	25.82	.0360	2.072	1.952	1.577	2.195

Elem	Sr4077	Ti3349	W_2079	Zr3391	S_1820	Bi2230	Li6707
Avg	**2.021**	**2.147**	**2.235**	**1.980**	**.0127**	**1.961**	**2.010**
Stddev	.003	.003	.006	.000	.0020	.012	.005
%RSD	.1667	.1586	.2894	.0030	15.44	.6077	.2511
#1	2.019	2.149	2.231	1.980	.0141	1.952	2.007
#2	2.024	2.144	2.240	1.980	.0113	1.969	2.014

Int. Std.	Y_3600	Y_3710	Y_2243	In2306
Avg	**67744.**	**7608.7**	**2839.0**	**3615.0**
Stddev	110.	19.1	.5	.3
%RSD	.16219	.25083	.01751	.00957
#1	67666.	7595.2	2839.4	3615.2
#2	67822.	7622.2	2838.7	3614.7

Zoom In Zoom Out

Sample Name: mp80966-lc2 Acquired: 8/2/2014 0:57:58 Type: Unk
Method: Accutest1(v150) Mode: CONC Corr. Factor: 1.000000
User: admin Custom ID1: Custom ID2: Custom ID3:
Comment:

Elem	Ba4554	Be3130	Cd2288	Co2286	Cr2677	Cu3247	Mn2576	Ni2316
Avg	**1.803**	**.6026**	**.9575**	**1.153**	**1.151**	**.8332**	**4.635**	**.6592**
Stddev	.004	.0008	.0014	.000	.001	.0015	.006	.0005
%RSD	.2323	.1375	.1485	.0247	.0984	.1804	.1305	.0800
#1	1.806	.6032	.9565	1.153	1.150	.8342	4.631	.6596
#2	1.800	.6020	.9585	1.153	1.152	.8321	4.639	.6588

Elem	Ag3280	V_2924	Zn2062	As1890	Tl1908	Pb2203	Se1960	Sb2068
Avg	**.3583**	**.7613**	**2.401**	**1.367**	**1.438**	**1.113**	**1.851**	**1.149**
Stddev	.0002	.0011	.005	.000	.004	.000	.005	.004
%RSD	.0513	.1497	.2080	.0283	.2835	.0404	.2927	.3633
#1	.3584	.7605	2.405	1.368	1.441	1.113	1.847	1.146
#2	.3582	.7621	2.398	1.367	1.435	1.113	1.854	1.152

Elem	Al3961	Ca3179	Fe2599	Mg2790	K_7664	Na5895	B_2089	Mo2020
Avg	**82.95**	**64.16**	**170.4**	**32.08**	**27.09**	**2.685**	**1.047**	**.4878**
Stddev	.24	.01	.2	.04	.06	.017	.001	.0007
%RSD	.2944	.0180	.1449	.1175	.2141	.6359	.1005	.1468
#1	83.13	64.17	170.6	32.06	27.13	2.697	1.046	.4873
#2	82.78	64.15	170.2	32.11	27.05	2.673	1.047	.4883

Elem	Pd3404	Si2124	Sn1899	Sr4077	Ti3349	W_2079	Zr3391	S_1820
Avg	W **-.0193**	**12.01**	**1.206**	**.6111**	**4.162**	**.0364**	**.0676**	**1.361**
Stddev	.0006	.05	.001	.0020	.003	.0001	.0004	.002
%RSD	2.981	.3869	.0639	.3220	.0612	.3679	.6294	.1766
#1	-.0189	12.04	1.206	.6125	4.160	.0365	.0679	1.359
#2	-.0197	11.98	1.207	.6097	4.164	.0363	.0673	1.363

Elem	Bi2230	Li6707
Avg	**.0146**	**.0825**
Stddev	.0002	.0014
%RSD	1.700	1.646
#1	.0145	.0835
#2	.0148	.0816

Zoom In Zoom Out

Sample Name: mp80966-lc2 Acquired: 8/2/2014 0:57:58 Type: Unk
Method: Accutest1(v150) Mode: CONC Corr. Factor: 1.000000
User: admin Custom ID1: Custom ID2: Custom ID3:
Comment:

Int. Std.	Y_3600	Y_3710	Y_2243	In2306
Avg	**70282.**	**7953.7**	**2905.3**	**3621.2**
Stddev	227.	4.7	3.8	4.3
%RSD	.32297	.05891	.13182	.11825
#1	70443.	7957.1	2908.1	3624.2
#2	70122.	7950.4	2902.6	3618.2

Zoom In Zoom Out

Sample Name: mp80966-s1 Acquired: 8/2/2014 1:03:36 Type: Unk
Method: Accutest1(v150) Mode: CONC Corr. Factor: 1.000000
User: admin Custom ID1: Custom ID2: Custom ID3:
Comment:

Elem	Ba4554	Be3130	Cd2288	Co2286	Cr2677	Cu3247	Mn2576	Ni2316	Ag3280
Avg	**2.981**	**1.952**	**1.930**	**2.030**	**2.715**	**2.372**	**6.219**	**2.231**	**.2389**
Stddev	.007	.006	.004	.001	.000	.003	.004	.001	.0005
%RSD	.2273	.2965	.2356	.0371	.0121	.1224	.0681	.0387	.2223
#1	2.976	1.948	1.934	2.031	2.716	2.370	6.216	2.231	.2393
#2	2.986	1.956	1.927	2.030	2.715	2.374	6.222	2.230	.2386

Elem	V_2924	Zn2062	As1890	Tl1908	Pb2203	Se1960	Sb2068	Al3961	Ca3179
Avg	**2.282**	**3.987**	**1.995**	**1.981**	**18.66**	**1.901**	**1.295**	**157.8**	**55.11**
Stddev	.000	.000	.001	.002	.01	.003	.001	.2	.06
%RSD	.0193	.0060	.0285	.0808	.0693	.1664	.0843	.1453	.1048
#1	2.282	3.987	1.994	1.982	18.67	1.903	1.294	157.6	55.07
#2	2.283	3.987	1.995	1.979	18.65	1.899	1.295	157.9	55.15

Elem	Fe2599	Mg2790	K_7664	Na5895	B_2089	Mo2020	Pd3404	Si2124	Sn1899
Avg	**207.4**	**52.51**	**35.27**	**32.47**	**.1185**	**1.955**	**1.640**	**12.53**	**2.049**
Stddev	.4	.19	.10	.15	.0012	.001	.001	.31	.002
%RSD	.1822	.3590	.2943	.4651	.9775	.0442	.0311	2.504	.0993
#1	207.2	52.37	35.20	32.37	.1193	1.955	1.640	12.75	2.051
#2	207.7	52.64	35.35	32.58	.1176	1.954	1.640	12.31	2.048

Elem	Sr4077	Ti3349	W_2079	Zr3391	S_1820	Bi2230	Li6707
Avg	**2.198**	**6.143**	**1.697**	**1.874**	**.9754**	**1.970**	**2.070**
Stddev	.003	.001	.006	.001	.0015	.004	.008
%RSD	.1373	.0130	.3280	.0732	.1531	.1999	.3793
#1	2.196	6.143	1.701	1.873	.9764	1.973	2.064
#2	2.200	6.144	1.693	1.875	.9743	1.967	2.075

Int. Std.	Y_3600	Y_3710	Y_2243	In2306
Avg	**68503.**	**7776.9**	**2840.3**	**3557.2**
Stddev	83.	2.2	2.8	5.0
%RSD	.12151	.02836	.09963	.14162
#1	68444.	7775.3	2842.3	3560.7
#2	68562.	7778.4	2838.3	3553.6

Zoom In Zoom Out

Sample Name: mp80966-s2 Acquired: 8/2/2014 1:09:18 Type: Unk
Method: Accutest1(v150) Mode: CONC Corr. Factor: 1.000000
User: admin Custom ID1: Custom ID2: Custom ID3:
Comment:

Elem	Ba4554	Be3130	Cd2288	Co2286	Cr2677	Cu3247	Mn2576	Ni2316	Ag3280
Avg	**3.970**	**1.957**	**1.933**	**2.030**	**2.926**	**2.298**	**6.469**	**2.245**	**.2364**
Stddev	.002	.002	.002	.003	.001	.003	.010	.001	.0012
%RSD	.0393	.0792	.0792	.1340	.0458	.1481	.1592	.0579	.5257
#1	3.969	1.958	1.932	2.029	2.927	2.301	6.462	2.244	.2373
#2	3.971	1.956	1.934	2.032	2.925	2.296	6.477	2.246	.2355

Elem	V_2924	Zn2062	As1890	Tl1908	Pb2203	Se1960	Sb2068	Al3961	Ca3179
Avg	**2.249**	**3.418**	**2.014**	**1.965**	**2.470**	**1.913**	**1.330**	**139.2**	**57.84**
Stddev	.004	.006	.008	.000	.001	.004	.002	.0	.03
%RSD	.1850	.1871	.3889	.0130	.0483	.1870	.1112	.0098	.0492
#1	2.252	3.414	2.009	1.965	2.469	1.910	1.329	139.1	57.82
#2	2.247	3.423	2.020	1.966	2.471	1.915	1.331	139.2	57.86

Elem	Fe2599	Mg2790	K_7664	Na5895	B_2089	Mo2020	Pd3404	Si2124	Sn1899
Avg	**186.4**	**49.66**	**33.77**	**31.50**	**.1071**	**1.969**	**1.450**	**12.83**	**2.061**
Stddev	.2	.26	.06	.00	.0004	.002	.004	.00	.003
%RSD	.1216	.5171	.1718	.0062	.3738	.0857	.2648	.0322	.1329
#1	186.2	49.48	33.81	31.50	.1074	1.967	1.453	12.83	2.059
#2	186.5	49.85	33.73	31.51	.1068	1.970	1.447	12.82	2.063

Elem	Sr4077	Ti3349	W_2079	Zr3391	S_1820	Bi2230	Li6707
Avg	**2.221**	**5.565**	**1.730**	**1.904**	**1.290**	**1.967**	**2.067**
Stddev	.003	.008	.002	.005	.004	.003	.003
%RSD	.1127	.1362	.0905	.2877	.2728	.1294	.1611
#1	2.223	5.570	1.728	1.908	1.292	1.965	2.069
#2	2.219	5.560	1.731	1.900	1.287	1.969	2.064

Int. Std.	Y_3600	Y_3710	Y_2243	In2306
Avg	**68733.**	**7797.6**	**2846.0**	**3562.3**
Stddev	83.	26.2	1.7	.4
%RSD	.12104	.33629	.05856	.01033
#1	68674.	7816.1	2847.2	3562.0
#2	68792.	7779.1	2844.8	3562.5

Zoom In Zoom Out

Sample Name: jb72804-1 Acquired: 8/2/2014 1:15:00 Type: Unk
Method: Accutest1(v150) Mode: CONC Corr. Factor: 1.000000
User: admin Custom ID1: Custom ID2: Custom ID3:
Comment:

Elem	Ba4554	Be3130	Cd2288	Co2286	Cr2677	Cu3247	Mn2576	Ni2316
Avg	**1.012**	**.0051**	**.0047**	**.0597**	**.6252**	**.7379**	**5.610**	**.2103**
Stddev	.002	.0002	.0002	.0001	.0001	.0028	.003	.0001
%RSD	.1705	3.803	4.992	.1292	.0093	.3820	.0530	.0502
#1	1.011	.0050	.0049	.0597	.6252	.7359	5.608	.2104
#2	1.013	.0053	.0045	.0596	.6252	.7399	5.612	.2102

Elem	Ag3280	V_2924	Zn2062	As1890	Tl1908	Pb2203	Se1960	Sb2068
Avg	**.0049**	**.3433**	**3.379**	**.0540**	**.0037**	**.7773**	**.0120**	**.0117**
Stddev	.0015	.0004	.006	.0017	.0022	.0023	.0003	.0016
%RSD	30.28	.1025	.1742	3.096	58.84	.2897	2.736	13.32
#1	.0038	.3431	3.383	.0528	.0053	.7789	.0122	.0128
#2	.0059	.3436	3.375	.0552	.0022	.7757	.0118	.0106

Elem	Al3961	Ca3179	Fe2599	Mg2790	K_7664	Na5895	B_2089	Mo2020
Avg	**88.25**	**28.60**	**178.0**	**21.11**	**6.876**	**6.215**	**.0576**	**.0099**
Stddev	.03	.06	.1	.06	.009	.017	.0000	.0001
%RSD	.0330	.2112	.0320	.3052	.1273	.2731	.0003	.7990
#1	88.23	28.65	178.0	21.06	6.869	6.227	.0576	.0099
#2	88.27	28.56	177.9	21.15	6.882	6.203	.0576	.0098

Elem	Pd3404	Si2124	Sn1899	Sr4077	Ti3349	W_2079	Zr3391	S_1820
Avg	W **-.0180**	**10.88**	**.0458**	**.1994**	**3.389**	**.0258**	**.0581**	**.9819**
Stddev	.0006	.01	.0002	.0002	.009	.0022	.0003	.0052
%RSD	3.129	.1279	.4138	.0784	.2617	8.424	.4871	.5267
#1	-.0184	10.87	.0456	.1993	3.395	.0273	.0583	.9856
#2	-.0176	10.89	.0459	.1995	3.383	.0242	.0579	.9782

Elem	Bi2230	Li6707
Avg	**.0271**	**.0737**
Stddev	.0004	.0000
%RSD	1.658	.0615
#1	.0267	.0737
#2	.0274	.0737

Zoom In Zoom Out

Sample Name: jb72804-1 Acquired: 8/2/2014 1:15:00 Type: Unk
Method: Accutest1(v150) Mode: CONC Corr. Factor: 1.000000
User: admin Custom ID1: Custom ID2: Custom ID3:
Comment:

Int. Std.	Y_3600	Y_3710	Y_2243	In2306
Avg	**69828.**	**7863.4**	**2916.5**	**3678.1**
Stddev	25.	25.3	3.4	2.9
%RSD	.03574	.32171	.11625	.07854
#1	69810.	7845.5	2914.1	3676.1
#2	69845.	7881.3	2918.9	3680.2

Zoom In Zoom Out

Sample Name: mp80966-sd1 Acquired: 8/2/2014 1:20:51 Type: Unk
Method: Accutest1(v150) Mode: CONC Corr. Factor: 5.000000
User: admin Custom ID1: Custom ID2: Custom ID3:
Comment:

Elem	Ba4554	Be3130	Cd2288	Co2286	Cr2677	Cu3247	Mn2576	Ni2316	Ag3280
Avg	**1.019**	**.0047**	**.0040**	**.0603**	**.6346**	**.7141**	**5.907**	**.2124**	**.0055**
Stddev	.005	.0003	.0006	.0000	.0065	.0016	.018	.0013	.0021
%RSD	.4821	7.062	14.57	.0030	1.016	.2208	.3109	.6329	38.50
#1	1.022	.0045	.0044	.0603	.6301	.7152	5.894	.2133	.0070
#2	1.015	.0050	.0036	.0603	.6392	.7130	5.920	.2114	.0040

Elem	V_2924	Zn2062	As1890	Tl1908	Pb2203	Se1960	Sb2068	Al3961	Ca3179
Avg	**.3462**	**3.475**	**.0596**	**.0083**	**.7831**	**.0012**	**.0122**	**89.04**	**29.39**
Stddev	.0003	.006	.0008	.0043	.0051	.0034	.0025	.21	.02
%RSD	.0894	.1713	1.335	52.18	.6454	269.6	20.55	.2393	.0527
#1	.3460	3.471	.0602	.0052	.7867	.0036	.0104	89.19	29.38
#2	.3464	3.479	.0591	.0114	.7796	-.0011	.0139	88.89	29.40

Elem	Fe2599	Mg2790	K_7664	Na5895	B_2089	Mo2020	Pd3404	Si2124	Sn1899
Avg	**186.2**	**21.40**	**7.225**	**6.344**	**.0568**	**.0098**	**-.0226**	**10.96**	**.0427**
Stddev	.3	.07	.022	.051	.0022	.0012	.0106	.11	.0017
%RSD	.1506	.3315	.3119	.8082	3.844	12.72	47.16	.9781	3.879
#1	186.4	21.35	7.209	6.381	.0553	.0089	-.0301	11.04	.0415
#2	186.0	21.45	7.241	6.308	.0583	.0106	-.0150	10.89	.0439

Elem	Sr4077	Ti3349	W_2079	Zr3391	S_1820	Bi2230	Li6707
Avg	**.2013**	**3.378**	**.0065**	**.0540**	**.9880**	**.0219**	**.0754**
Stddev	.0011	.004	.0043	.0001	.0050	.0023	.0032
%RSD	.5335	.1056	66.99	.2625	.5049	10.39	4.197
#1	.2006	3.376	.0096	.0541	.9845	.0235	.0732
#2	.2021	3.381	.0034	.0539	.9916	.0203	.0776

Int. Std.	Y_3600	Y_3710	Y_2243	In2306
Avg	**70178.**	**7775.9**	**2953.8**	**3764.4**
Stddev	175.	5.1	.7	6.5
%RSD	.24960	.06547	.02231	.17295
#1	70302.	7779.5	2953.3	3769.0
#2	70054.	7772.3	2954.3	3759.8

Zoom In Zoom Out

Sample Name: jb72256-1 Acquired: 8/2/2014 1:26:38 Type: Unk
Method: Accutest1(v150) Mode: CONC Corr. Factor: 1.000000
User: admin Custom ID1: Custom ID2: Custom ID3:
Comment:

Elem	Ba4554	Be3130	Cd2288	Co2286	Cr2677	Cu3247	Mn2576	Ni2316	Ag3280
Avg	**.2819**	**.0036**	**.0014**	**.0331**	**.1073**	**.0906**	**1.062**	**.1610**	**-.0009**
Stddev	.0016	.0000	.0000	.0001	.0003	.0001	.003	.0000	.0002
%RSD	.5560	1.228	1.249	.3237	.3223	.1221	.2317	.0272	26.78
#1	.2830	.0036	.0014	.0331	.1075	.0905	1.064	.1610	-.0010
#2	.2808	.0035	.0015	.0330	.1070	.0906	1.060	.1610	-.0007

Elem	V_2924	Zn2062	As1890	Tl1908	Pb2203	Se1960	Sb2068	Al3961	Ca3179
Avg	**.1455**	**.2580**	**.0255**	**.0011**	**.1335**	**.0071**	**.0016**	**43.71**	**11.02**
Stddev	.0001	.0001	.0017	.0007	.0002	.0008	.0006	.01	.01
%RSD	.0621	.0219	6.565	62.04	.1367	11.51	37.04	.0173	.0938
#1	.1455	.2580	.0243	.0016	.1337	.0066	.0021	43.72	11.02
#2	.1456	.2581	.0267	.0006	.1334	.0077	.0012	43.71	11.03

Elem	Fe2599	Mg2790	K_7664	Na5895	B_2089	Mo2020	Pd3404	Si2124	Sn1899
Avg	**83.61**	**22.71**	**9.007**	**2.939**	**.0320**	**.0051**	**.0051**	**14.20**	**.0273**
Stddev	.13	.00	.042	.007	.0006	.0002	.0002	.20	.0002
%RSD	.1508	.0163	.4617	.2404	1.932	3.110	4.220	1.386	.6765
#1	83.70	22.71	8.978	2.934	.0316	.0052	.0052	14.06	.0275
#2	83.53	22.70	9.036	2.944	.0324	.0049	.0049	14.34	.0272

Elem	Sr4077	Ti3349	W_2079	Zr3391	S_1820	Bi2230	Li6707
Avg	**.0668**	**2.401**	**.0139**	**.0324**	**17.49**	**.0092**	**.0706**
Stddev	.0004	.006	.0003	.0001	.02	.0007	.0004
%RSD	.5982	.2401	1.926	.3777	.0862	7.813	.5409
#1	.0671	2.405	.0141	.0323	17.50	.0087	.0703
#2	.0665	2.396	.0137	.0324	17.48	.0097	.0709

Int. Std.	Y_3600	Y_3710	Y_2243	In2306
Avg	**69988.**	**7824.5**	**2935.6**	**3691.8**
Stddev	257.	21.6	4.0	2.5
%RSD	.36780	.27569	.13456	.06797
#1	69806.	7839.8	2932.8	3690.1
#2	70170.	7809.3	2938.4	3693.6

Zoom In Zoom Out

Sample Name: jb72256-2 Acquired: 8/2/2014 1:32:25 Type: Unk
Method: Accutest1(v150) Mode: CONC Corr. Factor: 1.000000
User: admin Custom ID1: Custom ID2: Custom ID3:
Comment:

Elem	Ba4554	Be3130	Cd2288	Co2286	Cr2677	Cu3247	Mn2576	Ni2316
Avg	**.6489**	**.0069**	**.0018**	**.0767**	**.1832**	**.1444**	**2.240**	**.2737**
Stddev	.0033	.0000	.0002	.0002	.0031	.0007	.036	.0024
%RSD	.5033	.2638	12.18	.2718	1.677	.4872	1.624	.8594
#1	.6512	.0069	.0019	.0765	.1853	.1449	2.266	.2721
#2	.6466	.0070	.0016	.0768	.1810	.1439	2.214	.2754

Elem	Ag3280	V_2924	Zn2062	As1890	Tl1908	Pb2203	Se1960	Sb2068
Avg	W **-.0011**	**.2787**	**.5169**	**.0285**	**.0026**	**.1955**	**.0063**	**.0006**
Stddev	.0020	.0049	.0019	.0016	.0002	.0014	.0013	.0005
%RSD	176.7	1.762	.3650	5.449	6.983	.6990	19.90	74.03
#1	-.0025	.2822	.5156	.0296	.0025	.1945	.0072	.0010
#2	.0003	.2752	.5183	.0274	.0027	.1964	.0054	.0003

Elem	Al3961	Ca3179	Fe2599	Mg2790	K_7664	Na5895	B_2089	Mo2020
Avg	**76.23**	**20.27**	**172.7**	**38.37**	**20.48**	**2.755**	**.0458**	**.0020**
Stddev	.03	.06	.1	.05	.10	.001	.0011	.0001
%RSD	.0404	.2912	.0553	.1174	.4723	.0175	2.308	4.543
#1	76.21	20.23	172.8	38.41	20.42	2.755	.0450	.0021
#2	76.25	20.31	172.6	38.34	20.55	2.755	.0465	.0020

Elem	Pd3404	Si2124	Sn1899	Sr4077	Ti3349	W_2079	Zr3391	S_1820
Avg	W **-.0153**	**12.09**	**.0365**	**.0903**	**5.015**	**.0138**	**.0469**	**.3390**
Stddev	.0001	.18	.0005	.0003	.073	.0006	.0007	.0044
%RSD	.8025	1.474	1.245	.3812	1.456	4.081	1.451	1.284
#1	-.0154	11.96	.0369	.0906	5.067	.0134	.0473	.3359
#2	-.0152	12.22	.0362	.0901	4.964	.0142	.0464	.3420

Elem	Bi2230	Li6707
Avg	**.0211**	**.1077**
Stddev	.0000	.0002
%RSD	.2113	.2250
#1	.0210	.1079
#2	.0211	.1075

Zoom In Zoom Out

Sample Name: jb72256-2 Acquired: 8/2/2014 1:32:25 Type: Unk
Method: Accutest1(v150) Mode: CONC Corr. Factor: 1.000000
User: admin Custom ID1: Custom ID2: Custom ID3:
Comment:

Int. Std.	Y_3600	Y_3710	Y_2243	In2306
Avg	**71702.**	**7895.0**	**2962.0**	**3668.8**
Stddev	1055.	2.9	13.2	14.7
%RSD	1.4711	.03704	.44607	.40145
#1	70956.	7897.1	2971.4	3679.2
#2	72448.	7892.9	2952.7	3658.4

Zoom In Zoom Out

Sample Name: jb72256-3 Acquired: 8/2/2014 1:38:11 Type: Unk
Method: Accutest1(v150) Mode: CONC Corr. Factor: 1.000000
User: admin Custom ID1: Custom ID2: Custom ID3:
Comment:

Elem	Ba4554	Be3130	Cd2288	Co2286	Cr2677	Cu3247	Mn2576	Ni2316
Avg	**.2831**	**.0043**	**.0010**	**.0519**	**.1414**	**.0861**	**.7809**	**.2480**
Stddev	.0000	.0002	.0002	.0001	.0010	.0002	.0000	.0004
%RSD	.0115	3.847	14.94	.2338	.6963	.2826	.0007	.1796
#1	.2831	.0042	.0011	.0519	.1407	.0863	.7809	.2483
#2	.2831	.0045	.0009	.0520	.1421	.0860	.7809	.2477

Elem	Ag3280	V_2924	Zn2062	As1890	Tl1908	Pb2203	Se1960	Sb2068
Avg	W **-.0011**	**.1796**	**.2905**	**.0212**	**.0013**	**.0623**	**.0074**	**.0005**
Stddev	.0003	.0000	.0001	.0003	.0007	.0001	.0007	.0003
%RSD	24.35	.0185	.0183	1.603	56.82	.1448	9.573	57.09
#1	-.0013	.1796	.2905	.0214	.0008	.0623	.0079	.0003
#2	-.0010	.1795	.2905	.0209	.0018	.0624	.0069	.0007

Elem	Al3961	Ca3179	Fe2599	Mg2790	K_7664	Na5895	B_2089	Mo2020
Avg	**58.71**	**8.630**	**92.13**	**21.79**	**10.73**	**2.084**	**.0255**	**.0013**
Stddev	.07	.025	.15	.06	.01	.005	.0002	.0001
%RSD	.1184	.2923	.1604	.2952	.0760	.2653	.9302	8.159
#1	58.66	8.612	92.02	21.74	10.73	2.080	.0257	.0014
#2	58.76	8.648	92.23	21.83	10.72	2.088	.0254	.0013

Elem	Pd3404	Si2124	Sn1899	Sr4077	Ti3349	W_2079	Zr3391	S_1820
Avg	**.0007**	**16.32**	**.0293**	**.0413**	**3.611**	**.0150**	**.0290**	**.8526**
Stddev	.0002	.11	.0002	.0002	.019	.0012	.0033	.0014
%RSD	28.09	.6974	.5346	.3664	.5373	8.239	11.45	.1618
#1	.0008	16.24	.0292	.0412	3.597	.0158	.0314	.8536
#2	.0006	16.40	.0294	.0414	3.624	.0141	.0267	.8516

Elem	Bi2230	Li6707
Avg	**.0132**	**.0674**
Stddev	.0005	.0007
%RSD	3.896	1.071
#1	.0135	.0669
#2	.0128	.0679

Zoom In Zoom Out

Sample Name: jb72256-3 Acquired: 8/2/2014 1:38:11 Type: Unk
Method: Accutest1(v150) Mode: CONC Corr. Factor: 1.000000
User: admin Custom ID1: Custom ID2: Custom ID3:
Comment:

Int. Std.	Y_3600	Y_3710	Y_2243	In2306
Avg	**70408.**	**7934.5**	**2984.9**	**3684.9**
Stddev	11.	14.6	5.7	6.4
%RSD	.01575	.18422	.19086	.17417
#1	70416.	7944.9	2980.9	3680.3
#2	70400.	7924.2	2988.9	3689.4

Zoom In Zoom Out

Sample Name: ccv Acquired: 8/2/2014 1:44:00 Type: QC
Method: Accutest1(v150) Mode: CONC Corr. Factor: 1.000000
User: admin Custom ID1: Custom ID2: Custom ID3:
Comment:

Elem	Ba4554	Be3130	Cd2288	Co2286	Cr2677	Cu3247	Mn2576	Ni2316	Ag3280
Units	ppm	ppm	ppm	ppm	ppm	ppm	ppm	ppm	ppm
Avg	**2.026**	**2.041**	**2.016**	**2.074**	**2.087**	**1.953**	**2.082**	**2.100**	**.2461**
Stddev	.006	.008	.000	.001	.006	.005	.004	.001	.0001
%RSD	.3032	.3921	.0089	.0220	.2984	.2514	.2024	.0482	.0436
#1	2.030	2.035	2.016	2.074	2.083	1.957	2.079	2.099	.2462
#2	2.021	2.046	2.016	2.073	2.091	1.950	2.085	2.100	.2460
Check ?	Chk Pass	Chk Pass	Chk Pass	Chk Pass	Chk Pass	Chk Pass	Chk Pass	Chk Pass	Chk Pass
Value									
Range									

Elem	V_2924	Zn2062	As1890	Tl1908	Pb2203	Se1960	Sb2068	Al3961	Ca3179
Units	ppm	ppm	ppm	ppm	ppm	ppm	ppm	ppm	ppm
Avg	**2.049**	**2.077**	**2.028**	**2.120**	**2.101**	**2.032**	**2.019**	**41.07**	**40.55**
Stddev	.004	.001	.001	.004	.000	.000	.004	.15	.14
%RSD	.2162	.0369	.0550	.1843	.0025	.0201	.1871	.3545	.3332
#1	2.046	2.077	2.028	2.117	2.101	2.032	2.022	40.96	40.45
#2	2.052	2.078	2.029	2.122	2.101	2.032	2.017	41.17	40.64
Check ?	Chk Pass	Chk Pass	Chk Pass	Chk Pass	Chk Pass	Chk Pass	Chk Pass	Chk Pass	Chk Pass
Value									
Range									

Elem	Fe2599	Mg2790	K_7664	Na5895	B_2089	Mo2020	Pd3404	Si2124	Sn1899
Units	ppm	ppm	ppm	ppm	ppm	ppm	ppm	ppm	ppm
Avg	**40.36**	**39.83**	**40.41**	**40.72**	**2.024**	**2.068**	**2.015**	**5.101**	**2.087**
Stddev	.15	.11	.17	.02	.000	.003	.005	.000	.002
%RSD	.3665	.2700	.4236	.0449	.0062	.1568	.2604	.0066	.0902
#1	40.26	39.91	40.29	40.73	2.024	2.065	2.019	5.100	2.086
#2	40.47	39.76	40.53	40.70	2.024	2.070	2.011	5.101	2.089
Check ?	Chk Pass	Chk Pass	Chk Pass	Chk Pass	Chk Pass	Chk Pass	Chk Pass	Chk Pass	Chk Pass
Value									
Range									

Zoom In Zoom Out

Sample Name: ccv Acquired: 8/2/2014 1:44:00 Type: QC
Method: Accutest1(v150) Mode: CONC Corr. Factor: 1.000000
User: admin Custom ID1: Custom ID2: Custom ID3:
Comment:

Elem	Sr4077	Ti3349	W_2079	Zr3391	S_1820	Bi2230	Li6707
Units	ppm	ppm	ppm	ppm	ppm	ppm	ppm
Avg	**2.035**	**2.038**	**1.992**	**2.049**	**1.971**	**2.021**	**2.020**
Stddev	.002	.002	.004	.004	.001	.001	.000
%RSD	.1065	.1119	.2256	.2041	.0648	.0661	.0096
#1	2.037	2.037	1.989	2.046	1.970	2.021	2.020
#2	2.034	2.040	1.995	2.052	1.971	2.022	2.020
Check ?	Chk Pass	Chk Pass	Chk Pass	Chk Pass	Chk Pass	Chk Pass	Chk Pass
Value							
Range							

Int. Std.	Y_3600	Y_3710	Y_2243	In2306
Units	Cts/S	Cts/S	Cts/S	Cts/S
Avg	**67582.**	**7618.7**	**2826.7**	**3589.4**
Stddev	206.	38.1	2.4	4.9
%RSD	.30423	.50037	.08514	.13637
#1	67728.	7645.6	2825.0	3585.9
#2	67437.	7591.7	2828.5	3592.8

Zoom In Zoom Out

Sample Name: ccb Acquired: 8/2/2014 1:49:40 Type: QC
Method: Accutest1(v150) Mode: CONC Corr. Factor: 1.000000
User: admin Custom ID1: Custom ID2: Custom ID3:
Comment:

Elem	Ba4554	Be3130	Cd2288	Co2286	Cr2677	Cu3247	Mn2576	Ni2316	Ag3280
Units	ppm	ppm	ppm	ppm	ppm	ppm	ppm	ppm	ppm
Avg	**.0000**	**.0000**	**.0004**	**.0000**	**-.0005**	**-.0005**	**.0003**	**.0002**	**-.0002**
Stddev	.0002	.0001	.0000	.0002	.0006	.0002	.0000	.0001	.0002
%RSD	2578.	185.4	6.511	563.5	123.0	41.25	3.711	61.09	84.71
#1	-.0001	-.0000	.0004	.0002	-.0001	-.0003	.0003	.0001	-.0004
#2	.0001	.0001	.0003	-.0001	-.0010	-.0006	.0003	.0003	-.0001
Check ?	Chk Pass	Chk Pass	Chk Pass	Chk Pass	Chk Pass	Chk Pass	Chk Pass	Chk Pass	Chk Pass
High Limit									
Low Limit									

Elem	V_2924	Zn2062	As1890	Tl1908	Pb2203	Se1960	Sb2068	Al3961	Ca3179
Units	ppm	ppm	ppm	ppm	ppm	ppm	ppm	ppm	ppm
Avg	**.0000**	**.0001**	**.0001**	**.0013**	**-.0008**	**-.0013**	**.0010**	**.0034**	**-.0072**
Stddev	.0000	.0000	.0011	.0002	.0003	.0007	.0005	.0025	.0015
%RSD	49.91	29.31	1643.	15.97	35.56	58.42	46.75	73.65	21.06
#1	.0000	.0001	.0008	.0015	-.0010	-.0018	.0007	.0052	-.0083
#2	.0000	.0002	-.0007	.0012	-.0006	-.0007	.0014	.0016	-.0061
Check ?	Chk Pass	Chk Pass	Chk Pass	Chk Pass	Chk Pass	Chk Pass	Chk Pass	Chk Pass	Chk Pass
High Limit									
Low Limit									

Elem	Fe2599	Mg2790	K_7664	Na5895	B_2089	Mo2020	Pd3404	Si2124	Sn1899
Units	ppm	ppm	ppm	ppm	ppm	ppm	ppm	ppm	ppm
Avg	**.0078**	**-.0065**	**.0395**	**.0126**	**.0018**	F **.0026**	**-.0016**	**.0018**	**-.0003**
Stddev	.0098	.0126	.0055	.0012	.0000	.0007	.0001	.0010	.0002
%RSD	125.0	193.0	14.03	9.667	1.326	25.93	4.896	58.66	54.04
#1	.0148	-.0154	.0434	.0134	.0018	.0031	-.0017	.0025	-.0002
#2	.0009	.0024	.0355	.0117	.0018	.0021	-.0016	.0010	-.0004
Check ?	Chk Pass	Chk Pass	Chk Pass	Chk Pass	Chk Pass	Chk Fail	Chk Pass	Chk Pass	Chk Pass
High Limit						.0021			
Low Limit						-.0021			

Zoom In Zoom Out

Sample Name: ccb Acquired: 8/2/2014 1:49:40 Type: QC
Method: Accutest1(v150) Mode: CONC Corr. Factor: 1.000000
User: admin Custom ID1: Custom ID2: Custom ID3:
Comment:

Elem	Sr4077	Ti3349	W_2079	Zr3391	S_1820	Bi2230	Li6707
Units	ppm	ppm	ppm	ppm	ppm	ppm	ppm
Avg	**.0002**	**.0001**	**.0031**	**.0005**	**-.0010**	**.0018**	**.0005**
Stddev	.0001	.0002	.0007	.0001	.0011	.0006	.0014
%RSD	42.90	220.1	22.07	14.06	104.5	30.53	259.1
#1	.0002	.0003	.0036	.0005	-.0003	.0022	.0015
#2	.0001	-.0001	.0026	.0004	-.0018	.0014	-.0004
Check ?	Chk Pass	Chk Pass	Chk Pass	Chk Pass	Chk Pass	Chk Pass	Chk Pass
High Limit							
Low Limit							

Int. Std.	Y_3600	Y_3710	Y_2243	In2306
Units	Cts/S	Cts/S	Cts/S	Cts/S
Avg	**69840.**	**7718.1**	**2949.4**	**3800.1**
Stddev	131.	24.4	6.4	9.7
%RSD	.18734	.31651	.21724	.25616
#1	69932.	7700.8	2944.9	3793.2
#2	69747.	7735.3	2953.9	3807.0

Zoom In Zoom Out

Sample Name: jb72256-4 Acquired: 8/2/2014 1:55:35 Type: Unk
Method: Accutest1(v150) Mode: CONC Corr. Factor: 1.000000
User: admin Custom ID1: Custom ID2: Custom ID3:
Comment:

Elem	Ba4554	Be3130	Cd2288	Co2286	Cr2677	Cu3247	Mn2576	Ni2316
Avg	**.4178**	**.0062**	**.0030**	**.0718**	**.1822**	**.2005**	**1.300**	**.3447**
Stddev	.0011	.0000	.0000	.0002	.0001	.0001	.000	.0001
%RSD	.2593	.1257	.2135	.2185	.0678	.0624	.0041	.0430
#1	.4186	.0062	.0030	.0719	.1821	.2004	1.300	.3448
#2	.4171	.0062	.0030	.0717	.1823	.2005	1.300	.3446

Elem	Ag3280	V_2924	Zn2062	As1890	Tl1908	Pb2203	Se1960	Sb2068
Avg	W **-.0013**	**.2287**	**.4357**	**.0332**	**.0029**	**.0983**	**.0072**	**.0017**
Stddev	.0003	.0001	.0007	.0010	.0004	.0024	.0004	.0004
%RSD	21.32	.0279	.1694	3.153	14.40	2.423	5.046	21.06
#1	-.0011	.2288	.4362	.0339	.0032	.0967	.0069	.0014
#2	-.0014	.2287	.4352	.0324	.0026	.1000	.0075	.0019

Elem	Al3961	Ca3179	Fe2599	Mg2790	K_7664	Na5895	B_2089	Mo2020
Avg	**80.78**	**12.26**	**119.2**	**32.82**	**15.34**	**2.658**	**.0325**	**.0027**
Stddev	.20	.05	.4	.17	.06	.002	.0007	.0000
%RSD	.2515	.4288	.3126	.5200	.3583	.0698	2.108	.0562
#1	80.64	12.22	118.9	32.70	15.30	2.656	.0330	.0027
#2	80.93	12.30	119.4	32.94	15.38	2.659	.0320	.0027

Elem	Pd3404	Si2124	Sn1899	Sr4077	Ti3349	W_2079	Zr3391	S_1820
Avg	**-.0037**	**16.18**	**.0339**	**.0614**	**4.840**	**.0207**	**.0412**	**1.091**
Stddev	.0014	.16	.0002	.0004	.003	.0003	.0010	.003
%RSD	36.93	.9659	.5253	.7152	.0699	1.484	2.371	.2616
#1	-.0027	16.29	.0341	.0610	4.838	.0209	.0419	1.093
#2	-.0047	16.07	.0338	.0617	4.842	.0205	.0405	1.089

Elem	Bi2230	Li6707
Avg	**.0123**	**.1053**
Stddev	.0001	.0005
%RSD	1.062	.5140
#1	.0122	.1049
#2	.0124	.1057

Zoom In Zoom Out

Sample Name: jb72256-4 Acquired: 8/2/2014 1:55:35 Type: Unk
Method: Accutest1(v150) Mode: CONC Corr. Factor: 1.000000
User: admin Custom ID1: Custom ID2: Custom ID3:
Comment:

Int. Std.	Y_3600	Y_3710	Y_2243	In2306
Avg	**72591.**	**8111.3**	**3034.4**	**3657.6**
Stddev	27.	62.1	5.0	3.9
%RSD	.03663	.76578	.16338	.10756
#1	72610.	8155.2	3030.9	3654.8
#2	72572.	8067.3	3037.9	3660.4

Zoom In Zoom Out

Sample Name: jb72256-5 Acquired: 8/2/2014 2:01:19 Type: Unk
Method: Accutest1(v150) Mode: CONC Corr. Factor: 1.000000
User: admin Custom ID1: Custom ID2: Custom ID3:
Comment:

Elem	Ba4554	Be3130	Cd2288	Co2286	Cr2677	Cu3247	Mn2576	Ni2316	Ag3280
Avg	**.2644**	**.0032**	**.0008**	**.0400**	**.1539**	**.0866**	**.8575**	**.2576**	**-.0003**
Stddev	.0007	.0000	.0000	.0003	.0017	.0005	.0010	.0011	.0000
%RSD	.2686	1.108	5.425	.7143	1.078	.5333	.1117	.4393	9.172
#1	.2639	.0032	.0008	.0398	.1551	.0863	.8582	.2568	-.0002
#2	.2649	.0033	.0009	.0402	.1527	.0870	.8569	.2584	-.0003

Elem	V_2924	Zn2062	As1890	Tl1908	Pb2203	Se1960	Sb2068	Al3961	Ca3179
Avg	**.1353**	**.2289**	**.0205**	**.0011**	**.0529**	**.0046**	**.0012**	**43.40**	**7.947**
Stddev	.0005	.0005	.0020	.0017	.0007	.0010	.0005	.12	.009
%RSD	.3465	.2334	9.685	153.0	1.303	22.14	37.25	.2775	.1175
#1	.1357	.2285	.0191	.0023	.0524	.0038	.0009	43.32	7.941
#2	.1350	.2293	.0219	-.0001	.0534	.0053	.0015	43.49	7.954

Elem	Fe2599	Mg2790	K_7664	Na5895	B_2089	Mo2020	Pd3404	Si2124	Sn1899
Avg	**75.19**	**27.30**	**7.953**	**1.303**	**.0236**	**.0019**	**-.0012**	**10.42**	**.0245**
Stddev	.14	.07	.011	.007	.0004	.0001	.0001	.15	.0002
%RSD	.1847	.2563	.1382	.5577	1.491	5.436	9.009	1.434	.6556
#1	75.09	27.25	7.945	1.298	.0238	.0020	-.0011	10.52	.0246
#2	75.29	27.35	7.960	1.308	.0233	.0018	-.0013	10.31	.0244

Elem	Sr4077	Ti3349	W_2079	Zr3391	S_1820	Bi2230	Li6707
Avg	**.0383**	**2.452**	**.0124**	**.0260**	**.7323**	**.0086**	**.0602**
Stddev	.0001	.004	.0013	.0010	.0008	.0005	.0003
%RSD	.1695	.1662	10.68	3.955	.1086	5.723	.5685
#1	.0384	2.455	.0133	.0267	.7329	.0090	.0604
#2	.0383	2.449	.0114	.0253	.7318	.0083	.0599

Int. Std.	Y_3600	Y_3710	Y_2243	In2306
Avg	**70033.**	**7818.5**	**2933.7**	**3687.2**
Stddev	143.	6.2	3.0	.9
%RSD	.20412	.07905	.10232	.02433
#1	69932.	7822.9	2931.6	3686.6
#2	70134.	7814.1	2935.9	3687.8

Zoom In Zoom Out

Sample Name: jb72667-1 Acquired: 8/2/2014 2:07:07 Type: Unk
Method: Accutest1(v150) Mode: CONC Corr. Factor: 1.000000
User: admin Custom ID1: Custom ID2: Custom ID3:
Comment:

Elem	Ba4554	Be3130	Cd2288	Co2286	Cr2677	Cu3247	Mn2576	Ni2316
Avg	**24.32**	**.0040**	**.0423**	**.0800**	**.7500**	**2.205**	**2.523**	**.4805**
Stddev	.41	.0001	.0001	.0005	.0027	.002	.000	.0009
%RSD	1.694	1.275	.3306	.6078	.3651	.1038	.0150	.1810
#1	24.02	.0041	.0424	.0796	.7480	2.204	2.523	.4799
#2	24.61	.0040	.0422	.0803	.7519	2.207	2.524	.4811

Elem	Ag3280	V_2924	Zn2062	As1890	Tl1908	Pb2203	Se1960	Sb2068
Avg	**.0435**	**.2803**	**9.408**	**.3613**	**.0035**	**9.863**	**.0241**	**.0640**
Stddev	.0006	.0005	.004	.0030	.0009	.018	.0009	.0000
%RSD	1.342	.1861	.0430	.8232	24.99	.1819	3.716	.0034
#1	.0431	.2799	9.405	.3592	.0029	9.851	.0234	.0640
#2	.0439	.2806	9.411	.3634	.0042	9.876	.0247	.0640

Elem	Al3961	Ca3179	Fe2599	Mg2790	K_7664	Na5895	B_2089	Mo2020
Avg	**59.97**	**123.1**	**206.5**	**22.97**	**9.135**	**9.773**	**.1252**	**.0630**
Stddev	.01	.0	.1	.09	.006	.009	.0000	.0000
%RSD	.0146	.0177	.0421	.3978	.0619	.0929	.0205	.0328
#1	59.97	123.1	206.4	23.04	9.139	9.766	.1252	.0630
#2	59.98	123.1	206.5	22.91	9.131	9.779	.1252	.0630

Elem	Pd3404	Si2124	Sn1899	Sr4077	Ti3349	W_2079	Zr3391	S_1820
Avg	W **-.0402**	**14.35**	**.5305**	**1.281**	**2.119**	**.0968**	**.0525**	**59.99**
Stddev	.0010	.09	.0002	.001	.007	.0015	.0012	.01
%RSD	2.589	.5969	.0372	.1056	.3432	1.591	2.377	.0161
#1	-.0395	14.29	.5303	1.282	2.124	.0957	.0534	59.99
#2	-.0409	14.41	.5306	1.280	2.114	.0979	.0516	60.00

Elem	Bi2230	Li6707
Avg	F **-.0204**	**.1017**
Stddev	.0006	.0015
%RSD	2.757	1.508
#1	-.0200	.1028
#2	-.0208	.1007

Zoom In Zoom Out

Sample Name: jb72667-1 Acquired: 8/2/2014 2:07:07 Type: Unk
Method: Accutest1(v150) Mode: CONC Corr. Factor: 1.000000
User: admin Custom ID1: Custom ID2: Custom ID3:
Comment:

Int. Std.	Y_3600	Y_3710	Y_2243	In2306
Avg	**69500.**	**7839.8**	**2851.7**	**3637.2**
Stddev	149.	17.7	.5	6.5
%RSD	.21510	.22567	.01860	.17958
#1	69605.	7852.3	2852.0	3641.8
#2	69394.	7827.3	2851.3	3632.6

Zoom In Zoom Out

Sample Name: jb72667-2 Acquired: 8/2/2014 2:12:55 Type: Unk
Method: Accutest1(v150) Mode: CONC Corr. Factor: 1.000000
User: admin Custom ID1: Custom ID2: Custom ID3:
Comment:

Elem	Ba4554	Be3130	Cd2288	Co2286	Cr2677	Cu3247	Mn2576	Ni2316
Avg	**3.990**	**.0042**	**.0262**	**.0596**	**.3770**	**1.282**	**4.367**	**.3239**
Stddev	.006	.0000	.0002	.0005	.0006	.004	.002	.0017
%RSD	.1410	.0795	.8291	.7653	.1525	.2800	.0486	.5140
#1	3.994	.0042	.0263	.0593	.3766	1.284	4.366	.3228
#2	3.986	.0042	.0260	.0600	.3774	1.279	4.369	.3251

Elem	Ag3280	V_2924	Zn2062	As1890	Tl1908	Pb2203	Se1960	Sb2068
Avg	**.0220**	**.2889**	**8.719**	**.2233**	**-.0016**	**9.063**	**.0248**	**.0523**
Stddev	.0006	.0001	.035	.0009	.0028	.023	.0005	.0001
%RSD	2.917	.0244	.3978	.4165	173.6	.2559	2.129	.2861
#1	.0224	.2888	8.695	.2227	.0004	9.047	.0252	.0524
#2	.0215	.2889	8.744	.2240	-.0037	9.079	.0244	.0522

Elem	Al3961	Ca3179	Fe2599	Mg2790	K_7664	Na5895	B_2089	Mo2020
Avg	**35.42**	**289.4**	**401.1**	**22.74**	**5.993**	**10.36**	**.1464**	**.1002**
Stddev	.12	.5	.9	.06	.005	.01	.0001	.0000
%RSD	.3510	.1628	.2178	.2573	.0813	.1117	.0552	.0062
#1	35.51	289.8	401.8	22.70	5.990	10.36	.1464	.1002
#2	35.33	289.1	400.5	22.78	5.996	10.35	.1463	.1002

Elem	Pd3404	Si2124	Sn1899	Sr4077	Ti3349	W_2079	Zr3391	S_1820
Avg	W **-.0127**	**12.33**	**.2433**	**1.890**	**1.589**	**.0405**	**.0292**	F **221.6**
Stddev	.0002	.04	.0020	.003	.006	.0008	.0002	.1
%RSD	1.449	.2932	.8038	.1765	.3827	2.014	.6382	.0336
#1	-.0126	12.35	.2419	1.893	1.593	.0411	.0293	221.7
#2	-.0128	12.30	.2446	1.888	1.584	.0399	.0290	221.6

Elem	Bi2230	Li6707
Avg	**.0633**	**.0680**
Stddev	.0015	.0003
%RSD	2.445	.4578
#1	.0622	.0683
#2	.0644	.0678

Zoom In Zoom Out

Sample Name: jb72667-2 Acquired: 8/2/2014 2:12:55 Type: Unk
Method: Accutest1(v150) Mode: CONC Corr. Factor: 1.000000
User: admin Custom ID1: Custom ID2: Custom ID3:
Comment:

Int. Std.	Y_3600	Y_3710	Y_2243	In2306
Avg	**66317.**	**7552.1**	**2695.9**	**3594.8**
Stddev	59.	6.9	.5	7.4
%RSD	.08966	.09087	.01783	.20677
#1	66275.	7557.0	2696.3	3600.0
#2	66360.	7547.2	2695.6	3589.5

Zoom In Zoom Out

Sample Name: jb72778-1a Acquired: 8/2/2014 2:18:36 Type: Unk
Method: Accutest1(v150) Mode: CONC Corr. Factor: 1.000000
User: admin Custom ID1: Custom ID2: Custom ID3:
Comment:

Elem	Ba4554	Be3130	Cd2288	Co2286	Cr2677	Cu3247	Mn2576	Ni2316
Avg	**.5069**	**.0040**	**.0026**	**.0546**	**.2164**	**.1834**	**2.267**	**.1764**
Stddev	.0004	.0002	.0001	.0000	.0013	.0003	.000	.0002
%RSD	.0852	4.658	2.754	.0765	.6003	.1502	.0003	.1268
#1	.5072	.0042	.0026	.0546	.2155	.1836	2.267	.1765
#2	.5065	.0039	.0025	.0546	.2174	.1832	2.267	.1762

Elem	Ag3280	V_2924	Zn2062	As1890	Tl1908	Pb2203	Se1960	Sb2068
Avg	**-.0001**	**.2496**	**.4931**	**.0409**	**.0036**	**.0483**	**.0156**	**.0025**
Stddev	.0004	.0001	.0016	.0003	.0013	.0001	.0025	.0014
%RSD	274.4	.0248	.3315	.7053	36.25	.2756	16.32	57.85
#1	.0001	.2495	.4943	.0407	.0046	.0482	.0138	.0035
#2	-.0004	.2496	.4920	.0411	.0027	.0484	.0173	.0015

Elem	Al3961	Ca3179	Fe2599	Mg2790	K_7664	Na5895	B_2089	Mo2020
Avg	**80.64**	F **904.4**	**144.9**	**42.29**	**7.257**	**5.898**	**.1430**	**.0128**
Stddev	.11	8.9	.3	.13	.036	.017	.0005	.0000
%RSD	.1342	.9873	.1890	.3122	.4934	.2816	.3541	.1925
#1	80.72	898.1	145.1	42.20	7.283	5.910	.1426	.0127
#2	80.57	910.7	144.7	42.38	7.232	5.886	.1433	.0128

Elem	Pd3404	Si2124	Sn1899	Sr4077	Ti3349	W_2079	Zr3391	S_1820
Avg	W **-.0238**	**5.855**	**.0357**	**1.384**	**5.088**	F **-.1094**	**.1188**	**22.03**
Stddev	.0017	.004	.0008	.004	.004	.0008	.0011	.01
%RSD	6.993	.0618	2.342	.2892	.0741	.7530	.9555	.0639
#1	-.0227	5.853	.0363	1.386	5.085	-.1088	.1180	22.02
#2	-.0250	5.858	.0351	1.381	5.090	-.1100	.1196	22.04

Elem	Bi2230	Li6707
Avg	**.0293**	**.0635**
Stddev	.0002	.0022
%RSD	.7643	3.405
#1	.0294	.0620
#2	.0291	.0651

Zoom In Zoom Out

Sample Name: jb72778-1a Acquired: 8/2/2014 2:18:36 Type: Unk
Method: Accutest1(v150) Mode: CONC Corr. Factor: 1.000000
User: admin Custom ID1: Custom ID2: Custom ID3:
Comment:

Int. Std.	Y_3600	Y_3710	Y_2243	In2306
Avg	**64487.**	**7478.5**	**2629.4**	**3258.6**
Stddev	38.	8.4	2.0	1.8
%RSD	.05886	.11213	.07487	.05628
#1	64514.	7484.4	2630.8	3257.3
#2	64460.	7472.6	2628.1	3259.9

Zoom In Zoom Out

Sample Name: jb72778-2a Acquired: 8/2/2014 2:24:27 Type: Unk
Method: Accutest1(v150) Mode: CONC Corr. Factor: 1.000000
User: admin Custom ID1: Custom ID2: Custom ID3:
Comment:

Elem	Ba4554	Be3130	Cd2288	Co2286	Cr2677	Cu3247	Mn2576	Ni2316
Avg	**.7509**	**.0063**	**.0017**	**.0861**	**.3133**	**.5134**	**2.346**	**.2005**
Stddev	.0011	.0001	.0002	.0004	.0008	.0027	.009	.0002
%RSD	.1477	1.066	10.31	.4319	.2583	.5319	.3618	.0781
#1	.7517	.0062	.0016	.0864	.3127	.5154	2.340	.2006
#2	.7501	.0063	.0018	.0859	.3139	.5115	2.352	.2004

Elem	Ag3280	V_2924	Zn2062	As1890	Tl1908	Pb2203	Se1960	Sb2068
Avg	**.0014**	**.2444**	**1.363**	**.0364**	**.0051**	**.1109**	**.0170**	**.0087**
Stddev	.0002	.0008	.003	.0017	.0001	.0017	.0016	.0014
%RSD	14.55	.3116	.1820	4.606	1.164	1.518	9.212	15.55
#1	.0013	.2438	1.365	.0352	.0052	.1121	.0159	.0097
#2	.0016	.2449	1.361	.0376	.0051	.1097	.0181	.0078

Elem	Al3961	Ca3179	Fe2599	Mg2790	K_7664	Na5895	B_2089	Mo2020
Avg	**104.4**	F **850.4**	**146.3**	**44.11**	**13.30**	**4.034**	**.1795**	**.0161**
Stddev	.1	12.7	.0	.03	.03	.007	.0002	.0004
%RSD	.0577	1.494	.0035	.0770	.2409	.1786	.0967	2.410
#1	104.4	841.4	146.3	44.13	13.32	4.039	.1796	.0163
#2	104.5	859.4	146.3	44.09	13.27	4.029	.1794	.0158

Elem	Pd3404	Si2124	Sn1899	Sr4077	Ti3349	W_2079	Zr3391	S_1820
Avg	W **-.0160**	**12.03**	**.1340**	**3.216**	**7.045**	F **-.0886**	**.1638**	**23.15**
Stddev	.0008	.07	.0002	.004	.012	.0019	.0006	.01
%RSD	5.078	.6177	.1544	.1358	.1718	2.126	.3735	.0519
#1	-.0154	12.09	.1339	3.219	7.036	-.0873	.1643	23.14
#2	-.0166	11.98	.1342	3.213	7.053	-.0900	.1634	23.15

Elem	Bi2230	Li6707
Avg	**.0316**	**.0901**
Stddev	.0010	.0010
%RSD	3.117	1.092
#1	.0323	.0894
#2	.0309	.0908

Zoom In Zoom Out

Sample Name: jb72778-2a Acquired: 8/2/2014 2:24:27 Type: Unk
Method: Accutest1(v150) Mode: CONC Corr. Factor: 1.000000
User: admin Custom ID1: Custom ID2: Custom ID3:
Comment:

Int. Std.	Y_3600	Y_3710	Y_2243	In2306
Avg	**64203.**	**7397.3**	**2625.7**	**3263.3**
Stddev	169.	28.6	3.7	5.0
%RSD	.26317	.38698	.13997	.15348
#1	64323.	7417.6	2623.1	3259.8
#2	64084.	7377.1	2628.3	3266.9

Zoom In Zoom Out

Sample Name: jb72804-7 Acquired: 8/2/2014 2:30:18 Type: Unk
Method: Accutest1(v150) Mode: CONC Corr. Factor: 1.000000
User: admin Custom ID1: Custom ID2: Custom ID3:
Comment:

Elem	Ba4554	Be3130	Cd2288	Co2286	Cr2677	Cu3247	Mn2576	Ni2316
Avg	**.6985**	**.0058**	**.0021**	**.0692**	**.1809**	**.1407**	**3.699**	**.1525**
Stddev	.0004	.0001	.0001	.0004	.0009	.0008	.000	.0001
%RSD	.0504	2.231	3.564	.5860	.4870	.5764	.0025	.0375
#1	.6987	.0059	.0022	.0695	.1815	.1412	3.699	.1525
#2	.6982	.0057	.0021	.0690	.1803	.1401	3.699	.1526

Elem	Ag3280	V_2924	Zn2062	As1890	Tl1908	Pb2203	Se1960	Sb2068
Avg	**.0053**	**.2616**	**.4833**	**.0376**	**.0020**	**.3480**	**.0103**	**.0024**
Stddev	.0001	.0010	.0010	.0008	.0001	.0014	.0028	.0015
%RSD	2.278	.4002	.2094	2.252	7.532	.3951	27.39	61.26
#1	.0054	.2624	.4841	.0382	.0019	.3490	.0083	.0034
#2	.0052	.2609	.4826	.0370	.0021	.3471	.0124	.0014

Elem	Al3961	Ca3179	Fe2599	Mg2790	K_7664	Na5895	B_2089	Mo2020
Avg	**87.70**	**22.64**	**171.2**	**25.45**	**8.137**	**10.36**	**.0518**	**.0046**
Stddev	.09	.08	.4	.05	.001	.00	.0001	.0003
%RSD	.1060	.3574	.2198	.2062	.0145	.0341	.1951	5.723
#1	87.64	22.58	170.9	25.41	8.138	10.36	.0519	.0048
#2	87.77	22.69	171.4	25.48	8.136	10.37	.0517	.0044

Elem	Pd3404	Si2124	Sn1899	Sr4077	Ti3349	W_2079	Zr3391	S_1820
Avg	W **-.0178**	**9.209**	**.0347**	**.2070**	**3.190**	**.0107**	**.0557**	**.6156**
Stddev	.0013	.007	.0003	.0009	.008	.0003	.0000	.0011
%RSD	7.546	.0772	.9638	.4380	.2427	3.043	.0709	.1711
#1	-.0169	9.214	.0344	.2077	3.195	.0109	.0557	.6164
#2	-.0188	9.204	.0349	.2064	3.184	.0105	.0557	.6149

Elem	Bi2230	Li6707
Avg	**.0194**	**.0949**
Stddev	.0001	.0009
%RSD	.5649	.9119
#1	.0195	.0943
#2	.0193	.0955

Zoom In Zoom Out

Sample Name: jb72804-7 Acquired: 8/2/2014 2:30:18 Type: Unk
Method: Accutest1(v150) Mode: CONC Corr. Factor: 1.000000
User: admin Custom ID1: Custom ID2: Custom ID3:
Comment:

Int. Std.	Y_3600	Y_3710	Y_2243	In2306
Avg	**70506.**	**7819.1**	**2936.9**	**3672.2**
Stddev	46.	16.9	5.8	10.0
%RSD	.06551	.21620	.19889	.27320
#1	70473.	7831.1	2932.8	3665.1
#2	70539.	7807.2	2941.0	3679.2

Zoom In Zoom Out

Sample Name: jb72804-9 Acquired: 8/2/2014 2:36:04 Type: Unk
Method: Accutest1(v150) Mode: CONC Corr. Factor: 1.000000
User: admin Custom ID1: Custom ID2: Custom ID3:
Comment:

Elem	Ba4554	Be3130	Cd2288	Co2286	Cr2677	Cu3247	Mn2576	Ni2316
Avg	**.5173**	**.0041**	**.0026**	**.0535**	**.1377**	**.1445**	**3.183**	**.1430**
Stddev	.0003	.0001	.0002	.0000	.0004	.0001	.002	.0001
%RSD	.0620	2.101	5.840	.0782	.2937	.0935	.0639	.0815
#1	.5175	.0041	.0025	.0535	.1379	.1444	3.185	.1429
#2	.5170	.0040	.0027	.0536	.1374	.1446	3.182	.1431

Elem	Ag3280	V_2924	Zn2062	As1890	Tl1908	Pb2203	Se1960	Sb2068
Avg	W **-.0013**	**.2283**	**.4988**	**.0527**	**.0009**	**.1960**	**.0118**	**.0030**
Stddev	.0001	.0004	.0004	.0010	.0004	.0017	.0045	.0013
%RSD	11.54	.1655	.0795	1.962	50.38	.8650	37.75	42.42
#1	-.0012	.2280	.4991	.0535	.0012	.1948	.0150	.0039
#2	-.0014	.2286	.4986	.0520	.0005	.1972	.0087	.0021

Elem	Al3961	Ca3179	Fe2599	Mg2790	K_7664	Na5895	B_2089	Mo2020
Avg	**82.50**	**309.8**	**142.5**	**35.03**	**9.471**	**3.611**	**.0684**	**.0050**
Stddev	.14	1.0	.3	.21	.002	.009	.0001	.0004
%RSD	.1706	.3128	.2367	.5917	.0208	.2422	.0749	7.409
#1	82.60	310.5	142.8	35.17	9.473	3.618	.0684	.0048
#2	82.40	309.2	142.3	34.88	9.470	3.605	.0685	.0053

Elem	Pd3404	Si2124	Sn1899	Sr4077	Ti3349	W_2079	Zr3391	S_1820
Avg	W **-.0065**	**18.99**	**.0729**	**2.009**	**3.939**	**-.0178**	**.0709**	**6.257**
Stddev	.0006	.04	.0004	.003	.003	.0010	.0001	.003
%RSD	9.844	.2077	.6096	.1250	.0728	5.347	.1769	.0550
#1	-.0070	18.96	.0732	2.011	3.941	-.0185	.0710	6.259
#2	-.0061	19.02	.0726	2.007	3.937	-.0171	.0708	6.254

Elem	Bi2230	Li6707
Avg	**.0190**	**.0915**
Stddev	.0008	.0013
%RSD	4.444	1.447
#1	.0196	.0906
#2	.0184	.0924

Zoom In Zoom Out

Sample Name: jb72804-9 Acquired: 8/2/2014 2:36:04 Type: Unk
Method: Accutest1(v150) Mode: CONC Corr. Factor: 1.000000
User: admin Custom ID1: Custom ID2: Custom ID3:
Comment:

Int. Std.	Y_3600	Y_3710	Y_2243	In2306
Avg	**67458.**	**7709.6**	**2782.3**	**3473.8**
Stddev	118.	13.7	4.8	1.6
%RSD	.17565	.17718	.17142	.04560
#1	67374.	7699.9	2778.9	3472.7
#2	67541.	7719.2	2785.6	3475.0

Zoom In Zoom Out

Sample Name: jb72804-11 Acquired: 8/2/2014 2:41:49 Type: Unk
Method: Accutest1(v150) Mode: CONC Corr. Factor: 1.000000
User: admin Custom ID1: Custom ID2: Custom ID3:
Comment:

Elem	Ba4554	Be3130	Cd2288	Co2286	Cr2677	Cu3247	Mn2576	Ni2316
Avg	**.4362**	**.0066**	**.0017**	**.0551**	**.1419**	**.0617**	**3.787**	**.1235**
Stddev	.0003	.0001	.0000	.0001	.0005	.0005	.002	.0007
%RSD	.0745	1.987	.5324	.1951	.3310	.7878	.0517	.5901
#1	.4360	.0067	.0017	.0552	.1422	.0621	3.789	.1230
#2	.4364	.0065	.0016	.0551	.1415	.0614	3.786	.1240

Elem	Ag3280	V_2924	Zn2062	As1890	Tl1908	Pb2203	Se1960	Sb2068
Avg	W **-.0028**	**.2016**	**.2535**	**.0211**	**-.0012**	**.1278**	**.0127**	**.0023**
Stddev	.0004	.0000	.0001	.0015	.0024	.0013	.0007	.0002
%RSD	14.97	.0248	.0298	7.343	199.9	.9927	5.466	7.653
#1	-.0025	.2016	.2536	.0200	.0005	.1287	.0122	.0024
#2	-.0030	.2015	.2535	.0222	-.0029	.1269	.0131	.0022

Elem	Al3961	Ca3179	Fe2599	Mg2790	K_7664	Na5895	B_2089	Mo2020
Avg	**86.65**	**186.1**	**166.7**	**31.07**	**10.96**	**2.273**	**.0794**	**.0032**
Stddev	.29	.5	.3	.04	.02	.001	.0006	.0001
%RSD	.3295	.2730	.1976	.1302	.1835	.0624	.7672	3.428
#1	86.85	186.4	166.9	31.04	10.97	2.272	.0790	.0031
#2	86.45	185.7	166.5	31.10	10.94	2.274	.0798	.0033

Elem	Pd3404	Si2124	Sn1899	Sr4077	Ti3349	W_2079	Zr3391	S_1820
Avg	**-.0049**	**22.49**	**.0261**	**.8926**	**2.744**	**.0014**	**.0615**	**4.893**
Stddev	.0002	.10	.0001	.0009	.002	.0005	.0012	.002
%RSD	3.949	.4430	.3985	.1039	.0578	38.27	1.905	.0421
#1	-.0048	22.56	.0262	.8933	2.745	.0010	.0607	4.894
#2	-.0051	22.42	.0261	.8919	2.742	.0018	.0623	4.891

Elem	Bi2230	Li6707
Avg	**.0198**	**.0856**
Stddev	.0008	.0002
%RSD	3.947	.2672
#1	.0204	.0854
#2	.0193	.0857

Zoom In Zoom Out

Sample Name: jb72804-11 Acquired: 8/2/2014 2:41:49 Type: Unk
Method: Accutest1(v150) Mode: CONC Corr. Factor: 1.000000
User: admin Custom ID1: Custom ID2: Custom ID3:
Comment:

Int. Std.	Y_3600	Y_3710	Y_2243	In2306
Avg	**68628.**	**7761.4**	**2826.8**	**3556.8**
Stddev	164.	8.5	2.7	1.8
%RSD	.23843	.10902	.09481	.05078
#1	68513.	7755.5	2824.9	3555.5
#2	68744.	7767.4	2828.7	3558.1

Zoom In Zoom Out

Sample Name: ccv Acquired: 8/2/2014 2:47:37 Type: QC
Method: Accutest1(v150) Mode: CONC Corr. Factor: 1.000000
User: admin Custom ID1: Custom ID2: Custom ID3:
Comment:

Elem	Ba4554	Be3130	Cd2288	Co2286	Cr2677	Cu3247	Mn2576	Ni2316	Ag3280
Units	ppm	ppm	ppm	ppm	ppm	ppm	ppm	ppm	ppm
Avg	**2.020**	**2.024**	**2.004**	**2.068**	**2.074**	**1.939**	**2.073**	**2.097**	**.2454**
Stddev	.005	.002	.000	.003	.012	.000	.007	.006	.0012
%RSD	.2313	.1117	.0140	.1454	.5543	.0231	.3226	.2710	.4713
#1	2.017	2.023	2.004	2.070	2.082	1.939	2.077	2.101	.2462
#2	2.024	2.026	2.004	2.066	2.066	1.938	2.068	2.093	.2446
Check ?	Chk Pass	Chk Pass	Chk Pass	Chk Pass	Chk Pass	Chk Pass	Chk Pass	Chk Pass	Chk Pass
Value									
Range									

Elem	V_2924	Zn2062	As1890	Tl1908	Pb2203	Se1960	Sb2068	Al3961	Ca3179
Units	ppm	ppm	ppm	ppm	ppm	ppm	ppm	ppm	ppm
Avg	**2.038**	**2.069**	**2.019**	**2.106**	**2.101**	**2.025**	**2.007**	**41.04**	**40.20**
Stddev	.007	.004	.003	.002	.003	.002	.002	.12	.01
%RSD	.3596	.2037	.1317	.0751	.1589	.1148	.0730	.2967	.0277
#1	2.043	2.072	2.021	2.107	2.103	2.023	2.006	40.95	40.21
#2	2.033	2.066	2.017	2.104	2.098	2.026	2.008	41.13	40.20
Check ?	Chk Pass	Chk Pass	Chk Pass	Chk Pass	Chk Pass	Chk Pass	Chk Pass	Chk Pass	Chk Pass
Value									
Range									

Elem	Fe2599	Mg2790	K_7664	Na5895	B_2089	Mo2020	Pd3404	Si2124	Sn1899
Units	ppm	ppm	ppm	ppm	ppm	ppm	ppm	ppm	ppm
Avg	**40.10**	**39.53**	**40.30**	**40.67**	**2.016**	**2.062**	**2.003**	**5.087**	**2.079**
Stddev	.00	.02	.09	.04	.000	.003	.004	.002	.002
%RSD	.0074	.0504	.2169	.0868	.0208	.1324	.2188	.0467	.1175
#1	40.10	39.51	40.23	40.65	2.016	2.060	2.006	5.085	2.081
#2	40.10	39.54	40.36	40.70	2.015	2.064	2.000	5.089	2.077
Check ?	Chk Pass	Chk Pass	Chk Pass	Chk Pass	Chk Pass	Chk Pass	Chk Pass	Chk Pass	Chk Pass
Value									
Range									

Zoom In Zoom Out

Sample Name: ccv Acquired: 8/2/2014 2:47:37 Type: QC
Method: Accutest1(v150) Mode: CONC Corr. Factor: 1.000000
User: admin Custom ID1: Custom ID2: Custom ID3:
Comment:

Elem	Sr4077	Ti3349	W_2079	Zr3391	S_1820	Bi2230	Li6707
Units	ppm	ppm	ppm	ppm	ppm	ppm	ppm
Avg	**2.031**	**2.032**	**1.983**	**2.036**	**1.961**	**2.011**	**2.016**
Stddev	.004	.001	.004	.006	.000	.005	.004
%RSD	.2115	.0572	.2081	.2742	.0095	.2556	.2016
#1	2.028	2.033	1.986	2.040	1.961	2.008	2.013
#2	2.034	2.032	1.980	2.032	1.962	2.015	2.019
Check ?	Chk Pass	Chk Pass	Chk Pass	Chk Pass	Chk Pass	Chk Pass	Chk Pass
Value							
Range							

Int. Std.	Y_3600	Y_3710	Y_2243	In2306
Units	Cts/S	Cts/S	Cts/S	Cts/S
Avg	**67776.**	**7648.9**	**2834.8**	**3590.5**
Stddev	419.	17.9	.3	6.8
%RSD	.61788	.23375	.01007	.19059
#1	67480.	7636.2	2834.6	3585.6
#2	68072.	7661.5	2835.0	3595.3

Zoom In Zoom Out

Sample Name: ccb Acquired: 8/2/2014 2:53:16 Type: QC
Method: Accutest1(v150) Mode: CONC Corr. Factor: 1.000000
User: admin Custom ID1: Custom ID2: Custom ID3:
Comment:

Elem	Ba4554	Be3130	Cd2288	Co2286	Cr2677	Cu3247	Mn2576	Ni2316	Ag3280
Units	ppm	ppm	ppm	ppm	ppm	ppm	ppm	ppm	ppm
Avg	**-.0003**	**.0001**	**.0002**	**.0001**	**-.0008**	**-.0004**	**.0003**	**.0004**	**-.0002**
Stddev	.0005	.0000	.0001	.0000	.0003	.0004	.0000	.0001	.0001
%RSD	151.9	44.97	67.27	32.50	36.52	111.4	11.74	32.86	54.66
#1	.0000	.0001	.0001	.0001	-.0006	-.0007	.0003	.0005	-.0001
#2	-.0006	.0001	.0003	.0001	-.0010	-.0001	.0003	.0003	-.0003
Check ?	Chk Pass	Chk Pass	Chk Pass	Chk Pass	Chk Pass	Chk Pass	Chk Pass	Chk Pass	Chk Pass
High Limit									
Low Limit									

Elem	V_2924	Zn2062	As1890	Tl1908	Pb2203	Se1960	Sb2068	Al3961	Ca3179
Units	ppm	ppm	ppm	ppm	ppm	ppm	ppm	ppm	ppm
Avg	**.0003**	**.0002**	**.0014**	F **.0024**	**.0004**	**-.0003**	**.0008**	**.0046**	**-.0030**
Stddev	.0003	.0000	.0006	.0011	.0004	.0017	.0010	.0002	.0069
%RSD	112.3	15.39	43.74	44.80	108.2	661.8	128.9	4.308	224.7
#1	.0005	.0003	.0018	.0016	.0007	-.0015	.0001	.0047	-.0079
#2	.0001	.0002	.0009	.0031	.0001	.0009	.0014	.0044	.0018
Check ?	Chk Pass	Chk Pass	Chk Pass	Chk Fail	Chk Pass	Chk Pass	Chk Pass	Chk Pass	Chk Pass
High Limit				.0020					
Low Limit				-.0020					

Elem	Fe2599	Mg2790	K_7664	Na5895	B_2089	Mo2020	Pd3404	Si2124	Sn1899
Units	ppm	ppm	ppm	ppm	ppm	ppm	ppm	ppm	ppm
Avg	**.0070**	**-.0119**	**.0476**	**.0017**	**.0016**	F **.0025**	**-.0024**	**.0063**	**.0002**
Stddev	.0059	.0092	.0428	.0020	.0008	.0006	.0002	.0003	.0010
%RSD	84.40	77.93	89.85	117.4	46.08	23.75	9.490	5.082	404.3
#1	.0111	-.0053	.0779	.0031	.0022	.0029	-.0025	.0065	-.0004
#2	.0028	-.0184	.0174	.0003	.0011	.0021	-.0022	.0061	.0009
Check ?	Chk Pass	Chk Pass	Chk Pass	Chk Pass	Chk Pass	Chk Fail	Chk Pass	Chk Pass	Chk Pass
High Limit						.0021			
Low Limit						-.0021			

Zoom In Zoom Out

Sample Name: ccb Acquired: 8/2/2014 2:53:16 Type: QC
Method: Accutest1(v150) Mode: CONC Corr. Factor: 1.000000
User: admin Custom ID1: Custom ID2: Custom ID3:
Comment:

Elem	Sr4077	Ti3349	W_2079	Zr3391	S_1820	Bi2230	Li6707
Units	ppm	ppm	ppm	ppm	ppm	ppm	ppm
Avg	**.0001**	**.0002**	**.0007**	**.0004**	**.0016**	**.0008**	**-.0006**
Stddev	.0001	.0006	.0003	.0002	.0070	.0011	.0000
%RSD	127.1	263.8	38.42	59.73	428.6	145.6	3.539
#1	.0002	-.0002	.0009	.0005	-.0033	-.0000	-.0006
#2	.0000	.0007	.0005	.0002	.0066	.0016	-.0006
Check ?	Chk Pass	Chk Pass	Chk Pass	Chk Pass	Chk Pass	Chk Pass	Chk Pass
High Limit							
Low Limit							

Int. Std.	Y_3600	Y_3710	Y_2243	In2306
Units	Cts/S	Cts/S	Cts/S	Cts/S
Avg	**70097.**	**7714.8**	**2960.7**	**3806.5**
Stddev	229.	9.2	.8	3.7
%RSD	.32604	.11919	.02654	.09679
#1	70259.	7708.3	2960.1	3809.2
#2	69936.	7721.3	2961.2	3803.9

Zoom In Zoom Out

Sample Name: jb72804-13 Acquired: 8/2/2014 2:59:10 Type: Unk
Method: Accutest1(v150) Mode: CONC Corr. Factor: 1.000000
User: admin Custom ID1: Custom ID2: Custom ID3:
Comment:

Elem	Ba4554	Be3130	Cd2288	Co2286	Cr2677	Cu3247	Mn2576	Ni2316
Avg	**.5547**	**.0078**	**.0020**	**.0591**	**.1413**	**.0620**	**6.785**	**.2178**
Stddev	.0008	.0000	.0001	.0002	.0013	.0007	.013	.0004
%RSD	.1468	.3668	4.850	.2725	.9052	1.210	.1905	.1735
#1	.5553	.0077	.0021	.0590	.1404	.0625	6.794	.2180
#2	.5541	.0078	.0020	.0592	.1422	.0614	6.775	.2175

Elem	Ag3280	V_2924	Zn2062	As1890	Tl1908	Pb2203	Se1960	Sb2068
Avg	W **-.0029**	**.1864**	**.3777**	**.0259**	**.0004**	**.1982**	**.0105**	**.0045**
Stddev	.0007	.0003	.0005	.0010	.0001	.0012	.0011	.0005
%RSD	22.79	.1676	.1409	4.018	26.96	.6240	10.63	11.26
#1	-.0034	.1862	.3773	.0266	.0005	.1973	.0098	.0049
#2	-.0025	.1867	.3781	.0252	.0004	.1990	.0113	.0041

Elem	Al3961	Ca3179	Fe2599	Mg2790	K_7664	Na5895	B_2089	Mo2020
Avg	**58.99**	**49.93**	**156.6**	**21.37**	**9.233**	**2.202**	**.0586**	**.0036**
Stddev	.09	.23	.3	.02	.055	.003	.0002	.0001
%RSD	.1569	.4551	.1995	.0961	.5966	.1232	.2655	2.666
#1	59.05	50.09	156.8	21.36	9.272	2.204	.0585	.0036
#2	58.92	49.76	156.3	21.39	9.194	2.200	.0587	.0035

Elem	Pd3404	Si2124	Sn1899	Sr4077	Ti3349	W_2079	Zr3391	S_1820
Avg	W **-.0123**	**12.51**	**.0246**	**.2373**	**2.335**	**.0145**	**.0680**	**1.307**
Stddev	.0010	.04	.0005	.0001	.005	.0003	.0019	.002
%RSD	7.745	.3586	2.209	.0606	.1966	2.378	2.811	.1312
#1	-.0130	12.54	.0250	.2372	2.332	.0148	.0667	1.305
#2	-.0117	12.47	.0242	.2374	2.338	.0143	.0694	1.308

Elem	Bi2230	Li6707
Avg	**.0187**	**.0653**
Stddev	.0027	.0006
%RSD	14.64	.8556
#1	.0206	.0649
#2	.0168	.0657

Zoom In Zoom Out

Sample Name: jb72804-13 Acquired: 8/2/2014 2:59:10 Type: Unk
Method: Accutest1(v150) Mode: CONC Corr. Factor: 1.000000
User: admin Custom ID1: Custom ID2: Custom ID3:
Comment:

Int. Std.	Y_3600	Y_3710	Y_2243	In2306
Avg	**74105.**	**8315.8**	**3075.0**	**3655.5**
Stddev	42.	22.5	2.6	7.8
%RSD	.05694	.27073	.08541	.21371
#1	74075.	8299.9	3076.9	3661.0
#2	74135.	8331.7	3073.2	3650.0

Zoom In Zoom Out

Sample Name: jb72804-15 Acquired: 8/2/2014 3:05:03 Type: Unk
Method: Accutest1(v150) Mode: CONC Corr. Factor: 1.000000
User: admin Custom ID1: Custom ID2: Custom ID3:
Comment:

Elem	Ba4554	Be3130	Cd2288	Co2286	Cr2677	Cu3247	Mn2576	Ni2316
Avg	**.3681**	**.0041**	**.0017**	**.0559**	**.1390**	**.0818**	**3.858**	**.1132**
Stddev	.0005	.0001	.0000	.0001	.0001	.0003	.008	.0004
%RSD	.1385	2.433	.8305	.1887	.0833	.3201	.1959	.3575
#1	.3677	.0040	.0016	.0559	.1391	.0816	3.853	.1129
#2	.3684	.0041	.0017	.0560	.1390	.0820	3.864	.1135

Elem	Ag3280	V_2924	Zn2062	As1890	Tl1908	Pb2203	Se1960	Sb2068
Avg	W **-.0022**	**.1682**	**.1917**	**.0249**	**.0021**	**.0879**	**.0107**	**.0019**
Stddev	.0001	.0003	.0006	.0003	.0000	.0003	.0008	.0004
%RSD	6.609	.1644	.2892	1.192	1.781	.3650	7.308	18.63
#1	-.0023	.1680	.1913	.0251	.0021	.0877	.0102	.0017
#2	-.0021	.1684	.1921	.0247	.0020	.0881	.0113	.0022

Elem	Al3961	Ca3179	Fe2599	Mg2790	K_7664	Na5895	B_2089	Mo2020
Avg	**63.72**	**53.32**	**135.6**	**14.56**	**7.102**	**14.14**	**.0492**	**.0042**
Stddev	.05	.04	.2	.05	.015	.02	.0008	.0003
%RSD	.0763	.0710	.1121	.3131	.2053	.1480	1.552	7.897
#1	63.68	53.34	135.5	14.52	7.112	14.12	.0497	.0045
#2	63.75	53.29	135.7	14.59	7.091	14.15	.0486	.0040

Elem	Pd3404	Si2124	Sn1899	Sr4077	Ti3349	W_2079	Zr3391	S_1820
Avg	W **-.0074**	**12.49**	**.0304**	**.3153**	**4.103**	**.0122**	**.0490**	**1.450**
Stddev	.0005	.01	.0003	.0007	.003	.0004	.0004	.001
%RSD	6.222	.0942	1.126	.2193	.0673	3.226	.8516	.0936
#1	-.0071	12.48	.0301	.3148	4.101	.0120	.0487	1.449
#2	-.0078	12.50	.0306	.3158	4.105	.0125	.0493	1.451

Elem	Bi2230	Li6707
Avg	**.0161**	**.0595**
Stddev	.0026	.0002
%RSD	16.34	.2750
#1	.0142	.0596
#2	.0179	.0593

Zoom In Zoom Out

Sample Name: jb72804-15 Acquired: 8/2/2014 3:05:03 Type: Unk
Method: Accutest1(v150) Mode: CONC Corr. Factor: 1.000000
User: admin Custom ID1: Custom ID2: Custom ID3:
Comment:

Int. Std.	Y_3600	Y_3710	Y_2243	In2306
Avg	**69230.**	**7788.8**	**2898.2**	**3642.4**
Stddev	101.	7.0	.6	3.5
%RSD	.14603	.08971	.02137	.09618
#1	69159.	7783.9	2897.7	3644.8
#2	69302.	7793.7	2898.6	3639.9

Zoom In Zoom Out

Sample Name: jb72804-17 Acquired: 8/2/2014 3:10:48 Type: Unk
Method: Accutest1(v150) Mode: CONC Corr. Factor: 1.000000
User: admin Custom ID1: Custom ID2: Custom ID3:
Comment:

Elem	Ba4554	Be3130	Cd2288	Co2286	Cr2677	Cu3247	Mn2576	Ni2316
Avg	**.5353**	**.0056**	**.0015**	**.0594**	**.1382**	**.0667**	**3.561**	**.1201**
Stddev	.0002	.0000	.0000	.0003	.0004	.0004	.002	.0001
%RSD	.0385	.1582	2.320	.5707	.3203	.6607	.0535	.1053
#1	.5354	.0056	.0015	.0596	.1386	.0670	3.562	.1201
#2	.5352	.0056	.0015	.0592	.1379	.0664	3.559	.1200

Elem	Ag3280	V_2924	Zn2062	As1890	Tl1908	Pb2203	Se1960	Sb2068
Avg	W **-.0033**	**.2246**	**.3321**	**.0323**	**-.0006**	**.1356**	**.0107**	**.0011**
Stddev	.0010	.0004	.0013	.0004	.0013	.0014	.0002	.0004
%RSD	31.84	.1688	.3944	1.393	222.7	1.022	2.168	40.52
#1	-.0025	.2243	.3330	.0326	.0003	.1366	.0105	.0008
#2	-.0040	.2249	.3311	.0320	-.0014	.1346	.0108	.0014

Elem	Al3961	Ca3179	Fe2599	Mg2790	K_7664	Na5895	B_2089	Mo2020
Avg	**114.5**	**9.059**	**161.4**	**18.87**	**6.494**	**1.681**	**.0305**	**.0037**
Stddev	.1	.041	.3	.01	.012	.012	.0005	.0004
%RSD	.0670	.4535	.1808	.0734	.1909	.7304	1.498	10.95
#1	114.6	9.088	161.6	18.86	6.503	1.689	.0309	.0040
#2	114.4	9.030	161.2	18.88	6.485	1.672	.0302	.0034

Elem	Pd3404	Si2124	Sn1899	Sr4077	Ti3349	W_2079	Zr3391	S_1820
Avg	W **-.0161**	**10.37**	**.0294**	**.0722**	**2.763**	**.0148**	**.0448**	**.5277**
Stddev	.0001	.01	.0005	.0003	.001	.0001	.0014	.0009
%RSD	.4737	.0532	1.535	.3970	.0461	.5010	3.016	.1614
#1	-.0162	10.36	.0297	.0724	2.762	.0147	.0458	.5271
#2	-.0161	10.37	.0291	.0720	2.764	.0148	.0439	.5283

Elem	Bi2230	Li6707
Avg	**.0159**	**.0980**
Stddev	.0006	.0012
%RSD	3.616	1.273
#1	.0155	.0989
#2	.0163	.0971

Zoom In Zoom Out

Sample Name: jb72804-17 Acquired: 8/2/2014 3:10:48 Type: Unk
Method: Accutest1(v150) Mode: CONC Corr. Factor: 1.000000
User: admin Custom ID1: Custom ID2: Custom ID3:
Comment:

Int. Std.	Y_3600	Y_3710	Y_2243	In2306
Avg	**70239.**	**7831.5**	**2960.5**	**3686.0**
Stddev	27.	10.8	10.7	12.9
%RSD	.03847	.13746	.36084	.34920
#1	70220.	7823.9	2952.9	3676.9
#2	70258.	7839.1	2968.0	3695.1

Zoom In Zoom Out

Sample Name: jb72804-19 Acquired: 8/2/2014 3:16:36 Type: Unk
Method: Accutest1(v150) Mode: CONC Corr. Factor: 1.000000
User: admin Custom ID1: Custom ID2: Custom ID3:
Comment:

Elem	Ba4554	Be3130	Cd2288	Co2286	Cr2677	Cu3247	Mn2576	Ni2316
Avg	**.6330**	**.0054**	**.0015**	**.0575**	**.1435**	**.0369**	**1.989**	**.1196**
Stddev	.0009	.0000	.0000	.0000	.0004	.0006	.006	.0003
%RSD	.1483	.2322	.3957	.0160	.3067	1.754	.2795	.2365
#1	.6337	.0054	.0015	.0576	.1432	.0373	1.985	.1194
#2	.6323	.0054	.0014	.0575	.1438	.0364	1.993	.1198

Elem	Ag3280	V_2924	Zn2062	As1890	Tl1908	Pb2203	Se1960	Sb2068
Avg	W **-.0035**	**.1834**	**.2870**	**.0223**	**.0005**	**.1462**	**.0068**	**.0008**
Stddev	.0005	.0008	.0007	.0004	.0016	.0009	.0019	.0004
%RSD	13.15	.4618	.2309	1.932	305.4	.5852	28.43	57.20
#1	-.0032	.1828	.2865	.0220	-.0006	.1456	.0055	.0011
#2	-.0038	.1840	.2874	.0226	.0016	.1468	.0082	.0005

Elem	Al3961	Ca3179	Fe2599	Mg2790	K_7664	Na5895	B_2089	Mo2020
Avg	**69.41**	**32.19**	**150.9**	**20.24**	**8.411**	**.7989**	**.0432**	**.0019**
Stddev	.10	.09	.1	.04	.026	.0041	.0003	.0002
%RSD	.1443	.2850	.0432	.1844	.3039	.5081	.8088	8.000
#1	69.34	32.13	150.8	20.21	8.429	.7960	.0429	.0018
#2	69.48	32.26	150.9	20.26	8.393	.8018	.0434	.0020

Elem	Pd3404	Si2124	Sn1899	Sr4077	Ti3349	W_2079	Zr3391	S_1820
Avg	W **-.0132**	**9.664**	**.0223**	**.0639**	**1.791**	**.0074**	**.0627**	**.8691**
Stddev	.0000	.002	.0015	.0003	.004	.0002	.0011	.0000
%RSD	.1335	.0192	6.886	.4777	.2436	3.316	1.704	.0038
#1	-.0132	9.665	.0234	.0642	1.788	.0072	.0620	.8691
#2	-.0132	9.663	.0212	.0637	1.794	.0075	.0635	.8692

Elem	Bi2230	Li6707
Avg	**.0146**	**.0836**
Stddev	.0011	.0017
%RSD	7.634	2.059
#1	.0138	.0824
#2	.0154	.0848

Zoom In Zoom Out

Sample Name: jb72804-19 Acquired: 8/2/2014 3:16:36 Type: Unk
Method: Accutest1(v150) Mode: CONC Corr. Factor: 1.000000
User: admin Custom ID1: Custom ID2: Custom ID3:
Comment:

Int. Std.	Y_3600	Y_3710	Y_2243	In2306
Avg	**70467.**	**7878.9**	**2935.1**	**3681.4**
Stddev	176.	5.8	5.7	2.4
%RSD	.24991	.07308	.19473	.06531
#1	70591.	7882.9	2939.1	3683.1
#2	70342.	7874.8	2931.1	3679.7

Zoom In Zoom Out

Sample Name: jb72804-21 Acquired: 8/2/2014 3:22:21 Type: Unk
Method: Accutest1(v150) Mode: CONC Corr. Factor: 1.000000
User: admin Custom ID1: Custom ID2: Custom ID3:
Comment:

Elem	Ba4554	Be3130	Cd2288	Co2286	Cr2677	Cu3247	Mn2576	Ni2316
Avg	**1.108**	**.0070**	**.0017**	**.0670**	**.1334**	**.0525**	**5.534**	**.1504**
Stddev	.000	.0001	.0001	.0004	.0010	.0002	.029	.0003
%RSD	.0013	1.008	4.055	.6364	.7636	.3814	.5254	.2164
#1	1.108	.0069	.0018	.0667	.1326	.0524	5.514	.1502
#2	1.108	.0070	.0017	.0673	.1341	.0527	5.555	.1507

Elem	Ag3280	V_2924	Zn2062	As1890	Tl1908	Pb2203	Se1960	Sb2068
Avg	W **-.0034**	**.1757**	**.5168**	**.0276**	**.0003**	**.2416**	**.0084**	**.0022**
Stddev	.0000	.0007	.0003	.0001	.0002	.0014	.0011	.0000
%RSD	.0939	.4039	.0494	.4264	61.66	.5930	13.59	.6595
#1	-.0034	.1752	.5167	.0275	.0005	.2406	.0076	.0022
#2	-.0034	.1762	.5170	.0277	.0002	.2426	.0093	.0022

Elem	Al3961	Ca3179	Fe2599	Mg2790	K_7664	Na5895	B_2089	Mo2020
Avg	**75.27**	**19.37**	**163.8**	**19.50**	**8.243**	**1.046**	**.0483**	**.0022**
Stddev	.01	.04	.1	.01	.042	.000	.0006	.0003
%RSD	.0113	.1808	.0901	.0389	.5138	.0377	1.229	15.05
#1	75.26	19.39	163.9	19.50	8.213	1.046	.0479	.0019
#2	75.27	19.34	163.7	19.49	8.272	1.047	.0488	.0024

Elem	Pd3404	Si2124	Sn1899	Sr4077	Ti3349	W_2079	Zr3391	S_1820
Avg	W **-.0162**	**8.983**	**.0279**	**.0880**	**2.178**	**.0137**	**.0534**	**.3710**
Stddev	.0006	.014	.0002	.0002	.004	.0006	.0014	.0005
%RSD	3.507	.1566	.5659	.1737	.1605	4.138	2.569	.1293
#1	-.0166	8.973	.0278	.0879	2.175	.0133	.0544	.3713
#2	-.0158	8.993	.0280	.0881	2.180	.0141	.0524	.3706

Elem	Bi2230	Li6707
Avg	**.0163**	**.0791**
Stddev	.0008	.0001
%RSD	4.758	.1405
#1	.0168	.0790
#2	.0157	.0792

Zoom In Zoom Out

Sample Name: jb72804-21 Acquired: 8/2/2014 3:22:21 Type: Unk
Method: Accutest1(v150) Mode: CONC Corr. Factor: 1.000000
User: admin Custom ID1: Custom ID2: Custom ID3:
Comment:

Int. Std.	Y_3600	Y_3710	Y_2243	In2306
Avg	**74004.**	**8278.7**	**3091.9**	**3692.5**
Stddev	213.	45.7	.7	.3
%RSD	.28790	.55244	.02251	.00828
#1	74154.	8246.4	3091.4	3692.7
#2	73853.	8311.1	3092.4	3692.3

Zoom In Zoom Out

Sample Name: jb72804-22 Acquired: 8/2/2014 3:28:13 Type: Unk
Method: Accutest1(v150) Mode: CONC Corr. Factor: 1.000000
User: admin Custom ID1: Custom ID2: Custom ID3:
Comment:

Elem	Ba4554	Be3130	Cd2288	Co2286	Cr2677	Cu3247	Mn2576	Ni2316
Avg	**.5670**	**.0051**	**.0035**	**.0523**	**.1437**	**.0860**	**5.303**	**.1188**
Stddev	.0008	.0000	.0001	.0003	.0008	.0007	.009	.0004
%RSD	.1416	.8408	3.514	.5214	.5253	.8594	.1682	.3189
#1	.5676	.0052	.0034	.0521	.1442	.0855	5.309	.1185
#2	.5665	.0051	.0035	.0525	.1431	.0866	5.297	.1190

Elem	Ag3280	V_2924	Zn2062	As1890	Tl1908	Pb2203	Se1960	Sb2068
Avg	W **-.0019**	**.1963**	**2.789**	**.0299**	**-.0005**	**.3667**	**.0076**	**.0028**
Stddev	.0006	.0001	.003	.0004	.0012	.0009	.0014	.0003
%RSD	31.73	.0633	.0886	1.277	234.0	.2543	18.55	10.08
#1	-.0014	.1964	2.791	.0302	-.0014	.3673	.0086	.0030
#2	-.0023	.1962	2.788	.0297	.0003	.3660	.0066	.0026

Elem	Al3961	Ca3179	Fe2599	Mg2790	K_7664	Na5895	B_2089	Mo2020
Avg	**77.93**	**24.66**	**160.7**	**18.07**	**7.344**	**.9105**	**.0401**	**.0036**
Stddev	.25	.06	.2	.04	.017	.0018	.0004	.0001
%RSD	.3166	.2430	.1393	.2143	.2330	.1923	1.096	1.859
#1	78.10	24.70	160.8	18.04	7.332	.9117	.0398	.0036
#2	77.76	24.62	160.5	18.09	7.356	.9092	.0404	.0035

Elem	Pd3404	Si2124	Sn1899	Sr4077	Ti3349	W_2079	Zr3391	S_1820
Avg	W **-.0128**	**10.79**	**.0296**	**.1183**	**2.424**	**.0135**	**.0546**	**.5124**
Stddev	.0027	.03	.0003	.0002	.000	.0003	.0003	.0009
%RSD	21.08	.2989	.9086	.1492	.0112	2.309	.5177	.1792
#1	-.0109	10.82	.0294	.1182	2.424	.0137	.0544	.5130
#2	-.0147	10.77	.0298	.1184	2.424	.0133	.0548	.5117

Elem	Bi2230	Li6707
Avg	**.0158**	**.0824**
Stddev	.0001	.0010
%RSD	.4921	1.267
#1	.0159	.0831
#2	.0158	.0816

Zoom In Zoom Out

Sample Name: jb72804-22 Acquired: 8/2/2014 3:28:13 Type: Unk
Method: Accutest1(v150) Mode: CONC Corr. Factor: 1.000000
User: admin Custom ID1: Custom ID2: Custom ID3:
Comment:

Int. Std.	Y_3600	Y_3710	Y_2243	In2306
Avg	**70517.**	**7842.6**	**2941.6**	**3690.6**
Stddev	228.	26.8	.3	2.6
%RSD	.32284	.34132	.01144	.07096
#1	70356.	7823.6	2941.3	3688.7
#2	70678.	7861.5	2941.8	3692.4

Zoom In Zoom Out

Sample Name: jb72804-6a Acquired: 8/2/2014 3:33:59 Type: Unk
Method: Accutest1(v150) Mode: CONC Corr. Factor: 1.000000
User: admin Custom ID1: Custom ID2: Custom ID3:
Comment:

Elem	Ba4554	Be3130	Cd2288	Co2286	Cr2677	Cu3247	Mn2576	Ni2316
Avg	**.3188**	**.0037**	**.0008**	**.0364**	**.1254**	**.0532**	**1.810**	**.0881**
Stddev	.0006	.0000	.0001	.0003	.0002	.0006	.001	.0004
%RSD	.1801	.2369	13.23	.8697	.1390	1.171	.0460	.4427
#1	.3184	.0037	.0009	.0362	.1256	.0528	1.811	.0878
#2	.3192	.0037	.0008	.0366	.1253	.0537	1.810	.0884

Elem	Ag3280	V_2924	Zn2062	As1890	Tl1908	Pb2203	Se1960	Sb2068
Avg	W **-.0017**	**.1842**	**.2938**	**.0190**	**.0011**	**.0619**	**.0095**	**.0005**
Stddev	.0010	.0002	.0012	.0003	.0004	.0004	.0008	.0000
%RSD	56.82	.1209	.4112	1.833	40.80	.6176	8.946	4.574
#1	-.0024	.1840	.2929	.0193	.0014	.0616	.0101	.0005
#2	-.0010	.1843	.2947	.0188	.0008	.0621	.0089	.0005

Elem	Al3961	Ca3179	Fe2599	Mg2790	K_7664	Na5895	B_2089	Mo2020
Avg	**92.13**	**8.225**	**133.8**	**14.37**	**5.938**	**16.39**	**.0324**	**.0028**
Stddev	.24	.039	.2	.08	.056	.00	.0001	.0001
%RSD	.2626	.4713	.1732	.5505	.9440	.0021	.3484	1.843
#1	92.30	8.252	133.9	14.43	5.977	16.39	.0324	.0028
#2	91.96	8.197	133.6	14.32	5.898	16.39	.0323	.0028

Elem	Pd3404	Si2124	Sn1899	Sr4077	Ti3349	W_2079	Zr3391	S_1820
Avg	W **-.0069**	**12.63**	**.0260**	**.0571**	**2.725**	**.0118**	**.0438**	**.5912**
Stddev	.0014	.01	.0011	.0003	.007	.0009	.0004	.0021
%RSD	20.00	.0561	4.324	.4582	.2709	7.222	.8680	.3561
#1	-.0059	12.64	.0252	.0569	2.720	.0112	.0436	.5897
#2	-.0078	12.63	.0268	.0573	2.730	.0125	.0441	.5927

Elem	Bi2230	Li6707
Avg	**.0107**	**.0560**
Stddev	.0001	.0000
%RSD	1.397	.0800
#1	.0108	.0560
#2	.0106	.0560

Zoom In Zoom Out

Sample Name: jb72804-6a Acquired: 8/2/2014 3:33:59 Type: Unk
Method: Accutest1(v150) Mode: CONC Corr. Factor: 1.000000
User: admin Custom ID1: Custom ID2: Custom ID3:
Comment:

Int. Std.	Y_3600	Y_3710	Y_2243	In2306
Avg	**69039.**	**7705.6**	**2908.8**	**3692.1**
Stddev	338.	42.3	6.8	9.8
%RSD	.48985	.54843	.23375	.26586
#1	68800.	7675.7	2913.6	3699.1
#2	69278.	7735.4	2904.0	3685.2

Zoom In Zoom Out

Sample Name: ccv Acquired: 8/2/2014 3:39:46 Type: QC
Method: Accutest1(v150) Mode: CONC Corr. Factor: 1.000000
User: admin Custom ID1: Custom ID2: Custom ID3:
Comment:

Elem	Ba4554	Be3130	Cd2288	Co2286	Cr2677	Cu3247	Mn2576	Ni2316	Ag3280
Units	ppm	ppm	ppm	ppm	ppm	ppm	ppm	ppm	ppm
Avg	**2.026**	**2.028**	**2.009**	**2.066**	**2.087**	**1.954**	**2.081**	**2.096**	**.2463**
Stddev	.006	.002	.011	.008	.008	.007	.003	.007	.0003
%RSD	.3109	.1120	.5634	.3862	.3941	.3510	.1238	.3218	.1418
#1	2.021	2.030	2.017	2.071	2.093	1.950	2.083	2.100	.2461
#2	2.030	2.027	2.001	2.060	2.082	1.959	2.079	2.091	.2466
Check ?	Chk Pass	Chk Pass	Chk Pass	Chk Pass	Chk Pass	Chk Pass	Chk Pass	Chk Pass	Chk Pass
Value									
Range									

Elem	V_2924	Zn2062	As1890	Tl1908	Pb2203	Se1960	Sb2068	Al3961	Ca3179
Units	ppm	ppm	ppm	ppm	ppm	ppm	ppm	ppm	ppm
Avg	**2.048**	**2.067**	**2.027**	**2.110**	**2.095**	**2.024**	**2.013**	**41.19**	**40.31**
Stddev	.002	.003	.010	.011	.006	.010	.006	.07	.03
%RSD	.0805	.1189	.5008	.5209	.2762	.4938	.2961	.1771	.0670
#1	2.049	2.069	2.034	2.118	2.099	2.031	2.017	41.24	40.33
#2	2.047	2.065	2.020	2.103	2.091	2.016	2.008	41.14	40.29
Check ?	Chk Pass	Chk Pass	Chk Pass	Chk Pass	Chk Pass	Chk Pass	Chk Pass	Chk Pass	Chk Pass
Value									
Range									

Elem	Fe2599	Mg2790	K_7664	Na5895	B_2089	Mo2020	Pd3404	Si2124	Sn1899
Units	ppm	ppm	ppm	ppm	ppm	ppm	ppm	ppm	ppm
Avg	**40.14**	**39.50**	**40.47**	**40.83**	**2.021**	**2.065**	**2.024**	**5.098**	**2.084**
Stddev	.01	.29	.07	.10	.012	.009	.001	.035	.008
%RSD	.0345	.7219	.1674	.2499	.6085	.4222	.0520	.6924	.3845
#1	40.13	39.71	40.52	40.76	2.030	2.072	2.025	5.123	2.089
#2	40.15	39.30	40.42	40.91	2.013	2.059	2.023	5.073	2.078
Check ?	Chk Pass	Chk Pass	Chk Pass	Chk Pass	Chk Pass	Chk Pass	Chk Pass	Chk Pass	Chk Pass
Value									
Range									

Zoom In Zoom Out

Sample Name: ccv Acquired: 8/2/2014 3:39:46 Type: QC
Method: Accutest1(v150) Mode: CONC Corr. Factor: 1.000000
User: admin Custom ID1: Custom ID2: Custom ID3:
Comment:

Elem	Sr4077	Ti3349	W_2079	Zr3391	S_1820	Bi2230	Li6707
Units	ppm	ppm	ppm	ppm	ppm	ppm	ppm
Avg	**2.034**	**2.040**	**1.990**	**2.049**	**1.965**	**2.018**	**2.017**
Stddev	.002	.002	.004	.000	.002	.014	.009
%RSD	.0952	.0965	.2223	.0096	.0803	.6999	.4371
#1	2.033	2.042	1.993	2.049	1.966	2.028	2.011
#2	2.035	2.039	1.986	2.050	1.963	2.008	2.023
Check ?	Chk Pass	Chk Pass	Chk Pass	Chk Pass	Chk Pass	Chk Pass	Chk Pass
Value							
Range							

Int. Std.	Y_3600	Y_3710	Y_2243	In2306
Units	Cts/S	Cts/S	Cts/S	Cts/S
Avg	**67577.**	**7587.0**	**2830.9**	**3591.7**
Stddev	73.	6.9	11.4	13.4
%RSD	.10761	.09139	.40135	.37398
#1	67525.	7582.1	2822.9	3582.2
#2	67628.	7591.9	2838.9	3601.2

Zoom In Zoom Out

Sample Name: ccb Acquired: 8/2/2014 3:45:26 Type: QC
Method: Accutest1(v150) Mode: CONC Corr. Factor: 1.000000
User: admin Custom ID1: Custom ID2: Custom ID3:
Comment:

Elem	Ba4554	Be3130	Cd2288	Co2286	Cr2677	Cu3247	Mn2576	Ni2316	Ag3280
Units	ppm	ppm	ppm	ppm	ppm	ppm	ppm	ppm	ppm
Avg	**-.0001**	**-.0001**	**.0001**	**.0002**	**-.0007**	**-.0008**	**.0004**	**.0004**	**-.0002**
Stddev	.0001	.0001	.0000	.0002	.0002	.0001	.0000	.0000	.0002
%RSD	114.1	55.50	4.905	85.72	23.73	18.85	3.770	9.569	65.99
#1	-.0002	-.0001	.0001	.0003	-.0008	-.0009	.0004	.0004	-.0003
#2	-.0000	-.0001	.0001	.0001	-.0005	-.0007	.0003	.0004	-.0001
Check ?	Chk Pass	Chk Pass	Chk Pass	Chk Pass	Chk Pass	Chk Pass	Chk Pass	Chk Pass	Chk Pass
High Limit									
Low Limit									

Elem	V_2924	Zn2062	As1890	Tl1908	Pb2203	Se1960	Sb2068	Al3961	Ca3179
Units	ppm	ppm	ppm	ppm	ppm	ppm	ppm	ppm	ppm
Avg	**.0002**	**.0002**	**.0008**	**.0019**	**-.0008**	**.0001**	**.0002**	**.0052**	**-.0074**
Stddev	.0003	.0000	.0007	.0003	.0007	.0004	.0004	.0109	.0026
%RSD	173.0	9.084	89.55	13.18	85.61	528.8	145.9	209.8	35.17
#1	.0004	.0002	.0003	.0021	-.0013	-.0002	-.0000	.0129	-.0056
#2	-.0000	.0002	.0013	.0018	-.0003	.0004	.0005	-.0025	-.0093
Check ?	Chk Pass	Chk Pass	Chk Pass	Chk Pass	Chk Pass	Chk Pass	Chk Pass	Chk Pass	Chk Pass
High Limit									
Low Limit									

Elem	Fe2599	Mg2790	K_7664	Na5895	B_2089	Mo2020	Pd3404	Si2124	Sn1899
Units	ppm	ppm	ppm	ppm	ppm	ppm	ppm	ppm	ppm
Avg	**.0149**	**-.0386**	**.0708**	**.0125**	**.0016**	F **.0025**	**-.0012**	**.0043**	**.0002**
Stddev	.0035	.0238	.0165	.0019	.0000	.0008	.0002	.0007	.0008
%RSD	23.48	61.71	23.36	15.22	1.509	29.71	14.98	16.36	501.7
#1	.0124	-.0555	.0591	.0138	.0016	.0031	-.0013	.0048	-.0004
#2	.0174	-.0218	.0825	.0111	.0016	.0020	-.0011	.0038	.0007
Check ?	Chk Pass	Chk Pass	Chk Pass	Chk Pass	Chk Pass	Chk Fail	Chk Pass	Chk Pass	Chk Pass
High Limit						.0021			
Low Limit						-.0021			

Zoom In Zoom Out

Sample Name: ccb Acquired: 8/2/2014 3:45:26 Type: QC
Method: Accutest1(v150) Mode: CONC Corr. Factor: 1.000000
User: admin Custom ID1: Custom ID2: Custom ID3:
Comment:

Elem	Sr4077	Ti3349	W_2079	Zr3391	S_1820	Bi2230	Li6707
Units	ppm	ppm	ppm	ppm	ppm	ppm	ppm
Avg	**.0002**	**.0001**	**.0007**	**.0005**	**.0006**	**-.0002**	**.0011**
Stddev	.0000	.0000	.0000	.0002	.0012	.0004	.0004
%RSD	1.289	26.36	1.304	30.13	201.0	183.2	37.49
#1	.0002	.0001	.0007	.0004	-.0002	.0001	.0013
#2	.0002	.0002	.0007	.0007	.0014	-.0005	.0008
Check ?	Chk Pass	Chk Pass	Chk Pass	Chk Pass	Chk Pass	Chk Pass	Chk Pass
High Limit							
Low Limit							

Int. Std.	Y_3600	Y_3710	Y_2243	In2306
Units	Cts/S	Cts/S	Cts/S	Cts/S
Avg	**70072.**	**7698.0**	**2959.5**	**3810.1**
Stddev	171.	34.3	6.4	4.9
%RSD	.24471	.44610	.21646	.12759
#1	69950.	7722.3	2955.0	3806.7
#2	70193.	7673.7	2964.0	3813.5

Zoom In Zoom Out

Sample Name: cri Acquired: 8/2/2014 3:51:21 Type: QC
Method: Accutest1(v150) Mode: CONC Corr. Factor: 1.000000
User: admin Custom ID1: Custom ID2: Custom ID3:
Comment:

Elem	Ba4554	Be3130	Cd2288	Co2286	Cr2677	Cu3247	Mn2576	Ni2316	Ag3280
Units	ppm	ppm	ppm	ppm	ppm	ppm	ppm	ppm	ppm
Avg	**.1997**	**.0021**	**.0031**	**.0520**	**.0097**	**.0089**	**.0160**	**.0108**	**.0048**
Stddev	.0002	.0000	.0000	.0000	.0004	.0005	.0000	.0000	.0000
%RSD	.1098	.8236	1.098	.0685	4.434	5.603	.2807	.0160	.5488
#1	.1996	.0021	.0031	.0520	.0094	.0092	.0160	.0108	.0048
#2	.1999	.0020	.0031	.0520	.0100	.0085	.0161	.0108	.0048
Check ?	Chk Pass	Chk Pass	Chk Pass	Chk Pass	Chk Pass	Chk Pass	Chk Pass	Chk Pass	Chk Pass
Value									
Range									

Elem	V_2924	Zn2062	As1890	Tl1908	Pb2203	Se1960	Sb2068	Al3961	Ca3179
Units	ppm	ppm	ppm	ppm	ppm	ppm	ppm	ppm	ppm
Avg	**.0527**	**.0222**	**.0087**	**.0120**	**.0032**	**.0115**	**.0059**	**.2043**	**5.077**
Stddev	.0004	.0001	.0005	.0006	.0001	.0012	.0009	.0150	.018
%RSD	.8077	.3179	5.898	4.973	3.248	10.44	14.65	7.357	.3438
#1	.0524	.0222	.0091	.0124	.0033	.0106	.0065	.2149	5.064
#2	.0530	.0221	.0084	.0116	.0031	.0123	.0053	.1936	5.089
Check ?	Chk Pass	Chk Pass	Chk Pass	Chk Pass	Chk Pass	Chk Pass	Chk Pass	Chk Pass	Chk Pass
Value									
Range									

Elem	Fe2599	Mg2790	K_7664	Na5895	B_2089	Mo2020	Pd3404	Si2124	Sn1899
Units	ppm	ppm	ppm	ppm	ppm	ppm	ppm	ppm	ppm
Avg	**.1056**	**4.920**	**5.128**	**5.124**	**.0981**	**.0207**	**.0529**	**.2016**	**.0102**
Stddev	.0005	.039	.015	.000	.0004	.0001	.0009	.0005	.0001
%RSD	.4408	.7867	.3011	.0034	.4311	.2733	1.767	.2256	1.089
#1	.1053	4.892	5.139	5.124	.0978	.0207	.0522	.2013	.0101
#2	.1060	4.947	5.117	5.123	.0984	.0208	.0535	.2019	.0102
Check ?	Chk Pass	Chk Pass	Chk Pass	Chk Pass	Chk Pass	Chk Pass	Chk Pass	Chk Pass	Chk Pass
Value									
Range									

Zoom In Zoom Out

Sample Name: cri Acquired: 8/2/2014 3:51:21 Type: QC
Method: Accutest1(v150) Mode: CONC Corr. Factor: 1.000000
User: admin Custom ID1: Custom ID2: Custom ID3:
Comment:

Elem	Sr4077	Ti3349	W_2079	Zr3391	S_1820	Bi2230	Li6707
Units	ppm	ppm	ppm	ppm	ppm	ppm	ppm
Avg	**.0106**	**.0102**	**.0512**	F **.0134**	**.0493**	**.0213**	**.0233**
Stddev	.0002	.0003	.0012	.0002	.0007	.0003	.0004
%RSD	1.592	2.824	2.395	1.236	1.484	1.410	1.828
#1	.0104	.0104	.0521	.0133	.0499	.0211	.0236
#2	.0107	.0100	.0504	.0135	.0488	.0216	.0230
Check ?	Chk Pass	Chk Pass	Chk Pass	Chk Fail	Chk Pass	Chk Pass	Chk Pass
Value				.0100			
Range				30.00%			

Int. Std.	Y_3600	Y_3710	Y_2243	In2306
Units	Cts/S	Cts/S	Cts/S	Cts/S
Avg	**69816.**	**7686.8**	**2944.4**	**3800.9**
Stddev	84.	31.4	1.8	2.6
%RSD	.12095	.40814	.06046	.06891
#1	69876.	7664.6	2943.1	3799.1
#2	69756.	7709.0	2945.6	3802.8

Zoom In Zoom Out

Sample Name: cria Acquired: 8/2/2014 3:57:12 Type: QC
Method: Accutest1(v150) Mode: CONC Corr. Factor: 1.000000
User: admin Custom ID1: Custom ID2: Custom ID3:
Comment:

Elem	Ba4554	Be3130	Cd2288	Co2286	Cr2677	Cu3247	Mn2576	Ni2316	Ag3280
Units	ppm	ppm	ppm	ppm	ppm	ppm	ppm	ppm	ppm
Avg	**-.0003**	**-.0001**	**.0001**	**.0000**	**-.0007**	**-.0013**	**.0001**	**.0003**	**-.0001**
Stddev	.0001	.0003	.0000	.0001	.0000	.0002	.0000	.0003	.0008
%RSD	22.91	426.0	57.56	612.4	2.392	18.00	6.904	104.6	623.7
#1	-.0004	-.0003	.0001	.0001	-.0007	-.0011	.0001	.0001	.0004
#2	-.0003	.0001	.0000	-.0001	-.0008	-.0015	.0001	.0005	-.0007
Check ?	None	None	None	None	None	None	None	None	None
Value									
Range									

Elem	V_2924	Zn2062	As1890	Tl1908	Pb2203	Se1960	Sb2068	Al3961	Ca3179
Units	ppm	ppm	ppm	ppm	ppm	ppm	ppm	ppm	ppm
Avg	**.0001**	**.0020**	**.0211**	**.0006**	**.0222**	**.0218**	**.0195**	**.5277**	**2.026**
Stddev	.0002	.0002	.0008	.0009	.0011	.0007	.0001	.0356	.025
%RSD	125.6	8.285	3.744	141.1	4.917	3.051	.3717	6.753	1.222
#1	.0002	.0019	.0217	.0000	.0230	.0213	.0196	.5529	2.044
#2	.0000	.0021	.0206	.0012	.0214	.0223	.0195	.5025	2.009
Check ?	None	None	Chk Pass	None	Chk Pass	Chk Pass	Chk Pass	Chk Pass	None
Value									
Range									

Elem	Fe2599	Mg2790	K_7664	Na5895	B_2089	Mo2020	Pd3404	Si2124	Sn1899
Units	ppm	ppm	ppm	ppm	ppm	ppm	ppm	ppm	ppm
Avg	**.5408**	**1.958**	**.0570**	**.0095**	**-.0001**	**.0002**	**-.0014**	**.0059**	**-.0007**
Stddev	.0050	.004	.0025	.0016	.0001	.0002	.0007	.0013	.0003
%RSD	.9170	.1831	4.435	17.03	106.2	70.60	49.79	22.13	44.24
#1	.5373	1.956	.0588	.0084	-.0000	.0004	-.0009	.0050	-.0005
#2	.5443	1.961	.0552	.0106	-.0002	.0001	-.0019	.0069	-.0009
Check ?	Chk Pass	None	None	None	None	None	None	None	None
Value									
Range									

Zoom In Zoom Out

Sample Name: cria Acquired: 8/2/2014 3:57:12 Type: QC
Method: Accutest1(v150) Mode: CONC Corr. Factor: 1.000000
User: admin Custom ID1: Custom ID2: Custom ID3:
Comment:

Elem	Sr4077	Ti3349	W_2079	Zr3391	S_1820	Bi2230	Li6707
Units	ppm	ppm	ppm	ppm	ppm	ppm	ppm
Avg	**-.0000**	**-.0007**	**-.0031**	**.0001**	**.0018**	**-.0007**	**.0009**
Stddev	.0001	.0002	.0009	.0001	.0015	.0015	.0015
%RSD	5446.	27.19	27.33	67.31	80.72	207.4	160.3
#1	.0000	-.0008	-.0025	.0002	.0008	.0003	.0019
#2	-.0000	-.0006	-.0038	.0001	.0029	-.0018	-.0001
Check ?	None	None	None	None	None	None	None
Value							
Range							

Int. Std.	Y_3600	Y_3710	Y_2243	In2306
Units	Cts/S	Cts/S	Cts/S	Cts/S
Avg	**70942.**	**7621.5**	**2955.7**	**3809.6**
Stddev	950.	15.4	1.5	3.8
%RSD	1.3394	.20145	.05064	.09999
#1	70270.	7610.7	2954.7	3806.9
#2	71614.	7632.4	2956.8	3812.3

Zoom In Zoom Out

Sample Name: ccv Acquired: 8/2/2014 4:03:10 Type: QC
Method: Accutest1(v150) Mode: CONC Corr. Factor: 1.000000
User: admin Custom ID1: Custom ID2: Custom ID3:
Comment:

Elem	Ba4554	Be3130	Cd2288	Co2286	Cr2677	Cu3247	Mn2576	Ni2316	Ag3280
Units	ppm	ppm	ppm	ppm	ppm	ppm	ppm	ppm	ppm
Avg	**2.015**	**2.007**	**2.015**	**2.076**	**2.064**	**1.942**	**2.062**	**2.105**	**.2429**
Stddev	.015	.012	.007	.006	.012	.015	.011	.006	.0019
%RSD	.7321	.6119	.3331	.2700	.5676	.7635	.5125	.2952	.7899
#1	2.026	2.016	2.011	2.072	2.056	1.931	2.055	2.101	.2416
#2	2.005	1.998	2.020	2.080	2.072	1.952	2.070	2.110	.2443
Check ?	Chk Pass	Chk Pass	Chk Pass	Chk Pass	Chk Pass	Chk Pass	Chk Pass	Chk Pass	Chk Pass
Value									
Range									

Elem	V_2924	Zn2062	As1890	Tl1908	Pb2203	Se1960	Sb2068	Al3961	Ca3179
Units	ppm	ppm	ppm	ppm	ppm	ppm	ppm	ppm	ppm
Avg	**2.021**	**2.080**	**2.035**	**2.120**	**2.108**	**2.031**	**2.017**	**40.76**	**39.94**
Stddev	.010	.005	.007	.004	.006	.010	.005	.30	.23
%RSD	.5138	.2377	.3363	.1836	.2919	.4931	.2632	.7286	.5805
#1	2.013	2.076	2.030	2.118	2.104	2.024	2.013	40.97	40.10
#2	2.028	2.083	2.040	2.123	2.112	2.038	2.021	40.55	39.77
Check ?	Chk Pass	Chk Pass	Chk Pass	Chk Pass	Chk Pass	Chk Pass	Chk Pass	Chk Pass	Chk Pass
Value									
Range									

Elem	Fe2599	Mg2790	K_7664	Na5895	B_2089	Mo2020	Pd3404	Si2124	Sn1899
Units	ppm	ppm	ppm	ppm	ppm	ppm	ppm	ppm	ppm
Avg	**39.72**	**39.04**	**40.12**	**40.59**	**2.030**	**2.073**	**2.003**	**5.111**	**2.091**
Stddev	.18	.11	.24	.27	.007	.010	.014	.023	.005
%RSD	.4483	.2711	.6064	.6763	.3533	.4630	.6752	.4452	.2260
#1	39.85	39.11	40.30	40.78	2.025	2.066	1.993	5.095	2.087
#2	39.59	38.96	39.95	40.39	2.035	2.080	2.012	5.127	2.094
Check ?	Chk Pass	Chk Pass	Chk Pass	Chk Pass	Chk Pass	Chk Pass	Chk Pass	Chk Pass	Chk Pass
Value									
Range									

Zoom In Zoom Out

Sample Name: ccv Acquired: 8/2/2014 4:03:10 Type: QC
Method: Accutest1(v150) Mode: CONC Corr. Factor: 1.000000
User: admin Custom ID1: Custom ID2: Custom ID3:
Comment:

Elem	Sr4077	Ti3349	W_2079	Zr3391	S_1820	Bi2230	Li6707
Units	ppm	ppm	ppm	ppm	ppm	ppm	ppm
Avg	**2.022**	**2.021**	**1.992**	**2.022**	**1.972**	**2.046**	**1.999**
Stddev	.014	.012	.010	.011	.011	.013	.011
%RSD	.7001	.5982	.4804	.5179	.5355	.6234	.5433
#1	2.032	2.012	1.986	2.015	1.965	2.037	2.007
#2	2.012	2.030	1.999	2.029	1.980	2.055	1.992
Check ?	Chk Pass	Chk Pass	Chk Pass	Chk Pass	Chk Pass	Chk Pass	Chk Pass
Value							
Range							

Int. Std.	Y_3600	Y_3710	Y_2243	In2306
Units	Cts/S	Cts/S	Cts/S	Cts/S
Avg	**68029.**	**7636.3**	**2817.8**	**3575.7**
Stddev	43.	13.8	9.1	8.0
%RSD	.06306	.18135	.32218	.22343
#1	68060.	7626.5	2824.2	3581.3
#2	67999.	7646.1	2811.3	3570.0

Zoom In Zoom Out

Sample Name: ccb Acquired: 8/2/2014 4:08:50 Type: QC
Method: Accutest1(v150) Mode: CONC Corr. Factor: 1.000000
User: admin Custom ID1: Custom ID2: Custom ID3:
Comment:

Elem	Ba4554	Be3130	Cd2288	Co2286	Cr2677	Cu3247	Mn2576	Ni2316	Ag3280
Units	ppm	ppm	ppm	ppm	ppm	ppm	ppm	ppm	ppm
Avg	**.0000**	**.0000**	**.0002**	**.0001**	**-.0006**	**-.0008**	**.0002**	**.0001**	**-.0004**
Stddev	.0001	.0002	.0000	.0001	.0004	.0003	.0001	.0002	.0009
%RSD	407.7	763.9	14.93	97.85	72.03	41.52	25.24	189.2	203.7
#1	.0001	.0002	.0003	.0002	-.0009	-.0006	.0002	.0002	-.0010
#2	-.0001	-.0001	.0002	.0000	-.0003	-.0010	.0003	-.0000	.0002
Check ?	Chk Pass	Chk Pass	Chk Pass	Chk Pass	Chk Pass	Chk Pass	Chk Pass	Chk Pass	Chk Pass
High Limit									
Low Limit									

Elem	V_2924	Zn2062	As1890	Tl1908	Pb2203	Se1960	Sb2068	Al3961	Ca3179
Units	ppm	ppm	ppm	ppm	ppm	ppm	ppm	ppm	ppm
Avg	**.0004**	**.0000**	**.0012**	**.0008**	**.0002**	**.0014**	**.0003**	**.0114**	**-.0073**
Stddev	.0002	.0001	.0004	.0005	.0005	.0008	.0006	.0109	.0086
%RSD	49.45	193.6	30.81	56.19	204.3	55.57	228.0	94.95	116.4
#1	.0003	-.0000	.0009	.0005	-.0001	.0008	.0007	.0191	-.0013
#2	.0005	.0001	.0014	.0012	.0006	.0019	-.0002	.0038	-.0134
Check ?	Chk Pass	Chk Pass	Chk Pass	Chk Pass	Chk Pass	Chk Pass	Chk Pass	Chk Pass	Chk Pass
High Limit									
Low Limit									

Elem	Fe2599	Mg2790	K_7664	Na5895	B_2089	Mo2020	Pd3404	Si2124	Sn1899
Units	ppm	ppm	ppm	ppm	ppm	ppm	ppm	ppm	ppm
Avg	**.0074**	**-.0163**	**.0418**	**.0082**	**.0017**	F **.0026**	**-.0004**	**.0022**	**.0001**
Stddev	.0004	.0454	.0116	.0025	.0002	.0004	.0017	.0003	.0007
%RSD	5.733	278.4	27.65	29.96	14.23	17.32	395.6	15.88	737.5
#1	.0071	-.0484	.0500	.0065	.0016	.0029	-.0016	.0020	-.0004
#2	.0077	.0158	.0336	.0100	.0019	.0023	.0008	.0024	.0006
Check ?	Chk Pass	Chk Pass	Chk Pass	Chk Pass	Chk Pass	Chk Fail	Chk Pass	Chk Pass	Chk Pass
High Limit						.0021			
Low Limit						-.0021			

Zoom In
Zoom Out

Sample Name: ccb Acquired: 8/2/2014 4:08:50 Type: QC
Method: Accutest1(v150) Mode: CONC Corr. Factor: 1.000000
User: admin Custom ID1: Custom ID2: Custom ID3:
Comment:

Elem	Sr4077	Ti3349	W_2079	Zr3391	S_1820	Bi2230	Li6707
Units	ppm	ppm	ppm	ppm	ppm	ppm	ppm
Avg	**.0002**	**.0000**	**.0026**	**.0005**	**.0004**	**.0007**	**.0005**
Stddev	.0001	.0004	.0005	.0002	.0004	.0021	.0008
%RSD	41.99	866.8	19.22	32.99	97.33	314.8	151.0
#1	.0003	-.0002	.0029	.0006	.0006	.0022	.0011
#2	.0001	.0003	.0022	.0004	.0001	-.0008	-.0000
Check ?	Chk Pass	Chk Pass	Chk Pass	Chk Pass	Chk Pass	Chk Pass	Chk Pass
High Limit							
Low Limit							

Int. Std.	Y_3600	Y_3710	Y_2243	In2306
Units	Cts/S	Cts/S	Cts/S	Cts/S
Avg	**70163.**	**7691.5**	**2947.2**	**3801.9**
Stddev	90.	47.6	6.3	13.3
%RSD	.12834	.61832	.21368	.34932
#1	70227.	7657.8	2951.7	3811.3
#2	70100.	7725.1	2942.8	3792.5

NOTE: The remaining raw data for this batch is not relevant to this job. As such it has been omitted.

Element, Wavelength and Order	Use?	# IECs	IEC	k1	k2	Calc-in-fit?
Ba 455.403 { 74}	☒	3	Mg	0.000001	0.000000	No
			Al	0.000002	0.000000	No
			Zr	0.001380	0.000000	No
Be 313.042 {108}	☒	13	V	0.000467	0.000000	No
			Mo	-0.000027	0.000000	No
			Ti	-0.000601	0.000000	No
			Mn	-0.000010	0.000000	No
			Ba	0.000038	0.000000	No
			Co	-0.000065	0.000000	No
			Ni	0.000000	0.000000	No
			Ca	-0.000000	0.000000	No
			Cu	0.000014	0.000000	No
			Zn	-0.000010	0.000000	No
			Fe	-0.000003	0.000000	No
			Cr	-0.000020	0.000000	No
			W	0.000000	0.000000	No
Cd 228.802 {448}	☒	14	As	0.009000	0.000000	No
			Ni	-0.000233	0.000000	No
			Fe	-0.000002	0.000000	No
			V	0.000091	0.000000	No
			Ba	-0.000047	0.000000	No
			Co	-0.001503	0.000000	No
			Sr	-0.000020	0.000000	No
			Ca	-0.000000	0.000000	No
			Mn	0.000010	0.000000	No
			Cr	0.000025	0.000000	No
			Si	-0.000005	0.000000	No
			Cu	-0.000026	0.000000	No
			W	0.000000	0.000000	No
			Al	-0.000002	0.000000	No
Co 228.616 {448}	☒	10	Fe	0.000032	0.000000	No
			Cr	-0.000049	0.000000	No
			Mo	-0.001939	0.000000	No
			Ni	0.000256	0.000000	No
			Ti	0.001812	0.000000	No
			Ba	-0.000371	0.000000	No
			W	-0.001840	0.000000	No
			Cd	-0.000510	0.000000	No
			Si	0.000000	0.000000	No
			Ca	-0.000003	0.000000	No
Cr 267.716 {126}	☒	14	Mn	0.000202	0.000000	No
			V	-0.000022	0.000000	No
			Mo	0.000018	0.000000	No
			Fe	-0.000008	0.000000	No
			W	0.000253	0.000000	No
			Cd	-0.000050	0.000000	No
			Al	-0.000002	0.000000	No
			Ca	0.000002	0.000000	No
			Mg	-0.000001	0.000000	No
			Ti	0.000100	0.000000	No
			Sn	0.000000	0.000000	No
			Ba	0.000045	0.000000	No
			Cu	0.000100	0.000000	No
			Sr	-0.000100	0.000000	No
Cu 324.754 {104}2	☒	20	Cr	-0.000200	0.000000	No
			V	-0.000233	0.000000	No
			Mo	0.000556	0.000000	No

	Element, Wavelength and Order	Use?	# IECs	IEC	k1	k2	Calc-in-fit?
				Ti	-0.000082	0.000000	No
				Fe	-0.000070	0.000000	No
				Al	0.000006	0.000000	No
				Sn	-0.000097	0.000000	No
				Zn	-0.000004	0.000000	No
				Co	-0.000427	0.000000	No
				Zr	0.000000	0.000000	No
				Si	0.000080	0.000000	No
				Mn	-0.000080	0.000000	No
				Se	0.000050	0.000000	No
				Ba	-0.000000	0.000000	No
				Ag	-0.000077	0.000000	No
				Pb	0.000300	0.000000	No
				Sb	0.000370	0.000000	No
				Mg	-0.000002	0.000000	No
				Ca	-0.000001	0.000000	No
				W	0.000000	0.000000	No
	Mn 257.610 {131}	☒	7	Fe	-0.000074	0.000000	No
				Si	0.000050	0.000000	No
				Ba	0.000100	0.000000	No
				As	0.000001	0.000000	No
				Ca	-0.000000	0.000000	No
				Al	-0.000001	0.000000	No
				Ni	0.000028	0.000000	No
	Ni 231.604 {446}	☒	17	Fe	0.000014	0.000000	No
				Zn	0.000079	0.000000	No
				Be	0.000213	0.000000	No
				Co	-0.000525	0.000000	No
				Tl	0.000209	0.000000	No
				Mg	0.000002	0.000000	No
				Mo	-0.000374	0.000000	No
				V	-0.000032	0.000000	No
				Cu	0.000050	0.000000	No
				Se	0.000100	0.000000	No
				Al	-0.000002	0.000000	No
				Cr	0.000006	0.000000	No
				Si	-0.000030	0.000000	No
				Sn	0.000079	0.000000	No
				Ba	0.000000	0.000000	No
				Ca	0.000001	0.000000	No
				W	0.000000	0.000000	No
	Ag 328.068 {103}	☒	14	Mn	0.000051	0.000000	No
				Mo	-0.000147	0.000000	No
				Ti	-0.000300	0.000000	No
				Fe	-0.000330	0.000000	No
				V	0.000028	0.000000	No
				Zn	-0.000104	0.000000	No
				W	0.000000	0.000000	No
				Ca	-0.000005	0.000000	No
				Zr	0.007000	0.000000	No
				Al	-0.000002	0.000000	No
				Sr	-0.000200	0.000000	No
				Mg	-0.000002	0.000000	No
				Ba	-0.000056	0.000000	No
				Cr	0.000010	0.000000	No
	V 292.402 {115}	☒	6	Ti	0.000530	0.000000	No
				Mo	-0.014900	0.000000	No

Element, Wavelength and Order	Use?	# IECs	IEC	k1	k2	Calc-in-fit?
			Fe	-0.000004	0.000000	No
			Sr	-0.000100	0.000000	No
			Cr	-0.003605	0.000000	No
			Mn	-0.000900	0.000000	No
Zn 206.200 {464}	☒	17	Cr	-0.000710	0.000000	No
			Mo	-0.000300	0.000000	No
			Fe	-0.000010	0.000000	No
			Al	0.000005	0.000000	No
			Si	-0.000035	0.000000	No
			Mn	-0.000045	0.000000	No
			Ba	-0.000060	0.000000	No
			Na	0.000003	0.000000	No
			Ca	0.000000	0.000000	No
			Sr	-0.000033	0.000000	No
			Sn	0.000255	0.000000	No
			Cu	0.000056	0.000000	No
			As	0.000500	0.000000	No
			Be	0.000364	0.000000	No
			Pd	-0.000008	0.000000	No
			Bi	-0.001400	0.000000	No
			W	0.030000	0.000000	No
As 189.042 {478}	☒	25	Al	0.000002	0.000000	No
			Fe	0.000019	0.000000	No
			Ca	0.000000	0.000000	No
			Mn	-0.000105	0.000000	No
			Mo	0.001900	0.000000	No
			Cr	0.000767	0.000000	No
			V	0.000070	0.000000	No
			Co	-0.000164	0.000000	No
			Ba	-0.000067	0.000000	No
			Sn	-0.000037	0.000000	No
			Cd	-0.000228	0.000000	No
			Tl	0.000000	0.000000	No
			Be	-0.000007	0.000000	No
			Mg	0.000000	0.000000	No
			Si	-0.000135	0.000000	No
			Zn	0.000020	0.000000	No
			Sr	-0.000054	0.000000	No
			Pd	0.025218	0.000000	No
			Zr	0.002316	0.000000	No
			Ti	-0.000100	0.000000	No
			S	-0.000005	0.000000	No
			W	0.000000	0.000000	No
			K	0.000000	0.000000	No
			Na	0.000000	0.000000	No
			Cu	-0.000500	0.000000	No
Tl 190.856 {477}	☒	27	Cr	0.000222	0.000000	No
			Mo	-0.009550	0.000000	No
			Al	-0.000002	0.000000	No
			Fe	-0.000069	0.000000	No
			V	-0.027363	0.000000	No
			Mn	0.001660	0.000000	No
			Si	0.000069	0.000000	No
			Ca	-0.000003	0.000000	No
			Ti	-0.001700	0.000000	No
			Mg	-0.000002	0.000000	No
			Co	0.003209	0.000000	No

	Element, Wavelength and Order	Use?	# IECs	IEC	k1	k2	Calc-in-fit?
				Sr	0.000025	0.000000	No
				B	0.000010	0.000000	No
				Ba	-0.000106	0.000000	No
				Zn	0.000170	0.000000	No
				As	0.000077	0.000000	No
				W	0.025000	0.000000	No
				Ni	0.000064	0.000000	No
				Cu	-0.003868	0.000000	No
				Zr	0.000067	0.000000	No
				Pd	0.000045	0.000000	No
				Pb	0.000000	0.000000	No
				S	0.000010	0.000000	No
				Na	0.000000	0.000000	No
				K	-0.000150	0.000000	No
				Sn	-0.000083	0.000000	No
				Li	0.000100	0.000000	No
	Pb 220.353 {453}	☒	23	Al	-0.000132	0.000000	No
				Fe	0.000036	0.000000	No
				Ca	-0.000000	0.000000	No
				Mn	-0.000023	0.000000	No
				Zn	-0.000386	0.000000	No
				Mo	-0.000600	0.000000	No
				Cu	0.000410	0.000000	No
				V	-0.000038	0.000000	No
				Co	0.000111	0.000000	No
				Ti	-0.000016	0.000000	No
				Si	0.000038	0.000000	No
				Ba	0.000020	0.000000	No
				Sb	-0.000200	0.000000	No
				K	0.000000	0.000000	No
				Sr	0.000117	0.000000	No
				W	0.000000	0.000000	No
				Mg	0.000001	0.000000	No
				Cd	-0.000018	0.000000	No
				Cr	-0.000138	0.000000	No
				Pd	0.000560	0.000000	No
				Zr	-0.000935	0.000000	No
				Ni	0.000300	0.000000	No
				S	0.000002	0.000000	No
	Se 196.090 {472}	☒	26	Al	-0.000001	0.000000	No
				Ca	0.000005	0.000000	No
				Mn	0.000151	0.000000	No
				Mo	0.000081	0.000000	No
				Fe	-0.000158	0.000000	No
				Co	0.000042	0.000000	No
				V	0.000110	0.000000	No
				Sr	-0.000108	0.000000	No
				Cu	-0.000007	0.000000	No
				W	0.080000	0.000000	No
				Si	-0.000353	0.000000	No
				Tl	0.000000	0.000000	No
				Be	-0.000143	0.000000	No
				Zn	-0.000450	0.000000	No
				B	-0.000175	0.000000	No
				Pd	-0.000223	0.000000	No
				Ti	-0.000359	0.000000	No
				Cd	0.000090	0.000000	No

	Element, Wavelength and Order	Use?	# IECs	IEC	k1	k2	Calc-in-fit?
				Zr	0.000000	0.000000	No
				Ba	-0.000045	0.000000	No
				Mg	-0.000004	0.000000	No
				Pb	0.000154	0.000000	No
				Ni	-0.000250	0.000000	No
				Cr	0.000100	0.000000	No
				K	0.000000	0.000000	No
				Na	0.000000	0.000000	No
	Sb 206.833 {463}	☒	17	Fe	0.000013	0.000000	No
				Al	-0.000001	0.000000	No
				Ca	-0.000001	0.000000	No
				Ni	-0.000686	0.000000	No
				Cr	0.016200	0.000000	No
				V	-0.002400	0.000000	No
				Zn	-0.000215	0.000000	No
				Mo	-0.000100	0.000000	No
				Ti	0.000300	0.000000	No
				Sn	-0.016050	0.000000	No
				Mg	-0.000001	0.000000	No
				Zr	-0.001760	0.000000	No
				Sr	0.000031	0.000000	No
				Mn	-0.000075	0.000000	No
				S	0.000001	0.000000	No
				W	0.000000	0.000000	No
				B	0.000000	0.000000	No
	Al 396.152 { 85}	☒	5	Si	-0.002348	0.000000	No
				Ca	-0.000172	0.000000	No
				Mo	0.034000	0.000000	No
				Zr	-0.000018	0.000000	No
				Ti	0.000419	0.000000	No
	Ca 317.933 {106}	☒	16	Fe	0.000130	0.000000	No
				Ti	0.000000	0.000000	No
				W	0.003960	0.000000	No
				Tl	0.004950	0.000000	No
				Be	0.001840	0.000000	No
				Ba	0.003500	0.000000	No
				Cu	-0.001800	0.000000	No
				Cd	0.003700	0.000000	No
				Ni	0.006667	0.000000	No
				Pd	-0.000871	0.000000	No
				B	-0.000210	0.000000	No
				Se	0.000923	0.000000	No
				Co	0.003280	0.000000	No
				Cr	0.000640	0.000000	No
				Al	0.000026	0.000000	No
				As	0.010000	0.000000	No
	Fe 259.940 {130}	☒	14	Co	0.000004	0.000000	No
				Si	-0.001181	0.000000	No
				Tl	-0.002602	0.000000	No
				Se	0.000000	0.000000	No
				Cr	-0.000566	0.000000	No
				Mn	0.000000	0.000000	No
				V	-0.000064	0.000000	No
				Cu	0.000953	0.000000	No
				K	0.000000	0.000000	No
				Zn	0.000046	0.000000	No
				Ti	-0.000631	0.000000	No

Element, Wavelength and Order	Use?	# IECs	IEC	k1	k2	Calc-in-fit?
			Ca	0.000020	0.000000	No
			Ba	0.001000	0.000000	No
			Pd	-0.000714	0.000000	No
Mg 279.079 {121}	☒	3	Mo	-0.020250	0.000000	No
			W	-0.006578	0.000000	No
			Mn	-0.005360	0.000000	No
K 766.490 { 44}	☒	13	Fe	-0.000140	0.000000	No
			Al	0.000077	0.000000	No
			Ca	-0.000071	0.000000	No
			Mn	-0.015570	0.000000	No
			Si	-0.003000	0.000000	No
			V	-0.002000	0.000000	No
			Pd	0.004000	0.000000	No
			Sn	-0.004700	0.000000	No
			Na	0.000000	0.000000	No
			Ba	-0.002700	0.000000	No
			Mo	-0.000850	0.000000	No
			Cu	-0.010000	0.000000	No
			Ni	-0.010000	0.000000	No
Na 589.592 { 57}	☒	5	K	-0.000560	0.000000	No
			Ba	0.000900	0.000000	No
			Ca	0.000055	0.000000	No
			Al	0.000040	0.000000	No
			V	-0.005000	0.000000	No
B 208.959 {462}	☒	1	Mo	0.024280	0.000000	No
Mo 202.030 {467}	☒	6	Co	0.000000	0.000000	No
			Al	0.000000	0.000000	No
			Fe	-0.000010	0.000000	No
			Mg	-0.000001	0.000000	No
			Ca	0.000003	0.000000	No
			W	0.020000	0.000000	No
Pd 340.458 { 99}	☒	10	Ti	-0.001428	0.000000	No
			V	0.000552	0.000000	No
			Sn	-0.000006	0.000000	No
			Fe	0.000038	0.000000	No
			Mo	-0.000220	0.000000	No
			Zr	-0.017300	0.000000	No
			Co	-0.007036	0.000000	No
			Ca	-0.000021	0.000000	No
			S	-0.000177	0.000000	No
			Si	-0.001040	0.000000	No
Si 212.412 {459}	☒	12	Sr	0.000366	0.000000	No
			Ni	0.000106	0.000000	No
			Mo	0.023200	0.000000	No
			V	-0.001400	0.000000	No
			Ti	0.006970	0.000000	No
			Al	-0.000016	0.000000	No
			Cd	0.001043	0.000000	No
			Ba	0.000170	0.000000	No
			Fe	0.000044	0.000000	No
			Sn	0.005721	0.000000	No
			Zn	0.000385	0.000000	No
			As	0.002000	0.000000	No
Sn 189.989 {478}	☒	6	Ti	-0.003950	0.000000	No
			Mo	0.000011	0.000000	No
			Fe	0.000018	0.000000	No
			Mn	0.000001	0.000000	No

Element, Wavelength and Order	Use?	# IECs	IEC	k1	k2	Calc-in-fit?
			Si	0.000131	0.000000	No
			Pd	-0.000385	0.000000	No
Sr 407.771 { 83}	☒	3	Fe	0.000000	0.000000	No
			Ca	0.000043	0.000000	No
			Si	0.000033	0.000000	No
Ti 334.904 {101}	☒	4	Cr	0.000189	0.000000	No
			Mo	0.000870	0.000000	No
			Si	0.000035	0.000000	No
			Ca	0.000005	0.000000	No
Y 360.073 { 94}*	☒	None				
Y 371.030 { 91}*	☒	None				
Y 224.306 {451}*	☒	None				
In 230.606 {446}*	☒	None				
W 207.911 {462}	☒	26	Al	0.000002	0.000000	No
			Si	-0.000900	0.000000	No
			Ca	0.000135	0.000000	No
			Fe	-0.000007	0.000000	No
			As	-0.002300	0.000000	No
			Mg	-0.000006	0.000000	No
			Mn	-0.000900	0.000000	No
			Mo	-0.000300	0.000000	No
			Ti	0.000080	0.000000	No
			Sr	-0.000850	0.000000	No
			V	-0.000140	0.000000	No
			Cd	-0.000650	0.000000	No
			Cr	-0.000390	0.000000	No
			Zn	0.009921	0.000000	No
			Pd	-0.000015	0.000000	No
			Sn	0.001300	0.000000	No
			Zr	-0.002570	0.000000	No
			B	-0.001000	0.000000	No
			Sb	-0.003000	0.000000	No
			Co	-0.001000	0.000000	No
			Ni	-0.003000	0.000000	No
			Be	-0.001000	0.000000	No
			Se	-0.002600	0.000000	No
			Cu	-0.001300	0.000000	No
			Ba	-0.001360	0.000000	No
			Tl	-0.002600	0.000000	No
Zr 339.198 { 99}	☒	6	Mo	0.000250	0.000000	No
			Ti	-0.000050	0.000000	No
			Fe	-0.000060	0.000000	No
			Si	0.000870	0.000000	No
			S	0.000039	0.000000	No
			Pd	0.000000	0.000000	No
S 182.034 {485}	☒	7	Ca	0.000063	0.000000	No
			Mo	0.000614	0.000000	No
			Al	-0.000005	0.000000	No
			Fe	-0.000028	0.000000	No
			Mn	0.002300	0.000000	No
			W	-0.028686	0.000000	No
			Zn	-0.001538	0.000000	No
Bi 223.061 {451}	☒	6	Ti	-0.002693	0.000000	No
			V	-0.000680	0.000000	No
			Co	-0.002200	0.000000	No
			Ca	-0.000010	0.000000	No
			Mg	-0.000014	0.000000	No

	Element, Wavelength and Order	Use?	# IECs	IEC	k1	k2	Calc-in-fit?
				W	-0.003914	0.000000	No
	Li 670.784 { 50}	☒	None				

	Element, Wavelength and Order	Date of Fit	Date of Cal.	Type of Fit	Weighting	A0	A1	A2	n (Exponent)
	Ba 455.403 { 74}	8/4/2014 8:25:06	8/1/2014 15:39:22	Linear	1/Conc	0.003412	1.931134	0.000000	1.000000
	Be 313.042 {108}	8/4/2014 8:25:06	8/1/2014 15:39:22	Linear	1/Conc	0.000206	1.370140	0.000000	1.000000
	Cd 228.802 {448}	8/4/2014 8:25:06	8/1/2014 15:39:22	Linear	1/Conc	0.000476	0.882733	0.000000	1.000000
	Co 228.616 {448}	8/4/2014 8:25:06	8/1/2014 15:39:22	Linear	1/Conc	0.000058	0.568834	0.000000	1.000000
	Cr 267.716 {126}	8/4/2014 8:25:06	8/1/2014 15:39:22	Linear	1/Conc	0.000076	0.090110	0.000000	1.000000
	Cu 324.754 {104}2	8/4/2014 8:25:06	8/1/2014 15:39:22	Linear	1/Conc	0.002353	0.147167	0.000000	1.000000
	Mn 257.610 {131}	8/4/2014 8:25:06	8/1/2014 15:39:22	Linear	1/Conc	0.000071	0.514726	0.000000	1.000000
	Ni 231.604 {446}	8/4/2014 8:25:06	8/1/2014 15:39:22	Linear	1/Conc	-0.000695	0.444422	0.000000	1.000000
	Ag 328.068 {103}	8/4/2014 8:25:06	8/1/2014 15:39:22	Linear	1/Conc	-0.000062	0.118519	0.000000	1.000000
	V 292.402 {115}	8/4/2014 8:25:06	8/1/2014 15:39:22	Linear	1/Conc	-0.000062	0.143296	0.000000	1.000000
	Zn 206.200 {464}	8/4/2014 8:25:06	8/1/2014 15:39:22	Linear	1/Conc	0.000418	0.989124	0.000000	1.000000
	As 189.042 {478}	8/4/2014 8:25:06	8/1/2014 15:39:22	Linear	1/Conc	0.000021	0.088155	0.000000	1.000000
	Tl 190.856 {477}	8/4/2014 8:25:06	8/1/2014 15:39:22	Linear	1/Conc	-0.000250	0.072137	0.000000	1.000000
	Pb 220.353 {453}	8/4/2014 8:25:06	8/1/2014 15:39:22	Linear	1/Conc	0.000109	0.187951	0.000000	1.000000
	Se 196.090 {472}	8/4/2014 8:25:06	8/1/2014 15:39:22	Linear	1/Conc	0.000124	0.068812	0.000000	1.000000
	Sb 206.833 {463}	8/4/2014 8:25:06	8/1/2014 15:39:22	Linear	1/Conc	0.000204	0.142896	0.000000	1.000000
	Al 396.152 { 85}	8/4/2014 8:25:06	8/1/2014 15:39:22	Linear	1/Conc	-0.000669	0.035542	0.000000	1.000000
	Ca 317.933 {106}	8/4/2014 8:25:06	8/1/2014 15:39:22	Linear	1/Conc	0.004787	0.046722	0.000000	1.000000
	Fe 259.940 {130}	8/4/2014 8:25:06	8/1/2014 15:39:22	Linear	1/Conc	0.000312	0.024434	0.000000	1.000000
	Mg 279.079 {121}	8/4/2014 8:25:06	8/1/2014 15:39:22	Linear	1/Conc	-0.000026	0.003914	0.000000	1.000000
	K 766.490 { 44}	8/4/2014 8:25:06	8/1/2014 15:39:22	Linear	1/Conc	0.005992	0.047299	0.000000	1.000000
	Na 589.592 { 57}	8/4/2014 8:25:06	8/1/2014 15:39:22	Linear	1/Conc	-0.002710	0.132919	0.000000	1.000000
	B 208.959 {462}	8/4/2014 8:25:06	8/1/2014 15:39:22	Linear	1/Conc	0.000283	0.208021	0.000000	1.000000
	Mo 202.030 {467}	8/4/2014 8:25:06	8/1/2014 15:39:22	Linear	1/Conc	0.000846	0.629052	0.000000	1.000000
	Pd 340.458 { 99}	8/4/2014 8:25:06	8/1/2014 15:39:22	Linear	1/Conc	0.000012	0.049351	0.000000	1.000000
	Si 212.412 {459}	8/4/2014 8:25:06	8/1/2014 15:39:22	Linear	1/Conc	0.003564	0.190864	0.000000	1.000000
	Sn 189.989 {478}	8/4/2014 8:25:06	8/1/2014 15:39:22	Linear	1/Conc	0.000303	0.159097	0.000000	1.000000
	Sr 407.771 { 83}	8/4/2014 8:25:06	8/1/2014 15:39:22	Linear	1/Conc	-0.000505	3.074175	0.000000	1.000000
	Ti 334.904 {101}	8/4/2014 8:25:06	8/1/2014 15:39:22	Linear	1/Conc	-0.000077	0.115583	0.000000	1.000000
	Y 360.073 { 94}*	8/4/2014 8:25:06	12/23/2009 10:44:16	Linear	1/Conc	0.000000	0.000000	0.000000	1.000000
	Y 371.030 { 91}*	8/4/2014 8:25:06	12/23/2009 10:44:16	Linear	1/Conc	0.000000	0.000000	0.000000	1.000000
	Y 224.306 {451}*	8/4/2014 8:25:06	12/23/2009 10:44:16	Linear	1/Conc	0.000000	0.000000	0.000000	1.000000
	In 230.606 {446}*	8/4/2014 8:25:06	12/23/2009 10:44:16	Linear	1/Conc	0.000000	0.000000	0.000000	1.000000
	W 207.911 {462}	8/4/2014 8:25:06	8/1/2014 15:39:22	Linear	1/Conc	0.004274	0.268303	0.000000	1.000000
	Zr 339.198 { 99}	8/4/2014 8:25:06	8/1/2014 15:39:22	Linear	1/Conc	0.000042	0.361267	0.000000	1.000000
	S 182.034 {485}	8/4/2014 8:25:06	8/1/2014 15:39:22	Linear	1/Conc	0.000128	0.047110	0.000000	1.000000
	Bi 223.061 {451}	8/4/2014 8:25:06	8/1/2014 15:39:22	Linear	1/Conc	-0.000406	0.146172	0.000000	1.000000
	Li 670.784 { 50}	8/4/2014 8:25:06	8/1/2014 15:39:22	Linear	1/Conc	-0.000880	0.870275	0.000000	1.000000

Element, Wavelength and Order	Correlation	Std Error of Est	Predicted MDL	Predicted MQL	Status	Reslope		QC Norm	
						Slope	Y-int	Slope factor	Offset
Ba 455.403 { 74}	1.000000	0.000000	0.000395	0.001318	OK.	1.000000	0.000000	1	0
Be 313.042 {108}	1.000000	0.000000	0.000173	0.000576	OK.	1.000000	0.000000	1	0
Cd 228.802 {448}	1.000000	0.000000	0.000204	0.000679	OK.	1.000000	0.000000	1	0
Co 228.616 {448}	1.000000	0.000000	0.000276	0.000921	OK.	1.000000	0.000000	1	0
Cr 267.716 {126}	1.000000	0.000000	0.000548	0.001826	OK.	1.000000	0.000000	1	0
Cu 324.754 {104}2	1.000000	0.000000	0.000487	0.001622	OK.	1.000000	0.000000	1	0
Mn 257.610 {131}	1.000000	0.000000	0.000084	0.000282	OK.	1.000000	0.000000	1	0
Ni 231.604 {446}	1.000000	0.000000	0.000403	0.001342	OK.	1.000000	0.000000	1	0
Ag 328.068 {103}	1.000000	0.000000	0.000816	0.002720	OK.	1.000000	0.000000	1	0
V 292.402 {115}	1.000000	0.000000	0.000459	0.001531	OK.	1.000000	0.000000	1	0
Zn 206.200 {464}	1.000000	0.000000	0.000160	0.000534	OK.	1.000000	0.000000	1	0
As 189.042 {478}	1.000000	0.000000	0.001338	0.004461	OK.	1.000000	0.000000	1	0
Tl 190.856 {477}	1.000000	0.000000	0.001517	0.005056	OK.	1.000000	0.000000	1	0
Pb 220.353 {453}	1.000000	0.000000	0.001333	0.004445	OK.	1.000000	0.000000	1	0
Se 196.090 {472}	1.000000	0.000000	0.002350	0.007832	OK.	1.000000	0.000000	1	0
Sb 206.833 {463}	1.000000	0.000000	0.001399	0.004665	OK.	1.000000	0.000000	1	0
Al 396.152 { 85}	1.000000	0.000000	0.015729	0.052429	OK.	1.000000	0.000000	1	0
Ca 317.933 {106}	1.000000	0.000000	0.006094	0.020315	OK.	1.000000	0.000000	1	0
Fe 259.940 {130}	1.000000	0.000000	0.005831	0.019436	OK.	1.000000	0.000000	1	0
Mg 279.079 {121}	1.000000	0.000000	0.045568	0.151893	OK.	1.000000	0.000000	1	0
K 766.490 { 44}	1.000000	0.000000	0.033698	0.112328	OK.	1.000000	0.000000	1	0
Na 589.592 { 57}	1.000000	0.000000	0.010524	0.035079	OK.	1.000000	0.000000	1	0
B 208.959 {462}	1.000000	0.000000	0.000702	0.002341	OK.	1.000000	0.000000	1	0
Mo 202.030 {467}	1.000000	0.000000	0.000283	0.000944	OK.	1.000000	0.000000	1	0
Pd 340.458 { 99}	1.000000	0.000000	0.001899	0.006329	OK.	1.000000	0.000000	1	0
Si 212.412 {459}	1.000000	0.000000	0.001044	0.003479	OK.	1.000000	0.000000	1	0
Sn 189.989 {478}	1.000000	0.000000	0.000777	0.002590	OK.	1.000000	0.000000	1	0
Sr 407.771 { 83}	1.000000	0.000000	0.000153	0.000510	OK.	1.000000	0.000000	1	0
Ti 334.904 {101}	1.000000	0.000000	0.000738	0.002459	OK.	1.000000	0.000000	1	0
Y 360.073 { 94}*	0.000000	0.000000	-1.000000	-1.000000	Warnin	1.000000	0.000000	1	0
Y 371.030 { 91}*	0.000000	0.000000	-1.000000	-1.000000	Warnin	1.000000	0.000000	1	0
Y 224.306 {451}*	0.000000	0.000000	-1.000000	-1.000000	Warnin	1.000000	0.000000	1	0
In 230.606 {446}*	0.000000	0.000000	-1.000000	-1.000000	Warnin	1.000000	0.000000	1	0
W 207.911 {462}	1.000000	0.000000	0.001260	0.004199	OK.	1.000000	0.000000	1	0
Zr 339.198 { 99}	1.000000	0.000000	0.000262	0.000875	OK.	1.000000	0.000000	1	0
S 182.034 {485}	1.000000	0.000000	0.002727	0.009091	OK.	1.000000	0.000000	1	0
Bi 223.061 {451}	1.000000	0.000000	0.001746	0.005819	OK.	1.000000	0.000000	1	0
Li 670.784 { 50}	1.000000	0.000000	0.001722	0.005739	OK.	1.000000	0.000000	1	0

ACCUTEST.

Mercury Digestion Log

Product: HG / EHG
Matrix: Aq / Liq / DW

MA Batch: 34550
Analyst: RV
Date: 7/25/14
Balance: N/A
Reagents: See attached sheet
Thermometer ID: 602

Methods (Circle as appropriate)

EPA 245.1 SW846 7470A

Type of Digestion:

Hot Block ID 7 Start Time: 12:30 Temp: 95°C End time: 14:30 Temp: 95°C Tubes: 1 to 33

Hot Block ID ___ Start Time ___ Temp: ___ End time: ___ Temp: ___ Tubes: ___

Lot #	Sample ID	pH <2 Y/N	Initial Samp Vol ml	Final Samp Vol ml	Spiked Used: Amount Spiked	Spiked Used: Added- Y or N	Spikelot and Conc (mg/L)	MP Number	Comments
1	ICV		30	30	3.0 ML	Y	0.03		0.030 ppm Hg std.(Ext)
2	ICB								
	CCV				2.5 ML	Y	0.03		0.030 ppm Hg std.
	CCB								
3	CRA				2.0 ML	Y	0.003		0.003 ppm Hg std.
4	MP80806-MB1	N						80806	EPA
5	-LCI	Y			2.0	Y	0.003		
6	-S1	Y				Y			3 JB71733-3
7	-S2					Y			
8	JB71733-3		1 ml						
9	JB71808-11F		30						muddy & Decolorim
10	MP80867-MB1	N						80867	SW846
11	-LCI	Y							
12	-S1	Y							JB71808-11F
	CCV				2.5 ML	Y	0.03		0.03 ppm Hg std.
	CCB								~~JB71808-11F~~
13	-S2								JB71808-11F
14	JB72355-35		1 ml						
15	JB71633-2	N	1 ml						Brown & Decolorim
16	-2	N	30						City & Decolorim
17	JB72235-1	Y							
18	-2								
19	JB72499-17								
20	JB72500-35								
21	JB71808-11F								
22	JB72336-6								
	CCV				2.5 ML	Y	0.03		0.03 ppm Hg std.
	CCB								
23	JB71838-1	N	1 ml						muddy &
24	JB71854-3	Y	1 ml						Dark & Decolorim
25	JB72425-2		30						
26	JB72134-1A								
27	JB72212-1								
28	-2								
29	JB72213-1								
30	-2								
31	-3								
32	JB72337-1								
	CCV				2.5 ML	Y	0.03		0.03 ppm Hg std.
	CCB								

Form GN022A-02
Revision Date: 03/25/13

ANALYST: [signature]
QC REVIEWER: ___

DATE: 7/25/14
DATE: ___

11.8.1 11

ACCUTEST

Mercury Digestion Log

Product HG / EHG
Matrix: Aq / Liq / DW

MA Batch: MA34550
Analyst: [illegible]
Date: 7/24/14
Balance: N/A
Reagents: See attached sheet
Thermometer ID: 620

Methods (Circle as appropriate)

EPA 245.1 SW846 7470A

Type of Digestion:

Hot Block ID___ Start Time: 12:30 Temp: 95°C End time: 14:30 Temp: 95°C Tubes: 34 to 62
Hot Block ID___ Start Time _____ Temp:____ End time:____ Temp:_____ Tubes: _____

Bot #	Sample ID	pH <2 Y/N	Initial Sample Vol ml	Final Samp Vol ml	Spiked Used: Amount Spiked	Spiked Used: Added- Y or N	Spikelot and Conc (mg/L)	MP Number	Comments
33	JB72337-2	Y	30	30					
34	MP80868-MB1	N						80868	SW846
35	-LC1	Y			2.0	Y	0.03		
36	-S1					N			JB72409-2
37	-S2					N			
38	JB72365-1								
39	-2								
40	-3								
41	-4								
42	-5								
	CCV				2.5 ML	Y	0.03		0.03 ppm Hg std.
	CCB								
43	JB72365-6								
44	-7								
45	-8								
46	JB72409-1								
47	-2								
48	-3								
49	-4								
50	JB72361-1								
51	-4								
52	-7								
	CCV				2.5 ML	Y	0.03		0.03 ppm Hg std.
	CCB								
53	JB72361-9								
54	-12								
55	-16								
56	-19								
57	-20								
58	MP80869-MB1	N						80869	SW846
59	-LC1	Y			2.0	Y	0.03		
60	-S1					Y			JB72366-11
61	-S2					Y			
62	JB72366-3								
	CCV				2.5 ML	Y	0.03		0.03 ppm Hg std.
	CCB								

Form GN022A-02
Revision Date: 03/25/13

ANALYST: [signature]
QC REVIEWER:_____

DATE: 7/25/14
DATE:_____

11.8.1 11

ACCUTEST

Mercury Digestion Log

Product: HG / EHG
Matrix: Aq / Liq / DW

MA Batcl MA 34550
Analyst: [illegible]
Date: 7/25/14
Balance N/A
Reagents: See attached sheet
Thermometer ID: 420

Methods (Circle as appropriate)

EPA 245.1 SW846 7470A

Type of Digestion:

Hot Block ID 8 Start Time: 12:30 Temp: 95°C End time: 14:30 Temp: 95°C Tubes: 62 to 95
Hot Block ID___ Start Time _____ Temp:_____ End time:_____ Temp:_____ Tubes: _____

Bot #	Sample ID	pH <2 Y/N	Initial Sample Vol ml	Final Samp Vol ml	Spiked Used Amount Spiked	Spiked Used Added- Y or N	Spikelot and Conc (mg/L)	MP Number	Comments
63	JB72366-8	✓	30	30					
64	-9								
65	-10								
66	-11								
67	-12								
68	-13								
69	-14								
70	-15								
71	-16								
72	-17								
	CCV				2.5 ML	✓	0.03		0.03 ppm Hg std.
	CCB								
73	JB72366 -18								
74	-19								
75	-22								
76	-23								
77	-24								
78	-25								
79	-26								
80	-27								
81	JB72225-1								
82	MP-80870-MB1	✓						80870	SW846
	CCV				2.5 ML	✓	0.03		0.03 ppm Hg std.
	CCB								
83	MP80870-LC1	✓			2.0	✓	0.03		
84	-S1	✓				✓			
85	-S2					✓			JB72362-7
86	JB72225-2								
87	-3								
88	JB72256-6								
89	JB72362-1								
90	-3								
91	-5								
92	-7								
	CCV				2.5 ML	✓	0.03		0.03 ppm Hg std.
	CCB								
93	JB72362-9								
94	MP80872-TMB	✓							
95	TLB				2.0	✓	0.03		
96	MP80877-MB1	✓	30	30				80877	TCLP
97	B1				2.0	✓	0.03		
98	S1					✓			
99	S2					✓			JB72137-1
100	JB72137-1								
	CCV				2.5 ML		0.03		0.03 ppm Hg std.
	CCB								

Form GN022A-02

ANALYST: [illegible]

DATE: 7/25/14

11.8.1

11

ACCUTEST

Mercury Digestion Log

Product: HG / EHG
Matrix: Aq / Liq / DW

MA Batch: MA 34550
Analyst: JW
Date: 7/25/14
Balance: N/A
Reagents: See attached sheet
Thermometer ID: 4220

Methods (Circle as appropriate)

EPA 245.1 SW846 7470A

Type of Digestion:

Hot Block ID 7: Start Time: 15:00 Temp: 95.1 End time: 17:0 Temp: 95.1 Tubes: 33 TO

Hot Block ID ___: Start Time ___ Temp: ___ End time: ___ Temp: ___ Tubes: ___

Bot #	Sample ID	pH <2 Y/N	Initial Sample Vol ml	Final Samp Vol ml	Spiked Used: Amount Spiked	Spiked Used: Added- Y or N	Spikelot and Conc (mg/L)	MP Number	Comments
33	mp80842-mb2	N	30	30				80842	
34	+ LCS	Y			2.0	✓	0.03		Tcly
35	JB37233-1	Y							
36	-2								
37	-3								
38	JB37237-1D								
39	-2D	Y							
40	mp80836-mb2	N						80836	
41	+ LCS	Y			2.0	✓	0.03		
42	JB37130-1	Y							
	CCV				2.5 ML	✓	0.03		0.03 ppm Hg std.
	CCB								
43	mp80875-mb1	N						80875	
44	B1				2.0	✓	0.03		
45	S1					✓			JB37330-1
46	S2					✓			
47	JB37330-1	Y							
48	JB37233-1	Y							
49	JB37233-1								
50	JB37308-3A								
51	JB37364-1								
52	JB37331-1A								
	CCV				2.5 ML	✓	0.03		0.03 ppm Hg std.
	CCB								
53	mp80876-mb1	N						80876	
54	B1				2.0	✓	0.03		
55	S1					✓			JB37369-1
56	S2					✓			
57	JB37369-1	Y							
58	JB37376-1	Y							
59									
60									
61									
62									
	CCV				2.5 ML		0.03		0.03 ppm Hg std.
	CCB								

11.8.1 11

Form GN022A-02
Revision Date: 03/25/13

ANALYST: [signature]
QC REVIEWER: ___

DATE: 7/25/14
DATE: ___

ACCUTEST.

Mercury Digestion Log

Product: HG / EHG / HGCLP
Matrix: Aq / Liq

MA Batch #: MA34550
Analyst: SW
Date: 7/25/14
Balance ID: N/A
Reagents: See attached sheet
Thermometer ID: 420

Methods (Circle as appropriate)

EPA 245.1 SW846 7470A EPA 245.1 CLP-M

Type of Digestion:

Hot Block: Start Time: 12:30 Temp: 95.1 End time: 1430 Temp: 95.1

Water Bath Start Time: _____ Temp: _____ End time: _____ Temp: _____

Bot #	Sample ID	Initial Sample Vol ml	Final Samp Vol ml	Spiked Used Amount Spiked	Spiked Used Added-Y or N	Spikelot and Conc (mg/L)	MP Number	Comments
S-1	Calibration Blank	30 ml	30 ml	0.0 ml				
S-2	0.20 ug/l standard	30 ml	30 ml	2.0 ml	Y	0.0030		
S-3	0.50 ug/l standard	30 ml	30 ml	5.0 ml	Y	0.0030		
S-4	1.00 ug/l standard	30 ml	30 ml	1.0 ml	Y	0.0300		
S-5	2.50 ug/l standard	30 ml	30 ml	2.5 ml	Y	0.0300		
S-6	5.00 ug/l standard	30 ml	30 ml	5.0 ml	Y	0.0300		

Analyst: _____ Date: 7/25/14
QC Reviewer: _____ Date: _____

Form: GN-022A3
Rev. Date: 03/25/13

11.8.1 11

ACCUTEST.

Reagent Information Log- Hg Waters

MA # 34550

Reagents	Exp. Date	Reagent # or manufacturer lot #
Conc. Sulfuric Acid	7/16	Fisher 142386
Conc. Nitric Acid	7/16	Baker 74185
Sodium Chloride-Hydroxylamine Hydrochloride	1/16/15	HG-149?-191 HGHCL
Potassium Permanganate 5%	1/16/15	HG-149?-188 -- HGKM1
Potassium Persulfate	1/16/15	HG-149?-187 -- HGKS
Stannous Chloride	7/26/14	HG-1498-192 -- HGS
STD Hg standard solution 1000 ppm	1/31/2016	ULTRA JO1211
STD Hg standard solu ion 30 ppb	7/26/14	HG-1498-189 -- HGA3
STD Hg standard solu ion 3 ppb	7/26/14	HG-1498-190 -- HGA4
ICV Hg standard solution 1000 ppm	2/1/2015	IN ORG VENTURE F2-HG0215
ICV Hg standard soluti on 30 ppb	7/26/14	HG-1498-191 --HGB3
Dilution Acid	12/27/14	HG-1498-116 --HGD2(AQ)
Digestion Tubes Lot	N/A	HG-- Express -- --HGD2(AQ) 140495K
pH Paper	N/A	Hydrion Papers 1 to 12, Lot #

Form: GN087A79-03
Rev. Date: 02/27/13

11.8.1 11

ACCUTEST

Mercury Digestion Log

Product: **HG / HGCLP / HGLIQ**
Matrix: **Soil**

MA Batch #:	MA34568
Analyst:	MASOODAS
Date:	7/30/2014
Balance ID:	24
Reagents:	See attached shee
Thermometer ID:	420

Methods (Circle as appropriate)

SW846 7471B **EPA 245.5 CLP-M**

Type of Digestion: Hot:Block#: 7 Hot Block: Start Time: 9:30 Temp: 95°C End Time: 10:00 Temp: 95°-95° Tubes 4.27
Hot:Block#: Hot:Block: Start Time:_____ Temp:_____ End Time:_____ T Temp: Tubes

Bot #	Sample ID	Initial Sample Wt. in g	Final Samp Vol ml	Spike Used		Spikelot and Conc (mg/L)	MP Number	Comments
				Amount Spiked	Added- Y or N			
1	ICV		100	3.0 ml	Y	0.1		
2	ICB							
	CCV			2.5 ml	Y	0.1		
	CCB							
3	CRI			2.0 ml	Y	0.01		
4	MP80944-MB1	0.6000					MP80944	
5	MP80944-LC1	0.1006						
6	MP80944-S1	0.6225		2.0ml	Y	0.1		JB72208-5
7	MP80944-S2	0.6326		2.0ml	Y	0.1		JB72208-5
8	JB72492-2	0.6769						
9	JB72492-3	0.6579						
10	JB72492-4	0.6643						
11	JB72492-5	0.6427						
12	JB72492-6	0.6369						
	CCV			2.5 ml	Y	0.1		
	CCB							
13	JB72712-1	0.6350						
14	JB72712-2	0.6319						
15	JB72712-3	0.6658						
16	JB72712-4	0.6199						
17	JB72712-5	0.6403						
18	JB72208-4	0.6212						
19	JB72208-5	0.6517						
20	JB72208-6	0.6198						
21	JB72208-7	0.6392						
22	JB72208-8	0.6389						
	CCV			2.5 ml	Y	0.1		
	CCB							
23	JB72208-9	0.6485						
24	JB72208-10	0.6659						
25	JB71269-1R	0.6231						
26	JB71269-4R	1.2055						
27	JB72598-5	0.6410						
28	MP80946-MB1	0.6000					MP80946	
29	MP80946-LC1	0.1003						
30	MP80946-S1	0.6522						JB72317-4
31	MP80946-S2	0.6459						JB72317-4
32	JB72256-1	0.6228						
	CCV			2.5 ml	Y	0.1		
	CCB							

Form: GN-022F
Revision Date:06/09/08

ANALYST: _____
QC REVIEWER: _____

DATE: 7/30/14
DATE: _____

ACCUTEST

Mercury Digestion Log

Product: **HG / HGCLP / HGLIQ**
Matrix: **Soil**

MA Batch #: MA34568
Analyst: MASOODAS
Date: 7/30/2014
Balance ID: 24
Reagents: See attached shee
Thermometer ID: 420

Methods (Circle as appropriate)

SW846 7471B **EPA 245.5 CLP-M**

Type of Digestion: Hot:Block#: 7 Hot Block: Start Time: 10:30 Temp: 95°C End Time: 11:00 Temp: 95°C Tubes 28-75
Hot:Block#: Hot:Block: Start Time:_____ Temp:_____ End Time:_____ T Temp: Tubes

Bot #	Sample ID	Initial Sample Wt. in g	Final Samp Vol ml	Spike Used Amount Spiked	Spike Used Added-Y or N	Spikelot and Conc (mg/L)	MP Number	Comments
33	JB72256-2	0.6888	100					
34	JB72256-3	0.6181						
35	JB72256-4	0.6453						
36	JB72256-5	0.6937						
37	JB72730-1	0.6353						
38	JB72730-2	0.6449						
39	JB72730-3	0.6386						
40	JB72318-1	0.6949						
41	JB72318-2	0.6678						
42	JB72053-50	0.6695						
	CCV			2.5 ml	Y	0.1		
	CCB							
43	JB72317-1	0.6403						
44	JB72317-2	0.6116						
45	JB72317-3	0.6928						
46	JB72317-4	0.6419						
47	JB72317-5	0.6341						
48	JB72317-6	0.6614						
49	JB72317-7	0.6676						
50	JB72317-8	0.6270						
51	JB72317-9	0.6754						
52	MP80947-MB1	0.6000					MP80947	
	CCV			2.5 ml	Y	0.1		
	CCB							
53	MP80947-LC1	0.1005						
54	MP80947-S1	0.6459						JB72317-12
55	MP80947-S2	0.6273						JB72317-12
56	JB72317-12	0.6253						
57	JB72783-1	0.6185						
58	JB72783-2	0.6854						
59	JB72783-3	0.6378						
60	JB72783-4	0.6771						
61	JB72783-5	0.6202						
62	JB72783-6	0.6456						
	CCV			2.5 ml	Y	0.1		
	CCB							
63	JB72783-7	0.6120						
64	JB72783-8	0.6426						
65	JB72783-9	0.6004						
66	JB72783-10	0.6571						

Rem in MA 34577

Form: GN-022F
Revision Date:06/09/08

ANALYST: [signature] DATE: 7/30/14
QC REVIEWER: _____ DATE: _____

11.8.2 11

ACCUTEST.

Mercury Digestion Log

Product: **HG / HGCLP / HGLIQ**
Matrix: **Soil**

Methods (Circle as appropriate)

SW846 7471B **EPA 245.5 CLP-M**

MA Batch #:	MA34568
Analyst:	MASOODAS
Date:	7/30/2014
Balance ID:	24
Reagents:	See attached shee
Thermometer ID:	420

Type of Digestion: Hot:Block#: 7 Hot Block: Start Time: 11:23 Temp: 95°C End Time: 12:00 Temp: 95°C Tubes 76-99
Hot:Block#: Hot:Block: Start Time:_____ Temp:_____ End Time:_____ T Temp: Tubes

Bot #	Sample ID	Initial Sample Wt. in g	Final Samp Vol ml	Spike Used Amount Spiked	Spike Used Added- Y or N	Spikelot and Conc (mg/L)	MP Number	Comments
67	JB72783-11	0.6234	50					
68	JB72317-10	0.6463						
69	JB72317-11	0.6604						
70	JB72317-13	0.6520						
71	JB72317-14	0.6444						
72	JB72317-15	0.6128						
	CCV			2.5 ml	Y	0.1		
	CCB							
73	JB72317-16	0.6361						
74	JB72053-19	0.6556						
75	JB72324-3	0.6625						
76	MP80961-MB1	0.6000					MP80961	
77	MP80961-LC1	0.1004						
78	MP80961-S1	0.6491						JB72317-19
79	MP80961-S2	0.6325						JB72317-19
80	JB72317-17	0.6066						
81	JB72317-18	0.6261						
82	JB72317-19	0.6395						
	CCV			2.5 ml		0.1		
	CCB							
83	JB72317-20	0.6077						
84	JB72317-21	0.6290						
85	JB72317-22	0.6664						
86	JB72317-23	0.6389						
87	JB72317-24	0.6402						
88	JB72317-25	0.6798						
89	JB72317-26	0.6621						
90	JB72317-27	0.6062						
91	JB72317-28	0.6133						
92	JB72317-29	0.6158						
	CCV			2.5 ml		0.1		
	CCB							
93	JB72317-30	0.6283						
94	JB72317-31	0.6169						
95	JB72317-32	0.6014						
96	JB72317-33	0.6257						
97	JB72317-34	0.6561						
98	JB72317-35	0.6399						
99	JB72317-36	0.6229						
100								
101								
102								
	CCV			2.5 ml		0.1		
	CCB							
103								
104								
105								
106								
107	Form: GN-022F			ANALYST:			DATE:	
108	Revision Date:06/09/08			QC REVIEWER:			DATE:	

11.8.2 11

ACCUTEST

Mercury Digestion Log

Product: HG / HGCLP / HGLIQ
Matrix: Soil

MA Batch #: MA34568
Analyst:
Date:
Balance ID: 24
Reagents: See attached sheet
Thermometer ID: 420

Methods (Circle as appropriate)

SW846 7471B **EPA 245.5 CLP-M**

Type of Digestion: Hot Block#: Hot:Block: Start Time: 9:30 Temp: 95°C End Time: 10:00 T Temp: 95°C Tubes
Hot Block#: Hot:Block: Start Time: Temp: End Time: T Temp: Tubes

Bot #	Sample ID	Initial Sample Vol in ml	Final Sample Vol in ml	Spiked Used Amount Spiked	Spiked Used Added- Y or N	Spikelot and Conc (mg/L)	MP Number	Comments
S-1	Calibration Blank	100 ml	100 ml	N/A	N	N/A	N/A	N/A
S-2	0.20 ug/l standard	100 ml	100 ml	2.0 ml	Y	0.0100	N/A	
S-3	0.50 ug/l standard	100 ml	100 ml	5.0 ml	Y	0.0100	N/A	
S-4	1.00 ug/l standard	100 ml	100 ml	1.0 ml	Y	0.1000	N/A	
S-5	2.50 ug/l standard	100 ml	100 ml	2.5 ml	Y	0.1000	N/A	
S-6	5.00 us/l standard	100 ml	100 ml	5.0 ml	Y	0.1000	N/A	

Analyst: [signature] Date: 7/30/14
QC Reviewer: Date:

Form: GN-022E
Rev. Date: 06/09/08

11.8.2 11

ACCUTEST.

Reagent Information Log- Hg Soil

MA # 34568

Reagents	Exp. Date	Reagent # or manufacturer lot #
Conc. ~~Sulfuric Acid~~ HCl	7/16	68625
Conc. Nitric Acid	7/16	74185
Sodium Chloride-Hydroxylamine Hydrochloride	1/24/15	HG-1492-244--HGHCL
Potassium Permanganate	1/24/15	HG-1492-242--HGKM2
Stannous Chloride	7/31/14	HG-1492-264--HGS
STD Hg standard solution 1000 ppm	8/3/14	HG-1492-148-HGA
STD Hg standard solution 100 ppb	7/31/14	HG-1492-261--HGA1
STD Hg standard solution 10 ppb	7/31/14	HG-1492-262--HGA2
ICV Hg standard solution 1000 ppm	8/3/14	HG-1492-149-HGB
ICV Hg standard solution 50 ppb	7/31/14	HG-1492-263--HGB1
Solid Lab control	6/17/15	D082-540-ERA
Aqua Regia	7/31/14	HG-1492-265--HGKAQ
Dilution acid	1/24/15	HG-1492-245--HGD1
Digestion Tubes Lot	N/A	140494
Teflon Chips	N/A	F718-2G022

Saint Jobain

Form: GN087A80-03
Rev. Date: 10/15/12

11.8.2 11

ACCUTEST LABORATORIES

Accutest Aqueous Metals Digestion Form

Batch Information

Batch ID	Start Date	Start Time	End Date	End time	QC Samp 1	QC Samp 2
MP80807	7/23/2014	15:00	7/23/2014	23:00	JB72229-1	

Temperature

		Block ID1	Therm. ID#	Temperature	Correction	Corrected Temp
1	Start	2	405	90	0	90
1	End	2	405	90	0	90
2	Start					
2	End					

Methods and Equipment

	Dig. Method	Heating Method		Auto Pipette #	Digestion Tube Lot #	
	SW846 3010A	Digestion Block		M-54	1404094	

Sample ID	Bottle Number	Pres (Y/N)	Initial Sample Volume	Final Volume in ML	Reagent Groups Added	Spike Groups Added	Comments
MP80807-MB1	N/A	N	50	50	A & B		
MP80807-B1	N/A	N	50	50	A & B	A, B, & C	
MP80807-S1	3	Y	50	50	A & B	A, B, & C	
MP80807-S2	3	Y	50	50	A & B	A, B, & C	
MP80807-SD1	3	Y	50	50	A & B		
JB72212-1	3	Y	50	50	A & B		
JB72212-2	3	Y	50	50	A & B		
JB72213-1	3	Y	50	50	A & B		
JB72213-2	3	Y	50	50	A & B		
JB72213-3	3	Y	50	50	A & B		
JB72225-1	5	Y	50	50	A & B		
JB72225-2	5	Y	50	50	A & B		
JB72225-3	5	Y	50	50	A & B		
JB72226-3	1	Y	25	50	A & B		*dark & muddy
JB72226-4	1	Y	50	50	A & B		
JB72226-8	1	Y	50	50	A & B		
JB72229-1	3	Y	50	50	A & B		
JB72229-2	1	Y	50	50	A & B		
JB72229-3	1	Y	50	50	A & B		
JB72233-7	1	Y	50	50	A & B		
JB72256-6	3	Y	50	50	A & B		
JB72265-21	6	Y	50	50	A & B		
JB72341-2	3	Y	50	50	A & B		
JB72349-1a	3	Y	50	50	A & B		

Reagents Groups

Group	Description	MLs Used
A	CONC HNO3	3
B	1:1 HCL	5
C		
D		
E		
F		
G		
H		

Spike Groups

Group	Description	MLs Used
A	MIX A	0.5
B	MIX B	0.5
C	MINERALS	0.25
D		
E		
F		
G		
H		

Comments: _____

Analyst JULIANAF **Approved by** Wendyz **Approved on** 7/24/2014

Note: Reagent traceability for batch Start Date can be seen on the reagent traceability page for this batch.
Serial Dilution samples shown for QC purposes only.
Acceptable Temperature range is 90-95 degrees C unless otherwise noted

ACCUTEST.

Metals Digestion Reagents Information Log

Digestion Batch ID: MP 80807
Matrix: ALL

Standard/Reagent Type	Exp. Date	Standard/Reagent ID
Spiking Solution - MIX-A	01/11/15	MP - 013 - 670 -MIX-A
Spiking Solution - MIX-B	01/11/15	MP - 013 - 671 -MIX-2
(5000 mg/l Metals Mix) Spiking Solution - Min. Spike	05/28/17	Lot #: 052814 Mfg. Absolute Grade
Spiking Solution - Other		Lot #: Mfg.
Spiking Solution - Other		Lot #: Mfg.
Nitric Acid	07/2016	0000074185 J.T. Baker
Nitric Acid (1:1)	1/23/15	MP - 013 - 20 - 210 -HNO3 (1:1)
Hydrochloric Acid	07/2016	0000068623 J.T. Baker
Hydrochloric Acid (1:1)	1/21/15	MP - 013 - 20 - 209 -HCl (1:1)
Hydrogen Peroxide	07/2016	Lot #: Mfg. Fisher Scientific
Lab Control-Soil	06/17/15	Lot #: 0082-540 Mfg. Fisher Scientific
Filter Lot (Sample filtration)	N/A	Lot #: FC008135 Mfg. Fisher Scientific
Digestion Tubes Lot	N/A	Lot #: 1404094 Mfg. Environmental Expres
FilterMate (sample filtration)	N/A	Lot #: Mfg. Environmental Express
Teflon Chips	N/A	Lot #: F718-260223 Mfg. Saint-Grobain
pH Paper	10/15/16	228713 Hydrion

Form: AA014-03
Rev. Date: 7/7/14

11.8.3 11

ACCUTEST LABORATORIES

Solids/Soil Metals Digestion Form

Batch Information

Batch ID	Start Date	Start Time	End Date	End time	QC Samp 1	QC Samp 2
MP80966	7/30/2014	18:45	7/30/2014	23:00	JB72804-1	

Temperature

		Block ID	Therm. ID#	Balance ID	Temperature	Correction	Corrected Temp
1	Start	9	431	B-41	90	0	90
1	End	9	431	NA	90	0	90
2	Start						
2	End			NA			

Methods and Equipment

	Dig. Method	Heating Method		Auto Pipette #	Digestion Tube Lot #	
	SW846 3050B	Digestion Block		M-54	1404094	

Sample ID	Bottle ID	Final Volume (ML)	Wet Weight (G)	Reagent Groups Added	Spike Groups Added	Comments
MP80966-MB1	N/A	50	0.51	A, B, C, D		
MP80966-B1	N/A	50	0.52	A, B, C, D	A, B, & C	
MP80966-S1	2	50	0.59	A, B, C, D	A, B, & C	
MP80966-S2	2	50	0.59	A, B, C, D	A, B, & C	
MP80966-SD1	2	50	0.53	A, B, C, D		
JB72256-1	2	50	0.58	A, B, C, D		
JB72256-2	2	50	0.54	A, B, C, D		
JB72256-3	2	50	0.57	A, B, C, D		
JB72256-4	2	50	0.66	A, B, C, D		
JB72256-5	2	50	0.56	A, B, C, D		
JB72667-1	2	50	0.60	A, B, C, D		
JB72667-2	2	50	0.91	A, B, C, D		
JB72778-1A	2	50	0.52	A, B, C, D		
JB72778-2A	2	50	0.55	A, B, C, D		
JB72804-1	2	50	0.53	A, B, C, D		
JB72804-11	2	50	0.54	A, B, C, D		
JB72804-13	2	50	0.55	A, B, C, D		
JB72804-15	2	50	0.58	A, B, C, D		
JB72804-17	2	50	0.53	A, B, C, D		
JB72804-19	2	50	0.51	A, B, C, D		
JB72804-21	2	50	0.57	A, B, C, D		
JB72804-22	2	50	0.58	A, B, C, D		
JB72804-6A	2	50	0.60	A, B, C, D		
JB72804-7	2	50	0.57	A, B, C, D		
JB72804-9	2	50	0.54	A, B, C, D		
MP80966-LC1	N/A	50	0.52	A, B, C, D		

Reagents Groups

Group	Description	MLs Used
A	1:1 HNO3	5
B	CONC HNO3	2.5
C	30% H2O2	2.5
D	CONC HCL	5
E		
F		
G		
H		

Spike Groups

Group	Description	MLs Used
A	MIX A	0.5
B	MIX B	0.5
C	MINERALS	0.25
D		
E		
F		
G		
H		

Comments:

Analyst JULIANAF **Approved by** Wendyz **Approved on** 7/31/2014

Note: Reagent traceability for batch Start Date can be seen on the reagent traceability page for this batch.
Serial Dilution samples shown for QC purposes only.
Acceptable Temperature range is 90-95 degrees C unless otherwise noted

ACCUTEST.

Metals Digestion Reagents Information Log

Digestion Batch ID: MP 80966
Matrix: ALL

Standard/Reagent Type	Exp. Date	Standard/Reagent ID
Spiking Solution - MIX-A	01/23/15	MP - 013 - 672 -MIX-A
Spiking Solution - MIX-B	01/23/15	MP - 013 - 673 -MIX-2
(5000 mg/l Metals Mix) Spiking Solution - Min. Spike	07/22/17	Lot #: 072214 Mfg. Absolute Grade
Spiking Solution - Other		Lot #: Mfg.
Spiking Solution - Other		Lot #: Mfg.
Nitric Acid	08/2016	0000074185 J.T. Baker
Nitric Acid (1:1)	1/23/15	MP - 013-20-210 -HNO3 (1:1)
Hydrochloric Acid	08/2016	0000068623 J.T. Baker
Hydrochloric Acid (1:1)	1/28/15	MP - 013-20-211 -HCl (1:1)
Hydrogen Peroxide	08/2016	Lot #: 140441 Mfg. Fisher Scientific
Lab Control-Soil	07/28/15	Lot #: D083-540 Mfg. ERA
Filter Lot (Sample filtration)	N/A	Lot #: FC007831 Mfg. Fisher Scientific
Digestion Tubes Lot	N/A	Lot #: 1404094 Mfg. Environmental Express
FilterMate (sample filtration)	N/A	Lot #: 40107758 Mfg. Environmental Express
Teflon Chips	N/A	Lot #: F718-26022 Mfg. Saint-Gobain
pH Paper	10/15/16	228713 Hydrion

Form: AA014-03
Rev. Date: 7/7/14

11.8.4 11

ACCUTEST LABORATORIES

Solids/Soil Metals Digestion Form

Batch Information

Batch ID	Start Date	Start Time	End Date	End time	QC Samp 1	QC Samp 2
MP80966	8/1/2014	18:30	8/1/2014	23:00	JB72804-1	

Temperature

		Block ID	Therm. ID#	Balance ID	Temperature	Correction	Corrected Temp
1	Start	9	431	B-41	90	0	90
1	End	9	431	NA	90	0	90
2	Start						
2	End			NA			

Methods and Equipment

	Dig. Method	Heating Method		Auto Pipette #	Digestion Tube Lot #	
	SW846 3050B	Digestion Block		M-54	1404094	

Sample ID	Bottle ID	Final Volume (ML)	Wet Weight (G)	Reagent Groups Added	Spike Groups Added	Comments
MP80966-MB2	N/A	50	0.56	A, B, C, D		
MP80966-B2	N/A	50	0.56	A, B, C, D	A, B, & C	
MP80966-S1	2	50	0.60	A, B, C, D	A, B, & C	
MP80966-S2	2	50	0.53	A, B, C, D	A, B, & C	
MP80966-SD1	2	50	0.55	A, B, C, D		
JB72256-1	2	50	0.53	A, B, C, D		
JB72256-2	2	50	0.52	A, B, C, D		
JB72256-3	2	50	0.57	A, B, C, D		
JB72256-4	2	50	0.60	A, B, C, D		
JB72256-5	2	50	0.55	A, B, C, D		
JB72667-1	3	50	0.67	A, B, C, D		
JB72667-2	3	50	0.85	A, B, C, D		
JB72778-1A	4	50	0.52	A, B, C, D		
JB72778-2A	4	50	0.58	A, B, C, D		
JB72804-1	2	50	0.55	A, B, C, D		
JB72804-11	2	50	0.56	A, B, C, D		
JB72804-13	2	50	0.60	A, B, C, D		
JB72804-15	2	50	0.50	A, B, C, D		
JB72804-17	2	50	0.53	A, B, C, D		
JB72804-19	2	50	0.54	A, B, C, D		
JB72804-21	2	50	0.54	A, B, C, D		
JB72804-22	2	50	0.56	A, B, C, D		
JB72804-6A	2	50	0.52	A, B, C, D		
JB72804-7	2	50	0.58	A, B, C, D		
JB72804-9	2	50	0.60	A, B, C, D		
MP80966-LC2	N/A	50	0.55	A, B, C, D		

Reagents Groups

Group	Description	MLs Used
A	1:1 HNO3	5
B	CONC HNO3	2.5
C	30% H2O2	2.5
D	CONC HCL	5
E		
F		
G		
H		

Spike Groups

Group	Description	MLs Used
A	MIX A	0.5
B	MIX B	0.5
C	MINERALS	0.25
D		
E		
F		
G		
H		

Comments:

Analyst JULIANAF **Approved by** Wendyz **Approved on** 8/4/2014

Note: Reagent traceability for batch Start Date can be seen on the reagent traceability page for this batch.
Serial Dilution samples shown for QC purposes only.
Acceptable Temperature range is 90-95 degrees C unless otherwise noted

ACCUTEST.

Metals Digestion Reagents Information Log

Digestion Batch ID: MP 80966A
Matrix: ALL

Standard/Reagent Type	Exp. Date	Standard/Reagent ID
Spiking Solution - MIX-A	01/23/15	MP-013-672 -MIX-A
Spiking Solution - MIX-B	01/23/15	MP-013-673 -MIX-2
(5000 mg/l Metals Mix) Spiking Solution - Min. Spike	07/22/17	Lot #: 072214 Mfg. Absolute Grade
Spiking Solution - Other		Lot #: Mfg.
Spiking Solution - Other		Lot #: Mfg.
Nitric Acid	08/2016	0000074185 J.T. Baker
Nitric Acid (1:1)	1/29/15	MP-013-20-212 -HNO3 (1:1)
Hydrochloric Acid	08/2016	0000068623 J.T. Baker
Hydrochloric Acid (1:1)	1/28/15	MP-013-20-211 -HCl (1:1)
Hydrogen Peroxide	08/2016	Lot #: 140441 Mfg Fisher Scientific
Lab Control-Soil	07/28/15	Lot #: D083-540 Mfg. ERA
Filter Lot (Sample filtration)	N/A	Lot #: FC007831 Mfg. Fisher Scientific
Digestion Tubes Lot	N/A	Lot #: 1404094 Mfg Environmental Express
FilterMate (sample filtration)	N/A	Lot #: 4010758 Mfg Environmental Express
Teflon Chips	N/A	Lot #: F718-26022 Mfg. Saint-Gobain
pH Paper	10/15/16	228713 Hydrion

Form: AA014-03
Rev. Date: 7/7/14

11.8.4 11

New Jersey ACCUTEST LABORATORIES

General Chemistry

QC Data Summaries

Includes the following where applicable:

- Percent Solids Raw Data Summary

Percent Solids Raw Data Summary

Job Number: JB72256
Account: LANGAN Langan Engineering & Environmental
Project: Carroll Gardens, 363-365 Bond Street, Brooklyn, NY

Sample: JB72256-1 **Analyzed:** 23-JUL-14 by NR **Method:** SM2540 G-97
ClientID: 431-PE-72

Wet Weight (Total)	32.25	g
Tare Weight	25.76	g
Dry Weight (Total)	31.09	g
Solids, Percent	82.1	%

Sample: JB72256-2 **Analyzed:** 23-JUL-14 by NR **Method:** SM2540 G-97
ClientID: 432-PE-69

Wet Weight (Total)	33.64	g
Tare Weight	26.99	g
Dry Weight (Total)	32.48	g
Solids, Percent	82.6	%

Sample: JB72256-3 **Analyzed:** 23-JUL-14 by NR **Method:** SM2540 G-97
ClientID: 433-PE-73

Wet Weight (Total)	34.34	g
Tare Weight	28.02	g
Dry Weight (Total)	33.34	g
Solids, Percent	84.2	%

Sample: JB72256-4 **Analyzed:** 23-JUL-14 by NR **Method:** SM2540 G-97
ClientID: 434-PE-70

Wet Weight (Total)	32.38	g
Tare Weight	26.11	g
Dry Weight (Total)	31.1	g
Solids, Percent	79.6	%

Sample: JB72256-5 **Analyzed:** 23-JUL-14 by NR **Method:** SM2540 G-97
ClientID: 435-PE-71

Wet Weight (Total)	33.99	g
Tare Weight	27.28	g
Dry Weight (Total)	33.15	g
Solids, Percent	87.5	%

New Jersey ACCUTEST LABORATORIES

Misc. Raw Data

Raw Data

Methanol Prep Log

Vial Track #:	Lims ID:	Initial Tare Wt (g)	Total Wt (g)	Weight of Sample (g)	Date Prepared	Lot #:	Prep By	Vial Desc:	Comments
6/12/2014-2823	JB72256-1.3	36.6200	43.1700	6.5500	7/22/2014 8:09:43 PM	dk010	jp	10ml MeOH	
6/12/2014-2765	JB72256-1.4	34.2800	40.7400	6.4600	7/22/2014 8:09:56 PM	di	BK	DI water	
6/12/2014-2766	JB72256-1.5	33.9700	40.4600	6.4900	7/22/2014 8:10:47 PM	di	BK	DI water	
6/17/2014-4346	JB72256-2.3	36.9500	43.5800	6.6300	7/22/2014 8:10:59 PM	dk010	GP	10ml MeOH	
6/19/2014-5169	JB72256-2.4	30.5000	36.4900	5.9900	7/22/2014 8:11:10 PM	di	jp	DI water	
6/19/2014-5170	JB72256-2.5	30.5400	36.4900	5.9500	7/22/2014 8:11:22 PM	di	jp	DI water	
6/17/2014-4356	JB72256-3.3	36.5900	42.5200	5.9300	7/22/2014 8:11:48 PM	dk010	GP	10ml MeOH	
6/19/2014-5149	JB72256-3.4	30.5900	36.6200	6.0300	7/22/2014 8:12:00 PM	di	jp	DI water	
6/19/2014-5150	JB72256-3.5	30.5400	36.9100	6.3700	7/22/2014 8:12:14 PM	di	jp	DI water	
6/17/2014-4358	JB72256-4.3	36.7200	43.2300	6.5100	7/22/2014 8:12:30 PM	dk010	GP	10ml MeOH	
6/19/2014-5145	JB72256-4.4	30.5300	37.0500	6.5200	7/22/2014 8:12:42 PM	di	jp	DI water	
6/19/2014-5146	JB72256-4.5	30.6100	36.9000	6.2900	7/22/2014 8:13:03 PM	di	jp	DI water	
6/17/2014-4345	JB72256-5.3	36.6700	42.4800	5.8100	7/22/2014 8:13:39 PM	dk010	GP	10ml MeOH	
6/19/2014-5171	JB72256-5.4	30.4600	36.3700	5.9100	7/22/2014 8:13:54 PM	di	jp	DI water	
6/19/2014-5172	JB72256-5.5	30.4900	42.6400	12.1500	7/22/2014 8:14:31 PM	di	jp	DI water	