New Jersey ACCUTEST LABORATORIES

09/18/14

Technical Report for

Langan Engineering & Environmental

Carroll Gardens, 363-365 Bond Street, Brooklyn, NY

100287501

Accutest Job Number: JB69078

Sampling Date: 06/10/14

Report to:

Langan Engineering & Environmental

ldeckard@langan.com

ATTN: Lindsay Deckard

Total number of pages in report: **1397**

NELAP ACCREDITED TNI LABORATORY

Test results contained within this data package meet the requirements of the National Environmental Laboratory Accreditation Program and/or state specific certification programs as applicable.

Nancy F. Cole

Nancy Cole
Laboratory Director

Client Service contact: Tammy McCloskey 732-329-0200

Certifications: NJ(12129), NY(10983), CA, CT, DE, FL, IL, IN, KS, KY, LA, MA, MD, MI, MT, NC, OH VAP (CL0056), PA, RI, SC, TN, VA, WV, DoD ELAP (L-A-B L2248)

This report shall not be reproduced, except in its entirety, without the written approval of Accutest Laboratories. Test results relate only to samples analyzed.

Accutest Laboratories is the sole authority for authorizing edits or modifications to this document. Unauthorized modification of this report is strictly prohibited.

Sections: 1 2 3 4 5 6 7 8 9 10 11 12 13

Table of Contents

Section 1: Sample Summary **4**
Section 2: Case Narrative/Conformance Summary **5**
Section 3: Summary of Hits **8**
Section 4: Sample Results **10**
4.1: JB69078-1: 341-PE-4 11
4.2: JB69078-2: 342-PE-3 17
4.3: JB69078-3: 343-FB-12 23
4.4: JB69078-4: 344-TB-11 29
Section 5: Misc. Forms **31**
5.1: Chain of Custody 32
5.2: Sample Tracking Chronicle 34
5.3: Internal Chain of Custody 35
Section 6: GC/MS Volatiles - QC Data Summaries **39**
6.1: Method Blank Summary 40
6.2: Blank Spike Summary 45
6.3: Matrix Spike Summary 50
6.4: Matrix Spike/Matrix Spike Duplicate Summary 52
6.5: Duplicate Summary 55
6.6: Instrument Performance Checks (BFB) 57
6.7: Internal Standard Area Summaries 63
6.8: Surrogate Recovery Summaries 66
6.9: Initial and Continuing Calibration Summaries 68
Section 7: GC/MS Volatiles - Raw Data **93**
7.1: Samples 94
7.2: Method Blanks 111
7.3: Blank Spikes 117
7.4: Matrix Spike/Matrix Spike Duplicates 129
7.5: Duplicates 149
7.6: Instrument Performance Checks (BFB) 154
7.7: Initial and Continuing Calibarations 164
7.8: Instrument Run Logs 293
Section 8: GC/MS Semi-volatiles - QC Data Summaries **300**
8.1: Method Blank Summary 301
8.2: Blank Spike Summary 313
8.3: Matrix Spike/Matrix Spike Duplicate Summary 319
8.4: Instrument Performance Checks (DFTPP) 325
8.5: Internal Standard Area Summaries 347
8.6: Surrogate Recovery Summaries 353
8.7: Initial and Continuing Calibration Summaries 355
Section 9: GC/MS Semi-volatiles - Raw Data **439**
9.1: Samples 440
9.2: Method Blanks 448

Sections: 1 2 3 4 5 6 7 8 9 10 11 12 13

Table of Contents

9.3: Blank Spikes 456
9.4: Matrix Spike/Matrix Spike Duplicates 470
9.5: Instrument Performance Checks (DFTPP) 494
9.6: Initial and Continuing Calibarations 589
9.7: Instrument Run Logs 1007
9.8: Prep Logs 1033
Section 10: Metals Analysis - QC Data Summaries 1036
10.1: Inst QC MA34245: Al,Sb,As,Ba,Be,Cd,Ca,Cr,Co,Cu,Fe,Pb,Mg,Mn,Ni,K,Se,Ag, Na,Tl,V,Zn 1037
10.2: Inst QC MA34279: Al,Sb,As,Ba,Be,Cd,Ca,Cr,Co,Cu,Fe,Pb,Mg,Mn,Ni,K,Se,Ag, Na,Tl,V,Zn 1078
10.3: Inst QC MA34284: Hg 1118
10.4: Inst QC MA34289: Fe 1130
10.5: Inst QC MA34295: Hg 1163
10.6: Prep QC MP80044: Al,Sb,As,Ba,Be,Cd,Ca,Cr,Co,Cu,Fe,Pb,Mg,Mn,Ni,K,Se,Ag, Na,Tl,V,Zn 1176
10.7: Prep QC MP80099: Al,Sb,As,Ba,Be,Cd,Ca,Cr,Co,Cu,Fe,Pb,Mg,Mn,Ni,K,Se,Ag, Na,Tl,V,Zn 1180
10.8: Prep QC MP80193: Hg 1192
10.9: Prep QC MP80237: Hg 1196
10.10: IDL and Linear Range Summaries 1200
Section 11: Metals Analysis - Raw Data 1208
11.1: Raw Data MA34245 1209
11.2: Raw Data MA34279 1271
11.3: Raw Data MA34284 1329
11.4: Raw Data MA34289 1332
11.5: Raw Data MA34295 1375
11.6: Prep Logs 1378
Section 12: General Chemistry - QC Data Summaries 1394
12.1: Percent Solids Raw Data Summary 1395
Section 13: Misc. Raw Data 1396
13.1: VOA Soil Prep Log 1397

Sample Summary

Langan Engineering & Environmental

Job No: JB69078

Carroll Gardens, 363-365 Bond Street, Brooklyn, NY
Project No: 100287501

Sample Number	Collected Date	Time	By	Received	Matrix Code	Type	Client Sample ID
JB69078-1	06/10/14	10:45	CBM	06/11/14	SO	Soil	341-PE-4
JB69078-2	06/10/14	10:50	CBM	06/11/14	SO	Soil	342-PE-3
JB69078-3	06/10/14	11:30	CBM	06/11/14	AQ	Field Blank Soil	343-FB-12
JB69078-4	06/10/14	11:30	CBM	06/11/14	AQ	Trip Blank Soil	344-TB-11

Soil samples reported on a dry weight basis unless otherwise indicated on result page.

CASE NARRATIVE / CONFORMANCE SUMMARY

Client:	Langan Engineering & Environmental	**Job No**	JB69078
Site:	Carroll Gardens, 363-365 Bond Street, Brooklyn, NY	**Report Date**	6/30/2014 4:55:26 PM

On 06/11/2014, 2 Sample(s), 1 Trip Blank(s) and 1 Field Blank(s) were received at Accutest Laboratories at a temperature of 2.7 C. Samples were intact and chemically preserved, unless noted below. An Accutest Job Number of JB69078 was assigned to the project. Laboratory sample ID, client sample ID and dates of sample collection are detailed in the report's Results Summary Section.

Specified quality control criteria were achieved for this job except as noted below. For more information, please refer to the analytical results and QC summary pages.

Volatiles by GCMS By Method SW846 8260C

Matrix: AQ **Batch ID:** V4V369

- All samples were analyzed within the recommended method holding time.
- Sample(s) JB69269-1MS, JB69269-1MSD were used as the QC samples indicated.
- All method blanks for this batch meet method specific criteria.

Matrix: SO **Batch ID:** V3C4991

- All samples were analyzed within the recommended method holding time.
- Sample(s) JB69371-1MS, JB69114-1DUP were used as the QC samples indicated.
- All method blanks for this batch meet method specific criteria.
- RPD(s) for Duplicate for Benzene, Methylcyclohexane, Xylene (total), Acetone are outside control limits. High RPD due to low concentration of hit
- JB69114-1DUP for Acetone: High RPD due to possible sample analyzed from different vials.
- JB69114-1DUP for 1,2-Dichloroethane-D4: Outside control limits due to matrix interference.

Matrix: SO **Batch ID:** V3C4997

- All samples were analyzed within the recommended method holding time.
- Sample(s) JB69108-1MS, JB69108-1MSD were used as the QC samples indicated.
- All method blanks for this batch meet method specific criteria.
- Matrix Spike/Matrix Spike Duplicate Recovery(s) for Methylcyclohexane are outside control limits. Outside control limits due to matrix interference.

Extractables by GCMS By Method SW846 8270D

Matrix: AQ **Batch ID:** OP75676

- All samples were extracted within the recommended method holding time.
- All method blanks for this batch meet method specific criteria.
- Sample(s) JB69131-1MS, JB69131-1MSD were used as the QC samples indicated.
- Blank Spike Recovery(s) for 3,3'-Dichlorobenzidine, 3-Nitroaniline, 4-Chloroaniline are outside of in house control limits.
- Matrix Spike Recovery(s) for 1,4-Dioxane, 2-Chlorophenol, 2-Nitroaniline, 3-Nitroaniline, 4-Chloro-3-methyl phenol, 4-Chloroaniline, Acenaphthene, Acetophenone, Benzaldehyde, bis(2-Chloroethoxy)methane, bis(2-Chloroethyl)ether, bis(2-Chloroisopropyl)ether, bis(2-Ethylhexyl)phthalate, Caprolactam, Diethyl phthalate, Isophorone, N-Nitroso-di-n-propylamine, Nitrobenzene are outside control limits. Outside control limits due to matrix interference.
- Matrix Spike Duplicate Recovery(s) for 1,4-Dioxane, 2-Chlorophenol, 3-Nitroaniline, 4-Chloro-3-methyl phenol, 4-Chloroaniline, Acenaphthene, Acetophenone, Benzaldehyde, bis(2-Chloroethyl)ether, bis(2-Chloroisopropyl)ether, Isophorone, N-Nitroso-di-n-propylamine are outside control limits. Outside control limits due to matrix interference.
- Matrix Spike/Matrix Spike Duplicate Recovery(s) for 2,4-Dimethylphenol, 2-Methylphenol, 3&4-Methylphenol, Phenol are outside control limits. Outside control limits due to high level in sample relative to spike amount.
- RPD(s) for MS/MSD for Hexachlorocyclopentadiene are outside control limits Outside control limits due to matrix interference.
- JB69078-3: There are several compounds in BS were outside in house QC limits. The results confirmed by reextraction outside the holding time.
- OP75676-MS for 2-Fluorophenol: Outside control limits due to matrix interference.

Matrix: AQ **Batch ID:** OP75780

- The data for SW846 8270D meets quality control requirements.
- The following samples were extracted outside of holding time for method SW846 8270D: JB69078-3
- JB69078-3: Confirmation run.

Matrix: SO **Batch ID:** OP75684

- All samples were extracted within the recommended method holding time.
- Sample(s) JB69061-1MS, JB69061-1MSD were used as the QC samples indicated.
- All method blanks for this batch meet method specific criteria.
- Matrix Spike Recovery(s) for 2-Methylnaphthalene, 2-Methylphenol, 2-Nitroaniline, 3,3'-Dichlorobenzidine, 3-Nitroaniline, Benzaldehyde, bis(2-Chloroisopropyl)ether, Di-n-butyl phthalate, Diethyl phthalate, Naphthalene, Nitrobenzene, Phenanthrene are outside control limits. Outside control limits due to matrix interference.
- Matrix Spike Duplicate Recovery(s) for 2,4-Dimethylphenol, 2-Methylnaphthalene, 2-Methylphenol, 2-Nitroaniline, Benzaldehyde, Naphthalene, Nitrobenzene, 3,3'-Dichlorobenzidine, 3-Nitroaniline, Acetophenone, Di-n-butyl phthalate are outside control limits. Outside control limits due to matrix interference.
- Matrix Spike/Matrix Spike Duplicate Recovery(s) for bis(2-Ethylhexyl)phthalate are outside control limits. Outside control limits due to high level in sample relative to spike amount.
- RPD(s) for MS/MSD for 3,3'-Dichlorobenzidine, 3-Nitroaniline, 4-Nitroaniline, Acetophenone are outside control limits. Outside control limits due to matrix interference.
- OP75684-MSD for Nitrobenzene-d5: Outside of in house control limits, but within reasonable method recovery limits.

Metals By Method SW846 6010C

Matrix:	AQ	Batch ID:	MP80044

- All samples were digested within the recommended method holding time.
- All method blanks for this batch meet method specific criteria.

Matrix:	SO	Batch ID:	MP80099

- All samples were digested within the recommended method holding time.
- All method blanks for this batch meet method specific criteria.
- Sample(s) JB69023-2MS, JB69023-2MSD, JB69023-2PS, JB69023-2SDL were used as the QC samples for metals.
- RPD(s) for Serial Dilution for Arsenic, Beryllium, Cadmium, Copper, Lead, Silver, Thallium are outside control limits. Percent difference acceptable due to low initial sample concentration (< 50 times IDL).
- MP80099-PS1 for Thallium: Spike recovery indicates possible matrix interference.
- MP80099-SD1 for Zinc: Serial dilution indicates possible matrix interference.

Metals By Method SW846 7470A

Matrix:	AQ	Batch ID:	MP80237

- All samples were digested within the recommended method holding time.
- All method blanks for this batch meet method specific criteria.
- Sample(s) JB69115-3MS, JB69115-3MSD were used as the QC samples for metals.

Metals By Method SW846 7471B

Matrix:	SO	Batch ID:	MP80193

- All samples were digested within the recommended method holding time.
- All method blanks for this batch meet method specific criteria.
- Sample(s) JB68955-4MS were used as the QC samples for metals.

Wet Chemistry By Method SM2540 G-97

Matrix:	SO	Batch ID:	GN6657

- The data for SM2540 G-97 meets quality control requirements.

Accutest certifies that data reported for samples received, listed on the associated custody chain or analytical task order, were produced to specifications meeting Accutest's Quality System precision, accuracy and completeness objectives except as noted.

Estimated non-standard method measurement uncertainty data is available on request, based on quality control bias and implicit for standard methods. Acceptable uncertainty requires tested parameter quality control data to meet method criteria.

Accutest Laboratories is not responsible for data quality assumptions if partial reports are used and recommends that this report be used in its entirety. Data release is authorized by Accutest Laboratories indicated via signature on the report cover

Summary of Hits

Job Number: JB69078
Account: Langan Engineering & Environmental
Project: Carroll Gardens, 363-365 Bond Street, Brooklyn, NY
Collected: 06/10/14

Lab Sample ID / Analyte	Client Sample ID	Result/ Qual	RL	MDL	Units	Method
JB69078-1	**341-PE-4**					
Acetone		0.0723	0.032	0.014	mg/kg	SW846 8260C
Carbon disulfide		0.0268	0.016	0.00045	mg/kg	SW846 8260C
Cyclohexane		0.0179	0.016	0.00081	mg/kg	SW846 8260C
Methylcyclohexane		0.0103 J	0.016	0.00052	mg/kg	SW846 8260C
Aluminum		22200	51	1.3	mg/kg	SW846 6010C
Arsenic		17.5	2.0	0.29	mg/kg	SW846 6010C
Barium		50.9	20	0.081	mg/kg	SW846 6010C
Beryllium		1.1	0.20	0.020	mg/kg	SW846 6010C
Cadmium		0.26 B	0.51	0.051	mg/kg	SW846 6010C
Calcium		2650	510	3.1	mg/kg	SW846 6010C
Chromium		36.2	1.0	0.071	mg/kg	SW846 6010C
Cobalt		15.3	5.1	0.061	mg/kg	SW846 6010C
Copper		20.2	2.5	0.15	mg/kg	SW846 6010C
Iron		45500	100	1.9	mg/kg	SW846 6010C
Lead		28.8	2.0	0.21	mg/kg	SW846 6010C
Magnesium		8100	510	3.4	mg/kg	SW846 6010C
Manganese		412	1.5	0.061	mg/kg	SW846 6010C
Mercury		0.10	0.042	0.0095	mg/kg	SW846 7471B
Nickel		36.3	4.0	0.10	mg/kg	SW846 6010C
Potassium		4470	1000	4.0	mg/kg	SW846 6010C
Selenium		1.1 B	2.0	0.33	mg/kg	SW846 6010C
Silver		0.64	0.51	0.14	mg/kg	SW846 6010C
Sodium		2610	1000	1.9	mg/kg	SW846 6010C
Thallium		0.49 B	1.0	0.41	mg/kg	SW846 6010C
Vanadium		46.9	5.1	0.091	mg/kg	SW846 6010C
Zinc		88.0	2.0	0.38	mg/kg	SW846 6010C
JB69078-2	**342-PE-3**					
Acetone		0.0409	0.015	0.0070	mg/kg	SW846 8260C
Carbon disulfide		0.0035 J	0.0077	0.00022	mg/kg	SW846 8260C
Cyclohexane		0.0193	0.0077	0.00039	mg/kg	SW846 8260C
Isopropylbenzene		0.0041 J	0.0077	0.00023	mg/kg	SW846 8260C
Methylcyclohexane		2.57	0.90	0.029	mg/kg	SW846 8260C
Toluene		0.00049 J	0.0015	0.00022	mg/kg	SW846 8260C
m,p-Xylene		0.0016	0.0015	0.00074	mg/kg	SW846 8260C
o-Xylene		0.00071 J	0.0015	0.00027	mg/kg	SW846 8260C
Xylene (total)		0.0023	0.0015	0.00027	mg/kg	SW846 8260C
Aluminum		13800	49	1.3	mg/kg	SW846 6010C
Arsenic		9.2	2.0	0.29	mg/kg	SW846 6010C
Barium		34.7	20	0.079	mg/kg	SW846 6010C
Beryllium		0.70	0.20	0.020	mg/kg	SW846 6010C
Cadmium		0.26 B	0.49	0.049	mg/kg	SW846 6010C

Summary of Hits

Job Number: JB69078
Account: Langan Engineering & Environmental
Project: Carroll Gardens, 363-365 Bond Street, Brooklyn, NY
Collected: 06/10/14

Lab Sample ID / Analyte	Client Sample ID	Result/ Qual	RL	MDL	Units	Method
Calcium		2580	490	3.0	mg/kg	SW846 6010C
Chromium		28.6	0.99	0.069	mg/kg	SW846 6010C
Cobalt		8.4	4.9	0.059	mg/kg	SW846 6010C
Copper		13.5	2.5	0.15	mg/kg	SW846 6010C
Iron		25800	49	0.95	mg/kg	SW846 6010C
Lead		28.4	2.0	0.21	mg/kg	SW846 6010C
Magnesium		5410	490	3.3	mg/kg	SW846 6010C
Manganese		326	1.5	0.059	mg/kg	SW846 6010C
Mercury		0.051	0.049	0.011	mg/kg	SW846 7471B
Nickel		26.0	3.9	0.099	mg/kg	SW846 6010C
Potassium		2920	990	3.9	mg/kg	SW846 6010C
Selenium		0.82 B	2.0	0.33	mg/kg	SW846 6010C
Silver		0.73	0.49	0.14	mg/kg	SW846 6010C
Sodium		605 B	990	1.9	mg/kg	SW846 6010C
Thallium		0.41 B	0.99	0.40	mg/kg	SW846 6010C
Vanadium		31.5	4.9	0.089	mg/kg	SW846 6010C
Zinc		64.2	2.0	0.37	mg/kg	SW846 6010C
JB69078-3	**343-FB-12**					
Calcium		40.1 B	5000	19	ug/l	SW846 6010C
Sodium		188 B	10000	19	ug/l	SW846 6010C
JB69078-4	**344-TB-11**					

No hits reported in this sample.

New Jersey ACCUTEST LABORATORIES

Sample Results

Report of Analysis

Accutest LabLink@815166 15:11 18-Sep-2014

Report of Analysis

Client Sample ID:	341-PE-4		
Lab Sample ID:	JB69078-1	**Date Sampled:**	06/10/14
Matrix:	SO - Soil	**Date Received:**	06/11/14
Method:	SW846 8260C	**Percent Solids:**	38.5
Project:	Carroll Gardens, 363-365 Bond Street, Brooklyn, NY		

	File ID	DF	Analyzed	By	Prep Date	Prep Batch	Analytical Batch
Run #1	3C110799.D	1	06/18/14	PS	n/a	n/a	V3C4991
Run #2							

	Initial Weight
Run #1	4.1 g
Run #2	

VOA TCL List

CAS No.	Compound	Result	RL	MDL	Units	Q
67-64-1	Acetone	0.0723	0.032	0.014	mg/kg	
71-43-2	Benzene	ND	0.0032	0.00040	mg/kg	
74-97-5	Bromochloromethane	ND	0.016	0.0016	mg/kg	
75-27-4	Bromodichloromethane	ND	0.016	0.00089	mg/kg	
75-25-2	Bromoform	ND	0.016	0.00083	mg/kg	
74-83-9	Bromomethane	ND	0.016	0.0015	mg/kg	
78-93-3	2-Butanone (MEK)	ND	0.032	0.014	mg/kg	
75-15-0	Carbon disulfide	0.0268	0.016	0.00045	mg/kg	
56-23-5	Carbon tetrachloride	ND	0.016	0.00080	mg/kg	
108-90-7	Chlorobenzene	ND	0.016	0.00062	mg/kg	
75-00-3	Chloroethane	ND	0.016	0.0032	mg/kg	
67-66-3	Chloroform	ND	0.016	0.00080	mg/kg	
74-87-3	Chloromethane	ND	0.016	0.0011	mg/kg	
110-82-7	Cyclohexane	0.0179	0.016	0.00081	mg/kg	
96-12-8	1,2-Dibromo-3-chloropropane	ND	0.032	0.0042	mg/kg	
124-48-1	Dibromochloromethane	ND	0.016	0.00077	mg/kg	
106-93-4	1,2-Dibromoethane	ND	0.0032	0.0017	mg/kg	
95-50-1	1,2-Dichlorobenzene	ND	0.016	0.0011	mg/kg	
541-73-1	1,3-Dichlorobenzene	ND	0.016	0.00069	mg/kg	
106-46-7	1,4-Dichlorobenzene	ND	0.016	0.00080	mg/kg	
75-71-8	Dichlorodifluoromethane	ND	0.016	0.0011	mg/kg	
75-34-3	1,1-Dichloroethane	ND	0.016	0.00099	mg/kg	
107-06-2	1,2-Dichloroethane	ND	0.0032	0.0010	mg/kg	
75-35-4	1,1-Dichloroethene	ND	0.016	0.00091	mg/kg	
156-59-2	cis-1,2-Dichloroethene	ND	0.016	0.00066	mg/kg	
156-60-5	trans-1,2-Dichloroethene	ND	0.016	0.0013	mg/kg	
78-87-5	1,2-Dichloropropane	ND	0.016	0.0014	mg/kg	
10061-01-5	cis-1,3-Dichloropropene	ND	0.016	0.00072	mg/kg	
10061-02-6	trans-1,3-Dichloropropene	ND	0.016	0.00086	mg/kg	
100-41-4	Ethylbenzene	ND	0.0032	0.00055	mg/kg	
76-13-1	Freon 113	ND	0.016	0.0014	mg/kg	
591-78-6	2-Hexanone	ND	0.016	0.0056	mg/kg	

ND = Not detected MDL = Method Detection Limit
RL = Reporting Limit
E = Indicates value exceeds calibration range
J = Indicates an estimated value
B = Indicates analyte found in associated method blank
N = Indicates presumptive evidence of a compound

Report of Analysis

Client Sample ID:	341-PE-4		
Lab Sample ID:	JB69078-1	**Date Sampled:**	06/10/14
Matrix:	SO - Soil	**Date Received:**	06/11/14
Method:	SW846 8260C	**Percent Solids:**	38.5
Project:	Carroll Gardens, 363-365 Bond Street, Brooklyn, NY		

VOA TCL List

CAS No.	Compound	Result	RL	MDL	Units	Q
98-82-8	Isopropylbenzene	ND	0.016	0.00047	mg/kg	
79-20-9	Methyl Acetate	ND	0.016	0.0053	mg/kg	
108-87-2	Methylcyclohexane	0.0103	0.016	0.00052	mg/kg	J
1634-04-4	Methyl Tert Butyl Ether	ND	0.0032	0.0011	mg/kg	
108-10-1	4-Methyl-2-pentanone(MIBK)	ND	0.016	0.0042	mg/kg	
75-09-2	Methylene chloride	ND	0.016	0.0054	mg/kg	
100-42-5	Styrene	ND	0.016	0.00073	mg/kg	
79-34-5	1,1,2,2-Tetrachloroethane	ND	0.016	0.0011	mg/kg	
127-18-4	Tetrachloroethene	ND	0.016	0.0013	mg/kg	
108-88-3	Toluene	ND	0.0032	0.00045	mg/kg	
87-61-6	1,2,3-Trichlorobenzene	ND	0.016	0.00066	mg/kg	
120-82-1	1,2,4-Trichlorobenzene	ND	0.016	0.00057	mg/kg	
71-55-6	1,1,1-Trichloroethane	ND	0.016	0.00091	mg/kg	
79-00-5	1,1,2-Trichloroethane	ND	0.016	0.0026	mg/kg	
79-01-6	Trichloroethene	ND	0.016	0.0011	mg/kg	
75-69-4	Trichlorofluoromethane	ND	0.016	0.00071	mg/kg	
75-01-4	Vinyl chloride	ND	0.016	0.0011	mg/kg	
	m,p-Xylene	ND	0.0032	0.0015	mg/kg	
95-47-6	o-Xylene	ND	0.0032	0.00056	mg/kg	
1330-20-7	Xylene (total)	ND	0.0032	0.00056	mg/kg	

CAS No.	Surrogate Recoveries	Run# 1	Run# 2	Limits
1868-53-7	Dibromofluoromethane	116%		59-130%
17060-07-0	1,2-Dichloroethane-D4	116%		65-123%
2037-26-5	Toluene-D8	109%		77-125%
460-00-4	4-Bromofluorobenzene	122%		71-132%

ND = Not detected MDL = Method Detection Limit
RL = Reporting Limit
E = Indicates value exceeds calibration range
J = Indicates an estimated value
B = Indicates analyte found in associated method blank
N = Indicates presumptive evidence of a compound

Accutest LabLink@815166 15:11 18-Sep-2014

Report of Analysis

Client Sample ID:	341-PE-4		
Lab Sample ID:	JB69078-1	**Date Sampled:**	06/10/14
Matrix:	SO - Soil	**Date Received:**	06/11/14
Method:	SW846 8270D SW846 3550C	**Percent Solids:**	38.5
Project:	Carroll Gardens, 363-365 Bond Street, Brooklyn, NY		

	File ID	DF	Analyzed	By	Prep Date	Prep Batch	Analytical Batch
Run #1	3E62468.D	1	06/24/14	SP	06/17/14	OP75684	E3E2675
Run #2							

	Initial Weight	Final Volume
Run #1	34.3 g	1.0 ml
Run #2		

ABN TCL List (SOM0 2.0)

CAS No.	Compound	Result	RL	MDL	Units	Q
95-57-8	2-Chlorophenol	ND	0.15	0.076	mg/kg	
59-50-7	4-Chloro-3-methyl phenol	ND	0.38	0.076	mg/kg	
120-83-2	2,4-Dichlorophenol	ND	0.38	0.12	mg/kg	
105-67-9	2,4-Dimethylphenol	ND	0.38	0.13	mg/kg	
51-28-5	2,4-Dinitrophenol	ND	1.5	0.092	mg/kg	
534-52-1	4,6-Dinitro-o-cresol	ND	1.5	0.092	mg/kg	
95-48-7	2-Methylphenol	ND	0.15	0.086	mg/kg	
	3&4-Methylphenol	ND	0.15	0.096	mg/kg	
88-75-5	2-Nitrophenol	ND	0.38	0.080	mg/kg	
100-02-7	4-Nitrophenol	ND	0.76	0.13	mg/kg	
87-86-5	Pentachlorophenol	ND	0.76	0.13	mg/kg	
108-95-2	Phenol	ND	0.15	0.080	mg/kg	
58-90-2	2,3,4,6-Tetrachlorophenol	ND	0.38	0.078	mg/kg	
95-95-4	2,4,5-Trichlorophenol	ND	0.38	0.088	mg/kg	
88-06-2	2,4,6-Trichlorophenol	ND	0.38	0.071	mg/kg	
83-32-9	Acenaphthene	ND	0.076	0.022	mg/kg	
208-96-8	Acenaphthylene	ND	0.076	0.024	mg/kg	
98-86-2	Acetophenone	ND	0.38	0.013	mg/kg	
120-12-7	Anthracene	ND	0.076	0.027	mg/kg	
1912-24-9	Atrazine	ND	0.15	0.015	mg/kg	
56-55-3	Benzo(a)anthracene	ND	0.076	0.025	mg/kg	
50-32-8	Benzo(a)pyrene	ND	0.076	0.023	mg/kg	
205-99-2	Benzo(b)fluoranthene	ND	0.076	0.025	mg/kg	
191-24-2	Benzo(g,h,i)perylene	ND	0.076	0.028	mg/kg	
207-08-9	Benzo(k)fluoranthene	ND	0.076	0.028	mg/kg	
101-55-3	4-Bromophenyl phenyl ether	ND	0.15	0.027	mg/kg	
85-68-7	Butyl benzyl phthalate	ND	0.15	0.044	mg/kg	
92-52-4	1,1'-Biphenyl	ND	0.15	0.0088	mg/kg	
100-52-7	Benzaldehyde	ND	0.38	0.017	mg/kg	
91-58-7	2-Chloronaphthalene	ND	0.15	0.023	mg/kg	
106-47-8	4-Chloroaniline	ND	0.38	0.024	mg/kg	
86-74-8	Carbazole	ND	0.15	0.035	mg/kg	

ND = Not detected MDL = Method Detection Limit
RL = Reporting Limit
E = Indicates value exceeds calibration range
J = Indicates an estimated value
B = Indicates analyte found in associated method blank
N = Indicates presumptive evidence of a compound

Report of Analysis

Client Sample ID:	341-PE-4		
Lab Sample ID:	JB69078-1	**Date Sampled:**	06/10/14
Matrix:	SO - Soil	**Date Received:**	06/11/14
Method:	SW846 8270D SW846 3550C	**Percent Solids:**	38.5
Project:	Carroll Gardens, 363-365 Bond Street, Brooklyn, NY		

ABN TCL List (SOM0 2.0)

CAS No.	Compound	Result	RL	MDL	Units	Q
105-60-2	Caprolactam	ND	0.15	0.024	mg/kg	
218-01-9	Chrysene	ND	0.076	0.026	mg/kg	
111-91-1	bis(2-Chloroethoxy)methane	ND	0.15	0.031	mg/kg	
111-44-4	bis(2-Chloroethyl)ether	ND	0.15	0.023	mg/kg	
108-60-1	bis(2-Chloroisopropyl)ether	ND	0.15	0.022	mg/kg	
7005-72-3	4-Chlorophenyl phenyl ether	ND	0.15	0.023	mg/kg	
121-14-2	2,4-Dinitrotoluene	ND	0.076	0.033	mg/kg	
606-20-2	2,6-Dinitrotoluene	ND	0.076	0.029	mg/kg	
91-94-1	3,3'-Dichlorobenzidine	ND	0.15	0.019	mg/kg	
123-91-1	1,4-Dioxane	ND	0.076	0.049	mg/kg	
53-70-3	Dibenzo(a,h)anthracene	ND	0.076	0.026	mg/kg	
132-64-9	Dibenzofuran	ND	0.15	0.022	mg/kg	
84-74-2	Di-n-butyl phthalate	ND	0.15	0.017	mg/kg	
117-84-0	Di-n-octyl phthalate	ND	0.15	0.037	mg/kg	
84-66-2	Diethyl phthalate	ND	0.15	0.026	mg/kg	
131-11-3	Dimethyl phthalate	ND	0.15	0.027	mg/kg	
117-81-7	bis(2-Ethylhexyl)phthalate	ND	0.15	0.067	mg/kg	
206-44-0	Fluoranthene	ND	0.076	0.033	mg/kg	
86-73-7	Fluorene	ND	0.076	0.025	mg/kg	
118-74-1	Hexachlorobenzene	ND	0.15	0.025	mg/kg	
87-68-3	Hexachlorobutadiene	ND	0.076	0.021	mg/kg	
77-47-4	Hexachlorocyclopentadiene	ND	0.76	0.077	mg/kg	
67-72-1	Hexachloroethane	ND	0.38	0.021	mg/kg	
193-39-5	Indeno(1,2,3-cd)pyrene	ND	0.076	0.026	mg/kg	
78-59-1	Isophorone	ND	0.15	0.020	mg/kg	
91-57-6	2-Methylnaphthalene	ND	0.15	0.042	mg/kg	
88-74-4	2-Nitroaniline	ND	0.38	0.033	mg/kg	
99-09-2	3-Nitroaniline	ND	0.38	0.030	mg/kg	
100-01-6	4-Nitroaniline	ND	0.38	0.030	mg/kg	
91-20-3	Naphthalene	ND	0.076	0.021	mg/kg	
98-95-3	Nitrobenzene	ND	0.15	0.022	mg/kg	
621-64-7	N-Nitroso-di-n-propylamine	ND	0.15	0.018	mg/kg	
86-30-6	N-Nitrosodiphenylamine	ND	0.38	0.045	mg/kg	
85-01-8	Phenanthrene	ND	0.076	0.034	mg/kg	
129-00-0	Pyrene	ND	0.076	0.029	mg/kg	
95-94-3	1,2,4,5-Tetrachlorobenzene	ND	0.38	0.023	mg/kg	

CAS No.	Surrogate Recoveries	Run# 1	Run# 2	Limits
367-12-4	2-Fluorophenol	70%		13-110%

ND = Not detected MDL = Method Detection Limit
RL = Reporting Limit
E = Indicates value exceeds calibration range
J = Indicates an estimated value
B = Indicates analyte found in associated method blank
N = Indicates presumptive evidence of a compound

Report of Analysis

Client Sample ID:	341-PE-4		
Lab Sample ID:	JB69078-1	**Date Sampled:**	06/10/14
Matrix:	SO - Soil	**Date Received:**	06/11/14
Method:	SW846 8270D SW846 3550C	**Percent Solids:**	38.5
Project:	Carroll Gardens, 363-365 Bond Street, Brooklyn, NY		

ABN TCL List (SOM0 2.0)

CAS No.	Surrogate Recoveries	Run# 1	Run# 2	Limits
4165-62-2	Phenol-d5	70%		15-110%
118-79-6	2,4,6-Tribromophenol	118%		20-123%
4165-60-0	Nitrobenzene-d5	90%		10-110%
321-60-8	2-Fluorobiphenyl	86%		17-110%
1718-51-0	Terphenyl-d14	98%		30-124%

ND = Not detected MDL = Method Detection Limit
RL = Reporting Limit
E = Indicates value exceeds calibration range

J = Indicates an estimated value
B = Indicates analyte found in associated method blank
N = Indicates presumptive evidence of a compound

Report of Analysis

Client Sample ID: 341-PE-4
Lab Sample ID: JB69078-1
Matrix: SO - Soil
Project: Carroll Gardens, 363-365 Bond Street, Brooklyn, NY

Date Sampled: 06/10/14
Date Received: 06/11/14
Percent Solids: 38.5

Metals Analysis

Analyte	Result	RL	MDL	Units	DF	Prep	Analyzed	By	Method	Prep Method
Aluminum	22200	51	1.3	mg/kg	1	06/18/14	06/19/14	TG	SW846 6010C [1]	SW846 3050B [4]
Antimony	0.27 U	2.0	0.27	mg/kg	1	06/18/14	06/19/14	TG	SW846 6010C [1]	SW846 3050B [4]
Arsenic	17.5	2.0	0.29	mg/kg	1	06/18/14	06/19/14	TG	SW846 6010C [1]	SW846 3050B [4]
Barium	50.9	20	0.081	mg/kg	1	06/18/14	06/19/14	TG	SW846 6010C [1]	SW846 3050B [4]
Beryllium	1.1	0.20	0.020	mg/kg	1	06/18/14	06/19/14	TG	SW846 6010C [1]	SW846 3050B [4]
Cadmium	0.26 B	0.51	0.051	mg/kg	1	06/18/14	06/19/14	TG	SW846 6010C [1]	SW846 3050B [4]
Calcium	2650	510	3.1	mg/kg	1	06/18/14	06/19/14	TG	SW846 6010C [1]	SW846 3050B [4]
Chromium	36.2	1.0	0.071	mg/kg	1	06/18/14	06/19/14	TG	SW846 6010C [1]	SW846 3050B [4]
Cobalt	15.3	5.1	0.061	mg/kg	1	06/18/14	06/19/14	TG	SW846 6010C [1]	SW846 3050B [4]
Copper	20.2	2.5	0.15	mg/kg	1	06/18/14	06/19/14	TG	SW846 6010C [1]	SW846 3050B [4]
Iron	45500	100	1.9	mg/kg	2	06/18/14	06/20/14	TG	SW846 6010C [3]	SW846 3050B [4]
Lead	28.8	2.0	0.21	mg/kg	1	06/18/14	06/19/14	TG	SW846 6010C [1]	SW846 3050B [4]
Magnesium	8100	510	3.4	mg/kg	1	06/18/14	06/19/14	TG	SW846 6010C [1]	SW846 3050B [4]
Manganese	412	1.5	0.061	mg/kg	1	06/18/14	06/19/14	TG	SW846 6010C [1]	SW846 3050B [4]
Mercury	0.10	0.042	0.0095	mg/kg	1	06/20/14	06/20/14	DP	SW846 7471B [2]	SW846 7471B [5]
Nickel	36.3	4.0	0.10	mg/kg	1	06/18/14	06/19/14	TG	SW846 6010C [1]	SW846 3050B [4]
Potassium	4470	1000	4.0	mg/kg	1	06/18/14	06/19/14	TG	SW846 6010C [1]	SW846 3050B [4]
Selenium	1.1 B	2.0	0.33	mg/kg	1	06/18/14	06/19/14	TG	SW846 6010C [1]	SW846 3050B [4]
Silver	0.64	0.51	0.14	mg/kg	1	06/18/14	06/19/14	TG	SW846 6010C [1]	SW846 3050B [4]
Sodium	2610	1000	1.9	mg/kg	1	06/18/14	06/19/14	TG	SW846 6010C [1]	SW846 3050B [4]
Thallium	0.49 B	1.0	0.41	mg/kg	1	06/18/14	06/19/14	TG	SW846 6010C [1]	SW846 3050B [4]
Vanadium	46.9	5.1	0.091	mg/kg	1	06/18/14	06/19/14	TG	SW846 6010C [1]	SW846 3050B [4]
Zinc	88.0	2.0	0.38	mg/kg	1	06/18/14	06/19/14	TG	SW846 6010C [1]	SW846 3050B [4]

(1) Instrument QC Batch: MA34279
(2) Instrument QC Batch: MA34284
(3) Instrument QC Batch: MA34289
(4) Prep QC Batch: MP80099
(5) Prep QC Batch: MP80193

RL = Reporting Limit
MDL = Method Detection Limit

U = Indicates a result < MDL
B = Indicates a result > = MDL but < RL

Accutest LabLink@815166 15:11 18-Sep-2014

Report of Analysis

Client Sample ID:	342-PE-3		
Lab Sample ID:	JB69078-2	**Date Sampled:**	06/10/14
Matrix:	SO - Soil	**Date Received:**	06/11/14
Method:	SW846 8260C	**Percent Solids:**	63.8
Project:	Carroll Gardens, 363-365 Bond Street, Brooklyn, NY		

	File ID	DF	Analyzed	By	Prep Date	Prep Batch	Analytical Batch
Run #1	3C110800.D	1	06/18/14	PS	n/a	n/a	V3C4991
Run #2	3C110969.D	1	06/23/14	PS	n/a	n/a	V3C4997

	Initial Weight	Final Volume	Methanol Aliquot
Run #1	5.1 g		
Run #2	5.2 g	10.0 ml	100 ul

VOA TCL List

CAS No.	Compound	Result	RL	MDL	Units	Q
67-64-1	Acetone	0.0409	0.015	0.0070	mg/kg	
71-43-2	Benzene	ND	0.0015	0.00019	mg/kg	
74-97-5	Bromochloromethane	ND	0.0077	0.00080	mg/kg	
75-27-4	Bromodichloromethane	ND	0.0077	0.00043	mg/kg	
75-25-2	Bromoform	ND	0.0077	0.00040	mg/kg	
74-83-9	Bromomethane	ND	0.0077	0.00074	mg/kg	
78-93-3	2-Butanone (MEK)	ND	0.015	0.0068	mg/kg	
75-15-0	Carbon disulfide	0.0035	0.0077	0.00022	mg/kg	J
56-23-5	Carbon tetrachloride	ND	0.0077	0.00039	mg/kg	
108-90-7	Chlorobenzene	ND	0.0077	0.00030	mg/kg	
75-00-3	Chloroethane	ND	0.0077	0.0015	mg/kg	
67-66-3	Chloroform	ND	0.0077	0.00039	mg/kg	
74-87-3	Chloromethane	ND	0.0077	0.00053	mg/kg	
110-82-7	Cyclohexane	0.0193	0.0077	0.00039	mg/kg	
96-12-8	1,2-Dibromo-3-chloropropane	ND	0.015	0.0020	mg/kg	
124-48-1	Dibromochloromethane	ND	0.0077	0.00037	mg/kg	
106-93-4	1,2-Dibromoethane	ND	0.0015	0.00084	mg/kg	
95-50-1	1,2-Dichlorobenzene	ND	0.0077	0.00052	mg/kg	
541-73-1	1,3-Dichlorobenzene	ND	0.0077	0.00033	mg/kg	
106-46-7	1,4-Dichlorobenzene	ND	0.0077	0.00039	mg/kg	
75-71-8	Dichlorodifluoromethane	ND	0.0077	0.00054	mg/kg	
75-34-3	1,1-Dichloroethane	ND	0.0077	0.00048	mg/kg	
107-06-2	1,2-Dichloroethane	ND	0.0015	0.00049	mg/kg	
75-35-4	1,1-Dichloroethene	ND	0.0077	0.00044	mg/kg	
156-59-2	cis-1,2-Dichloroethene	ND	0.0077	0.00032	mg/kg	
156-60-5	trans-1,2-Dichloroethene	ND	0.0077	0.00065	mg/kg	
78-87-5	1,2-Dichloropropane	ND	0.0077	0.00067	mg/kg	
10061-01-5	cis-1,3-Dichloropropene	ND	0.0077	0.00035	mg/kg	
10061-02-6	trans-1,3-Dichloropropene	ND	0.0077	0.00041	mg/kg	
100-41-4	Ethylbenzene	ND	0.0015	0.00027	mg/kg	
76-13-1	Freon 113	ND	0.0077	0.00067	mg/kg	
591-78-6	2-Hexanone	ND	0.0077	0.0027	mg/kg	

ND = Not detected MDL = Method Detection Limit
RL = Reporting Limit
E = Indicates value exceeds calibration range
J = Indicates an estimated value
B = Indicates analyte found in associated method blank
N = Indicates presumptive evidence of a compound

Report of Analysis

Client Sample ID:	342-PE-3		
Lab Sample ID:	JB69078-2	**Date Sampled:**	06/10/14
Matrix:	SO - Soil	**Date Received:**	06/11/14
Method:	SW846 8260C	**Percent Solids:**	63.8
Project:	Carroll Gardens, 363-365 Bond Street, Brooklyn, NY		

VOA TCL List

CAS No.	Compound	Result	RL	MDL	Units	Q
98-82-8	Isopropylbenzene	0.0041	0.0077	0.00023	mg/kg	J
79-20-9	Methyl Acetate	ND	0.0077	0.0026	mg/kg	
108-87-2	Methylcyclohexane	2.57 [a]	0.90	0.029	mg/kg	
1634-04-4	Methyl Tert Butyl Ether	ND	0.0015	0.00053	mg/kg	
108-10-1	4-Methyl-2-pentanone(MIBK)	ND	0.0077	0.0020	mg/kg	
75-09-2	Methylene chloride	ND	0.0077	0.0026	mg/kg	
100-42-5	Styrene	ND	0.0077	0.00036	mg/kg	
79-34-5	1,1,2,2-Tetrachloroethane	ND	0.0077	0.00053	mg/kg	
127-18-4	Tetrachloroethene	ND	0.0077	0.00063	mg/kg	
108-88-3	Toluene	0.00049	0.0015	0.00022	mg/kg	J
87-61-6	1,2,3-Trichlorobenzene	ND	0.0077	0.00032	mg/kg	
120-82-1	1,2,4-Trichlorobenzene	ND	0.0077	0.00028	mg/kg	
71-55-6	1,1,1-Trichloroethane	ND	0.0077	0.00044	mg/kg	
79-00-5	1,1,2-Trichloroethane	ND	0.0077	0.0013	mg/kg	
79-01-6	Trichloroethene	ND	0.0077	0.00054	mg/kg	
75-69-4	Trichlorofluoromethane	ND	0.0077	0.00035	mg/kg	
75-01-4	Vinyl chloride	ND	0.0077	0.00053	mg/kg	
	m,p-Xylene	0.0016	0.0015	0.00074	mg/kg	
95-47-6	o-Xylene	0.00071	0.0015	0.00027	mg/kg	J
1330-20-7	Xylene (total)	0.0023	0.0015	0.00027	mg/kg	

CAS No.	Surrogate Recoveries	Run# 1	Run# 2	Limits
1868-53-7	Dibromofluoromethane	117%	109%	59-130%
17060-07-0	1,2-Dichloroethane-D4	112%	105%	65-123%
2037-26-5	Toluene-D8	111%	101%	77-125%
460-00-4	4-Bromofluorobenzene	121%	122%	71-132%

(a) Result is from Run# 2

ND = Not detected MDL = Method Detection Limit
RL = Reporting Limit
E = Indicates value exceeds calibration range
J = Indicates an estimated value
B = Indicates analyte found in associated method blank
N = Indicates presumptive evidence of a compound

Accutest LabLink@815166 15:11 18-Sep-2014

Report of Analysis

Client Sample ID:	342-PE-3		
Lab Sample ID:	JB69078-2	**Date Sampled:**	06/10/14
Matrix:	SO - Soil	**Date Received:**	06/11/14
Method:	SW846 8270D SW846 3550C	**Percent Solids:**	63.8
Project:	Carroll Gardens, 363-365 Bond Street, Brooklyn, NY		

	File ID	DF	Analyzed	By	Prep Date	Prep Batch	Analytical Batch
Run #1	3E62469.D	1	06/24/14	SP	06/17/14	OP75684	E3E2675
Run #2							

	Initial Weight	Final Volume
Run #1	31.8 g	1.0 ml
Run #2		

ABN TCL List (SOM0 2.0)

CAS No.	Compound	Result	RL	MDL	Units	Q
95-57-8	2-Chlorophenol	ND	0.099	0.049	mg/kg	
59-50-7	4-Chloro-3-methyl phenol	ND	0.25	0.049	mg/kg	
120-83-2	2,4-Dichlorophenol	ND	0.25	0.079	mg/kg	
105-67-9	2,4-Dimethylphenol	ND	0.25	0.083	mg/kg	
51-28-5	2,4-Dinitrophenol	ND	0.99	0.060	mg/kg	
534-52-1	4,6-Dinitro-o-cresol	ND	0.99	0.060	mg/kg	
95-48-7	2-Methylphenol	ND	0.099	0.056	mg/kg	
	3&4-Methylphenol	ND	0.099	0.063	mg/kg	
88-75-5	2-Nitrophenol	ND	0.25	0.052	mg/kg	
100-02-7	4-Nitrophenol	ND	0.49	0.083	mg/kg	
87-86-5	Pentachlorophenol	ND	0.49	0.084	mg/kg	
108-95-2	Phenol	ND	0.099	0.052	mg/kg	
58-90-2	2,3,4,6-Tetrachlorophenol	ND	0.25	0.051	mg/kg	
95-95-4	2,4,5-Trichlorophenol	ND	0.25	0.057	mg/kg	
88-06-2	2,4,6-Trichlorophenol	ND	0.25	0.046	mg/kg	
83-32-9	Acenaphthene	ND	0.049	0.014	mg/kg	
208-96-8	Acenaphthylene	ND	0.049	0.016	mg/kg	
98-86-2	Acetophenone	ND	0.25	0.0087	mg/kg	
120-12-7	Anthracene	ND	0.049	0.017	mg/kg	
1912-24-9	Atrazine	ND	0.099	0.0097	mg/kg	
56-55-3	Benzo(a)anthracene	ND	0.049	0.016	mg/kg	
50-32-8	Benzo(a)pyrene	ND	0.049	0.015	mg/kg	
205-99-2	Benzo(b)fluoranthene	ND	0.049	0.016	mg/kg	
191-24-2	Benzo(g,h,i)perylene	ND	0.049	0.018	mg/kg	
207-08-9	Benzo(k)fluoranthene	ND	0.049	0.019	mg/kg	
101-55-3	4-Bromophenyl phenyl ether	ND	0.099	0.018	mg/kg	
85-68-7	Butyl benzyl phthalate	ND	0.099	0.029	mg/kg	
92-52-4	1,1'-Biphenyl	ND	0.099	0.0057	mg/kg	
100-52-7	Benzaldehyde	ND	0.25	0.011	mg/kg	
91-58-7	2-Chloronaphthalene	ND	0.099	0.015	mg/kg	
106-47-8	4-Chloroaniline	ND	0.25	0.016	mg/kg	
86-74-8	Carbazole	ND	0.099	0.023	mg/kg	

ND = Not detected MDL = Method Detection Limit
RL = Reporting Limit
E = Indicates value exceeds calibration range
J = Indicates an estimated value
B = Indicates analyte found in associated method blank
N = Indicates presumptive evidence of a compound

Report of Analysis

Client Sample ID:	342-PE-3		
Lab Sample ID:	JB69078-2	**Date Sampled:**	06/10/14
Matrix:	SO - Soil	**Date Received:**	06/11/14
Method:	SW846 8270D SW846 3550C	**Percent Solids:**	63.8
Project:	Carroll Gardens, 363-365 Bond Street, Brooklyn, NY		

ABN TCL List (SOM0 2.0)

CAS No.	Compound	Result	RL	MDL	Units	Q
105-60-2	Caprolactam	ND	0.099	0.016	mg/kg	
218-01-9	Chrysene	ND	0.049	0.017	mg/kg	
111-91-1	bis(2-Chloroethoxy)methane	ND	0.099	0.020	mg/kg	
111-44-4	bis(2-Chloroethyl)ether	ND	0.099	0.015	mg/kg	
108-60-1	bis(2-Chloroisopropyl)ether	ND	0.099	0.015	mg/kg	
7005-72-3	4-Chlorophenyl phenyl ether	ND	0.099	0.015	mg/kg	
121-14-2	2,4-Dinitrotoluene	ND	0.049	0.022	mg/kg	
606-20-2	2,6-Dinitrotoluene	ND	0.049	0.019	mg/kg	
91-94-1	3,3'-Dichlorobenzidine	ND	0.099	0.013	mg/kg	
123-91-1	1,4-Dioxane	ND	0.049	0.032	mg/kg	
53-70-3	Dibenzo(a,h)anthracene	ND	0.049	0.017	mg/kg	
132-64-9	Dibenzofuran	ND	0.099	0.015	mg/kg	
84-74-2	Di-n-butyl phthalate	ND	0.099	0.011	mg/kg	
117-84-0	Di-n-octyl phthalate	ND	0.099	0.024	mg/kg	
84-66-2	Diethyl phthalate	ND	0.099	0.017	mg/kg	
131-11-3	Dimethyl phthalate	ND	0.099	0.017	mg/kg	
117-81-7	bis(2-Ethylhexyl)phthalate	ND	0.099	0.044	mg/kg	
206-44-0	Fluoranthene	ND	0.049	0.022	mg/kg	
86-73-7	Fluorene	ND	0.049	0.016	mg/kg	
118-74-1	Hexachlorobenzene	ND	0.099	0.016	mg/kg	
87-68-3	Hexachlorobutadiene	ND	0.049	0.014	mg/kg	
77-47-4	Hexachlorocyclopentadiene	ND	0.49	0.050	mg/kg	
67-72-1	Hexachloroethane	ND	0.25	0.014	mg/kg	
193-39-5	Indeno(1,2,3-cd)pyrene	ND	0.049	0.017	mg/kg	
78-59-1	Isophorone	ND	0.099	0.013	mg/kg	
91-57-6	2-Methylnaphthalene	ND	0.099	0.028	mg/kg	
88-74-4	2-Nitroaniline	ND	0.25	0.022	mg/kg	
99-09-2	3-Nitroaniline	ND	0.25	0.020	mg/kg	
100-01-6	4-Nitroaniline	ND	0.25	0.019	mg/kg	
91-20-3	Naphthalene	ND	0.049	0.013	mg/kg	
98-95-3	Nitrobenzene	ND	0.099	0.014	mg/kg	
621-64-7	N-Nitroso-di-n-propylamine	ND	0.099	0.012	mg/kg	
86-30-6	N-Nitrosodiphenylamine	ND	0.25	0.029	mg/kg	
85-01-8	Phenanthrene	ND	0.049	0.022	mg/kg	
129-00-0	Pyrene	ND	0.049	0.019	mg/kg	
95-94-3	1,2,4,5-Tetrachlorobenzene	ND	0.25	0.015	mg/kg	

CAS No.	Surrogate Recoveries	Run# 1	Run# 2	Limits
367-12-4	2-Fluorophenol	64%		13-110%

ND = Not detected MDL = Method Detection Limit
RL = Reporting Limit
E = Indicates value exceeds calibration range
J = Indicates an estimated value
B = Indicates analyte found in associated method blank
N = Indicates presumptive evidence of a compound

Report of Analysis

Client Sample ID:	342-PE-3		
Lab Sample ID:	JB69078-2	**Date Sampled:**	06/10/14
Matrix:	SO - Soil	**Date Received:**	06/11/14
Method:	SW846 8270D SW846 3550C	**Percent Solids:**	63.8
Project:	Carroll Gardens, 363-365 Bond Street, Brooklyn, NY		

ABN TCL List (SOM0 2.0)

CAS No.	Surrogate Recoveries	Run# 1	Run# 2	Limits
4165-62-2	Phenol-d5	64%		15-110%
118-79-6	2,4,6-Tribromophenol	102%		20-123%
4165-60-0	Nitrobenzene-d5	80%		10-110%
321-60-8	2-Fluorobiphenyl	78%		17-110%
1718-51-0	Terphenyl-d14	91%		30-124%

ND = Not detected MDL = Method Detection Limit
RL = Reporting Limit
E = Indicates value exceeds calibration range

J = Indicates an estimated value
B = Indicates analyte found in associated method blank
N = Indicates presumptive evidence of a compound

Report of Analysis

Client Sample ID: 342-PE-3
Lab Sample ID: JB69078-2
Matrix: SO - Soil
Project: Carroll Gardens, 363-365 Bond Street, Brooklyn, NY

Date Sampled: 06/10/14
Date Received: 06/11/14
Percent Solids: 63.8

Metals Analysis

Analyte	Result	RL	MDL	Units	DF	Prep	Analyzed	By	Method	Prep Method
Aluminum	13800	49	1.3	mg/kg	1	06/18/14	06/19/14	TG	SW846 6010C [1]	SW846 3050B [3]
Antimony	0.27 U	2.0	0.27	mg/kg	1	06/18/14	06/19/14	TG	SW846 6010C [1]	SW846 3050B [3]
Arsenic	9.2	2.0	0.29	mg/kg	1	06/18/14	06/19/14	TG	SW846 6010C [1]	SW846 3050B [3]
Barium	34.7	20	0.079	mg/kg	1	06/18/14	06/19/14	TG	SW846 6010C [1]	SW846 3050B [3]
Beryllium	0.70	0.20	0.020	mg/kg	1	06/18/14	06/19/14	TG	SW846 6010C [1]	SW846 3050B [3]
Cadmium	0.26 B	0.49	0.049	mg/kg	1	06/18/14	06/19/14	TG	SW846 6010C [1]	SW846 3050B [3]
Calcium	2580	490	3.0	mg/kg	1	06/18/14	06/19/14	TG	SW846 6010C [1]	SW846 3050B [3]
Chromium	28.6	0.99	0.069	mg/kg	1	06/18/14	06/19/14	TG	SW846 6010C [1]	SW846 3050B [3]
Cobalt	8.4	4.9	0.059	mg/kg	1	06/18/14	06/19/14	TG	SW846 6010C [1]	SW846 3050B [3]
Copper	13.5	2.5	0.15	mg/kg	1	06/18/14	06/19/14	TG	SW846 6010C [1]	SW846 3050B [3]
Iron	25800	49	0.95	mg/kg	1	06/18/14	06/19/14	TG	SW846 6010C [1]	SW846 3050B [3]
Lead	28.4	2.0	0.21	mg/kg	1	06/18/14	06/19/14	TG	SW846 6010C [1]	SW846 3050B [3]
Magnesium	5410	490	3.3	mg/kg	1	06/18/14	06/19/14	TG	SW846 6010C [1]	SW846 3050B [3]
Manganese	326	1.5	0.059	mg/kg	1	06/18/14	06/19/14	TG	SW846 6010C [1]	SW846 3050B [3]
Mercury	0.051	0.049	0.011	mg/kg	1	06/20/14	06/20/14	DP	SW846 7471B [2]	SW846 7471B [4]
Nickel	26.0	3.9	0.099	mg/kg	1	06/18/14	06/19/14	TG	SW846 6010C [1]	SW846 3050B [3]
Potassium	2920	990	3.9	mg/kg	1	06/18/14	06/19/14	TG	SW846 6010C [1]	SW846 3050B [3]
Selenium	0.82 B	2.0	0.33	mg/kg	1	06/18/14	06/19/14	TG	SW846 6010C [1]	SW846 3050B [3]
Silver	0.73	0.49	0.14	mg/kg	1	06/18/14	06/19/14	TG	SW846 6010C [1]	SW846 3050B [3]
Sodium	605 B	990	1.9	mg/kg	1	06/18/14	06/19/14	TG	SW846 6010C [1]	SW846 3050B [3]
Thallium	0.41 B	0.99	0.40	mg/kg	1	06/18/14	06/19/14	TG	SW846 6010C [1]	SW846 3050B [3]
Vanadium	31.5	4.9	0.089	mg/kg	1	06/18/14	06/19/14	TG	SW846 6010C [1]	SW846 3050B [3]
Zinc	64.2	2.0	0.37	mg/kg	1	06/18/14	06/19/14	TG	SW846 6010C [1]	SW846 3050B [3]

(1) Instrument QC Batch: MA34279
(2) Instrument QC Batch: MA34284
(3) Prep QC Batch: MP80099
(4) Prep QC Batch: MP80193

RL = Reporting Limit
MDL = Method Detection Limit

U = Indicates a result < MDL
B = Indicates a result > = MDL but < RL

Accutest LabLink@815166 15:11 18-Sep-2014

Report of Analysis

Client Sample ID:	343-FB-12		
Lab Sample ID:	JB69078-3	**Date Sampled:**	06/10/14
Matrix:	AQ - Field Blank Soil	**Date Received:**	06/11/14
Method:	SW846 8260C	**Percent Solids:**	n/a
Project:	Carroll Gardens, 363-365 Bond Street, Brooklyn, NY		

	File ID	DF	Analyzed	By	Prep Date	Prep Batch	Analytical Batch
Run #1	4V8956.D	1	06/18/14	BM	n/a	n/a	V4V369
Run #2							

	Purge Volume
Run #1	5.0 ml
Run #2	

VOA TCL List

CAS No.	Compound	Result	RL	MDL	Units	Q
67-64-1	Acetone	ND	10	3.3	ug/l	
71-43-2	Benzene	ND	1.0	0.28	ug/l	
74-97-5	Bromochloromethane	ND	5.0	0.42	ug/l	
75-27-4	Bromodichloromethane	ND	1.0	0.21	ug/l	
75-25-2	Bromoform	ND	4.0	0.30	ug/l	
74-83-9	Bromomethane	ND	2.0	0.56	ug/l	
78-93-3	2-Butanone (MEK)	ND	10	3.2	ug/l	
75-15-0	Carbon disulfide	ND	2.0	0.18	ug/l	
56-23-5	Carbon tetrachloride	ND	1.0	0.23	ug/l	
108-90-7	Chlorobenzene	ND	1.0	0.35	ug/l	
75-00-3	Chloroethane	ND	1.0	0.39	ug/l	
67-66-3	Chloroform	ND	1.0	0.25	ug/l	
74-87-3	Chloromethane	ND	1.0	0.36	ug/l	
110-82-7	Cyclohexane	ND	5.0	0.18	ug/l	
96-12-8	1,2-Dibromo-3-chloropropane	ND	10	1.3	ug/l	
124-48-1	Dibromochloromethane	ND	1.0	0.19	ug/l	
106-93-4	1,2-Dibromoethane	ND	2.0	0.16	ug/l	
95-50-1	1,2-Dichlorobenzene	ND	1.0	0.20	ug/l	
541-73-1	1,3-Dichlorobenzene	ND	1.0	0.31	ug/l	
106-46-7	1,4-Dichlorobenzene	ND	1.0	0.30	ug/l	
75-71-8	Dichlorodifluoromethane	ND	5.0	0.63	ug/l	
75-34-3	1,1-Dichloroethane	ND	1.0	0.26	ug/l	
107-06-2	1,2-Dichloroethane	ND	1.0	0.22	ug/l	
75-35-4	1,1-Dichloroethene	ND	1.0	0.34	ug/l	
156-59-2	cis-1,2-Dichloroethene	ND	1.0	0.24	ug/l	
156-60-5	trans-1,2-Dichloroethene	ND	1.0	0.38	ug/l	
78-87-5	1,2-Dichloropropane	ND	1.0	0.28	ug/l	
10061-01-5	cis-1,3-Dichloropropene	ND	1.0	0.15	ug/l	
10061-02-6	trans-1,3-Dichloropropene	ND	1.0	0.21	ug/l	
100-41-4	Ethylbenzene	ND	1.0	0.21	ug/l	
76-13-1	Freon 113	ND	5.0	0.77	ug/l	
591-78-6	2-Hexanone	ND	5.0	1.7	ug/l	

ND = Not detected MDL = Method Detection Limit
RL = Reporting Limit
E = Indicates value exceeds calibration range
J = Indicates an estimated value
B = Indicates analyte found in associated method blank
N = Indicates presumptive evidence of a compound

Report of Analysis

Client Sample ID:	343-FB-12		
Lab Sample ID:	JB69078-3	**Date Sampled:**	06/10/14
Matrix:	AQ - Field Blank Soil	**Date Received:**	06/11/14
Method:	SW846 8260C	**Percent Solids:**	n/a
Project:	Carroll Gardens, 363-365 Bond Street, Brooklyn, NY		

VOA TCL List

CAS No.	Compound	Result	RL	MDL	Units	Q
98-82-8	Isopropylbenzene	ND	2.0	0.22	ug/l	
79-20-9	Methyl Acetate	ND	5.0	1.5	ug/l	
108-87-2	Methylcyclohexane	ND	5.0	0.15	ug/l	
1634-04-4	Methyl Tert Butyl Ether	ND	1.0	0.29	ug/l	
108-10-1	4-Methyl-2-pentanone(MIBK)	ND	5.0	1.5	ug/l	
75-09-2	Methylene chloride	ND	2.0	0.86	ug/l	
100-42-5	Styrene	ND	5.0	0.30	ug/l	
79-34-5	1,1,2,2-Tetrachloroethane	ND	1.0	0.20	ug/l	
127-18-4	Tetrachloroethene	ND	1.0	0.25	ug/l	
108-88-3	Toluene	ND	1.0	0.44	ug/l	
87-61-6	1,2,3-Trichlorobenzene	ND	5.0	0.24	ug/l	
120-82-1	1,2,4-Trichlorobenzene	ND	5.0	0.22	ug/l	
71-55-6	1,1,1-Trichloroethane	ND	1.0	0.25	ug/l	
79-00-5	1,1,2-Trichloroethane	ND	1.0	0.21	ug/l	
79-01-6	Trichloroethene	ND	1.0	0.50	ug/l	
75-69-4	Trichlorofluoromethane	ND	5.0	0.33	ug/l	
75-01-4	Vinyl chloride	ND	1.0	0.41	ug/l	
	m,p-Xylene	ND	1.0	0.40	ug/l	
95-47-6	o-Xylene	ND	1.0	0.19	ug/l	
1330-20-7	Xylene (total)	ND	1.0	0.19	ug/l	

CAS No.	Surrogate Recoveries	Run# 1	Run# 2	Limits
1868-53-7	Dibromofluoromethane	109%		79-120%
17060-07-0	1,2-Dichloroethane-D4	101%		72-123%
2037-26-5	Toluene-D8	104%		78-119%
460-00-4	4-Bromofluorobenzene	101%		74-119%

ND = Not detected MDL = Method Detection Limit
RL = Reporting Limit
E = Indicates value exceeds calibration range
J = Indicates an estimated value
B = Indicates analyte found in associated method blank
N = Indicates presumptive evidence of a compound

Report of Analysis

Client Sample ID:	343-FB-12		
Lab Sample ID:	JB69078-3	**Date Sampled:**	06/10/14
Matrix:	AQ - Field Blank Soil	**Date Received:**	06/11/14
Method:	SW846 8270D SW846 3510C	**Percent Solids:**	n/a
Project:	Carroll Gardens, 363-365 Bond Street, Brooklyn, NY		

	File ID	DF	Analyzed	By	Prep Date	Prep Batch	Analytical Batch
Run #1 [a]	3P33239.D	1	06/27/14	SP	06/17/14	OP75676	E3P1419
Run #2 [b]	3P32989.D	1	06/21/14	KLS	06/19/14	OP75780	E3P1411

	Initial Volume	Final Volume
Run #1	890 ml	1.0 ml
Run #2	870 ml	1.0 ml

ABN TCL List (SOM0 2.0)

CAS No.	Compound	Result	RL	MDL	Units	Q
95-57-8	2-Chlorophenol	ND	5.6	1.4	ug/l	
59-50-7	4-Chloro-3-methyl phenol	ND	5.6	1.5	ug/l	
120-83-2	2,4-Dichlorophenol	ND	2.2	1.8	ug/l	
105-67-9	2,4-Dimethylphenol	ND	5.6	2.1	ug/l	
51-28-5	2,4-Dinitrophenol	ND	22	7.3	ug/l	
534-52-1	4,6-Dinitro-o-cresol	ND	22	1.5	ug/l	
95-48-7	2-Methylphenol	ND	2.2	1.4	ug/l	
	3&4-Methylphenol	ND	2.2	1.2	ug/l	
88-75-5	2-Nitrophenol	ND	5.6	2.1	ug/l	
100-02-7	4-Nitrophenol	ND	11	1.0	ug/l	
87-86-5	Pentachlorophenol	ND	11	1.5	ug/l	
108-95-2	Phenol	ND	2.2	0.61	ug/l	
58-90-2	2,3,4,6-Tetrachlorophenol	ND	5.6	1.6	ug/l	
95-95-4	2,4,5-Trichlorophenol	ND	5.6	1.9	ug/l	
88-06-2	2,4,6-Trichlorophenol	ND	5.6	1.7	ug/l	
83-32-9	Acenaphthene	ND	1.1	0.33	ug/l	
208-96-8	Acenaphthylene	ND	1.1	0.22	ug/l	
98-86-2	Acetophenone	ND	2.2	0.41	ug/l	
120-12-7	Anthracene	ND	1.1	0.21	ug/l	
1912-24-9	Atrazine	ND	2.2	0.48	ug/l	
100-52-7	Benzaldehyde	ND	5.6	0.76	ug/l	
56-55-3	Benzo(a)anthracene	ND	1.1	0.24	ug/l	
50-32-8	Benzo(a)pyrene	ND	1.1	0.27	ug/l	
205-99-2	Benzo(b)fluoranthene	ND	1.1	0.25	ug/l	
191-24-2	Benzo(g,h,i)perylene	ND	1.1	0.35	ug/l	
207-08-9	Benzo(k)fluoranthene	ND	1.1	0.25	ug/l	
101-55-3	4-Bromophenyl phenyl ether	ND	2.2	0.28	ug/l	
85-68-7	Butyl benzyl phthalate	ND	2.2	0.25	ug/l	
92-52-4	1,1'-Biphenyl	ND	1.1	0.31	ug/l	
91-58-7	2-Chloronaphthalene	ND	2.2	0.39	ug/l	
106-47-8	4-Chloroaniline	ND	5.6	0.34	ug/l	
86-74-8	Carbazole	ND	1.1	0.19	ug/l	

ND = Not detected MDL = Method Detection Limit
RL = Reporting Limit
E = Indicates value exceeds calibration range

J = Indicates an estimated value
B = Indicates analyte found in associated method blank
N = Indicates presumptive evidence of a compound

Report of Analysis

Client Sample ID:	343-FB-12		
Lab Sample ID:	JB69078-3	**Date Sampled:**	06/10/14
Matrix:	AQ - Field Blank Soil	**Date Received:**	06/11/14
Method:	SW846 8270D SW846 3510C	**Percent Solids:**	n/a
Project:	Carroll Gardens, 363-365 Bond Street, Brooklyn, NY		

ABN TCL List (SOM0 2.0)

CAS No.	Compound	Result	RL	MDL	Units	Q
105-60-2	Caprolactam	ND	2.2	0.46	ug/l	
218-01-9	Chrysene	ND	1.1	0.18	ug/l	
111-91-1	bis(2-Chloroethoxy)methane	ND	2.2	0.47	ug/l	
111-44-4	bis(2-Chloroethyl)ether	ND	2.2	0.49	ug/l	
108-60-1	bis(2-Chloroisopropyl)ether	ND	2.2	0.46	ug/l	
7005-72-3	4-Chlorophenyl phenyl ether	ND	2.2	0.43	ug/l	
121-14-2	2,4-Dinitrotoluene	ND	1.1	0.36	ug/l	
606-20-2	2,6-Dinitrotoluene	ND	1.1	0.29	ug/l	
91-94-1	3,3'-Dichlorobenzidine	ND	2.2	0.63	ug/l	
123-91-1	1,4-Dioxane	ND	1.1	0.80	ug/l	
53-70-3	Dibenzo(a,h)anthracene	ND	1.1	0.31	ug/l	
132-64-9	Dibenzofuran	ND	5.6	0.26	ug/l	
84-74-2	Di-n-butyl phthalate	ND	2.2	0.65	ug/l	
117-84-0	Di-n-octyl phthalate	ND	2.2	0.28	ug/l	
84-66-2	Diethyl phthalate	ND	2.2	0.26	ug/l	
131-11-3	Dimethyl phthalate	ND	2.2	0.29	ug/l	
117-81-7	bis(2-Ethylhexyl)phthalate	ND	2.2	0.62	ug/l	
206-44-0	Fluoranthene	ND	1.1	0.18	ug/l	
86-73-7	Fluorene	ND	1.1	0.31	ug/l	
118-74-1	Hexachlorobenzene	ND	1.1	0.51	ug/l	
87-68-3	Hexachlorobutadiene	ND	1.1	0.44	ug/l	
77-47-4	Hexachlorocyclopentadiene	ND	11	0.54	ug/l	
67-72-1	Hexachloroethane	ND	2.2	0.32	ug/l	
193-39-5	Indeno(1,2,3-cd)pyrene	ND	1.1	0.45	ug/l	
78-59-1	Isophorone	ND	2.2	0.38	ug/l	
91-57-6	2-Methylnaphthalene	ND	1.1	0.33	ug/l	
88-74-4	2-Nitroaniline	ND	5.6	0.36	ug/l	
99-09-2	3-Nitroaniline	ND	5.6	0.29	ug/l	
100-01-6	4-Nitroaniline	ND	5.6	0.34	ug/l	
91-20-3	Naphthalene	ND	1.1	0.30	ug/l	
98-95-3	Nitrobenzene	ND	2.2	0.58	ug/l	
621-64-7	N-Nitroso-di-n-propylamine	ND	2.2	0.42	ug/l	
86-30-6	N-Nitrosodiphenylamine	ND	5.6	0.23	ug/l	
85-01-8	Phenanthrene	ND	1.1	0.21	ug/l	
129-00-0	Pyrene	ND	1.1	0.21	ug/l	
95-94-3	1,2,4,5-Tetrachlorobenzene	ND	2.2	0.50	ug/l	

CAS No.	Surrogate Recoveries	Run# 1	Run# 2	Limits
367-12-4	2-Fluorophenol	46%	48%	10-110%

ND = Not detected MDL = Method Detection Limit
RL = Reporting Limit
E = Indicates value exceeds calibration range

J = Indicates an estimated value
B = Indicates analyte found in associated method blank
N = Indicates presumptive evidence of a compound

Report of Analysis

Client Sample ID:	343-FB-12		
Lab Sample ID:	JB69078-3	**Date Sampled:**	06/10/14
Matrix:	AQ - Field Blank Soil	**Date Received:**	06/11/14
Method:	SW846 8270D SW846 3510C	**Percent Solids:**	n/a
Project:	Carroll Gardens, 363-365 Bond Street, Brooklyn, NY		

ABN TCL List (SOM0 2.0)

CAS No.	Surrogate Recoveries	Run# 1	Run# 2	Limits
4165-62-2	Phenol-d5	29%	32%	10-110%
118-79-6	2,4,6-Tribromophenol	91%	92%	29-139%
4165-60-0	Nitrobenzene-d5	89%	90%	28-131%
321-60-8	2-Fluorobiphenyl	88%	88%	30-121%
1718-51-0	Terphenyl-d14	89%	98%	16-147%

(a) There are several compounds in BS were outside in house QC limits. The results confirmed by reextraction outside the holding time.
(b) Confirmation run.

Report of Analysis

Client Sample ID: 343-FB-12
Lab Sample ID: JB69078-3
Matrix: AQ - Field Blank Soil
Project: Carroll Gardens, 363-365 Bond Street, Brooklyn, NY

Date Sampled: 06/10/14
Date Received: 06/11/14
Percent Solids: n/a

Total Metals Analysis

Analyte	Result	RL	MDL	Units	DF	Prep	Analyzed	By	Method	Prep Method
Aluminum	11 U	200	11	ug/l	1	06/14/14	06/17/14	RR	SW846 6010C [1]	SW846 3010A [3]
Antimony	2.6 U	6.0	2.6	ug/l	1	06/14/14	06/17/14	RR	SW846 6010C [1]	SW846 3010A [3]
Arsenic	2.6 U	3.0	2.6	ug/l	1	06/14/14	06/17/14	RR	SW846 6010C [1]	SW846 3010A [3]
Barium	1.0 U	200	1.0	ug/l	1	06/14/14	06/17/14	RR	SW846 6010C [1]	SW846 3010A [3]
Beryllium	0.40 U	1.0	0.40	ug/l	1	06/14/14	06/17/14	RR	SW846 6010C [1]	SW846 3010A [3]
Cadmium	0.70 U	3.0	0.70	ug/l	1	06/14/14	06/17/14	RR	SW846 6010C [1]	SW846 3010A [3]
Calcium	40.1 B	5000	19	ug/l	1	06/14/14	06/17/14	RR	SW846 6010C [1]	SW846 3010A [3]
Chromium	0.89 U	10	0.89	ug/l	1	06/14/14	06/17/14	RR	SW846 6010C [1]	SW846 3010A [3]
Cobalt	0.83 U	50	0.83	ug/l	1	06/14/14	06/17/14	RR	SW846 6010C [1]	SW846 3010A [3]
Copper	1.2 U	10	1.2	ug/l	1	06/14/14	06/17/14	RR	SW846 6010C [1]	SW846 3010A [3]
Iron	12 U	100	12	ug/l	1	06/14/14	06/17/14	RR	SW846 6010C [1]	SW846 3010A [3]
Lead	1.3 U	3.0	1.3	ug/l	1	06/14/14	06/17/14	RR	SW846 6010C [1]	SW846 3010A [3]
Magnesium	41 U	5000	41	ug/l	1	06/14/14	06/17/14	RR	SW846 6010C [1]	SW846 3010A [3]
Manganese	0.48 U	15	0.48	ug/l	1	06/14/14	06/17/14	RR	SW846 6010C [1]	SW846 3010A [3]
Mercury	0.064 U	0.20	0.064	ug/l	1	06/23/14	06/23/14	DP	SW846 7470A [2]	SW846 7470A [4]
Nickel	0.75 U	10	0.75	ug/l	1	06/14/14	06/17/14	RR	SW846 6010C [1]	SW846 3010A [3]
Potassium	50 U	10000	50	ug/l	1	06/14/14	06/17/14	RR	SW846 6010C [1]	SW846 3010A [3]
Selenium	3.6 U	10	3.6	ug/l	1	06/14/14	06/17/14	RR	SW846 6010C [1]	SW846 3010A [3]
Silver	1.2 U	10	1.2	ug/l	1	06/14/14	06/17/14	RR	SW846 6010C [1]	SW846 3010A [3]
Sodium	188 B	10000	19	ug/l	1	06/14/14	06/17/14	RR	SW846 6010C [1]	SW846 3010A [3]
Thallium	1.8 U	10	1.8	ug/l	1	06/14/14	06/17/14	RR	SW846 6010C [1]	SW846 3010A [3]
Vanadium	0.87 U	50	0.87	ug/l	1	06/14/14	06/17/14	RR	SW846 6010C [1]	SW846 3010A [3]
Zinc	7.6 U	20	7.6	ug/l	1	06/14/14	06/17/14	RR	SW846 6010C [1]	SW846 3010A [3]

(1) Instrument QC Batch: MA34245
(2) Instrument QC Batch: MA34295
(3) Prep QC Batch: MP80044
(4) Prep QC Batch: MP80237

RL = Reporting Limit
MDL = Method Detection Limit

U = Indicates a result < MDL
B = Indicates a result > = MDL but < RL

Accutest LabLink@815166 15:11 18-Sep-2014

Report of Analysis

Client Sample ID:	344-TB-11		
Lab Sample ID:	JB69078-4	**Date Sampled:**	06/10/14
Matrix:	AQ - Trip Blank Soil	**Date Received:**	06/11/14
Method:	SW846 8260C	**Percent Solids:**	n/a
Project:	Carroll Gardens, 363-365 Bond Street, Brooklyn, NY		

	File ID	DF	Analyzed	By	Prep Date	Prep Batch	Analytical Batch
Run #1	4V8957.D	1	06/18/14	BM	n/a	n/a	V4V369
Run #2							

	Purge Volume
Run #1	5.0 ml
Run #2	

VOA TCL List

CAS No.	Compound	Result	RL	MDL	Units	Q
67-64-1	Acetone	ND	10	3.3	ug/l	
71-43-2	Benzene	ND	1.0	0.28	ug/l	
74-97-5	Bromochloromethane	ND	5.0	0.42	ug/l	
75-27-4	Bromodichloromethane	ND	1.0	0.21	ug/l	
75-25-2	Bromoform	ND	4.0	0.30	ug/l	
74-83-9	Bromomethane	ND	2.0	0.56	ug/l	
78-93-3	2-Butanone (MEK)	ND	10	3.2	ug/l	
75-15-0	Carbon disulfide	ND	2.0	0.18	ug/l	
56-23-5	Carbon tetrachloride	ND	1.0	0.23	ug/l	
108-90-7	Chlorobenzene	ND	1.0	0.35	ug/l	
75-00-3	Chloroethane	ND	1.0	0.39	ug/l	
67-66-3	Chloroform	ND	1.0	0.25	ug/l	
74-87-3	Chloromethane	ND	1.0	0.36	ug/l	
110-82-7	Cyclohexane	ND	5.0	0.18	ug/l	
96-12-8	1,2-Dibromo-3-chloropropane	ND	10	1.3	ug/l	
124-48-1	Dibromochloromethane	ND	1.0	0.19	ug/l	
106-93-4	1,2-Dibromoethane	ND	2.0	0.16	ug/l	
95-50-1	1,2-Dichlorobenzene	ND	1.0	0.20	ug/l	
541-73-1	1,3-Dichlorobenzene	ND	1.0	0.31	ug/l	
106-46-7	1,4-Dichlorobenzene	ND	1.0	0.30	ug/l	
75-71-8	Dichlorodifluoromethane	ND	5.0	0.63	ug/l	
75-34-3	1,1-Dichloroethane	ND	1.0	0.26	ug/l	
107-06-2	1,2-Dichloroethane	ND	1.0	0.22	ug/l	
75-35-4	1,1-Dichloroethene	ND	1.0	0.34	ug/l	
156-59-2	cis-1,2-Dichloroethene	ND	1.0	0.24	ug/l	
156-60-5	trans-1,2-Dichloroethene	ND	1.0	0.38	ug/l	
78-87-5	1,2-Dichloropropane	ND	1.0	0.28	ug/l	
10061-01-5	cis-1,3-Dichloropropene	ND	1.0	0.15	ug/l	
10061-02-6	trans-1,3-Dichloropropene	ND	1.0	0.21	ug/l	
100-41-4	Ethylbenzene	ND	1.0	0.21	ug/l	
76-13-1	Freon 113	ND	5.0	0.77	ug/l	
591-78-6	2-Hexanone	ND	5.0	1.7	ug/l	

ND = Not detected MDL = Method Detection Limit
RL = Reporting Limit
E = Indicates value exceeds calibration range
J = Indicates an estimated value
B = Indicates analyte found in associated method blank
N = Indicates presumptive evidence of a compound

Report of Analysis

Client Sample ID:	344-TB-11		
Lab Sample ID:	JB69078-4	**Date Sampled:**	06/10/14
Matrix:	AQ - Trip Blank Soil	**Date Received:**	06/11/14
Method:	SW846 8260C	**Percent Solids:**	n/a
Project:	Carroll Gardens, 363-365 Bond Street, Brooklyn, NY		

VOA TCL List

CAS No.	Compound	Result	RL	MDL	Units	Q
98-82-8	Isopropylbenzene	ND	2.0	0.22	ug/l	
79-20-9	Methyl Acetate	ND	5.0	1.5	ug/l	
108-87-2	Methylcyclohexane	ND	5.0	0.15	ug/l	
1634-04-4	Methyl Tert Butyl Ether	ND	1.0	0.29	ug/l	
108-10-1	4-Methyl-2-pentanone(MIBK)	ND	5.0	1.5	ug/l	
75-09-2	Methylene chloride	ND	2.0	0.86	ug/l	
100-42-5	Styrene	ND	5.0	0.30	ug/l	
79-34-5	1,1,2,2-Tetrachloroethane	ND	1.0	0.20	ug/l	
127-18-4	Tetrachloroethene	ND	1.0	0.25	ug/l	
108-88-3	Toluene	ND	1.0	0.44	ug/l	
87-61-6	1,2,3-Trichlorobenzene	ND	5.0	0.24	ug/l	
120-82-1	1,2,4-Trichlorobenzene	ND	5.0	0.22	ug/l	
71-55-6	1,1,1-Trichloroethane	ND	1.0	0.25	ug/l	
79-00-5	1,1,2-Trichloroethane	ND	1.0	0.21	ug/l	
79-01-6	Trichloroethene	ND	1.0	0.50	ug/l	
75-69-4	Trichlorofluoromethane	ND	5.0	0.33	ug/l	
75-01-4	Vinyl chloride	ND	1.0	0.41	ug/l	
	m,p-Xylene	ND	1.0	0.40	ug/l	
95-47-6	o-Xylene	ND	1.0	0.19	ug/l	
1330-20-7	Xylene (total)	ND	1.0	0.19	ug/l	

CAS No.	Surrogate Recoveries	Run# 1	Run# 2	Limits
1868-53-7	Dibromofluoromethane	108%		79-120%
17060-07-0	1,2-Dichloroethane-D4	100%		72-123%
2037-26-5	Toluene-D8	112%		78-119%
460-00-4	4-Bromofluorobenzene	103%		74-119%

ND = Not detected MDL = Method Detection Limit
RL = Reporting Limit
E = Indicates value exceeds calibration range
J = Indicates an estimated value
B = Indicates analyte found in associated method blank
N = Indicates presumptive evidence of a compound

New Jersey ACCUTEST LABORATORIES

Misc. Forms

Custody Documents and Other Forms

Includes the following where applicable:

- Chain of Custody
- Sample Tracking Chronicle
- Internal Chain of Custody

ACCUTEST LABORATORIES

SO WTB WFB

CHAIN OF CUSTODY

2235 Route 130, Dayton, NJ 08810
TEL. 732-329-0200 FAX: 732-329-3499/3480
www.accutest.com

PAGE 1 OF 1

FED-EX Tracking #	Bottle Order Control #
Accutest Quote #	Accutest Job # JB69078

Client / Reporting Information

Company Name	Langan
Street Address	619 River Drive
City / State / Zip	Elmwood Park NJ 07407
Project Contact / E-mail	McMahon, Deckard
Phone # / Fax #	201-794-6900
Sampler(s) Name(s) / Phone #	Christine B. Madsen

Project Information

Project Name:	Bond St. Redevelopment
Street	365 Bond St
City / State	Brooklyn NY
Project #	100287501
Client Purchase Order #	
Project Manager	McCloskey

Billing Information (if different from Report to)

Company Name	
Street Address	
City / State / Zip	
Attention:	

Requested Analysis (see TEST CODE sheet)

Accutest Sample #	Field ID / Point of Collection	MEOH/DI Vial #	Collection Date	Collection Time	Sampled by	Matrix	# of bottles	HCl	NaOH	HNO3	H2SO4	NONE	DI Water	MEOH	ENCORE	VOCs	SVOCs	TAL Metals	LAB USE ONLY
1	341-PE-4	~~6/10~~	6/10/14	1045	CBM	S	5					2	2	1		X	X	X	
2	342-PE-3		6/10/14	1050	CBM	S	5					2	2	1		X	X	X	C13
3	343-FB-12		6/10/14	1130	CBM	FB	5	2		1		2				X	X	X	P11
4	344-TB-11		6/10/14	—	CBM	TB	2	2								X			1404
																			4935
																			E10
																			A33
																			U720

Number of preserved Bottles

D.I. slurry voc vials frozen storage
Date: ___ Time: ___ Initials: ___

Matrix Codes

DW - Drinking Water
GW - Ground Water
WW - Water
SW - Surface Water
SO - Soil
SL- Sludge
SED-Sediment
OI - Oil
LIQ - Other Liquid
AIR - Air
SOL - Other Solid
WP - Wipe
FB-Field Blank
EB-Equipment Blank
RB- Rinse Blank
TB-Trip Blank

Turnaround Time (Business days)

- [x] Std. 10 Business Days
- [ ] 5 Day RUSH
- [ ] 3 Day EMERGENCY
- [ ] 2 Day EMERGENCY
- [ ] 1 Day EMERGENCY
- [ ] other

Emergency & Rush T/A data available VIA Lablink

Approved By (Accutest PM): / Date:

Data Deliverable Information

- [ ] Commercial "A" (Level 1)
- [ ] Commercial "B" (Level 2)
- [ ] FULLT1 (Level 3+4)
- [ ] NJ Reduced
- [ ] Commercial "C"
- [ ] NYASP Category A
- [x] NYASP Category B
- [ ] State Forms
- [x] EDD Format Equis Bauntfield
- [ ] Other

Commercial "A" = Results Only
Commercial "B" = Results + QC Summary
NJ Reduced = Results + QC Summary + Partial Raw data

Comments / Special Instructions

electronic copies only
report in ~~mg~~/kg and to MDL

Sample Custody must be documented below each time samples change possession, including courier delivery.

Relinquished by Sampler:	Date Time:	Received By:	Relinquished By:	Date Time:	Received By:
1 Christine Madsen	6/11/2014 9:50	1 Chris Laul	2 Chris Laul	6/11/14 1715	2 [signature]
3		3	4		4
5		5			

Custody Seal # ☐ Intact ☐ Not intact — Preserved where applicable ☐ — On Ice ☒ — Cooler Temp. 3.0°C

IB NK

Aml

JB69078: Chain of Custody
Page 1 of 2

Accutest Laboratories Sample Receipt Summary

Accutest Job Number: JB69078 **Client:** **Project:**

Date / Time Received: 6/11/2014 **Delivery Method:** **Airbill #'s:**

Cooler Temps (Initial/Adjusted): #1: (3/2.7); 0

Cooler Security	Y	or	N		Y	or	N
1. Custody Seals Present:	☑		☐	3. COC Present:	☑		☐
2. Custody Seals Intact:	☑		☐	4. Smpl Dates/Time OK	☑		☐

Cooler Temperature	Y	or	N
1. Temp criteria achieved:	☑		☐
2. Cooler temp verification:	IR Gun		
3. Cooler media:	Ice (Bag)		
4. No. Coolers:	1		

Quality Control Preservatio	Y	or	N	N/A
1. Trip Blank present / cooler:	☐		☑	☐
2. Trip Blank listed on COC:	☐		☑	☐
3. Samples preserved properly:	☑		☐	
4. VOCs headspace free:	☑		☐	☐

Sample Integrity - Documentation	Y	or	N
1. Sample labels present on bottles:	☑		☐
2. Container labeling complete:	☑		☐
3. Sample container label / COC agree:	☑		☐

Sample Integrity - Condition	Y	or	N
1. Sample recvd within HT:	☑		☐
2. All containers accounted for:	☑		☐
3. Condition of sample:	Intact		

Sample Integrity - Instructions	Y	or	N	N/A
1. Analysis requested is clear:	☑		☐	
2. Bottles received for unspecified tests	☐		☑	
3. Sufficient volume recvd for analysis:	☑		☐	
4. Compositing instructions clear:	☐		☐	☑
5. Filtering instructions clear:	☐		☐	☑

Comments

JB69078: Chain of Custody
Page 2 of 2

Internal Sample Tracking Chronicle

Langan Engineering & Environmental

Job No: JB69078

Carroll Gardens, 363-365 Bond Street, Brooklyn, NY
Project No: 100287501

Sample Number	Method	Analyzed	By	Prepped	By	Test Codes
JB69078-1	Collected: 10-JUN-14 10:45 By: CBM		Received: 11-JUN-14 By: AL			
341-PE-4						
JB69078-1	SM2540 G-97	16-JUN-14 14:30	AA			%SOL
JB69078-1	SW846 8260C	18-JUN-14 23:09	PS			VC8260TCL20
JB69078-1	SW846 6010C	19-JUN-14 21:21	TG	18-JUN-14	AH	AG,AL,AS,BA,BE,CA,CD,CO,CR, CU,K,MG,MN,NA,NI,PB,SB,SE, TL,V,ZN
JB69078-1	SW846 7471B	20-JUN-14 14:11	DP	20-JUN-14	DP	HG
JB69078-1	SW846 6010C	20-JUN-14 14:20	TG	18-JUN-14	AH	FE
JB69078-1	SW846 8270D	24-JUN-14 17:03	SP	17-JUN-14	TM	AB8270TCL20
JB69078-2	Collected: 10-JUN-14 10:50 By: CBM		Received: 11-JUN-14 By: AL			
342-PE-3						
JB69078-2	SM2540 G-97	16-JUN-14 14:30	AA			%SOL
JB69078-2	SW846 8260C	18-JUN-14 23:37	PS			VC8260TCL20
JB69078-2	SW846 6010C	19-JUN-14 21:27	TG	18-JUN-14	AH	AG,AL,AS,BA,BE,CA,CD,CO,CR, CU,FE,K,MG,MN,NA,NI,PB,SB, SE,TL,V,ZN
JB69078-2	SW846 7471B	20-JUN-14 14:13	DP	20-JUN-14	DP	HG
JB69078-2	SW846 8260C	23-JUN-14 02:45	PS			VC8260TCL20
JB69078-2	SW846 8270D	24-JUN-14 17:31	SP	17-JUN-14	TM	AB8270TCL20
JB69078-3	Collected: 10-JUN-14 11:30 By: CBM		Received: 11-JUN-14 By: AL			
343-FB-12						
JB69078-3	SW846 6010C	17-JUN-14 01:27	RR	14-JUN-14	WWZ	AG,AL,AS,BA,BE,CA,CD,CO,CR, CU,FE,K,MG,MN,NA,NI,PB,SB, SE,TL,V,ZN
JB69078-3	SW846 8260C	18-JUN-14 23:29	BM			VC8260TCL20
JB69078-3	SW846 8270D	21-JUN-14 11:54	KLS	19-JUN-14	RM	AB8270TCL20
JB69078-3	SW846 7470A	23-JUN-14 15:58	DP	23-JUN-14	DP	HG
JB69078-3	SW846 8270D	27-JUN-14 17:48	SP	17-JUN-14	SG	AB8270TCL20
JB69078-4	Collected: 10-JUN-14 11:30 By: CBM		Received: 11-JUN-14 By: AL			
344-TB-11						
JB69078-4	SW846 8260C	18-JUN-14 23:56	BM			VC8260TCL20

Accutest Internal Chain of Custody

Job Number: JB69078
Account: LANGAN Langan Engineering & Environmental
Project: Carroll Gardens, 363-365 Bond Street, Brooklyn, NY
Received: 06/11/14

Sample.Bottle Number	Transfer FROM	Transfer TO	Date/Time	Reason
JB69078-1.1	Secured Storage	Mike Sikorsky	06/17/14 06:55	Retrieve from Storage
JB69078-1.1	Mike Sikorsky	Amirah Hillman	06/17/14 09:00	Custody Transfer
JB69078-1.1	Amirah Hillman	Secured Storage	06/17/14 10:21	Return to Storage
JB69078-1.1	Secured Storage	Alfredo Crespo	06/18/14 12:49	Retrieve from Storage
JB69078-1.1	Alfredo Crespo	Secured Staging Area	06/18/14 12:49	Return to Storage
JB69078-1.1	Secured Staging Area	Michael Bunza	06/18/14 15:09	Retrieve from Storage
JB69078-1.1	Michael Bunza	Secured Storage	06/18/14 18:44	Return to Storage
JB69078-1.1	Secured Storage	Michael Bunza	06/18/14 18:53	Retrieve from Storage
JB69078-1.1	Michael Bunza	Secured Storage	06/18/14 18:55	Return to Storage
JB69078-1.1	Secured Storage	Todd Shoemaker	06/20/14 08:40	Retrieve from Storage
JB69078-1.1	Todd Shoemaker	Darshananben Patel	06/20/14 08:41	Custody Transfer
JB69078-1.1	Darshananben Patel	Secured Storage	06/20/14 11:17	Return to Storage
JB69078-1.1	Shirley Grzybowski		07/21/14 08:44	Disposed
JB69078-1.1.1	Mike Sikorsky	Organics Prep	06/17/14 07:08	Extract from JB69078-1.1
JB69078-1.1.1	Organics Prep	Tin Marlar	06/17/14 16:19	Extract from JB69078-1.1
JB69078-1.1.1	Tin Marlar	Extract Storage	06/17/14 16:19	Return to Storage
JB69078-1.1.1	Extract Storage		07/28/14 09:00	Disposed
JB69078-1.1.2	Amirah Hillman	Metals Digestion	06/17/14 10:17	Digestate from JB69078-1.1
JB69078-1.1.2	Metals Digestion	Amirah Hillman	06/17/14 10:18	Digestate from JB69078-1.1
JB69078-1.1.2	Amirah Hillman	Metals Digestate Storage	06/17/14 10:18	Return to Storage
JB69078-1.1.2	Metals Digestate Storage	Thomas Gabriel	06/19/14 11:20	Retrieve from Storage
JB69078-1.1.2	Thomas Gabriel	Metals Digestate Storage	06/19/14 16:58	Return to Storage
JB69078-1.1.2	Metals Digestate Storage	Thomas Gabriel	06/20/14 14:59	Retrieve from Storage
JB69078-1.1.2	Thomas Gabriel	Metals Digestate Storage	06/20/14 16:58	Return to Storage
JB69078-1.1.2	Metals Digestate Storage		08/25/14 09:00	Disposed
JB69078-1.1.3	Michael Bunza	Metals Digestion	06/18/14 18:54	Digestate from JB69078-1.1
JB69078-1.1.3	Metals Digestion	Michael Bunza	06/18/14 18:55	Digestate from JB69078-1.1
JB69078-1.1.3	Michael Bunza	Metals Digestate Storage	06/18/14 18:55	Return to Storage
JB69078-1.1.3	Metals Digestate Storage	Thomas Gabriel	06/19/14 11:20	Retrieve from Storage
JB69078-1.1.3	Thomas Gabriel	Metals Digestate Storage	06/19/14 16:58	Return to Storage
JB69078-1.1.3	Metals Digestate Storage	Thomas Gabriel	06/20/14 14:59	Retrieve from Storage
JB69078-1.1.3	Thomas Gabriel	Metals Digestate Storage	06/20/14 16:58	Return to Storage
JB69078-1.1.3	Metals Digestate Storage		08/25/14 09:00	Disposed
JB69078-1.2	Secured Storage	Edwin Gonzalez	06/16/14 08:03	Retrieve from Storage
JB69078-1.2	Edwin Gonzalez	Secured Staging Area	06/16/14 08:03	Return to Storage
JB69078-1.2	Secured Staging Area	Aly Abdelgawad	06/16/14 13:34	Retrieve from Storage
JB69078-1.2	Aly Abdelgawad	Secured Storage	06/16/14 14:56	Return to Storage
JB69078-1.2	Shirley Grzybowski		07/21/14 08:44	Disposed
JB69078-1.4	Secured Storage	Prashant Shukla	06/18/14 18:06	Retrieve from Storage

Accutest Internal Chain of Custody

Job Number: JB69078
Account: LANGAN Langan Engineering & Environmental
Project: Carroll Gardens, 363-365 Bond Street, Brooklyn, NY
Received: 06/11/14

Sample.Bottle Number	Transfer FROM	Transfer TO	Date/Time	Reason
JB69078-1.4	Prashant Shukla	GCMS3C	06/18/14 18:06	Load on Instrument
JB69078-1.4	GCMS3C	Prashant Shukla	06/20/14 10:39	Unload from Instrument
JB69078-1.4	Prashant Shukla	Secured Storage	06/20/14 10:39	Return to Storage
JB69078-1.4	Shirley Grzybowski		07/21/14 08:44	Disposed
JB69078-2.1	Secured Storage	Mike Sikorsky	06/17/14 06:55	Retrieve from Storage
JB69078-2.1	Mike Sikorsky	Amirah Hillman	06/17/14 09:00	Custody Transfer
JB69078-2.1	Amirah Hillman	Secured Storage	06/17/14 10:21	Return to Storage
JB69078-2.1	Secured Storage	Alfredo Crespo	06/18/14 12:49	Retrieve from Storage
JB69078-2.1	Alfredo Crespo	Secured Staging Area	06/18/14 12:49	Return to Storage
JB69078-2.1	Secured Staging Area	Michael Bunza	06/18/14 15:09	Retrieve from Storage
JB69078-2.1	Michael Bunza	Secured Storage	06/18/14 18:44	Return to Storage
JB69078-2.1	Secured Storage	Michael Bunza	06/18/14 18:53	Retrieve from Storage
JB69078-2.1	Michael Bunza	Secured Storage	06/18/14 18:55	Return to Storage
JB69078-2.1	Secured Storage	Todd Shoemaker	06/20/14 08:40	Retrieve from Storage
JB69078-2.1	Todd Shoemaker	Darshananben Patel	06/20/14 08:41	Custody Transfer
JB69078-2.1	Darshananben Patel	Secured Storage	06/20/14 11:17	Return to Storage
JB69078-2.1	Shirley Grzybowski		07/21/14 08:44	Disposed
JB69078-2.1.1	Mike Sikorsky	Organics Prep	06/17/14 07:08	Extract from JB69078-2.1
JB69078-2.1.1	Organics Prep	Tin Marlar	06/17/14 16:19	Extract from JB69078-2.1
JB69078-2.1.1	Tin Marlar	Extract Storage	06/17/14 16:19	Return to Storage
JB69078-2.1.1	Extract Storage		07/28/14 09:00	Disposed
JB69078-2.1.2	Amirah Hillman	Metals Digestion	06/17/14 10:17	Digestate from JB69078-2.1
JB69078-2.1.2	Metals Digestion	Amirah Hillman	06/17/14 10:18	Digestate from JB69078-2.1
JB69078-2.1.2	Amirah Hillman	Metals Digestate Storage	06/17/14 10:18	Return to Storage
JB69078-2.1.2	Metals Digestate Storage	Thomas Gabriel	06/19/14 11:20	Retrieve from Storage
JB69078-2.1.2	Thomas Gabriel	Metals Digestate Storage	06/19/14 16:58	Return to Storage
JB69078-2.1.2	Metals Digestate Storage	Thomas Gabriel	06/20/14 14:59	Retrieve from Storage
JB69078-2.1.2	Thomas Gabriel	Metals Digestate Storage	06/20/14 16:58	Return to Storage
JB69078-2.1.2	Metals Digestate Storage		08/25/14 09:00	Disposed
JB69078-2.1.3	Michael Bunza	Metals Digestion	06/18/14 18:54	Digestate from JB69078-2.1
JB69078-2.1.3	Metals Digestion	Michael Bunza	06/18/14 18:55	Digestate from JB69078-2.1
JB69078-2.1.3	Michael Bunza	Metals Digestate Storage	06/18/14 18:55	Return to Storage
JB69078-2.1.3	Metals Digestate Storage	Thomas Gabriel	06/19/14 11:20	Retrieve from Storage
JB69078-2.1.3	Thomas Gabriel	Metals Digestate Storage	06/19/14 16:58	Return to Storage
JB69078-2.1.3	Metals Digestate Storage	Thomas Gabriel	06/20/14 14:59	Retrieve from Storage
JB69078-2.1.3	Thomas Gabriel	Metals Digestate Storage	06/20/14 16:58	Return to Storage
JB69078-2.1.3	Metals Digestate Storage		08/25/14 09:00	Disposed
JB69078-2.2	Secured Storage	Edwin Gonzalez	06/16/14 08:03	Retrieve from Storage
JB69078-2.2	Edwin Gonzalez	Secured Staging Area	06/16/14 08:03	Return to Storage

Accutest Internal Chain of Custody

Job Number: JB69078
Account: LANGAN Langan Engineering & Environmental
Project: Carroll Gardens, 363-365 Bond Street, Brooklyn, NY
Received: 06/11/14

Sample.Bottle Number	Transfer FROM	Transfer TO	Date/Time	Reason
JB69078-2.2	Secured Staging Area	Aly Abdelgawad	06/16/14 13:34	Retrieve from Storage
JB69078-2.2	Aly Abdelgawad	Secured Storage	06/16/14 14:56	Return to Storage
JB69078-2.2	Shirley Grzybowski		07/21/14 08:44	Disposed
JB69078-2.4	Secured Storage	Prashant Shukla	06/18/14 18:06	Retrieve from Storage
JB69078-2.4	Prashant Shukla	GCMS3C	06/18/14 18:06	Load on Instrument
JB69078-2.4	GCMS3C	Prashant Shukla	06/20/14 10:39	Unload from Instrument
JB69078-2.4	Prashant Shukla	Secured Storage	06/20/14 10:39	Return to Storage
JB69078-2.4	Shirley Grzybowski		07/21/14 08:44	Disposed
JB69078-3.1	Secured Storage	Gage Donahue	06/19/14 10:18	Retrieve from Storage
JB69078-3.1	Gage Donahue	Secured Staging Area	06/19/14 10:18	Return to Storage
JB69078-3.1	Secured Staging Area	Nicholas Goydish	06/19/14 10:34	Retrieve from Storage
JB69078-3.1	Nicholas Goydish		06/19/14 17:29	Depleted
JB69078-3.1.1	Nicholas Goydish	Organics Prep	06/19/14 10:37	Extract from JB69078-3.1
JB69078-3.1.2	Nicholas Goydish	Organics Prep	06/19/14 10:53	Extract from JB69078-3.1
JB69078-3.1.2	Organics Prep	Raghava Marthi	06/19/14 17:39	Extract from JB69078-3.1
JB69078-3.1.2	Raghava Marthi	Extract Storage	06/19/14 17:39	Return to Storage
JB69078-3.1.2	Extract Storage	Kristi Schollenberger	06/21/14 11:44	Retrieve from Storage
JB69078-3.1.2	Kristi Schollenberger	GCMS3P	06/21/14 11:44	Load on Instrument
JB69078-3.1.2	GCMS3P	Nina Pandya	07/11/14 12:30	Unload from Instrument
JB69078-3.1.2	Nina Pandya	Extract Freezer	07/11/14 12:30	Return to Storage
JB69078-3.1.2	Extract Freezer		07/30/14 09:00	Disposed
JB69078-3.2	Secured Storage	Brian Johnson	06/17/14 05:49	Retrieve from Storage
JB69078-3.2	Brian Johnson		06/17/14 14:34	Depleted
JB69078-3.2.1	Brian Johnson	Organics Prep	06/17/14 06:27	Extract from JB69078-3.2
JB69078-3.2.1	Organics Prep	Shanice Grant	06/17/14 17:52	Extract from JB69078-3.2
JB69078-3.2.1	Shanice Grant	Extract Storage	06/17/14 17:52	Return to Storage
JB69078-3.2.1	Extract Storage		07/28/14 09:00	Disposed
JB69078-3.3	Secured Storage	Ana Maria Moreta	06/14/14 07:05	Retrieve from Storage
JB69078-3.3	Ana Maria Moreta	Secured Staging Area	06/14/14 07:05	Return to Storage
JB69078-3.3	Secured Staging Area	Masooda Sultani	06/14/14 08:39	Retrieve from Storage
JB69078-3.3	Masooda Sultani	Secured Storage	06/14/14 12:14	Return to Storage
JB69078-3.3	Secured Storage	Alfredo Crespo	06/23/14 07:14	Retrieve from Storage
JB69078-3.3	Alfredo Crespo	Secured Staging Area	06/23/14 07:15	Return to Storage
JB69078-3.3	Secured Staging Area	Darshananben Patel	06/23/14 08:35	Retrieve from Storage
JB69078-3.3	Darshananben Patel	Secured Storage	06/23/14 17:04	Return to Storage
JB69078-3.3	Shirley Grzybowski		07/21/14 08:44	Disposed

Accutest Internal Chain of Custody

Job Number: JB69078
Account: LANGAN Langan Engineering & Environmental
Project: Carroll Gardens, 363-365 Bond Street, Brooklyn, NY
Received: 06/11/14

Sample.Bottle Number	Transfer FROM	Transfer TO	Date/Time	Reason
JB69078-3.5	Secured Storage	Benjamin Mendez	06/18/14 15:23	Retrieve from Storage
JB69078-3.5	Benjamin Mendez	GCMS4V	06/18/14 15:23	Load on Instrument
JB69078-3.5	GCMS4V	Benjamin Mendez	06/19/14 10:29	Unload from Instrument
JB69078-3.5	Benjamin Mendez	Secured Storage	06/19/14 10:29	Return to Storage
JB69078-3.5	Shirley Grzybowski		07/21/14 08:44	Disposed
JB69078-4.1	Secured Storage	Benjamin Mendez	06/18/14 15:23	Retrieve from Storage
JB69078-4.1	Benjamin Mendez	GCMS4V	06/18/14 15:23	Load on Instrument
JB69078-4.1	GCMS4V	Benjamin Mendez	06/19/14 10:29	Unload from Instrument
JB69078-4.1	Benjamin Mendez	Secured Storage	06/19/14 10:29	Return to Storage
JB69078-4.1	Shirley Grzybowski		07/21/14 08:44	Disposed

New Jersey ACCUTEST LABORATORIES

GC/MS Volatiles

QC Data Summaries

Includes the following where applicable:

- Method Blank Summaries
- Blank Spike Summaries
- Matrix Spike and Duplicate Summaries
- Instrument Performance Checks (BFB)
- Internal Standard Area Summaries
- Surrogate Recovery Summaries
- Initial and Continuing Calibration Summaries

Method Blank Summary

Job Number: JB69078
Account: LANGAN Langan Engineering & Environmental
Project: Carroll Gardens, 363-365 Bond Street, Brooklyn, NY

Sample	File ID	DF	Analyzed	By	Prep Date	Prep Batch	Analytical Batch
V3C4991-MB	3C110780.D	1	06/18/14	PS	n/a	n/a	V3C4991

The QC reported here applies to the following samples: **Method:** SW846 8260C

JB69078-1, JB69078-2

CAS No.	Compound	Result	RL	MDL	Units	Q
67-64-1	Acetone	ND	10	4.6	ug/kg	
71-43-2	Benzene	ND	1.0	0.13	ug/kg	
74-97-5	Bromochloromethane	ND	5.0	0.52	ug/kg	
75-27-4	Bromodichloromethane	ND	5.0	0.28	ug/kg	
75-25-2	Bromoform	ND	5.0	0.26	ug/kg	
74-83-9	Bromomethane	ND	5.0	0.48	ug/kg	
78-93-3	2-Butanone (MEK)	ND	10	4.4	ug/kg	
75-15-0	Carbon disulfide	ND	5.0	0.14	ug/kg	
56-23-5	Carbon tetrachloride	ND	5.0	0.25	ug/kg	
108-90-7	Chlorobenzene	ND	5.0	0.20	ug/kg	
75-00-3	Chloroethane	ND	5.0	1.0	ug/kg	
67-66-3	Chloroform	ND	5.0	0.25	ug/kg	
74-87-3	Chloromethane	ND	5.0	0.34	ug/kg	
110-82-7	Cyclohexane	ND	5.0	0.26	ug/kg	
96-12-8	1,2-Dibromo-3-chloropropane	ND	10	1.3	ug/kg	
124-48-1	Dibromochloromethane	ND	5.0	0.24	ug/kg	
106-93-4	1,2-Dibromoethane	ND	1.0	0.55	ug/kg	
95-50-1	1,2-Dichlorobenzene	ND	5.0	0.34	ug/kg	
541-73-1	1,3-Dichlorobenzene	ND	5.0	0.22	ug/kg	
106-46-7	1,4-Dichlorobenzene	ND	5.0	0.25	ug/kg	
75-71-8	Dichlorodifluoromethane	ND	5.0	0.35	ug/kg	
75-34-3	1,1-Dichloroethane	ND	5.0	0.31	ug/kg	
107-06-2	1,2-Dichloroethane	ND	1.0	0.32	ug/kg	
75-35-4	1,1-Dichloroethene	ND	5.0	0.29	ug/kg	
156-59-2	cis-1,2-Dichloroethene	ND	5.0	0.21	ug/kg	
156-60-5	trans-1,2-Dichloroethene	ND	5.0	0.42	ug/kg	
78-87-5	1,2-Dichloropropane	ND	5.0	0.44	ug/kg	
10061-01-5	cis-1,3-Dichloropropene	ND	5.0	0.23	ug/kg	
10061-02-6	trans-1,3-Dichloropropene	ND	5.0	0.27	ug/kg	
100-41-4	Ethylbenzene	ND	1.0	0.18	ug/kg	
76-13-1	Freon 113	ND	5.0	0.44	ug/kg	
591-78-6	2-Hexanone	ND	5.0	1.8	ug/kg	
98-82-8	Isopropylbenzene	ND	5.0	0.15	ug/kg	
79-20-9	Methyl Acetate	ND	5.0	1.7	ug/kg	
108-87-2	Methylcyclohexane	ND	5.0	0.16	ug/kg	
1634-04-4	Methyl Tert Butyl Ether	ND	1.0	0.34	ug/kg	

Method Blank Summary

Job Number: JB69078
Account: LANGAN Langan Engineering & Environmental
Project: Carroll Gardens, 363-365 Bond Street, Brooklyn, NY

Sample	File ID	DF	Analyzed	By	Prep Date	Prep Batch	Analytical Batch
V3C4991-MB	3C110780.D	1	06/18/14	PS	n/a	n/a	V3C4991

The QC reported here applies to the following samples: **Method:** SW846 8260C

JB69078-1, JB69078-2

CAS No.	Compound	Result	RL	MDL	Units	Q
108-10-1	4-Methyl-2-pentanone(MIBK)	ND	5.0	1.3	ug/kg	
75-09-2	Methylene chloride	ND	5.0	1.7	ug/kg	
100-42-5	Styrene	ND	5.0	0.23	ug/kg	
79-34-5	1,1,2,2-Tetrachloroethane	ND	5.0	0.34	ug/kg	
127-18-4	Tetrachloroethene	ND	5.0	0.41	ug/kg	
108-88-3	Toluene	ND	1.0	0.14	ug/kg	
87-61-6	1,2,3-Trichlorobenzene	ND	5.0	0.21	ug/kg	
120-82-1	1,2,4-Trichlorobenzene	ND	5.0	0.18	ug/kg	
71-55-6	1,1,1-Trichloroethane	ND	5.0	0.29	ug/kg	
79-00-5	1,1,2-Trichloroethane	ND	5.0	0.82	ug/kg	
79-01-6	Trichloroethene	ND	5.0	0.35	ug/kg	
75-69-4	Trichlorofluoromethane	ND	5.0	0.23	ug/kg	
75-01-4	Vinyl chloride	ND	5.0	0.34	ug/kg	
	m,p-Xylene	ND	1.0	0.48	ug/kg	
95-47-6	o-Xylene	ND	1.0	0.18	ug/kg	
1330-20-7	Xylene (total)	ND	1.0	0.18	ug/kg	

CAS No.	Surrogate Recoveries		Limits
1868-53-7	Dibromofluoromethane	108%	59-130%
17060-07-0	1,2-Dichloroethane-D4	104%	65-123%
2037-26-5	Toluene-D8	109%	77-125%
460-00-4	4-Bromofluorobenzene	118%	71-132%

Method Blank Summary

Job Number: JB69078
Account: LANGAN Langan Engineering & Environmental
Project: Carroll Gardens, 363-365 Bond Street, Brooklyn, NY

Sample	File ID	DF	Analyzed	By	Prep Date	Prep Batch	Analytical Batch
V4V369-MB	4V8941.D	1	06/18/14	BM	n/a	n/a	V4V369

The QC reported here applies to the following samples: **Method:** SW846 8260C

JB69078-3, JB69078-4

CAS No.	Compound	Result	RL	MDL	Units	Q
67-64-1	Acetone	ND	10	3.3	ug/l	
71-43-2	Benzene	ND	1.0	0.28	ug/l	
74-97-5	Bromochloromethane	ND	5.0	0.42	ug/l	
75-27-4	Bromodichloromethane	ND	1.0	0.21	ug/l	
75-25-2	Bromoform	ND	4.0	0.30	ug/l	
74-83-9	Bromomethane	ND	2.0	0.56	ug/l	
78-93-3	2-Butanone (MEK)	ND	10	3.2	ug/l	
75-15-0	Carbon disulfide	ND	2.0	0.18	ug/l	
56-23-5	Carbon tetrachloride	ND	1.0	0.23	ug/l	
108-90-7	Chlorobenzene	ND	1.0	0.35	ug/l	
75-00-3	Chloroethane	ND	1.0	0.39	ug/l	
67-66-3	Chloroform	ND	1.0	0.25	ug/l	
74-87-3	Chloromethane	ND	1.0	0.36	ug/l	
110-82-7	Cyclohexane	ND	5.0	0.18	ug/l	
96-12-8	1,2-Dibromo-3-chloropropane	ND	10	1.3	ug/l	
124-48-1	Dibromochloromethane	ND	1.0	0.19	ug/l	
106-93-4	1,2-Dibromoethane	ND	2.0	0.16	ug/l	
95-50-1	1,2-Dichlorobenzene	ND	1.0	0.20	ug/l	
541-73-1	1,3-Dichlorobenzene	ND	1.0	0.31	ug/l	
106-46-7	1,4-Dichlorobenzene	ND	1.0	0.30	ug/l	
75-71-8	Dichlorodifluoromethane	ND	5.0	0.63	ug/l	
75-34-3	1,1-Dichloroethane	ND	1.0	0.26	ug/l	
107-06-2	1,2-Dichloroethane	ND	1.0	0.22	ug/l	
75-35-4	1,1-Dichloroethene	ND	1.0	0.34	ug/l	
156-59-2	cis-1,2-Dichloroethene	ND	1.0	0.24	ug/l	
156-60-5	trans-1,2-Dichloroethene	ND	1.0	0.38	ug/l	
78-87-5	1,2-Dichloropropane	ND	1.0	0.28	ug/l	
10061-01-5	cis-1,3-Dichloropropene	ND	1.0	0.15	ug/l	
10061-02-6	trans-1,3-Dichloropropene	ND	1.0	0.21	ug/l	
100-41-4	Ethylbenzene	ND	1.0	0.21	ug/l	
76-13-1	Freon 113	ND	5.0	0.77	ug/l	
591-78-6	2-Hexanone	ND	5.0	1.7	ug/l	
98-82-8	Isopropylbenzene	ND	2.0	0.22	ug/l	
79-20-9	Methyl Acetate	ND	5.0	1.5	ug/l	
108-87-2	Methylcyclohexane	ND	5.0	0.15	ug/l	
1634-04-4	Methyl Tert Butyl Ether	ND	1.0	0.29	ug/l	

Method Blank Summary

Job Number: JB69078
Account: LANGAN Langan Engineering & Environmental
Project: Carroll Gardens, 363-365 Bond Street, Brooklyn, NY

Sample	File ID	DF	Analyzed	By	Prep Date	Prep Batch	Analytical Batch
V4V369-MB	4V8941.D	1	06/18/14	BM	n/a	n/a	V4V369

The QC reported here applies to the following samples: **Method:** SW846 8260C

JB69078-3, JB69078-4

CAS No.	Compound	Result	RL	MDL	Units	Q
108-10-1	4-Methyl-2-pentanone(MIBK)	ND	5.0	1.5	ug/l	
75-09-2	Methylene chloride	ND	2.0	0.86	ug/l	
100-42-5	Styrene	ND	5.0	0.30	ug/l	
79-34-5	1,1,2,2-Tetrachloroethane	ND	1.0	0.20	ug/l	
127-18-4	Tetrachloroethene	ND	1.0	0.25	ug/l	
108-88-3	Toluene	ND	1.0	0.44	ug/l	
87-61-6	1,2,3-Trichlorobenzene	ND	5.0	0.24	ug/l	
120-82-1	1,2,4-Trichlorobenzene	ND	5.0	0.22	ug/l	
71-55-6	1,1,1-Trichloroethane	ND	1.0	0.25	ug/l	
79-00-5	1,1,2-Trichloroethane	ND	1.0	0.21	ug/l	
79-01-6	Trichloroethene	ND	1.0	0.50	ug/l	
75-69-4	Trichlorofluoromethane	ND	5.0	0.33	ug/l	
75-01-4	Vinyl chloride	ND	1.0	0.41	ug/l	
	m,p-Xylene	ND	1.0	0.40	ug/l	
95-47-6	o-Xylene	ND	1.0	0.19	ug/l	
1330-20-7	Xylene (total)	ND	1.0	0.19	ug/l	

CAS No.	Surrogate Recoveries		Limits
1868-53-7	Dibromofluoromethane	106%	79-120%
17060-07-0	1,2-Dichloroethane-D4	98%	72-123%
2037-26-5	Toluene-D8	107%	78-119%
460-00-4	4-Bromofluorobenzene	103%	74-119%

Method Blank Summary

Job Number: JB69078
Account: LANGAN Langan Engineering & Environmental
Project: Carroll Gardens, 363-365 Bond Street, Brooklyn, NY

Sample	File ID	DF	Analyzed	By	Prep Date	Prep Batch	Analytical Batch
V3C4997-MB	3C110964.D	1	06/23/14	PS	n/a	n/a	V3C4997

The QC reported here applies to the following samples: **Method:** SW846 8260C

JB69078-2

CAS No.	Compound	Result	RL	MDL	Units	Q
108-87-2	Methylcyclohexane	ND	250	8.2	ug/kg	

CAS No.	Surrogate Recoveries		Limits
1868-53-7	Dibromofluoromethane	108%	59-130%
17060-07-0	1,2-Dichloroethane-D4	103%	65-123%
2037-26-5	Toluene-D8	100%	77-125%
460-00-4	4-Bromofluorobenzene	116%	71-132%

Blank Spike Summary

Job Number: JB69078
Account: LANGAN Langan Engineering & Environmental
Project: Carroll Gardens, 363-365 Bond Street, Brooklyn, NY

Sample	File ID	DF	Analyzed	By	Prep Date	Prep Batch	Analytical Batch
V3C4991-BS	3C110781.D	1	06/18/14	PS	n/a	n/a	V3C4991

The QC reported here applies to the following samples: **Method:** SW846 8260C

JB69078-1, JB69078-2

CAS No.	Compound	Spike ug/kg	BSP ug/kg	BSP %	Limits
67-64-1	Acetone	50	36.3	73	50-147
71-43-2	Benzene	50	48.1	96	75-122
74-97-5	Bromochloromethane	50	51.7	103	77-127
75-27-4	Bromodichloromethane	50	53.0	106	79-132
75-25-2	Bromoform	50	51.6	103	76-134
74-83-9	Bromomethane	50	36.8	74	56-151
78-93-3	2-Butanone (MEK)	50	50.2	100	68-137
75-15-0	Carbon disulfide	50	50.0	100	70-129
56-23-5	Carbon tetrachloride	50	46.5	93	71-148
108-90-7	Chlorobenzene	50	47.2	94	78-120
75-00-3	Chloroethane	50	49.2	98	64-145
67-66-3	Chloroform	50	48.6	97	75-124
74-87-3	Chloromethane	50	35.6	71	51-139
110-82-7	Cyclohexane	50	48.9	98	67-133
96-12-8	1,2-Dibromo-3-chloropropane	50	49.5	99	69-134
124-48-1	Dibromochloromethane	50	51.9	104	79-130
106-93-4	1,2-Dibromoethane	50	53.2	106	80-122
95-50-1	1,2-Dichlorobenzene	50	46.5	93	76-118
541-73-1	1,3-Dichlorobenzene	50	46.0	92	75-120
106-46-7	1,4-Dichlorobenzene	50	45.1	90	73-116
75-71-8	Dichlorodifluoromethane	50	30.1	60	34-161
75-34-3	1,1-Dichloroethane	50	53.8	108	78-128
107-06-2	1,2-Dichloroethane	50	52.4	105	75-139
75-35-4	1,1-Dichloroethene	50	51.8	104	73-128
156-59-2	cis-1,2-Dichloroethene	50	53.5	107	76-123
156-60-5	trans-1,2-Dichloroethene	50	50.9	102	74-123
78-87-5	1,2-Dichloropropane	50	51.8	104	78-125
10061-01-5	cis-1,3-Dichloropropene	50	52.7	105	75-115
10061-02-6	trans-1,3-Dichloropropene	50	51.1	102	80-125
100-41-4	Ethylbenzene	50	46.3	93	75-122
76-13-1	Freon 113	50	46.3	93	60-155
591-78-6	2-Hexanone	50	49.5	99	69-134
98-82-8	Isopropylbenzene	50	46.3	93	73-123
79-20-9	Methyl Acetate	50	53.8	108	59-133
108-87-2	Methylcyclohexane	50	45.7	91	63-142
1634-04-4	Methyl Tert Butyl Ether	100	105	105	75-122

* = Outside of Control Limits.

Blank Spike Summary

Job Number: JB69078
Account: LANGAN Langan Engineering & Environmental
Project: Carroll Gardens, 363-365 Bond Street, Brooklyn, NY

Sample	File ID	DF	Analyzed	By	Prep Date	Prep Batch	Analytical Batch
V3C4991-BS	3C110781.D	1	06/18/14	PS	n/a	n/a	V3C4991

The QC reported here applies to the following samples: **Method:** SW846 8260C

JB69078-1, JB69078-2

CAS No.	Compound	Spike ug/kg	BSP ug/kg	BSP %	Limits
108-10-1	4-Methyl-2-pentanone(MIBK)	50	54.4	109	72-130
75-09-2	Methylene chloride	50	49.4	99	72-122
100-42-5	Styrene	50	52.8	106	79-123
79-34-5	1,1,2,2-Tetrachloroethane	50	49.9	100	70-117
127-18-4	Tetrachloroethene	50	42.6	85	70-136
108-88-3	Toluene	50	46.1	92	75-122
87-61-6	1,2,3-Trichlorobenzene	50	52.5	105	67-135
120-82-1	1,2,4-Trichlorobenzene	50	53.6	107	64-137
71-55-6	1,1,1-Trichloroethane	50	49.8	100	78-136
79-00-5	1,1,2-Trichloroethane	50	51.0	102	75-123
79-01-6	Trichloroethene	50	48.4	97	81-130
75-69-4	Trichlorofluoromethane	50	40.6	81	57-146
75-01-4	Vinyl chloride	50	37.1	74	55-133
	m,p-Xylene	100	94.0	94	75-122
95-47-6	o-Xylene	50	48.1	96	75-121
1330-20-7	Xylene (total)	150	142	95	75-122

CAS No.	Surrogate Recoveries	BSP	Limits
1868-53-7	Dibromofluoromethane	112%	59-130%
17060-07-0	1,2-Dichloroethane-D4	105%	65-123%
2037-26-5	Toluene-D8	109%	77-125%
460-00-4	4-Bromofluorobenzene	109%	71-132%

* = Outside of Control Limits.

Blank Spike Summary

Job Number: JB69078
Account: LANGAN Langan Engineering & Environmental
Project: Carroll Gardens, 363-365 Bond Street, Brooklyn, NY

Sample	File ID	DF	Analyzed	By	Prep Date	Prep Batch	Analytical Batch
V4V369-BS	4V8942.D	1	06/18/14	BM	n/a	n/a	V4V369

The QC reported here applies to the following samples: **Method:** SW846 8260C

JB69078-3, JB69078-4

CAS No.	Compound	Spike ug/l	BSP ug/l	BSP %	Limits
67-64-1	Acetone	50	60.3	121	52-152
71-43-2	Benzene	50	53.0	106	80-121
74-97-5	Bromochloromethane	50	54.0	108	82-125
75-27-4	Bromodichloromethane	50	53.4	107	83-127
75-25-2	Bromoform	50	49.4	99	74-131
74-83-9	Bromomethane	50	47.1	94	45-155
78-93-3	2-Butanone (MEK)	50	55.5	111	67-136
75-15-0	Carbon disulfide	50	55.9	112	69-129
56-23-5	Carbon tetrachloride	50	57.8	116	77-138
108-90-7	Chlorobenzene	50	48.6	97	82-119
75-00-3	Chloroethane	50	63.8	128	61-151
67-66-3	Chloroform	50	55.0	110	79-124
74-87-3	Chloromethane	50	44.4	89	48-148
110-82-7	Cyclohexane	50	56.4	113	72-129
96-12-8	1,2-Dibromo-3-chloropropane	50	47.2	94	66-137
124-48-1	Dibromochloromethane	50	48.3	97	81-127
106-93-4	1,2-Dibromoethane	50	48.1	96	79-122
95-50-1	1,2-Dichlorobenzene	50	45.9	92	81-121
541-73-1	1,3-Dichlorobenzene	50	45.3	91	81-119
106-46-7	1,4-Dichlorobenzene	50	45.4	91	80-116
75-71-8	Dichlorodifluoromethane	50	39.3	79	33-161
75-34-3	1,1-Dichloroethane	50	57.1	114	78-129
107-06-2	1,2-Dichloroethane	50	55.4	111	75-133
75-35-4	1,1-Dichloroethene	50	58.0	116	74-128
156-59-2	cis-1,2-Dichloroethene	50	55.0	110	78-123
156-60-5	trans-1,2-Dichloroethene	50	55.9	112	75-122
78-87-5	1,2-Dichloropropane	50	56.1	112	80-124
10061-01-5	cis-1,3-Dichloropropene	50	49.8	100	75-114
10061-02-6	trans-1,3-Dichloropropene	50	50.6	101	78-123
100-41-4	Ethylbenzene	50	48.3	97	82-120
76-13-1	Freon 113	50	54.8	110	65-150
591-78-6	2-Hexanone	50	53.6	107	65-135
98-82-8	Isopropylbenzene	50	45.5	91	80-124
79-20-9	Methyl Acetate	50	49.7	99	53-137
108-87-2	Methylcyclohexane	50	53.7	107	62-142
1634-04-4	Methyl Tert Butyl Ether	100	105	105	74-123

* = Outside of Control Limits.

Blank Spike Summary

Job Number: JB69078
Account: LANGAN Langan Engineering & Environmental
Project: Carroll Gardens, 363-365 Bond Street, Brooklyn, NY

Sample	File ID	DF	Analyzed	By	Prep Date	Prep Batch	Analytical Batch
V4V369-BS	4V8942.D	1	06/18/14	BM	n/a	n/a	V4V369

The QC reported here applies to the following samples: **Method:** SW846 8260C

JB69078-3, JB69078-4

CAS No.	Compound	Spike ug/l	BSP ug/l	BSP %	Limits
108-10-1	4-Methyl-2-pentanone(MIBK)	50	54.4	109	68-135
75-09-2	Methylene chloride	50	54.3	109	75-121
100-42-5	Styrene	50	48.4	97	81-123
79-34-5	1,1,2,2-Tetrachloroethane	50	43.8	88	71-123
127-18-4	Tetrachloroethene	50	49.3	99	69-141
108-88-3	Toluene	50	50.1	100	80-122
87-61-6	1,2,3-Trichlorobenzene	50	49.1	98	71-138
120-82-1	1,2,4-Trichlorobenzene	50	49.1	98	77-132
71-55-6	1,1,1-Trichloroethane	50	57.6	115	80-132
79-00-5	1,1,2-Trichloroethane	50	52.3	105	80-127
79-01-6	Trichloroethene	50	52.6	105	82-126
75-69-4	Trichlorofluoromethane	50	52.8	106	63-141
75-01-4	Vinyl chloride	50	49.0	98	53-135
	m,p-Xylene	100	96.0	96	81-121
95-47-6	o-Xylene	50	49.0	98	82-121
1330-20-7	Xylene (total)	150	145	97	82-121

CAS No.	Surrogate Recoveries	BSP	Limits
1868-53-7	Dibromofluoromethane	109%	79-120%
17060-07-0	1,2-Dichloroethane-D4	103%	72-123%
2037-26-5	Toluene-D8	104%	78-119%
460-00-4	4-Bromofluorobenzene	102%	74-119%

* = Outside of Control Limits.

Blank Spike Summary

Job Number: JB69078
Account: LANGAN Langan Engineering & Environmental
Project: Carroll Gardens, 363-365 Bond Street, Brooklyn, NY

Sample	File ID	DF	Analyzed	By	Prep Date	Prep Batch	Analytical Batch
V3C4997-BS	3C110965.D	1	06/23/14	PS	n/a	n/a	V3C4997

The QC reported here applies to the following samples: **Method:** SW846 8260C

JB69078-2

CAS No.	Compound	Spike ug/kg	BSP ug/kg	BSP %	Limits
108-87-2	Methylcyclohexane	2500	1850	74	63-142

CAS No.	Surrogate Recoveries	BSP	Limits
1868-53-7	Dibromofluoromethane	111%	59-130%
17060-07-0	1,2-Dichloroethane-D4	103%	65-123%
2037-26-5	Toluene-D8	102%	77-125%
460-00-4	4-Bromofluorobenzene	113%	71-132%

* = Outside of Control Limits.

Matrix Spike Summary

Job Number: JB69078
Account: LANGAN Langan Engineering & Environmental
Project: Carroll Gardens, 363-365 Bond Street, Brooklyn, NY

Sample	File ID	DF	Analyzed	By	Prep Date	Prep Batch	Analytical Batch
JB69371-1MS	3C110788.D	1	06/18/14	PS	n/a	n/a	V3C4991
JB69371-1	3C110786.D	1	06/18/14	PS	n/a	n/a	V3C4991

The QC reported here applies to the following samples: **Method:** SW846 8260C

JB69078-1, JB69078-2

CAS No.	Compound	JB69371-1 ug/kg	Q	Spike ug/kg	MS ug/kg	MS %	Limits
67-64-1	Acetone	ND		52.2	78.1	150	10-181
71-43-2	Benzene	ND		52.2	53.1	102	45-131
74-97-5	Bromochloromethane	ND		52.2	52.6	101	50-131
75-27-4	Bromodichloromethane	ND		52.2	53.7	103	44-138
75-25-2	Bromoform	ND		52.2	46.6	89	34-140
74-83-9	Bromomethane	ND		52.2	57.8	111	18-152
78-93-3	2-Butanone (MEK)	ND		52.2	66.9	128	25-156
75-15-0	Carbon disulfide	ND		52.2	59.0	113	28-139
56-23-5	Carbon tetrachloride	ND		52.2	55.7	107	33-153
108-90-7	Chlorobenzene	ND		52.2	51.0	98	34-138
75-00-3	Chloroethane	ND		52.2	63.7	122	26-142
67-66-3	Chloroform	ND		52.2	53.2	102	51-129
74-87-3	Chloromethane	ND		52.2	60.0	115	34-134
110-82-7	Cyclohexane	ND		52.2	59.7	114	13-150
96-12-8	1,2-Dibromo-3-chloropropane	ND		52.2	44.2	85	22-145
124-48-1	Dibromochloromethane	ND		52.2	51.1	98	41-137
106-93-4	1,2-Dibromoethane	ND		52.2	49.4	95	41-133
95-50-1	1,2-Dichlorobenzene	ND		52.2	48.8	94	22-140
541-73-1	1,3-Dichlorobenzene	ND		52.2	50.8	97	21-141
106-46-7	1,4-Dichlorobenzene	ND		52.2	48.8	94	20-140
75-71-8	Dichlorodifluoromethane	ND		52.2	62.0	119	10-156
75-34-3	1,1-Dichloroethane	ND		52.2	59.6	114	50-130
107-06-2	1,2-Dichloroethane	ND		52.2	50.8	97	49-136
75-35-4	1,1-Dichloroethene	ND		52.2	62.0	119	32-143
156-59-2	cis-1,2-Dichloroethene	ND		52.2	59.6	114	46-129
156-60-5	trans-1,2-Dichloroethene	ND		52.2	60.9	117	41-131
78-87-5	1,2-Dichloropropane	ND		52.2	53.7	103	46-131
10061-01-5	cis-1,3-Dichloropropene	ND		52.2	55.1	106	40-134
10061-02-6	trans-1,3-Dichloropropene	ND		52.2	52.2	100	37-137
100-41-4	Ethylbenzene	ND		52.2	53.5	103	30-139
76-13-1	Freon 113	ND		52.2	54.2	104	16-157
591-78-6	2-Hexanone	ND		52.2	59.8	115	19-155
98-82-8	Isopropylbenzene	ND		52.2	54.8	105	26-141
79-20-9	Methyl Acetate	ND		52.2	50.0	96	17-179
108-87-2	Methylcyclohexane	ND		52.2	56.6	109	10-150
1634-04-4	Methyl Tert Butyl Ether	ND		52.2	50.2	96	45-130

* = Outside of Control Limits.

Matrix Spike Summary

Job Number: JB69078
Account: LANGAN Langan Engineering & Environmental
Project: Carroll Gardens, 363-365 Bond Street, Brooklyn, NY

Sample	File ID	DF	Analyzed	By	Prep Date	Prep Batch	Analytical Batch
JB69371-1MS	3C110788.D	1	06/18/14	PS	n/a	n/a	V3C4991
JB69371-1	3C110786.D	1	06/18/14	PS	n/a	n/a	V3C4991

The QC reported here applies to the following samples: **Method:** SW846 8260C

JB69078-1, JB69078-2

CAS No.	Compound	JB69371-1 ug/kg	Q	Spike ug/kg	MS ug/kg	MS %	Limits
108-10-1	4-Methyl-2-pentanone(MIBK)	ND		52.2	47.4	91	31-140
75-09-2	Methylene chloride	2.3	J	52.2	51.1	94	44-127
100-42-5	Styrene	ND		52.2	57.4	110	30-143
79-34-5	1,1,2,2-Tetrachloroethane	ND		52.2	49.3	95	30-131
127-18-4	Tetrachloroethene	ND		52.2	50.1	96	15-183
108-88-3	Toluene	ND		52.2	51.3	98	38-135
87-61-6	1,2,3-Trichlorobenzene	ND		52.2	49.5	95	10-159
120-82-1	1,2,4-Trichlorobenzene	ND		52.2	54.5	105	10-161
71-55-6	1,1,1-Trichloroethane	ND		52.2	59.4	114	43-142
79-00-5	1,1,2-Trichloroethane	ND		52.2	48.0	92	37-135
79-01-6	Trichloroethene	ND		52.2	55.4	106	29-161
75-69-4	Trichlorofluoromethane	ND		52.2	63.5	122	14-160
75-01-4	Vinyl chloride	ND		52.2	63.6	122	31-140
	m,p-Xylene	ND		104	107	103	29-140
95-47-6	o-Xylene	ND		52.2	54.4	104	31-140
1330-20-7	Xylene (total)	ND		156	162	104	30-140

CAS No.	Surrogate Recoveries	MS	JB69371-1	Limits
1868-53-7	Dibromofluoromethane	111%	111%	59-130%
17060-07-0	1,2-Dichloroethane-D4	99%	107%	65-123%
2037-26-5	Toluene-D8	109%	109%	77-125%
460-00-4	4-Bromofluorobenzene	112%	118%	71-132%

* = Outside of Control Limits.

Matrix Spike/Matrix Spike Duplicate Summary

Job Number: JB69078
Account: LANGAN Langan Engineering & Environmental
Project: Carroll Gardens, 363-365 Bond Street, Brooklyn, NY

Sample	File ID	DF	Analyzed	By	Prep Date	Prep Batch	Analytical Batch
JB69269-1MS	4V8943.D	10	06/18/14	BM	n/a	n/a	V4V369
JB69269-1MSD	4V8944.D	10	06/18/14	BM	n/a	n/a	V4V369
JB69269-1	4V8946.D	10	06/18/14	BM	n/a	n/a	V4V369

The QC reported here applies to the following samples: **Method:** SW846 8260C

JB69078-3, JB69078-4

CAS No.	Compound	JB69269-1 ug/l	Q	Spike ug/l	MS ug/l	MS %	Spike ug/l	MSD ug/l	MSD %	RPD	Limits Rec/RPD
67-64-1	Acetone	ND		500	543	109	500	566	113	4	44-160/20
71-43-2	Benzene	2230	E	500	2520	58	500	2620	78	4	50-136/12
74-97-5	Bromochloromethane	ND		500	506	101	500	522	104	3	74-131/11
75-27-4	Bromodichloromethane	ND		500	496	99	500	515	103	4	74-132/11
75-25-2	Bromoform	ND		500	507	101	500	533	107	5	68-136/12
74-83-9	Bromomethane	ND		500	487	97	500	519	104	6	37-157/21
78-93-3	2-Butanone (MEK)	ND		500	541	108	500	547	109	1	60-145/15
75-15-0	Carbon disulfide	ND		500	474	95	500	491	98	4	37-143/17
56-23-5	Carbon tetrachloride	ND		500	491	98	500	514	103	5	46-152/17
108-90-7	Chlorobenzene	ND		500	466	93	500	486	97	4	70-127/12
75-00-3	Chloroethane	ND		500	546	109	500	562	112	3	44-147/16
67-66-3	Chloroform	ND		500	498	100	500	510	102	2	67-129/12
74-87-3	Chloromethane	ND		500	491	98	500	508	102	3	40-149/19
110-82-7	Cyclohexane	ND		500	478	96	500	505	101	5	31-153/21
96-12-8	1,2-Dibromo-3-chloropropane	ND		500	421	84	500	461	92	9	61-144/14
124-48-1	Dibromochloromethane	ND		500	469	94	500	488	98	4	74-131/10
106-93-4	1,2-Dibromoethane	ND		500	479	96	500	499	100	4	74-129/10
95-50-1	1,2-Dichlorobenzene	ND		500	442	88	500	468	94	6	73-126/11
541-73-1	1,3-Dichlorobenzene	ND		500	445	89	500	463	93	4	71-124/12
106-46-7	1,4-Dichlorobenzene	ND		500	442	88	500	469	94	6	71-123/12
75-71-8	Dichlorodifluoromethane	ND		500	498	100	500	540	108	8	20-161/25
75-34-3	1,1-Dichloroethane	ND		500	513	103	500	531	106	3	61-134/12
107-06-2	1,2-Dichloroethane	ND		500	499	100	500	504	101	1	68-137/11
75-35-4	1,1-Dichloroethene	ND		500	514	103	500	525	105	2	40-143/17
156-59-2	cis-1,2-Dichloroethene	77.7		500	583	101	500	597	104	2	59-133/12
156-60-5	trans-1,2-Dichloroethene	ND		500	513	103	500	524	105	2	55-132/14
78-87-5	1,2-Dichloropropane	ND		500	514	103	500	534	107	4	70-128/11
10061-01-5	cis-1,3-Dichloropropene	ND		500	446	89	500	453	91	2	73-127/11
10061-02-6	trans-1,3-Dichloropropene	ND		500	474	95	500	470	94	1	72-128/11
100-41-4	Ethylbenzene	491		500	922	86	500	970	96	5	49-137/13
76-13-1	Freon 113	ND		500	521	104	500	546	109	5	32-161/23
591-78-6	2-Hexanone	ND		500	501	100	500	504	101	1	59-145/14
98-82-8	Isopropylbenzene	45.5		500	447	80	500	464	84	4	57-136/14
79-20-9	Methyl Acetate	ND		500	535	107	500	558	112	4	46-148/15
108-87-2	Methylcyclohexane	ND		500	515	103	500	540	108	5	30-155/21
1634-04-4	Methyl Tert Butyl Ether	23.4		500	516	99	500	533	102	3	64-134/11

* = Outside of Control Limits.

Matrix Spike/Matrix Spike Duplicate Summary

Job Number: JB69078
Account: LANGAN Langan Engineering & Environmental
Project: Carroll Gardens, 363-365 Bond Street, Brooklyn, NY

Sample	File ID	DF	Analyzed	By	Prep Date	Prep Batch	Analytical Batch
JB69269-1MS	4V8943.D	10	06/18/14	BM	n/a	n/a	V4V369
JB69269-1MSD	4V8944.D	10	06/18/14	BM	n/a	n/a	V4V369
JB69269-1	4V8946.D	10	06/18/14	BM	n/a	n/a	V4V369

The QC reported here applies to the following samples: **Method:** SW846 8260C

JB69078-3, JB69078-4

CAS No.	Compound	JB69269-1 ug/l	Q	Spike ug/l	MS ug/l	MS %	Spike ug/l	MSD ug/l	MSD %	RPD	Limits Rec/RPD
108-10-1	4-Methyl-2-pentanone(MIBK)	ND		500	502	100	500	508	102	1	63-144/13
75-09-2	Methylene chloride	ND		500	504	101	500	516	103	2	64-128/11
100-42-5	Styrene	ND		500	482	96	500	513	103	6	67-130/12
79-34-5	1,1,2,2-Tetrachloroethane	ND		500	420	84	500	432	86	3	68-131/11
127-18-4	Tetrachloroethene	7.5	J	500	460	91	500	493	97	7	48-143/15
108-88-3	Toluene	19.6		500	471	90	500	479	92	2	54-137/13
87-61-6	1,2,3-Trichlorobenzene	ND		500	428	86	500	468	94	9	62-143/13
120-82-1	1,2,4-Trichlorobenzene	ND		500	428	86	500	467	93	9	66-138/12
71-55-6	1,1,1-Trichloroethane	ND		500	515	103	500	534	107	4	52-145/16
79-00-5	1,1,2-Trichloroethane	ND		500	475	95	500	471	94	1	73-130/10
79-01-6	Trichloroethene	ND		500	502	100	500	519	104	3	54-141/13
75-69-4	Trichlorofluoromethane	ND		500	524	105	500	557	111	6	33-159/25
75-01-4	Vinyl chloride	24.3		500	529	101	500	570	109	7	36-149/19
	m,p-Xylene	46.8		1000	944	90	1000	994	95	5	50-137/12
95-47-6	o-Xylene	99.6		500	558	92	500	596	99	7	60-134/12
1330-20-7	Xylene (total)	146		1500	1500	90	1500	1590	96	6	53-136/12

CAS No.	Surrogate Recoveries	MS	MSD	JB69269-1	Limits
1868-53-7	Dibromofluoromethane	106%	105%	108%	79-120%
17060-07-0	1,2-Dichloroethane-D4	104%	101%	99%	72-123%
2037-26-5	Toluene-D8	98%	97%	104%	78-119%
460-00-4	4-Bromofluorobenzene	102%	98%	100%	74-119%

* = Outside of Control Limits.

Matrix Spike/Matrix Spike Duplicate Summary

Job Number: JB69078
Account: LANGAN Langan Engineering & Environmental
Project: Carroll Gardens, 363-365 Bond Street, Brooklyn, NY

Sample	File ID	DF	Analyzed	By	Prep Date	Prep Batch	Analytical Batch
JB69108-1MS	3C110966.D	1	06/23/14	PS	n/a	n/a	V3C4997
JB69108-1MSD	3C110967.D	1	06/23/14	PS	n/a	n/a	V3C4997
JB69108-1	3C110970.D	1	06/23/14	PS	n/a	n/a	V3C4997
JB69108-1	3C110971.D	1	06/23/14	PS	n/a	n/a	V3C4997

The QC reported here applies to the following samples: **Method:** SW846 8260C

JB69078-2

CAS No.	Compound	JB69108-1 ug/kg	Q	Spike ug/kg	MS ug/kg	MS %	Spike ug/kg	MSD ug/kg	MSD %	RPD	Limits Rec/RPD
108-87-2	Methylcyclohexane	ND [b]		3700	15000	406* [a]	3700	13700	371* [a]	9	10-150/30

CAS No.	Surrogate Recoveries	MS	MSD	JB69108-1	JB69108-1	Limits
1868-53-7	Dibromofluoromethane	115%	114%	115%	106%	59-130%
17060-07-0	1,2-Dichloroethane-D4	109%	108%	110%	105%	65-123%
2037-26-5	Toluene-D8	105%	102%	104%	100%	77-125%
460-00-4	4-Bromofluorobenzene	110%	113%	114%	125%	71-132%

(a) Outside control limits due to matrix interference.
(b) Result is from Run #2.

* = Outside of Control Limits.

Duplicate Summary

Job Number: JB69078
Account: LANGAN Langan Engineering & Environmental
Project: Carroll Gardens, 363-365 Bond Street, Brooklyn, NY

Sample	File ID	DF	Analyzed	By	Prep Date	Prep Batch	Analytical Batch
JB69114-1DUP	3C110787.D	1	06/18/14	PS	n/a	n/a	V3C4991
JB69114-1	3C110783.D	1	06/18/14	PS	n/a	n/a	V3C4991

The QC reported here applies to the following samples: **Method:** SW846 8260C

JB69078-1, JB69078-2

CAS No.	Compound	JB69114-1 ug/kg	Q	DUP ug/kg	Q	RPD	Limits
67-64-1	Acetone	14.3		32.7		78* [a]	39
71-43-2	Benzene	0.50	J	0.36	J	33* [b]	24
74-97-5	Bromochloromethane	ND		ND		nc	30
75-27-4	Bromodichloromethane	ND		ND		nc	30
75-25-2	Bromoform	ND		ND		nc	30
74-83-9	Bromomethane	ND		ND		nc	30
78-93-3	2-Butanone (MEK)	ND		ND		nc	19
75-15-0	Carbon disulfide	0.54	J	0.58	J	7	21
56-23-5	Carbon tetrachloride	ND		ND		nc	30
108-90-7	Chlorobenzene	ND		ND		nc	30
75-00-3	Chloroethane	ND		ND		nc	30
67-66-3	Chloroform	ND		ND		nc	30
74-87-3	Chloromethane	ND		ND		nc	30
110-82-7	Cyclohexane	ND		ND		nc	12
96-12-8	1,2-Dibromo-3-chloropropane	ND		ND		nc	30
124-48-1	Dibromochloromethane	ND		ND		nc	30
106-93-4	1,2-Dibromoethane	ND		ND		nc	30
95-50-1	1,2-Dichlorobenzene	ND		ND		nc	30
541-73-1	1,3-Dichlorobenzene	ND		ND		nc	30
106-46-7	1,4-Dichlorobenzene	ND		ND		nc	30
75-71-8	Dichlorodifluoromethane	ND		ND		nc	30
75-34-3	1,1-Dichloroethane	ND		ND		nc	30
107-06-2	1,2-Dichloroethane	ND		ND		nc	30
75-35-4	1,1-Dichloroethene	ND		ND		nc	30
156-59-2	cis-1,2-Dichloroethene	ND		ND		nc	30
156-60-5	trans-1,2-Dichloroethene	ND		ND		nc	30
78-87-5	1,2-Dichloropropane	ND		ND		nc	30
10061-01-5	cis-1,3-Dichloropropene	ND		ND		nc	30
10061-02-6	trans-1,3-Dichloropropene	ND		ND		nc	30
100-41-4	Ethylbenzene	ND		ND		nc	17
76-13-1	Freon 113	ND		ND		nc	30
591-78-6	2-Hexanone	ND		ND		nc	30
98-82-8	Isopropylbenzene	ND		ND		nc	17
79-20-9	Methyl Acetate	ND		ND		nc	30
108-87-2	Methylcyclohexane	0.65	J	0.51	J	24* [b]	11
1634-04-4	Methyl Tert Butyl Ether	ND		ND		nc	16

* = Outside of Control Limits.

Duplicate Summary

Job Number: JB69078
Account: LANGAN Langan Engineering & Environmental
Project: Carroll Gardens, 363-365 Bond Street, Brooklyn, NY

Sample	File ID	DF	Analyzed	By	Prep Date	Prep Batch	Analytical Batch
JB69114-1DUP	3C110787.D	1	06/18/14	PS	n/a	n/a	V3C4991
JB69114-1	3C110783.D	1	06/18/14	PS	n/a	n/a	V3C4991

The QC reported here applies to the following samples: **Method:** SW846 8260C

JB69078-1, JB69078-2

CAS No.	Compound	JB69114-1 ug/kg	Q	DUP ug/kg	Q	RPD	Limits
108-10-1	4-Methyl-2-pentanone(MIBK)	ND		ND		nc	30
75-09-2	Methylene chloride	ND		ND		nc	60
100-42-5	Styrene	ND		ND		nc	30
79-34-5	1,1,2,2-Tetrachloroethane	ND		ND		nc	30
127-18-4	Tetrachloroethene	ND		ND		nc	18
108-88-3	Toluene	0.43	J	0.34	J	23	33
87-61-6	1,2,3-Trichlorobenzene	ND		ND		nc	30
120-82-1	1,2,4-Trichlorobenzene	ND		ND		nc	30
71-55-6	1,1,1-Trichloroethane	ND		ND		nc	30
79-00-5	1,1,2-Trichloroethane	ND		ND		nc	30
79-01-6	Trichloroethene	ND		ND		nc	17
75-69-4	Trichlorofluoromethane	ND		ND		nc	30
75-01-4	Vinyl chloride	ND		ND		nc	30
	m,p-Xylene	ND		ND		nc	22
95-47-6	o-Xylene	ND		ND		nc	19
1330-20-7	Xylene (total)	0.24	J	ND		200* [b]	25

CAS No.	Surrogate Recoveries	DUP	JB69114-1	Limits
1868-53-7	Dibromofluoromethane	116%	116%	59-130%
17060-07-0	1,2-Dichloroethane-D4	125%* [d]	124%* [c]	65-123%
2037-26-5	Toluene-D8	109%	107%	77-125%
460-00-4	4-Bromofluorobenzene	113%	116%	71-132%

(a) High RPD due to possible sample analyzed from different vials.
(b) High RPD due to low concentration of hit
(c) Outside control limits due to matrix interference, confirmed by sample duplicate.
(d) Outside control limits due to matrix interference.

* = Outside of Control Limits.

Instrument Performance Check (BFB)

Job Number: JB69078
Account: LANGAN Langan Engineering & Environmental
Project: Carroll Gardens, 363-365 Bond Street, Brooklyn, NY

Sample:	V3C4989-BFB	**Injection Date:**	06/17/14
Lab File ID:	3C110758.D	**Injection Time:**	17:37
Instrument ID:	GCMS3C		

m/e	Ion Abundance Criteria	Raw Abundance	% Relative Abundance		Pass/Fail
50	15.0 - 40.0% of mass 95	8958	20.2		Pass
75	30.0 - 60.0% of mass 95	22392	50.5		Pass
95	Base peak, 100% relative abundance	44384	100.0		Pass
96	5.0 - 9.0% of mass 95	2978	6.71		Pass
173	Less than 2.0% of mass 174	0	0.00	(0.00) [a]	Pass
174	50.0 - 120.0% of mass 95	31696	71.4		Pass
175	5.0 - 9.0% of mass 174	2537	5.72	(8.00) [a]	Pass
176	95.0 - 101.0% of mass 174	31026	69.9	(97.9) [a]	Pass
177	5.0 - 9.0% of mass 176	2023	4.56	(6.52) [b]	Pass

(a) Value is % of mass 174
(b) Value is % of mass 176

This check applies to the following Samples, MS, MSD, Blanks, and Standards:

Lab Sample ID	Lab File ID	Date Analyzed	Time Analyzed	Hours Lapsed	Client Sample ID
V3C4989-IC4989	3C110759.D	06/17/14	18:16	00:39	Initial cal 0.2
V3C4989-IC4989	3C110760.D	06/17/14	18:44	01:07	Initial cal 0.5
V3C4989-IC4989	3C110761.D	06/17/14	19:12	01:35	Initial cal 1
V3C4989-IC4989	3C110762.D	06/17/14	19:40	02:03	Initial cal 2
V3C4989-IC4989	3C110763.D	06/17/14	20:07	02:30	Initial cal 5
V3C4989-IC4989	3C110764.D	06/17/14	20:35	02:58	Initial cal 10
V3C4989-IC4989	3C110765.D	06/17/14	21:03	03:26	Initial cal 20
V3C4989-ICC4989	3C110766.D	06/17/14	21:31	03:54	Initial cal 50
V3C4989-IC4989	3C110767.D	06/17/14	21:59	04:22	Initial cal 100
V3C4989-IC4989	3C110768.D	06/17/14	22:26	04:49	Initial cal 200
V3C4989-ICV4989	3C110771.D	06/17/14	23:49	06:12	Initial cal verification 50

Instrument Performance Check (BFB)

Job Number: JB69078
Account: LANGAN Langan Engineering & Environmental
Project: Carroll Gardens, 363-365 Bond Street, Brooklyn, NY

Sample:	V3C4991-BFB	**Injection Date:**	06/18/14
Lab File ID:	3C110776.D	**Injection Time:**	11:58
Instrument ID:	GCMS3C		

m/e	Ion Abundance Criteria	Raw Abundance	% Relative Abundance		Pass/Fail
50	15.0 - 40.0% of mass 95	10698	22.4		Pass
75	30.0 - 60.0% of mass 95	24997	52.3		Pass
95	Base peak, 100% relative abundance	47784	100.0		Pass
96	5.0 - 9.0% of mass 95	3149	6.59		Pass
173	Less than 2.0% of mass 174	0	0.00	(0.00) [a]	Pass
174	50.0 - 120.0% of mass 95	31072	65.0		Pass
175	5.0 - 9.0% of mass 174	2373	4.97	(7.64) [a]	Pass
176	95.0 - 101.0% of mass 174	30098	63.0	(96.9) [a]	Pass
177	5.0 - 9.0% of mass 176	2050	4.29	(6.81) [b]	Pass

(a) Value is % of mass 174
(b) Value is % of mass 176

This check applies to the following Samples, MS, MSD, Blanks, and Standards:

Lab Sample ID	Lab File ID	Date Analyzed	Time Analyzed	Hours Lapsed	Client Sample ID
V3C4991-CC4989	3C110778.D	06/18/14	12:54	00:56	Continuing cal 20
V3C4991-MB	3C110780.D	06/18/14	14:02	02:04	Method Blank
V3C4991-BS	3C110781.D	06/18/14	14:30	02:32	Blank Spike
JB69114-1	3C110783.D	06/18/14	15:37	03:39	(used for QC only; not part of job JB69078)
ZZZZZZ	3C110784.D	06/18/14	16:04	04:06	(unrelated sample)
JB69371-1	3C110786.D	06/18/14	17:00	05:02	(used for QC only; not part of job JB69078)
JB69114-1DUP	3C110787.D	06/18/14	17:33	05:35	Duplicate
JB69371-1MS	3C110788.D	06/18/14	18:03	06:05	Matrix Spike
ZZZZZZ	3C110790.D	06/18/14	18:59	07:01	(unrelated sample)
ZZZZZZ	3C110791.D	06/18/14	19:27	07:29	(unrelated sample)
ZZZZZZ	3C110792.D	06/18/14	19:55	07:57	(unrelated sample)
ZZZZZZ	3C110793.D	06/18/14	20:23	08:25	(unrelated sample)
ZZZZZZ	3C110794.D	06/18/14	20:50	08:52	(unrelated sample)
ZZZZZZ	3C110795.D	06/18/14	21:18	09:20	(unrelated sample)
ZZZZZZ	3C110796.D	06/18/14	21:46	09:48	(unrelated sample)
ZZZZZZ	3C110797.D	06/18/14	22:13	10:15	(unrelated sample)
ZZZZZZ	3C110798.D	06/18/14	22:41	10:43	(unrelated sample)
JB69078-1	3C110799.D	06/18/14	23:09	11:11	341-PE-4
JB69078-2	3C110800.D	06/18/14	23:37	11:39	342-PE-3
V3C4993-CC4586	3C110813.D	06/19/14	10:34	22:36	Continuing cal 50
V3C4993-MB	3C110814.D	06/19/14	11:02	23:04	Method Blank
V3C4993-BS	3C110815.D	06/19/14	11:28	23:30	Blank Spike
ZZZZZZ	3C110816.D	06/19/14	12:00	24:02	(unrelated sample)
ZZZZZZ	3C110817.D	06/19/14	12:24	24:26	(unrelated sample)

Instrument Performance Check (BFB)

Job Number: JB69078
Account: LANGAN Langan Engineering & Environmental
Project: Carroll Gardens, 363-365 Bond Street, Brooklyn, NY

Sample:	V3C4991-BFB	**Injection Date:**	06/18/14
Lab File ID:	3C110776.D	**Injection Time:**	11:58
Instrument ID:	GCMS3C		

Lab Sample ID	Lab File ID	Date Analyzed	Time Analyzed	Hours Lapsed	Client Sample ID
ZZZZZZ	3C110818.D	06/19/14	12:50	24:52	(unrelated sample)

Instrument Performance Check (BFB)

Job Number: JB69078
Account: LANGAN Langan Engineering & Environmental
Project: Carroll Gardens, 363-365 Bond Street, Brooklyn, NY

Sample:	V3C4997-BFB	**Injection Date:**	06/22/14
Lab File ID:	3C110961.D	**Injection Time:**	22:50
Instrument ID:	GCMS3C		

m/e	Ion Abundance Criteria	Raw Abundance	% Relative Abundance		Pass/Fail
50	15.0 - 40.0% of mass 95	7686	25.2		Pass
75	30.0 - 60.0% of mass 95	17187	56.4		Pass
95	Base peak, 100% relative abundance	30456	100.0		Pass
96	5.0 - 9.0% of mass 95	2068	6.79		Pass
173	Less than 2.0% of mass 174	0	0.00	(0.00) [a]	Pass
174	50.0 - 120.0% of mass 95	20029	65.8		Pass
175	5.0 - 9.0% of mass 174	1540	5.06	(7.69) [a]	Pass
176	95.0 - 101.0% of mass 174	19877	65.3	(99.2) [a]	Pass
177	5.0 - 9.0% of mass 176	1224	4.02	(6.16) [b]	Pass

(a) Value is % of mass 174
(b) Value is % of mass 176

This check applies to the following Samples, MS, MSD, Blanks, and Standards:

Lab Sample ID	Lab File ID	Date Analyzed	Time Analyzed	Hours Lapsed	Client Sample ID
V3C4997-CC4989	3C110962.D	06/22/14	23:19	00:29	Continuing cal 50
V3C4997-MB	3C110964.D	06/23/14	00:18	01:28	Method Blank
V3C4997-BS	3C110965.D	06/23/14	00:47	01:57	Blank Spike
JB69108-1MS	3C110966.D	06/23/14	01:17	02:27	Matrix Spike
JB69108-1MSD	3C110967.D	06/23/14	01:46	02:56	Matrix Spike Duplicate
JB69078-2	3C110969.D	06/23/14	02:45	03:55	342-PE-3
JB69108-1	3C110970.D	06/23/14	03:15	04:25	(used for QC only; not part of job JB69078)
JB69108-1	3C110971.D	06/23/14	03:44	04:54	(used for QC only; not part of job JB69078)

Instrument Performance Check (BFB)

Job Number: JB69078
Account: LANGAN Langan Engineering & Environmental
Project: Carroll Gardens, 363-365 Bond Street, Brooklyn, NY

Sample:	V4V368-BFB	**Injection Date:**	06/17/14
Lab File ID:	4V8912.D	**Injection Time:**	10:56
Instrument ID:	GCMS4V		

m/e	Ion Abundance Criteria	Raw Abundance	% Relative Abundance		Pass/Fail
50	15.0 - 40.0% of mass 95	8885	15.9		Pass
75	30.0 - 60.0% of mass 95	24259	43.4		Pass
95	Base peak, 100% relative abundance	55909	100.0		Pass
96	5.0 - 9.0% of mass 95	3676	6.57		Pass
173	Less than 2.0% of mass 174	0	0.00	(0.00) [a]	Pass
174	50.0 - 120.0% of mass 95	48363	86.5		Pass
175	5.0 - 9.0% of mass 174	3730	6.67	(7.71) [a]	Pass
176	95.0 - 101.0% of mass 174	46987	84.0	(97.2) [a]	Pass
177	5.0 - 9.0% of mass 176	3058	5.47	(6.51) [b]	Pass

(a) Value is % of mass 174
(b) Value is % of mass 176

This check applies to the following Samples, MS, MSD, Blanks, and Standards:

Lab Sample ID	Lab File ID	Date Analyzed	Time Analyzed	Hours Lapsed	Client Sample ID
V4V368-IC368	4V8913.D	06/17/14	11:27	00:31	Initial cal 5
V4V368-IC368	4V8914.D	06/17/14	11:53	00:57	Initial cal 2
V4V368-IC368	4V8915.D	06/17/14	12:19	01:23	Initial cal 1
V4V368-IC368	4V8916.D	06/17/14	12:46	01:50	Initial cal 0.5
V4V368-IC368	4V8917.D	06/17/14	13:12	02:16	Initial cal 0.2
V4V368-IC368	4V8918.D	06/17/14	13:38	02:42	Initial cal 10
V4V368-IC368	4V8919.D	06/17/14	14:05	03:09	Initial cal 20
V4V368-ICC368	4V8920.D	06/17/14	14:31	03:35	Initial cal 50
V4V368-IC368	4V8921.D	06/17/14	14:58	04:02	Initial cal 100
V4V368-IC368	4V8922.D	06/17/14	15:24	04:28	Initial cal 200
V4V368-ICV368	4V8925.D	06/17/14	16:43	05:47	Initial cal verification 50
ZZZZZZ	4V8928.D	06/17/14	18:03	07:07	(unrelated sample)
ZZZZZZ	4V8929.D	06/17/14	18:29	07:33	(unrelated sample)

Instrument Performance Check (BFB)

Job Number: JB69078
Account: LANGAN Langan Engineering & Environmental
Project: Carroll Gardens, 363-365 Bond Street, Brooklyn, NY

Sample: V4V369-BFB
Lab File ID: 4V8938.D
Instrument ID: GCMS4V
Injection Date: 06/18/14
Injection Time: 15:31

m/e	Ion Abundance Criteria	Raw Abundance	% Relative Abundance		Pass/Fail
50	15.0 - 40.0% of mass 95	13889	16.4		Pass
75	30.0 - 60.0% of mass 95	37064	43.9		Pass
95	Base peak, 100% relative abundance	84485	100.0		Pass
96	5.0 - 9.0% of mass 95	5642	6.68		Pass
173	Less than 2.0% of mass 174	0	0.00	(0.00) [a]	Pass
174	50.0 - 120.0% of mass 95	70725	83.7		Pass
175	5.0 - 9.0% of mass 174	5431	6.43	(7.68) [a]	Pass
176	95.0 - 101.0% of mass 174	68395	81.0	(96.7) [a]	Pass
177	5.0 - 9.0% of mass 176	4391	5.20	(6.42) [b]	Pass

(a) Value is % of mass 174
(b) Value is % of mass 176

This check applies to the following Samples, MS, MSD, Blanks, and Standards:

Lab Sample ID	Lab File ID	Date Analyzed	Time Analyzed	Hours Lapsed	Client Sample ID
V4V369-CC368	4V8939.D	06/18/14	15:58	00:27	Continuing cal 50
V4V369-MB	4V8941.D	06/18/14	16:55	01:24	Method Blank
V4V369-BS	4V8942.D	06/18/14	17:21	01:50	Blank Spike
JB69269-1MS	4V8943.D	06/18/14	17:47	02:16	Matrix Spike
JB69269-1MSD	4V8944.D	06/18/14	18:14	02:43	Matrix Spike Duplicate
JB69269-1	4V8946.D	06/18/14	19:07	03:36	(used for QC only; not part of job JB69078)
ZZZZZZ	4V8947.D	06/18/14	19:33	04:02	(unrelated sample)
ZZZZZZ	4V8948.D	06/18/14	19:59	04:28	(unrelated sample)
ZZZZZZ	4V8949.D	06/18/14	20:26	04:55	(unrelated sample)
ZZZZZZ	4V8950.D	06/18/14	20:52	05:21	(unrelated sample)
ZZZZZZ	4V8951.D	06/18/14	21:18	05:47	(unrelated sample)
ZZZZZZ	4V8952.D	06/18/14	21:45	06:14	(unrelated sample)
ZZZZZZ	4V8953.D	06/18/14	22:11	06:40	(unrelated sample)
ZZZZZZ	4V8954.D	06/18/14	22:37	07:06	(unrelated sample)
ZZZZZZ	4V8955.D	06/18/14	23:03	07:32	(unrelated sample)
JB69078-3	4V8956.D	06/18/14	23:29	07:58	343-FB-12
JB69078-4	4V8957.D	06/18/14	23:56	08:25	344-TB-11
ZZZZZZ	4V8958.D	06/19/14	00:22	08:51	(unrelated sample)
ZZZZZZ	4V8959.D	06/19/14	00:48	09:17	(unrelated sample)
ZZZZZZ	4V8960.D	06/19/14	01:14	09:43	(unrelated sample)
ZZZZZZ	4V8961.D	06/19/14	01:40	10:09	(unrelated sample)
ZZZZZZ	4V8962.D	06/19/14	02:06	10:35	(unrelated sample)
ZZZZZZ	4V8963.D	06/19/14	02:33	11:02	(unrelated sample)
ZZZZZZ	4V8964.D	06/19/14	02:59	11:28	(unrelated sample)

Volatile Internal Standard Area Summary

Job Number: JB69078
Account: LANGAN Langan Engineering & Environmental
Project: Carroll Gardens, 363-365 Bond Street, Brooklyn, NY

Check Std:	V3C4991-CC4989	**Injection Date:**	06/18/14
Lab File ID:	3C110778.D	**Injection Time:**	12:54
Instrument ID:	GCMS3C	**Method:**	SW846 8260C

	IS 1 AREA	RT	IS 2 AREA	RT	IS 3 AREA	RT	IS 4 AREA	RT	IS 5 AREA	RT
Check Std	56786	7.30	130794	9.54	182826	10.46	130442	13.59	52755	15.88
Upper Limit [a]	113572	7.80	261588	10.04	365652	10.96	260884	14.09	105510	16.38
Lower Limit [b]	28393	6.80	65397	9.04	91413	9.96	65221	13.09	26378	15.38

Lab Sample ID	IS 1 AREA	RT	IS 2 AREA	RT	IS 3 AREA	RT	IS 4 AREA	RT	IS 5 AREA	RT
V3C4991-MB	46082	7.30	117310	9.54	163527	10.46	116615	13.59	41981	15.88
V3C4991-BS	63681	7.30	137812	9.54	196678	10.46	139797	13.59	58488	15.88
JB69114-1	76154	7.30	121708	9.54	179100	10.46	126542	13.59	47127	15.88
ZZZZZZ	101592	7.30	136167	9.54	197681	10.46	141083	13.59	50999	15.88
JB69371-1	60074	7.31	140515	9.54	200455	10.46	141997	13.59	52991	15.88
JB69114-1DUP	89245	7.30	116407	9.54	168766	10.46	123392	13.59	48997	15.88
JB69371-1MS	56813	7.31	143586	9.54	206269	10.46	145368	13.59	58940	15.88
ZZZZZZ	98968	7.30	136259	9.54	200387	10.46	144220	13.59	52653	15.88
ZZZZZZ	85291	7.30	128138	9.54	187462	10.46	133326	13.59	50206	15.88
ZZZZZZ	59752	7.30	141935	9.54	205592	10.46	144399	13.59	52437	15.88
ZZZZZZ	57569	7.30	134666	9.54	192485	10.46	136552	13.59	49971	15.88
ZZZZZZ	67604	7.30	144202	9.54	208771	10.46	146959	13.59	54413	15.88
ZZZZZZ	55288	7.30	136948	9.54	196489	10.46	137978	13.59	50586	15.88
ZZZZZZ	63049	7.31	143227	9.54	208834	10.46	148984	13.59	54206	15.88
ZZZZZZ	67018	7.30	141342	9.54	204731	10.46	146324	13.59	54185	15.88
ZZZZZZ	65997	7.31	138356	9.54	199369	10.46	142031	13.59	52731	15.88
JB69078-1	77567	7.30	132288	9.54	191819	10.46	133201	13.59	46975	15.88
JB69078-2	70051	7.31	138487	9.54	200732	10.46	144267	13.59	52496	15.88

IS 1 = Tert Butyl Alcohol-D9
IS 2 = Pentafluorobenzene
IS 3 = 1,4-Difluorobenzene
IS 4 = Chlorobenzene-D5
IS 5 = 1,4-Dichlorobenzene-d4

(a) Upper Limit = +100% of check standard area; Retention time +0.5 minutes.
(b) Lower Limit = -50% of check standard area; Retention time -0.5 minutes.

Volatile Internal Standard Area Summary

Job Number: JB69078
Account: LANGAN Langan Engineering & Environmental
Project: Carroll Gardens, 363-365 Bond Street, Brooklyn, NY

Check Std:	V3C4997-CC4989	**Injection Date:**	06/22/14
Lab File ID:	3C110962.D	**Injection Time:**	23:19
Instrument ID:	GCMS3C	**Method:**	SW846 8260C

	IS 1 AREA	RT	IS 2 AREA	RT	IS 3 AREA	RT	IS 4 AREA	RT	IS 5 AREA	RT
Check Std	45671	7.32	92221	9.55	124851	10.46	79982	13.59	31562	15.89
Upper Limit [a]	91342	7.82	184442	10.05	249702	10.96	159964	14.09	63124	16.39
Lower Limit [b]	22836	6.82	46111	9.05	62426	9.96	39991	13.09	15781	15.39

Lab Sample ID	IS 1 AREA	RT	IS 2 AREA	RT	IS 3 AREA	RT	IS 4 AREA	RT	IS 5 AREA	RT
V3C4997-MB	38720	7.32	88343	9.55	118417	10.46	75324	13.59	28592	15.89
V3C4997-BS	47380	7.32	95019	9.55	128707	10.46	83809	13.59	34082	15.89
JB69108-1MS	41482	7.34	81451	9.55	118219	10.46	76734	13.59	32906	15.89
JB69108-1MSD	48412	7.34	93440	9.55	136225	10.46	86685	13.59	35785	15.89
JB69078-2	47123	7.33	95822	9.55	131498	10.46	82219	13.59	31306	15.89
JB69108-1	43136	7.33	89226	9.55	130196	10.46	83093	13.59	33654	15.89
JB69108-1	47141	7.32	95082	9.55	129921	10.47	81278	13.59	31695	15.89

IS 1 = Tert Butyl Alcohol-D9
IS 2 = Pentafluorobenzene
IS 3 = 1,4-Difluorobenzene
IS 4 = Chlorobenzene-D5
IS 5 = 1,4-Dichlorobenzene-d4

(a) Upper Limit = +100% of check standard area; Retention time +0.5 minutes.
(b) Lower Limit = -50% of check standard area; Retention time -0.5 minutes.

Volatile Internal Standard Area Summary

Job Number: JB69078
Account: LANGAN Langan Engineering & Environmental
Project: Carroll Gardens, 363-365 Bond Street, Brooklyn, NY

Check Std:	V4V369-CC368	**Injection Date:**	06/18/14
Lab File ID:	4V8939.D	**Injection Time:**	15:58
Instrument ID:	GCMS4V	**Method:**	SW846 8260C

	IS 1 AREA	RT	IS 2 AREA	RT	IS 3 AREA	RT	IS 4 AREA	RT	IS 5 AREA	RT
Check Std	134211	7.47	167978	9.94	218954	10.90	196287	14.10	127628	16.45
Upper Limit [a]	268422	7.97	335956	10.44	437908	11.40	392574	14.60	255256	16.95
Lower Limit [b]	67106	6.97	83989	9.44	109477	10.40	98144	13.60	63814	15.95

Lab Sample ID	IS 1 AREA	RT	IS 2 AREA	RT	IS 3 AREA	RT	IS 4 AREA	RT	IS 5 AREA	RT
V4V369-MB	134668	7.45	164025	9.94	207503	10.90	187866	14.10	113119	16.45
V4V369-BS	135790	7.47	156856	9.94	203266	10.90	188517	14.10	118721	16.45
JB69269-1MS	143584	7.47	171203	9.94	232066	10.90	206800	14.10	137786	16.45
JB69269-1MSD	142947	7.47	164018	9.94	220300	10.90	186711	14.10	128414	16.45
JB69269-1	134512	7.46	156230	9.94	198767	10.90	192162	14.10	127798	16.45
ZZZZZZ	125283	7.46	165654	9.94	231694	10.90	212862	14.10	123798	16.45
ZZZZZZ	134133	7.47	166392	9.94	235713	10.90	221328	14.10	130841	16.45
ZZZZZZ	137966	7.46	150646	9.94	194634	10.90	181297	14.10	112564	16.45
ZZZZZZ	133054	7.46	142437	9.93	175919	10.90	178241	14.10	111825	16.45
ZZZZZZ	133717	7.47	154045	9.94	198882	10.90	185463	14.10	110497	16.45
ZZZZZZ	139846	7.46	150451	9.94	190032	10.90	181212	14.10	112911	16.45
ZZZZZZ	132548	7.47	154958	9.94	194994	10.90	196539	14.10	124862	16.45
ZZZZZZ	126276	7.47	151369	9.94	193177	10.90	172800	14.10	111829	16.45
ZZZZZZ	127562	7.47	148116	9.94	191014	10.90	181610	14.10	112084	16.45
JB69078-3	128777	7.46	149360	9.94	194347	10.90	171147	14.10	109072	16.45
JB69078-4	125709	7.46	148576	9.94	182372	10.90	198103	14.10	125931	16.45
ZZZZZZ	119350	7.46	145044	9.94	183337	10.90	190051	14.10	117487	16.45
ZZZZZZ	127366	7.47	143854	9.94	183866	10.90	166844	14.10	110596	16.45
ZZZZZZ	127314	7.45	143969	9.94	180723	10.90	176697	14.10	116129	16.45
ZZZZZZ	130472	7.46	144586	9.94	185673	10.90	170551	14.10	115264	16.45
ZZZZZZ	124856	7.45	139054	9.93	175384	10.90	178672	14.10	117229	16.45
ZZZZZZ	129417	7.46	142621	9.94	178399	10.90	177496	14.10	111494	16.45
ZZZZZZ	131534	7.46	146999	9.94	184714	10.90	177528	14.10	117169	16.45

IS 1 = Tert Butyl Alcohol-D9
IS 2 = Pentafluorobenzene
IS 3 = 1,4-Difluorobenzene
IS 4 = Chlorobenzene-D5
IS 5 = 1,4-Dichlorobenzene-d4

(a) Upper Limit = +100% of check standard area; Retention time +0.5 minutes.
(b) Lower Limit = -50% of check standard area; Retention time -0.5 minutes.

Volatile Surrogate Recovery Summary

Job Number: JB69078
Account: LANGAN Langan Engineering & Environmental
Project: Carroll Gardens, 363-365 Bond Street, Brooklyn, NY

Method: SW846 8260C **Matrix:** AQ

Samples and QC shown here apply to the above method

Lab Sample ID	Lab File ID	S1	S2	S3	S4
JB69078-3	4V8956.D	109	101	104	101
JB69078-4	4V8957.D	108	100	112	103
JB69269-1MS	4V8943.D	106	104	98	102
JB69269-1MSD	4V8944.D	105	101	97	98
V4V369-BS	4V8942.D	109	103	104	102
V4V369-MB	4V8941.D	106	98	107	103

Surrogate Compounds	Recovery Limits
S1 = Dibromofluoromethane	79-120%
S2 = 1,2-Dichloroethane-D4	72-123%
S3 = Toluene-D8	78-119%
S4 = 4-Bromofluorobenzene	74-119%

Volatile Surrogate Recovery Summary

Job Number: JB69078
Account: LANGAN Langan Engineering & Environmental
Project: Carroll Gardens, 363-365 Bond Street, Brooklyn, NY

Method: SW846 8260C **Matrix:** SO

Samples and QC shown here apply to the above method

Lab Sample ID	Lab File ID	S1	S2	S3	S4
JB69078-1	3C110799.D	116	116	109	122
JB69078-2	3C110800.D	117	112	111	121
JB69078-2	3C110969.D	109	105	101	122
JB69108-1MS	3C110966.D	115	109	105	110
JB69108-1MSD	3C110967.D	114	108	102	113
JB69114-1DUP	3C110787.D	116	125* [a]	109	113
JB69371-1MS	3C110788.D	111	99	109	112
V3C4991-BS	3C110781.D	112	105	109	109
V3C4991-MB	3C110780.D	108	104	109	118
V3C4997-BS	3C110965.D	111	103	102	113
V3C4997-MB	3C110964.D	108	103	100	116

Surrogate Compounds	Recovery Limits
S1 = Dibromofluoromethane	59-130%
S2 = 1,2-Dichloroethane-D4	65-123%
S3 = Toluene-D8	77-125%
S4 = 4-Bromofluorobenzene	71-132%

(a) Outside control limits due to matrix interference.

Initial Calibration Summary

Job Number: JB69078 **Sample:** V3C4989-ICC4989
Account: LANGAN Langan Engineering & Environmental **Lab FileID:** 3C110766.D
Project: Carroll Gardens, 363-365 Bond Street, Brooklyn, NY

Response Factor Report MS3C

Method : C:\MSDCHEM\1\METHODS\M3C4989.M (RTE Integrator)
Title : Method SW846 8260B, ZB624 60m x 0.25mm x 1.4um
Last Update : Wed Jun 18 08:58:10 2014
Response via : Initial Calibration

Calibration Files
5 =3C110763.D 10 =3C110764.D 0.5 =3C110760.D 50 =3C110766.D
100 =3C110767.D 1 =3C110761.D 200 =3C110768.D 20 =3C110765.D
2 =3C110762.D 0.2 =3C110759.D = =

Compound	5	10	0.5	50	100	1	200	20	2	0.2	Avg	%RSD
1) I Tert Butyl Alcohol-d9	ISTD											
2) 1,4-dioxane	0.100	0.114	0.107	0.100		0.102	0.105	0.108			0.105	4.92
3) tertiary butyl alcohol	1.600	1.752	1.791	1.618	1.468	1.823	1.522	1.573	1.808		1.662	8.05
4) ethanol											0.000	-1.00
5) I pentafluorobenzene	ISTD											
6) chlorodifluoromethane	0.636	0.651	0.626	0.593		0.657	0.606				0.628	4.01
7) dichlorodifluoromethane	0.718	0.752	0.694	0.654		0.694	0.692	0.667			0.696	4.64
8) chloromethane	0.849	0.927	0.832	0.801		0.841	0.819	0.964			0.862	6.97
9) vinyl chloride	0.713	0.769	0.689	0.660		0.705	0.690	0.746			0.710	5.20
10) bromomethane	0.376	0.414	0.346	0.312			0.357	0.396			0.367	9.97
11) chloroethane	0.334	0.369	0.322	0.301		0.289	0.325	0.328			0.324	7.91
12) Vinyl Bromide											0.000	-1.00
13) Pentane											0.000	-1.00
14) trichlorofluoromethane	0.746	0.843	0.736	0.684		0.716	0.737	0.768			0.747	6.65
15) ethyl ether	0.271	0.305	0.320	0.294	0.224	0.310	0.298	0.311			0.292	10.66
16) acrolein	0.093	0.091	0.104		0.087	0.115	0.093	0.097			0.097	9.64
17) 1,1-dichloroethene	0.873	0.965	0.883	0.917	0.862	0.814	0.892	0.899	0.935	0.876	0.892	4.66
18) acetone	0.060	0.058	0.079	0.060		0.055	0.067				0.063	13.58
19) allyl chloride	0.267	0.302	0.295	0.279		0.291	0.289	0.304			0.290	4.43
20) acetonitrile	0.046	0.052	0.052	0.049		0.053	0.048				0.050	5.58
21) iodomethane	0.685	0.763	0.663	0.730	0.692	0.615	0.717	0.714	0.757		0.704	6.62
22) iso-butyl alcohol	0.017	0.019	0.023	0.021		0.024	0.020	0.022			0.021	12.37
23) carbon disulfide												

1.739 1.907 1.926 1.778 1.687 1.680 1.734 1.764 1.891 2.074 1.818 6.96

24) methylene chloride
0.646 0.653 0.572 0.532 0.542 0.576 0.587 8.77

25) methyl acetate
0.053 0.069 0.081 0.073 0.080 0.069 0.071 13.91

26) methyl tert butyl ether
1.560 1.706 1.783 1.758 1.614 1.499 1.721 1.628 1.661 1.847 1.678 6.32

27) trans-1,2-dichloroethene
0.866 0.984 0.893 0.959 0.898 0.799 0.932 0.934 0.961 0.965 0.919 6.13

28) di-isopropyl ether
2.151 2.400 2.167 2.499 2.280 2.504 2.420 2.303 2.295 2.021 2.304 6.85

29) ethyl tert-butyl ether
1.879 2.124 1.952 2.227 2.045 2.156 2.199 2.037 2.026 1.807 2.045 6.69

30) 2-butanone
0.052 0.051 0.071 0.060 0.064 0.061 0.060 12.60

31) 1,1-dichloroethane
1.068 1.162 1.065 1.139 1.058 0.980 1.093 1.098 1.116 1.044 1.082 4.77

32) chloroprene
0.872 0.997 0.789 1.021 0.958 0.993 1.038 0.946 0.931 0.681 0.923 12.19

33) acrylonitrile
0.161 0.175 0.197 0.176 0.191 0.184 0.168 0.179 7.11

34) vinyl acetate
0.067 0.084 0.080 0.086 0.077 0.079 9.22

35) ethyl acetate
0.055 0.071 0.085 0.075 0.083 0.070 0.073 14.44

36) 2,2-dichloropropane
0.867 0.979 0.881 0.930 0.887 0.805 0.919 0.926 0.964 0.906 5.85

37) cis-1,2-dichloroethene
1.042 1.163 1.069 1.151 1.069 0.913 1.117 1.106 1.101 0.965 1.070 7.38

38) propionitrile
0.059 0.069 0.077 0.069 0.076 0.070 0.061 0.069 9.89

39) Methyl Acrylate
0.033 0.048 0.068 0.061 0.070 0.056 0.056 24.59
----- Linear regression ----- Coefficient = 0.9969
Response Ratio = -0.00567 + 0.06988 *A

40) bromochloromethane
0.214 0.235 0.233 0.215 0.168 0.230 0.222 0.213 0.216 9.83

41) tetrahydrofuran
0.052 0.057 0.069 0.062 0.068 0.061 0.061 10.20

42) chloroform
0.926 1.037 1.193 0.986 0.923 0.912 0.969 0.967 1.023 1.294 1.023 12.26

43) tert-Butyl Formate
0.415 0.434 0.524 0.475 0.436 0.541 0.460 0.446 0.466 9.54

44) dibromofluoromethane (s)
0.482 0.495 0.456 0.420 0.452 0.429 0.455 6.41

45) 1,2-dichloroethane-d4 (s)
0.753 0.718 0.668 0.602 0.658 0.620 0.670 8.55

46) freon 113
0.340 0.358 0.338 0.315 0.332 0.322 0.440 0.349 12.11

47) methacrylonitrile
0.286 0.310 0.364 0.337 0.380 0.320 0.319 0.331 9.78

48) 1,1,1-trichloroethane
0.828 0.901 0.809 0.843 0.812 0.763 0.853 0.836 0.875 0.866 0.839 4.66

49) Cyclohexane
0.784 0.901 0.900 0.824 0.770 0.778 0.797 0.819 0.865 0.769 0.821 6.26

50) Tert Amyl Alcohol
0.029 0.029 0.032 0.028 0.033 0.034 0.029 0.031 0.031 7.66

51) 2,2,4-trimethylpentane
2.432 2.779 2.393 2.602 2.427 2.892 2.505 2.545 2.565 2.667 2.581 6.23

Initial Calibration Summary

Job Number: JB69078 **Sample:** V3C4989-ICC4989
Account: LANGAN Langan Engineering & Environmental **Lab FileID:** 3C110766.D
Project: Carroll Gardens, 363-365 Bond Street, Brooklyn, NY

52) tert-amyl methyl ether
1.570 1.775 1.885 1.837 1.653 1.967 1.757 1.678 1.769 2.190 1.808 9.78

53) I 1,4-difluorobenzene ----------ISTD----------
54) epichlorohydrin
0.029 0.035 0.038 0.035 0.036 0.040 0.034 0.032 0.035 9.40
55) n-butyl alcohol
0.009 0.010 0.013 0.012 0.014 0.011 0.011 16.38
----- Linear regression ----- Coefficient = 0.9942
Response Ratio = -0.05625 + 0.01363 *A

56) carbon tetrachloride
0.506 0.554 0.515 0.518 0.496 0.453 0.525 0.513 0.548 0.547 0.518 5.75
57) 1,1-dichloropropene
0.525 0.609 0.627 0.564 0.534 0.521 0.561 0.557 0.608 0.567 6.85
58) hexane
0.605 0.694 0.662 0.601 0.644 0.636 0.640 5.50
59) benzene
1.617 1.773 1.724 1.643 1.499 1.557 1.516 1.649 1.754 1.937 1.667 8.04
60) heptane
0.362 0.412 0.391 0.359 0.452 0.386 0.383 0.396 0.393 7.54
61) isopropyl acetate
0.060 0.065 0.080 0.068 0.078 0.070 0.070 11.01
62) 1,2-dichloroethane
0.542 0.593 0.555 0.595 0.544 0.533 0.571 0.571 0.593 0.448 0.554 7.88
63) trichloroethene
0.365 0.405 0.381 0.393 0.368 0.351 0.385 0.387 0.414 0.383 5.20
64) ethyl acrylate
0.356 0.409 0.501 0.451 0.518 0.449 0.355 0.434 14.90
65) Tert-Amyl ethyl ether
0.528 0.581 0.448 0.604 0.556 0.542 0.608 0.554 0.556 0.553 8.62
66) 2-nitropropane
0.128 0.138 0.159 0.141 0.147 0.163 0.144 0.156 0.147 8.06
67) 2-chloroethyl vinyl ether
0.130 0.154 0.118 0.173 0.154 0.146 0.171 0.156 0.141 0.149 12.06
68) methyl methacrylate
0.055 0.068 0.082 0.076 0.084 0.072 0.073 14.30
69) 1,2-dichloropropane
0.428 0.474 0.443 0.463 0.431 0.402 0.452 0.453 0.446 0.443 4.78
70) methylcyclohexane
0.665 0.755 0.654 0.696 0.649 0.818 0.687 0.675 0.712 0.680 0.699 7.45
71) dibromomethane
0.188 0.203 0.211 0.196 0.153 0.212 0.200 0.197 0.195 9.65
72) bromodichloromethane
0.472 0.531 0.434 0.540 0.511 0.422 0.553 0.515 0.498 0.497 9.25
73) cis-1,3-dichloropropene
0.575 0.647 0.555 0.667 0.629 0.544 0.676 0.646 0.584 0.520 0.604 9.19
74) toluene-d8 (s)
1.235 1.355 1.282 1.166 1.239 1.237 1.551 1.295 9.76
75) 4-methyl-2-pentanone
0.106 0.129 0.150 0.137 0.154 0.136 0.135 12.65
76) toluene
1.511 1.638 1.886 1.562 1.447 1.510 1.489 1.565 1.664 1.586 8.34
77) 3-methyl-1-butanol
0.006 0.008 0.011 0.010 0.011 0.009 0.009 19.79
----- Linear regression ----- Coefficient = 0.9944
Response Ratio = -0.01977 + 0.01130 *A

78) trans-1,3-dichloropropene
0.502 0.574 0.516 0.597 0.554 0.469 0.590 0.568 0.520 0.543 8.06

Initial Calibration Summary

Job Number: JB69078 **Sample:** V3C4989-ICC4989
Account: LANGAN Langan Engineering & Environmental **Lab FileID:** 3C110766.D
Project: Carroll Gardens, 363-365 Bond Street, Brooklyn, NY

```
 79)  ethyl methacrylate
       0.337 0.404       0.476 0.441       0.488 0.429 0.333        0.415   14.84
 80)  1,1,2-trichloroethane
       0.236 0.268 0.235 0.271 0.250 0.201 0.269 0.263 0.283        0.253   10.02
 81)  2-hexanone
       0.094 0.122       0.137 0.118       0.131 0.118              0.120   12.25

 82) I   chlorobenzene-d5      ----------------ISTD--------------------
 83)  tetrachloroethene
       0.454 0.495 0.492 0.478 0.431 0.427 0.420 0.453 0.487        0.460    6.39
 84)  1,3-dichloropropane
       0.640 0.709 0.637 0.709 0.655 0.566 0.681 0.685 0.702        0.665    6.96
 85)  butyl acetate
       0.253 0.293       0.330 0.305 0.256 0.340 0.293 0.248        0.290   12.14
 86)  dibromochloromethane
       0.372 0.405 0.332 0.421 0.405 0.316 0.435 0.389 0.374        0.383   10.31
 87)  1,2-dibromoethane
       0.302 0.340 0.298 0.354 0.333 0.243 0.356 0.331 0.342        0.322   11.13
 88)  3,3-Dimethyl-1-Butanol
       0.034 0.041       0.055 0.049       0.059 0.044 0.038        0.046   20.00
             ----- Linear regression -----  Coefficient =  0.9937
               Response Ratio = -0.04756 + 0.05845 *A

 89)  chlorobenzene
       1.136 1.238 1.366 1.176 1.111 1.134 1.140 1.158 1.269        1.192    7.00
 90)  1,1,1,2-tetrachloroethane
       0.398 0.439 0.409 0.434 0.414 0.350 0.427 0.412 0.450        0.415    7.07
 91)  ethylbenzene
       2.188 2.371 2.444 2.207 2.080 2.062 2.064 2.203 2.324 2.810  2.275   10.06
 92)  m,p-xylene
       0.765 0.838 0.829 0.788 0.745 0.705 0.740 0.787 0.828 0.883  0.791    6.86
 93)  o-xylene
       1.735 1.927 1.942 1.825 1.726 1.590 1.730 1.801 1.858 1.858  1.799    5.93
 94)  styrene
       1.055 1.213 1.042 1.262 1.205 0.919 1.232 1.184 1.105 1.079  1.130    9.53
 95)  BUTYL ACRYLATE
                                                                    0.000   -1.00
 96)  bromoform
       0.205 0.229       0.255 0.244 0.165 0.268 0.229 0.223        0.227   13.97

 97) I   1,4-dichlorobenzene-d ----------------ISTD--------------------
 98)  isopropylbenzene
       4.843 5.186 5.077 4.786 4.430 4.577 4.437 4.823 5.217 6.148  4.952   10.22
 99)  4-bromofluorobenzene (s)
       1.585 1.653       1.540 1.388       1.461 1.452              1.513    6.45
100)  bromobenzene
       1.024 1.128 0.978 1.069 0.979 0.996 0.978 1.048 1.130        1.037    5.94
101)  cyclohexanone
       0.202 0.213       0.276 0.218       0.206 0.233              0.224   12.14
102)  1,1,2,2-tetrachloroethane
       1.017 1.118 1.178 1.156 1.034 0.953 1.100 1.104 1.080        1.082    6.53
103)  trans-1,4-dichloro-2-butene
       0.266 0.332       0.381 0.358       0.404 0.338 0.286        0.338   14.60
104)  1,2,3-trichloropropane
       0.248 0.276       0.285 0.253       0.265 0.269 0.266        0.266    4.80
105)  n-propylbenzene
       5.449 5.929 5.795 5.528 5.089 4.909 4.990 5.560 5.826 6.043  5.512    7.30
106)  4-Ethyltoluene
       4.358 4.643 4.341 4.466 4.055 4.468 4.290 4.493 4.615 4.505  4.423    3.88
107)  2-chlorotoluene
```

Initial Calibration Summary

Job Number: JB69078 **Sample:** V3C4989-ICC4989
Account: LANGAN Langan Engineering & Environmental **Lab FileID:** 3C110766.D
Project: Carroll Gardens, 363-365 Bond Street, Brooklyn, NY

	1.081	1.194	1.077	1.069	0.989	0.954	0.978	1.085	1.209		1.071	8.32
108)	4-chlorotoluene											
	1.052	1.145	1.227	1.086	1.013	1.021	1.035	1.060	1.143		1.087	6.54
109)	1,3,5-trimethylbenzene											
	3.997	4.559	4.667	4.134	3.814	3.713	3.626	4.018	4.327	4.148	4.100	8.37
110)	tert-butylbenzene											
	3.281	3.599	3.702	3.348	3.100	3.050	3.166	3.324	3.537		3.345	6.79
111)	pentachloroethane											
	0.622	0.647		0.604	0.614	0.509	0.668	0.630	0.664		0.620	8.09
112)	1,2,4-trimethylbenzene											
	3.817	4.161	4.947	4.019	3.720	3.493	3.758	3.920	4.004	4.218	4.006	9.86
113)	sec-butylbenzene											
	4.949	5.399	5.145	5.013	4.685	4.529	4.739	5.062	5.242	5.518	5.028	6.27
114)	1,3-dichlorobenzene											
	1.974	2.111	2.152	2.009	1.882	1.955	1.927	1.984	2.119	2.327	2.044	6.51
115)	p-isopropyltoluene											
	3.835	4.333	4.132	4.069	3.849	3.541	3.873	4.012	4.077	4.282	4.000	5.87
116)	1,4-dichlorobenzene											
	1.940	2.070	2.321	1.987	1.855	1.942	1.898	1.933	2.030	2.550	2.053	10.62
117)	1,2-dichlorobenzene											
	1.779	1.960	2.033	1.915	1.765	1.831	1.820	1.816	1.949	2.153	1.902	6.54
118)	1,4-Diethylbenzene											
	2.156	2.451	1.865	2.384	2.197	2.133	2.282	2.283	2.243	2.134	2.213	7.28
119)	n-butylbenzene											
	2.032	2.290	2.094	2.205	2.098	1.770	2.129	2.137	2.112	2.238	2.110	6.71
120)	1,2,4,5-Tetramethylbenzene											
	3.331	3.749	3.035	3.822	3.497	3.336	3.600	3.529	3.349	3.290	3.454	6.79
121)	1,2-dibromo-3-chloropropane											
	0.139	0.163		0.180	0.167		0.191	0.156			0.166	10.97
122)	1,3,5-Trichlorobenzene											
	1.413	1.610	1.462	1.583	1.476	1.307	1.478	1.503	1.493		1.481	6.00
123)	1,2,4-trichlorobenzene											
	1.001	1.178		1.276	1.218	0.875	1.236	1.129	0.992		1.113	12.76
124)	hexachlorobutadiene											
	0.872	0.974	0.971	0.892	0.840	0.829	0.859	0.860	0.919		0.891	6.00
125)	naphthalene											
	1.762	2.204		2.652	2.497		2.667	2.287			2.345	14.58
126)	1,2,3-trichlorobenzene											
	0.884	1.056		1.153	1.108		1.133	1.053	0.898		1.041	10.44
127)	hexachloroethane											
	0.723	0.755	0.731	0.754	0.731	0.612	0.775	0.725	0.764		0.730	6.57
128)	Benzyl chloride											
	1.596	1.885	1.843	2.068	1.890	1.834	2.075	1.832	1.659		1.854	8.58

(#) = Out of Range ### Number of calibration levels exceeded format ###

M3C4989.M Wed Jun 18 15:46:49 2014 MS3C

6.9.1

6

Initial Calibration Verification

Job Number: JB69078 **Sample:** V3C4989-ICV4989
Account: LANGAN Langan Engineering & Environmental **Lab FileID:** 3C110771.D
Project: Carroll Gardens, 363-365 Bond Street, Brooklyn, NY

Evaluate Continuing Calibration Report

Data File : C:\MSDCHEM\1\DATA\3C110771.D Vial: 14
Acq On : 17 Jun 2014 11:49 pm Operator: prashans
Sample : ICV4989-50 Inst : MS3C
Misc : MS69200,V3C4989,5.0,,,,1 Multiplr: 1.00
MS Integration Params: RTEINT.P

Method : C:\MSDCHEM\1\METHODS\M3C4989.M (RTE Integrator)
Title : Method SW846 8260B, ZB624 60m x 0.25mm x 1.4um
Last Update : Wed Jun 18 08:58:10 2014
Response via : Multiple Level Calibration

Min. RRF : 0.000 Min. Rel. Area : 50% Max. R.T. Dev 0.50min
Max. RRF Dev : 20% Max. Rel. Area : 200%

		Compound	AvgRF	CCRF	%Dev	Area%	Dev(min)	R.T.
1	I	Tert Butyl Alcohol-d9	1.000	1.000	0.0	105	0.00	7.30
2		1,4-dioxane	0.105	0.100	4.8	98	0.00	11.17
3		tertiary butyl alcohol	1.662	1.486	10.6	97	0.00	7.42
4		ethanol		----------NA----------				
5	I	pentafluorobenzene	1.000	1.000	0.0	107	0.00	9.54
6		chlorodifluoromethane	0.628	0.467	25.6#	80	0.00	3.97
7		dichlorodifluoromethane	0.696	0.650	6.6	100	-0.01	3.97
8		chloromethane	0.862	0.843	2.2	108	0.00	4.30
9		vinyl chloride	0.710	0.670	5.6	104	0.00	4.55
10		bromomethane	0.367	0.334	9.0	103	0.00	5.19
11		chloroethane	0.324	0.312	3.7	103	0.00	5.37
12		Vinyl Bromide		----------NA----------				
13		Pentane		----------NA----------				
14		trichlorofluoromethane	0.747	0.688	7.9	100	-0.01	5.80
15		ethyl ether	0.292	0.290	0.7	97	-0.01	6.21
16		acrolein	0.097	0.093	4.1	96	0.00	6.47
17		1,1-dichloroethene	0.892	0.847	5.0	99	0.00	6.64
18		acetone	0.063	0.054	14.3	73	0.00	6.69
19		allyl chloride	0.290	0.275	5.2	99	0.00	7.17
20		acetonitrile	0.050	0.050	0.0	104	0.00	7.11
21		iodomethane	0.704	0.683	3.0	100	0.00	6.92
22		iso-butyl alcohol	0.021	0.020	4.8	95	0.00	9.82
23		carbon disulfide	1.818	1.655	9.0	99	0.00	7.05
24		methylene chloride	0.587	0.534	9.0	100	0.00	7.35
25		methyl acetate	0.071	0.066	7.0	87	0.00	7.15
26		methyl tert butyl ether	1.678	1.580	5.8	96	0.00	7.68
27		trans-1,2-dichloroethene	0.919	0.886	3.6	99	0.00	7.73
28		di-isopropyl ether	2.304	2.281	1.0	97	0.00	8.27
29		ethyl tert-butyl ether	2.045	1.971	3.6	94	0.00	8.74
30		2-butanone	0.060	0.055	8.3	83	0.00	9.00
31		1,1-dichloroethane	1.082	1.050	3.0	98	0.00	8.29
32		chloroprene	0.923	0.852	7.7	89	0.00	8.40
33		acrylonitrile	0.179	0.179	0.0	97	0.00	7.67
34		vinyl acetate	0.079	0.084	-6.3	106	0.00	8.28
35		ethyl acetate	0.073	0.076	-4.1	96	0.00	9.01
36		2,2-dichloropropane	0.906	0.868	4.2	100	0.00	9.03
37		cis-1,2-dichloroethene	1.070	1.062	0.7	98	0.00	9.02
38		propionitrile	0.069	0.069	0.0	95	0.00	9.08
		----------	True	Calc.	% Drift	----------		
39		Methyl Acrylate	50.000	45.783	8.4	92	0.00	9.09

Initial Calibration Verification

Job Number: JB69078 **Sample:** V3C4989-ICV4989
Account: LANGAN Langan Engineering & Environmental **Lab FileID:** 3C110771.D
Project: Carroll Gardens, 363-365 Bond Street, Brooklyn, NY

			AvgRF	CCRF	% Dev			
40		bromochloromethane	0.216	0.211	2.3	97	0.00	9.34
41		tetrahydrofuran	0.061	0.058	4.9	90	0.00	9.38
42		chloroform	1.023	0.916	10.5	99	0.00	9.39
43		tert-Butyl Formate	0.466	0.484	-3.9	99	0.00	9.42
44	S	dibromofluoromethane (s)	0.455	0.418	8.1	98	0.00	9.59
45	S	1,2-dichloroethane-d4 (s)	0.670	0.628	6.3	100	0.00	10.01
46		freon 113	0.349	0.305	12.6	96	0.00	6.61
47		methacrylonitrile	0.331	0.334	-0.9	98	0.00	9.27
48		1,1,1-trichloroethane	0.839	0.800	4.6	101	0.00	9.65
49		Cyclohexane	0.821	0.755	8.0	98	0.00	9.72
50		Tert Amyl Alcohol	0.031	0.030	3.2	97	0.00	9.95
51		2,2,4-trimethylpentane	2.581	2.188	15.2	90	0.00	10.09
52		tert-amyl methyl ether	1.808	1.643	9.1	96	0.00	10.12
53	I	1,4-difluorobenzene	1.000	1.000	0.0	106	0.00	10.46
54		epichlorohydrin	0.035	0.035	0.0	98	0.00	11.71

			True	Calc.	% Drift			
55		n-butyl alcohol	2500.000	2370.329	5.2	95	0.00	10.57

			AvgRF	CCRF	% Dev			
56		carbon tetrachloride	0.518	0.486	6.2	100	0.00	9.85
57		1,1-dichloropropene	0.567	0.526	7.2	99	0.00	9.82
58		hexane	0.640	0.497	22.3#	80	0.00	8.03
59		benzene	1.667	1.524	8.6	99	0.00	10.09
60		heptane	0.393	0.365	7.1	99	0.00	10.26
61		isopropyl acetate	0.070	0.070	0.0	92	0.00	10.01
62		1,2-dichloroethane	0.554	0.555	-0.2	99	0.00	10.10
63		trichloroethene	0.383	0.366	4.4	99	0.00	10.80
64		ethyl acrylate	0.434	0.463	-6.7	98	0.00	10.80
65		Tert-Amyl ethyl ether	0.553	0.573	-3.6	101	0.00	10.96
66		2-nitropropane	0.147	0.145	1.4	97	0.00	11.57
67		2-chloroethyl vinyl ether	0.149	0.154	-3.4	95	0.00	11.59
68		methyl methacrylate	0.073	0.074	-1.4	97	0.00	11.06
69		1,2-dichloropropane	0.443	0.438	1.1	101	0.00	11.06
70		methylcyclohexane	0.699	0.623	10.9	95	0.00	11.02
71		dibromomethane	0.195	0.195	0.0	98	0.00	11.22
72		bromodichloromethane	0.497	0.510	-2.6	100	0.00	11.35
73		cis-1,3-dichloropropene	0.604	0.621	-2.8	99	0.00	11.81
74	S	toluene-d8 (s)	1.295	1.185	8.5	98	0.00	12.09
75		4-methyl-2-pentanone	0.135	0.138	-2.2	97	0.00	11.89
76		toluene	1.586	1.442	9.1	98	0.00	12.17

			True	Calc.	% Drift			
77		3-methyl-1-butanol	1000.000	947.738	5.2	95	0.00	11.91

			AvgRF	CCRF	% Dev			
78		trans-1,3-dichloropropene	0.543	0.553	-1.8	99	0.00	12.36
79		ethyl methacrylate	0.415	0.437	-5.3	98	0.00	12.35
80		1,1,2-trichloroethane	0.253	0.252	0.4	99	0.00	12.57
81		2-hexanone	0.120	0.114	5.0	88	0.00	12.74
82	I	chlorobenzene-d5	1.000	1.000	0.0	106	0.00	13.59
83		tetrachloroethene	0.460	0.409	11.1	91	0.00	12.75
84		1,3-dichloropropane	0.665	0.658	1.1	98	0.00	12.75
85		butyl acetate	0.290	0.306	-5.5	98	0.00	12.81
86		dibromochloromethane	0.383	0.386	-0.8	97	0.00	13.01
87		1,2-dibromoethane	0.322	0.326	-1.2	98	0.00	13.17

Initial Calibration Verification

Job Number: JB69078 **Sample:** V3C4989-ICV4989
Account: LANGAN Langan Engineering & Environmental **Lab FileID:** 3C110771.D
Project: Carroll Gardens, 363-365 Bond Street, Brooklyn, NY

			True	Calc.	% Drift			
88		3,3-Dimethyl-1-Butanol	500.000	451.829	9.6	93	0.00	12.90
			AvgRF	CCRF	% Dev			
89		chlorobenzene	1.192	1.086	8.9	98	0.00	13.62
90		1,1,1,2-tetrachloroethane	0.415	0.402	3.1	98	0.00	13.68
91		ethylbenzene	2.275	2.053	9.8	99	0.00	13.67
92		m,p-xylene	0.791	0.728	8.0	98	0.00	13.78
93		o-xylene	1.799	1.714	4.7	100	0.00	14.19
94		styrene	1.130	1.170	-3.5	98	0.00	14.20
95		BUTYL ACRYLATE		----------NA----------				
96		bromoform	0.227	0.232	-2.2	97	0.00	14.46
97	I	1,4-dichlorobenzene-d4	1.000	1.000	0.0	106	0.00	15.88
98		isopropylbenzene	4.952	4.429	10.6	98	0.00	14.53
99	S	4-bromofluorobenzene (s)	1.513	1.424	5.9	98	0.00	14.73
100		bromobenzene	1.037	0.968	6.7	96	0.00	14.92
101		cyclohexanone	0.224	0.201	10.3	77	0.00	14.69
102		1,1,2,2-tetrachloroethane	1.082	1.051	2.9	96	0.00	14.83
103		trans-1,4-dichloro-2-bute	0.338	0.352	-4.1	98	0.00	14.87
104		1,2,3-trichloropropane	0.266	0.253	4.9	94	0.00	14.90
105		n-propylbenzene	5.512	5.142	6.7	98	0.00	14.93
106		4-Ethyltoluene	4.423	4.175	5.6	99	0.00	15.03
107		2-chlorotoluene	1.071	0.990	7.6	98	0.00	15.08
108		4-chlorotoluene	1.087	1.007	7.4	98	0.00	15.17
109		1,3,5-trimethylbenzene	4.100	3.833	6.5	98	0.00	15.08
110		tert-butylbenzene	3.345	3.084	7.8	97	0.00	15.43
111		pentachloroethane	0.620	0.599	3.4	105	0.00	15.51
112		1,2,4-trimethylbenzene	4.006	3.730	6.9	98	0.00	15.47
113		sec-butylbenzene	5.028	4.656	7.4	98	0.00	15.63
114		1,3-dichlorobenzene	2.044	1.835	10.2	97	0.00	15.82
115		p-isopropyltoluene	4.000	3.754	6.2	98	0.00	15.75
116		1,4-dichlorobenzene	2.053	1.805	12.1	96	0.00	15.91
117		1,2-dichlorobenzene	1.902	1.742	8.4	96	0.00	16.29
118		1,4-Diethylbenzene	2.213	2.220	-0.3	98	0.00	16.13
119		n-butylbenzene	2.110	2.057	2.5	99	0.00	16.16
120		1,2,4,5-Tetramethylbenzen	3.454	3.614	-4.6	100	0.00	16.92
121		1,2-dibromo-3-chloropropa	0.166	0.164	1.2	96	0.00	17.06
122		1,3,5-Trichlorobenzene	1.481	1.423	3.9	95	0.00	17.25
123		1,2,4-trichlorobenzene	1.113	1.161	-4.3	96	0.00	17.88
124		hexachlorobutadiene	0.891	0.826	7.3	98	0.00	17.99
125		naphthalene	2.345	2.404	-2.5	96	0.00	18.15
126		1,2,3-trichlorobenzene	1.041	1.055	-1.3	97	0.00	18.40
127		hexachloroethane	0.730	0.714	2.2	100	0.00	16.56
128		Benzyl chloride	1.854	1.769	4.6	90	0.00	16.02

(#) = Out of Range SPCC's out = 0 CCC's out = 0
3C110766.D M3C4989.M Wed Jun 18 15:45:58 2014 MS3C

Continuing Calibration Summary

Job Number: JB69078 **Sample:** V3C4991-CC4989
Account: LANGAN Langan Engineering & Environmental **Lab FileID:** 3C110778.D
Project: Carroll Gardens, 363-365 Bond Street, Brooklyn, NY

Evaluate Continuing Calibration Report

Data File : C:\MSDCHEM\1\DATA\3C110778.D Vial: 3
Acq On : 18 Jun 2014 12:54 pm Operator: prashans
Sample : CC4989-20 Inst : MS3C
Misc : MS69200,V3C4991,5.0,,,,1 Multiplr: 1.00
MS Integration Params: RTEINT.P

Method : C:\MSDCHEM\1\METHODS\M3C4989.M (RTE Integrator)
Title : Method SW846 8260B, ZB624 60m x 0.25mm x 1.4um
Last Update : Wed Jun 18 08:58:10 2014
Response via : Multiple Level Calibration

Min. RRF : 0.000 Min. Rel. Area : 50% Max. R.T. Dev 0.50min
Max. RRF Dev : 20% Max. Rel. Area : 200%

		Compound	AvgRF	CCRF	%Dev	Area%	Dev(min)	R.T.
1	I	Tert Butyl Alcohol-d9	1.000	1.000	0.0	103	0.00	7.30
2		1,4-dioxane	0.105	0.110	-4.8	109	0.00	11.17
3		tertiary butyl alcohol	1.662	1.651	0.7	108	0.00	7.42
4		ethanol		----------NA----------				
5	I	pentafluorobenzene	1.000	1.000	0.0	98	0.00	9.54
6		chlorodifluoromethane	0.628	0.769	-22.5#	124	0.00	3.98
7		dichlorodifluoromethane	0.696	0.767	-10.2	108	0.00	3.98
8		chloromethane	0.862	0.873	-1.3	104	0.00	4.31
9		vinyl chloride	0.710	0.739	-4.1	105	0.00	4.55
10		bromomethane	0.367	0.375	-2.2	102	0.00	5.21
11		chloroethane	0.324	0.350	-8.0	105	0.00	5.38
12		Vinyl Bromide		----------NA----------				
13		Pentane		----------NA----------				
14		trichlorofluoromethane	0.747	0.805	-7.8	107	0.00	5.80
15		ethyl ether	0.292	0.325	-11.3	106	0.00	6.23
16		acrolein	0.097	0.107	-10.3	112	0.00	6.47
17		1,1-dichloroethene	0.892	1.008	-13.0	109	0.00	6.65
18		acetone	0.063	0.063	0.0	92	0.00	6.69
19		allyl chloride	0.290	0.322	-11.0	109	0.00	7.17
20		acetonitrile	0.050	0.056	-12.0	115	0.00	7.12
21		iodomethane	0.704	0.743	-5.5	102	0.00	6.93
22		iso-butyl alcohol	0.021	0.023	-9.5	113	0.00	9.82
23		carbon disulfide	1.818	1.954	-7.5	108	0.00	7.06
24		methylene chloride	0.587	0.637	-8.5	108	0.00	7.35
25		methyl acetate	0.071	0.077	-8.5	109	0.00	7.16
26		methyl tert butyl ether	1.678	1.785	-6.4	107	0.00	7.68
27		trans-1,2-dichloroethene	0.919	1.033	-12.4	108	0.00	7.73
28		di-isopropyl ether	2.304	2.591	-12.5	110	0.00	8.28
29		ethyl tert-butyl ether	2.045	2.256	-10.3	108	0.00	8.74
30		2-butanone	0.060	0.062	-3.3	98	0.00	9.00
31		1,1-dichloroethane	1.082	1.211	-11.9	108	0.00	8.29
32		chloroprene	0.923	1.066	-15.5	110	0.00	8.40
33		acrylonitrile	0.179	0.195	-8.9	103	0.00	7.67
34		vinyl acetate	0.079	0.083	-5.1	104	0.01	8.29
35		ethyl acetate	0.073	0.091	-24.7#	126	0.00	9.02
36		2,2-dichloropropane	0.906	1.049	-15.8	111	0.00	9.03
37		cis-1,2-dichloroethene	1.070	1.220	-14.0	108	0.00	9.03
38		propionitrile	0.069	0.076	-10.1	106	0.00	9.08
		----------	True	Calc.	% Drift	----------		
39		Methyl Acrylate	20.000	20.735	-3.7	102	0.00	9.10

Continuing Calibration Summary

Job Number: JB69078 **Sample:** V3C4991-CC4989
Account: LANGAN Langan Engineering & Environmental **Lab FileID:** 3C110778.D
Project: Carroll Gardens, 363-365 Bond Street, Brooklyn, NY

			AvgRF	CCRF	% Dev			
40		bromochloromethane	0.216	0.232	-7.4	102	0.00	9.34
41		tetrahydrofuran	0.061	0.068	-11.5	109	0.00	9.38
42		chloroform	1.023	1.046	-2.2	106	0.00	9.39
43		tert-Butyl Formate	0.466	0.526	-12.9	112	0.00	9.43
44	S	dibromofluoromethane (s)	0.455	0.494	-8.6	113	0.00	9.59
45	S	1,2-dichloroethane-d4 (s)	0.670	0.698	-4.2	110	0.00	10.01
46		freon 113	0.349	0.355	-1.7	108	0.01	6.63
47		methacrylonitrile	0.331	0.356	-7.6	109	0.00	9.27
48		1,1,1-trichloroethane	0.839	0.916	-9.2	107	0.00	9.65
49		Cyclohexane	0.821	0.922	-12.3	110	0.00	9.72
50		Tert Amyl Alcohol		----------NA----------				
51		2,2,4-trimethylpentane	2.581	2.861	-10.8	110	0.00	10.09
52		tert-amyl methyl ether	1.808	1.853	-2.5	108	0.00	10.12
53	I	1,4-difluorobenzene	1.000	1.000	0.0	100	0.00	10.46
54		epichlorohydrin	0.035	0.038	-8.6	112	0.00	11.71

			True	Calc.	% Drift			
55		n-butyl alcohol	1000.000	1104.289	-10.4	111	0.00	10.58

			AvgRF	CCRF	% Dev			
56		carbon tetrachloride	0.518	0.549	-6.0	107	0.00	9.85
57		1,1-dichloropropene	0.567	0.613	-8.1	110	0.00	9.83
58		hexane	0.640	0.717	-12.0	113	0.00	8.03
59		benzene	1.667	1.750	-5.0	106	0.00	10.09
60		heptane	0.393	0.423	-7.6	111	0.00	10.26
61		isopropyl acetate	0.070	0.072	-2.9	104	0.00	10.00
62		1,2-dichloroethane	0.554	0.617	-11.4	108	0.00	10.10
63		trichloroethene	0.383	0.404	-5.5	104	0.00	10.80
64		ethyl acrylate		----------NA----------				
65		Tert-Amyl ethyl ether		----------NA----------				
66		2-nitropropane	0.147	0.158	-7.5	109	0.00	11.56
67		2-chloroethyl vinyl ether	0.149	0.171	-14.8	109	0.00	11.59
68		methyl methacrylate	0.073	0.077	-5.5	107	0.00	11.06
69		1,2-dichloropropane	0.443	0.474	-7.0	105	0.00	11.06
70		methylcyclohexane	0.699	0.753	-7.7	112	0.00	11.02
71		dibromomethane	0.195	0.212	-8.7	106	0.00	11.23
72		bromodichloromethane	0.497	0.540	-8.7	105	0.00	11.35
73		cis-1,3-dichloropropene	0.604	0.680	-12.6	105	0.00	11.81
74	S	toluene-d8 (s)	1.295	1.423	-9.9	115	0.00	12.09
75		4-methyl-2-pentanone	0.135	0.148	-9.6	109	0.00	11.89
76		toluene	1.586	1.622	-2.3	104	0.00	12.17

			True	Calc.	% Drift			
77		3-methyl-1-butanol	400.000	417.851	-4.5	105	0.00	11.92

			AvgRF	CCRF	% Dev			
78		trans-1,3-dichloropropene	0.543	0.600	-10.5	106	0.00	12.36
79		ethyl methacrylate	0.415	0.454	-9.4	106	0.00	12.35
80		1,1,2-trichloroethane	0.253	0.263	-4.0	100	0.00	12.57
81		2-hexanone	0.120	0.117	2.5	99	0.00	12.74
82	I	chlorobenzene-d5	1.000	1.000	0.0	96	0.00	13.59
83		tetrachloroethene	0.460	0.457	0.7	97	0.00	12.75
84		1,3-dichloropropane	0.665	0.737	-10.8	104	0.00	12.75
85		butyl acetate	0.290	0.325	-12.1	107	0.00	12.82
86		dibromochloromethane	0.383	0.401	-4.7	99	0.00	13.02
87		1,2-dibromoethane	0.322	0.351	-9.0	102	0.00	13.17

Continuing Calibration Summary

Job Number: JB69078 **Sample:** V3C4991-CC4989
Account: LANGAN Langan Engineering & Environmental **Lab FileID:** 3C110778.D
Project: Carroll Gardens, 363-365 Bond Street, Brooklyn, NY

			True	Calc.	% Drift			
88		3,3-Dimethyl-1-Butanol	200.000	208.516	-4.3	107	0.00	12.91
			AvgRF	CCRF	% Dev			
89		chlorobenzene	1.192	1.224	-2.7	102	0.00	13.62
90		1,1,1,2-tetrachloroethane	0.415	0.433	-4.3	101	0.00	13.68
91		ethylbenzene	2.275	2.332	-2.5	102	0.00	13.67
92		m,p-xylene	0.791	0.834	-5.4	102	0.00	13.78
93		o-xylene	1.799	1.929	-7.2	103	0.00	14.19
94		styrene	1.130	1.248	-10.4	101	0.00	14.20
95		BUTYL ACRYLATE		----------NA----------				
96		bromoform	0.227	0.230	-1.3	96	0.00	14.46
97	I	1,4-dichlorobenzene-d4	1.000	1.000	0.0	94	0.00	15.88
98		isopropylbenzene	4.952	5.336	-7.8	104	0.00	14.53
99	S	4-bromofluorobenzene (s)	1.513	1.693	-11.9	109	0.00	14.73
100		bromobenzene	1.037	1.119	-7.9	100	0.00	14.92
101		cyclohexanone	0.224	0.229	-2.2	92	0.00	14.69
102		1,1,2,2-tetrachloroethane	1.082	1.184	-9.4	100	0.00	14.83
103		trans-1,4-dichloro-2-bute	0.338	0.389	-15.1	108	0.00	14.87
104		1,2,3-trichloropropane	0.266	0.281	-5.6	98	0.00	14.90
105		n-propylbenzene	5.512	6.126	-11.1	103	0.00	14.93
106		4-Ethyltoluene		----------NA----------				
107		2-chlorotoluene	1.071	1.171	-9.3	101	0.00	15.08
108		4-chlorotoluene	1.087	1.166	-7.3	103	0.00	15.17
109		1,3,5-trimethylbenzene	4.100	4.467	-9.0	104	0.00	15.08
110		tert-butylbenzene	3.345	3.613	-8.0	102	0.00	15.43
111		pentachloroethane	0.620	0.691	-11.5	103	0.00	15.51
112		1,2,4-trimethylbenzene	4.006	4.327	-8.0	103	0.00	15.47
113		sec-butylbenzene	5.028	5.506	-9.5	102	0.00	15.63
114		1,3-dichlorobenzene	2.044	2.106	-3.0	99	0.00	15.82
115		p-isopropyltoluene	4.000	4.400	-10.0	103	0.00	15.75
116		1,4-dichlorobenzene	2.053	2.090	-1.8	101	0.00	15.91
117		1,2-dichlorobenzene	1.902	1.977	-3.9	102	0.00	16.29
118		1,4-Diethylbenzene		----------NA----------				
119		n-butylbenzene	2.110	2.323	-10.1	102	0.00	16.16
120		1,2,4,5-Tetramethylbenzen		----------NA----------				
121		1,2-dibromo-3-chloropropa	0.166	0.163	1.8	98	0.00	17.06
122		1,3,5-Trichlorobenzene	1.481	1.658	-12.0	103	0.00	17.25
123		1,2,4-trichlorobenzene	1.113	1.292	-16.1	107	0.00	17.88
124		hexachlorobutadiene	0.891	0.936	-5.1	102	0.00	17.99
125		naphthalene	2.345	2.526	-7.7	103	0.00	18.15
126		1,2,3-trichlorobenzene	1.041	1.134	-8.9	101	0.00	18.40
127		hexachloroethane	0.730	0.796	-9.0	103	0.00	16.55
128		Benzyl chloride	1.854	2.117	-14.2	108	0.00	16.02

(#) = Out of Range SPCC's out = 0 CCC's out = 0
3C110765.D M3C4989.M Wed Jun 18 17:43:32 2014 MS3C

6.9.3

Continuing Calibration Summary

Job Number: JB69078 **Sample:** V3C4997-CC4989
Account: LANGAN Langan Engineering & Environmental **Lab FileID:** 3C110962.D
Project: Carroll Gardens, 363-365 Bond Street, Brooklyn, NY

Evaluate Continuing Calibration Report

Data File : C:\MSDChem\1\DATA\3C110962.D Vial: 26
Acq On : 22 Jun 2014 11:19 pm Operator: prashans
Sample : CC4989-50 Inst : MS3C
Misc : MS69085,V3C4997,5.0,,100,5,1 Multiplr: 1.00
MS Integration Params: RTEINT.P

Method : C:\MSDCHEM\1\METHODS\M3C4989.M (RTE Integrator)
Title : Method SW846 8260B, ZB624 60m x 0.25mm x 1.4um
Last Update : Wed Jun 18 08:58:10 2014
Response via : Multiple Level Calibration

Min. RRF : 0.000 Min. Rel. Area : 50% Max. R.T. Dev 0.50min
Max. RRF Dev : 20% Max. Rel. Area : 200%

		Compound	AvgRF	CCRF	%Dev	Area%	Dev(min)	R.T.
1	I	Tert Butyl Alcohol-d9	1.000	1.000	0.0	79	0.01	7.32
2		1,4-dioxane	0.105	0.106	-1.0	79	0.00	11.17
3		tertiary butyl alcohol	1.662	1.891	-13.8	93	0.02	7.44
4		ethanol		----------NA----------				
5	I	pentafluorobenzene	1.000	1.000	0.0	73	0.00	9.55
6		chlorodifluoromethane	0.628	0.589	6.2	68	0.00	3.98
7		dichlorodifluoromethane	0.696	0.666	4.3	70	-0.01	3.97
8		chloromethane	0.862	0.683	20.8#	60	0.00	4.30
9		vinyl chloride	0.710	0.525	26.1#	55	0.00	4.55
10		bromomethane	0.367	0.248	32.4#	52	0.00	5.20
11		chloroethane	0.324	0.230	29.0#	52	0.00	5.37
12		Vinyl Bromide		----------NA----------				
13		Pentane		----------NA----------				
14		trichlorofluoromethane	0.747	0.607	18.7	60	0.02	5.83
15		ethyl ether	0.292	0.318	-8.9	72	0.00	6.23
16		acrolein	0.097	0.086	11.3	60	0.00	6.48
17		1,1-dichloroethene	0.892	0.867	2.8	69	0.00	6.65
18		acetone	0.063	0.046	27.0#	42#	0.02	6.71
19		allyl chloride	0.290	0.265	8.6	65	0.00	7.17
20		acetonitrile	0.050	0.050	0.0	71	0.01	7.12
21		iodomethane	0.704	0.713	-1.3	71	0.00	6.93
22		iso-butyl alcohol	0.021	0.026	-23.8#	81	0.00	9.83
23		carbon disulfide	1.818	1.619	10.9	66	0.00	7.06
24		methylene chloride	0.587	0.520	11.4	66	0.00	7.36
25		methyl acetate	0.071	0.081	-14.1	73	0.00	7.16
26		methyl tert butyl ether	1.678	1.578	6.0	65	0.00	7.69
27		trans-1,2-dichloroethene	0.919	0.905	1.5	69	0.00	7.74
28		di-isopropyl ether	2.304	2.327	-1.0	68	0.00	8.28
29		ethyl tert-butyl ether	2.045	1.968	3.8	64	0.00	8.74
30		2-butanone	0.060	0.061	-1.7	63	0.01	9.00
31		1,1-dichloroethane	1.082	1.076	0.6	69	0.00	8.30
32		chloroprene	0.923	0.984	-6.6	70	0.00	8.41
33		acrylonitrile	0.179	0.189	-5.6	70	0.00	7.68
34		vinyl acetate	0.079	0.088	-11.4	76	0.01	8.29
35		ethyl acetate	0.073	0.083	-13.7	71	0.00	9.02
36		2,2-dichloropropane	0.906	0.747	17.5	58	0.00	9.03
37		cis-1,2-dichloroethene	1.070	1.070	0.0	67	0.01	9.03
38		propionitrile	0.069	0.076	-10.1	71	0.00	9.09
		----------	True	Calc.	% Drift	----------		
39		Methyl Acrylate	50.000	51.890	-3.8	72	0.00	9.10

Continuing Calibration Summary

Job Number: JB69078 **Sample:** V3C4997-CC4989
Account: LANGAN Langan Engineering & Environmental **Lab FileID:** 3C110962.D
Project: Carroll Gardens, 363-365 Bond Street, Brooklyn, NY

			AvgRF	CCRF	% Dev			
40		bromochloromethane	0.216	0.231	-6.9	72	0.00	9.34
41		tetrahydrofuran	0.061	0.070	-14.8	74	0.00	9.38
42		chloroform	1.023	0.974	4.8	72	0.00	9.40
43		tert-Butyl Formate	0.466	0.510	-9.4	71	0.00	9.43
44	S	dibromofluoromethane (s)	0.455	0.506	-11.2	81	0.00	9.59
45	S	1,2-dichloroethane-d4 (s)	0.670	0.687	-2.5	75	0.00	10.02
46		freon 113	0.349	0.330	5.4	71	0.00	6.62
47		methacrylonitrile	0.331	0.359	-8.5	72	0.00	9.27
48		1,1,1-trichloroethane	0.839	0.829	1.2	71	0.00	9.66
49		Cyclohexane	0.821	0.770	6.2	68	0.00	9.73
50		Tert Amyl Alcohol		NA				
51		2,2,4-trimethylpentane	2.581	2.235	13.4	62	0.00	10.09
52		tert-amyl methyl ether	1.808	1.660	8.2	66	0.00	10.12
53	I	1,4-difluorobenzene	1.000	1.000	0.0	72	0.00	10.46
54		epichlorohydrin	0.035	0.038	-8.6	71	0.00	11.71

			True	Calc.	% Drift			
55		n-butyl alcohol	2500.000	2941.197	-17.6	81	0.00	10.58

			AvgRF	CCRF	% Dev			
56		carbon tetrachloride	0.518	0.521	-0.6	72	0.00	9.86
57		1,1-dichloropropene	0.567	0.561	1.1	71	0.01	9.83
58		hexane	0.640	0.578	9.7	63	0.00	8.04
59		benzene	1.667	1.564	6.2	68	0.00	10.09
60		heptane	0.393	0.324	17.6	60	0.00	10.26
61		isopropyl acetate	0.070	0.081	-15.7	73	0.00	10.01
62		1,2-dichloroethane	0.554	0.619	-11.7	75	0.00	10.11
63		trichloroethene	0.383	0.386	-0.8	71	0.00	10.81
64		ethyl acrylate		NA				
65		Tert-Amyl ethyl ether		NA				
66		2-nitropropane	0.147	0.174	-18.4	79	0.00	11.57
67		2-chloroethyl vinyl ether	0.149	0.202	-35.6#	84	0.00	11.59
68		methyl methacrylate	0.073	0.081	-11.0	71	0.00	11.07
69		1,2-dichloropropane	0.443	0.436	1.6	68	0.00	11.07
70		methylcyclohexane	0.699	0.647	7.4	67	0.00	11.03
71		dibromomethane	0.195	0.211	-8.2	72	0.00	11.23
72		bromodichloromethane	0.497	0.537	-8.0	71	0.00	11.36
73		cis-1,3-dichloropropene	0.604	0.610	-1.0	66	0.00	11.81
74	S	toluene-d8 (s)	1.295	1.306	-0.8	73	0.00	12.10
75		4-methyl-2-pentanone	0.135	0.147	-8.9	70	0.00	11.90
76		toluene	1.586	1.386	12.6	64	0.00	12.17

			True	Calc.	% Drift			
77		3-methyl-1-butanol	1000.000	1117.414	-11.7	77	0.01	11.92

			AvgRF	CCRF	% Dev			
78		trans-1,3-dichloropropene	0.543	0.539	0.7	65	0.00	12.37
79		ethyl methacrylate	0.415	0.448	-8.0	68	0.00	12.36
80		1,1,2-trichloroethane	0.253	0.250	1.2	66	0.00	12.57
81		2-hexanone	0.120	0.119	0.8	62	0.00	12.74
82	I	chlorobenzene-d5	1.000	1.000	0.0	62	0.00	13.59
83		tetrachloroethene	0.460	0.444	3.5	58	0.00	12.75
84		1,3-dichloropropane	0.665	0.741	-11.4	65	0.00	12.76
85		butyl acetate	0.290	0.364	-25.5#	68	0.00	12.82
86		dibromochloromethane	0.383	0.447	-16.7	66	0.00	13.02
87		1,2-dibromoethane	0.322	0.378	-17.4	66	0.00	13.17

Continuing Calibration Summary

Job Number: JB69078 **Sample:** V3C4997-CC4989
Account: LANGAN Langan Engineering & Environmental **Lab FileID:** 3C110962.D
Project: Carroll Gardens, 363-365 Bond Street, Brooklyn, NY

			True	Calc.	% Drift			
88		3,3-Dimethyl-1-Butanol	500.000	594.489	-18.9	74	0.00	12.91
			AvgRF	CCRF	% Dev			
89		chlorobenzene	1.192	1.145	3.9	60	0.00	13.63
90		1,1,1,2-tetrachloroethane	0.415	0.436	-5.1	62	0.00	13.68
91		ethylbenzene	2.275	2.122	6.7	60	0.00	13.68
92		m,p-xylene	0.791	0.753	4.8	59	0.00	13.78
93		o-xylene	1.799	1.760	2.2	60	0.00	14.20
94		styrene	1.130	1.197	-5.9	59	0.00	14.21
95		BUTYL ACRYLATE		----------NA----------				
96		bromoform	0.227	0.262	-15.4	64	0.00	14.47
97	I	1,4-dichlorobenzene-d4	1.000	1.000	0.0	57	0.00	15.89
98		isopropylbenzene	4.952	4.815	2.8	58	0.00	14.53
99	S	4-bromofluorobenzene (s)	1.513	1.759	-16.3	66	0.00	14.73
100		bromobenzene	1.037	1.076	-3.8	58	0.00	14.93
101		cyclohexanone	0.224	0.055	75.4#	11#	0.00	14.69
102		1,1,2,2-tetrachloroethane	1.082	1.214	-12.2	60	0.00	14.83
103		trans-1,4-dichloro-2-bute	0.338	0.427	-26.3#	64	0.00	14.87
104		1,2,3-trichloropropane	0.266	0.315	-18.4	64	0.00	14.90
105		n-propylbenzene	5.512	5.423	1.6	56	0.00	14.93
106		4-Ethyltoluene		----------NA----------				
107		2-chlorotoluene	1.071	1.058	1.2	57	0.00	15.08
108		4-chlorotoluene	1.087	1.078	0.8	57	0.00	15.18
109		1,3,5-trimethylbenzene	4.100	4.041	1.4	56	0.00	15.09
110		tert-butylbenzene	3.345	3.277	2.0	56	0.00	15.43
111		pentachloroethane	0.620	0.695	-12.1	66	0.00	15.51
112		1,2,4-trimethylbenzene	4.006	3.909	2.4	56	0.00	15.47
113		sec-butylbenzene	5.028	4.843	3.7	56	0.00	15.64
114		1,3-dichlorobenzene	2.044	1.938	5.2	55	0.00	15.83
115		p-isopropyltoluene	4.000	3.865	3.4	55	0.00	15.76
116		1,4-dichlorobenzene	2.053	1.909	7.0	55	0.00	15.91
117		1,2-dichlorobenzene	1.902	1.829	3.8	55	0.00	16.30
118		1,4-Diethylbenzene		----------NA----------				
119		n-butylbenzene	2.110	1.974	6.4	51	0.00	16.17
120		1,2,4,5-Tetramethylbenzen		----------NA----------				
121		1,2-dibromo-3-chloropropa	0.166	0.191	-15.1	61	0.00	17.06
122		1,3,5-Trichlorobenzene	1.481	1.472	0.6	53	0.00	17.25
123		1,2,4-trichlorobenzene	1.113	1.243	-11.7	56	0.00	17.88
124		hexachlorobutadiene	0.891	0.852	4.4	55	0.00	18.00
125		naphthalene	2.345	2.744	-17.0	59	0.00	18.16
126		1,2,3-trichlorobenzene	1.041	1.169	-12.3	58	0.00	18.40
127		hexachloroethane	0.730	0.743	-1.8	57	0.01	16.56
128		Benzyl chloride	1.854	1.553	16.2	43#	0.00	16.02

(#) = Out of Range SPCC's out = 0 CCC's out = 0

3C110766.D M3C4989.M Mon Jun 23 10:33:13 2014 MS3C

Initial Calibration Summary

Job Number: JB69078 **Sample:** V4V368-ICC368
Account: LANGAN Langan Engineering & Environmental **Lab FileID:** 4V8920.D
Project: Carroll Gardens, 363-365 Bond Street, Brooklyn, NY

Response Factor Report GCMS4V

Method : C:\MSDCHEM\1\METHODS\M4V368.M (RTE Integrator)
Title : sw846 8260b
Last Update : Wed Jun 18 16:17:49 2014
Response via : Initial Calibration

Calibration Files
0.2 =4V8917.D 0.5 =4V8916.D 5 =4V8913.D 50 =4V8920.D
100 =4V8921.D 1 =4V8915.D 200 =4V8922.D 20 =4V8919.D
2 =4V8914.D 10 =4V8918.D = =

Compound	0.2	0.5	5	50	100	1	200	20	2	10	Avg	%RSD
1) I Tert Butyl Alcohol-d9	----------ISTD----------											
2) 1,4-dioxane			0.069	0.081	0.084		0.081	0.075		0.079	0.078	6.71
3) tertiary butyl alcohol			0.969	0.983	0.998		0.944	0.997	1.047	1.019	0.994	3.37
4) I pentafluorobenzene	----------ISTD----------											
5) Freon 143a											0.000	-1.00
6) chlorodifluoromethane		0.755	0.686	0.718	0.716	0.732	0.744	0.712	0.770	0.685	0.724	4.01
7) dichlorodifluoromethane			0.738	0.820	0.840	0.701	0.854	0.831	0.819	0.781	0.798	6.73
8) freon 142b											0.000	-1.00
9) chloromethane	0.900	0.823	0.689	0.735	0.789	0.830	0.823	0.735	0.822	0.719	0.786	8.28
10) vinyl chloride		0.817	0.753	0.809	0.858	0.783	0.893	0.828	0.900	0.800	0.827	5.90
11) bromomethane			0.512	0.495	0.495	0.608	0.485	0.519	0.606	0.524	0.531	9.24
12) chloroethane			0.292	0.306	0.304	0.271	0.263	0.317	0.331	0.317	0.300	7.75
13) trichlorofluoromethane			0.785	0.866	0.897	0.733	0.940	0.859	0.897	0.823	0.850	7.91
14) ethyl ether			0.219	0.215	0.216	0.165	0.221	0.210	0.203	0.206	0.207	8.69
15) freon 141b											0.000	-1.00
16) 2-chloropropane			0.909	0.771	0.765		0.791	0.765		0.777	0.796	7.03
17) acrolein	0.106	0.123	0.102	0.109		0.117		0.108	0.114	0.105	0.111	6.30
18) 1,1-dichloroethene		0.636	0.792	0.774	0.794	0.823	0.824	0.772	0.765	0.752	0.770	7.26
19) acetone			0.037	0.047	0.045		0.048	0.044		0.036	0.043	11.55
20) allyl chloride			0.233	0.209	0.213	0.171	0.218	0.226	0.197	0.220	0.211	9.29
21) acetonitrile			0.046	0.046	0.044		0.045	0.045	0.040	0.043	0.044	4.64
22) iodomethane	1.131	0.770	1.047	0.985	1.010	1.036	1.047	0.986	0.994	0.963	0.997	9.31
23) iso-butyl alcohol												

Initial Calibration Summary

Job Number: JB69078 **Sample:** V4V368-ICC368
Account: LANGAN Langan Engineering & Environmental **Lab FileID:** 4V8920.D
Project: Carroll Gardens, 363-365 Bond Street, Brooklyn, NY

		0.022	0.020	0.019		0.020	0.019	0.023	0.020	0.020	8.34
24)	carbon disulfide										
		2.202	2.115	1.931	1.961	2.339	2.065	1.946	2.062	1.890	2.057	7.07
25)	methylene chloride										
		0.553	0.584	0.559	0.571	0.632	0.584	0.551	0.576	0.540	0.572	4.73
26)	1-chloropropane										
		0.242	0.208	0.211		0.222	0.212	0.246	0.214	0.222		6.96
27)	methyl acetate										
		0.064	0.081	0.080		0.081	0.076		0.072	0.076		8.73
28)	methyl tert butyl ether										
		1.497	1.578	1.501	1.531	1.735	1.526	1.505	1.576	1.459	1.545	5.21
29)	trans-1,2-dichloroethene										
		0.735	0.636	0.723	0.678	0.669	0.672	0.682	0.672	0.664	0.668	0.680	4.27
30)	di-isopropyl ether										
		1.588	1.405	1.483	1.510	1.442	1.521	1.467	1.585	1.438	1.493	4.28
31)	ethyl tert-butyl ether										
		1.320	1.434	1.548	1.585	1.356	1.610	1.540	1.543	1.489	1.492	6.80
32)	2-butanone										
		0.046	0.056	0.060		0.059	0.054		0.053	0.055		9.08
33)	1,1-dichloroethane										
		0.954	0.747	0.860	0.838	0.840	0.837	0.850	0.832	0.811	0.807	0.838	6.19
34)	chloroprene										
		0.558	0.595	0.591	0.480	0.605	0.589	0.563	0.567	0.569		6.93
35)	acrylonitrile										
		0.161	0.143	0.190	0.192	0.194	0.187	0.193	0.189	0.189	0.180	0.182	9.10
36)	vinyl acetate										
				0.062	0.068		0.068	0.059		0.056	0.063		8.37
37)	ethyl acetate										
		0.072	0.071	0.077		0.073	0.076	0.076	0.070	0.073		3.44
38)	2,2-dichloropropane										
		0.744	0.791	0.715	0.711	0.888	0.721	0.729	0.774	0.709	0.754	7.69
39)	cis-1,2-dichloroethene										
		1.043	0.757	0.881	0.842	0.836	0.871	0.847	0.839	0.861	0.811	0.859	8.57
40)	propionitrile										
		0.079	0.061	0.076	0.079	0.079	0.075	0.079	0.077	0.078	0.074	0.076	7.43
41)	methyl acrylate										
		0.523	0.520	0.564	0.555	0.553	0.528	0.573	0.542	0.545		3.62
42)	bromochloromethane										
		0.278	0.263	0.261	0.276	0.265	0.254	0.249	0.247	0.262		4.33
43)	tetrahydrofuran										
		0.191	0.175	0.180	0.200	0.187	0.176	0.208	0.183	0.187		6.32
44)	chloroform										
		0.935	0.859	0.830	0.824	0.926	0.831	0.812	0.843	0.805	0.852	5.56
45)	dibromofluoromethane (s)										
		0.457	0.462	0.460	0.547	0.468	0.451	0.489	0.452	0.473		6.79
46)	1,2-dichloroethane-d4 (s)										
		0.464	0.447	0.460		0.455	0.458	0.524	0.473	0.469		5.50
47)	freon 113										
		0.380	0.395	0.405		0.419	0.400	0.369	0.378	0.392		4.48
48)	methacrylonitrile										
		0.672	0.621	0.643		0.629	0.623		0.632	0.637		2.95
49)	1,1,1-trichloroethane										
		0.852	0.670	0.805	0.771	0.780	0.804	0.803	0.753	0.763	0.735	0.774	6.34
50)	tert-amyl methyl ether										
		1.545	1.391	1.507	1.564	1.429	1.592	1.478	1.591	1.449	1.505	4.85
51)	I 1,4-difluorobenzene	----------				ISTD						
52)	epichlorohydrin										
		0.031	0.033	0.037	0.039	0.034	0.041	0.035	0.037	0.038	0.036	8.58
53)	n-butyl alcohol										

Initial Calibration Summary

Job Number: JB69078 **Sample:** V4V368-ICC368
Account: LANGAN Langan Engineering & Environmental **Lab FileID:** 4V8920.D
Project: Carroll Gardens, 363-365 Bond Street, Brooklyn, NY

		0.012	0.011	0.013	0.013	0.010	0.013	0.012	0.012	0.012	0.012	8.58
54)	cyclohexane											
		0.564	0.527	0.645	0.576	0.545	0.632	0.573	0.561	0.561	0.513	0.570	7.28
55)	carbon tetrachloride											
		0.544	0.458	0.605	0.551	0.519	0.600	0.550	0.534	0.533	0.499	0.539	8.06
56)	1,1-dichloropropene											
		0.527	0.421	0.494	0.460	0.435	0.492	0.453	0.445	0.452	0.421	0.460	7.50
57)	hexane											
		0.316	0.405	0.401	0.376	0.387	0.389	0.398	0.416	0.369	0.384	7.64
58)	benzene											
		1.425	1.453	1.351	1.313	1.528	1.324	1.313	1.376	1.251	1.370	6.22
59)	isooctane											
		1.157	1.322	1.440	1.387	1.215	1.477	1.378	1.317	1.235	1.325	8.08
60)	heptane											
		0.168	0.217	0.215	0.214	0.199	0.218	0.216	0.234	0.214	0.211	8.70
61)	isopropyl acetate											
			0.879	0.878	0.900	0.930	0.902	0.873	0.917	0.849	0.891	2.94
62)	1,2-dichloroethane											
		0.404	0.371	0.429	0.429	0.419	0.428	0.414	0.419	0.415	0.388	0.412	4.62
63)	trichloroethene											
		0.358	0.309	0.361	0.338	0.342	0.370	0.342	0.340	0.361	0.329	0.345	5.21
64)	ethyl acrylate											
												0.000	-1.00
65)	2-nitropropane											
		0.934	0.758	0.741	0.807	0.846	0.818	0.730	0.809	0.775	0.802	7.81
66)	2-chloroethyl vinyl ether											
		0.202	0.204	0.211	0.231	0.185	0.237	0.205	0.210	0.219	0.212	7.35
67)	methyl methacrylate											
			0.216	0.221	0.246	0.219	0.250	0.207	0.197	0.222	0.222	8.05
68)	1,2-dichloropropane											
		0.270	0.281	0.348	0.338	0.349	0.339	0.348	0.331	0.329	0.335	0.327	8.60
69)	methylcyclohexane											
		0.477	0.601	0.613	0.589	0.575	0.630	0.593	0.592	0.544	0.579	7.80
70)	dibromomethane											
		0.182	0.243	0.235	0.250	0.227	0.244	0.237	0.240	0.235	0.233	8.69
71)	bromodichloromethane											
		0.435	0.433	0.467	0.456	0.480	0.486	0.467	0.453	0.470	0.450	0.460	3.85
72)	cis-1,3-dichloropropene											
		0.621	0.510	0.510	0.504	0.564	0.533	0.565	0.485	0.515	0.518	0.533	7.50
73)	toluene-d8 (s)											
			1.054	1.010	1.091		1.100	0.971	1.134	1.073	1.062	5.26
74)	4-methyl-2-pentanone											
			0.143	0.152	0.162		0.163	0.142	0.128	0.142	0.148	8.40
75)	toluene											
		0.872	0.708	0.724	0.696	0.762	0.749	0.770	0.666	0.700	0.707	0.735	7.85
76)	3-methyl-1-butanol											
			0.010	0.011	0.011		0.012	0.010	0.010	0.011	0.011	7.83
77)	trans-1,3-dichloropropene											
		0.480	0.490	0.453	0.497	0.468	0.514	0.441	0.466	0.473	0.476	4.71
78)	ethyl methacrylate											
		0.429	0.407	0.426	0.409	0.438	0.445	0.458	0.392	0.395	0.405	0.420	5.28
79)	1,1,2-trichloroethane											
		0.227	0.265	0.258	0.283	0.251	0.290	0.246	0.266	0.260	0.261	7.24
80)	2-hexanone											
			0.147	0.134	0.142	0.129	0.155	0.133	0.130	0.133	0.138	6.89
81)	I chlorobenzene-d5	----------					ISTD	----------				
82)	tetrachloroethene											
		0.331	0.298	0.352	0.366	0.378	0.377	0.368	0.357	0.361	0.355	0.354	6.77
83)	1,3-dichloropropane											

Initial Calibration Summary

Job Number: JB69078 **Sample:** V4V368-ICC368
Account: LANGAN Langan Engineering & Environmental **Lab FileID:** 4V8920.D
Project: Carroll Gardens, 363-365 Bond Street, Brooklyn, NY

```
      0.664 0.494 0.526 0.512 0.535 0.553 0.524 0.500 0.526 0.513  0.535    9.08
 84)  butyl acetate
            0.239 0.245 0.255 0.254 0.267 0.252 0.277 0.294 0.286  0.263    7.14
 85)  dibromochloromethane
      0.376 0.410 0.440 0.439 0.463 0.444 0.453 0.431 0.435 0.428  0.432    5.63
 86)  1,2-dibromoethane
      0.428 0.355 0.394 0.384 0.396 0.397 0.391 0.385 0.390 0.374  0.389    4.71
 87)  chlorobenzene
           1.015 1.000 0.947 0.963 1.022 0.963 0.944 0.998 0.947  0.978    3.18
 88)  1,1,1,2-tetrachloroethane
      0.396 0.362 0.435 0.436 0.419 0.438 0.403 0.428 0.437 0.376  0.413    6.68
 89)  ethylbenzene
           1.778 1.745 1.685 1.666 1.874 1.647 1.668 1.794 1.622  1.720    4.82
 90)  m,p-xylene
      0.768 0.617 0.646 0.623 0.620 0.698 0.613 0.613 0.647 0.600  0.644    7.98
 91)  o-xylene
      0.736 0.593 0.700 0.670 0.660 0.709 0.646 0.648 0.680 0.633  0.667    6.16
 92)  styrene
      1.371 1.071 1.129 1.058 1.083 1.189 1.072 1.088 1.109 1.029  1.120    8.78
 93)  bromoform
      0.330 0.307 0.354 0.338 0.354 0.348 0.352 0.346 0.351 0.324  0.340    4.55

 94) I   1,4-dichlorobenzene-d ----------------ISTD--------------------
 95)  isopropylbenzene
      3.740 3.007 3.008 3.002 2.995 2.980 2.893 2.838 2.908 2.968  3.034    8.39
 96)  4-bromofluorobenzene (s)
                0.892 0.804 0.837       0.826 0.820 1.004 0.900  0.869    8.04
 97)  bromobenzene
      0.760 0.796 0.802 0.739 0.787 0.808 0.776 0.742 0.798 0.766  0.777    3.19
 98)  cyclohexanone
                0.165 0.094 0.100       0.088 0.114 0.158 0.124  0.121   25.48
           ----- Linear regression -----  Coefficient =  0.9964
             Response Ratio = 0.08491 + 0.08799 *A

 99)  1,1,2,2-tetrachloroethane
      1.351 1.118 1.104 1.049 1.063 1.134 1.037 1.025 1.092 1.075  1.105    8.45
100)  trans-1,4-dichloro-2-butene
                0.256 0.247 0.254 0.271 0.243 0.238 0.251 0.250  0.251    3.92
101)  1,2,3-trichloropropane
                0.229 0.214 0.222 0.192 0.213 0.213 0.219 0.222  0.216    5.18
102)  n-propylbenzene
           3.935 3.761 3.417 3.459 3.956 3.378 3.386 3.761 3.532  3.621    6.48
103)  2-chlorotoluene
           0.729 0.769 0.696 0.712 0.748 0.699 0.678 0.742 0.718  0.721    3.98
104)  4-chlorotoluene
           2.423 2.342 2.099 2.166 2.479 2.125 2.120 2.321 2.184  2.251    6.33
105)  1,3,5-trimethylbenzene
           2.765 2.650 2.560 2.593 2.686 2.534 2.419 2.608 2.575  2.599    3.76
106)  tert-butylbenzene
           1.889 1.948 2.378 2.172 1.995 2.044 2.008 1.964 2.371  2.086    8.69
107)  pentachloroethane
           0.423 0.517 0.554 0.566 0.478 0.548 0.520 0.521 0.513  0.516    8.45
108)  1,2,4-trimethylbenzene
           2.906 2.671 2.540 2.576 2.765 2.509 2.485 2.705 2.580  2.638    5.19
109)  sec-butylbenzene
      4.595 3.584 3.579 3.526 3.576 3.692 3.454 3.371 3.473 3.466  3.632    9.64
110)  1,3-dichlorobenzene
           1.691 1.623 1.500 1.548 1.707 1.519 1.507 1.613 1.505  1.579    5.17
111)  p-isopropyltoluene
           3.121 2.976 2.795 2.840 3.153 2.829 2.759 2.903 2.862  2.915    4.82
```

Initial Calibration Summary

Job Number: JB69078 **Sample:** V4V368-ICC368
Account: LANGAN Langan Engineering & Environmental **Lab FileID:** 4V8920.D
Project: Carroll Gardens, 363-365 Bond Street, Brooklyn, NY

```
112)  1,4-dichlorobenzene
             1.759 1.642 1.527 1.576 1.719 1.553 1.522 1.703 1.526  1.614    5.79
113)  indane
                                                                    0.000   -1.00
114)  1,2-dichlorobenzene
             1.784 1.678 1.559 1.611 1.759 1.574 1.549 1.713 1.548  1.642    5.69
115)  n-butylbenzene
             1.696 1.729 1.551 1.565 1.684 1.549 1.573 1.695 1.538  1.620    4.84
116)  1,2-dibromo-3-chloropropane
                   0.251 0.233 0.228       0.220 0.229 0.286 0.224  0.239    9.72
117)  1,3,5-trichlorobenzene
             1.628 1.437 1.354 1.341 1.537 1.299 1.313 1.453 1.230  1.399    9.03
118)  1,2,4-trichlorobenzene
                   1.346 1.300 1.266 1.563 1.206 1.244 1.398 1.157  1.310    9.74
119)  hexachlorobutadiene
             0.612 0.622 0.580 0.589 0.634 0.581 0.572 0.623 0.549  0.596    4.75
120)  naphthalene
             4.197 3.889 3.774 3.606 4.060 3.436 3.575 3.854 3.291  3.742    7.83
121)  1,2,3-trichlorobenzene
             1.457 1.310 1.255 1.201 1.363 1.151 1.204 1.289 1.073  1.256    9.18
122)  hexachloroethane
      0.620 0.566 0.602 0.659 0.647 0.621 0.651 0.621 0.643 0.612  0.624    4.45
123)  Benzyl chloride
                   2.086 1.910 1.928 2.124 1.847 1.944 2.309 1.951  2.012    7.49
 ----------------------------------------------------------------------------
 (#) = Out of Range  ###  Number of calibration levels exceeded format  ###

           M4V368.M          Wed Jun 18 16:20:55 2014   RPT1
```

Initial Calibration Verification

Job Number: JB69078 **Sample:** V4V368-ICV368
Account: LANGAN Langan Engineering & Environmental **Lab FileID:** 4V8925.D
Project: Carroll Gardens, 363-365 Bond Street, Brooklyn, NY

Evaluate Continuing Calibration Report

Data File : C:\msdchem\1\DATA\4V8925.D Vial: 14
Acq On : 17 Jun 2014 4:43 pm Operator: BenM
Sample : icv368-50 Inst : GCMS4V
Misc : MS68934,V4V368,5,,,,1 Multiplr: 1.00
MS Integration Params: lcsint.p

Method : C:\MSDCHEM\1\METHODS\M4V368.M (RTE Integrator)
Title : sw846 8260b
Last Update : Wed Jun 18 16:17:49 2014
Response via : Multiple Level Calibration

Min. RRF : 0.000 Min. Rel. Area : 50% Max. R.T. Dev 0.50min
Max. RRF Dev : 20% Max. Rel. Area : 200%

		Compound	AvgRF	CCRF	%Dev	Area%	Dev(min)	R.T.
1	I	Tert Butyl Alcohol-d9	1.000	1.000	0.0	101	0.00	7.46
2		1,4-dioxane	0.078	0.080	-2.6	99	0.00	11.66
3	M	tertiary butyl alcohol	0.994	1.000	-0.6	103	-0.02	7.59
4	I	pentafluorobenzene	1.000	1.000	0.0	102	0.00	9.94
5		Freon 143a		----------NA----------				
6		chlorodifluoromethane	0.724	0.580	19.9	83	-0.01	3.63
7		dichlorodifluoromethane	0.798	0.830	-4.0	103	0.00	3.62
8		freon 142b		----------NA----------				
9		chloromethane	0.786	0.760	3.3	106	0.00	3.96
10		vinyl chloride	0.827	0.853	-3.1	108	0.00	4.24
11		bromomethane	0.531	0.511	3.8	106	0.00	4.94
12		chloroethane	0.300	0.313	-4.3	105	0.00	5.13
13		trichlorofluoromethane	0.850	0.907	-6.7	107	0.00	5.65
14		ethyl ether	0.207	0.215	-3.9	102	0.00	6.11
15		freon 141b		----------NA----------				
16		2-chloropropane	0.796	0.783	1.6	104	0.00	6.33
17		acrolein	0.111	0.108	2.7	101	0.00	6.45
18		1,1-dichloroethene	0.770	0.794	-3.1	105	0.00	6.59
19		acetone	0.043	0.047	-9.3	104	-0.01	6.71
20		allyl chloride	0.211	0.218	-3.3	107	0.00	7.21
21		acetonitrile	0.044	0.046	-4.5	104	0.00	7.25
22		iodomethane	0.997	1.011	-1.4	105	0.00	6.91
23		iso-butyl alcohol	0.020	0.020	0.0	104	0.00	10.30
24		carbon disulfide	2.057	2.001	2.7	106	0.00	7.02
25		methylene chloride	0.572	0.559	2.3	102	0.00	7.46
26		1-chloropropane	0.222	0.216	2.7	106	0.00	7.46
27		methyl acetate	0.076	0.075	1.3	95	0.00	7.23
28		methyl tert butyl ether	1.545	1.474	4.6	101	0.00	7.80
29		trans-1,2-dichloroethene	0.680	0.692	-1.8	104	0.00	7.85
30		di-isopropyl ether	1.493	1.514	-1.4	104	0.00	8.48
31		ethyl tert-butyl ether	1.492	1.533	-2.7	101	0.00	9.01
32		2-butanone	0.055	0.056	-1.8	101	0.00	9.35
33	M	1,1-dichloroethane	0.838	0.857	-2.3	105	0.00	8.53
34		chloroprene	0.569	0.566	0.5	97	0.00	8.63
35		acrylonitrile	0.182	0.189	-3.8	101	0.00	7.88
36		vinyl acetate	0.063	0.070	-11.1	116	0.00	8.53
37		ethyl acetate	0.073	0.068	6.8	98	0.00	9.36
38		2,2-dichloropropane	0.754	0.698	7.4	100	0.00	9.34
39		cis-1,2-dichloroethene	0.859	0.846	1.5	103	0.00	9.36
40		propionitrile	0.076	0.077	-1.3	100	0.00	9.50
41		methyl acrylate	0.545	0.510	6.4	100	0.00	9.44

Initial Calibration Verification

Job Number: JB69078 **Sample:** V4V368-ICV368
Account: LANGAN Langan Engineering & Environmental **Lab FileID:** 4V8925.D
Project: Carroll Gardens, 363-365 Bond Street, Brooklyn, NY

42		bromochloromethane	0.262	0.261	0.4	101	0.00	9.71
43		tetrahydrofuran	0.187	0.173	7.5	101	0.00	9.73
44		chloroform	0.852	0.837	1.8	103	0.00	9.78
45	S	dibromofluoromethane (s)	0.473	0.466	1.5	103	0.00	10.00
46	S	1,2-dichloroethane-d4 (s)	0.469	0.443	5.5	101	0.00	10.44
47		freon 113	0.392	0.412	-5.1	107	0.00	6.54
48		methacrylonitrile	0.637	0.619	2.8	102	0.00	9.67
49		1,1,1-trichloroethane	0.774	0.788	-1.8	104	0.00	10.01
50		tert-amyl methyl ether	1.505	1.513	-0.5	103	0.00	10.51
51	I	1,4-difluorobenzene	1.000	1.000	0.0	103	0.00	10.90
52		epichlorohydrin	0.036	0.037	-2.8	105	0.00	12.22
53		n-butyl alcohol	0.012	0.013	-8.3	104	0.00	11.09
54	M	cyclohexane	0.570	0.595	-4.4	106	0.00	10.05
55		carbon tetrachloride	0.539	0.565	-4.8	106	0.00	10.21
56		1,1-dichloropropene	0.460	0.461	-0.2	103	0.00	10.19
57		hexane	0.384	0.313	18.5	80	0.00	8.17
58	M	benzene	1.370	1.346	1.8	103	0.00	10.48
59	m	isooctane	1.325	1.412	-6.6	101	0.00	10.44
60		heptane	0.211	0.227	-7.6	108	0.00	10.64
61		isopropyl acetate	0.891	0.975	-9.4	114	0.00	10.44
62		1,2-dichloroethane	0.412	0.405	1.7	97	0.00	10.53
63		trichloroethene	0.345	0.336	2.6	102	0.00	11.23
64		ethyl acrylate		----------NA----------				
65		2-nitropropane	0.802	0.756	5.7	105	0.00	12.07
66		2-chloroethyl vinyl ether	0.212	0.216	-1.9	105	0.00	12.07
67		methyl methacrylate	0.222	0.221	0.5	103	0.00	11.53
68		1,2-dichloropropane	0.327	0.339	-3.7	103	0.00	11.52
69		methylcyclohexane	0.579	0.615	-6.2	103	0.00	11.42
70		dibromomethane	0.233	0.235	-0.9	103	0.00	11.69
71		bromodichloromethane	0.460	0.455	1.1	102	0.00	11.83
72		cis-1,3-dichloropropene	0.533	0.513	3.8	105	0.00	12.28
73	S	toluene-d8 (s)	1.062	1.043	1.8	106	0.00	12.55
74		4-methyl-2-pentanone	0.148	0.152	-2.7	103	0.00	12.39
75		toluene	0.735	0.721	1.9	107	0.00	12.63
76		3-methyl-1-butanol	0.011	0.012	-9.1	104	0.00	12.44
77		trans-1,3-dichloropropene	0.476	0.466	2.1	106	0.00	12.86
78		ethyl methacrylate	0.420	0.418	0.5	105	0.00	12.84
79		1,1,2-trichloroethane	0.261	0.260	0.4	104	0.00	13.08
80		2-hexanone	0.138	0.137	0.7	106	0.00	13.25
81	I	chlorobenzene-d5	1.000	1.000	0.0	105	0.00	14.10
82		tetrachloroethene	0.354	0.371	-4.8	106	0.00	13.20
83		1,3-dichloropropane	0.535	0.518	3.2	106	0.00	13.26
84		butyl acetate	0.263	0.264	-0.4	108	0.00	13.32
85		dibromochloromethane	0.432	0.440	-1.9	105	0.00	13.53
86		1,2-dibromoethane	0.389	0.385	1.0	105	0.00	13.67
87		chlorobenzene	0.978	0.964	1.4	107	0.00	14.14
88		1,1,1,2-tetrachloroethane	0.413	0.428	-3.6	103	0.00	14.20
89		ethylbenzene	1.720	1.709	0.6	107	0.00	14.18
90		m,p-xylene	0.644	0.633	1.7	107	0.00	14.29
91		o-xylene	0.667	0.675	-1.2	106	0.00	14.73
92		styrene	1.120	1.079	3.7	107	0.00	14.74
93		bromoform	0.340	0.337	0.9	105	0.00	15.04
94	I	1,4-dichlorobenzene-d4	1.000	1.000	0.0	103	0.00	16.45
95		isopropylbenzene	3.034	3.059	-0.8	105	0.00	15.07
96	S	4-bromofluorobenzene (s)	0.869	0.837	3.7	108	0.00	15.29
97		bromobenzene	0.777	0.758	2.4	106	0.00	15.49

Initial Calibration Verification

Job Number: JB69078 **Sample:** V4V368-ICV368
Account: LANGAN Langan Engineering & Environmental **Lab FileID:** 4V8925.D
Project: Carroll Gardens, 363-365 Bond Street, Brooklyn, NY

		True	Calc.	% Drift			
98	cyclohexanone	500.000	353.248	29.4#	78	0.00	15.28

		AvgRF	CCRF	% Dev			
99	1,1,2,2-tetrachloroethane	1.105	1.059	4.2	104	0.00	15.43
100	trans-1,4-dichloro-2-bute	0.251	0.238	5.2	100	0.00	15.46
101	1,2,3-trichloropropane	0.216	0.217	-0.5	105	0.00	15.50
102	n-propylbenzene	3.621	3.567	1.5	108	0.00	15.49
103	2-chlorotoluene	0.721	0.723	-0.3	107	0.00	15.64
104	4-chlorotoluene	2.251	2.154	4.3	106	0.00	15.74
105	1,3,5-trimethylbenzene	2.599	2.656	-2.2	107	0.00	15.64
106	tert-butylbenzene	2.086	2.098	-0.6	91	0.00	15.98
107	pentachloroethane	0.516	0.559	-8.3	104	0.00	16.08
108	1,2,4-trimethylbenzene	2.638	2.623	0.6	107	0.00	16.03
109	sec-butylbenzene	3.632	3.618	0.4	106	0.00	16.19
110	1,3-dichlorobenzene	1.579	1.514	4.1	104	0.00	16.39
111	p-isopropyltoluene	2.915	2.919	-0.1	108	0.00	16.31
112	1,4-dichlorobenzene	1.614	1.540	4.6	104	0.00	16.47
113	indane		----------NA----------				
114	1,2-dichlorobenzene	1.642	1.569	4.4	104	0.00	16.86
115	n-butylbenzene	1.620	1.606	0.9	107	0.00	16.71
116	1,2-dibromo-3-chloropropa	0.239	0.222	7.1	99	0.00	17.61
117	1,3,5-trichlorobenzene	1.399	1.350	3.5	103	0.00	17.74
118	1,2,4-trichlorobenzene	1.310	1.311	-0.1	104	0.00	18.32
119	hexachlorobutadiene	0.596	0.590	1.0	105	0.00	18.40
120	naphthalene	3.742	3.682	1.6	101	0.00	18.58
121	1,2,3-trichlorobenzene	1.256	1.259	-0.2	104	0.00	18.79
122	hexachloroethane	0.624	0.664	-6.4	104	0.00	17.09
123	Benzyl chloride	2.012	1.772	11.9	96	0.00	16.60

(#) = Out of Range SPCC's out = 0 CCC's out = 0
4V8920.D M4V368.M Wed Jun 18 16:20:45 2014 RPT1

Continuing Calibration Summary

Job Number: JB69078 **Sample:** V4V369-CC368
Account: LANGAN Langan Engineering & Environmental **Lab FileID:** 4V8939.D
Project: Carroll Gardens, 363-365 Bond Street, Brooklyn, NY

Evaluate Continuing Calibration Report

Data File : C:\msdchem\1\DATA\4V8939.D Vial: 2
Acq On : 18 Jun 2014 3:58 pm Operator: BenM
Sample : cc368-50 Inst : GCMS4V
Misc : MS69214,V4V369,5,,,,1 Multiplr: 1.00
MS Integration Params: lcsint.p

Method : C:\MSDCHEM\1\METHODS\M4V368.M (RTE Integrator)
Title : sw846 8260b
Last Update : Wed Jun 18 16:17:49 2014
Response via : Multiple Level Calibration

Min. RRF : 0.000 Min. Rel. Area : 50% Max. R.T. Dev 0.50min
Max. RRF Dev : 20% Max. Rel. Area : 200%

		Compound	AvgRF	CCRF	%Dev	Area%	Dev(min)	R.T.
1	I	Tert Butyl Alcohol-d9	1.000	1.000	0.0	104	0.00	7.47
2		1,4-dioxane	0.078	0.070	10.3	89	0.00	11.65
3	M	tertiary butyl alcohol	0.994	0.958	3.6	101	0.00	7.61
4	I	pentafluorobenzene	1.000	1.000	0.0	100	0.00	9.94
5		Freon 143a		----------NA----------				
6		chlorodifluoromethane	0.724	0.742	-2.5	104	0.00	3.65
7		dichlorodifluoromethane	0.798	0.835	-4.6	102	0.00	3.63
8		freon 142b		----------NA----------				
9		chloromethane	0.786	0.789	-0.4	108	0.00	3.96
10		vinyl chloride	0.827	0.876	-5.9	109	0.00	4.25
11		bromomethane	0.531	0.539	-1.5	109	0.01	4.95
12		chloroethane	0.300	0.322	-7.3	105	0.00	5.14
13		trichlorofluoromethane	0.850	0.923	-8.6	107	0.00	5.66
14		ethyl ether	0.207	0.213	-2.9	99	0.00	6.11
15		freon 141b		----------NA----------				
16		2-chloropropane	0.796	0.767	3.6	100	0.00	6.34
17		acrolein	0.111	0.112	-0.9	102	0.00	6.45
18		1,1-dichloroethene	0.770	0.768	0.3	100	0.00	6.59
19		acetone	0.043	0.047	-9.3	102	0.00	6.71
20		allyl chloride	0.211	0.215	-1.9	104	0.00	7.21
21		acetonitrile	0.044	0.047	-6.8	103	0.00	7.25
22		iodomethane	0.997	0.975	2.2	99	0.00	6.92
23		iso-butyl alcohol	0.020	0.019	5.0	98	0.00	10.30
24		carbon disulfide	2.057	1.906	7.3	99	0.00	7.02
25		methylene chloride	0.572	0.552	3.5	99	0.00	7.46
26		1-chloropropane	0.222	0.208	6.3	100	0.00	7.46
27		methyl acetate	0.076	0.081	-6.6	101	0.00	7.22
28		methyl tert butyl ether	1.545	1.490	3.6	100	0.00	7.80
29		trans-1,2-dichloroethene	0.680	0.685	-0.7	101	0.00	7.85
30		di-isopropyl ether	1.493	1.544	-3.4	105	0.00	8.48
31		ethyl tert-butyl ether	1.492	1.615	-8.2	105	0.00	9.01
32		2-butanone	0.055	0.056	-1.8	100	-0.01	9.34
33	M	1,1-dichloroethane	0.838	0.849	-1.3	102	0.00	8.53
34		chloroprene	0.569	0.620	-9.0	105	0.00	8.63
35		acrylonitrile	0.182	0.189	-3.8	99	0.00	7.88
36		vinyl acetate	0.063	0.063	0.0	102	0.00	8.53
37		ethyl acetate	0.073	0.072	1.4	102	0.00	9.36
38		2,2-dichloropropane	0.754	0.777	-3.1	109	0.00	9.34
39		cis-1,2-dichloroethene	0.859	0.857	0.2	102	0.00	9.36
40		propionitrile	0.076	0.076	0.0	97	0.00	9.50
41		methyl acrylate	0.545	0.507	7.0	98	0.00	9.44

Continuing Calibration Summary

Job Number: JB69078 **Sample:** V4V369-CC368
Account: LANGAN Langan Engineering & Environmental **Lab FileID:** 4V8939.D
Project: Carroll Gardens, 363-365 Bond Street, Brooklyn, NY

42		bromochloromethane	0.262	0.262	0.0	100	0.00	9.71
43		tetrahydrofuran	0.187	0.176	5.9	101	0.00	9.73
44		chloroform	0.852	0.838	1.6	101	0.00	9.77
45	S	dibromofluoromethane (s)	0.473	0.507	-7.2	110	0.00	9.99
46	S	1,2-dichloroethane-d4 (s)	0.469	0.481	-2.6	108	0.00	10.44
47		freon 113	0.392	0.406	-3.6	103	0.00	6.55
48		methacrylonitrile	0.637	0.636	0.2	103	0.00	9.67
49		1,1,1-trichloroethane	0.774	0.790	-2.1	103	0.00	10.01
50		tert-amyl methyl ether	1.505	1.548	-2.9	103	0.00	10.51
51	I	1,4-difluorobenzene	1.000	1.000	0.0	103	0.00	10.90
52		epichlorohydrin	0.036	0.035	2.8	98	0.00	12.21
53		n-butyl alcohol	0.012	0.012	0.0	93	0.00	11.08
54	M	cyclohexane	0.570	0.558	2.1	100	0.00	10.05
55		carbon tetrachloride	0.539	0.547	-1.5	102	0.00	10.21
56		1,1-dichloropropene	0.460	0.456	0.9	102	0.00	10.19
57		hexane	0.384	0.409	-6.5	105	0.00	8.16
58	M	benzene	1.370	1.328	3.1	101	0.00	10.48
59	m	isooctane	1.325	1.481	-11.8	106	0.00	10.44
60		heptane	0.211	0.219	-3.8	105	0.00	10.64
61		isopropyl acetate	0.891	0.883	0.9	103	0.00	10.44
62		1,2-dichloroethane	0.412	0.419	-1.7	101	0.00	10.53
63		trichloroethene	0.345	0.333	3.5	101	0.00	11.23
64		ethyl acrylate		----------NA----------				
65		2-nitropropane	0.802	0.736	8.2	102	0.00	12.07
66		2-chloroethyl vinyl ether	0.212	0.208	1.9	101	0.00	12.07
67		methyl methacrylate	0.222	0.202	9.0	94	0.00	11.53
68		1,2-dichloropropane	0.327	0.334	-2.1	102	0.00	11.52
69		methylcyclohexane	0.579	0.612	-5.7	103	0.00	11.42
70		dibromomethane	0.233	0.225	3.4	99	0.00	11.69
71		bromodichloromethane	0.460	0.444	3.5	100	0.00	11.83
72		cis-1,3-dichloropropene	0.533	0.477	10.5	97	0.00	12.28
73	S	toluene-d8 (s)	1.062	1.089	-2.5	111	0.00	12.55
74		4-methyl-2-pentanone	0.148	0.141	4.7	96	0.00	12.39
75		toluene	0.735	0.645	12.2	95	0.00	12.63
76		3-methyl-1-butanol	0.011	0.011	0.0	96	0.00	12.43
77		trans-1,3-dichloropropene	0.476	0.444	6.7	101	0.00	12.86
78		ethyl methacrylate	0.420	0.389	7.4	98	0.00	12.84
79		1,1,2-trichloroethane	0.261	0.243	6.9	97	0.00	13.08
80		2-hexanone	0.138	0.131	5.1	101	0.00	13.25
81	I	chlorobenzene-d5	1.000	1.000	0.0	109	0.00	14.10
82		tetrachloroethene	0.354	0.322	9.0	96	0.00	13.20
83		1,3-dichloropropane	0.535	0.461	13.8	99	0.00	13.26
84		butyl acetate	0.263	0.245	6.8	105	0.00	13.31
85		dibromochloromethane	0.432	0.394	8.8	98	0.00	13.53
86		1,2-dibromoethane	0.389	0.351	9.8	100	0.00	13.67
87		chlorobenzene	0.978	0.874	10.6	101	0.00	14.13
88		1,1,1,2-tetrachloroethane	0.413	0.395	4.4	99	0.00	14.20
89		ethylbenzene	1.720	1.532	10.9	100	0.00	14.18
90		m,p-xylene	0.644	0.573	11.0	101	0.00	14.29
91		o-xylene	0.667	0.603	9.6	98	0.00	14.72
92		styrene	1.120	1.014	9.5	105	0.00	14.74
93		bromoform	0.340	0.323	5.0	105	0.00	15.04
94	I	1,4-dichlorobenzene-d4	1.000	1.000	0.0	117	0.00	16.45
95		isopropylbenzene	3.034	2.486	18.1	97	0.00	15.07
96	S	4-bromofluorobenzene (s)	0.869	0.881	-1.4	128	0.00	15.29
97		bromobenzene	0.777	0.667	14.2	106	0.00	15.49

Continuing Calibration Summary

Job Number: JB69078 **Sample:** V4V369-CC368
Account: LANGAN Langan Engineering & Environmental **Lab FileID:** 4V8939.D
Project: Carroll Gardens, 363-365 Bond Street, Brooklyn, NY

		True	Calc.	% Drift			
98	cyclohexanone	500.000	714.924	-43.0#	168	0.00	15.28

		AvgRF	CCRF	% Dev			
99	1,1,2,2-tetrachloroethane	1.105	0.915	17.2	102	0.00	15.43
100	trans-1,4-dichloro-2-bute	0.251	0.230	8.4	109	0.00	15.47
101	1,2,3-trichloropropane	0.216	0.189	12.5	104	0.00	15.50
102	n-propylbenzene	3.621	3.047	15.9	105	0.00	15.48
103	2-chlorotoluene	0.721	0.612	15.1	103	0.00	15.64
104	4-chlorotoluene	2.251	1.913	15.0	107	0.00	15.74
105	1,3,5-trimethylbenzene	2.599	2.183	16.0	100	0.00	15.64
106	tert-butylbenzene	2.086	1.773	15.0	87	0.00	15.98
107	pentachloroethane	0.516	0.472	8.5	100	0.00	16.08
108	1,2,4-trimethylbenzene	2.638	2.248	14.8	104	0.00	16.03
109	sec-butylbenzene	3.632	2.975	18.1	99	0.00	16.19
110	1,3-dichlorobenzene	1.579	1.354	14.2	106	0.00	16.39
111	p-isopropyltoluene	2.915	2.465	15.4	103	0.00	16.31
112	1,4-dichlorobenzene	1.614	1.368	15.2	105	0.00	16.47
113	indane		----------NA----------				
114	1,2-dichlorobenzene	1.642	1.404	14.5	106	0.00	16.86
115	n-butylbenzene	1.620	1.423	12.2	108	0.00	16.71
116	1,2-dibromo-3-chloropropa	0.239	0.202	15.5	102	0.00	17.61
117	1,3,5-trichlorobenzene	1.399	1.219	12.9	105	0.00	17.74
118	1,2,4-trichlorobenzene	1.310	1.145	12.6	103	0.00	18.32
119	hexachlorobutadiene	0.596	0.521	12.6	105	0.00	18.40
120	naphthalene	3.742	3.208	14.3	100	0.00	18.58
121	1,2,3-trichlorobenzene	1.256	1.100	12.4	103	0.00	18.79
122	hexachloroethane	0.624	0.579	7.2	103	0.00	17.08
123	Benzyl chloride	2.012	1.928	4.2	118	0.00	16.60

(#) = Out of Range SPCC's out = 0 CCC's out = 0
4V8920.D M4V368.M Mon Jun 23 09:26:32 2014 RPT1

New Jersey ACCUTEST LABORATORIES

GC/MS Volatiles

Raw Data

Quantitation Report (QT Reviewed)

Data Path : C:\MSDCHEM\1\DATA\
Data File : 3C110799.D
Acq On : 18 Jun 2014 11:09 pm
Operator : prashans
Sample : JB69078-1
Misc : MS69079,V3C4991,4.1,,,,1
ALS Vial : 24 Sample Multiplier: 1

Quant Time: Jun 19 08:52:03 2014
Quant Method : C:\MSDCHEM\1\METHODS\M3C4989.M
Quant Title : Method SW846 8260B, ZB624 60m x 0.25mm x 1.4um
QLast Update : Wed Jun 18 08:58:10 2014
Response via : Initial Calibration

Internal Standards	R.T.	QIon	Response	Conc	Units	Dev(Min)
1) Tert Butyl Alcohol-d9	7.30	65	77567	500.00	ug/L	0.00
5) pentafluorobenzene	9.54	168	132288	50.00	ug/L	0.00
53) 1,4-difluorobenzene	10.46	114	191819	50.00	ug/L	0.00
82) chlorobenzene-d5	13.59	117	133201	50.00	ug/L	0.00
97) 1,4-dichlorobenzene-d4	15.88	152	46975	50.00	ug/L	0.00
System Monitoring Compounds						
44) dibromofluoromethane (s)	9.59	113	69720	57.85	ug/L	0.00
Spiked Amount 50.000	Range 59 - 130		Recovery = 115.70%			
45) 1,2-dichloroethane-d4 (s)	10.01	65	103102	58.19	ug/L	0.00
Spiked Amount 50.000	Range 65 - 123		Recovery = 116.38%			
74) toluene-d8 (s)	12.09	98	269982	54.33	ug/L	0.00
Spiked Amount 50.000	Range 80 - 124		Recovery = 108.66%			
99) 4-bromofluorobenzene (s)	14.73	95	86428	60.80	ug/L	0.00
Spiked Amount 50.000	Range 71 - 132		Recovery = 121.60%			
Target Compounds						Qvalue
18) acetone	6.69	58	3809	22.83	ug/L	94
23) carbon disulfide	7.06	76	40679	8.46	ug/L	98
49) Cyclohexane	9.72	84	12272	5.65	ug/L #	30
70) methylcyclohexane	11.03	83	8702	3.24	ug/L	97

(#) = qualifier out of range (m) = manual integration (+) = signals summed

Quantitation Report (QT Reviewed)

Data Path : C:\MSDCHEM\1\DATA\
Data File : 3C110799.D
Acq On : 18 Jun 2014 11:09 pm
Operator : prashans
Sample : JB69078-1
Misc : MS69079,V3C4991,4.1,,,,1
ALS Vial : 24 Sample Multiplier: 1

Quant Time: Jun 19 08:52:03 2014
Quant Method : C:\MSDCHEM\1\METHODS\M3C4989.M
Quant Title : Method SW846 8260B, ZB624 60m x 0.25mm x 1.4um
QLast Update : Wed Jun 18 08:58:10 2014
Response via : Initial Calibration

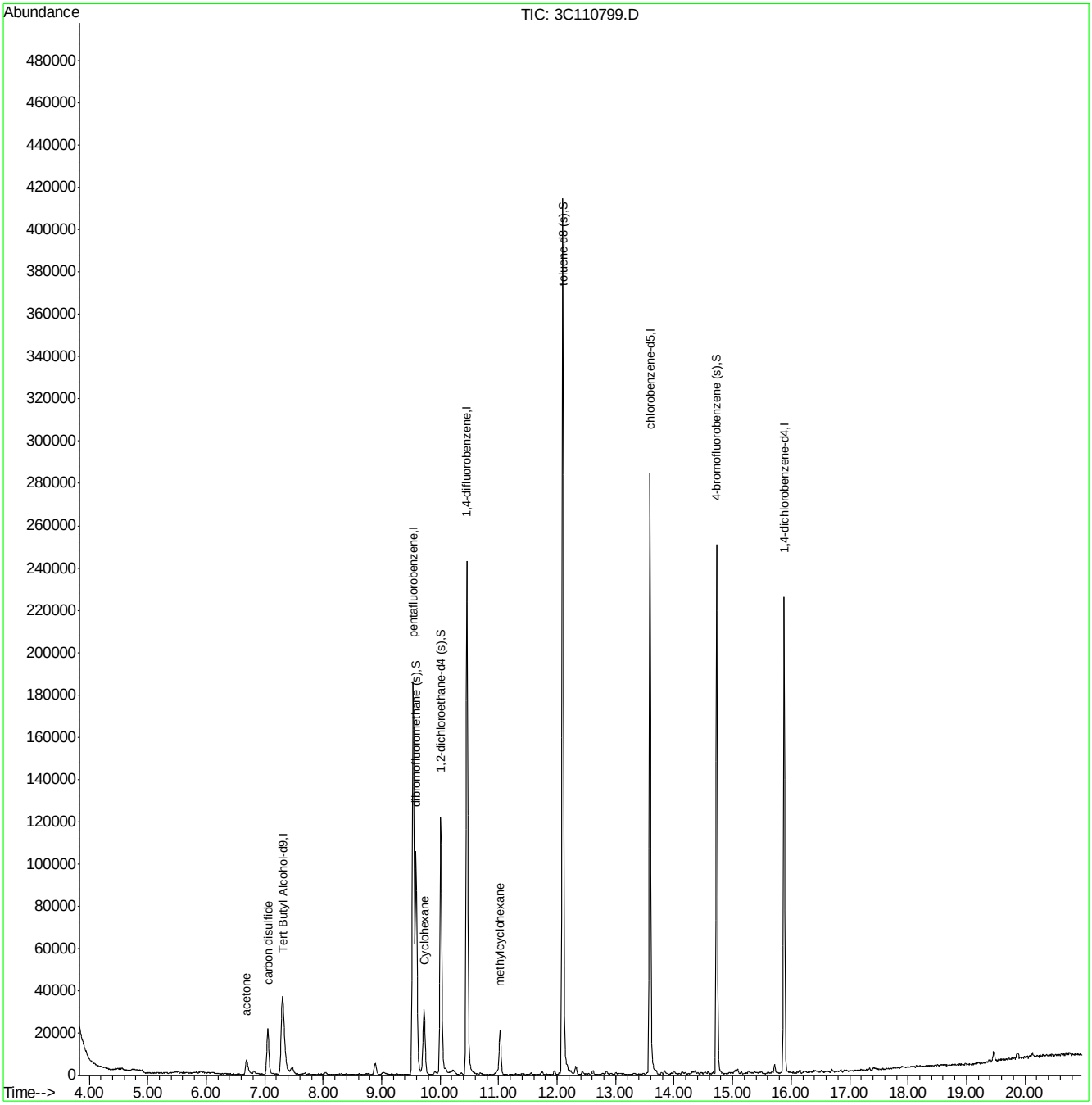

M3C4989.M Thu Jun 19 08:54:42 2014 MS3C

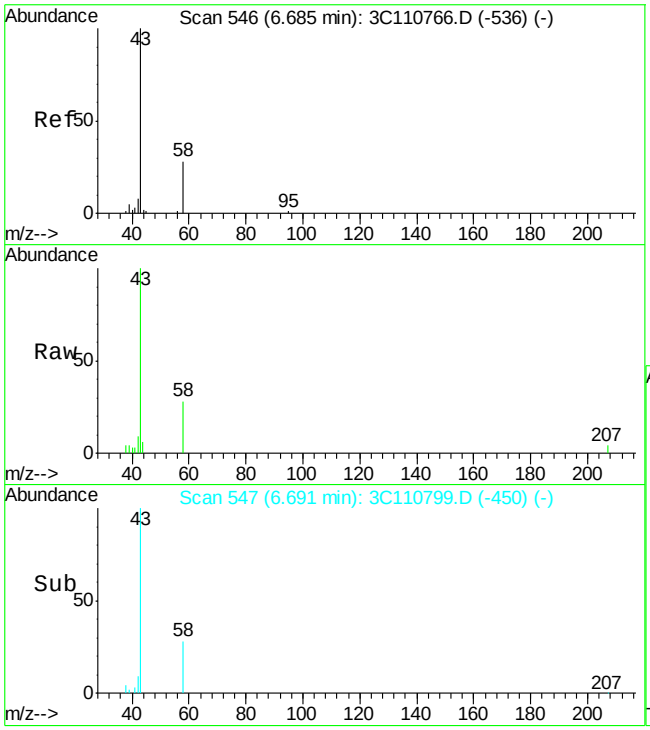

#18
acetone
Concen: 22.83 ug/L
RT: 6.69 min Scan# 547
Delta R.T. 0.01 min
Lab File: 3C110799.D
Acq: 18 Jun 2014 11:09 pm

Tgt Ion: 58 Resp: 3809

Ion	Ratio	Lower	Upper
58	100		
43	352.4	336.0	396.0

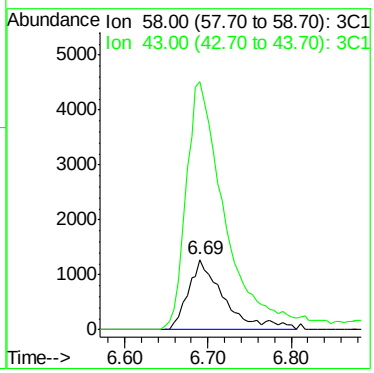

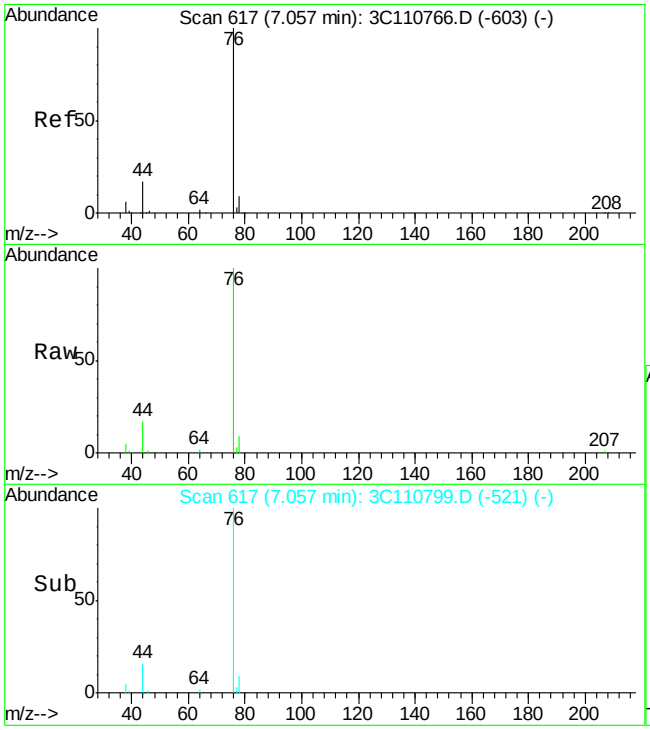

#23
carbon disulfide
Concen: 8.46 ug/L
RT: 7.06 min Scan# 617
Delta R.T. 0.00 min
Lab File: 3C110799.D
Acq: 18 Jun 2014 11:09 pm

Tgt Ion: 76 Resp: 40679

Ion	Ratio	Lower	Upper
76	100		
78	8.7	0.0	39.2
44	16.0	0.0	46.7

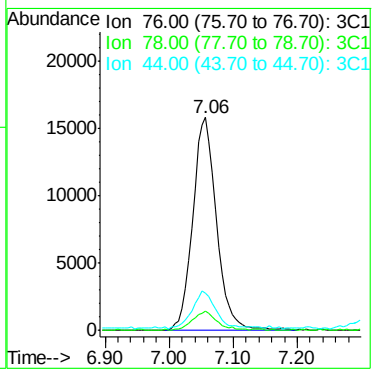

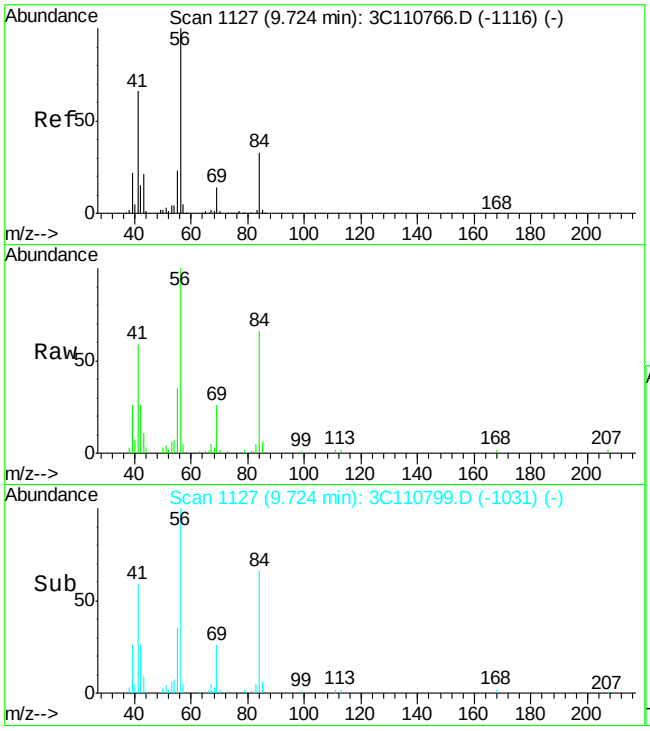

#49
Cyclohexane
Concen: 5.65 ug/L
RT: 9.72 min Scan# 1127
Delta R.T. 0.00 min
Lab File: 3C110799.D
Acq: 18 Jun 2014 11:09 pm

Tgt Ion: 84 Resp: 12272

Ion	Ratio	Lower	Upper
84	100		
56	152.8	206.7	383.9#
41	99.4	136.6	253.6#

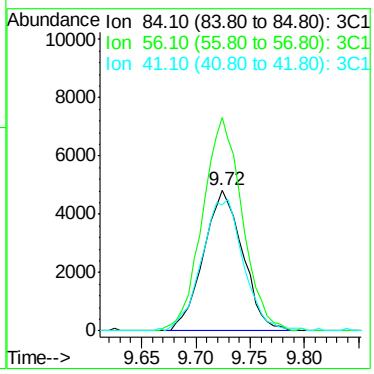

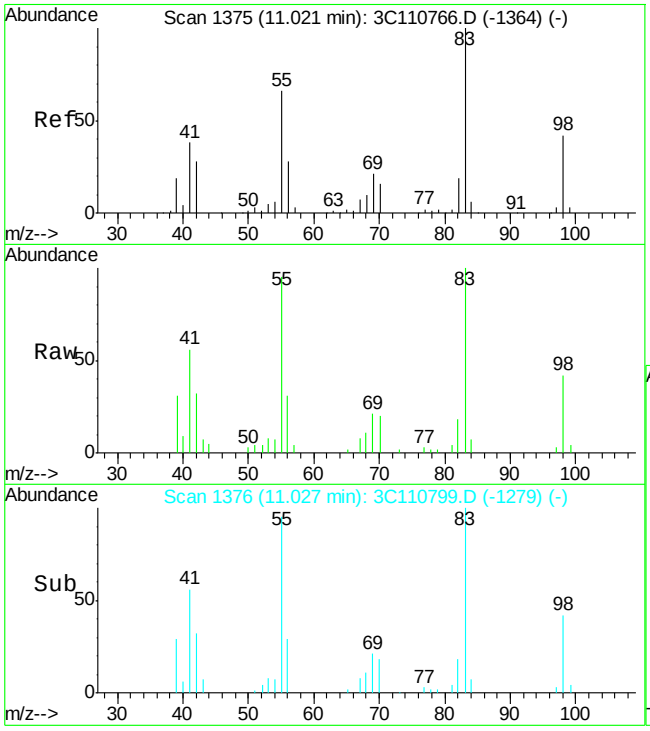

#70
methylcyclohexane
Concen: 3.24 ug/L
RT: 11.03 min Scan# 1376
Delta R.T. 0.01 min
Lab File: 3C110799.D
Acq: 18 Jun 2014 11:09 pm

Tgt Ion: 83 Resp: 8702

Ion	Ratio	Lower	Upper
83	100		
55	95.4	69.4	129.4
98	42.4	12.3	72.3

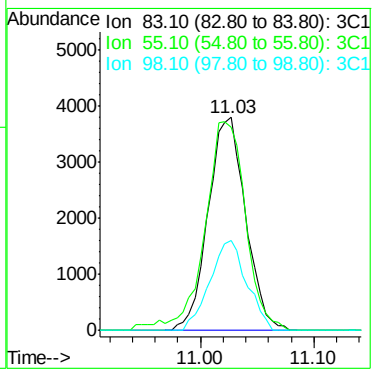

Quantitation Report (QT Reviewed)

Data Path : C:\MSDCHEM\1\DATA\
Data File : 3C110800.D
Acq On : 18 Jun 2014 11:37 pm
Operator : prashans
Sample : JB69078-2
Misc : MS69079,V3C4991,5.1,,,,1
ALS Vial : 25 Sample Multiplier: 1

Quant Time: Jun 19 08:52:47 2014
Quant Method : C:\MSDCHEM\1\METHODS\M3C4989.M
Quant Title : Method SW846 8260B, ZB624 60m x 0.25mm x 1.4um
QLast Update : Wed Jun 18 08:58:10 2014
Response via : Initial Calibration

Internal Standards	R.T.	QIon	Response	Conc	Units	Dev(Min)
1) Tert Butyl Alcohol-d9	7.31	65	70051	500.00	ug/L	0.00
5) pentafluorobenzene	9.54	168	138487	50.00	ug/L	0.00
53) 1,4-difluorobenzene	10.46	114	200732	50.00	ug/L	0.00
82) chlorobenzene-d5	13.59	117	144267	50.00	ug/L	0.00
97) 1,4-dichlorobenzene-d4	15.88	152	52496	50.00	ug/L	0.00
System Monitoring Compounds						
44) dibromofluoromethane (s)	9.59	113	73824	58.52	ug/L	0.00
Spiked Amount 50.000	Range 59 - 130		Recovery = 117.04%			
45) 1,2-dichloroethane-d4 (s)	10.01	65	103626	55.87	ug/L	0.00
Spiked Amount 50.000	Range 65 - 123		Recovery = 111.74%			
74) toluene-d8 (s)	12.09	98	288585	55.49	ug/L	0.00
Spiked Amount 50.000	Range 80 - 124		Recovery = 110.98%			
99) 4-bromofluorobenzene (s)	14.73	95	96316	60.63	ug/L	0.00
Spiked Amount 50.000	Range 71 - 132		Recovery = 121.26%			
Target Compounds						Qvalue
18) acetone	6.69	58	4652	26.63	ug/L	99
23) carbon disulfide	7.06	76	11613	2.31	ug/L	97
49) Cyclohexane	9.72	84	28537	12.56	ug/L	83
70) methylcyclohexane	11.02	83	699053	249.02	ug/L	98
76) toluene	12.17	91	2022	0.32	ug/L	90
92) m,p-xylene	13.78	106	2332	1.02	ug/L	97
93) o-xylene	14.20	91	2395	0.46	ug/L	99
98) isopropylbenzene	14.53	105	13709	2.64	ug/L	95

(#) = qualifier out of range (m) = manual integration (+) = signals summed

Quantitation Report (QT Reviewed)

Data Path : C:\MSDCHEM\1\DATA\
Data File : 3C110800.D
Acq On : 18 Jun 2014 11:37 pm
Operator : prashans
Sample : JB69078-2
Misc : MS69079,V3C4991,5.1,,,,1
ALS Vial : 25 Sample Multiplier: 1

Quant Time: Jun 19 08:52:47 2014
Quant Method : C:\MSDCHEM\1\METHODS\M3C4989.M
Quant Title : Method SW846 8260B, ZB624 60m x 0.25mm x 1.4um
QLast Update : Wed Jun 18 08:58:10 2014
Response via : Initial Calibration

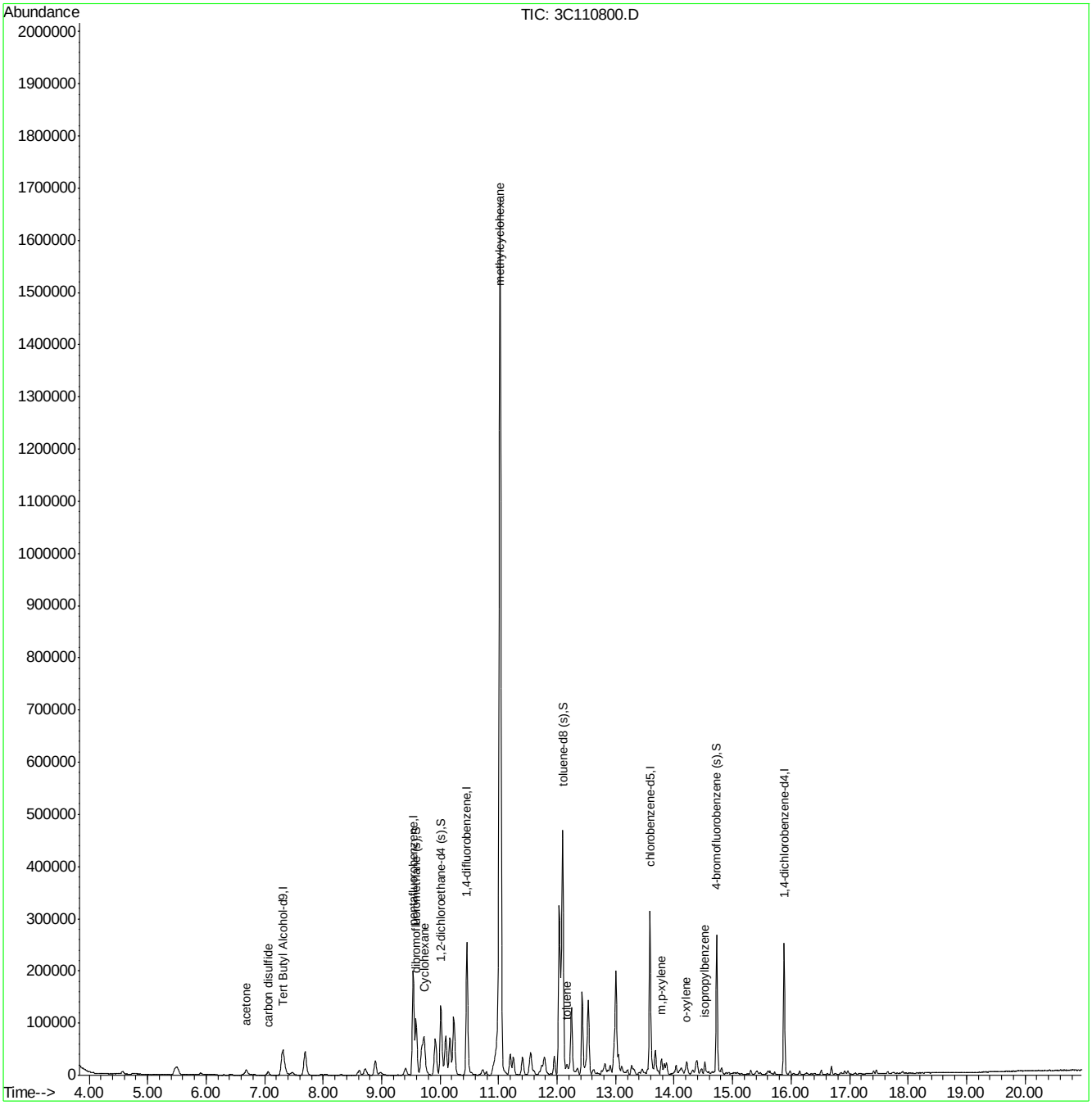

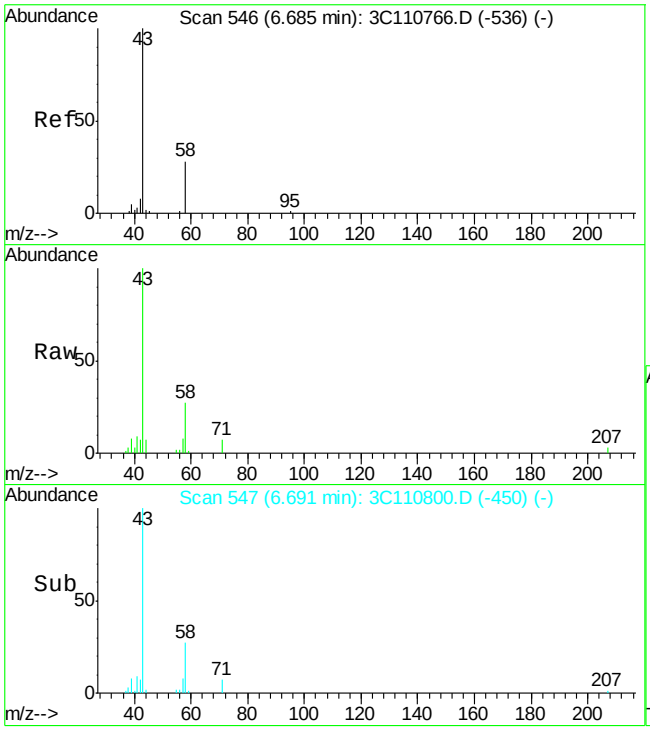

#18
acetone
Concen: 26.63 ug/L
RT: 6.69 min Scan# 547
Delta R.T. 0.01 min
Lab File: 3C110800.D
Acq: 18 Jun 2014 11:37 pm

Tgt Ion: 58 Resp: 4652

Ion	Ratio	Lower	Upper
58	100		
43	368.2	336.0	396.0

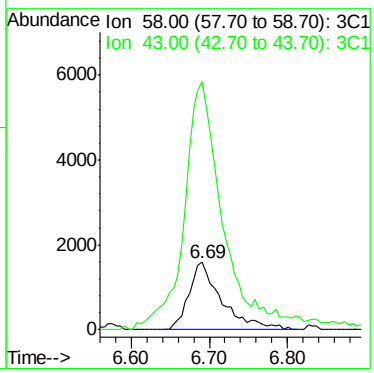

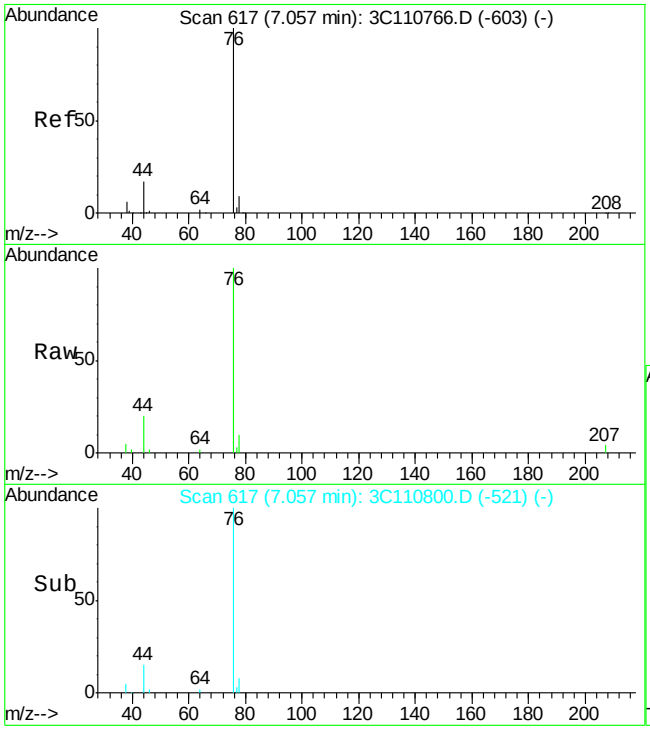

#23
carbon disulfide
Concen: 2.31 ug/L
RT: 7.06 min Scan# 617
Delta R.T. 0.00 min
Lab File: 3C110800.D
Acq: 18 Jun 2014 11:37 pm

Tgt Ion: 76 Resp: 11613

Ion	Ratio	Lower	Upper
76	100		
78	10.1	0.0	39.2
44	15.4	0.0	46.7

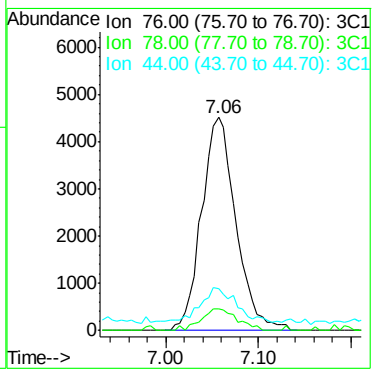

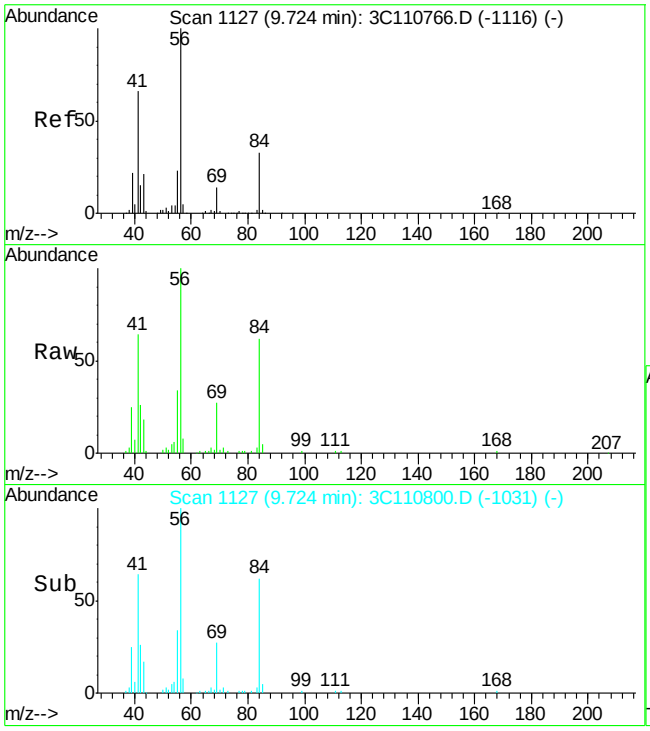

#49
Cyclohexane
Concen: 12.56 ug/L
RT: 9.72 min Scan# 1127
Delta R.T. 0.00 min
Lab File: 3C110800.D
Acq: 18 Jun 2014 11:37 pm

Tgt Ion: 84 Resp: 28537

Ion	Ratio	Lower	Upper
84	100		
56	254.1	206.7	383.9
41	179.5	136.6	253.6

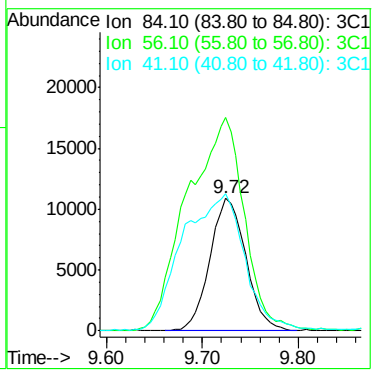

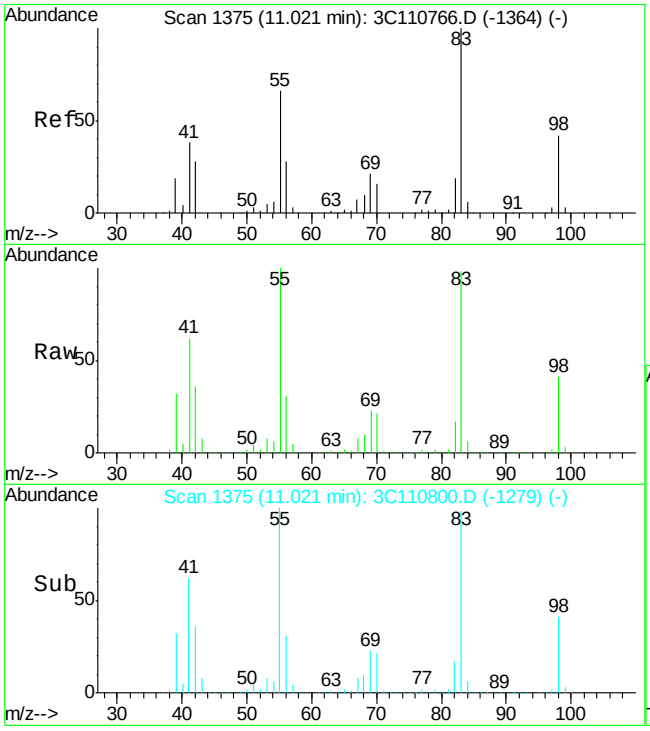

#70
methylcyclohexane
Concen: 249.02 ug/L
RT: 11.02 min Scan# 1375
Delta R.T. 0.00 min
Lab File: 3C110800.D
Acq: 18 Jun 2014 11:37 pm

Tgt Ion: 83 Resp: 699053

Ion	Ratio	Lower	Upper
83	100		
55	102.5	69.4	129.4
98	42.3	12.3	72.3

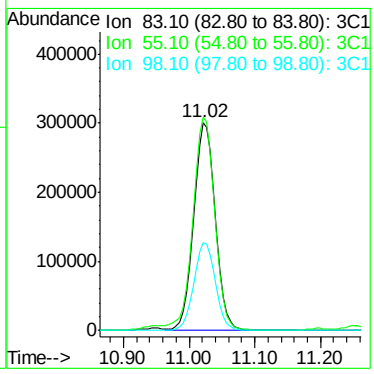

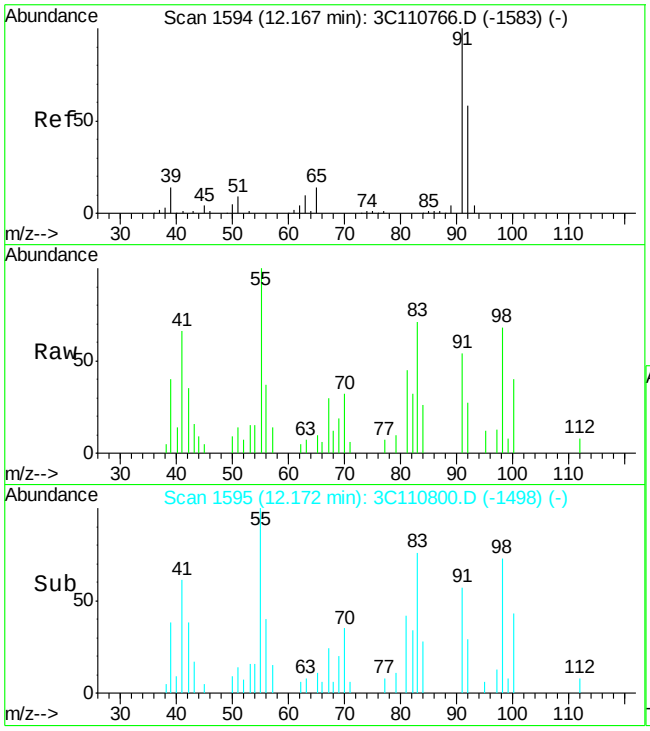

#76
toluene
Concen: 0.32 ug/L
RT: 12.17 min Scan# 1595
Delta R.T. 0.01 min
Lab File: 3C110800.D
Acq: 18 Jun 2014 11:37 pm

Tgt Ion: 91 Resp: 2022

Ion	Ratio	Lower	Upper
91	100		
92	51.0	28.4	88.4
65	18.4	0.0	44.5

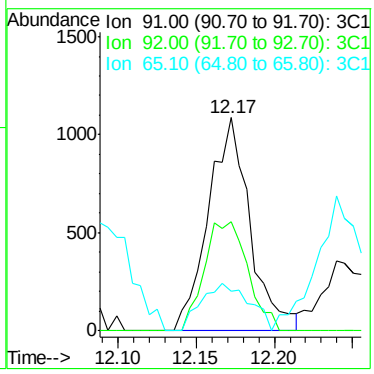

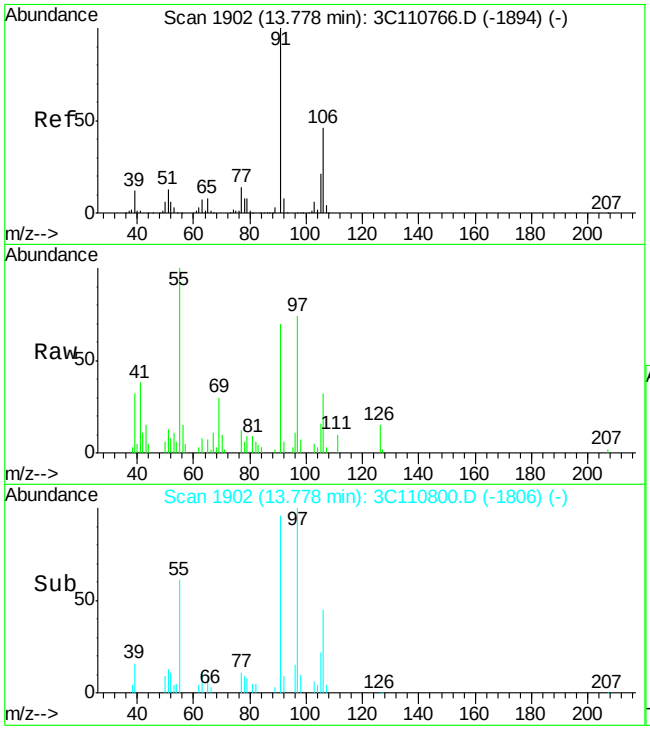

#92
m,p-xylene
Concen: 1.02 ug/L
RT: 13.78 min Scan# 1902
Delta R.T. 0.00 min
Lab File: 3C110800.D
Acq: 18 Jun 2014 11:37 pm

Tgt Ion:106 Resp: 2332

Ion	Ratio	Lower	Upper
106	100		
91	215.1	153.9	285.9

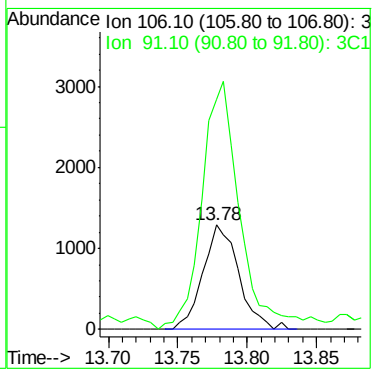

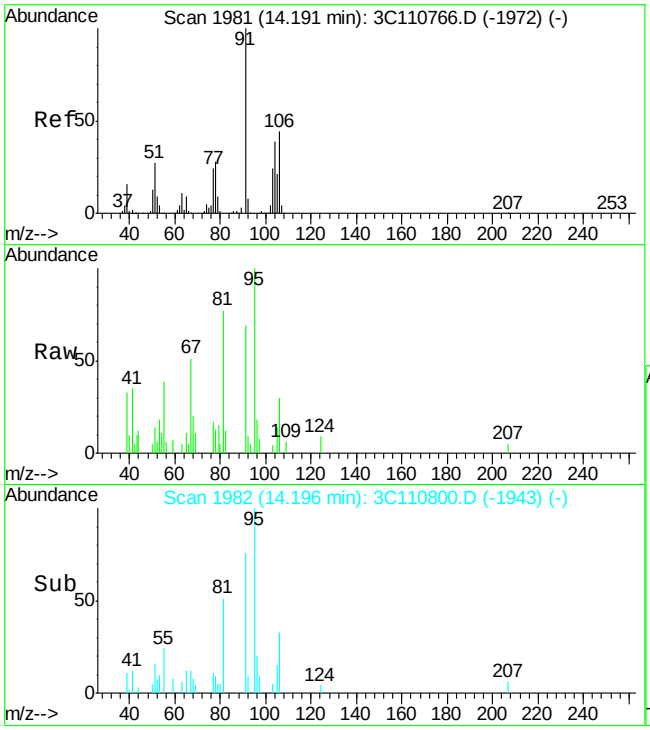

#93
o-xylene
Concen: 0.46 ug/L
RT: 14.20 min Scan# 1982
Delta R.T. 0.01 min
Lab File: 3C110800.D
Acq: 18 Jun 2014 11:37 pm

Tgt Ion: 91 Resp: 2395

Ion	Ratio	Lower	Upper
91	100		
106	43.2	30.7	57.1

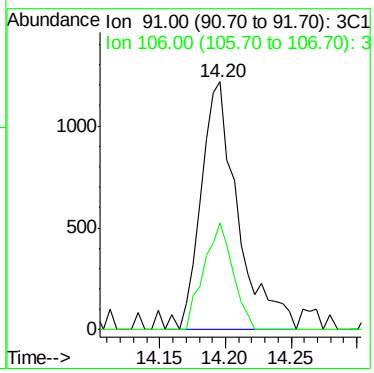

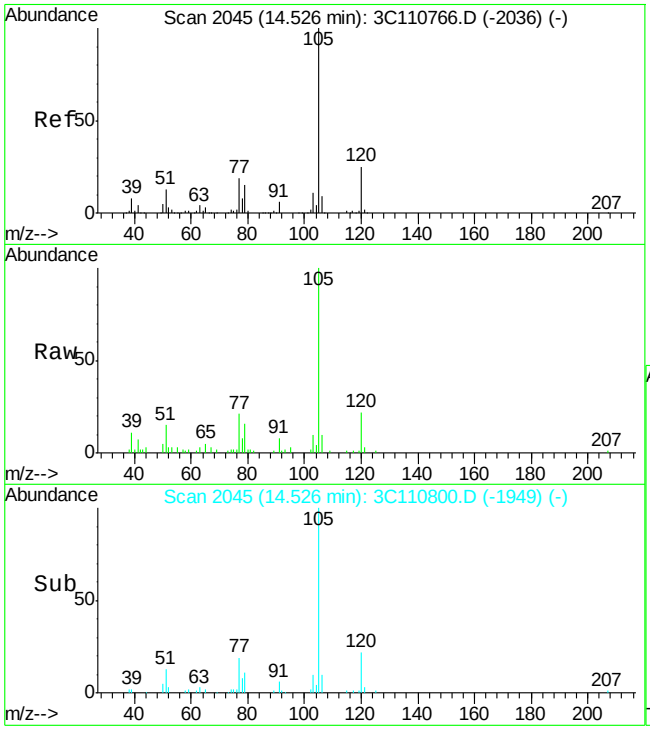

#98
isopropylbenzene
Concen: 2.64 ug/L
RT: 14.53 min Scan# 2045
Delta R.T. 0.00 min
Lab File: 3C110800.D
Acq: 18 Jun 2014 11:37 pm

Tgt Ion:105 Resp: 13709

Ion	Ratio	Lower	Upper
105	100		
120	21.8	0.0	55.3
77	20.2	0.0	48.6

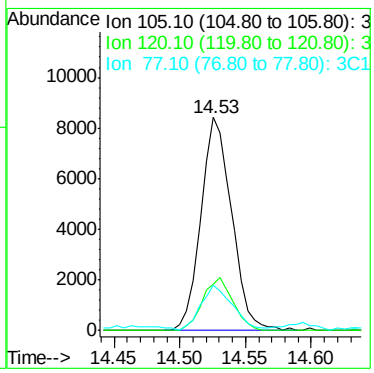

Quantitation Report (QT Reviewed)

Data Path : C:\MSDCHEM\1\DATA\
Data File : 3C110969.D
Acq On : 23 Jun 2014 2:45 am
Operator : prashans
Sample : JB69078-2
Misc : MS69079,V3C4997,5.2,,100,10,1
ALS Vial : 33 Sample Multiplier: 1

Quant Time: Jun 23 10:35:13 2014
Quant Method : C:\MSDCHEM\1\METHODS\M3C4989.M
Quant Title : Method SW846 8260B, ZB624 60m x 0.25mm x 1.4um
QLast Update : Wed Jun 18 08:58:10 2014
Response via : Initial Calibration

Internal Standards	R.T.	QIon	Response	Conc	Units	Dev(Min)
1) Tert Butyl Alcohol-d9	7.33	65	47123	500.00	ug/L	0.03
5) pentafluorobenzene	9.55	168	95822	50.00	ug/L	0.00
53) 1,4-difluorobenzene	10.46	114	131498	50.00	ug/L	0.00
82) chlorobenzene-d5	13.59	117	82219	50.00	ug/L	0.00
97) 1,4-dichlorobenzene-d4	15.89	152	31306	50.00	ug/L	0.01
System Monitoring Compounds						
44) dibromofluoromethane (s)	9.60	113	47745	54.69	ug/L	0.01
Spiked Amount 50.000	Range 59 - 130		Recovery = 109.38%			
45) 1,2-dichloroethane-d4 (s)	10.02	65	67422	52.53	ug/L	0.00
Spiked Amount 50.000	Range 65 - 123		Recovery = 105.06%			
74) toluene-d8 (s)	12.10	98	171290	50.28	ug/L	0.00
Spiked Amount 50.000	Range 80 - 124		Recovery = 100.56%			
99) 4-bromofluorobenzene (s)	14.73	95	57654	60.86	ug/L	0.00
Spiked Amount 50.000	Range 71 - 132		Recovery = 121.72%			
Target Compounds						Qvalue
70) methylcyclohexane	11.03	83	26409	14.36	ug/L	98
92) m,p-xylene	13.79	106	1164	0.90	ug/L	100

(#) = qualifier out of range (m) = manual integration (+) = signals summed

Quantitation Report (QT Reviewed)

Data Path : C:\MSDCHEM\1\DATA\
Data File : 3C110969.D
Acq On : 23 Jun 2014 2:45 am
Operator : prashans
Sample : JB69078-2
Misc : MS69079,V3C4997,5.2,,100,10,1
ALS Vial : 33 Sample Multiplier: 1

Quant Time: Jun 23 10:35:13 2014
Quant Method : C:\MSDCHEM\1\METHODS\M3C4989.M
Quant Title : Method SW846 8260B, ZB624 60m x 0.25mm x 1.4um
QLast Update : Wed Jun 18 08:58:10 2014
Response via : Initial Calibration

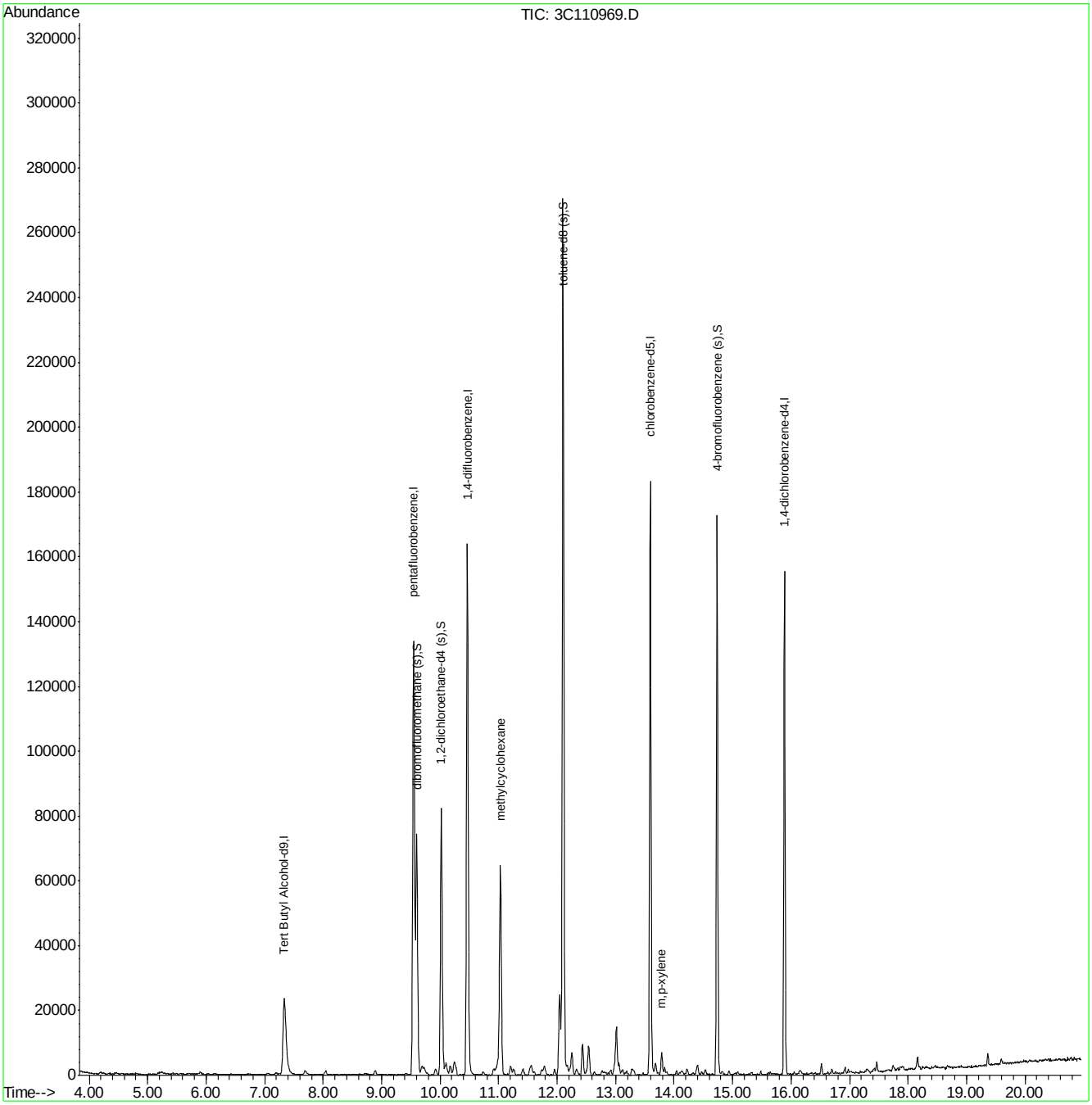

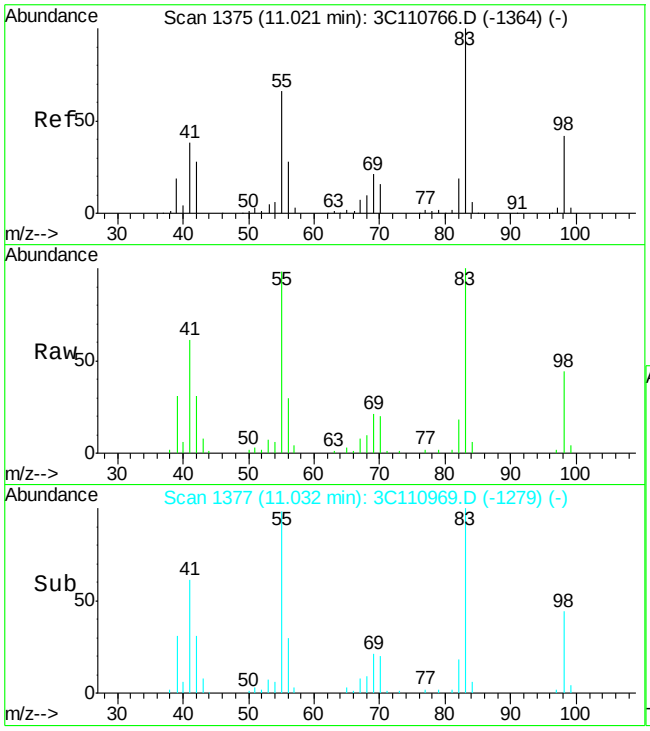

#70
methylcyclohexane
Concen: 14.36 ug/L
RT: 11.03 min Scan# 1377
Delta R.T. 0.01 min
Lab File: 3C110969.D
Acq: 23 Jun 2014 2:45 am

Tgt Ion: 83 Resp: 26409

Ion	Ratio	Lower	Upper
83	100		
55	97.7	69.4	129.4
98	43.6	12.3	72.3

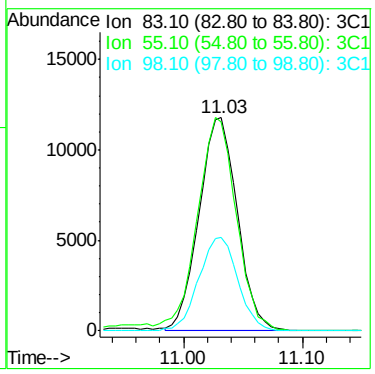

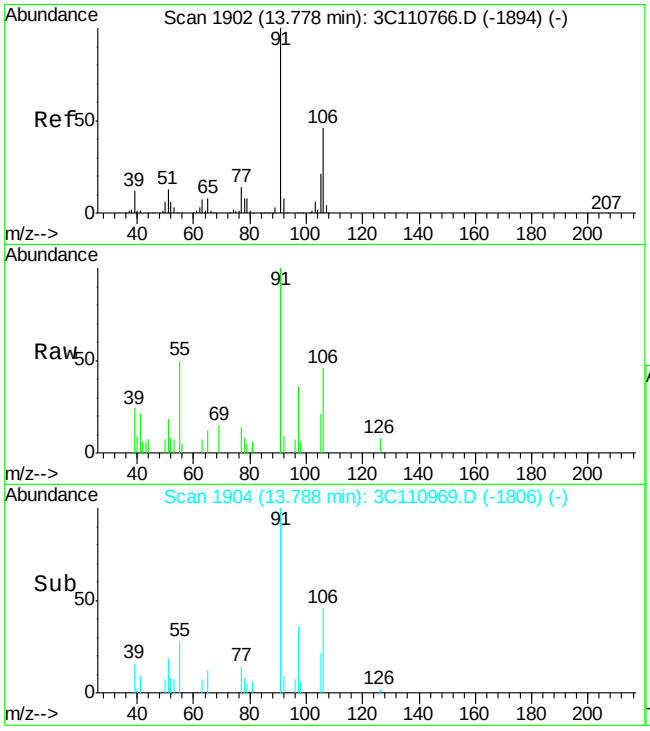

#92
m,p-xylene
Concen: 0.90 ug/L
RT: 13.79 min Scan# 1904
Delta R.T. 0.01 min
Lab File: 3C110969.D
Acq: 23 Jun 2014 2:45 am

Tgt Ion:106 Resp: 1164

Ion	Ratio	Lower	Upper
106	100		
91	219.1	153.9	285.9

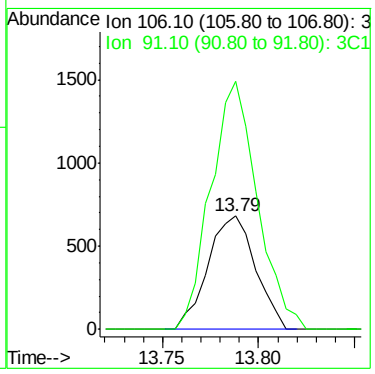

Quantitation Report (QT Reviewed)

Data Path : C:\msdchem\1\DATA\4V\v4v369\
Data File : 4V8956.D
Acq On : 18 Jun 2014 11:29 pm
Operator : BenM
Sample : jb69078-3
Misc : MS69080,V4V369,5,,,,1
ALS Vial : 19 Sample Multiplier: 1

Quant Time: Jun 19 14:59:32 2014
Quant Method : C:\MSDCHEM\1\METHODS\M4V368.M
Quant Title : sw846 8260b
QLast Update : Wed Jun 18 16:17:49 2014
Response via : Initial Calibration

Compound	R.T.	QIon	Response	Conc	Units	Dev(Min)
Internal Standards						
1) Tert Butyl Alcohol-d9	7.461	65	128777	500.00	ug/L	0.00
4) pentafluorobenzene	9.936	168	149360	50.00	ug/L	0.00
51) 1,4-difluorobenzene	10.895	114	194347	50.00	ug/L	0.00
81) chlorobenzene-d5	14.099	117	171147	50.00	ug/L	0.00
94) 1,4-dichlorobenzene-d4	16.448	152	109072	50.00	ug/L	0.00
System Monitoring Compounds						
45) dibromofluoromethane (s)	9.993	113	77297	54.66	ug/L	0.00
Spiked Amount 50.000	Range 79 - 120		Recovery = 109.32%			
46) 1,2-dichloroethane-d4 (s)	10.439	65	71065	50.75	ug/L	0.00
Spiked Amount 50.000	Range 72 - 123		Recovery = 101.50%			
73) toluene-d8 (s)	12.552	98	215560	52.22	ug/L	0.00
Spiked Amount 50.000	Range 78 - 119		Recovery = 104.44%			
96) 4-bromofluorobenzene (s)	15.294	95	95440	50.35	ug/L	0.00
Spiked Amount 50.000	Range 74 - 119		Recovery = 100.70%			
Target Compounds						Qvalue

(#) = qualifier out of range (m) = manual integration (+) = signals summed

Quantitation Report (QT Reviewed)

Data Path : C:\msdchem\1\DATA\4V\v4v369\
Data File : 4V8956.D
Acq On : 18 Jun 2014 11:29 pm
Operator : BenM
Sample : jb69078-3
Misc : MS69080,V4V369,5,,,,1
ALS Vial : 19 Sample Multiplier: 1

Quant Time: Jun 19 14:59:32 2014
Quant Method : C:\MSDCHEM\1\METHODS\M4V368.M
Quant Title : sw846 8260b
QLast Update : Wed Jun 18 16:17:49 2014
Response via : Initial Calibration

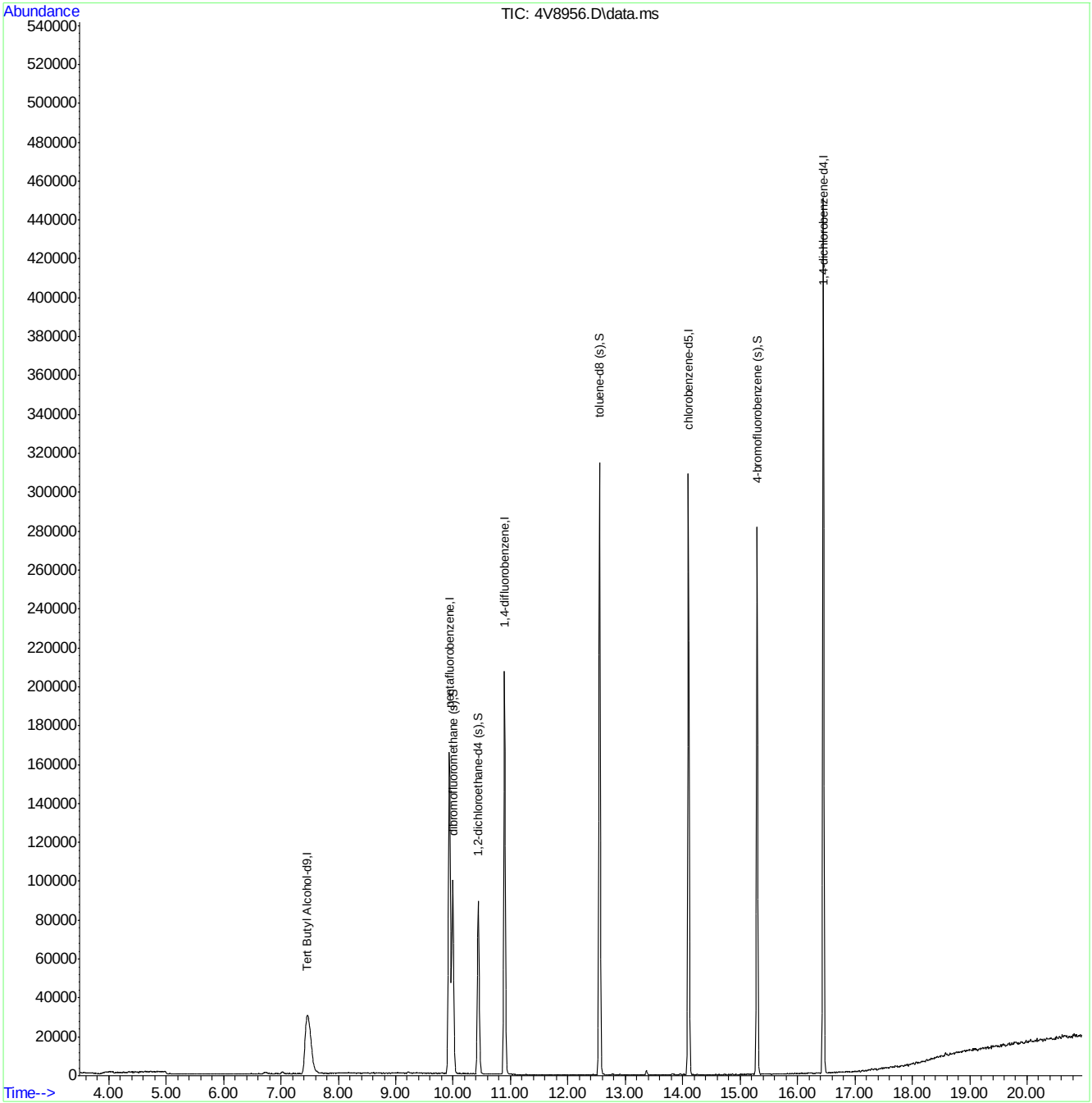

Quantitation Report (QT Reviewed)

Data Path : C:\msdchem\1\DATA\4V\v4v369\
Data File : 4V8957.D
Acq On : 18 Jun 2014 11:56 pm
Operator : BenM
Sample : jb69078-4
Misc : MS69080,V4V369,5,,,,1
ALS Vial : 20 Sample Multiplier: 1

Quant Time: Jun 19 15:00:16 2014
Quant Method : C:\MSDCHEM\1\METHODS\M4V368.M
Quant Title : sw846 8260b
QLast Update : Wed Jun 18 16:17:49 2014
Response via : Initial Calibration

Compound	R.T.	QIon	Response	Conc	Units	Dev(Min)
Internal Standards						
1) Tert Butyl Alcohol-d9	7.456	65	125709	500.00	ug/L	-0.01
4) pentafluorobenzene	9.936	168	148576	50.00	ug/L	0.00
51) 1,4-difluorobenzene	10.895	114	182372	50.00	ug/L	0.00
81) chlorobenzene-d5	14.099	117	198103	50.00	ug/L	0.00
94) 1,4-dichlorobenzene-d4	16.448	152	125931	50.00	ug/L	0.00
System Monitoring Compounds						
45) dibromofluoromethane (s)	9.993	113	75956	54.00	ug/L	0.00
Spiked Amount 50.000	Range 79 - 120		Recovery = 108.00%			
46) 1,2-dichloroethane-d4 (s)	10.439	65	69722	50.05	ug/L	0.00
Spiked Amount 50.000	Range 72 - 123		Recovery = 100.10%			
73) toluene-d8 (s)	12.552	98	217007	56.02	ug/L	0.00
Spiked Amount 50.000	Range 78 - 119		Recovery = 112.04%			
96) 4-bromofluorobenzene (s)	15.294	95	113045	51.66	ug/L	0.00
Spiked Amount 50.000	Range 74 - 119		Recovery = 103.32%			
Target Compounds						Qvalue

(#) = qualifier out of range (m) = manual integration (+) = signals summed

Quantitation Report (QT Reviewed)

Data Path : C:\msdchem\1\DATA\4V\v4v369\
Data File : 4V8957.D
Acq On : 18 Jun 2014 11:56 pm
Operator : BenM
Sample : jb69078-4
Misc : MS69080,V4V369,5,,,,1
ALS Vial : 20 Sample Multiplier: 1

Quant Time: Jun 19 15:00:16 2014
Quant Method : C:\MSDCHEM\1\METHODS\M4V368.M
Quant Title : sw846 8260b
QLast Update : Wed Jun 18 16:17:49 2014
Response via : Initial Calibration

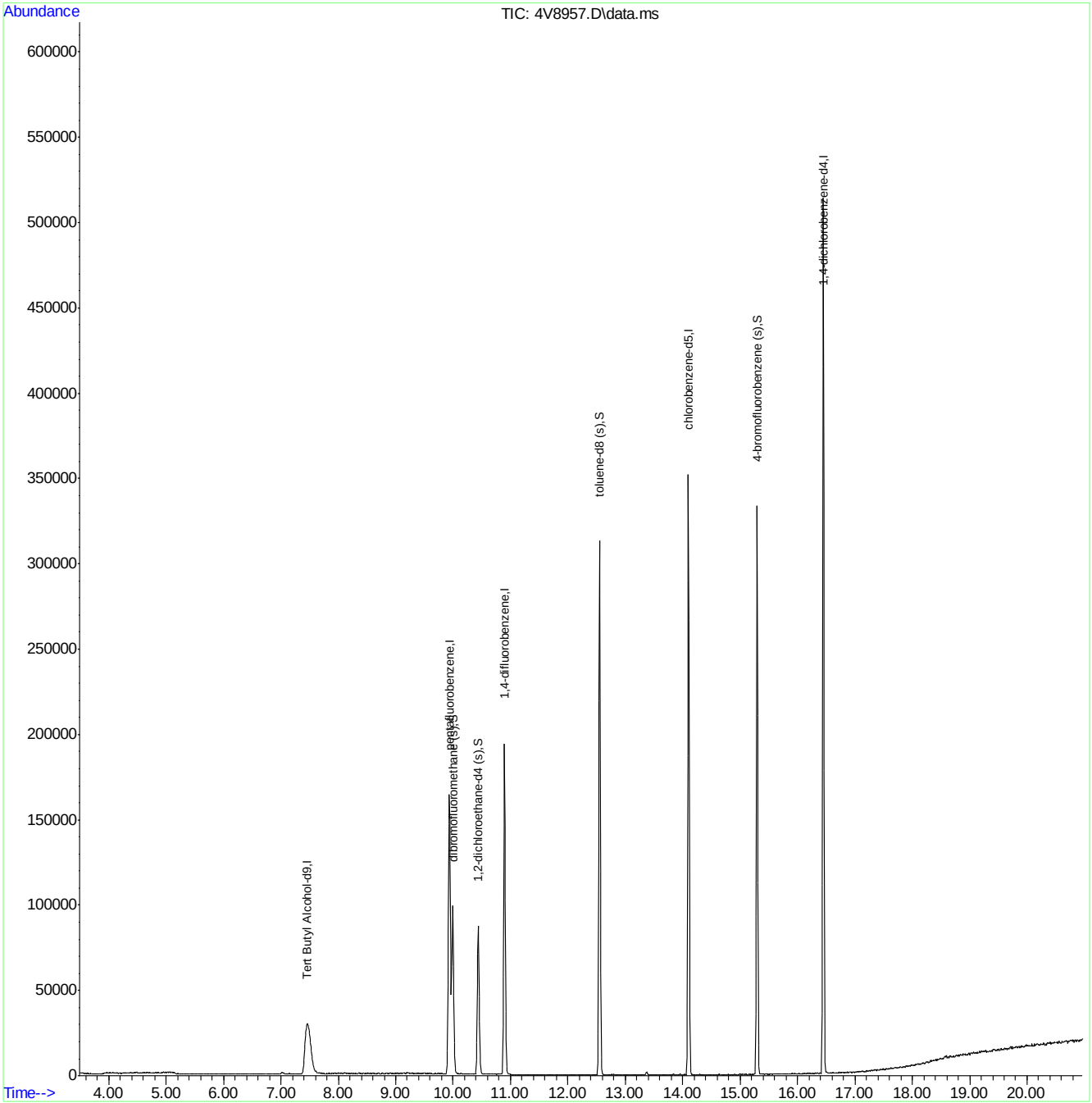

Quantitation Report (QT Reviewed)

Data Path : C:\MSDCHEM\1\DATA\
Data File : 3C110780.D
Acq On : 18 Jun 2014 2:02 pm
Operator : prashans
Sample : MB
Misc : MS69200,V3C4991,5.0,,,,1
ALS Vial : 5 Sample Multiplier: 1

Quant Time: Jun 18 17:43:46 2014
Quant Method : C:\MSDCHEM\1\METHODS\M3C4989.M
Quant Title : Method SW846 8260B, ZB624 60m x 0.25mm x 1.4um
QLast Update : Wed Jun 18 08:58:10 2014
Response via : Initial Calibration

Internal Standards	R.T.	QIon	Response	Conc	Units	Dev(Min)
1) Tert Butyl Alcohol-d9	7.30	65	46082	500.00	ug/L	0.00
5) pentafluorobenzene	9.54	168	117310	50.00	ug/L	0.00
53) 1,4-difluorobenzene	10.46	114	163527	50.00	ug/L	0.00
82) chlorobenzene-d5	13.59	117	116615	50.00	ug/L	0.00
97) 1,4-dichlorobenzene-d4	15.88	152	41981	50.00	ug/L	0.00
System Monitoring Compounds						
44) dibromofluoromethane (s)	9.59	113	57864	54.14	ug/L	0.00
Spiked Amount 50.000	Range 59 - 130		Recovery = 108.28%			
45) 1,2-dichloroethane-d4 (s)	10.01	65	81758	52.04	ug/L	0.00
Spiked Amount 50.000	Range 65 - 123		Recovery = 104.08%			
74) toluene-d8 (s)	12.09	98	231585	54.67	ug/L	0.00
Spiked Amount 50.000	Range 80 - 124		Recovery = 109.34%			
99) 4-bromofluorobenzene (s)	14.73	95	74815	58.89	ug/L	0.00
Spiked Amount 50.000	Range 71 - 132		Recovery = 117.78%			

Target Compounds	Qvalue

(#) = qualifier out of range (m) = manual integration (+) = signals summed

Quantitation Report (QT Reviewed)

Data Path : C:\MSDCHEM\1\DATA\
Data File : 3C110780.D
Acq On : 18 Jun 2014 2:02 pm
Operator : prashans
Sample : MB
Misc : MS69200,V3C4991,5.0,,,,1
ALS Vial : 5 Sample Multiplier: 1

Quant Time: Jun 18 17:43:46 2014
Quant Method : C:\MSDCHEM\1\METHODS\M3C4989.M
Quant Title : Method SW846 8260B, ZB624 60m x 0.25mm x 1.4um
QLast Update : Wed Jun 18 08:58:10 2014
Response via : Initial Calibration

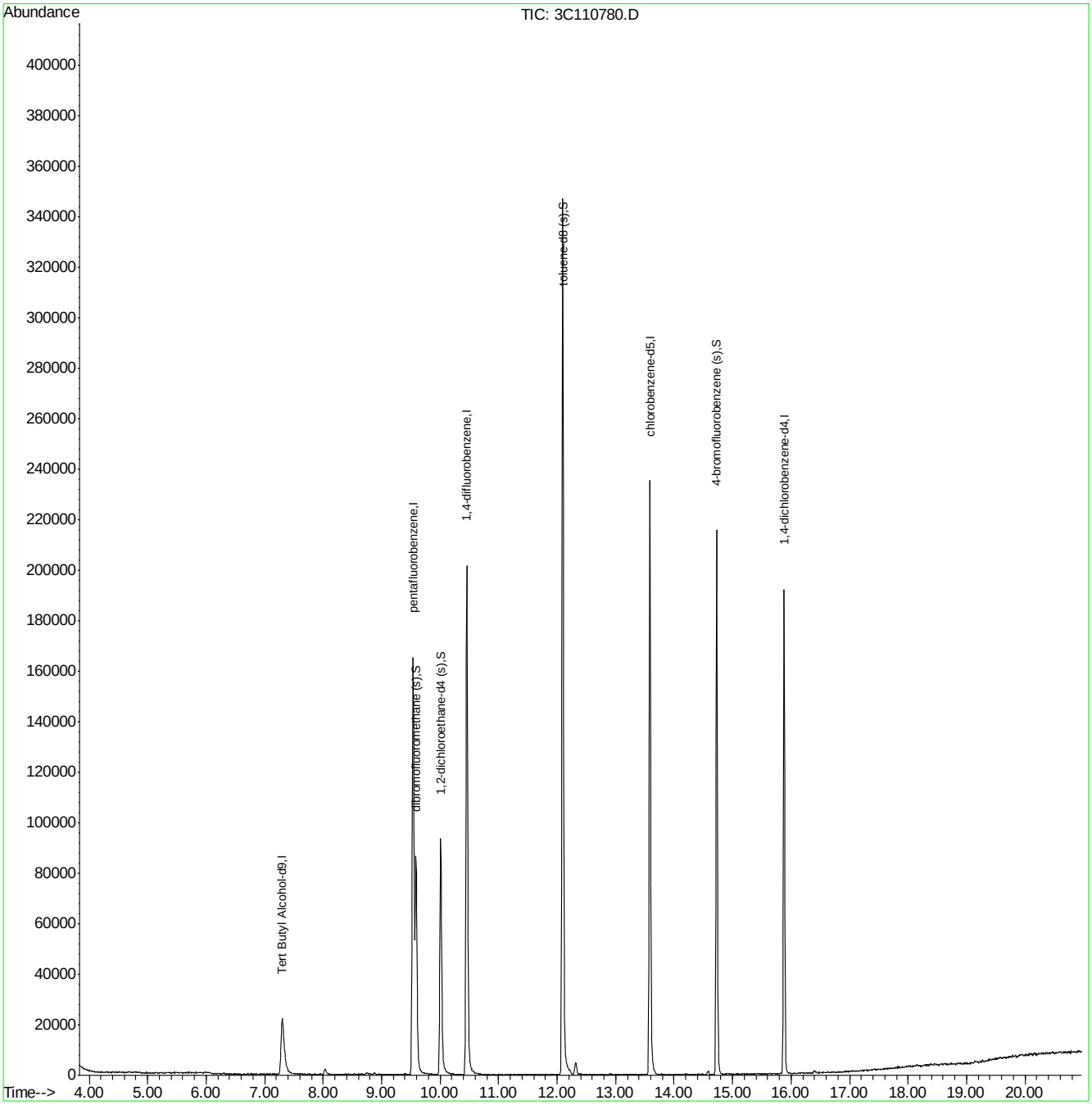

Quantitation Report (QT Reviewed)

Data Path : C:\msdchem\1\DATA\4V\v4v369\
Data File : 4V8941.D
Acq On : 18 Jun 2014 4:55 pm
Operator : BenM
Sample : mb
Misc : MS65323,V4V369,5,,,,1
ALS Vial : 4 Sample Multiplier: 1

Quant Time: Jun 19 14:24:30 2014
Quant Method : C:\MSDCHEM\1\METHODS\M4V368.M
Quant Title : sw846 8260b
QLast Update : Wed Jun 18 16:17:49 2014
Response via : Initial Calibration

Compound	R.T.	QIon	Response	Conc	Units	Dev(Min)
Internal Standards						
1) Tert Butyl Alcohol-d9	7.450	65	134668	500.00	ug/L	-0.02
4) pentafluorobenzene	9.936	168	164025	50.00	ug/L	0.00
51) 1,4-difluorobenzene	10.895	114	207503	50.00	ug/L	0.00
81) chlorobenzene-d5	14.099	117	187866	50.00	ug/L	0.00
94) 1,4-dichlorobenzene-d4	16.448	152	113119	50.00	ug/L	0.00
System Monitoring Compounds						
45) dibromofluoromethane (s)	9.999	113	81963	52.78	ug/L	0.00
Spiked Amount 50.000	Range 79 - 120		Recovery = 105.56%			
46) 1,2-dichloroethane-d4 (s)	10.439	65	75082	48.82	ug/L	0.00
Spiked Amount 50.000	Range 72 - 123		Recovery = 97.64%			
73) toluene-d8 (s)	12.552	98	235544	53.44	ug/L	0.00
Spiked Amount 50.000	Range 78 - 119		Recovery = 106.88%			
96) 4-bromofluorobenzene (s)	15.294	95	100767	51.26	ug/L	0.00
Spiked Amount 50.000	Range 74 - 119		Recovery = 102.52%			
Target Compounds						Qvalue

(#) = qualifier out of range (m) = manual integration (+) = signals summed

Quantitation Report (QT Reviewed)

Data Path : C:\msdchem\1\DATA\4V\v4v369\
Data File : 4V8941.D
Acq On : 18 Jun 2014 4:55 pm
Operator : BenM
Sample : mb
Misc : MS65323,V4V369,5,,,,1
ALS Vial : 4 Sample Multiplier: 1

Quant Time: Jun 19 14:24:30 2014
Quant Method : C:\MSDCHEM\1\METHODS\M4V368.M
Quant Title : sw846 8260b
QLast Update : Wed Jun 18 16:17:49 2014
Response via : Initial Calibration

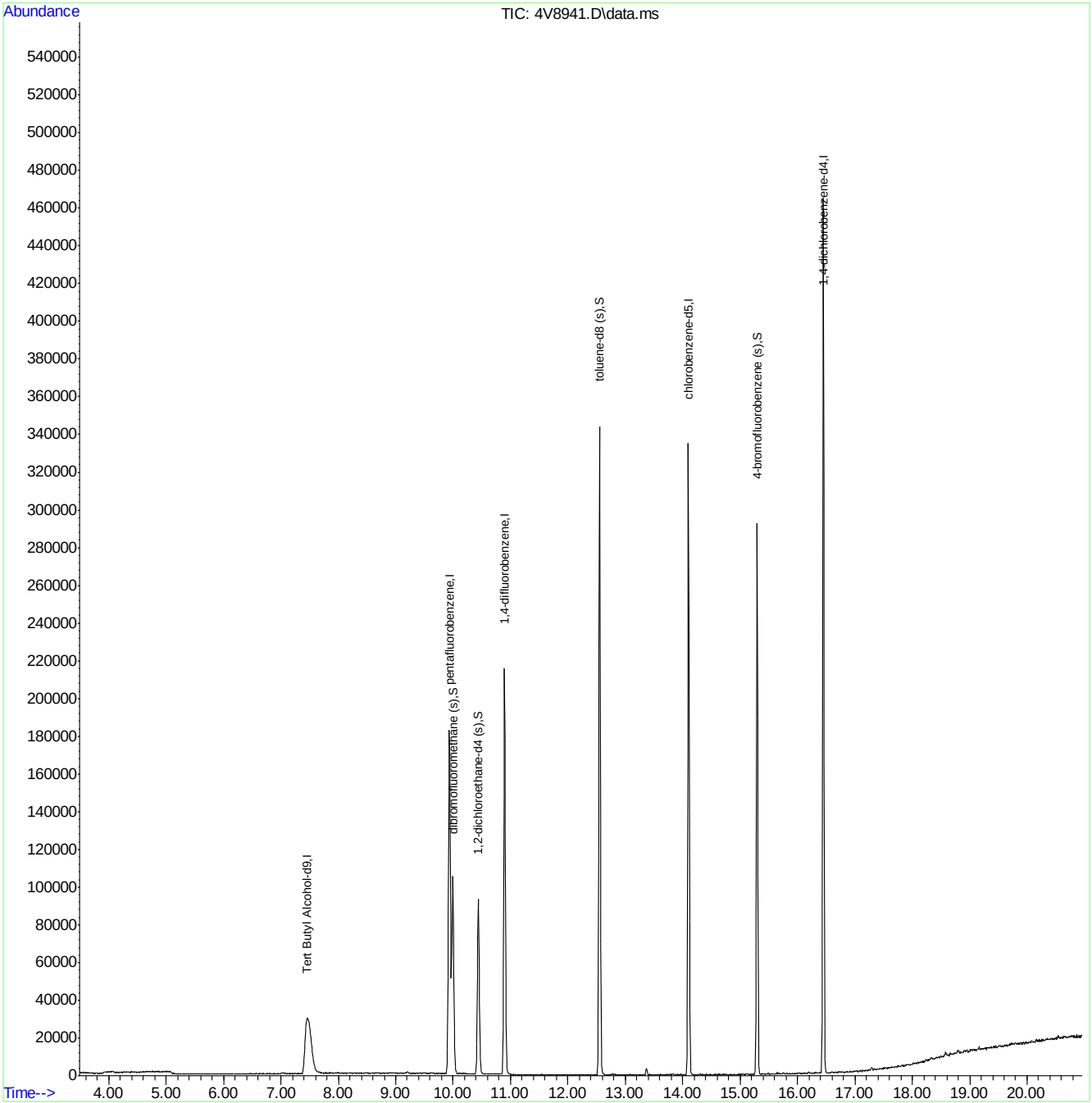

Quantitation Report (QT Reviewed)

Data Path : C:\MSDChem\1\DATA\
Data File : 3C110964.D
Acq On : 23 Jun 2014 12:18 am
Operator : prashans
Sample : MB
Misc : MS69085,V3C4997,5.0,,100,5,1
ALS Vial : 28 Sample Multiplier: 1

Quant Time: Jun 23 10:33:20 2014
Quant Method : C:\MSDCHEM\1\METHODS\M3C4989.M
Quant Title : Method SW846 8260B, ZB624 60m x 0.25mm x 1.4um
QLast Update : Wed Jun 18 08:58:10 2014
Response via : Initial Calibration

Internal Standards	R.T.	QIon	Response	Conc	Units	Dev(Min)
1) Tert Butyl Alcohol-d9	7.32	65	38720	500.00	ug/L	0.01
5) pentafluorobenzene	9.55	168	88343	50.00	ug/L	0.00
53) 1,4-difluorobenzene	10.46	114	118417	50.00	ug/L	0.00
82) chlorobenzene-d5	13.59	117	75324	50.00	ug/L	0.00
97) 1,4-dichlorobenzene-d4	15.89	152	28592	50.00	ug/L	0.00
System Monitoring Compounds						
44) dibromofluoromethane (s)	9.60	113	43597	54.17	ug/L	0.01
Spiked Amount 50.000	Range 59 - 130		Recovery = 108.34%			
45) 1,2-dichloroethane-d4 (s)	10.02	65	60769	51.36	ug/L	0.00
Spiked Amount 50.000	Range 65 - 123		Recovery = 102.72%			
74) toluene-d8 (s)	12.10	98	152924	49.85	ug/L	0.00
Spiked Amount 50.000	Range 80 - 124		Recovery = 99.70%			
99) 4-bromofluorobenzene (s)	14.73	95	50188	58.01	ug/L	0.00
Spiked Amount 50.000	Range 71 - 132		Recovery = 116.02%			

Target Compounds	Qvalue

(#) = qualifier out of range (m) = manual integration (+) = signals summed

Quantitation Report (QT Reviewed)

Data Path : C:\MSDChem\1\DATA\
Data File : 3C110964.D
Acq On : 23 Jun 2014 12:18 am
Operator : prashans
Sample : MB
Misc : MS69085,V3C4997,5.0,,100,5,1
ALS Vial : 28 Sample Multiplier: 1

Quant Time: Jun 23 10:33:20 2014
Quant Method : C:\MSDCHEM\1\METHODS\M3C4989.M
Quant Title : Method SW846 8260B, ZB624 60m x 0.25mm x 1.4um
QLast Update : Wed Jun 18 08:58:10 2014
Response via : Initial Calibration

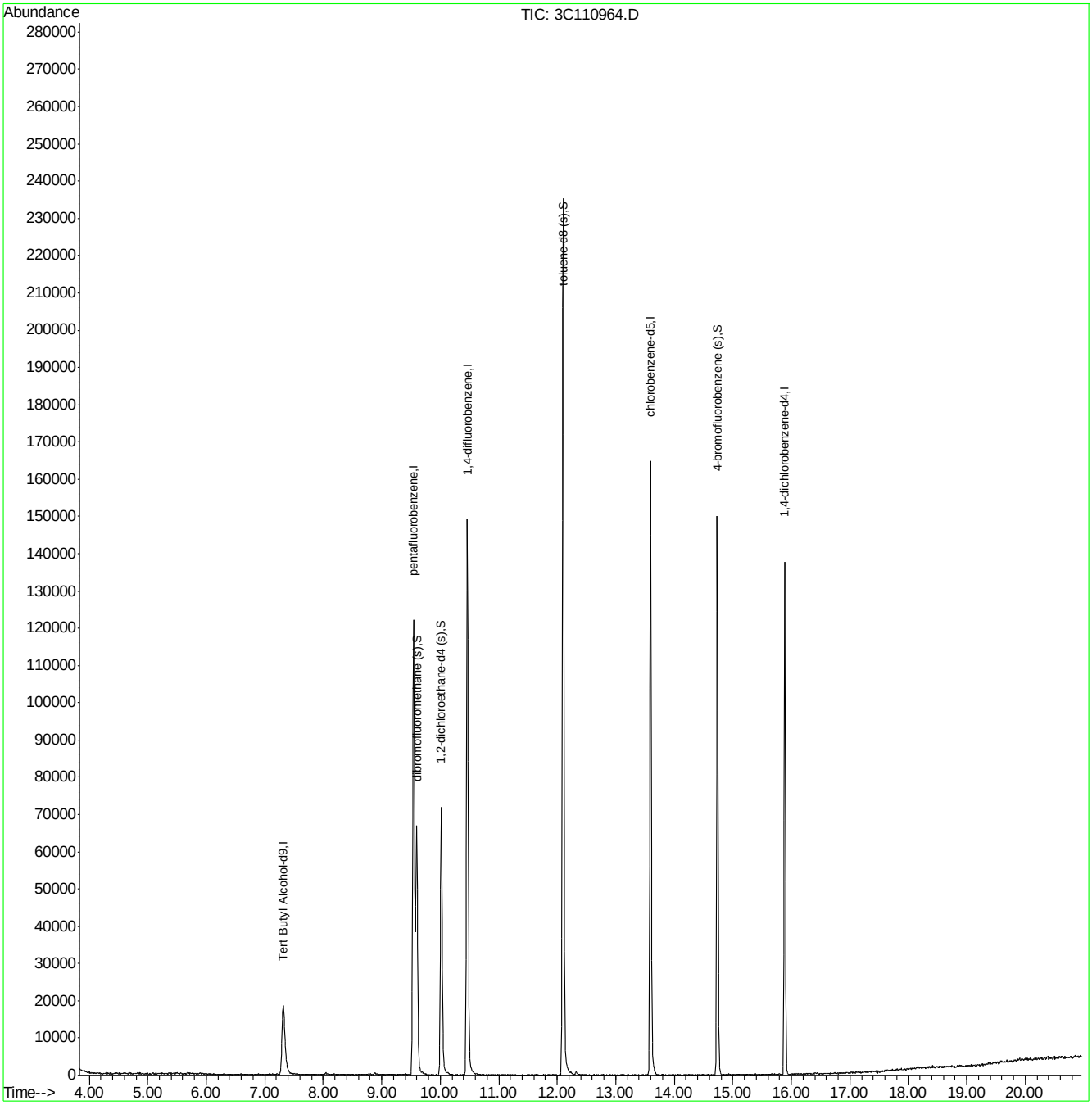

Quantitation Report (QT Reviewed)

Data Path : C:\MSDCHEM\1\DATA\
Data File : 3C110781.D
Acq On : 18 Jun 2014 2:30 pm
Operator : prashans
Sample : BS
Misc : MS69200,V3C4991,5.0,,,,1
ALS Vial : 6 Sample Multiplier: 1

Quant Time: Jun 18 17:44:21 2014
Quant Method : C:\MSDCHEM\1\METHODS\M3C4989.M
Quant Title : Method SW846 8260B, ZB624 60m x 0.25mm x 1.4um
QLast Update : Wed Jun 18 08:58:10 2014
Response via : Initial Calibration

Internal Standards	R.T.	QIon	Response	Conc	Units	Dev(Min)
1) Tert Butyl Alcohol-d9	7.30	65	63681	500.00	ug/L	0.00
5) pentafluorobenzene	9.54	168	137812	50.00	ug/L	0.00
53) 1,4-difluorobenzene	10.46	114	196678	50.00	ug/L	0.00
82) chlorobenzene-d5	13.59	117	139797	50.00	ug/L	0.00
97) 1,4-dichlorobenzene-d4	15.88	152	58488	50.00	ug/L	0.00
System Monitoring Compounds						
44) dibromofluoromethane (s)	9.59	113	70014	55.77	ug/L	0.00
Spiked Amount 50.000	Range 59 - 130		Recovery = 111.54%			
45) 1,2-dichloroethane-d4 (s)	10.01	65	96737	52.41	ug/L	0.00
Spiked Amount 50.000	Range 65 - 123		Recovery = 104.82%			
74) toluene-d8 (s)	12.09	98	278449	54.65	ug/L	0.00
Spiked Amount 50.000	Range 80 - 124		Recovery = 109.30%			
99) 4-bromofluorobenzene (s)	14.73	95	96386	54.46	ug/L	0.00
Spiked Amount 50.000	Range 71 - 132		Recovery = 108.92%			
Target Compounds						Qvalue
2) 1,4-dioxane	11.17	88	17426	1302.13	ug/L #	98
3) tertiary butyl alcohol	7.42	59	52816	249.58	ug/L	93
6) chlorodifluoromethane	3.97	51	69862	40.37	ug/L	98
7) dichlorodifluoromethane	3.97	85	57737	30.11	ug/L	97
8) chloromethane	4.30	50	84498	35.57	ug/L	98
9) vinyl chloride	4.55	62	72561	37.07	ug/L	97
10) bromomethane	5.19	94	37242	36.84	ug/L	95
11) chloroethane	5.37	64	43968	49.23	ug/L	96
14) trichlorofluoromethane	5.80	101	83645	40.61	ug/L	99
15) ethyl ether	6.22	74	46207	57.47	ug/L	97
16) acrolein	6.47	56	138371	517.41	ug/L	99
17) 1,1-dichloroethene	6.64	61	127373	51.84	ug/L	99
18) acetone	6.69	58	6317	36.34	ug/L	87
19) allyl chloride	7.17	76	47796	59.88	ug/L	97
20) acetonitrile	7.11	40	79689	580.84	ug/L	99
21) iodomethane	6.92	142	96792	49.88	ug/L	99
22) iso-butyl alcohol	9.82	41	32506	568.36	ug/L	98
23) carbon disulfide	7.05	76	250519	49.99	ug/L	99
24) methylene chloride	7.35	84	79989	49.44	ug/L	98
25) methyl acetate	7.15	74	10508	53.85	ug/L	97
26) methyl tert butyl ether	7.68	73	484761	104.82	ug/L	99
27) trans-1,2-dichloroethene	7.73	61	128956	50.89	ug/L	100
28) di-isopropyl ether	8.27	45	353596	55.68	ug/L	93
29) ethyl tert-butyl ether	8.74	59	304677	54.05	ug/L	100
30) 2-butanone	8.99	72	8262	50.22	ug/L	76
31) 1,1-dichloroethane	8.29	63	160376	53.77	ug/L	99
32) chloroprene	8.40	53	128216	50.42	ug/L	99
33) acrylonitrile	7.67	53	138023	279.88	ug/L	98
34) vinyl acetate	8.28	86	13347	61.37	ug/L	89
35) ethyl acetate	9.01	45	11652	57.92	ug/L	45
36) 2,2-dichloropropane	9.03	77	126854	50.78	ug/L	99
37) cis-1,2-dichloroethene	9.02	61	157811	53.53	ug/L	97
38) propionitrile	9.08	54	105740	556.80	ug/L	91

Quantitation Report (QT Reviewed)

Data Path : C:\MSDCHEM\1\DATA\
Data File : 3C110781.D
Acq On : 18 Jun 2014 2:30 pm
Operator : prashans
Sample : BS
Misc : MS69200,V3C4991,5.0,,,,1
ALS Vial : 6 Sample Multiplier: 1

Quant Time: Jun 18 17:44:21 2014
Quant Method : C:\MSDCHEM\1\METHODS\M3C4989.M
Quant Title : Method SW846 8260B, ZB624 60m x 0.25mm x 1.4um
QLast Update : Wed Jun 18 08:58:10 2014
Response via : Initial Calibration

Internal Standards	R.T.	QIon	Response	Conc	Units		Dev(Min)
39) Methyl Acrylate	9.09	85	9042	51.00	ug/L		95
40) bromochloromethane	9.34	128	30806	51.66	ug/L		92
41) tetrahydrofuran	9.37	72	9477	56.03	ug/L		99
42) chloroform	9.39	83	136957	48.57	ug/L		98
43) tert-Butyl Formate	9.42	59	72160	56.14	ug/L	#	86
46) freon 113	6.62	151	44615	46.35	ug/L		97
47) methacrylonitrile	9.27	41	50658	55.57	ug/L		99
48) 1,1,1-trichloroethane	9.65	97	115087	49.78	ug/L		97
49) Cyclohexane	9.72	84	110529	48.87	ug/L		96
51) 2,2,4-trimethylpentane	10.09	57	320592	45.07	ug/L		98
52) tert-amyl methyl ether	10.12	73	253385	50.85	ug/L		98
54) epichlorohydrin	11.71	57	37444	271.78	ug/L		98
55) n-butyl alcohol	10.57	56	129045	2613.52	ug/L		99
56) carbon tetrachloride	9.85	117	94723	46.53	ug/L		98
57) 1,1-dichloropropene	9.82	75	101808	45.62	ug/L		99
58) hexane	8.03	57	113502	45.06	ug/L		98
59) benzene	10.09	78	315572	48.13	ug/L		99
60) heptane	10.26	57	65990	42.73	ug/L		98
61) isopropyl acetate	10.01	87	14970	54.17	ug/L		94
62) 1,2-dichloroethane	10.10	62	114249	52.39	ug/L		99
63) trichloroethene	10.80	95	72869	48.36	ug/L		97
66) 2-nitropropane	11.56	41	29988	51.85	ug/L		99
67) 2-chloroethyl vinyl ether	11.59	63	166014	282.65	ug/L		99
68) methyl methacrylate	11.06	100	15296	53.44	ug/L	#	84
69) 1,2-dichloropropane	11.06	63	90384	51.82	ug/L		99
70) methylcyclohexane	11.02	83	125713	45.71	ug/L		98
71) dibromomethane	11.22	93	39698	51.73	ug/L		94
72) bromodichloromethane	11.35	83	103743	53.03	ug/L		99
73) cis-1,3-dichloropropene	11.81	75	125289	52.71	ug/L		99
75) 4-methyl-2-pentanone	11.89	58	28958	54.39	ug/L		98
76) toluene	12.17	91	287640	46.11	ug/L		100
77) 3-methyl-1-butanol	11.91	70	41404	1018.65	ug/L		99
78) trans-1,3-dichloropropene	12.36	75	109225	51.12	ug/L		98
79) ethyl methacrylate	12.35	69	89077	54.52	ug/L		99
80) 1,1,2-trichloroethane	12.57	97	50695	50.95	ug/L		98
81) 2-hexanone	12.74	58	23380	49.48	ug/L		98
83) tetrachloroethene	12.75	166	54766	42.62	ug/L		96
84) 1,3-dichloropropane	12.75	76	100122	53.87	ug/L		97
85) butyl acetate	12.81	56	47578	58.75	ug/L		100
86) dibromochloromethane	13.01	129	55625	51.93	ug/L		99
87) 1,2-dibromoethane	13.16	107	47926	53.21	ug/L		96
88) 3,3-Dimethyl-1-Butanol	12.90	57	75384	501.94	ug/L		99
89) chlorobenzene	13.62	112	157393	47.23	ug/L		99
90) 1,1,1,2-tetrachloroethane	13.68	131	57250	49.37	ug/L		98
91) ethylbenzene	13.67	91	294445	46.28	ug/L		100
92) m,p-xylene	13.78	106	207777	93.96	ug/L		99
93) o-xylene	14.19	91	241785	48.07	ug/L		100
94) styrene	14.20	104	166802	52.81	ug/L		99
96) bromoform	14.46	173	32784	51.56	ug/L		100
98) isopropylbenzene	14.53	105	267996	46.26	ug/L		99

Quantitation Report (QT Reviewed)

Data Path : C:\MSDCHEM\1\DATA\
Data File : 3C110781.D
Acq On : 18 Jun 2014 2:30 pm
Operator : prashans
Sample : BS
Misc : MS69200,V3C4991,5.0,,,,1
ALS Vial : 6 Sample Multiplier: 1

Quant Time: Jun 18 17:44:21 2014
Quant Method : C:\MSDCHEM\1\METHODS\M3C4989.M
Quant Title : Method SW846 8260B, ZB624 60m x 0.25mm x 1.4um
QLast Update : Wed Jun 18 08:58:10 2014
Response via : Initial Calibration

Internal Standards	R.T.	QIon	Response	Conc	Units	Dev(Min)
100) bromobenzene	14.92	156	59367	48.95	ug/L	97
101) cyclohexanone	14.69	55	23261	88.59	ug/L	98
102) 1,1,2,2-tetrachloroethane	14.83	83	63133	49.87	ug/L	99
103) trans-1,4-dichloro-2-buten	14.87	53	21710	54.92	ug/L	96
104) 1,2,3-trichloropropane	14.90	110	15764	50.66	ug/L	94
105) n-propylbenzene	14.93	91	325572	50.50	ug/L	98
107) 2-chlorotoluene	15.08	126	59878	47.80	ug/L	98
108) 4-chlorotoluene	15.17	126	60296	47.43	ug/L	96
109) 1,3,5-trimethylbenzene	15.08	105	228521	47.64	ug/L	99
110) tert-butylbenzene	15.43	119	184135	47.06	ug/L	99
111) pentachloroethane	15.50	167	39116	53.98	ug/L	97
112) 1,2,4-trimethylbenzene	15.47	105	234370	50.02	ug/L	99
113) sec-butylbenzene	15.63	105	276479	47.01	ug/L	100
114) 1,3-dichlorobenzene	15.82	146	109984	46.00	ug/L	99
115) p-isopropyltoluene	15.75	119	225584	48.21	ug/L	99
116) 1,4-dichlorobenzene	15.91	146	108205	45.06	ug/L	99
117) 1,2-dichlorobenzene	16.29	146	103454	46.50	ug/L	98
119) n-butylbenzene	16.16	92	119086	48.24	ug/L	98
121) 1,2-dibromo-3-chloropropan	17.06	157	9609	49.50	ug/L	92
122) 1,3,5-Trichlorobenzene	17.25	180	85501	49.36	ug/L	99
123) 1,2,4-trichlorobenzene	17.88	180	69849	53.65	ug/L	99
124) hexachlorobutadiene	17.99	225	46248	44.39	ug/L	97
125) naphthalene	18.15	128	144926	52.84	ug/L	99
126) 1,2,3-trichlorobenzene	18.40	180	63891	52.48	ug/L	98
127) hexachloroethane	16.55	119	42464	49.72	ug/L	97
128) Benzyl chloride	16.02	91	113979	52.57	ug/L	99

(#) = qualifier out of range (m) = manual integration (+) = signals summed

Quantitation Report (QT Reviewed)

Data Path : C:\MSDCHEM\1\DATA\
Data File : 3C110781.D
Acq On : 18 Jun 2014 2:30 pm
Operator : prashans
Sample : BS
Misc : MS69200,V3C4991,5.0,,,,1
ALS Vial : 6 Sample Multiplier: 1

Quant Time: Jun 18 17:44:21 2014
Quant Method : C:\MSDCHEM\1\METHODS\M3C4989.M
Quant Title : Method SW846 8260B, ZB624 60m x 0.25mm x 1.4um
QLast Update : Wed Jun 18 08:58:10 2014
Response via : Initial Calibration

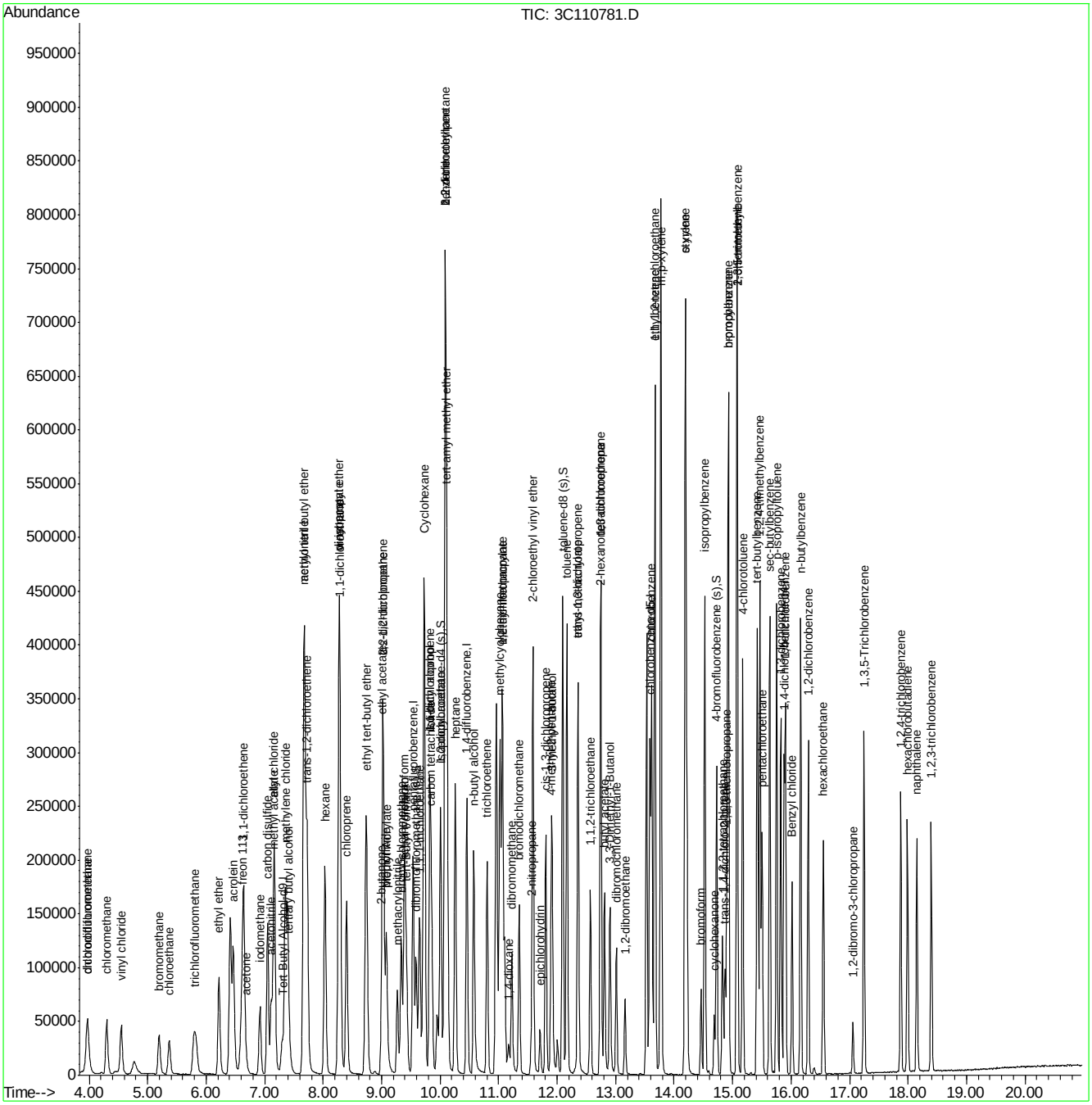

ACCUTEST LABORATORIES JB69078

Quantitation Report (QT Reviewed)

Data Path : C:\msdchem\1\DATA\
Data File : 4V8942.D
Acq On : 18 Jun 2014 5:21 pm
Operator : BenM
Sample : bs
Misc : MS65323,V4V369,5,,,,1
ALS Vial : 5 Sample Multiplier: 1

Quant Time: Jun 19 16:16:46 2014
Quant Method : C:\MSDCHEM\1\METHODS\M4V368.M
Quant Title : sw846 8260b
QLast Update : Wed Jun 18 16:17:49 2014
Response via : Initial Calibration

Compound	R.T.	QIon	Response	Conc	Units		Dev(Min)
Internal Standards							
1) Tert Butyl Alcohol-d9	7.466	65	135790	500.00	ug/L		0.00
4) pentafluorobenzene	9.936	168	156856	50.00	ug/L		0.00
51) 1,4-difluorobenzene	10.895	114	203266	50.00	ug/L		0.00
81) chlorobenzene-d5	14.099	117	188517	50.00	ug/L		0.00
94) 1,4-dichlorobenzene-d4	16.448	152	118721	50.00	ug/L		0.00
System Monitoring Compounds							
45) dibromofluoromethane (s)	9.993	113	80602	54.28	ug/L		0.00
Spiked Amount 50.000	Range 79 - 120		Recovery = 108.56%				
46) 1,2-dichloroethane-d4 (s)	10.439	65	75629	51.42	ug/L		0.00
Spiked Amount 50.000	Range 72 - 123		Recovery = 102.84%				
73) toluene-d8 (s)	12.552	98	224412	51.98	ug/L		0.00
Spiked Amount 50.000	Range 78 - 119		Recovery = 103.96%				
96) 4-bromofluorobenzene (s)	15.294	95	105283	51.03	ug/L		0.00
Spiked Amount 50.000	Range 74 - 119		Recovery = 102.06%				
Target Compounds							Qvalue
2) 1,4-dioxane	11.650	88	26343	1240.79	ug/L	#	99
3) tertiary butyl alcohol	7.608	59	66016	244.61	ug/L		98
6) chlorodifluoromethane	3.639	51	89063	39.20	ug/L		98
7) dichlorodifluoromethane	3.623	85	98446	39.32	ug/L		98
9) chloromethane	3.953	50	109419	44.36	ug/L		99
10) vinyl chloride	4.237	62	127137	49.02	ug/L		100
11) bromomethane	4.939	94	78381	47.09	ug/L		98
12) chloroethane	5.133	64	60046	63.76	ug/L		99
13) trichlorofluoromethane	5.652	101	140773	52.79	ug/L		99
14) ethyl ether	6.103	74	37874	58.32	ug/L		95
16) 2-chloropropane	6.334	43	140704	56.32	ug/L		99
17) acrolein	6.444	56	166332	479.14	ug/L		99
18) 1,1-dichloroethene	6.585	61	140225	58.03	ug/L		99
19) acetone	6.701	58	8135	60.25	ug/L		99
20) allyl chloride	7.209	76	44308	66.94	ug/L		93
21) acetonitrile	7.251	40	80038	576.17	ug/L		91
22) iodomethane	6.905	142	173518	55.48	ug/L		99
23) iso-butyl alcohol	10.303	41	33806	531.84	ug/L		98
24) carbon disulfide	7.015	76	360625	55.89	ug/L		99
25) methylene chloride	7.456	84	97386	54.25	ug/L		98
26) 1-chloropropane	7.461	41	36290	52.14	ug/L	#	94
27) methyl acetate	7.215	74	11823	49.75	ug/L		96
28) methyl tert butyl ether	7.802	73	510239	105.25	ug/L		99
29) trans-1,2-dichloroethene	7.854	61	119183	55.88	ug/L		99
30) di-isopropyl ether	8.483	45	251819	53.75	ug/L		99
31) ethyl tert-butyl ether	9.008	59	256466	54.80	ug/L		100
32) 2-butanone	9.349	72	9566	55.52	ug/L		94
33) 1,1-dichloroethane	8.525	63	149901	57.05	ug/L		99
34) chloroprene	8.625	53	93165	52.24	ug/L		98
35) acrylonitrile	7.880	53	163187	286.32	ug/L		99
36) vinyl acetate	8.525	86	11204	56.96	ug/L		91
37) ethyl acetate	9.354	45	11378	49.37	ug/L		76

Quantitation Report (QT Reviewed)

Data Path : C:\msdchem\1\DATA\
Data File : 4V8942.D
Acq On : 18 Jun 2014 5:21 pm
Operator : BenM
Sample : bs
Misc : MS65323,V4V369,5,,,,1
ALS Vial : 5 Sample Multiplier: 1

Quant Time: Jun 19 16:16:46 2014
Quant Method : C:\MSDCHEM\1\METHODS\M4V368.M
Quant Title : sw846 8260b
QLast Update : Wed Jun 18 16:17:49 2014
Response via : Initial Calibration

Compound	R.T.	QIon	Response	Conc	Units		Dev(Min)
38) 2,2-dichloropropane	9.349	77	134977	57.09	ug/L		98
39) cis-1,2-dichloroethene	9.359	61	148176	55.00	ug/L		97
40) propionitrile	9.495	54	133614	561.27	ug/L		97
41) methyl acrylate	9.438	55	87467	51.19	ug/L	#	99
42) bromochloromethane	9.705	128	44307	53.97	ug/L		98
43) tetrahydrofuran	9.726	42	29798	50.69	ug/L		98
44) chloroform	9.773	83	146827	54.95	ug/L		99
47) freon 113	6.544	151	67407	54.76	ug/L		96
48) methacrylonitrile	9.668	41	105142	52.64	ug/L		97
49) 1,1,1-trichloroethane	10.009	97	139855	57.63	ug/L		99
50) tert-amyl methyl ether	10.513	73	252613	53.50	ug/L		99
52) epichlorohydrin	12.217	57	39440	268.35	ug/L		98
53) n-butyl alcohol	11.084	56	141283	2911.53	ug/L		98
54) cyclohexane	10.051	84	130707	56.44	ug/L	#	100
55) carbon tetrachloride	10.208	117	126747	57.82	ug/L		99
56) 1,1-dichloropropene	10.193	75	98263	52.52	ug/L		99
58) benzene	10.481	78	295061	52.96	ug/L		99
59) isooctane	10.450	57	296349	55.00	ug/L		97
60) heptane	10.633	57	47442	55.41	ug/L		96
61) isopropyl acetate	10.439	43	193200	53.35	ug/L		98
62) 1,2-dichloroethane	10.533	62	92812	55.43	ug/L		99
63) trichloroethene	11.231	95	73792	52.60	ug/L		99
65) 2-nitropropane	12.075	43	157976	48.46	ug/L		99
66) 2-chloroethyl vinyl ether	12.075	63	223771	259.97	ug/L		100
67) methyl methacrylate	11.535	69	46943	51.95	ug/L		98
68) 1,2-dichloropropane	11.519	63	74487	56.06	ug/L		99
69) methylcyclohexane	11.420	83	126559	53.74	ug/L		95
70) dibromomethane	11.692	93	49913	52.79	ug/L		99
71) bromodichloromethane	11.829	83	99908	53.44	ug/L		100
72) cis-1,3-dichloropropene	12.285	75	107820	49.80	ug/L		99
74) 4-methyl-2-pentanone	12.390	58	32649	54.42	ug/L		99
75) toluene	12.625	92	149897	50.15	ug/L		99
76) 3-methyl-1-butanol	12.437	70	48732	1115.71	ug/L		99
77) trans-1,3-dichloropropene	12.861	75	97792	50.56	ug/L		100
78) ethyl methacrylate	12.840	69	86775	50.77	ug/L		99
79) 1,1,2-trichloroethane	13.082	83	55411	52.29	ug/L		99
80) 2-hexanone	13.249	58	30056	53.64	ug/L		98
82) tetrachloroethene	13.202	166	65888	49.33	ug/L		98
83) 1,3-dichloropropane	13.260	76	95583	47.43	ug/L		99
84) butyl acetate	13.312	56	47391	47.73	ug/L		95
85) dibromochloromethane	13.527	129	78590	48.27	ug/L		96
86) 1,2-dibromoethane	13.674	107	70650	48.13	ug/L		98
87) chlorobenzene	14.135	112	179164	48.60	ug/L		99
88) 1,1,1,2-tetrachloroethane	14.204	131	79260	50.91	ug/L		99
89) ethylbenzene	14.183	91	312968	48.26	ug/L		100
90) m,p-xylene	14.293	106	233298	96.04	ug/L		96
91) o-xylene	14.728	106	123309	49.00	ug/L		99
92) styrene	14.744	104	204174	48.35	ug/L		100
93) bromoform	15.037	173	63397	49.40	ug/L		99
95) isopropylbenzene	15.069	105	328061	45.54	ug/L		100

Quantitation Report (QT Reviewed)

Data Path : C:\msdchem\1\DATA\
Data File : 4V8942.D
Acq On : 18 Jun 2014 5:21 pm
Operator : BenM
Sample : bs
Misc : MS65323,V4V369,5,,,,1
ALS Vial : 5 Sample Multiplier: 1

Quant Time: Jun 19 16:16:46 2014
Quant Method : C:\MSDCHEM\1\METHODS\M4V368.M
Quant Title : sw846 8260b
QLast Update : Wed Jun 18 16:17:49 2014
Response via : Initial Calibration

	Compound	R.T.	QIon	Response	Conc	Units	Dev(Min)
97)	bromobenzene	15.488	156	86282	46.75	ug/L	99
98)	cyclohexanone	15.284	55	39125	139.02	ug/L	94
99)	1,1,2,2-tetrachloroethane	15.425	83	115004	43.84	ug/L	100
100)	trans-1,4-dichloro-2-b...	15.467	53	27380	45.91	ug/L	93
101)	1,2,3-trichloropropane	15.499	110	24372	47.58	ug/L	96
102)	n-propylbenzene	15.488	91	425251	49.47	ug/L	99
103)	2-chlorotoluene	15.640	126	81128	47.37	ug/L	95
104)	4-chlorotoluene	15.740	91	243047	45.47	ug/L	99
105)	1,3,5-trimethylbenzene	15.635	105	290730	47.11	ug/L	99
106)	tert-butylbenzene	15.981	119	236922	47.84	ug/L	97
107)	pentachloroethane	16.081	167	63020	51.48	ug/L	99
108)	1,2,4-trimethylbenzene	16.028	105	309295	49.39	ug/L	100
109)	sec-butylbenzene	16.191	105	396294	45.96	ug/L	100
110)	1,3-dichlorobenzene	16.390	146	170021	45.35	ug/L	99
111)	p-isopropyltoluene	16.311	119	328312	47.43	ug/L	99
112)	1,4-dichlorobenzene	16.474	146	173832	45.36	ug/L	100
114)	1,2-dichlorobenzene	16.857	146	179017	45.92	ug/L	99
115)	n-butylbenzene	16.715	92	188165	48.92	ug/L	100
116)	1,2-dibromo-3-chloropr...	17.606	75	26746	47.16	ug/L	97
117)	1,3,5-trichlorobenzene	17.748	180	156389	47.07	ug/L	100
118)	1,2,4-trichlorobenzene	18.325	180	152632	49.07	ug/L	100
119)	hexachlorobutadiene	18.403	225	68398	48.35	ug/L	98
120)	naphthalene	18.576	128	422919	47.59	ug/L	100
121)	1,2,3-trichlorobenzene	18.786	180	146350	49.08	ug/L	98
122)	hexachloroethane	17.087	119	74080	49.99	ug/L	99
123)	Benzyl chloride	16.600	91	219007	45.84	ug/L	100

(#) = qualifier out of range (m) = manual integration (+) = signals summed

Quantitation Report (QT Reviewed)

Data Path : C:\msdchem\1\DATA\
Data File : 4V8942.D
Acq On : 18 Jun 2014 5:21 pm
Operator : BenM
Sample : bs
Misc : MS65323,V4V369,5,,,,1
ALS Vial : 5 Sample Multiplier: 1

Quant Time: Jun 19 16:16:46 2014
Quant Method : C:\MSDCHEM\1\METHODS\M4V368.M
Quant Title : sw846 8260b
QLast Update : Wed Jun 18 16:17:49 2014
Response via : Initial Calibration

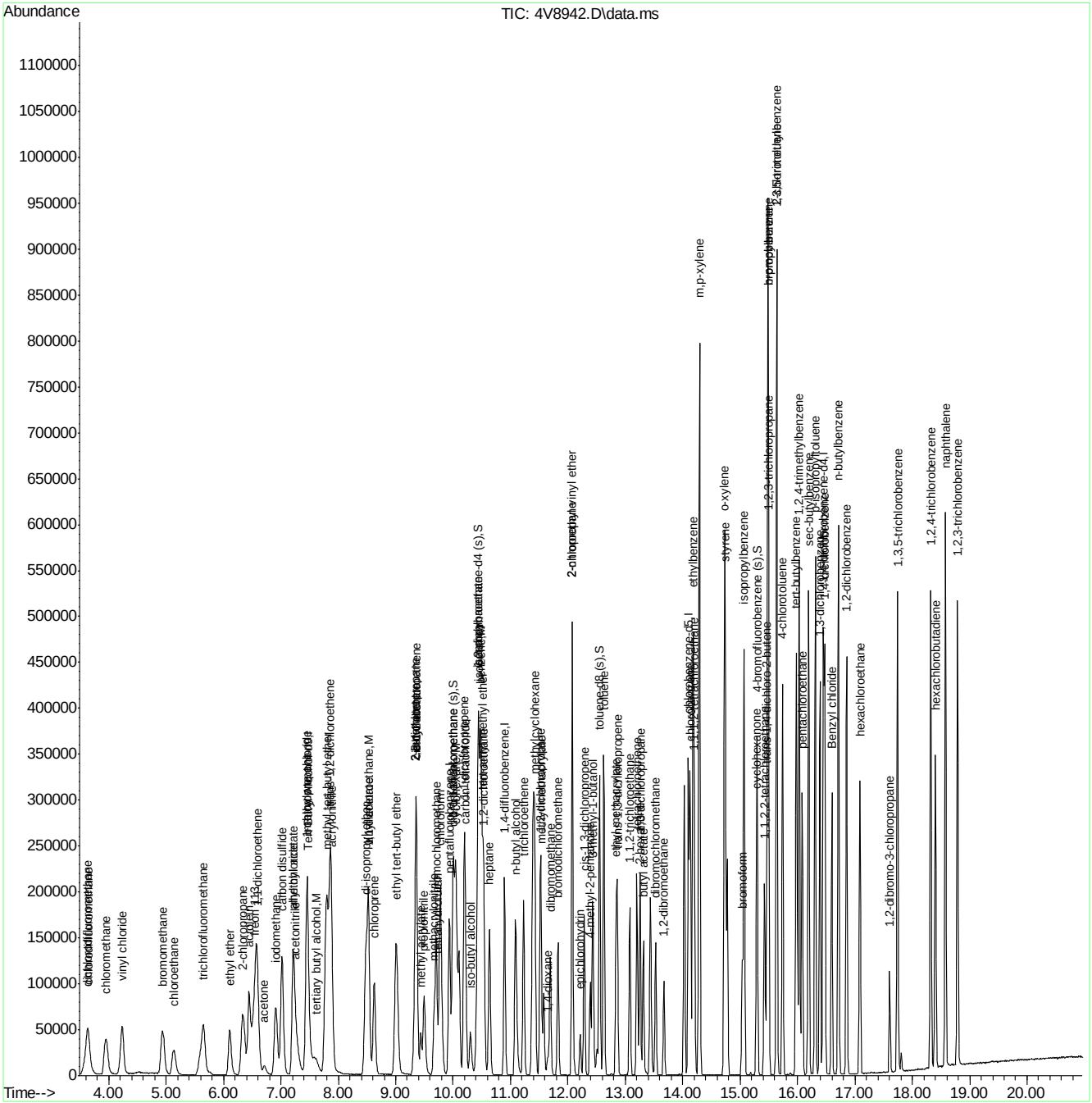

ACCUTEST LABORATORIES JB69078

Quantitation Report (QT Reviewed)

Data Path : C:\MSDChem\1\DATA\
Data File : 3C110965.D
Acq On : 23 Jun 2014 12:47 am
Operator : prashans
Sample : BS
Misc : MS69085,V3C4997,5.0,,100,5,1
ALS Vial : 29 Sample Multiplier: 1

Quant Time: Jun 23 10:42:31 2014
Quant Method : C:\MSDCHEM\1\METHODS\M3C4989.M
Quant Title : Method SW846 8260B, ZB624 60m x 0.25mm x 1.4um
QLast Update : Wed Jun 18 08:58:10 2014
Response via : Initial Calibration

Internal Standards	R.T.	QIon	Response	Conc	Units	Dev(Min)
1) Tert Butyl Alcohol-d9	7.32	65	47380	500.00	ug/L	0.01
5) pentafluorobenzene	9.55	168	95019	50.00	ug/L	0.00
53) 1,4-difluorobenzene	10.46	114	128707	50.00	ug/L	0.00
82) chlorobenzene-d5	13.59	117	83809	50.00	ug/L	0.00
97) 1,4-dichlorobenzene-d4	15.89	152	34082	50.00	ug/L	0.00
System Monitoring Compounds						
44) dibromofluoromethane (s)	9.60	113	48198	55.68	ug/L	0.01
Spiked Amount 50.000	Range 59 - 130		Recovery = 111.36%			
45) 1,2-dichloroethane-d4 (s)	10.02	65	65364	51.36	ug/L	0.00
Spiked Amount 50.000	Range 65 - 123		Recovery = 102.72%			
74) toluene-d8 (s)	12.10	98	169519	50.84	ug/L	0.00
Spiked Amount 50.000	Range 80 - 124		Recovery = 101.68%			
99) 4-bromofluorobenzene (s)	14.73	95	58514	56.73	ug/L	0.00
Spiked Amount 50.000	Range 71 - 132		Recovery = 113.46%			
Target Compounds						Qvalue
2) 1,4-dioxane	11.18	88	11789	1183.99	ug/L #	99
3) tertiary butyl alcohol	7.44	59	42953	272.80	ug/L	68
6) chlorodifluoromethane	3.98	51	31852	26.69	ug/L	91
7) dichlorodifluoromethane	3.97	85	54699	41.37	ug/L	97
8) chloromethane	4.31	50	60275	36.80	ug/L	98
9) vinyl chloride	4.56	62	45300	33.56	ug/L	99
10) bromomethane	5.20	94	21296	30.55	ug/L	98
11) chloroethane	5.37	64	20155	32.73	ug/L	93
14) trichlorofluoromethane	5.83	101	50536	35.59	ug/L	100
15) ethyl ether	6.23	74	28296	51.05	ug/L	96
16) acrolein	6.48	56	83604	453.41	ug/L	97
17) 1,1-dichloroethene	6.65	61	75147	44.35	ug/L	99
18) acetone	6.70	58	4066	33.93	ug/L	98
19) allyl chloride	7.18	76	24049	43.70	ug/L	96
20) acetonitrile	7.13	40	43145	456.10	ug/L	94
21) iodomethane	6.93	142	63358	47.36	ug/L	99
22) iso-butyl alcohol	9.83	41	21487	544.89	ug/L	94
23) carbon disulfide	7.06	76	139968	40.51	ug/L	98
24) methylene chloride	7.37	84	47404	42.50	ug/L	99
25) methyl acetate	7.17	74	6098	45.32	ug/L	96
26) methyl tert butyl ether	7.70	73	261960	82.16	ug/L	99
27) trans-1,2-dichloroethene	7.74	61	78989	45.21	ug/L	99
28) di-isopropyl ether	8.28	45	189642	43.31	ug/L	90
29) ethyl tert-butyl ether	8.75	59	154333	39.71	ug/L	98
30) 2-butanone	9.00	72	5410	47.69	ug/L	89
31) 1,1-dichloroethane	8.30	63	94562	45.98	ug/L	100
32) chloroprene	8.41	53	70801	40.38	ug/L	96
33) acrylonitrile	7.68	53	86109	253.25	ug/L	97
34) vinyl acetate	8.28	86	8182	54.56	ug/L	71
35) ethyl acetate	9.02	45	7018	50.60	ug/L	58
36) 2,2-dichloropropane	9.03	77	71120	41.29	ug/L	100
37) cis-1,2-dichloroethene	9.03	61	95037	46.75	ug/L	95
38) propionitrile	9.09	54	68973	526.77	ug/L	93

Quantitation Report (QT Reviewed)

Data Path : C:\MSDChem\1\DATA\
Data File : 3C110965.D
Acq On : 23 Jun 2014 12:47 am
Operator : prashans
Sample : BS
Misc : MS69085,V3C4997,5.0,,100,5,1
ALS Vial : 29 Sample Multiplier: 1

Quant Time: Jun 23 10:42:31 2014
Quant Method : C:\MSDCHEM\1\METHODS\M3C4989.M
Quant Title : Method SW846 8260B, ZB624 60m x 0.25mm x 1.4um
QLast Update : Wed Jun 18 08:58:10 2014
Response via : Initial Calibration

Internal Standards	R.T.	QIon	Response	Conc	Units		Dev(Min)
39) Methyl Acrylate	9.10	85	5950	48.86	ug/L		99
40) bromochloromethane	9.34	128	21179	51.51	ug/L		95
41) tetrahydrofuran	9.38	72	6185	53.03	ug/L		99
42) chloroform	9.40	83	85417	43.94	ug/L		99
43) tert-Butyl Formate	9.43	59	41602	46.94	ug/L	#	88
46) freon 113	6.63	151	24214	36.48	ug/L		94
47) methacrylonitrile	9.27	41	32158	51.16	ug/L		98
48) 1,1,1-trichloroethane	9.66	97	71128	44.62	ug/L		99
49) Cyclohexane	9.73	84	63347	40.62	ug/L		97
51) 2,2,4-trimethylpentane	10.10	57	167100	34.07	ug/L		97
52) tert-amyl methyl ether	10.13	73	134067	39.02	ug/L		99
54) epichlorohydrin	11.72	57	21626	239.86	ug/L		98
55) n-butyl alcohol	10.58	56	85553	2645.02	ug/L		99
56) carbon tetrachloride	9.86	117	58983	44.28	ug/L		97
57) 1,1-dichloropropene	9.83	75	63288	43.34	ug/L		100
58) hexane	8.04	57	65681	39.85	ug/L		98
59) benzene	10.10	78	185548	43.24	ug/L		99
60) heptane	10.27	57	37072	36.68	ug/L		98
61) isopropyl acetate	10.01	87	9378	51.85	ug/L		99
62) 1,2-dichloroethane	10.11	62	74437	52.16	ug/L		100
63) trichloroethene	10.81	95	44592	45.22	ug/L		98
66) 2-nitropropane	11.57	41	20710	54.72	ug/L		100
67) 2-chloroethyl vinyl ether	11.59	63	106900	278.13	ug/L		99
68) methyl methacrylate	11.07	100	9854	52.61	ug/L		93
69) 1,2-dichloropropane	11.07	63	51994	45.56	ug/L		93
70) methylcyclohexane	11.03	83	66599	37.00	ug/L		98
71) dibromomethane	11.23	93	25632	51.04	ug/L		97
72) bromodichloromethane	11.36	83	63888	49.90	ug/L		97
73) cis-1,3-dichloropropene	11.81	75	73372	47.17	ug/L		95
75) 4-methyl-2-pentanone	11.90	58	18002	51.67	ug/L		93
76) toluene	12.17	91	164375	40.27	ug/L		97
77) 3-methyl-1-butanol	11.92	70	26656	1003.56	ug/L		97
78) trans-1,3-dichloropropene	12.37	75	65508	46.85	ug/L		90
79) ethyl methacrylate	12.36	69	54308	50.79	ug/L		95
80) 1,1,2-trichloroethane	12.58	97	30311	46.55	ug/L		98
81) 2-hexanone	12.75	58	14200	45.92	ug/L		90
83) tetrachloroethene	12.75	166	32932	42.75	ug/L		97
84) 1,3-dichloropropane	12.76	76	57642	51.73	ug/L		100
85) butyl acetate	12.82	56	26567	54.72	ug/L		95
86) dibromochloromethane	13.02	129	35127	54.70	ug/L		95
87) 1,2-dibromoethane	13.17	107	28826	53.38	ug/L		99
88) 3,3-Dimethyl-1-Butanol	12.91	57	47382	524.28	ug/L		99
89) chlorobenzene	13.63	112	87434	43.76	ug/L		98
90) 1,1,1,2-tetrachloroethane	13.68	131	34241	49.26	ug/L		99
91) ethylbenzene	13.68	91	160526	42.09	ug/L		99
92) m,p-xylene	13.78	106	113700	85.77	ug/L		98
93) o-xylene	14.20	91	135181	44.83	ug/L		97
94) styrene	14.21	104	91105	48.12	ug/L		97
96) bromoform	14.47	173	20560	53.93	ug/L		97
98) isopropylbenzene	14.53	105	143607	42.54	ug/L		98

Quantitation Report (QT Reviewed)

Data Path : C:\MSDChem\1\DATA\
Data File : 3C110965.D
Acq On : 23 Jun 2014 12:47 am
Operator : prashans
Sample : BS
Misc : MS69085,V3C4997,5.0,,100,5,1
ALS Vial : 29 Sample Multiplier: 1

Quant Time: Jun 23 10:42:31 2014
Quant Method : C:\MSDCHEM\1\METHODS\M3C4989.M
Quant Title : Method SW846 8260B, ZB624 60m x 0.25mm x 1.4um
QLast Update : Wed Jun 18 08:58:10 2014
Response via : Initial Calibration

Internal Standards	R.T.	QIon	Response	Conc	Units	Dev(Min)
100) bromobenzene	14.93	156	33413	47.28	ug/L	93
101) cyclohexanone	14.69	55	25834	168.85	ug/L	91
102) 1,1,2,2-tetrachloroethane	14.83	83	38329	51.96	ug/L	99
103) trans-1,4-dichloro-2-buten	14.88	53	13563	58.88	ug/L	90
104) 1,2,3-trichloropropane	14.91	110	9531	52.56	ug/L	95
105) n-propylbenzene	14.94	91	161626	43.02	ug/L	99
107) 2-chlorotoluene	15.09	126	32324	44.28	ug/L	94
108) 4-chlorotoluene	15.18	126	32529	43.91	ug/L	95
109) 1,3,5-trimethylbenzene	15.09	105	123034	44.02	ug/L	98
110) tert-butylbenzene	15.43	119	98405	43.16	ug/L	95
111) pentachloroethane	15.51	167	21787	51.59	ug/L	95
112) 1,2,4-trimethylbenzene	15.48	105	118183	43.28	ug/L	99
113) sec-butylbenzene	15.65	105	144100	42.05	ug/L	98
114) 1,3-dichlorobenzene	15.83	146	59569	42.76	ug/L	98
115) p-isopropyltoluene	15.76	119	114950	42.16	ug/L	97
116) 1,4-dichlorobenzene	15.91	146	58297	41.67	ug/L	98
117) 1,2-dichlorobenzene	16.30	146	56741	43.76	ug/L	98
119) n-butylbenzene	16.17	92	59090	41.08	ug/L	98
121) 1,2-dibromo-3-chloropropan	17.06	157	5939	52.50	ug/L	92
122) 1,3,5-Trichlorobenzene	17.25	180	45114	44.70	ug/L	99
123) 1,2,4-trichlorobenzene	17.88	180	38641	50.93	ug/L	99
124) hexachlorobutadiene	18.00	225	26059	42.92	ug/L	93
125) naphthalene	18.16	128	86892	54.36	ug/L	99
126) 1,2,3-trichlorobenzene	18.41	180	37089	52.28	ug/L	96
127) hexachloroethane	16.56	119	22469	45.15	ug/L	100
128) Benzyl chloride	16.02	91	47988	37.98	ug/L	98

(#) = qualifier out of range (m) = manual integration (+) = signals summed

Quantitation Report (QT Reviewed)

Data Path : C:\MSDChem\1\DATA\
Data File : 3C110965.D
Acq On : 23 Jun 2014 12:47 am
Operator : prashans
Sample : BS
Misc : MS69085,V3C4997,5.0,,100,5,1
ALS Vial : 29 Sample Multiplier: 1

Quant Time: Jun 23 10:42:31 2014
Quant Method : C:\MSDCHEM\1\METHODS\M3C4989.M
Quant Title : Method SW846 8260B, ZB624 60m x 0.25mm x 1.4um
QLast Update : Wed Jun 18 08:58:10 2014
Response via : Initial Calibration

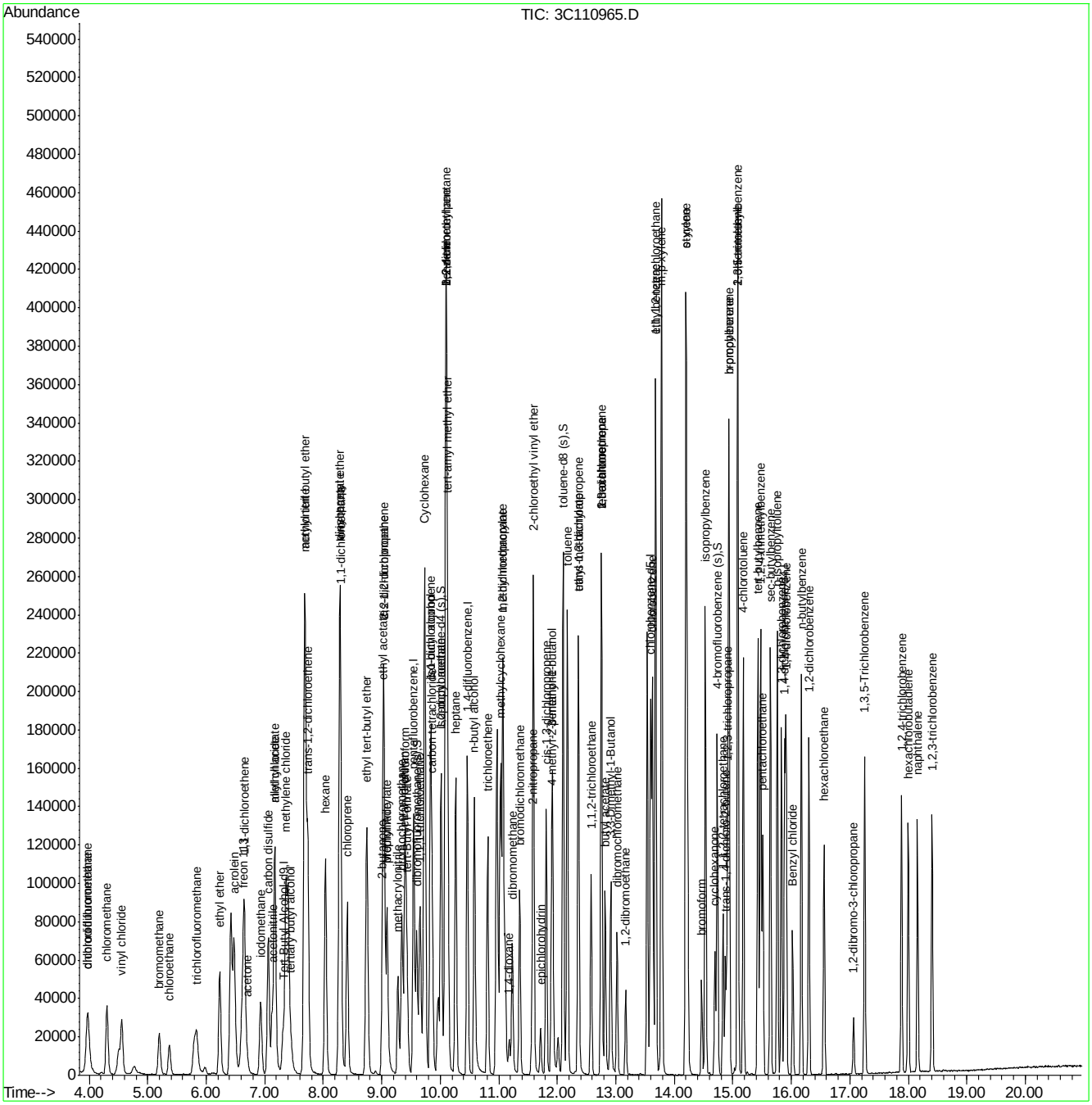

Quantitation Report (QT Reviewed)

Data Path : C:\msdchem\1\DATA\4V\v4v369\
Data File : 4V8943.D
Acq On : 18 Jun 2014 5:47 pm
Operator : BenM
Sample : jb69269-1ms
Misc : MS69214,V4V369,5,,,,10
ALS Vial : 6 Sample Multiplier: 1

Quant Time: Jun 19 14:25:25 2014
Quant Method : C:\MSDCHEM\1\METHODS\M4V368.M
Quant Title : sw846 8260b
QLast Update : Wed Jun 18 16:17:49 2014
Response via : Initial Calibration

Compound	R.T.	QIon	Response	Conc	Units	Dev(Min)
Internal Standards						
1) Tert Butyl Alcohol-d9	7.466	65	143584	500.00	ug/L	0.00
4) pentafluorobenzene	9.936	168	171203	50.00	ug/L	0.00
51) 1,4-difluorobenzene	10.900	114	232066	50.00	ug/L	0.00
81) chlorobenzene-d5	14.099	117	206800	50.00	ug/L	0.00
94) 1,4-dichlorobenzene-d4	16.447	152	137786	50.00	ug/L	0.00
System Monitoring Compounds						
45) dibromofluoromethane (s)	9.999	113	85873	52.98	ug/L	0.00
Spiked Amount 50.000	Range 79 - 120		Recovery = 105.96%			
46) 1,2-dichloroethane-d4 (s)	10.444	65	83599	52.08	ug/L	0.00
Spiked Amount 50.000	Range 72 - 123		Recovery = 104.16%			
73) toluene-d8 (s)	12.552	98	242340	49.17	ug/L	0.00
Spiked Amount 50.000	Range 78 - 119		Recovery = 98.34%			
96) 4-bromofluorobenzene (s)	15.294	95	121788	50.86	ug/L	0.00
Spiked Amount 50.000	Range 74 - 119		Recovery = 101.72%			
Target Compounds						Qvalue
2) 1,4-dioxane	11.650	88	26081	1161.77	ug/L #	99
3) tertiary butyl alcohol	7.608	59	70170	245.89	ug/L	96
6) chlorodifluoromethane	3.649	51	119799	48.31	ug/L	98
7) dichlorodifluoromethane	3.633	85	136171	49.83	ug/L	99
9) chloromethane	3.964	50	132089	49.06	ug/L	99
10) vinyl chloride	4.252	62	149777	52.91	ug/L	99
11) bromomethane	4.949	94	88382	48.65	ug/L	99
12) chloroethane	5.143	64	56134	54.61	ug/L	99
13) trichlorofluoromethane	5.663	101	152372	52.35	ug/L	98
14) ethyl ether	6.108	74	37220	52.51	ug/L	96
16) 2-chloropropane	6.344	43	133792	49.06	ug/L	100
17) acrolein	6.454	56	195534	516.05	ug/L	98
18) 1,1-dichloroethene	6.591	61	135517	51.38	ug/L	98
19) acetone	6.716	58	7996	54.26	ug/L	93
20) allyl chloride	7.214	76	36877	51.05	ug/L	98
21) acetonitrile	7.251	40	81932	540.38	ug/L	83
22) iodomethane	6.916	142	171026	50.10	ug/L	100
23) iso-butyl alcohol	10.303	41	34633	499.19	ug/L	97
24) carbon disulfide	7.026	76	333856	47.41	ug/L	99
25) methylene chloride	7.461	84	98649	50.35	ug/L	96
26) 1-chloropropane	7.466	41	35724	47.03	ug/L	96
27) methyl acetate	7.225	74	13886	53.53	ug/L	95
28) methyl tert butyl ether	7.802	73	273079	51.61	ug/L	99
29) trans-1,2-dichloroethene	7.859	61	119533	51.35	ug/L	99
30) di-isopropyl ether	8.483	45	266595	52.14	ug/L	100
31) ethyl tert-butyl ether	9.013	59	278773	54.58	ug/L	99
32) 2-butanone	9.348	72	10167	54.06	ug/L	100
33) 1,1-dichloroethane	8.530	63	147246	51.34	ug/L	100
34) chloroprene	8.630	53	105401	54.14	ug/L	99
35) acrylonitrile	7.886	53	168024	270.10	ug/L	97
36) vinyl acetate	8.530	86	11018	51.32	ug/L	80
37) ethyl acetate	9.359	45	12757	50.71	ug/L	59

Quantitation Report (QT Reviewed)

Data Path : C:\msdchem\1\DATA\4V\v4v369\
Data File : 4V8943.D
Acq On : 18 Jun 2014 5:47 pm
Operator : BenM
Sample : jb69269-1ms
Misc : MS69214,V4V369,5,,,,10
ALS Vial : 6 Sample Multiplier: 1

Quant Time: Jun 19 14:25:25 2014
Quant Method : C:\MSDCHEM\1\METHODS\M4V368.M
Quant Title : sw846 8260b
QLast Update : Wed Jun 18 16:17:49 2014
Response via : Initial Calibration

Compound	R.T.	QIon	Response	Conc	Units		Dev(Min)
38) 2,2-dichloropropane	9.348	77	130016	50.38	ug/L		98
39) cis-1,2-dichloroethene	9.359	61	171500	58.32	ug/L		99
40) propionitrile	9.500	54	136033	523.55	ug/L		98
41) methyl acrylate	9.443	55	92491	49.59	ug/L	#	100
42) bromochloromethane	9.710	128	45340	50.60	ug/L		98
43) tetrahydrofuran	9.731	42	30307	47.24	ug/L		100
44) chloroform	9.778	83	145311	49.83	ug/L		99
47) freon 113	6.554	151	69988	52.09	ug/L		94
48) methacrylonitrile	9.673	41	107045	49.10	ug/L		96
49) 1,1,1-trichloroethane	10.009	97	136471	51.52	ug/L		99
50) tert-amyl methyl ether	10.512	73	290038	56.28	ug/L		98
52) epichlorohydrin	12.216	57	40269	239.99	ug/L		99
53) n-butyl alcohol	11.084	56	144234	2603.47	ug/L		99
54) cyclohexane	10.051	84	126341	47.79	ug/L	#	100
55) carbon tetrachloride	10.214	117	122845	49.08	ug/L		99
56) 1,1-dichloropropene	10.198	75	104127	48.74	ug/L		99
57) hexane	8.169	57	91193	51.15	ug/L		97
58) benzene	10.481	78	1605884	252.48	ug/L		99
59) isooctane	10.449	57	337010	54.78	ug/L		100
60) heptane	10.638	57	50663	51.83	ug/L		99
61) isopropyl acetate	10.439	43	284535	68.82	ug/L		96
62) 1,2-dichloroethane	10.539	62	95421	49.92	ug/L		99
63) trichloroethene	11.231	95	80390	50.19	ug/L		99
65) 2-nitropropane	12.075	43	31177	8.38	ug/L	#	28
66) 2-chloroethyl vinyl ether	12.075	63	19223	19.56	ug/L		98
67) methyl methacrylate	11.535	69	47829	46.36	ug/L		98
68) 1,2-dichloropropane	11.524	63	78030	51.44	ug/L		98
69) methylcyclohexane	11.419	83	138340	51.45	ug/L		99
70) dibromomethane	11.692	93	54423	50.42	ug/L		97
71) bromodichloromethane	11.828	83	105892	49.61	ug/L		99
72) cis-1,3-dichloropropene	12.285	75	110171	44.57	ug/L		98
74) 4-methyl-2-pentanone	12.389	58	34399	50.22	ug/L		100
75) toluene	12.625	92	160749	47.10	ug/L		99
76) 3-methyl-1-butanol	12.437	70	51304	1028.82	ug/L		99
77) trans-1,3-dichloropropene	12.861	75	104746	47.43	ug/L		100
78) ethyl methacrylate	12.840	69	92487	47.40	ug/L		98
79) 1,1,2-trichloroethane	13.081	83	57457	47.49	ug/L		100
80) 2-hexanone	13.249	58	32044	50.09	ug/L		98
82) tetrachloroethene	13.202	166	67359	45.97	ug/L		97
83) 1,3-dichloropropane	13.260	76	99438	44.98	ug/L		100
84) butyl acetate	13.317	56	53394	49.02	ug/L		100
85) dibromochloromethane	13.527	129	83735	46.88	ug/L		99
86) 1,2-dibromoethane	13.674	107	77078	47.87	ug/L		99
87) chlorobenzene	14.135	112	188294	46.56	ug/L		98
88) 1,1,1,2-tetrachloroethane	14.203	131	81655	47.81	ug/L		100
89) ethylbenzene	14.182	91	655566	92.15	ug/L		100
90) m,p-xylene	14.293	106	251522	94.39	ug/L		96
91) o-xylene	14.728	106	154162	55.85	ug/L		99
92) styrene	14.743	104	223132	48.17	ug/L		99
93) bromoform	15.037	173	71434	50.74	ug/L		99

Quantitation Report (QT Reviewed)

Data Path : C:\msdchem\1\DATA\4V\v4v369\
Data File : 4V8943.D
Acq On : 18 Jun 2014 5:47 pm
Operator : BenM
Sample : jb69269-1ms
Misc : MS69214,V4V369,5,,,,10
ALS Vial : 6 Sample Multiplier: 1

Quant Time: Jun 19 14:25:25 2014
Quant Method : C:\MSDCHEM\1\METHODS\M4V368.M
Quant Title : sw846 8260b
QLast Update : Wed Jun 18 16:17:49 2014
Response via : Initial Calibration

Compound	R.T.	QIon	Response	Conc	Units	Dev(Min)
95) isopropylbenzene	15.069	105	373981	44.73	ug/L	100
97) bromobenzene	15.488	156	97074	45.32	ug/L	98
98) cyclohexanone	15.284	55	41607	123.35	ug/L	94
99) 1,1,2,2-tetrachloroethane	15.425	83	127961	42.03	ug/L	100
100) trans-1,4-dichloro-2-b...	15.467	53	32347	46.73	ug/L	93
101) 1,2,3-trichloropropane	15.498	110	27347	46.00	ug/L	94
102) n-propylbenzene	15.488	91	440043	44.10	ug/L	99
103) 2-chlorotoluene	15.640	126	86219	43.38	ug/L	96
104) 4-chlorotoluene	15.740	91	273052	44.02	ug/L	99
105) 1,3,5-trimethylbenzene	15.635	105	307165	42.89	ug/L	100
106) tert-butylbenzene	15.981	119	245843	42.78	ug/L	98
107) pentachloroethane	16.080	167	63998	45.05	ug/L	98
108) 1,2,4-trimethylbenzene	16.028	105	421758	58.03	ug/L	97
109) sec-butylbenzene	16.191	105	399250	39.89	ug/L	100
110) 1,3-dichlorobenzene	16.390	146	193490	44.46	ug/L	99
111) p-isopropyltoluene	16.311	119	338599	42.15	ug/L	98
112) 1,4-dichlorobenzene	16.474	146	196775	44.24	ug/L	100
114) 1,2-dichlorobenzene	16.856	146	199862	44.18	ug/L	99
115) n-butylbenzene	16.715	92	205276	45.98	ug/L	94
116) 1,2-dibromo-3-chloropr...	17.606	75	27725	42.12	ug/L	99
117) 1,3,5-trichlorobenzene	17.743	180	163880	42.50	ug/L	100
118) 1,2,4-trichlorobenzene	18.324	180	154415	42.77	ug/L	100
119) hexachlorobutadiene	18.403	225	70348	42.85	ug/L	99
120) naphthalene	18.576	128	1726314	167.39	ug/L	99
121) 1,2,3-trichlorobenzene	18.786	180	148223	42.83	ug/L	98
122) hexachloroethane	17.082	119	75278	43.77	ug/L	97
123) Benzyl chloride	16.600	91	258720	46.65	ug/L	99

(#) = qualifier out of range (m) = manual integration (+) = signals summed

Quantitation Report (QT Reviewed)

Data Path : C:\msdchem\1\DATA\4V\v4v369\
Data File : 4V8943.D
Acq On : 18 Jun 2014 5:47 pm
Operator : BenM
Sample : jb69269-1ms
Misc : MS69214,V4V369,5,,,,10
ALS Vial : 6 Sample Multiplier: 1

Quant Time: Jun 19 14:25:25 2014
Quant Method : C:\MSDCHEM\1\METHODS\M4V368.M
Quant Title : sw846 8260b
QLast Update : Wed Jun 18 16:17:49 2014
Response via : Initial Calibration

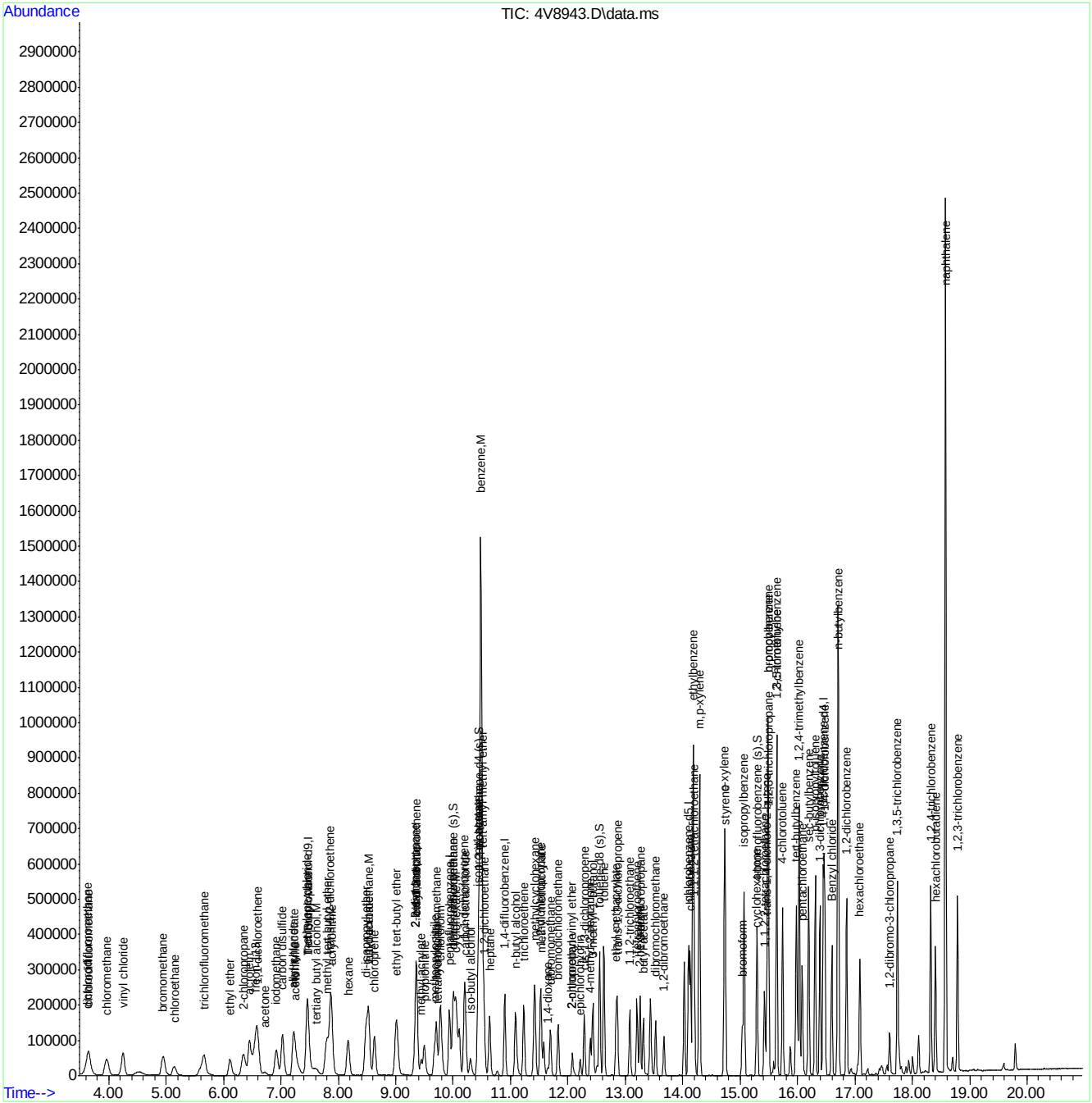

Quantitation Report (QT Reviewed)

Data Path : C:\MSDCHEM\1\DATA\
Data File : 3C110788.D
Acq On : 18 Jun 2014 6:03 pm
Operator : prashans
Sample : JB69371-1MS
Misc : MS69200,V3C4991,5.7,,,,1
ALS Vial : 13 Sample Multiplier: 1

Quant Time: Jun 19 08:44:12 2014
Quant Method : C:\MSDCHEM\1\METHODS\M3C4989.M
Quant Title : Method SW846 8260B, ZB624 60m x 0.25mm x 1.4um
QLast Update : Wed Jun 18 08:58:10 2014
Response via : Initial Calibration

Internal Standards	R.T.	QIon	Response	Conc	Units		Dev(Min)
1) Tert Butyl Alcohol-d9	7.31	65	56813	500.00	ug/L		0.00
5) pentafluorobenzene	9.54	168	143586	50.00	ug/L		0.00
53) 1,4-difluorobenzene	10.46	114	206269	50.00	ug/L		0.00
82) chlorobenzene-d5	13.59	117	145368	50.00	ug/L		0.00
97) 1,4-dichlorobenzene-d4	15.88	152	58940	50.00	ug/L		0.00
System Monitoring Compounds							
44) dibromofluoromethane (s)	9.59	113	72705	55.58	ug/L		0.00
Spiked Amount 50.000	Range 59 - 130		Recovery = 111.16%				
45) 1,2-dichloroethane-d4 (s)	10.01	65	95384	49.60	ug/L		0.00
Spiked Amount 50.000	Range 65 - 123		Recovery = 99.20%				
74) toluene-d8 (s)	12.09	98	290491	54.36	ug/L		0.00
Spiked Amount 50.000	Range 80 - 124		Recovery = 108.72%				
99) 4-bromofluorobenzene (s)	14.73	95	99951	56.04	ug/L		0.00
Spiked Amount 50.000	Range 71 - 132		Recovery = 112.08%				
Target Compounds							Qvalue
2) 1,4-dioxane	11.17	88	14565	1219.91	ug/L	#	98
3) tertiary butyl alcohol	7.43	59	42311	224.11	ug/L		99
6) chlorodifluoromethane	3.98	51	99922	55.41	ug/L		95
7) dichlorodifluoromethane	3.98	85	118803	59.46	ug/L		100
8) chloromethane	4.31	50	142260	57.48	ug/L		97
9) vinyl chloride	4.56	62	124401	61.00	ug/L		98
10) bromomethane	5.21	94	58362	55.41	ug/L		96
11) chloroethane	5.38	64	56828	61.06	ug/L		98
14) trichlorofluoromethane	5.80	101	130538	60.83	ug/L		99
15) ethyl ether	6.23	74	43505	51.94	ug/L		98
16) acrolein	6.47	56	100858	361.97	ug/L		98
17) 1,1-dichloroethene	6.65	61	152153	59.43	ug/L		99
18) acetone	6.68	58	13556	74.85	ug/L	#	86
19) allyl chloride	7.17	76	47649	57.30	ug/L		95
20) acetonitrile	7.12	40	67895	474.97	ug/L		98
21) iodomethane	6.93	142	108623	53.73	ug/L		98
22) iso-butyl alcohol	9.82	41	27569	462.65	ug/L		97
23) carbon disulfide	7.06	76	295496	56.60	ug/L		99
24) methylene chloride	7.35	84	82511	48.95	ug/L		99
25) methyl acetate	7.15	74	9751	47.96	ug/L		99
26) methyl tert butyl ether	7.68	73	231680	48.08	ug/L		99
27) trans-1,2-dichloroethene	7.73	61	154110	58.37	ug/L		99
28) di-isopropyl ether	8.28	45	369922	55.91	ug/L		94
29) ethyl tert-butyl ether	8.74	59	315946	53.80	ug/L		99
30) 2-butanone	8.99	72	11001	64.18	ug/L		65
31) 1,1-dichloroethane	8.29	63	177700	57.18	ug/L		99
32) chloroprene	8.40	53	166823	62.97	ug/L		98
33) acrylonitrile	7.67	53	114975	223.77	ug/L		98
34) vinyl acetate	8.28	86	10863	47.94	ug/L		87
35) ethyl acetate	9.01	45	10132	48.34	ug/L	#	34
36) 2,2-dichloropropane	9.03	77	156059	59.96	ug/L		99
37) cis-1,2-dichloroethene	9.02	61	175589	57.16	ug/L		100
38) propionitrile	9.08	54	88759	448.59	ug/L		96

Quantitation Report (QT Reviewed)

Data Path : C:\MSDCHEM\1\DATA\
Data File : 3C110788.D
Acq On : 18 Jun 2014 6:03 pm
Operator : prashans
Sample : JB69371-1MS
Misc : MS69200,V3C4991,5.7,,,,1
ALS Vial : 13 Sample Multiplier: 1

Quant Time: Jun 19 08:44:12 2014
Quant Method : C:\MSDCHEM\1\METHODS\M3C4989.M
Quant Title : Method SW846 8260B, ZB624 60m x 0.25mm x 1.4um
QLast Update : Wed Jun 18 08:58:10 2014
Response via : Initial Calibration

Internal Standards	R.T.	QIon	Response	Conc	Units		Dev(Min)
39) Methyl Acrylate	9.09	85	7557	41.71	ug/L		91
40) bromochloromethane	9.34	128	31301	50.38	ug/L		93
41) tetrahydrofuran	9.38	72	8291	47.04	ug/L		97
42) chloroform	9.39	83	149821	51.00	ug/L		98
43) tert-Butyl Formate	9.42	59	68589	51.21	ug/L	#	87
46) freon 113	6.62	151	52077	51.92	ug/L		99
47) methacrylonitrile	9.27	41	42995	45.27	ug/L		99
48) 1,1,1-trichloroethane	9.65	97	137154	56.94	ug/L		99
49) Cyclohexane	9.72	84	134852	57.22	ug/L		98
51) 2,2,4-trimethylpentane	10.09	57	387210	52.25	ug/L		99
52) tert-amyl methyl ether	10.12	73	251896	48.52	ug/L		99
54) epichlorohydrin	11.71	57	31945	221.08	ug/L		97
55) n-butyl alcohol	10.58	56	106661	2103.47	ug/L		97
56) carbon tetrachloride	9.85	117	113927	53.36	ug/L		99
57) 1,1-dichloropropene	9.83	75	128814	55.04	ug/L		99
58) hexane	8.03	57	143683	54.39	ug/L		99
59) benzene	10.09	78	349949	50.89	ug/L		99
60) heptane	10.26	57	82221	50.76	ug/L		100
61) isopropyl acetate	10.01	87	12949	44.67	ug/L	#	59
62) 1,2-dichloroethane	10.10	62	111493	48.75	ug/L		99
63) trichloroethene	10.80	95	83896	53.09	ug/L		97
66) 2-nitropropane	11.57	41	25997	42.86	ug/L		99
67) 2-chloroethyl vinyl ether	11.59	63	155086	251.77	ug/L		98
68) methyl methacrylate	11.06	100	12864	42.86	ug/L	#	69
69) 1,2-dichloropropane	11.06	63	94151	51.47	ug/L		98
70) methylcyclohexane	11.02	83	156482	54.25	ug/L		97
71) dibromomethane	11.22	93	37657	46.79	ug/L		90
72) bromodichloromethane	11.35	83	105658	51.50	ug/L		98
73) cis-1,3-dichloropropene	11.81	75	131670	52.82	ug/L		99
75) 4-methyl-2-pentanone	11.89	58	25364	45.43	ug/L		95
76) toluene	12.17	91	321727	49.18	ug/L		99
77) 3-methyl-1-butanol	11.91	70	33725	810.67	ug/L		96
78) trans-1,3-dichloropropene	12.36	75	112099	50.03	ug/L		98
79) ethyl methacrylate	12.35	69	81596	47.62	ug/L		97
80) 1,1,2-trichloroethane	12.57	97	48043	46.04	ug/L		100
81) 2-hexanone	12.74	58	28424	57.36	ug/L		97
83) tetrachloroethene	12.75	166	64220	48.06	ug/L		97
84) 1,3-dichloropropane	12.75	76	95178	49.25	ug/L		99
85) butyl acetate	12.81	56	41481	49.26	ug/L		97
86) dibromochloromethane	13.01	129	54531	48.96	ug/L		100
87) 1,2-dibromoethane	13.17	107	44405	47.41	ug/L		97
88) 3,3-Dimethyl-1-Butanol	12.90	57	63262	412.93	ug/L		98
89) chlorobenzene	13.62	112	169538	48.92	ug/L		98
90) 1,1,1,2-tetrachloroethane	13.68	131	61054	50.64	ug/L		100
91) ethylbenzene	13.67	91	339006	51.25	ug/L		99
92) m,p-xylene	13.78	106	236865	103.01	ug/L		97
93) o-xylene	14.19	91	272961	52.19	ug/L		99
94) styrene	14.20	104	180856	55.07	ug/L		99
96) bromoform	14.46	173	29533	44.67	ug/L		99
98) isopropylbenzene	14.53	105	306510	52.51	ug/L		99

Quantitation Report (QT Reviewed)

Data Path : C:\MSDCHEM\1\DATA\
Data File : 3C110788.D
Acq On : 18 Jun 2014 6:03 pm
Operator : prashans
Sample : JB69371-1MS
Misc : MS69200,V3C4991,5.7,,,,1
ALS Vial : 13 Sample Multiplier: 1

Quant Time: Jun 19 08:44:12 2014
Quant Method : C:\MSDCHEM\1\METHODS\M3C4989.M
Quant Title : Method SW846 8260B, ZB624 60m x 0.25mm x 1.4um
QLast Update : Wed Jun 18 08:58:10 2014
Response via : Initial Calibration

Internal Standards	R.T.	QIon	Response	Conc Units	Dev(Min)
100) bromobenzene	14.92	156	60293	49.34 ug/L	93
101) cyclohexanone	14.69	55	159951	604.53 ug/L	97
102) 1,1,2,2-tetrachloroethane	14.83	83	60277	47.25 ug/L	100
103) trans-1,4-dichloro-2-buten	14.87	53	20509	51.48 ug/L	94
104) 1,2,3-trichloropropane	14.90	110	13914	44.37 ug/L	96
105) n-propylbenzene	14.93	91	358206	55.13 ug/L	97
107) 2-chlorotoluene	15.08	126	66289	52.51 ug/L	94
108) 4-chlorotoluene	15.17	126	65333	51.00 ug/L	92
109) 1,3,5-trimethylbenzene	15.08	105	253894	52.53 ug/L	100
110) tert-butylbenzene	15.43	119	204361	51.83 ug/L	97
111) pentachloroethane	15.51	167	38727	53.03 ug/L	95
112) 1,2,4-trimethylbenzene	15.47	105	242767	51.41 ug/L	99
113) sec-butylbenzene	15.63	105	313894	52.96 ug/L	99
114) 1,3-dichlorobenzene	15.82	146	117405	48.73 ug/L	99
115) p-isopropyltoluene	15.75	119	250162	53.05 ug/L	99
116) 1,4-dichlorobenzene	15.91	146	113267	46.81 ug/L	98
117) 1,2-dichlorobenzene	16.29	146	104948	46.81 ug/L	99
119) n-butylbenzene	16.16	92	132925	53.43 ug/L	97
121) 1,2-dibromo-3-chloropropan	17.06	157	8287	42.36 ug/L	99
122) 1,3,5-Trichlorobenzene	17.25	180	87454	50.10 ug/L	99
123) 1,2,4-trichlorobenzene	17.88	180	68621	52.30 ug/L	97
124) hexachlorobutadiene	17.99	225	44565	42.45 ug/L	95
125) naphthalene	18.15	128	121952	44.12 ug/L	97
126) 1,2,3-trichlorobenzene	18.40	180	58169	47.42 ug/L	97
127) hexachloroethane	16.55	119	46769	54.34 ug/L	95
128) Benzyl chloride	16.02	91	119028	54.47 ug/L	98

(#) = qualifier out of range (m) = manual integration (+) = signals summed

Quantitation Report (QT Reviewed)

Data Path : C:\MSDCHEM\1\DATA\
Data File : 3C110788.D
Acq On : 18 Jun 2014 6:03 pm
Operator : prashans
Sample : JB69371-1MS
Misc : MS69200,V3C4991,5.7,,,,1
ALS Vial : 13 Sample Multiplier: 1

Quant Time: Jun 19 08:44:12 2014
Quant Method : C:\MSDCHEM\1\METHODS\M3C4989.M
Quant Title : Method SW846 8260B, ZB624 60m x 0.25mm x 1.4um
QLast Update : Wed Jun 18 08:58:10 2014
Response via : Initial Calibration

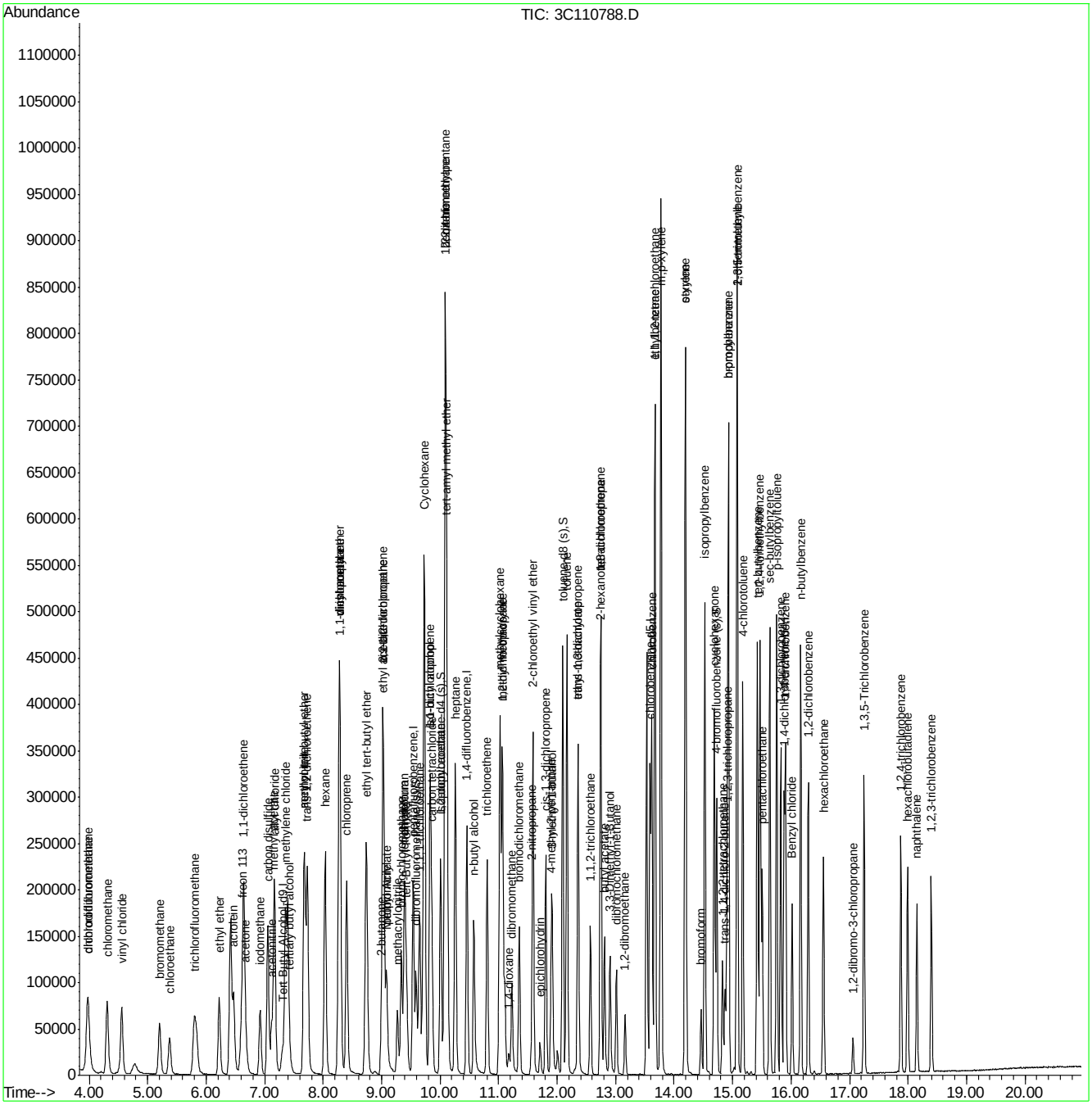

Quantitation Report (QT Reviewed)

Data Path : C:\msdchem\1\DATA\4V\v4v369\
Data File : 4V8944.D
Acq On : 18 Jun 2014 6:14 pm
Operator : BenM
Sample : jb69269-1msd
Misc : MS69214,V4V369,5,,,,10
ALS Vial : 7 Sample Multiplier: 1

Quant Time: Jun 19 14:25:46 2014
Quant Method : C:\MSDCHEM\1\METHODS\M4V368.M
Quant Title : sw846 8260b
QLast Update : Wed Jun 18 16:17:49 2014
Response via : Initial Calibration

Compound	R.T.	QIon	Response	Conc	Units	Dev(Min)
Internal Standards						
1) Tert Butyl Alcohol-d9	7.466	65	142947	500.00	ug/L	0.00
4) pentafluorobenzene	9.936	168	164018	50.00	ug/L	0.00
51) 1,4-difluorobenzene	10.901	114	220300	50.00	ug/L	0.00
81) chlorobenzene-d5	14.099	117	186711	50.00	ug/L	0.00
94) 1,4-dichlorobenzene-d4	16.448	152	128414	50.00	ug/L	0.00
System Monitoring Compounds						
45) dibromofluoromethane (s)	9.993	113	81736	52.64	ug/L	0.00
Spiked Amount 50.000	Range 79 - 120		Recovery = 105.28%			
46) 1,2-dichloroethane-d4 (s)	10.439	65	78003	50.72	ug/L	0.00
Spiked Amount 50.000	Range 72 - 123		Recovery = 101.44%			
73) toluene-d8 (s)	12.552	98	226217	48.35	ug/L	0.00
Spiked Amount 50.000	Range 78 - 119		Recovery = 96.70%			
96) 4-bromofluorobenzene (s)	15.294	95	109641	49.13	ug/L	0.00
Spiked Amount 50.000	Range 74 - 119		Recovery = 98.26%			
Target Compounds						Qvalue
2) 1,4-dioxane	11.650	88	25833	1155.85	ug/L #	99
3) tertiary butyl alcohol	7.597	59	69714	245.38	ug/L	96
6) chlorodifluoromethane	3.639	51	125515	52.83	ug/L	99
7) dichlorodifluoromethane	3.623	85	141480	54.05	ug/L	98
9) chloromethane	3.954	50	130978	50.78	ug/L	100
10) vinyl chloride	4.237	62	154689	57.03	ug/L	99
11) bromomethane	4.939	94	90382	51.93	ug/L	99
12) chloroethane	5.123	64	55366	56.23	ug/L	99
13) trichlorofluoromethane	5.658	101	155175	55.65	ug/L	98
14) ethyl ether	6.108	74	36227	53.34	ug/L	97
16) 2-chloropropane	6.339	43	132264	50.63	ug/L	100
17) acrolein	6.449	56	187072	515.35	ug/L	99
18) 1,1-dichloroethene	6.586	61	132637	52.49	ug/L	99
19) acetone	6.711	58	7996	56.64	ug/L	99
20) allyl chloride	7.209	76	37333	53.94	ug/L	92
21) acetonitrile	7.241	40	80707	555.62	ug/L #	69
22) iodomethane	6.911	142	170565	52.16	ug/L	98
23) iso-butyl alcohol	10.303	41	34408	517.68	ug/L	98
24) carbon disulfide	7.021	76	331527	49.14	ug/L	99
25) methylene chloride	7.456	84	96768	51.55	ug/L	100
26) 1-chloropropane	7.461	41	36187	49.73	ug/L	98
27) methyl acetate	7.220	74	13875	55.83	ug/L	99
28) methyl tert butyl ether	7.802	73	270072	53.28	ug/L	99
29) trans-1,2-dichloroethene	7.854	61	116888	52.41	ug/L	98
30) di-isopropyl ether	8.483	45	264698	54.04	ug/L	99
31) ethyl tert-butyl ether	9.008	59	274150	56.02	ug/L	99
32) 2-butanone	9.349	72	9863	54.74	ug/L	98
33) 1,1-dichloroethane	8.531	63	145801	53.07	ug/L	99
34) chloroprene	8.625	53	103953	55.74	ug/L	99
35) acrylonitrile	7.881	53	162084	271.97	ug/L	98
36) vinyl acetate	8.536	86	10901	53.00	ug/L	88
37) ethyl acetate	9.359	45	12265	50.89	ug/L	66

Quantitation Report (QT Reviewed)

Data Path : C:\msdchem\1\DATA\4V\v4v369\
Data File : 4V8944.D
Acq On : 18 Jun 2014 6:14 pm
Operator : BenM
Sample : jb69269-1msd
Misc : MS69214,V4V369,5,,,,10
ALS Vial : 7 Sample Multiplier: 1

Quant Time: Jun 19 14:25:46 2014
Quant Method : C:\MSDCHEM\1\METHODS\M4V368.M
Quant Title : sw846 8260b
QLast Update : Wed Jun 18 16:17:49 2014
Response via : Initial Calibration

Compound	R.T.	QIon	Response	Conc	Units		Dev(Min)
38) 2,2-dichloropropane	9.343	77	128271	51.88	ug/L		98
39) cis-1,2-dichloroethene	9.354	61	168059	59.66	ug/L		98
40) propionitrile	9.495	54	134439	540.08	ug/L		97
41) methyl acrylate	9.443	55	90376	50.58	ug/L	#	100
42) bromochloromethane	9.705	128	44797	52.19	ug/L		97
43) tetrahydrofuran	9.726	42	29928	48.69	ug/L		99
44) chloroform	9.773	83	142503	51.01	ug/L		100
47) freon 113	6.544	151	70278	54.60	ug/L		95
48) methacrylonitrile	9.668	41	103438	49.52	ug/L		96
49) 1,1,1-trichloroethane	10.004	97	135620	53.45	ug/L		99
50) tert-amyl methyl ether	10.513	73	286423	58.02	ug/L		99
52) epichlorohydrin	12.217	57	38521	241.83	ug/L		100
53) n-butyl alcohol	11.084	56	142476	2709.09	ug/L		99
54) cyclohexane	10.051	84	126682	50.48	ug/L	#	100
55) carbon tetrachloride	10.208	117	122141	51.41	ug/L		99
56) 1,1-dichloropropene	10.193	75	102091	50.34	ug/L		99
57) hexane	8.164	57	88480	52.27	ug/L		96
58) benzene	10.481	78	1582298	262.06	ug/L		99
59) isooctane	10.450	57	330559	56.60	ug/L		99
60) heptane	10.638	57	48865	52.66	ug/L		95
61) isopropyl acetate	10.439	43	277267	70.64	ug/L		96
62) 1,2-dichloroethane	10.539	62	91517	50.43	ug/L		97
63) trichloroethene	11.231	95	78847	51.85	ug/L		100
65) 2-nitropropane	12.075	43	25495	7.22	ug/L	#	6
66) 2-chloroethyl vinyl ether	12.075	63	11673	12.51	ug/L		98
67) methyl methacrylate	11.530	69	46060	47.03	ug/L		89
68) 1,2-dichloropropane	11.519	63	76888	53.40	ug/L		99
69) methylcyclohexane	11.420	83	137840	54.00	ug/L		98
70) dibromomethane	11.692	93	52029	50.77	ug/L		98
71) bromodichloromethane	11.829	83	104353	51.50	ug/L		99
72) cis-1,3-dichloropropene	12.285	75	106196	45.26	ug/L		100
74) 4-methyl-2-pentanone	12.390	58	33057	50.84	ug/L		98
75) toluene	12.626	92	155194	47.91	ug/L		99
76) 3-methyl-1-butanol	12.432	70	51279	1083.24	ug/L		99
77) trans-1,3-dichloropropene	12.861	75	98591	47.03	ug/L		99
78) ethyl methacrylate	12.840	69	88142	47.58	ug/L		99
79) 1,1,2-trichloroethane	13.082	83	54146	47.14	ug/L		100
80) 2-hexanone	13.249	58	30628	50.44	ug/L		100
82) tetrachloroethene	13.202	166	65186	49.27	ug/L		98
83) 1,3-dichloropropane	13.260	76	92958	46.57	ug/L		100
84) butyl acetate	13.318	56	50583	51.44	ug/L		97
85) dibromochloromethane	13.527	129	78738	48.83	ug/L		99
86) 1,2-dibromoethane	13.674	107	72532	49.89	ug/L		100
87) chlorobenzene	14.130	112	177605	48.64	ug/L		99
88) 1,1,1,2-tetrachloroethane	14.204	131	81215	52.67	ug/L		99
89) ethylbenzene	14.183	91	622718	96.95	ug/L		100
90) m,p-xylene	14.293	106	239101	99.38	ug/L		98
91) o-xylene	14.728	106	148588	59.62	ug/L		99
92) styrene	14.744	104	214717	51.34	ug/L		99
93) bromoform	15.037	173	67807	53.35	ug/L		99

Quantitation Report (QT Reviewed)

Data Path : C:\msdchem\1\DATA\4V\v4v369\
Data File : 4V8944.D
Acq On : 18 Jun 2014 6:14 pm
Operator : BenM
Sample : jb69269-1msd
Misc : MS69214,V4V369,5,,,,10
ALS Vial : 7 Sample Multiplier: 1

Quant Time: Jun 19 14:25:46 2014
Quant Method : C:\MSDCHEM\1\METHODS\M4V368.M
Quant Title : sw846 8260b
QLast Update : Wed Jun 18 16:17:49 2014
Response via : Initial Calibration

Compound	R.T.	QIon	Response	Conc	Units	Dev(Min)
95) isopropylbenzene	15.069	105	361829	46.44	ug/L	100
97) bromobenzene	15.488	156	93231	46.70	ug/L	98
98) cyclohexanone	15.284	55	39447	126.31	ug/L	94
99) 1,1,2,2-tetrachloroethane	15.425	83	122658	43.23	ug/L	99
100) trans-1,4-dichloro-2-b...	15.467	53	31992	49.59	ug/L	89
101) 1,2,3-trichloropropane	15.499	110	26451	47.74	ug/L	96
102) n-propylbenzene	15.483	91	422386	45.42	ug/L	99
103) 2-chlorotoluene	15.640	126	82372	44.47	ug/L	96
104) 4-chlorotoluene	15.740	91	262980	45.49	ug/L	99
105) 1,3,5-trimethylbenzene	15.635	105	295066	44.21	ug/L	100
106) tert-butylbenzene	15.981	119	242224	45.22	ug/L	100
107) pentachloroethane	16.081	167	63743	48.14	ug/L	98
108) 1,2,4-trimethylbenzene	16.028	105	401782	59.31	ug/L	98
109) sec-butylbenzene	16.191	105	387770	41.57	ug/L	100
110) 1,3-dichlorobenzene	16.390	146	187669	46.27	ug/L	99
111) p-isopropyltoluene	16.311	119	328783	43.91	ug/L	98
112) 1,4-dichlorobenzene	16.474	146	194501	46.92	ug/L	99
114) 1,2-dichlorobenzene	16.857	146	197198	46.77	ug/L	99
115) n-butylbenzene	16.710	92	202501	48.67	ug/L	88
116) 1,2-dibromo-3-chloropr...	17.606	75	28280	46.10	ug/L	99
117) 1,3,5-trichlorobenzene	17.743	180	166816	46.42	ug/L	100
118) 1,2,4-trichlorobenzene	18.325	180	157071	46.68	ug/L	99
119) hexachlorobutadiene	18.403	225	70319	45.95	ug/L	98
120) naphthalene	18.576	128	1764885	183.62	ug/L	99
121) 1,2,3-trichlorobenzene	18.786	180	150908	46.79	ug/L	99
122) hexachloroethane	17.087	119	74331	46.37	ug/L	96
123) Benzyl chloride	16.600	91	255362	49.41	ug/L	99

(#) = qualifier out of range (m) = manual integration (+) = signals summed

Quantitation Report (QT Reviewed)

Data Path : C:\msdchem\1\DATA\4V\v4v369\
Data File : 4V8944.D
Acq On : 18 Jun 2014 6:14 pm
Operator : BenM
Sample : jb69269-1msd
Misc : MS69214,V4V369,5,,,,10
ALS Vial : 7 Sample Multiplier: 1

Quant Time: Jun 19 14:25:46 2014
Quant Method : C:\MSDCHEM\1\METHODS\M4V368.M
Quant Title : sw846 8260b
QLast Update : Wed Jun 18 16:17:49 2014
Response via : Initial Calibration

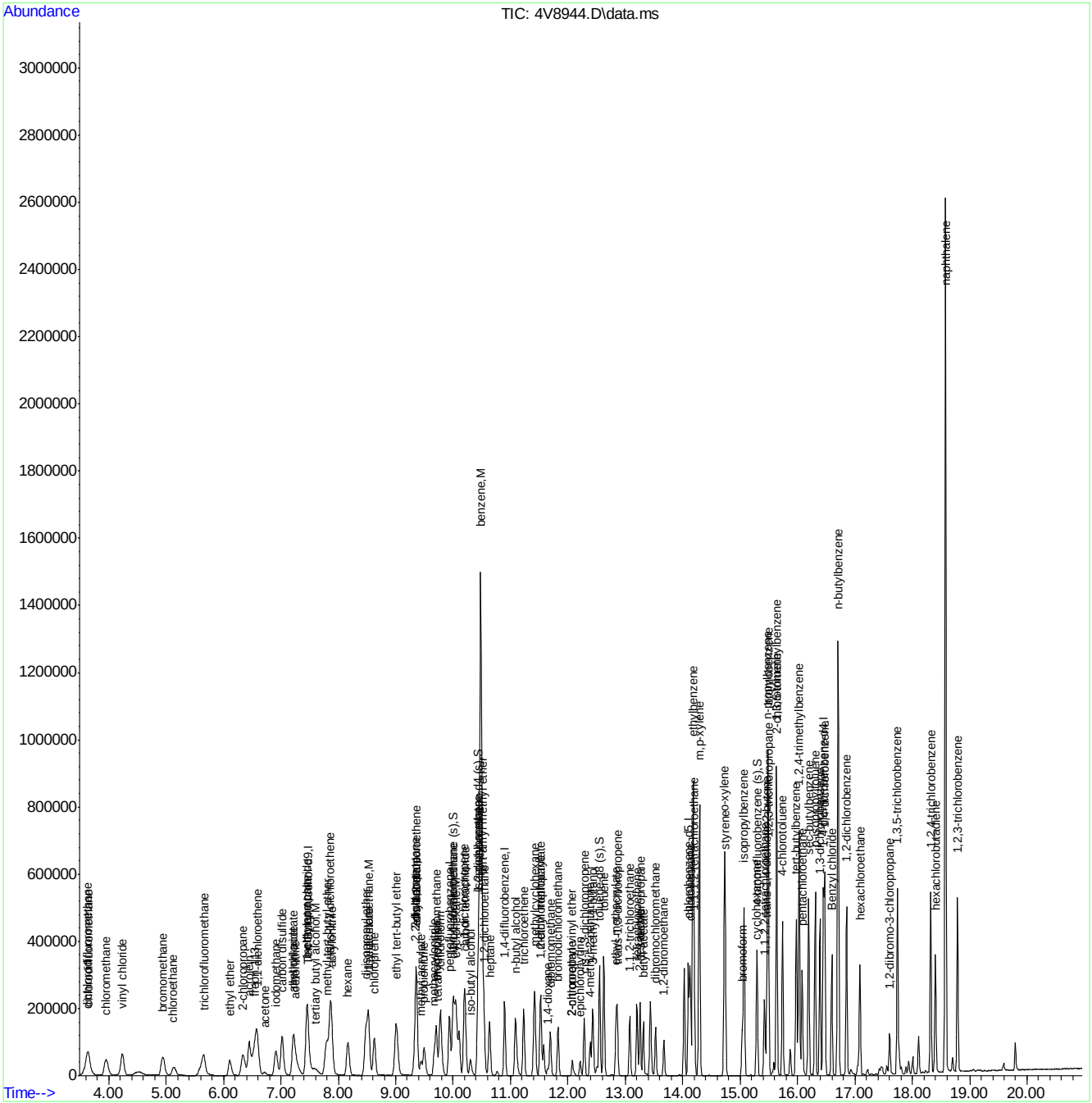

Quantitation Report (QT Reviewed)

Data Path : C:\MSDChem\1\DATA\
Data File : 3C110966.D
Acq On : 23 Jun 2014 1:17 am
Operator : prashans
Sample : JB69108-1MS
Misc : MS69085,V3C4997,10.0,,100,10,1
ALS Vial : 30 Sample Multiplier: 1

Quant Time: Jun 23 10:43:38 2014
Quant Method : C:\MSDCHEM\1\METHODS\M3C4989.M
Quant Title : Method SW846 8260B, ZB624 60m x 0.25mm x 1.4um
QLast Update : Wed Jun 18 08:58:10 2014
Response via : Initial Calibration

Internal Standards	R.T.	QIon	Response	Conc	Units		Dev(Min)
1) Tert Butyl Alcohol-d9	7.34	65	41482	500.00	ug/L		0.03
5) pentafluorobenzene	9.55	168	81451	50.00	ug/L		0.00
53) 1,4-difluorobenzene	10.46	114	118219	50.00	ug/L		0.00
82) chlorobenzene-d5	13.59	117	76734	50.00	ug/L		0.00
97) 1,4-dichlorobenzene-d4	15.89	152	32906	50.00	ug/L		0.00
System Monitoring Compounds							
44) dibromofluoromethane (s)	9.60	113	42714	57.57	ug/L		0.01
Spiked Amount 50.000	Range 59 - 130		Recovery = 115.14%				
45) 1,2-dichloroethane-d4 (s)	10.02	65	59187	54.25	ug/L		0.00
Spiked Amount 50.000	Range 65 - 123		Recovery = 108.50%				
74) toluene-d8 (s)	12.10	98	160615	52.44	ug/L		0.00
Spiked Amount 50.000	Range 80 - 124		Recovery = 104.88%				
99) 4-bromofluorobenzene (s)	14.73	95	54739	54.97	ug/L		0.00
Spiked Amount 50.000	Range 71 - 132		Recovery = 109.94%				
Target Compounds							Qvalue
2) 1,4-dioxane	11.18	88	12226	1402.46	ug/L	#	1
3) tertiary butyl alcohol	7.46	59	43581	316.14	ug/L		78
6) chlorodifluoromethane	3.98	51	49078	47.98	ug/L		99
7) dichlorodifluoromethane	3.96	85	55189	48.69	ug/L		97
8) chloromethane	4.30	50	59624	42.47	ug/L		99
9) vinyl chloride	4.55	62	45830	39.61	ug/L		98
10) bromomethane	5.17	94	4110	6.88	ug/L		91
11) chloroethane	5.34	64	11744	22.25	ug/L		91
14) trichlorofluoromethane	5.82	101	44944	36.92	ug/L		97
15) ethyl ether	6.24	74	27883	58.68	ug/L		96
16) acrolein	6.48	56	77341	489.31	ug/L		95
17) 1,1-dichloroethene	6.65	61	73570	50.66	ug/L		99
18) acetone	6.71	58	4733	46.07	ug/L		91
19) allyl chloride	7.17	76	23024	48.81	ug/L		93
20) acetonitrile	7.13	40	44546	549.36	ug/L		98
21) iodomethane	6.93	142	60640	52.87	ug/L		99
22) iso-butyl alcohol	9.78	41	541172	16009.80	ug/L	#	49
23) carbon disulfide	7.06	76	136384	46.05	ug/L		98
24) methylene chloride	7.36	84	47191	49.35	ug/L		98
25) methyl acetate	7.17	74	7286	63.17	ug/L		99
26) methyl tert butyl ether	7.69	73	134549	49.23	ug/L	#	1
27) trans-1,2-dichloroethene	7.74	61	76396	51.01	ug/L		96
28) di-isopropyl ether	8.29	45	203435	54.20	ug/L		89
29) ethyl tert-butyl ether	8.75	59	162484	48.77	ug/L		81
30) 2-butanone	9.00	72	5376	55.29	ug/L	#	65
31) 1,1-dichloroethane	8.30	63	92177	52.29	ug/L		100
32) chloroprene	8.41	53	84888	56.48	ug/L		97
33) acrylonitrile	7.68	53	89540	307.21	ug/L		96
34) vinyl acetate	8.28	86	7839	60.98	ug/L		80
35) ethyl acetate	9.02	45	7640	64.26	ug/L		52
36) 2,2-dichloropropane	9.04	77	60539	41.00	ug/L		99
37) cis-1,2-dichloroethene	9.03	61	92211	52.92	ug/L		94
38) propionitrile	9.09	54	68272	608.27	ug/L		93

Quantitation Report (QT Reviewed)

Data Path : C:\MSDChem\1\DATA\
Data File : 3C110966.D
Acq On : 23 Jun 2014 1:17 am
Operator : prashans
Sample : JB69108-1MS
Misc : MS69085,V3C4997,10.0,,100,10,1
ALS Vial : 30 Sample Multiplier: 1

Quant Time: Jun 23 10:43:38 2014
Quant Method : C:\MSDCHEM\1\METHODS\M3C4989.M
Quant Title : Method SW846 8260B, ZB624 60m x 0.25mm x 1.4um
QLast Update : Wed Jun 18 08:58:10 2014
Response via : Initial Calibration

Internal Standards	R.T.	QIon	Response	Conc	Units		Dev(Min)
39) Methyl Acrylate	9.10	85	5958	56.40	ug/L		99
40) bromochloromethane	9.34	128	20249	57.46	ug/L		95
41) tetrahydrofuran	9.39	72	7663	76.65	ug/L	#	6
42) chloroform	9.40	83	84018	50.42	ug/L		97
43) tert-Butyl Formate	9.43	59	40938	53.88	ug/L		90
46) freon 113	6.61	151	26784	47.08	ug/L		89
47) methacrylonitrile	9.28	41	40140	74.50	ug/L		99
48) 1,1,1-trichloroethane	9.66	97	68426	50.08	ug/L		98
49) Cyclohexane	9.73	84	111609	83.49	ug/L	#	26
51) 2,2,4-trimethylpentane	10.10	57	569154	135.38	ug/L	#	87
52) tert-amyl methyl ether	10.13	73	128832	43.74	ug/L		82
54) epichlorohydrin	11.73	57	566214	6837.24	ug/L		63
55) n-butyl alcohol	10.59	56	94596	3142.01	ug/L		83
56) carbon tetrachloride	9.86	117	59421	48.56	ug/L		98
57) 1,1-dichloropropene	9.83	75	64006	47.72	ug/L		100
58) hexane	8.03	57	327472	216.28	ug/L		99
59) benzene	10.10	78	183713	46.62	ug/L		99
60) heptane	10.26	57	351602	378.73	ug/L		94
61) isopropyl acetate	10.01	87	9847	59.28	ug/L	#	1
62) 1,2-dichloroethane	10.11	62	71494	54.54	ug/L		95
63) trichloroethene	10.81	95	46817	51.69	ug/L		97
66) 2-nitropropane	11.57	41	523701	1506.57	ug/L		97
67) 2-chloroethyl vinyl ether	11.59	63	116037	328.68	ug/L		98
68) methyl methacrylate	11.07	100	10265	59.67	ug/L	#	85
69) 1,2-dichloropropane	11.07	63	53477	51.01	ug/L		95
70) methylcyclohexane	11.03	83	336333	203.43	ug/L		98
71) dibromomethane	11.23	93	25496	55.27	ug/L		97
72) bromodichloromethane	11.36	83	65922	56.06	ug/L		99
73) cis-1,3-dichloropropene	11.81	75	71712	50.19	ug/L		95
75) 4-methyl-2-pentanone	11.91	58	25610	80.03	ug/L		92
76) toluene	12.17	91	156439	41.72	ug/L		99
77) 3-methyl-1-butanol	12.16	70	93611	3590.07	ug/L		91
78) trans-1,3-dichloropropene	12.37	75	63701	49.60	ug/L		86
79) ethyl methacrylate	12.36	69	87970	89.57	ug/L		92
80) 1,1,2-trichloroethane	12.54	97	124617	208.38	ug/L	#	37
81) 2-hexanone	12.75	58	28817	101.47	ug/L	#	1
83) tetrachloroethene	12.75	166	32663	46.31	ug/L		100
84) 1,3-dichloropropane	12.76	76	55736	54.63	ug/L		97
85) butyl acetate	12.82	56	58312	131.19	ug/L	#	54
86) dibromochloromethane	13.02	129	33744	57.39	ug/L		98
87) 1,2-dibromoethane	13.17	107	26638	53.88	ug/L		96
88) 3,3-Dimethyl-1-Butanol	12.91	57	52714	628.31	ug/L	#	1
89) chlorobenzene	13.63	112	90073	49.24	ug/L		97
90) 1,1,1,2-tetrachloroethane	13.69	131	29962	47.08	ug/L		96
91) ethylbenzene	13.68	91	887633	254.19	ug/L		98
92) m,p-xylene	13.78	106	146421	120.63	ug/L		98
93) o-xylene	14.20	91	152702	55.31	ug/L		97
94) styrene	14.21	104	95016	54.81	ug/L		97
96) bromoform	14.47	173	20599	59.02	ug/L		99
98) isopropylbenzene	14.54	105	280197	85.97	ug/L		99

Quantitation Report (QT Reviewed)

Data Path : C:\MSDChem\1\DATA\
Data File : 3C110966.D
Acq On : 23 Jun 2014 1:17 am
Operator : prashans
Sample : JB69108-1MS
Misc : MS69085,V3C4997,10.0,,100,10,1
ALS Vial : 30 Sample Multiplier: 1

Quant Time: Jun 23 10:43:38 2014
Quant Method : C:\MSDCHEM\1\METHODS\M3C4989.M
Quant Title : Method SW846 8260B, ZB624 60m x 0.25mm x 1.4um
QLast Update : Wed Jun 18 08:58:10 2014
Response via : Initial Calibration

Internal Standards	R.T.	QIon	Response	Conc	Units		Dev(Min)
100) bromobenzene	14.93	156	32007	46.91	ug/L	#	65
101) cyclohexanone	14.69	55	15429	104.45	ug/L		95
102) 1,1,2,2-tetrachloroethane	14.83	83	41228	57.89	ug/L		98
103) trans-1,4-dichloro-2-buten	14.88	53	19048	85.65	ug/L		86
104) 1,2,3-trichloropropane	14.91	110	11206	64.01	ug/L		85
105) n-propylbenzene	14.94	91	865102	238.49	ug/L		100
107) 2-chlorotoluene	15.09	126	33006	46.83	ug/L	#	81
108) 4-chlorotoluene	15.18	126	33390	46.69	ug/L		90
109) 1,3,5-trimethylbenzene	15.09	105	209987	77.81	ug/L		98
110) tert-butylbenzene	15.43	119	105970	48.14	ug/L		94
111) pentachloroethane	15.51	167	21825	53.53	ug/L		96
112) 1,2,4-trimethylbenzene	15.48	105	235016	89.15	ug/L		100
113) sec-butylbenzene	15.64	105	245081	74.07	ug/L		97
114) 1,3-dichlorobenzene	15.83	146	61739	45.90	ug/L		97
115) p-isopropyltoluene	15.76	119	151027	57.37	ug/L		97
116) 1,4-dichlorobenzene	15.91	146	61645	45.63	ug/L		99
117) 1,2-dichlorobenzene	16.30	146	59147	47.25	ug/L		98
119) n-butylbenzene	16.17	92	209936	151.15	ug/L		99
121) 1,2-dibromo-3-chloropropan	17.07	157	6728	61.60	ug/L		95
122) 1,3,5-Trichlorobenzene	17.26	180	47708	48.96	ug/L	#	97
123) 1,2,4-trichlorobenzene	17.88	180	42283	57.72	ug/L		99
124) hexachlorobutadiene	18.00	225	29038	49.54	ug/L		89
125) naphthalene	18.16	128	481227	311.84	ug/L		99
126) 1,2,3-trichlorobenzene	18.41	180	41656	60.82	ug/L		98
127) hexachloroethane	16.52	119	957382	1992.56	ug/L	#	7
128) Benzyl chloride	16.05	91	145958	119.65	ug/L	#	74

(#) = qualifier out of range (m) = manual integration (+) = signals summed

Quantitation Report (QT Reviewed)

Data Path : C:\MSDChem\1\DATA\
Data File : 3C110966.D
Acq On : 23 Jun 2014 1:17 am
Operator : prashans
Sample : JB69108-1MS
Misc : MS69085,V3C4997,10.0,,100,10,1
ALS Vial : 30 Sample Multiplier: 1

Quant Time: Jun 23 10:43:38 2014
Quant Method : C:\MSDCHEM\1\METHODS\M3C4989.M
Quant Title : Method SW846 8260B, ZB624 60m x 0.25mm x 1.4um
QLast Update : Wed Jun 18 08:58:10 2014
Response via : Initial Calibration

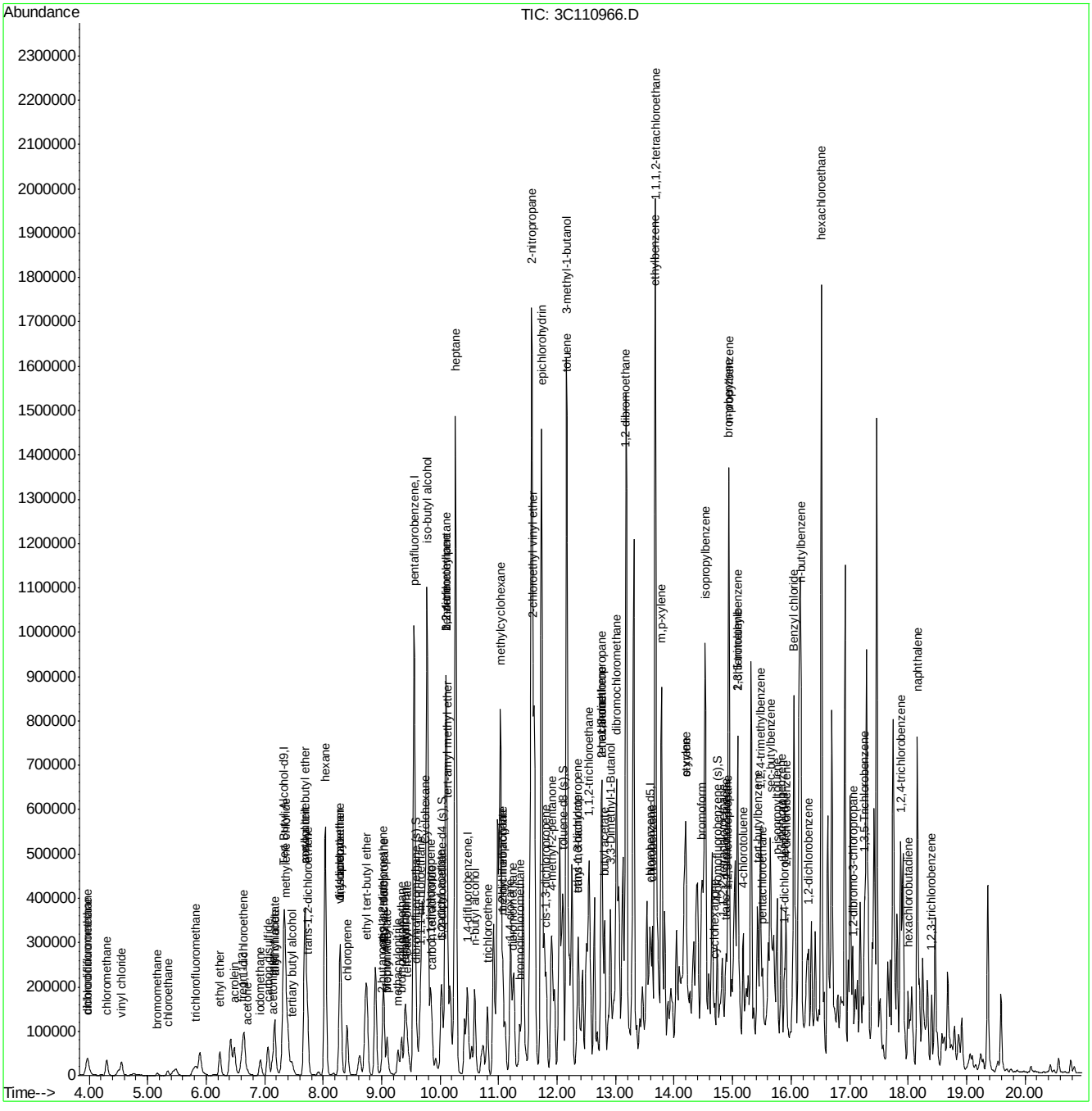

Quantitation Report (QT Reviewed)

Data Path : C:\MSDChem\1\DATA\
Data File : 3C110967.D
Acq On : 23 Jun 2014 1:46 am
Operator : prashans
Sample : JB69108-1MSD
Misc : MS69085,V3C4997,10.0,,100,10,1
ALS Vial : 31 Sample Multiplier: 1

Quant Time: Jun 23 10:44:13 2014
Quant Method : C:\MSDCHEM\1\METHODS\M3C4989.M
Quant Title : Method SW846 8260B, ZB624 60m x 0.25mm x 1.4um
QLast Update : Wed Jun 18 08:58:10 2014
Response via : Initial Calibration

Internal Standards	R.T.	QIon	Response	Conc	Units		Dev(Min)
1) Tert Butyl Alcohol-d9	7.34	65	48412	500.00	ug/L		0.04
5) pentafluorobenzene	9.55	168	93440	50.00	ug/L		0.00
53) 1,4-difluorobenzene	10.46	114	136225	50.00	ug/L		0.00
82) chlorobenzene-d5	13.59	117	86685	50.00	ug/L		0.00
97) 1,4-dichlorobenzene-d4	15.89	152	35785	50.00	ug/L		0.00
System Monitoring Compounds							
44) dibromofluoromethane (s)	9.60	113	48495	56.97	ug/L		0.01
Spiked Amount 50.000	Range 59 - 130		Recovery = 113.94%				
45) 1,2-dichloroethane-d4 (s)	10.02	65	67408	53.86	ug/L		0.00
Spiked Amount 50.000	Range 65 - 123		Recovery = 107.72%				
74) toluene-d8 (s)	12.10	98	179356	50.82	ug/L		0.00
Spiked Amount 50.000	Range 80 - 124		Recovery = 101.64%				
99) 4-bromofluorobenzene (s)	14.73	95	61041	56.37	ug/L		0.00
Spiked Amount 50.000	Range 71 - 132		Recovery = 112.74%				
Target Compounds							Qvalue
2) 1,4-dioxane	11.18	88	12424	1221.17	ug/L	#	1
3) tertiary butyl alcohol	7.46	59	44522	276.74	ug/L		75
6) chlorodifluoromethane	3.98	51	50273	42.84	ug/L		96
7) dichlorodifluoromethane	3.97	85	55833	42.94	ug/L		98
8) chloromethane	4.30	50	55807	34.65	ug/L		97
9) vinyl chloride	4.56	62	44675	33.66	ug/L		96
10) bromomethane	5.16	94	4051	5.91	ug/L		95
11) chloroethane	5.35	64	11391	18.81	ug/L		95
14) trichlorofluoromethane	5.82	101	42466	30.41	ug/L		98
15) ethyl ether	6.24	74	27982	51.33	ug/L		97
16) acrolein	6.48	56	78422	432.49	ug/L		96
17) 1,1-dichloroethene	6.65	61	74578	44.76	ug/L		99
18) acetone	6.70	58	4893	41.52	ug/L		100
19) allyl chloride	7.18	76	23332	43.11	ug/L		92
20) acetonitrile	7.14	40	44028	473.30	ug/L		86
21) iodomethane	6.93	142	61566	46.79	ug/L		98
22) iso-butyl alcohol	9.78	41	349790	9020.31	ug/L	#	47
23) carbon disulfide	7.06	76	138077	40.64	ug/L		98
24) methylene chloride	7.37	84	46977	42.83	ug/L		96
25) methyl acetate	7.17	74	7544	57.02	ug/L		95
26) methyl tert butyl ether	7.69	73	138104	44.04	ug/L	#	1
27) trans-1,2-dichloroethene	7.74	61	77287	44.99	ug/L		99
28) di-isopropyl ether	8.29	45	205365	47.70	ug/L		92
29) ethyl tert-butyl ether	8.75	59	166247	43.50	ug/L		90
30) 2-butanone	9.00	72	5806	52.05	ug/L	#	80
31) 1,1-dichloroethane	8.30	63	92769	45.87	ug/L		99
32) chloroprene	8.41	53	84884	49.23	ug/L		99
33) acrylonitrile	7.68	53	89051	266.33	ug/L		94
34) vinyl acetate	8.29	86	8045	54.55	ug/L		71
35) ethyl acetate	9.02	45	7776	57.01	ug/L		55
36) 2,2-dichloropropane	9.03	77	60874	35.94	ug/L		98
37) cis-1,2-dichloroethene	9.03	61	92783	46.41	ug/L		95
38) propionitrile	9.09	54	69773	541.88	ug/L		93

Quantitation Report (QT Reviewed)

Data Path : C:\MSDChem\1\DATA\
Data File : 3C110967.D
Acq On : 23 Jun 2014 1:46 am
Operator : prashans
Sample : JB69108-1MSD
Misc : MS69085,V3C4997,10.0,,100,10,1
ALS Vial : 31 Sample Multiplier: 1

Quant Time: Jun 23 10:44:13 2014
Quant Method : C:\MSDCHEM\1\METHODS\M3C4989.M
Quant Title : Method SW846 8260B, ZB624 60m x 0.25mm x 1.4um
QLast Update : Wed Jun 18 08:58:10 2014
Response via : Initial Calibration

Internal Standards	R.T.	QIon	Response	Conc	Units		Dev(Min)
39) Methyl Acrylate	9.10	85	6122	50.94	ug/L		97
40) bromochloromethane	9.34	128	20216	50.00	ug/L		99
41) tetrahydrofuran	9.39	72	7766	67.71	ug/L	#	8
42) chloroform	9.40	83	85346	44.64	ug/L		97
43) tert-Butyl Formate	9.43	59	41905	48.08	ug/L	#	79
46) freon 113	6.62	151	27464	42.08	ug/L		90
47) methacrylonitrile	9.28	41	40582	65.66	ug/L		99
48) 1,1,1-trichloroethane	9.66	97	69233	44.17	ug/L		97
49) Cyclohexane	9.73	84	112126	73.12	ug/L	#	36
51) 2,2,4-trimethylpentane	10.10	57	579609	120.18	ug/L	#	86
52) tert-amyl methyl ether	10.13	73	134173	39.71	ug/L		84
54) epichlorohydrin	11.73	57	569743	5970.48	ug/L		62
55) n-butyl alcohol	10.59	56	93146	2714.93	ug/L		86
56) carbon tetrachloride	9.86	117	58999	41.84	ug/L		97
57) 1,1-dichloropropene	9.83	75	63862	41.31	ug/L		100
58) hexane	8.03	57	324473	185.98	ug/L		99
59) benzene	10.10	78	186832	41.14	ug/L		99
60) heptane	10.26	57	353607	330.55	ug/L		93
61) isopropyl acetate	10.02	87	10298	53.80	ug/L	#	1
62) 1,2-dichloroethane	10.11	62	72135	47.75	ug/L		94
63) trichloroethene	10.81	95	47571	45.58	ug/L		94
66) 2-nitropropane	11.57	41	525052	1310.81	ug/L		98
67) 2-chloroethyl vinyl ether	11.59	63	118042	290.17	ug/L		98
68) methyl methacrylate	11.07	100	10431	52.62	ug/L		93
69) 1,2-dichloropropane	11.07	63	54615	45.21	ug/L		98
70) methylcyclohexane	11.03	83	352758	185.17	ug/L		98
71) dibromomethane	11.23	93	25543	48.06	ug/L		95
72) bromodichloromethane	11.36	83	67059	49.49	ug/L		96
73) cis-1,3-dichloropropene	11.81	75	72700	44.16	ug/L		91
75) 4-methyl-2-pentanone	11.90	58	25674	69.63	ug/L		94
76) toluene	12.17	91	150369	34.80	ug/L		98
77) 3-methyl-1-butanol	12.16	70	94502	3156.03	ug/L		89
78) trans-1,3-dichloropropene	12.37	75	64308	43.45	ug/L		87
79) ethyl methacrylate	12.36	69	87165	77.02	ug/L		91
80) 1,1,2-trichloroethane	12.54	97	125324	181.86	ug/L	#	36
81) 2-hexanone	12.75	58	28579	87.33	ug/L	#	1
83) tetrachloroethene	12.75	166	33187	41.65	ug/L		99
84) 1,3-dichloropropane	12.76	76	56100	48.68	ug/L		98
85) butyl acetate	12.82	56	59697	118.89	ug/L	#	53
86) dibromochloromethane	13.02	129	33114	49.85	ug/L		98
87) 1,2-dibromoethane	13.17	107	26690	47.79	ug/L		94
88) 3,3-Dimethyl-1-Butanol	12.91	57	52254	556.31	ug/L	#	1
89) chlorobenzene	13.63	112	88857	43.00	ug/L		98
90) 1,1,1,2-tetrachloroethane	13.68	131	29385	40.87	ug/L		98
91) ethylbenzene	13.68	91	878825	222.78	ug/L		98
92) m,p-xylene	13.78	106	136419	99.49	ug/L		95
93) o-xylene	14.20	91	144188	46.23	ug/L		96
94) styrene	14.21	104	95669	48.85	ug/L		98
96) bromoform	14.47	173	20027	50.79	ug/L		99
98) isopropylbenzene	14.53	105	277220	78.22	ug/L		98

Quantitation Report (QT Reviewed)

Data Path : C:\MSDChem\1\DATA\
Data File : 3C110967.D
Acq On : 23 Jun 2014 1:46 am
Operator : prashans
Sample : JB69108-1MSD
Misc : MS69085,V3C4997,10.0,,100,10,1
ALS Vial : 31 Sample Multiplier: 1

Quant Time: Jun 23 10:44:13 2014
Quant Method : C:\MSDCHEM\1\METHODS\M3C4989.M
Quant Title : Method SW846 8260B, ZB624 60m x 0.25mm x 1.4um
QLast Update : Wed Jun 18 08:58:10 2014
Response via : Initial Calibration

Internal Standards	R.T.	QIon	Response	Conc	Units		Dev(Min)
100) bromobenzene	14.93	156	31781	42.83	ug/L	#	60
101) cyclohexanone	14.69	55	14978	93.24	ug/L		80
102) 1,1,2,2-tetrachloroethane	14.83	83	39564	51.08	ug/L		100
103) trans-1,4-dichloro-2-buten	14.88	53	15805	65.35	ug/L		82
104) 1,2,3-trichloropropane	14.91	110	11520	60.51	ug/L		88
105) n-propylbenzene	14.94	91	852374	216.07	ug/L		99
107) 2-chlorotoluene	15.09	126	32487	42.38	ug/L	#	75
108) 4-chlorotoluene	15.18	126	34185	43.95	ug/L		95
109) 1,3,5-trimethylbenzene	15.09	105	205972	70.19	ug/L		98
110) tert-butylbenzene	15.43	119	103801	43.36	ug/L		95
111) pentachloroethane	15.51	167	21695	48.93	ug/L		98
112) 1,2,4-trimethylbenzene	15.48	105	222416	77.58	ug/L		100
113) sec-butylbenzene	15.64	105	242177	67.30	ug/L		99
114) 1,3-dichlorobenzene	15.83	146	62196	42.52	ug/L		96
115) p-isopropyltoluene	15.76	119	148182	51.76	ug/L		98
116) 1,4-dichlorobenzene	15.91	146	61202	41.66	ug/L		99
117) 1,2-dichlorobenzene	16.30	146	58495	42.97	ug/L		97
119) n-butylbenzene	16.17	92	206720	136.86	ug/L		98
121) 1,2-dibromo-3-chloropropan	17.07	157	6184	52.06	ug/L		99
122) 1,3,5-Trichlorobenzene	17.26	180	47831	45.13	ug/L	#	97
123) 1,2,4-trichlorobenzene	17.88	180	42272	53.06	ug/L		97
124) hexachlorobutadiene	18.00	225	27406	42.99	ug/L		94
125) naphthalene	18.16	128	470600	280.42	ug/L		99
126) 1,2,3-trichlorobenzene	18.41	180	40652	54.58	ug/L		97
127) hexachloroethane	16.52	119	949063	1816.33	ug/L	#	7
128) Benzyl chloride	16.05	91	141764	106.86	ug/L	#	74

(#) = qualifier out of range (m) = manual integration (+) = signals summed

Quantitation Report (QT Reviewed)

Data Path : C:\MSDChem\1\DATA\
Data File : 3C110967.D
Acq On : 23 Jun 2014 1:46 am
Operator : prashans
Sample : JB69108-1MSD
Misc : MS69085,V3C4997,10.0,,100,10,1
ALS Vial : 31 Sample Multiplier: 1

Quant Time: Jun 23 10:44:13 2014
Quant Method : C:\MSDCHEM\1\METHODS\M3C4989.M
Quant Title : Method SW846 8260B, ZB624 60m x 0.25mm x 1.4um
QLast Update : Wed Jun 18 08:58:10 2014
Response via : Initial Calibration

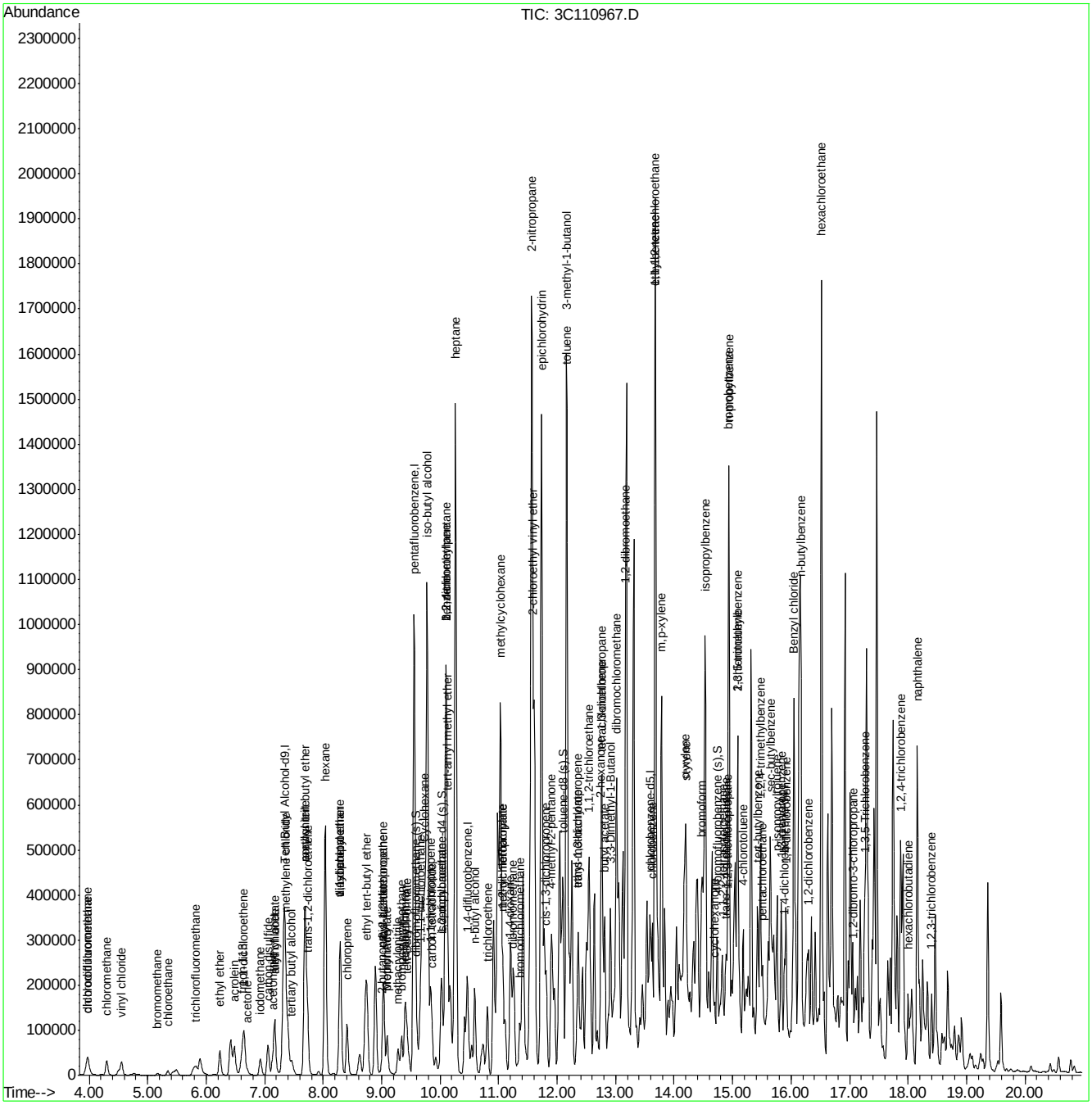

Quantitation Report (QT Reviewed)

Data Path : C:\MSDCHEM\1\DATA\
Data File : 3C110787.D
Acq On : 18 Jun 2014 5:33 pm
Operator : prashans
Sample : JB69114-1DUP
Misc : MS69200,V3C4991,5.4,,,,1
ALS Vial : 12 Sample Multiplier: 1

Quant Time: Jun 19 08:43:43 2014
Quant Method : C:\MSDCHEM\1\METHODS\M3C4989.M
Quant Title : Method SW846 8260B, ZB624 60m x 0.25mm x 1.4um
QLast Update : Wed Jun 18 08:58:10 2014
Response via : Initial Calibration

Internal Standards	R.T.	QIon	Response	Conc	Units	Dev(Min)
1) Tert Butyl Alcohol-d9	7.30	65	89245	500.00	ug/L	0.00
5) pentafluorobenzene	9.54	168	116407	50.00	ug/L	0.00
53) 1,4-difluorobenzene	10.46	114	168766	50.00	ug/L	0.00
82) chlorobenzene-d5	13.59	117	123392	50.00	ug/L	0.00
97) 1,4-dichlorobenzene-d4	15.88	152	48997	50.00	ug/L	0.00
System Monitoring Compounds						
44) dibromofluoromethane (s)	9.59	113	61659	58.14	ug/L	0.00
Spiked Amount 50.000	Range 59 - 130		Recovery = 116.28%			
45) 1,2-dichloroethane-d4 (s)	10.01	65	97458	62.51	ug/L	0.00
Spiked Amount 50.000	Range 65 - 123		Recovery = 125.02%#			
74) toluene-d8 (s)	12.09	98	237364	54.29	ug/L	0.00
Spiked Amount 50.000	Range 80 - 124		Recovery = 108.58%			
99) 4-bromofluorobenzene (s)	14.73	95	83726	56.47	ug/L	0.00
Spiked Amount 50.000	Range 71 - 132		Recovery = 112.94%			
Target Compounds						Qvalue
18) acetone	6.69	58	4829	32.89	ug/L	90
23) carbon disulfide	7.05	76	2458	0.58	ug/L	77
59) benzene	10.09	78	2028	0.36	ug/L	95
70) methylcyclohexane	11.02	83	1206	0.51	ug/L	93
76) toluene	12.16	91	1825	0.34	ug/L	91

(#) = qualifier out of range (m) = manual integration (+) = signals summed

Quantitation Report (QT Reviewed)

Data Path : C:\MSDCHEM\1\DATA\
Data File : 3C110787.D
Acq On : 18 Jun 2014 5:33 pm
Operator : prashans
Sample : JB69114-1DUP
Misc : MS69200,V3C4991,5.4,,,,1
ALS Vial : 12 Sample Multiplier: 1

Quant Time: Jun 19 08:43:43 2014
Quant Method : C:\MSDCHEM\1\METHODS\M3C4989.M
Quant Title : Method SW846 8260B, ZB624 60m x 0.25mm x 1.4um
QLast Update : Wed Jun 18 08:58:10 2014
Response via : Initial Calibration

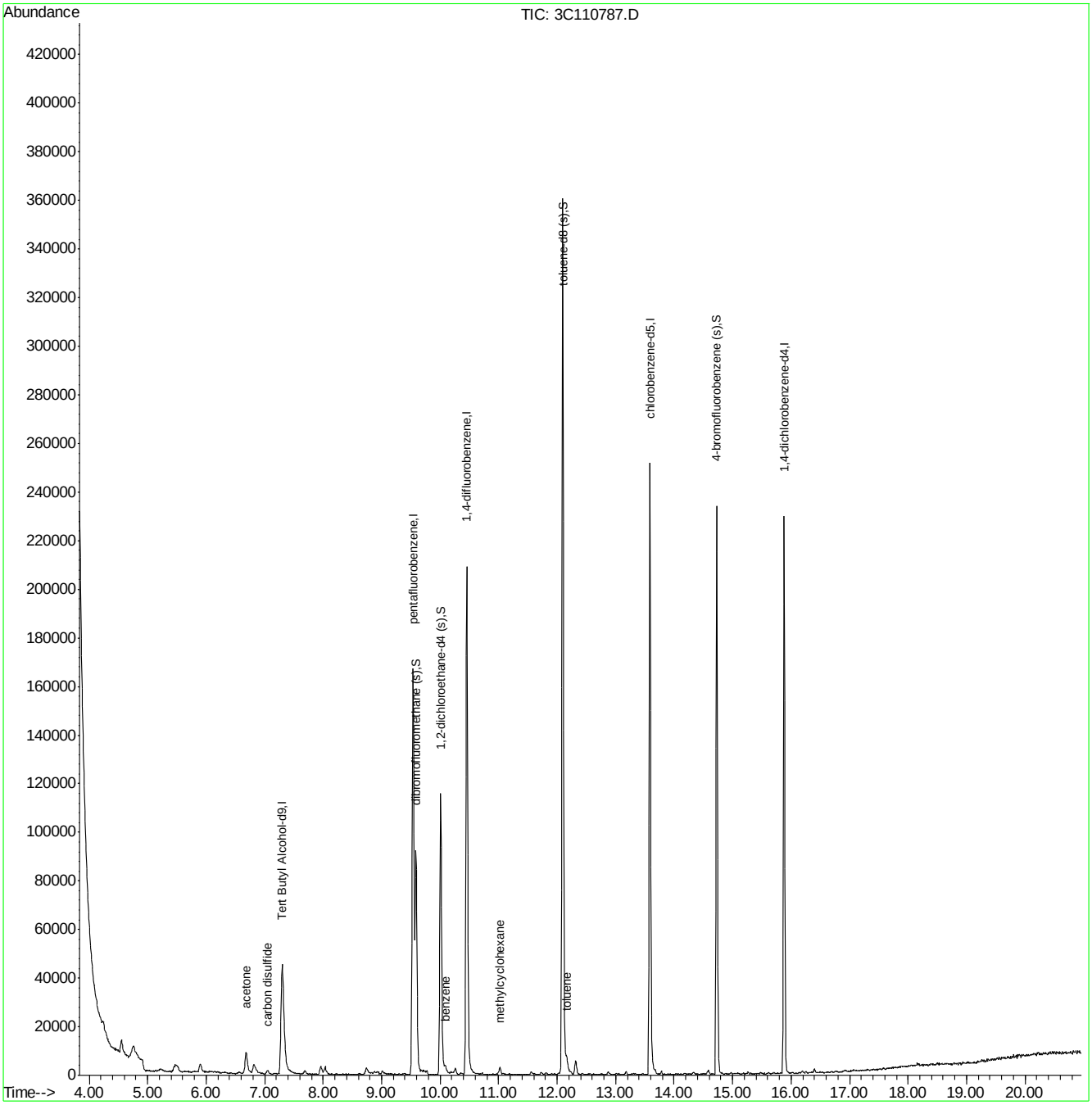

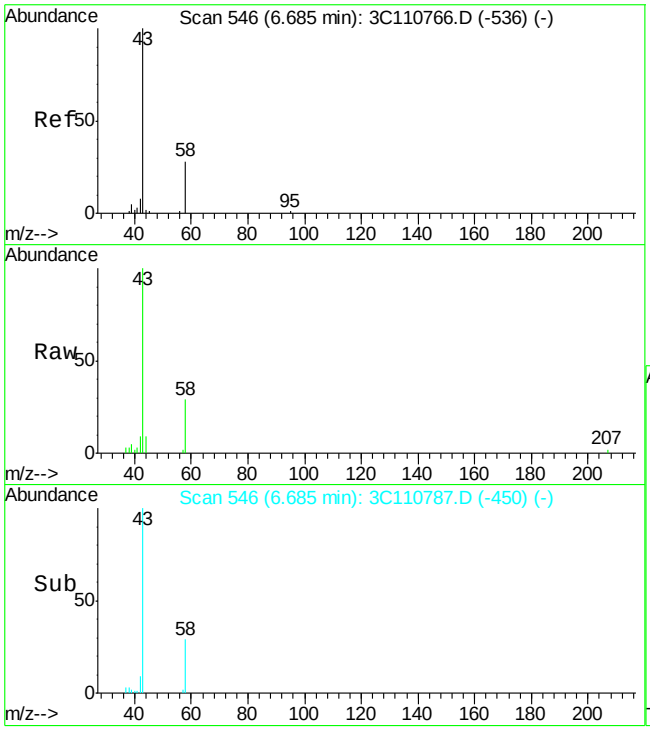

#18
acetone
Concen: 32.89 ug/L
RT: 6.69 min Scan# 546
Delta R.T. 0.00 min
Lab File: 3C110787.D
Acq: 18 Jun 2014 5:33 pm

Tgt Ion: 58 Resp: 4829

Ion	Ratio	Lower	Upper
58	100		
43	344.5	336.0	396.0

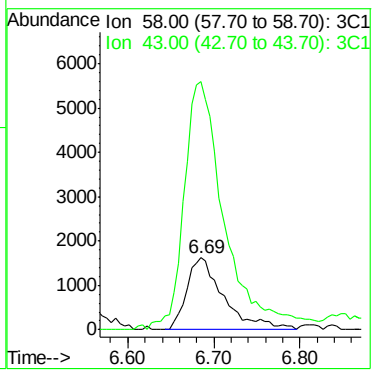

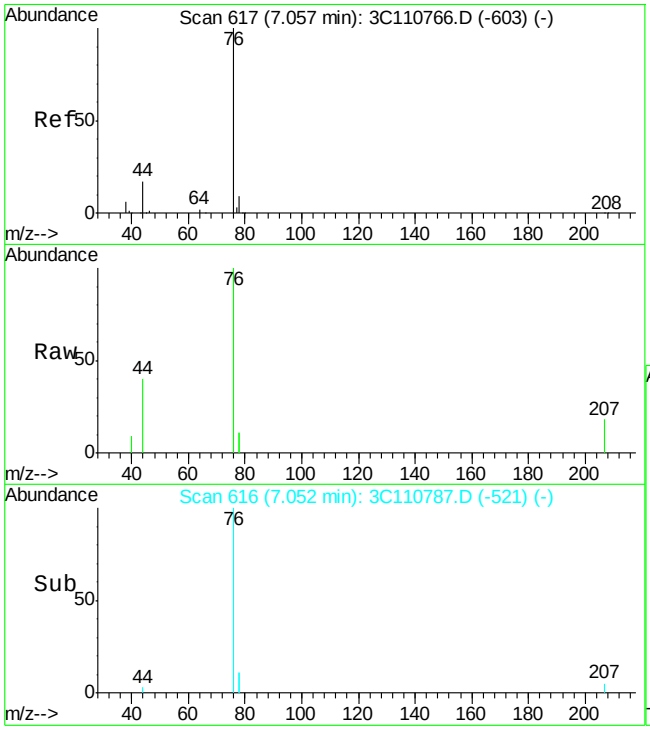

#23
carbon disulfide
Concen: 0.58 ug/L
RT: 7.05 min Scan# 616
Delta R.T. -0.01 min
Lab File: 3C110787.D
Acq: 18 Jun 2014 5:33 pm

Tgt Ion: 76 Resp: 2458

Ion	Ratio	Lower	Upper
76	100		
78	21.9	0.0	39.2
44	9.8	0.0	46.7

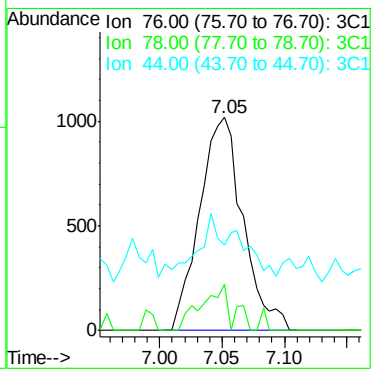

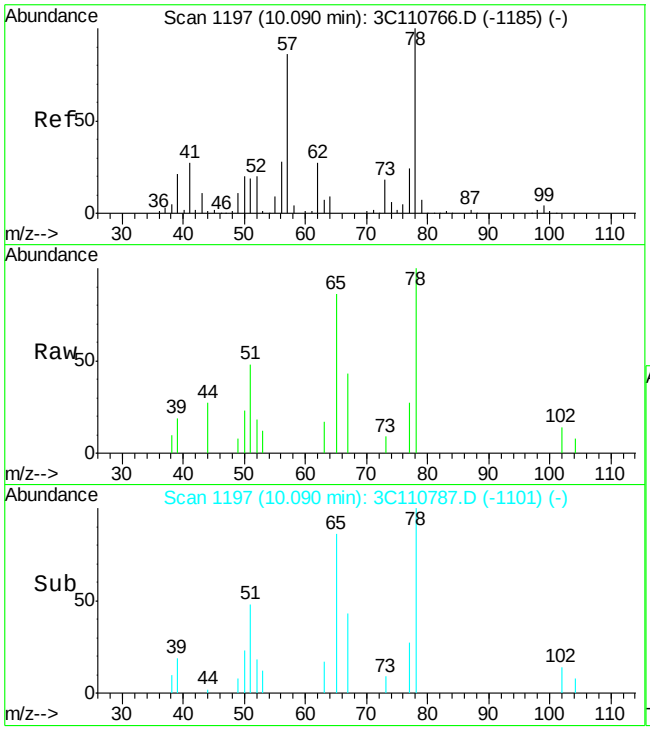

#59
benzene
Concen: 0.36 ug/L
RT: 10.09 min Scan# 1197
Delta R.T. 0.00 min
Lab File: 3C110787.D
Acq: 18 Jun 2014 5:33 pm

Tgt Ion: 78 Resp: 2028

Ion	Ratio	Lower	Upper
78	100		
77	26.6	0.0	54.5
52	17.9	0.0	50.4

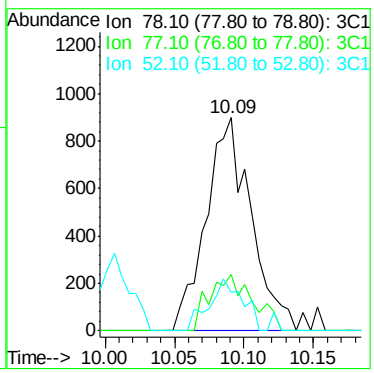

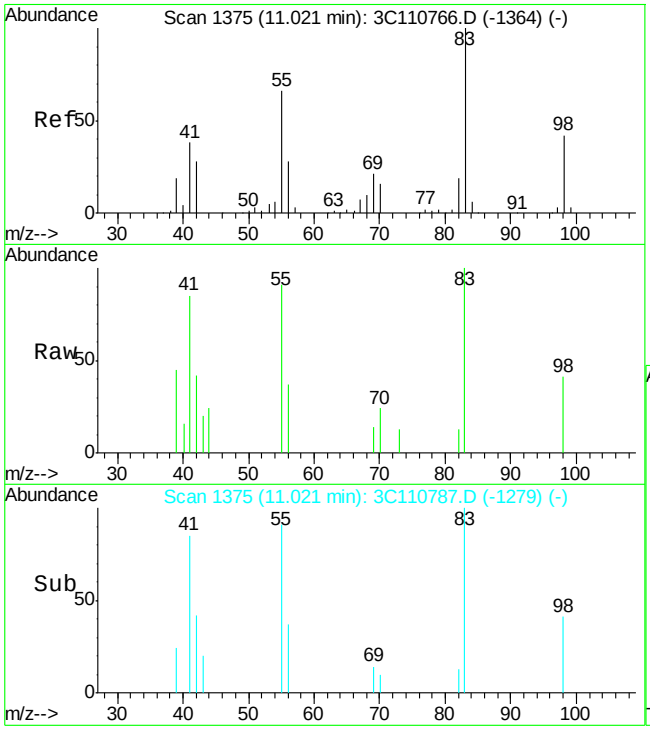

#70
methylcyclohexane
Concen: 0.51 ug/L
RT: 11.02 min Scan# 1375
Delta R.T. 0.00 min
Lab File: 3C110787.D
Acq: 18 Jun 2014 5:33 pm

Tgt Ion: 83 Resp: 1206

Ion	Ratio	Lower	Upper
83	100		
55	90.8	69.4	129.4
98	40.6	12.3	72.3

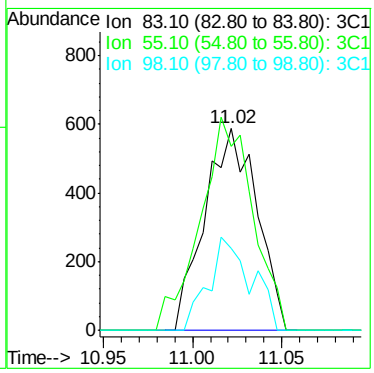

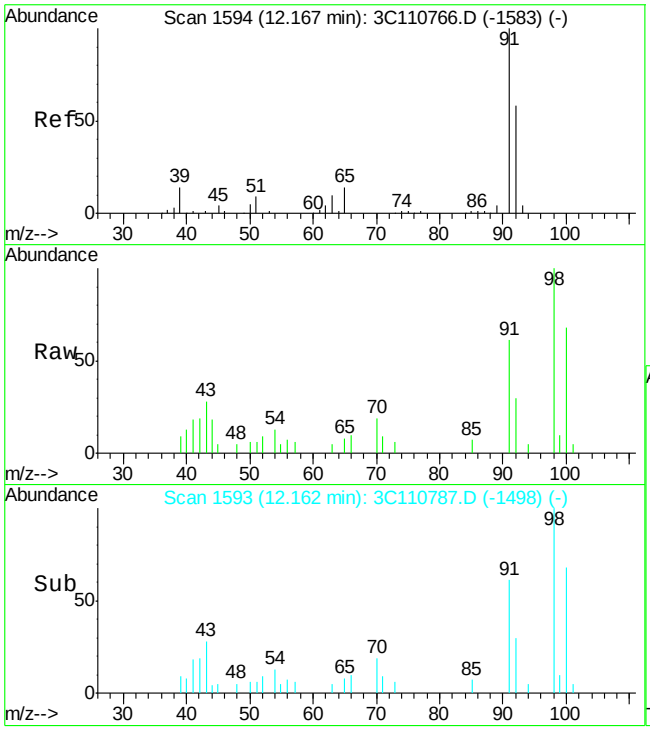

#76
toluene
Concen: 0.34 ug/L
RT: 12.16 min Scan# 1593
Delta R.T. -0.00 min
Lab File: 3C110787.D
Acq: 18 Jun 2014 5:33 pm

Tgt Ion: 91 Resp: 1825

Ion	Ratio	Lower	Upper
91	100		
92	50.3	28.4	88.4
65	13.4	0.0	44.5

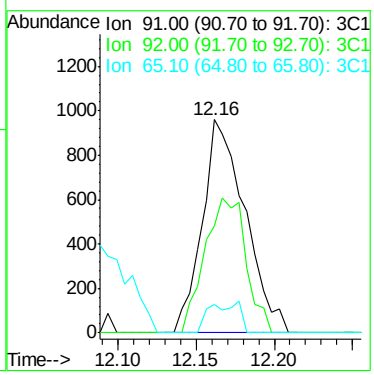

7.5.1

7

SW-846 Method 8260

Data File : C:\MSDCHEM\1\DATA\3C110758.D Vial: 1
Acq On : 17 Jun 2014 5:37 pm Operator: prashans
Sample : BFB Inst : MS3C
Misc : MS69200,V3C4989,5.0,,,,1 Multiplr: 1.00
MS Integration Params: RTEINT.P

Method : C:\MSDCHEM\1\METHODS\M3C4989.M (RTE Integrator)
Title : Method SW846 8260B, ZB624 60m x 0.25mm x 1.4um

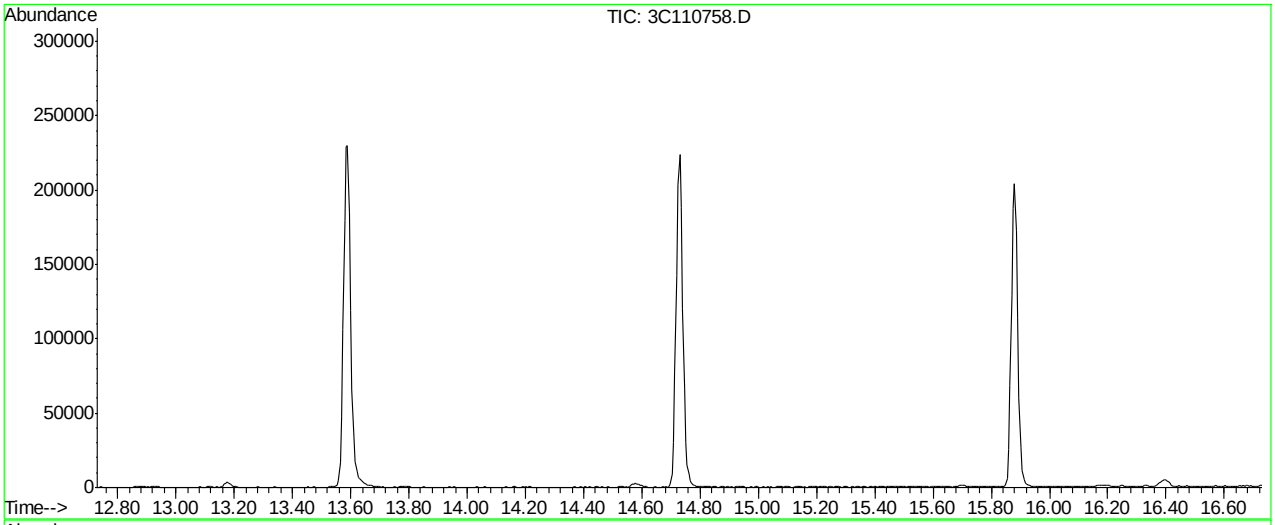

AutoFind: Scans 2083, 2084, 2085; Background Corrected with Scan 2074

Target Mass	Rel. to Mass	Lower Limit%	Upper Limit%	Rel. Abn%	Raw Abn	Result Pass/Fail
50	95	15	40	20.2	8958	PASS
75	95	30	60	50.5	22392	PASS
95	95	100	100	100.0	44384	PASS
96	95	5	9	6.7	2978	PASS
173	174	0.00	2	0.0	0	PASS
174	95	50	120	71.4	31696	PASS
175	174	5	9	8.0	2537	PASS
176	174	95	101	97.9	31026	PASS
177	176	5	9	6.5	2023	PASS

3C110758.D M3C4989.M Wed Jun 18 15:50:08 2014 MS3C

Average of 14.724 to 14.735 min.: 3C110758.D
BFB
Modified:subtracted

m/z	abund.	m/z	abund.	m/z	abund.	m/z	abund.
36.00	463	49.00	2009	63.00	1549	76.95	273
37.00	2320	50.00	8958	64.05	140	78.05	177
38.00	2247	51.00	2998	67.05	103	78.90	1139
39.00	808	52.00	142	68.00	4421	79.90	325
39.95	62	54.95	121	69.00	4452	80.90	1084
43.05	55	56.00	668	70.00	375	81.95	224
44.00	285	57.00	1198	72.05	221	86.00	27
45.00	444	58.00	28	73.00	1929	86.95	1634
47.00	578	60.00	401	74.00	7484	87.95	1576
47.90	104	61.00	1986	75.00	22392	91.00	155
48.05	162	62.00	2027	76.00	1949	92.00	1176

Average of 14.724 to 14.735 min.: 3C110758.D
BFB
Modified:subtracted

m/z	abund.	m/z	abund.	m/z	abund.	m/z	abund.
93.00	1696	117.85	126	147.90	61		
94.00	4898	118.85	218	154.90	34		
95.00	44384	127.85	115	156.90	97		
96.00	2978	128.90	59	161.00	28		
97.05	103	129.90	151	173.90	31696		
103.90	176	134.90	30	174.95	2537		
104.90	30	136.80	29	175.90	31026		
105.85	180	140.90	345	176.90	2023		
112.90	28	141.80	25	253.00	57		
115.85	156	142.90	389				
116.90	246	145.90	25				

SW-846 Method 8260

Data File : C:\MSDCHEM\1\DATA\3C110776.D Vial: 1
Acq On : 18 Jun 2014 11:58 am Operator: prashans
Sample : BFB Inst : MS3C
Misc : MS69200,V3C4991,5.0,,,,1 Multiplr: 1.00
MS Integration Params: RTEINT.P

Method : C:\MSDCHEM\1\METHODS\M3C4989.M (RTE Integrator)
Title : Method SW846 8260B, ZB624 60m x 0.25mm x 1.4um

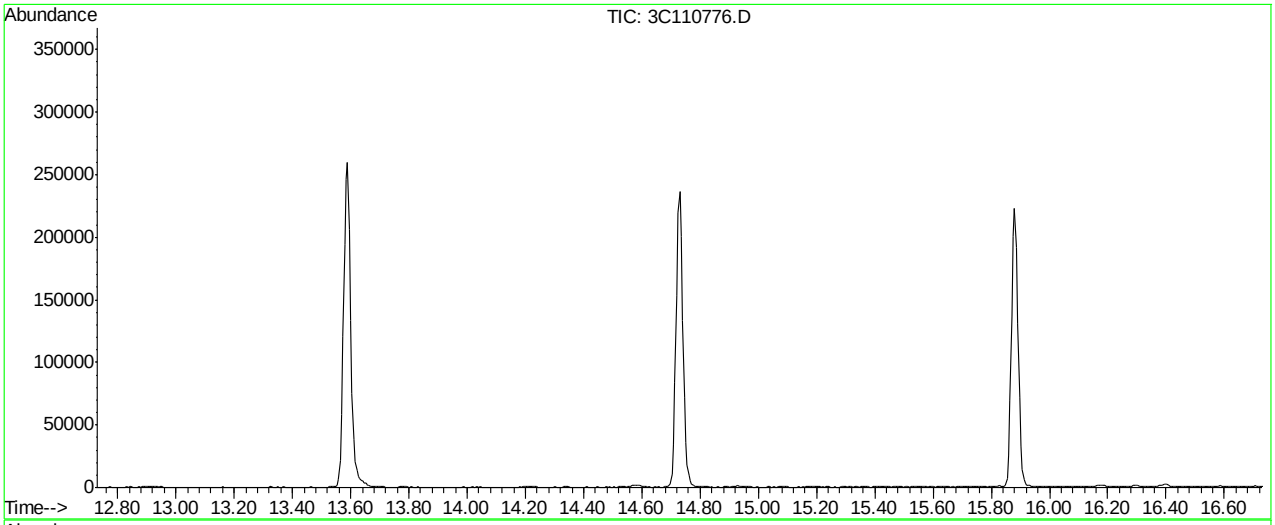

AutoFind: Scans 2083, 2084, 2085; Background Corrected with Scan 2074

Target Mass	Rel. to Mass	Lower Limit%	Upper Limit%	Rel. Abn%	Raw Abn	Result Pass/Fail
50	95	15	40	22.4	10698	PASS
75	95	30	60	52.3	24997	PASS
95	95	100	100	100.0	47784	PASS
96	95	5	9	6.6	3149	PASS
173	174	0.00	2	0.0	0	PASS
174	95	50	120	65.0	31072	PASS
175	174	5	9	7.6	2373	PASS
176	174	95	101	96.9	30098	PASS
177	176	5	9	6.8	2050	PASS

3C110776.D M3C4989.M Wed Jun 18 17:42:37 2014 MS3C

Average of 14.724 to 14.735 min.: 3C110776.D
BFB
Modified:subtracted

m/z	abund.	m/z	abund.	m/z	abund.	m/z	abund.
36.00	539	50.00	10698	64.00	151	77.90	138
37.00	2852	51.00	3258	67.05	102	78.10	94
38.00	2463	51.95	159	68.00	5060	78.90	1284
39.00	1046	55.00	149	69.00	4928	79.90	393
40.00	3	56.00	752	70.00	413	80.90	1279
44.00	298	57.00	1420	71.95	338	81.85	293
45.00	508	58.10	29	72.95	2160	85.90	32
46.00	32	60.00	451	74.00	8151	86.95	1770
47.00	729	61.00	2415	75.00	24997	87.95	1712
48.00	318	62.00	2426	76.00	2169	90.85	164
49.00	2222	63.00	1659	76.95	292	92.00	1312

Average of 14.724 to 14.735 min.: 3C110776.D
BFB
Modified:subtracted

m/z	abund.	m/z	abund.	m/z	abund.	m/z	abund.
93.00	1931	118.90	175	154.95	97		
94.00	5335	127.85	125	156.90	40		
95.00	47784	128.90	26	173.90	31072		
96.00	3149	129.80	37	174.90	2373		
97.05	83	129.95	90	175.90	30098		
103.90	202	134.95	77	176.90	2050		
104.85	52	136.90	82	177.90	27		
105.90	165	140.90	373	206.95	5		
115.85	125	141.90	27				
116.85	267	142.90	391				
117.85	176	147.95	103				

SW-846 Method 8260

Data File : C:\MSDChem\1\DATA\3C110961.D Vial: 25
Acq On : 22 Jun 2014 10:50 pm Operator: prashans
Sample : BFB Inst : MS3C
Misc : MS69085,V3C4997,5.0,,100,5,1 Multiplr: 1.00
MS Integration Params: RTEINT.P

Method : C:\MSDCHEM\1\METHODS\M3C4989.M (RTE Integrator)
Title : Method SW846 8260B, ZB624 60m x 0.25mm x 1.4um

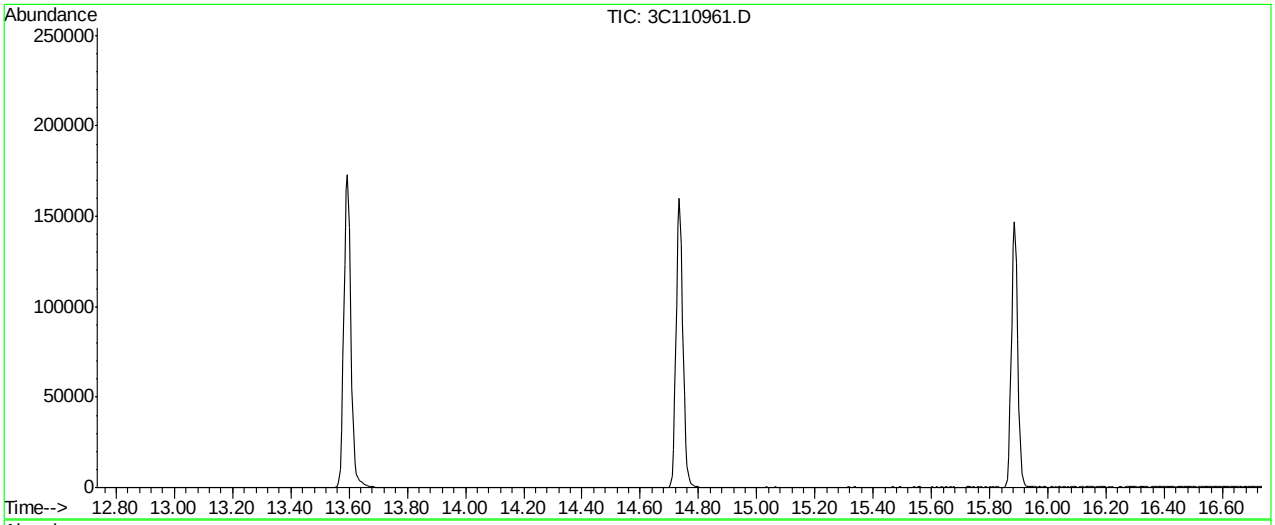

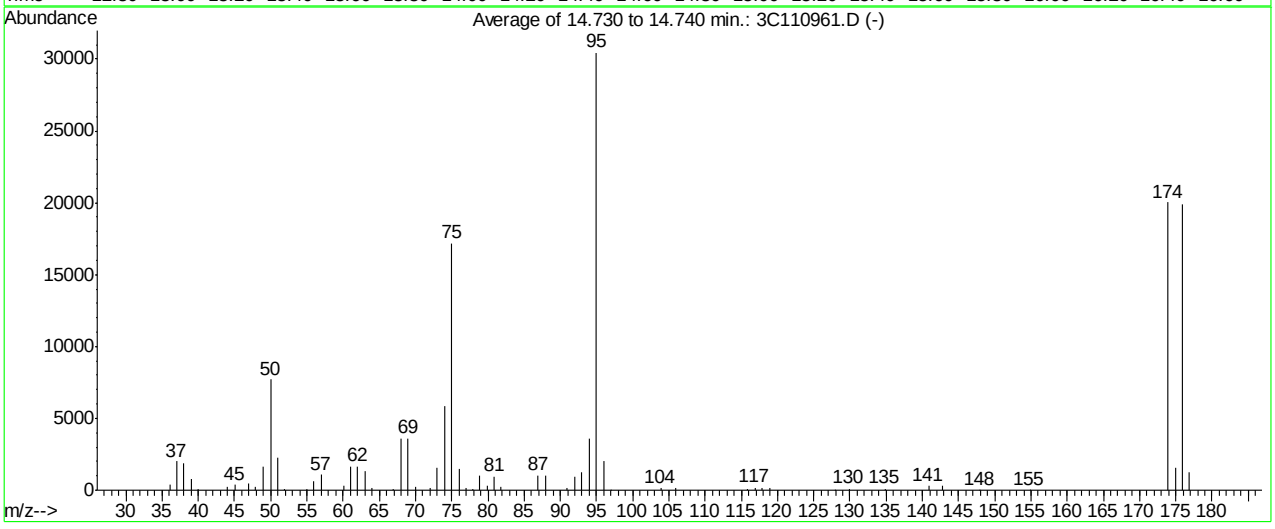

AutoFind: Scans 2084, 2085, 2086; Background Corrected with Scan 2076

Target Mass	Rel. to Mass	Lower Limit%	Upper Limit%	Rel. Abn%	Raw Abn	Result Pass/Fail
50	95	15	40	25.2	7686	PASS
75	95	30	60	56.4	17187	PASS
95	95	100	100	100.0	30456	PASS
96	95	5	9	6.8	2068	PASS
173	174	0.00	2	0.0	0	PASS
174	95	50	120	65.8	20029	PASS
175	174	5	9	7.7	1540	PASS
176	174	95	101	99.2	19877	PASS
177	176	5	9	6.2	1224	PASS

3C110961.D M3C4989.M Mon Jun 23 10:32:38 2014 MS3C

Average of 14.730 to 14.740 min.: 3C110961.D
BFB
Modified:subtracted

m/z	abund.	m/z	abund.	m/z	abund.	m/z	abund.
36.05	371	51.00	2229	68.00	3593	79.95	329
37.00	2000	51.95	107	69.00	3608	80.90	961
38.00	1862	55.05	111	70.00	254	81.85	210
39.00	756	56.00	594	71.95	176	86.95	1040
40.00	59	57.00	1075	73.00	1582	87.95	994
44.00	263	60.05	307	74.00	5822	90.95	135
45.05	360	61.00	1602	75.00	17187	92.00	930
47.00	461	62.00	1658	76.00	1516	93.00	1250
47.95	201	63.00	1313	76.95	195	94.00	3578
49.00	1610	64.05	148	77.95	114	95.00	30456
50.00	7686	66.95	101	78.90	994	96.00	2068

Average of 14.730 to 14.740 min.: 3C110961.D
BFB
Modified:subtracted

m/z	abund.	m/z	abund.	m/z	abund.	m/z	abund.
97.00	31	142.85	285				
103.85	126	147.90	39				
105.95	124	154.80	40				
115.85	110	173.90	20029				
116.90	180	174.95	1540				
117.90	130	175.90	19877				
118.95	149	176.90	1224				
127.90	36						
129.85	102						
134.85	84						
140.85	290						

SW-846 Method 8260

Data File : C:\msdchem\1\DATA\4V8912.D Vial: 1
Acq On : 17 Jun 2014 10:56 am Operator: BenM
Sample : bfb Inst : GCMS4V
Misc : MS68934,V4V368,5,,,,1 Multiplr: 1.00
MS Integration Params: lcsint.p

Method : C:\MSDCHEM\1\METHODS\M4V368.M (RTE Integrator)
Title : sw846 8260b

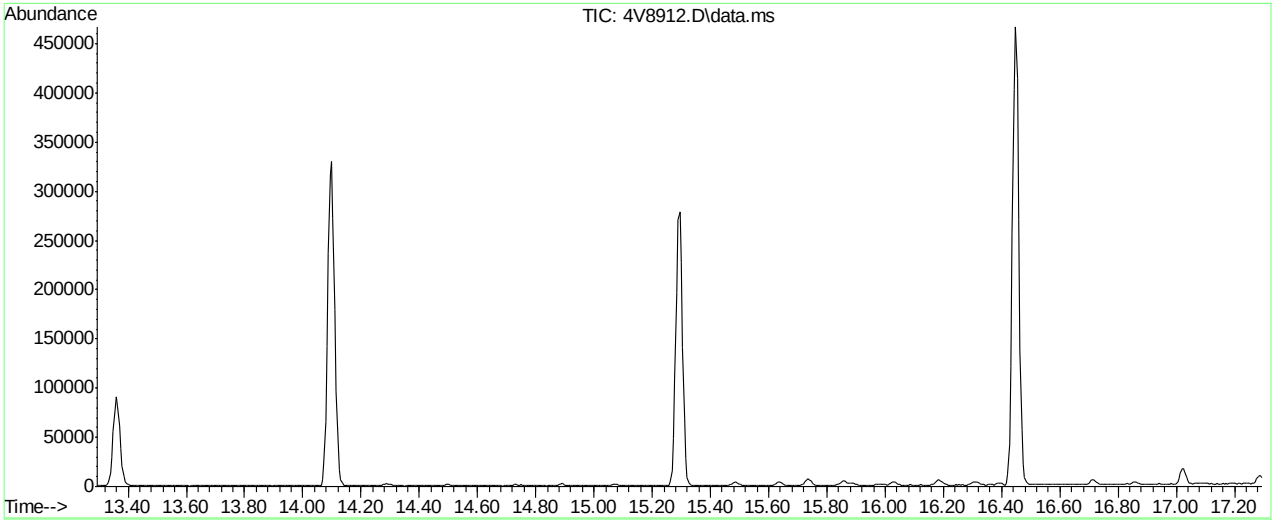

AutoFind: Scans 2251, 2252, 2253; Background Corrected with Scan 2242

Target Mass	Rel. to Mass	Lower Limit%	Upper Limit%	Rel. Abn%	Raw Abn	Result Pass/Fail
50	95	15	40	15.9	8885	PASS
75	95	30	60	43.4	24259	PASS
95	95	100	100	100.0	55909	PASS
96	95	5	9	6.6	3676	PASS
173	174	0.00	2	0.0	0	PASS
174	95	50	120	86.5	48363	PASS
175	174	5	9	7.7	3730	PASS
176	174	95	101	97.2	46987	PASS
177	176	5	9	6.5	3058	PASS

4V8912.D M4V368.M Wed Jun 18 09:37:06 2014 RPT1

Average of 15.289 to 15.299 min.: 4V8912.D\data.ms
bfb
Modified:subtracted

m/z	abund.	m/z	abund.	m/z	abund.	m/z	abund.
36.00	414	50.10	8885	68.05	4818	79.95	299
37.05	2164	51.10	2685	69.05	4982	80.90	1176
38.10	1837	55.10	256	70.00	399	81.90	245
39.05	767	56.00	665	72.00	281	87.00	3344
40.00	16	57.05	1213	73.05	2064	88.00	3142
41.10	61	60.00	466	74.10	7620	91.00	226
44.00	218	61.05	2034	75.10	24259	92.00	1359
45.00	478	62.05	1979	76.05	2072	93.00	1935
47.05	790	63.05	1458	77.00	397	94.05	5596
48.00	294	64.10	61	77.95	315	95.10	55909
49.05	1789	67.00	66	78.95	1133	96.10	3676

Average of 15.289 to 15.299 min.: 4V8912.D\data.ms
bfb
Modified:subtracted

m/z	abund.	m/z	abund.	m/z	abund.	m/z	abund.
103.90	177	174.00	48363				
105.90	169	175.00	3730				
115.90	164	176.00	46987				
116.90	272	177.00	3058				
117.90	178						
118.95	228						
127.95	210						
129.90	209						
140.95	370						
142.90	396						
155.00	60						

SW-846 Method 8260

Data File : C:\msdchem\1\DATA\4V\v4v369\4V8938.D Vial: 1
Acq On : 18 Jun 2014 3:31 pm Operator: BenM
Sample : bfb Inst : GCMS4V
Misc : MS65323,V4V369,5,,,,1 Multiplr: 1.00
MS Integration Params: lcsint.p

Method : C:\MSDCHEM\1\METHODS\M4V368.M (RTE Integrator)
Title : sw846 8260b

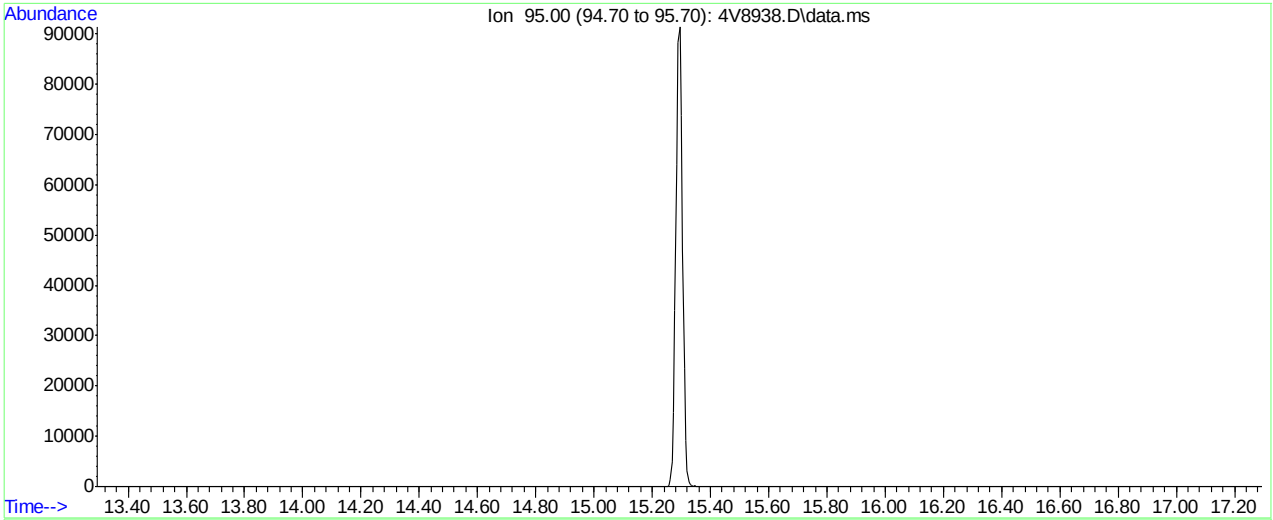

AutoFind: Scans 2251, 2252, 2253; Background Corrected with Scan 2242

Target Mass	Rel. to Mass	Lower Limit%	Upper Limit%	Rel. Abn%	Raw Abn	Result Pass/Fail
50	95	15	40	16.4	13889	PASS
75	95	30	60	43.9	37064	PASS
95	95	100	100	100.0	84485	PASS
96	95	5	9	6.7	5642	PASS
173	174	0.00	2	0.0	0	PASS
174	95	50	120	83.7	70725	PASS
175	174	5	9	7.7	5431	PASS
176	174	95	101	96.7	68395	PASS
177	176	5	9	6.4	4391	PASS

4V8938.D M4V368.M Thu Jun 19 14:23:03 2014 DANA

Average of 15.289 to 15.299 min.: 4V8938.D\data.ms
bfb
Modified:subtracted

m/z	abund.	m/z	abund.	m/z	abund.	m/z	abund.
36.05	615	51.10	4287	68.00	7599	79.95	482
37.10	3281	52.05	206	69.05	7550	81.00	1852
38.10	2810	55.05	189	70.00	524	81.95	368
39.05	1171	56.05	1015	72.00	418	87.00	4815
40.00	72	57.05	1802	73.05	3166	88.00	4649
44.00	363	60.00	668	74.10	11846	90.95	324
45.05	682	61.00	3123	75.10	37064	92.00	2051
47.00	1229	62.05	3131	76.05	3048	93.00	2973
48.00	413	63.05	2313	77.00	529	94.10	8684
49.10	2957	64.00	219	78.00	454	95.10	84485
50.10	13889	67.05	141	78.95	1786	96.10	5642

Average of 15.289 to 15.299 min.: 4V8938.D\data.ms
bfb
Modified:subtracted

m/z	abund.	m/z	abund.	m/z	abund.	m/z	abund.
97.00	186	134.90	59				
103.95	276	136.90	56				
104.90	59	140.90	700				
105.95	328	142.90	656				
115.90	252	147.90	179				
116.95	435	154.95	231				
117.95	252	157.00	57				
118.95	391	174.00	70725				
127.95	259	175.00	5431				
128.90	51	176.00	68395				
129.90	310	177.00	4391				

Quantitation Report (QT Reviewed)

Data Path : C:\MSDChem\1\DATA\
Data File : 3C110759.D
Acq On : 17 Jun 2014 6:16 pm
Operator : prashans
Sample : IC4989-0.2
Misc : MS69200,V3C4989,5.0,,,,1
ALS Vial : 2 Sample Multiplier: 1

Quant Time: Jun 18 15:39:13 2014
Quant Method : C:\MSDCHEM\1\METHODS\M3C4989.M
Quant Title : Method SW846 8260B, ZB624 60m x 0.25mm x 1.4um
QLast Update : Thu May 08 17:19:13 2014
Response via : Initial Calibration

Internal Standards	R.T.	QIon	Response	Conc	Units	Dev(Min)
1) Tert Butyl Alcohol-d9	7.30	65	50040	500.00	ug/L	0.00
5) pentafluorobenzene	9.54	168	131030	50.00	ug/L	0.00
53) 1,4-difluorobenzene	10.46	114	173570	50.00	ug/L	0.00
82) chlorobenzene-d5	13.59	117	126063	50.00	ug/L	0.00
97) 1,4-dichlorobenzene-d4	15.88	152	50385	50.00	ug/L	0.00
System Monitoring Compounds						
44) dibromofluoromethane (s)	0.00	113	0d	0.00	ug/L	
Spiked Amount 50.000	Range 59 - 130		Recovery =	0.00%#		
45) 1,2-dichloroethane-d4 (s)	0.00	65	0d	0.00	ug/L	
Spiked Amount 50.000	Range 65 - 123		Recovery =	0.00%#		
74) toluene-d8 (s)	0.00	98	0d	0.00	ug/L	
Spiked Amount 50.000	Range 80 - 124		Recovery =	0.00%#		
99) 4-bromofluorobenzene (s)	0.00	95	0d	0.00	ug/L	
Spiked Amount 50.000	Range 71 - 132		Recovery =	0.00%#		
Target Compounds						Qvalue
17) 1,1-dichloroethene	6.65	61	459	0.13	ug/L #	68
23) carbon disulfide	7.06	76	1087	0.14	ug/L	81
26) methyl tert butyl ether	7.67	73	968	0.16	ug/L	68
27) trans-1,2-dichloroethene	7.73	61	506	0.14	ug/L	96
28) di-isopropyl ether	8.28	45	1059	0.14	ug/L #	56
29) ethyl tert-butyl ether	8.74	59	947	0.13	ug/L	88
31) 1,1-dichloroethane	8.30	63	547	0.13	ug/L	83
32) chloroprene	8.41	53	357	0.10	ug/L	71
37) cis-1,2-dichloroethene	9.03	61	506	0.12	ug/L #	75
42) chloroform	9.39	83	678	0.18	ug/L	78
48) 1,1,1-trichloroethane	9.65	97	454	0.13	ug/L	87
49) Cyclohexane	9.72	84	403	0.11	ug/L #	44
51) 2,2,4-trimethylpentane	10.08	57	1398	0.14	ug/L #	86
52) tert-amyl methyl ether	10.12	73	1148	0.17	ug/L	51
56) carbon tetrachloride	9.86	117	380	0.16	ug/L #	45
59) benzene	10.10	78	1345	0.18	ug/L	96
62) 1,2-dichloroethane	10.11	62	311	0.15	ug/L #	49
70) methylcyclohexane	11.02	83	472	0.14	ug/L #	71
73) cis-1,3-dichloropropene	11.81	75	361	0.13	ug/L #	77
91) ethylbenzene	13.67	91	1417	0.19	ug/L	98
92) m,p-xylene	13.78	106	891	0.33	ug/L	93
93) o-xylene	14.20	91	937	0.15	ug/L	99
94) styrene	14.21	104	544	0.13	ug/L	92
98) isopropylbenzene	14.53	105	1239	0.19	ug/L	94
105) n-propylbenzene	14.94	91	1218	0.16	ug/L	93
106) 4-Ethyltoluene	15.04	105	908	0.15	ug/L	94
109) 1,3,5-trimethylbenzene	15.09	105	836	0.15	ug/L	92
112) 1,2,4-trimethylbenzene	15.48	105	850	0.16	ug/L	87
113) sec-butylbenzene	15.64	105	1112	0.16	ug/L	95
114) 1,3-dichlorobenzene	15.83	146	469	0.19	ug/L	75
115) p-isopropyltoluene	15.75	119	863	0.16	ug/L	91
116) 1,4-dichlorobenzene	15.91	146	514	0.21	ug/L	83
117) 1,2-dichlorobenzene	16.30	146	434	0.19	ug/L	86

Quantitation Report (QT Reviewed)

Data Path : C:\MSDChem\1\DATA\
Data File : 3C110759.D
Acq On : 17 Jun 2014 6:16 pm
Operator : prashans
Sample : IC4989-0.2
Misc : MS69200,V3C4989,5.0,,,,1
ALS Vial : 2 Sample Multiplier: 1

Quant Time: Jun 18 15:39:13 2014
Quant Method : C:\MSDCHEM\1\METHODS\M3C4989.M
Quant Title : Method SW846 8260B, ZB624 60m x 0.25mm x 1.4um
QLast Update : Thu May 08 17:19:13 2014
Response via : Initial Calibration

Internal Standards	R.T.	QIon	Response	Conc	Units		Dev(Min)
118) 1,4-Diethylbenzene	16.13	119	430	0.13	ug/L		93
119) n-butylbenzene	16.17	92	451	0.16	ug/L	#	69
120) 1,2,4,5-Tetramethylbenzene	16.92	119	663	0.13	ug/L		83

(#) = qualifier out of range (m) = manual integration (+) = signals summed

Quantitation Report (QT Reviewed)

Data Path : C:\MSDChem\1\DATA\
Data File : 3C110759.D
Acq On : 17 Jun 2014 6:16 pm
Operator : prashans
Sample : IC4989-0.2
Misc : MS69200,V3C4989,5.0,,,,1
ALS Vial : 2 Sample Multiplier: 1

Quant Time: Jun 18 15:39:13 2014
Quant Method : C:\MSDCHEM\1\METHODS\M3C4989.M
Quant Title : Method SW846 8260B, ZB624 60m x 0.25mm x 1.4um
QLast Update : Thu May 08 17:19:13 2014
Response via : Initial Calibration

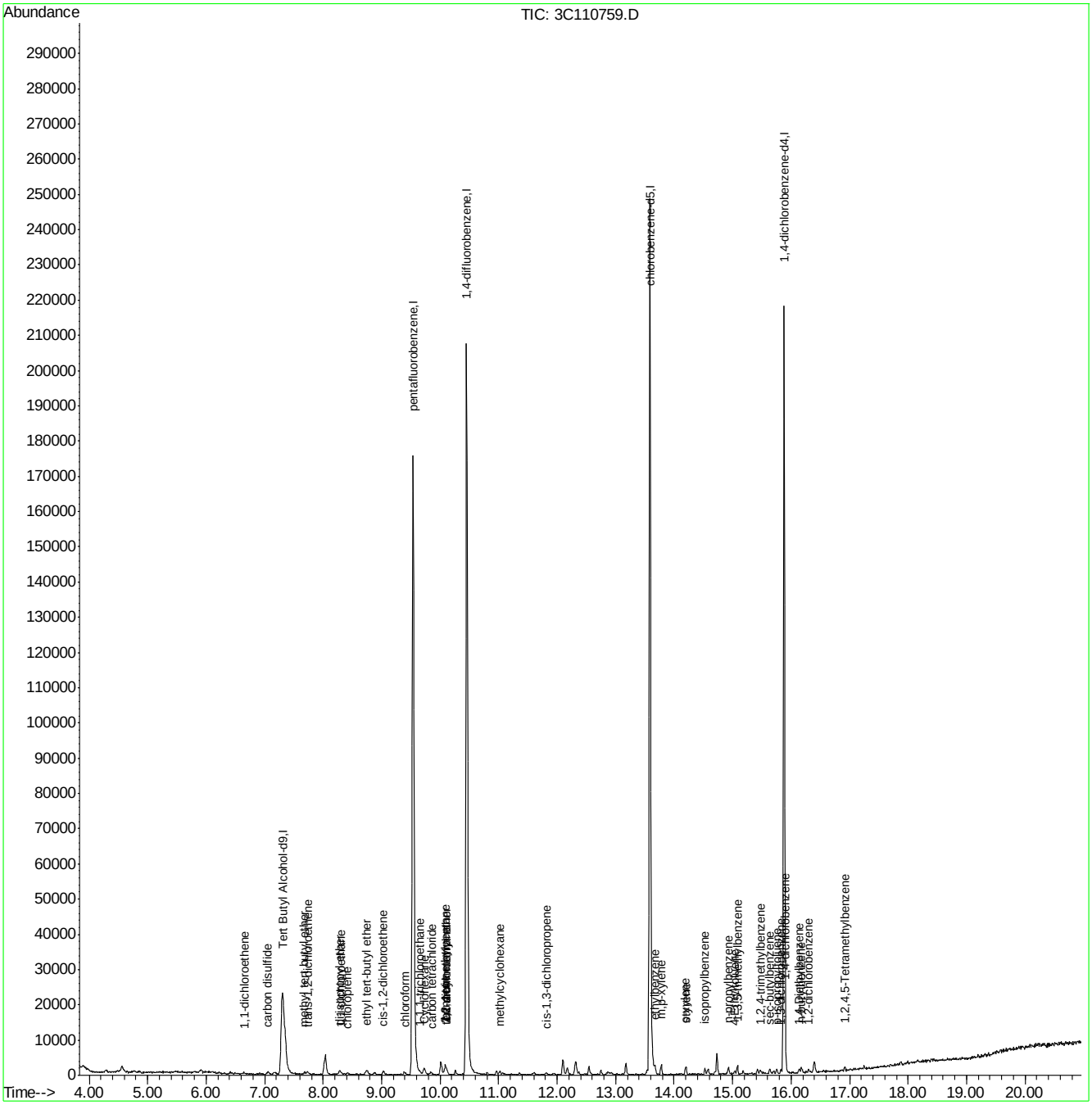

ACCUTEST LABORATORIES JB69078

Quantitation Report (QT Reviewed)

Data Path : C:\MSDChem\1\DATA\
Data File : 3C110760.D
Acq On : 17 Jun 2014 6:44 pm
Operator : prashans
Sample : IC4989-0.5
Misc : MS69200,V3C4989,5.0,,,,1
ALS Vial : 3 Sample Multiplier: 1

Quant Time: Jun 18 15:41:21 2014
Quant Method : C:\MSDCHEM\1\METHODS\M3C4989.M
Quant Title : Method SW846 8260B, ZB624 60m x 0.25mm x 1.4um
QLast Update : Thu May 08 17:19:13 2014
Response via : Initial Calibration

Internal Standards	R.T.	QIon	Response	Conc	Units	Dev(Min)
1) Tert Butyl Alcohol-d9	7.31	65	39300	500.00	ug/L	0.00
5) pentafluorobenzene	9.54	168	119232	50.00	ug/L	0.00
53) 1,4-difluorobenzene	10.46	114	158629	50.00	ug/L	0.00
82) chlorobenzene-d5	13.59	117	115065	50.00	ug/L	0.00
97) 1,4-dichlorobenzene-d4	15.88	152	45405	50.00	ug/L	0.00
System Monitoring Compounds						
44) dibromofluoromethane (s)	0.00	113	0d	0.00	ug/L	
Spiked Amount 50.000	Range 59 - 130		Recovery =	0.00%#		
45) 1,2-dichloroethane-d4 (s)	0.00	65	0d	0.00	ug/L	
Spiked Amount 50.000	Range 65 - 123		Recovery =	0.00%#		
74) toluene-d8 (s)	0.00	98	0d	0.00	ug/L	
Spiked Amount 50.000	Range 80 - 124		Recovery =	0.00%#		
99) 4-bromofluorobenzene (s)	0.00	95	0d	0.00	ug/L	
Spiked Amount 50.000	Range 71 - 132		Recovery =	0.00%#		
Target Compounds						Qvalue
3) tertiary butyl alcohol	7.44	59	352	2.31	ug/L #	20
17) 1,1-dichloroethene	6.65	61	1053	0.32	ug/L	88
21) iodomethane	6.93	142	790	0.28	ug/L	87
23) carbon disulfide	7.05	76	2297	0.33	ug/L	87
26) methyl tert butyl ether	7.69	73	2126	0.38	ug/L	91
27) trans-1,2-dichloroethene	7.74	61	1065	0.32	ug/L #	77
28) di-isopropyl ether	8.28	45	2584	0.37	ug/L #	64
29) ethyl tert-butyl ether	8.74	59	2328	0.35	ug/L	90
31) 1,1-dichloroethane	8.29	63	1270	0.33	ug/L	91
32) chloroprene	8.41	53	941	0.29	ug/L	86
36) 2,2-dichloropropane	9.03	77	1050	0.30	ug/L	77
37) cis-1,2-dichloroethene	9.03	61	1275	0.35	ug/L	89
42) chloroform	9.39	83	1423	0.40	ug/L	85
48) 1,1,1-trichloroethane	9.65	97	965	0.31	ug/L	82
49) Cyclohexane	9.73	84	1073	0.31	ug/L	88
51) 2,2,4-trimethylpentane	10.09	57	2853	0.32	ug/L #	87
52) tert-amyl methyl ether	10.12	73	2247	0.37	ug/L	95
56) carbon tetrachloride	9.86	117	817	0.38	ug/L #	76
57) 1,1-dichloropropene	9.83	75	994	0.42	ug/L	83
59) benzene	10.10	78	2734	0.40	ug/L	95
62) 1,2-dichloroethane	10.11	62	881	0.46	ug/L	91
63) trichloroethene	10.81	95	605	0.37	ug/L	90
65) Tert-Amyl ethyl ether	10.96	87	711	0.30	ug/L #	56
67) 2-chloroethyl vinyl ether	11.60	63	933	1.33	ug/L	99
69) 1,2-dichloropropane	11.07	63	702	0.41	ug/L	64
70) methylcyclohexane	11.03	83	1038	0.34	ug/L	97
72) bromodichloromethane	11.36	83	689	0.35	ug/L	77
73) cis-1,3-dichloropropene	11.82	75	880	0.35	ug/L	82
76) toluene	12.18	91	2992	0.44	ug/L	82
78) trans-1,3-dichloropropene	12.37	75	818	0.39	ug/L	92
80) 1,1,2-trichloroethane	12.58	97	373	0.36	ug/L	89
83) tetrachloroethene	12.75	166	566	0.42	ug/L	87
84) 1,3-dichloropropane	12.76	76	733	0.39	ug/L	95

Quantitation Report (QT Reviewed)

Data Path : C:\MSDChem\1\DATA\
Data File : 3C110760.D
Acq On : 17 Jun 2014 6:44 pm
Operator : prashans
Sample : IC4989-0.5
Misc : MS69200,V3C4989,5.0,,,,1
ALS Vial : 3 Sample Multiplier: 1

Quant Time: Jun 18 15:41:21 2014
Quant Method : C:\MSDCHEM\1\METHODS\M3C4989.M
Quant Title : Method SW846 8260B, ZB624 60m x 0.25mm x 1.4um
QLast Update : Thu May 08 17:19:13 2014
Response via : Initial Calibration

Internal Standards	R.T.	QIon	Response	Conc	Units		Dev(Min)
86) dibromochloromethane	13.02	129	382	0.36	ug/L		82
87) 1,2-dibromoethane	13.16	107	343	0.37	ug/L	#	61
89) chlorobenzene	13.62	112	1572	0.45	ug/L		95
90) 1,1,1,2-tetrachloroethane	13.68	131	471	0.37	ug/L		88
91) ethylbenzene	13.67	91	2812	0.41	ug/L		90
92) m,p-xylene	13.78	106	1907	0.78	ug/L		97
93) o-xylene	14.20	91	2234	0.40	ug/L		98
94) styrene	14.21	104	1199	0.32	ug/L		87
98) isopropylbenzene	14.53	105	2305	0.39	ug/L		87
100) bromobenzene	14.93	156	444	0.38	ug/L	#	55
102) 1,1,2,2-tetrachloroethane	14.83	83	535	0.46	ug/L		95
105) n-propylbenzene	14.93	91	2631	0.39	ug/L		91
106) 4-Ethyltoluene	15.03	105	1971	0.36	ug/L		97
107) 2-chlorotoluene	15.09	126	489	0.38	ug/L	#	87
108) 4-chlorotoluene	15.17	126	557	0.44	ug/L		57
109) 1,3,5-trimethylbenzene	15.08	105	2119	0.43	ug/L		90
110) tert-butylbenzene	15.43	119	1681	0.40	ug/L		89
112) 1,2,4-trimethylbenzene	15.47	105	2246	0.48	ug/L		88
113) sec-butylbenzene	15.64	105	2336	0.38	ug/L		92
114) 1,3-dichlorobenzene	15.83	146	977	0.43	ug/L		89
115) p-isopropyltoluene	15.76	119	1876	0.38	ug/L		93
116) 1,4-dichlorobenzene	15.90	146	1054	0.48	ug/L		97
117) 1,2-dichlorobenzene	16.29	146	923	0.45	ug/L		94
118) 1,4-Diethylbenzene	16.13	119	847	0.29	ug/L		89
119) n-butylbenzene	16.17	92	951	0.37	ug/L		81
120) 1,2,4,5-Tetramethylbenzene	16.92	119	1378	0.31	ug/L		98
122) 1,3,5-Trichlorobenzene	17.25	180	664	0.40	ug/L	#	78
124) hexachlorobutadiene	17.99	225	441	0.46	ug/L		79
127) hexachloroethane	16.55	119	332	0.36	ug/L	#	59
128) Benzyl chloride	16.03	91	837	0.39	ug/L	#	61

(#) = qualifier out of range (m) = manual integration (+) = signals summed

Quantitation Report (QT Reviewed)

Data Path : C:\MSDChem\1\DATA\
Data File : 3C110760.D
Acq On : 17 Jun 2014 6:44 pm
Operator : prashans
Sample : IC4989-0.5
Misc : MS69200,V3C4989,5.0,,,,1
ALS Vial : 3 Sample Multiplier: 1

Quant Time: Jun 18 15:41:21 2014
Quant Method : C:\MSDCHEM\1\METHODS\M3C4989.M
Quant Title : Method SW846 8260B, ZB624 60m x 0.25mm x 1.4um
QLast Update : Thu May 08 17:19:13 2014
Response via : Initial Calibration

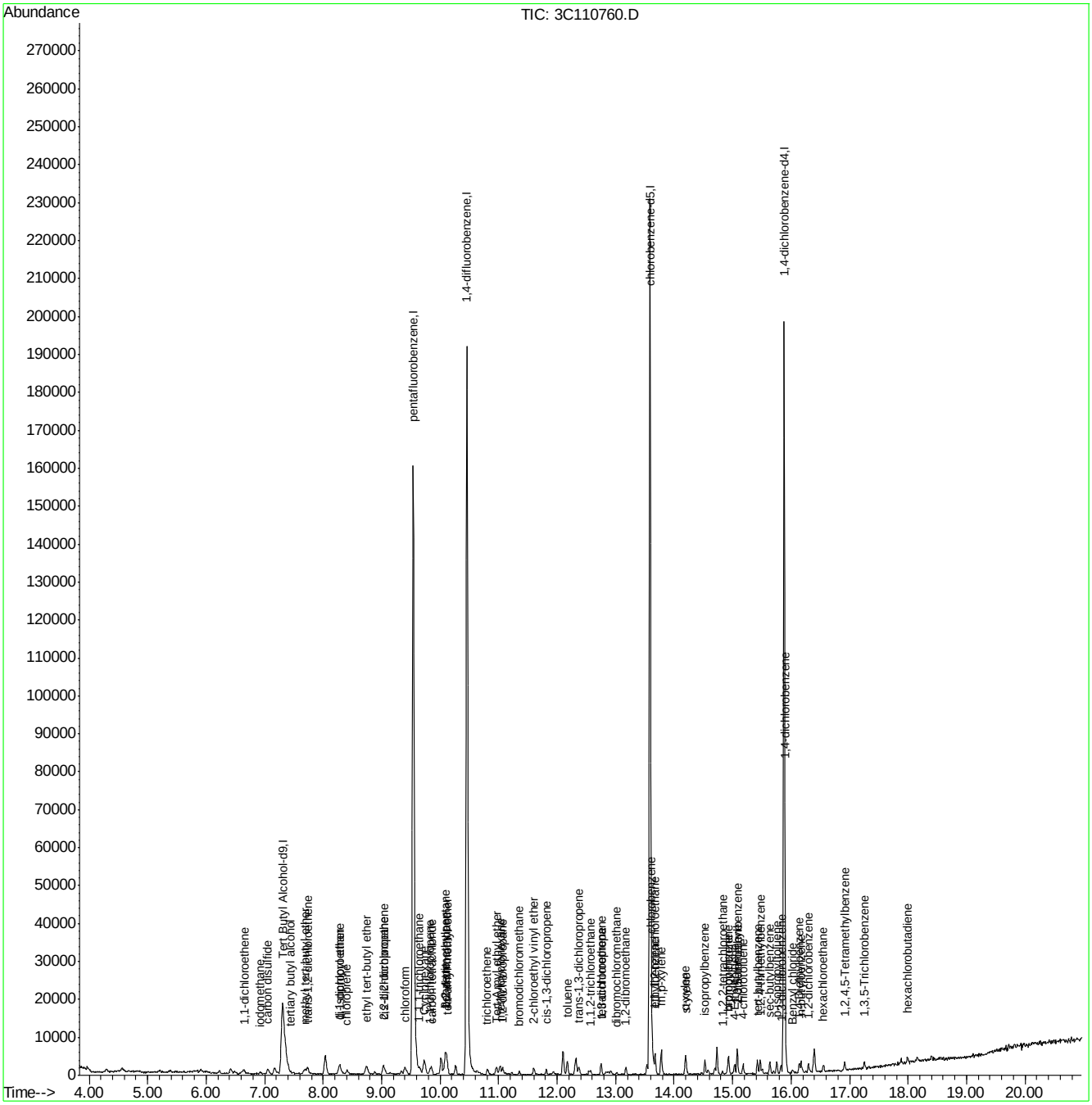

Quantitation Report (QT Reviewed)

Data Path : C:\MSDChem\1\DATA\
Data File : 3C110761.D
Acq On : 17 Jun 2014 7:12 pm
Operator : prashans
Sample : IC4989-1
Misc : MS69200,V3C4989,5.0,,,,1
ALS Vial : 4 Sample Multiplier: 1

Quant Time: Jun 18 15:42:40 2014
Quant Method : C:\MSDCHEM\1\METHODS\M3C4989.M
Quant Title : Method SW846 8260B, ZB624 60m x 0.25mm x 1.4um
QLast Update : Thu May 08 17:19:13 2014
Response via : Initial Calibration

Internal Standards	R.T.	QIon	Response	Conc	Units		Dev(Min)
1) Tert Butyl Alcohol-d9	7.31	65	46904	500.00	ug/L		0.00
5) pentafluorobenzene	9.54	168	131066	50.00	ug/L		0.00
53) 1,4-difluorobenzene	10.46	114	174592	50.00	ug/L		0.00
82) chlorobenzene-d5	13.59	117	129441	50.00	ug/L		0.00
97) 1,4-dichlorobenzene-d4	15.88	152	51456	50.00	ug/L		0.00
System Monitoring Compounds							
44) dibromofluoromethane (s)	0.00	113	0d	0.00	ug/L		
Spiked Amount 50.000	Range 59 - 130		Recovery =	0.00%#			
45) 1,2-dichloroethane-d4 (s)	0.00	65	0d	0.00	ug/L		
Spiked Amount 50.000	Range 65 - 123		Recovery =	0.00%#			
74) toluene-d8 (s)	0.00	98	0d	0.00	ug/L		
Spiked Amount 50.000	Range 80 - 124		Recovery =	0.00%#			
99) 4-bromofluorobenzene (s)	0.00	95	0d	0.00	ug/L		
Spiked Amount 50.000	Range 71 - 132		Recovery =	0.00%#			
Target Compounds							Qvalue
3) tertiary butyl alcohol	7.43	59	855	4.70	ug/L	#	76
15) ethyl ether	6.23	74	587	0.51	ug/L		95
16) acrolein	6.47	56	455914	1317.30	ug/L		98
17) 1,1-dichloroethene	6.64	61	2134	0.59	ug/L		90
21) iodomethane	6.92	142	1612	0.52	ug/L		72
23) carbon disulfide	7.05	76	4405	0.58	ug/L		83
26) methyl tert butyl ether	7.69	73	3930	0.64	ug/L		94
27) trans-1,2-dichloroethene	7.73	61	2094	0.57	ug/L		88
28) di-isopropyl ether	8.28	45	6563	0.85	ug/L	#	55
29) ethyl tert-butyl ether	8.74	59	5651	0.78	ug/L		98
31) 1,1-dichloroethane	8.29	63	2569	0.61	ug/L		92
32) chloroprene	8.41	53	2603	0.74	ug/L		93
36) 2,2-dichloropropane	9.03	77	2110	0.55	ug/L		99
37) cis-1,2-dichloroethene	9.03	61	2394	0.59	ug/L		92
40) bromochloromethane	9.35	128	441	0.51	ug/L	#	80
42) chloroform	9.40	83	2390	0.62	ug/L		91
43) tert-Butyl Formate	9.43	59	1144	0.62	ug/L	#	74
48) 1,1,1-trichloroethane	9.65	97	1999	0.58	ug/L		89
49) Cyclohexane	9.73	84	2039	0.54	ug/L		82
50) Tert Amyl Alcohol	9.96	73	429	3.82	ug/L	#	46
51) 2,2,4-trimethylpentane	10.09	57	7582	0.77	ug/L		94
52) tert-amyl methyl ether	10.11	73	5156	0.78	ug/L		91
54) epichlorohydrin	11.72	57	623	4.62	ug/L		88
56) carbon tetrachloride	9.86	117	1582	0.66	ug/L		93
57) 1,1-dichloropropene	9.83	75	1819	0.70	ug/L		93
59) benzene	10.09	78	5437	0.72	ug/L		96
60) heptane	10.26	57	1578	0.96	ug/L		90
62) 1,2-dichloroethane	10.10	62	1862	0.89	ug/L		88
63) trichloroethene	10.81	95	1224	0.68	ug/L		94
65) Tert-Amyl ethyl ether	10.96	87	1893	0.73	ug/L	#	61
66) 2-nitropropane	11.58	41	515	1.02	ug/L	#	41
67) 2-chloroethyl vinyl ether	11.60	63	2548	3.31	ug/L		98
69) 1,2-dichloropropane	11.07	63	1403	0.74	ug/L		98

Quantitation Report (QT Reviewed)

Data Path : C:\MSDChem\1\DATA\
Data File : 3C110761.D
Acq On : 17 Jun 2014 7:12 pm
Operator : prashans
Sample : IC4989-1
Misc : MS69200,V3C4989,5.0,,,,1
ALS Vial : 4 Sample Multiplier: 1

Quant Time: Jun 18 15:42:40 2014
Quant Method : C:\MSDCHEM\1\METHODS\M3C4989.M
Quant Title : Method SW846 8260B, ZB624 60m x 0.25mm x 1.4um
QLast Update : Thu May 08 17:19:13 2014
Response via : Initial Calibration

Internal Standards	R.T.	QIon	Response	Conc	Units		Dev(Min)
70) methylcyclohexane	11.03	83	2858	0.86	ug/L		86
71) dibromomethane	11.23	93	534	0.65	ug/L		80
72) bromodichloromethane	11.36	83	1473	0.68	ug/L		98
73) cis-1,3-dichloropropene	11.81	75	1899	0.69	ug/L		94
76) toluene	12.17	91	5273	0.71	ug/L		99
78) trans-1,3-dichloropropene	12.37	75	1637	0.70	ug/L		84
80) 1,1,2-trichloroethane	12.57	97	702	0.62	ug/L		83
83) tetrachloroethene	12.76	166	1105	0.74	ug/L		94
84) 1,3-dichloropropane	12.76	76	1465	0.70	ug/L		87
85) butyl acetate	12.83	56	662	0.77	ug/L	#	71
86) dibromochloromethane	13.02	129	818	0.68	ug/L		99
87) 1,2-dibromoethane	13.17	107	630	0.60	ug/L		98
89) chlorobenzene	13.63	112	2937	0.74	ug/L		91
90) 1,1,1,2-tetrachloroethane	13.68	131	905	0.64	ug/L		85
91) ethylbenzene	13.67	91	5339	0.69	ug/L		91
92) m,p-xylene	13.78	106	3648	1.32	ug/L		92
93) o-xylene	14.19	91	4115	0.66	ug/L		94
94) styrene	14.21	104	2379	0.57	ug/L		93
96) bromoform	14.47	173	428	0.63	ug/L		73
98) isopropylbenzene	14.53	105	4710	0.70	ug/L		96
100) bromobenzene	14.93	156	1025	0.78	ug/L	#	84
102) 1,1,2,2-tetrachloroethane	14.83	83	981	0.75	ug/L		88
105) n-propylbenzene	14.93	91	5052	0.67	ug/L		95
106) 4-Ethyltoluene	15.04	105	4598	0.74	ug/L		100
107) 2-chlorotoluene	15.09	126	982	0.68	ug/L	#	85
108) 4-chlorotoluene	15.18	126	1051	0.73	ug/L		63
109) 1,3,5-trimethylbenzene	15.08	105	3821	0.68	ug/L		97
110) tert-butylbenzene	15.43	119	3139	0.66	ug/L		99
111) pentachloroethane	15.50	167	524	0.63	ug/L		86
112) 1,2,4-trimethylbenzene	15.47	105	3595	0.67	ug/L		92
113) sec-butylbenzene	15.63	105	4661	0.67	ug/L		98
114) 1,3-dichlorobenzene	15.82	146	2012	0.78	ug/L		86
115) p-isopropyltoluene	15.75	119	3644	0.65	ug/L		98
116) 1,4-dichlorobenzene	15.91	146	1999	0.80	ug/L		94
117) 1,2-dichlorobenzene	16.30	146	1884	0.81	ug/L		98
118) 1,4-Diethylbenzene	16.14	119	2195	0.67	ug/L		97
119) n-butylbenzene	16.17	92	1822	0.63	ug/L		94
120) 1,2,4,5-Tetramethylbenzene	16.92	119	3433	0.68	ug/L		87
122) 1,3,5-Trichlorobenzene	17.25	180	1345	0.71	ug/L		98
123) 1,2,4-trichlorobenzene	17.88	180	900	0.60	ug/L		93
124) hexachlorobutadiene	17.99	225	853	0.78	ug/L		85
127) hexachloroethane	16.55	119	630	0.60	ug/L		92
128) Benzyl chloride	16.03	91	1887	0.78	ug/L	#	85

(#) = qualifier out of range (m) = manual integration (+) = signals summed

Quantitation Report (QT Reviewed)

Data Path : C:\MSDChem\1\DATA\
Data File : 3C110761.D
Acq On : 17 Jun 2014 7:12 pm
Operator : prashans
Sample : IC4989-1
Misc : MS69200,V3C4989,5.0,,,,1
ALS Vial : 4 Sample Multiplier: 1

Quant Time: Jun 18 15:42:40 2014
Quant Method : C:\MSDCHEM\1\METHODS\M3C4989.M
Quant Title : Method SW846 8260B, ZB624 60m x 0.25mm x 1.4um
QLast Update : Thu May 08 17:19:13 2014
Response via : Initial Calibration

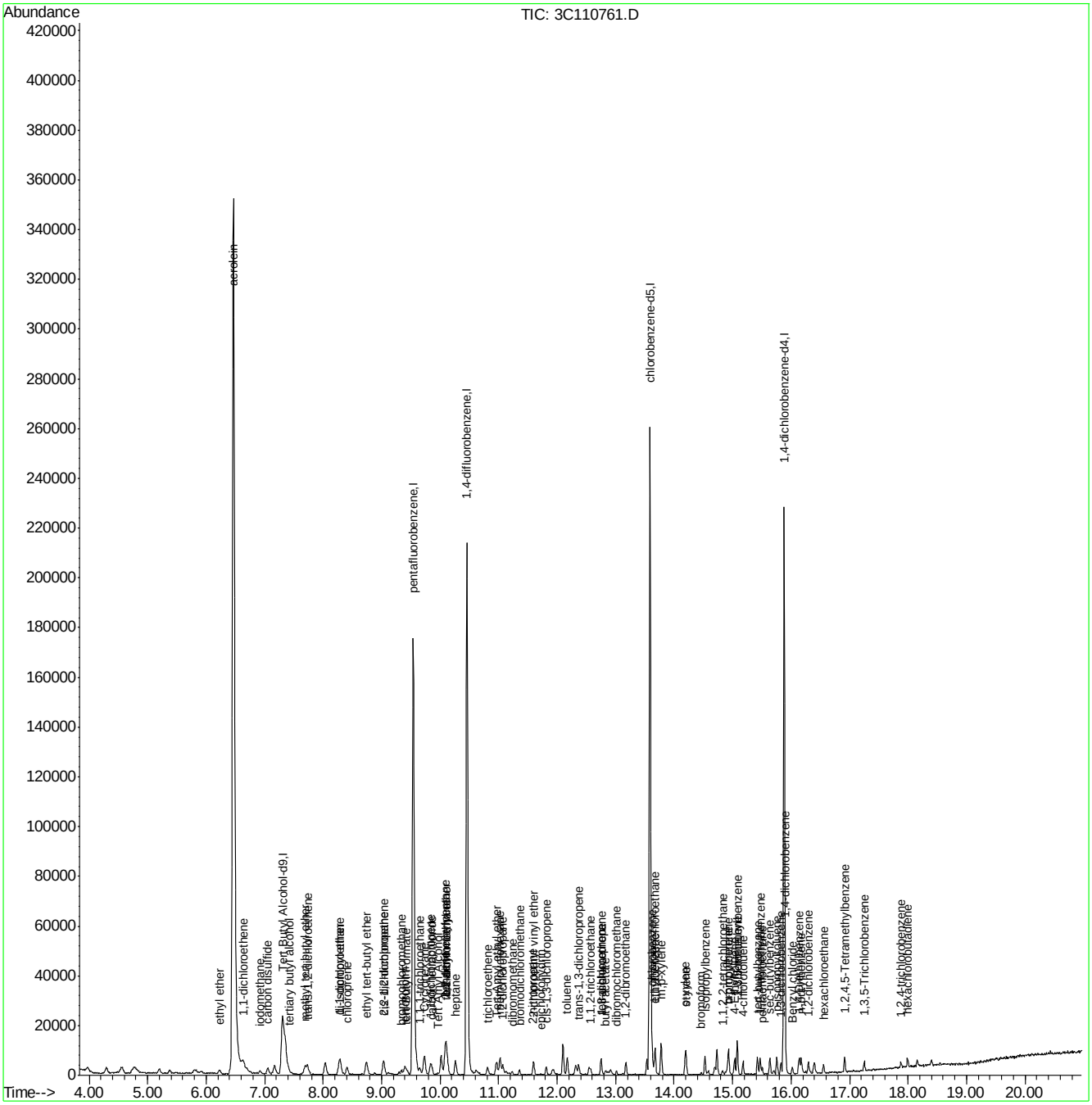

Quantitation Report (QT Reviewed)

Data Path : C:\MSDChem\1\DATA\
Data File : 3C110762.D
Acq On : 17 Jun 2014 7:40 pm
Operator : prashans
Sample : IC4989-2
Misc : MS69200,V3C4989,5.0,,,,1
ALS Vial : 5 Sample Multiplier: 1

Quant Time: Jun 18 15:44:09 2014
Quant Method : C:\MSDCHEM\1\METHODS\M3C4989.M
Quant Title : Method SW846 8260B, ZB624 60m x 0.25mm x 1.4um
QLast Update : Thu May 08 17:19:13 2014
Response via : Initial Calibration

Internal Standards	R.T.	QIon	Response	Conc	Units		Dev(Min)
1) Tert Butyl Alcohol-d9	7.31	65	40797	500.00	ug/L		0.00
5) pentafluorobenzene	9.54	168	116805	50.00	ug/L		0.00
53) 1,4-difluorobenzene	10.46	114	156684	50.00	ug/L		0.00
82) chlorobenzene-d5	13.59	117	115241	50.00	ug/L		0.00
97) 1,4-dichlorobenzene-d4	15.88	152	46222	50.00	ug/L		0.00
System Monitoring Compounds							
44) dibromofluoromethane (s)	0.00	113	0d	0.00	ug/L		
Spiked Amount 50.000	Range 59 - 130		Recovery =	0.00%#			
45) 1,2-dichloroethane-d4 (s)	0.00	65	0d	0.00	ug/L		
Spiked Amount 50.000	Range 65 - 123		Recovery =	0.00%#			
74) toluene-d8 (s)	12.10	98	9722	1.77	ug/L		0.00
Spiked Amount 50.000	Range 80 - 124		Recovery =	3.54%#			
99) 4-bromofluorobenzene (s)	0.00	95	0d	0.00	ug/L		
Spiked Amount 50.000	Range 71 - 132		Recovery =	0.00%#			
Target Compounds							Qvalue
2) 1,4-dioxane	11.18	88	441	37.20	ug/L	#	67
3) tertiary butyl alcohol	7.43	59	1475	9.32	ug/L		83
7) dichlorodifluoromethane	3.98	85	3116	1.13	ug/L		92
8) chloromethane	4.30	50	4502	1.35	ug/L		99
9) vinyl chloride	4.55	62	3487	1.15	ug/L		95
10) bromomethane	5.21	94	1851	1.15	ug/L		98
11) chloroethane	5.38	64	1532	1.06	ug/L		96
14) trichlorofluoromethane	5.81	101	3586	1.12	ug/L		87
15) ethyl ether	6.24	74	1454	1.41	ug/L		87
16) acrolein	6.47	56	225976	732.65	ug/L		100
17) 1,1-dichloroethene	6.64	61	4369	1.36	ug/L		92
19) allyl chloride	7.17	76	1420	1.28	ug/L	#	70
21) iodomethane	6.93	142	3535	1.28	ug/L		98
22) iso-butyl alcohol	9.84	41	1010	18.46	ug/L		91
23) carbon disulfide	7.05	76	8833	1.30	ug/L		91
26) methyl tert butyl ether	7.69	73	7762	1.42	ug/L		96
27) trans-1,2-dichloroethene	7.74	61	4491	1.38	ug/L		89
28) di-isopropyl ether	8.28	45	10721	1.56	ug/L	#	56
29) ethyl tert-butyl ether	8.74	59	9465	1.46	ug/L		93
31) 1,1-dichloroethane	8.30	63	5216	1.38	ug/L		98
32) chloroprene	8.41	53	4348	1.39	ug/L		91
33) acrylonitrile	7.71	53	3925	7.97	ug/L		98
36) 2,2-dichloropropane	9.03	77	4502	1.32	ug/L		94
37) cis-1,2-dichloroethene	9.03	61	5142	1.42	ug/L		97
38) propionitrile	9.11	54	2853	15.12	ug/L		69
40) bromochloromethane	9.34	128	997	1.28	ug/L		85
42) chloroform	9.40	83	4779	1.38	ug/L		90
43) tert-Butyl Formate	9.43	59	2086	1.27	ug/L	#	81
46) freon 113	6.62	151	2055	1.68	ug/L		96
47) methacrylonitrile	9.30	41	1491	1.70	ug/L		91
48) 1,1,1-trichloroethane	9.66	97	4090	1.32	ug/L		99
49) Cyclohexane	9.73	84	4043	1.21	ug/L	#	71
50) Tert Amyl Alcohol	9.96	73	717	7.16	ug/L	#	89

Quantitation Report (QT Reviewed)

Data Path : C:\MSDChem\1\DATA\
Data File : 3C110762.D
Acq On : 17 Jun 2014 7:40 pm
Operator : prashans
Sample : IC4989-2
Misc : MS69200,V3C4989,5.0,,,,1
ALS Vial : 5 Sample Multiplier: 1

Quant Time: Jun 18 15:44:09 2014
Quant Method : C:\MSDCHEM\1\METHODS\M3C4989.M
Quant Title : Method SW846 8260B, ZB624 60m x 0.25mm x 1.4um
QLast Update : Thu May 08 17:19:13 2014
Response via : Initial Calibration

Internal Standards	R.T.	QIon	Response	Conc Units		Dev(Min)
51) 2,2,4-trimethylpentane	10.09	57	11984	1.37 ug/L		92
52) tert-amyl methyl ether	10.12	73	8264	1.40 ug/L		95
54) epichlorohydrin	11.72	57	1017	8.40 ug/L		88
56) carbon tetrachloride	9.86	117	3432	1.60 ug/L		93
57) 1,1-dichloropropene	9.83	75	3812	1.64 ug/L		94
59) benzene	10.09	78	10991	1.62 ug/L		93
60) heptane	10.26	57	2483	1.69 ug/L		91
62) 1,2-dichloroethane	10.11	62	3718	1.98 ug/L		94
63) trichloroethene	10.81	95	2595	1.62 ug/L		97
64) ethyl acrylate	10.83	55	2223	1.54 ug/L	#	66
65) Tert-Amyl ethyl ether	10.96	87	3484	1.49 ug/L	#	74
66) 2-nitropropane	11.59	41	977	2.16 ug/L		88
67) 2-chloroethyl vinyl ether	11.60	63	4419	6.39 ug/L		96
69) 1,2-dichloropropane	11.07	63	2795	1.64 ug/L		99
70) methylcyclohexane	11.02	83	4465	1.50 ug/L		96
71) dibromomethane	11.23	93	1237	1.68 ug/L		93
72) bromodichloromethane	11.36	83	3121	1.60 ug/L		95
73) cis-1,3-dichloropropene	11.81	75	3660	1.48 ug/L		89
76) toluene	12.17	91	10428	1.56 ug/L		99
78) trans-1,3-dichloropropene	12.37	75	3256	1.56 ug/L		91
80) 1,1,2-trichloroethane	12.57	97	1775	1.75 ug/L		91
83) tetrachloroethene	12.75	166	2245	1.68 ug/L		95
84) 1,3-dichloropropane	12.75	76	3234	1.73 ug/L		93
85) butyl acetate	12.82	56	1143	1.49 ug/L		95
86) dibromochloromethane	13.01	129	1723	1.60 ug/L		91
87) 1,2-dibromoethane	13.17	107	1578	1.70 ug/L		96
89) chlorobenzene	13.62	112	5851	1.67 ug/L		89
90) 1,1,1,2-tetrachloroethane	13.68	131	2074	1.65 ug/L		96
91) ethylbenzene	13.67	91	10712	1.57 ug/L		96
92) m,p-xylene	13.78	106	7635	3.11 ug/L		99
93) o-xylene	14.19	91	8567	1.54 ug/L		92
94) styrene	14.21	104	5095	1.37 ug/L		99
96) bromoform	14.46	173	1030	1.71 ug/L		82
98) isopropylbenzene	14.53	105	9646	1.59 ug/L		98
100) bromobenzene	14.92	156	2089	1.78 ug/L		86
102) 1,1,2,2-tetrachloroethane	14.83	83	1996	1.70 ug/L		95
105) n-propylbenzene	14.93	91	10772	1.59 ug/L		98
106) 4-Ethyltoluene	15.04	105	8532	1.53 ug/L		96
107) 2-chlorotoluene	15.08	126	2236	1.72 ug/L		98
108) 4-chlorotoluene	15.18	126	2113	1.64 ug/L		96
109) 1,3,5-trimethylbenzene	15.08	105	8001	1.60 ug/L		99
110) tert-butylbenzene	15.43	119	6540	1.54 ug/L		95
111) pentachloroethane	15.51	167	1227	1.64 ug/L		92
112) 1,2,4-trimethylbenzene	15.47	105	7403	1.54 ug/L		94
113) sec-butylbenzene	15.64	105	9691	1.56 ug/L		97
114) 1,3-dichlorobenzene	15.83	146	3917	1.69 ug/L		97
115) p-isopropyltoluene	15.75	119	7538	1.49 ug/L		92
116) 1,4-dichlorobenzene	15.91	146	3753	1.66 ug/L		91
117) 1,2-dichlorobenzene	16.29	146	3603	1.73 ug/L		96
118) 1,4-Diethylbenzene	16.14	119	4147	1.41 ug/L		96

Quantitation Report (QT Reviewed)

Data Path : C:\MSDChem\1\DATA\
Data File : 3C110762.D
Acq On : 17 Jun 2014 7:40 pm
Operator : prashans
Sample : IC4989-2
Misc : MS69200,V3C4989,5.0,,,,1
ALS Vial : 5 Sample Multiplier: 1

Quant Time: Jun 18 15:44:09 2014
Quant Method : C:\MSDCHEM\1\METHODS\M3C4989.M
Quant Title : Method SW846 8260B, ZB624 60m x 0.25mm x 1.4um
QLast Update : Thu May 08 17:19:13 2014
Response via : Initial Calibration

Internal Standards	R.T.	QIon	Response	Conc	Units	Dev(Min)
119) n-butylbenzene	16.17	92	3904	1.51	ug/L	94
120) 1,2,4,5-Tetramethylbenzene	16.92	119	6191	1.37	ug/L	99
122) 1,3,5-Trichlorobenzene	17.25	180	2761	1.63	ug/L	99
123) 1,2,4-trichlorobenzene	17.88	180	1835	1.36	ug/L	96
124) hexachlorobutadiene	17.99	225	1700	1.73	ug/L	100
127) hexachloroethane	16.55	119	1413	1.50	ug/L	94
128) Benzyl chloride	16.03	91	3067	1.42	ug/L	97

(#) = qualifier out of range (m) = manual integration (+) = signals summed

Quantitation Report (QT Reviewed)

Data Path : C:\MSDChem\1\DATA\
Data File : 3C110762.D
Acq On : 17 Jun 2014 7:40 pm
Operator : prashans
Sample : IC4989-2
Misc : MS69200,V3C4989,5.0,,,,1
ALS Vial : 5 Sample Multiplier: 1

Quant Time: Jun 18 15:44:09 2014
Quant Method : C:\MSDCHEM\1\METHODS\M3C4989.M
Quant Title : Method SW846 8260B, ZB624 60m x 0.25mm x 1.4um
QLast Update : Thu May 08 17:19:13 2014
Response via : Initial Calibration

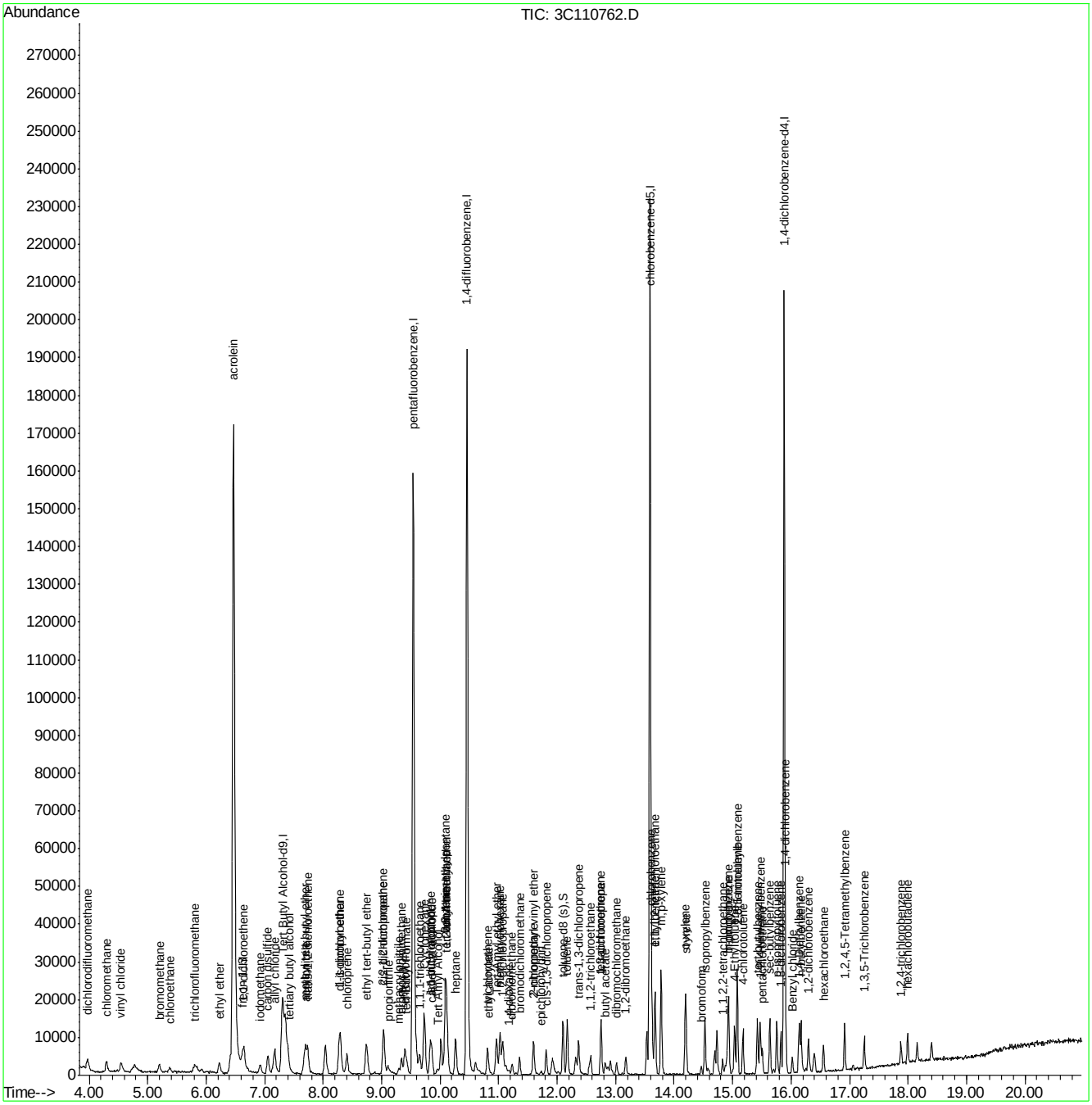

M3C4989.M Thu Jun 19 12:50:55 2014 MS3C Page: 4

Quantitation Report (QT Reviewed)

Data Path : C:\MSDChem\1\DATA\
Data File : 3C110763.D
Acq On : 17 Jun 2014 8:07 pm
Operator : prashans
Sample : IC4989-5
Misc : MS69200,V3C4989,5.0,,,,1
ALS Vial : 6 Sample Multiplier: 1

Quant Time: Jun 18 15:55:40 2014
Quant Method : C:\MSDCHEM\1\METHODS\M3C4989.M
Quant Title : Method SW846 8260B, ZB624 60m x 0.25mm x 1.4um
QLast Update : Wed Jun 18 08:46:40 2014
Response via : Initial Calibration

Internal Standards	R.T.	QIon	Response	Conc	Units		Dev(Min)
1) Tert Butyl Alcohol-d9	7.31	65	48523	500.00	ug/L		0.00
5) pentafluorobenzene	9.54	168	130380	50.00	ug/L		0.00
53) 1,4-difluorobenzene	10.46	114	178175	50.00	ug/L		0.00
82) chlorobenzene-d5	13.59	117	128732	50.00	ug/L		0.00
97) 1,4-dichlorobenzene-d4	15.88	152	52641	50.00	ug/L		0.00
System Monitoring Compounds							
44) dibromofluoromethane (s)	9.59	113	6282	2.59	ug/L		0.00
Spiked Amount 50.000	Range 59 - 130		Recovery =	5.18%#			
45) 1,2-dichloroethane-d4 (s)	10.01	65	9812	2.42	ug/L		0.00
Spiked Amount 50.000	Range 65 - 123		Recovery =	4.84%#			
74) toluene-d8 (s)	12.10	98	22013	3.23	ug/L		0.00
Spiked Amount 50.000	Range 80 - 124		Recovery =	6.46%#			
99) 4-bromofluorobenzene (s)	14.73	95	8342	2.48	ug/L		0.00
Spiked Amount 50.000	Range 71 - 132		Recovery =	4.96%#			
Target Compounds							Qvalue
2) 1,4-dioxane	11.18	88	1210	118.66	ug/L	#	97
3) tertiary butyl alcohol	7.43	59	3881	24.07	ug/L		94
6) chlorodifluoromethane	3.97	51	8289	4.76	ug/L		96
7) dichlorodifluoromethane	3.97	85	9359	5.16	ug/L		95
8) chloromethane	4.30	50	11066	4.92	ug/L		99
9) vinyl chloride	4.55	62	9299	5.02	ug/L		96
10) bromomethane	5.21	94	4899	5.12	ug/L		96
11) chloroethane	5.38	64	4359	5.16	ug/L		88
14) trichlorofluoromethane	5.80	101	9721	4.99	ug/L		95
15) ethyl ether	6.23	74	3535	4.65	ug/L		91
16) acrolein	6.48	56	12148	48.01	ug/L		97
17) 1,1-dichloroethene	6.65	61	11376	4.89	ug/L		98
18) acetone	6.71	58	784	4.77	ug/L	#	53
19) allyl chloride	7.17	76	3484	4.61	ug/L		95
20) acetonitrile	7.14	40	5972	43.04	ug/L	#	90
21) iodomethane	6.92	142	8934	4.87	ug/L		98
22) iso-butyl alcohol	9.84	41	2159	22.06	ug/L		89
23) carbon disulfide	7.06	76	22673	4.78	ug/L		97
24) methylene chloride	7.36	84	8422	2.36	ug/L		95
25) methyl acetate	7.18	74	697	3.78	ug/L	#	75
26) methyl tert butyl ether	7.69	73	20343	4.65	ug/L		98
27) trans-1,2-dichloroethene	7.74	61	11295	4.71	ug/L		94
28) di-isopropyl ether	8.28	45	28039	4.67	ug/L	#	57
29) ethyl tert-butyl ether	8.74	59	24501	4.59	ug/L		99
30) 2-butanone	9.03	72	673	4.32	ug/L	#	87
31) 1,1-dichloroethane	8.30	63	13923	4.93	ug/L		99
32) chloroprene	8.41	53	11375	4.73	ug/L		96
33) acrylonitrile	7.68	53	10506	25.03	ug/L		95
35) ethyl acetate	9.02	45	722	3.79	ug/L	#	1
36) 2,2-dichloropropane	9.03	77	11305	4.78	ug/L		99
37) cis-1,2-dichloroethene	9.03	61	13582	4.87	ug/L		98
38) propionitrile	9.10	54	7754	47.60	ug/L		82
39) Methyl Acrylate	9.11	85	433	2.97	ug/L	#	2

Quantitation Report (QT Reviewed)

Data Path : C:\MSDChem\1\DATA\
Data File : 3C110763.D
Acq On : 17 Jun 2014 8:07 pm
Operator : prashans
Sample : IC4989-5
Misc : MS69200,V3C4989,5.0,,,,1
ALS Vial : 6 Sample Multiplier: 1

Quant Time: Jun 18 15:55:40 2014
Quant Method : C:\MSDCHEM\1\METHODS\M3C4989.M
Quant Title : Method SW846 8260B, ZB624 60m x 0.25mm x 1.4um
QLast Update : Wed Jun 18 08:46:40 2014
Response via : Initial Calibration

Internal Standards	R.T.	QIon	Response	Conc	Units		Dev(Min)
40) bromochloromethane	9.34	128	2790	4.95	ug/L	#	82
41) tetrahydrofuran	9.38	72	678	4.24	ug/L	#	82
42) chloroform	9.39	83	12072	4.53	ug/L		97
43) tert-Butyl Formate	9.43	59	5412	4.64	ug/L	#	86
46) freon 113	6.63	151	4434	4.41	ug/L		90
47) methacrylonitrile	9.28	41	3725	4.39	ug/L		89
48) 1,1,1-trichloroethane	9.65	97	10796	4.94	ug/L		99
49) Cyclohexane	9.72	84	10217	4.77	ug/L		98
50) Tert Amyl Alcohol	9.96	73	1880	23.56	ug/L	#	74
51) 2,2,4-trimethylpentane	10.09	57	31703	4.71	ug/L		100
52) tert-amyl methyl ether	10.12	73	20464	4.34	ug/L		95
54) epichlorohydrin	11.72	57	2625	21.03	ug/L		94
55) n-butyl alcohol	10.59	56	7961	150.89	ug/L		96
56) carbon tetrachloride	9.86	117	9020	4.89	ug/L		100
57) 1,1-dichloropropene	9.83	75	9357	4.63	ug/L		98
58) hexane	8.04	57	10771	2.49	ug/L		95
59) benzene	10.09	78	28802	4.85	ug/L		100
60) heptane	10.26	57	6450	3.29	ug/L		96
61) isopropyl acetate	10.01	87	1075	2.67	ug/L	#	56
62) 1,2-dichloroethane	10.10	62	9649	4.88	ug/L		98
63) trichloroethene	10.81	95	6498	4.76	ug/L		98
64) ethyl acrylate	10.81	55	6343	4.46	ug/L		96
65) Tert-Amyl ethyl ether	10.96	87	9407	4.77	ug/L		92
66) 2-nitropropane	11.57	41	2279	4.35	ug/L		95
67) 2-chloroethyl vinyl ether	11.59	63	11603	21.81	ug/L		96
68) methyl methacrylate	11.07	100	985	3.80	ug/L	#	95
69) 1,2-dichloropropane	11.07	63	7620	4.82	ug/L		99
70) methylcyclohexane	11.03	83	11846	4.75	ug/L		89
71) dibromomethane	11.23	93	3350	4.82	ug/L		95
72) bromodichloromethane	11.36	83	8401	4.74	ug/L		95
73) cis-1,3-dichloropropene	11.81	75	10240	4.76	ug/L		98
75) 4-methyl-2-pentanone	11.90	58	1893	4.20	ug/L		99
76) toluene	12.17	91	26918	4.52	ug/L		96
77) 3-methyl-1-butanol	11.93	70	2302	67.36	ug/L		86
78) trans-1,3-dichloropropene	12.37	75	8942	4.62	ug/L		88
79) ethyl methacrylate	12.36	69	6003	4.37	ug/L		93
80) 1,1,2-trichloroethane	12.57	97	4205	4.67	ug/L		98
81) 2-hexanone	12.75	58	1681	4.15	ug/L		96
83) tetrachloroethene	12.75	166	5841	4.94	ug/L		91
84) 1,3-dichloropropane	12.75	76	8244	4.82	ug/L		99
85) butyl acetate	12.83	56	3253	4.36	ug/L	#	82
86) dibromochloromethane	13.01	129	4783	4.85	ug/L		92
87) 1,2-dibromoethane	13.17	107	3883	4.68	ug/L		92
88) 3,3-Dimethyl-1-Butanol	12.91	57	4350	37.07	ug/L	#	96
89) chlorobenzene	13.62	112	14618	4.58	ug/L		96
90) 1,1,1,2-tetrachloroethane	13.68	131	5128	4.80	ug/L		94
91) ethylbenzene	13.67	91	28164	4.81	ug/L		99
92) m,p-xylene	13.78	106	19707	9.68	ug/L		99
93) o-xylene	14.19	91	22333	4.82	ug/L		98
94) styrene	14.20	104	13586	4.67	ug/L		96

Quantitation Report (QT Reviewed)

Data Path : C:\MSDChem\1\DATA\
Data File : 3C110763.D
Acq On : 17 Jun 2014 8:07 pm
Operator : prashans
Sample : IC4989-5
Misc : MS69200,V3C4989,5.0,,,,1
ALS Vial : 6 Sample Multiplier: 1

Quant Time: Jun 18 15:55:40 2014
Quant Method : C:\MSDCHEM\1\METHODS\M3C4989.M
Quant Title : Method SW846 8260B, ZB624 60m x 0.25mm x 1.4um
QLast Update : Wed Jun 18 08:46:40 2014
Response via : Initial Calibration

Internal Standards	R.T.	QIon	Response	Conc	Units	Dev(Min)
96) bromoform	14.46	173	2641	4.51	ug/L	97
98) isopropylbenzene	14.53	105	25493	4.89	ug/L	100
100) bromobenzene	14.93	156	5391	4.94	ug/L	93
101) cyclohexanone	14.69	55	10611	49.48	ug/L	96
102) 1,1,2,2-tetrachloroethane	14.83	83	5353	4.70	ug/L	87
103) trans-1,4-dichloro-2-buten	14.87	53	1401	3.94	ug/L	98
104) 1,2,3-trichloropropane	14.91	110	1307	4.67	ug/L	84
105) n-propylbenzene	14.93	91	28683	4.94	ug/L	100
106) 4-Ethyltoluene	15.03	105	22943	4.93	ug/L	96
107) 2-chlorotoluene	15.08	126	5693	5.05	ug/L	91
108) 4-chlorotoluene	15.18	126	5536	4.84	ug/L	98
109) 1,3,5-trimethylbenzene	15.08	105	21042	4.87	ug/L	98
110) tert-butylbenzene	15.43	119	17269	4.90	ug/L	90
111) pentachloroethane	15.51	167	3272	5.02	ug/L	92
112) 1,2,4-trimethylbenzene	15.47	105	20091	4.76	ug/L	95
113) sec-butylbenzene	15.64	105	26054	4.92	ug/L	97
114) 1,3-dichlorobenzene	15.83	146	10393	4.83	ug/L	97
115) p-isopropyltoluene	15.75	119	20189	4.79	ug/L	99
116) 1,4-dichlorobenzene	15.91	146	10210	4.72	ug/L	99
117) 1,2-dichlorobenzene	16.29	146	9366	4.68	ug/L	97
118) 1,4-Diethylbenzene	16.14	119	11349	4.87	ug/L	98
119) n-butylbenzene	16.16	92	10697	4.81	ug/L	97
120) 1,2,4,5-Tetramethylbenzene	16.92	119	17534	4.82	ug/L	99
121) 1,2-dibromo-3-chloropropan	17.06	157	732	4.19	ug/L	95
122) 1,3,5-Trichlorobenzene	17.25	180	7440	4.77	ug/L	98
123) 1,2,4-trichlorobenzene	17.88	180	5267	4.60	ug/L	96
124) hexachlorobutadiene	17.99	225	4588	4.89	ug/L	96
125) naphthalene	18.16	128	9277	4.01	ug/L	97
126) 1,2,3-trichlorobenzene	18.40	180	4653	4.45	ug/L	98
127) hexachloroethane	16.55	119	3805	4.95	ug/L	98
128) Benzyl chloride	16.02	91	8403	4.31	ug/L	100

(#) = qualifier out of range (m) = manual integration (+) = signals summed

Quantitation Report (QT Reviewed)

Data Path : C:\MSDChem\1\DATA\
Data File : 3C110763.D
Acq On : 17 Jun 2014 8:07 pm
Operator : prashans
Sample : IC4989-5
Misc : MS69200,V3C4989,5.0,,,,1
ALS Vial : 6 Sample Multiplier: 1

Quant Time: Jun 18 15:55:40 2014
Quant Method : C:\MSDCHEM\1\METHODS\M3C4989.M
Quant Title : Method SW846 8260B, ZB624 60m x 0.25mm x 1.4um
QLast Update : Wed Jun 18 08:46:40 2014
Response via : Initial Calibration

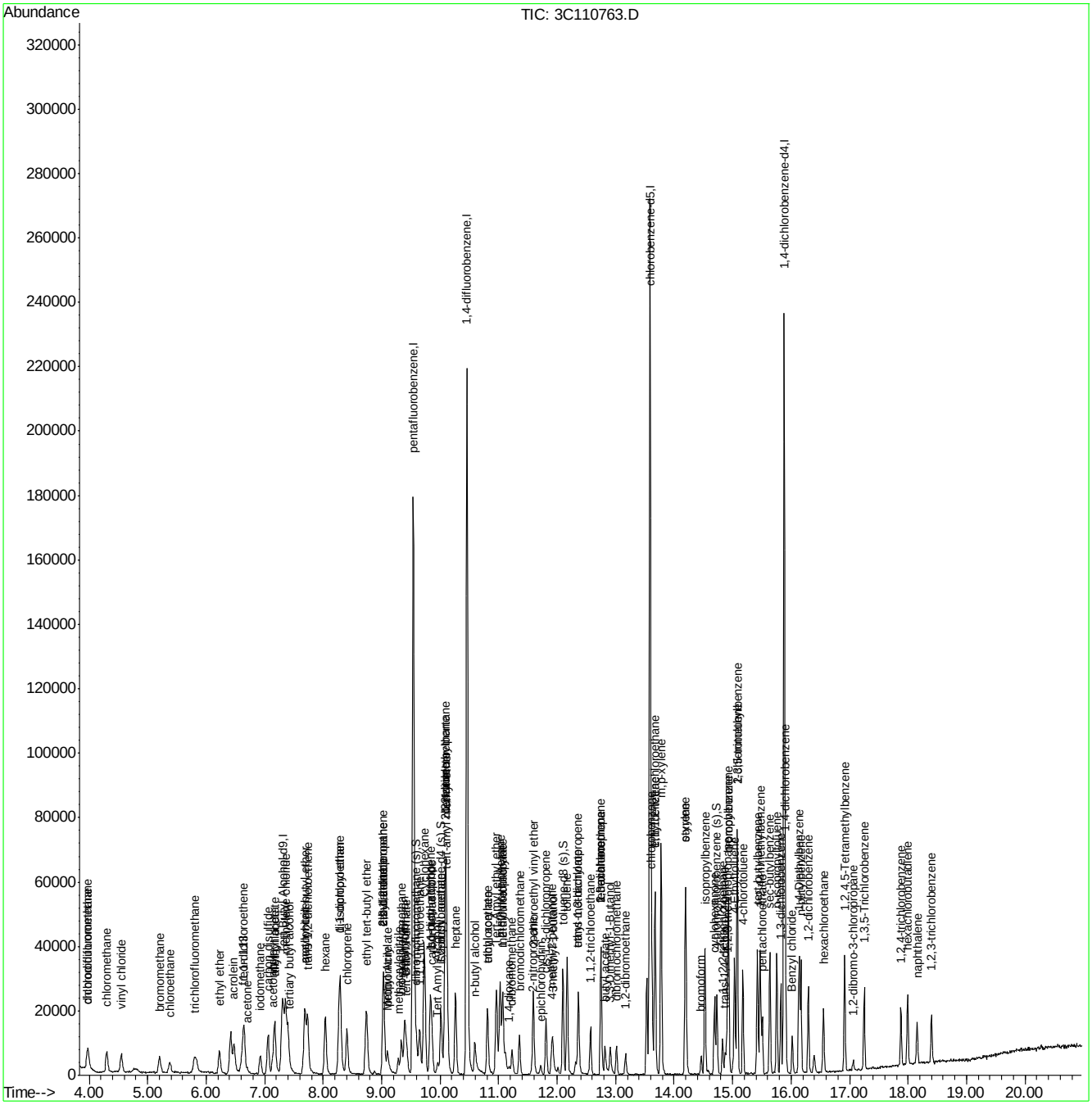

Quantitation Report (QT Reviewed)

Data Path : C:\MSDChem\1\DATA\
Data File : 3C110764.D
Acq On : 17 Jun 2014 8:35 pm
Operator : prashans
Sample : IC4989-10
Misc : MS69200,V3C4989,5.0,,,,1
ALS Vial : 7 Sample Multiplier: 1

Quant Time: Jun 18 15:55:32 2014
Quant Method : C:\MSDCHEM\1\METHODS\M3C4989.M
Quant Title : Method SW846 8260B, ZB624 60m x 0.25mm x 1.4um
QLast Update : Thu May 08 17:19:13 2014
Response via : Initial Calibration

Internal Standards	R.T.	QIon	Response	Conc	Units		Dev(Min)
1) Tert Butyl Alcohol-d9	7.30	65	44536	500.00	ug/L		0.00
5) pentafluorobenzene	9.54	168	121212	50.00	ug/L		0.00
53) 1,4-difluorobenzene	10.46	114	164880	50.00	ug/L		0.00
82) chlorobenzene-d5	13.59	117	120084	50.00	ug/L		0.00
97) 1,4-dichlorobenzene-d4	15.88	152	50000	50.00	ug/L		0.00
System Monitoring Compounds							
44) dibromofluoromethane (s)	9.59	113	12002	6.56	ug/L		0.00
Spiked Amount 50.000	Range 59 - 130		Recovery = 13.12%#				
45) 1,2-dichloroethane-d4 (s)	10.01	65	17404	8.07	ug/L		0.00
Spiked Amount 50.000	Range 65 - 123		Recovery = 16.14%#				
74) toluene-d8 (s)	12.09	98	44698	7.74	ug/L		0.00
Spiked Amount 50.000	Range 80 - 124		Recovery = 15.48%#				
99) 4-bromofluorobenzene (s)	14.73	95	16528	8.64	ug/L		0.00
Spiked Amount 50.000	Range 71 - 132		Recovery = 17.28%#				
Target Compounds							Qvalue
2) 1,4-dioxane	11.17	88	2540	196.25	ug/L	#	75
3) tertiary butyl alcohol	7.42	59	7803	45.16	ug/L		94
6) chlorodifluoromethane	3.97	51	15770	7.40	ug/L		94
7) dichlorodifluoromethane	3.97	85	18230	6.35	ug/L		96
8) chloromethane	4.29	50	22476	6.48	ug/L		98
9) vinyl chloride	4.54	62	18632	5.91	ug/L		97
10) bromomethane	5.20	94	10033	5.99	ug/L		98
11) chloroethane	5.37	64	8957	5.97	ug/L		95
14) trichlorofluoromethane	5.80	101	20445	6.16	ug/L		97
15) ethyl ether	6.22	74	7398	6.93	ug/L		87
16) acrolein	6.47	56	22090	69.01	ug/L		97
17) 1,1-dichloroethene	6.64	61	23392	7.02	ug/L		94
18) acetone	6.70	58	1398	8.81	ug/L		91
19) allyl chloride	7.16	76	7311	6.38	ug/L	#	59
20) acetonitrile	7.12	40	12553	80.27	ug/L		89
21) iodomethane	6.92	142	18504	6.44	ug/L		94
22) iso-butyl alcohol	9.83	41	4669	82.23	ug/L		93
23) carbon disulfide	7.05	76	46224	6.56	ug/L		96
24) methylene chloride	7.35	84	15839	7.68	ug/L		87
25) methyl acetate	7.16	74	1681	7.98	ug/L	#	54
26) methyl tert butyl ether	7.68	73	41353	7.27	ug/L		95
27) trans-1,2-dichloroethene	7.73	61	23862	7.07	ug/L		96
28) di-isopropyl ether	8.27	45	58175	8.15	ug/L	#	71
29) ethyl tert-butyl ether	8.74	59	51502	7.66	ug/L		98
30) 2-butanone	9.02	72	1235	6.96	ug/L	#	6
31) 1,1-dichloroethane	8.29	63	28161	7.19	ug/L		97
32) chloroprene	8.40	53	24167	7.44	ug/L		95
33) acrylonitrile	7.68	53	21214	41.51	ug/L		98
34) vinyl acetate	8.29	86	1636	6.03	ug/L		93
35) ethyl acetate	9.02	45	1712	8.40	ug/L	#	1
36) 2,2-dichloropropane	9.03	77	23730	6.73	ug/L		98
37) cis-1,2-dichloroethene	9.03	61	28192	7.51	ug/L		96
38) propionitrile	9.09	54	16718	85.40	ug/L		74

Quantitation Report (QT Reviewed)

Data Path : C:\MSDChem\1\DATA\
Data File : 3C110764.D
Acq On : 17 Jun 2014 8:35 pm
Operator : prashans
Sample : IC4989-10
Misc : MS69200,V3C4989,5.0,,,,1
ALS Vial : 7 Sample Multiplier: 1

Quant Time: Jun 18 15:55:32 2014
Quant Method : C:\MSDCHEM\1\METHODS\M3C4989.M
Quant Title : Method SW846 8260B, ZB624 60m x 0.25mm x 1.4um
QLast Update : Thu May 08 17:19:13 2014
Response via : Initial Calibration

Internal Standards	R.T.	QIon	Response	Conc	Units		Dev(Min)
39) Methyl Acrylate	9.11	85	1152	7.22	ug/L	#	38
40) bromochloromethane	9.34	128	5709	7.08	ug/L		89
41) tetrahydrofuran	9.38	72	1388	6.98	ug/L	#	65
42) chloroform	9.39	83	25129	7.01	ug/L		97
43) tert-Butyl Formate	9.42	59	10525	6.19	ug/L	#	84
46) freon 113	6.62	151	8686	6.85	ug/L		98
47) methacrylonitrile	9.28	41	7505	8.24	ug/L		86
48) 1,1,1-trichloroethane	9.65	97	21853	6.80	ug/L		95
49) Cyclohexane	9.72	84	21839	6.29	ug/L		78
50) Tert Amyl Alcohol	9.96	73	3461	33.32	ug/L	#	86
51) 2,2,4-trimethylpentane	10.09	57	67367	7.41	ug/L		93
52) tert-amyl methyl ether	10.12	73	43037	7.01	ug/L		95
54) epichlorohydrin	11.71	57	5743	45.05	ug/L		99
55) n-butyl alcohol	10.59	56	16075	405.26	ug/L		89
56) carbon tetrachloride	9.86	117	18273	8.09	ug/L		99
57) 1,1-dichloropropene	9.82	75	20080	8.21	ug/L		94
58) hexane	8.03	57	22882	9.83	ug/L		93
59) benzene	10.09	78	58474	8.19	ug/L		97
60) heptane	10.26	57	13591	8.78	ug/L		93
61) isopropyl acetate	10.01	87	2131	7.83	ug/L	#	40
62) 1,2-dichloroethane	10.10	62	19540	9.88	ug/L		97
63) trichloroethene	10.80	95	13350	7.90	ug/L		100
64) ethyl acrylate	10.81	55	13482	8.90	ug/L		99
65) Tert-Amyl ethyl ether	10.96	87	19154	7.78	ug/L	#	88
66) 2-nitropropane	11.57	41	4539	9.53	ug/L		98
67) 2-chloroethyl vinyl ether	11.59	63	25341	34.84	ug/L		100
68) methyl methacrylate	11.07	100	2234	7.48	ug/L	#	78
69) 1,2-dichloropropane	11.06	63	15618	8.72	ug/L		95
70) methylcyclohexane	11.03	83	24913	7.96	ug/L		93
71) dibromomethane	11.23	93	6689	8.63	ug/L		97
72) bromodichloromethane	11.35	83	17515	8.54	ug/L		98
73) cis-1,3-dichloropropene	11.81	75	21345	8.20	ug/L		87
75) 4-methyl-2-pentanone	11.90	58	4250	8.77	ug/L	#	86
76) toluene	12.17	91	54016	7.67	ug/L		99
77) 3-methyl-1-butanol	11.92	70	5265	145.34	ug/L	#	78
78) trans-1,3-dichloropropene	12.36	75	18916	8.62	ug/L		83
79) ethyl methacrylate	12.36	69	13327	7.69	ug/L		86
80) 1,1,2-trichloroethane	12.57	97	8834	8.27	ug/L		97
81) 2-hexanone	12.75	58	4014	9.34	ug/L		93
83) tetrachloroethene	12.75	166	11881	8.52	ug/L		89
84) 1,3-dichloropropane	12.75	76	17019	8.76	ug/L		98
85) butyl acetate	12.82	56	7029	8.82	ug/L		91
86) dibromochloromethane	13.02	129	9734	8.67	ug/L		94
87) 1,2-dibromoethane	13.17	107	8172	8.43	ug/L		98
88) 3,3-Dimethyl-1-Butanol	12.91	57	9810	73.78	ug/L	#	96
89) chlorobenzene	13.62	112	29743	8.13	ug/L		97
90) 1,1,1,2-tetrachloroethane	13.68	131	10543	8.04	ug/L		97
91) ethylbenzene	13.67	91	56955	7.99	ug/L		96
92) m,p-xylene	13.78	106	40264	15.72	ug/L		98
93) o-xylene	14.19	91	46279	8.00	ug/L		97

Quantitation Report (QT Reviewed)

Data Path : C:\MSDChem\1\DATA\
Data File : 3C110764.D
Acq On : 17 Jun 2014 8:35 pm
Operator : prashans
Sample : IC4989-10
Misc : MS69200,V3C4989,5.0,,,,1
ALS Vial : 7 Sample Multiplier: 1

Quant Time: Jun 18 15:55:32 2014
Quant Method : C:\MSDCHEM\1\METHODS\M3C4989.M
Quant Title : Method SW846 8260B, ZB624 60m x 0.25mm x 1.4um
QLast Update : Thu May 08 17:19:13 2014
Response via : Initial Calibration

Internal Standards	R.T.	QIon	Response	Conc	Units	Dev(Min)
94) styrene	14.20	104	29121	7.51	ug/L	96
96) bromoform	14.46	173	5500	8.75	ug/L	92
98) isopropylbenzene	14.53	105	51859	7.92	ug/L	98
100) bromobenzene	14.92	156	11284	8.88	ug/L	97
101) cyclohexanone	14.69	55	21331	102.07	ug/L	97
102) 1,1,2,2-tetrachloroethane	14.83	83	11180	8.81	ug/L	98
103) trans-1,4-dichloro-2-buten	14.87	53	3316	9.54	ug/L	99
104) 1,2,3-trichloropropane	14.90	110	2761	9.12	ug/L	98
105) n-propylbenzene	14.93	91	59286	8.08	ug/L	100
106) 4-Ethyltoluene	15.03	105	46431	7.69	ug/L	100
107) 2-chlorotoluene	15.08	126	11942	8.48	ug/L	97
108) 4-chlorotoluene	15.17	126	11445	8.19	ug/L	99
109) 1,3,5-trimethylbenzene	15.08	105	45592	8.40	ug/L	98
110) tert-butylbenzene	15.43	119	35985	7.83	ug/L	94
111) pentachloroethane	15.51	167	6469	8.00	ug/L	94
112) 1,2,4-trimethylbenzene	15.47	105	41614	8.02	ug/L	98
113) sec-butylbenzene	15.64	105	53985	8.03	ug/L	99
114) 1,3-dichlorobenzene	15.82	146	21115	8.42	ug/L	97
115) p-isopropyltoluene	15.75	119	43331	7.92	ug/L	97
116) 1,4-dichlorobenzene	15.91	146	20704	8.49	ug/L	99
117) 1,2-dichlorobenzene	16.29	146	19605	8.72	ug/L	95
118) 1,4-Diethylbenzene	16.13	119	24509	7.73	ug/L	98
119) n-butylbenzene	16.16	92	22899	8.18	ug/L	99
120) 1,2,4,5-Tetramethylbenzene	16.92	119	37486	7.64	ug/L	100
121) 1,2-dibromo-3-chloropropan	17.06	157	1630	8.50	ug/L	92
122) 1,3,5-Trichlorobenzene	17.25	180	16103	8.80	ug/L	98
123) 1,2,4-trichlorobenzene	17.88	180	11781	8.10	ug/L	99
124) hexachlorobutadiene	17.99	225	9736	9.16	ug/L	97
125) naphthalene	18.16	128	22035	7.85	ug/L	98
126) 1,2,3-trichlorobenzene	18.40	180	10557	8.22	ug/L	93
127) hexachloroethane	16.55	119	7551	7.41	ug/L	96
128) Benzyl chloride	16.02	91	18846	8.05	ug/L	98

(#) = qualifier out of range (m) = manual integration (+) = signals summed

Quantitation Report (QT Reviewed)

Data Path : C:\MSDChem\1\DATA\
Data File : 3C110764.D
Acq On : 17 Jun 2014 8:35 pm
Operator : prashans
Sample : IC4989-10
Misc : MS69200,V3C4989,5.0,,,,1
ALS Vial : 7 Sample Multiplier: 1

Quant Time: Jun 18 15:55:32 2014
Quant Method : C:\MSDCHEM\1\METHODS\M3C4989.M
Quant Title : Method SW846 8260B, ZB624 60m x 0.25mm x 1.4um
QLast Update : Thu May 08 17:19:13 2014
Response via : Initial Calibration

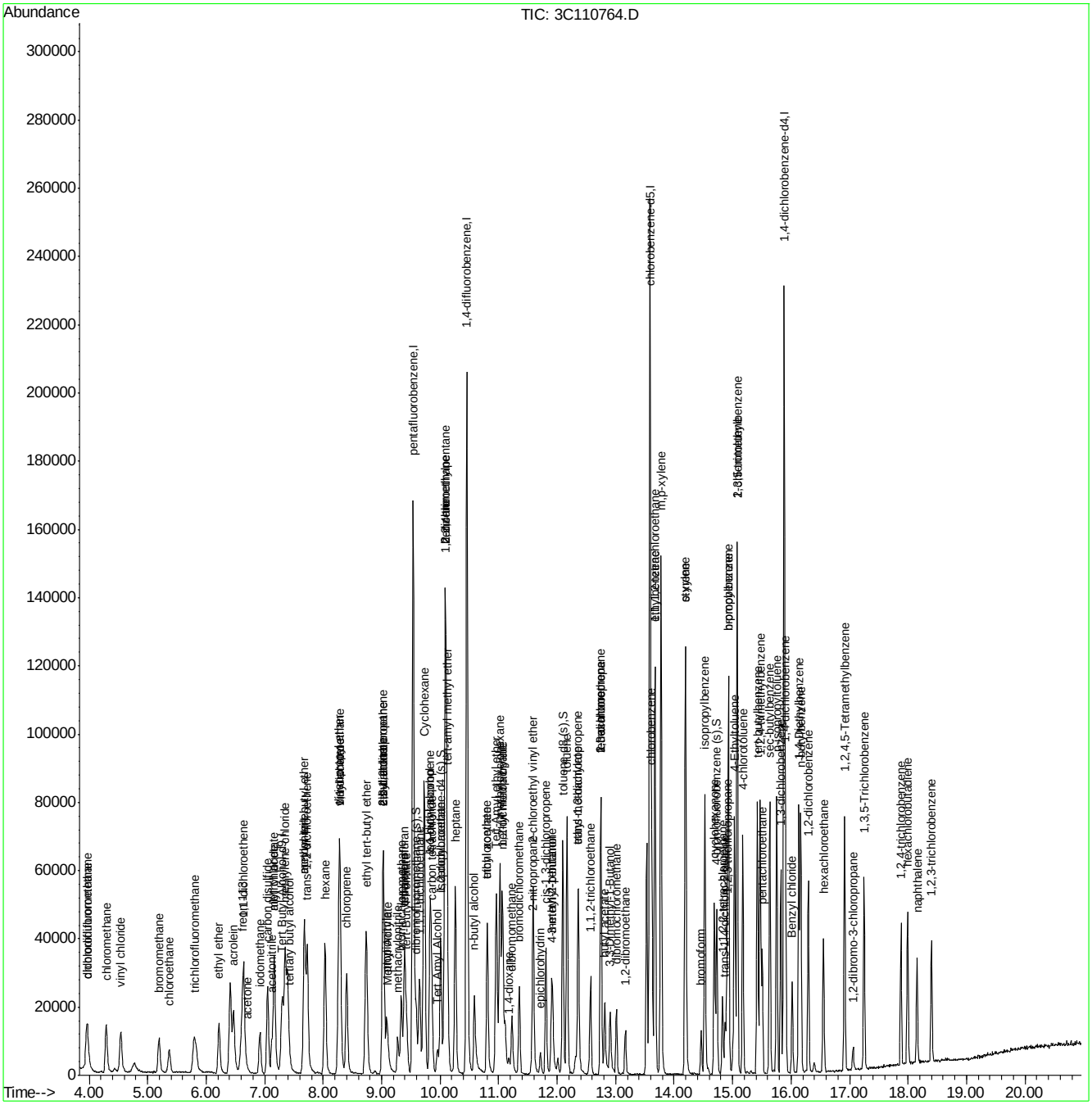

Quantitation Report (QT Reviewed)

Data Path : C:\MSDChem\1\DATA\
Data File : 3C110765.D
Acq On : 17 Jun 2014 9:03 pm
Operator : prashans
Sample : IC4989-20
Misc : MS69200,V3C4989,5.0,,,,1
ALS Vial : 8 Sample Multiplier: 1

Quant Time: Jun 18 15:55:23 2014
Quant Method : C:\MSDCHEM\1\METHODS\M3C4989.M
Quant Title : Method SW846 8260B, ZB624 60m x 0.25mm x 1.4um
QLast Update : Thu May 08 17:19:13 2014
Response via : Initial Calibration

Internal Standards	R.T.	QIon	Response	Conc	Units		Dev(Min)
1) Tert Butyl Alcohol-d9	7.30	65	55046	500.00	ug/L		0.00
5) pentafluorobenzene	9.54	168	134019	50.00	ug/L		0.00
53) 1,4-difluorobenzene	10.46	114	182807	50.00	ug/L		0.00
82) chlorobenzene-d5	13.59	117	135615	50.00	ug/L		0.00
97) 1,4-dichlorobenzene-d4	15.88	152	56313	50.00	ug/L		0.00
System Monitoring Compounds							
44) dibromofluoromethane (s)	9.59	113	57469	28.42	ug/L		0.00
Spiked Amount 50.000	Range 59 - 130		Recovery = 56.84%#				
45) 1,2-dichloroethane-d4 (s)	10.01	65	83136	34.85	ug/L		0.00
Spiked Amount 50.000	Range 65 - 123		Recovery = 69.70%				
74) toluene-d8 (s)	12.09	98	226164	35.33	ug/L		0.00
Spiked Amount 50.000	Range 80 - 124		Recovery = 70.66%#				
99) 4-bromofluorobenzene (s)	14.73	95	81764	37.93	ug/L		0.00
Spiked Amount 50.000	Range 71 - 132		Recovery = 75.86%				
Target Compounds							Qvalue
2) 1,4-dioxane	11.18	88	5753	359.62	ug/L	#	80
3) tertiary butyl alcohol	7.42	59	17318	81.09	ug/L		83
6) chlorodifluoromethane	3.97	51	32468	13.77	ug/L		99
7) dichlorodifluoromethane	3.97	85	37094	11.68	ug/L		98
8) chloromethane	4.30	50	43885	11.45	ug/L		98
9) vinyl chloride	4.55	62	36992	10.61	ug/L		100
10) bromomethane	5.19	94	19143	10.34	ug/L		98
11) chloroethane	5.37	64	17401	10.50	ug/L		94
14) trichlorofluoromethane	5.80	101	39513	10.76	ug/L		98
15) ethyl ether	6.22	74	15966	13.54	ug/L		82
16) acrolein	6.47	56	49791	140.69	ug/L		99
17) 1,1-dichloroethene	6.64	61	48181	13.09	ug/L		96
18) acetone	6.69	58	3578	20.39	ug/L		93
19) allyl chloride	7.17	76	15502	12.23	ug/L		59
20) acetonitrile	7.11	40	25638	211.41	ug/L		94
21) iodomethane	6.92	142	38298	12.05	ug/L		96
22) iso-butyl alcohol	9.82	41	10546	167.99	ug/L		95
23) carbon disulfide	7.05	76	94586	12.14	ug/L		95
24) methylene chloride	7.35	84	30876	13.54	ug/L		85
25) methyl acetate	7.15	74	3704	15.90	ug/L	#	57
26) methyl tert butyl ether	7.68	73	87292	13.88	ug/L		97
27) trans-1,2-dichloroethene	7.73	61	50088	13.41	ug/L		91
28) di-isopropyl ether	8.27	45	123449	15.64	ug/L		89
29) ethyl tert-butyl ether	8.74	59	109176	14.69	ug/L		95
30) 2-butanone	8.99	72	3291	16.76	ug/L		48
31) 1,1-dichloroethane	8.29	63	58837	13.59	ug/L		99
32) chloroprene	8.40	53	50696	14.12	ug/L		93
33) acrylonitrile	7.67	53	49442	87.50	ug/L		99
34) vinyl acetate	8.28	86	4144	13.82	ug/L		52
35) ethyl acetate	9.01	45	3749	16.65	ug/L		46
36) 2,2-dichloropropane	9.02	77	49626	12.73	ug/L		98
37) cis-1,2-dichloroethene	9.02	61	59312	14.29	ug/L		91
38) propionitrile	9.08	54	37640	173.90	ug/L		78

Quantitation Report (QT Reviewed)

Data Path : C:\MSDChem\1\DATA\
Data File : 3C110765.D
Acq On : 17 Jun 2014 9:03 pm
Operator : prashans
Sample : IC4989-20
Misc : MS69200,V3C4989,5.0,,,,1
ALS Vial : 8 Sample Multiplier: 1

Quant Time: Jun 18 15:55:23 2014
Quant Method : C:\MSDCHEM\1\METHODS\M3C4989.M
Quant Title : Method SW846 8260B, ZB624 60m x 0.25mm x 1.4um
QLast Update : Thu May 08 17:19:13 2014
Response via : Initial Calibration

Internal Standards	R.T.	QIon	Response	Conc	Units		Dev(Min)
39) Methyl Acrylate	9.09	85	2988	14.42	ug/L		66
40) bromochloromethane	9.33	128	11911	13.35	ug/L	#	82
41) tetrahydrofuran	9.38	72	3271	14.88	ug/L	#	75
42) chloroform	9.39	83	51851	13.09	ug/L		97
43) tert-Butyl Formate	9.42	59	24659	13.11	ug/L	#	83
46) freon 113	6.61	151	17248	12.30	ug/L		96
47) methacrylonitrile	9.27	41	17143	17.03	ug/L		86
48) 1,1,1-trichloroethane	9.65	97	44795	12.61	ug/L		92
49) Cyclohexane	9.72	84	43881	11.43	ug/L	#	73
50) Tert Amyl Alcohol	9.94	73	7675	66.83	ug/L	#	61
51) 2,2,4-trimethylpentane	10.09	57	136451	13.57	ug/L		94
52) tert-amyl methyl ether	10.12	73	89935	13.25	ug/L		95
54) epichlorohydrin	11.71	57	12544	88.76	ug/L		99
55) n-butyl alcohol	10.58	56	40261	915.47	ug/L		85
56) carbon tetrachloride	9.86	117	37545	15.00	ug/L		99
57) 1,1-dichloropropene	9.83	75	40728	15.01	ug/L		97
58) hexane	8.03	57	46530	18.02	ug/L		93
59) benzene	10.09	78	120582	15.23	ug/L		97
60) heptane	10.26	57	28009	16.32	ug/L		97
61) isopropyl acetate	10.00	87	5106	16.92	ug/L	#	55
62) 1,2-dichloroethane	10.10	62	41734	19.03	ug/L		99
63) trichloroethene	10.80	95	28298	15.10	ug/L		97
64) ethyl acrylate	10.80	55	32803	19.52	ug/L		97
65) Tert-Amyl ethyl ether	10.96	87	40544	14.84	ug/L	#	89
66) 2-nitropropane	11.57	41	10561	20.00	ug/L		98
67) 2-chloroethyl vinyl ether	11.59	63	57191	70.92	ug/L		99
68) methyl methacrylate	11.07	100	5266	15.90	ug/L	#	67
69) 1,2-dichloropropane	11.06	63	33105	16.67	ug/L		97
70) methylcyclohexane	11.02	83	49352	14.22	ug/L		93
71) dibromomethane	11.23	93	14659	17.06	ug/L		95
72) bromodichloromethane	11.35	83	37638	16.56	ug/L		96
73) cis-1,3-dichloropropene	11.81	75	47237	16.36	ug/L		91
75) 4-methyl-2-pentanone	11.89	58	9920	18.47	ug/L	#	85
76) toluene	12.17	91	114451	14.66	ug/L		100
77) 3-methyl-1-butanol	11.92	70	13041	324.70	ug/L	#	79
78) trans-1,3-dichloropropene	12.36	75	41565	17.07	ug/L		84
79) ethyl methacrylate	12.35	69	31389	16.33	ug/L		88
80) 1,1,2-trichloroethane	12.57	97	19264	16.26	ug/L		98
81) 2-hexanone	12.74	58	8636	18.13	ug/L	#	82
83) tetrachloroethene	12.75	166	24562	15.60	ug/L		97
84) 1,3-dichloropropane	12.75	76	37165	16.94	ug/L		97
85) butyl acetate	12.82	56	15885	17.65	ug/L		86
86) dibromochloromethane	13.01	129	21077	16.63	ug/L		97
87) 1,2-dibromoethane	13.17	107	17957	16.40	ug/L		97
88) 3,3-Dimethyl-1-Butanol	12.91	57	23975	159.67	ug/L		96
89) chlorobenzene	13.62	112	62791	15.19	ug/L		98
90) 1,1,1,2-tetrachloroethane	13.68	131	22342	15.08	ug/L		98
91) ethylbenzene	13.67	91	119517	14.85	ug/L		98
92) m,p-xylene	13.78	106	85423	29.52	ug/L		99
93) o-xylene	14.19	91	97673	14.95	ug/L		98

Quantitation Report (QT Reviewed)

Data Path : C:\MSDChem\1\DATA\
Data File : 3C110765.D
Acq On : 17 Jun 2014 9:03 pm
Operator : prashans
Sample : IC4989-20
Misc : MS69200,V3C4989,5.0,,,,1
ALS Vial : 8 Sample Multiplier: 1

Quant Time: Jun 18 15:55:23 2014
Quant Method : C:\MSDCHEM\1\METHODS\M3C4989.M
Quant Title : Method SW846 8260B, ZB624 60m x 0.25mm x 1.4um
QLast Update : Thu May 08 17:19:13 2014
Response via : Initial Calibration

Internal Standards	R.T.	QIon	Response	Conc	Units	Dev(Min)
94) styrene	14.20	104	64235	14.67	ug/L	98
96) bromoform	14.46	173	12445	17.53	ug/L	99
98) isopropylbenzene	14.53	105	108650	14.74	ug/L	97
100) bromobenzene	14.92	156	23603	16.49	ug/L	95
101) cyclohexanone	14.69	55	52404	222.63	ug/L	95
102) 1,1,2,2-tetrachloroethane	14.83	83	24866	17.39	ug/L	97
103) trans-1,4-dichloro-2-buten	14.87	53	7624	19.47	ug/L	87
104) 1,2,3-trichloropropane	14.90	110	6065	17.80	ug/L	92
105) n-propylbenzene	14.93	91	125244	15.16	ug/L	99
106) 4-Ethyltoluene	15.03	105	101209	14.88	ug/L	99
107) 2-chlorotoluene	15.08	126	24450	15.42	ug/L	97
108) 4-chlorotoluene	15.17	126	23870	15.17	ug/L	95
109) 1,3,5-trimethylbenzene	15.08	105	90511	14.81	ug/L	99
110) tert-butylbenzene	15.43	119	74874	14.47	ug/L	98
111) pentachloroethane	15.51	167	14182	15.57	ug/L	96
112) 1,2,4-trimethylbenzene	15.47	105	88292	15.11	ug/L	97
113) sec-butylbenzene	15.64	105	114012	15.07	ug/L	100
114) 1,3-dichlorobenzene	15.83	146	44684	15.83	ug/L	97
115) p-isopropyltoluene	15.75	119	90364	14.66	ug/L	99
116) 1,4-dichlorobenzene	15.91	146	43538	15.85	ug/L	98
117) 1,2-dichlorobenzene	16.29	146	40906	16.15	ug/L	99
118) 1,4-Diethylbenzene	16.13	119	51415	14.40	ug/L	98
119) n-butylbenzene	16.17	92	48132	15.26	ug/L	98
120) 1,2,4,5-Tetramethylbenzene	16.92	119	79496	14.39	ug/L	99
121) 1,2-dibromo-3-chloropropan	17.06	157	3519	16.29	ug/L	87
122) 1,3,5-Trichlorobenzene	17.25	180	33855	16.43	ug/L	99
123) 1,2,4-trichlorobenzene	17.88	180	25427	15.52	ug/L	99
124) hexachlorobutadiene	17.99	225	19373	16.18	ug/L	93
125) naphthalene	18.15	128	51509	16.30	ug/L	97
126) 1,2,3-trichlorobenzene	18.40	180	23722	16.41	ug/L	99
127) hexachloroethane	16.56	119	16320	14.21	ug/L	97
128) Benzyl chloride	16.02	91	41277	15.66	ug/L	98

(#) = qualifier out of range (m) = manual integration (+) = signals summed

Quantitation Report (QT Reviewed)

Data Path : C:\MSDChem\1\DATA\
Data File : 3C110765.D
Acq On : 17 Jun 2014 9:03 pm
Operator : prashans
Sample : IC4989-20
Misc : MS69200,V3C4989,5.0,,,,1
ALS Vial : 8 Sample Multiplier: 1

Quant Time: Jun 18 15:55:23 2014
Quant Method : C:\MSDCHEM\1\METHODS\M3C4989.M
Quant Title : Method SW846 8260B, ZB624 60m x 0.25mm x 1.4um
QLast Update : Thu May 08 17:19:13 2014
Response via : Initial Calibration

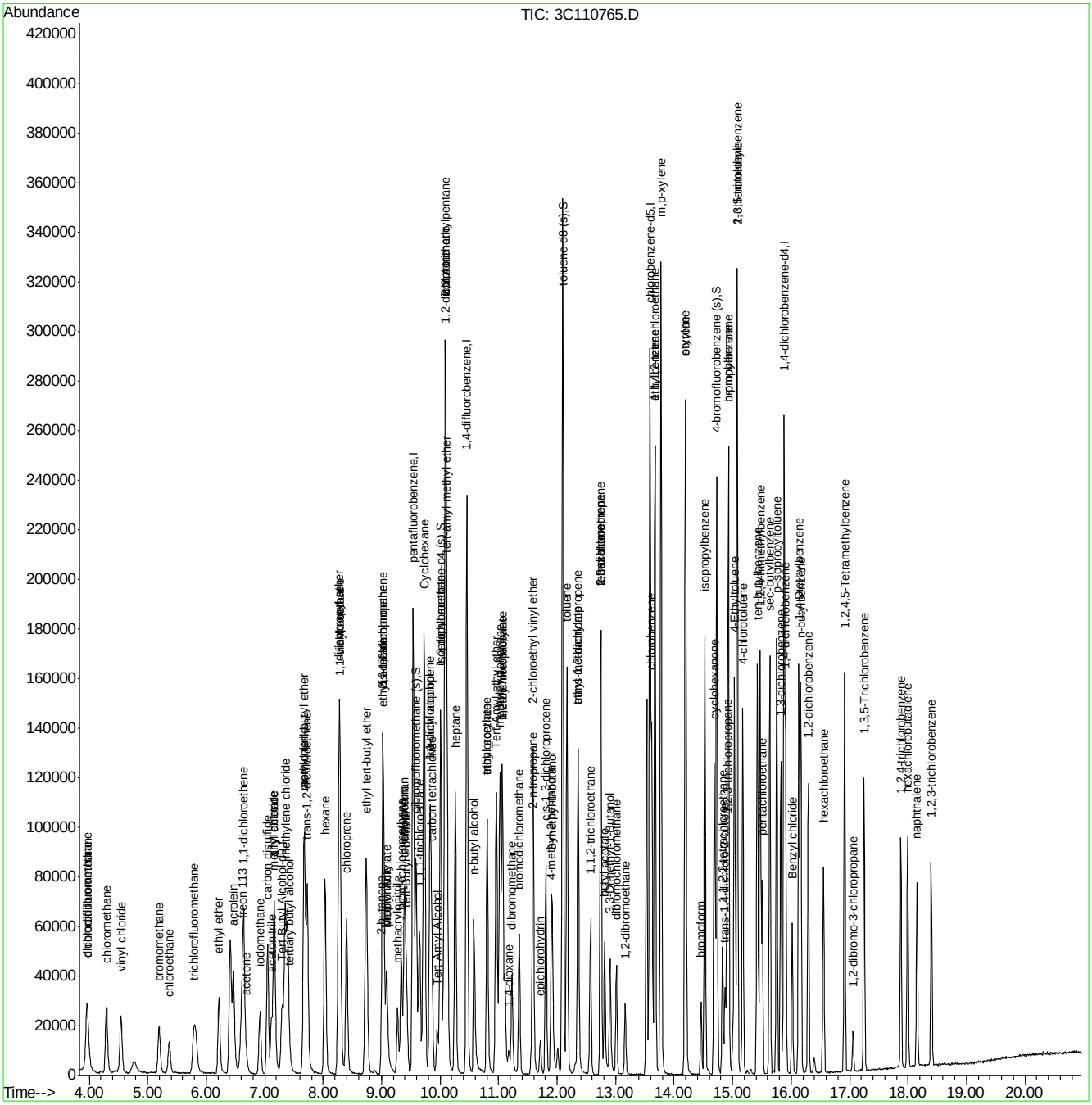

Quantitation Report (QT Reviewed)

Data Path : C:\MSDChem\1\DATA\
Data File : 3C110766.D
Acq On : 17 Jun 2014 9:31 pm
Operator : prashans
Sample : ICC4989-50
Misc : MS69200,V3C4989,5.0,,,,1
ALS Vial : 9 Sample Multiplier: 1

Quant Time: Jun 18 15:55:15 2014
Quant Method : C:\MSDCHEM\1\METHODS\M3C4989.M
Quant Title : Method SW846 8260B, ZB624 60m x 0.25mm x 1.4um
QLast Update : Thu May 08 17:19:13 2014
Response via : Initial Calibration

Internal Standards	R.T.	QIon	Response	Conc	Units		Dev(Min)
1) Tert Butyl Alcohol-d9	7.31	65	57569	500.00	ug/L		0.00
5) pentafluorobenzene	9.54	168	126941	50.00	ug/L		0.00
53) 1,4-difluorobenzene	10.46	114	173847	50.00	ug/L		0.00
82) chlorobenzene-d5	13.59	117	128956	50.00	ug/L		0.00
97) 1,4-dichlorobenzene-d4	15.88	152	54907	50.00	ug/L		0.00
System Monitoring Compounds							
44) dibromofluoromethane (s)	9.59	113	57851	30.20	ug/L		0.00
Spiked Amount 50.000	Range 59 - 130		Recovery = 60.40%				
45) 1,2-dichloroethane-d4 (s)	10.01	65	84786	37.53	ug/L		0.00
Spiked Amount 50.000	Range 65 - 123		Recovery = 75.06%				
74) toluene-d8 (s)	12.09	98	222932	36.62	ug/L		0.00
Spiked Amount 50.000	Range 80 - 124		Recovery = 73.24%#				
99) 4-bromofluorobenzene (s)	14.73	95	84577	40.24	ug/L		0.00
Spiked Amount 50.000	Range 71 - 132		Recovery = 80.48%				
Target Compounds							Qvalue
2) 1,4-dioxane	11.17	88	15430	922.27	ug/L	#	78
3) tertiary butyl alcohol	7.42	59	46566	208.49	ug/L		89
6) chlorodifluoromethane	3.98	51	79463	35.58	ug/L		98
7) dichlorodifluoromethane	3.98	85	88064	29.29	ug/L		99
8) chloromethane	4.31	50	105659	29.11	ug/L		98
9) vinyl chloride	4.56	62	87464	26.48	ug/L		98
10) bromomethane	5.20	94	43895	25.02	ug/L		97
11) chloroethane	5.37	64	40896	26.04	ug/L		96
14) trichlorofluoromethane	5.81	101	93487	26.89	ug/L		99
15) ethyl ether	6.23	74	40619	36.36	ug/L		84
16) acrolein	6.47	56	131464	392.19	ug/L		99
17) 1,1-dichloroethene	6.64	61	116418	33.38	ug/L		94
18) acetone	6.69	58	9993	60.12	ug/L	#	83
19) allyl chloride	7.17	76	37459	31.19	ug/L	#	56
20) acetonitrile	7.11	40	65729	699.39	ug/L		99
21) iodomethane	6.93	142	92617	30.77	ug/L		94
22) iso-butyl alcohol	9.82	41	28993	487.60	ug/L		93
23) carbon disulfide	7.06	76	225748	30.58	ug/L		95
24) methylene chloride	7.35	84	72651	33.62	ug/L		84
25) methyl acetate	7.15	74	10250	46.47	ug/L	#	55
26) methyl tert butyl ether	7.68	73	223210	37.46	ug/L		94
27) trans-1,2-dichloroethene	7.73	61	121781	34.43	ug/L		90
28) di-isopropyl ether	8.28	45	317263	42.43	ug/L		95
29) ethyl tert-butyl ether	8.74	59	282667	40.16	ug/L		96
30) 2-butanone	8.99	72	8987	48.33	ug/L		60
31) 1,1-dichloroethane	8.29	63	144549	35.24	ug/L		99
32) chloroprene	8.40	53	129638	38.12	ug/L		92
33) acrylonitrile	7.67	53	125188	233.90	ug/L		97
34) vinyl acetate	8.28	86	10686	37.63	ug/L		38
35) ethyl acetate	9.01	45	10734	50.32	ug/L		75
36) 2,2-dichloropropane	9.03	77	118118	31.99	ug/L		99
37) cis-1,2-dichloroethene	9.02	61	146165	37.18	ug/L		90
38) propionitrile	9.08	54	98261	479.30	ug/L		90

Quantitation Report (QT Reviewed)

Data Path : C:\MSDChem\1\DATA\
Data File : 3C110766.D
Acq On : 17 Jun 2014 9:31 pm
Operator : prashans
Sample : ICC4989-50
Misc : MS69200,V3C4989,5.0,,,,1
ALS Vial : 9 Sample Multiplier: 1

Quant Time: Jun 18 15:55:15 2014
Quant Method : C:\MSDCHEM\1\METHODS\M3C4989.M
Quant Title : Method SW846 8260B, ZB624 60m x 0.25mm x 1.4um
QLast Update : Thu May 08 17:19:13 2014
Response via : Initial Calibration

Internal Standards	R.T.	QIon	Response	Conc	Units		Dev(Min)
39) Methyl Acrylate	9.09	85	8601	39.98	ug/L		82
40) bromochloromethane	9.34	128	29515	34.94	ug/L	#	83
41) tetrahydrofuran	9.38	72	8704	41.80	ug/L	#	78
42) chloroform	9.39	83	125145	33.35	ug/L		97
43) tert-Butyl Formate	9.42	59	66455	37.31	ug/L		96
46) freon 113	6.62	151	42902	32.30	ug/L		89
47) methacrylonitrile	9.27	41	46174	48.41	ug/L		87
48) 1,1,1-trichloroethane	9.65	97	107057	31.81	ug/L		97
49) Cyclohexane	9.72	84	104590	28.77	ug/L	#	75
50) Tert Amyl Alcohol	9.95	73	20560	189.01	ug/L	#	88
51) 2,2,4-trimethylpentane	10.09	57	330257	34.69	ug/L		93
52) tert-amyl methyl ether	10.12	73	233138	36.26	ug/L		95
54) epichlorohydrin	11.71	57	33350	248.13	ug/L		98
55) n-butyl alcohol	10.58	56	114451	2736.56	ug/L		84
56) carbon tetrachloride	9.85	117	90002	37.80	ug/L		98
57) 1,1-dichloropropene	9.82	75	98081	38.02	ug/L		98
58) hexane	8.03	57	115125	46.90	ug/L		93
59) benzene	10.09	78	285590	37.93	ug/L		97
60) heptane	10.26	57	68056	41.69	ug/L		96
61) isopropyl acetate	10.01	87	13942	48.60	ug/L	#	57
62) 1,2-dichloroethane	10.10	62	103441	49.59	ug/L		98
63) trichloroethene	10.80	95	68268	38.30	ug/L		98
64) ethyl acrylate	10.80	55	87075	54.50	ug/L		95
65) Tert-Amyl ethyl ether	10.96	87	105082	40.46	ug/L		92
66) 2-nitropropane	11.57	41	27613	54.99	ug/L		99
67) 2-chloroethyl vinyl ether	11.59	63	150415	196.14	ug/L		98
68) methyl methacrylate	11.07	100	14176	45.02	ug/L	#	70
69) 1,2-dichloropropane	11.06	63	80466	42.61	ug/L		96
70) methylcyclohexane	11.02	83	121031	36.68	ug/L		92
71) dibromomethane	11.23	93	36766	44.99	ug/L		97
72) bromodichloromethane	11.35	83	93954	43.46	ug/L		99
73) cis-1,3-dichloropropene	11.81	75	115982	42.25	ug/L		89
75) 4-methyl-2-pentanone	11.89	58	26121	51.14	ug/L	#	80
76) toluene	12.17	91	271539	36.58	ug/L		99
77) 3-methyl-1-butanol	11.91	70	37814	990.04	ug/L		84
78) trans-1,3-dichloropropene	12.36	75	103786	44.83	ug/L		87
79) ethyl methacrylate	12.35	69	82728	45.26	ug/L		84
80) 1,1,2-trichloroethane	12.57	97	47187	41.88	ug/L		98
81) 2-hexanone	12.74	58	23869	52.69	ug/L		87
83) tetrachloroethene	12.75	166	61673	41.20	ug/L		99
84) 1,3-dichloropropane	12.75	76	91417	43.83	ug/L		98
85) butyl acetate	12.82	56	42586	49.75	ug/L		85
86) dibromochloromethane	13.02	129	54350	45.10	ug/L		100
87) 1,2-dibromoethane	13.17	107	45641	43.84	ug/L		97
88) 3,3-Dimethyl-1-Butanol	12.91	57	70429	493.27	ug/L		97
89) chlorobenzene	13.62	112	151638	38.57	ug/L		95
90) 1,1,1,2-tetrachloroethane	13.68	131	55929	39.71	ug/L		97
91) ethylbenzene	13.67	91	284615	37.18	ug/L		98
92) m,p-xylene	13.78	106	203359	73.91	ug/L		96
93) o-xylene	14.19	91	235282	37.87	ug/L		100

Quantitation Report (QT Reviewed)

Data Path : C:\MSDChem\1\DATA\
Data File : 3C110766.D
Acq On : 17 Jun 2014 9:31 pm
Operator : prashans
Sample : ICC4989-50
Misc : MS69200,V3C4989,5.0,,,,1
ALS Vial : 9 Sample Multiplier: 1

Quant Time: Jun 18 15:55:15 2014
Quant Method : C:\MSDCHEM\1\METHODS\M3C4989.M
Quant Title : Method SW846 8260B, ZB624 60m x 0.25mm x 1.4um
QLast Update : Thu May 08 17:19:13 2014
Response via : Initial Calibration

Internal Standards	R.T.	QIon	Response	Conc	Units	Dev(Min)
94) styrene	14.20	104	162718	39.08	ug/L	97
96) bromoform	14.46	173	32847	48.67	ug/L	98
98) isopropylbenzene	14.53	105	262766	36.56	ug/L	98
100) bromobenzene	14.92	156	58713	42.06	ug/L	97
101) cyclohexanone	14.69	55	151319	659.33	ug/L	95
102) 1,1,2,2-tetrachloroethane	14.83	83	63478	45.54	ug/L	98
103) trans-1,4-dichloro-2-buten	14.87	53	20925	54.81	ug/L	91
104) 1,2,3-trichloropropane	14.90	110	15657	47.12	ug/L	99
105) n-propylbenzene	14.93	91	303546	37.67	ug/L	99
106) 4-Ethyltoluene	15.03	105	245224	36.99	ug/L	98
107) 2-chlorotoluene	15.08	126	58708	37.96	ug/L	98
108) 4-chlorotoluene	15.17	126	59631	38.87	ug/L	99
109) 1,3,5-trimethylbenzene	15.08	105	227001	38.10	ug/L	100
110) tert-butylbenzene	15.43	119	183824	36.43	ug/L	95
111) pentachloroethane	15.51	167	33161	37.33	ug/L	94
112) 1,2,4-trimethylbenzene	15.47	105	220698	38.74	ug/L	99
113) sec-butylbenzene	15.64	105	275246	37.30	ug/L	98
114) 1,3-dichlorobenzene	15.82	146	110298	40.06	ug/L	99
115) p-isopropyltoluene	15.75	119	223391	37.16	ug/L	98
116) 1,4-dichlorobenzene	15.91	146	109081	40.73	ug/L	99
117) 1,2-dichlorobenzene	16.29	146	105156	42.57	ug/L	99
118) 1,4-Diethylbenzene	16.13	119	130904	37.59	ug/L	97
119) n-butylbenzene	16.16	92	121061	39.36	ug/L	99
120) 1,2,4,5-Tetramethylbenzene	16.92	119	209881	38.96	ug/L	100
121) 1,2-dibromo-3-chloropropan	17.06	157	9861	46.81	ug/L	88
122) 1,3,5-Trichlorobenzene	17.25	180	86933	43.26	ug/L	100
123) 1,2,4-trichlorobenzene	17.88	180	70049	43.84	ug/L	99
124) hexachlorobutadiene	17.99	225	48965	41.93	ug/L	100
125) naphthalene	18.15	128	145601	47.25	ug/L	99
126) 1,2,3-trichlorobenzene	18.40	180	63298	44.91	ug/L	99
127) hexachloroethane	16.55	119	41400	36.98	ug/L	96
128) Benzyl chloride	16.02	91	113546	44.18	ug/L	98

(#) = qualifier out of range (m) = manual integration (+) = signals summed

Quantitation Report (QT Reviewed)

Data Path : C:\MSDChem\1\DATA\
Data File : 3C110766.D
Acq On : 17 Jun 2014 9:31 pm
Operator : prashans
Sample : ICC4989-50
Misc : MS69200,V3C4989,5.0,,,,1
ALS Vial : 9 Sample Multiplier: 1

Quant Time: Jun 18 15:55:15 2014
Quant Method : C:\MSDCHEM\1\METHODS\M3C4989.M
Quant Title : Method SW846 8260B, ZB624 60m x 0.25mm x 1.4um
QLast Update : Thu May 08 17:19:13 2014
Response via : Initial Calibration

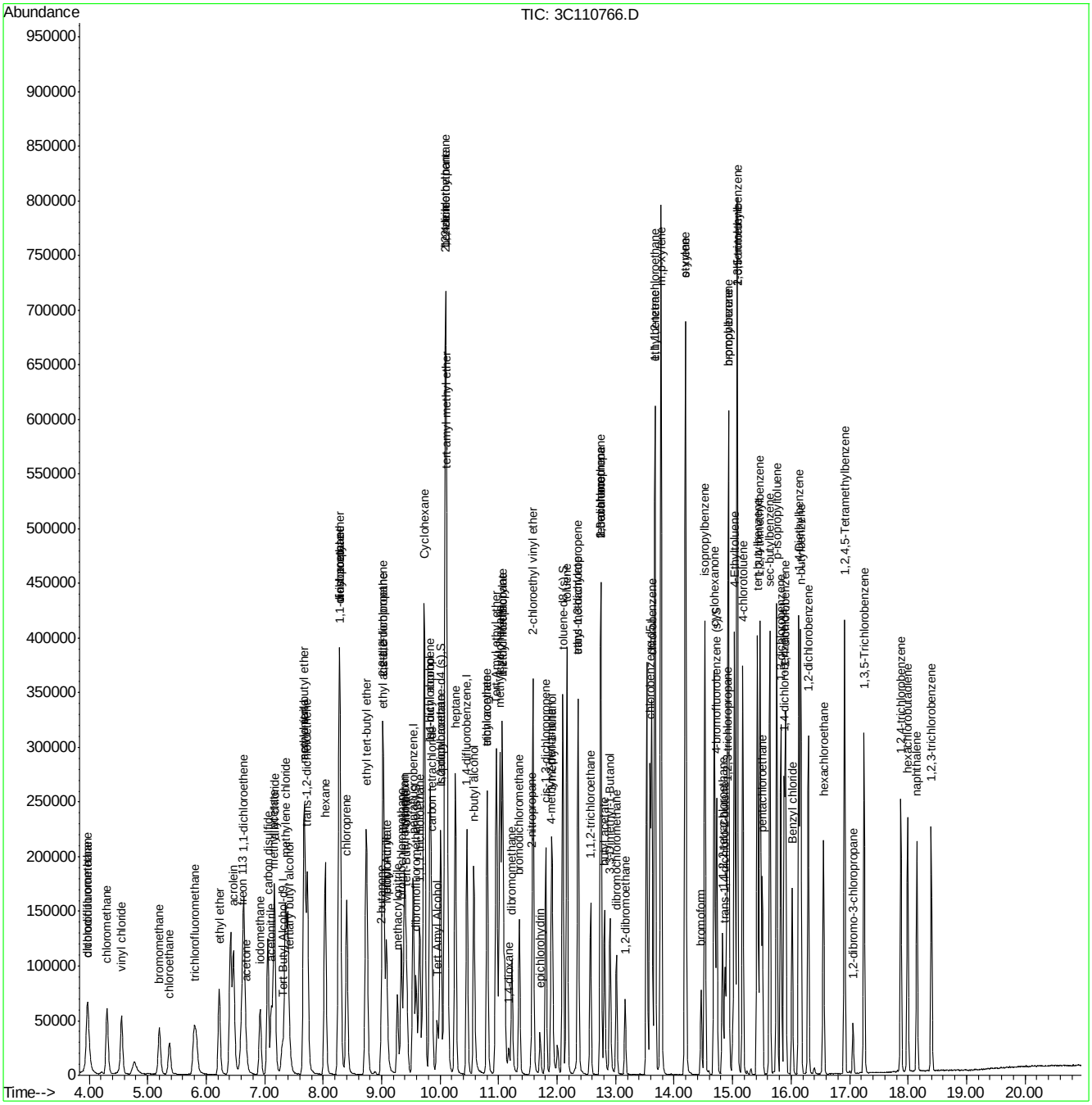

Quantitation Report (QT Reviewed)

Data Path : C:\MSDChem\1\DATA\
Data File : 3C110767.D
Acq On : 17 Jun 2014 9:59 pm
Operator : prashans
Sample : IC4989-100
Misc : MS69200,V3C4989,5.0,,,,1
ALS Vial : 10 Sample Multiplier: 1

Quant Time: Jun 18 15:55:04 2014
Quant Method : C:\MSDCHEM\1\METHODS\M3C4989.M
Quant Title : Method SW846 8260B, ZB624 60m x 0.25mm x 1.4um
QLast Update : Thu May 08 17:19:13 2014
Response via : Initial Calibration

Internal Standards	R.T.	QIon	Response	Conc	Units		Dev(Min)
1) Tert Butyl Alcohol-d9	7.31	65	59938	500.00	ug/L		0.00
5) pentafluorobenzene	9.54	168	136584	50.00	ug/L		0.00
53) 1,4-difluorobenzene	10.46	114	188493	50.00	ug/L		0.00
82) chlorobenzene-d5	13.59	117	137251	50.00	ug/L		0.00
97) 1,4-dichlorobenzene-d4	15.88	152	60232	50.00	ug/L		0.00
System Monitoring Compounds							
44) dibromofluoromethane (s)	9.59	113	114658	55.63	ug/L		0.00
Spiked Amount 50.000	Range 59 - 130		Recovery = 111.26%				
45) 1,2-dichloroethane-d4 (s)	10.01	65	164380	67.62	ug/L		0.00
Spiked Amount 50.000	Range 65 - 123		Recovery = 135.24%#				
74) toluene-d8 (s)	12.09	98	439733	66.62	ug/L		0.00
Spiked Amount 50.000	Range 80 - 124		Recovery = 133.24%#				
99) 4-bromofluorobenzene (s)	14.73	95	167144	72.49	ug/L		0.00
Spiked Amount 50.000	Range 71 - 132		Recovery = 144.98%#				
Target Compounds							Qvalue
2) 1,4-dioxane	11.17	88	29887	1715.77	ug/L		92
3) tertiary butyl alcohol	7.42	59	87962	378.26	ug/L		93
6) chlorodifluoromethane	3.98	51	161888	67.37	ug/L		99
7) dichlorodifluoromethane	3.97	85	178651	55.22	ug/L		99
8) chloromethane	4.31	50	218830	56.03	ug/L		99
9) vinyl chloride	4.56	62	180167	50.69	ug/L		99
10) bromomethane	5.20	94	85267	45.18	ug/L		100
11) chloroethane	5.37	64	82135	48.61	ug/L		95
14) trichlorofluoromethane	5.81	101	186938	49.97	ug/L		99
15) ethyl ether	6.22	74	80300	66.80	ug/L		81
16) acrolein	6.48	56	4724	13.10	ug/L		97
17) 1,1-dichloroethene	6.64	61	235436	62.74	ug/L		95
18) acetone	6.69	58	16323	91.28	ug/L		87
19) allyl chloride	7.17	76	76311	59.05	ug/L		64
20) acetonitrile	7.11	40	132773	1378.40	ug/L		98
21) iodomethane	6.92	142	189085	58.38	ug/L		94
22) iso-butyl alcohol	9.82	41	57046	891.65	ug/L		91
23) carbon disulfide	7.05	76	460812	58.02	ug/L		94
24) methylene chloride	7.35	84	145439	62.56	ug/L		83
25) methyl acetate	7.15	74	19827	83.54	ug/L	#	59
26) methyl tert butyl ether	7.68	73	440992	68.79	ug/L		95
27) trans-1,2-dichloroethene	7.73	61	245397	64.49	ug/L		91
28) di-isopropyl ether	8.28	45	622932	77.42	ug/L		94
29) ethyl tert-butyl ether	8.74	59	558632	73.76	ug/L		96
30) 2-butanone	8.99	72	16355	81.74	ug/L		53
31) 1,1-dichloroethane	8.29	63	289035	65.49	ug/L		100
32) chloroprene	8.40	53	261674	71.51	ug/L		92
33) acrylonitrile	7.67	53	239908	416.60	ug/L		98
34) vinyl acetate	8.28	86	21737	71.13	ug/L		46
35) ethyl acetate	9.01	45	20428	89.00	ug/L		55
36) 2,2-dichloropropane	9.03	77	242278	60.98	ug/L		98
37) cis-1,2-dichloroethene	9.02	61	291884	69.01	ug/L		92
38) propionitrile	9.08	54	188222	853.29	ug/L		98

Quantitation Report (QT Reviewed)

Data Path : C:\MSDChem\1\DATA\
Data File : 3C110767.D
Acq On : 17 Jun 2014 9:59 pm
Operator : prashans
Sample : IC4989-100
Misc : MS69200,V3C4989,5.0,,,,1
ALS Vial : 10 Sample Multiplier: 1

Quant Time: Jun 18 15:55:04 2014
Quant Method : C:\MSDCHEM\1\METHODS\M3C4989.M
Quant Title : Method SW846 8260B, ZB624 60m x 0.25mm x 1.4um
QLast Update : Thu May 08 17:19:13 2014
Response via : Initial Calibration

Internal Standards	R.T.	QIon	Response	Conc	Units		Dev(Min)
39) Methyl Acrylate	9.09	85	16742	70.81	ug/L		84
40) bromochloromethane	9.34	128	58831	64.72	ug/L	#	82
41) tetrahydrofuran	9.37	72	16871	75.31	ug/L	#	80
42) chloroform	9.39	83	252120	62.45	ug/L		96
43) tert-Butyl Formate	9.42	59	129648	67.64	ug/L		98
46) freon 113	6.62	151	85946	60.15	ug/L		96
47) methacrylonitrile	9.26	41	92148	89.80	ug/L		86
48) 1,1,1-trichloroethane	9.65	97	221803	61.26	ug/L		96
49) Cyclohexane	9.72	84	210217	53.74	ug/L	#	73
50) Tert Amyl Alcohol	9.95	73	38913	332.47	ug/L	#	62
51) 2,2,4-trimethylpentane	10.09	57	663005	64.72	ug/L		93
52) tert-amyl methyl ether	10.12	73	451511	65.26	ug/L		95
54) epichlorohydrin	11.71	57	65878	452.07	ug/L		99
55) n-butyl alcohol	10.57	56	217276	4791.47	ug/L		87
56) carbon tetrachloride	9.85	117	186821	72.37	ug/L		98
57) 1,1-dichloropropene	9.82	75	201497	72.04	ug/L		98
58) hexane	8.03	57	226584	85.13	ug/L		93
59) benzene	10.09	78	565086	69.22	ug/L		96
60) heptane	10.26	57	135269	76.43	ug/L		97
61) isopropyl acetate	10.00	87	25716	82.67	ug/L	#	42
62) 1,2-dichloroethane	10.10	62	205112	90.69	ug/L		97
63) trichloroethene	10.80	95	138641	71.73	ug/L		96
64) ethyl acrylate	10.80	55	169898	98.07	ug/L		95
65) Tert-Amyl ethyl ether	10.96	87	209424	74.36	ug/L	#	90
66) 2-nitropropane	11.56	41	53032	97.40	ug/L		99
67) 2-chloroethyl vinyl ether	11.59	63	291200	350.21	ug/L		99
68) methyl methacrylate	11.06	100	28727	84.14	ug/L	#	66
69) 1,2-dichloropropane	11.06	63	162502	79.36	ug/L		96
70) methylcyclohexane	11.02	83	244556	68.36	ug/L		90
71) dibromomethane	11.23	93	73727	83.22	ug/L		97
72) bromodichloromethane	11.35	83	192682	82.20	ug/L		99
73) cis-1,3-dichloropropene	11.81	75	237228	79.71	ug/L		87
75) 4-methyl-2-pentanone	11.89	58	51617	93.21	ug/L	#	81
76) toluene	12.17	91	545539	67.78	ug/L		98
77) 3-methyl-1-butanol	11.91	70	72069	1740.28	ug/L		84
78) trans-1,3-dichloropropene	12.36	75	208688	83.14	ug/L		87
79) ethyl methacrylate	12.35	69	166166	83.84	ug/L		85
80) 1,1,2-trichloroethane	12.57	97	94134	77.06	ug/L		97
81) 2-hexanone	12.74	58	44657	90.91	ug/L		85
83) tetrachloroethene	12.75	166	118268	74.23	ug/L		99
84) 1,3-dichloropropane	12.75	76	179702	80.95	ug/L		100
85) butyl acetate	12.81	56	83820	92.01	ug/L	#	83
86) dibromochloromethane	13.01	129	111067	86.60	ug/L		99
87) 1,2-dibromoethane	13.17	107	91347	82.44	ug/L		96
88) 3,3-Dimethyl-1-Butanol	12.90	57	134366	884.19	ug/L		97
89) chlorobenzene	13.62	112	304938	72.88	ug/L		95
90) 1,1,1,2-tetrachloroethane	13.68	131	113657	75.81	ug/L		95
91) ethylbenzene	13.67	91	570924	70.08	ug/L		98
92) m,p-xylene	13.78	106	408915	139.64	ug/L		96
93) o-xylene	14.19	91	473691	71.63	ug/L		98

Quantitation Report (QT Reviewed)

Data Path : C:\MSDChem\1\DATA\
Data File : 3C110767.D
Acq On : 17 Jun 2014 9:59 pm
Operator : prashans
Sample : IC4989-100
Misc : MS69200,V3C4989,5.0,,,,1
ALS Vial : 10 Sample Multiplier: 1

Quant Time: Jun 18 15:55:04 2014
Quant Method : C:\MSDCHEM\1\METHODS\M3C4989.M
Quant Title : Method SW846 8260B, ZB624 60m x 0.25mm x 1.4um
QLast Update : Thu May 08 17:19:13 2014
Response via : Initial Calibration

Internal Standards	R.T.	QIon	Response	Conc	Units	Dev(Min)
94) styrene	14.20	104	330819	74.66	ug/L	96
96) bromoform	14.46	173	67003	93.27	ug/L	100
98) isopropylbenzene	14.53	105	533604	67.68	ug/L	98
100) bromobenzene	14.92	156	117935	77.01	ug/L	96
101) cyclohexanone	14.69	55	262065	1040.92	ug/L	93
102) 1,1,2,2-tetrachloroethane	14.83	83	124541	81.44	ug/L	98
103) trans-1,4-dichloro-2-buten	14.87	53	43181	103.11	ug/L	89
104) 1,2,3-trichloropropane	14.90	110	30418	83.44	ug/L	93
105) n-propylbenzene	14.93	91	613032	69.36	ug/L	99
106) 4-Ethyltoluene	15.03	105	488458	67.16	ug/L	100
107) 2-chlorotoluene	15.08	126	119184	70.26	ug/L	96
108) 4-chlorotoluene	15.17	126	122045	72.52	ug/L	96
109) 1,3,5-trimethylbenzene	15.08	105	459467	70.29	ug/L	99
110) tert-butylbenzene	15.43	119	373432	67.46	ug/L	96
111) pentachloroethane	15.51	167	73907	75.84	ug/L	98
112) 1,2,4-trimethylbenzene	15.47	105	448120	71.70	ug/L	100
113) sec-butylbenzene	15.64	105	564320	69.72	ug/L	98
114) 1,3-dichlorobenzene	15.82	146	226669	75.06	ug/L	98
115) p-isopropyltoluene	15.75	119	463694	70.31	ug/L	98
116) 1,4-dichlorobenzene	15.91	146	223422	76.04	ug/L	100
117) 1,2-dichlorobenzene	16.29	146	212563	78.44	ug/L	98
118) 1,4-Diethylbenzene	16.13	119	264613	69.27	ug/L	97
119) n-butylbenzene	16.16	92	252719	74.91	ug/L	99
120) 1,2,4,5-Tetramethylbenzene	16.92	119	421277	71.29	ug/L	100
121) 1,2-dibromo-3-chloropropan	17.06	157	20065	86.83	ug/L	92
122) 1,3,5-Trichlorobenzene	17.25	180	177815	80.66	ug/L	99
123) 1,2,4-trichlorobenzene	17.88	180	146772	83.73	ug/L	98
124) hexachlorobutadiene	17.99	225	101195	78.99	ug/L	93
125) naphthalene	18.15	128	300857	89.01	ug/L	99
126) 1,2,3-trichlorobenzene	18.40	180	133442	86.30	ug/L	100
127) hexachloroethane	16.55	119	88104	71.74	ug/L	97
128) Benzyl chloride	16.02	91	227712	80.78	ug/L	98

(#) = qualifier out of range (m) = manual integration (+) = signals summed

Quantitation Report (QT Reviewed)

Data Path : C:\MSDChem\1\DATA\
Data File : 3C110767.D
Acq On : 17 Jun 2014 9:59 pm
Operator : prashans
Sample : IC4989-100
Misc : MS69200,V3C4989,5.0,,,,1
ALS Vial : 10 Sample Multiplier: 1

Quant Time: Jun 18 15:55:04 2014
Quant Method : C:\MSDCHEM\1\METHODS\M3C4989.M
Quant Title : Method SW846 8260B, ZB624 60m x 0.25mm x 1.4um
QLast Update : Thu May 08 17:19:13 2014
Response via : Initial Calibration

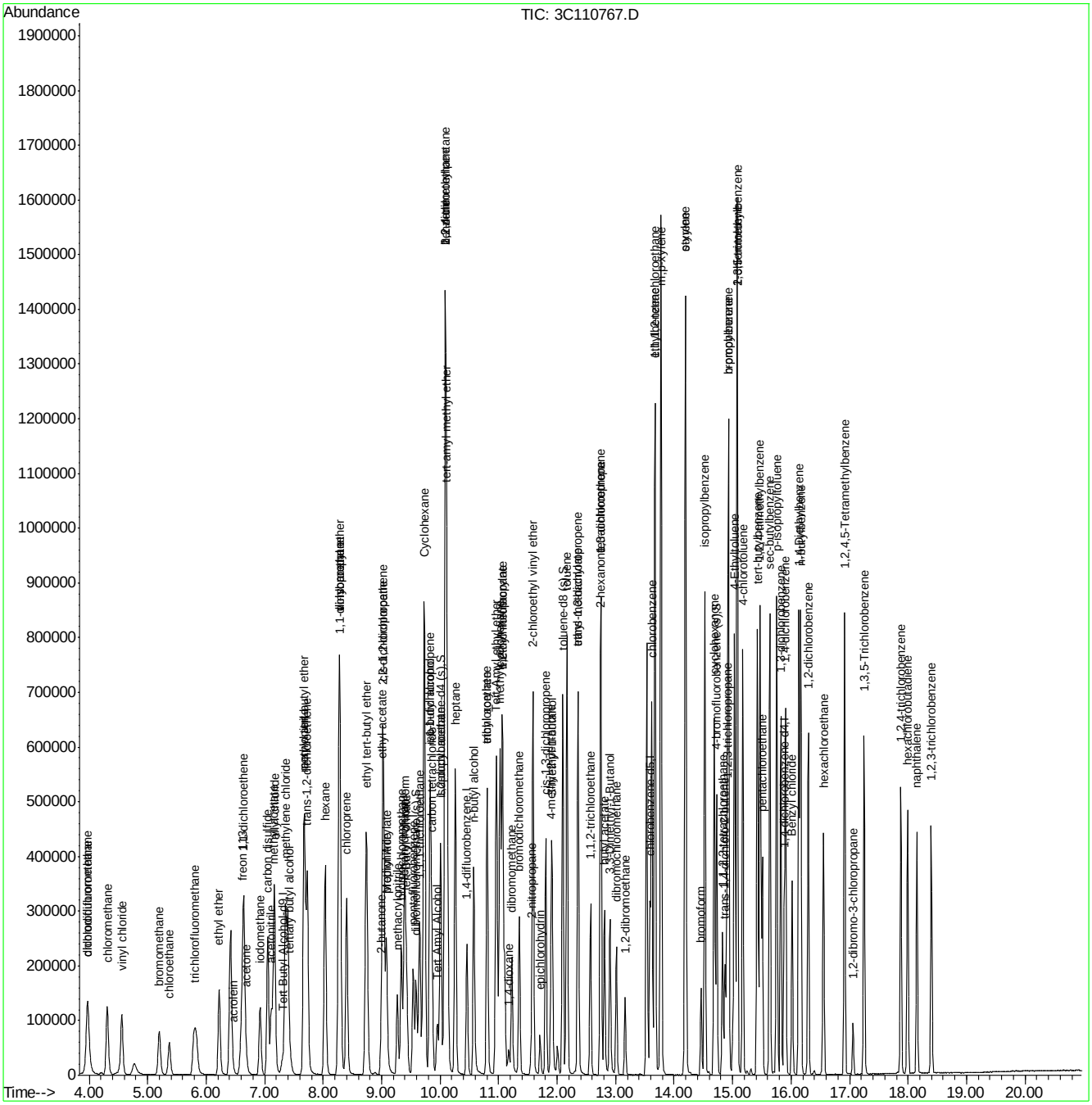

Quantitation Report (QT Reviewed)

Data Path : C:\MSDChem\1\DATA\
Data File : 3C110768.D
Acq On : 17 Jun 2014 10:26 pm
Operator : prashans
Sample : IC4989-200
Misc : MS69200,V3C4989,5.0,,,,1
ALS Vial : 11 Sample Multiplier: 1

Quant Time: Jun 18 15:54:56 2014
Quant Method : C:\MSDCHEM\1\METHODS\M3C4989.M
Quant Title : Method SW846 8260B, ZB624 60m x 0.25mm x 1.4um
QLast Update : Wed Jun 18 08:37:50 2014
Response via : Initial Calibration

Internal Standards	R.T.	QIon	Response	Conc	Units		Dev(Min)
1) Tert Butyl Alcohol-d9	7.32	65	64334	500.00	ug/L		0.01
5) pentafluorobenzene	9.54	168	130011	50.00	ug/L		0.00
53) 1,4-difluorobenzene	10.46	114	177833	50.00	ug/L		0.00
82) chlorobenzene-d5	13.59	117	131239	50.00	ug/L		0.00
97) 1,4-dichlorobenzene-d4	15.88	152	58841	50.00	ug/L		0.00
System Monitoring Compounds							
44) dibromofluoromethane (s)	9.59	113	234954	97.28	ug/L		0.00
Spiked Amount 50.000	Range 59 - 130		Recovery = 194.56%#				
45) 1,2-dichloroethane-d4 (s)	10.01	65	341964	84.43	ug/L		0.00
Spiked Amount 50.000	Range 65 - 123		Recovery = 168.86%#				
74) toluene-d8 (s)	12.09	98	881487	129.46	ug/L		0.00
Spiked Amount 50.000	Range 80 - 124		Recovery = 258.92%#				
99) 4-bromofluorobenzene (s)	14.73	95	343882	91.37	ug/L		0.00
Spiked Amount 50.000	Range 71 - 132		Recovery = 182.74%#				
Target Compounds							Qvalue
2) 1,4-dioxane	11.17	88	65733	4861.94	ug/L	#	99
3) tertiary butyl alcohol	7.43	59	195871	916.17	ug/L		80
6) chlorodifluoromethane	3.98	51	341697	160.75	ug/L		99
7) dichlorodifluoromethane	3.97	85	361001	195.77	ug/L		100
8) chloromethane	4.32	50	437538	175.91	ug/L		98
9) vinyl chloride	4.56	62	366432	192.70	ug/L		98
11) chloroethane	5.37	64	150455	172.45	ug/L		97
14) trichlorofluoromethane	5.80	101	372421	185.17	ug/L		99
15) ethyl ether	6.23	74	161382	212.78	ug/L		97
16) acrolein	6.48	56	5968	22.51	ug/L		98
17) 1,1-dichloroethene	6.64	61	463842	200.09	ug/L		100
18) acetone	6.69	58	28789	123.08	ug/L		89
19) allyl chloride	7.17	76	151231	124.97	ug/L		89
20) acetonitrile	7.11	40	274930	1938.43	ug/L		98
21) iodomethane	6.92	142	373050	203.78	ug/L		100
22) iso-butyl alcohol	9.82	41	126995	1301.20	ug/L		98
23) carbon disulfide	7.05	76	901940	190.78	ug/L		98
24) methylene chloride	7.35	84	281702	79.11	ug/L		97
25) methyl acetate	7.15	74	41387	224.81	ug/L		99
26) methyl tert butyl ether	7.69	73	894782	205.10	ug/L		98
27) trans-1,2-dichloroethene	7.73	61	484611	202.73	ug/L		99
28) di-isopropyl ether	8.28	45	1258476	210.08	ug/L		94
29) ethyl tert-butyl ether	8.74	59	1143394	215.01	ug/L		100
30) 2-butanone	8.99	72	33037	212.85	ug/L		84
31) 1,1-dichloroethane	8.29	63	568361	201.98	ug/L		99
32) chloroprene	8.40	53	539634	224.95	ug/L		99
33) acrylonitrile	7.67	53	496387	1186.07	ug/L		98
34) vinyl acetate	8.28	86	44727	231.20	ug/L		81
35) ethyl acetate	9.01	45	42981	226.48	ug/L	#	32
36) 2,2-dichloropropane	9.03	77	477996	202.82	ug/L		99
37) cis-1,2-dichloroethene	9.02	61	580977	208.88	ug/L		98
38) propionitrile	9.08	54	396683	2442.09	ug/L		84
39) Methyl Acrylate	9.09	85	36220	249.37	ug/L		94

Quantitation Report (QT Reviewed)

Data Path : C:\MSDChem\1\DATA\
Data File : 3C110768.D
Acq On : 17 Jun 2014 10:26 pm
Operator : prashans
Sample : IC4989-200
Misc : MS69200,V3C4989,5.0,,,,1
ALS Vial : 11 Sample Multiplier: 1

Quant Time: Jun 18 15:54:56 2014
Quant Method : C:\MSDCHEM\1\METHODS\M3C4989.M
Quant Title : Method SW846 8260B, ZB624 60m x 0.25mm x 1.4um
QLast Update : Wed Jun 18 08:37:50 2014
Response via : Initial Calibration

Internal Standards	R.T.	QIon	Response	Conc	Units		Dev(Min)
40) bromochloromethane	9.34	128	119379	212.22	ug/L		96
41) tetrahydrofuran	9.38	72	35170	220.39	ug/L		99
42) chloroform	9.39	83	504155	189.54	ug/L		98
43) tert-Butyl Formate	9.42	59	281205	241.59	ug/L	#	87
46) freon 113	6.62	151	172812	172.18	ug/L		97
47) methacrylonitrile	9.27	41	197568	233.54	ug/L		99
48) 1,1,1-trichloroethane	9.65	97	443855	203.52	ug/L		98
49) Cyclohexane	9.72	84	414698	194.35	ug/L		97
50) Tert Amyl Alcohol	9.95	73	89655	1126.58	ug/L	#	76
51) 2,2,4-trimethylpentane	10.09	57	1302898	194.16	ug/L		98
52) tert-amyl methyl ether	10.12	73	913767	194.37	ug/L		100
54) epichlorohydrin	11.71	57	142774	1146.10	ug/L		98
55) n-butyl alcohol	10.57	56	486564	9239.61	ug/L		99
56) carbon tetrachloride	9.86	117	373542	202.94	ug/L		97
57) 1,1-dichloropropene	9.82	75	398770	197.62	ug/L		99
58) hexane	8.03	57	458259	106.00	ug/L		99
59) benzene	10.09	78	1078527	181.93	ug/L		99
60) heptane	10.26	57	274283	140.08	ug/L		99
61) isopropyl acetate	10.01	87	55745	138.70	ug/L	#	41
62) 1,2-dichloroethane	10.10	62	405904	205.84	ug/L		99
63) trichloroethene	10.80	95	273693	200.88	ug/L		98
64) ethyl acrylate	10.80	55	368711	259.85	ug/L		99
65) Tert-Amyl ethyl ether	10.96	87	432506	219.88	ug/L		99
66) 2-nitropropane	11.56	41	116158	222.14	ug/L		96
67) 2-chloroethyl vinyl ether	11.59	63	609433	1147.58	ug/L		99
68) methyl methacrylate	11.06	100	59598	230.29	ug/L	#	86
69) 1,2-dichloropropane	11.06	63	321662	203.89	ug/L		97
70) methylcyclohexane	11.03	83	488826	196.55	ug/L		98
71) dibromomethane	11.22	93	150837	217.38	ug/L		94
72) bromodichloromethane	11.35	83	393342	222.37	ug/L		98
73) cis-1,3-dichloropropene	11.81	75	480719	223.67	ug/L		98
75) 4-methyl-2-pentanone	11.89	58	109606	243.75	ug/L		96
76) toluene	12.17	91	1058979	178.09	ug/L		98
77) 3-methyl-1-butanol	11.91	70	161132	4724.11	ug/L		99
78) trans-1,3-dichloropropene	12.36	75	419830	217.31	ug/L		97
79) ethyl methacrylate	12.35	69	346968	253.35	ug/L		99
80) 1,1,2-trichloroethane	12.57	97	191015	212.33	ug/L		97
81) 2-hexanone	12.74	58	93030	230.01	ug/L		98
83) tetrachloroethene	12.75	166	220635	182.90	ug/L		99
84) 1,3-dichloropropane	12.75	76	357336	204.79	ug/L		99
85) butyl acetate	12.81	56	178258	234.44	ug/L		94
86) dibromochloromethane	13.01	129	228275	227.00	ug/L		99
87) 1,2-dibromoethane	13.17	107	186897	221.02	ug/L		98
88) 3,3-Dimethyl-1-Butanol	12.90	57	309577	2587.87	ug/L		99
89) chlorobenzene	13.62	112	598450	184.05	ug/L		99
90) 1,1,1,2-tetrachloroethane	13.68	131	223932	205.72	ug/L		99
91) ethylbenzene	13.67	91	1083572	181.43	ug/L		98
92) m,p-xylene	13.78	106	776524	374.07	ug/L		97
93) o-xylene	14.19	91	908201	192.33	ug/L		100
94) styrene	14.20	104	646822	218.15	ug/L		99

Quantitation Report (QT Reviewed)

Data Path : C:\MSDChem\1\DATA\
Data File : 3C110768.D
Acq On : 17 Jun 2014 10:26 pm
Operator : prashans
Sample : IC4989-200
Misc : MS69200,V3C4989,5.0,,,,1
ALS Vial : 11 Sample Multiplier: 1

Quant Time: Jun 18 15:54:56 2014
Quant Method : C:\MSDCHEM\1\METHODS\M3C4989.M
Quant Title : Method SW846 8260B, ZB624 60m x 0.25mm x 1.4um
QLast Update : Wed Jun 18 08:37:50 2014
Response via : Initial Calibration

Internal Standards	R.T.	QIon	Response	Conc	Units	Dev(Min)
96) bromoform	14.46	173	140824	235.91	ug/L	99
98) isopropylbenzene	14.53	105	1044211	179.18	ug/L	98
100) bromobenzene	14.92	156	230187	188.67	ug/L	93
101) cyclohexanone	14.69	55	485014	2023.45	ug/L	96
102) 1,1,2,2-tetrachloroethane	14.83	83	258922	203.30	ug/L	100
103) trans-1,4-dichloro-2-buten	14.87	53	95134	239.22	ug/L	91
104) 1,2,3-trichloropropane	14.90	110	62295	198.99	ug/L	94
105) n-propylbenzene	14.93	91	1174535	181.08	ug/L	99
106) 4-Ethyltoluene	15.03	105	1009603	193.95	ug/L	99
107) 2-chlorotoluene	15.08	126	230257	182.70	ug/L	100
108) 4-chlorotoluene	15.17	126	243535	190.43	ug/L	100
109) 1,3,5-trimethylbenzene	15.08	105	853394	176.85	ug/L	99
110) tert-butylbenzene	15.43	119	745104	189.27	ug/L	99
111) pentachloroethane	15.51	167	157152	215.56	ug/L	95
112) 1,2,4-trimethylbenzene	15.47	105	884414	187.62	ug/L	99
113) sec-butylbenzene	15.64	105	1115417	188.51	ug/L	99
114) 1,3-dichlorobenzene	15.82	146	453597	188.58	ug/L	99
115) p-isopropyltoluene	15.75	119	911555	193.64	ug/L	98
116) 1,4-dichlorobenzene	15.91	146	446831	184.98	ug/L	99
117) 1,2-dichlorobenzene	16.29	146	428359	191.36	ug/L	99
118) 1,4-Diethylbenzene	16.14	119	536994	206.23	ug/L	99
119) n-butylbenzene	16.17	92	501006	201.73	ug/L	98
120) 1,2,4,5-Tetramethylbenzene	16.92	119	847392	208.49	ug/L	100
121) 1,2-dibromo-3-chloropropan	17.06	157	45026	230.55	ug/L	97
122) 1,3,5-Trichlorobenzene	17.25	180	347845	199.62	ug/L	100
123) 1,2,4-trichlorobenzene	17.88	180	290895	227.39	ug/L	98
124) hexachlorobutadiene	17.99	225	202250	192.96	ug/L	95
125) naphthalene	18.15	128	627804	242.56	ug/L	99
126) 1,2,3-trichlorobenzene	18.40	180	266681	228.38	ug/L	98
127) hexachloroethane	16.55	119	182467	212.38	ug/L	99
128) Benzyl chloride	16.02	91	488353	223.88	ug/L	99

(#) = qualifier out of range (m) = manual integration (+) = signals summed

Quantitation Report (QT Reviewed)

Data Path : C:\MSDChem\1\DATA\
Data File : 3C110768.D
Acq On : 17 Jun 2014 10:26 pm
Operator : prashans
Sample : IC4989-200
Misc : MS69200,V3C4989,5.0,,,,1
ALS Vial : 11 Sample Multiplier: 1

Quant Time: Jun 18 15:54:56 2014
Quant Method : C:\MSDCHEM\1\METHODS\M3C4989.M
Quant Title : Method SW846 8260B, ZB624 60m x 0.25mm x 1.4um
QLast Update : Wed Jun 18 08:37:50 2014
Response via : Initial Calibration

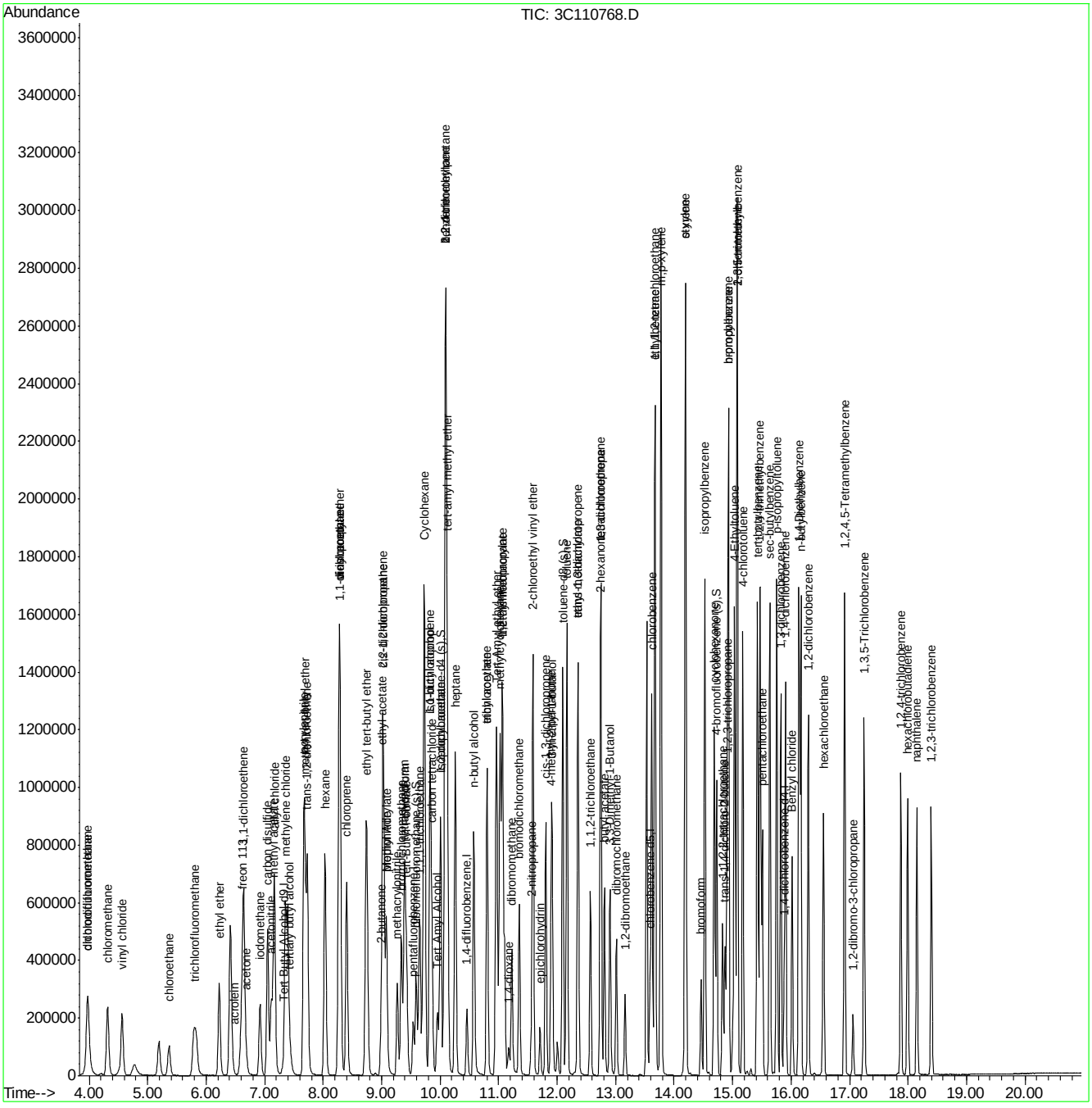

Quantitation Report (QT Reviewed)

Data Path : C:\MSDChem\1\DATA\
Data File : 3C110771.D
Acq On : 17 Jun 2014 11:49 pm
Operator : prashans
Sample : ICV4989-50
Misc : MS69200,V3C4989,5.0,,,,1
ALS Vial : 14 Sample Multiplier: 1

Quant Time: Jun 18 15:54:43 2014
Quant Method : C:\MSDCHEM\1\METHODS\M3C4989.M
Quant Title : Method SW846 8260B, ZB624 60m x 0.25mm x 1.4um
QLast Update : Wed Jun 18 08:58:10 2014
Response via : Initial Calibration

Internal Standards	R.T.	QIon	Response	Conc	Units	Dev(Min)
1) Tert Butyl Alcohol-d9	7.30	65	60597	500.00	ug/L	0.00
5) pentafluorobenzene	9.54	168	135485	50.00	ug/L	0.00
53) 1,4-difluorobenzene	10.46	114	185036	50.00	ug/L	0.00
82) chlorobenzene-d5	13.59	117	136761	50.00	ug/L	0.00
97) 1,4-dichlorobenzene-d4	15.88	152	58075	50.00	ug/L	0.00
System Monitoring Compounds						
44) dibromofluoromethane (s)	9.59	113	56651	45.90	ug/L	0.00
Spiked Amount 50.000	Range 59 - 130		Recovery = 91.80%			
45) 1,2-dichloroethane-d4 (s)	10.01	65	85027	46.86	ug/L	0.00
Spiked Amount 50.000	Range 65 - 123		Recovery = 93.72%			
74) toluene-d8 (s)	12.09	98	219237	45.73	ug/L	0.00
Spiked Amount 50.000	Range 80 - 124		Recovery = 91.46%			
99) 4-bromofluorobenzene (s)	14.73	95	82677	47.04	ug/L	0.00
Spiked Amount 50.000	Range 71 - 132		Recovery = 94.08%			
Target Compounds						Qvalue
2) 1,4-dioxane	11.17	88	15079	1184.10	ug/L #	98
3) tertiary butyl alcohol	7.42	59	45034	223.63	ug/L	92
6) chlorodifluoromethane	3.97	51	63206	37.15	ug/L	96
7) dichlorodifluoromethane	3.97	85	88033	46.69	ug/L	99
8) chloromethane	4.30	50	114207	48.90	ug/L	98
9) vinyl chloride	4.55	62	90820	47.19	ug/L	96
10) bromomethane	5.19	94	45203	45.48	ug/L	95
11) chloroethane	5.37	64	42205	48.06	ug/L	97
14) trichlorofluoromethane	5.80	101	93218	46.04	ug/L	100
15) ethyl ether	6.21	74	39263	49.68	ug/L	99
16) acrolein	6.47	56	126039	479.39	ug/L	98
17) 1,1-dichloroethene	6.64	61	114707	47.48	ug/L	99
18) acetone	6.69	58	7275	42.57	ug/L	88
19) allyl chloride	7.17	76	37225	47.44	ug/L	94
20) acetonitrile	7.11	40	68267	506.13	ug/L	99
21) iodomethane	6.92	142	92480	48.48	ug/L	99
22) iso-butyl alcohol	9.82	41	27656	491.86	ug/L	94
23) carbon disulfide	7.05	76	224181	45.50	ug/L	100
24) methylene chloride	7.35	84	72330	45.48	ug/L	99
25) methyl acetate	7.15	74	8944	46.62	ug/L	97
26) methyl tert butyl ether	7.68	73	428032	94.15	ug/L	99
27) trans-1,2-dichloroethene	7.73	61	120016	48.18	ug/L	99
28) di-isopropyl ether	8.27	45	309000	49.50	ug/L	95
29) ethyl tert-butyl ether	8.74	59	267108	48.20	ug/L	100
30) 2-butanone	9.00	72	7419	45.87	ug/L	76
31) 1,1-dichloroethane	8.29	63	142288	48.52	ug/L	99
32) chloroprene	8.40	53	115381	46.15	ug/L	99
33) acrylonitrile	7.67	53	120976	249.53	ug/L	100
34) vinyl acetate	8.28	86	11334	53.01	ug/L	95
35) ethyl acetate	9.01	45	10310	52.13	ug/L	49
36) 2,2-dichloropropane	9.03	77	117539	47.86	ug/L	98
37) cis-1,2-dichloroethene	9.02	61	143900	49.65	ug/L	99
38) propionitrile	9.08	54	93088	498.60	ug/L	94

ACCUTEST LABORATORIES JB69078

Quantitation Report (QT Reviewed)

Data Path : C:\MSDChem\1\DATA\
Data File : 3C110771.D
Acq On : 17 Jun 2014 11:49 pm
Operator : prashans
Sample : ICV4989-50
Misc : MS69200,V3C4989,5.0,,,,1
ALS Vial : 14 Sample Multiplier: 1

Quant Time: Jun 18 15:54:43 2014
Quant Method : C:\MSDCHEM\1\METHODS\M3C4989.M
Quant Title : Method SW846 8260B, ZB624 60m x 0.25mm x 1.4um
QLast Update : Wed Jun 18 08:58:10 2014
Response via : Initial Calibration

Internal Standards	R.T.	QIon	Response	Conc	Units		Dev(Min)
39) Methyl Acrylate	9.09	85	7901	45.78	ug/L		93
40) bromochloromethane	9.34	128	28634	48.85	ug/L		97
41) tetrahydrofuran	9.38	72	7868	47.31	ug/L		91
42) chloroform	9.39	83	124171	44.80	ug/L		98
43) tert-Butyl Formate	9.42	59	65595	51.91	ug/L		99
46) freon 113	6.61	151	41365	43.71	ug/L		96
47) methacrylonitrile	9.27	41	45260	50.50	ug/L		95
48) 1,1,1-trichloroethane	9.65	97	108359	47.68	ug/L		97
49) Cyclohexane	9.72	84	102246	45.98	ug/L		97
50) Tert Amyl Alcohol	9.95	73	39650	478.17	ug/L	#	87
51) 2,2,4-trimethylpentane	10.09	57	296496	42.40	ug/L		98
52) tert-amyl methyl ether	10.12	73	222648	45.45	ug/L		99
54) epichlorohydrin	11.71	57	32741	252.59	ug/L		98
55) n-butyl alcohol	10.57	56	109141	2370.33	ug/L		99
56) carbon tetrachloride	9.85	117	89861	46.92	ug/L		97
57) 1,1-dichloropropene	9.82	75	97320	46.35	ug/L		99
58) hexane	8.03	57	92051	38.84	ug/L		97
59) benzene	10.09	78	281968	45.71	ug/L		98
60) heptane	10.26	57	67553	46.49	ug/L		97
61) isopropyl acetate	10.01	87	12872	49.50	ug/L	#	88
62) 1,2-dichloroethane	10.10	62	102731	50.07	ug/L		98
63) trichloroethene	10.80	95	67667	47.73	ug/L		97
64) ethyl acrylate	10.80	55	85608	53.30	ug/L		99
65) Tert-Amyl ethyl ether	10.96	87	211833	103.50	ug/L		98
66) 2-nitropropane	11.57	41	26771	49.20	ug/L		100
67) 2-chloroethyl vinyl ether	11.59	63	142213	257.37	ug/L		98
68) methyl methacrylate	11.06	100	13773	51.15	ug/L	#	88
69) 1,2-dichloropropane	11.06	63	80995	49.36	ug/L		97
70) methylcyclohexane	11.02	83	115310	44.56	ug/L		98
71) dibromomethane	11.22	93	36130	50.04	ug/L		95
72) bromodichloromethane	11.35	83	94336	51.26	ug/L		95
73) cis-1,3-dichloropropene	11.81	75	114874	51.37	ug/L		99
75) 4-methyl-2-pentanone	11.89	58	25460	50.83	ug/L		99
76) toluene	12.17	91	266743	45.45	ug/L		99
77) 3-methyl-1-butanol	11.91	70	35987	947.74	ug/L		96
78) trans-1,3-dichloropropene	12.36	75	102278	50.88	ug/L		100
79) ethyl methacrylate	12.35	69	80795	52.56	ug/L		99
80) 1,1,2-trichloroethane	12.57	97	46544	49.72	ug/L		99
81) 2-hexanone	12.74	58	21110	47.49	ug/L		99
83) tetrachloroethene	12.75	166	55982	44.53	ug/L		98
84) 1,3-dichloropropane	12.75	76	90040	49.52	ug/L		96
85) butyl acetate	12.81	56	41821	52.79	ug/L		98
86) dibromochloromethane	13.01	129	52782	50.37	ug/L		99
87) 1,2-dibromoethane	13.17	107	44608	50.62	ug/L		98
88) 3,3-Dimethyl-1-Butanol	12.90	57	65735	451.83	ug/L		100
89) chlorobenzene	13.62	112	148497	45.54	ug/L		100
90) 1,1,1,2-tetrachloroethane	13.68	131	54976	48.47	ug/L		97
91) ethylbenzene	13.67	91	280774	45.11	ug/L		100
92) m,p-xylene	13.78	106	199033	92.01	ug/L		98
93) o-xylene	14.19	91	234446	47.64	ug/L		99

Quantitation Report (QT Reviewed)

Data Path : C:\MSDChem\1\DATA\
Data File : 3C110771.D
Acq On : 17 Jun 2014 11:49 pm
Operator : prashans
Sample : ICV4989-50
Misc : MS69200,V3C4989,5.0,,,,1
ALS Vial : 14 Sample Multiplier: 1

Quant Time: Jun 18 15:54:43 2014
Quant Method : C:\MSDCHEM\1\METHODS\M3C4989.M
Quant Title : Method SW846 8260B, ZB624 60m x 0.25mm x 1.4um
QLast Update : Wed Jun 18 08:58:10 2014
Response via : Initial Calibration

Internal Standards	R.T.	QIon	Response	Conc	Units	Dev(Min)
94) styrene	14.20	104	160030	51.79	ug/L	99
96) bromoform	14.46	173	31722	50.99	ug/L	99
98) isopropylbenzene	14.53	105	257232	44.72	ug/L	99
100) bromobenzene	14.92	156	56199	46.67	ug/L	93
101) cyclohexanone	14.69	55	116727	447.73	ug/L	98
102) 1,1,2,2-tetrachloroethane	14.83	83	61062	48.58	ug/L	98
103) trans-1,4-dichloro-2-buten	14.87	53	20459	52.12	ug/L	90
104) 1,2,3-trichloropropane	14.90	110	14665	47.46	ug/L	94
105) n-propylbenzene	14.93	91	298639	46.65	ug/L	97
106) 4-Ethyltoluene	15.03	105	242459	47.19	ug/L	98
107) 2-chlorotoluene	15.08	126	57467	46.20	ug/L	95
108) 4-chlorotoluene	15.17	126	58488	46.34	ug/L	97
109) 1,3,5-trimethylbenzene	15.08	105	222611	46.74	ug/L	100
110) tert-butylbenzene	15.43	119	179101	46.10	ug/L	100
111) pentachloroethane	15.51	167	34799	48.36	ug/L	94
112) 1,2,4-trimethylbenzene	15.47	105	216600	46.56	ug/L	99
113) sec-butylbenzene	15.63	105	270395	46.30	ug/L	100
114) 1,3-dichlorobenzene	15.82	146	106562	44.89	ug/L	99
115) p-isopropyltoluene	15.75	119	218021	46.92	ug/L	100
116) 1,4-dichlorobenzene	15.91	146	104817	43.96	ug/L	99
117) 1,2-dichlorobenzene	16.29	146	101178	45.80	ug/L	99
118) 1,4-Diethylbenzene	16.13	119	128929	50.17	ug/L	100
119) n-butylbenzene	16.16	92	119455	48.73	ug/L	99
120) 1,2,4,5-Tetramethylbenzene	16.92	119	209858	52.31	ug/L	99
121) 1,2-dibromo-3-chloropropan	17.06	157	9505	49.31	ug/L	96
122) 1,3,5-Trichlorobenzene	17.25	180	82617	48.04	ug/L	100
123) 1,2,4-trichlorobenzene	17.88	180	67419	52.15	ug/L	97
124) hexachlorobutadiene	17.99	225	47998	46.40	ug/L	95
125) naphthalene	18.15	128	139589	51.25	ug/L	99
126) 1,2,3-trichlorobenzene	18.40	180	61249	50.67	ug/L	98
127) hexachloroethane	16.56	119	41443	48.87	ug/L	97
128) Benzyl chloride	16.02	91	102737	47.72	ug/L	99

(#) = qualifier out of range (m) = manual integration (+) = signals summed

Quantitation Report (QT Reviewed)

Data Path : C:\MSDChem\1\DATA\
Data File : 3C110771.D
Acq On : 17 Jun 2014 11:49 pm
Operator : prashans
Sample : ICV4989-50
Misc : MS69200,V3C4989,5.0,,,,1
ALS Vial : 14 Sample Multiplier: 1

Quant Time: Jun 18 15:54:43 2014
Quant Method : C:\MSDCHEM\1\METHODS\M3C4989.M
Quant Title : Method SW846 8260B, ZB624 60m x 0.25mm x 1.4um
QLast Update : Wed Jun 18 08:58:10 2014
Response via : Initial Calibration

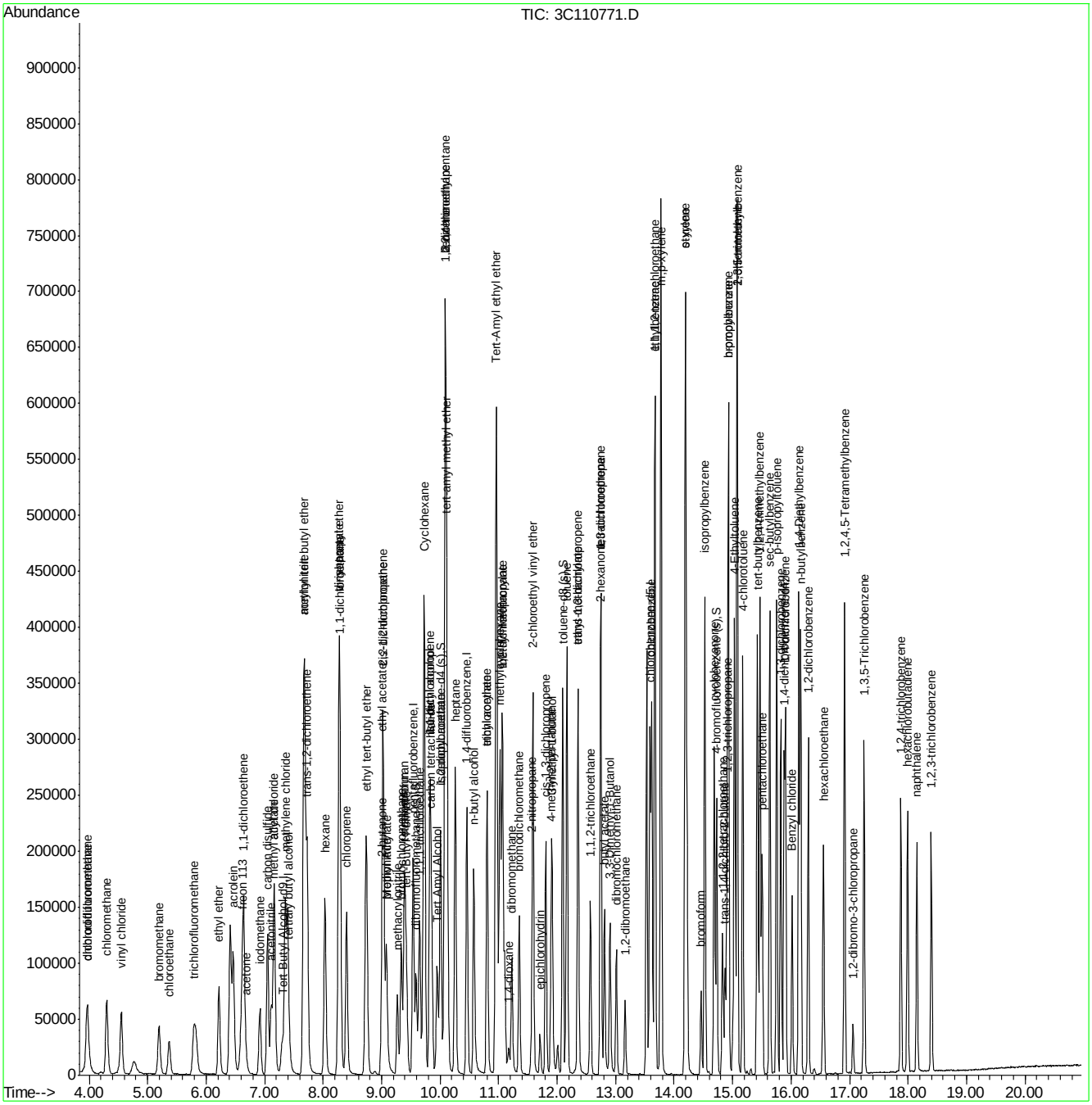

ACCUTEST LABORATORIES JB69078

Quantitation Report (QT Reviewed)

Data Path : C:\MSDCHEM\1\DATA\
Data File : 3C110778.D
Acq On : 18 Jun 2014 12:54 pm
Operator : prashans
Sample : CC4989-20
Misc : MS69200,V3C4991,5.0,,,,1
ALS Vial : 3 Sample Multiplier: 1

Quant Time: Jun 18 17:42:56 2014
Quant Method : C:\MSDCHEM\1\METHODS\M3C4989.M
Quant Title : Method SW846 8260B, ZB624 60m x 0.25mm x 1.4um
QLast Update : Wed Jun 18 08:58:10 2014
Response via : Initial Calibration

Internal Standards	R.T.	QIon	Response	Conc	Units		Dev(Min)
1) Tert Butyl Alcohol-d9	7.30	65	56786	500.00	ug/L		0.00
5) pentafluorobenzene	9.54	168	130794	50.00	ug/L		0.00
53) 1,4-difluorobenzene	10.46	114	182826	50.00	ug/L		0.00
82) chlorobenzene-d5	13.59	117	130442	50.00	ug/L		0.00
97) 1,4-dichlorobenzene-d4	15.88	152	52755	50.00	ug/L		0.00
System Monitoring Compounds							
44) dibromofluoromethane (s)	9.59	113	64653	54.26	ug/L		0.00
Spiked Amount 50.000	Range 59 - 130		Recovery = 108.52%				
45) 1,2-dichloroethane-d4 (s)	10.01	65	91359	52.15	ug/L		0.00
Spiked Amount 50.000	Range 65 - 123		Recovery = 104.30%				
74) toluene-d8 (s)	12.09	98	260193	54.93	ug/L		0.00
Spiked Amount 50.000	Range 80 - 124		Recovery = 109.86%				
99) 4-bromofluorobenzene (s)	14.73	95	89314	55.95	ug/L		0.00
Spiked Amount 50.000	Range 71 - 132		Recovery = 111.90%				
Target Compounds							Qvalue
2) 1,4-dioxane	11.17	88	6257	524.31	ug/L	#	99
3) tertiary butyl alcohol	7.42	59	18750	99.36	ug/L	#	58
6) chlorodifluoromethane	3.98	51	40248	24.50	ug/L		95
7) dichlorodifluoromethane	3.98	85	40136	22.05	ug/L		95
8) chloromethane	4.31	50	45671	20.26	ug/L		98
9) vinyl chloride	4.55	62	38672	20.82	ug/L		98
10) bromomethane	5.21	94	19613	20.44	ug/L		97
11) chloroethane	5.38	64	18314	21.60	ug/L		98
14) trichlorofluoromethane	5.80	101	42094	21.54	ug/L		96
15) ethyl ether	6.23	74	16990	22.27	ug/L		99
16) acrolein	6.47	56	55854	220.06	ug/L		97
17) 1,1-dichloroethene	6.65	61	52710	22.60	ug/L		98
18) acetone	6.69	58	3296	19.98	ug/L	#	86
19) allyl chloride	7.17	76	16840	22.23	ug/L		94
20) acetonitrile	7.12	40	29440	226.10	ug/L		94
21) iodomethane	6.93	142	38890	21.12	ug/L		97
22) iso-butyl alcohol	9.82	41	11880	218.86	ug/L		98
23) carbon disulfide	7.06	76	102249	21.50	ug/L		99
24) methylene chloride	7.35	84	33303	21.69	ug/L		99
25) methyl acetate	7.16	74	4023	21.72	ug/L		92
26) methyl tert butyl ether	7.68	73	93405	21.28	ug/L		99
27) trans-1,2-dichloroethene	7.73	61	54034	22.47	ug/L		97
28) di-isopropyl ether	8.28	45	135547	22.49	ug/L		92
29) ethyl tert-butyl ether	8.74	59	118016	22.06	ug/L		99
30) 2-butanone	9.00	72	3221	20.63	ug/L		78
31) 1,1-dichloroethane	8.29	63	63354	22.38	ug/L		98
32) chloroprene	8.40	53	55789	23.12	ug/L		99
33) acrylonitrile	7.67	53	50954	108.87	ug/L		100
34) vinyl acetate	8.29	86	4326	20.96	ug/L		64
35) ethyl acetate	9.02	45	4736	24.81	ug/L	#	18
36) 2,2-dichloropropane	9.03	77	54880	23.15	ug/L		99
37) cis-1,2-dichloroethene	9.03	61	63824	22.81	ug/L		98
38) propionitrile	9.08	54	39803	220.84	ug/L		80

Quantitation Report (QT Reviewed)

Data Path : C:\MSDCHEM\1\DATA\
Data File : 3C110778.D
Acq On : 18 Jun 2014 12:54 pm
Operator : prashans
Sample : CC4989-20
Misc : MS69200,V3C4991,5.0,,,,1
ALS Vial : 3 Sample Multiplier: 1

Quant Time: Jun 18 17:42:56 2014
Quant Method : C:\MSDCHEM\1\METHODS\M3C4989.M
Quant Title : Method SW846 8260B, ZB624 60m x 0.25mm x 1.4um
QLast Update : Wed Jun 18 08:58:10 2014
Response via : Initial Calibration

Internal Standards	R.T.	QIon	Response	Conc	Units		Dev(Min)
39) Methyl Acrylate	9.10	85	3049	20.73	ug/L		75
40) bromochloromethane	9.34	128	12127	21.43	ug/L		97
41) tetrahydrofuran	9.38	72	3559	22.17	ug/L		99
42) chloroform	9.39	83	54722	20.45	ug/L		99
43) tert-Butyl Formate	9.43	59	27527	22.56	ug/L	#	86
46) freon 113	6.63	151	18557	20.31	ug/L		99
47) methacrylonitrile	9.27	41	18616	21.52	ug/L		98
48) 1,1,1-trichloroethane	9.65	97	47936	21.85	ug/L		95
49) Cyclohexane	9.72	84	48220	22.46	ug/L		98
51) 2,2,4-trimethylpentane	10.09	57	149703	22.18	ug/L		100
52) tert-amyl methyl ether	10.12	73	96939	20.50	ug/L		99
54) epichlorohydrin	11.71	57	14007	109.37	ug/L		98
55) n-butyl alcohol	10.58	56	44746	1104.29	ug/L		98
56) carbon tetrachloride	9.85	117	40137	21.21	ug/L		98
57) 1,1-dichloropropene	9.83	75	44822	21.61	ug/L		98
58) hexane	8.03	57	52403	22.38	ug/L		98
59) benzene	10.09	78	128000	21.00	ug/L		100
60) heptane	10.26	57	30970	21.57	ug/L		96
61) isopropyl acetate	10.00	87	5292	20.60	ug/L	#	60
62) 1,2-dichloroethane	10.10	62	45131	22.26	ug/L		100
63) trichloroethene	10.80	95	29530	21.08	ug/L		98
66) 2-nitropropane	11.56	41	11563	21.51	ug/L		98
67) 2-chloroethyl vinyl ether	11.59	63	62464	114.41	ug/L		97
68) methyl methacrylate	11.06	100	5612	21.09	ug/L	#	84
69) 1,2-dichloropropane	11.06	63	34653	21.37	ug/L		99
70) methylcyclohexane	11.02	83	55056	21.53	ug/L		99
71) dibromomethane	11.23	93	15514	21.75	ug/L		94
72) bromodichloromethane	11.35	83	39475	21.71	ug/L		100
73) cis-1,3-dichloropropene	11.81	75	49738	22.51	ug/L		97
75) 4-methyl-2-pentanone	11.89	58	10789	21.80	ug/L		93
76) toluene	12.17	91	118632	20.46	ug/L		99
77) 3-methyl-1-butanol	11.92	70	13656	417.85	ug/L		94
78) trans-1,3-dichloropropene	12.36	75	43863	22.08	ug/L		97
79) ethyl methacrylate	12.35	69	33168	21.84	ug/L		98
80) 1,1,2-trichloroethane	12.57	97	19249	20.81	ug/L		97
81) 2-hexanone	12.74	58	8581	19.54	ug/L		91
83) tetrachloroethene	12.75	166	23821	19.87	ug/L		99
84) 1,3-dichloropropane	12.75	76	38472	22.18	ug/L		97
85) butyl acetate	12.82	56	16979	22.47	ug/L		95
86) dibromochloromethane	13.02	129	20901	20.91	ug/L		98
87) 1,2-dibromoethane	13.17	107	18297	21.77	ug/L		100
88) 3,3-Dimethyl-1-Butanol	12.91	57	25594	208.52	ug/L		98
89) chlorobenzene	13.62	112	63851	20.53	ug/L		99
90) 1,1,1,2-tetrachloroethane	13.68	131	22601	20.89	ug/L		98
91) ethylbenzene	13.67	91	121666	20.50	ug/L		99
92) m,p-xylene	13.78	106	87025	42.18	ug/L		100
93) o-xylene	14.19	91	100664	21.45	ug/L		98
94) styrene	14.20	104	65123	22.10	ug/L		99
96) bromoform	14.46	173	11989	20.21	ug/L		99
98) isopropylbenzene	14.53	105	112592	21.55	ug/L		99

Quantitation Report (QT Reviewed)

Data Path : C:\MSDCHEM\1\DATA\
Data File : 3C110778.D
Acq On : 18 Jun 2014 12:54 pm
Operator : prashans
Sample : CC4989-20
Misc : MS69200,V3C4991,5.0,,,,1
ALS Vial : 3 Sample Multiplier: 1

Quant Time: Jun 18 17:42:56 2014
Quant Method : C:\MSDCHEM\1\METHODS\M3C4989.M
Quant Title : Method SW846 8260B, ZB624 60m x 0.25mm x 1.4um
QLast Update : Wed Jun 18 08:58:10 2014
Response via : Initial Calibration

Internal Standards	R.T.	QIon	Response	Conc	Units	Dev(Min)
100) bromobenzene	14.92	156	23614	21.59	ug/L	95
101) cyclohexanone	14.69	55	48379	204.28	ug/L	97
102) 1,1,2,2-tetrachloroethane	14.83	83	24981	21.88	ug/L	99
103) trans-1,4-dichloro-2-buten	14.87	53	8208	23.02	ug/L	95
104) 1,2,3-trichloropropane	14.90	110	5935	21.15	ug/L	98
105) n-propylbenzene	14.93	91	129272	22.23	ug/L	100
107) 2-chlorotoluene	15.08	126	24700	21.86	ug/L	96
108) 4-chlorotoluene	15.17	126	24602	21.46	ug/L	97
109) 1,3,5-trimethylbenzene	15.08	105	94262	21.79	ug/L	99
110) tert-butylbenzene	15.43	119	76234	21.60	ug/L	97
111) pentachloroethane	15.51	167	14575	22.30	ug/L	99
112) 1,2,4-trimethylbenzene	15.47	105	91301	21.60	ug/L	97
113) sec-butylbenzene	15.63	105	116178	21.90	ug/L	98
114) 1,3-dichlorobenzene	15.82	146	44431	20.60	ug/L	97
115) p-isopropyltoluene	15.75	119	92854	22.00	ug/L	99
116) 1,4-dichlorobenzene	15.91	146	44108	20.37	ug/L	98
117) 1,2-dichlorobenzene	16.29	146	41719	20.79	ug/L	98
119) n-butylbenzene	16.16	92	49012	22.01	ug/L	98
121) 1,2-dibromo-3-chloropropan	17.06	157	3442	19.66	ug/L	96
122) 1,3,5-Trichlorobenzene	17.25	180	34997	22.40	ug/L	99
123) 1,2,4-trichlorobenzene	17.88	180	27257	23.21	ug/L	98
124) hexachlorobutadiene	17.99	225	19747	21.01	ug/L	93
125) naphthalene	18.15	128	53296	21.54	ug/L	98
126) 1,2,3-trichlorobenzene	18.40	180	23927	21.79	ug/L	99
127) hexachloroethane	16.55	119	16806	21.82	ug/L	97
128) Benzyl chloride	16.02	91	44672	22.84	ug/L	98

(#) = qualifier out of range (m) = manual integration (+) = signals summed

Quantitation Report (QT Reviewed)

Data Path : C:\MSDCHEM\1\DATA\
Data File : 3C110778.D
Acq On : 18 Jun 2014 12:54 pm
Operator : prashans
Sample : CC4989-20
Misc : MS69200,V3C4991,5.0,,,,1
ALS Vial : 3 Sample Multiplier: 1

Quant Time: Jun 18 17:42:56 2014
Quant Method : C:\MSDCHEM\1\METHODS\M3C4989.M
Quant Title : Method SW846 8260B, ZB624 60m x 0.25mm x 1.4um
QLast Update : Wed Jun 18 08:58:10 2014
Response via : Initial Calibration

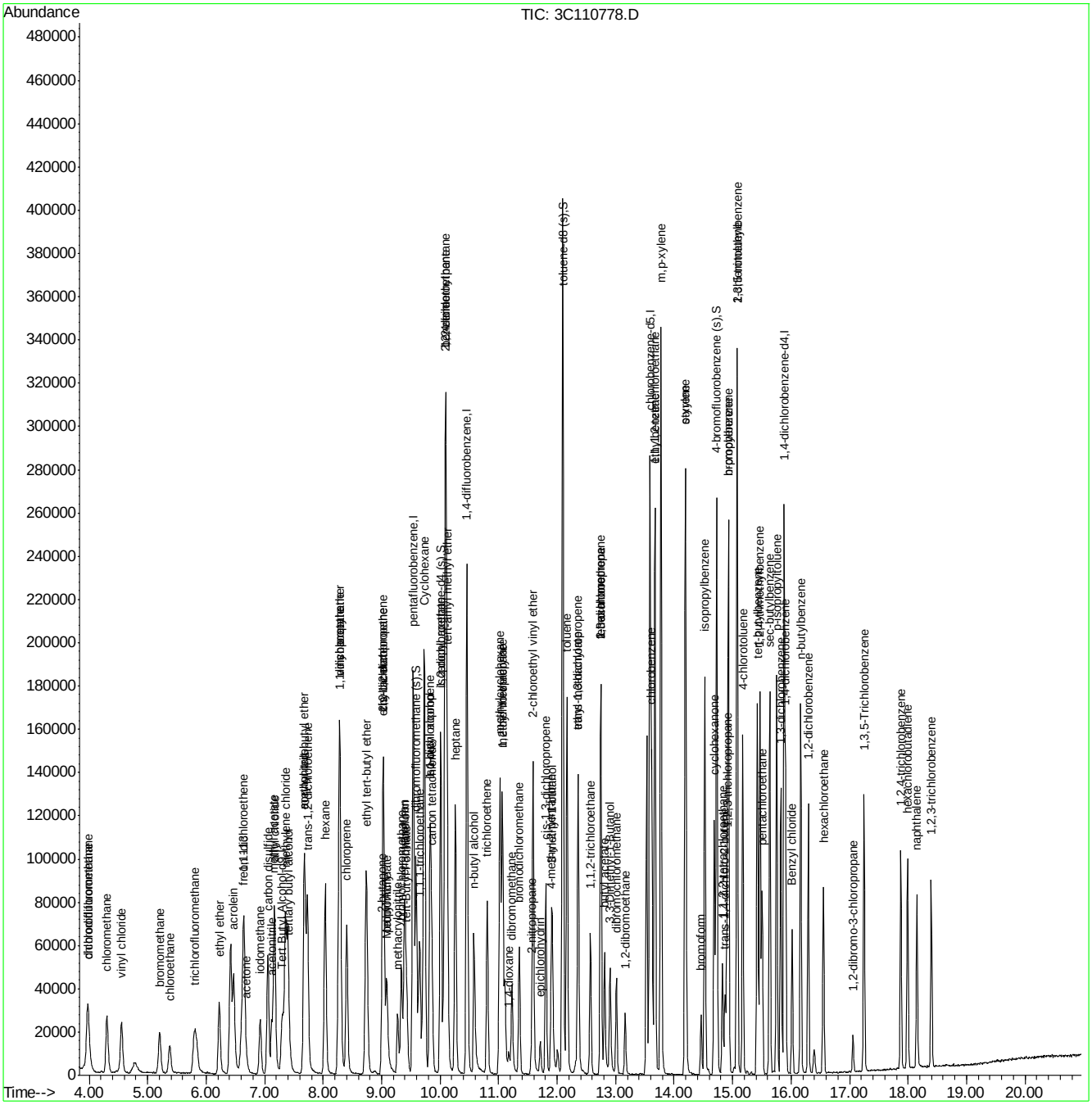

Quantitation Report (QT Reviewed)

Data Path : C:\MSDChem\1\DATA\
Data File : 3C110962.D
Acq On : 22 Jun 2014 11:19 pm
Operator : prashans
Sample : CC4989-50
Misc : MS69085,V3C4997,5.0,,100,5,1
ALS Vial : 26 Sample Multiplier: 1

Quant Time: Jun 23 10:32:52 2014
Quant Method : C:\MSDCHEM\1\METHODS\M3C4989.M
Quant Title : Method SW846 8260B, ZB624 60m x 0.25mm x 1.4um
QLast Update : Wed Jun 18 08:58:10 2014
Response via : Initial Calibration

Internal Standards	R.T.	QIon	Response	Conc	Units	Dev(Min)
1) Tert Butyl Alcohol-d9	7.32	65	45671	500.00	ug/L	0.01
5) pentafluorobenzene	9.55	168	92221	50.00	ug/L	0.00
53) 1,4-difluorobenzene	10.46	114	124851	50.00	ug/L	0.00
82) chlorobenzene-d5	13.59	117	79982	50.00	ug/L	0.00
97) 1,4-dichlorobenzene-d4	15.89	152	31562	50.00	ug/L	0.00
System Monitoring Compounds						
44) dibromofluoromethane (s)	9.59	113	46699	55.59	ug/L	0.00
Spiked Amount 50.000	Range 59 - 130		Recovery = 111.18%			
45) 1,2-dichloroethane-d4 (s)	10.02	65	63333	51.28	ug/L	0.00
Spiked Amount 50.000	Range 65 - 123		Recovery = 102.56%			
74) toluene-d8 (s)	12.10	98	163068	50.42	ug/L	0.00
Spiked Amount 50.000	Range 80 - 124		Recovery = 100.84%			
99) 4-bromofluorobenzene (s)	14.73	95	55516	58.13	ug/L	0.00
Spiked Amount 50.000	Range 71 - 132		Recovery = 116.26%			
Target Compounds						Qvalue
2) 1,4-dioxane	11.17	88	12136	1264.45	ug/L #	99
3) tertiary butyl alcohol	7.44	59	43171	284.44	ug/L	68
6) chlorodifluoromethane	3.98	51	54329	46.91	ug/L	98
7) dichlorodifluoromethane	3.97	85	61419	47.86	ug/L	98
8) chloromethane	4.30	50	62956	39.61	ug/L	98
9) vinyl chloride	4.55	62	48375	36.93	ug/L	98
10) bromomethane	5.20	94	22835	33.75	ug/L	97
11) chloroethane	5.37	64	21236	35.53	ug/L	95
14) trichlorofluoromethane	5.83	101	55951	40.60	ug/L	99
15) ethyl ether	6.23	74	29330	54.52	ug/L	98
16) acrolein	6.48	56	79523	444.36	ug/L	99
17) 1,1-dichloroethene	6.65	61	79918	48.60	ug/L	99
18) acetone	6.71	58	4235	36.41	ug/L #	84
19) allyl chloride	7.17	76	24396	45.67	ug/L	97
20) acetonitrile	7.12	40	46432	505.74	ug/L	96
21) iodomethane	6.93	142	65747	50.63	ug/L	99
22) iso-butyl alcohol	9.83	41	23523	614.62	ug/L	96
23) carbon disulfide	7.06	76	149304	44.52	ug/L	98
24) methylene chloride	7.36	84	47962	44.30	ug/L	100
25) methyl acetate	7.16	74	7436	56.94	ug/L	97
26) methyl tert butyl ether	7.69	73	145524	47.02	ug/L	99
27) trans-1,2-dichloroethene	7.74	61	83432	49.20	ug/L	97
28) di-isopropyl ether	8.28	45	214571	50.50	ug/L	94
29) ethyl tert-butyl ether	8.74	59	181536	48.13	ug/L	98
30) 2-butanone	9.00	72	5670	51.50	ug/L	79
31) 1,1-dichloroethane	8.30	63	99264	49.73	ug/L	99
32) chloroprene	8.41	53	90743	53.33	ug/L	98
33) acrylonitrile	7.68	53	87275	264.47	ug/L	97
34) vinyl acetate	8.29	86	8117	55.77	ug/L	62
35) ethyl acetate	9.02	45	7646	56.80	ug/L	74
36) 2,2-dichloropropane	9.03	77	68879	41.20	ug/L	98
37) cis-1,2-dichloroethene	9.03	61	98652	50.00	ug/L	95
38) propionitrile	9.09	54	70107	551.67	ug/L	98

ACCUTEST LABORATORIES JB69078

Quantitation Report (QT Reviewed)

Data Path : C:\MSDChem\1\DATA\
Data File : 3C110962.D
Acq On : 22 Jun 2014 11:19 pm
Operator : prashans
Sample : CC4989-50
Misc : MS69085,V3C4997,5.0,,100,5,1
ALS Vial : 26 Sample Multiplier: 1

Quant Time: Jun 23 10:32:52 2014
Quant Method : C:\MSDCHEM\1\METHODS\M3C4989.M
Quant Title : Method SW846 8260B, ZB624 60m x 0.25mm x 1.4um
QLast Update : Wed Jun 18 08:58:10 2014
Response via : Initial Calibration

Internal Standards	R.T.	QIon	Response	Conc	Units		Dev(Min)
39) Methyl Acrylate	9.10	85	6165	51.89	ug/L		99
40) bromochloromethane	9.34	128	21328	53.45	ug/L		98
41) tetrahydrofuran	9.38	72	6430	56.80	ug/L		97
42) chloroform	9.40	83	89841	47.62	ug/L		99
43) tert-Butyl Formate	9.43	59	47016	54.66	ug/L		99
46) freon 113	6.62	151	30428	47.23	ug/L		88
47) methacrylonitrile	9.27	41	33072	54.21	ug/L		99
48) 1,1,1-trichloroethane	9.66	97	76415	49.40	ug/L		99
49) Cyclohexane	9.73	84	70974	46.89	ug/L		98
51) 2,2,4-trimethylpentane	10.09	57	206134	43.31	ug/L		97
52) tert-amyl methyl ether	10.12	73	153082	45.91	ug/L		99
54) epichlorohydrin	11.71	57	23572	269.52	ug/L		97
55) n-butyl alcohol	10.58	56	93069	2941.20	ug/L		98
56) carbon tetrachloride	9.86	117	65058	50.34	ug/L		99
57) 1,1-dichloropropene	9.83	75	70037	49.44	ug/L		99
58) hexane	8.04	57	72156	45.13	ug/L		98
59) benzene	10.09	78	195273	46.92	ug/L		99
60) heptane	10.26	57	40495	41.30	ug/L		99
61) isopropyl acetate	10.01	87	10112	57.64	ug/L	#	69
62) 1,2-dichloroethane	10.11	62	77329	55.86	ug/L		100
63) trichloroethene	10.81	95	48231	50.42	ug/L		99
66) 2-nitropropane	11.57	41	21680	59.06	ug/L		97
67) 2-chloroethyl vinyl ether	11.59	63	125890	337.65	ug/L		98
68) methyl methacrylate	11.07	100	10062	55.38	ug/L	#	90
69) 1,2-dichloropropane	11.07	63	54387	49.12	ug/L		92
70) methylcyclohexane	11.03	83	80748	46.25	ug/L		97
71) dibromomethane	11.23	93	26352	54.09	ug/L		97
72) bromodichloromethane	11.36	83	66993	53.95	ug/L		95
73) cis-1,3-dichloropropene	11.81	75	76161	50.47	ug/L		94
75) 4-methyl-2-pentanone	11.90	58	18404	54.46	ug/L		90
76) toluene	12.17	91	173047	43.70	ug/L		98
77) 3-methyl-1-butanol	11.92	70	29071	1117.41	ug/L		100
78) trans-1,3-dichloropropene	12.37	75	67234	49.57	ug/L		90
79) ethyl methacrylate	12.36	69	55901	53.89	ug/L		96
80) 1,1,2-trichloroethane	12.57	97	31160	49.34	ug/L		97
81) 2-hexanone	12.74	58	14796	49.33	ug/L		91
83) tetrachloroethene	12.75	166	35487	48.27	ug/L		98
84) 1,3-dichloropropane	12.76	76	59242	55.71	ug/L		98
85) butyl acetate	12.82	56	29114	62.84	ug/L		98
86) dibromochloromethane	13.02	129	35758	58.35	ug/L		98
87) 1,2-dibromoethane	13.17	107	30200	58.60	ug/L		100
88) 3,3-Dimethyl-1-Butanol	12.91	57	51783	594.49	ug/L		99
89) chlorobenzene	13.63	112	91605	48.04	ug/L		99
90) 1,1,1,2-tetrachloroethane	13.68	131	34836	52.51	ug/L		99
91) ethylbenzene	13.68	91	169702	46.62	ug/L		99
92) m,p-xylene	13.78	106	120531	95.27	ug/L		98
93) o-xylene	14.20	91	140764	48.91	ug/L		98
94) styrene	14.21	104	95701	52.96	ug/L		97
96) bromoform	14.47	173	20948	57.58	ug/L		94
98) isopropylbenzene	14.53	105	151963	48.61	ug/L		98

Quantitation Report (QT Reviewed)

Data Path : C:\MSDChem\1\DATA\
Data File : 3C110962.D
Acq On : 22 Jun 2014 11:19 pm
Operator : prashans
Sample : CC4989-50
Misc : MS69085,V3C4997,5.0,,100,5,1
ALS Vial : 26 Sample Multiplier: 1

Quant Time: Jun 23 10:32:52 2014
Quant Method : C:\MSDCHEM\1\METHODS\M3C4989.M
Quant Title : Method SW846 8260B, ZB624 60m x 0.25mm x 1.4um
QLast Update : Wed Jun 18 08:58:10 2014
Response via : Initial Calibration

Internal Standards	R.T.	QIon	Response	Conc	Units	Dev(Min)
100) bromobenzene	14.93	156	33946	51.87	ug/L	94
101) cyclohexanone	14.69	55	17401	122.81	ug/L	90
102) 1,1,2,2-tetrachloroethane	14.83	83	38304	56.07	ug/L	99
103) trans-1,4-dichloro-2-buten	14.87	53	13483	63.21	ug/L	88
104) 1,2,3-trichloropropane	14.90	110	9949	59.25	ug/L	90
105) n-propylbenzene	14.93	91	171161	49.19	ug/L	98
107) 2-chlorotoluene	15.08	126	33396	49.40	ug/L	90
108) 4-chlorotoluene	15.18	126	34033	49.61	ug/L	93
109) 1,3,5-trimethylbenzene	15.09	105	127546	49.28	ug/L	98
110) tert-butylbenzene	15.43	119	103416	48.98	ug/L	95
111) pentachloroethane	15.51	167	21945	56.12	ug/L	97
112) 1,2,4-trimethylbenzene	15.47	105	123369	48.79	ug/L	100
113) sec-butylbenzene	15.64	105	152839	48.16	ug/L	99
114) 1,3-dichlorobenzene	15.83	146	61179	47.42	ug/L	99
115) p-isopropyltoluene	15.76	119	122000	48.31	ug/L	97
116) 1,4-dichlorobenzene	15.91	146	60243	46.49	ug/L	98
117) 1,2-dichlorobenzene	16.30	146	57727	48.08	ug/L	99
119) n-butylbenzene	16.17	92	62294	46.76	ug/L	100
121) 1,2-dibromo-3-chloropropan	17.06	157	6036	57.62	ug/L	91
122) 1,3,5-Trichlorobenzene	17.25	180	46456	49.70	ug/L	99
123) 1,2,4-trichlorobenzene	17.88	180	39241	55.85	ug/L	99
124) hexachlorobutadiene	18.00	225	26880	47.81	ug/L	96
125) naphthalene	18.16	128	86612	58.51	ug/L	99
126) 1,2,3-trichlorobenzene	18.40	180	36895	56.16	ug/L	98
127) hexachloroethane	16.56	119	23450	50.88	ug/L	99
128) Benzyl chloride	16.02	91	49008	41.88	ug/L	98

(#) = qualifier out of range (m) = manual integration (+) = signals summed

Quantitation Report (QT Reviewed)

Data Path : C:\MSDChem\1\DATA\
Data File : 3C110962.D
Acq On : 22 Jun 2014 11:19 pm
Operator : prashans
Sample : CC4989-50
Misc : MS69085,V3C4997,5.0,,100,5,1
ALS Vial : 26 Sample Multiplier: 1

Quant Time: Jun 23 10:32:52 2014
Quant Method : C:\MSDCHEM\1\METHODS\M3C4989.M
Quant Title : Method SW846 8260B, ZB624 60m x 0.25mm x 1.4um
QLast Update : Wed Jun 18 08:58:10 2014
Response via : Initial Calibration

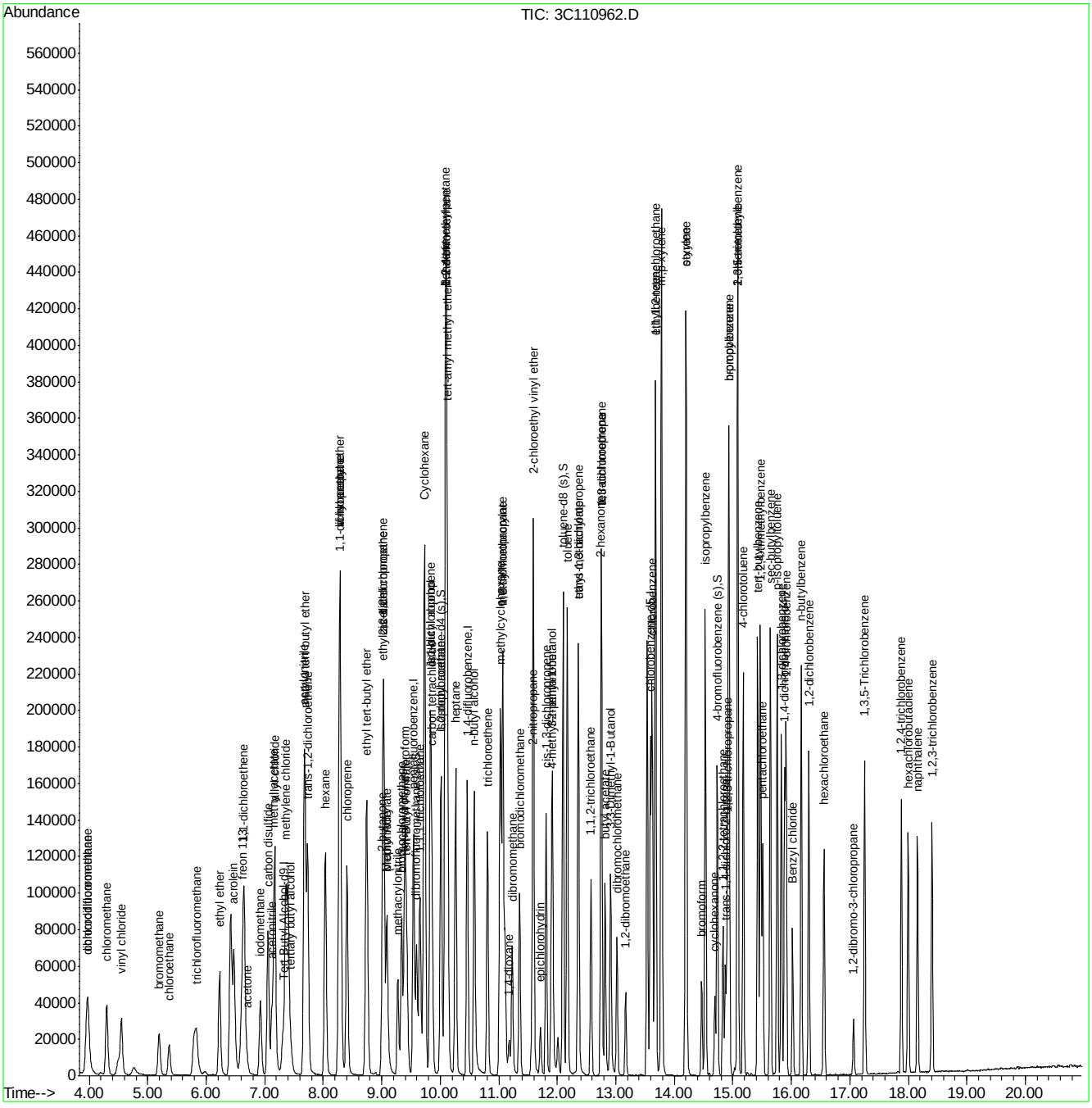

ACCUTEST LABORATORIES JB69078

Quantitation Report (QT Reviewed)

Data Path : C:\msdchem\1\DATA\
Data File : 4V8913.D
Acq On : 17 Jun 2014 11:27 am
Operator : BenM
Sample : ic368-5
Misc : MS68934,V4V368,5,,,,1
ALS Vial : 2 Sample Multiplier: 1

Quant Time: Jun 18 16:16:52 2014
Quant Method : C:\MSDCHEM\1\METHODS\M4V368.M
Quant Title : sw846 8260b
QLast Update : Wed Jun 18 08:29:29 2014
Response via : Initial Calibration

Compound	R.T.	QIon	Response	Conc	Units		Dev(Min)
Internal Standards							
1) Tert Butyl Alcohol-d9	7.451	65	127276	500.00	ug/L		-0.02
4) pentafluorobenzene	9.930	168	170974	50.00	ug/L		0.00
51) 1,4-difluorobenzene	10.895	114	207372	50.00	ug/L		0.00
81) chlorobenzene-d5	14.099	117	182766	50.00	ug/L		0.00
94) 1,4-dichlorobenzene-d4	16.448	152	110758	50.00	ug/L		0.00
System Monitoring Compounds							
45) dibromofluoromethane (s)	9.988	113	7814	4.94	ug/L		0.00
Spiked Amount 50.000	Range 79 - 120		Recovery = 9.88%#				
46) 1,2-dichloroethane-d4 (s)	10.439	65	7930	5.18	ug/L		0.00
Spiked Amount 50.000	Range 72 - 123		Recovery = 10.36%#				
73) toluene-d8 (s)	12.552	98	21860	5.22	ug/L		0.00
Spiked Amount 50.000	Range 78 - 119		Recovery = 10.44%#				
96) 4-bromofluorobenzene (s)	15.294	95	9878	5.54	ug/L		0.00
Spiked Amount 50.000	Range 74 - 119		Recovery = 11.08%#				
Target Compounds							Qvalue
2) 1,4-dioxane	11.650	88	2208	106.56	ug/L	#	91
3) tertiary butyl alcohol	7.608	59	6165	24.64	ug/L		87
6) chlorodifluoromethane	3.649	51	11737	4.78	ug/L		98
7) dichlorodifluoromethane	3.628	85	12626	4.50	ug/L		93
9) chloromethane	3.943	50	11775	4.69	ug/L		99
10) vinyl chloride	4.231	62	12880	4.66	ug/L		96
11) bromomethane	4.934	94	8758	5.18	ug/L		97
12) chloroethane	5.133	64	4997	4.77	ug/L		96
13) trichlorofluoromethane	5.657	101	13417	4.53	ug/L		97
14) ethyl ether	6.114	74	3748	5.10	ug/L		96
16) 2-chloropropane	6.329	43	15540	5.90	ug/L		96
17) acrolein	6.449	56	17396	46.47	ug/L		98
18) 1,1-dichloroethene	6.580	61	13541	5.12	ug/L		94
19) acetone	6.722	58	639	4.01	ug/L	#	31
20) allyl chloride	7.209	76	3991	5.60	ug/L	#	67
21) acetonitrile	7.262	40	7857	50.14	ug/L	#	76
22) iodomethane	6.910	142	17905	5.32	ug/L		98
23) iso-butyl alcohol	10.303	41	3704	55.39	ug/L		94
24) carbon disulfide	7.021	76	36159	5.48	ug/L		98
25) methylene chloride	7.451	84	9978	5.22	ug/L		95
26) 1-chloropropane	7.461	41	4130	5.80	ug/L	#	38
27) methyl acetate	7.220	74	1099	3.98	ug/L	#	6
28) methyl tert butyl ether	7.797	73	26974	5.26	ug/L		98
29) trans-1,2-dichloroethene	7.854	61	12368	5.34	ug/L		97
30) di-isopropyl ether	8.478	45	24025	4.74	ug/L		98
31) ethyl tert-butyl ether	9.008	59	24524	4.63	ug/L		97
32) 2-butanone	9.354	72	794	4.12	ug/L	#	7
33) 1,1-dichloroethane	8.525	63	14705	5.13	ug/L		98
34) chloroprene	8.625	53	9545	4.69	ug/L		97
35) acrylonitrile	7.880	53	16240	24.75	ug/L		96
37) ethyl acetate	9.354	45	1231	5.06	ug/L		77
38) 2,2-dichloropropane	9.333	77	13524	5.53	ug/L		98

Quantitation Report (QT Reviewed)

Data Path : C:\msdchem\1\DATA\
Data File : 4V8913.D
Acq On : 17 Jun 2014 11:27 am
Operator : BenM
Sample : ic368-5
Misc : MS68934,V4V368,5,,,,1
ALS Vial : 2 Sample Multiplier: 1

Quant Time: Jun 18 16:16:52 2014
Quant Method : C:\MSDCHEM\1\METHODS\M4V368.M
Quant Title : sw846 8260b
QLast Update : Wed Jun 18 08:29:29 2014
Response via : Initial Calibration

Compound	R.T.	QIon	Response	Conc	Units		Dev(Min)
39) cis-1,2-dichloroethene	9.354	61	15061	5.23	ug/L		99
40) propionitrile	9.501	54	13072	48.30	ug/L		96
41) methyl acrylate	9.443	55	8945	5.03	ug/L	#	93
42) bromochloromethane	9.705	128	4749	5.28	ug/L		90
43) tetrahydrofuran	9.736	42	3268	5.47	ug/L		88
44) chloroform	9.768	83	14680	5.17	ug/L		99
47) freon 113	6.533	151	6502	4.82	ug/L		81
48) methacrylonitrile	9.674	41	11486	5.41	ug/L		97
49) 1,1,1-trichloroethane	10.004	97	13769	5.22	ug/L		98
50) tert-amyl methyl ether	10.512	73	23788	4.61	ug/L		100
52) epichlorohydrin	12.211	57	3466	22.88	ug/L		96
53) n-butyl alcohol	11.084	56	11052	204.08	ug/L		97
54) cyclohexane	10.046	84	13380	5.60	ug/L	#	100
55) carbon tetrachloride	10.208	117	12548	5.49	ug/L		98
56) 1,1-dichloropropene	10.193	75	10253	5.37	ug/L		98
57) hexane	8.158	57	8395	5.05	ug/L		97
58) benzene	10.476	78	30123	5.38	ug/L		98
59) isooctane	10.439	57	27415	4.59	ug/L		95
60) heptane	10.633	57	4491	5.03	ug/L		100
61) isopropyl acetate	10.439	43	18223m	3.54	ug/L		
62) 1,2-dichloroethane	10.528	62	8905	5.00	ug/L		98
63) trichloroethene	11.231	95	7489	5.34	ug/L		99
65) 2-nitropropane	12.075	43	15710	5.11	ug/L		99
66) 2-chloroethyl vinyl ether	12.075	63	21166	24.17	ug/L		99
67) methyl methacrylate	11.530	69	4481	4.88	ug/L		94
68) 1,2-dichloropropane	11.519	63	7217	5.14	ug/L		96
69) methylcyclohexane	11.414	83	12459	4.90	ug/L		99
70) dibromomethane	11.687	93	5029	5.17	ug/L		92
71) bromodichloromethane	11.828	83	9691	5.12	ug/L		97
72) cis-1,3-dichloropropene	12.279	75	10574	5.06	ug/L		98
74) 4-methyl-2-pentanone	12.389	58	2972	4.71	ug/L	#	80
75) toluene	12.620	92	15012	5.20	ug/L		100
76) 3-methyl-1-butanol	12.437	70	4079	86.00	ug/L		96
77) trans-1,3-dichloropropene	12.856	75	10166	5.42	ug/L		94
78) ethyl methacrylate	12.835	69	8836	5.21	ug/L		91
79) 1,1,2-trichloroethane	13.076	83	5491	5.13	ug/L		98
80) 2-hexanone	13.255	58	3051	5.51	ug/L		92
82) tetrachloroethene	13.202	166	6441	4.82	ug/L		95
83) 1,3-dichloropropane	13.260	76	9607	5.14	ug/L		95
84) butyl acetate	13.317	56	4486	4.81	ug/L		98
85) dibromochloromethane	13.527	129	8034	5.01	ug/L		98
86) 1,2-dibromoethane	13.674	107	7195	5.13	ug/L		99
87) chlorobenzene	14.130	112	18270	5.28	ug/L		92
88) 1,1,1,2-tetrachloroethane	14.204	131	7947	4.99	ug/L		97
89) ethylbenzene	14.177	91	31885	5.18	ug/L		100
90) m,p-xylene	14.287	106	23610	10.37	ug/L		90
91) o-xylene	14.723	106	12790	5.22	ug/L		99
92) styrene	14.744	104	20633	5.33	ug/L		99
93) bromoform	15.032	173	6464	5.23	ug/L		99
95) isopropylbenzene	15.069	105	33313	5.01	ug/L		100

Quantitation Report (QT Reviewed)

Data Path : C:\msdchem\1\DATA\
Data File : 4V8913.D
Acq On : 17 Jun 2014 11:27 am
Operator : BenM
Sample : ic368-5
Misc : MS68934,V4V368,5,,,,1
ALS Vial : 2 Sample Multiplier: 1

Quant Time: Jun 18 16:16:52 2014
Quant Method : C:\MSDCHEM\1\METHODS\M4V368.M
Quant Title : sw846 8260b
QLast Update : Wed Jun 18 08:29:29 2014
Response via : Initial Calibration

	Compound	R.T.	QIon	Response	Conc	Units	Dev(Min)
97)	bromobenzene	15.488	156	8881	5.42	ug/L	98
98)	cyclohexanone	15.284	55	18329	88.31	ug/L	97
99)	1,1,2,2-tetrachloroethane	15.425	83	12230	5.26	ug/L	98
100)	trans-1,4-dichloro-2-b...	15.462	53	2839	5.20	ug/L	95
101)	1,2,3-trichloropropane	15.499	110	2541	5.35	ug/L	93
102)	n-propylbenzene	15.483	91	41655	5.50	ug/L	99
103)	2-chlorotoluene	15.640	126	8517	5.52	ug/L	90
104)	4-chlorotoluene	15.740	91	25935	5.58	ug/L	98
105)	1,3,5-trimethylbenzene	15.635	105	29356	5.18	ug/L	96
106)	tert-butylbenzene	15.981	119	21576	4.10	ug/L	99
107)	pentachloroethane	16.081	167	5726	4.66	ug/L	98
108)	1,2,4-trimethylbenzene	16.028	105	29587	5.26	ug/L	97
109)	sec-butylbenzene	16.191	105	39645	5.08	ug/L	99
110)	1,3-dichlorobenzene	16.390	146	17972	5.41	ug/L	97
111)	p-isopropyltoluene	16.311	119	32966	5.32	ug/L	99
112)	1,4-dichlorobenzene	16.474	146	18191	5.38	ug/L	99
114)	1,2-dichlorobenzene	16.857	146	18588	5.38	ug/L	99
115)	n-butylbenzene	16.715	92	19153	5.57	ug/L	98
116)	1,2-dibromo-3-chloropr...	17.606	75	2783	5.39	ug/L	97
117)	1,3,5-trichlorobenzene	17.743	180	15914	5.31	ug/L	98
118)	1,2,4-trichlorobenzene	18.325	180	14907	5.18	ug/L	99
119)	hexachlorobutadiene	18.403	225	6891	5.36	ug/L	94
120)	naphthalene	18.576	128	43077	5.15	ug/L	98
121)	1,2,3-trichlorobenzene	18.786	180	14505	5.22	ug/L	96
122)	hexachloroethane	17.082	119	6666	4.57	ug/L	94
123)	Benzyl chloride	16.600	91	23105	5.46	ug/L	100

(#) = qualifier out of range (m) = manual integration (+) = signals summed

7.7.14

7

Quantitation Report (QT Reviewed)

Data Path : C:\msdchem\1\DATA\
Data File : 4V8913.D
Acq On : 17 Jun 2014 11:27 am
Operator : BenM
Sample : ic368-5
Misc : MS68934,V4V368,5,,,,1
ALS Vial : 2 Sample Multiplier: 1

Quant Time: Jun 18 16:16:52 2014
Quant Method : C:\MSDCHEM\1\METHODS\M4V368.M
Quant Title : sw846 8260b
QLast Update : Wed Jun 18 08:29:29 2014
Response via : Initial Calibration

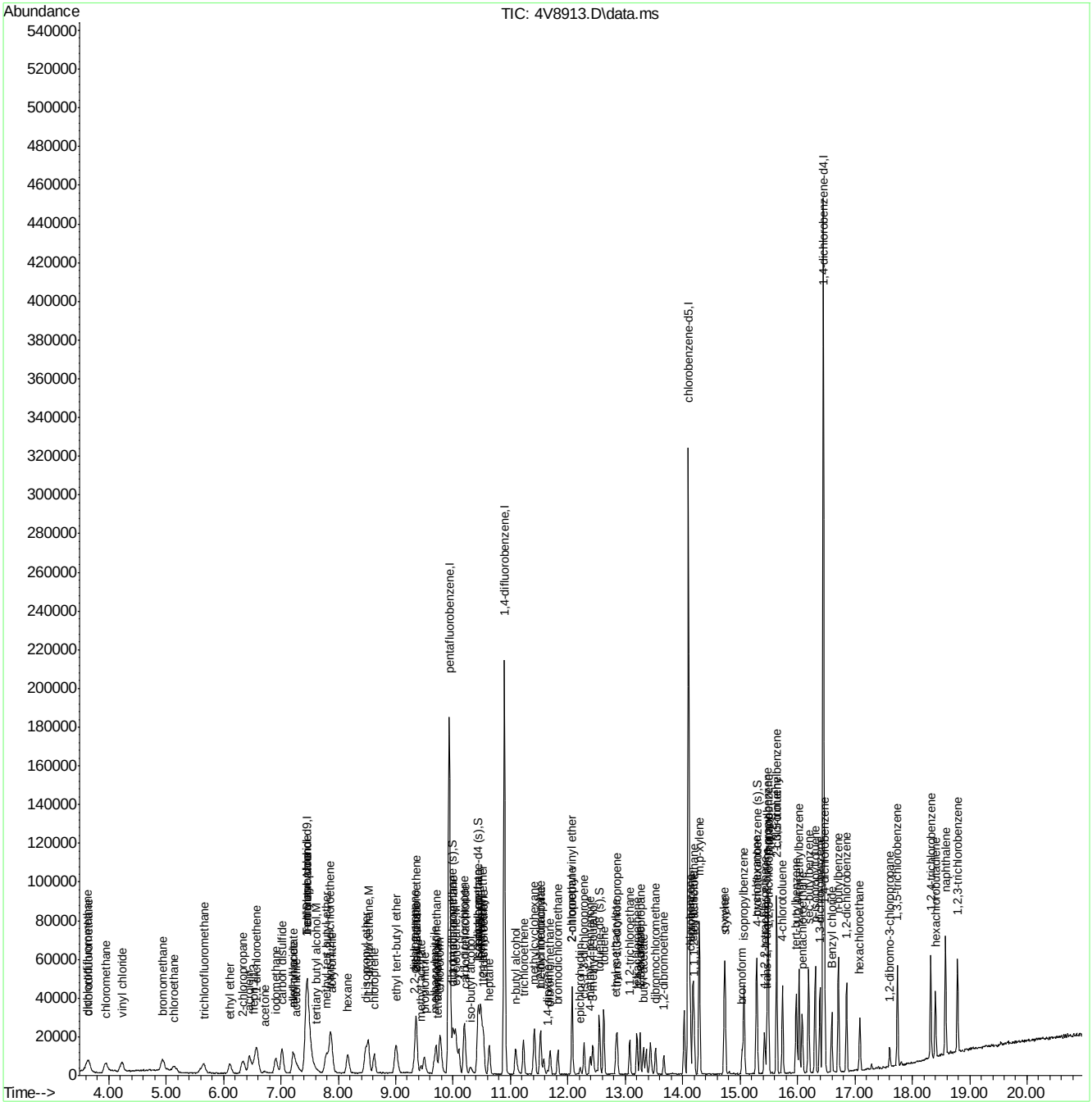

ACCUTEST LABORATORIES JB69078

Quantitation Report (Qedit)

Data Path : C:\msdchem\1\DATA\v4v368InitialRaw\
Data File : 4V8913.D
Acq On : 17 Jun 2014 11:27 am
Operator : BenM
Sample : ic368-5
Misc : MS68934,V4V368,5,,,,1
ALS Vial : 2 Sample Multiplier: 1

Quant Time: Jun 17 11:49:48 2014
Quant Method : C:\MSDCHEM\1\METHODS\M4V368.M
Quant Title : sw846 8260b
QLast Update : Tue Jun 17 08:04:06 2014
Response via : Initial Calibration

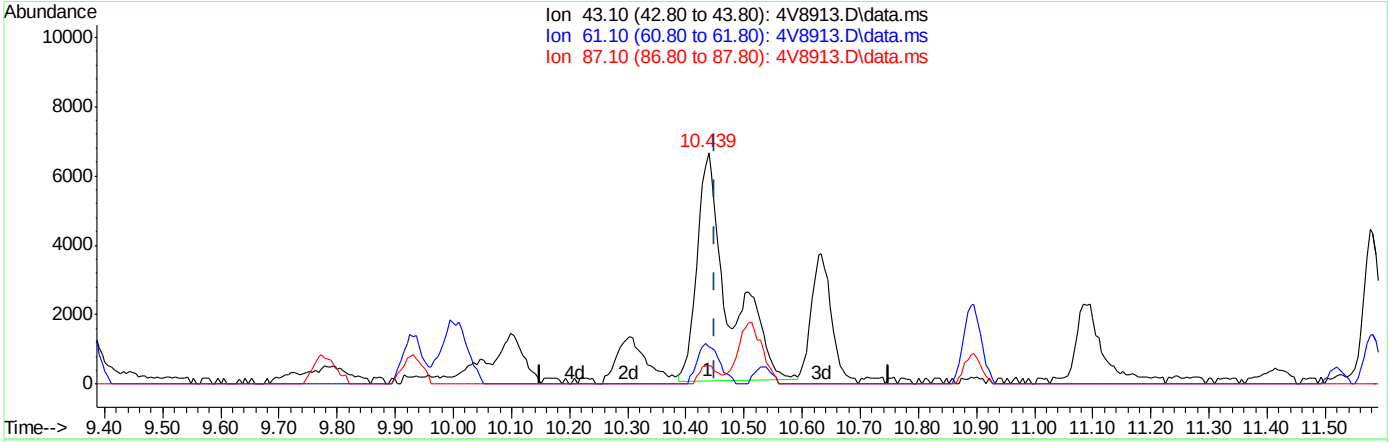

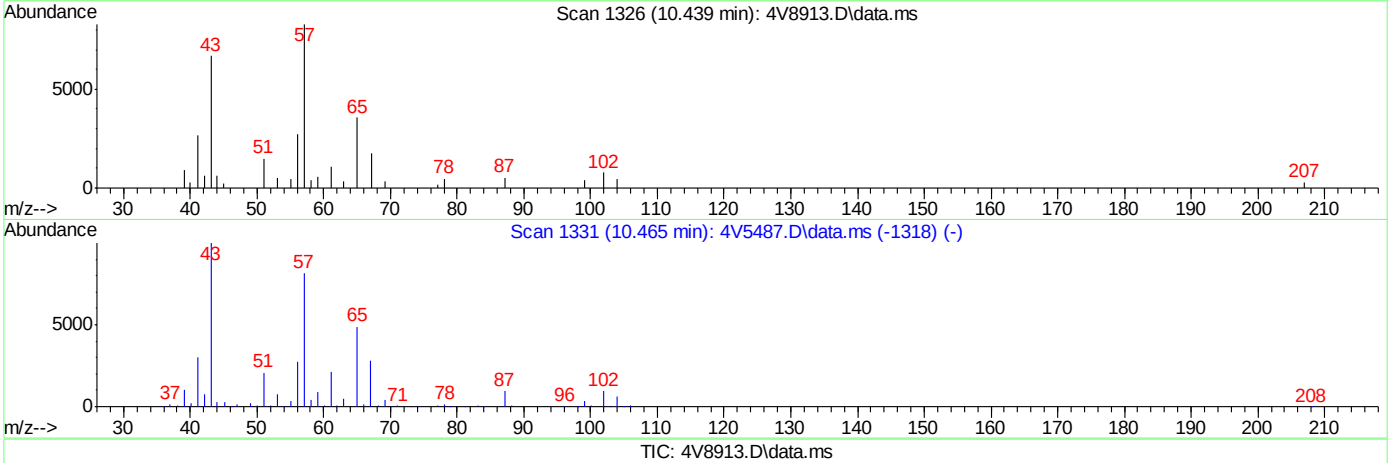

TIC: 4V8913.D\data.ms

(61) isopropyl acetate

10.439min (-0.011) 4.91ug/L

response 25309

Ion	Exp%	Act%
43.10	100	100
61.10	19.30	12.22
87.10	8.10	5.69
0.00	0.00	0.00

Quantitation Report (Qedit)

Data Path : C:\msdchem\1\DATA\
Data File : 4V8913.D
Acq On : 17 Jun 2014 11:27 am
Operator : BenM
Sample : ic368-5
Misc : MS68934,V4V368,5,,,,1
ALS Vial : 2 Sample Multiplier: 1

Quant Time: Jun 18 16:16:52 2014
Quant Method : C:\MSDCHEM\1\METHODS\M4V368.M
Quant Title : sw846 8260b
QLast Update : Wed Jun 18 08:29:29 2014
Response via : Initial Calibration

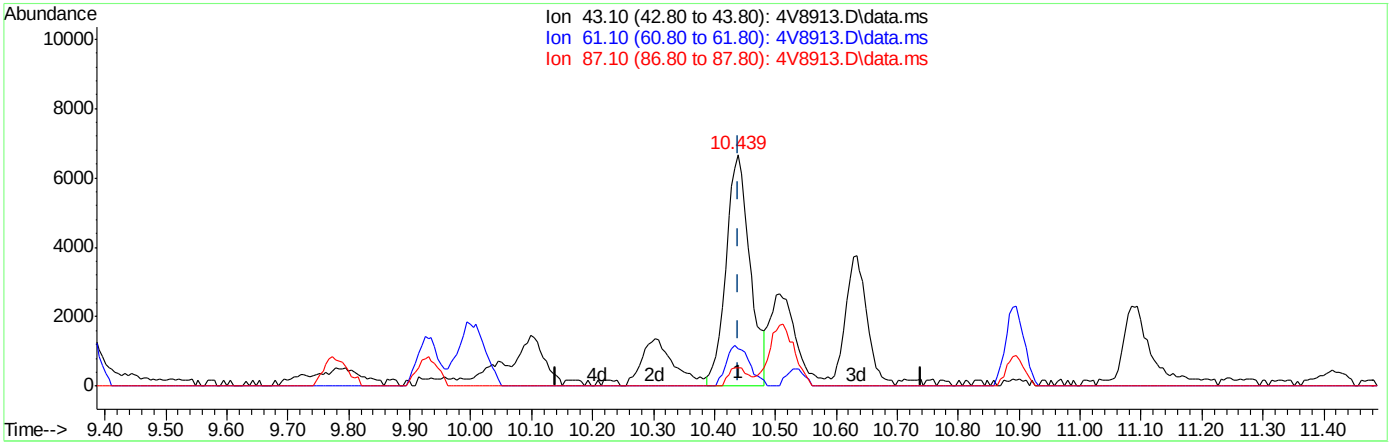

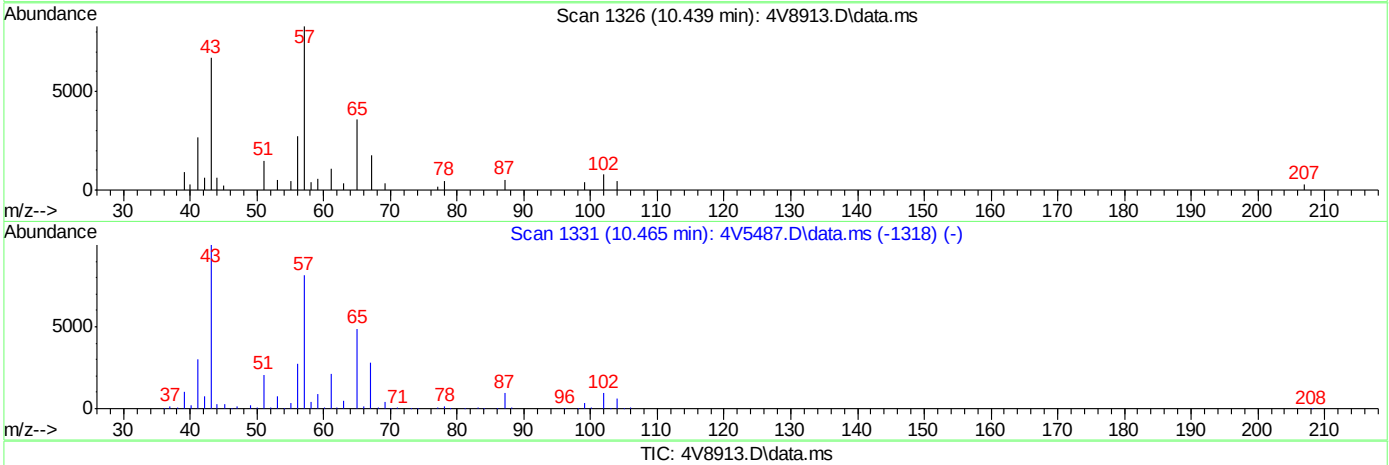

TIC: 4V8913.D\data.ms

(61) isopropyl acetate

10.439min (-0.000) 3.54ug/L m

response 18223

Ion	Exp%	Act%
43.10	100	100
61.10	12.90	16.97
87.10	5.70	7.90
0.00	0.00	0.00

ACCUTEST LABORATORIES JB69078

Manual Integrations APPROVED (compounds with "m" flag)
Jessica Reitan-Chu 06/18/14 18:04

Quantitation Report (QT Reviewed)

Data Path : C:\msdchem\1\DATA\
Data File : 4V8914.D
Acq On : 17 Jun 2014 11:53 am
Operator : BenM
Sample : ic368-2
Misc : MS68934,V4V368,5,,,,1
ALS Vial : 3 Sample Multiplier: 1

Quant Time: Jun 18 14:45:05 2014
Quant Method : C:\MSDCHEM\1\METHODS\M4V368.M
Quant Title : sw846 8260b
QLast Update : Wed Jun 18 08:29:29 2014
Response via : Initial Calibration

Compound	R.T.	QIon	Response	Conc	Units		Dev(Min)
Internal Standards							
1) Tert Butyl Alcohol-d9	7.461	65	126064	500.00	ug/L		0.00
4) pentafluorobenzene	9.936	168	171479	50.00	ug/L		0.00
51) 1,4-difluorobenzene	10.900	114	223165	50.00	ug/L		0.00
81) chlorobenzene-d5	14.099	117	183410	50.00	ug/L		0.00
94) 1,4-dichlorobenzene-d4	16.448	152	113290	50.00	ug/L		0.00
System Monitoring Compounds							
45) dibromofluoromethane (s)	9.999	113	3352	2.11	ug/L		0.00
Spiked Amount 50.000	Range 79 - 120		Recovery = 4.22%#				
46) 1,2-dichloroethane-d4 (s)	10.444	65	3597	2.34	ug/L		0.00
Spiked Amount 50.000	Range 72 - 123		Recovery = 4.68%#				
73) toluene-d8 (s)	12.552	98	10123	2.24	ug/L		0.00
Spiked Amount 50.000	Range 78 - 119		Recovery = 4.48%#				
96) 4-bromofluorobenzene (s)	15.294	95	4551	2.50	ug/L		0.00
Spiked Amount 50.000	Range 74 - 119		Recovery = 5.00%#				
Target Compounds							Qvalue
3) tertiary butyl alcohol	7.618	59	2640	10.65	ug/L		52
6) chlorodifluoromethane	3.639	51	5279	2.15	ug/L		94
7) dichlorodifluoromethane	3.623	85	5618	2.00	ug/L		90
9) chloromethane	3.938	50	5637	2.24	ug/L		94
10) vinyl chloride	4.231	62	6171	2.22	ug/L		93
11) bromomethane	4.923	94	4155	2.45	ug/L		98
12) chloroethane	5.133	64	2267	2.16	ug/L		97
13) trichlorofluoromethane	5.652	101	6155	2.07	ug/L		96
14) ethyl ether	6.098	74	1392	1.89	ug/L	#	72
17) acrolein	6.444	56	785055	2091.03	ug/L		100
18) 1,1-dichloroethene	6.585	61	5248	1.98	ug/L		96
20) allyl chloride	7.209	76	1351	1.89	ug/L	#	42
21) acetonitrile	7.272	40	2747m	17.48	ug/L		
22) iodomethane	6.916	142	6817	2.02	ug/L		96
23) iso-butyl alcohol	10.303	41	1605	23.93	ug/L		95
24) carbon disulfide	7.026	76	14145	2.14	ug/L		98
25) methylene chloride	7.456	84	3952	2.06	ug/L		94
26) 1-chloropropane	7.445	41	1684	2.36	ug/L	#	1
28) methyl tert butyl ether	7.807	73	10813	2.10	ug/L		94
29) trans-1,2-dichloroethene	7.854	61	4554	1.96	ug/L		90
30) di-isopropyl ether	8.483	45	10870	2.14	ug/L		99
31) ethyl tert-butyl ether	9.008	59	10584	1.99	ug/L		98
33) 1,1-dichloroethane	8.531	63	5560	1.93	ug/L		97
34) chloroprene	8.625	53	3865	1.89	ug/L		94
35) acrylonitrile	7.896	53	6478	9.84	ug/L		94
37) ethyl acetate	9.370	45	518	2.12	ug/L	#	1
38) 2,2-dichloropropane	9.343	77	5308	2.17	ug/L		96
39) cis-1,2-dichloroethene	9.359	61	5905	2.04	ug/L		95
40) propionitrile	9.506	54	5384	19.83	ug/L		88
41) methyl acrylate	9.448	55	3933	2.21	ug/L	#	80
42) bromochloromethane	9.710	128	1711	1.90	ug/L		88
43) tetrahydrofuran	9.742	42	1425	2.38	ug/L	#	58

Quantitation Report (QT Reviewed)

Data Path : C:\msdchem\1\DATA\
Data File : 4V8914.D
Acq On : 17 Jun 2014 11:53 am
Operator : BenM
Sample : ic368-2
Misc : MS68934,V4V368,5,,,,1
ALS Vial : 3 Sample Multiplier: 1

Quant Time: Jun 18 14:45:05 2014
Quant Method : C:\MSDCHEM\1\METHODS\M4V368.M
Quant Title : sw846 8260b
QLast Update : Wed Jun 18 08:29:29 2014
Response via : Initial Calibration

Compound	R.T.	QIon	Response	Conc	Units		Dev(Min)
44) chloroform	9.778	83	5783	2.03	ug/L		96
47) freon 113	6.549	151	2530	1.87	ug/L		94
49) 1,1,1-trichloroethane	10.004	97	5235	1.98	ug/L		92
50) tert-amyl methyl ether	10.518	73	10910	2.11	ug/L		93
52) epichlorohydrin	12.217	57	1668	10.23	ug/L		91
53) n-butyl alcohol	11.094	56	5452	93.55	ug/L		90
54) cyclohexane	10.051	84	5004	1.95	ug/L	#	100
55) carbon tetrachloride	10.208	117	4758	1.93	ug/L		95
56) 1,1-dichloropropene	10.198	75	4033	1.96	ug/L		92
57) hexane	8.164	57	3716	2.08	ug/L		93
58) benzene	10.481	78	12279	2.04	ug/L		98
59) isooctane	10.439	57	11757	1.83	ug/L	#	87
60) heptane	10.633	57	2093	2.18	ug/L		92
61) isopropyl acetate	10.439	43	8182m	1.48	ug/L		
62) 1,2-dichloroethane	10.539	62	3708	1.93	ug/L		95
63) trichloroethene	11.231	95	3225	2.13	ug/L		98
65) 2-nitropropane	12.075	43	7222	2.18	ug/L		97
66) 2-chloroethyl vinyl ether	12.075	63	9392	9.96	ug/L		99
67) methyl methacrylate	11.540	69	1757	1.78	ug/L	#	75
68) 1,2-dichloropropane	11.519	63	2933	1.94	ug/L		97
69) methylcyclohexane	11.420	83	5281	1.93	ug/L		97
70) dibromomethane	11.697	93	2146	2.05	ug/L		95
71) bromodichloromethane	11.829	83	4198	2.06	ug/L		99
72) cis-1,3-dichloropropene	12.285	75	4600	2.05	ug/L		94
74) 4-methyl-2-pentanone	12.395	58	1144	1.69	ug/L	#	38
75) toluene	12.625	92	6251	2.01	ug/L		98
76) 3-methyl-1-butanol	12.442	70	1760	34.48	ug/L		88
77) trans-1,3-dichloropropene	12.861	75	4162	2.06	ug/L		95
78) ethyl methacrylate	12.840	69	3530	1.93	ug/L		95
79) 1,1,2-trichloroethane	13.082	83	2371	2.06	ug/L		94
80) 2-hexanone	13.255	58	1159	1.94	ug/L		78
82) tetrachloroethene	13.207	166	2645	1.97	ug/L		89
83) 1,3-dichloropropane	13.260	76	3856	2.05	ug/L		98
84) butyl acetate	13.318	56	2154	2.30	ug/L		88
85) dibromochloromethane	13.527	129	3194	1.98	ug/L		98
86) 1,2-dibromoethane	13.674	107	2858	2.03	ug/L		91
87) chlorobenzene	14.130	112	7321	2.11	ug/L		90
88) 1,1,1,2-tetrachloroethane	14.204	131	3209	2.01	ug/L		98
89) ethylbenzene	14.183	91	13163	2.13	ug/L		95
90) m,p-xylene	14.293	106	9487	4.15	ug/L		98
91) o-xylene	14.723	106	4986	2.03	ug/L		90
92) styrene	14.744	104	8137	2.10	ug/L		98
93) bromoform	15.037	173	2572	2.07	ug/L		92
95) isopropylbenzene	15.069	105	13178	1.94	ug/L		99
97) bromobenzene	15.488	156	3615	2.16	ug/L		96
98) cyclohexanone	15.284	55	7162	33.73	ug/L		96
99) 1,1,2,2-tetrachloroethane	15.425	83	4947	2.08	ug/L		98
100) trans-1,4-dichloro-2-b...	15.462	53	1136	2.03	ug/L		94
101) 1,2,3-trichloropropane	15.499	110	994	2.05	ug/L		86
102) n-propylbenzene	15.483	91	17043	2.20	ug/L		99

Quantitation Report (QT Reviewed)

Data Path : C:\msdchem\1\DATA\
Data File : 4V8914.D
Acq On : 17 Jun 2014 11:53 am
Operator : BenM
Sample : ic368-2
Misc : MS68934,V4V368,5,,,,1
ALS Vial : 3 Sample Multiplier: 1

Quant Time: Jun 18 14:45:05 2014
Quant Method : C:\MSDCHEM\1\METHODS\M4V368.M
Quant Title : sw846 8260b
QLast Update : Wed Jun 18 08:29:29 2014
Response via : Initial Calibration

Compound	R.T.	QIon	Response	Conc	Units	Dev(Min)
103) 2-chlorotoluene	15.640	126	3363	2.13	ug/L	97
104) 4-chlorotoluene	15.745	91	10516	2.21	ug/L	99
105) 1,3,5-trimethylbenzene	15.635	105	11817	2.04	ug/L	97
106) tert-butylbenzene	15.981	119	8901	1.65	ug/L	92
107) pentachloroethane	16.081	167	2361	1.88	ug/L	92
108) 1,2,4-trimethylbenzene	16.028	105	12258	2.13	ug/L	98
109) sec-butylbenzene	16.191	105	15739	1.97	ug/L	97
110) 1,3-dichlorobenzene	16.390	146	7310	2.15	ug/L	98
111) p-isopropyltoluene	16.311	119	13156	2.08	ug/L	98
112) 1,4-dichlorobenzene	16.474	146	7716	2.23	ug/L	97
114) 1,2-dichlorobenzene	16.857	146	7761	2.20	ug/L	98
115) n-butylbenzene	16.715	92	7680	2.19	ug/L	96
116) 1,2-dibromo-3-chloropr...	17.612	75	1298	2.46	ug/L	82
117) 1,3,5-trichlorobenzene	17.743	180	6584	2.15	ug/L	98
118) 1,2,4-trichlorobenzene	18.325	180	6336	2.15	ug/L	96
119) hexachlorobutadiene	18.403	225	2822	2.15	ug/L	95
120) naphthalene	18.576	128	17465	2.04	ug/L	97
121) 1,2,3-trichlorobenzene	18.791	180	5840	2.05	ug/L	99
122) hexachloroethane	17.087	119	2915	1.95	ug/L	89
123) Benzyl chloride	16.600	91	10462	2.42	ug/L	99

(#) = qualifier out of range (m) = manual integration (+) = signals summed

Quantitation Report (QT Reviewed)

Data Path : C:\msdchem\1\DATA\
Data File : 4V8914.D
Acq On : 17 Jun 2014 11:53 am
Operator : BenM
Sample : ic368-2
Misc : MS68934,V4V368,5,,,,1
ALS Vial : 3 Sample Multiplier: 1

Quant Time: Jun 18 14:45:05 2014
Quant Method : C:\MSDCHEM\1\METHODS\M4V368.M
Quant Title : sw846 8260b
QLast Update : Wed Jun 18 08:29:29 2014
Response via : Initial Calibration

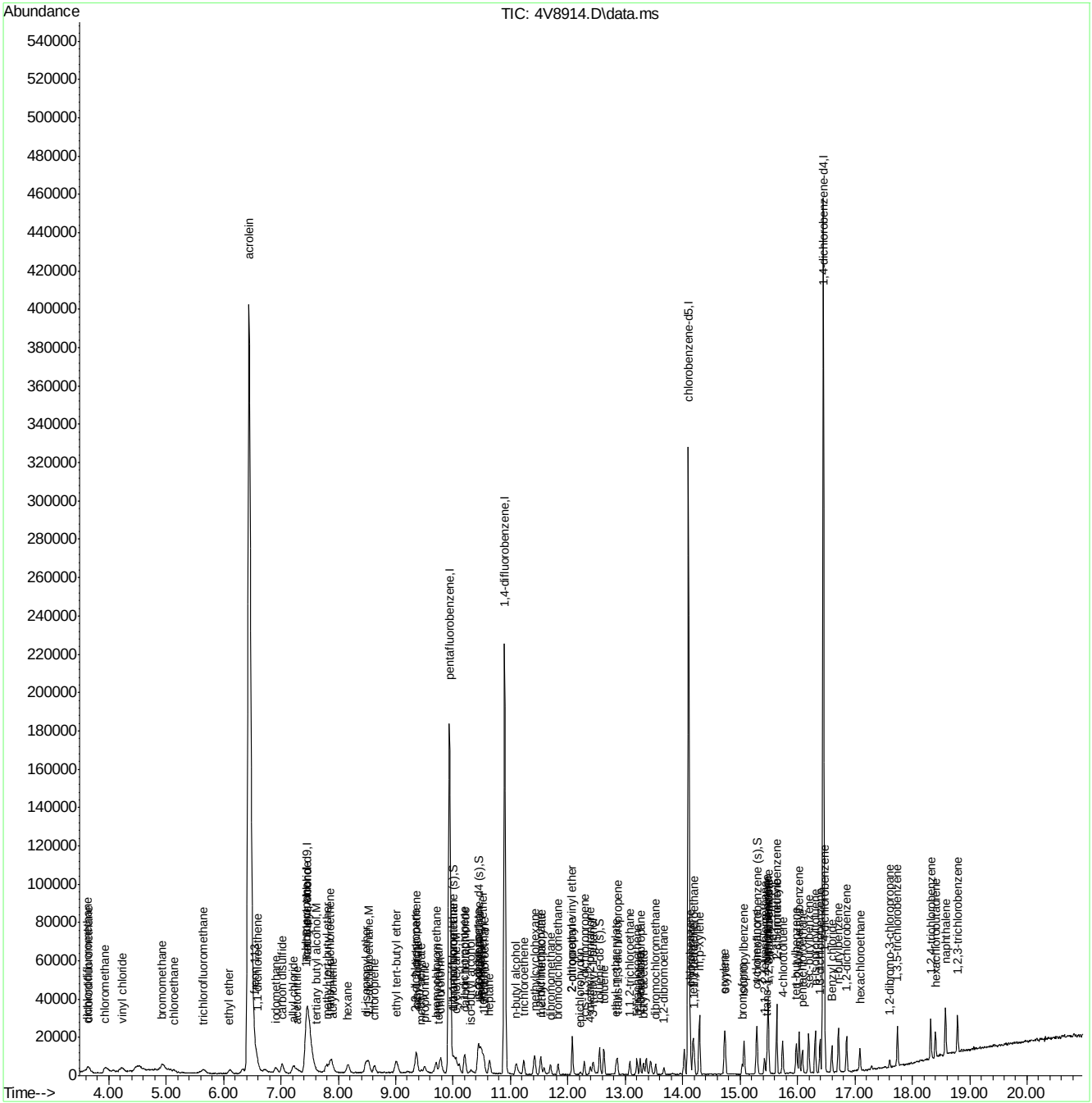

Manual Integration Approval Summary

Sample Number: V4V368-IC368
Lab FileID: 4V8914.D
Injection Time: 06/17/14 11:53
Method: SW846 8260B
Analyst approved: 06/18/14 15:05 Juntae Park
Supervisor approved: 06/18/14 18:04 Jessica Reitan-Chu

Parameter	CAS	Sig#	R.T. (min.)	Reason
Acetonitrile	75-05-8		7.27	Poorly defined baseline
Isopropyl Acetate	108-21-4		10.44	Poorly defined baseline

Quantitation Report (Qedit)

Data Path : C:\msdchem\1\DATA\v4v368Initial\
Data File : 4V8914.D
Acq On : 17 Jun 2014 11:53 am
Operator : BenM
Sample : ic368-2
Misc : MS68934,V4V368,5,,,,1
ALS Vial : 3 Sample Multiplier: 1

Quant Time: Jun 17 12:16:06 2014
Quant Method : C:\MSDCHEM\1\METHODS\M4V368.M
Quant Title : sw846 8260b
QLast Update : Tue Jun 17 08:04:06 2014
Response via : Initial Calibration

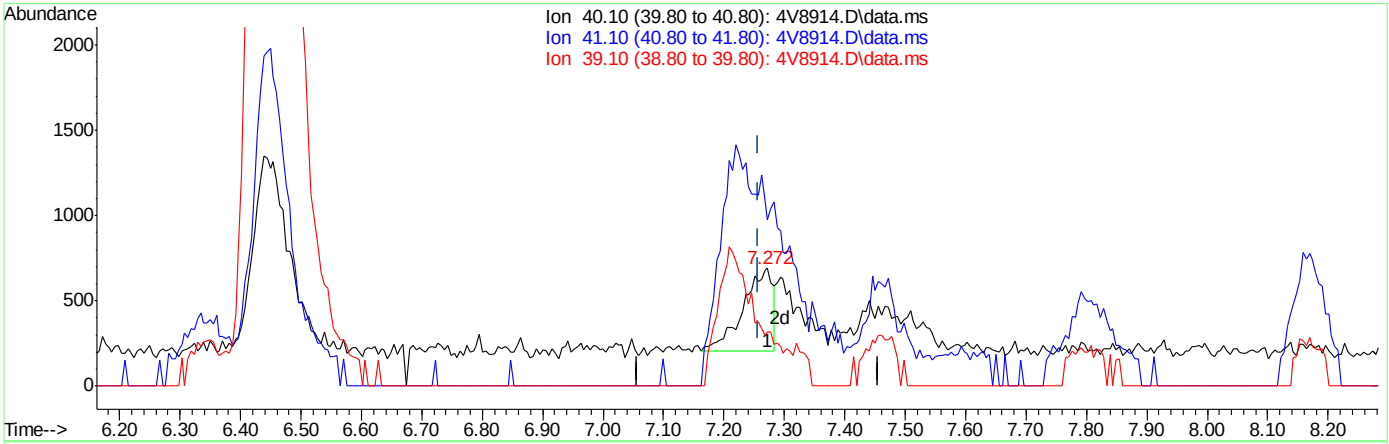

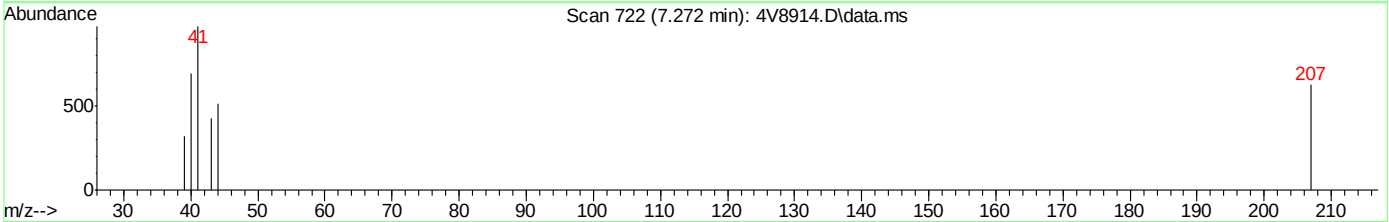

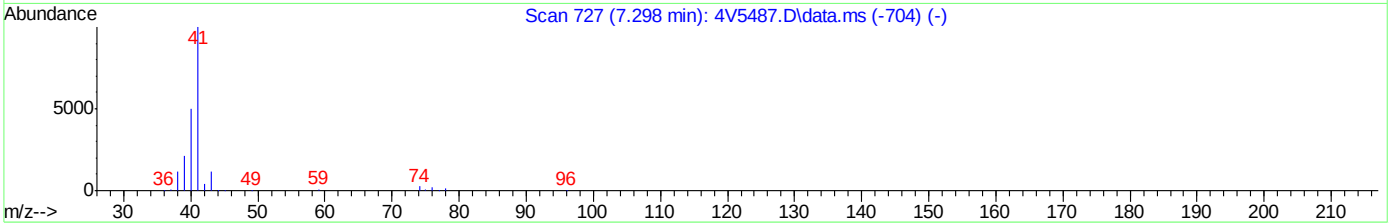

TIC: 4V8914.D\data.ms

(21) acetonitrile

7.272min (+0.015) 12.39ug/L

response 1681

Ion	Exp%	Act%
40.10	100	100
41.10	224.60	200.00
39.10	66.10	65.50
0.00	0.00	0.00

4V8914.D edits: acetonitrile

Quantitation Report (Qedit)

Data Path : C:\msdchem\1\DATA\
Data File : 4V8914.D
Acq On : 17 Jun 2014 11:53 am
Operator : BenM
Sample : ic368-2
Misc : MS68934,V4V368,5,,,,1
ALS Vial : 3 Sample Multiplier: 1

Quant Time: Jun 18 09:55:08 2014
Quant Method : C:\MSDCHEM\1\METHODS\M4V368.M
Quant Title : sw846 8260b
QLast Update : Wed Jun 18 08:29:29 2014
Response via : Initial Calibration

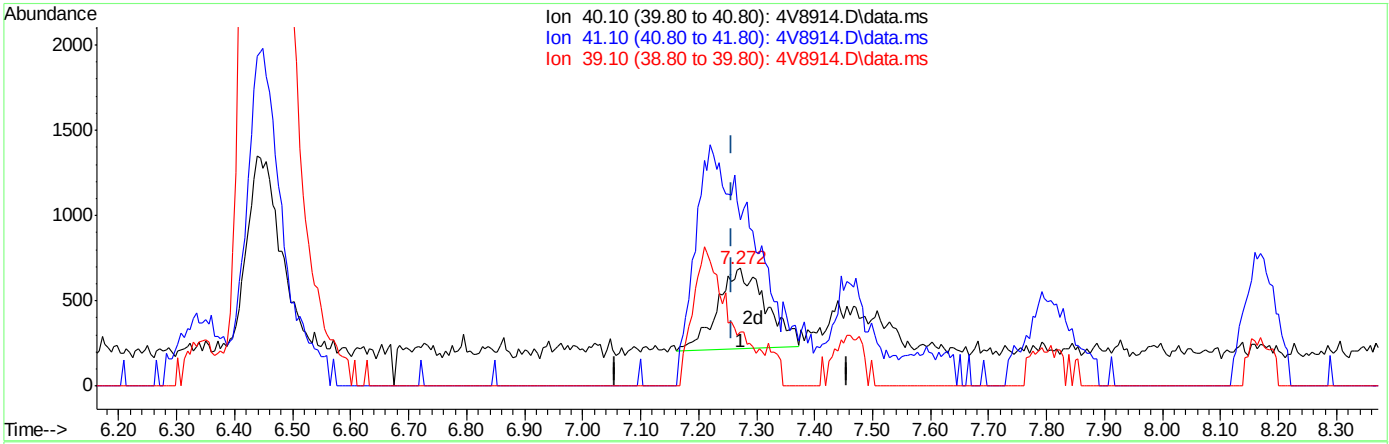

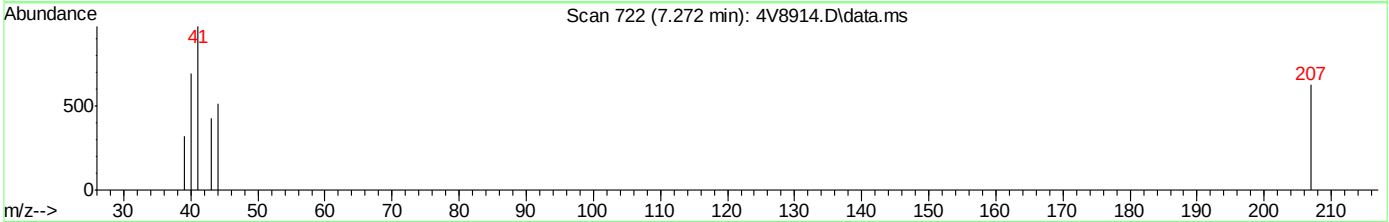

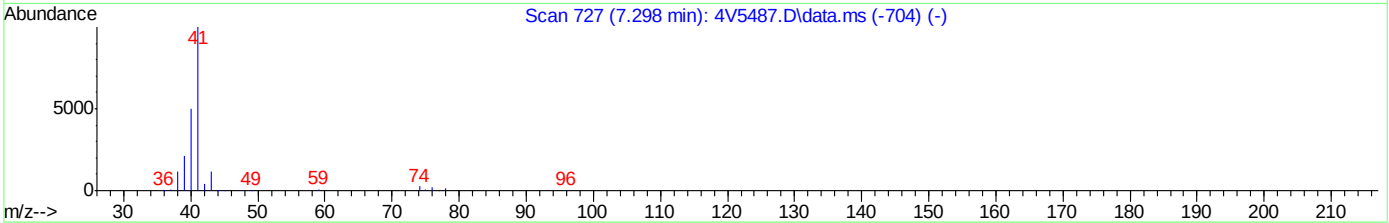

TIC: 4V8914.D\data.ms

(21) acetonitrile

7.272min (+0.016) 17.48ug/L m

response 2747

Ion	Exp%	Act%
40.10	100	100
41.10	226.50	140.96#
39.10	61.30	46.16
0.00	0.00	0.00

Quantitation Report (Qedit)

Data Path : C:\msdchem\1\DATA\v4v368InitialRaw\
Data File : 4V8914.D
Acq On : 17 Jun 2014 11:53 am
Operator : BenM
Sample : ic368-2
Misc : MS68934,V4V368,5,,,,1
ALS Vial : 3 Sample Multiplier: 1

Quant Time: Jun 17 12:16:06 2014
Quant Method : C:\MSDCHEM\1\METHODS\M4V368.M
Quant Title : sw846 8260b
QLast Update : Tue Jun 17 08:04:06 2014
Response via : Initial Calibration

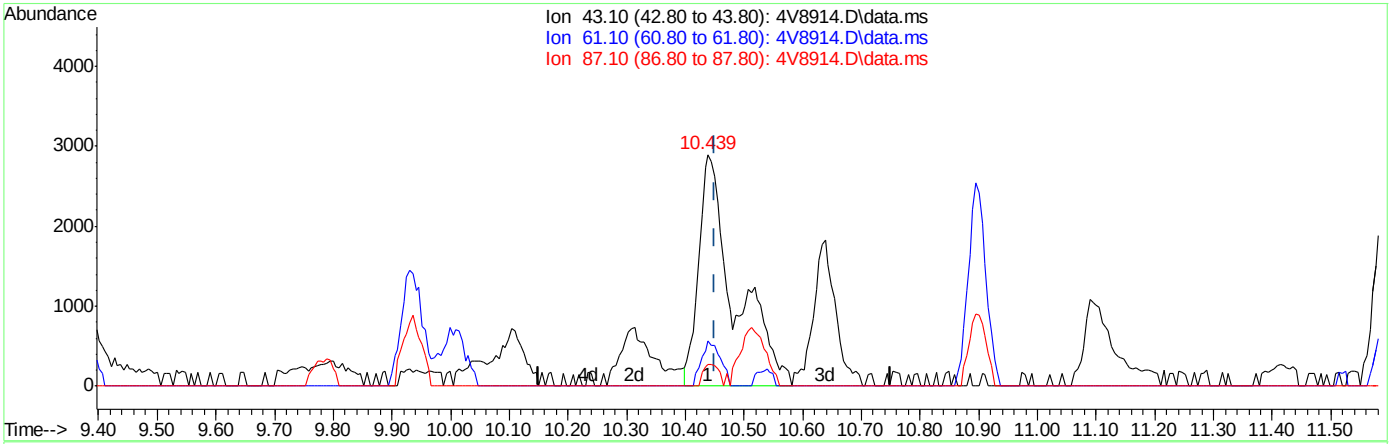

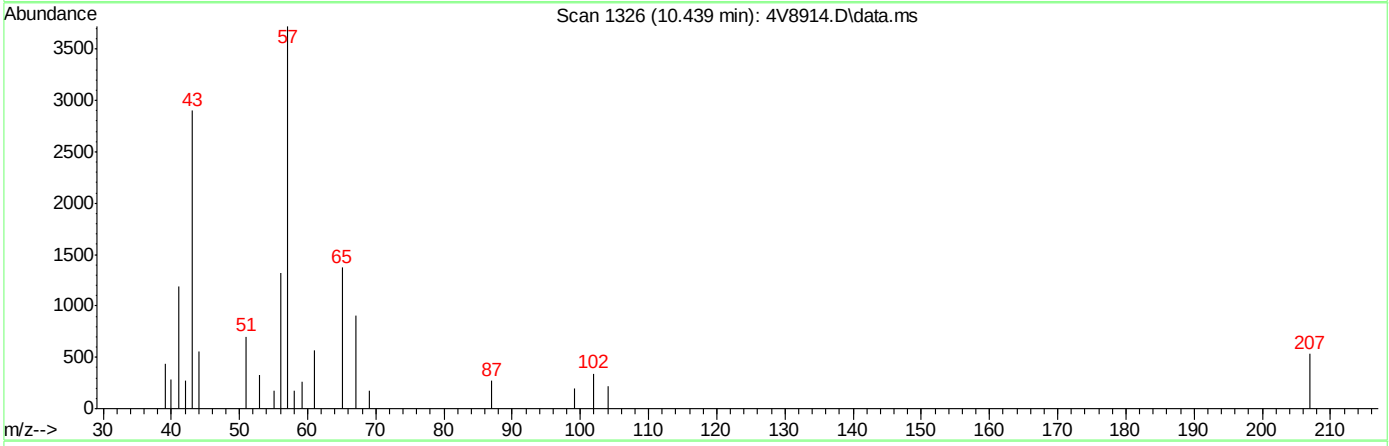

TIC: 4V8914.D\data.ms

(61) isopropyl acetate

10.439min (-0.011) 2.21ug/L

response 12278

Ion	Exp%	Act%
43.10	100	100
61.10	19.30	10.25
87.10	8.10	4.14
0.00	0.00	0.00

ACCUTEST LABORATORIES JB69078

Quantitation Report (Qedit)

Data Path : C:\msdchem\1\DATA\
Data File : 4V8914.D
Acq On : 17 Jun 2014 11:53 am
Operator : BenM
Sample : ic368-2
Misc : MS68934,V4V368,5,,,,1
ALS Vial : 3 Sample Multiplier: 1

Quant Time: Jun 18 14:45:05 2014
Quant Method : C:\MSDCHEM\1\METHODS\M4V368.M
Quant Title : sw846 8260b
QLast Update : Wed Jun 18 08:29:29 2014
Response via : Initial Calibration

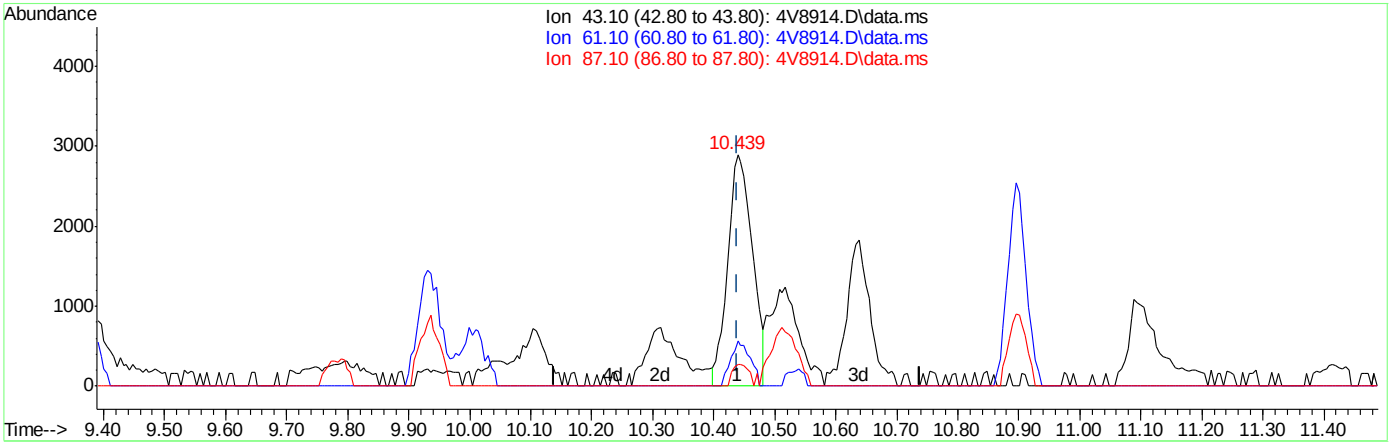

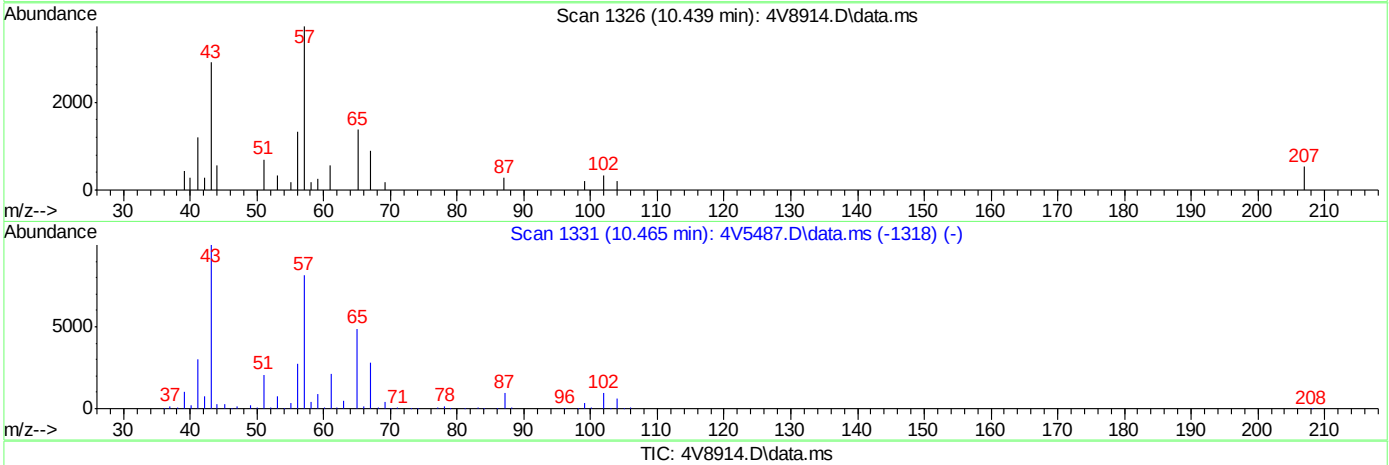

TIC: 4V8914.D\data.ms

(61) isopropyl acetate

10.439min (+0.000) 1.48ug/L m

response 8182

Ion	Exp%	Act%
43.10	100	100
61.10	12.90	15.38
87.10	5.70	6.21
0.00	0.00	0.00

4V8914.D edits: isopropyl acetate

Manual Integrations APPROVED (compounds with "m" flag)
Jessica Reitan-Chu 06/18/14 18:04

Quantitation Report (QT Reviewed)

Data Path : C:\msdchem\1\DATA\
Data File : 4V8915.D
Acq On : 17 Jun 2014 12:19 pm
Operator : BenM
Sample : ic368-1
Misc : MS68934,V4V368,5,,,,1
ALS Vial : 4 Sample Multiplier: 1

Quant Time: Jun 18 14:50:54 2014
Quant Method : C:\MSDCHEM\1\METHODS\M4V368.M
Quant Title : sw846 8260b
QLast Update : Wed Jun 18 09:10:57 2014
Response via : Initial Calibration

Compound	R.T.	QIon	Response	Conc	Units		Dev(Min)
Internal Standards							
1) Tert Butyl Alcohol-d9	7.466	65	127834	500.00	ug/L		0.00
4) pentafluorobenzene	9.936	168	169110	50.00	ug/L		0.00
51) 1,4-difluorobenzene	10.900	114	210740	50.00	ug/L		0.00
81) chlorobenzene-d5	14.099	117	181575	50.00	ug/L		0.00
94) 1,4-dichlorobenzene-d4	16.448	152	115711	50.00	ug/L		0.00
System Monitoring Compounds							
45) dibromofluoromethane (s)	9.993	113	1851	1.16	ug/L		0.00
Spiked Amount 50.000	Range 79 - 120		Recovery =	2.32%#			
46) 1,2-dichloroethane-d4 (s)	0.000	65	0d	0.00	ug/L		
Spiked Amount 50.000	Range 72 - 123		Recovery =	0.00%#			
73) toluene-d8 (s)	0.000	98	0d	0.00	ug/L		
Spiked Amount 50.000	Range 78 - 119		Recovery =	0.00%#			
96) 4-bromofluorobenzene (s)	0.000	95	0d	0.00	ug/L		
Spiked Amount 50.000	Range 74 - 119		Recovery =	0.00%#			
Target Compounds							Qvalue
6) chlorodifluoromethane	3.654	51	2476	1.01	ug/L		65
7) dichlorodifluoromethane	3.618	85	2371	0.90	ug/L	#	50
9) chloromethane	3.938	50	2806	1.06	ug/L		93
10) vinyl chloride	4.226	62	2649	0.95	ug/L		85
11) bromomethane	4.923	94	2057	1.12	ug/L		91
12) chloroethane	5.117	64	917	0.90	ug/L	#	45
13) trichlorofluoromethane	5.647	101	2479	0.86	ug/L		84
14) ethyl ether	6.098	74	559	0.80	ug/L		96
17) acrolein	6.444	56	395192	1055.90	ug/L		99
18) 1,1-dichloroethene	6.596	61	2784	1.10	ug/L		88
20) allyl chloride	7.215	76	578	0.81	ug/L	#	1
22) iodomethane	6.916	142	3505	1.04	ug/L		93
24) carbon disulfide	7.015	76	7910	1.14	ug/L		94
25) methylene chloride	7.450	84	2136	1.07	ug/L		94
28) methyl tert butyl ether	7.796	73	5867	1.08	ug/L		88
29) trans-1,2-dichloroethene	7.854	61	2273	0.99	ug/L		87
30) di-isopropyl ether	8.473	45	4878	0.97	ug/L		96
31) ethyl tert-butyl ether	9.002	59	4586	0.89	ug/L		94
33) 1,1-dichloroethane	8.531	63	2830	1.00	ug/L		95
34) chloroprene	8.630	53	1624	0.88	ug/L		95
35) acrylonitrile	7.891	53	3157	5.14	ug/L		95
38) 2,2-dichloropropane	9.348	77	3004	1.14	ug/L		98
39) cis-1,2-dichloroethene	9.359	61	2946	1.01	ug/L		89
40) propionitrile	9.500	54	2537	9.88	ug/L		69
41) methyl acrylate	9.453	55	1877	1.06	ug/L	#	66
42) bromochloromethane	9.710	128	933	1.10	ug/L		90
43) tetrahydrofuran	9.742	42	678	1.07	ug/L	#	36
44) chloroform	9.773	83	3131	1.04	ug/L		94
49) 1,1,1-trichloroethane	10.014	97	2719	1.04	ug/L		98
50) tert-amyl methyl ether	10.512	73	4832	0.95	ug/L		97
52) epichlorohydrin	12.216	57	706	4.63	ug/L		55
53) n-butyl alcohol	11.105	56	2169	43.11	ug/L		88

Quantitation Report (QT Reviewed)

Data Path : C:\msdchem\1\DATA\
Data File : 4V8915.D
Acq On : 17 Jun 2014 12:19 pm
Operator : BenM
Sample : ic368-1
Misc : MS68934,V4V368,5,,,,1
ALS Vial : 4 Sample Multiplier: 1

Quant Time: Jun 18 14:50:54 2014
Quant Method : C:\MSDCHEM\1\METHODS\M4V368.M
Quant Title : sw846 8260b
QLast Update : Wed Jun 18 09:10:57 2014
Response via : Initial Calibration

Compound	R.T.	QIon	Response	Conc	Units		Dev(Min)
54) cyclohexane	10.051	84	2664	1.11	ug/L	#	100
55) carbon tetrachloride	10.208	117	2528	1.11	ug/L		95
56) 1,1-dichloropropene	10.193	75	2075	1.07	ug/L		93
57) hexane	8.158	57	1633	1.01	ug/L		79
58) benzene	10.486	78	6442	1.12	ug/L		97
59) isooctane	10.444	57	5122	0.92	ug/L	#	77
60) heptane	10.643	57	840	0.98	ug/L		84
61) isopropyl acetate	10.449	43	3920m	0.71	ug/L		
62) 1,2-dichloroethane	10.539	62	1806	1.04	ug/L		92
63) trichloroethene	11.231	95	1558	1.07	ug/L		93
65) 2-nitropropane	12.080	43	3564	1.05	ug/L		85
66) 2-chloroethyl vinyl ether	12.075	63	3905	4.19	ug/L		97
67) methyl methacrylate	11.540	69	925	1.02	ug/L	#	74
68) 1,2-dichloropropane	11.519	63	1429	1.04	ug/L		97
69) methylcyclohexane	11.419	83	2422	0.97	ug/L		98
70) dibromomethane	11.692	93	958	0.98	ug/L		96
71) bromodichloromethane	11.828	83	2048	1.06	ug/L		94
72) cis-1,3-dichloropropene	12.285	75	2246	1.00	ug/L		94
75) toluene	12.625	92	3156	1.02	ug/L		95
77) trans-1,3-dichloropropene	12.861	75	1973	0.96	ug/L		81
78) ethyl methacrylate	12.846	69	1874	1.06	ug/L		87
79) 1,1,2-trichloroethane	13.076	83	1059	0.96	ug/L		93
80) 2-hexanone	13.260	58	542	0.93	ug/L	#	75
82) tetrachloroethene	13.202	166	1370	1.06	ug/L		96
83) 1,3-dichloropropane	13.260	76	2007	1.03	ug/L		95
84) butyl acetate	13.317	56	971	1.02	ug/L	#	73
85) dibromochloromethane	13.527	129	1613	1.03	ug/L		98
86) 1,2-dibromoethane	13.674	107	1440	1.02	ug/L		89
87) chlorobenzene	14.130	112	3713	1.01	ug/L		92
88) 1,1,1,2-tetrachloroethane	14.203	131	1590	1.06	ug/L		81
89) ethylbenzene	14.182	91	6807	1.09	ug/L		97
90) m,p-xylene	14.293	106	5066	2.17	ug/L		96
91) o-xylene	14.723	106	2573	1.06	ug/L		94
92) styrene	14.749	104	4317	1.06	ug/L		94
93) bromoform	15.037	173	1264	1.02	ug/L		96
95) isopropylbenzene	15.069	105	6896	0.98	ug/L		95
97) bromobenzene	15.488	156	1869	1.04	ug/L		85
99) 1,1,2,2-tetrachloroethane	15.425	83	2624	1.03	ug/L		99
100) trans-1,4-dichloro-2-b...	15.472	53	627	1.11	ug/L		95
101) 1,2,3-trichloropropane	15.493	110	444	0.89	ug/L		87
102) n-propylbenzene	15.488	91	9156	1.05	ug/L		95
103) 2-chlorotoluene	15.645	126	1732	1.01	ug/L	#	87
104) 4-chlorotoluene	15.745	91	5737	1.10	ug/L		98
105) 1,3,5-trimethylbenzene	15.635	105	6215	1.00	ug/L		92
106) tert-butylbenzene	15.986	119	4618m	0.92	ug/L		
107) pentachloroethane	16.086	167	1106	0.93	ug/L		87
108) 1,2,4-trimethylbenzene	16.028	105	6398	1.00	ug/L		99
109) sec-butylbenzene	16.191	105	8543	1.02	ug/L		99
110) 1,3-dichlorobenzene	16.390	146	3950	1.08	ug/L		97
111) p-isopropyltoluene	16.311	119	7297	1.03	ug/L		97

Quantitation Report (QT Reviewed)

Data Path : C:\msdchem\1\DATA\
Data File : 4V8915.D
Acq On : 17 Jun 2014 12:19 pm
Operator : BenM
Sample : ic368-1
Misc : MS68934,V4V368,5,,,,1
ALS Vial : 4 Sample Multiplier: 1

Quant Time: Jun 18 14:50:54 2014
Quant Method : C:\MSDCHEM\1\METHODS\M4V368.M
Quant Title : sw846 8260b
QLast Update : Wed Jun 18 09:10:57 2014
Response via : Initial Calibration

Compound	R.T.	QIon	Response	Conc	Units	Dev(Min)
112) 1,4-dichlorobenzene	16.474	146	3979	1.02	ug/L	89
114) 1,2-dichlorobenzene	16.862	146	4071	1.04	ug/L	92
115) n-butylbenzene	16.715	92	3897	1.00	ug/L	96
117) 1,3,5-trichlorobenzene	17.743	180	3558	1.10	ug/L	98
118) 1,2,4-trichlorobenzene	18.325	180	3618	1.17	ug/L	92
119) hexachlorobutadiene	18.403	225	1468	1.02	ug/L	98
120) naphthalene	18.576	128	9396	1.08	ug/L	98
121) 1,2,3-trichlorobenzene	18.791	180	3155	1.09	ug/L	96
122) hexachloroethane	17.082	119	1436	0.99	ug/L	86
123) Benzyl chloride	16.600	91	4915	1.02	ug/L	97

(#) = qualifier out of range (m) = manual integration (+) = signals summed

7.7.16

7

Quantitation Report (QT Reviewed)

Data Path : C:\msdchem\1\DATA\
Data File : 4V8915.D
Acq On : 17 Jun 2014 12:19 pm
Operator : BenM
Sample : ic368-1
Misc : MS68934,V4V368,5,,,,1
ALS Vial : 4 Sample Multiplier: 1

Quant Time: Jun 18 14:50:54 2014
Quant Method : C:\MSDCHEM\1\METHODS\M4V368.M
Quant Title : sw846 8260b
QLast Update : Wed Jun 18 09:10:57 2014
Response via : Initial Calibration

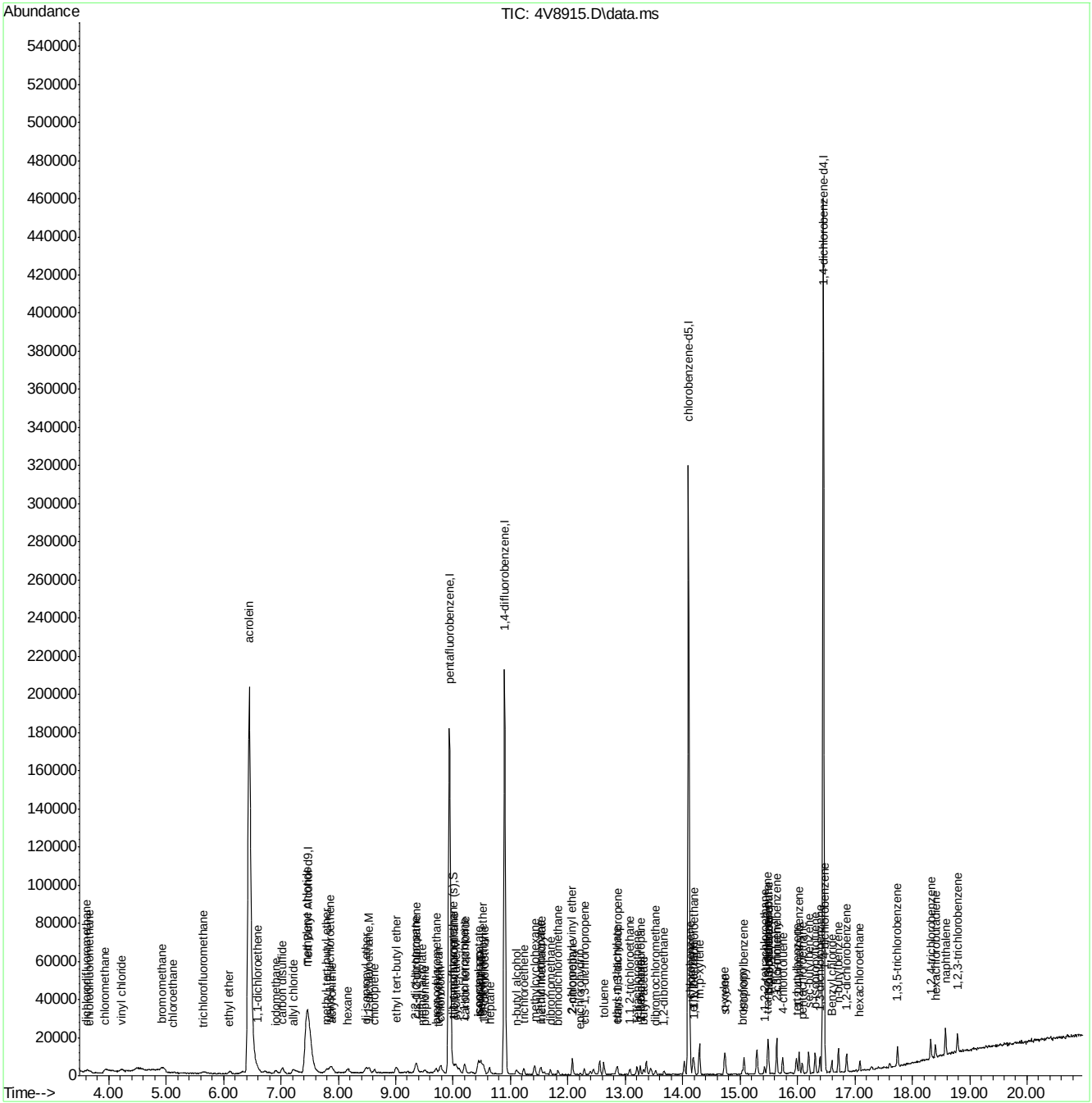

ACCUTEST LABORATORIES JB69078

Manual Integration Approval Summary

Sample Number: V4V368-IC368
Lab FileID: 4V8915.D
Injection Time: 06/17/14 12:19

Method: SW846 8260B
Analyst approved: 06/18/14 15:05 Juntae Park
Supervisor approved: 06/18/14 18:04 Jessica Reitan-Chu

Parameter	CAS	Sig#	R.T. (min.)	Reason
Isopropyl Acetate	108-21-4		10.45	Poorly defined baseline
tert-Butylbenzene	98-06-6		15.99	Poorly defined baseline

Quantitation Report (Qedit)

Data Path : C:\msdchem\1\DATA\v4v368InitialRaw\
Data File : 4V8915.D
Acq On : 17 Jun 2014 12:19 pm
Operator : BenM
Sample : ic368-1
Misc : MS68934,V4V368,5,,,,1
ALS Vial : 4 Sample Multiplier: 1

Quant Time: Jun 17 12:42:24 2014
Quant Method : C:\MSDCHEM\1\METHODS\M4V368.M
Quant Title : sw846 8260b
QLast Update : Tue Jun 17 08:04:06 2014
Response via : Initial Calibration

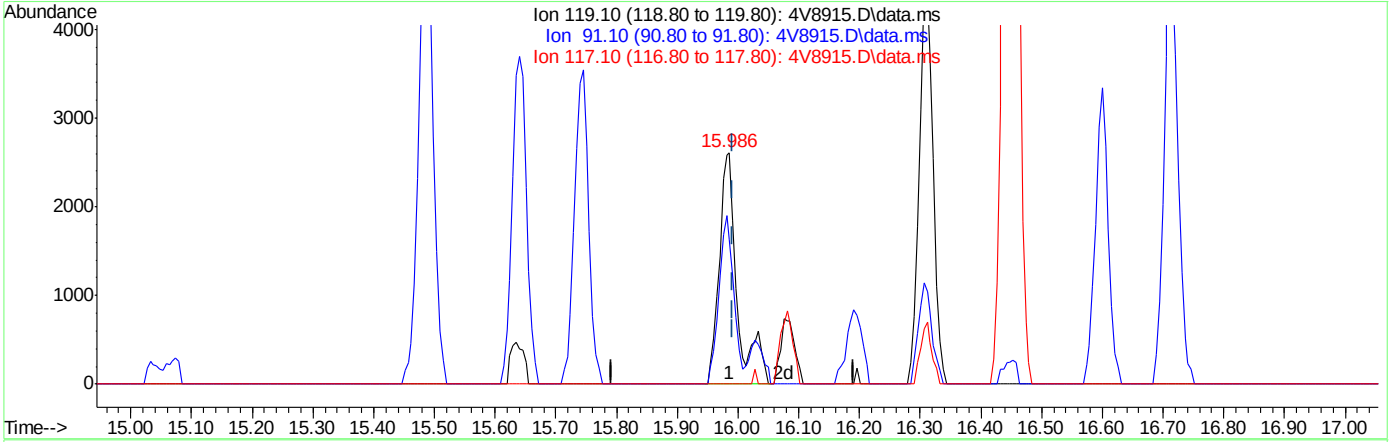

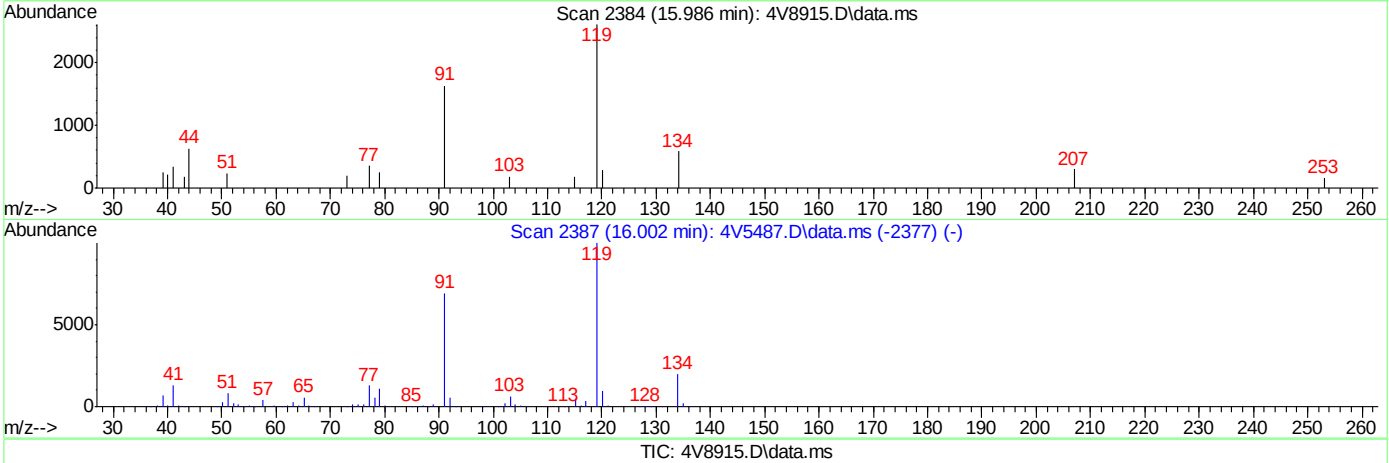

TIC: 4V8915.D\data.ms

(106) tert-butylbenzene

15.986min (-0.006) 1.08ug/L

response 5368

Ion	Exp%	Act%
119.10	100	100
91.10	69.80	62.45
117.10	3.40	0.00
0.00	0.00	0.00

ACCUTEST LABORATORIES JB69078

Quantitation Report (Qedit)

Data Path : C:\msdchem\1\DATA\v4v368InitialRaw\
Data File : 4V8915.D
Acq On : 17 Jun 2014 12:19 pm
Operator : BenM
Sample : ic368-1
Misc : MS68934,V4V368,5,,,,1
ALS Vial : 4 Sample Multiplier: 1

Quant Time: Jun 17 12:42:24 2014
Quant Method : C:\MSDCHEM\1\METHODS\M4V368.M
Quant Title : sw846 8260b
QLast Update : Tue Jun 17 08:04:06 2014
Response via : Initial Calibration

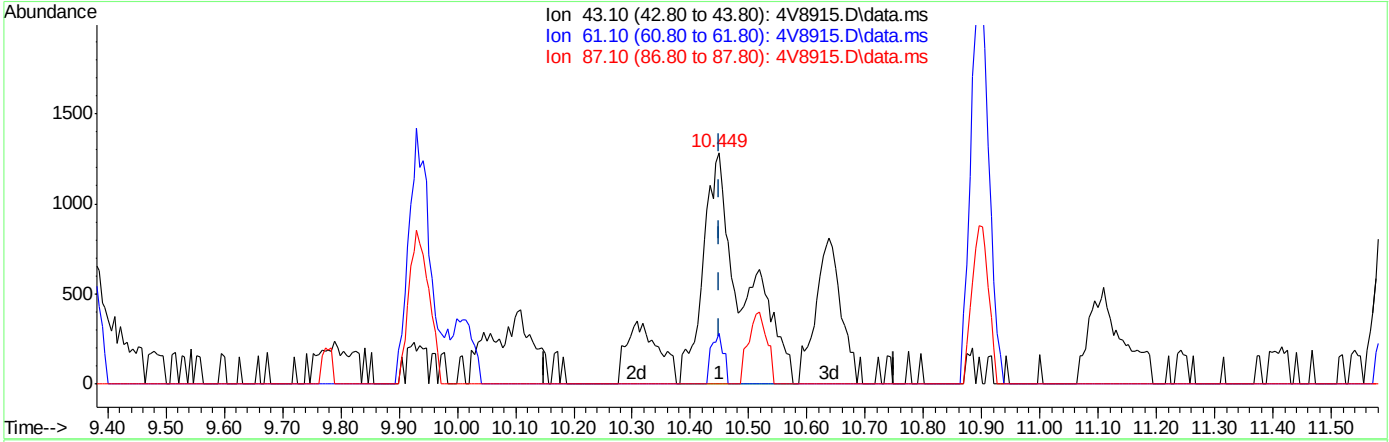

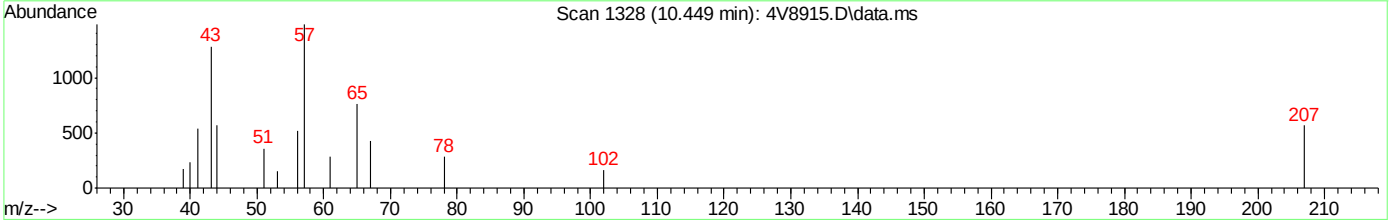

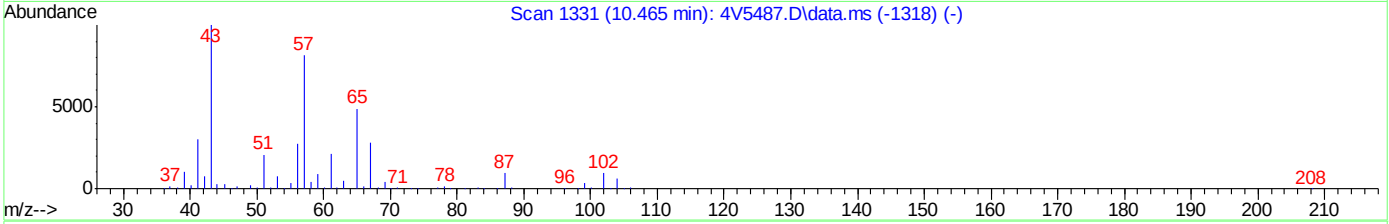

TIC: 4V8915.D\data.ms

(61) isopropyl acetate

10.449min (-0.001) 1.17ug/L

response 6131

Ion	Exp%	Act%
43.10	100	100
61.10	19.30	6.59
87.10	8.10	0.00
0.00	0.00	0.00

4V8915.D edits: isopropyl acetate

Quantitation Report (Qedit)

Data Path : C:\msdchem\1\DATA\
Data File : 4V8915.D
Acq On : 17 Jun 2014 12:19 pm
Operator : BenM
Sample : ic368-1
Misc : MS68934,V4V368,5,,,,1
ALS Vial : 4 Sample Multiplier: 1

Quant Time: Jun 18 14:43:05 2014
Quant Method : C:\MSDCHEM\1\METHODS\M4V368.M
Quant Title : sw846 8260b
QLast Update : Wed Jun 18 09:10:57 2014
Response via : Initial Calibration

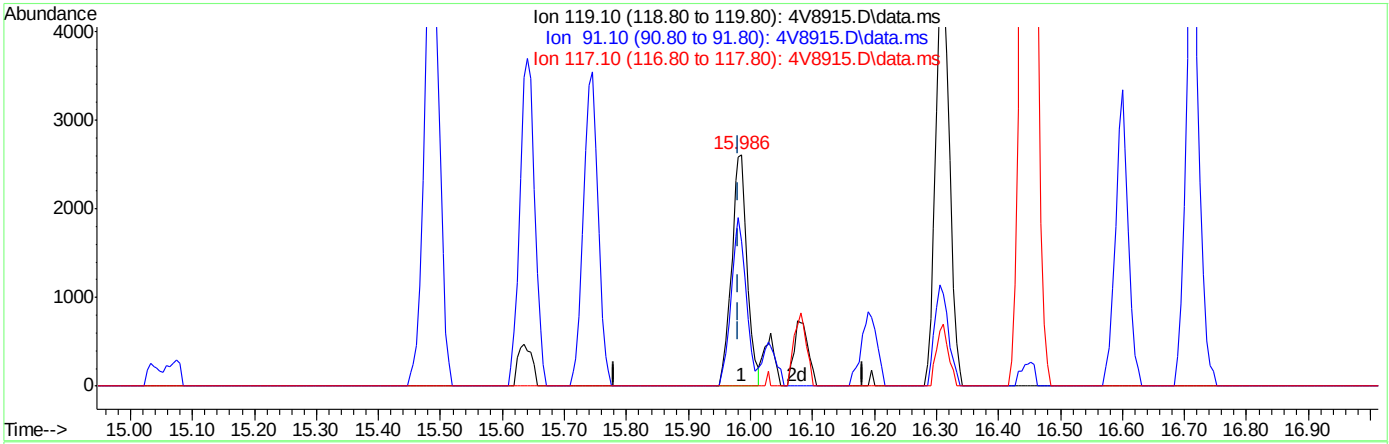

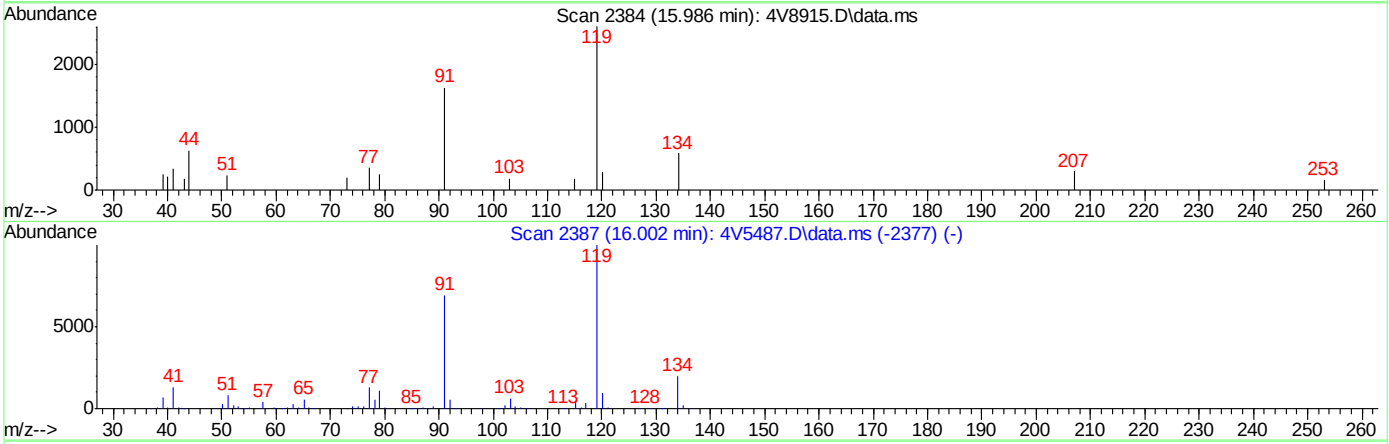

TIC: 4V8915.D\data.ms

(106) tert-butylbenzene

15.986min (+0.005) 0.92ug/L m

response 4618

Ion	Exp%	Act%
119.10	100	100
91.10	68.20	62.45
117.10	3.40	0.00
0.00	0.00	0.00

4V8915.D edits: tert-butylbenzene

Quantitation Report (Qedit)

Data Path : C:\msdchem\1\DATA\
Data File : 4V8915.D
Acq On : 17 Jun 2014 12:19 pm
Operator : BenM
Sample : ic368-1
Misc : MS68934,V4V368,5,,,,1
ALS Vial : 4 Sample Multiplier: 1

Quant Time: Jun 18 14:43:05 2014
Quant Method : C:\MSDCHEM\1\METHODS\M4V368.M
Quant Title : sw846 8260b
QLast Update : Wed Jun 18 09:10:57 2014
Response via : Initial Calibration

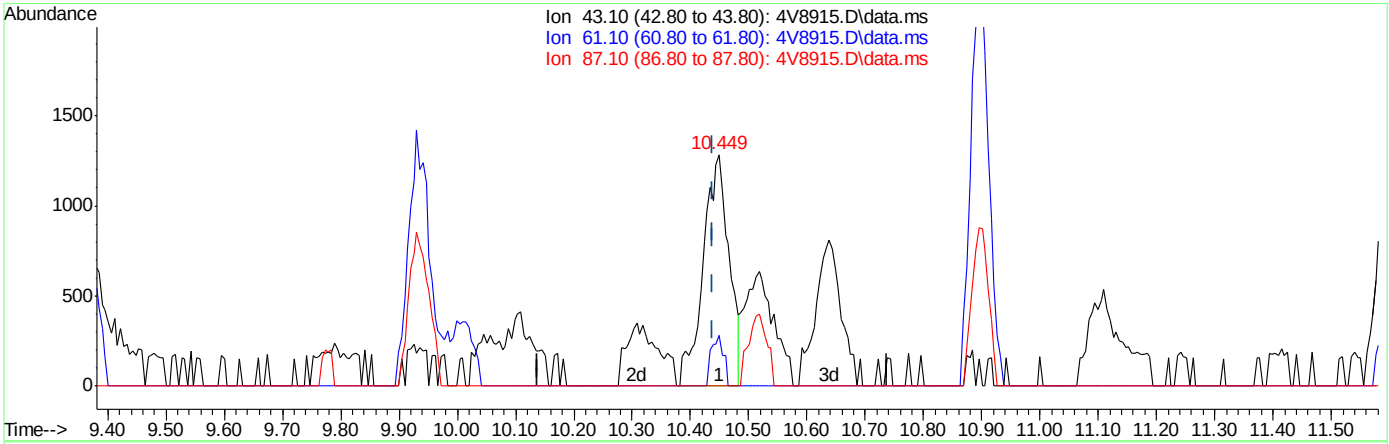

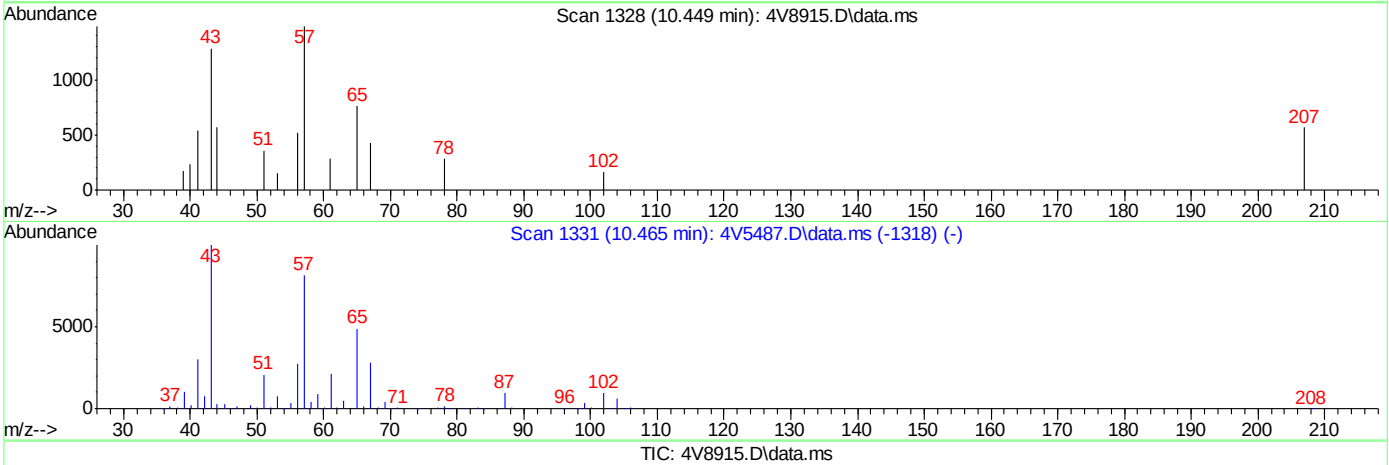

TIC: 4V8915.D\data.ms

(61) isopropyl acetate

10.449min (+0.010) 0.71ug/L m

response 3920

Ion	Exp%	Act%
43.10	100	100
61.10	12.90	10.31
87.10	5.70	0.00
0.00	0.00	0.00

ACCUTEST LABORATORIES JB69078

Manual Integrations APPROVED (compounds with "m" flag)
Jessica Reitan-Chu 06/18/14 18:04

Quantitation Report (QT Reviewed)

Data Path : C:\msdchem\1\DATA\
Data File : 4V8916.D
Acq On : 17 Jun 2014 12:46 pm
Operator : BenM
Sample : ic368-0.5
Misc : MS68934,V4V368,5,,,,1
ALS Vial : 5 Sample Multiplier: 1

Quant Time: Jun 18 10:36:16 2014
Quant Method : C:\MSDCHEM\1\METHODS\M4V368.M
Quant Title : sw846 8260b
QLast Update : Wed Jun 18 08:29:29 2014
Response via : Initial Calibration

Compound	R.T.	QIon	Response	Conc	Units		Dev(Min)
Internal Standards							
1) Tert Butyl Alcohol-d9	7.466	65	125842	500.00	ug/L		0.00
4) pentafluorobenzene	9.936	168	164695	50.00	ug/L		0.00
51) 1,4-difluorobenzene	10.895	114	204312	50.00	ug/L		0.00
81) chlorobenzene-d5	14.099	117	180062	50.00	ug/L		0.00
94) 1,4-dichlorobenzene-d4	16.448	152	106235	50.00	ug/L		0.00
System Monitoring Compounds							
45) dibromofluoromethane (s)	0.000	113	0d	0.00	ug/L		
Spiked Amount 50.000	Range 79 - 120		Recovery =	0.00%#			
46) 1,2-dichloroethane-d4 (s)	0.000	65	0d	0.00	ug/L		
Spiked Amount 50.000	Range 72 - 123		Recovery =	0.00%#			
73) toluene-d8 (s)	0.000	98	0d	0.00	ug/L		
Spiked Amount 50.000	Range 78 - 119		Recovery =	0.00%#			
96) 4-bromofluorobenzene (s)	0.000	95	0d	0.00	ug/L		
Spiked Amount 50.000	Range 74 - 119		Recovery =	0.00%#			
Target Compounds							Qvalue
6) chlorodifluoromethane	3.628	51	1244	0.53	ug/L		65
9) chloromethane	3.938	50	1356	0.56	ug/L		78
10) vinyl chloride	4.215	62	1346	0.51	ug/L	#	50
17) acrolein	6.454	56	2025	5.62	ug/L		85
18) 1,1-dichloroethene	6.580	61	1048	0.41	ug/L	#	64
22) iodomethane	6.900	142	1268	0.39	ug/L		84
24) carbon disulfide	7.010	76	3627	0.57	ug/L		78
25) methylene chloride	7.450	84	911	0.49	ug/L		79
28) methyl tert butyl ether	7.791	73	2466	0.50	ug/L		71
29) trans-1,2-dichloroethene	7.854	61	1047	0.47	ug/L		92
30) di-isopropyl ether	8.489	45	2616	0.54	ug/L		85
31) ethyl tert-butyl ether	9.002	59	2174	0.43	ug/L		95
33) 1,1-dichloroethane	8.525	63	1230	0.45	ug/L		89
35) acrylonitrile	7.901	53	1180	1.87	ug/L		90
38) 2,2-dichloropropane	9.338	77	1226	0.52	ug/L	#	45
39) cis-1,2-dichloroethene	9.354	61	1246	0.45	ug/L		83
40) propionitrile	9.516	54	1002	3.84	ug/L		54
44) chloroform	9.773	83	1540	0.56	ug/L		88
49) 1,1,1-trichloroethane	10.009	97	1103	0.43	ug/L		77
50) tert-amyl methyl ether	10.512	73	2545	0.51	ug/L		84
52) epichlorohydrin	12.216	57	321	2.15	ug/L		55
53) n-butyl alcohol	11.115	56	1196	22.42	ug/L		84
54) cyclohexane	10.046	84	1077	0.46	ug/L	#	100
55) carbon tetrachloride	10.214	117	936	0.42	ug/L		91
56) 1,1-dichloropropene	10.193	75	861	0.46	ug/L		84
57) hexane	8.174	57	646	0.39	ug/L	#	65
58) benzene	10.486	78	2911	0.53	ug/L		92
59) isooctane	10.444	57	2363	0.40	ug/L		94
60) heptane	10.633	57	343	0.39	ug/L	#	50
62) 1,2-dichloroethane	10.539	62	759	0.43	ug/L	#	50
63) trichloroethene	11.231	95	632	0.46	ug/L		96
65) 2-nitropropane	12.080	43	1909	0.63	ug/L		84

Quantitation Report (QT Reviewed)

Data Path : C:\msdchem\1\DATA\
Data File : 4V8916.D
Acq On : 17 Jun 2014 12:46 pm
Operator : BenM
Sample : ic368-0.5
Misc : MS68934,V4V368,5,,,,1
ALS Vial : 5 Sample Multiplier: 1

Quant Time: Jun 18 10:36:16 2014
Quant Method : C:\MSDCHEM\1\METHODS\M4V368.M
Quant Title : sw846 8260b
QLast Update : Wed Jun 18 08:29:29 2014
Response via : Initial Calibration

	Compound	R.T.	QIon	Response	Conc	Units		Dev(Min)
66)	2-chloroethyl vinyl ether	12.080	63	2067	2.40	ug/L		98
68)	1,2-dichloropropane	11.519	63	574	0.42	ug/L	#	44
69)	methylcyclohexane	11.425	83	975	0.39	ug/L		93
70)	dibromomethane	11.692	93	371	0.39	ug/L		86
71)	bromodichloromethane	11.828	83	884	0.47	ug/L		92
72)	cis-1,3-dichloropropene	12.285	75	1043	0.51	ug/L		89
75)	toluene	12.631	92	1446	0.51	ug/L		98
77)	trans-1,3-dichloropropene	12.867	75	980	0.53	ug/L		91
78)	ethyl methacrylate	12.840	69	831	0.50	ug/L		71
79)	1,1,2-trichloroethane	13.087	83	464	0.44	ug/L		82
82)	tetrachloroethene	13.207	166	536	0.41	ug/L		85
83)	1,3-dichloropropane	13.260	76	890	0.48	ug/L		83
84)	butyl acetate	13.323	56	431	0.47	ug/L	#	53
85)	dibromochloromethane	13.532	129	739	0.47	ug/L		84
86)	1,2-dibromoethane	13.679	107	640	0.46	ug/L		85
87)	chlorobenzene	14.130	112	1828	0.54	ug/L		97
88)	1,1,1,2-tetrachloroethane	14.198	131	651	0.41	ug/L		93
89)	ethylbenzene	14.183	91	3201	0.53	ug/L		96
90)	m,p-xylene	14.293	106	2223	0.99	ug/L		73
91)	o-xylene	14.723	106	1068	0.44	ug/L		99
92)	styrene	14.749	104	1929	0.51	ug/L		94
93)	bromoform	15.037	173	553	0.45	ug/L		85
95)	isopropylbenzene	15.069	105	3195	0.50	ug/L		95
97)	bromobenzene	15.488	156	846	0.54	ug/L		90
99)	1,1,2,2-tetrachloroethane	15.425	83	1188	0.53	ug/L		93
102)	n-propylbenzene	15.488	91	4180	0.58	ug/L		95
103)	2-chlorotoluene	15.640	126	774m	0.52	ug/L		
104)	4-chlorotoluene	15.745	91	2574	0.58	ug/L		95
105)	1,3,5-trimethylbenzene	15.635	105	2937	0.54	ug/L		96
106)	tert-butylbenzene	15.981	119	2007	0.40	ug/L		99
107)	pentachloroethane	16.081	167	449	0.38	ug/L	#	67
108)	1,2,4-trimethylbenzene	16.033	105	3087	0.57	ug/L		94
109)	sec-butylbenzene	16.196	105	3807	0.51	ug/L		91
110)	1,3-dichlorobenzene	16.395	146	1796	0.56	ug/L		97
111)	p-isopropyltoluene	16.306	119	3316	0.56	ug/L		97
112)	1,4-dichlorobenzene	16.474	146	1869	0.58	ug/L		87
114)	1,2-dichlorobenzene	16.856	146	1895	0.57	ug/L		87
115)	n-butylbenzene	16.715	92	1802	0.55	ug/L		96
117)	1,3,5-trichlorobenzene	17.748	180	1730	0.60	ug/L		91
119)	hexachlorobutadiene	18.408	225	650	0.53	ug/L		90
120)	naphthalene	18.576	128	4459	0.56	ug/L		92
121)	1,2,3-trichlorobenzene	18.791	180	1548	0.58	ug/L		97
122)	hexachloroethane	17.087	119	601	0.43	ug/L		85

(#) = qualifier out of range (m) = manual integration (+) = signals summed

Quantitation Report (QT Reviewed)

Data Path : C:\msdchem\1\DATA\
Data File : 4V8916.D
Acq On : 17 Jun 2014 12:46 pm
Operator : BenM
Sample : ic368-0.5
Misc : MS68934,V4V368,5,,,,1
ALS Vial : 5 Sample Multiplier: 1

Quant Time: Jun 18 10:36:16 2014
Quant Method : C:\MSDCHEM\1\METHODS\M4V368.M
Quant Title : sw846 8260b
QLast Update : Wed Jun 18 08:29:29 2014
Response via : Initial Calibration

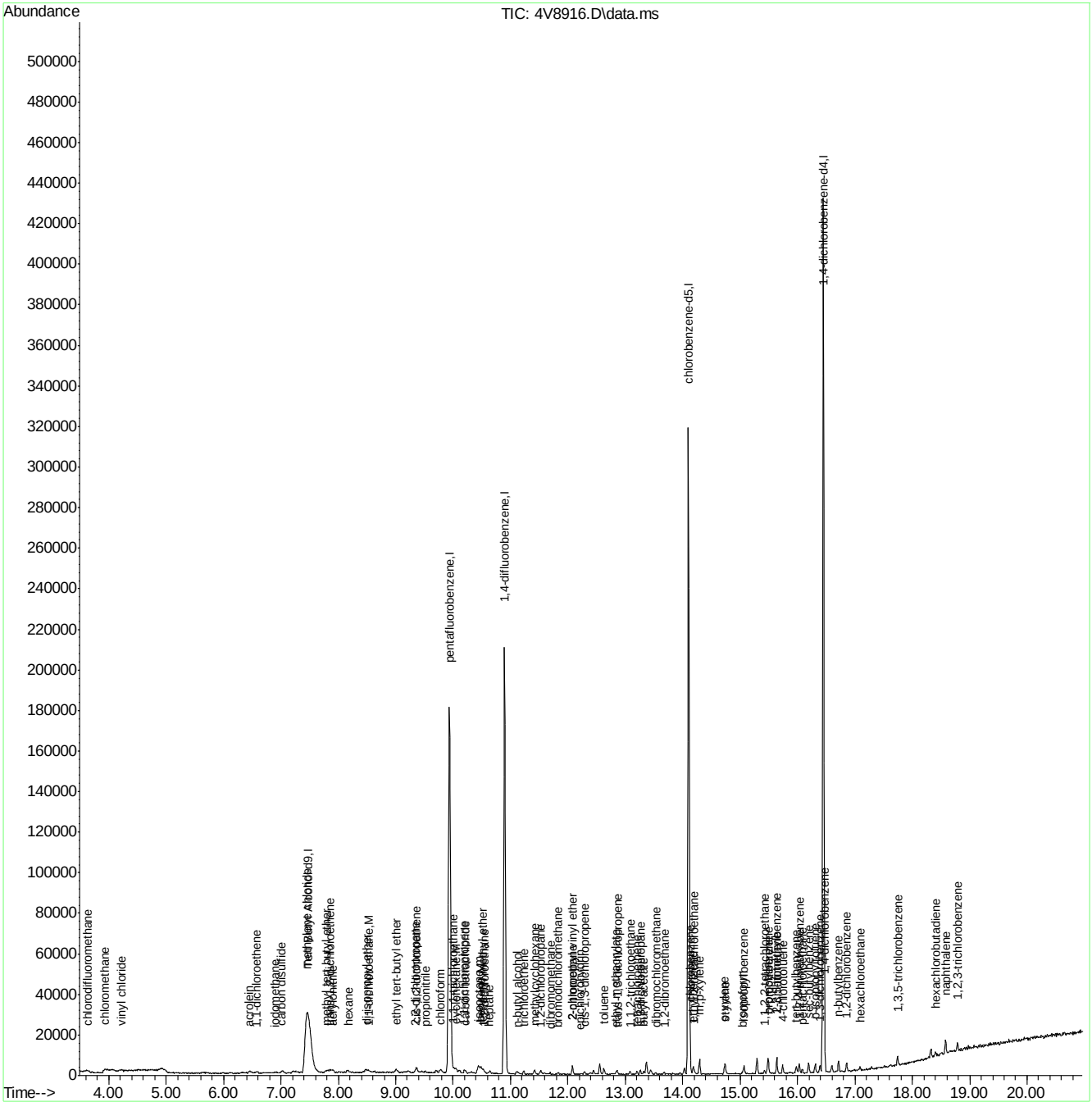

Manual Integration Approval Summary

Sample Number:	V4V368-IC368	**Method:**	SW846 8260B
Lab FileID:	4V8916.D	**Analyst approved:**	06/18/14 15:05 Juntae Park
Injection Time:	06/17/14 12:46	**Supervisor approved:**	06/18/14 18:04 Jessica Reitan-Chu

Parameter	CAS	Sig#	R.T. (min.)	Reason
o-Chlorotoluene	95-49-8		15.64	Poorly defined baseline

Quantitation Report (Qedit)

Data Path : C:\msdchem\1\DATA\v4v368Initial\
Data File : 4V8916.D
Acq On : 17 Jun 2014 12:46 pm
Operator : BenM
Sample : ic368-0.5
Misc : MS68934,V4V368,5,,,,1
ALS Vial : 5 Sample Multiplier: 1

Quant Time: Jun 17 13:08:44 2014
Quant Method : C:\MSDCHEM\1\METHODS\M4V368.M
Quant Title : sw846 8260b
QLast Update : Tue Jun 17 08:04:06 2014
Response via : Initial Calibration

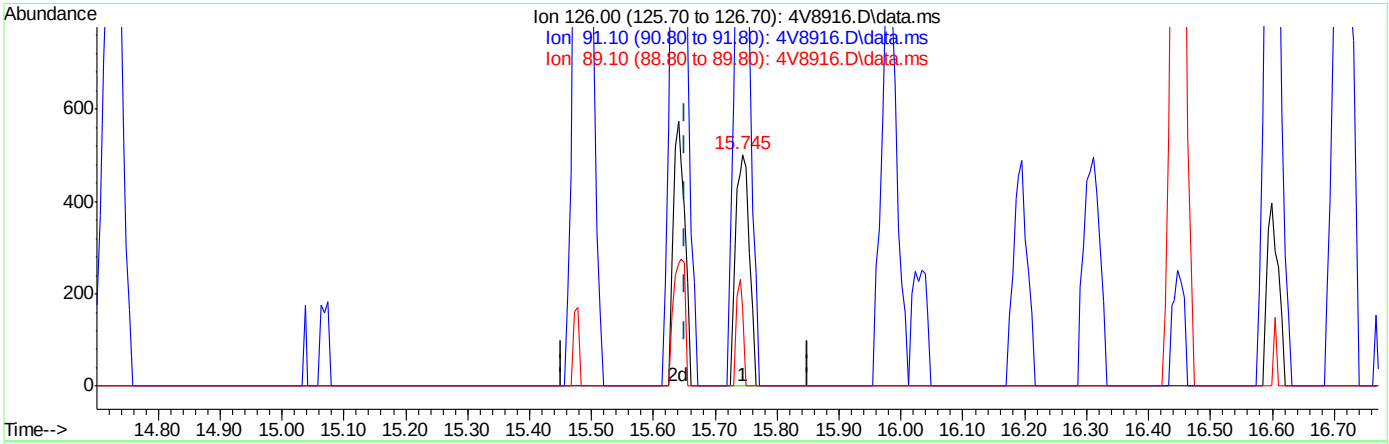

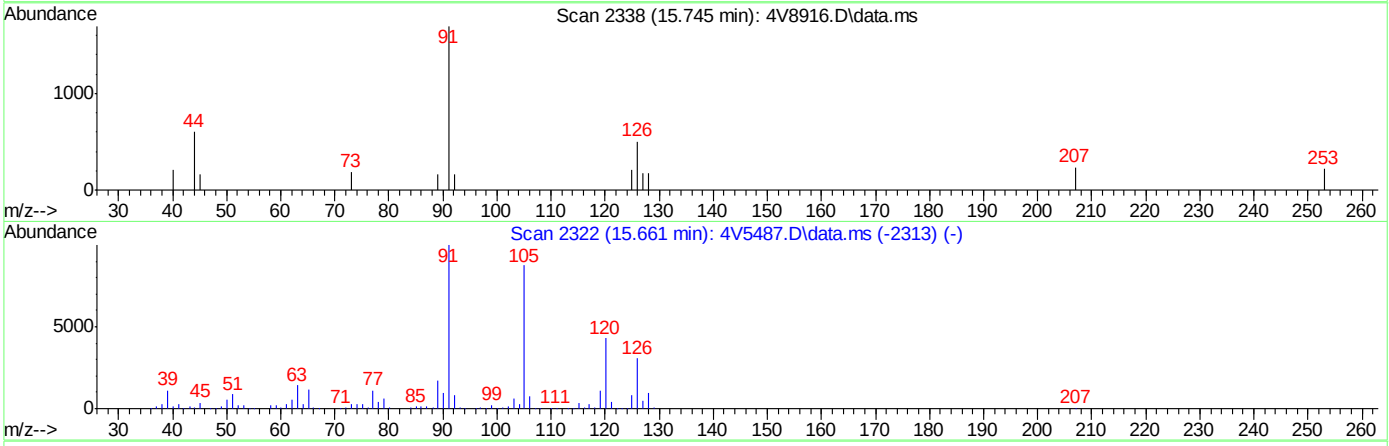

TIC: 4V8916.D\data.ms

(103) 2-chlorotoluene

15.745min (+0.094) 0.53ug/L

response 796

Ion	Exp%	Act%
126.00	100	100
91.10	323.60	337.25
89.10	56.40	33.07
0.00	0.00	0.00

4V8916.D edits: 2-chlorotoluene

Quantitation Report (Qedit)

Data Path : C:\msdchem\1\DATA\
Data File : 4V8916.D
Acq On : 17 Jun 2014 12:46 pm
Operator : BenM
Sample : ic368-0.5
Misc : MS68934,V4V368,5,,,,1
ALS Vial : 5 Sample Multiplier: 1

Quant Time: Jun 18 09:50:11 2014
Quant Method : C:\MSDCHEM\1\METHODS\M4V368.M
Quant Title : sw846 8260b
QLast Update : Wed Jun 18 08:29:29 2014
Response via : Initial Calibration

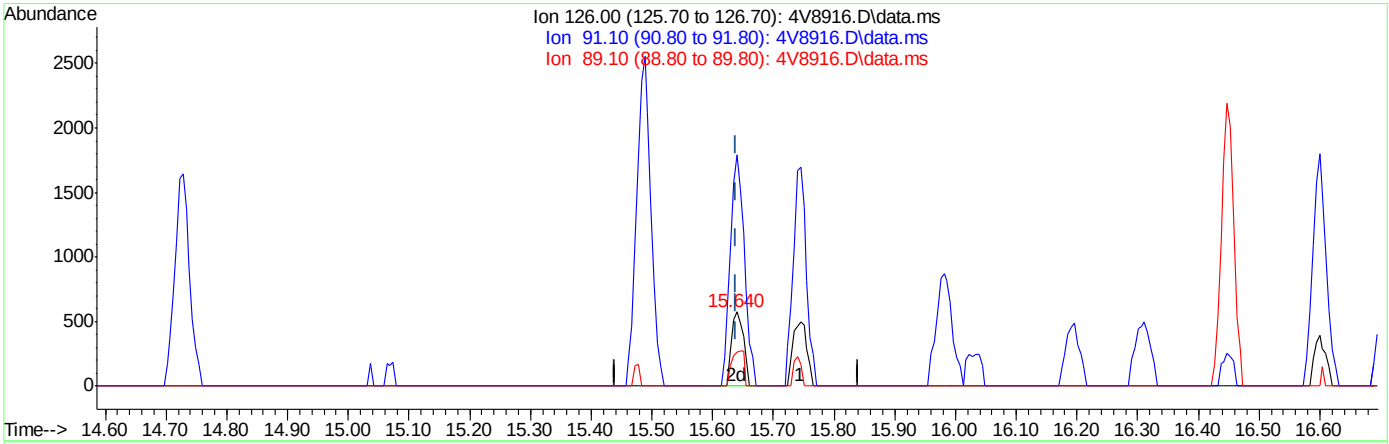

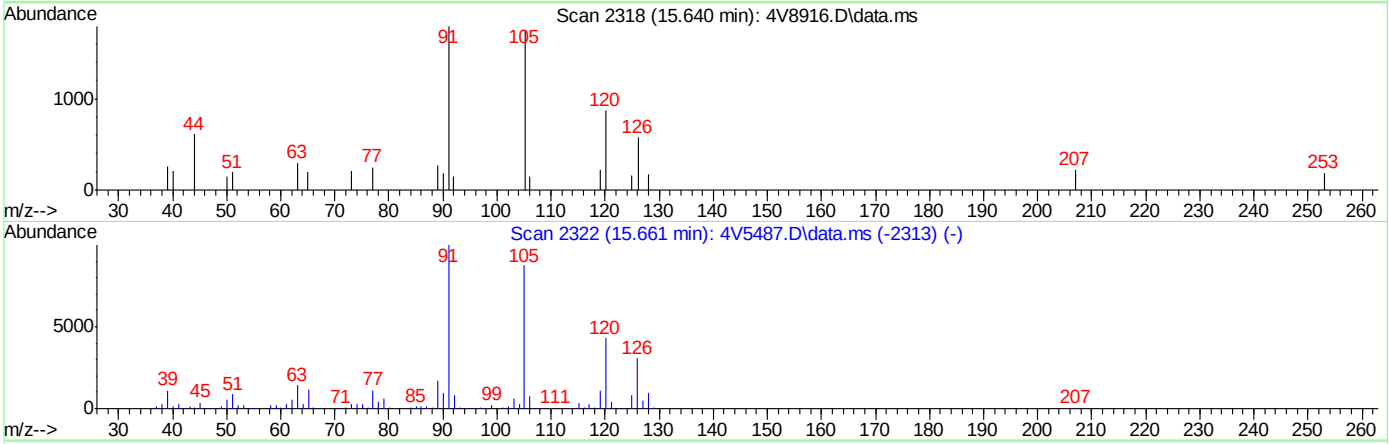

TIC: 4V8916.D\data.ms

(103) 2-chlorotoluene

15.640min (-0.000) 0.52ug/L m

response 774

Ion	Exp%	Act%
126.00	100	100
91.10	339.00	312.54
89.10	57.20	46.34
0.00	0.00	0.00

Quantitation Report (QT Reviewed)

Data Path : C:\msdchem\1\DATA\
Data File : 4V8917.D
Acq On : 17 Jun 2014 1:12 pm
Operator : BenM
Sample : ic368-0.2
Misc : MS68934,V4V368,5,,,,1
ALS Vial : 6 Sample Multiplier: 1

Quant Time: Jun 18 09:45:37 2014
Quant Method : C:\MSDCHEM\1\METHODS\M4V368.M
Quant Title : sw846 8260b
QLast Update : Wed Jun 18 08:29:29 2014
Response via : Initial Calibration

Compound	R.T.	QIon	Response	Conc	Units		Dev(Min)
Internal Standards							
1) Tert Butyl Alcohol-d9	7.461	65	125794	500.00	ug/L		0.00
4) pentafluorobenzene	9.936	168	165575	50.00	ug/L		0.00
51) 1,4-difluorobenzene	10.900	114	198157	50.00	ug/L		0.00
81) chlorobenzene-d5	14.099	117	181074	50.00	ug/L		0.00
94) 1,4-dichlorobenzene-d4	16.447	152	112514	50.00	ug/L		0.00
System Monitoring Compounds							
45) dibromofluoromethane (s)	0.000	113	0d	0.00	ug/L		
Spiked Amount 50.000	Range 79 - 120		Recovery =	0.00%#			
46) 1,2-dichloroethane-d4 (s)	0.000	65	0d	0.00	ug/L		
Spiked Amount 50.000	Range 72 - 123		Recovery =	0.00%#			
73) toluene-d8 (s)	0.000	98	0d	0.00	ug/L		
Spiked Amount 50.000	Range 78 - 119		Recovery =	0.00%#			
96) 4-bromofluorobenzene (s)	0.000	95	0d	0.00	ug/L		
Spiked Amount 50.000	Range 74 - 119		Recovery =	0.00%#			
Target Compounds							Qvalue
9) chloromethane	3.932	50	596	0.24	ug/L	#	49
17) acrolein	6.465	56	705	1.94	ug/L		93
22) iodomethane	6.931	142	749	0.23	ug/L	#	42
29) trans-1,2-dichloroethene	7.870	61	487	0.22	ug/L	#	69
33) 1,1-dichloroethane	8.536	63	632	0.23	ug/L	#	50
35) acrylonitrile	7.901	53	534	0.84	ug/L	#	17
39) cis-1,2-dichloroethene	9.364	61	691	0.25	ug/L	#	57
40) propionitrile	9.511	54	526	2.01	ug/L		67
49) 1,1,1-trichloroethane	9.999	97	564	0.22	ug/L	#	24
56) 1,1-dichloropropene	10.198	75	418	0.23	ug/L	#	41
63) trichloroethene	11.225	95	284	0.21	ug/L	#	51
72) cis-1,3-dichloropropene	12.290	75	492	0.25	ug/L	#	63
75) toluene	12.625	92	691	0.25	ug/L		80
78) ethyl methacrylate	12.851	69	340	0.21	ug/L		65
83) 1,3-dichloropropane	13.260	76	481	0.26	ug/L	#	50
86) 1,2-dibromoethane	13.674	107	310	0.22	ug/L		86
90) m,p-xylene	14.293	106	1112	0.49	ug/L		88
91) o-xylene	14.728	106	533	0.22	ug/L		99
92) styrene	14.743	104	993	0.26	ug/L		95
95) isopropylbenzene	15.074	105	1683	0.25	ug/L		90
97) bromobenzene	15.493	156	342	0.21	ug/L	#	76
99) 1,1,2,2-tetrachloroethane	15.425	83	608	0.26	ug/L		88
109) sec-butylbenzene	16.191	105	2068	0.26	ug/L		91

(#) = qualifier out of range (m) = manual integration (+) = signals summed

Quantitation Report (QT Reviewed)

Data Path : C:\msdchem\1\DATA\
Data File : 4V8917.D
Acq On : 17 Jun 2014 1:12 pm
Operator : BenM
Sample : ic368-0.2
Misc : MS68934,V4V368,5,,,,1
ALS Vial : 6 Sample Multiplier: 1

Quant Time: Jun 18 09:45:37 2014
Quant Method : C:\MSDCHEM\1\METHODS\M4V368.M
Quant Title : sw846 8260b
QLast Update : Wed Jun 18 08:29:29 2014
Response via : Initial Calibration

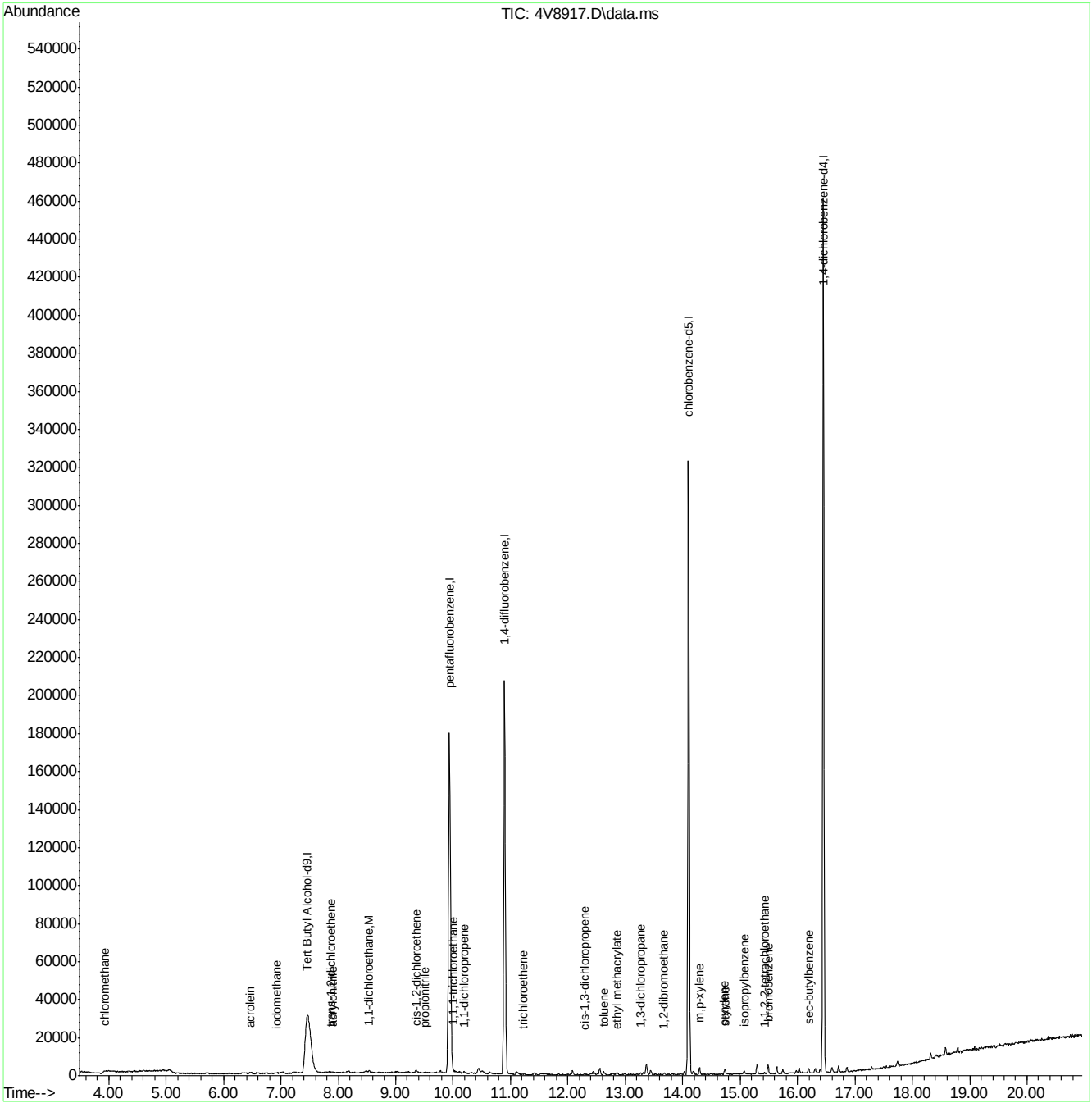

Manual Integrations APPROVED (compounds with "m" flag)
Jessica Reitan-Chu 06/18/14 18:04

Quantitation Report (QT Reviewed)

Data Path : C:\msdchem\1\DATA\
Data File : 4V8918.D
Acq On : 17 Jun 2014 1:38 pm
Operator : BenM
Sample : ic368-10
Misc : MS68934,V4V368,5,,,,1
ALS Vial : 7 Sample Multiplier: 1

Quant Time: Jun 18 14:51:36 2014
Quant Method : C:\MSDCHEM\1\METHODS\M4V368.M
Quant Title : sw846 8260b
QLast Update : Wed Jun 18 08:29:29 2014
Response via : Initial Calibration

Compound	R.T.	QIon	Response	Conc	Units		Dev(Min)
Internal Standards							
1) Tert Butyl Alcohol-d9	7.461	65	127046	500.00	ug/L		0.00
4) pentafluorobenzene	9.936	168	175386	50.00	ug/L		0.00
51) 1,4-difluorobenzene	10.900	114	238741	50.00	ug/L		0.00
81) chlorobenzene-d5	14.104	117	212087	50.00	ug/L		0.00
94) 1,4-dichlorobenzene-d4	16.448	152	120105	50.00	ug/L		0.00
System Monitoring Compounds							
45) dibromofluoromethane (s)	9.993	113	15872	9.78	ug/L		0.00
Spiked Amount 50.000	Range 79 - 120		Recovery = 19.56%#				
46) 1,2-dichloroethane-d4 (s)	10.444	65	16594	10.57	ug/L		0.00
Spiked Amount 50.000	Range 72 - 123		Recovery = 21.14%#				
73) toluene-d8 (s)	12.552	98	51242	10.62	ug/L		0.00
Spiked Amount 50.000	Range 78 - 119		Recovery = 21.24%#				
96) 4-bromofluorobenzene (s)	15.294	95	21609	11.18	ug/L		0.00
Spiked Amount 50.000	Range 74 - 119		Recovery = 22.36%#				
Target Compounds							Qvalue
2) 1,4-dioxane	11.655	88	5039	243.63	ug/L	#	95
3) tertiary butyl alcohol	7.592	59	12948	51.85	ug/L		92
6) chlorodifluoromethane	3.649	51	24012	9.54	ug/L		98
7) dichlorodifluoromethane	3.634	85	27378	9.52	ug/L		97
9) chloromethane	3.959	50	25213	9.78	ug/L		97
10) vinyl chloride	4.237	62	28070	9.89	ug/L		99
11) bromomethane	4.939	94	18374	10.59	ug/L		98
12) chloroethane	5.138	64	11103	10.34	ug/L		96
13) trichlorofluoromethane	5.663	101	28856	9.50	ug/L		94
14) ethyl ether	6.119	74	7241	9.60	ug/L		95
16) 2-chloropropane	6.344	43	27249	10.08	ug/L		97
17) acrolein	6.449	56	36799	95.83	ug/L		94
18) 1,1-dichloroethene	6.591	61	26373	9.71	ug/L		97
19) acetone	6.717	58	1278	7.82	ug/L	#	54
20) allyl chloride	7.220	76	7726	10.56	ug/L		94
21) acetonitrile	7.257	40	15245	94.83	ug/L		84
22) iodomethane	6.921	142	33790	9.78	ug/L		98
23) iso-butyl alcohol	10.308	41	6988	101.86	ug/L		94
24) carbon disulfide	7.031	76	66295	9.79	ug/L		98
25) methylene chloride	7.456	84	18943	9.66	ug/L		98
26) 1-chloropropane	7.466	41	7502	10.27	ug/L	#	62
27) methyl acetate	7.230	74	2540	8.96	ug/L	#	74
28) methyl tert butyl ether	7.807	73	51178	9.72	ug/L		98
29) trans-1,2-dichloroethene	7.860	61	23425	9.85	ug/L		97
30) di-isopropyl ether	8.483	45	50446	9.70	ug/L		99
31) ethyl tert-butyl ether	9.008	59	52226	9.62	ug/L		98
32) 2-butanone	9.364	72	1868	9.46	ug/L		64
33) 1,1-dichloroethane	8.536	63	28322	9.64	ug/L		98
34) chloroprene	8.630	53	19892	9.53	ug/L		96
35) acrylonitrile	7.886	53	31505	46.81	ug/L		98
36) vinyl acetate	8.536	86	1973	9.07	ug/L		54
37) ethyl acetate	9.370	45	2467	9.89	ug/L	#	30

Quantitation Report (QT Reviewed)

Data Path : C:\msdchem\1\DATA\
Data File : 4V8918.D
Acq On : 17 Jun 2014 1:38 pm
Operator : BenM
Sample : ic368-10
Misc : MS68934,V4V368,5,,,,1
ALS Vial : 7 Sample Multiplier: 1

Quant Time: Jun 18 14:51:36 2014
Quant Method : C:\MSDCHEM\1\METHODS\M4V368.M
Quant Title : sw846 8260b
QLast Update : Wed Jun 18 08:29:29 2014
Response via : Initial Calibration

Compound	R.T.	QIon	Response	Conc	Units		Dev(Min)
38) 2,2-dichloropropane	9.349	77	24877	9.92	ug/L		97
39) cis-1,2-dichloroethene	9.364	61	28441	9.62	ug/L		98
40) propionitrile	9.501	54	25934	93.41	ug/L		89
41) methyl acrylate	9.448	55	19012	10.42	ug/L	#	99
42) bromochloromethane	9.710	128	8664	9.38	ug/L		95
43) tetrahydrofuran	9.737	42	6434	10.51	ug/L		93
44) chloroform	9.784	83	28249	9.71	ug/L		97
47) freon 113	6.549	151	13265	9.58	ug/L		95
48) methacrylonitrile	9.679	41	22174	10.18	ug/L		97
49) 1,1,1-trichloroethane	10.009	97	25797	9.53	ug/L		99
50) tert-amyl methyl ether	10.518	73	50826	9.61	ug/L		96
52) epichlorohydrin	12.216	57	8987	51.52	ug/L		97
53) n-butyl alcohol	11.094	56	28627	459.16	ug/L		99
54) cyclohexane	10.051	84	24488	8.91	ug/L	#	100
55) carbon tetrachloride	10.214	117	23804	9.05	ug/L		99
56) 1,1-dichloropropene	10.193	75	20120	9.15	ug/L		97
57) hexane	8.169	57	17620	9.20	ug/L		96
58) benzene	10.481	78	59711	9.26	ug/L		99
59) isooctane	10.444	57	58975	8.58	ug/L		97
60) heptane	10.638	57	10215	9.93	ug/L		96
61) isopropyl acetate	10.444	43	40520m	6.84	ug/L		
62) 1,2-dichloroethane	10.539	62	18544	9.04	ug/L		96
63) trichloroethene	11.236	95	15730	9.73	ug/L		98
65) 2-nitropropane	12.080	43	36996	10.45	ug/L		98
66) 2-chloroethyl vinyl ether	12.080	63	52263	51.83	ug/L		100
67) methyl methacrylate	11.535	69	10593	10.03	ug/L		97
68) 1,2-dichloropropane	11.524	63	16011	9.91	ug/L		98
69) methylcyclohexane	11.420	83	25960	8.88	ug/L		97
70) dibromomethane	11.697	93	11228	10.02	ug/L		98
71) bromodichloromethane	11.834	83	21490	9.86	ug/L		99
72) cis-1,3-dichloropropene	12.285	75	24729	10.28	ug/L		96
74) 4-methyl-2-pentanone	12.390	58	6797	9.36	ug/L		93
75) toluene	12.625	92	33738	10.15	ug/L		98
76) 3-methyl-1-butanol	12.437	70	10147	185.82	ug/L		98
77) trans-1,3-dichloropropene	12.861	75	22571	10.45	ug/L		97
78) ethyl methacrylate	12.840	69	19321	9.89	ug/L		96
79) 1,1,2-trichloroethane	13.082	83	12422	10.07	ug/L		95
80) 2-hexanone	13.255	58	6360	9.97	ug/L		99
82) tetrachloroethene	13.207	166	15074	9.72	ug/L		97
83) 1,3-dichloropropane	13.260	76	21755	10.03	ug/L		99
84) butyl acetate	13.318	56	12137	11.21	ug/L		97
85) dibromochloromethane	13.527	129	18136	9.74	ug/L		98
86) 1,2-dibromoethane	13.674	107	15882	9.76	ug/L		94
87) chlorobenzene	14.135	112	40183	10.00	ug/L		94
88) 1,1,1,2-tetrachloroethane	14.204	131	15966	8.64	ug/L		98
89) ethylbenzene	14.183	91	68806	9.62	ug/L		98
90) m,p-xylene	14.293	106	50917	19.28	ug/L		98
91) o-xylene	14.728	106	26843	9.44	ug/L		100
92) styrene	14.744	104	43666	9.73	ug/L		99
93) bromoform	15.037	173	13761	9.59	ug/L		98

Quantitation Report (QT Reviewed)

Data Path : C:\msdchem\1\DATA\
Data File : 4V8918.D
Acq On : 17 Jun 2014 1:38 pm
Operator : BenM
Sample : ic368-10
Misc : MS68934,V4V368,5,,,,1
ALS Vial : 7 Sample Multiplier: 1

Quant Time: Jun 18 14:51:36 2014
Quant Method : C:\MSDCHEM\1\METHODS\M4V368.M
Quant Title : sw846 8260b
QLast Update : Wed Jun 18 08:29:29 2014
Response via : Initial Calibration

Compound	R.T.	QIon	Response	Conc	Units	Dev(Min)
95) isopropylbenzene	15.074	105	71304	9.89	ug/L	99
97) bromobenzene	15.488	156	18409	10.37	ug/L	95
98) cyclohexanone	15.284	55	29782	132.32	ug/L	98
99) 1,1,2,2-tetrachloroethane	15.425	83	25818	10.24	ug/L	99
100) trans-1,4-dichloro-2-b...	15.462	53	6002	10.13	ug/L	95
101) 1,2,3-trichloropropane	15.499	110	5338	10.37	ug/L	99
102) n-propylbenzene	15.488	91	84854	10.34	ug/L	99
103) 2-chlorotoluene	15.640	126	17255	10.32	ug/L	97
104) 4-chlorotoluene	15.740	91	52464	10.40	ug/L	100
105) 1,3,5-trimethylbenzene	15.635	105	61846	10.06	ug/L	98
106) tert-butylbenzene	15.981	119	56942	9.97	ug/L	97
107) pentachloroethane	16.081	167	12330	9.26	ug/L	97
108) 1,2,4-trimethylbenzene	16.028	105	61981	10.16	ug/L	98
109) sec-butylbenzene	16.191	105	83265	9.83	ug/L	99
110) 1,3-dichlorobenzene	16.390	146	36142	10.03	ug/L	98
111) p-isopropyltoluene	16.311	119	68739	10.24	ug/L	98
112) 1,4-dichlorobenzene	16.474	146	36652	9.99	ug/L	99
114) 1,2-dichlorobenzene	16.857	146	37192	9.93	ug/L	98
115) n-butylbenzene	16.715	92	36946	9.92	ug/L	99
116) 1,2-dibromo-3-chloropr...	17.606	75	5375	9.60	ug/L	97
117) 1,3,5-trichlorobenzene	17.748	180	29544	9.08	ug/L	99
118) 1,2,4-trichlorobenzene	18.325	180	27782	8.90	ug/L	98
119) hexachlorobutadiene	18.403	225	13191	9.46	ug/L	100
120) naphthalene	18.576	128	79051	8.72	ug/L	99
121) 1,2,3-trichlorobenzene	18.786	180	25763	8.55	ug/L	99
122) hexachloroethane	17.087	119	14705	9.29	ug/L	96
123) Benzyl chloride	16.600	91	46868	10.22	ug/L	100

(#) = qualifier out of range (m) = manual integration (+) = signals summed

7.7.19

7

Quantitation Report (QT Reviewed)

Data Path : C:\msdchem\1\DATA\
Data File : 4V8918.D
Acq On : 17 Jun 2014 1:38 pm
Operator : BenM
Sample : ic368-10
Misc : MS68934,V4V368,5,,,,1
ALS Vial : 7 Sample Multiplier: 1

Quant Time: Jun 18 14:51:36 2014
Quant Method : C:\MSDCHEM\1\METHODS\M4V368.M
Quant Title : sw846 8260b
QLast Update : Wed Jun 18 08:29:29 2014
Response via : Initial Calibration

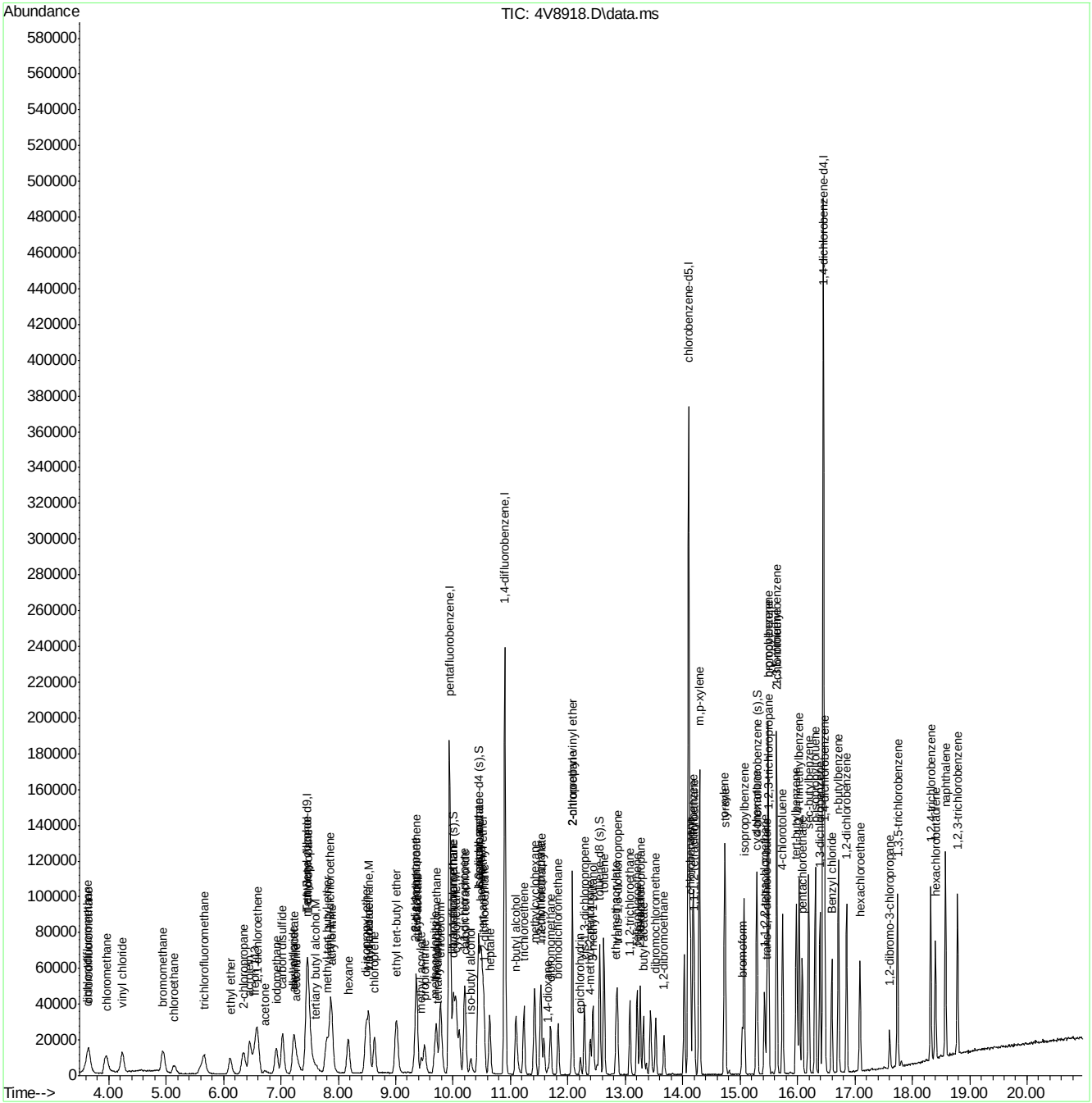

ACCUTEST LABORATORIES JB69078

7.7.19 7

Manual Integration Approval Summary

Sample Number: V4V368-IC368
Lab FileID: 4V8918.D
Injection Time: 06/17/14 13:38

Method: SW846 8260B
Analyst approved: 06/18/14 15:05 Juntae Park
Supervisor approved: 06/18/14 18:04 Jessica Reitan-Chu

Parameter	CAS	Sig#	R.T. (min.)	Reason
Isopropyl Acetate	108-21-4		10.44	Poorly defined baseline

Quantitation Report (Qedit)

Data Path : C:\msdchem\1\DATA\
Data File : 4V8918.D
Acq On : 17 Jun 2014 1:38 pm
Operator : BenM
Sample : ic368-10
Misc : MS68934,V4V368,5,,,,1
ALS Vial : 7 Sample Multiplier: 1

Quant Time: Jun 18 08:44:53 2014
Quant Method : C:\MSDCHEM\1\METHODS\M4V368.M
Quant Title : sw846 8260b
QLast Update : Wed Jun 18 08:29:29 2014
Response via : Initial Calibration

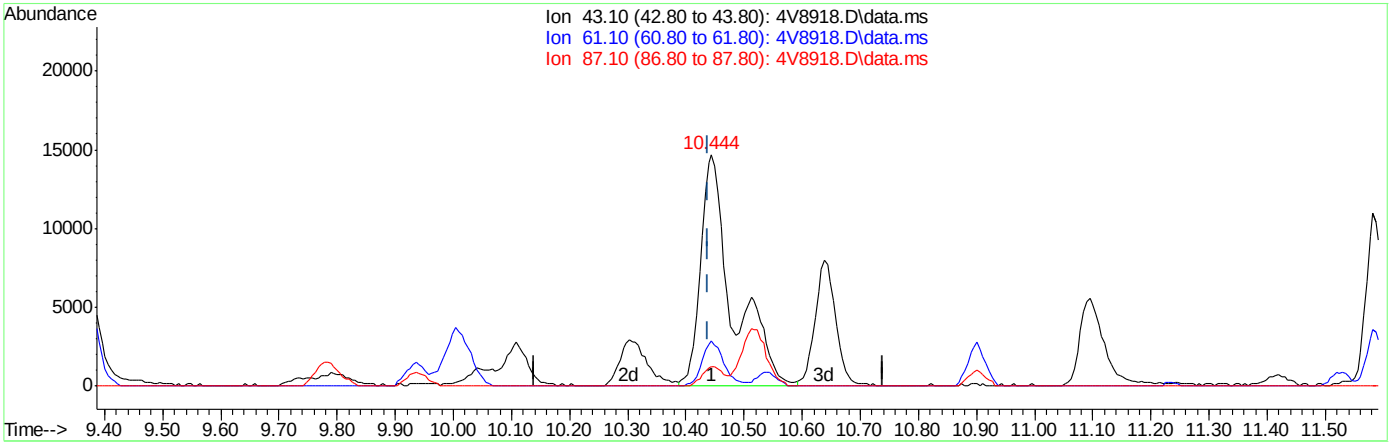

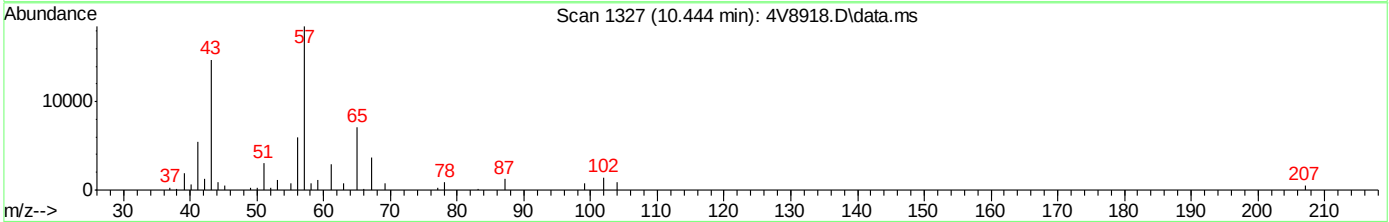

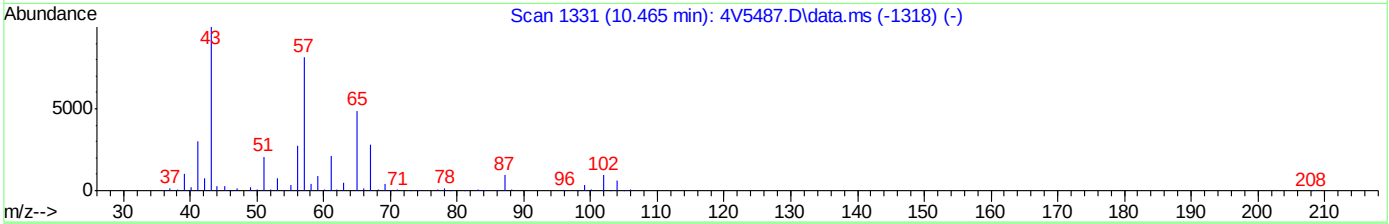

TIC: 4V8918.D\data.ms

(61) isopropyl acetate

10.444min (+0.005) 9.54ug/L

response 56481

Ion	Exp%	Act%
43.10	100	100
61.10	12.90	13.62
87.10	5.70	6.35
0.00	0.00	0.00

ACCUTEST LABORATORIES JB69078

Quantitation Report (Qedit)

Data Path : C:\msdchem\1\DATA\
Data File : 4V8918.D
Acq On : 17 Jun 2014 1:38 pm
Operator : BenM
Sample : ic368-10
Misc : MS68934,V4V368,5,,,,1
ALS Vial : 7 Sample Multiplier: 1

Quant Time: Jun 18 08:44:53 2014
Quant Method : C:\MSDCHEM\1\METHODS\M4V368.M
Quant Title : sw846 8260b
QLast Update : Wed Jun 18 08:29:29 2014
Response via : Initial Calibration

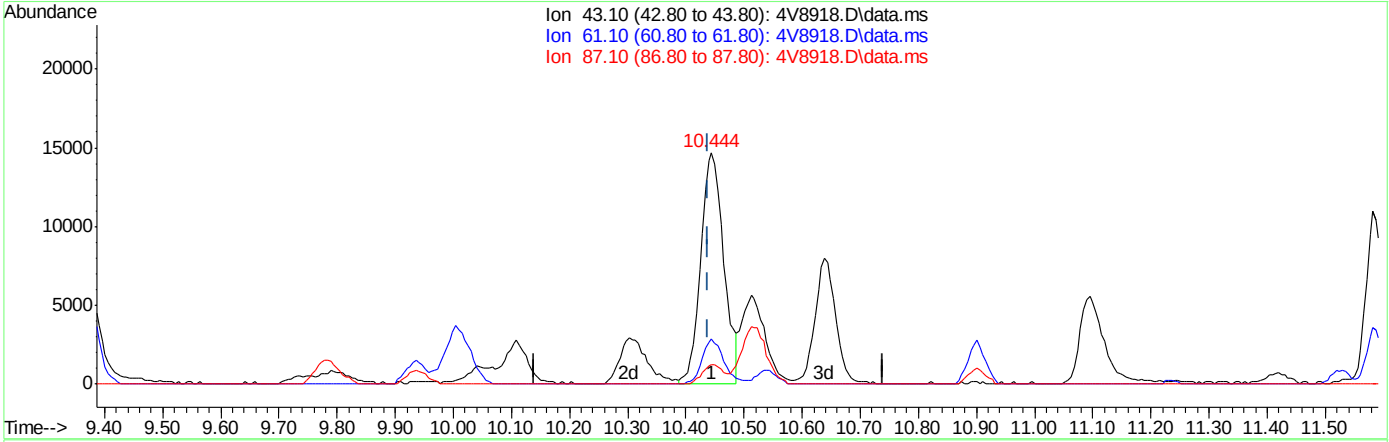

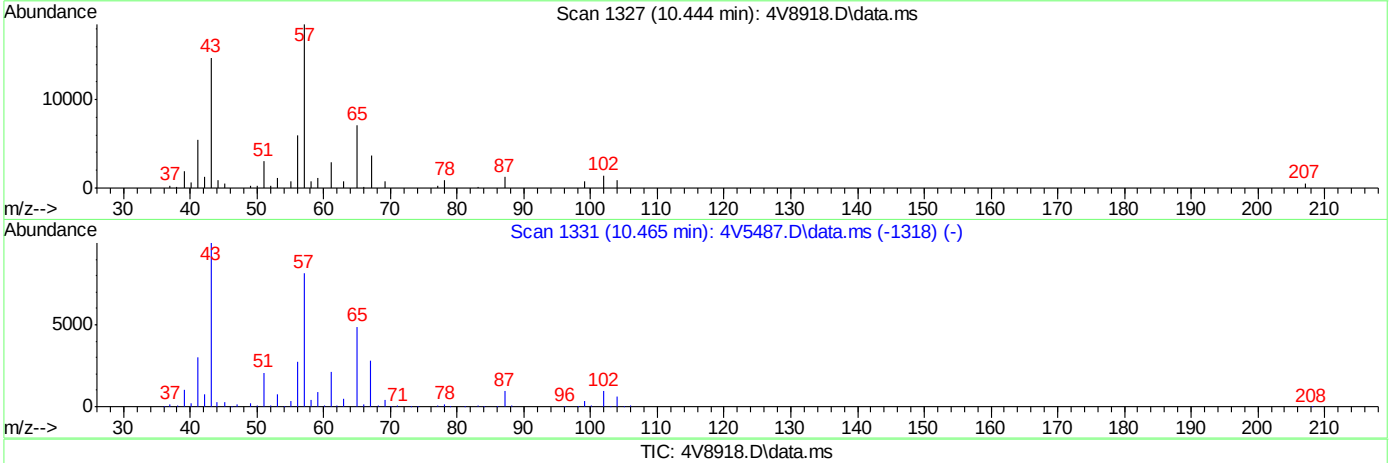

TIC: 4V8918.D\data.ms

(61) isopropyl acetate

10.444min (+0.005) 6.84ug/L m

response 40520

Ion	Exp%	Act%
43.10	100	100
61.10	12.90	18.98
87.10	5.70	8.86
0.00	0.00	0.00

ACCUTEST LABORATORIES JB69078

4V8919.D

Manual Integrations APPROVED (compounds with "m" flag)

Jessica Reitan-Chu 06/18/14 18:04

Quantitation Report (QT Reviewed)

Data Path : C:\msdchem\1\DATA\
Data File : 4V8919.D
Acq On : 17 Jun 2014 2:05 pm
Operator : BenM
Sample : ic368-20
Misc : MS68934,V4V368,5,,,,1
ALS Vial : 8 Sample Multiplier: 1

Quant Time: Jun 18 14:52:10 2014
Quant Method : C:\MSDCHEM\1\METHODS\M4V368.M
Quant Title : sw846 8260b
QLast Update : Wed Jun 18 08:29:29 2014
Response via : Initial Calibration

Compound	R.T.	QIon	Response	Conc	Units		Dev(Min)
Internal Standards							
1) Tert Butyl Alcohol-d9	7.466	65	123675	500.00	ug/L		0.00
4) pentafluorobenzene	9.936	168	166667	50.00	ug/L		0.00
51) 1,4-difluorobenzene	10.900	114	216140	50.00	ug/L		0.00
81) chlorobenzene-d5	14.099	117	177840	50.00	ug/L		0.00
94) 1,4-dichlorobenzene-d4	16.448	152	111510	50.00	ug/L		0.00
System Monitoring Compounds							
45) dibromofluoromethane (s)	9.999	113	75154	48.76	ug/L		0.00
Spiked Amount 50.000	Range 79 - 120		Recovery = 97.52%				
46) 1,2-dichloroethane-d4 (s)	10.439	65	76397	51.23	ug/L		0.00
Spiked Amount 50.000	Range 72 - 123		Recovery = 102.46%				
73) toluene-d8 (s)	12.552	98	209819	48.04	ug/L		0.00
Spiked Amount 50.000	Range 78 - 119		Recovery = 96.08%				
96) 4-bromofluorobenzene (s)	15.294	95	91395	50.95	ug/L		0.00
Spiked Amount 50.000	Range 74 - 119		Recovery = 101.90%				
Target Compounds							Qvalue
2) 1,4-dioxane	11.650	88	9229	458.37	ug/L	#	98
3) tertiary butyl alcohol	7.608	59	24657	101.43	ug/L		99
6) chlorodifluoromethane	3.644	51	47443	19.84	ug/L		97
7) dichlorodifluoromethane	3.618	85	55416	20.28	ug/L		99
9) chloromethane	3.953	50	48979	19.99	ug/L		98
10) vinyl chloride	4.237	62	55173	20.46	ug/L		100
11) bromomethane	4.934	94	34630	21.00	ug/L		98
12) chloroethane	5.138	64	21143	20.71	ug/L		99
13) trichlorofluoromethane	5.652	101	57250	19.83	ug/L		99
14) ethyl ether	6.114	74	13992	19.51	ug/L		99
16) 2-chloropropane	6.344	43	51033	19.87	ug/L		98
17) acrolein	6.449	56	72296	198.12	ug/L		99
18) 1,1-dichloroethene	6.591	61	51495	19.95	ug/L		99
19) acetone	6.711	58	2940	18.94	ug/L		96
20) allyl chloride	7.215	76	15076	21.69	ug/L		88
21) acetonitrile	7.257	40	29900	195.73	ug/L		99
22) iodomethane	6.916	142	65743	20.03	ug/L		99
23) iso-butyl alcohol	10.298	41	12471	191.30	ug/L		96
24) carbon disulfide	7.021	76	129739	20.16	ug/L		99
25) methylene chloride	7.456	84	36701	19.69	ug/L		98
26) 1-chloropropane	7.461	41	14106	20.33	ug/L		87
27) methyl acetate	7.225	74	5038	18.70	ug/L	#	83
28) methyl tert butyl ether	7.807	73	100338	20.06	ug/L		99
29) trans-1,2-dichloroethene	7.860	61	44778	19.82	ug/L		98
30) di-isopropyl ether	8.483	45	97813	19.79	ug/L		99
31) ethyl tert-butyl ether	9.013	59	102645	19.89	ug/L		99
32) 2-butanone	9.354	72	3603	19.20	ug/L		81
33) 1,1-dichloroethane	8.525	63	55444	19.85	ug/L		98
34) chloroprene	8.630	53	39265	19.80	ug/L		99
35) acrylonitrile	7.881	53	62931	98.40	ug/L		98
36) vinyl acetate	8.536	86	3949	19.10	ug/L		78
37) ethyl acetate	9.359	45	5069	21.39	ug/L		86

Quantitation Report (QT Reviewed)

Data Path : C:\msdchem\1\DATA\
Data File : 4V8919.D
Acq On : 17 Jun 2014 2:05 pm
Operator : BenM
Sample : ic368-20
Misc : MS68934,V4V368,5,,,,1
ALS Vial : 8 Sample Multiplier: 1

Quant Time: Jun 18 14:52:10 2014
Quant Method : C:\MSDCHEM\1\METHODS\M4V368.M
Quant Title : sw846 8260b
QLast Update : Wed Jun 18 08:29:29 2014
Response via : Initial Calibration

Compound	R.T.	QIon	Response	Conc	Units		Dev(Min)
38) 2,2-dichloropropane	9.343	77	48602	20.40	ug/L		96
39) cis-1,2-dichloroethene	9.359	61	55913	19.91	ug/L		97
40) propionitrile	9.501	54	51224	194.15	ug/L		99
41) methyl acrylate	9.443	55	35171	20.29	ug/L	#	100
42) bromochloromethane	9.705	128	16939	19.30	ug/L		95
43) tetrahydrofuran	9.737	42	11703	20.11	ug/L		98
44) chloroform	9.773	83	54145	19.58	ug/L		98
47) freon 113	6.549	151	26685	20.27	ug/L		97
48) methacrylonitrile	9.674	41	41547	20.07	ug/L		99
49) 1,1,1-trichloroethane	10.004	97	50176	19.51	ug/L		99
50) tert-amyl methyl ether	10.513	73	98503	19.60	ug/L		95
52) epichlorohydrin	12.217	57	15146	95.92	ug/L		100
53) n-butyl alcohol	11.089	56	49920	884.40	ug/L		98
54) cyclohexane	10.051	84	48476	19.47	ug/L	#	100
55) carbon tetrachloride	10.208	117	46201	19.39	ug/L		97
56) 1,1-dichloropropene	10.193	75	38479	19.33	ug/L		99
57) hexane	8.164	57	34370	19.83	ug/L		94
58) benzene	10.481	78	113556	19.44	ug/L		99
59) isooctane	10.444	57	119176	19.14	ug/L		99
60) heptane	10.638	57	18692	20.07	ug/L		96
61) isopropyl acetate	10.439	43	75486m	14.08	ug/L		
62) 1,2-dichloroethane	10.539	62	36262	19.53	ug/L		99
63) trichloroethene	11.231	95	29427	20.11	ug/L		99
65) 2-nitropropane	12.075	43	63076	19.68	ug/L		100
66) 2-chloroethyl vinyl ether	12.075	63	88832	97.31	ug/L		99
67) methyl methacrylate	11.535	69	17896	18.71	ug/L		99
68) 1,2-dichloropropane	11.524	63	28615	19.57	ug/L		98
69) methylcyclohexane	11.420	83	51311	19.38	ug/L		99
70) dibromomethane	11.692	93	20529	20.24	ug/L		100
71) bromodichloromethane	11.829	83	39155	19.85	ug/L		97
72) cis-1,3-dichloropropene	12.285	75	41972	19.27	ug/L		98
74) 4-methyl-2-pentanone	12.390	58	12289	18.70	ug/L		98
75) toluene	12.625	92	57571	19.13	ug/L		100
76) 3-methyl-1-butanol	12.437	70	17765	359.35	ug/L		98
77) trans-1,3-dichloropropene	12.861	75	38160	19.51	ug/L		99
78) ethyl methacrylate	12.840	69	33911	19.18	ug/L		99
79) 1,1,2-trichloroethane	13.082	83	21259	19.05	ug/L		98
80) 2-hexanone	13.249	58	11466	19.86	ug/L		98
82) tetrachloroethene	13.202	166	25391	19.52	ug/L		97
83) 1,3-dichloropropane	13.260	76	35576	19.55	ug/L		98
84) butyl acetate	13.318	56	19716	21.71	ug/L		96
85) dibromochloromethane	13.527	129	30659	19.64	ug/L		98
86) 1,2-dibromoethane	13.674	107	27416	20.08	ug/L		98
87) chlorobenzene	14.130	112	67174	19.94	ug/L		98
88) 1,1,1,2-tetrachloroethane	14.204	131	30430	19.63	ug/L		99
89) ethylbenzene	14.183	91	118679	19.80	ug/L		99
90) m,p-xylene	14.293	106	87151	39.35	ug/L		97
91) o-xylene	14.728	106	46096	19.33	ug/L		99
92) styrene	14.744	104	77431	20.57	ug/L		98
93) bromoform	15.037	173	24608	20.46	ug/L		99

Quantitation Report (QT Reviewed)

Data Path : C:\msdchem\1\DATA\
Data File : 4V8919.D
Acq On : 17 Jun 2014 2:05 pm
Operator : BenM
Sample : ic368-20
Misc : MS68934,V4V368,5,,,,1
ALS Vial : 8 Sample Multiplier: 1

Quant Time: Jun 18 14:52:10 2014
Quant Method : C:\MSDCHEM\1\METHODS\M4V368.M
Quant Title : sw846 8260b
QLast Update : Wed Jun 18 08:29:29 2014
Response via : Initial Calibration

Compound	R.T.	QIon	Response	Conc	Units	Dev(Min)
95) isopropylbenzene	15.069	105	126600	18.91	ug/L	99
97) bromobenzene	15.488	156	33078	20.06	ug/L	98
98) cyclohexanone	15.284	55	50815	243.17	ug/L	96
99) 1,1,2,2-tetrachloroethane	15.425	83	45727	19.54	ug/L	100
100) trans-1,4-dichloro-2-b...	15.467	53	10636	19.33	ug/L	85
101) 1,2,3-trichloropropane	15.499	110	9493	19.86	ug/L	96
102) n-propylbenzene	15.483	91	151023	19.82	ug/L	99
103) 2-chlorotoluene	15.640	126	30232	19.47	ug/L	94
104) 4-chlorotoluene	15.740	91	94574	20.20	ug/L	98
105) 1,3,5-trimethylbenzene	15.635	105	107909	18.90	ug/L	98
106) tert-butylbenzene	15.981	119	89585	16.89	ug/L	98
107) pentachloroethane	16.081	167	23174	18.74	ug/L	99
108) 1,2,4-trimethylbenzene	16.028	105	110857	19.57	ug/L	99
109) sec-butylbenzene	16.191	105	150358	19.12	ug/L	100
110) 1,3-dichlorobenzene	16.390	146	67204	20.08	ug/L	99
111) p-isopropyltoluene	16.311	119	123070	19.74	ug/L	99
112) 1,4-dichlorobenzene	16.474	146	67903	19.94	ug/L	99
114) 1,2-dichlorobenzene	16.857	146	69105	19.88	ug/L	99
115) n-butylbenzene	16.715	92	70148	20.28	ug/L	99
116) 1,2-dibromo-3-chloropr...	17.606	75	10218	19.65	ug/L	99
117) 1,3,5-trichlorobenzene	17.743	180	58561	19.39	ug/L	100
118) 1,2,4-trichlorobenzene	18.325	180	55489	19.14	ug/L	99
119) hexachlorobutadiene	18.403	225	25519	19.71	ug/L	98
120) naphthalene	18.576	128	159452	18.94	ug/L	100
121) 1,2,3-trichlorobenzene	18.791	180	53697	19.19	ug/L	99
122) hexachloroethane	17.087	119	27688	18.84	ug/L	98
123) Benzyl chloride	16.600	91	86716	20.36	ug/L	100

(#) = qualifier out of range (m) = manual integration (+) = signals summed

Quantitation Report (QT Reviewed)

Data Path : C:\msdchem\1\DATA\
Data File : 4V8919.D
Acq On : 17 Jun 2014 2:05 pm
Operator : BenM
Sample : ic368-20
Misc : MS68934,V4V368,5,,,,1
ALS Vial : 8 Sample Multiplier: 1

Quant Time: Jun 18 14:52:10 2014
Quant Method : C:\MSDCHEM\1\METHODS\M4V368.M
Quant Title : sw846 8260b
QLast Update : Wed Jun 18 08:29:29 2014
Response via : Initial Calibration

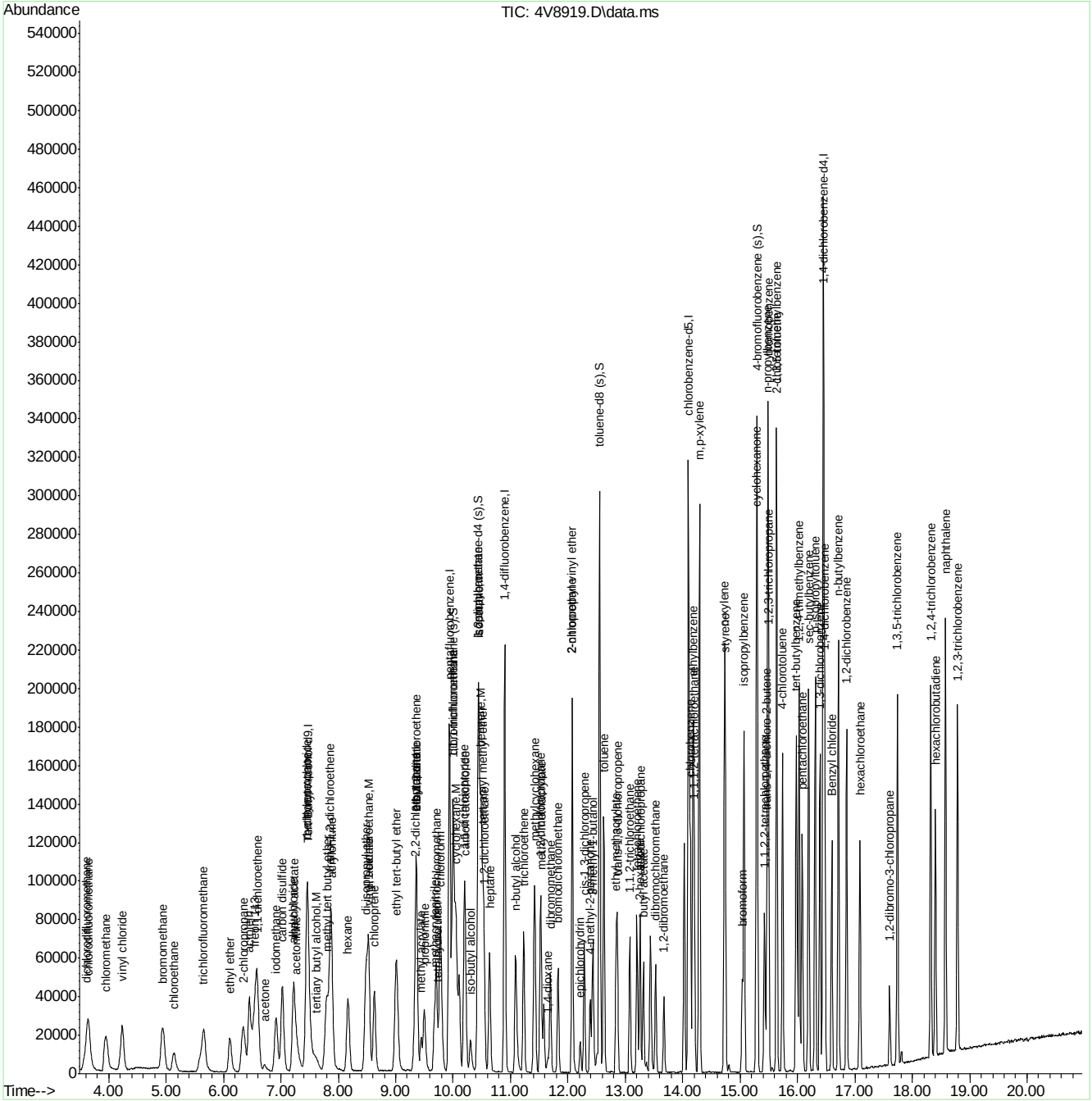

Manual Integration Approval Summary

Sample Number:	V4V368-IC368	**Method:**	SW846 8260B
Lab FileID:	4V8919.D	**Analyst approved:**	06/18/14 15:05 Juntae Park
Injection Time:	06/17/14 14:05	**Supervisor approved:**	06/18/14 18:04 Jessica Reitan-Chu

Parameter	CAS	Sig#	R.T. (min.)	Reason
Isopropyl Acetate	108-21-4		10.44	Poorly defined baseline

Quantitation Report (Qedit)

Data Path : C:\msdchem\1\DATA\
Data File : 4V8919.D
Acq On : 17 Jun 2014 2:05 pm
Operator : BenM
Sample : ic368-20
Misc : MS68934,V4V368,5,,,,1
ALS Vial : 8 Sample Multiplier: 1

Quant Time: Jun 18 08:46:44 2014
Quant Method : C:\MSDCHEM\1\METHODS\M4V368.M
Quant Title : sw846 8260b
QLast Update : Wed Jun 18 08:29:29 2014
Response via : Initial Calibration

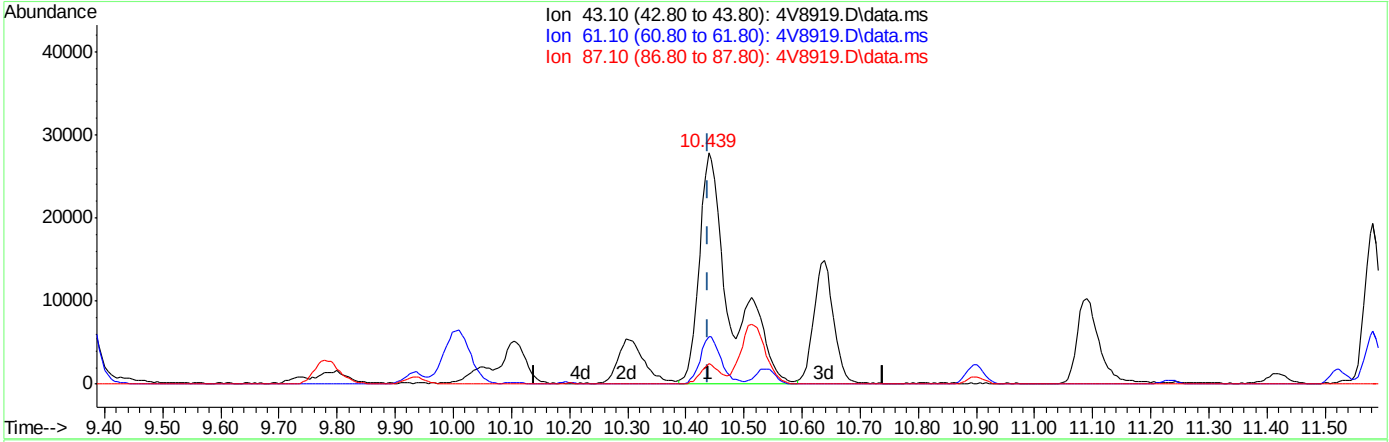

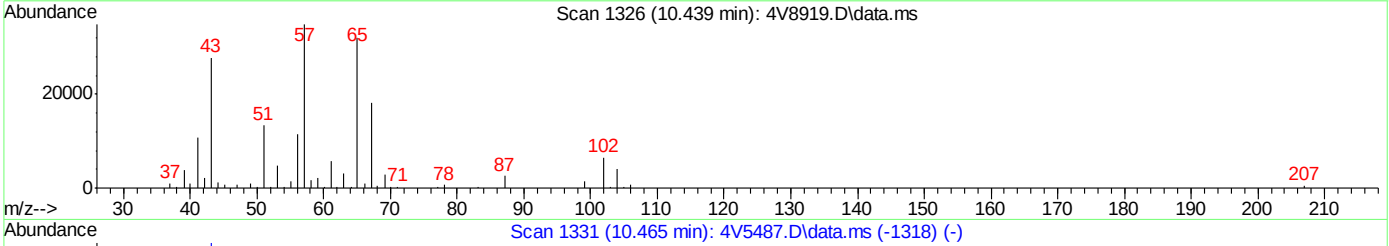

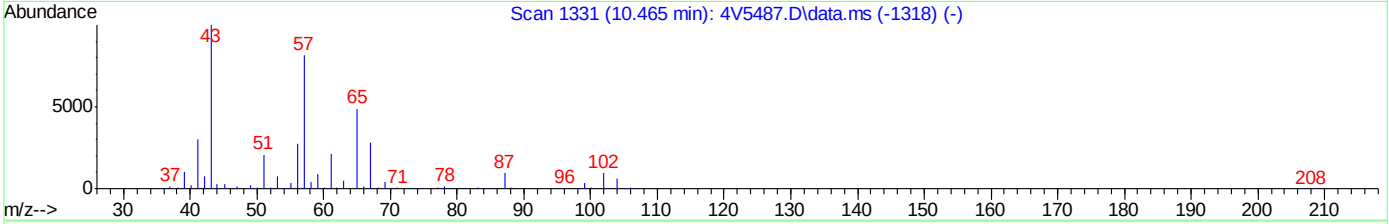

TIC: 4V8919.D\data.ms

(61) isopropyl acetate

10.439min (+0.000) 19.58ug/L

response 104935

Ion	Exp%	Act%
43.10	100	100
61.10	12.90	13.89
87.10	5.70	5.82
0.00	0.00	0.00

4V8919.D edits: isopropyl acetate

Quantitation Report (Qedit)

Data Path : C:\msdchem\1\DATA\
Data File : 4V8919.D
Acq On : 17 Jun 2014 2:05 pm
Operator : BenM
Sample : ic368-20
Misc : MS68934,V4V368,5,,,,1
ALS Vial : 8 Sample Multiplier: 1

Quant Time: Jun 18 08:46:44 2014
Quant Method : C:\MSDCHEM\1\METHODS\M4V368.M
Quant Title : sw846 8260b
QLast Update : Wed Jun 18 08:29:29 2014
Response via : Initial Calibration

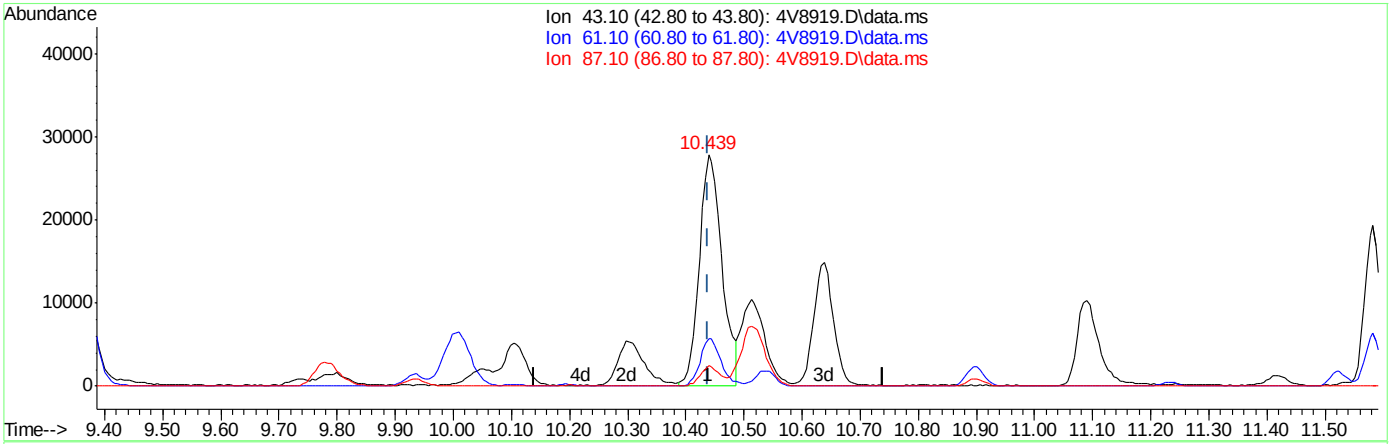

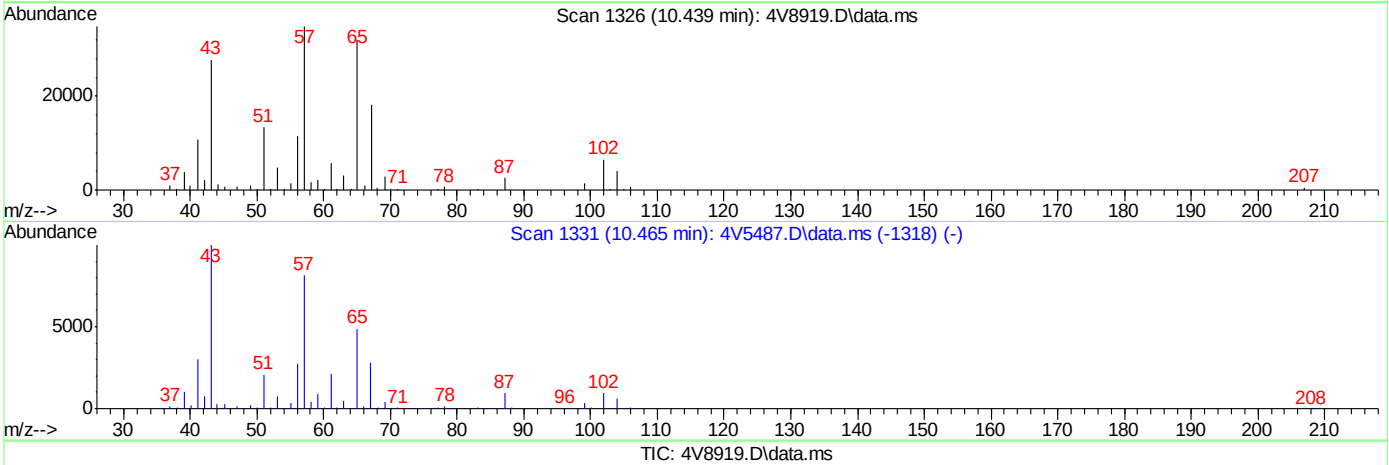

TIC: 4V8919.D\data.ms

(61) isopropyl acetate

10.439min (+0.000) 14.08ug/L m

response 75486

Ion	Exp%	Act%
43.10	100	100
61.10	12.90	19.31
87.10	5.70	8.10
0.00	0.00	0.00

ACCUTEST LABORATORIES JB69078

Manual Integrations APPROVED (compounds with "m" flag)
Jessica Reitan-Chu 06/18/14 18:04

Quantitation Report (QT Reviewed)

Data Path : C:\msdchem\1\DATA\
Data File : 4V8920.D
Acq On : 17 Jun 2014 2:31 pm
Operator : BenM
Sample : icc368-50
Misc : MS68934,V4V368,5,,,,1
ALS Vial : 9 Sample Multiplier: 1

Quant Time: Jun 18 14:52:37 2014
Quant Method : C:\MSDCHEM\1\METHODS\M4V368.M
Quant Title : sw846 8260b
QLast Update : Tue Jun 17 08:04:06 2014
Response via : Initial Calibration

Compound	R.T.	QIon	Response	Conc	Units		Dev(Min)
Internal Standards							
1) Tert Butyl Alcohol-d9	7.466	65	129482	500.00	ug/L		0.00
4) pentafluorobenzene	9.936	168	167351	50.00	ug/L		0.00
51) 1,4-difluorobenzene	10.900	114	212732	50.00	ug/L		0.00
81) chlorobenzene-d5	14.099	117	179279	50.00	ug/L		-0.01
94) 1,4-dichlorobenzene-d4	16.448	152	108897	50.00	ug/L		-0.01
System Monitoring Compounds							
45) dibromofluoromethane (s)	9.993	113	77389	50.09	ug/L		-0.01
Spiked Amount 50.000	Range 79 - 120		Recovery = 100.18%				
46) 1,2-dichloroethane-d4 (s)	10.439	65	74875	49.29	ug/L		-0.01
Spiked Amount 50.000	Range 72 - 123		Recovery = 98.58%				
73) toluene-d8 (s)	12.552	98	214930	46.55	ug/L		-0.01
Spiked Amount 50.000	Range 78 - 119		Recovery = 93.10%				
96) 4-bromofluorobenzene (s)	15.294	95	87589	42.75	ug/L		-0.01
Spiked Amount 50.000	Range 74 - 119		Recovery = 85.50%				
Target Compounds							Qvalue
2) 1,4-dioxane	11.650	88	26350	1444.86	ug/L	#	87
3) tertiary butyl alcohol	7.613	59	63626	258.87	ug/L		98
6) chlorodifluoromethane	3.644	51	120076	48.73	ug/L		99
7) dichlorodifluoromethane	3.628	85	137183	49.99	ug/L		98
9) chloromethane	3.959	50	122993	48.24	ug/L		99
10) vinyl chloride	4.242	62	135358	49.52	ug/L		100
11) bromomethane	4.939	94	82800	46.50	ug/L		97
12) chloroethane	5.133	64	51254	59.63	ug/L		99
13) trichlorofluoromethane	5.652	101	144912	51.70	ug/L		98
14) ethyl ether	6.114	74	36001	56.70	ug/L		97
16) 2-chloropropane	6.339	43	128964	47.09	ug/L	#	93
17) acrolein	6.449	56	183201	13.62	ug/L		100
18) 1,1-dichloroethene	6.585	61	129559	53.51	ug/L		97
19) acetone	6.717	58	7794	50.24	ug/L		98
20) allyl chloride	7.215	76	34901	52.77	ug/L	#	65
21) acetonitrile	7.257	40	76696	579.43	ug/L		98
22) iodomethane	6.916	142	164820	51.61	ug/L		98
23) iso-butyl alcohol	10.303	41	32729	402.28	ug/L		97
24) carbon disulfide	7.026	76	323087	51.32	ug/L		99
25) methylene chloride	7.456	84	93576	52.39	ug/L		96
26) 1-chloropropane	7.461	41	34838	46.26	ug/L	#	92
27) methyl acetate	7.225	74	13527	54.64	ug/L		89
28) methyl tert butyl ether	7.797	73	251166	51.75	ug/L		99
29) trans-1,2-dichloroethene	7.860	61	113449	52.90	ug/L		97
30) di-isopropyl ether	8.483	45	248111	49.12	ug/L		98
31) ethyl tert-butyl ether	9.008	59	259090	51.04	ug/L		97
32) 2-butanone	9.354	72	9422	55.65	ug/L		77
33) 1,1-dichloroethane	8.531	63	140233	52.93	ug/L		99
34) chloroprene	8.630	53	99553	49.57	ug/L		99
35) acrylonitrile	7.880	53	160548	271.96	ug/L		99
36) vinyl acetate	8.531	86	10382	54.14	ug/L		90
37) ethyl acetate	9.359	45	11896	46.50	ug/L		97

Quantitation Report (QT Reviewed)

Data Path : C:\msdchem\1\DATA\
Data File : 4V8920.D
Acq On : 17 Jun 2014 2:31 pm
Operator : BenM
Sample : icc368-50
Misc : MS68934,V4V368,5,,,,1
ALS Vial : 9 Sample Multiplier: 1

Quant Time: Jun 18 14:52:37 2014
Quant Method : C:\MSDCHEM\1\METHODS\M4V368.M
Quant Title : sw846 8260b
QLast Update : Tue Jun 17 08:04:06 2014
Response via : Initial Calibration

Compound	R.T.	QIon	Response	Conc	Units		Dev(Min)
38) 2,2-dichloropropane	9.343	77	119608	52.42	ug/L		98
39) cis-1,2-dichloroethene	9.359	61	140990	52.88	ug/L		99
40) propionitrile	9.501	54	132460	544.65	ug/L		99
41) methyl acrylate	9.438	55	87031	47.76	ug/L	#	97
42) bromochloromethane	9.705	128	44056	53.33	ug/L		92
43) tetrahydrofuran	9.731	42	29217	44.49	ug/L		96
44) chloroform	9.778	83	138848	51.43	ug/L		99
47) freon 113	6.549	151	66084	52.81	ug/L		94
48) methacrylonitrile	9.674	41	103933	43.12	ug/L		93
49) 1,1,1-trichloroethane	10.009	97	129089	51.45	ug/L		100
50) tert-amyl methyl ether	10.512	73	252271	49.49	ug/L		97
52) epichlorohydrin	12.217	57	38855	237.61	ug/L		97
53) n-butyl alcohol	11.089	56	138887	2586.29	ug/L		99
54) cyclohexane	10.051	84	122513	51.30	ug/L	#	1
55) carbon tetrachloride	10.208	117	117243	51.64	ug/L		99
56) 1,1-dichloropropene	10.193	75	97944	51.49	ug/L		98
57) hexane	8.169	57	85314	48.39	ug/L		98
58) benzene	10.481	78	287394	50.81	ug/L		99
59) isooctane	10.444	57	306396	53.83	ug/L		95
60) heptane	10.638	57	45836	49.63	ug/L		97
61) isopropyl acetate	10.439	43	186824m	35.30	ug/L		
62) 1,2-dichloroethane	10.533	62	91352	54.12	ug/L		99
63) trichloroethene	11.231	95	71999	50.42	ug/L		98
65) 2-nitropropane	12.075	43	157690	46.89	ug/L		95
66) 2-chloroethyl vinyl ether	12.075	63	224615	249.55	ug/L		98
67) methyl methacrylate	11.535	69	47069	50.85	ug/L		89
68) 1,2-dichloropropane	11.524	63	71959	52.25	ug/L		99
69) methylcyclohexane	11.420	83	130313	50.28	ug/L		97
70) dibromomethane	11.692	93	49908	51.44	ug/L		99
71) bromodichloromethane	11.829	83	97093	50.86	ug/L		98
72) cis-1,3-dichloropropene	12.285	75	107187	51.94	ug/L		99
74) 4-methyl-2-pentanone	12.390	58	32341	53.69	ug/L	#	24
75) toluene	12.625	92	148104	50.93	ug/L		100
76) 3-methyl-1-butanol	12.437	70	48657	1058.56	ug/L		96
77) trans-1,3-dichloropropene	12.861	75	96271	51.28	ug/L		99
78) ethyl methacrylate	12.840	69	87010	50.94	ug/L		95
79) 1,1,2-trichloroethane	13.082	83	54932	51.51	ug/L		98
80) 2-hexanone	13.249	58	28412	52.49	ug/L		96
82) tetrachloroethene	13.202	166	65576	51.17	ug/L		98
83) 1,3-dichloropropane	13.260	76	91713	52.08	ug/L		99
84) butyl acetate	13.318	56	45775	44.75	ug/L		99
85) dibromochloromethane	13.527	129	78682	51.98	ug/L		100
86) 1,2-dibromoethane	13.674	107	68806	51.66	ug/L		100
87) chlorobenzene	14.130	112	169790	50.45	ug/L		99
88) 1,1,1,2-tetrachloroethane	14.204	131	78138	52.24	ug/L		99
89) ethylbenzene	14.183	91	302149	50.41	ug/L		100
90) m,p-xylene	14.293	106	223253	102.57	ug/L		97
91) o-xylene	14.728	106	120169	51.18	ug/L		97
92) styrene	14.744	104	189700	49.94	ug/L		99
93) bromoform	15.037	173	60624	51.03	ug/L		99

Quantitation Report (QT Reviewed)

Data Path : C:\msdchem\1\DATA\
Data File : 4V8920.D
Acq On : 17 Jun 2014 2:31 pm
Operator : BenM
Sample : icc368-50
Misc : MS68934,V4V368,5,,,,1
ALS Vial : 9 Sample Multiplier: 1

Quant Time: Jun 18 14:52:37 2014
Quant Method : C:\MSDCHEM\1\METHODS\M4V368.M
Quant Title : sw846 8260b
QLast Update : Tue Jun 17 08:04:06 2014
Response via : Initial Calibration

Compound	R.T.	QIon	Response	Conc	Units	Dev(Min)
95) isopropylbenzene	15.069	105	326859	51.06	ug/L	99
97) bromobenzene	15.488	156	80503	48.98	ug/L	94
98) cyclohexanone	15.284	55	102038	665.77	ug/L	94
99) 1,1,2,2-tetrachloroethane	15.425	83	114248	50.68	ug/L	99
100) trans-1,4-dichloro-2-b...	15.462	53	26861	52.55	ug/L	92
101) 1,2,3-trichloropropane	15.499	110	23340	51.94	ug/L	99
102) n-propylbenzene	15.488	91	372084	48.94	ug/L	100
103) 2-chlorotoluene	15.640	126	75828	49.27	ug/L	93
104) 4-chlorotoluene	15.740	91	228602	49.15	ug/L	99
105) 1,3,5-trimethylbenzene	15.635	105	278752	50.10	ug/L	100
106) tert-butylbenzene	15.981	119	259009	55.12	ug/L	98
107) pentachloroethane	16.081	167	60382	52.28	ug/L	97
108) 1,2,4-trimethylbenzene	16.028	105	276640	49.33	ug/L	96
109) sec-butylbenzene	16.191	105	384025	50.90	ug/L	100
110) 1,3-dichlorobenzene	16.390	146	163387	49.76	ug/L	99
111) p-isopropyltoluene	16.311	119	304388	48.90	ug/L	99
112) 1,4-dichlorobenzene	16.474	146	166243	49.75	ug/L	100
114) 1,2-dichlorobenzene	16.857	146	169771	50.27	ug/L	99
115) n-butylbenzene	16.710	92	168903	50.08	ug/L	99
116) 1,2-dibromo-3-chloropr...	17.606	75	25386	48.50	ug/L	97
117) 1,3,5-trichlorobenzene	17.743	180	147450	52.67	ug/L	99
118) 1,2,4-trichlorobenzene	18.325	180	141571	52.72	ug/L	100
119) hexachlorobutadiene	18.403	225	63208	52.29	ug/L	96
120) naphthalene	18.576	128	410981	52.78	ug/L	100
121) 1,2,3-trichlorobenzene	18.791	180	136630	53.08	ug/L	100
122) hexachloroethane	17.087	119	71778	51.33	ug/L	96
123) Benzyl chloride	16.600	91	207946	49.99	ug/L	99

(#) = qualifier out of range (m) = manual integration (+) = signals summed

Quantitation Report (QT Reviewed)

Data Path : C:\msdchem\1\DATA\
Data File : 4V8920.D
Acq On : 17 Jun 2014 2:31 pm
Operator : BenM
Sample : icc368-50
Misc : MS68934,V4V368,5,,,,1
ALS Vial : 9 Sample Multiplier: 1

Quant Time: Jun 18 14:52:37 2014
Quant Method : C:\MSDCHEM\1\METHODS\M4V368.M
Quant Title : sw846 8260b
QLast Update : Tue Jun 17 08:04:06 2014
Response via : Initial Calibration

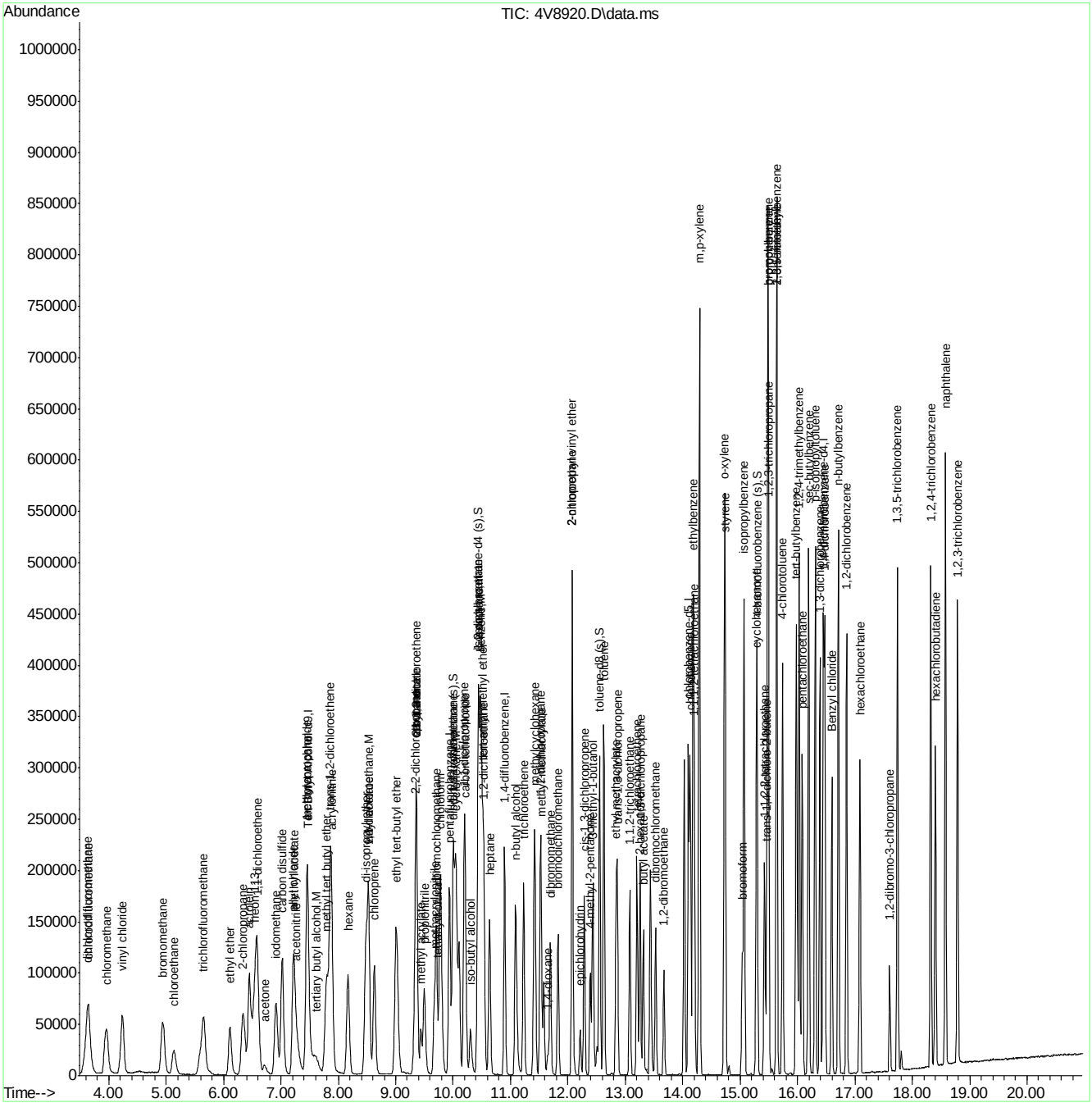

Manual Integration Approval Summary

Sample Number: V4V368-ICC368
Lab FileID: 4V8920.D
Injection Time: 06/17/14 14:31
Method: SW846 8260B
Analyst approved: 06/18/14 15:05 Juntae Park
Supervisor approved: 06/18/14 18:04 Jessica Reitan-Chu

Parameter	CAS	Sig#	R.T. (min.)	Reason
Isopropyl Acetate	108-21-4		10.44	Poorly defined baseline

Quantitation Report (Qedit)

Data Path : C:\msdchem\1\DATA\
Data File : 4V8920.D
Acq On : 17 Jun 2014 2:31 pm
Operator : BenM
Sample : icc368-50
Misc : MS68934,V4V368,5,,,,1
ALS Vial : 9 Sample Multiplier: 1

Quant Time: Jun 18 08:27:33 2014
Quant Method : C:\MSDCHEM\1\METHODS\M4V368.M
Quant Title : sw846 8260b
QLast Update : Tue Jun 17 08:04:06 2014
Response via : Initial Calibration

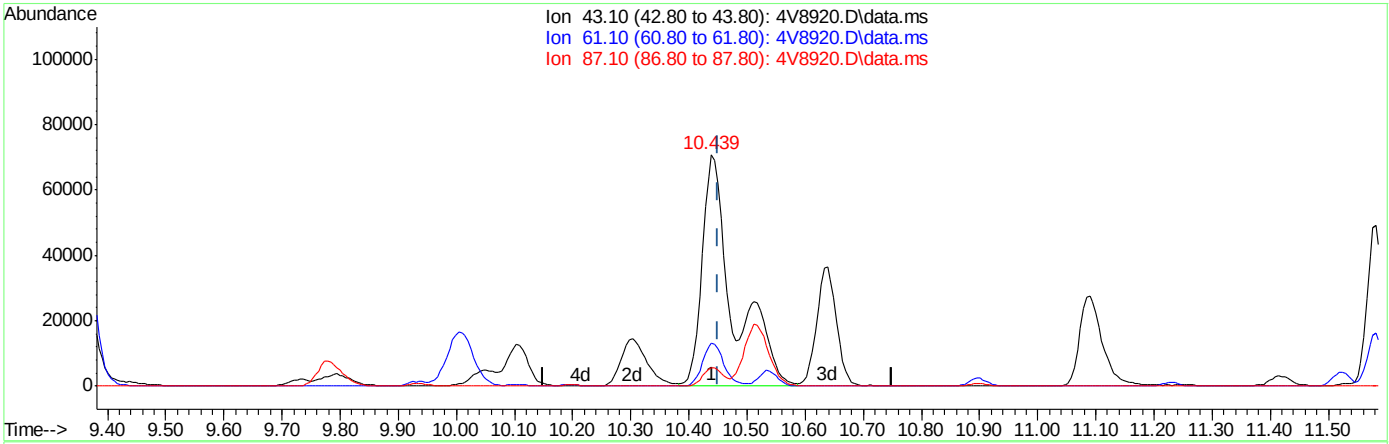

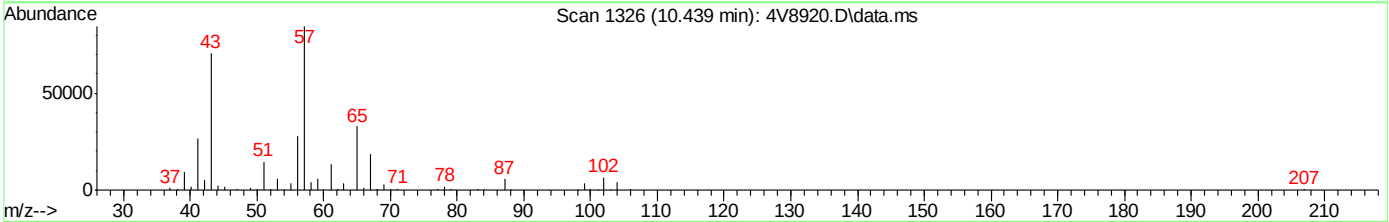

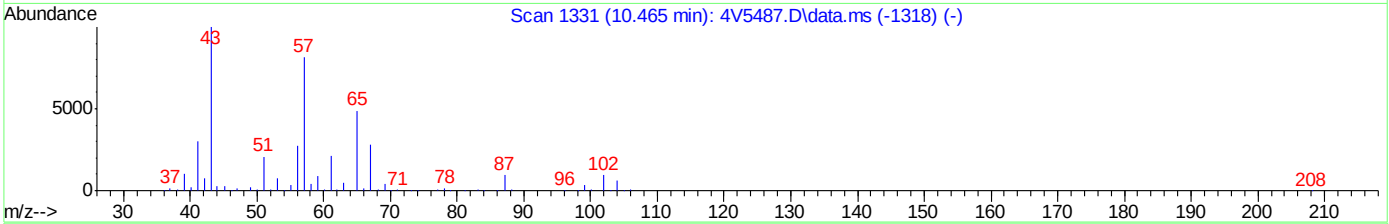

TIC: 4V8920.D\data.ms

(61) isopropyl acetate

10.439min (-0.011) 49.85ug/L

response 263782

Ion	Exp%	Act%
43.10	100	100
61.10	19.30	12.90
87.10	8.10	5.68
0.00	0.00	0.00

ACCUTEST LABORATORIES JB69078

Quantitation Report (Qedit)

Data Path : C:\msdchem\1\DATA\
Data File : 4V8920.D
Acq On : 17 Jun 2014 2:31 pm
Operator : BenM
Sample : icc368-50
Misc : MS68934,V4V368,5,,,,1
ALS Vial : 9 Sample Multiplier: 1

Quant Time: Jun 18 08:27:33 2014
Quant Method : C:\MSDCHEM\1\METHODS\M4V368.M
Quant Title : sw846 8260b
QLast Update : Tue Jun 17 08:04:06 2014
Response via : Initial Calibration

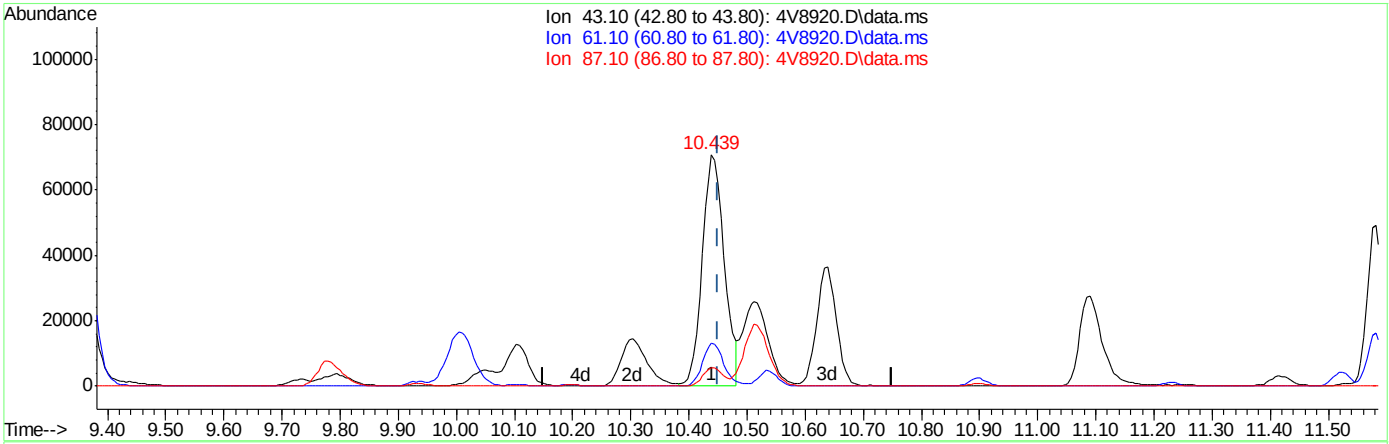

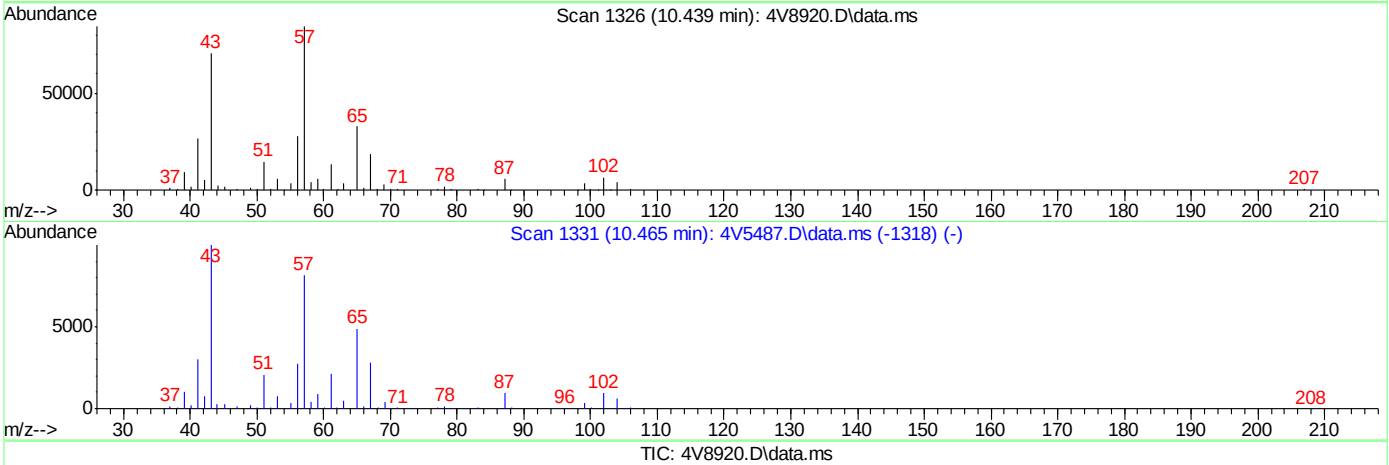

TIC: 4V8920.D\data.ms

(61) isopropyl acetate

10.439min (-0.011) 35.30ug/L m

response 186824

Ion	Exp%	Act%
43.10	100	100
61.10	19.30	18.21
87.10	8.10	8.02
0.00	0.00	0.00

ACCUTEST LABORATORIES JB69078

Manual Integrations APPROVED (compounds with "m" flag)
Jessica Reitan-Chu 06/18/14 18:04

Quantitation Report (QT Reviewed)

Data Path : C:\msdchem\1\DATA\
Data File : 4V8921.D
Acq On : 17 Jun 2014 2:58 pm
Operator : BenM
Sample : ic368-100
Misc : MS68934,V4V368,5,,,,1
ALS Vial : 10 Sample Multiplier: 1

Quant Time: Jun 18 14:53:09 2014
Quant Method : C:\MSDCHEM\1\METHODS\M4V368.M
Quant Title : sw846 8260b
QLast Update : Wed Jun 18 08:29:29 2014
Response via : Initial Calibration

Compound	R.T.	QIon	Response	Conc	Units		Dev(Min)
Internal Standards							
1) Tert Butyl Alcohol-d9	7.461	65	124074	500.00	ug/L		0.00
4) pentafluorobenzene	9.935	168	170188	50.00	ug/L		0.00
51) 1,4-difluorobenzene	10.900	114	231134	50.00	ug/L		0.00
81) chlorobenzene-d5	14.104	117	204290	50.00	ug/L		0.00
94) 1,4-dichlorobenzene-d4	16.447	152	120199	50.00	ug/L		0.00
System Monitoring Compounds							
45) dibromofluoromethane (s)	9.998	113	156609	99.50	ug/L		0.00
Spiked Amount 50.000	Range 79 - 120		Recovery = 199.00%#				
46) 1,2-dichloroethane-d4 (s)	10.439	65	156550	102.80	ug/L		0.00
Spiked Amount 50.000	Range 72 - 123		Recovery = 205.60%#				
73) toluene-d8 (s)	12.552	98	504377	107.99	ug/L		0.00
Spiked Amount 50.000	Range 78 - 119		Recovery = 215.98%#				
96) 4-bromofluorobenzene (s)	15.294	95	201187	104.05	ug/L		0.00
Spiked Amount 50.000	Range 74 - 119		Recovery = 208.10%#				
Target Compounds							Qvalue
2) 1,4-dioxane	11.650	88	51906	2569.66	ug/L	#	99
3) tertiary butyl alcohol	7.608	59	123788	507.59	ug/L		96
6) chlorodifluoromethane	3.639	51	243791	99.82	ug/L		99
7) dichlorodifluoromethane	3.628	85	286038	102.52	ug/L		98
9) chloromethane	3.964	50	268585	107.37	ug/L		99
10) vinyl chloride	4.242	62	292156	106.12	ug/L		99
11) bromomethane	4.939	94	168622	100.13	ug/L		99
12) chloroethane	5.133	64	103549	99.33	ug/L		99
13) trichlorofluoromethane	5.652	101	305462	103.64	ug/L		97
14) ethyl ether	6.108	74	73613	100.53	ug/L		95
16) 2-chloropropane	6.339	43	260484	99.31	ug/L	#	93
18) 1,1-dichloroethene	6.585	61	270160	102.52	ug/L		98
19) acetone	6.711	58	15425	97.30	ug/L		93
20) allyl chloride	7.214	76	72584	102.25	ug/L		97
21) acetonitrile	7.256	40	151197	969.26	ug/L		99
22) iodomethane	6.915	142	343845	102.57	ug/L		99
23) iso-butyl alcohol	10.303	41	64156	963.77	ug/L		95
24) carbon disulfide	7.020	76	667515	101.58	ug/L		99
25) methylene chloride	7.456	84	194483	102.18	ug/L		99
26) 1-chloropropane	7.461	41	71673	101.15	ug/L		93
27) methyl acetate	7.220	74	27233	98.98	ug/L		100
28) methyl tert butyl ether	7.802	73	521065	102.00	ug/L		99
29) trans-1,2-dichloroethene	7.854	61	227600	98.64	ug/L		99
30) di-isopropyl ether	8.483	45	514081	101.87	ug/L		99
31) ethyl tert-butyl ether	9.007	59	539640	102.41	ug/L		98
32) 2-butanone	9.348	72	20465	106.79	ug/L		97
33) 1,1-dichloroethane	8.525	63	286047	100.29	ug/L		100
34) chloroprene	8.630	53	201058	99.30	ug/L		99
35) acrylonitrile	7.880	53	329617	504.71	ug/L		99
36) vinyl acetate	8.530	86	23206	109.90	ug/L		91
37) ethyl acetate	9.359	45	26044	107.64	ug/L		80
38) 2,2-dichloropropane	9.343	77	242168	99.55	ug/L		97

Quantitation Report (QT Reviewed)

Data Path : C:\msdchem\1\DATA\
Data File : 4V8921.D
Acq On : 17 Jun 2014 2:58 pm
Operator : BenM
Sample : ic368-100
Misc : MS68934,V4V368,5,,,,1
ALS Vial : 10 Sample Multiplier: 1

Quant Time: Jun 18 14:53:09 2014
Quant Method : C:\MSDCHEM\1\METHODS\M4V368.M
Quant Title : sw846 8260b
QLast Update : Wed Jun 18 08:29:29 2014
Response via : Initial Calibration

Compound	R.T.	QIon	Response	Conc	Units		Dev(Min)
39) cis-1,2-dichloroethene	9.359	61	284554	99.23	ug/L		98
40) propionitrile	9.495	54	270281	1003.23	ug/L		97
41) methyl acrylate	9.443	55	191803	108.36	ug/L	#	99
42) bromochloromethane	9.705	128	88748	99.04	ug/L		93
43) tetrahydrofuran	9.726	42	61134	102.88	ug/L		99
44) chloroform	9.773	83	280639	99.38	ug/L		99
47) freon 113	6.548	151	137884	102.59	ug/L		95
48) methacrylonitrile	9.668	41	218739	103.48	ug/L		99
49) 1,1,1-trichloroethane	10.009	97	265445	101.10	ug/L		99
50) tert-amyl methyl ether	10.517	73	532245	103.73	ug/L		99
52) epichlorohydrin	12.216	57	90725	537.27	ug/L		98
53) n-butyl alcohol	11.089	56	290361	4810.45	ug/L		100
54) cyclohexane	10.051	84	251903	94.62	ug/L	#	100
55) carbon tetrachloride	10.208	117	239723	94.09	ug/L		98
56) 1,1-dichloropropene	10.192	75	201022	94.45	ug/L		99
57) hexane	8.163	57	173642	93.66	ug/L		99
58) benzene	10.481	78	606976	97.19	ug/L		99
59) isooctane	10.449	57	641077	96.29	ug/L		100
60) heptane	10.638	57	98855	99.25	ug/L		99
61) isopropyl acetate	10.444	43	415973m	72.57	ug/L		
62) 1,2-dichloroethane	10.538	62	193506	97.48	ug/L		97
63) trichloroethene	11.231	95	157895	100.92	ug/L		99
65) 2-nitropropane	12.075	43	373066	108.87	ug/L		99
66) 2-chloroethyl vinyl ether	12.075	63	533796	546.82	ug/L		99
67) methyl methacrylate	11.535	69	113628	111.09	ug/L		99
68) 1,2-dichloropropane	11.524	63	161474	103.27	ug/L		100
69) methylcyclohexane	11.419	83	272430	96.21	ug/L		99
70) dibromomethane	11.697	93	115766	106.75	ug/L		97
71) bromodichloromethane	11.833	83	222084	105.26	ug/L		99
72) cis-1,3-dichloropropene	12.284	75	260789	111.97	ug/L		99
74) 4-methyl-2-pentanone	12.389	58	74716	106.32	ug/L		96
75) toluene	12.625	92	352130	109.41	ug/L		98
76) 3-methyl-1-butanol	12.436	70	102594	1940.64	ug/L		99
77) trans-1,3-dichloropropene	12.861	75	229887	109.89	ug/L		100
78) ethyl methacrylate	12.840	69	202505	107.10	ug/L		99
79) 1,1,2-trichloroethane	13.081	83	130875	109.64	ug/L		100
80) 2-hexanone	13.249	58	65749	106.49	ug/L		100
82) tetrachloroethene	13.207	166	154364	103.29	ug/L		97
83) 1,3-dichloropropane	13.260	76	218558	104.57	ug/L		100
84) butyl acetate	13.317	56	103728	99.43	ug/L		99
85) dibromochloromethane	13.527	129	189007	105.40	ug/L		99
86) 1,2-dibromoethane	13.674	107	161757	103.15	ug/L		98
87) chlorobenzene	14.135	112	393515	101.70	ug/L		98
88) 1,1,1,2-tetrachloroethane	14.203	131	171224	96.15	ug/L		99
89) ethylbenzene	14.182	91	680651	98.85	ug/L		99
90) m,p-xylene	14.292	106	506567	199.12	ug/L		100
91) o-xylene	14.728	106	269491	98.40	ug/L		99
92) styrene	14.743	104	442433	102.34	ug/L		100
93) bromoform	15.037	173	144479	104.57	ug/L		99
95) isopropylbenzene	15.074	105	719964	99.78	ug/L		99

Quantitation Report (QT Reviewed)

Data Path : C:\msdchem\1\DATA\
Data File : 4V8921.D
Acq On : 17 Jun 2014 2:58 pm
Operator : BenM
Sample : ic368-100
Misc : MS68934,V4V368,5,,,,1
ALS Vial : 10 Sample Multiplier: 1

Quant Time: Jun 18 14:53:09 2014
Quant Method : C:\MSDCHEM\1\METHODS\M4V368.M
Quant Title : sw846 8260b
QLast Update : Wed Jun 18 08:29:29 2014
Response via : Initial Calibration

Compound	R.T.	QIon	Response	Conc	Units	Dev(Min)
97) bromobenzene	15.488	156	189191	106.46	ug/L	99
98) cyclohexanone	15.283	55	240892	1069.41	ug/L	100
99) 1,1,2,2-tetrachloroethane	15.425	83	255542	101.32	ug/L	100
100) trans-1,4-dichloro-2-b...	15.467	53	61019	102.90	ug/L	92
101) 1,2,3-trichloropropane	15.498	110	53478	103.79	ug/L	99
102) n-propylbenzene	15.488	91	831458	101.22	ug/L	98
103) 2-chlorotoluene	15.640	126	171171	102.26	ug/L	96
104) 4-chlorotoluene	15.740	91	520735	103.19	ug/L	100
105) 1,3,5-trimethylbenzene	15.635	105	623464	101.32	ug/L	100
106) tert-butylbenzene	15.981	119	522141	91.32	ug/L	98
107) pentachloroethane	16.080	167	136022	102.04	ug/L	98
108) 1,2,4-trimethylbenzene	16.028	105	619339	101.41	ug/L	97
109) sec-butylbenzene	16.190	105	859713	101.41	ug/L	99
110) 1,3-dichlorobenzene	16.390	146	372248	103.20	ug/L	99
111) p-isopropyltoluene	16.311	119	682777	101.61	ug/L	99
112) 1,4-dichlorobenzene	16.474	146	378750	103.20	ug/L	98
114) 1,2-dichlorobenzene	16.856	146	387327	103.35	ug/L	99
115) n-butylbenzene	16.715	92	376208	100.90	ug/L	99
116) 1,2-dibromo-3-chloropr...	17.606	75	54763	97.72	ug/L	99
117) 1,3,5-trichlorobenzene	17.742	180	322418	99.05	ug/L	100
118) 1,2,4-trichlorobenzene	18.324	180	304441	97.41	ug/L	99
119) hexachlorobutadiene	18.403	225	141553	101.45	ug/L	99
120) naphthalene	18.576	128	866871	95.55	ug/L	100
121) 1,2,3-trichlorobenzene	18.786	180	288693	95.71	ug/L	98
122) hexachloroethane	17.087	119	155559	98.17	ug/L	99
123) Benzyl chloride	16.599	91	463582	100.99	ug/L	100

(#) = qualifier out of range (m) = manual integration (+) = signals summed

Quantitation Report (QT Reviewed)

Data Path : C:\msdchem\1\DATA\
Data File : 4V8921.D
Acq On : 17 Jun 2014 2:58 pm
Operator : BenM
Sample : ic368-100
Misc : MS68934,V4V368,5,,,,1
ALS Vial : 10 Sample Multiplier: 1

Quant Time: Jun 18 14:53:09 2014
Quant Method : C:\MSDCHEM\1\METHODS\M4V368.M
Quant Title : sw846 8260b
QLast Update : Wed Jun 18 08:29:29 2014
Response via : Initial Calibration

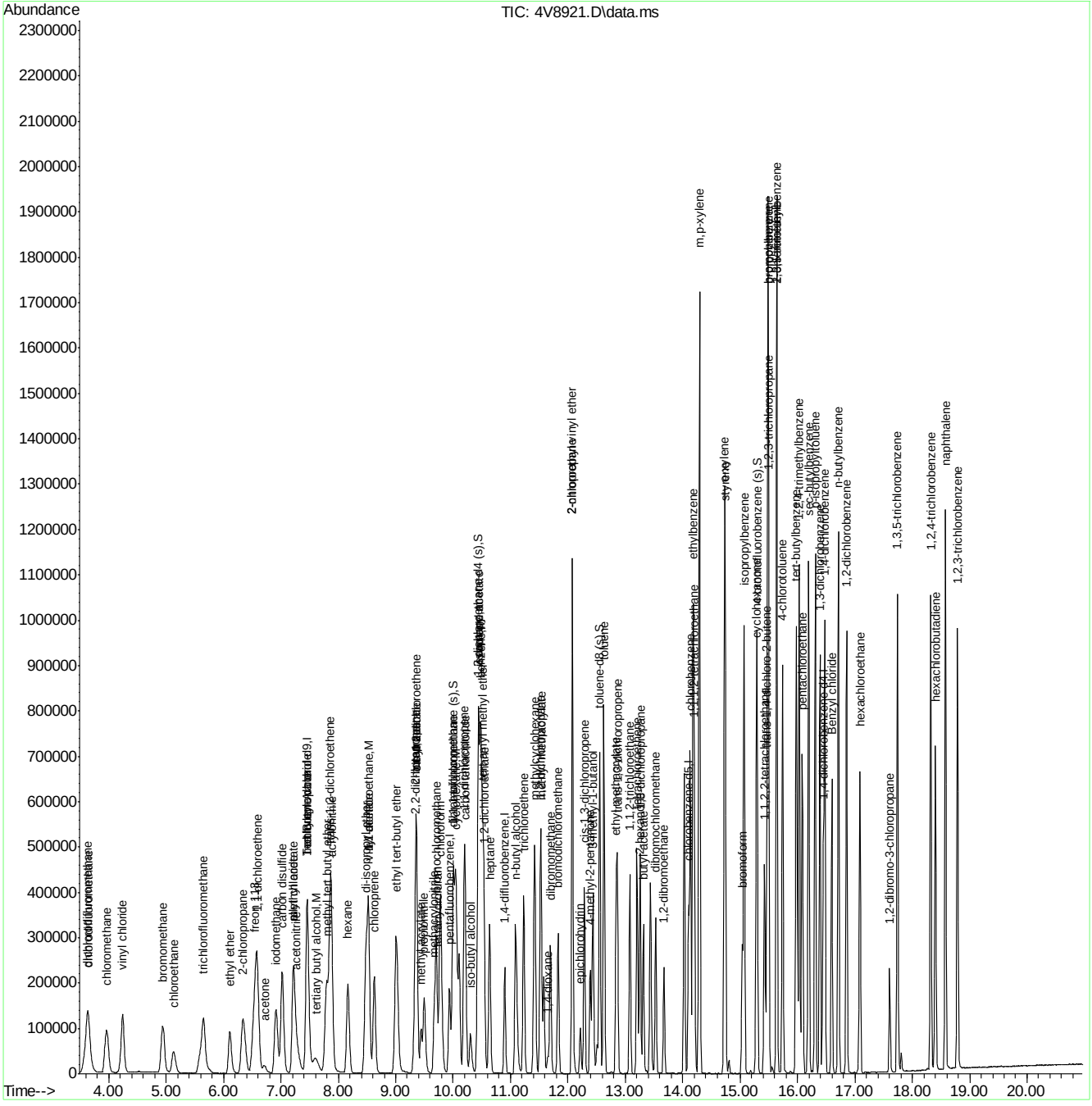

ACCUTEST LABORATORIES JB69078

Manual Integration Approval Summary

Sample Number:	V4V368-IC368	**Method:**	SW846 8260B
Lab FileID:	4V8921.D	**Analyst approved:**	06/18/14 15:05 Juntae Park
Injection Time:	06/17/14 14:58	**Supervisor approved:**	06/18/14 18:04 Jessica Reitan-Chu

Parameter	CAS	Sig#	R.T. (min.)	Reason
Isopropyl Acetate	108-21-4		10.44	Poorly defined baseline

Quantitation Report (Qedit)

Data Path : C:\msdchem\1\DATA\
Data File : 4V8921.D
Acq On : 17 Jun 2014 2:58 pm
Operator : BenM
Sample : ic368-100
Misc : MS68934,V4V368,5,,,,1
ALS Vial : 10 Sample Multiplier: 1

Quant Time: Jun 18 09:57:58 2014
Quant Method : C:\MSDCHEM\1\METHODS\M4V368.M
Quant Title : sw846 8260b
QLast Update : Wed Jun 18 08:29:29 2014
Response via : Initial Calibration

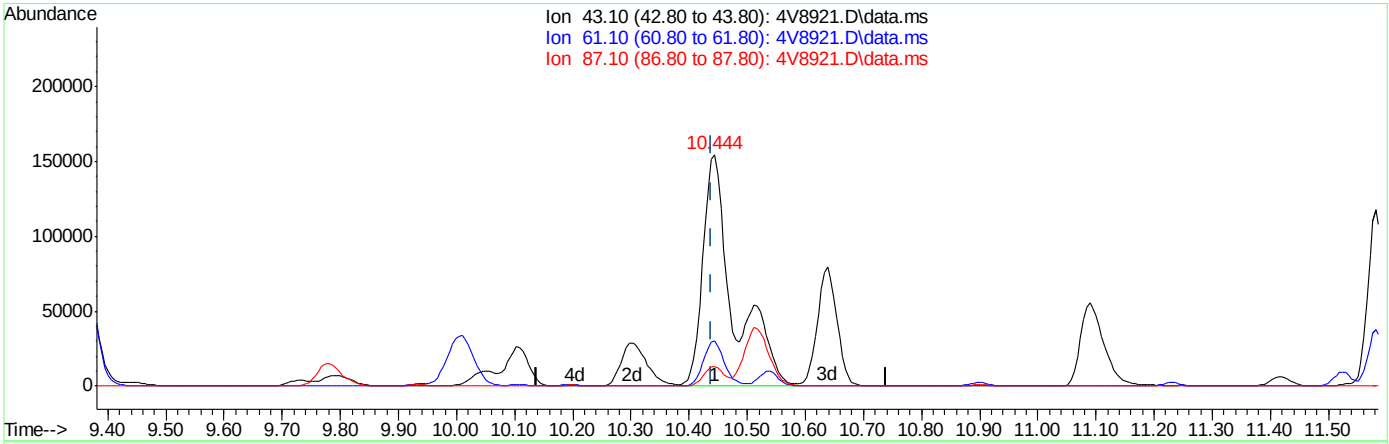

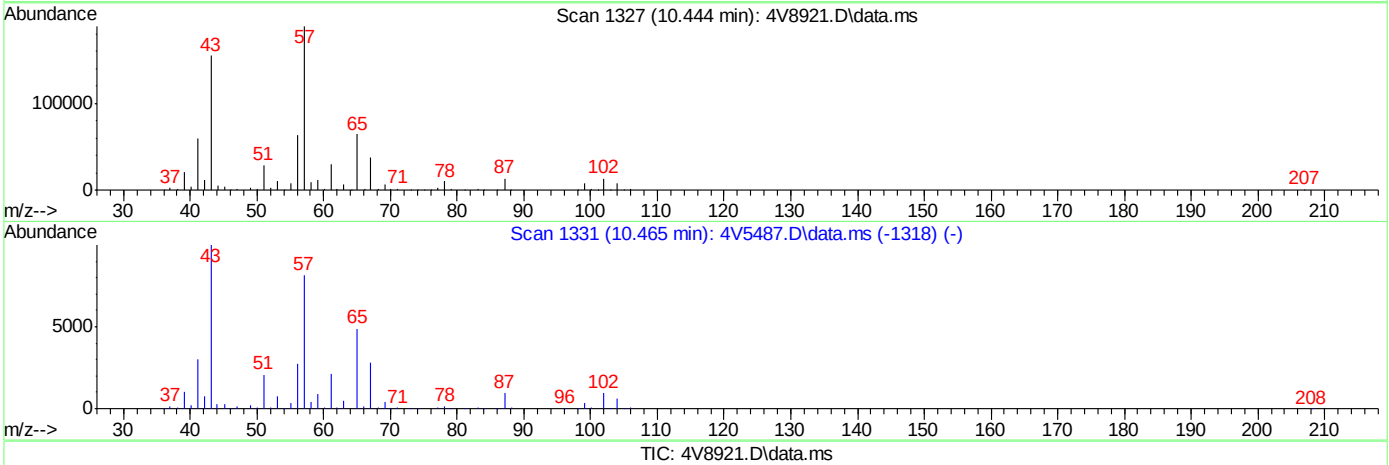

TIC: 4V8921.D\data.ms

(61) isopropyl acetate

10.444min (+0.005) 99.07ug/L

response 567865

Ion	Exp%	Act%
43.10	100	100
61.10	12.90	13.60
87.10	5.70	6.00
0.00	0.00	0.00

ACCUTEST LABORATORIES JB69078

Quantitation Report (Qedit)

Data Path : C:\msdchem\1\DATA\
Data File : 4V8921.D
Acq On : 17 Jun 2014 2:58 pm
Operator : BenM
Sample : ic368-100
Misc : MS68934,V4V368,5,,,,1
ALS Vial : 10 Sample Multiplier: 1

Quant Time: Jun 18 09:57:58 2014
Quant Method : C:\MSDCHEM\1\METHODS\M4V368.M
Quant Title : sw846 8260b
QLast Update : Wed Jun 18 08:29:29 2014
Response via : Initial Calibration

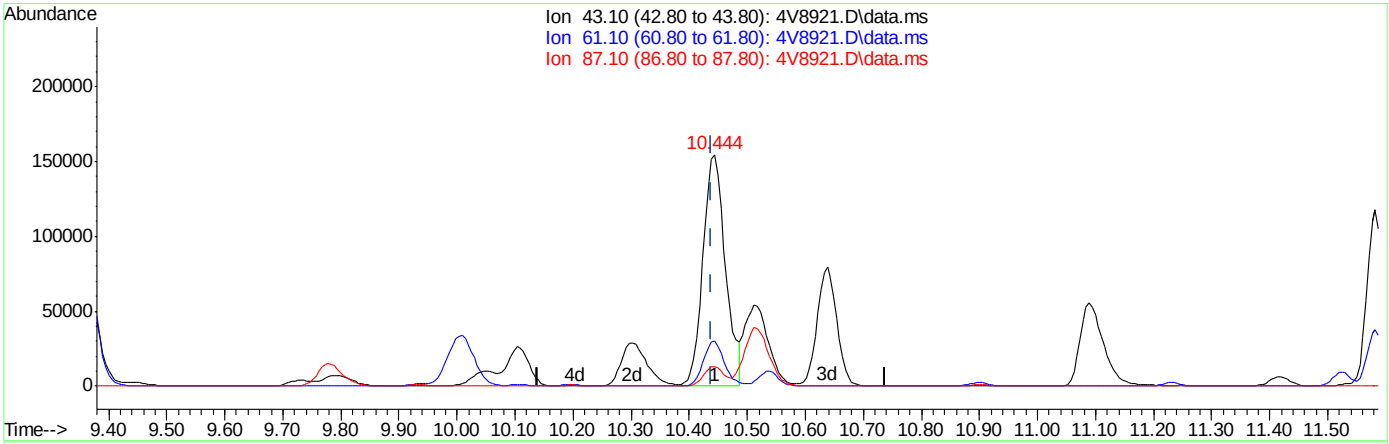

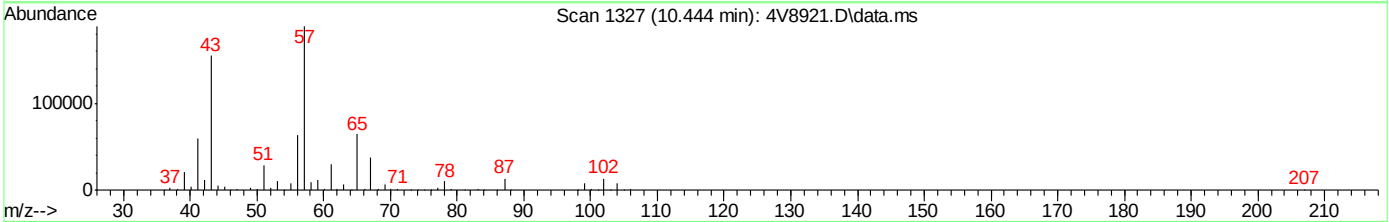

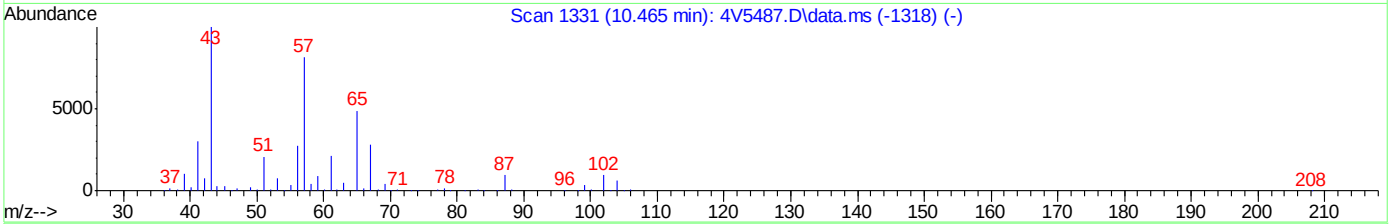

TIC: 4V8921.D\data.ms

(61) isopropyl acetate

10.444min (+0.005) 72.57ug/L m

response 415973

Ion	Exp%	Act%
43.10	100	100
61.10	12.90	18.56
87.10	5.70	8.19
0.00	0.00	0.00

ACCUTEST LABORATORIES JB69078

Manual Integrations APPROVED (compounds with "m" flag)
Jessica Reitan-Chu 06/18/14 18:04

Quantitation Report (QT Reviewed)

Data Path : C:\msdchem\1\DATA\
Data File : 4V8922.D
Acq On : 17 Jun 2014 3:24 pm
Operator : BenM
Sample : ic368-200
Misc : MS68934,V4V368,5,,,,1
ALS Vial : 11 Sample Multiplier: 1

Quant Time: Jun 18 14:53:33 2014
Quant Method : C:\MSDCHEM\1\METHODS\M4V368.M
Quant Title : sw846 8260b
QLast Update : Wed Jun 18 08:29:29 2014
Response via : Initial Calibration

Compound	R.T.	QIon	Response	Conc	Units		Dev(Min)
Internal Standards							
1) Tert Butyl Alcohol-d9	7.471	65	139767	500.00	ug/L		0.00
4) pentafluorobenzene	9.936	168	170250	50.00	ug/L		0.00
51) 1,4-difluorobenzene	10.900	114	227913	50.00	ug/L		0.00
81) chlorobenzene-d5	14.104	117	215471	50.00	ug/L		0.00
94) 1,4-dichlorobenzene-d4	16.453	152	129272	50.00	ug/L		0.00
System Monitoring Compounds							
45) dibromofluoromethane (s)	9.993	113	318661	202.38	ug/L		0.00
Spiked Amount 50.000	Range 79 - 120		Recovery = 404.76%#				
46) 1,2-dichloroethane-d4 (s)	10.439	65	309581	203.21	ug/L		0.00
Spiked Amount 50.000	Range 72 - 123		Recovery = 406.42%#				
73) toluene-d8 (s)	12.552	98	1003222	217.84	ug/L		0.00
Spiked Amount 50.000	Range 78 - 119		Recovery = 435.68%#				
96) 4-bromofluorobenzene (s)	15.294	95	426898	205.28	ug/L		0.00
Spiked Amount 50.000	Range 74 - 119		Recovery = 410.56%#				
Target Compounds							Qvalue
2) 1,4-dioxane	11.650	88	112706	4953.15	ug/L	#	99
3) tertiary butyl alcohol	7.608	59	263856	960.46	ug/L		97
6) chlorodifluoromethane	3.639	51	506844	207.46	ug/L		99
7) dichlorodifluoromethane	3.618	85	581455	208.32	ug/L		99
9) chloromethane	3.974	50	560176	223.85	ug/L		99
10) vinyl chloride	4.242	62	607908	220.73	ug/L		100
11) bromomethane	4.939	94	330021	195.89	ug/L		99
12) chloroethane	5.123	64	179328	171.96	ug/L		99
13) trichlorofluoromethane	5.642	101	640330	217.18	ug/L		98
14) ethyl ether	6.108	74	150559	205.54	ug/L		96
16) 2-chloropropane	6.339	43	538777	205.33	ug/L	#	92
18) 1,1-dichloroethene	6.585	61	561139	212.87	ug/L		98
19) acetone	6.706	58	32977	207.95	ug/L		87
20) allyl chloride	7.209	76	148738	209.46	ug/L		89
21) acetonitrile	7.251	40	309181	1981.30	ug/L		93
22) iodomethane	6.910	142	712694	212.52	ug/L		99
23) iso-butyl alcohol	10.303	41	134401	2018.28	ug/L		96
24) carbon disulfide	7.021	76	1406335	213.93	ug/L		99
25) methylene chloride	7.456	84	397882	208.98	ug/L		100
26) 1-chloropropane	7.461	41	150924	212.92	ug/L	#	84
27) methyl acetate	7.220	74	55450	201.47	ug/L		94
28) methyl tert butyl ether	7.802	73	1039453	203.40	ug/L		100
29) trans-1,2-dichloroethene	7.854	61	464662	201.30	ug/L		99
30) di-isopropyl ether	8.483	45	1035638	205.15	ug/L		99
31) ethyl tert-butyl ether	9.008	59	1096742	208.05	ug/L		99
32) 2-butanone	9.348	72	40433	210.91	ug/L		97
33) 1,1-dichloroethane	8.525	63	578635	202.80	ug/L		99
34) chloroprene	8.625	53	411777	203.29	ug/L		99
35) acrylonitrile	7.880	53	656161	1004.35	ug/L		99
36) vinyl acetate	8.531	86	46173	218.58	ug/L		89
37) ethyl acetate	9.359	45	49573	204.81	ug/L		90
38) 2,2-dichloropropane	9.343	77	491264	201.87	ug/L		98

Quantitation Report (QT Reviewed)

Data Path : C:\msdchem\1\DATA\
Data File : 4V8922.D
Acq On : 17 Jun 2014 3:24 pm
Operator : BenM
Sample : ic368-200
Misc : MS68934,V4V368,5,,,,1
ALS Vial : 11 Sample Multiplier: 1

Quant Time: Jun 18 14:53:33 2014
Quant Method : C:\MSDCHEM\1\METHODS\M4V368.M
Quant Title : sw846 8260b
QLast Update : Wed Jun 18 08:29:29 2014
Response via : Initial Calibration

Compound	R.T.	QIon	Response	Conc	Units		Dev(Min)
39) cis-1,2-dichloroethene	9.359	61	576706	201.04	ug/L		99
40) propionitrile	9.501	54	539934	2003.40	ug/L		99
41) methyl acrylate	9.443	55	376577	212.66	ug/L	#	99
42) bromochloromethane	9.705	128	180676	201.56	ug/L		98
43) tetrahydrofuran	9.726	42	127028	213.69	ug/L		98
44) chloroform	9.773	83	565948	200.33	ug/L		100
47) freon 113	6.538	151	285503	212.34	ug/L		94
48) methacrylonitrile	9.668	41	428601	202.68	ug/L		98
49) 1,1,1-trichloroethane	10.004	97	546519	208.08	ug/L		99
50) tert-amyl methyl ether	10.518	73	1083897	211.17	ug/L		99
52) epichlorohydrin	12.216	57	187753	1127.57	ug/L		100
53) n-butyl alcohol	11.089	56	610564	10258.25	ug/L		99
54) cyclohexane	10.051	84	522299	198.96	ug/L	#	100
55) carbon tetrachloride	10.208	117	501504	199.63	ug/L		99
56) 1,1-dichloropropene	10.193	75	413391	196.98	ug/L		99
57) hexane	8.164	57	355035	194.22	ug/L		97
58) benzene	10.481	78	1207294	196.05	ug/L		99
59) isooctane	10.450	57	1346716	205.13	ug/L		99
60) heptane	10.638	57	198628	202.24	ug/L		98
61) isopropyl acetate	10.439	43	821963m	145.43	ug/L		
62) 1,2-dichloroethane	10.533	62	377695	192.96	ug/L		99
63) trichloroethene	11.231	95	311425	201.86	ug/L		99
65) 2-nitropropane	12.080	43	745907	220.76	ug/L		99
66) 2-chloroethyl vinyl ether	12.080	63	1079810	1121.79	ug/L		99
67) methyl methacrylate	11.535	69	227717	225.78	ug/L		98
68) 1,2-dichloropropane	11.524	63	317067	205.64	ug/L		99
69) methylcyclohexane	11.419	83	574610	205.79	ug/L		99
70) dibromomethane	11.692	93	222183	207.77	ug/L		99
71) bromodichloromethane	11.828	83	425953	204.74	ug/L		99
72) cis-1,3-dichloropropene	12.285	75	514891	224.19	ug/L		99
74) 4-methyl-2-pentanone	12.389	58	149049	215.08	ug/L		98
75) toluene	12.625	92	701708	221.12	ug/L		99
76) 3-methyl-1-butanol	12.437	70	220305	4226.13	ug/L		99
77) trans-1,3-dichloropropene	12.861	75	468475	227.10	ug/L		99
78) ethyl methacrylate	12.840	69	417876	224.14	ug/L		100
79) 1,1,2-trichloroethane	13.082	83	264428	224.65	ug/L		99
80) 2-hexanone	13.249	58	141674	232.71	ug/L		98
82) tetrachloroethene	13.207	166	316939	201.07	ug/L		98
83) 1,3-dichloropropane	13.260	76	451402	204.76	ug/L		99
84) butyl acetate	13.317	56	216978	197.20	ug/L		99
85) dibromochloromethane	13.527	129	390669	206.56	ug/L		100
86) 1,2-dibromoethane	13.674	107	336609	203.52	ug/L		98
87) chlorobenzene	14.135	112	829626	203.27	ug/L		99
88) 1,1,1,2-tetrachloroethane	14.204	131	346931	184.71	ug/L		99
89) ethylbenzene	14.183	91	1419940	195.51	ug/L		99
90) m,p-xylene	14.293	106	1056281	393.66	ug/L		100
91) o-xylene	14.728	106	556931	192.81	ug/L		99
92) styrene	14.744	104	924024	202.64	ug/L		99
93) bromoform	15.037	173	303612	208.35	ug/L		99
95) isopropylbenzene	15.074	105	1496142	192.79	ug/L		98

Quantitation Report (QT Reviewed)

Data Path : C:\msdchem\1\DATA\
Data File : 4V8922.D
Acq On : 17 Jun 2014 3:24 pm
Operator : BenM
Sample : ic368-200
Misc : MS68934,V4V368,5,,,,1
ALS Vial : 11 Sample Multiplier: 1

Quant Time: Jun 18 14:53:33 2014
Quant Method : C:\MSDCHEM\1\METHODS\M4V368.M
Quant Title : sw846 8260b
QLast Update : Wed Jun 18 08:29:29 2014
Response via : Initial Calibration

	Compound	R.T.	QIon	Response	Conc	Units	Dev(Min)
97)	bromobenzene	15.488	156	401154	209.88	ug/L	100
98)	cyclohexanone	15.284	55	456494	1884.32	ug/L	99
99)	1,1,2,2-tetrachloroethane	15.425	83	536013	197.61	ug/L	100
100)	trans-1,4-dichloro-2-b...	15.467	53	125509	196.80	ug/L	91
101)	1,2,3-trichloropropane	15.499	110	110267	198.99	ug/L	100
102)	n-propylbenzene	15.488	91	1746910	197.75	ug/L	98
103)	2-chlorotoluene	15.640	126	361381	200.73	ug/L	98
104)	4-chlorotoluene	15.740	91	1098620	202.42	ug/L	99
105)	1,3,5-trimethylbenzene	15.640	105	1310256	197.98	ug/L	100
106)	tert-butylbenzene	15.981	119	1056710	171.84	ug/L	98
107)	pentachloroethane	16.086	167	283344	197.65	ug/L	97
108)	1,2,4-trimethylbenzene	16.033	105	1297562	197.56	ug/L	97
109)	sec-butylbenzene	16.196	105	1786264	195.91	ug/L	99
110)	1,3-dichlorobenzene	16.395	146	785266	202.43	ug/L	98
111)	p-isopropyltoluene	16.311	119	1462671	202.40	ug/L	99
112)	1,4-dichlorobenzene	16.474	146	803188	203.50	ug/L	100
114)	1,2-dichlorobenzene	16.857	146	814007	201.95	ug/L	99
115)	n-butylbenzene	16.715	92	801195	199.79	ug/L	98
116)	1,2-dibromo-3-chloropr...	17.606	75	114008	189.16	ug/L	96
117)	1,3,5-trichlorobenzene	17.748	180	671564	191.83	ug/L	100
118)	1,2,4-trichlorobenzene	18.325	180	623741	185.57	ug/L	99
119)	hexachlorobutadiene	18.403	225	300197	200.04	ug/L	98
120)	naphthalene	18.576	128	1776503	182.06	ug/L	99
121)	1,2,3-trichlorobenzene	18.791	180	595176	183.48	ug/L	99
122)	hexachloroethane	17.087	119	336704	197.58	ug/L	99
123)	Benzyl chloride	16.600	91	955023	193.44	ug/L	99

(#) = qualifier out of range (m) = manual integration (+) = signals summed

Quantitation Report (QT Reviewed)

Data Path : C:\msdchem\1\DATA\
Data File : 4V8922.D
Acq On : 17 Jun 2014 3:24 pm
Operator : BenM
Sample : ic368-200
Misc : MS68934,V4V368,5,,,,1
ALS Vial : 11 Sample Multiplier: 1

Quant Time: Jun 18 14:53:33 2014
Quant Method : C:\MSDCHEM\1\METHODS\M4V368.M
Quant Title : sw846 8260b
QLast Update : Wed Jun 18 08:29:29 2014
Response via : Initial Calibration

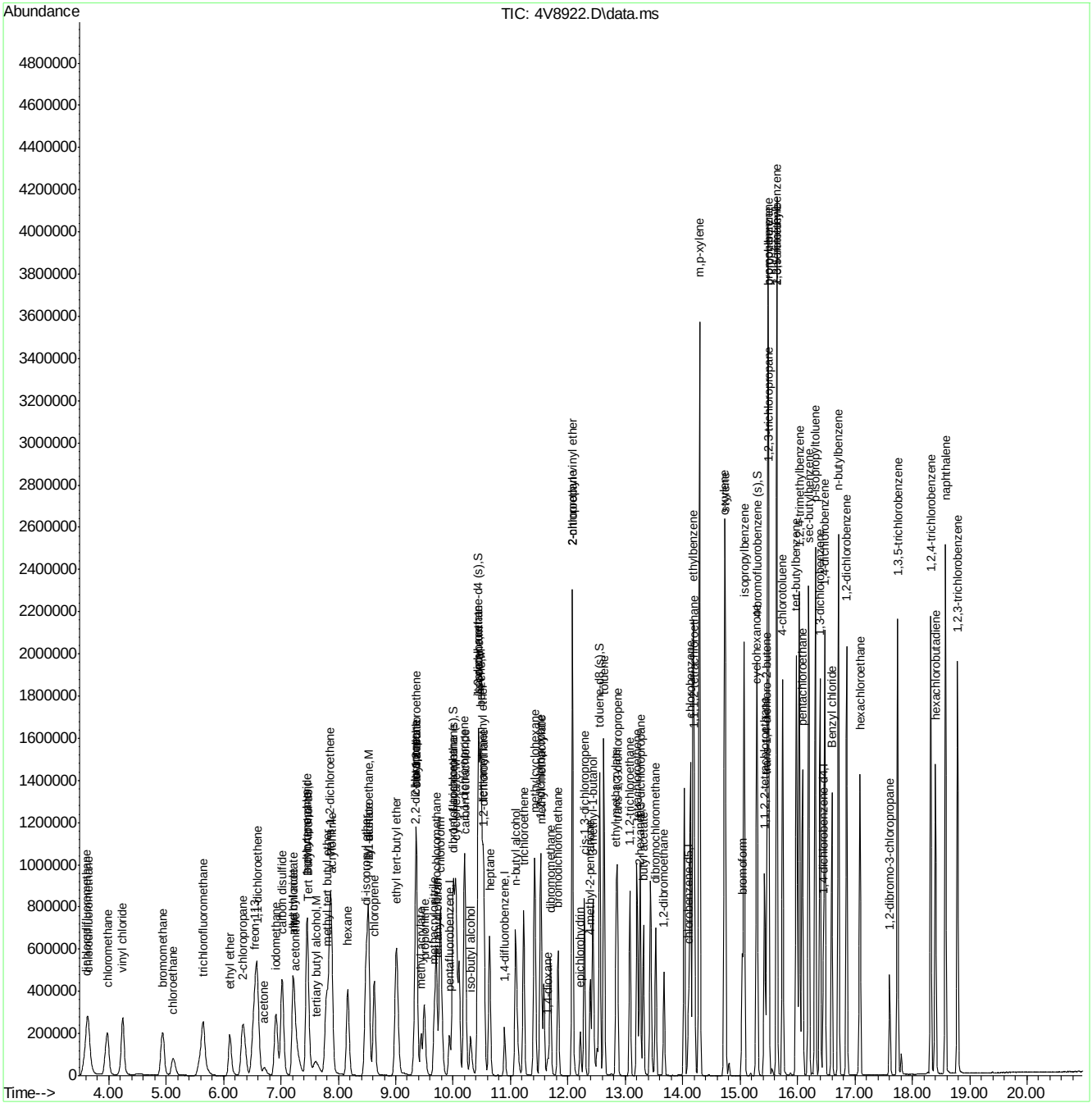

ACCUTEST LABORATORIES JB69078

Manual Integration Approval Summary

Sample Number:	V4V368-IC368	**Method:**	SW846 8260B
Lab FileID:	4V8922.D	**Analyst approved:**	06/18/14 15:05 Juntae Park
Injection Time:	06/17/14 15:24	**Supervisor approved:**	06/18/14 18:04 Jessica Reitan-Chu

Parameter	CAS	Sig#	R.T. (min.)	Reason
Isopropyl Acetate	108-21-4		10.44	Poorly defined baseline

Quantitation Report (Qedit)

Data Path : C:\msdchem\1\DATA\
Data File : 4V8922.D
Acq On : 17 Jun 2014 3:24 pm
Operator : BenM
Sample : ic368-200
Misc : MS68934,V4V368,5,,,,1
ALS Vial : 11 Sample Multiplier: 1

Quant Time: Jun 18 09:58:18 2014
Quant Method : C:\MSDCHEM\1\METHODS\M4V368.M
Quant Title : sw846 8260b
QLast Update : Wed Jun 18 08:29:29 2014
Response via : Initial Calibration

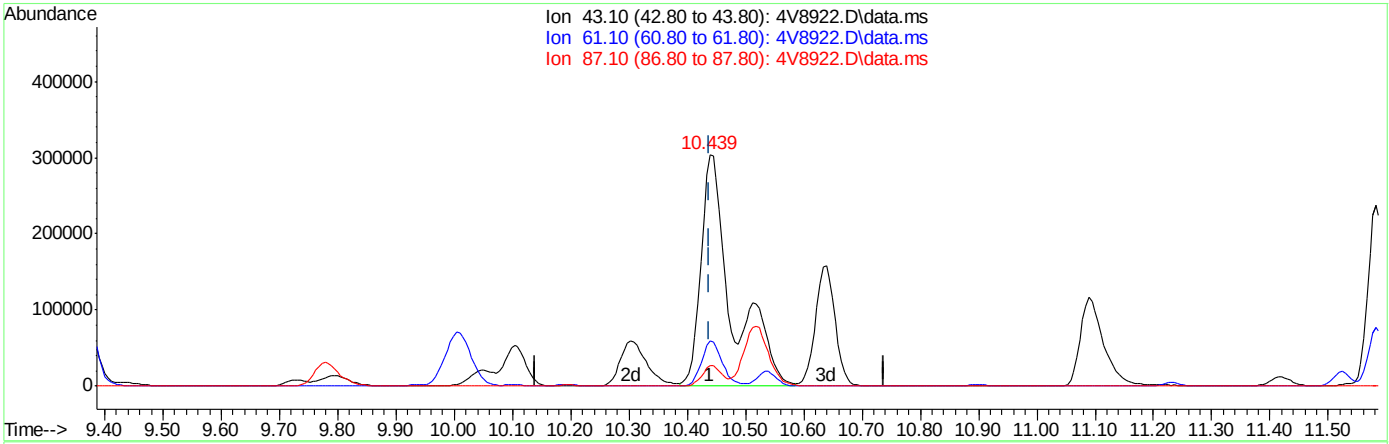

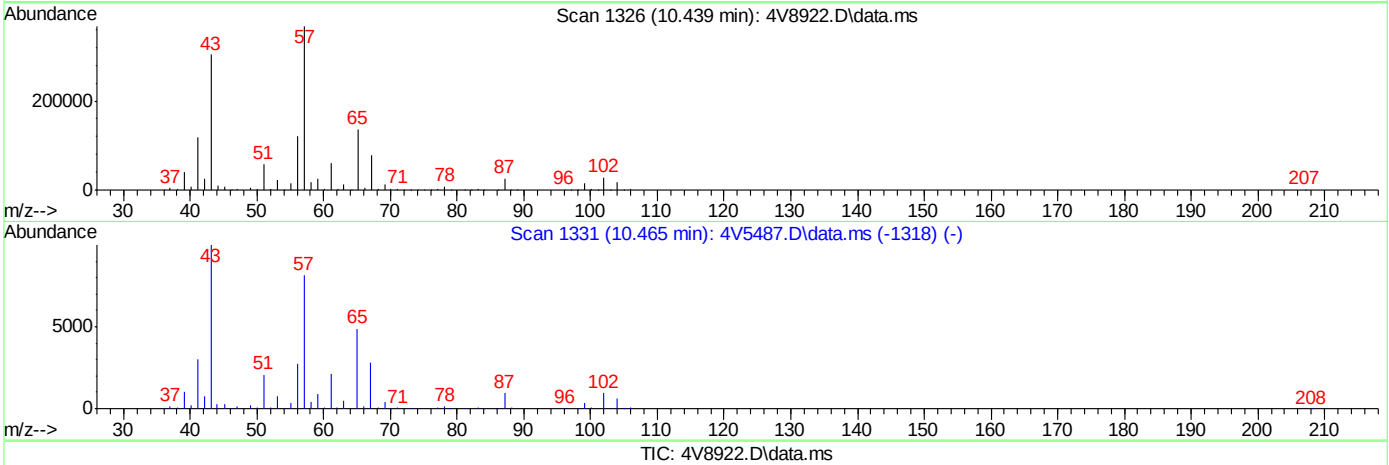

TIC: 4V8922.D\data.ms

(61) isopropyl acetate

10.439min (-0.000) 200.35ug/L

response 1132418

Ion	Exp%	Act%
43.10	100	100
61.10	12.90	13.19
87.10	5.70	5.93
0.00	0.00	0.00

ACCUTEST LABORATORIES JB69078

Quantitation Report (Qedit)

Data Path : C:\msdchem\1\DATA\
Data File : 4V8922.D
Acq On : 17 Jun 2014 3:24 pm
Operator : BenM
Sample : ic368-200
Misc : MS68934,V4V368,5,,,,1
ALS Vial : 11 Sample Multiplier: 1

Quant Time: Jun 18 14:53:33 2014
Quant Method : C:\MSDCHEM\1\METHODS\M4V368.M
Quant Title : sw846 8260b
QLast Update : Wed Jun 18 08:29:29 2014
Response via : Initial Calibration

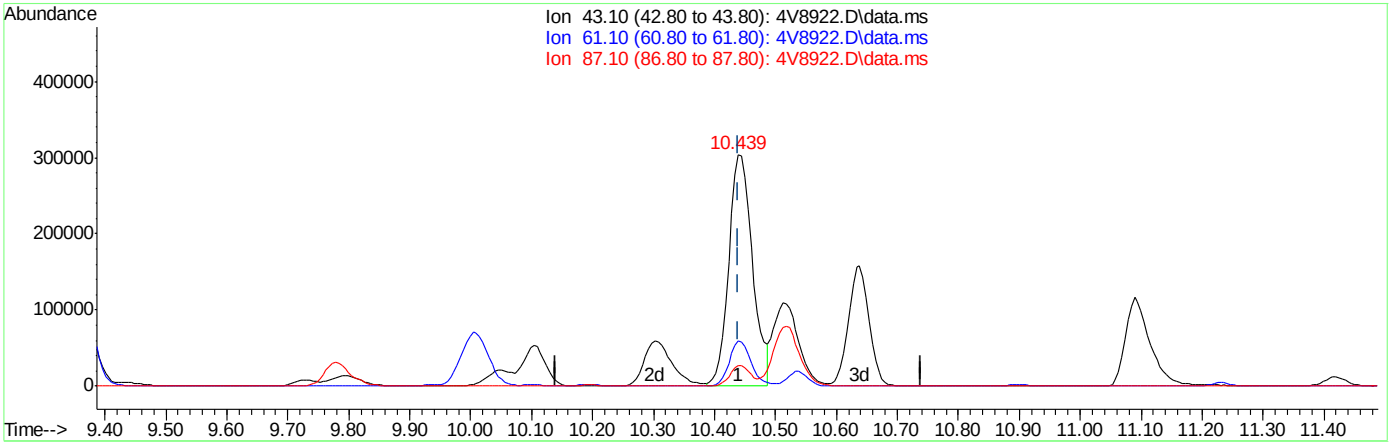

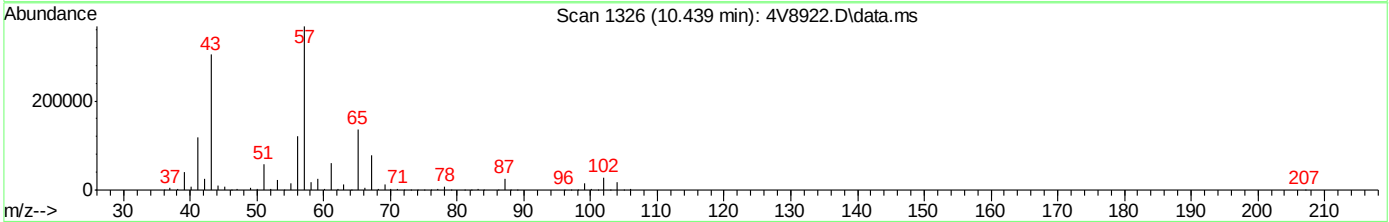

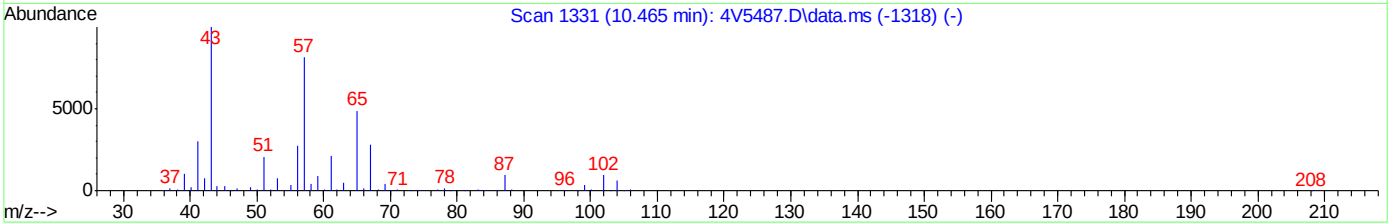

TIC: 4V8922.D\data.ms

(61) isopropyl acetate

10.439min (-0.000) 145.43ug/L m

response 821963

Ion	Exp%	Act%
43.10	100	100
61.10	12.90	18.17
87.10	5.70	8.18
0.00	0.00	0.00

4V8922.D edits: isopropyl acetate

ACCUTEST LABORATORIES JB69078

Manual Integrations APPROVED (compounds with "m" flag)
Jessica Reitan-Chu 06/18/14 18:23

Quantitation Report (QT Reviewed)

Data Path : C:\msdchem\1\DATA\
Data File : 4V8925.D
Acq On : 17 Jun 2014 4:43 pm
Operator : BenM
Sample : icv368-50
Misc : MS68934,V4V368,5,,,,1
ALS Vial : 14 Sample Multiplier: 1

Quant Time: Jun 18 16:19:58 2014
Quant Method : C:\MSDCHEM\1\METHODS\M4V368.M
Quant Title : sw846 8260b
QLast Update : Wed Jun 18 16:17:49 2014
Response via : Initial Calibration

Compound	R.T.	QIon	Response	Conc	Units	Dev(Min)
Internal Standards						
1) Tert Butyl Alcohol-d9	7.461	65	130497	500.00	ug/L	0.00
4) pentafluorobenzene	9.936	168	171010	50.00	ug/L	0.00
51) 1,4-difluorobenzene	10.895	114	218883	50.00	ug/L	0.00
81) chlorobenzene-d5	14.104	117	188364	50.00	ug/L	0.00
94) 1,4-dichlorobenzene-d4	16.448	152	112575	50.00	ug/L	0.00
System Monitoring Compounds						
45) dibromofluoromethane (s)	9.999	113	79679	49.22	ug/L	0.00
Spiked Amount 50.000	Range 79 - 120		Recovery = 98.44%			
46) 1,2-dichloroethane-d4 (s)	10.439	65	75774	47.26	ug/L	0.00
Spiked Amount 50.000	Range 72 - 123		Recovery = 94.52%			
73) toluene-d8 (s)	12.552	98	228250	49.10	ug/L	0.00
Spiked Amount 50.000	Range 78 - 119		Recovery = 98.20%			
96) 4-bromofluorobenzene (s)	15.294	95	94250	48.18	ug/L	0.00
Spiked Amount 50.000	Range 74 - 119		Recovery = 96.36%			
Target Compounds						Qvalue
2) 1,4-dioxane	11.656	88	26215	1284.85	ug/L #	99
3) tertiary butyl alcohol	7.592	59	65233	251.51	ug/L	95
6) chlorodifluoromethane	3.634	51	99141	40.03	ug/L	97
7) dichlorodifluoromethane	3.623	85	141944	52.01	ug/L	99
9) chloromethane	3.959	50	129930	48.31	ug/L	100
10) vinyl chloride	4.237	62	145795	51.56	ug/L	100
11) bromomethane	4.944	94	87445	48.19	ug/L	97
12) chloroethane	5.128	64	53602	52.21	ug/L	99
13) trichlorofluoromethane	5.652	101	155092	53.35	ug/L	99
14) ethyl ether	6.108	74	36738	51.88	ug/L	95
16) 2-chloropropane	6.334	43	133825	49.13	ug/L	99
17) acrolein	6.449	56	184773	488.20	ug/L	100
18) 1,1-dichloroethene	6.586	61	135802	51.55	ug/L	98
19) acetone	6.706	58	8089	54.95	ug/L	98
20) allyl chloride	7.215	76	37300	51.69	ug/L	92
21) acetonitrile	7.251	40	79406	524.31	ug/L	92
22) iodomethane	6.911	142	172924	50.72	ug/L	98
23) iso-butyl alcohol	10.303	41	34081	491.79	ug/L	97
24) carbon disulfide	7.021	76	342127	48.64	ug/L	100
25) methylene chloride	7.456	84	95652	48.88	ug/L	100
26) 1-chloropropane	7.461	41	37012	48.78	ug/L	96
27) methyl acetate	7.225	74	12847	49.58	ug/L	97
28) methyl tert butyl ether	7.802	73	504100	95.38	ug/L	99
29) trans-1,2-dichloroethene	7.854	61	118305	50.88	ug/L	99
30) di-isopropyl ether	8.484	45	258987	50.71	ug/L	99
31) ethyl tert-butyl ether	9.008	59	262168	51.38	ug/L	99
32) 2-butanone	9.349	72	9520	50.68	ug/L	97
33) 1,1-dichloroethane	8.531	63	146608	51.18	ug/L	99
34) chloroprene	8.630	53	96769	49.77	ug/L	99
35) acrylonitrile	7.881	53	161844	260.46	ug/L	98
36) vinyl acetate	8.531	86	12007	55.99	ug/L	95
37) ethyl acetate	9.359	45	11625	46.26	ug/L	84

Quantitation Report (QT Reviewed)

Data Path : C:\msdchem\1\DATA\
Data File : 4V8925.D
Acq On : 17 Jun 2014 4:43 pm
Operator : BenM
Sample : icv368-50
Misc : MS68934,V4V368,5,,,,1
ALS Vial : 14 Sample Multiplier: 1

Quant Time: Jun 18 16:19:58 2014
Quant Method : C:\MSDCHEM\1\METHODS\M4V368.M
Quant Title : sw846 8260b
QLast Update : Wed Jun 18 16:17:49 2014
Response via : Initial Calibration

Compound	R.T.	QIon	Response	Conc	Units		Dev(Min)
38) 2,2-dichloropropane	9.343	77	119313	46.29	ug/L		98
39) cis-1,2-dichloroethene	9.359	61	144642	49.25	ug/L		98
40) propionitrile	9.501	54	131916	508.28	ug/L		99
41) methyl acrylate	9.443	55	87146	46.78	ug/L	#	99
42) bromochloromethane	9.705	128	44647	49.88	ug/L		92
43) tetrahydrofuran	9.731	42	29546	46.10	ug/L		98
44) chloroform	9.779	83	143139	49.14	ug/L		99
47) freon 113	6.544	151	70389	52.45	ug/L		98
48) methacrylonitrile	9.674	41	105809	48.59	ug/L		98
49) 1,1,1-trichloroethane	10.009	97	134712	50.92	ug/L		100
50) tert-amyl methyl ether	10.513	73	258822	50.28	ug/L		99
52) epichlorohydrin	12.217	57	40815	257.89	ug/L		98
53) n-butyl alcohol	11.089	56	144111	2757.92	ug/L		98
54) cyclohexane	10.051	84	130167	52.20	ug/L	#	100
55) carbon tetrachloride	10.208	117	123744	52.42	ug/L		99
56) 1,1-dichloropropene	10.193	75	101002	50.13	ug/L		98
57) hexane	8.169	57	68485	40.72	ug/L		97
58) benzene	10.481	78	294610	49.11	ug/L		100
59) isooctane	10.444	57	309119	53.28	ug/L		98
60) heptane	10.638	57	49595	53.79	ug/L		96
61) isopropyl acetate	10.444	43	213515m	54.75	ug/L		
62) 1,2-dichloroethane	10.534	62	88674	49.18	ug/L		99
63) trichloroethene	11.231	95	73451	48.62	ug/L		99
65) 2-nitropropane	12.075	43	165523	47.15	ug/L		99
66) 2-chloroethyl vinyl ether	12.075	63	236102	254.72	ug/L		99
67) methyl methacrylate	11.535	69	48279	49.62	ug/L		99
68) 1,2-dichloropropane	11.519	63	74136	51.82	ug/L		99
69) methylcyclohexane	11.420	83	134704	53.12	ug/L		97
70) dibromomethane	11.692	93	51346	50.43	ug/L		99
71) bromodichloromethane	11.829	83	99516	49.44	ug/L		100
72) cis-1,3-dichloropropene	12.285	75	112317	48.18	ug/L		99
74) 4-methyl-2-pentanone	12.390	58	33346	51.61	ug/L		99
75) toluene	12.626	92	157877	49.05	ug/L		98
76) 3-methyl-1-butanol	12.437	70	50651	1076.90	ug/L		100
77) trans-1,3-dichloropropene	12.861	75	102067	49.00	ug/L		99
78) ethyl methacrylate	12.840	69	91512	49.72	ug/L		99
79) 1,1,2-trichloroethane	13.082	83	56986	49.93	ug/L		97
80) 2-hexanone	13.249	58	30076	49.85	ug/L		97
82) tetrachloroethene	13.202	166	69791	52.29	ug/L		99
83) 1,3-dichloropropane	13.260	76	97480	48.41	ug/L		99
84) butyl acetate	13.318	56	49660	50.06	ug/L		98
85) dibromochloromethane	13.527	129	82873	50.94	ug/L		99
86) 1,2-dibromoethane	13.674	107	72507	49.44	ug/L		100
87) chlorobenzene	14.136	112	181578	49.30	ug/L		97
88) 1,1,1,2-tetrachloroethane	14.204	131	80620	51.82	ug/L		99
89) ethylbenzene	14.183	91	321828	49.67	ug/L		100
90) m,p-xylene	14.293	106	238654	98.32	ug/L		99
91) o-xylene	14.728	106	127237	50.61	ug/L		99
92) styrene	14.744	104	203193	48.16	ug/L		99
93) bromoform	15.037	173	63563	49.57	ug/L		100

Quantitation Report (QT Reviewed)

Data Path : C:\msdchem\1\DATA\
Data File : 4V8925.D
Acq On : 17 Jun 2014 4:43 pm
Operator : BenM
Sample : icv368-50
Misc : MS68934,V4V368,5,,,,1
ALS Vial : 14 Sample Multiplier: 1

Quant Time: Jun 18 16:19:58 2014
Quant Method : C:\MSDCHEM\1\METHODS\M4V368.M
Quant Title : sw846 8260b
QLast Update : Wed Jun 18 16:17:49 2014
Response via : Initial Calibration

Compound	R.T.	QIon	Response	Conc	Units	Dev(Min)
95) isopropylbenzene	15.069	105	344396	50.42	ug/L	99
97) bromobenzene	15.488	156	85365	48.77	ug/L	98
98) cyclohexanone	15.284	55	79540	353.25	ug/L	99
99) 1,1,2,2-tetrachloroethane	15.425	83	119196	47.92	ug/L	99
100) trans-1,4-dichloro-2-b...	15.462	53	26846	47.47	ug/L	99
101) 1,2,3-trichloropropane	15.499	110	24444	50.33	ug/L	96
102) n-propylbenzene	15.488	91	401526	49.26	ug/L	100
103) 2-chlorotoluene	15.640	126	81356	50.10	ug/L	98
104) 4-chlorotoluene	15.740	91	242507	47.85	ug/L	100
105) 1,3,5-trimethylbenzene	15.635	105	298966	51.09	ug/L	98
106) tert-butylbenzene	15.981	119	236132	50.29	ug/L	99
107) pentachloroethane	16.081	167	62936	54.22	ug/L	96
108) 1,2,4-trimethylbenzene	16.028	105	295287	49.72	ug/L	98
109) sec-butylbenzene	16.191	105	407308	49.81	ug/L	100
110) 1,3-dichlorobenzene	16.390	146	170389	47.92	ug/L	99
111) p-isopropyltoluene	16.311	119	328627	50.06	ug/L	98
112) 1,4-dichlorobenzene	16.474	146	173370	47.70	ug/L	99
114) 1,2-dichlorobenzene	16.857	146	176587	47.77	ug/L	100
115) n-butylbenzene	16.710	92	180778	49.56	ug/L	99
116) 1,2-dibromo-3-chloropr...	17.606	75	25037	46.56	ug/L	97
117) 1,3,5-trichlorobenzene	17.743	180	151973	48.24	ug/L	100
118) 1,2,4-trichlorobenzene	18.325	180	147641	50.05	ug/L	99
119) hexachlorobutadiene	18.403	225	66434	49.52	ug/L	98
120) naphthalene	18.576	128	414491	49.19	ug/L	100
121) 1,2,3-trichlorobenzene	18.786	180	141783	50.15	ug/L	99
122) hexachloroethane	17.087	119	74796	53.22	ug/L	99
123) Benzyl chloride	16.600	91	199524	44.04	ug/L	100

(#) = qualifier out of range (m) = manual integration (+) = signals summed

Quantitation Report (QT Reviewed)

Data Path : C:\msdchem\1\DATA\
Data File : 4V8925.D
Acq On : 17 Jun 2014 4:43 pm
Operator : BenM
Sample : icv368-50
Misc : MS68934,V4V368,5,,,,1
ALS Vial : 14 Sample Multiplier: 1

Quant Time: Jun 18 16:19:58 2014
Quant Method : C:\MSDCHEM\1\METHODS\M4V368.M
Quant Title : sw846 8260b
QLast Update : Wed Jun 18 16:17:49 2014
Response via : Initial Calibration

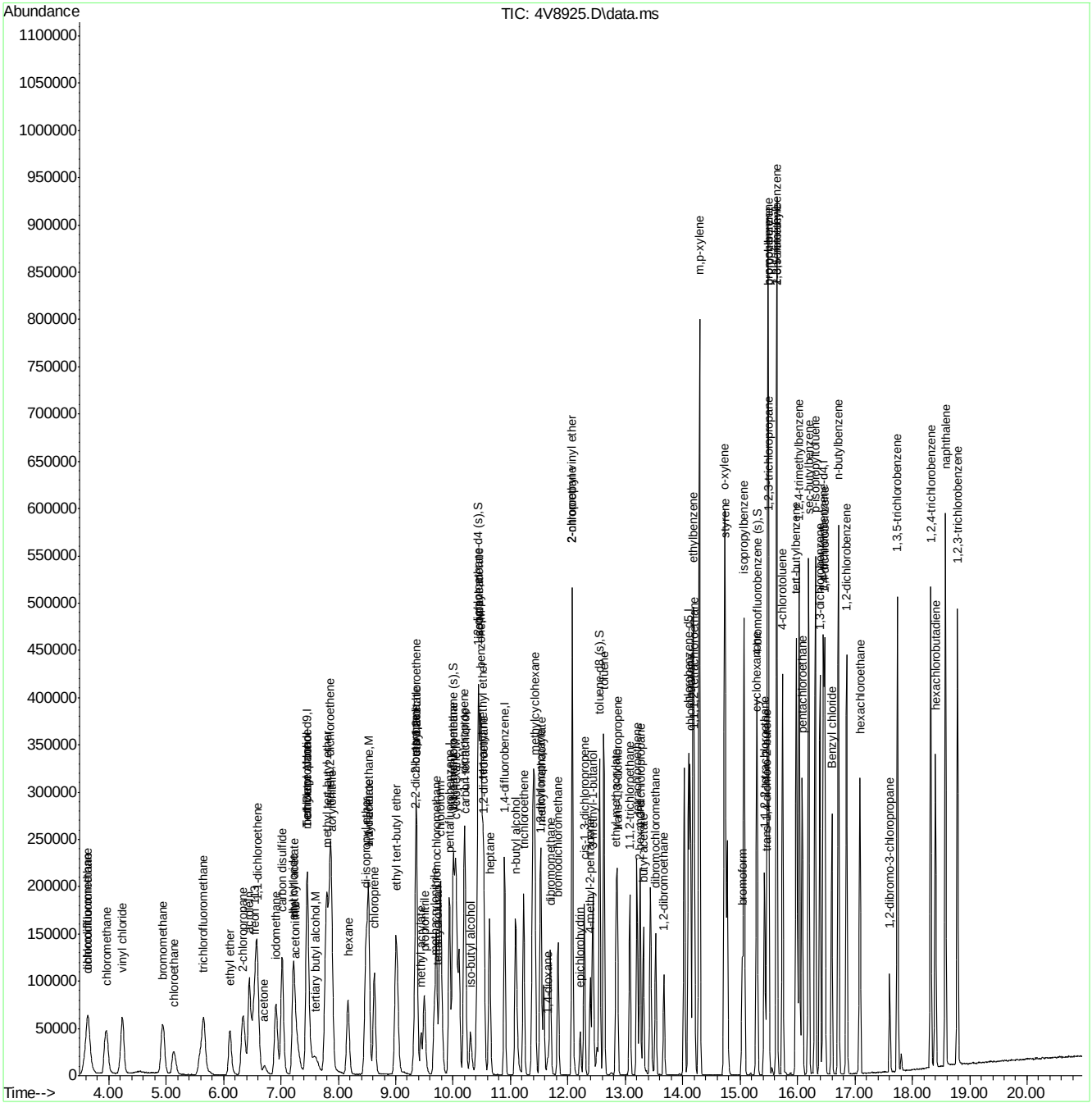

Manual Integration Approval Summary

Sample Number: V4V368-ICV368
Lab FileID: 4V8925.D
Injection Time: 06/17/14 16:43
Method: SW846 8260B
Analyst approved: 06/18/14 16:21 Juntae Park
Supervisor approved: 06/18/14 18:23 Jessica Reitan-Chu

Parameter	CAS	Sig#	R.T. (min.)	Reason
Isopropyl Acetate	108-21-4		10.44	Poorly defined baseline

Quantitation Report (Qedit)

Data Path : C:\msdchem\1\DATA\
Data File : 4V8925.D
Acq On : 17 Jun 2014 4:43 pm
Operator : BenM
Sample : icv368-50
Misc : MS68934,V4V368,5,,,,1
ALS Vial : 14 Sample Multiplier: 1

Quant Time: Jun 18 15:00:57 2014
Quant Method : C:\MSDCHEM\1\METHODS\M4V368.M
Quant Title : sw846 8260b
QLast Update : Wed Jun 18 15:00:22 2014
Response via : Initial Calibration

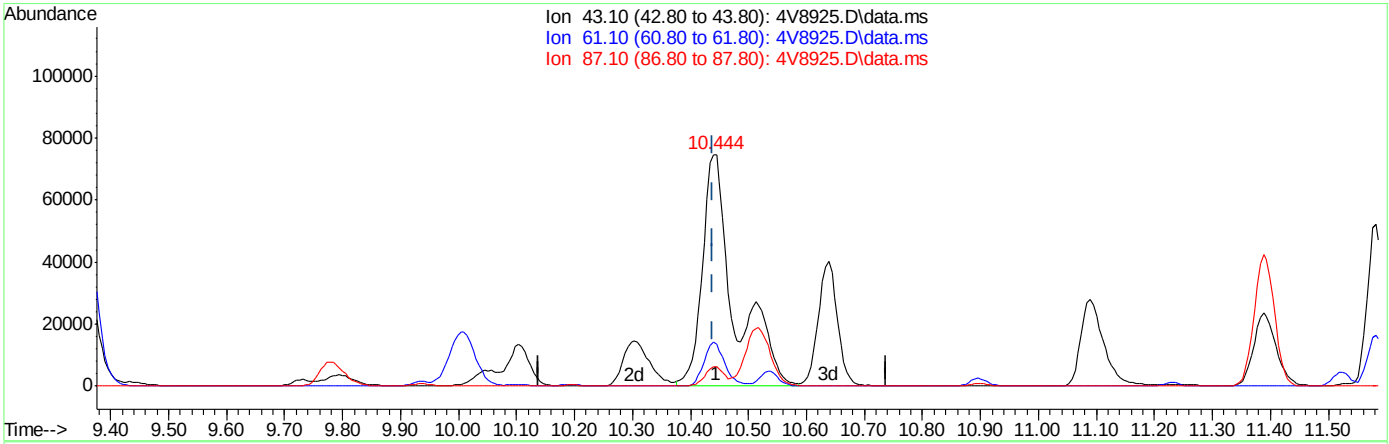

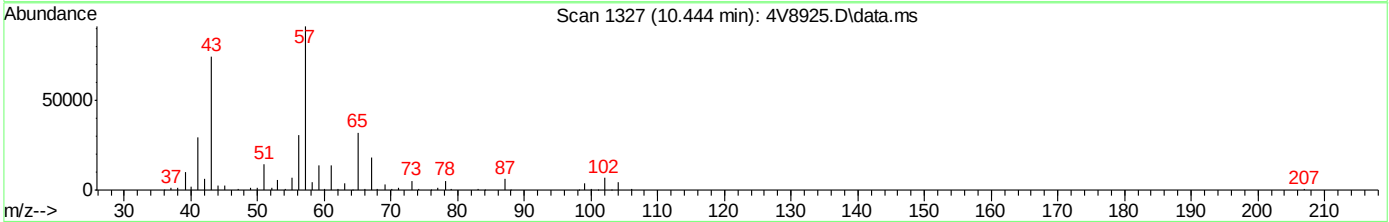

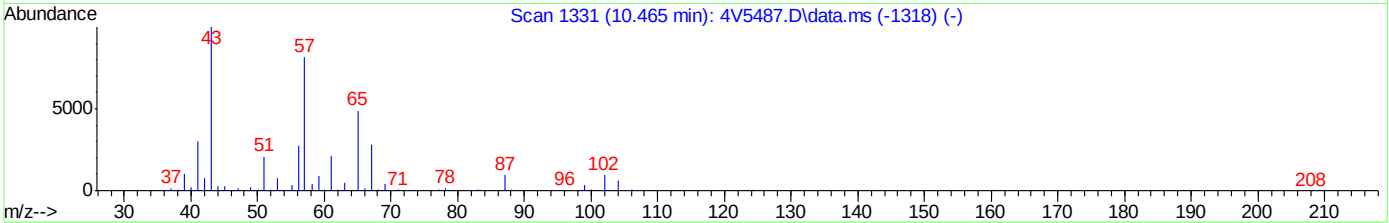

TIC: 4V8925.D\data.ms

(61) isopropyl acetate

10.444min (+0.005) 70.48ug/L

response 287788

Ion	Exp%	Act%
43.10	100	100
61.10	18.20	12.33
87.10	8.00	5.54
0.00	0.00	0.00

ACCUTEST LABORATORIES JB69078

Quantitation Report (Qedit)

Data Path : C:\msdchem\1\DATA\
Data File : 4V8925.D
Acq On : 17 Jun 2014 4:43 pm
Operator : BenM
Sample : icv368-50
Misc : MS68934,V4V368,5,,,,1
ALS Vial : 14 Sample Multiplier: 1

Quant Time: Jun 18 15:00:57 2014
Quant Method : C:\MSDCHEM\1\METHODS\M4V368.M
Quant Title : sw846 8260b
QLast Update : Wed Jun 18 15:00:22 2014
Response via : Initial Calibration

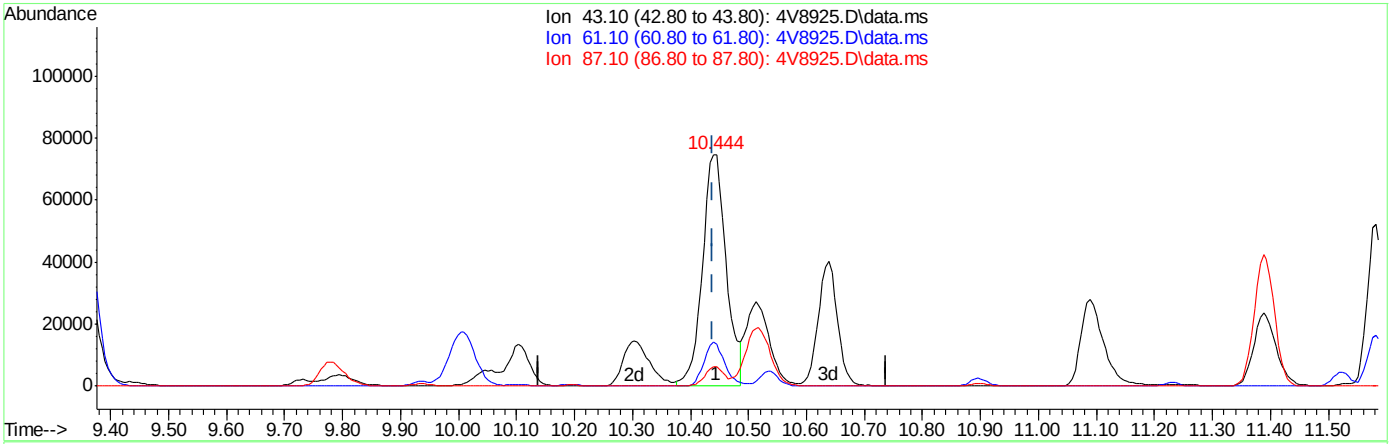

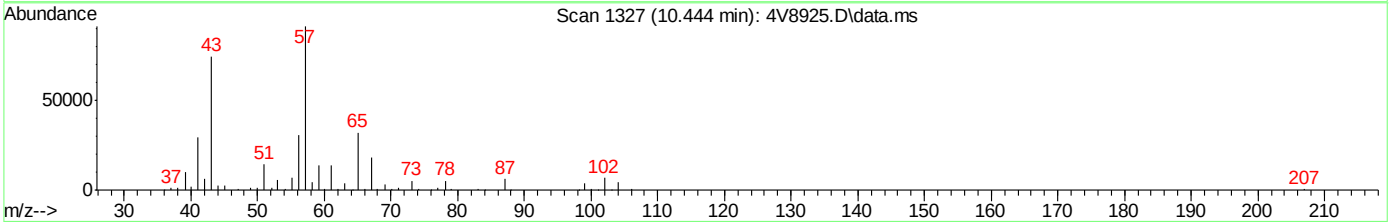

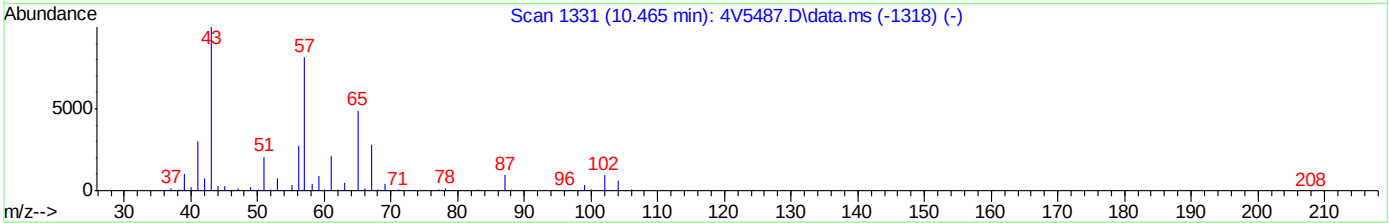

TIC: 4V8925.D\data.ms

(61) isopropyl acetate

10.444min (+0.005) 52.29ug/L m

response 213515

Ion	Exp%	Act%
43.10	100	100
61.10	18.20	16.62
87.10	8.00	7.46
0.00	0.00	0.00

Manual Integrations APPROVED (compounds with "m" flag)
Jessica Reitan-Chu
06/23/14 09:43

Quantitation Report (QT Reviewed)

Data Path : C:\msdchem\1\DATA\
Data File : 4V8939.D
Acq On : 18 Jun 2014 3:58 pm
Operator : BenM
Sample : cc368-50
Misc : MS69214,V4V369,5,,,,1
ALS Vial : 2 Sample Multiplier: 1

Quant Time: Jun 23 09:25:41 2014
Quant Method : C:\MSDCHEM\1\METHODS\M4V368.M
Quant Title : sw846 8260b
QLast Update : Wed Jun 18 14:59:39 2014
Response via : Initial Calibration

Compound	R.T.	QIon	Response	Conc	Units	Dev(Min)
Internal Standards						
1) Tert Butyl Alcohol-d9	7.466	65	134211	500.00	ug/L	0.00
4) pentafluorobenzene	9.936	168	167978	50.00	ug/L	0.00
51) 1,4-difluorobenzene	10.895	114	218954	50.00	ug/L	0.00
81) chlorobenzene-d5	14.099	117	196287	50.00	ug/L	0.00
94) 1,4-dichlorobenzene-d4	16.448	152	127628	50.00	ug/L	0.00
System Monitoring Compounds						
45) dibromofluoromethane (s)	9.994	113	85187	53.57	ug/L	0.00
Spiked Amount 50.000	Range 79 - 120		Recovery = 107.14%			
46) 1,2-dichloroethane-d4 (s)	10.439	65	80804	51.31	ug/L	0.00
Spiked Amount 50.000	Range 72 - 123		Recovery = 102.62%			
73) toluene-d8 (s)	12.552	98	238410	51.26	ug/L	0.00
Spiked Amount 50.000	Range 78 - 119		Recovery = 102.52%			
96) 4-bromofluorobenzene (s)	15.294	95	112402	50.68	ug/L	0.00
Spiked Amount 50.000	Range 74 - 119		Recovery = 101.36%			
Target Compounds						Qvalue
2) 1,4-dioxane	11.650	88	23412	1115.71	ug/L #	99
3) tertiary butyl alcohol	7.608	59	64313	241.10	ug/L	97
6) chlorodifluoromethane	3.649	51	124565	51.20	ug/L	98
7) dichlorodifluoromethane	3.634	85	140335	52.34	ug/L	100
9) chloromethane	3.964	50	132465	50.14	ug/L	98
10) vinyl chloride	4.247	62	147152	52.98	ug/L	100
11) bromomethane	4.950	94	90507	50.78	ug/L	99
12) chloroethane	5.138	64	54063	53.61	ug/L	99
13) trichlorofluoromethane	5.658	101	155053	54.30	ug/L	97
14) ethyl ether	6.108	74	35717	51.35	ug/L	97
16) 2-chloropropane	6.339	43	128784	48.13	ug/L	100
17) acrolein	6.449	56	187760	505.05	ug/L	100
18) 1,1-dichloroethene	6.586	61	129025	49.86	ug/L	100
19) acetone	6.711	58	7953	55.01	ug/L	85
20) allyl chloride	7.215	76	36147	51.00	ug/L	97
21) acetonitrile	7.251	40	79295	533.03	ug/L	93
22) iodomethane	6.916	142	163807	48.91	ug/L	98
23) iso-butyl alcohol	10.303	41	32157	472.40	ug/L	98
24) carbon disulfide	7.021	76	320240	46.35	ug/L	99
25) methylene chloride	7.456	84	92716	48.23	ug/L	96
26) 1-chloropropane	7.461	41	34874	46.79	ug/L	99
27) methyl acetate	7.220	74	13640	53.60	ug/L	97
28) methyl tert butyl ether	7.802	73	250273	48.21	ug/L	99
29) trans-1,2-dichloroethene	7.854	61	115111	50.40	ug/L	99
30) di-isopropyl ether	8.484	45	259409	51.71	ug/L	98
31) ethyl tert-butyl ether	9.008	59	271262	54.13	ug/L	99
32) 2-butanone	9.343	72	9451	51.22	ug/L	97
33) 1,1-dichloroethane	8.525	63	142667	50.70	ug/L	98
34) chloroprene	8.625	53	104116	54.51	ug/L	99
35) acrylonitrile	7.881	53	158811	260.19	ug/L	100
36) vinyl acetate	8.531	86	10593	50.29	ug/L	99
37) ethyl acetate	9.359	45	12112	49.07	ug/L	93

Quantitation Report (QT Reviewed)

Data Path : C:\msdchem\1\DATA\
Data File : 4V8939.D
Acq On : 18 Jun 2014 3:58 pm
Operator : BenM
Sample : cc368-50
Misc : MS69214,V4V369,5,,,,1
ALS Vial : 2 Sample Multiplier: 1

Quant Time: Jun 23 09:25:41 2014
Quant Method : C:\MSDCHEM\1\METHODS\M4V368.M
Quant Title : sw846 8260b
QLast Update : Wed Jun 18 14:59:39 2014
Response via : Initial Calibration

Compound	R.T.	QIon	Response	Conc	Units		Dev(Min)
38) 2,2-dichloropropane	9.343	77	130514	51.54	ug/L		97
39) cis-1,2-dichloroethene	9.359	61	143877	49.87	ug/L		98
40) propionitrile	9.495	54	128170	502.76	ug/L		98
41) methyl acrylate	9.438	55	85186	46.55	ug/L	#	99
42) bromochloromethane	9.705	128	43953	50.00	ug/L		96
43) tetrahydrofuran	9.726	42	29592	47.01	ug/L		97
44) chloroform	9.773	83	140752	49.19	ug/L		98
47) freon 113	6.549	151	68138	51.69	ug/L		93
48) methacrylonitrile	9.668	41	106908	49.98	ug/L		99
49) 1,1,1-trichloroethane	10.009	97	132638	51.04	ug/L		98
50) tert-amyl methyl ether	10.513	73	259989	51.42	ug/L		98
52) epichlorohydrin	12.211	57	38191	241.23	ug/L		100
53) n-butyl alcohol	11.084	56	128658	2461.39	ug/L		98
54) cyclohexane	10.051	84	122227	49.00	ug/L	#	100
55) carbon tetrachloride	10.208	117	119684	50.68	ug/L		97
56) 1,1-dichloropropene	10.193	75	99851	49.54	ug/L		100
57) hexane	8.164	57	89548	53.23	ug/L		96
58) benzene	10.481	78	290837	48.46	ug/L		99
59) isooctane	10.444	57	324217	55.86	ug/L		100
60) heptane	10.638	57	47929	51.97	ug/L		96
61) isopropyl acetate	10.439	43	193354m	49.56	ug/L		
62) 1,2-dichloroethane	10.534	62	91833	50.92	ug/L		99
63) trichloroethene	11.231	95	72979	48.29	ug/L		99
65) 2-nitropropane	12.075	43	161131	45.88	ug/L		99
66) 2-chloroethyl vinyl ether	12.075	63	227694	245.57	ug/L		99
67) methyl methacrylate	11.535	69	44313	45.53	ug/L		98
68) 1,2-dichloropropane	11.519	63	73220	51.16	ug/L		99
69) methylcyclohexane	11.420	83	134029	52.83	ug/L		98
70) dibromomethane	11.692	93	49301	48.41	ug/L		98
71) bromodichloromethane	11.829	83	97246	48.29	ug/L		99
72) cis-1,3-dichloropropene	12.285	75	104443	44.79	ug/L		99
74) 4-methyl-2-pentanone	12.390	58	30941	47.87	ug/L		98
75) toluene	12.626	92	141216	43.86	ug/L		100
76) 3-methyl-1-butanol	12.432	70	46531	988.99	ug/L		96
77) trans-1,3-dichloropropene	12.861	75	97289	46.70	ug/L		98
78) ethyl methacrylate	12.840	69	85157	46.25	ug/L		98
79) 1,1,2-trichloroethane	13.082	83	53280	46.67	ug/L		98
80) 2-hexanone	13.249	58	28593	47.38	ug/L		99
82) tetrachloroethene	13.202	166	63133	45.39	ug/L		99
83) 1,3-dichloropropane	13.260	76	90508	43.13	ug/L		98
84) butyl acetate	13.312	56	48106	46.53	ug/L		97
85) dibromochloromethane	13.527	129	77322	45.61	ug/L		100
86) 1,2-dibromoethane	13.674	107	68948	45.11	ug/L		100
87) chlorobenzene	14.130	112	171650	44.72	ug/L		98
88) 1,1,1,2-tetrachloroethane	14.204	131	77448	47.77	ug/L		99
89) ethylbenzene	14.183	91	300776	44.54	ug/L		99
90) m,p-xylene	14.293	106	224804	88.88	ug/L		98
91) o-xylene	14.723	106	118273	45.14	ug/L		98
92) styrene	14.744	104	198990	45.26	ug/L		99
93) bromoform	15.037	173	63443	47.48	ug/L		99

Quantitation Report (QT Reviewed)

Data Path : C:\msdchem\1\DATA\
Data File : 4V8939.D
Acq On : 18 Jun 2014 3:58 pm
Operator : BenM
Sample : cc368-50
Misc : MS69214,V4V369,5,,,,1
ALS Vial : 2 Sample Multiplier: 1

Quant Time: Jun 23 09:25:41 2014
Quant Method : C:\MSDCHEM\1\METHODS\M4V368.M
Quant Title : sw846 8260b
QLast Update : Wed Jun 18 14:59:39 2014
Response via : Initial Calibration

Compound	R.T.	QIon	Response	Conc	Units	Dev(Min)
95) isopropylbenzene	15.069	105	317225	40.96	ug/L	99
97) bromobenzene	15.488	156	85114	42.90	ug/L	97
98) cyclohexanone	15.284	55	171408	714.92	ug/L	99
99) 1,1,2,2-tetrachloroethane	15.425	83	116723	41.39	ug/L	100
100) trans-1,4-dichloro-2-b...	15.467	53	29294	45.69	ug/L	91
101) 1,2,3-trichloropropane	15.499	110	24174	43.90	ug/L	95
102) n-propylbenzene	15.483	91	388859	42.08	ug/L	99
103) 2-chlorotoluene	15.640	126	78108	42.42	ug/L	97
104) 4-chlorotoluene	15.740	91	244126	42.49	ug/L	98
105) 1,3,5-trimethylbenzene	15.635	105	278639	42.00	ug/L	98
106) tert-butylbenzene	15.981	119	226298	42.51	ug/L	99
107) pentachloroethane	16.081	167	60251	45.79	ug/L	98
108) 1,2,4-trimethylbenzene	16.028	105	286950	42.62	ug/L	98
109) sec-butylbenzene	16.191	105	379692	40.96	ug/L	100
110) 1,3-dichlorobenzene	16.390	146	172748	42.86	ug/L	99
111) p-isopropyltoluene	16.306	119	314612	42.28	ug/L	99
112) 1,4-dichlorobenzene	16.474	146	174571	42.37	ug/L	99
114) 1,2-dichlorobenzene	16.857	146	179239	42.77	ug/L	99
115) n-butylbenzene	16.710	92	181624	43.92	ug/L	99
116) 1,2-dibromo-3-chloropr...	17.606	75	25797	42.31	ug/L	100
117) 1,3,5-trichlorobenzene	17.743	180	155546	43.55	ug/L	100
118) 1,2,4-trichlorobenzene	18.325	180	146188	43.72	ug/L	99
119) hexachlorobutadiene	18.403	225	66446	43.69	ug/L	98
120) naphthalene	18.576	128	409489	42.87	ug/L	100
121) 1,2,3-trichlorobenzene	18.786	180	140423	43.81	ug/L	99
122) hexachloroethane	17.082	119	73839	46.35	ug/L	99
123) Benzyl chloride	16.600	91	246088	47.91	ug/L	100

(#) = qualifier out of range (m) = manual integration (+) = signals summed

Quantitation Report (QT Reviewed)

Data Path : C:\msdchem\1\DATA\
Data File : 4V8939.D
Acq On : 18 Jun 2014 3:58 pm
Operator : BenM
Sample : cc368-50
Misc : MS69214,V4V369,5,,,,1
ALS Vial : 2 Sample Multiplier: 1

Quant Time: Jun 23 09:25:41 2014
Quant Method : C:\MSDCHEM\1\METHODS\M4V368.M
Quant Title : sw846 8260b
QLast Update : Wed Jun 18 14:59:39 2014
Response via : Initial Calibration

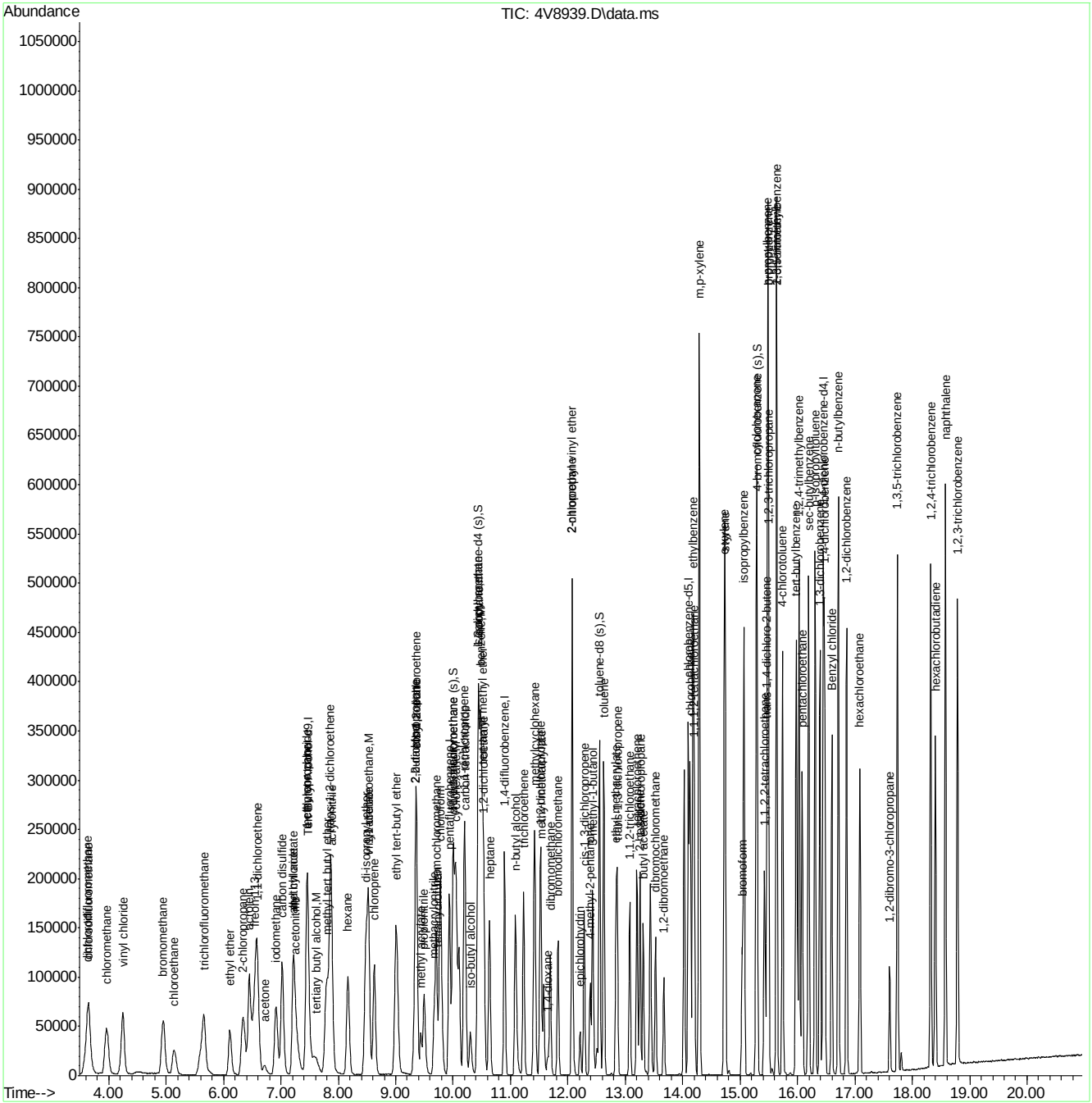

Manual Integration Approval Summary

Sample Number:	V4V369-CC368	**Method:**	SW846 8260C
Lab FileID:	4V8939.D	**Analyst approved:**	06/23/14 09:30 Jessica Reitan-Chu
Injection Time:	06/18/14 15:58	**Supervisor approved:**	06/23/14 09:43 Jessica Reitan-Chu

Parameter	CAS	Sig#	R.T. (min.)	Reason
Isopropyl Acetate	108-21-4		10.44	Overlapping peak

Quantitation Report (Qedit)

Data Path : C:\msdchem\1\DATA\
Data File : 4V8939.D
Acq On : 18 Jun 2014 3:58 pm
Operator : BenM
Sample : cc368-50
Misc : MS69214,V4V369,5,,,,1
ALS Vial : 2 Sample Multiplier: 1

Quant Time: Jun 23 09:25:41 2014
Quant Method : C:\MSDCHEM\1\METHODS\M4V368.M
Quant Title : sw846 8260b
QLast Update : Wed Jun 18 14:59:39 2014
Response via : Initial Calibration

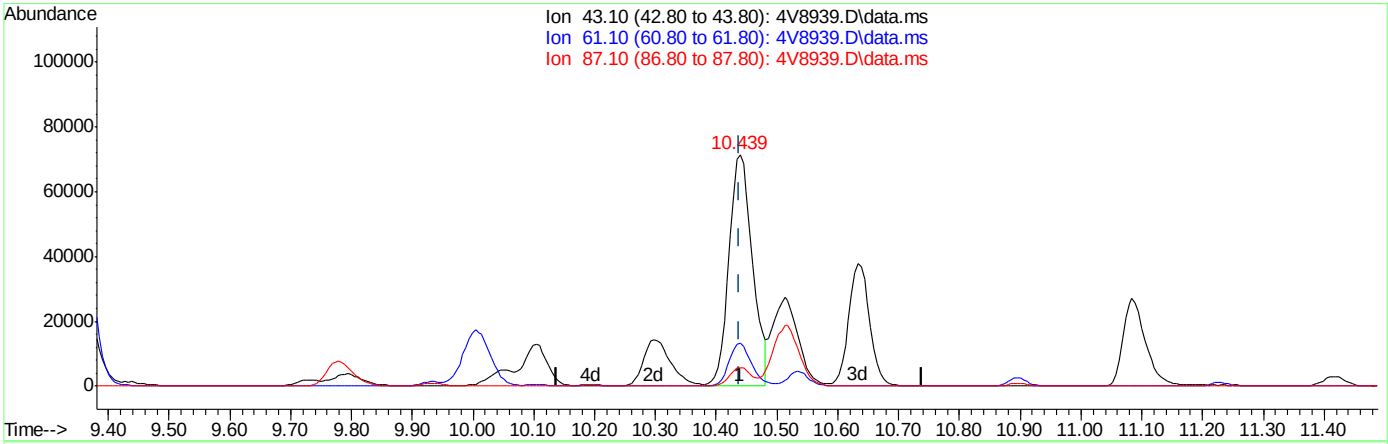

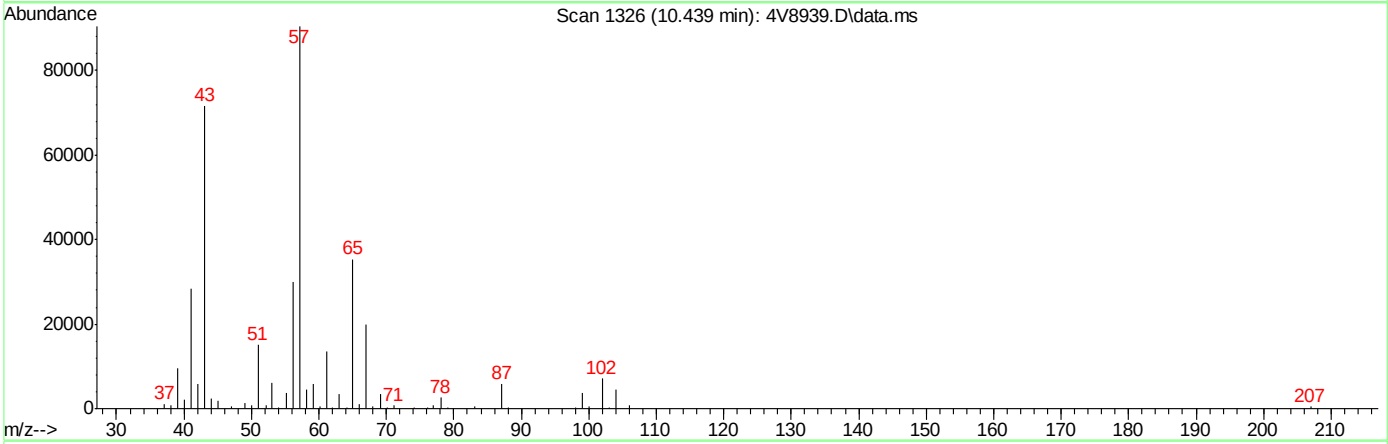

TIC: 4V8939.D\data.ms

(61) isopropyl acetate

10.439min (+0.000) 49.56ug/L m

response 193354

Ion	Exp%	Act%
43.10	100	100
61.10	18.20	17.86
87.10	8.00	7.62
0.00	0.00	0.00

ACCUTEST LABORATORIES JB69078

ACCUTEST

VOLATILE ANALYSIS LOG

Batch ID: V3C4989

Print Analyst Name: Prashant B Shinde

Analyst Signature: [signature]

Columns: 2B 624

Method V8260

Initial Cal. Method M3C4989

Date: 6/17/14

Standard Data

Lot #	Description	Conc.
014-1861-42	Acrolein	1000 PPM
63	Ext Acrolein	↓
40	Int	200 / 250 PPM
66	Surr.	1000 PPM
69	S	↓

Standard Data

Lot #	Description	Conc.
014-1861-27	Std A	100 PPM
34	B	↓
67	C	↓
62	Ext A	↓
61	B	↓
57	C	↓

Manually integrated chromatographic peaks in the following reportable files have been reviewed and verified to comply with the criteria of Accutest SOP EQA044. Ext Hexan

Supervisor Signature: [signature] Date: 6/18/14

R	Data File	Sample ID	Test	MTX	Vial #	ALS #	Samp. Amt (ml or g)	MOH amt. (ul)	Secondary dilution	L+	IS	SU	Status (Data)	Comments	pH* < 2
	3C														
	110758	BFB	TUNE			1	5						ok	5-37 PM.	
	110759	1C4989-0.2	1C 8260	SO		2	5						ok	1 µl Std A+B+C+AC+S+Sum	500 ml DIH2O
	110760	1C4989-0.5	1C 8260			3	5						ok	1 µl Std A+B+C+AC+S+Sum	200 ml DIH2O
	110761	1C4989.1	1C 8260			4	5						OK	1 µl Std A+B+C+S+Sum + 200 µl AC	100 ml DIH2O
	110762	1C4989-2	1C 8260			5	5						ok	2 µl Std A+B+C+S+Sum + 100 µl AC	100 ml DIH2O
	110763	1C4989-5	1C 8260			6	5						OK	5 µl Std A+B+C+AC+Sum+S	100 ml DIH2O
	110764	1C4989.10	1C 8260			7	5						OK	5 µl Std A+B+C+AC+S+Sum	50 ml DIH2O
	110765	1C4989.20	1C 8260			8	5						OK	10 µl Std A+B+C+AC+S+ 25 µl Sum	50 ml DIH2O
	110766	1C4989.50	1C 8260			9	5						OK	25 µl Std A+B+C+AC+S+Sum	50 ml DIH2O
	110767	1C4989.100	1C 8260			10	5						OK	50 µl Std A+B+C+S+Sum + 0.5 µl AC	50 ml DIH2O
	110768	1C4989.200	1C 8260			11	5						OK	100 µl Std A+B+C+S+Sum + 1 µl AC	50 ml DIH2O
	110769	IB				12	5						–	clean up Blank	
	110770	IB				13	5						–	↓	
	110771	1CV4989.50	1CV 8260			14	5						OK	25 µl Ext A+B+C+AC+Hexan+Sum+S	50 ml DIH2O

[signature] 6/18/14

MTX = Matrix Designate W for water, S for soil, O for oil. L+ =Library Search. IS = Internal Standard Area. SU = Surrogate.
Sample Amt = Volume (ML) or Weight (g); MOH amt.= volume (ul) extract injected * IF pH > 2, comment on sample result.
All strike outs must be initialed, dated and reason code applied as follows: 1 = reviewer correction error; 2 = transcription error; 3 = computer miscalculation; 4 = analyst's correction error

Form: OR001-9
Rev. Date: 2/14/2007

7.8.1 7

293 of 1397
ACCUTEST LABORATORIES
JB69078

Instrument Run Log V3C4989 page 1 of 1

ACCUTEST

VOLATILE ANALYSIS LOG

Batch ID: V3C4991

Print Analyst Name: Prashant B Shukl

Analyst Signature: [signature]

Columns: 2B 624

Method V8260C

Initial Cal. Method M3C4989

Date: 6/18/14

Standard Data

Lot #	Description	Conc.
01-1861-42	Acrolein	1000 PPM
63	Ext Acrolein	↓
60	Int Surr.	200/2600 PPM
65	Ext Hodge	100 PPM

Standard Data

Lot #	Description	Conc.
01-1861-27	Std A	100 PPM
34	B	
64	C	
62	Ext A	
61	B	
57		

Manually integrated chromatographic peaks in the following reportable files have been reviewed and verified to comply with the criteria of Accutest SOP EQA044.

Supervisor Signature: [signature] Date: 6/19/14

R	Data File	Sample ID	Test	MTX	Vial #	ALS #	Samp. Amt (ml or g)	MOH amt. (ul)	Secondary dilution	L+	IS	SU	Status (Data)	Comments	pH* < 2
	3C														
	110776	BFB				1							OK	11:58 AM	
	110777	CC4989-20				2						✓	not used		
	110778	CC4989-20				3						✓	OK	10ul A.B.C, Acrolein → 50mL	
	110779	IB				4							C/O		
	110780	MB				5						✓	OK		
	110781	BS				6						✓	OK	25ul Ext A, Ext B, Ext C, Ext Acrolein → 50mL	
	110782	IB				7							C/O		
	110783	JB69114-1	MS69037 TCL 20	SLL	3	8	5.4					✓	OK/RL		
	110784	JB69114-2(FS)	↓		3	9	5.2					✓	OK/RL		
	110785	JB69114-3(FS)	↓		3	10	6.9					✓	OK/RL		
	110786	JB69371-1	MS69200 TCL 20		4	11	5.6					✓	OK		
	110787	JB69114-1 DUP	MS69037 TCL 20		4	12	5.4					✓	OK		
	110788	JB69371-1 MS	MS69200 TCL 20		5	13	5.7					✓	OK	2.5ul A.B.C, Acrolein → 5 sample	
	110789	IB				14							—		
R	110790	JB69114-2(FS)	MS69037 TCL 20		4	15	4.4					✓	OK		
R	110791	JB69114-3(FS)	MS69114 MS69114 ↓		4	16	7.8					✓	OK		
	110792	JB69371-2	MS69200 TCL 20		4	17	6.2					✓	OK		

MTX = Matrix Designate W for water, S for soil, O for oil. L+ =Library Search. IS = Internal Standard Area. SU = Surrogate.
Sample Amt = Volume (ML) or Weight (g); MOH amt.= volume (ul) extract injected * IF pH > 2, comment on sample result.
All strike outs must be initialed, dated and reason code applied as follows: 1 = reviewer correction error; 2 = transcription error; 3 = computer miscalculation; 4 = analyst's correction error

Form: OR001-9
Rev. Date: 2/14/2007

ACCUTEST

VOLATILE ANALYSIS LOG

Batch ID: V3C4991

Print Analyst Name: Prashant B Shlek

Analyst Signature: [signature]

Columns: 2B 624

Method V 8260 C

Initial Cal. Method M3C4989

Date: 6/18/14

Standard Data

Lot #	Description	Conc.
	Refer to	

Standard Data

Lot #	Description	Conc.
	Page # 109	

Manually integrated chromatographic peaks in the following reportable files have been reviewed and verified to comply with the criteria of Accutest SOP EQA044.

Supervisor Signature: [signature] Date: 6/19/14

R	Data File	Sample ID	Test	MTX	Vial #	ALS #	Samp. Amt (ml or g)	MOH amt. (ul)	Secondary dilution	L+	IS	SU	Status (Data)	Comments	pH* < 2
	3C														
	110793	JB69371-3	MS69200 TCL20	SLL	4	18	5.7				✓		ok		
	110794	JB69371-4	↓		4	19	5.6				✓		ok		
	110795	JB69371-10	↓		4	20	5.9				✓		ok		
	110796	JB69045-2	MS69012 TCL20		3	21	5.5				✓		ok		
	110797	JB69045-4	↓		3	22	4.9				✓		ok		
	110798	JB69045-6	↓		3	23	4.5				✓		ok		
	110799	JB69078-1	MS69079 TCL20		4	24	4.1				✓		ok		
	110800	JB69078-2	↓		4	25	5.1				✓		ok/ok	MSME 11:37pm	
	110801	IB				26							—		

[signature] 6/18/14

MTX = Matrix Designate W for water, S for soil, O for oil. L+ =Library Search. IS = Internal Standard Area. SU = Surrogate.
Sample Amt = Volume (ML) or Weight (g); MOH amt.= volume (ul) extract injected * IF pH > 2, comment on sample result.
All strike outs must be initialed, dated and reason code applied as follows: 1 = reviewer correction error; 2 = transcription error; 3 = computer miscalculation; 4 = analyst's correction error

111

Form: OR001-9
Rev. Date: 2/14/2007

7.8.2

7

ACCUTEST.

VOLATILE ANALYSIS LOG

Batch ID: V3C4997

Print Analyst Name: Prashant B Shah

Date: 6/22/14

Analyst Signature:

Columns: 2B 624

Method 8260 C

Initial Cal. Method M3C4984

Standard Data

Lot #	Description	Conc.
63	Acrolein	1000 PPM
64	Ext Acrolein	"
64	Int Surr	250/500 PPM
65	Ext Hexane	100 PPM
69	S	

Standard Data

Lot #	Description	Conc.
1861-89	Std A	100 PPM
34	B	
77	C	
68	Ext A	
61	B	

Manually integrated chromatographic peaks in the following reportable files have been reviewed and verified to comply with the criteria of Accutest SOP EQA044.

Supervisor Signature: Date: 6/24/14

R	Data File	Sample ID	Test	MTX	Vial #	ALS #	Samp. Amt (ml or g)	MOH amt. (ul)	Secondary dilution	L+	IS	SU	Status (Data)	Comments	pH* <2
	1109 61	BFB				25							ok		
	1109 62	CC 4989-50				26							ok	1st Std A+B+C+Ext / 2nd DI Blank	
	1109 63	IB				27							—		
	1109 64	MB				28							ok		
	1109 65	BS				29							ok	2nd Ext A+B+C+Acrolein / 3rd DI Blank	
	1109 66	JB 69108-1MS	MS69085 STAR	S	2	30	10/10	100	1x				ok	1st Std A+B+C+Ext / Matrix sample	
	1109 67	JB 69108-1MSD			2	31	10/10	100	1x				ok	↓	
	1109 68	IB				32							—		
	1109 69	JB 69078-2	MS69079 TCL 20		3	33	5.2/10	100	1x				ok		
	1109 70	JB 69108-1	MS69085 STAR		2	34	10/10	100	1x				ok		
	1109 71	JB 69108-1			2	35	10/10	10	10x				ok		
	1109 72	~~JB 69108-2~~ IB	123		1	36	10/10	100	1x				~~RE~~	123 Low Level	
	1109 73	JB 69108-2			1	37	10/10	10	10x				Not Run	↓	
	1109 74	JB 69108-3			2	38	10/10	100	1x				not run		
	1109 75	JB 69108-3	↓		2	39	10/10	10	10x				↓		
	1109 76	IB				40							—		
	1109 77	IB				41							—		

MTX = Matrix Designate W for water, S for soil, O for oil. L+ =Library Search. IS = Internal Standard Area. SU = Surrogate.
Sample Amt = Volume (ML) or Weight (g); MOH amt.= volume (ul) extract injected * IF pH > 2, comment on sample result.
All strike outs must be initialed, dated and reason code applied as follows: 1 = reviewer correction error; 2 = transcription error; 3 = computer miscalculation; 4 = analyst's correction error

Form: OR001-9
Rev. Date: 2/14/2007

ACCUTEST

VOLATILE ANALYSIS LOG

Batch ID: V4V368

Date: 6/17/2014

Print Analyst Name: AUSTIN PARK

Analyst Signature:

Standard Data

Lot #	Description	Conc.
014-1861-27	STD-A	100 ppm
-34	B	↓
-58	C	↓
-42	↓ ACROLEIN	1000 ppm
-59	INT	200/2000 ppm

Standard Data

Lot #	Description	Conc.
014-1861-62	EXT-A	100 ppm
-61	B	↓
-57	C	↓
-63	ACROLEIN	1000 ppm
-60	↓ HEXANE	100 ppm
-35	SURROGATE	100 ppm

Columns: 7B624 60m x 0.25 mm x 1.4 µm

Method V8260B

Initial Cal. Method M4V368

Manually integrated chromatographic peaks in the following reportable files have been reviewed and verified to comply with the criteria of Accutest SOP EQA044.

Supervisor Signature: Date: 6/18/14

R	Data File	Sample ID	Test	MTX	Vial #	ALS #	Samp. Amt (ml or g)	MOH amt. (ul)	Secondary dilution	L+	IS	SU	Status (Data)	Comments	pH* < 2
	4V8912	BFB				1							OK		
	8913	IC368-5	8260B			2	5						OK	5µl/100ml STD. A+B+C ACROLEIN, surrogate	
	8914	IC368-2	↓			3	5						OK	2µl/100ml 200µl ACROLEIN	
	8915	IC368-1				4	5						OK	1µl/100ml 100µl ACROLEIN	
	8916	IC368-0.5				5	5						OK	0.5µl/100ml	
	8917	IC368-0.2				6	5						OK	0.2µl/100ml	
	8918	IC368-10				7	5						OK	10µl/100ml	
	8919	IC368-20				8	5						OK	20µl/100ml SP 25µl surrogate mp 6/17 ④	
	8920	IC368-50 mp 6/18 ④				9	5						OK	50µl/100ml	
	8921	IC368-100				10	5						OK	100µl/100ml NO ACROLEIN	
	8922	IC368-200				11	5						OK	200µl/100ml NO ACROLEIN	
	8923	1B				12							c/o		
	8924	1B				13							c/o		
	8925	ICV368-50	↓			14	5						OK	50µl/100ml EXT. A+B+C+Hexane EXT. ACROLEIN & surrogate	
	8926	1B				15							c/o	mp 6/17 ④	
	8927	1B				16							c/o		
	8928	JB56878B-9D	MDL VERIFICATION			17	5						OK		
	8929	JB56878B-29H	↓			18	5						OK		

MTX = Matrix Designate W for water, S for soil, O for oil. L+ =Library Search. IS = Internal Standard Area. SU = Surrogate.
Sample Amt = Volume (ML) or Weight (g); MOH amt.= volume (ul) extract injected * IF pH > 2, comment on sample result.

All strike outs must be initialed, dated and reason code applied as follows: 1 = reviewer correction error; 2 = transcription error; 3 = computer miscalculation; 4 = analyst's correction error

Form: OR001-9
Rev. Date: 2/14/2007

3

7.8.4

7

ACCUTEST

VOLATILE ANALYSIS LOG

Batch ID: V4V369

Date: 6/18/14 (Wed)

Print Analyst Name: Ben Mender

Analyst Signature: BM

Columns: ZB 624 (60mx 0.25mmx1.4mm)

Method V8260B 6/18

Initial Cal. Method M4V368

Standard Data

Lot #	Description	Conc.
VOH-1801-37	8260A	100 ppm
-34	B	100
-58	C	100
-42	Acro	1000
-60	IS	250/2500

Standard Data

Lot #	Description	Conc.
VOH-1801-62	EXT 8260A	100 ppm
-61	B	100
-57	C	100
-63	Acro	1,000
-39	Hex	100

Manually integrated chromatographic peaks in the following reportable files have been reviewed and verified to comply with the criteria of Accutest SOP EQA044.

Supervisor Signature: [signature] Date: 6/19/14

R	Data File	Sample ID	Test	MTX	Vial #	ALS #	Samp. Amt (ml or g)	MOH amt. (ul)	~~Secondary~~ dilution	L+	IS	SU	Status (Data)	Comments	pH* < 2
	8938 4V ~~8933~~ BM 6/18	BFB				1	5		1x				OK	3:31PM	
	8939	CC368-50				2	5		1x		✓	✓	OK	50ml A,B,C,acro/100	
	8940	IB				3	5		1x		✓	✓			
	8941	MB				4	5		1x		✓	✓	OK		
	8942	BS				5	5		1x		✓	✓	OK	50ml A,B,C,acro,hex/100 (EXT)	
	8943	jb69269-1 MS	69214 TCL20	GW	4	6	5/50		1x		✓	✓	OK	25ml A,B,C,acro/50	✓
	8944	jb69269-1 MSD			4	7	5/50		10x		✓	✓	OK		✓
	8945	IB				8	5		1x		✓	✓			
	8946	jb69269-1			4	9	5/50		10x		✓	✓	OK/SU	RR 50x F/D	✓
	8947	jb69371-6		STB	5	10	5		1x		✓	✓	OK		✓
	8948	jb69371-8		STB	2	11	5		1x		✓	✓	OK		✓
	8949	jb69371-5	69201 TCL20	GW	2	12	5		1x		✓	✓	OK		✓
	8950	jb69371-6			1	13	5		1x		✓	✓	OK		✓
	8951	jb69371-7			1	14	5		1x		✓	✓	OK		✓
	8952	jb69371-8			2	15	5		1x		✓	✓	OK		✓
	8953	jb69371-9			2	16	5		1x		✓	✓	OK		✓
	8954	jb69371-~~10~~ BM 6/18		WTB	3	17	5		1x		✓	✓	OK		✓

MTX = Matrix Designate W for water, S for soil, O for oil. L+ =Library Search. IS = Internal Standard Area. SU = Surrogate.

Sample Amt = Volume (ML) or Weight (g); MOH amt.= volume (ul) extract injected * IF pH > 2, comment on sample result.

All strike outs must be initialed, dated and reason code applied as follows: 1 = reviewer correction error; 2 = transcription error; 3 = computer miscalculation; 4 = analyst's correction error

Form: OR001-9

Rev. Date: 2/14/2007

5

7.8.5

7

ACCUTEST

VOLATILE ANALYSIS LOG

Batch ID: V4V369

Date: 6/18/14 (Wed)

Print Analyst Name: Ben Montez
Analyst Signature: BM

Standard Data

Lot #	Description	Conc.
	See Page 5	

Standard Data

Lot #	Description	Conc.
	See Page 5	

Columns: ZB624

Method V8260

Initial Cal. Method MV368

Manually integrated chromatographic peaks in the following reportable files have been reviewed and verified to comply with the criteria of Accutest SOP EQA044.

Supervisor Signature: [signature] Date: 6/19/14

R	Data File	Sample ID	Test	MTX	Vial #	ALS #	Samp. Amt (ml or g)	MOH amt. (ul)	~~Secondary~~ dilution	L+	IS	SU	Status (Data)	Comments	pH* < 2
	~~3D~~ 4V 8955	jb69114-4	69038 TCL20	GW	3	18	5		1x		✓	✓	OK		✓
	8956	jb69078-3	69080 TCL20	SFB	5	19					✓	✓	OK		✓
	8957	jb69078-4		STB	1	20					✓	✓	OK		✓
	8958	jb69050-1	69045 STD	GW	4	21					✓	✓	OK		✓
	8959	jb69050-2			4	22					✓	✓	OK		✓
	8960	jb69050-3			4	23					✓	✓	OK		✓
	8961	jb69050-4			3	24					✓	✓	OK		✓
	8962	jb69050-5			3	25					✓	✓	OK		✓
	8963	jb69050-6		WFB	3	26					✓	✓	OK		✓
	8964	jb69050-7		WTB	1	27					✓	✓	OK	2:59AM	✓

BM 6/18

MTX = Matrix Designate W for water, S for soil, O for oil. L+ = Library Search. IS = Internal Standard Area. SU = Surrogate.
Sample Amt = Volume (ML) or Weight (g); MOH amt. = volume (ul) extract injected * IF pH > 2, comment on sample result.

All strike outs must be initialed, dated and reason code applied as follows: 1 = reviewer correction error; 2 = transcription error; 3 = computer miscalculation; 4 = analyst's correction error

Form: OR001-9
Rev. Date: 2/14/2007

7.8.5

7

New Jersey ACCUTEST LABORATORIES

GC/MS Semi-volatiles

QC Data Summaries

Includes the following where applicable:

- Method Blank Summaries
- Blank Spike Summaries
- Matrix Spike and Duplicate Summaries
- Instrument Performance Checks (DFTPP)
- Internal Standard Area Summaries
- Surrogate Recovery Summaries
- Initial and Continuing Calibration Summaries

Method Blank Summary

Job Number: JB69078
Account: LANGAN Langan Engineering & Environmental
Project: Carroll Gardens, 363-365 Bond Street, Brooklyn, NY

Sample	File ID	DF	Analyzed	By	Prep Date	Prep Batch	Analytical Batch
OP75684-MB1	3E62235.D	1	06/18/14	OYA	06/17/14	OP75684	E3E2667

The QC reported here applies to the following samples: **Method:** SW846 8270D

JB69078-1, JB69078-2

CAS No.	Compound	Result	RL	MDL	Units	Q
95-57-8	2-Chlorophenol	ND	57	29	ug/kg	
59-50-7	4-Chloro-3-methyl phenol	ND	140	29	ug/kg	
120-83-2	2,4-Dichlorophenol	ND	140	46	ug/kg	
105-67-9	2,4-Dimethylphenol	ND	140	48	ug/kg	
51-28-5	2,4-Dinitrophenol	ND	570	35	ug/kg	
534-52-1	4,6-Dinitro-o-cresol	ND	570	35	ug/kg	
95-48-7	2-Methylphenol	ND	57	33	ug/kg	
	3&4-Methylphenol	ND	57	36	ug/kg	
88-75-5	2-Nitrophenol	ND	140	30	ug/kg	
100-02-7	4-Nitrophenol	ND	290	48	ug/kg	
87-86-5	Pentachlorophenol	ND	290	49	ug/kg	
108-95-2	Phenol	ND	57	30	ug/kg	
58-90-2	2,3,4,6-Tetrachlorophenol	ND	140	29	ug/kg	
95-95-4	2,4,5-Trichlorophenol	ND	140	33	ug/kg	
88-06-2	2,4,6-Trichlorophenol	ND	140	27	ug/kg	
83-32-9	Acenaphthene	ND	29	8.3	ug/kg	
208-96-8	Acenaphthylene	ND	29	9.1	ug/kg	
98-86-2	Acetophenone	ND	140	5.0	ug/kg	
120-12-7	Anthracene	ND	29	10	ug/kg	
1912-24-9	Atrazine	ND	57	5.6	ug/kg	
56-55-3	Benzo(a)anthracene	ND	29	9.3	ug/kg	
50-32-8	Benzo(a)pyrene	ND	29	8.7	ug/kg	
205-99-2	Benzo(b)fluoranthene	ND	29	9.5	ug/kg	
191-24-2	Benzo(g,h,i)perylene	ND	29	11	ug/kg	
207-08-9	Benzo(k)fluoranthene	ND	29	11	ug/kg	
101-55-3	4-Bromophenyl phenyl ether	ND	57	10	ug/kg	
85-68-7	Butyl benzyl phthalate	ND	57	17	ug/kg	
92-52-4	1,1'-Biphenyl	ND	57	3.3	ug/kg	
100-52-7	Benzaldehyde	ND	140	6.6	ug/kg	
91-58-7	2-Chloronaphthalene	ND	57	8.9	ug/kg	
106-47-8	4-Chloroaniline	ND	140	9.1	ug/kg	
86-74-8	Carbazole	ND	57	13	ug/kg	
105-60-2	Caprolactam	ND	57	9.0	ug/kg	
218-01-9	Chrysene	ND	29	9.7	ug/kg	
111-91-1	bis(2-Chloroethoxy)methane	ND	57	12	ug/kg	
111-44-4	bis(2-Chloroethyl)ether	ND	57	8.6	ug/kg	

Method Blank Summary

Job Number: JB69078
Account: LANGAN Langan Engineering & Environmental
Project: Carroll Gardens, 363-365 Bond Street, Brooklyn, NY

Sample	File ID	DF	Analyzed	By	Prep Date	Prep Batch	Analytical Batch
OP75684-MB1	3E62235.D	1	06/18/14	OYA	06/17/14	OP75684	E3E2667

The QC reported here applies to the following samples: **Method:** SW846 8270D

JB69078-1, JB69078-2

CAS No.	Compound	Result	RL	MDL	Units	Q
108-60-1	bis(2-Chloroisopropyl)ether	ND	57	8.5	ug/kg	
7005-72-3	4-Chlorophenyl phenyl ether	ND	57	8.6	ug/kg	
121-14-2	2,4-Dinitrotoluene	ND	29	12	ug/kg	
606-20-2	2,6-Dinitrotoluene	ND	29	11	ug/kg	
91-94-1	3,3'-Dichlorobenzidine	ND	57	7.3	ug/kg	
123-91-1	1,4-Dioxane	ND	29	19	ug/kg	
53-70-3	Dibenzo(a,h)anthracene	ND	29	9.7	ug/kg	
132-64-9	Dibenzofuran	ND	57	8.5	ug/kg	
84-74-2	Di-n-butyl phthalate	ND	57	6.3	ug/kg	
117-84-0	Di-n-octyl phthalate	ND	57	14	ug/kg	
84-66-2	Diethyl phthalate	ND	57	9.7	ug/kg	
131-11-3	Dimethyl phthalate	ND	57	10	ug/kg	
117-81-7	bis(2-Ethylhexyl)phthalate	ND	57	25	ug/kg	
206-44-0	Fluoranthene	ND	29	13	ug/kg	
86-73-7	Fluorene	ND	29	9.4	ug/kg	
118-74-1	Hexachlorobenzene	ND	57	9.3	ug/kg	
87-68-3	Hexachlorobutadiene	ND	29	7.9	ug/kg	
77-47-4	Hexachlorocyclopentadiene	ND	290	29	ug/kg	
67-72-1	Hexachloroethane	ND	140	7.9	ug/kg	
193-39-5	Indeno(1,2,3-cd)pyrene	ND	29	9.9	ug/kg	
78-59-1	Isophorone	ND	57	7.7	ug/kg	
91-57-6	2-Methylnaphthalene	ND	57	16	ug/kg	
88-74-4	2-Nitroaniline	ND	140	13	ug/kg	
99-09-2	3-Nitroaniline	ND	140	11	ug/kg	
100-01-6	4-Nitroaniline	ND	140	11	ug/kg	
91-20-3	Naphthalene	ND	29	7.8	ug/kg	
98-95-3	Nitrobenzene	ND	57	8.3	ug/kg	
621-64-7	N-Nitroso-di-n-propylamine	ND	57	7.0	ug/kg	
86-30-6	N-Nitrosodiphenylamine	ND	140	17	ug/kg	
85-01-8	Phenanthrene	ND	29	13	ug/kg	
129-00-0	Pyrene	ND	29	11	ug/kg	
95-94-3	1,2,4,5-Tetrachlorobenzene	ND	140	8.8	ug/kg	

Method Blank Summary

Job Number: JB69078
Account: LANGAN Langan Engineering & Environmental
Project: Carroll Gardens, 363-365 Bond Street, Brooklyn, NY

Sample	File ID	DF	Analyzed	By	Prep Date	Prep Batch	Analytical Batch
OP75684-MB1	3E62235.D	1	06/18/14	OYA	06/17/14	OP75684	E3E2667

The QC reported here applies to the following samples: **Method:** SW846 8270D

JB69078-1, JB69078-2

CAS No.	Surrogate Recoveries		Limits
367-12-4	2-Fluorophenol	84%	13-110%
4165-62-2	Phenol-d5	83%	15-110%
118-79-6	2,4,6-Tribromophenol	111%	20-123%
4165-60-0	Nitrobenzene-d5	100%	10-110%
321-60-8	2-Fluorobiphenyl	97%	17-110%
1718-51-0	Terphenyl-d14	104%	30-124%

CAS No.	Tentatively Identified Compounds	R.T.	Est. Conc.	Units	Q
	system artifact	2.18	250	ug/kg	J
	system artifact	3.25	120	ug/kg	J
	system artifact	3.40	130	ug/kg	J
	system artifact/aldol-condensation	3.59	3400	ug/kg	J
	Total TIC, Semi-Volatile		0	ug/kg	

Method Blank Summary

Job Number: JB69078
Account: LANGAN Langan Engineering & Environmental
Project: Carroll Gardens, 363-365 Bond Street, Brooklyn, NY

Sample	File ID	DF	Analyzed	By	Prep Date	Prep Batch	Analytical Batch
OP75676-MB1	3E62290.D	1	06/19/14	OYA	06/17/14	OP75676	E3E2669

The QC reported here applies to the following samples: **Method:** SW846 8270D

JB69078-3

CAS No.	Compound	Result	RL	MDL	Units	Q
95-57-8	2-Chlorophenol	ND	5.0	1.3	ug/l	
59-50-7	4-Chloro-3-methyl phenol	ND	5.0	1.3	ug/l	
120-83-2	2,4-Dichlorophenol	ND	2.0	1.6	ug/l	
105-67-9	2,4-Dimethylphenol	ND	5.0	1.8	ug/l	
51-28-5	2,4-Dinitrophenol	ND	20	6.5	ug/l	
534-52-1	4,6-Dinitro-o-cresol	ND	20	1.3	ug/l	
95-48-7	2-Methylphenol	ND	2.0	1.3	ug/l	
	3&4-Methylphenol	ND	2.0	1.1	ug/l	
88-75-5	2-Nitrophenol	ND	5.0	1.9	ug/l	
100-02-7	4-Nitrophenol	ND	10	0.91	ug/l	
87-86-5	Pentachlorophenol	ND	10	1.4	ug/l	
108-95-2	Phenol	ND	2.0	0.55	ug/l	
58-90-2	2,3,4,6-Tetrachlorophenol	ND	5.0	1.4	ug/l	
95-95-4	2,4,5-Trichlorophenol	ND	5.0	1.7	ug/l	
88-06-2	2,4,6-Trichlorophenol	ND	5.0	1.5	ug/l	
83-32-9	Acenaphthene	ND	1.0	0.30	ug/l	
208-96-8	Acenaphthylene	ND	1.0	0.20	ug/l	
98-86-2	Acetophenone	ND	2.0	0.36	ug/l	
120-12-7	Anthracene	ND	1.0	0.19	ug/l	
1912-24-9	Atrazine	ND	2.0	0.42	ug/l	
100-52-7	Benzaldehyde	ND	5.0	0.67	ug/l	
56-55-3	Benzo(a)anthracene	ND	1.0	0.22	ug/l	
50-32-8	Benzo(a)pyrene	ND	1.0	0.24	ug/l	
205-99-2	Benzo(b)fluoranthene	ND	1.0	0.22	ug/l	
191-24-2	Benzo(g,h,i)perylene	ND	1.0	0.31	ug/l	
207-08-9	Benzo(k)fluoranthene	ND	1.0	0.22	ug/l	
101-55-3	4-Bromophenyl phenyl ether	ND	2.0	0.25	ug/l	
85-68-7	Butyl benzyl phthalate	ND	2.0	0.22	ug/l	
92-52-4	1,1'-Biphenyl	ND	1.0	0.27	ug/l	
91-58-7	2-Chloronaphthalene	ND	2.0	0.34	ug/l	
106-47-8	4-Chloroaniline	ND	5.0	0.30	ug/l	
86-74-8	Carbazole	ND	1.0	0.17	ug/l	
105-60-2	Caprolactam	ND	2.0	0.41	ug/l	
218-01-9	Chrysene	ND	1.0	0.16	ug/l	
111-91-1	bis(2-Chloroethoxy)methane	ND	2.0	0.42	ug/l	
111-44-4	bis(2-Chloroethyl)ether	ND	2.0	0.43	ug/l	

Method Blank Summary

Job Number: JB69078
Account: LANGAN Langan Engineering & Environmental
Project: Carroll Gardens, 363-365 Bond Street, Brooklyn, NY

Sample	File ID	DF	Analyzed	By	Prep Date	Prep Batch	Analytical Batch
OP75676-MB1	3E62290.D	1	06/19/14	OYA	06/17/14	OP75676	E3E2669

The QC reported here applies to the following samples: **Method:** SW846 8270D

JB69078-3

CAS No.	Compound	Result	RL	MDL	Units	Q
108-60-1	bis(2-Chloroisopropyl)ether	ND	2.0	0.41	ug/l	
7005-72-3	4-Chlorophenyl phenyl ether	ND	2.0	0.38	ug/l	
121-14-2	2,4-Dinitrotoluene	ND	1.0	0.32	ug/l	
606-20-2	2,6-Dinitrotoluene	ND	1.0	0.26	ug/l	
91-94-1	3,3'-Dichlorobenzidine	ND	2.0	0.56	ug/l	
123-91-1	1,4-Dioxane	ND	1.0	0.72	ug/l	
53-70-3	Dibenzo(a,h)anthracene	ND	1.0	0.28	ug/l	
132-64-9	Dibenzofuran	ND	5.0	0.23	ug/l	
84-74-2	Di-n-butyl phthalate	ND	2.0	0.58	ug/l	
117-84-0	Di-n-octyl phthalate	ND	2.0	0.25	ug/l	
84-66-2	Diethyl phthalate	ND	2.0	0.23	ug/l	
131-11-3	Dimethyl phthalate	ND	2.0	0.26	ug/l	
117-81-7	bis(2-Ethylhexyl)phthalate	ND	2.0	0.55	ug/l	
206-44-0	Fluoranthene	ND	1.0	0.16	ug/l	
86-73-7	Fluorene	ND	1.0	0.27	ug/l	
118-74-1	Hexachlorobenzene	ND	1.0	0.46	ug/l	
87-68-3	Hexachlorobutadiene	ND	1.0	0.39	ug/l	
77-47-4	Hexachlorocyclopentadiene	ND	10	0.48	ug/l	
67-72-1	Hexachloroethane	ND	2.0	0.29	ug/l	
193-39-5	Indeno(1,2,3-cd)pyrene	ND	1.0	0.40	ug/l	
78-59-1	Isophorone	ND	2.0	0.34	ug/l	
91-57-6	2-Methylnaphthalene	ND	1.0	0.29	ug/l	
88-74-4	2-Nitroaniline	ND	5.0	0.32	ug/l	
99-09-2	3-Nitroaniline	ND	5.0	0.26	ug/l	
100-01-6	4-Nitroaniline	ND	5.0	0.30	ug/l	
91-20-3	Naphthalene	ND	1.0	0.27	ug/l	
98-95-3	Nitrobenzene	ND	2.0	0.52	ug/l	
621-64-7	N-Nitroso-di-n-propylamine	ND	2.0	0.38	ug/l	
86-30-6	N-Nitrosodiphenylamine	ND	5.0	0.21	ug/l	
85-01-8	Phenanthrene	ND	1.0	0.19	ug/l	
129-00-0	Pyrene	ND	1.0	0.19	ug/l	
95-94-3	1,2,4,5-Tetrachlorobenzene	ND	2.0	0.44	ug/l	

Method Blank Summary

Job Number: JB69078
Account: LANGAN Langan Engineering & Environmental
Project: Carroll Gardens, 363-365 Bond Street, Brooklyn, NY

Sample	File ID	DF	Analyzed	By	Prep Date	Prep Batch	Analytical Batch
OP75676-MB1	3E62290.D	1	06/19/14	OYA	06/17/14	OP75676	E3E2669

The QC reported here applies to the following samples: **Method:** SW846 8270D

JB69078-3

CAS No.	Surrogate Recoveries		Limits
367-12-4	2-Fluorophenol	82%	10-110%
4165-62-2	Phenol-d5	82%	10-110%
118-79-6	2,4,6-Tribromophenol	107%	29-139%
4165-60-0	Nitrobenzene-d5	100%	28-131%
321-60-8	2-Fluorobiphenyl	94%	30-121%
1718-51-0	Terphenyl-d14	95%	16-147%

CAS No.	Tentatively Identified Compounds	R.T.	Est. Conc.	Units	Q
	system artifact	2.13	18	ug/l	J
	Internal standard added for SIM test	4.93	4.2	ug/l	J
	Internal standard added for SIM test	6.75	4.4	ug/l	J
	Internal standard added for SIM test	8.74	4	ug/l	J
	Internal standard added for SIM test	16.39	4.1	ug/l	J
	Total TIC, Semi-Volatile		0	ug/l	

Method Blank Summary

Job Number: JB69078
Account: LANGAN Langan Engineering & Environmental
Project: Carroll Gardens, 363-365 Bond Street, Brooklyn, NY

Sample	File ID	DF	Analyzed	By	Prep Date	Prep Batch	Analytical Batch
OP75676-MB1	F36236.D	1	06/21/14	KLS	06/17/14	OP75676	EF5705

The QC reported here applies to the following samples: **Method:** SW846 8270D

JB69078-3

CAS No.	Compound	Result	RL	MDL	Units	Q
95-57-8	2-Chlorophenol	ND	5.0	1.3	ug/l	
59-50-7	4-Chloro-3-methyl phenol	ND	5.0	1.3	ug/l	
120-83-2	2,4-Dichlorophenol	ND	2.0	1.6	ug/l	
105-67-9	2,4-Dimethylphenol	ND	5.0	1.8	ug/l	
51-28-5	2,4-Dinitrophenol	ND	20	6.5	ug/l	
534-52-1	4,6-Dinitro-o-cresol	ND	20	1.3	ug/l	
95-48-7	2-Methylphenol	ND	2.0	1.3	ug/l	
	3&4-Methylphenol	ND	2.0	1.1	ug/l	
88-75-5	2-Nitrophenol	ND	5.0	1.9	ug/l	
100-02-7	4-Nitrophenol	ND	10	0.91	ug/l	
87-86-5	Pentachlorophenol	ND	10	1.4	ug/l	
108-95-2	Phenol	ND	2.0	0.55	ug/l	
58-90-2	2,3,4,6-Tetrachlorophenol	ND	5.0	1.4	ug/l	
95-95-4	2,4,5-Trichlorophenol	ND	5.0	1.7	ug/l	
88-06-2	2,4,6-Trichlorophenol	ND	5.0	1.5	ug/l	
83-32-9	Acenaphthene	ND	1.0	0.30	ug/l	
208-96-8	Acenaphthylene	ND	1.0	0.20	ug/l	
98-86-2	Acetophenone	ND	2.0	0.36	ug/l	
120-12-7	Anthracene	ND	1.0	0.19	ug/l	
1912-24-9	Atrazine	ND	2.0	0.42	ug/l	
100-52-7	Benzaldehyde	ND	5.0	0.67	ug/l	
56-55-3	Benzo(a)anthracene	ND	1.0	0.22	ug/l	
50-32-8	Benzo(a)pyrene	ND	1.0	0.24	ug/l	
205-99-2	Benzo(b)fluoranthene	ND	1.0	0.22	ug/l	
191-24-2	Benzo(g,h,i)perylene	ND	1.0	0.31	ug/l	
207-08-9	Benzo(k)fluoranthene	ND	1.0	0.22	ug/l	
101-55-3	4-Bromophenyl phenyl ether	ND	2.0	0.25	ug/l	
85-68-7	Butyl benzyl phthalate	ND	2.0	0.22	ug/l	
92-52-4	1,1'-Biphenyl	ND	1.0	0.27	ug/l	
91-58-7	2-Chloronaphthalene	ND	2.0	0.34	ug/l	
106-47-8	4-Chloroaniline	ND	5.0	0.30	ug/l	
86-74-8	Carbazole	ND	1.0	0.17	ug/l	
105-60-2	Caprolactam	ND	2.0	0.41	ug/l	
218-01-9	Chrysene	ND	1.0	0.16	ug/l	
111-91-1	bis(2-Chloroethoxy)methane	ND	2.0	0.42	ug/l	
111-44-4	bis(2-Chloroethyl)ether	ND	2.0	0.43	ug/l	

Method Blank Summary

Job Number: JB69078
Account: LANGAN Langan Engineering & Environmental
Project: Carroll Gardens, 363-365 Bond Street, Brooklyn, NY

Sample	File ID	DF	Analyzed	By	Prep Date	Prep Batch	Analytical Batch
OP75676-MB1	F36236.D	1	06/21/14	KLS	06/17/14	OP75676	EF5705

The QC reported here applies to the following samples: **Method:** SW846 8270D

JB69078-3

CAS No.	Compound	Result	RL	MDL	Units	Q
108-60-1	bis(2-Chloroisopropyl)ether	ND	2.0	0.41	ug/l	
7005-72-3	4-Chlorophenyl phenyl ether	ND	2.0	0.38	ug/l	
121-14-2	2,4-Dinitrotoluene	ND	1.0	0.32	ug/l	
606-20-2	2,6-Dinitrotoluene	ND	1.0	0.26	ug/l	
91-94-1	3,3'-Dichlorobenzidine	ND	2.0	0.56	ug/l	
123-91-1	1,4-Dioxane	ND	1.0	0.72	ug/l	
53-70-3	Dibenzo(a,h)anthracene	ND	1.0	0.28	ug/l	
132-64-9	Dibenzofuran	ND	5.0	0.23	ug/l	
84-74-2	Di-n-butyl phthalate	ND	2.0	0.58	ug/l	
117-84-0	Di-n-octyl phthalate	ND	2.0	0.25	ug/l	
84-66-2	Diethyl phthalate	ND	2.0	0.23	ug/l	
131-11-3	Dimethyl phthalate	ND	2.0	0.26	ug/l	
117-81-7	bis(2-Ethylhexyl)phthalate	ND	2.0	0.55	ug/l	
206-44-0	Fluoranthene	ND	1.0	0.16	ug/l	
86-73-7	Fluorene	ND	1.0	0.27	ug/l	
118-74-1	Hexachlorobenzene	ND	1.0	0.46	ug/l	
87-68-3	Hexachlorobutadiene	ND	1.0	0.39	ug/l	
77-47-4	Hexachlorocyclopentadiene	ND	10	0.48	ug/l	
67-72-1	Hexachloroethane	ND	2.0	0.29	ug/l	
193-39-5	Indeno(1,2,3-cd)pyrene	ND	1.0	0.40	ug/l	
78-59-1	Isophorone	ND	2.0	0.34	ug/l	
91-57-6	2-Methylnaphthalene	ND	1.0	0.29	ug/l	
88-74-4	2-Nitroaniline	ND	5.0	0.32	ug/l	
99-09-2	3-Nitroaniline	ND	5.0	0.26	ug/l	
100-01-6	4-Nitroaniline	ND	5.0	0.30	ug/l	
91-20-3	Naphthalene	ND	1.0	0.27	ug/l	
98-95-3	Nitrobenzene	ND	2.0	0.52	ug/l	
621-64-7	N-Nitroso-di-n-propylamine	ND	2.0	0.38	ug/l	
86-30-6	N-Nitrosodiphenylamine	ND	5.0	0.21	ug/l	
85-01-8	Phenanthrene	ND	1.0	0.19	ug/l	
129-00-0	Pyrene	ND	1.0	0.19	ug/l	
95-94-3	1,2,4,5-Tetrachlorobenzene	ND	2.0	0.44	ug/l	

Method Blank Summary

Job Number: JB69078
Account: LANGAN Langan Engineering & Environmental
Project: Carroll Gardens, 363-365 Bond Street, Brooklyn, NY

Sample	File ID	DF	Analyzed	By	Prep Date	Prep Batch	Analytical Batch
OP75676-MB1	F36236.D	1	06/21/14	KLS	06/17/14	OP75676	EF5705

The QC reported here applies to the following samples: **Method:** SW846 8270D

JB69078-3

CAS No.	Surrogate Recoveries		Limits
367-12-4	2-Fluorophenol	45%	10-110%
4165-62-2	Phenol-d5	30%	10-110%
118-79-6	2,4,6-Tribromophenol	94%	29-139%
4165-60-0	Nitrobenzene-d5	87%	28-131%
321-60-8	2-Fluorobiphenyl	77%	30-121%
1718-51-0	Terphenyl-d14	86%	16-147%

CAS No.	Tentatively Identified Compounds	R.T.	Est. Conc.	Units	Q
	system artifact	2.14	600	ug/l	J
	system artifact	3.23	11	ug/l	J
	system artifact/aldol-condensation	3.57	12	ug/l	J
	system artifact	3.71	5	ug/l	J
	Internal standard added for SIM test	4.93	4.5	ug/l	J
	Internal standard added for SIM test	6.30	4.5	ug/l	J
	Internal standard added for SIM test	7.75	4.8	ug/l	J
	Internal standard added for SIM test	11.27	4.2	ug/l	J
	Internal standard added for SIM test	17.29	4	ug/l	J
	Total TIC, Semi-Volatile		0	ug/l	

Method Blank Summary

Job Number: JB69078
Account: LANGAN Langan Engineering & Environmental
Project: Carroll Gardens, 363-365 Bond Street, Brooklyn, NY

Sample	File ID	DF	Analyzed	By	Prep Date	Prep Batch	Analytical Batch
OP75676-MB1	3P33231.D	1	06/27/14	SP	06/17/14	OP75676	E3P1419

The QC reported here applies to the following samples: **Method:** SW846 8270D

JB69078-3

CAS No.	Compound	Result	RL	MDL	Units	Q
95-57-8	2-Chlorophenol	ND	5.0	1.3	ug/l	
59-50-7	4-Chloro-3-methyl phenol	ND	5.0	1.3	ug/l	
120-83-2	2,4-Dichlorophenol	ND	2.0	1.6	ug/l	
105-67-9	2,4-Dimethylphenol	ND	5.0	1.8	ug/l	
51-28-5	2,4-Dinitrophenol	ND	20	6.5	ug/l	
534-52-1	4,6-Dinitro-o-cresol	ND	20	1.3	ug/l	
95-48-7	2-Methylphenol	ND	2.0	1.3	ug/l	
	3&4-Methylphenol	ND	2.0	1.1	ug/l	
88-75-5	2-Nitrophenol	ND	5.0	1.9	ug/l	
100-02-7	4-Nitrophenol	ND	10	0.91	ug/l	
87-86-5	Pentachlorophenol	ND	10	1.4	ug/l	
108-95-2	Phenol	ND	2.0	0.55	ug/l	
58-90-2	2,3,4,6-Tetrachlorophenol	ND	5.0	1.4	ug/l	
95-95-4	2,4,5-Trichlorophenol	ND	5.0	1.7	ug/l	
88-06-2	2,4,6-Trichlorophenol	ND	5.0	1.5	ug/l	
83-32-9	Acenaphthene	ND	1.0	0.30	ug/l	
208-96-8	Acenaphthylene	ND	1.0	0.20	ug/l	
98-86-2	Acetophenone	ND	2.0	0.36	ug/l	
120-12-7	Anthracene	ND	1.0	0.19	ug/l	
1912-24-9	Atrazine	ND	2.0	0.42	ug/l	
100-52-7	Benzaldehyde	ND	5.0	0.67	ug/l	
56-55-3	Benzo(a)anthracene	ND	1.0	0.22	ug/l	
50-32-8	Benzo(a)pyrene	ND	1.0	0.24	ug/l	
205-99-2	Benzo(b)fluoranthene	ND	1.0	0.22	ug/l	
191-24-2	Benzo(g,h,i)perylene	ND	1.0	0.31	ug/l	
207-08-9	Benzo(k)fluoranthene	ND	1.0	0.22	ug/l	
101-55-3	4-Bromophenyl phenyl ether	ND	2.0	0.25	ug/l	
85-68-7	Butyl benzyl phthalate	ND	2.0	0.22	ug/l	
92-52-4	1,1'-Biphenyl	ND	1.0	0.27	ug/l	
91-58-7	2-Chloronaphthalene	ND	2.0	0.34	ug/l	
106-47-8	4-Chloroaniline	ND	5.0	0.30	ug/l	
86-74-8	Carbazole	ND	1.0	0.17	ug/l	
105-60-2	Caprolactam	ND	2.0	0.41	ug/l	
218-01-9	Chrysene	ND	1.0	0.16	ug/l	
111-91-1	bis(2-Chloroethoxy)methane	ND	2.0	0.42	ug/l	
111-44-4	bis(2-Chloroethyl)ether	ND	2.0	0.43	ug/l	

Method Blank Summary

Job Number: JB69078
Account: LANGAN Langan Engineering & Environmental
Project: Carroll Gardens, 363-365 Bond Street, Brooklyn, NY

Sample	File ID	DF	Analyzed	By	Prep Date	Prep Batch	Analytical Batch
OP75676-MB1	3P33231.D	1	06/27/14	SP	06/17/14	OP75676	E3P1419

The QC reported here applies to the following samples: **Method:** SW846 8270D

JB69078-3

CAS No.	Compound	Result	RL	MDL	Units	Q
108-60-1	bis(2-Chloroisopropyl)ether	ND	2.0	0.41	ug/l	
7005-72-3	4-Chlorophenyl phenyl ether	ND	2.0	0.38	ug/l	
121-14-2	2,4-Dinitrotoluene	ND	1.0	0.32	ug/l	
606-20-2	2,6-Dinitrotoluene	ND	1.0	0.26	ug/l	
91-94-1	3,3'-Dichlorobenzidine	ND	2.0	0.56	ug/l	
123-91-1	1,4-Dioxane	ND	1.0	0.72	ug/l	
53-70-3	Dibenzo(a,h)anthracene	ND	1.0	0.28	ug/l	
132-64-9	Dibenzofuran	ND	5.0	0.23	ug/l	
84-74-2	Di-n-butyl phthalate	ND	2.0	0.58	ug/l	
117-84-0	Di-n-octyl phthalate	ND	2.0	0.25	ug/l	
84-66-2	Diethyl phthalate	ND	2.0	0.23	ug/l	
131-11-3	Dimethyl phthalate	ND	2.0	0.26	ug/l	
117-81-7	bis(2-Ethylhexyl)phthalate	ND	2.0	0.55	ug/l	
206-44-0	Fluoranthene	ND	1.0	0.16	ug/l	
86-73-7	Fluorene	ND	1.0	0.27	ug/l	
118-74-1	Hexachlorobenzene	ND	1.0	0.46	ug/l	
87-68-3	Hexachlorobutadiene	ND	1.0	0.39	ug/l	
77-47-4	Hexachlorocyclopentadiene	ND	10	0.48	ug/l	
67-72-1	Hexachloroethane	ND	2.0	0.29	ug/l	
193-39-5	Indeno(1,2,3-cd)pyrene	ND	1.0	0.40	ug/l	
78-59-1	Isophorone	ND	2.0	0.34	ug/l	
91-57-6	2-Methylnaphthalene	ND	1.0	0.29	ug/l	
88-74-4	2-Nitroaniline	ND	5.0	0.32	ug/l	
99-09-2	3-Nitroaniline	ND	5.0	0.26	ug/l	
100-01-6	4-Nitroaniline	ND	5.0	0.30	ug/l	
91-20-3	Naphthalene	ND	1.0	0.27	ug/l	
98-95-3	Nitrobenzene	ND	2.0	0.52	ug/l	
621-64-7	N-Nitroso-di-n-propylamine	ND	2.0	0.38	ug/l	
86-30-6	N-Nitrosodiphenylamine	ND	5.0	0.21	ug/l	
85-01-8	Phenanthrene	ND	1.0	0.19	ug/l	
129-00-0	Pyrene	ND	1.0	0.19	ug/l	
95-94-3	1,2,4,5-Tetrachlorobenzene	ND	2.0	0.44	ug/l	

Method Blank Summary

Job Number: JB69078
Account: LANGAN Langan Engineering & Environmental
Project: Carroll Gardens, 363-365 Bond Street, Brooklyn, NY

Sample	File ID	DF	Analyzed	By	Prep Date	Prep Batch	Analytical Batch
OP75676-MB1	3P33231.D	1	06/27/14	SP	06/17/14	OP75676	E3P1419

The QC reported here applies to the following samples: **Method:** SW846 8270D

JB69078-3

CAS No.	Surrogate Recoveries		Limits
367-12-4	2-Fluorophenol	45%	10-110%
4165-62-2	Phenol-d5	29%	10-110%
118-79-6	2,4,6-Tribromophenol	93%	29-139%
4165-60-0	Nitrobenzene-d5	92%	28-131%
321-60-8	2-Fluorobiphenyl	88%	30-121%
1718-51-0	Terphenyl-d14	96%	16-147%

CAS No.	Tentatively Identified Compounds	R.T.	Est. Conc.	Units	Q
	system artifact	1.49	12	ug/l	J
	system artifact	1.69	84	ug/l	J
	system artifact	2.83	6.1	ug/l	J
	system artifact/aldol-condensation	3.20	5.1	ug/l	J
	Internal standard added for SIM test	5.93	4.4	ug/l	J
	Internal standard added for SIM test	7.25	5.3	ug/l	J
	Internal standard added for SIM test	10.57	4.7	ug/l	J
	Internal standard added for SIM test	16.54	4.2	ug/l	J
	Total TIC, Semi-Volatile		0	ug/l	

Blank Spike Summary

Job Number: JB69078
Account: LANGAN Langan Engineering & Environmental
Project: Carroll Gardens, 363-365 Bond Street, Brooklyn, NY

Sample	File ID	DF	Analyzed	By	Prep Date	Prep Batch	Analytical Batch
OP75684-BS1	3E62236.D	1	06/18/14	OYA	06/17/14	OP75684	E3E2667

The QC reported here applies to the following samples: **Method:** SW846 8270D

JB69078-1, JB69078-2

CAS No.	Compound	Spike ug/kg	BSP ug/kg	BSP %	Limits
95-57-8	2-Chlorophenol	1430	1180	83	37-110
59-50-7	4-Chloro-3-methyl phenol	1430	1100	77	44-125
120-83-2	2,4-Dichlorophenol	1430	1100	77	41-120
105-67-9	2,4-Dimethylphenol	1430	1270	89	43-137
51-28-5	2,4-Dinitrophenol	2860	2720	95	21-147
534-52-1	4,6-Dinitro-o-cresol	1430	1490	104	37-136
95-48-7	2-Methylphenol	1430	1240	87	40-110
	3&4-Methylphenol	1430	1190	83	39-111
88-75-5	2-Nitrophenol	1430	1190	83	36-117
100-02-7	4-Nitrophenol	1430	1260	88	26-143
87-86-5	Pentachlorophenol	1430	1210	85	21-123
108-95-2	Phenol	1430	1140	80	36-112
58-90-2	2,3,4,6-Tetrachlorophenol	1430	1390	97	40-121
95-95-4	2,4,5-Trichlorophenol	1430	1370	96	48-120
88-06-2	2,4,6-Trichlorophenol	1430	1400	98	48-119
83-32-9	Acenaphthene	1430	1360	95	46-110
208-96-8	Acenaphthylene	1430	1120	78	43-103
98-86-2	Acetophenone	1430	1240	87	35-120
120-12-7	Anthracene	1430	1320	92	56-118
1912-24-9	Atrazine	1430	1560	109	57-151
56-55-3	Benzo(a)anthracene	1430	1260	88	56-117
50-32-8	Benzo(a)pyrene	1430	1380	97	56-124
205-99-2	Benzo(b)fluoranthene	1430	1520	106	53-127
191-24-2	Benzo(g,h,i)perylene	1430	1140	80	52-126
207-08-9	Benzo(k)fluoranthene	1430	1370	96	51-122
101-55-3	4-Bromophenyl phenyl ether	1430	1400	98	51-121
85-68-7	Butyl benzyl phthalate	1430	1260	88	52-133
92-52-4	1,1'-Biphenyl	1430	1270	89	42-122
100-52-7	Benzaldehyde	1430	1340	94	30-119
91-58-7	2-Chloronaphthalene	1430	1250	88	42-110
106-47-8	4-Chloroaniline	1430	728	51	32-102
86-74-8	Carbazole	1430	1120	78	53-119
105-60-2	Caprolactam	1430	1150	81	35-144
218-01-9	Chrysene	1430	1320	92	54-121
111-91-1	bis(2-Chloroethoxy)methane	1430	1110	78	40-118
111-44-4	bis(2-Chloroethyl)ether	1430	1230	86	33-110

* = Outside of Control Limits.

Blank Spike Summary

Job Number: JB69078
Account: LANGAN Langan Engineering & Environmental
Project: Carroll Gardens, 363-365 Bond Street, Brooklyn, NY

Sample	File ID	DF	Analyzed	By	Prep Date	Prep Batch	Analytical Batch
OP75684-BS1	3E62236.D	1	06/18/14	OYA	06/17/14	OP75684	E3E2667

The QC reported here applies to the following samples: **Method:** SW846 8270D

JB69078-1, JB69078-2

CAS No.	Compound	Spike ug/kg	BSP ug/kg	BSP %	Limits
108-60-1	bis(2-Chloroisopropyl)ether	1430	1270	89	30-108
7005-72-3	4-Chlorophenyl phenyl ether	1430	1410	99	48-116
121-14-2	2,4-Dinitrotoluene	1430	1340	94	51-126
606-20-2	2,6-Dinitrotoluene	1430	1390	97	52-126
91-94-1	3,3'-Dichlorobenzidine	2860	2010	70	49-115
123-91-1	1,4-Dioxane	1430	569	40	10-110
53-70-3	Dibenzo(a,h)anthracene	1430	1150	81	53-126
132-64-9	Dibenzofuran	1430	1270	89	45-114
84-74-2	Di-n-butyl phthalate	1430	1420	99	56-125
117-84-0	Di-n-octyl phthalate	1430	1620	113	49-145
84-66-2	Diethyl phthalate	1430	1390	97	52-118
131-11-3	Dimethyl phthalate	1430	1360	95	54-114
117-81-7	bis(2-Ethylhexyl)phthalate	1430	1470	103	52-138
206-44-0	Fluoranthene	1430	1280	90	55-119
86-73-7	Fluorene	1430	1360	95	51-114
118-74-1	Hexachlorobenzene	1430	1300	91	47-122
87-68-3	Hexachlorobutadiene	1430	1230	86	28-117
77-47-4	Hexachlorocyclopentadiene	2860	2230	78	22-126
67-72-1	Hexachloroethane	1430	1320	92	28-103
193-39-5	Indeno(1,2,3-cd)pyrene	1430	1200	84	53-128
78-59-1	Isophorone	1430	1040	73	37-117
91-57-6	2-Methylnaphthalene	1430	1020	71	34-114
88-74-4	2-Nitroaniline	1430	1420	99	46-135
99-09-2	3-Nitroaniline	1430	1050	74	44-114
100-01-6	4-Nitroaniline	1430	1240	87	44-128
91-20-3	Naphthalene	1430	1090	76	37-104
98-95-3	Nitrobenzene	1430	1100	77	34-117
621-64-7	N-Nitroso-di-n-propylamine	1430	1370	96	35-115
86-30-6	N-Nitrosodiphenylamine	1430	1370	96	51-114
85-01-8	Phenanthrene	1430	1250	88	55-113
129-00-0	Pyrene	1430	1330	93	54-120
95-94-3	1,2,4,5-Tetrachlorobenzene	1430	1320	92	38-112

* = Outside of Control Limits.

Blank Spike Summary

Job Number: JB69078
Account: LANGAN Langan Engineering & Environmental
Project: Carroll Gardens, 363-365 Bond Street, Brooklyn, NY

Sample	File ID	DF	Analyzed	By	Prep Date	Prep Batch	Analytical Batch
OP75684-BS1	3E62236.D	1	06/18/14	OYA	06/17/14	OP75684	E3E2667

The QC reported here applies to the following samples: **Method:** SW846 8270D

JB69078-1, JB69078-2

CAS No.	Surrogate Recoveries	BSP	Limits
367-12-4	2-Fluorophenol	76%	13-110%
4165-62-2	Phenol-d5	76%	15-110%
118-79-6	2,4,6-Tribromophenol	107%	20-123%
4165-60-0	Nitrobenzene-d5	80%	10-110%
321-60-8	2-Fluorobiphenyl	90%	17-110%
1718-51-0	Terphenyl-d14	90%	30-124%

* = Outside of Control Limits.

Blank Spike Summary

Job Number: JB69078
Account: LANGAN Langan Engineering & Environmental
Project: Carroll Gardens, 363-365 Bond Street, Brooklyn, NY

Sample	File ID	DF	Analyzed	By	Prep Date	Prep Batch	Analytical Batch
OP75676-BS1	3E62291.D	1	06/19/14	OYA	06/17/14	OP75676	E3E2669

The QC reported here applies to the following samples: **Method:** SW846 8270D

JB69078-3

CAS No.	Compound	Spike ug/l	BSP ug/l	BSP %	Limits
95-57-8	2-Chlorophenol	50	40.4	81	42-110
59-50-7	4-Chloro-3-methyl phenol	50	45.1	90	49-120
120-83-2	2,4-Dichlorophenol	50	45.8	92	47-114
105-67-9	2,4-Dimethylphenol	50	53.1	106	48-129
51-28-5	2,4-Dinitrophenol	100	130	130	26-153
534-52-1	4,6-Dinitro-o-cresol	50	61.1	122	44-132
95-48-7	2-Methylphenol	50	38.6	77	39-110
	3&4-Methylphenol	50	33.8	68	36-110
88-75-5	2-Nitrophenol	50	51.2	102	45-110
100-02-7	4-Nitrophenol	50	25.9	52	10-110
87-86-5	Pentachlorophenol	50	50.5	101	32-122
108-95-2	Phenol	50	17.3	35	10-110
58-90-2	2,3,4,6-Tetrachlorophenol	50	53.4	107	47-119
95-95-4	2,4,5-Trichlorophenol	50	51.2	102	52-119
88-06-2	2,4,6-Trichlorophenol	50	53.6	107	51-118
83-32-9	Acenaphthene	50	45.9	92	46-108
208-96-8	Acenaphthylene	50	37.7	75	44-101
98-86-2	Acetophenone	50	50.4	101	39-125
120-12-7	Anthracene	50	46.8	94	60-117
1912-24-9	Atrazine	50	38.5	77	58-153
100-52-7	Benzaldehyde	50	16.4	33	32-119
56-55-3	Benzo(a)anthracene	50	43.5	87	59-116
50-32-8	Benzo(a)pyrene	50	49.6	99	61-122
205-99-2	Benzo(b)fluoranthene	50	54.1	108	56-129
191-24-2	Benzo(g,h,i)perylene	50	42.5	85	54-126
207-08-9	Benzo(k)fluoranthene	50	53.6	107	53-124
101-55-3	4-Bromophenyl phenyl ether	50	46.4	93	55-120
85-68-7	Butyl benzyl phthalate	50	46.4	93	42-138
92-52-4	1,1'-Biphenyl	50	45.6	91	41-123
91-58-7	2-Chloronaphthalene	50	39.6	79	38-107
106-47-8	4-Chloroaniline	50	10.3	21* [a]	38-110
86-74-8	Carbazole	50	39.4	79	55-121
105-60-2	Caprolactam	50	12.5	25	10-113
218-01-9	Chrysene	50	48.7	97	58-121
111-91-1	bis(2-Chloroethoxy)methane	50	47.3	95	48-117
111-44-4	bis(2-Chloroethyl)ether	50	47.2	94	40-108

* = Outside of Control Limits.

Blank Spike Summary

Job Number: JB69078
Account: LANGAN Langan Engineering & Environmental
Project: Carroll Gardens, 363-365 Bond Street, Brooklyn, NY

Sample	File ID	DF	Analyzed	By	Prep Date	Prep Batch	Analytical Batch
OP75676-BS1	3E62291.D	1	06/19/14	OYA	06/17/14	OP75676	E3E2669

The QC reported here applies to the following samples: **Method:** SW846 8270D

JB69078-3

CAS No.	Compound	Spike ug/l	BSP ug/l	BSP %	Limits
108-60-1	bis(2-Chloroisopropyl)ether	50	48.7	97	37-107
7005-72-3	4-Chlorophenyl phenyl ether	50	47.1	94	48-117
121-14-2	2,4-Dinitrotoluene	50	51.7	103	53-129
606-20-2	2,6-Dinitrotoluene	50	51.2	102	57-126
91-94-1	3,3'-Dichlorobenzidine	100	18.2	18* [a]	41-109
123-91-1	1,4-Dioxane	50	18.9	38	10-110
53-70-3	Dibenzo(a,h)anthracene	50	45.5	91	57-126
132-64-9	Dibenzofuran	50	47.4	95	46-112
84-74-2	Di-n-butyl phthalate	50	54.2	108	54-127
117-84-0	Di-n-octyl phthalate	50	58.4	117	55-142
84-66-2	Diethyl phthalate	50	53.5	107	35-130
131-11-3	Dimethyl phthalate	50	51.0	102	26-132
117-81-7	bis(2-Ethylhexyl)phthalate	50	55.8	112	58-135
206-44-0	Fluoranthene	50	49.1	98	59-120
86-73-7	Fluorene	50	47.2	94	53-114
118-74-1	Hexachlorobenzene	50	45.6	91	52-120
87-68-3	Hexachlorobutadiene	50	35.8	72	10-111
77-47-4	Hexachlorocyclopentadiene	100	56.2	56	10-116
67-72-1	Hexachloroethane	50	36.3	73	14-110
193-39-5	Indeno(1,2,3-cd)pyrene	50	45.5	91	56-127
78-59-1	Isophorone	50	45.7	91	45-119
91-57-6	2-Methylnaphthalene	50	43.1	86	30-112
88-74-4	2-Nitroaniline	50	55.2	110	46-136
99-09-2	3-Nitroaniline	50	16.7	33* [a]	46-113
100-01-6	4-Nitroaniline	50	41.9	84	47-129
91-20-3	Naphthalene	50	41.3	83	35-101
98-95-3	Nitrobenzene	50	47.9	96	40-115
621-64-7	N-Nitroso-di-n-propylamine	50	54.8	110	40-118
86-30-6	N-Nitrosodiphenylamine	50	45.8	92	54-112
85-01-8	Phenanthrene	50	45.6	91	58-113
129-00-0	Pyrene	50	45.9	92	56-120
95-94-3	1,2,4,5-Tetrachlorobenzene	50	37.4	75	28-111

* = Outside of Control Limits.

Blank Spike Summary

Job Number: JB69078
Account: LANGAN Langan Engineering & Environmental
Project: Carroll Gardens, 363-365 Bond Street, Brooklyn, NY

Sample	File ID	DF	Analyzed	By	Prep Date	Prep Batch	Analytical Batch
OP75676-BS1	3E62291.D	1	06/19/14	OYA	06/17/14	OP75676	E3E2669

The QC reported here applies to the following samples: **Method:** SW846 8270D

JB69078-3

CAS No.	Surrogate Recoveries	BSP	Limits
367-12-4	2-Fluorophenol	44%	10-110%
4165-62-2	Phenol-d5	31%	10-110%
118-79-6	2,4,6-Tribromophenol	104%	29-139%
4165-60-0	Nitrobenzene-d5	97%	28-131%
321-60-8	2-Fluorobiphenyl	89%	30-121%
1718-51-0	Terphenyl-d14	85%	16-147%

(a) Outside of in house control limits.

* = Outside of Control Limits.

Matrix Spike/Matrix Spike Duplicate Summary

Job Number: JB69078
Account: LANGAN Langan Engineering & Environmental
Project: Carroll Gardens, 363-365 Bond Street, Brooklyn, NY

Sample	File ID	DF	Analyzed	By	Prep Date	Prep Batch	Analytical Batch
OP75676-MS	3E62303.D	1	06/19/14	OYA	06/17/14	OP75676	E3E2669
OP75676-MSD	3E62304.D	1	06/19/14	OYA	06/17/14	OP75676	E3E2669
JB69131-1 [a]	3E62305.D	1	06/19/14	OYA	06/17/14	OP75676	E3E2669

The QC reported here applies to the following samples: **Method:** SW846 8270D

JB69078-3

CAS No.	Compound	JB69131-1 ug/l	Q	Spike ug/l	MS ug/l	MS %	Spike ug/l	MSD ug/l	MSD %	RPD	Limits Rec/RPD
95-57-8	2-Chlorophenol	ND		114	152	134* [b]	114	133	117* [b]	13	30-106/33
59-50-7	4-Chloro-3-methyl phenol	ND		114	3990	3511* [b]	114	4050	3564* [b]	1	40-130/28
120-83-2	2,4-Dichlorophenol	ND		114	106	93	114	103	91	3	27-128/34
105-67-9	2,4-Dimethylphenol	427	E	114	659	204* [c]	114	661	206* [c]	0	32-145/31
51-28-5	2,4-Dinitrophenol	ND		227	133	59	227	102	45	26	10-162/43
534-52-1	4,6-Dinitro-o-cresol	ND		114	74.9	66	114	55.7	49	29	10-147/42
95-48-7	2-Methylphenol	377	E	114	639	231* [c]	114	591	188* [c]	8	29-111/29
	3&4-Methylphenol	1230	E	114	1790	493* [c]	114	1680	396* [c]	6	26-114/29
88-75-5	2-Nitrophenol	ND		114	124	109	114	119	105	4	27-121/35
100-02-7	4-Nitrophenol	ND		114	135	119	114	117	103	14	10-135/37
87-86-5	Pentachlorophenol	ND		114	97.7	86	114	95.9	84	2	21-133/35
108-95-2	Phenol	2620	E	114	5540	2570* [c]	114	5110	2191* [c]	8	10-110/33
58-90-2	2,3,4,6-Tetrachlorophenol	ND		114	108	95	114	107	94	1	30-128/33
95-95-4	2,4,5-Trichlorophenol	ND		114	116	102	114	99.9	88	15	35-128/30
88-06-2	2,4,6-Trichlorophenol	ND		114	126	111	114	106	93	17	31-130/34
83-32-9	Acenaphthene	ND		114	147	129* [b]	114	133	117* [b]	10	41-112/29
208-96-8	Acenaphthylene	ND		114	94.3	83	114	84.9	75	10	42-101/29
98-86-2	Acetophenone	147	E	114	348	177* [b]	114	324	156* [b]	7	24-142/31
120-12-7	Anthracene	ND		114	119	105	114	110	97	8	52-122/26
1912-24-9	Atrazine	ND		114	101	89	114	96.9	85	4	42-160/26
100-52-7	Benzaldehyde	ND		114	232	204* [b]	114	233	205* [b]	0	17-130/33
56-55-3	Benzo(a)anthracene	ND		114	113	99	114	107	94	5	50-122/26
50-32-8	Benzo(a)pyrene	ND		114	125	110	114	111	98	12	51-127/27
205-99-2	Benzo(b)fluoranthene	ND		114	121	106	114	114	100	6	47-132/31
191-24-2	Benzo(g,h,i)perylene	ND		114	95.2	84	114	103	91	8	47-129/29
207-08-9	Benzo(k)fluoranthene	ND		114	116	102	114	108	95	7	43-130/29
101-55-3	4-Bromophenyl phenyl ether	ND		114	112	99	114	105	92	6	51-122/26
85-68-7	Butyl benzyl phthalate	ND		114	135	119	114	128	113	5	37-145/29
92-52-4	1,1'-Biphenyl	32.8		114	158	110	114	140	94	12	40-122/30
91-58-7	2-Chloronaphthalene	ND		114	102	90	114	87.9	77	15	36-108/30
106-47-8	4-Chloroaniline	ND		114	6.8	6* [b]	114	5.2	5* [b]	27	24-110/32
86-74-8	Carbazole	0.42	J	114	104	91	114	96.1	84	8	47-128/25
105-60-2	Caprolactam	ND		114	146	128* [b]	114	120	106	20	10-110/44
218-01-9	Chrysene	ND		114	118	104	114	111	98	6	51-124/27
111-91-1	bis(2-Chloroethoxy)methane	ND		114	144	127* [b]	114	132	116	9	43-120/31
111-44-4	bis(2-Chloroethyl)ether	ND		114	615	541* [b]	114	608	535* [b]	1	33-115/34

* = Outside of Control Limits.

Matrix Spike/Matrix Spike Duplicate Summary

Job Number: JB69078
Account: LANGAN Langan Engineering & Environmental
Project: Carroll Gardens, 363-365 Bond Street, Brooklyn, NY

Sample	File ID	DF	Analyzed	By	Prep Date	Prep Batch	Analytical Batch
OP75676-MS	3E62303.D	1	06/19/14	OYA	06/17/14	OP75676	E3E2669
OP75676-MSD	3E62304.D	1	06/19/14	OYA	06/17/14	OP75676	E3E2669
JB69131-1 [a]	3E62305.D	1	06/19/14	OYA	06/17/14	OP75676	E3E2669

The QC reported here applies to the following samples: **Method:** SW846 8270D

JB69078-3

CAS No.	Compound	JB69131-1 ug/l	Q	Spike ug/l	MS ug/l	MS %	Spike ug/l	MSD ug/l	MSD %	RPD	Limits Rec/RPD
108-60-1	bis(2-Chloroisopropyl)ether	ND		114	169	149* [b]	114	149	131* [b]	13	28-114/33
7005-72-3	4-Chlorophenyl phenyl ether	ND		114	127	112	114	120	106	6	46-118/29
121-14-2	2,4-Dinitrotoluene	ND		114	113	99	114	106	93	6	49-129/27
606-20-2	2,6-Dinitrotoluene	ND		114	120	106	114	107	94	11	52-129/26
91-94-1	3,3'-Dichlorobenzidine	ND		227	116	51	227	139	61	18	14-119/33
123-91-1	1,4-Dioxane	ND		114	1430	1258* [b]	114	1190	1047* [b]	18	10-110/36
53-70-3	Dibenzo(a,h)anthracene	ND		114	103	91	114	103	91	0	49-130/28
132-64-9	Dibenzofuran	ND		114	104	92	114	101	89	3	44-114/28
84-74-2	Di-n-butyl phthalate	3.6		114	152	131	114	126	108	19	47-131/27
117-84-0	Di-n-octyl phthalate	ND		114	134	118	114	136	120	1	47-148/29
84-66-2	Diethyl phthalate	72.7		114	231	139* [b]	114	221	131	4	32-131/29
131-11-3	Dimethyl phthalate	ND		114	125	110	114	110	97	13	26-132/33
117-81-7	bis(2-Ethylhexyl)phthalate	3.1		114	176	152* [b]	114	166	143	6	48-144/27
206-44-0	Fluoranthene	ND		114	94.8	83	114	72.5	64	27	51-123/27
86-73-7	Fluorene	ND		114	124	109	114	116	102	7	50-116/26
118-74-1	Hexachlorobenzene	ND		114	107	94	114	102	90	5	45-123/26
87-68-3	Hexachlorobutadiene	ND		114	76.8	68	114	76.1	67	1	10-113/35
77-47-4	Hexachlorocyclopentadiene	ND		227	97.0	43	227	65.5	29	39* [b]	10-113/37
67-72-1	Hexachloroethane	ND		114	86.3	76	114	82.0	72	5	15-110/37
193-39-5	Indeno(1,2,3-cd)pyrene	ND		114	125	110	114	123	108	2	48-131/27
78-59-1	Isophorone	ND		114	45.3	40* [b]	114	42.3	37* [b]	7	42-119/30
91-57-6	2-Methylnaphthalene	1.6		114	97.5	84	114	96.3	83	1	22-120/32
88-74-4	2-Nitroaniline	ND		114	167	147* [b]	114	136	120	20	43-138/29
99-09-2	3-Nitroaniline	ND		114	27.9	25* [b]	114	29.9	26* [b]	7	34-116/26
100-01-6	4-Nitroaniline	ND		114	81.4	72	114	79.9	70	2	36-131/28
91-20-3	Naphthalene	16.7		114	112	84	114	111	83	1	25-108/32
98-95-3	Nitrobenzene	ND		114	147	129* [b]	114	143	126	3	29-128/32
621-64-7	N-Nitroso-di-n-propylamine	ND		114	186	164* [b]	114	168	148* [b]	10	35-120/31
86-30-6	N-Nitrosodiphenylamine	ND		114	133	117	114	117	103	13	46-120/26
85-01-8	Phenanthrene	ND		114	113	99	114	105	92	7	51-117/25
129-00-0	Pyrene	ND		114	102	90	114	104	92	2	45-130/29
95-94-3	1,2,4,5-Tetrachlorobenzene	ND		114	89.9	79	114	77.5	68	15	29-109/31

* = Outside of Control Limits.

Matrix Spike/Matrix Spike Duplicate Summary

Job Number: JB69078
Account: LANGAN Langan Engineering & Environmental
Project: Carroll Gardens, 363-365 Bond Street, Brooklyn, NY

Sample	File ID	DF	Analyzed	By	Prep Date	Prep Batch	Analytical Batch
OP75676-MS	3E62303.D	1	06/19/14	OYA	06/17/14	OP75676	E3E2669
OP75676-MSD	3E62304.D	1	06/19/14	OYA	06/17/14	OP75676	E3E2669
JB69131-1 [a]	3E62305.D	1	06/19/14	OYA	06/17/14	OP75676	E3E2669

The QC reported here applies to the following samples: **Method:** SW846 8270D

JB69078-3

CAS No.	Surrogate Recoveries	MS	MSD	JB69131-1	Limits
367-12-4	2-Fluorophenol	126%* [b]	88%		10-110%
4165-62-2	Phenol-d5	106%	88%		10-110%
118-79-6	2,4,6-Tribromophenol	116%	106%		29-139%
4165-60-0	Nitrobenzene-d5	110%	104%		28-131%
321-60-8	2-Fluorobiphenyl	95%	81%		30-121%
1718-51-0	Terphenyl-d14	83%	79%		16-147%

(a) Sample used for QC purposes only.
(b) Outside control limits due to matrix interference.
(c) Outside control limits due to high level in sample relative to spike amount.

* = Outside of Control Limits.

Matrix Spike/Matrix Spike Duplicate Summary

Job Number: JB69078
Account: LANGAN Langan Engineering & Environmental
Project: Carroll Gardens, 363-365 Bond Street, Brooklyn, NY

Sample	File ID	DF	Analyzed	By	Prep Date	Prep Batch	Analytical Batch
OP75684-MS	3E62253.D	1	06/18/14	OYA	06/17/14	OP75684	E3E2667
OP75684-MSD	3E62307.D	1	06/19/14	OYA	06/17/14	OP75684	E3E2669
JB69061-1	3E62306.D	1	06/19/14	OYA	06/17/14	OP75684	E3E2669
JB69061-1	3E62599.D	10	06/27/14	KLS	06/17/14	OP75684	E3E2682

The QC reported here applies to the following samples: **Method:** SW846 8270D

JB69078-1, JB69078-2

CAS No.	Compound	JB69061-1 ug/kg	Q	Spike ug/kg	MS ug/kg	MS %	Spike ug/kg	MSD ug/kg	MSD %	RPD	Limits Rec/RPD
95-57-8	2-Chlorophenol	ND		1860	1300	70	1950	1420	73	9	16-104/44
59-50-7	4-Chloro-3-methyl phenol	ND		1860	1860	100	1950	2080	106	11	25-118/41
120-83-2	2,4-Dichlorophenol	ND		1860	1600	86	1950	1720	88	7	20-111/42
105-67-9	2,4-Dimethylphenol	ND		1860	2110	113	1950	2460	126* [a]	15	21-124/40
51-28-5	2,4-Dinitrophenol	ND		3730	869	23	3910	987	25	13	10-110/54
534-52-1	4,6-Dinitro-o-cresol	ND		1860	381	20	1950	566	29	39	10-111/55
95-48-7	2-Methylphenol	ND		1860	2310	124* [a]	1950	2400	123* [a]	4	19-105/42
	3&4-Methylphenol	ND		1860	1690	91	1950	1630	83	4	17-108/43
88-75-5	2-Nitrophenol	ND		1860	1480	79	1950	1740	89	16	11-103/44
100-02-7	4-Nitrophenol	ND		1860	1740	93	1950	1600	82	8	10-141/48
87-86-5	Pentachlorophenol	ND		1860	1630	87	1950	1430	73	13	10-114/47
108-95-2	Phenol	355		1860	2050	91	1950	1780	73	14	16-105/42
58-90-2	2,3,4,6-Tetrachlorophenol	ND		1860	693	37	1950	951	49	31	20-116/42
95-95-4	2,4,5-Trichlorophenol	ND		1860	1700	91	1950	1800	92	6	24-116/42
88-06-2	2,4,6-Trichlorophenol	ND		1860	1590	85	1950	1590	81	0	21-117/40
83-32-9	Acenaphthene	34.8		1860	1910	101	1950	1920	96	1	25-106/38
208-96-8	Acenaphthylene	ND		1860	1490	80	1950	1500	77	1	21-110/39
98-86-2	Acetophenone	ND		1860	488	26	1950	3210	164* [a]	147* [a]	13-117/43
120-12-7	Anthracene	90.3		1860	1880	96	1950	1820	89	3	27-123/40
1912-24-9	Atrazine	ND		1860	1740	93	1950	1930	99	10	31-147/39
56-55-3	Benzo(a)anthracene	51.6		1860	1670	87	1950	1660	82	1	22-127/44
50-32-8	Benzo(a)pyrene	ND		1860	1800	97	1950	1840	94	2	22-132/42
205-99-2	Benzo(b)fluoranthene	ND		1860	1800	97	1950	1840	94	2	17-141/45
191-24-2	Benzo(g,h,i)perylene	ND		1860	1670	90	1950	1680	86	1	23-129/42
207-08-9	Benzo(k)fluoranthene	ND		1860	1680	90	1950	1740	89	4	20-124/44
101-55-3	4-Bromophenyl phenyl ether	ND		1860	1700	91	1950	1680	86	1	30-116/38
85-68-7	Butyl benzyl phthalate	719		1860	3020	123	1950	2890	111	4	26-134/40
92-52-4	1,1'-Biphenyl	ND		1860	1760	94	1950	1760	90	0	22-114/41
100-52-7	Benzaldehyde	ND		1860	ND	0* [a]	1950	ND	0* [a]	nc	10-115/42
91-58-7	2-Chloronaphthalene	ND		1860	1640	88	1950	1640	84	0	24-101/40
106-47-8	4-Chloroaniline	ND		1860	827	44	1950	1050	54	24	15-110/44
86-74-8	Carbazole	ND		1860	1500	80	1950	1530	78	2	27-123/38
105-60-2	Caprolactam	ND		1860	1850	99	1950	2320	119	23	10-141/42
218-01-9	Chrysene	76.0		1860	1940	100	1950	1870	92	4	21-131/42
111-91-1	bis(2-Chloroethoxy)methane	ND		1860	1830	98	1950	2000	102	9	21-108/40
111-44-4	bis(2-Chloroethyl)ether	ND		1860	1300	70	1950	1450	74	11	13-104/44

* = Outside of Control Limits.

Matrix Spike/Matrix Spike Duplicate Summary

Job Number: JB69078
Account: LANGAN Langan Engineering & Environmental
Project: Carroll Gardens, 363-365 Bond Street, Brooklyn, NY

Sample	File ID	DF	Analyzed	By	Prep Date	Prep Batch	Analytical Batch
OP75684-MS	3E62253.D	1	06/18/14	OYA	06/17/14	OP75684	E3E2667
OP75684-MSD	3E62307.D	1	06/19/14	OYA	06/17/14	OP75684	E3E2669
JB69061-1	3E62306.D	1	06/19/14	OYA	06/17/14	OP75684	E3E2669
JB69061-1	3E62599.D	10	06/27/14	KLS	06/17/14	OP75684	E3E2682

The QC reported here applies to the following samples: **Method:** SW846 8270D

JB69078-1, JB69078-2

CAS No.	Compound	JB69061-1 ug/kg	Q	Spike ug/kg	MS ug/kg	MS %	Spike ug/kg	MSD ug/kg	MSD %	RPD	Limits Rec/RPD
108-60-1	bis(2-Chloroisopropyl)ether	ND		1860	2090	112* [a]	1950	2100	107	0	13-110/42
7005-72-3	4-Chlorophenyl phenyl ether	ND		1860	1820	98	1950	1780	91	2	27-111/38
121-14-2	2,4-Dinitrotoluene	ND		1860	1800	97	1950	1880	96	4	20-124/40
606-20-2	2,6-Dinitrotoluene	ND		1860	1820	98	1950	1810	93	1	24-122/38
91-94-1	3,3'-Dichlorobenzidine	ND		3730	221	6* [a]	3910	ND	0* [a]	200* [a]	10-121/45
123-91-1	1,4-Dioxane	ND		1860	649	35	1950	650	33	0	10-110/48
53-70-3	Dibenzo(a,h)anthracene	ND		1860	1630	87	1950	1670	85	2	26-129/42
132-64-9	Dibenzofuran	ND		1860	1750	94	1950	1780	91	2	21-114/39
84-74-2	Di-n-butyl phthalate	3030		1860	8480	292* [a]	1950	5980	151* [a]	35	29-127/39
117-84-0	Di-n-octyl phthalate	ND		1860	2150	115	1950	2290	117	6	25-140/43
84-66-2	Diethyl phthalate	208		1860	2450	120* [a]	1950	2280	106	7	32-115/37
131-11-3	Dimethyl phthalate	ND		1860	1790	96	1950	1820	93	2	29-115/37
117-81-7	bis(2-Ethylhexyl)phthalate	18900 [c]		1860	66700	2563* [b]	1950	44800	1326* [b]	39	26-140/43
206-44-0	Fluoranthene	63.8		1860	1620	83	1950	1580	78	3	16-134/44
86-73-7	Fluorene	52.7		1860	1860	97	1950	1860	93	0	24-116/39
118-74-1	Hexachlorobenzene	ND		1860	1650	88	1950	1620	83	2	24-118/41
87-68-3	Hexachlorobutadiene	ND		1860	1280	69	1950	1570	80	20	15-110/42
77-47-4	Hexachlorocyclopentadiene	ND		3730	1040	28	3910	1530	39	38	10-110/52
67-72-1	Hexachloroethane	ND		1860	1120	60	1950	1270	65	13	11-110/46
193-39-5	Indeno(1,2,3-cd)pyrene	ND		1860	1660	89	1950	2020	103	20	23-132/43
78-59-1	Isophorone	ND		1860	1550	83	1950	1780	91	14	22-105/41
91-57-6	2-Methylnaphthalene	ND		1860	2560	137* [a]	1950	2750	141* [a]	7	16-108/40
88-74-4	2-Nitroaniline	ND		1860	2780	149* [a]	1950	2970	152* [a]	7	23-130/39
99-09-2	3-Nitroaniline	ND		1860	90.4	5* [a]	1950	261	13* [a]	97* [a]	19-116/40
100-01-6	4-Nitroaniline	ND		1860	493	26	1950	895	46	58* [a]	18-124/42
91-20-3	Naphthalene	3710		1860	7670	212* [a]	1950	6600	148* [a]	15	13-103/41
98-95-3	Nitrobenzene	ND		1860	2700	145* [a]	1950	2680	137* [a]	1	14-109/41
621-64-7	N-Nitroso-di-n-propylamine	ND		1860	1700	91	1950	1440	74	17	11-113/41
86-30-6	N-Nitrosodiphenylamine	ND		1860	1960	105	1950	1960	100	0	26-119/38
85-01-8	Phenanthrene	1390		1860	4020	141* [a]	1950	3630	115	10	19-126/42
129-00-0	Pyrene	345		1860	2310	105	1950	2290	100	1	17-136/45
95-94-3	1,2,4,5-Tetrachlorobenzene	ND		1860	1550	83	1950	1510	77	3	22-110/41

* = Outside of Control Limits.

Matrix Spike/Matrix Spike Duplicate Summary

Job Number: JB69078
Account: LANGAN Langan Engineering & Environmental
Project: Carroll Gardens, 363-365 Bond Street, Brooklyn, NY

Sample	File ID	DF	Analyzed	By	Prep Date	Prep Batch	Analytical Batch
OP75684-MS	3E62253.D	1	06/18/14	OYA	06/17/14	OP75684	E3E2667
OP75684-MSD	3E62307.D	1	06/19/14	OYA	06/17/14	OP75684	E3E2669
JB69061-1	3E62306.D	1	06/19/14	OYA	06/17/14	OP75684	E3E2669
JB69061-1	3E62599.D	10	06/27/14	KLS	06/17/14	OP75684	E3E2682

The QC reported here applies to the following samples: **Method:** SW846 8270D

JB69078-1, JB69078-2

CAS No.	Surrogate Recoveries	MS	MSD	JB69061-1	JB69061-1	Limits
367-12-4	2-Fluorophenol	92%	106%	68%	73%	13-110%
4165-62-2	Phenol-d5	70%	73%	69%	74%	15-110%
118-79-6	2,4,6-Tribromophenol	60%	69%	27%	67%	20-123%
4165-60-0	Nitrobenzene-d5	102%	111%* [d]	103%	80%	10-110%
321-60-8	2-Fluorobiphenyl	84%	82%	81%	77%	17-110%
3386-33-2	1-Chlorooctadecane				0%	-%
1718-51-0	Terphenyl-d14	85%	86%	86%	83%	30-124%

(a) Outside control limits due to matrix interference.
(b) Outside control limits due to high level in sample relative to spike amount.
(c) Result is from Run #2.
(d) Outside of in house control limits, but within reasonable method recovery limits.

* = Outside of Control Limits.

Instrument Performance Check (DFTPP)

Job Number: JB69078
Account: LANGAN Langan Engineering & Environmental
Project: Carroll Gardens, 363-365 Bond Street, Brooklyn, NY

Sample:	E3E2646-DFTPP	**Injection Date:**	06/04/14
Lab File ID:	3E61393.D	**Injection Time:**	17:31
Instrument ID:	GCMS3E		

m/e	Ion Abundance Criteria	Raw Abundance	% Relative Abundance		Pass/Fail
51	30.0 - 60.0% of mass 198	32000	33.8		Pass
68	Less than 2.0% of mass 69	462	0.49	(1.34) [a]	Pass
69	Mass 69 relative abundance	34486	36.4		Pass
70	Less than 2.0% of mass 69	149	0.16	(0.43) [a]	Pass
127	40.0 - 60.0% of mass 198	49442	52.2		Pass
197	Less than 1.0% of mass 198	195	0.21		Pass
198	Base peak, 100% relative abundance	94664	100.0		Pass
199	5.0 - 9.0% of mass 198	6346	6.70		Pass
275	10.0 - 30.0% of mass 198	22082	23.3		Pass
365	1.0 - 100.0% of mass 198	2233	2.36		Pass
441	Present, but less than mass 443	8455	8.93	(77.2) [b]	Pass
442	40.0 - 100.0% of mass 198	58176	61.5		Pass
443	17.0 - 23.0% of mass 442	10948	11.6	(18.8) [c]	Pass

(a) Value is % of mass 69
(b) Value is % of mass 443
(c) Value is % of mass 442

This check applies to the following Samples, MS, MSD, Blanks, and Standards:

Lab Sample ID	Lab File ID	Date Analyzed	Time Analyzed	Hours Lapsed	Client Sample ID
E3E2646-IC2646	3E61394.D	06/04/14	17:45	00:14	Initial cal 100
E3E2646-IC2646	3E61395.D	06/04/14	18:13	00:42	Initial cal 80
E3E2646-ICC2646	3E61396.D	06/04/14	18:41	01:10	Initial cal 50
E3E2646-IC2646	3E61397.D	06/04/14	19:09	01:38	Initial cal 25
E3E2646-IC2646	3E61398.D	06/04/14	19:37	02:06	Initial cal 10
E3E2646-IC2646	3E61399.D	06/04/14	20:05	02:34	Initial cal 5
E3E2646-IC2646	3E61400.D	06/04/14	20:33	03:02	Initial cal 2
E3E2646-IC2646	3E61401.D	06/04/14	21:01	03:30	Initial cal 1

Instrument Performance Check (DFTPP)

Job Number: JB69078
Account: LANGAN Langan Engineering & Environmental
Project: Carroll Gardens, 363-365 Bond Street, Brooklyn, NY

Sample:	E3E2647-DFTPP	**Injection Date:**	06/04/14
Lab File ID:	3E61402.D	**Injection Time:**	21:24
Instrument ID:	GCMS3E		

m/e	Ion Abundance Criteria	Raw Abundance	% Relative Abundance		Pass/Fail
51	30.0 - 60.0% of mass 198	34890	39.1		Pass
68	Less than 2.0% of mass 69	573	0.64	(1.58) [a]	Pass
69	Mass 69 relative abundance	36282	40.6		Pass
70	Less than 2.0% of mass 69	169	0.19	(0.47) [a]	Pass
127	40.0 - 60.0% of mass 198	50290	56.3		Pass
197	Less than 1.0% of mass 198	210	0.24		Pass
198	Base peak, 100% relative abundance	89256	100.0		Pass
199	5.0 - 9.0% of mass 198	6029	6.75		Pass
275	10.0 - 30.0% of mass 198	19782	22.2		Pass
365	1.0 - 100.0% of mass 198	1874	2.10		Pass
441	Present, but less than mass 443	6767	7.58	(77.5) [b]	Pass
442	40.0 - 100.0% of mass 198	46063	51.6		Pass
443	17.0 - 23.0% of mass 442	8730	9.78	(19.0) [c]	Pass

(a) Value is % of mass 69
(b) Value is % of mass 443
(c) Value is % of mass 442

This check applies to the following Samples, MS, MSD, Blanks, and Standards:

Lab Sample ID	Lab File ID	Date Analyzed	Time Analyzed	Hours Lapsed	Client Sample ID
E3E2647-IC2647	3E61403.D	06/04/14	21:51	00:27	Initial cal 100
E3E2647-IC2647	3E61404.D	06/04/14	22:18	00:54	Initial cal 80
E3E2647-ICC2647	3E61405.D	06/04/14	22:46	01:22	Initial cal 50
E3E2647-IC2647	3E61406.D	06/04/14	23:14	01:50	Initial cal 25
E3E2647-IC2647	3E61407.D	06/04/14	23:41	02:17	Initial cal 10
E3E2647-IC2647	3E61408.D	06/05/14	00:09	02:45	Initial cal 5
E3E2647-IC2647	3E61409.D	06/05/14	00:37	03:13	Initial cal 2
E3E2647-IC2647	3E61410.D	06/05/14	01:04	03:40	Initial cal 1
E3E2647-ICV2646	3E61412.D	06/05/14	01:59	04:35	Initial cal verification 50
E3E2647-ICV2646	3E61414.D	06/05/14	02:54	05:30	Initial cal verification 50
E3E2647-ICV2646	3E61415.D	06/05/14	03:22	05:58	Initial cal verification 50
E3E2647-ICV2646	3E61416.D	06/05/14	03:49	06:25	Initial cal verification 50
E3E2647-ICV2647	3E61416A.D	06/05/14	03:49	06:25	Initial cal verification 50
E3E2647-ICV2647	3E61417.D	06/05/14	04:16	06:52	Initial cal verification 50

Instrument Performance Check (DFTPP)

Job Number: JB69078
Account: LANGAN Langan Engineering & Environmental
Project: Carroll Gardens, 363-365 Bond Street, Brooklyn, NY

Sample:	E3E2648-DFTPP	**Injection Date:**	06/05/14
Lab File ID:	3E61420.D	**Injection Time:**	12:24
Instrument ID:	GCMS3E		

m/e	Ion Abundance Criteria	Raw Abundance	% Relative Abundance		Pass/Fail
51	30.0 - 60.0% of mass 198	40405	36.0		Pass
68	Less than 2.0% of mass 69	583	0.52	(1.37) [a]	Pass
69	Mass 69 relative abundance	42426	37.8		Pass
70	Less than 2.0% of mass 69	395	0.35	(0.93) [a]	Pass
127	40.0 - 60.0% of mass 198	60445	53.8		Pass
197	Less than 1.0% of mass 198	543	0.48		Pass
198	Base peak, 100% relative abundance	112290	100.0		Pass
199	5.0 - 9.0% of mass 198	7568	6.74		Pass
275	10.0 - 30.0% of mass 198	25430	22.6		Pass
365	1.0 - 100.0% of mass 198	2418	2.15		Pass
441	Present, but less than mass 443	9330	8.31	(77.1) [b]	Pass
442	40.0 - 100.0% of mass 198	63104	56.2		Pass
443	17.0 - 23.0% of mass 442	12107	10.8	(19.2) [c]	Pass

(a) Value is % of mass 69
(b) Value is % of mass 443
(c) Value is % of mass 442

This check applies to the following Samples, MS, MSD, Blanks, and Standards:

Lab Sample ID	Lab File ID	Date Analyzed	Time Analyzed	Hours Lapsed	Client Sample ID
E3E2648-ICV2646	3E61421.D	06/05/14	12:37	00:13	Initial cal verification 50
E3E2648-ICV2647	3E61422A.D	06/05/14	13:05	00:41	Initial cal verification 50
E3E2648-ICV2646	3E61422.D	06/05/14	13:05	00:41	Initial cal verification 50

Instrument Performance Check (DFTPP)

Job Number: JB69078
Account: LANGAN Langan Engineering & Environmental
Project: Carroll Gardens, 363-365 Bond Street, Brooklyn, NY

Sample:	E3E2667-DFTPP	**Injection Date:**	06/18/14
Lab File ID:	3E62229.D	**Injection Time:**	08:59
Instrument ID:	GCMS3E		

m/e	Ion Abundance Criteria	Raw Abundance	% Relative Abundance		Pass/Fail
51	30.0 - 60.0% of mass 198	46741	40.7		Pass
68	Less than 2.0% of mass 69	732	0.64	(1.45) [a]	Pass
69	Mass 69 relative abundance	50473	44.0		Pass
70	Less than 2.0% of mass 69	98	0.09	(0.19) [a]	Pass
127	40.0 - 60.0% of mass 198	66114	57.6		Pass
197	Less than 1.0% of mass 198	0	0.00		Pass
198	Base peak, 100% relative abundance	114762	100.0		Pass
199	5.0 - 9.0% of mass 198	8047	7.01		Pass
275	10.0 - 30.0% of mass 198	28093	24.5		Pass
365	1.0 - 100.0% of mass 198	3682	3.21		Pass
441	Present, but less than mass 443	10358	9.03	(80.9) [b]	Pass
442	40.0 - 100.0% of mass 198	70026	61.0		Pass
443	17.0 - 23.0% of mass 442	12800	11.2	(18.3) [c]	Pass

(a) Value is % of mass 69
(b) Value is % of mass 443
(c) Value is % of mass 442

This check applies to the following Samples, MS, MSD, Blanks, and Standards:

Lab Sample ID	Lab File ID	Date Analyzed	Time Analyzed	Hours Lapsed	Client Sample ID
E3E2667-CC2646	3E62230.D	06/18/14	09:28	00:29	Continuing cal 50
E3E2667-CC2647	3E62231.D	06/18/14	10:12	01:13	Continuing cal 50
OP75684-MB1	3E62235.D	06/18/14	12:18	03:19	Method Blank
OP75684-BS1	3E62236.D	06/18/14	12:45	03:46	Blank Spike
ZZZZZZ	3E62237.D	06/18/14	13:12	04:13	(unrelated sample)
ZZZZZZ	3E62238.D	06/18/14	13:39	04:40	(unrelated sample)
ZZZZZZ	3E62239.D	06/18/14	14:06	05:07	(unrelated sample)
OP75639-MB1	3E62240.D	06/18/14	14:33	05:34	Method Blank
ZZZZZZ	3E62241.D	06/18/14	15:00	06:01	(unrelated sample)
ZZZZZZ	3E62242.D	06/18/14	15:27	06:28	(unrelated sample)
ZZZZZZ	3E62243.D	06/18/14	15:54	06:55	(unrelated sample)
ZZZZZZ	3E62244.D	06/18/14	16:21	07:22	(unrelated sample)
ZZZZZZ	3E62245.D	06/18/14	16:49	07:50	(unrelated sample)
ZZZZZZ	3E62246.D	06/18/14	17:16	08:17	(unrelated sample)
ZZZZZZ	3E62256.D	06/18/14	17:43	08:44	(unrelated sample)
ZZZZZZ	3E62247.D	06/18/14	18:10	09:11	(unrelated sample)
ZZZZZZ	3E62248.D	06/18/14	18:37	09:38	(unrelated sample)
ZZZZZZ	3E62249.D	06/18/14	19:04	10:05	(unrelated sample)
OP75639-MS	3E62250.D	06/18/14	19:31	10:32	Matrix Spike

Instrument Performance Check (DFTPP)

Job Number: JB69078
Account: LANGAN Langan Engineering & Environmental
Project: Carroll Gardens, 363-365 Bond Street, Brooklyn, NY

Sample:	E3E2667-DFTPP	**Injection Date:**	06/18/14
Lab File ID:	3E62229.D	**Injection Time:**	08:59
Instrument ID:	GCMS3E		

Lab Sample ID	Lab File ID	Date Analyzed	Time Analyzed	Hours Lapsed	Client Sample ID
OP75639-MSD	3E62251.D	06/18/14	19:58	10:59	Matrix Spike Duplicate
ZZZZZZ	3E62252.D	06/18/14	20:25	11:26	(unrelated sample)
OP75684-MS	3E62253.D	06/18/14	20:52	11:53	Matrix Spike

Instrument Performance Check (DFTPP)

Job Number: JB69078
Account: LANGAN Langan Engineering & Environmental
Project: Carroll Gardens, 363-365 Bond Street, Brooklyn, NY

Sample:	E3E2669-DFTPP	**Injection Date:**	06/19/14
Lab File ID:	3E62284.D	**Injection Time:**	11:26
Instrument ID:	GCMS3E		

m/e	Ion Abundance Criteria	Raw Abundance	% Relative Abundance		Pass/Fail
51	30.0 - 60.0% of mass 198	54369	44.3		Pass
68	Less than 2.0% of mass 69	808	0.66	(1.46) [a]	Pass
69	Mass 69 relative abundance	55228	45.0		Pass
70	Less than 2.0% of mass 69	294	0.24	(0.53) [a]	Pass
127	40.0 - 60.0% of mass 198	73552	60.0		Pass
197	Less than 1.0% of mass 198	440	0.36		Pass
198	Base peak, 100% relative abundance	122666	100.0		Pass
199	5.0 - 9.0% of mass 198	8663	7.06		Pass
275	10.0 - 30.0% of mass 198	31171	25.4		Pass
365	1.0 - 100.0% of mass 198	4312	3.52		Pass
441	Present, but less than mass 443	8418	6.86	(80.7) [b]	Pass
442	40.0 - 100.0% of mass 198	54845	44.7		Pass
443	17.0 - 23.0% of mass 442	10432	8.50	(19.0) [c]	Pass

(a) Value is % of mass 69
(b) Value is % of mass 443
(c) Value is % of mass 442

This check applies to the following Samples, MS, MSD, Blanks, and Standards:

Lab Sample ID	Lab File ID	Date Analyzed	Time Analyzed	Hours Lapsed	Client Sample ID
E3E2669-CC2646	3E62285.D	06/19/14	11:47	00:21	Continuing cal 25
E3E2669-CC2647	3E62286.D	06/19/14	12:14	00:48	Continuing cal 25
OP75766-MB1	3E62288.D	06/19/14	13:26	02:00	Method Blank
OP75766-BS1	3E62289.D	06/19/14	13:54	02:28	Blank Spike
OP75676-MB1	3E62290.D	06/19/14	14:21	02:55	Method Blank
OP75676-BS1	3E62291.D	06/19/14	14:48	03:22	Blank Spike
ZZZZZZ	3E62295.D	06/19/14	17:30	06:04	(unrelated sample)
ZZZZZZ	3E62310.D	06/19/14	17:57	06:31	(unrelated sample)
ZZZZZZ	3E62297.D	06/19/14	18:51	07:25	(unrelated sample)
ZZZZZZ	3E62298.D	06/19/14	19:18	07:52	(unrelated sample)
OP75676-MS	3E62303.D	06/19/14	21:32	10:06	Matrix Spike
OP75676-MSD	3E62304.D	06/19/14	21:59	10:33	Matrix Spike Duplicate
JB69131-1	3E62305.D	06/19/14	22:26	11:00	(used for QC only; not part of job JB69078)
JB69061-1	3E62306.D	06/19/14	22:53	11:27	(used for QC only; not part of job JB69078)
OP75684-MSD	3E62307.D	06/19/14	23:19	11:53	Matrix Spike Duplicate

Instrument Performance Check (DFTPP)

Job Number: JB69078
Account: LANGAN Langan Engineering & Environmental
Project: Carroll Gardens, 363-365 Bond Street, Brooklyn, NY

Sample:	E3E2675-DFTPP	**Injection Date:**	06/24/14
Lab File ID:	3E62453.D	**Injection Time:**	09:43
Instrument ID:	GCMS3E		

m/e	Ion Abundance Criteria	Raw Abundance	% Relative Abundance		Pass/Fail
51	30.0 - 60.0% of mass 198	49709	41.0		Pass
68	Less than 2.0% of mass 69	850	0.70	(1.55) [a]	Pass
69	Mass 69 relative abundance	54705	45.1		Pass
70	Less than 2.0% of mass 69	24	0.02	(0.04) [a]	Pass
127	40.0 - 60.0% of mass 198	71685	59.1		Pass
197	Less than 1.0% of mass 198	0	0.00		Pass
198	Base peak, 100% relative abundance	121210	100.0		Pass
199	5.0 - 9.0% of mass 198	8109	6.69		Pass
275	10.0 - 30.0% of mass 198	31261	25.8		Pass
365	1.0 - 100.0% of mass 198	4630	3.82		Pass
441	Present, but less than mass 443	10471	8.64	(84.2) [b]	Pass
442	40.0 - 100.0% of mass 198	65920	54.4		Pass
443	17.0 - 23.0% of mass 442	12438	10.3	(18.9) [c]	Pass

(a) Value is % of mass 69
(b) Value is % of mass 443
(c) Value is % of mass 442

This check applies to the following Samples, MS, MSD, Blanks, and Standards:

Lab Sample ID	Lab File ID	Date Analyzed	Time Analyzed	Hours Lapsed	Client Sample ID
E3E2675-CC2646	3E62454A.D	06/24/14	10:26	00:43	Continuing cal 25
E3E2675-CC2647	3E62455.D	06/24/14	11:04	01:21	Continuing cal 25
OP75862-MB1	3E62457.D	06/24/14	12:02	02:19	Method Blank
OP75862-BS1	3E62458.D	06/24/14	12:29	02:46	Blank Spike
ZZZZZZ	3E62459.D	06/24/14	12:57	03:14	(unrelated sample)
ZZZZZZ	3E62460.D	06/24/14	13:24	03:41	(unrelated sample)
ZZZZZZ	3E62461.D	06/24/14	13:51	04:08	(unrelated sample)
ZZZZZZ	3E62462.D	06/24/14	14:18	04:35	(unrelated sample)
ZZZZZZ	3E62463.D	06/24/14	14:45	05:02	(unrelated sample)
ZZZZZZ	3E62464.D	06/24/14	15:12	05:29	(unrelated sample)
JB69955-1	3E62465.D	06/24/14	15:40	05:57	(used for QC only; not part of job JB69078)
OP75862-MS	3E62466.D	06/24/14	16:07	06:24	Matrix Spike
OP75862-MSD	3E62467.D	06/24/14	16:35	06:52	Matrix Spike Duplicate
JB69078-1	3E62468.D	06/24/14	17:03	07:20	341-PE-4
JB69078-2	3E62469.D	06/24/14	17:31	07:48	342-PE-3
ZZZZZZ	3E62470.D	06/24/14	17:59	08:16	(unrelated sample)
ZZZZZZ	3E62470.D	06/24/14	17:59	08:16	(unrelated sample)
ZZZZZZ	3E62471.D	06/24/14	18:27	08:44	(unrelated sample)
ZZZZZZ	3E62471.D	06/24/14	18:27	08:44	(unrelated sample)

Instrument Performance Check (DFTPP)

Job Number: JB69078
Account: LANGAN Langan Engineering & Environmental
Project: Carroll Gardens, 363-365 Bond Street, Brooklyn, NY

Sample:	E3E2675-DFTPP	**Injection Date:**	06/24/14
Lab File ID:	3E62453.D	**Injection Time:**	09:43
Instrument ID:	GCMS3E		

Lab Sample ID	Lab File ID	Date Analyzed	Time Analyzed	Hours Lapsed	Client Sample ID
ZZZZZZ	3E62472.D	06/24/14	18:55	09:12	(unrelated sample)
ZZZZZZ	3E62472.D	06/24/14	18:55	09:12	(unrelated sample)
ZZZZZZ	3E62473.D	06/24/14	19:23	09:40	(unrelated sample)
ZZZZZZ	3E62474.D	06/24/14	19:51	10:08	(unrelated sample)
ZZZZZZ	3E62475.D	06/24/14	20:19	10:36	(unrelated sample)
ZZZZZZ	3E62476.D	06/24/14	20:47	11:04	(unrelated sample)
ZZZZZZ	3E62477.D	06/24/14	21:15	11:32	(unrelated sample)

Instrument Performance Check (DFTPP)

Job Number: JB69078
Account: LANGAN Langan Engineering & Environmental
Project: Carroll Gardens, 363-365 Bond Street, Brooklyn, NY

Sample:	E3P1389-DFTPP	**Injection Date:**	06/06/14
Lab File ID:	3P32433.D	**Injection Time:**	14:00
Instrument ID:	GCMS3P		

m/e	Ion Abundance Criteria	Raw Abundance	% Relative Abundance		Pass/Fail
51	30.0 - 60.0% of mass 198	14513	33.6		Pass
68	Less than 2.0% of mass 69	294	0.68	(1.53) [a]	Pass
69	Mass 69 relative abundance	19230	44.5		Pass
70	Less than 2.0% of mass 69	0	0.00	(0.00) [a]	Pass
127	40.0 - 60.0% of mass 198	23444	54.3		Pass
197	Less than 1.04% of mass 198	0	0.00		Pass
198	Base peak, 100% relative abundance	43200	100.0		Pass
199	5.0 - 9.0% of mass 198	3020	6.99		Pass
275	10.0 - 30.0% of mass 198	8958	20.7		Pass
365	1.0 - 100.0% of mass 198	1105	2.56		Pass
441	Present, but less than mass 443	3942	9.13	(72.6) [b]	Pass
442	40.0 - 100.0% of mass 198	26408	61.1		Pass
443	17.0 - 23.0% of mass 442	5428	12.6	(20.6) [c]	Pass

(a) Value is % of mass 69
(b) Value is % of mass 443
(c) Value is % of mass 442

This check applies to the following Samples, MS, MSD, Blanks, and Standards:

Lab Sample ID	Lab File ID	Date Analyzed	Time Analyzed	Hours Lapsed	Client Sample ID
E3P1389-IC1389	3P32434.D	06/06/14	14:20	00:20	Initial cal 100
E3P1389-IC1389	3P32435.D	06/06/14	14:45	00:45	Initial cal 1
E3P1389-IC1389	3P32436.D	06/06/14	15:56	01:56	Initial cal 80
E3P1389-ICC1389	3P32437.D	06/06/14	16:22	02:22	Initial cal 50
E3P1389-IC1389	3P32438.D	06/06/14	16:47	02:47	Initial cal 25
E3P1389-IC1389	3P32439.D	06/06/14	17:13	03:13	Initial cal 10
E3P1389-IC1389	3P32440.D	06/06/14	17:39	03:39	Initial cal 2
E3P1389-IC1389	3P32441.D	06/06/14	18:04	04:04	Initial cal 5

Instrument Performance Check (DFTPP)

Job Number: JB69078
Account: LANGAN Langan Engineering & Environmental
Project: Carroll Gardens, 363-365 Bond Street, Brooklyn, NY

Sample:	E3P1390-DFTPP	**Injection Date:**	06/06/14
Lab File ID:	3P32442.D	**Injection Time:**	18:28
Instrument ID:	GCMS3P		

m/e	Ion Abundance Criteria	Raw Abundance	% Relative Abundance		Pass/Fail
51	30.0 - 60.0% of mass 198	6690	32.6		Pass
68	Less than 2.0% of mass 69	69	0.34	(0.76) [a]	Pass
69	Mass 69 relative abundance	9062	44.2		Pass
70	Less than 2.0% of mass 69	0	0.00	(0.00) [a]	Pass
127	40.0 - 60.0% of mass 198	10679	52.1		Pass
197	Less than 1.04% of mass 198	0	0.00		Pass
198	Base peak, 100% relative abundance	20504	100.0		Pass
199	5.0 - 9.0% of mass 198	1390	6.78		Pass
275	10.0 - 30.0% of mass 198	4334	21.1		Pass
365	1.0 - 100.0% of mass 198	483	2.36		Pass
441	Present, but less than mass 443	2068	10.1	(71.5) [b]	Pass
442	40.0 - 100.0% of mass 198	13969	68.1		Pass
443	17.0 - 23.0% of mass 442	2893	14.1	(20.7) [c]	Pass

(a) Value is % of mass 69
(b) Value is % of mass 443
(c) Value is % of mass 442

This check applies to the following Samples, MS, MSD, Blanks, and Standards:

Lab Sample ID	Lab File ID	Date Analyzed	Time Analyzed	Hours Lapsed	Client Sample ID
E3P1390-IC1390	3P32443.D	06/06/14	18:37	00:09	Initial cal 100
E3P1390-IC1390	3P32444.D	06/06/14	19:03	00:35	Initial cal 80
E3P1390-ICC1390	3P32445.D	06/06/14	19:28	01:00	Initial cal 50
E3P1390-IC1390	3P32446.D	06/06/14	19:54	01:26	Initial cal 25
E3P1390-IC1390	3P32447.D	06/06/14	20:20	01:52	Initial cal 10
E3P1390-IC1390	3P32448.D	06/06/14	20:45	02:17	Initial cal 5
E3P1390-IC1390	3P32449.D	06/06/14	21:11	02:43	Initial cal 2
E3P1390-IC1390	3P32450.D	06/06/14	21:36	03:08	Initial cal 1
E3P1390-ICV1389	3P32451.D	06/06/14	22:02	03:34	Initial cal verification 50
E3P1390-ICV1389	3P32452.D	06/06/14	22:27	03:59	Initial cal verification 50
E3P1390-ICV1390	3P32452A.D	06/06/14	22:27	03:59	Initial cal verification 50
E3P1390-ICV1390	3P32453A.D	06/06/14	22:53	04:25	Initial cal verification 50
E3P1390-ICV1389	3P32453.D	06/06/14	22:53	04:25	Initial cal verification 50
E3P1390-ICV1389	3P32454.D	06/06/14	23:19	04:51	Initial cal verification 50
E3P1390-ICV1389	3P32455.D	06/06/14	23:44	05:16	Initial cal verification 50
E3P1390-ICV1389	3P32456.D	06/07/14	00:10	05:42	Initial cal verification 50
E3P1390-ICV1390	3P32456A.D	06/07/14	00:10	05:42	Initial cal verification 50
E3P1390-ICV1390	3P32457.D	06/07/14	00:35	06:07	Initial cal verification 50

Instrument Performance Check (DFTPP)

Job Number: JB69078
Account: LANGAN Langan Engineering & Environmental
Project: Carroll Gardens, 363-365 Bond Street, Brooklyn, NY

Sample:	E3P1392-DFTPP	**Injection Date:**	06/09/14
Lab File ID:	3P32488.D	**Injection Time:**	10:49
Instrument ID:	GCMS3P		

m/e	Ion Abundance Criteria	Raw Abundance	% Relative Abundance		Pass/Fail
51	30.0 - 60.0% of mass 198	12698	30.6		Pass
68	Less than 2.0% of mass 69	281	0.68	(1.60) [a]	Pass
69	Mass 69 relative abundance	17578	42.4		Pass
70	Less than 2.0% of mass 69	96	0.23	(0.55) [a]	Pass
127	40.0 - 60.0% of mass 198	21783	52.5		Pass
197	Less than 1.04% of mass 198	97	0.23		Pass
198	Base peak, 100% relative abundance	41478	100.0		Pass
199	5.0 - 9.0% of mass 198	2783	6.71		Pass
275	10.0 - 30.0% of mass 198	9252	22.3		Pass
365	1.0 - 100.0% of mass 198	1046	2.52		Pass
441	Present, but less than mass 443	4351	10.5	(75.4) [b]	Pass
442	40.0 - 100.0% of mass 198	28730	69.3		Pass
443	17.0 - 23.0% of mass 442	5767	13.9	(20.1) [c]	Pass

(a) Value is % of mass 69
(b) Value is % of mass 443
(c) Value is % of mass 442

This check applies to the following Samples, MS, MSD, Blanks, and Standards:

Lab Sample ID	Lab File ID	Date Analyzed	Time Analyzed	Hours Lapsed	Client Sample ID
E3P1392-ICV1389	3P32489.D	06/09/14	10:58	00:09	Initial cal verification 50

Instrument Performance Check (DFTPP)

Job Number: JB69078
Account: LANGAN Langan Engineering & Environmental
Project: Carroll Gardens, 363-365 Bond Street, Brooklyn, NY

Sample:	E3P1411-DFTPP	**Injection Date:**	06/21/14
Lab File ID:	3P32983.D	**Injection Time:**	09:27
Instrument ID:	GCMS3P		

m/e	Ion Abundance Criteria	Raw Abundance	% Relative Abundance		Pass/Fail
51	30.0 - 60.0% of mass 198	5505	35.3		Pass
68	Less than 2.0% of mass 69	113	0.72	(1.56) [a]	Pass
69	Mass 69 relative abundance	7233	46.4		Pass
70	Less than 2.0% of mass 69	0	0.00	(0.00) [a]	Pass
127	40.0 - 60.0% of mass 198	8541	54.8		Pass
197	Less than 1.04% of mass 198	0	0.00		Pass
198	Base peak, 100% relative abundance	15599	100.0		Pass
199	5.0 - 9.0% of mass 198	988	6.33		Pass
275	10.0 - 30.0% of mass 198	3440	22.1		Pass
365	1.0 - 100.0% of mass 198	408	2.62		Pass
441	Present, but less than mass 443	1841	11.8	(83.9) [b]	Pass
442	40.0 - 100.0% of mass 198	11073	71.0		Pass
443	17.0 - 23.0% of mass 442	2194	14.1	(19.8) [c]	Pass

(a) Value is % of mass 69
(b) Value is % of mass 443
(c) Value is % of mass 442

This check applies to the following Samples, MS, MSD, Blanks, and Standards:

Lab Sample ID	Lab File ID	Date Analyzed	Time Analyzed	Hours Lapsed	Client Sample ID
E3P1411-CC1389	3P32984.D	06/21/14	09:41	00:14	Continuing cal 25
E3P1411-CC1390	3P32985.D	06/21/14	10:09	00:42	Continuing cal 25
OP75763-MB1	3P32987.D	06/21/14	11:02	01:35	Method Blank
OP75763-BS1	3P32988.D	06/21/14	11:28	02:01	Blank Spike
JB69078-3	3P32989.D	06/21/14	11:54	02:27	343-FB-12
ZZZZZZ	3P32990.D	06/21/14	12:20	02:53	(unrelated sample)
JB69295-13	3P32991.D	06/21/14	12:46	03:19	(used for QC only; not part of job JB69078)
OP75780-MS	3P32992.D	06/21/14	13:12	03:45	Matrix Spike
OP75780-MSD	3P32993.D	06/21/14	13:38	04:11	Matrix Spike Duplicate
ZZZZZZ	3P32994.D	06/21/14	14:04	04:37	(unrelated sample)
ZZZZZZ	3P32995.D	06/21/14	14:31	05:04	(unrelated sample)
ZZZZZZ	3P32996.D	06/21/14	14:57	05:30	(unrelated sample)
ZZZZZZ	3P32997.D	06/21/14	15:23	05:56	(unrelated sample)
ZZZZZZ	3P32999.D	06/21/14	16:16	06:49	(unrelated sample)
ZZZZZZ	3P33000.D	06/21/14	16:43	07:16	(unrelated sample)
ZZZZZZ	3P33001.D	06/21/14	17:09	07:42	(unrelated sample)
ZZZZZZ	3P33002.D	06/21/14	17:36	08:09	(unrelated sample)
ZZZZZZ	3P33003.D	06/21/14	18:02	08:35	(unrelated sample)
ZZZZZZ	3P33004.D	06/21/14	18:29	09:02	(unrelated sample)

Instrument Performance Check (DFTPP)

Job Number: JB69078
Account: LANGAN Langan Engineering & Environmental
Project: Carroll Gardens, 363-365 Bond Street, Brooklyn, NY

Sample:	E3P1411-DFTPP	**Injection Date:**	06/21/14
Lab File ID:	3P32983.D	**Injection Time:**	09:27
Instrument ID:	GCMS3P		

Lab Sample ID	Lab File ID	Date Analyzed	Time Analyzed	Hours Lapsed	Client Sample ID
ZZZZZZ	3P33005.D	06/21/14	18:55	09:28	(unrelated sample)
ZZZZZZ	3P33007.D	06/21/14	19:48	10:21	(unrelated sample)
ZZZZZZ	3P33008.D	06/21/14	20:14	10:47	(unrelated sample)

Instrument Performance Check (DFTPP)

Job Number: JB69078
Account: LANGAN Langan Engineering & Environmental
Project: Carroll Gardens, 363-365 Bond Street, Brooklyn, NY

Sample:	E3P1417-DFTPP	**Injection Date:**	06/26/14
Lab File ID:	3P33175.D	**Injection Time:**	09:36
Instrument ID:	GCMS3P		

m/e	Ion Abundance Criteria	Raw Abundance	% Relative Abundance		Pass/Fail
51	30.0 - 60.0% of mass 198	7228	30.1		Pass
68	Less than 2.0% of mass 69	131	0.55	(1.39) [a]	Pass
69	Mass 69 relative abundance	9406	39.2		Pass
70	Less than 2.0% of mass 69	0	0.00	(0.00) [a]	Pass
127	40.0 - 60.0% of mass 198	10197	42.5		Pass
197	Less than 1.04% of mass 198	0	0.00		Pass
198	Base peak, 100% relative abundance	23975	100.0		Pass
199	5.0 - 9.0% of mass 198	1506	6.28		Pass
275	10.0 - 30.0% of mass 198	6952	29.0		Pass
365	1.0 - 100.0% of mass 198	911	3.80		Pass
441	Present, but less than mass 443	2490	10.4	(85.7) [b]	Pass
442	40.0 - 100.0% of mass 198	15893	66.3		Pass
443	17.0 - 23.0% of mass 442	2906	12.1	(18.3) [c]	Pass

(a) Value is % of mass 69
(b) Value is % of mass 443
(c) Value is % of mass 442

This check applies to the following Samples, MS, MSD, Blanks, and Standards:

Lab Sample ID	Lab File ID	Date Analyzed	Time Analyzed	Hours Lapsed	Client Sample ID
E3P1417-ICC1417	3P33176.D	06/26/14	09:46	00:10	Initial cal 50
E3P1417-IC1417	3P33177.D	06/26/14	10:20	00:44	Initial cal 100
E3P1417-IC1417	3P33178.D	06/26/14	10:45	01:09	Initial cal 1
E3P1417-IC1417	3P33179.D	06/26/14	11:11	01:35	Initial cal 80
E3P1417-IC1417	3P33180.D	06/26/14	11:36	02:00	Initial cal 2
E3P1417-IC1417	3P33181.D	06/26/14	12:02	02:26	Initial cal 5
E3P1417-IC1417	3P33182.D	06/26/14	12:27	02:51	Initial cal 25
E3P1417-IC1417	3P33183.D	06/26/14	12:52	03:16	Initial cal 10
E3P1417-ICV1417	3P33184.D	06/26/14	13:30	03:54	Initial cal verification 50
E3P1417-ICV1417	3P33185.D	06/26/14	13:55	04:19	Initial cal verification 50
E3P1417-ICV1417	3P33186.D	06/26/14	14:20	04:44	Initial cal verification 50
E3P1417-ICV1417	3P33187.D	06/26/14	14:46	05:10	Initial cal verification 50
E3P1417-ICV1417	3P33188.D	06/26/14	15:11	05:35	Initial cal verification 50
E3P1417-ICV1417	3P33189.D	06/26/14	15:36	06:00	Initial cal verification 50

Instrument Performance Check (DFTPP)

Job Number: JB69078
Account: LANGAN Langan Engineering & Environmental
Project: Carroll Gardens, 363-365 Bond Street, Brooklyn, NY

Sample:	E3P1419-DFTPP	**Injection Date:**	06/27/14
Lab File ID:	3P33222.D	**Injection Time:**	09:30
Instrument ID:	GCMS3P		

m/e	Ion Abundance Criteria	Raw Abundance	% Relative Abundance		Pass/Fail
51	30.0 - 60.0% of mass 198	9083	30.4		Pass
68	Less than 2.0% of mass 69	100	0.33	(0.88) [a]	Pass
69	Mass 69 relative abundance	11350	38.0		Pass
70	Less than 2.0% of mass 69	0	0.00	(0.00) [a]	Pass
127	40.0 - 60.0% of mass 198	12710	42.6		Pass
197	Less than 1.04% of mass 198	96	0.32		Pass
198	Base peak, 100% relative abundance	29866	100.0		Pass
199	5.0 - 9.0% of mass 198	2081	6.97		Pass
275	10.0 - 30.0% of mass 198	7983	26.7		Pass
365	1.0 - 100.0% of mass 198	985	3.30		Pass
441	Present, but less than mass 443	2837	9.50	(76.3) [b]	Pass
442	40.0 - 100.0% of mass 198	18471	61.8		Pass
443	17.0 - 23.0% of mass 442	3716	12.4	(20.1) [c]	Pass

(a) Value is % of mass 69
(b) Value is % of mass 443
(c) Value is % of mass 442

This check applies to the following Samples, MS, MSD, Blanks, and Standards:

Lab Sample ID	Lab File ID	Date Analyzed	Time Analyzed	Hours Lapsed	Client Sample ID
E3P1419-CC1417	3P33223.D	06/27/14	09:39	00:09	Continuing cal 25
E3P1419-CC1390	3P33224.D	06/27/14	10:07	00:37	Continuing cal 25
OP75676-MB1	3P33231.D	06/27/14	12:21	02:51	Method Blank
OP75839-MB1	3P33232.D	06/27/14	12:46	03:16	Method Blank
ZZZZZZ	3P33233.D	06/27/14	14:01	04:31	(unrelated sample)
OP75724-MB1	3P33250.D	06/27/14	14:26	04:56	Method Blank
ZZZZZZ	3P33251.D	06/27/14	14:52	05:22	(unrelated sample)
ZZZZZZ	3P33252.D	06/27/14	15:17	05:47	(unrelated sample)
ZZZZZZ	3P33234.D	06/27/14	15:42	06:12	(unrelated sample)
ZZZZZZ	3P33235.D	06/27/14	16:07	06:37	(unrelated sample)
ZZZZZZ	3P33236.D	06/27/14	16:33	07:03	(unrelated sample)
ZZZZZZ	3P33237.D	06/27/14	16:58	07:28	(unrelated sample)
ZZZZZZ	3P33238.D	06/27/14	17:23	07:53	(unrelated sample)
JB69078-3	3P33239.D	06/27/14	17:48	08:18	343-FB-12
ZZZZZZ	3P33240.D	06/27/14	18:13	08:43	(unrelated sample)
ZZZZZZ	3P33241.D	06/27/14	18:39	09:09	(unrelated sample)
ZZZZZZ	3P33242.D	06/27/14	19:04	09:34	(unrelated sample)
ZZZZZZ	3P33243.D	06/27/14	19:29	09:59	(unrelated sample)
ZZZZZZ	3P33244.D	06/27/14	19:54	10:24	(unrelated sample)

Instrument Performance Check (DFTPP)

Job Number: JB69078
Account: LANGAN Langan Engineering & Environmental
Project: Carroll Gardens, 363-365 Bond Street, Brooklyn, NY

Sample:	E3P1419-DFTPP	**Injection Date:**	06/27/14
Lab File ID:	3P33222.D	**Injection Time:**	09:30
Instrument ID:	GCMS3P		

Lab Sample ID	Lab File ID	Date Analyzed	Time Analyzed	Hours Lapsed	Client Sample ID
ZZZZZZ	3P33245.D	06/27/14	20:19	10:49	(unrelated sample)

Instrument Performance Check (DFTPP)

Job Number: JB69078
Account: LANGAN Langan Engineering & Environmental
Project: Carroll Gardens, 363-365 Bond Street, Brooklyn, NY

Sample:	EF5692-DFTPP	**Injection Date:**	06/11/14
Lab File ID:	F35905.D	**Injection Time:**	20:23
Instrument ID:	GCMSF		

m/e	Ion Abundance Criteria	Raw Abundance	% Relative Abundance		Pass/Fail
51	30.0 - 60.0% of mass 198	20813	35.7		Pass
68	Less than 2.0% of mass 69	0	0.00	(0.00) [a]	Pass
69	Mass 69 relative abundance	25234	43.3		Pass
70	Less than 2.0% of mass 69	143	0.25	(0.57) [a]	Pass
127	40.0 - 60.0% of mass 198	32378	55.5		Pass
197	Less than 1.0% of mass 198	0	0.00		Pass
198	Base peak, 100% relative abundance	58298	100.0		Pass
199	5.0 - 9.0% of mass 198	4043	6.94		Pass
275	10.0 - 30.0% of mass 198	12104	20.8		Pass
365	1.0 - 100.0% of mass 198	1588	2.72		Pass
441	Present, but less than mass 443	5976	10.3	(78.8) [b]	Pass
442	40.0 - 100.0% of mass 198	38349	65.8		Pass
443	17.0 - 23.0% of mass 442	7588	13.0	(19.8) [c]	Pass

(a) Value is % of mass 69
(b) Value is % of mass 443
(c) Value is % of mass 442

This check applies to the following Samples, MS, MSD, Blanks, and Standards:

Lab Sample ID	Lab File ID	Date Analyzed	Time Analyzed	Hours Lapsed	Client Sample ID
EF5692-ICC5692	F35906.D	06/11/14	20:36	00:13	Initial cal 50
EF5692-IC5692	F35907.D	06/11/14	21:05	00:42	Initial cal 25
EF5692-IC5692	F35908.D	06/11/14	21:35	01:12	Initial cal 100
EF5692-IC5692	F35909.D	06/11/14	22:04	01:41	Initial cal 80
EF5692-IC5692	F35910.D	06/11/14	22:33	02:10	Initial cal 10
EF5692-IC5692	F35911.D	06/11/14	23:02	02:39	Initial cal 5
EF5692-IC5692	F35912.D	06/11/14	23:32	03:09	Initial cal 2
EF5692-IC5692	F35913.D	06/12/14	00:01	03:38	Initial cal 1

Instrument Performance Check (DFTPP)

Job Number: JB69078
Account: LANGAN Langan Engineering & Environmental
Project: Carroll Gardens, 363-365 Bond Street, Brooklyn, NY

Sample:	EF5693-DFTPP	**Injection Date:**	06/12/14
Lab File ID:	F35914.D	**Injection Time:**	08:50
Instrument ID:	GCMSF		

m/e	Ion Abundance Criteria	Raw Abundance	% Relative Abundance		Pass/Fail
51	30.0 - 60.0% of mass 198	25505	35.6		Pass
68	Less than 2.0% of mass 69	254	0.35	(0.80) [a]	Pass
69	Mass 69 relative abundance	31648	44.2		Pass
70	Less than 2.0% of mass 69	153	0.21	(0.48) [a]	Pass
127	40.0 - 60.0% of mass 198	39592	55.2		Pass
197	Less than 1.0% of mass 198	54	0.08		Pass
198	Base peak, 100% relative abundance	71669	100.0		Pass
199	5.0 - 9.0% of mass 198	5085	7.10		Pass
275	10.0 - 30.0% of mass 198	15287	21.3		Pass
365	1.0 - 100.0% of mass 198	1838	2.56		Pass
441	Present, but less than mass 443	7950	11.1	(77.5) [b]	Pass
442	40.0 - 100.0% of mass 198	50114	69.9		Pass
443	17.0 - 23.0% of mass 442	10255	14.3	(20.5) [c]	Pass

(a) Value is % of mass 69
(b) Value is % of mass 443
(c) Value is % of mass 442

This check applies to the following Samples, MS, MSD, Blanks, and Standards:

Lab Sample ID	Lab File ID	Date Analyzed	Time Analyzed	Hours Lapsed	Client Sample ID
EF5693-ICC5693	F35915.D	06/12/14	09:02	00:12	Initial cal 50
EF5693-IC5693	F35916.D	06/12/14	09:30	00:40	Initial cal 25
EF5693-IC5693	F35917.D	06/12/14	09:59	01:09	Initial cal 100
EF5693-IC5693	F35918.D	06/12/14	10:28	01:38	Initial cal 80
EF5693-IC5693	F35919.D	06/12/14	10:57	02:07	Initial cal 10
EF5693-IC5693	F35920.D	06/12/14	11:26	02:36	Initial cal 5
EF5693-IC5693	F35921.D	06/12/14	11:55	03:05	Initial cal 2
EF5693-IC5693	F35922.D	06/12/14	12:24	03:34	Initial cal 1
EF5693-ICV5693	F35924A.D	06/12/14	13:22	04:32	Initial cal verification 50
EF5693-ICV5692	F35924.D	06/12/14	13:22	04:32	Initial cal verification 50
EF5693-ICV5692	F35925.D	06/12/14	13:51	05:01	Initial cal verification 50
EF5693-ICV5693	F35925A.D	06/12/14	13:51	05:01	Initial cal verification 50
EF5693-ICV5692	F35926.D	06/12/14	14:20	05:30	Initial cal verification 50
EF5693-ICV5692	F35927.D	06/12/14	14:49	05:59	Initial cal verification 50
EF5693-ICV5692	F35928.D	06/12/14	15:18	06:28	Initial cal verification 50
EF5693-ICV5693	F35928A.D	06/12/14	15:18	06:28	Initial cal verification 50

Instrument Performance Check (DFTPP)

Job Number: JB69078
Account: LANGAN Langan Engineering & Environmental
Project: Carroll Gardens, 363-365 Bond Street, Brooklyn, NY

Sample:	EF5695-DFTPP	**Injection Date:**	06/13/14
Lab File ID:	F35955.D	**Injection Time:**	07:31
Instrument ID:	GCMSF		

m/e	Ion Abundance Criteria	Raw Abundance	% Relative Abundance		Pass/Fail
51	30.0 - 60.0% of mass 198	14273	31.6		Pass
68	Less than 2.0% of mass 69	0	0.00	(0.00) [a]	Pass
69	Mass 69 relative abundance	17948	39.8		Pass
70	Less than 2.0% of mass 69	121	0.27	(0.67) [a]	Pass
127	40.0 - 60.0% of mass 198	23496	52.1		Pass
197	Less than 1.0% of mass 198	0	0.00		Pass
198	Base peak, 100% relative abundance	45120	100.0		Pass
199	5.0 - 9.0% of mass 198	3091	6.85		Pass
275	10.0 - 30.0% of mass 198	9685	21.5		Pass
365	1.0 - 100.0% of mass 198	1281	2.84		Pass
441	Present, but less than mass 443	5493	12.2	(77.6) [b]	Pass
442	40.0 - 100.0% of mass 198	35133	77.9		Pass
443	17.0 - 23.0% of mass 442	7083	15.7	(20.2) [c]	Pass

(a) Value is % of mass 69
(b) Value is % of mass 443
(c) Value is % of mass 442

This check applies to the following Samples, MS, MSD, Blanks, and Standards:

Lab Sample ID	Lab File ID	Date Analyzed	Time Analyzed	Hours Lapsed	Client Sample ID
EF5695-ICV5692	F35957.D	06/13/14	08:24	00:53	Initial cal verification 50
EF5695-ICV5693	F35958.D	06/13/14	08:54	01:23	Initial cal verification 50

Instrument Performance Check (DFTPP)

Job Number: JB69078
Account: LANGAN Langan Engineering & Environmental
Project: Carroll Gardens, 363-365 Bond Street, Brooklyn, NY

Sample:	EF5702-DFTPP	**Injection Date:**	06/18/14
Lab File ID:	F36117.D	**Injection Time:**	20:02
Instrument ID:	GCMSF		

m/e	Ion Abundance Criteria	Raw Abundance	% Relative Abundance		Pass/Fail
51	30.0 - 60.0% of mass 198	13983	32.3		Pass
68	Less than 2.0% of mass 69	183	0.42	(0.97) [a]	Pass
69	Mass 69 relative abundance	18832	43.6		Pass
70	Less than 2.0% of mass 69	0	0.00	(0.00) [a]	Pass
127	40.0 - 60.0% of mass 198	23256	53.8		Pass
197	Less than 1.0% of mass 198	0	0.00		Pass
198	Base peak, 100% relative abundance	43232	100.0		Pass
199	5.0 - 9.0% of mass 198	2958	6.84		Pass
275	10.0 - 30.0% of mass 198	9565	22.1		Pass
365	1.0 - 100.0% of mass 198	1150	2.66		Pass
441	Present, but less than mass 443	5028	11.6	(82.3) [b]	Pass
442	40.0 - 100.0% of mass 198	31391	72.6		Pass
443	17.0 - 23.0% of mass 442	6109	14.1	(19.5) [c]	Pass

(a) Value is % of mass 69
(b) Value is % of mass 443
(c) Value is % of mass 442

This check applies to the following Samples, MS, MSD, Blanks, and Standards:

Lab Sample ID	Lab File ID	Date Analyzed	Time Analyzed	Hours Lapsed	Client Sample ID
EF5702-IC5702	F36118.D	06/18/14	20:25	00:23	Initial cal 100
EF5702-IC5702	F36119.D	06/18/14	20:53	00:51	Initial cal 80
EF5702-ICC5702	F36120.D	06/18/14	21:22	01:20	Initial cal 50
EF5702-IC5702	F36121.D	06/18/14	21:50	01:48	Initial cal 25
EF5702-IC5702	F36122.D	06/18/14	22:19	02:17	Initial cal 10
EF5702-IC5702	F36123.D	06/18/14	22:47	02:45	Initial cal 5
EF5702-IC5702	F36124.D	06/18/14	23:16	03:14	Initial cal 2
EF5702-IC5702	F36125.D	06/18/14	23:44	03:42	Initial cal 1
EF5702-IC5702	F36126.D	06/19/14	00:13	04:11	Initial cal 100
EF5702-IC5702	F36127.D	06/19/14	00:41	04:39	Initial cal 80
EF5702-IC5702	F36128.D	06/19/14	01:09	05:07	Initial cal 50
EF5702-IC5702	F36129.D	06/19/14	01:38	05:36	Initial cal 25
EF5702-IC5702	F36130.D	06/19/14	02:06	06:04	Initial cal 10
EF5702-IC5702	F36131.D	06/19/14	02:34	06:32	Initial cal 5
EF5702-IC5702	F36132.D	06/19/14	03:03	07:01	Initial cal 2
EF5702-IC5702	F36133.D	06/19/14	03:31	07:29	Initial cal 1
EF5702-ICV5702	F36134.D	06/19/14	03:59	07:57	Initial cal verification 50
EF5702-ICV5702	F36136.D	06/19/14	04:56	08:54	Initial cal verification 50
EF5702-ICV5702	F36137.D	06/19/14	05:24	09:22	Initial cal verification 50

Instrument Performance Check (DFTPP)

Job Number: JB69078
Account: LANGAN Langan Engineering & Environmental
Project: Carroll Gardens, 363-365 Bond Street, Brooklyn, NY

Sample:	EF5702-DFTPP	**Injection Date:**	06/18/14
Lab File ID:	F36117.D	**Injection Time:**	20:02
Instrument ID:	GCMSF		

Lab Sample ID	Lab File ID	Date Analyzed	Time Analyzed	Hours Lapsed	Client Sample ID
EF5702-ICV5702	F36138.D	06/19/14	05:53	09:51	Initial cal verification 50
EF5702-ICV5702	F36139.D	06/19/14	06:21	10:19	Initial cal verification 50

Instrument Performance Check (DFTPP)

Job Number: JB69078
Account: LANGAN Langan Engineering & Environmental
Project: Carroll Gardens, 363-365 Bond Street, Brooklyn, NY

Sample:	EF5705-DFTPP	**Injection Date:**	06/21/14
Lab File ID:	F36229.D	**Injection Time:**	13:06
Instrument ID:	GCMSF		

m/e	Ion Abundance Criteria	Raw Abundance	% Relative Abundance		Pass/Fail
51	30.0 - 60.0% of mass 198	18329	31.7		Pass
68	Less than 2.0% of mass 69	321	0.56	(1.33) [a]	Pass
69	Mass 69 relative abundance	24100	41.7		Pass
70	Less than 2.0% of mass 69	78	0.14	(0.32) [a]	Pass
127	40.0 - 60.0% of mass 198	30198	52.3		Pass
197	Less than 1.0% of mass 198	0	0.00		Pass
198	Base peak, 100% relative abundance	57768	100.0		Pass
199	5.0 - 9.0% of mass 198	3951	6.84		Pass
275	10.0 - 30.0% of mass 198	12911	22.3		Pass
365	1.0 - 100.0% of mass 198	1704	2.95		Pass
441	Present, but less than mass 443	7150	12.4	(75.5) [b]	Pass
442	40.0 - 100.0% of mass 198	47613	82.4		Pass
443	17.0 - 23.0% of mass 442	9468	16.4	(19.9) [c]	Pass

(a) Value is % of mass 69
(b) Value is % of mass 443
(c) Value is % of mass 442

This check applies to the following Samples, MS, MSD, Blanks, and Standards:

Lab Sample ID	Lab File ID	Date Analyzed	Time Analyzed	Hours Lapsed	Client Sample ID
EF5705-CC5692	F36230.D	06/21/14	13:28	00:22	Continuing cal 50
EF5705-CC5702	F36231.D	06/21/14	13:57	00:51	Continuing cal 50
OP75802-BS13	F36234.D	06/21/14	15:31	02:25	Blank Spike
ZZZZZZ	F36235.D	06/21/14	16:01	02:55	(unrelated sample)
OP75676-MB1	F36236.D	06/21/14	16:30	03:24	Method Blank
ZZZZZZ	F36238.D	06/21/14	17:28	04:22	(unrelated sample)
OP75763-MB1	F36239.D	06/21/14	17:58	04:52	Method Blank
OP75763-BS13	F36240.D	06/21/14	18:27	05:21	Blank Spike
ZZZZZZ	F36241.D	06/21/14	18:57	05:51	(unrelated sample)
ZZZZZZ	F36242.D	06/21/14	19:26	06:20	(unrelated sample)
ZZZZZZ	F36243.D	06/21/14	19:55	06:49	(unrelated sample)
ZZZZZZ	F36244.D	06/21/14	20:25	07:19	(unrelated sample)
ZZZZZZ	F36246.D	06/21/14	21:23	08:17	(unrelated sample)
ZZZZZZ	F36247.D	06/21/14	21:52	08:46	(unrelated sample)

Semivolatile Internal Standard Area Summary

Job Number: JB69078
Account: LANGAN Langan Engineering & Environmental
Project: Carroll Gardens, 363-365 Bond Street, Brooklyn, NY

Check Std:	E3E2667-CC2646	**Injection Date:**	06/18/14
Lab File ID:	3E62230.D	**Injection Time:**	09:28
Instrument ID:	GCMS3E	**Method:**	SW846 8270D

	IS 1 AREA	RT	IS 2 AREA	RT	IS 3 AREA	RT	IS 4 AREA	RT	IS 5 AREA	RT	IS 6 AREA	RT
Check Std	285098	4.82	1048284	5.94	580107	8.04	895408	10.23	676478	14.43	423767	16.56
Upper Limit [a]	570196	5.32	2096568	6.44	1160214	8.54	1790816	10.73	1352956	14.93	847534	17.06
Lower Limit [b]	142549	4.32	524142	5.44	290054	7.54	447704	9.73	338239	13.93	211884	16.06

Lab Sample ID	IS 1 AREA	RT	IS 2 AREA	RT	IS 3 AREA	RT	IS 4 AREA	RT	IS 5 AREA	RT	IS 6 AREA	RT
OP75684-MB1	261160	4.82	990257	5.94	532937	8.04	810125	10.23	650869	14.42	428645	16.55
OP75684-BS1	255583	4.82	1067681	5.94	465657	8.04	693895	10.23	563747	14.43	348601	16.55
ZZZZZZ	274332	4.82	1042606	5.94	558398	8.04	826310	10.23	550663	14.42	397117	16.55
ZZZZZZ	239988	4.82	939382	5.94	983569	8.16	618104	10.47	1065818	14.56	361409	16.61
ZZZZZZ	242301	4.82	929103	5.94	469912	8.04	692165	10.23	395087	14.42	293586	16.55
OP75639-MB1	295552	4.82	1111257	5.94	581037	8.04	855249	10.23	578882	14.42	395632	16.55
ZZZZZZ	259276	4.82	965126	5.94	483056	8.03	624261	10.23	358086	14.42	267934	16.55
ZZZZZZ	265717	4.82	963783	5.94	440000	8.04	559482	10.23	362609	14.42	313448	16.55
ZZZZZZ	215513	4.82	815100	5.94	398877	8.04	419610*	10.24	279893*	14.45	254385	16.57
ZZZZZZ	227083	4.82	871341	5.94	437095	8.04	523699	10.23	288588*	14.43	258362	16.55
ZZZZZZ	193471	4.82	760670	5.94	361681	8.04	585074	10.27	889099	14.56	626936	16.67
ZZZZZZ	195196	4.82	779729	5.94	410168	8.04	547380	10.23	366148	14.43	497267	16.58
ZZZZZZ	188525	4.83	752787	5.94	358946	8.04	477555	10.24	338356	14.43	308530	16.56
ZZZZZZ	232666	4.82	906997	5.94	470889	8.04	669400	10.24	380328	14.43	321125	16.56
ZZZZZZ	232227	4.82	905983	5.94	474471	8.04	678217	10.24	379068	14.43	315684	16.56
ZZZZZZ	215441	4.82	839994	5.94	438736	8.04	526857	10.24	317873*	14.44	265444	16.57
OP75639-MS	240578	4.82	1033915	5.94	443627	8.04	620690	10.24	371737	14.43	298962	16.56
OP75639-MSD	244504	4.82	939972	5.94	454526	8.04	638693	10.24	391078	14.43	296882	16.56
ZZZZZZ	238593	4.82	889865	5.94	442166	8.04	511359	10.24	389624	14.48	242550	16.61
OP75684-MS	185431	4.83	647735	5.95	292377	8.04	412695*	10.24	301243*	14.45	256844	16.57

IS 1 = 1,4-Dichlorobenzene-d4
IS 2 = Naphthalene-d8
IS 3 = Acenaphthene-D10
IS 4 = Phenanthrene-d10
IS 5 = Chrysene-d12
IS 6 = Perylene-d12

(a) Upper Limit = +100% of check standard area; Retention time +0.5 minutes.
(b) Lower Limit = -50% of check standard area; Retention time -0.5 minutes.

Semivolatile Internal Standard Area Summary

Job Number: JB69078
Account: LANGAN Langan Engineering & Environmental
Project: Carroll Gardens, 363-365 Bond Street, Brooklyn, NY

Check Std:	E3E2669-CC2646	**Injection Date:**	06/19/14
Lab File ID:	3E62285.D	**Injection Time:**	11:47
Instrument ID:	GCMS3E	**Method:**	SW846 8270D

	IS 1 AREA	RT	IS 2 AREA	RT	IS 3 AREA	RT	IS 4 AREA	RT	IS 5 AREA	RT	IS 6 AREA	RT
Check Std	266622	4.80	1011550	5.91	563105	8.01	884323	10.19	755890	14.39	512228	16.52
Upper Limit [a]	533244	5.30	2023100	6.41	1126210	8.51	1768646	10.69	1511780	14.89	1024456	17.02
Lower Limit [b]	133311	4.30	505775	5.41	281553	7.51	442162	9.69	377945	13.89	256114	16.02

Lab Sample ID	IS 1 AREA	RT	IS 2 AREA	RT	IS 3 AREA	RT	IS 4 AREA	RT	IS 5 AREA	RT	IS 6 AREA	RT
OP75766-MB1	250899	4.80	943774	5.91	491408	8.01	757364	10.19	627827	14.39	518336	16.51
OP75766-BS1	239208	4.80	899825	5.91	431387	8.01	639392	10.19	571903	14.39	398412	16.52
OP75676-MB1	222170	4.80	855499	5.91	464778	8.01	725512	10.19	633302	14.39	550093	16.51
OP75676-BS1	257743	4.80	987896	5.91	495767	8.01	756298	10.19	683480	14.39	459840	16.52
ZZZZZZ	200661	4.81	807229	5.91	453887	8.01	717589	10.20	431939	14.40	324901	16.53
ZZZZZZ	192872	4.81	775418	5.91	430314	8.01	669945	10.20	430105	14.40	295122	16.52
ZZZZZZ	195529	4.81	805630	5.91	447458	8.01	699292	10.20	480692	14.40	340597	16.53
ZZZZZZ	196581	4.81	764569	5.91	319860	8.02	428875*	10.20	330768*	14.40	264573	16.53
OP75676-MS	111734*	4.81	525468	5.93	247431*	8.03	316542*	10.21	258310*	14.42	246348*	16.54
OP75676-MSD	118188*	4.81	525704	5.92	288546	8.02	407604*	10.21	246796*	14.41	212345*	16.54
JB69131-1	128577*	4.81	634248	5.92	352888	8.03	494648	10.21	283939*	14.42	262165	16.54
JB69061-1	173508	4.81	585562	5.92	314581	8.02	435282*	10.20	278885*	14.41	234108*	16.54
OP75684-MSD	155044	4.81	508076	5.92	275840*	8.02	384844*	10.21	269101*	14.42	216581*	16.54

IS 1 = 1,4-Dichlorobenzene-d4
IS 2 = Naphthalene-d8
IS 3 = Acenaphthene-D10
IS 4 = Phenanthrene-d10
IS 5 = Chrysene-d12
IS 6 = Perylene-d12

(a) Upper Limit = +100% of check standard area; Retention time +0.5 minutes.
(b) Lower Limit = -50% of check standard area; Retention time -0.5 minutes.

Semivolatile Internal Standard Area Summary

Job Number: JB69078
Account: LANGAN Langan Engineering & Environmental
Project: Carroll Gardens, 363-365 Bond Street, Brooklyn, NY

Check Std:	E3E2675-CC2646	**Injection Date:**	06/24/14
Lab File ID:	3E62454A.D	**Injection Time:**	10:26
Instrument ID:	GCMS3E	**Method:**	SW846 8270D

	IS 1 AREA	RT	IS 2 AREA	RT	IS 3 AREA	RT	IS 4 AREA	RT	IS 5 AREA	RT	IS 6 AREA	RT
Check Std	235905	4.76	905869	5.87	518644	7.95	842856	10.13	744116	14.33	496943	16.46
Upper Limit [a]	471810	5.26	1811738	6.37	1037288	8.45	1685712	10.63	1488232	14.83	993886	16.96
Lower Limit [b]	117953	4.26	452935	5.37	259322	7.45	421428	9.63	372058	13.83	248472	15.96

Lab Sample ID	IS 1 AREA	RT	IS 2 AREA	RT	IS 3 AREA	RT	IS 4 AREA	RT	IS 5 AREA	RT	IS 6 AREA	RT
OP75862-MB1	227924	4.76	871919	5.86	479078	7.95	752718	10.13	634222	14.33	470417	16.46
OP75862-BS1	236384	4.76	901424	5.87	470483	7.95	717418	10.13	632234	14.34	435221	16.46
ZZZZZZ	226679	4.76	870059	5.86	482044	7.95	720096	10.13	597920	14.33	453589	16.46
ZZZZZZ	254776	4.76	949371	5.86	528505	7.95	781833	10.13	582316	14.33	439977	16.46
ZZZZZZ	240621	4.76	908009	5.86	499385	7.95	743806	10.13	530042	14.33	407519	16.46
ZZZZZZ	220271	4.76	827277	5.86	445689	7.95	655499	10.13	458186	14.33	362395	16.46
ZZZZZZ	208049	4.76	797695	5.87	435306	7.95	653304	10.14	432857	14.33	333617	16.46
ZZZZZZ	232153	4.76	885214	5.87	490349	7.95	737231	10.14	497484	14.34	384090	16.47
JB69955-1	218059	4.76	815540	5.87	426480	7.95	598503	10.14	376078	14.35	283455	16.48
OP75862-MS	189357	4.76	808466	5.87	357520	7.96	488404	10.15	330561*	14.36	240098*	16.49
OP75862-MSD	193107	4.77	835267	5.87	368119	7.96	502839	10.15	344224*	14.36	246238*	16.49
JB69078-1	200437	4.76	765153	5.87	402998	7.96	568780	10.15	389171	14.35	312956	16.48
JB69078-2	211147	4.76	816106	5.87	428992	7.96	613065	10.15	438445	14.35	348856	16.48
ZZZZZZ	219591	4.77	843132	5.87	455140	7.96	668607	10.15	457588	14.35	361786	16.48
ZZZZZZ	219591	4.77	843132	5.87	455140	7.96	668607	10.15	457588	14.35	361786	16.48
ZZZZZZ	220686	4.76	847552	5.87	459751	7.96	680249	10.15	490283	14.35	377925	16.48
ZZZZZZ	220686	4.76	847552	5.87	459751	7.96	680249	10.15	490283	14.35	377925	16.48
ZZZZZZ	224877	4.76	854601	5.87	468838	7.96	703482	10.14	512266	14.34	388140	16.48
ZZZZZZ	224877	4.76	854601	5.87	468838	7.96	703482	10.14	512266	14.34	388140	16.48
ZZZZZZ	229039	4.76	875249	5.87	478198	7.96	694435	10.15	502365	14.35	396260	16.48
ZZZZZZ	214653	4.77	811603	5.87	449508	7.96	656344	10.15	432699	14.35	352513	16.49
ZZZZZZ	229099	4.77	741283	5.88	353064	7.96	576902	10.16	342084*	14.36	212182*	16.49
ZZZZZZ	220440	4.77	803230	5.88	349016	7.97	417240*	10.17	325289*	14.37	300954	16.49
ZZZZZZ	222028	4.77	791599	5.88	341257	7.97	447612	10.16	369941*	14.36	317188	16.49

IS 1 = 1,4-Dichlorobenzene-d4
IS 2 = Naphthalene-d8
IS 3 = Acenaphthene-D10
IS 4 = Phenanthrene-d10
IS 5 = Chrysene-d12
IS 6 = Perylene-d12

(a) Upper Limit = +100% of check standard area; Retention time +0.5 minutes.
(b) Lower Limit = -50% of check standard area; Retention time -0.5 minutes.

Semivolatile Internal Standard Area Summary

Job Number: JB69078
Account: LANGAN Langan Engineering & Environmental
Project: Carroll Gardens, 363-365 Bond Street, Brooklyn, NY

Check Std:	E3P1411-CC1389	**Injection Date:**	06/21/14
Lab File ID:	3P32984.D	**Injection Time:**	09:41
Instrument ID:	GCMS3P	**Method:**	SW846 8270D

	IS 1 AREA	RT	IS 2 AREA	RT	IS 3 AREA	RT	IS 4 AREA	RT	IS 5 AREA	RT	IS 6 AREA	RT
Check Std	297415	4.49	1019396	5.41	545133	6.76	845405	8.55	677739	13.74	495763	16.77
Upper Limit [a]	594830	4.99	2038792	5.91	1090266	7.26	1690810	9.05	1355478	14.24	991526	17.27
Lower Limit [b]	148708	3.99	509698	4.91	272567	6.26	422703	8.05	338870	13.24	247882	16.27

Lab Sample ID	IS 1 AREA	RT	IS 2 AREA	RT	IS 3 AREA	RT	IS 4 AREA	RT	IS 5 AREA	RT	IS 6 AREA	RT
OP75763-MB1	220680	4.48	801955	5.40	438819	6.76	658972	8.54	507326	13.72	349882	16.76
OP75763-BS1	214682	4.48	754592	5.41	416708	6.76	636034	8.54	536403	13.73	372992	16.76
JB69078-3 [c]	234616	4.48	856140	5.40	448740	6.76	678474	8.54	557222	13.72	393759	16.76
ZZZZZZ	158098	4.49	561702	5.41	356984	6.76	503200	8.54	433676	13.73	371700	16.76
JB69295-13	161356	4.49	667791	5.41	376825	6.76	633410	8.54	524502	13.72	409032	16.76
OP75780-MS	166925	4.49	763575	5.41	371170	6.76	585114	8.54	522900	13.72	389763	16.76
OP75780-MSD	163551	4.49	751049	5.41	364519	6.76	578811	8.54	519553	13.72	385236	16.76
ZZZZZZ	223280	4.48	815133	5.40	413720	6.76	603141	8.54	503007	13.71	302171	16.75
ZZZZZZ	218484	4.48	804495	5.40	420590	6.76	604657	8.54	519691	13.71	386299	16.75
ZZZZZZ	243976	4.48	880869	5.40	464568	6.76	696199	8.54	578473	13.71	437064	16.75
ZZZZZZ	222455	4.48	817938	5.40	435727	6.76	656176	8.54	536332	13.71	413564	16.75
ZZZZZZ	233397	4.48	691512	5.41	338128	6.77	457167	8.55	385620	13.72	333345	16.76
ZZZZZZ	167911	4.49	533136	5.42	293434	6.76	427773	8.54	339522	13.73	339439	16.79
ZZZZZZ	187283	4.48	639270	5.41	325679	6.76	459352	8.54	331852[d]	13.73	303836	16.77
ZZZZZZ	238059	4.48	834782	5.40	384542	6.76	496492	8.54	361262	13.71	328384	16.76
ZZZZZZ	239848	4.48	838885	5.40	386144	6.76	500546	8.54	378082	13.72	335633	16.76
ZZZZZZ	255325	4.48	903489	5.40	408520	6.76	555073	8.54	426820	13.73	380353	16.77
ZZZZZZ	208136	4.49	716427	5.41	337223	6.76	481228	8.54	392832	13.73	344855	16.77
ZZZZZZ	227627	4.49	758982	5.41	357878	6.76	473262	8.55	391508	13.75	344052	16.81
ZZZZZZ	228860	4.49	775863	5.41	363319	6.76	489510	8.55	392202	13.75	344805	16.80

IS 1 = 1,4-Dichlorobenzene-d4
IS 2 = Naphthalene-d8
IS 3 = Acenaphthene-D10
IS 4 = Phenanthrene-d10
IS 5 = Chrysene-d12
IS 6 = Perylene-d12

(a) Upper Limit = +100% of check standard area; Retention time +0.5 minutes.
(b) Lower Limit = -50% of check standard area; Retention time -0.5 minutes.
(c) Confirmation run.
(d) Outside of control limits. Refer to dilution.

Semivolatile Internal Standard Area Summary

Job Number: JB69078
Account: LANGAN Langan Engineering & Environmental
Project: Carroll Gardens, 363-365 Bond Street, Brooklyn, NY

Check Std:	E3P1419-CC1417	**Injection Date:**	06/27/14
Lab File ID:	3P33223.D	**Injection Time:**	09:39
Instrument ID:	GCMS3P	**Method:**	SW846 8270D

	IS 1 AREA	RT	IS 2 AREA	RT	IS 3 AREA	RT	IS 4 AREA	RT	IS 5 AREA	RT	IS 6 AREA	RT
Check Std	302918	4.46	1006444	5.38	638114	6.72	1148938	8.49	1347345	13.66	1177608	16.71
Upper Limit [a]	605836	4.96	2012888	5.88	1276228	7.22	2297876	8.99	2694690	14.16	2355216	17.21
Lower Limit [b]	151459	3.96	503222	4.88	319057	6.22	574469	7.99	673673	13.16	588804	16.21

Lab Sample ID	IS 1 AREA	RT	IS 2 AREA	RT	IS 3 AREA	RT	IS 4 AREA	RT	IS 5 AREA	RT	IS 6 AREA	RT
OP75676-MB1	395631	4.46	1393676	5.38	874152	6.72	1566424	8.49	1773151	13.66	1580425	16.71
OP75839-MB1	346685	4.46	1227105	5.38	757374	6.72	1326613	8.49	1410418	13.66	1190332	16.71
ZZZZZZ	357510	4.46	1181339	5.38	668217	6.72	1110165	8.49	1132628	13.67	1098199	16.72
OP75724-MB1	342432	4.46	1193095	5.38	743539	6.72	1298413	8.49	1243689	13.66	1069926	16.71
ZZZZZZ	230454	4.46	742780	5.38	454657	6.73	773659	8.50	973924	13.66	918605	16.71
ZZZZZZ	254476	4.46	783871	5.38	448563	6.72	793279	8.50	1009043	13.66	907704	16.71
ZZZZZZ	386267	4.46	1282376	5.38	747296	6.72	1217967	8.49	1228214	13.67	1136714	16.72
ZZZZZZ	376421	4.46	1290826	5.38	746574	6.72	1179310	8.50	1205735	13.67	1138998	16.72
ZZZZZZ	344134	4.46	1146639	5.38	692266	6.72	1162544	8.49	1103281	13.67	989151	16.72
ZZZZZZ	410109	4.46	1370979	5.38	787759	6.72	1260290	8.50	1281058	13.67	1215747	16.73
ZZZZZZ	347477	4.46	1150525	5.38	689757	6.72	1140164	8.50	1059344	13.67	942293	16.72
JB69078-3 [c]	311097	4.46	1066292	5.38	685711	6.72	1235059	8.50	1285758	13.67	1030647	16.72
ZZZZZZ	311897	4.46	1072512	5.38	642361	6.72	1087475	8.50	1075542	13.66	958683	16.72
ZZZZZZ	305996	4.46	1070000	5.38	657242	6.72	1092117	8.50	1079168	13.66	954915	16.72
ZZZZZZ	281671	4.46	950373	5.38	601158	6.72	1079948	8.50	1166793	13.67	923678	16.72
ZZZZZZ	267954	4.46	931655	5.38	583332	6.72	1056803	8.50	1127194	13.66	892754	16.71
ZZZZZZ	252996	4.46	842944	5.38	520378	6.72	991678	8.50	1104927	13.66	911888	16.72
ZZZZZZ	176640	4.46	658341	5.38	446055	6.72	900863	8.49	993989	13.66	846645	16.71

IS 1 = 1,4-Dichlorobenzene-d4
IS 2 = Naphthalene-d8
IS 3 = Acenaphthene-D10
IS 4 = Phenanthrene-d10
IS 5 = Chrysene-d12
IS 6 = Perylene-d12

(a) Upper Limit = +100% of check standard area; Retention time +0.5 minutes.
(b) Lower Limit = -50% of check standard area; Retention time -0.5 minutes.
(c) There are several compounds in BS were outside in house QC limits. The results confirmed by reextraction outside the holding time.

Semivolatile Internal Standard Area Summary

Job Number: JB69078
Account: LANGAN Langan Engineering & Environmental
Project: Carroll Gardens, 363-365 Bond Street, Brooklyn, NY

Check Std:	EF5705-CC5692	**Injection Date:**	06/21/14
Lab File ID:	F36230.D	**Injection Time:**	13:28
Instrument ID:	GCMSF	**Method:**	SW846 8270D

	IS 1 AREA	RT	IS 2 AREA	RT	IS 3 AREA	RT	IS 4 AREA	RT	IS 5 AREA	RT	IS 6 AREA	RT
Check Std	149550	4.81	549154	5.73	317977	7.18	510149	9.10	473088	14.42	425693	17.47
Upper Limit [a]	299100	5.31	1098308	6.23	635954	7.68	1020298	9.60	946176	14.92	851386	17.97
Lower Limit [b]	74775	4.31	274577	5.23	158989	6.68	255075	8.60	236544	13.92	212847	16.97

Lab Sample ID	IS 1 AREA	RT	IS 2 AREA	RT	IS 3 AREA	RT	IS 4 AREA	RT	IS 5 AREA	RT	IS 6 AREA	RT
OP75802-BS13	180299	4.81	629002	5.73	347427	7.18	510443	9.10	438929	14.41	412741	17.46
ZZZZZZ	146159	4.81	533407	5.73	313137	7.18	496530	9.10	485859	14.41	420367	17.46
OP75676-MB1	174609	4.81	640168	5.73	370762	7.18	572946	9.10	542805	14.41	488260	17.46
OP75676-BS13	189602	4.81	674805	5.73	383306	7.18	595280	9.10	576334	14.41	508787	17.46
ZZZZZZ	172062	4.81	621457	5.73	352635	7.18	546806	9.10	519189	14.41	473860	17.46
OP75763-MB1	174333	4.81	618744	5.73	338230	7.18	497706	9.10	405899	14.40	392870	17.46
OP75763-BS13	194503	4.81	674076	5.73	363130	7.18	521674	9.10	445336	14.41	431899	17.46
ZZZZZZ	193130	4.81	675274	5.73	373656	7.18	547452	9.10	461037	14.41	442988	17.46
ZZZZZZ	206403	4.81	728807	5.73	399202	7.18	590005	9.10	492512	14.41	461510	17.46
ZZZZZZ	178185	4.81	630954	5.73	343167	7.18	503925	9.10	421349	14.40	399515	17.46
ZZZZZZ	205282	4.81	720516	5.73	397521	7.18	582898	9.10	490164	14.41	472930	17.46
ZZZZZZ	188394	4.81	662739	5.73	358847	7.18	531579	9.10	444944	14.40	414419	17.46
ZZZZZZ	193110	4.81	685462	5.73	374774	7.18	549379	9.10	451461	14.40	425495	17.46

IS 1 = 1,4-Dichlorobenzene-d4
IS 2 = Naphthalene-d8
IS 3 = Acenaphthene-D10
IS 4 = Phenanthrene-d10
IS 5 = Chrysene-d12
IS 6 = Perylene-d12

(a) Upper Limit = +100% of check standard area; Retention time +0.5 minutes.
(b) Lower Limit = -50% of check standard area; Retention time -0.5 minutes.

Semivolatile Surrogate Recovery Summary

Job Number: JB69078
Account: LANGAN Langan Engineering & Environmental
Project: Carroll Gardens, 363-365 Bond Street, Brooklyn, NY

Method: SW846 8270D **Matrix:** AQ

Samples and QC shown here apply to the above method

Lab Sample ID	Lab File ID	S1	S2	S3	S4	S5	S6
JB69078-3	3P32989.D	48	32	92	90	88	98
JB69078-3	3P33239.D	46	29	91	89	88	89
OP75676-BS1	3E62291.D	44	31	104	97	89	85
OP75676-MB1	3E62290.D	82	82	107	100	94	95
OP75676-MB1	F36236.D	45	30	94	87	77	86
OP75676-MB1	3P33231.D	45	29	93	92	88	96
OP75676-MS	3E62303.D	126* [a]	106	116	110	95	83
OP75676-MSD	3E62304.D	88	88	106	104	81	79

Surrogate Compounds	Recovery Limits
S1 = 2-Fluorophenol	10-110%
S2 = Phenol-d5	10-110%
S3 = 2,4,6-Tribromophenol	29-139%
S4 = Nitrobenzene-d5	28-131%
S5 = 2-Fluorobiphenyl	30-121%
S6 = Terphenyl-d14	16-147%

(a) Outside control limits due to matrix interference.

Semivolatile Surrogate Recovery Summary

Job Number: JB69078
Account: LANGAN Langan Engineering & Environmental
Project: Carroll Gardens, 363-365 Bond Street, Brooklyn, NY

Method: SW846 8270D **Matrix:** SO

Samples and QC shown here apply to the above method

Lab Sample ID	Lab File ID	S1	S2	S3	S4	S5	S6
JB69078-1	3E62468.D	70	70	118	90	86	98
JB69078-2	3E62469.D	64	64	102	80	78	91
OP75684-BS1	3E62236.D	76	76	107	80	90	90
OP75684-MB1	3E62235.D	84	83	111	100	97	104
OP75684-MS	3E62253.D	92	70	60	102	84	85
OP75684-MSD	3E62307.D	106	73	69	111* [a]	82	86

Surrogate Compounds	Recovery Limits
S1 = 2-Fluorophenol	13-110%
S2 = Phenol-d5	15-110%
S3 = 2,4,6-Tribromophenol	20-123%
S4 = Nitrobenzene-d5	10-110%
S5 = 2-Fluorobiphenyl	17-110%
S6 = Terphenyl-d14	30-124%

(a) Outside of in house control limits, but within reasonable method recovery limits.

Initial Calibration Summary

Job Number: JB69078 **Sample:** E3E2646-ICC2646
Account: LANGAN Langan Engineering & Environmental **Lab FileID:** 3E61396.D
Project: Carroll Gardens, 363-365 Bond Street, Brooklyn, NY

Response Factor Report MS3E

Method : C:\msdchem\1\METHODS\M3E2646.M (RTE Integrator)
Title : Semi Volatile GC/MS, rtx-5msi 30m x .25mm x .25MoThu Jun 05 16:24:26 2014
Last Update : Thu Jun 05 16:24:26 2014
Response via : Initial Calibration

Calibration Files
2 =3E61400.D 5 =3E61399.D 25 =3E61397.D 80 =3E61395.D
100 =3E61394.D 50 =3E61396.D 1 =3E61401.D 10 =3E61398.D

Compound	2	5	25	80	100	50	1	10	Avg %RSD
1) I 1,4-Dichlorobenzene-d	ISTD								
2) 1,4-Dioxane	0.774	0.754	0.672	0.734	0.707	0.662	0.741	0.725	0.721 5.39
3) Pyridine	1.772	1.830	1.724	1.868	1.756	1.686	1.754	1.784	1.772 3.24
4) N-Nitrosodim	0.979	1.004	1.020	1.009	0.946	1.014	0.925	0.985	0.985 3.49
5) 2-Fluorophen	1.272	1.350	1.444	1.417	1.340	1.424	1.223	1.343	1.352 5.68
6) Indene	2.843	2.956	2.612	2.462	2.221	2.454	2.841	2.883	2.659 9.85
7) Cumene	4.045	4.119	3.670	3.452	3.165	3.473	4.040	4.004	3.746 9.50
8) Phenol-d5	1.602	1.703	1.793	1.707	1.614	1.748	1.545	1.685	1.675 4.89
9) Phenol	1.852	1.935	1.958	1.971	1.842	2.043	1.929	1.909	1.930 3.36
10) Aniline	2.294	2.232	2.230	1.748	1.634	2.084	2.163	2.054	2.055 11.68
11) bis(2-Chloro	1.372	1.403	1.400	1.340	1.259	1.358	1.368	1.365	1.358 3.33
12) 2-Chlorophen	1.433	1.542	1.551	1.505	1.426	1.516	1.512	1.500	1.498 3.07
13) Decane	1.798	1.843	1.622	1.433	1.232	1.524	1.745	1.787	1.623 13.16
14) 1,3-Dichloro	1.639	1.661	1.655	1.514	1.456	1.597	1.680	1.608	1.601 4.90
15) 1,4-Dichloro	1.636	1.648	1.652	1.495	1.422	1.577	1.709	1.594	1.591 5.85
16) Benzyl alcoh	0.914	0.984	1.023	0.980	0.928	1.008	0.897	0.960	0.962 4.72
17) 1,2-Dichloro	1.533	1.530	1.525	1.364	1.283	1.458	1.610	1.497	1.475 7.12
18) Acetophenone	2.284	2.351	2.053	1.924	1.736	1.942	2.257	2.270	2.102 10.50
19) 2-Methylphen	1.221	1.366	1.333	1.265	1.178	1.292	1.252	1.319	1.278 4.84
20) 2,2'-oxybis(	0.523	0.530	0.524	0.485	0.445	0.508	0.507	0.514	0.504 5.49
21) 3&4-Methylph	1.281	1.418	1.459	1.320	1.194	1.413	1.335	1.420	1.355 6.55
22) n-Nitroso-di	0.974	1.005	1.005	0.843	0.768	0.941	0.954	0.974	0.933 9.03
23) Hexachloroet	0.459	0.456	0.455	0.399	0.403	0.429	0.438	0.444	0.436 5.37
24) I Naphthalene-d8	ISTD								
25) Nitrobenzene	0.319	0.358	0.363	0.364	0.344	0.362	0.312	0.352	0.347 5.93
26) Nitrobenzene	0.371	0.399	0.405	0.391	0.369	0.399	0.382	0.393	0.389 3.47
27) Quinoline	0.821	0.865	0.741	0.810	0.777	0.720	0.798	0.837	0.796 6.10
28) Isophorone	0.650	0.692	0.704	0.662	0.626	0.694	0.617	0.683	0.666 4.86
29) 2-Nitropheno	0.152	0.183	0.200	0.214	0.207	0.205	0.147	0.189	0.187 13.51
30) 2,4-Dimethyl	0.198	0.279	0.328	0.342	0.332	0.341	0.241	0.293	0.294 17.93
31) Benzoic acid		0.155	0.226	0.286	0.271	0.258		0.193	0.232 21.80
----- Linear regression ----- Coefficient = 0.9971									
Response Ratio = -0.02489 + 0.28613 *A									
32) bis(2-Chloro	0.399	0.413	0.406	0.399	0.380	0.403	0.396	0.399	0.399 2.35
33) 2,4-Dichloro	0.262	0.287	0.285	0.279	0.275	0.278	0.256	0.282	0.275 4.03
34) 2,6-Dichloro	0.265	0.280	0.272	0.266	0.259	0.265	0.259	0.272	0.267 2.68
35) 1,3,5-Trichl	0.388	0.397	0.330	0.340	0.346	0.316	0.391	0.373	0.360 8.62
36) 1,2,4-Trichl	0.323	0.325	0.305	0.274	0.272	0.291	0.321	0.307	0.302 7.09
37) 1,2,3-Trichl	0.355	0.356	0.292	0.287	0.276	0.272	0.361	0.334	0.317 12.27
38) Naphthalene	1.148	1.145	1.086	0.983	0.924	1.047	1.220	1.099	1.081 8.82
39) 4-Chloroanil	0.455	0.474	0.481	0.427	0.406	0.465	0.442	0.463	0.452 5.58
40) 2,3-Dichloro	0.387	0.407	0.357	0.376	0.359	0.346	0.379	0.395	0.376 5.49
41) Caprolactam	0.164	0.186	0.177	0.213	0.199	0.179	0.141	0.189	0.181 11.97
42) Hexachlorobu	0.147	0.147	0.138	0.123	0.124	0.129	0.154	0.140	0.138 8.51

8.7.1
8

Initial Calibration Summary

Job Number: JB69078 **Sample:** E3E2646-ICC2646
Account: LANGAN Langan Engineering & Environmental **Lab FileID:** 3E61396.D
Project: Carroll Gardens, 363-365 Bond Street, Brooklyn, NY

```
43) 4-Chloro-3-m 0.262 0.298 0.306 0.310 0.297 0.307 0.260 0.296 0.292   6.84
44) 2-Methylnaph 0.631 0.653 0.646 0.612 0.582 0.632 0.646 0.630 0.629   3.65
45) 1-Methylnaph 0.727 0.741 0.643 0.682 0.644 0.626 0.724 0.713 0.687   6.54
46) Dimethylnaph 0.721 0.746 0.647 0.676 0.649 0.623 0.699 0.725 0.686   6.39

47) I   Acenaphthene-d10      ----------------ISTD---------------------
48) Hexachlorocy 0.243 0.283 0.286 0.287 0.299 0.287 0.220 0.281 0.273   9.88
49) 2,4,6-Trichl 0.286 0.328 0.334 0.318 0.317 0.331 0.275 0.330 0.315   7.11
50) 2,4,5-Trichl 0.314 0.348 0.350 0.328 0.323 0.336 0.297 0.343 0.330   5.50
51) 2-Fluorobiph 1.262 1.284 1.276 1.156 1.121 1.239 1.247 1.233 1.227   4.74
52) 2-Chloronaph 1.179 1.204 1.172 1.031 1.005 1.136 1.178 1.150 1.132   6.50
53) Biphenyl     1.798 1.841 1.629 1.699 1.633 1.617 1.759 1.806 1.723   5.21
54) 2-Nitroanili 0.262 0.322 0.380 0.408 0.387 0.399       0.343 0.357  14.56
55) Dimethylphth 1.191 1.229 1.213 1.167 1.140 1.188 1.272 1.198 1.200   3.32
56) Acenaphthyle 1.806 1.917 1.919 1.819 1.751 1.922 1.707 1.880 1.840   4.49
57) 2,6-Dinitrot 0.181 0.235 0.272 0.283 0.274 0.288 0.152 0.250 0.242  20.75
            ----- Linear regression -----  Coefficient =  0.9991
              Response Ratio = -0.00341 + 0.28025 *A

58) 3-Nitroanili 0.264 0.320 0.369 0.379 0.365 0.382 0.206 0.342 0.328  19.14
59) Acenaphthene 1.159 1.194 1.213 1.159 1.122 1.205 1.194 1.174 1.178   2.54
60) 2,4-Dinitrop             0.110 0.148 0.143 0.131       0.085 0.123  20.92
            ----- Linear regression -----  Coefficient =  0.9974
              Response Ratio = -0.04482 + 0.15372 *A

61) 4-Nitropheno       0.143 0.168 0.189 0.180 0.177       0.153 0.168  10.42
62) Dibenzofuran 1.598 1.615 1.579 1.493 1.448 1.578 1.696 1.556 1.570   4.81
63) 2,4-Dinitrot 0.228 0.317 0.377 0.389 0.377 0.391 0.173 0.339 0.324  25.22
            ----- Linear regression -----  Coefficient =  0.9993
              Response Ratio = -0.00585 + 0.38559 *A

64) 2,3,4,6-Tetr 0.202 0.242 0.255 0.248 0.247 0.256 0.171 0.247 0.233  13.07
65) Diethylphtha 1.104 1.207 1.235 1.213 1.174 1.236 1.111 1.210 1.186   4.41
66) Fluorene     1.225 1.312 1.345 1.317 1.269 1.345 1.254 1.308 1.297   3.35
67) 4-Chlorophen 0.555 0.575 0.538 0.504 0.504 0.512 0.541 0.546 0.534   4.80
68) 4-Nitroanili 0.275 0.339 0.386 0.363 0.348 0.389 0.232 0.357 0.336  16.38

69) I   Phenanthrene-d10      ----------------ISTD---------------------
70) 4,6-Dinitro-             0.104 0.124 0.120 0.117       0.084 0.110  14.76
71) n-Nitrosodip 0.534 0.576 0.590 0.587 0.560 0.594 0.515 0.581 0.567   5.07
72) 1,2-Diphenyl 0.835 0.906 0.975 0.938 0.882 0.991 0.757 0.920 0.900   8.47
73) 2,4,6-Tribro 0.062 0.075 0.080 0.071 0.070 0.077 0.052 0.074 0.070  13.15
74) 4-Bromopheny 0.183 0.191 0.192 0.179 0.176 0.188 0.186 0.193 0.186   3.35
75) Hexachlorobe 0.208 0.214 0.200 0.174 0.168 0.190 0.212 0.198 0.196   8.65
76) Pentachlorop 0.082 0.111 0.127 0.133 0.132 0.128       0.120 0.119  15.15
77) Phenanthrene 1.129 1.155 1.165 1.091 1.040 1.157 1.156 1.135 1.128   3.81
78) Anthracene   1.062 1.143 1.187 1.081 1.026 1.169 1.020 1.136 1.103   5.86
79) Carbazole    1.189 1.296 1.190 1.288 1.227 1.188 1.113 1.296 1.224   5.38
80) Di-n-butylph 1.034 1.245 1.375 1.390 1.322 1.413 0.999 1.301 1.260  12.67
81) Fluoranthene 1.024 1.145 1.215 1.213 1.177 1.234 0.999 1.160 1.146   7.72
82) Octadecane   0.562 0.666 0.659 0.706 0.639 0.679 0.497 0.690 0.637  11.23

83) I   Chrysene-d12          ----------------ISTD---------------------
84) Pyrene       1.241 1.368 1.426 1.477 1.428 1.450 1.191 1.352 1.367   7.49
85) Terphenyl-d1 0.795 0.861 0.891 0.884 0.861 0.882 0.754 0.839 0.846   5.71
86) Butylbenzylp 0.419 0.558 0.673 0.806 0.775 0.723       0.598 0.650  20.85
         ----- Quadratic regression -----                Coefficient =  0.9981
              Response Ratio = -0.03032 + 0.73780 *A + 0.02501 *A^2

87) Butyl steara 0.253 0.373 0.496 0.541 0.500 0.539       0.407 0.444  23.85
```

8.7.1

8

Initial Calibration Summary

Job Number: JB69078 **Sample:** E3E2646-ICC2646
Account: LANGAN Langan Engineering & Environmental **Lab FileID:** 3E61396.D
Project: Carroll Gardens, 363-365 Bond Street, Brooklyn, NY

```
 88) Benzo[a]anth 1.154 1.211 1.260 1.314 1.289 1.262 1.207 1.197 1.237   4.32
 89) 3,3'-Dichlor 0.315 0.386 0.447 0.503 0.508 0.469       0.411 0.434  15.94
 90) Chrysene     1.021 1.044 1.068 0.992 0.943 1.046 1.001 1.018 1.017   3.83
 91) bis(2-Ethylh 0.529 0.724 0.874 0.981 0.924 0.933       0.781 0.821  19.12

 92) I   Perylene-d12          ----------------ISTD--------------------
 93) Di-n-octylph 0.906 1.373 1.734 2.154 2.081 1.907       1.569 1.675  26.07
          ----- Quadratic regression -----                Coefficient =  0.9980
               Response Ratio = -0.08746 + 1.91743 *A + 0.09439 *A^2

 94) Benzo[b]fluo 1.109 1.338 1.450 1.579 1.523 1.435 1.002 1.374 1.351  14.78
 95) Benzo[k]fluo 1.236 1.323 1.300 1.073 1.038 1.251 1.166 1.338 1.215   9.32
 96) Benzo[a]pyre 0.978 1.112 1.197 1.203 1.161 1.190 0.893 1.151 1.111  10.31
 97) Indeno[1,2,3 0.906 1.054 1.212 1.364 1.292 1.251 0.866 1.137 1.135  15.87
 98) Dibenz(a,h)a 0.923 1.089 1.054 1.313 1.285 1.087 0.851 1.153 1.095  14.56
 99) Dibenz[a,h]a 0.971 1.114 1.168 1.140 1.093 1.151 0.965 1.137 1.092   7.33
100) 7,12-Dimethy 0.151 0.272 0.636 0.873 0.877 0.697       0.401 0.558  51.65
          ----- Quadratic regression -----                Coefficient =  0.9976
               Response Ratio = -0.04720 + 0.63618 *A + 0.11025 *A^2

101) Benzo[g,h,i] 0.952 1.088 1.163 1.193 1.147 1.158 0.958 1.136 1.099   8.55

 ------------------------------------------------------------------------------
 (#) = Out of Range  ###  Number of calibration levels exceeded format  ###

           M3E2646.M         Fri Jun 06 09:21:54 2014   MS3E
```

8.7.1

8

Initial Calibration Summary

Job Number: JB69078 **Sample:** E3E2647-ICC2647
Account: LANGAN Langan Engineering & Environmental **Lab FileID:** 3E61405.D
Project: Carroll Gardens, 363-365 Bond Street, Brooklyn, NY

Response Factor Report MS3E

Method : C:\msdchem\1\METHODS\M3E2647.M (RTE Integrator)
Title : Semi Volatile GC/MS, rtx-5msi 30m x .25mm x .25MoThu Jun 05 16:24:26 2014
Last Update : Thu Jun 05 16:24:26 2014
Response via : Initial Calibration

Calibration Files
2 =3E61409.D 5 =3E61408.D 25 =3E61406.D 80 =3E61404.D
100 =3E61403.D 50 =3E61405.D 1 =3E61410.D 10 =3E61407.D

Compound	2	5	25	80	100	50	1	10	Avg %RSD
102) 1,4-Dichlorobenzene-d	ISTD								
103) Benzaldehyde	1.012	1.108	1.170	1.061	0.954	1.131	0.983	1.133	1.069 7.40
104) Acenaphthene-d10a	ISTD								
105) 1,2,4,5-Tetr	0.469	0.491	0.491	0.497	0.511	0.482	0.465	0.478	0.486 3.16
106) Phenanthrene-d10a	ISTD								
107) Atrazine	0.069	0.090	0.114	0.119	0.120	0.113		0.106	0.104 17.72
108) o-Terphenyl	0.457	0.519	0.552	0.565	0.569	0.551	0.452	0.536	0.525 8.83
109) 1-Chloroocta	0.202	0.277	0.367	0.371	0.360	0.371		0.339	0.327 19.67
110) I Chrysene-d12a	ISTD								
111) benzidine	0.614	0.883	0.592		0.808			0.780	0.736 17.23
112) I Naphthalene-d8a	ISTD								
113) Hydroquinone	0.202	0.331	0.333	0.334	0.339			0.277	0.303 17.91

(#) = Out of Range ### Number of calibration levels exceeded format ###

M3E2646.M Fri Jun 06 10:04:47 2014 MS3E

Initial Calibration Verification

Job Number: JB69078 **Sample:** E3E2647-ICV2646
Account: LANGAN Langan Engineering & Environmental **Lab FileID:** 3E61412.D
Project: Carroll Gardens, 363-365 Bond Street, Brooklyn, NY

Evaluate Continuing Calibration Report

Data File : C:\msdchem\1\DATA\E3e2646\3E61412.D Vial: 19
Acq On : 5 Jun 2014 1:59 am Operator: olgaa
Sample : icv2646-50 Inst : MS3E
Misc : op74977,e3e2647, Multiplr: 1.00
MS Integration Params: lscint.p

Method : C:\msdchem\1\METHODS\M3E2646.M (RTE Integrator)
Title : Semi Volatile GC/MS, rtx-5msi 30m x .25mm x .25MoThu Jun 05 16:24:26 2014
Last Update : Thu Jun 05 16:24:26 2014
Response via : Multiple Level Calibration

Min. RRF : 0.050 Min. Rel. Area : 50% Max. R.T. Dev 0.50min
Max. RRF Dev : 30% Max. Rel. Area : 200%

		Compound	AvgRF	CCRF	%Dev	Area%	Dev(min)	R.T.
1	I	1,4-Dichlorobenzene-d4	1.000	1.000	0.0	121	0.00	4.98
3	t	Pyridine	1.772	1.508	14.9	108	0.00	2.89
4	t	N-Nitrosodimethylamine	0.985	0.892	9.4	106	0.00	2.85
11	t	bis(2-Chloroethyl)ether	1.358	1.303	4.1	116	0.00	4.76
14	t	1,3-Dichlorobenzene	1.601	1.459	8.9	110	0.00	4.94
15	t	1,4-Dichlorobenzene	1.591	1.430	10.1	109	0.00	4.99
16	t	Benzyl alcohol	0.962	0.867	9.9	104	0.00	5.09
17	t	1,2-Dichlorobenzene	1.475	1.324	10.2	110	0.00	5.12
20	t	2,2'-oxybis(1-Chloropropa	0.504	0.466	7.5	111	0.00	5.19
22	t	n-Nitroso-di-n-propylamin	0.933	0.861	7.7	110	0.00	5.30
23	t	Hexachloroethane	0.436	0.415	4.8	117	0.00	5.41
24	I	Naphthalene-d8	1.000	1.000	0.0	118	0.00	6.12
26	t	Nitrobenzene	0.389	0.332	14.7	98	0.00	5.45
28	t	Isophorone	0.666	0.583	12.5	99	0.00	5.66
32	t	bis(2-Chloroethoxy)methan	0.399	0.389	2.5	114	0.00	5.86
36	t	1,2,4-Trichlorobenzene	0.302	0.282	6.6	114	0.00	6.06
38	t	Naphthalene	1.081	0.960	11.2	108	0.00	6.14
42	t	Hexachlorobutadiene	0.138	0.127	8.0	116	0.00	6.28
44	t	2-Methylnaphthalene	0.629	0.561	10.8	104	0.00	6.90
47	I	Acenaphthene-d10	1.000	1.000	0.0	114	0.00	8.26
48	t	Hexachlorocyclopentadiene	0.273	0.246	9.9	98	0.00	7.11
52	t	2-Chloronaphthalene	1.132	1.082	4.4	109	0.00	7.51
54	t	2-Nitroaniline	0.357	0.302	15.4	86	0.00	7.64
55	t	Dimethylphthalate	1.200	1.109	7.6	107	0.00	7.89
56	t	Acenaphthylene	1.840	1.476	19.8	88	0.00	8.06
		----------	True	Calc.	% Drift	----------		
57	t	2,6-Dinitrotoluene	50.000	40.902	18.2	90	0.00	7.96
		----------	AvgRF	CCRF	% Dev	----------		
58	t	3-Nitroaniline	0.328	0.259	21.0	78	0.00	8.19
59	t	Acenaphthene	1.178	1.127	4.3	107	0.00	8.31
62	t	Dibenzofuran	1.570	1.417	9.7	103	0.00	8.55
		----------	True	Calc.	% Drift	----------		
63	t	2,4-Dinitrotoluene	50.000	35.217	29.6	78	0.01	8.53
		----------	AvgRF	CCRF	% Dev	----------		
65	t	Diethylphthalate	1.186	1.079	9.0	100	0.00	8.90
66	t	Fluorene	1.297	1.210	6.7	103	0.00	9.04

Initial Calibration Verification

Job Number: JB69078 **Sample:** E3E2647-ICV2646
Account: LANGAN Langan Engineering & Environmental **Lab FileID:** 3E61412.D
Project: Carroll Gardens, 363-365 Bond Street, Brooklyn, NY

67	t	4-Chlorophenyl-phenylethe	0.534	0.498	6.7	111	0.00	9.05
68	t	4-Nitroaniline	0.336	0.294	12.5	86	0.02	9.08
69	I	Phenanthrene-d10	1.000	1.000	0.0	109	0.00	10.46
71	t	n-Nitrosodiphenylamine	0.567	0.563	0.7	103	0.00	9.23
72	t	1,2-Diphenylhydrazine	0.900	0.844	6.2	93	0.00	9.29
74	t	4-Bromophenyl-phenylether	0.186	0.183	1.6	106	0.00	9.79
75	t	Hexachlorobenzene	0.196	0.179	8.7	102	0.00	9.88
77	t	Phenanthrene	1.128	1.047	7.2	98	0.00	10.49
78	t	Anthracene	1.103	1.045	5.3	97	0.00	10.57
79	t	Carbazole	1.224	1.017	16.9	93	0.00	10.84
80	t	Di-n-butylphthalate	1.260	1.203	4.5	93	0.00	11.45
81	t	Fluoranthene	1.146	1.039	9.3	91	0.00	12.36
83	I	Chrysene-d12	1.000	1.000	0.0	100	0.00	14.66
84	t	Pyrene	1.367	1.316	3.7	91	0.00	12.72
		----------	True	Calc.	% Drift	----------		
86	t	Butylbenzylphthalate	50.000	41.874	16.3	85	0.00	13.84
		----------	AvgRF	CCRF	% Dev	----------		
88	t	Benzo[a]anthracene	1.237	1.122	9.3	89	0.00	14.64
90	t	Chrysene	1.017	0.994	2.3	95	0.01	14.70
91	t	bis(2-Ethylhexyl)phthalat	0.821	0.784	4.5	84	0.00	14.80
92	I	Perylene-d12	1.000	1.000	0.0	98	0.00	16.79
		----------	True	Calc.	% Drift	----------		
93	t	Di-n-octylphthalate	50.000	41.146	17.7	81	0.00	15.78
		----------	AvgRF	CCRF	% Dev	----------		
94	t	Benzo[b]fluoranthene	1.351	1.222	9.5	83	0.00	16.25
95	t	Benzo[k]fluoranthene	1.215	1.179	3.0	92	0.01	16.30
96	t	Benzo[a]pyrene	1.111	1.097	1.3	90	0.01	16.71
97	t	Indeno[1,2,3-cd]pyrene	1.135	1.032	9.1	80	0.02	18.52
99	t	Dibenz[a,h]anthracene	1.092	1.031	5.6	87	0.02	18.56
101	t	Benzo[g,h,i]perylene	1.099	1.039	5.5	88	0.02	19.01

(#) = Out of Range SPCC's out = 0 CCC's out = 0
3E61405.D M3E2646.M Fri Jun 06 09:24:08 2014 MS3E

8.7.3

8

Initial Calibration Verification

Job Number: JB69078 **Sample:** E3E2647-ICV2646
Account: LANGAN Langan Engineering & Environmental **Lab FileID:** 3E61414.D
Project: Carroll Gardens, 363-365 Bond Street, Brooklyn, NY

Evaluate Continuing Calibration Report

Data File : C:\msdchem\1\DATA\E3e2646\3E61414.D Vial: 21
Acq On : 5 Jun 2014 2:54 am Operator: olgaa
Sample : icv2646-50 Inst : MS3E
Misc : op74977,e3e2647, Multiplr: 1.00
MS Integration Params: lscint.p

Method : C:\msdchem\1\METHODS\M3E2646.M (RTE Integrator)
Title : Semi Volatile GC/MS, rtx-5msi 30m x .25mm x .25MoThu Jun 05 16:24:26 2014
Last Update : Thu Jun 05 16:24:26 2014
Response via : Multiple Level Calibration

Min. RRF : 0.050 Min. Rel. Area : 50% Max. R.T. Dev 0.50min
Max. RRF Dev : 30% Max. Rel. Area : 200%

		Compound	AvgRF	CCRF	%Dev	Area%	Dev(min)	R.T.
1	I	1,4-Dichlorobenzene-d4	1.000	1.000	0.0	135	0.00	4.98
5	S	2-Fluorophenol	1.352	1.184	12.4	112	0.00	3.98
8	S	Phenol-d5	1.675	1.378	17.7	106	0.00	4.68
24	I	Naphthalene-d8	1.000	1.000	0.0	135	0.00	6.12
25	S	Nitrobenzene-d5	0.347	0.301	13.3	112	0.00	5.44
47	I	Acenaphthene-d10	1.000	1.000	0.0	136	0.00	8.25
51	S	2-Fluorobiphenyl	1.227	1.166	5.0	128	0.00	7.35
69	I	Phenanthrene-d10	1.000	1.000	0.0	131	0.00	10.46
73	S	2,4,6-Tribromophenol	0.070	0.067	4.3	114	0.00	9.40
83	I	Chrysene-d12	1.000	1.000	0.0	118	0.00	14.65
85	S	Terphenyl-d14	0.846	0.851	-0.6	114	0.00	13.02

(#) = Out of Range SPCC's out = 0 CCC's out = 0
3E61405.D M3E2646.M Fri Jun 06 09:28:00 2014 MS3E

8.7.4

8

Initial Calibration Verification

Job Number: JB69078 **Sample:** E3E2647-ICV2646
Account: LANGAN Langan Engineering & Environmental **Lab FileID:** 3E61415.D
Project: Carroll Gardens, 363-365 Bond Street, Brooklyn, NY

Evaluate Continuing Calibration Report

Data File : C:\msdchem\1\DATA\E3e2646\3E61415.D Vial: 22
Acq On : 5 Jun 2014 3:22 am Operator: olgaa
Sample : icv2646-50 Inst : MS3E
Misc : op74977,e3e2647, Multiplr: 1.00
MS Integration Params: lscint.p

Method : C:\msdchem\1\METHODS\M3E2646.M (RTE Integrator)
Title : Semi Volatile GC/MS, rtx-5msi 30m x .25mm x .25MoThu Jun 05 16:24:26 2014
Last Update : Thu Jun 05 16:24:26 2014
Response via : Multiple Level Calibration

Min. RRF : 0.050 Min. Rel. Area : 50% Max. R.T. Dev 0.50min
Max. RRF Dev : 30% Max. Rel. Area : 200%

	Compound	AvgRF	CCRF	%Dev	Area%	Dev(min)	R.T.
1 I	1,4-Dichlorobenzene-d4	1.000	1.000	0.0	141	0.00	4.98
10	Aniline	2.055	2.235	-8.8	151	0.00	4.72
24 I	Naphthalene-d8	1.000	1.000	0.0	148	0.00	6.12
39 t	4-Chloroaniline	0.452	0.461	-2.0	146	0.00	6.19

(#) = Out of Range SPCC's out = 0 CCC's out = 0
3E61405.D M3E2646.M Fri Jun 06 09:29:37 2014 MS3E

8.7.5

8

Initial Calibration Verification

Job Number: JB69078 **Sample:** E3E2647-ICV2647
Account: LANGAN Langan Engineering & Environmental **Lab FileID:** 3E61416A.D
Project: Carroll Gardens, 363-365 Bond Street, Brooklyn, NY

Evaluate Continuing Calibration Report

Data File : C:\msdchem\1\DATA\E3e2646\3E61416a.D Vial: 23
Acq On : 5 Jun 2014 3:49 am Operator: olgaa
Sample : icv2647-50 Inst : MS3E
Misc : op74977,e3e2647, Multiplr: 1.00
MS Integration Params: lscint.p

Method : C:\msdchem\1\METHODS\M3E2646.M (RTE Integrator)
Title : Semi Volatile GC/MS, rtx-5msi 30m x .25mm x .25MoThu Jun 05 16:24:26 2014
Last Update : Thu Jun 05 16:24:26 2014
Response via : Multiple Level Calibration

Min. RRF : 0.050 Min. Rel. Area : 50% Max. R.T. Dev 0.50min
Max. RRF Dev : 30% Max. Rel. Area : 200%

	Compound	AvgRF	CCRF	%Dev	Area%	Dev(min)	R.T.
110 I	Chrysene-d12a	1.000	1.000	0.0	177	0.00	14.66
111 T	benzidine	0.736	0.765	-3.9	168	0.00	12.61

(#) = Out of Range SPCC's out = 0 CCC's out = 0
3E61405.D M3E2646.M Fri Jun 06 10:01:00 2014 MS3E

8.7.6

8

Initial Calibration Verification

Job Number: JB69078 **Sample:** E3E2647-ICV2646
Account: LANGAN Langan Engineering & Environmental **Lab FileID:** 3E61416.D
Project: Carroll Gardens, 363-365 Bond Street, Brooklyn, NY

Evaluate Continuing Calibration Report

Data File : C:\msdchem\1\DATA\E3e2646\3E61416.D Vial: 23
Acq On : 5 Jun 2014 3:49 am Operator: olgaa
Sample : icv2646-50 Inst : MS3E
Misc : op74977,e3e2647, Multiplr: 1.00
MS Integration Params: lscint.p

Method : C:\msdchem\1\METHODS\M3E2646.M (RTE Integrator)
Title : Semi Volatile GC/MS, rtx-5msi 30m x .25mm x .25MoThu Jun 05 16:24:26 2014
Last Update : Thu Jun 05 16:24:26 2014
Response via : Multiple Level Calibration

Min. RRF : 0.050 Min. Rel. Area : 50% Max. R.T. Dev 0.50min
Max. RRF Dev : 30% Max. Rel. Area : 200%

	Compound	AvgRF	CCRF	%Dev	Area%	Dev(min)	R.T.
83 I	Chrysene-d12	1.000	1.000	0.0	181	0.00	14.66
89 t	3,3'-Dichlorobenzidine	0.434	0.386	11.1	149	0.00	14.64

(#) = Out of Range SPCC's out = 0 CCC's out = 0
3E61405.D M3E2646.M Fri Jun 06 09:30:43 2014 MS3E

8.7.7

Initial Calibration Verification

Job Number: JB69078 **Sample:** E3E2647-ICV2647
Account: LANGAN Langan Engineering & Environmental **Lab FileID:** 3E61417.D
Project: Carroll Gardens, 363-365 Bond Street, Brooklyn, NY

Evaluate Continuing Calibration Report

Data File : C:\msdchem\1\DATA\E3e2646\3E61417.D Vial: 24
Acq On : 5 Jun 2014 4:16 am Operator: olgaa
Sample : icv2647-50 Inst : MS3E
Misc : op74977,e3e2647, Multiplr: 1.00
MS Integration Params: lscint.p

Method : C:\msdchem\1\METHODS\M3E2646.M (RTE Integrator)
Title : Semi Volatile GC/MS, rtx-5msi 30m x .25mm x .25MoThu Jun 05 16:24:26 2014
Last Update : Thu Jun 05 16:24:26 2014
Response via : Multiple Level Calibration

Min. RRF : 0.050 Min. Rel. Area : 50% Max. R.T. Dev 0.50min
Max. RRF Dev : 30% Max. Rel. Area : 200%

	Compound	AvgRF	CCRF	%Dev	Area%	Dev(min)	R.T.
112 I	Naphthalene-d8a	1.000	1.000	0.0	128	0.00	6.12
113 T	Hydroquinone	0.303	0.335	-10.6	127	0.01	6.53

(#) = Out of Range SPCC's out = 0 CCC's out = 0
3E61405.D M3E2646.M Fri Jun 06 10:02:06 2014 MS3E

Initial Calibration Verification

Job Number: JB69078 **Sample:** E3E2648-ICV2646
Account: LANGAN Langan Engineering & Environmental **Lab FileID:** 3E61421.D
Project: Carroll Gardens, 363-365 Bond Street, Brooklyn, NY

Evaluate Continuing Calibration Report

Data File : C:\msdchem\1\DATA\E3e2648\3E61421.D Vial: 2
Acq On : 5 Jun 2014 12:37 pm Operator: olgaa
Sample : icv2646-50 Inst : MS3E
Misc : op74977,e3e2648, Multiplr: 1.00
MS Integration Params: lscint.p

Method : C:\msdchem\1\METHODS\M3E2646.M (RTE Integrator)
Title : Semi Volatile GC/MS, rtx-5msi 30m x .25mm x .25MoThu Jun 05 16:24:26 2014
Last Update : Thu Jun 05 16:24:26 2014
Response via : Multiple Level Calibration

Min. RRF : 0.050 Min. Rel. Area : 50% Max. R.T. Dev 0.50min
Max. RRF Dev : 30% Max. Rel. Area : 200%

	Compound	AvgRF	CCRF	%Dev	Area%	Dev(min)	R.T.
1 I	1,4-Dichlorobenzene-d4	1.000	1.000	0.0	123	-0.01	4.97
9 t	Phenol	1.930	1.780	7.8	107	0.00	4.68
12 t	2-Chlorophenol	1.498	1.473	1.7	120	0.00	4.81
19 t	2-Methylphenol	1.278	1.321	-3.4	126	-0.01	5.16
21 t	3&4-Methylphenol	1.355	1.360	-0.4	118	-0.01	5.28
24 I	Naphthalene-d8	1.000	1.000	0.0	121	-0.01	6.11
29 t	2-Nitrophenol	0.187	0.209	-11.8	123	-0.01	5.73
30 t	2,4-Dimethylphenol	0.294	0.351	-19.4	125	-0.01	5.76
	----------	True	Calc.	% Drift	----------		
31 t	Benzoic acid	50.000	41.649	16.7	103	0.05	5.87
	----------	AvgRF	CCRF	% Dev	----------		
33 t	2,4-Dichlorophenol	0.275	0.295	-7.3	128	-0.01	5.96
34 t	2,6-Dichlorophenol	0.267	0.286	-7.1	131	0.00	6.19
43 t	4-Chloro-3-methylphenol	0.292	0.293	-0.3	116	-0.01	6.70
47 I	Acenaphthene-d10	1.000	1.000	0.0	126	-0.01	8.25
49 t	2,4,6-Trichlorophenol	0.315	0.355	-12.7	135	-0.01	7.24
50 t	2,4,5-Trichlorophenol	0.330	0.364	-10.3	136	0.00	7.28
	----------	True	Calc.	% Drift	----------		
60 t	2,4-Dinitrophenol	100.000	83.364	16.6	88	0.00	8.32
	----------	AvgRF	CCRF	% Dev	----------		
61 t	4-Nitrophenol	0.168	0.145	13.7	103	0.00	8.43
64	2,3,4,6-Tetrachlorophenol	0.233	0.261	-12.0	128	0.00	8.72
69 I	Phenanthrene-d10	1.000	1.000	0.0	121	-0.01	10.44
70 t	4,6-Dinitro-2-methylpheno	0.110	0.112	-1.8	116	-0.01	9.11
76 t	Pentachlorophenol	0.119	0.138	-16.0	130	-0.01	10.17

(#) = Out of Range SPCC's out = 0 CCC's out = 0
3E61405.D M3E2646.M Fri Jun 06 10:09:03 2014 MS3E

Initial Calibration Verification

Job Number: JB69078 **Sample:** E3E2648-ICV2646
Account: LANGAN Langan Engineering & Environmental **Lab FileID:** 3E61422.D
Project: Carroll Gardens, 363-365 Bond Street, Brooklyn, NY

Evaluate Continuing Calibration Report

Data File : C:\msdchem\1\DATA\E3e2648\3E61422.D Vial: 3
Acq On : 5 Jun 2014 1:05 pm Operator: olgaa
Sample : icv2646-50 Inst : MS3E
Misc : op74977,e3e2648, Multiplr: 1.00
MS Integration Params: lscint.p

Method : C:\msdchem\1\METHODS\M3E2646.M (RTE Integrator)
Title : Semi Volatile GC/MS, rtx-5msi 30m x .25mm x .25MoThu Jun 05 16:24:26 2014
Last Update : Thu Jun 05 16:24:26 2014
Response via : Multiple Level Calibration

Min. RRF : 0.050 Min. Rel. Area : 50% Max. R.T. Dev 0.50min
Max. RRF Dev : 30% Max. Rel. Area : 200%

		Compound	AvgRF	CCRF	%Dev	Area%	Dev(min)	R.T.
1	I	1,4-Dichlorobenzene-d4	1.000	1.000	0.0	121	0.00	4.98
2	t	1,4-Dioxane	0.721	0.776	-7.6	142	0.01	2.59
6	t	Indene	2.659	2.830	-6.4	140	0.00	5.19
7	t	Cumene	3.746	3.688	1.5	129	0.00	4.37
13	t	Decane	1.623	1.556	4.1	124	0.00	4.84
18	t	Acetophenone	2.102	2.052	2.4	128	0.00	5.30
24	I	Naphthalene-d8	1.000	1.000	0.0	143	0.00	6.12
27	t	Quinoline	0.796	0.679	14.7	135	0.00	6.49
40	t	2,3-Dichloroaniline	0.376	0.258	31.4#	107	0.00	7.24
41	t	Caprolactam	0.181	0.137	24.3	109	0.01	6.53
45	t	1-Methylnaphthalene	0.687	0.562	18.2	129	0.00	7.02
46	t	Dimethylnaphthalene	0.686	0.570	16.9	131	0.00	7.68
47	I	Acenaphthene-d10	1.000	1.000	0.0	118	-0.01	8.25
53	t	Biphenyl	1.723	1.777	-3.1	130	0.00	7.48
69	I	Phenanthrene-d10	1.000	1.000	0.0	115	-0.01	10.44
82	t	Octadecane	0.637	0.674	-5.8	114	0.00	10.38
92	I	Perylene-d12	1.000	1.000	0.0	107	-0.02	16.77
			True	Calc.	% Drift			
100	t	7,12-Dimethylbenz(a)anthr	50.000	52.350	-4.7	120	0.00	16.24

(#) = Out of Range SPCC's out = 0 CCC's out = 0
3E61405.D M3E2646.M Fri Jun 06 10:21:16 2014 MS3E

8.7.10

8

Initial Calibration Verification

Job Number: JB69078 **Sample:** E3E2648-ICV2647
Account: LANGAN Langan Engineering & Environmental **Lab FileID:** 3E61422A.D
Project: Carroll Gardens, 363-365 Bond Street, Brooklyn, NY

Evaluate Continuing Calibration Report

Data File : C:\msdchem\1\DATA\E3e2648\3E61422a.D Vial: 3
Acq On : 5 Jun 2014 1:05 pm Operator: olgaa
Sample : icv2647-50 Inst : MS3E
Misc : op74977,e3e2648, Multiplr: 1.00
MS Integration Params: lscint.p

Method : C:\msdchem\1\METHODS\M3E2646.M (RTE Integrator)
Title : Semi Volatile GC/MS, rtx-5msi 30m x .25mm x .25MoThu Jun 05 16:24:26 2014
Last Update : Thu Jun 05 16:24:26 2014
Response via : Multiple Level Calibration

Min. RRF : 0.050 Min. Rel. Area : 50% Max. R.T. Dev 0.50min
Max. RRF Dev : 30% Max. Rel. Area : 200%

	Compound	AvgRF	CCRF	%Dev	Area%	Dev(min)	R.T.
102	1,4-Dichlorobenzene-d4a	1.000	1.000	0.0	128	0.00	4.98
103	Benzaldehyde	1.069	1.319	-23.4	149	0.00	4.64
106	Phenanthrene-d10a	1.000	1.000	0.0	110	-0.01	10.44
107	Atrazine	0.104	0.137	-31.7#	134	0.00	10.06

(#) = Out of Range SPCC's out = 0 CCC's out = 0
3E61405.D M3E2646.M Fri Jun 06 10:24:54 2014 MS3E

8.7.11

8

Continuing Calibration Summary

Job Number: JB69078 **Sample:** E3E2667-CC2646
Account: LANGAN Langan Engineering & Environmental **Lab FileID:** 3E62230.D
Project: Carroll Gardens, 363-365 Bond Street, Brooklyn, NY

Evaluate Continuing Calibration Report

Data File : C:\msdchem\1\DATA\E3e2667\3E62230.D Vial: 2
Acq On : 18 Jun 2014 9:28 am Operator: olgaa
Sample : cc2646-50 Inst : MS3E
Misc : op75640,e3e2667, Multiplr: 1.00
MS Integration Params: lscint.p

Method : C:\msdchem\1\METHODS\M3E2646.M (RTE Integrator)
Title : Semi Volatile GC/MS, rtx-5msi 30m x .25mm x .25MoTue Jun 17 16:19:44 2014
Last Update : Tue Jun 17 16:19:44 2014
Response via : Multiple Level Calibration

Min. RRF : 0.050 Min. Rel. Area : 50% Max. R.T. Dev 0.50min
Max. RRF Dev : 20% Max. Rel. Area : 200%

		Compound	AvgRF	CCRF	%Dev	Area%	Dev(min)	R.T.
1	I	1,4-Dichlorobenzene-d4	1.000	1.000	0.0	125	-0.02	4.82
2	t	1,4-Dioxane	0.721	0.530	26.5#	100	-0.02	2.41
3	t	Pyridine	1.772	1.343	24.2#	99	-0.02	2.73
4	t	N-Nitrosodimethylamine	0.985	0.714	27.5#	88	-0.02	2.69
5	S	2-Fluorophenol	1.352	1.179	12.8	103	-0.02	3.85
6	t	Indene	2.659	2.671	-0.5	136	-0.02	5.03
7	t	Cumene	3.746	3.615	3.5	130	-0.01	4.22
8	S	Phenol-d5	1.675	1.481	11.6	106	-0.01	4.56
9	t	Phenol	1.930	1.714	11.2	105	-0.01	4.57
10		Aniline	2.055	1.461	28.9#	87	-0.02	4.57
11	t	bis(2-Chloroethyl)ether	1.358	1.158	14.7	106	-0.02	4.61
12	t	2-Chlorophenol	1.498	1.391	7.1	115	-0.02	4.67
13	t	Decane	1.623	1.736	-7.0	142	-0.02	4.69
14	t	1,3-Dichlorobenzene	1.601	1.483	7.4	116	-0.02	4.78
15	t	1,4-Dichlorobenzene	1.591	1.497	5.9	118	-0.02	4.83
16	t	Benzyl alcohol	0.962	0.872	9.4	108	-0.01	4.94
17	t	1,2-Dichlorobenzene	1.475	1.388	5.9	119	-0.02	4.96
18	t	Acetophenone	2.102	2.086	0.8	134	-0.02	5.14
19	t	2-Methylphenol	1.278	1.204	5.8	116	-0.01	5.03
20	t	2,2'-oxybis(1-Chloropropa	0.504	0.479	5.0	118	-0.02	5.03
21	t	3&4-Methylphenol	1.355	1.297	4.3	115	-0.01	5.15
22	t	n-Nitroso-di-n-propylamin	0.933	0.920	1.4	122	-0.01	5.14
23	t	Hexachloroethane	0.436	0.473	-8.5	137	-0.02	5.23
24	I	Naphthalene-d8	1.000	1.000	0.0	125	-0.02	5.94
25	S	Nitrobenzene-d5	0.347	0.349	-0.6	121	-0.02	5.27
26	t	Nitrobenzene	0.389	0.369	5.1	116	-0.01	5.29
27	t	Quinoline	0.796	0.769	3.4	134	-0.01	6.31
28	t	Isophorone	0.666	0.599	10.1	108	-0.01	5.50
29	t	2-Nitrophenol	0.187	0.208	-11.2	127	-0.02	5.57
30	t	2,4-Dimethylphenol	0.294	0.319	-8.5	117	-0.01	5.61
		----------	True	Calc.	% Drift	----------		
31	t	Benzoic acid	50.000	42.433	15.1	108	0.02	5.73
		----------	AvgRF	CCRF	% Dev	----------		
32	t	bis(2-Chloroethoxy)methan	0.399	0.353	11.5	110	-0.02	5.68
33	t	2,4-Dichlorophenol	0.275	0.278	-1.1	125	-0.01	5.81
34	t	2,6-Dichlorophenol	0.267	0.272	-1.9	128	-0.02	6.02
35		1,3,5-Trichlorobenzene	0.360	0.363	-0.8	144	-0.02	5.58
36	t	1,2,4-Trichlorobenzene	0.302	0.292	3.3	125	-0.02	5.88
37		1,2,3-Trichlorobenzene	0.317	0.326	-2.8	150	-0.02	6.11

Continuing Calibration Summary

Job Number: JB69078 **Sample:** E3E2667-CC2646
Account: LANGAN Langan Engineering & Environmental **Lab FileID:** 3E62230.D
Project: Carroll Gardens, 363-365 Bond Street, Brooklyn, NY

38	t	Naphthalene	1.081	1.001	7.4	120	-0.02	5.96
39	t	4-Chloroaniline	0.452	0.401	11.3	108	-0.02	6.01
40	t	2,3-Dichloroaniline	0.376	0.386	-2.7	140	-0.01	7.05
41	t	Caprolactam	0.181	0.190	-5.0	133	0.00	6.40
42	t	Hexachlorobutadiene	0.138	0.155	-12.3	151	-0.02	6.08
43	t	4-Chloro-3-methylphenol	0.292	0.294	-0.7	120	-0.01	6.55
44	t	2-Methylnaphthalene	0.629	0.599	4.8	118	-0.02	6.71
45	t	1-Methylnaphthalene	0.687	0.674	1.9	135	-0.02	6.82
46	t	Dimethylnaphthalene	0.686	0.695	-1.3	140	-0.01	7.48
47	I	Acenaphthene-d10	1.000	1.000	0.0	135	-0.02	8.04
48	t	Hexachlorocyclopentadiene	0.273	0.223	18.3	104	-0.02	6.90
49	t	2,4,6-Trichlorophenol	0.315	0.336	-6.7	137	-0.02	7.05
50	t	2,4,5-Trichlorophenol	0.330	0.347	-5.2	139	-0.01	7.11
51	S	2-Fluorobiphenyl	1.227	1.180	3.8	128	-0.01	7.15
52	t	2-Chloronaphthalene	1.132	1.048	7.4	124	-0.01	7.30
53	t	Biphenyl	1.723	1.690	1.9	141	-0.01	7.28
54	t	2-Nitroaniline	0.357	0.361	-1.1	122	-0.02	7.44
55	t	Dimethylphthalate	1.200	1.161	3.2	132	-0.02	7.68
56	t	Acenaphthylene	1.840	1.743	5.3	122	-0.02	7.85
		----------	True	Calc.	% Drift		----------	
57	t	2,6-Dinitrotoluene	50.000	51.476	-3.0	133	-0.01	7.76
		----------	AvgRF	CCRF	% Dev		----------	
58	t	3-Nitroaniline	0.328	0.333	-1.5	117	-0.01	7.99
59	t	Acenaphthene	1.178	1.100	6.6	123	-0.01	8.09
		----------	True	Calc.	% Drift		----------	
60	t	2,4-Dinitrophenol	100.000	109.422	-9.4	155	-0.01	8.16
		----------	AvgRF	CCRF	% Dev		----------	
61	t	4-Nitrophenol	0.168	0.159	5.4	121	0.00	8.28
62	t	Dibenzofuran	1.570	1.483	5.5	127	-0.02	8.33
		----------	True	Calc.	% Drift		----------	
63	t	2,4-Dinitrotoluene	50.000	51.360	-2.7	135	-0.02	8.33
		----------	AvgRF	CCRF	% Dev		----------	
64		2,3,4,6-Tetrachlorophenol	0.233	0.262	-12.4	137	-0.01	8.52
65	t	Diethylphthalate	1.186	1.174	1.0	128	-0.02	8.68
66	t	Fluorene	1.297	1.252	3.5	125	-0.01	8.82
67	t	4-Chlorophenyl-phenylethe	0.534	0.539	-0.9	142	-0.02	8.83
68	t	4-Nitroaniline	0.336	0.312	7.1	108	0.00	8.88
69	I	Phenanthrene-d10	1.000	1.000	0.0	142	-0.02	10.23
70	t	4,6-Dinitro-2-methylpheno	0.110	0.133	-20.9#	161	-0.01	8.94
71	t	n-Nitrosodiphenylamine	0.567	0.529	6.7	126	-0.02	9.01
72	t	1,2-Diphenylhydrazine	0.900	0.790	12.2	113	-0.02	9.06
73	S	2,4,6-Tribromophenol	0.070	0.080	-14.3	147	-0.02	9.18
74	t	4-Bromophenyl-phenylether	0.186	0.182	2.2	137	-0.02	9.56
75	t	Hexachlorobenzene	0.196	0.187	4.6	139	-0.02	9.66
76	t	Pentachlorophenol	0.119	0.122	-2.5	135	-0.01	9.97
77	t	Phenanthrene	1.128	1.017	9.8	124	-0.02	10.27
78	t	Anthracene	1.103	1.017	7.8	123	-0.01	10.35
79	t	Carbazole	1.224	1.148	6.2	137	-0.01	10.62
80	t	Di-n-butylphthalate	1.260	1.226	2.7	123	-0.02	11.22
81	t	Fluoranthene	1.146	1.056	7.9	121	-0.01	12.14
82	t	Octadecane	0.637	0.653	-2.5	136	-0.01	10.16

Continuing Calibration Summary

Job Number: JB69078 **Sample:** E3E2667-CC2646
Account: LANGAN Langan Engineering & Environmental **Lab FileID:** 3E62230.D
Project: Carroll Gardens, 363-365 Bond Street, Brooklyn, NY

83	I	Chrysene-d12	1.000	1.000	0.0	122	-0.01	14.43
84	t	Pyrene	1.367	1.450	-6.1	122	-0.01	12.49
85	S	Terphenyl-d14	0.846	0.866	-2.4	120	-0.01	12.79
		----------	True	Calc.	% Drift		----------	
86	t	Butylbenzylphthalate	50.000	47.724	4.6	120	-0.01	13.61
		----------	AvgRF	CCRF	% Dev		----------	
87		Butyl stearate	0.444	0.519	-16.9	117	-0.02	13.76
88	t	Benzo[a]anthracene	1.237	1.114	9.9	108	-0.02	14.41
89	t	3,3'-Dichlorobenzidine	0.434	0.422	2.8	110	-0.02	14.41
90	t	Chrysene	1.017	0.917	9.8	107	-0.01	14.47
91	t	bis(2-Ethylhexyl)phthalat	0.821	0.865	-5.4	113	-0.02	14.56
92	I	Perylene-d12	1.000	1.000	0.0	89	-0.01	16.56
		----------	True	Calc.	% Drift		----------	
93	t	Di-n-octylphthalate	50.000	57.677	-15.4	107	-0.01	15.55
		----------	AvgRF	CCRF	% Dev		----------	
94	t	Benzo[b]fluoranthene	1.351	1.486	-10.0	92	0.00	16.03
95	t	Benzo[k]fluoranthene	1.215	1.283	-5.6	91	0.00	16.08
96	t	Benzo[a]pyrene	1.111	1.104	0.6	83	0.00	16.48
97	t	Indeno[1,2,3-cd]pyrene	1.135	1.116	1.7	80	0.00	18.20
98	t	Dibenz(a,h)acridine	1.095	1.048	4.3	86	0.00	17.81
99	t	Dibenz[a,h]anthracene	1.092	0.998	8.6	77	0.00	18.23
		----------	True	Calc.	% Drift		----------	
100	t	7,12-Dimethylbenz(a)anthr	50.000	52.697	-5.4	101	0.00	16.03
		----------	AvgRF	CCRF	% Dev		----------	
101	t	Benzo[g,h,i]perylene	1.099	0.951	13.5	73	0.00	18.68

(#) = Out of Range SPCC's out = 0 CCC's out = 0
3E62203.D M3E2646.M Wed Jun 18 13:31:53 2014 MS3E

8.7.12

8

Continuing Calibration Summary

Job Number: JB69078 **Sample:** E3E2667-CC2647
Account: LANGAN Langan Engineering & Environmental **Lab FileID:** 3E62231.D
Project: Carroll Gardens, 363-365 Bond Street, Brooklyn, NY

Evaluate Continuing Calibration Report

Data File : C:\msdchem\1\DATA\E3e2667\3E62231.D Vial: 3
Acq On : 18 Jun 2014 10:12 am Operator: olgaa
Sample : cc2647-50 Inst : MS3E
Misc : op75640,e3e2667, Multiplr: 1.00
MS Integration Params: lscint.p

Method : C:\msdchem\1\METHODS\M3E2646.M (RTE Integrator)
Title : Semi Volatile GC/MS, rtx-5msi 30m x .25mm x .25MoTue Jun 17 16:19:44 2014
Last Update : Tue Jun 17 16:19:44 2014
Response via : Multiple Level Calibration

Min. RRF : 0.050 Min. Rel. Area : 50% Max. R.T. Dev 0.50min
Max. RRF Dev : 20% Max. Rel. Area : 200%

	Compound	AvgRF	CCRF	%Dev	Area%	Dev(min)	R.T.
102	1,4-Dichlorobenzene-d4a	1.000	1.000	0.0	137	-0.02	4.82
103	Benzaldehyde	1.069	0.848	20.7#	102	-0.02	4.49
104	Acenaphthene-d10a	1.000	1.000	0.0	144	-0.02	8.04
105	1,2,4,5-Tetrachlorobenzen	0.486	0.488	-0.4	146	-0.20	6.91
106	Phenanthrene-d10a	1.000	1.000	0.0	145	-0.02	10.23
107	Atrazine	0.104	0.118	-13.5	152	0.00	9.86
108 I	Chrysene-d12a	1.000	1.000	0.0	138	-0.02	14.42
109 T	benzidine	0.736	0.606	17.7	103	-0.01	12.39

(#) = Out of Range SPCC's out = 0 CCC's out = 0
3E62203.D M3E2646.M Wed Jun 18 16:34:04 2014 MS3E

8.7.13

8

Continuing Calibration Summary

Job Number: JB69078 **Sample:** E3E2669-CC2646
Account: LANGAN Langan Engineering & Environmental **Lab FileID:** 3E62285.D
Project: Carroll Gardens, 363-365 Bond Street, Brooklyn, NY

Evaluate Continuing Calibration Report

Data File : C:\msdchem\1\DATA\E3e2669\3E62285.D Vial: 2
Acq On : 19 Jun 2014 11:47 am Operator: olgaa
Sample : cc2646-25 Inst : MS3E
Misc : op75640,e3e2669, Multiplr: 1.00
MS Integration Params: lscint.p

Method : C:\msdchem\1\METHODS\M3E2646.M (RTE Integrator)
Title : Semi Volatile GC/MS, rtx-5msi 30m x .25mm x .25MoTue Jun 17 16:19:44 2014
Last Update : Tue Jun 17 16:19:44 2014
Response via : Multiple Level Calibration

Min. RRF : 0.050 Min. Rel. Area : 50% Max. R.T. Dev 0.50min
Max. RRF Dev : 20% Max. Rel. Area : 200%

		Compound	AvgRF	CCRF	%Dev	Area%	Dev(min)	R.T.
1	I	1,4-Dichlorobenzene-d4	1.000	1.000	0.0	112	-0.04	4.80
2	t	1,4-Dioxane	0.721	0.516	28.4#	86	-0.04	2.38
3	t	Pyridine	1.772	1.351	23.8#	88	-0.03	2.72
4	t	N-Nitrosodimethylamine	0.985	0.737	25.2#	81	-0.04	2.67
5	S	2-Fluorophenol	1.352	1.205	10.9	93	-0.04	3.83
6	t	Indene	2.659	2.780	-4.6	119	-0.04	5.00
7	t	Cumene	3.746	3.906	-4.3	119	-0.03	4.20
8	S	Phenol-d5	1.675	1.521	9.2	95	-0.03	4.53
9	t	Phenol	1.930	1.768	8.4	101	-0.03	4.54
10		Aniline	2.055	1.604	21.9#	81	-0.03	4.56
11	t	bis(2-Chloroethyl)ether	1.358	1.212	10.8	97	-0.04	4.59
12	t	2-Chlorophenol	1.498	1.463	2.3	106	-0.04	4.65
13	t	Decane	1.623	2.037	-25.5#	141	-0.03	4.67
14	t	1,3-Dichlorobenzene	1.601	1.543	3.6	104	-0.04	4.76
15	t	1,4-Dichlorobenzene	1.591	1.563	1.8	106	-0.03	4.82
16	t	Benzyl alcohol	0.962	0.902	6.2	99	-0.03	4.91
17	t	1,2-Dichlorobenzene	1.475	1.456	1.3	107	-0.03	4.94
18	t	Acetophenone	2.102	2.202	-4.8	120	-0.04	5.12
19	t	2-Methylphenol	1.278	1.246	2.5	105	-0.04	5.00
20	t	2,2'-oxybis(1-Chloropropa	0.504	0.491	2.6	105	-0.04	5.01
21	t	3&4-Methylphenol	1.355	1.307	3.5	100	-0.03	5.13
22	t	n-Nitroso-di-n-propylamin	0.933	1.005	-7.7	112	-0.04	5.12
23	t	Hexachloroethane	0.436	0.484	-11.0	119	-0.04	5.21
24	I	Naphthalene-d8	1.000	1.000	0.0	113	-0.04	5.91
25	S	Nitrobenzene-d5	0.347	0.369	-6.3	115	-0.04	5.25
26	t	Nitrobenzene	0.389	0.392	-0.8	109	-0.04	5.27
27	t	Quinoline	0.796	0.781	1.9	119	-0.04	6.28
28	t	Isophorone	0.666	0.633	5.0	102	-0.04	5.47
29	t	2-Nitrophenol	0.187	0.208	-11.2	118	-0.04	5.55
30	t	2,4-Dimethylphenol	0.294	0.312	-6.1	107	-0.03	5.59
		---------- True	Calc.	% Drift	----------			
31	t	Benzoic acid	25.000	25.762	-3.0	127	-0.03	5.68
		---------- AvgRF	CCRF	% Dev	----------			
32	t	bis(2-Chloroethoxy)methan	0.399	0.363	9.0	101	-0.04	5.66
33	t	2,4-Dichlorophenol	0.275	0.274	0.4	109	-0.04	5.78
34	t	2,6-Dichlorophenol	0.267	0.273	-2.2	113	-0.04	5.99
35		1,3,5-Trichlorobenzene	0.360	0.362	-0.6	124	-0.04	5.56
36	t	1,2,4-Trichlorobenzene	0.302	0.293	3.0	109	-0.04	5.86
37		1,2,3-Trichlorobenzene	0.317	0.324	-2.2	125	-0.04	6.08

8.7.14
8

Continuing Calibration Summary

Job Number: JB69078 **Sample:** E3E2669-CC2646
Account: LANGAN Langan Engineering & Environmental **Lab FileID:** 3E62285.D
Project: Carroll Gardens, 363-365 Bond Street, Brooklyn, NY

38	t	Naphthalene	1.081	1.031	4.6	107	-0.04	5.93
39	t	4-Chloroaniline	0.452	0.411	9.1	96	-0.04	5.98
40	t	2,3-Dichloroaniline	0.376	0.396	-5.3	125	-0.04	7.02
41	t	Caprolactam	0.181	0.198	-9.4	127	-0.04	6.35
42	t	Hexachlorobutadiene	0.138	0.158	-14.5	129	-0.04	6.06
43	t	4-Chloro-3-methylphenol	0.292	0.301	-3.1	111	-0.04	6.51
44	t	2-Methylnaphthalene	0.629	0.616	2.1	108	-0.05	6.67
45	t	1-Methylnaphthalene	0.687	0.705	-2.6	124	-0.05	6.79
46	t	Dimethylnaphthalene	0.686	0.710	-3.5	124	-0.04	7.45
47	I	Acenaphthene-d10	1.000	1.000	0.0	118	-0.05	8.01
48	t	Hexachlorocyclopentadiene	0.273	0.194	28.9#	80	-0.05	6.87
49	t	2,4,6-Trichlorophenol	0.315	0.336	-6.7	119	-0.05	7.02
50	t	2,4,5-Trichlorophenol	0.330	0.340	-3.0	115	-0.05	7.07
51	S	2-Fluorobiphenyl	1.227	1.200	2.2	111	-0.04	7.12
52	t	2-Chloronaphthalene	1.132	1.071	5.4	108	-0.05	7.27
53	t	Biphenyl	1.723	1.719	0.2	125	-0.04	7.25
54	t	2-Nitroaniline	0.357	0.378	-5.9	118	-0.05	7.41
55	t	Dimethylphthalate	1.200	1.209	-0.8	118	-0.05	7.65
56	t	Acenaphthylene	1.840	1.802	2.1	111	-0.05	7.81
		----------	True	Calc.	% Drift	----------		
57	t	2,6-Dinitrotoluene	25.000	26.468	-5.9	127	-0.05	7.73
		----------	AvgRF	CCRF	% Dev	----------		
58	t	3-Nitroaniline	0.328	0.340	-3.7	109	-0.05	7.96
59	t	Acenaphthene	1.178	1.126	4.4	110	-0.05	8.05
		----------	True	Calc.	% Drift	----------		
60	t	2,4-Dinitrophenol	50.000	59.930	-19.9	159	-0.05	8.12
		----------	AvgRF	CCRF	% Dev	----------		
61	t	4-Nitrophenol	0.168	0.173	-3.0	122	-0.05	8.24
62	t	Dibenzofuran	1.570	1.532	2.4	115	-0.05	8.29
		----------	True	Calc.	% Drift	----------		
63	t	2,4-Dinitrotoluene	25.000	26.671	-6.7	126	-0.05	8.30
		----------	AvgRF	CCRF	% Dev	----------		
64		2,3,4,6-Tetrachlorophenol	0.233	0.264	-13.3	122	-0.05	8.49
65	t	Diethylphthalate	1.186	1.244	-4.9	119	-0.05	8.65
66	t	Fluorene	1.297	1.252	3.5	110	-0.05	8.79
67	t	4-Chlorophenyl-phenylethe	0.534	0.538	-0.7	118	-0.05	8.80
68	t	4-Nitroaniline	0.336	0.315	6.3	97	-0.05	8.83
69	I	Phenanthrene-d10	1.000	1.000	0.0	125	-0.05	10.19
70	t	4,6-Dinitro-2-methylpheno	0.110	0.130	-18.2	157	-0.05	8.90
71	t	n-Nitrosodiphenylamine	0.567	0.539	4.9	114	-0.05	8.98
72	t	1,2-Diphenylhydrazine	0.900	0.827	8.1	106	-0.05	9.03
73	S	2,4,6-Tribromophenol	0.070	0.077	-10.0	121	-0.05	9.14
74	t	4-Bromophenyl-phenylether	0.186	0.181	2.7	118	-0.05	9.52
75	t	Hexachlorobenzene	0.196	0.185	5.6	115	-0.05	9.62
76	t	Pentachlorophenol	0.119	0.118	0.8	117	-0.05	9.93
77	t	Phenanthrene	1.128	1.043	7.5	112	-0.05	10.23
78	t	Anthracene	1.103	1.042	5.5	110	-0.05	10.31
79	t	Carbazole	1.224	1.181	3.5	124	-0.05	10.58
80	t	Di-n-butylphthalate	1.260	1.296	-2.9	118	-0.05	11.19
81	t	Fluoranthene	1.146	1.100	4.0	113	-0.05	12.10
82	t	Octadecane	0.637	0.670	-5.2	127	-0.05	10.12

Continuing Calibration Summary

Job Number: JB69078 **Sample:** E3E2669-CC2646
Account: LANGAN Langan Engineering & Environmental **Lab FileID:** 3E62285.D
Project: Carroll Gardens, 363-365 Bond Street, Brooklyn, NY

83	I	Chrysene-d12	1.000	1.000	0.0	120	-0.05	14.39
84	t	Pyrene	1.367	1.340	2.0	113	-0.05	12.45
85	S	Terphenyl-d14	0.846	0.809	4.4	109	-0.05	12.75
		----------	True	Calc.	% Drift	----------		
86	t	Butylbenzylphthalate	25.000	24.045	3.8	121	-0.04	13.57
		----------	AvgRF	CCRF	% Dev	----------		
87		Butyl stearate	0.444	0.473	-6.5	115	-0.05	13.73
88	t	Benzo[a]anthracene	1.237	1.121	9.4	107	-0.05	14.38
89	t	3,3'-Dichlorobenzidine	0.434	0.419	3.5	113	-0.05	14.37
90	t	Chrysene	1.017	0.960	5.6	108	-0.05	14.43
91	t	bis(2-Ethylhexyl)phthalat	0.821	0.916	-11.6	126	-0.04	14.53
92	I	Perylene-d12	1.000	1.000	0.0	95	-0.05	16.52
		----------	True	Calc.	% Drift	----------		
93	t	Di-n-octylphthalate	25.000	30.277	-21.1#	125	-0.04	15.52
		----------	AvgRF	CCRF	% Dev	----------		
94	t	Benzo[b]fluoranthene	1.351	1.439	-6.5	95	-0.05	15.99
95	t	Benzo[k]fluoranthene	1.215	1.282	-5.5	94	-0.05	16.03
96	t	Benzo[a]pyrene	1.111	1.121	-0.9	89	-0.05	16.43
97	t	Indeno[1,2,3-cd]pyrene	1.135	0.971	14.4	76	-0.07	18.14
98	t	Dibenz(a,h)acridine	1.095	1.000	8.7	90	-0.06	17.76
99	t	Dibenz[a,h]anthracene	1.092	0.937	14.2	76	-0.07	18.17
		----------	True	Calc.	% Drift	----------		
100	t	7,12-Dimethylbenz(a)anthr	25.000	25.365	-1.5	96	-0.05	15.99
		----------	AvgRF	CCRF	% Dev	----------		
101	t	Benzo[g,h,i]perylene	1.099	0.929	15.5	76	-0.08	18.60

(#) = Out of Range SPCC's out = 0 CCC's out = 0
3E61818.D M3E2646.M Fri Jun 20 15:10:01 2014 MS3E

8.7.14

8

Continuing Calibration Summary

Job Number: JB69078 **Sample:** E3E2669-CC2647
Account: LANGAN Langan Engineering & Environmental **Lab FileID:** 3E62286.D
Project: Carroll Gardens, 363-365 Bond Street, Brooklyn, NY

Evaluate Continuing Calibration Report

Data File : C:\msdchem\1\DATA\E3e2669\3E62286.D Vial: 3
Acq On : 19 Jun 2014 12:14 pm Operator: olgaa
Sample : cc2647-25 Inst : MS3E
Misc : op75640,e3e2669, Multiplr: 1.00
MS Integration Params: lscint.p

Method : C:\msdchem\1\METHODS\M3E2646.M (RTE Integrator)
Title : Semi Volatile GC/MS, rtx-5msi 30m x .25mm x .25MoMon Jun 23 09:46:00 2014
Last Update : Mon Jun 23 09:46:00 2014
Response via : Multiple Level Calibration

Min. RRF : 0.050 Min. Rel. Area : 50% Max. R.T. Dev 0.50min
Max. RRF Dev : 20% Max. Rel. Area : 200%

	Compound	AvgRF	CCRF	%Dev	Area%	Dev(min)	R.T.
102	1,4-Dichlorobenzene-d4a	1.000	1.000	0.0	124	-0.04	4.80
103	Benzaldehyde	1.069	0.929	13.1	98	-0.04	4.47
104	Acenaphthene-d10a	1.000	1.000	0.0	126	-0.05	8.01
105	1,2,4,5-Tetrachlorobenzen	0.486	0.495	-1.9	127	-0.22	6.88
106	Phenanthrene-d10a	1.000	1.000	0.0	130	-0.05	10.19
107	Atrazine	0.104	0.120	-15.4	136	-0.04	9.82
108 I	Chrysene-d12a	1.000	1.000	0.0	134	-0.06	14.39
109 T	benzidine	0.736	0.466	36.7#	71	-0.05	12.35

(#) = Out of Range SPCC's out = 0 CCC's out = 0
3E61818.D M3E2646.M Mon Jun 23 17:06:09 2014 MS3E

8.7.15

8

Continuing Calibration Summary

Job Number: JB69078 **Sample:** E3E2675-CC2646
Account: LANGAN Langan Engineering & Environmental **Lab FileID:** 3E62454A.D
Project: Carroll Gardens, 363-365 Bond Street, Brooklyn, NY

Evaluate Continuing Calibration Report

Data File : C:\msdchem\1\DATA\E3e2675\3E62454a.D Vial: 2
Acq On : 24 Jun 2014 10:26 am Operator: samtap
Sample : cc2646-25 Inst : MS3E
Misc : op75684,e3e2675 Multiplr: 1.00
MS Integration Params: lscint.p

Method : C:\msdchem\1\METHODS\M3E2646.M (RTE Integrator)
Title : Semi Volatile GC/MS, rtx-5msi 30m x .25mm x .25MoMon Jun 23 09:46:00 2014
Last Update : Mon Jun 23 09:46:00 2014
Response via : Multiple Level Calibration

Min. RRF : 0.050 Min. Rel. Area : 50% Max. R.T. Dev 0.50min
Max. RRF Dev : 20% Max. Rel. Area : 200%

		Compound	AvgRF	CCRF	%Dev	Area%	Dev(min)	R.T.
1	I	1,4-Dichlorobenzene-d4	1.000	1.000	0.0	99	-0.07	4.76
2	t	1,4-Dioxane	0.721	0.478	33.7#	71	-0.10	2.33
3	t	Pyridine	1.772	1.198	32.4#	69	-0.09	2.66
4	t	N-Nitrosodimethylamine	0.985	0.663	32.7#	64	-0.09	2.62
5	S	2-Fluorophenol	1.352	1.154	14.6	79	-0.06	3.80
6	t	Indene	2.659	2.721	-2.3	103	-0.08	4.97
7	t	Cumene	3.746	3.839	-2.5	104	-0.07	4.17
8	S	Phenol-d5	1.675	1.496	10.7	83	-0.05	4.51
9	t	Phenol	1.930	1.797	6.9	91	-0.06	4.52
10		Aniline	2.055	1.559	24.1#	69	-0.07	4.52
11	t	bis(2-Chloroethyl)ether	1.358	1.190	12.4	84	-0.08	4.56
12	t	2-Chlorophenol	1.498	1.410	5.9	90	-0.07	4.61
13	t	Decane	1.623	1.731	-6.7	106	-0.08	4.63
14	t	1,3-Dichlorobenzene	1.601	1.549	3.2	93	-0.07	4.72
15	t	1,4-Dichlorobenzene	1.591	1.566	1.6	94	-0.07	4.78
16	t	Benzyl alcohol	0.962	0.897	6.8	87	-0.07	4.88
17	t	1,2-Dichlorobenzene	1.475	1.448	1.8	94	-0.08	4.90
18	t	Acetophenone	2.102	2.222	-5.7	107	-0.08	5.08
19	t	2-Methylphenol	1.278	1.177	7.9	88	-0.07	4.97
20	t	2,2'-oxybis(1-Chloropropa	0.504	0.485	3.8	92	-0.08	4.97
21	t	3&4-Methylphenol	1.355	1.241	8.4	84	-0.06	5.10
22	t	n-Nitroso-di-n-propylamin	0.933	0.987	-5.8	97	-0.08	5.08
23	t	Hexachloroethane	0.436	0.483	-10.8	105	-0.08	5.17
24	I	Naphthalene-d8	1.000	1.000	0.0	101	-0.09	5.87
25	S	Nitrobenzene-d5	0.347	0.374	-7.8	104	-0.08	5.21
26	t	Nitrobenzene	0.389	0.403	-3.6	100	-0.08	5.22
27	t	Quinoline	0.796	0.777	2.4	106	-0.09	6.23
28	t	Isophorone	0.666	0.638	4.2	92	-0.08	5.43
29	t	2-Nitrophenol	0.187	0.207	-10.7	105	-0.08	5.51
30	t	2,4-Dimethylphenol	0.294	0.294	0.0	91	-0.07	5.55
		----------	True	Calc.	% Drift	----------		
31	t	Benzoic acid	25.000	23.910	4.4	105	-0.03	5.68
		----------	AvgRF	CCRF	% Dev	----------		
32	t	bis(2-Chloroethoxy)methan	0.399	0.356	10.8	89	-0.09	5.61
33	t	2,4-Dichlorophenol	0.275	0.278	-1.1	98	-0.08	5.74
34	t	2,6-Dichlorophenol	0.267	0.274	-2.6	102	-0.09	5.95
35		1,3,5-Trichlorobenzene	0.360	0.369	-2.5	113	-0.09	5.51
36	t	1,2,4-Trichlorobenzene	0.302	0.297	1.7	99	-0.09	5.81
37		1,2,3-Trichlorobenzene	0.317	0.335	-5.7	116	-0.09	6.03

Continuing Calibration Summary

Job Number: JB69078 **Sample:** E3E2675-CC2646
Account: LANGAN Langan Engineering & Environmental **Lab FileID:** 3E62454A.D
Project: Carroll Gardens, 363-365 Bond Street, Brooklyn, NY

38	t	Naphthalene	1.081	1.026	5.1	95	-0.09	5.88
39	t	4-Chloroaniline	0.452	0.408	9.7	86	-0.09	5.94
40	t	2,3-Dichloroaniline	0.376	0.394	-4.8	111	-0.10	6.96
41	t	Caprolactam	0.181	0.182	-0.6	104	-0.08	6.31
42	t	Hexachlorobutadiene	0.138	0.169	-22.5#	124	-0.09	6.01
43	t	4-Chloro-3-methylphenol	0.292	0.309	-5.8	102	-0.08	6.48
44	t	2-Methylnaphthalene	0.629	0.621	1.3	97	-0.10	6.63
45	t	1-Methylnaphthalene	0.687	0.710	-3.3	112	-0.10	6.74
46	t	Dimethylnaphthalene	0.686	0.719	-4.8	112	-0.10	7.39
47	I	Acenaphthene-d10	1.000	1.000	0.0	109	-0.11	7.95
48	t	Hexachlorocyclopentadiene	0.273	0.168	38.5#	64	-0.10	6.81
49	t	2,4,6-Trichlorophenol	0.315	0.330	-4.8	107	-0.09	6.98
50	t	2,4,5-Trichlorophenol	0.330	0.354	-7.3	110	-0.09	7.04
51	S	2-Fluorobiphenyl	1.227	1.214	1.1	104	-0.10	7.06
52	t	2-Chloronaphthalene	1.132	1.095	3.3	102	-0.10	7.21
53	t	Biphenyl	1.723	1.714	0.5	115	-0.10	7.19
54	t	2-Nitroaniline	0.357	0.395	-10.6	113	-0.10	7.36
55	t	Dimethylphthalate	1.200	1.222	-1.8	110	-0.10	7.59
56	t	Acenaphthylene	1.840	1.817	1.3	103	-0.11	7.75
		----------	True	Calc.	% Drift		----------	
57	t	2,6-Dinitrotoluene	25.000	27.436	-9.7	121	-0.10	7.68
		----------	AvgRF	CCRF	% Dev		----------	
58	t	3-Nitroaniline	0.328	0.338	-3.0	100	-0.10	7.91
59	t	Acenaphthene	1.178	1.143	3.0	103	-0.10	7.99
		----------	True	Calc.	% Drift		----------	
60	t	2,4-Dinitrophenol	50.000	55.822	-11.6	134	-0.09	8.08
		----------	AvgRF	CCRF	% Dev		----------	
61	t	4-Nitrophenol	0.168	0.168	0.0	109	-0.04	8.25
62	t	Dibenzofuran	1.570	1.567	0.2	108	-0.11	8.24
		----------	True	Calc.	% Drift		----------	
63	t	2,4-Dinitrotoluene	25.000	27.657	-10.6	120	-0.10	8.25
		----------	AvgRF	CCRF	% Dev		----------	
64		2,3,4,6-Tetrachlorophenol	0.233	0.260	-11.6	111	-0.10	8.44
65	t	Diethylphthalate	1.186	1.266	-6.7	112	-0.11	8.59
66	t	Fluorene	1.297	1.311	-1.1	106	-0.11	8.73
67	t	4-Chlorophenyl-phenylethe	0.534	0.560	-4.9	113	-0.11	8.74
68	t	4-Nitroaniline	0.336	0.339	-0.9	96	-0.10	8.79
69	I	Phenanthrene-d10	1.000	1.000	0.0	119	-0.11	10.13
70	t	4,6-Dinitro-2-methylpheno	0.110	0.123	-11.8	142	-0.10	8.85
71	t	n-Nitrosodiphenylamine	0.567	0.536	5.5	109	-0.11	8.92
72	t	1,2-Diphenylhydrazine	0.900	0.823	8.6	101	-0.11	8.97
73	S	2,4,6-Tribromophenol	0.070	0.084	-20.0	125	-0.11	9.09
74	t	4-Bromophenyl-phenylether	0.186	0.191	-2.7	118	-0.11	9.47
75	t	Hexachlorobenzene	0.196	0.203	-3.6	121	-0.11	9.56
76	t	Pentachlorophenol	0.119	0.100	16.0	94	-0.10	9.89
77	t	Phenanthrene	1.128	1.043	7.5	107	-0.11	10.17
78	t	Anthracene	1.103	1.047	5.1	105	-0.11	10.25
79	t	Carbazole	1.224	1.189	2.9	119	-0.10	10.53
80	t	Di-n-butylphthalate	1.260	1.294	-2.7	112	-0.11	11.13
81	t	Fluoranthene	1.146	1.119	2.4	110	-0.11	12.04
82	t	Octadecane	0.637	0.619	2.8	112	-0.11	10.06

8.7.16

8

Continuing Calibration Summary

Job Number: JB69078 **Sample:** E3E2675-CC2646
Account: LANGAN Langan Engineering & Environmental **Lab FileID:** 3E62454A.D
Project: Carroll Gardens, 363-365 Bond Street, Brooklyn, NY

83	I	Chrysene-d12	1.000	1.000	0.0	118	-0.11	14.33
84	t	Pyrene	1.367	1.308	4.3	109	-0.11	12.39
85	S	Terphenyl-d14	0.846	0.823	2.7	109	-0.11	12.69
		----------	True	Calc.	% Drift	----------		
86	t	Butylbenzylphthalate	25.000	23.261	7.0	115	-0.11	13.51
		----------	AvgRF	CCRF	% Dev	----------		
87		Butyl stearate	0.444	0.408	8.1	98	-0.11	13.66
88	t	Benzo[a]anthracene	1.237	1.128	8.8	106	-0.11	14.32
89	t	3,3'-Dichlorobenzidine	0.434	0.420	3.2	111	-0.11	14.32
90	t	Chrysene	1.017	0.965	5.1	107	-0.11	14.38
91	t	bis(2-Ethylhexyl)phthalat	0.821	0.852	-3.8	115	-0.11	14.46
92	I	Perylene-d12	1.000	1.000	0.0	92	-0.11	16.46
		----------	True	Calc.	% Drift	----------		
93	t	Di-n-octylphthalate	25.000	28.304	-13.2	112	-0.11	15.45
		----------	AvgRF	CCRF	% Dev	----------		
94	t	Benzo[b]fluoranthene	1.351	1.390	-2.9	89	-0.10	15.94
95	t	Benzo[k]fluoranthene	1.215	1.276	-5.0	91	-0.11	15.98
96	t	Benzo[a]pyrene	1.111	1.108	0.3	86	-0.10	16.38
97	t	Indeno[1,2,3-cd]pyrene	1.135	1.186	-4.5	91	-0.14	18.06
98	t	Dibenz(a,h)acridine	1.095	0.972	11.2	85	-0.13	17.69
99	t	Dibenz[a,h]anthracene	1.092	0.937	14.2	74	-0.15	18.09
		----------	True	Calc.	% Drift	----------		
100	t	7,12-Dimethylbenz(a)anthr	25.000	24.355	2.6	89	-0.11	15.93
		----------	AvgRF	CCRF	% Dev	----------		
101	t	Benzo[g,h,i]perylene	1.099	0.916	16.7	73	-0.16	18.52

(#) = Out of Range SPCC's out = 0 CCC's out = 0
3E61818.D M3E2646.M Tue Jun 24 13:06:54 2014 MS3E

8.7.16

8

Continuing Calibration Summary

Job Number: JB69078 **Sample:** E3E2675-CC2647
Account: LANGAN Langan Engineering & Environmental **Lab FileID:** 3E62455.D
Project: Carroll Gardens, 363-365 Bond Street, Brooklyn, NY

Evaluate Continuing Calibration Report

Data File : C:\msdchem\1\DATA\E3e2675\3E62455.D Vial: 3
Acq On : 24 Jun 2014 11:04 am Operator: samtap
Sample : cc2647-25 Inst : MS3E
Misc : op75684,e3e2675 Multiplr: 1.00
MS Integration Params: lscint.p

Method : C:\msdchem\1\METHODS\M3E2646.M (RTE Integrator)
Title : Semi Volatile GC/MS, rtx-5msi 30m x .25mm x .25MoMon Jun 23 09:46:00 2014
Last Update : Mon Jun 23 09:46:00 2014
Response via : Multiple Level Calibration

Min. RRF : 0.050 Min. Rel. Area : 50% Max. R.T. Dev 0.50min
Max. RRF Dev : 20% Max. Rel. Area : 200%

		Compound	AvgRF	CCRF	%Dev	Area%	Dev(min)	R.T.
102		1,4-Dichlorobenzene-d4a	1.000	1.000	0.0	120	-0.08	4.76
103		Benzaldehyde	1.069	0.917	14.2	94	-0.08	4.43
104		Acenaphthene-d10a	1.000	1.000	0.0	126	-0.11	7.95
105		1,2,4,5-Tetrachlorobenzen	0.486	0.517	-6.4	133	-0.28	6.82
106		Phenanthrene-d10a	1.000	1.000	0.0	132	-0.11	10.13
107		Atrazine	0.104	0.121	-16.3	141	-0.10	9.77
108	I	Chrysene-d12a	1.000	1.000	0.0	140	-0.11	14.33
109	T	benzidine	0.736	0.537	27.0#	85	-0.10	12.30
110	I	Naphthalene-d8a	1.000	1.000	0.0	119	0.06	5.86
111	T	Hydroquinone	0.303	0.343	-13.2	123	0.19	6.32

(#) = Out of Range SPCC's out = 0 CCC's out = 0
3E61818.D M3E2646.M Tue Jun 24 13:31:27 2014 MS3E

8.7.17

8

Initial Calibration Summary

Job Number: JB69078 **Sample:** E3P1389-ICC1389
Account: LANGAN Langan Engineering & Environmental **Lab FileID:** 3P32437.D
Project: Carroll Gardens, 363-365 Bond Street, Brooklyn, NY

Response Factor Report GC3P

Method : C:\MSDCHEM\1\METHODS\M3P1389.M (RTE Integrator)
Title : Semi Volatile Extractables by GC/MS
Last Update : Sat Jun 07 08:20:07 2014
Response via : Initial Calibration

Calibration Files
2 =3p32440.D 5 =3p32441.D 25 =3p32438.D 80 =3p32436.D
100 =3p32434.D 50 =3p32437.D 1 =3p32435.D 10 =3p32439.D

Compound	2	5	25	80	100	50	1	10	Avg	%RSD
1) I 1,4-Dichlorobenzene-d	ISTD									
2) 1,4-Dioxane	0.588	0.591	0.529	0.711	0.648	0.521	0.617	0.589	0.599	10.29
3) Pyridine	1.507	1.468	1.332	1.742	1.606	1.356	1.519	1.391	1.490	9.19
4) N-Nitrosodim	0.514	0.521	0.498	0.615	0.575	0.512	0.580	0.508	0.540	8.03
5) 2-Fluorophen	1.263	1.325	1.301	1.457	1.357	1.314	1.286	1.286	1.323	4.61
6) Indene	2.598	2.633	2.098	2.185	2.079	1.985	2.542	2.446	2.321	11.26
7) Cumene	3.661	3.838	3.215	3.739	3.376	3.161	3.632	3.658	3.535	7.10
8) Phenol-d5	1.499	1.574	1.530	1.620	1.517	1.528	1.540	1.522	1.541	2.50
9) Phenol	1.756	1.795	1.693	1.705	1.599	1.654	1.858	1.697	1.720	4.74
10) Aniline	1.951	1.866	1.763	1.476	1.345	1.631	2.035	1.686	1.719	13.63
11) bis(2-Chloro	1.138	1.173	1.047	1.097	1.024	1.043	1.112	1.084	1.090	4.67
12) 2-Chlorophen	1.482	1.537	1.378	1.413	1.303	1.374	1.623	1.458	1.446	7.03
13) Decane	1.110	1.118	0.902	0.923	0.870	0.855	1.131	1.079	0.999	12.15
14) 1,3-Dichloro	1.768	1.797	1.663	1.561	1.482	1.560	1.749	1.672	1.657	6.84
15) 1,4-Dichloro	1.781	1.767	1.619	1.528	1.475	1.559	1.787	1.655	1.647	7.40
16) Benzyl alcoh	0.802	0.825	0.809	0.762	0.752	0.772	0.821	0.815	0.795	3.59
17) 1,2-Dichloro	1.669	1.636	1.507	1.390	1.320	1.441	1.717	1.535	1.527	9.17
18) Acetophenone	2.030	2.026	1.607	1.693	1.614	1.543	2.017	1.907	1.805	11.69
19) 2-Methylphen	1.025	1.143	1.031	0.995	0.945	0.993	1.175	1.094	1.050	7.58
20) 2,2'-oxybis(	1.190	1.193	1.051	0.957	0.903	0.990	1.234	1.113	1.079	11.35
21) 3&4-Methylph	1.105	1.164	1.071	1.038	0.985	1.048	1.193	1.144	1.093	6.46
22) n-Nitroso-di	0.783	0.752	0.679	0.621	0.612	0.657	0.775	0.729	0.701	9.67
23) Hexachloroet	0.540	0.543	0.521	0.503	0.489	0.504	0.565	0.530	0.524	4.75
24) I Naphthalene-d8	ISTD									
25) Nitrobenzene	0.321	0.348	0.331	0.322	0.312	0.317	0.354	0.342	0.331	4.60
26) Nitrobenzene	0.354	0.364	0.348	0.332	0.315	0.326	0.388	0.353	0.347	6.72
27) Quinoline	0.824	0.836	0.695	0.798	0.772	0.674	0.792	0.812	0.775	7.69
28) Isophorone	0.620	0.619	0.580	0.555	0.527	0.567	0.628	0.601	0.587	6.13
29) 2-Nitropheno	0.177	0.195	0.200	0.208	0.203	0.196	0.204	0.196	0.197	4.79
30) 2,4-Dimethyl	0.178	0.270	0.307	0.329	0.316	0.301	0.240	0.287	0.278	17.67
31) Benzoic acid		0.168	0.204	0.276	0.265	0.223		0.190	0.221	19.22
32) bis(2-Chloro	0.379	0.372	0.344	0.343	0.325	0.322	0.385	0.362	0.354	6.81
33) 2,4-Dichloro	0.333	0.320	0.311	0.318	0.301	0.308	0.321	0.326	0.317	3.14
34) 2,6-Dichloro	0.300	0.319	0.299	0.297	0.287	0.291	0.305	0.313	0.301	3.54
35) 1,3,5-Trichl	0.447	0.464	0.375	0.405	0.389	0.359	0.451	0.436	0.416	9.40
36) 1,2,4-Trichl	0.385	0.380	0.347	0.340	0.325	0.336	0.385	0.354	0.356	6.65
37) 1,2,3-Trichl	0.401	0.418	0.337	0.366	0.348	0.322	0.416	0.389	0.375	9.87
38) Naphthalene	1.116	1.102	1.019	0.971	0.906	0.973	1.153	1.062	1.038	8.19
39) 4-Chloroanil	0.466	0.465	0.441	0.398	0.374	0.419	0.468	0.445	0.434	8.00
40) 2,3-Dichloro	0.459	0.464	0.382	0.415	0.397	0.366	0.485	0.442	0.426	9.97
41) Caprolactam	0.115	0.124	0.106	0.123	0.117	0.103	0.122	0.117	0.116	6.58
42) Hexachlorobu	0.195	0.199	0.185	0.180	0.171	0.177	0.207	0.186	0.188	6.42
43) 4-Chloro-3-m	0.294	0.298	0.285	0.297	0.288	0.282	0.326	0.296	0.296	4.55
44) 2-Methylnaph	0.657	0.663	0.606	0.598	0.576	0.602	0.657	0.632	0.624	5.24
45) 1-Methylnaph	0.746	0.753	0.619	0.655	0.631	0.592	0.779	0.715	0.686	10.31

8.7.18

8

Initial Calibration Summary

Job Number: JB69078 **Sample:** E3P1389-ICC1389
Account: LANGAN Langan Engineering & Environmental **Lab FileID:** 3P32437.D
Project: Carroll Gardens, 363-365 Bond Street, Brooklyn, NY

```
46) Dimethylnaph 0.752 0.757 0.622 0.667 0.636 0.583 0.758 0.731 0.688  10.15

47) I   Acenaphthene-d10      ----------------ISTD---------------------
48) Hexachlorocy 0.249 0.304 0.313 0.354 0.362 0.319 0.259 0.318 0.310  12.89
49) 2,4,6-Trichl 0.349 0.378 0.368 0.364 0.358 0.354 0.402 0.372 0.368   4.51
50) 2,4,5-Trichl 0.417 0.433 0.387 0.403 0.392 0.381 0.447 0.424 0.411   5.76
51) 2-Fluorobiph 1.346 1.367 1.253 1.150 1.129 1.175 1.438 1.324 1.273   8.90
52) 2-Chloronaph 1.274 1.290 1.161 1.080 1.043 1.103 1.329 1.213 1.187   8.96
53) Biphenyl     1.880 1.899 1.519 1.588 1.544 1.413 1.873 1.765 1.685  11.36
54) 2-Nitroanili 0.255 0.287 0.283 0.286 0.286 0.283 0.292 0.291 0.283   4.21
55) Dimethylphth 1.339 1.331 1.210 1.209 1.183 1.171 1.508 1.288 1.280   8.83
56) Acenaphthyle 1.986 2.045 1.860 1.807 1.755 1.806 2.060 1.960 1.910   6.17
57) 2,6-Dinitrot 0.226 0.252 0.270 0.287 0.280 0.270 0.246 0.265 0.262   7.56
58) 3-Nitroanili 0.319 0.340 0.349 0.353 0.342 0.342 0.333 0.354 0.342   3.37
59) Acenaphthene 1.210 1.205 1.128 1.099 1.071 1.072 1.299 1.186 1.159   6.92
60) 2,4-Dinitrop       0.050 0.097 0.166 0.173 0.125       0.077 0.115  43.01
         ----- Quadratic regression -----              Coefficient =  0.9980
              Response Ratio = -0.01718 + 0.09609 *A + 0.01671 *A^2

61) 4-Nitropheno 0.116 0.134 0.149 0.171 0.169 0.153 0.142 0.150 0.148  12.12
62) Dibenzofuran 1.738 1.701 1.584 1.523 1.477 1.530 1.884 1.653 1.636   8.27
63) 2,4-Dinitrot 0.283 0.348 0.374 0.397 0.386 0.377 0.292 0.373 0.354  12.21
64) 2,3,4,6-Tetr 0.251 0.295 0.291 0.327 0.320 0.297 0.280 0.295 0.294   7.96
65) Diethylphtha 1.305 1.360 1.249 1.264 1.223 1.218 1.413 1.324 1.294   5.31
66) Fluorene     1.376 1.376 1.286 1.238 1.203 1.241 1.505 1.355 1.322   7.54
67) 4-Chlorophen 0.613 0.630 0.568 0.562 0.551 0.546 0.619 0.606 0.587   5.68
68) 4-Nitroanili 0.322 0.354 0.366 0.354 0.340 0.349 0.328 0.366 0.347   4.73

69) I   Phenanthrene-d10      ----------------ISTD---------------------
70) 4,6-Dinitro-       0.061 0.093 0.131 0.134 0.110       0.081 0.102  28.31
         ----- Quadratic regression -----              Coefficient =  0.9987
              Response Ratio = -0.00641 + 0.09785 *A + 0.01622 *A^2

71) n-Nitrosodip 0.549 0.566 0.512 0.501 0.504 0.492 0.583 0.539 0.531   6.31
72) 1,2-Diphenyl 0.714 0.764 0.696 0.656 0.641 0.665 0.756 0.720 0.701   6.45
73) 2,4,6-Tribro 0.087 0.096 0.102 0.112 0.111 0.101 0.103 0.101 0.102   7.74
74) 4-Bromopheny 0.204 0.211 0.202 0.210 0.209 0.195 0.229 0.207 0.208   4.70
75) Hexachlorobe 0.241 0.246 0.231 0.236 0.231 0.223 0.251 0.234 0.237   3.78
76) Pentachlorop       0.114 0.133 0.172 0.173 0.142       0.133 0.145  16.28
77) Phenanthrene 1.200 1.192 1.104 1.073 1.057 1.058 1.263 1.148 1.137   6.72
78) Anthracene   1.134 1.170 1.120 1.062 1.049 1.040 1.159 1.125 1.108   4.55
79) Carbazole    1.266 1.337 1.108 1.241 1.213 1.057 1.325 1.304 1.232   8.26
80) Di-n-butylph 1.285 1.374 1.344 1.376 1.377 1.331 1.457 1.383 1.366   3.63
81) Fluoranthene 1.204 1.287 1.223 1.276 1.243 1.206 1.299 1.250 1.248   2.91
82) Octadecane   0.435 0.486 0.400 0.426 0.432 0.386 0.480 0.468 0.439   8.29

83) I   Chrysene-d12          ----------------ISTD---------------------
84) Pyrene       1.351 1.390 1.307 1.290 1.257 1.251 1.402 1.360 1.326   4.41
85) Terphenyl-d1 0.778 0.818 0.788 0.781 0.761 0.760 0.818 0.791 0.787   2.82
86) Butylbenzylp 0.553 0.619 0.620 0.642 0.641 0.601 0.655 0.631 0.620   5.14
87) Benzo[a]anth 1.139 1.145 1.082 1.096 1.072 1.041 1.265 1.107 1.119   6.12
88) 3,3'-Dichlor 0.376 0.391 0.415 0.412 0.404 0.398 0.408 0.410 0.402   3.25
89) Chrysene     1.006 1.044 0.992 0.946 0.917 0.926 1.065 1.009 0.988   5.47
90) bis(2-Ethylh 0.701 0.781 0.812 0.835 0.813 0.789 0.795 0.822 0.793   5.21

91) I   Perylene-d12          ----------------ISTD---------------------
92) Di-n-octylph 1.245 1.492 1.606 1.793 1.784 1.606 1.463 1.620 1.576  11.35
93) Benzo[b]fluo 1.102 1.180 1.260 1.333 1.379 1.182 1.189 1.264 1.236   7.33
94) Benzo[k]fluo 1.177 1.266 1.195 1.182 1.078 1.171 1.187 1.254 1.189   4.82
95) Benzo[a]pyre 1.007 1.069 1.078 1.141 1.116 1.047 1.114 1.098 1.084   3.97
```

8.7.18

8

Initial Calibration Summary

Job Number: JB69078 **Sample:** E3P1389-ICC1389
Account: LANGAN Langan Engineering & Environmental **Lab FileID:** 3P32437.D
Project: Carroll Gardens, 363-365 Bond Street, Brooklyn, NY

```
 96) Indeno[1,2,3 0.906 1.018 1.069 1.179 1.161 1.056 1.028 1.075 1.061   8.06
 97) Dibenz(a,h)a 0.966 1.062 0.992 1.270 1.230 0.978 1.069 1.131 1.087  10.57
 98) Dibenz[a,h]a 0.958 1.052 1.065 1.129 1.140 1.025 1.053 1.070 1.061   5.40
 99) 7,12-Dimethy 0.142 0.227 0.531 0.684 0.664 0.554 0.127 0.354 0.410  55.56
100) Benzo[g,h,i] 1.044 1.077 1.062 1.141 1.110 1.051 1.106 1.095 1.086   3.05
 ----------------------------------------------------------------------------
 (#) = Out of Range  ###  Number of calibration levels exceeded format  ###

          M3P1389.M         Tue Jun 10 14:37:51 2014   RPT1
```

8.7.18

8

Initial Calibration Summary

Job Number: JB69078 **Sample:** E3P1390-ICC1390
Account: LANGAN Langan Engineering & Environmental **Lab FileID:** 3P32445.D
Project: Carroll Gardens, 363-365 Bond Street, Brooklyn, NY

Response Factor Report GC3P

Method : C:\MSDCHEM\1\METHODS\M3P1389.M (RTE Integrator)
Title : Semi Volatile Extractables by GC/MS
Last Update : Sat Jun 07 08:20:07 2014
Response via : Initial Calibration

Calibration Files
2 =3p32449.D 5 =3p32448.D 25 =3p32446.D 80 =3p32444.D
100 =3p32443.D 50 =3p32445.D 1 =3p32450.D 10 =3p32447.D

Compound	2	5	25	80	100	50	1	10	Avg	%RSD
101) I 1,4-Dichlorobenzene-d	ISTD									
102) Benzaldehyde	0.866	0.943	0.863	0.835	0.726	0.693	0.890	0.956	0.846	11.11
103) I Acenaphthene-d10a	ISTD									
104) 2-bromonapht	0.607	0.609	0.596	0.593	0.585	0.561	0.589	0.601	0.593	2.55
105) Atrazine	0.135	0.150	0.162	0.173	0.174	0.159	0.112	0.162	0.153	13.53
106) 1,2,4,5-Tetr	0.555	0.594	0.577	0.606	0.598	0.549	0.538	0.593	0.576	4.46
107) Chrysene-d12a	ISTD									
108) Benzidine	0.516	0.654	0.514	0.424	0.390	0.429	0.440	0.717	0.511	23.03
109) I Naphthalene-d8a	ISTD									
110) Hydroquinone	0.185	0.246	0.286	0.327	0.329	0.299		0.294	0.281	18.02
111) I Phenanthrene-d10a	ISTD									
112) o-Terphenyl	0.483	0.517	0.516	0.536	0.515	0.499	0.467	0.513	0.506	4.33
113) 1-Chloroocta	0.194	0.234	0.262	0.261	0.259	0.248	0.181	0.250	0.236	13.40

(#) = Out of Range ### Number of calibration levels exceeded format ###

M3P1389.M Tue Jun 10 14:44:48 2014 RPT1

8.7.19

8

Initial Calibration Verification

Job Number: JB69078 **Sample:** E3P1390-ICV1389
Account: LANGAN Langan Engineering & Environmental **Lab FileID:** 3P32451.D
Project: Carroll Gardens, 363-365 Bond Street, Brooklyn, NY

Evaluate Continuing Calibration Report

Data File : C:\msdchem\1\DATA\1389\3p32451.D Vial: 18
Acq On : 6 Jun 2014 10:02 pm Operator: samtap
Sample : icv1389-50 Inst : GC3P
Misc : op74992,e3p1390, Multiplr: 1.00
MS Integration Params: lscint.p

Method : C:\MSDCHEM\1\METHODS\M3P1389.M (RTE Integrator)
Title : Semi Volatile Extractables by GC/MS
Last Update : Sat Jun 07 08:20:07 2014
Response via : Multiple Level Calibration

Min. RRF : 0.050 Min. Rel. Area : 50% Max. R.T. Dev 0.50min
Max. RRF Dev : 30% Max. Rel. Area : 200%

		Compound	AvgRF	CCRF	%Dev	Area%	Dev(min)	R.T.
1	I	1,4-Dichlorobenzene-d4	1.000	1.000	0.0	109	0.00	4.57
9	t	Phenol	1.720	1.551	9.8	102	0.00	4.31
12	t	2-Chlorophenol	1.446	1.420	1.8	113	0.00	4.41
19	t	2-Methylphenol	1.050	1.110	-5.7	122	0.00	4.76
21	t	3&4-Methylphenol	1.093	1.129	-3.3	117	0.00	4.86
24	I	Naphthalene-d8	1.000	1.000	0.0	108	0.00	5.49
29	t	2-Nitrophenol	0.197	0.189	4.1	104	0.00	5.22
30	t	2,4-Dimethylphenol	0.278	0.360	-29.5	129	0.00	5.25
31	t	Benzoic acid	0.221	0.182	17.6	88	0.00	5.33
33	t	2,4-Dichlorophenol	0.317	0.325	-2.5	114	0.00	5.39
34	t	2,6-Dichlorophenol	0.301	0.314	-4.3	116	0.00	5.55
43	t	4-Chloro-3-methylphenol	0.296	0.300	-1.4	115	0.00	5.88
47	I	Acenaphthene-d10	1.000	1.000	0.0	107	0.00	6.86
49	t	2,4,6-Trichlorophenol	0.368	0.381	-3.5	115	0.00	6.21
50	t	2,4,5-Trichlorophenol	0.411	0.408	0.7	114	-0.01	6.24
		----------	AvgRF	CCRF	% Dev		----------	
61	t	4-Nitrophenol	0.148	0.164	-10.8	114	0.00	6.98
64		2,3,4,6-Tetrachlorophenol	0.294	0.293	0.3	105	0.00	7.19
69	I	Phenanthrene-d10	1.000	1.000	0.0	103	0.00	8.67
		----------	True	Calc.	% Drift		----------	
70	t	4,6-Dinitro-2-methylpheno	50.000	40.979	18.0	83	0.00	7.48
76	t	Pentachlorophenol	0.145	0.142	2.1	104	0.00	8.40
83	I	Chrysene-d12	1.000	1.000	0.0	94	-0.01	13.86
91	I	Perylene-d12	1.000	1.000	0.0	94	-0.01	16.89

(#) = Out of Range SPCC's out = 0 CCC's out = 0
3p32445.D M3P1389.M Tue Jun 10 14:14:27 2014 RPT1

8.7.20

8

Initial Calibration Verification

Job Number: JB69078 **Sample:** E3P1390-ICV1390
Account: LANGAN Langan Engineering & Environmental **Lab FileID:** 3P32452A.D
Project: Carroll Gardens, 363-365 Bond Street, Brooklyn, NY

Evaluate Continuing Calibration Report

Data File : C:\msdchem\1\DATA\1389\3p32452A.D Vial: 19
Acq On : 6 Jun 2014 10:27 pm Operator: samtap
Sample : icv1390-50 Inst : GC3P
Misc : op74992,e3p1390, Multiplr: 1.00
MS Integration Params: lscint.p

Method : C:\MSDCHEM\1\METHODS\M3P1389.M (RTE Integrator)
Title : Semi Volatile Extractables by GC/MS
Last Update : Sat Jun 07 08:20:07 2014
Response via : Multiple Level Calibration

Min. RRF : 0.050 Min. Rel. Area : 50% Max. R.T. Dev 0.50min
Max. RRF Dev : 30% Max. Rel. Area : 200%

	Compound	AvgRF	CCRF	%Dev	Area%	Dev(min)	R.T.
103 I	Acenaphthene-d10a	1.000	1.000	0.0	72	0.00	6.86
106	1,2,4,5-Tetrachlorobenzen	0.576	0.594	-3.1	78	0.00	6.13

(#) = Out of Range SPCC's out = 0 CCC's out = 0
3p32445.D M3P1389.M Tue Jun 10 14:14:31 2014 RPT1

8.7.21

8

Initial Calibration Verification

Job Number: JB69078 **Sample:** E3P1390-ICV1389
Account: LANGAN Langan Engineering & Environmental **Lab FileID:** 3P32452.D
Project: Carroll Gardens, 363-365 Bond Street, Brooklyn, NY

Evaluate Continuing Calibration Report

Data File : C:\msdchem\1\DATA\1389\3p32452.D Vial: 19
Acq On : 6 Jun 2014 10:27 pm Operator: samtap
Sample : icv1389-50 Inst : GC3P
Misc : op74992,e3p1390, Multiplr: 1.00
MS Integration Params: lscint.p

Method : C:\MSDCHEM\1\METHODS\M3P1389.M (RTE Integrator)
Title : Semi Volatile Extractables by GC/MS
Last Update : Sat Jun 07 08:20:07 2014
Response via : Multiple Level Calibration

Min. RRF : 0.050 Min. Rel. Area : 50% Max. R.T. Dev 0.50min
Max. RRF Dev : 30% Max. Rel. Area : 200%

		Compound	AvgRF	CCRF	%Dev	Area%	Dev(min)	R.T.
1	I	1,4-Dichlorobenzene-d4	1.000	1.000	0.0	114	0.00	4.57
3	t	Pyridine	1.490	1.064	28.6	90	0.00	2.41
4	t	N-Nitrosodimethylamine	0.540	0.400	25.9	90	0.01	2.38
11	t	bis(2-Chloroethyl)ether	1.090	1.003	8.0	110	0.00	4.37
14	t	1,3-Dichlorobenzene	1.657	1.450	12.5	106	0.00	4.53
15	t	1,4-Dichlorobenzene	1.647	1.432	13.1	105	0.00	4.58
16	t	Benzyl alcohol	0.795	0.719	9.6	107	0.00	4.67
17	t	1,2-Dichlorobenzene	1.527	1.321	13.5	105	0.00	4.69
20	t	2,2'-oxybis(1-Chloropropa	1.079	0.956	11.4	110	0.00	4.77
22	t	n-Nitroso-di-n-propylamin	0.701	0.654	6.7	114	0.00	4.86
23	t	Hexachloroethane	0.524	0.480	8.4	109	0.00	4.94
24	I	Naphthalene-d8	1.000	1.000	0.0	114	0.00	5.49
26	t	Nitrobenzene	0.347	0.296	14.7	104	0.00	4.99
28	t	Isophorone	0.587	0.508	13.5	102	0.00	5.15
32	t	bis(2-Chloroethoxy)methan	0.354	0.345	2.5	122	0.00	5.31
36	t	1,2,4-Trichlorobenzene	0.356	0.319	10.4	108	0.00	5.45
38	t	Naphthalene	1.038	0.926	10.8	109	0.00	5.51
42	t	Hexachlorobutadiene	0.188	0.170	9.6	109	0.00	5.60
44	t	2-Methylnaphthalene	0.624	0.560	10.3	106	0.00	6.00
47	I	Acenaphthene-d10	1.000	1.000	0.0	111	0.00	6.86
48	t	Hexachlorocyclopentadiene	0.310	0.252	18.7	88	0.00	6.13
52	t	2-Chloronaphthalene	1.187	1.061	10.6	107	0.00	6.37
54	t	2-Nitroaniline	0.283	0.259	8.5	101	0.00	6.45
55	t	Dimethylphthalate	1.280	1.179	7.9	112	0.00	6.61
56	t	Acenaphthylene	1.910	1.478	22.6	91	0.00	6.73
57	t	2,6-Dinitrotoluene	0.262	0.237	9.5	98	0.00	6.66
58	t	3-Nitroaniline	0.342	0.276	19.3	90	0.00	6.82
59	t	Acenaphthene	1.159	1.080	6.8	112	0.00	6.90
62	t	Dibenzofuran	1.636	1.478	9.7	107	0.00	7.06
63	t	2,4-Dinitrotoluene	0.354	0.306	13.6	90	0.00	7.05
65	t	Diethylphthalate	1.294	1.178	9.0	107	0.00	7.31
66	t	Fluorene	1.322	1.205	8.9	108	0.00	7.43
67	t	4-Chlorophenyl-phenylethe	0.587	0.548	6.6	111	0.00	7.43
68	t	4-Nitroaniline	0.347	0.308	11.2	98	0.00	7.45
69	I	Phenanthrene-d10	1.000	1.000	0.0	109	0.00	8.67
		----------	AvgRF	CCRF	% Dev	----------		
71	t	n-Nitrosodiphenylamine	0.531	0.498	6.2	110	0.00	7.57

8.7.22
8

Initial Calibration Verification

Job Number: JB69078 **Sample:** E3P1390-ICV1389
Account: LANGAN Langan Engineering & Environmental **Lab FileID:** 3P32452.D
Project: Carroll Gardens, 363-365 Bond Street, Brooklyn, NY

72	t	1,2-Diphenylhydrazine	0.701	0.645	8.0	106	0.00	7.62
74	t	4-Bromophenyl-phenylether	0.208	0.192	7.7	108	0.00	8.04
75	t	Hexachlorobenzene	0.237	0.205	13.5	100	0.00	8.13
77	t	Phenanthrene	1.137	1.025	9.9	106	0.00	8.71
78	t	Anthracene	1.108	1.036	6.5	109	0.00	8.78
79	t	Carbazole	1.232	1.003	18.6	104	0.00	9.06
80	t	Di-n-butylphthalate	1.366	1.279	6.4	105	0.00	9.76
81	t	Fluoranthene	1.248	1.127	9.7	102	0.00	10.81
83	I	Chrysene-d12	1.000	1.000	0.0	104	0.00	13.87
84	t	Pyrene	1.326	1.204	9.2	100	0.00	11.24
86	t	Butylbenzylphthalate	0.620	0.597	3.7	104	0.00	12.85
87	t	Benzo[a]anthracene	1.119	0.995	11.1	100	0.00	13.85
89	t	Chrysene	0.988	0.936	5.3	105	0.00	13.92
90	t	bis(2-Ethylhexyl)phthalat	0.793	0.767	3.3	101	0.00	14.27
91	I	Perylene-d12	1.000	1.000	0.0	102	0.00	16.90
92	t	Di-n-octylphthalate	1.576	1.555	1.3	99	0.00	15.71
93	t	Benzo[b]fluoranthene	1.236	1.105	10.6	95	0.00	16.15
94	t	Benzo[k]fluoranthene	1.189	1.120	5.8	97	-0.01	16.21
95	t	Benzo[a]pyrene	1.084	1.027	5.3	100	0.00	16.78
96	t	Indeno[1,2,3-cd]pyrene	1.061	0.953	10.2	92	0.00	18.84
98	t	Dibenz[a,h]anthracene	1.061	0.980	7.6	97	0.00	18.90
100	t	Benzo[g,h,i]perylene	1.086	1.035	4.7	100	0.00	19.27

(#) = Out of Range SPCC's out = 0 CCC's out = 0
3p32445.D M3P1389.M Tue Jun 10 14:27:34 2014 RPT1

8.7.22

8

Initial Calibration Verification

Job Number: JB69078 **Sample:** E3P1390-ICV1389
Account: LANGAN Langan Engineering & Environmental **Lab FileID:** 3P32453.D
Project: Carroll Gardens, 363-365 Bond Street, Brooklyn, NY

Evaluate Continuing Calibration Report

Data File : C:\msdchem\1\DATA\1389\3p32453.D Vial: 20
Acq On : 6 Jun 2014 10:53 pm Operator: samtap
Sample : icv1389-50 Inst : GC3P
Misc : op74992,e3p1390, Multiplr: 1.00
MS Integration Params: lscint.p

Method : C:\MSDCHEM\1\METHODS\M3P1389.M (RTE Integrator)
Title : Semi Volatile Extractables by GC/MS
Last Update : Sat Jun 07 08:20:07 2014
Response via : Multiple Level Calibration

Min. RRF : 0.050 Min. Rel. Area : 50% Max. R.T. Dev 0.50min
Max. RRF Dev : 30% Max. Rel. Area : 200%

		Compound	AvgRF	CCRF	%Dev	Area%	Dev(min)	R.T.
1	I	1,4-Dichlorobenzene-d4	1.000	1.000	0.0	106	0.00	4.57
2	t	1,4-Dioxane	0.599	0.605	-1.0	123	0.01	2.09
6	t	Indene	2.321	2.508	-8.1	134	0.00	4.76
7	t	Cumene	3.535	3.540	-0.1	118	0.00	3.98
13	t	Decane	0.999	0.959	4.0	119	0.00	4.46
18	t	Acetophenone	1.805	1.832	-1.5	125	0.00	4.86
24	I	Naphthalene-d8	1.000	1.000	0.0	125	0.00	5.49
27	t	Quinoline	0.775	0.667	13.9	124	0.00	5.74
40	t	2,3-Dichloroaniline	0.426	0.305	28.4	104	0.00	6.21
41	t	Caprolactam	0.116	0.093	19.8	113	-0.02	5.78
45	t	1-Methylnaphthalene	0.686	0.572	16.6	121	0.00	6.07
46	t	Dimethylnaphthalene	0.688	0.562	18.3	121	0.00	6.48
47	I	Acenaphthene-d10	1.000	1.000	0.0	102	0.00	6.86
53	t	Biphenyl	1.685	1.710	-1.5	123	0.00	6.36
69	I	Phenanthrene-d10	1.000	1.000	0.0	98	0.00	8.67
82	t	Octadecane	0.439	0.458	-4.3	117	0.00	8.59
83	I	Chrysene-d12	1.000	1.000	0.0	93	-0.01	13.86
91	I	Perylene-d12	1.000	1.000	0.0	91	-0.01	16.89
99	t	7,12-Dimethylbenz(a)anthr	0.410	0.674	-64.4#	111	-0.02	16.17

(#) = Out of Range SPCC's out = 0 CCC's out = 0
3p32445.D M3P1389.M Tue Jun 10 15:01:37 2014 RPT1

8.7.23

8

Initial Calibration Verification

Job Number: JB69078 **Sample:** E3P1390-ICV1390
Account: LANGAN Langan Engineering & Environmental **Lab FileID:** 3P32453A.D
Project: Carroll Gardens, 363-365 Bond Street, Brooklyn, NY

Evaluate Continuing Calibration Report

Data File : C:\msdchem\1\DATA\1389\3p32453A.D Vial: 20
Acq On : 6 Jun 2014 10:53 pm Operator: samtap
Sample : icv1390-50 Inst : GC3P
Misc : op74992,e3p1390, Multiplr: 1.00
MS Integration Params: lscint.p

Method : C:\MSDCHEM\1\METHODS\M3P1389.M (RTE Integrator)
Title : Semi Volatile Extractables by GC/MS
Last Update : Sat Jun 07 08:20:07 2014
Response via : Multiple Level Calibration

Min. RRF : 0.050 Min. Rel. Area : 50% Max. R.T. Dev 0.50min
Max. RRF Dev : 30% Max. Rel. Area : 200%

	Compound	AvgRF	CCRF	%Dev	Area%	Dev(min)	R.T.
101 I	1,4-Dichlorobenzene-d4a	1.000	1.000	0.0	68	0.00	4.57
102	Benzaldehyde	0.846	1.170	-38.3#	115	0.23	4.24
103 I	Acenaphthene-d10a	1.000	1.000	0.0	66	0.00	6.86
105	Atrazine	0.153	0.197	-28.8	82	0.00	8.29

(#) = Out of Range SPCC's out = 0 CCC's out = 0
3p32445.D M3P1389.M Tue Jun 10 14:14:35 2014 RPT1

8.7.24

8

Initial Calibration Verification

Job Number: JB69078 **Sample:** E3P1390-ICV1389
Account: LANGAN Langan Engineering & Environmental **Lab FileID:** 3P32454.D
Project: Carroll Gardens, 363-365 Bond Street, Brooklyn, NY

Evaluate Continuing Calibration Report

Data File : C:\msdchem\1\DATA\1389\3p32454.D Vial: 21
Acq On : 6 Jun 2014 11:19 pm Operator: samtap
Sample : icv1389-50 Inst : GC3P
Misc : op74992,e3p1390, Multiplr: 1.00
MS Integration Params: lscint.p

Method : C:\MSDCHEM\1\METHODS\M3P1389.M (RTE Integrator)
Title : Semi Volatile Extractables by GC/MS
Last Update : Sat Jun 07 08:20:07 2014
Response via : Multiple Level Calibration

Min. RRF : 0.050 Min. Rel. Area : 50% Max. R.T. Dev 0.50min
Max. RRF Dev : 30% Max. Rel. Area : 200%

		Compound	AvgRF	CCRF	%Dev	Area%	Dev(min)	R.T.
1	I	1,4-Dichlorobenzene-d4	1.000	1.000	0.0	133	0.00	4.57
5	S	2-Fluorophenol	1.323	1.066	19.4	108	0.00	3.59
8	S	Phenol-d5	1.541	1.221	20.8	106	0.00	4.30
24	I	Naphthalene-d8	1.000	1.000	0.0	135	0.00	5.49
25	S	Nitrobenzene-d5	0.331	0.299	9.7	127	0.00	4.97
47	I	Acenaphthene-d10	1.000	1.000	0.0	129	0.00	6.86
51	S	2-Fluorobiphenyl	1.273	1.191	6.4	131	0.00	6.28
69	I	Phenanthrene-d10	1.000	1.000	0.0	124	0.00	8.67
73	S	2,4,6-Tribromophenol	0.102	0.086	15.7	106	0.00	7.71
83	I	Chrysene-d12	1.000	1.000	0.0	111	-0.01	13.86
85	S	Terphenyl-d14	0.787	0.773	1.8	113	0.00	11.68
91	I	Perylene-d12	1.000	1.000	0.0	112	-0.01	16.89

(#) = Out of Range SPCC's out = 0 CCC's out = 0
3p32445.D M3P1389.M Tue Jun 10 14:14:37 2014 RPT1

8.7.25

8

Initial Calibration Verification

Job Number: JB69078 **Sample:** E3P1390-ICV1389
Account: LANGAN Langan Engineering & Environmental **Lab FileID:** 3P32455.D
Project: Carroll Gardens, 363-365 Bond Street, Brooklyn, NY

Evaluate Continuing Calibration Report

Data File : C:\msdchem\1\DATA\1389\3p32455.D Vial: 22
Acq On : 6 Jun 2014 11:44 pm Operator: samtap
Sample : icv1389-50 Inst : GC3P
Misc : op74992,e3p1390, Multiplr: 1.00
MS Integration Params: lscint.p

Method : C:\MSDCHEM\1\METHODS\M3P1389.M (RTE Integrator)
Title : Semi Volatile Extractables by GC/MS
Last Update : Sat Jun 07 08:20:07 2014
Response via : Multiple Level Calibration

Min. RRF : 0.050 Min. Rel. Area : 50% Max. R.T. Dev 0.50min
Max. RRF Dev : 30% Max. Rel. Area : 200%

		Compound	AvgRF	CCRF	%Dev	Area%	Dev(min)	R.T.
1	I	1,4-Dichlorobenzene-d4	1.000	1.000	0.0	154	0.00	4.57
10		Aniline	1.719	1.830	-6.5	173	0.00	4.32
24	I	Naphthalene-d8	1.000	1.000	0.0	157	0.00	5.49
39	t	4-Chloroaniline	0.434	0.434	0.0	163	0.00	5.54

(#) = Out of Range SPCC's out = 0 CCC's out = 0
3p32445.D M3P1389.M Tue Jun 10 14:14:39 2014 RPT1

8.7.26

8

Initial Calibration Verification

Job Number: JB69078 **Sample:** E3P1390-ICV1390
Account: LANGAN Langan Engineering & Environmental **Lab FileID:** 3P32456A.D
Project: Carroll Gardens, 363-365 Bond Street, Brooklyn, NY

Evaluate Continuing Calibration Report

Data File : C:\msdchem\1\DATA\1389\3p32456A.D Vial: 23
Acq On : 7 Jun 2014 12:10 am Operator: samtap
Sample : icv1390-50 Inst : GC3P
Misc : op74992,e3p1390, Multiplr: 1.00
MS Integration Params: lscint.p

Method : C:\MSDCHEM\1\METHODS\M3P1389.M (RTE Integrator)
Title : Semi Volatile Extractables by GC/MS
Last Update : Sat Jun 07 08:20:07 2014
Response via : Multiple Level Calibration

Min. RRF : 0.050 Min. Rel. Area : 50% Max. R.T. Dev 0.50min
Max. RRF Dev : 30% Max. Rel. Area : 200%

	Compound	AvgRF	CCRF	%Dev	Area%	Dev(min)	R.T.
107	Chrysene-d12a	1.000	1.000	0.0	116	0.00	13.87
108	Benzidine	0.511	0.699	-36.8#	188	0.00	11.15

(#) = Out of Range SPCC's out = 0 CCC's out = 0
3p32445.D M3P1389.M Tue Jun 10 14:14:43 2014 RPT1

8.7.27

8

Initial Calibration Verification

Job Number: JB69078 **Sample:** E3P1390-ICV1389
Account: LANGAN Langan Engineering & Environmental **Lab FileID:** 3P32456.D
Project: Carroll Gardens, 363-365 Bond Street, Brooklyn, NY

Evaluate Continuing Calibration Report

Data File : C:\msdchem\1\DATA\1389\3p32456.D Vial: 23
Acq On : 7 Jun 2014 12:10 am Operator: samtap
Sample : icv1389-50 Inst : GC3P
Misc : op74992,e3p1390, Multiplr: 1.00
MS Integration Params: lscint.p

Method : C:\MSDCHEM\1\METHODS\M3P1389.M (RTE Integrator)
Title : Semi Volatile Extractables by GC/MS
Last Update : Sat Jun 07 08:20:07 2014
Response via : Multiple Level Calibration

Min. RRF : 0.050 Min. Rel. Area : 50% Max. R.T. Dev 0.50min
Max. RRF Dev : 30% Max. Rel. Area : 200%

	Compound	AvgRF	CCRF	%Dev	Area%	Dev(min)	R.T.
83 I	Chrysene-d12	1.000	1.000	0.0	162	0.00	13.87
88 t	3,3'-Dichlorobenzidine	0.402	0.376	6.5	153	0.00	13.90

(#) = Out of Range SPCC's out = 0 CCC's out = 0
3p32445.D M3P1389.M Tue Jun 10 14:14:41 2014 RPT1

8.7.28

8

Initial Calibration Verification

Job Number: JB69078 **Sample:** E3P1390-ICV1390
Account: LANGAN Langan Engineering & Environmental **Lab FileID:** 3P32457.D
Project: Carroll Gardens, 363-365 Bond Street, Brooklyn, NY

Evaluate Continuing Calibration Report

Data File : C:\msdchem\1\DATA\1389\3p32457.D Vial: 24
Acq On : 7 Jun 2014 12:35 am Operator: samtap
Sample : icv1390-50 Inst : GC3P
Misc : op74992,e3p1390, Multiplr: 1.00
MS Integration Params: lscint.p

Method : C:\MSDCHEM\1\METHODS\M3P1389.M (RTE Integrator)
Title : Semi Volatile Extractables by GC/MS
Last Update : Sat Jun 07 08:20:07 2014
Response via : Multiple Level Calibration

Min. RRF : 0.050 Min. Rel. Area : 50% Max. R.T. Dev 0.50min
Max. RRF Dev : 30% Max. Rel. Area : 200%

	Compound	AvgRF	CCRF	%Dev	Area%	Dev(min)	R.T.
109 I	Naphthalene-d8a	1.000	1.000	0.0	94	0.00	5.49
110 t	Hydroquinone	0.281	0.329	-17.1	103	0.18	5.77

(#) = Out of Range SPCC's out = 0 CCC's out = 0
3p32445.D M3P1389.M Tue Jun 10 14:14:45 2014 RPT1

8.7.29

8

Initial Calibration Verification

Job Number: JB69078 **Sample:** E3P1392-ICV1389
Account: LANGAN Langan Engineering & Environmental **Lab FileID:** 3P32489.D
Project: Carroll Gardens, 363-365 Bond Street, Brooklyn, NY

Evaluate Continuing Calibration Report

Data File : C:\msdchem\1\DATA\1392\3p32489.D Vial: 2
Acq On : 9 Jun 2014 10:58 am Operator: samtap
Sample : icv1389-50 Inst : GC3P
Misc : op75409,e3p1392,1000,,,1,1 Multiplr: 1.00
MS Integration Params: lscint.p

Method : C:\MSDCHEM\1\METHODS\M3P1389.M (RTE Integrator)
Title : Semi Volatile Extractables by GC/MS
Last Update : Sat Jun 07 08:20:07 2014
Response via : Multiple Level Calibration

Min. RRF : 0.050 Min. Rel. Area : 50% Max. R.T. Dev 0.50min
Max. RRF Dev : 30% Max. Rel. Area : 200%

	Compound	AvgRF	CCRF	%Dev	Area%	Dev(min)	R.T.
47 I	Acenaphthene-d10	1.000	1.000	0.0	115	-0.02	6.85
60 t	2,4-Dinitrophenol	50.000	54.290	-8.58	106	-0.02	6.90

(#) = Out of Range SPCC's out = 0 CCC's out = 0
3p32445.D M3P1389.M Mon Jun 09 15:17:02 2014 RPT1

8.7.30

8

Continuing Calibration Summary

Job Number: JB69078 **Sample:** E3P1411-CC1389
Account: LANGAN Langan Engineering & Environmental **Lab FileID:** 3P32984.D
Project: Carroll Gardens, 363-365 Bond Street, Brooklyn, NY

Evaluate Continuing Calibration Report

Data File : C:\msdchem\1\DATA\1411\3p32984.D Vial: 2
Acq On : 21 Jun 2014 9:41 am Operator: kristis
Sample : cc1389-25 Inst : GC3P
Misc : op75312,e3p1411,1000,,,1,1 Multiplr: 1.00
MS Integration Params: lscint.p

Method : C:\MSDCHEM\1\METHODS\M3P1389.M (RTE Integrator)
Title : Semi Volatile Extractables by GC/MS
Last Update : Sat Jun 07 08:20:07 2014
Response via : Multiple Level Calibration

Min. RRF : 0.050 Min. Rel. Area : 50% Max. R.T. Dev 0.50min
Max. RRF Dev : 20% Max. Rel. Area : 200%

		Compound	AvgRF	CCRF	%Dev	Area%	Dev(min)	R.T.
1	I	1,4-Dichlorobenzene-d4	1.000	1.000	0.0	102	0.00	4.49
2	t	1,4-Dioxane	0.599	0.445	25.7#	86	0.00	1.96
3	t	Pyridine	1.490	1.100	26.2#	84	0.00	2.32
4	t	N-Nitrosodimethylamine	0.540	0.618	-14.4	126	0.00	2.28
5	S	2-Fluorophenol	1.323	1.197	9.5	94	0.00	3.52
6	t	Indene	2.321	2.078	10.5	101	0.00	4.68
7	t	Cumene	3.535	3.158	10.7	100	0.00	3.89
8	S	Phenol-d5	1.541	1.482	3.8	99	0.00	4.25
9	t	Phenol	1.720	1.661	3.4	100	0.00	4.26
10		Aniline	1.719	1.438	16.3	83	0.00	4.25
11	t	bis(2-Chloroethyl)ether	1.090	1.058	2.9	103	0.00	4.29
12	t	2-Chlorophenol	1.446	1.371	5.2	101	0.00	4.34
13	t	Decane	0.999	1.183	-18.4	134	0.00	4.37
14	t	1,3-Dichlorobenzene	1.657	1.546	6.7	95	0.00	4.45
15	t	1,4-Dichlorobenzene	1.647	1.590	3.5	100	0.00	4.50
16	t	Benzyl alcohol	0.795	0.768	3.4	97	0.00	4.60
17	t	1,2-Dichlorobenzene	1.527	1.444	5.4	98	0.00	4.61
18	t	Acetophenone	1.805	1.627	9.9	103	0.00	4.78
19	t	2-Methylphenol	1.050	0.988	5.9	98	0.00	4.69
20	t	2,2'-oxybis(1-Chloropropa	1.079	1.341	-24.3#	130	0.00	4.69
21	t	3&4-Methylphenol	1.093	1.024	6.3	97	0.00	4.80
22	t	n-Nitroso-di-n-propylamin	0.701	0.712	-1.6	107	0.00	4.78
23	t	Hexachloroethane	0.524	0.512	2.3	100	0.00	4.85
24	I	Naphthalene-d8	1.000	1.000	0.0	104	0.00	5.41
25	S	Nitrobenzene-d5	0.331	0.340	-2.7	107	0.00	4.89
26	t	Nitrobenzene	0.347	0.348	-0.3	104	0.00	4.91
27	t	Quinoline	0.775	0.630	18.7	94	0.00	5.67
28	t	Isophorone	0.587	0.563	4.1	101	0.00	5.08
29	t	2-Nitrophenol	0.197	0.205	-4.1	107	0.00	5.14
30	t	2,4-Dimethylphenol	0.278	0.277	0.4	94	0.00	5.18
31	t	Benzoic acid	0.221	0.230	-4.1	117	0.00	5.28
32	t	bis(2-Chloroethoxy)methan	0.354	0.332	6.2	101	0.00	5.23
33	t	2,4-Dichlorophenol	0.317	0.292	7.9	98	0.00	5.32
34	t	2,6-Dichlorophenol	0.301	0.285	5.3	99	0.00	5.47
35		1,3,5-Trichlorobenzene	0.416	0.349	16.1	97	0.00	5.15
36	t	1,2,4-Trichlorobenzene	0.356	0.326	8.4	98	0.00	5.37
37		1,2,3-Trichlorobenzene	0.375	0.316	15.7	98	0.00	5.53
38	t	Naphthalene	1.038	0.974	6.2	100	0.00	5.43
39	t	4-Chloroaniline	0.434	0.386	11.1	91	0.00	5.47
40	t	2,3-Dichloroaniline	0.426	0.351	17.6	96	0.00	6.13
41	t	Caprolactam	0.116	0.095	18.1	93	0.00	5.72

Continuing Calibration Summary

Job Number: JB69078 **Sample:** E3P1411-CC1389
Account: LANGAN Langan Engineering & Environmental **Lab FileID:** 3P32984.D
Project: Carroll Gardens, 363-365 Bond Street, Brooklyn, NY

42	t	Hexachlorobutadiene	0.188	0.168	10.6	95	0.00	5.51
43	t	4-Chloro-3-methylphenol	0.296	0.280	5.4	103	0.00	5.83
44	t	2-Methylnaphthalene	0.624	0.591	5.3	102	0.00	5.92
45	t	1-Methylnaphthalene	0.686	0.579	15.6	97	0.00	5.99
46	t	Dimethylnaphthalene	0.688	0.581	15.6	97	0.00	6.39
47	I	Acenaphthene-d10	1.000	1.000	0.0	99	0.00	6.76
48	t	Hexachlorocyclopentadiene	0.310	0.236	23.9#	75	0.00	6.03
49	t	2,4,6-Trichlorophenol	0.368	0.359	2.4	97	0.00	6.14
50	t	2,4,5-Trichlorophenol	0.411	0.383	6.8	98	0.00	6.17
51	S	2-Fluorobiphenyl	1.273	1.211	4.9	96	0.00	6.19
52	t	2-Chloronaphthalene	1.187	1.175	1.0	100	0.00	6.29
53	t	Biphenyl	1.685	1.499	11.0	98	0.00	6.26
54	t	2-Nitroaniline	0.283	0.347	-22.6#	121	0.00	6.37
55	t	Dimethylphthalate	1.280	1.178	8.0	96	0.00	6.51
56	t	Acenaphthylene	1.910	1.834	4.0	98	0.00	6.63
57	t	2,6-Dinitrotoluene	0.262	0.289	-10.3	106	0.00	6.57
58	t	3-Nitroaniline	0.342	0.336	1.8	95	0.00	6.73
59	t	Acenaphthene	1.159	1.106	4.6	97	0.00	6.79
			True	Calc.	% Drift			
60	t	2,4-Dinitrophenol	50.000	57.753	-15.5	127	0.00	6.84
			AvgRF	CCRF	% Dev			
61	t	4-Nitrophenol	0.148	0.182	-23.0#	121	0.00	6.92
62	t	Dibenzofuran	1.636	1.556	4.9	97	0.00	6.96
63	t	2,4-Dinitrotoluene	0.354	0.390	-10.2	103	0.00	6.96
64		2,3,4,6-Tetrachlorophenol	0.294	0.275	6.5	94	0.00	7.10
65	t	Diethylphthalate	1.294	1.259	2.7	100	0.00	7.20
66	t	Fluorene	1.322	1.265	4.3	97	0.00	7.32
67	t	4-Chlorophenyl-phenylethe	0.587	0.546	7.0	95	0.00	7.32
68	t	4-Nitroaniline	0.347	0.300	13.5	81	0.00	7.36
69	I	Phenanthrene-d10	1.000	1.000	0.0	94	0.00	8.55
			True	Calc.	% Drift			
70	t	4,6-Dinitro-2-methylpheno	25.000	29.202	-16.8	120	0.01	7.40
			AvgRF	CCRF	% Dev			
71	t	n-Nitrosodiphenylamine	0.531	0.518	2.4	95	0.00	7.46
72	t	1,2-Diphenylhydrazine	0.701	0.764	-9.0	103	0.00	7.51
73	S	2,4,6-Tribromophenol	0.102	0.099	2.9	91	0.00	7.61
74	t	4-Bromophenyl-phenylether	0.208	0.195	6.2	91	0.00	7.92
75	t	Hexachlorobenzene	0.237	0.227	4.2	92	0.00	8.01
76	t	Pentachlorophenol	0.145	0.127	12.4	90	0.01	8.30
77	t	Phenanthrene	1.137	1.101	3.2	94	0.00	8.58
78	t	Anthracene	1.108	1.102	0.5	92	0.00	8.66
79	t	Carbazole	1.232	1.092	11.4	93	0.01	8.94
80	t	Di-n-butylphthalate	1.366	1.395	-2.1	98	0.00	9.61
81	t	Fluoranthene	1.248	1.179	5.5	91	0.01	10.67
82	t	Octadecane	0.439	0.492	-12.1	116	0.00	8.45
83	I	Chrysene-d12	1.000	1.000	0.0	76	0.02	13.74
84	t	Pyrene	1.326	1.513	-14.1	88	0.01	11.11
85	S	Terphenyl-d14	0.787	0.894	-13.6	86	0.00	11.53
86	t	Butylbenzylphthalate	0.620	0.743	-19.8	91	0.01	12.69
87	t	Benzo[a]anthracene	1.119	1.077	3.8	76	0.02	13.72
88	t	3,3'-Dichlorobenzidine	0.402	0.396	1.5	72	0.01	13.75
89	t	Chrysene	0.988	0.965	2.3	74	0.02	13.79
90	t	bis(2-Ethylhexyl)phthalat	0.793	0.936	-18.0	88	0.00	14.10

Continuing Calibration Summary

Job Number: JB69078 **Sample:** E3P1411-CC1389
Account: LANGAN Langan Engineering & Environmental **Lab FileID:** 3P32984.D
Project: Carroll Gardens, 363-365 Bond Street, Brooklyn, NY

91	I	Perylene-d12	1.000	1.000	0.0	63	0.03	16.77
92	t	Di-n-octylphthalate	1.576	2.096	-33.0#	82	0.00	15.53
93	t	Benzo[b]fluoranthene	1.236	1.307	-5.7	65	0.02	16.03
94	t	Benzo[k]fluoranthene	1.189	1.233	-3.7	65	0.02	16.08
95	t	Benzo[a]pyrene	1.084	1.128	-4.1	66	0.02	16.66
96	t	Indeno[1,2,3-cd]pyrene	1.061	1.059	0.2	62	0.03	18.73
97	t	Dibenz(a,h)acridine	1.087	0.939	13.6	59	0.02	18.36
98	t	Dibenz[a,h]anthracene	1.061	1.008	5.0	59	0.02	18.78
99	t	7,12-Dimethylbenz(a)anthr	0.410	0.537	-31.0#	64	0.01	16.03
100	t	Benzo[g,h,i]perylene	1.086	1.043	4.0	62	0.03	19.15

(#) = Out of Range SPCC's out = 0 CCC's out = 0
3p32446.D M3P1389.M Mon Jun 23 11:15:20 2014 RPT1

8.7.31

8

Continuing Calibration Summary

Job Number: JB69078 **Sample:** E3P1411-CC1390
Account: LANGAN Langan Engineering & Environmental **Lab FileID:** 3P32985.D
Project: Carroll Gardens, 363-365 Bond Street, Brooklyn, NY

Evaluate Continuing Calibration Report

Data File : C:\msdchem\1\DATA\1411\3p32985.D Vial: 3
Acq On : 21 Jun 2014 10:09 am Operator: kristis
Sample : cc1390-25 Inst : GC3P
Misc : op75312,e3p1411,1000,,,1,1 Multiplr: 1.00
MS Integration Params: lscint.p

Method : C:\MSDCHEM\1\METHODS\M3P1389.M (RTE Integrator)
Title : Semi Volatile Extractables by GC/MS
Last Update : Sat Jun 07 08:20:07 2014
Response via : Multiple Level Calibration

Min. RRF : 0.050 Min. Rel. Area : 50% Max. R.T. Dev 0.50min
Max. RRF Dev : 20% Max. Rel. Area : 200%

		Compound	AvgRF	CCRF	%Dev	Area%	Dev(min)	R.T.
101	I	1,4-Dichlorobenzene-d4a	1.000	1.000	0.0	68	0.00	4.48
102		Benzaldehyde	0.846	0.791	6.5	62	0.00	4.16
103	I	Acenaphthene-d10a	1.000	1.000	0.0	74	0.00	6.76
104		Atrazine	0.153	0.134	12.4	61	0.00	8.17
105		1,2,4,5-Tetrachlorobenzen	0.576	0.500	13.2	64	-0.08	6.05
106		Chrysene-d12a	1.000	1.000	0.0	54	0.01	13.73
107		Benzidine	0.511	0.342	33.1#	36#	0.00	11.01
108	I	Naphthalene-d8a	1.000	1.000	0.0	73	0.00	5.41
109	t	Hydroquinone	0.281	0.279	0.7	71	0.20	5.72

(#) = Out of Range SPCC's out = 0 CCC's out = 0
3p32446.D M3P1389.M Mon Jun 23 11:20:30 2014 RPT1

8.7.32

8

Initial Calibration Summary

Job Number: JB69078 **Sample:** E3P1417-ICC1417
Account: LANGAN Langan Engineering & Environmental **Lab FileID:** 3P33176.D
Project: Carroll Gardens, 363-365 Bond Street, Brooklyn, NY

Response Factor Report MS3P

Method : C:\msdchem\1\METHODS\M3P1417.M (RTE Integrator)
Title : Semi Volatile Extractables by GC/MS
Last Update : Thu Jun 26 16:47:31 2014
Response via : Initial Calibration

Calibration Files
2 =3P33180.D 5 =3P33181.D 25 =3P33182.D 80 =3P33179.D
100 =3P33177.D 50 =3P33176.D 1 =3P33178.D 10 =3P33183.D

Compound	2	5	25	80	100	50	1	10	Avg	%RSD
1) I 1,4-Dichlorobenzene-d	ISTD									
2) 1,4-Dioxane	0.442	0.491	0.385	0.495	0.526	0.471	0.461	0.439	0.464	9.25
3) Pyridine	0.972	1.150	1.003	1.240	1.343	1.204	0.936	1.079	1.116	12.82
4) N-Nitrosodim	0.573	0.638	0.556	0.713	0.744	0.643	0.466	0.600	0.617	14.39
5) 2-Fluorophen		0.913	1.027	1.344	1.379	1.093		0.961	1.119	17.64
6) Indene	2.042	2.290	1.837	2.141	2.074	1.765	2.166	2.133	2.056	8.50
7) Cumene	2.970	3.227	2.840	3.425	3.381	2.880	3.246	3.176	3.143	7.07
8) Phenol-d5	1.138	1.296	1.318	1.695	1.719	1.374	1.138	1.318	1.374	16.18
9) Phenol	1.581	1.639	1.528	1.859	1.876	1.554	1.510	1.654	1.650	8.67
10) Aniline	1.684	1.666	1.637	1.712	1.697	1.689	1.686	1.562	1.667	2.87
11) bis(2-Chloro	1.177	1.079	0.976	1.102	1.109	0.959	0.905	1.167	1.059	9.51
12) 2-Chlorophen	1.224	1.395	1.218	1.406	1.410	1.180	1.221	1.349	1.300	7.58
13) Decane	1.131	1.127	0.953	1.066	1.031	0.948	1.044	1.098	1.050	6.77
14) 1,3-Dichloro	1.532	1.660	1.455	1.661	1.603	1.400	1.674	1.629	1.577	6.57
15) 1,4-Dichloro	1.596	1.804	1.477	1.681	1.604	1.378	1.506	1.722	1.596	8.75
16) Benzyl alcoh	0.591	0.722	0.686	0.862	0.854	0.679	0.541	0.701	0.704	15.94
17) 1,2-Dichloro	1.551	1.627	1.362	1.546	1.500	1.300	1.550	1.564	1.500	7.41
18) Acetophenone	1.559	1.771	1.603	1.859	1.782	1.496	1.540	1.750	1.670	8.12
19) 2-Methylphen	0.824	1.055	0.976	1.082	1.036	0.928	1.128	1.061	1.011	9.66
20) 2,2'-oxybis(	1.329	1.378	1.138	1.225	1.183	1.059	1.367	1.248	1.241	9.13
21) 3&4-Methylph	0.730	1.035	0.992	1.173	1.134	0.972	0.899	1.037	0.997	13.90
22) n-Nitroso-di	0.821	0.886	0.770	0.863	0.837	0.711	0.758	0.839	0.811	7.29
23) Hexachloroet	0.796	0.785	0.633	0.705	0.687	0.593	0.808	0.731	0.717	10.88
24) I Naphthalene-d8	ISTD									
25) Nitrobenzene	0.346	0.395	0.355	0.386	0.380	0.337	0.388	0.369	0.370	5.80
26) Nitrobenzene	0.381	0.469	0.350	0.395	0.389	0.347	0.370	0.421	0.390	10.22
27) Quinoline	0.759	0.753	0.642	0.763	0.742	0.610	0.842	0.715	0.728	10.07
28) Isophorone	0.665	0.684	0.590	0.674	0.670	0.574	0.654	0.658	0.646	6.35
29) 2-Nitropheno	0.188	0.198	0.193	0.238	0.242	0.198	0.178	0.215	0.206	11.25
30) 2,4-Dimethyl	0.284	0.301	0.324	0.355	0.365	0.313	0.220	0.304	0.308	14.52
31) Benzoic acid		0.179	0.213	0.308	0.303	0.230		0.198	0.238	22.85
----- Quadratic regression -----								Coefficient =		0.9940
Response Ratio = -0.00719 + 0.20028 *A + 0.04523 *A^2										
32) bis(2-Chloro	0.357	0.372	0.337	0.381	0.376	0.329	0.331	0.364	0.356	5.83
33) 2,4-Dichloro	0.268	0.359	0.306	0.376	0.367	0.308	0.298	0.350	0.329	11.84
34) 2,6-Dichloro	0.315	0.337	0.313	0.360	0.363	0.300	0.308	0.333	0.329	7.22
35) 1,3,5-Trichl	0.446	0.486	0.412	0.492	0.489	0.412	0.453	0.476	0.458	7.18
36) 1,2,4-Trichl	0.446	0.470	0.386	0.451	0.436	0.375	0.433	0.437	0.429	7.55
37) 1,2,3-Trichl	0.430	0.454	0.384	0.435	0.430	0.366	0.430	0.434	0.420	7.03
38) Naphthalene	1.016	1.076	0.917	1.083	1.057	0.898	1.052	1.047	1.018	7.02
39) 4-Chloroanil	0.443	0.465	0.409	0.466	0.455	0.403	0.426	0.437	0.438	5.50
40) 2,3-Dichloro	0.425	0.479	0.410	0.490	0.470	0.387	0.456	0.471	0.448	8.21
41) Caprolactam	0.113	0.100	0.099	0.115	0.112	0.093	0.110	0.105	0.106	7.52
42) Hexachlorobu	0.304	0.301	0.254	0.292	0.281	0.241	0.283	0.289	0.281	7.93

Initial Calibration Summary

Job Number: JB69078 **Sample:** E3P1417-ICC1417
Account: LANGAN Langan Engineering & Environmental **Lab FileID:** 3P33176.D
Project: Carroll Gardens, 363-365 Bond Street, Brooklyn, NY

43)	4-Chloro-3-m	0.304	0.328	0.284	0.346	0.334	0.273	0.322	0.313	0.313	7.92
44)	2-Methylnaph	0.651	0.644	0.590	0.709	0.694	0.574	0.666	0.657	0.648	7.16
45)	1-Methylnaph	0.697	0.654	0.598	0.711	0.691	0.571	0.730	0.678	0.666	8.35
46)	Dimethylnaph	0.721	0.787	0.647	0.775	0.742	0.625	0.749	0.753	0.725	8.10
47)	I Acenaphthene-d10	ISTD									
48)	Hexachlorocy	0.101	0.205	0.377	0.399	0.287		0.166	0.256		46.55
	----- Quadratic regression -----								Coefficient =		0.9982
	Response Ratio = -0.04263 + 0.21122 *A + 0.04046 *A^2										
49)	2,4,6-Trichl	0.396	0.440	0.377	0.476	0.461	0.380	0.424	0.439	0.424	8.64
50)	2,4,5-Trichl	0.420	0.476	0.456	0.508	0.495	0.436	0.507	0.533	0.479	8.13
51)	2-Fluorobiph	1.351	1.474	1.226	1.371	1.328	1.173	1.433	1.419	1.347	7.66
52)	2-Chloronaph	1.275	1.305	1.078	1.229	1.199	1.038	1.275	1.270	1.209	8.18
53)	Biphenyl	1.510	1.591	1.327	1.546	1.526	1.260	1.554	1.578	1.486	8.29
54)	2-Nitroanili	0.358	0.365	0.298	0.351	0.335	0.298	0.331	0.369	0.338	8.31
55)	Dimethylphth	1.384	1.429	1.205	1.386	1.335	1.149	1.354	1.392	1.329	7.45
56)	Acenaphthyle	1.842	2.005	1.662	1.962	1.887	1.587	1.853	1.961	1.845	8.05
57)	2,6-Dinitrot	0.303	0.321	0.281	0.348	0.335	0.268	0.297	0.330	0.310	8.98
58)	3-Nitroanili	0.322	0.329	0.292	0.352	0.339	0.278	0.334	0.338	0.323	7.80
59)	Acenaphthene	1.154	1.229	1.012	1.186	1.158	0.962	1.196	1.173	1.134	8.33
60)	2,4-Dinitrop	0.066	0.144	0.238	0.227	0.163		0.124	0.160		40.34
61)	4-Nitropheno	0.161	0.150	0.187	0.187	0.142		0.160	0.164		11.40
62)	Dibenzofuran	1.753	1.844	1.531	1.831	1.772	1.494	1.822	1.811	1.732	8.04
63)	2,4-Dinitrot	0.373	0.451	0.400	0.490	0.469	0.383	0.345	0.455	0.421	12.43
64)	2,3,4,6-Tetr	0.364	0.417	0.373	0.476	0.455	0.353	0.414	0.423	0.409	10.67
65)	Diethylphtha	1.341	1.397	1.236	1.417	1.357	1.135	1.409	1.409	1.338	7.57
66)	Fluorene	1.365	1.493	1.267	1.532	1.459	1.205	1.483	1.487	1.411	8.46
67)	4-Chlorophen	0.744	0.769	0.679	0.814	0.782	0.650	0.748	0.776	0.745	7.34
68)	4-Nitroanili	0.240	0.303	0.284	0.342	0.324	0.264	0.324	0.321	0.300	11.65
69)	I Phenanthrene-d10	ISTD									
70)	4,6-Dinitro-		0.115	0.163	0.163	0.120		0.113	0.135		19.18
71)	n-Nitrosodip	0.492	0.510	0.430	0.488	0.478	0.405	0.505	0.495	0.475	7.88
72)	1,2-Diphenyl	0.617	0.693	0.574	0.655	0.640	0.556	0.707	0.678	0.640	8.53
73)	2,4,6-Tribro	0.128	0.128	0.116	0.146	0.143	0.115	0.123	0.134	0.129	8.76
74)	4-Bromopheny	0.255	0.270	0.232	0.277	0.271	0.225	0.278	0.264	0.259	7.87
75)	Hexachlorobe	0.313	0.337	0.270	0.330	0.322	0.261	0.322	0.317	0.309	9.08
76)	Pentachlorop	0.121	0.129	0.191	0.192	0.140		0.133	0.151		21.23
	----- Quadratic regression -----								Coefficient =		0.9949
	Response Ratio = 0.00047 + 0.10844 *A + 0.01764 *A^2										
77)	Phenanthrene	1.106	1.148	0.965	1.117	1.080	0.884	1.195	1.145	1.080	9.63
78)	Anthracene	1.033	1.155	0.989	1.115	1.090	0.924	1.107	1.144	1.070	7.56
79)	Carbazole	1.027	1.099	0.926	1.092	1.061	0.855	1.066	1.073	1.025	8.57
80)	Di-n-butylph	1.176	1.251	1.134	1.344	1.303	1.079	1.240	1.279	1.226	7.30
81)	Fluoranthene	1.305	1.443	1.251	1.508	1.455	1.152	1.361	1.442	1.365	8.87
82)	Octadecane	0.325	0.368	0.305	0.367	0.361	0.307	0.352	0.372	0.345	8.13
83)	I Chrysene-d12	ISTD									
84)	Pyrene	1.130	1.213	0.993	1.212	1.188	0.992	1.222	1.197	1.143	8.51
85)	Terphenyl-d1	0.813	0.858	0.735	0.883	0.878	0.728	0.867	0.846	0.826	7.55
86)	Butylbenzylp	0.418	0.478	0.412	0.515	0.504	0.419	0.463	0.472	0.460	8.67
87)	Benzo[a]anth	1.197	1.256	1.013	1.225	1.184	0.979	1.313	1.208	1.172	9.91
88)	3,3'-Dichlor	0.406	0.457	0.390	0.469	0.442	0.368	0.448	0.459	0.430	8.61
89)	Chrysene	1.054	1.127	0.894	1.038	0.988	0.837	1.127	1.103	1.021	10.59
90)	bis(2-Ethylh	0.585	0.626	0.537	0.652	0.641	0.533	0.607	0.632	0.602	7.66
91)	I Perylene-d12	ISTD									
92)	Di-n-octylph	1.140	1.268	1.073	1.513	1.534	1.135	1.197	1.289	1.269	13.61

8.7.33

8

Initial Calibration Summary

Job Number: JB69078 **Sample:** E3P1417-ICC1417
Account: LANGAN Langan Engineering & Environmental **Lab FileID:** 3P33176.D
Project: Carroll Gardens, 363-365 Bond Street, Brooklyn, NY

```
 93) Benzo[b]fluo 1.293 1.425 1.152 1.559 1.546 1.160 1.333 1.470 1.367  11.68
 94) Benzo[k]fluo 1.286 1.467 1.103 1.355 1.277 1.042 1.410 1.410 1.294  11.70
 95) Benzo[a]pyre 1.183 1.255 1.030 1.325 1.291 0.997 1.238 1.252 1.196  10.07
 96) Indeno[1,2,3 1.088 1.179 0.931 1.269 1.203 0.888 1.119 1.193 1.109  12.16
 97) Dibenz(a,h)a 1.024 1.128 0.903 1.250 1.166 0.874 1.087 1.124 1.069  12.07
 98) Dibenz[a,h]a 1.077 1.244 0.947 1.250 1.171 0.911 1.177 1.224 1.125  11.84
 99) 7,12-Dimethy 0.288 0.389 0.544 0.716 0.721 0.558       0.518 0.534  29.71
             ----- Linear regression -----  Coefficient =  0.9901
               Response Ratio = -0.07345 + 0.73244 *A

100) Benzo[g,h,i] 1.130 1.223 0.950 1.206 1.116 0.867 1.193 1.182 1.109  11.77

 ---------------------------------------------------------------------------
 (#) = Out of Range  ###  Number of calibration levels exceeded format  ###

           M3P1417.M         Thu Jun 26 16:51:50 2014   RPT1
```

8.7.33

8

Initial Calibration Verification

Job Number: JB69078 **Sample:** E3P1417-ICV1417
Account: LANGAN Langan Engineering & Environmental **Lab FileID:** 3P33184.D
Project: Carroll Gardens, 363-365 Bond Street, Brooklyn, NY

Evaluate Continuing Calibration Report

Data File : C:\msdchem\1\DATA\E3P1417\3P33184.D Vial: 10
Acq On : 26 Jun 2014 1:30 pm Operator: samtap
Sample : icv1417-50 Inst : MS3P
Misc : op75725,e3p1417 Multiplr: 1.00
MS Integration Params: lscint.p

Method : C:\MSDCHEM\1\METHODS\M3P1417.M (RTE Integrator)
Title : Semi Volatile Extractables by GC/MS
Last Update : Thu Jun 26 17:56:05 2014
Response via : Multiple Level Calibration

Min. RRF : 0.050 Min. Rel. Area : 50% Max. R.T. Dev 0.50min
Max. RRF Dev : 30% Max. Rel. Area : 200%

		Compound	AvgRF	CCRF	%Dev	Area%	Dev(min)	R.T.
1	I	1,4-Dichlorobenzene-d4	1.000	1.000	0.0	94	0.00	4.45
9	t	Phenol	1.650	1.497	9.3	90	0.00	4.22
12	t	2-Chlorophenol	1.300	1.321	-1.6	105	0.00	4.31
19	t	2-Methylphenol	1.011	1.108	-9.6	112	0.00	4.65
21	t	3&4-Methylphenol	0.997	1.167	-17.1	112	0.00	4.77
24	I	Naphthalene-d8	1.000	1.000	0.0	97	0.00	5.37
29	t	2-Nitrophenol	0.206	0.209	-1.5	103	0.00	5.10
30	t	2,4-Dimethylphenol	0.308	0.373	-21.1	116	0.00	5.14
		----------	True	Calc.	% Drift	----------		
31	t	Benzoic acid	50.000	46.319	7.4	97	0.00	5.25
33	t	2,4-Dichlorophenol	0.329	0.351	-6.7	111	0.00	5.29
34	t	2,6-Dichlorophenol	0.329	0.343	-4.3	111	0.00	5.44
43	t	4-Chloro-3-methylphenol	0.313	0.312	0.3	112	-0.01	5.79
47	I	Acenaphthene-d10	1.000	1.000	0.0	99	0.00	6.71
		----------	AvgRF	CCRF	% Dev	----------		
49	t	2,4,6-Trichlorophenol	0.424	0.425	-0.2	111	0.00	6.10
50	t	2,4,5-Trichlorophenol	0.479	0.498	-4.0	113	0.00	6.14
60	t	2,4-Dinitrophenol	0.160	0.148	7.5	90	0.00	6.80
61	t	4-Nitrophenol	0.164	0.169	-3.0	118	0.00	6.89
64		2,3,4,6-Tetrachlorophenol	0.409	0.409	0.0	115	0.00	7.05
69	I	Phenanthrene-d10	1.000	1.000	0.0	97	0.00	8.48
70	t	4,6-Dinitro-2-methylpheno	0.135	0.133	1.5	108	0.00	7.35
		----------	True	Calc.	% Drift	----------		
76	t	Pentachlorophenol	100.000	117.48	-17.48	110	0.00	8.24
83	I	Chrysene-d12	1.000	1.000	0.0	106	0.00	13.64
91	I	Perylene-d12	1.000	1.000	0.0	116	0.00	16.68

(#) = Out of Range SPCC's out = 0 CCC's out = 0
3P33176.D M3P1417.M Fri Jun 27 10:20:37 2014 RPT1

Initial Calibration Verification

Job Number: JB69078 **Sample:** E3P1417-ICV1417
Account: LANGAN Langan Engineering & Environmental **Lab FileID:** 3P33185.D
Project: Carroll Gardens, 363-365 Bond Street, Brooklyn, NY

Evaluate Continuing Calibration Report

Data File : C:\msdchem\1\DATA\E3P1417\3P33185.D Vial: 11
Acq On : 26 Jun 2014 1:55 pm Operator: samtap
Sample : icv1417-50 Inst : MS3P
Misc : op75725,e3p1417 Multiplr: 1.00
MS Integration Params: lscint.p

Method : C:\MSDCHEM\1\METHODS\M3P1417.M (RTE Integrator)
Title : Semi Volatile Extractables by GC/MS
Last Update : Thu Jun 26 17:56:05 2014
Response via : Multiple Level Calibration

Min. RRF : 0.050 Min. Rel. Area : 50% Max. R.T. Dev 0.50min
Max. RRF Dev : 30% Max. Rel. Area : 200%

		Compound	AvgRF	CCRF	%Dev	Area%	Dev(min)	R.T.
1	I	1,4-Dichlorobenzene-d4	1.000	1.000	0.0	94	0.00	4.45
4	t	N-Nitrosodimethylamine	0.617	0.457	25.9	67	-0.01	2.23
11	t	bis(2-Chloroethyl)ether	1.059	0.920	13.1	90	0.00	4.26
14	t	1,3-Dichlorobenzene	1.577	1.306	17.2	87	0.00	4.41
15	t	1,4-Dichlorobenzene	1.596	1.317	17.5	90	0.00	4.46
17	t	1,2-Dichlorobenzene	1.500	1.253	16.5	90	0.00	4.57
20	t	2,2'-oxybis(1-Chloropropa	1.241	1.065	14.2	94	0.00	4.65
22	t	n-Nitroso-di-n-propylamin	0.811	0.741	8.6	98	0.00	4.75
23	t	Hexachloroethane	0.717	0.585	18.4	92	0.00	4.82
24	I	Naphthalene-d8	1.000	1.000	0.0	102	0.00	5.37
26	t	Nitrobenzene	0.390	0.319	18.2	94	0.00	4.87
28	t	Isophorone	0.646	0.528	18.3	94	0.00	5.04
		----------	AvgRF	CCRF	% Dev	----------		
32	t	bis(2-Chloroethoxy)methan	0.356	0.334	6.2	104	0.00	5.20
36	t	1,2,4-Trichlorobenzene	0.429	0.358	16.6	98	0.00	5.33
38	t	Naphthalene	1.018	0.861	15.4	98	0.00	5.39
42	t	Hexachlorobutadiene	0.281	0.225	19.9	96	0.00	5.48
47	I	Acenaphthene-d10	1.000	1.000	0.0	105	0.00	6.71
		----------	True	Calc.	% Drift	----------		
48	t	Hexachlorocyclopentadiene	100.000	83.55	16.45	66	0.00	6.00
52	t	2-Chloronaphthalene	1.209	1.023	15.4	104	0.00	6.25
55	t	Dimethylphthalate	1.329	1.198	9.9	110	0.00	6.47
56	t	Acenaphthylene	1.845	1.334	27.7	89	0.00	6.59
57	t	2,6-Dinitrotoluene	0.310	0.265	14.5	104	0.00	6.53
59	t	Acenaphthene	1.134	1.010	10.9	111	0.00	6.75
63	t	2,4-Dinitrotoluene	0.421	0.359	14.7	99	0.00	6.91
65	t	Diethylphthalate	1.338	1.172	12.4	109	0.00	7.14
66	t	Fluorene	1.411	1.226	13.1	107	0.00	7.27
67	t	4-Chlorophenyl-phenylethe	0.745	0.667	10.5	108	0.00	7.26
69	I	Phenanthrene-d10	1.000	1.000	0.0	108	0.00	8.48
71	t	n-Nitrosodiphenylamine	0.475	0.405	14.7	108	0.00	7.40
72	t	1,2-Diphenylhydrazine	0.640	0.534	16.6	104	0.00	7.45
74	t	4-Bromophenyl-phenylether	0.259	0.221	14.7	106	0.00	7.86
75	t	Hexachlorobenzene	0.309	0.253	18.1	105	0.00	7.95

Initial Calibration Verification

Job Number: JB69078 **Sample:** E3P1417-ICV1417
Account: LANGAN Langan Engineering & Environmental **Lab FileID:** 3P33185.D
Project: Carroll Gardens, 363-365 Bond Street, Brooklyn, NY

			AvgRF	CCRF	% Dev			
77	t	Phenanthrene	1.080	0.918	15.0	112	0.00	8.52
78	t	Anthracene	1.070	0.906	15.3	106	0.00	8.59
80	t	Di-n-butylphthalate	1.226	1.108	9.6	111	0.00	9.53
81	t	Fluoranthene	1.365	1.207	11.6	113	0.00	10.59
83	I	Chrysene-d12	1.000	1.000	0.0	119	0.00	13.65
84	t	Pyrene	1.143	0.953	16.6	114	0.00	11.02
86	t	Butylbenzylphthalate	0.460	0.416	9.6	118	0.00	12.60
87	t	Benzo[a]anthracene	1.172	0.993	15.3	121	0.00	13.62
89	t	Chrysene	1.021	0.882	13.6	125	0.00	13.70
90	t	bis(2-Ethylhexyl)phthalat	0.602	0.533	11.5	119	0.00	14.01
91	I	Perylene-d12	1.000	1.000	0.0	121	0.00	16.68
92	t	Di-n-octylphthalate	1.269	1.132	10.8	120	0.00	15.45
93	t	Benzo[b]fluoranthene	1.367	1.142	16.5	119	-0.01	15.93
94	t	Benzo[k]fluoranthene	1.294	1.097	15.2	127	0.00	15.99
95	t	Benzo[a]pyrene	1.196	1.058	11.5	128	0.00	16.57
96	t	Indeno[1,2,3-cd]pyrene	1.109	0.991	10.6	135	0.00	18.64
98	t	Dibenz[a,h]anthracene	1.125	1.005	10.7	133	0.00	18.69

			AvgRF	CCRF	% Dev			
100	t	Benzo[g,h,i]perylene	1.109	0.986	11.1	137	0.00	19.07

(#) = Out of Range SPCC's out = 0 CCC's out = 0
3P33176.D M3P1417.M Fri Jun 27 10:20:39 2014 RPT1

8.7.35

8

Initial Calibration Verification

Job Number: JB69078 **Sample:** E3P1417-ICV1417
Account: LANGAN Langan Engineering & Environmental **Lab FileID:** 3P33186.D
Project: Carroll Gardens, 363-365 Bond Street, Brooklyn, NY

Evaluate Continuing Calibration Report

Data File : C:\msdchem\1\DATA\E3P1417\3P33186.D Vial: 12
Acq On : 26 Jun 2014 2:20 pm Operator: samtap
Sample : icv1417-50 Inst : MS3P
Misc : op75725,e3p1417 Multiplr: 1.00
MS Integration Params: lscint.p

Method : C:\MSDCHEM\1\METHODS\M3P1417.M (RTE Integrator)
Title : Semi Volatile Extractables by GC/MS
Last Update : Thu Jun 26 17:56:05 2014
Response via : Multiple Level Calibration

Min. RRF : 0.050 Min. Rel. Area : 50% Max. R.T. Dev 0.50min
Max. RRF Dev : 30% Max. Rel. Area : 200%

		Compound	AvgRF	CCRF	%Dev	Area%	Dev(min)	R.T.
1	I	1,4-Dichlorobenzene-d4	1.000	1.000	0.0	98	0.00	4.45
2	t	1,4-Dioxane	0.464	0.394	15.1	82	-0.01	1.91
6	t	Indene	2.056	2.212	-7.6	123	0.00	4.64
7	t	Cumene	3.143	3.113	1.0	106	0.00	3.85
13	t	Decane	1.050	1.009	3.9	105	0.00	4.34
18	t	Acetophenone	1.670	1.796	-7.5	118	0.00	4.75
24	I	Naphthalene-d8	1.000	1.000	0.0	102	0.00	5.37
27	t	Quinoline	0.728	0.783	-7.6	131	0.00	5.63
40	t	2,3-Dichloroaniline	0.448	0.432	3.6	114	0.00	6.09
41	t	Caprolactam	0.106	0.113	-6.6	124	-0.02	5.68
45	t	1-Methylnaphthalene	0.666	0.719	-8.0	128	0.00	5.95
46	t	Dimethylnaphthalene	0.725	0.763	-5.2	124	0.00	6.36
47	I	Acenaphthene-d10	1.000	1.000	0.0	106	0.00	6.71
53	t	Biphenyl	1.486	1.536	-3.4	129	0.00	6.23
69	I	Phenanthrene-d10	1.000	1.000	0.0	107	0.00	8.48
82	t	Octadecane	0.345	0.378	-9.6	132	0.00	8.39
83	I	Chrysene-d12	1.000	1.000	0.0	117	-0.01	13.64
91	I	Perylene-d12	1.000	1.000	0.0	113	0.00	16.68
99	t	7,12-Dimethylbenz(a)anthr	50.000	37.197	25.6	98	-0.02	15.93

(#) = Out of Range SPCC's out = 0 CCC's out = 0
3P33176.D M3P1417.M Fri Jun 27 10:20:41 2014 RPT1

8.7.36

Initial Calibration Verification

Job Number: JB69078 **Sample:** E3P1417-ICV1417
Account: LANGAN Langan Engineering & Environmental **Lab FileID:** 3P33187.D
Project: Carroll Gardens, 363-365 Bond Street, Brooklyn, NY

Evaluate Continuing Calibration Report

Data File : C:\msdchem\1\DATA\E3P1417\3P33187.D Vial: 13
Acq On : 26 Jun 2014 2:46 pm Operator: samtap
Sample : icv1417-50 Inst : MS3P
Misc : op75725,e3p1417 Multiplr: 1.00
MS Integration Params: lscint.p

Method : C:\MSDCHEM\1\METHODS\M3P1417.M (RTE Integrator)
Title : Semi Volatile Extractables by GC/MS
Last Update : Thu Jun 26 17:56:05 2014
Response via : Multiple Level Calibration

Min. RRF : 0.050 Min. Rel. Area : 50% Max. R.T. Dev 0.50min
Max. RRF Dev : 30% Max. Rel. Area : 200%

		Compound	AvgRF	CCRF	%Dev	Area%	Dev(min)	R.T.
1	I	1,4-Dichlorobenzene-d4	1.000	1.000	0.0	103	0.00	4.45
5	S	2-Fluorophenol	1.119	0.991	11.4	94	0.00	3.48
8	S	Phenol-d5	1.374	1.216	11.5	91	0.00	4.22
24	I	Naphthalene-d8	1.000	1.000	0.0	116	0.00	5.37
25	S	Nitrobenzene-d5	0.370	0.318	14.1	109	0.00	4.86
47	I	Acenaphthene-d10	1.000	1.000	0.0	116	0.00	6.71
51	S	2-Fluorobiphenyl	1.347	1.158	14.0	114	0.00	6.15
69	I	Phenanthrene-d10	1.000	1.000	0.0	114	0.00	8.48
73	S	2,4,6-Tribromophenol	0.129	0.118	8.5	117	0.00	7.55
83	I	Chrysene-d12	1.000	1.000	0.0	122	0.00	13.64
85	S	Terphenyl-d14	0.826	0.743	10.0	124	0.00	11.45
91	I	Perylene-d12	1.000	1.000	0.0	129	0.00	16.68

(#) = Out of Range SPCC's out = 0 CCC's out = 0
3P33176.D M3P1417.M Fri Jun 27 10:20:43 2014 RPT1

8.7.37

8

Initial Calibration Verification

Job Number: JB69078 **Sample:** E3P1417-ICV1417
Account: LANGAN Langan Engineering & Environmental **Lab FileID:** 3P33188.D
Project: Carroll Gardens, 363-365 Bond Street, Brooklyn, NY

Evaluate Continuing Calibration Report

Data File : C:\msdchem\1\DATA\E3P1417\3P33188.D Vial: 14
Acq On : 26 Jun 2014 3:11 pm Operator: samtap
Sample : icv1417-50 Inst : MS3P
Misc : op75725,e3p1417 Multiplr: 1.00
MS Integration Params: lscint.p

Method : C:\MSDCHEM\1\METHODS\M3P1417.M (RTE Integrator)
Title : Semi Volatile Extractables by GC/MS
Last Update : Thu Jun 26 17:56:05 2014
Response via : Multiple Level Calibration

Min. RRF : 0.050 Min. Rel. Area : 50% Max. R.T. Dev 0.50min
Max. RRF Dev : 30% Max. Rel. Area : 200%

	Compound	AvgRF	CCRF	%Dev	Area%	Dev(min)	R.T.
83 I	Chrysene-d12	1.000	1.000	0.0	92	-0.01	13.64
88 t	3,3'-Dichlorobenzidine	0.430	0.396	7.9	99	0.00	13.67

(#) = Out of Range SPCC's out = 0 CCC's out = 0
3P33176.D M3P1417.M Fri Jun 27 10:20:45 2014 RPT1

8.7.38

Initial Calibration Verification

Job Number: JB69078 **Sample:** E3P1417-ICV1417
Account: LANGAN Langan Engineering & Environmental **Lab FileID:** 3P33189.D
Project: Carroll Gardens, 363-365 Bond Street, Brooklyn, NY

Evaluate Continuing Calibration Report

Data File : C:\msdchem\1\DATA\E3P1417\3P33189.D Vial: 15
Acq On : 26 Jun 2014 3:36 pm Operator: samtap
Sample : icv1417-50 Inst : MS3P
Misc : op75725,e3p1417 Multiplr: 1.00
MS Integration Params: lscint.p

Method : C:\MSDCHEM\1\METHODS\M3P1417.M (RTE Integrator)
Title : Semi Volatile Extractables by GC/MS
Last Update : Thu Jun 26 17:56:05 2014
Response via : Multiple Level Calibration

Min. RRF : 0.050 Min. Rel. Area : 50% Max. R.T. Dev 0.50min
Max. RRF Dev : 30% Max. Rel. Area : 200%

		Compound	AvgRF	CCRF	%Dev	Area%	Dev(min)	R.T.
1	I	1,4-Dichlorobenzene-d4	1.000	1.000	0.0	118	0.00	4.46
3	t	Pyridine	1.116	1.258	-12.7	123	0.10	2.37
10		Aniline	1.667	2.063	-23.8	144	0.00	4.22
16	t	Benzyl alcohol	0.704	0.904	-28.4	157	0.00	4.57
24	I	Naphthalene-d8	1.000	1.000	0.0	140	0.00	5.37
39	t	4-Chloroaniline	0.438	0.457	-4.3	159	0.00	5.44
44	t	2-Methylnaphthalene	0.648	0.632	2.5	155	0.00	5.88
47	I	Acenaphthene-d10	1.000	1.000	0.0	137	0.00	6.71
54	t	2-Nitroaniline	0.338	0.341	-0.9	157	0.00	6.33
58	t	3-Nitroaniline	0.323	0.330	-2.2	163	0.00	6.69
62	t	Dibenzofuran	1.732	1.698	2.0	156	0.00	6.91
68	t	4-Nitroaniline	0.300	0.317	-5.7	165	0.00	7.31
69	I	Phenanthrene-d10	1.000	1.000	0.0	138	0.00	8.48
79	t	Carbazole	1.025	0.983	4.1	159	0.00	8.87

(#) = Out of Range SPCC's out = 0 CCC's out = 0
3P33176.D M3P1417.M Fri Jun 27 10:20:47 2014 RPT1

Continuing Calibration Summary

Job Number: JB69078 **Sample:** E3P1419-CC1417
Account: LANGAN Langan Engineering & Environmental **Lab FileID:** 3P33223.D
Project: Carroll Gardens, 363-365 Bond Street, Brooklyn, NY

Evaluate Continuing Calibration Report

Data File : C:\msdchem\1\DATA\E3P1419\3P33223.D Vial: 2
Acq On : 27 Jun 2014 9:39 am Operator: samtap
Sample : cc1417-25 Inst : MS3P
Misc : op75725,e3p1419 Multiplr: 1.00
MS Integration Params: lscint.p

Method : C:\MSDCHEM\1\METHODS\M3P1417.M (RTE Integrator)
Title : Semi Volatile Extractables by GC/MS
Last Update : Thu Jun 26 17:56:05 2014
Response via : Multiple Level Calibration

Min. RRF : 0.050 Min. Rel. Area : 50% Max. R.T. Dev 0.50min
Max. RRF Dev : 20% Max. Rel. Area : 200%

		Compound	AvgRF	CCRF	%Dev	Area%	Dev(min)	R.T.
1	I	1,4-Dichlorobenzene-d4	1.000	1.000	0.0	123	0.00	4.46
2	t	1,4-Dioxane	0.464	0.452	2.6	144	0.02	1.93
3	t	Pyridine	1.116	1.056	5.4	129	0.02	2.29
4	t	N-Nitrosodimethylamine	0.617	0.593	3.9	131	0.02	2.25
5	S	2-Fluorophenol	1.119	1.031	7.9	123	0.00	3.49
6	t	Indene	2.056	1.905	7.3	127	0.00	4.64
7	t	Cumene	3.143	2.927	6.9	127	0.00	3.86
8	S	Phenol-d5	1.374	1.319	4.0	123	0.00	4.22
9	t	Phenol	1.650	1.557	5.6	125	0.00	4.23
10		Aniline	1.667	1.553	6.8	116	0.00	4.22
11	t	bis(2-Chloroethyl)ether	1.059	1.007	4.9	127	0.00	4.26
12	t	2-Chlorophenol	1.300	1.231	5.3	124	0.00	4.31
13	t	Decane	1.050	0.994	5.3	128	0.00	4.34
14	t	1,3-Dichlorobenzene	1.577	1.464	7.2	124	0.00	4.41
15	t	1,4-Dichlorobenzene	1.596	1.513	5.2	126	0.00	4.47
16	t	Benzyl alcohol	0.704	0.676	4.0	121	0.00	4.57
17	t	1,2-Dichlorobenzene	1.500	1.405	6.3	127	0.00	4.58
18	t	Acetophenone	1.670	1.559	6.6	119	0.00	4.75
19	t	2-Methylphenol	1.011	0.987	2.4	124	0.00	4.67
20	t	2,2'-oxybis(1-Chloropropa	1.241	1.091	12.1	118	0.00	4.65
21	t	3&4-Methylphenol	0.997	1.054	-5.7	131	0.01	4.78
22	t	n-Nitroso-di-n-propylamin	0.811	0.733	9.6	117	0.00	4.75
23	t	Hexachloroethane	0.717	0.625	12.8	121	0.00	4.82
24	I	Naphthalene-d8	1.000	1.000	0.0	118	0.00	5.38
25	S	Nitrobenzene-d5	0.370	0.339	8.4	112	0.00	4.86
26	t	Nitrobenzene	0.390	0.356	8.7	120	0.00	4.87
27	t	Quinoline	0.728	0.627	13.9	115	0.00	5.63
28	t	Isophorone	0.646	0.567	12.2	113	0.00	5.05
29	t	2-Nitrophenol	0.206	0.193	6.3	118	0.00	5.11
30	t	2,4-Dimethylphenol	0.308	0.309	-0.3	112	0.00	5.15
		----------	True	Calc.	% Drift	----------		
31	t	Benzoic acid	25.000	24.655	1.4	118	0.01	5.26
		----------	AvgRF	CCRF	% Dev	----------		
32	t	bis(2-Chloroethoxy)methan	0.356	0.327	8.1	114	0.00	5.20
33	t	2,4-Dichlorophenol	0.329	0.311	5.5	119	0.01	5.30
34	t	2,6-Dichlorophenol	0.329	0.301	8.5	113	0.00	5.45
35		1,3,5-Trichlorobenzene	0.458	0.425	7.2	121	0.00	5.11
36	t	1,2,4-Trichlorobenzene	0.429	0.385	10.3	117	0.00	5.34
37		1,2,3-Trichlorobenzene	0.420	0.378	10.0	116	0.00	5.50

Continuing Calibration Summary

Job Number: JB69078 **Sample:** E3P1419-CC1417
Account: LANGAN Langan Engineering & Environmental **Lab FileID:** 3P33223.D
Project: Carroll Gardens, 363-365 Bond Street, Brooklyn, NY

38	t	Naphthalene	1.018	0.905	11.1	116	0.00	5.39
39	t	4-Chloroaniline	0.438	0.400	8.7	115	0.00	5.44
40	t	2,3-Dichloroaniline	0.448	0.390	12.9	112	0.00	6.10
41	t	Caprolactam	0.106	0.092	13.2	110	0.00	5.70
42	t	Hexachlorobutadiene	0.281	0.247	12.1	114	0.00	5.48
43	t	4-Chloro-3-methylphenol	0.313	0.270	13.7	111	0.00	5.80
44	t	2-Methylnaphthalene	0.648	0.581	10.3	116	0.00	5.88
45	t	1-Methylnaphthalene	0.666	0.581	12.8	114	0.00	5.95
46	t	Dimethylnaphthalene	0.725	0.625	13.8	114	0.00	6.36
47	I	Acenaphthene-d10	1.000	1.000	0.0	112	0.00	6.72
		----------	True	Calc.	% Drift	----------		
48	t	Hexachlorocyclopentadiene	50.000	40.155	19.7	92	0.00	6.00
		----------	AvgRF	CCRF	% Dev	----------		
49	t	2,4,6-Trichlorophenol	0.424	0.380	10.4	112	0.00	6.11
50	t	2,4,5-Trichlorophenol	0.479	0.430	10.2	105	0.01	6.15
51	S	2-Fluorobiphenyl	1.347	1.230	8.7	112	0.00	6.15
52	t	2-Chloronaphthalene	1.209	1.089	9.9	113	0.00	6.25
53	t	Biphenyl	1.486	1.311	11.8	110	0.00	6.23
54	t	2-Nitroaniline	0.338	0.292	13.6	110	0.00	6.34
55	t	Dimethylphthalate	1.329	1.157	12.9	107	0.00	6.48
56	t	Acenaphthylene	1.845	1.650	10.6	111	0.00	6.60
57	t	2,6-Dinitrotoluene	0.310	0.275	11.3	109	0.00	6.54
58	t	3-Nitroaniline	0.323	0.282	12.7	108	0.01	6.70
59	t	Acenaphthene	1.134	1.000	11.8	110	0.00	6.75
60	t	2,4-Dinitrophenol	0.160	0.142	11.3	110	0.02	6.82
61	t	4-Nitrophenol	0.164	0.125	23.8#	94	0.04	6.93
62	t	Dibenzofuran	1.732	1.495	13.7	109	0.00	6.92
63	t	2,4-Dinitrotoluene	0.421	0.378	10.2	106	0.00	6.92
64		2,3,4,6-Tetrachlorophenol	0.409	0.333	18.6	100	0.01	7.06
65	t	Diethylphthalate	1.338	1.133	15.3	103	0.00	7.15
66	t	Fluorene	1.411	1.227	13.0	108	0.00	7.28
67	t	4-Chlorophenyl-phenylethe	0.745	0.647	13.2	107	0.00	7.27
68	t	4-Nitroaniline	0.300	0.268	10.7	106	0.02	7.33
69	I	Phenanthrene-d10	1.000	1.000	0.0	101	0.00	8.49
70	t	4,6-Dinitro-2-methylpheno	0.135	0.113	16.3	99	0.02	7.37
71	t	n-Nitrosodiphenylamine	0.475	0.444	6.5	104	0.00	7.41
72	t	1,2-Diphenylhydrazine	0.640	0.582	9.1	102	0.00	7.46
73	S	2,4,6-Tribromophenol	0.129	0.118	8.5	102	0.01	7.56
74	t	4-Bromophenyl-phenylether	0.259	0.239	7.7	104	0.00	7.86
75	t	Hexachlorobenzene	0.309	0.274	11.3	103	0.00	7.96
		----------	True	Calc.	% Drift	----------		
76	t	Pentachlorophenol	50.000	44.946	10.1	91	0.02	8.26
		----------	AvgRF	CCRF	% Dev	----------		
77	t	Phenanthrene	1.080	0.974	9.8	102	0.00	8.53
78	t	Anthracene	1.070	0.988	7.7	101	0.00	8.60
79	t	Carbazole	1.025	0.925	9.8	101	0.01	8.88
80	t	Di-n-butylphthalate	1.226	1.089	11.2	97	0.00	9.54
81	t	Fluoranthene	1.365	1.185	13.2	96	0.01	10.60
82	t	Octadecane	0.345	0.320	7.2	106	0.00	8.39
83	I	Chrysene-d12	1.000	1.000	0.0	90	0.02	13.66
84	t	Pyrene	1.143	1.057	7.5	96	0.01	11.04
85	S	Terphenyl-d14	0.826	0.780	5.6	96	0.01	11.46
86	t	Butylbenzylphthalate	0.460	0.417	9.3	91	0.01	12.61

8.7.40

8

Continuing Calibration Summary

Job Number: JB69078 **Sample:** E3P1419-CC1417
Account: LANGAN Langan Engineering & Environmental **Lab FileID:** 3P33223.D
Project: Carroll Gardens, 363-365 Bond Street, Brooklyn, NY

87	t	Benzo[a]anthracene	1.172	1.024	12.6	91	0.01	13.64
88	t	3,3'-Dichlorobenzidine	0.430	0.390	9.3	90	0.02	13.69
89	t	Chrysene	1.021	0.917	10.2	92	0.01	13.72
90	t	bis(2-Ethylhexyl)phthalat	0.602	0.552	8.3	93	0.01	14.02
91	I	Perylene-d12	1.000	1.000	0.0	86	0.02	16.71
92	t	Di-n-octylphthalate	1.269	1.113	12.3	89	0.01	15.46
93	t	Benzo[b]fluoranthene	1.367	1.175	14.0	88	0.02	15.96
94	t	Benzo[k]fluoranthene	1.294	1.102	14.8	86	0.02	16.01
95	t	Benzo[a]pyrene	1.196	1.035	13.5	87	0.02	16.59
96	t	Indeno[1,2,3-cd]pyrene	1.109	0.913	17.7	85	0.03	18.67
97	t	Dibenz(a,h)acridine	1.069	0.871	18.5	83	0.03	18.30
98	t	Dibenz[a,h]anthracene	1.125	0.954	15.2	87	0.03	18.72
			True	Calc.	% Drift			
99	t	7,12-Dimethylbenz(a)anthr	25.000	22.758	9.0	87	0.01	15.96
			AvgRF	CCRF	% Dev			
100	t	Benzo[g,h,i]perylene	1.109	0.912	17.8	83	0.03	19.10

(#) = Out of Range SPCC's out = 0 CCC's out = 0
3P33182.D M3P1417.M Fri Jun 27 14:52:21 2014 RPT1

Continuing Calibration Summary

Job Number: JB69078 **Sample:** E3P1419-CC1390
Account: LANGAN Langan Engineering & Environmental **Lab FileID:** 3P33224.D
Project: Carroll Gardens, 363-365 Bond Street, Brooklyn, NY

Evaluate Continuing Calibration Report

Data File : C:\msdchem\1\DATA\E3P1419\3P33224.D Vial: 3
Acq On : 27 Jun 2014 10:07 am Operator: samtap
Sample : cc1390-25 Inst : MS3P
Misc : op75725,e3p1419 Multiplr: 1.00
MS Integration Params: lscint.p

Method : C:\MSDCHEM\1\METHODS\M3P1417.M (RTE Integrator)
Title : Semi Volatile Extractables by GC/MS
Last Update : Thu Jun 26 17:56:05 2014
Response via : Multiple Level Calibration

Min. RRF : 0.050 Min. Rel. Area : 50% Max. R.T. Dev 0.50min
Max. RRF Dev : 20% Max. Rel. Area : 200%

	Compound	AvgRF	CCRF	%Dev	Area%	Dev(min)	R.T.
101 I	1,4-Dichlorobenzene-d4a	1.000	1.000	0.0	88	0.00	4.45
102	Benzaldehyde	0.846	0.756	10.6	77	0.12	4.14
103 I	Acenaphthene-d10a	1.000	1.000	0.0	103	0.00	6.72
105	Atrazine	0.153	0.180	-17.6	115	-0.18	8.12
106	1,2,4,5-Tetrachlorobenzen	0.576	0.654	-13.5	117	-0.12	6.01
107	Chrysene-d12a	1.000	1.000	0.0	135	0.02	13.66
108	Benzidine	0.511	0.286	44.0#	75	0.04	10.96
109 I	Naphthalene-d8a	1.000	1.000	0.0	89	0.00	5.38
110 t	Hydroquinone	0.281	0.290	-3.2	90	0.14	5.73

(#) = Out of Range SPCC's out = 0 CCC's out = 0
3P33182.D M3P1417.M Fri Jun 27 14:52:24 2014 RPT1

8.7.41

8

Initial Calibration Summary

Job Number: JB69078 **Sample:** EF5692-ICC5692
Account: LANGAN Langan Engineering & Environmental **Lab FileID:** F35906.D
Project: Carroll Gardens, 363-365 Bond Street, Brooklyn, NY

Response Factor Report MSF

Method : C:\MSDCHEM\1\METHODS\MF5692.M (RTE Integrator)
Title : Semi Volatile Extractables by GC/MS
Last Update : Thu Jun 12 08:49:00 2014
Response via : Initial Calibration

Calibration Files
2 =F35912.D 5 =F35911.D 25 =F35907.D 80 =F35909.D
100 =F35908.D 50 =F35906.D 10 =F35910.D 1 =F35913.D

Compound	2	5	25	80	100	50	10	1	Avg	%RSD
1) I 1,4-Dichlorobenzene-d	ISTD									
2) 1,4-Dioxane	0.650	0.635	0.731	0.646	0.630	0.682	0.730	1.010	0.714	17.65
3) Pyridine	1.660	1.731	1.679	1.643	1.590	1.709	1.720	1.747	1.685	3.11
4) N-Nitrosodim	0.951	0.753	0.729	0.676	0.625	0.683	0.708	0.634	0.720	14.31
5) 2-Fluorophen	1.389	1.500	1.481	1.431	1.359	1.463	1.500	1.424	1.443	3.59
6) Indene	2.738	2.948	2.654	2.322	2.187	2.483	2.740	2.791	2.608	9.83
7) Cumene	3.825	3.981	3.648	3.222	3.048	3.465	3.754	3.805	3.594	8.98
8) Phenol-d5	1.740	1.927	1.886	1.783	1.692	1.847	1.877	1.707	1.807	4.93
9) Phenol	1.980	2.126	1.992	1.994	1.867	1.918	1.984	2.004	1.983	3.76
10) Aniline	2.463	2.664	2.491	2.276	2.158	2.389	2.519	2.471	2.429	6.38
11) bis(2-Chloro	1.492	1.535	1.405	1.311	1.249	1.345	1.413	1.513	1.408	7.24
12) 2-Chlorophen	1.582	1.688	1.595	1.474	1.414	1.563	1.655	1.581	1.569	5.67
13) Decane	1.736	1.852	1.634	1.385	1.271	1.478	1.690	1.881	1.616	13.59
14) 1,3-Dichloro	1.822	1.895	1.744	1.579	1.522	1.688	1.804	1.781	1.729	7.32
15) 1,4-Dichloro	1.703	1.859	1.715	1.552	1.502	1.667	1.789	1.947	1.717	8.65
16) Benzyl alcoh	1.005	1.076	1.087	1.039	0.990	1.068	1.101	0.993	1.045	4.26
17) 1,2-Dichloro	1.684	1.796	1.626	1.441	1.376	1.539	1.702	1.765	1.616	9.38
18) Acetophenone	2.277	2.283	2.062	1.820	1.693	1.941	2.175	2.164	2.052	10.52
19) 2-Methylphen	1.432	1.505	1.449	1.355	1.288	1.416	1.449	1.464	1.420	4.82
20) 2,2'-oxybis(	0.497	0.526	0.485	0.445	0.421	0.463	0.490	0.487	0.477	6.90
21) 3&4-Methylph	1.454	1.619	1.521	1.374	1.298	1.454	1.520	1.428	1.459	6.74
22) n-Nitroso-di	1.047	1.123	1.021	0.879	0.821	0.955	1.073	1.024	0.993	10.21
23) Hexachloroet	0.517	0.572	0.552	0.509	0.499	0.552	0.561	0.567	0.541	5.26
24) I Naphthalene-d8	ISTD									
25) Nitrobenzene	0.405	0.481	0.414	0.391	0.370	0.403	0.453	0.458	0.422	9.03
26) Nitrobenzene	0.436	0.465	0.443	0.411	0.384	0.423	0.441	0.434	0.430	5.61
27) Quinoline	0.841	0.916	0.853	0.792	0.766	0.831	0.876	0.890	0.846	5.90
28) Isophorone	0.734	0.809	0.781	0.716	0.668	0.738	0.767	0.755	0.746	5.74
29) 2-Nitropheno	0.174	0.208	0.225	0.220	0.206	0.224	0.221	0.168	0.206	10.90
30) 2,4-Dimethyl	0.392	0.422	0.396	0.371	0.351	0.383	0.412	0.396	0.390	5.78
31) Benzoic acid		0.112	0.206	0.272	0.288	0.267	0.166		0.218	31.87
----- Quadratic regression -----									Coefficient =	0.9989
Response Ratio = -0.02220 + 0.25072 *A + 0.01811 *A^2										
32) bis(2-Chloro	0.442	0.484	0.445	0.413	0.390	0.426	0.458	0.454	0.439	6.56
33) 2,4-Dichloro	0.293	0.330	0.338	0.317	0.301	0.329	0.342	0.290	0.317	6.52
34) 2,6-Dichloro	0.313	0.345	0.325	0.299	0.287	0.319	0.341	0.161	0.299	19.79
35) 1,3,5-Trichl	0.405	0.412	0.380	0.338	0.322	0.364	0.403	0.415	0.380	9.31
36) 1,2,4-Trichl	0.373	0.394	0.363	0.328	0.316	0.348	0.374	0.413	0.364	8.92
37) 1,2,3-Trichl	0.377	0.385	0.353	0.321	0.305	0.341	0.369	0.379	0.354	8.27
38) Naphthalene	1.271	1.324	1.209	1.055	0.991	1.127	1.259	1.323	1.195	10.44
39) 4-Chloroanil	0.483	0.551	0.534	0.479	0.462	0.513	0.554	0.535	0.514	6.83
40) 2,3-Dichloro	0.410	0.449	0.413	0.365	0.348	0.393	0.440	0.438	0.407	8.93
41) Caprolactam	0.181	0.198	0.197	0.186	0.189	0.198	0.190	0.168	0.188	5.39
42) Hexachlorobu	0.189	0.198	0.185	0.169	0.164	0.183	0.189	0.199	0.185	6.82

8.7.42

8

Initial Calibration Summary

Job Number: JB69078 **Sample:** EF5692-ICC5692
Account: LANGAN Langan Engineering & Environmental **Lab FileID:** F35906.D
Project: Carroll Gardens, 363-365 Bond Street, Brooklyn, NY

43)	4-Chloro-3-m	0.318	0.343	0.350	0.330	0.316	0.338	0.342	0.314	0.331	4.22
44)	2-Methylnaph	0.741	0.769	0.705	0.627	0.590	0.661	0.722	0.752	0.696	9.17
45)	1-Methylnaph	0.845	0.866	0.805	0.724	0.686	0.769	0.825	0.900	0.803	9.02
46)	Dimethylnaph	0.743	0.781	0.725	0.649	0.621	0.693	0.750	0.753	0.714	7.78
47)	I Acenaphthene-d10	ISTD									
48)	Hexachlorocy	0.229	0.282	0.321	0.327	0.313	0.337	0.317	0.221	0.294	15.37
49)	2,4,6-Trichl	0.349	0.395	0.386	0.368	0.349	0.389	0.412	0.351	0.375	6.42
50)	2,4,5-Trichl	0.365	0.388	0.401	0.378	0.381	0.417	0.429	0.337	0.387	7.50
51)	2-Fluorobiph	1.452	1.514	1.378	1.277	1.209	1.358	1.453	1.506	1.393	7.83
52)	2-Chloronaph	1.339	1.394	1.243	1.152	1.098	1.223	1.347	1.393	1.273	8.78
53)	Biphenyl	1.819	1.846	1.693	1.544	1.464	1.646	1.790	1.861	1.708	8.62
54)	2-Nitroanili	0.292	0.361	0.374	0.384	0.368	0.384	0.362	0.291	0.352	10.89
55)	Dimethylphth	1.323	1.415	1.311	1.237	1.185	1.303	1.375	1.365	1.314	5.72
56)	Acenaphthyle	2.080	2.232	2.047	1.881	1.798	2.008	2.128	2.085	2.032	6.77
57)	2,6-Dinitrot	0.249	0.298	0.312	0.312	0.308	0.325	0.316	0.220	0.293	12.75
58)	3-Nitroanili	0.306	0.370	0.382	0.384	0.372	0.400	0.384	0.253	0.356	14.15
59)	Acenaphthene	1.352	1.421	1.271	1.169	1.126	1.235	1.340	1.376	1.286	8.08
60)	2,4-Dinitrop	0.065	0.138	0.170	0.177	0.171	0.109			0.138	32.11
	----- Linear regression ----- Coefficient = 0.9988										
	Response Ratio = -0.03884 + 0.18295 *A										
61)	4-Nitropheno	0.107	0.154	0.167	0.183	0.183	0.188	0.178		0.166	17.25
62)	Dibenzofuran	1.870	1.945	1.757	1.595	1.529	1.715	1.872	1.954	1.780	8.92
63)	2,4-Dinitrot	0.310	0.406	0.420	0.417	0.410	0.437	0.425	0.273	0.387	15.65
64)	2,3,4,6-Tetr	0.238	0.299	0.319	0.313	0.310	0.343	0.330	0.230	0.298	13.92
65)	Diethylphtha	1.289	1.400	1.306	1.231	1.194	1.311	1.366	1.338	1.304	5.17
66)	Fluorene	1.469	1.545	1.397	1.300	1.246	1.367	1.482	1.516	1.415	7.50
67)	4-Chlorophen	0.643	0.676	0.623	0.582	0.565	0.624	0.666	0.651	0.629	6.23
68)	4-Nitroanili	0.311	0.370	0.374	0.376	0.382	0.391	0.407	0.262	0.359	13.42
69)	I Phenanthrene-d10	ISTD									
70)	4,6-Dinitro-	0.078	0.129	0.145	0.151	0.153	0.117			0.129	22.00
	----- Linear regression ----- Coefficient = 0.9986										
	Response Ratio = -0.01003 + 0.15382 *A										
71)	n-Nitrosodip	0.555	0.612	0.583	0.555	0.534	0.581	0.607	0.578	0.576	4.62
72)	1,2-Diphenyl	0.895	0.967	0.912	0.862	0.810	0.885	0.916	0.894	0.893	5.05
73)	2,4,6-Tribro	0.073	0.088	0.097	0.095	0.093	0.104	0.101	0.066	0.090	15.14
74)	4-Bromopheny	0.209	0.233	0.217	0.206	0.202	0.222	0.222	0.216	0.216	4.63
75)	Hexachlorobe	0.247	0.258	0.233	0.218	0.212	0.237	0.252	0.259	0.239	7.40
76)	Pentachlorop	0.081	0.116	0.135	0.138	0.141	0.152	0.142		0.129	18.42
77)	Phenanthrene	1.286	1.337	1.222	1.123	1.091	1.193	1.279	1.377	1.238	8.09
78)	Anthracene	1.224	1.318	1.255	1.152	1.102	1.233	1.285	1.258	1.228	5.74
79)	Carbazole	1.177	1.259	1.169	1.101	1.102	1.193	1.283	1.129	1.177	5.74
80)	Di-n-butylph	1.108	1.304	1.351	1.293	1.267	1.363	1.360	1.051	1.262	9.41
81)	Fluoranthene	1.233	1.307	1.264	1.182	1.199	1.305	1.368	1.192	1.256	5.29
82)	Octadecane	0.515	0.609	0.615	0.584	0.551	0.599	0.598	0.485	0.569	8.39
83)	I Chrysene-d12	ISTD									
84)	Pyrene	1.370	1.524	1.488	1.471	1.324	1.435	1.474	1.348	1.429	5.11
85)	Terphenyl-d1	0.851	0.949	0.940	0.937	0.855	0.933	0.936	0.873	0.909	4.58
86)	Butylbenzylp	0.462	0.575	0.619	0.658	0.620	0.642	0.595	0.432	0.575	14.52
87)	Butyl steara	0.250	0.355	0.441	0.488	0.429	0.450	0.388		0.400	19.74
88)	Benzo[a]anth	1.324	1.325	1.215	1.205	1.145	1.226	1.278	1.441	1.270	7.30
89)	3,3'-Dichlor	0.339	0.412	0.431	0.434	0.424	0.458	0.442	0.312	0.407	12.83
90)	Chrysene	1.295	1.300	1.154	1.089	1.048	1.144	1.225	1.503	1.220	11.95
91)	bis(2-Ethylh	0.586	0.754	0.841	0.898	0.837	0.879	0.802	0.501	0.762	18.85
92)	I Perylene-d12	ISTD									

Initial Calibration Summary

Job Number: JB69078 **Sample:** EF5692-ICC5692
Account: LANGAN Langan Engineering & Environmental **Lab FileID:** F35906.D
Project: Carroll Gardens, 363-365 Bond Street, Brooklyn, NY

93)	Di-n-octylph	0.987	1.387	1.736	1.799	1.666	1.757	1.556		1.555	18.49
94)	Benzo[b]fluo	1.543	1.638	1.551	1.581	1.405	1.541	1.586	1.631	1.560	4.66
95)	Benzo[k]fluo	1.633	1.691	1.469	1.305	1.323	1.447	1.606	1.803	1.535	11.56
96)	Benzo[a]pyre	1.250	1.392	1.317	1.324	1.257	1.356	1.360	1.285	1.318	3.88
97)	Indeno[1,2,3	0.968	1.143	1.189	1.296	1.221	1.279	1.199	1.059	1.169	9.44
98)	Dibenz(a,h)a	0.888	1.039	1.104	1.165	1.109	1.171	1.103	0.841	1.053	11.76
99)	Dibenz[a,h]a	1.026	1.190	1.235	1.300	1.221	1.274	1.228	1.158	1.204	7.02
100)	7,12-Dimethy	0.650	0.727	0.734	0.713	0.676	0.733	0.753	0.677	0.708	5.08
101)	Benzo[g,h,i]	1.155	1.249	1.254	1.288	1.216	1.285	1.260	1.251	1.245	3.44

(#) = Out of Range ### Number of calibration levels exceeded format ###

MF5692.M Thu Jun 12 08:52:55 2014 RT1

8.7.42

8

Initial Calibration Verification

Job Number: JB69078 **Sample:** EF5693-ICV5692
Account: LANGAN Langan Engineering & Environmental **Lab FileID:** F35924.D
Project: Carroll Gardens, 363-365 Bond Street, Brooklyn, NY

Evaluate Continuing Calibration Report

Data File : C:\MSDCHEM\1\DATA\EF5693\F35924.D Vial: 11
Acq On : 12 Jun 2014 1:22 pm Operator: ashleyd
Sample : icv5692-50 Inst : MSF
Misc : op74333,ef5693,bn1 Multiplr: 1.00
MS Integration Params: LSCINT.P

Method : C:\MSDCHEM\1\METHODS\MF5692.M (RTE Integrator)
Title : Semi Volatile Extractables by GC/MS
Last Update : Thu Jun 12 15:41:26 2014
Response via : Multiple Level Calibration

Min. RRF : 0.050 Min. Rel. Area : 50% Max. R.T. Dev 0.50min
Max. RRF Dev : 30% Max. Rel. Area : 200%

		Compound	AvgRF	CCRF	%Dev	Area%	Dev(min)	R.T.
1	I	1,4-Dichlorobenzene-d4	1.000	1.000	0.0	133	0.00	4.93
3	t	Pyridine	1.685	1.464	13.1	114	0.00	2.85
4	t	N-Nitrosodimethylamine	0.720	0.567	21.3	111	0.00	2.82
11	t	bis(2-Chloroethyl)ether	1.408	1.236	12.2	122	0.00	4.73
14	t	1,3-Dichlorobenzene	1.729	1.428	17.4	113	0.00	4.89
15	t	1,4-Dichlorobenzene	1.717	1.395	18.8	111	0.00	4.94
16	t	Benzyl alcohol	1.045	0.883	15.5	110	0.00	5.03
17	t	1,2-Dichlorobenzene	1.616	1.348	16.6	117	0.00	5.06
20	t	2,2'-oxybis(1-Chloropropa	0.477	0.432	9.4	124	0.00	5.12
22		n-Nitroso-di-n-propylamin	0.993	0.882	11.2	123	0.00	5.21
23	t	Hexachloroethane	0.541	0.473	12.6	114	0.00	5.31
24	I	Naphthalene-d8	1.000	1.000	0.0	127	0.00	5.86
26	t	Nitrobenzene	0.430	0.362	15.8	109	0.00	5.34
28	t	Isophorone	0.746	0.608	18.5	105	0.00	5.51
32	t	bis(2-Chloroethoxy)methan	0.439	0.399	9.1	119	0.00	5.66
36	t	1,2,4-Trichlorobenzene	0.364	0.310	14.8	113	0.00	5.81
38	t	Naphthalene	1.195	0.981	17.9	111	0.00	5.87
42	t	Hexachlorobutadiene	0.185	0.162	12.4	113	0.00	5.96
44	t	2-Methylnaphthalene	0.696	0.560	19.5	108	0.00	6.39
47	I	Acenaphthene-d10	1.000	1.000	0.0	128	0.00	7.35
48	t	Hexachlorocyclopentadiene	0.294	0.248	15.6	94	0.00	6.52
52	t	2-Chloronaphthalene	1.273	1.047	17.8	109	0.00	6.80
54	t	2-Nitroaniline	0.352	0.303	13.9	101	0.00	6.89
55	t	Dimethylphthalate	1.314	1.114	15.2	109	0.00	7.05
56	t	Acenaphthylene	2.032	1.477	27.3	94	0.00	7.20
57	t	2,6-Dinitrotoluene	0.293	0.253	13.7	99	0.00	7.11
58	t	3-Nitroaniline	0.356	0.285	19.9	91	0.00	7.28
59	t	Acenaphthene	1.286	1.099	14.5	114	0.00	7.38
62	t	Dibenzofuran	1.780	1.475	17.1	110	0.00	7.57
63	t	2,4-Dinitrotoluene	0.387	0.324	16.3	95	0.00	7.53
65	t	Diethylphthalate	1.304	1.097	15.9	107	0.00	7.82
66	t	Fluorene	1.415	1.166	17.6	109	0.00	7.97
67	t	4-Chlorophenyl-phenylethe	0.629	0.544	13.5	111	0.00	7.97
68	t	4-Nitroaniline	0.359	0.298	17.0	97	0.00	7.99
69	I	Phenanthrene-d10	1.000	1.000	0.0	122	0.00	9.32
71	t	n-Nitrosodiphenylamine	0.576	0.526	8.7	111	0.00	8.12
72	t	1,2-Diphenylhydrazine	0.893	0.765	14.3	105	0.00	8.17
74	t	4-Bromophenyl-phenylether	0.216	0.199	7.9	109	0.00	8.63

Initial Calibration Verification

Job Number: JB69078 **Sample:** EF5693-ICV5692
Account: LANGAN Langan Engineering & Environmental **Lab FileID:** F35924.D
Project: Carroll Gardens, 363-365 Bond Street, Brooklyn, NY

75	t	Hexachlorobenzene	0.239	0.198	17.2	102	0.00	8.74
77	t	Phenanthrene	1.238	1.027	17.0	105	0.00	9.36
78	t	Anthracene	1.228	1.058	13.8	105	0.00	9.44
79	t	Carbazole	1.177	0.997	15.3	102	0.00	9.72
80	t	Di-n-butylphthalate	1.262	1.164	7.8	104	0.00	10.42
81	t	Fluoranthene	1.256	1.086	13.5	102	0.00	11.56
83	I	Chrysene-d12	1.000	1.000	0.0	119	0.00	14.68
84	t	Pyrene	1.429	1.213	15.1	101	0.00	12.02
86	t	Butylbenzylphthalate	0.575	0.537	6.6	100	0.00	13.60
88	t	Benzo[a]anthracene	1.270	1.035	18.5	101	0.00	14.66
90	t	Chrysene	1.220	1.030	15.6	108	0.00	14.74
91	t	bis(2-Ethylhexyl)phthalat	0.762	0.732	3.9	99	0.00	15.00
92	I	Perylene-d12	1.000	1.000	0.0	138	0.00	17.74
93	t	Di-n-octylphthalate	1.555	1.341	13.8	105	0.00	16.44
94	t	Benzo[b]fluoranthene	1.560	1.152	26.2	103	0.00	16.98
95	t	Benzo[k]fluoranthene	1.535	1.181	23.1	113	0.00	17.04
96	t	Benzo[a]pyrene	1.318	1.068	19.0	109	0.00	17.62
97	t	Indeno[1,2,3-cd]pyrene	1.169	0.988	15.5	107	0.00	19.69
99	t	Dibenz[a,h]anthracene	1.204	1.019	15.4	110	0.00	19.74
101	t	Benzo[g,h,i]perylene	1.245	1.059	14.9	114	0.00	20.13

(#) = Out of Range SPCC's out = 0 CCC's out = 0
F35915.D MF5692.M Thu Jun 12 16:03:39 2014 RT1

8.7.43

8

Initial Calibration Verification

Job Number: JB69078 **Sample:** EF5693-ICV5692
Account: LANGAN Langan Engineering & Environmental **Lab FileID:** F35925.D
Project: Carroll Gardens, 363-365 Bond Street, Brooklyn, NY

Evaluate Continuing Calibration Report

Data File : C:\MSDCHEM\1\DATA\EF5693\F35925.D Vial: 12
Acq On : 12 Jun 2014 1:51 pm Operator: ashleyd
Sample : icv5692-50 Inst : MSF
Misc : op74333,ef5693,bn2 Multiplr: 1.00
MS Integration Params: LSCINT.P

Method : C:\MSDCHEM\1\METHODS\MF5692.M (RTE Integrator)
Title : Semi Volatile Extractables by GC/MS
Last Update : Thu Jun 12 15:41:26 2014
Response via : Multiple Level Calibration

Min. RRF : 0.050 Min. Rel. Area : 50% Max. R.T. Dev 0.50min
Max. RRF Dev : 30% Max. Rel. Area : 200%

		Compound	AvgRF	CCRF	%Dev	Area%	Dev(min)	R.T.	
1	I	1,4-Dichlorobenzene-d4	1.000	1.000	0.0	119	0.00	4.93	
2	t	1,4-Dioxane	0.714	0.580	18.8	102	0.00	2.54	
6	t	Indene	2.608	2.322	11.0	112	0.00	5.12	
7	t	Cumene	3.594	2.993	16.7	103	0.00	4.35	-
13	t	Decane	1.616	1.212	25.0	98	0.00	4.81	
18	t	Acetophenone	2.052	1.748	14.8	107	0.00	5.21	
24	I	Naphthalene-d8	1.000	1.000	0.0	131	0.00	5.85	
27	t	Quinoline	0.846	0.637	24.7	100	0.00	6.11	
40	t	2,3-Dichloroaniline	0.407	0.285	30.0	95	0.00	6.62	
41	t	Caprolactam	0.188	0.134	28.7	88	-0.03	6.14	
45	t	1-Methylnaphthalene	0.803	0.602	25.0	102	0.00	6.47	
46	t	Dimethylnaphthalene	0.714	0.545	23.7	103	0.00	6.92	
47	I	Acenaphthene-d10	1.000	1.000	0.0	119	0.00	7.34	
53	t	Biphenyl	1.708	1.406	17.7	102	0.00	6.77	

(#) = Out of Range SPCC's out = 0 CCC's out = 0
F35915.D MF5692.M Thu Jun 12 16:03:41 2014 RT1

8.7.44

8

Initial Calibration Verification

Job Number: JB69078 **Sample:** EF5693-ICV5692
Account: LANGAN Langan Engineering & Environmental **Lab FileID:** F35926.D
Project: Carroll Gardens, 363-365 Bond Street, Brooklyn, NY

Evaluate Continuing Calibration Report

Data File : C:\MSDCHEM\1\DATA\EF5693\F35926.D Vial: 13
Acq On : 12 Jun 2014 2:20 pm Operator: ashleyd
Sample : icv5692-50 Inst : MSF
Misc : op74333,ef5693,surr Multiplr: 1.00
MS Integration Params: LSCINT.P

Method : C:\MSDCHEM\1\METHODS\MF5692.M (RTE Integrator)
Title : Semi Volatile Extractables by GC/MS
Last Update : Thu Jun 12 15:41:26 2014
Response via : Multiple Level Calibration

Min. RRF : 0.050 Min. Rel. Area : 50% Max. R.T. Dev 0.50min
Max. RRF Dev : 30% Max. Rel. Area : 200%

		Compound	AvgRF	CCRF	%Dev	Area%	Dev(min)	R.T.
1	I	1,4-Dichlorobenzene-d4	1.000	1.000	0.0	146	0.00	4.93
5	S	2-Fluorophenol	1.443	1.151	20.2	115	0.00	3.95
8	S	Phenol-d5	1.807	1.390	23.1	110	0.00	4.65
24	I	Naphthalene-d8	1.000	1.000	0.0	138	0.00	5.85
25	S	Nitrobenzene-d5	0.422	0.339	19.7	116	0.00	5.33
47	I	Acenaphthene-d10	1.000	1.000	0.0	139	0.00	7.34
51	S	2-Fluorobiphenyl	1.393	1.162	16.6	119	0.00	6.68
69	I	Phenanthrene-d10	1.000	1.000	0.0	129	0.00	9.32
73	S	2,4,6-Tribromophenol	0.090	0.080	11.1	99	0.00	8.28
83	I	Chrysene-d12	1.000	1.000	0.0	125	0.00	14.68
85	S	Terphenyl-d14	0.909	0.793	12.8	106	0.00	12.43

(#) = Out of Range SPCC's out = 0 CCC's out = 0
F35915.D MF5692.M Thu Jun 12 16:03:43 2014 RT1

8.7.45

8

Initial Calibration Verification

Job Number: JB69078 **Sample:** EF5693-ICV5692
Account: LANGAN Langan Engineering & Environmental **Lab FileID:** F35927.D
Project: Carroll Gardens, 363-365 Bond Street, Brooklyn, NY

Evaluate Continuing Calibration Report

Data File : C:\MSDCHEM\1\DATA\EF5693\F35927.D Vial: 14
Acq On : 12 Jun 2014 2:49 pm Operator: ashleyd
Sample : icv5692-50 Inst : MSF
Misc : op74333,ef5693,aniline Multiplr: 1.00
MS Integration Params: LSCINT.P

Method : C:\MSDCHEM\1\METHODS\MF5692.M (RTE Integrator)
Title : Semi Volatile Extractables by GC/MS
Last Update : Thu Jun 12 15:41:26 2014
Response via : Multiple Level Calibration

Min. RRF : 0.050 Min. Rel. Area : 50% Max. R.T. Dev 0.50min
Max. RRF Dev : 30% Max. Rel. Area : 200%

		Compound	AvgRF	CCRF	%Dev	Area%	Dev(min)	R.T.
1	I	1,4-Dichlorobenzene-d4	1.000	1.000	0.0	180	0.00	4.93
10	t	Aniline	2.429	2.198	9.5	165	0.00	4.69
24	I	Naphthalene-d8	1.000	1.000	0.0	176	0.00	5.86
39	t	4-Chloroaniline	0.514	0.482	6.2	165	0.00	5.90

(#) = Out of Range SPCC's out = 0 CCC's out = 0
F35915.D MF5692.M Thu Jun 12 16:03:44 2014 RT1

8.7.46

8

Initial Calibration Verification

Job Number: JB69078 **Sample:** EF5693-ICV5692
Account: LANGAN Langan Engineering & Environmental **Lab FileID:** F35928.D
Project: Carroll Gardens, 363-365 Bond Street, Brooklyn, NY

Evaluate Continuing Calibration Report

Data File : C:\MSDCHEM\1\DATA\EF5693\F35928.D Vial: 15
Acq On : 12 Jun 2014 3:18 pm Operator: ashleyd
Sample : icv5692-50 Inst : MSF
Misc : op74333,ef5693,benzedine Multiplr: 1.00
MS Integration Params: LSCINT.P

Method : C:\MSDCHEM\1\METHODS\MF5692.M (RTE Integrator)
Title : Semi Volatile Extractables by GC/MS
Last Update : Thu Jun 12 15:41:26 2014
Response via : Multiple Level Calibration

Min. RRF : 0.050 Min. Rel. Area : 50% Max. R.T. Dev 0.50min
Max. RRF Dev : 30% Max. Rel. Area : 200%

	Compound	AvgRF	CCRF	%Dev	Area%	Dev(min)	R.T.
83 I	Chrysene-d12	1.000	1.000	0.0	187	0.00	14.68
89 t	3,3'-Dichlorobenzidine	0.407	0.364	10.6	149	0.00	14.69

(#) = Out of Range SPCC's out = 0 CCC's out = 0
F35915.D MF5692.M Thu Jun 12 16:03:45 2014 RT1

8.7.47

8

Initial Calibration Verification

Job Number: JB69078 **Sample:** EF5695-ICV5692
Account: LANGAN Langan Engineering & Environmental **Lab FileID:** F35957.D
Project: Carroll Gardens, 363-365 Bond Street, Brooklyn, NY

Evaluate Continuing Calibration Report

Data File : C:\MSDCHEM\1\DATA\EF5695\F35957.D Vial: 2
Acq On : 13 Jun 2014 8:24 am Operator: kristis
Sample : icv5692-50 Inst : MSF
Misc : op74333,ef5695,1000,,,1,1 Multiplr: 1.00
MS Integration Params: LSCINT.P

Method : C:\MSDCHEM\1\METHODS\MF5692.M (RTE Integrator)
Title : Semi Volatile Extractables by GC/MS
Last Update : Thu Jun 12 15:41:26 2014
Response via : Multiple Level Calibration

Min. RRF : 0.050 Min. Rel. Area : 50% Max. R.T. Dev 0.50min
Max. RRF Dev : 30% Max. Rel. Area : 200%

	Compound	AvgRF	CCRF	%Dev	Area%	Dev(min)	R.T.
1 I	1,4-Dichlorobenzene-d4	1.000	1.000	0.0	103	0.00	4.93
9 t	Phenol	1.983	1.825	8.0	98	-0.01	4.65
12 t	2-Chlorophenol	1.569	1.504	4.1	99	-0.01	4.77
19 t	2-Methylphenol	1.420	1.358	4.4	99	-0.01	5.10
21 t	3&4-Methylphenol	1.459	1.406	3.6	100	-0.01	5.20
24 I	Naphthalene-d8	1.000	1.000	0.0	102	-0.01	5.85
29 t	2-Nitrophenol	0.206	0.218	-5.8	100	-0.01	5.57
30 t	2,4-Dimethylphenol	0.390	0.366	6.2	98	-0.01	5.59
	----------	True	Calc.	% Drift	----------		
31 t	Benzoic acid	50.000	52.411	-4.8	104	0.00	5.66
	----------	AvgRF	CCRF	% Dev	----------		
33 t	2,4-Dichlorophenol	0.317	0.321	-1.3	100	-0.01	5.74
34	2,6-Dichlorophenol	0.299	0.314	-5.0	101	0.00	5.90
43 t	4-Chloro-3-methylphenol	0.331	0.323	2.4	98	-0.02	6.24
47 I	Acenaphthene-d10	1.000	1.000	0.0	106	-0.01	7.34
49 t	2,4,6-Trichlorophenol	0.375	0.384	-2.4	104	-0.01	6.61
50 t	2,4,5-Trichlorophenol	0.387	0.392	-1.3	99	-0.01	6.64
	----------	True	Calc.	% Drift	----------		
60 t	2,4-Dinitrophenol	50.000	54.050	-8.1	10	0.00	7.38
	----------	AvgRF	CCRF	% Dev	----------		
61 t	4-Nitrophenol	0.166	0.176	-6.0	99	-0.01	7.44
64	2,3,4,6-Tetrachlorophenol	0.298	0.316	-6.0	97	-0.01	7.69
69 I	Phenanthrene-d10	1.000	1.000	0.0	104	-0.02	9.31
	----------	True	Calc.	% Drift	----------		
70 t	4,6-Dinitro-2-methylpheno	50.000	51.650	-3.3	103	-0.02	8.01
	----------	AvgRF	CCRF	% Dev	----------		
76 t	Pentachlorophenol	0.129	0.158	-22.5	108	0.00	9.01

8.7.48

8

Initial Calibration Verification

Job Number: JB69078
Account: LANGAN Langan Engineering & Environmental
Project: Carroll Gardens, 363-365 Bond Street, Brooklyn, NY

Sample: EF5695-ICV5692
Lab FileID: F35957.D

(#) = Out of Range SPCC's out = 0 CCC's out = 0

F35915.D MF5692.M Fri Jun 13 13:30:55 2014 RT1

Initial Calibration Summary

Job Number: JB69078 **Sample:** EF5702-ICC5702
Account: LANGAN Langan Engineering & Environmental **Lab FileID:** F36120.D
Project: Carroll Gardens, 363-365 Bond Street, Brooklyn, NY

Response Factor Report MSF

Method : C:\MSDCHEM\1\METHODS\MFAP5692.M (RTE Integrator)
Title : Semi Volatile Extractables by GC/MS
Last Update : Tue Jun 24 08:08:18 2014
Response via : Initial Calibration

Calibration Files
2 =F36132.D 5 =F36131.D 25 =F36185.D 80 =F36127.D
100 =F36126.D 50 =F36134.D 10 =F36130.D 1 =F36133.D

Compound	2	5	25	80	100	50	10	1	Avg	%RSD
102) I 1,4-Dichlorobenzene-d	ISTD									
103) 2-Picoline	1.763	1.545	1.497	1.476	1.459	1.412	1.690	1.764	1.576	9.01
104) Pentachloroe	0.621	0.553	0.547	0.535	0.527	0.531	0.610	0.651	0.572	8.36
105) Methyl metha	0.820	0.727	0.693	0.703	0.686	0.639	0.812	0.807	0.736	9.32
106) N-Nitrosodie	0.766	0.676	0.665	0.649	0.643	0.633	0.729	0.791	0.694	8.67
107) N-Nitrosomet	0.644	0.618	0.603	0.596	0.593	0.587	0.688	0.912	0.655	16.64
108) Ethyl methan	1.102	1.044	1.006	0.967	0.947	0.960	1.126	1.240	1.049	9.67
109) N-Nitrosopyr	0.588	0.520	0.470	0.523	0.495	0.451	0.592	0.581	0.527	10.36
110) N-Nitrosomor	0.891	0.833	0.722	0.660	0.632	0.662	0.855	0.922	0.772	15.00
111) o-Toluidine	2.454	2.177	2.025	1.749	1.696	1.673	2.313	2.379	2.058	15.53
112) I Naphthalene-d8A	ISTD									
113) O,O,O-Trieth	0.200	0.178	0.168	0.164	0.161	0.162	0.191	0.211	0.179	10.66
114) N-Nitrosopip	0.230	0.204	0.204	0.203	0.198	0.202	0.224	0.220	0.211	5.68
115) A,A-Dimethyl	0.794	0.767	0.668	0.888	0.851	0.777	0.891		0.805	9.83
116) Hexachloropr	0.251	0.225	0.217	0.220	0.211	0.220	0.237		0.226	6.17
117) p-Phenylened									0.000#	-1.00
118) N-Nitrosodi-	0.260	0.245	0.237	0.229	0.221	0.232	0.271		0.242	7.42
119) Safrole	0.293	0.269	0.264	0.258	0.251	0.256	0.296		0.270	6.70
120) Isosafrole	0.199	0.172	0.178	0.172	0.168	0.171	0.200		0.180	7.56
121) I Acenaphthene-d10A	ISTD									
122) Thionazin	0.177	0.158	0.157	0.156	0.148	0.156	0.184		0.162	7.88
123) Tetraethyl d	0.200	0.170	0.157	0.152	0.145	0.149	0.184		0.165	12.45
124) Phorate	0.825	0.767	0.720	0.702	0.660	0.686	0.854		0.745	9.78
125) Phenacetin		0.647	0.642	0.624	0.595	0.616	0.725		0.641	7.02
126) 1,4-Naphthoq		0.368	0.400	0.366	0.334	0.379	0.431		0.380	8.65
127) m-Dinitroben		0.172	0.187	0.189	0.186	0.183	0.196		0.185	4.29
128) Pentachlorob	0.524	0.468	0.434	0.422	0.408	0.417	0.489		0.452	9.54
129) 1-Naphthylam	1.043	0.938	0.744	0.833	0.805	0.731	1.015		0.873	14.53
130) 2-Naphthylam	1.217	1.103	1.079	1.013	0.962	0.858	1.274		1.072	13.42
131) 5-Nitro-o-to	0.365	0.374	0.377	0.354	0.347	0.346	0.413		0.368	6.31
132) I Phenanthrene-d10A	ISTD									
133) Disulfoton		0.449	0.326	0.361	0.347	0.329	0.459		0.379	15.87
134) Dinoseb		0.132	0.174	0.189	0.188	0.185	0.170		0.173	12.36
135) Dimethoate	0.344	0.323	0.311	0.284	0.270	0.284	0.346		0.309	9.86
136) 4-Aminobiphe	0.468	0.415	0.397	0.366	0.346	0.335	0.447		0.396	12.79
137) Methyl parat		0.221	0.227	0.207	0.196	0.208	0.245		0.217	8.00
138) Parathion		0.165	0.161	0.160	0.154	0.156	0.177		0.162	4.97
139) Diphenylamin	1.309	1.217	1.154	1.098	1.058	1.099	1.309		1.178	8.73
140) Isodrin	0.143	0.133	0.123	0.120	0.118	0.119	0.138		0.128	7.86
141) Diallate	0.336	0.330	0.303	0.301	0.293	0.299	0.334		0.314	5.97
142) Pentachloron	0.041	0.038	0.036	0.034	0.034	0.034	0.040		0.037#	8.27
143) Pronamide	0.365	0.351	0.353	0.343	0.333	0.340	0.388		0.353	5.25
144) 4-Nitroquino		0.060	0.097	0.099	0.091	0.098	0.089		0.089	16.54
145) Methapyrilin	0.500	0.485	0.336	0.317	0.286	0.319	0.522		0.395	25.85

8.7.49

8

Initial Calibration Summary

Job Number: JB69078 **Sample:** EF5702-ICC5702
Account: LANGAN Langan Engineering & Environmental **Lab FileID:** F36120.D
Project: Carroll Gardens, 363-365 Bond Street, Brooklyn, NY

146)	sym-Trinitro	0.044	0.067	0.074	0.072	0.072	0.065	0.066	16.76
147)	I Chrysene-d12A	----------	ISTD	----------					
148)	Aramite	0.032	0.033	0.034	0.033	0.034	0.035	0.034#	3.90
149)	p-(Dimethyla	0.341	0.376	0.379	0.367	0.378	0.398	0.373	4.99
150)	Kepone							0.000#	-1.00
151)	Famphur	0.465	0.355	0.230	0.192	0.265	0.488	0.333	37.30
152)	2-Acetylamin	0.470	0.503	0.525	0.515	0.522	0.550	0.514	5.17
153)	3,3'-Dimethy	0.729	0.677	0.335	0.125	0.075	0.106	0.594	0.377
154)	Chlorobenzil	0.356	0.334	0.334	0.337	0.323	0.337	0.368	0.341
155)	I Perylene-d12A	----------	ISTD	----------					
156)	4,4-Methylen	0.130	0.128	0.124	0.100	0.091	0.103	0.144	0.117
157)	3-Methylchol	0.607	0.566	0.577	0.560	0.560	0.662	0.589	6.80
169)	I 1,4-Dichlorobenzene-d	----------	ISTD	----------					
170)	m-Toluidine	2.296	2.044	1.932	1.908	1.890	2.330	2.067	9.61
171)	I Naphthalene-d8c	----------	ISTD	----------					
172)	2-chloroanil	0.658	0.524	0.495	0.454	0.449	0.481	0.532	0.513
173)	3-chloroanil	0.495	0.462	0.432	0.428	0.451	0.499	0.461	6.59
174)	Catechol	0.223	0.323	0.356	0.359	0.348	0.324	0.322	15.83
175)	1-chloro-2-n	0.232	0.186	0.186	0.178	0.176	0.183	0.196	0.191

(#) = Out of Range ### Number of calibration levels exceeded format ###

MFAP5692.M Tue Jun 24 11:47:26 2014 RT1

8.7.49

8

Initial Calibration Verification

Job Number: JB69078 **Sample:** EF5702-ICV5702
Account: LANGAN Langan Engineering & Environmental **Lab FileID:** F36134.D
Project: Carroll Gardens, 363-365 Bond Street, Brooklyn, NY

Evaluate Continuing Calibration Report

Data File : C:\MSDCHEM\1\DATA\EF5702\F36134.D Vial: 18
Acq On : 19 Jun 2014 3:59 am Operator: ashleyd
Sample : ic5702-50 Inst : MSF
Misc : op74333,ef5702 Multiplr: 1.00
MS Integration Params: LSCINT.P

Method : C:\MSDCHEM\1\METHODS\MFAP5692.M (RTE Integrator)
Title : Semi Volatile Extractables by GC/MS
Last Update : Thu Jun 19 12:03:18 2014
Response via : Multiple Level Calibration

Min. RRF : 0.050 Min. Rel. Area : 50% Max. R.T. Dev 0.50min
Max. RRF Dev : 30% Max. Rel. Area : 200%

		Compound	AvgRF	CCRF	%Dev	Area%	Dev(min)	R.T.
102	I	1,4-Dichlorobenzene-d4A	1.000	1.000	0.0	98	0.00	4.86
103	t	2-Picoline	1.576	1.490	5.5	103	0.00	3.41
104	t	Pentachloroethane	0.572	0.472	17.5	87	0.00	4.65
105	t	Methyl methanesulfonate	0.736	0.593	19.4	91	0.00	3.75
106	t	N-Nitrosodiethylamine	0.694	0.652	6.1	101	0.00	4.06
107	t	N-Nitrosomethylethylamine	0.655	0.569	13.1	95	0.00	3.50
108	t	Ethyl methanesulfonate	1.049	0.963	8.2	98	0.00	4.29
109	t	N-Nitrosopyrrolidine	0.527	0.441	16.3	96	0.00	5.13
110	t	N-Nitrosomorpholine	0.772	0.632	18.1	93	0.00	5.16
112	I	Naphthalene-d8A	1.000	1.000	0.0	97	0.00	5.78
114	t	N-Nitrosopiperidine	0.211	0.198	6.2	96	0.00	5.38
115	t	A,A-Dimethylphenethylamin	0.805	0.780	3.1	98	0.00	5.67
116	t	Hexachloropropene	0.226	0.216	4.4	96	0.00	5.87
118	t	N-Nitrosodi-n-butylamine	0.242	0.290	-19.8	122	0.00	6.07
119	t	Safrole	0.270	0.278	-3.0	106	0.00	6.24
120	t	Isosafrole	0.180	0.281	-56.1#	160	0.00	6.66
121	I	Acenaphthene-d10A	1.000	1.000	0.0	94	0.00	7.25
125	t	Phenacetin	0.641	0.557	13.1	85	0.00	8.43
126	t	1,4-Naphthoquinone	0.380	0.324	14.7	80	0.00	6.87
128	t	Pentachlorobenzene	0.452	0.451	0.2	101	0.00	7.43
132	I	Phenanthrene-d10A	1.000	1.000	0.0	90	0.00	9.20
140	t	Isodrin	0.128	0.129	-0.8	97	0.00	11.12
141	t	Diallate	0.314	0.311	1.0	93	0.00	8.40
143	t	Pronamide	0.353	0.341	3.4	90	0.00	9.02
147	I	Chrysene-d12A	1.000	1.000	0.0	83	0.00	14.54
148	t	Aramite	0.034	0.037#	-8.8	89	0.00	12.33
149	t	p-(Dimethylamine)azobenze	0.373	0.375	-0.5	82	0.00	12.61
152	t	2-Acetylaminofluorene	0.514	0.516	-0.4	82	0.00	13.91
154	t	Chlorobenzilate	0.341	0.341	0.0	84	0.00	12.75
155	I	Perylene-d12A	1.000	1.000	0.0	89	0.00	17.60
157	t	3-Methylcholanthrene	0.589	0.605	-2.7	96	0.00	18.21

Initial Calibration Verification

Job Number: JB69078
Account: LANGAN Langan Engineering & Environmental
Project: Carroll Gardens, 363-365 Bond Street, Brooklyn, NY

Sample: EF5702-ICV5702
Lab FileID: F36134.D

```
(#) = Out of Range                SPCC's out = 0  CCC's out = 0
 F36134.D   MFAP5692.M       Fri Jun 20 12:48:55 2014   RT1
```

Initial Calibration Verification

Job Number: JB69078 **Sample:** EF5702-ICV5702
Account: LANGAN Langan Engineering & Environmental **Lab FileID:** F36136.D
Project: Carroll Gardens, 363-365 Bond Street, Brooklyn, NY

Evaluate Continuing Calibration Report

Data File : C:\MSDCHEM\1\DATA\EF5702\F36136.D Vial: 20
Acq On : 19 Jun 2014 4:56 am Operator: ashleyd
Sample : ic5702-50 Inst : MSF
Misc : op74333,ef5702 Multiplr: 1.00
MS Integration Params: LSCINT.P

Method : C:\MSDCHEM\1\METHODS\MFAP5692.M (RTE Integrator)
Title : Semi Volatile Extractables by GC/MS
Last Update : Thu Jun 19 12:03:18 2014
Response via : Multiple Level Calibration

Min. RRF : 0.050 Min. Rel. Area : 50% Max. R.T. Dev 0.50min
Max. RRF Dev : 30% Max. Rel. Area : 200%

		Compound	AvgRF	CCRF	%Dev	Area%	Dev(min)	R.T.
171	I	Naphthalene-d8c	1.000	1.000	0.0	96	0.00	5.78
172	t	2-chloroaniline	0.513	0.456	11.1	91	0.00	5.48
173	t	3-chloroaniline	0.461	0.446	3.3	95	0.00	5.82

(#) = Out of Range SPCC's out = 0 CCC's out = 0
F36134.D MFAP5692.M Fri Jun 20 12:48:56 2014 RT1

8.7.51

8

Initial Calibration Verification

Job Number: JB69078 **Sample:** EF5702-ICV5702
Account: LANGAN Langan Engineering & Environmental **Lab FileID:** F36137.D
Project: Carroll Gardens, 363-365 Bond Street, Brooklyn, NY

Evaluate Continuing Calibration Report

Data File : C:\MSDCHEM\1\DATA\EF5702\F36137.D Vial: 21
Acq On : 19 Jun 2014 5:24 am Operator: ashleyd
Sample : icv5702-50 Inst : MSF
Misc : op74333,ef5702 Multiplr: 1.00
MS Integration Params: LSCINT.P

Method : C:\MSDCHEM\1\METHODS\MFAP5692.M (RTE Integrator)
Title : Semi Volatile Extractables by GC/MS
Last Update : Tue Jun 24 11:50:07 2014
Response via : Multiple Level Calibration

Min. RRF : 0.050 Min. Rel. Area : 50% Max. R.T. Dev 0.50min
Max. RRF Dev : 30% Max. Rel. Area : 200%

	Compound	AvgRF	CCRF	%Dev	Area%	Dev(min)	R.T.
102 I	1,4-Dichlorobenzene-d4A	1.000	1.000	0.0	87	0.00	4.86
111 t	o-Toluidine	2.058	2.022	1.7	105	-0.01	5.17

(#) = Out of Range SPCC's out = 0 CCC's out = 0
F36134.D MFAP5692.M Tue Jun 24 12:00:37 2014 RT1

Initial Calibration Verification

Job Number: JB69078 **Sample:** EF5702-ICV5702
Account: LANGAN Langan Engineering & Environmental **Lab FileID:** F36138.D
Project: Carroll Gardens, 363-365 Bond Street, Brooklyn, NY

Evaluate Continuing Calibration Report

Data File : C:\MSDCHEM\1\DATA\EF5702\F36138.D Vial: 22
Acq On : 19 Jun 2014 5:53 am Operator: ashleyd
Sample : ic5702-50 Inst : MSF
Misc : op74333,ef5702 Multiplr: 1.00
MS Integration Params: LSCINT.P

Method : C:\MSDCHEM\1\METHODS\MFAP5692.M (RTE Integrator)
Title : Semi Volatile Extractables by GC/MS
Last Update : Thu Jun 19 12:03:18 2014
Response via : Multiple Level Calibration

Min. RRF : 0.050 Min. Rel. Area : 50% Max. R.T. Dev 0.50min
Max. RRF Dev : 30% Max. Rel. Area : 200%

		Compound	AvgRF	CCRF	%Dev	Area%	Dev(min)	R.T.
169	I	1,4-Dichlorobenzene-d4c	1.000	1.000	0.0	71	0.00	4.86
170	t	m-Toluidine	2.067	1.571	24.0	59	0.00	5.20

(#) = Out of Range SPCC's out = 0 CCC's out = 0
F36134.D MFAP5692.M Fri Jun 20 12:48:58 2014 RT1

8.7.53

8

Initial Calibration Verification

Job Number: JB69078 **Sample:** EF5702-ICV5702
Account: LANGAN Langan Engineering & Environmental **Lab FileID:** F36139.D
Project: Carroll Gardens, 363-365 Bond Street, Brooklyn, NY

Evaluate Continuing Calibration Report

Data File : C:\MSDCHEM\1\DATA\EF5702\F36139.D Vial: 23
Acq On : 19 Jun 2014 6:21 am Operator: ashleyd
Sample : ic5702-50 Inst : MSF
Misc : op74333,ef5702 Multiplr: 1.00
MS Integration Params: LSCINT.P

Method : C:\MSDCHEM\1\METHODS\MFAP5692.M (RTE Integrator)
Title : Semi Volatile Extractables by GC/MS
Last Update : Thu Jun 19 12:03:18 2014
Response via : Multiple Level Calibration

Min. RRF : 0.050 Min. Rel. Area : 50% Max. R.T. Dev 0.50min
Max. RRF Dev : 30% Max. Rel. Area : 200%

	Compound	AvgRF	CCRF	%Dev	Area%	Dev(min)	R.T.
171 I	Naphthalene-d8c	1.000	1.000	0.0	70	0.00	5.78
175 t	1-chloro-2-nitrobenzene	0.191	0.194	-1.6	75	0.00	6.03

(#) = Out of Range SPCC's out = 0 CCC's out = 0
F36134.D MFAP5692.M Fri Jun 20 12:48:59 2014 RT1

8.7.54

8

Continuing Calibration Summary

Job Number: JB69078 **Sample:** EF5705-CC5692
Account: LANGAN Langan Engineering & Environmental **Lab FileID:** F36230.D
Project: Carroll Gardens, 363-365 Bond Street, Brooklyn, NY

Evaluate Continuing Calibration Report

Data File : C:\MSDCHEM\1\DATA\EF5705\F36230.D Vial: 2
Acq On : 21 Jun 2014 1:28 pm Operator: kristis
Sample : cc5692-50 Inst : MSF
Misc : op74333,ef5705,1000,,,1,1 Multiplr: 1.00
MS Integration Params: LSCINT.P

Method : C:\MSDCHEM\1\METHODS\MF5692.M (RTE Integrator)
Title : Semi Volatile Extractables by GC/MS
Last Update : Tue Jun 24 08:30:28 2014
Response via : Multiple Level Calibration

Min. RRF : 0.050 Min. Rel. Area : 50% Max. R.T. Dev 0.50min
Max. RRF Dev : 20% Max. Rel. Area : 200%

		Compound	AvgRF	CCRF	%Dev	Area%	Dev(min)	R.T.
1	I	1,4-Dichlorobenzene-d4	1.000	1.000	0.0	93	0.00	4.81
2	t	1,4-Dioxane	0.714	0.600	16.0	82	0.00	2.40
3	t	Pyridine	1.685	1.426	15.4	77	0.00	2.72
4	t	N-Nitrosodimethylamine	0.720	0.653	9.3	89	0.00	2.68
5	S	2-Fluorophenol	1.443	1.298	10.0	82	0.00	3.84
6	t	Indene	2.608	2.280	12.6	85	0.00	5.00
7	t	Cumene	3.594	3.245	9.7	87	0.00	4.22
8	S	Phenol-d5	1.807	1.652	8.6	83	0.00	4.55
9	t	Phenol	1.983	1.819	8.3	88	0.00	4.56
10	t	Aniline	2.429	1.608	33.8#	62	0.00	4.57
11	t	bis(2-Chloroethyl)ether	1.408	1.218	13.5	84	0.00	4.61
12	t	2-Chlorophenol	1.569	1.407	10.3	84	0.01	4.66
13	t	Decane	1.616	1.499	7.2	94	0.00	4.69
14	t	1,3-Dichlorobenzene	1.729	1.512	12.6	83	0.00	4.77
15	t	1,4-Dichlorobenzene	1.717	1.502	12.5	84	0.00	4.82
16	t	Benzyl alcohol	1.045	0.952	8.9	83	0.00	4.91
17	t	1,2-Dichlorobenzene	1.616	1.391	13.9	84	0.00	4.94
18	t	Acetophenone	2.052	1.793	12.6	86	0.00	5.10
19	t	2-Methylphenol	1.420	1.179	17.0	77	0.00	5.00
20	t	2,2'-oxybis(1-Chloropropa	0.477	0.418	12.4	84	0.00	5.01
21	t	3&4-Methylphenol	1.459	1.282	12.1	82	0.00	5.10
22		n-Nitroso-di-n-propylamin	0.993	0.890	10.4	87	0.01	5.10
23	t	Hexachloroethane	0.541	0.493	8.9	83	0.00	5.18
24	I	Naphthalene-d8	1.000	1.000	0.0	94	0.00	5.73
25	S	Nitrobenzene-d5	0.422	0.380	10.0	88	0.01	5.21
26	t	Nitrobenzene	0.430	0.393	8.6	87	0.00	5.23
27	t	Quinoline	0.846	0.733	13.4	83	0.00	5.98
28	t	Isophorone	0.746	0.670	10.2	85	0.00	5.40
29	t	2-Nitrophenol	0.206	0.205	0.5	85	0.00	5.46
30	t	2,4-Dimethylphenol	0.390	0.328	15.9	80	0.00	5.48
		----------	True	Calc.	% Drift	----------		
31	t	Benzoic acid	50.000	15.364	69.3#	22	0.03	5.58
		----------	AvgRF	CCRF	% Dev	----------		
32	t	bis(2-Chloroethoxy)methan	0.439	0.386	12.1	85	0.00	5.55
33	t	2,4-Dichlorophenol	0.317	0.294	7.3	84	0.00	5.63
34		2,6-Dichlorophenol	0.299	0.279	6.7	82	0.00	5.79
35		1,3,5-Trichlorobenzene	0.380	0.320	15.8	82	0.00	5.47
36	t	1,2,4-Trichlorobenzene	0.364	0.307	15.7	83	0.00	5.69
37		1,2,3-Trichlorobenzene	0.354	0.301	15.0	83	0.00	5.85

Continuing Calibration Summary

Job Number: JB69078 **Sample:** EF5705-CC5692
Account: LANGAN Langan Engineering & Environmental **Lab FileID:** F36230.D
Project: Carroll Gardens, 363-365 Bond Street, Brooklyn, NY

38	t	Naphthalene	1.195	1.031	13.7	86	0.00	5.75
39	t	4-Chloroaniline	0.514	0.413	19.6	75	0.00	5.78
40	t	2,3-Dichloroaniline	0.407	0.350	14.0	84	0.00	6.48
41	t	Caprolactam	0.188	0.192	-2.1	91	0.02	6.04
42	t	Hexachlorobutadiene	0.185	0.160	13.5	82	0.00	5.83
43	t	4-Chloro-3-methylphenol	0.331	0.314	5.1	87	0.01	6.14
44	t	2-Methylnaphthalene	0.696	0.595	14.5	84	0.01	6.26
45	t	1-Methylnaphthalene	0.803	0.686	14.6	84	0.00	6.33
46	t	Dimethylnaphthalene	0.714	0.615	13.9	83	0.01	6.77
47	I	Acenaphthene-d10	1.000	1.000	0.0	95	0.00	7.18
48	t	Hexachlorocyclopentadiene	0.294	0.285	3.1	81	0.01	6.38
49	t	2,4,6-Trichlorophenol	0.375	0.337	10.1	83	0.00	6.48
50	t	2,4,5-Trichlorophenol	0.387	0.367	5.2	84	0.00	6.52
51	S	2-Fluorobiphenyl	1.393	1.155	17.1	81	0.00	6.55
52	t	2-Chloronaphthalene	1.273	1.058	16.9	83	0.00	6.66
53	t	Biphenyl	1.708	1.461	14.5	85	0.00	6.63
54	t	2-Nitroaniline	0.352	0.366	-4.0	91	0.01	6.74
55	t	Dimethylphthalate	1.314	1.149	12.6	84	0.01	6.90
56	t	Acenaphthylene	2.032	1.754	13.7	83	0.01	7.04
57	t	2,6-Dinitrotoluene	0.293	0.284	3.1	83	0.00	6.96
58	t	3-Nitroaniline	0.356	0.342	3.9	82	0.01	7.13
59	t	Acenaphthene	1.286	1.099	14.5	85	0.00	7.21
		----------	True	Calc.	% Drift	----------		
60	t	2,4-Dinitrophenol	100.000	46.185	53.8#	38	0.01	7.23
		----------	AvgRF	CCRF	% Dev	----------		
61	t	4-Nitrophenol	0.166	0.178	-7.2	90	0.00	7.30
62	t	Dibenzofuran	1.780	1.486	16.5	83	0.00	7.39
63	t	2,4-Dinitrotoluene	0.387	0.393	-1.6	86	0.01	7.37
64		2,3,4,6-Tetrachlorophenol	0.298	0.291	2.3	81	0.00	7.53
65	t	Diethylphthalate	1.304	1.189	8.8	87	0.00	7.64
66	t	Fluorene	1.415	1.209	14.6	84	0.01	7.79
67	t	4-Chlorophenyl-phenylethe	0.629	0.537	14.6	82	0.01	7.78
68	t	4-Nitroaniline	0.359	0.339	5.6	83	0.01	7.81
69	I	Phenanthrene-d10	1.000	1.000	0.0	94	0.00	9.10
		----------	True	Calc.	% Drift	----------		
70	t	4,6-Dinitro-2-methylpheno	50.000	35.144	29.7#	62	0.01	7.85
		----------	AvgRF	CCRF	% Dev	----------		
71	t	n-Nitrosodiphenylamine	0.576	0.521	9.5	84	0.01	7.93
72	t	1,2-Diphenylhydrazine	0.893	0.829	7.2	88	0.00	7.98
73	S	2,4,6-Tribromophenol	0.090	0.090	0.0	82	0.01	8.09
74	t	4-Bromophenyl-phenylether	0.216	0.190	12.0	81	0.00	8.43
75	t	Hexachlorobenzene	0.239	0.204	14.6	81	0.01	8.53
76	t	Pentachlorophenol	0.129	0.127	1.6	78	0.01	8.83
77	t	Phenanthrene	1.238	1.061	14.3	84	0.01	9.15
78	t	Anthracene	1.228	1.085	11.6	83	0.01	9.23
79	t	Carbazole	1.177	1.065	9.5	84	0.02	9.50
80	t	Di-n-butylphthalate	1.262	1.271	-0.7	88	0.01	10.20
81	t	Fluoranthene	1.256	1.157	7.9	83	0.02	11.32
82	t	Octadecane	0.569	0.569	0.0	90	0.01	8.99
83	I	Chrysene-d12	1.000	1.000	0.0	92	0.01	14.42
84	t	Pyrene	1.429	1.292	9.6	83	0.02	11.76
85	S	Terphenyl-d14	0.909	0.811	10.8	80	0.02	12.18
86	t	Butylbenzylphthalate	0.575	0.627	-9.0	90	0.02	13.35

Continuing Calibration Summary

Job Number: JB69078 **Sample:** EF5705-CC5692
Account: LANGAN Langan Engineering & Environmental **Lab FileID:** F36230.D
Project: Carroll Gardens, 363-365 Bond Street, Brooklyn, NY

87		Butyl stearate	0.400	0.445	-11.2	91	0.01	13.62
88	t	Benzo[a]anthracene	1.270	1.096	13.7	82	0.01	14.40
89	t	3,3'-Dichlorobenzidine	0.407	0.397	2.5	80	0.02	14.43
90	t	Chrysene	1.220	1.009	17.3	81	0.02	14.48
91	t	bis(2-Ethylhexyl)phthalat	0.762	0.846	-11.0	88	0.02	14.75
92	I	Perylene-d12	1.000	1.000	0.0	101	0.01	17.47
93	t	Di-n-octylphthalate	1.555	1.610	-3.5	93	0.02	16.19
94	t	Benzo[b]fluoranthene	1.560	1.271	18.5	83	0.02	16.72
95	t	Benzo[k]fluoranthene	1.535	1.175	23.5#	82	0.02	16.78
96	t	Benzo[a]pyrene	1.318	1.103	16.3	82	0.02	17.35
97	t	Indeno[1,2,3-cd]pyrene	1.169	1.089	6.8	86	0.02	19.42
98	t	Dibenz(a,h)acridine	1.053	0.998	5.2	86	0.02	19.05
99	t	Dibenz[a,h]anthracene	1.204	1.100	8.6	87	0.02	19.47
100	t	7,12-Dimethylbenz(a)anthr	0.708	0.570	19.5	78	0.02	16.74
101	t	Benzo[g,h,i]perylene	1.245	1.074	13.7	84	0.02	19.85

(#) = Out of Range SPCC's out = 0 CCC's out = 0
F35915.D MF5692.M Tue Jun 24 10:33:17 2014 RT1

8.7.55

8

Continuing Calibration Summary

Job Number: JB69078 **Sample:** EF5705-CC5702
Account: LANGAN Langan Engineering & Environmental **Lab FileID:** F36231.D
Project: Carroll Gardens, 363-365 Bond Street, Brooklyn, NY

Evaluate Continuing Calibration Report

Data File : C:\MSDCHEM\1\DATA\EF5705\F36231.D Vial: 3
Acq On : 21 Jun 2014 1:57 pm Operator: kristis
Sample : cc5702-50 Inst : MSF
Misc : op74333,ef5705,1000,,,1,1 Multiplr: 1.00
MS Integration Params: LSCINT.P

Method : C:\MSDCHEM\1\METHODS\MFAP5692.M (RTE Integrator)
Title : Semi Volatile Extractables by GC/MS
Last Update : Mon Jun 23 16:51:44 2014
Response via : Multiple Level Calibration

Min. RRF : 0.050 Min. Rel. Area : 50% Max. R.T. Dev 0.50min
Max. RRF Dev : 20% Max. Rel. Area : 200%

		Compound	AvgRF	CCRF	%Dev	Area%	Dev(min)	R.T.
102	I	1,4-Dichlorobenzene-d4A	1.000	1.000	0.0	141	-0.05	4.81
103	t	2-Picoline	1.576	1.511	4.1	151	-0.05	3.36
104	t	Pentachloroethane	0.572	0.533	6.8	141	-0.05	4.61
105	t	Methyl methanesulfonate	0.736	0.658	10.6	145	-0.05	3.70
106	t	N-Nitrosodiethylamine	0.694	0.678	2.3	151	-0.05	4.01
107	t	N-Nitrosomethylethylamine	0.655	0.711	-8.5	171	-0.05	3.45
108	t	Ethyl methanesulfonate	1.049	1.017	3.1	149	-0.05	4.24
109	t	N-Nitrosopyrrolidine	0.527	0.923	-75.1#	288#	-0.03	5.10
110	t	N-Nitrosomorpholine	0.772	0.687	11.0	146	-0.04	5.11
111	t	o-Toluidine	2.058	1.664	19.1	140	-0.05	5.13
112	I	Naphthalene-d8A	1.000	1.000	0.0	138	-0.05	5.73
113	t	O,O,O-Triethyl phosphorot	0.179	0.163	8.9	139	-0.05	5.52
114	t	N-Nitrosopiperidine	0.211	0.235	-11.4	160	-0.04	5.34
115	t	A,A-Dimethylphenethylamin		----------NA----------				
116	t	Hexachloropropene	0.226	0.214	5.3	134	-0.05	5.81
117	t	p-Phenylenediamine		----------NA----------				
118	t	N-Nitrosodi-n-butylamine	0.242	0.242	0.0	144	-0.05	6.02
119	t	Safrole	0.270	0.260	3.7	140	-0.06	6.18
120	t	Isosafrole	0.180	0.173	3.9	139	-0.06	6.59
121	I	Acenaphthene-d10A	1.000	1.000	0.0	136	-0.07	7.18
122	t	Thionazin	0.162	0.156	3.7	137	-0.08	7.74
123	t	Tetraethyl dithiopyrophos	0.165	0.146	11.5	133	-0.09	8.14
124	t	Phorate	0.745	0.717	3.8	142	-0.09	8.33
125	t	Phenacetin	0.641	0.586	8.6	130	-0.07	8.36
126	t	1,4-Naphthoquinone	0.380	0.364	4.2	131	-0.06	6.81
127	t	m-Dinitrobenzene	0.185	0.189	-2.2	140	-0.07	6.93
128	t	Pentachlorobenzene	0.452	0.407	10.0	133	-0.07	7.36
129	t	1-Naphthylamine	0.873	0.703	19.5	131	-0.07	7.48
130	t	2-Naphthylamine	1.072	0.752	29.9#	120	-0.07	7.57
131	t	5-Nitro-o-toluidine	0.368	0.331	10.1	130	-0.07	7.80
132	I	Phenanthrene-d10A	1.000	1.000	0.0	131	-0.09	9.11
133	t	Disulfoton	0.379	0.346	8.7	138	-0.10	9.13
134	t	Dinoseb	0.173	0.166	4.0	118	-0.10	9.13
135	t	Dimethoate	0.309	0.270	12.6	125	-0.09	8.58
136	t	4-Aminobiphenyl	0.396	0.296	25.3#	116	-0.09	8.82
137	t	Methyl parathion	0.217	0.198	8.8	125	-0.10	9.77
138	t	Parathion	0.162	0.156	3.7	131	-0.11	10.51
139	t	Diphenylamine	1.178	1.124	4.6	134	-0.09	7.93

Continuing Calibration Summary

Job Number: JB69078 **Sample:** EF5705-CC5702
Account: LANGAN Langan Engineering & Environmental **Lab FileID:** F36231.D
Project: Carroll Gardens, 363-365 Bond Street, Brooklyn, NY

140	t	Isodrin	0.128	0.122	4.7	134	-0.11	11.01
141	t	Diallate	0.314	0.316	-0.6	138	-0.09	8.32
142	t	Pentachloronitrobenzene	0.037	0.035#	5.4	133	-0.09	8.85
143	t	Pronamide	0.353	0.338	4.2	130	-0.09	8.94
144	t	4-Nitroquinoline 1-oxide	0.089	0.085	4.5	112	-0.08	10.54
145	t	Methapyriline	0.395	0.278	29.6#	114	-0.10	10.72
146	t	sym-Trinitrobenzene	0.066	0.065	1.5	118	-0.10	8.29
147	I	Chrysene-d12A	1.000	1.000	0.0	115	-0.12	14.41
148	t	Aramite	0.034	0.037#	-8.8	125	-0.11	12.22
149	t	p-(Dimethylamine)azobenze	0.373	0.407	-9.1	124	-0.11	12.50
150	t	Kepone		----------NA----------				
151	t	Famphur		----------NA----------				
152	t	2-Acetylaminofluorene	0.514	0.518	-0.8	115	-0.11	13.80
153	t	3,3'-Dimethylbenzidine		----------NA----------				
154	t	Chlorobenzilate	0.341	0.350	-2.6	120	-0.11	12.64
155	I	Perylene-d12A	1.000	1.000	0.0	116	-0.13	17.47
156	t	4,4-Methylene-bis-(2-chlo	0.117	0.091	22.2#	103	-0.13	14.46
157	t	3-Methylcholanthrene	0.589	0.566	3.9	117	-0.13	18.07
158	t	Hexachlorophene		----------NA----------				

(#) = Out of Range SPCC's out = 0 CCC's out = 0
F36134.D MFAP5692.M Mon Jun 23 18:15:10 2014 RT1

8.7.56

8

New Jersey ACCUTEST LABORATORIES

GC/MS Semi-volatiles

Raw Data

Quantitation Report (QT Reviewed)

Data Path : C:\msdchem\1\DATA\E3e2675\
Data File : 3E62468.D
Acq On : 24 Jun 2014 5:03 pm
Operator : samtap
Sample : jb69078-1
Misc : op75684,e3e2675,34.3,,,1,1
ALS Vial : 16 Sample Multiplier: 1

Quant Time: Jun 25 18:01:34 2014
Quant Method : C:\msdchem\1\METHODS\M3E2646.M
Quant Title : Semi Volatile GC/MS, rtx-5msi 30m x .25mm x .25MoWed Jun 25 15:58:15 2014
QLast Update : Wed Jun 25 15:58:15 2014
Response via : Initial Calibration

Internal Standards	R.T.	QIon	Response	Conc	Units	Dev(Min)
1) 1,4-Dichlorobenzene-d4	4.764	152	200437	40.00	ppb	-0.07
24) Naphthalene-d8	5.866	136	765153	40.00	ppb	-0.09
47) Acenaphthene-d10	7.957	164	402998	40.00	ppb	-0.10
69) Phenanthrene-d10	10.145	188	568780	40.00	ppb	-0.10
83) Chrysene-d12	14.349	240	389171	40.00	ppb	-0.15
92) Perylene-d12	16.478	264	312956	40.00	ppb	-0.09
102) 1,4-Dichlorobenzene-d4a	4.764	152	200437	40.00	ppb	-0.07
104) Acenaphthene-d10a	7.957	164	402998	40.00	ppb	-0.10
106) Phenanthrene-d10a	10.145	188	568780	40.00	ppb	-0.10
108) Chrysene-d12a	14.349	240	389171	40.00	ppb	-0.15
110) Naphthalene-d8a	5.866	136	765153	40.00	ppb	0.07
System Monitoring Compounds						
5) 2-Fluorophenol	3.812	112	238442	35.20	ppb	-0.05
Spiked Amount 50.000			Recovery = 70.40%			
8) Phenol-d5	4.518	99	294248	35.06	ppb	-0.05
Spiked Amount 50.000			Recovery = 70.12%			
25) Nitrobenzene-d5	5.214	82	296720	44.75	ppb	-0.07
Spiked Amount 50.000			Recovery = 89.50%			
51) 2-Fluorobiphenyl	7.070	172	534725	43.25	ppb	-0.09
Spiked Amount 50.000			Recovery = 86.50%			
73) 2,4,6-Tribromophenol	9.107	330	58639	58.90	ppb	-0.09
Spiked Amount 50.000			Recovery = 117.80%			
85) Terphenyl-d14	12.702	244	401312	48.76	ppb	-0.10
Spiked Amount 50.000			Recovery = 97.52%			

Target Compounds	Qvalue

(#) = qualifier out of range (m) = manual integration (+) = signals summed

Quantitation Report (QT Reviewed)

Data Path : C:\msdchem\1\DATA\E3e2675\
Data File : 3E62468.D
Acq On : 24 Jun 2014 5:03 pm
Operator : samtap
Sample : jb69078-1
Misc : op75684,e3e2675,34.3,,,1,1
ALS Vial : 16 Sample Multiplier: 1

Quant Time: Jun 25 18:01:34 2014
Quant Method : C:\msdchem\1\METHODS\M3E2646.M
Quant Title : Semi Volatile GC/MS, rtx-5msi 30m x .25mm x .25MoWed Jun 25 15:58:15 2014
QLast Update : Wed Jun 25 15:58:15 2014
Response via : Initial Calibration

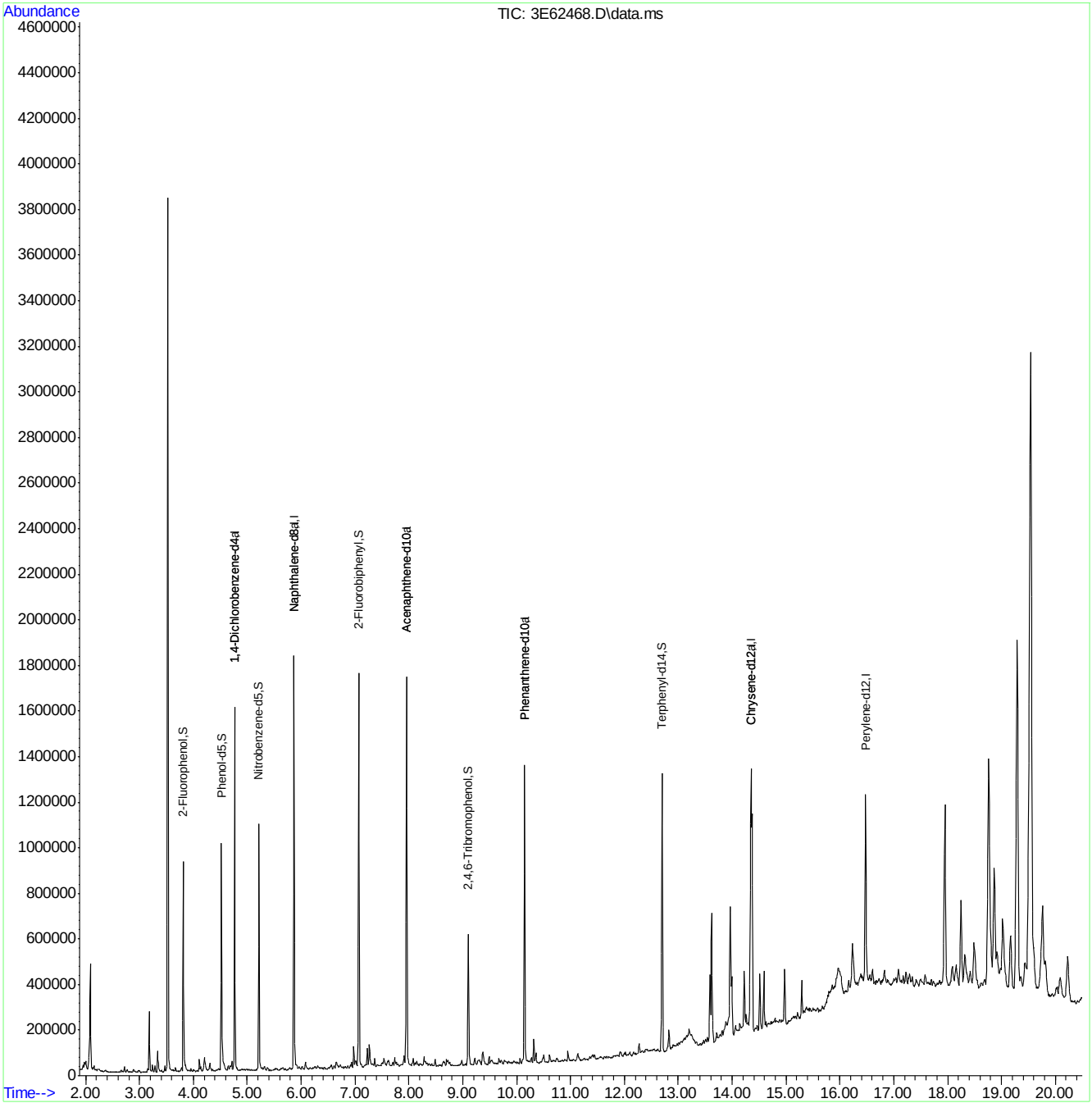

M3E2646.M Wed Jun 25 18:01:42 2014 MS3E Page: 2

Quantitation Report (QT Reviewed)

Data Path : C:\msdchem\1\DATA\E3e2675\
Data File : 3E62469.D
Acq On : 24 Jun 2014 5:31 pm
Operator : samtap
Sample : jb69078-2
Misc : op75684,e3e2675,31.8,,,1,1
ALS Vial : 17 Sample Multiplier: 1

Quant Time: Jun 25 18:02:39 2014
Quant Method : C:\msdchem\1\METHODS\M3E2646.M
Quant Title : Semi Volatile GC/MS, rtx-5msi 30m x .25mm x .25MoWed Jun 25 15:58:15 2014
QLast Update : Wed Jun 25 15:58:15 2014
Response via : Initial Calibration

Internal Standards	R.T.	QIon	Response	Conc	Units	Dev(Min)
1) 1,4-Dichlorobenzene-d4	4.764	152	211147	40.00	ppb	-0.07
24) Naphthalene-d8	5.866	136	816106	40.00	ppb	-0.09
47) Acenaphthene-d10	7.957	164	428992	40.00	ppb	-0.10
69) Phenanthrene-d10	10.145	188	613065	40.00	ppb	-0.10
83) Chrysene-d12	14.349	240	438445	40.00	ppb	-0.15
92) Perylene-d12	16.478	264	348856	40.00	ppb	-0.09
102) 1,4-Dichlorobenzene-d4a	4.764	152	211147	40.00	ppb	-0.07
104) Acenaphthene-d10a	7.957	164	428992	40.00	ppb	-0.10
106) Phenanthrene-d10a	10.145	188	613065	40.00	ppb	-0.10
108) Chrysene-d12a	14.349	240	438445	40.00	ppb	-0.15
110) Naphthalene-d8a	5.866	136	816106	40.00	ppb	0.07
System Monitoring Compounds						
5) 2-Fluorophenol	3.812	112	228385	32.01	ppb	-0.05
Spiked Amount 50.000			Recovery = 64.02%			
8) Phenol-d5	4.518	99	282264	31.93	ppb	-0.05
Spiked Amount 50.000			Recovery = 63.86%			
25) Nitrobenzene-d5	5.214	82	282074	39.89	ppb	-0.07
Spiked Amount 50.000			Recovery = 79.78%			
51) 2-Fluorobiphenyl	7.070	172	511732	38.88	ppb	-0.09
Spiked Amount 50.000			Recovery = 77.76%			
73) 2,4,6-Tribromophenol	9.107	330	54831	51.10	ppb	-0.09
Spiked Amount 50.000			Recovery = 102.20%			
85) Terphenyl-d14	12.702	244	421414	45.45	ppb	-0.10
Spiked Amount 50.000			Recovery = 90.90%			

Target Compounds	Qvalue

(#) = qualifier out of range (m) = manual integration (+) = signals summed

Quantitation Report (QT Reviewed)

Data Path : C:\msdchem\1\DATA\E3e2675\
Data File : 3E62469.D
Acq On : 24 Jun 2014 5:31 pm
Operator : samtap
Sample : jb69078-2
Misc : op75684,e3e2675,31.8,,,1,1
ALS Vial : 17 Sample Multiplier: 1

Quant Time: Jun 25 18:02:39 2014
Quant Method : C:\msdchem\1\METHODS\M3E2646.M
Quant Title : Semi Volatile GC/MS, rtx-5msi 30m x .25mm x .25MoWed Jun 25 15:58:15 2014
QLast Update : Wed Jun 25 15:58:15 2014
Response via : Initial Calibration

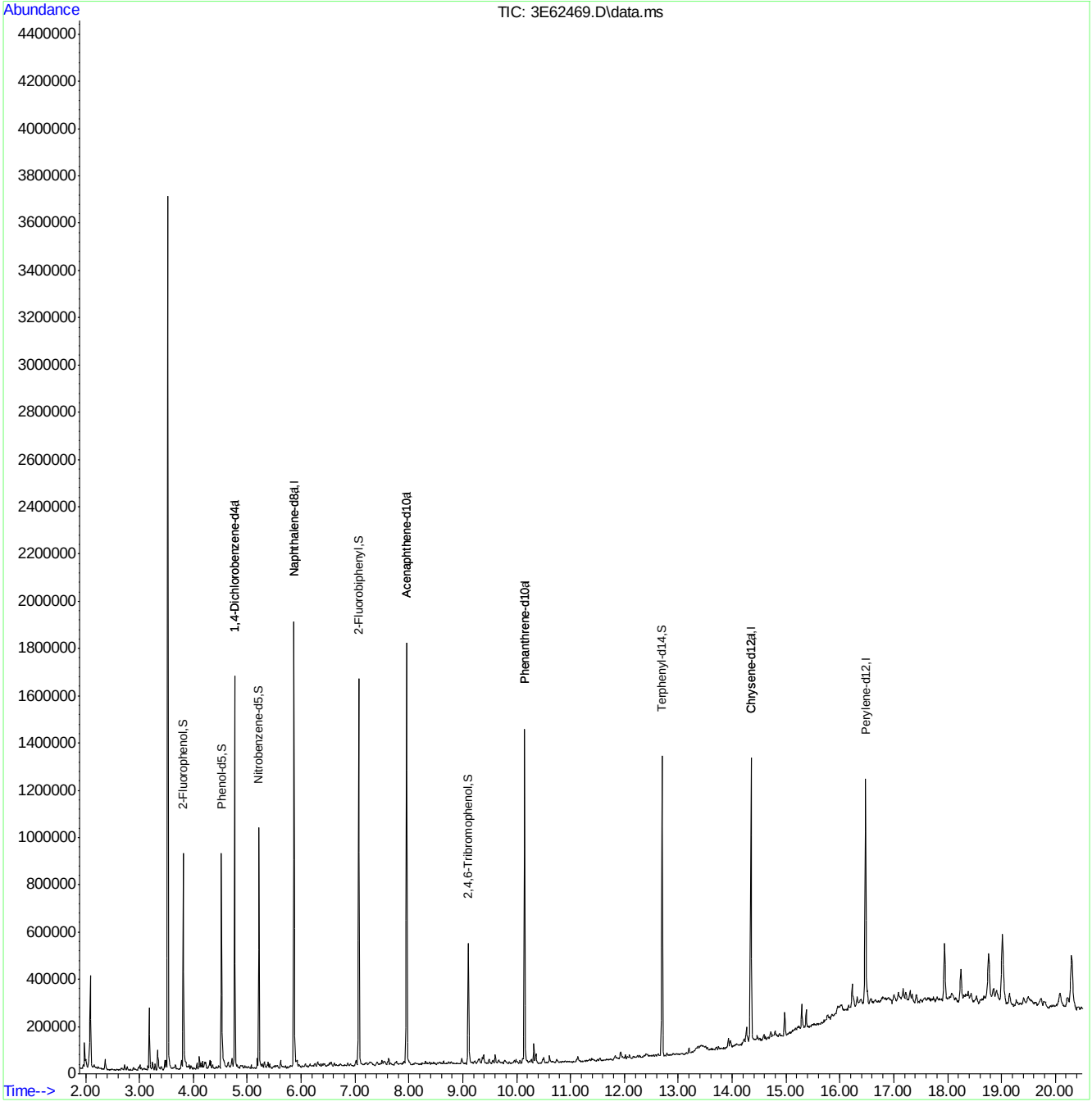

M3E2646.M Wed Jun 25 18:02:44 2014 MS3E Page: 2

Quantitation Report (QT Reviewed)

Data Path : C:\msdchem\1\DATA\E3P1419\
Data File : 3P33239.D
Acq On : 27 Jun 2014 5:48 pm
Operator : samtap
Sample : jb69078-3
Misc : op75676,e3p1419,890,,,1,1
ALS Vial : 18 Sample Multiplier: 1

Quant Time: Jun 30 08:36:04 2014
Quant Method : C:\MSDCHEM\1\METHODS\M3P1417.M
Quant Title : Semi Volatile Extractables by GC/MS
QLast Update : Thu Jun 26 14:35:54 2014
Response via : Initial Calibration

Compound	R.T.	QIon	Response	Conc	Units	Dev(Min)
Internal Standards						
1) 1,4-Dichlorobenzene-d4	4.457	152	311097	40.00	ppb	0.00
24) Naphthalene-d8	5.377	136	1066292	40.00	ppb	0.00
47) Acenaphthene-d10	6.725	164	685711	40.00	ppb	0.00
69) Phenanthrene-d10	8.495	188	1235059	40.00	ppb	0.01
83) Chrysene-d12	13.667	240	1285758	40.00	ppb	0.02
91) Perylene-d12	16.716	264	1030647	40.00	ppb	0.03
101) 1,4-Dichlorobenzene-d4a	4.457	152	311097	40.00	ppb	0.00
103) Acenaphthene-d10a	6.725	164	685711	40.00	ppb	0.00
106) Chrysene-d12a	13.667	240	1285758	40.00	ppb	0.02
108) Naphthalene-d8a	5.377	136	1066292	40.00	ppb	0.00
System Monitoring Compounds						
5) 2-Fluorophenol	3.500	112	200173	22.99	ppb	0.01
Spiked Amount 50.000			Recovery = 45.98%			
8) Phenol-d5	4.232	99	156479	14.64	ppb	0.02
Spiked Amount 50.000			Recovery = 29.28%			
25) Nitrobenzene-d5	4.864	82	439370	44.60	ppb	0.00
Spiked Amount 50.000			Recovery = 89.20%			
51) 2-Fluorobiphenyl	6.153	172	1016238	44.01	ppb	0.00
Spiked Amount 50.000			Recovery = 88.02%			
73) 2,4,6-Tribromophenol	7.570	330	182278	45.74	ppb	0.02
Spiked Amount 50.000			Recovery = 91.48%			
85) Terphenyl-d14	11.464	244	1176491	44.31	ppb	0.02
Spiked Amount 50.000			Recovery = 88.62%			
Target Compounds						Qvalue

(#) = qualifier out of range (m) = manual integration (+) = signals summed

Quantitation Report (QT Reviewed)

Data Path : C:\msdchem\1\DATA\E3P1419\
Data File : 3P33239.D
Acq On : 27 Jun 2014 5:48 pm
Operator : samtap
Sample : jb69078-3
Misc : op75676,e3p1419,890,,,1,1
ALS Vial : 18 Sample Multiplier: 1

Quant Time: Jun 30 08:36:04 2014
Quant Method : C:\MSDCHEM\1\METHODS\M3P1417.M
Quant Title : Semi Volatile Extractables by GC/MS
QLast Update : Thu Jun 26 14:35:54 2014
Response via : Initial Calibration

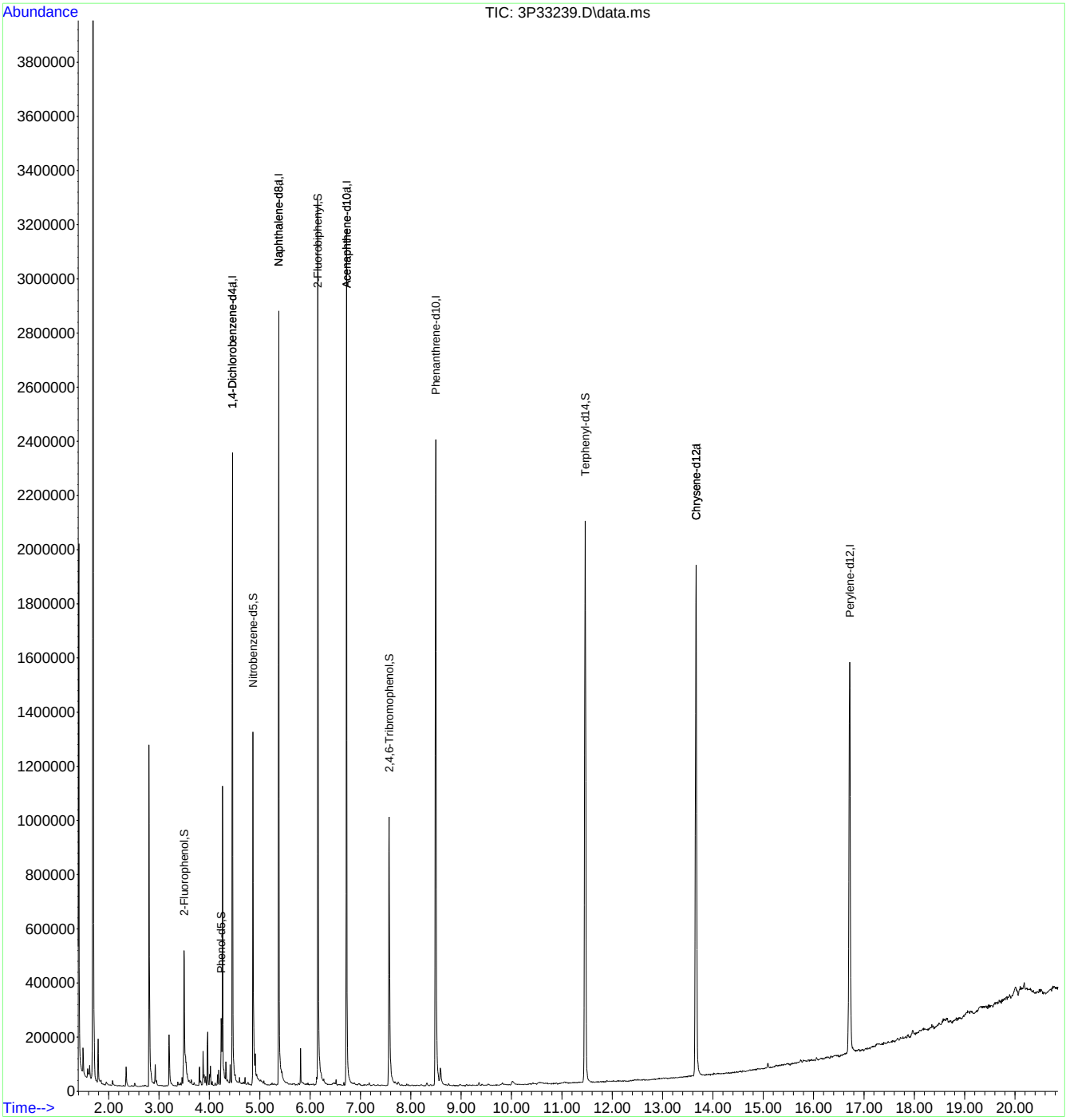

Quantitation Report (QT Reviewed)

Data Path : C:\msdchem\1\DATA\1411\
Data File : 3p32989.D
Acq On : 21 Jun 2014 11:54 am
Operator : kristis
Sample : jb69078-3
Misc : op75780,e3p1411,870,,,1,1
ALS Vial : 7 Sample Multiplier: 1

Quant Time: Jun 23 11:30:08 2014
Quant Method : C:\MSDCHEM\1\METHODS\M3P1389.M
Quant Title : Semi Volatile Extractables by GC/MS
QLast Update : Fri Jun 20 11:05:23 2014
Response via : Initial Calibration

Compound	R.T.	QIon	Response	Conc	Units	Dev(Min)
Internal Standards						
1) 1,4-Dichlorobenzene-d4	4.484	152	234616	40.00	ppb	0.00
24) Naphthalene-d8	5.404	136	856140	40.00	ppb	0.00
47) Acenaphthene-d10	6.757	164	448740	40.00	ppb	0.00
69) Phenanthrene-d10	8.538	188	678474	40.00	ppb	0.00
83) Chrysene-d12	13.715	240	557222	40.00	ppb	0.00
91) Perylene-d12	16.759	264	393759	40.00	ppb	0.01
101) 1,4-Dichlorobenzene-d4a	4.484	152	234616	40.00	ppb	0.00
103) Acenaphthene-d10a	6.757	164	448740	40.00	ppb	0.00
106) Chrysene-d12a	13.715	240	557222	40.00	ppb	0.00
108) Naphthalene-d8a	5.404	136	856140	40.00	ppb	0.00
System Monitoring Compounds						
5) 2-Fluorophenol	3.521	112	187164	24.11	ppb	0.00
Spiked Amount 50.000			Recovery = 48.22%			
8) Phenol-d5	4.248	99	145156	16.06	ppb	0.00
Spiked Amount 50.000			Recovery = 32.12%			
25) Nitrobenzene-d5	4.890	82	317542	44.84	ppb	0.00
Spiked Amount 50.000			Recovery = 89.68%			
51) 2-Fluorobiphenyl	6.185	172	625361	43.80	ppb	0.00
Spiked Amount 50.000			Recovery = 87.60%			
73) 2,4,6-Tribromophenol	7.602	330	79555	46.15	ppb	0.00
Spiked Amount 50.000			Recovery = 92.30%			
85) Terphenyl-d14	11.517	244	538992	49.19	ppb	0.00
Spiked Amount 50.000			Recovery = 98.38%			
Target Compounds						Qvalue

(#) = qualifier out of range (m) = manual integration (+) = signals summed

Quantitation Report (QT Reviewed)

Data Path : C:\msdchem\1\DATA\1411\
Data File : 3p32989.D
Acq On : 21 Jun 2014 11:54 am
Operator : kristis
Sample : jb69078-3
Misc : op75780,e3p1411,870,,,1,1
ALS Vial : 7 Sample Multiplier: 1

Quant Time: Jun 23 11:30:08 2014
Quant Method : C:\MSDCHEM\1\METHODS\M3P1389.M
Quant Title : Semi Volatile Extractables by GC/MS
QLast Update : Fri Jun 20 11:05:23 2014
Response via : Initial Calibration

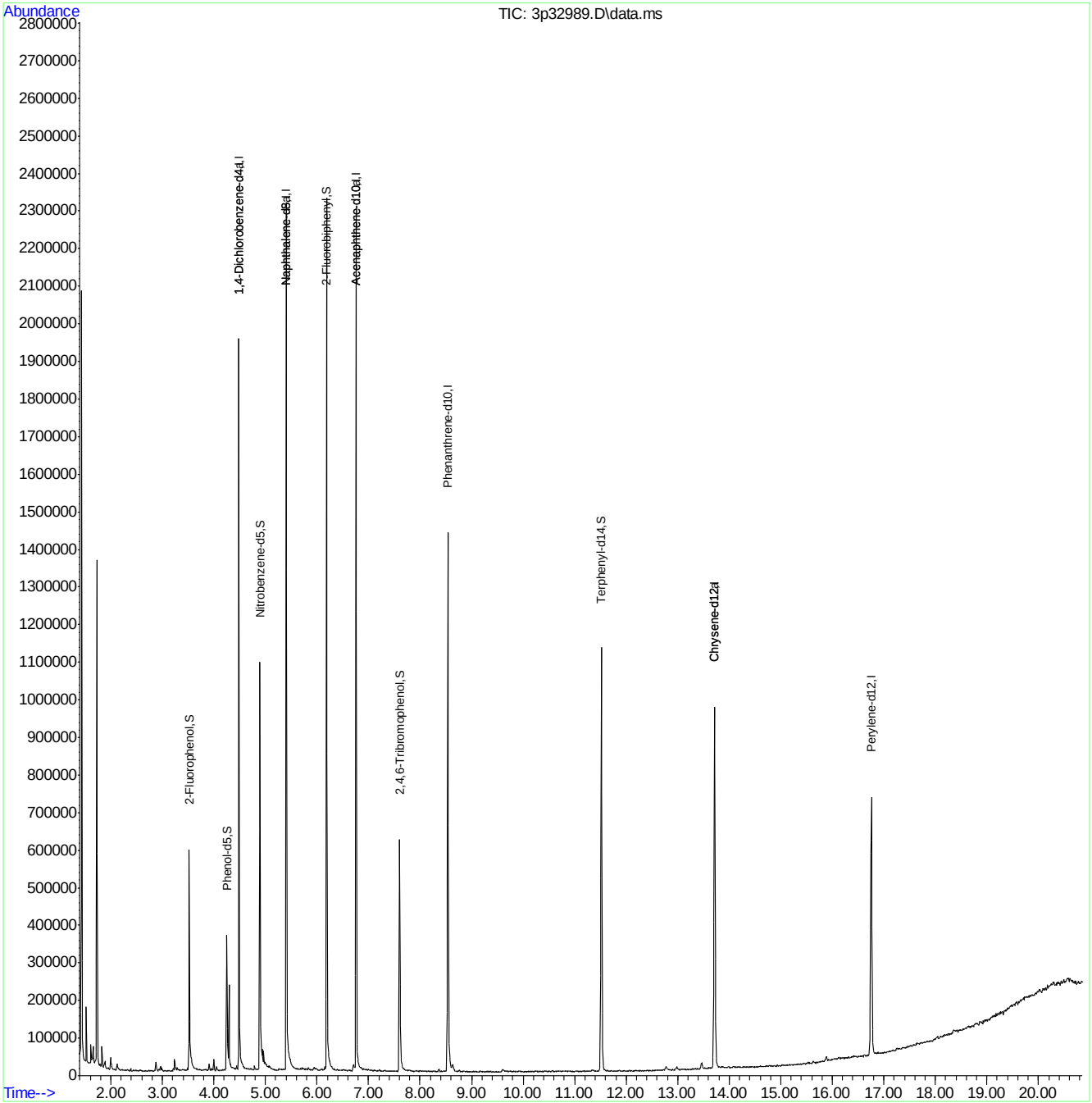

Quantitation Report (QT Reviewed)

Data Path : C:\msdchem\1\DATA\E3e2667\
Data File : 3E62235.D
Acq On : 18 Jun 2014 12:18 pm
Operator : olgaa
Sample : op75684-mb1
Misc : op75684,e3e2667,35.0
ALS Vial : 7 Sample Multiplier: 1

Quant Time: Jun 18 13:34:04 2014
Quant Method : C:\msdchem\1\METHODS\M3E2646.M
Quant Title : Semi Volatile GC/MS, rtx-5msi 30m x .25mm x .25MoTue Jun 17 16:19:44 2014
QLast Update : Tue Jun 17 16:19:44 2014
Response via : Initial Calibration

Internal Standards	R.T.	QIon	Response	Conc	Units	Dev(Min)
1) 1,4-Dichlorobenzene-d4	4.823	152	261160	40.00	ppb	-0.02
24) Naphthalene-d8	5.936	136	990257	40.00	ppb	-0.02
47) Acenaphthene-d10	8.038	164	532937	40.00	ppb	-0.02
69) Phenanthrene-d10	10.225	188	810125	40.00	ppb	-0.02
83) Chrysene-d12	14.424	240	650869	40.00	ppb	-0.02
92) Perylene-d12	16.547	264	428645	40.00	ppb	-0.02
102) 1,4-Dichlorobenzene-d4a	4.823	152	261160	40.00	ppb	-0.02
104) Acenaphthene-d10a	8.038	164	532937	40.00	ppb	-0.02
106) Phenanthrene-d10a	10.225	188	810125	40.00	ppb	-0.02
108) Chrysene-d12a	14.424	240	650869	40.00	ppb	-0.02
110) Naphthalene-d8a	5.936	136	990257	40.00	ppb	-0.02
System Monitoring Compounds						
5) 2-Fluorophenol	3.855	112	369934	41.92	ppb	-0.01
Spiked Amount 50.000			Recovery = 83.84%			
8) Phenol-d5	4.556	99	454083	41.53	ppb	-0.01
Spiked Amount 50.000			Recovery = 83.06%			
25) Nitrobenzene-d5	5.272	82	428282	49.91	ppb	-0.02
Spiked Amount 50.000			Recovery = 99.82%			
51) 2-Fluorobiphenyl	7.144	172	794561	48.59	ppb	-0.02
Spiked Amount 50.000			Recovery = 97.18%			
73) 2,4,6-Tribromophenol	9.177	330	78749	55.54	ppb	-0.02
Spiked Amount 50.000			Recovery = 111.08%			
85) Terphenyl-d14	12.782	244	717875	52.16	ppb	-0.02
Spiked Amount 50.000			Recovery = 104.32%			

Target Compounds	Qvalue

(#) = qualifier out of range (m) = manual integration (+) = signals summed

Quantitation Report (QT Reviewed)

Data Path : C:\msdchem\1\DATA\E3e2667\
Data File : 3E62235.D
Acq On : 18 Jun 2014 12:18 pm
Operator : olgaa
Sample : op75684-mb1
Misc : op75684,e3e2667,35.0
ALS Vial : 7 Sample Multiplier: 1

Quant Time: Jun 18 13:34:04 2014
Quant Method : C:\msdchem\1\METHODS\M3E2646.M
Quant Title : Semi Volatile GC/MS, rtx-5msi 30m x .25mm x .25MoTue Jun 17 16:19:44 2014
QLast Update : Tue Jun 17 16:19:44 2014
Response via : Initial Calibration

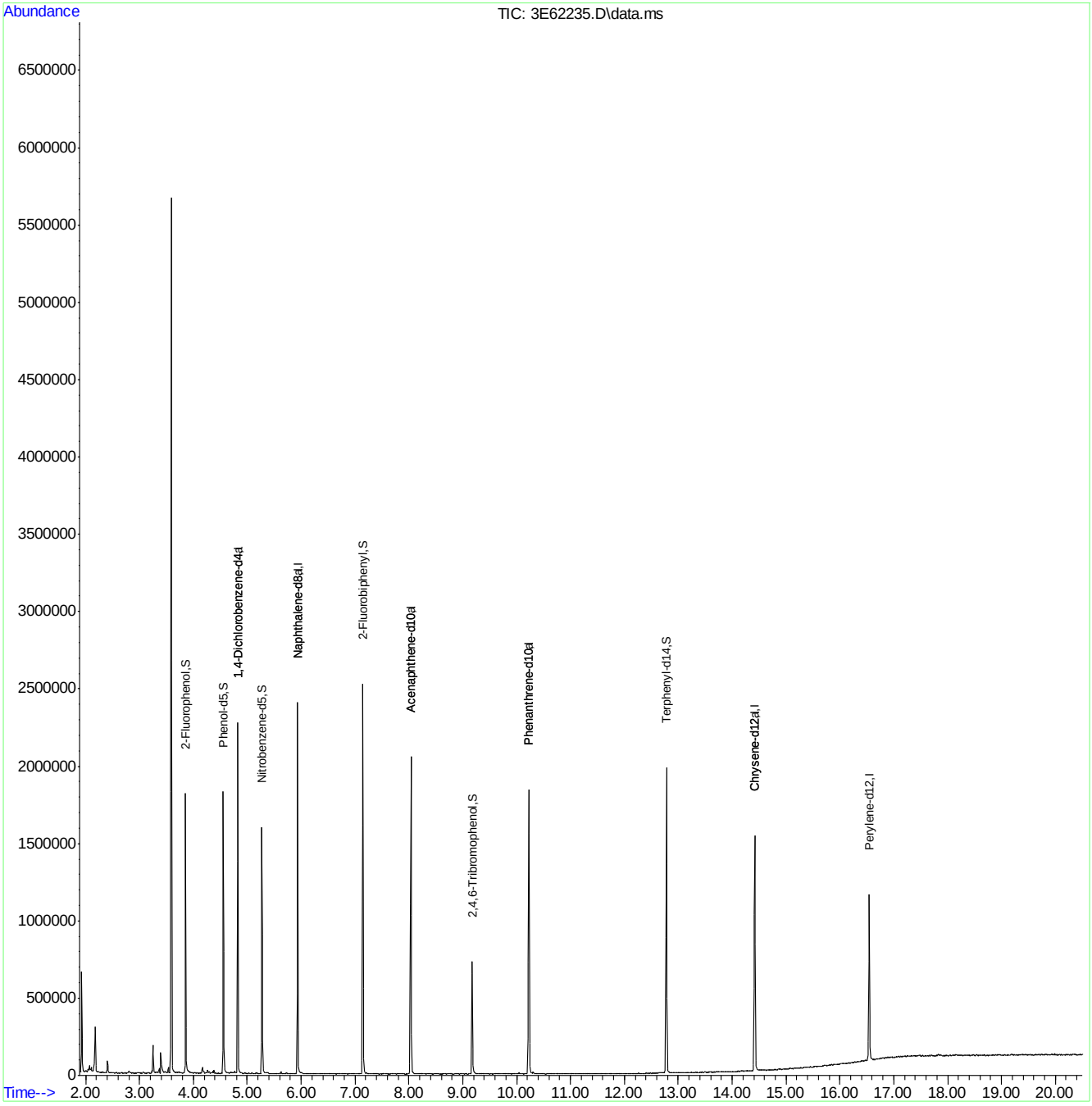

Quantitation Report (QT Reviewed)

Data Path : C:\msdchem\1\DATA\E3e2669\
Data File : 3E62290.D
Acq On : 19 Jun 2014 2:21 pm
Operator : olgaa
Sample : op75676-mb1
Misc : op75676,e3e2669,1000
ALS Vial : 7 Sample Multiplier: 1

Quant Time: Jun 20 15:13:47 2014
Quant Method : C:\msdchem\1\METHODS\M3E2646.M
Quant Title : Semi Volatile GC/MS, rtx-5msi 30m x .25mm x .25MoTue Jun 17 16:19:44 2014
QLast Update : Tue Jun 17 16:19:44 2014
Response via : Initial Calibration

Internal Standards	R.T.	QIon	Response	Conc	Units	Dev(Min)
1) 1,4-Dichlorobenzene-d4	4.802	152	222170	40.00	ppb	-0.04
24) Naphthalene-d8	5.909	136	855499	40.00	ppb	-0.04
47) Acenaphthene-d10	8.006	164	464778	40.00	ppb	-0.05
69) Phenanthrene-d10	10.188	188	725512	40.00	ppb	-0.06
83) Chrysene-d12	14.387	240	633302	40.00	ppb	-0.06
92) Perylene-d12	16.510	264	550093	40.00	ppb	-0.06
102) 1,4-Dichlorobenzene-d4a	4.802	152	222170	40.00	ppb	-0.04
104) Acenaphthene-d10a	8.006	164	464778	40.00	ppb	-0.05
106) Phenanthrene-d10a	10.188	188	725512	40.00	ppb	-0.06
108) Chrysene-d12a	14.387	240	633302	40.00	ppb	-0.06
110) Naphthalene-d8a	5.909	136	855499	40.00	ppb	-0.04
System Monitoring Compounds						
5) 2-Fluorophenol	3.834	112	309667	41.25	ppb	-0.03
Spiked Amount 50.000			Recovery = 82.50%			
8) Phenol-d5	4.535	99	383131	41.19	ppb	-0.03
Spiked Amount 50.000			Recovery = 82.38%			
25) Nitrobenzene-d5	5.251	82	370380	49.96	ppb	-0.04
Spiked Amount 50.000			Recovery = 99.92%			
51) 2-Fluorobiphenyl	7.118	172	673649	47.24	ppb	-0.04
Spiked Amount 50.000			Recovery = 94.48%			
73) 2,4,6-Tribromophenol	9.140	330	67852	53.43	ppb	-0.06
Spiked Amount 50.000			Recovery = 106.86%			
85) Terphenyl-d14	12.745	244	635755	47.47	ppb	-0.05
Spiked Amount 50.000			Recovery = 94.94%			

Target Compounds	Qvalue

(#) = qualifier out of range (m) = manual integration (+) = signals summed

Quantitation Report (QT Reviewed)

Data Path : C:\msdchem\1\DATA\E3e2669\
Data File : 3E62290.D
Acq On : 19 Jun 2014 2:21 pm
Operator : olgaa
Sample : op75676-mb1
Misc : op75676,e3e2669,1000
ALS Vial : 7 Sample Multiplier: 1

Quant Time: Jun 20 15:13:47 2014
Quant Method : C:\msdchem\1\METHODS\M3E2646.M
Quant Title : Semi Volatile GC/MS, rtx-5msi 30m x .25mm x .25MoTue Jun 17 16:19:44 2014
QLast Update : Tue Jun 17 16:19:44 2014
Response via : Initial Calibration

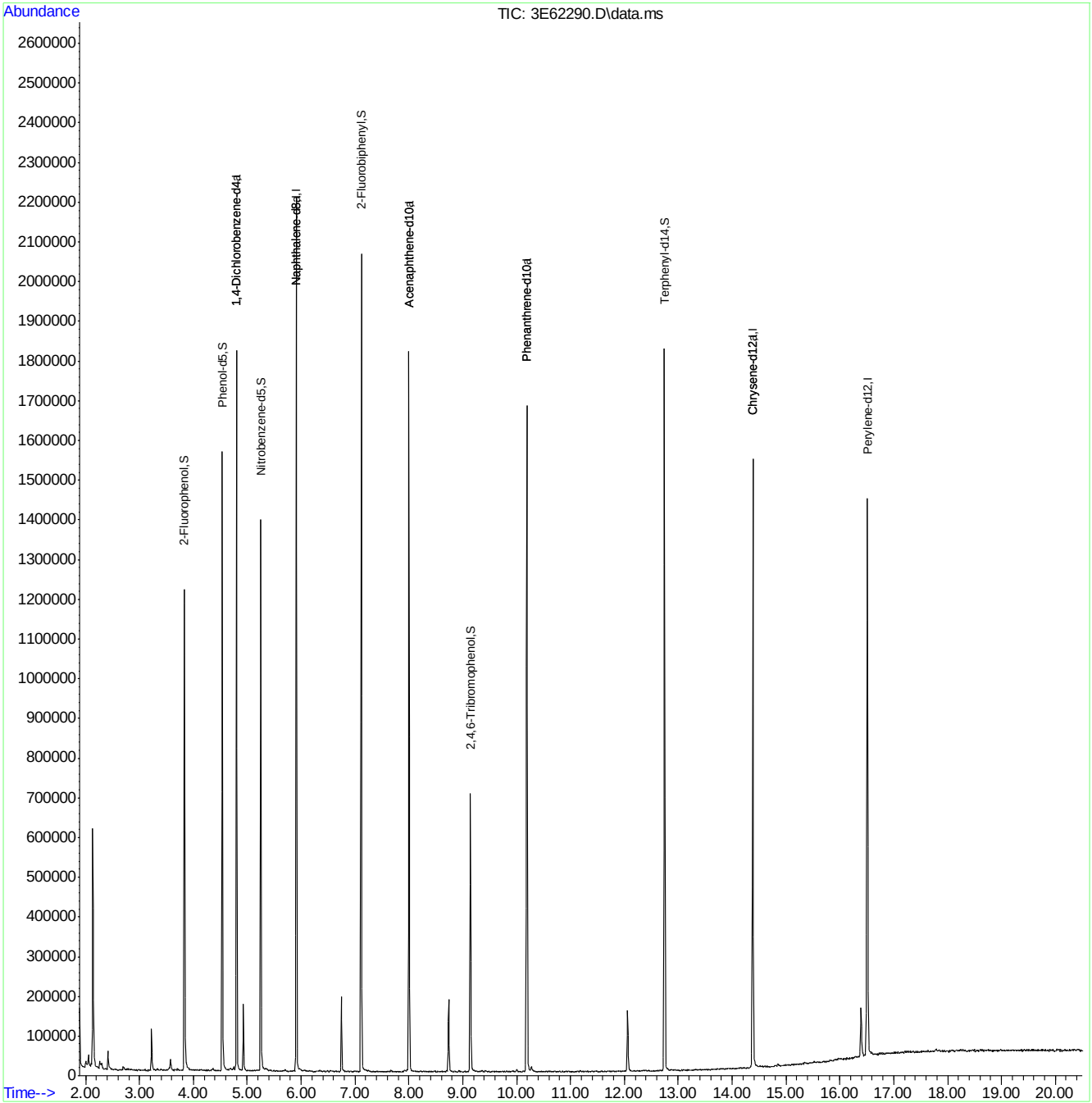

Quantitation Report (QT Reviewed)

Data File : C:\MSDCHEM\1\DATA\EF5705\F36236.D Vial: 8
Acq On : 21 Jun 2014 4:30 pm Operator: kristis
Sample : op75676-mb1 Inst : MSF
Misc : op75676,ef5705,1000,,,1,1 Multiplr: 1.00
MS Integration Params: LSCINT.P
Quant Time: Jun 23 17:56:13 2014 Quant Results File: MFAP5692.RES

Quant Method : C:\MSDCHEM\1\METHODS\MFAP5692.M (RTE Integrator)
Title : Semi Volatile Extractables by GC/MS
Last Update : Mon Jun 23 16:51:44 2014
Response via : Initial Calibration
DataAcq Meth : MF5692

Internal Standards	R.T.	QIon	Response	Conc	Units	Dev(Min)
1) 1,4-Dichlorobenzene-d4	4.81	152	174609	40.00	ppb	-0.01
24) Naphthalene-d8	5.73	136	640168	40.00	ppb	-0.02
47) Acenaphthene-d10	7.18	164	370762	40.00	ppb	-0.02
69) Phenanthrene-d10	9.10	188	572946	40.00	ppb	-0.03
83) Chrysene-d12	14.41	240	542805	40.00	ppb	-0.04
92) Perylene-d12	17.46	264	488260	40.00	ppb	-0.04
102) 1,4-Dichlorobenzene-d4A	4.81	152	174609	40.00	ppb	-0.05
112) Naphthalene-d8A	5.73	136	640168	40.00	ppb	-0.05
121) Acenaphthene-d10A	7.18	164	370762	40.00	ppb	-0.07
132) Phenanthrene-d10A	9.10	188	572946	40.00	ppb	-0.10
147) Chrysene-d12A	14.41	240	542805	40.00	ppb	-0.13
155) Perylene-d12A	17.46	264	488260	40.00	ppb	-0.13
159) 1,4-Dichlorobenzene-d4b	4.81	152	174609	40.00	ppb	-0.01
161) Naphthalene-d8b	5.73	136	640168	40.00	ppb	-0.02
163) Acenaphthene-d10b	7.18	164	370762	40.00	ppb	-0.02
165) Phenanthrene-d10b	9.10	188	572946	40.00	ppb	-0.03
167) Chrysene-d12b	14.41	240	542805	40.00	ppb	-0.04
169) 1,4-Dichlorobenzene-d4c	4.81	152	174609	40.00	ppb	-0.05
171) Naphthalene-d8c	5.73	136	640168	40.00	ppb	-0.05
176) Chrysene-d12c	14.41	240	542805	40.00	ppb	-0.13
178) Naphthalene-d8a	5.73	136	640168	40.00	ppb	-0.08
System Monitoring Compounds						
5) 2-Fluorophenol	3.84	112	143053	22.71	ppb	-0.02
Spiked Amount 50.000			Recovery = 45.42%			
8) Phenol-d5	4.55	99	117742	14.92	ppb	-0.02
Spiked Amount 50.000			Recovery = 29.84%			
25) Nitrobenzene-d5	5.21	82	293080	43.40	ppb	-0.01
Spiked Amount 50.000			Recovery = 86.80%			
51) 2-Fluorobiphenyl	6.55	172	499371	38.67	ppb	-0.01
Spiked Amount 50.000			Recovery = 77.34%			
73) 2,4,6-Tribromophenol	8.09	330	60239	46.82	ppb	-0.03
Spiked Amount 50.000			Recovery = 93.64%			
85) Terphenyl-d14	12.18	244	527823	42.77	ppb	-0.03
Spiked Amount 50.000			Recovery = 85.54%			
Target Compounds						Qvalue

(#) = qualifier out of range (m) = manual integration (+) = signals summed

Quantitation Report (QT Reviewed)

Data File : C:\MSDCHEM\1\DATA\EF5705\F36236.D Vial: 8
Acq On : 21 Jun 2014 4:30 pm Operator: kristis
Sample : op75676-mb1 Inst : MSF
Misc : op75676,ef5705,1000,,,1,1 Multiplr: 1.00
MS Integration Params: LSCINT.P
Quant Time: Jun 23 17:59 2014 Quant Results File: MFAP5692.RES

Method : C:\MSDCHEM\1\METHODS\MFAP5692.M (RTE Integrator)
Title : Semi Volatile Extractables by GC/MS
Last Update : Mon Jun 23 16:51:44 2014
Response via : Initial Calibration

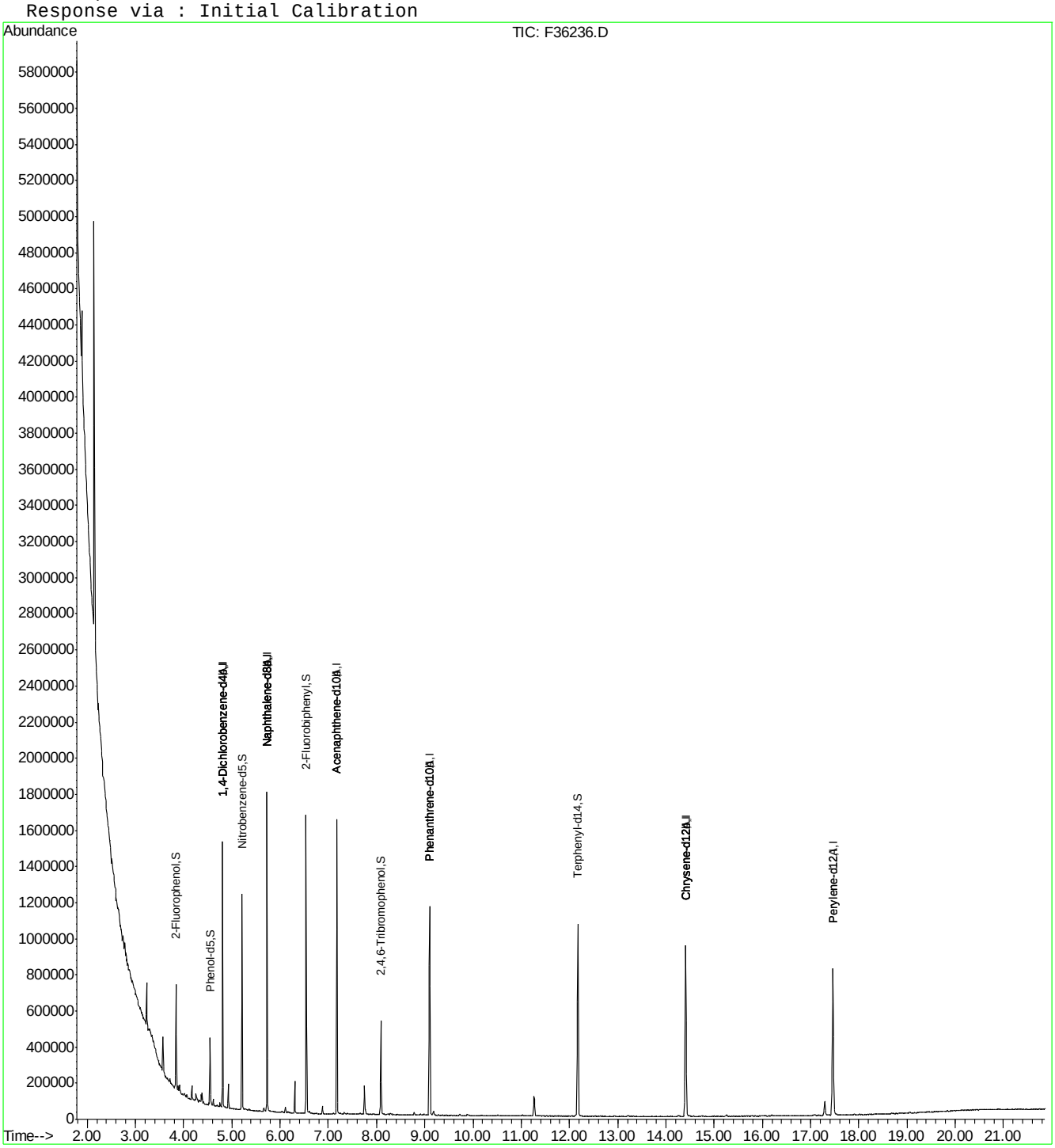

F36236.D MFAP5692.M Mon Jun 23 17:59:53 2014 RT1 Page 2

Quantitation Report (QT Reviewed)

Data Path : C:\msdchem\1\DATA\E3P1419\
Data File : 3P33231.D
Acq On : 27 Jun 2014 12:21 pm
Operator : samtap
Sample : op75676-mb1
Misc : op75676,e3p1419,1000,,,1,1
ALS Vial : 10 Sample Multiplier: 1

Quant Time: Jun 27 15:44:48 2014
Quant Method : C:\MSDCHEM\1\METHODS\M3P1417.M
Quant Title : Semi Volatile Extractables by GC/MS
QLast Update : Thu Jun 26 14:35:54 2014
Response via : Initial Calibration

Compound	R.T.	QIon	Response	Conc	Units	Dev(Min)
Internal Standards						
1) 1,4-Dichlorobenzene-d4	4.457	152	395631	40.00	ppb	0.00
24) Naphthalene-d8	5.377	136	1393676	40.00	ppb	0.00
47) Acenaphthene-d10	6.719	164	874152	40.00	ppb	0.00
69) Phenanthrene-d10	8.490	188	1566424	40.00	ppb	0.00
83) Chrysene-d12	13.657	240	1773151	40.00	ppb	0.01
91) Perylene-d12	16.705	264	1580425	40.00	ppb	0.02
101) 1,4-Dichlorobenzene-d4a	4.457	152	395631	40.00	ppb	0.00
103) Acenaphthene-d10a	6.719	164	874152	40.00	ppb	0.00
106) Chrysene-d12a	13.657	240	1773151	40.00	ppb	0.01
108) Naphthalene-d8a	5.377	136	1393676	40.00	ppb	0.00
System Monitoring Compounds						
5) 2-Fluorophenol	3.494	112	246479	22.26	ppb	0.00
Spiked Amount 50.000			Recovery = 44.52%			
8) Phenol-d5	4.232	99	194771	14.33	ppb	0.02
Spiked Amount 50.000			Recovery = 28.66%			
25) Nitrobenzene-d5	4.863	82	592547	46.01	ppb	0.00
Spiked Amount 50.000			Recovery = 92.02%			
51) 2-Fluorobiphenyl	6.153	172	1289306	43.80	ppb	0.00
Spiked Amount 50.000			Recovery = 87.60%			
73) 2,4,6-Tribromophenol	7.565	330	235912	46.68	ppb	0.01
Spiked Amount 50.000			Recovery = 93.36%			
85) Terphenyl-d14	11.458	244	1754130	47.91	ppb	0.01
Spiked Amount 50.000			Recovery = 95.82%			
Target Compounds						Qvalue

(#) = qualifier out of range (m) = manual integration (+) = signals summed

Quantitation Report (QT Reviewed)

Data Path : C:\msdchem\1\DATA\E3P1419\
Data File : 3P33231.D
Acq On : 27 Jun 2014 12:21 pm
Operator : samtap
Sample : op75676-mb1
Misc : op75676,e3p1419,1000,,,1,1
ALS Vial : 10 Sample Multiplier: 1

Quant Time: Jun 27 15:44:48 2014
Quant Method : C:\MSDCHEM\1\METHODS\M3P1417.M
Quant Title : Semi Volatile Extractables by GC/MS
QLast Update : Thu Jun 26 14:35:54 2014
Response via : Initial Calibration

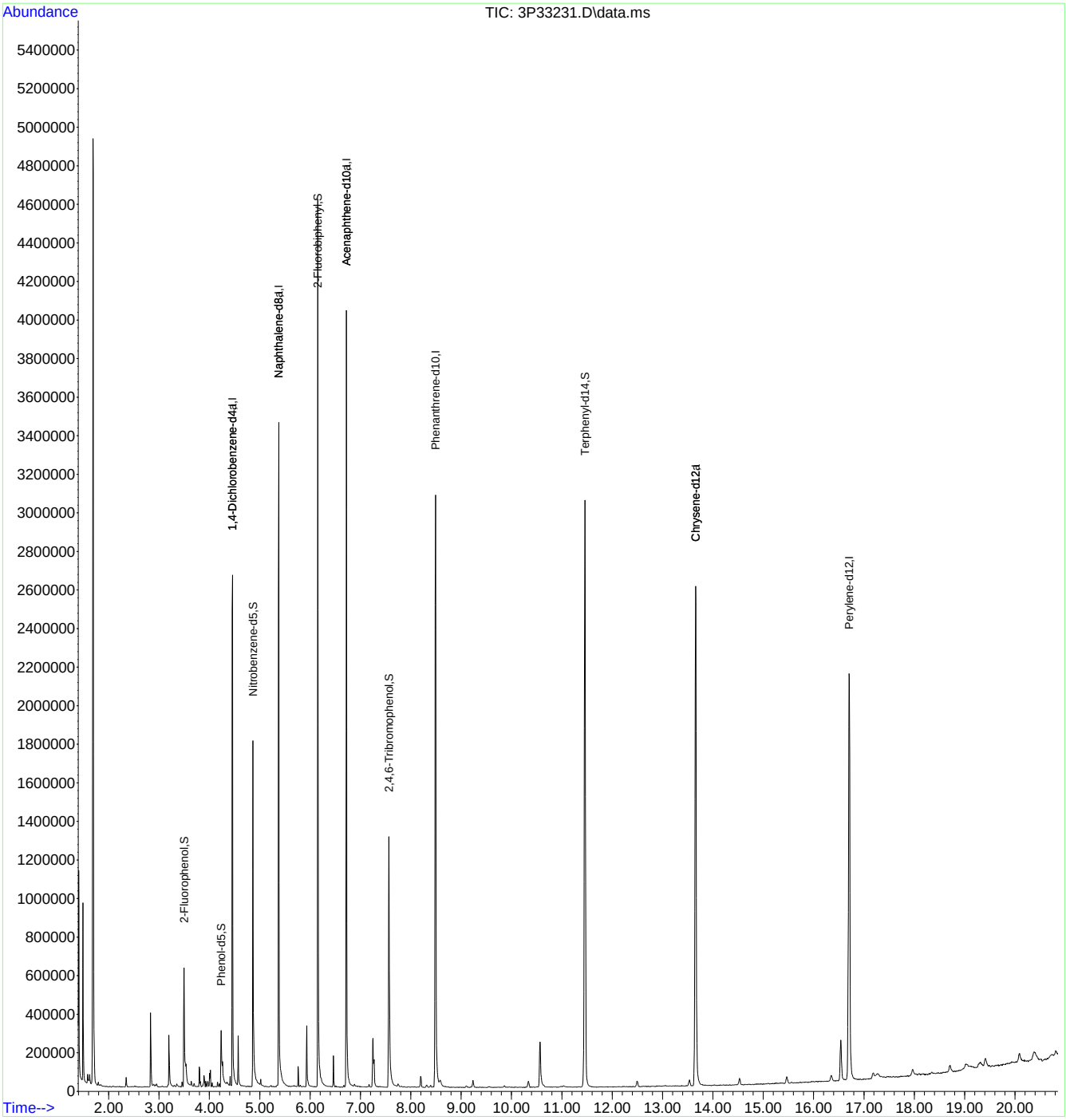

Manual Integrations APPROVED (compounds with "m" flag)
Nina Pandya
06/18/14 13:51

Quantitation Report (QT Reviewed)

Data Path : C:\msdchem\1\DATA\E3e2667\
Data File : 3E62236.D
Acq On : 18 Jun 2014 12:45 pm
Operator : olgaa
Sample : op75684-bs1
Misc : op75684,e3e2667,35.0
ALS Vial : 8 Sample Multiplier: 1

Quant Time: Jun 18 13:39:29 2014
Quant Method : C:\msdchem\1\METHODS\M3E2646.M
Quant Title : Semi Volatile GC/MS, rtx-5msi 30m x .25mm x .25MoTue Jun 17 16:19:44 2014
QLast Update : Tue Jun 17 16:19:44 2014
Response via : Initial Calibration

Internal Standards	R.T.	QIon	Response	Conc	Units	Dev(Min)
1) 1,4-Dichlorobenzene-d4	4.823	152	255583	40.00	ppb	-0.02
24) Naphthalene-d8	5.936	136	1067681	40.00	ppb	-0.02
47) Acenaphthene-d10	8.038	164	465657	40.00	ppb	-0.02
69) Phenanthrene-d10	10.225	188	693895	40.00	ppb	-0.02
83) Chrysene-d12	14.429	240	563747	40.00	ppb	-0.02
92) Perylene-d12	16.547	264	348601	40.00	ppb	-0.02
102) 1,4-Dichlorobenzene-d4a	4.823	152	255583	40.00	ppb	-0.02
104) Acenaphthene-d10a	8.038	164	465657	40.00	ppb	-0.02
106) Phenanthrene-d10a	10.225	188	693895	40.00	ppb	-0.02
108) Chrysene-d12a	14.429	240	563747	40.00	ppb	-0.02
110) Naphthalene-d8a	5.936	136	1067681	40.00	ppb	-0.02
System Monitoring Compounds						
5) 2-Fluorophenol	3.855	112	330261	38.24	ppb	-0.01
Spiked Amount 50.000			Recovery = 76.48%			
8) Phenol-d5	4.561	99	405536	37.90	ppb	0.00
Spiked Amount 50.000			Recovery = 75.80%			
25) Nitrobenzene-d5	5.273	82	368275	39.81	ppb	-0.02
Spiked Amount 50.000			Recovery = 79.62%			
51) 2-Fluorobiphenyl	7.145	172	642753	44.99	ppb	-0.02
Spiked Amount 50.000			Recovery = 89.98%			
73) 2,4,6-Tribromophenol	9.182	330	64840	53.39	ppb	-0.02
Spiked Amount 50.000			Recovery = 106.78%			
85) Terphenyl-d14	12.782	244	538321	45.16	ppb	-0.02
Spiked Amount 50.000			Recovery = 90.32%			
Target Compounds						Qvalue
2) 1,4-Dioxane	2.427	88	91803	19.92	ppb	91
3) Pyridine	2.743	79	274261	24.23	ppb	76
4) N-Nitrosodimethylamine	2.705	74	207693	33.00	ppb #	45
6) Indene	5.027	116	772499	45.47	ppb	97
7) Cumene	4.224	105	965985	40.36	ppb	95
9) Phenol	4.572	94	492384m	39.93	ppb	
10) Aniline	4.572	93	435117	33.14	ppb #	33
11) bis(2-Chloroethyl)ether	4.615	93	372619	42.94	ppb	95
12) 2-Chlorophenol	4.668	128	393733	41.13	ppb	95
13) Decane	4.690	43	487106	46.97	ppb	85
14) 1,3-Dichlorobenzene	4.780	146	417608	40.82	ppb	99
15) 1,4-Dichlorobenzene	4.839	146	420496	41.35	ppb	99
16) Benzyl alcohol	4.936	108	254035	41.33	ppb	93
17) 1,2-Dichlorobenzene	4.957	146	396179	42.04	ppb	97
18) Acetophenone	5.144	105	584494	43.52	ppb	89
19) 2-Methylphenol	5.027	108	354171	43.37	ppb	98
20) 2,2'-oxybis(1-Chloropr...	5.032	121	143812	44.62	ppb #	60
21) 3&4-Methylphenol	5.150	108	361479	41.76	ppb	97
22) n-Nitroso-di-n-propyla...	5.144	70	284999	47.80	ppb	91
23) Hexachloroethane	5.235	201	129059	46.37	ppb	95
26) Nitrobenzene	5.294	77	399952	38.54	ppb	100
27) Quinoline	6.305	129	769860	36.23	ppb	99
28) Isophorone	5.497	82	648947	36.50	ppb	95

Quantitation Report (QT Reviewed)

Data Path : C:\msdchem\1\DATA\E3e2667\
Data File : 3E62236.D
Acq On : 18 Jun 2014 12:45 pm
Operator : olgaa
Sample : op75684-bs1
Misc : op75684,e3e2667,35.0
ALS Vial : 8 Sample Multiplier: 1

Quant Time: Jun 18 13:39:29 2014
Quant Method : C:\msdchem\1\METHODS\M3E2646.M
Quant Title : Semi Volatile GC/MS, rtx-5msi 30m x .25mm x .25MoTue Jun 17 16:19:44 2014
QLast Update : Tue Jun 17 16:19:44 2014
Response via : Initial Calibration

Internal Standards	R.T.	QIon	Response	Conc	Units		Dev(Min)
29) 2-Nitrophenol	5.572	139	208927	41.79	ppb		93
30) 2,4-Dimethylphenol	5.610	107	348816	44.40	ppb		99
31) Benzoic acid	5.716	105	225543	33.01	ppb		99
32) bis(2-Chloroethoxy)met...	5.684	93	415031	38.94	ppb		100
33) 2,4-Dichlorophenol	5.807	162	282569	38.43	ppb		99
34) 2,6-Dichlorophenol	6.021	162	275325	38.59	ppb		98
36) 1,2,4-Trichlorobenzene	5.882	180	299564	37.15	ppb		98
38) Naphthalene	5.957	128	1103362	38.22	ppb		99
39) 4-Chloroaniline	6.011	127	307057	25.47	ppb		95
40) 2,3-Dichloroaniline	7.043	161	341566	34.05	ppb		99
41) Caprolactam	6.390	55	195092	40.40	ppb		95
42) Hexachlorobutadiene	6.080	225	157809	42.93	ppb		98
43) 4-Chloro-3-methylphenol	6.546	107	301218	38.63	ppb		97
44) 2-Methylnaphthalene	6.706	141	602181	35.86	ppb		98
45) 1-Methylnaphthalene	6.824	141	681776	37.15	ppb		98
46) Dimethylnaphthalene	7.476	156	656533	35.87	ppb		95
48) Hexachlorocyclopentadiene	6.899	237	248577	78.14	ppb		100
49) 2,4,6-Trichlorophenol	7.054	196	179804	49.04	ppb		99
50) 2,4,5-Trichlorophenol	7.107	196	184128	47.95	ppb		99
52) 2-Chloronaphthalene	7.300	162	575204	43.66	ppb		98
53) Biphenyl	7.273	154	894167	44.59	ppb		99
54) 2-Nitroaniline	7.439	65	206869	49.76	ppb		97
55) Dimethylphthalate	7.679	163	663600	47.51	ppb		100
56) Acenaphthylene	7.840	152	836785	39.06	ppb		98
57) 2,6-Dinitrotoluene	7.760	165	156801	48.55	ppb		95
58) 3-Nitroaniline	7.990	138	140244	36.70	ppb		98
59) Acenaphthene	8.081	153	651833	47.55	ppb		99
60) 2,4-Dinitrophenol	8.150	184	149275	95.08	ppb	#	75
61) 4-Nitrophenol	8.278	109	86546	44.19	ppb	#	85
62) Dibenzofuran	8.327	168	814012	44.52	ppb		95
63) 2,4-Dinitrotoluene	8.332	165	207622	46.86	ppb		83
64) 2,3,4,6-Tetrachlorophenol	8.519	232	132268	48.66	ppb		97
65) Diethylphthalate	8.685	149	673683	48.79	ppb		100
66) Fluorene	8.819	166	716194	47.43	ppb		100
67) 4-Chlorophenyl-phenyle...	8.829	204	307553	49.44	ppb		91
68) 4-Nitroaniline	8.872	138	169900	43.42	ppb		95
70) 4,6-Dinitro-2-methylph...	8.931	198	99290	52.17	ppb		94
71) n-Nitrosodiphenylamine	9.011	169	469947	47.78	ppb		99
72) 1,2-Diphenylhydrazine	9.065	77	730779	46.78	ppb		97
74) 4-Bromophenyl-phenylether	9.557	248	157906	48.91	ppb		99
75) Hexachlorobenzene	9.653	284	154252	45.48	ppb		91
76) Pentachlorophenol	9.969	266	87302	42.28	ppb		99
77) Phenanthrene	10.263	178	854927	43.68	ppb		98
78) Anthracene	10.343	178	884926	46.26	ppb		99
79) Carbazole	10.616	167	830033	39.11	ppb		98
80) Di-n-butylphthalate	11.220	149	1082765	49.54	ppb		99
81) Fluoranthene	12.135	202	891834	44.86	ppb		97
82) Octadecane	10.150	57	575078	52.02	ppb		90
84) Pyrene	12.488	202	898790	46.67	ppb		99
86) Butylbenzylphthalate	13.600	149	459061	44.14	ppb		99

Quantitation Report (QT Reviewed)

Data Path : C:\msdchem\1\DATA\E3e2667\
Data File : 3E62236.D
Acq On : 18 Jun 2014 12:45 pm
Operator : olgaa
Sample : op75684-bs1
Misc : op75684,e3e2667,35.0
ALS Vial : 8 Sample Multiplier: 1

Quant Time: Jun 18 13:39:29 2014
Quant Method : C:\msdchem\1\METHODS\M3E2646.M
Quant Title : Semi Volatile GC/MS, rtx-5msi 30m x .25mm x .25MoTue Jun 17 16:19:44 2014
QLast Update : Tue Jun 17 16:19:44 2014
Response via : Initial Calibration

Internal Standards	R.T.	QIon	Response	Conc	Units	Dev(Min)
88) Benzo[a]anthracene	14.408	228	765655	43.93	ppb	99
89) 3,3'-Dichlorobenzidine	14.408	252	431239	70.48	ppb	99
90) Chrysene	14.467	228	663418	46.30	ppb	99
91) bis(2-Ethylhexyl)phtha...	14.558	149	594414	51.38	ppb	98
93) Di-n-octylphthalate	15.542	149	984268	56.76	ppb	94
94) Benzo[b]fluoranthene	16.029	252	626230	53.18	ppb	96
95) Benzo[k]fluoranthene	16.066	252	507054	47.87	ppb	98
96) Benzo[a]pyrene	16.473	252	467057	48.25	ppb	95
97) Indeno[1,2,3-cd]pyrene	18.184	276	416423m	42.09	ppb	
99) Dibenz[a,h]anthracene	18.216	278	384822	40.42	ppb	95
100) 7,12-Dimethylbenz(a)an...	16.023	256	332455	51.46	ppb	95
101) Benzo[g,h,i]perylene	18.660	276	380931	39.76	ppb	90
103) Benzaldehyde	4.492	105	319190	46.74	ppb	94
105) 1,2,4,5-Tetrachloroben...	6.909	216	261614	46.29	ppb	98
107) Atrazine	9.856	215	98702	54.51	ppb	93
109) benzidine	12.381	184	547150	52.78	ppb	98

(#) = qualifier out of range (m) = manual integration (+) = signals summed

Quantitation Report (QT Reviewed)

Data Path : C:\msdchem\1\DATA\E3e2667\
Data File : 3E62236.D
Acq On : 18 Jun 2014 12:45 pm
Operator : olgaa
Sample : op75684-bs1
Misc : op75684,e3e2667,35.0
ALS Vial : 8 Sample Multiplier: 1

Quant Time: Jun 18 13:39:29 2014
Quant Method : C:\msdchem\1\METHODS\M3E2646.M
Quant Title : Semi Volatile GC/MS, rtx-5msi 30m x .25mm x .25MoTue Jun 17 16:19:44 2014
QLast Update : Tue Jun 17 16:19:44 2014
Response via : Initial Calibration

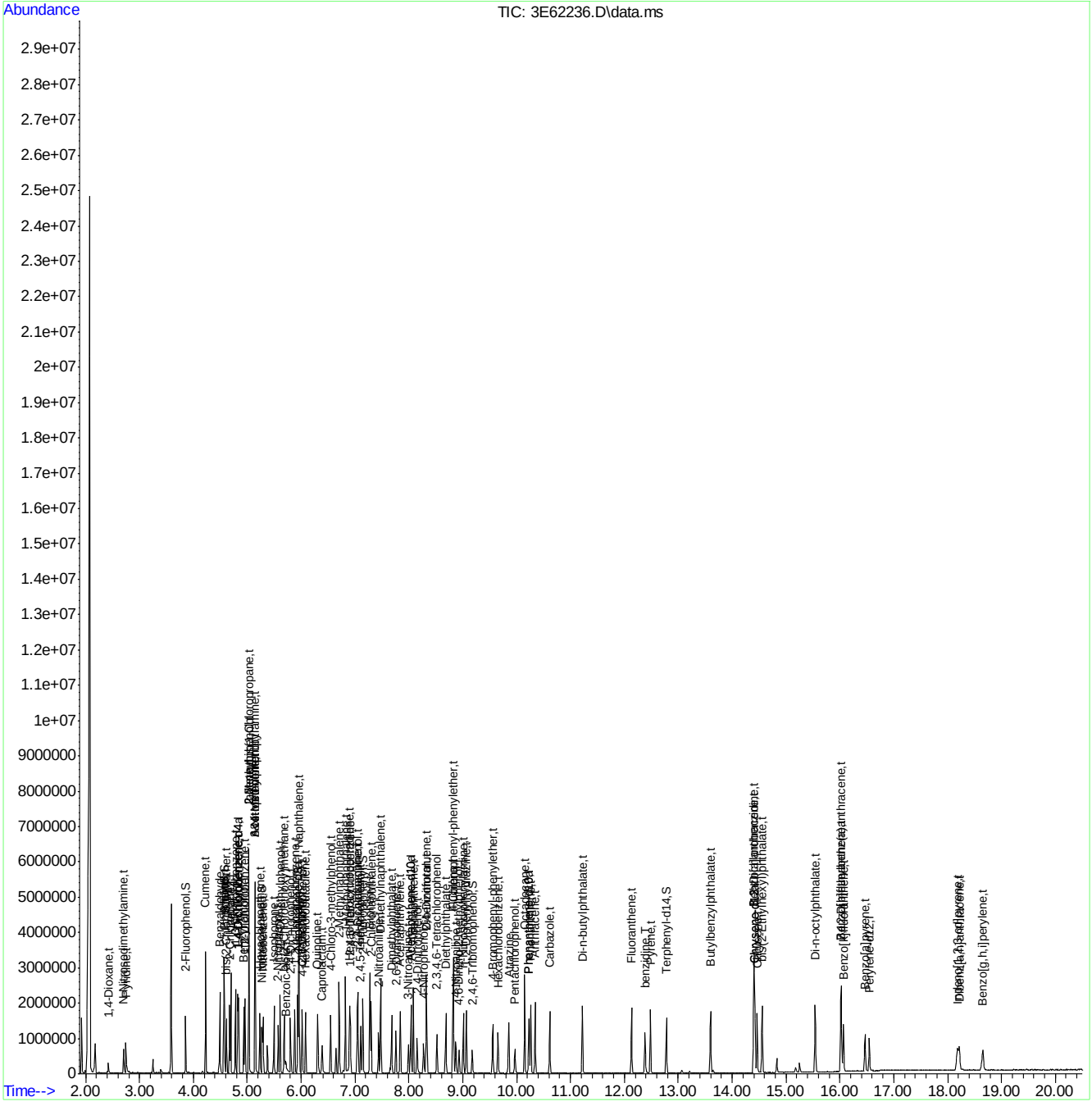

Manual Integration Approval Summary

Sample Number:	OP75684-BS1	**Method:**	SW846 8270D
Lab FileID:	3E62236.D	**Analyst approved:**	06/18/14 13:40 Olga Azarihn
Injection Time:	06/18/14 12:45	**Supervisor approved:**	06/18/14 13:51 Nina Pandya

Parameter	CAS	Sig#	R.T. (min.)	Reason
Phenol	108-95-2		4.57	Poor instrument integration
Indeno(1,2,3-cd)pyrene	193-39-5		18.18	Overlapping peak

Quantitation Report (Qedit)

Data Path : C:\msdchem\1\DATA\E3e2667\
Data File : 3E62236.D
Acq On : 18 Jun 2014 12:45 pm
Operator : olgaa
Sample : op75684-bs1
Misc : op75684,e3e2667,35.0
ALS Vial : 8 Sample Multiplier: 1

Quant Time: Jun 18 13:32:40 2014
Quant Method : C:\msdchem\1\METHODS\M3E2646.M
Quant Title : Semi Volatile GC/MS, rtx-5msi 30m x .25mm x .25MoTue Jun 17 16:19:44 2014
QLast Update : Tue Jun 17 16:19:44 2014
Response via : Initial Calibration

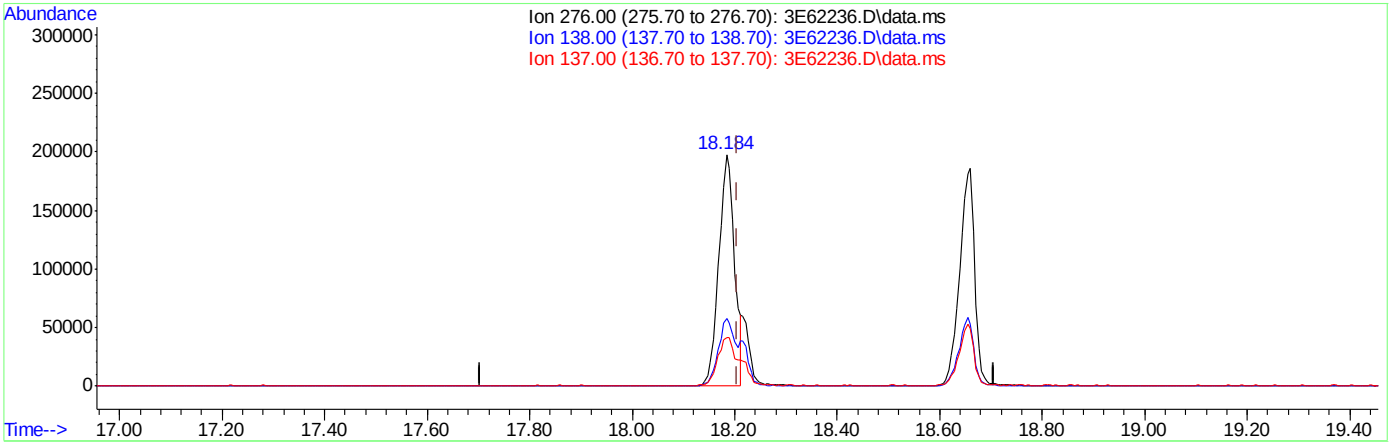

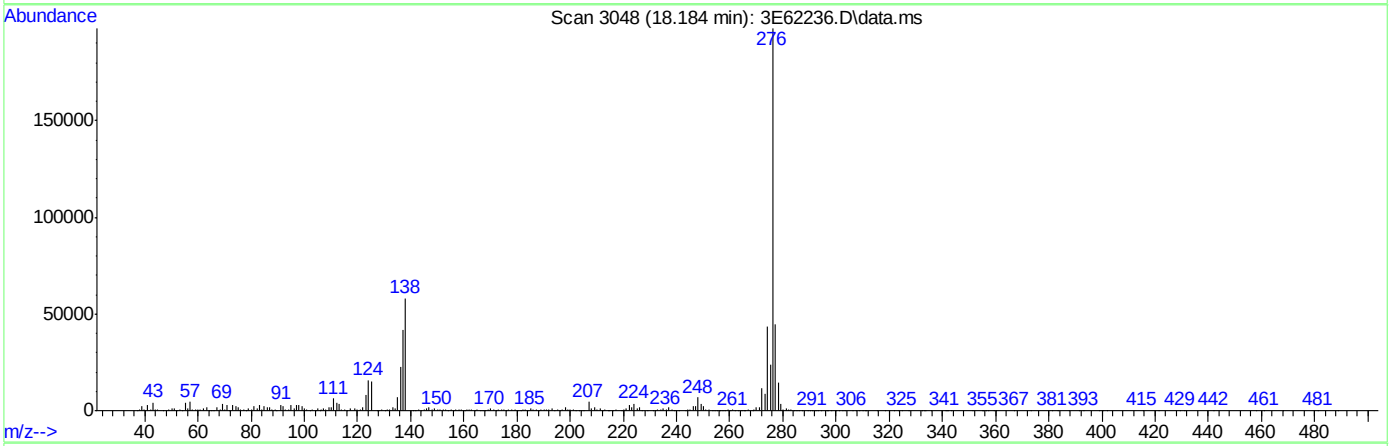

TIC: 3E62236.D\data.ms

(97) Indeno[1,2,3-cd]pyrene (t)

18.184min (-0.021) 42.09ppb m

response 416423

Ion	Exp%	Act%
276.00	100	100
138.00	28.80	29.36
137.00	22.10	21.04
0.00	0.00	0.00

Quantitation Report (Qedit)

Data Path : C:\msdchem\1\DATA\E3e2667\
Data File : 3E62236.D
Acq On : 18 Jun 2014 12:45 pm
Operator : olgaa
Sample : op75684-bs1
Misc : op75684,e3e2667,35.0
ALS Vial : 8 Sample Multiplier: 1

Quant Time: Jun 18 13:33:27 2014
Quant Method : C:\msdchem\1\METHODS\M3E2646.M
Quant Title : Semi Volatile GC/MS, rtx-5msi 30m x .25mm x .25MoTue Jun 17 16:19:44 2014
QLast Update : Tue Jun 17 16:19:44 2014
Response via : Initial Calibration

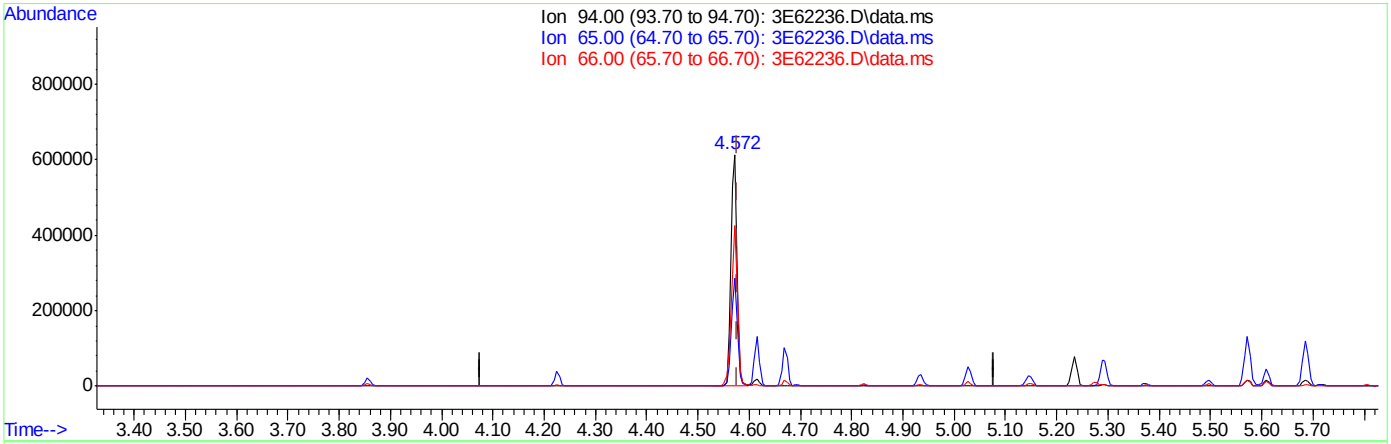

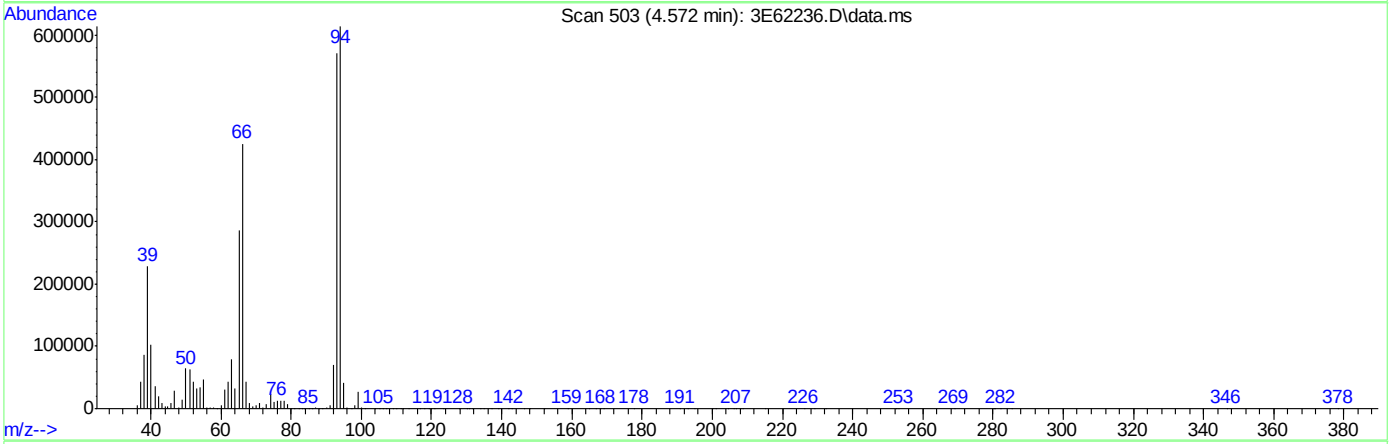

TIC: 3E62236.D\data.ms

(9) Phenol (t)

4.572min (-0.005) 39.93ppb m

response 492384

Ion	Exp%	Act%
94.00	100	100
65.00	26.50	46.78
66.00	32.80	69.34#
0.00	0.00	0.00

9.3.13

9

ACCUTEST LABORATORIES JB69078

Manual Integrations APPROVED (compounds with "m" flag)
Cheng-Hwan Ao
06/26/14 14:27

Quantitation Report (QT Reviewed)

Data Path : C:\msdchem\1\DATA\E3e2669\
Data File : 3E62291.D
Acq On : 19 Jun 2014 2:48 pm
Operator : olgaa
Sample : op75676-bs1
Misc : op75676,e3e2669,1000
ALS Vial : 8 Sample Multiplier: 1

Quant Time: Jun 26 14:19:40 2014
Quant Method : C:\msdchem\1\METHODS\M3E2646.M
Quant Title : Semi Volatile GC/MS, rtx-5msi 30m x .25mm x .25MoTue Jun 17 16:19:44 2014
QLast Update : Tue Jun 17 16:19:44 2014
Response via : Initial Calibration

Internal Standards	R.T.	QIon	Response	Conc	Units		Dev(Min)
1) 1,4-Dichlorobenzene-d4	4.802	152	257743	40.00	ppb		-0.04
24) Naphthalene-d8	5.914	136	987896	40.00	ppb		-0.04
47) Acenaphthene-d10	8.006	164	495767	40.00	ppb		-0.05
69) Phenanthrene-d10	10.193	188	756298	40.00	ppb		-0.05
83) Chrysene-d12	14.392	240	683480	40.00	ppb		-0.05
92) Perylene-d12	16.515	264	459840	40.00	ppb		-0.05
102) 1,4-Dichlorobenzene-d4a	4.802	152	257743	40.00	ppb		-0.04
104) Acenaphthene-d10a	8.006	164	495767	40.00	ppb		-0.05
106) Phenanthrene-d10a	10.193	188	756298	40.00	ppb		-0.05
108) Chrysene-d12a	14.392	240	683480	40.00	ppb		-0.05
110) Naphthalene-d8a	5.936	136	126860	40.00	ppb		-0.02
System Monitoring Compounds							
5) 2-Fluorophenol	3.834	112	192700	22.12	ppb		-0.03
Spiked Amount 50.000			Recovery = 44.24%				
8) Phenol-d5	4.540	99	166015	15.39	ppb		-0.03
Spiked Amount 50.000			Recovery = 30.78%				
25) Nitrobenzene-d5	5.251	82	416796	48.69	ppb		-0.04
Spiked Amount 50.000			Recovery = 97.38%				
51) 2-Fluorobiphenyl	7.118	172	679497	44.67	ppb		-0.04
Spiked Amount 50.000			Recovery = 89.34%				
73) 2,4,6-Tribromophenol	9.145	330	68977	52.11	ppb		-0.05
Spiked Amount 50.000			Recovery = 104.22%				
85) Terphenyl-d14	12.750	244	616377	42.65	ppb		-0.05
Spiked Amount 50.000			Recovery = 85.30%				
Target Compounds							Qvalue
2) 1,4-Dioxane	2.390	88	87661	18.86	ppb		87
3) Pyridine	2.727	79	91112	7.98	ppb		66
4) N-Nitrosodimethylamine	2.678	74	139191m	21.93	ppb		
6) Indene	5.005	116	827141	48.28	ppb		98
7) Cumene	4.203	105	980749	40.63	ppb		95
9) Phenol	4.550	94	215171	17.30	ppb		71
10) Aniline	4.556	93	117448	8.87	ppb		52
11) bis(2-Chloroethyl)ether	4.593	93	412608	47.15	ppb		92
12) 2-Chlorophenol	4.652	128	389715	40.37	ppb		98
13) Decane	4.673	43	440431	42.11	ppb		85
14) 1,3-Dichlorobenzene	4.759	146	362915	35.17	ppb		99
15) 1,4-Dichlorobenzene	4.818	146	369136	36.00	ppb		99
16) Benzyl alcohol	4.914	108	219813	35.46	ppb		89
17) 1,2-Dichlorobenzene	4.936	146	359499	37.83	ppb		96
18) Acetophenone	5.123	105	683196	50.44	ppb		90
19) 2-Methylphenol	5.010	108	318121	38.63	ppb		98
20) 2,2'-oxybis(1-Chloropr...	5.010	121	158387	48.73	ppb	#	57
21) 3&4-Methylphenol	5.128	108	294820	33.77	ppb		97
22) n-Nitroso-di-n-propyla...	5.123	70	329280	54.77	ppb		88
23) Hexachloroethane	5.214	201	101748	36.25	ppb		97
26) Nitrobenzene	5.273	77	459882	47.90	ppb		97
27) Quinoline	6.283	129	610776	31.06	ppb		99
28) Isophorone	5.476	82	752232	45.73	ppb		93

Quantitation Report (QT Reviewed)

Data Path : C:\msdchem\1\DATA\E3e2669\
Data File : 3E62291.D
Acq On : 19 Jun 2014 2:48 pm
Operator : olgaa
Sample : op75676-bs1
Misc : op75676,e3e2669,1000
ALS Vial : 8 Sample Multiplier: 1

Quant Time: Jun 26 14:19:40 2014
Quant Method : C:\msdchem\1\METHODS\M3E2646.M
Quant Title : Semi Volatile GC/MS, rtx-5msi 30m x .25mm x .25MoTue Jun 17 16:19:44 2014
QLast Update : Tue Jun 17 16:19:44 2014
Response via : Initial Calibration

Internal Standards	R.T.	QIon	Response	Conc	Units		Dev(Min)
29) 2-Nitrophenol	5.551	139	237011	51.24	ppb		90
30) 2,4-Dimethylphenol	5.588	107	385692	53.06	ppb		98
31) Benzoic acid	5.690	105	145274	24.04	ppb		96
32) bis(2-Chloroethoxy)met...	5.663	93	466596	47.32	ppb		100
33) 2,4-Dichlorophenol	5.781	162	311694	45.82	ppb		98
34) 2,6-Dichlorophenol	6.000	162	309210	46.84	ppb		99
36) 1,2,4-Trichlorobenzene	5.856	180	256350	34.36	ppb		99
38) Naphthalene	5.936	128	1102324	41.27	ppb		99
39) 4-Chloroaniline	5.989	127	115319	10.34	ppb		96
40) 2,3-Dichloroaniline	7.016	161	315191	33.96	ppb		98
41) Caprolactam	6.353	55	55775	12.48	ppb		93
42) Hexachlorobutadiene	6.059	225	121735	35.79	ppb		99
43) 4-Chloro-3-methylphenol	6.513	107	325553	45.12	ppb		96
44) 2-Methylnaphthalene	6.679	141	670201	43.14	ppb		99
45) 1-Methylnaphthalene	6.797	141	753089	44.35	ppb		98
46) Dimethylnaphthalene	7.449	156	695463	41.06	ppb		97
48) Hexachlorocyclopentadiene	6.872	237	190311	56.19	ppb		97
49) 2,4,6-Trichlorophenol	7.027	196	209178	53.59	ppb		99
50) 2,4,5-Trichlorophenol	7.080	196	209257	51.19	ppb		100
52) 2-Chloronaphthalene	7.273	162	556208	39.65	ppb		98
53) Biphenyl	7.246	154	974565	45.64	ppb		99
54) 2-Nitroaniline	7.412	65	244232	55.18	ppb		94
55) Dimethylphthalate	7.653	163	758280	50.99	ppb		99
56) Acenaphthylene	7.813	152	860145	37.71	ppb		99
57) 2,6-Dinitrotoluene	7.733	165	176011	51.16	ppb		94
58) 3-Nitroaniline	7.958	138	68061	16.73	ppb		91
59) Acenaphthene	8.054	153	669493	45.87	ppb		96
60) 2,4-Dinitrophenol	8.123	184	224608	129.56	ppb	#	76
61) 4-Nitrophenol	8.246	109	54024	25.91	ppb	#	74
62) Dibenzofuran	8.295	168	922518	47.39	ppb		98
63) 2,4-Dinitrotoluene	8.300	165	244001	51.66	ppb		74
64) 2,3,4,6-Tetrachlorophenol	8.487	232	154643	53.44	ppb		94
65) Diethylphthalate	8.653	149	786206	53.48	ppb		98
66) Fluorene	8.787	166	758671	47.19	ppb		98
67) 4-Chlorophenyl-phenyle...	8.797	204	311619	47.05	ppb		96
68) 4-Nitroaniline	8.840	138	174464	41.87	ppb		88
70) 4,6-Dinitro-2-methylph...	8.904	198	126817	61.14	ppb		94
71) n-Nitrosodiphenylamine	8.979	169	490774	45.78	ppb		99
72) 1,2-Diphenylhydrazine	9.033	77	822348	48.30	ppb		95
74) 4-Bromophenyl-phenylether	9.525	248	163319	46.42	ppb		93
75) Hexachlorobenzene	9.621	284	168652	45.62	ppb		94
76) Pentachlorophenol	9.931	266	113665	50.50	ppb		98
77) Phenanthrene	10.231	178	971788	45.55	ppb		99
78) Anthracene	10.311	178	975729	46.79	ppb		99
79) Carbazole	10.584	167	912057	39.43	ppb		98
80) Di-n-butylphthalate	11.188	149	1291110	54.20	ppb		99
81) Fluoranthene	12.097	202	1063375	49.08	ppb		97
82) Octadecane	10.124	57	610805	50.69	ppb		88
84) Pyrene	12.450	202	1070738	45.85	ppb		99
86) Butylbenzylphthalate	13.568	149	587818	46.44	ppb		94

Quantitation Report (QT Reviewed)

Data Path : C:\msdchem\1\DATA\E3e2669\
Data File : 3E62291.D
Acq On : 19 Jun 2014 2:48 pm
Operator : olgaa
Sample : op75676-bs1
Misc : op75676,e3e2669,1000
ALS Vial : 8 Sample Multiplier: 1

Quant Time: Jun 26 14:19:40 2014
Quant Method : C:\msdchem\1\METHODS\M3E2646.M
Quant Title : Semi Volatile GC/MS, rtx-5msi 30m x .25mm x .25MoTue Jun 17 16:19:44 2014
QLast Update : Tue Jun 17 16:19:44 2014
Response via : Initial Calibration

Internal Standards	R.T.	QIon	Response	Conc	Units	Dev(Min)
88) Benzo[a]anthracene	14.376	228	919090	43.49	ppb	99
89) 3,3'-Dichlorobenzidine	14.371	252	135298	18.24	ppb	95
90) Chrysene	14.435	228	845313	48.66	ppb	99
91) bis(2-Ethylhexyl)phtha...	14.526	149	783280	55.84	ppb	96
93) Di-n-octylphthalate	15.515	149	1339388	58.39	ppb	94
94) Benzo[b]fluoranthene	15.997	252	839688	54.06	ppb	96
95) Benzo[k]fluoranthene	16.039	252	748637	53.58	ppb	97
96) Benzo[a]pyrene	16.440	252	632682	49.55	ppb	97
97) Indeno[1,2,3-cd]pyrene	18.141	276	593814m	45.50	ppb	
99) Dibenz[a,h]anthracene	18.173	278	571045	45.47	ppb	95
100) 7,12-Dimethylbenz(a)an...	15.991	256	388832	46.69	ppb	97
101) Benzo[g,h,i]perylene	18.607	276	536640	42.46	ppb	94
103) Benzaldehyde	4.476	105	112790	16.38	ppb	94
105) 1,2,4,5-Tetrachloroben...	6.882	216	225149	37.41	ppb	99
107) Atrazine	9.824	215	75989	38.50	ppb	86
109) benzidine	12.349	184	137784	10.96	ppb	98

(#) = qualifier out of range (m) = manual integration (+) = signals summed

Quantitation Report (QT Reviewed)

Data Path : C:\msdchem\1\DATA\E3e2669\
Data File : 3E62291.D
Acq On : 19 Jun 2014 2:48 pm
Operator : olgaa
Sample : op75676-bs1
Misc : op75676,e3e2669,1000
ALS Vial : 8 Sample Multiplier: 1

Quant Time: Jun 26 14:19:40 2014
Quant Method : C:\msdchem\1\METHODS\M3E2646.M
Quant Title : Semi Volatile GC/MS, rtx-5msi 30m x .25mm x .25MoTue Jun 17 16:19:44 2014
QLast Update : Tue Jun 17 16:19:44 2014
Response via : Initial Calibration

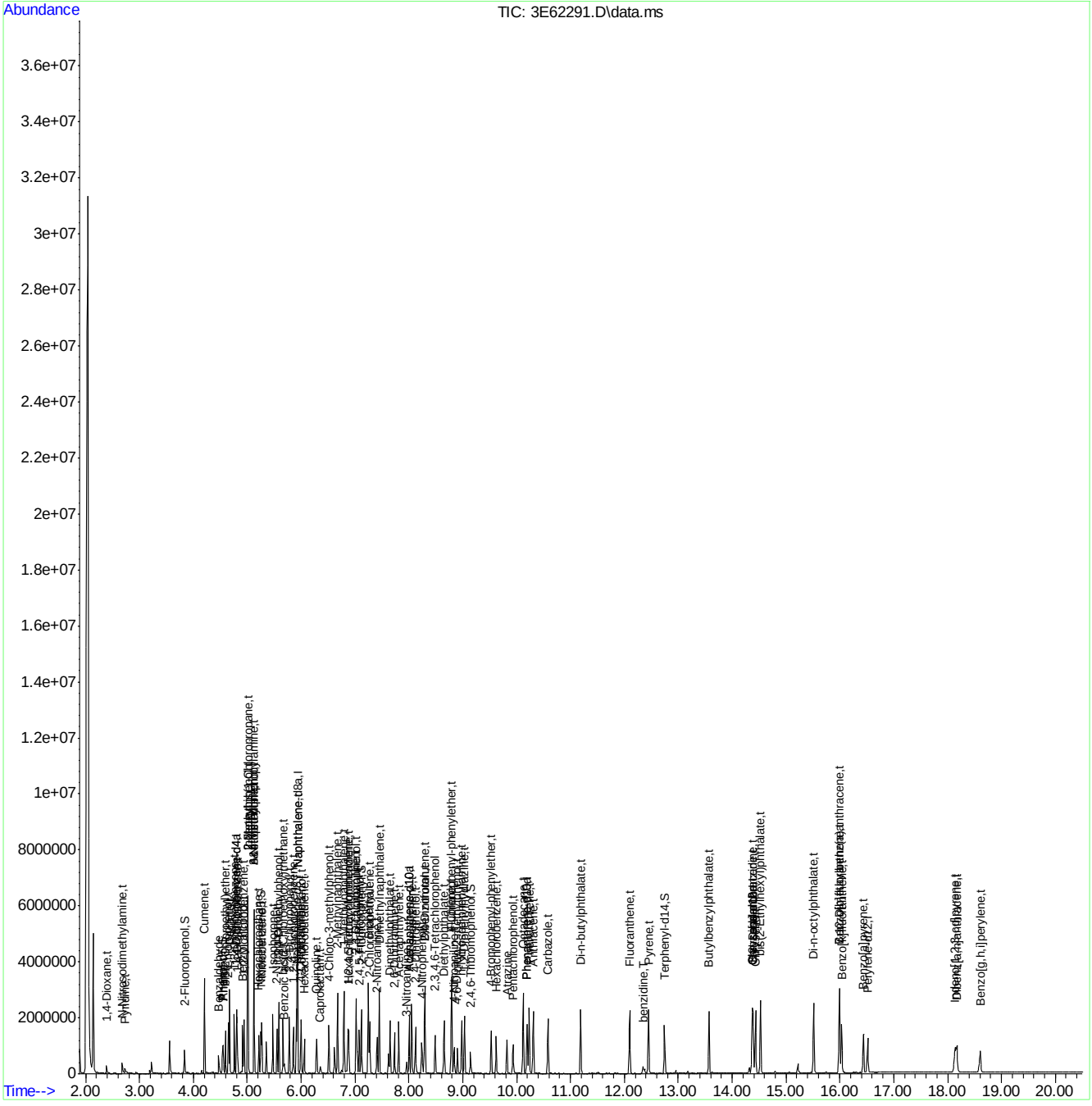

Manual Integration Approval Summary

Sample Number:	OP75676-BS1	**Method:**	SW846 8270D
Lab FileID:	3E62291.D	**Analyst approved:**	06/20/14 15:30 Olga Azarihn
Injection Time:	06/19/14 14:48	**Supervisor approved:**	06/26/14 14:27 Cheng-Hwan Ao

Parameter	CAS	Sig#	R.T. (min.)	Reason
Indeno(1,2,3-cd)pyrene	193-39-5		18.14	Overlapping peak

Quantitation Report (Qedit)

Data Path : C:\msdchem\1\DATA\E3e2669\
Data File : 3E62291.D
Acq On : 19 Jun 2014 2:48 pm
Operator : olgaa
Sample : op75676-bs1
Misc : op75676,e3e2669,1000
ALS Vial : 8 Sample Multiplier: 1

Quant Time: Jun 20 15:14:27 2014
Quant Method : C:\msdchem\1\METHODS\M3E2646.M
Quant Title : Semi Volatile GC/MS, rtx-5msi 30m x .25mm x .25MoTue Jun 17 16:19:44 2014
QLast Update : Tue Jun 17 16:19:44 2014
Response via : Initial Calibration

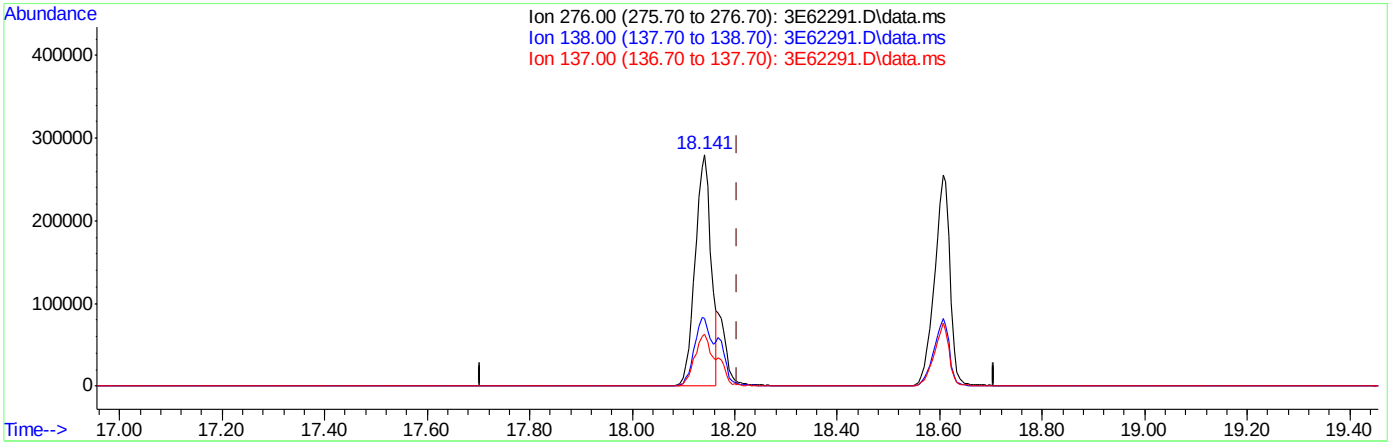

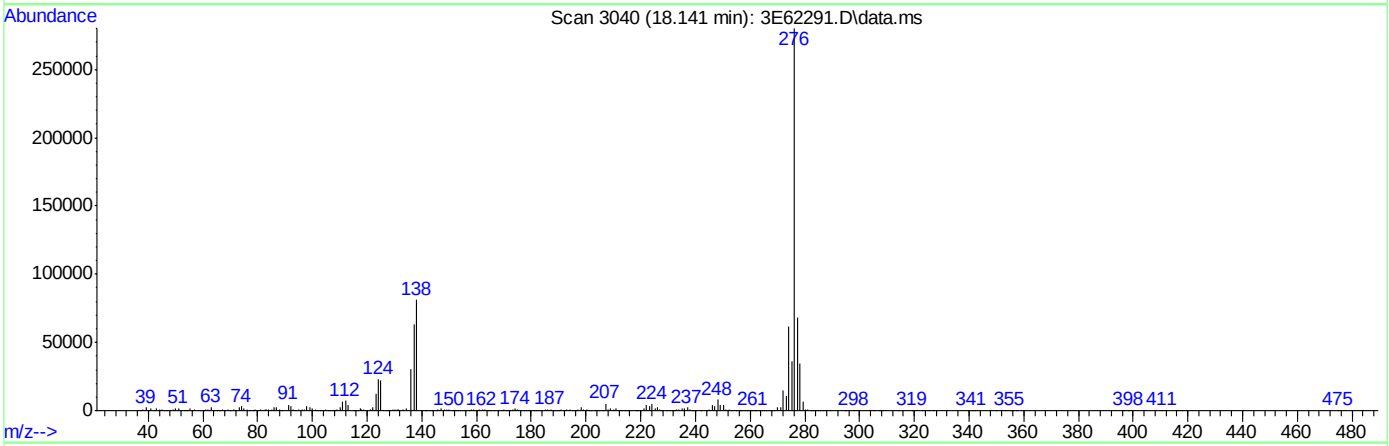

TIC: 3E62291.D\data.ms

(97) Indeno[1,2,3-cd]pyrene (t)

18.141min (-0.064) 45.50ppb m

response 593814

Ion	Exp%	Act%
276.00	100	100
138.00	28.80	29.00
137.00	22.10	22.56
0.00	0.00	0.00

Quantitation Report (Qedit)

Data Path : C:\msdchem\1\DATA\E3e2669\
Data File : 3E62291.D
Acq On : 19 Jun 2014 2:48 pm
Operator : olgaa
Sample : op75676-bs1
Misc : op75676,e3e2669,1000
ALS Vial : 8 Sample Multiplier: 1

Quant Time: Jun 20 15:14:54 2014
Quant Method : C:\msdchem\1\METHODS\M3E2646.M
Quant Title : Semi Volatile GC/MS, rtx-5msi 30m x .25mm x .25MoTue Jun 17 16:19:44 2014
QLast Update : Tue Jun 17 16:19:44 2014
Response via : Initial Calibration

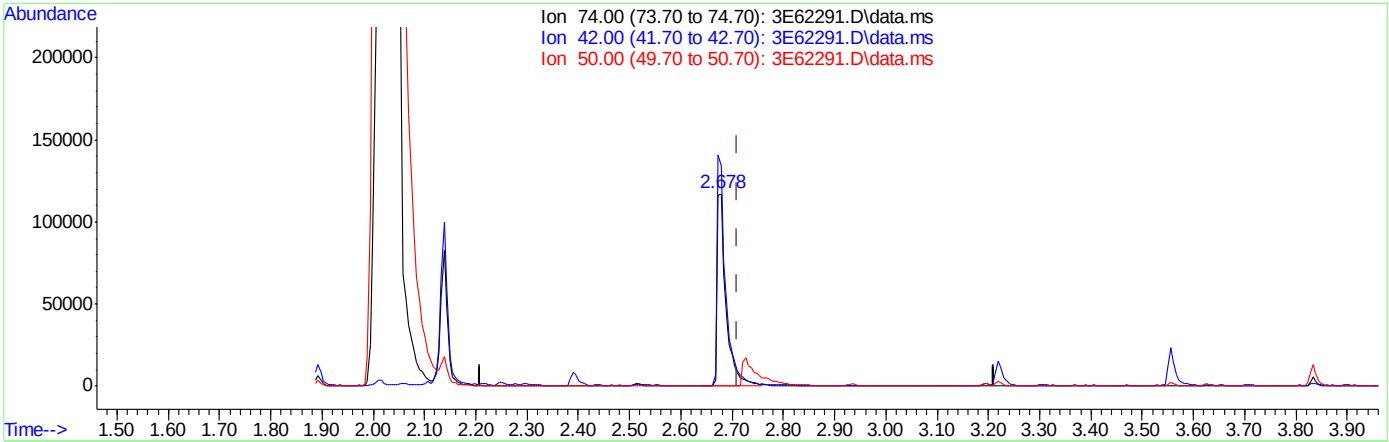

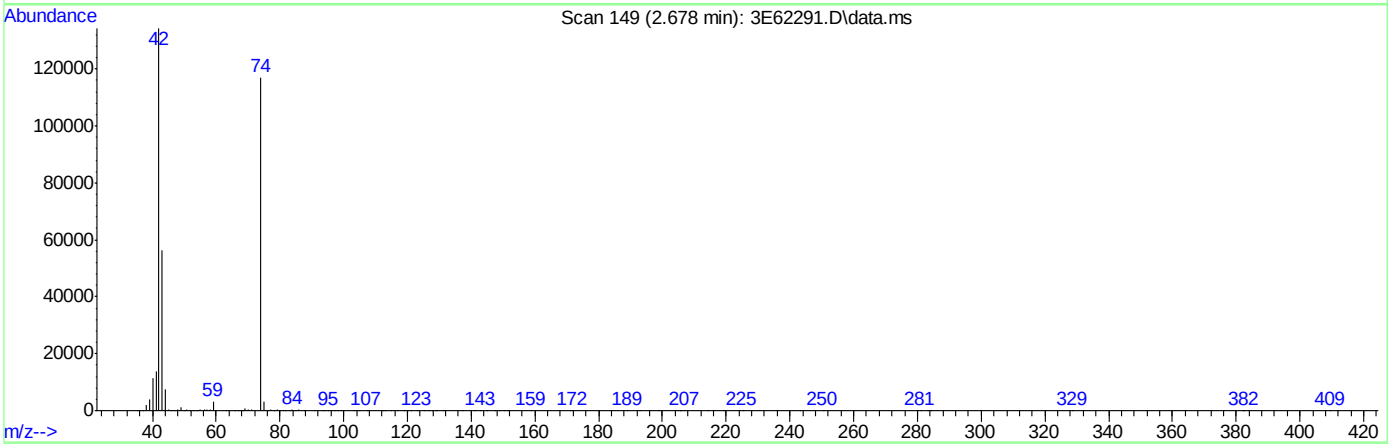

TIC: 3E62291.D\data.ms

(4) N-Nitrosodimethylamine (t)

2.678min (-0.032) 21.93ppb m

response 139191

Ion	Exp%	Act%
74.00	100	100
42.00	68.20	114.69#
50.00	0.00	0.12
0.00	0.00	0.00

ACCUTEST LABORATORIES
JB69078

Manual Integrations APPROVED (compounds with "m" flag)
Cheng-Hwan Ao
06/30/14 10:23

Quantitation Report (QT Reviewed)

Data Path : C:\msdchem\1\DATA\E3e2667\
Data File : 3E62253.D
Acq On : 18 Jun 2014 8:52 pm
Operator : olgaa
Sample : op75684-ms
Misc : op75684,e3e2667,32.9
ALS Vial : 25 Sample Multiplier: 1

Quant Time: Jun 19 11:39:10 2014
Quant Method : C:\msdchem\1\METHODS\M3E2646.M
Quant Title : Semi Volatile GC/MS, rtx-5msi 30m x .25mm x .25MoTue Jun 17 16:19:44 2014
QLast Update : Tue Jun 17 16:19:44 2014
Response via : Initial Calibration

Internal Standards	R.T.	QIon	Response	Conc	Units		Dev(Min)
1) 1,4-Dichlorobenzene-d4	4.834	152	185431	40.00	ppb		0.00
24) Naphthalene-d8	5.946	136	647735	40.00	ppb		0.00
47) Acenaphthene-d10	8.043	164	292377	40.00	ppb		-0.01
69) Phenanthrene-d10	10.241	188	412695	40.00	ppb		0.00
83) Chrysene-d12	14.451	240	301243	40.00	ppb		0.00
92) Perylene-d12	16.574	264	256844	40.00	ppb		0.00
102) 1,4-Dichlorobenzene-d4a	4.834	152	185431	40.00	ppb		0.00
104) Acenaphthene-d10a	8.043	164	292377	40.00	ppb		-0.01
106) Phenanthrene-d10a	10.241	188	412695	40.00	ppb		0.00
108) Chrysene-d12a	14.451	240	301243	40.00	ppb		0.00
110) Naphthalene-d8a	5.946	136	647735	40.00	ppb		0.00
System Monitoring Compounds							
5) 2-Fluorophenol	3.866	112	289670	46.23	ppb		0.00
Spiked Amount 50.000			Recovery = 92.46%				
8) Phenol-d5	4.577	99	272143	35.06	ppb		0.01
Spiked Amount 50.000			Recovery = 70.12%				
25) Nitrobenzene-d5	5.283	82	286802	51.10	ppb		0.00
Spiked Amount 50.000			Recovery = 102.20%				
51) 2-Fluorobiphenyl	7.155	172	378391	42.18	ppb		0.00
Spiked Amount 50.000			Recovery = 84.36%				
73) 2,4,6-Tribromophenol	9.193	330	21737	30.09	ppb		0.00
Spiked Amount 50.000			Recovery = 60.18%				
85) Terphenyl-d14	12.798	244	270590	42.48	ppb		0.00
Spiked Amount 50.000			Recovery = 84.96%				
Target Compounds							Qvalue
2) 1,4-Dioxane	2.416	88	58187	17.41	ppb		78
3) Pyridine	2.753	79	175830	21.41	ppb	#	60
4) N-Nitrosodimethylamine	2.705	74	145450	31.85	ppb	#	15
6) Indene	5.037	116	600781	48.74	ppb		94
7) Cumene	4.230	105	1439063	82.87	ppb		94
9) Phenol	4.593	94	490919	54.87	ppb		59
10) Aniline	4.583	93	352694	37.03	ppb	#	46
11) bis(2-Chloroethyl)ether	4.625	93	219623	34.88	ppb		92
12) 2-Chlorophenol	4.679	128	242991	34.99	ppb		88
13) Decane	4.706	43	2824527	375.41	ppb		85
14) 1,3-Dichlorobenzene	4.791	146	225913	30.44	ppb		97
15) 1,4-Dichlorobenzene	4.845	146	288191	39.06	ppb		87
16) Benzyl alcohol	4.941	108	194933	43.71	ppb		77
17) 1,2-Dichlorobenzene	4.968	146	229214	33.53	ppb		97
18) Acetophenone	5.203	105	127463	13.08	ppb		82
19) 2-Methylphenol	5.043	108	366343	61.83	ppb		97
20) 2,2'-oxybis(1-Chloropr...	5.043	121	130920	55.98	ppb	#	41
21) 3&4-Methylphenol	5.160	108	284275	45.26	ppb		95
22) n-Nitroso-di-n-propyla...	5.064	70	197744	45.71	ppb		77
23) Hexachloroethane	5.246	201	60565	29.99	ppb	#	72
26) Nitrobenzene	5.305	77	455476	72.35	ppb		94
27) Quinoline	6.316	129	479945	37.23	ppb		97
28) Isophorone	5.508	82	447707	41.51	ppb		88

Quantitation Report (QT Reviewed)

Data Path : C:\msdchem\1\DATA\E3e2667\
Data File : 3E62253.D
Acq On : 18 Jun 2014 8:52 pm
Operator : olgaa
Sample : op75684-ms
Misc : op75684,e3e2667,32.9
ALS Vial : 25 Sample Multiplier: 1

Quant Time: Jun 19 11:39:10 2014
Quant Method : C:\msdchem\1\METHODS\M3E2646.M
Quant Title : Semi Volatile GC/MS, rtx-5msi 30m x .25mm x .25MoTue Jun 17 16:19:44 2014
QLast Update : Tue Jun 17 16:19:44 2014
Response via : Initial Calibration

Internal Standards	R.T.	QIon	Response	Conc	Units		Dev(Min)
29) 2-Nitrophenol	5.583	139	120293	39.66	ppb		87
30) 2,4-Dimethylphenol	5.620	107	269266	56.50	ppb		91
31) Benzoic acid	5.716	105	281008	64.13	ppb	#	27
32) bis(2-Chloroethoxy)met...	5.695	93	316518	48.95	ppb		99
33) 2,4-Dichlorophenol	5.818	162	191428	42.92	ppb		96
34) 2,6-Dichlorophenol	6.032	162	149676	34.58	ppb		96
36) 1,2,4-Trichlorobenzene	5.893	180	153319	31.34	ppb		98
38) Naphthalene	5.973	128	3599561	205.54	ppb		92
39) 4-Chloroaniline	6.016	127	162182	22.17	ppb		86
40) 2,3-Dichloroaniline	7.054	161	248314	40.81	ppb		92
41) Caprolactam	6.406	55	145711	49.73	ppb		89
42) Hexachlorobutadiene	6.086	225	76420	34.26	ppb		98
43) 4-Chloro-3-methylphenol	6.551	107	236435	49.98	ppb		91
44) 2-Methylnaphthalene	6.711	141	697893	68.51	ppb		93
45) 1-Methylnaphthalene	6.829	141	592205	53.19	ppb		95
46) Dimethylnaphthalene	7.487	156	881858	79.41	ppb		96
48) Hexachlorocyclopentadiene	6.899	237	55787	27.93	ppb		99
49) 2,4,6-Trichlorophenol	7.070	196	98348	42.72	ppb		98
50) 2,4,5-Trichlorophenol	7.123	196	109767	45.53	ppb		99
52) 2-Chloronaphthalene	7.310	162	363571	43.95	ppb		98
53) Biphenyl	7.284	154	595049	47.26	ppb		98
54) 2-Nitroaniline	7.444	65	194501	74.51	ppb	#	78
55) Dimethylphthalate	7.695	163	420580	47.96	ppb		98
56) Acenaphthylene	7.851	152	535877	39.84	ppb		99
57) 2,6-Dinitrotoluene	7.776	165	98874	48.75	ppb		77
58) 3-Nitroaniline	8.000	138	5813	2.42	ppb		96
59) Acenaphthene	8.091	153	441819	51.33	ppb		98
60) 2,4-Dinitrophenol	8.166	184	13073	23.30	ppb	#	51
61) 4-Nitrophenol	8.300	109	57220	46.53	ppb	#	32
62) Dibenzofuran	8.332	168	537784	46.85	ppb		92
63) 2,4-Dinitrotoluene	8.343	165	134227	48.23	ppb		61
64) 2,3,4,6-Tetrachlorophenol	8.535	232	31721	18.59	ppb		88
65) Diethylphthalate	8.696	149	569533	65.69	ppb		96
66) Fluorene	8.829	166	471559	49.74	ppb		97
67) 4-Chlorophenyl-phenyle...	8.835	204	190908	48.88	ppb		96
68) 4-Nitroaniline	8.883	138	32449	13.21	ppb		78
70) 4,6-Dinitro-2-methylph...	8.947	198	11569	10.22	ppb	#	53
71) n-Nitrosodiphenylamine	9.017	169	307190	52.51	ppb		99
72) 1,2-Diphenylhydrazine	9.070	77	562641	60.56	ppb		92
74) 4-Bromophenyl-phenylether	9.568	248	87547	45.60	ppb		87
75) Hexachlorobenzene	9.669	284	89190	44.21	ppb		97
76) Pentachlorophenol	9.985	266	53652	43.69	ppb		99
77) Phenanthrene	10.279	178	1254970	107.80	ppb		99
78) Anthracene	10.354	178	573102	50.37	ppb		99
79) Carbazole	10.627	167	507356	40.19	ppb		96
80) Di-n-butylphthalate	11.242	149	2956609	227.46	ppb		97
81) Fluoranthene	12.151	202	514680	43.53	ppb		95
82) Octadecane	10.161	57	479089	72.86	ppb		83
84) Pyrene	12.509	202	637504	61.94	ppb		98
86) Butylbenzylphthalate	13.616	149	472192	81.06	ppb		85

Quantitation Report (QT Reviewed)

Data Path : C:\msdchem\1\DATA\E3e2667\
Data File : 3E62253.D
Acq On : 18 Jun 2014 8:52 pm
Operator : olgaa
Sample : op75684-ms
Misc : op75684,e3e2667,32.9
ALS Vial : 25 Sample Multiplier: 1

Quant Time: Jun 19 11:39:10 2014
Quant Method : C:\msdchem\1\METHODS\M3E2646.M
Quant Title : Semi Volatile GC/MS, rtx-5msi 30m x .25mm x .25MoTue Jun 17 16:19:44 2014
QLast Update : Tue Jun 17 16:19:44 2014
Response via : Initial Calibration

Internal Standards	R.T.	QIon	Response	Conc	Units		Dev(Min)
88) Benzo[a]anthracene	14.435	228	416694	44.74	ppb		99
89) 3,3'-Dichlorobenzidine	14.451	252	19370	5.92	ppb		81
90) Chrysene	14.488	228	398816	52.09	ppb		99
91) bis(2-Ethylhexyl)phtha...	14.606	149	11056517	1788.38	ppb		64
93) Di-n-octylphthalate	15.558	149	737596	57.64	ppb		92
94) Benzo[b]fluoranthene	16.055	252	419561	48.36	ppb		92
95) Benzo[k]fluoranthene	16.093	252	351809	45.08	ppb		97
96) Benzo[a]pyrene	16.499	252	344654	48.33	ppb		96
97) Indeno[1,2,3-cd]pyrene	18.227	276	323590m	44.39	ppb		
99) Dibenz[a,h]anthracene	18.259	278	306350	43.67	ppb		94
100) 7,12-Dimethylbenz(a)an...	16.045	256	213268	46.01	ppb		92
101) Benzo[g,h,i]perylene	18.703	276	316682	44.86	ppb		90
105) 1,2,4,5-Tetrachloroben...	6.915	216	147448	41.55	ppb		98
107) Atrazine	9.867	215	50255	46.67	ppb	#	66

(#) = qualifier out of range (m) = manual integration (+) = signals summed

Quantitation Report (QT Reviewed)

Data Path : C:\msdchem\1\DATA\E3e2667\
Data File : 3E62253.D
Acq On : 18 Jun 2014 8:52 pm
Operator : olgaa
Sample : op75684-ms
Misc : op75684,e3e2667,32.9
ALS Vial : 25 Sample Multiplier: 1

Quant Time: Jun 19 11:39:10 2014
Quant Method : C:\msdchem\1\METHODS\M3E2646.M
Quant Title : Semi Volatile GC/MS, rtx-5msi 30m x .25mm x .25MoTue Jun 17 16:19:44 2014
QLast Update : Tue Jun 17 16:19:44 2014
Response via : Initial Calibration

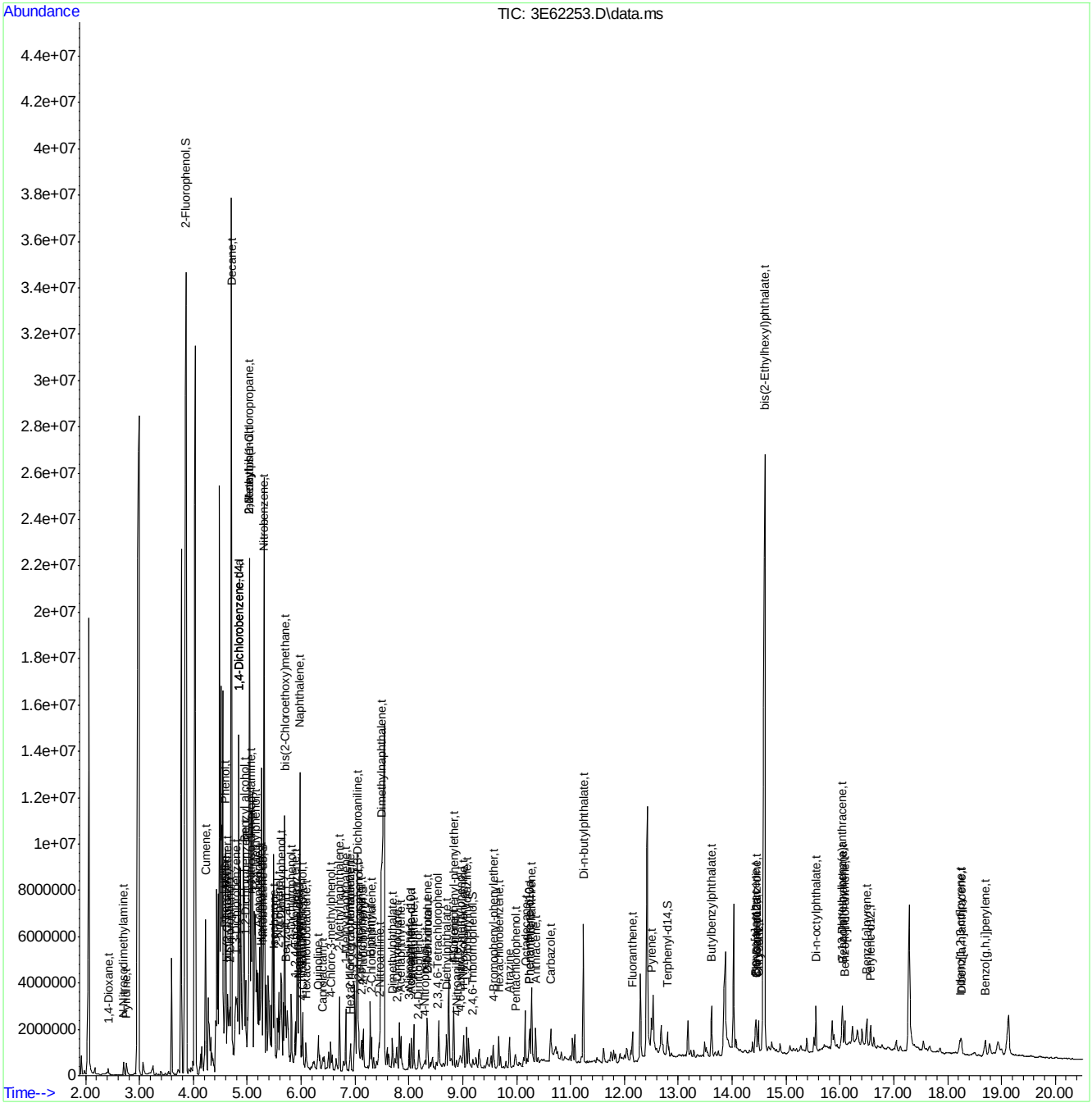

Manual Integration Approval Summary

Sample Number:	OP75684-MS	**Method:**	SW846 8270D
Lab FileID:	3E62253.D	**Analyst approved:**	06/30/14 10:18 Cheng-Hwan Ao
Injection Time:	06/18/14 20:52	**Supervisor approved:**	06/30/14 10:23 Cheng-Hwan Ao

Parameter	CAS	Sig#	R.T. (min.)	Reason
Indeno(1,2,3-cd)pyrene	193-39-5		18.23	Poorly defined baseline

Quantitation Report (Qedit)

Data Path : C:\msdchem\1\DATA\E3e2667\
Data File : 3E62253.D
Acq On : 18 Jun 2014 8:52 pm
Operator : olgaa
Sample : op75684-ms
Misc : op75684,e3e2667,32.9
ALS Vial : 25 Sample Multiplier: 1

Quant Time: Jun 19 11:39:10 2014
Quant Method : C:\msdchem\1\METHODS\M3E2646.M
Quant Title : Semi Volatile GC/MS, rtx-5msi 30m x .25mm x .25MoTue Jun 17 16:19:44 2014
QLast Update : Tue Jun 17 16:19:44 2014
Response via : Initial Calibration

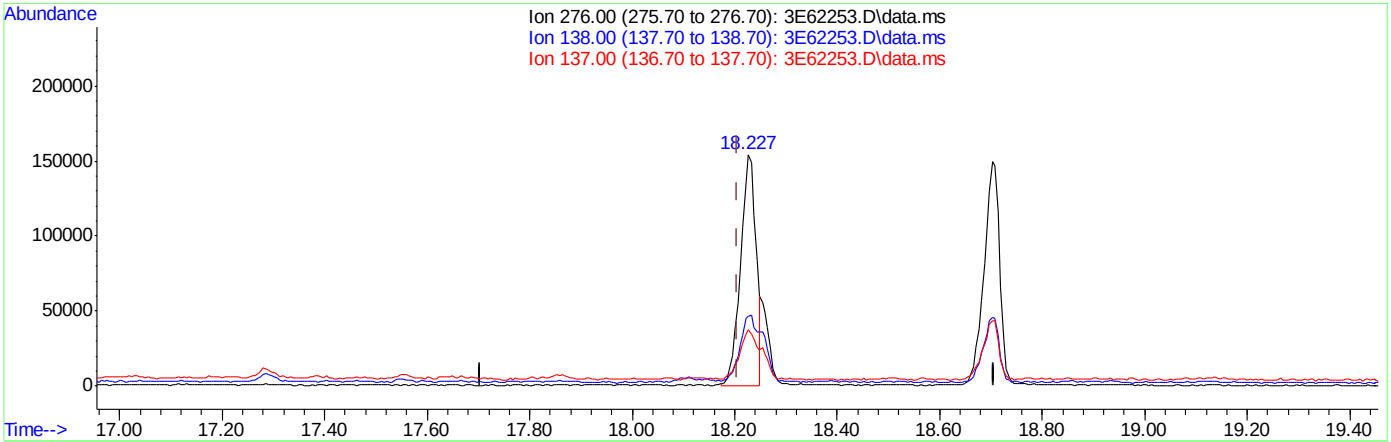

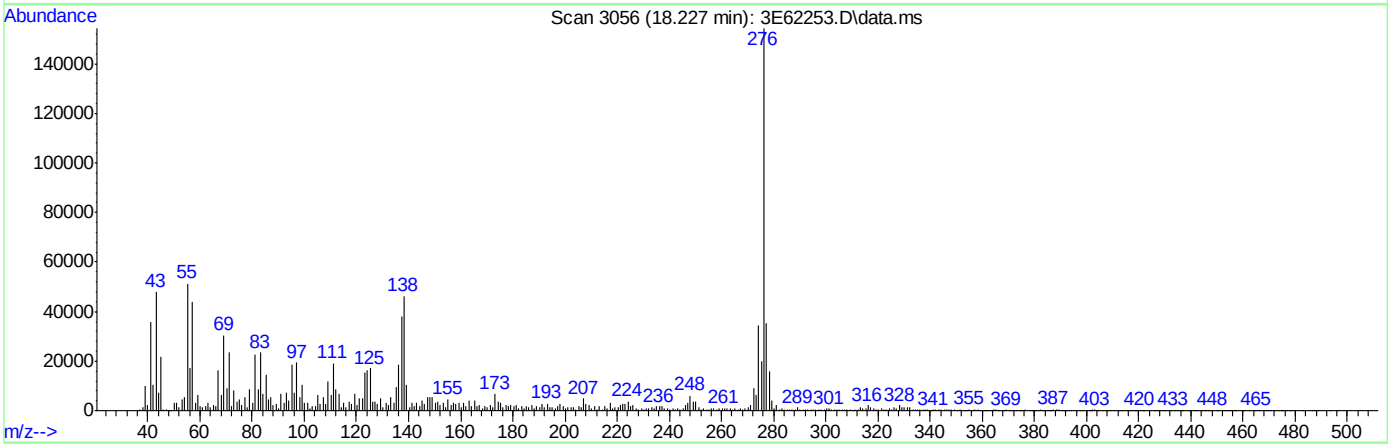

TIC: 3E62253.D\data.ms

(97) Indeno[1,2,3-cd]pyrene (t)

18.227min (+0.021) 44.39ppb m

response 323590

Ion	Exp%	Act%
276.00	100	100
138.00	28.80	30.03
137.00	22.10	24.55
0.00	0.00	0.00

Manual Integrations APPROVED (compounds with "m" flag)
Cheng-Hwan Ao
07/15/14 15:01

Quantitation Report (QT Reviewed)

Data Path : C:\msdchem\1\DATA\E3e2669\
Data File : 3E62303.D
Acq On : 19 Jun 2014 9:32 pm
Operator : olgaa
Sample : op75676-ms
Misc : op75676,e3e2669,440
ALS Vial : 20 Sample Multiplier: 1

Quant Time: Jun 23 18:13:46 2014
Quant Method : C:\msdchem\1\METHODS\M3E2646.M
Quant Title : Semi Volatile GC/MS, rtx-5msi 30m x .25mm x .25MoMon Jun 23 09:46:00 2014
QLast Update : Mon Jun 23 18:11:14 2014
Response via : Initial Calibration

Internal Standards	R.T.	QIon	Response	Conc	Units		Dev(Min)
1) 1,4-Dichlorobenzene-d4	4.813	152	111734	40.00	ppb		0.00
24) Naphthalene-d8	5.925	136	525468	40.00	ppb		0.00
47) Acenaphthene-d10	8.027	164	247431	40.00	ppb		0.00
69) Phenanthrene-d10	10.215	188	316542	40.00	ppb		0.00
83) Chrysene-d12	14.419	240	258310	40.00	ppb		0.00
92) Perylene-d12	16.542	264	246348	40.00	ppb		0.00
102) 1,4-Dichlorobenzene-d4a	4.813	152	111734	40.00	ppb		0.00
104) Acenaphthene-d10a	8.027	164	247431	40.00	ppb		0.00
106) Phenanthrene-d10a	10.215	188	316542	40.00	ppb		0.00
108) Chrysene-d12a	14.419	240	258310	40.00	ppb		0.00
110) Naphthalene-d8a	5.925	136	525468	40.00	ppb		0.00
System Monitoring Compounds							
5) 2-Fluorophenol	3.855	112	237275	62.84	ppb		0.00
Spiked Amount 50.000			Recovery =	125.68%			
8) Phenol-d5	4.588	99	247568	52.92	ppb		0.00
Spiked Amount 50.000			Recovery =	105.84%			
25) Nitrobenzene-d5	5.267	82	251283	55.19	ppb		0.00
Spiked Amount 50.000			Recovery =	110.38%			
51) 2-Fluorobiphenyl	7.134	172	361527	47.62	ppb		0.00
Spiked Amount 50.000			Recovery =	95.24%			
73) 2,4,6-Tribromophenol	9.166	330	32101	57.94	ppb		0.00
Spiked Amount 50.000			Recovery =	115.88%			
85) Terphenyl-d14	12.777	244	227909	41.72	ppb		0.00
Spiked Amount 50.000			Recovery =	83.44%			
Target Compounds							Qvalue
2) 1,4-Dioxane	2.395	88	1269856	630.38	ppb		87
3) Pyridine	2.753	79	59262	11.97	ppb	#	51
4) N-Nitrosodimethylamine	2.705	74	124255	45.16	ppb	#	1
6) Indene	5.016	116	480342	64.67	ppb		91
7) Cumene	4.224	105	6955528m	664.72	ppb		
9) Phenol	4.599	94	13146219	2438.47	ppb		62
10) Aniline	4.604	93	1026488	178.84	ppb	#	1
11) bis(2-Chloroethyl)ether	4.604	93	1026488	270.59	ppb	#	23
12) 2-Chlorophenol	4.663	128	280461	67.02	ppb		92
13) Decane	4.684	43	482246	106.37	ppb	#	64
14) 1,3-Dichlorobenzene	4.770	146	176724	39.51	ppb		97
15) 1,4-Dichlorobenzene	4.829	146	316678	71.24	ppb		99
16) Benzyl alcohol	4.936	108	169876	63.22	ppb	#	67
17) 1,2-Dichlorobenzene	4.952	146	353370	85.78	ppb		99
18) Acetophenone	5.150	105	898411	153.00	ppb	#	54
19) 2-Methylphenol	5.027	108	1003131	280.96	ppb		99
20) 2,2'-oxybis(1-Chloropr...	5.021	121	104590	74.22	ppb	#	1
21) 3&4-Methylphenol	5.160	108	2973223	785.61	ppb		94
22) n-Nitroso-di-n-propyla...	5.176	70	213495m	81.91	ppb		
23) Hexachloroethane	5.219	201	46218	37.99	ppb	#	78
26) Nitrobenzene	5.283	77	329993	64.62	ppb		87
27) Quinoline	6.390	129	497758	47.60	ppb		97
28) Isophorone	5.513	82	174277	19.92	ppb		95

Quantitation Report (QT Reviewed)

Data Path : C:\msdchem\1\DATA\E3e2669\
Data File : 3E62303.D
Acq On : 19 Jun 2014 9:32 pm
Operator : olgaa
Sample : op75676-ms
Misc : op75676,e3e2669,440
ALS Vial : 20 Sample Multiplier: 1

Quant Time: Jun 23 18:13:46 2014
Quant Method : C:\msdchem\1\METHODS\M3E2646.M
Quant Title : Semi Volatile GC/MS, rtx-5msi 30m x .25mm x .25MoMon Jun 23 09:46:00 2014
QLast Update : Mon Jun 23 18:11:14 2014
Response via : Initial Calibration

Internal Standards	R.T.	QIon	Response	Conc	Units		Dev(Min)
29) 2-Nitrophenol	5.561	139	133921	54.43	ppb		85
30) 2,4-Dimethylphenol	5.610	107	1120410	289.79	ppb		95
31) Benzoic acid	5.925	105	2572302	687.81	ppb		81
32) bis(2-Chloroethoxy)met...	5.679	93	332198	63.33	ppb		85
33) 2,4-Dichlorophenol	5.797	162	168450	46.55	ppb		95
34) 2,6-Dichlorophenol	6.011	162	154373	43.96	ppb		92
36) 1,2,4-Trichlorobenzene	5.866	180	142808	35.98	ppb		95
38) Naphthalene	5.946	128	697138	49.07	ppb		99
39) 4-Chloroaniline	6.011	127	17718	2.99	ppb		76
40) 2,3-Dichloroaniline	7.032	161	147854	29.95	ppb		85
41) Caprolactam	6.380	55	152747	64.27	ppb	#	36
42) Hexachlorobutadiene	6.064	225	61119	33.78	ppb		97
43) 4-Chloro-3-methylphenol	6.583	107	6732808	1754.46	ppb	#	17
44) 2-Methylnaphthalene	6.695	141	354393	42.88	ppb		91
45) 1-Methylnaphthalene	6.808	141	394401	43.67	ppb		92
46) Dimethylnaphthalene	7.465	156	385805	42.83	ppb		90
48) Hexachlorocyclopentadiene	6.883	237	72125	42.67	ppb		99
49) 2,4,6-Trichlorophenol	7.043	196	107740	55.30	ppb		93
50) 2,4,5-Trichlorophenol	7.096	196	104479	51.21	ppb		97
52) 2-Chloronaphthalene	7.289	162	315088	45.00	ppb		96
53) Biphenyl	7.262	154	741114	69.55	ppb		98
54) 2-Nitroaniline	7.428	65	162030	73.34	ppb	#	76
55) Dimethylphthalate	7.674	163	408817	55.09	ppb		99
56) Acenaphthylene	7.829	152	472515	41.51	ppb		99
57) 2,6-Dinitrotoluene	7.749	165	90488	52.68	ppb	#	64
58) 3-Nitroaniline	7.984	138	24968	12.30	ppb		97
59) Acenaphthene	8.070	153	471316	64.70	ppb		97
60) 2,4-Dinitrophenol	8.145	184	44590	58.56	ppb	#	29
61) 4-Nitrophenol	8.273	109	62040	59.61	ppb	#	27
62) Dibenzofuran	8.316	168	444018	45.71	ppb		89
63) 2,4-Dinitrotoluene	8.321	165	116890	49.61	ppb	#	53
64) 2,3,4,6-Tetrachlorophenol	8.508	232	68477	47.41	ppb		77
65) Diethylphthalate	8.674	149	745867	101.65	ppb		96
66) Fluorene	8.808	166	436529	54.41	ppb		96
67) 4-Chlorophenyl-phenyle...	8.813	204	184416	55.79	ppb		86
68) 4-Nitroaniline	8.861	138	74461	35.81	ppb	#	51
70) 4,6-Dinitro-2-methylph...	8.920	198	28608	32.95	ppb	#	66
71) n-Nitrosodiphenylamine	8.995	169	262757	58.56	ppb		96
72) 1,2-Diphenylhydrazine	9.049	77	536338	75.27	ppb		84
74) 4-Bromophenyl-phenylether	9.546	248	72389	49.16	ppb	#	75
75) Hexachlorobenzene	9.642	284	72552	46.89	ppb	#	68
76) Pentachlorophenol	9.958	266	40496	42.99	ppb		96
77) Phenanthrene	10.252	178	445504	49.89	ppb		99
78) Anthracene	10.332	178	458318	52.52	ppb		99
79) Carbazole	10.605	167	444525	45.91	ppb		94
80) Di-n-butylphthalate	11.204	149	668042	67.00	ppb		96
81) Fluoranthene	12.135	202	378208	41.71	ppb		94
82) Octadecane	10.134	57	364006	72.18	ppb	#	76
84) Pyrene	12.483	202	397562	45.05	ppb		99
86) Butylbenzylphthalate	13.600	149	288490	59.22	ppb		89

Quantitation Report (QT Reviewed)

Data Path : C:\msdchem\1\DATA\E3e2669\
Data File : 3E62303.D
Acq On : 19 Jun 2014 9:32 pm
Operator : olgaa
Sample : op75676-ms
Misc : op75676,e3e2669,440
ALS Vial : 20 Sample Multiplier: 1

Quant Time: Jun 23 18:13:46 2014
Quant Method : C:\msdchem\1\METHODS\M3E2646.M
Quant Title : Semi Volatile GC/MS, rtx-5msi 30m x .25mm x .25MoMon Jun 23 09:46:00 2014
QLast Update : Mon Jun 23 18:11:14 2014
Response via : Initial Calibration

Internal Standards	R.T.	QIon	Response	Conc	Units		Dev(Min)
88) Benzo[a]anthracene	14.403	228	397960	49.83	ppb		98
89) 3,3'-Dichlorobenzidine	14.403	252	143367	51.14	ppb		98
90) Chrysene	14.462	228	341106	51.95	ppb		98
91) bis(2-Ethylhexyl)phtha...	14.547	149	410469	77.43	ppb		91
93) Di-n-octylphthalate	15.537	149	722366	58.75	ppb		92
94) Benzo[b]fluoranthene	16.029	252	444208	53.38	ppb		94
95) Benzo[k]fluoranthene	16.066	252	382037	51.04	ppb		100
96) Benzo[a]pyrene	16.467	252	376562	55.05	ppb		99
97) Indeno[1,2,3-cd]pyrene	18.179	276	385403	55.12	ppb		99
99) Dibenz[a,h]anthracene	18.211	278	304901	45.32	ppb		97
100) 7,12-Dimethylbenz(a)an...	16.018	256	225526	49.79	ppb		90
101) Benzo[g,h,i]perylene	18.655	276	283743	41.91	ppb		91
103) Benzaldehyde	4.481	105	304133	101.87	ppb	#	63
105) 1,2,4,5-Tetrachloroben...	6.899	216	118825	39.56	ppb		96
107) Atrazine	9.851	215	36800	44.55	ppb	#	61

(#) = qualifier out of range (m) = manual integration (+) = signals summed

Quantitation Report (QT Reviewed)

Data Path : C:\msdchem\1\DATA\E3e2669\
Data File : 3E62303.D
Acq On : 19 Jun 2014 9:32 pm
Operator : olgaa
Sample : op75676-ms
Misc : op75676,e3e2669,440
ALS Vial : 20 Sample Multiplier: 1

Quant Time: Jun 23 18:13:46 2014
Quant Method : C:\msdchem\1\METHODS\M3E2646.M
Quant Title : Semi Volatile GC/MS, rtx-5msi 30m x .25mm x .25MoMon Jun 23 09:46:00 2014
QLast Update : Mon Jun 23 18:11:14 2014
Response via : Initial Calibration

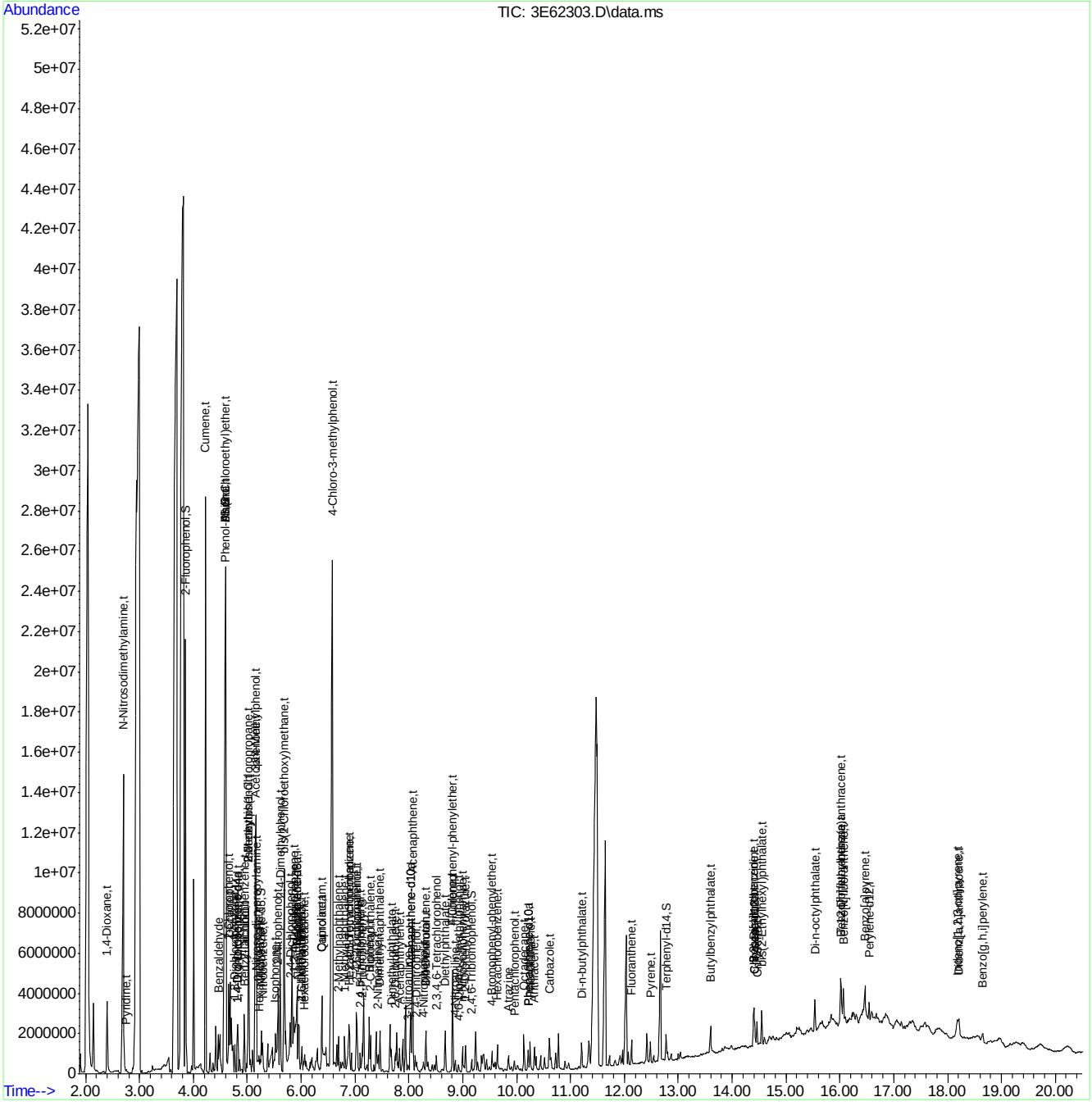

ACCUTEST LABORATORIES JB69078

Manual Integration Approval Summary

Sample Number:	OP75676-MS	**Method:**	SW846 8270D
Lab FileID:	3E62303.D	**Analyst approved:**	07/15/14 14:59 Cheng-Hwan Ao
Injection Time:	06/19/14 21:32	**Supervisor approved:**	07/15/14 15:01 Cheng-Hwan Ao

Parameter	CAS	Sig#	R.T. (min.)	Reason
Cumene	98-82-8		4.22	Poorly defined baseline
N-Nitroso-di-n-propylamine	621-64-7		5.18	Poorly defined baseline

Quantitation Report (Qedit)

Data Path : C:\msdchem\1\DATA\E3e2669\
Data File : 3E62303.D
Acq On : 19 Jun 2014 9:32 pm
Operator : olgaa
Sample : op75676-ms
Misc : op75676,e3e2669,440
ALS Vial : 20 Sample Multiplier: 1

Quant Time: Jun 23 18:11:22 2014
Quant Method : C:\msdchem\1\METHODS\M3E2646.M
Quant Title : Semi Volatile GC/MS, rtx-5msi 30m x .25mm x .25MoMon Jun 23 09:46:00 2014
QLast Update : Mon Jun 23 18:11:14 2014
Response via : Initial Calibration

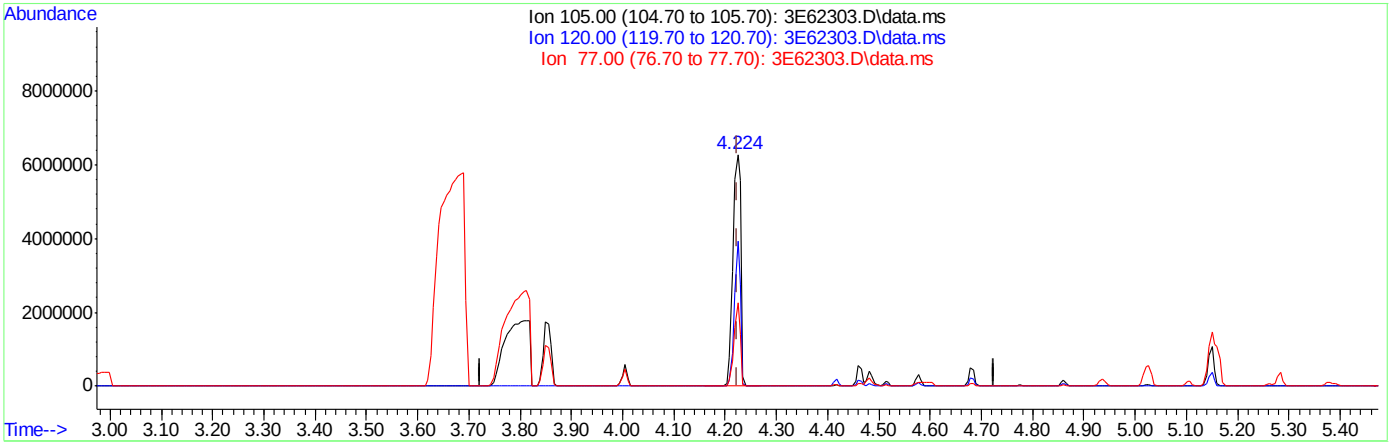

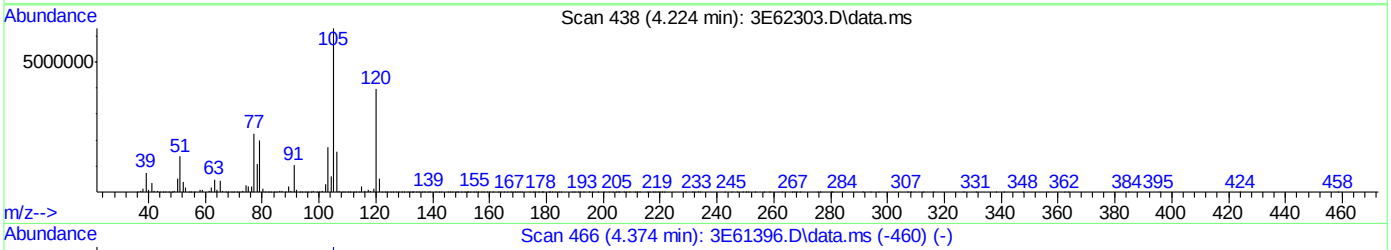

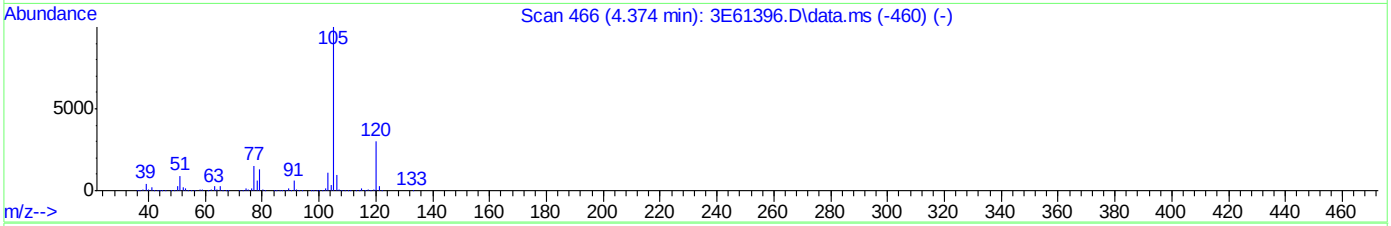

TIC: 3E62303.D\data.ms

(7) Cumene (t)

4.224min (0.000) 664.72ppb m

response 6955528

Ion	Exp%	Act%
105.00	100	100
120.00	30.30	62.78#
77.00	15.30	35.86
0.00	0.00	0.00

Quantitation Report (Qedit)

Data Path : C:\msdchem\1\DATA\E3e2669\
Data File : 3E62303.D
Acq On : 19 Jun 2014 9:32 pm
Operator : olgaa
Sample : op75676-ms
Misc : op75676,e3e2669,440
ALS Vial : 20 Sample Multiplier: 1

Quant Time: Jun 23 18:12:06 2014
Quant Method : C:\msdchem\1\METHODS\M3E2646.M
Quant Title : Semi Volatile GC/MS, rtx-5msi 30m x .25mm x .25MoMon Jun 23 09:46:00 2014
QLast Update : Mon Jun 23 18:11:14 2014
Response via : Initial Calibration

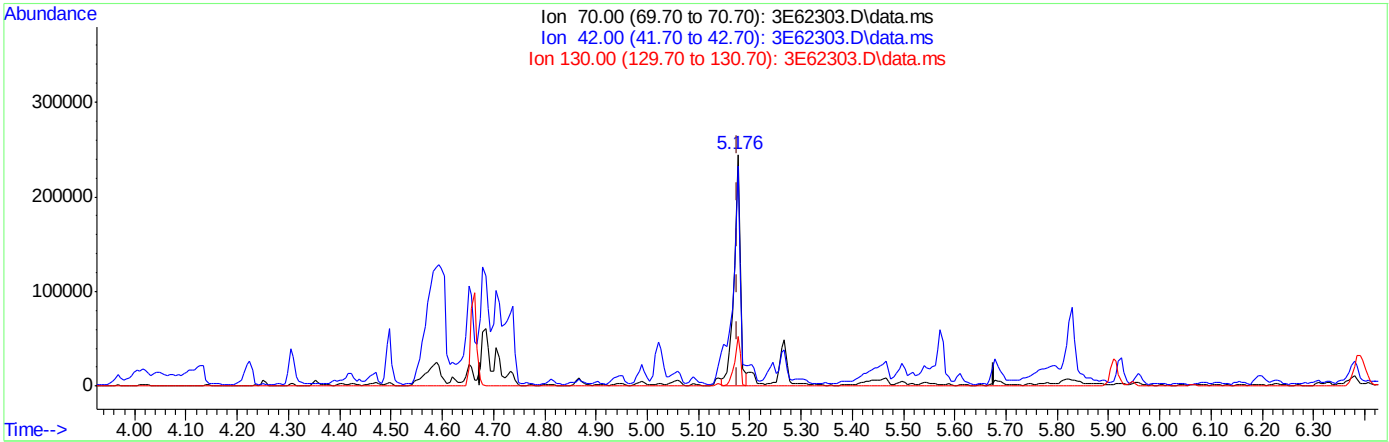

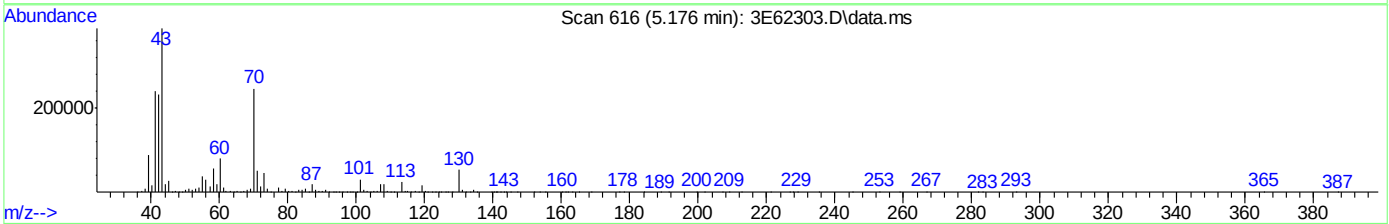

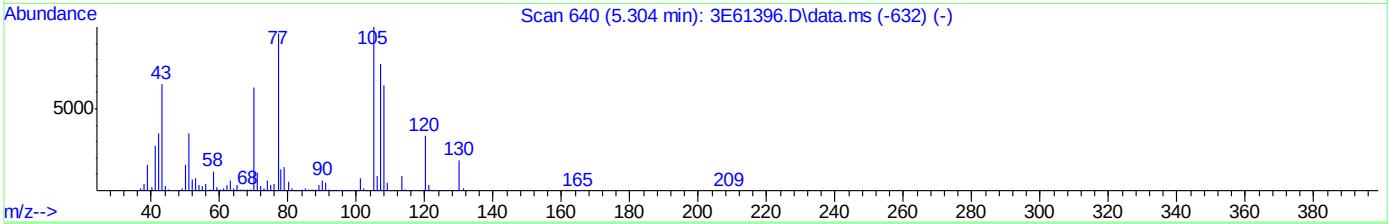

TIC: 3E62303.D\data.ms

(22) n-Nitroso-di-n-propylamine (t)

5.176min (0.000) 81.91ppb m

response 213495

Ion	Exp%	Act%
70.00	100	100
42.00	55.00	94.82#
130.00	30.00	21.70
0.00	0.00	0.00

Manual Integrations APPROVED (compounds with "m" flag)
Cheng-Hwan Ao
07/15/14 15:01

Quantitation Report (QT Reviewed)

Data Path : C:\msdchem\1\DATA\E3e2669\
Data File : 3E62304.D
Acq On : 19 Jun 2014 9:59 pm
Operator : olgaa
Sample : op75676-msd
Misc : op75676,e3e2669,440
ALS Vial : 21 Sample Multiplier: 1

Quant Time: Jun 23 18:15:35 2014
Quant Method : C:\msdchem\1\METHODS\M3E2646.M
Quant Title : Semi Volatile GC/MS, rtx-5msi 30m x .25mm x .25MoMon Jun 23 18:11:14 2014
QLast Update : Mon Jun 23 18:11:14 2014
Response via : Initial Calibration

Internal Standards	R.T.	QIon	Response	Conc	Units	Dev(Min)
1) 1,4-Dichlorobenzene-d4	4.812	152	118188	40.00	ppb	0.00
24) Naphthalene-d8	5.920	136	525704	40.00	ppb	0.00
47) Acenaphthene-d10	8.022	164	288546	40.00	ppb	0.00
69) Phenanthrene-d10	10.209	188	407604	40.00	ppb	0.00
83) Chrysene-d12	14.413	240	246796	40.00	ppb	0.00
92) Perylene-d12	16.542	264	212345	40.00	ppb	0.00
102) 1,4-Dichlorobenzene-d4a	4.812	152	118188	40.00	ppb	0.00
104) Acenaphthene-d10a	8.022	164	288546	40.00	ppb	0.00
106) Phenanthrene-d10a	10.209	188	407604	40.00	ppb	0.00
108) Chrysene-d12a	14.413	240	246796	40.00	ppb	0.00
110) Naphthalene-d8a	5.920	136	525704	40.00	ppb	0.00
System Monitoring Compounds						
5) 2-Fluorophenol	3.855	112	176175	44.11	ppb	0.00
Spiked Amount 50.000			Recovery = 88.22%			
8) Phenol-d5	4.588	99	217319	43.92	ppb	0.00
Spiked Amount 50.000			Recovery = 87.84%			
25) Nitrobenzene-d5	5.262	82	237135	52.06	ppb	0.00
Spiked Amount 50.000			Recovery = 104.12%			
51) 2-Fluorobiphenyl	7.128	172	359259	40.58	ppb	0.00
Spiked Amount 50.000			Recovery = 81.16%			
73) 2,4,6-Tribromophenol	9.166	330	37867	53.08	ppb	0.00
Spiked Amount 50.000			Recovery = 106.16%			
85) Terphenyl-d14	12.771	244	207375	39.74	ppb	0.00
Spiked Amount 50.000			Recovery = 79.48%			
Target Compounds						Qvalue
2) 1,4-Dioxane	2.395	88	1111440	521.61	ppb	88
3) Pyridine	2.748	79	78908	15.07	ppb #	60
4) N-Nitrosodimethylamine	2.700	74	110225	37.87	ppb #	1
6) Indene	5.016	116	454825	57.89	ppb	90
7) Cumene	4.224	105	6738267m	608.79	ppb	
9) Phenol	4.599	94	12831462	2250.11	ppb	62
10) Aniline	4.599	93	1073922	176.89	ppb #	1
11) bis(2-Chloroethyl)ether	4.599	93	1073922	267.63	ppb #	1
12) 2-Chlorophenol	4.657	128	259325	58.58	ppb	89
13) Decane	4.679	43	494968	103.22	ppb	77
14) 1,3-Dichlorobenzene	4.770	146	171279	36.20	ppb	98
15) 1,4-Dichlorobenzene	4.829	146	318009	67.63	ppb	98
16) Benzyl alcohol	4.935	108	165436	58.21	ppb #	70
17) 1,2-Dichlorobenzene	4.946	146	352487	80.89	ppb	99
18) Acetophenone	5.144	105	886151	142.67	ppb #	59
19) 2-Methylphenol	5.026	108	982324	260.11	ppb	97
20) 2,2'-oxybis(1-Chloropr...	5.021	121	97627	65.50	ppb #	1
21) 3&4-Methylphenol	5.160	108	2958652	739.07	ppb	93
22) n-Nitroso-di-n-propyla...	5.176	70	204281m	74.09	ppb	
23) Hexachloroethane	5.219	201	46416	36.07	ppb	87
26) Nitrobenzene	5.278	77	320632	62.76	ppb	83
27) Quinoline	6.385	129	487108	46.56	ppb	96
28) Isophorone	5.513	82	163079	18.63	ppb	98

Quantitation Report (QT Reviewed)

Data Path : C:\msdchem\1\DATA\E3e2669\
Data File : 3E62304.D
Acq On : 19 Jun 2014 9:59 pm
Operator : olgaa
Sample : op75676-msd
Misc : op75676,e3e2669,440
ALS Vial : 21 Sample Multiplier: 1

Quant Time: Jun 23 18:15:35 2014
Quant Method : C:\msdchem\1\METHODS\M3E2646.M
Quant Title : Semi Volatile GC/MS, rtx-5msi 30m x .25mm x .25MoMon Jun 23 18:11:14 2014
QLast Update : Mon Jun 23 18:11:14 2014
Response via : Initial Calibration

Internal Standards	R.T.	QIon	Response	Conc	Units		Dev(Min)
29) 2-Nitrophenol	5.561	139	128528	52.22	ppb		67
30) 2,4-Dimethylphenol	5.609	107	1125160	290.89	ppb		96
31) Benzoic acid	5.920	105	2350127	628.43	ppb		95
32) bis(2-Chloroethoxy)met...	5.674	93	304093	57.95	ppb		93
33) 2,4-Dichlorophenol	5.797	162	164853	45.54	ppb		96
34) 2,6-Dichlorophenol	6.011	162	150100	42.72	ppb		96
36) 1,2,4-Trichlorobenzene	5.866	180	140881	35.48	ppb		97
38) Naphthalene	5.946	128	692621	48.73	ppb		98
39) 4-Chloroaniline	6.011	127	13495	2.27	ppb	#	72
40) 2,3-Dichloroaniline	7.032	161	126780	25.67	ppb		83
41) Caprolactam	6.380	55	125767	52.89	ppb	#	39
42) Hexachlorobutadiene	6.064	225	60648	33.50	ppb		99
43) 4-Chloro-3-methylphenol	6.578	107	6833186	1779.82	ppb	#	19
44) 2-Methylnaphthalene	6.690	141	350472	42.39	ppb		92
45) 1-Methylnaphthalene	6.808	141	394616	43.67	ppb		93
46) Dimethylnaphthalene	7.460	156	395178	43.85	ppb		94
48) Hexachlorocyclopentadiene	6.877	237	56796	28.81	ppb		97
49) 2,4,6-Trichlorophenol	7.043	196	105532	46.45	ppb		97
50) 2,4,5-Trichlorophenol	7.096	196	104624	43.97	ppb		97
52) 2-Chloronaphthalene	7.284	162	315820	38.68	ppb		95
53) Biphenyl	7.257	154	767876	61.79	ppb		97
54) 2-Nitroaniline	7.428	65	154388	59.93	ppb		80
55) Dimethylphthalate	7.669	163	419452	48.47	ppb		99
56) Acenaphthylene	7.824	152	495769	37.35	ppb		99
57) 2,6-Dinitrotoluene	7.749	165	94633	47.30	ppb		77
58) 3-Nitroaniline	7.984	138	31144	13.15	ppb	#	68
59) Acenaphthene	8.064	153	497831	58.61	ppb		98
60) 2,4-Dinitrophenol	8.139	184	36903	44.94	ppb	#	32
61) 4-Nitrophenol	8.273	109	62272	51.31	ppb	#	74
62) Dibenzofuran	8.310	168	501812	44.30	ppb		94
63) 2,4-Dinitrotoluene	8.316	165	127526	46.46	ppb		62
64) 2,3,4,6-Tetrachlorophenol	8.503	232	79152	46.99	ppb		81
65) Diethylphthalate	8.674	149	832007	97.24	ppb		97
66) Fluorene	8.803	166	478318	51.12	ppb		98
67) 4-Chlorophenyl-phenyle...	8.808	204	203482	52.79	ppb		88
68) 4-Nitroaniline	8.861	138	85216	35.14	ppb	#	70
70) 4,6-Dinitro-2-methylph...	8.915	198	27391	24.50	ppb	#	74
71) n-Nitrosodiphenylamine	8.995	169	298695	51.69	ppb		95
72) 1,2-Diphenylhydrazine	9.049	77	559417	60.97	ppb		90
74) 4-Bromophenyl-phenylether	9.541	248	87969	46.39	ppb	#	83
75) Hexachlorobenzene	9.637	284	89382	44.86	ppb		85
76) Pentachlorophenol	9.953	266	51203	42.21	ppb		98
77) Phenanthrene	10.247	178	530421	46.13	ppb		99
78) Anthracene	10.327	178	545525	48.54	ppb		98
79) Carbazole	10.600	167	526996	42.27	ppb		96
80) Di-n-butylphthalate	11.204	149	709191	55.24	ppb		96
81) Fluoranthene	12.129	202	372345	31.89	ppb		94
82) Octadecane	10.129	57	354819	54.64	ppb		80
84) Pyrene	12.477	202	384469	45.60	ppb		98
86) Butylbenzylphthalate	13.595	149	261986	56.49	ppb		85

Quantitation Report (QT Reviewed)

Data Path : C:\msdchem\1\DATA\E3e2669\
Data File : 3E62304.D
Acq On : 19 Jun 2014 9:59 pm
Operator : olgaa
Sample : op75676-msd
Misc : op75676,e3e2669,440
ALS Vial : 21 Sample Multiplier: 1

Quant Time: Jun 23 18:15:35 2014
Quant Method : C:\msdchem\1\METHODS\M3E2646.M
Quant Title : Semi Volatile GC/MS, rtx-5msi 30m x .25mm x .25MoMon Jun 23 18:11:14 2014
QLast Update : Mon Jun 23 18:11:14 2014
Response via : Initial Calibration

Internal Standards	R.T.	QIon	Response	Conc	Units		Dev(Min)
88) Benzo[a]anthracene	14.403	228	360877	47.30	ppb		97
89) 3,3'-Dichlorobenzidine	14.397	252	163635	61.09	ppb		97
90) Chrysene	14.456	228	306920	48.93	ppb		99
91) bis(2-Ethylhexyl)phtha...	14.547	149	369164	72.89	ppb		92
93) Di-n-octylphthalate	15.531	149	634779	59.79	ppb		87
94) Benzo[b]fluoranthene	16.018	252	360897	50.32	ppb		94
95) Benzo[k]fluoranthene	16.061	252	307752	47.70	ppb		96
96) Benzo[a]pyrene	16.462	252	288393	48.91	ppb		95
97) Indeno[1,2,3-cd]pyrene	18.173	276	326716	54.21	ppb		97
99) Dibenz[a,h]anthracene	18.205	278	262076	45.19	ppb		94
100) 7,12-Dimethylbenz(a)an...	16.013	256	181567	47.11	ppb		91
101) Benzo[g,h,i]perylene	18.644	276	263573	45.16	ppb		89
103) Benzaldehyde	4.481	105	323142	102.33	ppb	#	57
105) 1,2,4,5-Tetrachloroben...	6.893	216	119466	34.11	ppb		98
107) Atrazine	9.846	215	45361	42.65	ppb	#	67

(#) = qualifier out of range (m) = manual integration (+) = signals summed

Quantitation Report (QT Reviewed)

Data Path : C:\msdchem\1\DATA\E3e2669\
Data File : 3E62304.D
Acq On : 19 Jun 2014 9:59 pm
Operator : olgaa
Sample : op75676-msd
Misc : op75676,e3e2669,440
ALS Vial : 21 Sample Multiplier: 1

Quant Time: Jun 23 18:15:35 2014
Quant Method : C:\msdchem\1\METHODS\M3E2646.M
Quant Title : Semi Volatile GC/MS, rtx-5msi 30m x .25mm x .25MoMon Jun 23 18:11:14 2014
QLast Update : Mon Jun 23 18:11:14 2014
Response via : Initial Calibration

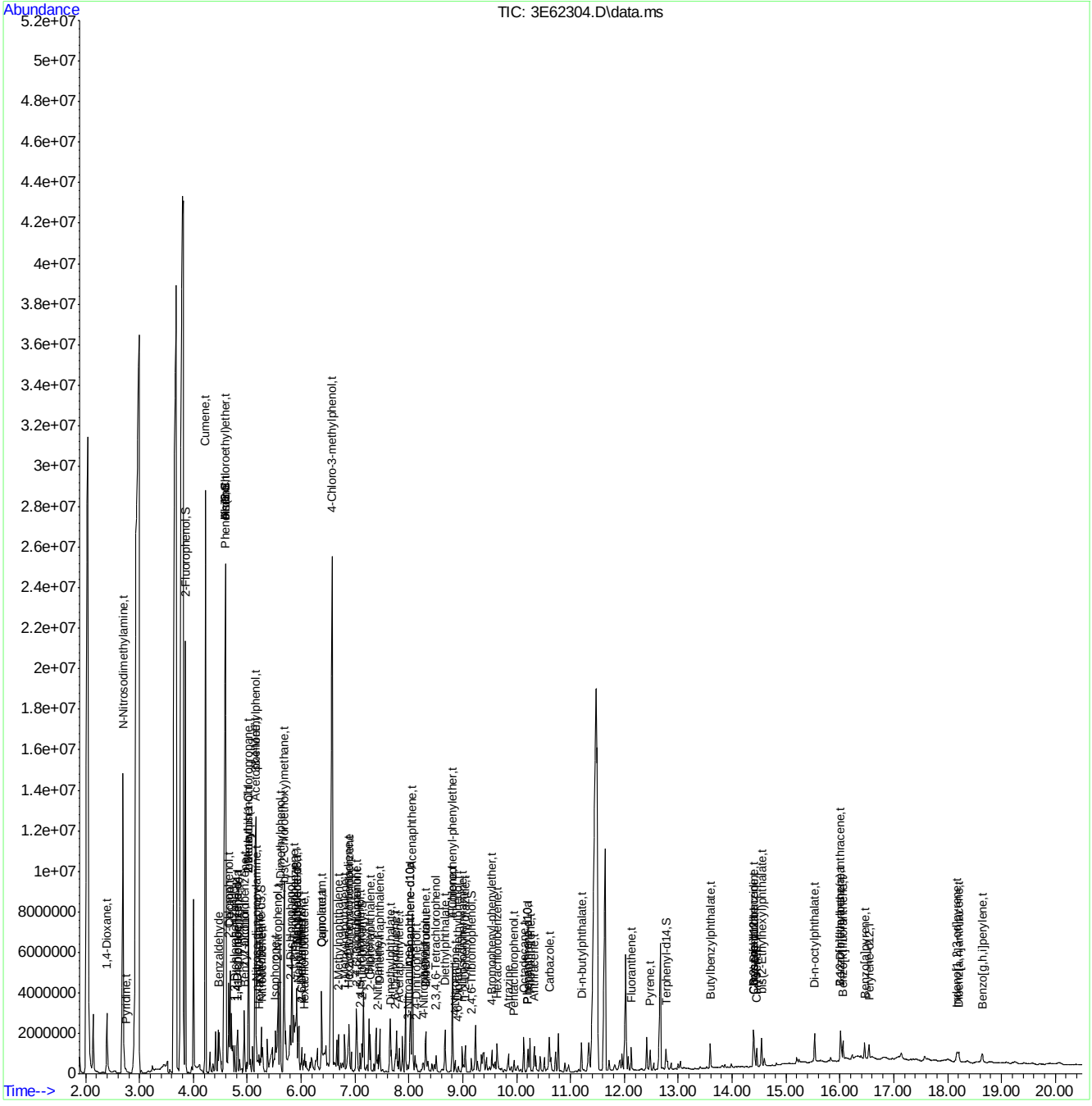

Manual Integration Approval Summary

Sample Number:	OP75676-MSD	**Method:**	SW846 8270D
Lab FileID:	3E62304.D	**Analyst approved:**	07/15/14 14:59 Cheng-Hwan Ao
Injection Time:	06/19/14 21:59	**Supervisor approved:**	07/15/14 15:01 Cheng-Hwan Ao

Parameter	CAS	Sig#	R.T. (min.)	Reason
Cumene	98-82-8		4.22	Poorly defined baseline
N-Nitroso-di-n-propylamine	621-64-7		5.18	Poorly defined baseline

Quantitation Report (Qedit)

Data Path : C:\msdchem\1\DATA\E3e2669\
Data File : 3E62304.D
Acq On : 19 Jun 2014 9:59 pm
Operator : olgaa
Sample : op75676-msd
Misc : op75676,e3e2669,440
ALS Vial : 21 Sample Multiplier: 1

Quant Time: Jun 23 18:14:13 2014
Quant Method : C:\msdchem\1\METHODS\M3E2646.M
Quant Title : Semi Volatile GC/MS, rtx-5msi 30m x .25mm x .25MoMon Jun 23 18:11:14 2014
QLast Update : Mon Jun 23 18:11:14 2014
Response via : Initial Calibration

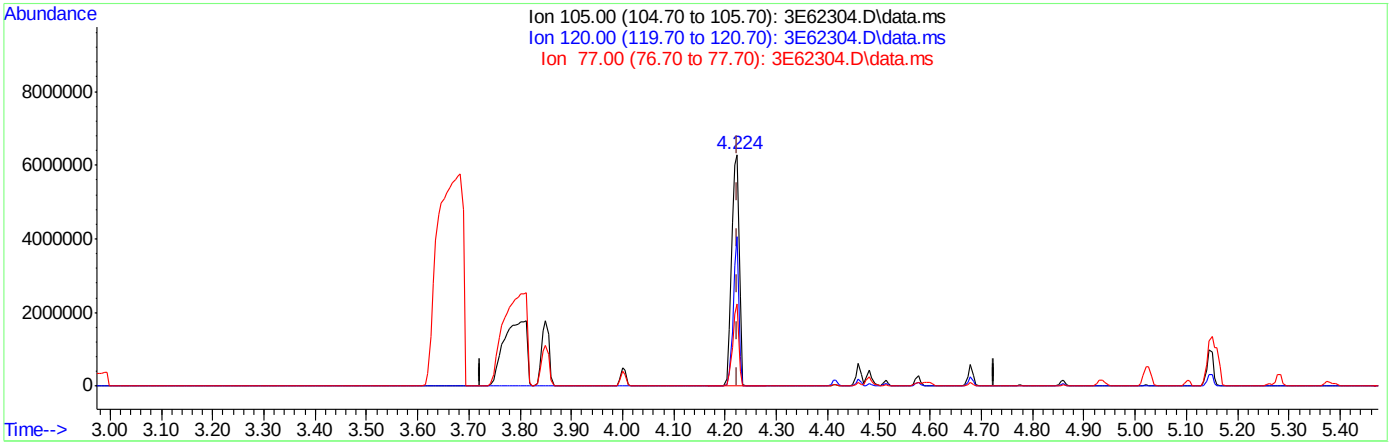

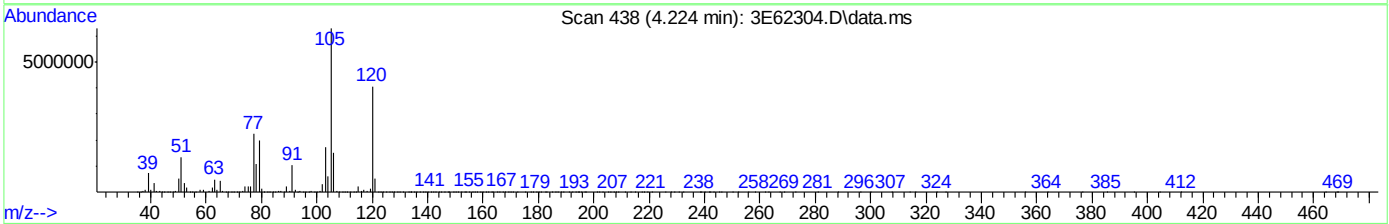

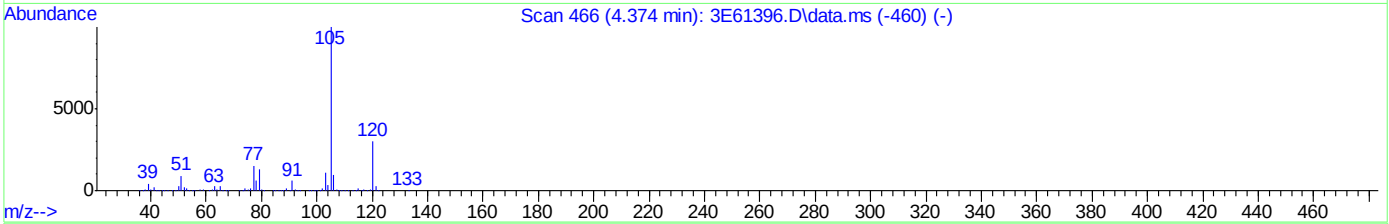

TIC: 3E62304.D\data.ms

(7) Cumene (t)

4.224min (-0.000) 608.79ppb m

response 6738267

Ion	Exp%	Act%
105.00	100	100
120.00	30.30	64.59#
77.00	15.30	35.55
0.00	0.00	0.00

ACCUTEST LABORATORIES JB69078

Quantitation Report (Qedit)

Data Path : C:\msdchem\1\DATA\E3e2669\
Data File : 3E62304.D
Acq On : 19 Jun 2014 9:59 pm
Operator : olgaa
Sample : op75676-msd
Misc : op75676,e3e2669,440
ALS Vial : 21 Sample Multiplier: 1

Quant Time: Jun 23 18:14:13 2014
Quant Method : C:\msdchem\1\METHODS\M3E2646.M
Quant Title : Semi Volatile GC/MS, rtx-5msi 30m x .25mm x .25MoMon Jun 23 18:11:14 2014
QLast Update : Mon Jun 23 18:11:14 2014
Response via : Initial Calibration

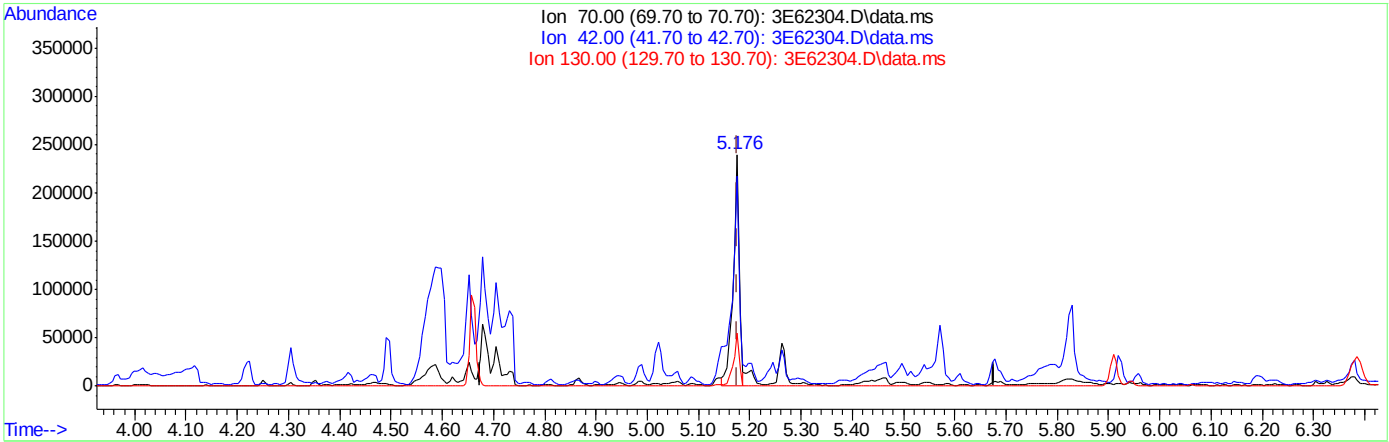

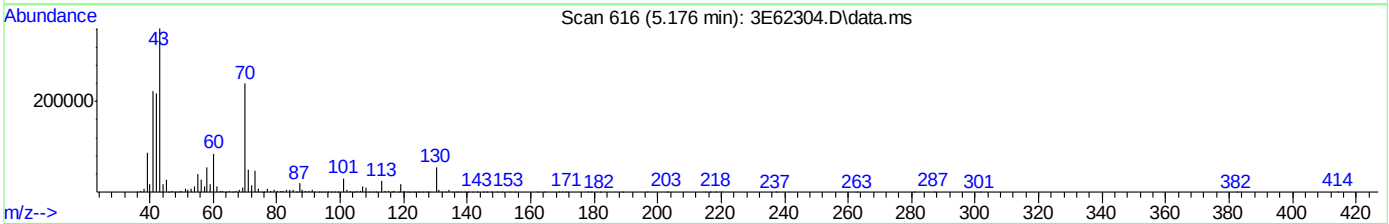

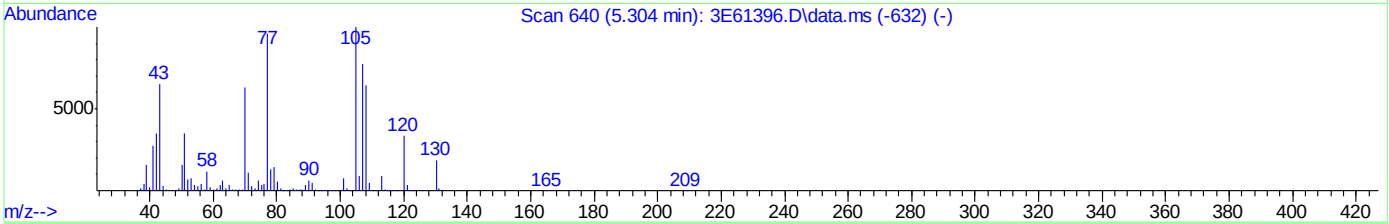

TIC: 3E62304.D\data.ms

(22) n-Nitroso-di-n-propylamine (t)

5.176min (-0.000) 74.09ppb m

response 204281

Ion	Exp%	Act%
70.00	100	100
42.00	55.00	90.66#
130.00	30.00	22.76
0.00	0.00	0.00

Quantitation Report (QT Reviewed)

Data Path : C:\msdchem\1\DATA\E3e2669\
Data File : 3E62307.D
Acq On : 19 Jun 2014 11:19 pm
Operator : olgaa
Sample : op75684-msd
Misc : op75684,e3e2669,31.4
ALS Vial : 24 Sample Multiplier: 1

Quant Time: Jun 30 10:39:00 2014
Quant Method : C:\msdchem\1\METHODS\M3E2646.M
Quant Title : Semi Volatile GC/MS, rtx-5msi 30m x .25mm x .25MoFri Jun 20 10:57:04 2014
QLast Update : Fri Jun 20 10:57:04 2014
Response via : Initial Calibration

Internal Standards	R.T.	QIon	Response	Conc	Units		Dev(Min)
1) 1,4-Dichlorobenzene-d4	4.812	152	155044	40.00	ppb		0.01
24) Naphthalene-d8	5.925	136	508076	40.00	ppb		0.01
47) Acenaphthene-d10	8.016	164	275840	40.00	ppb		0.01
69) Phenanthrene-d10	10.209	188	384844	40.00	ppb		0.02
83) Chrysene-d12	14.419	240	269101	40.00	ppb		0.03
92) Perylene-d12	16.542	264	216581	40.00	ppb		0.03
102) 1,4-Dichlorobenzene-d4a	4.812	152	155134	40.00	ppb		0.01
104) Acenaphthene-d10a	8.016	164	275840	40.00	ppb		0.01
106) Phenanthrene-d10a	10.209	188	384844	40.00	ppb		0.02
108) Chrysene-d12a	14.419	240	269101	40.00	ppb		0.03
110) Naphthalene-d8a	5.925	136	508076	40.00	ppb		0.01
System Monitoring Compounds							
5) 2-Fluorophenol	3.844	112	277788	53.02	ppb		0.02
Spiked Amount 50.000			Recovery = 106.04%				
8) Phenol-d5	4.561	99	236166	36.38	ppb		0.03
Spiked Amount 50.000			Recovery = 72.76%				
25) Nitrobenzene-d5	5.262	82	244503	55.54	ppb		0.01
Spiked Amount 50.000			Recovery = 111.08%				
51) 2-Fluorobiphenyl	7.128	172	347509	41.06	ppb		0.01
Spiked Amount 50.000			Recovery = 82.12%				
73) 2,4,6-Tribromophenol	9.161	330	23386	34.72	ppb		0.02
Spiked Amount 50.000			Recovery = 69.44%				
85) Terphenyl-d14	12.766	244	243518	42.79	ppb		0.02
Spiked Amount 50.000			Recovery = 85.58%				
Target Compounds							Qvalue
2) 1,4-Dioxane	2.395	88	46492	16.63	ppb		81
3) Pyridine	2.726	79	144682	21.07	ppb	#	58
4) N-Nitrosodimethylamine	2.684	74	113316	29.68	ppb	#	1
6) Indene	5.016	116	481038	46.67	ppb		95
7) Cumene	4.208	105	927143	63.85	ppb		92
9) Phenol	4.572	94	340328	45.49	ppb		54
10) Aniline	4.561	93	272485	34.21	ppb	#	48
11) bis(2-Chloroethyl)ether	4.604	93	195172	37.08	ppb		89
12) 2-Chlorophenol	4.663	128	211689	36.45	ppb		93
13) Decane	4.689	43	2846650	452.50	ppb		90
14) 1,3-Dichlorobenzene	4.770	146	196929	31.73	ppb		99
15) 1,4-Dichlorobenzene	4.823	146	234170	37.96	ppb		88
16) Benzyl alcohol	4.925	108	164589	44.14	ppb		84
17) 1,2-Dichlorobenzene	4.946	146	192510	33.68	ppb		95
18) Acetophenone	5.128	105	668751	82.07	ppb		78
19) 2-Methylphenol	5.021	108	304069	61.38	ppb		99
20) 2,2'-oxybis(1-Chloropr...	5.021	121	105056	53.73	ppb	#	35
21) 3&4-Methylphenol	5.144	108	218778	41.66	ppb		94
22) n-Nitroso-di-n-propyla...	5.048	70	133652	36.95	ppb		80
23) Hexachloroethane	5.224	201	55080	32.62	ppb	#	76
26) Nitrobenzene	5.278	77	339219	68.70	ppb		85
27) Quinoline	6.294	129	423096	41.84	ppb		96
28) Isophorone	5.486	82	386362	45.67	ppb		88

Quantitation Report (QT Reviewed)

Data Path : C:\msdchem\1\DATA\E3e2669\
Data File : 3E62307.D
Acq On : 19 Jun 2014 11:19 pm
Operator : olgaa
Sample : op75684-msd
Misc : op75684,e3e2669,31.4
ALS Vial : 24 Sample Multiplier: 1

Quant Time: Jun 30 10:39:00 2014
Quant Method : C:\msdchem\1\METHODS\M3E2646.M
Quant Title : Semi Volatile GC/MS, rtx-5msi 30m x .25mm x .25MoFri Jun 20 10:57:04 2014
QLast Update : Fri Jun 20 10:57:04 2014
Response via : Initial Calibration

Internal Standards	R.T.	QIon	Response	Conc	Units		Dev(Min)
29) 2-Nitrophenol	5.561	139	106188	44.64	ppb		80
30) 2,4-Dimethylphenol	5.599	107	235283	62.94	ppb		89
31) Benzoic acid	5.695	105	172451	50.93	ppb	#	30
32) bis(2-Chloroethoxy)met...	5.674	93	259414	51.15	ppb		99
33) 2,4-Dichlorophenol	5.797	162	153772	43.95	ppb		96
34) 2,6-Dichlorophenol	6.011	162	136871	40.31	ppb		95
36) 1,2,4-Trichlorobenzene	5.866	180	134598	35.07	ppb		97
38) Naphthalene	5.946	128	2321134	168.97	ppb		96
39) 4-Chloroaniline	5.995	127	153859	26.82	ppb		85
40) 2,3-Dichloroaniline	7.027	161	195870	41.04	ppb		93
41) Caprolactam	6.390	55	136545	59.42	ppb		88
42) Hexachlorobutadiene	6.064	225	70164	40.11	ppb		98
43) 4-Chloro-3-methylphenol	6.535	107	197392	53.20	ppb		94
44) 2-Methylnaphthalene	6.684	141	561681	70.29	ppb		92
45) 1-Methylnaphthalene	6.802	141	499414	57.19	ppb		92
46) Dimethylnaphthalene	7.460	156	713038	81.86	ppb		95
48) Hexachlorocyclopentadiene	6.877	237	73859	39.20	ppb		99
49) 2,4,6-Trichlorophenol	7.043	196	88272	40.64	ppb		100
50) 2,4,5-Trichlorophenol	7.096	196	104604	45.99	ppb		99
52) 2-Chloronaphthalene	7.284	162	326762	41.87	ppb		96
53) Biphenyl	7.257	154	534818	45.02	ppb		98
54) 2-Nitroaniline	7.423	65	186885	75.88	ppb		83
55) Dimethylphthalate	7.663	163	385800	46.63	ppb		98
56) Acenaphthylene	7.824	152	486171	38.31	ppb		100
57) 2,6-Dinitrotoluene	7.744	165	88569	46.31	ppb		71
58) 3-Nitroaniline	7.973	138	15136	6.69	ppb		96
59) Acenaphthene	8.064	153	398013	49.01	ppb		98
60) 2,4-Dinitrophenol	8.139	184	14405	25.25	ppb	#	54
61) 4-Nitrophenol	8.278	109	47426	40.88	ppb	#	23
62) Dibenzofuran	8.305	168	492854	45.51	ppb		90
63) 2,4-Dinitrotoluene	8.316	165	126449	48.16	ppb		68
64) 2,3,4,6-Tetrachlorophenol	8.503	232	39175	24.33	ppb		80
65) Diethylphthalate	8.669	149	477494	58.37	ppb		95
66) Fluorene	8.803	166	426682	47.70	ppb		98
67) 4-Chlorophenyl-phenyle...	8.808	204	167692	45.51	ppb		91
68) 4-Nitroaniline	8.856	138	53099	22.91	ppb		78
70) 4,6-Dinitro-2-methylph...	8.915	198	15278	14.47	ppb	#	51
71) n-Nitrosodiphenylamine	8.990	169	274005	50.23	ppb		98
72) 1,2-Diphenylhydrazine	9.043	77	524127	60.50	ppb		90
74) 4-Bromophenyl-phenylether	9.535	248	77133	43.08	ppb	#	76
75) Hexachlorobenzene	9.637	284	77838	41.38	ppb		92
76) Pentachlorophenol	9.958	266	41899	36.59	ppb		96
77) Phenanthrene	10.247	178	1008897	92.94	ppb		99
78) Anthracene	10.327	178	495089	46.66	ppb		99
79) Carbazole	10.600	167	459472	39.03	ppb		96
80) Di-n-butylphthalate	11.209	149	1853987	152.95	ppb		98
81) Fluoranthene	12.119	202	444674	40.33	ppb		95
82) Octadecane	10.134	57	418660	68.28	ppb		84
84) Pyrene	12.472	202	539107	58.64	ppb		98
86) Butylbenzylphthalate	13.590	149	382502	74.06	ppb		83

Quantitation Report (QT Reviewed)

Data Path : C:\msdchem\1\DATA\E3e2669\
Data File : 3E62307.D
Acq On : 19 Jun 2014 11:19 pm
Operator : olgaa
Sample : op75684-msd
Misc : op75684,e3e2669,31.4
ALS Vial : 24 Sample Multiplier: 1

Quant Time: Jun 30 10:39:00 2014
Quant Method : C:\msdchem\1\METHODS\M3E2646.M
Quant Title : Semi Volatile GC/MS, rtx-5msi 30m x .25mm x .25MoFri Jun 20 10:57:04 2014
QLast Update : Fri Jun 20 10:57:04 2014
Response via : Initial Calibration

Internal Standards	R.T.	QIon	Response	Conc	Units		Dev(Min)
88) Benzo[a]anthracene	14.403	228	353306	42.47	ppb		97
90) Chrysene	14.456	228	327809	47.93	ppb		97
91) bis(2-Ethylhexyl)phtha...	14.568	149	6336702	1147.38	ppb		84
93) Di-n-octylphthalate	15.531	149	634682	58.72	ppb		88
94) Benzo[b]fluoranthene	16.023	252	344582	47.10	ppb		92
95) Benzo[k]fluoranthene	16.061	252	292298	44.41	ppb		96
96) Benzo[a]pyrene	16.467	252	282868	47.04	ppb		94
97) Indeno[1,2,3-cd]pyrene	18.184	276	317131	51.59	ppb		95
99) Dibenz[a,h]anthracene	18.216	278	252081	42.62	ppb		93
100) 7,12-Dimethylbenz(a)an...	16.012	256	172611	44.50	ppb		88
101) Benzo[g,h,i]perylene	18.655	276	256527	43.09	ppb		91
105) 1,2,4,5-Tetrachloroben...	6.893	216	129423	38.66	ppb		99
107) Atrazine	9.846	215	49629	49.42	ppb	#	72

(#) = qualifier out of range (m) = manual integration (+) = signals summed

Quantitation Report (QT Reviewed)

Data Path : C:\msdchem\1\DATA\E3e2669\
Data File : 3E62307.D
Acq On : 19 Jun 2014 11:19 pm
Operator : olgaa
Sample : op75684-msd
Misc : op75684,e3e2669,31.4
ALS Vial : 24 Sample Multiplier: 1

Quant Time: Jun 30 10:39:00 2014
Quant Method : C:\msdchem\1\METHODS\M3E2646.M
Quant Title : Semi Volatile GC/MS, rtx-5msi 30m x .25mm x .25MoFri Jun 20 10:57:04 2014
QLast Update : Fri Jun 20 10:57:04 2014
Response via : Initial Calibration

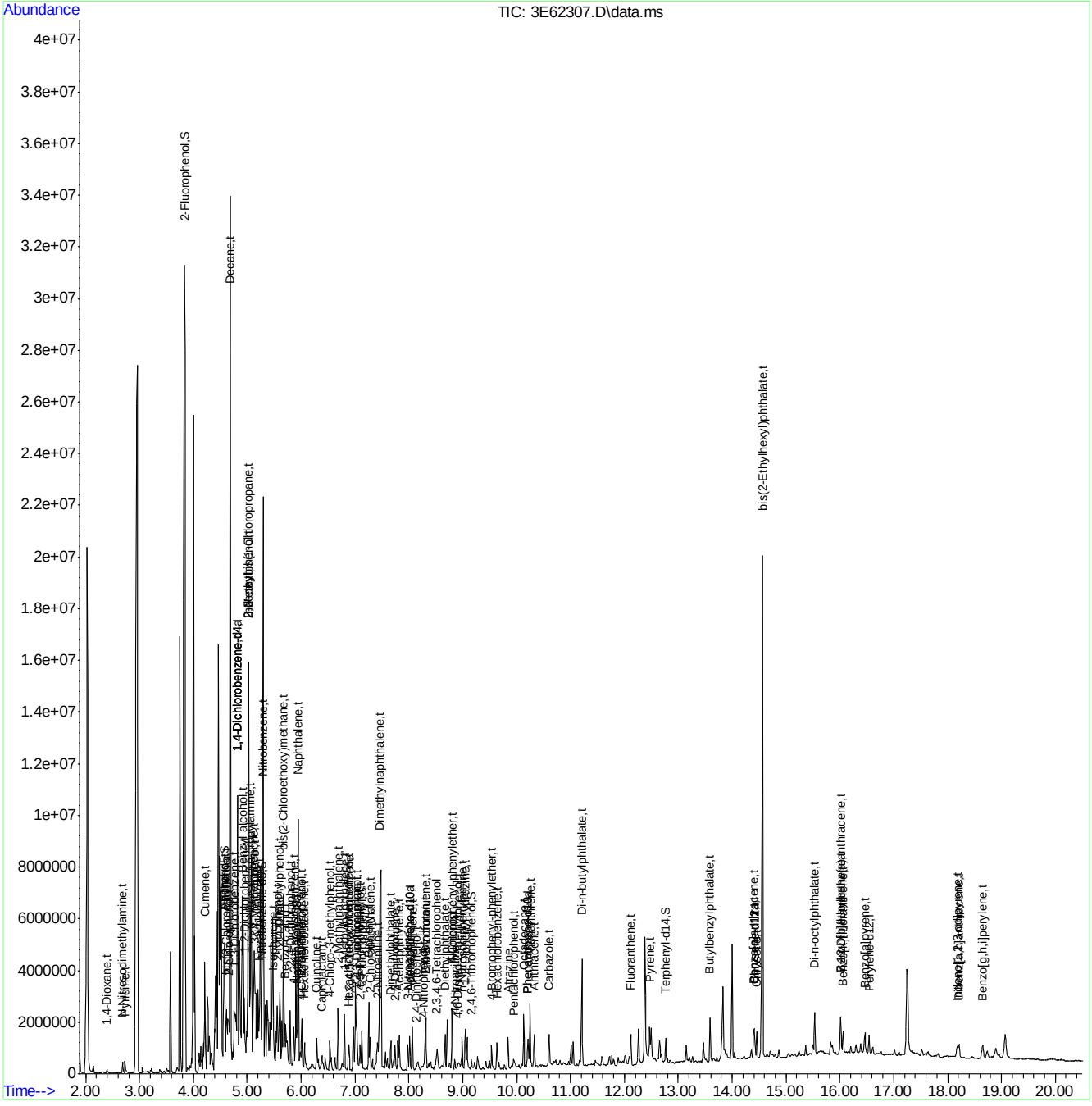

DFTPP

Data Path : C:\msdchem\1\DATA\E3e2646\
Data File : 3E61393.D
Acq On : 4 Jun 2014 5:31 pm
Operator : olgaa
Sample : dftpp
Misc : op74977,e3e2646,
ALS Vial : 1 Sample Multiplier: 1

Integration File: RTEINT.P

Method : C:\msdchem\1\METHODS\dftpp3e.M
Title : Semi Volatile GC/MS,rtx-5msi 30m x .25mm x .25SatWed Jun 04 10:28:47 2014
Last Update : Wed Jun 04 10:28:47 2014

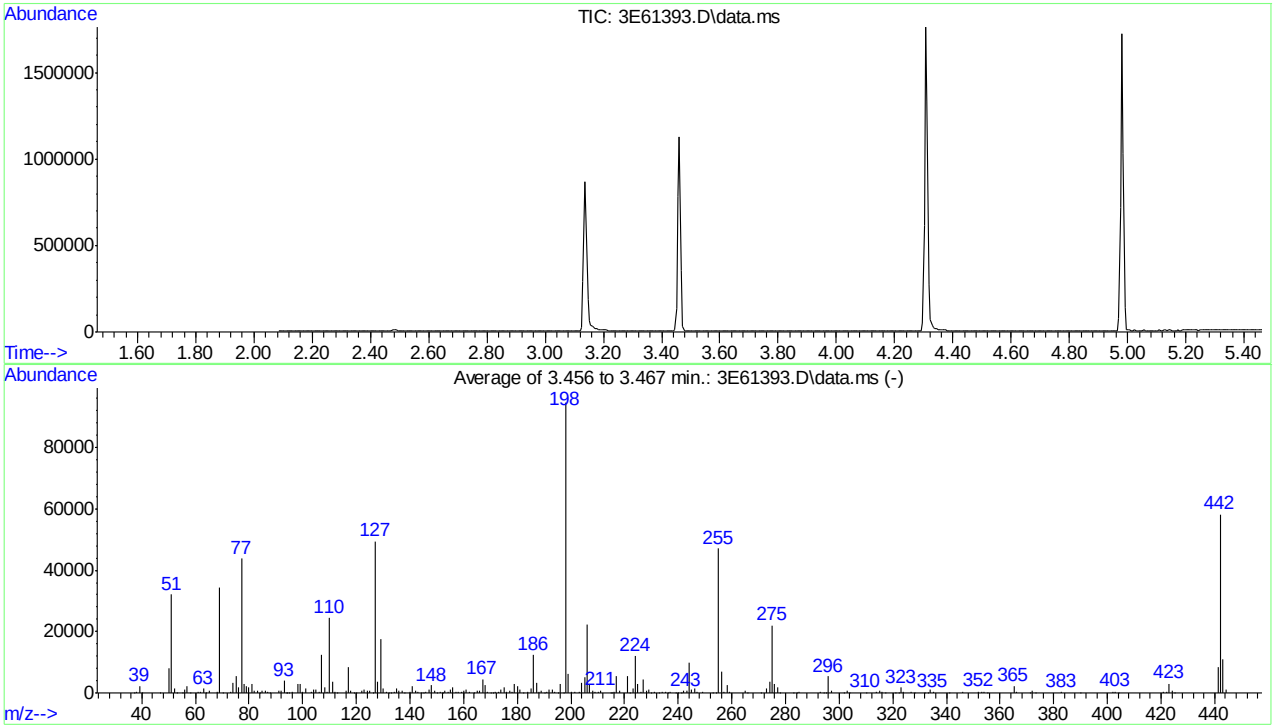

AutoFind: Scans 257, 258, 259; Background Corrected with Scan 252

Target Mass	Rel. to Mass	Lower Limit%	Upper Limit%	Rel. Abn%	Raw Abn	Result Pass/Fail
51	198	30	60	33.8	32000	PASS
68	69	0.00	2	1.3	462	PASS
69	198	0.00	100	36.4	34486	PASS
70	69	0.00	2	0.4	149	PASS
127	198	40	60	52.2	49442	PASS
197	198	0.00	1	0.2	195	PASS
198	198	100	100	100.0	94664	PASS
199	198	5	9	6.7	6346	PASS
275	198	10	30	23.3	22082	PASS
365	198	1	100	2.4	2233	PASS
441	443	0.10	100	77.2	8455	PASS
442	198	40	100	61.5	58176	PASS
443	442	17	23	18.8	10948	PASS

Average of 3.456 to 3.467 min.: 3E61393.D\data.ms
dftpp
Modified:subtracted

m/z	abund.	m/z	abund.	m/z	abund.	m/z	abund.
37.00	133	57.00	2363	74.05	3336	85.00	602
38.00	306	57.90	72	75.00	5494	86.00	587
39.10	2332	61.00	432	76.05	1987	87.00	313
39.95	56	62.00	382	77.10	43701	87.90	87
46.90	6	63.00	1329	78.10	2996	91.00	610
50.10	7891	64.00	169	79.00	2318	92.00	642
51.05	32000	65.00	693	80.00	1971	93.00	3928
52.05	1582	68.00	462	81.00	2805	93.90	148
53.00	54	69.00	34486	82.00	736	94.10	143
54.95	159	70.10	149	83.00	754	94.95	117
56.00	957	73.05	226	84.00	106	96.05	221

Average of 3.456 to 3.467 min.: 3E61393.D\data.ms
dftpp
Modified:subtracted

m/z	abund.	m/z	abund.	m/z	abund.	m/z	abund.
98.00	2963	110.00	24401	124.00	625	135.05	1442
99.00	2883	111.00	3654	125.00	607	136.00	561
99.95	248	111.95	380	126.05	145	136.95	754
101.00	1608	112.95	155	127.05	49442	137.90	179
103.00	498	116.00	619	128.00	3585	139.95	238
103.95	978	117.00	8573	129.00	17658	141.00	2085
105.00	943	118.00	722	130.00	1429	142.00	748
106.00	289	119.00	51	131.00	238	142.95	510
107.05	12459	120.05	161	132.00	171	144.05	123
108.05	1918	122.00	802	132.90	53	145.10	82
109.00	292	123.00	1264	134.00	449	146.00	325

Average of 3.456 to 3.467 min.: 3E61393.D\data.ms
dftpp
Modified:subtracted

m/z	abund.	m/z	abund.	m/z	abund.	m/z	abund.
147.05	1094	157.00	295	169.00	469	180.05	2224
148.00	2434	157.95	329	170.00	80	181.10	965
149.00	579	159.00	290	170.90	135	182.05	142
150.05	147	160.00	720	171.95	406	184.00	238
151.10	333	161.05	1007	173.00	543	185.00	1444
151.90	81	162.00	348	174.00	932	186.10	12345
152.10	82	163.90	62	175.00	1700	187.10	3390
153.00	582	165.00	732	175.95	393	188.10	291
154.00	550	166.00	672	177.00	715	189.00	656
155.00	1280	167.05	4503	177.95	208	190.10	62
156.05	1954	168.00	2631	179.00	2960	191.05	352

Average of 3.456 to 3.467 min.: 3E61393.D\data.ms
dftpp
Modified:subtracted

m/z	abund.	m/z	abund.	m/z	abund.	m/z	abund.
192.00	997	204.10	3171	217.00	5419	229.95	143
193.05	1072	205.10	5188	218.00	746	231.00	473
194.00	237	206.10	22300	221.05	5553	232.90	56
194.95	134	207.05	2973	222.00	164	234.00	235
196.05	2834	208.05	711	223.05	1299	235.10	331
197.05	195	209.05	222	224.10	11942	235.95	191
198.00	94664	210.20	303	225.00	2970	237.00	365
199.00	6346	211.05	832	226.00	357	238.95	167
200.00	525	214.90	57	227.05	4418	240.00	67
201.55	495	215.10	90	228.00	730	241.00	192
203.00	549	216.00	410	229.00	945	242.05	629

Average of 3.456 to 3.467 min.: 3E61393.D\data.ms
dftpp
Modified:subtracted

m/z	abund.	m/z	abund.	m/z	abund.	m/z	abund.
243.05	719	258.05	2513	282.95	146	309.90	50
244.10	9997	258.95	382	284.10	93	314.00	202
245.05	1244	265.00	923	285.05	278	314.95	610
246.05	1593	265.90	83	293.00	396	316.00	346

dftpp3e.M Tue Jun 10 08:37:00 2014 MS3E

246.95	352	270.90	68	294.00	62	317.10	52
249.00	297	273.00	1392	295.20	81	321.00	91
253.00	107	274.00	3679	296.00	5483	322.20	51
254.10	116	275.10	22082	297.00	741	323.10	1760
255.10	47034	276.00	2954	301.90	62	324.05	353
256.05	6901	277.00	1748	303.05	729	326.95	317
257.00	529	278.00	190	304.00	100	327.90	173

Average of 3.456 to 3.467 min.: 3E61393.D\data.ms
dftpp
Modified:subtracted

m/z	abund.	m/z	abund.	m/z	abund.	m/z	abund.
331.80	67	365.95	329	423.05	2958		
332.90	71	371.10	94	424.00	719		
334.05	1160	372.05	873	425.10	55		
335.05	230	373.10	185	441.10	8455		
341.00	111	382.95	200	442.10	58176		
345.95	409	390.00	80	443.10	10948		
352.00	430	402.05	267	444.05	1022		
353.05	426	403.00	456				
354.05	533	404.00	87				
355.00	58	420.95	458				
365.05	2233	422.00	409				

Quantitation Report (Qedit)

Data Path : C:\msdchem\1\DATA\E3e2646\
Data File : 3E61393.D
Acq On : 4 Jun 2014 5:31 pm
Operator : olgaa
Sample : dftpp
Misc : op74977,e3e2646,
ALS Vial : 1 Sample Multiplier: 1

Quant Time: Jun 04 17:38:31 2014
Quant Method : C:\msdchem\1\METHODS\dftpp3e.M
Quant Title : Semi Volatile GC/MS,rtx-5msi 30m x .25mm x .25SatWed Jun 04 10:28:47 2014
QLast Update : Wed Jun 04 10:28:47 2014
Response via : Initial Calibration

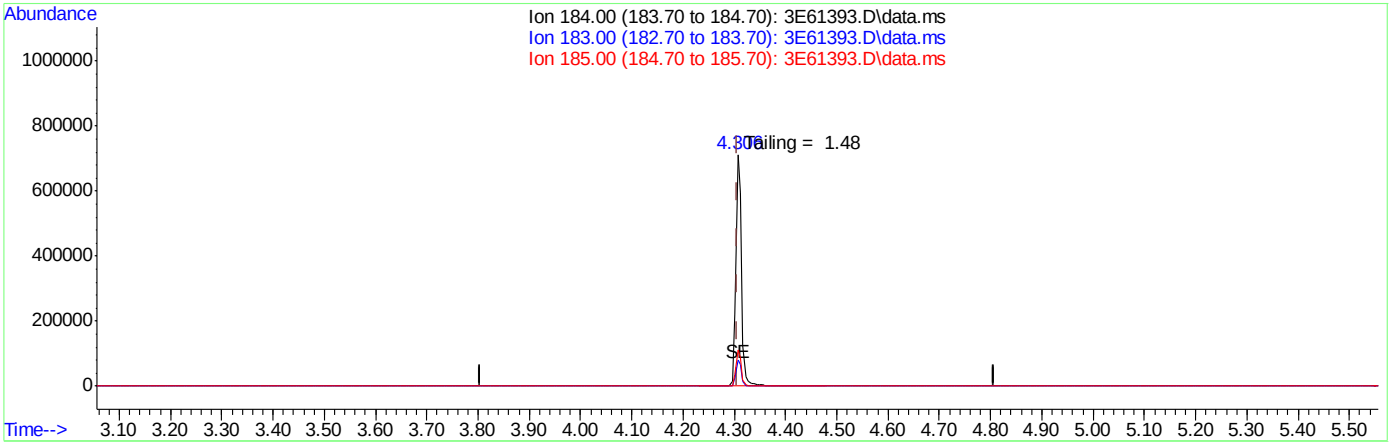

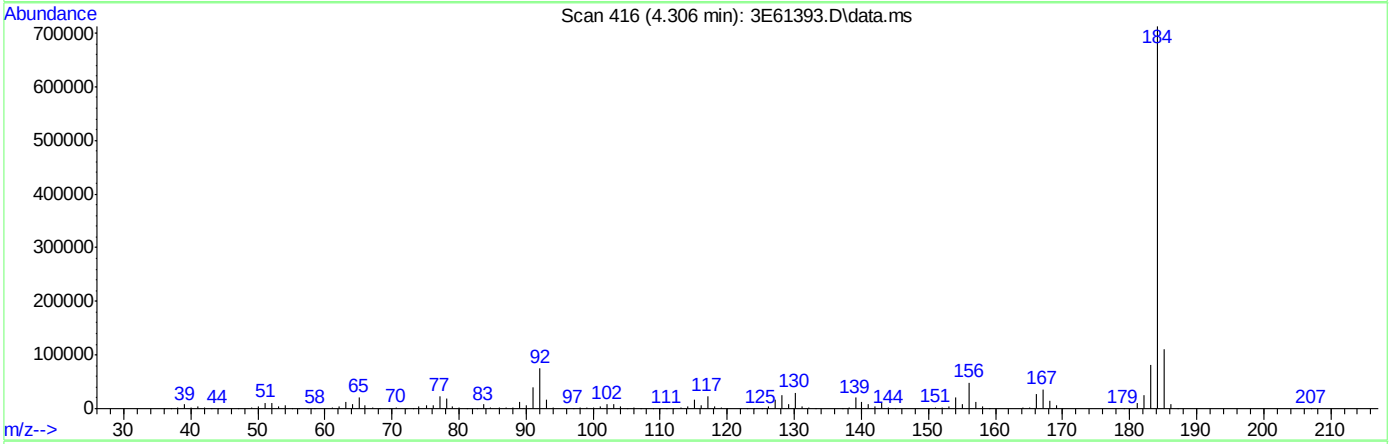

TIC: 3E61393.D\data.ms

(2) Benzidine (t)

4.306min (+0.000) 53.82ppb

response 565104

Ion	Exp%	Act%
184.00	100	100
183.00	13.20	11.50
185.00	15.40	15.70
0.00	0.00	0.00

ACCUTEST LABORATORIES JB69078

Quantitation Report (Qedit)

```
Data Path : C:\msdchem\1\DATA\E3e2646\
Data File : 3E61393.D
Acq On    :  4 Jun 2014   5:31 pm
Operator  : olgaa
Sample    : dftpp
Misc      : op74977,e3e2646,
ALS Vial  : 1   Sample Multiplier: 1

Quant Time: Jun 04 17:38:31 2014
Quant Method : C:\msdchem\1\METHODS\dftpp3e.M
Quant Title  : Semi Volatile  GC/MS,rtx-5msi 30m x .25mm x .25SatWed Jun 04 10:28:47 2014
QLast Update : Wed Jun 04 10:28:47 2014
Response via : Initial Calibration
```

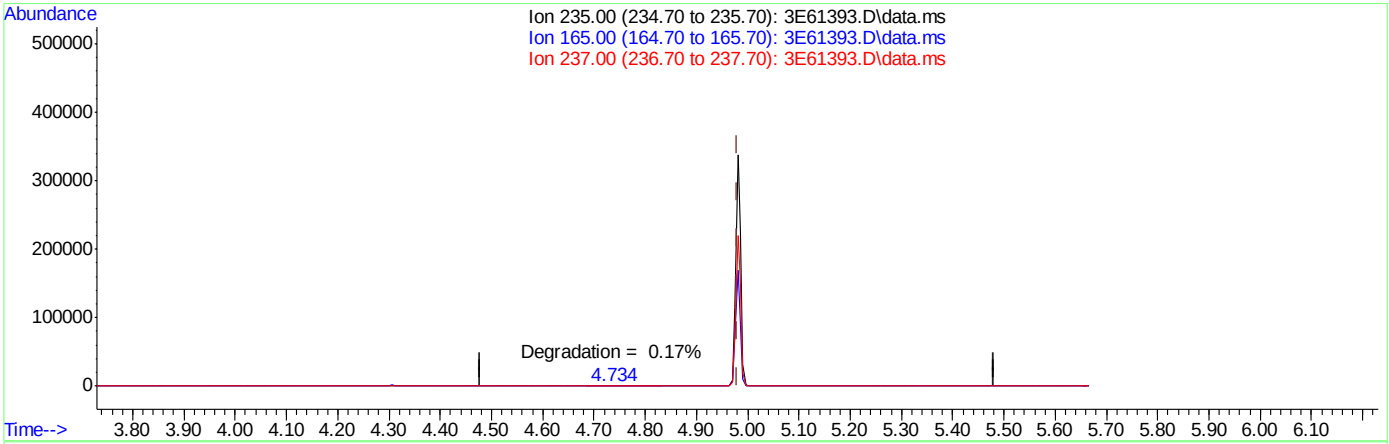

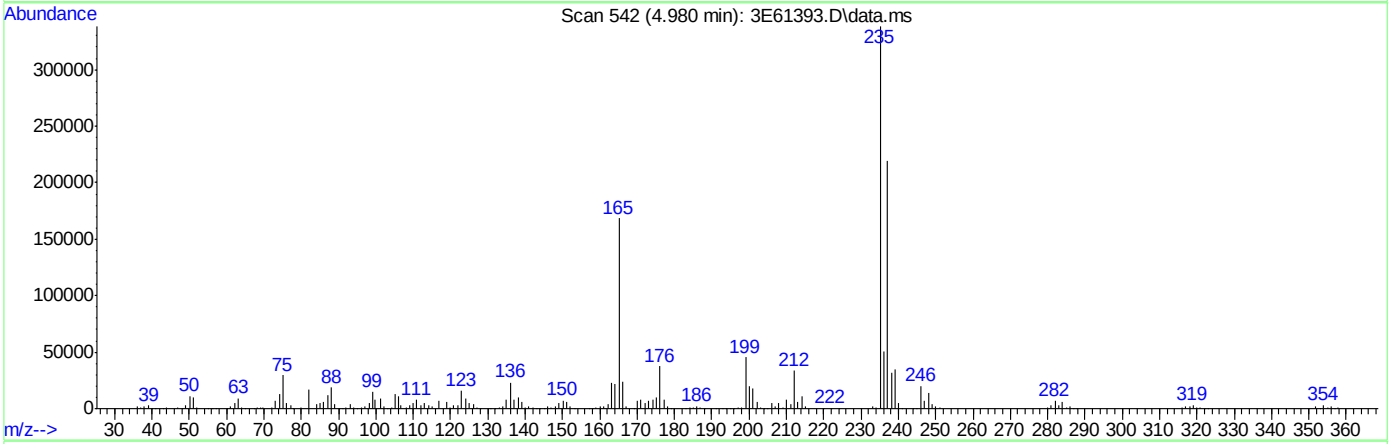

TIC: 3E61393.D\data.ms

(3) PP-DDT (t)

4.980min (+0.000) 55.85ppb

response 231879

Ion	Exp%	Act%
235.00	100	100
165.00	0.10	48.44#
237.00	0.10	65.39#
0.00	0.00	0.00

dftpp3e.M Fri Jun 06 09:09:12 2014 MS3E Page: 1

498 of 1397
ACCUTEST LABORATORIES
JB69078

3E61393.D edits: PP-DDT

9.5.1.2
9

Quantitation Report (Qedit)

Data Path : C:\msdchem\1\DATA\E3e2646\
Data File : 3E61393.D
Acq On : 4 Jun 2014 5:31 pm
Operator : olgaa
Sample : dftpp
Misc : op74977,e3e2646,
ALS Vial : 1 Sample Multiplier: 1

Quant Time: Jun 04 17:38:31 2014
Quant Method : C:\msdchem\1\METHODS\dftpp3e.M
Quant Title : Semi Volatile GC/MS,rtx-5msi 30m x .25mm x .25SatWed Jun 04 10:28:47 2014
QLast Update : Wed Jun 04 10:28:47 2014
Response via : Initial Calibration

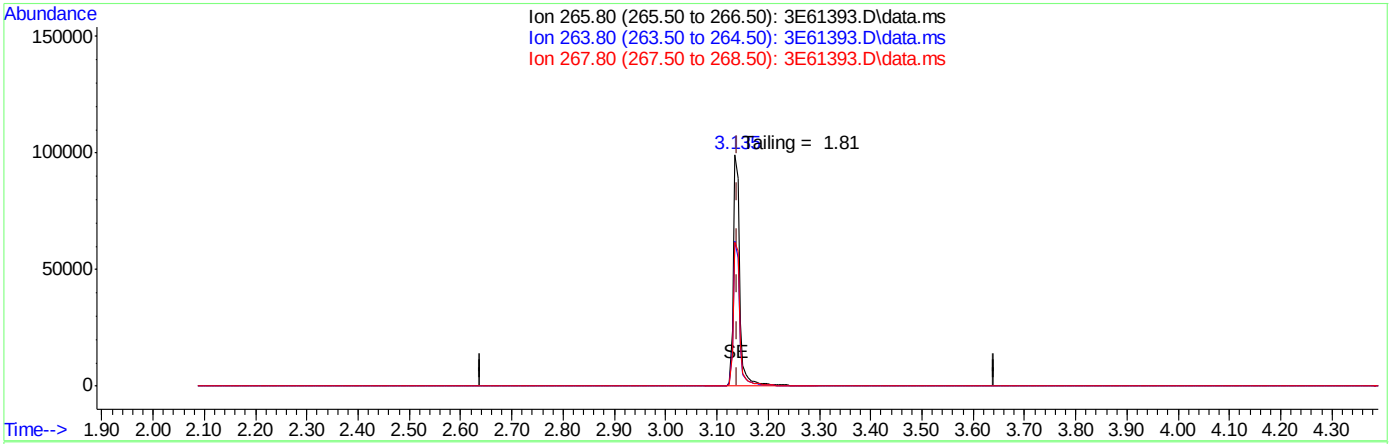

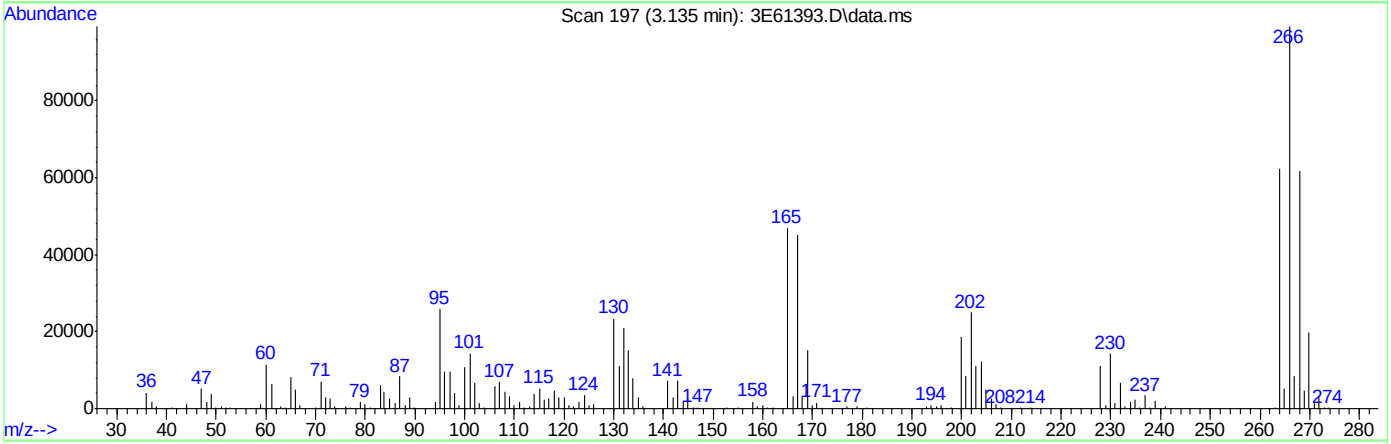

TIC: 3E61393.D\data.ms

(1) Pentachlorophenol (t)

3.135min (-0.005) 56.10ppb

response 87677

Ion	Exp%	Act%
265.80	100	100
263.80	62.20	62.73
267.80	64.70	62.30
0.00	0.00	0.00

ACCUTEST LABORATORIES JB69078

DFTPP

Data Path : C:\msdchem\1\DATA\E3e2646\
Data File : 3E61402.D
Acq On : 4 Jun 2014 9:24 pm
Operator : olgaa
Sample : dftpp
Misc : op74977,e3e2647,
ALS Vial : 1 Sample Multiplier: 1

Integration File: RTEINT.P

Method : C:\msdchem\1\METHODS\dftpp3e.M
Title : Semi Volatile GC/MS,rtx-5msi 30m x .25mm x .25SatWed Jun 04 10:28:47 2014
Last Update : Wed Jun 04 10:28:47 2014

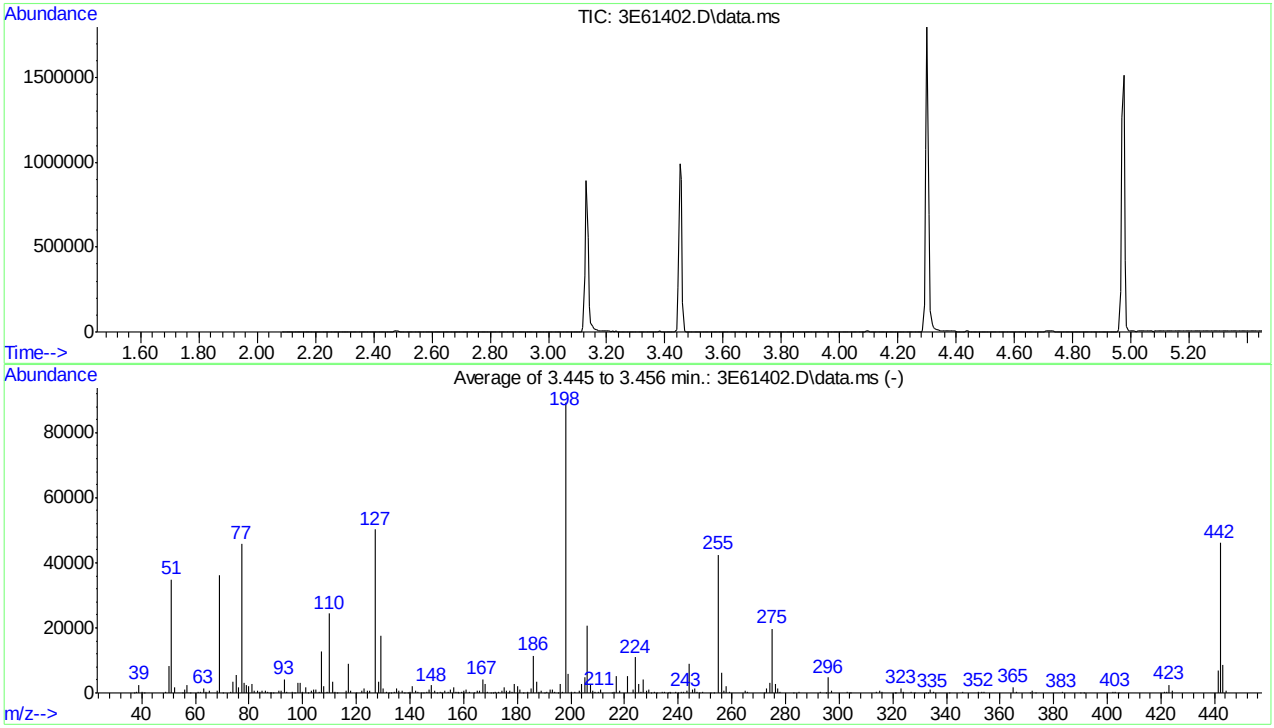

AutoFind: Scans 255, 256, 257; Background Corrected with Scan 251

Target Mass	Rel. to Mass	Lower Limit%	Upper Limit%	Rel. Abn%	Raw Abn	Result Pass/Fail
51	198	30	60	39.1	34890	PASS
68	69	0.00	2	1.6	573	PASS
69	198	0.00	100	40.6	36282	PASS
70	69	0.00	2	0.5	169	PASS
127	198	40	60	56.3	50290	PASS
197	198	0.00	1	0.2	210	PASS
198	198	100	100	100.0	89256	PASS
199	198	5	9	6.8	6029	PASS
275	198	10	30	22.2	19782	PASS
365	198	1	100	2.1	1874	PASS
441	443	0.10	100	77.5	6767	PASS
442	198	40	100	51.6	46063	PASS
443	442	17	23	19.0	8730	PASS

Average of 3.445 to 3.456 min.: 3E61402.D\data.ms
dftpp
Modified:subtracted

m/z	abund.	m/z	abund.	m/z	abund.	m/z	abund.
37.00	67	57.00	2481	74.00	3560	85.00	643
38.00	376	57.90	67	75.05	5577	86.00	865
39.05	2468	60.95	467	76.05	1904	87.00	307
40.00	211	62.00	503	77.10	45797	87.90	69
41.10	52	63.05	1420	78.10	3069	88.10	74
49.00	263	64.05	199	79.05	2470	88.90	60
50.10	8342	65.00	736	80.00	1974	91.05	614
51.10	34890	68.00	573	81.00	2844	92.00	723
52.05	1771	69.00	36282	82.00	783	93.00	4148
55.00	182	70.00	169	82.95	809	94.05	323
56.00	969	72.95	262	83.95	217	95.95	261

Average of 3.445 to 3.456 min.: 3E61402.D\data.ms
dftpp
Modified:subtracted

m/z	abund.	m/z	abund.	m/z	abund.	m/z	abund.
96.90	55	108.00	2084	123.00	1227	135.05	1381
98.05	3084	109.05	278	124.00	564	136.00	587
99.00	3023	110.10	24325	125.00	556	137.00	810
100.05	277	111.00	3474	127.10	50290	137.95	154
101.00	1669	112.05	443	128.10	3623	139.00	50
102.10	65	113.00	122	129.00	17613	140.05	196
103.00	530	116.00	689	130.00	1453	141.00	2201
104.00	1062	117.00	8955	131.00	316	142.05	708
105.00	928	118.00	731	132.05	161	142.95	479
106.00	316	120.05	170	132.95	127	144.00	63
107.05	12689	122.00	735	134.00	492	145.00	81

Average of 3.445 to 3.456 min.: 3E61402.D\data.ms
dftpp
Modified:subtracted

m/z	abund.	m/z	abund.	m/z	abund.	m/z	abund.
146.05	355	157.05	308	168.05	2773	178.00	252
147.00	1007	157.80	60	169.00	517	179.00	2873
148.00	2326	158.00	325	170.00	65	180.10	2169
149.05	532	159.00	234	171.00	165	181.00	1017
150.00	59	160.00	643	171.95	359	182.00	135
151.15	222	161.00	957	173.00	452	184.00	189
151.75	172	162.00	267	174.05	824	185.05	1496
153.00	613	164.00	72	175.05	1631	186.10	11498
154.00	479	165.00	760	176.05	562	187.10	3297
155.05	1135	166.00	615	176.90	116	188.00	355
156.10	1856	167.05	4269	177.05	695	189.00	618

Average of 3.445 to 3.456 min.: 3E61402.D\data.ms
dftpp
Modified:subtracted

m/z	abund.	m/z	abund.	m/z	abund.	m/z	abund.
189.95	107	201.50	452	216.10	377	229.95	155
191.00	278	203.00	592	217.00	5151	231.05	387
192.05	950	204.10	2833	218.00	650	232.00	50
193.10	1082	205.10	4733	221.05	5205	234.00	251
193.95	190	206.10	20670	223.00	1159	235.00	242
195.05	114	207.10	2903	224.10	11016	236.00	155
196.00	2680	208.10	702	225.10	2806	236.80	51
197.00	210	208.95	185	226.10	283	237.05	367
198.00	89256	210.10	194	227.10	4276	239.05	184
199.00	6029	211.00	892	228.05	565	240.05	108
200.05	499	215.00	173	229.05	967	241.05	267

Average of 3.445 to 3.456 min.: 3E61402.D\data.ms
dftpp
Modified:subtracted

m/z	abund.	m/z	abund.	m/z	abund.	m/z	abund.
242.00	507	256.10	6248	277.05	1402	314.00	220
243.05	628	257.05	537	278.00	195	314.95	540
244.10	9120	258.00	2218	283.00	166	316.00	339
245.10	1173	259.00	337	285.10	281	320.90	59

dftpp3e.M Thu Jun 05 15:49:58 2014 MS3E

ACCUTEST LABORATORIES
JB69078

246.00	1448	265.00	845	293.00	319	321.10	111
247.00	288	265.90	189	294.90	50	323.05	1532
248.00	114	271.90	51	296.05	4724	324.00	312
248.95	274	273.05	1408	297.05	687	326.95	255
251.90	54	274.05	3250	302.95	501	328.05	136
253.05	151	275.10	19782	303.90	65	332.05	131
255.10	42462	276.10	2756	304.10	67	333.05	133

Average of 3.445 to 3.456 min.: 3E61402.D\data.ms
dftpp
Modified:subtracted

m/z	abund.	m/z	abund.	m/z	abund.	m/z	abund.
334.05	942	373.00	150	441.10	6767		
335.05	252	383.00	221	442.10	46063		
341.00	148	390.00	63	443.10	8730		
345.95	302	391.10	58	444.05	735		
352.05	500	402.00	293				
353.05	259	403.05	375				
354.00	475	404.00	78				
365.00	1874	421.05	304				
365.95	236	422.00	344				
371.00	115	423.10	2582				
372.05	695	424.05	559				

Quantitation Report (Qedit)

Data Path : C:\msdchem\1\DATA\E3e2646\
Data File : 3E61402.D
Acq On : 4 Jun 2014 9:24 pm
Operator : olgaa
Sample : dftpp
Misc : op74977,e3e2647,
ALS Vial : 1 Sample Multiplier: 1

Quant Time: Jun 04 21:49:59 2014
Quant Method : C:\msdchem\1\METHODS\dftpp3e.M
Quant Title : Semi Volatile GC/MS,rtx-5msi 30m x .25mm x .25SatWed Jun 04 10:28:47 2014
QLast Update : Wed Jun 04 10:28:47 2014
Response via : Initial Calibration

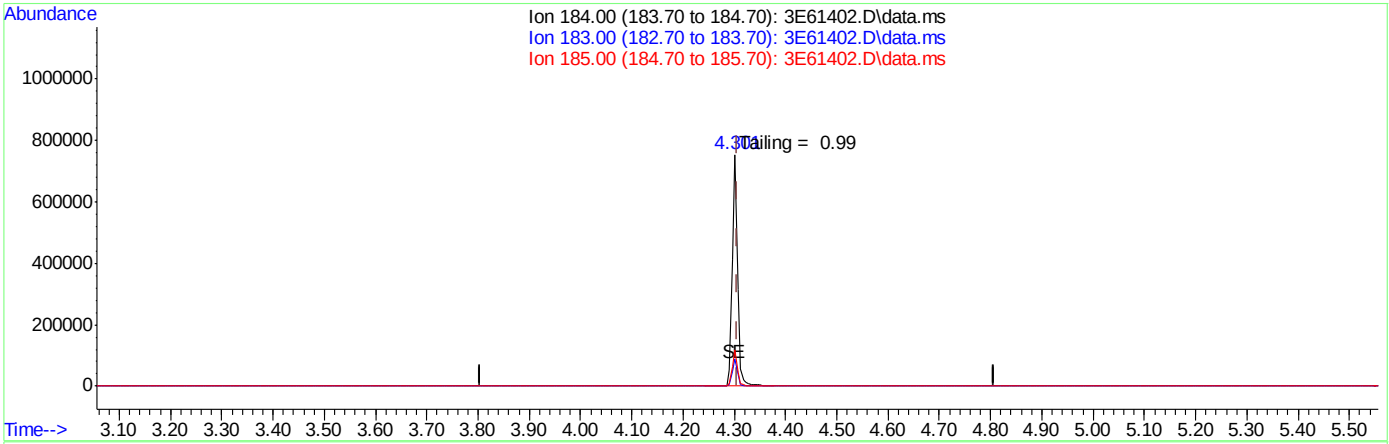

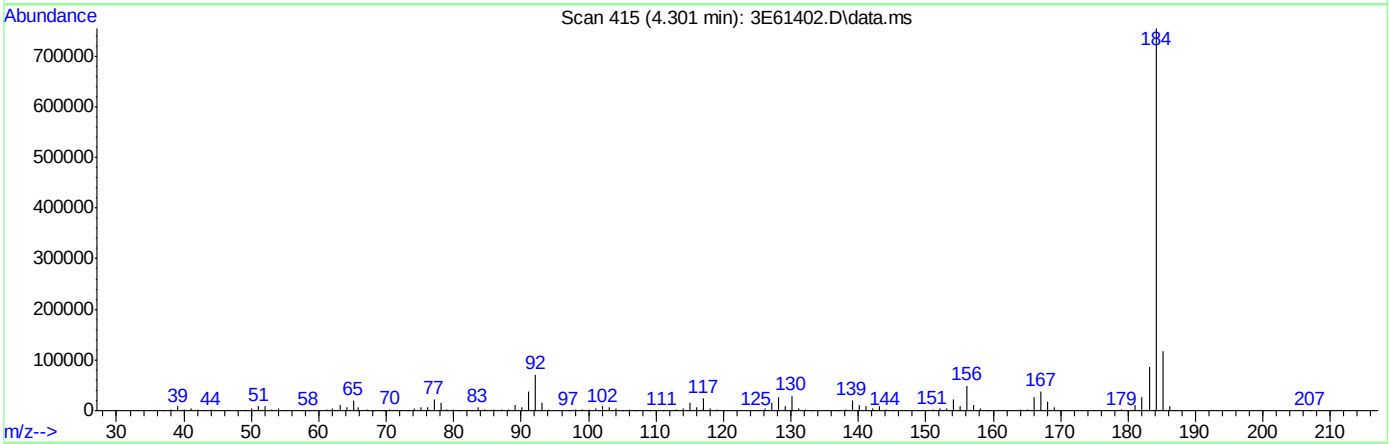

TIC: 3E61402.D\data.ms

(2) Benzidine (t)

4.301min (-0.005) 51.07ppb

response 536260

Ion	Exp%	Act%
184.00	100	100
183.00	13.20	11.58
185.00	15.40	15.45
0.00	0.00	0.00

ACCUTEST LABORATORIES JB69078

Quantitation Report (Qedit)

Data Path : C:\msdchem\1\DATA\E3e2646\
Data File : 3E61402.D
Acq On : 4 Jun 2014 9:24 pm
Operator : olgaa
Sample : dftpp
Misc : op74977,e3e2647,
ALS Vial : 1 Sample Multiplier: 1

Quant Time: Jun 04 21:49:59 2014
Quant Method : C:\msdchem\1\METHODS\dftpp3e.M
Quant Title : Semi Volatile GC/MS,rtx-5msi 30m x .25mm x .25SatWed Jun 04 10:28:47 2014
QLast Update : Wed Jun 04 10:28:47 2014
Response via : Initial Calibration

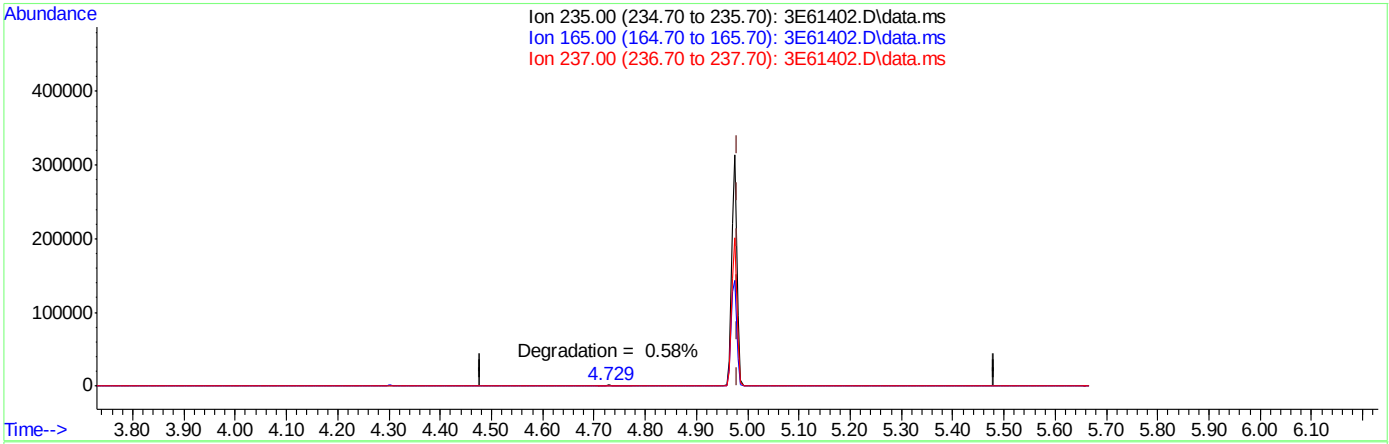

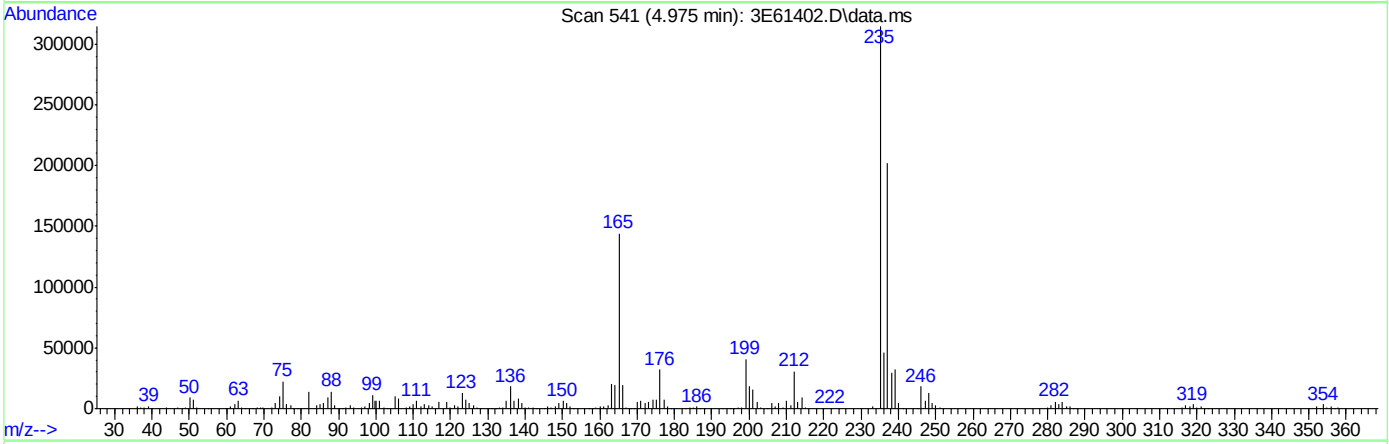

TIC: 3E61402.D\data.ms

(3) PP-DDT (t)

4.975min (-0.005) 52.25ppb

response 216914

Ion	Exp%	Act%
235.00	100	100
165.00	0.10	49.93#
237.00	0.10	64.65#
0.00	0.00	0.00

Quantitation Report (Qedit)

Data Path : C:\msdchem\1\DATA\E3e2646\
Data File : 3E61402.D
Acq On : 4 Jun 2014 9:24 pm
Operator : olgaa
Sample : dftpp
Misc : op74977,e3e2647,
ALS Vial : 1 Sample Multiplier: 1

Quant Time: Jun 06 09:21:08 2014
Quant Method : C:\msdchem\1\METHODS\dftpp3e.M
Quant Title : Semi Volatile GC/MS,rtx-5msi 30m x .25mm x .25SatWed Jun 04 10:28:47 2014
QLast Update : Wed Jun 04 10:28:47 2014
Response via : Initial Calibration

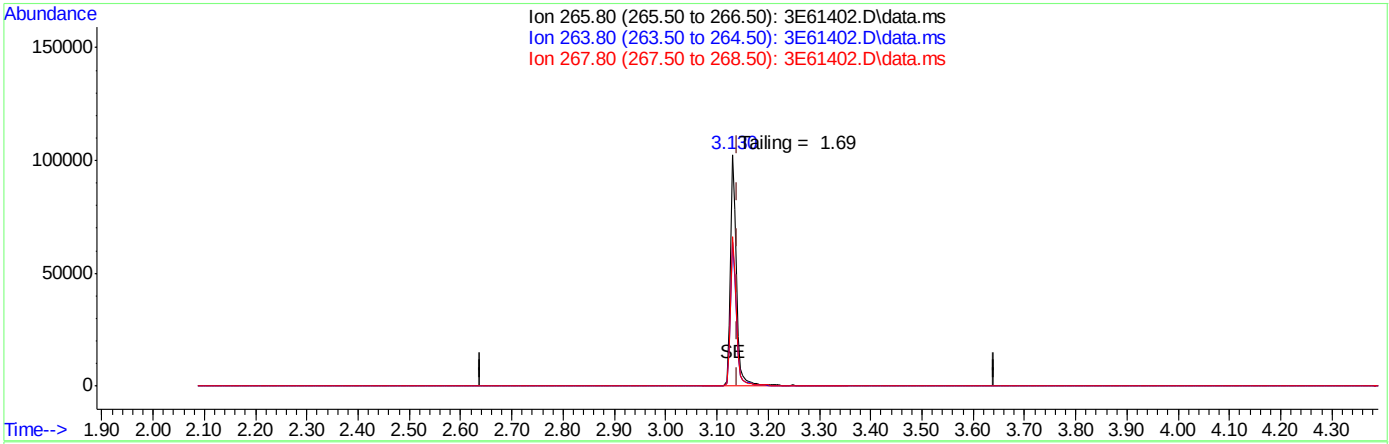

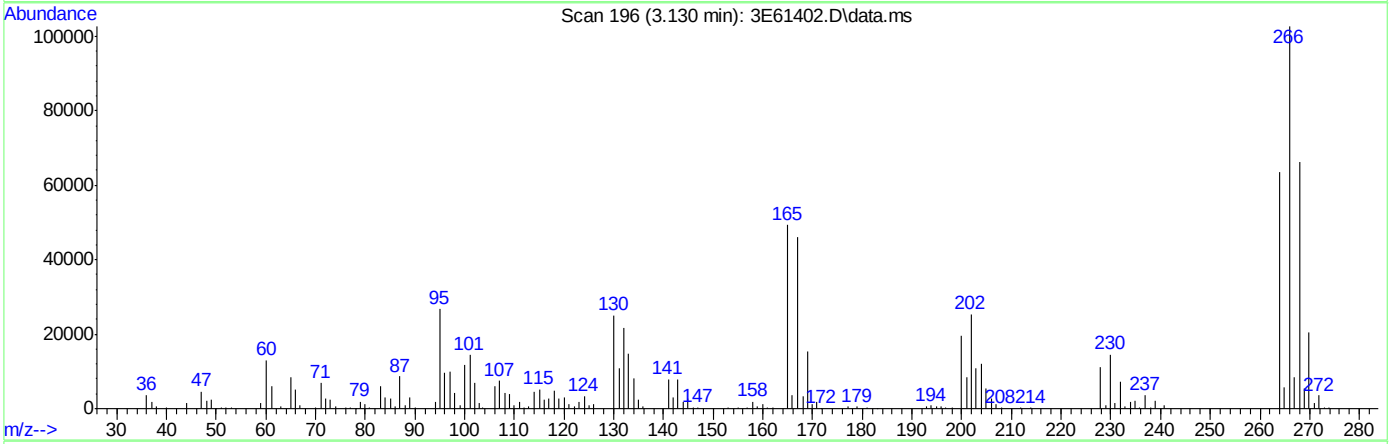

TIC: 3E61402.D\data.ms

(1) Pentachlorophenol (t)

3.130min (-0.010) 53.39ppb

response 83436

Ion	Exp%	Act%
265.80	100	100
263.80	62.20	61.99
267.80	64.70	64.54
0.00	0.00	0.00

ACCUTEST LABORATORIES JB69078

DFTPP

Data Path : C:\msdchem\1\DATA\E3e2648\
Data File : 3E61420.D
Acq On : 5 Jun 2014 12:24 pm
Operator : olgaa
Sample : dftpp
Misc : op74977,e3e2648,
ALS Vial : 1 Sample Multiplier: 1

Integration File: RTEINT.P

Method : C:\msdchem\1\METHODS\dftpp3e.M
Title : Semi Volatile GC/MS,rtx-5msi 30m x .25mm x .25SatWed Jun 04 10:28:47 2014
Last Update : Wed Jun 04 10:28:47 2014

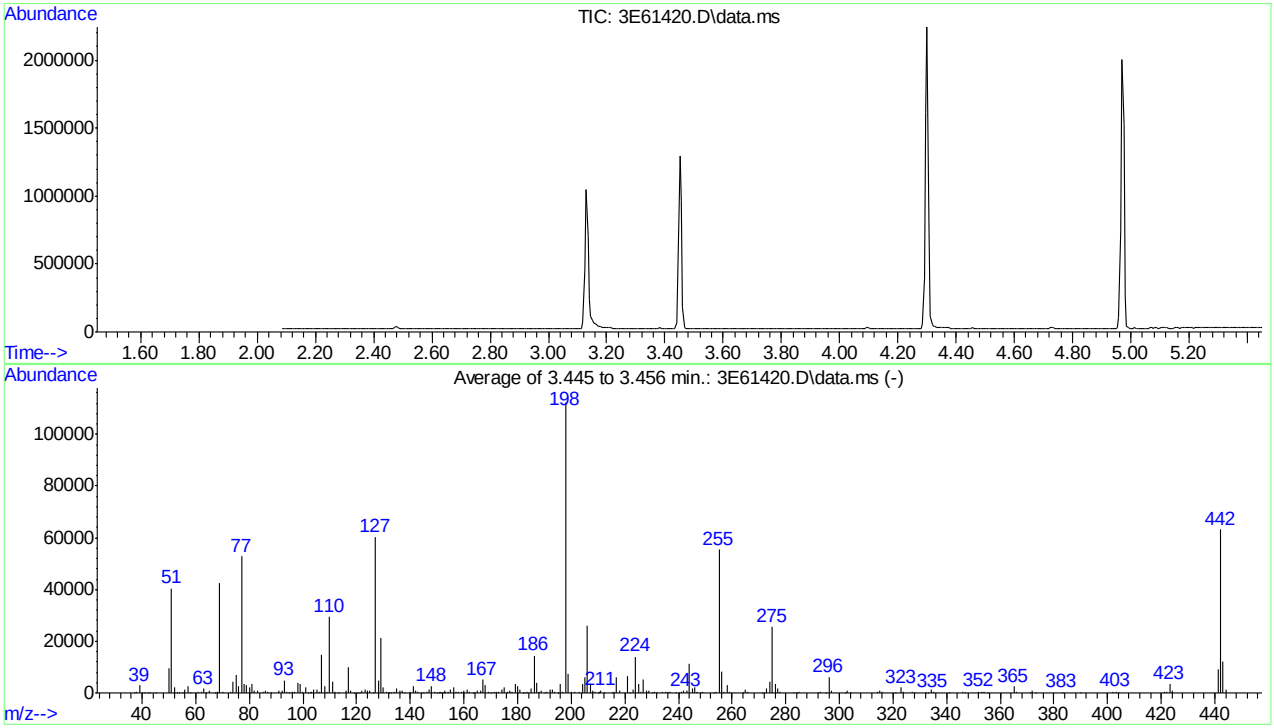

AutoFind: Scans 255, 256, 257; Background Corrected with Scan 251

Target Mass	Rel. to Mass	Lower Limit%	Upper Limit%	Rel. Abn%	Raw Abn	Result Pass/Fail
51	198	30	60	36.0	40405	PASS
68	69	0.00	2	1.4	583	PASS
69	198	0.00	100	37.8	42426	PASS
70	69	0.00	2	0.9	395	PASS
127	198	40	60	53.8	60445	PASS
197	198	0.00	1	0.5	543	PASS
198	198	100	100	100.0	112290	PASS
199	198	5	9	6.7	7568	PASS
275	198	10	30	22.6	25430	PASS
365	198	1	100	2.2	2418	PASS
441	443	0.10	100	77.1	9330	PASS
442	198	40	100	56.2	63104	PASS
443	442	17	23	19.2	12107	PASS

Average of 3.445 to 3.456 min.: 3E61420.D\data.ms
dftpp
Modified:subtracted

m/z	abund.	m/z	abund.	m/z	abund.	m/z	abund.
36.90	93	53.05	131	67.00	208	79.00	2857
38.00	456	54.00	52	67.90	158	80.00	2291
39.00	2832	55.00	158	68.10	583	81.00	3385
39.95	104	56.00	1108	69.00	42426	82.00	971
41.00	43	57.00	2818	70.00	395	83.00	898
42.00	53	58.00	82	73.00	268	84.95	603
43.05	10	61.05	555	74.00	4205	85.95	679
44.95	33	62.00	553	75.00	6773	87.00	505
50.05	9614	63.00	1710	76.10	2426	87.90	67
51.05	40405	64.00	226	77.10	52848	91.00	760
52.00	2238	65.00	888	78.10	3567	92.05	813

Average of 3.445 to 3.456 min.: 3E61420.D\data.ms
dftpp
Modified:subtracted

m/z	abund.	m/z	abund.	m/z	abund.	m/z	abund.
93.00	4972	103.05	461	116.00	780	127.05	60445
93.95	404	104.00	1138	117.05	10157	128.05	4675
94.95	63	105.00	1281	117.95	825	129.00	21255
96.05	360	106.00	388	119.00	68	130.00	1997
97.05	291	107.05	14966	120.05	209	131.00	385
98.00	3788	108.00	2587	121.00	62	131.80	59
99.00	3394	109.05	443	121.95	916	132.05	186
99.95	364	110.00	29328	123.00	1485	132.80	112
101.00	2172	111.05	4382	124.00	720	134.00	497
102.00	72	112.00	596	124.95	747	135.00	1787
102.80	132	112.95	144	126.05	178	136.00	715

Average of 3.445 to 3.456 min.: 3E61420.D\data.ms
dftpp
Modified:subtracted

m/z	abund.	m/z	abund.	m/z	abund.	m/z	abund.
137.05	1011	149.00	642	157.05	459	168.05	3001
137.90	174	150.00	146	157.95	425	168.95	484
140.00	262	150.90	59	159.05	420	170.05	165
141.00	2548	151.10	267	159.95	778	171.05	246
142.05	815	151.75	139	161.05	1171	172.00	480
143.00	608	152.00	117	162.00	283	173.05	577
143.90	166	152.90	159	163.10	61	174.10	1101
145.05	184	153.05	665	163.90	135	175.05	2010
146.00	438	154.00	604	165.00	946	176.05	598
147.00	1293	155.00	1463	166.05	760	177.00	830
148.00	2764	156.05	2324	167.05	5055	177.95	249

Average of 3.445 to 3.456 min.: 3E61420.D\data.ms
dftpp
Modified:subtracted

m/z	abund.	m/z	abund.	m/z	abund.	m/z	abund.
179.00	3668	188.95	876	199.00	7568	210.40	247
180.05	2645	189.90	65	200.00	549	211.05	1050
181.05	1302	191.00	382	201.45	609	212.00	74
181.90	60	192.00	1112	203.00	655	215.05	208
182.15	141	193.05	1217	204.10	3636	216.05	535
182.90	60	193.95	276	205.10	5954	217.00	6151
183.95	325	195.00	154	206.10	25868	218.00	918
185.10	1935	195.20	63	207.10	3397	221.05	6454
186.10	14505	196.00	3492	208.05	860	221.90	145
187.10	4079	196.85	543	209.05	301	223.05	1387
188.00	430	198.00	112290	210.10	70	224.10	13978

Average of 3.445 to 3.456 min.: 3E61420.D\data.ms
dftpp
Modified:subtracted

m/z	abund.	m/z	abund.	m/z	abund.	m/z	abund.
225.10	3519	237.00	449	249.05	380	271.00	75
226.00	374	239.00	192	253.00	208	271.95	126
227.00	5199	240.00	171	254.05	341	273.00	1860
228.00	721	241.00	304	255.10	55346	274.10	4442

dftpp3e.M Tue Jun 10 08:43:00 2014 MS3E

ACCUTEST LABORATORIES JB69078

229.00	1059	242.00	700	256.10	8186	275.10	25430
230.00	169	243.10	831	257.00	600	276.00	3368
231.00	474	244.10	11378	258.00	2836	277.00	1961
231.90	70	245.10	1542	259.10	491	278.00	287
233.95	297	246.00	1974	263.85	127	283.00	182
235.00	340	247.00	315	265.00	1144	284.05	141
236.00	253	248.00	137	265.90	334	285.05	340

Average of 3.445 to 3.456 min.: 3E61420.D\data.ms
dftpp
Modified:subtracted

m/z	abund.	m/z	abund.	m/z	abund.	m/z	abund.
292.10	60	321.00	184	346.90	51	389.95	117
293.00	415	323.10	2100	352.00	589	402.00	386
295.00	105	324.00	324	353.05	471	403.00	547
296.00	6240	327.00	319	354.00	583	403.95	154
297.00	840	328.00	219	355.00	115	421.00	481
302.00	53	331.95	152	365.00	2418	422.05	372
303.05	802	333.00	176	366.00	358	423.10	3358
303.95	160	334.10	1238	371.00	142	424.05	740
314.00	290	335.05	318	372.05	981	441.05	9330
315.00	697	341.00	198	373.05	221	442.10	63104
316.05	373	346.00	435	382.95	206	443.10	12107

Average of 3.445 to 3.456 min.: 3E61420.D\data.ms
dftpp
Modified:subtracted

m/z	abund.	m/z	abund.	m/z	abund.	m/z	abund.
444.00	1101						

9.5.3

9

Quantitation Report (Qedit)

Data Path : C:\msdchem\1\DATA\E3e2648\
Data File : 3E61420.D
Acq On : 5 Jun 2014 12:24 pm
Operator : olgaa
Sample : dftpp
Misc : op74977,e3e2648,
ALS Vial : 1 Sample Multiplier: 1

Quant Time: Jun 05 12:35:07 2014
Quant Method : C:\msdchem\1\METHODS\dftpp3e.M
Quant Title : Semi Volatile GC/MS,rtx-5msi 30m x .25mm x .25SatWed Jun 04 10:28:47 2014
QLast Update : Wed Jun 04 10:28:47 2014
Response via : Initial Calibration

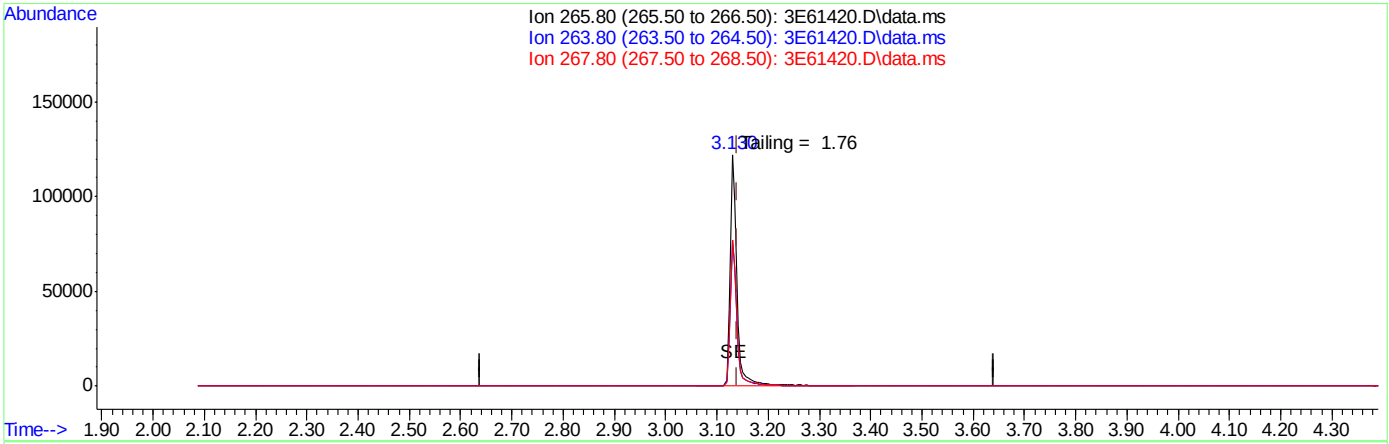

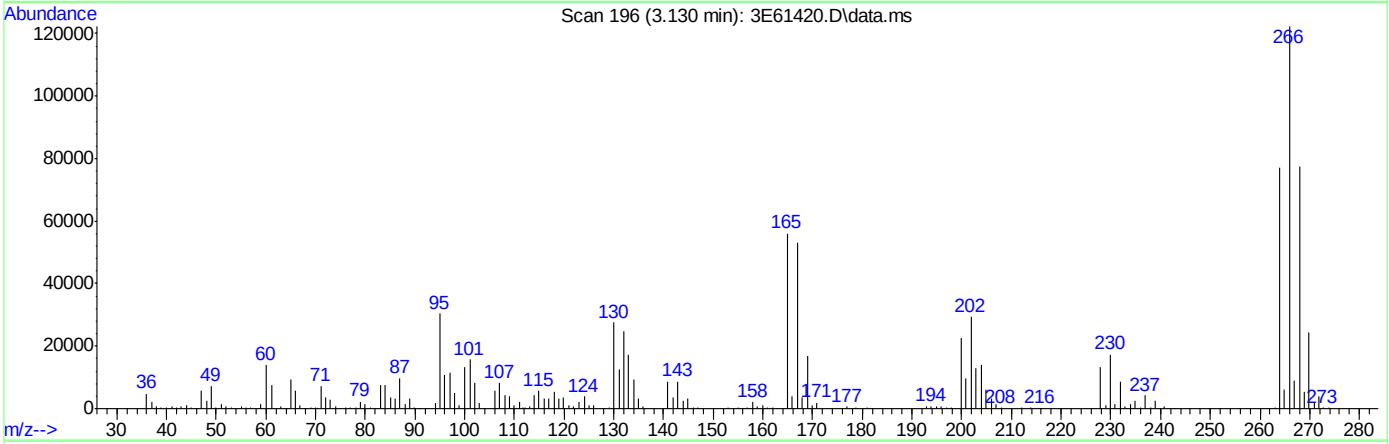

TIC: 3E61420.D\data.ms

(1) Pentachlorophenol (t)

3.130min (-0.010) 71.06ppb

response 111059

Ion	Exp%	Act%
265.80	100	100
263.80	62.20	62.92
267.80	64.70	63.18
0.00	0.00	0.00

Quantitation Report (Qedit)

Data Path : C:\msdchem\1\DATA\E3e2648\
Data File : 3E61420.D
Acq On : 5 Jun 2014 12:24 pm
Operator : olgaa
Sample : dftpp
Misc : op74977,e3e2648,
ALS Vial : 1 Sample Multiplier: 1

Quant Time: Jun 05 12:35:07 2014
Quant Method : C:\msdchem\1\METHODS\dftpp3e.M
Quant Title : Semi Volatile GC/MS,rtx-5msi 30m x .25mm x .25SatWed Jun 04 10:28:47 2014
QLast Update : Wed Jun 04 10:28:47 2014
Response via : Initial Calibration

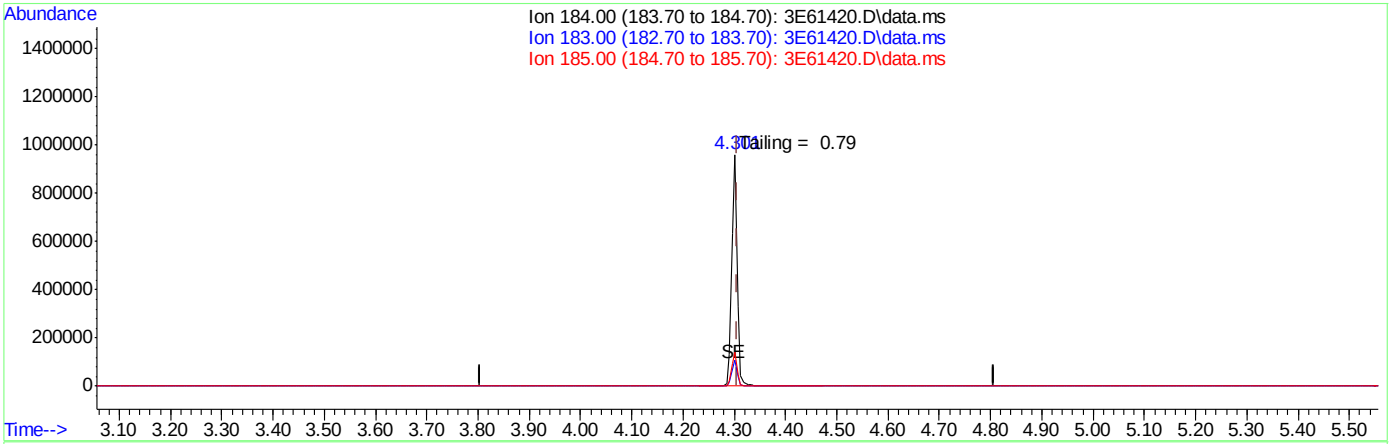

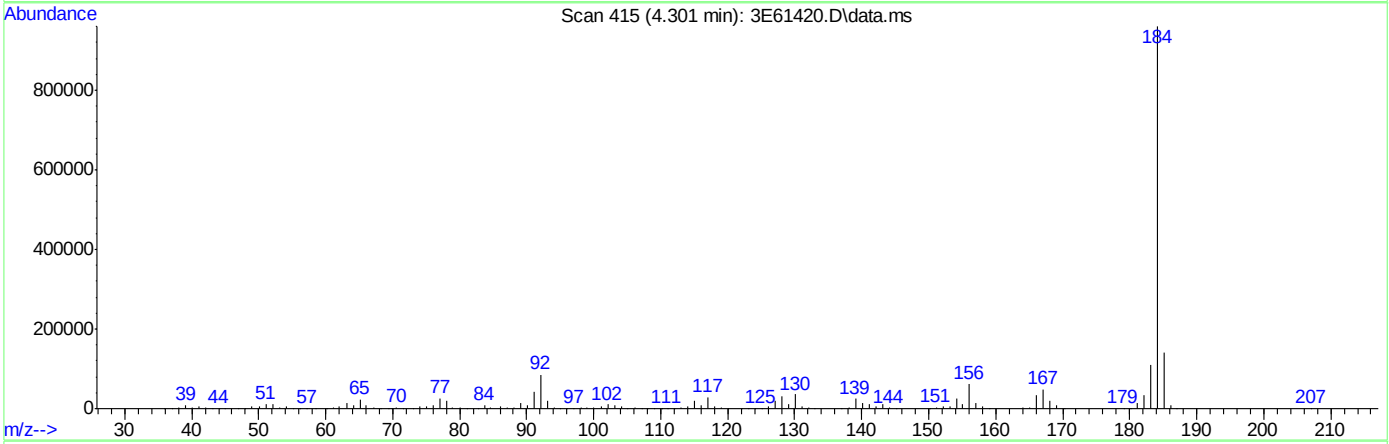

TIC: 3E61420.D\data.ms

(2) Benzidine (t)

4.301min (-0.005) 66.57ppb

response 698996

Ion	Exp%	Act%
184.00	100	100
183.00	13.20	11.53
185.00	15.40	14.68
0.00	0.00	0.00

Quantitation Report (Qedit)

Data Path : C:\msdchem\1\DATA\E3e2648\
Data File : 3E61420.D
Acq On : 5 Jun 2014 12:24 pm
Operator : olgaa
Sample : dftpp
Misc : op74977,e3e2648,
ALS Vial : 1 Sample Multiplier: 1

Quant Time: Jun 05 12:35:07 2014
Quant Method : C:\msdchem\1\METHODS\dftpp3e.M
Quant Title : Semi Volatile GC/MS,rtx-5msi 30m x .25mm x .25SatWed Jun 04 10:28:47 2014
QLast Update : Wed Jun 04 10:28:47 2014
Response via : Initial Calibration

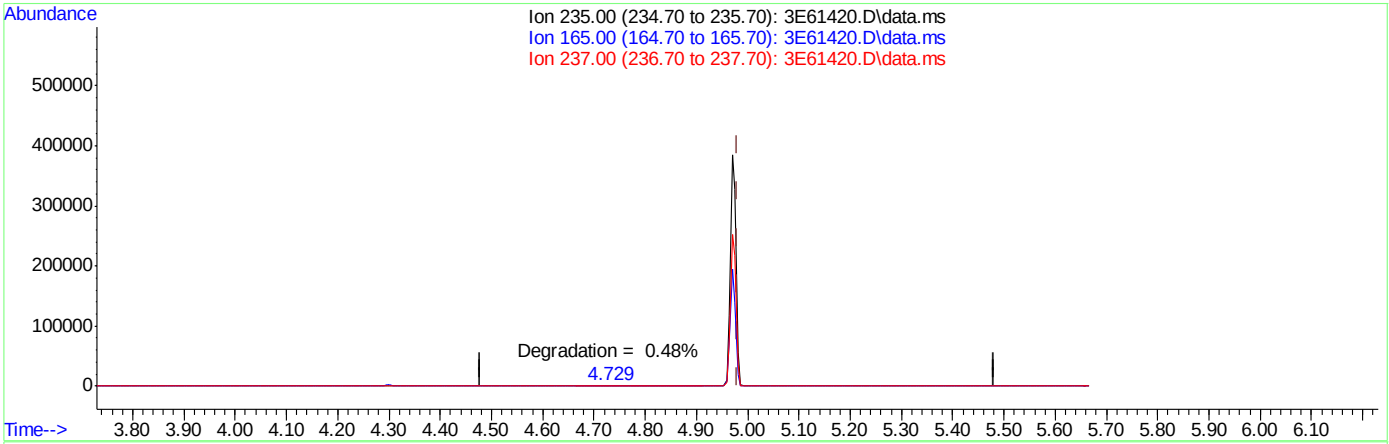

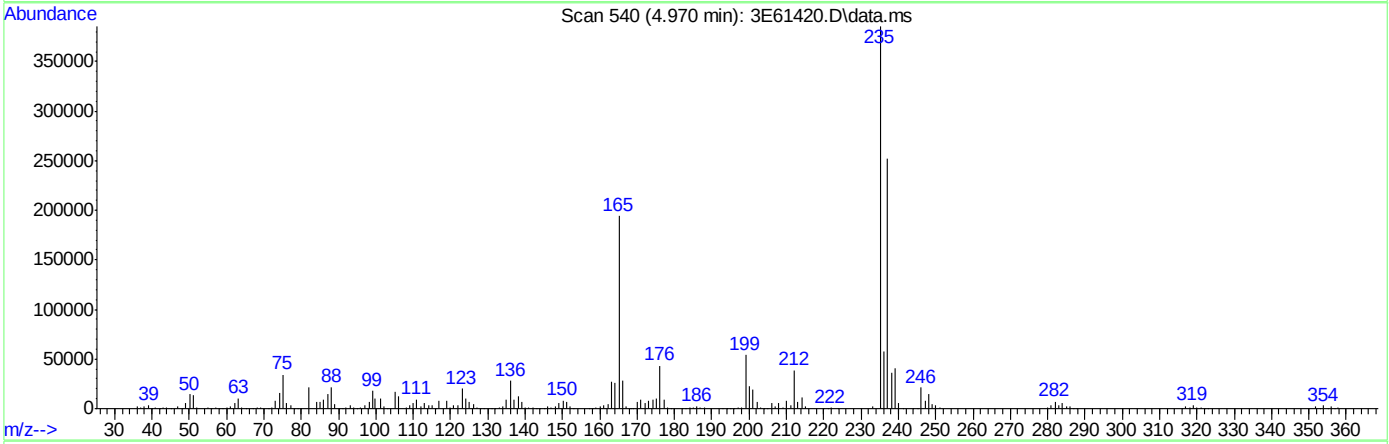

TIC: 3E61420.D\data.ms

(3) PP-DDT (t)

4.970min (-0.010) 69.67ppb

response 289257

Ion	Exp%	Act%
235.00	100	100
165.00	0.10	48.22#
237.00	0.10	65.53#
0.00	0.00	0.00

ACCUTEST LABORATORIES JB69078

DFTPP

Data Path : C:\msdchem\1\DATA\E3e2667\
Data File : 3E62229.D
Acq On : 18 Jun 2014 8:59 am
Operator : olgaa
Sample : dftpp
Misc : op75640,e3e2667,
ALS Vial : 1 Sample Multiplier: 1

Integration File: RTEINT.P

Method : C:\msdchem\1\METHODS\dftpp3e.M
Title : Semi Volatile GC/MS,rtx-5msi 30m x .25mm x .25SatFri Jun 13 14:27:24 2014
Last Update : Fri Jun 13 14:27:24 2014

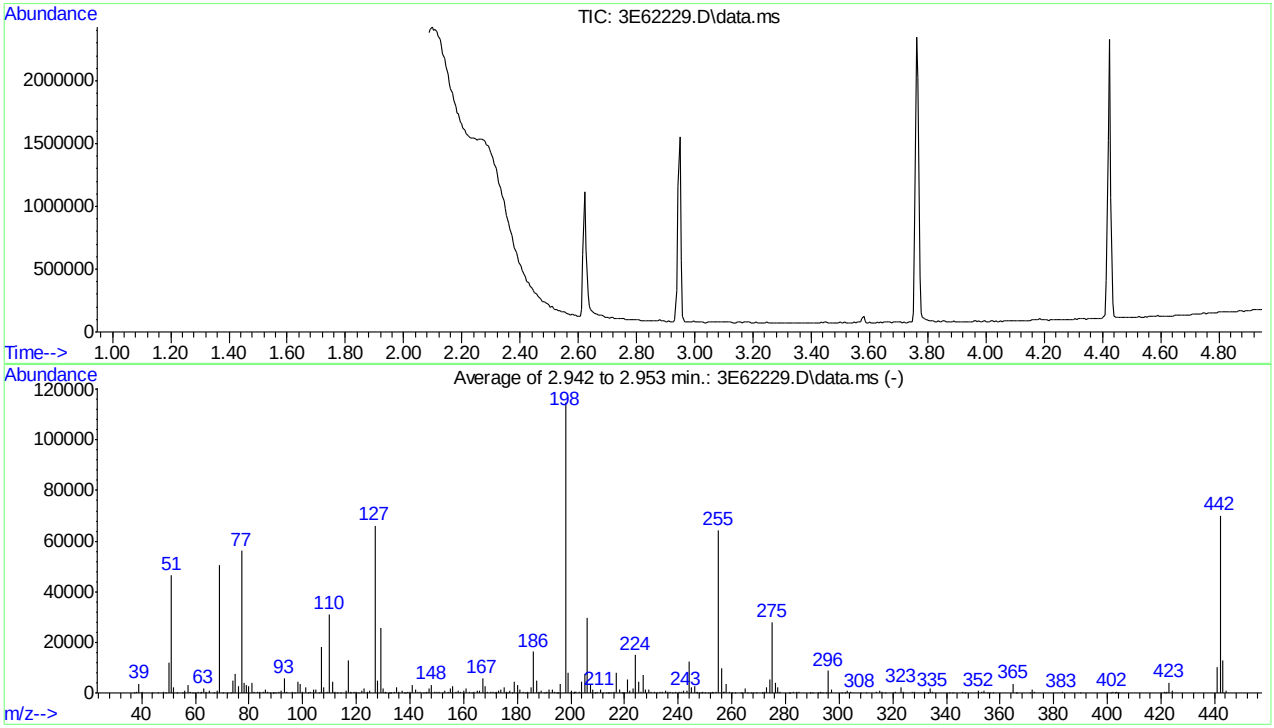

AutoFind: Scans 161, 162, 163; Background Corrected with Scan 155

Target Mass	Rel. to Mass	Lower Limit%	Upper Limit%	Rel. Abn%	Raw Abn	Result Pass/Fail
51	198	30	60	40.7	46741	PASS
68	69	0.00	2	1.5	732	PASS
69	198	0.00	100	44.0	50473	PASS
70	69	0.00	2	0.2	98	PASS
127	198	40	60	57.6	66114	PASS
197	198	0.00	1	0.0	0	PASS
198	198	100	100	100.0	114762	PASS
199	198	5	9	7.0	8047	PASS
275	198	10	30	24.5	28093	PASS
365	198	1	100	3.2	3682	PASS
441	443	0.10	100	80.9	10358	PASS
442	198	40	100	61.0	70026	PASS
443	442	17	23	18.3	12800	PASS

Average of 2.942 to 2.953 min.: 3E62229.D\data.ms
dftpp
Modified:subtracted

m/z	abund.	m/z	abund.	m/z	abund.	m/z	abund.
37.00	108	53.05	188	63.95	307	77.10	56260
38.00	393	55.00	110	65.05	825	78.05	4110
39.00	3661	56.00	876	67.00	192	79.00	3328
40.00	349	57.05	3265	68.00	732	80.00	2845
43.95	198	57.95	365	69.00	50473	81.00	3926
45.90	65	59.10	153	70.00	98	82.00	413
47.90	240	59.85	204	71.90	94	83.00	604
49.00	219	61.05	649	73.00	174	83.95	257
50.00	11981	61.80	64	74.00	4946	85.05	435
51.00	46741	62.05	529	75.00	7693	85.95	1154
52.00	2291	62.95	1877	76.05	2666	87.00	557

Average of 2.942 to 2.953 min.: 3E62229.D\data.ms
dftpp
Modified:subtracted

m/z	abund.	m/z	abund.	m/z	abund.	m/z	abund.
87.90	113	99.00	3435	109.95	31033	120.90	154
88.80	80	100.05	317	111.00	4510	122.05	1112
89.10	76	101.00	2427	112.00	560	123.00	1702
90.00	60	101.80	57	113.00	200	123.95	617
91.00	643	103.00	649	113.95	148	124.95	751
92.00	845	104.05	1350	116.05	1040	127.00	66114
93.00	5905	105.00	1242	117.00	12937	127.95	4925
93.95	630	105.95	192	117.80	122	129.00	25618
95.95	586	107.00	18090	118.00	632	129.95	1920
97.00	68	108.00	2267	119.00	304	130.90	247
98.00	4405	109.00	276	119.95	530	131.00	19

Average of 2.942 to 2.953 min.: 3E62229.D\data.ms
dftpp
Modified:subtracted

m/z	abund.	m/z	abund.	m/z	abund.	m/z	abund.
132.00	24	140.95	3078	151.00	441	161.95	430
132.30	61	142.00	1231	152.05	183	163.00	1
133.05	53	143.05	490	153.00	992	164.00	305
134.00	673	143.95	300	154.05	543	165.00	1074
135.00	2238	145.00	137	155.00	1731	166.05	996
136.00	640	146.00	235	156.05	2480	167.05	5897
137.05	1089	146.15	362	157.00	384	168.00	2562
138.00	92	147.05	1858	158.00	724	168.95	444
138.50	80	148.00	3191	159.00	436	169.95	257
139.05	305	149.00	560	160.00	1087	171.05	354
140.00	421	149.95	432	161.05	1580	171.60	63

Average of 2.942 to 2.953 min.: 3E62229.D\data.ms
dftpp
Modified:subtracted

m/z	abund.	m/z	abund.	m/z	abund.	m/z	abund.
172.05	540	182.10	292	193.05	1319	201.50	272
173.00	904	183.05	234	194.05	483	201.85	324
174.00	1300	184.00	290	194.90	136	203.00	511
175.05	2400	185.10	2260	195.10	117	204.05	4281
175.95	584	186.10	16263	196.00	3371	205.00	7507
176.20	92	187.05	4787	198.00	114762	206.10	29533
177.00	1018	188.05	397	199.00	8047	207.10	3560
178.10	216	188.95	983	199.80	98	208.00	1217
179.00	4541	190.00	227	200.10	806	208.95	207
180.05	3281	191.05	301	200.90	97	210.00	464
181.00	1370	192.00	1277	201.30	296	211.00	1314

Average of 2.942 to 2.953 min.: 3E62229.D\data.ms
dftpp
Modified:subtracted

m/z	abund.	m/z	abund.	m/z	abund.	m/z	abund.
211.85	180	221.05	5452	232.05	147	243.10	1096
213.10	78	222.00	732	233.00	240	244.10	12344
213.90	77	223.05	1964	234.00	517	245.00	2042
214.10	62	224.10	15052	235.10	680	246.00	2676

dftpp3e.M Thu Jun 19 08:29:16 2014 MS3E

215.00	222	225.05	4292	235.95	392	246.90	427
216.00	520	226.05	443	237.00	607	247.10	127
217.00	8002	227.00	7058	237.80	58	247.95	192
218.00	1257	227.95	1287	239.05	299	248.80	127
219.00	199	229.00	1298	240.10	265	249.05	302
219.60	58	229.90	327	240.95	462	250.10	144
219.80	54	231.00	593	242.05	875	251.00	233

Average of 2.942 to 2.953 min.: 3E62229.D\data.ms
dftpp
Modified:subtracted

m/z	abund.	m/z	abund.	m/z	abund.	m/z	abund.
252.00	233	261.10	56	274.05	5154	289.40	50
252.80	113	263.20	120	275.10	28093	290.10	63
253.05	278	263.85	18	276.05	3876	292.00	53
254.10	667	265.05	1571	277.00	2203	292.80	117
255.05	64437	265.85	162	277.95	501	293.05	512
256.05	9685	267.10	81	281.20	94	294.00	222
256.90	257	267.85	157	281.85	133	294.90	103
257.05	559	269.00	55	283.05	463	296.00	8843
258.00	3700	271.15	153	284.10	366	297.00	1176
259.00	627	272.15	255	285.00	594	300.80	58
260.10	90	273.00	2140	289.10	117	302.10	104

Average of 2.942 to 2.953 min.: 3E62229.D\data.ms
dftpp
Modified:subtracted

m/z	abund.	m/z	abund.	m/z	abund.	m/z	abund.
303.10	1006	324.05	491	347.00	50	372.05	1133
304.10	251	327.05	567	352.00	739	372.95	259
308.00	134	328.05	277	353.05	426	383.10	364
310.10	74	331.95	253	354.05	693	389.80	51
314.05	402	332.95	162	355.20	51	401.10	57
314.95	986	333.20	168	355.95	107	401.95	509
316.10	457	334.10	1852	357.20	61	402.90	154
317.00	164	334.95	500	365.00	3682	403.10	415
320.10	59	340.95	152	365.90	169	403.90	51
321.05	295	342.10	50	366.10	228	404.15	187
323.10	2383	345.90	622	371.20	94	421.10	492

Average of 2.942 to 2.953 min.: 3E62229.D\data.ms
dftpp
Modified:subtracted

m/z	abund.	m/z	abund.	m/z	abund.	m/z	abund.
421.90	73						
422.05	391						
423.10	4034						
424.05	755						
441.10	10358						
442.10	70026						
443.10	12800						
444.10	1013						

Quantitation Report (Qedit)

Data Path : C:\msdchem\1\DATA\E3e2667\
Data File : 3E62229.D
Acq On : 18 Jun 2014 8:59 am
Operator : olgaa
Sample : dftpp
Misc : op75640,e3e2667,
ALS Vial : 1 Sample Multiplier: 1

Quant Time: Jun 18 09:17:40 2014
Quant Method : C:\msdchem\1\METHODS\dftpp3e.M
Quant Title : Semi Volatile GC/MS,rtx-5msi 30m x .25mm x .25SatFri Jun 13 14:27:24 2014
QLast Update : Fri Jun 13 14:27:24 2014
Response via : Initial Calibration

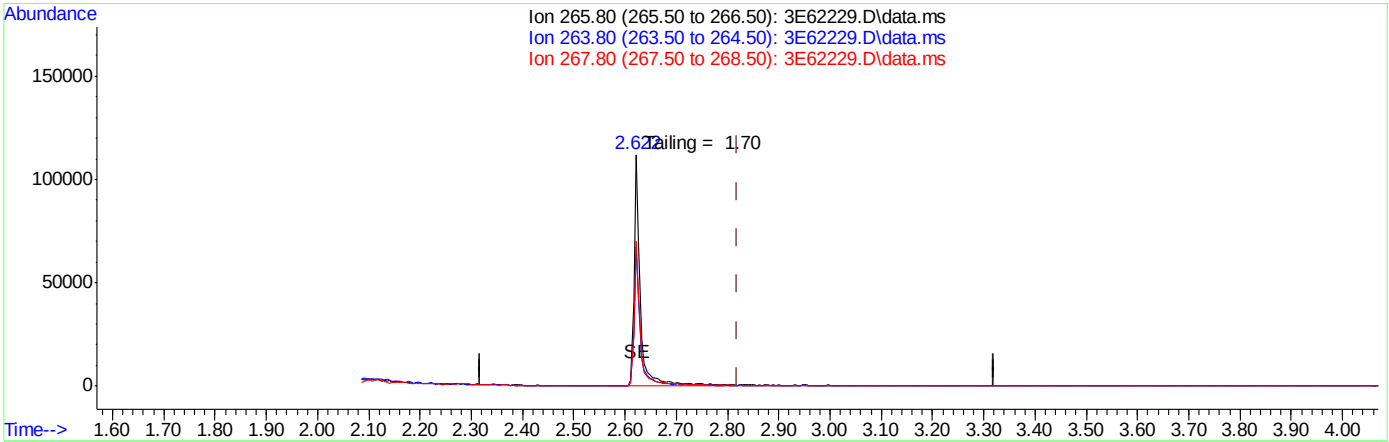

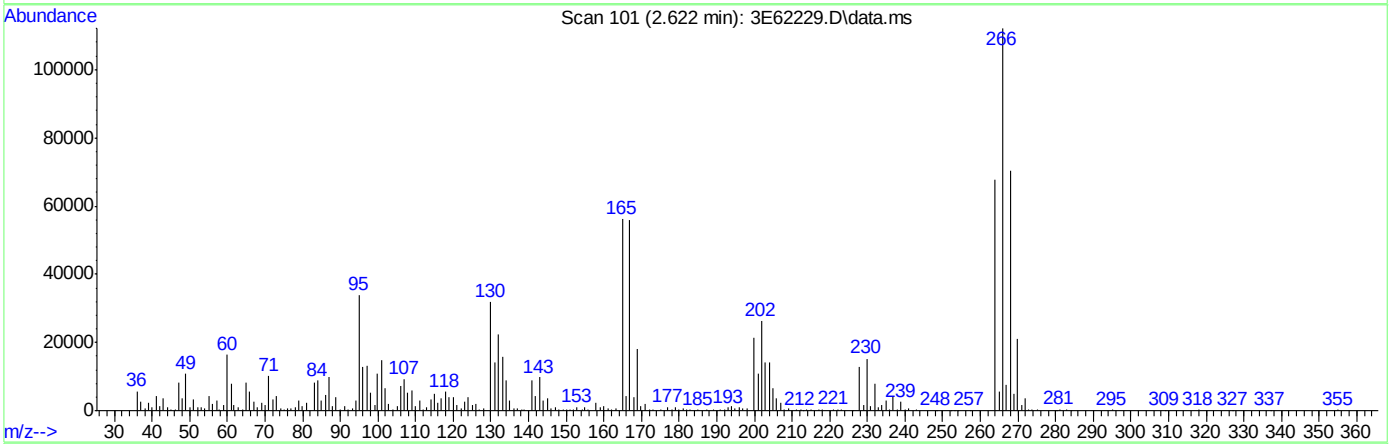

TIC: 3E62229.D\data.ms

(1) Pentachlorophenol (t)

2.622min (-0.198) 61.12ppb

response 95513

Ion	Exp%	Act%
265.80	100	100
263.80	62.20	60.44
267.80	64.70	62.70
0.00	0.00	0.00

Quantitation Report (Qedit)

Data Path : C:\msdchem\1\DATA\E3e2667\
Data File : 3E62229.D
Acq On : 18 Jun 2014 8:59 am
Operator : olgaa
Sample : dftpp
Misc : op75640,e3e2667,
ALS Vial : 1 Sample Multiplier: 1

Quant Time: Jun 18 09:17:40 2014
Quant Method : C:\msdchem\1\METHODS\dftpp3e.M
Quant Title : Semi Volatile GC/MS,rtx-5msi 30m x .25mm x .25SatFri Jun 13 14:27:24 2014
QLast Update : Fri Jun 13 14:27:24 2014
Response via : Initial Calibration

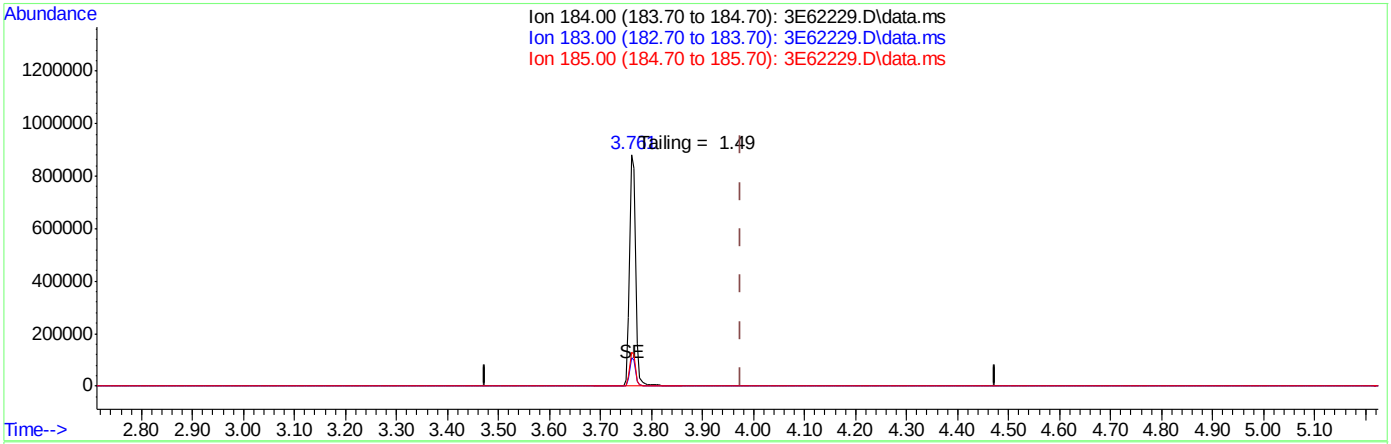

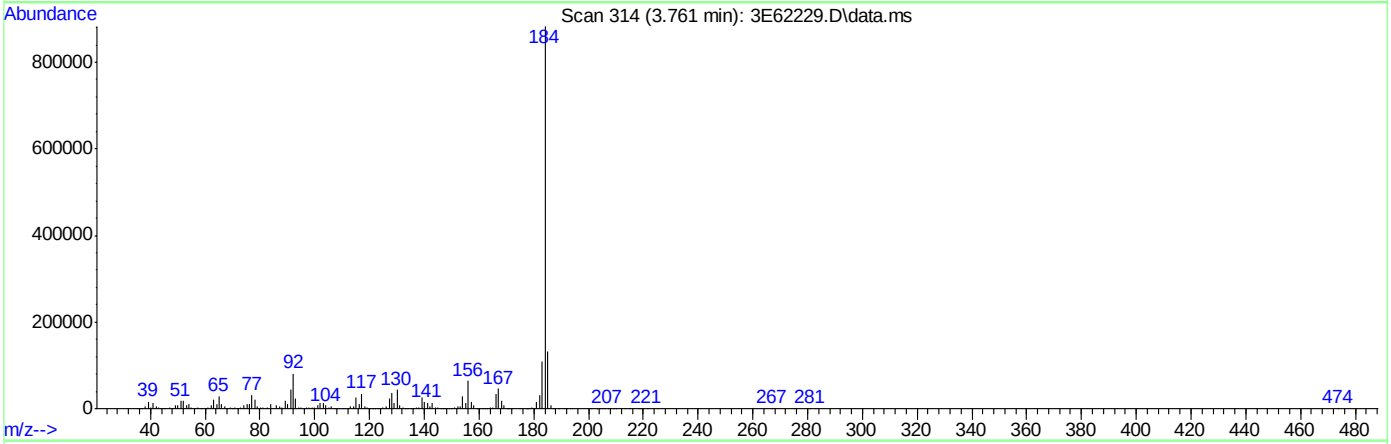

TIC: 3E62229.D\data.ms

(2) Benzidine (t)

3.761min (-0.214) 69.40ppb

response 728745

Ion	Exp%	Act%
184.00	100	100
183.00	13.20	12.30
185.00	15.40	14.88
0.00	0.00	0.00

ACCUTEST LABORATORIES JB69078

Quantitation Report (Qedit)

Data Path : C:\msdchem\1\DATA\E3e2667\
Data File : 3E62229.D
Acq On : 18 Jun 2014 8:59 am
Operator : olgaa
Sample : dftpp
Misc : op75640,e3e2667,
ALS Vial : 1 Sample Multiplier: 1

Quant Time: Jun 18 09:17:40 2014
Quant Method : C:\msdchem\1\METHODS\dftpp3e.M
Quant Title : Semi Volatile GC/MS,rtx-5msi 30m x .25mm x .25SatFri Jun 13 14:27:24 2014
QLast Update : Fri Jun 13 14:27:24 2014
Response via : Initial Calibration

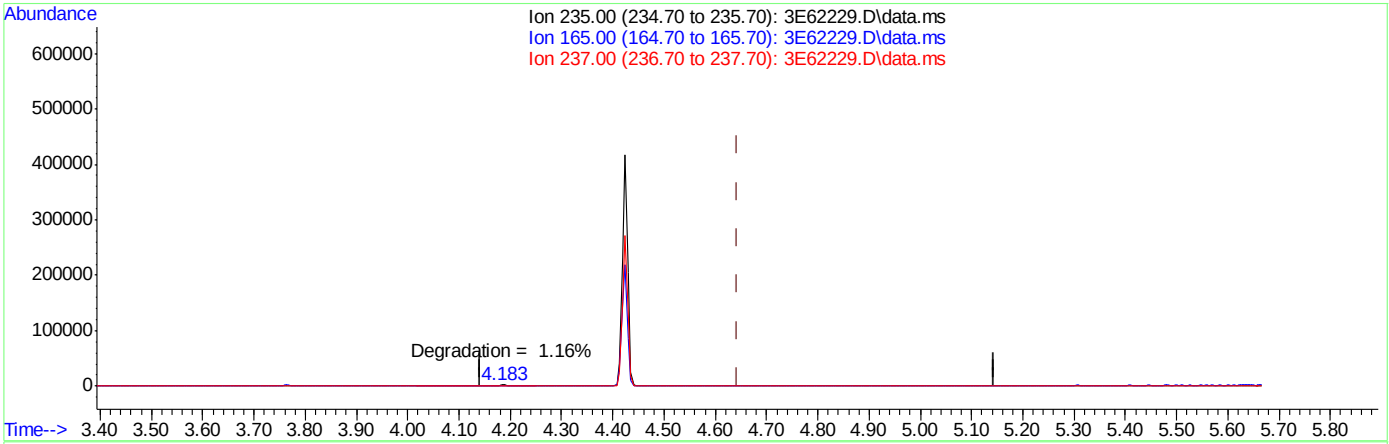

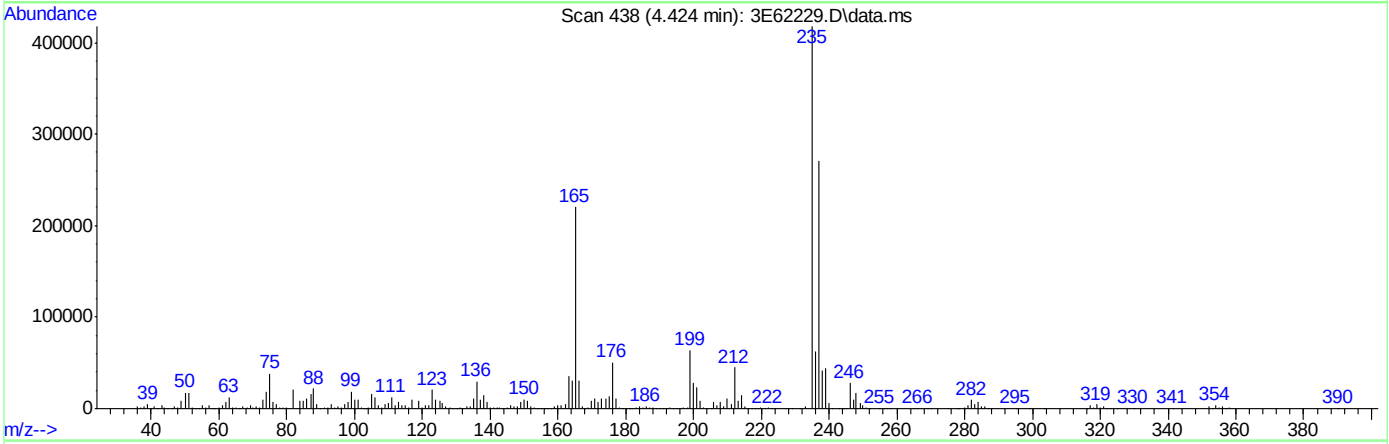

TIC: 3E62229.D\data.ms

(3) PP-DDT (t)

4.424min (-0.219) 71.56ppb

response 297101

Ion	Exp%	Act%
235.00	100	100
165.00	0.10	54.19#
237.00	0.10	65.22#
0.00	0.00	0.00

DFTPP

Data Path : C:\msdchem\1\DATA\E3e2669\
Data File : 3E62284.D
Acq On : 19 Jun 2014 11:26 am
Operator : olgaa
Sample : dftpp
Misc : op75640,e3e2669,
ALS Vial : 1 Sample Multiplier: 1

Integration File: RTEINT.P

Method : C:\msdchem\1\METHODS\dftpp3e.M
Title : Semi Volatile GC/MS,rtx-5msi 30m x .25mm x .25SatFri Jun 13 14:27:24 2014
Last Update : Fri Jun 13 14:27:24 2014

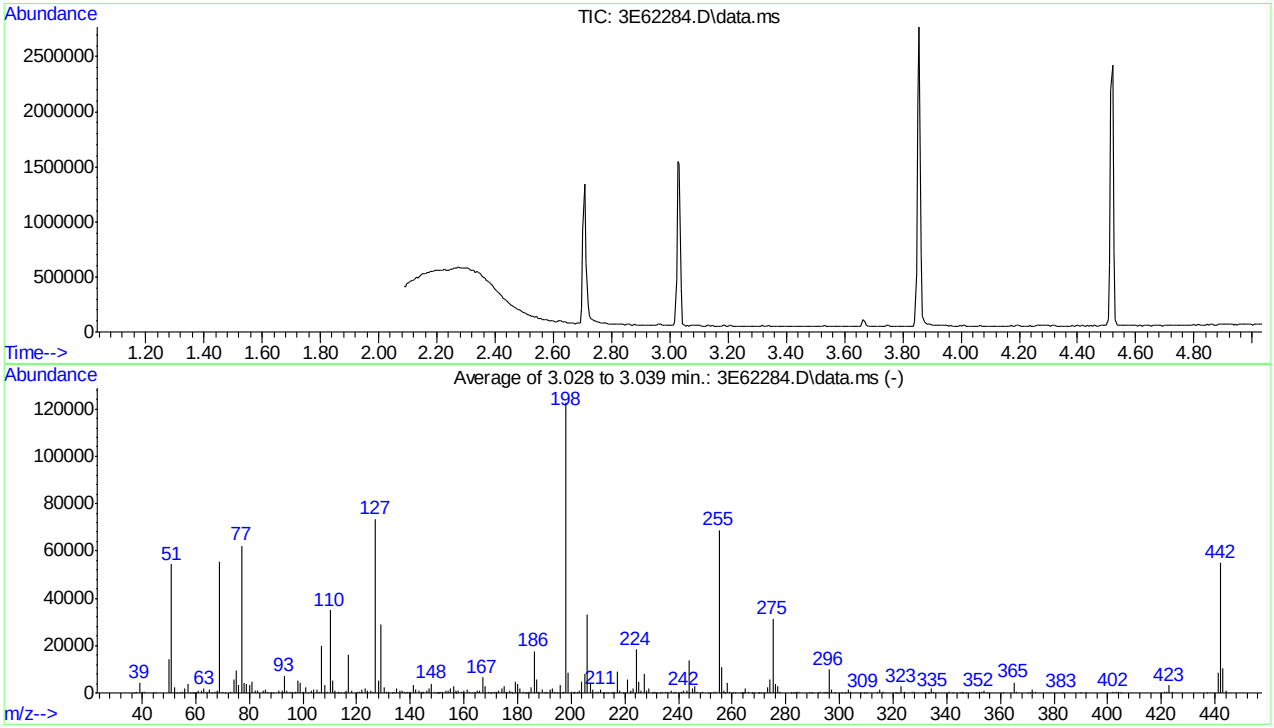

AutoFind: Scans 177, 178, 179; Background Corrected with Scan 172

Target Mass	Rel. to Mass	Lower Limit%	Upper Limit%	Rel. Abn%	Raw Abn	Result Pass/Fail
51	198	30	60	44.3	54369	PASS
68	69	0.00	2	1.5	808	PASS
69	198	0.00	100	45.0	55228	PASS
70	69	0.00	2	0.5	294	PASS
127	198	40	60	60.0	73552	PASS
197	198	0.00	1	0.4	440	PASS
198	198	100	100	100.0	122666	PASS
199	198	5	9	7.1	8663	PASS
275	198	10	30	25.4	31171	PASS
365	198	1	100	3.5	4312	PASS
441	443	0.10	100	80.7	8418	PASS
442	198	40	100	44.7	54845	PASS
443	442	17	23	19.0	10432	PASS

Average of 3.028 to 3.039 min.: 3E62284.D\data.ms
dftpp
Modified:subtracted

m/z	abund.	m/z	abund.	m/z	abund.	m/z	abund.
36.85	215	54.00	168	63.00	1733	75.00	9471
37.95	602	55.00	461	64.05	362	76.05	3485
39.00	4172	56.00	1734	65.00	1271	77.05	62266
39.95	306	57.00	3996	66.05	87	77.95	4142
41.00	401	58.00	140	67.05	274	79.00	3716
43.95	198	58.70	95	68.00	808	80.00	3458
44.90	142	59.05	199	69.00	55228	81.00	4619
50.00	14354	59.80	212	70.05	294	82.00	1066
51.00	54369	60.10	73	71.05	12	83.00	893
52.00	2582	61.05	729	73.00	579	85.05	924
52.80	170	61.95	1023	74.05	5772	85.95	1524

Average of 3.028 to 3.039 min.: 3E62284.D\data.ms
dftpp
Modified:subtracted

m/z	abund.	m/z	abund.	m/z	abund.	m/z	abund.
86.95	499	97.20	284	107.00	19937	117.00	15901
87.90	199	98.00	5263	107.95	3328	118.00	999
89.00	15	99.00	4116	109.10	558	120.05	411
91.00	931	99.70	123	110.00	34976	121.05	435
92.00	1173	100.05	271	111.00	5220	122.00	1303
92.30	114	101.00	2596	112.00	748	123.00	1895
93.00	7308	101.95	209	113.05	345	124.00	938
94.00	742	103.00	1055	113.30	72	125.05	865
94.95	578	104.00	1426	114.05	133	126.10	268
96.05	371	105.00	1349	115.00	45	127.00	73552
97.00	74	105.90	479	115.95	1073	128.00	5400

Average of 3.028 to 3.039 min.: 3E62284.D\data.ms
dftpp
Modified:subtracted

m/z	abund.	m/z	abund.	m/z	abund.	m/z	abund.
129.00	28905	139.10	313	149.00	684	157.20	102
130.05	2189	139.95	443	149.90	201	158.00	807
131.00	477	141.00	3384	150.20	96	159.00	530
132.05	348	142.00	1507	150.90	63	159.95	1100
133.20	152	143.00	866	151.15	315	161.05	1226
133.95	631	144.00	306	152.05	505	162.00	409
135.00	1785	144.30	71	153.10	1180	163.00	93
136.00	853	144.90	371	153.95	970	164.00	363
137.00	993	146.00	767	155.00	1968	164.95	1135
137.80	356	147.00	1688	156.00	3044	165.95	953
138.00	59	148.00	3879	156.95	765	167.00	6501

Average of 3.028 to 3.039 min.: 3E62284.D\data.ms
dftpp
Modified:subtracted

m/z	abund.	m/z	abund.	m/z	abund.	m/z	abund.
168.00	2909	176.00	642	185.05	2567	196.05	3483
169.05	681	177.05	1196	186.10	17766	196.80	129
169.85	190	177.90	262	187.10	5482	197.10	440
170.10	153	178.10	156	188.00	663	198.00	122666
171.10	346	179.00	4807	189.00	1220	199.00	8663
171.90	352	180.00	3795	189.95	199	200.05	717
172.10	248	180.95	1724	191.05	677	200.80	76
173.00	753	182.05	330	192.05	1599	201.00	116
174.00	1717	182.90	235	193.10	1734	201.50	430
175.05	2648	183.50	115	193.95	430	202.00	246
175.60	52	184.05	379	194.80	99	203.00	957

Average of 3.028 to 3.039 min.: 3E62284.D\data.ms
dftpp
Modified:subtracted

m/z	abund.	m/z	abund.	m/z	abund.	m/z	abund.
204.00	4624	214.00	50	223.00	1860	233.00	173
205.10	8059	214.90	190	224.10	18343	234.00	504
206.10	33125	215.10	180	225.10	4693	235.00	572
207.05	4418	215.95	630	226.00	746	235.95	507

dftpp3e.M Mon Jun 23 17:04:44 2014 MS3E

208.00	1304	217.00	9118	227.05	8300	237.05	794
209.05	357	218.00	1160	228.00	1061	238.20	77
209.95	466	219.15	192	229.00	1967	239.00	306
211.05	1552	220.10	193	230.10	213	239.90	69
211.80	122	221.00	5477	230.95	510	240.90	153
212.20	155	221.70	187	231.20	228	241.15	392
212.90	56	222.00	730	232.00	139	242.00	1031

Average of 3.028 to 3.039 min.: 3E62284.D\data.ms
dftpp
Modified:subtracted

m/z	abund.	m/z	abund.	m/z	abund.	m/z	abund.
243.00	945	255.05	68685	264.30	75	274.10	5599
244.10	13530	256.05	10811	265.00	1732	275.10	31171
245.05	2138	256.95	785	266.00	446	276.10	3837
246.10	2682	257.20	66	267.20	92	277.00	2868
247.00	642	258.00	4325	267.55	135	278.00	427
248.05	186	259.05	688	268.00	54	281.80	55
249.00	498	260.05	144	269.70	50	282.00	79
250.85	162	261.05	154	270.00	58	282.80	109
251.90	166	263.00	54	270.90	177	283.10	137
253.10	421	263.70	202	272.15	215	284.05	262
254.10	291	263.90	158	273.00	2181	285.05	575

Average of 3.028 to 3.039 min.: 3E62284.D\data.ms
dftpp
Modified:subtracted

m/z	abund.	m/z	abund.	m/z	abund.	m/z	abund.
288.80	121	300.85	176	321.20	139	334.10	1985
289.70	61	302.00	138	322.00	59	335.05	517
290.00	51	303.10	1273	323.10	2695	341.00	274
292.10	127	304.05	401	324.10	450	342.10	62
292.95	700	308.10	75	324.30	54	345.20	53
293.95	215	309.10	121	327.10	661	345.80	54
294.95	269	310.00	89	328.00	324	346.05	600
295.20	75	314.05	580	331.90	80	347.10	90
296.00	9866	315.00	1269	332.10	134	351.10	73
297.10	1394	316.05	660	333.00	247	352.05	705
298.10	75	320.90	163	333.20	60	353.00	592

Average of 3.028 to 3.039 min.: 3E62284.D\data.ms
dftpp
Modified:subtracted

m/z	abund.	m/z	abund.	m/z	abund.	m/z	abund.
354.05	768	391.90	79	442.10	54845		
355.05	146	402.05	558	443.10	10432		
361.00	58	403.05	495	444.00	874		
365.05	4312	404.05	278				
365.90	586	404.90	68				
370.00	70	421.00	543				
371.00	201	421.95	378				
372.00	1285	423.00	3138				
373.10	333	424.10	660				
382.95	199	437.10	50				
390.00	84	441.10	8418				

Quantitation Report (Qedit)

Data Path : C:\msdchem\1\DATA\E3e2669\
Data File : 3E62284.D
Acq On : 19 Jun 2014 11:26 am
Operator : olgaa
Sample : dftpp
Misc : op75640,e3e2669,
ALS Vial : 1 Sample Multiplier: 1

Quant Time: Jun 19 11:41:36 2014
Quant Method : C:\msdchem\1\METHODS\dftpp3e.M
Quant Title : Semi Volatile GC/MS,rtx-5msi 30m x .25mm x .25SatFri Jun 13 14:27:24 2014
QLast Update : Fri Jun 13 14:27:24 2014
Response via : Initial Calibration

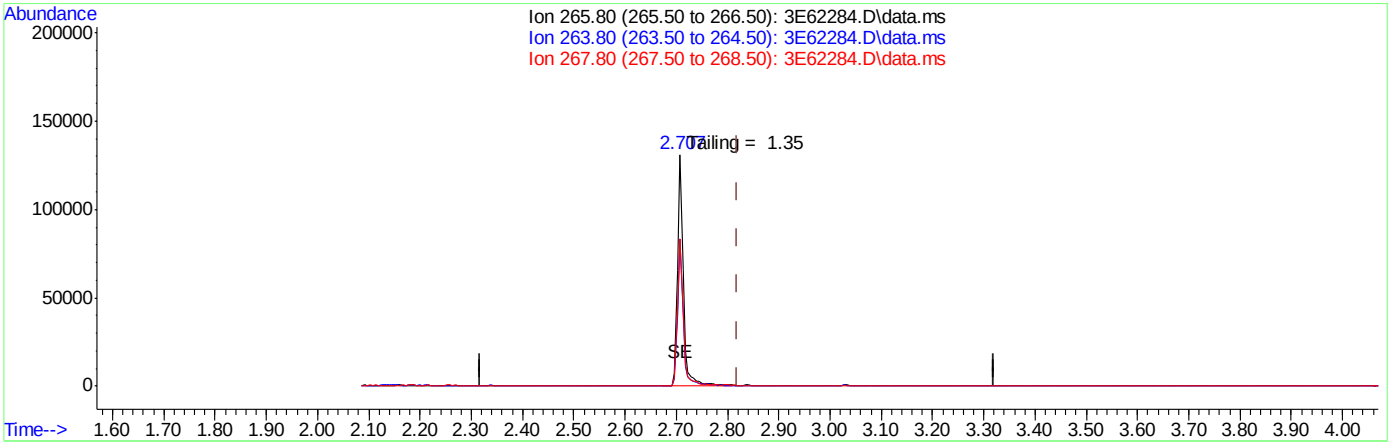

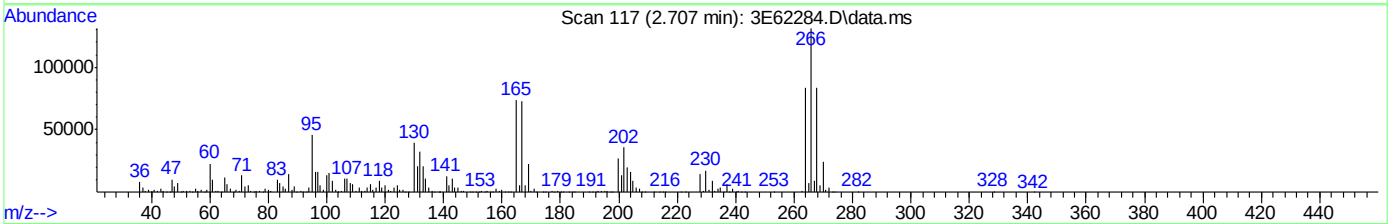

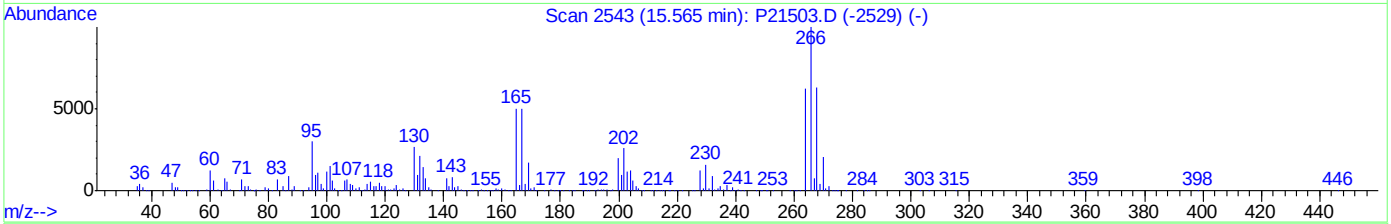

TIC: 3E62284.D\data.ms

(1) Pentachlorophenol (t)

2.707min (-0.112) 67.15ppb

response 104938

Ion	Exp%	Act%
265.80	100	100
263.80	62.20	63.38
267.80	64.70	63.65
0.00	0.00	0.00

Quantitation Report (Qedit)

Data Path : C:\msdchem\1\DATA\E3e2669\
Data File : 3E62284.D
Acq On : 19 Jun 2014 11:26 am
Operator : olgaa
Sample : dftpp
Misc : op75640,e3e2669,
ALS Vial : 1 Sample Multiplier: 1

Quant Time: Jun 19 11:41:36 2014
Quant Method : C:\msdchem\1\METHODS\dftpp3e.M
Quant Title : Semi Volatile GC/MS,rtx-5msi 30m x .25mm x .25SatFri Jun 13 14:27:24 2014
QLast Update : Fri Jun 13 14:27:24 2014
Response via : Initial Calibration

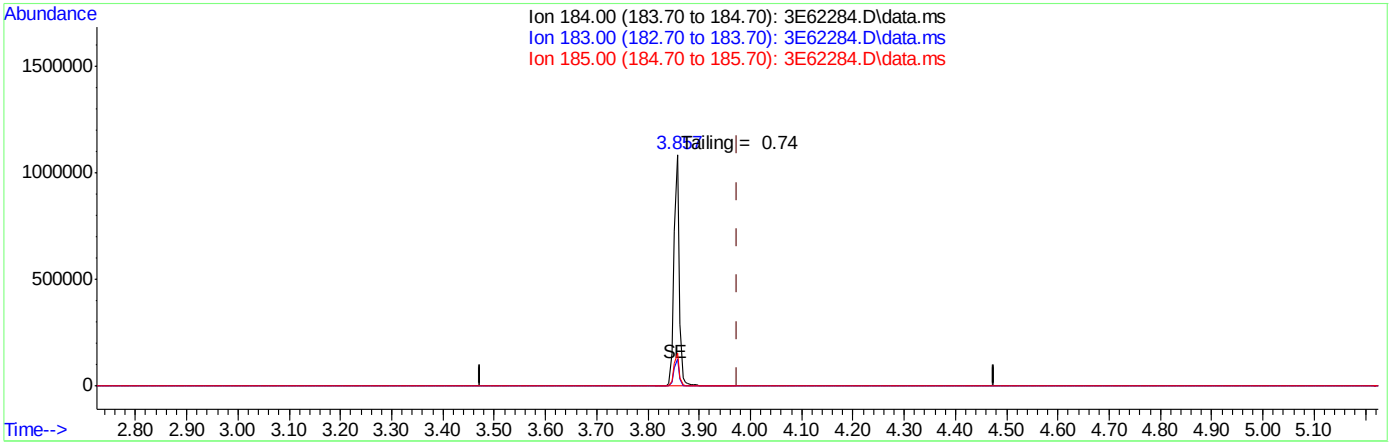

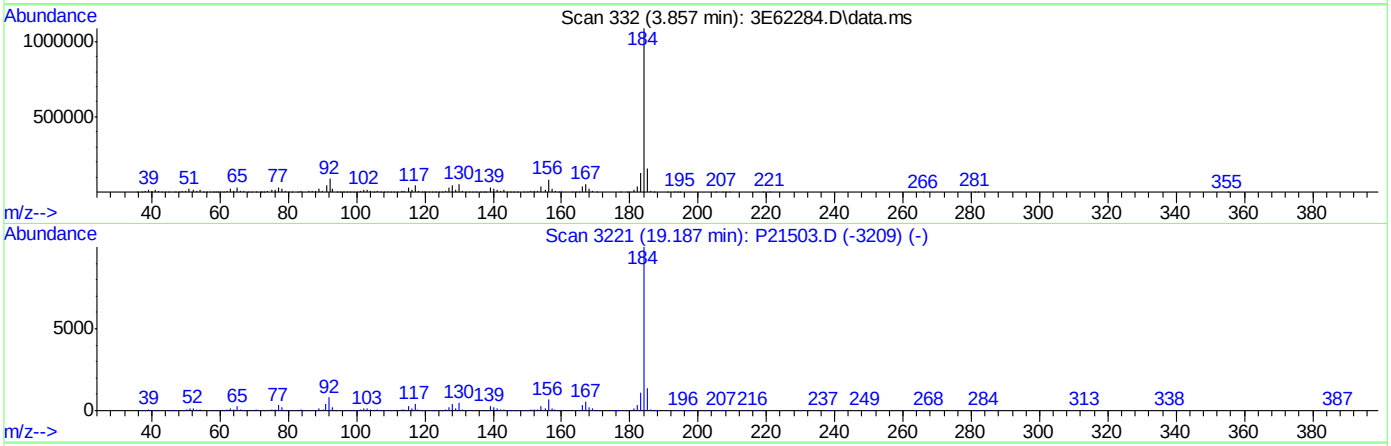

TIC: 3E62284.D\data.ms

(2) Benzidine (t)

3.857min (-0.118) 72.95ppb

response 766074

Ion	Exp%	Act%
184.00	100	100
183.00	13.20	11.55
185.00	15.40	14.35
0.00	0.00	0.00

Quantitation Report (Qedit)

Data Path : C:\msdchem\1\DATA\E3e2669\
Data File : 3E62284.D
Acq On : 19 Jun 2014 11:26 am
Operator : olgaa
Sample : dftpp
Misc : op75640,e3e2669,
ALS Vial : 1 Sample Multiplier: 1

Quant Time: Jun 19 11:41:36 2014
Quant Method : C:\msdchem\1\METHODS\dftpp3e.M
Quant Title : Semi Volatile GC/MS,rtx-5msi 30m x .25mm x .25SatFri Jun 13 14:27:24 2014
QLast Update : Fri Jun 13 14:27:24 2014
Response via : Initial Calibration

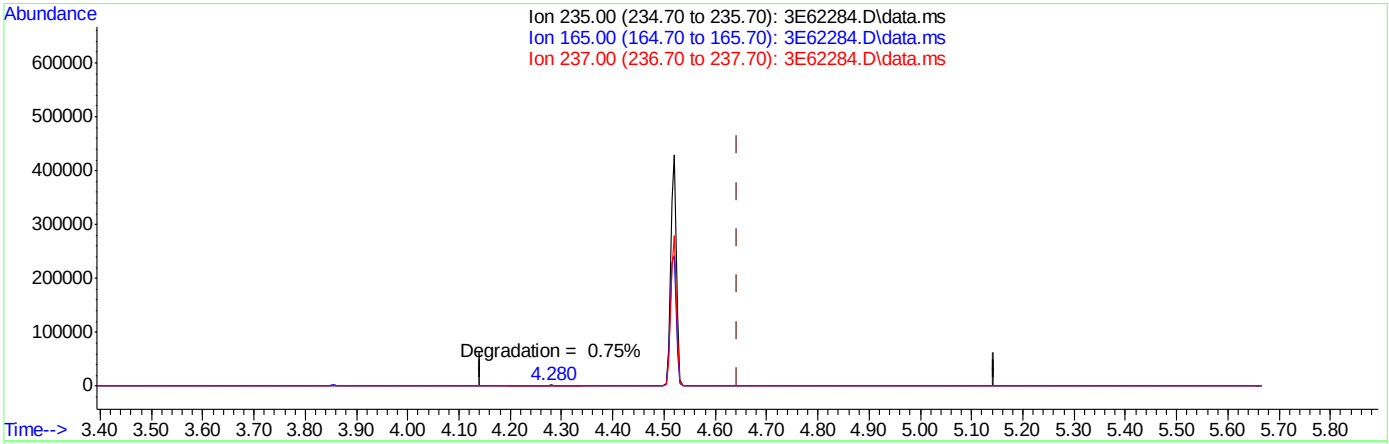

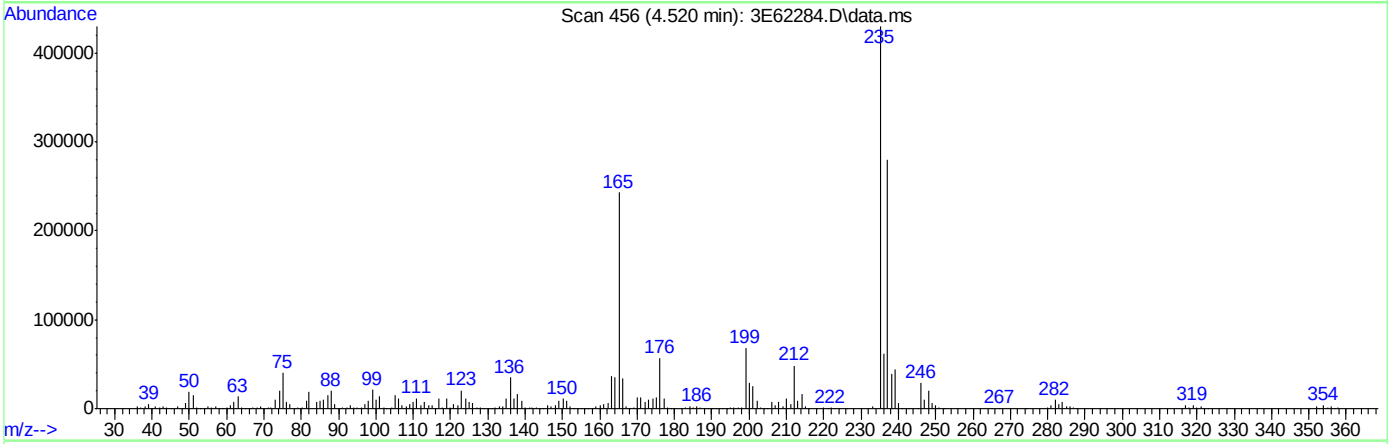

TIC: 3E62284.D\data.ms

(3) PP-DDT (t)

4.520min (-0.123) 76.72ppb

response 318492

Ion	Exp%	Act%
235.00	100	100
165.00	0.10	61.14#
237.00	0.10	64.92#
0.00	0.00	0.00

DFTPP

Data Path : C:\msdchem\1\DATA\E3e2675\
Data File : 3E62453.D
Acq On : 24 Jun 2014 9:43 am
Operator : samtap
Sample : dftpp
Misc : op75684,e3e2675
ALS Vial : 1 Sample Multiplier: 1

Integration File: RTEINT.P

Method : C:\msdchem\1\METHODS\dftpp3e.M
Title : Semi Volatile GC/MS,rtx-5msi 30m x .25mm x .25SatFri Jun 13 14:27:24 2014
Last Update : Fri Jun 13 14:27:24 2014

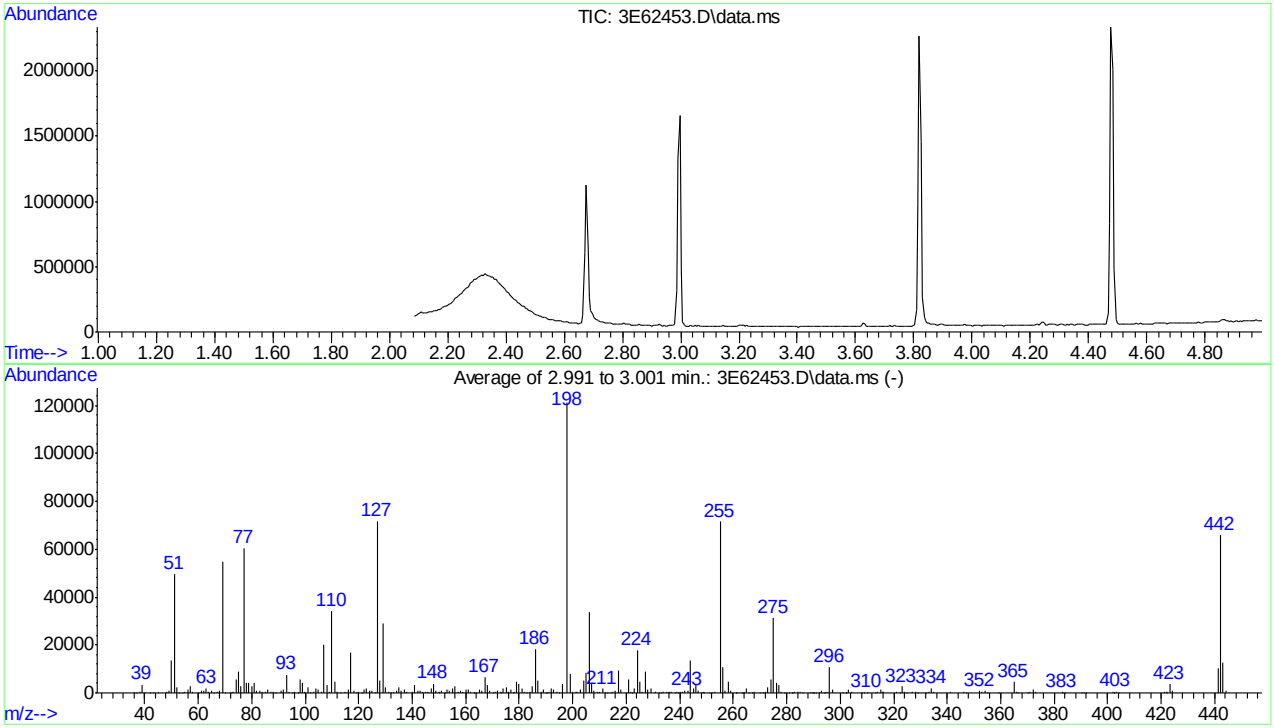

AutoFind: Scans 170, 171, 172; Background Corrected with Scan 164

Target Mass	Rel. to Mass	Lower Limit%	Upper Limit%	Rel. Abn%	Raw Abn	Result Pass/Fail
51	198	30	60	41.0	49709	PASS
68	69	0.00	2	1.6	850	PASS
69	198	0.00	100	45.1	54705	PASS
70	69	0.00	2	0.0	24	PASS
127	198	40	60	59.1	71685	PASS
197	198	0.00	1	0.0	0	PASS
198	198	100	100	100.0	121210	PASS
199	198	5	9	6.7	8109	PASS
275	198	10	30	25.8	31261	PASS
365	198	1	100	3.8	4630	PASS
441	443	0.10	100	84.2	10471	PASS
442	198	40	100	54.4	65920	PASS
443	442	17	23	18.9	12438	PASS

Average of 2.991 to 3.001 min.: 3E62453.D\data.ms
dftpp
Modified:subtracted

m/z	abund.	m/z	abund.	m/z	abund.	m/z	abund.
35.90	38	51.00	49709	62.95	1886	75.00	8991
37.00	149	52.00	2554	63.85	332	76.05	3019
38.00	401	52.95	90	65.00	1124	77.05	60543
39.00	3419	54.10	174	66.00	128	78.05	4196
39.90	13	55.00	464	67.00	381	79.00	4452
41.90	177	56.00	1344	68.05	850	79.95	2850
43.00	188	57.00	2790	69.00	54705	81.00	4385
44.90	136	58.05	290	70.00	24	81.95	1046
48.05	289	59.80	193	71.90	135	83.05	1088
48.95	759	61.05	943	72.95	683	83.95	306
50.00	13383	62.05	840	74.00	5673	85.00	682

Average of 2.991 to 3.001 min.: 3E62453.D\data.ms
dftpp
Modified:subtracted

m/z	abund.	m/z	abund.	m/z	abund.	m/z	abund.
85.90	1202	97.95	5487	109.05	605	121.00	80
87.05	510	99.00	4262	110.00	34183	121.95	1525
87.95	484	99.95	313	111.00	4891	123.00	2007
88.95	70	100.95	2459	111.95	401	123.90	819
91.00	990	101.80	99	113.00	63	125.00	883
92.00	1335	103.05	582	115.00	262	126.10	235
93.00	7504	103.95	1825	116.00	1387	127.00	71685
93.95	415	104.95	1629	117.00	16716	128.00	5166
95.00	106	106.05	595	118.00	1173	129.00	29177
95.95	284	107.00	20228	119.00	217	129.95	2463
97.05	40	107.95	3136	120.00	466	131.00	472

Average of 2.991 to 3.001 min.: 3E62453.D\data.ms
dftpp
Modified:subtracted

m/z	abund.	m/z	abund.	m/z	abund.	m/z	abund.
132.20	184	143.95	280	154.00	760	163.85	212
132.95	18	145.00	373	155.00	1812	165.00	1321
133.95	1045	146.05	714	156.05	2815	166.00	1028
134.95	2285	147.00	1940	157.05	510	167.05	6678
136.00	998	147.95	3771	157.95	757	168.05	3075
137.00	1253	149.00	838	159.00	571	169.05	801
138.00	316	149.95	395	160.05	1274	170.00	189
139.95	386	150.20	70	161.00	1629	171.00	410
141.00	3418	151.05	799	161.95	611	172.00	819
142.05	1111	151.95	70	162.90	84	172.90	500
143.00	998	153.05	1225	163.00	129	173.10	236

Average of 2.991 to 3.001 min.: 3E62453.D\data.ms
dftpp
Modified:subtracted

m/z	abund.	m/z	abund.	m/z	abund.	m/z	abund.
174.05	1694	182.80	101	193.00	1542	205.00	8309
175.00	2345	184.00	343	194.00	526	206.10	33594
175.80	175	185.00	2880	195.05	247	207.05	3829
176.05	615	186.05	18429	196.00	3938	208.00	925
177.05	1515	187.05	5242	198.00	121210	208.95	261
177.90	189	188.00	563	199.00	8109	210.10	527
178.15	318	189.00	1393	200.00	617	211.10	1744
179.00	4827	189.90	165	201.35	401	212.20	56
180.00	3697	190.10	124	201.60	404	213.10	134
180.95	1972	191.05	492	203.00	1369	214.00	80
182.00	360	192.05	1756	204.10	5239	215.00	633

Average of 2.991 to 3.001 min.: 3E62453.D\data.ms
dftpp
Modified:subtracted

m/z	abund.	m/z	abund.	m/z	abund.	m/z	abund.
216.00	872	227.05	9036	237.00	636	247.00	770
217.00	9173	228.00	1201	237.95	177	247.90	206
218.00	1264	229.05	2020	238.90	351	248.90	176
220.10	71	230.90	303	239.10	89	249.05	397

dftpp3e.M Tue Jun 24 13:29:22 2014 MS3E

221.00	5673	231.10	361	240.00	327	250.85	147
221.85	683	232.10	71	241.05	505	252.00	233
222.10	98	233.00	151	242.00	933	253.00	404
223.00	1771	234.00	628	243.00	999	255.05	71410
224.05	17830	235.00	663	244.10	13811	256.00	10958
225.00	4575	235.80	68	245.05	2025	257.00	1071
225.95	452	236.05	380	246.00	3258	258.00	4851

Average of 2.991 to 3.001 min.: 3E62453.D\data.ms
dftpp
Modified:subtracted

m/z	abund.	m/z	abund.	m/z	abund.	m/z	abund.
258.95	790	271.10	118	282.10	51	292.95	798
261.00	52	272.05	347	283.05	393	293.80	107
261.15	137	273.00	2255	284.05	417	294.10	63
263.10	56	274.05	5524	285.00	476	295.10	288
263.60	53	275.05	31261	286.00	60	296.05	10833
263.95	192	276.00	4103	288.95	214	297.00	1354
265.00	1802	277.00	3072	289.60	50	300.90	60
265.80	212	278.00	395	289.90	74	302.00	136
267.10	170	279.05	177	290.10	63	302.25	172
267.90	292	280.95	67	291.00	50	303.10	1274
270.00	101	281.90	51	292.00	73	304.10	267

Average of 2.991 to 3.001 min.: 3E62453.D\data.ms
dftpp
Modified:subtracted

m/z	abund.	m/z	abund.	m/z	abund.	m/z	abund.
308.00	134	324.00	579	346.80	62	372.10	1538
309.05	154	324.90	71	352.05	863	372.95	451
310.00	170	326.95	599	353.05	584	382.90	104
313.00	165	328.05	353	354.05	853	383.05	253
314.00	477	329.10	58	355.05	29	383.90	59
315.00	1338	331.95	169	359.00	58	390.05	133
315.90	331	333.00	310	365.00	4630	391.10	96
316.10	351	334.10	1964	366.00	448	391.80	75
321.05	396	335.05	458	366.20	159	401.95	484
322.15	224	341.00	382	370.00	65	402.20	122
323.10	2758	346.00	585	370.95	331	403.05	710

Average of 2.991 to 3.001 min.: 3E62453.D\data.ms
dftpp
Modified:subtracted

m/z	abund.	m/z	abund.	m/z	abund.	m/z	abund.
404.05	214						
421.05	537						
421.95	274						
422.20	177						
423.10	3680						
424.05	855						
441.10	10471						
442.10	65920						
443.10	12438						
444.05	1036						

Quantitation Report (Qedit)

Data Path : C:\msdchem\1\DATA\E3e2675\
Data File : 3E62453.D
Acq On : 24 Jun 2014 9:43 am
Operator : samtap
Sample : dftpp
Misc : op75684,e3e2675
ALS Vial : 1 Sample Multiplier: 1

Quant Time: Jun 24 09:49:59 2014
Quant Method : C:\msdchem\1\METHODS\dftpp3e.M
Quant Title : Semi Volatile GC/MS,rtx-5msi 30m x .25mm x .25SatFri Jun 13 14:27:24 2014
QLast Update : Fri Jun 13 14:27:24 2014
Response via : Initial Calibration

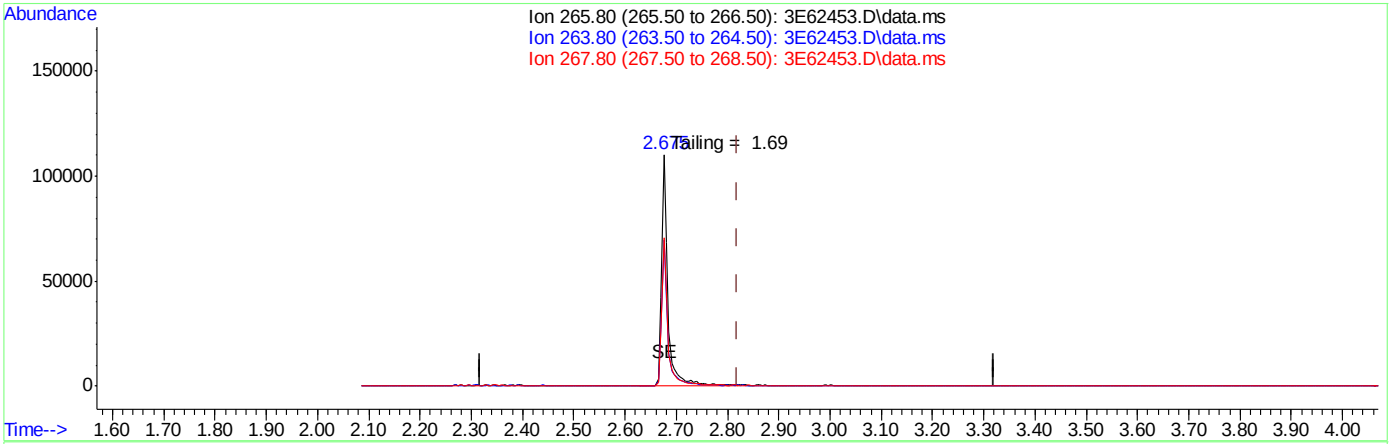

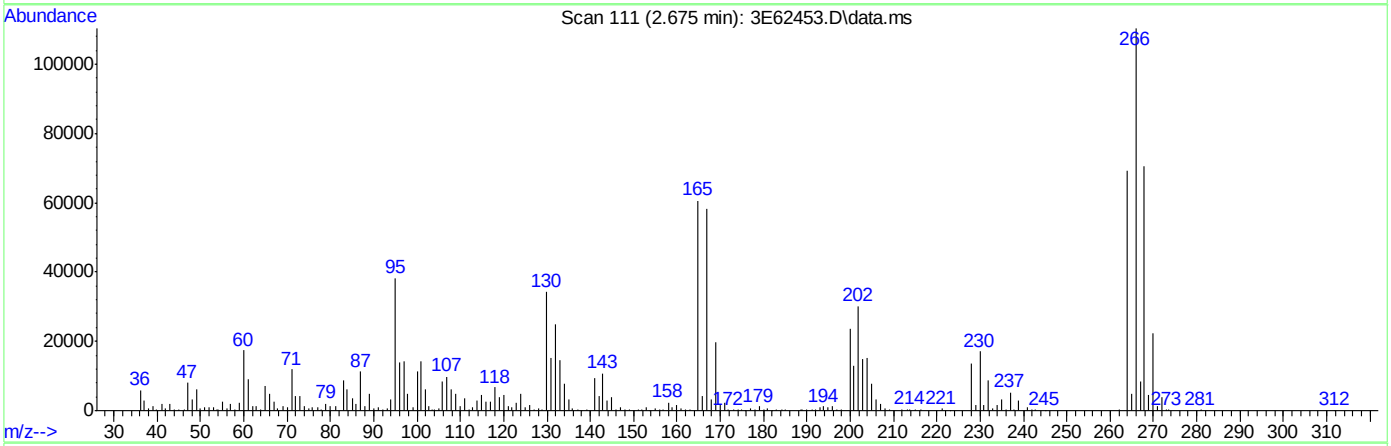

TIC: 3E62453.D\data.ms

(1) Pentachlorophenol (t)

2.675min (-0.144) 61.11ppb

response 95501

Ion	Exp%	Act%
265.80	100	100
263.80	62.20	62.78
267.80	64.70	63.78
0.00	0.00	0.00

ACCUTEST LABORATORIES JB69078

Quantitation Report (Qedit)

Data Path : C:\msdchem\1\DATA\E3e2675\
Data File : 3E62453.D
Acq On : 24 Jun 2014 9:43 am
Operator : samtap
Sample : dftpp
Misc : op75684,e3e2675
ALS Vial : 1 Sample Multiplier: 1

Quant Time: Jun 24 09:49:59 2014
Quant Method : C:\msdchem\1\METHODS\dftpp3e.M
Quant Title : Semi Volatile GC/MS,rtx-5msi 30m x .25mm x .25SatFri Jun 13 14:27:24 2014
QLast Update : Fri Jun 13 14:27:24 2014
Response via : Initial Calibration

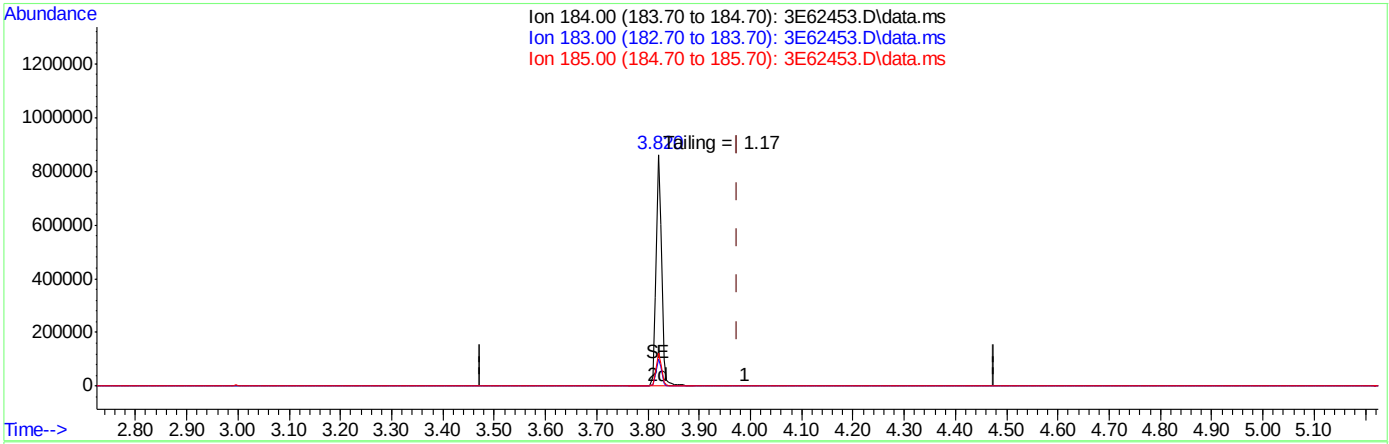

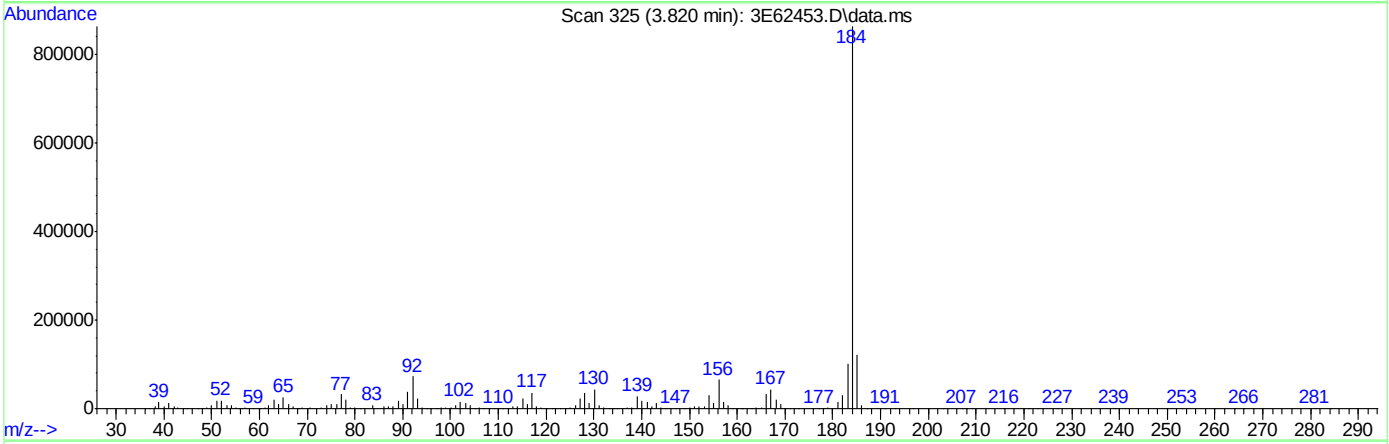

TIC: 3E62453.D\data.ms

(2) Benzidine (t)

3.820min (-0.155) 62.68ppb m

response 658183

Ion	Exp%	Act%
184.00	100	100
183.00	13.20	11.75
185.00	15.40	13.99
0.00	0.00	0.00

Quantitation Report (Qedit)

Data Path : C:\msdchem\1\DATA\E3e2675\
Data File : 3E62453.D
Acq On : 24 Jun 2014 9:43 am
Operator : samtap
Sample : dftpp
Misc : op75684,e3e2675
ALS Vial : 1 Sample Multiplier: 1

Quant Time: Jun 24 09:49:59 2014
Quant Method : C:\msdchem\1\METHODS\dftpp3e.M
Quant Title : Semi Volatile GC/MS,rtx-5msi 30m x .25mm x .25SatFri Jun 13 14:27:24 2014
QLast Update : Fri Jun 13 14:27:24 2014
Response via : Initial Calibration

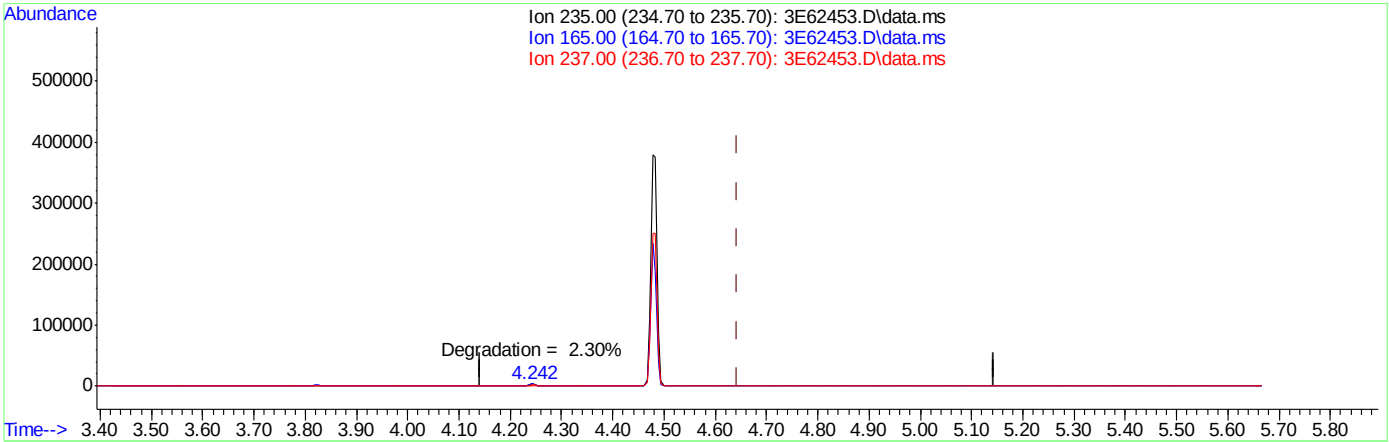

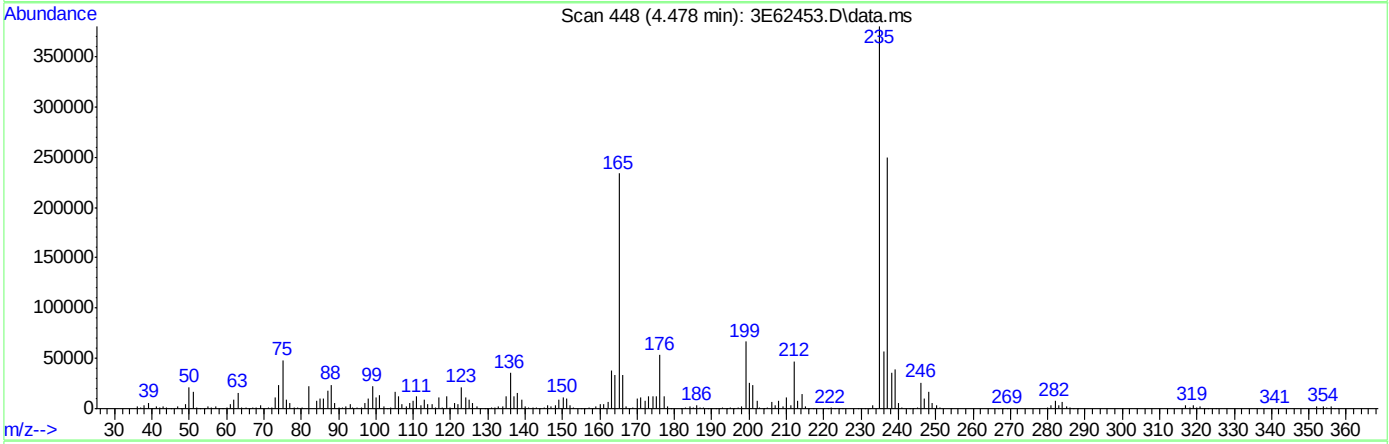

TIC: 3E62453.D\data.ms

(3) PP-DDT (t)

4.478min (-0.166) 74.89ppb

response 310923

Ion	Exp%	Act%
235.00	100	100
165.00	0.10	56.96#
237.00	0.10	65.72#
0.00	0.00	0.00

ACCUTEST LABORATORIES JB69078

DFTPP

Data File : C:\msdchem\1\DATA\1389\3p32433.D Vial: 1
Acq On : 6 Jun 2014 2:00 pm Operator: samtap
Sample : dftpp Inst : GC3P
Misc : op75000,e3p1389, Multiplr: 1.00
MS Integration Params: events.e

Method : C:\MSDCHEM\1\METHODS\DFTPP3P.M (ChemStation Integrator)
Title :

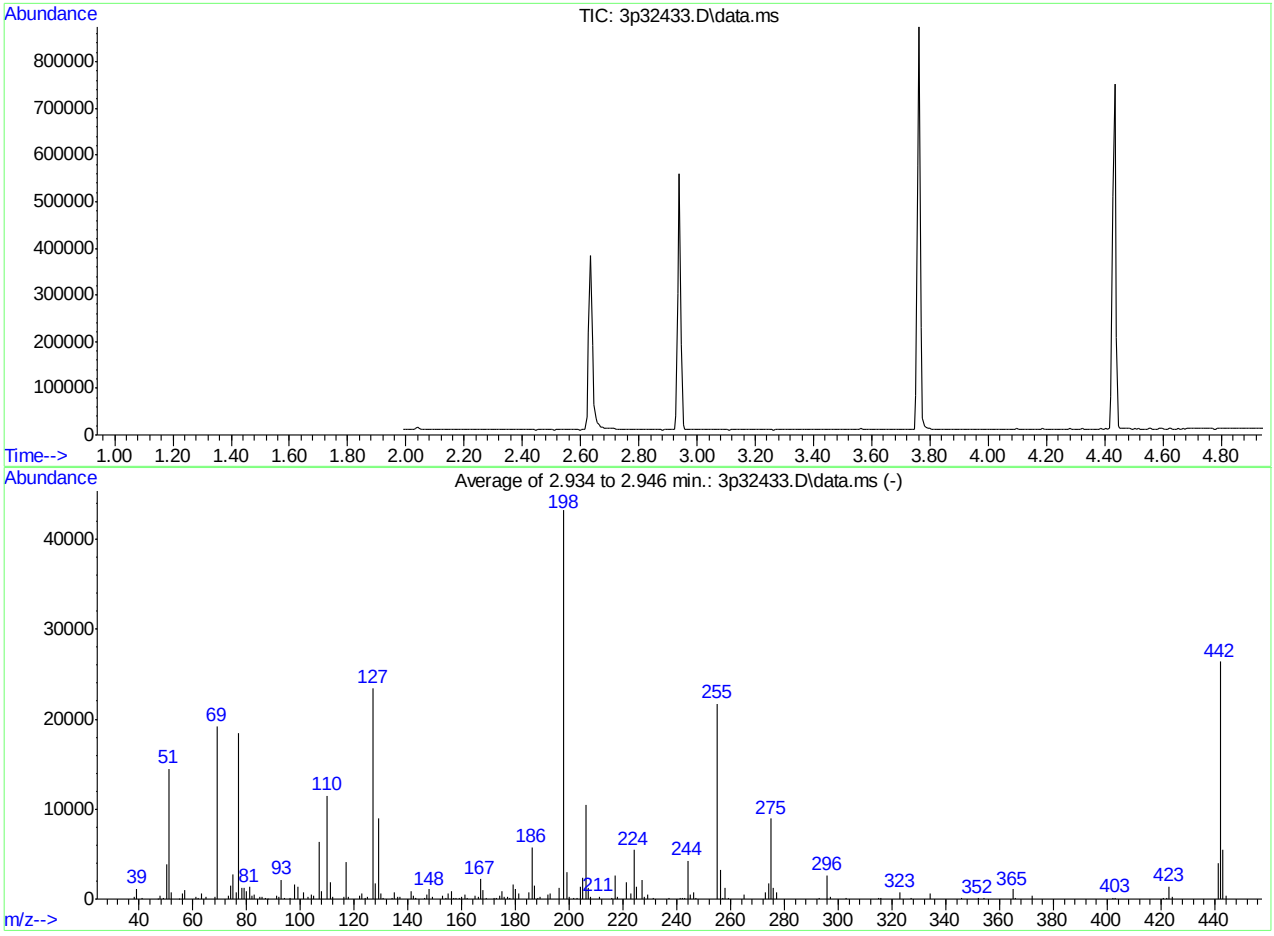

AutoFind: Scans 161, 162, 163; Background Corrected with Scan 157

Target Mass	Rel. to Mass	Lower Limit%	Upper Limit%	Rel. Abn%	Raw Abn	Result Pass/Fail
51	198	30	60	33.6	14513	PASS
68	69	0.00	2	1.5	294	PASS
69	198	0.00	100	44.5	19230	PASS
70	69	0.00	2	0.0	0	PASS
127	198	40	60	54.3	23444	PASS
197	198	0.00	1	0.0	0	PASS
198	198	100	100	100.0	43200	PASS
199	198	5	9	7.0	3020	PASS
275	198	10	30	20.7	8958	PASS
365	198	1	100	2.6	1105	PASS
441	443	0.01	100	72.6	3942	PASS
442	198	40	100	61.1	26408	PASS
443	442	17	23	20.6	5428	PASS

3p32433.D DFTPP3P.M Tue Jun 10 13:06:47 2014 RPT1

Average of 2.934 to 2.946 min.: 3p32433.D\data.ms
dftpp
Modified:subtracted

m/z	abund.	m/z	abund.	m/z	abund.	m/z	abund.
38.00	240	57.00	1039	77.10	18456	91.00	340
39.05	1126	61.00	197	78.05	1215	92.00	303
41.00	92	62.00	104	79.00	1242	93.00	2153
46.90	60	63.00	576	80.00	920	94.00	93
47.95	316	65.00	281	81.00	1360	96.00	86
49.00	105	68.05	294	82.00	357	98.00	1573
50.10	3875	69.00	19230	83.00	527	99.00	1328
51.05	14513	73.00	319	85.00	311	101.00	766
52.00	758	74.00	1506	85.90	314	103.00	282
55.00	22	75.00	2726	87.00	109	103.95	465
56.00	650	76.00	811	87.90	42	105.00	370

Average of 2.934 to 2.946 min.: 3p32433.D\data.ms
dftpp
Modified:subtracted

m/z	abund.	m/z	abund.	m/z	abund.	m/z	abund.
107.00	6397	125.00	234	142.00	365	157.00	123
108.00	893	127.00	23444	142.80	89	157.90	117
110.00	11525	128.00	1725	143.00	112	158.90	93
111.00	1847	129.00	9018	146.00	91	159.95	256
111.95	201	130.00	683	146.95	531	161.00	492
115.95	247	130.90	96	148.00	1075	162.00	98
117.00	4079	134.00	120	149.00	216	164.95	347
118.00	227	135.00	731	152.95	319	166.00	250
122.00	325	135.95	251	154.00	119	167.00	2217
123.00	619	137.00	286	155.00	587	168.00	1046
124.00	144	141.00	924	156.00	895	168.90	98

Average of 2.934 to 2.946 min.: 3p32433.D\data.ms
dftpp
Modified:subtracted

m/z	abund.	m/z	abund.	m/z	abund.	m/z	abund.
171.90	119	186.00	5763	203.00	167	223.00	574
173.00	110	187.00	1491	204.00	1434	224.05	5451
174.00	433	188.10	97	205.00	2408	225.00	1429
175.00	821	189.00	244	206.10	10462	227.00	2137
175.95	262	191.95	472	207.00	1256	227.90	281
176.90	296	193.00	595	207.90	297	229.00	475
178.00	100	196.00	1207	211.05	268	231.00	97
178.95	1587	198.00	43200	215.90	108	237.00	100
180.00	1119	199.00	3020	217.00	2671	241.10	90
181.00	569	199.90	219	218.00	313	242.00	180
185.05	751	201.50	138	221.00	1846	243.00	157

Average of 2.934 to 2.946 min.: 3p32433.D\data.ms
dftpp
Modified:subtracted

m/z	abund.	m/z	abund.	m/z	abund.	m/z	abund.
244.10	4272	274.00	1743	326.90	98	422.00	83
245.00	477	275.00	8958	334.00	585	423.05	1426
246.00	765	276.00	1251	346.00	107	424.05	253
247.00	84	277.00	762	352.00	121	441.10	3942
255.00	21739	293.00	95	354.10	106	442.10	26408
256.00	3196	296.00	2628	365.00	1105	443.10	5428
257.00	122	297.00	198	365.90	91	444.00	430
258.00	1279	303.00	171	372.00	331		
259.00	101	315.00	138	402.00	114		
264.95	502	316.00	83	403.00	177		
273.00	719	323.05	774	421.00	100		

Quantitation Report (Qedit)

Data Path : C:\msdchem\1\DATA\1389\
Data File : 3p32433.D
Acq On : 6 Jun 2014 2:00 pm
Operator : samtap
Sample : dftpp
Misc : op75000,e3p1389,
ALS Vial : 1 Sample Multiplier: 1

Quant Time: Jun 06 14:03:30 2014
Quant Method : C:\MSDCHEM\1\METHODS\DFTPP3P.M
Quant Title :
QLast Update : Thu Feb 20 09:41:55 2014
Response via : Initial Calibration

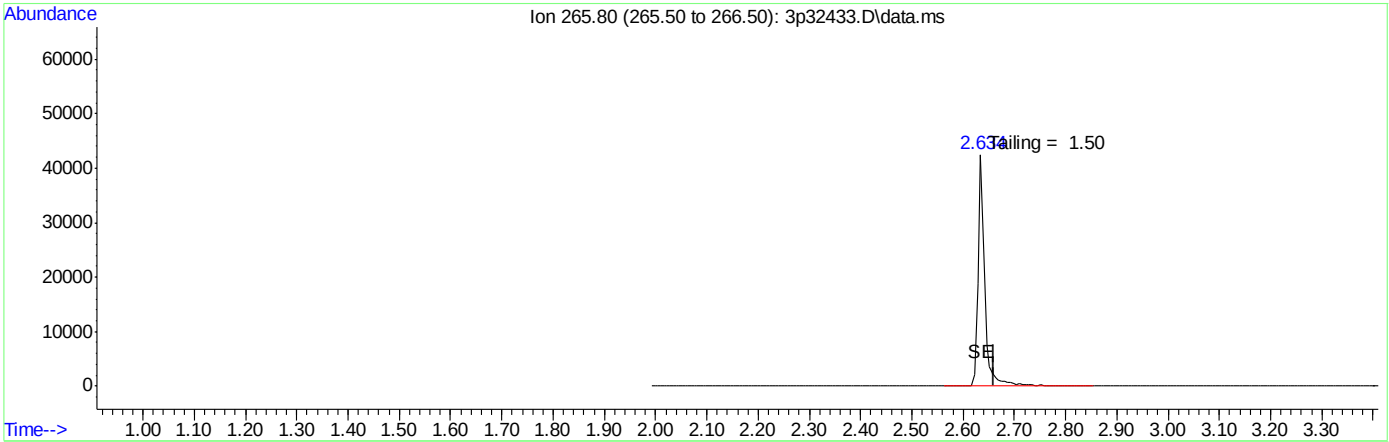

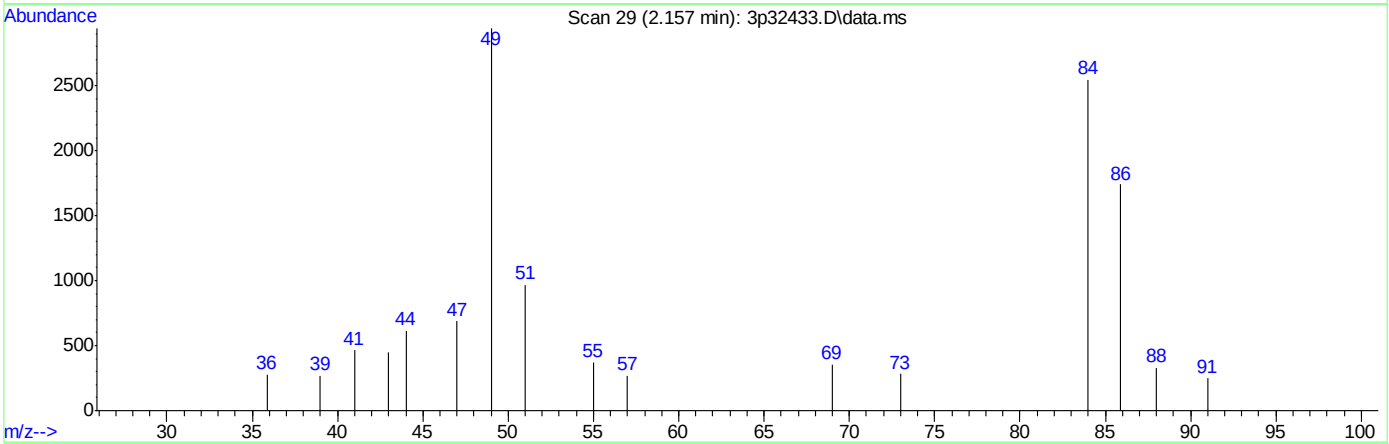

TIC: 3p32433.D\data.ms

(1) Pentachlorophenol

2.160min (-2.160) 0.00ppb

response 0

Ion	Exp%	Act%
265.80	100	0.00
0.00	0.00	0.00
0.00	0.00	0.00
0.00	0.00	0.00

Quantitation Report (Qedit)

Data Path : C:\msdchem\1\DATA\1389\
Data File : 3p32433.D
Acq On : 6 Jun 2014 2:00 pm
Operator : samtap
Sample : dftpp
Misc : op75000,e3p1389,
ALS Vial : 1 Sample Multiplier: 1

Quant Time: Jun 06 14:03:30 2014
Quant Method : C:\MSDCHEM\1\METHODS\DFTPP3P.M
Quant Title :
QLast Update : Thu Feb 20 09:41:55 2014
Response via : Initial Calibration

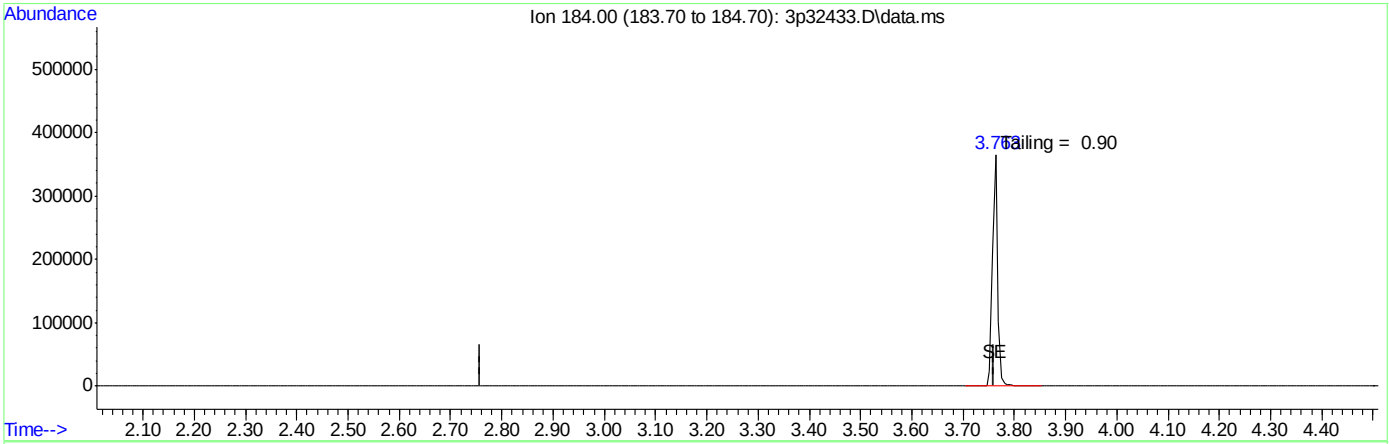

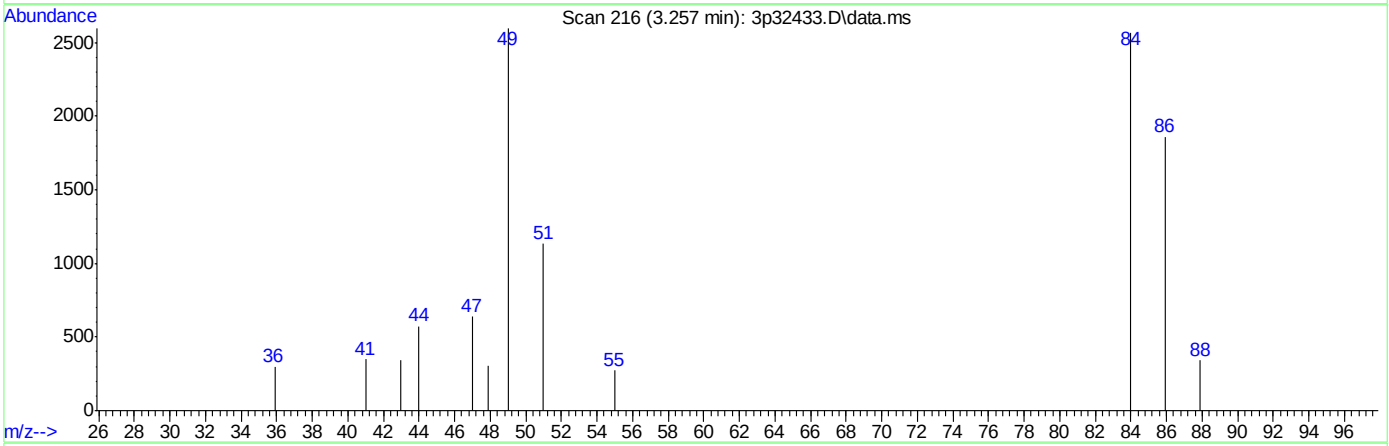

TIC: 3p32433.D\data.ms

(2) Benzidine

3.260min (-3.260) 0.00ppb

response 0

Ion	Exp%	Act%
184.00	100	0.00
0.00	0.00	0.00
0.00	0.00	0.00
0.00	0.00	0.00

ACCUTEST LABORATORIES JB69078

Quantitation Report (Qedit)

Data Path : C:\msdchem\1\DATA\1389\
Data File : 3p32433.D
Acq On : 6 Jun 2014 2:00 pm
Operator : samtap
Sample : dftpp
Misc : op75000,e3p1389,
ALS Vial : 1 Sample Multiplier: 1

Quant Time: Jun 06 14:03:30 2014
Quant Method : C:\MSDCHEM\1\METHODS\DFTPP3P.M
Quant Title :
QLast Update : Thu Feb 20 09:41:55 2014
Response via : Initial Calibration

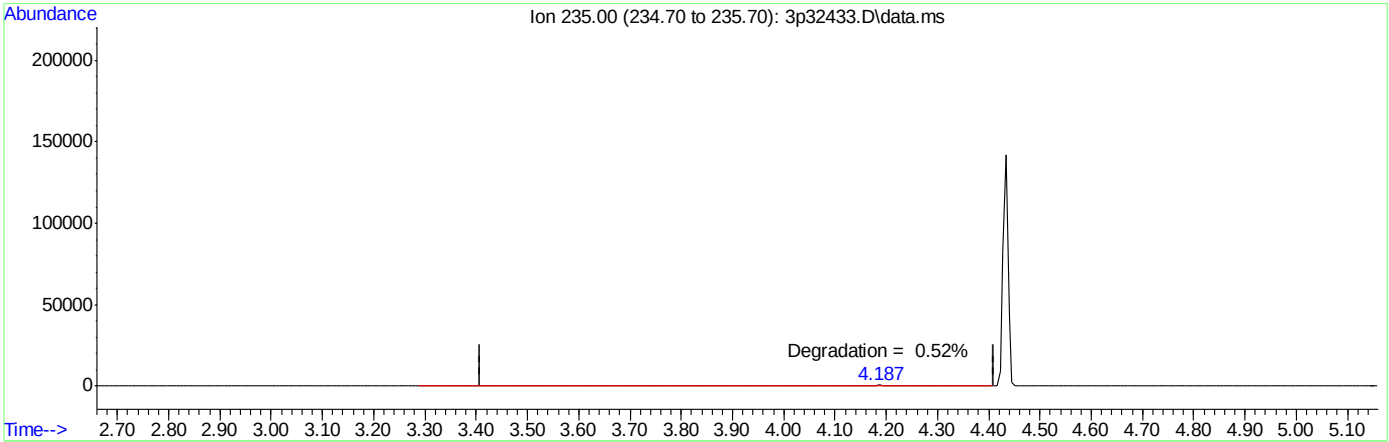

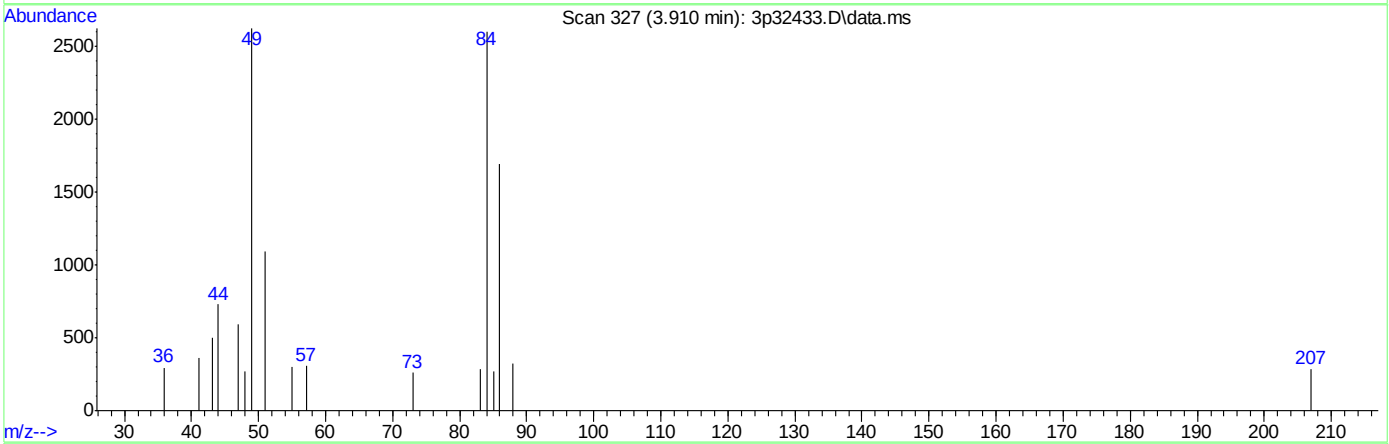

TIC: 3p32433.D\data.ms

(3) PP-DDT

3.910min (-3.910) 0.00ppb

response 0

Ion	Exp%	Act%
235.00	100	0.00
0.00	0.00	0.00
0.00	0.00	0.00
0.00	0.00	0.00

ACCUTEST LABORATORIES JB69078

DFTPP

Data File : C:\msdchem\1\DATA\1389\3p32442.D Vial: 1
Acq On : 6 Jun 2014 6:28 pm Operator: samtap
Sample : dftpp Inst : GC3P
Misc : op75000,e3p1390, Multiplr: 1.00
MS Integration Params: events.e

Method : C:\MSDCHEM\1\METHODS\DFTPP3P.M (ChemStation Integrator)
Title :

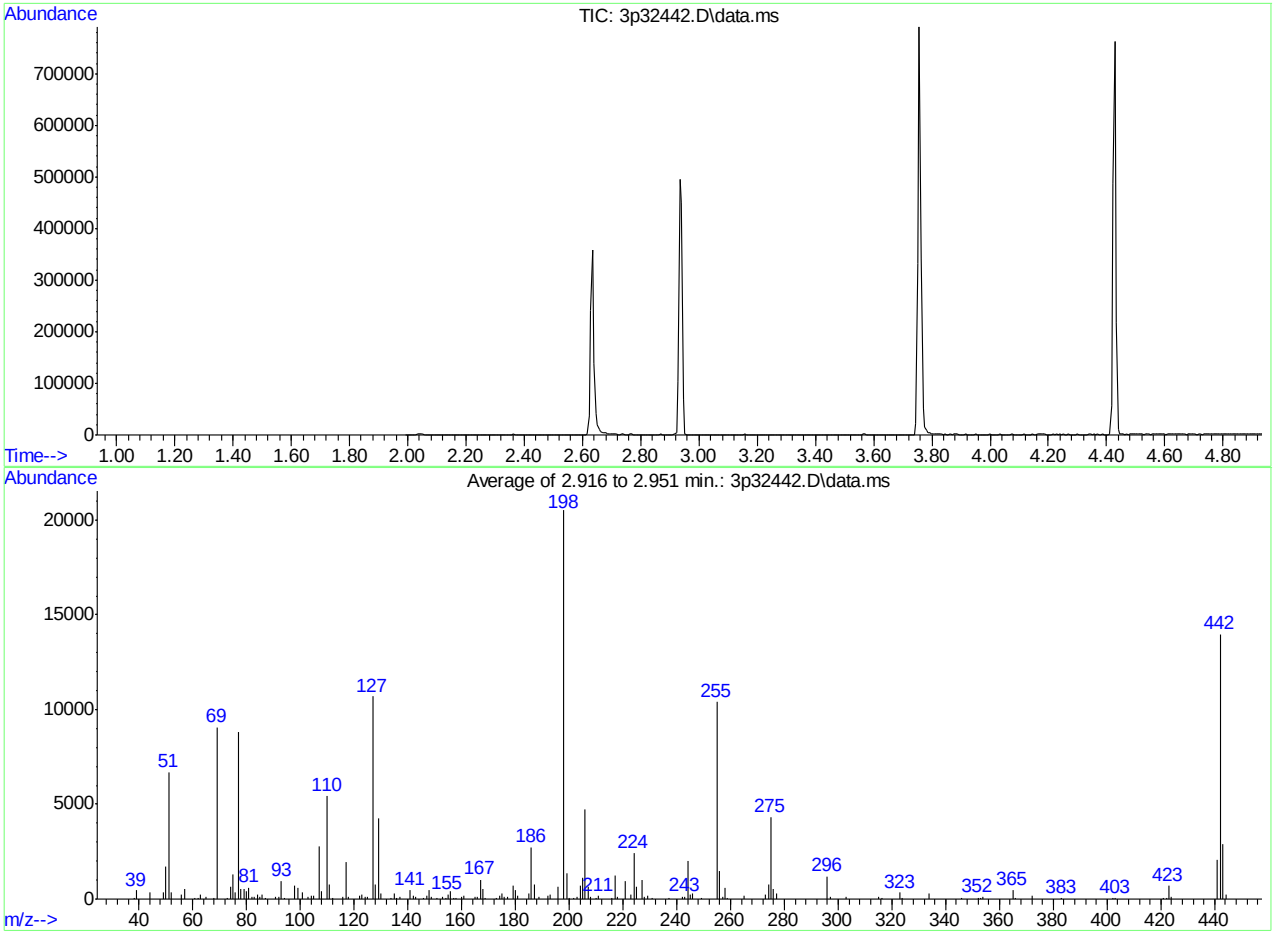

Spectrum Information: Average of 2.916 to 2.951 min.

Target Mass	Rel. to Mass	Lower Limit%	Upper Limit%	Rel. Abn%	Raw Abn	Result Pass/Fail
51	198	30	60	32.6	6690	PASS
68	69	0.00	2	0.8	69	PASS
69	198	0.00	100	44.2	9062	PASS
70	69	0.00	2	0.0	0	PASS
127	198	40	60	52.1	10679	PASS
197	198	0.00	1	0.0	0	PASS
198	198	100	100	100.0	20504	PASS
199	198	5	9	6.8	1390	PASS
275	198	10	30	21.1	4334	PASS
365	198	1	100	2.4	483	PASS
441	443	0.01	100	71.5	2068	PASS
442	198	40	100	68.1	13969	PASS
443	442	17	23	20.7	2893	PASS

3p32442.D DFTPP3P.M Tue Jun 10 13:21:16 2014 RPT1

Average of 2.916 to 2.951 min.: 3p32442.D\data.ms
dftpp

m/z	abund.	m/z	abund.	m/z	abund.	m/z	abund.
38.10	41.7143	63.00	257.857	80.00	392.714	94.00	48.5714
39.05	448.143	65.00	111.714	81.00	605.857	98.00	697.857
44.00	338.286	68.00	69.2857	82.00	114.286	99.00	599.286
48.95	331.429	69.00	9061.71	82.95	141.429	101.00	365
50.10	1719	73.00	36.4286	83.95	208.714	103.00	105
51.10	6689.86	74.00	669.143	85.00	109.429	104.00	166.429
52.00	342.286	75.00	1276.29	85.95	221	105.00	177.714
56.00	213.286	76.00	368.571	87.00	43.4286	107.00	2769.71
57.00	533.429	77.10	8804.86	90.95	131.857	108.05	421.571
61.00	38.4286	78.05	551.857	91.90	128.429	110.00	5423.57
62.00	52.5714	79.00	523.857	93.00	956.429	111.00	746.429

Average of 2.916 to 2.951 min.: 3p32442.D\data.ms
dftpp

m/z	abund.	m/z	abund.	m/z	abund.	m/z	abund.
112.00	50.2857	130.00	315.429	148.95	105.857	166.00	108.571
116.00	119.286	133.90	49.5714	151.00	38	167.00	1029.29
117.00	1971.43	135.00	269	152.95	129.571	168.00	507
118.00	140	135.90	52.2857	154.00	47.2857	168.95	72.8571
121.95	152.429	137.00	137.143	155.00	239	173.00	85.2857
123.00	226.429	141.00	491	156.00	394.857	174.00	202.857
124.00	113.714	142.00	150.286	157.00	44.1429	175.00	326.714
124.95	103.143	142.90	94.4286	158.00	45.7143	176.00	102.143
127.00	10679.3	146.00	37.4286	159.95	132	177.00	125.429
128.00	777.571	146.95	193.571	161.00	200.857	179.00	739.571
129.00	4279.14	148.00	479.714	164.95	146.571	180.00	467.857

Average of 2.916 to 2.951 min.: 3p32442.D\data.ms
dftpp

m/z	abund.	m/z	abund.	m/z	abund.	m/z	abund.
181.00	200.571	201.50	42.7143	218.00	140.571	243.00	133
185.00	296.429	203.00	112.857	221.00	931.286	244.10	2018.29
186.00	2746.29	204.00	700.571	223.00	210.286	245.00	215.857
187.00	745.571	205.00	1098.29	224.00	2433.43	245.95	322.571
188.90	132.571	206.05	4734.29	225.00	642.857	249.00	40.7143
192.00	196.571	207.10	674.714	227.00	1024.43	255.00	10387.7
193.00	231.143	208.00	141.143	227.95	124.714	256.00	1507.71
196.00	641.429	210.10	42.8571	229.00	195.714	257.00	105.571
198.00	20504.3	210.95	156	231.00	82.1429	258.00	594.429
199.00	1390.29	216.00	44.7143	237.00	76.5714	258.90	46
200.00	82.1429	217.00	1252.86	242.00	100.571	265.00	199.429

Average of 2.916 to 2.951 min.: 3p32442.D\data.ms
dftpp

m/z	abund.	m/z	abund.	m/z	abund.	m/z	abund.
273.00	258.143	324.00	35.8571	403.00	59.4286		
274.05	797.286	334.00	287	421.00	58.5714		
275.00	4333.57	346.00	80.4286	422.00	54.4286		
276.00	560.714	352.00	88.7143	423.00	702.143		
277.00	292.714	353.00	53.1429	424.00	112.857		
296.00	1202.57	354.00	96	441.10	2068.43		
297.00	138.429	365.00	483	442.10	13968.6		
303.05	122.286	366.00	41.5714	443.10	2893.43		
315.00	131.143	372.00	163.857	444.05	253.714		
316.10	44.4286	383.00	37				
323.00	348	402.00	42				

Quantitation Report (Qedit)

Data Path : C:\msdchem\1\DATA\1389\
Data File : 3p32442.D
Acq On : 6 Jun 2014 6:28 pm
Operator : samtap
Sample : dftpp
Misc : op75000,e3p1390,
ALS Vial : 1 Sample Multiplier: 1

Quant Time: Jun 07 07:53:22 2014
Quant Method : C:\MSDCHEM\1\METHODS\DFTPP3P.M
Quant Title :
QLast Update : Thu Feb 20 09:41:55 2014
Response via : Initial Calibration

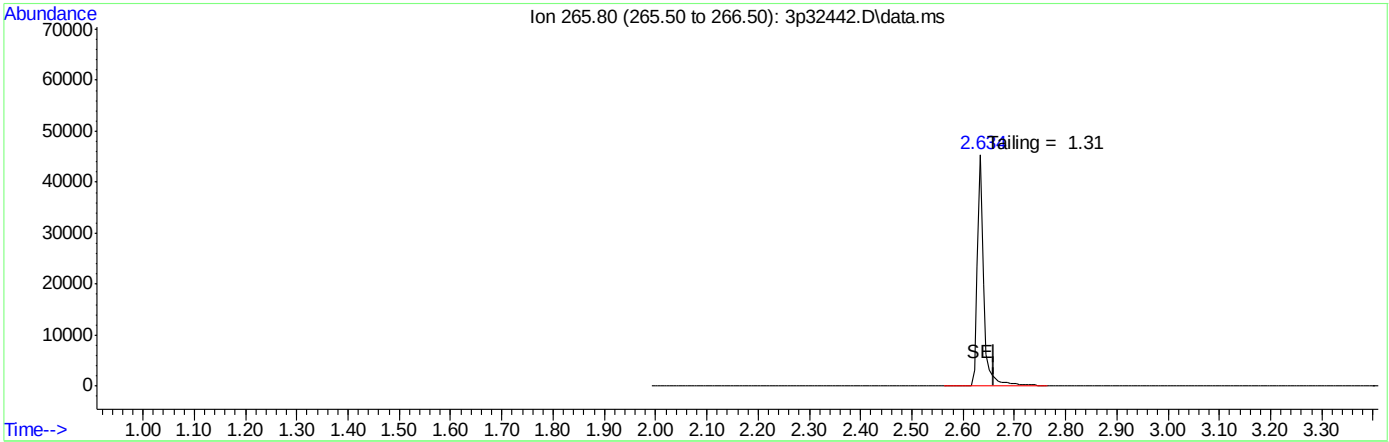

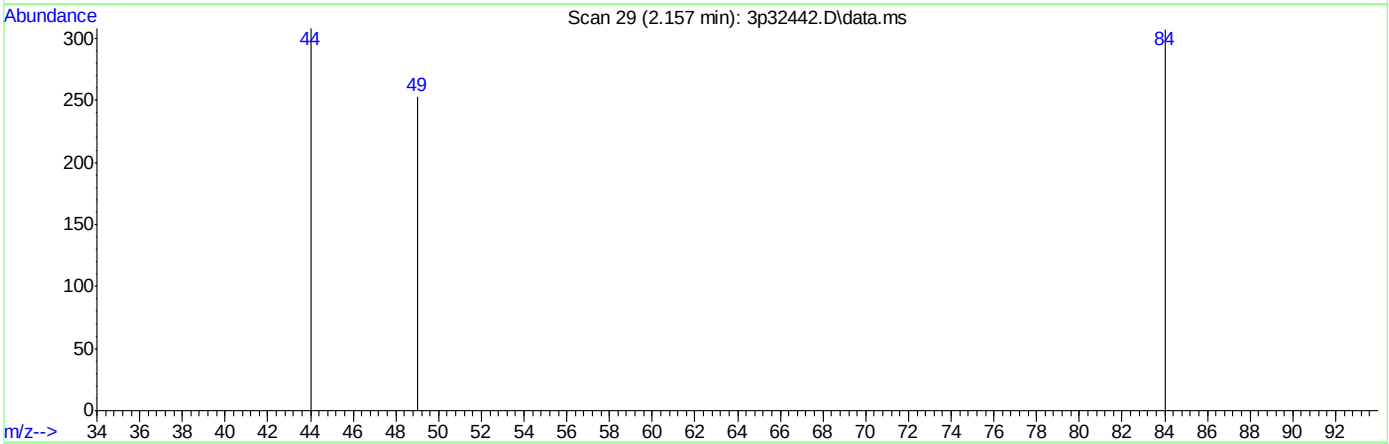

TIC: 3p32442.D\data.ms

(1) Pentachlorophenol

2.160min (-2.160) 0.00ppb

response 0

Ion	Exp%	Act%
265.80	100	0.00
0.00	0.00	0.00
0.00	0.00	0.00
0.00	0.00	0.00

Quantitation Report (Qedit)

Data Path : C:\msdchem\1\DATA\1389\
Data File : 3p32442.D
Acq On : 6 Jun 2014 6:28 pm
Operator : samtap
Sample : dftpp
Misc : op75000,e3p1390,
ALS Vial : 1 Sample Multiplier: 1

Quant Time: Jun 07 07:53:22 2014
Quant Method : C:\MSDCHEM\1\METHODS\DFTPP3P.M
Quant Title :
QLast Update : Thu Feb 20 09:41:55 2014
Response via : Initial Calibration

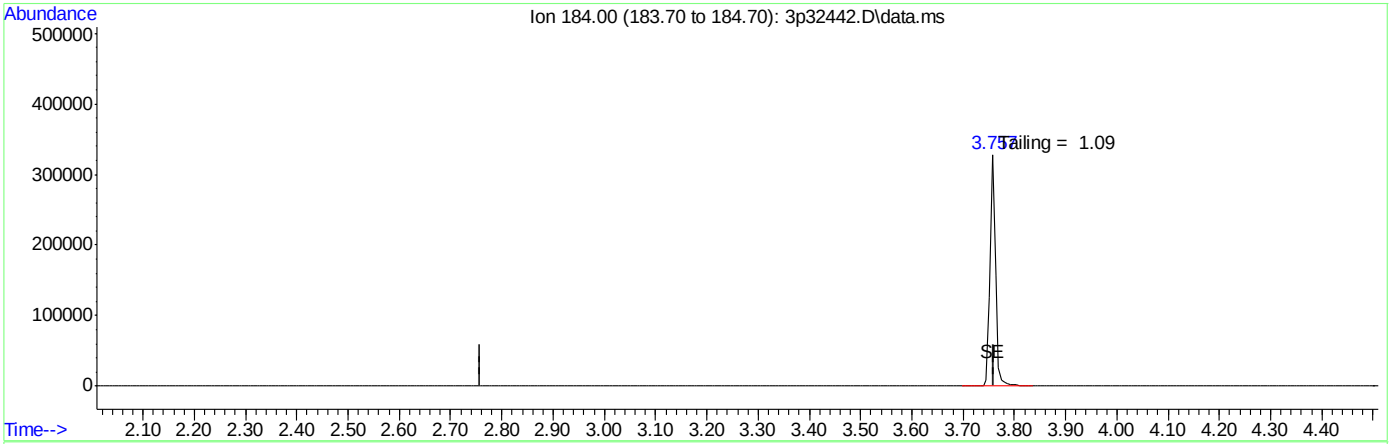

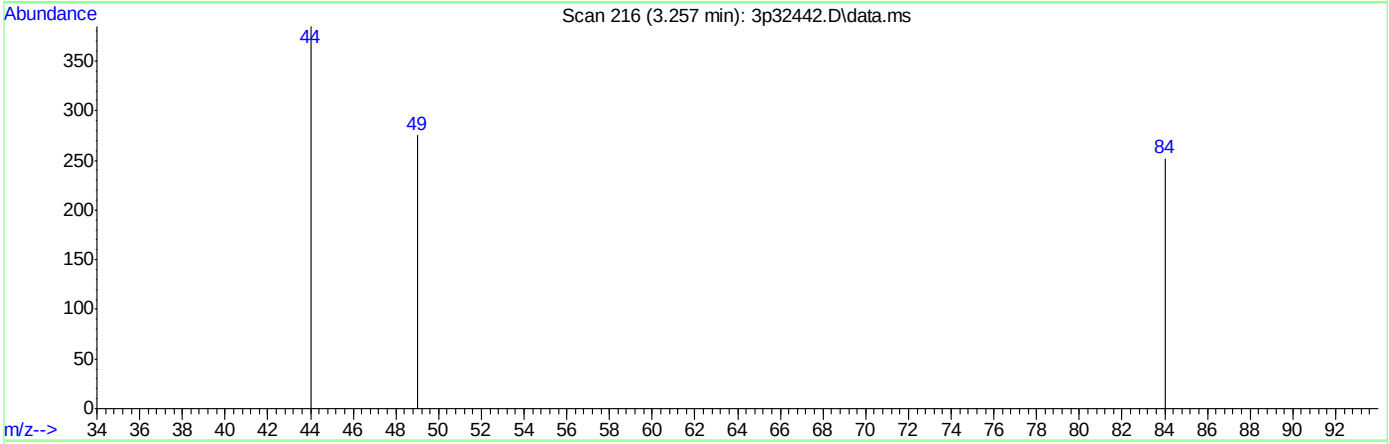

TIC: 3p32442.D\data.ms

(2) Benzidine

3.260min (-3.260) 0.00ppb

response 0

Ion	Exp%	Act%
184.00	100	0.00
0.00	0.00	0.00
0.00	0.00	0.00
0.00	0.00	0.00

Quantitation Report (Qedit)

Data Path : C:\msdchem\1\DATA\1389\
Data File : 3p32442.D
Acq On : 6 Jun 2014 6:28 pm
Operator : samtap
Sample : dftpp
Misc : op75000,e3p1390,
ALS Vial : 1 Sample Multiplier: 1

Quant Time: Jun 07 07:53:22 2014
Quant Method : C:\MSDCHEM\1\METHODS\DFTPP3P.M
Quant Title :
QLast Update : Thu Feb 20 09:41:55 2014
Response via : Initial Calibration

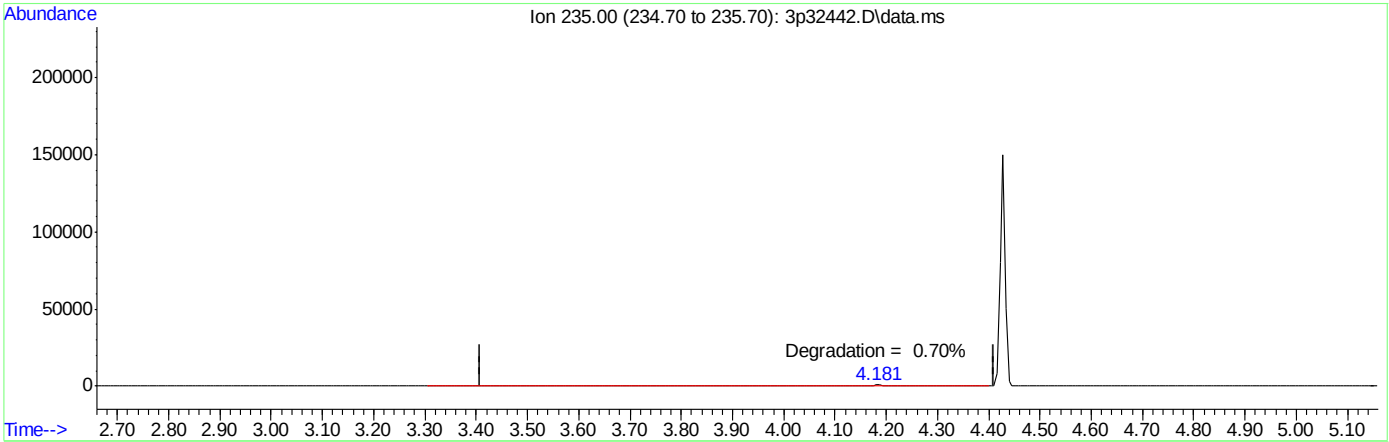

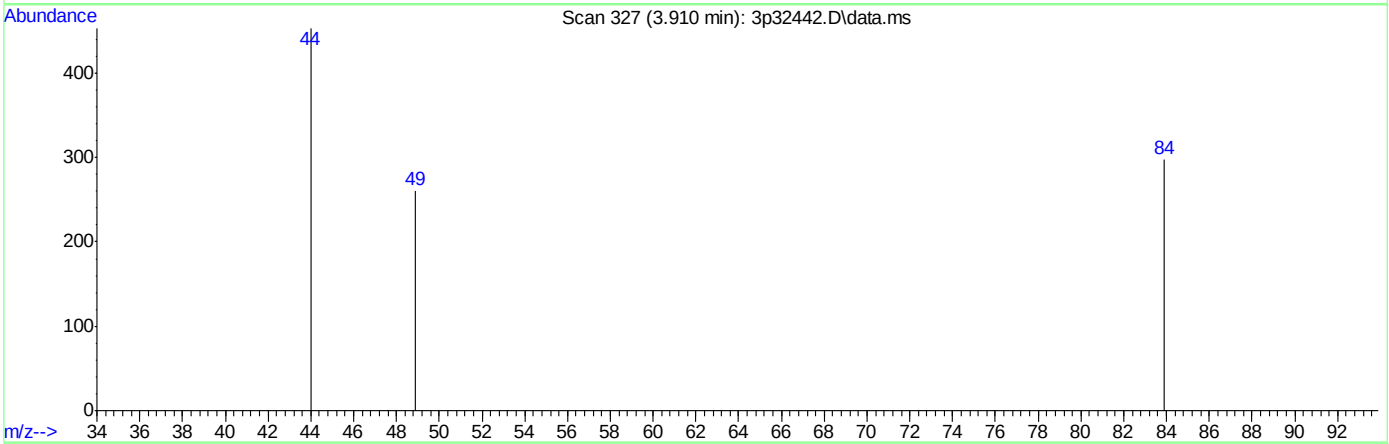

TIC: 3p32442.D\data.ms

(3) PP-DDT

3.910min (-3.910) 0.00ppb

response 0

Ion	Exp%	Act%
235.00	100	0.00
0.00	0.00	0.00
0.00	0.00	0.00
0.00	0.00	0.00

9.5.8.3

9

ACCUTEST LABORATORIES JB69078

DFTPP

Data File : C:\msdchem\1\DATA\1392\3p32488.D Vial: 1
Acq On : 9 Jun 2014 10:49 am Operator: samtap
Sample : dftpp Inst : GC3P
Misc : op75000,e3p1392,1000,,,1,1 Multiplr: 1.00
MS Integration Params: events.e

Method : C:\MSDCHEM\1\METHODS\DFTPP3P.M (ChemStation Integrator)
Title :

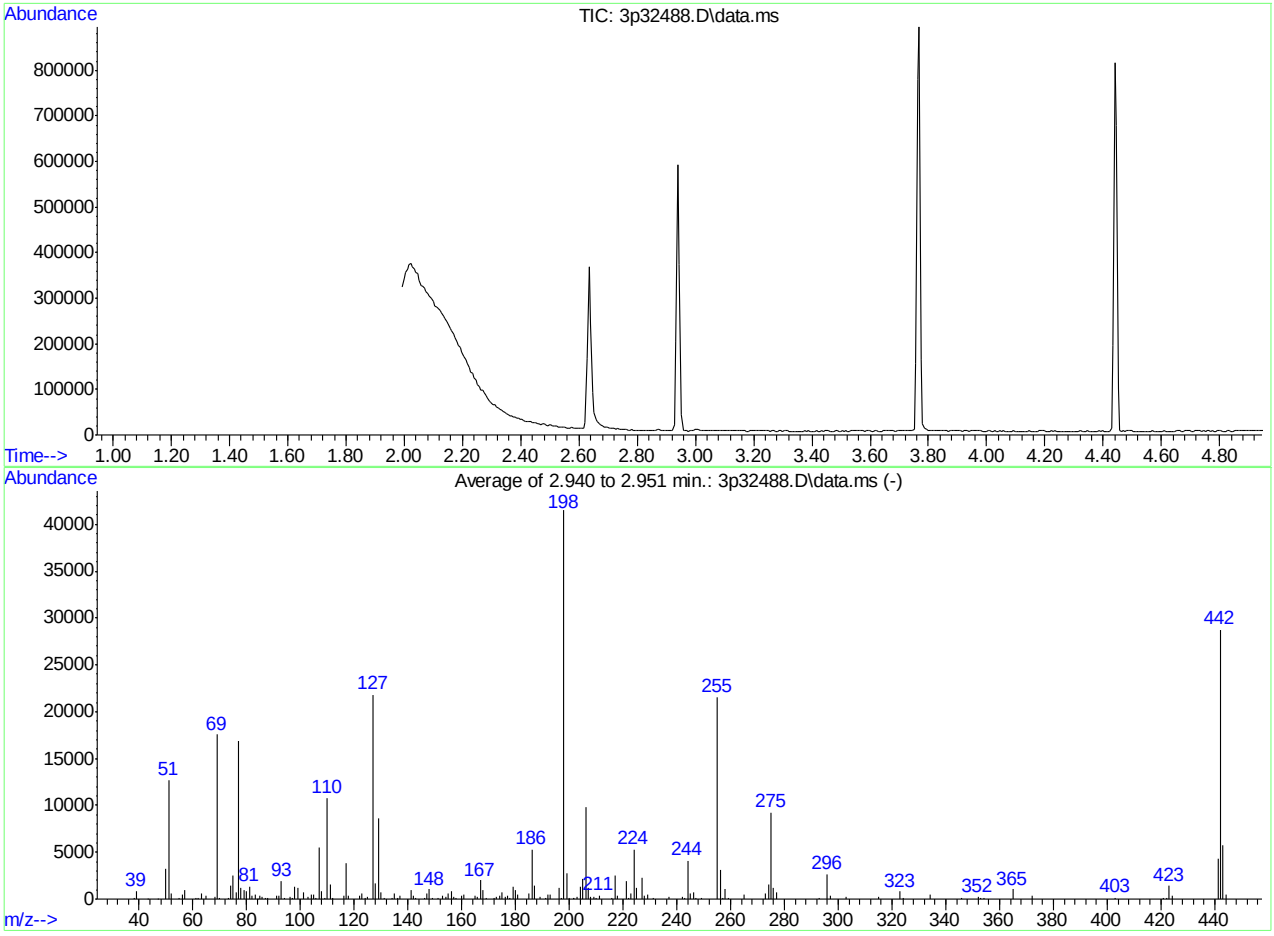

AutoFind: Scans 162, 163, 164; Background Corrected with Scan 157

Target Mass	Rel. to Mass	Lower Limit%	Upper Limit%	Rel. Abn%	Raw Abn	Result Pass/Fail
51	198	30	60	30.6	12698	PASS
68	69	0.00	2	1.6	281	PASS
69	198	0.00	100	42.4	17578	PASS
70	69	0.00	2	0.5	96	PASS
127	198	40	60	52.5	21783	PASS
197	198	0.00	1	0.2	97	PASS
198	198	100	100	100.0	41478	PASS
199	198	5	9	6.7	2783	PASS
275	198	10	30	22.3	9252	PASS
365	198	1	100	2.5	1046	PASS
441	443	0.01	100	75.4	4351	PASS
442	198	40	100	69.3	28730	PASS
443	442	17	23	20.1	5767	PASS

3p32488.D DFTPP3P.M Mon Jun 09 15:07:03 2014 RPT1

ACCUTEST LABORATORIES
JB69078

Average of 2.940 to 2.951 min.: 3p32488.D\data.ms
dftpp
Modified:subtracted

m/z	abund.	m/z	abund.	m/z	abund.	m/z	abund.
38.00	104	62.00	129	78.00	1189	91.00	371
39.00	876	63.00	582	79.00	1015	92.00	359
43.00	13	65.00	325	80.00	838	93.00	1965
46.95	27	68.05	281	81.00	1327	93.90	101
50.05	3295	69.00	17578	82.00	344	96.00	198
51.05	12698	70.00	96	83.05	534	97.00	83
52.00	652	73.00	117	83.95	62	98.00	1367
55.00	76	74.00	1407	84.90	377	99.00	1196
56.00	496	75.00	2458	85.90	222	101.00	711
57.00	923	75.95	707	87.00	109	102.95	269
61.00	113	77.10	16839	87.90	122	104.00	431

Average of 2.940 to 2.951 min.: 3p32488.D\data.ms
dftpp
Modified:subtracted

m/z	abund.	m/z	abund.	m/z	abund.	m/z	abund.
105.00	492	121.95	334	136.00	153	154.00	238
105.80	93	123.00	568	137.00	313	155.00	557
107.00	5484	123.90	157	141.00	925	156.00	801
108.00	859	124.95	256	142.00	304	157.00	211
108.90	93	127.00	21783	143.00	120	157.90	122
110.00	10828	128.00	1682	146.00	97	160.00	320
111.00	1549	129.00	8590	146.95	554	160.95	476
112.00	134	130.00	747	148.00	1060	165.00	359
116.00	317	131.00	94	149.00	139	165.95	261
117.00	3848	134.00	98	151.00	86	167.00	2017
118.00	317	135.00	646	153.00	317	168.00	942

Average of 2.940 to 2.951 min.: 3p32488.D\data.ms
dftpp
Modified:subtracted

m/z	abund.	m/z	abund.	m/z	abund.	m/z	abund.
169.00	122	185.00	631	200.00	165	211.05	373
171.90	92	186.00	5306	201.40	136	215.90	114
172.95	197	187.00	1428	201.60	83	217.00	2548
174.00	408	189.00	275	202.95	256	218.00	350
175.00	734	191.00	122	204.00	1366	221.00	1876
176.00	259	192.00	462	205.05	2199	222.00	152
177.00	373	193.00	527	206.10	9799	222.95	545
177.90	86	196.00	1191	207.00	1255	224.05	5286
179.00	1364	197.10	97	208.00	238	225.00	1235
180.00	943	198.00	41478	209.00	196	227.00	2244
180.95	482	199.00	2783	210.00	88	228.00	323

Average of 2.940 to 2.951 min.: 3p32488.D\data.ms
dftpp
Modified:subtracted

m/z	abund.	m/z	abund.	m/z	abund.	m/z	abund.
229.00	481	256.00	3100	296.00	2674	365.00	1046
231.00	118	257.00	101	297.00	334	372.00	415
237.00	187	258.00	1134	303.00	282	403.00	149
242.00	253	259.00	110	315.00	279	421.00	89
243.00	175	264.95	496	323.05	804	422.00	100
244.10	4110	273.00	619	324.00	101	423.00	1434
245.05	569	274.00	1503	334.05	522	424.00	316
246.00	762	275.00	9252	345.90	112	441.10	4351
246.90	84	276.00	1177	351.95	237	442.05	28730
249.00	87	277.00	713	353.00	86	443.05	5767
255.00	21600	292.90	109	354.00	123	444.00	536

Quantitation Report (Qedit)

Data Path : C:\msdchem\1\DATA\1392\
Data File : 3p32488.D
Acq On : 9 Jun 2014 10:49 am
Operator : samtap
Sample : dftpp
Misc : op75000,e3p1392,1000,,,1,1
ALS Vial : 1 Sample Multiplier: 1

Quant Time: Jun 09 10:52:53 2014
Quant Method : C:\MSDCHEM\1\METHODS\DFTPP3P.M
Quant Title :
QLast Update : Thu Feb 20 09:41:55 2014
Response via : Initial Calibration

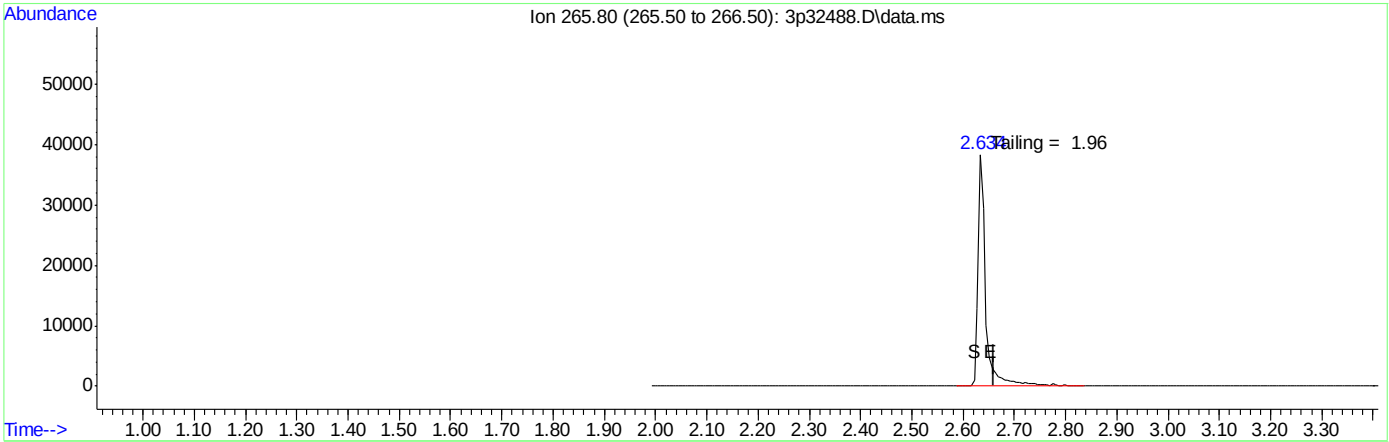

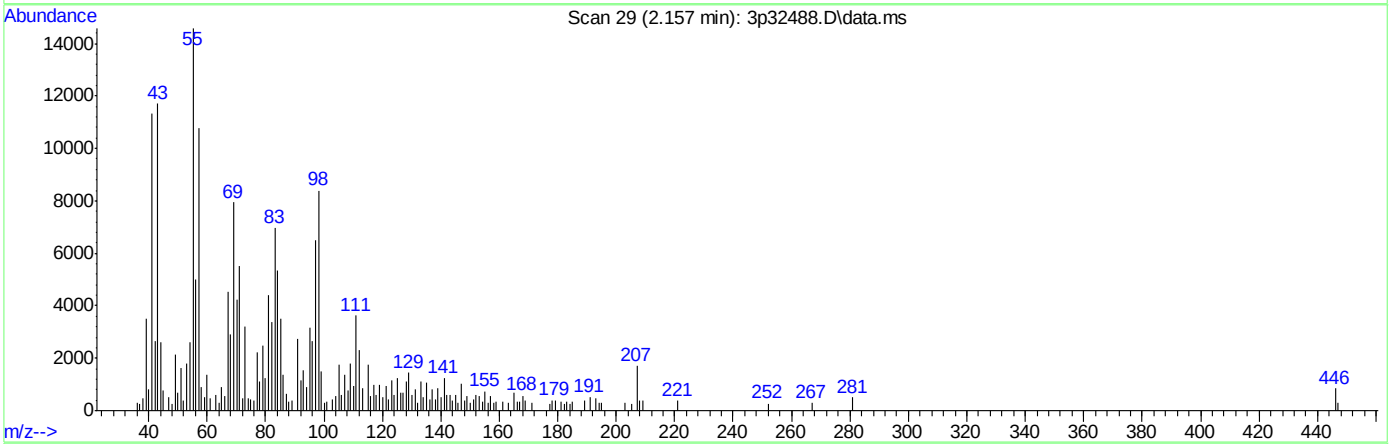

TIC: 3p32488.D\data.ms

(1) Pentachlorophenol

2.160min (-2.160) 0.00ppb

response 0

Ion	Exp%	Act%
265.80	100	0.00
0.00	0.00	0.00
0.00	0.00	0.00
0.00	0.00	0.00

ACCUTEST LABORATORIES JB69078

Quantitation Report (Qedit)

Data Path : C:\msdchem\1\DATA\1392\
Data File : 3p32488.D
Acq On : 9 Jun 2014 10:49 am
Operator : samtap
Sample : dftpp
Misc : op75000,e3p1392,1000,,,1,1
ALS Vial : 1 Sample Multiplier: 1

Quant Time: Jun 09 10:52:53 2014
Quant Method : C:\MSDCHEM\1\METHODS\DFTPP3P.M
Quant Title :
QLast Update : Thu Feb 20 09:41:55 2014
Response via : Initial Calibration

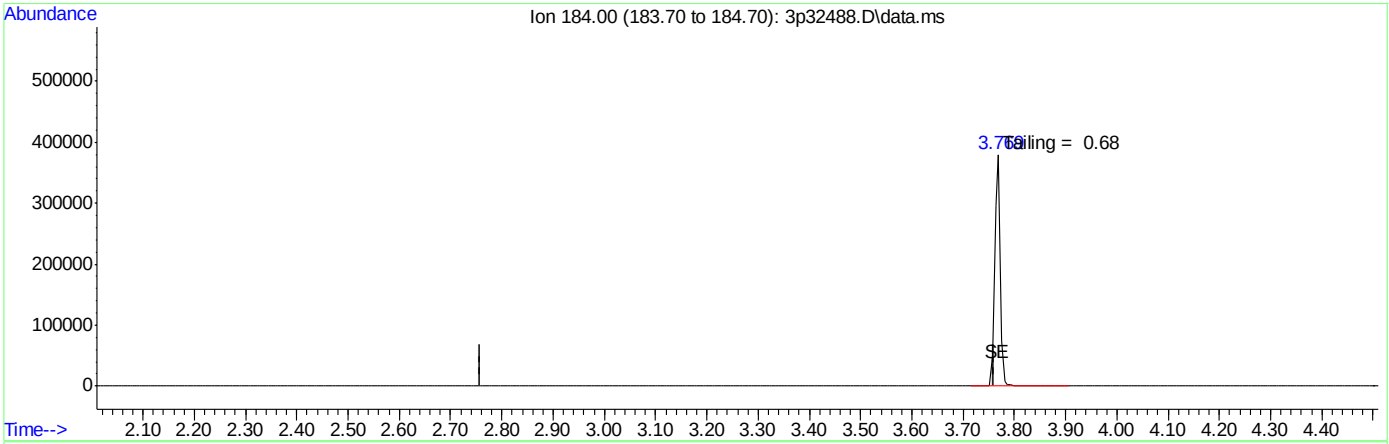

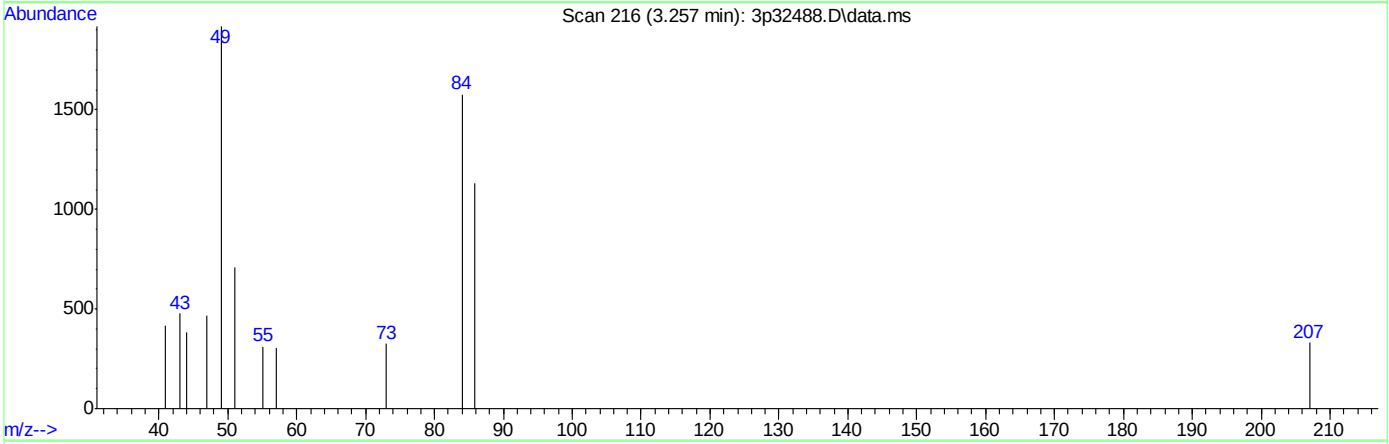

TIC: 3p32488.D\data.ms

(2) Benzidine

3.260min (-3.260) 0.00ppb

response 0

Ion	Exp%	Act%
184.00	100	0.00
0.00	0.00	0.00
0.00	0.00	0.00
0.00	0.00	0.00

ACCUTEST LABORATORIES JB69078

Quantitation Report (Qedit)

Data Path : C:\msdchem\1\DATA\1392\
Data File : 3p32488.D
Acq On : 9 Jun 2014 10:49 am
Operator : samtap
Sample : dftpp
Misc : op75000,e3p1392,1000,,,1,1
ALS Vial : 1 Sample Multiplier: 1

Quant Time: Jun 09 10:52:53 2014
Quant Method : C:\MSDCHEM\1\METHODS\DFTPP3P.M
Quant Title :
QLast Update : Thu Feb 20 09:41:55 2014
Response via : Initial Calibration

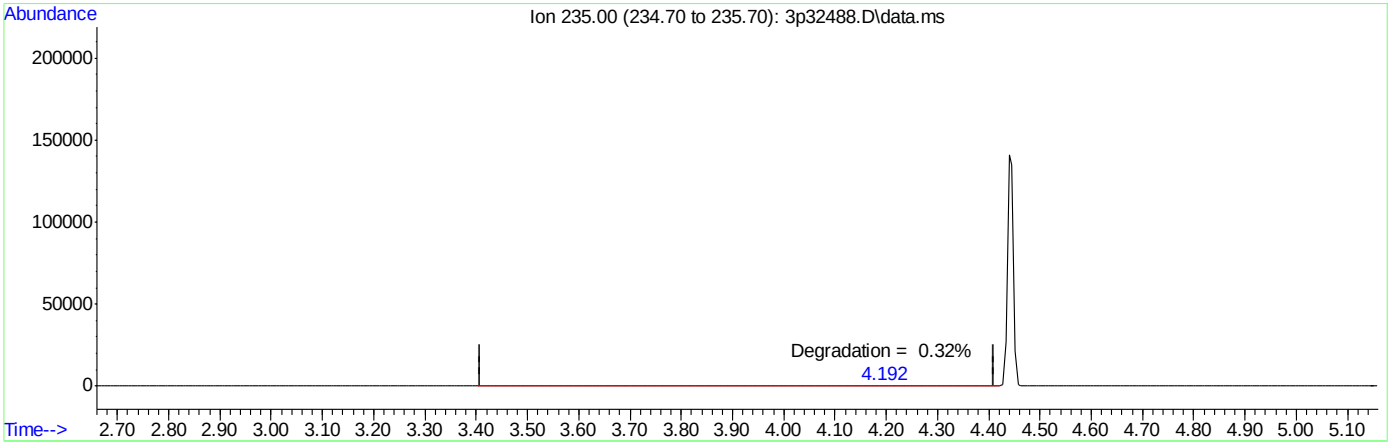

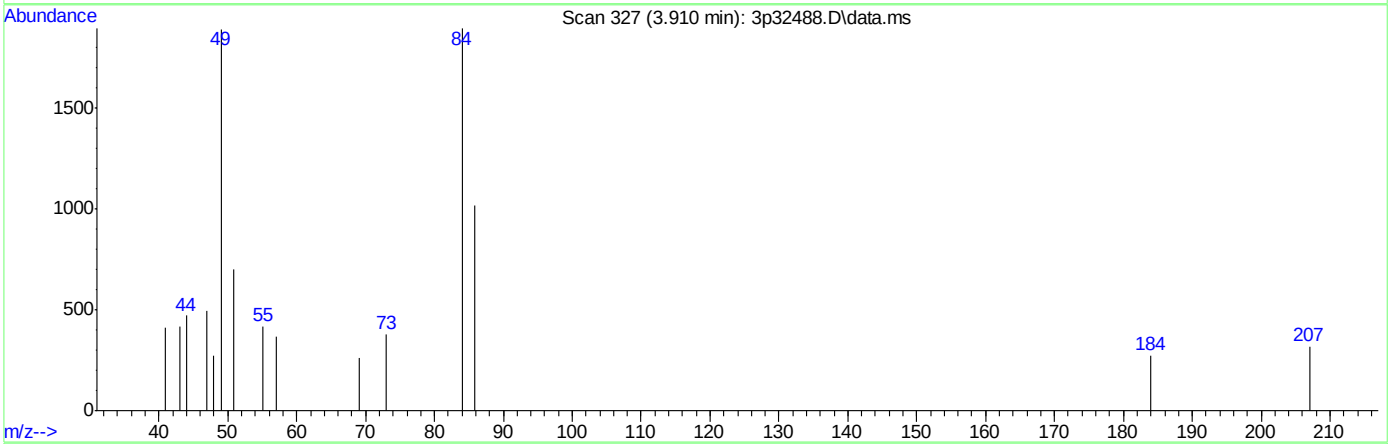

TIC: 3p32488.D\data.ms

(3) PP-DDT

3.910min (-3.910) 0.00ppb

response 0

Ion	Exp%	Act%
235.00	100	0.00
0.00	0.00	0.00
0.00	0.00	0.00
0.00	0.00	0.00

ACCUTEST LABORATORIES JB69078

DFTPP

Data File : C:\msdchem\1\DATA\1411\3p32983.D Vial: 1
Acq On : 21 Jun 2014 9:27 am Operator: kristis
Sample : dftpp Inst : GC3P
Misc : op75312,e3p1411,1000,,,1,1 Multiplr: 1.00
MS Integration Params: events.e

Method : C:\MSDCHEM\1\METHODS\DFTPP3P.M (ChemStation Integrator)
Title :

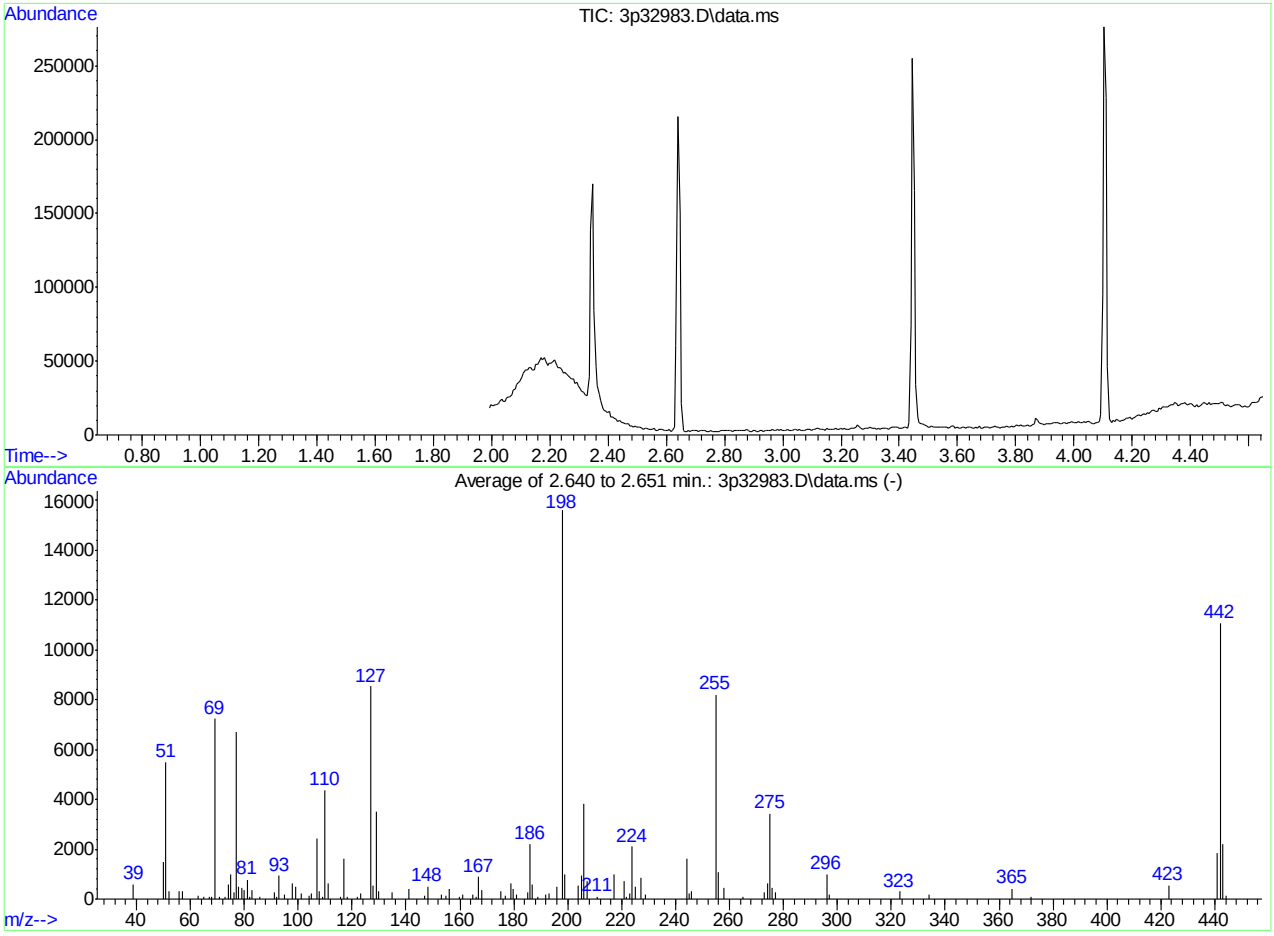

AutoFind: Scans 111, 112, 113; Background Corrected with Scan 107

Target Mass	Rel. to Mass	Lower Limit%	Upper Limit%	Rel. Abn%	Raw Abn	Result Pass/Fail
51	198	30	60	35.3	5505	PASS
68	69	0.00	2	1.6	113	PASS
69	198	0.00	100	46.4	7233	PASS
70	69	0.00	2	0.0	0	PASS
127	198	40	60	54.8	8541	PASS
197	198	0.00	1	0.0	0	PASS
198	198	100	100	100.0	15599	PASS
199	198	5	9	6.3	988	PASS
275	198	10	30	22.1	3440	PASS
365	198	1	100	2.6	408	PASS
441	443	0.01	100	83.9	1841	PASS
442	198	40	100	71.0	11073	PASS
443	442	17	23	19.8	2194	PASS

3p32983.D DFTPP3P.M Mon Jun 23 11:10:37 2014 RPT1

Average of 2.640 to 2.651 min.: 3p32983.D\data.ms
dftpp
Modified:subtracted

m/z	abund.	m/z	abund.	m/z	abund.	m/z	abund.
39.00	598	71.00	87	83.05	351	107.00	2433
50.00	1468	73.00	85	85.90	86	108.00	332
51.00	5505	74.00	581	91.00	250	109.00	106
52.00	322	75.00	996	92.00	97	110.00	4384
56.00	294	76.05	292	93.00	927	111.00	648
57.00	320	77.00	6689	95.10	181	115.90	93
63.00	142	78.00	486	98.00	618	117.00	1637
65.00	91	79.00	463	99.00	493	118.00	84
67.00	101	79.95	363	101.00	212	122.00	91
68.00	113	81.00	765	104.00	119	123.00	230
69.00	7233	82.00	98	104.95	221	127.00	8541

Average of 2.640 to 2.651 min.: 3p32983.D\data.ms
dftpp
Modified:subtracted

m/z	abund.	m/z	abund.	m/z	abund.	m/z	abund.
127.95	546	160.95	185	186.00	2223	207.00	713
129.00	3526	164.95	197	187.00	571	211.00	94
130.00	335	165.90	95	188.90	88	217.00	975
135.00	288	167.00	879	191.90	171	221.00	743
141.00	406	168.00	373	192.95	207	221.80	96
147.00	139	175.05	300	195.95	502	222.95	219
147.95	502	177.00	118	197.95	15599	224.00	2108
152.95	170	178.90	649	199.00	988	225.00	503
155.00	128	179.90	411	204.00	556	226.95	860
156.00	385	180.90	198	205.00	934	228.95	190
159.90	84	184.95	284	206.00	3809	244.00	1605

Average of 2.640 to 2.651 min.: 3p32983.D\data.ms
dftpp
Modified:subtracted

m/z	abund.	m/z	abund.	m/z	abund.	m/z	abund.
244.95	234	296.00	1008				
245.90	304	296.95	173				
255.00	8199	323.00	310				
256.00	1063	333.95	185				
257.90	451	364.95	408				
264.90	107	371.90	87				
272.95	274	422.95	560				
273.95	621	441.00	1841				
275.00	3440	442.00	11073				
275.95	441	443.00	2194				
276.95	263	444.00	121				

Quantitation Report (Qedit)

Data Path : C:\msdchem\1\DATA\1411\
Data File : 3p32983.D
Acq On : 21 Jun 2014 9:27 am
Operator : kristis
Sample : dftpp
Misc : op75312,e3p1411,1000,,,1,1
ALS Vial : 1 Sample Multiplier: 1

Quant Time: Jun 21 09:31:11 2014
Quant Method : C:\MSDCHEM\1\METHODS\DFTPP3P.M
Quant Title :
QLast Update : Sat Jun 14 15:44:08 2014
Response via : Initial Calibration

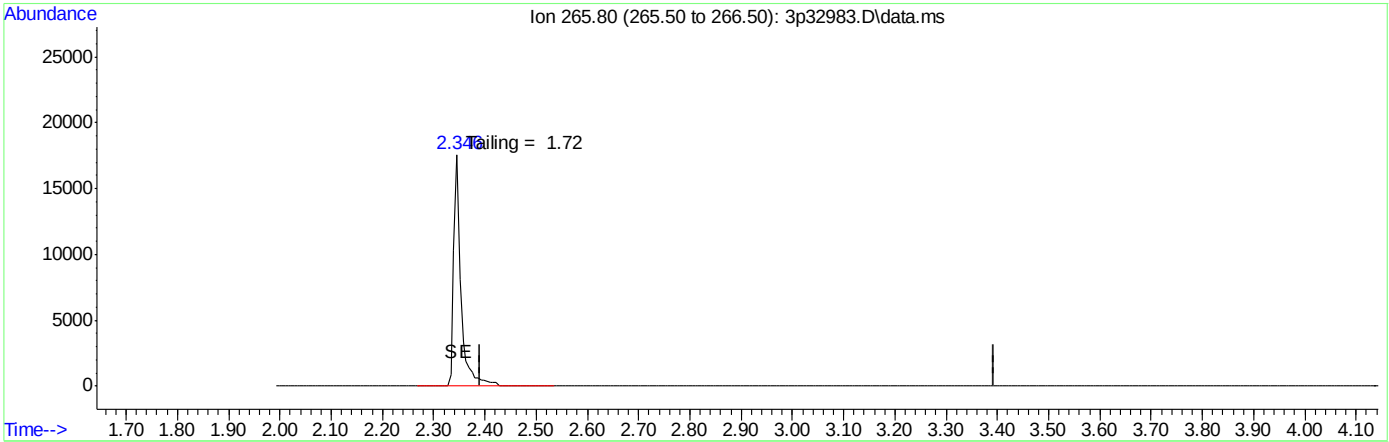

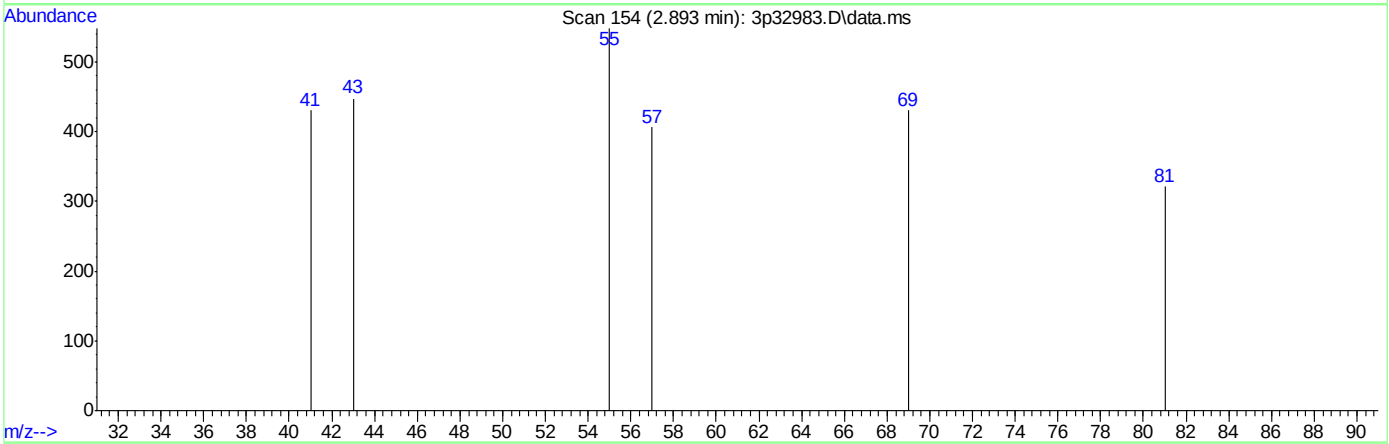

TIC: 3p32983.D\data.ms

(1) Pentachlorophenol

2.893min (-2.893) 0.00ppb

response 0

Ion	Exp%	Act%
265.80	100	0.00
0.00	0.00	0.00
0.00	0.00	0.00
0.00	0.00	0.00

ACCUTEST LABORATORIES JB69078

Quantitation Report (Qedit)

Data Path : C:\msdchem\1\DATA\1411\
Data File : 3p32983.D
Acq On : 21 Jun 2014 9:27 am
Operator : kristis
Sample : dftpp
Misc : op75312,e3p1411,1000,,,1,1
ALS Vial : 1 Sample Multiplier: 1

Quant Time: Jun 21 09:31:11 2014
Quant Method : C:\MSDCHEM\1\METHODS\DFTPP3P.M
Quant Title :
QLast Update : Sat Jun 14 15:44:08 2014
Response via : Initial Calibration

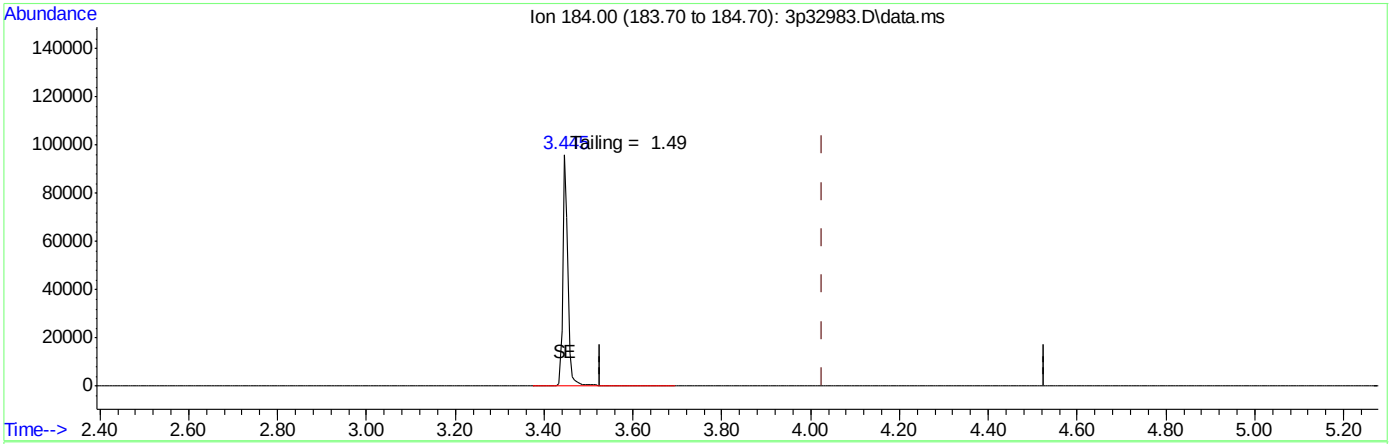

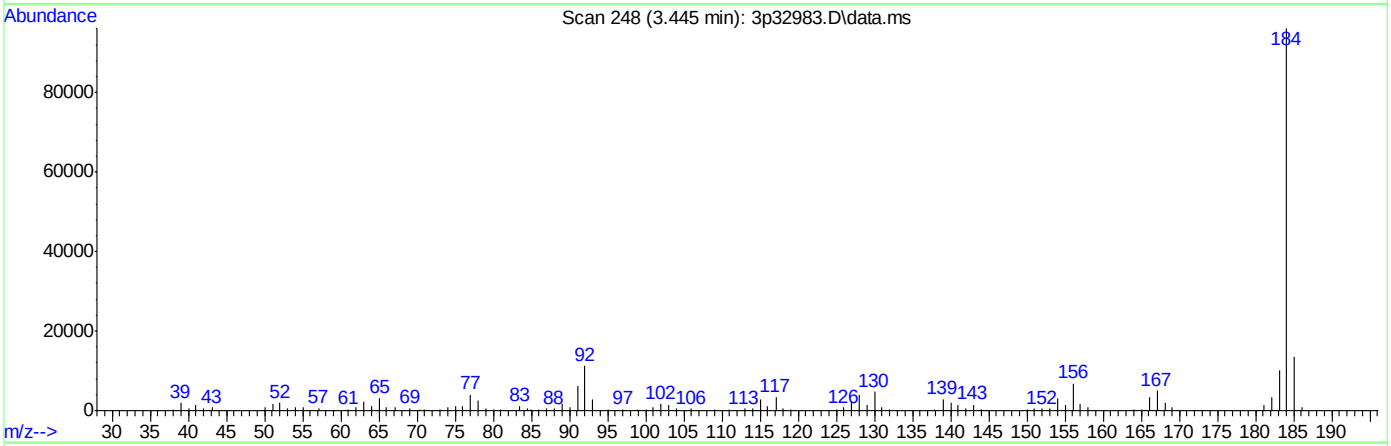

TIC: 3p32983.D\data.ms

(2) Benzidine

3.445min (-0.582) 4.46ppb m

response 766706

Ion	Exp%	Act%
184.00	100	100
0.00	0.00	0.00
0.00	0.00	0.00
0.00	0.00	0.00

Quantitation Report (Qedit)

Data Path : C:\msdchem\1\DATA\1411\
Data File : 3p32983.D
Acq On : 21 Jun 2014 9:27 am
Operator : kristis
Sample : dftpp
Misc : op75312,e3p1411,1000,,,1,1
ALS Vial : 1 Sample Multiplier: 1

Quant Time: Jun 21 09:31:11 2014
Quant Method : C:\MSDCHEM\1\METHODS\DFTPP3P.M
Quant Title :
QLast Update : Sat Jun 14 15:44:08 2014
Response via : Initial Calibration

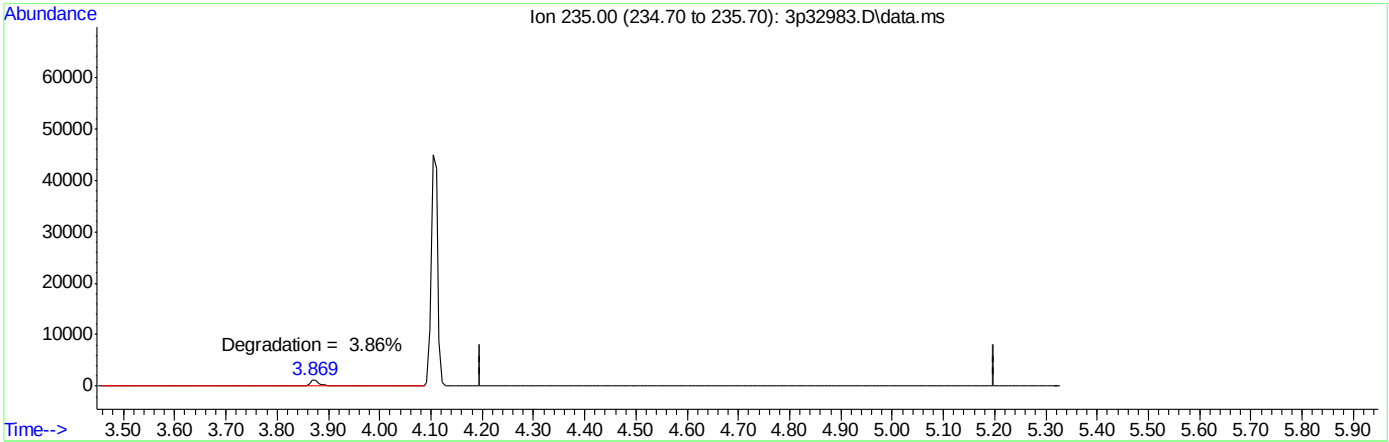

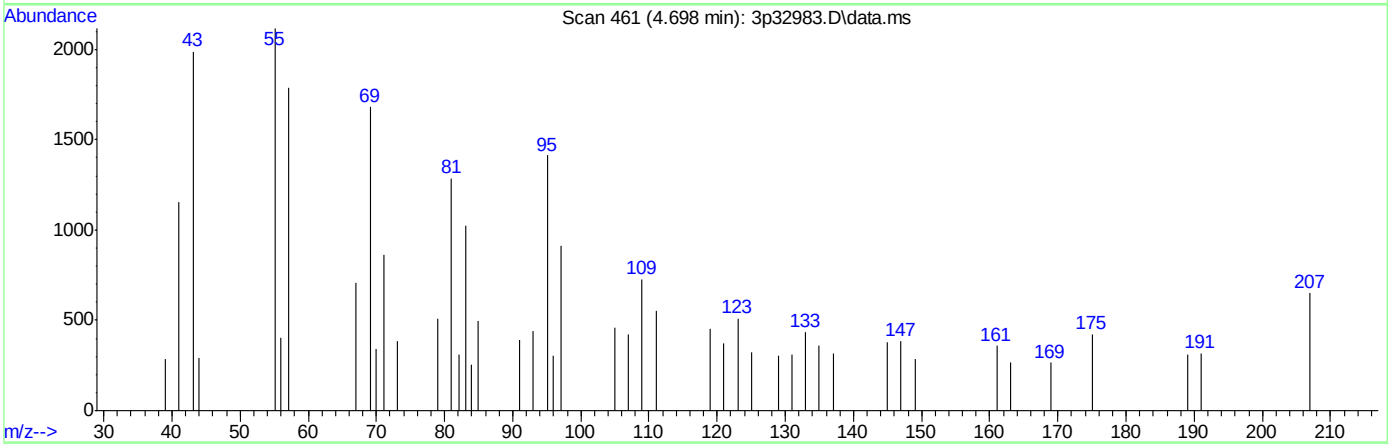

TIC: 3p32983.D\data.ms

(3) PP-DDT

4.698min (-4.698) 0.00ppb

response 0

Ion	Exp%	Act%
235.00	100	0.00
0.00	0.00	0.00
0.00	0.00	0.00
0.00	0.00	0.00

ACCUTEST LABORATORIES JB69078

DFTPP

Data File : C:\msdchem\1\DATA\E3P1417\3P33175.D Vial: 1
Acq On : 26 Jun 2014 9:36 am Operator: samtap
Sample : dftpp Inst : MS3P
Misc : op75725,e3p1417 Multiplr: 1.00
MS Integration Params: events.e

Method : C:\msdchem\1\METHODS\dftpp3p.m (ChemStation Integrator)
Title :

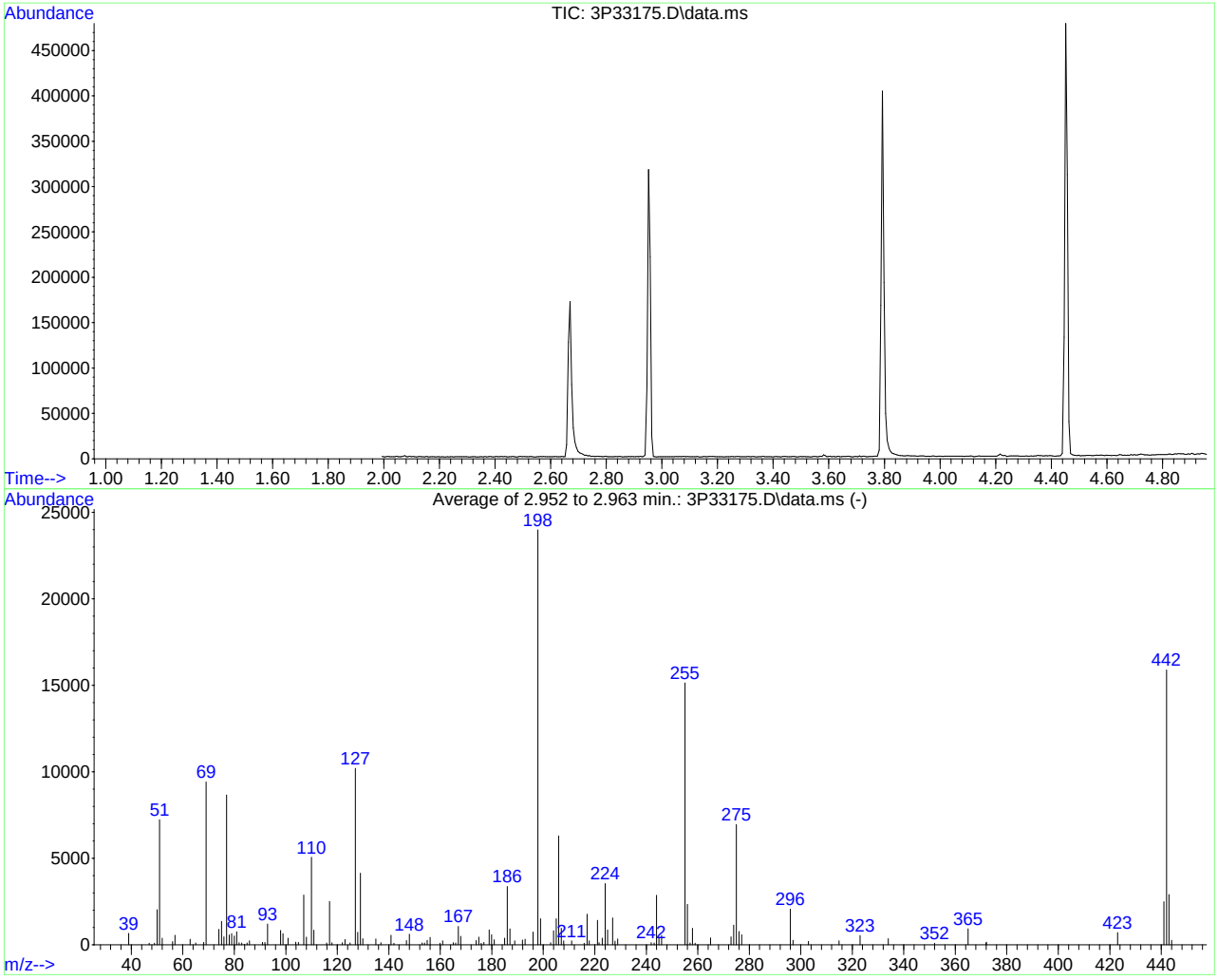

AutoFind: Scans 164, 165, 166; Background Corrected with Scan 160

Target Mass	Rel. to Mass	Lower Limit%	Upper Limit%	Rel. Abn%	Raw Abn	Result Pass/Fail
51	198	30	60	30.1	7228	PASS
68	69	0.00	2	1.4	131	PASS
69	198	0.00	100	39.2	9406	PASS
70	69	0.00	2	0.0	0	PASS
127	198	40	60	42.5	10197	PASS
197	198	0.00	1	0.0	0	PASS
198	198	100	100	100.0	23975	PASS
199	198	5	9	6.3	1506	PASS
275	198	10	30	29.0	6952	PASS
365	198	1	100	3.8	911	PASS
441	443	0.01	100	85.7	2490	PASS
442	198	40	100	66.3	15893	PASS
443	442	17	23	18.3	2906	PASS

3P33175.D dftpp3p.m Thu Jun 26 16:41:32 2014 RPT1

Average of 2.952 to 2.963 min.: 3P33175.D\data.ms
dftpp
Modified:subtracted

m/z	abund.	m/z	abund.	m/z	abund.	m/z	abund.
39.00	654	69.00	9406	83.90	28	107.00	2863
46.90	91	74.00	892	85.00	96	108.00	439
49.00	83	75.00	1347	85.85	221	110.00	5060
50.00	2027	76.00	453	91.00	129	110.90	837
50.95	7228	77.00	8655	91.90	134	115.90	106
52.00	375	78.00	562	92.95	1198	117.00	2506
56.00	170	79.00	643	97.95	823	117.90	120
56.95	547	79.95	497	98.95	638	121.90	122
62.90	312	80.95	751	100.90	374	123.00	296
65.00	102	81.90	110	103.90	153	124.90	102
68.10	131	82.90	108	104.90	138	127.00	10197

Average of 2.952 to 2.963 min.: 3P33175.D\data.ms
dftpp
Modified:subtracted

m/z	abund.	m/z	abund.	m/z	abund.	m/z	abund.
127.95	712	154.90	253	176.90	128	197.90	23975
129.00	4133	156.00	421	178.95	860	198.95	1506
129.90	345	159.90	83	179.90	570	202.90	115
134.95	329	160.95	226	180.90	282	204.00	807
136.90	122	165.00	117	185.00	377	205.00	1500
140.90	552	166.00	98	186.00	3355	206.00	6282
142.00	85	167.00	1054	187.00	911	206.95	940
146.90	246	167.95	490	188.90	217	207.95	221
147.95	610	173.95	243	191.90	275	211.00	222
152.90	94	175.00	441	192.90	321	215.90	84
153.90	95	175.90	85	196.00	724	217.00	1761

Average of 2.952 to 2.963 min.: 3P33175.D\data.ms
dftpp
Modified:subtracted

m/z	abund.	m/z	abund.	m/z	abund.	m/z	abund.
217.85	223	244.00	2855	275.00	6952	371.90	94
221.00	1408	244.90	366	276.00	761	372.10	148
221.70	111	245.95	537	277.00	572	423.00	694
222.90	379	255.00	15136	295.95	2056	441.00	2490
224.00	3527	256.00	2328	297.00	259	442.00	15893
225.00	859	257.00	93	302.95	199	443.00	2906
226.95	1553	257.90	942	314.90	218	444.00	251
227.90	203	259.00	90	323.00	531		
228.90	333	264.90	389	334.00	347		
241.90	113	272.95	448	352.00	83		
243.00	97	273.95	1133	365.00	911		

Quantitation Report (Qedit)

Data Path : C:\msdchem\1\DATA\E3P1417\
Data File : 3P33175.D
Acq On : 26 Jun 2014 9:36 am
Operator : samtap
Sample : dftpp
Misc : op75725,e3p1417
ALS Vial : 1 Sample Multiplier: 1

Quant Time: Jun 26 09:41:58 2014
Quant Method : C:\MSDCHEM\1\METHODS\DFTPP3P.M
Quant Title :
QLast Update : Sat Jun 14 15:44:08 2014
Response via : Initial Calibration

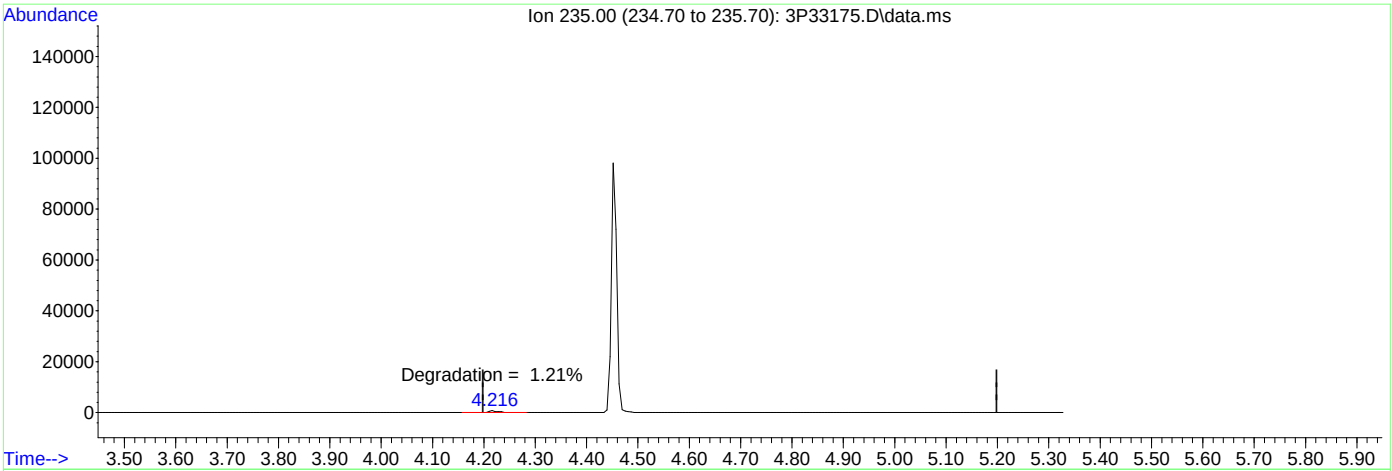

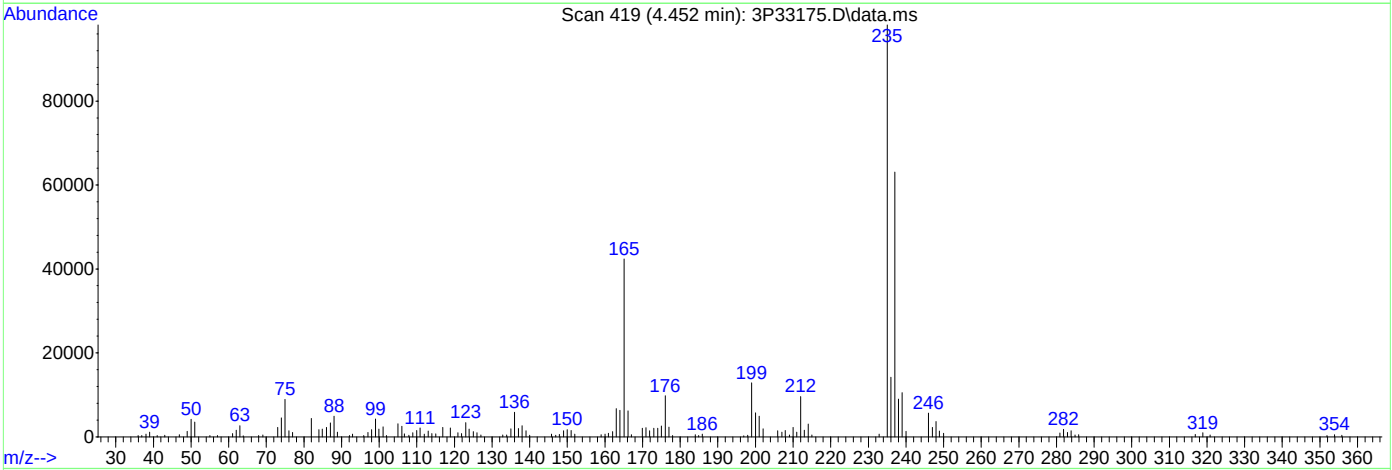

TIC: 3P33175.D\data.ms

(3) PP-DDT

4.698min (-4.698) 0.00ppb

response 0

Ion	Exp%	Act%
235.00	100	0.00
0.00	0.00	0.00
0.00	0.00	0.00
0.00	0.00	0.00

ACCUTEST LABORATORIES JB69078

Quantitation Report (Qedit)

Data Path : C:\msdchem\1\DATA\E3P1417\
Data File : 3P33175.D
Acq On : 26 Jun 2014 9:36 am
Operator : samtap
Sample : dftpp
Misc : op75725,e3p1417
ALS Vial : 1 Sample Multiplier: 1

Quant Time: Jun 26 09:41:58 2014
Quant Method : C:\MSDCHEM\1\METHODS\DFTPP3P.M
Quant Title :
QLast Update : Sat Jun 14 15:44:08 2014
Response via : Initial Calibration

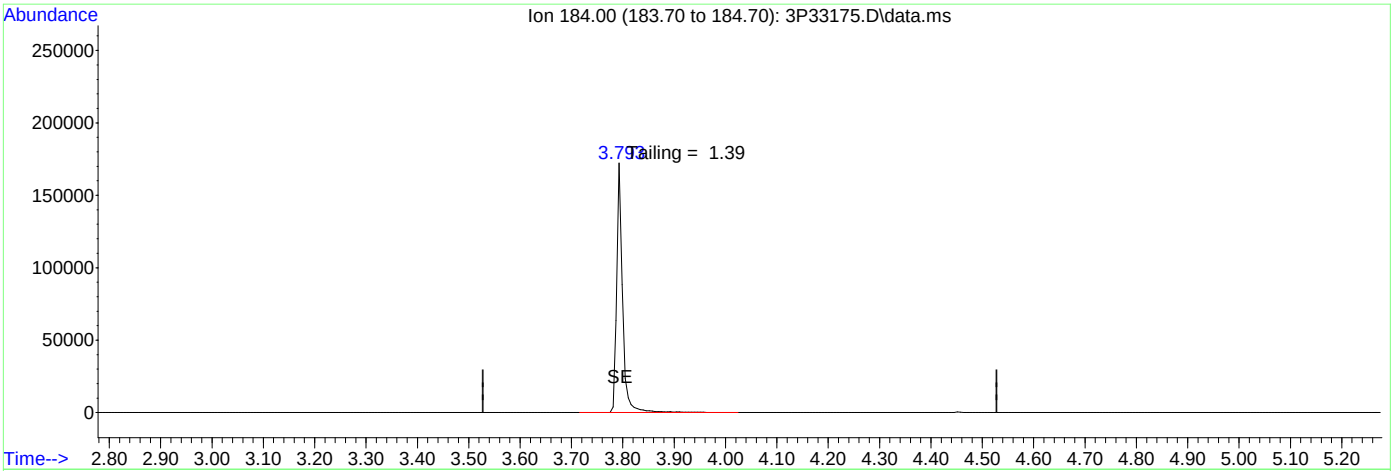

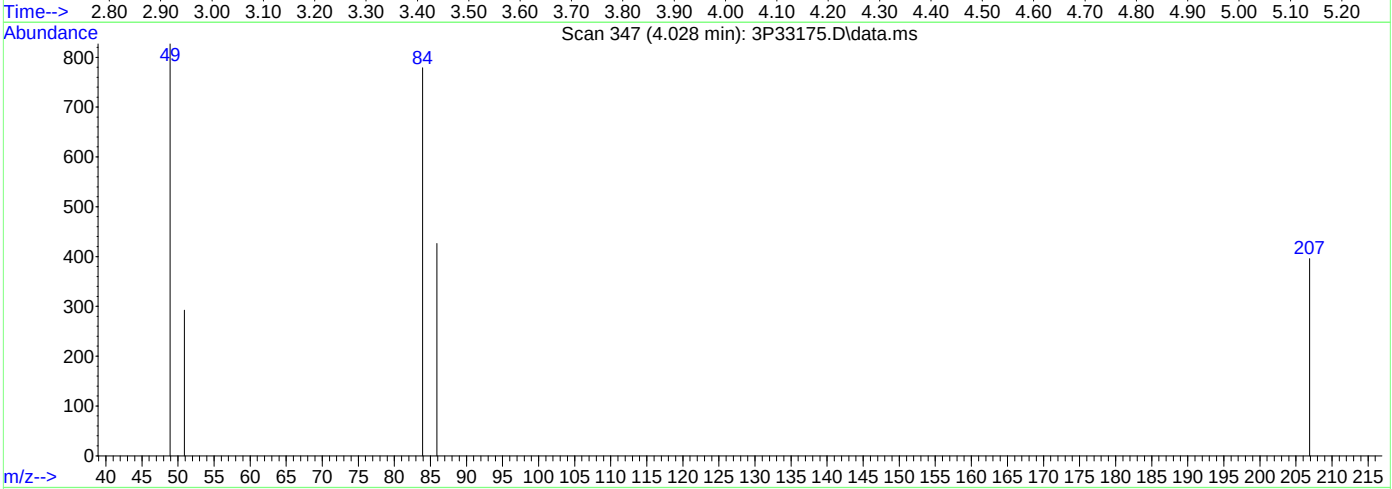

TIC: 3P33175.D\data.ms

(2) Benzidine

4.028min (-4.028) 0.00ppb

response 0

Ion	Exp%	Act%
184.00	100	0.00
0.00	0.00	0.00
0.00	0.00	0.00
0.00	0.00	0.00

ACCUTEST LABORATORIES JB69078

Quantitation Report (Qedit)

Data Path : C:\msdchem\1\DATA\E3P1417\
Data File : 3P33175.D
Acq On : 26 Jun 2014 9:36 am
Operator : samtap
Sample : dftpp
Misc : op75725,e3p1417
ALS Vial : 1 Sample Multiplier: 1

Quant Time: Jun 26 09:41:58 2014
Quant Method : C:\MSDCHEM\1\METHODS\DFTPP3P.M
Quant Title :
QLast Update : Sat Jun 14 15:44:08 2014
Response via : Initial Calibration

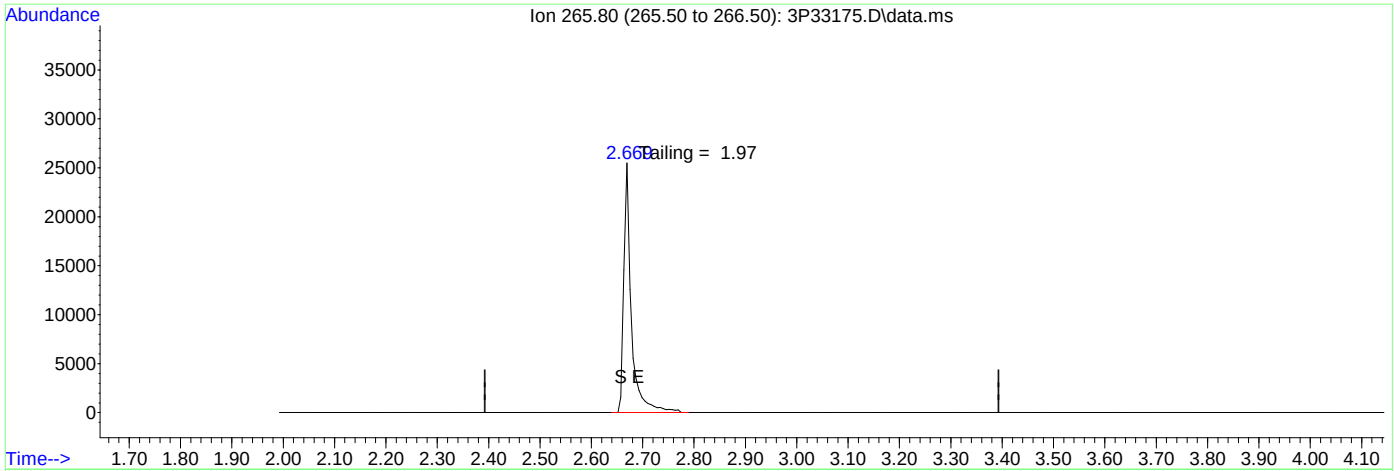

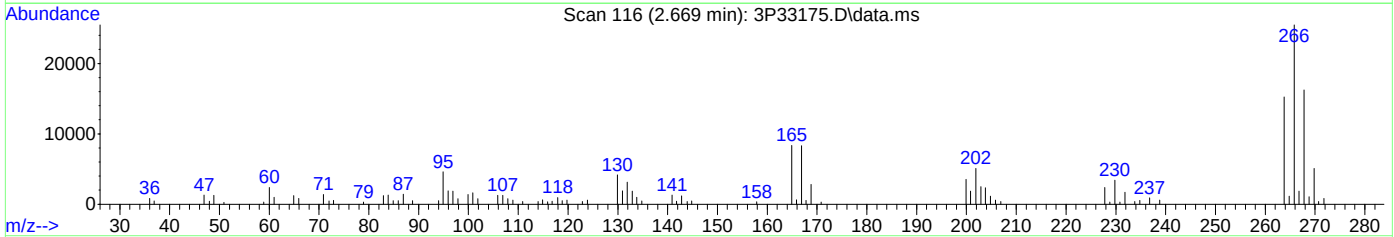

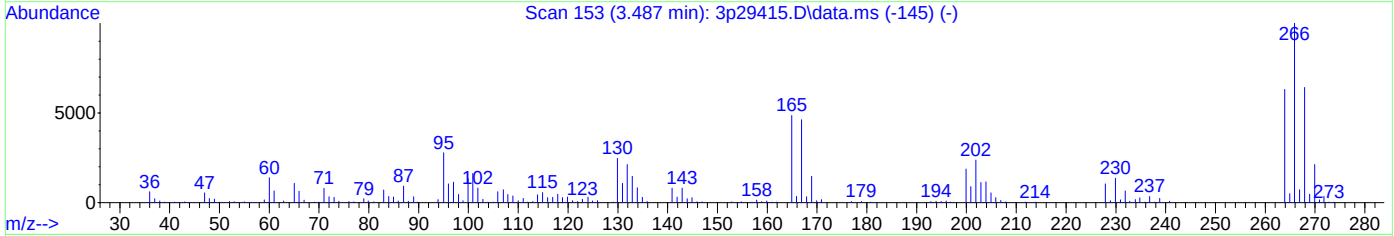

TIC: 3P33175.D\data.ms

(1) Pentachlorophenol

2.893min (-2.893) 0.00ppb

response 0

Ion	Exp%	Act%
265.80	100	0.00
0.00	0.00	0.00
0.00	0.00	0.00
0.00	0.00	0.00

DFTPP

Data File : C:\msdchem\1\DATA\E3P1419\3P33222.D Vial: 1
Acq On : 27 Jun 2014 9:30 am Operator: samtap
Sample : dftpp Inst : MS3P
Misc : op75725,e3p1419 Multiplr: 1.00
MS Integration Params: events.e

Method : C:\MSDCHEM\1\METHODS\DFTPP3P.M (ChemStation Integrator)
Title :

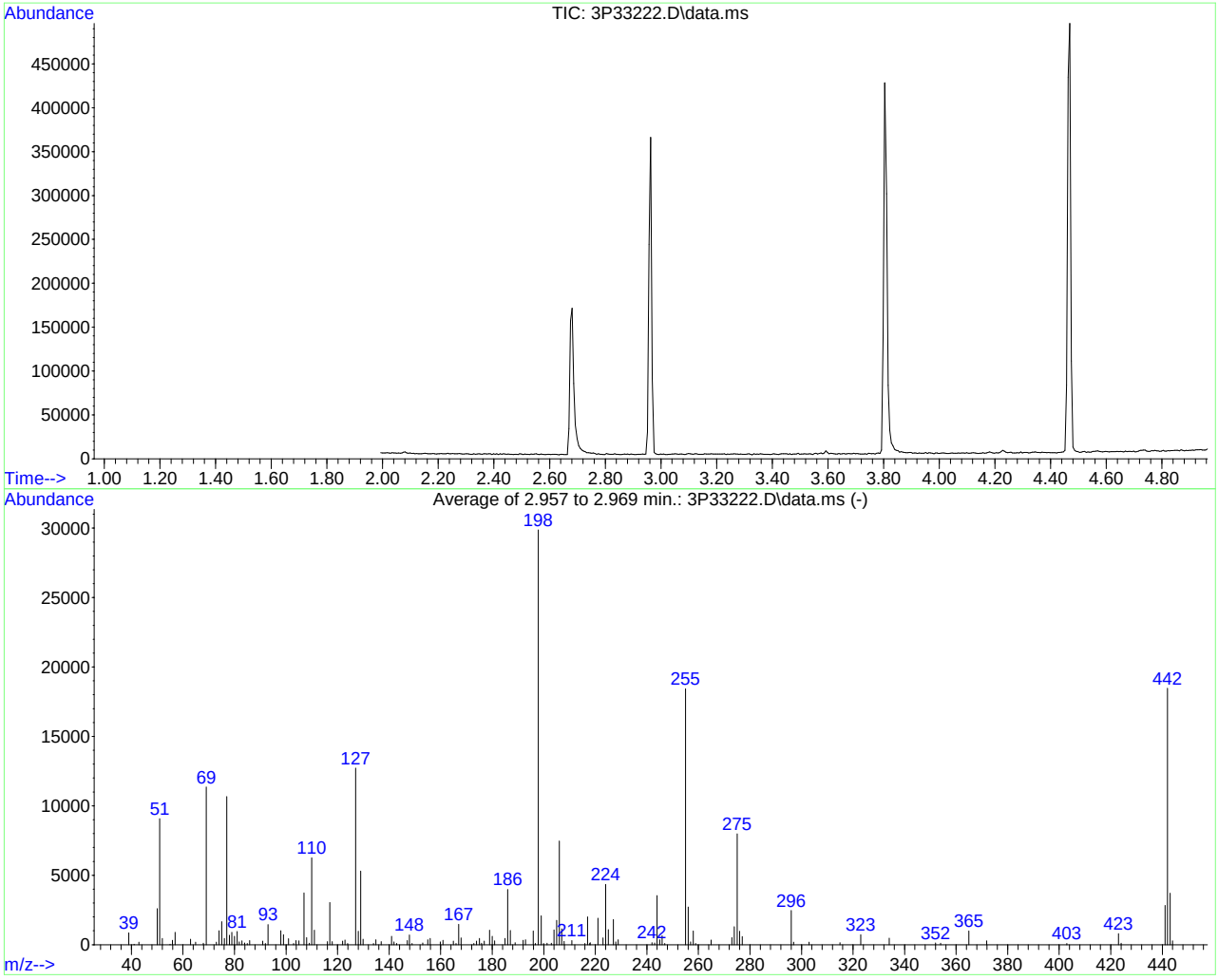

AutoFind: Scans 165, 166, 167; Background Corrected with Scan 162

Target Mass	Rel. to Mass	Lower Limit%	Upper Limit%	Rel. Abn%	Raw Abn	Result Pass/Fail
51	198	30	60	30.4	9083	PASS
68	69	0.00	2	0.9	100	PASS
69	198	0.00	100	38.0	11350	PASS
70	69	0.00	2	0.0	0	PASS
127	198	40	60	42.6	12710	PASS
197	198	0.00	1	0.3	96	PASS
198	198	100	100	100.0	29866	PASS
199	198	5	9	7.0	2081	PASS
275	198	10	30	26.7	7983	PASS
365	198	1	100	3.3	985	PASS
441	443	0.01	100	76.3	2837	PASS
442	198	40	100	61.8	18471	PASS
443	442	17	23	20.1	3716	PASS

3P33222.D DFTPP3P.M Fri Jun 27 14:33:15 2014 RPT1

Average of 2.957 to 2.969 min.: 3P33222.D\data.ms
dftpp
Modified:subtracted

m/z	abund.	m/z	abund.	m/z	abund.	m/z	abund.
39.00	847	67.90	100	81.90	206	102.90	93
41.00	29	69.00	11350	82.90	282	103.90	291
42.95	178	72.95	184	83.90	126	104.95	280
50.00	2594	74.00	1011	85.00	96	107.00	3721
50.95	9083	75.00	1661	85.90	297	108.00	518
52.00	452	76.05	448	90.95	256	109.00	103
55.00	27	77.00	10661	92.00	87	110.00	6261
55.95	324	78.00	681	93.00	1447	110.95	1051
57.00	893	79.00	892	97.95	1004	116.00	220
62.90	397	79.95	612	99.00	722	117.00	3040
64.95	186	81.00	958	100.95	436	117.95	224

Average of 2.957 to 2.969 min.: 3P33222.D\data.ms
dftpp
Modified:subtracted

m/z	abund.	m/z	abund.	m/z	abund.	m/z	abund.
121.95	252	141.90	209	166.00	86	184.95	455
122.90	339	142.90	87	167.00	1465	186.00	3981
123.90	96	147.00	295	167.95	491	187.00	1027
127.00	12710	147.90	704	172.90	85	188.90	146
128.00	977	148.90	92	173.90	261	191.95	315
129.00	5299	153.00	131	175.00	454	192.95	346
129.90	396	155.00	354	175.90	112	195.95	984
133.90	84	155.95	442	176.90	254	196.70	96
134.90	362	159.90	194	179.00	1047	197.90	29866
136.95	217	160.90	314	179.95	596	199.00	2081
140.95	605	164.90	261	180.90	279	199.90	90

Average of 2.957 to 2.969 min.: 3P33222.D\data.ms
dftpp
Modified:subtracted

m/z	abund.	m/z	abund.	m/z	abund.	m/z	abund.
201.30	103	218.00	137	245.00	362	275.00	7983
202.90	112	221.00	1909	245.90	648	276.00	960
204.00	1070	222.95	494	246.90	88	277.00	589
205.00	1757	224.00	4338	255.00	18431	296.00	2471
206.00	7460	225.00	1092	256.00	2714	296.90	174
207.00	1149	227.00	1821	256.95	199	302.90	179
207.90	239	227.95	206	258.00	990	314.90	148
210.90	297	228.90	348	258.90	85	323.00	714
216.00	85	242.00	135	264.90	341	334.00	467
216.95	2003	243.00	130	273.00	509	352.00	132
217.80	84	244.00	3530	273.95	1295	354.00	109

Average of 2.957 to 2.969 min.: 3P33222.D\data.ms
dftpp
Modified:subtracted

m/z	abund.	m/z	abund.	m/z	abund.	m/z	abund.
364.95	985						
371.90	281						
403.00	87						
423.00	791						
424.00	109						
441.05	2837						
442.00	18471						
443.05	3716						
443.95	274						

Quantitation Report (Qedit)

Data Path : C:\msdchem\1\DATA\E3P1419\
Data File : 3P33222.D
Acq On : 27 Jun 2014 9:30 am
Operator : samtap
Sample : dftpp
Misc : op75725,e3p1419
ALS Vial : 1 Sample Multiplier: 1

Quant Time: Jun 27 09:35:43 2014
Quant Method : C:\MSDCHEM\1\METHODS\DFTPP3P.M
Quant Title :
QLast Update : Sat Jun 14 15:44:08 2014
Response via : Initial Calibration

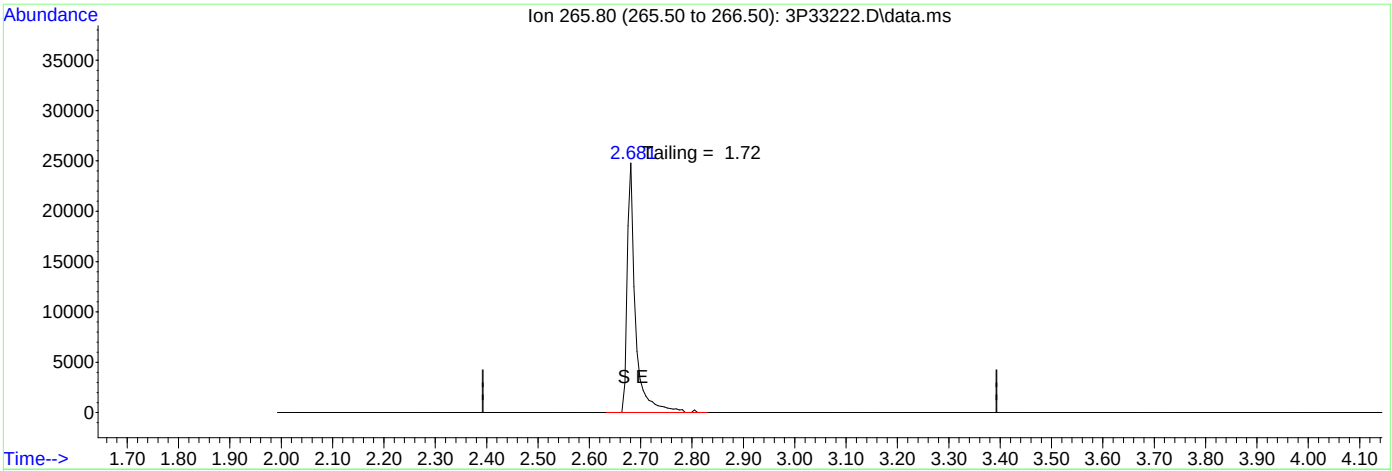

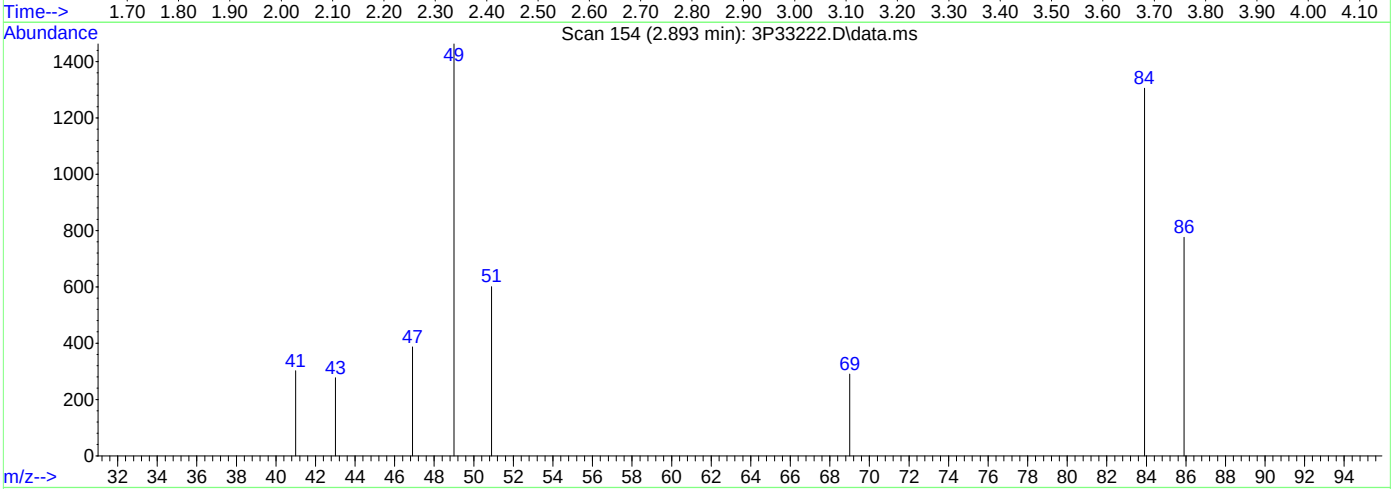

TIC: 3P33222.D\data.ms

(1) Pentachlorophenol

2.893min (-2.893) 0.00ppb

response 0

Ion	Exp%	Act%
265.80	100	0.00
0.00	0.00	0.00
0.00	0.00	0.00
0.00	0.00	0.00

ACCUTEST LABORATORIES JB69078

Quantitation Report (Qedit)

Data Path : C:\msdchem\1\DATA\E3P1419\
Data File : 3P33222.D
Acq On : 27 Jun 2014 9:30 am
Operator : samtap
Sample : dftpp
Misc : op75725,e3p1419
ALS Vial : 1 Sample Multiplier: 1

Quant Time: Jun 27 09:35:43 2014
Quant Method : C:\MSDCHEM\1\METHODS\DFTPP3P.M
Quant Title :
QLast Update : Sat Jun 14 15:44:08 2014
Response via : Initial Calibration

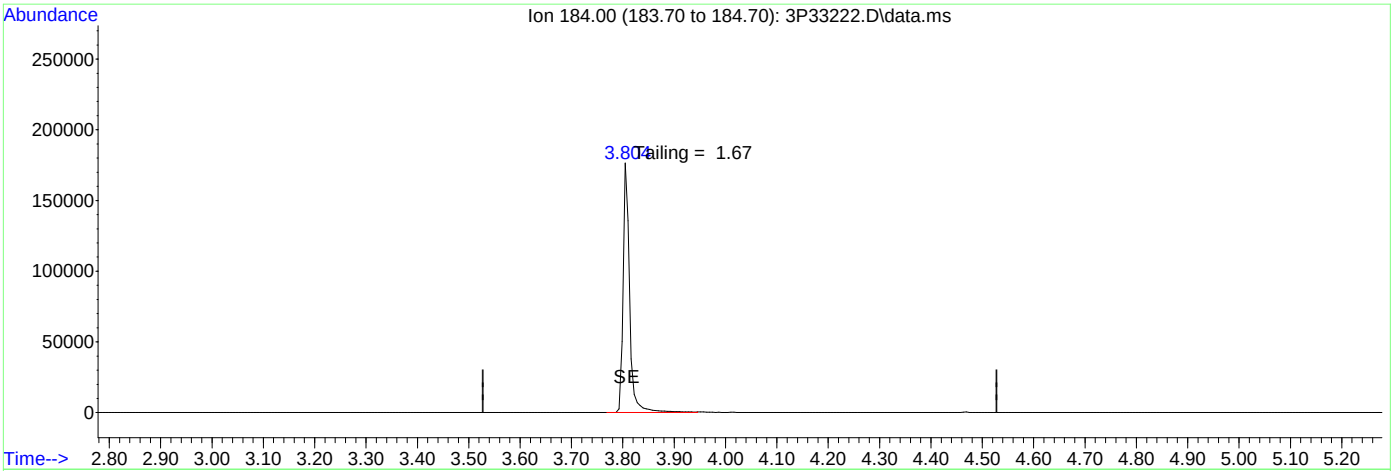

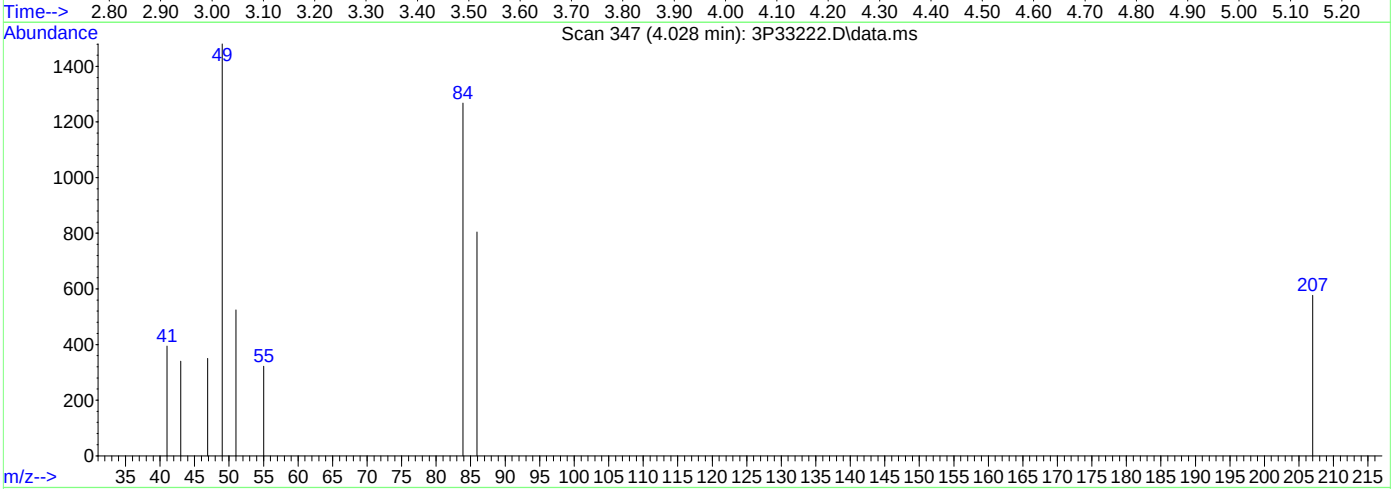

TIC: 3P33222.D\data.ms

(2) Benzidine

4.028min (-4.028) 0.00ppb

response 0

Ion	Exp%	Act%
184.00	100	0.00
0.00	0.00	0.00
0.00	0.00	0.00
0.00	0.00	0.00

ACCUTEST LABORATORIES JB69078

Quantitation Report (Qedit)

Data Path : C:\msdchem\1\DATA\E3P1419\
Data File : 3P33222.D
Acq On : 27 Jun 2014 9:30 am
Operator : samtap
Sample : dftpp
Misc : op75725,e3p1419
ALS Vial : 1 Sample Multiplier: 1

Quant Time: Jun 27 09:35:43 2014
Quant Method : C:\MSDCHEM\1\METHODS\DFTPP3P.M
Quant Title :
QLast Update : Sat Jun 14 15:44:08 2014
Response via : Initial Calibration

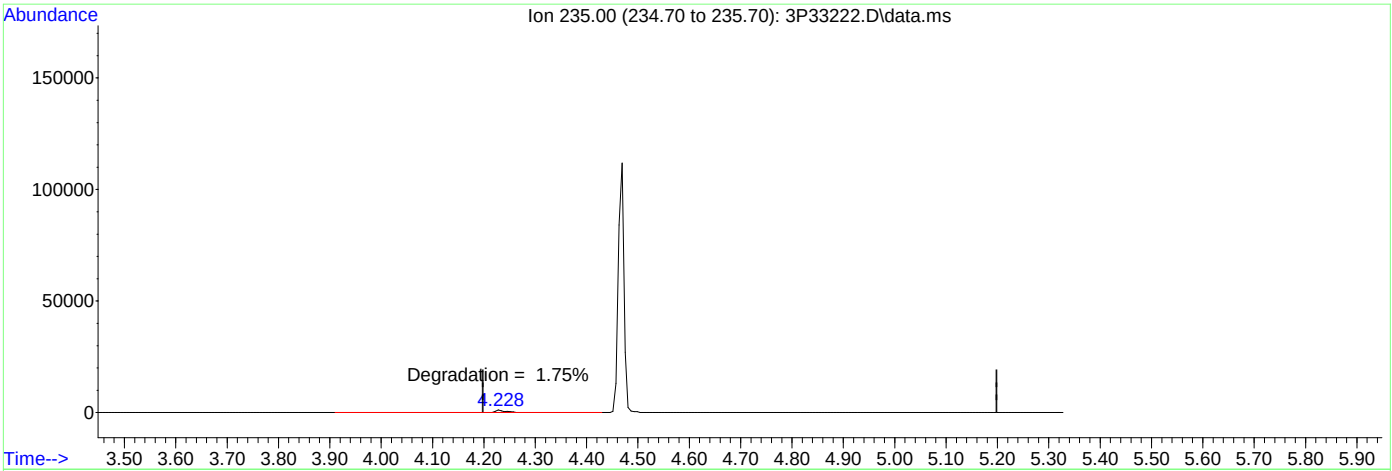

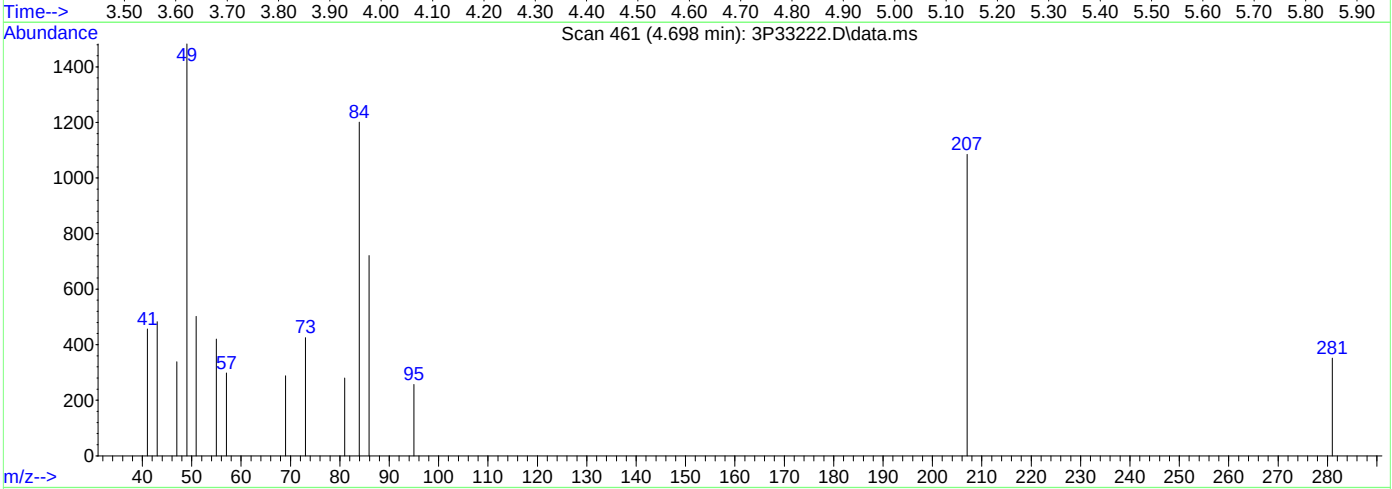

TIC: 3P33222.D\data.ms

(3) PP-DDT

4.698min (-4.698) 0.00ppb

response 0

Ion	Exp%	Act%
235.00	100	0.00
0.00	0.00	0.00
0.00	0.00	0.00
0.00	0.00	0.00

ACCUTEST LABORATORIES JB69078

DFTPP

Data File : C:\MSDCHEM\1\DATA\EF5692\F35905.D Vial: 1
Acq On : 11 Jun 2014 8:23 pm Operator: ashleyd
Sample : dftpp Inst : MSF
Misc : op74333,ef5692 Multiplr: 1.00
MS Integration Params: RTEINT.P
Method : C:\MSDCHEM\1\METHODS\DFTPPF.M (RTE Integrator)
Title : Semi Volatile GC/MS, ZB-5MSi 30m x .25mm x .25um

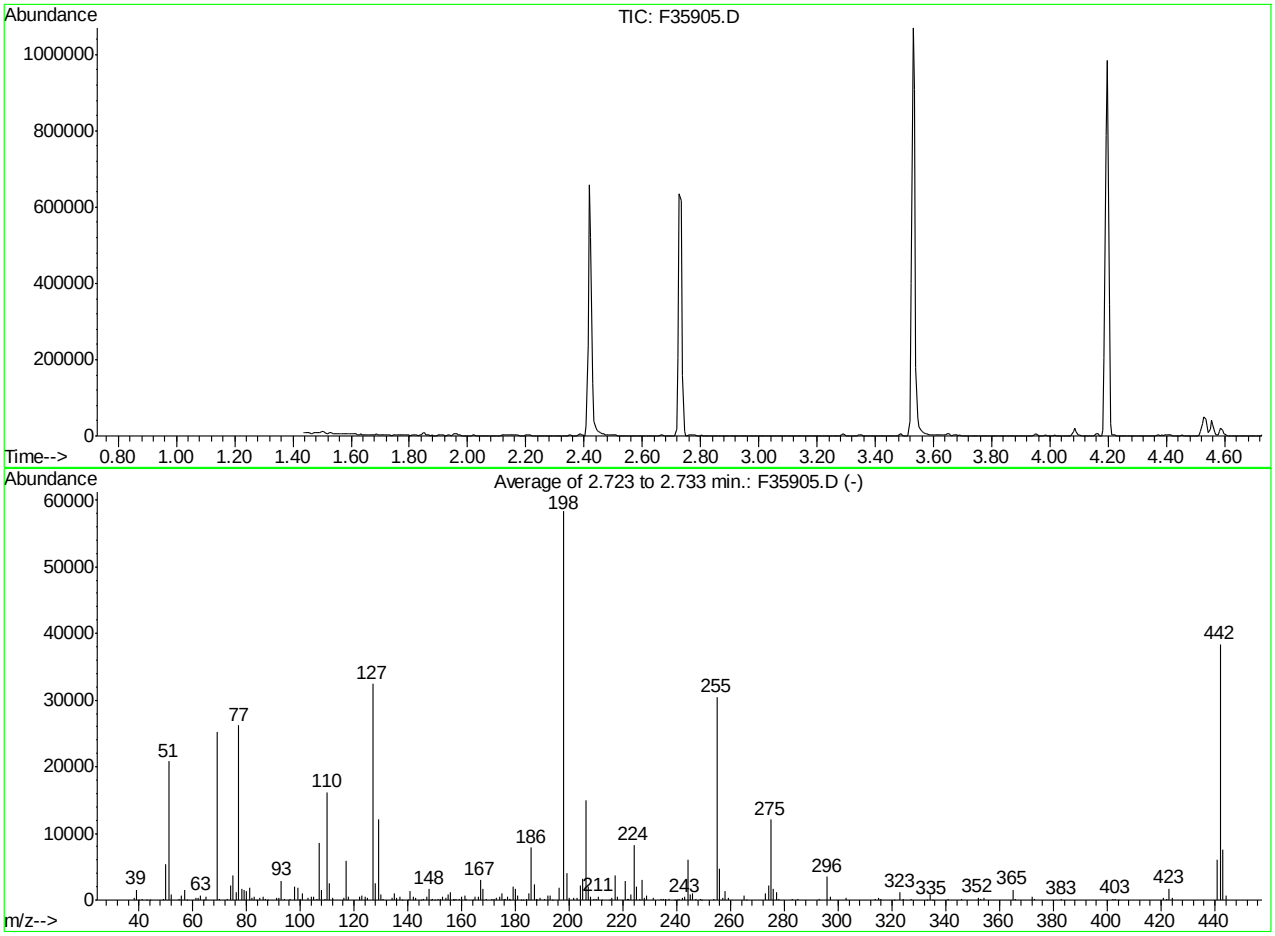

AutoFind: Scans 242, 243, 244; Background Corrected with Scan 238

Target Mass	Rel. to Mass	Lower Limit%	Upper Limit%	Rel. Abn%	Raw Abn	Result Pass/Fail
51	198	30	60	35.7	20813	PASS
68	69	0.00	2	0.0	0	PASS
69	198	0.00	100	43.3	25234	PASS
70	69	0.00	2	0.6	143	PASS
127	198	40	60	55.5	32378	PASS
197	198	0.00	1	0.0	0	PASS
198	198	100	100	100.0	58298	PASS
199	198	5	9	6.9	4043	PASS
275	198	10	30	20.8	12104	PASS
365	198	1	100	2.7	1588	PASS
441	443	0.10	100	78.8	5976	PASS
442	198	40	100	65.8	38349	PASS
443	442	17	23	19.8	7588	PASS

F35905.D DFTPPF.M Thu Jun 12 08:50:15 2014 RT1

Average of 2.723 to 2.733 min.: F35905.D
dftpp
Modified:subtracted

m/z	abund.	m/z	abund.	m/z	abund.	m/z	abund.
38.10	317	56.00	662	74.10	2218	85.00	337
39.05	1517	57.05	1539	75.05	3686	86.05	519
40.10	60	58.00	61	76.10	1191	87.05	257
41.10	108	61.10	296	77.10	26199	88.00	66
43.00	55	62.05	298	78.10	1761	91.05	403
44.00	53	63.05	714	79.05	1572	92.00	394
49.00	125	64.10	72	80.00	1360	93.00	2947
50.10	5384	65.10	458	81.05	1853	94.00	203
51.10	20813	69.00	25234	81.95	387	96.10	159
52.10	914	70.05	143	83.00	469	98.00	2103
55.05	186	73.05	249	83.90	38	99.00	1853

Average of 2.723 to 2.733 min.: F35905.D
dftpp
Modified:subtracted

m/z	abund.	m/z	abund.	m/z	abund.	m/z	abund.
100.00	160	112.05	267	130.00	916	145.10	64
101.00	1043	116.05	398	131.00	189	145.95	250
103.00	421	117.00	5841	134.00	285	147.00	559
104.00	582	117.95	474	135.05	933	148.00	1652
105.05	514	122.05	485	136.00	341	148.90	63
106.05	216	123.05	730	137.05	439	149.05	246
107.00	8541	124.00	467	138.10	51	150.00	50
108.05	1465	124.95	335	139.90	67	151.05	182
109.00	101	127.00	32378	141.00	1356	152.00	107
110.00	16209	128.00	2560	142.05	545	152.95	441
111.00	2446	129.00	12070	143.05	324	153.95	356

Average of 2.723 to 2.733 min.: F35905.D
dftpp
Modified:subtracted

m/z	abund.	m/z	abund.	m/z	abund.	m/z	abund.
155.00	820	166.05	472	176.95	543	187.00	2436
156.00	1221	167.00	2958	177.70	60	187.90	55
156.90	146	168.00	1684	178.05	175	188.05	202
157.10	85	169.05	220	178.95	2012	188.95	372
158.00	188	171.05	112	180.00	1637	190.95	250
158.95	187	172.00	212	181.00	710	192.00	642
160.05	443	173.00	343	181.90	63	193.00	652
161.05	708	174.05	564	182.90	52	193.80	54
161.85	181	175.05	939	184.10	179	196.05	1845
164.00	69	175.95	231	185.05	1015	198.00	58298
165.05	549	176.20	167	186.00	7840	199.00	4043

Average of 2.723 to 2.733 min.: F35905.D
dftpp
Modified:subtracted

m/z	abund.	m/z	abund.	m/z	abund.	m/z	abund.
200.00	262	211.90	75	226.10	196	241.00	143
201.50	371	215.00	64	227.00	3114	242.05	406
203.00	301	216.00	314	227.95	416	243.05	455
204.00	2143	217.00	3769	228.95	657	244.10	6050
205.05	3263	218.05	507	231.10	303	245.05	849
206.10	14950	221.00	2847	234.00	187	246.00	1081
207.05	2051	221.70	104	235.00	223	247.05	200
208.00	501	221.90	237	236.00	130	248.90	105
209.05	199	223.05	874	236.95	250	249.10	60
209.90	95	224.10	8285	239.00	59	253.90	118
210.95	570	225.05	2061	240.00	70	255.00	30495

Average of 2.723 to 2.733 min.: F35905.D
dftpp
Modified:subtracted

m/z	abund.	m/z	abund.	m/z	abund.	m/z	abund.
256.00	4764	278.00	220	323.10	1193	365.00	1588
257.05	337	283.00	93	324.05	256	365.95	183
258.00	1368	285.10	218	326.95	212	372.10	556
259.00	298	293.00	214	333.00	75	373.05	161

265.05	594	296.00	3501	334.00	783	383.00	96
266.00	54	297.05	441	335.00	87	402.00	161
273.00	934	302.95	359	341.05	138	403.00	225
274.00	2165	313.95	163	345.95	240	404.00	65
275.00	12104	315.00	408	352.00	340	421.05	288
276.00	1723	316.05	231	352.95	168	422.05	205
277.05	1144	321.00	68	354.00	412	423.00	1701

Average of 2.723 to 2.733 min.: F35905.D
dftpp
Modified:subtracted

m/z	abund.	m/z	abund.	m/z	abund.	m/z	abund.
424.05	277						
441.00	5976						
442.05	38349						
443.00	7588						
444.05	746						

Quantitation Report (Qedit)

Data File : C:\MSDCHEM\1\DATA\EF5692\F35905.D Vial: 1
Acq On : 11 Jun 2014 8:23 pm Operator: ashleyd
Sample : dftpp Inst : MSF
Misc : op74333,ef5692 Multiplr: 1.00
MS Integration Params: RTEINT.P
Quant Time: Jun 11 20:33 2014 Quant Results File: temp.res

Method : C:\MSDCHEM\1\METHODS\DFTPPF.M (RTE Integrator)
Title : Semi Volatile GC/MS, ZB-5MSi 30m x .25mm x .25um
Last Update : Mon Apr 14 11:03:43 2014
Response via : Multiple Level Calibration

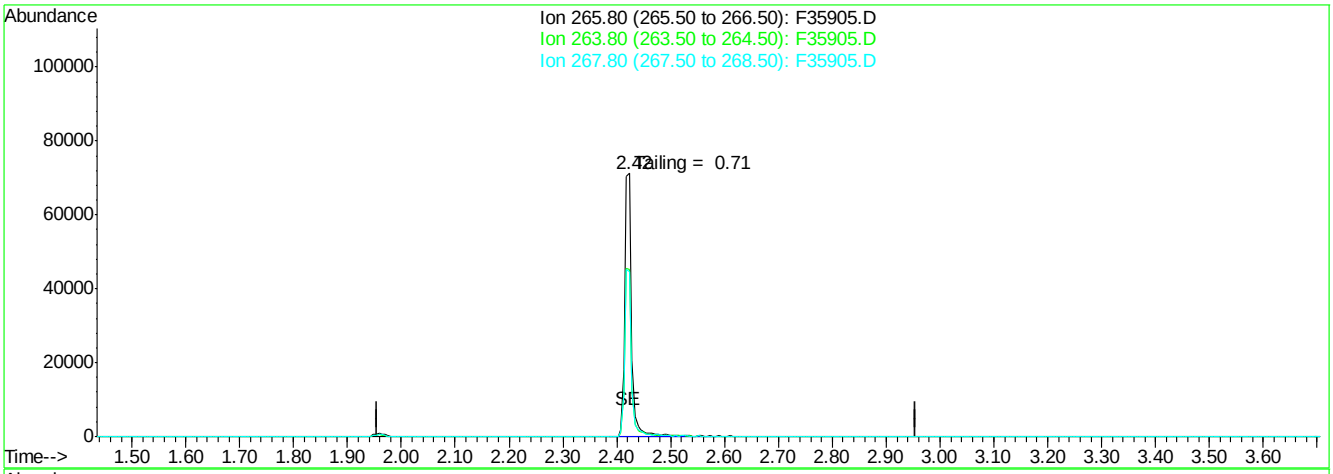

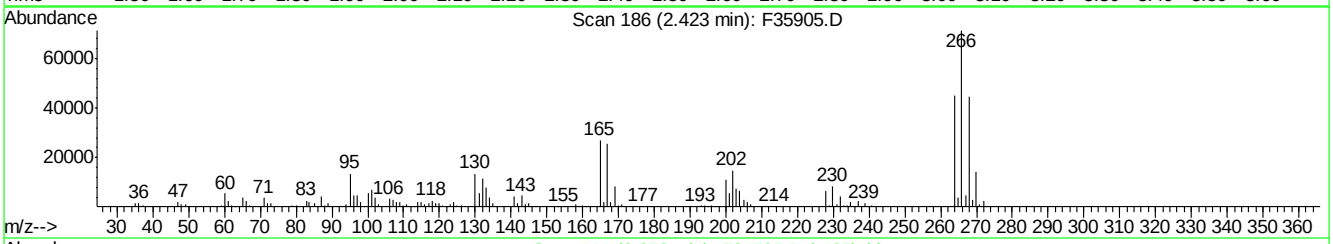

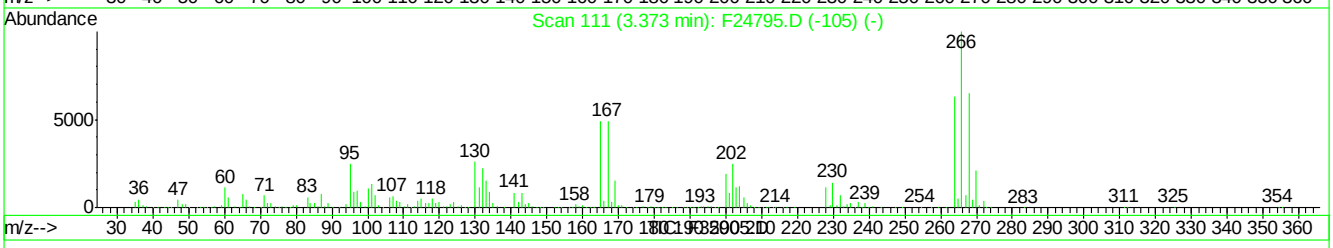

(1) Pentachlorophenol (t)

2.42min 34.16ppb

response 63493

Ion	Exp%	Act%
265.80	100	100
263.80	63.00	63.46
267.80	64.80	62.64
0.00	0.00	0.00

F35905.D DFTPPF.M Thu Jun 12 08:50:35 2014 RT1

Quantitation Report (Qedit)

Data File : C:\MSDCHEM\1\DATA\EF5692\F35905.D Vial: 1
Acq On : 11 Jun 2014 8:23 pm Operator: ashleyd
Sample : dftpp Inst : MSF
Misc : op74333,ef5692 Multiplr: 1.00
MS Integration Params: RTEINT.P
Quant Time: Jun 11 20:33 2014 Quant Results File: temp.res

Method : C:\MSDCHEM\1\METHODS\DFTPPF.M (RTE Integrator)
Title : Semi Volatile GC/MS, ZB-5MSi 30m x .25mm x .25um
Last Update : Mon Apr 14 11:03:43 2014
Response via : Multiple Level Calibration

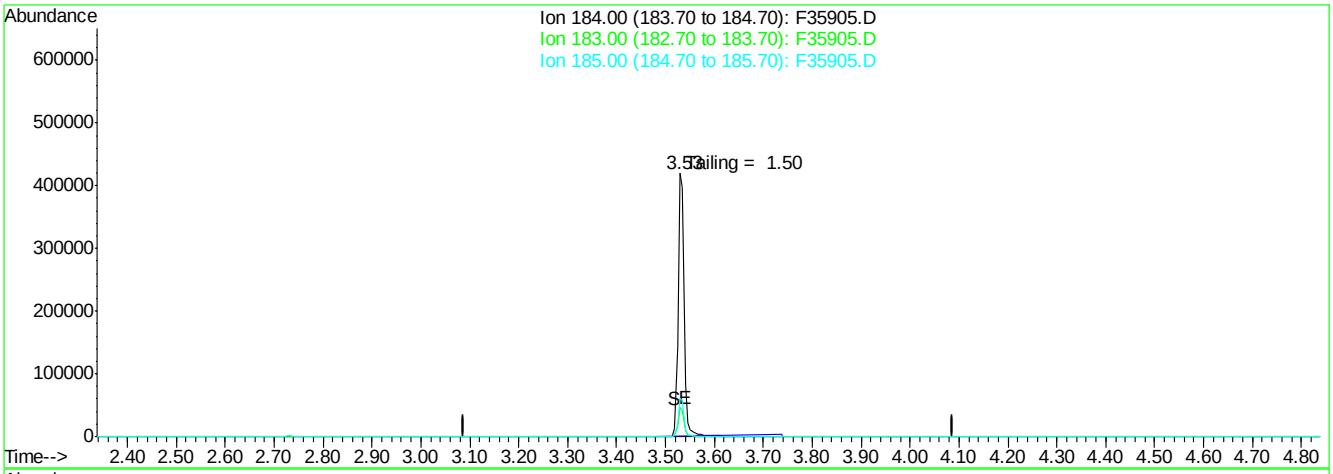

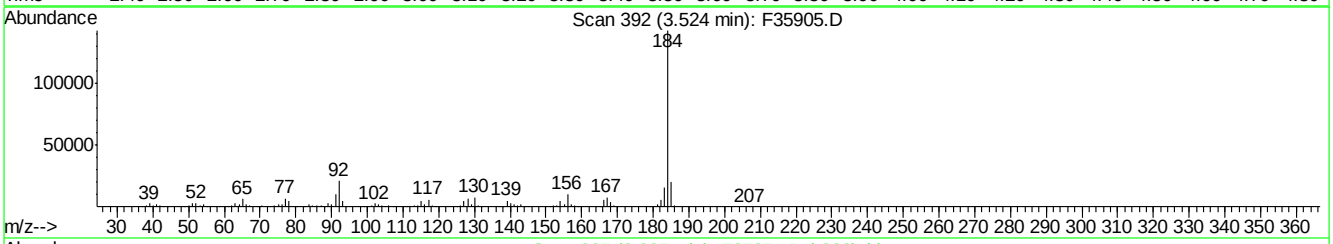

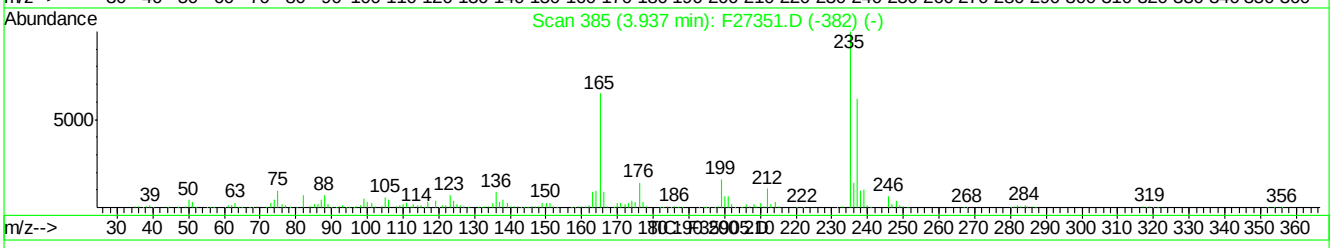

(2) Benzidine (t)

3.53min 19.16ppb

response 358976

Ion	Exp%	Act%
184.00	100	100
183.00	12.60	10.83
185.00	16.20	14.31
0.00	0.00	0.00

F35905.D DFTPPF.M Thu Jun 12 08:50:43 2014 RT1

Quantitation Report (Qedit)

Data File : C:\MSDCHEM\1\DATA\EF5692\F35905.D Vial: 1
Acq On : 11 Jun 2014 8:23 pm Operator: ashleyd
Sample : dftpp Inst : MSF
Misc : op74333,ef5692 Multiplr: 1.00
MS Integration Params: RTEINT.P
Quant Time: Jun 11 20:33 2014 Quant Results File: temp.res

Method : C:\MSDCHEM\1\METHODS\DFTPPF.M (RTE Integrator)
Title : Semi Volatile GC/MS, ZB-5MSi 30m x .25mm x .25um
Last Update : Mon Apr 14 11:03:43 2014
Response via : Single Level Calibration

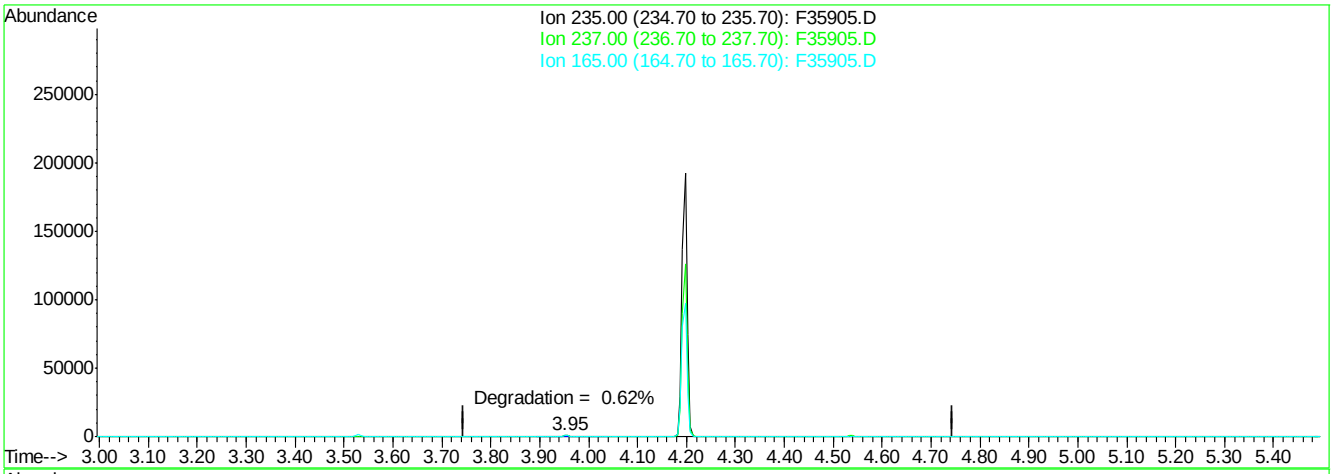

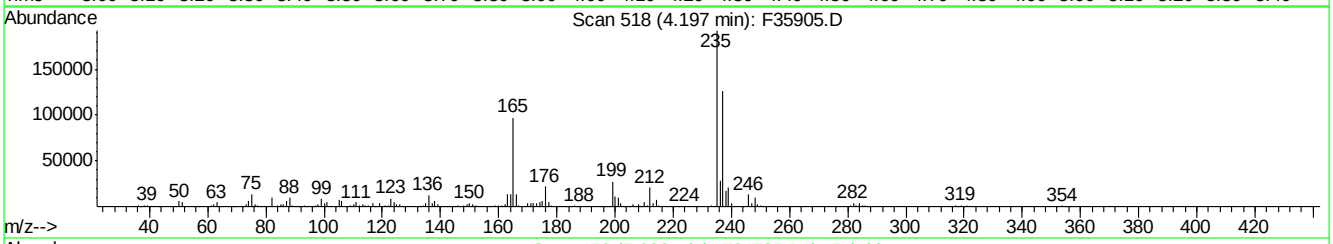

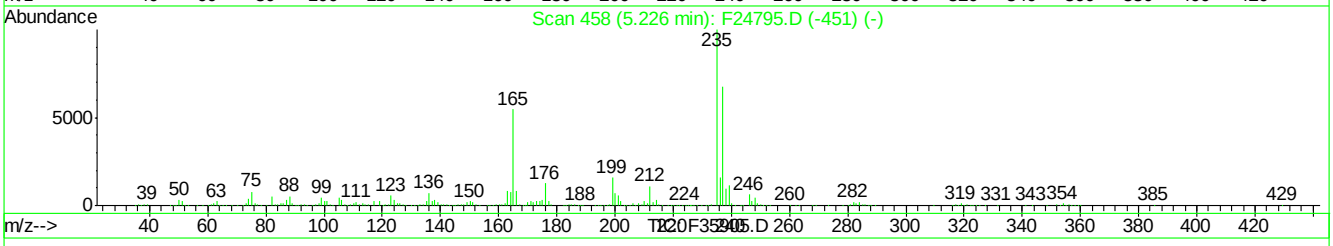

(3) ddt (t)

4.20min 9.16ppb

response 142174

Ion	Exp%	Act%
235.00	100	100
237.00	66.70	65.48
165.00	59.50	52.98
0.00	0.00	0.00

F35905.D DFTPPF.M Thu Jun 12 08:50:51 2014 RT1

DFTPP

Data File : C:\MSDCHEM\1\DATA\EF5693\F35914.D Vial: 1
Acq On : 12 Jun 2014 8:50 am Operator: ashleyd
Sample : dftpp Inst : MSF
Misc : op74333,ef5693 Multiplr: 1.00
MS Integration Params: RTEINT.P
Method : C:\MSDCHEM\1\METHODS\DFTPPF.M (RTE Integrator)
Title : Semi Volatile GC/MS, ZB-5MSi 30m x .25mm x .25um

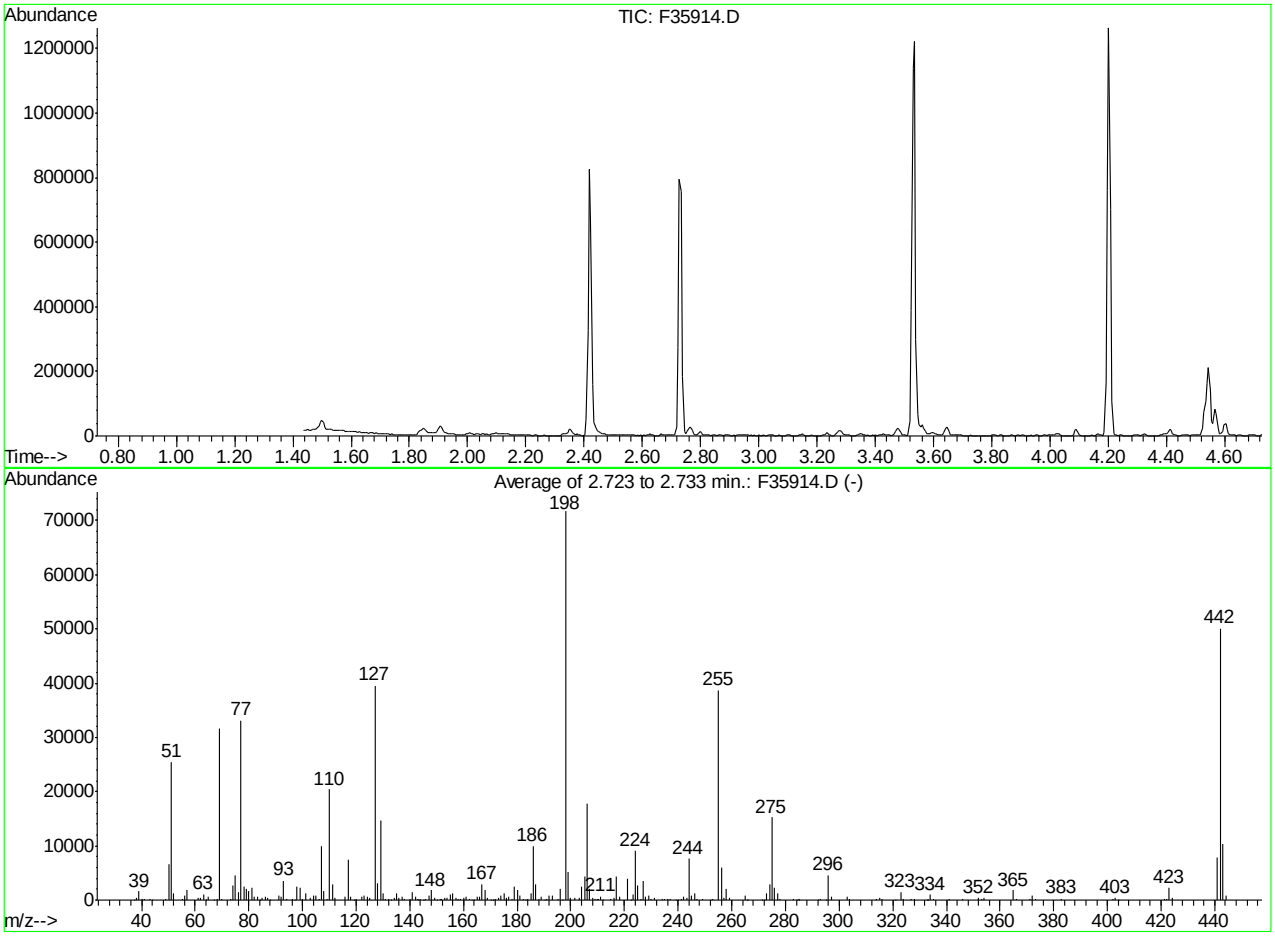

AutoFind: Scans 242, 243, 244; Background Corrected with Scan 238

Target Mass	Rel. to Mass	Lower Limit%	Upper Limit%	Rel. Abn%	Raw Abn	Result Pass/Fail
51	198	30	60	35.6	25505	PASS
68	69	0.00	2	0.8	254	PASS
69	198	0.00	100	44.2	31648	PASS
70	69	0.00	2	0.5	153	PASS
127	198	40	60	55.2	39592	PASS
197	198	0.00	1	0.1	54	PASS
198	198	100	100	100.0	71669	PASS
199	198	5	9	7.1	5085	PASS
275	198	10	30	21.3	15287	PASS
365	198	1	100	2.6	1838	PASS
441	443	0.10	100	77.5	7950	PASS
442	198	40	100	69.9	50114	PASS
443	442	17	23	20.5	10255	PASS

F35914.D DFTPPF.M Thu Jun 12 11:16:47 2014 RT1

Average of 2.723 to 2.733 min.: F35914.D
dftpp
Modified:subtracted

m/z	abund.	m/z	abund.	m/z	abund.	m/z	abund.
37.10	61	55.05	275	70.00	153	83.05	584
38.10	414	56.10	766	73.05	291	84.00	68
39.10	1639	57.05	1808	74.10	2732	85.00	448
40.00	152	61.05	334	75.05	4624	86.05	668
41.05	227	62.05	380	76.10	1427	87.05	440
43.05	156	63.10	1066	77.05	33141	88.00	81
44.00	12	64.00	62	78.10	2518	91.05	784
49.05	277	65.05	625	79.00	2078	92.05	572
50.10	6634	67.10	54	80.00	1660	93.00	3540
51.10	25505	68.05	254	81.00	2209	94.00	265
52.10	1311	69.00	31648	82.00	660	96.05	158

Average of 2.723 to 2.733 min.: F35914.D
dftpp
Modified:subtracted

m/z	abund.	m/z	abund.	m/z	abund.	m/z	abund.
97.00	64	109.10	143	124.00	534	136.05	385
98.00	2485	110.00	20386	125.05	463	137.05	671
99.00	2212	111.05	2935	127.00	39592	138.05	134
100.05	285	112.00	451	128.05	3014	140.05	156
101.00	1239	115.95	578	129.00	14616	141.05	1535
103.00	425	117.00	7552	130.05	1285	142.05	576
104.00	781	118.00	597	131.00	299	142.80	78
105.00	883	119.10	62	132.05	154	143.00	298
106.05	226	119.95	129	132.80	51	143.95	143
107.00	10025	122.00	565	134.00	349	144.90	65
108.00	1667	123.05	909	135.00	1194	145.95	303

Average of 2.723 to 2.733 min.: F35914.D
dftpp
Modified:subtracted

m/z	abund.	m/z	abund.	m/z	abund.	m/z	abund.
147.05	873	157.95	249	169.05	353	180.00	1777
148.00	1831	159.05	215	170.10	62	181.05	887
149.05	429	160.05	479	171.00	64	182.05	152
150.10	77	160.95	714	172.00	266	183.10	67
151.15	285	162.05	255	173.00	384	184.00	206
151.95	156	163.00	68	174.05	798	185.00	1180
153.05	517	164.00	74	175.00	1350	186.00	9964
154.05	426	165.00	572	176.05	491	187.05	2909
155.00	987	166.00	537	176.95	608	188.05	244
156.10	1308	167.00	2911	178.10	213	189.00	624
157.15	333	168.00	1781	179.00	2435	190.00	53

Average of 2.723 to 2.733 min.: F35914.D
dftpp
Modified:subtracted

m/z	abund.	m/z	abund.	m/z	abund.	m/z	abund.
191.05	268	204.00	2460	216.00	347	229.00	741
192.05	778	205.05	4277	217.00	4404	229.95	156
193.00	900	206.10	17831	218.00	571	231.05	383
195.05	125	207.00	2159	221.00	3890	233.95	270
196.00	2146	208.00	509	222.20	55	235.00	302
196.70	54	209.00	186	223.00	1096	235.95	134
198.00	71669	210.00	112	224.10	9088	237.00	252
198.95	5085	210.30	242	225.05	2632	239.00	85
200.00	426	211.15	669	226.00	257	240.05	105
201.55	413	211.90	92	227.00	3608	241.00	186
202.95	459	215.00	168	228.00	574	242.00	541

Average of 2.723 to 2.733 min.: F35914.D
dftpp
Modified:subtracted

m/z	abund.	m/z	abund.	m/z	abund.	m/z	abund.
243.10	506	258.00	2004	277.00	1230	303.05	550
244.10	7580	259.00	372	277.95	204	304.00	119
245.05	904	265.00	744	283.00	145	314.05	187
246.00	1232	265.80	73	284.00	82	315.00	391

246.90	224	266.00	96	284.90	52	316.00	241
249.00	292	271.10	54	285.05	177	321.00	102
252.10	58	272.10	51	292.10	61	323.00	1477
252.95	209	273.00	1175	293.00	268	324.05	290
255.00	38756	274.00	2998	294.90	83	327.00	268
256.00	5970	275.00	15287	296.00	4575	328.00	211
257.05	454	276.00	2219	296.95	584	332.80	67

Average of 2.723 to 2.733 min.: F35914.D
dftpp
Modified:subtracted

m/z	abund.	m/z	abund.	m/z	abund.	m/z	abund.
333.00	68	372.05	749	442.00	50114		
334.00	1012	373.00	161	443.00	10255		
335.00	194	382.95	223	444.05	918		
341.05	183	402.00	248				
346.00	309	402.95	415				
352.05	328	403.90	77				
353.05	253	421.05	287				
354.05	384	422.00	315				
365.00	1838	423.00	2261				
366.00	230	424.00	512				
371.05	122	441.00	7950				

Quantitation Report (Qedit)

Data File : C:\MSDCHEM\1\DATA\EF5693\F35914.D Vial: 1
Acq On : 12 Jun 2014 8:50 am Operator: ashleyd
Sample : dftpp Inst : MSF
Misc : op74333,ef5693 Multiplr: 1.00
MS Integration Params: RTEINT.P
Quant Time: Jun 12 8:56 2014 Quant Results File: temp.res

Method : C:\MSDCHEM\1\METHODS\DFTPPF.M (RTE Integrator)
Title : Semi Volatile GC/MS, ZB-5MSi 30m x .25mm x .25um
Last Update : Mon Apr 14 11:03:43 2014
Response via : Multiple Level Calibration

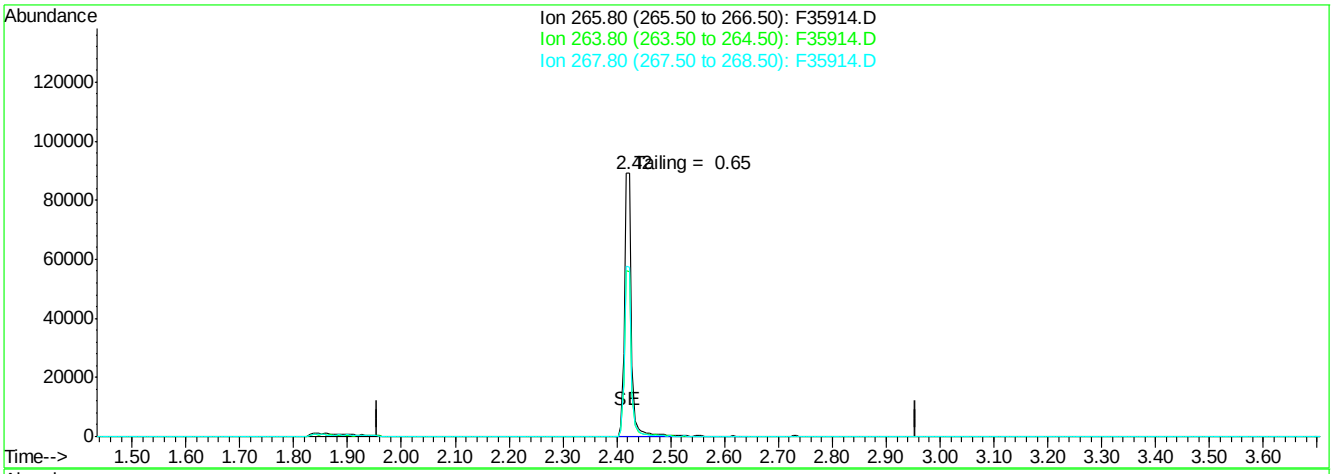

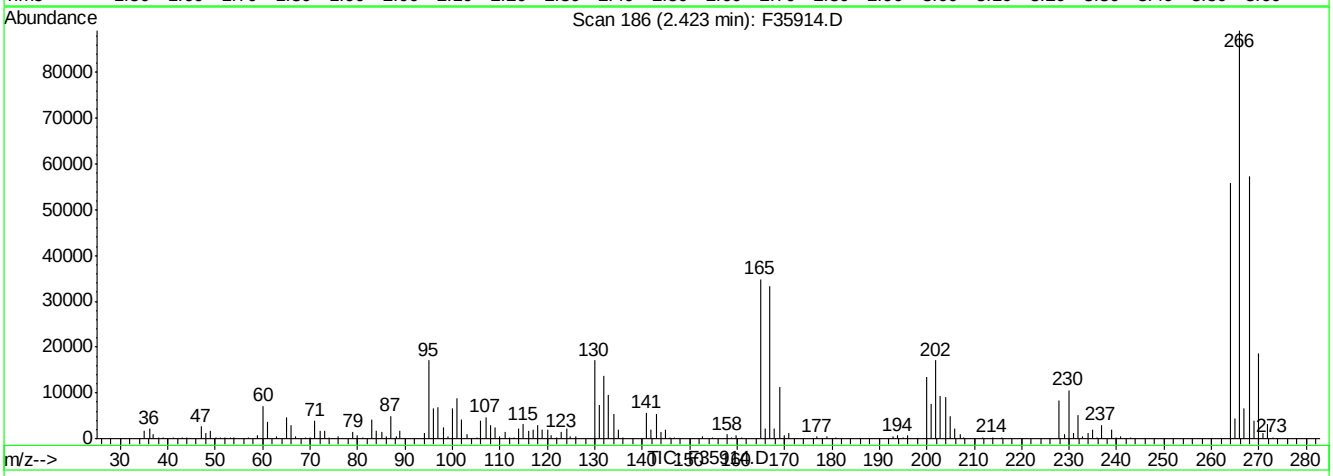

(1) Pentachlorophenol (t)

2.42min 43.60ppb

response 81054

Ion	Exp%	Act%
265.80	100	100
263.80	63.00	62.65
267.80	64.80	64.27
0.00	0.00	0.00

F35914.D DFTPPF.M Thu Jun 12 11:16:53 2014 RT1

Quantitation Report (Qedit)

Data File : C:\MSDCHEM\1\DATA\EF5693\F35914.D Vial: 1
Acq On : 12 Jun 2014 8:50 am Operator: ashleyd
Sample : dftpp Inst : MSF
Misc : op74333,ef5693 Multiplr: 1.00
MS Integration Params: RTEINT.P
Quant Time: Jun 12 8:56 2014 Quant Results File: temp.res

Method : C:\MSDCHEM\1\METHODS\DFTPPF.M (RTE Integrator)
Title : Semi Volatile GC/MS, ZB-5MSi 30m x .25mm x .25um
Last Update : Mon Apr 14 11:03:43 2014
Response via : Multiple Level Calibration

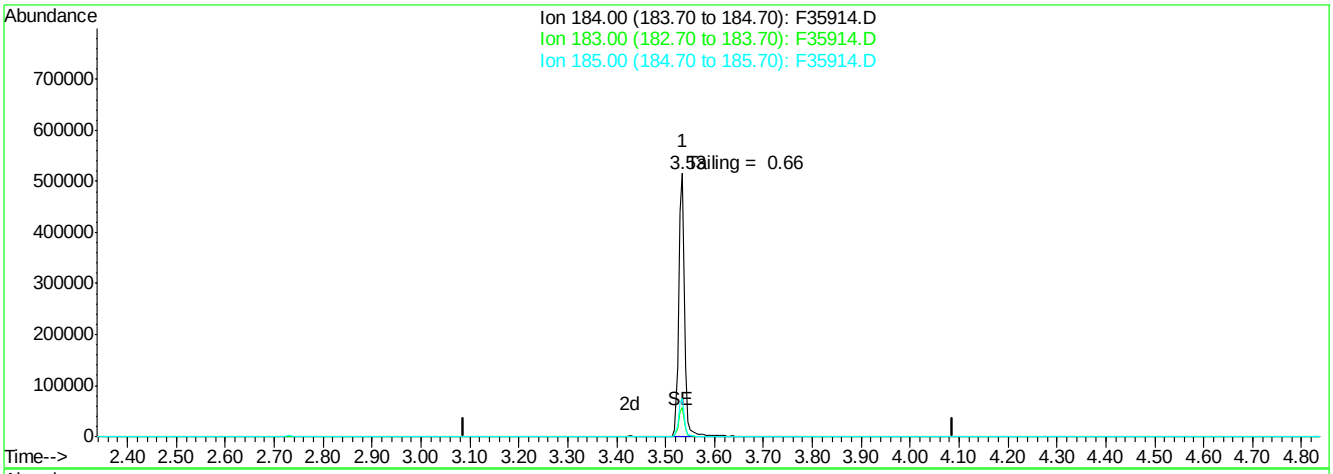

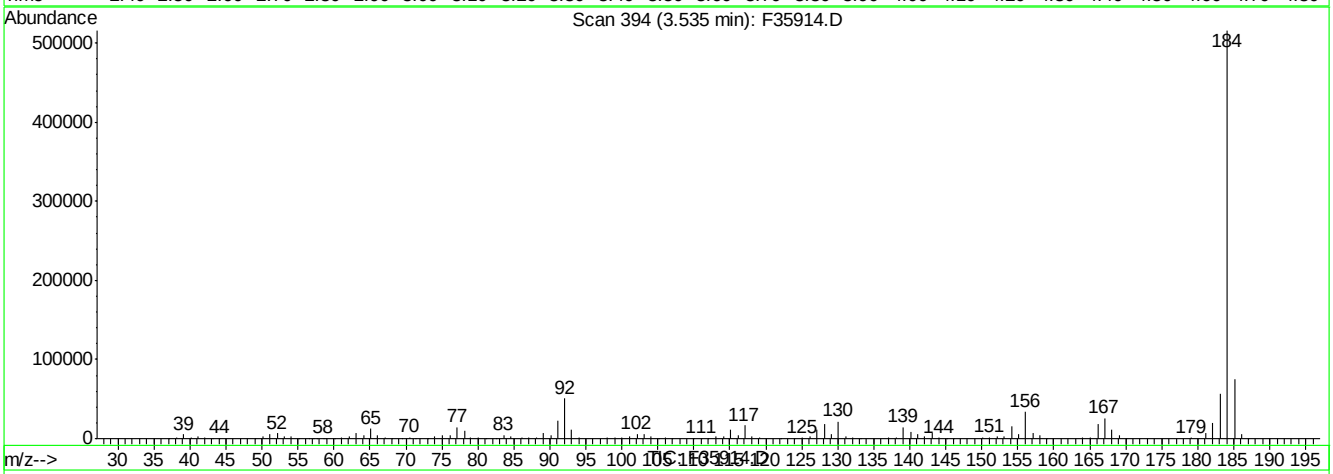

(2) Benzidine (t)

3.53min 22.65ppb

response 424392

Ion	Exp%	Act%
184.00	100	100
183.00	12.60	11.01
185.00	16.20	14.82
0.00	0.00	0.00

F35914.D DFTPPF.M Thu Jun 12 11:17:00 2014 RT1

Quantitation Report (Qedit)

Data File : C:\MSDCHEM\1\DATA\EF5693\F35914.D Vial: 1
Acq On : 12 Jun 2014 8:50 am Operator: ashleyd
Sample : dftpp Inst : MSF
Misc : op74333,ef5693 Multiplr: 1.00
MS Integration Params: RTEINT.P
Quant Time: Jun 12 8:56 2014 Quant Results File: temp.res

Method : C:\MSDCHEM\1\METHODS\DFTPPF.M (RTE Integrator)
Title : Semi Volatile GC/MS, ZB-5MSi 30m x .25mm x .25um
Last Update : Mon Apr 14 11:03:43 2014
Response via : Single Level Calibration

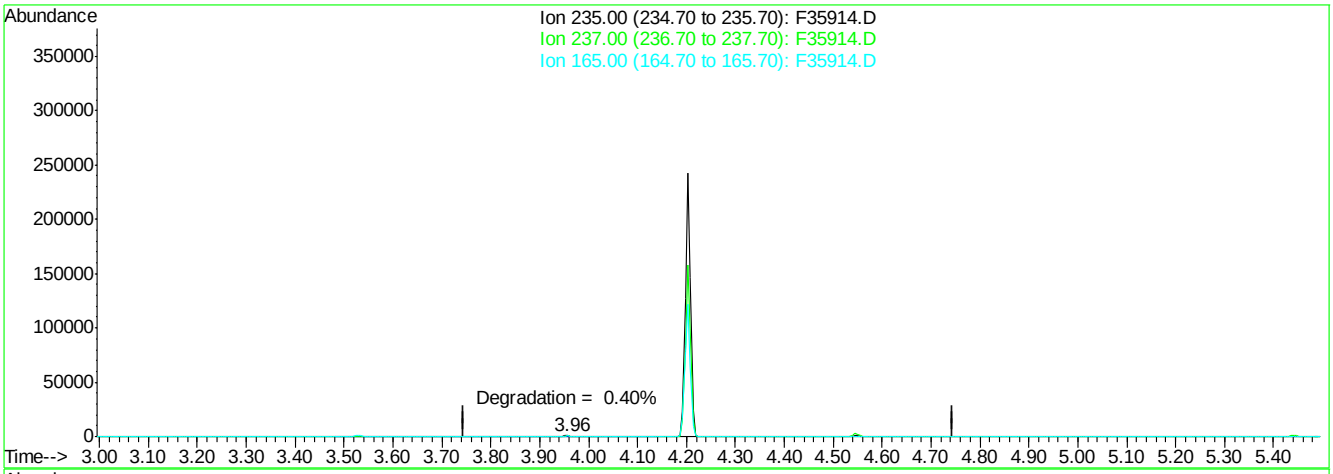

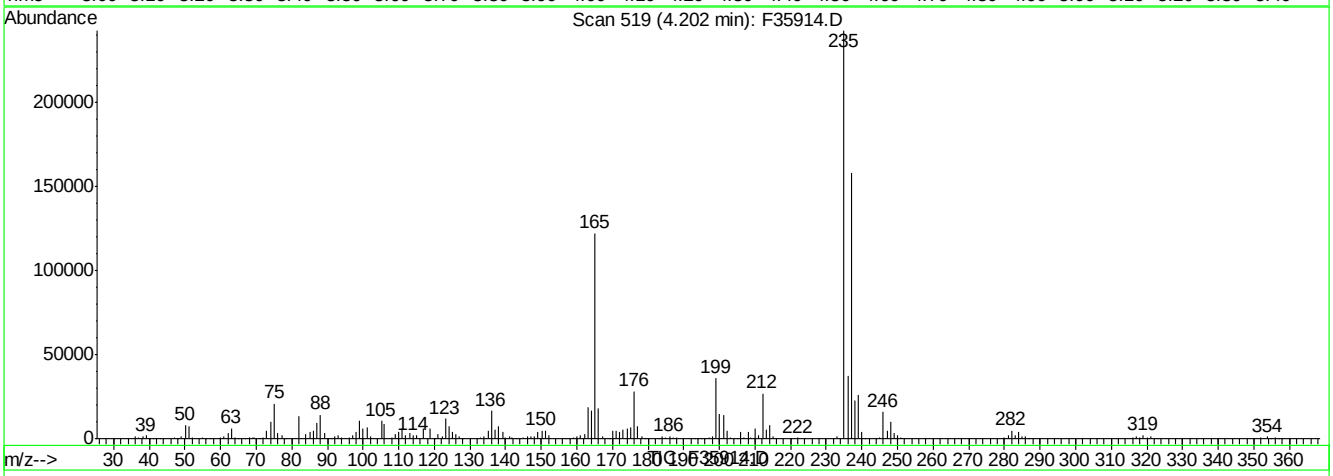

(3) ddt (t)

4.20min 11.70ppb

response 181741

Ion	Exp%	Act%
235.00	100	100
237.00	66.70	65.63
165.00	59.50	51.78
0.00	0.00	0.00

F35914.D DFTPPF.M Thu Jun 12 11:17:07 2014 RT1

DFTPP

Data File : C:\MSDCHEM\1\DATA\EF5695\F35955.D Vial: 1
Acq On : 13 Jun 2014 7:31 am Operator: elwiraa
Sample : dftpp Inst : MSF
Misc : op74333,ef5695,1000,,,1,1 Multiplr: 1.00
MS Integration Params: RTEINT.P
Method : C:\MSDCHEM\1\METHODS\DFTPPF.M (RTE Integrator)
Title : Semi Volatile GC/MS, ZB-5MSi 30m x .25mm x .25um

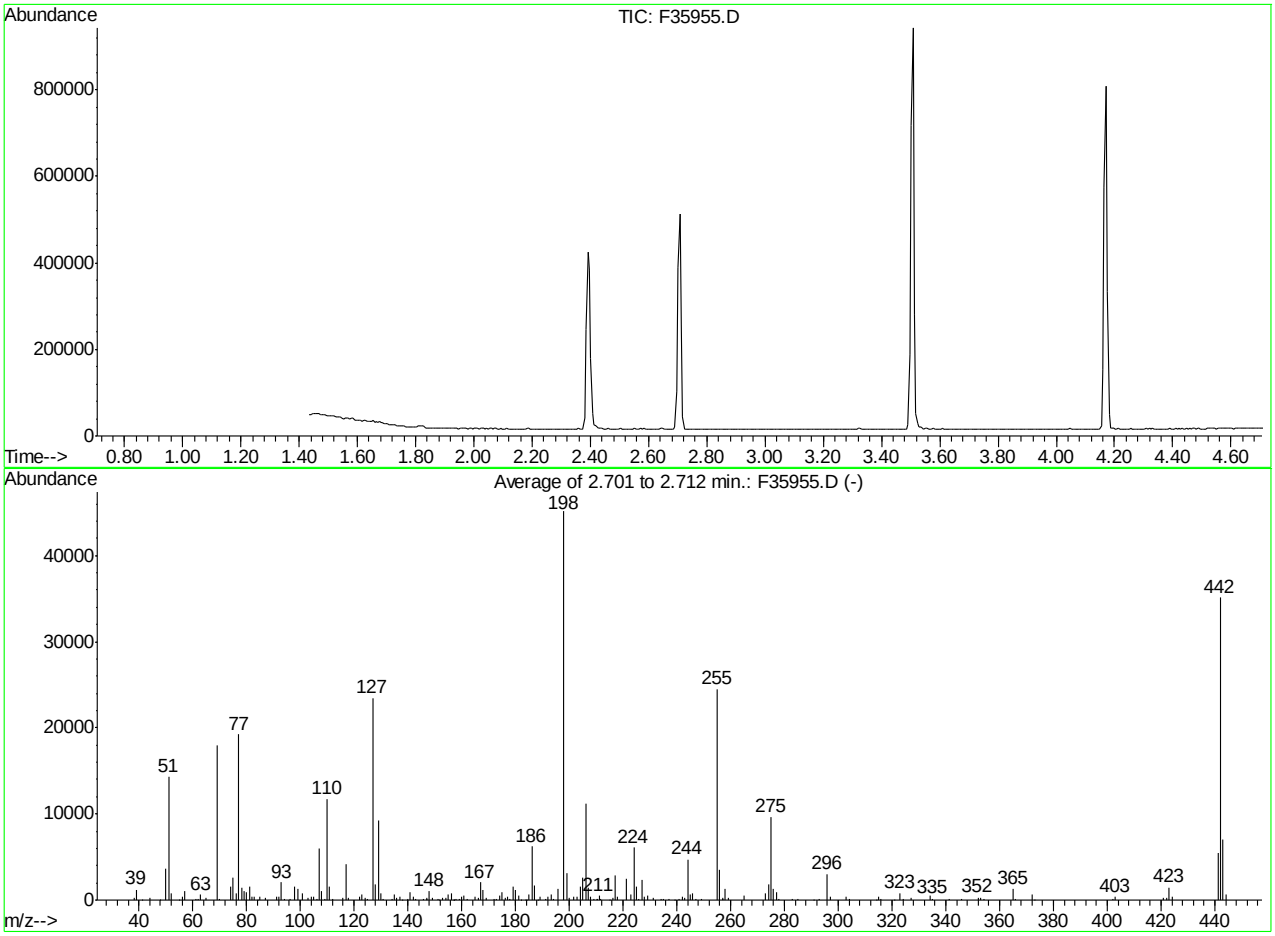

AutoFind: Scans 238, 239, 240; Background Corrected with Scan 233

Target Mass	Rel. to Mass	Lower Limit%	Upper Limit%	Rel. Abn%	Raw Abn	Result Pass/Fail
51	198	30	60	31.6	14273	PASS
68	69	0.00	2	0.0	0	PASS
69	198	0.00	100	39.8	17948	PASS
70	69	0.00	2	0.7	121	PASS
127	198	40	60	52.1	23496	PASS
197	198	0.00	1	0.0	0	PASS
198	198	100	100	100.0	45120	PASS
199	198	5	9	6.9	3091	PASS
275	198	10	30	21.5	9685	PASS
365	198	1	100	2.8	1281	PASS
441	443	0.10	100	77.6	5493	PASS
442	198	40	100	77.9	35133	PASS
443	442	17	23	20.2	7083	PASS

F35955.D DFTPPF.M Fri Jun 13 13:28:50 2014 RT1

Average of 2.701 to 2.712 min.: F35955.D
dftpp
Modified:subtracted

m/z	abund.	m/z	abund.	m/z	abund.	m/z	abund.
38.10	259	61.00	188	79.10	1111	94.05	127
39.10	1181	62.10	173	80.00	949	96.05	125
41.05	53	63.05	631	81.05	1560	98.00	1592
44.00	232	65.10	323	82.00	362	99.00	1268
48.00	5	69.00	17948	83.00	433	101.00	747
50.10	3591	69.95	121	84.00	53	103.05	212
51.05	14273	74.10	1591	85.00	406	104.00	442
52.10	795	75.05	2625	87.00	239	105.00	400
55.10	15	76.10	842	91.10	371	106.10	75
56.05	419	77.10	19225	92.00	350	107.05	6016
57.10	1048	78.10	1390	93.00	2028	108.00	982

Average of 2.701 to 2.712 min.: F35955.D
dftpp
Modified:subtracted

m/z	abund.	m/z	abund.	m/z	abund.	m/z	abund.
109.10	102	127.00	23496	141.00	931	154.00	211
110.00	11726	128.00	1803	142.00	416	155.00	651
111.00	1606	129.00	9222	143.00	181	156.10	830
112.05	174	130.00	846	146.00	147	156.90	64
116.00	296	131.00	77	146.90	174	157.10	52
117.00	4218	134.00	90	147.10	281	157.90	176
118.05	323	135.00	615	148.00	1083	158.95	133
122.00	357	136.00	230	149.00	279	160.00	331
123.05	602	137.05	390	151.05	164	161.00	467
124.00	204	138.00	54	151.70	66	162.05	106
125.05	168	140.00	111	152.95	299	165.00	364

Average of 2.701 to 2.712 min.: F35955.D
dftpp
Modified:subtracted

m/z	abund.	m/z	abund.	m/z	abund.	m/z	abund.
166.05	293	179.00	1525	191.10	86	205.10	2549
167.00	2051	180.00	1168	192.00	435	206.10	11245
168.00	1194	181.05	544	193.10	647	207.10	1407
169.05	267	182.00	50	194.00	94	208.05	427
172.00	148	183.90	68	196.00	1311	209.00	142
173.00	191	184.10	57	198.00	45120	210.20	71
174.00	527	185.05	697	199.00	3091	210.50	126
175.00	865	186.10	6217	200.05	221	211.10	494
176.10	276	187.05	1646	201.50	335	211.60	79
177.00	400	188.10	63	203.00	336	215.00	50
178.05	129	189.05	344	204.05	1539	216.05	240

Average of 2.701 to 2.712 min.: F35955.D
dftpp
Modified:subtracted

m/z	abund.	m/z	abund.	m/z	abund.	m/z	abund.
217.00	2859	234.00	134	249.00	80	276.00	1344
218.05	366	234.90	94	255.00	24490	277.00	872
221.05	2446	237.05	141	256.00	3535	277.95	120
223.00	604	239.10	57	256.90	102	283.05	108
224.05	6112	240.90	117	257.05	207	285.00	114
225.05	1627	242.00	378	258.05	1271	290.90	51
226.00	129	243.05	280	259.10	246	292.90	170
227.05	2352	244.10	4709	264.95	478	296.00	3004
228.00	339	245.00	618	273.05	818	296.95	400
229.00	509	246.00	772	274.00	1795	303.00	359
231.05	251	246.95	184	275.00	9685	304.00	74

Average of 2.701 to 2.712 min.: F35955.D
dftpp
Modified:subtracted

m/z	abund.	m/z	abund.	m/z	abund.	m/z	abund.
314.00	61	352.00	298	423.00	1484		
314.95	361	352.95	213	424.05	415		
316.00	75	354.05	184	441.05	5493		
321.00	61	365.00	1281	442.05	35133		

323.05	815	365.95	141	443.10	7083
324.00	158	371.95	603	444.00	656
326.95	214	373.10	61		
334.05	574	402.05	150		
335.05	166	403.00	342		
341.05	114	421.00	244		
346.00	168	422.00	269		

Quantitation Report (Qedit)

Data File : C:\MSDCHEM\1\DATA\EF5695\F35955.D Vial: 1
Acq On : 13 Jun 2014 7:31 am Operator: elwiraa
Sample : dftpp Inst : MSF
Misc : op74333,ef5695,1000,,,1,1 Multiplr: 1.00
MS Integration Params: RTEINT.P
Quant Time: Jun 13 7:49 2014 Quant Results File: temp.res

Method : C:\MSDCHEM\1\METHODS\DFTPPF.M (RTE Integrator)
Title : Semi Volatile GC/MS, ZB-5MSi 30m x .25mm x .25um
Last Update : Mon Apr 14 11:03:43 2014
Response via : Multiple Level Calibration

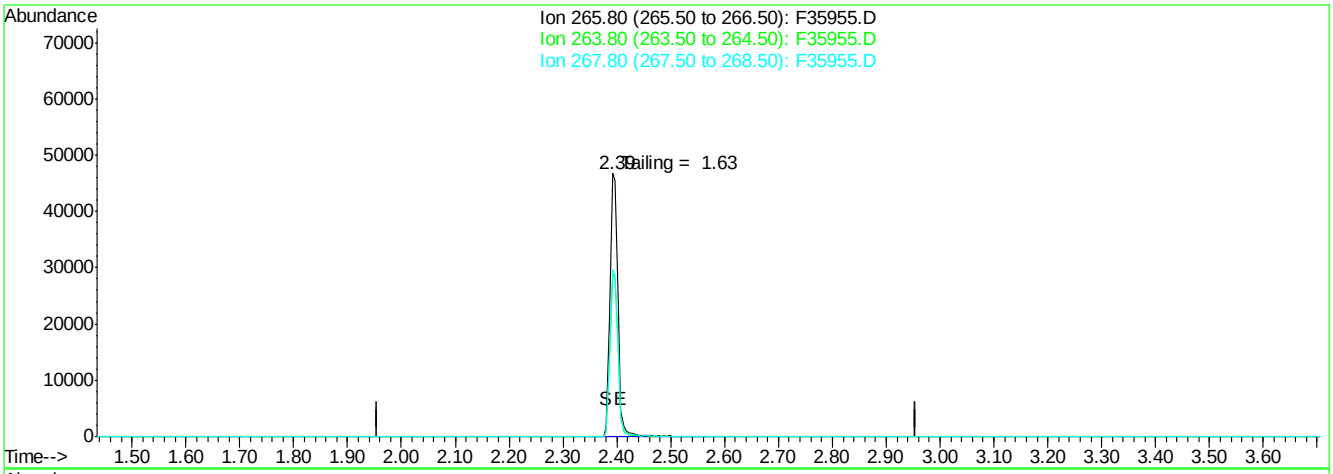

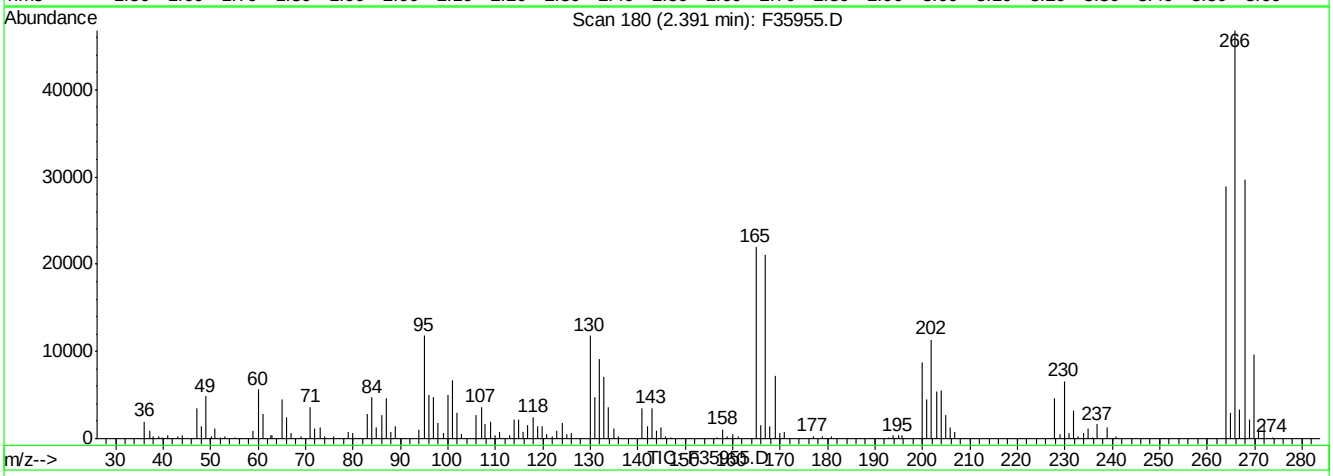

(1) Pentachlorophenol (t)

2.39min 25.50ppb

response 47407

Ion	Exp%	Act%
265.80	100	100
263.80	63.00	61.79
267.80	64.80	63.27
0.00	0.00	0.00

F35955.D DFTPPF.M Fri Jun 13 13:28:57 2014 RT1

Quantitation Report (Qedit)

Data File : C:\MSDCHEM\1\DATA\EF5695\F35955.D Vial: 1
Acq On : 13 Jun 2014 7:31 am Operator: elwiraa
Sample : dftpp Inst : MSF
Misc : op74333,ef5695,1000,,,1,1 Multiplr: 1.00
MS Integration Params: RTEINT.P
Quant Time: Jun 13 7:49 2014 Quant Results File: temp.res

Method : C:\MSDCHEM\1\METHODS\DFTPPF.M (RTE Integrator)
Title : Semi Volatile GC/MS, ZB-5MSi 30m x .25mm x .25um
Last Update : Mon Apr 14 11:03:43 2014
Response via : Multiple Level Calibration

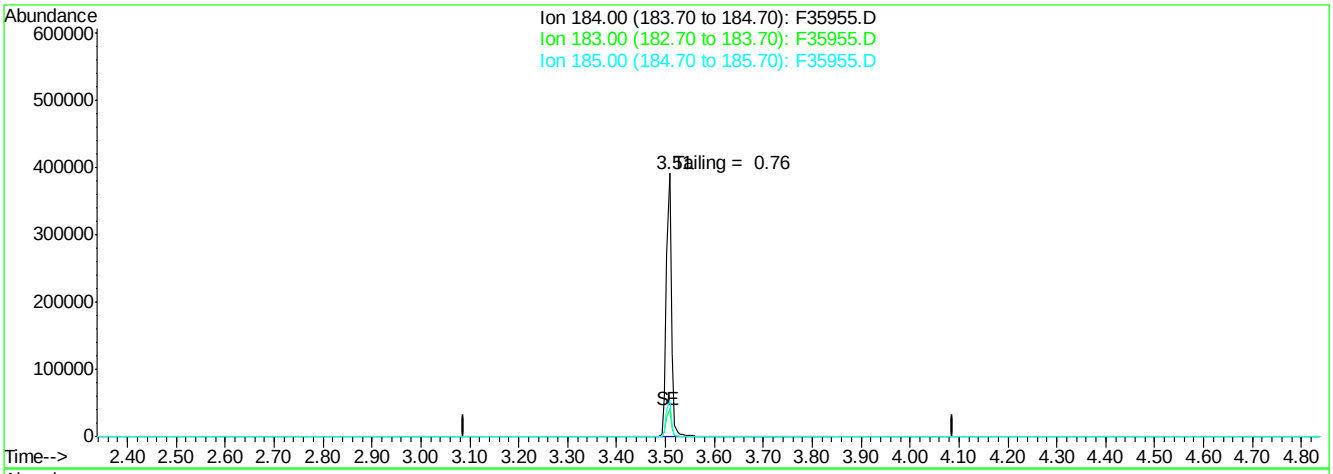

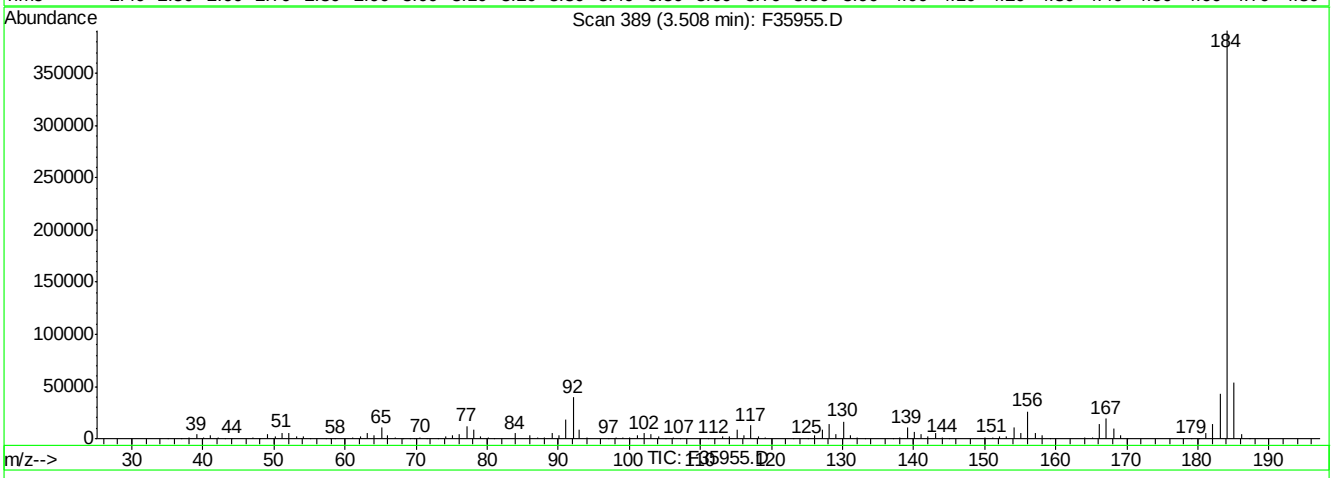

(2) Benzidine (t)

3.51min 15.22ppb

response 285112

Ion	Exp%	Act%
184.00	100	100
183.00	12.60	10.61
185.00	16.20	13.95
0.00	0.00	0.00

F35955.D DFTPPF.M Fri Jun 13 13:29:04 2014 RT1

Quantitation Report (Qedit)

Data File : C:\MSDCHEM\1\DATA\EF5695\F35955.D Vial: 1
Acq On : 13 Jun 2014 7:31 am Operator: elwiraa
Sample : dftpp Inst : MSF
Misc : op74333,ef5695,1000,,,1,1 Multiplr: 1.00
MS Integration Params: RTEINT.P
Quant Time: Jun 13 7:49 2014 Quant Results File: temp.res

Method : C:\MSDCHEM\1\METHODS\DFTPPF.M (RTE Integrator)
Title : Semi Volatile GC/MS, ZB-5MSi 30m x .25mm x .25um
Last Update : Mon Apr 14 11:03:43 2014
Response via : Single Level Calibration

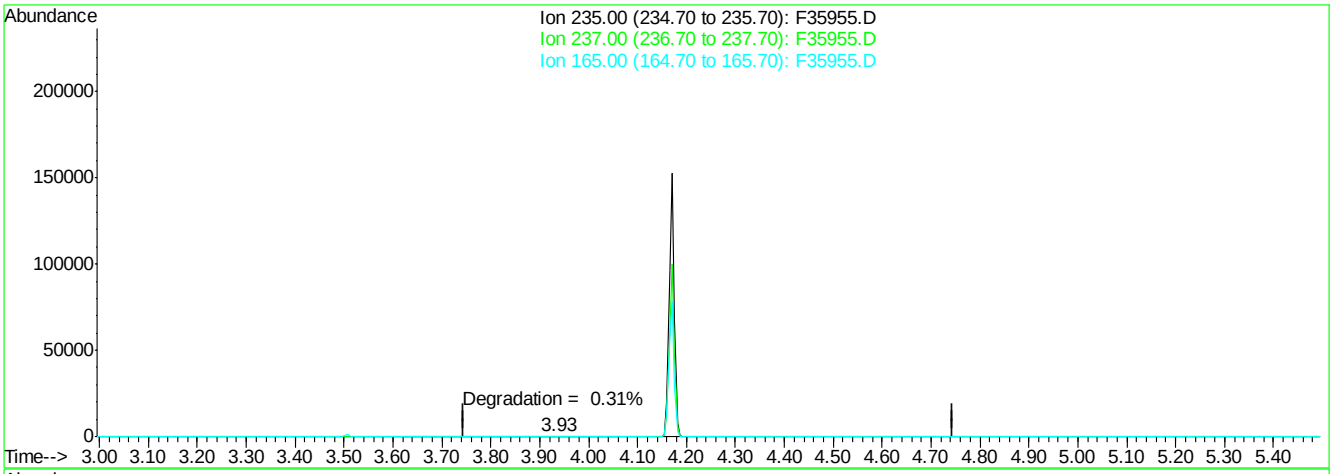

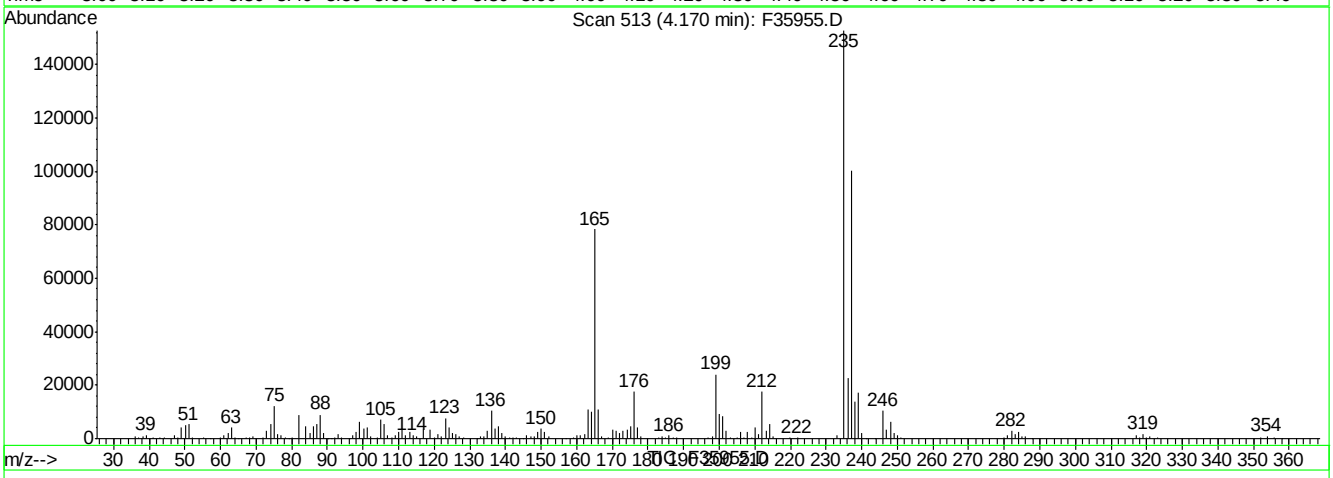

(3) ddt (t)

4.17min 7.16ppb

response 111242

Ion	Exp%	Act%
235.00	100	100
237.00	66.70	65.41
165.00	59.50	52.97
0.00	0.00	0.00

F35955.D DFTPPF.M Fri Jun 13 13:29:10 2014 RT1

DFTPP

Data File : C:\MSDCHEM\1\DATA\EF5702\F36117.D Vial: 1
Acq On : 18 Jun 2014 8:02 pm Operator: ashleyd
Sample : dftpp Inst : MSF
Misc : op74333,ef5702 Multiplr: 1.00
MS Integration Params: RTEINT.P
Method : C:\MSDCHEM\1\METHODS\DFTPPF.M (RTE Integrator)
Title : Semi Volatile GC/MS, ZB-5MSi 30m x .25mm x .25um

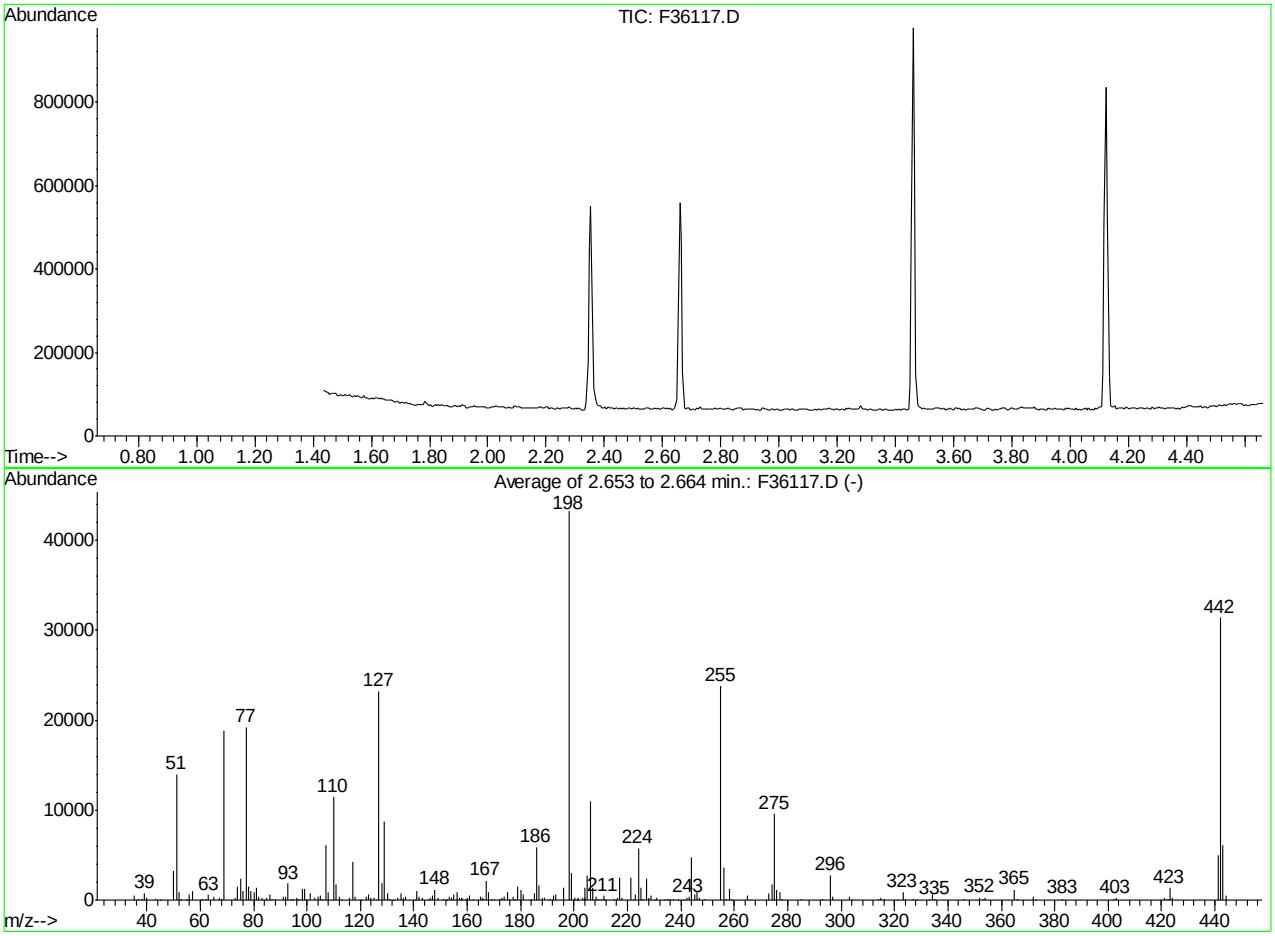

AutoFind: Scans 229, 230, 231; Background Corrected with Scan 225

Target Mass	Rel. to Mass	Lower Limit%	Upper Limit%	Rel. Abn%	Raw Abn	Result Pass/Fail
51	198	30	60	32.3	13983	PASS
68	69	0.00	2	1.0	183	PASS
69	198	0.00	100	43.6	18832	PASS
70	69	0.00	2	0.0	0	PASS
127	198	40	60	53.8	23256	PASS
197	198	0.00	1	0.0	0	PASS
198	198	100	100	100.0	43232	PASS
199	198	5	9	6.8	2958	PASS
275	198	10	30	22.1	9565	PASS
365	198	1	100	2.7	1150	PASS
441	443	0.10	100	82.3	5028	PASS
442	198	40	100	72.6	31391	PASS
443	442	17	23	19.5	6109	PASS

F36117.D DFTPPF.M Thu Jun 19 08:56:55 2014 RT1

Average of 2.653 to 2.664 min.: F36117.D
dftpp
Modified:subtracted

m/z	abund.	m/z	abund.	m/z	abund.	m/z	abund.
35.10	562	55.05	125	73.00	262	85.00	306
37.00	190	56.05	629	74.05	1530	86.00	668
38.05	106	57.05	1059	75.00	2378	86.95	95
39.10	806	60.00	57	76.10	998	88.00	83
40.00	196	61.05	170	77.10	19243	91.00	329
43.10	85	62.00	183	78.10	1456	92.00	353
45.10	50	63.05	611	79.05	997	93.00	1846
50.05	3302	65.10	337	80.00	871	94.00	126
51.05	13983	67.05	197	81.00	1386	95.10	93
52.10	842	68.10	183	82.00	370	96.00	194
53.00	76	69.00	18832	83.00	212	97.10	171

Average of 2.653 to 2.664 min.: F36117.D
dftpp
Modified:subtracted

m/z	abund.	m/z	abund.	m/z	abund.	m/z	abund.
98.05	1287	111.05	1784	126.00	54	140.10	54
99.00	1307	111.95	338	127.00	23256	141.00	1031
99.90	70	113.00	54	128.10	1864	141.95	334
101.00	789	116.05	302	129.00	8728	143.05	283
103.00	313	117.00	4216	130.00	780	145.10	53
104.05	397	118.00	406	131.10	139	146.00	210
105.00	485	120.00	60	132.10	56	146.95	533
106.00	180	122.00	432	134.00	203	148.00	1136
107.00	6088	123.05	643	135.00	723	149.00	204
108.05	916	123.95	290	136.05	282	151.05	129
110.00	11425	125.05	302	137.05	389	151.90	63

Average of 2.653 to 2.664 min.: F36117.D
dftpp
Modified:subtracted

m/z	abund.	m/z	abund.	m/z	abund.	m/z	abund.
152.20	53	162.10	55	174.00	418	186.00	5877
153.05	350	165.05	405	175.05	877	187.00	1659
153.90	230	165.90	92	176.00	190	188.05	207
155.00	568	166.05	248	177.00	335	189.00	306
156.05	913	167.00	2130	178.00	170	190.95	133
157.00	234	168.00	902	179.00	1519	192.10	472
157.85	212	169.05	180	180.00	1080	193.05	582
158.30	82	170.10	67	181.00	685	196.00	1408
159.00	65	171.60	54	183.90	69	198.00	43232
159.95	286	172.00	100	184.10	54	199.00	2958
161.00	552	173.00	230	185.05	705	200.10	201

Average of 2.653 to 2.664 min.: F36117.D
dftpp
Modified:subtracted

m/z	abund.	m/z	abund.	m/z	abund.	m/z	abund.
200.90	61	211.00	488	226.05	146	241.00	64
201.50	216	211.70	140	227.00	2395	242.05	301
203.05	225	214.95	101	228.05	273	243.05	338
203.90	201	216.10	199	229.00	559	244.10	4728
204.05	1320	217.00	2553	230.10	56	245.05	670
205.05	2731	218.00	310	231.05	261	246.00	855
206.10	10988	221.05	2518	234.00	57	246.95	216
207.05	1347	222.10	63	235.05	135	249.00	168
208.05	395	222.95	577	236.00	122	255.00	23769
208.95	137	224.10	5800	237.00	166	256.00	3678
210.40	135	225.05	1412	239.00	50	257.00	188

Average of 2.653 to 2.664 min.: F36117.D
dftpp
Modified:subtracted

m/z	abund.	m/z	abund.	m/z	abund.	m/z	abund.
258.00	1220	292.95	160	327.05	134	372.05	439
259.00	191	296.00	2797	328.10	61	372.90	57
265.05	468	297.00	430	332.80	53	383.00	132
265.90	50	303.00	326	334.10	603	402.10	150

273.00	708	304.10	52	335.10	86	402.95	196
274.00	1705	314.05	161	346.00	173	421.00	246
275.00	9565	314.90	299	352.00	273	421.90	138
276.00	1184	316.05	150	353.05	186	422.90	102
277.00	825	321.00	60	354.05	258	423.05	1345
278.05	146	323.05	911	365.00	1150	424.10	245
285.00	129	324.00	145	366.00	149	441.10	5028

Average of 2.653 to 2.664 min.: F36117.D
dftpp
Modified:subtracted

m/z	abund.	m/z	abund.	m/z	abund.	m/z	abund.
442.05	31391						
443.10	6109						
444.00	545						

Quantitation Report (Qedit)

Data File : C:\MSDCHEM\1\DATA\EF5702\F36117.D Vial: 1
Acq On : 18 Jun 2014 8:02 pm Operator: ashleyd
Sample : dftpp Inst : MSF
Misc : op74333,ef5702 Multiplr: 1.00
MS Integration Params: RTEINT.P
Quant Time: Jun 18 20:16 2014 Quant Results File: temp.res

Method : C:\MSDCHEM\1\METHODS\DFTPPF.M (RTE Integrator)
Title : Semi Volatile GC/MS, ZB-5MSi 30m x .25mm x .25um
Last Update : Mon Apr 14 11:03:43 2014
Response via : Multiple Level Calibration

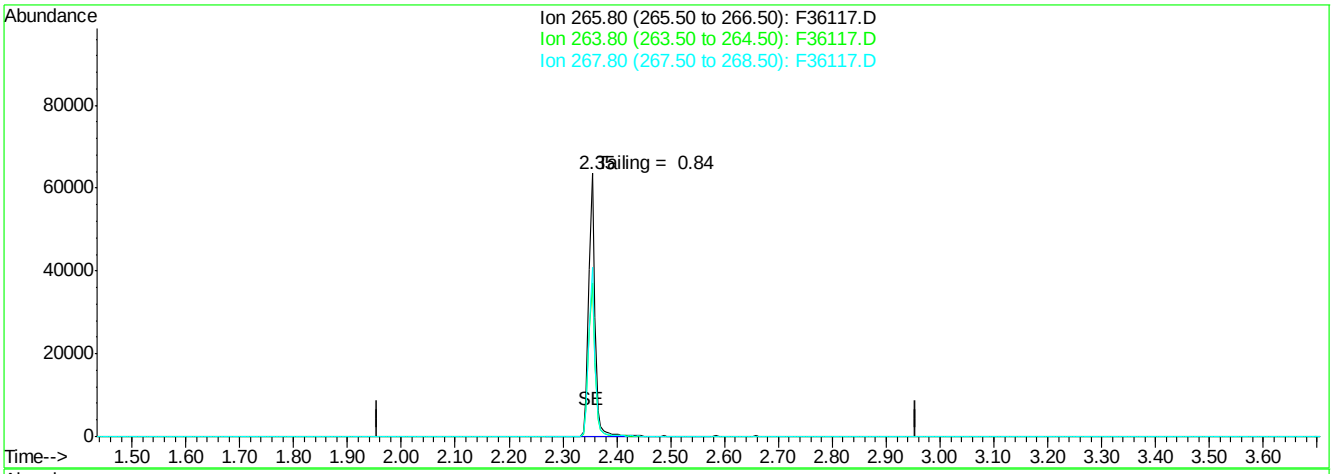

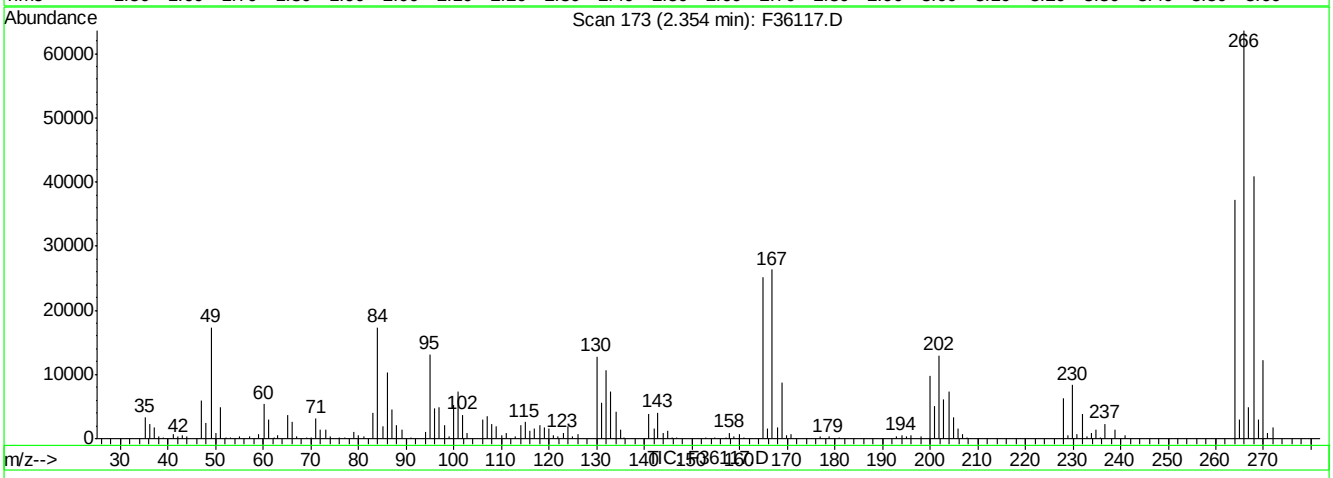

(1) Pentachlorophenol (t)

2.35min 27.25ppb

response 50657

Ion	Exp%	Act%
265.80	100	100
263.80	63.00	58.59
267.80	64.80	64.24
0.00	0.00	0.00

F36117.D DFTPPF.M Thu Jun 19 08:57:08 2014 RT1

Quantitation Report (Qedit)

Data File : C:\MSDCHEM\1\DATA\EF5702\F36117.D Vial: 1
Acq On : 18 Jun 2014 8:02 pm Operator: ashleyd
Sample : dftpp Inst : MSF
Misc : op74333,ef5702 Multiplr: 1.00
MS Integration Params: RTEINT.P
Quant Time: Jun 18 20:16 2014 Quant Results File: temp.res

Method : C:\MSDCHEM\1\METHODS\DFTPPF.M (RTE Integrator)
Title : Semi Volatile GC/MS, ZB-5MSi 30m x .25mm x .25um
Last Update : Mon Apr 14 11:03:43 2014
Response via : Multiple Level Calibration

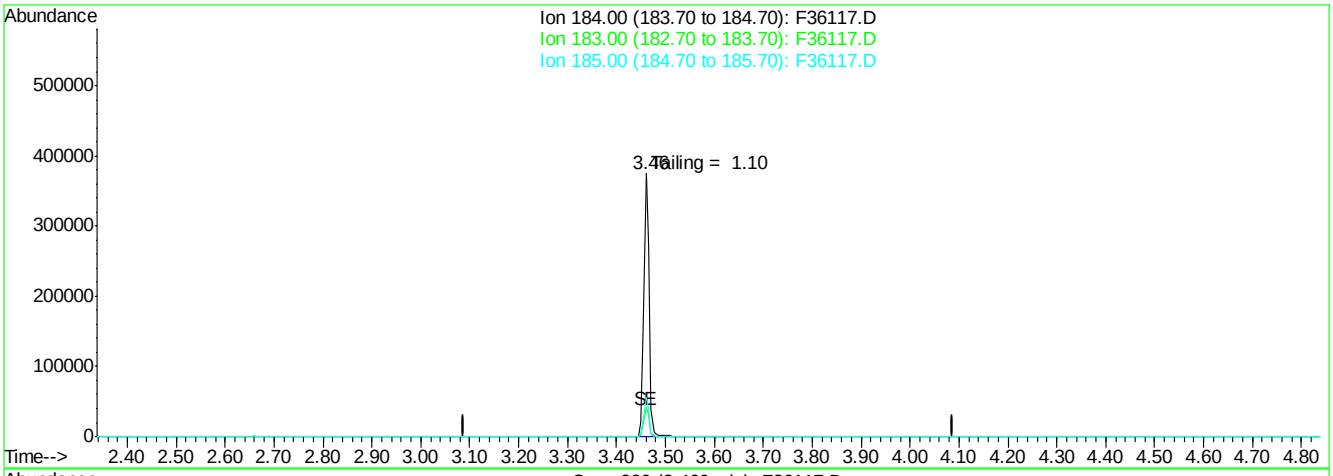

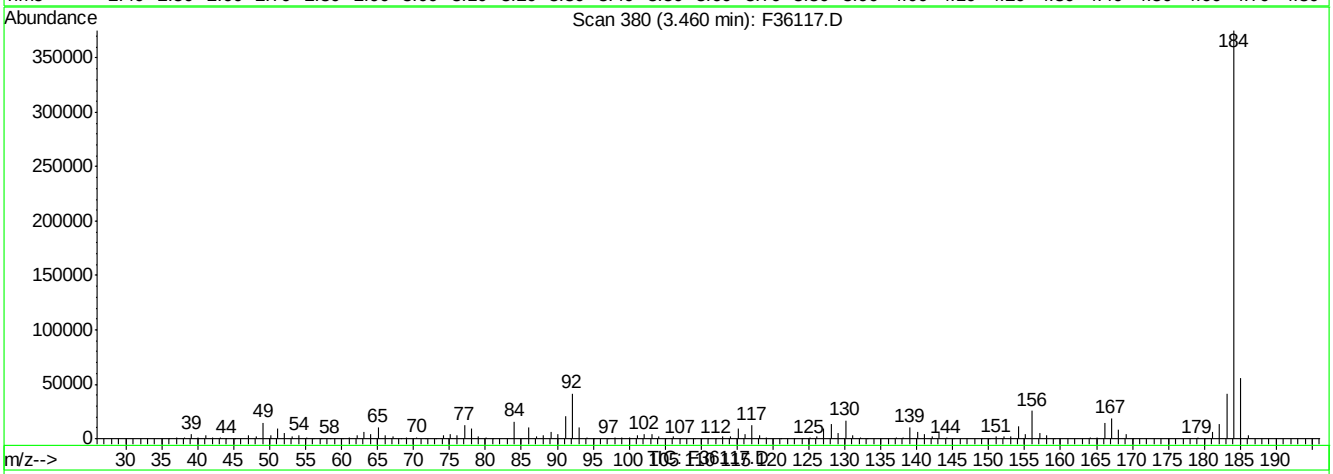

(2) Benzidine (t)

3.46min 14.98ppb

response 280705

Ion	Exp%	Act%
184.00	100	100
183.00	12.60	10.95
185.00	16.20	14.67
0.00	0.00	0.00

F36117.D DFTPPF.M Thu Jun 19 08:57:16 2014 RT1

Quantitation Report (Qedit)

Data File : C:\MSDCHEM\1\DATA\EF5702\F36117.D Vial: 1
Acq On : 18 Jun 2014 8:02 pm Operator: ashleyd
Sample : dftpp Inst : MSF
Misc : op74333,ef5702 Multiplr: 1.00
MS Integration Params: RTEINT.P
Quant Time: Jun 18 20:16 2014 Quant Results File: temp.res

Method : C:\MSDCHEM\1\METHODS\DFTPPF.M (RTE Integrator)
Title : Semi Volatile GC/MS, ZB-5MSi 30m x .25mm x .25um
Last Update : Mon Apr 14 11:03:43 2014
Response via : Single Level Calibration

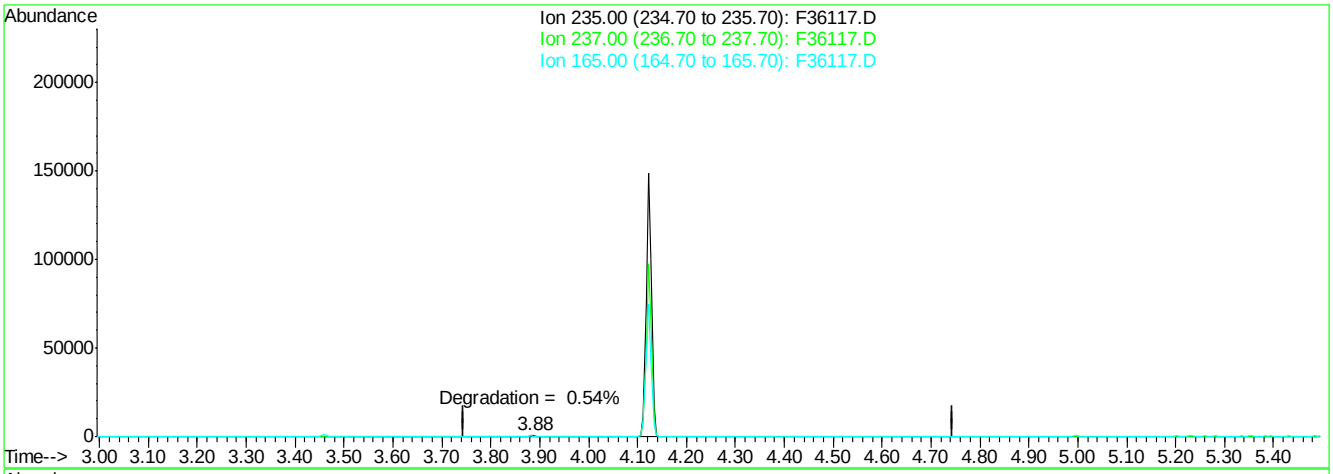

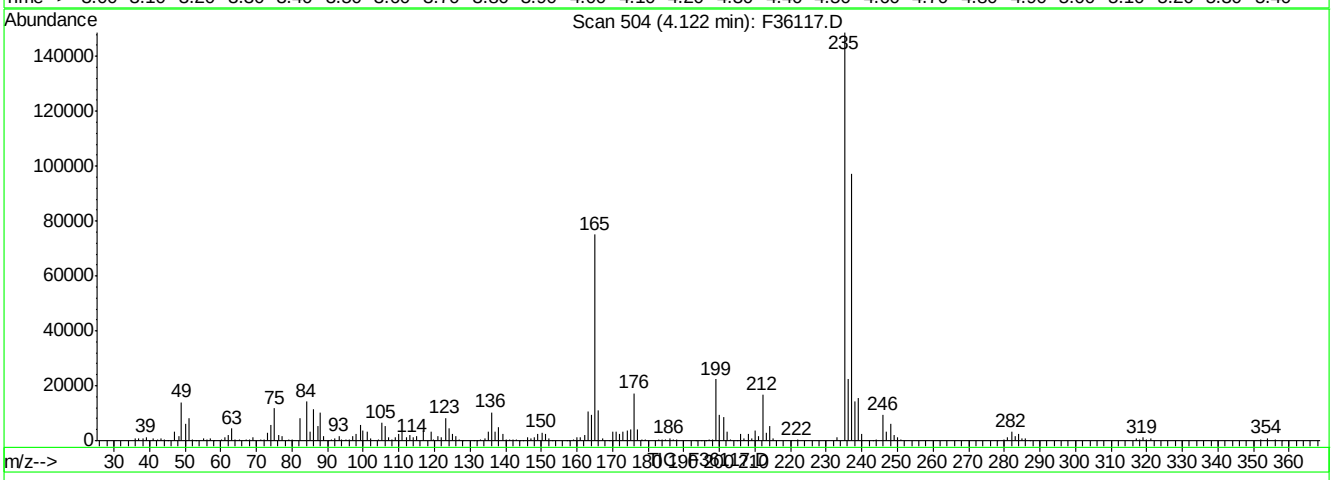

(3) ddt (t)

4.12min 7.32ppb

response 113691

Ion	Exp%	Act%
235.00	100	100
237.00	66.70	64.99
165.00	59.50	50.81
0.00	0.00	0.00

DFTPP

Data File : C:\MSDCHEM\1\DATA\EF5705\F36229.D Vial: 1
Acq On : 21 Jun 2014 1:06 pm Operator: kristis
Sample : dftpp Inst : MSF
Misc : op74333,ef5705,1000,,,1,1 Multiplr: 1.00
MS Integration Params: RTEINT.P
Method : C:\MSDCHEM\1\METHODS\DFTPPF.M (RTE Integrator)
Title : Semi Volatile GC/MS, ZB-5MSi 30m x .25mm x .25um

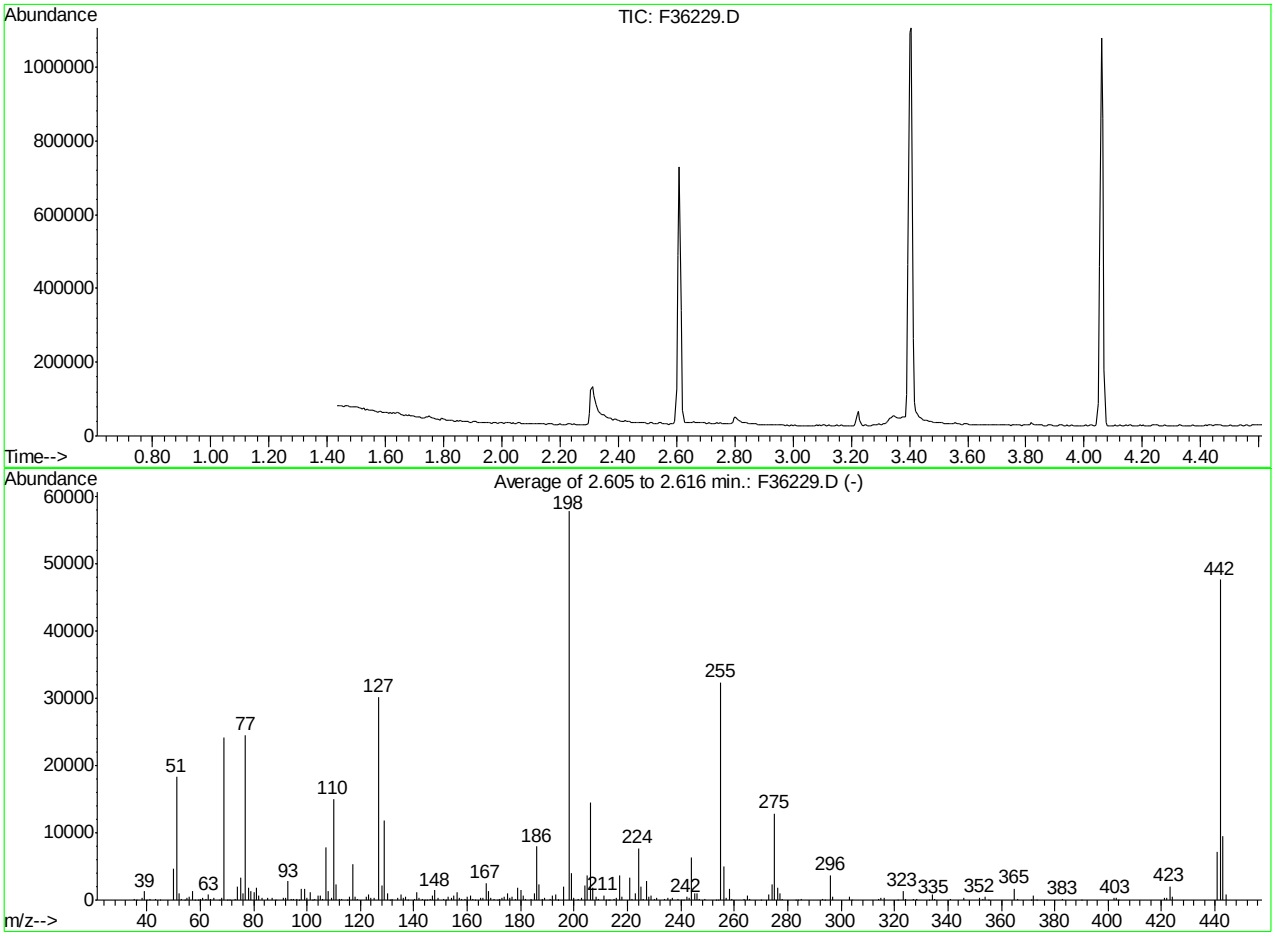

AutoFind: Scans 220, 221, 222; Background Corrected with Scan 215

Target Mass	Rel. to Mass	Lower Limit%	Upper Limit%	Rel. Abn%	Raw Abn	Result Pass/Fail
51	198	30	60	31.7	18329	PASS
68	69	0.00	2	1.3	321	PASS
69	198	0.00	100	41.7	24100	PASS
70	69	0.00	2	0.3	78	PASS
127	198	40	60	52.3	30198	PASS
197	198	0.00	1	0.0	0	PASS
198	198	100	100	100.0	57768	PASS
199	198	5	9	6.8	3951	PASS
275	198	10	30	22.3	12911	PASS
365	198	1	100	2.9	1704	PASS
441	443	0.10	100	75.5	7150	PASS
442	198	40	100	82.4	47613	PASS
443	442	17	23	19.9	9468	PASS

F36229.D DFTPPF.M Thu Jun 26 15:01:00 2014 RT1

Average of 2.605 to 2.616 min.: F36229.D
dftpp
Modified:subtracted

m/z	abund.	m/z	abund.	m/z	abund.	m/z	abund.
35.10	251	53.10	115	63.95	110	77.05	24520
35.95	8	54.00	58	65.05	329	78.10	1775
38.10	317	55.10	294	67.05	69	79.00	1359
39.10	1322	56.05	546	68.00	321	80.00	1176
40.00	54	57.05	1401	69.00	24100	81.00	1762
41.10	158	58.10	66	70.00	78	82.00	628
43.10	229	59.10	76	71.10	54	83.00	411
45.10	6	60.00	103	73.05	215	85.05	321
50.05	4684	61.05	385	74.05	1983	87.00	289
51.05	18329	62.05	250	75.00	3262	88.00	78
52.10	967	63.10	763	76.10	1052	91.00	334

Average of 2.605 to 2.616 min.: F36229.D
dftpp
Modified:subtracted

m/z	abund.	m/z	abund.	m/z	abund.	m/z	abund.
92.00	382	103.00	255	115.05	8	129.00	11775
93.00	2774	104.00	593	116.05	482	130.00	963
93.95	200	105.00	637	117.00	5380	130.95	61
95.00	180	106.00	181	118.00	496	131.95	131
96.00	92	107.00	7782	119.00	106	134.00	358
97.10	67	108.00	1400	122.00	471	135.00	886
98.00	1742	109.00	324	123.00	813	135.95	324
99.00	1752	110.00	15057	124.00	341	137.05	441
100.00	267	111.00	2289	125.00	374	137.90	57
101.00	1181	112.05	224	127.00	30198	140.10	110
102.00	62	113.10	122	128.00	2128	141.00	1232

Average of 2.605 to 2.616 min.: F36229.D
dftpp
Modified:subtracted

m/z	abund.	m/z	abund.	m/z	abund.	m/z	abund.
142.00	366	154.00	356	166.00	358	176.95	438
143.00	207	155.05	740	167.00	2548	177.90	170
144.10	69	156.05	1182	168.00	1357	179.00	1797
145.00	58	157.05	328	168.95	309	180.00	1434
146.00	211	158.00	201	170.00	118	181.00	710
147.00	632	158.95	155	171.20	69	182.00	90
148.00	1462	160.00	434	172.00	163	184.00	175
149.00	377	161.05	623	173.00	353	185.00	956
151.05	174	162.05	197	174.00	502	186.05	7959
151.80	74	163.10	57	175.10	1035	187.00	2309
153.00	449	164.95	268	176.00	411	188.05	205

Average of 2.605 to 2.616 min.: F36229.D
dftpp
Modified:subtracted

m/z	abund.	m/z	abund.	m/z	abund.	m/z	abund.
189.00	421	202.95	392	215.05	117	228.00	435
191.00	244	204.00	2093	216.00	299	228.95	609
191.95	676	205.00	3633	217.00	3596	229.90	137
193.00	762	206.05	14434	218.00	483	231.05	304
193.90	74	207.05	1770	221.00	3313	234.05	161
194.10	66	208.05	537	221.70	177	235.00	279
196.00	2046	208.95	196	223.00	940	236.00	56
198.00	57768	211.05	670	224.00	7721	236.90	261
199.00	3951	211.90	52	225.00	2062	238.95	121
199.95	353	213.00	56	226.05	180	240.00	75
201.65	173	213.30	55	227.00	2919	241.00	84

Average of 2.605 to 2.616 min.: F36229.D
dftpp
Modified:subtracted

m/z	abund.	m/z	abund.	m/z	abund.	m/z	abund.
242.05	478	257.00	399	277.00	1037	314.00	149
243.05	394	258.00	1746	277.95	164	314.95	374
244.10	6280	258.95	211	283.00	73	316.00	283
245.05	971	263.85	153	284.00	56	321.00	68

246.00	1061	265.00	613	285.05	205	323.05	1373
247.00	245	265.80	97	293.00	221	324.05	239
248.95	210	270.00	65	294.00	66	326.95	232
253.00	54	273.00	890	296.00	3711	328.10	106
253.90	57	274.00	2390	296.95	490	332.90	58
255.00	32378	275.00	12911	303.05	520	334.00	773
256.00	4970	276.05	1805	304.10	52	335.00	202

Average of 2.605 to 2.616 min.: F36229.D
dftpp
Modified:subtracted

m/z	abund.	m/z	abund.	m/z	abund.	m/z	abund.
341.05	157	382.95	140	443.00	9468		
345.95	309	390.00	56	444.00	860		
351.90	361	402.05	321				
353.00	236	403.00	332				
354.00	452	404.00	89				
355.10	51	420.95	312				
365.00	1704	422.00	353				
365.95	243	423.00	2059				
371.00	53	424.05	448				
372.00	705	441.00	7150				
373.10	81	442.00	47613				

Quantitation Report (Qedit)

Data File : C:\MSDCHEM\1\DATA\EF5705\F36229.D Vial: 1
Acq On : 21 Jun 2014 1:06 pm Operator: kristis
Sample : dftpp Inst : MSF
Misc : op74333,ef5705,1000,,,1,1 Multiplr: 1.00
MS Integration Params: RTEINT.P
Quant Time: Jun 21 13:12 2014 Quant Results File: temp.res

Method : C:\MSDCHEM\1\METHODS\DFTPPF.M (RTE Integrator)
Title : Semi Volatile GC/MS, ZB-5MSi 30m x .25mm x .25um
Last Update : Mon Apr 14 11:03:43 2014
Response via : Multiple Level Calibration

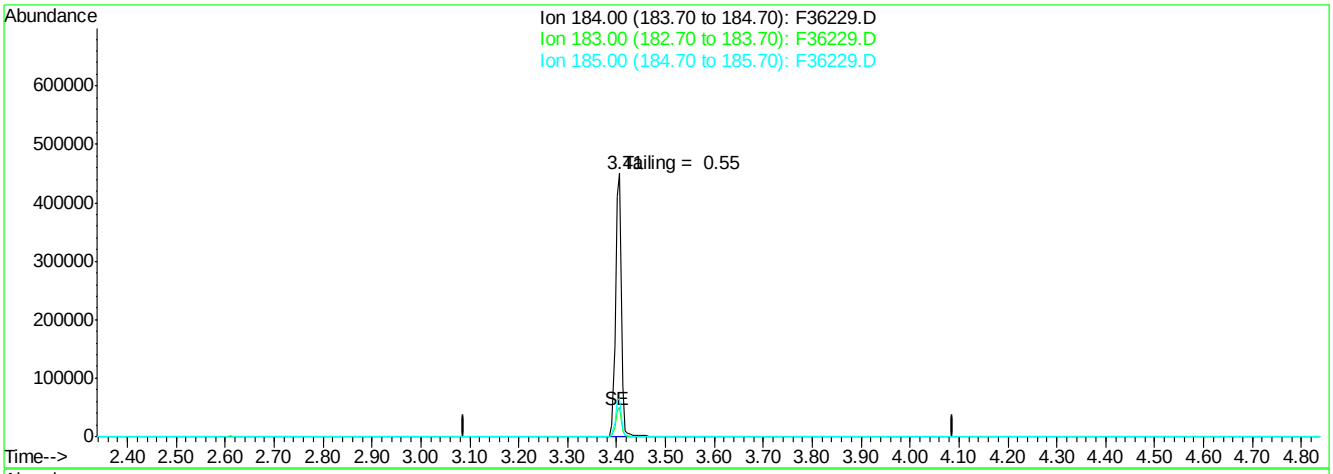

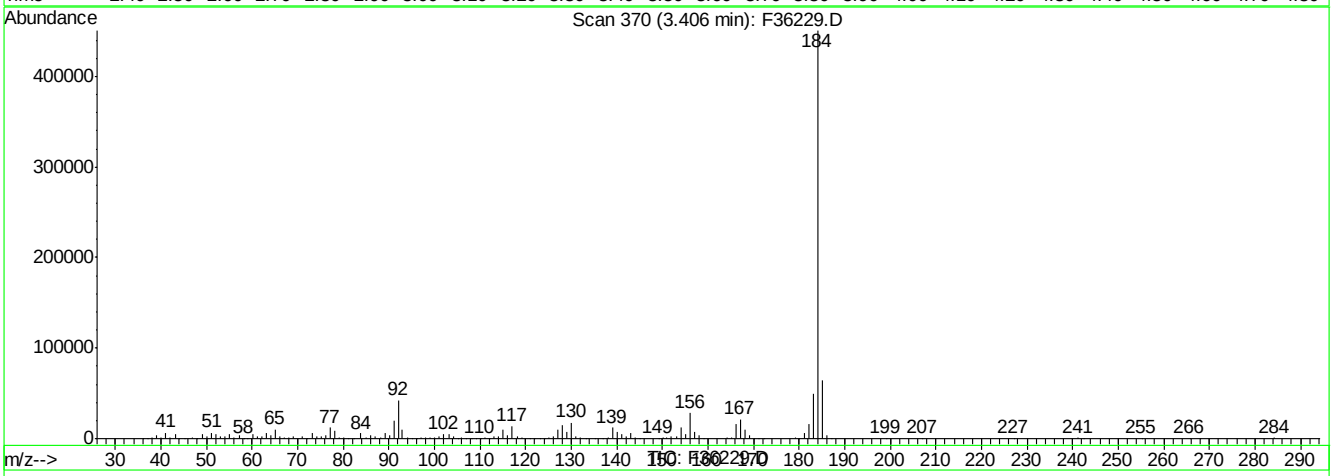

(2) Benzidine (t)

3.41min 19.78ppb

response 370494

Ion	Exp%	Act%
184.00	100	100
183.00	12.60	10.80
185.00	16.20	14.56
0.00	0.00	0.00

F36229.D DFTPPF.M Mon Jun 23 17:43:10 2014 RT1

Quantitation Report (Qedit)

Data File : C:\MSDCHEM\1\DATA\EF5705\F36229.D Vial: 1
Acq On : 21 Jun 2014 1:06 pm Operator: kristis
Sample : dftpp Inst : MSF
Misc : op74333,ef5705,1000,,,1,1 Multiplr: 1.00
MS Integration Params: RTEINT.P
Quant Time: Jun 21 13:12 2014 Quant Results File: temp.res

Method : C:\MSDCHEM\1\METHODS\DFTPPF.M (RTE Integrator)
Title : Semi Volatile GC/MS, ZB-5MSi 30m x .25mm x .25um
Last Update : Mon Apr 14 11:03:43 2014
Response via : Single Level Calibration

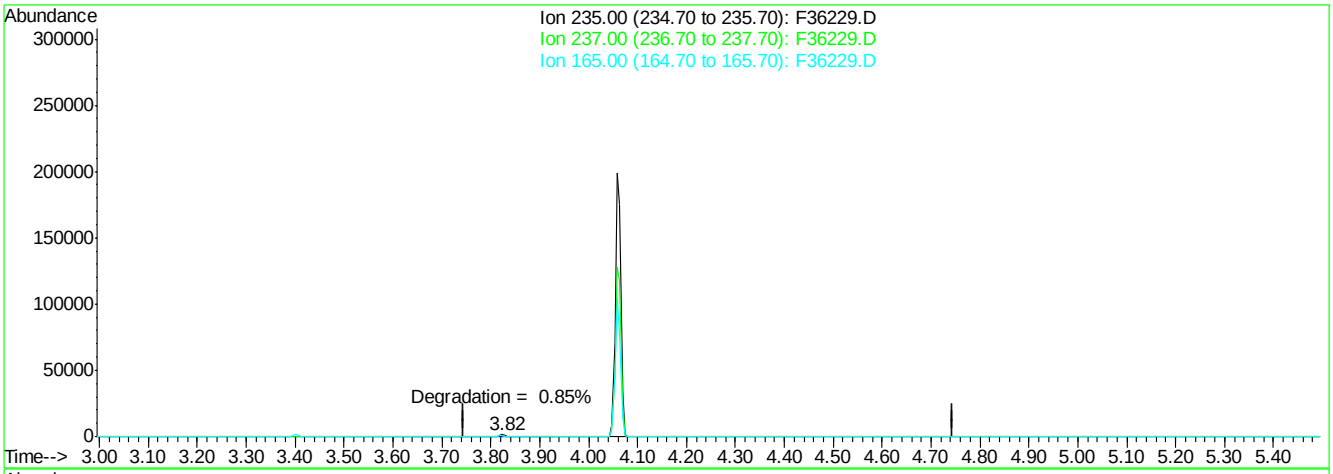

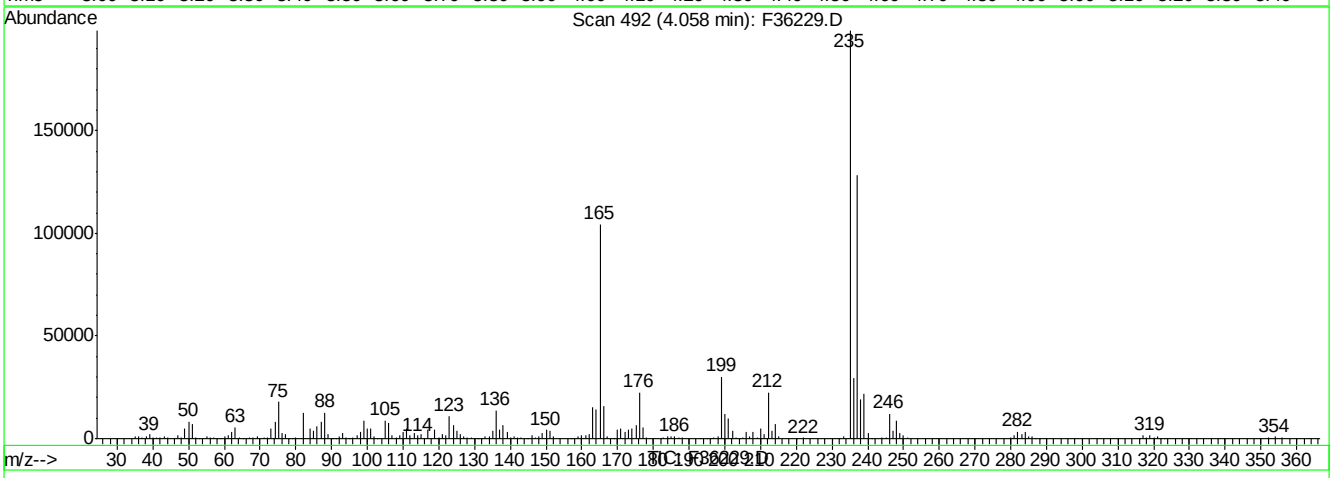

(3) ddt (t)

4.06min 10.13ppb

response 157254

Ion	Exp%	Act%
235.00	100	100
237.00	66.70	65.67
165.00	59.50	50.63
0.00	0.00	0.00

F36229.D DFTPPF.M Mon Jun 23 17:43:18 2014 RT1

Manual Integrations APPROVED (compounds with "m" flag)
Nina Pandya
06/09/14 23:38

Quantitation Report (QT Reviewed)

Data Path : C:\msdchem\1\DATA\E3e2646\
Data File : 3E61394.D
Acq On : 4 Jun 2014 5:45 pm
Operator : olgaa
Sample : ic2646-100
Misc : op74977,e3e2646,
ALS Vial : 2 Sample Multiplier: 1

Quant Time: Jun 05 09:48:04 2014
Quant Method : C:\msdchem\1\METHODS\M3E2646.M
Quant Title : Semi Volatile GC/MS, rtx-5msi 30m x .25mm x .25MoThu Jun 05 09:33:21 2014
QLast Update : Thu Jun 05 09:35:25 2014
Response via : Initial Calibration

Internal Standards	R.T.	QIon	Response	Conc	Units	Dev(Min)
1) 1,4-Dichlorobenzene-d4	4.984	152	314232	40.00	ppb	0.00
24) Naphthalene-d8	6.128	136	1076153	40.00	ppb	0.00
47) Acenaphthene-d10	8.262	164	553440	40.00	ppb	0.00
69) Phenanthrene-d10	10.466	188	822674	40.00	ppb	0.00
83) Chrysene-d12	14.675	240	677686	40.00	ppb	0.00
92) Perylene-d12	16.804	264	554937	40.00	ppb	0.00
102) 1,4-Dichlorobenzene-d4a	4.984	152	314232	40.00	ppb	0.00
104) Acenaphthene-d10a	8.262	164	553440	40.00	ppb	0.00
106) Phenanthrene-d10a	10.466	188	822674	40.00	ppb	0.00
110) Chrysene-d12a	14.675	240	677686	40.00	ppb	0.00
112) Naphthalene-d8a	6.128	136	1076153	40.00	ppb	0.00
System Monitoring Compounds						
5) 2-Fluorophenol	3.983	112	1052364	98.71	ppb	0.00
Spiked Amount 50.000			Recovery =	197.42%		
8) Phenol-d5	4.700	99	1268152	96.41	ppb	0.00
Spiked Amount 50.000			Recovery =	192.82%		
25) Nitrobenzene-d5	5.449	82	925455	98.18	ppb	0.00
Spiked Amount 50.000			Recovery =	196.36%		
51) 2-Fluorobiphenyl	7.364	172	1551036	94.16	ppb	0.00
Spiked Amount 50.000			Recovery =	188.32%		
73) 2,4,6-Tribromophenol	9.412	330	143655	101.34	ppb	0.00
Spiked Amount 50.000			Recovery =	202.68%		
85) Terphenyl-d14	13.028	244	1458822	103.67	ppb	0.00
Spiked Amount 50.000			Recovery =	207.34%		
108) o-Terphenyl	0.000	230	0	0.00	ppb	
Spiked Amount 50.000			Recovery =	0.00%		
109) 1-Chlorooctadecane	0.000	57	0	0.00	ppb	
Spiked Amount 50.000			Recovery =	0.00%		
Target Compounds						Qvalue
2) 1,4-Dioxane	2.566	88	555723	95.97	ppb	100
3) Pyridine	2.871	79	1379093	93.01	ppb	100
4) N-Nitrosodimethylamine	2.844	74	742802	94.30	ppb	100
6) Indene	5.198	116	1745059	82.03	ppb	100
7) Cumene	4.374	105	2486320	83.26	ppb	100
9) Phenol	4.711	94	1447359	96.50	ppb	100
10) Aniline	4.721	93	1283429	81.53	ppb	100
11) bis(2-Chloroethyl)ether	4.775	93	988750	93.33	ppb	100
12) 2-Chlorophenol	4.823	128	1120190	95.66	ppb	100
13) Decane	4.850	43	968217	78.43	ppb	100
14) 1,3-Dichlorobenzene	4.941	146	1143484	93.17	ppb	100
15) 1,4-Dichlorobenzene	5.000	146	1117443	91.10	ppb	100
16) Benzyl alcohol	5.096	108	729278	97.33	ppb	100
17) 1,2-Dichlorobenzene	5.123	146	1007607	88.59	ppb	100
18) Acetophenone	5.321	105	1363756	81.44	ppb	100
19) 2-Methylphenol	5.181	108	925714	92.47	ppb	100
20) 2,2'-oxybis(1-Chloropr...	5.198	121	349796	89.72	ppb	100
21) 3&4-Methylphenol	5.310	108	938042	88.53	ppb	100
22) n-Nitroso-di-n-propyla...	5.321	70	603086	82.14	ppb	100

Quantitation Report (QT Reviewed)

Data Path : C:\msdchem\1\DATA\E3e2646\
Data File : 3E61394.D
Acq On : 4 Jun 2014 5:45 pm
Operator : olgaa
Sample : ic2646-100
Misc : op74977,e3e2646,
ALS Vial : 2 Sample Multiplier: 1

Quant Time: Jun 05 09:48:04 2014
Quant Method : C:\msdchem\1\METHODS\M3E2646.M
Quant Title : Semi Volatile GC/MS, rtx-5msi 30m x .25mm x .25MoThu Jun 05 09:33:21 2014
QLast Update : Thu Jun 05 09:35:25 2014
Response via : Initial Calibration

Internal Standards	R.T.	QIon	Response	Conc	Units	Dev(Min)
23) Hexachloroethane	5.411	201	316674	94.06	ppb	100
26) Nitrobenzene	5.465	77	993378	95.24	ppb	100
27) Quinoline	6.524	129	2089598	96.08	ppb	100
28) Isophorone	5.684	82	1685339	93.84	ppb	100
29) 2-Nitrophenol	5.754	139	557755	112.47	ppb	100
30) 2,4-Dimethylphenol	5.786	107	893625	112.29	ppb	100
31) Benzoic acid	5.941	105	729537m	127.58	ppb	
32) bis(2-Chloroethoxy)met...	5.871	93	1022768	95.14	ppb	100
33) 2,4-Dichlorophenol	5.984	162	739901	101.64	ppb	100
34) 2,6-Dichlorophenol	6.214	162	696474	97.82	ppb	100
35) 1,3,5-Trichlorobenzene	5.770	180	931326	95.36	ppb	100
36) 1,2,4-Trichlorobenzene	6.069	180	730635	92.58	ppb	100
37) 1,2,3-Trichlorobenzene	6.305	180	742401	86.85	ppb	100
38) Naphthalene	6.155	128	2486805	87.02	ppb	100
39) 4-Chloroaniline	6.203	127	1093556	91.22	ppb	100
40) 2,3-Dichloroaniline	7.257	161	966171	94.26	ppb	100
41) Caprolactam	6.626	55	534560	105.74	ppb	100
42) Hexachlorobutadiene	6.283	225	332496	91.92	ppb	100
43) 4-Chloro-3-methylphenol	6.738	107	800209	100.03	ppb	100
44) 2-Methylnaphthalene	6.914	141	1564766	94.15	ppb	100
45) 1-Methylnaphthalene	7.032	141	1732062	92.52	ppb	100
46) Dimethylnaphthalene	7.701	156	1746737	93.21	ppb	100
48) Hexachlorocyclopentadiene	7.112	237	828052	216.29	ppb	100
49) 2,4,6-Trichlorophenol	7.262	196	439275	101.38	ppb	100
50) 2,4,5-Trichlorophenol	7.310	196	446230	98.97	ppb	100
52) 2-Chloronaphthalene	7.519	162	1390224	91.44	ppb	100
53) Biphenyl	7.497	154	2259160	94.41	ppb	100
54) 2-Nitroaniline	7.658	65	535312	115.87	ppb	100
55) Dimethylphthalate	7.904	163	1577894	96.49	ppb	100
56) Acenaphthylene	8.070	152	2423352	97.68	ppb	100
57) 2,6-Dinitrotoluene	7.984	165	378675	120.02	ppb	100
58) 3-Nitroaniline	8.214	138	505136	115.64	ppb	100
59) Acenaphthene	8.316	153	1552772	98.10	ppb	100
60) 2,4-Dinitrophenol	8.364	184	395753	273.43	ppb	100
61) 4-Nitrophenol	8.466	109	249670	122.86	ppb	100
62) Dibenzofuran	8.562	168	2003490	94.58	ppb	100
63) 2,4-Dinitrotoluene	8.551	165	521330	123.32	ppb	100
64) 2,3,4,6-Tetrachlorophenol	8.738	232	341568	106.24	ppb	100
65) Diethylphthalate	8.920	149	1624062	98.95	ppb	100
66) Fluorene	9.054	166	1755956	99.98	ppb	100
67) 4-Chlorophenyl-phenyle...	9.065	204	696771	96.48	ppb	100
68) 4-Nitroaniline	9.113	138	482180	107.61	ppb	100
70) 4,6-Dinitro-2-methylph...	9.150	198	246219	125.38	ppb	100
71) n-Nitrosodiphenylamine	9.246	169	1151170	100.02	ppb	100
72) 1,2-Diphenylhydrazine	9.300	77	1814053	98.74	ppb	100
74) 4-Bromophenyl-phenylether	9.797	248	362583	97.29	ppb	100
75) Hexachlorobenzene	9.888	284	346429	90.23	ppb	100
76) Pentachlorophenol	10.199	266	543238	233.50	ppb	100
77) Phenanthrene	10.509	178	2137964	94.65	ppb	100
78) Anthracene	10.589	178	2109164	94.58	ppb	100

Quantitation Report (QT Reviewed)

Data Path : C:\msdchem\1\DATA\E3e2646\
Data File : 3E61394.D
Acq On : 4 Jun 2014 5:45 pm
Operator : olgaa
Sample : ic2646-100
Misc : op74977,e3e2646,
ALS Vial : 2 Sample Multiplier: 1

Quant Time: Jun 05 09:48:04 2014
Quant Method : C:\msdchem\1\METHODS\M3E2646.M
Quant Title : Semi Volatile GC/MS, rtx-5msi 30m x .25mm x .25MoThu Jun 05 09:33:21 2014
QLast Update : Thu Jun 05 09:35:25 2014
Response via : Initial Calibration

Internal Standards	R.T.	QIon	Response	Conc	Units	Dev(Min)
79) Carbazole	10.851	167	2522912	98.59	ppb	100
80) Di-n-butylphthalate	11.461	149	2718883	103.58	ppb	100
81) Fluoranthene	12.381	202	2421179	104.72	ppb	100
82) Octadecane	10.396	57	1315205	97.78	ppb	100
84) Pyrene	12.734	202	2419224	106.00	ppb	100
86) Butylbenzylphthalate	13.852	149	1312358	120.73	ppb	100
87) Butyl stearate	14.012	56	846332	115.71	ppb	100
88) Benzo[a]anthracene	14.659	228	2184269	104.85	ppb	100
89) 3,3'-Dichlorobenzidine	14.654	252	861274	119.96	ppb	100
90) Chrysene	14.723	228	1597022	95.24	ppb	100
91) bis(2-Ethylhexyl)phtha...	14.809	149	1565193	114.57	ppb	100
93) Di-n-octylphthalate	15.799	149	2886621	120.22	ppb	100
94) Benzo[b]fluoranthene	16.291	252	2112354	112.57	ppb	100
95) Benzo[k]fluoranthene	16.328	252	1439649	86.82	ppb	100
96) Benzo[a]pyrene	16.735	252	1611357	104.02	ppb	100
97) Indeno[1,2,3-cd]pyrene	18.558	276	1791770m	110.61	ppb	
98) Dibenz(a,h)acridine	18.152	279	1782802	111.78	ppb	100
99) Dibenz[a,h]anthracene	18.601	278	1516871	100.83	ppb	100
100) 7,12-Dimethylbenz(a)an...	16.291	256	1217205	153.79	ppb	100
101) Benzo[g,h,i]perylene	19.072	276	1591877	105.81	ppb	100

(#) = qualifier out of range (m) = manual integration (+) = signals summed

Quantitation Report (QT Reviewed)

Data Path : C:\msdchem\1\DATA\E3e2646\
Data File : 3E61394.D
Acq On : 4 Jun 2014 5:45 pm
Operator : olgaa
Sample : ic2646-100
Misc : op74977,e3e2646,
ALS Vial : 2 Sample Multiplier: 1

Quant Time: Jun 05 09:48:04 2014
Quant Method : C:\msdchem\1\METHODS\M3E2646.M
Quant Title : Semi Volatile GC/MS, rtx-5msi 30m x .25mm x .25MoThu Jun 05 09:33:21 2014
QLast Update : Thu Jun 05 09:35:25 2014
Response via : Initial Calibration

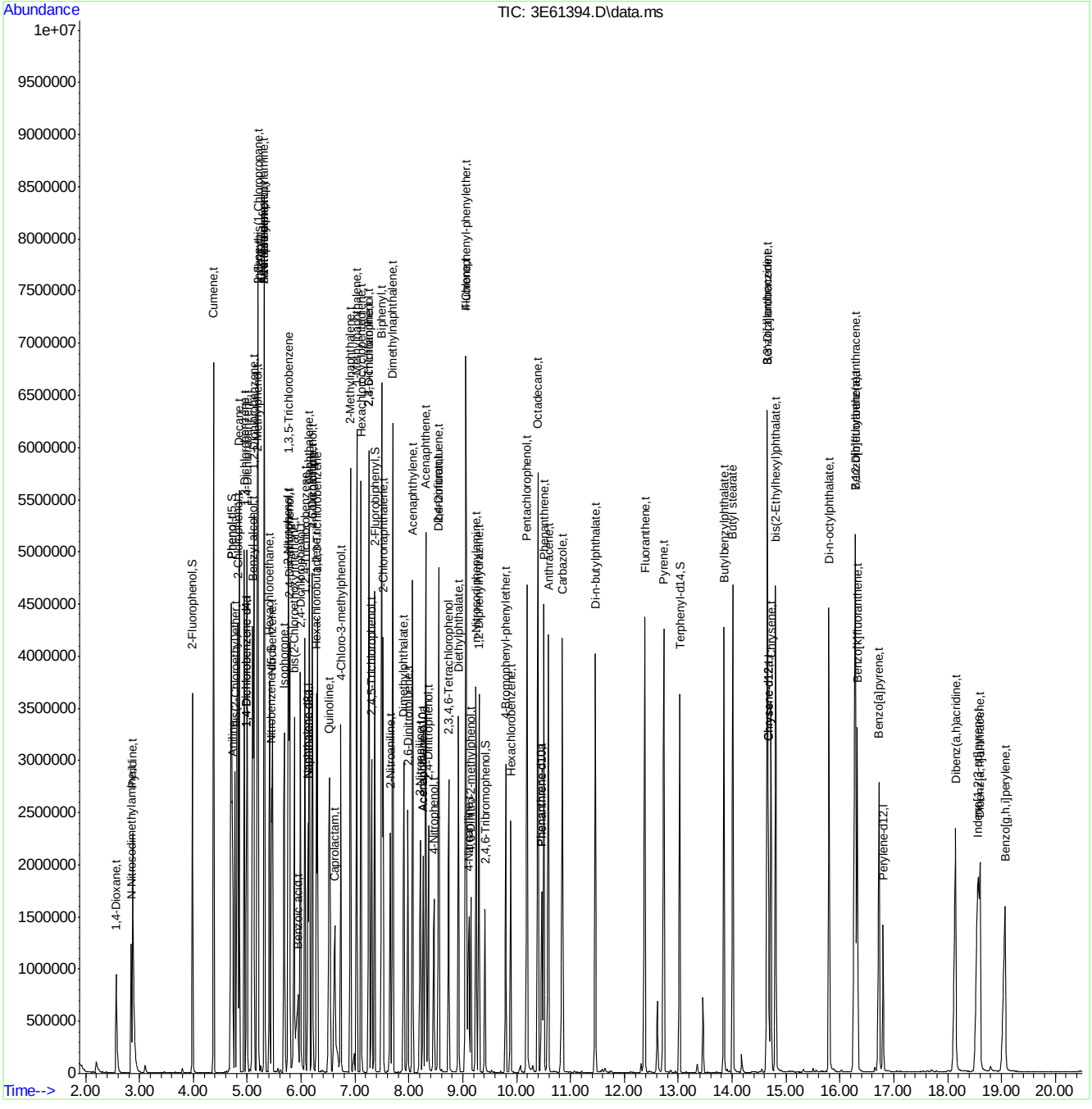

ACCUTEST LABORATORIES JB69078

Manual Integration Approval Summary

Sample Number:	E3E2646-IC2646	**Method:**	SW846 8270D
Lab FileID:	3E61394.D	**Analyst approved:**	06/06/14 09:18 Olga Azarihn
Injection Time:	06/04/14 17:45	**Supervisor approved:**	06/09/14 23:38 Nina Pandya

Parameter	CAS	Sig#	R.T. (min.)	Reason
Benzoic acid	65-85-0		5.94	Poor instrument integration
Indeno(1,2,3-cd)pyrene	193-39-5		18.56	Poor instrument integration

Quantitation Report (Qedit)

Data Path : C:\msdchem\1\DATA\E3e2646\
Data File : 3E61394.D
Acq On : 4 Jun 2014 5:45 pm
Operator : olgaa
Sample : ic2646-100
Misc : op74977,e3e2646,
ALS Vial : 2 Sample Multiplier: 1

Quant Time: Jun 05 09:35:28 2014
Quant Method : C:\msdchem\1\METHODS\M3E2646.M
Quant Title : Semi Volatile GC/MS, rtx-5msi 30m x .25mm x .25MoThu Jun 05 09:33:21 2014
QLast Update : Thu Jun 05 09:35:25 2014
Response via : Initial Calibration

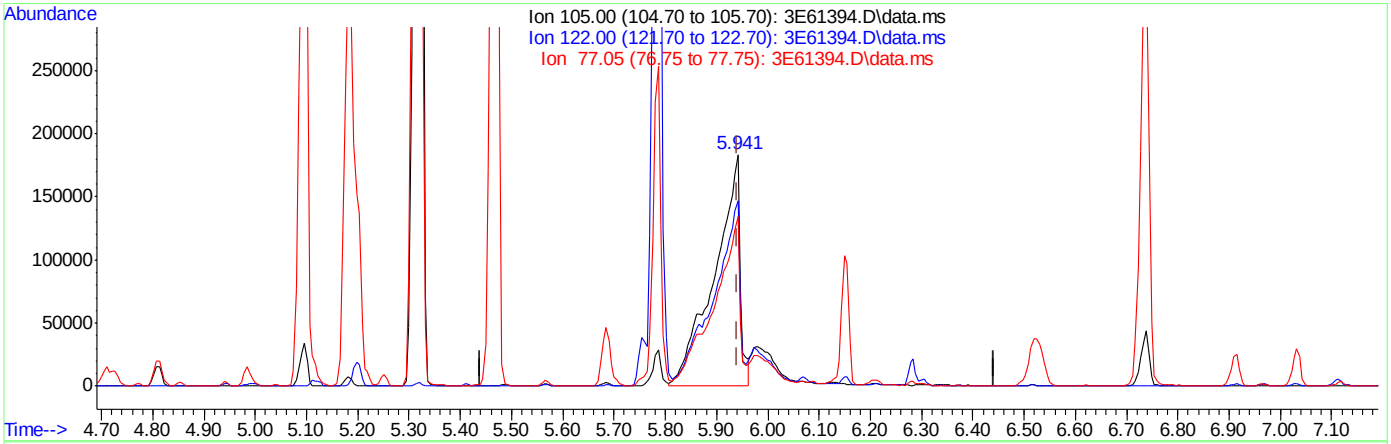

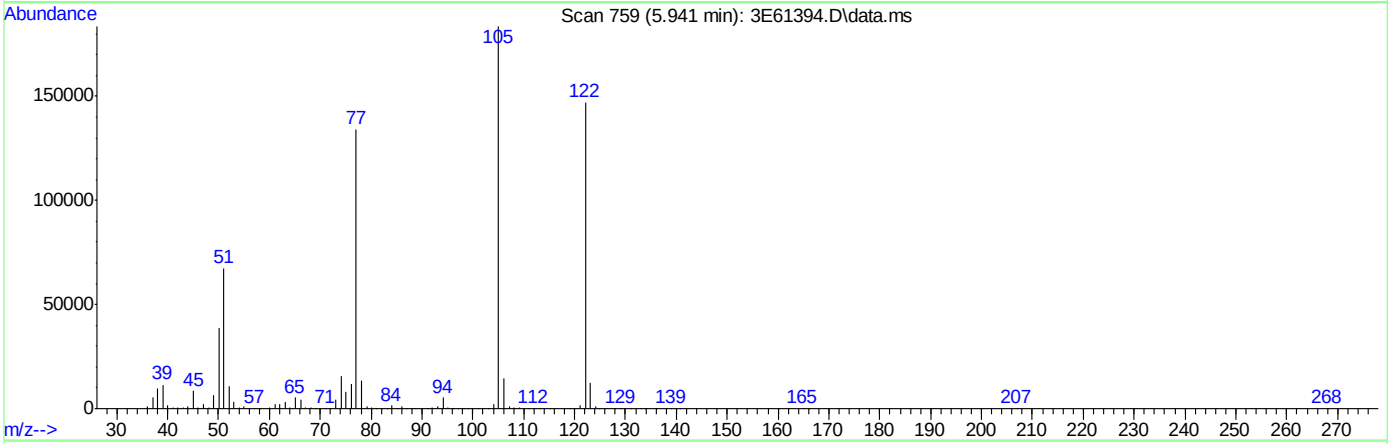

TIC: 3E61394.D\data.ms

(31) Benzoic acid (t)

5.941min (0.000) 111.01ppb

response 634804

Ion	Exp%	Act%
105.00	100	100
122.00	77.10	77.13
77.05	71.90	71.88
0.00	0.00	0.00

ACCUTEST LABORATORIES JB69078

Quantitation Report (Qedit)

Data Path : C:\msdchem\1\DATA\E3e2646\
Data File : 3E61394.D
Acq On : 4 Jun 2014 5:45 pm
Operator : olgaa
Sample : ic2646-100
Misc : op74977,e3e2646,
ALS Vial : 2 Sample Multiplier: 1

Quant Time: Jun 05 09:36:21 2014
Quant Method : C:\msdchem\1\METHODS\M3E2646.M
Quant Title : Semi Volatile GC/MS, rtx-5msi 30m x .25mm x .25MoThu Jun 05 09:33:21 2014
QLast Update : Thu Jun 05 09:35:25 2014
Response via : Initial Calibration

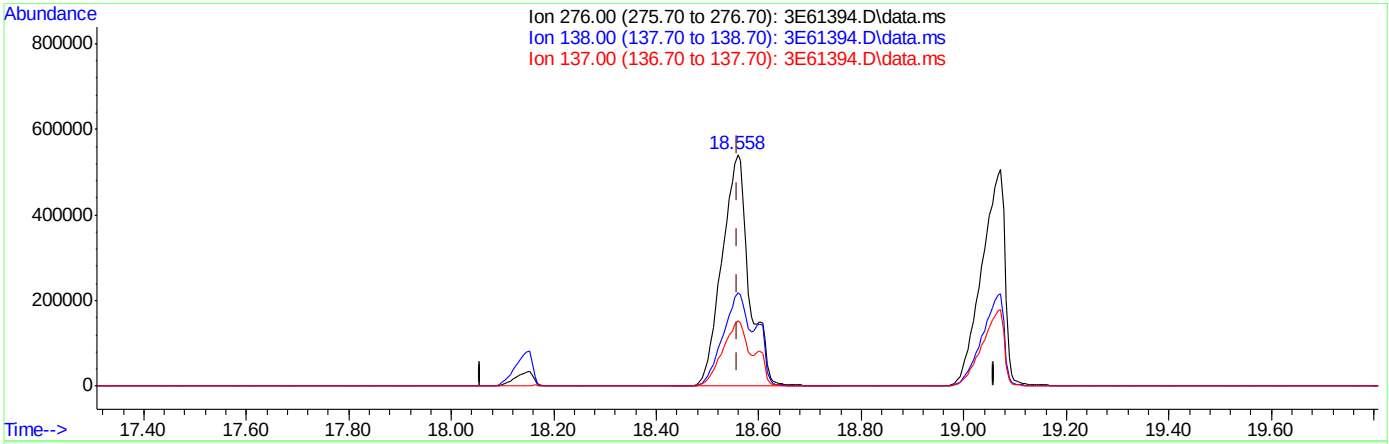

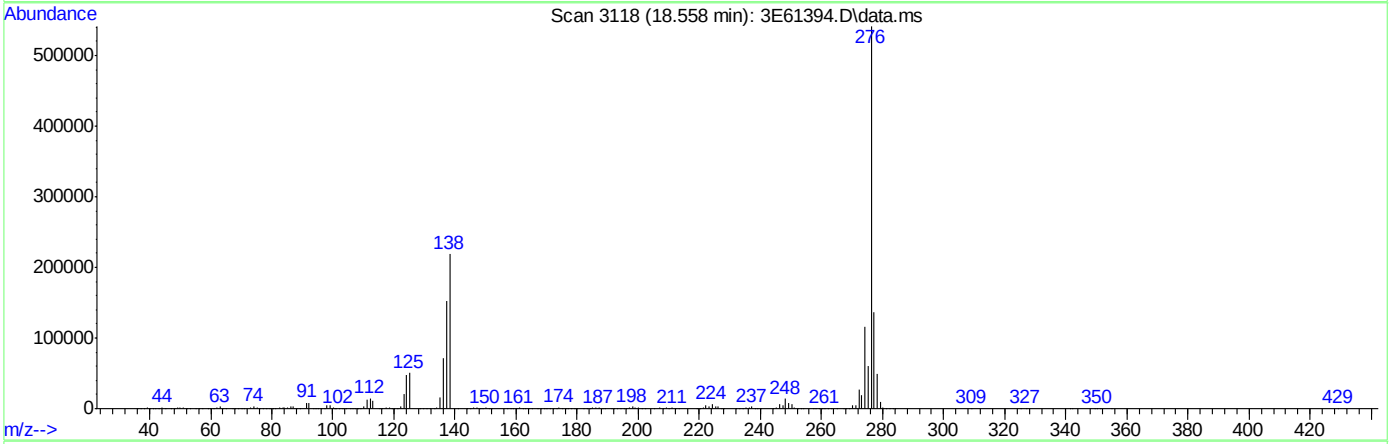

TIC: 3E61394.D\data.ms

(97) Indeno[1,2,3-cd]pyrene (t)

18.558min (0.000) 124.33ppb

response 2014021

Ion	Exp%	Act%
276.00	100	100
138.00	40.30	40.35
137.00	28.00	28.02
0.00	0.00	0.00

Quantitation Report (Qedit)

Data Path : C:\msdchem\1\DATA\E3e2646\
Data File : 3E61394.D
Acq On : 4 Jun 2014 5:45 pm
Operator : olgaa
Sample : ic2646-100
Misc : op74977,e3e2646,
ALS Vial : 2 Sample Multiplier: 1

Quant Time: Jun 05 09:48:04 2014
Quant Method : C:\msdchem\1\METHODS\M3E2646.M
Quant Title : Semi Volatile GC/MS, rtx-5msi 30m x .25mm x .25MoThu Jun 05 09:33:21 2014
QLast Update : Thu Jun 05 09:35:25 2014
Response via : Initial Calibration

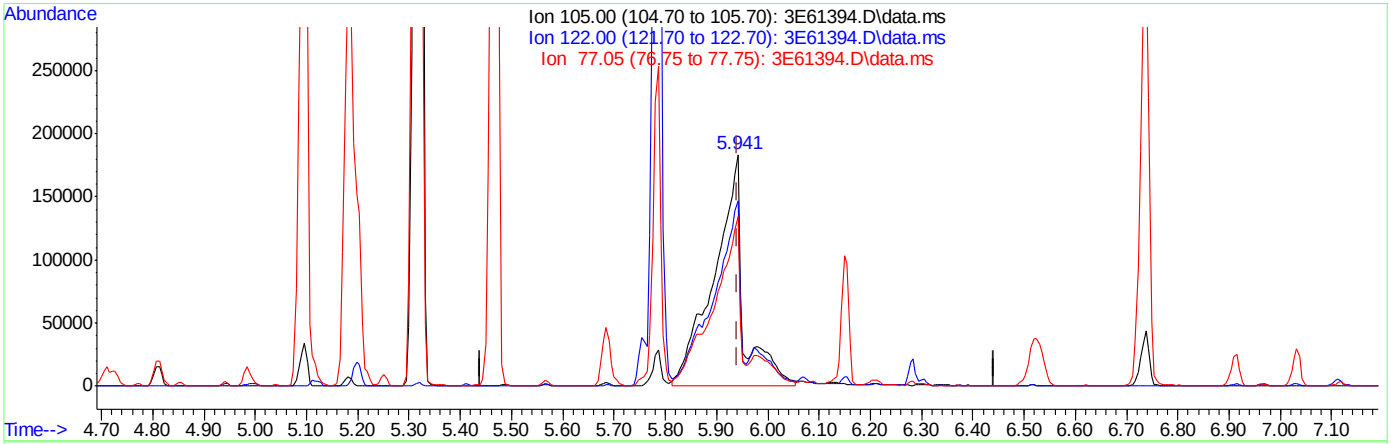

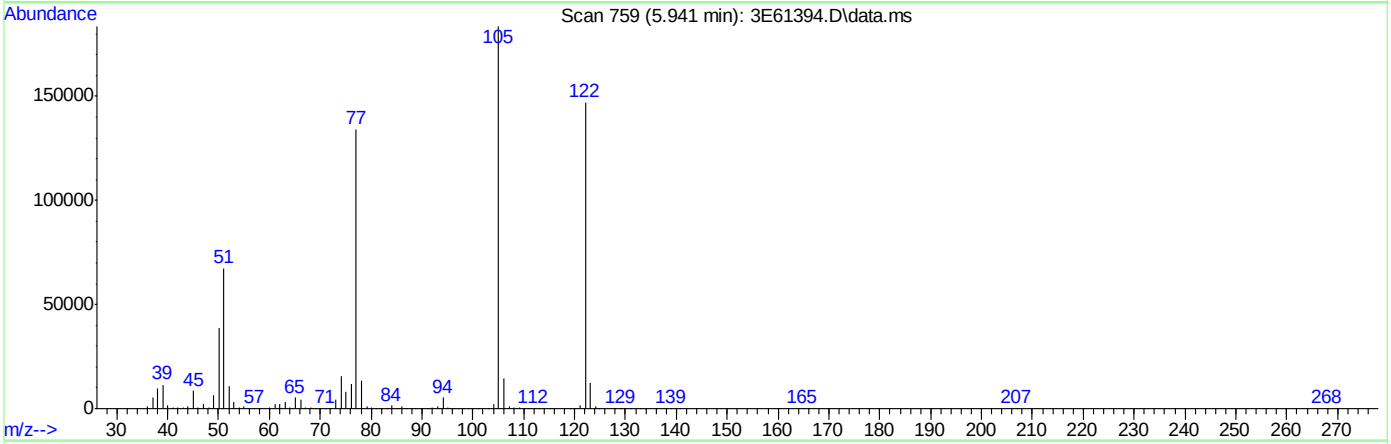

TIC: 3E61394.D\data.ms

(31) Benzoic acid (t)

5.941min (0.000) 127.58ppb m

response 729537

Ion	Exp%	Act%
105.00	100	100
122.00	77.10	80.20
77.05	71.90	73.12
0.00	0.00	0.00

ACCUTEST LABORATORIES JB69078

Quantitation Report (Qedit)

Data Path : C:\msdchem\1\DATA\E3e2646\
Data File : 3E61394.D
Acq On : 4 Jun 2014 5:45 pm
Operator : olgaa
Sample : ic2646-100
Misc : op74977,e3e2646,
ALS Vial : 2 Sample Multiplier: 1

Quant Time: Jun 05 09:48:04 2014
Quant Method : C:\msdchem\1\METHODS\M3E2646.M
Quant Title : Semi Volatile GC/MS, rtx-5msi 30m x .25mm x .25MoThu Jun 05 09:33:21 2014
QLast Update : Thu Jun 05 09:35:25 2014
Response via : Initial Calibration

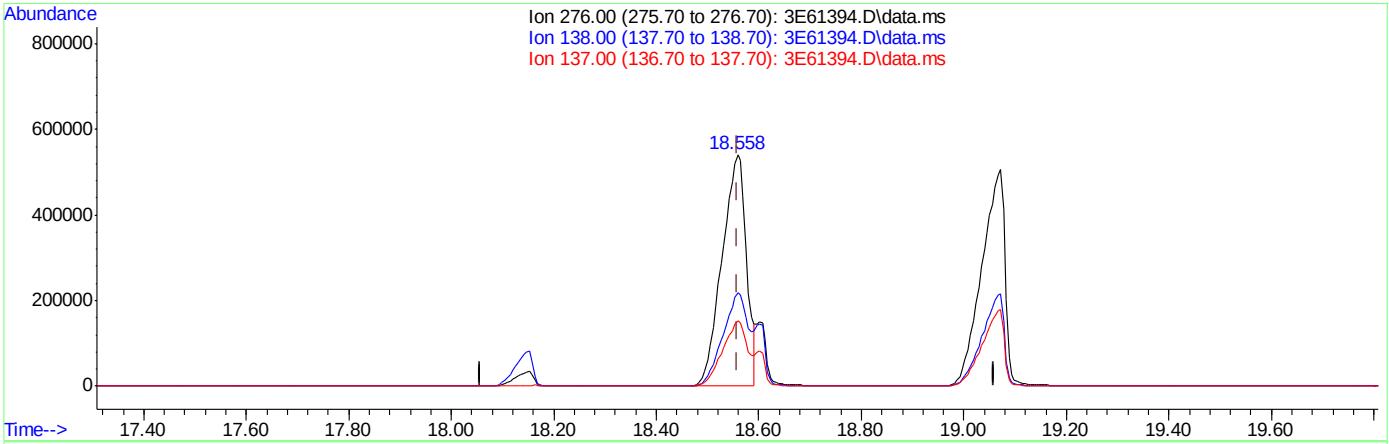

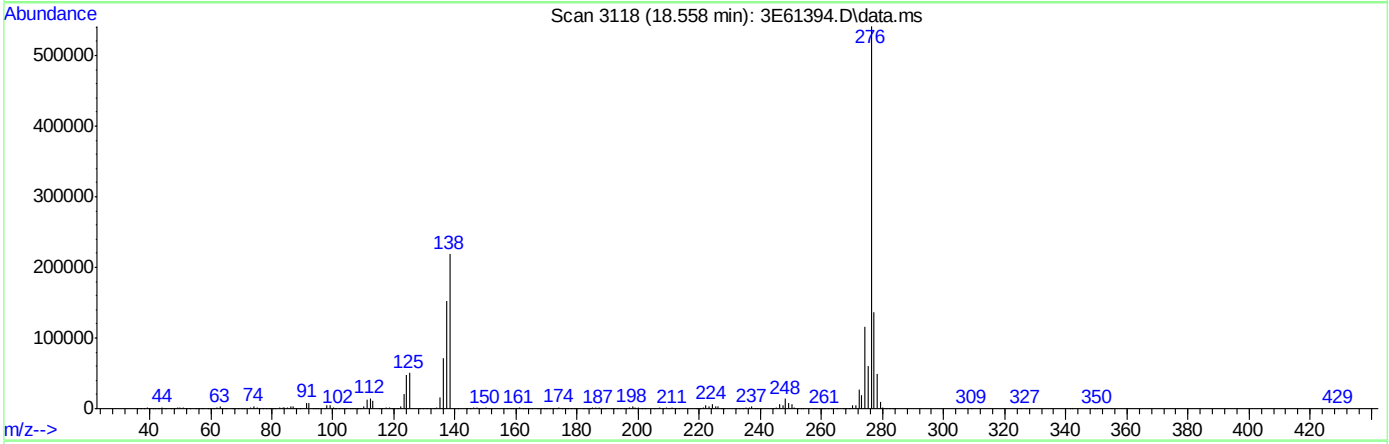

TIC: 3E61394.D\data.ms

(97) Indeno[1,2,3-cd]pyrene (t)

18.558min (0.000) 110.61ppb m

response 1791770

Ion	Exp%	Act%
276.00	100	100
138.00	40.30	40.37
137.00	28.00	28.02
0.00	0.00	0.00

ACCUTEST LABORATORIES JB69078

Manual Integrations APPROVED (compounds with "m" flag)
Nina Pandya
06/09/14 23:38

Quantitation Report (QT Reviewed)

Data Path : C:\msdchem\1\DATA\E3e2646\
Data File : 3E61395.D
Acq On : 4 Jun 2014 6:13 pm
Operator : olgaa
Sample : ic2646-80
Misc : op74977,e3e2646,
ALS Vial : 3 Sample Multiplier: 1

Quant Time: Jun 05 09:48:51 2014
Quant Method : C:\msdchem\1\METHODS\M3E2646.M
Quant Title : Semi Volatile GC/MS, rtx-5msi 30m x .25mm x .25MoThu Jun 05 09:36:31 2014
QLast Update : Thu Jun 05 09:36:31 2014
Response via : Initial Calibration

Internal Standards	R.T.	QIon	Response	Conc	Units	Dev(Min)
1) 1,4-Dichlorobenzene-d4	4.984	152	302707	40.00	ppb	0.00
24) Naphthalene-d8	6.128	136	1071415	40.00	ppb	0.00
47) Acenaphthene-d10	8.262	164	557084	40.00	ppb	0.00
69) Phenanthrene-d10	10.466	188	819925	40.00	ppb	0.00
83) Chrysene-d12	14.675	240	676896	40.00	ppb	0.00
92) Perylene-d12	16.804	264	562300	40.00	ppb	0.00
102) 1,4-Dichlorobenzene-d4a	4.984	152	302707	40.00	ppb	0.00
104) Acenaphthene-d10a	8.262	164	557084	40.00	ppb	0.00
106) Phenanthrene-d10a	10.466	188	819925	40.00	ppb	0.00
110) Chrysene-d12a	14.675	240	676896	40.00	ppb	0.00
112) Naphthalene-d8a	6.128	136	1071415	40.00	ppb	0.00
System Monitoring Compounds						
5) 2-Fluorophenol	3.984	112	858002	84.64	ppb	0.00
Spiked Amount 50.000			Recovery =	169.28%		
8) Phenol-d5	4.695	99	1033511	84.60	ppb	0.00
Spiked Amount 50.000			Recovery =	169.20%		
25) Nitrobenzene-d5	5.449	82	780370	84.70	ppb	0.00
Spiked Amount 50.000			Recovery =	169.40%		
51) 2-Fluorobiphenyl	7.364	172	1288141	82.51	ppb	0.00
Spiked Amount 50.000			Recovery =	165.02%		
73) 2,4,6-Tribromophenol	9.407	330	116294	81.23	ppb	0.00
Spiked Amount 50.000			Recovery =	162.46%		
85) Terphenyl-d14	13.023	244	1197303	82.17	ppb	0.00
Spiked Amount 50.000			Recovery =	164.34%		
108) o-Terphenyl	0.000	230	0	0.00	ppb	
Spiked Amount 50.000			Recovery =	0.00%		
109) 1-Chlorooctadecane	0.000	57	0	0.00	ppb	
Spiked Amount 50.000			Recovery =	0.00%		
Target Compounds						Qvalue
2) 1,4-Dioxane	2.566	88	444165	82.97	ppb	96
3) Pyridine	2.871	79	1130915	85.13	ppb	98
4) N-Nitrosodimethylamine	2.844	74	611086	85.40	ppb	99
6) Indene	5.198	116	1490546	88.67	ppb	99
7) Cumene	4.374	105	2089601	87.24	ppb	99
9) Phenol	4.706	94	1193242	85.58	ppb	97
10) Aniline	4.722	93	1058267	85.60	ppb	100
11) bis(2-Chloroethyl)ether	4.770	93	811282	85.18	ppb	96
12) 2-Chlorophenol	4.823	128	911415	84.46	ppb	100
13) Decane	4.850	43	867544	93.01	ppb	97
14) 1,3-Dichlorobenzene	4.941	146	916369	83.19	ppb	99
15) 1,4-Dichlorobenzene	5.000	146	904795	84.05	ppb	98
16) Benzyl alcohol	5.096	108	593059	84.42	ppb	100
17) 1,2-Dichlorobenzene	5.123	146	825855	85.08	ppb	98
18) Acetophenone	5.315	105	1164747	88.66	ppb	94
19) 2-Methylphenol	5.182	108	765687	85.86	ppb	100
20) 2,2'-oxybis(1-Chloropr...	5.198	121	293420	87.08	ppb	89
21) 3&4-Methylphenol	5.310	108	799416	88.47	ppb	98
22) n-Nitroso-di-n-propyla...	5.315	70	510524	87.87	ppb	97

Quantitation Report (QT Reviewed)

Data Path : C:\msdchem\1\DATA\E3e2646\
Data File : 3E61395.D
Acq On : 4 Jun 2014 6:13 pm
Operator : olgaa
Sample : ic2646-80
Misc : op74977,e3e2646,
ALS Vial : 3 Sample Multiplier: 1

Quant Time: Jun 05 09:48:51 2014
Quant Method : C:\msdchem\1\METHODS\M3E2646.M
Quant Title : Semi Volatile GC/MS, rtx-5msi 30m x .25mm x .25MoThu Jun 05 09:36:31 2014
QLast Update : Thu Jun 05 09:36:31 2014
Response via : Initial Calibration

Internal Standards	R.T.	QIon	Response	Conc	Units	Dev(Min)
23) Hexachloroethane	5.412	201	241822	79.27	ppb	93
26) Nitrobenzene	5.465	77	837472	84.68	ppb	100
27) Quinoline	6.519	129	1735275	83.41	ppb	99
28) Isophorone	5.679	82	1418871	84.56	ppb	98
29) 2-Nitrophenol	5.754	139	458944	82.65	ppb	99
30) 2,4-Dimethylphenol	5.781	107	733336	82.43	ppb	98
31) Benzoic acid	5.930	105	613295m	84.44	ppb	
32) bis(2-Chloroethoxy)met...	5.872	93	855104	83.98	ppb	99
33) 2,4-Dichlorophenol	5.984	162	596927	81.03	ppb	99
34) 2,6-Dichlorophenol	6.214	162	569481	82.13	ppb	99
35) 1,3,5-Trichlorobenzene	5.765	180	729011	78.62	ppb	98
36) 1,2,4-Trichlorobenzene	6.069	180	586201	80.59	ppb	98
37) 1,2,3-Trichlorobenzene	6.299	180	615083	83.22	ppb	97
38) Naphthalene	6.150	128	2105817	85.05	ppb	100
39) 4-Chloroaniline	6.203	127	915206	84.06	ppb	99
40) 2,3-Dichloroaniline	7.252	161	805172	83.70	ppb	97
41) Caprolactam	6.610	55	455871	85.66	ppb	98
42) Hexachlorobutadiene	6.283	225	262515	79.30	ppb	99
43) 4-Chloro-3-methylphenol	6.733	107	665009	83.47	ppb	98
44) 2-Methylnaphthalene	6.909	141	1311994	84.22	ppb	99
45) 1-Methylnaphthalene	7.032	141	1461210	84.74	ppb	98
46) Dimethylnaphthalene	7.701	156	1448442	83.29	ppb	99
48) Hexachlorocyclopentadiene	7.112	237	638437	153.19	ppb	98
49) 2,4,6-Trichlorophenol	7.257	196	354488	80.17	ppb	99
50) 2,4,5-Trichlorophenol	7.310	196	365173	81.30	ppb	99
52) 2-Chloronaphthalene	7.519	162	1148306	82.06	ppb	99
53) Biphenyl	7.492	154	1893300	83.26	ppb	99
54) 2-Nitroaniline	7.653	65	454025	84.26	ppb	95
55) Dimethylphthalate	7.904	163	1300416	81.88	ppb	100
56) Acenaphthylene	8.065	152	2026234	83.07	ppb	99
57) 2,6-Dinitrotoluene	7.979	165	315447	82.76	ppb	97
58) 3-Nitroaniline	8.209	138	421817	82.96	ppb	98
59) Acenaphthene	8.311	153	1291523	82.63	ppb	97
60) 2,4-Dinitrophenol	8.359	184	328957	165.16	ppb	88
61) 4-Nitrophenol	8.460	109	210200	83.64	ppb	98
62) Dibenzofuran	8.557	168	1663935	82.51	ppb	99
63) 2,4-Dinitrotoluene	8.546	165	433645	82.64	ppb	97
64) 2,3,4,6-Tetrachlorophenol	8.738	232	276115	80.31	ppb	98
65) Diethylphthalate	8.920	149	1351220	82.66	ppb	99
66) Fluorene	9.054	166	1467229	83.01	ppb	99
67) 4-Chlorophenyl-phenyle...	9.059	204	561638	80.08	ppb	97
68) 4-Nitroaniline	9.107	138	404502	83.34	ppb	98
70) 4,6-Dinitro-2-methylph...	9.145	198	203344	82.86	ppb	98
71) n-Nitrosodiphenylamine	9.241	169	963234	83.95	ppb	99
72) 1,2-Diphenylhydrazine	9.300	77	1537562	85.04	ppb	99
74) 4-Bromophenyl-phenylether	9.797	248	293887	81.33	ppb	99
75) Hexachlorobenzene	9.888	284	285425	82.67	ppb	99
76) Pentachlorophenol	10.193	266	435375	160.83	ppb	100
77) Phenanthrene	10.504	178	1788537	83.94	ppb	99
78) Anthracene	10.584	178	1772027	84.30	ppb	100

Quantitation Report (QT Reviewed)

Data Path : C:\msdchem\1\DATA\E3e2646\
Data File : 3E61395.D
Acq On : 4 Jun 2014 6:13 pm
Operator : olgaa
Sample : ic2646-80
Misc : op74977,e3e2646,
ALS Vial : 3 Sample Multiplier: 1

Quant Time: Jun 05 09:48:51 2014
Quant Method : C:\msdchem\1\METHODS\M3E2646.M
Quant Title : Semi Volatile GC/MS, rtx-5msi 30m x .25mm x .25MoThu Jun 05 09:36:31 2014
QLast Update : Thu Jun 05 09:36:31 2014
Response via : Initial Calibration

Internal Standards	R.T.	QIon	Response	Conc	Units	Dev(Min)
79) Carbazole	10.851	167	2112307	84.01	ppb	99
80) Di-n-butylphthalate	11.461	149	2279243	84.11	ppb	100
81) Fluoranthene	12.376	202	1989188	82.43	ppb	98
82) Octadecane	10.391	57	1157292	88.29	ppb	97
84) Pyrene	12.729	202	2000026	82.77	ppb	100
86) Butylbenzylphthalate	13.846	149	1090582	83.20	ppb	97
87) Butyl stearate	14.007	56	731993	86.59	ppb	95
88) Benzo[a]anthracene	14.654	228	1778940	81.54	ppb	99
89) 3,3'-Dichlorobenzidine	14.649	252	680704	79.13	ppb	98
90) Chrysene	14.718	228	1343066	84.20	ppb	99
91) bis(2-Ethylhexyl)phtha...	14.804	149	1327755	84.93	ppb	98
93) Di-n-octylphthalate	15.793	149	2421835	82.80	ppb	99
94) Benzo[b]fluoranthene	16.280	252	1775247	82.94	ppb	97
95) Benzo[k]fluoranthene	16.323	252	1206229	82.69	ppb	99
96) Benzo[a]pyrene	16.724	252	1353341	82.89	ppb	98
97) Indeno[1,2,3-cd]pyrene	18.553	276	1534366m	75.19	ppb	
98) Dibenz(a,h)acridine	18.141	279	1476553	81.74	ppb	72
99) Dibenz[a,h]anthracene	18.596	278	1281966	83.41	ppb	98
100) 7,12-Dimethylbenz(a)an...	16.280	256	981870	79.61	ppb	96
101) Benzo[g,h,i]perylene	19.061	276	1342199	83.21	ppb	99

(#) = qualifier out of range (m) = manual integration (+) = signals summed

Quantitation Report (QT Reviewed)

Data Path : C:\msdchem\1\DATA\E3e2646\
Data File : 3E61395.D
Acq On : 4 Jun 2014 6:13 pm
Operator : olgaa
Sample : ic2646-80
Misc : op74977,e3e2646,
ALS Vial : 3 Sample Multiplier: 1

Quant Time: Jun 05 09:48:51 2014
Quant Method : C:\msdchem\1\METHODS\M3E2646.M
Quant Title : Semi Volatile GC/MS, rtx-5msi 30m x .25mm x .25MoThu Jun 05 09:36:31 2014
QLast Update : Thu Jun 05 09:36:31 2014
Response via : Initial Calibration

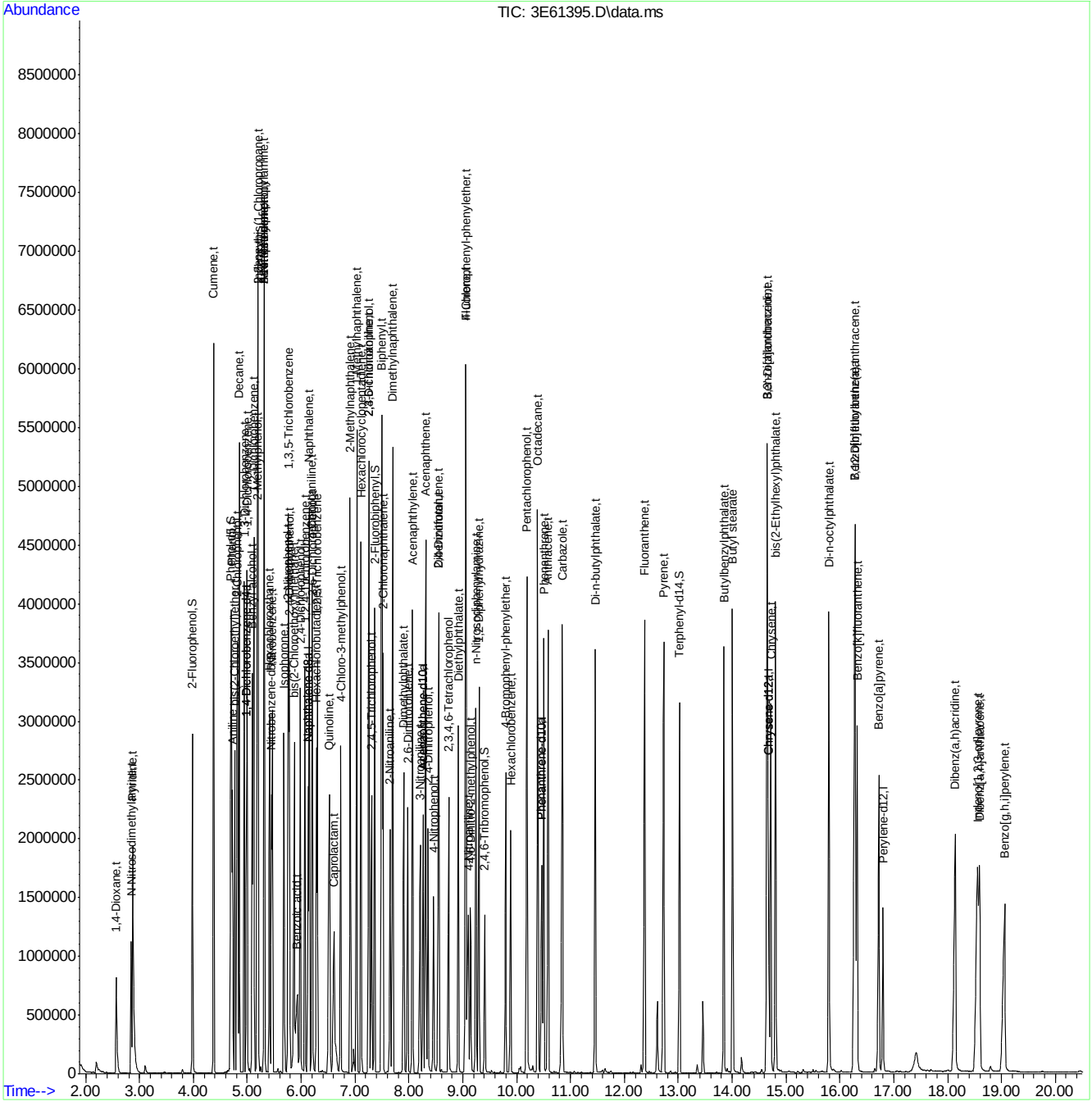

ACCUTEST LABORATORIES JB69078

Manual Integration Approval Summary

Sample Number:	E3E2646-IC2646	**Method:**	SW846 8270D
Lab FileID:	3E61395.D	**Analyst approved:**	06/06/14 09:18 Olga Azarihn
Injection Time:	06/04/14 18:13	**Supervisor approved:**	06/09/14 23:38 Nina Pandya

Parameter	CAS	Sig#	R.T. (min.)	Reason
Benzoic acid	65-85-0		5.93	Poor instrument integration
Indeno(1,2,3-cd)pyrene	193-39-5		18.55	Poor instrument integration

Quantitation Report (Qedit)

Data Path : C:\msdchem\1\DATA\E3e2646\
Data File : 3E61395.D
Acq On : 4 Jun 2014 6:13 pm
Operator : olgaa
Sample : ic2646-80
Misc : op74977,e3e2646,
ALS Vial : 3 Sample Multiplier: 1

Quant Time: Jun 05 09:36:40 2014
Quant Method : C:\msdchem\1\METHODS\M3E2646.M
Quant Title : Semi Volatile GC/MS, rtx-5msi 30m x .25mm x .25MoThu Jun 05 09:36:31 2014
QLast Update : Thu Jun 05 09:36:31 2014
Response via : Initial Calibration

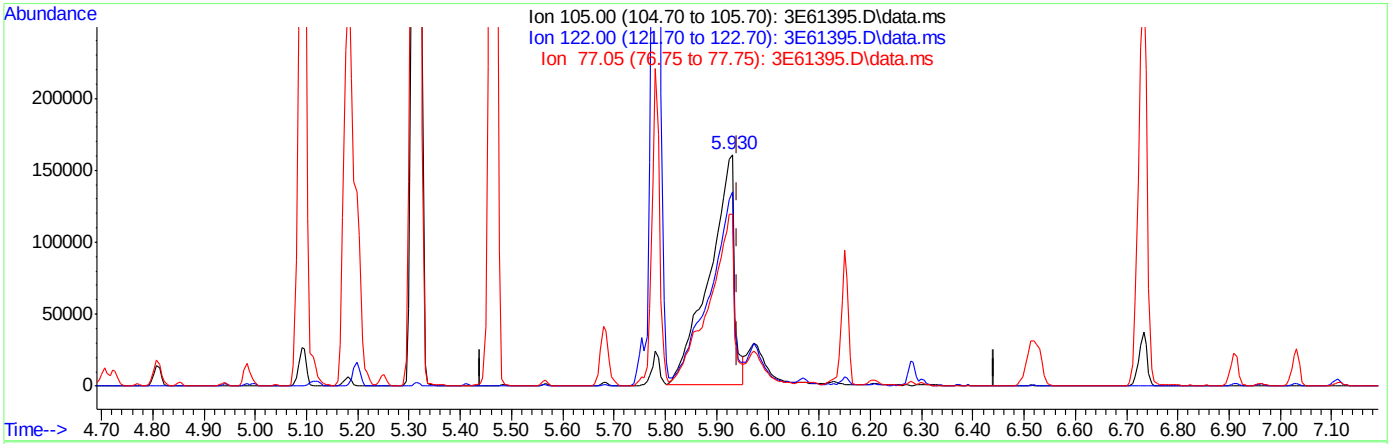

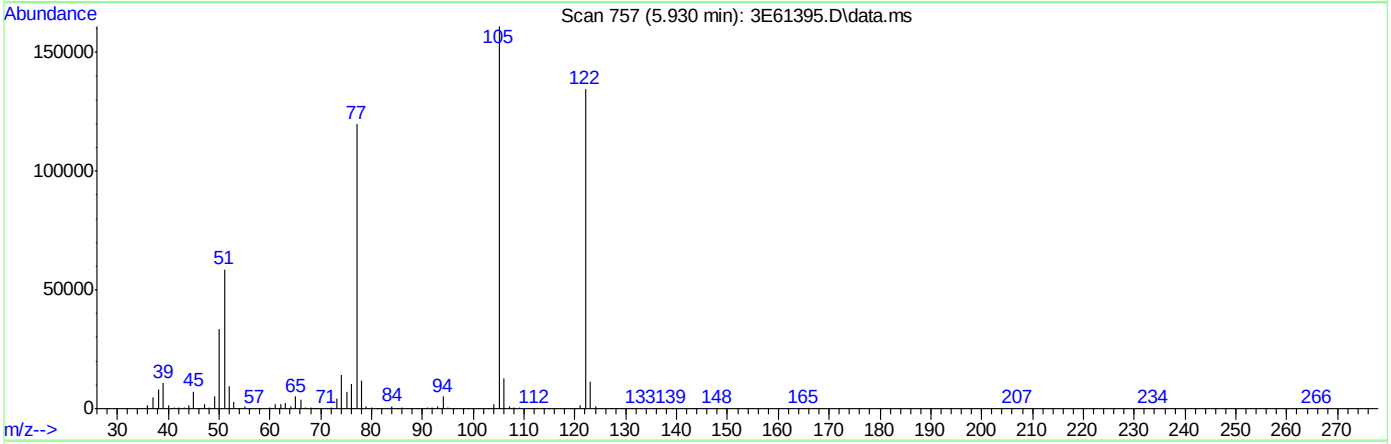

TIC: 3E61395.D\data.ms

(31) Benzoic acid (t)

5.930min (-0.011) 74.26ppb

response 539370

Ion	Exp%	Act%
105.00	100	100
122.00	80.20	78.78
77.05	73.10	72.65
0.00	0.00	0.00

ACCUTEST LABORATORIES JB69078

Quantitation Report (Qedit)

Data Path : C:\msdchem\1\DATA\E3e2646\
Data File : 3E61395.D
Acq On : 4 Jun 2014 6:13 pm
Operator : olgaa
Sample : ic2646-80
Misc : op74977,e3e2646,
ALS Vial : 3 Sample Multiplier: 1

Quant Time: Jun 05 09:38:20 2014
Quant Method : C:\msdchem\1\METHODS\M3E2646.M
Quant Title : Semi Volatile GC/MS, rtx-5msi 30m x .25mm x .25MoThu Jun 05 09:36:31 2014
QLast Update : Thu Jun 05 09:36:31 2014
Response via : Initial Calibration

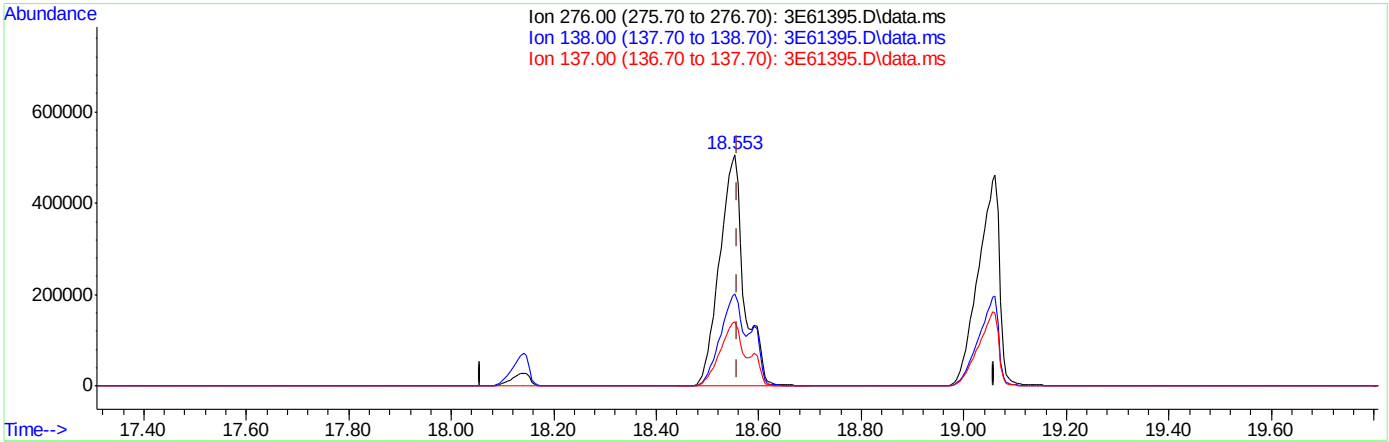

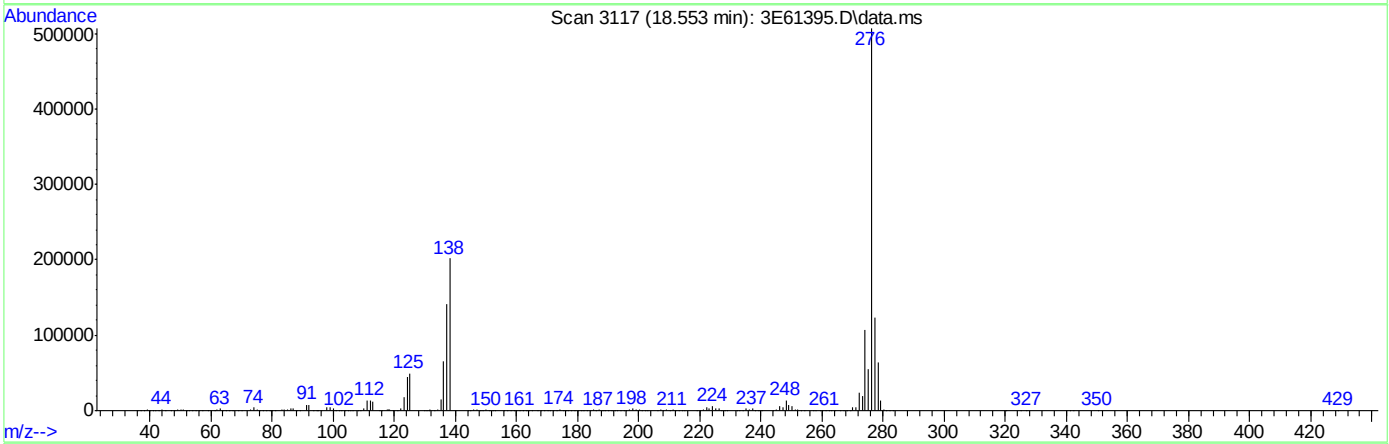

TIC: 3E61395.D\data.ms

(97) Indeno[1,2,3-cd]pyrene (t)

18.553min (-0.005) 82.86ppb

response 1690931

Ion	Exp%	Act%
276.00	100	100
138.00	40.30	39.77
137.00	28.00	27.91
0.00	0.00	0.00

ACCUTEST LABORATORIES JB69078

Quantitation Report (Qedit)

Data Path : C:\msdchem\1\DATA\E3e2646\
Data File : 3E61395.D
Acq On : 4 Jun 2014 6:13 pm
Operator : olgaa
Sample : ic2646-80
Misc : op74977,e3e2646,
ALS Vial : 3 Sample Multiplier: 1

Quant Time: Jun 05 09:48:51 2014
Quant Method : C:\msdchem\1\METHODS\M3E2646.M
Quant Title : Semi Volatile GC/MS, rtx-5msi 30m x .25mm x .25MoThu Jun 05 09:36:31 2014
QLast Update : Thu Jun 05 09:36:31 2014
Response via : Initial Calibration

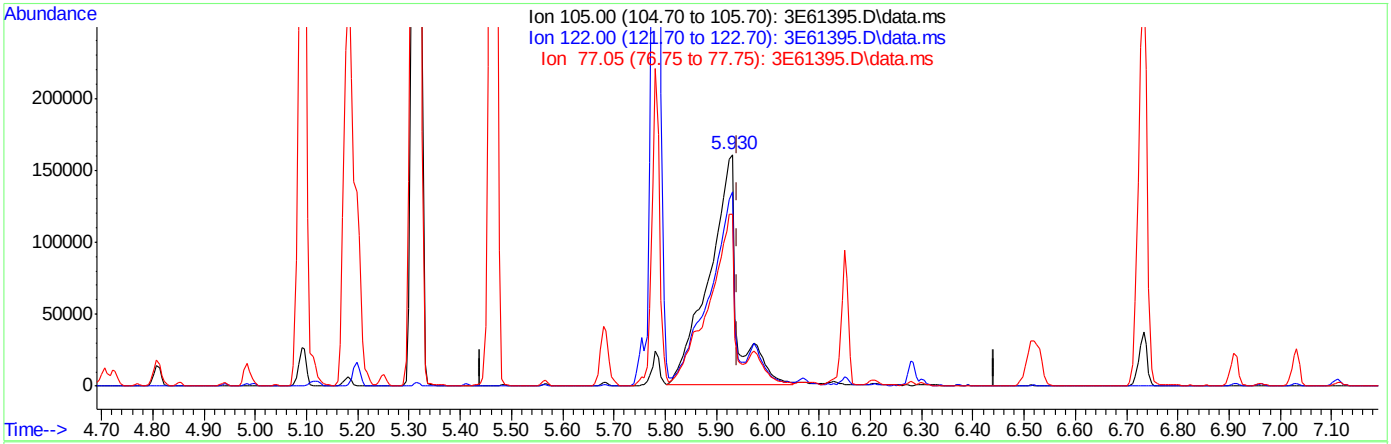

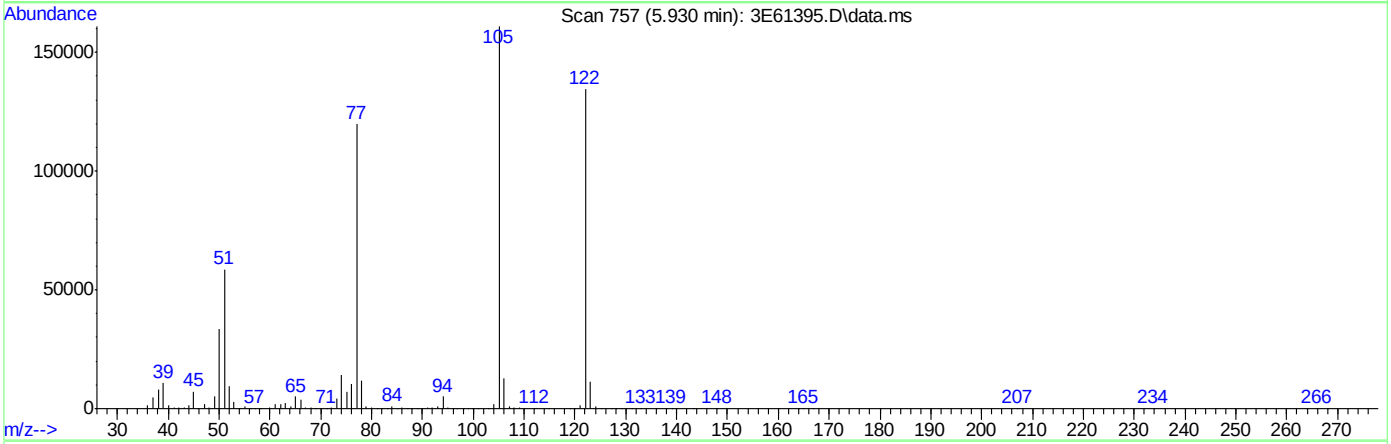

TIC: 3E61395.D\data.ms

(31) Benzoic acid (t)

5.930min (-0.011) 84.44ppb m

response 613295

Ion	Exp%	Act%
105.00	100	100
122.00	80.20	83.70
77.05	73.10	74.36
0.00	0.00	0.00

ACCUTEST LABORATORIES JB69078

Quantitation Report (Qedit)

Data Path : C:\msdchem\1\DATA\E3e2646\
Data File : 3E61395.D
Acq On : 4 Jun 2014 6:13 pm
Operator : olgaa
Sample : ic2646-80
Misc : op74977,e3e2646,
ALS Vial : 3 Sample Multiplier: 1

Quant Time: Jun 05 09:48:51 2014
Quant Method : C:\msdchem\1\METHODS\M3E2646.M
Quant Title : Semi Volatile GC/MS, rtx-5msi 30m x .25mm x .25MoThu Jun 05 09:36:31 2014
QLast Update : Thu Jun 05 09:36:31 2014
Response via : Initial Calibration

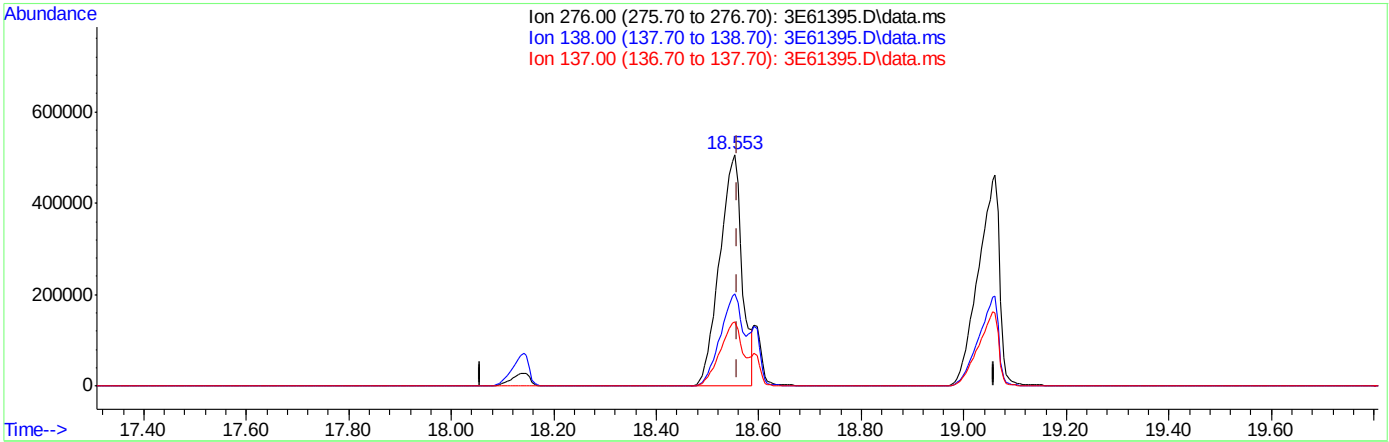

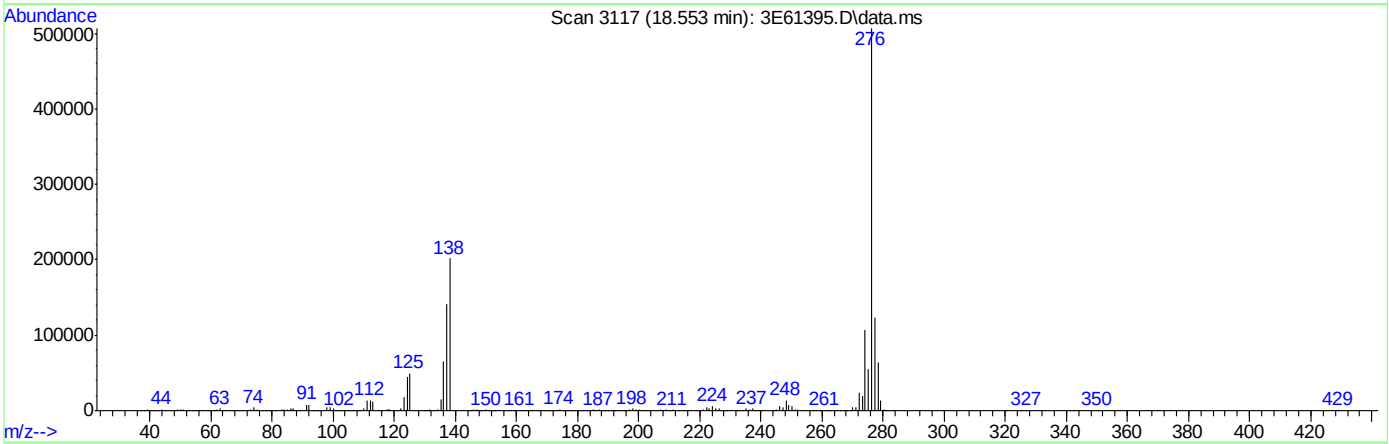

TIC: 3E61395.D\data.ms

(97) Indeno[1,2,3-cd]pyrene (t)

18.553min (-0.005) 75.19ppb m

response 1534366

Ion	Exp%	Act%
276.00	100	100
138.00	40.30	39.81
137.00	28.00	27.91
0.00	0.00	0.00

ACCUTEST LABORATORIES JB69078

Quantitation Report (QT Reviewed)

Data Path : C:\msdchem\1\DATA\E3e2646\
Data File : 3E61396.D
Acq On : 4 Jun 2014 6:41 pm
Operator : olgaa
Sample : icc2646-50
Misc : op74977,e3e2646,
ALS Vial : 4 Sample Multiplier: 1

Quant Time: Jun 05 09:39:10 2014
Quant Method : C:\msdchem\1\METHODS\M3E2646.M
Quant Title : Semi Volatile GC/MS, rtx-5msi 30m x .25mm x .25MoThu Jun 05 09:38:28 2014
QLast Update : Thu Jun 05 09:38:28 2014
Response via : Initial Calibration

Internal Standards	R.T.	QIon	Response	Conc	Units		Dev(Min)
1) 1,4-Dichlorobenzene-d4	4.984	152	228468	40.00	ppb		0.00
24) Naphthalene-d8	6.123	136	837672	40.00	ppb		0.00
47) Acenaphthene-d10	8.257	164	430892	40.00	ppb		0.00
69) Phenanthrene-d10	10.461	188	632717	40.00	ppb		0.00
83) Chrysene-d12	14.665	240	553973	40.00	ppb		-0.01
92) Perylene-d12	16.793	264	475578	40.00	ppb		-0.01
102) 1,4-Dichlorobenzene-d4a	4.984	152	228468	40.00	ppb		0.00
104) Acenaphthene-d10a	8.257	164	430892	40.00	ppb		0.00
106) Phenanthrene-d10a	10.461	188	632717	40.00	ppb		0.00
110) Chrysene-d12a	14.665	240	553973	40.00	ppb		-0.01
112) Naphthalene-d8a	6.123	136	837672	40.00	ppb		0.00
System Monitoring Compounds							
5) 2-Fluorophenol	3.978	112	406796	51.67	ppb		0.00
Spiked Amount 50.000			Recovery = 103.34%				
8) Phenol-d5	4.684	99	499099	52.62	ppb		-0.02
Spiked Amount 50.000			Recovery = 105.24%				
25) Nitrobenzene-d5	5.444	82	378631	51.06	ppb		0.00
Spiked Amount 50.000			Recovery = 102.12%				
51) 2-Fluorobiphenyl	7.358	172	667496	54.42	ppb		0.00
Spiked Amount 50.000			Recovery = 108.84%				
73) 2,4,6-Tribromophenol	9.402	330	60880	54.68	ppb		-0.01
Spiked Amount 50.000			Recovery = 109.36%				
85) Terphenyl-d14	13.017	244	610500	50.51	ppb		-0.01
Spiked Amount 50.000			Recovery = 101.02%				
108) o-Terphenyl	0.000	230	0	0.00	ppb		
Spiked Amount 50.000			Recovery = 0.00%				
109) 1-Chlorooctadecane	0.000	57	0	0.00	ppb		
Spiked Amount 50.000			Recovery = 0.00%				
Target Compounds							Qvalue
2) 1,4-Dioxane	2.566	88	189052	45.94	ppb		93
3) Pyridine	2.876	79	481383	46.52	ppb		99
4) N-Nitrosodimethylamine	2.839	74	289632	51.88	ppb		97
6) Indene	5.192	116	700767	52.39	ppb		98
7) Cumene	4.374	105	991969	52.50	ppb		93
9) Phenol	4.695	94	583398	53.57	ppb		98
10) Aniline	4.721	93	595230	61.63	ppb		98
11) bis(2-Chloroethyl)ether	4.764	93	387857	52.26	ppb		96
12) 2-Chlorophenol	4.818	128	432912	51.71	ppb		97
13) Decane	4.850	43	435241	57.18	ppb		92
14) 1,3-Dichlorobenzene	4.941	146	455951	53.77	ppb		95
15) 1,4-Dichlorobenzene	4.994	146	450364	54.06	ppb		96
16) Benzyl alcohol	5.085	108	287987	52.85	ppb		93
17) 1,2-Dichlorobenzene	5.123	146	416249	55.07	ppb		97
18) Acetophenone	5.310	105	554528	53.05	ppb		97
19) 2-Methylphenol	5.176	108	368936	52.88	ppb		98
20) 2,2'-oxybis(1-Chloropr...	5.197	121	145078	54.63	ppb	#	57
21) 3&4-Methylphenol	5.299	108	403444	56.18	ppb		97
22) n-Nitroso-di-n-propyla...	5.304	70	268764	58.42	ppb		92

Quantitation Report (QT Reviewed)

Data Path : C:\msdchem\1\DATA\E3e2646\
Data File : 3E61396.D
Acq On : 4 Jun 2014 6:41 pm
Operator : olgaa
Sample : icc2646-50
Misc : op74977,e3e2646,
ALS Vial : 4 Sample Multiplier: 1

Quant Time: Jun 05 09:39:10 2014
Quant Method : C:\msdchem\1\METHODS\M3E2646.M
Quant Title : Semi Volatile GC/MS, rtx-5msi 30m x .25mm x .25MoThu Jun 05 09:38:28 2014
QLast Update : Thu Jun 05 09:38:28 2014
Response via : Initial Calibration

Internal Standards	R.T.	QIon	Response	Conc	Units	Dev(Min)
23) Hexachloroethane	5.411	201	122642	53.51	ppb	97
26) Nitrobenzene	5.460	77	418160	52.54	ppb	98
27) Quinoline	6.503	129	753552	45.36	ppb	99
28) Isophorone	5.668	82	726472	53.84	ppb	96
29) 2-Nitrophenol	5.748	139	214944	48.70	ppb	95
30) 2,4-Dimethylphenol	5.775	107	357274	50.60	ppb	95
31) Benzoic acid	5.887	105	270562	46.36	ppb	99
32) bis(2-Chloroethoxy)met...	5.861	93	421733	51.69	ppb	96
33) 2,4-Dichlorophenol	5.978	162	291500	50.29	ppb	98
34) 2,6-Dichlorophenol	6.208	162	277991	50.60	ppb	97
35) 1,3,5-Trichlorobenzene	5.764	180	330675	46.01	ppb	97
36) 1,2,4-Trichlorobenzene	6.064	180	304754	53.39	ppb	95
37) 1,2,3-Trichlorobenzene	6.299	180	284323	48.23	ppb	96
38) Naphthalene	6.144	128	1096149	54.89	ppb	96
39) 4-Chloroaniline	6.192	127	487168	55.82	ppb	97
40) 2,3-Dichloroaniline	7.246	161	362416	47.10	ppb	95
41) Caprolactam	6.577	55	187825	43.60	ppb	99
42) Hexachlorobutadiene	6.278	225	135116	52.43	ppb	97
43) 4-Chloro-3-methylphenol	6.716	107	321322	50.49	ppb	94
44) 2-Methylnaphthalene	6.909	141	662003	52.96	ppb	96
45) 1-Methylnaphthalene	7.027	141	655440	47.22	ppb	96
46) Dimethylnaphthalene	7.690	156	652494	47.02	ppb	99
48) Hexachlorocyclopentadiene	7.107	237	309484	98.10	ppb	97
49) 2,4,6-Trichlorophenol	7.251	196	178280	52.07	ppb	98
50) 2,4,5-Trichlorophenol	7.294	196	181238	51.75	ppb	99
52) 2-Chloronaphthalene	7.508	162	611652	55.79	ppb	95
53) Biphenyl	7.487	154	870830	48.52	ppb	97
54) 2-Nitroaniline	7.642	65	215161	50.29	ppb	96
55) Dimethylphthalate	7.893	163	639638	51.46	ppb	99
56) Acenaphthylene	8.059	152	1035440	53.85	ppb	97
57) 2,6-Dinitrotoluene	7.968	165	155261	51.77	ppb	99
58) 3-Nitroaniline	8.198	138	205695	51.35	ppb	99
59) Acenaphthene	8.305	153	648826	52.80	ppb	96
60) 2,4-Dinitrophenol	8.342	184	140825	89.96	ppb	98
61) 4-Nitrophenol	8.444	109	95448	48.01	ppb	97
62) Dibenzofuran	8.551	168	849700	53.63	ppb	97
63) 2,4-Dinitrotoluene	8.535	165	210537	51.03	ppb	95
64) 2,3,4,6-Tetrachlorophenol	8.733	232	138138	51.84	ppb	93
65) Diethylphthalate	8.909	149	665624	51.78	ppb	98
66) Fluorene	9.043	166	724636	52.03	ppb	96
67) 4-Chlorophenyl-phenyle...	9.054	204	275760	50.81	ppb	96
68) 4-Nitroaniline	9.081	138	209539	54.67	ppb	98
70) 4,6-Dinitro-2-methylph...	9.129	198	92463	47.97	ppb	95
71) n-Nitrosodiphenylamine	9.236	169	469464	51.75	ppb	99
72) 1,2-Diphenylhydrazine	9.295	77	783684	54.45	ppb	98
74) 4-Bromophenyl-phenylether	9.792	248	148855	52.94	ppb	91
75) Hexachlorobenzene	9.878	284	150357	55.51	ppb	97
76) Pentachlorophenol	10.182	266	202591	96.73	ppb	97
77) Phenanthrene	10.498	178	914811	54.30	ppb	97
78) Anthracene	10.573	178	924789	55.52	ppb	98

Quantitation Report (QT Reviewed)

Data Path : C:\msdchem\1\DATA\E3e2646\
Data File : 3E61396.D
Acq On : 4 Jun 2014 6:41 pm
Operator : olgaa
Sample : icc2646-50
Misc : op74977,e3e2646,
ALS Vial : 4 Sample Multiplier: 1

Quant Time: Jun 05 09:39:10 2014
Quant Method : C:\msdchem\1\METHODS\M3E2646.M
Quant Title : Semi Volatile GC/MS, rtx-5msi 30m x .25mm x .25MoThu Jun 05 09:38:28 2014
QLast Update : Thu Jun 05 09:38:28 2014
Response via : Initial Calibration

Internal Standards	R.T.	QIon	Response	Conc	Units	Dev(Min)
79) Carbazole	10.835	167	939944	47.26	ppb	97
80) Di-n-butylphthalate	11.455	149	1117176	52.09	ppb	97
81) Fluoranthene	12.370	202	976153	51.64	ppb	97
82) Octadecane	10.386	57	537203	50.49	ppb	94
84) Pyrene	12.723	202	1004077	49.91	ppb	98
86) Butylbenzylphthalate	13.841	149	500518	45.74	ppb	97
87) Butyl stearate	14.001	56	373465	51.85	ppb	92
88) Benzo[a]anthracene	14.643	228	873995	48.48	ppb	98
89) 3,3'-Dichlorobenzidine	14.643	252	325062	46.42	ppb	96
90) Chrysene	14.702	228	724612	54.09	ppb	97
91) bis(2-Ethylhexyl)phtha...	14.804	149	646360	49.01	ppb	96
93) Di-n-octylphthalate	15.788	149	1133768	45.04	ppb	97
94) Benzo[b]fluoranthene	16.258	252	853099	46.27	ppb	95
95) Benzo[k]fluoranthene	16.307	252	743389	59.26	ppb	94
96) Benzo[a]pyrene	16.713	252	707469	50.32	ppb	98
97) Indeno[1,2,3-cd]pyrene	18.526	276	743417	42.32	ppb	85
98) Dibenz(a,h)acridine	18.120	279	646464	41.86	ppb	72
99) Dibenz[a,h]anthracene	18.569	278	684233	51.54	ppb	94
100) 7,12-Dimethylbenz(a)an...	16.264	256	414098	39.79	ppb	93
101) Benzo[g,h,i]perylene	19.024	276	688254	49.46	ppb	95

(#) = qualifier out of range (m) = manual integration (+) = signals summed

Quantitation Report (QT Reviewed)

Data Path : C:\msdchem\1\DATA\E3e2646\
Data File : 3E61396.D
Acq On : 4 Jun 2014 6:41 pm
Operator : olgaa
Sample : icc2646-50
Misc : op74977,e3e2646,
ALS Vial : 4 Sample Multiplier: 1

Quant Time: Jun 05 09:39:10 2014
Quant Method : C:\msdchem\1\METHODS\M3E2646.M
Quant Title : Semi Volatile GC/MS, rtx-5msi 30m x .25mm x .25MoThu Jun 05 09:38:28 2014
QLast Update : Thu Jun 05 09:38:28 2014
Response via : Initial Calibration

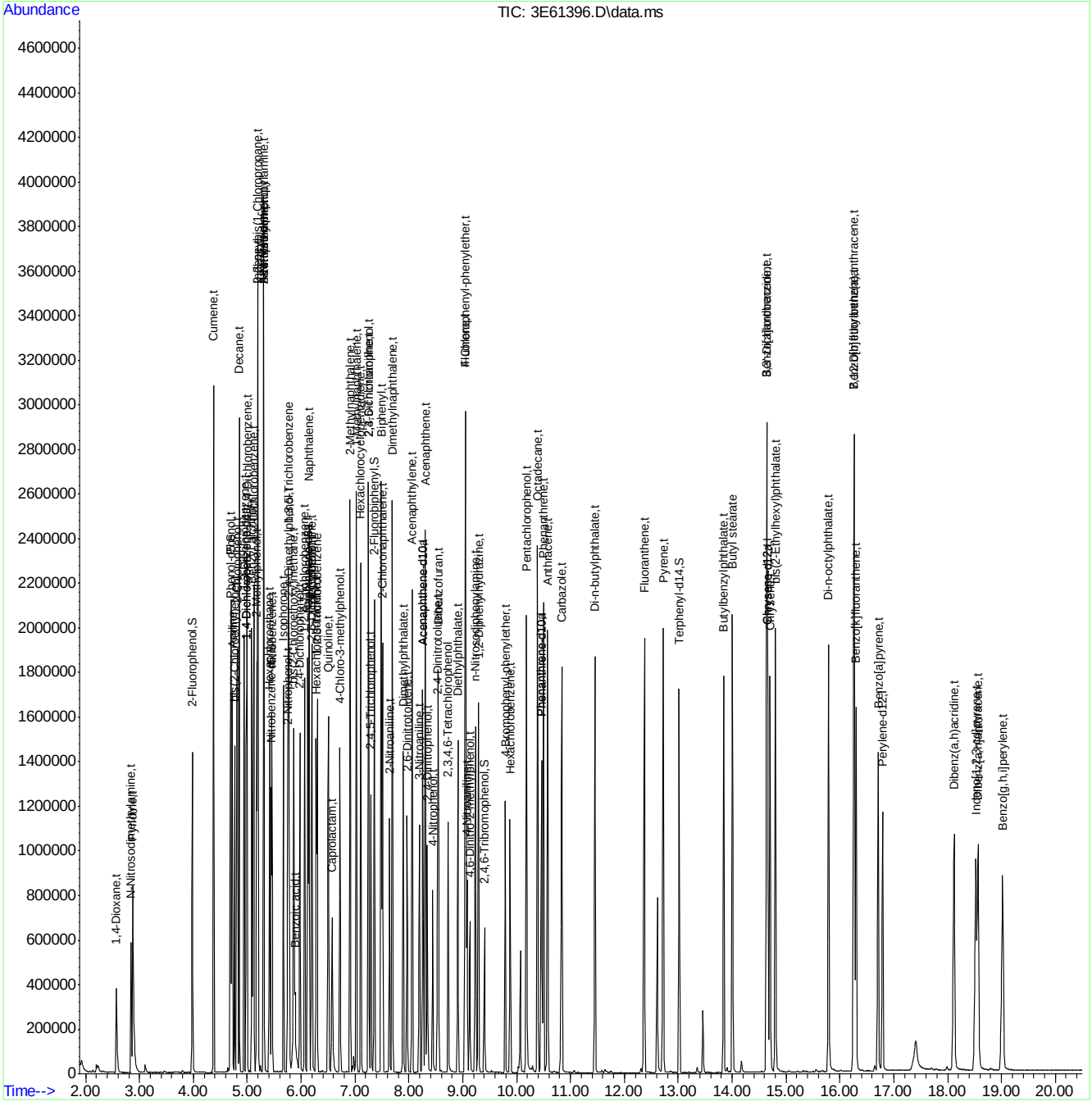

ACCUTEST LABORATORIES JB69078

Quantitation Report (QT Reviewed)

Data Path : C:\msdchem\1\DATA\E3e2646\
Data File : 3E61397.D
Acq On : 4 Jun 2014 7:09 pm
Operator : olgaa
Sample : ic2646-25
Misc : op74977,e3e2646,
ALS Vial : 5 Sample Multiplier: 1

Quant Time: Jun 05 09:39:43 2014
Quant Method : C:\msdchem\1\METHODS\M3E2646.M
Quant Title : Semi Volatile GC/MS, rtx-5msi 30m x .25mm x .25MoThu Jun 05 09:39:20 2014
QLast Update : Thu Jun 05 09:39:20 2014
Response via : Initial Calibration

Internal Standards	R.T.	QIon	Response	Conc	Units		Dev(Min)
1) 1,4-Dichlorobenzene-d4	4.978	152	237933	40.00	ppb		0.00
24) Naphthalene-d8	6.123	136	896366	40.00	ppb		0.00
47) Acenaphthene-d10	8.257	164	476066	40.00	ppb		0.00
69) Phenanthrene-d10	10.455	188	705835	40.00	ppb		0.00
83) Chrysene-d12	14.659	240	628622	40.00	ppb		0.00
92) Perylene-d12	16.793	264	537290	40.00	ppb		0.00
102) 1,4-Dichlorobenzene-d4a	4.978	152	237933	40.00	ppb		0.00
104) Acenaphthene-d10a	8.257	164	476066	40.00	ppb		0.00
106) Phenanthrene-d10a	10.455	188	705835	40.00	ppb		0.00
110) Chrysene-d12a	14.659	240	628622	40.00	ppb		0.00
112) Naphthalene-d8a	6.123	136	896366	40.00	ppb		0.00
System Monitoring Compounds							
5) 2-Fluorophenol	3.978	112	214762	25.90	ppb		0.00
Spiked Amount 50.000			Recovery = 51.80%				
8) Phenol-d5	4.684	99	266573	26.52	ppb		0.00
Spiked Amount 50.000			Recovery = 53.04%				
25) Nitrobenzene-d5	5.438	82	203434	25.46	ppb		0.00
Spiked Amount 50.000			Recovery = 50.92%				
51) 2-Fluorobiphenyl	7.353	172	379570	27.21	ppb		0.00
Spiked Amount 50.000			Recovery = 54.42%				
73) 2,4,6-Tribromophenol	9.396	330	35251	27.52	ppb		0.00
Spiked Amount 50.000			Recovery = 55.04%				
85) Terphenyl-d14	13.012	244	350134	25.44	ppb		0.00
Spiked Amount 50.000			Recovery = 50.88%				
108) o-Terphenyl	0.000	230	0	0.00	ppb		
Spiked Amount 50.000			Recovery = 0.00%				
109) 1-Chlorooctadecane	0.000	57	0	0.00	ppb		
Spiked Amount 50.000			Recovery = 0.00%				
Target Compounds							Qvalue
2) 1,4-Dioxane	2.571	88	99876	23.95	ppb		97
3) Pyridine	2.876	79	256442	24.36	ppb		99
4) N-Nitrosodimethylamine	2.844	74	151616	25.75	ppb		100
6) Indene	5.192	116	388493	27.45	ppb		98
7) Cumene	4.374	105	545783	27.28	ppb		97
9) Phenol	4.695	94	291221	25.08	ppb		87
10) Aniline	4.721	93	331557	30.59	ppb		99
11) bis(2-Chloroethyl)ether	4.764	93	208146	26.53	ppb		99
12) 2-Chlorophenol	4.818	128	230634	26.16	ppb		98
13) Decane	4.850	43	241142	29.03	ppb		99
14) 1,3-Dichlorobenzene	4.935	146	246162	27.19	ppb		99
15) 1,4-Dichlorobenzene	4.994	146	245679	27.57	ppb		97
16) Benzyl alcohol	5.085	108	152198	26.32	ppb		95
17) 1,2-Dichlorobenzene	5.123	146	226742	27.86	ppb		99
18) Acetophenone	5.304	105	305338	27.49	ppb		98
19) 2-Methylphenol	5.171	108	198280	26.77	ppb		99
20) 2,2'-oxybis(1-Chloropr...	5.192	121	77944	27.34	ppb	#	85
21) 3&4-Methylphenol	5.294	108	216896	27.85	ppb		98
22) n-Nitroso-di-n-propyla...	5.304	70	149503	29.55	ppb		98

Quantitation Report (QT Reviewed)

Data Path : C:\msdchem\1\DATA\E3e2646\
Data File : 3E61397.D
Acq On : 4 Jun 2014 7:09 pm
Operator : olgaa
Sample : ic2646-25
Misc : op74977,e3e2646,
ALS Vial : 5 Sample Multiplier: 1

Quant Time: Jun 05 09:39:43 2014
Quant Method : C:\msdchem\1\METHODS\M3E2646.M
Quant Title : Semi Volatile GC/MS, rtx-5msi 30m x .25mm x .25MoThu Jun 05 09:39:20 2014
QLast Update : Thu Jun 05 09:39:20 2014
Response via : Initial Calibration

Internal Standards	R.T.	QIon	Response	Conc	Units	Dev(Min)
23) Hexachloroethane	5.411	201	67709	27.72	ppb	95
26) Nitrobenzene	5.454	77	227019	26.21	ppb	98
27) Quinoline	6.497	129	415278	24.11	ppb	99
28) Isophorone	5.668	82	394156	26.62	ppb	96
29) 2-Nitrophenol	5.748	139	112108	23.95	ppb	95
30) 2,4-Dimethylphenol	5.770	107	183803	24.23	ppb	100
31) Benzoic acid	5.861	105	126576	20.77	ppb	98
32) bis(2-Chloroethoxy)met...	5.861	93	227348	25.75	ppb	98
33) 2,4-Dichlorophenol	5.973	162	159762	25.71	ppb	99
34) 2,6-Dichlorophenol	6.203	162	152280	25.80	ppb	99
35) 1,3,5-Trichlorobenzene	5.759	180	184709	24.67	ppb	98
36) 1,2,4-Trichlorobenzene	6.064	180	170722	27.33	ppb	97
37) 1,2,3-Trichlorobenzene	6.294	180	163564	26.24	ppb	99
38) Naphthalene	6.144	128	608436	27.57	ppb	99
39) 4-Chloroaniline	6.187	127	269683	27.80	ppb	99
40) 2,3-Dichloroaniline	7.246	161	200185	24.79	ppb	98
41) Caprolactam	6.556	55	99027	22.44	ppb	98
42) Hexachlorobutadiene	6.278	225	77535	27.67	ppb	99
43) 4-Chloro-3-methylphenol	6.711	107	171438	25.09	ppb	97
44) 2-Methylnaphthalene	6.904	141	362072	26.54	ppb	100
45) 1-Methylnaphthalene	7.021	141	360177	24.71	ppb	99
46) Dimethylnaphthalene	7.690	156	362465	24.91	ppb	98
48) Hexachlorocyclopentadiene	7.107	237	170391	49.20	ppb	98
49) 2,4,6-Trichlorophenol	7.246	196	99397	25.92	ppb	100
50) 2,4,5-Trichlorophenol	7.294	196	104085	26.59	ppb	97
52) 2-Chloronaphthalene	7.508	162	348792	27.73	ppb	97
53) Biphenyl	7.481	154	484812	24.69	ppb	100
54) 2-Nitroaniline	7.636	65	112929	23.84	ppb	96
55) Dimethylphthalate	7.888	163	360828	26.02	ppb	99
56) Acenaphthylene	8.059	152	571006	26.21	ppb	98
57) 2,6-Dinitrotoluene	7.963	165	80864	24.12	ppb	100
58) 3-Nitroaniline	8.193	138	109721	24.57	ppb	96
59) Acenaphthene	8.300	153	360842	26.09	ppb	97
60) 2,4-Dinitrophenol	8.337	184	65524	39.20	ppb	87
61) 4-Nitrophenol	8.433	109	49885	23.02	ppb	97
62) Dibenzofuran	8.546	168	469782	26.20	ppb	99
63) 2,4-Dinitrotoluene	8.530	165	112277	24.46	ppb	94
64) 2,3,4,6-Tetrachlorophenol	8.728	232	75802	25.44	ppb	97
65) Diethylphthalate	8.904	149	367443	25.57	ppb	99
66) Fluorene	9.043	166	400333	25.67	ppb	98
67) 4-Chlorophenyl-phenyle...	9.054	204	160159	26.57	ppb	94
68) 4-Nitroaniline	9.070	138	114904	26.32	ppb	99
70) 4,6-Dinitro-2-methylph...	9.123	198	45830	21.61	ppb	95
71) n-Nitrosodiphenylamine	9.230	169	260275	25.42	ppb	98
72) 1,2-Diphenylhydrazine	9.289	77	430294	26.03	ppb	99
74) 4-Bromophenyl-phenylether	9.787	248	84891	26.54	ppb	99
75) Hexachlorobenzene	9.878	284	88354	28.20	ppb	92
76) Pentachlorophenol	10.177	266	112188	48.55	ppb	99
77) Phenanthrene	10.493	178	513729	26.57	ppb	99
78) Anthracene	10.573	178	523721	27.18	ppb	99

Quantitation Report (QT Reviewed)

Data Path : C:\msdchem\1\DATA\E3e2646\
Data File : 3E61397.D
Acq On : 4 Jun 2014 7:09 pm
Operator : olgaa
Sample : ic2646-25
Misc : op74977,e3e2646,
ALS Vial : 5 Sample Multiplier: 1

Quant Time: Jun 05 09:39:43 2014
Quant Method : C:\msdchem\1\METHODS\M3E2646.M
Quant Title : Semi Volatile GC/MS, rtx-5msi 30m x .25mm x .25MoThu Jun 05 09:39:20 2014
QLast Update : Thu Jun 05 09:39:20 2014
Response via : Initial Calibration

Internal Standards	R.T.	QIon	Response	Conc Units	Dev(Min)
79) Carbazole	10.830	167	525173	24.11 ppb	99
80) Di-n-butylphthalate	11.450	149	606621	25.01 ppb	99
81) Fluoranthene	12.365	202	536008	25.14 ppb	99
82) Octadecane	10.386	57	290621	24.41 ppb	100
84) Pyrene	12.718	202	560264	24.56 ppb	99
86) Butylbenzylphthalate	13.841	149	264450	21.92 ppb	96
87) Butyl stearate	14.001	56	194776	23.54 ppb	97
88) Benzo[a]anthracene	14.643	228	495057	24.45 ppb	99
89) 3,3'-Dichlorobenzidine	14.638	252	175462	22.62 ppb	98
90) Chrysene	14.697	228	419549	26.87 ppb	99
91) bis(2-Ethylhexyl)phtha...	14.798	149	343415	23.10 ppb	100
93) Di-n-octylphthalate	15.788	149	582327	21.18 ppb	99
94) Benzo[b]fluoranthene	16.253	252	486963	23.98 ppb	97
95) Benzo[k]fluoranthene	16.296	252	436440	29.00 ppb	99
96) Benzo[a]pyrene	16.702	252	401898	25.25 ppb	100
97) Indeno[1,2,3-cd]pyrene	18.510	276	406893	21.61 ppb	98
98) Dibenz(a,h)acridine	18.114	279	354073	21.46 ppb	98
99) Dibenz[a,h]anthracene	18.553	278	392300	25.89 ppb	99
100) 7,12-Dimethylbenz(a)an...	16.258	256	213734	19.51 ppb	98
101) Benzo[g,h,i]perylene	19.008	276	390385	24.92 ppb	95

(#) = qualifier out of range (m) = manual integration (+) = signals summed

Quantitation Report (QT Reviewed)

Data Path : C:\msdchem\1\DATA\E3e2646\
Data File : 3E61397.D
Acq On : 4 Jun 2014 7:09 pm
Operator : olgaa
Sample : ic2646-25
Misc : op74977,e3e2646,
ALS Vial : 5 Sample Multiplier: 1

Quant Time: Jun 05 09:39:43 2014
Quant Method : C:\msdchem\1\METHODS\M3E2646.M
Quant Title : Semi Volatile GC/MS, rtx-5msi 30m x .25mm x .25MoThu Jun 05 09:39:20 2014
QLast Update : Thu Jun 05 09:39:20 2014
Response via : Initial Calibration

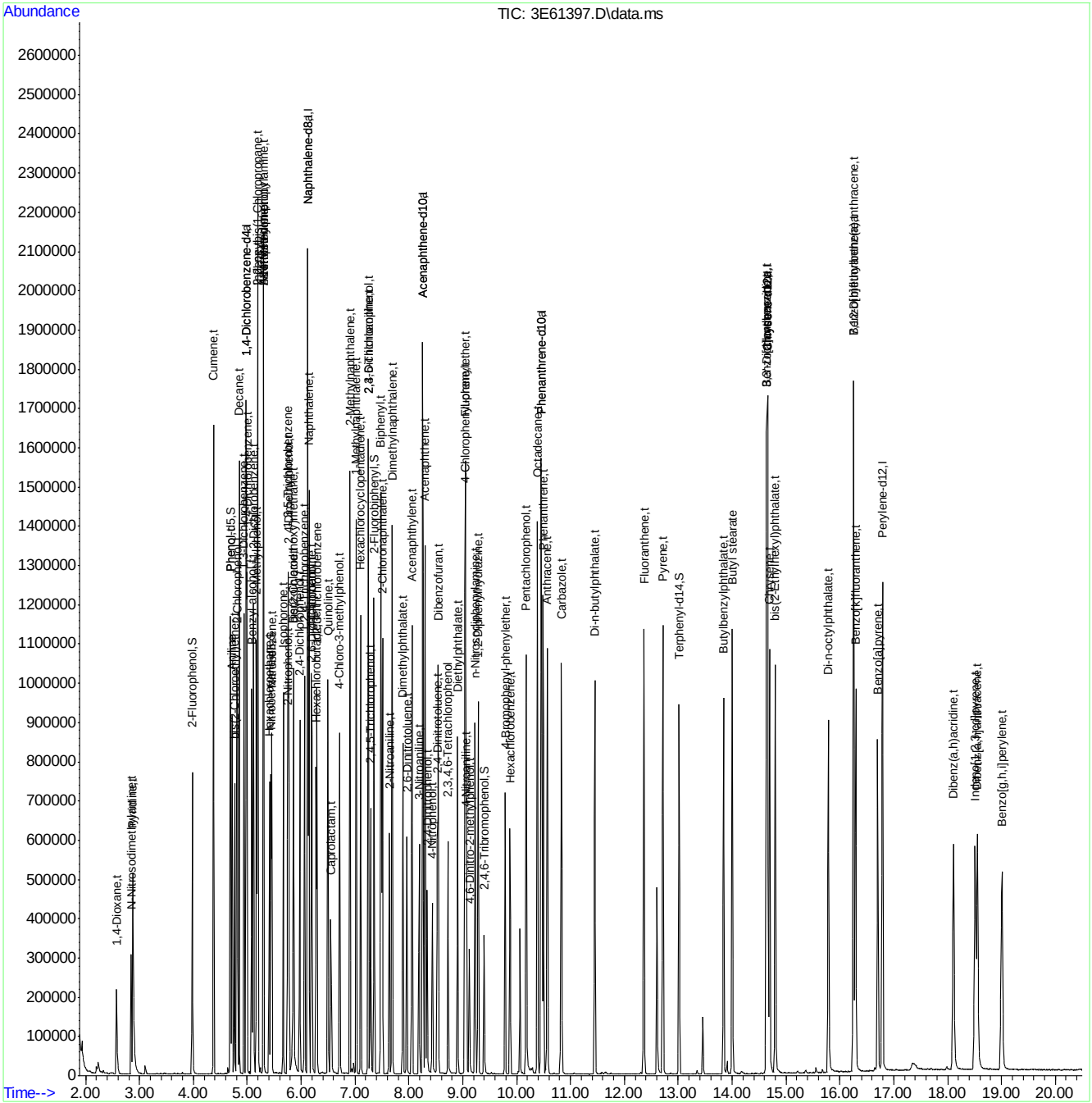

ACCUTEST LABORATORIES JB69078

Quantitation Report (QT Reviewed)

Data Path : C:\msdchem\1\DATA\E3e2646\
Data File : 3E61398.D
Acq On : 4 Jun 2014 7:37 pm
Operator : olgaa
Sample : ic2646-10
Misc : op74977,e3e2646,
ALS Vial : 6 Sample Multiplier: 1

Quant Time: Jun 05 10:07:13 2014
Quant Method : C:\msdchem\1\METHODS\M3E2646.M
Quant Title : Semi Volatile GC/MS, rtx-5msi 30m x .25mm x .25MoThu Jun 05 10:05:24 2014
QLast Update : Thu Jun 05 10:06:31 2014
Response via : Initial Calibration

Internal Standards	R.T.	QIon	Response	Conc	Units	Dev(Min)
1) 1,4-Dichlorobenzene-d4	4.978	152	347404	40.00	ppb	0.00
24) Naphthalene-d8	6.123	136	1287319	40.00	ppb	0.00
47) Acenaphthene-d10	8.257	164	698038	40.00	ppb	0.00
69) Phenanthrene-d10	10.461	188	1044857	40.00	ppb	0.00
83) Chrysene-d12	14.659	240	950511	40.00	ppb	0.00
92) Perylene-d12	16.794	264	781278	40.00	ppb	0.00
102) 1,4-Dichlorobenzene-d4a	4.978	152	347404	40.00	ppb	0.00
104) Acenaphthene-d10a	8.257	164	698038	40.00	ppb	0.00
106) Phenanthrene-d10a	10.461	188	1044857	40.00	ppb	0.00
110) Chrysene-d12a	14.659	240	950511	40.00	ppb	0.00
112) Naphthalene-d8a	6.123	136	1287319	40.00	ppb	0.00
System Monitoring Compounds						
5) 2-Fluorophenol	3.978	112	116635	9.93	ppb	0.00
Spiked Amount 50.000			Recovery = 19.86%			
8) Phenol-d5	4.679	99	146361	10.06	ppb	0.00
Spiked Amount 50.000			Recovery = 20.12%			
25) Nitrobenzene-d5	5.438	82	113169	10.15	ppb	0.00
Spiked Amount 50.000			Recovery = 20.30%			
51) 2-Fluorobiphenyl	7.353	172	215199	10.05	ppb	0.00
Spiked Amount 50.000			Recovery = 20.10%			
73) 2,4,6-Tribromophenol	9.396	330	19438	10.63	ppb	0.00
Spiked Amount 50.000			Recovery = 21.26%			
85) Terphenyl-d14	13.012	244	199326	9.92	ppb	0.00
Spiked Amount 50.000			Recovery = 19.84%			
108) o-Terphenyl	0.000	230	0	0.00	ppb	
Spiked Amount 50.000			Recovery = 0.00%			
109) 1-Chlorooctadecane	0.000	57	0	0.00	ppb	
Spiked Amount 50.000			Recovery = 0.00%			
Target Compounds						Qvalue
2) 1,4-Dioxane	2.571	88	63002	10.06	ppb	100
3) Pyridine	2.876	79	154968	10.07	ppb	95
4) N-Nitrosodimethylamine	2.844	74	85536	10.00	ppb	100
6) Indene	5.192	116	250383	10.84	ppb	98
7) Cumene	4.374	105	347713	10.69	ppb	97
9) Phenol	4.690	94	165840	9.89	ppb	90
10) Aniline	4.716	93	178377	10.00	ppb	99
11) bis(2-Chloroethyl)ether	4.759	93	118527	10.05	ppb	98
12) 2-Chlorophenol	4.813	128	130295	10.01	ppb	97
13) Decane	4.850	43	155205	11.01	ppb	98
14) 1,3-Dichlorobenzene	4.936	146	139661	10.04	ppb	100
15) 1,4-Dichlorobenzene	4.994	146	138406	10.01	ppb	96
16) Benzyl alcohol	5.080	108	83396	9.98	ppb	99
17) 1,2-Dichlorobenzene	5.123	146	129983	10.15	ppb	97
18) Acetophenone	5.305	105	197114	10.80	ppb	100
19) 2-Methylphenol	5.171	108	114515	10.32	ppb	100
20) 2,2'-oxybis(1-Chloropr...	5.192	121	44621	10.18	ppb	89
21) 3&4-Methylphenol	5.294	108	123301	10.48	ppb	97
22) n-Nitroso-di-n-propyla...	5.299	70	84616	10.44	ppb	99

Quantitation Report (QT Reviewed)

Data Path : C:\msdchem\1\DATA\E3e2646\
Data File : 3E61398.D
Acq On : 4 Jun 2014 7:37 pm
Operator : olgaa
Sample : ic2646-10
Misc : op74977,e3e2646,
ALS Vial : 6 Sample Multiplier: 1

Quant Time: Jun 05 10:07:13 2014
Quant Method : C:\msdchem\1\METHODS\M3E2646.M
Quant Title : Semi Volatile GC/MS, rtx-5msi 30m x .25mm x .25MoThu Jun 05 10:05:24 2014
QLast Update : Thu Jun 05 10:06:31 2014
Response via : Initial Calibration

Internal Standards	R.T.	QIon	Response	Conc	Units	Dev(Min)
23) Hexachloroethane	5.412	201	38588	10.20	ppb	90
26) Nitrobenzene	5.454	77	126639	10.12	ppb	98
27) Quinoline	6.492	129	269234	10.51	ppb	99
28) Isophorone	5.663	82	219718	10.25	ppb	99
29) 2-Nitrophenol	5.743	139	60912	10.11	ppb	99
30) 2,4-Dimethylphenol	5.770	107	94360	9.96	ppb	98
31) Benzoic acid	5.845	105	62087	10.22	ppb	98
32) bis(2-Chloroethoxy)met...	5.861	93	128430	9.99	ppb	99
33) 2,4-Dichlorophenol	5.973	162	90638	10.22	ppb	99
34) 2,6-Dichlorophenol	6.198	162	87525	10.17	ppb	97
35) 1,3,5-Trichlorobenzene	5.759	180	120159	10.37	ppb	99
36) 1,2,4-Trichlorobenzene	6.064	180	98845	10.17	ppb	98
37) 1,2,3-Trichlorobenzene	6.294	180	107603	10.56	ppb	99
38) Naphthalene	6.144	128	353611	10.16	ppb	98
39) 4-Chloroaniline	6.187	127	148867	10.24	ppb	98
40) 2,3-Dichloroaniline	7.241	161	127014	10.50	ppb	98
41) Caprolactam	6.540	55	60687	10.42	ppb	98
42) Hexachlorobutadiene	6.278	225	45051	10.16	ppb	100
43) 4-Chloro-3-methylphenol	6.711	107	95367	10.14	ppb	94
44) 2-Methylnaphthalene	6.904	141	202782	10.02	ppb	98
45) 1-Methylnaphthalene	7.022	141	229500	10.37	ppb	99
46) Dimethylnaphthalene	7.685	156	233326	10.57	ppb	99
48) Hexachlorocyclopentadiene	7.107	237	97950	20.54	ppb	98
49) 2,4,6-Trichlorophenol	7.246	196	57574	10.48	ppb	98
50) 2,4,5-Trichlorophenol	7.289	196	59877	10.40	ppb	98
52) 2-Chloronaphthalene	7.503	162	200752	10.16	ppb	97
53) Biphenyl	7.482	154	315130	10.48	ppb	99
54) 2-Nitroaniline	7.631	65	59837	9.60	ppb	96
55) Dimethylphthalate	7.888	163	209124	9.99	ppb	100
56) Acenaphthylene	8.054	152	328037	10.22	ppb	98
57) 2,6-Dinitrotoluene	7.958	165	43661	9.41	ppb	99
58) 3-Nitroaniline	8.188	138	59623	10.41	ppb	98
59) Acenaphthene	8.300	153	204887	9.97	ppb	98
60) 2,4-Dinitrophenol	8.332	184	29726	22.75	ppb	88
61) 4-Nitrophenol	8.428	109	26646	9.08	ppb	99
62) Dibenzofuran	8.541	168	271506	9.91	ppb	100
63) 2,4-Dinitrotoluene	8.525	165	59085	9.39	ppb	97
64) 2,3,4,6-Tetrachlorophenol	8.722	232	43071	10.57	ppb	95
65) Diethylphthalate	8.899	149	211194	10.20	ppb	98
66) Fluorene	9.038	166	228256	10.08	ppb	99
67) 4-Chlorophenyl-phenyle...	9.054	204	95304	10.22	ppb	91
68) 4-Nitroaniline	9.065	138	62286	10.62	ppb	98
70) 4,6-Dinitro-2-methylph...	9.118	198	21953	7.66	ppb	95
71) n-Nitrosodiphenylamine	9.225	169	151813	10.25	ppb	96
72) 1,2-Diphenylhydrazine	9.284	77	240199	10.21	ppb	96
74) 4-Bromophenyl-phenylether	9.787	248	50328	10.35	ppb	97
75) Hexachlorobenzene	9.872	284	51621	10.11	ppb	93
76) Pentachlorophenol	10.177	266	62726	20.17	ppb	99
77) Phenanthrene	10.493	178	296391	10.06	ppb	98
78) Anthracene	10.568	178	296699	10.30	ppb	99

Quantitation Report (QT Reviewed)

Data Path : C:\msdchem\1\DATA\E3e2646\
Data File : 3E61398.D
Acq On : 4 Jun 2014 7:37 pm
Operator : olgaa
Sample : ic2646-10
Misc : op74977,e3e2646,
ALS Vial : 6 Sample Multiplier: 1

Quant Time: Jun 05 10:07:13 2014
Quant Method : C:\msdchem\1\METHODS\M3E2646.M
Quant Title : Semi Volatile GC/MS, rtx-5msi 30m x .25mm x .25MoThu Jun 05 10:05:24 2014
QLast Update : Thu Jun 05 10:06:31 2014
Response via : Initial Calibration

Internal Standards	R.T.	QIon	Response	Conc	Units	Dev(Min)
79) Carbazole	10.830	167	338608	10.59	ppb	99
80) Di-n-butylphthalate	11.450	149	339861	10.33	ppb	98
81) Fluoranthene	12.360	202	302992	10.12	ppb	98
82) Octadecane	10.386	57	180331	10.83	ppb	99
84) Pyrene	12.713	202	321157	9.89	ppb	99
86) Butylbenzylphthalate	13.841	149	142073	9.78	ppb	96
87) Butyl stearate	13.996	56	96742	9.17	ppb	98
88) Benzo[a]anthracene	14.643	228	284506	9.68	ppb	99
89) 3,3'-Dichlorobenzidine	14.633	252	97610	9.46	ppb	100
90) Chrysene	14.697	228	241961	10.02	ppb	99
91) bis(2-Ethylhexyl)phtha...	14.798	149	185625	9.52	ppb	99
93) Di-n-octylphthalate	15.788	149	306433	10.03	ppb	99
94) Benzo[b]fluoranthene	16.248	252	268355	10.17	ppb	95
95) Benzo[k]fluoranthene	16.291	252	261384	11.01	ppb	97
96) Benzo[a]pyrene	16.703	252	224798	10.36	ppb	97
97) Indeno[1,2,3-cd]pyrene	18.505	276	222068	10.01	ppb	93
98) Dibenz(a,h)acridine	18.109	279	225269	10.54	ppb	97
99) Dibenz[a,h]anthracene	18.548	278	221984	10.40	ppb	97
100) 7,12-Dimethylbenz(a)an...	16.253	256	78383	9.55	ppb	95
101) Benzo[g,h,i]perylene	19.003	276	221935	10.34	ppb	94

(#) = qualifier out of range (m) = manual integration (+) = signals summed

Quantitation Report (QT Reviewed)

Data Path : C:\msdchem\1\DATA\E3e2646\
Data File : 3E61398.D
Acq On : 4 Jun 2014 7:37 pm
Operator : olgaa
Sample : ic2646-10
Misc : op74977,e3e2646,
ALS Vial : 6 Sample Multiplier: 1

Quant Time: Jun 05 10:07:13 2014
Quant Method : C:\msdchem\1\METHODS\M3E2646.M
Quant Title : Semi Volatile GC/MS, rtx-5msi 30m x .25mm x .25MoThu Jun 05 10:05:24 2014
QLast Update : Thu Jun 05 10:06:31 2014
Response via : Initial Calibration

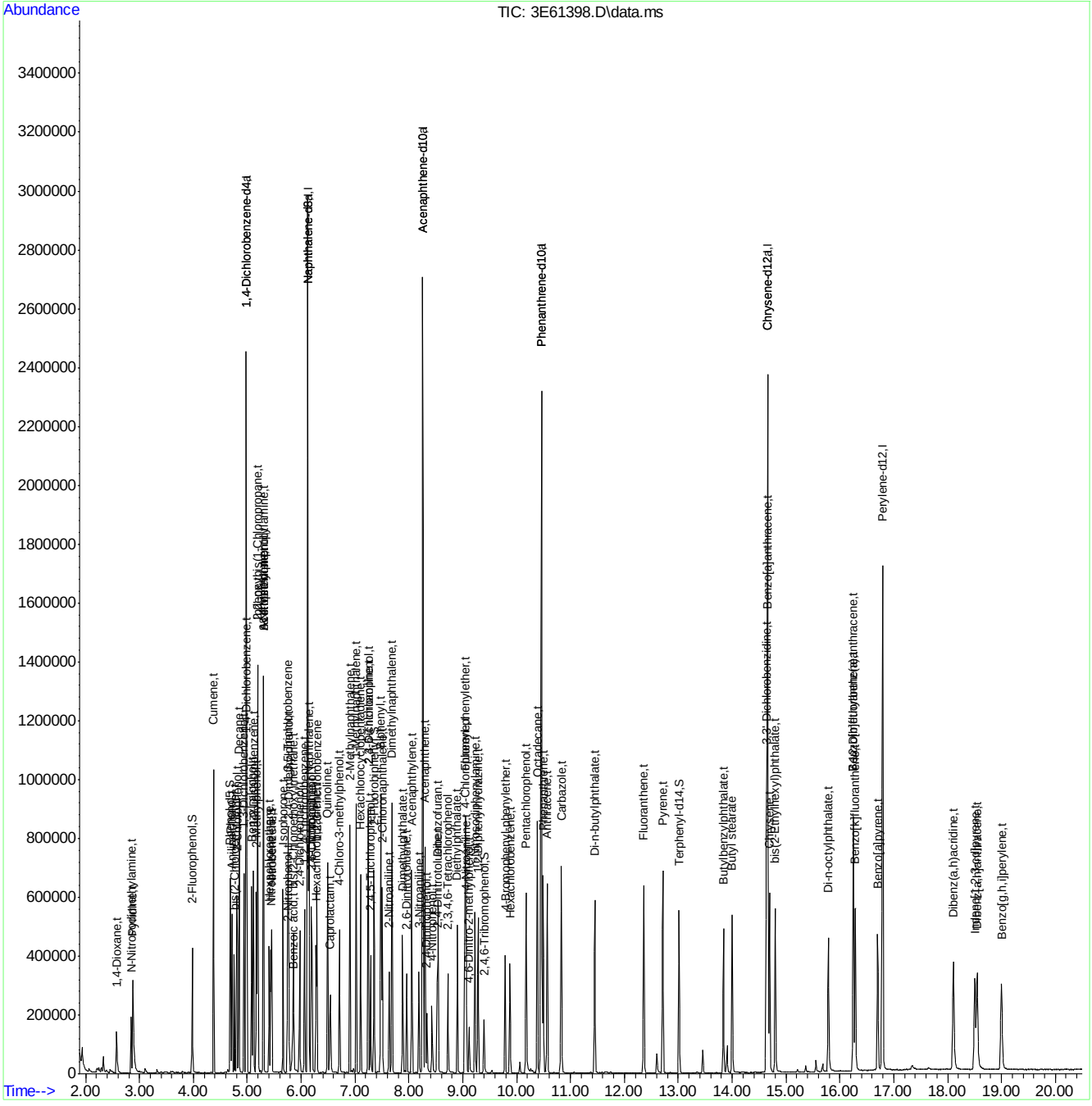

Quantitation Report (QT Reviewed)

Data Path : C:\msdchem\1\DATA\E3e2646\
Data File : 3E61399.D
Acq On : 4 Jun 2014 8:05 pm
Operator : olgaa
Sample : ic2646-5
Misc : op74977,e3e2646,
ALS Vial : 7 Sample Multiplier: 1

Quant Time: Jun 05 10:06:25 2014
Quant Method : C:\msdchem\1\METHODS\M3E2646.M
Quant Title : Semi Volatile GC/MS, rtx-5msi 30m x .25mm x .25MoThu Jun 05 10:05:24 2014
QLast Update : Thu Jun 05 10:05:24 2014
Response via : Initial Calibration

Internal Standards	R.T.	QIon	Response	Conc	Units		Dev(Min)
1) 1,4-Dichlorobenzene-d4	4.978	152	391999	40.00	ppb		0.00
24) Naphthalene-d8	6.123	136	1444960	40.00	ppb		0.00
47) Acenaphthene-d10	8.257	164	789633	40.00	ppb		0.00
69) Phenanthrene-d10	10.461	188	1194683	40.00	ppb		0.00
83) Chrysene-d12	14.659	240	1069339	40.00	ppb		0.00
92) Perylene-d12	16.793	264	899595	40.00	ppb		0.00
102) 1,4-Dichlorobenzene-d4a	4.978	152	391999	40.00	ppb		0.00
104) Acenaphthene-d10a	8.257	164	789633	40.00	ppb		0.00
106) Phenanthrene-d10a	10.461	188	1194683	40.00	ppb		0.00
110) Chrysene-d12a	14.659	240	1069339	40.00	ppb		0.00
112) Naphthalene-d8a	6.123	136	1444960	40.00	ppb		0.00
System Monitoring Compounds							
5) 2-Fluorophenol	3.978	112	66174	5.00	ppb		0.00
Spiked Amount 50.000			Recovery =	10.00%			
8) Phenol-d5	4.679	99	83454	5.09	ppb		0.00
Spiked Amount 50.000			Recovery =	10.18%			
25) Nitrobenzene-d5	5.438	82	64614	5.16	ppb		0.00
Spiked Amount 50.000			Recovery =	10.32%			
51) 2-Fluorobiphenyl	7.353	172	126705	5.23	ppb		0.00
Spiked Amount 50.000			Recovery =	10.46%			
73) 2,4,6-Tribromophenol	9.396	330	11147	5.33	ppb		0.00
Spiked Amount 50.000			Recovery =	10.66%			
85) Terphenyl-d14	13.012	244	115027	5.09	ppb		0.00
Spiked Amount 50.000			Recovery =	10.18%			
108) o-Terphenyl	0.000	230	0	0.00	ppb		
Spiked Amount 50.000			Recovery =	0.00%			
109) 1-Chlorooctadecane	0.000	57	0	0.00	ppb		
Spiked Amount 50.000			Recovery =	0.00%			
Target Compounds							Qvalue
2) 1,4-Dioxane	2.571	88	36945	5.23	ppb		98
3) Pyridine	2.882	79	89684	5.16	ppb		98
4) N-Nitrosodimethylamine	2.844	74	49196	5.10	ppb		97
6) Indene	5.192	116	144829	5.56	ppb		96
7) Cumene	4.374	105	201829	5.50	ppb		96
9) Phenol	4.689	94	94834	5.01	ppb		88
10) Aniline	4.716	93	109364	5.43	ppb		99
11) bis(2-Chloroethyl)ether	4.759	93	68770	5.17	ppb		97
12) 2-Chlorophenol	4.812	128	75564	5.15	ppb		97
13) Decane	4.850	43	90297	5.68	ppb		98
14) 1,3-Dichlorobenzene	4.935	146	81386	5.19	ppb		100
15) 1,4-Dichlorobenzene	4.994	146	80734	5.18	ppb		97
16) Benzyl alcohol	5.080	108	48239	5.12	ppb		98
17) 1,2-Dichlorobenzene	5.123	146	74946	5.19	ppb		99
18) Acetophenone	5.304	105	115221	5.59	ppb		99
19) 2-Methylphenol	5.171	108	66941	5.34	ppb		96
20) 2,2'-oxybis(1-Chloropr...	5.192	121	25956	5.25	ppb	#	76
21) 3&4-Methylphenol	5.294	108	69460	5.23	ppb		99
22) n-Nitroso-di-n-propyla...	5.299	70	49244	5.39	ppb		98

Quantitation Report (QT Reviewed)

Data Path : C:\msdchem\1\DATA\E3e2646\
Data File : 3E61399.D
Acq On : 4 Jun 2014 8:05 pm
Operator : olgaa
Sample : ic2646-5
Misc : op74977,e3e2646,
ALS Vial : 7 Sample Multiplier: 1

Quant Time: Jun 05 10:06:25 2014
Quant Method : C:\msdchem\1\METHODS\M3E2646.M
Quant Title : Semi Volatile GC/MS, rtx-5msi 30m x .25mm x .25MoThu Jun 05 10:05:24 2014
QLast Update : Thu Jun 05 10:05:24 2014
Response via : Initial Calibration

Internal Standards	R.T.	QIon	Response	Conc	Units	Dev(Min)
23) Hexachloroethane	5.411	201	22330	5.23	ppb	90
26) Nitrobenzene	5.454	77	72110	5.13	ppb	99
27) Quinoline	6.492	129	156324	5.44	ppb	99
28) Isophorone	5.663	82	124971	5.19	ppb	99
29) 2-Nitrophenol	5.743	139	33020	4.88	ppb	97
30) 2,4-Dimethylphenol	5.770	107	50364	4.74	ppb	99
31) Benzoic acid	5.829	105	27913	6.18	ppb	92
32) bis(2-Chloroethoxy)met...	5.861	93	74562	5.17	ppb	100
33) 2,4-Dichlorophenol	5.973	162	51864	5.21	ppb	98
34) 2,6-Dichlorophenol	6.198	162	50639	5.24	ppb	99
35) 1,3,5-Trichlorobenzene	5.759	180	71659	5.51	ppb	99
36) 1,2,4-Trichlorobenzene	6.064	180	58726	5.38	ppb	96
37) 1,2,3-Trichlorobenzene	6.294	180	64373	5.63	ppb	98
38) Naphthalene	6.144	128	206891	5.30	ppb	98
39) 4-Chloroaniline	6.187	127	85662	5.25	ppb	99
40) 2,3-Dichloroaniline	7.241	161	73575	5.42	ppb	99
41) Caprolactam	6.529	55	33538	5.13	ppb	96
42) Hexachlorobutadiene	6.278	225	26593	5.34	ppb	98
43) 4-Chloro-3-methylphenol	6.706	107	53899	5.11	ppb	98
44) 2-Methylnaphthalene	6.904	141	117917	5.19	ppb	100
45) 1-Methylnaphthalene	7.021	141	133883	5.39	ppb	99
46) Dimethylnaphthalene	7.685	156	134786	5.44	ppb	100
48) Hexachlorocyclopentadiene	7.102	237	55852	10.35	ppb	99
49) 2,4,6-Trichlorophenol	7.246	196	32420	5.21	ppb	93
50) 2,4,5-Trichlorophenol	7.289	196	34320	5.27	ppb	98
52) 2-Chloronaphthalene	7.503	162	118833	5.32	ppb	96
53) Biphenyl	7.481	154	181706	5.34	ppb	99
54) 2-Nitroaniline	7.631	65	31747	4.50	ppb	93
55) Dimethylphthalate	7.882	163	121312	5.12	ppb	100
56) Acenaphthylene	8.054	152	189240	5.21	ppb	97
57) 2,6-Dinitrotoluene	7.957	165	23206	4.68	ppb	100
58) 3-Nitroaniline	8.187	138	31543	4.87	ppb	96
59) Acenaphthene	8.300	153	117846	5.07	ppb	99
60) 2,4-Dinitrophenol	8.332	184	11931	15.60	ppb	77
61) 4-Nitrophenol	8.428	109	14096	4.24	ppb	96
62) Dibenzofuran	8.540	168	159450	5.14	ppb	99
63) 2,4-Dinitrotoluene	8.524	165	31254	4.71	ppb	91
64) 2,3,4,6-Tetrachlorophenol	8.722	232	23904	5.19	ppb	96
65) Diethylphthalate	8.899	149	119130	5.09	ppb	99
66) Fluorene	9.038	166	129502	5.06	ppb	99
67) 4-Chlorophenyl-phenyle...	9.054	204	56716	5.38	ppb	89
68) 4-Nitroaniline	9.059	138	33454	5.04	ppb	98
70) 4,6-Dinitro-2-methylph...	9.118	198	10133	3.09	ppb	91
71) n-Nitrosodiphenylamine	9.225	169	85946	5.07	ppb	97
72) 1,2-Diphenylhydrazine	9.284	77	135291	5.03	ppb	97
74) 4-Bromophenyl-phenylether	9.787	248	28593	5.14	ppb	97
75) Hexachlorobenzene	9.872	284	31898	5.46	ppb	88
76) Pentachlorophenol	10.177	266	33236	9.35	ppb	100
77) Phenanthrene	10.493	178	172532	5.12	ppb	98
78) Anthracene	10.567	178	170642	5.18	ppb	97

Quantitation Report (QT Reviewed)

Data Path : C:\msdchem\1\DATA\E3e2646\
Data File : 3E61399.D
Acq On : 4 Jun 2014 8:05 pm
Operator : olgaa
Sample : ic2646-5
Misc : op74977,e3e2646,
ALS Vial : 7 Sample Multiplier: 1

Quant Time: Jun 05 10:06:25 2014
Quant Method : C:\msdchem\1\METHODS\M3E2646.M
Quant Title : Semi Volatile GC/MS, rtx-5msi 30m x .25mm x .25MoThu Jun 05 10:05:24 2014
QLast Update : Thu Jun 05 10:05:24 2014
Response via : Initial Calibration

Internal Standards	R.T.	QIon	Response	Conc	Units	Dev(Min)
79) Carbazole	10.830	167	193494	5.29	ppb	97
80) Di-n-butylphthalate	11.450	149	185974	4.94	ppb	99
81) Fluoranthene	12.359	202	170973	5.00	ppb	98
82) Octadecane	10.386	57	99420	5.22	ppb	99
84) Pyrene	12.712	202	182864	5.01	ppb	99
86) Butylbenzylphthalate	13.836	149	74606	5.79	ppb	99
87) Butyl stearate	14.001	56	49854	4.20	ppb	95
88) Benzo[a]anthracene	14.643	228	161810	4.89	ppb	99
89) 3,3'-Dichlorobenzidine	14.632	252	51610	4.45	ppb	98
90) Chrysene	14.697	228	139536	5.13	ppb	99
91) bis(2-Ethylhexyl)phtha...	14.798	149	96827	4.41	ppb	100
93) Di-n-octylphthalate	15.782	149	154414	5.92	ppb	98
94) Benzo[b]fluoranthene	16.248	252	150406	4.95	ppb	93
95) Benzo[k]fluoranthene	16.285	252	148745	5.44	ppb	98
96) Benzo[a]pyrene	16.702	252	124999	5.00	ppb	97
97) Indeno[1,2,3-cd]pyrene	18.500	276	118554	4.64	ppb	98
98) Dibenz(a,h)acridine	18.109	279	122446	4.97	ppb	96
99) Dibenz[a,h]anthracene	18.548	278	125296	5.10	ppb	95
100) 7,12-Dimethylbenz(a)an...	16.248	256	30539	6.62	ppb	98
101) Benzo[g,h,i]perylene	18.997	276	122344	4.95	ppb	95

(#) = qualifier out of range (m) = manual integration (+) = signals summed

Quantitation Report (QT Reviewed)

Data Path : C:\msdchem\1\DATA\E3e2646\
Data File : 3E61399.D
Acq On : 4 Jun 2014 8:05 pm
Operator : olgaa
Sample : ic2646-5
Misc : op74977,e3e2646,
ALS Vial : 7 Sample Multiplier: 1

Quant Time: Jun 05 10:06:25 2014
Quant Method : C:\msdchem\1\METHODS\M3E2646.M
Quant Title : Semi Volatile GC/MS, rtx-5msi 30m x .25mm x .25MoThu Jun 05 10:05:24 2014
QLast Update : Thu Jun 05 10:05:24 2014
Response via : Initial Calibration

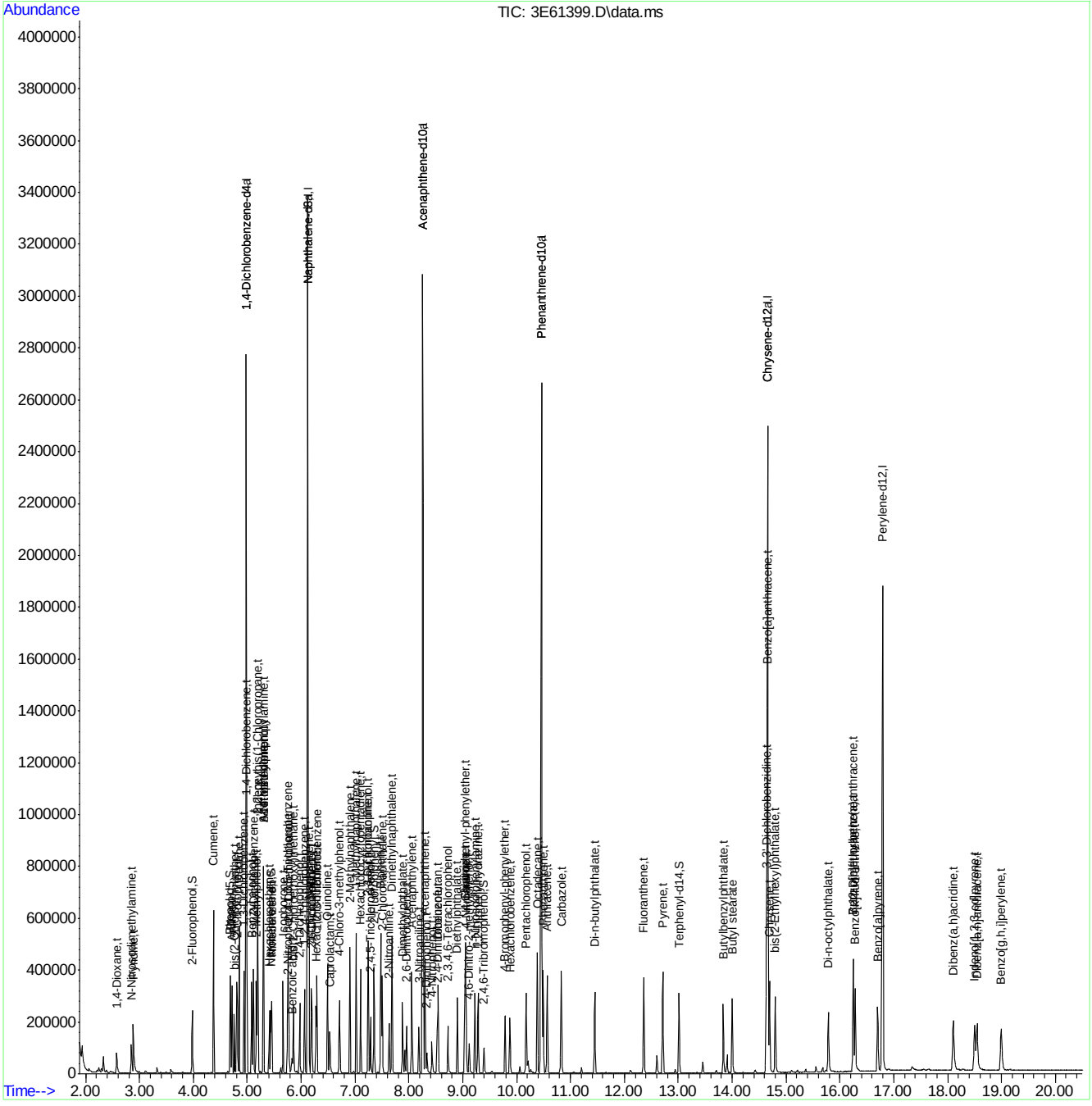

Quantitation Report (QT Reviewed)

Data Path : C:\msdchem\1\DATA\E3e2646\
Data File : 3E61400.D
Acq On : 4 Jun 2014 8:33 pm
Operator : olgaa
Sample : ic2646-2
Misc : op74977,e3e2646,
ALS Vial : 8 Sample Multiplier: 1

Quant Time: Jun 05 10:42:48 2014
Quant Method : C:\msdchem\1\METHODS\M3E2646.M
Quant Title : Semi Volatile GC/MS, rtx-5msi 30m x .25mm x .25MoThu Jun 05 10:41:57 2014
QLast Update : Thu Jun 05 10:42:31 2014
Response via : Initial Calibration

Internal Standards	R.T.	QIon	Response	Conc	Units		Dev(Min)
1) 1,4-Dichlorobenzene-d4	4.978	152	361091	40.00	ppb		0.00
24) Naphthalene-d8	6.123	136	1343600	40.00	ppb		0.00
47) Acenaphthene-d10	8.257	164	746225	40.00	ppb		0.00
69) Phenanthrene-d10	10.455	188	1133882	40.00	ppb		0.00
83) Chrysene-d12	14.659	240	1016776	40.00	ppb		0.00
92) Perylene-d12	16.793	264	866717	40.00	ppb		0.00
102) 1,4-Dichlorobenzene-d4a	4.978	152	361091	40.00	ppb		0.00
104) Acenaphthene-d10a	8.257	164	746225	40.00	ppb		0.00
106) Phenanthrene-d10a	10.455	188	1133882	40.00	ppb		0.00
110) Chrysene-d12a	14.659	240	1016776	40.00	ppb		0.00
112) Naphthalene-d8a	6.123	136	1343600	40.00	ppb		0.00
System Monitoring Compounds							
5) 2-Fluorophenol	3.978	112	22961	1.88	ppb		0.00
Spiked Amount 50.000			Recovery =	3.76%			
8) Phenol-d5	4.679	99	28923	1.91	ppb		0.00
Spiked Amount 50.000			Recovery =	3.82%			
25) Nitrobenzene-d5	5.438	82	21416	1.84	ppb		0.00
Spiked Amount 50.000			Recovery =	3.68%			
51) 2-Fluorobiphenyl	7.353	172	47100	2.06	ppb		0.00
Spiked Amount 50.000			Recovery =	4.12%			
73) 2,4,6-Tribromophenol	9.396	330	3501	1.76	ppb		0.00
Spiked Amount 50.000			Recovery =	3.52%			
85) Terphenyl-d14	13.012	244	40429	1.88	ppb		0.00
Spiked Amount 50.000			Recovery =	3.76%			
108) o-Terphenyl	0.000	230	0	0.00	ppb		
Spiked Amount 50.000			Recovery =	0.00%			
109) 1-Chlorooctadecane	0.000	57	0	0.00	ppb		
Spiked Amount 50.000			Recovery =	0.00%			
Target Compounds							Qvalue
2) 1,4-Dioxane	2.577	88	13971	2.15	ppb		95
3) Pyridine	2.892	79	32000	2.00	ppb		98
4) N-Nitrosodimethylamine	2.849	74	17671	1.99	ppb		97
6) Indene	5.192	116	51329	2.14	ppb		96
7) Cumene	4.374	105	73039	2.16	ppb		95
9) Phenol	4.689	94	33429	1.92	ppb		86
10) Aniline	4.716	93	41418	2.23	ppb		100
11) bis(2-Chloroethyl)ether	4.764	93	24777	2.02	ppb		93
12) 2-Chlorophenol	4.812	128	25864	1.91	ppb		96
13) Decane	4.850	43	32469	2.22	ppb		97
14) 1,3-Dichlorobenzene	4.935	146	29597	2.05	ppb		98
15) 1,4-Dichlorobenzene	4.994	146	29531	2.06	ppb		99
16) Benzyl alcohol	5.080	108	16498	1.90	ppb		98
17) 1,2-Dichlorobenzene	5.117	146	27677	2.08	ppb		94
18) Acetophenone	5.305	105	41236	2.17	ppb		99
19) 2-Methylphenol	5.171	108	22037	1.91	ppb		99
20) 2,2'-oxybis(1-Chloropr...	5.192	121	9447	2.07	ppb	#	68
21) 3&4-Methylphenol	5.294	108	23120	1.89	ppb		100
22) n-Nitroso-di-n-propyla...	5.299	70	17586	2.09	ppb		97

Quantitation Report (QT Reviewed)

Data Path : C:\msdchem\1\DATA\E3e2646\
Data File : 3E61400.D
Acq On : 4 Jun 2014 8:33 pm
Operator : olgaa
Sample : ic2646-2
Misc : op74977,e3e2646,
ALS Vial : 8 Sample Multiplier: 1

Quant Time: Jun 05 10:42:48 2014
Quant Method : C:\msdchem\1\METHODS\M3E2646.M
Quant Title : Semi Volatile GC/MS, rtx-5msi 30m x .25mm x .25MoThu Jun 05 10:41:57 2014
QLast Update : Thu Jun 05 10:42:31 2014
Response via : Initial Calibration

Internal Standards	R.T.	QIon	Response	Conc	Units	Dev(Min)
23) Hexachloroethane	5.411	201	8287	2.11	ppb	90
26) Nitrobenzene	5.454	77	24895	1.91	ppb	99
27) Quinoline	6.492	129	55187	2.06	ppb	97
28) Isophorone	5.663	82	43669	1.95	ppb	100
29) 2-Nitrophenol	5.743	139	10236	1.63	ppb	97
30) 2,4-Dimethylphenol	5.770	107	13271	1.34	ppb	93
31) Benzoic acid	5.813	105	6218	4.13	ppb	93
32) bis(2-Chloroethoxy)met...	5.861	93	26805	2.00	ppb	98
33) 2,4-Dichlorophenol	5.973	162	17603	1.90	ppb	97
34) 2,6-Dichlorophenol	6.198	162	17802	1.98	ppb	97
35) 1,3,5-Trichlorobenzene	5.759	180	26079	2.16	ppb	96
36) 1,2,4-Trichlorobenzene	6.064	180	21694	2.14	ppb	96
37) 1,2,3-Trichlorobenzene	6.294	180	23874	2.24	ppb	95
38) Naphthalene	6.144	128	77095	2.12	ppb	97
39) 4-Chloroaniline	6.187	127	30565	2.01	ppb	98
40) 2,3-Dichloroaniline	7.241	161	25973	2.06	ppb	98
41) Caprolactam	6.524	55	11044	1.82	ppb	93
42) Hexachlorobutadiene	6.278	225	9852	2.13	ppb	96
43) 4-Chloro-3-methylphenol	6.706	107	17574	1.79	ppb	94
44) 2-Methylnaphthalene	6.904	141	42422	2.01	ppb	98
45) 1-Methylnaphthalene	7.021	141	48843	2.12	ppb	98
46) Dimethylnaphthalene	7.685	156	48407	2.10	ppb	98
48) Hexachlorocyclopentadiene	7.102	237	18126	3.56	ppb	99
49) 2,4,6-Trichlorophenol	7.246	196	10664	1.81	ppb	99
50) 2,4,5-Trichlorophenol	7.284	196	11713	1.90	ppb	94
52) 2-Chloronaphthalene	7.503	162	44002	2.08	ppb	95
53) Biphenyl	7.481	154	67076	2.09	ppb	98
54) 2-Nitroaniline	7.631	65	9776	1.47	ppb	97
55) Dimethylphthalate	7.883	163	44420	1.98	ppb	100
56) Acenaphthylene	8.054	152	67391	1.96	ppb	97
57) 2,6-Dinitrotoluene	7.957	165	6765	1.78	ppb	91
58) 3-Nitroaniline	8.187	138	9855	1.61	ppb	98
59) Acenaphthene	8.300	153	43253	1.97	ppb	98
60) 2,4-Dinitrophenol	8.332	184	2321	12.47	ppb	89
61) 4-Nitrophenol	8.428	109	3550	1.13	ppb	93
62) Dibenzofuran	8.540	168	59633	2.04	ppb	98
63) 2,4-Dinitrotoluene	8.519	165	8515	1.79	ppb	90
64) 2,3,4,6-Tetrachlorophenol	8.722	232	7544	1.73	ppb	97
65) Diethylphthalate	8.899	149	41192	1.86	ppb	99
66) Fluorene	9.038	166	45707	1.89	ppb	97
67) 4-Chlorophenyl-phenyle...	9.049	204	20702	2.08	ppb	91
68) 4-Nitroaniline	9.059	138	10243	1.63	ppb	95
70) 4,6-Dinitro-2-methylph...	9.118	198	2094	0.67	ppb	90
71) n-Nitrosodiphenylamine	9.225	169	30278	1.88	ppb	96
72) 1,2-Diphenylhydrazine	9.284	77	47354	1.86	ppb	98
74) 4-Bromophenyl-phenylether	9.787	248	10363	1.96	ppb	92
75) Hexachlorobenzene	9.872	284	11814	2.13	ppb	87
76) Pentachlorophenol	10.177	266	9280	2.75	ppb	96
77) Phenanthrene	10.487	178	64009	2.00	ppb	98
78) Anthracene	10.568	178	60184	1.93	ppb	98

Quantitation Report (QT Reviewed)

Data Path : C:\msdchem\1\DATA\E3e2646\
Data File : 3E61400.D
Acq On : 4 Jun 2014 8:33 pm
Operator : olgaa
Sample : ic2646-2
Misc : op74977,e3e2646,
ALS Vial : 8 Sample Multiplier: 1

Quant Time: Jun 05 10:42:48 2014
Quant Method : C:\msdchem\1\METHODS\M3E2646.M
Quant Title : Semi Volatile GC/MS, rtx-5msi 30m x .25mm x .25MoThu Jun 05 10:41:57 2014
QLast Update : Thu Jun 05 10:42:31 2014
Response via : Initial Calibration

Internal Standards	R.T.	QIon	Response	Conc	Units	Dev(Min)
79) Carbazole	10.830	167	67427	1.94	ppb	98
80) Di-n-butylphthalate	11.450	149	58613	1.64	ppb	98
81) Fluoranthene	12.359	202	58059	1.79	ppb	96
82) Octadecane	10.380	57	31849	1.76	ppb	98
84) Pyrene	12.712	202	63105	1.82	ppb	98
86) Butylbenzylphthalate	13.836	149	21289	2.77	ppb	95
87) Butyl stearate	14.001	56	12838	1.14	ppb	94
88) Benzo[a]anthracene	14.638	228	58643	1.87	ppb	97
89) 3,3'-Dichlorobenzidine	14.633	252	15999	1.45	ppb	96
90) Chrysene	14.691	228	51931	2.01	ppb	97
91) bis(2-Ethylhexyl)phtha...	14.798	149	26884	1.29	ppb	97
93) Di-n-octylphthalate	15.782	149	39274	2.76	ppb	98
94) Benzo[b]fluoranthene	16.248	252	48075	1.64	ppb	90
95) Benzo[k]fluoranthene	16.285	252	53558	2.03	ppb	96
96) Benzo[a]pyrene	16.697	252	42387	1.76	ppb	94
97) Indeno[1,2,3-cd]pyrene	18.500	276	39278	1.60	ppb	91
98) Dibenz(a,h)acridine	18.104	279	40003	1.69	ppb	97
99) Dibenz[a,h]anthracene	18.542	278	42085	1.78	ppb	95
100) 7,12-Dimethylbenz(a)an...	16.248	256	6547	3.39	ppb	98
101) Benzo[g,h,i]perylene	18.992	276	41263	1.73	ppb	92

(#) = qualifier out of range (m) = manual integration (+) = signals summed

9.6.7

6

Quantitation Report (QT Reviewed)

Data Path : C:\msdchem\1\DATA\E3e2646\
Data File : 3E61400.D
Acq On : 4 Jun 2014 8:33 pm
Operator : olgaa
Sample : ic2646-2
Misc : op74977,e3e2646,
ALS Vial : 8 Sample Multiplier: 1

Quant Time: Jun 05 10:42:48 2014
Quant Method : C:\msdchem\1\METHODS\M3E2646.M
Quant Title : Semi Volatile GC/MS, rtx-5msi 30m x .25mm x .25MoThu Jun 05 10:41:57 2014
QLast Update : Thu Jun 05 10:42:31 2014
Response via : Initial Calibration

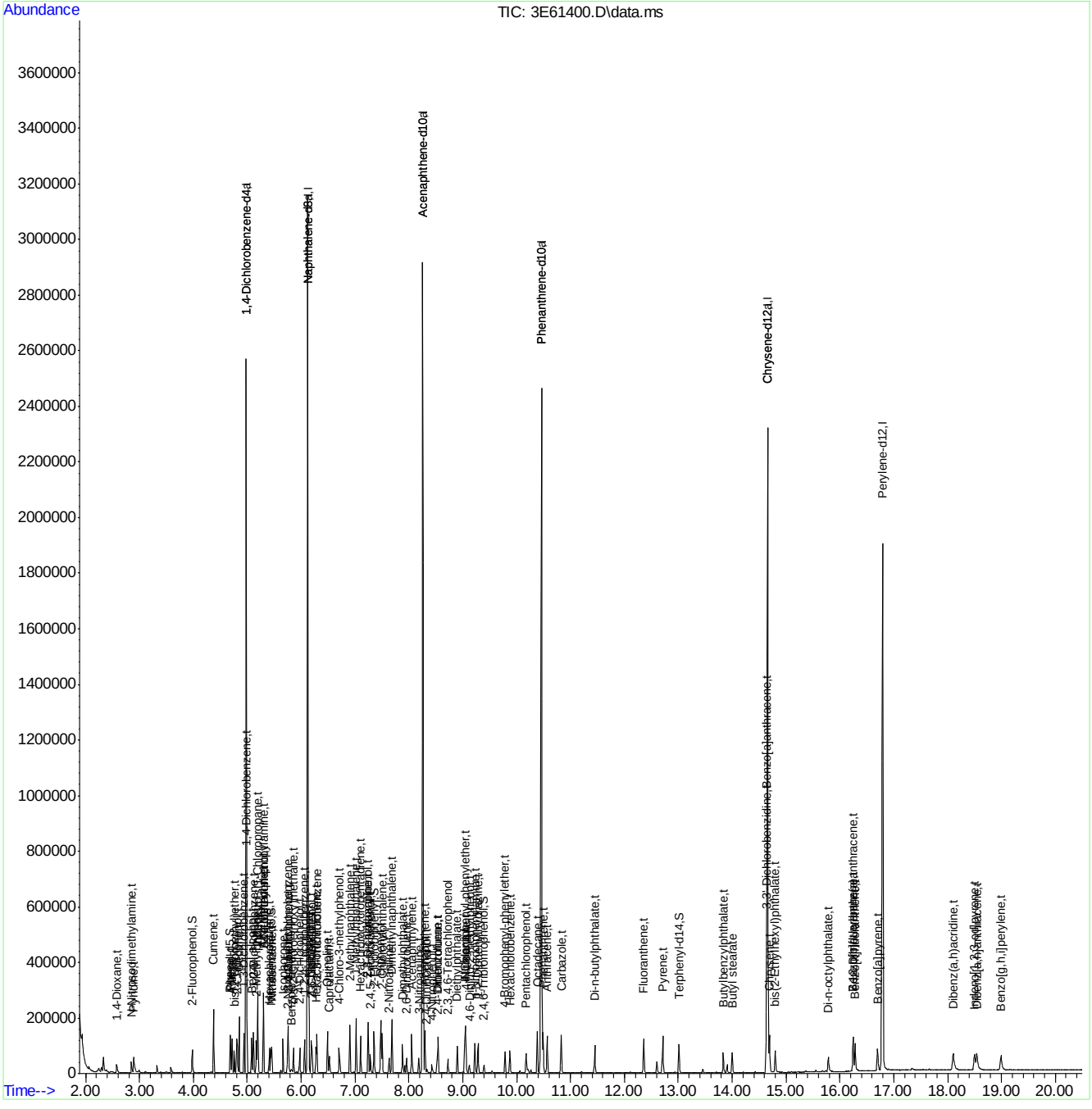

ACCUTEST LABORATORIES JB69078

Manual Integrations APPROVED (compounds with "m" flag)
Nina Pandya
06/09/14 23:38

Quantitation Report (QT Reviewed)

Data Path : C:\msdchem\1\DATA\E3e2646\
Data File : 3E61401.D
Acq On : 4 Jun 2014 9:01 pm
Operator : olgaa
Sample : ic2646-1
Misc : op74977,e3e2646,
ALS Vial : 9 Sample Multiplier: 1

Quant Time: Jun 05 10:39:59 2014
Quant Method : C:\msdchem\1\METHODS\M3E2646.M
Quant Title : Semi Volatile GC/MS, rtx-5msi 30m x .25mm x .25MoThu Jun 05 10:26:17 2014
QLast Update : Thu Jun 05 10:26:57 2014
Response via : Initial Calibration

Internal Standards	R.T.	QIon	Response	Conc	Units	Dev(Min)
1) 1,4-Dichlorobenzene-d4	4.978	152	418120	40.00	ppb	0.00
24) Naphthalene-d8	6.123	136	1540054	40.00	ppb	0.00
47) Acenaphthene-d10	8.257	164	876530	40.00	ppb	0.00
69) Phenanthrene-d10	10.461	188	1337410	40.00	ppb	0.00
83) Chrysene-d12	14.659	240	1191289	40.00	ppb	0.00
92) Perylene-d12	16.793	264	1028750	40.00	ppb	0.00
102) 1,4-Dichlorobenzene-d4a	4.978	152	418120	40.00	ppb	0.00
104) Acenaphthene-d10a	8.257	164	876530	40.00	ppb	0.00
106) Phenanthrene-d10a	10.461	188	1337410	40.00	ppb	0.00
110) Chrysene-d12a	14.659	240	1191289	40.00	ppb	0.00
112) Naphthalene-d8a	6.123	136	1540054	40.00	ppb	0.00
System Monitoring Compounds						
5) 2-Fluorophenol	3.978	112	12787	0.90	ppb	0.00
Spiked Amount 50.000			Recovery =	1.80%		
8) Phenol-d5	4.679	99	16152	0.92	ppb	0.00
Spiked Amount 50.000			Recovery =	1.84%		
25) Nitrobenzene-d5	5.438	82	12001	0.90	ppb	0.00
Spiked Amount 50.000			Recovery =	1.80%		
51) 2-Fluorobiphenyl	7.353	172	27325	1.02	ppb	0.00
Spiked Amount 50.000			Recovery =	2.04%		
73) 2,4,6-Tribromophenol	9.396	330	1727	0.74	ppb	0.00
Spiked Amount 50.000			Recovery =	1.48%		
85) Terphenyl-d14	13.012	244	22458	0.89	ppb	0.00
Spiked Amount 50.000			Recovery =	1.78%		
108) o-Terphenyl	0.000	230	0	0.00	ppb	
Spiked Amount 50.000			Recovery =	0.00%		
109) 1-Chlorooctadecane	0.000	57	0	0.00	ppb	
Spiked Amount 50.000			Recovery =	0.00%		
Target Compounds						Qvalue
2) 1,4-Dioxane	2.577	88	7749	1.03	ppb	93
3) Pyridine	2.892	79	18336	0.99	ppb	100
4) N-Nitrosodimethylamine	2.850	74	9664	0.94	ppb	100
6) Indene	5.192	116	29697	1.07	ppb	95
7) Cumene	4.374	105	42229	1.08	ppb	95
9) Phenol	4.689	94	20165	1.00	ppb	90
10) Aniline	4.716	93	22608	1.05	ppb	98
11) bis(2-Chloroethyl)ether	4.759	93	14295	1.01	ppb	98
12) 2-Chlorophenol	4.813	128	15806	1.01	ppb	95
13) Decane	4.850	43	18237	1.07	ppb	97
14) 1,3-Dichlorobenzene	4.936	146	17563	1.05	ppb	96
15) 1,4-Dichlorobenzene	4.994	146	17861	1.07	ppb	99
16) Benzyl alcohol	5.080	108	9377	0.93	ppb	98
17) 1,2-Dichlorobenzene	5.117	146	16833	1.09	ppb	95
18) Acetophenone	5.305	105	23596	1.07	ppb	99
19) 2-Methylphenol	5.171	108	13084	0.98	ppb	97
20) 2,2'-oxybis(1-Chloropr...	5.192	121	5298	1.00	ppb #	60
21) 3&4-Methylphenol	5.294	108	13959	0.99	ppb	100
22) n-Nitroso-di-n-propyla...	5.299	70	9973	1.02	ppb	98

Quantitation Report (QT Reviewed)

Data Path : C:\msdchem\1\DATA\E3e2646\
Data File : 3E61401.D
Acq On : 4 Jun 2014 9:01 pm
Operator : olgaa
Sample : ic2646-1
Misc : op74977,e3e2646,
ALS Vial : 9 Sample Multiplier: 1

Quant Time: Jun 05 10:39:59 2014
Quant Method : C:\msdchem\1\METHODS\M3E2646.M
Quant Title : Semi Volatile GC/MS, rtx-5msi 30m x .25mm x .25MoThu Jun 05 10:26:17 2014
QLast Update : Thu Jun 05 10:26:57 2014
Response via : Initial Calibration

Internal Standards	R.T.	QIon	Response	Conc	Units	Dev(Min)
23) Hexachloroethane	5.412	201	4581	1.01	ppb	90
26) Nitrobenzene	5.454	77	14710	0.98	ppb	99
27) Quinoline	6.492	129	30718	1.00	ppb	98
28) Isophorone	5.663	82	23773	0.93	ppb	99
29) 2-Nitrophenol	5.743	139	5659	0.78	ppb	97
30) 2,4-Dimethylphenol	5.770	107	9287	0.82	ppb	97
31) Benzoic acid	5.818	105	3217	3.77	ppb	80
32) bis(2-Chloroethoxy)met...	5.861	93	15228	0.99	ppb	99
33) 2,4-Dichlorophenol	5.973	162	9842	0.93	ppb	99
34) 2,6-Dichlorophenol	6.198	162	9983	0.97	ppb	98
35) 1,3,5-Trichlorobenzene	5.759	180	15063	1.09	ppb	96
36) 1,2,4-Trichlorobenzene	6.064	180	12353	1.06	ppb	97
37) 1,2,3-Trichlorobenzene	6.294	180	13918	1.14	ppb	96
38) Naphthalene	6.144	128	46975	1.13	ppb	97
39) 4-Chloroaniline	6.187	127	17009	0.98	ppb	96
40) 2,3-Dichloroaniline	7.241	161	14599	1.01	ppb	99
41) Caprolactam	6.519	55	5436	0.78	ppb	92
42) Hexachlorobutadiene	6.273	225	5947	1.12	ppb	95
43) 4-Chloro-3-methylphenol	6.706	107	10010	0.89	ppb	93
44) 2-Methylnaphthalene	6.904	141	24864	1.03	ppb	99
45) 1-Methylnaphthalene	7.022	141	27875	1.05	ppb	98
46) Dimethylnaphthalene	7.685	156	26912	1.02	ppb	98
48) Hexachlorocyclopentadiene	7.102	237	9650	1.61	ppb	98
49) 2,4,6-Trichlorophenol	7.246	196	6021	0.87	ppb	86
50) 2,4,5-Trichlorophenol	7.284	196	6516	0.90	ppb	99
52) 2-Chloronaphthalene	7.503	162	25808	1.04	ppb	94
53) Biphenyl	7.476	154	38549	1.02	ppb	100
54) 2-Nitroaniline	7.631	65	4824	0.62	ppb	90
55) Dimethylphthalate	7.883	163	27878	1.06	ppb	98
56) Acenaphthylene	8.054	152	37402	0.93	ppb	98
57) 2,6-Dinitrotoluene	7.958	165	3329	1.03	ppb	91
58) 3-Nitroaniline	8.188	138	4523	0.63	ppb	91
59) Acenaphthene	8.300	153	26173	1.01	ppb	99
61) 4-Nitrophenol	8.428	109	1904	0.52	ppb	93
62) Dibenzofuran	8.541	168	37170	1.08	ppb	97
63) 2,4-Dinitrotoluene	8.519	165	3785	1.06	ppb	69
64) 2,3,4,6-Tetrachlorophenol	8.722	232	3744	0.73	ppb	97
65) Diethylphthalate	8.899	149	24343	0.94	ppb	99
66) Fluorene	9.038	166	27487	0.97	ppb	99
67) 4-Chlorophenyl-phenyle...	9.049	204	11863	1.01	ppb	90
68) 4-Nitroaniline	9.059	138	5087	0.69	ppb	93
71) n-Nitrosodiphenylamine	9.225	169	17213	0.91	ppb	93
72) 1,2-Diphenylhydrazine	9.284	77	25311	0.84	ppb	95
74) 4-Bromophenyl-phenylether	9.787	248	6207	1.00	ppb	94
75) Hexachlorobenzene	9.872	284	7077	1.08	ppb	84
76) Pentachlorophenol	10.177	266	4321	1.09	ppb	97
77) Phenanthrene	10.487	178	38659	1.02	ppb	99
78) Anthracene	10.568	178	34103	0.92	ppb	99
79) Carbazole	10.824	167	37221	0.91	ppb	97
80) Di-n-butylphthalate	11.450	149	33407	0.79	ppb	98

ACCUTEST LABORATORIES JB69078

Quantitation Report (QT Reviewed)

Data Path : C:\msdchem\1\DATA\E3e2646\
Data File : 3E61401.D
Acq On : 4 Jun 2014 9:01 pm
Operator : olgaa
Sample : ic2646-1
Misc : op74977,e3e2646,
ALS Vial : 9 Sample Multiplier: 1

Quant Time: Jun 05 10:39:59 2014
Quant Method : C:\msdchem\1\METHODS\M3E2646.M
Quant Title : Semi Volatile GC/MS, rtx-5msi 30m x .25mm x .25MoThu Jun 05 10:26:17 2014
QLast Update : Thu Jun 05 10:26:57 2014
Response via : Initial Calibration

Internal Standards	R.T.	QIon	Response	Conc Units	Dev(Min)
81) Fluoranthene	12.359	202	33392	0.87 ppb	95
82) Octadecane	10.380	57	16623	0.78 ppb	99
84) Pyrene	12.712	202	35460	0.87 ppb	100
86) Butylbenzylphthalate	13.836	149	11043	2.36 ppb	94
87) Butyl stearate	14.001	56	5655	0.43 ppb	85
88) Benzo[a]anthracene	14.643	228	35935	0.98 ppb	97
89) 3,3'-Dichlorobenzidine	14.633	252	8207	0.63 ppb	99
90) Chrysene	14.691	228	29813	0.98 ppb	99
91) bis(2-Ethylhexyl)phtha...	14.798	149	12931	0.53 ppb	97
93) Di-n-octylphthalate	15.783	149	16413	2.57 ppb	95
94) Benzo[b]fluoranthene	16.243	252	25763	0.74 ppb	93
95) Benzo[k]fluoranthene	16.285	252	29994	0.96 ppb	94
96) Benzo[a]pyrene	16.697	252	22954	0.80 ppb	96
97) Indeno[1,2,3-cd]pyrene	18.500	276	22280m	0.76 ppb	
98) Dibenz(a,h)acridine	18.104	279	21891	0.78 ppb	96
99) Dibenz[a,h]anthracene	18.542	278	24816	0.88 ppb	93
100) 7,12-Dimethylbenz(a)an...	16.248	256	2190	3.06 ppb	97
101) Benzo[g,h,i]perylene	18.992	276	24631	0.87 ppb	91

(#) = qualifier out of range (m) = manual integration (+) = signals summed

Quantitation Report (QT Reviewed)

Data Path : C:\msdchem\1\DATA\E3e2646\
Data File : 3E61401.D
Acq On : 4 Jun 2014 9:01 pm
Operator : olgaa
Sample : ic2646-1
Misc : op74977,e3e2646,
ALS Vial : 9 Sample Multiplier: 1

Quant Time: Jun 05 10:39:59 2014
Quant Method : C:\msdchem\1\METHODS\M3E2646.M
Quant Title : Semi Volatile GC/MS, rtx-5msi 30m x .25mm x .25MoThu Jun 05 10:26:17 2014
QLast Update : Thu Jun 05 10:26:57 2014
Response via : Initial Calibration

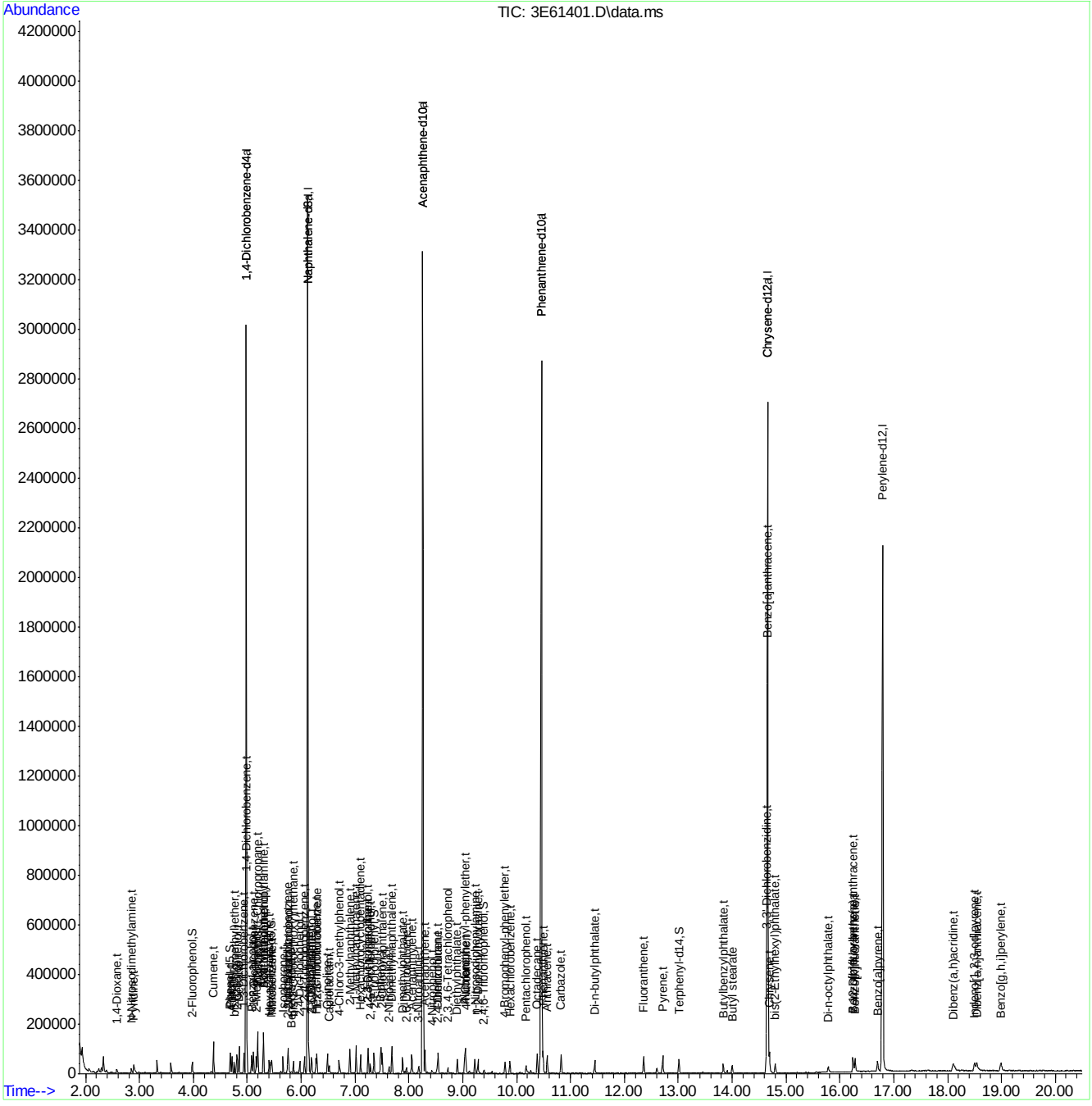

ACCUTEST LABORATORIES JB69078

Manual Integration Approval Summary

Sample Number:	E3E2646-IC2646	**Method:**	SW846 8270D
Lab FileID:	3E61401.D	**Analyst approved:**	06/06/14 09:18 Olga Azarihn
Injection Time:	06/04/14 21:01	**Supervisor approved:**	06/09/14 23:38 Nina Pandya

Parameter	CAS	Sig#	R.T. (min.)	Reason
Indeno(1,2,3-cd)pyrene	193-39-5		18.50	Poor instrument integration

Quantitation Report (Qedit)

Data Path : C:\msdchem\1\DATA\E3e2646\
Data File : 3E61401.D
Acq On : 4 Jun 2014 9:01 pm
Operator : olgaa
Sample : ic2646-1
Misc : op74977,e3e2646,
ALS Vial : 9 Sample Multiplier: 1

Quant Time: Jun 05 10:24:42 2014
Quant Method : C:\msdchem\1\METHODS\M3E2646.M
Quant Title : Semi Volatile GC/MS, rtx-5msi 30m x .25mm x .25MoThu Jun 05 10:24:30 2014
QLast Update : Thu Jun 05 10:24:30 2014
Response via : Initial Calibration

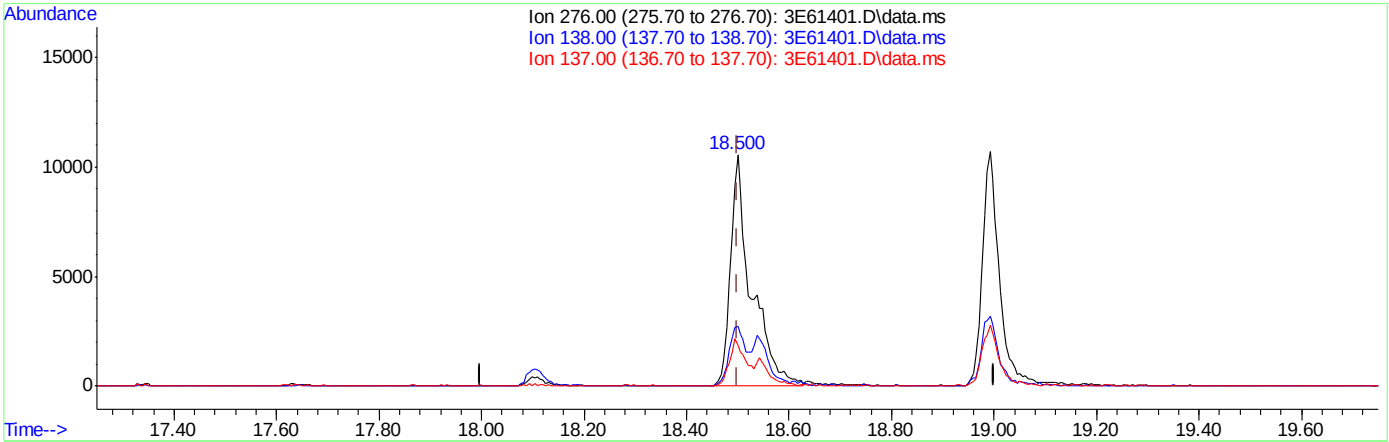

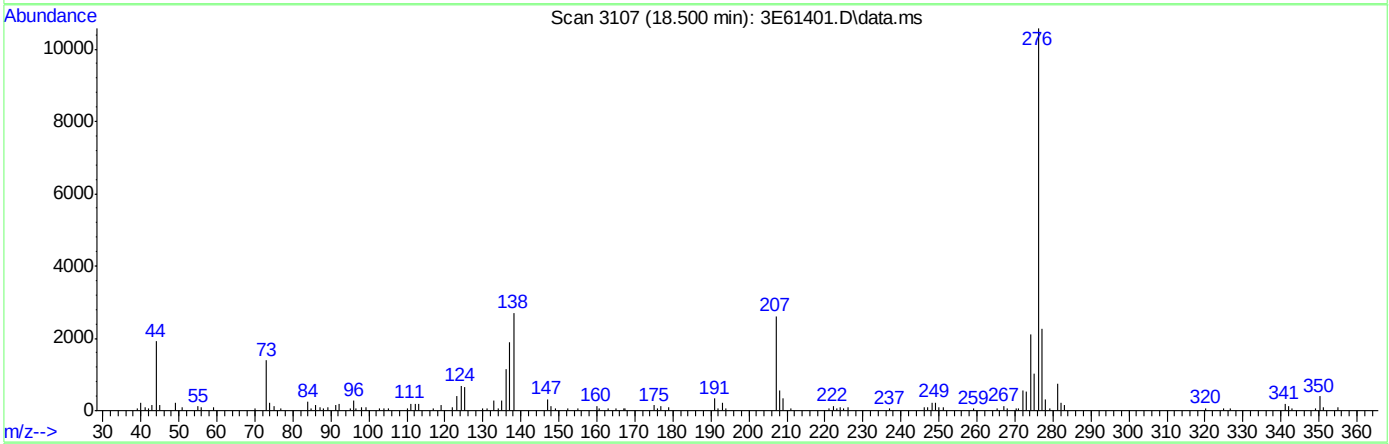

TIC: 3E61401.D\data.ms

(97) Indeno[1,2,3-cd]pyrene (t)

18.500min (+0.000) 1.02ppb

response 29872

Ion	Exp%	Act%
276.00	100	100
138.00	28.80	25.31
137.00	22.10	17.52
0.00	0.00	0.00

Quantitation Report (Qedit)

Data Path : C:\msdchem\1\DATA\E3e2646\
Data File : 3E61401.D
Acq On : 4 Jun 2014 9:01 pm
Operator : olgaa
Sample : ic2646-1
Misc : op74977,e3e2646,
ALS Vial : 9 Sample Multiplier: 1

Quant Time: Jun 05 10:39:59 2014
Quant Method : C:\msdchem\1\METHODS\M3E2646.M
Quant Title : Semi Volatile GC/MS, rtx-5msi 30m x .25mm x .25MoThu Jun 05 10:26:17 2014
QLast Update : Thu Jun 05 10:26:57 2014
Response via : Initial Calibration

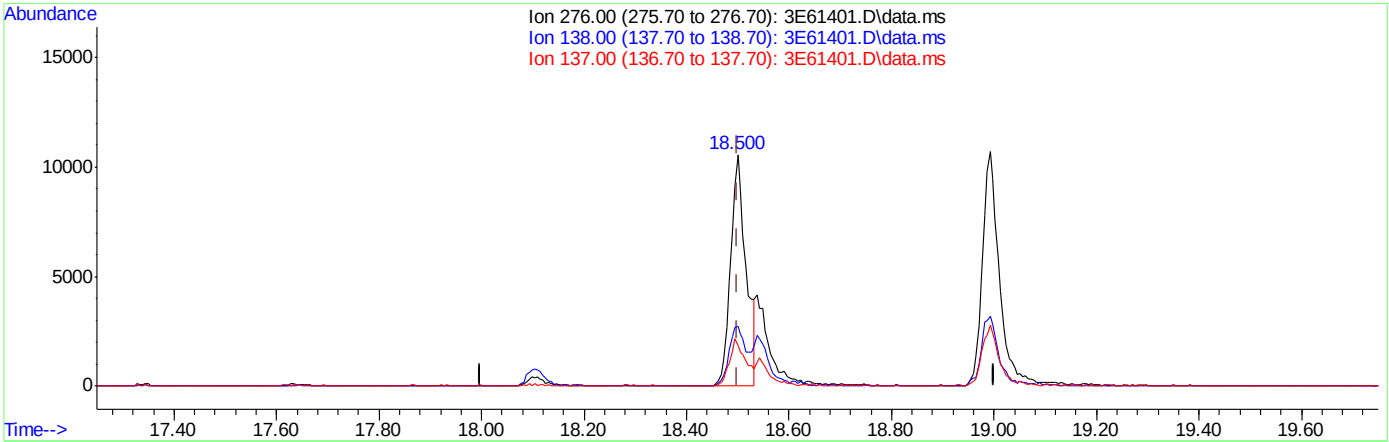

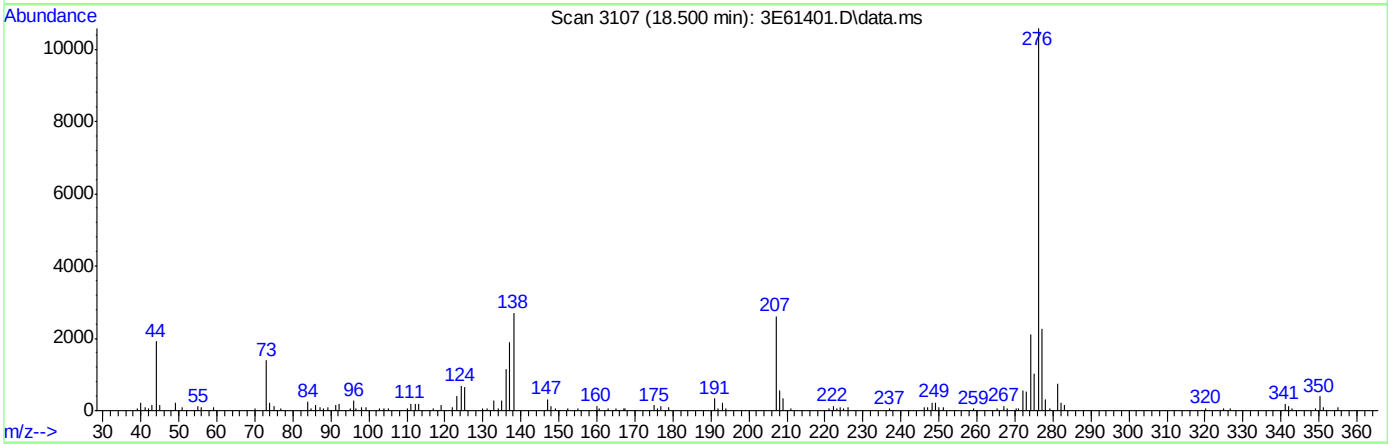

TIC: 3E61401.D\data.ms

(97) Indeno[1,2,3-cd]pyrene (t)

18.500min (+0.000) 0.76ppb m

response 22280

Ion	Exp%	Act%
276.00	100	100
138.00	28.80	25.66
137.00	22.10	17.75
0.00	0.00	0.00

9.6.8.3

9

Quantitation Report (QT Reviewed)

Data Path : C:\msdchem\1\DATA\E3e2646\
Data File : 3E61403.D
Acq On : 4 Jun 2014 9:51 pm
Operator : olgaa
Sample : ic2647-100
Misc : op74977,e3e2647,
ALS Vial : 10 Sample Multiplier: 1

Quant Time: Jun 05 16:04:28 2014
Quant Method : C:\msdchem\1\METHODS\M3E2646.M
Quant Title : Semi Volatile GC/MS, rtx-5msi 30m x .25mm x .25MoThu Jun 05 16:03:01 2014
QLast Update : Thu Jun 05 16:04:00 2014
Response via : Initial Calibration

Internal Standards	R.T.	QIon	Response	Conc	Units	Dev(Min)
1) 1,4-Dichlorobenzene-d4	4.978	152	219122	40.00	ppb	0.00
24) Naphthalene-d8	6.123	136	842727	40.00	ppb	0.00
47) Acenaphthene-d10	8.262	164	437645	40.00	ppb	0.00
69) Phenanthrene-d10	10.461	188	631082	40.00	ppb	0.00
83) Chrysene-d12	14.659	240	537386	40.00	ppb	0.00
92) Perylene-d12	16.793	264	476270	40.00	ppb	0.00
102) 1,4-Dichlorobenzene-d4a	4.978	152	219122	40.00	ppb	0.00
104) Acenaphthene-d10a	8.262	164	437645	40.00	ppb	0.00
106) Phenanthrene-d10a	10.461	188	631082	40.00	ppb	0.00
110) Chrysene-d12a	14.659	240	537386	40.00	ppb	0.00
112) Naphthalene-d8a	6.123	136	842727	40.00	ppb	0.00
System Monitoring Compounds						
5) 2-Fluorophenol	0.000	112	0	0.00	ppb	
Spiked Amount 50.000			Recovery =	0.00%		
8) Phenol-d5	0.000	99	0	0.00	ppb	
Spiked Amount 50.000			Recovery =	0.00%		
25) Nitrobenzene-d5	0.000	82	0	0.00	ppb	
Spiked Amount 50.000			Recovery =	0.00%		
51) 2-Fluorobiphenyl	0.000	172	0d	0.00	ppb	
Spiked Amount 50.000			Recovery =	0.00%		
73) 2,4,6-Tribromophenol	0.000	330	0	0.00	ppb	
Spiked Amount 50.000			Recovery =	0.00%		
85) Terphenyl-d14	0.000	244	0	0.00	ppb	
Spiked Amount 50.000			Recovery =	0.00%		
108) o-Terphenyl	11.102	230	898265	100.00	ppb	0.00
Spiked Amount 50.000			Recovery =	200.00%		
109) 1-Chlorooctadecane	12.295	57	567216	100.00	ppb	0.00
Spiked Amount 50.000			Recovery =	200.00%		
Target Compounds						Qvalue
103) Benzaldehyde	4.636	105	522423	100.00	ppb	96
105) 1,2,4,5-Tetrachloroben...	7.112	216	559422	100.00	ppb	98
107) Atrazine	10.081	215	188930	100.00	ppb	98
111) benzidine	12.616	184	705974	100.00	ppb	100
113) Hydroquinone	6.545	110	703135	100.00	ppb	98

(#) = qualifier out of range (m) = manual integration (+) = signals summed

Quantitation Report (QT Reviewed)

Data Path : C:\msdchem\1\DATA\E3e2646\
Data File : 3E61403.D
Acq On : 4 Jun 2014 9:51 pm
Operator : olgaa
Sample : ic2647-100
Misc : op74977,e3e2647,
ALS Vial : 10 Sample Multiplier: 1

Quant Time: Jun 05 16:04:28 2014
Quant Method : C:\msdchem\1\METHODS\M3E2646.M
Quant Title : Semi Volatile GC/MS, rtx-5msi 30m x .25mm x .25MoThu Jun 05 16:03:01 2014
QLast Update : Thu Jun 05 16:04:00 2014
Response via : Initial Calibration

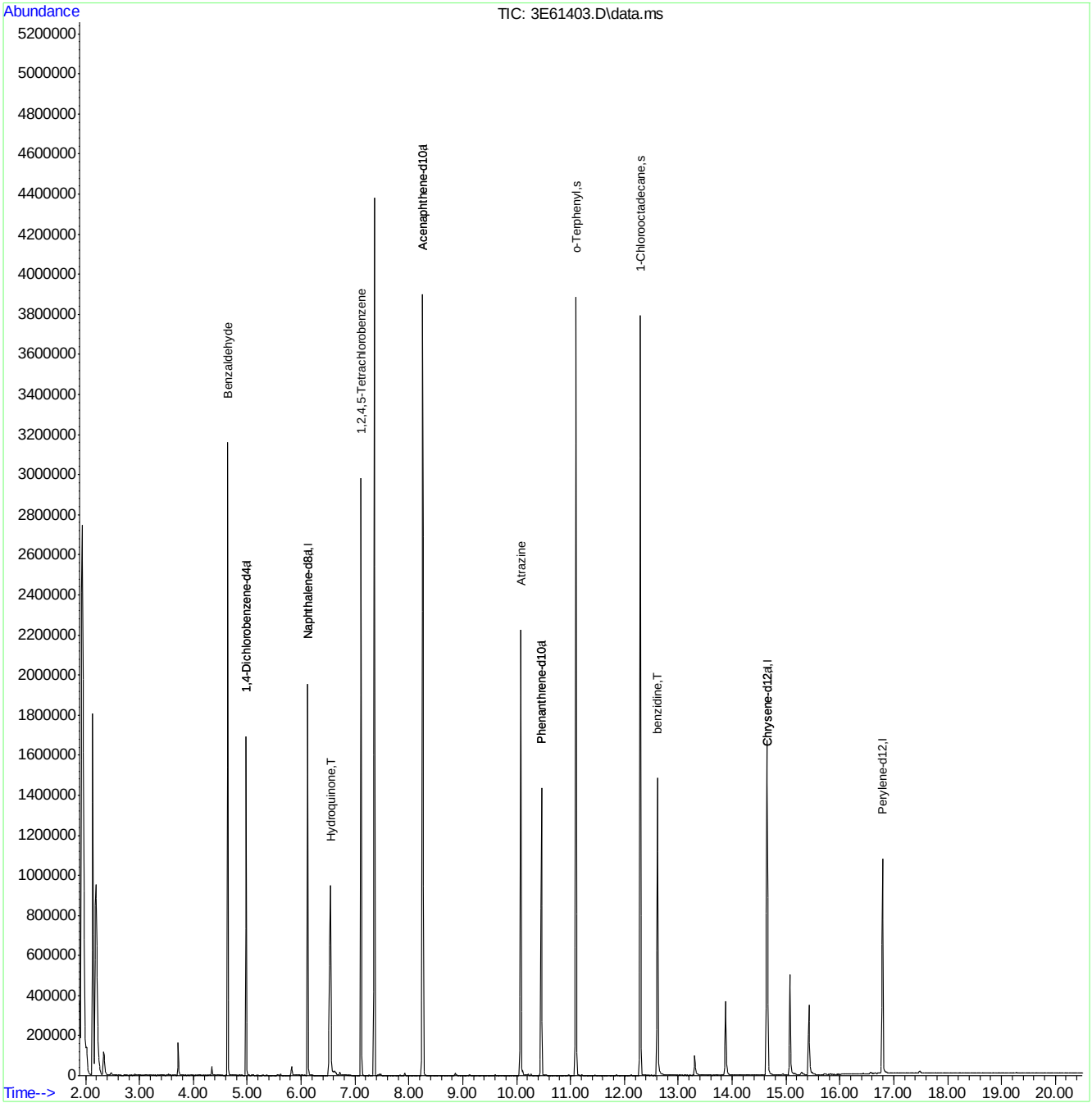

Quantitation Report (QT Reviewed)

Data Path : C:\msdchem\1\DATA\E3e2646\
Data File : 3E61404.D
Acq On : 4 Jun 2014 10:18 pm
Operator : olgaa
Sample : ic2647-80
Misc : op74977,e3e2647,
ALS Vial : 11 Sample Multiplier: 1

Quant Time: Jun 05 16:05:39 2014
Quant Method : C:\msdchem\1\METHODS\M3E2646.M
Quant Title : Semi Volatile GC/MS, rtx-5msi 30m x .25mm x .25MoThu Jun 05 16:04:00 2014
QLast Update : Thu Jun 05 16:04:00 2014
Response via : Initial Calibration

Internal Standards	R.T.	QIon	Response	Conc	Units	Dev(Min)
1) 1,4-Dichlorobenzene-d4	4.978	152	225341	40.00	ppb	0.00
24) Naphthalene-d8	6.123	136	872894	40.00	ppb	0.00
47) Acenaphthene-d10	8.257	164	455341	40.00	ppb	0.00
69) Phenanthrene-d10	10.455	188	663719	40.00	ppb	0.00
83) Chrysene-d12	14.654	240	570476	40.00	ppb	0.00
92) Perylene-d12	16.788	264	517288	40.00	ppb	0.00
102) 1,4-Dichlorobenzene-d4a	4.978	152	225341	40.00	ppb	0.00
104) Acenaphthene-d10a	8.257	164	455341	40.00	ppb	0.00
106) Phenanthrene-d10a	10.455	188	663719	40.00	ppb	0.00
110) Chrysene-d12a	14.654	240	570476	40.00	ppb	0.00
112) Naphthalene-d8a	6.123	136	872894	40.00	ppb	0.00
System Monitoring Compounds						
5) 2-Fluorophenol	0.000	112	0	0.00	ppb	
Spiked Amount 50.000			Recovery =	0.00%		
8) Phenol-d5	0.000	99	0	0.00	ppb	
Spiked Amount 50.000			Recovery =	0.00%		
25) Nitrobenzene-d5	0.000	82	0	0.00	ppb	
Spiked Amount 50.000			Recovery =	0.00%		
51) 2-Fluorobiphenyl	0.000	172	0d	0.00	ppb	
Spiked Amount 50.000			Recovery =	0.00%		
73) 2,4,6-Tribromophenol	0.000	330	0	0.00	ppb	
Spiked Amount 50.000			Recovery =	0.00%		
85) Terphenyl-d14	0.000	244	0	0.00	ppb	
Spiked Amount 50.000			Recovery =	0.00%		
108) o-Terphenyl	11.097	230	749456	79.33	ppb	0.00
Spiked Amount 50.000			Recovery =	158.66%		
109) 1-Chlorooctadecane	12.290	57	492442	82.55	ppb	0.00
Spiked Amount 50.000			Recovery =	165.10%		
Target Compounds						Qvalue
103) Benzaldehyde	4.636	105	478062	88.98	ppb	96
105) 1,2,4,5-Tetrachloroben...	7.112	216	452750	77.79	ppb	98
107) Atrazine	10.076	215	157908	79.47	ppb	97
111) benzidine	12.611	184	675514	90.14	ppb	99
113) Hydroquinone	6.540	110	581102	79.79	ppb	98

(#) = qualifier out of range (m) = manual integration (+) = signals summed

Quantitation Report (QT Reviewed)

Data Path : C:\msdchem\1\DATA\E3e2646\
Data File : 3E61404.D
Acq On : 4 Jun 2014 10:18 pm
Operator : olgaa
Sample : ic2647-80
Misc : op74977,e3e2647,
ALS Vial : 11 Sample Multiplier: 1

Quant Time: Jun 05 16:05:39 2014
Quant Method : C:\msdchem\1\METHODS\M3E2646.M
Quant Title : Semi Volatile GC/MS, rtx-5msi 30m x .25mm x .25MoThu Jun 05 16:04:00 2014
QLast Update : Thu Jun 05 16:04:00 2014
Response via : Initial Calibration

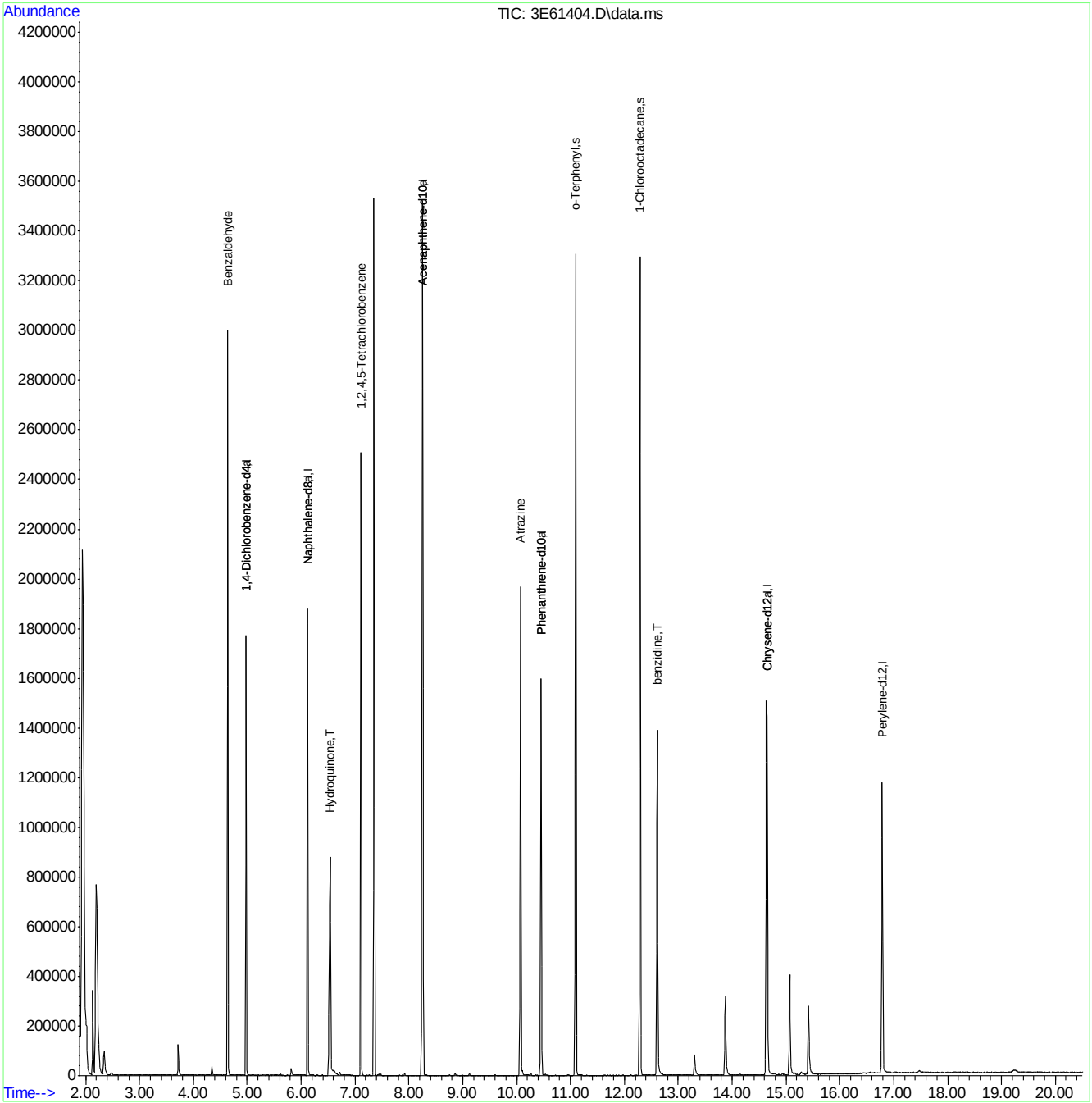

Quantitation Report (QT Reviewed)

Data Path : C:\msdchem\1\DATA\E3e2646\
Data File : 3E61405.D
Acq On : 4 Jun 2014 10:46 pm
Operator : olgaa
Sample : icc2647-50
Misc : op74977,e3e2647,
ALS Vial : 12 Sample Multiplier: 1

Quant Time: Jun 05 16:06:34 2014
Quant Method : C:\msdchem\1\METHODS\M3E2646.M
Quant Title : Semi Volatile GC/MS, rtx-5msi 30m x .25mm x .25MoThu Jun 05 16:04:00 2014
QLast Update : Thu Jun 05 16:04:00 2014
Response via : Initial Calibration

Internal Standards	R.T.	QIon	Response	Conc	Units	Dev(Min)
1) 1,4-Dichlorobenzene-d4	4.978	152	216759	40.00	ppb	0.00
24) Naphthalene-d8	6.123	136	835764	40.00	ppb	0.00
47) Acenaphthene-d10	8.257	164	442956	40.00	ppb	0.00
69) Phenanthrene-d10	10.455	188	656231	40.00	ppb	0.00
83) Chrysene-d12	14.654	240	565845	40.00	ppb	0.00
92) Perylene-d12	16.788	264	503729	40.00	ppb	0.00
102) 1,4-Dichlorobenzene-d4a	4.978	152	216759	40.00	ppb	0.00
104) Acenaphthene-d10a	8.257	164	442956	40.00	ppb	0.00
106) Phenanthrene-d10a	10.455	188	656231	40.00	ppb	0.00
110) Chrysene-d12a	14.654	240	565845	40.00	ppb	0.00
112) Naphthalene-d8a	6.123	136	835764	40.00	ppb	0.00
System Monitoring Compounds						
5) 2-Fluorophenol	0.000	112	0	0.00	ppb	
Spiked Amount 50.000			Recovery =	0.00%		
8) Phenol-d5	0.000	99	0	0.00	ppb	
Spiked Amount 50.000			Recovery =	0.00%		
25) Nitrobenzene-d5	0.000	82	0	0.00	ppb	
Spiked Amount 50.000			Recovery =	0.00%		
51) 2-Fluorobiphenyl	0.000	172	0d	0.00	ppb	
Spiked Amount 50.000			Recovery =	0.00%		
73) 2,4,6-Tribromophenol	0.000	330	0	0.00	ppb	
Spiked Amount 50.000			Recovery =	0.00%		
85) Terphenyl-d14	0.000	244	0	0.00	ppb	
Spiked Amount 50.000			Recovery =	0.00%		
108) o-Terphenyl	11.097	230	451822	48.37	ppb	0.00
Spiked Amount 50.000			Recovery =	96.74%		
109) 1-Chlorooctadecane	12.290	57	304565	51.64	ppb	0.00
Spiked Amount 50.000			Recovery =	103.28%		
Target Compounds						Qvalue
103) Benzaldehyde	4.636	105	306401	59.29	ppb	96
105) 1,2,4,5-Tetrachloroben...	7.112	216	266663	47.10	ppb	98
107) Atrazine	10.070	215	92698	47.18	ppb	97
111) benzidine	12.611	184	571356	76.86	ppb	99
113) Hydroquinone	6.529	110	354481	50.83	ppb	98

(#) = qualifier out of range (m) = manual integration (+) = signals summed

Quantitation Report (QT Reviewed)

Data Path : C:\msdchem\1\DATA\E3e2646\
Data File : 3E61405.D
Acq On : 4 Jun 2014 10:46 pm
Operator : olgaa
Sample : icc2647-50
Misc : op74977,e3e2647,
ALS Vial : 12 Sample Multiplier: 1

Quant Time: Jun 05 16:06:34 2014
Quant Method : C:\msdchem\1\METHODS\M3E2646.M
Quant Title : Semi Volatile GC/MS, rtx-5msi 30m x .25mm x .25MoThu Jun 05 16:04:00 2014
QLast Update : Thu Jun 05 16:04:00 2014
Response via : Initial Calibration

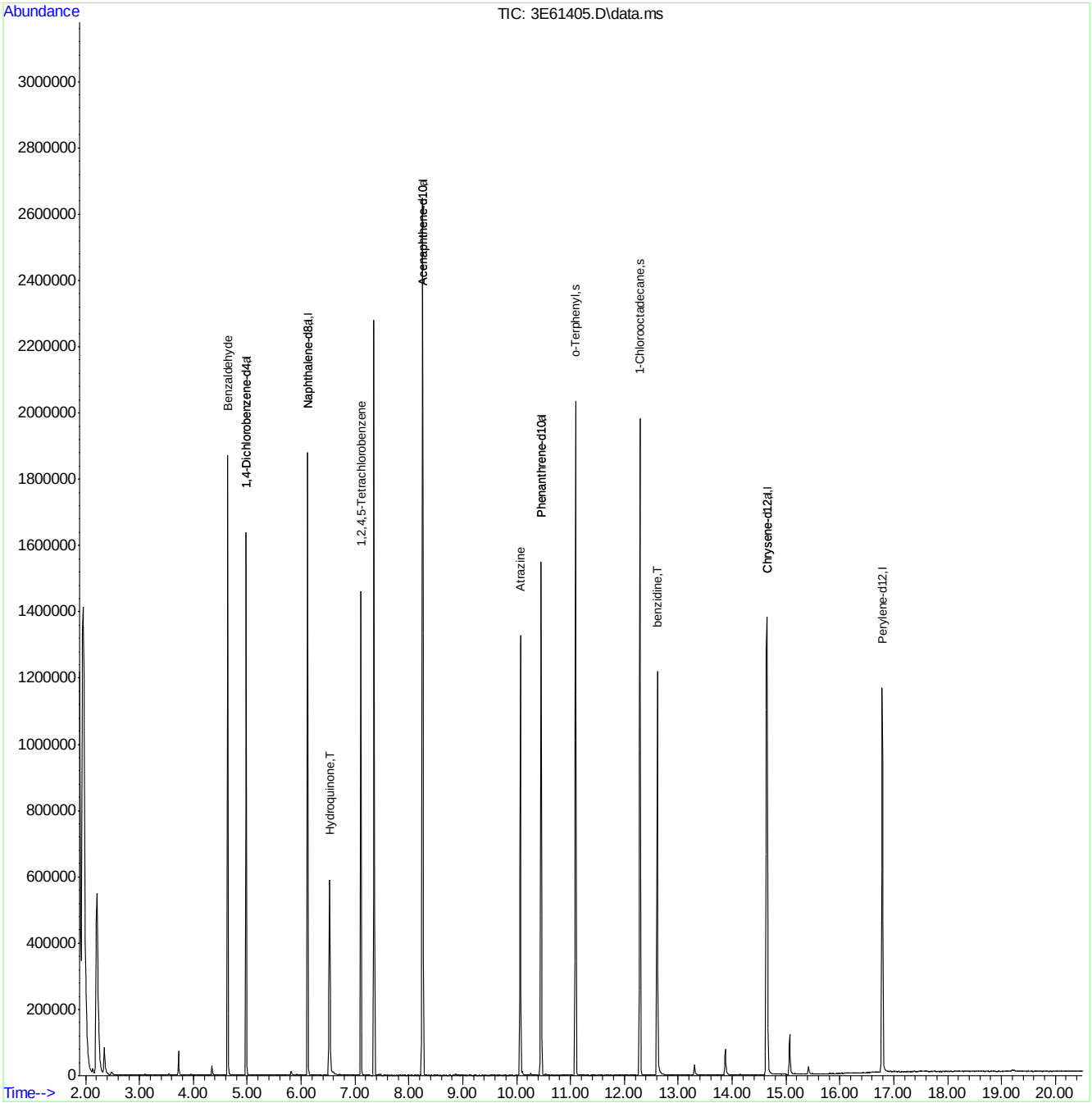

M3E2646.M Thu Jun 05 16:06:43 2014 MS3E Page: 2

Quantitation Report (QT Reviewed)

Data Path : C:\msdchem\1\DATA\E3e2646\
Data File : 3E61406.D
Acq On : 4 Jun 2014 11:14 pm
Operator : olgaa
Sample : ic2647-25
Misc : op74977,e3e2647,
ALS Vial : 13 Sample Multiplier: 1

Quant Time: Jun 05 16:07:21 2014
Quant Method : C:\msdchem\1\METHODS\M3E2646.M
Quant Title : Semi Volatile GC/MS, rtx-5msi 30m x .25mm x .25MoThu Jun 05 16:04:00 2014
QLast Update : Thu Jun 05 16:04:00 2014
Response via : Initial Calibration

Internal Standards	R.T.	QIon	Response	Conc	Units	Dev(Min)
1) 1,4-Dichlorobenzene-d4	4.978	152	229663	40.00	ppb	0.00
24) Naphthalene-d8	6.123	136	889209	40.00	ppb	0.00
47) Acenaphthene-d10	8.257	164	479103	40.00	ppb	0.00
69) Phenanthrene-d10	10.455	188	718287	40.00	ppb	0.00
83) Chrysene-d12	14.654	240	622505	40.00	ppb	0.00
92) Perylene-d12	16.788	264	544543	40.00	ppb	0.00
102) 1,4-Dichlorobenzene-d4a	4.978	152	229663	40.00	ppb	0.00
104) Acenaphthene-d10a	8.257	164	479103	40.00	ppb	0.00
106) Phenanthrene-d10a	10.455	188	718287	40.00	ppb	0.00
110) Chrysene-d12a	14.654	240	622505	40.00	ppb	0.00
112) Naphthalene-d8a	6.123	136	889209	40.00	ppb	0.00
System Monitoring Compounds						
5) 2-Fluorophenol	0.000	112	0	0.00	ppb	
Spiked Amount 50.000			Recovery =	0.00%		
8) Phenol-d5	0.000	99	0	0.00	ppb	
Spiked Amount 50.000			Recovery =	0.00%		
25) Nitrobenzene-d5	0.000	82	0	0.00	ppb	
Spiked Amount 50.000			Recovery =	0.00%		
51) 2-Fluorobiphenyl	0.000	172	0d	0.00	ppb	
Spiked Amount 50.000			Recovery =	0.00%		
73) 2,4,6-Tribromophenol	0.000	330	0	0.00	ppb	
Spiked Amount 50.000			Recovery =	0.00%		
85) Terphenyl-d14	0.000	244	0	0.00	ppb	
Spiked Amount 50.000			Recovery =	0.00%		
108) o-Terphenyl	11.092	230	247892	24.25	ppb	-0.01
Spiked Amount 50.000			Recovery =	48.50%		
109) 1-Chlorooctadecane	12.285	57	164633	25.50	ppb	-0.01
Spiked Amount 50.000			Recovery =	51.00%		
Target Compounds						Qvalue
103) Benzaldehyde	4.636	105	167915	30.67	ppb	97
105) 1,2,4,5-Tetrachloroben...	7.107	216	147156	24.03	ppb	100
107) Atrazine	10.065	215	51118	23.77	ppb	97
111) benzidine	12.606	184	343541	42.01	ppb	99
113) Hydroquinone	6.519	110	183911	24.79	ppb	97

(#) = qualifier out of range (m) = manual integration (+) = signals summed

ACCUTEST LABORATORIES JB69078

Quantitation Report (QT Reviewed)

Data Path : C:\msdchem\1\DATA\E3e2646\
Data File : 3E61406.D
Acq On : 4 Jun 2014 11:14 pm
Operator : olgaa
Sample : ic2647-25
Misc : op74977,e3e2647,
ALS Vial : 13 Sample Multiplier: 1

Quant Time: Jun 05 16:07:21 2014
Quant Method : C:\msdchem\1\METHODS\M3E2646.M
Quant Title : Semi Volatile GC/MS, rtx-5msi 30m x .25mm x .25MoThu Jun 05 16:04:00 2014
QLast Update : Thu Jun 05 16:04:00 2014
Response via : Initial Calibration

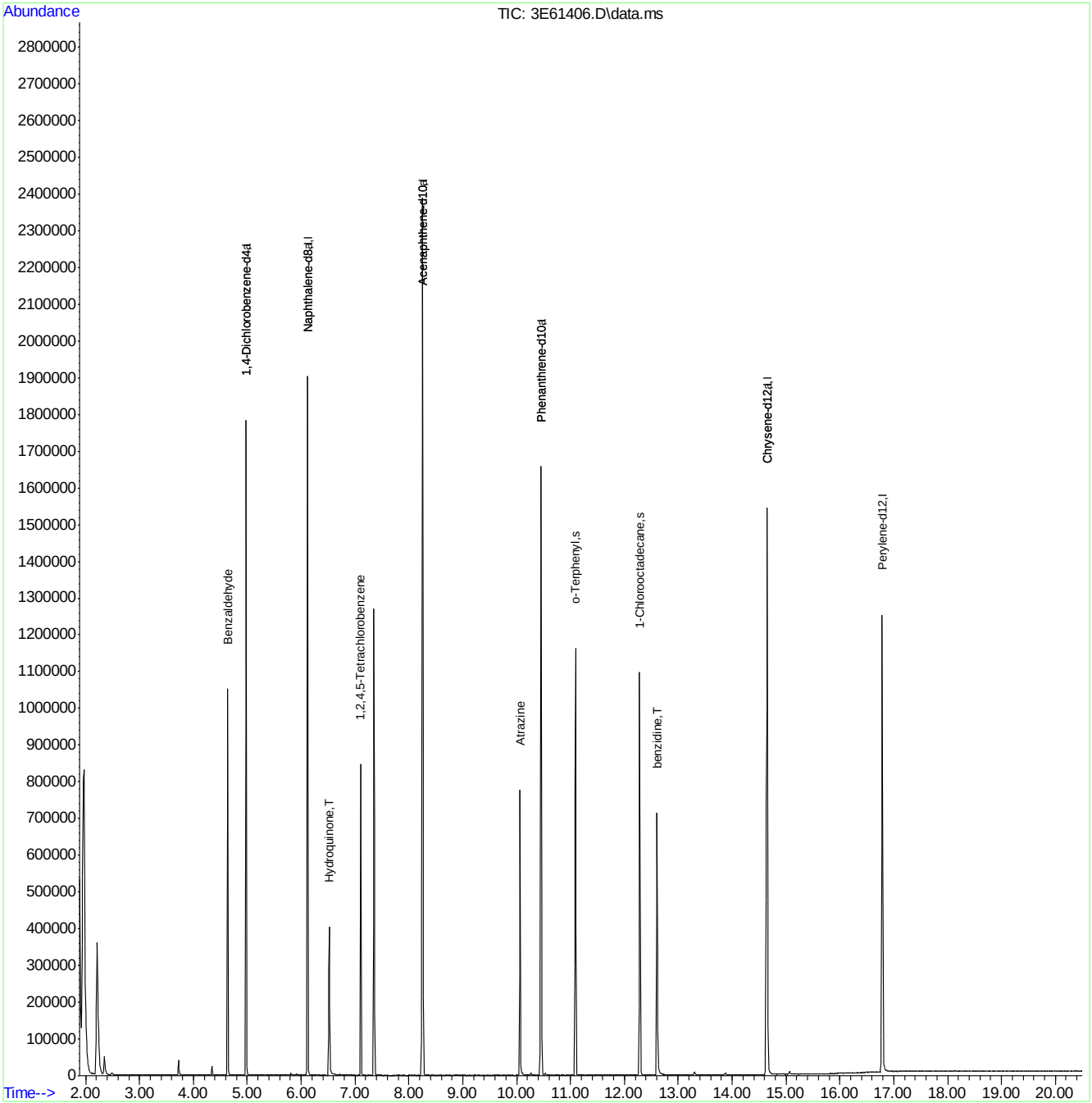

M3E2646.M Thu Jun 05 16:07:30 2014 MS3E Page: 2

641 of 1397
ACCUTEST LABORATORIES
JB69078

Quantitation Report (QT Reviewed)

Data Path : C:\msdchem\1\DATA\E3e2646\
Data File : 3E61407.D
Acq On : 4 Jun 2014 11:41 pm
Operator : olgaa
Sample : ic2647-10
Misc : op74977,e3e2647,
ALS Vial : 14 Sample Multiplier: 1

Quant Time: Jun 05 16:08:09 2014
Quant Method : C:\msdchem\1\METHODS\M3E2646.M
Quant Title : Semi Volatile GC/MS, rtx-5msi 30m x .25mm x .25MoThu Jun 05 16:04:00 2014
QLast Update : Thu Jun 05 16:04:00 2014
Response via : Initial Calibration

Internal Standards	R.T.	QIon	Response	Conc	Units	Dev(Min)
1) 1,4-Dichlorobenzene-d4	4.978	152	338669	40.00	ppb	0.00
24) Naphthalene-d8	6.123	136	1287062	40.00	ppb	0.00
47) Acenaphthene-d10	8.257	164	709486	40.00	ppb	0.00
69) Phenanthrene-d10	10.455	188	1055698	40.00	ppb	0.00
83) Chrysene-d12	14.659	240	928590	40.00	ppb	0.00
92) Perylene-d12	16.793	264	820489	40.00	ppb	0.00
102) 1,4-Dichlorobenzene-d4a	4.978	152	338669	40.00	ppb	0.00
104) Acenaphthene-d10a	8.257	164	709486	40.00	ppb	0.00
106) Phenanthrene-d10a	10.455	188	1055698	40.00	ppb	0.00
110) Chrysene-d12a	14.659	240	928590	40.00	ppb	0.00
112) Naphthalene-d8a	6.123	136	1287062	40.00	ppb	0.00
System Monitoring Compounds						
5) 2-Fluorophenol	0.000	112	0	0.00	ppb	
Spiked Amount 50.000			Recovery =	0.00%		
8) Phenol-d5	0.000	99	0	0.00	ppb	
Spiked Amount 50.000			Recovery =	0.00%		
25) Nitrobenzene-d5	0.000	82	0	0.00	ppb	
Spiked Amount 50.000			Recovery =	0.00%		
51) 2-Fluorobiphenyl	0.000	172	0d	0.00	ppb	
Spiked Amount 50.000			Recovery =	0.00%		
73) 2,4,6-Tribromophenol	0.000	330	0	0.00	ppb	
Spiked Amount 50.000			Recovery =	0.00%		
85) Terphenyl-d14	0.000	244	0	0.00	ppb	
Spiked Amount 50.000			Recovery =	0.00%		
108) o-Terphenyl	11.092	230	141538	9.42	ppb	-0.01
Spiked Amount 50.000			Recovery =	18.84%		
109) 1-Chlorooctadecane	12.284	57	89362	9.42	ppb	-0.01
Spiked Amount 50.000			Recovery =	18.84%		
Target Compounds						Qvalue
103) Benzaldehyde	4.636	105	95948	11.88	ppb	95
105) 1,2,4,5-Tetrachloroben...	7.107	216	84702	9.34	ppb	99
107) Atrazine	10.065	215	27922	8.83	ppb	95
111) benzidine	12.605	184	181147	14.85	ppb	98
113) Hydroquinone	6.519	110	89282	8.31	ppb	98

(#) = qualifier out of range (m) = manual integration (+) = signals summed

Quantitation Report (QT Reviewed)

Data Path : C:\msdchem\1\DATA\E3e2646\
Data File : 3E61407.D
Acq On : 4 Jun 2014 11:41 pm
Operator : olgaa
Sample : ic2647-10
Misc : op74977,e3e2647,
ALS Vial : 14 Sample Multiplier: 1

Quant Time: Jun 05 16:08:09 2014
Quant Method : C:\msdchem\1\METHODS\M3E2646.M
Quant Title : Semi Volatile GC/MS, rtx-5msi 30m x .25mm x .25MoThu Jun 05 16:04:00 2014
QLast Update : Thu Jun 05 16:04:00 2014
Response via : Initial Calibration

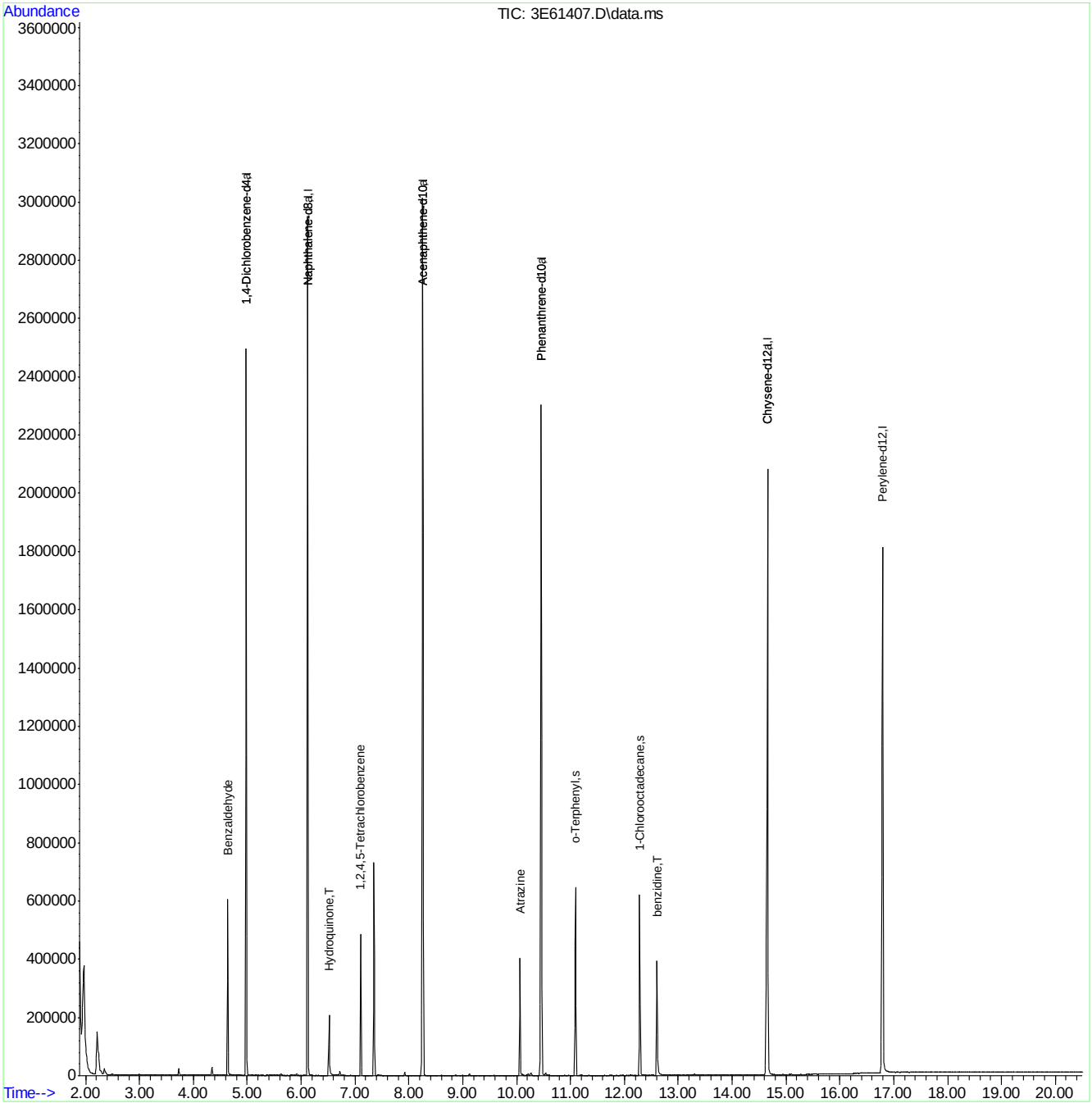

ACCUTEST LABORATORIES JB69078

Quantitation Report (QT Reviewed)

Data Path : C:\msdchem\1\DATA\E3e2646\
Data File : 3E61408.D
Acq On : 5 Jun 2014 12:09 am
Operator : olgaa
Sample : ic2647-5
Misc : op74977,e3e2647,
ALS Vial : 15 Sample Multiplier: 1

Quant Time: Jun 05 16:11:19 2014
Quant Method : C:\msdchem\1\METHODS\M3E2646.M
Quant Title : Semi Volatile GC/MS, rtx-5msi 30m x .25mm x .25MoThu Jun 05 16:04:00 2014
QLast Update : Thu Jun 05 16:04:00 2014
Response via : Initial Calibration

Internal Standards	R.T.	QIon	Response	Conc	Units	Dev(Min)
1) 1,4-Dichlorobenzene-d4	4.978	152	275702	40.00	ppb	0.00
24) Naphthalene-d8	6.123	136	1033457	40.00	ppb	0.00
47) Acenaphthene-d10	8.257	164	555305	40.00	ppb	0.00
69) Phenanthrene-d10	10.455	188	825206	40.00	ppb	0.00
83) Chrysene-d12	14.654	240	717978	40.00	ppb	0.00
92) Perylene-d12	16.788	264	626137	40.00	ppb	0.00
102) 1,4-Dichlorobenzene-d4a	4.978	152	275702	40.00	ppb	0.00
104) Acenaphthene-d10a	8.257	164	555305	40.00	ppb	0.00
106) Phenanthrene-d10a	10.455	188	825206	40.00	ppb	0.00
110) Chrysene-d12a	14.654	240	717978	40.00	ppb	0.00
112) Naphthalene-d8a	6.123	136	1033457	40.00	ppb	0.00
System Monitoring Compounds						
5) 2-Fluorophenol	0.000	112	0	0.00	ppb	
Spiked Amount 50.000			Recovery =	0.00%		
8) Phenol-d5	0.000	99	0	0.00	ppb	
Spiked Amount 50.000			Recovery =	0.00%		
25) Nitrobenzene-d5	0.000	82	0	0.00	ppb	
Spiked Amount 50.000			Recovery =	0.00%		
51) 2-Fluorobiphenyl	0.000	172	0d	0.00	ppb	
Spiked Amount 50.000			Recovery =	0.00%		
73) 2,4,6-Tribromophenol	0.000	330	0	0.00	ppb	
Spiked Amount 50.000			Recovery =	0.00%		
85) Terphenyl-d14	0.000	244	0	0.00	ppb	
Spiked Amount 50.000			Recovery =	0.00%		
108) o-Terphenyl	11.092	230	53526	4.56	ppb	-0.01
Spiked Amount 50.000			Recovery =	9.12%		
109) 1-Chlorooctadecane	12.284	57	28599	3.86	ppb	-0.01
Spiked Amount 50.000			Recovery =	7.72%		
Target Compounds						Qvalue
103) Benzaldehyde	4.636	105	38177	5.81	ppb	94
105) 1,2,4,5-Tetrachloroben...	7.107	216	34103	4.80	ppb	98
107) Atrazine	10.059	215	9275	3.75	ppb	93
111) benzidine	12.605	184	55142	5.85	ppb	98
113) Hydroquinone	6.513	110	26151	3.03	ppb	97

(#) = qualifier out of range (m) = manual integration (+) = signals summed

Quantitation Report (QT Reviewed)

Data Path : C:\msdchem\1\DATA\E3e2646\
Data File : 3E61408.D
Acq On : 5 Jun 2014 12:09 am
Operator : olgaa
Sample : ic2647-5
Misc : op74977,e3e2647,
ALS Vial : 15 Sample Multiplier: 1

Quant Time: Jun 05 16:11:19 2014
Quant Method : C:\msdchem\1\METHODS\M3E2646.M
Quant Title : Semi Volatile GC/MS, rtx-5msi 30m x .25mm x .25MoThu Jun 05 16:04:00 2014
QLast Update : Thu Jun 05 16:04:00 2014
Response via : Initial Calibration

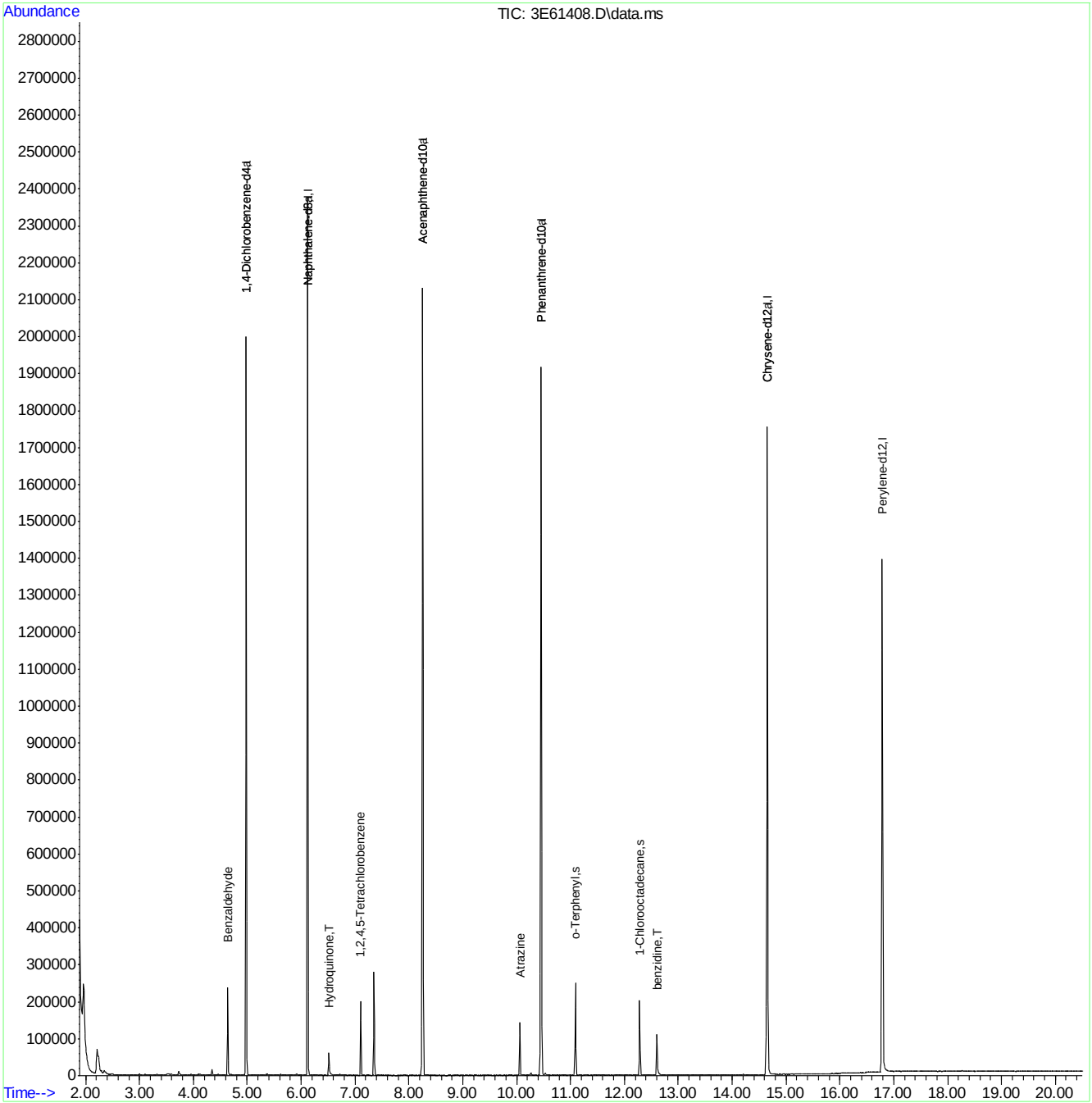

Quantitation Report (QT Reviewed)

Data Path : C:\msdchem\1\DATA\E3e2646\
Data File : 3E61409.D
Acq On : 5 Jun 2014 12:37 am
Operator : olgaa
Sample : ic2647-2
Misc : op74977,e3e2647,
ALS Vial : 16 Sample Multiplier: 1

Quant Time: Jun 05 16:12:03 2014
Quant Method : C:\msdchem\1\METHODS\M3E2646.M
Quant Title : Semi Volatile GC/MS, rtx-5msi 30m x .25mm x .25MoThu Jun 05 16:04:00 2014
QLast Update : Thu Jun 05 16:04:00 2014
Response via : Initial Calibration

Internal Standards	R.T.	QIon	Response	Conc	Units	Dev(Min)
1) 1,4-Dichlorobenzene-d4	4.978	152	313078	40.00	ppb	0.00
24) Naphthalene-d8	6.123	136	1175873	40.00	ppb	0.00
47) Acenaphthene-d10	8.257	164	633460	40.00	ppb	0.00
69) Phenanthrene-d10	10.455	188	945356	40.00	ppb	0.00
83) Chrysene-d12	14.654	240	821855	40.00	ppb	0.00
92) Perylene-d12	16.788	264	717346	40.00	ppb	0.00
102) 1,4-Dichlorobenzene-d4a	4.978	152	313078	40.00	ppb	0.00
104) Acenaphthene-d10a	8.257	164	633460	40.00	ppb	0.00
106) Phenanthrene-d10a	10.455	188	945356	40.00	ppb	0.00
110) Chrysene-d12a	14.654	240	821855	40.00	ppb	0.00
112) Naphthalene-d8a	6.123	136	1175873	40.00	ppb	0.00
System Monitoring Compounds						
5) 2-Fluorophenol	0.000	112	0	0.00	ppb	
Spiked Amount 50.000			Recovery =	0.00%		
8) Phenol-d5	0.000	99	0	0.00	ppb	
Spiked Amount 50.000			Recovery =	0.00%		
25) Nitrobenzene-d5	0.000	82	0	0.00	ppb	
Spiked Amount 50.000			Recovery =	0.00%		
51) 2-Fluorobiphenyl	0.000	172	0d	0.00	ppb	
Spiked Amount 50.000			Recovery =	0.00%		
73) 2,4,6-Tribromophenol	0.000	330	0	0.00	ppb	
Spiked Amount 50.000			Recovery =	0.00%		
85) Terphenyl-d14	0.000	244	0	0.00	ppb	
Spiked Amount 50.000			Recovery =	0.00%		
108) o-Terphenyl	11.092	230	21622	1.61	ppb	-0.01
Spiked Amount 50.000			Recovery =	3.22%		
109) 1-Chlorooctadecane	12.284	57	9546	1.12	ppb	-0.01
Spiked Amount 50.000			Recovery =	2.24%		
Target Compounds						Qvalue
103) Benzaldehyde	4.636	105	15835	2.12	ppb	93
105) 1,2,4,5-Tetrachloroben...	7.107	216	14845	1.83	ppb	98
107) Atrazine	10.059	215	3278	1.16	ppb	90
111) benzidine	12.605	184	17355	1.61	ppb	96
113) Hydroquinone	6.519	110	6726	0.69	ppb	96

(#) = qualifier out of range (m) = manual integration (+) = signals summed

Quantitation Report (QT Reviewed)

Data Path : C:\msdchem\1\DATA\E3e2646\
Data File : 3E61409.D
Acq On : 5 Jun 2014 12:37 am
Operator : olgaa
Sample : ic2647-2
Misc : op74977,e3e2647,
ALS Vial : 16 Sample Multiplier: 1

Quant Time: Jun 05 16:12:03 2014
Quant Method : C:\msdchem\1\METHODS\M3E2646.M
Quant Title : Semi Volatile GC/MS, rtx-5msi 30m x .25mm x .25MoThu Jun 05 16:04:00 2014
QLast Update : Thu Jun 05 16:04:00 2014
Response via : Initial Calibration

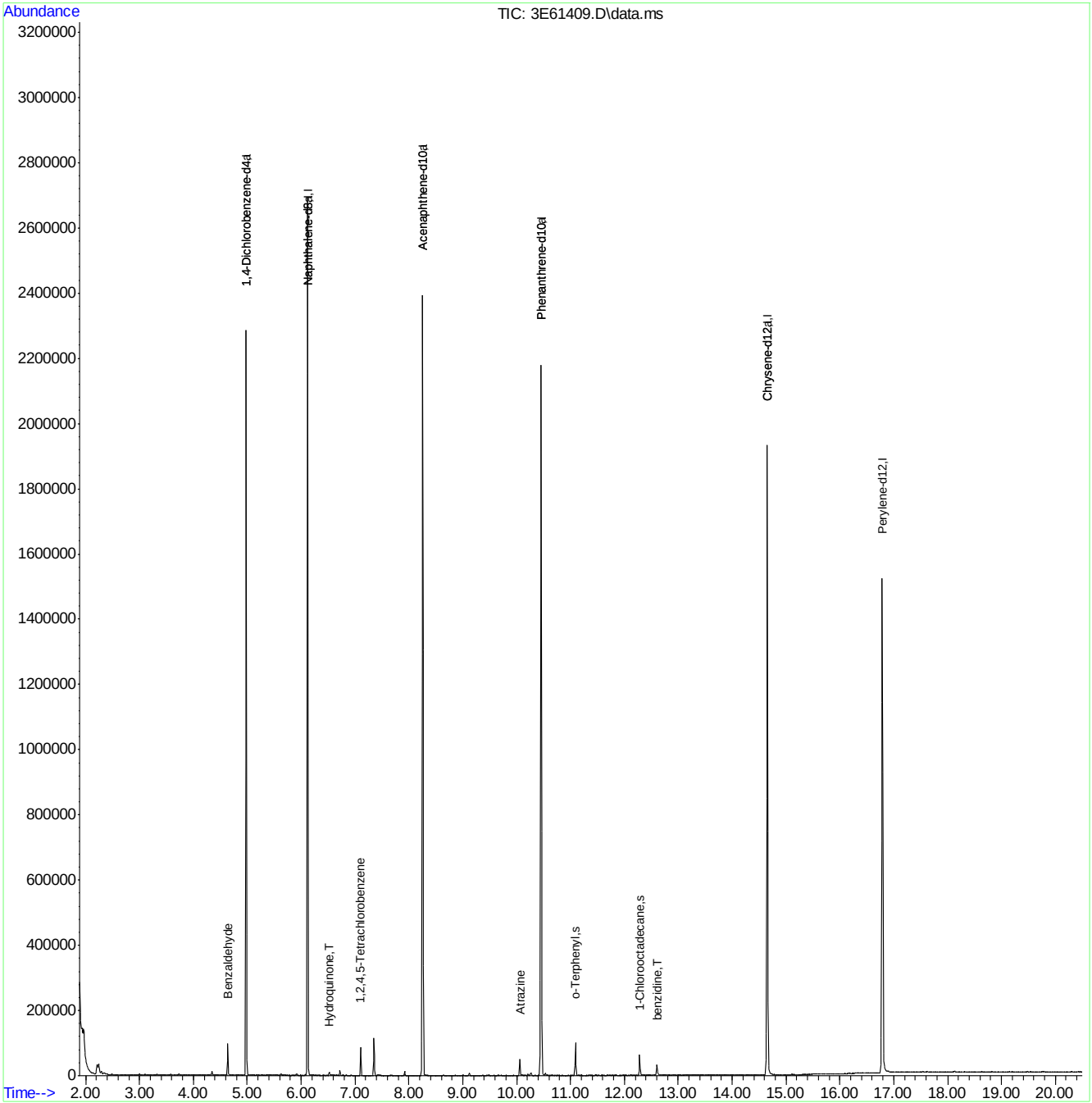

Quantitation Report (QT Reviewed)

Data Path : C:\msdchem\1\DATA\E3e2646\
Data File : 3E61410.D
Acq On : 5 Jun 2014 1:04 am
Operator : olgaa
Sample : ic2647-1
Misc : op74977,e3e2647,
ALS Vial : 17 Sample Multiplier: 1

Quant Time: Jun 05 16:12:46 2014
Quant Method : C:\msdchem\1\METHODS\M3E2646.M
Quant Title : Semi Volatile GC/MS, rtx-5msi 30m x .25mm x .25MoThu Jun 05 16:04:00 2014
QLast Update : Thu Jun 05 16:04:00 2014
Response via : Initial Calibration

Internal Standards	R.T.	QIon	Response	Conc	Units	Dev(Min)
1) 1,4-Dichlorobenzene-d4	4.978	152	323735	40.00	ppb	0.00
24) Naphthalene-d8	6.123	136	1219950	40.00	ppb	0.00
47) Acenaphthene-d10	8.257	164	663987	40.00	ppb	0.00
69) Phenanthrene-d10	10.455	188	980603	40.00	ppb	0.00
83) Chrysene-d12	14.654	240	858495	40.00	ppb	0.00
92) Perylene-d12	16.793	264	758954	40.00	ppb	0.00
102) 1,4-Dichlorobenzene-d4a	4.978	152	323735	40.00	ppb	0.00
104) Acenaphthene-d10a	8.257	164	663987	40.00	ppb	0.00
106) Phenanthrene-d10a	10.455	188	980603	40.00	ppb	0.00
110) Chrysene-d12a	14.654	240	858495	40.00	ppb	0.00
112) Naphthalene-d8a	6.123	136	1219950	40.00	ppb	0.00
System Monitoring Compounds						
5) 2-Fluorophenol	0.000	112	0	0.00	ppb	
Spiked Amount 50.000			Recovery =	0.00%		
8) Phenol-d5	0.000	99	0	0.00	ppb	
Spiked Amount 50.000			Recovery =	0.00%		
25) Nitrobenzene-d5	0.000	82	0	0.00	ppb	
Spiked Amount 50.000			Recovery =	0.00%		
51) 2-Fluorobiphenyl	0.000	172	0d	0.00	ppb	
Spiked Amount 50.000			Recovery =	0.00%		
73) 2,4,6-Tribromophenol	0.000	330	0	0.00	ppb	
Spiked Amount 50.000			Recovery =	0.00%		
85) Terphenyl-d14	0.000	244	0	0.00	ppb	
Spiked Amount 50.000			Recovery =	0.00%		
108) o-Terphenyl	11.092	230	11070	0.79	ppb	-0.01
Spiked Amount 50.000			Recovery =	1.58%		
109) 1-Chlorooctadecane	12.284	57	4156	0.47	ppb	-0.01
Spiked Amount 50.000			Recovery =	0.94%		
Target Compounds						Qvalue
103) Benzaldehyde	4.636	105	7952	1.03	ppb	87
105) 1,2,4,5-Tetrachloroben...	7.107	216	7721	0.91	ppb	98
107) Atrazine	10.059	215	1420	0.48	ppb	95
111) benzidine	12.605	184	6334	0.56	ppb	96
113) Hydroquinone	6.519	110	2496	0.25	ppb	92

(#) = qualifier out of range (m) = manual integration (+) = signals summed

Quantitation Report (QT Reviewed)

Data Path : C:\msdchem\1\DATA\E3e2646\
Data File : 3E61410.D
Acq On : 5 Jun 2014 1:04 am
Operator : olgaa
Sample : ic2647-1
Misc : op74977,e3e2647,
ALS Vial : 17 Sample Multiplier: 1

Quant Time: Jun 05 16:12:46 2014
Quant Method : C:\msdchem\1\METHODS\M3E2646.M
Quant Title : Semi Volatile GC/MS, rtx-5msi 30m x .25mm x .25MoThu Jun 05 16:04:00 2014
QLast Update : Thu Jun 05 16:04:00 2014
Response via : Initial Calibration

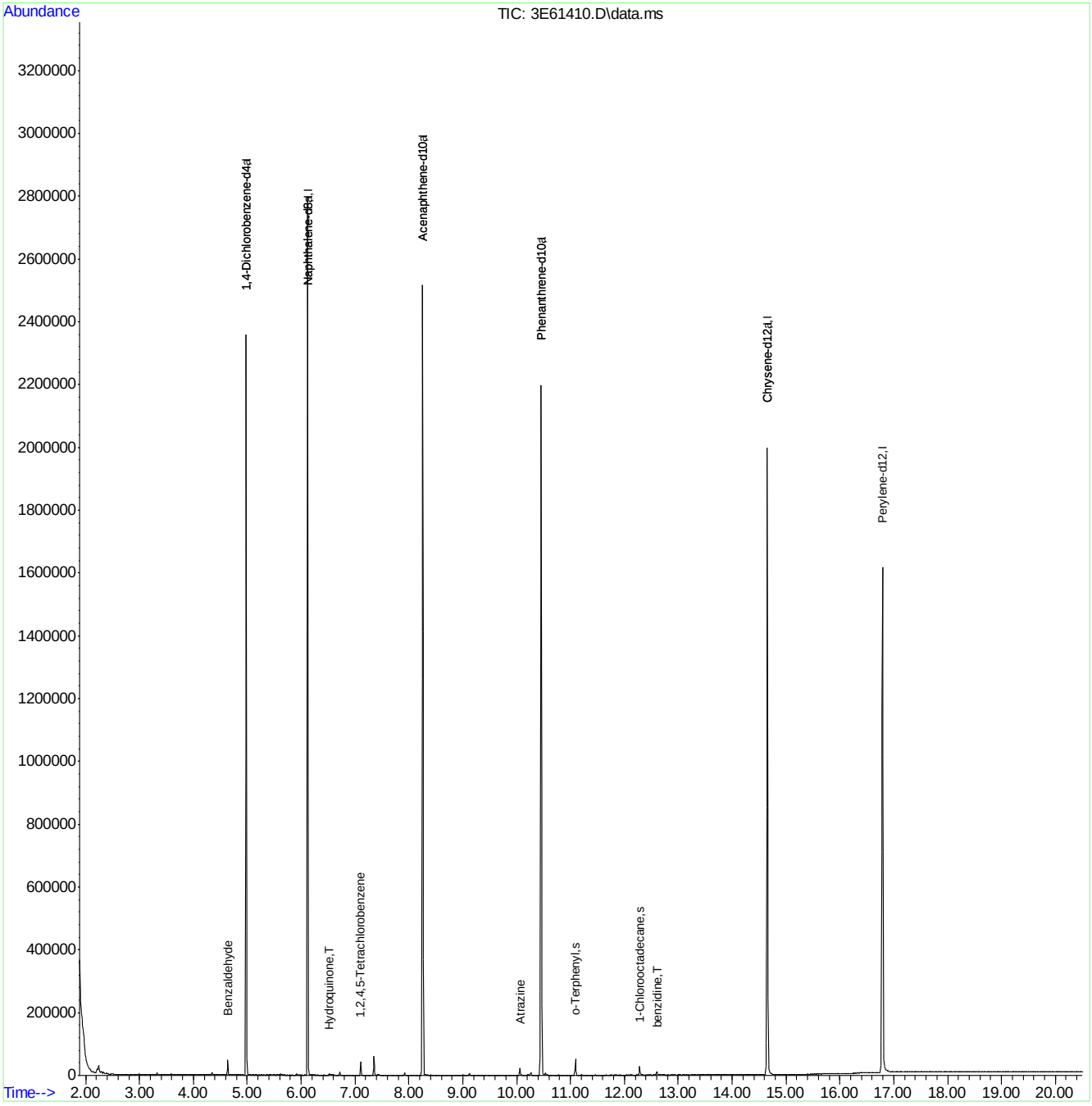

ACCUTEST LABORATORIES JB69078

Quantitation Report (QT Reviewed)

Data Path : C:\msdchem\1\DATA\E3e2646\
Data File : 3E61412.D
Acq On : 5 Jun 2014 1:59 am
Operator : olgaa
Sample : icv2646-50
Misc : op74977,e3e2647,
ALS Vial : 19 Sample Multiplier: 1

Quant Time: Jun 05 10:46:34 2014
Quant Method : C:\msdchem\1\METHODS\M3E2646.M
Quant Title : Semi Volatile GC/MS, rtx-5msi 30m x .25mm x .25MoThu Jun 05 10:42:57 2014
QLast Update : Thu Jun 05 10:42:57 2014
Response via : Initial Calibration

Internal Standards	R.T.	QIon	Response	Conc	Units	Dev(Min)
1) 1,4-Dichlorobenzene-d4	4.984	152	275457	40.00	ppb	0.00
24) Naphthalene-d8	6.123	136	984698	40.00	ppb	0.00
47) Acenaphthene-d10	8.257	164	492894	40.00	ppb	0.00
69) Phenanthrene-d10	10.455	188	687955	40.00	ppb	0.00
83) Chrysene-d12	14.659	240	555361	40.00	ppb	0.00
92) Perylene-d12	16.788	264	463860	40.00	ppb	0.00
102) 1,4-Dichlorobenzene-d4a	4.984	152	275457	40.00	ppb	0.00
104) Acenaphthene-d10a	8.257	164	492894	40.00	ppb	0.00
106) Phenanthrene-d10a	10.455	188	687955	40.00	ppb	0.00
110) Chrysene-d12a	14.659	240	555361	40.00	ppb	0.00
112) Naphthalene-d8a	6.123	136	984698	40.00	ppb	0.00
System Monitoring Compounds						
5) 2-Fluorophenol	0.000	112	0	0.00	ppb	
Spiked Amount 50.000			Recovery =	0.00%		
8) Phenol-d5	0.000	99	0	0.00	ppb	
Spiked Amount 50.000			Recovery =	0.00%		
25) Nitrobenzene-d5	0.000	82	0d	0.00	ppb	
Spiked Amount 50.000			Recovery =	0.00%		
51) 2-Fluorobiphenyl	0.000	172	0	0.00	ppb	
Spiked Amount 50.000			Recovery =	0.00%		
73) 2,4,6-Tribromophenol	0.000	330	0	0.00	ppb	
Spiked Amount 50.000			Recovery =	0.00%		
85) Terphenyl-d14	0.000	244	0	0.00	ppb	
Spiked Amount 50.000			Recovery =	0.00%		
108) o-Terphenyl	0.000	230	0	0.00	ppb	
Spiked Amount 50.000			Recovery =	0.00%		
109) 1-Chlorooctadecane	0.000	57	0	0.00	ppb	
Spiked Amount 50.000			Recovery =	0.00%		
Target Compounds						Qvalue
3) Pyridine	2.887	79	519112	42.54	ppb	99
4) N-Nitrosodimethylamine	2.855	74	307205	45.29	ppb	98
11) bis(2-Chloroethyl)ether	4.764	93	448505	47.96	ppb	96
14) 1,3-Dichlorobenzene	4.941	146	502416	45.56	ppb	99
15) 1,4-Dichlorobenzene	4.994	146	492357	44.93	ppb	100
16) Benzyl alcohol	5.085	108	298473	45.06	ppb	95
17) 1,2-Dichlorobenzene	5.123	146	456024	44.90	ppb	99
20) 2,2'-oxybis(1-Chloropr...	5.192	121	160461	46.19	ppb	87
22) n-Nitroso-di-n-propyla...	5.299	70	296528	46.15	ppb	98
23) Hexachloroethane	5.412	201	142941	47.65	ppb	90
26) Nitrobenzene	5.454	77	408313	42.67	ppb	100
28) Isophorone	5.663	82	717064	43.74	ppb	96
32) bis(2-Chloroethoxy)met...	5.861	93	479286	48.76	ppb	99
36) 1,2,4-Trichlorobenzene	6.064	180	347491	46.72	ppb	99
38) Naphthalene	6.144	128	1181251	44.37	ppb	99
42) Hexachlorobutadiene	6.278	225	156649	46.20	ppb	99
44) 2-Methylnaphthalene	6.904	141	690149	44.57	ppb	99
48) Hexachlorocyclopentadiene	7.107	237	151109	44.88	ppb	99
52) 2-Chloronaphthalene	7.508	162	666582	47.79	ppb	97

Quantitation Report (QT Reviewed)

Data Path : C:\msdchem\1\DATA\E3e2646\
Data File : 3E61412.D
Acq On : 5 Jun 2014 1:59 am
Operator : olgaa
Sample : icv2646-50
Misc : op74977,e3e2647,
ALS Vial : 19 Sample Multiplier: 1

Quant Time: Jun 05 10:46:34 2014
Quant Method : C:\msdchem\1\METHODS\M3E2646.M
Quant Title : Semi Volatile GC/MS, rtx-5msi 30m x .25mm x .25MoThu Jun 05 10:42:57 2014
QLast Update : Thu Jun 05 10:42:57 2014
Response via : Initial Calibration

Internal Standards	R.T.	QIon	Response	Conc	Units	Dev(Min)
54) 2-Nitroaniline	7.637	65	185974	42.26	ppb	91
55) Dimethylphthalate	7.888	163	683091	46.21	ppb	100
56) Acenaphthylene	8.059	152	909638	40.12	ppb	99
57) 2,6-Dinitrotoluene	7.963	165	139570	40.90	ppb	97
58) 3-Nitroaniline	8.193	138	159831	39.51	ppb	98
59) Acenaphthene	8.305	153	694336	47.85	ppb	98
62) Dibenzofuran	8.546	168	873176	45.12	ppb	99
63) 2,4-Dinitrotoluene	8.530	165	164442	35.22	ppb	95
65) Diethylphthalate	8.904	149	664795	45.48	ppb	100
66) Fluorene	9.043	166	745592	46.65	ppb	100
67) 4-Chlorophenyl-phenyle...	9.054	204	306892	46.61	ppb	93
68) 4-Nitroaniline	9.075	138	181202	43.74	ppb	96
71) n-Nitrosodiphenylamine	9.230	169	484217	49.65	ppb	97
72) 1,2-Diphenylhydrazine	9.289	77	726009	46.88	ppb	98
74) 4-Bromophenyl-phenylether	9.787	248	157305	49.15	ppb	98
75) Hexachlorobenzene	9.878	284	153876	45.76	ppb	90
77) Phenanthrene	10.493	178	900553	46.41	ppb	99
78) Anthracene	10.573	178	898735	47.38	ppb	100
79) Carbazole	10.835	167	874467	41.56	ppb	99
80) Di-n-butylphthalate	11.450	149	1034744	47.75	ppb	100
81) Fluoranthene	12.365	202	893082	45.32	ppb	100
84) Pyrene	12.718	202	913276	48.13	ppb	100
86) Butylbenzylphthalate	13.841	149	427328	41.87	ppb	94
88) Benzo[a]anthracene	14.643	228	778799	45.36	ppb	100
90) Chrysene	14.702	228	689932	48.88	ppb	99
91) bis(2-Ethylhexyl)phtha...	14.798	149	544095	47.74	ppb	100
93) Di-n-octylphthalate	15.783	149	920665	41.15	ppb	100
94) Benzo[b]fluoranthene	16.253	252	708645	45.23	ppb	94
95) Benzo[k]fluoranthene	16.296	252	683711	48.51	ppb	99
96) Benzo[a]pyrene	16.708	252	635892	49.37	ppb	98
97) Indeno[1,2,3-cd]pyrene	18.516	276	598167	45.44	ppb	97
99) Dibenz[a,h]anthracene	18.558	278	597713	47.18	ppb	97
101) Benzo[g,h,i]perylene	19.013	276	602389	47.25	ppb	98

(#) = qualifier out of range (m) = manual integration (+) = signals summed

Quantitation Report (QT Reviewed)

Data Path : C:\msdchem\1\DATA\E3e2646\
Data File : 3E61412.D
Acq On : 5 Jun 2014 1:59 am
Operator : olgaa
Sample : icv2646-50
Misc : op74977,e3e2647,
ALS Vial : 19 Sample Multiplier: 1

Quant Time: Jun 05 10:46:34 2014
Quant Method : C:\msdchem\1\METHODS\M3E2646.M
Quant Title : Semi Volatile GC/MS, rtx-5msi 30m x .25mm x .25MoThu Jun 05 10:42:57 2014
QLast Update : Thu Jun 05 10:42:57 2014
Response via : Initial Calibration

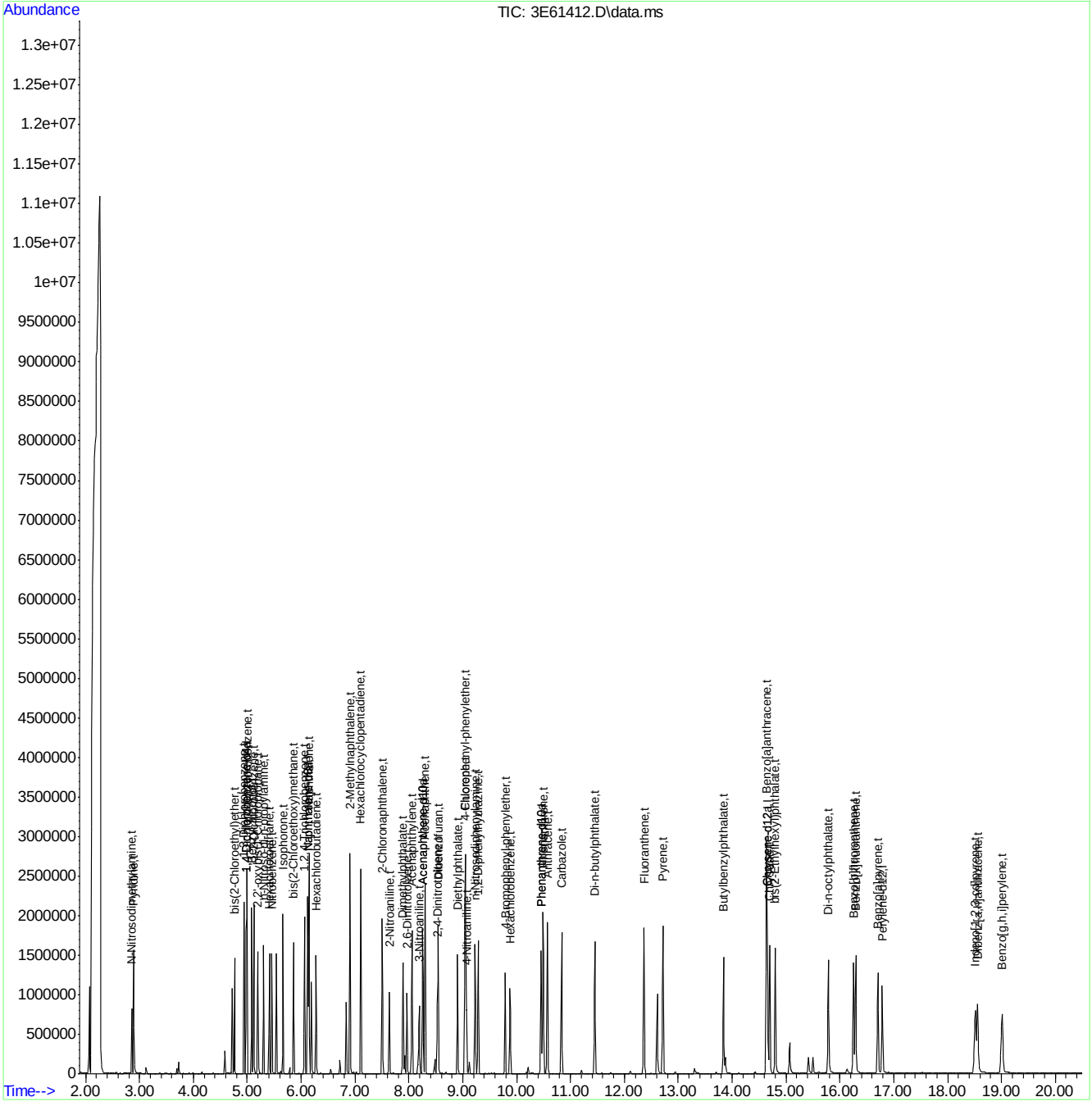

Quantitation Report (QT Reviewed)

Data Path : C:\msdchem\1\DATA\E3e2646\
Data File : 3E61414.D
Acq On : 5 Jun 2014 2:54 am
Operator : olgaa
Sample : icv2646-50
Misc : op74977,e3e2647,
ALS Vial : 21 Sample Multiplier: 1

Quant Time: Jun 06 09:27:50 2014
Quant Method : C:\msdchem\1\METHODS\M3E2646.M
Quant Title : Semi Volatile GC/MS, rtx-5msi 30m x .25mm x .25MoThu Jun 05 16:24:26 2014
QLast Update : Thu Jun 05 16:24:26 2014
Response via : Initial Calibration

Internal Standards	R.T.	QIon	Response	Conc	Units	Dev(Min)
1) 1,4-Dichlorobenzene-d4	4.978	152	307652	40.00	ppb	0.00
24) Naphthalene-d8	6.123	136	1127870	40.00	ppb	0.00
47) Acenaphthene-d10	8.252	164	587102	40.00	ppb	0.00
69) Phenanthrene-d10	10.455	188	831479	40.00	ppb	0.00
83) Chrysene-d12	14.654	240	654349	40.00	ppb	0.00
92) Perylene-d12	16.788	264	554981	40.00	ppb	0.00
102) 1,4-Dichlorobenzene-d4a	4.978	152	307652	40.00	ppb	0.00
104) Acenaphthene-d10a	8.252	164	587102	40.00	ppb	0.00
106) Phenanthrene-d10a	10.455	188	831479	40.00	ppb	0.00
110) Chrysene-d12a	14.654	240	654349	40.00	ppb	0.00
112) Naphthalene-d8a	6.123	136	1127870	40.00	ppb	0.00
System Monitoring Compounds						
5) 2-Fluorophenol	3.983	112	455216	43.79	ppb	0.00
Spiked Amount 50.000			Recovery = 87.58%			
8) Phenol-d5	4.684	99	529787	41.13	ppb	0.00
Spiked Amount 50.000			Recovery = 82.26%			
25) Nitrobenzene-d5	5.438	82	424649	43.45	ppb	0.00
Spiked Amount 50.000			Recovery = 86.90%			
51) 2-Fluorobiphenyl	7.353	172	855837	47.51	ppb	0.00
Spiked Amount 50.000			Recovery = 95.02%			
73) 2,4,6-Tribromophenol	9.396	330	69215	47.56	ppb	0.00
Spiked Amount 50.000			Recovery = 95.12%			
85) Terphenyl-d14	13.017	244	696022	50.30	ppb	0.00
Spiked Amount 50.000			Recovery = 100.60%			
108) o-Terphenyl	0.000	230	0	0.00	ppb	
Spiked Amount 50.000			Recovery = 0.00%			
109) 1-Chlorooctadecane	0.000	57	0	0.00	ppb	
Spiked Amount 50.000			Recovery = 0.00%			

Target Compounds	Qvalue

(#) = qualifier out of range (m) = manual integration (+) = signals summed

Quantitation Report (QT Reviewed)

Data Path : C:\msdchem\1\DATA\E3e2646\
Data File : 3E61414.D
Acq On : 5 Jun 2014 2:54 am
Operator : olgaa
Sample : icv2646-50
Misc : op74977,e3e2647,
ALS Vial : 21 Sample Multiplier: 1

Quant Time: Jun 06 09:27:50 2014
Quant Method : C:\msdchem\1\METHODS\M3E2646.M
Quant Title : Semi Volatile GC/MS, rtx-5msi 30m x .25mm x .25MoThu Jun 05 16:24:26 2014
QLast Update : Thu Jun 05 16:24:26 2014
Response via : Initial Calibration

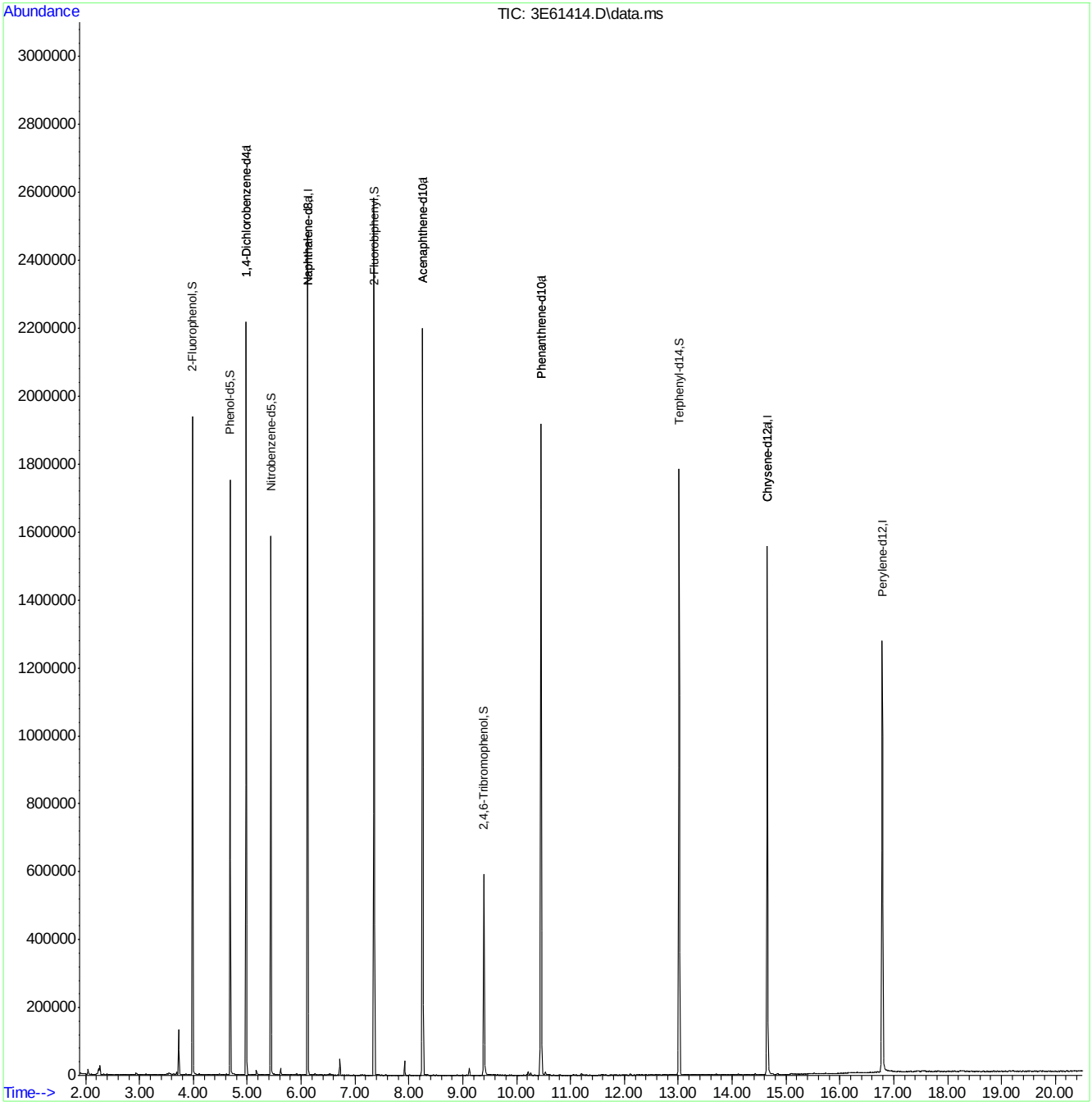

ACCUTEST LABORATORIES JB69078

Quantitation Report (QT Reviewed)

Data Path : C:\msdchem\1\DATA\E3e2646\
Data File : 3E61415.D
Acq On : 5 Jun 2014 3:22 am
Operator : olgaa
Sample : icv2646-50
Misc : op74977,e3e2647,
ALS Vial : 22 Sample Multiplier: 1

Quant Time: Jun 06 09:29:29 2014
Quant Method : C:\msdchem\1\METHODS\M3E2646.M
Quant Title : Semi Volatile GC/MS, rtx-5msi 30m x .25mm x .25MoThu Jun 05 10:42:57 2014
QLast Update : Thu Jun 05 10:42:57 2014
Response via : Initial Calibration

Internal Standards	R.T.	QIon	Response	Conc	Units	Dev(Min)
1) 1,4-Dichlorobenzene-d4	4.978	152	321350	40.00	ppb	0.00
24) Naphthalene-d8	6.123	136	1236492	40.00	ppb	0.00
47) Acenaphthene-d10	8.257	164	692141	40.00	ppb	0.00
69) Phenanthrene-d10	10.455	188	1049159	40.00	ppb	0.00
83) Chrysene-d12	14.654	240	936200	40.00	ppb	0.00
92) Perylene-d12	16.794	264	816615	40.00	ppb	0.00
102) 1,4-Dichlorobenzene-d4a	4.978	152	321350	40.00	ppb	0.00
104) Acenaphthene-d10a	8.257	164	692141	40.00	ppb	0.00
106) Phenanthrene-d10a	10.455	188	1049159	40.00	ppb	0.00
110) Chrysene-d12a	14.654	240	936200	40.00	ppb	0.00
112) Naphthalene-d8a	6.123	136	1236492	40.00	ppb	0.00
System Monitoring Compounds						
5) 2-Fluorophenol	0.000	112	0	0.00	ppb	
Spiked Amount 50.000			Recovery =	0.00%		
8) Phenol-d5	0.000	99	0	0.00	ppb	
Spiked Amount 50.000			Recovery =	0.00%		
25) Nitrobenzene-d5	0.000	82	0	0.00	ppb	
Spiked Amount 50.000			Recovery =	0.00%		
51) 2-Fluorobiphenyl	0.000	172	0	0.00	ppb	
Spiked Amount 50.000			Recovery =	0.00%		
73) 2,4,6-Tribromophenol	0.000	330	0	0.00	ppb	
Spiked Amount 50.000			Recovery =	0.00%		
85) Terphenyl-d14	0.000	244	0	0.00	ppb	
Spiked Amount 50.000			Recovery =	0.00%		
108) o-Terphenyl	0.000	230	0	0.00	ppb	
Spiked Amount 50.000			Recovery =	0.00%		
109) 1-Chlorooctadecane	0.000	57	0	0.00	ppb	
Spiked Amount 50.000			Recovery =	0.00%		
Target Compounds						Qvalue
10) Aniline	4.722	93	897619	54.38	ppb	97
39) 4-Chloroaniline	6.187	127	712992	51.06	ppb	97

(#) = qualifier out of range (m) = manual integration (+) = signals summed

Quantitation Report (QT Reviewed)

Data Path : C:\msdchem\1\DATA\E3e2646\
Data File : 3E61415.D
Acq On : 5 Jun 2014 3:22 am
Operator : olgaa
Sample : icv2646-50
Misc : op74977,e3e2647,
ALS Vial : 22 Sample Multiplier: 1

Quant Time: Jun 06 09:29:29 2014
Quant Method : C:\msdchem\1\METHODS\M3E2646.M
Quant Title : Semi Volatile GC/MS, rtx-5msi 30m x .25mm x .25MoThu Jun 05 10:42:57 2014
QLast Update : Thu Jun 05 10:42:57 2014
Response via : Initial Calibration

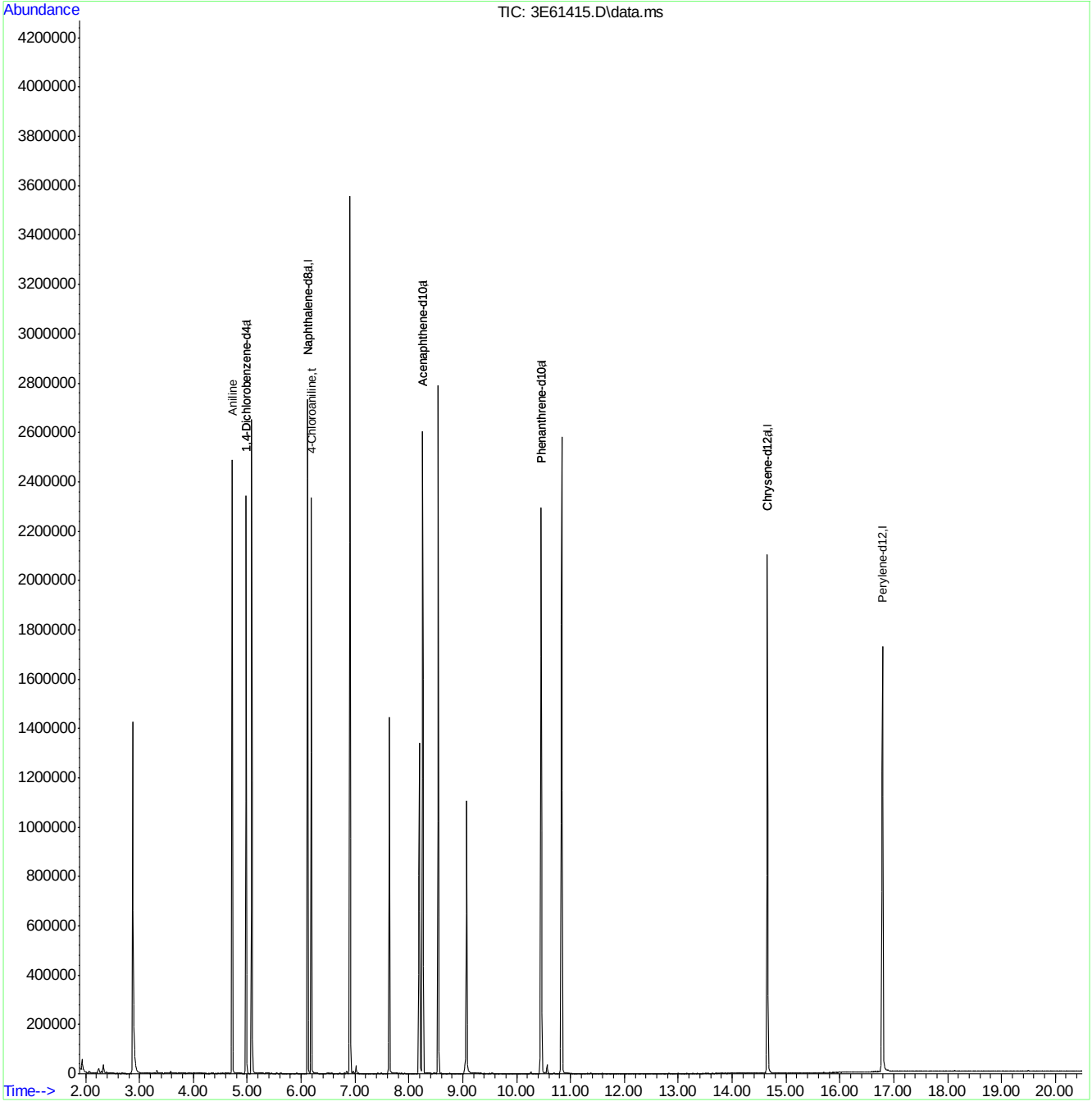

Quantitation Report (QT Reviewed)

Data Path : C:\msdchem\1\DATA\E3e2646\
Data File : 3E61416a.D
Acq On : 5 Jun 2014 3:49 am
Operator : olgaa
Sample : icv2647-50
Misc : op74977,e3e2647,
ALS Vial : 23 Sample Multiplier: 1

Quant Time: Jun 06 10:00:34 2014
Quant Method : C:\msdchem\1\METHODS\M3E2646.M
Quant Title : Semi Volatile GC/MS, rtx-5msi 30m x .25mm x .25MoThu Jun 05 16:24:26 2014
QLast Update : Thu Jun 05 16:24:26 2014
Response via : Initial Calibration

Internal Standards	R.T.	QIon	Response	Conc	Units	Dev(Min)
1) 1,4-Dichlorobenzene-d4	4.978	152	352694	40.00	ppb	0.00
24) Naphthalene-d8	6.123	136	1306604	40.00	ppb	0.00
47) Acenaphthene-d10	8.257	164	740023	40.00	ppb	0.00
69) Phenanthrene-d10	10.455	188	1125858	40.00	ppb	0.00
83) Chrysene-d12	14.659	240	1003193	40.00	ppb	0.00
92) Perylene-d12	16.794	264	900656	40.00	ppb	0.00
102) 1,4-Dichlorobenzene-d4a	4.978	152	352694	40.00	ppb	0.00
104) Acenaphthene-d10a	8.257	164	740023	40.00	ppb	0.00
106) Phenanthrene-d10a	10.455	188	1125858	40.00	ppb	0.00
110) Chrysene-d12a	14.659	240	1003193	40.00	ppb	0.00
112) Naphthalene-d8a	6.123	136	1306604	40.00	ppb	0.00

System Monitoring Compounds						
5) 2-Fluorophenol	0.000	112	0	0.00	ppb	
Spiked Amount 50.000			Recovery = 0.00%			
8) Phenol-d5	0.000	99	0	0.00	ppb	
Spiked Amount 50.000			Recovery = 0.00%			
25) Nitrobenzene-d5	0.000	82	0	0.00	ppb	
Spiked Amount 50.000			Recovery = 0.00%			
51) 2-Fluorobiphenyl	0.000	172	0	0.00	ppb	
Spiked Amount 50.000			Recovery = 0.00%			
73) 2,4,6-Tribromophenol	0.000	330	0	0.00	ppb	
Spiked Amount 50.000			Recovery = 0.00%			
85) Terphenyl-d14	0.000	244	0	0.00	ppb	
Spiked Amount 50.000			Recovery = 0.00%			
108) o-Terphenyl	0.000	230	0	0.00	ppb	
Spiked Amount 50.000			Recovery = 0.00%			
109) 1-Chlorooctadecane	0.000	57	0	0.00	ppb	
Spiked Amount 50.000			Recovery = 0.00%			

Target Compounds						Qvalue
111) benzidine	12.611	184	958760	51.98	ppb	100

(#) = qualifier out of range (m) = manual integration (+) = signals summed

ACCUTEST LABORATORIES JB69078

Quantitation Report (QT Reviewed)

Data Path : C:\msdchem\1\DATA\E3e2646\
Data File : 3E61416a.D
Acq On : 5 Jun 2014 3:49 am
Operator : olgaa
Sample : icv2647-50
Misc : op74977,e3e2647,
ALS Vial : 23 Sample Multiplier: 1

Quant Time: Jun 06 10:00:34 2014
Quant Method : C:\msdchem\1\METHODS\M3E2646.M
Quant Title : Semi Volatile GC/MS, rtx-5msi 30m x .25mm x .25MoThu Jun 05 16:24:26 2014
QLast Update : Thu Jun 05 16:24:26 2014
Response via : Initial Calibration

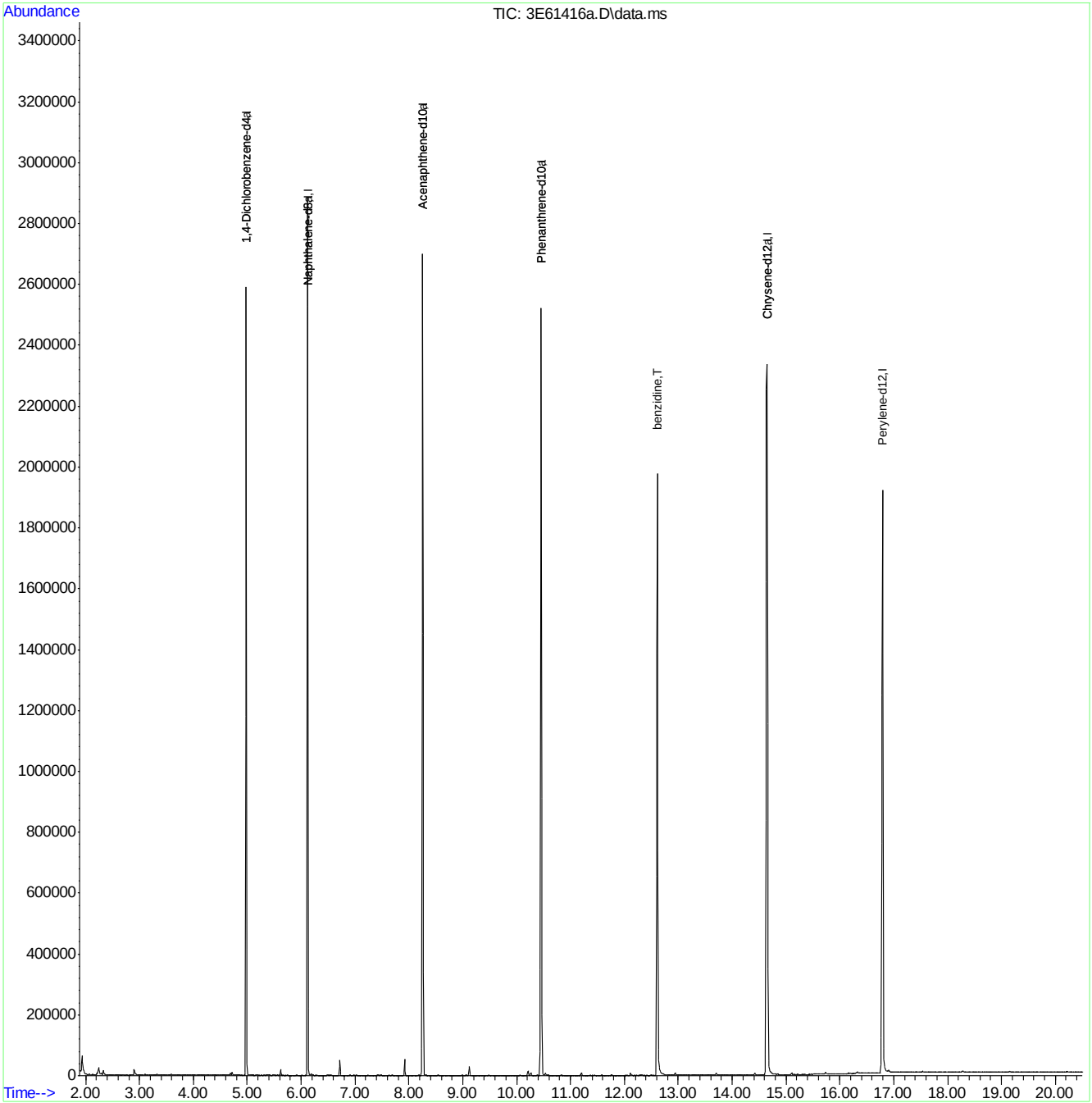

Quantitation Report (QT Reviewed)

Data Path : C:\msdchem\1\DATA\E3e2646\
Data File : 3E61416.D
Acq On : 5 Jun 2014 3:49 am
Operator : olgaa
Sample : icv2646-50
Misc : op74977,e3e2647,
ALS Vial : 23 Sample Multiplier: 1

Quant Time: Jun 06 09:30:37 2014
Quant Method : C:\msdchem\1\METHODS\M3E2646.M
Quant Title : Semi Volatile GC/MS, rtx-5msi 30m x .25mm x .25MoThu Jun 05 10:42:57 2014
QLast Update : Thu Jun 05 10:42:57 2014
Response via : Initial Calibration

Internal Standards	R.T.	QIon	Response	Conc	Units	Dev(Min)
1) 1,4-Dichlorobenzene-d4	4.978	152	352694	40.00	ppb	0.00
24) Naphthalene-d8	6.123	136	1306604	40.00	ppb	0.00
47) Acenaphthene-d10	8.257	164	740023	40.00	ppb	0.00
69) Phenanthrene-d10	10.455	188	1125858	40.00	ppb	0.00
83) Chrysene-d12	14.659	240	1003193	40.00	ppb	0.00
92) Perylene-d12	16.794	264	900656	40.00	ppb	0.00
102) 1,4-Dichlorobenzene-d4a	4.978	152	352694	40.00	ppb	0.00
104) Acenaphthene-d10a	8.257	164	740023	40.00	ppb	0.00
106) Phenanthrene-d10a	10.455	188	1125858	40.00	ppb	0.00
110) Chrysene-d12a	14.659	240	1003193	40.00	ppb	0.00
112) Naphthalene-d8a	6.123	136	1306604	40.00	ppb	0.00

System Monitoring Compounds						
5) 2-Fluorophenol	0.000	112	0	0.00	ppb	
Spiked Amount 50.000			Recovery =	0.00%		
8) Phenol-d5	0.000	99	0	0.00	ppb	
Spiked Amount 50.000			Recovery =	0.00%		
25) Nitrobenzene-d5	0.000	82	0	0.00	ppb	
Spiked Amount 50.000			Recovery =	0.00%		
51) 2-Fluorobiphenyl	0.000	172	0	0.00	ppb	
Spiked Amount 50.000			Recovery =	0.00%		
73) 2,4,6-Tribromophenol	0.000	330	0	0.00	ppb	
Spiked Amount 50.000			Recovery =	0.00%		
85) Terphenyl-d14	0.000	244	0	0.00	ppb	
Spiked Amount 50.000			Recovery =	0.00%		
108) o-Terphenyl	0.000	230	0	0.00	ppb	
Spiked Amount 50.000			Recovery =	0.00%		
109) 1-Chlorooctadecane	0.000	57	0	0.00	ppb	
Spiked Amount 50.000			Recovery =	0.00%		

Target Compounds						Qvalue
89) 3,3'-Dichlorobenzidine	14.638	252	484606	44.51	ppb	99

(#) = qualifier out of range (m) = manual integration (+) = signals summed

Quantitation Report (QT Reviewed)

Data Path : C:\msdchem\1\DATA\E3e2646\
Data File : 3E61416.D
Acq On : 5 Jun 2014 3:49 am
Operator : olgaa
Sample : icv2646-50
Misc : op74977,e3e2647,
ALS Vial : 23 Sample Multiplier: 1

Quant Time: Jun 06 09:30:37 2014
Quant Method : C:\msdchem\1\METHODS\M3E2646.M
Quant Title : Semi Volatile GC/MS, rtx-5msi 30m x .25mm x .25MoThu Jun 05 10:42:57 2014
QLast Update : Thu Jun 05 10:42:57 2014
Response via : Initial Calibration

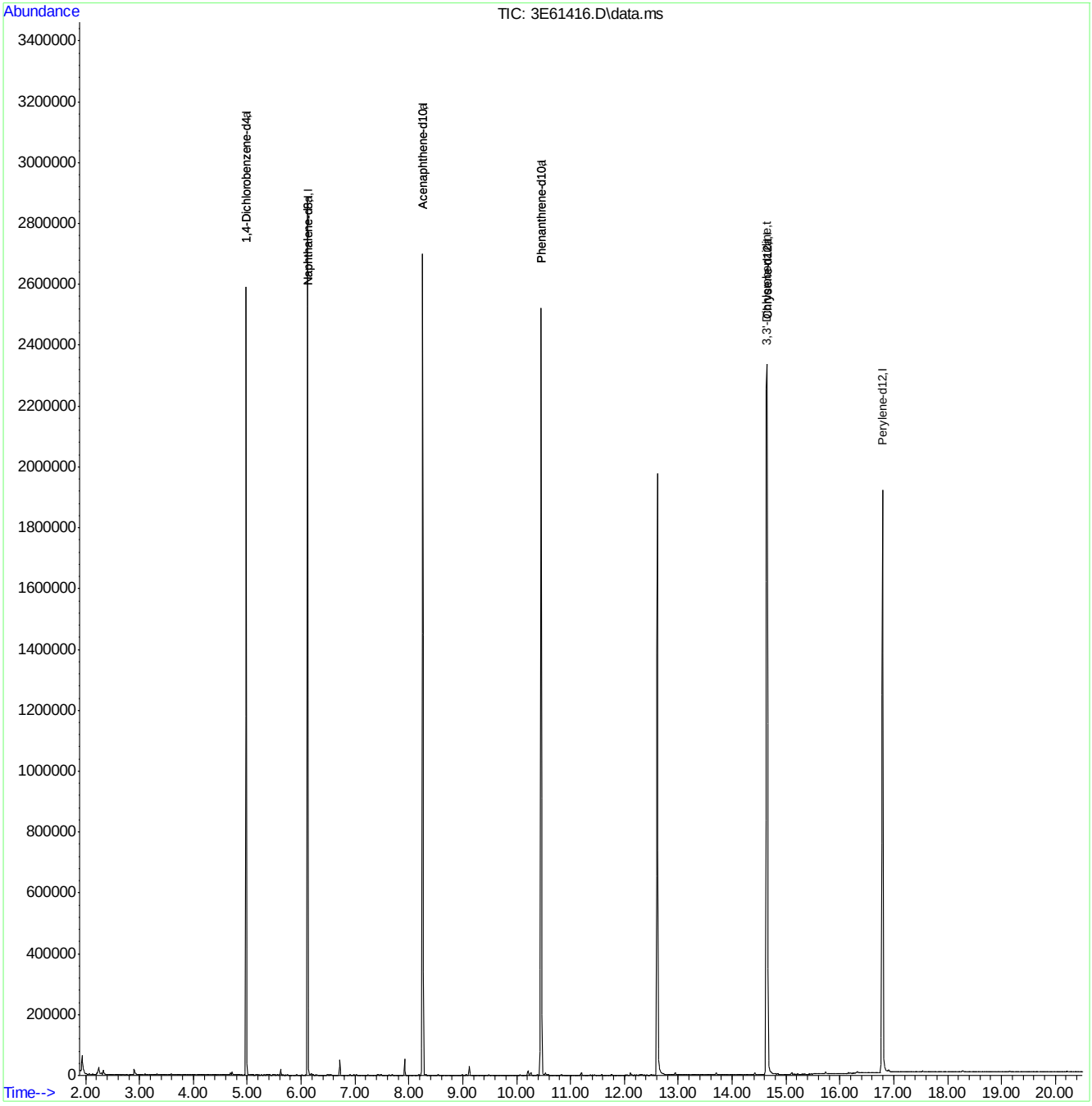

Quantitation Report (QT Reviewed)

Data Path : C:\msdchem\1\DATA\E3e2646\
Data File : 3E61417.D
Acq On : 5 Jun 2014 4:16 am
Operator : olgaa
Sample : icv2647-50
Misc : op74977,e3e2647,
ALS Vial : 24 Sample Multiplier: 1

Quant Time: Jun 06 10:01:53 2014
Quant Method : C:\msdchem\1\METHODS\M3E2646.M
Quant Title : Semi Volatile GC/MS, rtx-5msi 30m x .25mm x .25MoThu Jun 05 16:24:26 2014
QLast Update : Thu Jun 05 16:24:26 2014
Response via : Initial Calibration

Internal Standards	R.T.	QIon	Response	Conc	Units	Dev(Min)
1) 1,4-Dichlorobenzene-d4	4.978	152	285655	40.00	ppb	0.00
24) Naphthalene-d8	6.123	136	1070485	40.00	ppb	0.00
47) Acenaphthene-d10	8.252	164	587758	40.00	ppb	0.00
69) Phenanthrene-d10	10.455	188	898387	40.00	ppb	0.00
83) Chrysene-d12	14.654	240	784560	40.00	ppb	0.00
92) Perylene-d12	16.794	264	687675	40.00	ppb	0.00
102) 1,4-Dichlorobenzene-d4a	4.978	152	285655	40.00	ppb	0.00
104) Acenaphthene-d10a	8.252	164	587758	40.00	ppb	0.00
106) Phenanthrene-d10a	10.455	188	898387	40.00	ppb	0.00
110) Chrysene-d12a	14.654	240	784560	40.00	ppb	0.00
112) Naphthalene-d8a	6.123	136	1070485	40.00	ppb	0.00
System Monitoring Compounds						
5) 2-Fluorophenol	0.000	112	0	0.00	ppb	
Spiked Amount 50.000			Recovery =	0.00%		
8) Phenol-d5	0.000	99	0	0.00	ppb	
Spiked Amount 50.000			Recovery =	0.00%		
25) Nitrobenzene-d5	0.000	82	0	0.00	ppb	
Spiked Amount 50.000			Recovery =	0.00%		
51) 2-Fluorobiphenyl	0.000	172	0	0.00	ppb	
Spiked Amount 50.000			Recovery =	0.00%		
73) 2,4,6-Tribromophenol	0.000	330	0	0.00	ppb	
Spiked Amount 50.000			Recovery =	0.00%		
85) Terphenyl-d14	0.000	244	0	0.00	ppb	
Spiked Amount 50.000			Recovery =	0.00%		
108) o-Terphenyl	0.000	230	0	0.00	ppb	
Spiked Amount 50.000			Recovery =	0.00%		
109) 1-Chlorooctadecane	0.000	57	0	0.00	ppb	
Spiked Amount 50.000			Recovery =	0.00%		
Target Compounds						Qvalue
113) Hydroquinone	6.529	110	448704	55.37	ppb	99

(#) = qualifier out of range (m) = manual integration (+) = signals summed

Quantitation Report (QT Reviewed)

Data Path : C:\msdchem\1\DATA\E3e2646\
Data File : 3E61417.D
Acq On : 5 Jun 2014 4:16 am
Operator : olgaa
Sample : icv2647-50
Misc : op74977,e3e2647,
ALS Vial : 24 Sample Multiplier: 1

Quant Time: Jun 06 10:01:53 2014
Quant Method : C:\msdchem\1\METHODS\M3E2646.M
Quant Title : Semi Volatile GC/MS, rtx-5msi 30m x .25mm x .25MoThu Jun 05 16:24:26 2014
QLast Update : Thu Jun 05 16:24:26 2014
Response via : Initial Calibration

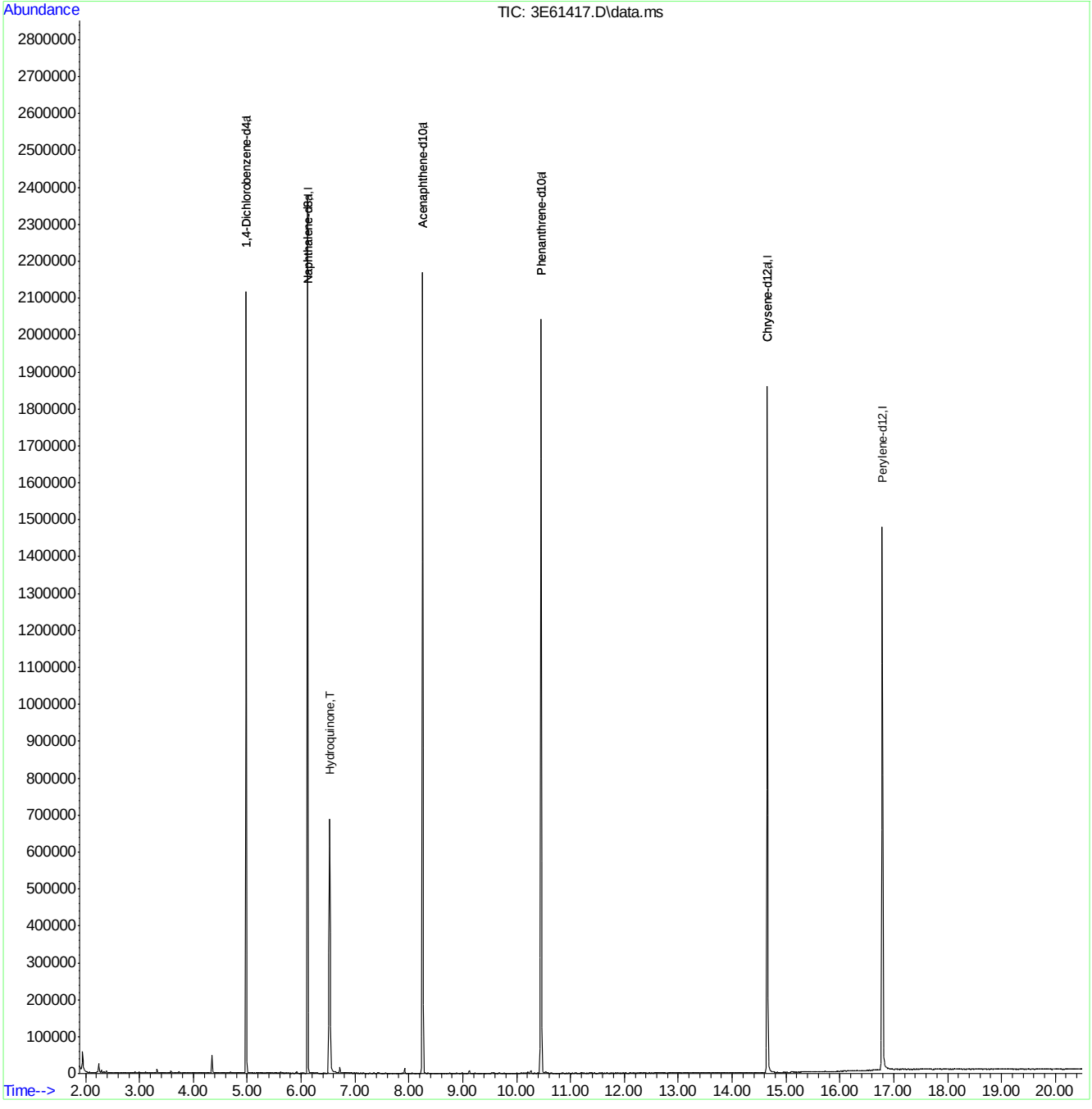

Quantitation Report (QT Reviewed)

Data Path : C:\msdchem\1\DATA\E3e2648\
Data File : 3E61421.D
Acq On : 5 Jun 2014 12:37 pm
Operator : olgaa
Sample : icv2646-50
Misc : op74977,e3e2648,
ALS Vial : 2 Sample Multiplier: 1

Quant Time: Jun 06 10:08:46 2014
Quant Method : C:\msdchem\1\METHODS\M3E2646.M
Quant Title : Semi Volatile GC/MS, rtx-5msi 30m x .25mm x .25MoThu Jun 05 16:24:26 2014
QLast Update : Thu Jun 05 16:24:26 2014
Response via : Initial Calibration

Internal Standards	R.T.	QIon	Response	Conc	Units		Dev(Min)
1) 1,4-Dichlorobenzene-d4	4.968	152	281201	40.00	ppb		-0.01
24) Naphthalene-d8	6.112	136	1015748	40.00	ppb		-0.01
47) Acenaphthene-d10	8.246	164	540899	40.00	ppb		-0.01
69) Phenanthrene-d10	10.445	188	765001	40.00	ppb		-0.01
83) Chrysene-d12	14.638	240	631882	40.00	ppb		-0.02
92) Perylene-d12	16.772	264	542314	40.00	ppb		-0.02
102) 1,4-Dichlorobenzene-d4a	4.968	152	281201	40.00	ppb		-0.01
104) Acenaphthene-d10a	8.246	164	540899	40.00	ppb		-0.01
106) Phenanthrene-d10a	10.445	188	765001	40.00	ppb		-0.01
110) Chrysene-d12a	14.638	240	631882	40.00	ppb		-0.02
112) Naphthalene-d8a	6.112	136	1015748	40.00	ppb		-0.01
System Monitoring Compounds							
5) 2-Fluorophenol	0.000	112	0	0.00	ppb		
Spiked Amount 50.000			Recovery =	0.00%			
8) Phenol-d5	0.000	99	0d	0.00	ppb		
Spiked Amount 50.000			Recovery =	0.00%			
25) Nitrobenzene-d5	0.000	82	0d	0.00	ppb		
Spiked Amount 50.000			Recovery =	0.00%			
51) 2-Fluorobiphenyl	0.000	172	0	0.00	ppb		
Spiked Amount 50.000			Recovery =	0.00%			
73) 2,4,6-Tribromophenol	0.000	330	0	0.00	ppb		
Spiked Amount 50.000			Recovery =	0.00%			
85) Terphenyl-d14	0.000	244	0	0.00	ppb		
Spiked Amount 50.000			Recovery =	0.00%			
108) o-Terphenyl	0.000	230	0	0.00	ppb		
Spiked Amount 50.000			Recovery =	0.00%			
109) 1-Chlorooctadecane	0.000	57	0	0.00	ppb		
Spiked Amount 50.000			Recovery =	0.00%			
Target Compounds							Qvalue
9) Phenol	4.684	94	625841	46.13	ppb		97
12) 2-Chlorophenol	4.807	128	517771	49.16	ppb		96
19) 2-Methylphenol	5.160	108	464453	51.69	ppb		97
21) 3&4-Methylphenol	5.283	108	478014	50.19	ppb		99
29) 2-Nitrophenol	5.733	139	264893	55.70	ppb		94
30) 2,4-Dimethylphenol	5.759	107	445827	59.65	ppb		98
31) Benzoic acid	5.866	105	277344	41.65	ppb		98
33) 2,4-Dichlorophenol	5.963	162	374503	53.54	ppb		98
34) 2,6-Dichlorophenol	6.192	162	363679	53.58	ppb		98
43) 4-Chloro-3-methylphenol	6.695	107	371638	50.10	ppb		96
49) 2,4,6-Trichlorophenol	7.235	196	240288	56.42	ppb		99
50) 2,4,5-Trichlorophenol	7.278	196	246113	55.18	ppb		99
60) 2,4-Dinitrophenol	8.321	184	62396	41.68	ppb	#	95
61) 4-Nitrophenol	8.428	109	98126	43.13	ppb		95
64) 2,3,4,6-Tetrachlorophenol	8.717	232	176347	55.85	ppb		94
70) 4,6-Dinitro-2-methylph...	9.108	198	106912	50.95	ppb		88
76) Pentachlorophenol	10.167	266	132497	58.20	ppb		98

Quantitation Report (QT Reviewed)

Data Path : C:\msdchem\1\DATA\E3e2648\
Data File : 3E61421.D
Acq On : 5 Jun 2014 12:37 pm
Operator : olgaa
Sample : icv2646-50
Misc : op74977,e3e2648,
ALS Vial : 2 Sample Multiplier: 1

Quant Time: Jun 06 10:08:46 2014
Quant Method : C:\msdchem\1\METHODS\M3E2646.M
Quant Title : Semi Volatile GC/MS, rtx-5msi 30m x .25mm x .25MoThu Jun 05 16:24:26 2014
QLast Update : Thu Jun 05 16:24:26 2014
Response via : Initial Calibration

Internal Standards	R.T.	QIon	Response	Conc	Units	Dev(Min)

(#) = qualifier out of range (m) = manual integration (+) = signals summed

9.6.23

9

Quantitation Report (QT Reviewed)

Data Path : C:\msdchem\1\DATA\E3e2648\
Data File : 3E61421.D
Acq On : 5 Jun 2014 12:37 pm
Operator : olgaa
Sample : icv2646-50
Misc : op74977,e3e2648,
ALS Vial : 2 Sample Multiplier: 1

Quant Time: Jun 06 10:08:46 2014
Quant Method : C:\msdchem\1\METHODS\M3E2646.M
Quant Title : Semi Volatile GC/MS, rtx-5msi 30m x .25mm x .25MoThu Jun 05 16:24:26 2014
QLast Update : Thu Jun 05 16:24:26 2014
Response via : Initial Calibration

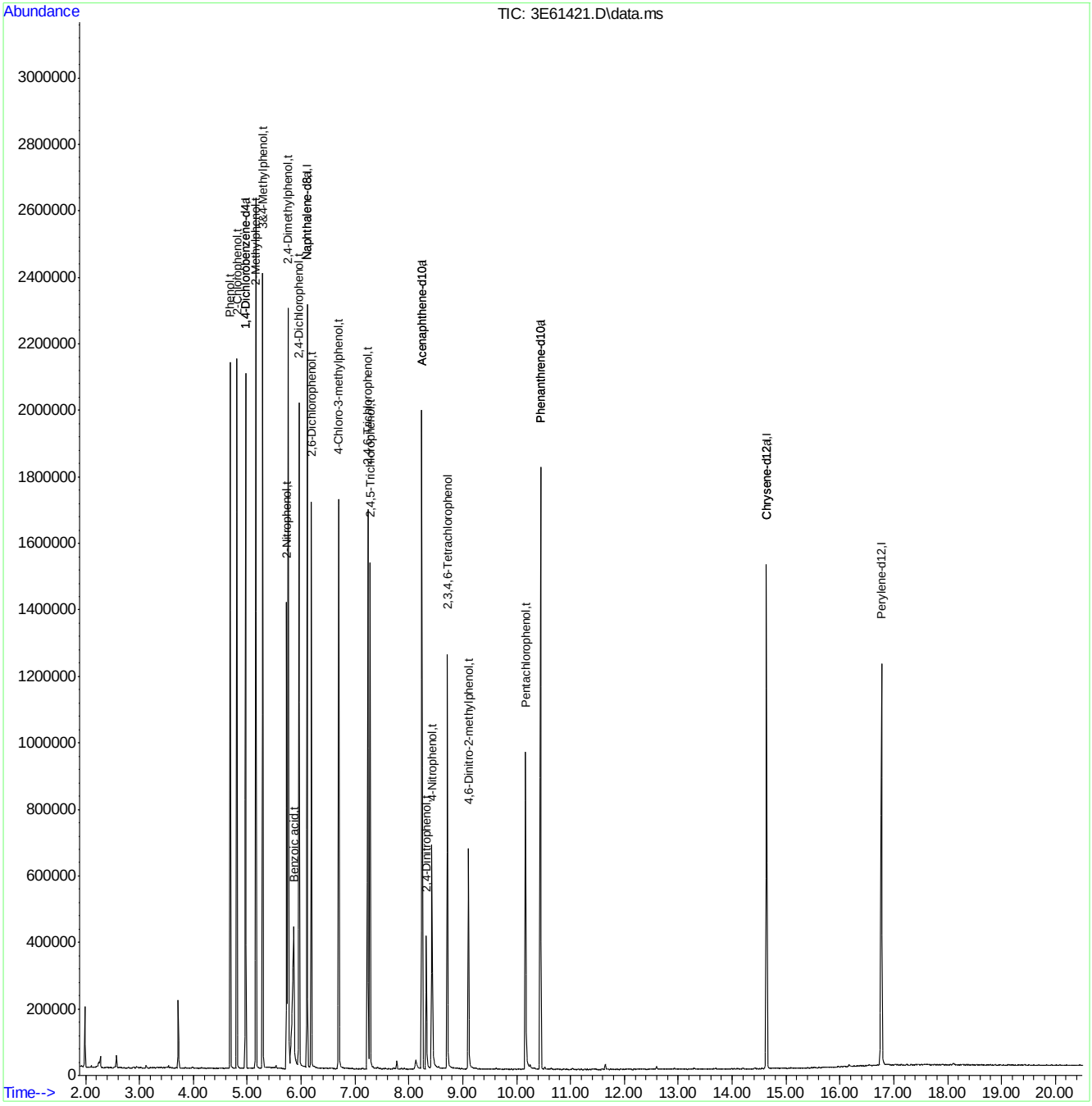

Quantitation Report (QT Reviewed)

Data Path : C:\msdchem\1\DATA\E3e2648\
Data File : 3E61422.D
Acq On : 5 Jun 2014 1:05 pm
Operator : olgaa
Sample : icv2646-50
Misc : op74977,e3e2648,
ALS Vial : 3 Sample Multiplier: 1

Quant Time: Jun 05 13:30:12 2014
Quant Method : C:\msdchem\1\METHODS\M3E2646.M
Quant Title : Semi Volatile GC/MS, rtx-5msi 30m x .25mm x .25MoThu Jun 05 10:42:57 2014
QLast Update : Thu Jun 05 10:42:57 2014
Response via : Initial Calibration

Internal Standards	R.T.	QIon	Response	Conc	Units	Dev(Min)
1) 1,4-Dichlorobenzene-d4	4.978	152	277333	40.00	ppb	0.00
24) Naphthalene-d8	6.118	136	1198958	40.00	ppb	0.00
47) Acenaphthene-d10	8.246	164	509389	40.00	ppb	-0.01
69) Phenanthrene-d10	10.445	188	724767	40.00	ppb	-0.01
83) Chrysene-d12	14.638	240	601956	40.00	ppb	-0.02
92) Perylene-d12	16.772	264	508328	40.00	ppb	-0.02
102) 1,4-Dichlorobenzene-d4a	4.978	152	277333	40.00	ppb	0.00
104) Acenaphthene-d10a	8.246	164	509389	40.00	ppb	-0.01
106) Phenanthrene-d10a	10.445	188	724767	40.00	ppb	-0.01
110) Chrysene-d12a	14.638	240	601956	40.00	ppb	-0.02
112) Naphthalene-d8a	6.118	136	1198958	40.00	ppb	0.00
System Monitoring Compounds						
5) 2-Fluorophenol	0.000	112	0	0.00	ppb	
Spiked Amount 50.000			Recovery =	0.00%		
8) Phenol-d5	0.000	99	0d	0.00	ppb	
Spiked Amount 50.000			Recovery =	0.00%		
25) Nitrobenzene-d5	0.000	82	0	0.00	ppb	
Spiked Amount 50.000			Recovery =	0.00%		
51) 2-Fluorobiphenyl	0.000	172	0	0.00	ppb	
Spiked Amount 50.000			Recovery =	0.00%		
73) 2,4,6-Tribromophenol	0.000	330	0	0.00	ppb	
Spiked Amount 50.000			Recovery =	0.00%		
85) Terphenyl-d14	0.000	244	0	0.00	ppb	
Spiked Amount 50.000			Recovery =	0.00%		
108) o-Terphenyl	0.000	230	0	0.00	ppb	
Spiked Amount 50.000			Recovery =	0.00%		
109) 1-Chlorooctadecane	0.000	57	0	0.00	ppb	
Spiked Amount 50.000			Recovery =	0.00%		
Target Compounds						Qvalue
2) 1,4-Dioxane	2.587	88	268976	53.80	ppb	96
6) Indene	5.187	116	981103	53.22	ppb	99
7) Cumene	4.374	105	1278485	49.23	ppb	98
13) Decane	4.845	43	539263	47.92	ppb	95
18) Acetophenone	5.299	105	711266	48.80	ppb	97
27) Quinoline	6.487	129	1017897	42.66	ppb	98
40) 2,3-Dichloroaniline	7.241	161	387168	34.37	ppb	96
41) Caprolactam	6.535	55	205088	37.82	ppb	97
45) 1-Methylnaphthalene	7.016	141	842248	40.87	ppb	97
46) Dimethylnaphthalene	7.679	156	854335	41.56	ppb	98
53) Biphenyl	7.476	154	1131295	51.57	ppb	99
82) Octadecane	10.375	57	610411	52.86	ppb	95
100) 7,12-Dimethylbenz(a)an...	16.243	256	495238	52.35	ppb	98

(#) = qualifier out of range (m) = manual integration (+) = signals summed

Quantitation Report (QT Reviewed)

Data Path : C:\msdchem\1\DATA\E3e2648\
Data File : 3E61422.D
Acq On : 5 Jun 2014 1:05 pm
Operator : olgaa
Sample : icv2646-50
Misc : op74977,e3e2648,
ALS Vial : 3 Sample Multiplier: 1

Quant Time: Jun 05 13:30:12 2014
Quant Method : C:\msdchem\1\METHODS\M3E2646.M
Quant Title : Semi Volatile GC/MS, rtx-5msi 30m x .25mm x .25MoThu Jun 05 10:42:57 2014
QLast Update : Thu Jun 05 10:42:57 2014
Response via : Initial Calibration

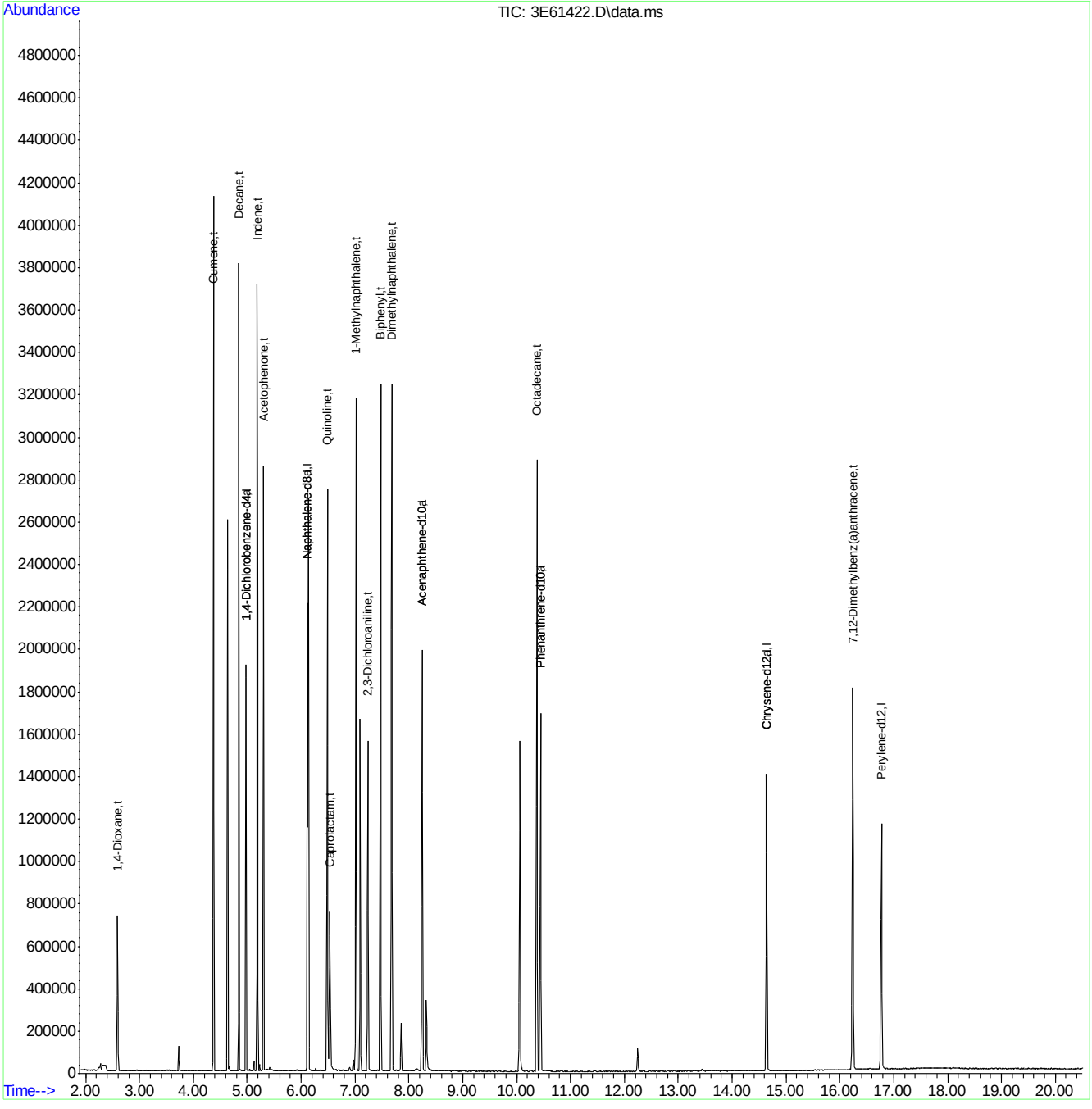

Quantitation Report (QT Reviewed)

Data Path : C:\msdchem\1\DATA\E3e2648\
Data File : 3E61422a.D
Acq On : 5 Jun 2014 1:05 pm
Operator : olgaa
Sample : icv2647-50
Misc : op74977,e3e2648,
ALS Vial : 3 Sample Multiplier: 1

Quant Time: Jun 06 10:23:42 2014
Quant Method : C:\msdchem\1\METHODS\M3E2646.M
Quant Title : Semi Volatile GC/MS, rtx-5msi 30m x .25mm x .25MoThu Jun 05 16:24:26 2014
QLast Update : Thu Jun 05 16:24:26 2014
Response via : Initial Calibration

Internal Standards	R.T.	QIon	Response	Conc	Units	Dev(Min)
1) 1,4-Dichlorobenzene-d4	4.978	152	277333	40.00	ppb	0.00
24) Naphthalene-d8	6.118	136	1198958	40.00	ppb	0.00
47) Acenaphthene-d10	8.246	164	509389	40.00	ppb	-0.01
69) Phenanthrene-d10	10.445	188	724767	40.00	ppb	-0.01
83) Chrysene-d12	14.638	240	601956	40.00	ppb	-0.02
92) Perylene-d12	16.772	264	508328	40.00	ppb	-0.02
102) 1,4-Dichlorobenzene-d4a	4.978	152	277333	40.00	ppb	0.00
104) Acenaphthene-d10a	8.246	164	509389	40.00	ppb	-0.01
106) Phenanthrene-d10a	10.445	188	724767	40.00	ppb	-0.01
110) Chrysene-d12a	14.638	240	601956	40.00	ppb	-0.02
112) Naphthalene-d8a	6.118	136	1198958	40.00	ppb	0.00

System Monitoring Compounds						
5) 2-Fluorophenol	0.000	112	0	0.00	ppb	
Spiked Amount 50.000			Recovery = 0.00%			
8) Phenol-d5	0.000	99	0d	0.00	ppb	
Spiked Amount 50.000			Recovery = 0.00%			
25) Nitrobenzene-d5	0.000	82	0	0.00	ppb	
Spiked Amount 50.000			Recovery = 0.00%			
51) 2-Fluorobiphenyl	0.000	172	0	0.00	ppb	
Spiked Amount 50.000			Recovery = 0.00%			
73) 2,4,6-Tribromophenol	0.000	330	0	0.00	ppb	
Spiked Amount 50.000			Recovery = 0.00%			
85) Terphenyl-d14	0.000	244	0	0.00	ppb	
Spiked Amount 50.000			Recovery = 0.00%			
108) o-Terphenyl	0.000	230	0	0.00	ppb	
Spiked Amount 50.000			Recovery = 0.00%			
109) 1-Chlorooctadecane	0.000	57	0	0.00	ppb	
Spiked Amount 50.000			Recovery = 0.00%			

Target Compounds						Qvalue
103) Benzaldehyde	4.636	105	457333	61.72	ppb	96
107) Atrazine	10.065	215	124551	65.86	ppb	86

(#) = qualifier out of range (m) = manual integration (+) = signals summed

Quantitation Report (QT Reviewed)

Data Path : C:\msdchem\1\DATA\E3e2648\
Data File : 3E61422a.D
Acq On : 5 Jun 2014 1:05 pm
Operator : olgaa
Sample : icv2647-50
Misc : op74977,e3e2648,
ALS Vial : 3 Sample Multiplier: 1

Quant Time: Jun 06 10:23:42 2014
Quant Method : C:\msdchem\1\METHODS\M3E2646.M
Quant Title : Semi Volatile GC/MS, rtx-5msi 30m x .25mm x .25MoThu Jun 05 16:24:26 2014
QLast Update : Thu Jun 05 16:24:26 2014
Response via : Initial Calibration

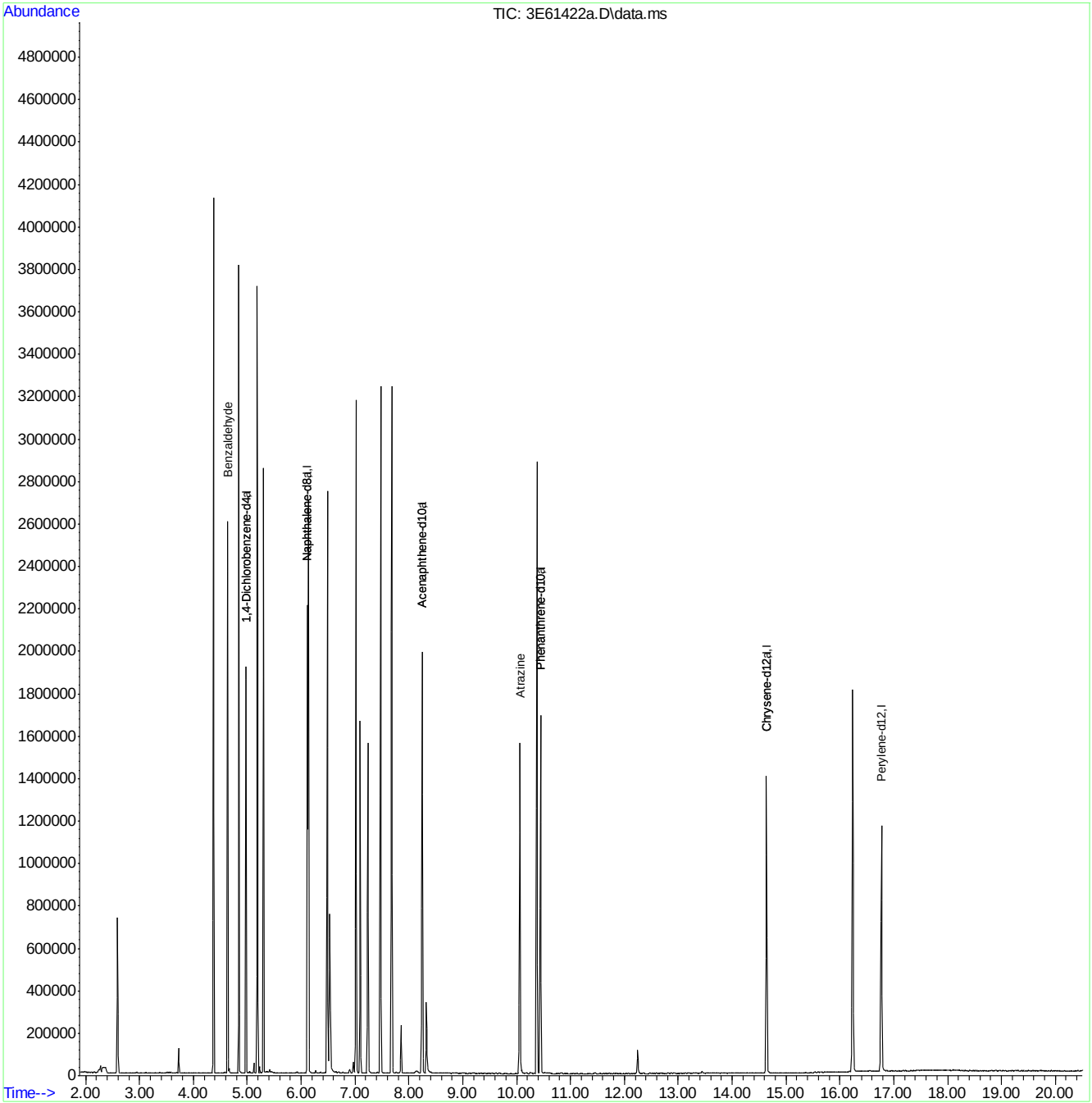

Manual Integrations APPROVED (compounds with "m" flag)
Nina Pandya 06/18/14 13:51

Quantitation Report (QT Reviewed)

Data Path : C:\msdchem\1\DATA\E3e2667\
Data File : 3E62230.D
Acq On : 18 Jun 2014 9:28 am
Operator : olgaa
Sample : cc2646-50
Misc : op75640,e3e2667,
ALS Vial : 2 Sample Multiplier: 1

Quant Time: Jun 18 13:31:30 2014
Quant Method : C:\msdchem\1\METHODS\M3E2646.M
Quant Title : Semi Volatile GC/MS, rtx-5msi 30m x .25mm x .25MoTue Jun 17 16:19:44 2014
QLast Update : Tue Jun 17 16:19:44 2014
Response via : Initial Calibration

Internal Standards	R.T.	QIon	Response	Conc	Units		Dev(Min)
1) 1,4-Dichlorobenzene-d4	4.823	152	285098	40.00	ppb		-0.02
24) Naphthalene-d8	5.936	136	1048284	40.00	ppb		-0.02
47) Acenaphthene-d10	8.038	164	580107	40.00	ppb		-0.02
69) Phenanthrene-d10	10.231	188	895408	40.00	ppb		-0.02
83) Chrysene-d12	14.435	240	676478	40.00	ppb		-0.01
92) Perylene-d12	16.558	264	423767	40.00	ppb		-0.01
102) 1,4-Dichlorobenzene-d4a	4.823	152	285098	40.00	ppb		-0.02
104) Acenaphthene-d10a	8.038	164	580107	40.00	ppb		-0.02
106) Phenanthrene-d10a	10.231	188	895408	40.00	ppb		-0.02
108) Chrysene-d12a	14.435	240	676478	40.00	ppb		-0.01
110) Naphthalene-d8a	5.936	136	1048284	40.00	ppb		-0.02
System Monitoring Compounds							
5) 2-Fluorophenol	3.850	112	420283	43.62	ppb		-0.02
Spiked Amount 50.000			Recovery = 87.24%				
8) Phenol-d5	4.556	99	527732	44.21	ppb		-0.01
Spiked Amount 50.000			Recovery = 88.42%				
25) Nitrobenzene-d5	5.272	82	457076	50.32	ppb		-0.02
Spiked Amount 50.000			Recovery = 100.64%				
51) 2-Fluorobiphenyl	7.150	172	855741	48.08	ppb		-0.01
Spiked Amount 50.000			Recovery = 96.16%				
73) 2,4,6-Tribromophenol	9.182	330	89656	57.20	ppb		-0.02
Spiked Amount 50.000			Recovery = 114.40%				
85) Terphenyl-d14	12.787	244	732019	51.17	ppb		-0.01
Spiked Amount 50.000			Recovery = 102.34%				
Target Compounds							Qvalue
2) 1,4-Dioxane	2.405	88	189036	36.78	ppb		93
3) Pyridine	2.732	79	478650	37.90	ppb		76
4) N-Nitrosodimethylamine	2.694	74	254603	36.26	ppb	#	56
6) Indene	5.026	116	952023	50.23	ppb		98
7) Cumene	4.224	105	1288440	48.26	ppb		97
9) Phenol	4.566	94	610773	44.40	ppb		74
10) Aniline	4.572	93	520663	35.55	ppb		56
11) bis(2-Chloroethyl)ether	4.614	93	412533	42.62	ppb		96
12) 2-Chlorophenol	4.668	128	495697	46.42	ppb		99
13) Decane	4.689	43	618635	53.48	ppb		91
14) 1,3-Dichlorobenzene	4.780	146	528355	46.30	ppb		99
15) 1,4-Dichlorobenzene	4.834	146	533338	47.02	ppb		98
16) Benzyl alcohol	4.935	108	310764	45.33	ppb		96
17) 1,2-Dichlorobenzene	4.957	146	494521	47.05	ppb		99
18) Acetophenone	5.144	105	743570	49.63	ppb		89
19) 2-Methylphenol	5.032	108	429074	47.10	ppb		97
20) 2,2'-oxybis(1-Chloropr...	5.032	121	170653	47.46	ppb	#	72
21) 3&4-Methylphenol	5.149	108	462261	47.87	ppb		97
22) n-Nitroso-di-n-propyla...	5.144	70	327922	49.31	ppb		94
23) Hexachloroethane	5.235	201	168473	54.27	ppb		91
26) Nitrobenzene	5.294	77	483545	47.46	ppb		96
27) Quinoline	6.310	129	1007590	48.29	ppb		98
28) Isophorone	5.497	82	785509	45.00	ppb		96

Quantitation Report (QT Reviewed)

Data Path : C:\msdchem\1\DATA\E3e2667\
Data File : 3E62230.D
Acq On : 18 Jun 2014 9:28 am
Operator : olgaa
Sample : cc2646-50
Misc : op75640,e3e2667,
ALS Vial : 2 Sample Multiplier: 1

Quant Time: Jun 18 13:31:30 2014
Quant Method : C:\msdchem\1\METHODS\M3E2646.M
Quant Title : Semi Volatile GC/MS, rtx-5msi 30m x .25mm x .25MoTue Jun 17 16:19:44 2014
QLast Update : Tue Jun 17 16:19:44 2014
Response via : Initial Calibration

Internal Standards	R.T.	QIon	Response	Conc	Units		Dev(Min)
29) 2-Nitrophenol	5.572	139	272015	55.42	ppb		92
30) 2,4-Dimethylphenol	5.609	107	417695	54.15	ppb		99
31) Benzoic acid	5.727	105	292102	42.43	ppb		99
32) bis(2-Chloroethoxy)met...	5.684	93	462168	44.17	ppb		98
33) 2,4-Dichlorophenol	5.807	162	364419	50.48	ppb		99
34) 2,6-Dichlorophenol	6.021	162	356632	50.91	ppb		99
35) 1,3,5-Trichlorobenzene	5.583	180	475145	50.34	ppb		98
36) 1,2,4-Trichlorobenzene	5.882	180	382103	48.26	ppb		99
37) 1,2,3-Trichlorobenzene	6.107	180	426710	51.40	ppb		97
38) Naphthalene	5.957	128	1312317	46.30	ppb		99
39) 4-Chloroaniline	6.010	127	526097	44.44	ppb		99
40) 2,3-Dichloroaniline	7.048	161	505615	51.34	ppb		97
41) Caprolactam	6.396	55	249344	52.59	ppb		99
42) Hexachlorobutadiene	6.080	225	203739	56.44	ppb		100
43) 4-Chloro-3-methylphenol	6.545	107	384670	50.25	ppb		100
44) 2-Methylnaphthalene	6.706	141	784373	47.58	ppb		98
45) 1-Methylnaphthalene	6.823	141	882847	49.00	ppb		97
46) Dimethylnaphthalene	7.481	156	910926	50.69	ppb		99
48) Hexachlorocyclopentadiene	6.898	237	322902	81.48	ppb		99
49) 2,4,6-Trichlorophenol	7.053	196	243569	53.32	ppb		98
50) 2,4,5-Trichlorophenol	7.112	196	251836	52.65	ppb		99
52) 2-Chloronaphthalene	7.305	162	759753	46.29	ppb		96
53) Biphenyl	7.278	154	1225224	49.04	ppb		99
54) 2-Nitroaniline	7.439	65	261728	50.53	ppb		97
55) Dimethylphthalate	7.679	163	842174	48.40	ppb		100
56) Acenaphthylene	7.845	152	1263673	47.35	ppb		98
57) 2,6-Dinitrotoluene	7.765	165	207242	51.48	ppb		97
58) 3-Nitroaniline	7.995	138	241595	50.75	ppb		100
59) Acenaphthene	8.086	153	797898	46.72	ppb		99
60) 2,4-Dinitrophenol	8.155	184	217932	109.42	ppb	#	94
61) 4-Nitrophenol	8.284	109	115200	47.21	ppb	#	77
62) Dibenzofuran	8.326	168	1075354	47.21	ppb		90
63) 2,4-Dinitrotoluene	8.332	165	283810	51.36	ppb		80
64) 2,3,4,6-Tetrachlorophenol	8.524	232	189845	56.06	ppb		97
65) Diethylphthalate	8.685	149	851509	49.50	ppb		99
66) Fluorene	8.824	166	908107	48.28	ppb		99
67) 4-Chlorophenyl-phenyle...	8.829	204	390781	50.43	ppb		91
68) 4-Nitroaniline	8.877	138	226245	46.41	ppb		97
70) 4,6-Dinitro-2-methylph...	8.936	198	149077	60.70	ppb		90
71) n-Nitrosodiphenylamine	9.011	169	592336	46.67	ppb		96
72) 1,2-Diphenylhydrazine	9.065	77	884228	43.87	ppb		96
74) 4-Bromophenyl-phenylether	9.562	248	203685	48.90	ppb		95
75) Hexachlorobenzene	9.658	284	208939	47.74	ppb		88
76) Pentachlorophenol	9.974	266	273256	102.55	ppb		98
77) Phenanthrene	10.268	178	1137868	45.05	ppb		99
78) Anthracene	10.348	178	1138354	46.11	ppb		98
79) Carbazole	10.621	167	1284633	46.90	ppb		99
80) Di-n-butylphthalate	11.220	149	1372473	48.67	ppb		99
81) Fluoranthene	12.140	202	1181688	46.07	ppb		97
82) Octadecane	10.156	57	731219	51.26	ppb		94

Quantitation Report (QT Reviewed)

Data Path : C:\msdchem\1\DATA\E3e2667\
Data File : 3E62230.D
Acq On : 18 Jun 2014 9:28 am
Operator : olgaa
Sample : cc2646-50
Misc : op75640,e3e2667,
ALS Vial : 2 Sample Multiplier: 1

Quant Time: Jun 18 13:31:30 2014
Quant Method : C:\msdchem\1\METHODS\M3E2646.M
Quant Title : Semi Volatile GC/MS, rtx-5msi 30m x .25mm x .25MoTue Jun 17 16:19:44 2014
QLast Update : Tue Jun 17 16:19:44 2014
Response via : Initial Calibration

Internal Standards	R.T.	QIon	Response	Conc	Units	Dev(Min)
84) Pyrene	12.493	202	1225716	53.03	ppb	99
86) Butylbenzylphthalate	13.606	149	599062	47.72	ppb	99
87) Butyl stearate	13.761	56	438702	58.43	ppb	98
88) Benzo[a]anthracene	14.413	228	941891	45.04	ppb	99
89) 3,3'-Dichlorobenzidine	14.408	252	356421	48.55	ppb	99
90) Chrysene	14.472	228	775009	45.07	ppb	99
91) bis(2-Ethylhexyl)phtha...	14.558	149	731107	52.66	ppb	97
93) Di-n-octylphthalate	15.547	149	1217732	57.68	ppb	95
94) Benzo[b]fluoranthene	16.034	252	787053	54.99	ppb	98
95) Benzo[k]fluoranthene	16.077	252	679788	52.79	ppb	98
96) Benzo[a]pyrene	16.478	252	584908	49.71	ppb	98
97) Indeno[1,2,3-cd]pyrene	18.200	276	591268m	49.16	ppb	
98) Dibenz(a,h)acridine	17.815	279	554913	47.85	ppb	96
99) Dibenz[a,h]anthracene	18.232	278	528887	45.70	ppb	96
100) 7,12-Dimethylbenz(a)an...	16.034	256	416260	52.70	ppb	96
101) Benzo[g,h,i]perylene	18.676	276	503670	43.24	ppb	91

(#) = qualifier out of range (m) = manual integration (+) = signals summed

9.6.26

9

Quantitation Report (QT Reviewed)

Data Path : C:\msdchem\1\DATA\E3e2667\
Data File : 3E62230.D
Acq On : 18 Jun 2014 9:28 am
Operator : olgaa
Sample : cc2646-50
Misc : op75640,e3e2667,
ALS Vial : 2 Sample Multiplier: 1

Quant Time: Jun 18 13:31:30 2014
Quant Method : C:\msdchem\1\METHODS\M3E2646.M
Quant Title : Semi Volatile GC/MS, rtx-5msi 30m x .25mm x .25MoTue Jun 17 16:19:44 2014
QLast Update : Tue Jun 17 16:19:44 2014
Response via : Initial Calibration

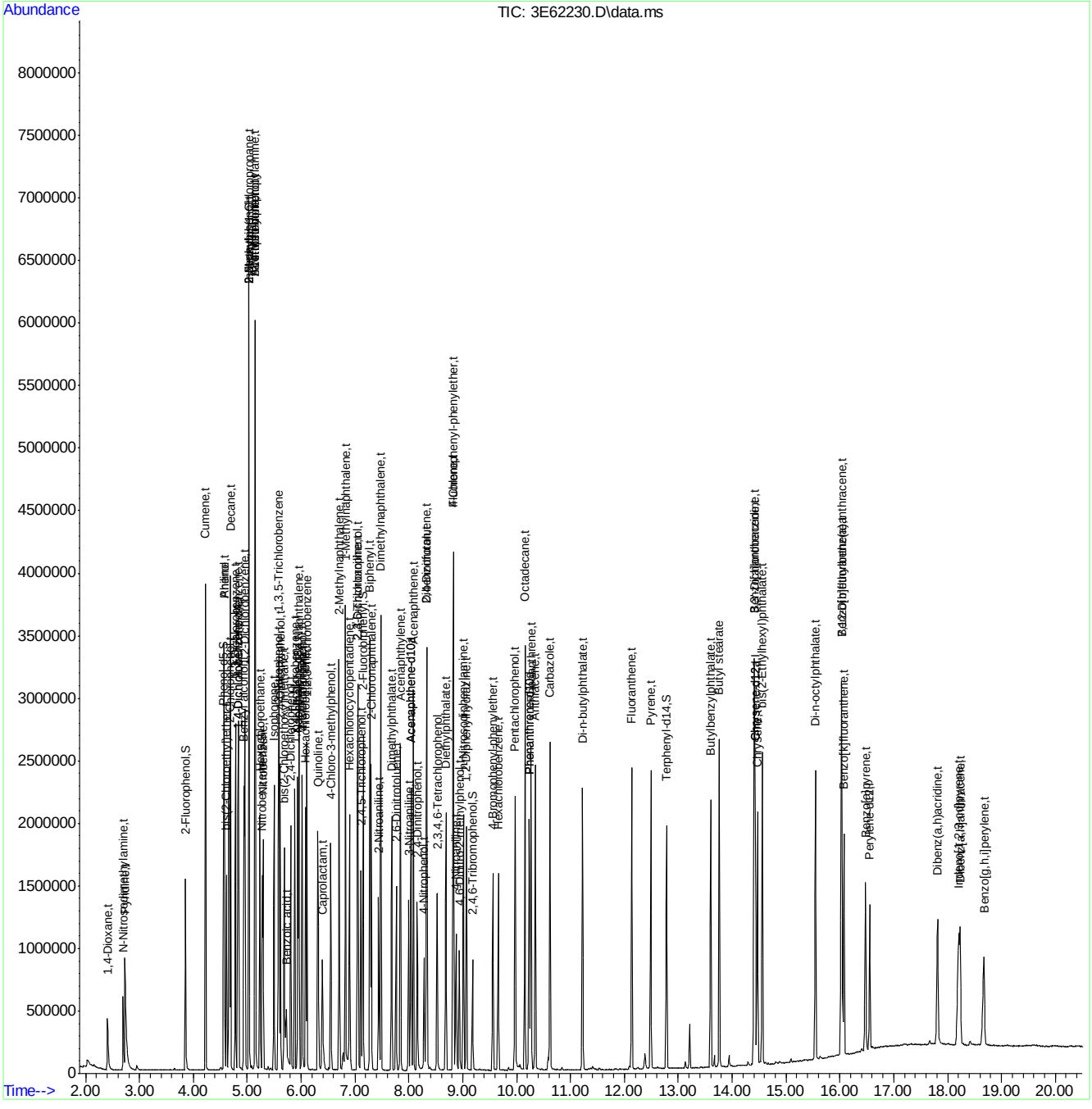

ACCUTEST LABORATORIES JB69078

Manual Integration Approval Summary

Sample Number:	E3E2667-CC2646	**Method:**	SW846 8270D
Lab FileID:	3E62230.D	**Analyst approved:**	06/18/14 13:38 Olga Azarihn
Injection Time:	06/18/14 09:28	**Supervisor approved:**	06/18/14 13:51 Nina Pandya

Parameter	CAS	Sig#	R.T. (min.)	Reason
Indeno(1,2,3-cd)pyrene	193-39-5		18.20	Overlapping peak

Quantitation Report (Qedit)

Data Path : C:\msdchem\1\DATA\E3e2667\
Data File : 3E62230.D
Acq On : 18 Jun 2014 9:28 am
Operator : olgaa
Sample : cc2646-50
Misc : op75640,e3e2667,
ALS Vial : 2 Sample Multiplier: 1

Quant Time: Jun 18 10:01:02 2014
Quant Method : C:\msdchem\1\METHODS\M3E2646.M
Quant Title : Semi Volatile GC/MS, rtx-5msi 30m x .25mm x .25MoTue Jun 17 16:19:44 2014
QLast Update : Tue Jun 17 16:19:44 2014
Response via : Initial Calibration

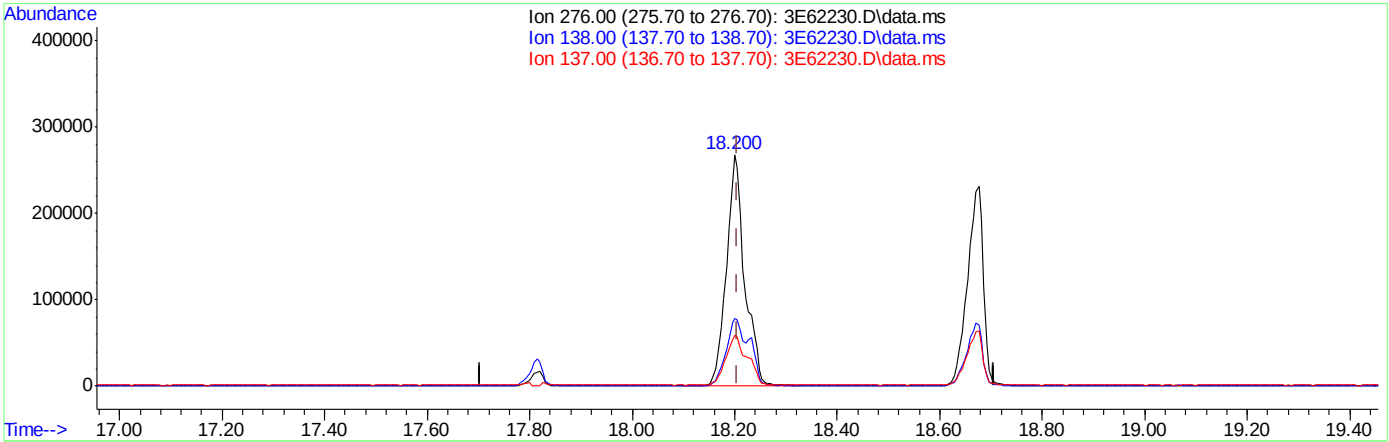

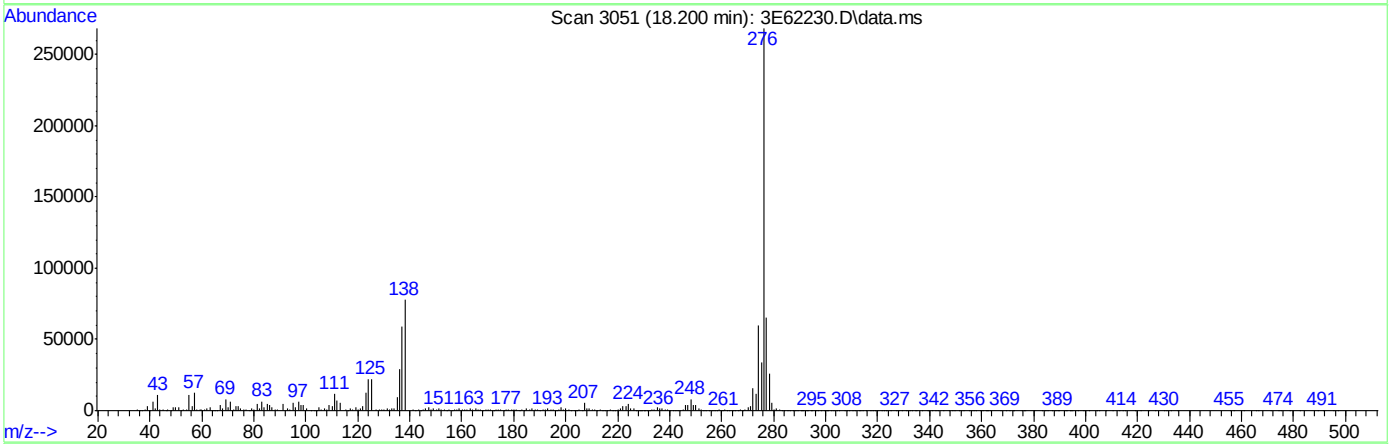

TIC: 3E62230.D\data.ms

(97) Indeno[1,2,3-cd]pyrene (t)

18.200min (-0.006) 55.56ppb

response 668209

Ion	Exp%	Act%
276.00	100	100
138.00	28.80	28.76
137.00	22.10	21.48
0.00	0.00	0.00

ACCUTEST LABORATORIES JB69078

Quantitation Report (Qedit)

Data Path : C:\msdchem\1\DATA\E3e2667\
Data File : 3E62230.D
Acq On : 18 Jun 2014 9:28 am
Operator : olgaa
Sample : cc2646-50
Misc : op75640,e3e2667,
ALS Vial : 2 Sample Multiplier: 1

Quant Time: Jun 18 10:01:02 2014
Quant Method : C:\msdchem\1\METHODS\M3E2646.M
Quant Title : Semi Volatile GC/MS, rtx-5msi 30m x .25mm x .25MoTue Jun 17 16:19:44 2014
QLast Update : Tue Jun 17 16:19:44 2014
Response via : Initial Calibration

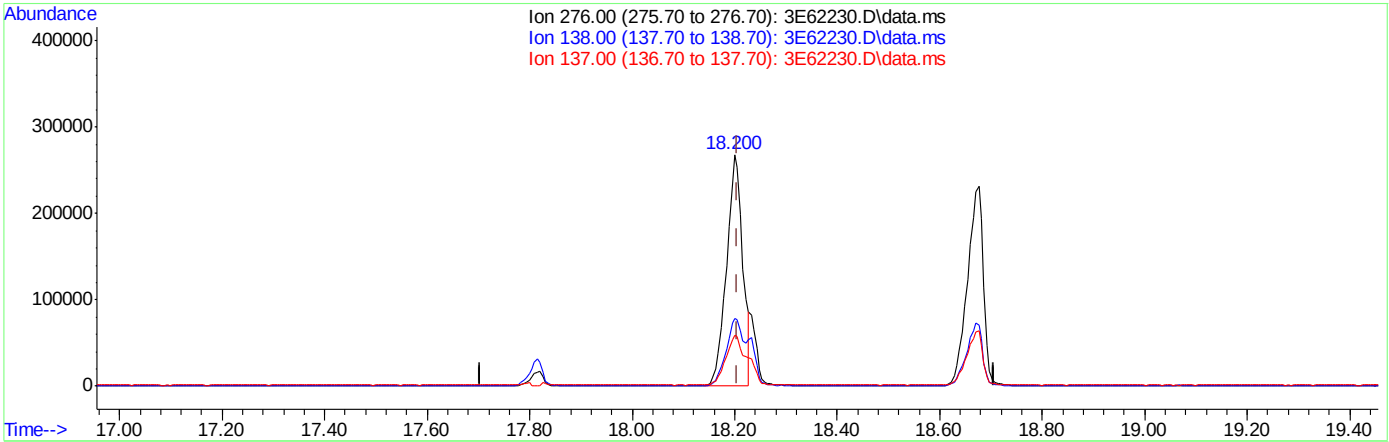

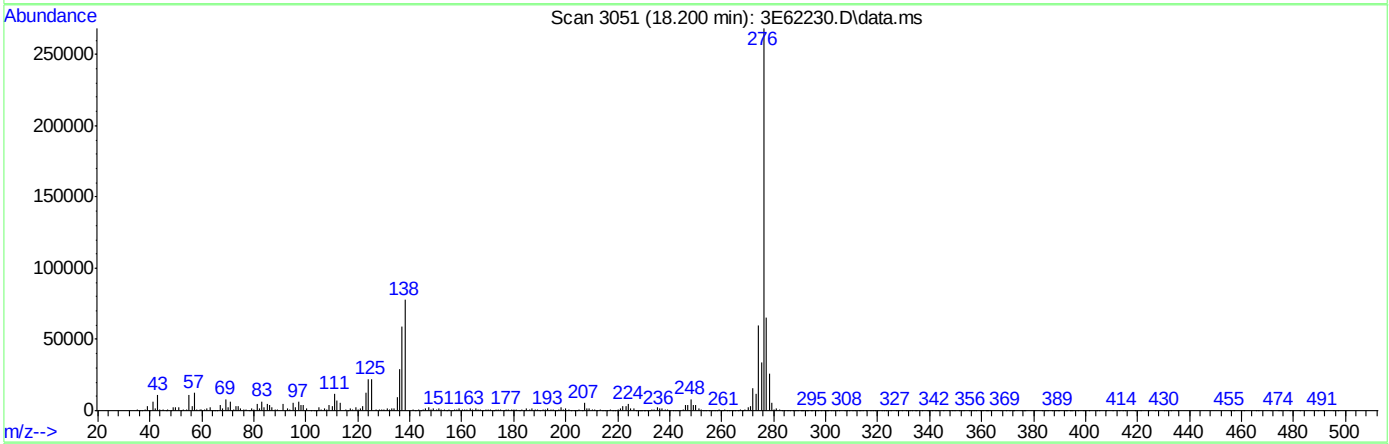

TIC: 3E62230.D\data.ms

(97) Indeno[1,2,3-cd]pyrene (t)

18.200min (-0.006) 49.16ppb m

response 591268

Ion	Exp%	Act%
276.00	100	100
138.00	28.80	28.97
137.00	22.10	21.99
0.00	0.00	0.00

ACCUTEST LABORATORIES JB69078

Quantitation Report (QT Reviewed)

Data Path : C:\msdchem\1\DATA\E3e2667\
Data File : 3E62231.D
Acq On : 18 Jun 2014 10:12 am
Operator : olgaa
Sample : cc2647-50
Misc : op75640,e3e2667,
ALS Vial : 3 Sample Multiplier: 1

Quant Time: Jun 18 16:33:55 2014
Quant Method : C:\msdchem\1\METHODS\M3E2646.M
Quant Title : Semi Volatile GC/MS, rtx-5msi 30m x .25mm x .25MoTue Jun 17 16:19:44 2014
QLast Update : Tue Jun 17 16:19:44 2014
Response via : Initial Calibration

Internal Standards	R.T.	QIon	Response	Conc	Units	Dev(Min)
1) 1,4-Dichlorobenzene-d4	4.823	152	296131	40.00	ppb	-0.02
24) Naphthalene-d8	5.936	136	1131666	40.00	ppb	-0.02
47) Acenaphthene-d10	8.038	164	638580	40.00	ppb	-0.02
69) Phenanthrene-d10	10.231	188	950238	40.00	ppb	-0.02
83) Chrysene-d12	14.424	240	778048	40.00	ppb	-0.02
92) Perylene-d12	16.553	264	518407	40.00	ppb	-0.02
102) 1,4-Dichlorobenzene-d4a	4.823	152	296131	40.00	ppb	-0.02
104) Acenaphthene-d10a	8.038	164	638580	40.00	ppb	-0.02
106) Phenanthrene-d10a	10.231	188	950238	40.00	ppb	-0.02
108) Chrysene-d12a	14.424	240	778048	40.00	ppb	-0.02
110) Naphthalene-d8a	5.936	136	1131666	40.00	ppb	-0.02
System Monitoring Compounds						
5) 2-Fluorophenol	0.000	112	0	0.00	ppb	
Spiked Amount 50.000			Recovery =	0.00%		
8) Phenol-d5	0.000	99	0	0.00	ppb	
Spiked Amount 50.000			Recovery =	0.00%		
25) Nitrobenzene-d5	0.000	82	0d	0.00	ppb	
Spiked Amount 50.000			Recovery =	0.00%		
51) 2-Fluorobiphenyl	0.000	172	0d	0.00	ppb	
Spiked Amount 50.000			Recovery =	0.00%		
73) 2,4,6-Tribromophenol	0.000	330	0	0.00	ppb	
Spiked Amount 50.000			Recovery =	0.00%		
85) Terphenyl-d14	0.000	244	0d	0.00	ppb	
Spiked Amount 50.000			Recovery =	0.00%		
Target Compounds						Qvalue
103) Benzaldehyde	4.492	105	313919	39.67	ppb	98
105) 1,2,4,5-Tetrachloroben...	6.909	216	389530	50.25	ppb	99
107) Atrazine	9.856	215	140461	56.65	ppb	95
109) benzidine	12.386	184	589825	41.23	ppb	98

(#) = qualifier out of range (m) = manual integration (+) = signals summed

Quantitation Report (QT Reviewed)

Data Path : C:\msdchem\1\DATA\E3e2667\
Data File : 3E62231.D
Acq On : 18 Jun 2014 10:12 am
Operator : olgaa
Sample : cc2647-50
Misc : op75640,e3e2667,
ALS Vial : 3 Sample Multiplier: 1

Quant Time: Jun 18 16:33:55 2014
Quant Method : C:\msdchem\1\METHODS\M3E2646.M
Quant Title : Semi Volatile GC/MS, rtx-5msi 30m x .25mm x .25MoTue Jun 17 16:19:44 2014
QLast Update : Tue Jun 17 16:19:44 2014
Response via : Initial Calibration

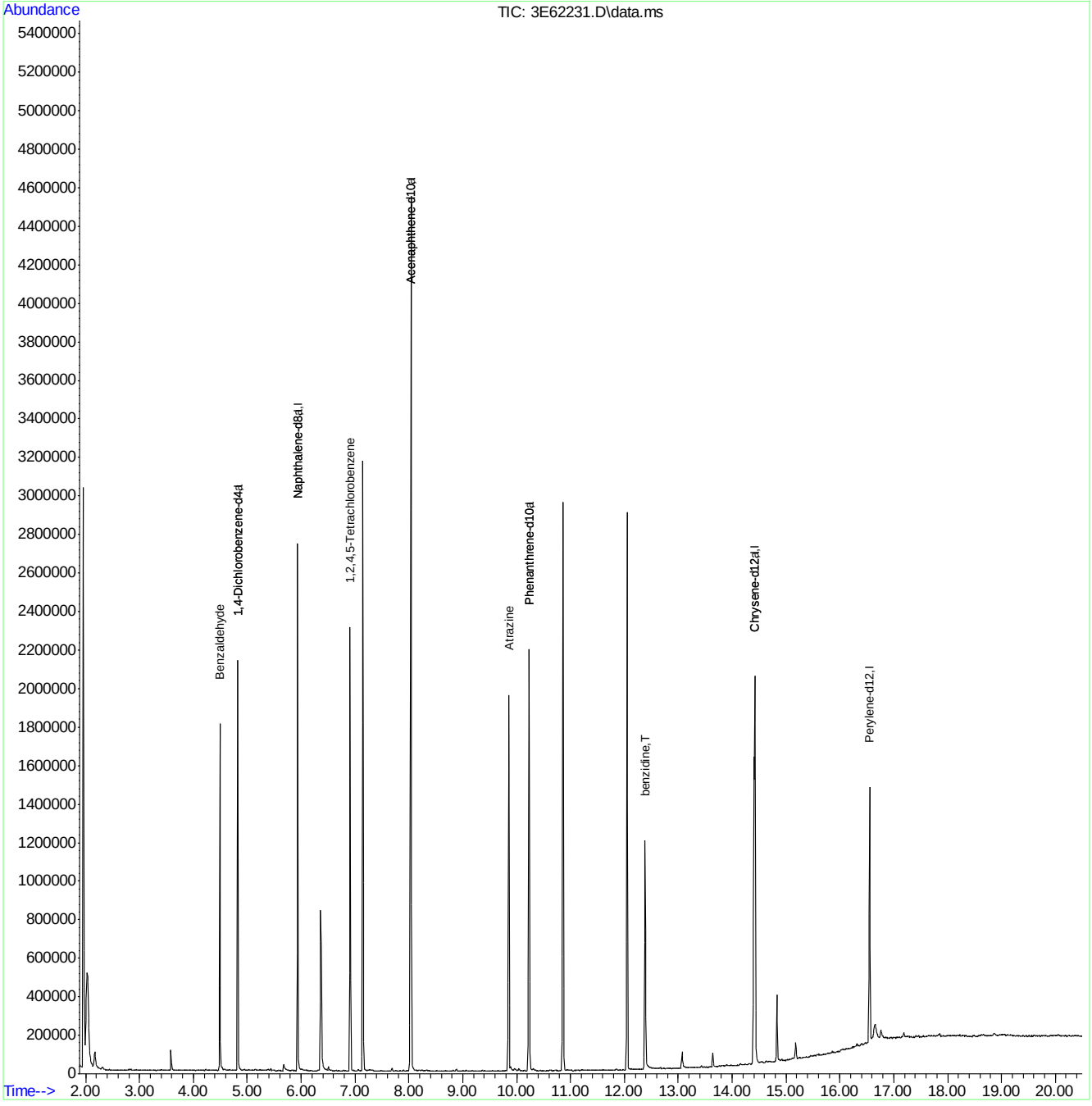

Manual Integrations APPROVED (compounds with "m" flag)
Nina Pandya
06/23/14 17:11

Quantitation Report (QT Reviewed)

Data Path : C:\msdchem\1\DATA\E3e2669\
Data File : 3E62285.D
Acq On : 19 Jun 2014 11:47 am
Operator : olgaa
Sample : cc2646-25
Misc : op75640,e3e2669,
ALS Vial : 2 Sample Multiplier: 1

Quant Time: Jun 20 15:09:43 2014
Quant Method : C:\msdchem\1\METHODS\M3E2646.M
Quant Title : Semi Volatile GC/MS, rtx-5msi 30m x .25mm x .25MoTue Jun 17 16:19:44 2014
QLast Update : Tue Jun 17 16:19:44 2014
Response via : Initial Calibration

Internal Standards	R.T.	QIon	Response	Conc	Units		Dev(Min)
1) 1,4-Dichlorobenzene-d4	4.802	152	266622	40.00	ppb		-0.04
24) Naphthalene-d8	5.914	136	1011550	40.00	ppb		-0.04
47) Acenaphthene-d10	8.006	164	563105	40.00	ppb		-0.05
69) Phenanthrene-d10	10.193	188	884323	40.00	ppb		-0.05
83) Chrysene-d12	14.392	240	755890	40.00	ppb		-0.05
92) Perylene-d12	16.515	264	512228	40.00	ppb		-0.05
102) 1,4-Dichlorobenzene-d4a	4.802	152	266622	40.00	ppb		-0.04
104) Acenaphthene-d10a	8.006	164	563105	40.00	ppb		-0.05
106) Phenanthrene-d10a	10.193	188	884323	40.00	ppb		-0.05
108) Chrysene-d12a	14.392	240	755890	40.00	ppb		-0.05
110) Naphthalene-d8a	5.914	136	1011550	40.00	ppb		-0.04
System Monitoring Compounds							
5) 2-Fluorophenol	3.828	112	200756	22.28	ppb		-0.04
Spiked Amount 50.000			Recovery = 44.56%				
8) Phenol-d5	4.534	99	253440	22.70	ppb		-0.03
Spiked Amount 50.000			Recovery = 45.40%				
25) Nitrobenzene-d5	5.251	82	233180	26.60	ppb		-0.04
Spiked Amount 50.000			Recovery = 53.20%				
51) 2-Fluorobiphenyl	7.118	172	422334	24.44	ppb		-0.04
Spiked Amount 50.000			Recovery = 48.88%				
73) 2,4,6-Tribromophenol	9.145	330	42762	27.63	ppb		-0.05
Spiked Amount 50.000			Recovery = 55.26%				
85) Terphenyl-d14	12.750	244	382057	23.90	ppb		-0.05
Spiked Amount 50.000			Recovery = 47.80%				
Target Compounds							Qvalue
2) 1,4-Dioxane	2.384	88	86003	17.89	ppb		85
3) Pyridine	2.716	79	225182	19.07	ppb		73
4) N-Nitrosodimethylamine	2.673	74	122843	18.71	ppb	#	39
6) Indene	5.005	116	463324	26.14	ppb		97
7) Cumene	4.203	105	650842	26.07	ppb		95
9) Phenol	4.545	94	294639	22.90	ppb		76
10) Aniline	4.556	93	267273	19.51	ppb		85
11) bis(2-Chloroethyl)ether	4.593	93	202017	22.32	ppb		93
12) 2-Chlorophenol	4.647	128	243785	24.41	ppb		96
13) Decane	4.673	43	339517	31.38	ppb		86
14) 1,3-Dichlorobenzene	4.759	146	257057	24.09	ppb		100
15) 1,4-Dichlorobenzene	4.818	146	260535	24.56	ppb		97
16) Benzyl alcohol	4.914	108	150341	23.45	ppb		90
17) 1,2-Dichlorobenzene	4.941	146	242544	24.67	ppb		99
18) Acetophenone	5.123	105	366918	26.19	ppb		85
19) 2-Methylphenol	5.005	108	207663	24.37	ppb		98
20) 2,2'-oxybis(1-Chloropr...	5.010	121	81803	24.33	ppb	#	51
21) 3&4-Methylphenol	5.128	108	217730	24.11	ppb		95
22) n-Nitroso-di-n-propyla...	5.117	70	167396	26.91	ppb		85
23) Hexachloroethane	5.214	201	80654	27.78	ppb		97
26) Nitrobenzene	5.267	77	247517	25.18	ppb		93
27) Quinoline	6.278	129	493465	24.51	ppb		99
28) Isophorone	5.470	82	400314	23.77	ppb		95

Quantitation Report (QT Reviewed)

Data Path : C:\msdchem\1\DATA\E3e2669\
Data File : 3E62285.D
Acq On : 19 Jun 2014 11:47 am
Operator : olgaa
Sample : cc2646-25
Misc : op75640,e3e2669,
ALS Vial : 2 Sample Multiplier: 1

Quant Time: Jun 20 15:09:43 2014
Quant Method : C:\msdchem\1\METHODS\M3E2646.M
Quant Title : Semi Volatile GC/MS, rtx-5msi 30m x .25mm x .25MoTue Jun 17 16:19:44 2014
QLast Update : Tue Jun 17 16:19:44 2014
Response via : Initial Calibration

Internal Standards	R.T.	QIon	Response	Conc	Units		Dev(Min)
29) 2-Nitrophenol	5.550	139	131785	27.82	ppb		85
30) 2,4-Dimethylphenol	5.588	107	197074	26.48	ppb		97
31) Benzoic acid	5.679	105	161236	25.76	ppb		97
32) bis(2-Chloroethoxy)met...	5.663	93	229524	22.73	ppb		98
33) 2,4-Dichlorophenol	5.780	162	173497	24.91	ppb		100
34) 2,6-Dichlorophenol	5.994	162	172421	25.51	ppb		97
35) 1,3,5-Trichlorobenzene	5.561	180	228558	25.09	ppb		98
36) 1,2,4-Trichlorobenzene	5.855	180	185464	24.27	ppb		98
37) 1,2,3-Trichlorobenzene	6.080	180	204729	25.56	ppb		98
38) Naphthalene	5.930	128	651561	23.82	ppb		99
39) 4-Chloroaniline	5.984	127	259797	22.74	ppb		97
40) 2,3-Dichloroaniline	7.016	161	250167	26.33	ppb		99
41) Caprolactam	6.353	55	125366	27.40	ppb		96
42) Hexachlorobutadiene	6.059	225	99779	28.65	ppb		97
43) 4-Chloro-3-methylphenol	6.513	107	190560	25.80	ppb		98
44) 2-Methylnaphthalene	6.674	141	389663	24.49	ppb		97
45) 1-Methylnaphthalene	6.791	141	445929	25.65	ppb		98
46) Dimethylnaphthalene	7.449	156	448820	25.88	ppb		99
48) Hexachlorocyclopentadiene	6.866	237	136525	35.49	ppb		99
49) 2,4,6-Trichlorophenol	7.021	196	118413	26.71	ppb		97
50) 2,4,5-Trichlorophenol	7.075	196	119806	25.80	ppb		97
52) 2-Chloronaphthalene	7.267	162	377090	23.67	ppb		99
53) Biphenyl	7.246	154	604825	24.94	ppb		98
54) 2-Nitroaniline	7.406	65	133078	26.47	ppb		99
55) Dimethylphthalate	7.647	163	425491	25.19	ppb		99
56) Acenaphthylene	7.808	152	634204	24.48	ppb		98
57) 2,6-Dinitrotoluene	7.727	165	102503	26.47	ppb		98
58) 3-Nitroaniline	7.957	138	119689	25.90	ppb		95
59) Acenaphthene	8.048	153	396425	23.91	ppb		99
60) 2,4-Dinitrophenol	8.118	184	104446	59.93	ppb	#	86
61) 4-Nitrophenol	8.241	109	60737	25.64	ppb	#	82
62) Dibenzofuran	8.294	168	539265	24.39	ppb		98
63) 2,4-Dinitrotoluene	8.300	165	141479	26.67	ppb		95
64) 2,3,4,6-Tetrachlorophenol	8.487	232	92759	28.22	ppb		94
65) Diethylphthalate	8.653	149	437645	26.21	ppb		99
66) Fluorene	8.786	166	440695	24.14	ppb		97
67) 4-Chlorophenyl-phenyle...	8.797	204	189282	25.16	ppb		91
68) 4-Nitroaniline	8.835	138	111024	23.46	ppb		94
70) 4,6-Dinitro-2-methylph...	8.899	198	71972	29.67	ppb		88
71) n-Nitrosodiphenylamine	8.979	169	297932	23.77	ppb		97
72) 1,2-Diphenylhydrazine	9.032	77	457061	22.96	ppb		97
74) 4-Bromophenyl-phenylether	9.525	248	99982	24.30	ppb		94
75) Hexachlorobenzene	9.621	284	102010	23.60	ppb		87
76) Pentachlorophenol	9.931	266	130957	49.76	ppb		100
77) Phenanthrene	10.231	178	576349	23.10	ppb		98
78) Anthracene	10.305	178	575972	23.62	ppb		99
79) Carbazole	10.578	167	652585	24.13	ppb		98
80) Di-n-butylphthalate	11.188	149	716263	25.72	ppb		98
81) Fluoranthene	12.097	202	608191	24.01	ppb		95
82) Octadecane	10.118	57	370251	26.28	ppb		89

Quantitation Report (QT Reviewed)

Data Path : C:\msdchem\1\DATA\E3e2669\
Data File : 3E62285.D
Acq On : 19 Jun 2014 11:47 am
Operator : olgaa
Sample : cc2646-25
Misc : op75640,e3e2669,
ALS Vial : 2 Sample Multiplier: 1

Quant Time: Jun 20 15:09:43 2014
Quant Method : C:\msdchem\1\METHODS\M3E2646.M
Quant Title : Semi Volatile GC/MS, rtx-5msi 30m x .25mm x .25MoTue Jun 17 16:19:44 2014
QLast Update : Tue Jun 17 16:19:44 2014
Response via : Initial Calibration

Internal Standards	R.T.	QIon	Response	Conc Units	Dev(Min)
84) Pyrene	12.450	202	632977	24.51 ppb	98
86) Butylbenzylphthalate	13.573	149	319156	24.04 ppb	99
87) Butyl stearate	13.729	56	223364	26.62 ppb	98
88) Benzo[a]anthracene	14.376	228	529534	22.66 ppb	99
89) 3,3'-Dichlorobenzidine	14.370	252	197752	24.11 ppb	98
90) Chrysene	14.435	228	453545	23.61 ppb	98
91) bis(2-Ethylhexyl)phtha...	14.531	149	432605	27.89 ppb	97
93) Di-n-octylphthalate	15.515	149	726327	30.28 ppb	95
94) Benzo[b]fluoranthene	15.991	252	460652	26.62 ppb	95
95) Benzo[k]fluoranthene	16.034	252	410306	26.36 ppb	95
96) Benzo[a]pyrene	16.435	252	359015	25.24 ppb	98
97) Indeno[1,2,3-cd]pyrene	18.136	276	310886m	21.38 ppb	
98) Dibenz(a,h)acridine	17.761	279	320285	22.85 ppb	97
99) Dibenz[a,h]anthracene	18.168	278	299885	21.44 ppb	96
100) 7,12-Dimethylbenz(a)an...	15.986	256	205172	25.36 ppb	92
101) Benzo[g,h,i]perylene	18.601	276	297535	21.13 ppb	92

(#) = qualifier out of range (m) = manual integration (+) = signals summed

9.6.28

9

Quantitation Report (QT Reviewed)

Data Path : C:\msdchem\1\DATA\E3e2669\
Data File : 3E62285.D
Acq On : 19 Jun 2014 11:47 am
Operator : olgaa
Sample : cc2646-25
Misc : op75640,e3e2669,
ALS Vial : 2 Sample Multiplier: 1

Quant Time: Jun 20 15:09:43 2014
Quant Method : C:\msdchem\1\METHODS\M3E2646.M
Quant Title : Semi Volatile GC/MS, rtx-5msi 30m x .25mm x .25MoTue Jun 17 16:19:44 2014
QLast Update : Tue Jun 17 16:19:44 2014
Response via : Initial Calibration

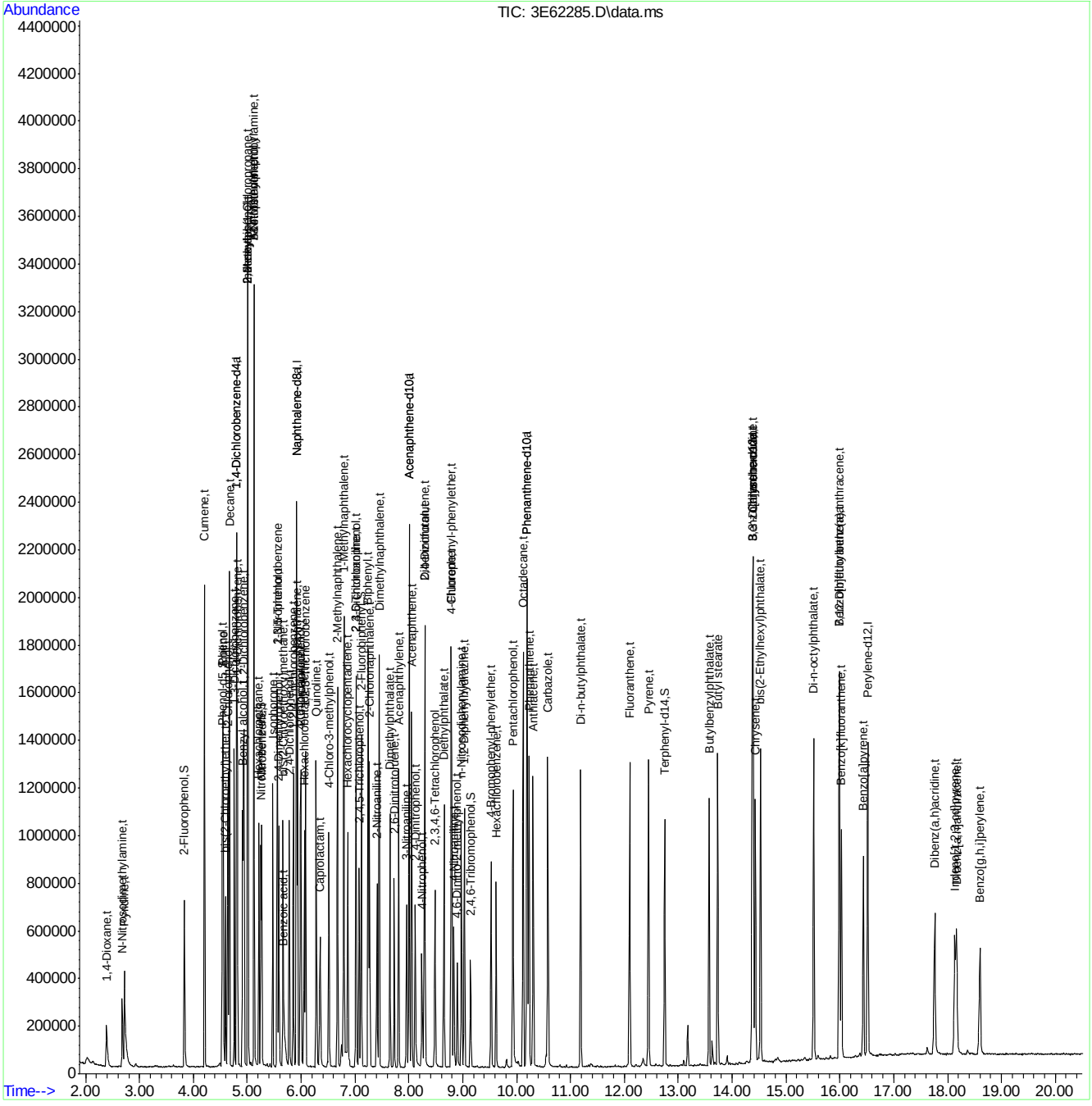

ACCUTEST LABORATORIES JB69078

Manual Integration Approval Summary

Sample Number:	E3E2669-CC2646	**Method:**	SW846 8270D
Lab FileID:	3E62285.D	**Analyst approved:**	06/20/14 15:30 Olga Azarihn
Injection Time:	06/19/14 11:47	**Supervisor approved:**	06/23/14 17:11 Nina Pandya

Parameter	CAS	Sig#	R.T. (min.)	Reason
Indeno(1,2,3-cd)pyrene	193-39-5		18.14	Overlapping peak

Quantitation Report (Qedit)

Data Path : C:\msdchem\1\DATA\E3e2669\
Data File : 3E62285.D
Acq On : 19 Jun 2014 11:47 am
Operator : olgaa
Sample : cc2646-25
Misc : op75640,e3e2669,
ALS Vial : 2 Sample Multiplier: 1

Quant Time: Jun 19 12:09:03 2014
Quant Method : C:\msdchem\1\METHODS\M3E2646.M
Quant Title : Semi Volatile GC/MS, rtx-5msi 30m x .25mm x .25MoTue Jun 17 16:19:44 2014
QLast Update : Tue Jun 17 16:19:44 2014
Response via : Initial Calibration

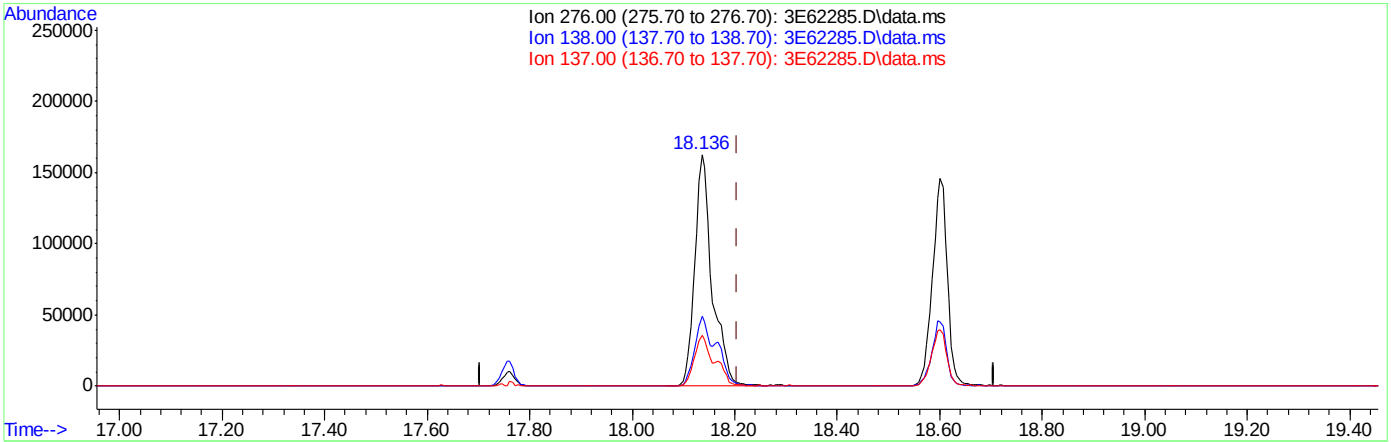

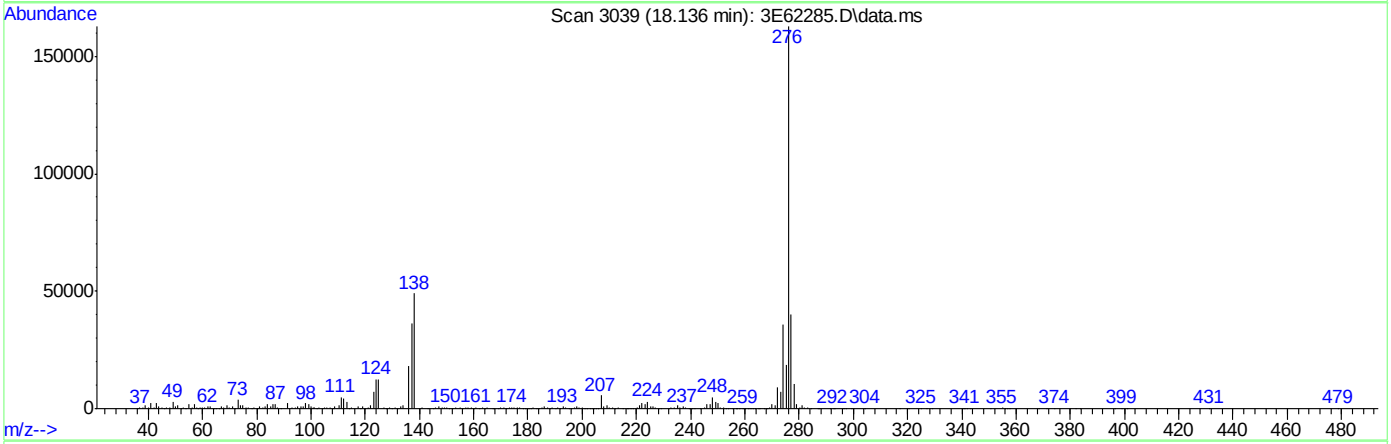

TIC: 3E62285.D\data.ms

(97) Indeno[1,2,3-cd]pyrene (t)

18.136min (-0.070) 26.31ppb

response 382435

Ion	Exp%	Act%
276.00	100	100
138.00	28.80	30.01
137.00	22.10	21.97
0.00	0.00	0.00

ACCUTEST LABORATORIES JB69078

Quantitation Report (Qedit)

Data Path : C:\msdchem\1\DATA\E3e2669\
Data File : 3E62285.D
Acq On : 19 Jun 2014 11:47 am
Operator : olgaa
Sample : cc2646-25
Misc : op75640,e3e2669,
ALS Vial : 2 Sample Multiplier: 1

Quant Time: Jun 19 12:09:03 2014
Quant Method : C:\msdchem\1\METHODS\M3E2646.M
Quant Title : Semi Volatile GC/MS, rtx-5msi 30m x .25mm x .25MoTue Jun 17 16:19:44 2014
QLast Update : Tue Jun 17 16:19:44 2014
Response via : Initial Calibration

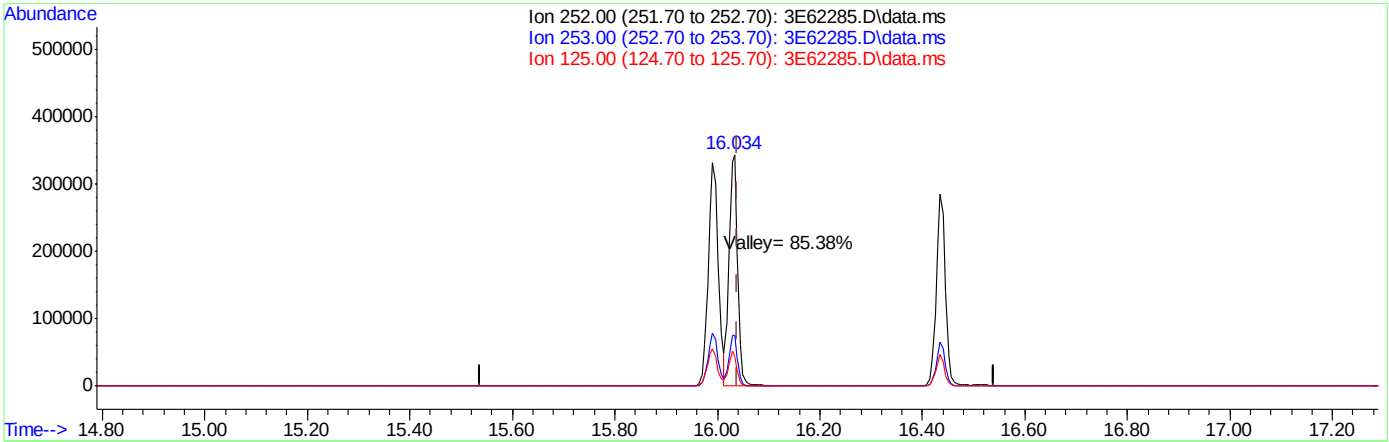

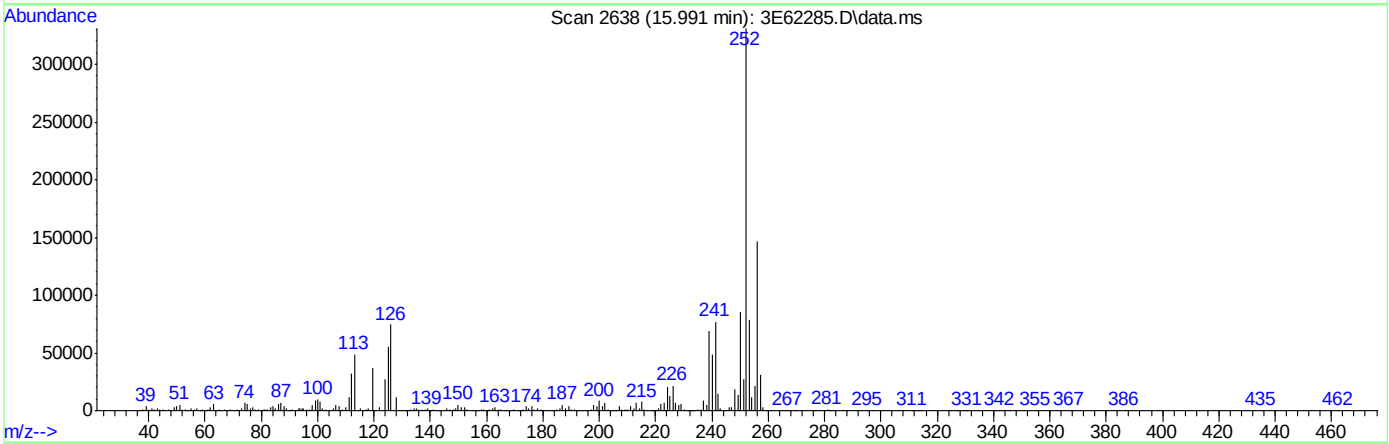

TIC: 3E62285.D\data.ms

(94) Benzo[b]fluoranthene (t)

15.991min (-0.048) 26.62ppb

response 460652

Ion	Exp%	Act%
252.00	100	100
253.00	25.30	23.74
125.00	19.70	16.42
0.00	0.00	0.00

ACCUTEST LABORATORIES JB69078

Quantitation Report (QT Reviewed)

Data Path : C:\msdchem\1\DATA\E3e2669\
Data File : 3E62286.D
Acq On : 19 Jun 2014 12:14 pm
Operator : olgaa
Sample : cc2647-25
Misc : op75640,e3e2669,
ALS Vial : 3 Sample Multiplier: 1

Quant Time: Jun 23 17:05:44 2014
Quant Method : C:\msdchem\1\METHODS\M3E2646.M
Quant Title : Semi Volatile GC/MS, rtx-5msi 30m x .25mm x .25MoTue Jun 17 16:19:44 2014
QLast Update : Tue Jun 17 16:19:44 2014
Response via : Initial Calibration

Internal Standards	R.T.	QIon	Response	Conc	Units	Dev(Min)
1) 1,4-Dichlorobenzene-d4	4.802	152	284351	40.00	ppb	-0.04
24) Naphthalene-d8	5.909	136	1088296	40.00	ppb	-0.04
47) Acenaphthene-d10	8.006	164	604860	40.00	ppb	-0.05
69) Phenanthrene-d10	10.193	188	931415	40.00	ppb	-0.05
83) Chrysene-d12	14.387	240	835534	40.00	ppb	-0.06
92) Perylene-d12	16.515	264	689250	40.00	ppb	-0.05
102) 1,4-Dichlorobenzene-d4a	4.802	152	284351	40.00	ppb	-0.04
104) Acenaphthene-d10a	8.006	164	604860	40.00	ppb	-0.05
106) Phenanthrene-d10a	10.193	188	931415	40.00	ppb	-0.05
108) Chrysene-d12a	14.387	240	835534	40.00	ppb	-0.06
110) Naphthalene-d8a	5.909	136	1088296	40.00	ppb	-0.04
System Monitoring Compounds						
5) 2-Fluorophenol	0.000	112	0	0.00	ppb	
Spiked Amount 50.000			Recovery =	0.00%		
8) Phenol-d5	0.000	99	0	0.00	ppb	
Spiked Amount 50.000			Recovery =	0.00%		
25) Nitrobenzene-d5	0.000	82	0	0.00	ppb	
Spiked Amount 50.000			Recovery =	0.00%		
51) 2-Fluorobiphenyl	0.000	172	0d	0.00	ppb	
Spiked Amount 50.000			Recovery =	0.00%		
73) 2,4,6-Tribromophenol	0.000	330	0	0.00	ppb	
Spiked Amount 50.000			Recovery =	0.00%		
85) Terphenyl-d14	0.000	244	0	0.00	ppb	
Spiked Amount 50.000			Recovery =	0.00%		
Target Compounds						Qvalue
103) Benzaldehyde	4.470	105	165162	21.74	ppb	91
105) 1,2,4,5-Tetrachloroben...	6.882	216	187255	25.51	ppb	99
107) Atrazine	9.819	215	69731	28.69	ppb	93
109) benzidine	12.349	184	243134	15.83	ppb	96

(#) = qualifier out of range (m) = manual integration (+) = signals summed

Quantitation Report (QT Reviewed)

Data Path : C:\msdchem\1\DATA\E3e2669\
Data File : 3E62286.D
Acq On : 19 Jun 2014 12:14 pm
Operator : olgaa
Sample : cc2647-25
Misc : op75640,e3e2669,
ALS Vial : 3 Sample Multiplier: 1

Quant Time: Jun 23 17:05:44 2014
Quant Method : C:\msdchem\1\METHODS\M3E2646.M
Quant Title : Semi Volatile GC/MS, rtx-5msi 30m x .25mm x .25MoTue Jun 17 16:19:44 2014
QLast Update : Tue Jun 17 16:19:44 2014
Response via : Initial Calibration

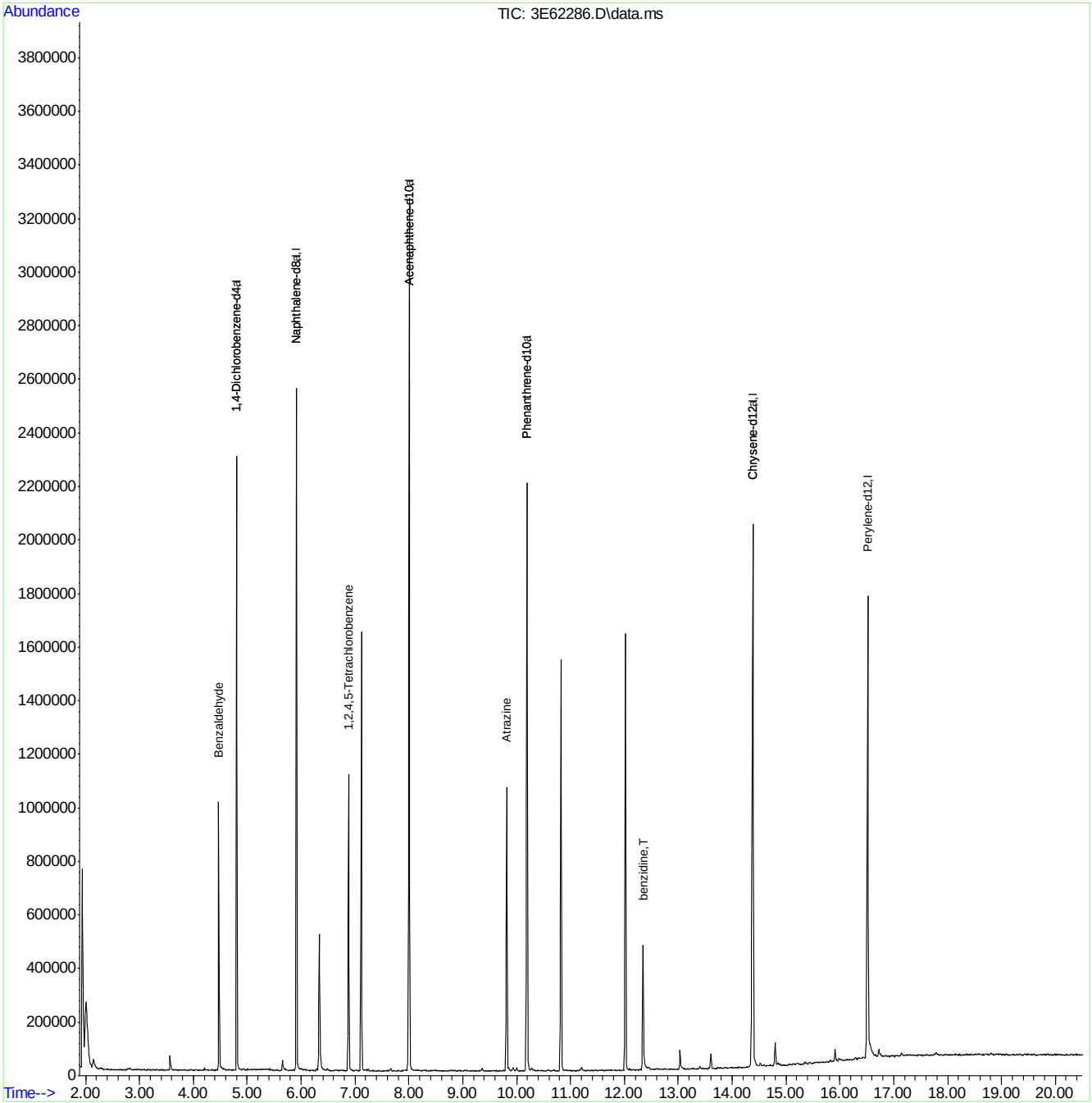

M3E2646.M Mon Jun 23 17:05:52 2014 MS3E Page: 2

Manual Integrations APPROVED (compounds with "m" flag)
Jennifer Laidlaw
06/24/14 15:02

Quantitation Report (QT Reviewed)

Data Path : C:\msdchem\1\DATA\E3e2675\
Data File : 3E62454a.D
Acq On : 24 Jun 2014 10:26 am
Operator : samtap
Sample : cc2646-25
Misc : op75684,e3e2675
ALS Vial : 2 Sample Multiplier: 1

Quant Time: Jun 24 11:05:17 2014
Quant Method : C:\msdchem\1\METHODS\M3E2646.M
Quant Title : Semi Volatile GC/MS, rtx-5msi 30m x .25mm x .25MoTue Jun 24 11:03:08 2014
QLast Update : Tue Jun 24 11:03:08 2014
Response via : Initial Calibration

Internal Standards	R.T.	QIon	Response	Conc	Units		Dev(Min)
1) 1,4-Dichlorobenzene-d4	4.764	152	235905	40.00	ppb		0.00
24) Naphthalene-d8	5.866	136	905869	40.00	ppb		0.00
47) Acenaphthene-d10	7.947	164	518644	40.00	ppb		0.00
69) Phenanthrene-d10	10.134	188	842856	40.00	ppb		0.00
83) Chrysene-d12	14.333	240	744116	40.00	ppb		0.00
92) Perylene-d12	16.462	264	496943	40.00	ppb		0.00
102) 1,4-Dichlorobenzene-d4a	4.764	152	235905	40.00	ppb		0.00
104) Acenaphthene-d10a	7.947	164	518644	40.00	ppb		0.00
106) Phenanthrene-d10a	10.134	188	842856	40.00	ppb		0.00
108) Chrysene-d12a	14.333	240	744116	40.00	ppb		0.00
110) Naphthalene-d8a	5.866	136	905869	40.00	ppb		0.00
System Monitoring Compounds							
5) 2-Fluorophenol	3.802	112	170145	21.34	ppb		0.00
Spiked Amount 50.000			Recovery = 42.68%				
8) Phenol-d5	4.513	99	220626	22.34	ppb		0.00
Spiked Amount 50.000			Recovery = 44.68%				
25) Nitrobenzene-d5	5.208	82	211645	26.96	ppb		0.00
Spiked Amount 50.000			Recovery = 53.92%				
51) 2-Fluorobiphenyl	7.064	172	393402	24.72	ppb		0.00
Spiked Amount 50.000			Recovery = 49.44%				
73) 2,4,6-Tribromophenol	9.091	330	44181	29.95	ppb		0.00
Spiked Amount 50.000			Recovery = 59.90%				
85) Terphenyl-d14	12.686	244	382940	24.34	ppb		0.00
Spiked Amount 50.000			Recovery = 48.68%				
Target Compounds							Qvalue
2) 1,4-Dioxane	2.325	88	70459	16.57	ppb		89
3) Pyridine	2.657	79	176692	16.91	ppb		71
4) N-Nitrosodimethylamine	2.625	74	97718	16.82	ppb	#	46
6) Indene	4.968	116	401192	25.58	ppb		96
7) Cumene	4.165	105	565981	25.62	ppb		94
9) Phenol	4.518	94	264918	23.27	ppb	#	41
10) Aniline	4.518	93	229787	18.96	ppb	#	31
11) bis(2-Chloroethyl)ether	4.556	93	175426	21.90	ppb		93
12) 2-Chlorophenol	4.615	128	207899	23.53	ppb		99
13) Decane	4.631	43	255202	26.66	ppb		92
14) 1,3-Dichlorobenzene	4.722	146	228320	24.18	ppb		97
15) 1,4-Dichlorobenzene	4.775	146	230858	24.60	ppb		97
16) Benzyl alcohol	4.877	108	132318	23.32	ppb		90
17) 1,2-Dichlorobenzene	4.898	146	213440	24.54	ppb		99
18) Acetophenone	5.080	105	327541	26.42	ppb		94
19) 2-Methylphenol	4.973	108	173533	23.02	ppb		96
20) 2,2'-oxybis(1-Chloropr...	4.973	121	71571	24.06	ppb	#	75
21) 3&4-Methylphenol	5.096	108	183005	22.90	ppb		95
22) n-Nitroso-di-n-propyla...	5.080	70	145494	26.44	ppb		97
23) Hexachloroethane	5.171	201	71243	27.73	ppb		86
26) Nitrobenzene	5.224	77	228015	25.90	ppb		90
27) Quinoline	6.230	129	439690	24.39	ppb		100
28) Isophorone	5.428	82	361164	23.95	ppb		98

Quantitation Report (QT Reviewed)

Data Path : C:\msdchem\1\DATA\E3e2675\
Data File : 3E62454a.D
Acq On : 24 Jun 2014 10:26 am
Operator : samtap
Sample : cc2646-25
Misc : op75684,e3e2675
ALS Vial : 2 Sample Multiplier: 1

Quant Time: Jun 24 11:05:17 2014
Quant Method : C:\msdchem\1\METHODS\M3E2646.M
Quant Title : Semi Volatile GC/MS, rtx-5msi 30m x .25mm x .25MoTue Jun 24 11:03:08 2014
QLast Update : Tue Jun 24 11:03:08 2014
Response via : Initial Calibration

Internal Standards	R.T.	QIon	Response	Conc	Units		Dev(Min)
29) 2-Nitrophenol	5.508	139	117305	27.66	ppb		82
30) 2,4-Dimethylphenol	5.545	107	166648	25.00	ppb		95
31) Benzoic acid	5.679	105	132392m	23.91	ppb		
32) bis(2-Chloroethoxy)met...	5.615	93	201382	22.27	ppb		98
33) 2,4-Dichlorophenol	5.743	162	157128	25.19	ppb		98
34) 2,6-Dichlorophenol	5.952	162	155290	25.65	ppb		97
35) 1,3,5-Trichlorobenzene	5.513	180	208768	25.59	ppb		98
36) 1,2,4-Trichlorobenzene	5.807	180	168189	24.58	ppb		99
37) 1,2,3-Trichlorobenzene	6.032	180	189454	26.41	ppb		97
38) Naphthalene	5.882	128	580980	23.72	ppb		99
39) 4-Chloroaniline	5.941	127	230963	22.58	ppb		98
40) 2,3-Dichloroaniline	6.963	161	222954	26.20	ppb		96
41) Caprolactam	6.310	55	102771	25.08	ppb		98
42) Hexachlorobutadiene	6.005	225	95790	30.71	ppb		97
43) 4-Chloro-3-methylphenol	6.481	107	174854	26.43	ppb		97
44) 2-Methylnaphthalene	6.626	141	351531	24.67	ppb		97
45) 1-Methylnaphthalene	6.738	141	401863	25.81	ppb		96
46) Dimethylnaphthalene	7.390	156	406985	26.21	ppb		96
48) Hexachlorocyclopentadiene	6.813	237	108993	30.76	ppb		97
49) 2,4,6-Trichlorophenol	6.979	196	106851	26.16	ppb		98
50) 2,4,5-Trichlorophenol	7.037	196	114867	26.86	ppb		99
52) 2-Chloronaphthalene	7.214	162	355043	24.19	ppb		96
53) Biphenyl	7.187	154	555728	24.88	ppb		99
54) 2-Nitroaniline	7.358	65	128077	27.66	ppb		99
55) Dimethylphthalate	7.594	163	396155	25.47	ppb		98
56) Acenaphthylene	7.754	152	588976	24.68	ppb		98
57) 2,6-Dinitrotoluene	7.679	165	97929	27.44	ppb		98
58) 3-Nitroaniline	7.909	138	109509	25.73	ppb		88
59) Acenaphthene	7.995	153	370359	24.26	ppb		99
60) 2,4-Dinitrophenol	8.080	184	88011	55.82	ppb	#	91
61) 4-Nitrophenol	8.246	109	54375	24.93	ppb	#	3
62) Dibenzofuran	8.236	168	507959	24.95	ppb		96
63) 2,4-Dinitrotoluene	8.252	165	135237	27.66	ppb		97
64) 2,3,4,6-Tetrachlorophenol	8.439	232	84135	27.79	ppb		97
65) Diethylphthalate	8.594	149	410499	26.69	ppb		99
66) Fluorene	8.728	166	425061	25.28	ppb		99
67) 4-Chlorophenyl-phenyle...	8.738	204	181682	26.22	ppb		96
68) 4-Nitroaniline	8.786	138	109966	25.23	ppb		95
70) 4,6-Dinitro-2-methylph...	8.851	198	65003	28.12	ppb		92
71) n-Nitrosodiphenylamine	8.920	169	282417	23.64	ppb		99
72) 1,2-Diphenylhydrazine	8.974	77	433549	22.85	ppb		97
74) 4-Bromophenyl-phenylether	9.466	248	100472	25.62	ppb		96
75) Hexachlorobenzene	9.562	284	107010	25.97	ppb		85
76) Pentachlorophenol	9.888	266	105123	41.91	ppb		96
77) Phenanthrene	10.172	178	549581	23.12	ppb		99
78) Anthracene	10.252	178	551704	23.74	ppb		98
79) Carbazole	10.530	167	626140	24.29	ppb		98
80) Di-n-butylphthalate	11.129	149	681811	25.68	ppb		99
81) Fluoranthene	12.038	202	589491	24.41	ppb		96
82) Octadecane	10.059	57	325872	24.27	ppb		96

Quantitation Report (QT Reviewed)

Data Path : C:\msdchem\1\DATA\E3e2675\
Data File : 3E62454a.D
Acq On : 24 Jun 2014 10:26 am
Operator : samtap
Sample : cc2646-25
Misc : op75684,e3e2675
ALS Vial : 2 Sample Multiplier: 1

Quant Time: Jun 24 11:05:17 2014
Quant Method : C:\msdchem\1\METHODS\M3E2646.M
Quant Title : Semi Volatile GC/MS, rtx-5msi 30m x .25mm x .25MoTue Jun 24 11:03:08 2014
QLast Update : Tue Jun 24 11:03:08 2014
Response via : Initial Calibration

Internal Standards	R.T.	QIon	Response	Conc	Units	Dev(Min)
84) Pyrene	12.391	202	608099	23.92	ppb	99
86) Butylbenzylphthalate	13.509	149	303001	23.26	ppb	96
87) Butyl stearate	13.664	56	189937	23.00	ppb	97
88) Benzo[a]anthracene	14.317	228	524446	22.80	ppb	99
89) 3,3'-Dichlorobenzidine	14.317	252	195154	24.17	ppb	97
90) Chrysene	14.376	228	448703	23.72	ppb	98
91) bis(2-Ethylhexyl)phtha...	14.461	149	396315	25.95	ppb	96
93) Di-n-octylphthalate	15.451	149	654247	28.30	ppb	98
94) Benzo[b]fluoranthene	15.938	252	431745	25.72	ppb	91
95) Benzo[k]fluoranthene	15.975	252	396335	26.25	ppb	94
96) Benzo[a]pyrene	16.382	252	344241	24.95	ppb	95
97) Indeno[1,2,3-cd]pyrene	18.061	276	368321	26.11	ppb	96
98) Dibenz(a,h)acridine	17.687	279	301787	22.19	ppb	97
99) Dibenz[a,h]anthracene	18.088	278	290921	21.44	ppb	93
100) 7,12-Dimethylbenz(a)an...	15.927	256	189348	24.35	ppb	93
101) Benzo[g,h,i]perylene	18.521	276	284635	20.84	ppb	89

(#) = qualifier out of range (m) = manual integration (+) = signals summed

9.6.30

6

Quantitation Report (QT Reviewed)

Data Path : C:\msdchem\1\DATA\E3e2675\
Data File : 3E62454a.D
Acq On : 24 Jun 2014 10:26 am
Operator : samtap
Sample : cc2646-25
Misc : op75684,e3e2675
ALS Vial : 2 Sample Multiplier: 1

Quant Time: Jun 24 11:05:17 2014
Quant Method : C:\msdchem\1\METHODS\M3E2646.M
Quant Title : Semi Volatile GC/MS, rtx-5msi 30m x .25mm x .25MoTue Jun 24 11:03:08 2014
QLast Update : Tue Jun 24 11:03:08 2014
Response via : Initial Calibration

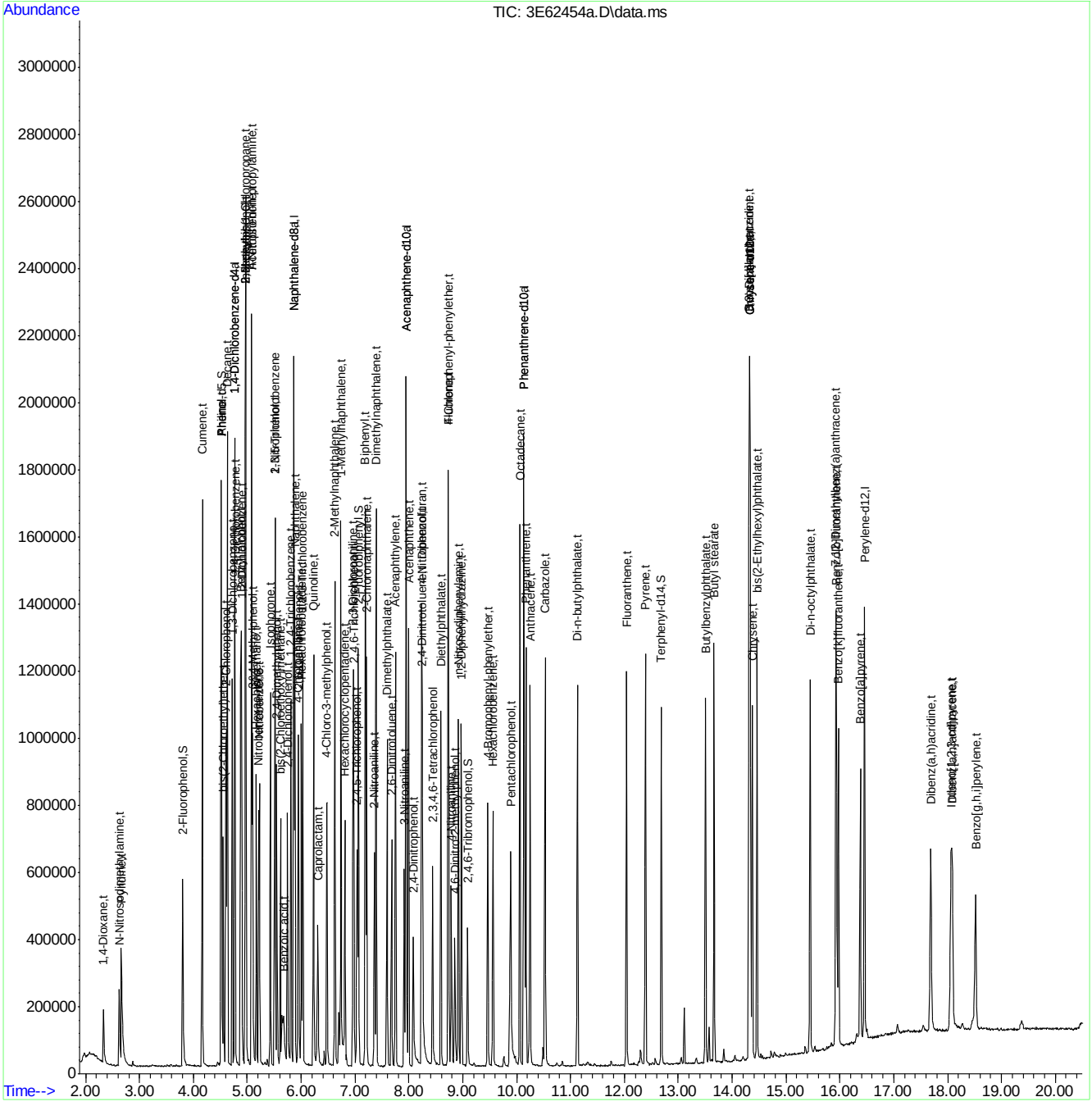

ACCUTEST LABORATORIES JB69078

Manual Integration Approval Summary

Sample Number:	E3E2675-CC2646	**Method:**	SW846 8270D
Lab FileID:	3E62454A.D	**Analyst approved:**	06/24/14 13:09 Andrew Lee Smith
Injection Time:	06/24/14 10:26	**Supervisor approved:**	06/24/14 15:02 Jennifer Laidlaw

Parameter	CAS	Sig#	R.T. (min.)	Reason
Benzoic acid	65-85-0		5.68	Poor instrument integration

Quantitation Report (Qedit)

Data Path : C:\msdchem\1\DATA\E3e2675\
Data File : 3E62454a.D
Acq On : 24 Jun 2014 10:26 am
Operator : samtap
Sample : cc2646-25
Misc : op75684,e3e2675
ALS Vial : 2 Sample Multiplier: 1

Quant Time: Jun 24 11:03:18 2014
Quant Method : C:\msdchem\1\METHODS\M3E2646.M
Quant Title : Semi Volatile GC/MS, rtx-5msi 30m x .25mm x .25MoTue Jun 24 11:03:08 2014
QLast Update : Tue Jun 24 11:03:08 2014
Response via : Initial Calibration

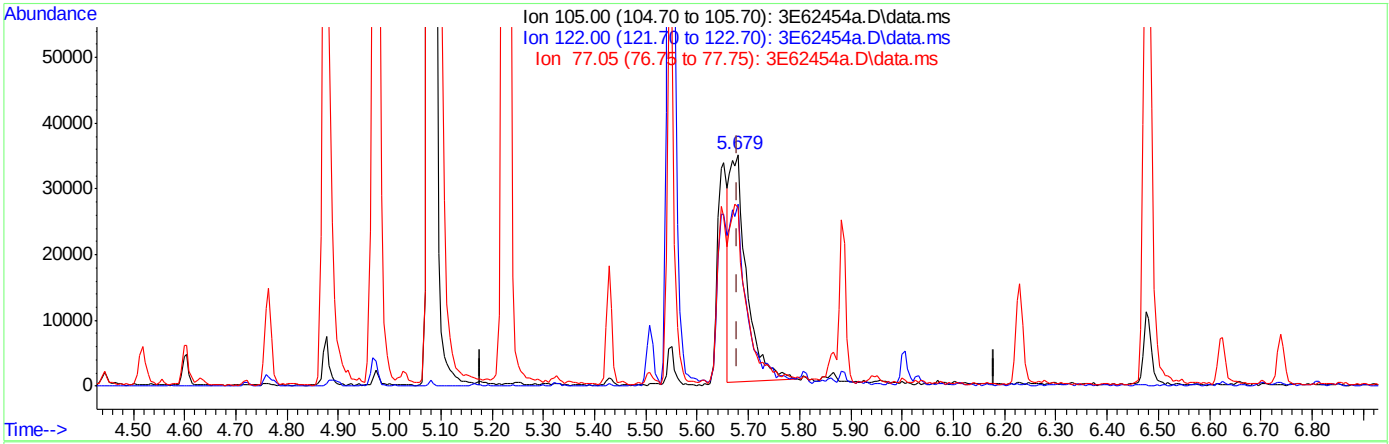

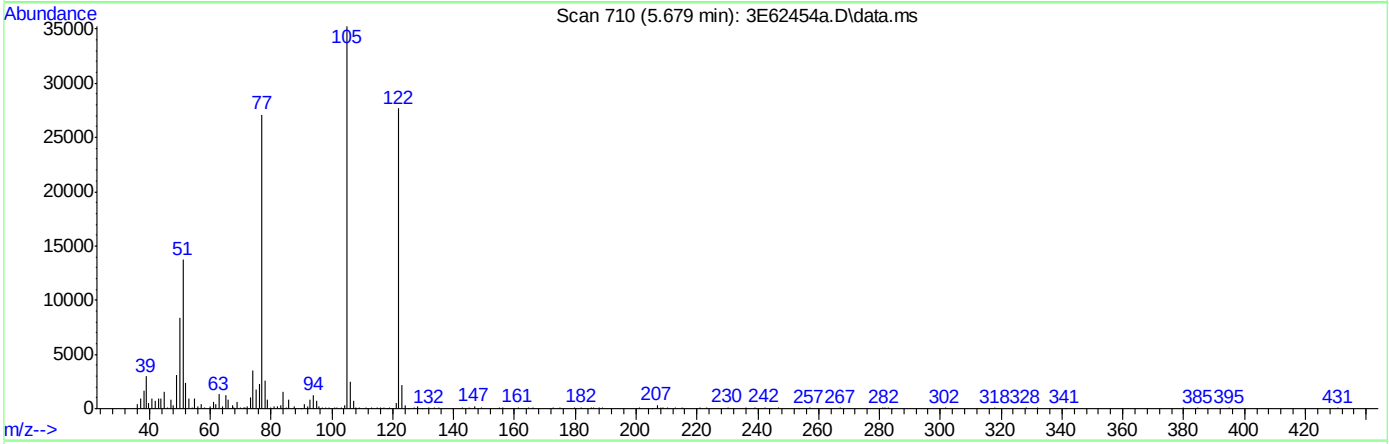

TIC: 3E62454a.D\data.ms

(31) Benzoic acid (t)

5.679min (0.000) 15.97ppb

response 80925

Ion	Exp%	Act%
105.00	100	100
122.00	79.50	79.93
77.05	72.10	81.17
0.00	0.00	0.00

ACCUTEST LABORATORIES JB69078

Quantitation Report (Qedit)

Data Path : C:\msdchem\1\DATA\E3e2675\
Data File : 3E62454a.D
Acq On : 24 Jun 2014 10:26 am
Operator : samtap
Sample : cc2646-25
Misc : op75684,e3e2675
ALS Vial : 2 Sample Multiplier: 1

Quant Time: Jun 24 11:03:18 2014
Quant Method : C:\msdchem\1\METHODS\M3E2646.M
Quant Title : Semi Volatile GC/MS, rtx-5msi 30m x .25mm x .25MoTue Jun 24 11:03:08 2014
QLast Update : Tue Jun 24 11:03:08 2014
Response via : Initial Calibration

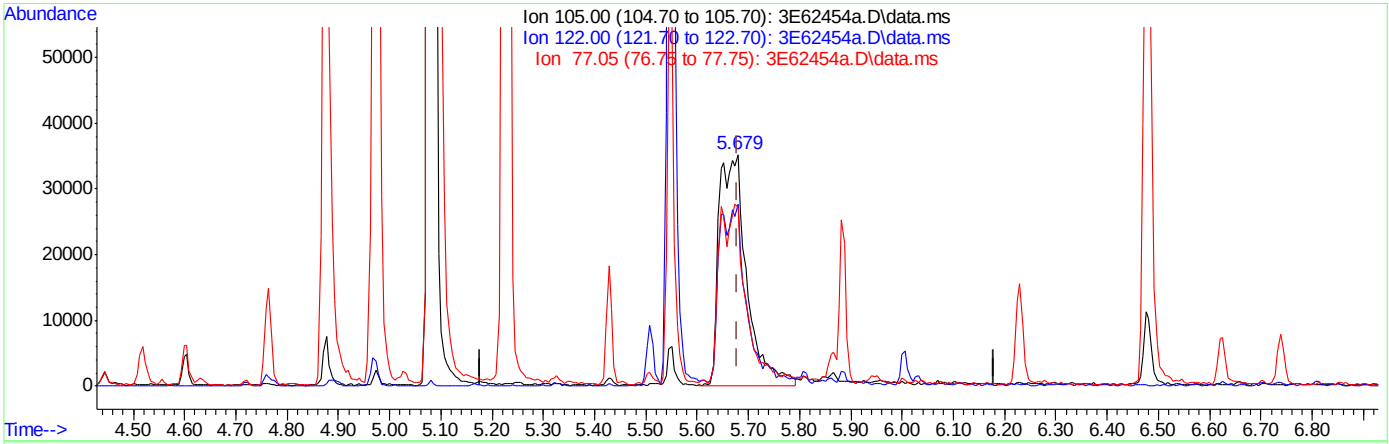

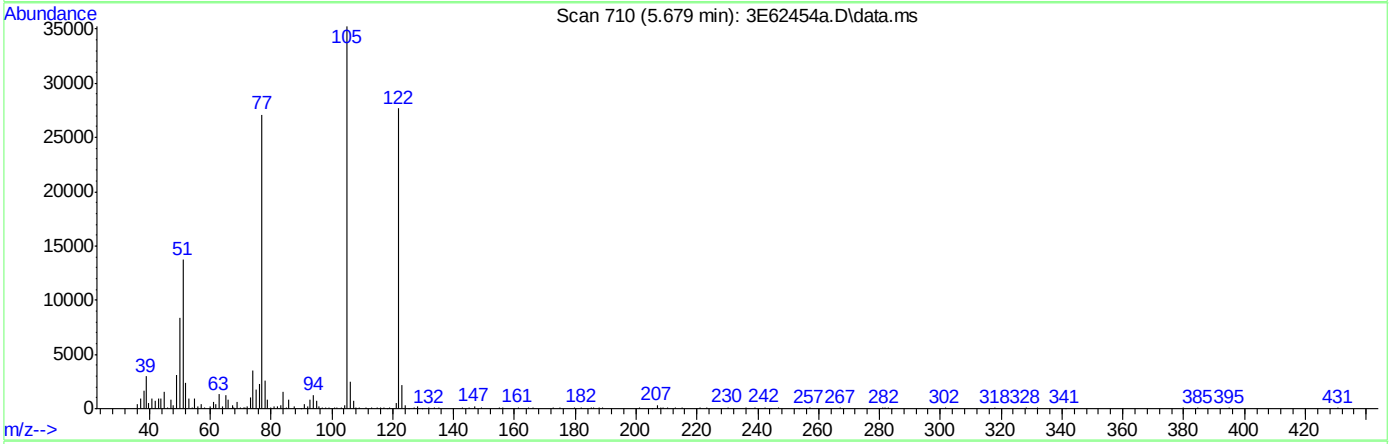

TIC: 3E62454a.D\data.ms

(31) Benzoic acid (t)

5.679min (0.000) 23.91ppb m

response 132392

Ion	Exp%	Act%
105.00	100	100
122.00	79.50	78.52
77.05	72.10	76.98
0.00	0.00	0.00

ACCUTEST LABORATORIES
JB69078

Quantitation Report (QT Reviewed)

Data Path : C:\msdchem\1\DATA\E3e2675\
Data File : 3E62455.D
Acq On : 24 Jun 2014 11:04 am
Operator : samtap
Sample : cc2647-25
Misc : op75684,e3e2675
ALS Vial : 3 Sample Multiplier: 1

Quant Time: Jun 24 11:29:53 2014
Quant Method : C:\msdchem\1\METHODS\M3E2646.M
Quant Title : Semi Volatile GC/MS, rtx-5msi 30m x .25mm x .25MoTue Jun 24 11:03:08 2014
QLast Update : Tue Jun 24 11:29:08 2014
Response via : Initial Calibration

Internal Standards	R.T.	QIon	Response	Conc	Units	Dev(Min)
1) 1,4-Dichlorobenzene-d4	4.759	152	274681	40.00	ppb	0.00
24) Naphthalene-d8	5.861	136	1056763	40.00	ppb	0.00
47) Acenaphthene-d10	7.947	164	604169	40.00	ppb	0.00
69) Phenanthrene-d10	10.134	188	951709	40.00	ppb	0.00
83) Chrysene-d12	14.333	240	871097	40.00	ppb	0.00
92) Perylene-d12	16.462	264	636665	40.00	ppb	0.00
102) 1,4-Dichlorobenzene-d4a	4.759	152	274681	40.00	ppb	0.00
104) Acenaphthene-d10a	7.947	164	604169	40.00	ppb	0.00
106) Phenanthrene-d10a	10.134	188	951709	40.00	ppb	0.00
108) Chrysene-d12a	14.333	240	871097	40.00	ppb	0.00
110) Naphthalene-d8a	5.861	136	1056763	40.00	ppb	0.00
System Monitoring Compounds						
5) 2-Fluorophenol	0.000	112	0	0.00	ppb	
Spiked Amount 50.000			Recovery =	0.00%		
8) Phenol-d5	0.000	99	0	0.00	ppb	
Spiked Amount 50.000			Recovery =	0.00%		
25) Nitrobenzene-d5	0.000	82	0	0.00	ppb	
Spiked Amount 50.000			Recovery =	0.00%		
51) 2-Fluorobiphenyl	0.000	172	0d	0.00	ppb	
Spiked Amount 50.000			Recovery =	0.00%		
73) 2,4,6-Tribromophenol	0.000	330	0	0.00	ppb	
Spiked Amount 50.000			Recovery =	0.00%		
85) Terphenyl-d14	0.000	244	0	0.00	ppb	
Spiked Amount 50.000			Recovery =	0.00%		
Target Compounds						Qvalue
103) Benzaldehyde	4.433	105	157344	21.44	ppb	93
105) 1,2,4,5-Tetrachloroben...	6.824	216	195099	26.60	ppb	97
107) Atrazine	9.765	215	71870	28.94	ppb	87
109) benzidine	12.295	184	292213	18.24	ppb	97
111) Hydroquinone	6.315	110	226316	28.29	ppb	91

(#) = qualifier out of range (m) = manual integration (+) = signals summed

Quantitation Report (QT Reviewed)

Data Path : C:\msdchem\1\DATA\E3e2675\
Data File : 3E62455.D
Acq On : 24 Jun 2014 11:04 am
Operator : samtap
Sample : cc2647-25
Misc : op75684,e3e2675
ALS Vial : 3 Sample Multiplier: 1

Quant Time: Jun 24 11:29:53 2014
Quant Method : C:\msdchem\1\METHODS\M3E2646.M
Quant Title : Semi Volatile GC/MS, rtx-5msi 30m x .25mm x .25MoTue Jun 24 11:03:08 2014
QLast Update : Tue Jun 24 11:29:08 2014
Response via : Initial Calibration

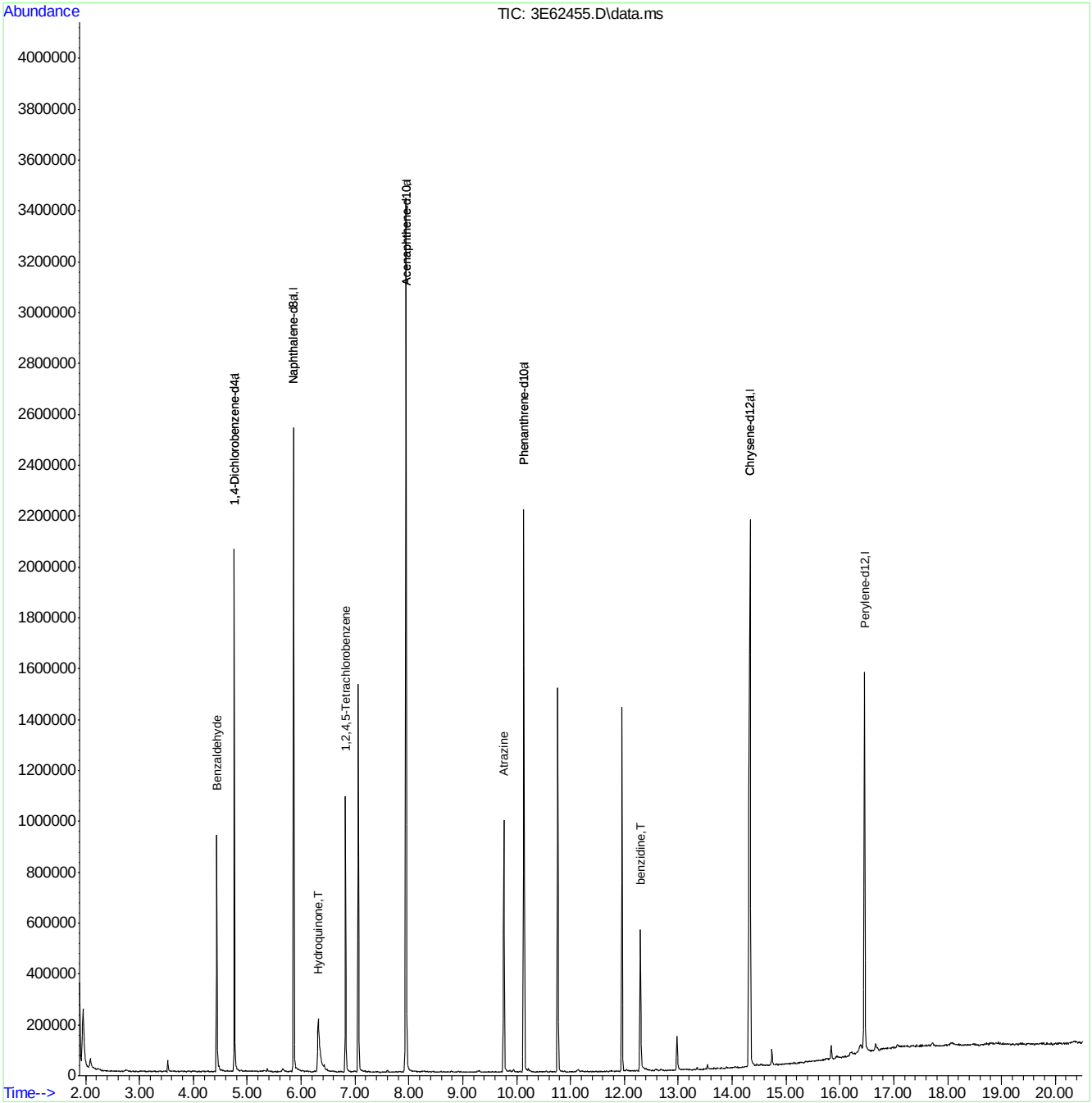

M3E2646.M Tue Jun 24 13:31:09 2014 MS3E Page: 2

Manual Integrations APPROVED (compounds with "m" flag)
Nina Pandya
06/10/14 15:02

Quantitation Report (QT Reviewed)

Data Path : C:\msdchem\1\DATA\1389\
Data File : 3p32434.D
Acq On : 6 Jun 2014 2:20 pm
Operator : samtap
Sample : ic1389-100
Misc : op75000,e3p1389,
ALS Vial : 2 Sample Multiplier: 1

Quant Time: Jun 06 17:51:26 2014
Quant Method : C:\msdchem\1\METHODS\M3P1389.M
Quant Title : Semi Volatile Extractables by GC/MS
QLast Update : Fri Jun 06 15:41:34 2014
Response via : Initial Calibration

Compound	R.T.	QIon	Response	Conc	Units	Dev(Min)
Internal Standards						
1) 1,4-Dichlorobenzene-d4	4.569	152	346409	40.00	ppb	0.00
24) Naphthalene-d8	5.495	136	1163836	40.00	ppb	0.00
47) Acenaphthene-d10	6.869	164	657285	40.00	ppb	0.00
69) Phenanthrene-d10	8.682	188	1082749	40.00	ppb	0.00
83) Chrysene-d12	13.887	240	1107825	40.00	ppb	0.00
91) Perylene-d12	16.914	264	949439	40.00	ppb	0.00
101) 1,4-Dichlorobenzene-d4a	4.569	152	346409	40.00	ppb	0.00
103) Acenaphthene-d10a	6.869	164	657285	40.00	ppb	0.00
107) Chrysene-d12a	13.887	240	1107825	40.00	ppb	0.00
109) Naphthalene-d8a	5.495	136	1163836	40.00	ppb	0.00
111) Phenanthrene-d10a	8.682	188	1082749	40.00	ppb	0.00
System Monitoring Compounds						
5) 2-Fluorophenol	3.585	112	1175135	102.68	ppb	0.00
Spiked Amount 50.000			Recovery = 205.36%			
8) Phenol-d5	4.318	99	1313392	99.24	ppb	0.00
Spiked Amount 50.000			Recovery = 198.48%			
25) Nitrobenzene-d5	4.976	82	907720	93.74	ppb	0.00
Spiked Amount 50.000			Recovery = 187.48%			
51) 2-Fluorobiphenyl	6.281	172	1855890	87.97	ppb	0.00
Spiked Amount 50.000			Recovery = 175.94%			
73) 2,4,6-Tribromophenol	7.725	330	299687	103.66	ppb	0.00
Spiked Amount 50.000			Recovery = 207.32%			
85) Terphenyl-d14	11.688	244	2108062	96.42	ppb	0.00
Spiked Amount 50.000			Recovery = 192.84%			
112) o-Terphenyl	0.000	230	0	0.00	ppb	
Spiked Amount 50.000			Recovery = 0.00%			
113) 1-Chlorooctadecane	0.000	57	0	0.00	ppb	
Spiked Amount 50.000			Recovery = 0.00%			
Target Compounds						Qvalue
2) 1,4-Dioxane	2.066	88	561112	102.46	ppb	100
3) Pyridine	2.398	79	1391249	102.80	ppb	100
4) N-Nitrosodimethylamine	2.371	42	498370	99.61	ppb	100
6) Indene	4.762	116	1800084	89.98	ppb	100
7) Cumene	3.976	105	2923687	96.35	ppb	100
9) Phenol	4.329	94	1384468	92.50	ppb	100
10) Aniline	4.329	93	1165057	79.60	ppb	100
11) bis(2-Chloroethyl)ether	4.382	93	886764	95.87	ppb	100
12) 2-Chlorophenol	4.419	128	1128040	89.05	ppb	100
13) Decane	4.462	43	753243	86.93	ppb	100
14) 1,3-Dichlorobenzene	4.532	146	1283591	91.74	ppb	100
15) 1,4-Dichlorobenzene	4.585	146	1277686	90.45	ppb	100
16) Benzyl alcohol	4.682	108	650835	95.59	ppb	100
17) 1,2-Dichlorobenzene	4.698	146	1143569	86.94	ppb	100
18) Acetophenone	4.869	105	1397888	88.90	ppb	100
19) 2-Methylphenol	4.767	108	818465	89.16	ppb	100
20) 2,2'-oxybis(1-Chloropr...	4.772	45	781607	84.48	ppb	100
21) 3&4-Methylphenol	4.874	108	852850	90.45	ppb	100

Quantitation Report (QT Reviewed)

Data Path : C:\msdchem\1\DATA\1389\
Data File : 3p32434.D
Acq On : 6 Jun 2014 2:20 pm
Operator : samtap
Sample : ic1389-100
Misc : op75000,e3p1389,
ALS Vial : 2 Sample Multiplier: 1

Quant Time: Jun 06 17:51:26 2014
Quant Method : C:\msdchem\1\METHODS\M3P1389.M
Quant Title : Semi Volatile Extractables by GC/MS
QLast Update : Fri Jun 06 15:41:34 2014
Response via : Initial Calibration

Compound	R.T.	QIon	Response	Conc	Units	Dev(Min)
22) n-Nitroso-di-n-propyla...	4.874	70	530177	88.28	ppb	100
23) Hexachloroethane	4.944	201	423573	92.84	ppb	100
26) Nitrobenzene	4.992	77	915888	89.55	ppb	100
27) Quinoline	5.767	129	2247370	98.73	ppb	100
28) Isophorone	5.168	82	1532720	91.24	ppb	100
29) 2-Nitrophenol	5.222	139	591428	99.87	ppb	100
30) 2,4-Dimethylphenol	5.254	107	919603	113.77	ppb	100
31) Benzoic acid	5.372	105	771456m	98.87	ppb	
32) bis(2-Chloroethoxy)met...	5.318	93	945563	91.48	ppb	100
33) 2,4-Dichlorophenol	5.398	162	876809	96.80	ppb	100
34) 2,6-Dichlorophenol	5.559	162	834859	97.00	ppb	100
35) 1,3,5-Trichlorobenzene	5.232	180	1131810	92.58	ppb	100
36) 1,2,4-Trichlorobenzene	5.452	180	945660	91.61	ppb	100
37) 1,2,3-Trichlorobenzene	5.612	180	1011109	90.97	ppb	100
38) Naphthalene	5.511	128	2635174	88.00	ppb	100
39) 4-Chloroaniline	5.553	127	1088212	88.84	ppb	100
40) 2,3-Dichloroaniline	6.217	161	1156417	90.12	ppb	100
41) Caprolactam	5.832	113	340397	98.04	ppb	100
42) Hexachlorobutadiene	5.602	225	498375	90.53	ppb	100
43) 4-Chloro-3-methylphenol	5.906	107	839166	93.96	ppb	100
44) 2-Methylnaphthalene	6.003	141	1677260	93.47	ppb	100
45) 1-Methylnaphthalene	6.078	141	1834533	89.44	ppb	100
46) Dimethylnaphthalene	6.495	156	1849842	91.24	ppb	100
48) Hexachlorocyclopentadiene	6.126	237	1190347	200.00	ppb	100
49) 2,4,6-Trichlorophenol	6.222	196	588203	94.23	ppb	100
50) 2,4,5-Trichlorophenol	6.259	196	643716	93.37	ppb	100
52) 2-Chloronaphthalene	6.382	162	1713514	87.92	ppb	100
53) Biphenyl	6.366	154	2537501	90.38	ppb	100
54) 2-Nitroaniline	6.468	65	470434	98.97	ppb	100
55) Dimethylphthalate	6.618	163	1944259	87.93	ppb	100
56) Acenaphthylene	6.735	152	2883131	91.98	ppb	100
57) 2,6-Dinitrotoluene	6.671	165	460615	106.51	ppb	100
58) 3-Nitroaniline	6.832	138	562676	101.41	ppb	100
59) Acenaphthene	6.901	153	1760101	90.38	ppb	100
60) 2,4-Dinitrophenol	6.928	184	569842	200.00	ppb	100
61) 4-Nitrophenol	6.998	109	277495	100.00	ppb	100
62) Dibenzofuran	7.072	168	2427776	87.92	ppb	100
63) 2,4-Dinitrotoluene	7.056	165	634123	113.84	ppb	100
64) 2,3,4,6-Tetrachlorophenol	7.201	232	525125	106.64	ppb	100
65) Diethylphthalate	7.318	149	2008963	92.79	ppb	100
66) Fluorene	7.441	166	1977017	88.84	ppb	100
67) 4-Chlorophenyl-phenyle...	7.441	204	905862	94.20	ppb	100
68) 4-Nitroaniline	7.479	138	558297	101.79	ppb	100
70) 4,6-Dinitro-2-methylph...	7.506	198	362997	100.00	ppb	100
71) n-Nitrosodiphenylamine	7.581	169	1364190	92.70	ppb	100
72) 1,2-Diphenylhydrazine	7.629	77	1735442	91.81	ppb	100
74) 4-Bromophenyl-phenylether	8.051	248	566444	95.57	ppb	100
75) Hexachlorobenzene	8.137	284	626311	95.90	ppb	100
76) Pentachlorophenol	8.420	266	936972	200.00	ppb	100
77) Phenanthrene	8.720	178	2860781	91.12	ppb	100

Quantitation Report (QT Reviewed)

Data Path : C:\msdchem\1\DATA\1389\
Data File : 3p32434.D
Acq On : 6 Jun 2014 2:20 pm
Operator : samtap
Sample : ic1389-100
Misc : op75000,e3p1389,
ALS Vial : 2 Sample Multiplier: 1

Quant Time: Jun 06 17:51:26 2014
Quant Method : C:\msdchem\1\METHODS\M3P1389.M
Quant Title : Semi Volatile Extractables by GC/MS
QLast Update : Fri Jun 06 15:41:34 2014
Response via : Initial Calibration

Compound	R.T.	QIon	Response	Conc	Units	Dev(Min)
78) Anthracene	8.800	178	2839636	95.01	ppb	100
79) Carbazole	9.073	167	3282860	95.58	ppb	100
80) Di-n-butylphthalate	9.763	149	3728424	97.18	ppb	100
81) Fluoranthene	10.822	202	3365201	97.82	ppb	100
82) Octadecane	8.602	57	1168786	94.69	ppb	100
84) Pyrene	11.255	202	3480010	94.51	ppb	100
86) Butylbenzylphthalate	12.860	149	1775932	98.92	ppb	100
87) Benzo[a]anthracene	13.871	228	2969192	91.73	ppb	100
88) 3,3'-Dichlorobenzidine	13.919	252	1119124	99.50	ppb	100
89) Chrysene	13.951	228	2538941	92.52	ppb	100
90) bis(2-Ethylhexyl)phtha...	14.277	149	2251845	100.00	ppb	100
92) Di-n-octylphthalate	15.721	149	4234785	100.00	ppb	100
93) Benzo[b]fluoranthene	16.181	252	3273636	107.23	ppb	100
94) Benzo[k]fluoranthene	16.251	252	2558394	95.17	ppb	100
95) Benzo[a]pyrene	16.812	252	2648567	100.07	ppb	100
96) Indeno[1,2,3-cd]pyrene	18.871	276	2755150	83.94	ppb	98
97) Dibenz(a,h)acridine	18.508	279	2918815	107.00	ppb	100
98) Dibenz[a,h]anthracene	18.936	278	2704846	103.96	ppb	100
99) 7,12-Dimethylbenz(a)an...	16.208	256	1576471	100.00	ppb	100
100) Benzo[g,h,i]perylene	19.299	276	2635809	100.22	ppb	100

(#) = qualifier out of range (m) = manual integration (+) = signals summed

Quantitation Report (QT Reviewed)

Data Path : C:\msdchem\1\DATA\1389\
Data File : 3p32434.D
Acq On : 6 Jun 2014 2:20 pm
Operator : samtap
Sample : ic1389-100
Misc : op75000,e3p1389,
ALS Vial : 2 Sample Multiplier: 1

Quant Time: Jun 06 17:51:26 2014
Quant Method : C:\msdchem\1\METHODS\M3P1389.M
Quant Title : Semi Volatile Extractables by GC/MS
QLast Update : Fri Jun 06 15:41:34 2014
Response via : Initial Calibration

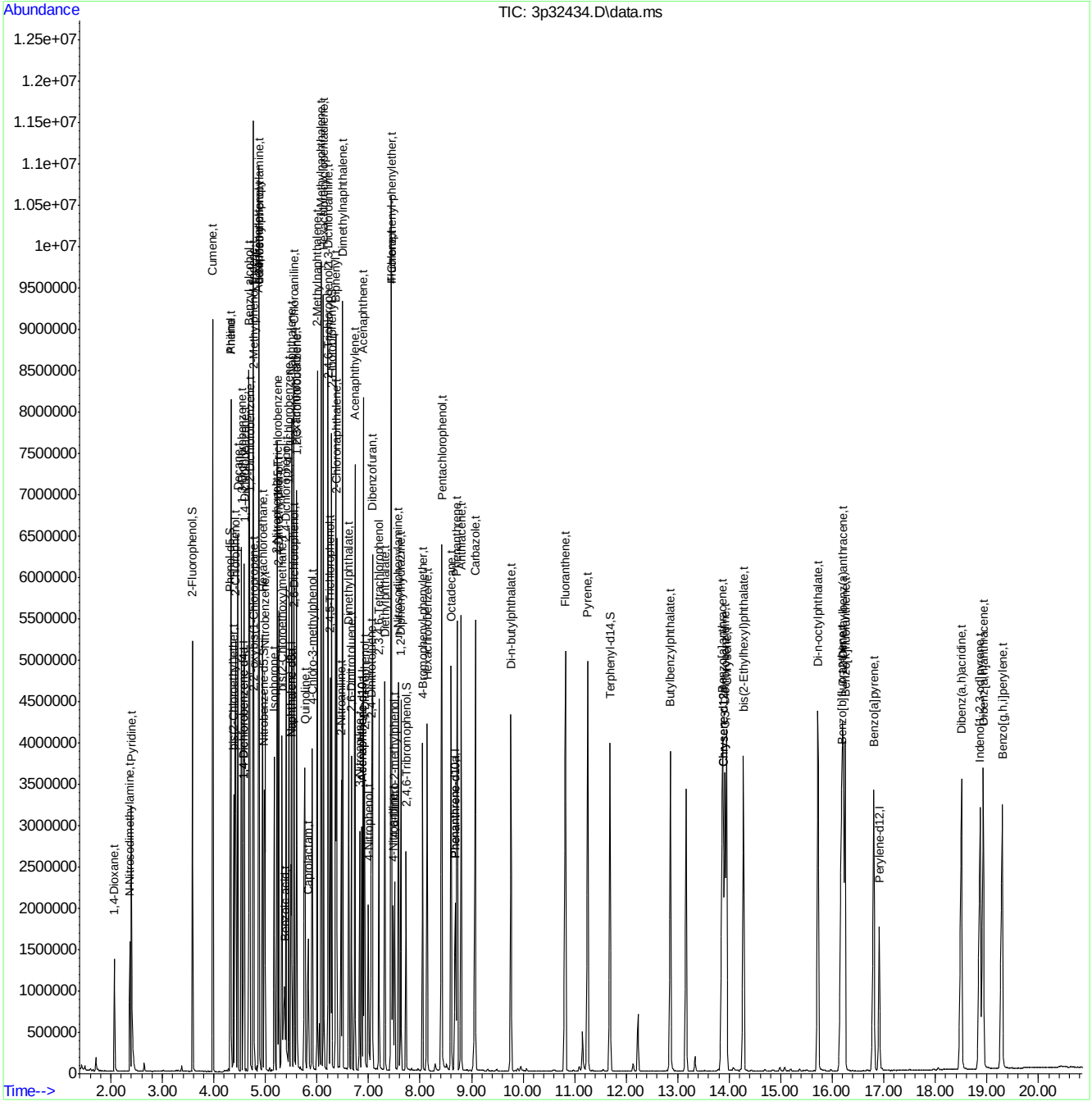

ACCUTEST LABORATORIES JB69078

Manual Integration Approval Summary

Sample Number:	E3P1389-IC1389	**Method:**	SW846 8270D
Lab FileID:	3P32434.D	**Analyst approved:**	06/07/14 15:50 Kristi Schollenberger
Injection Time:	06/06/14 14:20	**Supervisor approved:**	06/10/14 15:02 Nina Pandya

Parameter	CAS	Sig#	R.T. (min.)	Reason
Benzoic Acid	65-85-0		5.37	Split peak

Quantitation Report (Qedit)

Data Path : C:\msdchem\1\DATA\1389\
Data File : 3p32434.D
Acq On : 6 Jun 2014 2:20 pm
Operator : samtap
Sample : ic1389-100
Misc : op75000,e3p1389,
ALS Vial : 2 Sample Multiplier: 1

Quant Time: Jun 06 15:29:39 2014
Quant Method : C:\msdchem\1\METHODS\M3P1389.M
Quant Title : Semi Volatile Extractables by GC/MS
QLast Update : Fri Jun 06 15:29:28 2014
Response via : Initial Calibration

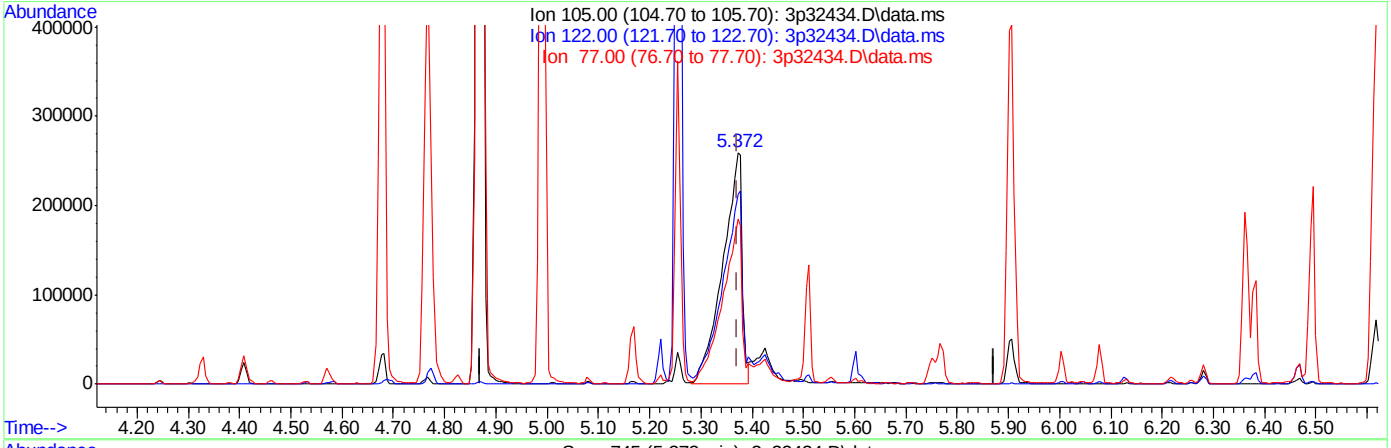

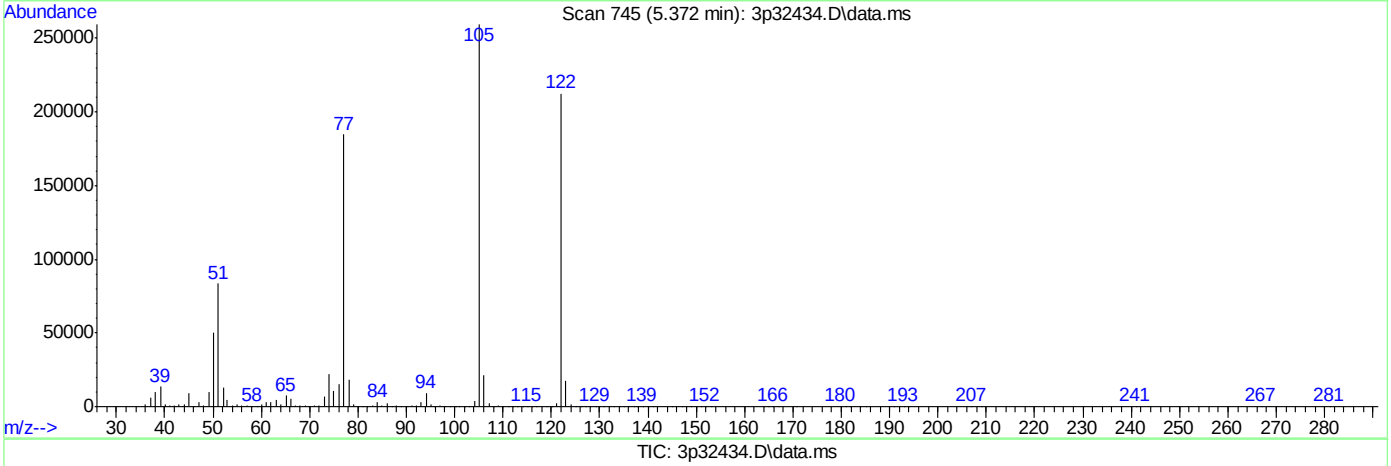

TIC: 3p32434.D\data.ms

(31) Benzoic acid (t)

5.372min (0.000) 82.49ppb

response 680622

Ion	Exp%	Act%
105.00	100	100
122.00	81.90	78.45
77.00	71.10	69.71
0.00	0.00	0.00

ACCUTEST LABORATORIES JB69078

Quantitation Report (Qedit)

Data Path : C:\msdchem\1\DATA\1389\
Data File : 3p32434.D
Acq On : 6 Jun 2014 2:20 pm
Operator : samtap
Sample : ic1389-100
Misc : op75000,e3p1389,
ALS Vial : 2 Sample Multiplier: 1

Quant Time: Jun 06 17:51:26 2014
Quant Method : C:\msdchem\1\METHODS\M3P1389.M
Quant Title : Semi Volatile Extractables by GC/MS
QLast Update : Fri Jun 06 15:41:34 2014
Response via : Initial Calibration

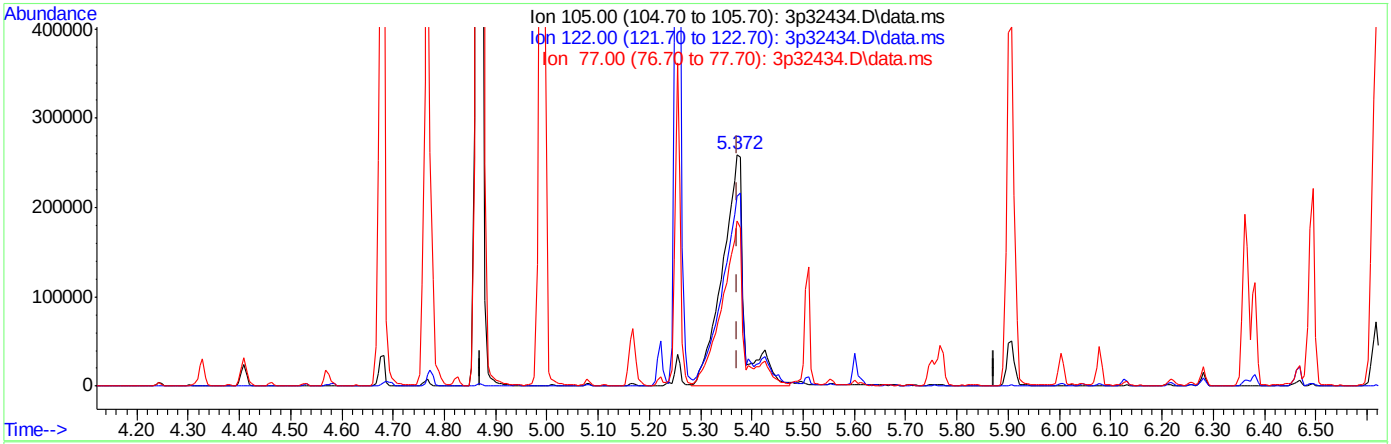

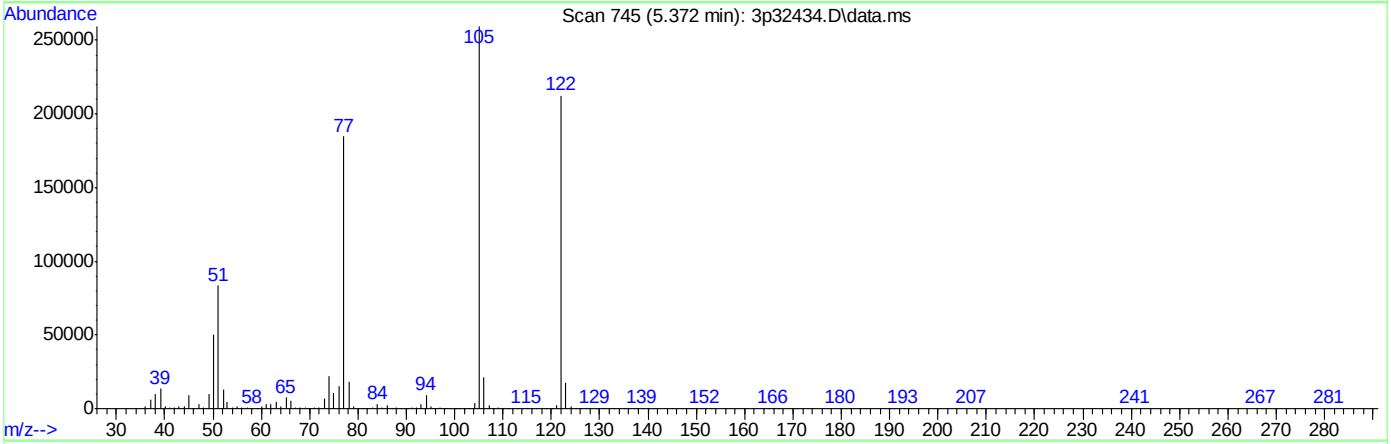

TIC: 3p32434.D\data.ms

(31) Benzoic acid (t)

5.372min (-0.000) 98.87ppb m

response 771456

Ion	Exp%	Act%
105.00	100	100
122.00	81.90	81.92
77.00	71.10	71.14
0.00	0.00	0.00

ACCUTEST LABORATORIES JB69078

Manual Integrations APPROVED (compounds with "m" flag)
Nina Pandya
06/10/14 15:02

Quantitation Report (QT Reviewed)

Data Path : C:\msdchem\1\DATA\1389\
Data File : 3p32435.D
Acq On : 6 Jun 2014 2:45 pm
Operator : samtap
Sample : ic1389-1
Misc : op75000,e3p1389,
ALS Vial : 3 Sample Multiplier: 1

Quant Time: Jun 06 17:53:39 2014
Quant Method : C:\msdchem\1\METHODS\M3P1389.M
Quant Title : Semi Volatile Extractables by GC/MS
QLast Update : Fri Jun 06 17:51:42 2014
Response via : Initial Calibration

Compound	R.T.	QIon	Response	Conc	Units		Dev(Min)
Internal Standards							
1) 1,4-Dichlorobenzene-d4	4.569	152	608677	40.00	ppb		0.00
24) Naphthalene-d8	5.489	136	2086607	40.00	ppb		0.00
47) Acenaphthene-d10	6.864	164	1168526	40.00	ppb		0.00
69) Phenanthrene-d10	8.672	188	1893276	40.00	ppb		-0.01
83) Chrysene-d12	13.871	240	1829627	40.00	ppb		-0.02
91) Perylene-d12	16.909	264	1645294	40.00	ppb		0.00
101) 1,4-Dichlorobenzene-d4a	4.569	152	608677	40.00	ppb		0.00
103) Acenaphthene-d10a	6.864	164	1168526	40.00	ppb		0.00
107) Chrysene-d12a	13.871	240	1829627	40.00	ppb		-0.02
109) Naphthalene-d8a	5.489	136	2086607	40.00	ppb		0.00
111) Phenanthrene-d10a	8.672	188	1893276	40.00	ppb		-0.01
System Monitoring Compounds							
5) 2-Fluorophenol	3.585	112	19571	0.95	ppb		0.00
Spiked Amount 50.000			Recovery =	1.90%			
8) Phenol-d5	4.307	99	23433	1.02	ppb		-0.01
Spiked Amount 50.000			Recovery =	2.04%			
25) Nitrobenzene-d5	4.970	82	18446	1.13	ppb		0.00
Spiked Amount 50.000			Recovery =	2.26%			
51) 2-Fluorobiphenyl	6.276	172	42014	1.27	ppb		0.00
Spiked Amount 50.000			Recovery =	2.54%			
73) 2,4,6-Tribromophenol	7.714	330	4870	0.93	ppb		-0.01
Spiked Amount 50.000			Recovery =	1.86%			
85) Terphenyl-d14	11.672	244	37400	1.07	ppb		-0.02
Spiked Amount 50.000			Recovery =	2.14%			
112) o-Terphenyl	0.000	230	0	0.00	ppb		
Spiked Amount 50.000			Recovery =	0.00%			
113) 1-Chlorooctadecane	0.000	57	0	0.00	ppb		
Spiked Amount 50.000			Recovery =	0.00%			
Target Compounds							Qvalue
2) 1,4-Dioxane	2.088	88	9385	0.95	ppb		96
3) Pyridine	2.435	79	23114	0.95	ppb		93
4) N-Nitrosodimethylamine	2.387	42	8826	1.01	ppb		96
6) Indene	4.757	116	38676	1.22	ppb		98
7) Cumene	3.981	105	55263	1.08	ppb		99
9) Phenol	4.318	94	28271	1.16	ppb		84
10) Aniline	4.323	93	30965	1.51	ppb	#	60
11) bis(2-Chloroethyl)ether	4.371	93	16924	1.09	ppb		95
12) 2-Chlorophenol	4.414	128	24693	1.25	ppb		97
13) Decane	4.457	43	17214	1.30	ppb		90
14) 1,3-Dichlorobenzene	4.527	146	26613	1.18	ppb		92
15) 1,4-Dichlorobenzene	4.580	146	27192	1.21	ppb		93
16) Benzyl alcohol	4.671	108	12491	1.09	ppb		94
17) 1,2-Dichlorobenzene	4.692	146	26133	1.30	ppb		95
18) Acetophenone	4.858	105	30694	1.25	ppb		100
19) 2-Methylphenol	4.757	108	17878	1.24	ppb		97
20) 2,2'-oxybis(1-Chloropr...	4.767	45	18779	1.37	ppb		89
21) 3&4-Methylphenol	4.864	108	18151	1.21	ppb		93

Quantitation Report (QT Reviewed)

Data Path : C:\msdchem\1\DATA\1389\
Data File : 3p32435.D
Acq On : 6 Jun 2014 2:45 pm
Operator : samtap
Sample : ic1389-1
Misc : op75000,e3p1389,
ALS Vial : 3 Sample Multiplier: 1

Quant Time: Jun 06 17:53:39 2014
Quant Method : C:\msdchem\1\METHODS\M3P1389.M
Quant Title : Semi Volatile Extractables by GC/MS
QLast Update : Fri Jun 06 17:51:42 2014
Response via : Initial Calibration

	Compound	R.T.	QIon	Response	Conc	Units		Dev(Min)
22)	n-Nitroso-di-n-propyla...	4.864	70	11789	1.27	ppb		97
23)	Hexachloroethane	4.938	201	8591	1.15	ppb		81
26)	Nitrobenzene	4.981	77	20254	1.23	ppb		92
27)	Quinoline	5.741	129	41329	1.03	ppb		98
28)	Isophorone	5.152	82	32756	1.19	ppb		93
29)	2-Nitrophenol	5.216	139	10632	1.00	ppb		99
30)	2,4-Dimethylphenol	5.249	107	12495	0.76	ppb		96
31)	Benzoic acid	5.297	105	7116	0.51	ppb		87
32)	bis(2-Chloroethoxy)met...	5.313	93	20109	1.19	ppb		98
33)	2,4-Dichlorophenol	5.393	162	16761	1.07	ppb		94
34)	2,6-Dichlorophenol	5.548	162	15895	1.06	ppb		94
35)	1,3,5-Trichlorobenzene	5.227	180	23546	1.16	ppb		99
36)	1,2,4-Trichlorobenzene	5.452	180	20059	1.18	ppb		97
37)	1,2,3-Trichlorobenzene	5.607	180	21725	1.20	ppb		97
38)	Naphthalene	5.505	128	60134	1.27	ppb		98
39)	4-Chloroaniline	5.543	127	24411	1.25	ppb		98
40)	2,3-Dichloroaniline	6.211	161	25280	1.22	ppb		99
41)	Caprolactam	5.767	113	6347	1.04	ppb		97
42)	Hexachlorobutadiene	5.602	225	10805	1.21	ppb		92
43)	4-Chloro-3-methylphenol	5.890	107	16980	1.13	ppb	#	96
44)	2-Methylnaphthalene	5.997	141	34270	1.14	ppb		100
45)	1-Methylnaphthalene	6.072	141	40660	1.24	ppb		97
46)	Dimethylnaphthalene	6.484	156	39535	1.19	ppb		98
48)	Hexachlorocyclopentadiene	6.126	237	15133	1.43	ppb		99
49)	2,4,6-Trichlorophenol	6.211	196	11738	1.12	ppb		96
50)	2,4,5-Trichlorophenol	6.249	196	13070	1.14	ppb		99
52)	2-Chloronaphthalene	6.372	162	38835	1.27	ppb		99
53)	Biphenyl	6.356	154	54718	1.21	ppb		98
54)	2-Nitroaniline	6.452	65	8538	1.02	ppb		89
55)	Dimethylphthalate	6.607	163	44055	1.27	ppb		98
56)	Acenaphthylene	6.730	152	60191	1.17	ppb		98
57)	2,6-Dinitrotoluene	6.655	165	7188	0.88	ppb		84
58)	3-Nitroaniline	6.816	138	9725	0.97	ppb		92
59)	Acenaphthene	6.891	153	37955	1.21	ppb		98
60)	2,4-Dinitrophenol	6.917	184	2120	0.42	ppb	#	66
61)	4-Nitrophenol	7.003	109	4146	0.84	ppb	#	46
62)	Dibenzofuran	7.062	168	55025	1.27	ppb		99
63)	2,4-Dinitrotoluene	7.040	165	8532	0.76	ppb		97
64)	2,3,4,6-Tetrachlorophenol	7.196	232	8173	0.88	ppb		99
65)	Diethylphthalate	7.302	149	41266	1.16	ppb		100
66)	Fluorene	7.431	166	43975	1.25	ppb		100
67)	4-Chlorophenyl-phenyle...	7.431	204	18088	1.12	ppb		91
68)	4-Nitroaniline	7.452	138	9577	0.96	ppb		96
70)	4,6-Dinitro-2-methylph...	7.490	198	1887	0.30	ppb		92
71)	n-Nitrosodiphenylamine	7.565	169	27611	1.16	ppb		95
72)	1,2-Diphenylhydrazine	7.618	77	35761	1.18	ppb		98
74)	4-Bromophenyl-phenylether	8.041	248	10823	1.09	ppb		96
75)	Hexachlorobenzene	8.126	284	11887	1.09	ppb		93
76)	Pentachlorophenol	8.410	266	8935	1.09	ppb		89
77)	Phenanthrene	8.704	178	59779	1.20	ppb		99

Quantitation Report (QT Reviewed)

Data Path : C:\msdchem\1\DATA\1389\
Data File : 3p32435.D
Acq On : 6 Jun 2014 2:45 pm
Operator : samtap
Sample : ic1389-1
Misc : op75000,e3p1389,
ALS Vial : 3 Sample Multiplier: 1

Quant Time: Jun 06 17:53:39 2014
Quant Method : C:\msdchem\1\METHODS\M3P1389.M
Quant Title : Semi Volatile Extractables by GC/MS
QLast Update : Fri Jun 06 17:51:42 2014
Response via : Initial Calibration

Compound	R.T.	QIon	Response	Conc	Units	Dev(Min)
78) Anthracene	8.779	178	54865	1.10	ppb	98
79) Carbazole	9.051	167	62715	1.09	ppb	99
80) Di-n-butylphthalate	9.752	149	68974	1.06	ppb	99
81) Fluoranthene	10.800	202	61470	1.04	ppb	98
82) Octadecane	8.591	57	22729	1.11	ppb	97
84) Pyrene	11.234	202	64151	1.12	ppb	97
86) Butylbenzylphthalate	12.844	149	29970	1.02	ppb	94
87) Benzo[a]anthracene	13.849	228	57875	1.18	ppb	97
88) 3,3'-Dichlorobenzidine	13.897	252	18670	1.01	ppb	98
89) Chrysene	13.919	228	48716	1.16	ppb	99
90) bis(2-Ethylhexyl)phtha...	14.266	149	36344	0.98	ppb	97
92) Di-n-octylphthalate	15.705	149	60181	0.82	ppb	98
93) Benzo[b]fluoranthene	16.138	252	48915m	0.86	ppb	
94) Benzo[k]fluoranthene	16.197	252	48834	1.10	ppb	97
95) Benzo[a]pyrene	16.770	252	45833	1.00	ppb	98
96) Indeno[1,2,3-cd]pyrene	18.829	276	42267	0.89	ppb	93
97) Dibenz(a,h)acridine	18.470	279	43960	0.87	ppb	97
98) Dibenz[a,h]anthracene	18.893	278	43305	0.92	ppb	92
99) 7,12-Dimethylbenz(a)an...	16.165	256	5241	0.19	ppb	97
100) Benzo[g,h,i]perylene	19.251	276	45478	1.00	ppb	95

(#) = qualifier out of range (m) = manual integration (+) = signals summed

9.6.33

6

ACCUTEST LABORATORIES JB69078

Quantitation Report (QT Reviewed)

Data Path : C:\msdchem\1\DATA\1389\
Data File : 3p32435.D
Acq On : 6 Jun 2014 2:45 pm
Operator : samtap
Sample : ic1389-1
Misc : op75000,e3p1389,
ALS Vial : 3 Sample Multiplier: 1

Quant Time: Jun 06 17:53:39 2014
Quant Method : C:\msdchem\1\METHODS\M3P1389.M
Quant Title : Semi Volatile Extractables by GC/MS
QLast Update : Fri Jun 06 17:51:42 2014
Response via : Initial Calibration

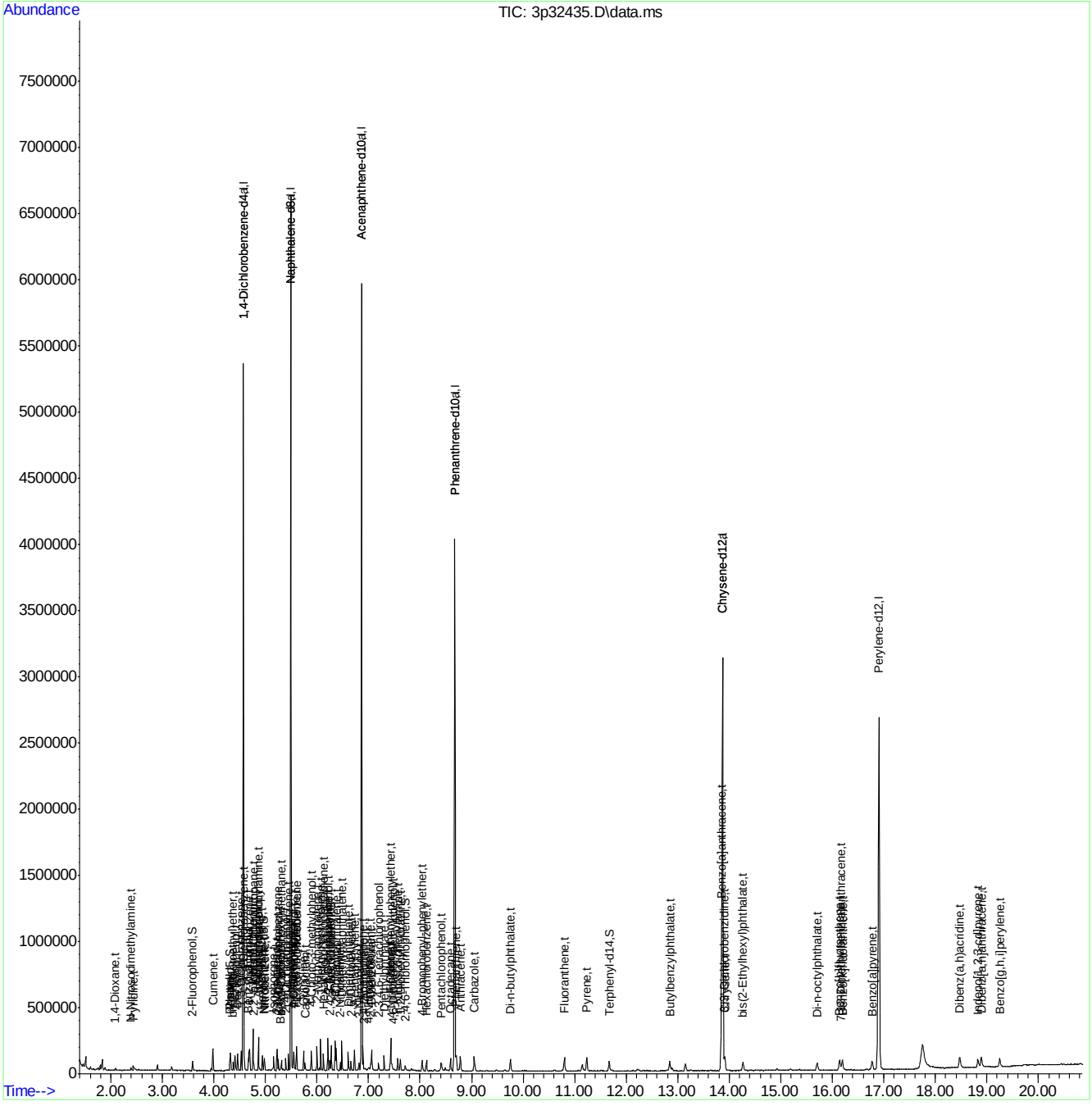

ACCUTEST LABORATORIES JB69078

9.6.33 9

Manual Integration Approval Summary

Sample Number:	E3P1389-IC1389	**Method:**	SW846 8270D
Lab FileID:	3P32435.D	**Analyst approved:**	06/07/14 15:50 Kristi Schollenberger
Injection Time:	06/06/14 14:45	**Supervisor approved:**	06/10/14 15:02 Nina Pandya

Parameter	CAS	Sig#	R.T. (min.)	Reason
Benzo(b)fluoranthene	205-99-2		16.14	Overlapping peak

Quantitation Report (Qedit)

Data Path : C:\msdchem\1\DATA\1389\
Data File : 3p32435.D
Acq On : 6 Jun 2014 2:45 pm
Operator : samtap
Sample : ic1389-1
Misc : op75000,e3p1389,
ALS Vial : 3 Sample Multiplier: 1

Quant Time: Jun 06 17:51:53 2014
Quant Method : C:\msdchem\1\METHODS\M3P1389.M
Quant Title : Semi Volatile Extractables by GC/MS
QLast Update : Fri Jun 06 17:51:42 2014
Response via : Initial Calibration

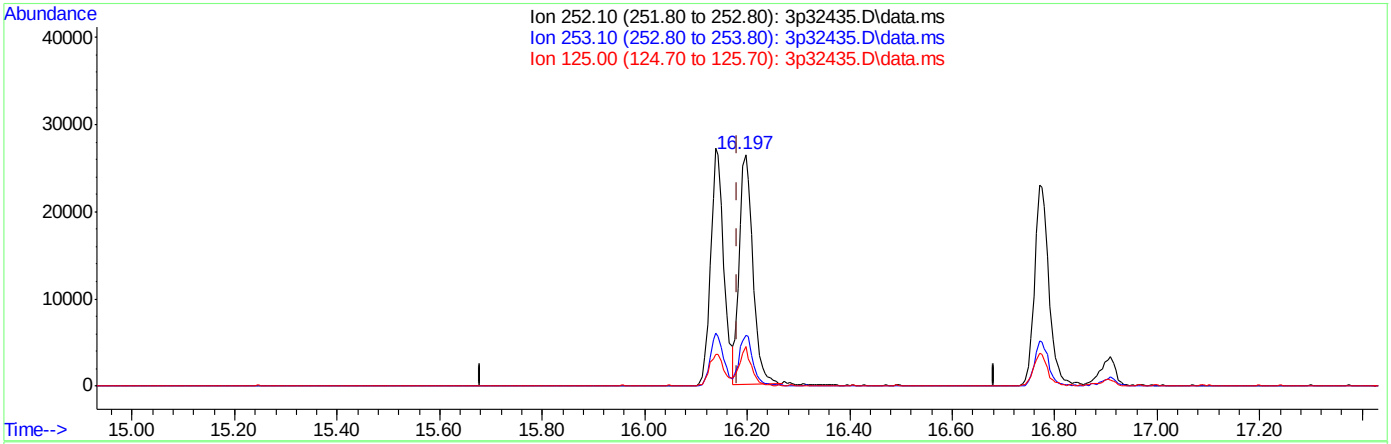

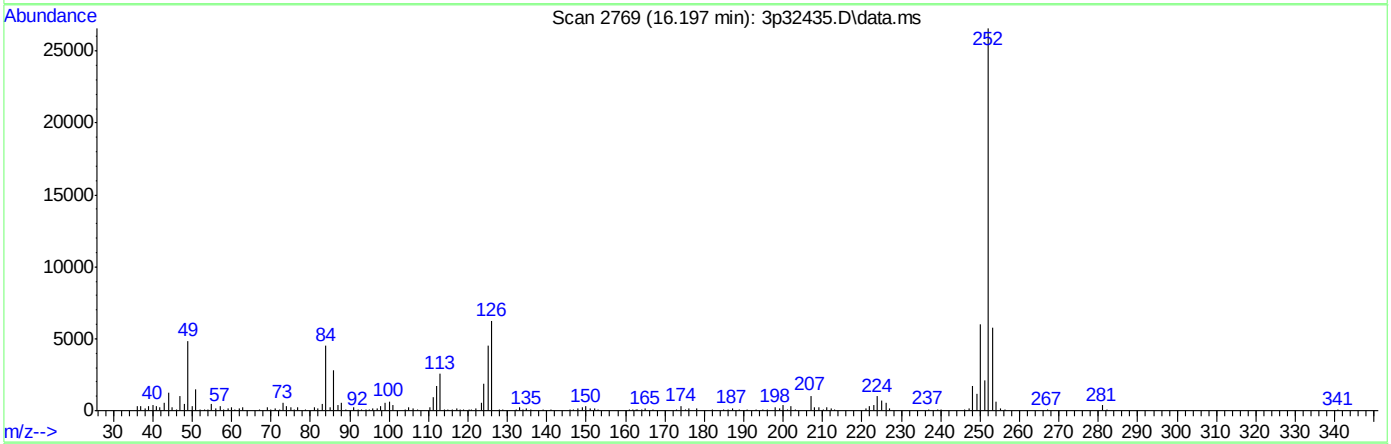

TIC: 3p32435.D\data.ms

(93) Benzo[b]fluoranthene (t)

16.197min (+0.016) 0.86ppb

response 48834

Ion	Exp%	Act%
252.10	100	100
253.10	21.30	21.96
125.00	13.50	16.49
0.00	0.00	0.00

ACCUTEST LABORATORIES JB69078

Quantitation Report (Qedit)

Data Path : C:\msdchem\1\DATA\1389\
Data File : 3p32435.D
Acq On : 6 Jun 2014 2:45 pm
Operator : samtap
Sample : ic1389-1
Misc : op75000,e3p1389,
ALS Vial : 3 Sample Multiplier: 1

Quant Time: Jun 06 17:53:39 2014
Quant Method : C:\msdchem\1\METHODS\M3P1389.M
Quant Title : Semi Volatile Extractables by GC/MS
QLast Update : Fri Jun 06 17:51:42 2014
Response via : Initial Calibration

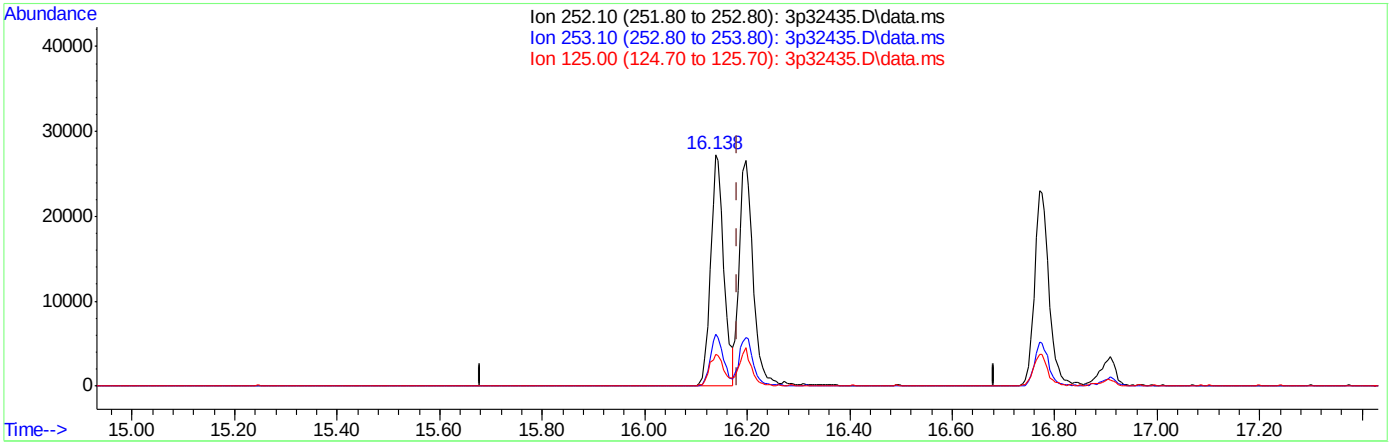

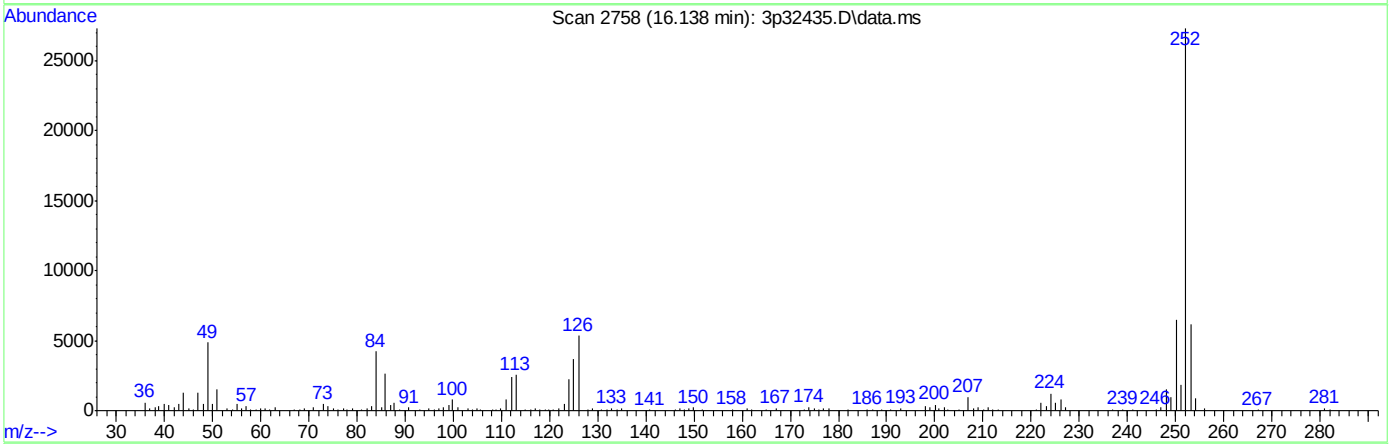

TIC: 3p32435.D\data.ms

(93) Benzo[b]fluoranthene (t)

16.138min (-0.043) 0.86ppb m

response 48915

Ion	Exp%	Act%
252.10	100	100
253.10	21.30	22.55
125.00	13.50	13.58
0.00	0.00	0.00

ACCUTEST LABORATORIES JB69078

Manual Integrations APPROVED (compounds with "m" flag)
Nina Pandya
06/10/14 15:02

Quantitation Report (QT Reviewed)

Data Path : C:\msdchem\1\DATA\1389\
Data File : 3p32436.D
Acq On : 6 Jun 2014 3:56 pm
Operator : samtap
Sample : ic1389-80
Misc : op75000,e3p1389,
ALS Vial : 4 Sample Multiplier: 1

Quant Time: Jun 06 17:55:17 2014
Quant Method : C:\msdchem\1\METHODS\M3P1389.M
Quant Title : Semi Volatile Extractables by GC/MS
QLast Update : Fri Jun 06 17:53:51 2014
Response via : Initial Calibration

Compound	R.T.	QIon	Response	Conc	Units	Dev(Min)
Internal Standards						
1) 1,4-Dichlorobenzene-d4	4.569	152	361586	40.00	ppb	0.00
24) Naphthalene-d8	5.495	136	1201080	40.00	ppb	0.00
47) Acenaphthene-d10	6.869	164	693044	40.00	ppb	0.00
69) Phenanthrene-d10	8.677	188	1161897	40.00	ppb	0.00
83) Chrysene-d12	13.887	240	1190656	40.00	ppb	0.00
91) Perylene-d12	16.914	264	1020497	40.00	ppb	0.00
101) 1,4-Dichlorobenzene-d4a	4.569	152	361586	40.00	ppb	0.00
103) Acenaphthene-d10a	6.869	164	693044	40.00	ppb	0.00
107) Chrysene-d12a	13.887	240	1190656	40.00	ppb	0.00
109) Naphthalene-d8a	5.495	136	1201080	40.00	ppb	0.00
111) Phenanthrene-d10a	8.677	188	1161897	40.00	ppb	0.00
System Monitoring Compounds						
5) 2-Fluorophenol	3.585	112	1053500	88.19	ppb	0.00
Spiked Amount 50.000			Recovery = 176.38%			
8) Phenol-d5	4.313	99	1171795	84.82	ppb	0.00
Spiked Amount 50.000			Recovery = 169.64%			
25) Nitrobenzene-d5	4.976	82	774656	77.52	ppb	0.00
Spiked Amount 50.000			Recovery = 155.04%			
51) 2-Fluorobiphenyl	6.281	172	1593794	71.65	ppb	0.00
Spiked Amount 50.000			Recovery = 143.30%			
73) 2,4,6-Tribromophenol	7.725	330	259693	83.71	ppb	0.00
Spiked Amount 50.000			Recovery = 167.42%			
85) Terphenyl-d14	11.688	244	1859043	79.12	ppb	0.00
Spiked Amount 50.000			Recovery = 158.24%			
112) o-Terphenyl	0.000	230	0	0.00	ppb	
Spiked Amount 50.000			Recovery = 0.00%			
113) 1-Chlorooctadecane	0.000	57	0	0.00	ppb	
Spiked Amount 50.000			Recovery = 0.00%			
Target Compounds						Qvalue
2) 1,4-Dioxane	2.071	88	514123	89.94	ppb	99
3) Pyridine	2.403	79	1259625	89.17	ppb	100
4) N-Nitrosodimethylamine	2.371	42	444849	85.18	ppb	99
6) Indene	4.762	116	1579968	75.66	ppb	99
7) Cumene	3.976	105	2703942	85.37	ppb	99
9) Phenol	4.323	94	1233029	78.92	ppb	100
10) Aniline	4.329	93	1067527	69.87	ppb	73
11) bis(2-Chloroethyl)ether	4.382	93	793209	82.16	ppb	99
12) 2-Chlorophenol	4.420	128	1022073	77.30	ppb	99
13) Decane	4.462	43	667690	73.82	ppb	99
14) 1,3-Dichlorobenzene	4.532	146	1128624	77.28	ppb	99
15) 1,4-Dichlorobenzene	4.580	146	1105181	74.95	ppb	98
16) Benzyl alcohol	4.676	108	551286	77.57	ppb	92
17) 1,2-Dichlorobenzene	4.698	146	1005503	73.23	ppb	99
18) Acetophenone	4.869	105	1224268	74.59	ppb	96
19) 2-Methylphenol	4.762	108	719594	75.10	ppb	98
20) 2,2'-oxybis(1-Chloropr...	4.773	45	692338	71.69	ppb	95
21) 3&4-Methylphenol	4.874	108	750955	76.30	ppb	99

Quantitation Report (QT Reviewed)

Data Path : C:\msdchem\1\DATA\1389\
Data File : 3p32436.D
Acq On : 6 Jun 2014 3:56 pm
Operator : samtap
Sample : ic1389-80
Misc : op75000,e3p1389,
ALS Vial : 4 Sample Multiplier: 1

Quant Time: Jun 06 17:55:17 2014
Quant Method : C:\msdchem\1\METHODS\M3P1389.M
Quant Title : Semi Volatile Extractables by GC/MS
QLast Update : Fri Jun 06 17:53:51 2014
Response via : Initial Calibration

Compound	R.T.	QIon	Response	Conc	Units		Dev(Min)
22) n-Nitroso-di-n-propyla...	4.874	70	449090	71.64	ppb		97
23) Hexachloroethane	4.944	201	364016	76.44	ppb		97
26) Nitrobenzene	4.992	77	796424	75.45	ppb		96
27) Quinoline	5.746	129	1916629	81.59	ppb		100
28) Isophorone	5.163	82	1333935	76.94	ppb		98
29) 2-Nitrophenol	5.222	139	500288	81.86	ppb		80
30) 2,4-Dimethylphenol	5.254	107	790033	94.71	ppb		96
31) Benzoic acid	5.366	105	662300m	109.86	ppb		
32) bis(2-Chloroethoxy)met...	5.318	93	824405	77.29	ppb		100
33) 2,4-Dichlorophenol	5.393	162	763479	81.67	ppb		95
34) 2,6-Dichlorophenol	5.553	162	713766	80.36	ppb		96
35) 1,3,5-Trichlorobenzene	5.227	180	972194	77.06	ppb		96
36) 1,2,4-Trichlorobenzene	5.452	180	816976	76.69	ppb		100
37) 1,2,3-Trichlorobenzene	5.612	180	879476	76.68	ppb		100
38) Naphthalene	5.511	128	2333458	75.51	ppb		99
39) 4-Chloroaniline	5.548	127	955177	75.56	ppb		98
40) 2,3-Dichloroaniline	6.217	161	996456	75.24	ppb		99
41) Caprolactam	5.826	113	294513	82.19	ppb		96
42) Hexachlorobutadiene	5.602	225	433393	76.28	ppb		100
43) 4-Chloro-3-methylphenol	5.901	107	713150	77.37	ppb		98
44) 2-Methylnaphthalene	6.003	141	1436515	77.57	ppb		99
45) 1-Methylnaphthalene	6.078	141	1574582	74.38	ppb		99
46) Dimethylnaphthalene	6.495	156	1601171	76.52	ppb		99
48) Hexachlorocyclopentadiene	6.126	237	981138	182.31	ppb		99
49) 2,4,6-Trichlorophenol	6.222	196	504847	76.70	ppb		98
50) 2,4,5-Trichlorophenol	6.254	196	558471	76.82	ppb		99
52) 2-Chloronaphthalene	6.382	162	1496746	72.83	ppb		99
53) Biphenyl	6.361	154	2201029	74.35	ppb		100
54) 2-Nitroaniline	6.463	65	396715	79.15	ppb		92
55) Dimethylphthalate	6.618	163	1675654	71.87	ppb		99
56) Acenaphthylene	6.736	152	2504674	75.79	ppb		100
57) 2,6-Dinitrotoluene	6.671	165	397547	87.18	ppb		96
58) 3-Nitroaniline	6.826	138	489718	83.71	ppb		98
59) Acenaphthene	6.901	153	1523016	74.17	ppb		96
60) 2,4-Dinitrophenol	6.928	184	459212	252.81	ppb	#	61
61) 4-Nitrophenol	6.992	109	237214	88.10	ppb		97
62) Dibenzofuran	7.072	168	2111212	72.51	ppb		99
63) 2,4-Dinitrotoluene	7.056	165	550845	93.79	ppb		96
64) 2,3,4,6-Tetrachlorophenol	7.201	232	453602	87.36	ppb		99
65) Diethylphthalate	7.319	149	1752206	76.75	ppb		99
66) Fluorene	7.442	166	1715567	73.12	ppb		100
67) 4-Chlorophenyl-phenyle...	7.436	204	779258	76.85	ppb		95
68) 4-Nitroaniline	7.474	138	491210	84.93	ppb		99
70) 4,6-Dinitro-2-methylph...	7.506	198	305230	120.80	ppb		92
71) n-Nitrosodiphenylamine	7.581	169	1164068	73.71	ppb		100
72) 1,2-Diphenylhydrazine	7.629	77	1524581	75.16	ppb		99
74) 4-Bromophenyl-phenylether	8.051	248	488578	76.82	ppb		98
75) Hexachlorobenzene	8.137	284	548956	78.33	ppb		95
76) Pentachlorophenol	8.415	266	799638	205.85	ppb		99
77) Phenanthrene	8.720	178	2492313	73.97	ppb		100

Quantitation Report (QT Reviewed)

Data Path : C:\msdchem\1\DATA\1389\
Data File : 3p32436.D
Acq On : 6 Jun 2014 3:56 pm
Operator : samtap
Sample : ic1389-80
Misc : op75000,e3p1389,
ALS Vial : 4 Sample Multiplier: 1

Quant Time: Jun 06 17:55:17 2014
Quant Method : C:\msdchem\1\METHODS\M3P1389.M
Quant Title : Semi Volatile Extractables by GC/MS
QLast Update : Fri Jun 06 17:53:51 2014
Response via : Initial Calibration

Compound	R.T.	QIon	Response	Conc	Units	Dev(Min)
78) Anthracene	8.800	178	2468043	76.95	ppb	99
79) Carbazole	9.068	167	2884263	78.25	ppb	100
80) Di-n-butylphthalate	9.763	149	3196796	77.65	ppb	100
81) Fluoranthene	10.817	202	2965336	80.32	ppb	99
82) Octadecane	8.602	57	990817	74.80	ppb	100
84) Pyrene	11.255	202	3070793	77.59	ppb	100
86) Butylbenzylphthalate	12.860	149	1527719	79.18	ppb	100
87) Benzo[a]anthracene	13.865	228	2610179	75.03	ppb	99
88) 3,3'-Dichlorobenzidine	13.913	252	980882	81.14	ppb	98
89) Chrysene	13.945	228	2253491	76.40	ppb	100
90) bis(2-Ethylhexyl)phtha...	14.277	149	1989303	83.14	ppb	99
92) Di-n-octylphthalate	15.721	149	3659911	88.36	ppb	100
93) Benzo[b]fluoranthene	16.176	252	2720961	83.05	ppb	99
94) Benzo[k]fluoranthene	16.245	252	2413465	83.53	ppb	99
95) Benzo[a]pyrene	16.807	252	2328746	81.86	ppb	99
96) Indeno[1,2,3-cd]pyrene	18.866	276	2406247	86.20	ppb	99
97) Dibenz(a,h)acridine	18.508	279	2592804	88.43	ppb	100
98) Dibenz[a,h]anthracene	18.930	278	2304680	82.41	ppb	99
99) 7,12-Dimethylbenz(a)an...	16.208	256	1397039	138.35	ppb	99
100) Benzo[g,h,i]perylene	19.299	276	2328169	82.36	ppb	98

(#) = qualifier out of range (m) = manual integration (+) = signals summed

9.6.34

9

Quantitation Report (QT Reviewed)

Data Path : C:\msdchem\1\DATA\1389\
Data File : 3p32436.D
Acq On : 6 Jun 2014 3:56 pm
Operator : samtap
Sample : ic1389-80
Misc : op75000,e3p1389,
ALS Vial : 4 Sample Multiplier: 1

Quant Time: Jun 06 17:55:17 2014
Quant Method : C:\msdchem\1\METHODS\M3P1389.M
Quant Title : Semi Volatile Extractables by GC/MS
QLast Update : Fri Jun 06 17:53:51 2014
Response via : Initial Calibration

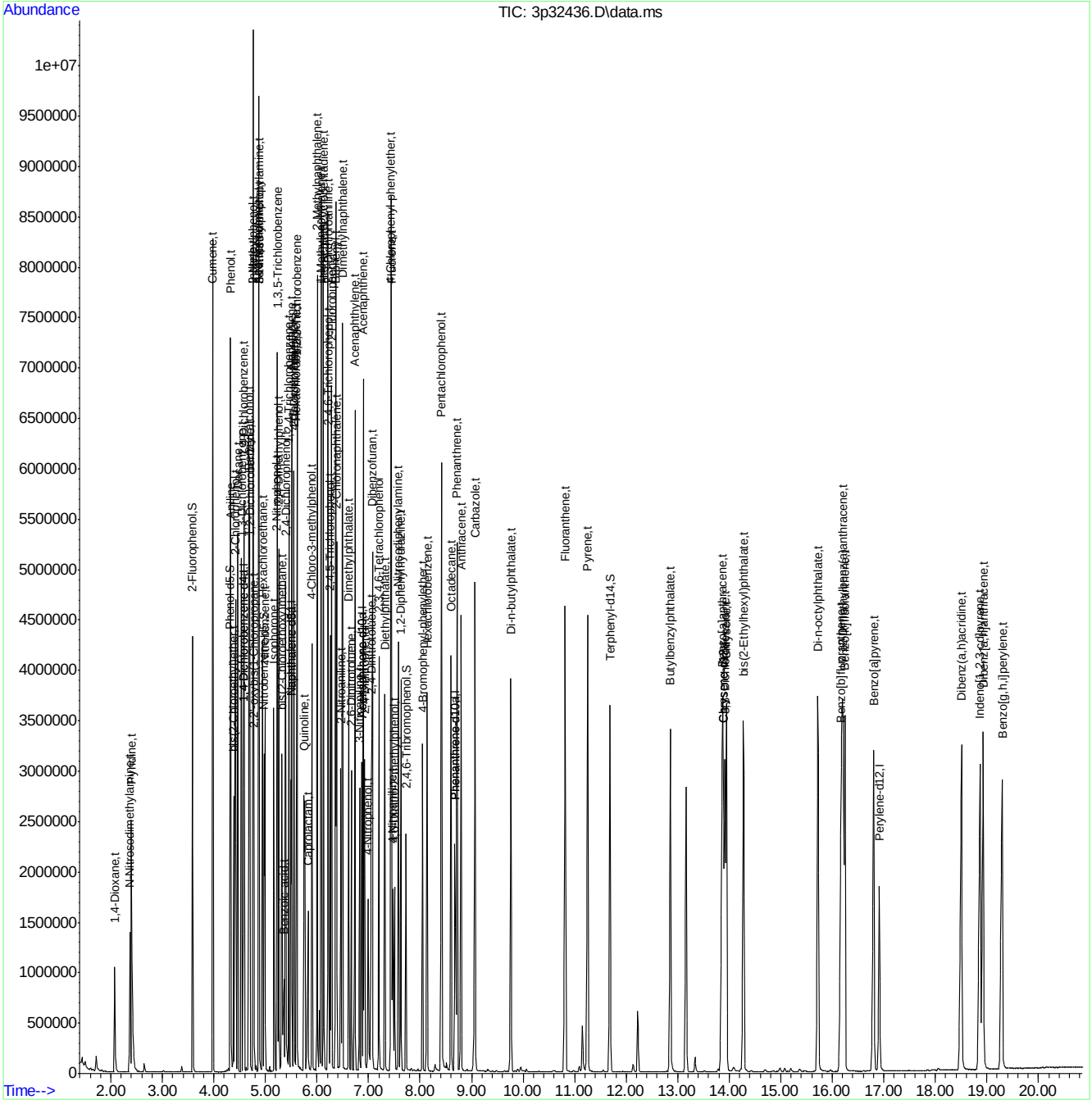

ACCUTEST LABORATORIES JB69078

Manual Integration Approval Summary

Sample Number:	E3P1389-IC1389	**Method:**	SW846 8270D
Lab FileID:	3P32436.D	**Analyst approved:**	06/07/14 15:50 Kristi Schollenberger
Injection Time:	06/06/14 15:56	**Supervisor approved:**	06/10/14 15:02 Nina Pandya

Parameter	CAS	Sig#	R.T. (min.)	Reason
Benzoic Acid	65-85-0		5.37	Split peak

Quantitation Report (Qedit)

Data Path : C:\msdchem\1\DATA\1389\
Data File : 3p32436.D
Acq On : 6 Jun 2014 3:56 pm
Operator : samtap
Sample : ic1389-80
Misc : op75000,e3p1389,
ALS Vial : 4 Sample Multiplier: 1

Quant Time: Jun 06 17:53:58 2014
Quant Method : C:\msdchem\1\METHODS\M3P1389.M
Quant Title : Semi Volatile Extractables by GC/MS
QLast Update : Fri Jun 06 17:53:51 2014
Response via : Initial Calibration

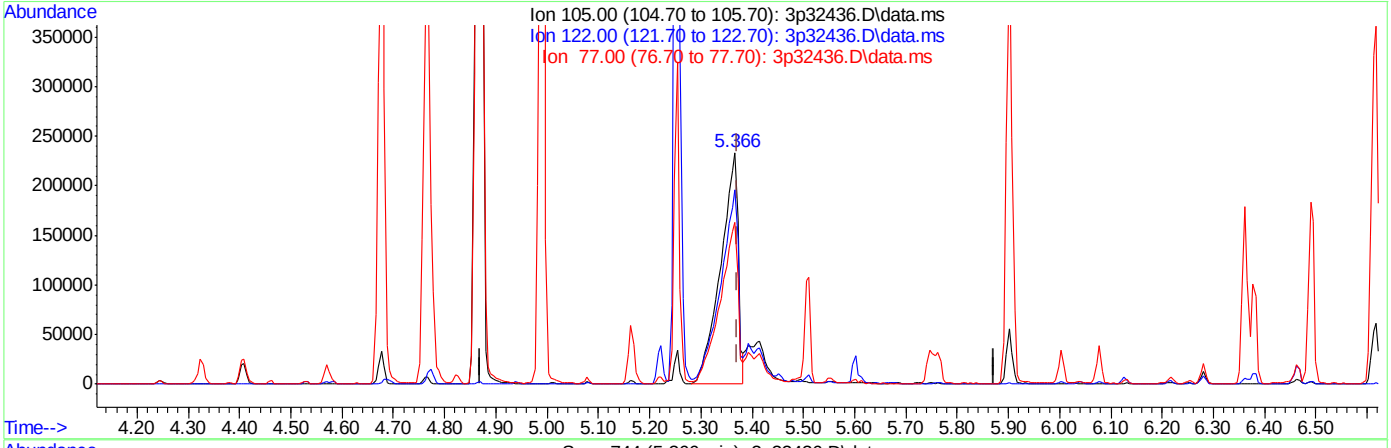

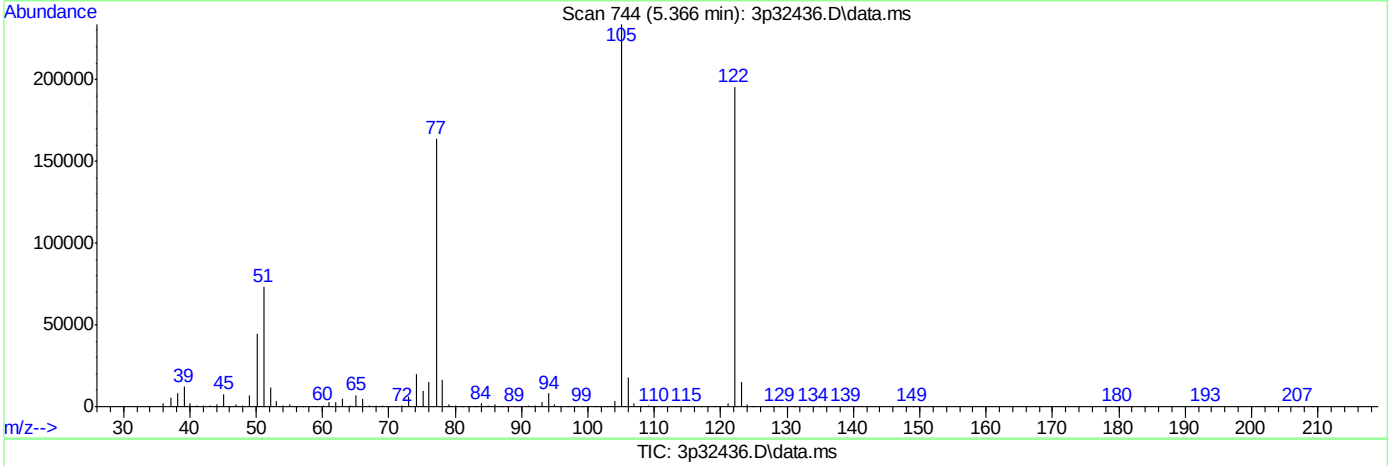

TIC: 3p32436.D\data.ms

(31) Benzoic acid (t)

5.366min (-0.005) 91.62ppb

response 552349

Ion	Exp%	Act%
105.00	100	100
122.00	81.90	82.37
77.00	71.10	69.59
0.00	0.00	0.00

ACCUTEST LABORATORIES JB69078

Quantitation Report (Qedit)

Data Path : C:\msdchem\1\DATA\1389\
Data File : 3p32436.D
Acq On : 6 Jun 2014 3:56 pm
Operator : samtap
Sample : ic1389-80
Misc : op75000,e3p1389,
ALS Vial : 4 Sample Multiplier: 1

Quant Time: Jun 06 17:55:17 2014
Quant Method : C:\msdchem\1\METHODS\M3P1389.M
Quant Title : Semi Volatile Extractables by GC/MS
QLast Update : Fri Jun 06 17:53:51 2014
Response via : Initial Calibration

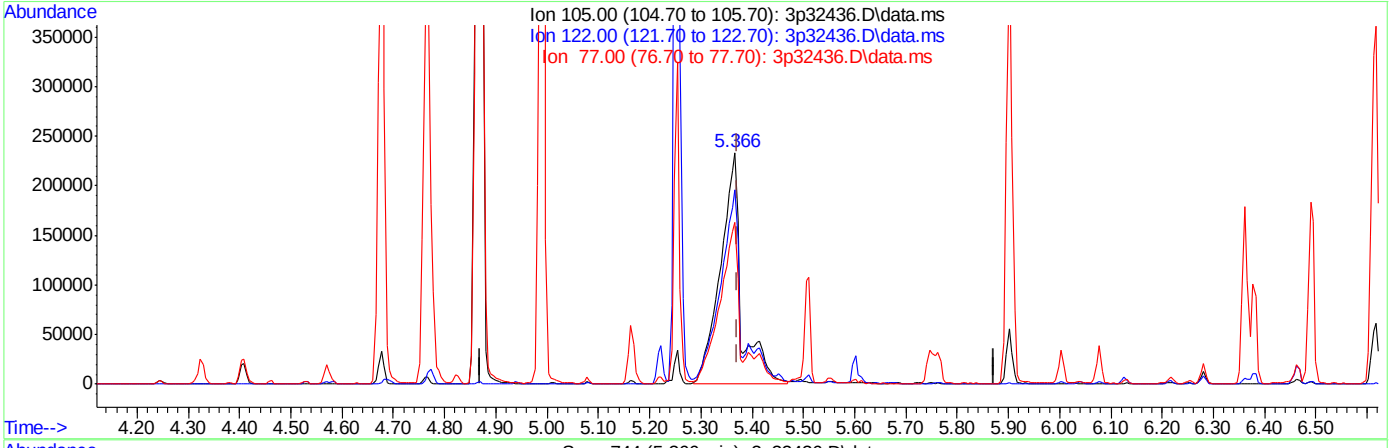

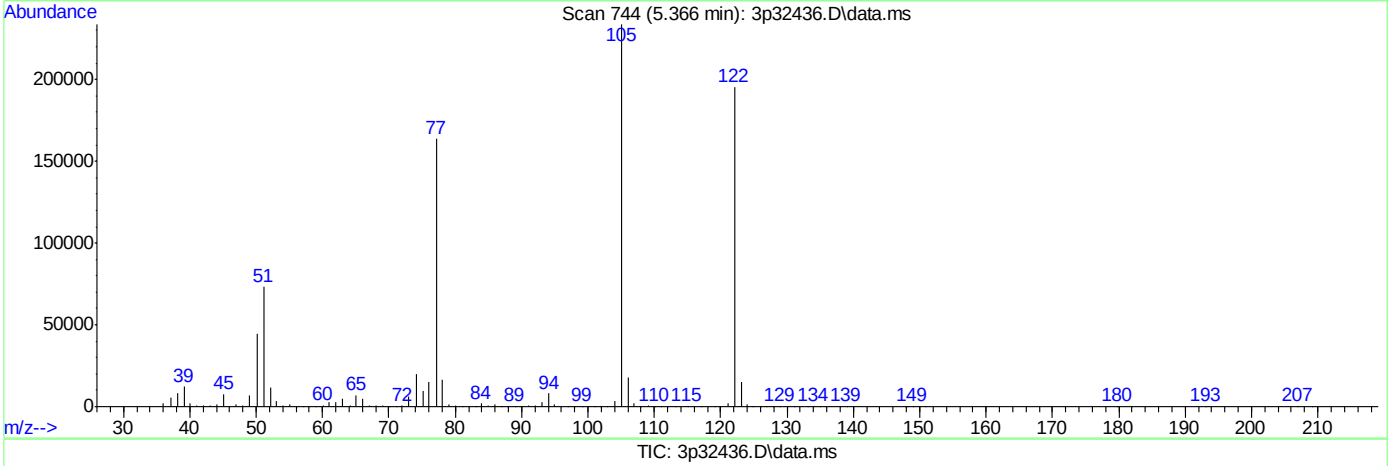

TIC: 3p32436.D\data.ms

(31) Benzoic acid (t)

5.366min (-0.005) 109.86ppb m

response 662300

Ion	Exp%	Act%
105.00	100	100
122.00	81.90	83.68
77.00	71.10	70.01
0.00	0.00	0.00

ACCUTEST LABORATORIES JB69078

Quantitation Report (QT Reviewed)

Data Path : C:\msdchem\1\DATA\1389\
Data File : 3p32437.D
Acq On : 6 Jun 2014 4:22 pm
Operator : samtap
Sample : icc1389-50
Misc : op75000,e3p1389,
ALS Vial : 5 Sample Multiplier: 1

Quant Time: Jun 06 17:56:51 2014
Quant Method : C:\msdchem\1\METHODS\M3P1389.M
Quant Title : Semi Volatile Extractables by GC/MS
QLast Update : Fri Jun 06 17:55:39 2014
Response via : Initial Calibration

Compound	R.T.	QIon	Response	Conc	Units	Dev(Min)
Internal Standards						
1) 1,4-Dichlorobenzene-d4	4.569	152	268976	40.00	ppb	0.00
24) Naphthalene-d8	5.489	136	901751	40.00	ppb	0.00
47) Acenaphthene-d10	6.864	164	512646	40.00	ppb	0.00
69) Phenanthrene-d10	8.672	188	849673	40.00	ppb	-0.01
83) Chrysene-d12	13.870	240	859501	40.00	ppb	-0.02
91) Perylene-d12	16.903	264	759096	40.00	ppb	-0.01
101) 1,4-Dichlorobenzene-d4a	4.569	152	268976	40.00	ppb	0.00
103) Acenaphthene-d10a	6.864	164	512646	40.00	ppb	0.00
107) Chrysene-d12a	13.870	240	859501	40.00	ppb	-0.02
109) Naphthalene-d8a	5.489	136	901751	40.00	ppb	0.00
111) Phenanthrene-d10a	8.672	188	849673	40.00	ppb	-0.01
System Monitoring Compounds						
5) 2-Fluorophenol	3.585	112	441898	48.09	ppb	0.00
Spiked Amount 50.000			Recovery = 96.18%			
8) Phenol-d5	4.307	99	513882	49.02	ppb	-0.01
Spiked Amount 50.000			Recovery = 98.04%			
25) Nitrobenzene-d5	4.970	82	357862	48.20	ppb	0.00
Spiked Amount 50.000			Recovery = 96.40%			
51) 2-Fluorobiphenyl	6.275	172	752828	47.40	ppb	0.00
Spiked Amount 50.000			Recovery = 94.80%			
73) 2,4,6-Tribromophenol	7.720	330	107321	46.59	ppb	0.00
Spiked Amount 50.000			Recovery = 93.18%			
85) Terphenyl-d14	11.678	244	816239	48.30	ppb	-0.01
Spiked Amount 50.000			Recovery = 96.60%			
112) o-Terphenyl	0.000	230	0	0.00	ppb	
Spiked Amount 50.000			Recovery = 0.00%			
113) 1-Chlorooctadecane	0.000	57	0	0.00	ppb	
Spiked Amount 50.000			Recovery = 0.00%			
Target Compounds						Qvalue
2) 1,4-Dioxane	2.077	88	175056	39.53	ppb	97
3) Pyridine	2.408	79	455790	41.78	ppb	99
4) N-Nitrosodimethylamine	2.371	42	172018	43.34	ppb	100
6) Indene	4.756	116	667310	43.75	ppb	99
7) Cumene	3.981	105	1062681	44.12	ppb	98
9) Phenol	4.318	94	555948	48.05	ppb	85
10) Aniline	4.328	93	548536	50.39	ppb #	52
11) bis(2-Chloroethyl)ether	4.377	93	350649	48.39	ppb	98
12) 2-Chlorophenol	4.419	128	461990	47.51	ppb	96
13) Decane	4.462	43	287479	43.86	ppb	99
14) 1,3-Dichlorobenzene	4.526	146	524654	48.85	ppb	99
15) 1,4-Dichlorobenzene	4.580	146	524218	48.82	ppb	98
16) Benzyl alcohol	4.671	108	259611	49.61	ppb	89
17) 1,2-Dichlorobenzene	4.692	146	484470	48.81	ppb	97
18) Acetophenone	4.863	105	518852	43.48	ppb	95
19) 2-Methylphenol	4.756	108	333787	47.81	ppb	98
20) 2,2'-oxybis(1-Chloropr...	4.772	45	332962	48.01	ppb	90
21) 3&4-Methylphenol	4.869	108	352243	48.86	ppb	98

ACCUTEST LABORATORIES JB69078

Quantitation Report (QT Reviewed)

Data Path : C:\msdchem\1\DATA\1389\
Data File : 3p32437.D
Acq On : 6 Jun 2014 4:22 pm
Operator : samtap
Sample : icc1389-50
Misc : op75000,e3p1389,
ALS Vial : 5 Sample Multiplier: 1

Quant Time: Jun 06 17:56:51 2014
Quant Method : C:\msdchem\1\METHODS\M3P1389.M
Quant Title : Semi Volatile Extractables by GC/MS
QLast Update : Fri Jun 06 17:55:39 2014
Response via : Initial Calibration

Compound	R.T.	QIon	Response	Conc	Units		Dev(Min)
22) n-Nitroso-di-n-propyla...	4.863	70	220761	49.05	ppb		96
23) Hexachloroethane	4.944	201	169415	48.54	ppb		97
26) Nitrobenzene	4.986	77	366971	47.20	ppb		99
27) Quinoline	5.741	129	759561	42.78	ppb		99
28) Isophorone	5.158	82	639270	49.75	ppb		98
29) 2-Nitrophenol	5.216	139	221038	47.80	ppb		93
30) 2,4-Dimethylphenol	5.248	107	339467	51.08	ppb		95
31) Benzoic acid	5.334	105	251573	49.43	ppb		97
32) bis(2-Chloroethoxy)met...	5.313	93	363071	45.85	ppb		99
33) 2,4-Dichlorophenol	5.393	162	347644	49.19	ppb		98
34) 2,6-Dichlorophenol	5.553	162	328066	49.12	ppb		99
35) 1,3,5-Trichlorobenzene	5.227	180	404967	43.28	ppb		96
36) 1,2,4-Trichlorobenzene	5.452	180	378533	47.99	ppb		99
37) 1,2,3-Trichlorobenzene	5.612	180	362934	42.74	ppb		98
38) Naphthalene	5.505	128	1096452	48.16	ppb		99
39) 4-Chloroaniline	5.543	127	471824	50.65	ppb		97
40) 2,3-Dichloroaniline	6.211	161	412894	42.37	ppb		98
41) Caprolactam	5.799	113	116257	42.82	ppb		95
42) Hexachlorobutadiene	5.601	225	199278	47.45	ppb		100
43) 4-Chloro-3-methylphenol	5.890	107	317637	46.41	ppb		95
44) 2-Methylnaphthalene	6.003	141	678964	49.33	ppb		98
45) 1-Methylnaphthalene	6.072	141	666969	42.97	ppb		99
46) Dimethylnaphthalene	6.489	156	657405	42.46	ppb		99
48) Hexachlorocyclopentadiene	6.126	237	408270	98.00	ppb		99
49) 2,4,6-Trichlorophenol	6.217	196	227146	47.30	ppb		98
50) 2,4,5-Trichlorophenol	6.249	196	244018	45.99	ppb		99
52) 2-Chloronaphthalene	6.377	162	706664	47.92	ppb		97
53) Biphenyl	6.356	154	905191	42.33	ppb		99
54) 2-Nitroaniline	6.457	65	181476	49.12	ppb		97
55) Dimethylphthalate	6.612	163	750570	45.05	ppb		99
56) Acenaphthylene	6.730	152	1157461	48.19	ppb		99
57) 2,6-Dinitrotoluene	6.660	165	172952	49.79	ppb		96
58) 3-Nitroaniline	6.816	138	219391	49.93	ppb		95
59) Acenaphthene	6.896	153	686964	46.35	ppb		96
60) 2,4-Dinitrophenol	6.917	184	160516	100.11	ppb	#	57
61) 4-Nitrophenol	6.987	109	98178	47.69	ppb		93
62) Dibenzofuran	7.067	168	980351	46.98	ppb		98
63) 2,4-Dinitrotoluene	7.046	165	241523	52.57	ppb		94
64) 2,3,4,6-Tetrachlorophenol	7.195	232	190502	48.13	ppb		99
65) Diethylphthalate	7.308	149	780667	46.86	ppb		100
66) Fluorene	7.431	166	794949	47.16	ppb		100
67) 4-Chlorophenyl-phenyle...	7.431	204	350164	47.31	ppb		91
68) 4-Nitroaniline	7.457	138	223836	51.27	ppb		97
70) 4,6-Dinitro-2-methylph...	7.490	198	116791	54.02	ppb		99
71) n-Nitrosodiphenylamine	7.570	169	523051	46.51	ppb		99
72) 1,2-Diphenylhydrazine	7.623	77	706072	48.58	ppb		98
74) 4-Bromophenyl-phenylether	8.040	248	207023	45.11	ppb		95
75) Hexachlorobenzene	8.131	284	237137	46.60	ppb		95
76) Pentachlorophenol	8.409	266	301466	96.87	ppb		98
77) Phenanthrene	8.709	178	1123522	46.77	ppb		99

Quantitation Report (QT Reviewed)

Data Path : C:\msdchem\1\DATA\1389\
Data File : 3p32437.D
Acq On : 6 Jun 2014 4:22 pm
Operator : samtap
Sample : icc1389-50
Misc : op75000,e3p1389,
ALS Vial : 5 Sample Multiplier: 1

Quant Time: Jun 06 17:56:51 2014
Quant Method : C:\msdchem\1\METHODS\M3P1389.M
Quant Title : Semi Volatile Extractables by GC/MS
QLast Update : Fri Jun 06 17:55:39 2014
Response via : Initial Calibration

Compound	R.T.	QIon	Response	Conc	Units	Dev(Min)
78) Anthracene	8.789	178	1104917	47.72	ppb	99
79) Carbazole	9.057	167	1122883	41.97	ppb	100
80) Di-n-butylphthalate	9.757	149	1413237	47.41	ppb	100
81) Fluoranthene	10.806	202	1280742	47.38	ppb	100
82) Octadecane	8.591	57	409843	43.25	ppb	98
84) Pyrene	11.244	202	1343754	47.51	ppb	99
86) Butylbenzylphthalate	12.849	149	645385	46.49	ppb	99
87) Benzo[a]anthracene	13.849	228	1118179	45.47	ppb	99
88) 3,3'-Dichlorobenzidine	13.903	252	427414	48.75	ppb	99
89) Chrysene	13.929	228	995231	47.45	ppb	99
90) bis(2-Ethylhexyl)phtha...	14.272	149	847669	48.44	ppb	99
92) Di-n-octylphthalate	15.710	149	1523507	47.78	ppb	100
93) Benzo[b]fluoranthene	16.154	252	1121641	45.45	ppb	99
94) Benzo[k]fluoranthene	16.219	252	1111373	50.96	ppb	99
95) Benzo[a]pyrene	16.785	252	993521	46.59	ppb	99
96) Indeno[1,2,3-cd]pyrene	18.845	276	1002128	47.05	ppb	96
97) Dibenz(a,h)acridine	18.486	279	927965	41.10	ppb	100
98) Dibenz[a,h]anthracene	18.909	278	972871	46.30	ppb	99
99) 7,12-Dimethylbenz(a)an...	16.186	256	526145	56.35	ppb	100
100) Benzo[g,h,i]perylene	19.267	276	997682	46.98	ppb	100

(#) = qualifier out of range (m) = manual integration (+) = signals summed

Quantitation Report (QT Reviewed)

Data Path : C:\msdchem\1\DATA\1389\
Data File : 3p32437.D
Acq On : 6 Jun 2014 4:22 pm
Operator : samtap
Sample : icc1389-50
Misc : op75000,e3p1389,
ALS Vial : 5 Sample Multiplier: 1

Quant Time: Jun 06 17:56:51 2014
Quant Method : C:\msdchem\1\METHODS\M3P1389.M
Quant Title : Semi Volatile Extractables by GC/MS
QLast Update : Fri Jun 06 17:55:39 2014
Response via : Initial Calibration

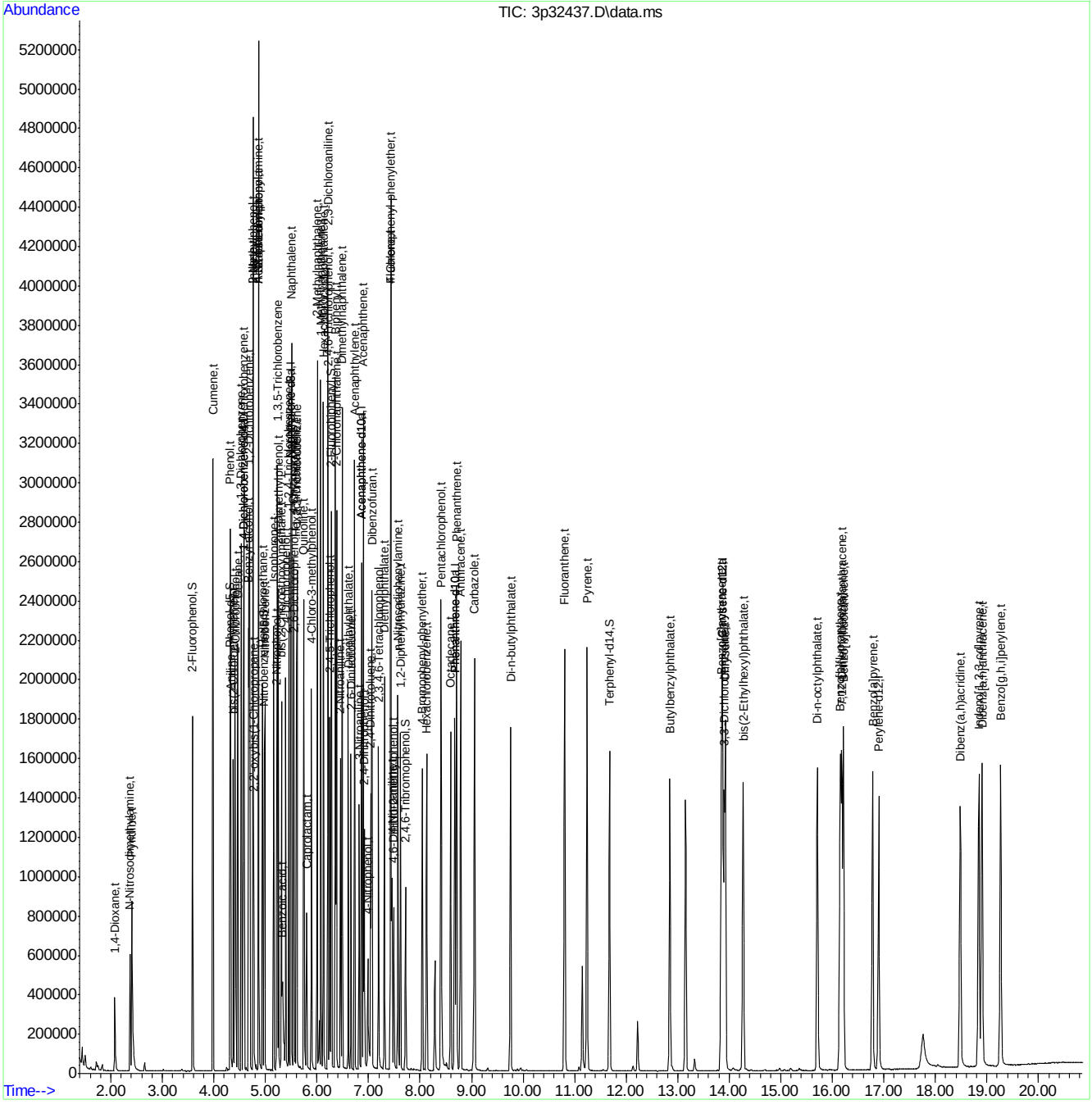

ACCUTEST LABORATORIES JB69078

Quantitation Report (QT Reviewed)

Data Path : C:\msdchem\1\DATA\1389\
Data File : 3p32438.D
Acq On : 6 Jun 2014 4:47 pm
Operator : samtap
Sample : ic1389-25
Misc : op75000,e3p1389,
ALS Vial : 6 Sample Multiplier: 1

Quant Time: Jun 06 17:58:43 2014
Quant Method : C:\msdchem\1\METHODS\M3P1389.M
Quant Title : Semi Volatile Extractables by GC/MS
QLast Update : Fri Jun 06 17:57:05 2014
Response via : Initial Calibration

Compound	R.T.	QIon	Response	Conc	Units	Dev(Min)
Internal Standards						
1) 1,4-Dichlorobenzene-d4	4.569	152	292044	40.00	ppb	0.00
24) Naphthalene-d8	5.489	136	978031	40.00	ppb	0.00
47) Acenaphthene-d10	6.864	164	550560	40.00	ppb	0.00
69) Phenanthrene-d10	8.672	188	899777	40.00	ppb	0.00
83) Chrysene-d12	13.871	240	892584	40.00	ppb	0.00
91) Perylene-d12	16.903	264	789197	40.00	ppb	0.00
101) 1,4-Dichlorobenzene-d4a	4.569	152	292044	40.00	ppb	0.00
103) Acenaphthene-d10a	6.864	164	550560	40.00	ppb	0.00
107) Chrysene-d12a	13.871	240	892584	40.00	ppb	0.00
109) Naphthalene-d8a	5.489	136	978031	40.00	ppb	0.00
111) Phenanthrene-d10a	8.672	188	899777	40.00	ppb	0.00
System Monitoring Compounds						
5) 2-Fluorophenol	3.585	112	237391	24.02	ppb	0.00
Spiked Amount 50.000			Recovery = 48.04%			
8) Phenol-d5	4.307	99	279216	24.65	ppb	0.00
Spiked Amount 50.000			Recovery = 49.30%			
25) Nitrobenzene-d5	4.970	82	202057	25.32	ppb	0.00
Spiked Amount 50.000			Recovery = 50.64%			
51) 2-Fluorobiphenyl	6.275	172	431074	25.61	ppb	0.00
Spiked Amount 50.000			Recovery = 51.22%			
73) 2,4,6-Tribromophenol	7.720	330	57624	24.03	ppb	0.00
Spiked Amount 50.000			Recovery = 48.06%			
85) Terphenyl-d14	11.672	244	439666	25.27	ppb	0.00
Spiked Amount 50.000			Recovery = 50.54%			
112) o-Terphenyl	0.000	230	0	0.00	ppb	
Spiked Amount 50.000			Recovery = 0.00%			
113) 1-Chlorooctadecane	0.000	57	0	0.00	ppb	
Spiked Amount 50.000			Recovery = 0.00%			
Target Compounds						Qvalue
2) 1,4-Dioxane	2.077	88	96481	21.18	ppb	99
3) Pyridine	2.408	79	243121	21.40	ppb	98
4) N-Nitrosodimethylamine	2.371	42	90895	21.82	ppb	97
6) Indene	4.756	116	382984	23.87	ppb	99
7) Cumene	3.976	105	586806	23.12	ppb	98
9) Phenol	4.318	94	309103	24.85	ppb	99
10) Aniline	4.323	93	321858	27.18	ppb	90
11) bis(2-Chloroethyl)ether	4.377	93	191190	24.50	ppb	98
12) 2-Chlorophenol	4.414	128	251459	24.12	ppb	93
13) Decane	4.457	43	164673	23.87	ppb	92
14) 1,3-Dichlorobenzene	4.526	146	303602	26.19	ppb	100
15) 1,4-Dichlorobenzene	4.580	146	295563	25.50	ppb	100
16) Benzyl alcohol	4.671	108	147718	26.05	ppb	96
17) 1,2-Dichlorobenzene	4.692	146	275122	25.68	ppb	99
18) Acetophenone	4.863	105	293348	23.40	ppb	97
19) 2-Methylphenol	4.756	108	188269	25.11	ppb	99
20) 2,2'-oxybis(1-Chloropr...	4.767	45	191870	25.74	ppb	96
21) 3&4-Methylphenol	4.863	108	195413	25.11	ppb	100

ACCUTEST LABORATORIES JB69078

Quantitation Report (QT Reviewed)

Data Path : C:\msdchem\1\DATA\1389\
Data File : 3p32438.D
Acq On : 6 Jun 2014 4:47 pm
Operator : samtap
Sample : ic1389-25
Misc : op75000,e3p1389,
ALS Vial : 6 Sample Multiplier: 1

Quant Time: Jun 06 17:58:43 2014
Quant Method : C:\msdchem\1\METHODS\M3P1389.M
Quant Title : Semi Volatile Extractables by GC/MS
QLast Update : Fri Jun 06 17:57:05 2014
Response via : Initial Calibration

Compound	R.T.	QIon	Response	Conc	Units		Dev(Min)
22) n-Nitroso-di-n-propyla...	4.863	70	124016	25.50	ppb		97
23) Hexachloroethane	4.944	201	95035	25.26	ppb		98
26) Nitrobenzene	4.981	77	212460	25.55	ppb		92
27) Quinoline	5.741	129	424988	22.90	ppb		100
28) Isophorone	5.158	82	354598	25.47	ppb		97
29) 2-Nitrophenol	5.216	139	122223	24.64	ppb		98
30) 2,4-Dimethylphenol	5.249	107	187409	25.86	ppb		99
31) Benzoic acid	5.313	105	124751	22.66	ppb		98
32) bis(2-Chloroethoxy)met...	5.313	93	210155	24.99	ppb		99
33) 2,4-Dichlorophenol	5.388	162	190160	24.91	ppb		96
34) 2,6-Dichlorophenol	5.548	162	182582	25.32	ppb		95
35) 1,3,5-Trichlorobenzene	5.227	180	229425	23.39	ppb		98
36) 1,2,4-Trichlorobenzene	5.452	180	211878	25.02	ppb		99
37) 1,2,3-Trichlorobenzene	5.607	180	205707	23.18	ppb		96
38) Naphthalene	5.505	128	623114	25.47	ppb		99
39) 4-Chloroaniline	5.543	127	269605	26.60	ppb		98
40) 2,3-Dichloroaniline	6.211	161	233608	22.98	ppb		99
41) Caprolactam	5.789	113	64854	22.85	ppb		98
42) Hexachlorobutadiene	5.602	225	112993	25.13	ppb		98
43) 4-Chloro-3-methylphenol	5.890	107	173927	23.86	ppb		98
44) 2-Methylnaphthalene	6.003	141	370509	24.90	ppb		99
45) 1-Methylnaphthalene	6.072	141	378602	23.31	ppb		99
46) Dimethylnaphthalene	6.484	156	380108	23.52	ppb		98
48) Hexachlorocyclopentadiene	6.126	237	215576	48.43	ppb		99
49) 2,4,6-Trichlorophenol	6.217	196	126478	24.86	ppb		100
50) 2,4,5-Trichlorophenol	6.243	196	133315	23.87	ppb		100
52) 2-Chloronaphthalene	6.372	162	399459	25.49	ppb		95
53) Biphenyl	6.356	154	522851	23.68	ppb		99
54) 2-Nitroaniline	6.452	65	97449	24.67	ppb		91
55) Dimethylphthalate	6.607	163	416196	23.85	ppb		100
56) Acenaphthylene	6.730	152	640108	25.04	ppb		100
57) 2,6-Dinitrotoluene	6.661	165	92760	24.89	ppb		95
58) 3-Nitroaniline	6.816	138	120136	25.47	ppb		98
59) Acenaphthene	6.896	153	388070	24.83	ppb		99
60) 2,4-Dinitrophenol	6.912	184	66875	38.83	ppb		76
61) 4-Nitrophenol	6.987	109	51424	23.53	ppb	#	83
62) Dibenzofuran	7.062	168	544910	24.69	ppb		99
63) 2,4-Dinitrotoluene	7.040	165	128819	25.78	ppb		91
64) 2,3,4,6-Tetrachlorophenol	7.195	232	99963	23.74	ppb		99
65) Diethylphthalate	7.308	149	429922	24.41	ppb		100
66) Fluorene	7.431	166	442419	24.79	ppb		100
67) 4-Chlorophenyl-phenyle...	7.431	204	195483	24.93	ppb		98
68) 4-Nitroaniline	7.452	138	125881	26.68	ppb		100
70) 4,6-Dinitro-2-methylph...	7.490	198	52057	22.29	ppb		93
71) n-Nitrosodiphenylamine	7.570	169	287818	24.60	ppb		98
72) 1,2-Diphenylhydrazine	7.618	77	391312	25.61	ppb		96
74) 4-Bromophenyl-phenylether	8.041	248	113515	23.94	ppb		97
75) Hexachlorobenzene	8.126	284	129732	24.49	ppb		91
76) Pentachlorophenol	8.404	266	149816	45.82	ppb		97
77) Phenanthrene	8.709	178	620665	24.80	ppb		100

Quantitation Report (QT Reviewed)

Data Path : C:\msdchem\1\DATA\1389\
Data File : 3p32438.D
Acq On : 6 Jun 2014 4:47 pm
Operator : samtap
Sample : ic1389-25
Misc : op75000,e3p1389,
ALS Vial : 6 Sample Multiplier: 1

Quant Time: Jun 06 17:58:43 2014
Quant Method : C:\msdchem\1\METHODS\M3P1389.M
Quant Title : Semi Volatile Extractables by GC/MS
QLast Update : Fri Jun 06 17:57:05 2014
Response via : Initial Calibration

Compound	R.T.	QIon	Response	Conc	Units	Dev(Min)
78) Anthracene	8.784	178	630091	25.99	ppb	99
79) Carbazole	9.051	167	623211	22.91	ppb	100
80) Di-n-butylphthalate	9.752	149	755708	24.25	ppb	99
81) Fluoranthene	10.800	202	687888	24.35	ppb	99
82) Octadecane	8.591	57	225148	23.22	ppb	100
84) Pyrene	11.239	202	728865	25.13	ppb	100
86) Butylbenzylphthalate	12.849	149	345631	24.40	ppb	100
87) Benzo[a]anthracene	13.849	228	603556	24.18	ppb	99
88) 3,3'-Dichlorobenzidine	13.897	252	231723	25.61	ppb	98
89) Chrysene	13.919	228	553431	25.74	ppb	99
90) bis(2-Ethylhexyl)phtha...	14.272	149	452709	25.11	ppb	98
92) Di-n-octylphthalate	15.705	149	792142	24.16	ppb	99
93) Benzo[b]fluoranthene	16.149	252	621482	24.78	ppb	99
94) Benzo[k]fluoranthene	16.208	252	589216	25.86	ppb	99
95) Benzo[a]pyrene	16.780	252	531631	24.40	ppb	99
96) Indeno[1,2,3-cd]pyrene	18.834	276	527323	24.17	ppb	97
97) Dibenz(a,h)acridine	18.476	279	489402	21.82	ppb	98
98) Dibenz[a,h]anthracene	18.898	278	525255	24.50	ppb	99
99) 7,12-Dimethylbenz(a)an...	16.176	256	261849	26.14	ppb	98
100) Benzo[g,h,i]perylene	19.262	276	524074	24.10	ppb	99

(#) = qualifier out of range (m) = manual integration (+) = signals summed

9.6.36

6

Quantitation Report (QT Reviewed)

Data Path : C:\msdchem\1\DATA\1389\
Data File : 3p32438.D
Acq On : 6 Jun 2014 4:47 pm
Operator : samtap
Sample : ic1389-25
Misc : op75000,e3p1389,
ALS Vial : 6 Sample Multiplier: 1

Quant Time: Jun 06 17:58:43 2014
Quant Method : C:\msdchem\1\METHODS\M3P1389.M
Quant Title : Semi Volatile Extractables by GC/MS
QLast Update : Fri Jun 06 17:57:05 2014
Response via : Initial Calibration

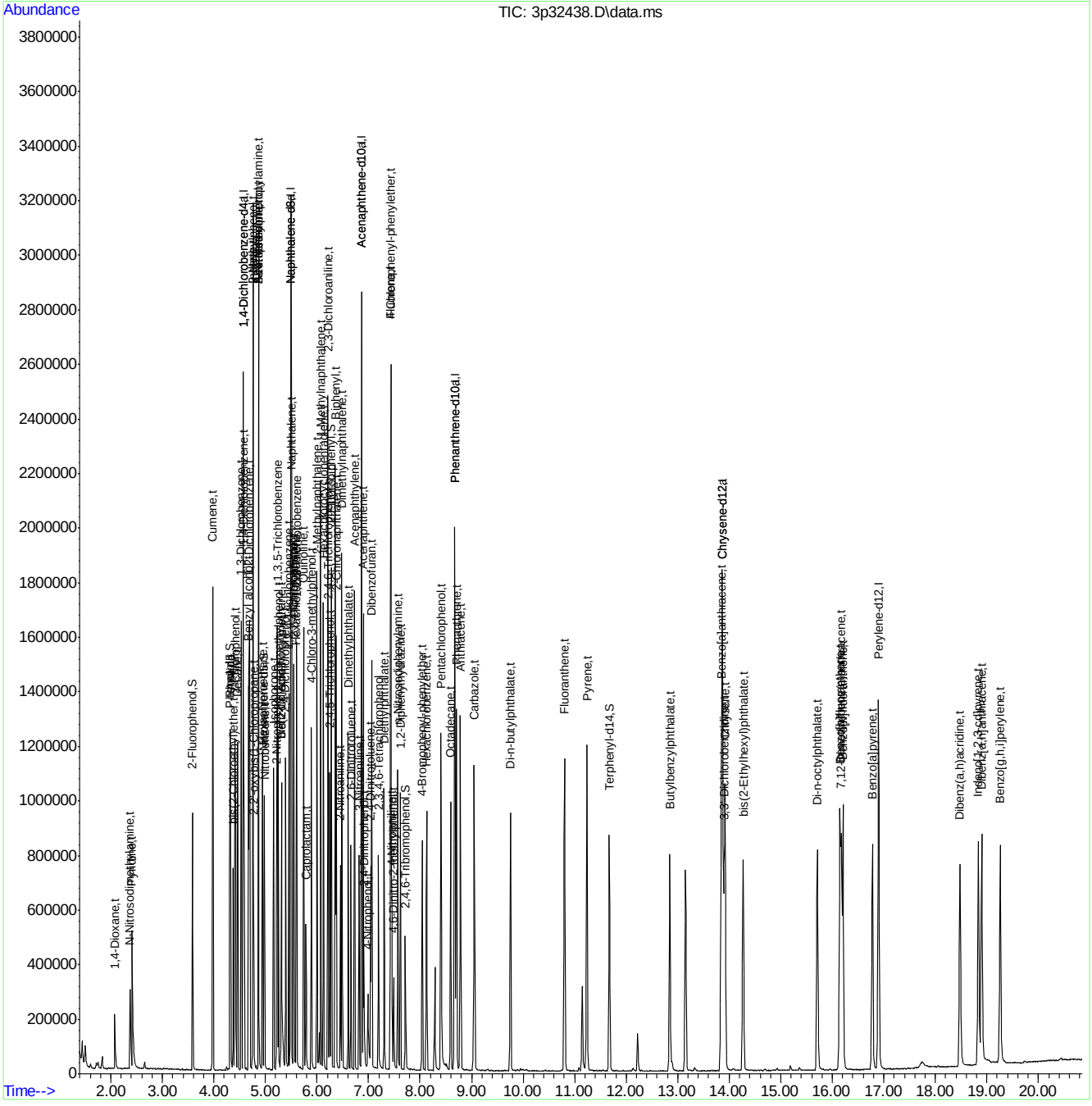

ACCUTEST LABORATORIES JB69078

Manual Integrations APPROVED (compounds with "m" flag)
Nina Pandya
06/10/14 15:02

Quantitation Report (QT Reviewed)

Data Path : C:\msdchem\1\DATA\1389\
Data File : 3p32439.D
Acq On : 6 Jun 2014 5:13 pm
Operator : samtap
Sample : ic1389-10
Misc : op75000,e3p1389,
ALS Vial : 7 Sample Multiplier: 1

Quant Time: Jun 06 18:00:46 2014
Quant Method : C:\msdchem\1\METHODS\M3P1389.M
Quant Title : Semi Volatile Extractables by GC/MS
QLast Update : Fri Jun 06 17:58:58 2014
Response via : Initial Calibration

Compound	R.T.	QIon	Response	Conc	Units	Dev(Min)
Internal Standards						
1) 1,4-Dichlorobenzene-d4	4.569	152	446679	40.00	ppb	0.00
24) Naphthalene-d8	5.489	136	1484465	40.00	ppb	0.00
47) Acenaphthene-d10	6.864	164	815818	40.00	ppb	0.00
69) Phenanthrene-d10	8.672	188	1335031	40.00	ppb	0.00
83) Chrysene-d12	13.871	240	1333918	40.00	ppb	0.00
91) Perylene-d12	16.903	264	1156985	40.00	ppb	0.00
101) 1,4-Dichlorobenzene-d4a	4.569	152	446679	40.00	ppb	0.00
103) Acenaphthene-d10a	6.864	164	815818	40.00	ppb	0.00
107) Chrysene-d12a	13.871	240	1333918	40.00	ppb	0.00
109) Naphthalene-d8a	5.489	136	1484465	40.00	ppb	0.00
111) Phenanthrene-d10a	8.672	188	1335031	40.00	ppb	0.00
System Monitoring Compounds						
5) 2-Fluorophenol	3.585	112	143571	9.57	ppb	0.00
Spiked Amount 50.000			Recovery =	19.14%		
8) Phenol-d5	4.307	99	170000	9.84	ppb	0.00
Spiked Amount 50.000			Recovery =	19.68%		
25) Nitrobenzene-d5	4.970	82	126904	10.45	ppb	0.00
Spiked Amount 50.000			Recovery =	20.90%		
51) 2-Fluorobiphenyl	6.275	172	270011	10.77	ppb	0.00
Spiked Amount 50.000			Recovery =	21.54%		
73) 2,4,6-Tribromophenol	7.714	330	33716	9.55	ppb	0.00
Spiked Amount 50.000			Recovery =	19.10%		
85) Terphenyl-d14	11.672	244	263619	10.12	ppb	0.00
Spiked Amount 50.000			Recovery =	20.24%		
112) o-Terphenyl	0.000	230	0	0.00	ppb	
Spiked Amount 50.000			Recovery =	0.00%		
113) 1-Chlorooctadecane	0.000	57	0	0.00	ppb	
Spiked Amount 50.000			Recovery =	0.00%		
Target Compounds						Qvalue
2) 1,4-Dioxane	2.082	88	65809	9.74	ppb	98
3) Pyridine	2.414	79	155375	9.21	ppb	99
4) N-Nitrosodimethylamine	2.376	42	56675	9.13	ppb	98
6) Indene	4.756	116	273171	11.23	ppb	99
7) Cumene	3.981	105	408507	10.68	ppb	99
9) Phenol	4.313	94	189505	9.97	ppb	95
10) Aniline	4.323	93	188253	10.22	ppb	91
11) bis(2-Chloroethyl)ether	4.377	93	121001	10.18	ppb	97
12) 2-Chlorophenol	4.414	128	162822	10.28	ppb	94
13) Decane	4.457	43	120491	11.52	ppb	90
14) 1,3-Dichlorobenzene	4.526	146	186766	10.43	ppb	99
15) 1,4-Dichlorobenzene	4.580	146	184869	10.39	ppb	100
16) Benzyl alcohol	4.671	108	91046	10.41	ppb	92
17) 1,2-Dichlorobenzene	4.692	146	171391	10.40	ppb	97
18) Acetophenone	4.858	105	213004	11.25	ppb	94
19) 2-Methylphenol	4.756	108	122128	10.64	ppb	98
20) 2,2'-oxybis(1-Chloropr...	4.767	45	124257	10.83	ppb	97
21) 3&4-Methylphenol	4.863	108	127751	10.72	ppb	100

Quantitation Report (QT Reviewed)

Data Path : C:\msdchem\1\DATA\1389\
Data File : 3p32439.D
Acq On : 6 Jun 2014 5:13 pm
Operator : samtap
Sample : ic1389-10
Misc : op75000,e3p1389,
ALS Vial : 7 Sample Multiplier: 1

Quant Time: Jun 06 18:00:46 2014
Quant Method : C:\msdchem\1\METHODS\M3P1389.M
Quant Title : Semi Volatile Extractables by GC/MS
QLast Update : Fri Jun 06 17:58:58 2014
Response via : Initial Calibration

Compound	R.T.	QIon	Response	Conc	Units		Dev(Min)
22) n-Nitroso-di-n-propyla...	4.863	70	81376	10.90	ppb		96
23) Hexachloroethane	4.944	201	59222	10.27	ppb		99
26) Nitrobenzene	4.981	77	131092	10.34	ppb		95
27) Quinoline	5.741	129	301174	10.87	ppb		99
28) Isophorone	5.152	82	223012	10.52	ppb		95
29) 2-Nitrophenol	5.216	139	72679	9.68	ppb		97
30) 2,4-Dimethylphenol	5.249	107	106367	9.60	ppb		99
31) Benzoic acid	5.323	105	70609m	8.61	ppb		
32) bis(2-Chloroethoxy)met...	5.313	93	134289	10.52	ppb		99
33) 2,4-Dichlorophenol	5.388	162	120804	10.43	ppb		97
34) 2,6-Dichlorophenol	5.548	162	116091	10.58	ppb		96
35) 1,3,5-Trichlorobenzene	5.227	180	161871	11.02	ppb		99
36) 1,2,4-Trichlorobenzene	5.452	180	131210	10.21	ppb		99
37) 1,2,3-Trichlorobenzene	5.607	180	144505	10.89	ppb		97
38) Naphthalene	5.505	128	394230	10.58	ppb		100
39) 4-Chloroaniline	5.543	127	165002	10.59	ppb		98
40) 2,3-Dichloroaniline	6.211	161	164053	10.81	ppb		99
41) Caprolactam	5.783	113	43594	10.30	ppb		96
42) Hexachlorobutadiene	5.602	225	68920	10.09	ppb		98
43) 4-Chloro-3-methylphenol	5.890	107	109681	10.00	ppb	#	100
44) 2-Methylnaphthalene	5.997	141	234538	10.39	ppb		98
45) 1-Methylnaphthalene	6.072	141	265297	10.91	ppb		99
46) Dimethylnaphthalene	6.484	156	271425	11.20	ppb		99
48) Hexachlorocyclopentadiene	6.126	237	129654	19.78	ppb		99
49) 2,4,6-Trichlorophenol	6.211	196	75931	10.08	ppb		97
50) 2,4,5-Trichlorophenol	6.243	196	86446	10.54	ppb		98
52) 2-Chloronaphthalene	6.372	162	247376	10.61	ppb		95
53) Biphenyl	6.356	154	360011	11.12	ppb		100
54) 2-Nitroaniline	6.452	65	59369	10.17	ppb		93
55) Dimethylphthalate	6.607	163	262696	10.25	ppb		99
56) Acenaphthylene	6.730	152	399766	10.55	ppb		99
57) 2,6-Dinitrotoluene	6.661	165	54123	9.81	ppb		95
58) 3-Nitroaniline	6.816	138	72264	10.30	ppb		94
59) Acenaphthene	6.896	153	241898	10.46	ppb		98
60) 2,4-Dinitrophenol	6.912	184	31261	12.82	ppb		86
61) 4-Nitrophenol	6.992	109	30562	9.55	ppb	#	77
62) Dibenzofuran	7.062	168	337088	10.33	ppb		99
63) 2,4-Dinitrotoluene	7.040	165	76164	10.22	ppb		94
64) 2,3,4,6-Tetrachlorophenol	7.195	232	60254	9.75	ppb		98
65) Diethylphthalate	7.302	149	269985	10.40	ppb		99
66) Fluorene	7.431	166	276266	10.46	ppb		98
67) 4-Chlorophenyl-phenyle...	7.431	204	123603	10.64	ppb		99
68) 4-Nitroaniline	7.447	138	74662	10.54	ppb		96
70) 4,6-Dinitro-2-methylph...	7.484	198	27103	8.00	ppb		97
71) n-Nitrosodiphenylamine	7.570	169	179971	10.40	ppb		100
72) 1,2-Diphenylhydrazine	7.618	77	240176	10.54	ppb		96
74) 4-Bromophenyl-phenylether	8.041	248	69073	9.90	ppb		97
75) Hexachlorobenzene	8.126	284	78122	9.98	ppb		92
76) Pentachlorophenol	8.404	266	88668	18.59	ppb		98
77) Phenanthrene	8.704	178	383205	10.34	ppb		100

ACCUTEST LABORATORIES JB69078

Quantitation Report (QT Reviewed)

Data Path : C:\msdchem\1\DATA\1389\
Data File : 3p32439.D
Acq On : 6 Jun 2014 5:13 pm
Operator : samtap
Sample : ic1389-10
Misc : op75000,e3p1389,
ALS Vial : 7 Sample Multiplier: 1

Quant Time: Jun 06 18:00:46 2014
Quant Method : C:\msdchem\1\METHODS\M3P1389.M
Quant Title : Semi Volatile Extractables by GC/MS
QLast Update : Fri Jun 06 17:58:58 2014
Response via : Initial Calibration

Compound	R.T.	QIon	Response	Conc	Units	Dev(Min)
78) Anthracene	8.784	178	375535	10.36	ppb	99
79) Carbazole	9.051	167	435367	10.97	ppb	100
80) Di-n-butylphthalate	9.752	149	461679	10.05	ppb	100
81) Fluoranthene	10.800	202	417107	10.00	ppb	99
82) Octadecane	8.591	57	156345	11.02	ppb	99
84) Pyrene	11.239	202	453477	10.45	ppb	100
86) Butylbenzylphthalate	12.849	149	210492	9.99	ppb	99
87) Benzo[a]anthracene	13.849	228	369299	9.97	ppb	99
88) 3,3'-Dichlorobenzidine	13.897	252	136650	10.06	ppb	99
89) Chrysene	13.919	228	336522	10.41	ppb	98
90) bis(2-Ethylhexyl)phtha...	14.266	149	274218	10.17	ppb	99
92) Di-n-octylphthalate	15.705	149	468490	9.81	ppb	100
93) Benzo[b]fluoranthene	16.144	252	365514	9.96	ppb	99
94) Benzo[k]fluoranthene	16.203	252	362672	10.78	ppb	99
95) Benzo[a]pyrene	16.775	252	317719	9.99	ppb	99
96) Indeno[1,2,3-cd]pyrene	18.829	276	311051	9.79	ppb	96
97) Dibenz(a,h)acridine	18.476	279	327021	10.21	ppb	99
98) Dibenz[a,h]anthracene	18.893	278	309402	9.88	ppb	97
99) 7,12-Dimethylbenz(a)an...	16.170	256	102291	6.90	ppb	97
100) Benzo[g,h,i]perylene	19.257	276	316615	10.00	ppb	99

(#) = qualifier out of range (m) = manual integration (+) = signals summed

9.6.37

9

Quantitation Report (QT Reviewed)

Data Path : C:\msdchem\1\DATA\1389\
Data File : 3p32439.D
Acq On : 6 Jun 2014 5:13 pm
Operator : samtap
Sample : ic1389-10
Misc : op75000,e3p1389,
ALS Vial : 7 Sample Multiplier: 1

Quant Time: Jun 06 18:00:46 2014
Quant Method : C:\msdchem\1\METHODS\M3P1389.M
Quant Title : Semi Volatile Extractables by GC/MS
QLast Update : Fri Jun 06 17:58:58 2014
Response via : Initial Calibration

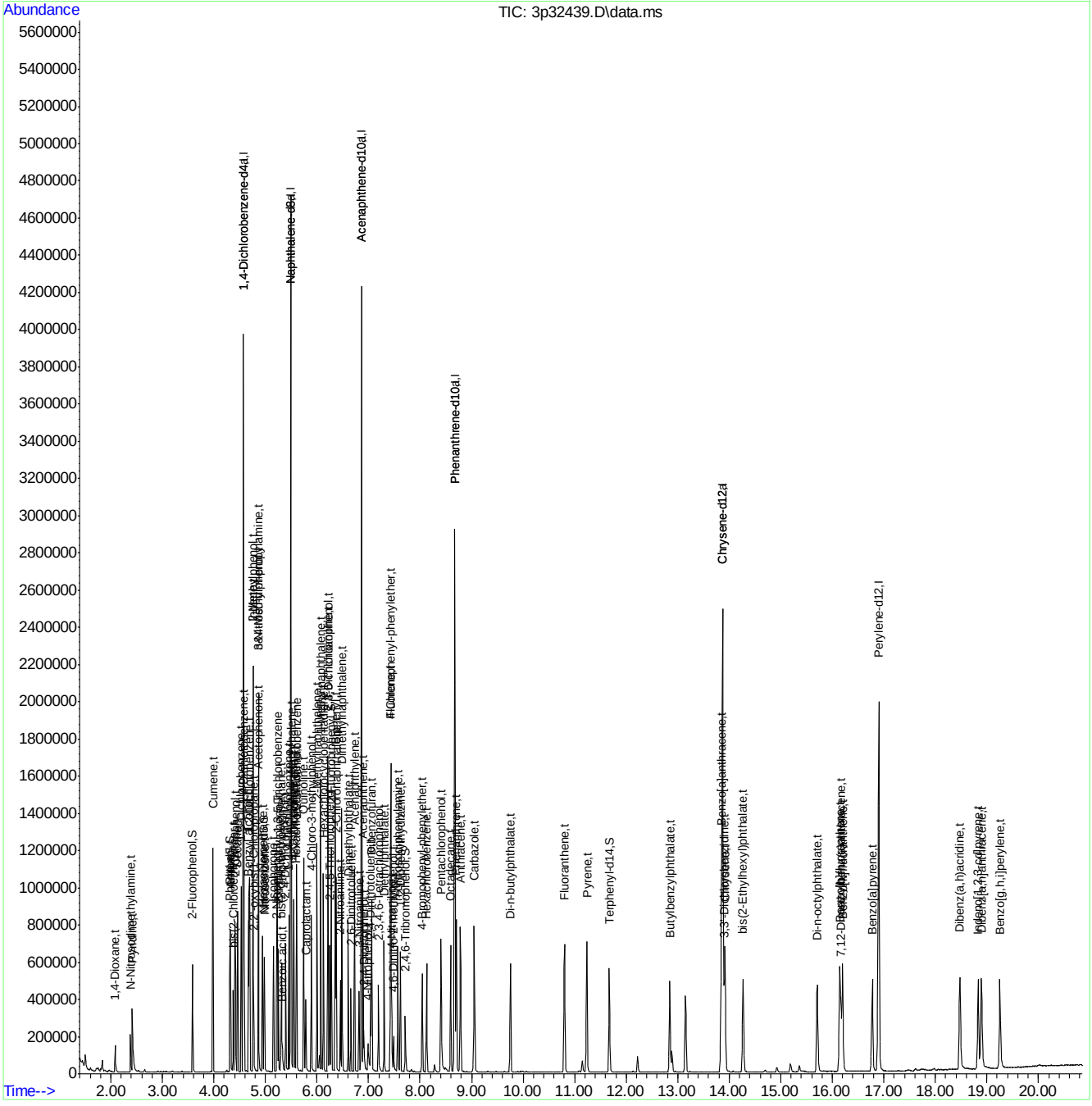

Manual Integration Approval Summary

Sample Number:	E3P1389-IC1389	**Method:**	SW846 8270D
Lab FileID:	3P32439.D	**Analyst approved:**	06/07/14 15:50 Kristi Schollenberger
Injection Time:	06/06/14 17:13	**Supervisor approved:**	06/10/14 15:02 Nina Pandya

Parameter	CAS	Sig#	R.T. (min.)	Reason
Benzoic Acid	65-85-0		5.32	Split peak

Quantitation Report (Qedit)

Data Path : C:\msdchem\1\DATA\1389\
Data File : 3p32439.D
Acq On : 6 Jun 2014 5:13 pm
Operator : samtap
Sample : ic1389-10
Misc : op75000,e3p1389,
ALS Vial : 7 Sample Multiplier: 1

Quant Time: Jun 06 18:00:46 2014
Quant Method : C:\msdchem\1\METHODS\M3P1389.M
Quant Title : Semi Volatile Extractables by GC/MS
QLast Update : Fri Jun 06 17:58:58 2014
Response via : Initial Calibration

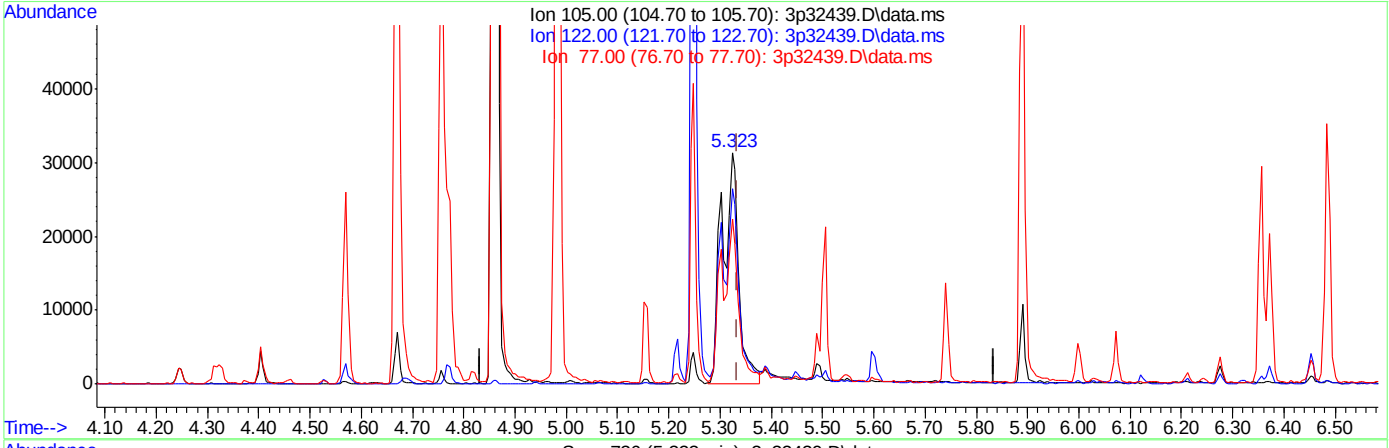

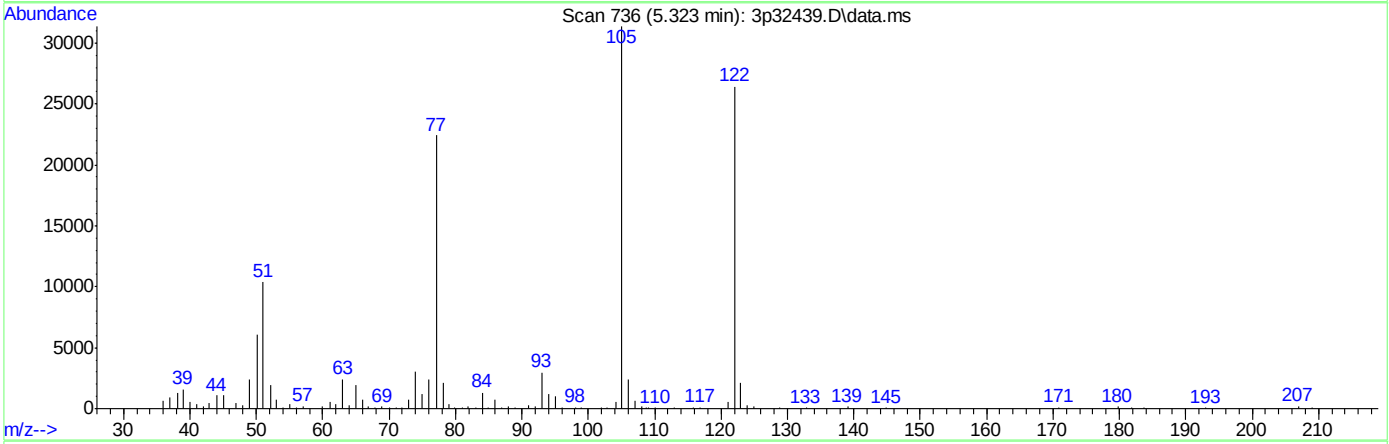

TIC: 3p32439.D\data.ms

(31) Benzoic acid (t)

5.323min (-0.011) 8.61ppb m

response 70609

Ion	Exp%	Act%
105.00	100	100
122.00	85.80	84.29
77.00	70.30	71.49
0.00	0.00	0.00

Quantitation Report (QT Reviewed)

Data Path : C:\msdchem\1\DATA\1389\
Data File : 3p32440.D
Acq On : 6 Jun 2014 5:39 pm
Operator : samtap
Sample : ic1389-2
Misc : op75000,e3p1389,
ALS Vial : 8 Sample Multiplier: 1

Quant Time: Jun 06 18:02:11 2014
Quant Method : C:\msdchem\1\METHODS\M3P1389.M
Quant Title : Semi Volatile Extractables by GC/MS
QLast Update : Fri Jun 06 18:00:56 2014
Response via : Initial Calibration

Compound	R.T.	QIon	Response	Conc	Units	Dev(Min)
Internal Standards						
1) 1,4-Dichlorobenzene-d4	4.569	152	474622	40.00	ppb	0.00
24) Naphthalene-d8	5.489	136	1607743	40.00	ppb	0.00
47) Acenaphthene-d10	6.864	164	899050	40.00	ppb	0.00
69) Phenanthrene-d10	8.672	188	1451934	40.00	ppb	0.00
83) Chrysene-d12	13.865	240	1403912	40.00	ppb	0.00
91) Perylene-d12	16.903	264	1252885	40.00	ppb	0.00
101) 1,4-Dichlorobenzene-d4a	4.569	152	474622	40.00	ppb	0.00
103) Acenaphthene-d10a	6.864	164	899050	40.00	ppb	0.00
107) Chrysene-d12a	13.865	240	1403912	40.00	ppb	0.00
109) Naphthalene-d8a	5.489	136	1607743	40.00	ppb	0.00
111) Phenanthrene-d10a	8.672	188	1451934	40.00	ppb	0.00
System Monitoring Compounds						
5) 2-Fluorophenol	3.585	112	29962	1.89	ppb	0.00
Spiked Amount 50.000			Recovery =	3.78%		
8) Phenol-d5	4.307	99	35562	1.94	ppb	0.00
Spiked Amount 50.000			Recovery =	3.88%		
25) Nitrobenzene-d5	4.970	82	25820	1.95	ppb	0.00
Spiked Amount 50.000			Recovery =	3.90%		
51) 2-Fluorobiphenyl	6.275	172	60528	2.16	ppb	0.00
Spiked Amount 50.000			Recovery =	4.32%		
73) 2,4,6-Tribromophenol	7.720	330	6311	1.66	ppb	0.00
Spiked Amount 50.000			Recovery =	3.32%		
85) Terphenyl-d14	11.672	244	54585	1.99	ppb	0.00
Spiked Amount 50.000			Recovery =	3.98%		
112) o-Terphenyl	0.000	230	0	0.00	ppb	
Spiked Amount 50.000			Recovery =	0.00%		
113) 1-Chlorooctadecane	0.000	57	0	0.00	ppb	
Spiked Amount 50.000			Recovery =	0.00%		
Target Compounds						Qvalue
2) 1,4-Dioxane	2.082	88	13957	1.95	ppb	98
3) Pyridine	2.430	79	35768	2.02	ppb	98
4) N-Nitrosodimethylamine	2.382	42	12187	1.87	ppb	96
6) Indene	4.756	116	61651	2.34	ppb	100
7) Cumene	3.976	105	86868	2.11	ppb	99
9) Phenol	4.313	94	41671	2.06	ppb	96
10) Aniline	4.323	93	46293	2.36	ppb	89
11) bis(2-Chloroethyl)ether	4.377	93	27003	2.13	ppb	95
12) 2-Chlorophenol	4.414	128	35163	2.08	ppb	95
13) Decane	4.457	43	26344	2.31	ppb	92
14) 1,3-Dichlorobenzene	4.526	146	41947	2.19	ppb	94
15) 1,4-Dichlorobenzene	4.580	146	42271	2.22	ppb	95
16) Benzyl alcohol	4.671	108	19041	2.03	ppb	95
17) 1,2-Dichlorobenzene	4.692	146	39598	2.25	ppb	97
18) Acetophenone	4.858	105	48169	2.35	ppb	93
19) 2-Methylphenol	4.756	108	24326	1.97	ppb	99
20) 2,2'-oxybis(1-Chloropr...	4.767	45	28236	2.29	ppb	95
21) 3&4-Methylphenol	4.863	108	26220	2.05	ppb	96

Quantitation Report (QT Reviewed)

Data Path : C:\msdchem\1\DATA\1389\
Data File : 3p32440.D
Acq On : 6 Jun 2014 5:39 pm
Operator : samtap
Sample : ic1389-2
Misc : op75000,e3p1389,
ALS Vial : 8 Sample Multiplier: 1

Quant Time: Jun 06 18:02:11 2014
Quant Method : C:\msdchem\1\METHODS\M3P1389.M
Quant Title : Semi Volatile Extractables by GC/MS
QLast Update : Fri Jun 06 18:00:56 2014
Response via : Initial Calibration

Compound	R.T.	QIon	Response	Conc	Units		Dev(Min)
22) n-Nitroso-di-n-propyla...	4.863	70	18572	2.31	ppb		97
23) Hexachloroethane	4.944	201	12805	2.08	ppb		99
26) Nitrobenzene	4.981	77	28471	2.06	ppb		92
27) Quinoline	5.741	129	66244	2.18	ppb		99
28) Isophorone	5.152	82	49874	2.15	ppb		96
29) 2-Nitrophenol	5.216	139	14229	1.76	ppb		95
30) 2,4-Dimethylphenol	5.249	107	14338	1.20	ppb		98
31) Benzoic acid	5.302	105	9234	1.06	ppb		96
32) bis(2-Chloroethoxy)met...	5.313	93	30435	2.18	ppb		99
33) 2,4-Dichlorophenol	5.393	162	26729	2.12	ppb		96
34) 2,6-Dichlorophenol	5.548	162	24085	2.01	ppb		96
35) 1,3,5-Trichlorobenzene	5.227	180	35941	2.22	ppb		96
36) 1,2,4-Trichlorobenzene	5.452	180	30948	2.22	ppb		98
37) 1,2,3-Trichlorobenzene	5.607	180	32274	2.21	ppb		98
38) Naphthalene	5.505	128	89710	2.20	ppb		98
39) 4-Chloroaniline	5.543	127	37436	2.20	ppb		94
40) 2,3-Dichloroaniline	6.211	161	36862	2.21	ppb		97
41) Caprolactam	5.773	113	9210	2.00	ppb		92
42) Hexachlorobutadiene	5.602	225	15675	2.12	ppb		96
43) 4-Chloro-3-methylphenol	5.890	107	23634	1.99	ppb	#	99
44) 2-Methylnaphthalene	5.997	141	52834	2.15	ppb		97
45) 1-Methylnaphthalene	6.072	141	59955	2.24	ppb		98
46) Dimethylnaphthalene	6.484	156	60458	2.26	ppb		98
48) Hexachlorocyclopentadiene	6.126	237	22389	3.11	ppb		99
49) 2,4,6-Trichlorophenol	6.211	196	15669	1.89	ppb		97
50) 2,4,5-Trichlorophenol	6.249	196	18732	2.05	ppb		99
52) 2-Chloronaphthalene	6.372	162	57265	2.21	ppb		94
53) Biphenyl	6.356	154	84514	2.33	ppb		100
54) 2-Nitroaniline	6.452	65	11447	1.77	ppb		83
55) Dimethylphthalate	6.607	163	60211	2.12	ppb		99
56) Acenaphthylene	6.730	152	89279	2.12	ppb		99
57) 2,6-Dinitrotoluene	6.661	165	10146	1.67	ppb		89
58) 3-Nitroaniline	6.816	138	14355	1.85	ppb		92
59) Acenaphthene	6.891	153	54398	2.12	ppb		99
60) 2,4-Dinitrophenol	6.923	184	3026	1.20	ppb	#	41
61) 4-Nitrophenol	7.003	109	5226	1.49	ppb		92
62) Dibenzofuran	7.062	168	78126	2.16	ppb		100
63) 2,4-Dinitrotoluene	7.040	165	12738	1.55	ppb		98
64) 2,3,4,6-Tetrachlorophenol	7.195	232	11279	1.66	ppb		95
65) Diethylphthalate	7.302	149	58665	2.04	ppb		99
66) Fluorene	7.431	166	61835	2.11	ppb		99
67) 4-Chlorophenyl-phenyle...	7.431	204	27542	2.13	ppb		99
68) 4-Nitroaniline	7.452	138	14465	1.84	ppb		94
70) 4,6-Dinitro-2-methylph...	7.490	198	2566	0.72	ppb		97
71) n-Nitrosodiphenylamine	7.570	169	39871	2.10	ppb		97
72) 1,2-Diphenylhydrazine	7.618	77	51813	2.07	ppb		97
74) 4-Bromophenyl-phenylether	8.041	248	14782	1.95	ppb		98
75) Hexachlorobenzene	8.126	284	17468	2.05	ppb		96
76) Pentachlorophenol	8.410	266	12070	2.35	ppb		94
77) Phenanthrene	8.704	178	87088	2.15	ppb		99

Quantitation Report (QT Reviewed)

Data Path : C:\msdchem\1\DATA\1389\
Data File : 3p32440.D
Acq On : 6 Jun 2014 5:39 pm
Operator : samtap
Sample : ic1389-2
Misc : op75000,e3p1389,
ALS Vial : 8 Sample Multiplier: 1

Quant Time: Jun 06 18:02:11 2014
Quant Method : C:\msdchem\1\METHODS\M3P1389.M
Quant Title : Semi Volatile Extractables by GC/MS
QLast Update : Fri Jun 06 18:00:56 2014
Response via : Initial Calibration

Compound	R.T.	QIon	Response	Conc	Units	Dev(Min)
78) Anthracene	8.784	178	82357	2.08	ppb	99
79) Carbazole	9.051	167	91926	2.10	ppb	99
80) Di-n-butylphthalate	9.752	149	93282	1.86	ppb	99
81) Fluoranthene	10.800	202	87401	1.93	ppb	99
82) Octadecane	8.591	57	31552	2.01	ppb	99
84) Pyrene	11.234	202	94863	2.06	ppb	98
86) Butylbenzylphthalate	12.844	149	38831	1.75	ppb	97
87) Benzo[a]anthracene	13.849	228	79984	2.05	ppb	98
88) 3,3'-Dichlorobenzidine	13.897	252	26406	1.84	ppb	96
89) Chrysene	13.919	228	70600	2.06	ppb	98
90) bis(2-Ethylhexyl)phtha...	14.266	149	49233	1.73	ppb	94
92) Di-n-octylphthalate	15.705	149	77962	1.51	ppb	99
93) Benzo[b]fluoranthene	16.144	252	69056	1.74	ppb	98
94) Benzo[k]fluoranthene	16.197	252	73706	2.00	ppb	96
95) Benzo[a]pyrene	16.775	252	63060	1.83	ppb	99
96) Indeno[1,2,3-cd]pyrene	18.829	276	56750	1.66	ppb	96
97) Dibenz(a,h)acridine	18.476	279	60485	1.74	ppb	98
98) Dibenz[a,h]anthracene	18.893	278	59998	1.77	ppb	98
99) 7,12-Dimethylbenz(a)an...	16.165	256	8870	0.58	ppb	90
100) Benzo[g,h,i]perylene	19.251	276	65376	1.91	ppb	97

(#) = qualifier out of range (m) = manual integration (+) = signals summed

9.6.38

6

Quantitation Report (QT Reviewed)

Data Path : C:\msdchem\1\DATA\1389\
Data File : 3p32440.D
Acq On : 6 Jun 2014 5:39 pm
Operator : samtap
Sample : ic1389-2
Misc : op75000,e3p1389,
ALS Vial : 8 Sample Multiplier: 1

Quant Time: Jun 06 18:02:11 2014
Quant Method : C:\msdchem\1\METHODS\M3P1389.M
Quant Title : Semi Volatile Extractables by GC/MS
QLast Update : Fri Jun 06 18:00:56 2014
Response via : Initial Calibration

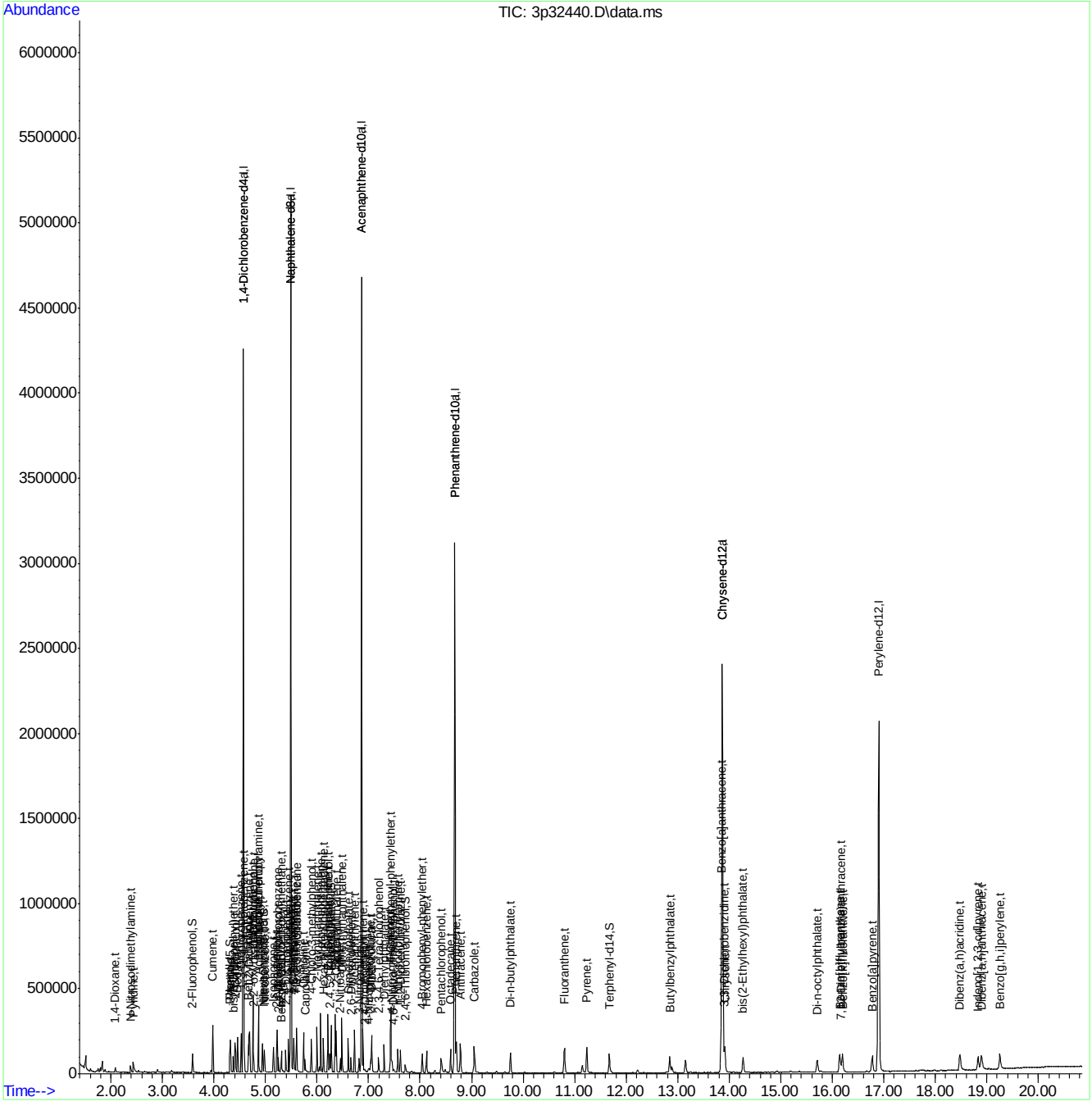

Quantitation Report (QT Reviewed)

Data Path : C:\msdchem\1\DATA\1389\
Data File : 3p32441.D
Acq On : 6 Jun 2014 6:04 pm
Operator : samtap
Sample : ic1389-5
Misc : op75000,e3p1389,
ALS Vial : 9 Sample Multiplier: 1

Quant Time: Jun 07 07:52:22 2014
Quant Method : C:\msdchem\1\METHODS\M3P1389.M
Quant Title : Semi Volatile Extractables by GC/MS
QLast Update : Sat Jun 07 07:39:53 2014
Response via : Initial Calibration

Compound	R.T.	QIon	Response	Conc	Units	Dev(Min)
Internal Standards						
1) 1,4-Dichlorobenzene-d4	4.569	152	499878	40.00	ppb	0.00
24) Naphthalene-d8	5.489	136	1658183	40.00	ppb	0.00
47) Acenaphthene-d10	6.864	164	909453	40.00	ppb	0.00
69) Phenanthrene-d10	8.672	188	1467182	40.00	ppb	0.00
83) Chrysene-d12	13.871	240	1455949	40.00	ppb	0.00
91) Perylene-d12	16.903	264	1302313	40.00	ppb	0.00
101) 1,4-Dichlorobenzene-d4a	4.569	152	499878	40.00	ppb	0.00
103) Acenaphthene-d10a	6.864	164	909453	40.00	ppb	0.00
107) Chrysene-d12a	13.871	240	1455949	40.00	ppb	0.00
109) Naphthalene-d8a	5.489	136	1658183	40.00	ppb	0.00
111) Phenanthrene-d10a	8.672	188	1467182	40.00	ppb	0.00
System Monitoring Compounds						
5) 2-Fluorophenol	3.585	112	82790	5.01	ppb	0.00
Spiked Amount 50.000			Recovery	=	10.02%	
8) Phenol-d5	4.307	99	98343	5.11	ppb	0.00
Spiked Amount 50.000			Recovery	=	10.22%	
25) Nitrobenzene-d5	4.970	82	72066	5.25	ppb	0.00
Spiked Amount 50.000			Recovery	=	10.50%	
51) 2-Fluorobiphenyl	6.275	172	155362	5.37	ppb	0.00
Spiked Amount 50.000			Recovery	=	10.74%	
73) 2,4,6-Tribromophenol	7.720	330	17657	4.74	ppb	0.00
Spiked Amount 50.000			Recovery	=	9.48%	
85) Terphenyl-d14	11.672	244	148814	5.20	ppb	0.00
Spiked Amount 50.000			Recovery	=	10.40%	
112) o-Terphenyl	0.000	230	0	0.00	ppb	
Spiked Amount 50.000			Recovery	=	0.00%	
113) 1-Chlorooctadecane	0.000	57	0	0.00	ppb	
Spiked Amount 50.000			Recovery	=	0.00%	
Target Compounds						Qvalue
2) 1,4-Dioxane	2.082	88	36957	4.94	ppb	99
3) Pyridine	2.419	79	91715	4.92	ppb	99
4) N-Nitrosodimethylamine	2.376	42	32566	4.82	ppb	98
6) Indene	4.756	116	164509	5.67	ppb	100
7) Cumene	3.981	105	239796	5.43	ppb	99
9) Phenol	4.313	94	112180	5.22	ppb	95
10) Aniline	4.323	93	116613	5.43	ppb	90
11) bis(2-Chloroethyl)ether	4.377	93	73276	5.38	ppb	95
12) 2-Chlorophenol	4.414	128	96029	5.31	ppb	94
13) Decane	4.457	43	69877	5.60	ppb	92
14) 1,3-Dichlorobenzene	4.526	146	112316	5.43	ppb	99
15) 1,4-Dichlorobenzene	4.580	146	110390	5.36	ppb	99
16) Benzyl alcohol	4.671	108	51521	5.19	ppb	94
17) 1,2-Dichlorobenzene	4.692	146	102215	5.36	ppb	98
18) Acetophenone	4.858	105	126570	5.61	ppb	93
19) 2-Methylphenol	4.756	108	71397	5.44	ppb	99
20) 2,2'-oxybis(1-Chloropr...	4.773	45	74518	5.53	ppb	99
21) 3&4-Methylphenol	4.863	108	72724	5.32	ppb	98

ACCUTEST LABORATORIES JB69078

Quantitation Report (QT Reviewed)

Data Path : C:\msdchem\1\DATA\1389\
Data File : 3p32441.D
Acq On : 6 Jun 2014 6:04 pm
Operator : samtap
Sample : ic1389-5
Misc : op75000,e3p1389,
ALS Vial : 9 Sample Multiplier: 1

Quant Time: Jun 07 07:52:22 2014
Quant Method : C:\msdchem\1\METHODS\M3P1389.M
Quant Title : Semi Volatile Extractables by GC/MS
QLast Update : Sat Jun 07 07:39:53 2014
Response via : Initial Calibration

	Compound	R.T.	QIon	Response	Conc	Units		Dev(Min)
22)	n-Nitroso-di-n-propyla...	4.863	70	46991	5.36	ppb		96
23)	Hexachloroethane	4.944	201	33911	5.18	ppb		95
26)	Nitrobenzene	4.981	77	75441	5.24	ppb		95
27)	Quinoline	5.741	129	173345	5.39	ppb		99
28)	Isophorone	5.152	82	128224	5.27	ppb		96
29)	2-Nitrophenol	5.216	139	40412	4.94	ppb		95
30)	2,4-Dimethylphenol	5.249	107	55951	4.85	ppb		97
31)	Benzoic acid	5.313	105	34750	3.79	ppb		98
32)	bis(2-Chloroethoxy)met...	5.313	93	77108	5.25	ppb		98
33)	2,4-Dichlorophenol	5.393	162	66312	5.04	ppb		99
34)	2,6-Dichlorophenol	5.548	162	66122	5.29	ppb		96
35)	1,3,5-Trichlorobenzene	5.227	180	96272	5.58	ppb		99
36)	1,2,4-Trichlorobenzene	5.452	180	78731	5.33	ppb		99
37)	1,2,3-Trichlorobenzene	5.607	180	86548	5.57	ppb		97
38)	Naphthalene	5.505	128	228495	5.31	ppb		99
39)	4-Chloroaniline	5.543	127	96456	5.36	ppb		99
40)	2,3-Dichloroaniline	6.211	161	96212	5.44	ppb		99
41)	Caprolactam	5.778	113	25675	5.35	ppb		93
42)	Hexachlorobutadiene	5.602	225	41282	5.31	ppb		99
43)	4-Chloro-3-methylphenol	5.890	107	61756	5.04	ppb	#	98
44)	2-Methylnaphthalene	5.997	141	137379	5.31	ppb		97
45)	1-Methylnaphthalene	6.072	141	156150	5.49	ppb		98
46)	Dimethylnaphthalene	6.484	156	156874	5.50	ppb		97
48)	Hexachlorocyclopentadiene	6.126	237	69022	9.80	ppb		98
49)	2,4,6-Trichlorophenol	6.211	196	42915	5.13	ppb		97
50)	2,4,5-Trichlorophenol	6.243	196	49250	5.28	ppb		98
52)	2-Chloronaphthalene	6.372	162	146628	5.44	ppb		96
53)	Biphenyl	6.356	154	215858	5.63	ppb		99
54)	2-Nitroaniline	6.452	65	32613	5.07	ppb		89
55)	Dimethylphthalate	6.607	163	151338	5.20	ppb		100
56)	Acenaphthylene	6.730	152	232470	5.35	ppb		99
57)	2,6-Dinitrotoluene	6.661	165	28683	4.82	ppb		94
58)	3-Nitroaniline	6.816	138	38707	4.98	ppb		96
59)	Acenaphthene	6.891	153	137027	5.20	ppb		98
60)	2,4-Dinitrophenol	6.912	184	11267	11.71	ppb	#	39
61)	4-Nitrophenol	6.992	109	15190	4.51	ppb		99
62)	Dibenzofuran	7.062	168	193405	5.20	ppb		100
63)	2,4-Dinitrotoluene	7.040	165	39613	4.92	ppb		96
64)	2,3,4,6-Tetrachlorophenol	7.195	232	33527	5.01	ppb		97
65)	Diethylphthalate	7.302	149	154559	5.25	ppb		98
66)	Fluorene	7.431	166	156466	5.20	ppb		100
67)	4-Chlorophenyl-phenyle...	7.431	204	71587	5.36	ppb		97
68)	4-Nitroaniline	7.447	138	40288	5.10	ppb		95
70)	4,6-Dinitro-2-methylph...	7.484	198	11211	5.61	ppb		96
71)	n-Nitrosodiphenylamine	7.570	169	103838	5.33	ppb		98
72)	1,2-Diphenylhydrazine	7.618	77	140031	5.44	ppb		96
74)	4-Bromophenyl-phenylether	8.041	248	38651	5.06	ppb		99
75)	Hexachlorobenzene	8.126	284	45097	5.20	ppb		93
76)	Pentachlorophenol	8.410	266	41860	7.90	ppb		96
77)	Phenanthrene	8.704	178	218586	5.24	ppb		99

ACCUTEST LABORATORIES JB69078

Quantitation Report (QT Reviewed)

Data Path : C:\msdchem\1\DATA\1389\
Data File : 3p32441.D
Acq On : 6 Jun 2014 6:04 pm
Operator : samtap
Sample : ic1389-5
Misc : op75000,e3p1389,
ALS Vial : 9 Sample Multiplier: 1

Quant Time: Jun 07 07:52:22 2014
Quant Method : C:\msdchem\1\METHODS\M3P1389.M
Quant Title : Semi Volatile Extractables by GC/MS
QLast Update : Sat Jun 07 07:39:53 2014
Response via : Initial Calibration

Compound	R.T.	QIon	Response	Conc	Units	Dev(Min)
78) Anthracene	8.784	178	214598	5.28	ppb	99
79) Carbazole	9.051	167	245243	5.43	ppb	98
80) Di-n-butylphthalate	9.752	149	251910	5.03	ppb	99
81) Fluoranthene	10.800	202	235990	5.15	ppb	100
82) Octadecane	8.591	57	89055	5.53	ppb	99
84) Pyrene	11.239	202	253023	5.24	ppb	98
86) Butylbenzylphthalate	12.844	149	112630	4.99	ppb	99
87) Benzo[a]anthracene	13.849	228	208406	5.12	ppb	99
88) 3,3'-Dichlorobenzidine	13.897	252	71088	4.86	ppb	98
89) Chrysene	13.919	228	190005	5.28	ppb	98
90) bis(2-Ethylhexyl)phtha...	14.266	149	142073	4.92	ppb	100
92) Di-n-octylphthalate	15.705	149	242881	4.73	ppb	99
93) Benzo[b]fluoranthene	16.144	252	192026	4.77	ppb	99
94) Benzo[k]fluoranthene	16.197	252	206013	5.32	ppb	98
95) Benzo[a]pyrene	16.775	252	174102	4.93	ppb	99
96) Indeno[1,2,3-cd]pyrene	18.829	276	165656	4.79	ppb	98
97) Dibenz(a,h)acridine	18.476	279	172891	4.88	ppb	98
98) Dibenz[a,h]anthracene	18.893	278	171308	4.96	ppb	99
99) 7,12-Dimethylbenz(a)an...	16.170	256	36945	2.76	ppb	98
100) Benzo[g,h,i]perylene	19.251	276	175313	4.96	ppb	97

(#) = qualifier out of range (m) = manual integration (+) = signals summed

9.6.39

6

Quantitation Report (QT Reviewed)

Data Path : C:\msdchem\1\DATA\1389\
Data File : 3p32441.D
Acq On : 6 Jun 2014 6:04 pm
Operator : samtap
Sample : ic1389-5
Misc : op75000,e3p1389,
ALS Vial : 9 Sample Multiplier: 1

Quant Time: Jun 07 07:52:22 2014
Quant Method : C:\msdchem\1\METHODS\M3P1389.M
Quant Title : Semi Volatile Extractables by GC/MS
QLast Update : Sat Jun 07 07:39:53 2014
Response via : Initial Calibration

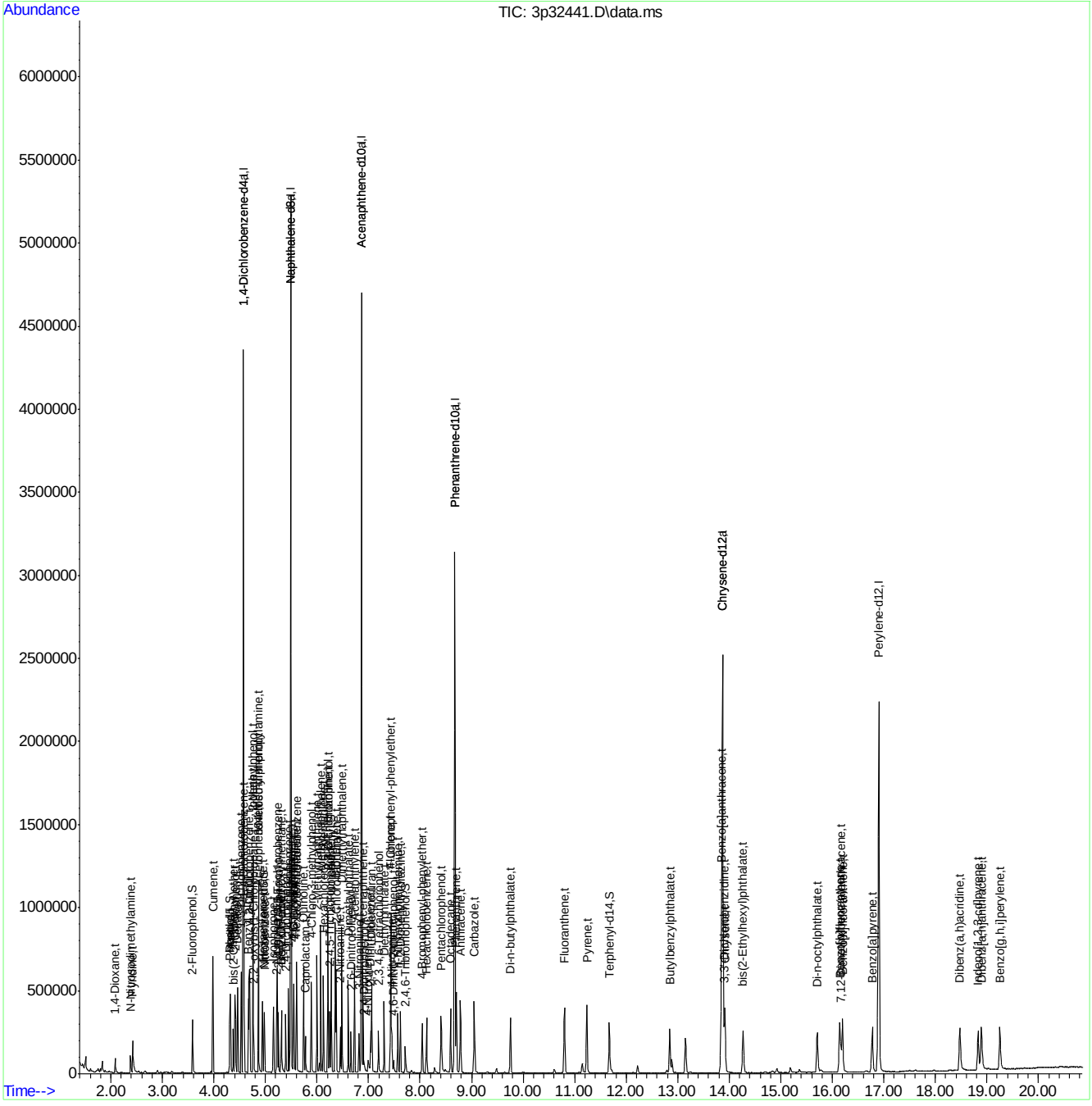

ACCUTEST LABORATORIES JB69078

Quantitation Report (QT Reviewed)

Data Path : C:\msdchem\1\DATA\1389\
Data File : 3p32443.D
Acq On : 6 Jun 2014 6:37 pm
Operator : samtap
Sample : ic1390-100
Misc : op74992,e3p1390,
ALS Vial : 10 Sample Multiplier: 1

Quant Time: Jun 07 08:02:29 2014
Quant Method : C:\MSDCHEM\1\METHODS\M3P1389.M
Quant Title : Semi Volatile Extractables by GC/MS
QLast Update : Sat Jun 07 07:52:29 2014
Response via : Initial Calibration

Compound	R.T.	QIon	Response	Conc	Units	Dev(Min)
Internal Standards						
1) 1,4-Dichlorobenzene-d4	4.569	152	308697	40.00	ppb	0.00
24) Naphthalene-d8	5.489	136	1110767	40.00	ppb	0.00
47) Acenaphthene-d10	6.864	164	575883	40.00	ppb	0.00
69) Phenanthrene-d10	8.672	188	950032	40.00	ppb	0.00
83) Chrysene-d12	13.865	240	868187	40.00	ppb	0.00
91) Perylene-d12	16.898	264	799583	40.00	ppb	0.00
101) 1,4-Dichlorobenzene-d4a	4.569	152	308697	40.00	ppb	0.00
103) Acenaphthene-d10a	6.864	164	575883	40.00	ppb	0.00
107) Chrysene-d12a	13.865	240	868187	40.00	ppb	0.00
109) Naphthalene-d8a	5.489	136	1110767	40.00	ppb	0.00
111) Phenanthrene-d10a	8.672	188	950032	40.00	ppb	0.00
System Monitoring Compounds						
5) 2-Fluorophenol	0.000	112	0	0.00	ppb	
Spiked Amount 50.000			Recovery =	0.00%		
8) Phenol-d5	0.000	99	0	0.00	ppb	
Spiked Amount 50.000			Recovery =	0.00%		
25) Nitrobenzene-d5	0.000	82	0	0.00	ppb	
Spiked Amount 50.000			Recovery =	0.00%		
51) 2-Fluorobiphenyl	0.000	172	0d	0.00	ppb	
Spiked Amount 50.000			Recovery =	0.00%		
73) 2,4,6-Tribromophenol	0.000	330	0	0.00	ppb	
Spiked Amount 50.000			Recovery =	0.00%		
85) Terphenyl-d14	0.000	244	0	0.00	ppb	
Spiked Amount 50.000			Recovery =	0.00%		
112) o-Terphenyl	9.340	230	1221986	99.97	ppb	0.00
Spiked Amount 50.000			Recovery =	199.94%		
113) 1-Chlorooctadecane	10.795	57	615620	100.01	ppb	0.00
Spiked Amount 50.000			Recovery =	200.02%		
Target Compounds						Qvalue
102) Benzaldehyde	4.243	105	560587	100.00	ppb	93
104) 2-bromonaphthalene	6.859	127	842495	99.21	ppb	97
105) Atrazine	8.297	215	250848	99.96	ppb	86
106) 1,2,4,5-Tetrachloroben...	6.131	216	861040	100.00	ppb	99
108) Benzidine	11.148	184	847164	100.26	ppb	99
110) Hydroquinone	5.789	110	912976	100.00	ppb	92

(#) = qualifier out of range (m) = manual integration (+) = signals summed

Quantitation Report (QT Reviewed)

Data Path : C:\msdchem\1\DATA\1389\
Data File : 3p32443.D
Acq On : 6 Jun 2014 6:37 pm
Operator : samtap
Sample : ic1390-100
Misc : op74992,e3p1390,
ALS Vial : 10 Sample Multiplier: 1

Quant Time: Jun 07 08:02:29 2014
Quant Method : C:\MSDCHEM\1\METHODS\M3P1389.M
Quant Title : Semi Volatile Extractables by GC/MS
QLast Update : Sat Jun 07 07:52:29 2014
Response via : Initial Calibration

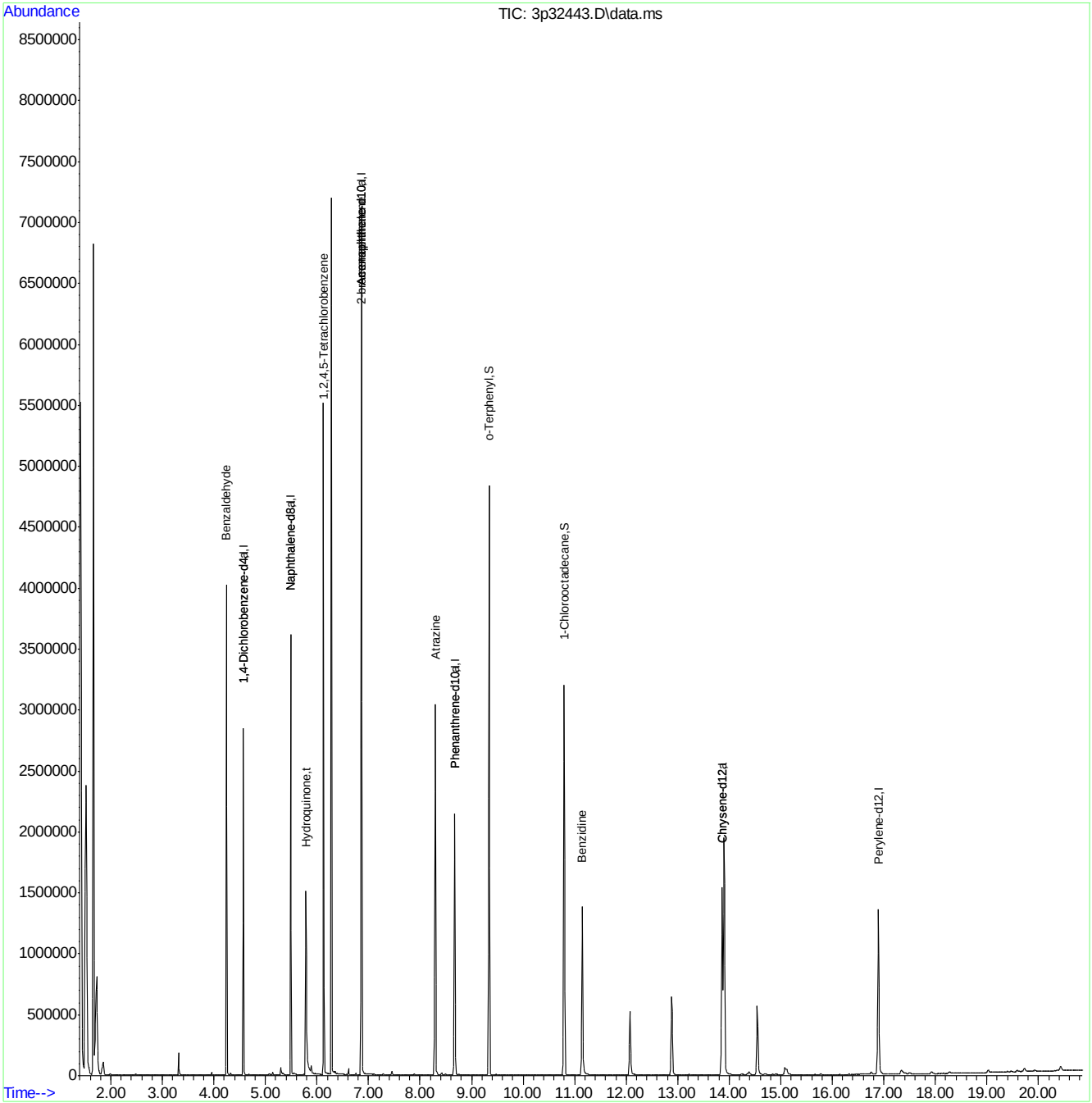

Quantitation Report (QT Reviewed)

Data Path : C:\msdchem\1\DATA\1389\
Data File : 3p32444.D
Acq On : 6 Jun 2014 7:03 pm
Operator : samtap
Sample : ic1390-80
Misc : op74992,e3p1390,
ALS Vial : 11 Sample Multiplier: 1

Quant Time: Jun 07 08:03:09 2014
Quant Method : C:\MSDCHEM\1\METHODS\M3P1389.M
Quant Title : Semi Volatile Extractables by GC/MS
QLast Update : Sat Jun 07 07:52:29 2014
Response via : Initial Calibration

Compound	R.T.	QIon	Response	Conc	Units	Dev(Min)
Internal Standards						
1) 1,4-Dichlorobenzene-d4	4.569	152	321389	40.00	ppb	0.00
24) Naphthalene-d8	5.489	136	1154732	40.00	ppb	0.00
47) Acenaphthene-d10	6.864	164	598227	40.00	ppb	0.00
69) Phenanthrene-d10	8.672	188	974944	40.00	ppb	0.00
83) Chrysene-d12	13.865	240	905417	40.00	ppb	0.00
91) Perylene-d12	16.898	264	850018	40.00	ppb	0.00
101) 1,4-Dichlorobenzene-d4a	4.569	152	321389	40.00	ppb	0.00
103) Acenaphthene-d10a	6.864	164	598227	40.00	ppb	0.00
107) Chrysene-d12a	13.865	240	905417	40.00	ppb	0.00
109) Naphthalene-d8a	5.489	136	1154732	40.00	ppb	0.00
111) Phenanthrene-d10a	8.672	188	974944	40.00	ppb	0.00
System Monitoring Compounds						
5) 2-Fluorophenol	0.000	112	0	0.00	ppb	
Spiked Amount 50.000			Recovery =	0.00%		
8) Phenol-d5	0.000	99	0	0.00	ppb	
Spiked Amount 50.000			Recovery =	0.00%		
25) Nitrobenzene-d5	0.000	82	0	0.00	ppb	
Spiked Amount 50.000			Recovery =	0.00%		
51) 2-Fluorobiphenyl	0.000	172	0d	0.00	ppb	
Spiked Amount 50.000			Recovery =	0.00%		
73) 2,4,6-Tribromophenol	0.000	330	0	0.00	ppb	
Spiked Amount 50.000			Recovery =	0.00%		
85) Terphenyl-d14	0.000	244	0	0.00	ppb	
Spiked Amount 50.000			Recovery =	0.00%		
112) o-Terphenyl	9.340	230	1045820	83.37	ppb	0.00
Spiked Amount 50.000			Recovery =	166.74%		
113) 1-Chlorooctadecane	10.795	57	509718	80.69	ppb	0.00
Spiked Amount 50.000			Recovery =	161.38%		
Target Compounds						Qvalue
102) Benzaldehyde	4.243	105	536533	91.93	ppb	93
104) 2-bromonaphthalene	6.859	127	709418	80.42	ppb	95
105) Atrazine	8.297	215	206938	79.38	ppb	88
106) 1,2,4,5-Tetrachloroben...	6.126	216	725299	81.09	ppb	97
108) Benzidine	11.148	184	767732	87.12	ppb	99
110) Hydroquinone	5.789	110	755822	79.63	ppb	91

(#) = qualifier out of range (m) = manual integration (+) = signals summed

Quantitation Report (QT Reviewed)

Data Path : C:\msdchem\1\DATA\1389\
Data File : 3p32444.D
Acq On : 6 Jun 2014 7:03 pm
Operator : samtap
Sample : ic1390-80
Misc : op74992,e3p1390,
ALS Vial : 11 Sample Multiplier: 1

Quant Time: Jun 07 08:03:09 2014
Quant Method : C:\MSDCHEM\1\METHODS\M3P1389.M
Quant Title : Semi Volatile Extractables by GC/MS
QLast Update : Sat Jun 07 07:52:29 2014
Response via : Initial Calibration

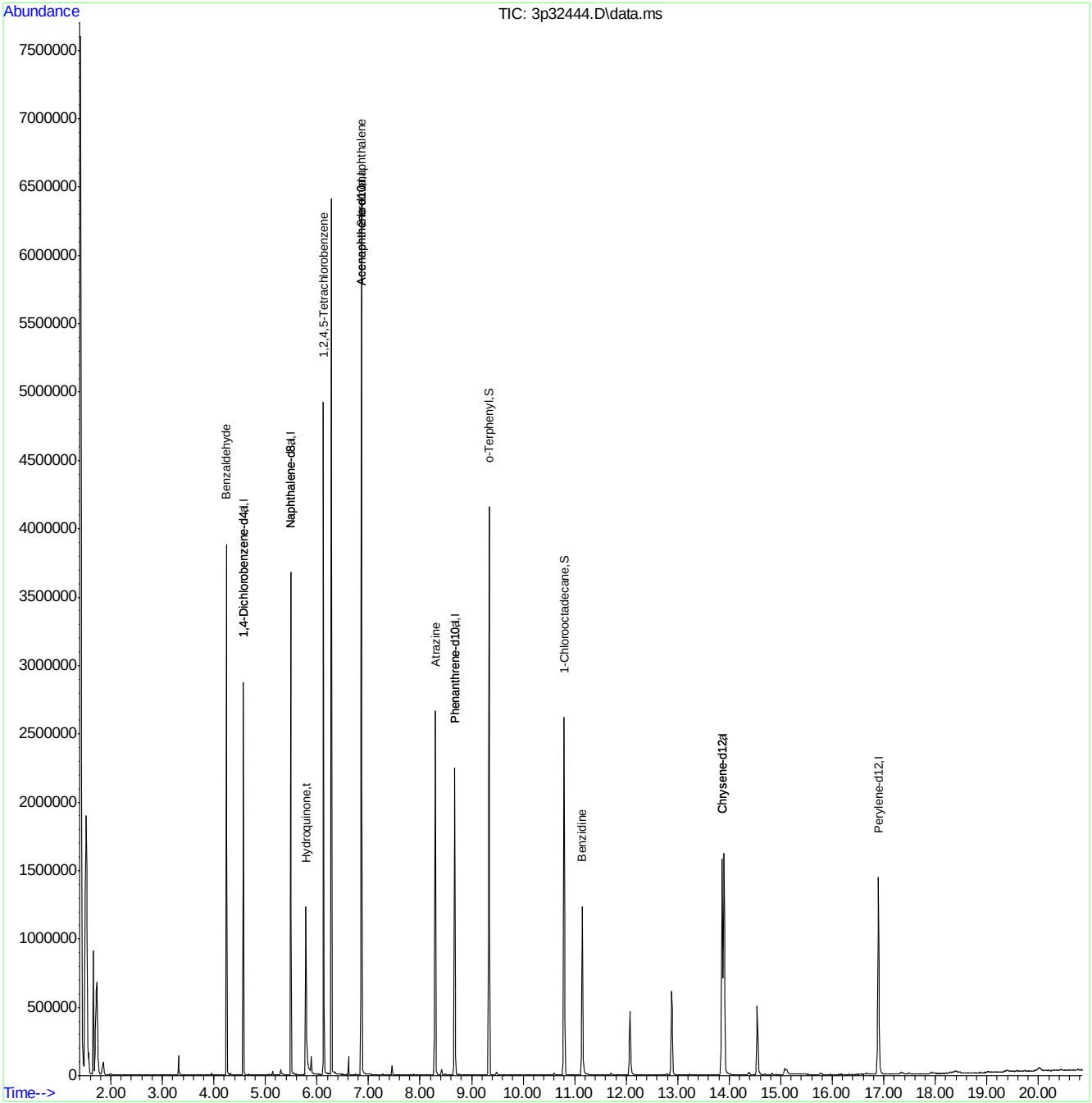

Quantitation Report (QT Reviewed)

Data Path : C:\msdchem\1\DATA\1389\
Data File : 3p32445.D
Acq On : 6 Jun 2014 7:28 pm
Operator : samtap
Sample : icc1390-50
Misc : op74992,e3p1390,
ALS Vial : 12 Sample Multiplier: 1

Quant Time: Jun 07 08:04:09 2014
Quant Method : C:\MSDCHEM\1\METHODS\M3P1389.M
Quant Title : Semi Volatile Extractables by GC/MS
QLast Update : Sat Jun 07 07:52:29 2014
Response via : Initial Calibration

Compound	R.T.	QIon	Response	Conc	Units	Dev(Min)
Internal Standards						
1) 1,4-Dichlorobenzene-d4	4.569	152	418461	40.00	ppb	0.00
24) Naphthalene-d8	5.489	136	1472231	40.00	ppb	0.00
47) Acenaphthene-d10	6.864	164	788281	40.00	ppb	0.00
69) Phenanthrene-d10	8.672	188	1295654	40.00	ppb	0.00
83) Chrysene-d12	13.865	240	1203524	40.00	ppb	0.00
91) Perylene-d12	16.898	264	1132568	40.00	ppb	0.00
101) 1,4-Dichlorobenzene-d4a	4.569	152	418461	40.00	ppb	0.00
103) Acenaphthene-d10a	6.864	164	788281	40.00	ppb	0.00
107) Chrysene-d12a	13.865	240	1203524	40.00	ppb	0.00
109) Naphthalene-d8a	5.489	136	1472231	40.00	ppb	0.00
111) Phenanthrene-d10a	8.672	188	1295654	40.00	ppb	0.00
System Monitoring Compounds						
5) 2-Fluorophenol	0.000	112	0d	0.00	ppb	
Spiked Amount 50.000			Recovery =	0.00%		
8) Phenol-d5	0.000	99	0d	0.00	ppb	
Spiked Amount 50.000			Recovery =	0.00%		
25) Nitrobenzene-d5	0.000	82	0	0.00	ppb	
Spiked Amount 50.000			Recovery =	0.00%		
51) 2-Fluorobiphenyl	0.000	172	0d	0.00	ppb	
Spiked Amount 50.000			Recovery =	0.00%		
73) 2,4,6-Tribromophenol	0.000	330	0	0.00	ppb	
Spiked Amount 50.000			Recovery =	0.00%		
85) Terphenyl-d14	0.000	244	0	0.00	ppb	
Spiked Amount 50.000			Recovery =	0.00%		
112) o-Terphenyl	9.340	230	808112	48.48	ppb	0.00
Spiked Amount 50.000			Recovery =	96.96%		
113) 1-Chlorooctadecane	10.795	57	400854	47.75	ppb	0.00
Spiked Amount 50.000			Recovery =	95.50%		
Target Compounds						Qvalue
102) Benzaldehyde	4.243	105	362552	47.71	ppb	91
104) 2-bromonaphthalene	6.858	127	553126	47.59	ppb	96
105) Atrazine	8.297	215	156577	45.58	ppb	85
106) 1,2,4,5-Tetrachloroben...	6.126	216	540482	45.86	ppb	98
108) Benzidine	11.148	184	645900	55.14	ppb	99
110) Hydroquinone	5.778	110	550244	45.47	ppb	92

(#) = qualifier out of range (m) = manual integration (+) = signals summed

Quantitation Report (QT Reviewed)

Data Path : C:\msdchem\1\DATA\1389\
Data File : 3p32445.D
Acq On : 6 Jun 2014 7:28 pm
Operator : samtap
Sample : icc1390-50
Misc : op74992,e3p1390,
ALS Vial : 12 Sample Multiplier: 1

Quant Time: Jun 07 08:04:09 2014
Quant Method : C:\MSDCHEM\1\METHODS\M3P1389.M
Quant Title : Semi Volatile Extractables by GC/MS
QLast Update : Sat Jun 07 07:52:29 2014
Response via : Initial Calibration

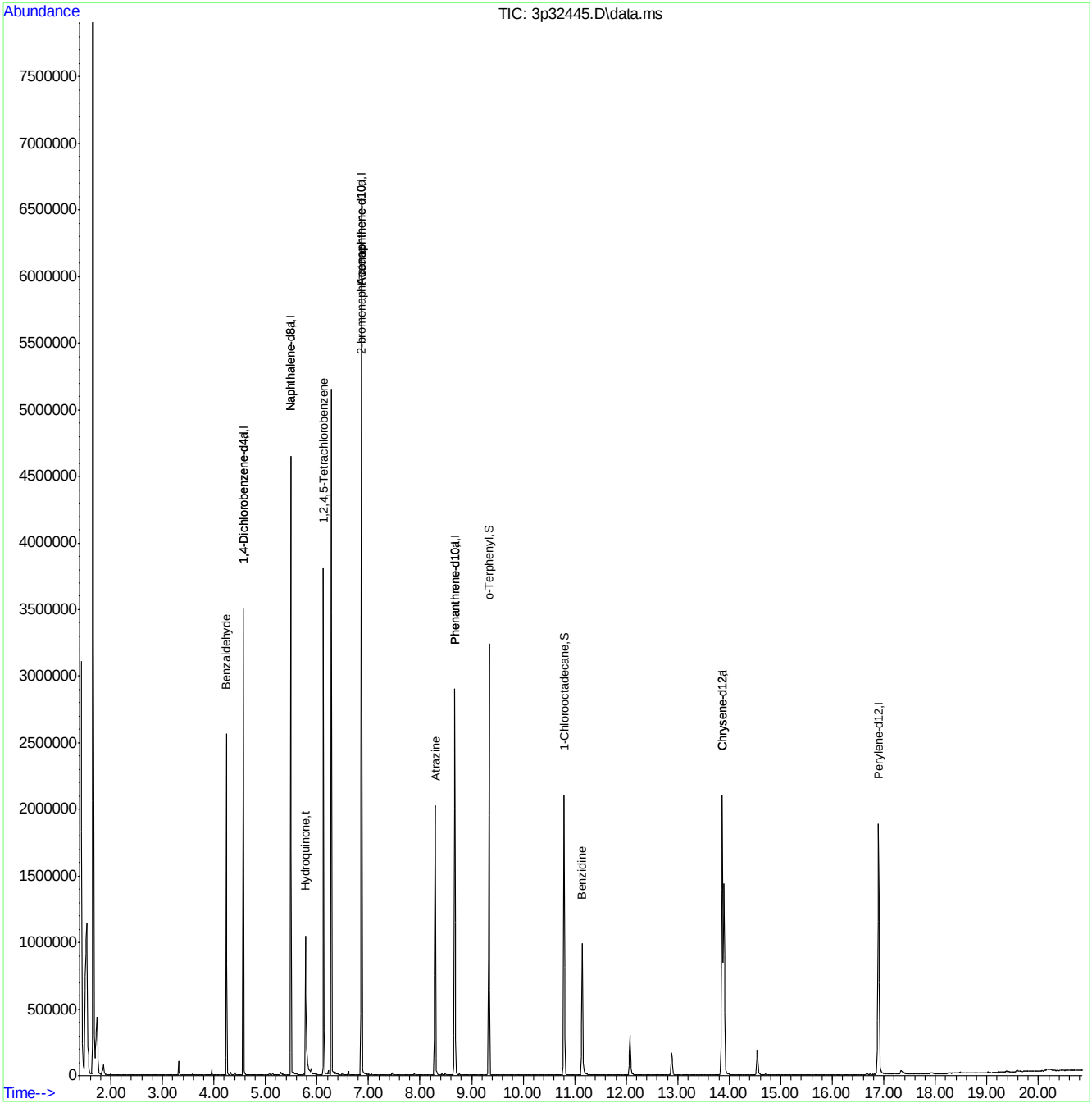

ACCUTEST LABORATORIES JB69078

Quantitation Report (QT Reviewed)

Data Path : C:\msdchem\1\DATA\1389\
Data File : 3p32446.D
Acq On : 6 Jun 2014 7:54 pm
Operator : samtap
Sample : ic1390-25
Misc : op74992,e3p1390,
ALS Vial : 13 Sample Multiplier: 1

Quant Time: Jun 07 08:04:56 2014
Quant Method : C:\MSDCHEM\1\METHODS\M3P1389.M
Quant Title : Semi Volatile Extractables by GC/MS
QLast Update : Sat Jun 07 07:52:29 2014
Response via : Initial Calibration

Compound	R.T.	QIon	Response	Conc	Units	Dev(Min)
Internal Standards						
1) 1,4-Dichlorobenzene-d4	4.569	152	349267	40.00	ppb	0.00
24) Naphthalene-d8	5.489	136	1244566	40.00	ppb	0.00
47) Acenaphthene-d10	6.864	164	664198	40.00	ppb	0.00
69) Phenanthrene-d10	8.672	188	1082674	40.00	ppb	0.00
83) Chrysene-d12	13.860	240	999166	40.00	ppb	-0.01
91) Perylene-d12	16.898	264	910044	40.00	ppb	0.00
101) 1,4-Dichlorobenzene-d4a	4.569	152	349267	40.00	ppb	0.00
103) Acenaphthene-d10a	6.864	164	664198	40.00	ppb	0.00
107) Chrysene-d12a	13.860	240	999166	40.00	ppb	-0.01
109) Naphthalene-d8a	5.489	136	1244566	40.00	ppb	0.00
111) Phenanthrene-d10a	8.672	188	1082674	40.00	ppb	0.00
System Monitoring Compounds						
5) 2-Fluorophenol	0.000	112	0d	0.00	ppb	
Spiked Amount 50.000			Recovery =	0.00%		
8) Phenol-d5	0.000	99	0d	0.00	ppb	
Spiked Amount 50.000			Recovery =	0.00%		
25) Nitrobenzene-d5	0.000	82	0	0.00	ppb	
Spiked Amount 50.000			Recovery =	0.00%		
51) 2-Fluorobiphenyl	0.000	172	0d	0.00	ppb	
Spiked Amount 50.000			Recovery =	0.00%		
73) 2,4,6-Tribromophenol	0.000	330	0	0.00	ppb	
Spiked Amount 50.000			Recovery =	0.00%		
85) Terphenyl-d14	0.000	244	0	0.00	ppb	
Spiked Amount 50.000			Recovery =	0.00%		
112) o-Terphenyl	9.335	230	349362	25.08	ppb	0.00
Spiked Amount 50.000			Recovery =	50.16%		
113) 1-Chlorooctadecane	10.790	57	177082	25.24	ppb	0.00
Spiked Amount 50.000			Recovery =	50.48%		
Target Compounds						Qvalue
102) Benzaldehyde	4.243	105	188282	29.69	ppb	92
104) 2-bromonaphthalene	6.858	127	247375	25.26	ppb	94
105) Atrazine	8.287	215	67363	23.27	ppb	89
106) 1,2,4,5-Tetrachloroben...	6.126	216	239532	24.12	ppb	99
108) Benzidine	11.143	184	320809	32.99	ppb	99
110) Hydroquinone	5.778	110	222153	21.72	ppb	94

(#) = qualifier out of range (m) = manual integration (+) = signals summed

Quantitation Report (QT Reviewed)

Data Path : C:\msdchem\1\DATA\1389\
Data File : 3p32446.D
Acq On : 6 Jun 2014 7:54 pm
Operator : samtap
Sample : ic1390-25
Misc : op74992,e3p1390,
ALS Vial : 13 Sample Multiplier: 1

Quant Time: Jun 07 08:04:56 2014
Quant Method : C:\MSDCHEM\1\METHODS\M3P1389.M
Quant Title : Semi Volatile Extractables by GC/MS
QLast Update : Sat Jun 07 07:52:29 2014
Response via : Initial Calibration

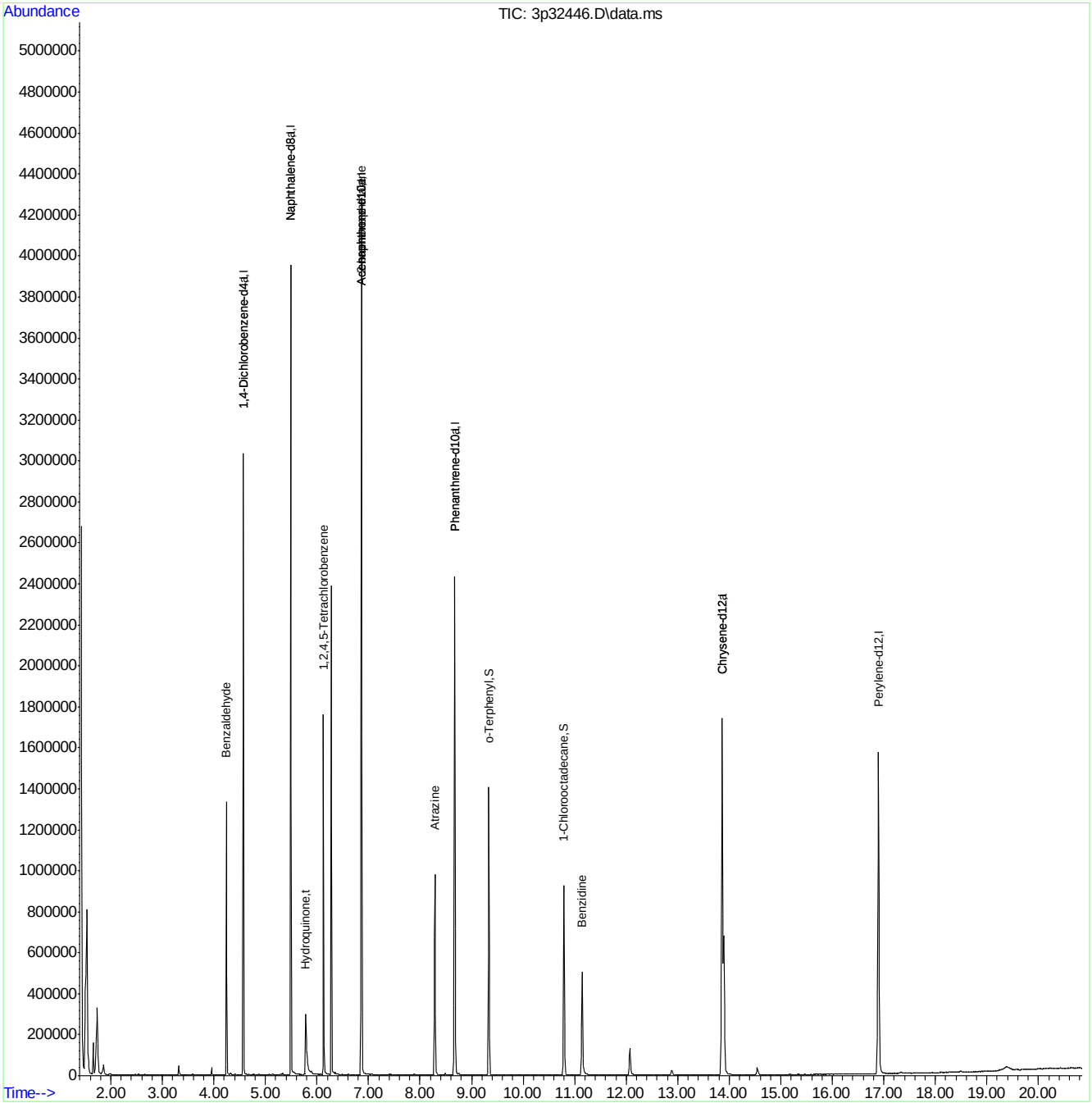

Quantitation Report (QT Reviewed)

Data Path : C:\msdchem\1\DATA\1389\
Data File : 3p32447.D
Acq On : 6 Jun 2014 8:20 pm
Operator : samtap
Sample : ic1390-10
Misc : op74992,e3p1390,
ALS Vial : 14 Sample Multiplier: 1

Quant Time: Jun 07 08:05:33 2014
Quant Method : C:\MSDCHEM\1\METHODS\M3P1389.M
Quant Title : Semi Volatile Extractables by GC/MS
QLast Update : Sat Jun 07 07:52:29 2014
Response via : Initial Calibration

Compound	R.T.	QIon	Response	Conc	Units	Dev(Min)
Internal Standards						
1) 1,4-Dichlorobenzene-d4	4.569	152	457807	40.00	ppb	0.00
24) Naphthalene-d8	5.489	136	1623620	40.00	ppb	0.00
47) Acenaphthene-d10	6.864	164	908800	40.00	ppb	0.00
69) Phenanthrene-d10	8.672	188	1450087	40.00	ppb	0.00
83) Chrysene-d12	13.865	240	1354335	40.00	ppb	0.00
91) Perylene-d12	16.903	264	1277009	40.00	ppb	0.00
101) 1,4-Dichlorobenzene-d4a	4.569	152	457807	40.00	ppb	0.00
103) Acenaphthene-d10a	6.864	164	908800	40.00	ppb	0.00
107) Chrysene-d12a	13.865	240	1354335	40.00	ppb	0.00
109) Naphthalene-d8a	5.489	136	1623620	40.00	ppb	0.00
111) Phenanthrene-d10a	8.672	188	1450087	40.00	ppb	0.00
System Monitoring Compounds						
5) 2-Fluorophenol	0.000	112	0	0.00	ppb	
Spiked Amount 50.000			Recovery =	0.00%		
8) Phenol-d5	0.000	99	0	0.00	ppb	
Spiked Amount 50.000			Recovery =	0.00%		
25) Nitrobenzene-d5	0.000	82	0	0.00	ppb	
Spiked Amount 50.000			Recovery =	0.00%		
51) 2-Fluorobiphenyl	0.000	172	0d	0.00	ppb	
Spiked Amount 50.000			Recovery =	0.00%		
73) 2,4,6-Tribromophenol	0.000	330	0	0.00	ppb	
Spiked Amount 50.000			Recovery =	0.00%		
85) Terphenyl-d14	0.000	244	0	0.00	ppb	
Spiked Amount 50.000			Recovery =	0.00%		
112) o-Terphenyl	9.335	230	186128	9.98	ppb	0.00
Spiked Amount 50.000			Recovery =	19.96%		
113) 1-Chlorooctadecane	10.790	57	90567	9.64	ppb	0.00
Spiked Amount 50.000			Recovery =	19.28%		
Target Compounds						Qvalue
102) Benzaldehyde	4.243	105	109413	13.16	ppb	93
104) 2-bromonaphthalene	6.859	127	136490	10.19	ppb	95
105) Atrazine	8.287	215	36804	9.29	ppb	86
106) 1,2,4,5-Tetrachloroben...	6.126	216	134661	9.91	ppb	99
108) Benzidine	11.143	184	242790	18.42	ppb	99
110) Hydroquinone	5.783	110	119209	8.93	ppb	92

(#) = qualifier out of range (m) = manual integration (+) = signals summed

Quantitation Report (QT Reviewed)

Data Path : C:\msdchem\1\DATA\1389\
Data File : 3p32447.D
Acq On : 6 Jun 2014 8:20 pm
Operator : samtap
Sample : ic1390-10
Misc : op74992,e3p1390,
ALS Vial : 14 Sample Multiplier: 1

Quant Time: Jun 07 08:05:33 2014
Quant Method : C:\MSDCHEM\1\METHODS\M3P1389.M
Quant Title : Semi Volatile Extractables by GC/MS
QLast Update : Sat Jun 07 07:52:29 2014
Response via : Initial Calibration

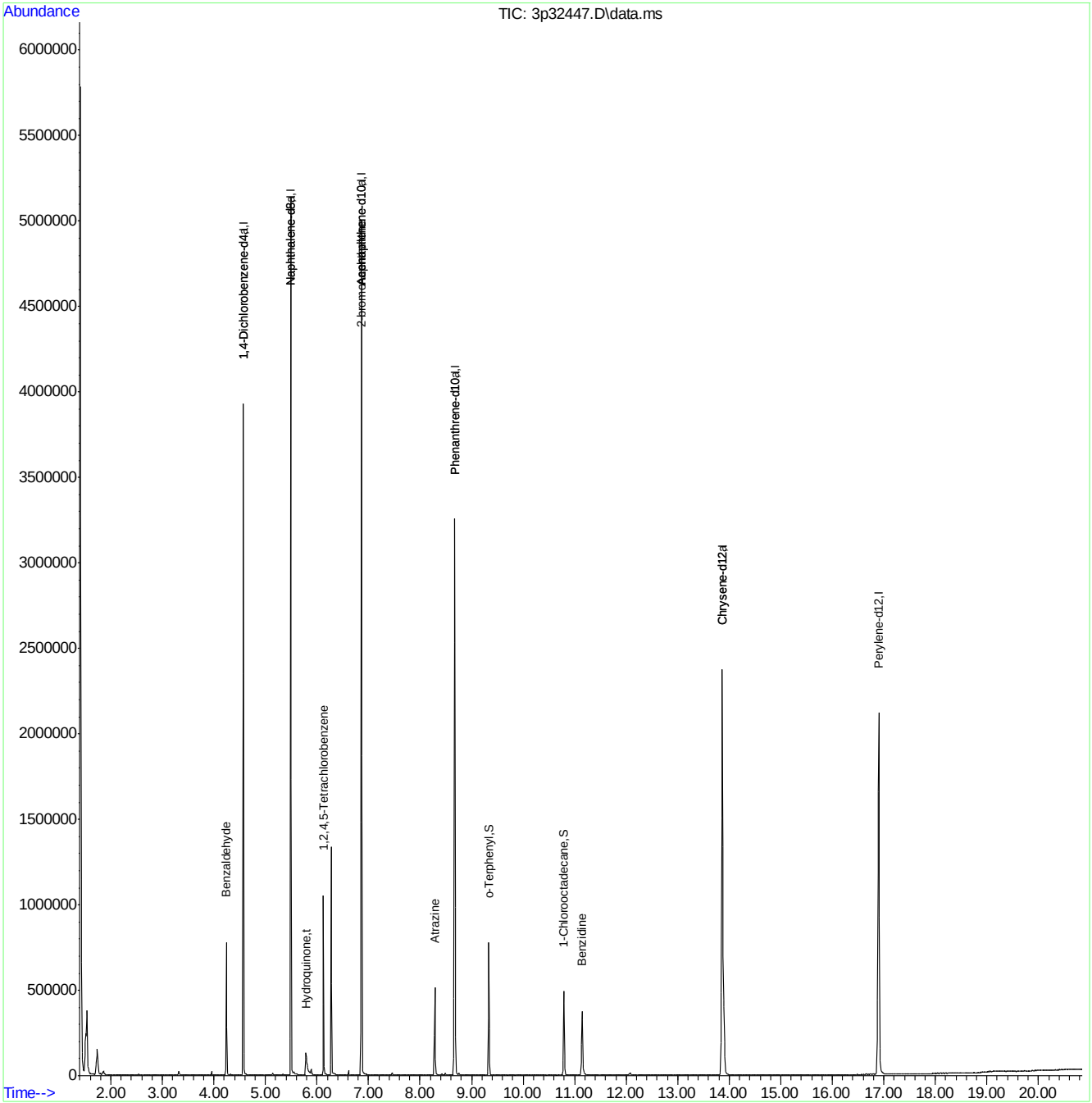

Quantitation Report (QT Reviewed)

Data Path : C:\msdchem\1\DATA\1389\
Data File : 3p32448.D
Acq On : 6 Jun 2014 8:45 pm
Operator : samtap
Sample : ic1390-5
Misc : op74992,e3p1390,
ALS Vial : 15 Sample Multiplier: 1

Quant Time: Jun 07 08:06:07 2014
Quant Method : C:\MSDCHEM\1\METHODS\M3P1389.M
Quant Title : Semi Volatile Extractables by GC/MS
QLast Update : Sat Jun 07 07:52:29 2014
Response via : Initial Calibration

Compound	R.T.	QIon	Response	Conc	Units	Dev(Min)
Internal Standards						
1) 1,4-Dichlorobenzene-d4	4.569	152	366697	40.00	ppb	0.00
24) Naphthalene-d8	5.489	136	1286977	40.00	ppb	0.00
47) Acenaphthene-d10	6.864	164	692986	40.00	ppb	0.00
69) Phenanthrene-d10	8.672	188	1102760	40.00	ppb	0.00
83) Chrysene-d12	13.865	240	1020524	40.00	ppb	0.00
91) Perylene-d12	16.898	264	953267	40.00	ppb	0.00
101) 1,4-Dichlorobenzene-d4a	4.569	152	366697	40.00	ppb	0.00
103) Acenaphthene-d10a	6.864	164	692986	40.00	ppb	0.00
107) Chrysene-d12a	13.865	240	1020524	40.00	ppb	0.00
109) Naphthalene-d8a	5.489	136	1286977	40.00	ppb	0.00
111) Phenanthrene-d10a	8.672	188	1102760	40.00	ppb	0.00
System Monitoring Compounds						
5) 2-Fluorophenol	0.000	112	0	0.00	ppb	
Spiked Amount 50.000			Recovery =	0.00%		
8) Phenol-d5	0.000	99	0	0.00	ppb	
Spiked Amount 50.000			Recovery =	0.00%		
25) Nitrobenzene-d5	0.000	82	0	0.00	ppb	
Spiked Amount 50.000			Recovery =	0.00%		
51) 2-Fluorobiphenyl	0.000	172	0d	0.00	ppb	
Spiked Amount 50.000			Recovery =	0.00%		
73) 2,4,6-Tribromophenol	0.000	330	0	0.00	ppb	
Spiked Amount 50.000			Recovery =	0.00%		
85) Terphenyl-d14	0.000	244	0	0.00	ppb	
Spiked Amount 50.000			Recovery =	0.00%		
112) o-Terphenyl	9.335	230	71208	5.02	ppb	0.00
Spiked Amount 50.000			Recovery =	10.04%		
113) 1-Chlorooctadecane	10.790	57	32268	4.52	ppb	0.00
Spiked Amount 50.000			Recovery =	9.04%		
Target Compounds						Qvalue
102) Benzaldehyde	4.243	105	43238	6.49	ppb	93
104) 2-bromonaphthalene	6.859	127	52756	5.16	ppb	92
105) Atrazine	8.287	215	12990	4.30	ppb	85
106) 1,2,4,5-Tetrachloroben...	6.126	216	51447	4.97	ppb	96
108) Benzidine	11.143	184	83388	8.40	ppb	98
110) Hydroquinone	5.800	110	39563	3.74	ppb	87

(#) = qualifier out of range (m) = manual integration (+) = signals summed

Quantitation Report (QT Reviewed)

Data Path : C:\msdchem\1\DATA\1389\
Data File : 3p32448.D
Acq On : 6 Jun 2014 8:45 pm
Operator : samtap
Sample : ic1390-5
Misc : op74992,e3p1390,
ALS Vial : 15 Sample Multiplier: 1

Quant Time: Jun 07 08:06:07 2014
Quant Method : C:\MSDCHEM\1\METHODS\M3P1389.M
Quant Title : Semi Volatile Extractables by GC/MS
QLast Update : Sat Jun 07 07:52:29 2014
Response via : Initial Calibration

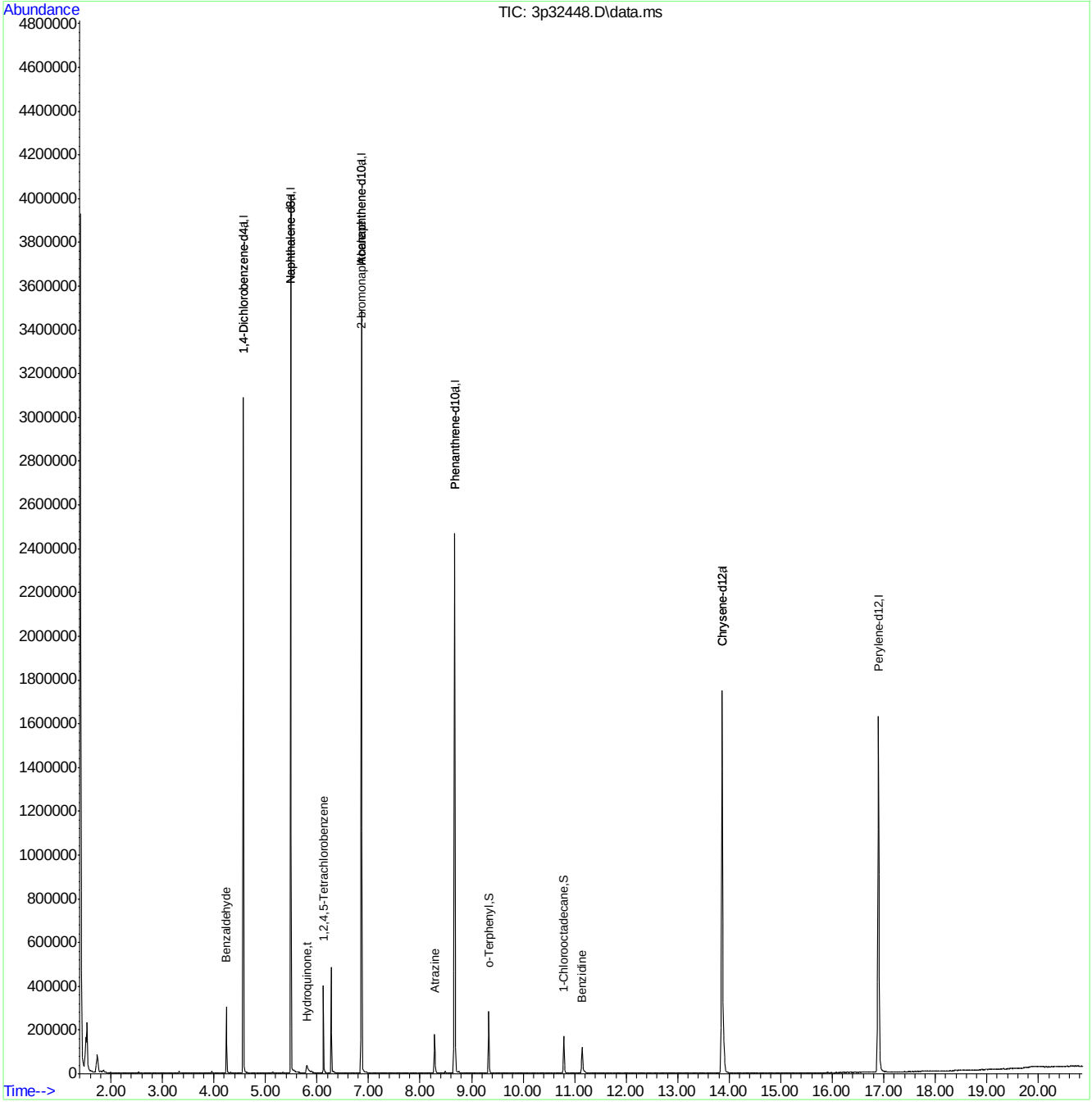

Quantitation Report (QT Reviewed)

Data Path : C:\msdchem\1\DATA\1389\
Data File : 3p32449.D
Acq On : 6 Jun 2014 9:11 pm
Operator : samtap
Sample : ic1390-2
Misc : op74992,e3p1390,
ALS Vial : 16 Sample Multiplier: 1

Quant Time: Jun 07 08:22:11 2014
Quant Method : C:\MSDCHEM\1\METHODS\M3P1389.M
Quant Title : Semi Volatile Extractables by GC/MS
QLast Update : Sat Jun 07 07:52:29 2014
Response via : Initial Calibration

Compound	R.T.	QIon	Response	Conc	Units	Dev(Min)
Internal Standards						
1) 1,4-Dichlorobenzene-d4	4.569	152	414057	40.00	ppb	0.00
24) Naphthalene-d8	5.489	136	1414071	40.00	ppb	0.00
47) Acenaphthene-d10	6.864	164	771325	40.00	ppb	0.00
69) Phenanthrene-d10	8.672	188	1229685	40.00	ppb	0.00
83) Chrysene-d12	13.865	240	1147447	40.00	ppb	0.00
91) Perylene-d12	16.898	264	1055509	40.00	ppb	0.00
101) 1,4-Dichlorobenzene-d4a	4.569	152	414057	40.00	ppb	0.00
103) Acenaphthene-d10a	6.864	164	771325	40.00	ppb	0.00
107) Chrysene-d12a	13.865	240	1147447	40.00	ppb	0.00
109) Naphthalene-d8a	5.489	136	1414071	40.00	ppb	0.00
111) Phenanthrene-d10a	8.672	188	1229685	40.00	ppb	0.00
System Monitoring Compounds						
5) 2-Fluorophenol	0.000	112	0	0.00	ppb	
Spiked Amount 50.000			Recovery =	0.00%		
8) Phenol-d5	0.000	99	0	0.00	ppb	
Spiked Amount 50.000			Recovery =	0.00%		
25) Nitrobenzene-d5	0.000	82	0	0.00	ppb	
Spiked Amount 50.000			Recovery =	0.00%		
51) 2-Fluorobiphenyl	0.000	172	0d	0.00	ppb	
Spiked Amount 50.000			Recovery =	0.00%		
73) 2,4,6-Tribromophenol	0.000	330	0	0.00	ppb	
Spiked Amount 50.000			Recovery =	0.00%		
85) Terphenyl-d14	0.000	244	0	0.00	ppb	
Spiked Amount 50.000			Recovery =	0.00%		
112) o-Terphenyl	9.335	230	29681	1.88	ppb	0.00
Spiked Amount 50.000			Recovery =	3.76%		
113) 1-Chlorooctadecane	10.790	57	11909	1.49	ppb	0.00
Spiked Amount 50.000			Recovery =	2.98%		
Target Compounds						Qvalue
102) Benzaldehyde	4.243	105	17922	2.38	ppb	93
104) 2-bromonaphthalene	6.859	127	23397	2.06	ppb	97
105) Atrazine	8.287	215	5211	1.55	ppb #	73
106) 1,2,4,5-Tetrachloroben...	6.126	216	21416	1.86	ppb	99
108) Benzidine	11.148	184	29626	2.65	ppb	99
110) Hydroquinone	5.826	110	13089	1.13	ppb	95

(#) = qualifier out of range (m) = manual integration (+) = signals summed

Quantitation Report (QT Reviewed)

Data Path : C:\msdchem\1\DATA\1389\
Data File : 3p32449.D
Acq On : 6 Jun 2014 9:11 pm
Operator : samtap
Sample : ic1390-2
Misc : op74992,e3p1390,
ALS Vial : 16 Sample Multiplier: 1

Quant Time: Jun 07 08:22:11 2014
Quant Method : C:\MSDCHEM\1\METHODS\M3P1389.M
Quant Title : Semi Volatile Extractables by GC/MS
QLast Update : Sat Jun 07 07:52:29 2014
Response via : Initial Calibration

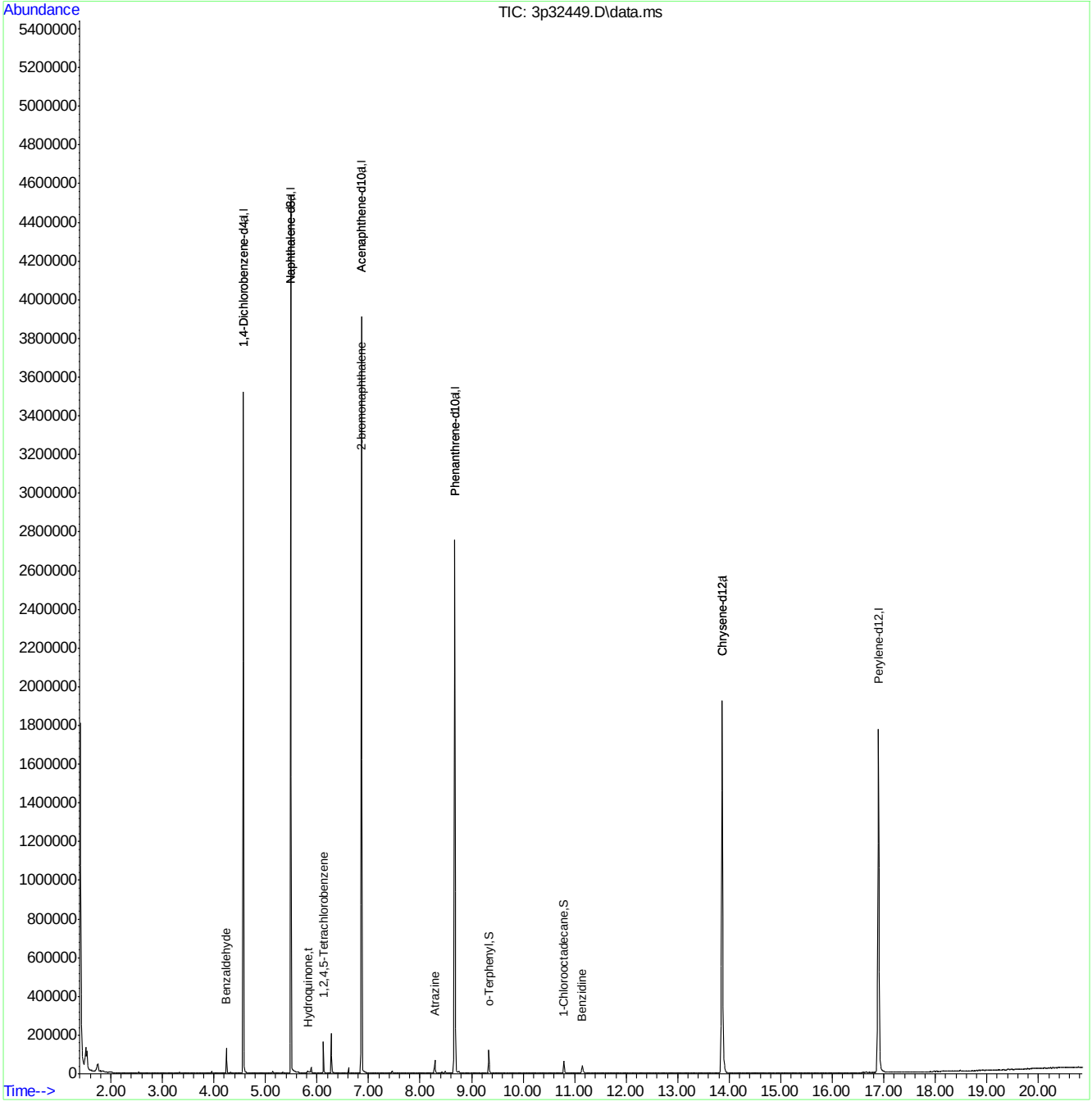

Quantitation Report (QT Reviewed)

Data Path : C:\msdchem\1\DATA\1389\
Data File : 3p32450.D
Acq On : 6 Jun 2014 9:36 pm
Operator : samtap
Sample : ic1390-1
Misc : op74992,e3p1390,
ALS Vial : 17 Sample Multiplier: 1

Quant Time: Jun 07 08:07:27 2014
Quant Method : C:\MSDCHEM\1\METHODS\M3P1389.M
Quant Title : Semi Volatile Extractables by GC/MS
QLast Update : Sat Jun 07 07:52:29 2014
Response via : Initial Calibration

Compound	R.T.	QIon	Response	Conc	Units	Dev(Min)
Internal Standards						
1) 1,4-Dichlorobenzene-d4	4.569	152	440650	40.00	ppb	0.00
24) Naphthalene-d8	5.489	136	1500112	40.00	ppb	0.00
47) Acenaphthene-d10	6.864	164	831072	40.00	ppb	0.00
69) Phenanthrene-d10	8.672	188	1297843	40.00	ppb	0.00
83) Chrysene-d12	13.865	240	1198384	40.00	ppb	0.00
91) Perylene-d12	16.898	264	1133092	40.00	ppb	0.00
101) 1,4-Dichlorobenzene-d4a	4.569	152	440650	40.00	ppb	0.00
103) Acenaphthene-d10a	6.864	164	831072	40.00	ppb	0.00
107) Chrysene-d12a	13.865	240	1198384	40.00	ppb	0.00
109) Naphthalene-d8a	5.489	136	1500112	40.00	ppb	0.00
111) Phenanthrene-d10a	8.672	188	1297843	40.00	ppb	0.00
System Monitoring Compounds						
5) 2-Fluorophenol	0.000	112	0	0.00	ppb	
Spiked Amount 50.000			Recovery =	0.00%		
8) Phenol-d5	0.000	99	0	0.00	ppb	
Spiked Amount 50.000			Recovery =	0.00%		
25) Nitrobenzene-d5	0.000	82	0	0.00	ppb	
Spiked Amount 50.000			Recovery =	0.00%		
51) 2-Fluorobiphenyl	0.000	172	0d	0.00	ppb	
Spiked Amount 50.000			Recovery =	0.00%		
73) 2,4,6-Tribromophenol	0.000	330	0	0.00	ppb	
Spiked Amount 50.000			Recovery =	0.00%		
85) Terphenyl-d14	0.000	244	0	0.00	ppb	
Spiked Amount 50.000			Recovery =	0.00%		
112) o-Terphenyl	9.335	230	15161	0.91	ppb	0.00
Spiked Amount 50.000			Recovery =	1.82%		
113) 1-Chlorooctadecane	10.790	57	5868	0.70	ppb	0.00
Spiked Amount 50.000			Recovery =	1.40%		
Target Compounds						Qvalue
102) Benzaldehyde	4.243	105	9802	1.22	ppb	90
104) 2-bromonaphthalene	6.858	127	12229	1.00	ppb	95
105) Atrazine	8.287	215	2337	0.65	ppb	87
106) 1,2,4,5-Tetrachloroben...	6.126	216	11179	0.90	ppb	95
108) Benzidine	11.148	184	13172	1.13	ppb	95
110) Hydroquinone	5.826	110	6485	0.53	ppb	87

(#) = qualifier out of range (m) = manual integration (+) = signals summed

Quantitation Report (QT Reviewed)

Data Path : C:\msdchem\1\DATA\1389\
Data File : 3p32450.D
Acq On : 6 Jun 2014 9:36 pm
Operator : samtap
Sample : ic1390-1
Misc : op74992,e3p1390,
ALS Vial : 17 Sample Multiplier: 1

Quant Time: Jun 07 08:07:27 2014
Quant Method : C:\MSDCHEM\1\METHODS\M3P1389.M
Quant Title : Semi Volatile Extractables by GC/MS
QLast Update : Sat Jun 07 07:52:29 2014
Response via : Initial Calibration

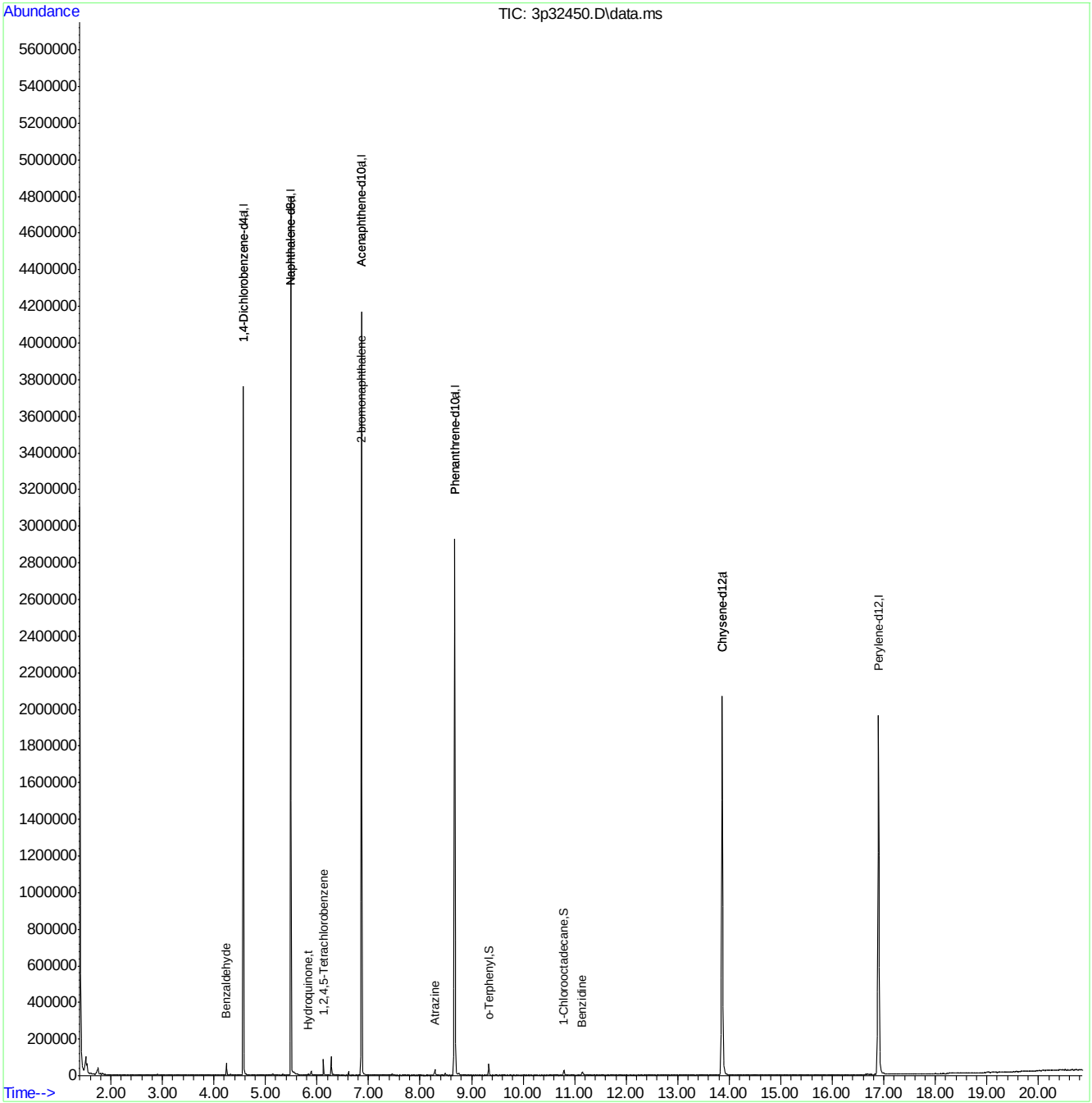

Manual Integrations APPROVED (compounds with "m" flag)
Nina Pandya
06/11/14 09:59

Quantitation Report (QT Reviewed)

Data Path : C:\msdchem\1\DATA\1389\
Data File : 3p32451.D
Acq On : 6 Jun 2014 10:02 pm
Operator : samtap
Sample : icv1389-50
Misc : op74992,e3p1390,
ALS Vial : 18 Sample Multiplier: 1

Quant Time: Jun 09 11:25:15 2014
Quant Method : C:\MSDCHEM\1\METHODS\M3P1389.M
Quant Title : Semi Volatile Extractables by GC/MS
QLast Update : Sat Jun 07 08:20:21 2014
Response via : Initial Calibration

Compound	R.T.	QIon	Response	Conc	Units		Dev(Min)
Internal Standards							
1) 1,4-Dichlorobenzene-d4	4.569	152	293028	40.00	ppb		0.00
24) Naphthalene-d8	5.489	136	972324	40.00	ppb		0.00
47) Acenaphthene-d10	6.864	164	546494	40.00	ppb		0.00
69) Phenanthrene-d10	8.672	188	875723	40.00	ppb		0.00
83) Chrysene-d12	13.860	240	804843	40.00	ppb		-0.01
91) Perylene-d12	16.892	264	716162	40.00	ppb		-0.01
101) 1,4-Dichlorobenzene-d4a	4.569	152	293028	40.00	ppb		0.00
103) Acenaphthene-d10a	6.864	164	546494	40.00	ppb		0.00
107) Chrysene-d12a	13.860	240	804843	40.00	ppb		-0.01
109) Naphthalene-d8a	5.489	136	972324	40.00	ppb		0.00
111) Phenanthrene-d10a	8.672	188	875723	40.00	ppb		0.00
System Monitoring Compounds							
5) 2-Fluorophenol	0.000	112	0	0.00	ppb		
Spiked Amount 50.000			Recovery =	0.00%			
8) Phenol-d5	0.000	99	0d	0.00	ppb		
Spiked Amount 50.000			Recovery =	0.00%			
25) Nitrobenzene-d5	0.000	82	0d	0.00	ppb		
Spiked Amount 50.000			Recovery =	0.00%			
51) 2-Fluorobiphenyl	0.000	172	0	0.00	ppb		
Spiked Amount 50.000			Recovery =	0.00%			
73) 2,4,6-Tribromophenol	0.000	330	0	0.00	ppb		
Spiked Amount 50.000			Recovery =	0.00%			
85) Terphenyl-d14	0.000	244	0	0.00	ppb		
Spiked Amount 50.000			Recovery =	0.00%			
112) o-Terphenyl	0.000	230	0	0.00	ppb		
Spiked Amount 50.000			Recovery =	0.00%			
113) 1-Chlorooctadecane	0.000	57	0	0.00	ppb		
Spiked Amount 50.000			Recovery =	0.00%			
Target Compounds							Qvalue
9) Phenol	4.312	94	568156	45.10	ppb		96
12) 2-Chlorophenol	4.414	128	520167	49.11	ppb		94
19) 2-Methylphenol	4.756	108	406670	52.87	ppb		97
21) 3&4-Methylphenol	4.863	108	413537	51.63	ppb		99
29) 2-Nitrophenol	5.216	139	229679	47.87	ppb		95
30) 2,4-Dimethylphenol	5.248	107	437933	64.71	ppb		99
31) Benzoic acid	5.334	105	221578m	41.24	ppb		
33) 2,4-Dichlorophenol	5.388	162	394808	51.20	ppb		98
34) 2,6-Dichlorophenol	5.548	162	381179	52.05	ppb		97
43) 4-Chloro-3-methylphenol	5.885	107	364130	50.68	ppb	#	99
49) 2,4,6-Trichlorophenol	6.211	196	260488	51.80	ppb		98
50) 2,4,5-Trichlorophenol	6.238	196	278491	49.66	ppb		97
61) 4-Nitrophenol	6.981	109	112125	55.44	ppb		99
64) 2,3,4,6-Tetrachlorophenol	7.190	232	200113	49.74	ppb		98
70) 4,6-Dinitro-2-methylph...	7.484	198	97077	40.98	ppb		98
76) Pentachlorophenol	8.404	266	156269	49.38	ppb		98

Quantitation Report (QT Reviewed)

Data Path : C:\msdchem\1\DATA\1389\
Data File : 3p32451.D
Acq On : 6 Jun 2014 10:02 pm
Operator : samtap
Sample : icv1389-50
Misc : op74992,e3p1390,
ALS Vial : 18 Sample Multiplier: 1

Quant Time: Jun 09 11:25:15 2014
Quant Method : C:\MSDCHEM\1\METHODS\M3P1389.M
Quant Title : Semi Volatile Extractables by GC/MS
QLast Update : Sat Jun 07 08:20:21 2014
Response via : Initial Calibration

Compound	R.T.	QIon	Response	Conc	Units	Dev(Min)

(#) = qualifier out of range (m) = manual integration (+) = signals summed

9.6.48

9

Quantitation Report (QT Reviewed)

Data Path : C:\msdchem\1\DATA\1389\
Data File : 3p32451.D
Acq On : 6 Jun 2014 10:02 pm
Operator : samtap
Sample : icv1389-50
Misc : op74992,e3p1390,
ALS Vial : 18 Sample Multiplier: 1

Quant Time: Jun 09 11:25:15 2014
Quant Method : C:\MSDCHEM\1\METHODS\M3P1389.M
Quant Title : Semi Volatile Extractables by GC/MS
QLast Update : Sat Jun 07 08:20:21 2014
Response via : Initial Calibration

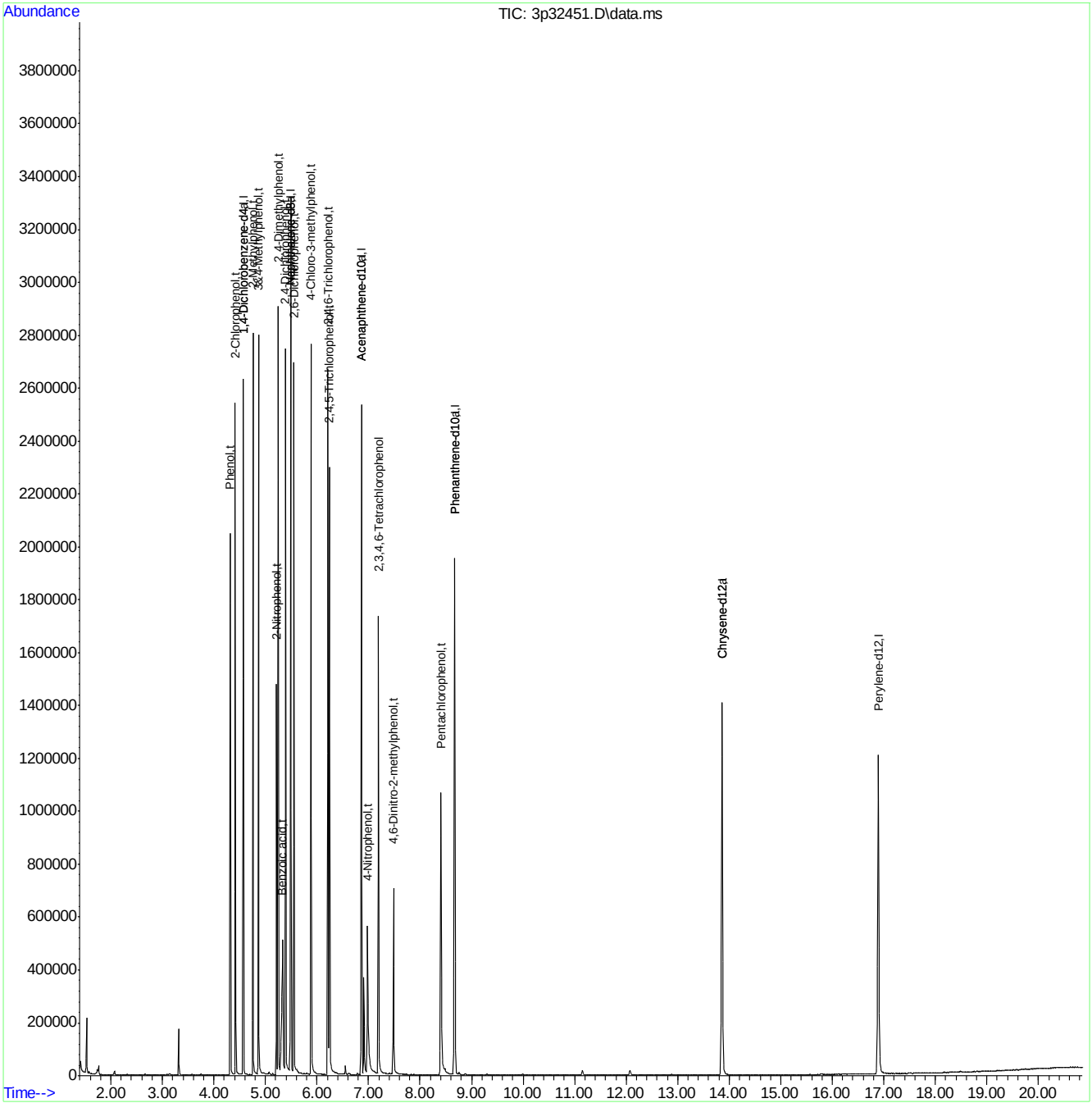

ACCUTEST LABORATORIES JB69078

Manual Integration Approval Summary

Sample Number:	E3P1390-ICV1389	**Method:**	SW846 8270D
Lab FileID:	3P32451.D	**Analyst approved:**	06/10/14 15:11 Samta Patel
Injection Time:	06/06/14 22:02	**Supervisor approved:**	06/11/14 09:59 Nina Pandya

Parameter	CAS	Sig#	R.T. (min.)	Reason
Benzoic Acid	65-85-0		5.33	Split peak

Quantitation Report (Qedit)

Data Path : C:\msdchem\1\DATA\1389\
Data File : 3p32451.D
Acq On : 6 Jun 2014 10:02 pm
Operator : samtap
Sample : icv1389-50
Misc : op75000,e3p1390,
ALS Vial : 18 Sample Multiplier: 1

Quant Time: Jun 07 08:29:47 2014
Quant Method : C:\MSDCHEM\1\METHODS\M3P1389.M
Quant Title : Semi Volatile Extractables by GC/MS
QLast Update : Sat Jun 07 08:20:21 2014
Response via : Initial Calibration

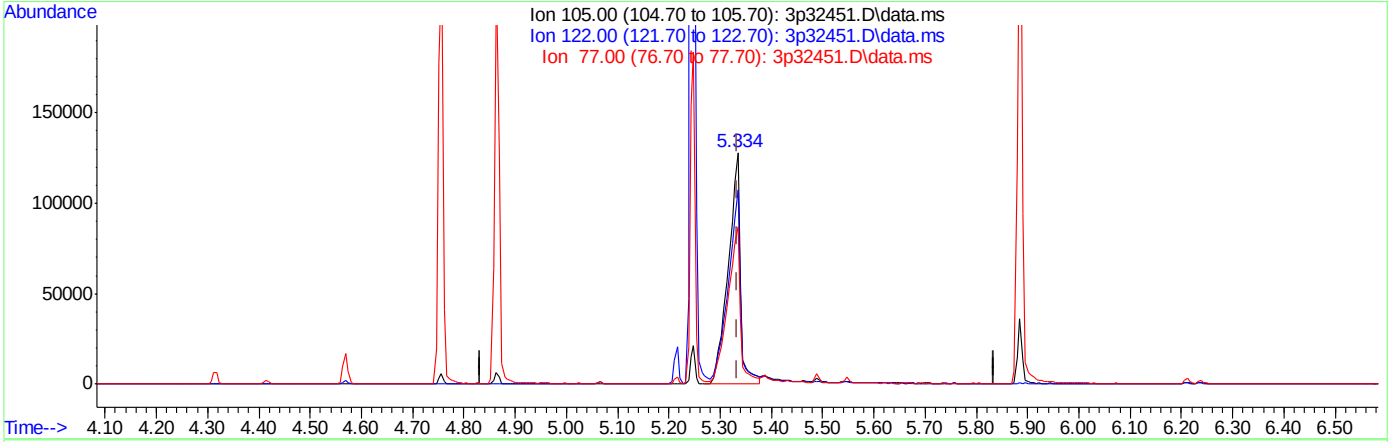

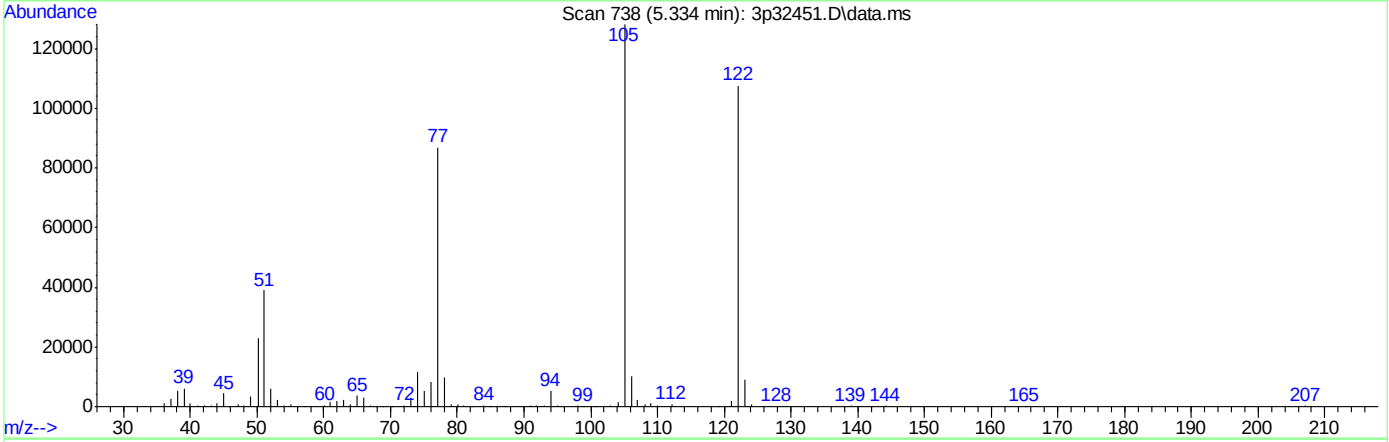

TIC: 3p32451.D\data.ms

(31) Benzoic acid (t)

5.334min (+0.000) 39.30ppb

response 211134

Ion	Exp%	Act%
105.00	100	100
122.00	85.80	81.87
77.00	70.30	67.15
0.00	0.00	0.00

ACCUTEST LABORATORIES JB69078

Quantitation Report (Qedit)

Data Path : C:\msdchem\1\DATA\1389\
Data File : 3p32451.D
Acq On : 6 Jun 2014 10:02 pm
Operator : samtap
Sample : icv1389-50
Misc : op75000,e3p1390,
ALS Vial : 18 Sample Multiplier: 1

Quant Time: Jun 07 08:29:47 2014
Quant Method : C:\MSDCHEM\1\METHODS\M3P1389.M
Quant Title : Semi Volatile Extractables by GC/MS
QLast Update : Sat Jun 07 08:20:21 2014
Response via : Initial Calibration

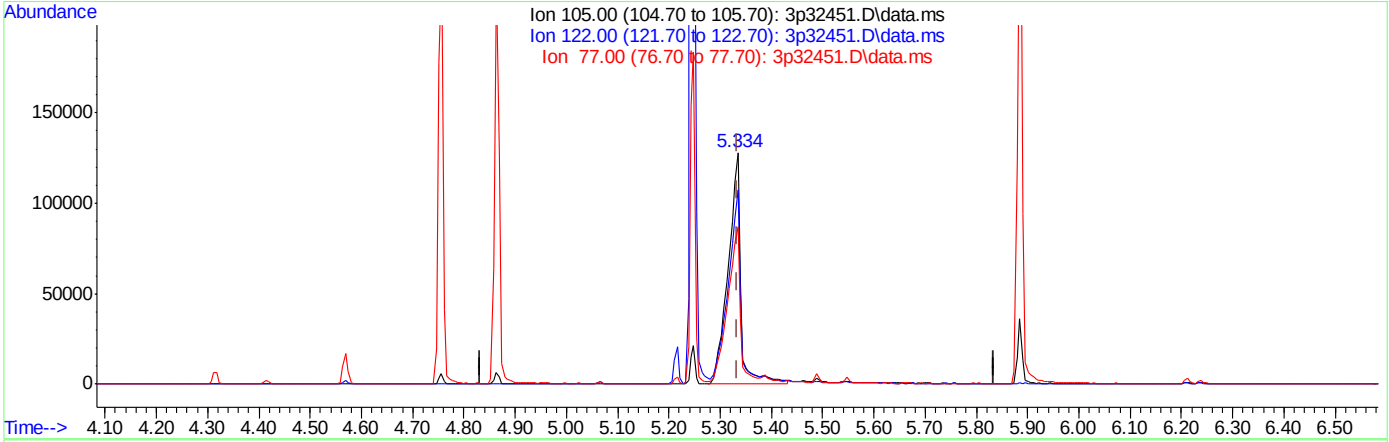

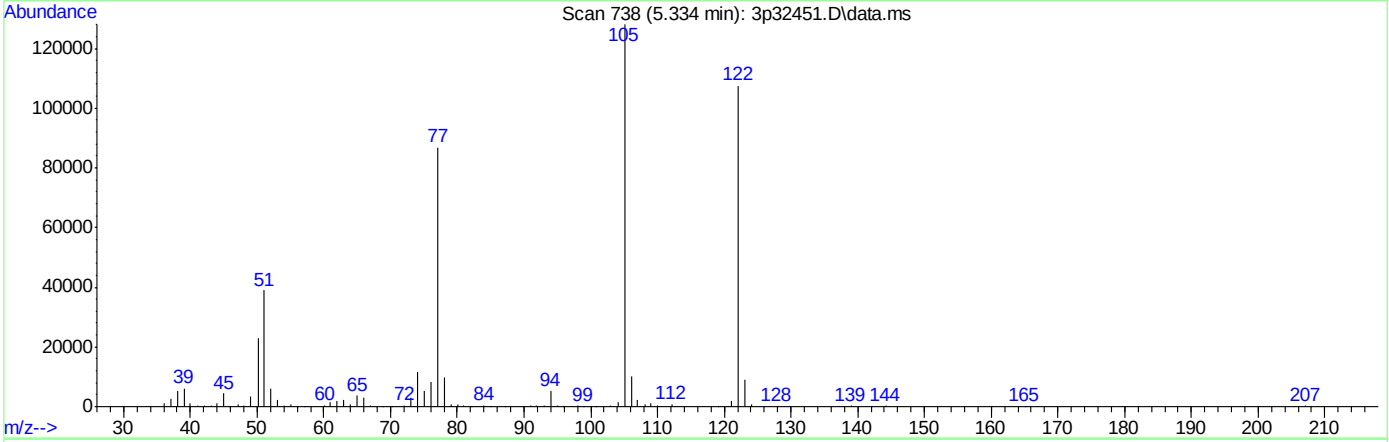

TIC: 3p32451.D\data.ms

(31) Benzoic acid (t)

5.334min (+0.000) 41.24ppb m

response 221578

Ion	Exp%	Act%
105.00	100	100
122.00	85.80	83.93
77.00	70.30	67.87
0.00	0.00	0.00

Quantitation Report (QT Reviewed)

Data Path : C:\msdchem\1\DATA\1389\
Data File : 3p32452.D
Acq On : 6 Jun 2014 10:27 pm
Operator : samtap
Sample : icv1389-50
Misc : op74992,e3p1390,
ALS Vial : 19 Sample Multiplier: 1

Quant Time: Jun 10 14:29:51 2014
Quant Method : C:\MSDCHEM\1\METHODS\M3P1389.M
Quant Title : Semi Volatile Extractables by GC/MS
QLast Update : Sat Jun 07 08:20:21 2014
Response via : Initial Calibration

Compound	R.T.	QIon	Response	Conc	Units	Dev(Min)
Internal Standards						
1) 1,4-Dichlorobenzene-d4	4.569	152	307848	40.00	ppb	0.00
24) Naphthalene-d8	5.489	136	1028614	40.00	ppb	0.00
47) Acenaphthene-d10	6.864	164	568685	40.00	ppb	0.00
69) Phenanthrene-d10	8.672	188	927960	40.00	ppb	0.00
83) Chrysene-d12	13.871	240	896171	40.00	ppb	0.00
91) Perylene-d12	16.898	264	772021	40.00	ppb	0.00
101) 1,4-Dichlorobenzene-d4a	4.569	152	307848	40.00	ppb	0.00
103) Acenaphthene-d10a	6.864	164	568685	40.00	ppb	0.00
107) Chrysene-d12a	13.871	240	896171	40.00	ppb	0.00
109) Naphthalene-d8a	5.489	136	1028614	40.00	ppb	0.00
111) Phenanthrene-d10a	8.672	188	927960	40.00	ppb	0.00
System Monitoring Compounds						
5) 2-Fluorophenol	0.000	112	0	0.00	ppb	
Spiked Amount 50.000			Recovery =	0.00%		
8) Phenol-d5	0.000	99	0d	0.00	ppb	
Spiked Amount 50.000			Recovery =	0.00%		
25) Nitrobenzene-d5	0.000	82	0d	0.00	ppb	
Spiked Amount 50.000			Recovery =	0.00%		
51) 2-Fluorobiphenyl	0.000	172	0	0.00	ppb	
Spiked Amount 50.000			Recovery =	0.00%		
73) 2,4,6-Tribromophenol	0.000	330	0	0.00	ppb	
Spiked Amount 50.000			Recovery =	0.00%		
85) Terphenyl-d14	0.000	244	0	0.00	ppb	
Spiked Amount 50.000			Recovery =	0.00%		
112) o-Terphenyl	0.000	230	0	0.00	ppb	
Spiked Amount 50.000			Recovery =	0.00%		
113) 1-Chlorooctadecane	0.000	57	0	0.00	ppb	
Spiked Amount 50.000			Recovery =	0.00%		
Target Compounds						Qvalue
3) Pyridine	2.414	79	409601	35.72	ppb	99
4) N-Nitrosodimethylamine	2.382	42	154050	37.05	ppb	99
11) bis(2-Chloroethyl)ether	4.371	93	386062	46.03	ppb	95
14) 1,3-Dichlorobenzene	4.527	146	557932	43.76	ppb	99
15) 1,4-Dichlorobenzene	4.580	146	551030	43.48	ppb	99
16) Benzyl alcohol	4.671	108	276782	45.25	ppb	98
17) 1,2-Dichlorobenzene	4.692	146	508460	43.27	ppb	99
20) 2,2'-oxybis(1-Chloropr...	4.767	45	367753	44.29	ppb	99
22) n-Nitroso-di-n-propyla...	4.864	70	251744	46.67	ppb	95
23) Hexachloroethane	4.944	201	184717	45.78	ppb	97
26) Nitrobenzene	4.987	77	380393	42.58	ppb	96
28) Isophorone	5.152	82	652572	43.22	ppb	97
32) bis(2-Chloroethoxy)met...	5.313	93	443454	48.71	ppb	99
36) 1,2,4-Trichlorobenzene	5.452	180	410212	44.77	ppb	100
38) Naphthalene	5.505	128	1190123	44.59	ppb	100
42) Hexachlorobutadiene	5.596	225	218003	45.20	ppb	98
44) 2-Methylnaphthalene	5.997	141	719410	44.83	ppb	98
48) Hexachlorocyclopentadiene	6.126	237	179547	40.78	ppb	99

Quantitation Report (QT Reviewed)

Data Path : C:\msdchem\1\DATA\1389\
Data File : 3p32452.D
Acq On : 6 Jun 2014 10:27 pm
Operator : samtap
Sample : icv1389-50
Misc : op74992,e3p1390,
ALS Vial : 19 Sample Multiplier: 1

Quant Time: Jun 10 14:29:51 2014
Quant Method : C:\MSDCHEM\1\METHODS\M3P1389.M
Quant Title : Semi Volatile Extractables by GC/MS
QLast Update : Sat Jun 07 08:20:21 2014
Response via : Initial Calibration

	Compound	R.T.	QIon	Response	Conc	Units	Dev(Min)
52)	2-Chloronaphthalene	6.372	162	754335	44.72	ppb	94
54)	2-Nitroaniline	6.452	65	184175	45.78	ppb	91
55)	Dimethylphthalate	6.607	163	838229	46.06	ppb	99
56)	Acenaphthylene	6.730	152	1050520	38.69	ppb	100
57)	2,6-Dinitrotoluene	6.661	165	168759	45.31	ppb	99
58)	3-Nitroaniline	6.816	138	196544	40.45	ppb	98
59)	Acenaphthene	6.896	153	767933	46.61	ppb	99
62)	Dibenzofuran	7.062	168	1050594	45.16	ppb	97
63)	2,4-Dinitrotoluene	7.046	165	217727	43.26	ppb	99
65)	Diethylphthalate	7.308	149	837534	45.51	ppb	100
66)	Fluorene	7.431	166	856428	45.55	ppb	99
67)	4-Chlorophenyl-phenyle...	7.431	204	389257	46.65	ppb	99
68)	4-Nitroaniline	7.452	138	218649	44.27	ppb	94
71)	n-Nitrosodiphenylamine	7.570	169	577740	46.91	ppb	100
72)	1,2-Diphenylhydrazine	7.618	77	748336	46.00	ppb	95
74)	4-Bromophenyl-phenylether	8.041	248	223168	46.19	ppb	100
75)	Hexachlorobenzene	8.126	284	237852	43.32	ppb	91
77)	Phenanthrene	8.709	178	1188551	45.07	ppb	100
78)	Anthracene	8.784	178	1201527	46.76	ppb	99
79)	Carbazole	9.057	167	1163335	40.72	ppb	100
80)	Di-n-butylphthalate	9.758	149	1483606	46.82	ppb	99
81)	Fluoranthene	10.806	202	1307397	45.14	ppb	99
84)	Pyrene	11.239	202	1349146	45.42	ppb	100
86)	Butylbenzylphthalate	12.849	149	669174	48.16	ppb	99
87)	Benzo[a]anthracene	13.849	228	1114188	44.46	ppb	99
89)	Chrysene	13.924	228	1048694	47.37	ppb	99
90)	bis(2-Ethylhexyl)phtha...	14.266	149	859277	48.34	ppb	99
92)	Di-n-octylphthalate	15.705	149	1501045	49.35	ppb	100
93)	Benzo[b]fluoranthene	16.149	252	1066732	44.71	ppb	99
94)	Benzo[k]fluoranthene	16.208	252	1080868	47.11	ppb	99
95)	Benzo[a]pyrene	16.780	252	991183	47.38	ppb	99
96)	Indeno[1,2,3-cd]pyrene	18.840	276	919505	44.88	ppb	99
98)	Dibenz[a,h]anthracene	18.904	278	945741	46.16	ppb	100
100)	Benzo[g,h,i]perylene	19.267	276	998392	47.64	ppb	97

(#) = qualifier out of range (m) = manual integration (+) = signals summed

Quantitation Report (QT Reviewed)

Data Path : C:\msdchem\1\DATA\1389\
Data File : 3p32452.D
Acq On : 6 Jun 2014 10:27 pm
Operator : samtap
Sample : icv1389-50
Misc : op74992,e3p1390,
ALS Vial : 19 Sample Multiplier: 1

Quant Time: Jun 10 14:29:51 2014
Quant Method : C:\MSDCHEM\1\METHODS\M3P1389.M
Quant Title : Semi Volatile Extractables by GC/MS
QLast Update : Sat Jun 07 08:20:21 2014
Response via : Initial Calibration

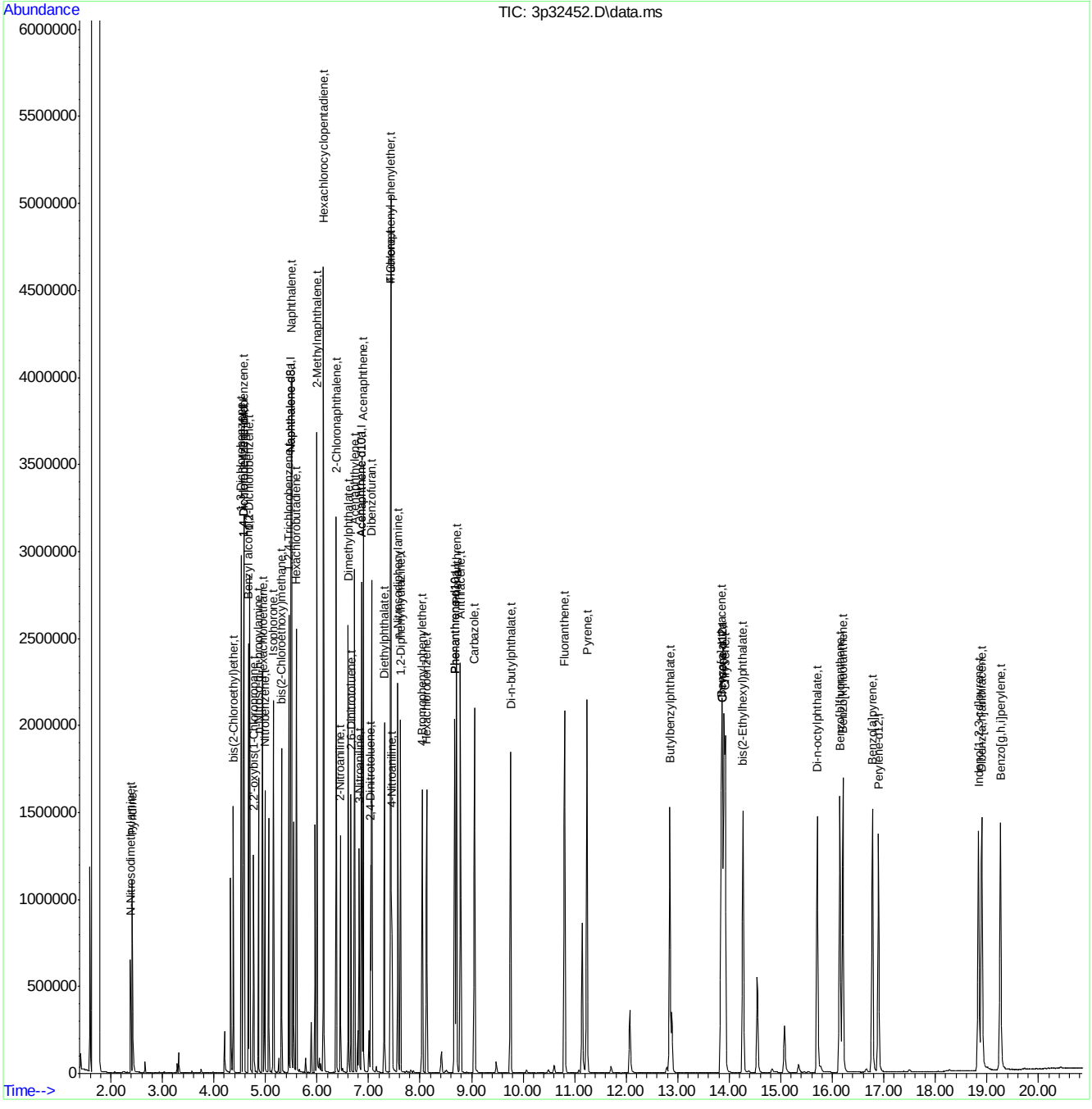

ACCUTEST LABORATORIES JB69078

Quantitation Report (QT Reviewed)

Data Path : C:\msdchem\1\DATA\1389\
Data File : 3p32452A.D
Acq On : 6 Jun 2014 10:27 pm
Operator : samtap
Sample : icv1390-50
Misc : op74992,e3p1390,
ALS Vial : 19 Sample Multiplier: 1

Quant Time: Jun 10 13:51:14 2014
Quant Method : C:\MSDCHEM\1\METHODS\M3P1389.M
Quant Title : Semi Volatile Extractables by GC/MS
QLast Update : Sat Jun 07 08:20:21 2014
Response via : Initial Calibration

Compound	R.T.	QIon	Response	Conc	Units	Dev(Min)
Internal Standards						
1) 1,4-Dichlorobenzene-d4	4.569	152	307848	40.00	ppb	0.00
24) Naphthalene-d8	5.489	136	1028614	40.00	ppb	0.00
47) Acenaphthene-d10	6.864	164	568685	40.00	ppb	0.00
69) Phenanthrene-d10	8.672	188	927960	40.00	ppb	0.00
83) Chrysene-d12	13.871	240	896171	40.00	ppb	0.00
91) Perylene-d12	16.898	264	772021	40.00	ppb	0.00
101) 1,4-Dichlorobenzene-d4a	4.569	152	307848	40.00	ppb	0.00
103) Acenaphthene-d10a	6.864	164	568685	40.00	ppb	0.00
107) Chrysene-d12a	13.871	240	896171	40.00	ppb	0.00
109) Naphthalene-d8a	5.489	136	1028614	40.00	ppb	0.00
111) Phenanthrene-d10a	8.672	188	927960	40.00	ppb	0.00
System Monitoring Compounds						
5) 2-Fluorophenol	0.000	112	0	0.00	ppb	
Spiked Amount 50.000			Recovery =	0.00%		
8) Phenol-d5	0.000	99	0d	0.00	ppb	
Spiked Amount 50.000			Recovery =	0.00%		
25) Nitrobenzene-d5	0.000	82	0d	0.00	ppb	
Spiked Amount 50.000			Recovery =	0.00%		
51) 2-Fluorobiphenyl	0.000	172	0	0.00	ppb	
Spiked Amount 50.000			Recovery =	0.00%		
73) 2,4,6-Tribromophenol	0.000	330	0	0.00	ppb	
Spiked Amount 50.000			Recovery =	0.00%		
85) Terphenyl-d14	0.000	244	0	0.00	ppb	
Spiked Amount 50.000			Recovery =	0.00%		
112) o-Terphenyl	0.000	230	0	0.00	ppb	
Spiked Amount 50.000			Recovery =	0.00%		
113) 1-Chlorooctadecane	0.000	57	0	0.00	ppb	
Spiked Amount 50.000			Recovery =	0.00%		
Target Compounds						Qvalue
106) 1,2,4,5-Tetrachloroben...	6.126	216	422038	51.52	ppb	99

(#) = qualifier out of range (m) = manual integration (+) = signals summed

ACCUTEST LABORATORIES JB69078

Quantitation Report (QT Reviewed)

Data Path : C:\msdchem\1\DATA\1389\
Data File : 3p32452A.D
Acq On : 6 Jun 2014 10:27 pm
Operator : samtap
Sample : icv1390-50
Misc : op74992,e3p1390,
ALS Vial : 19 Sample Multiplier: 1

Quant Time: Jun 10 13:51:14 2014
Quant Method : C:\MSDCHEM\1\METHODS\M3P1389.M
Quant Title : Semi Volatile Extractables by GC/MS
QLast Update : Sat Jun 07 08:20:21 2014
Response via : Initial Calibration

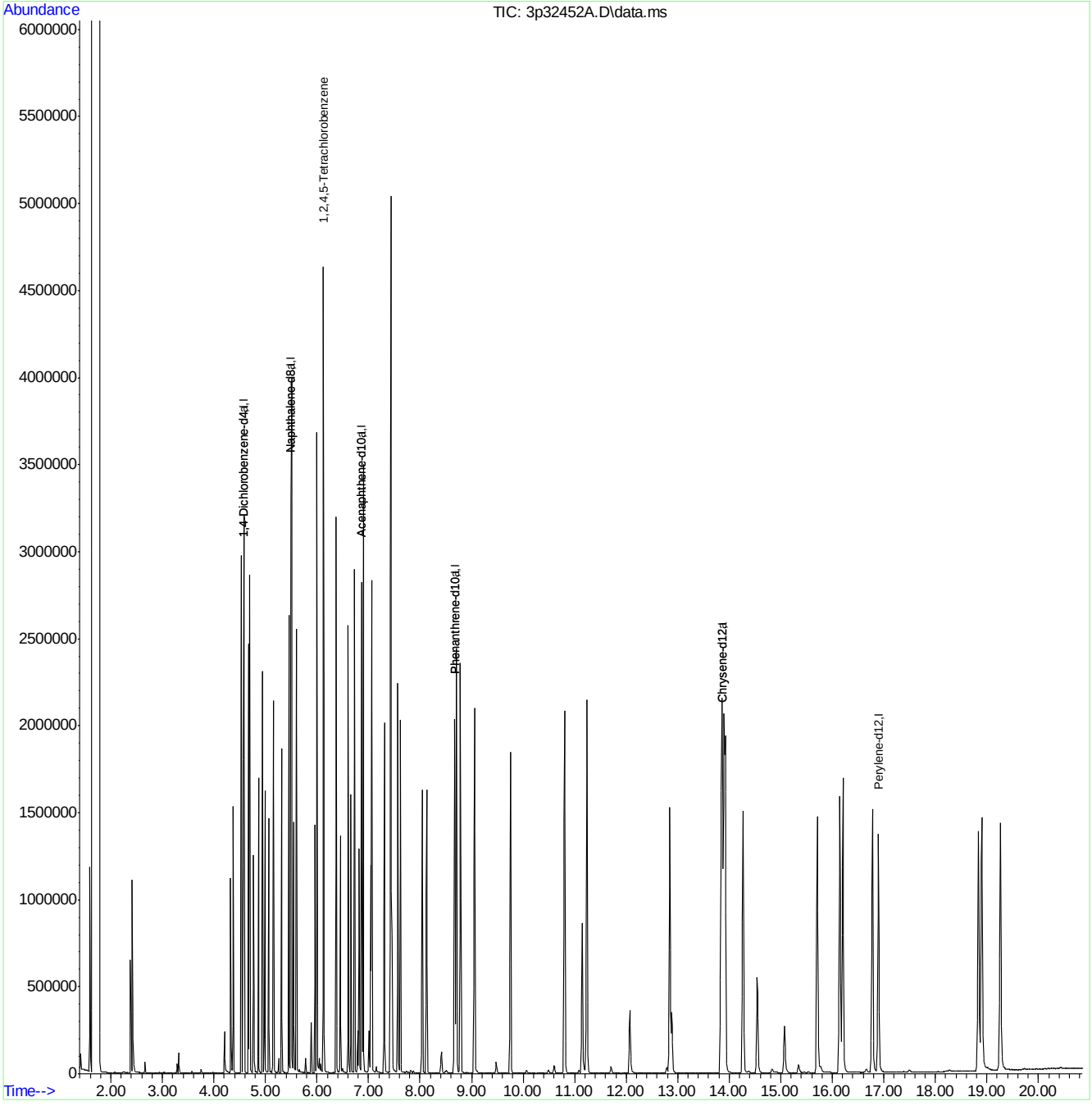

ACCUTEST LABORATORIES JB69078

Quantitation Report (QT Reviewed)

Data Path : C:\msdchem\1\DATA\1389\
Data File : 3p32453.D
Acq On : 6 Jun 2014 10:53 pm
Operator : samtap
Sample : icv1389-50
Misc : op74992,e3p1390,
ALS Vial : 20 Sample Multiplier: 1

Quant Time: Jun 10 15:00:48 2014
Quant Method : C:\MSDCHEM\1\METHODS\M3P1389.M
Quant Title : Semi Volatile Extractables by GC/MS
QLast Update : Sat Jun 07 08:20:21 2014
Response via : Initial Calibration

Compound	R.T.	QIon	Response	Conc	Units	Dev(Min)
Internal Standards						
1) 1,4-Dichlorobenzene-d4	4.569	152	284312	40.00	ppb	0.00
24) Naphthalene-d8	5.489	136	1130715	40.00	ppb	0.00
47) Acenaphthene-d10	6.858	164	521943	40.00	ppb	0.00
69) Phenanthrene-d10	8.672	188	836172	40.00	ppb	0.00
83) Chrysene-d12	13.860	240	797928	40.00	ppb	-0.01
91) Perylene-d12	16.893	264	692048	40.00	ppb	-0.01
101) 1,4-Dichlorobenzene-d4a	4.569	152	284312	40.00	ppb	0.00
103) Acenaphthene-d10a	6.858	164	521943	40.00	ppb	0.00
107) Chrysene-d12a	13.860	240	797928	40.00	ppb	-0.01
109) Naphthalene-d8a	5.489	136	1130715	40.00	ppb	0.00
111) Phenanthrene-d10a	8.672	188	836172	40.00	ppb	0.00
System Monitoring Compounds						
5) 2-Fluorophenol	0.000	112	0	0.00	ppb	
Spiked Amount 50.000			Recovery =	0.00%		
8) Phenol-d5	0.000	99	0d	0.00	ppb	
Spiked Amount 50.000			Recovery =	0.00%		
25) Nitrobenzene-d5	0.000	82	0	0.00	ppb	
Spiked Amount 50.000			Recovery =	0.00%		
51) 2-Fluorobiphenyl	0.000	172	0	0.00	ppb	
Spiked Amount 50.000			Recovery =	0.00%		
73) 2,4,6-Tribromophenol	0.000	330	0	0.00	ppb	
Spiked Amount 50.000			Recovery =	0.00%		
85) Terphenyl-d14	0.000	244	0	0.00	ppb	
Spiked Amount 50.000			Recovery =	0.00%		
112) o-Terphenyl	0.000	230	0	0.00	ppb	
Spiked Amount 50.000			Recovery =	0.00%		
113) 1-Chlorooctadecane	0.000	57	0	0.00	ppb	
Spiked Amount 50.000			Recovery =	0.00%		
Target Compounds						Qvalue
2) 1,4-Dioxane	2.087	88	214891	50.45	ppb	96
6) Indene	4.756	116	891181	54.03	ppb	99
7) Cumene	3.981	105	1257905	50.07	ppb	99
13) Decane	4.462	43	340918	48.03	ppb	98
18) Acetophenone	4.858	105	651037	50.75	ppb	89
27) Quinoline	5.741	129	943245	43.03	ppb	99
40) 2,3-Dichloroaniline	6.211	161	430584	35.73	ppb	98
41) Caprolactam	5.778	113	131679	40.23	ppb	100
45) 1-Methylnaphthalene	6.072	141	808322	41.66	ppb	100
46) Dimethylnaphthalene	6.484	156	794974	40.86	ppb	97
53) Biphenyl	6.356	154	1115757	50.74	ppb	99
82) Octadecane	8.591	57	478320	52.10	ppb	98
99) 7,12-Dimethylbenz(a)an...	16.170	256	583162	82.12	ppb	99

(#) = qualifier out of range (m) = manual integration (+) = signals summed

ACCUTEST LABORATORIES JB69078

Quantitation Report (QT Reviewed)

Data Path : C:\msdchem\1\DATA\1389\
Data File : 3p32453.D
Acq On : 6 Jun 2014 10:53 pm
Operator : samtap
Sample : icv1389-50
Misc : op74992,e3p1390,
ALS Vial : 20 Sample Multiplier: 1

Quant Time: Jun 10 15:00:48 2014
Quant Method : C:\MSDCHEM\1\METHODS\M3P1389.M
Quant Title : Semi Volatile Extractables by GC/MS
QLast Update : Sat Jun 07 08:20:21 2014
Response via : Initial Calibration

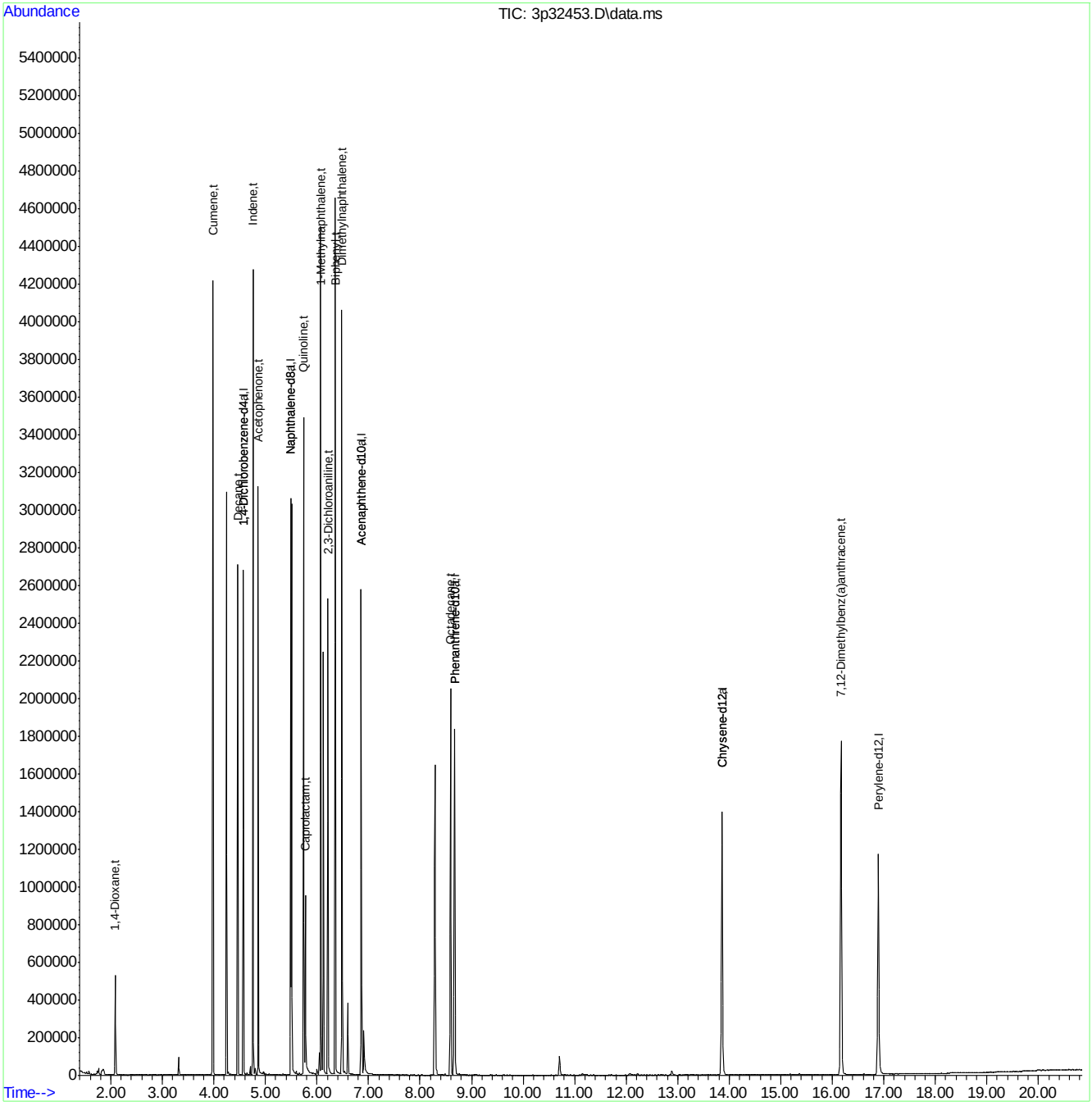

Manual Integrations APPROVED (compounds with "m" flag)
Nina Pandya
06/11/14 09:59

Quantitation Report (QT Reviewed)

Data Path : C:\msdchem\1\DATA\1389\
Data File : 3p32453A.D
Acq On : 6 Jun 2014 10:53 pm
Operator : samtap
Sample : icv1390-50
Misc : op74992,e3p1390,
ALS Vial : 20 Sample Multiplier: 1

Quant Time: Jun 10 14:06:58 2014
Quant Method : C:\MSDCHEM\1\METHODS\M3P1389.M
Quant Title : Semi Volatile Extractables by GC/MS
QLast Update : Sat Jun 07 08:20:21 2014
Response via : Initial Calibration

Compound	R.T.	QIon	Response	Conc	Units	Dev(Min)
Internal Standards						
1) 1,4-Dichlorobenzene-d4	4.569	152	284312	40.00	ppb	0.00
24) Naphthalene-d8	5.489	136	1130715	40.00	ppb	0.00
47) Acenaphthene-d10	6.858	164	521943	40.00	ppb	0.00
69) Phenanthrene-d10	8.672	188	836172	40.00	ppb	0.00
83) Chrysene-d12	13.860	240	797928	40.00	ppb	-0.01
91) Perylene-d12	16.893	264	692048	40.00	ppb	-0.01
101) 1,4-Dichlorobenzene-d4a	4.569	152	284312	40.00	ppb	0.00
103) Acenaphthene-d10a	6.858	164	521943	40.00	ppb	0.00
107) Chrysene-d12a	13.860	240	797928	40.00	ppb	-0.01
109) Naphthalene-d8a	5.489	136	1130715	40.00	ppb	0.00
111) Phenanthrene-d10a	8.672	188	836172	40.00	ppb	0.00
System Monitoring Compounds						
5) 2-Fluorophenol	0.000	112	0	0.00	ppb	
Spiked Amount 50.000			Recovery =	0.00%		
8) Phenol-d5	0.000	99	0d	0.00	ppb	
Spiked Amount 50.000			Recovery =	0.00%		
25) Nitrobenzene-d5	0.000	82	0	0.00	ppb	
Spiked Amount 50.000			Recovery =	0.00%		
51) 2-Fluorobiphenyl	0.000	172	0	0.00	ppb	
Spiked Amount 50.000			Recovery =	0.00%		
73) 2,4,6-Tribromophenol	0.000	330	0	0.00	ppb	
Spiked Amount 50.000			Recovery =	0.00%		
85) Terphenyl-d14	0.000	244	0	0.00	ppb	
Spiked Amount 50.000			Recovery =	0.00%		
112) o-Terphenyl	0.000	230	0	0.00	ppb	
Spiked Amount 50.000			Recovery =	0.00%		
113) 1-Chlorooctadecane	0.000	57	0	0.00	ppb	
Spiked Amount 50.000			Recovery =	0.00%		
Target Compounds						Qvalue
102) Benzaldehyde	4.243	105	415812m	69.11	ppb	
105) Atrazine	8.292	215	128636	64.23	ppb	96

(#) = qualifier out of range (m) = manual integration (+) = signals summed

9.6.52

9

Quantitation Report (QT Reviewed)

Data Path : C:\msdchem\1\DATA\1389\
Data File : 3p32453A.D
Acq On : 6 Jun 2014 10:53 pm
Operator : samtap
Sample : icv1390-50
Misc : op74992,e3p1390,
ALS Vial : 20 Sample Multiplier: 1

Quant Time: Jun 10 14:06:58 2014
Quant Method : C:\MSDCHEM\1\METHODS\M3P1389.M
Quant Title : Semi Volatile Extractables by GC/MS
QLast Update : Sat Jun 07 08:20:21 2014
Response via : Initial Calibration

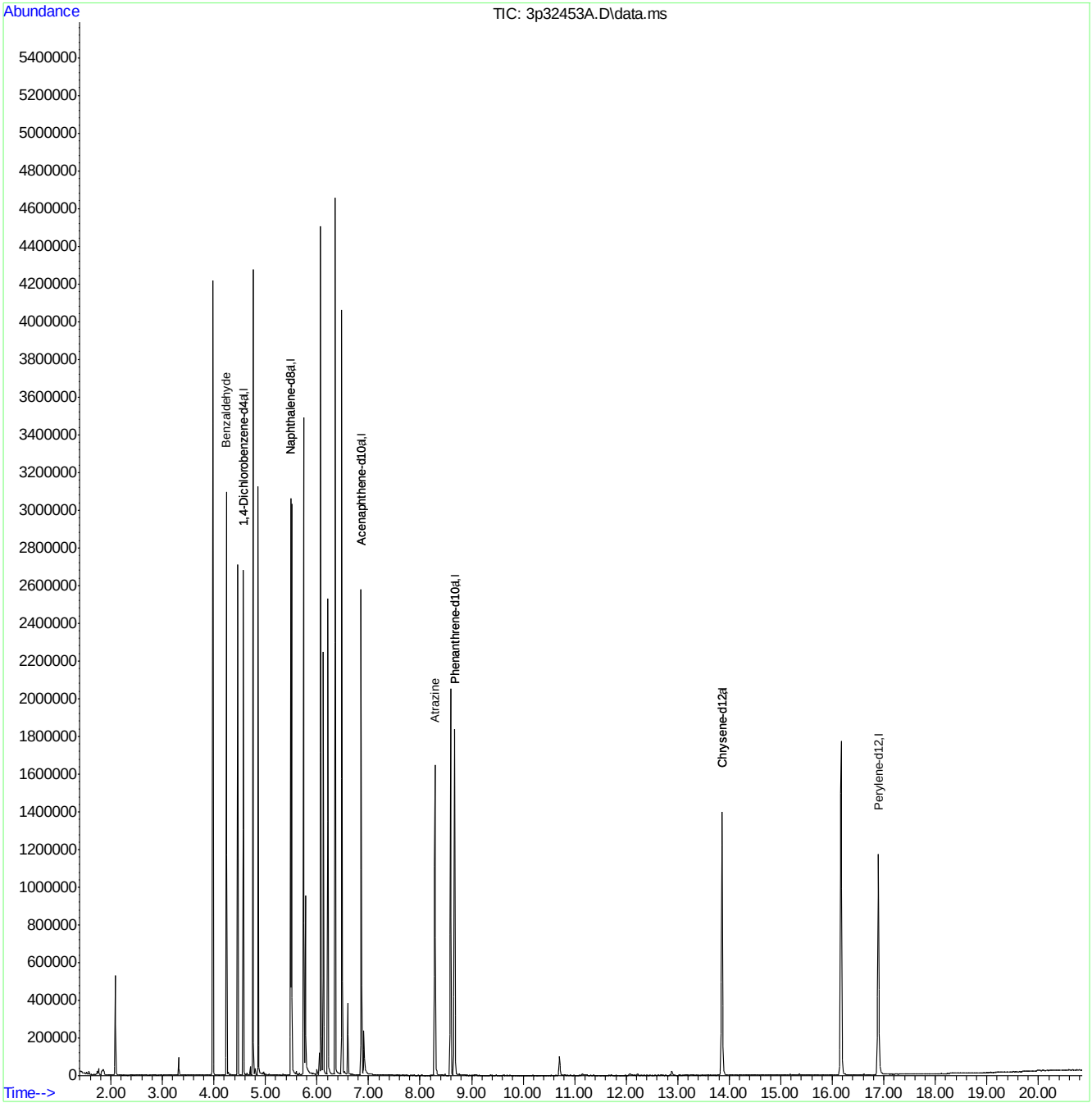

Manual Integration Approval Summary

Sample Number:	E3P1390-ICV1390	**Method:**	SW846 8270D
Lab FileID:	3P32453A.D	**Analyst approved:**	06/10/14 15:11 Samta Patel
Injection Time:	06/06/14 22:53	**Supervisor approved:**	06/11/14 09:59 Nina Pandya

Parameter	CAS	Sig#	R.T. (min.)	Reason
Benzaldehyde	100-52-7		4.24	Poor instrument integration

Quantitation Report (Qedit)

Data Path : C:\msdchem\1\DATA\1389\
Data File : 3p32453A.D
Acq On : 6 Jun 2014 10:53 pm
Operator : samtap
Sample : icv1390-50
Misc : op74992,e3p1390,
ALS Vial : 20 Sample Multiplier: 1

Quant Time: Jun 10 14:06:58 2014
Quant Method : C:\MSDCHEM\1\METHODS\M3P1389.M
Quant Title : Semi Volatile Extractables by GC/MS
QLast Update : Sat Jun 07 08:20:21 2014
Response via : Initial Calibration

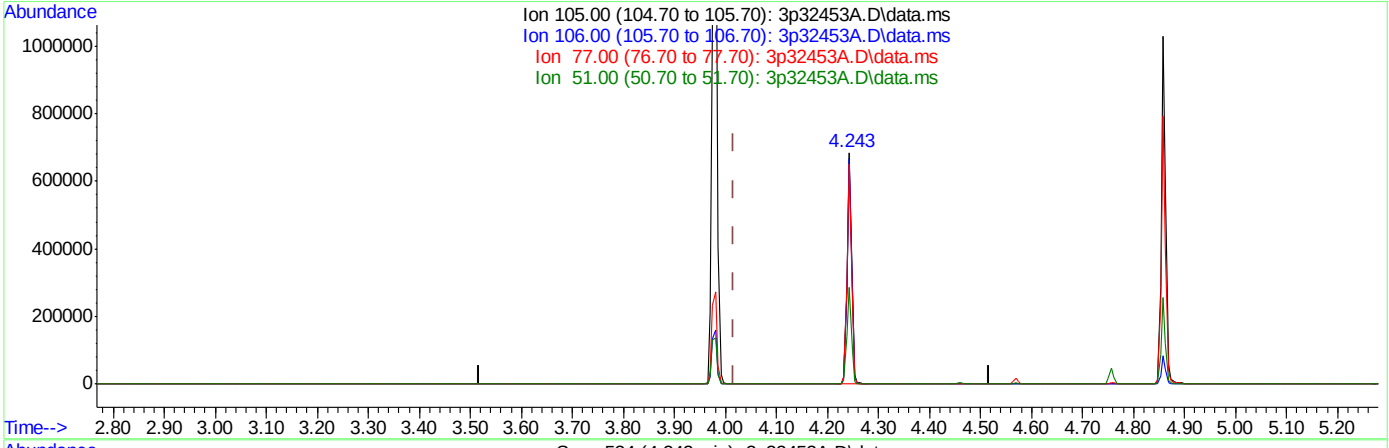

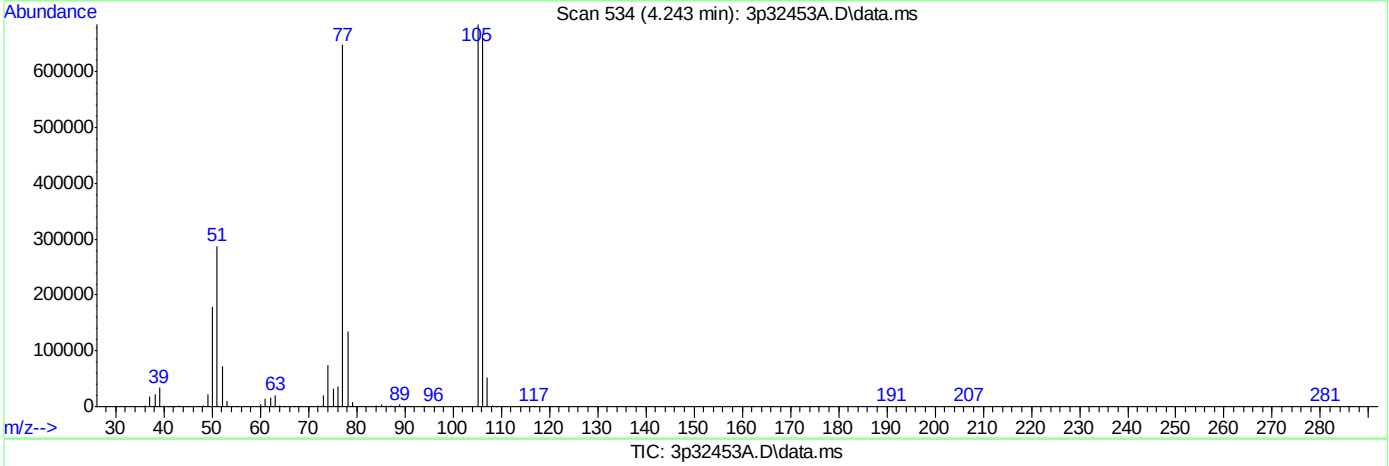

TIC: 3p32453A.D\data.ms

(102) Benzaldehyde

4.243min (+0.225) 69.11ppb m

response 415812

Ion	Exp%	Act%
105.00	100	100
106.00	98.00	97.32
77.00	95.30	94.78
51.00	40.60	42.01

Quantitation Report (QT Reviewed)

Data Path : C:\msdchem\1\DATA\1389\
Data File : 3p32454.D
Acq On : 6 Jun 2014 11:19 pm
Operator : samtap
Sample : icv1389-50
Misc : op74992,e3p1390,
ALS Vial : 21 Sample Multiplier: 1

Quant Time: Jun 07 08:37:28 2014
Quant Method : C:\MSDCHEM\1\METHODS\M3P1389.M
Quant Title : Semi Volatile Extractables by GC/MS
QLast Update : Sat Jun 07 08:20:21 2014
Response via : Initial Calibration

Compound	R.T.	QIon	Response	Conc	Units	Dev(Min)
Internal Standards						
1) 1,4-Dichlorobenzene-d4	4.569	152	356756	40.00	ppb	0.00
24) Naphthalene-d8	5.489	136	1218578	40.00	ppb	0.00
47) Acenaphthene-d10	6.859	164	661991	40.00	ppb	0.00
69) Phenanthrene-d10	8.672	188	1054586	40.00	ppb	0.00
83) Chrysene-d12	13.860	240	953574	40.00	ppb	-0.01
91) Perylene-d12	16.893	264	852938	40.00	ppb	-0.01
101) 1,4-Dichlorobenzene-d4a	4.569	152	356756	40.00	ppb	0.00
103) Acenaphthene-d10a	6.859	164	661991	40.00	ppb	0.00
107) Chrysene-d12a	13.860	240	953574	40.00	ppb	-0.01
109) Naphthalene-d8a	5.489	136	1218578	40.00	ppb	0.00
111) Phenanthrene-d10a	8.672	188	1054586	40.00	ppb	0.00
System Monitoring Compounds						
5) 2-Fluorophenol	3.585	112	475226	40.26	ppb	0.00
Spiked Amount 50.000			Recovery = 80.52%			
8) Phenol-d5	4.302	99	544553	39.62	ppb	0.00
Spiked Amount 50.000			Recovery = 79.24%			
25) Nitrobenzene-d5	4.971	82	455421	45.18	ppb	0.00
Spiked Amount 50.000			Recovery = 90.36%			
51) 2-Fluorobiphenyl	6.276	172	985437	46.78	ppb	0.00
Spiked Amount 50.000			Recovery = 93.56%			
73) 2,4,6-Tribromophenol	7.714	330	113717	42.44	ppb	0.00
Spiked Amount 50.000			Recovery = 84.88%			
85) Terphenyl-d14	11.678	244	921128	49.12	ppb	0.00
Spiked Amount 50.000			Recovery = 98.24%			
112) o-Terphenyl	0.000	230	0	0.00	ppb	
Spiked Amount 50.000			Recovery = 0.00%			
113) 1-Chlorooctadecane	0.000	57	0	0.00	ppb	
Spiked Amount 50.000			Recovery = 0.00%			

Target Compounds Qvalue

(#) = qualifier out of range (m) = manual integration (+) = signals summed

Quantitation Report (QT Reviewed)

Data Path : C:\msdchem\1\DATA\1389\
Data File : 3p32454.D
Acq On : 6 Jun 2014 11:19 pm
Operator : samtap
Sample : icv1389-50
Misc : op74992,e3p1390,
ALS Vial : 21 Sample Multiplier: 1

Quant Time: Jun 07 08:37:28 2014
Quant Method : C:\MSDCHEM\1\METHODS\M3P1389.M
Quant Title : Semi Volatile Extractables by GC/MS
QLast Update : Sat Jun 07 08:20:21 2014
Response via : Initial Calibration

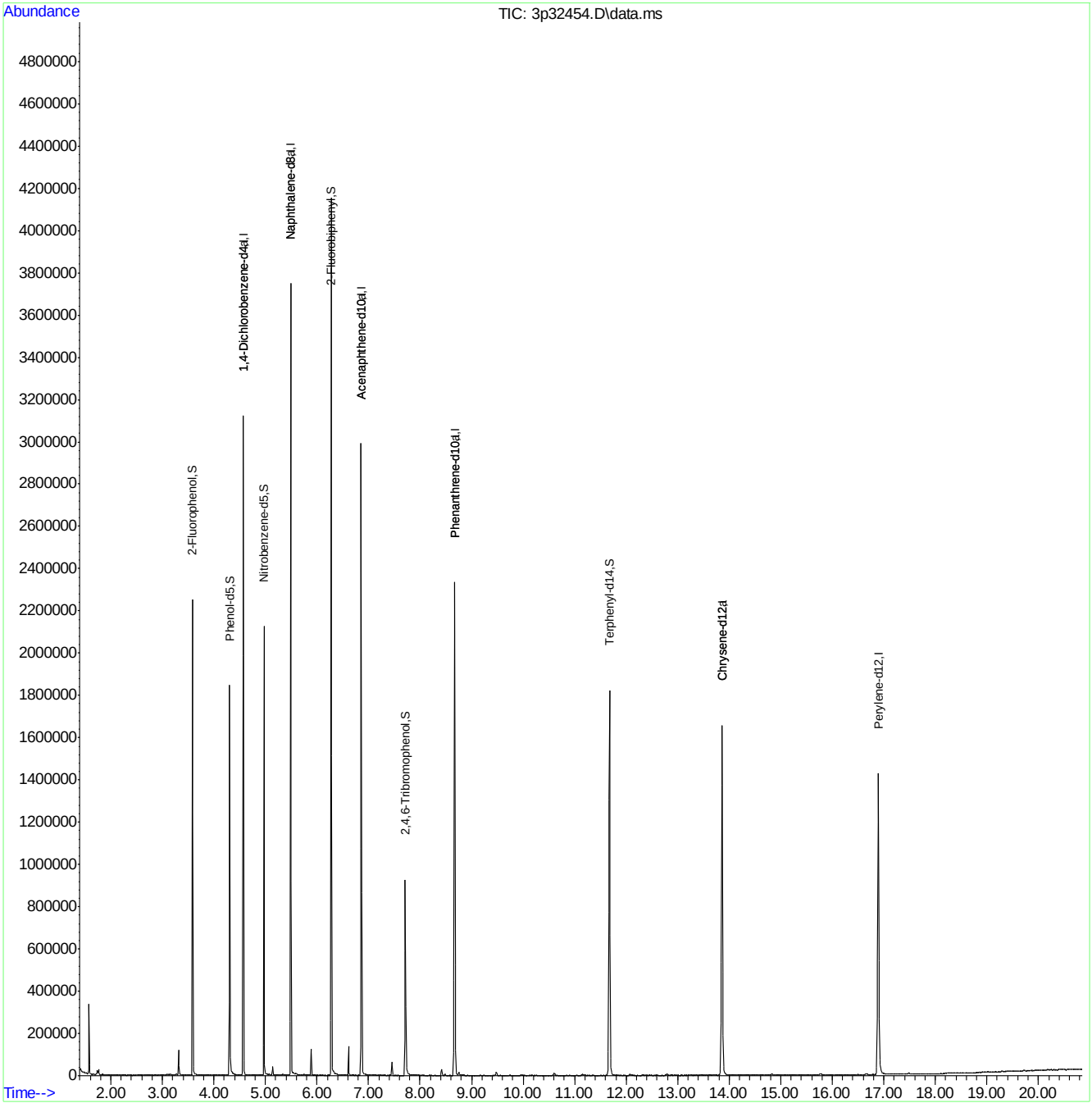

Quantitation Report (QT Reviewed)

Data Path : C:\msdchem\1\DATA\1389\
Data File : 3p32455.D
Acq On : 6 Jun 2014 11:44 pm
Operator : samtap
Sample : icv1389-50
Misc : op74992,e3p1390,
ALS Vial : 22 Sample Multiplier: 1

Quant Time: Jun 10 14:08:20 2014
Quant Method : C:\MSDCHEM\1\METHODS\M3P1389.M
Quant Title : Semi Volatile Extractables by GC/MS
QLast Update : Sat Jun 07 08:20:21 2014
Response via : Initial Calibration

Compound	R.T.	QIon	Response	Conc	Units	Dev(Min)
Internal Standards						
1) 1,4-Dichlorobenzene-d4	4.569	152	413956	40.00	ppb	0.00
24) Naphthalene-d8	5.489	136	1412415	40.00	ppb	0.00
47) Acenaphthene-d10	6.864	164	776563	40.00	ppb	0.00
69) Phenanthrene-d10	8.672	188	1253703	40.00	ppb	0.00
83) Chrysene-d12	13.865	240	1248487	40.00	ppb	0.00
91) Perylene-d12	16.898	264	1143737	40.00	ppb	0.00
101) 1,4-Dichlorobenzene-d4a	4.569	152	413956	40.00	ppb	0.00
103) Acenaphthene-d10a	6.864	164	776563	40.00	ppb	0.00
107) Chrysene-d12a	13.865	240	1248487	40.00	ppb	0.00
109) Naphthalene-d8a	5.489	136	1412415	40.00	ppb	0.00
111) Phenanthrene-d10a	8.672	188	1253703	40.00	ppb	0.00
System Monitoring Compounds						
5) 2-Fluorophenol	0.000	112	0	0.00	ppb	
Spiked Amount 50.000			Recovery =	0.00%		
8) Phenol-d5	0.000	99	0	0.00	ppb	
Spiked Amount 50.000			Recovery =	0.00%		
25) Nitrobenzene-d5	0.000	82	0	0.00	ppb	
Spiked Amount 50.000			Recovery =	0.00%		
51) 2-Fluorobiphenyl	0.000	172	0	0.00	ppb	
Spiked Amount 50.000			Recovery =	0.00%		
73) 2,4,6-Tribromophenol	0.000	330	0	0.00	ppb	
Spiked Amount 50.000			Recovery =	0.00%		
85) Terphenyl-d14	0.000	244	0	0.00	ppb	
Spiked Amount 50.000			Recovery =	0.00%		
112) o-Terphenyl	0.000	230	0	0.00	ppb	
Spiked Amount 50.000			Recovery =	0.00%		
113) 1-Chlorooctadecane	0.000	57	0	0.00	ppb	
Spiked Amount 50.000			Recovery =	0.00%		
Target Compounds						Qvalue
10) Aniline	4.323	93	946874	53.22	ppb	98
39) 4-Chloroaniline	5.543	127	766871	50.00	ppb	97

(#) = qualifier out of range (m) = manual integration (+) = signals summed

Quantitation Report (QT Reviewed)

Data Path : C:\msdchem\1\DATA\1389\
Data File : 3p32455.D
Acq On : 6 Jun 2014 11:44 pm
Operator : samtap
Sample : icv1389-50
Misc : op74992,e3p1390,
ALS Vial : 22 Sample Multiplier: 1

Quant Time: Jun 10 14:08:20 2014
Quant Method : C:\MSDCHEM\1\METHODS\M3P1389.M
Quant Title : Semi Volatile Extractables by GC/MS
QLast Update : Sat Jun 07 08:20:21 2014
Response via : Initial Calibration

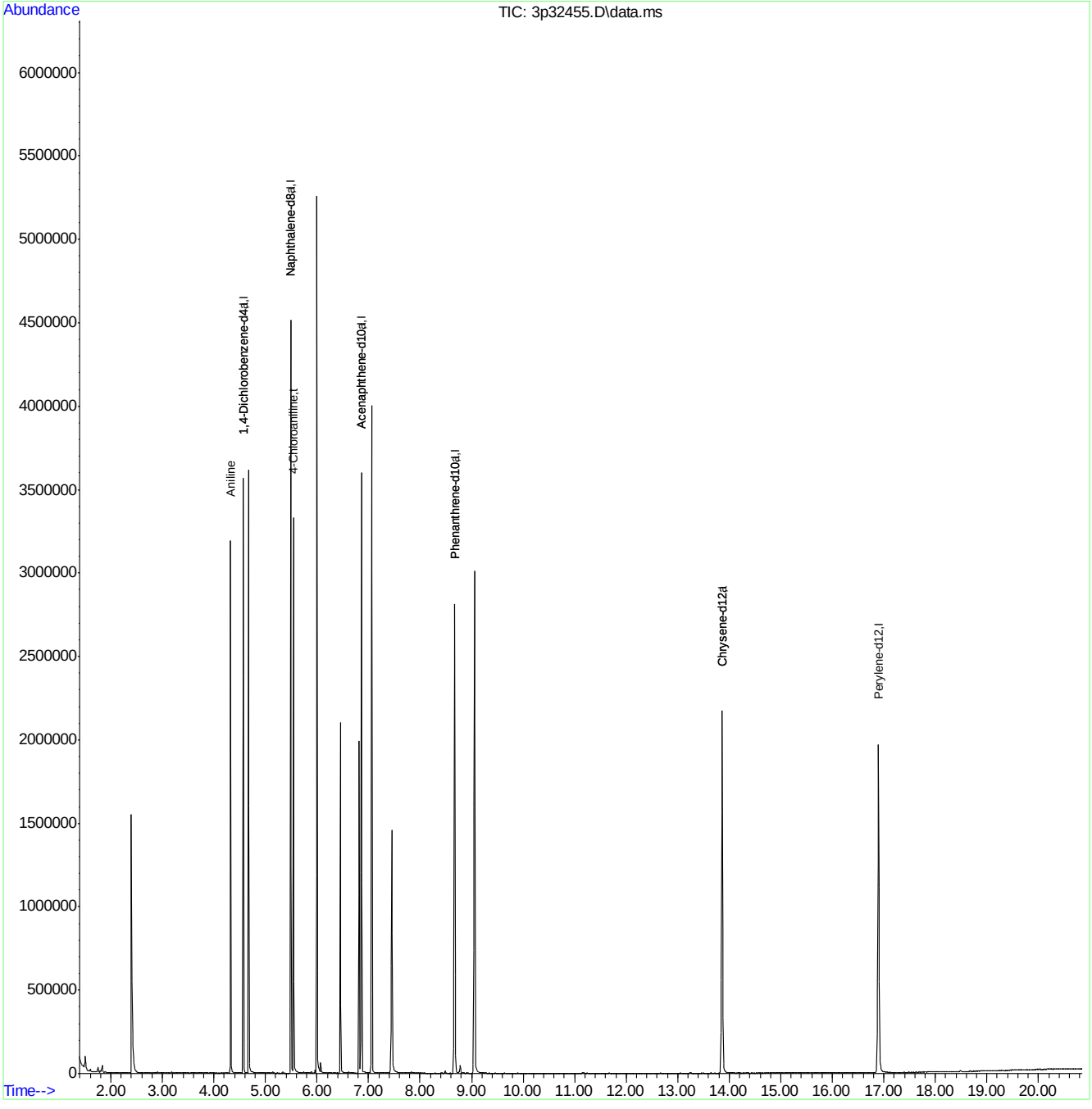

ACCUTEST LABORATORIES JB69078

Quantitation Report (QT Reviewed)

Data Path : C:\msdchem\1\DATA\1389\
Data File : 3p32456A.D
Acq On : 7 Jun 2014 12:10 am
Operator : samtap
Sample : icv1390-50
Misc : op74992,e3p1390,
ALS Vial : 23 Sample Multiplier: 1

Quant Time: Jun 10 14:10:23 2014
Quant Method : C:\MSDCHEM\1\METHODS\M3P1389.M
Quant Title : Semi Volatile Extractables by GC/MS
QLast Update : Sat Jun 07 08:20:21 2014
Response via : Initial Calibration

Compound	R.T.	QIon	Response	Conc	Units	Dev(Min)
Internal Standards						
1) 1,4-Dichlorobenzene-d4	4.569	152	521957	40.00	ppb	0.00
24) Naphthalene-d8	5.489	136	1760463	40.00	ppb	0.00
47) Acenaphthene-d10	6.864	164	948422	40.00	ppb	0.00
69) Phenanthrene-d10	8.672	188	1486377	40.00	ppb	0.00
83) Chrysene-d12	13.865	240	1392008	40.00	ppb	0.00
91) Perylene-d12	16.898	264	1311218	40.00	ppb	0.00
101) 1,4-Dichlorobenzene-d4a	4.569	152	521957	40.00	ppb	0.00
103) Acenaphthene-d10a	6.864	164	948422	40.00	ppb	0.00
107) Chrysene-d12a	13.865	240	1392008	40.00	ppb	0.00
109) Naphthalene-d8a	5.489	136	1760463	40.00	ppb	0.00
111) Phenanthrene-d10a	8.672	188	1486377	40.00	ppb	0.00
System Monitoring Compounds						
5) 2-Fluorophenol	0.000	112	0	0.00	ppb	
Spiked Amount 50.000			Recovery =	0.00%		
8) Phenol-d5	0.000	99	0	0.00	ppb	
Spiked Amount 50.000			Recovery =	0.00%		
25) Nitrobenzene-d5	0.000	82	0	0.00	ppb	
Spiked Amount 50.000			Recovery =	0.00%		
51) 2-Fluorobiphenyl	0.000	172	0	0.00	ppb	
Spiked Amount 50.000			Recovery =	0.00%		
73) 2,4,6-Tribromophenol	0.000	330	0	0.00	ppb	
Spiked Amount 50.000			Recovery =	0.00%		
85) Terphenyl-d14	0.000	244	0	0.00	ppb	
Spiked Amount 50.000			Recovery =	0.00%		
112) o-Terphenyl	0.000	230	0	0.00	ppb	
Spiked Amount 50.000			Recovery =	0.00%		
113) 1-Chlorooctadecane	0.000	57	0	0.00	ppb	
Spiked Amount 50.000			Recovery =	0.00%		
Target Compounds						Qvalue
108) Benzidine	11.148	184	1217059	68.50	ppb	99

(#) = qualifier out of range (m) = manual integration (+) = signals summed

Quantitation Report (QT Reviewed)

Data Path : C:\msdchem\1\DATA\1389\
Data File : 3p32456A.D
Acq On : 7 Jun 2014 12:10 am
Operator : samtap
Sample : icv1390-50
Misc : op74992,e3p1390,
ALS Vial : 23 Sample Multiplier: 1

Quant Time: Jun 10 14:10:23 2014
Quant Method : C:\MSDCHEM\1\METHODS\M3P1389.M
Quant Title : Semi Volatile Extractables by GC/MS
QLast Update : Sat Jun 07 08:20:21 2014
Response via : Initial Calibration

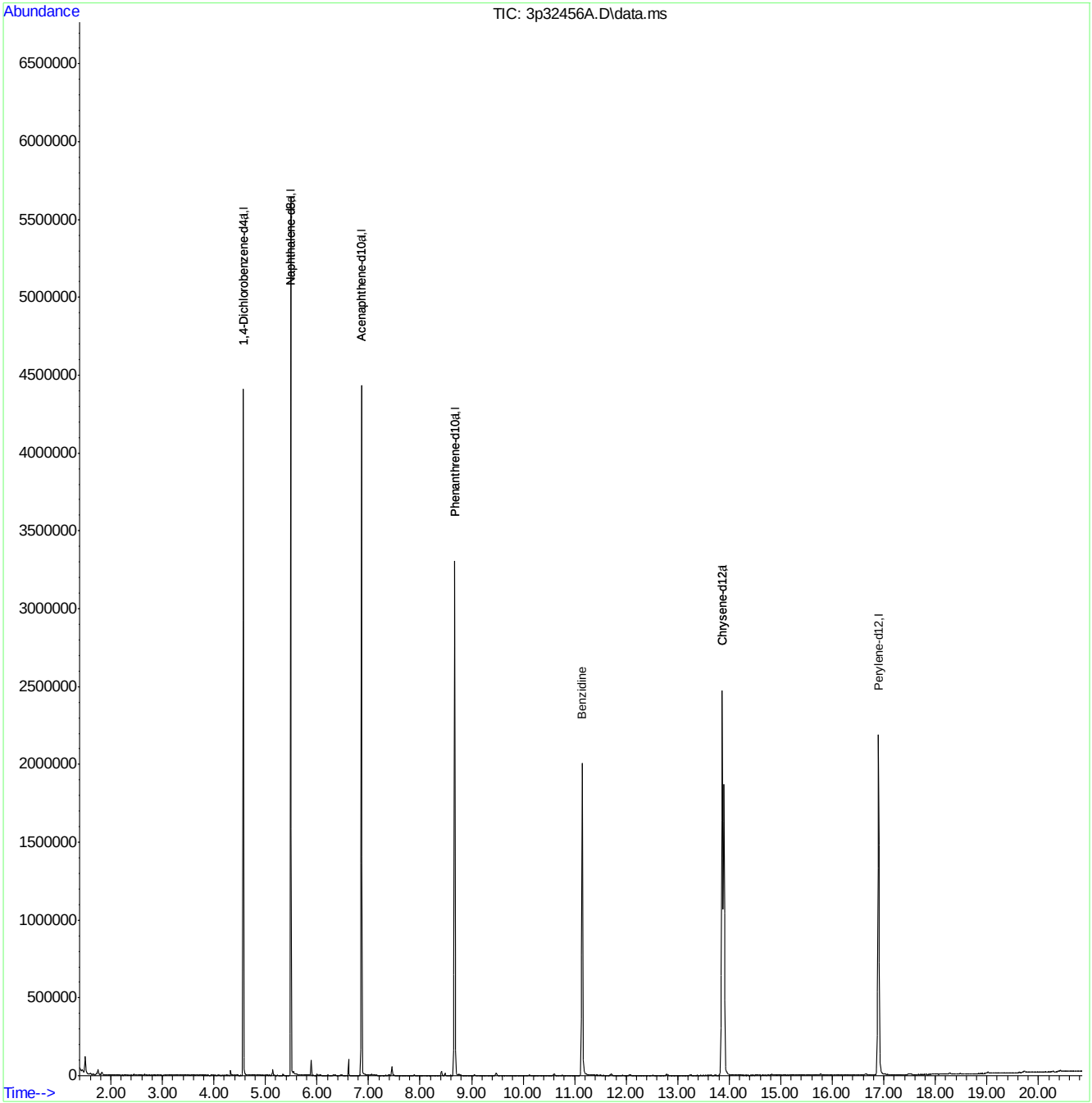

ACCUTEST LABORATORIES JB69078

Quantitation Report (QT Reviewed)

Data Path : C:\msdchem\1\DATA\1389\
Data File : 3p32456.D
Acq On : 7 Jun 2014 12:10 am
Operator : samtap
Sample : icv1389-50
Misc : op74992,e3p1390,
ALS Vial : 23 Sample Multiplier: 1

Quant Time: Jun 10 14:09:37 2014
Quant Method : C:\MSDCHEM\1\METHODS\M3P1389.M
Quant Title : Semi Volatile Extractables by GC/MS
QLast Update : Sat Jun 07 08:20:21 2014
Response via : Initial Calibration

Compound	R.T.	QIon	Response	Conc	Units	Dev(Min)
Internal Standards						
1) 1,4-Dichlorobenzene-d4	4.569	152	521957	40.00	ppb	0.00
24) Naphthalene-d8	5.489	136	1760463	40.00	ppb	0.00
47) Acenaphthene-d10	6.864	164	948422	40.00	ppb	0.00
69) Phenanthrene-d10	8.672	188	1486377	40.00	ppb	0.00
83) Chrysene-d12	13.865	240	1392008	40.00	ppb	0.00
91) Perylene-d12	16.898	264	1311218	40.00	ppb	0.00
101) 1,4-Dichlorobenzene-d4a	4.569	152	521957	40.00	ppb	0.00
103) Acenaphthene-d10a	6.864	164	948422	40.00	ppb	0.00
107) Chrysene-d12a	13.865	240	1392008	40.00	ppb	0.00
109) Naphthalene-d8a	5.489	136	1760463	40.00	ppb	0.00
111) Phenanthrene-d10a	8.672	188	1486377	40.00	ppb	0.00
System Monitoring Compounds						
5) 2-Fluorophenol	0.000	112	0	0.00	ppb	
Spiked Amount 50.000			Recovery =	0.00%		
8) Phenol-d5	0.000	99	0	0.00	ppb	
Spiked Amount 50.000			Recovery =	0.00%		
25) Nitrobenzene-d5	0.000	82	0	0.00	ppb	
Spiked Amount 50.000			Recovery =	0.00%		
51) 2-Fluorobiphenyl	0.000	172	0	0.00	ppb	
Spiked Amount 50.000			Recovery =	0.00%		
73) 2,4,6-Tribromophenol	0.000	330	0	0.00	ppb	
Spiked Amount 50.000			Recovery =	0.00%		
85) Terphenyl-d14	0.000	244	0	0.00	ppb	
Spiked Amount 50.000			Recovery =	0.00%		
112) o-Terphenyl	0.000	230	0	0.00	ppb	
Spiked Amount 50.000			Recovery =	0.00%		
113) 1-Chlorooctadecane	0.000	57	0	0.00	ppb	
Spiked Amount 50.000			Recovery =	0.00%		
Target Compounds						Qvalue
88) 3,3'-Dichlorobenzidine	13.897	252	654447	46.81	ppb	99

(#) = qualifier out of range (m) = manual integration (+) = signals summed

Quantitation Report (QT Reviewed)

Data Path : C:\msdchem\1\DATA\1389\
Data File : 3p32456.D
Acq On : 7 Jun 2014 12:10 am
Operator : samtap
Sample : icv1389-50
Misc : op74992,e3p1390,
ALS Vial : 23 Sample Multiplier: 1

Quant Time: Jun 10 14:09:37 2014
Quant Method : C:\MSDCHEM\1\METHODS\M3P1389.M
Quant Title : Semi Volatile Extractables by GC/MS
QLast Update : Sat Jun 07 08:20:21 2014
Response via : Initial Calibration

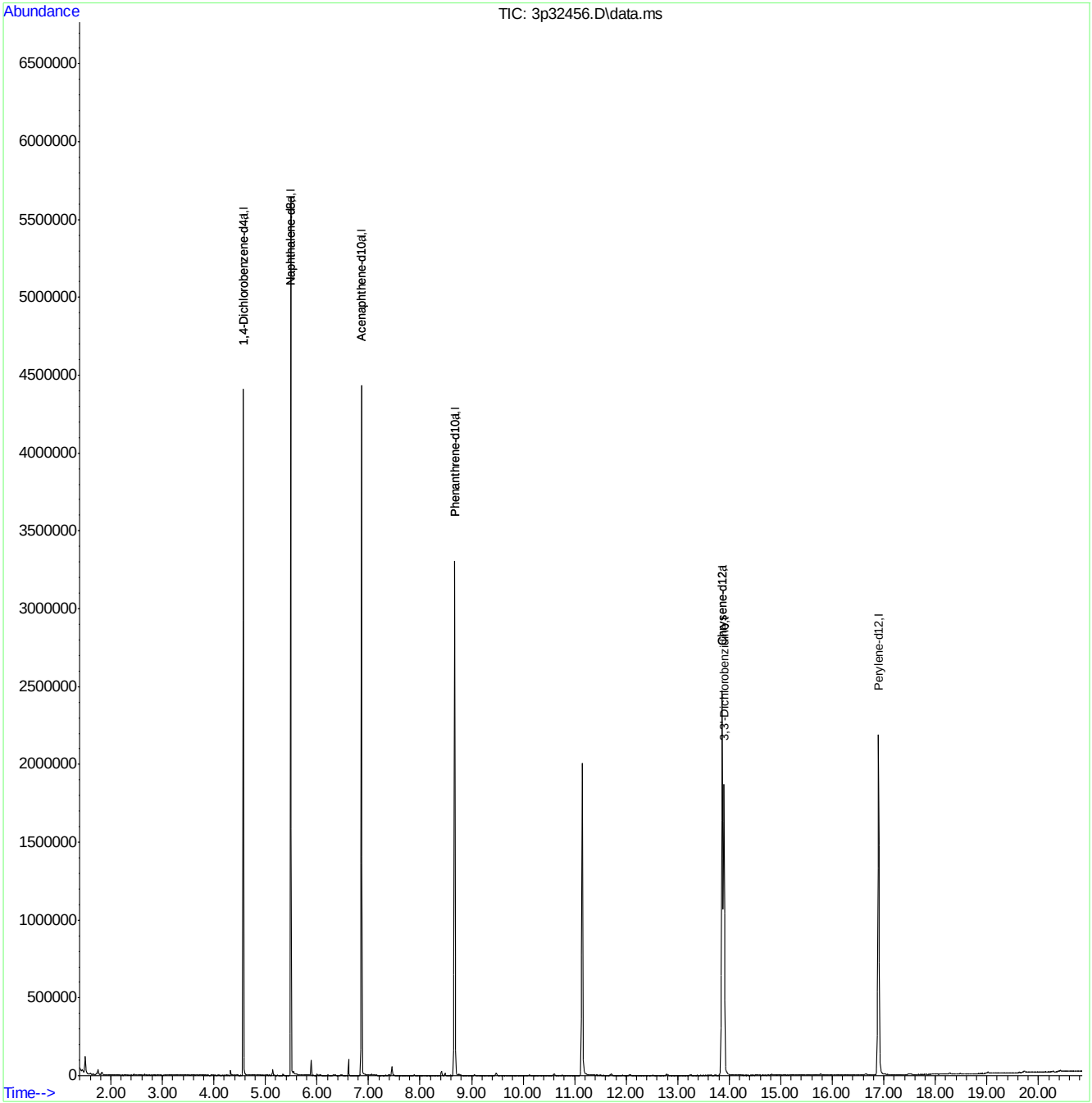

Quantitation Report (QT Reviewed)

Data Path : C:\msdchem\1\DATA\1389\
Data File : 3p32457.D
Acq On : 7 Jun 2014 12:35 am
Operator : samtap
Sample : icv1390-50
Misc : op74992,e3p1390,
ALS Vial : 24 Sample Multiplier: 1

Quant Time: Jun 07 08:39:34 2014
Quant Method : C:\MSDCHEM\1\METHODS\M3P1389.M
Quant Title : Semi Volatile Extractables by GC/MS
QLast Update : Sat Jun 07 08:20:21 2014
Response via : Initial Calibration

Compound	R.T.	QIon	Response	Conc	Units	Dev(Min)
Internal Standards						
1) 1,4-Dichlorobenzene-d4	4.569	152	394573	40.00	ppb	0.00
24) Naphthalene-d8	5.489	136	1376575	40.00	ppb	0.00
47) Acenaphthene-d10	6.858	164	738863	40.00	ppb	0.00
69) Phenanthrene-d10	8.672	188	1159951	40.00	ppb	0.00
83) Chrysene-d12	13.860	240	1062366	40.00	ppb	-0.01
91) Perylene-d12	16.898	264	954147	40.00	ppb	0.00
101) 1,4-Dichlorobenzene-d4a	4.569	152	394573	40.00	ppb	0.00
103) Acenaphthene-d10a	6.858	164	738863	40.00	ppb	0.00
107) Chrysene-d12a	13.860	240	1062366	40.00	ppb	-0.01
109) Naphthalene-d8a	5.489	136	1376575	40.00	ppb	0.00
111) Phenanthrene-d10a	8.672	188	1159951	40.00	ppb	0.00
System Monitoring Compounds						
5) 2-Fluorophenol	0.000	112	0	0.00	ppb	
Spiked Amount 50.000			Recovery =	0.00%		
8) Phenol-d5	0.000	99	0	0.00	ppb	
Spiked Amount 50.000			Recovery =	0.00%		
25) Nitrobenzene-d5	0.000	82	0	0.00	ppb	
Spiked Amount 50.000			Recovery =	0.00%		
51) 2-Fluorobiphenyl	0.000	172	0	0.00	ppb	
Spiked Amount 50.000			Recovery =	0.00%		
73) 2,4,6-Tribromophenol	0.000	330	0	0.00	ppb	
Spiked Amount 50.000			Recovery =	0.00%		
85) Terphenyl-d14	0.000	244	0	0.00	ppb	
Spiked Amount 50.000			Recovery =	0.00%		
112) o-Terphenyl	0.000	230	0	0.00	ppb	
Spiked Amount 50.000			Recovery =	0.00%		
113) 1-Chlorooctadecane	0.000	57	0	0.00	ppb	
Spiked Amount 50.000			Recovery =	0.00%		
Target Compounds						Qvalue
110) Hydroquinone	5.773	110	566647	58.64	ppb	99

(#) = qualifier out of range (m) = manual integration (+) = signals summed

Quantitation Report (QT Reviewed)

Data Path : C:\msdchem\1\DATA\1389\
Data File : 3p32457.D
Acq On : 7 Jun 2014 12:35 am
Operator : samtap
Sample : icv1390-50
Misc : op74992,e3p1390,
ALS Vial : 24 Sample Multiplier: 1

Quant Time: Jun 07 08:39:34 2014
Quant Method : C:\MSDCHEM\1\METHODS\M3P1389.M
Quant Title : Semi Volatile Extractables by GC/MS
QLast Update : Sat Jun 07 08:20:21 2014
Response via : Initial Calibration

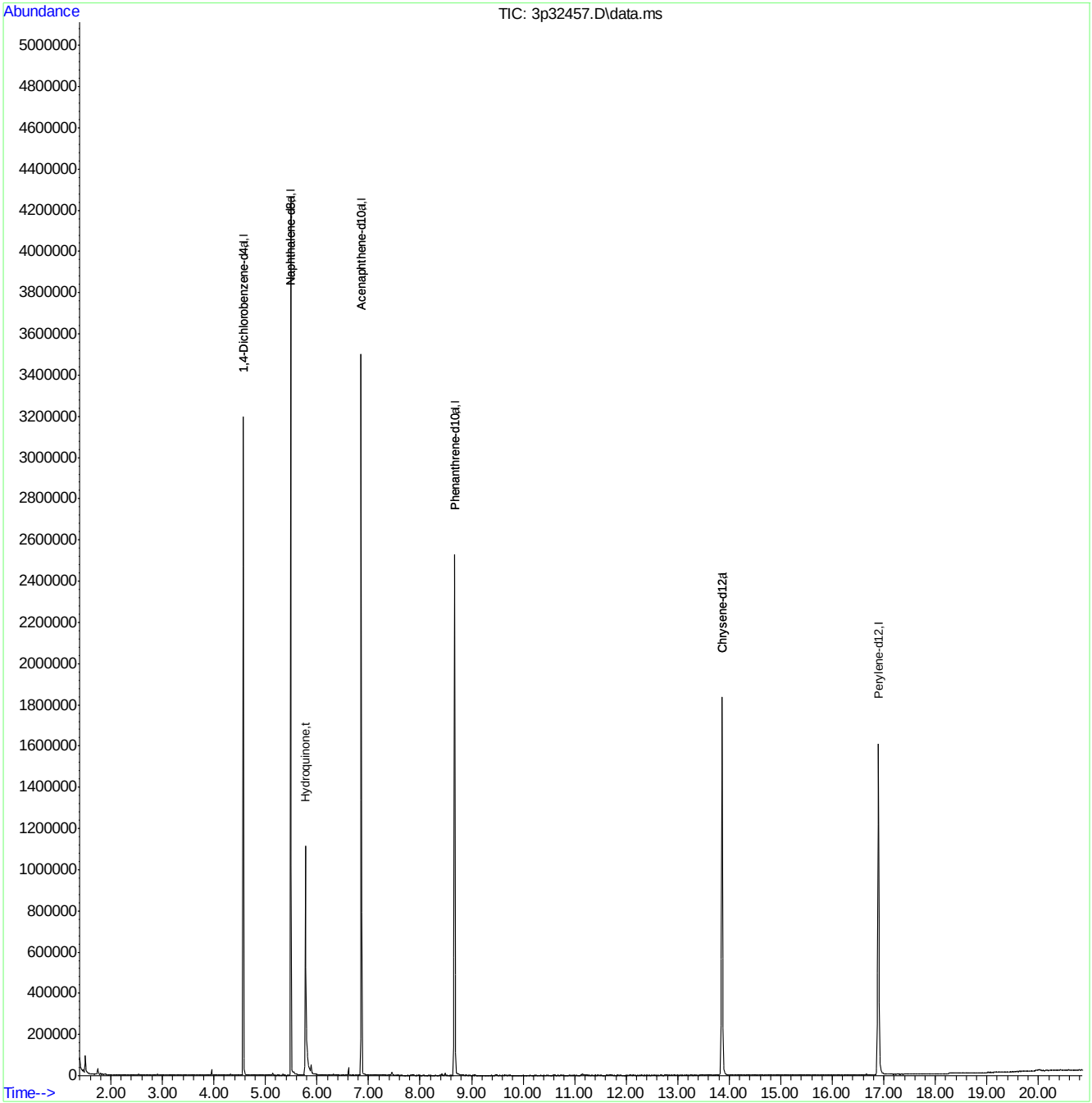

Quantitation Report (QT Reviewed)

Data Path : C:\msdchem\1\DATA\1392\
Data File : 3p32489.D
Acq On : 9 Jun 2014 10:58 am
Operator : samtap
Sample : icv1389-50
Misc : op75409,e3p1392,1000,,,1,1
ALS Vial : 2 Sample Multiplier: 1

Quant Time: Jun 09 15:27:20 2014
Quant Method : C:\MSDCHEM\1\METHODS\M3P1389.M
Quant Title : Semi Volatile Extractables by GC/MS
QLast Update : Sat Jun 07 08:20:21 2014
Response via : Initial Calibration

Compound	R.T.	QIon	Response	Conc	Units	Dev(Min)
Internal Standards						
1) 1,4-Dichlorobenzene-d4	4.559	152	334262	40.00	ppb	-0.01
24) Naphthalene-d8	5.479	136	1081471	40.00	ppb	-0.01
47) Acenaphthene-d10	6.848	164	591879	40.00	ppb	-0.02
69) Phenanthrene-d10	8.656	188	907476	40.00	ppb	-0.02
83) Chrysene-d12	13.844	240	801823	40.00	ppb	-0.03
91) Perylene-d12	16.882	264	716205	40.00	ppb	-0.02
101) 1,4-Dichlorobenzene-d4a	4.559	152	334262	40.00	ppb	-0.01
103) Acenaphthene-d10a	6.848	164	591879	40.00	ppb	-0.02
107) Chrysene-d12a	13.844	240	801823	40.00	ppb	-0.03
109) Naphthalene-d8a	5.479	136	1081471	40.00	ppb	-0.01
111) Phenanthrene-d10a	8.656	188	907476	40.00	ppb	-0.02
System Monitoring Compounds						
5) 2-Fluorophenol	0.000	112	0	0.00	ppb	
Spiked Amount 50.000			Recovery =	0.00%		
8) Phenol-d5	0.000	99	0d	0.00	ppb	
Spiked Amount 50.000			Recovery =	0.00%		
25) Nitrobenzene-d5	0.000	82	0d	0.00	ppb	
Spiked Amount 50.000			Recovery =	0.00%		
51) 2-Fluorobiphenyl	0.000	172	0	0.00	ppb	
Spiked Amount 50.000			Recovery =	0.00%		
73) 2,4,6-Tribromophenol	0.000	330	0	0.00	ppb	
Spiked Amount 50.000			Recovery =	0.00%		
85) Terphenyl-d14	0.000	244	0	0.00	ppb	
Spiked Amount 50.000			Recovery =	0.00%		
112) o-Terphenyl	0.000	230	0	0.00	ppb	
Spiked Amount 50.000			Recovery =	0.00%		
113) 1-Chlorooctadecane	0.000	57	0	0.00	ppb	
Spiked Amount 50.000			Recovery =	0.00%		
Target Compounds						Qvalue
60) 2,4-Dinitrophenol	6.901	184	85240	54.29	ppb	# 76

(#) = qualifier out of range (m) = manual integration (+) = signals summed

Quantitation Report (QT Reviewed)

Data Path : C:\msdchem\1\DATA\1392\
Data File : 3p32489.D
Acq On : 9 Jun 2014 10:58 am
Operator : samtap
Sample : icv1389-50
Misc : op75409,e3p1392,1000,,,1,1
ALS Vial : 2 Sample Multiplier: 1

Quant Time: Jun 09 15:27:20 2014
Quant Method : C:\MSDCHEM\1\METHODS\M3P1389.M
Quant Title : Semi Volatile Extractables by GC/MS
QLast Update : Sat Jun 07 08:20:21 2014
Response via : Initial Calibration

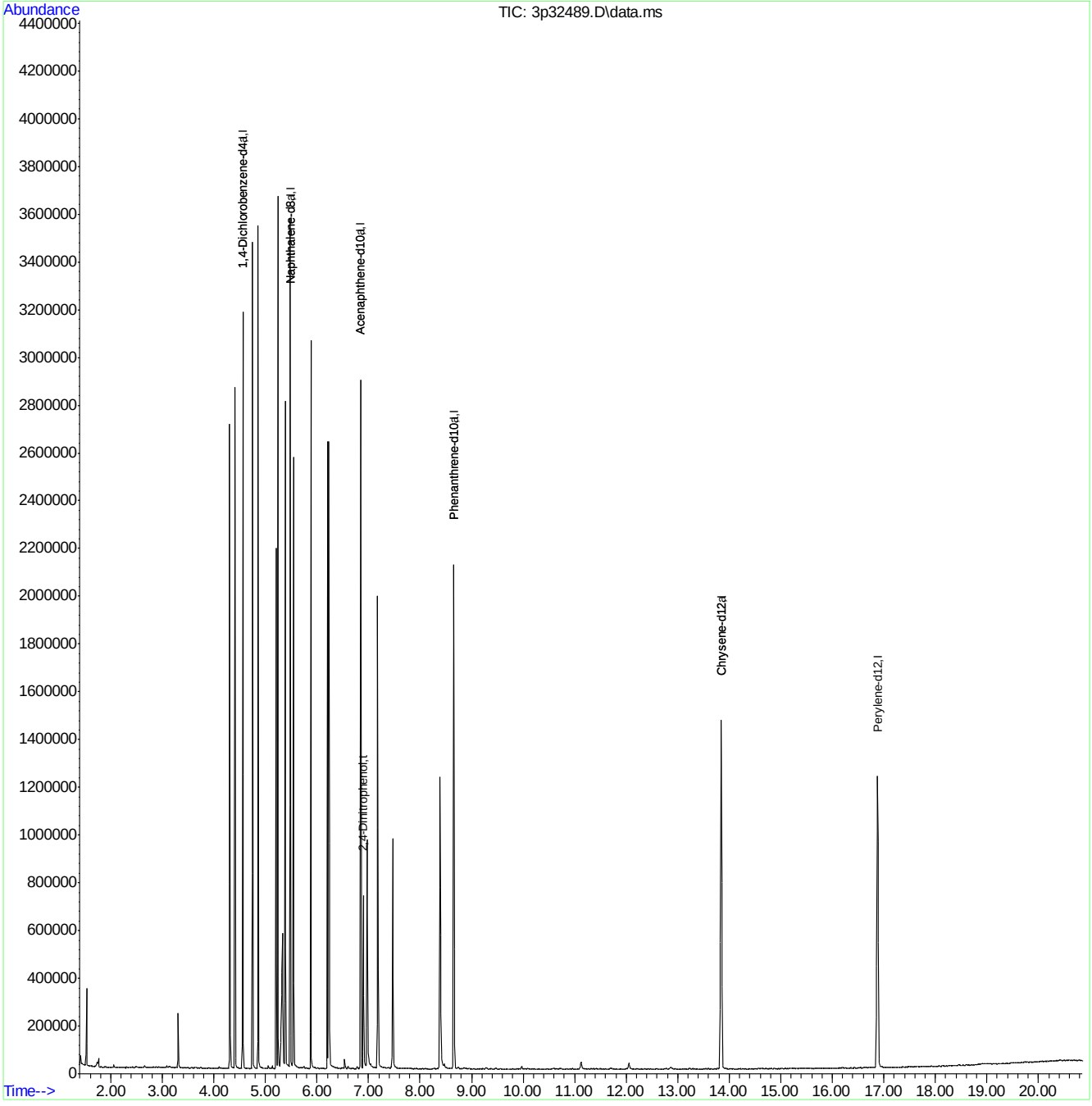

Quantitation Report (QT Reviewed)

Data Path : C:\msdchem\1\DATA\1411\
Data File : 3p32984.D
Acq On : 21 Jun 2014 9:41 am
Operator : kristis
Sample : cc1389-25
Misc : op75312,e3p1411,1000,,,1,1
ALS Vial : 2 Sample Multiplier: 1

Quant Time: Jun 21 10:06:11 2014
Quant Method : C:\MSDCHEM\1\METHODS\M3P1389.M
Quant Title : Semi Volatile Extractables by GC/MS
QLast Update : Fri Jun 20 11:05:23 2014
Response via : Initial Calibration

Compound	R.T.	QIon	Response	Conc	Units	Dev(Min)
Internal Standards						
1) 1,4-Dichlorobenzene-d4	4.489	152	297415	40.00	ppb	0.00
24) Naphthalene-d8	5.409	136	1019396	40.00	ppb	0.00
47) Acenaphthene-d10	6.762	164	545133	40.00	ppb	0.00
69) Phenanthrene-d10	8.549	188	845405	40.00	ppb	0.00
83) Chrysene-d12	13.737	240	677739	40.00	ppb	0.02
91) Perylene-d12	16.775	264	495763	40.00	ppb	0.03
101) 1,4-Dichlorobenzene-d4a	4.489	152	297415	40.00	ppb	0.00
103) Acenaphthene-d10a	6.762	164	545133	40.00	ppb	0.00
106) Chrysene-d12a	13.737	240	677739	40.00	ppb	0.02
108) Naphthalene-d8a	5.409	136	1019396	40.00	ppb	0.00
System Monitoring Compounds						
5) 2-Fluorophenol	3.521	112	222444	22.60	ppb	0.00
Spiked Amount 50.000			Recovery = 45.20%			
8) Phenol-d5	4.248	99	275442	24.04	ppb	0.00
Spiked Amount 50.000			Recovery = 48.08%			
25) Nitrobenzene-d5	4.890	82	216898	25.72	ppb	0.00
Spiked Amount 50.000			Recovery = 51.44%			
51) 2-Fluorobiphenyl	6.190	172	412557	23.78	ppb	0.00
Spiked Amount 50.000			Recovery = 47.56%			
73) 2,4,6-Tribromophenol	7.607	330	52493	24.44	ppb	0.00
Spiked Amount 50.000			Recovery = 48.88%			
85) Terphenyl-d14	11.528	244	378528	28.40	ppb	0.00
Spiked Amount 50.000			Recovery = 56.80%			
Target Compounds						Qvalue
2) 1,4-Dioxane	1.964	88	82734	18.57	ppb	95
3) Pyridine	2.317	79	204421	18.45	ppb	76
4) N-Nitrosodimethylamine	2.280	42	114834	28.58	ppb #	67
6) Indene	4.676	116	386220	22.38	ppb	98
7) Cumene	3.890	105	587051	22.34	ppb	98
9) Phenol	4.259	94	308827	24.15	ppb	98
10) Aniline	4.248	93	267310	20.91	ppb	91
11) bis(2-Chloroethyl)ether	4.291	93	196647	24.27	ppb	93
12) 2-Chlorophenol	4.339	128	254842	23.70	ppb	90
13) Decane	4.371	43	219878	29.61	ppb	82
14) 1,3-Dichlorobenzene	4.446	146	287299	23.32	ppb	98
15) 1,4-Dichlorobenzene	4.500	146	295494	24.14	ppb	100
16) Benzyl alcohol	4.596	108	142789	24.16	ppb	97
17) 1,2-Dichlorobenzene	4.612	146	268400	23.64	ppb	98
18) Acetophenone	4.783	105	302355	22.53	ppb	88
19) 2-Methylphenol	4.692	108	183663	23.52	ppb	98
20) 2,2'-oxybis(1-Chloropr...	4.687	45	249251	31.07	ppb	81
21) 3&4-Methylphenol	4.805	108	190412	23.42	ppb	100
22) n-Nitroso-di-n-propyla...	4.783	70	132324	25.39	ppb	87
23) Hexachloroethane	4.853	201	95248	24.43	ppb	82
26) Nitrobenzene	4.906	77	222017	25.08	ppb	97
27) Quinoline	5.666	129	401471	20.32	ppb	100
28) Isophorone	5.077	82	358697	23.97	ppb	96

Quantitation Report (QT Reviewed)

Data Path : C:\msdchem\1\DATA\1411\
Data File : 3p32984.D
Acq On : 21 Jun 2014 9:41 am
Operator : kristis
Sample : cc1389-25
Misc : op75312,e3p1411,1000,,,1,1
ALS Vial : 2 Sample Multiplier: 1

Quant Time: Jun 21 10:06:11 2014
Quant Method : C:\MSDCHEM\1\METHODS\M3P1389.M
Quant Title : Semi Volatile Extractables by GC/MS
QLast Update : Fri Jun 20 11:05:23 2014
Response via : Initial Calibration

Compound	R.T.	QIon	Response	Conc	Units		Dev(Min)
29) 2-Nitrophenol	5.136	139	130738	25.99	ppb		89
30) 2,4-Dimethylphenol	5.179	107	176287	24.85	ppb		96
31) Benzoic acid	5.275	105	146344	25.98	ppb		95
32) bis(2-Chloroethoxy)met...	5.232	93	211443	23.44	ppb		99
33) 2,4-Dichlorophenol	5.323	162	186101	23.02	ppb		98
34) 2,6-Dichlorophenol	5.473	162	181565	23.65	ppb		96
35) 1,3,5-Trichlorobenzene	5.147	180	222048	20.95	ppb		97
36) 1,2,4-Trichlorobenzene	5.372	180	207451	22.85	ppb		100
37) 1,2,3-Trichlorobenzene	5.527	180	201364	21.09	ppb		96
38) Naphthalene	5.425	128	620703	23.47	ppb		99
39) 4-Chloroaniline	5.468	127	246146	22.24	ppb		98
40) 2,3-Dichloroaniline	6.126	161	223768	20.60	ppb		98
41) Caprolactam	5.725	113	60366	20.45	ppb		79
42) Hexachlorobutadiene	5.511	225	107108	22.41	ppb		99
43) 4-Chloro-3-methylphenol	5.826	107	178617	23.71	ppb	#	93
44) 2-Methylnaphthalene	5.917	141	376366	23.67	ppb		97
45) 1-Methylnaphthalene	5.992	141	369080	21.10	ppb		99
46) Dimethylnaphthalene	6.393	156	369988	21.10	ppb		97
48) Hexachlorocyclopentadiene	6.035	237	160685	38.07	ppb		99
49) 2,4,6-Trichlorophenol	6.136	196	122174	24.36	ppb		99
50) 2,4,5-Trichlorophenol	6.174	196	130490	23.32	ppb		97
52) 2-Chloronaphthalene	6.286	162	400334	24.76	ppb		96
53) Biphenyl	6.265	154	510652	22.24	ppb		99
54) 2-Nitroaniline	6.372	65	118193	30.65	ppb		92
55) Dimethylphthalate	6.511	163	401400	23.01	ppb		99
56) Acenaphthylene	6.634	152	624783	24.00	ppb		98
57) 2,6-Dinitrotoluene	6.570	165	98341	27.54	ppb		95
58) 3-Nitroaniline	6.730	138	114537	24.59	ppb		96
59) Acenaphthene	6.794	153	376873	23.86	ppb		99
60) 2,4-Dinitrophenol	6.837	184	85250	57.75	ppb	#	60
61) 4-Nitrophenol	6.923	109	62129	30.79	ppb		92
62) Dibenzofuran	6.960	168	530248	23.78	ppb		99
63) 2,4-Dinitrotoluene	6.960	165	132853	27.54	ppb		60
64) 2,3,4,6-Tetrachlorophenol	7.099	232	93812	23.38	ppb		95
65) Diethylphthalate	7.195	149	428891	24.31	ppb		97
66) Fluorene	7.324	166	430919	23.91	ppb		100
67) 4-Chlorophenyl-phenyle...	7.318	204	186144	23.27	ppb		97
68) 4-Nitroaniline	7.356	138	102095	21.56	ppb		92
70) 4,6-Dinitro-2-methylph...	7.404	198	62279	29.20	ppb		80
71) n-Nitrosodiphenylamine	7.457	169	273933	24.41	ppb		99
72) 1,2-Diphenylhydrazine	7.506	77	403903	27.25	ppb		94
74) 4-Bromophenyl-phenylether	7.917	248	103082	23.42	ppb		95
75) Hexachlorobenzene	8.014	284	119901	23.97	ppb		89
76) Pentachlorophenol	8.303	266	134537	44.04	ppb		99
77) Phenanthrene	8.581	178	581751	24.22	ppb		100
78) Anthracene	8.661	178	582026	24.86	ppb		100
79) Carbazole	8.939	167	577118	22.17	ppb		99
80) Di-n-butylphthalate	9.608	149	737132	25.54	ppb		99
81) Fluoranthene	10.672	202	622888	23.61	ppb		99
82) Octadecane	8.452	57	260226	28.04	ppb		91

Quantitation Report (QT Reviewed)

Data Path : C:\msdchem\1\DATA\1411\
Data File : 3p32984.D
Acq On : 21 Jun 2014 9:41 am
Operator : kristis
Sample : cc1389-25
Misc : op75312,e3p1411,1000,,,1,1
ALS Vial : 2 Sample Multiplier: 1

Quant Time: Jun 21 10:06:11 2014
Quant Method : C:\MSDCHEM\1\METHODS\M3P1389.M
Quant Title : Semi Volatile Extractables by GC/MS
QLast Update : Fri Jun 20 11:05:23 2014
Response via : Initial Calibration

Compound	R.T.	QIon	Response	Conc	Units	Dev(Min)
84) Pyrene	11.105	202	640850	28.53	ppb	100
86) Butylbenzylphthalate	12.688	149	314749	29.95	ppb	97
87) Benzo[a]anthracene	13.715	228	456283	24.08	ppb	100
88) 3,3'-Dichlorobenzidine	13.753	252	167855	24.66	ppb	97
89) Chrysene	13.790	228	408690	24.41	ppb	98
90) bis(2-Ethylhexyl)phtha...	14.095	149	396580	29.50	ppb	97
92) Di-n-octylphthalate	15.534	149	649340	33.24	ppb	97
93) Benzo[b]fluoranthene	16.026	252	404839	26.42	ppb	94
94) Benzo[k]fluoranthene	16.085	252	382055	25.93	ppb	99
95) Benzo[a]pyrene	16.657	252	349626	26.03	ppb	98
96) Indeno[1,2,3-cd]pyrene	18.727	276	328056	24.94	ppb	97
97) Dibenz(a,h)acridine	18.358	279	290995	21.60	ppb	97
98) Dibenz[a,h]anthracene	18.775	278	312312	23.74	ppb	97
99) 7,12-Dimethylbenz(a)an...	16.031	256	166309	32.69	ppb	95
100) Benzo[g,h,i]perylene	19.155	276	323121	24.01	ppb	100

(#) = qualifier out of range (m) = manual integration (+) = signals summed

9.6.59

6

Quantitation Report (QT Reviewed)

Data Path : C:\msdchem\1\DATA\1411\
Data File : 3p32984.D
Acq On : 21 Jun 2014 9:41 am
Operator : kristis
Sample : cc1389-25
Misc : op75312,e3p1411,1000,,,1,1
ALS Vial : 2 Sample Multiplier: 1

Quant Time: Jun 21 10:06:11 2014
Quant Method : C:\MSDCHEM\1\METHODS\M3P1389.M
Quant Title : Semi Volatile Extractables by GC/MS
QLast Update : Fri Jun 20 11:05:23 2014
Response via : Initial Calibration

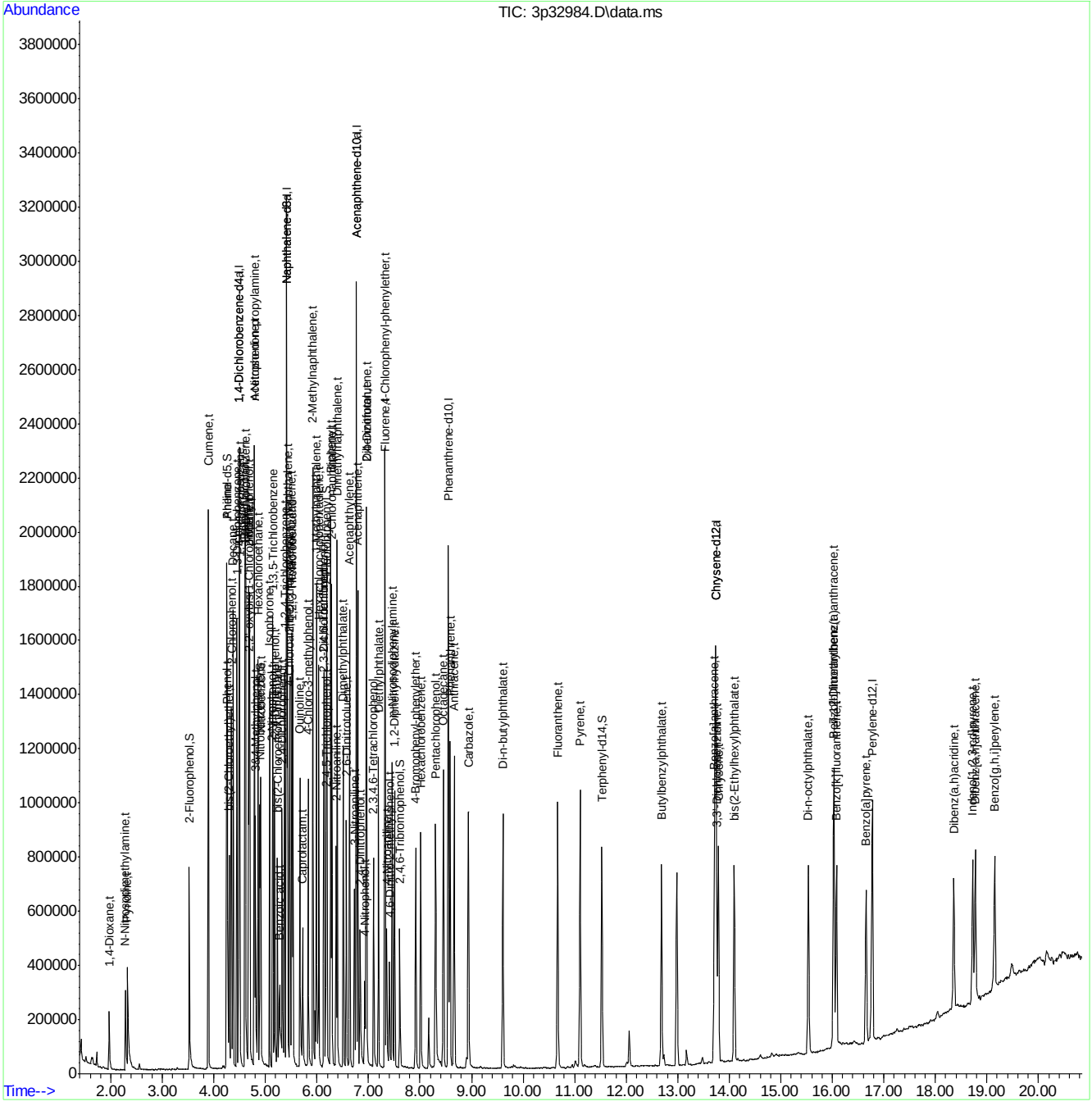

Quantitation Report (QT Reviewed)

Data Path : C:\msdchem\1\DATA\1411\
Data File : 3p32985.D
Acq On : 21 Jun 2014 10:09 am
Operator : kristis
Sample : cc1390-25
Misc : op75312,e3p1411,1000,,,1,1
ALS Vial : 3 Sample Multiplier: 1

Quant Time: Jun 21 10:30:16 2014
Quant Method : C:\MSDCHEM\1\METHODS\M3P1389.M
Quant Title : Semi Volatile Extractables by GC/MS
QLast Update : Fri Jun 20 11:05:23 2014
Response via : Initial Calibration

Compound	R.T.	QIon	Response	Conc	Units	Dev(Min)
Internal Standards						
1) 1,4-Dichlorobenzene-d4	4.484	152	237809	40.00	ppb	0.00
24) Naphthalene-d8	5.409	136	906123	40.00	ppb	0.00
47) Acenaphthene-d10	6.762	164	489289	40.00	ppb	0.00
69) Phenanthrene-d10	8.543	188	712634	40.00	ppb	0.00
83) Chrysene-d12	13.726	240	534745	40.00	ppb	0.01
91) Perylene-d12	16.769	264	390897	40.00	ppb	0.02
101) 1,4-Dichlorobenzene-d4a	4.484	152	237809	40.00	ppb	0.00
103) Acenaphthene-d10a	6.762	164	489289	40.00	ppb	0.00
106) Chrysene-d12a	13.726	240	534745	40.00	ppb	0.01
108) Naphthalene-d8a	5.409	136	906123	40.00	ppb	0.00
System Monitoring Compounds						
5) 2-Fluorophenol	0.000	112	0	0.00	ppb	
Spiked Amount 50.000			Recovery =	0.00%		
8) Phenol-d5	0.000	99	0d	0.00	ppb	
Spiked Amount 50.000			Recovery =	0.00%		
25) Nitrobenzene-d5	0.000	82	0	0.00	ppb	
Spiked Amount 50.000			Recovery =	0.00%		
51) 2-Fluorobiphenyl	6.184	172	366654	23.55	ppb	0.00
Spiked Amount 50.000			Recovery =	47.10%		
73) 2,4,6-Tribromophenol	0.000	330	0	0.00	ppb	
Spiked Amount 50.000			Recovery =	0.00%		
85) Terphenyl-d14	0.000	244	0	0.00	ppb	
Spiked Amount 50.000			Recovery =	0.00%		
Target Compounds						Qvalue
102) Benzaldehyde	4.163	105	117543	23.36	ppb	95
104) Atrazine	8.169	215	41043	21.86	ppb	91
105) 1,2,4,5-Tetrachloroben...	6.045	216	152794	21.68	ppb	99
107) Benzidine	11.009	184	114374	16.76	ppb	98
109) Hydroquinone	5.724	110	158014	24.84	ppb	94

(#) = qualifier out of range (m) = manual integration (+) = signals summed

Quantitation Report (QT Reviewed)

Data Path : C:\msdchem\1\DATA\1411\
Data File : 3p32985.D
Acq On : 21 Jun 2014 10:09 am
Operator : kristis
Sample : cc1390-25
Misc : op75312,e3p1411,1000,,,1,1
ALS Vial : 3 Sample Multiplier: 1

Quant Time: Jun 21 10:30:16 2014
Quant Method : C:\MSDCHEM\1\METHODS\M3P1389.M
Quant Title : Semi Volatile Extractables by GC/MS
QLast Update : Fri Jun 20 11:05:23 2014
Response via : Initial Calibration

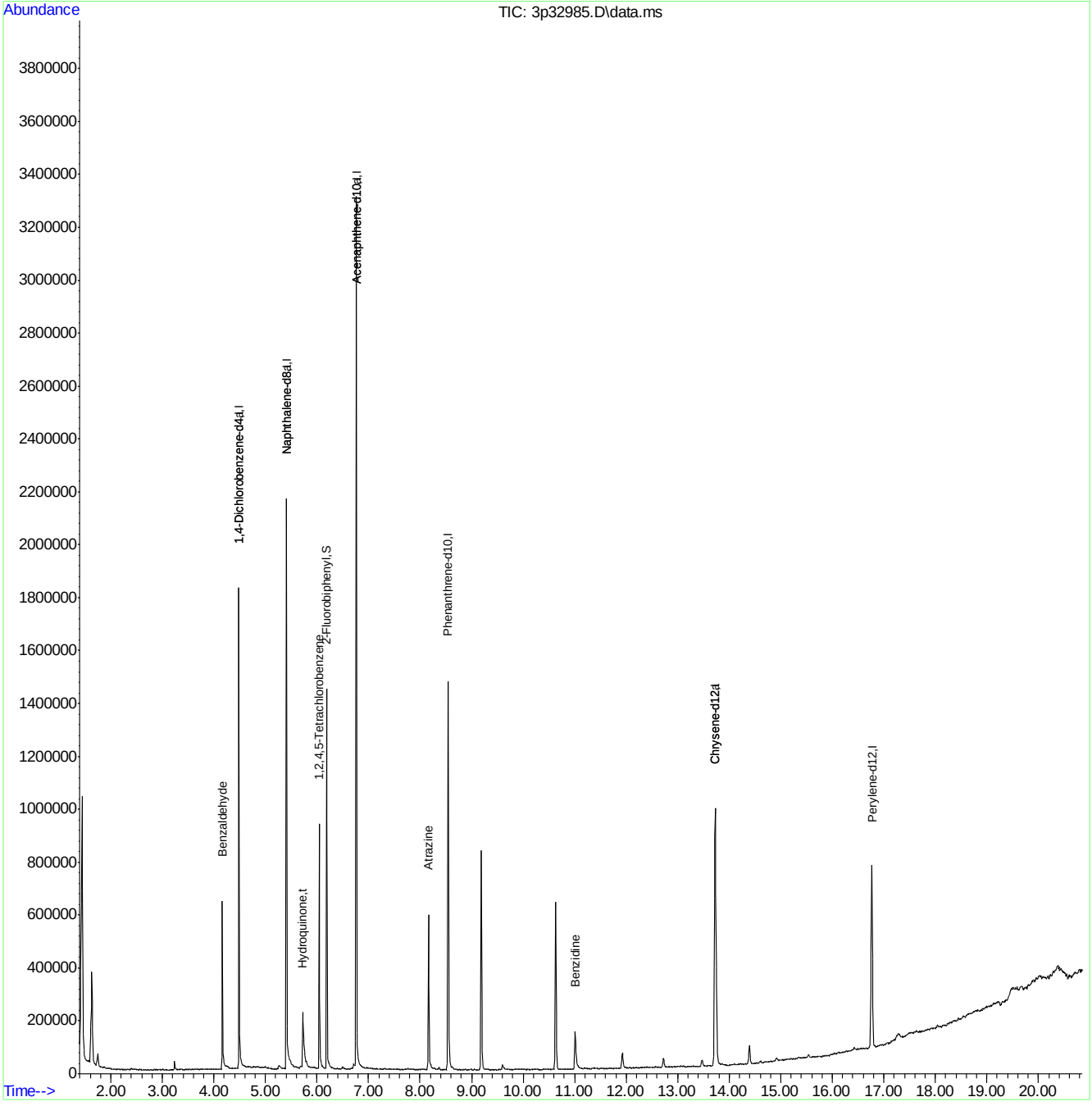

Quantitation Report (QT Reviewed)

Data Path : C:\msdchem\1\DATA\E3P1417\
Data File : 3P33176.D
Acq On : 26 Jun 2014 9:46 am
Operator : samtap
Sample : icc1417-50
Misc : op75725,e3p1417
ALS Vial : 2 Sample Multiplier: 1

Quant Time: Jun 26 11:05:44 2014
Quant Method : C:\msdchem\1\METHODS\M3P1417.M
Quant Title : Semi Volatile Extractables by GC/MS
QLast Update : Thu Jun 26 11:03:23 2014
Response via : Initial Calibration

Compound	R.T.	QIon	Response	Conc	Units	Dev(Min)
Internal Standards						
1) 1,4-Dichlorobenzene-d4	4.452	152	294772	40.00	ppb	0.00
24) Naphthalene-d8	5.377	136	942933	40.00	ppb	0.00
47) Acenaphthene-d10	6.719	164	611812	40.00	ppb	0.00
69) Phenanthrene-d10	8.484	188	1186738	40.00	ppb	0.00
83) Chrysene-d12	13.646	240	1390558	40.00	ppb	0.00
91) Perylene-d12	16.684	264	1170322	40.00	ppb	0.00
101) 1,4-Dichlorobenzene-d4a	4.452	152	294772	40.00	ppb	0.00
103) Acenaphthene-d10a	6.719	164	611812	40.00	ppb	0.00
107) Chrysene-d12a	13.646	240	1390558	40.00	ppb	0.00
109) Naphthalene-d8a	5.377	136	942933	40.00	ppb	0.00
111) Phenanthrene-d10a	8.484	188	1186738	40.00	ppb	0.00
System Monitoring Compounds						
5) 2-Fluorophenol	3.489	112	400336	49.71	ppb	0.00
Spiked Amount 50.000			Recovery = 99.42%			
8) Phenol-d5	4.216	99	503163	49.71	ppb	0.00
Spiked Amount 50.000			Recovery = 99.42%			
25) Nitrobenzene-d5	4.863	82	396902	50.00	ppb	0.00
Spiked Amount 50.000			Recovery = 100.00%			
51) 2-Fluorobiphenyl	6.152	172	897432	50.00	ppb	0.00
Spiked Amount 50.000			Recovery = 100.00%			
73) 2,4,6-Tribromophenol	7.554	330	170980	50.00	ppb	0.00
Spiked Amount 50.000			Recovery = 100.00%			
85) Terphenyl-d14	11.448	244	1265422	50.00	ppb	0.00
Spiked Amount 50.000			Recovery = 100.00%			
112) o-Terphenyl	0.000	230	0	0.00	ppb	
Spiked Amount 50.000			Recovery = 0.00%			
113) 1-Chlorooctadecane	0.000	57	0	0.00	ppb	
Spiked Amount 50.000			Recovery = 0.00%			
Target Compounds						Qvalue
2) 1,4-Dioxane	1.916	88	172673	49.71	ppb	100
3) Pyridine	2.269	79	441184	49.71	ppb	100
4) N-Nitrosodimethylamine	2.237	42	235567	49.71	ppb	100
6) Indene	4.639	116	646403	49.71	ppb	100
7) Cumene	3.853	105	1054897	49.71	ppb	100
9) Phenol	4.227	94	569326	49.71	ppb	100
10) Aniline	4.216	93	618629	49.71	ppb	100
11) bis(2-Chloroethyl)ether	4.264	93	351401	49.71	ppb	100
12) 2-Chlorophenol	4.307	128	432353	49.71	ppb	100
13) Decane	4.339	43	347299	49.71	ppb	100
14) 1,3-Dichlorobenzene	4.414	146	512676	49.71	ppb	100
15) 1,4-Dichlorobenzene	4.468	146	504975	49.74	ppb	100
16) Benzyl alcohol	4.569	108	248701	49.71	ppb	100
17) 1,2-Dichlorobenzene	4.580	146	476199	49.71	ppb	100
18) Acetophenone	4.751	105	547925	49.71	ppb	100
19) 2-Methylphenol	4.660	108	340133	49.71	ppb	100
20) 2,2'-oxybis(1-Chloropr...	4.655	45	387965	49.71	ppb	100
21) 3&4-Methylphenol	4.773	108	356158	49.71	ppb	100
22) n-Nitroso-di-n-propyla...	4.756	70	260138	49.63	ppb	100
23) Hexachloroethane	4.821	201	217396	49.71	ppb	100
26) Nitrobenzene	4.874	77	409454	50.00	ppb	100
27) Quinoline	5.634	129	718666	50.00	ppb	100
28) Isophorone	5.045	82	676218	50.00	ppb	100
29) 2-Nitrophenol	5.104	139	233449	50.00	ppb	100
30) 2,4-Dimethylphenol	5.147	107	369047	50.00	ppb	100
31) Benzoic acid	5.249	105	270799	50.00	ppb	100

Quantitation Report (QT Reviewed)

Data Path : C:\msdchem\1\DATA\E3P1417\
Data File : 3P33176.D
Acq On : 26 Jun 2014 9:46 am
Operator : samtap
Sample : icc1417-50
Misc : op75725,e3p1417
ALS Vial : 2 Sample Multiplier: 1

Quant Time: Jun 26 11:05:44 2014
Quant Method : C:\msdchem\1\METHODS\M3P1417.M
Quant Title : Semi Volatile Extractables by GC/MS
QLast Update : Thu Jun 26 11:03:23 2014
Response via : Initial Calibration

	Compound	R.T.	QIon	Response	Conc	Units	Dev(Min)
32)	bis(2-Chloroethoxy)met...	5.200	93	388201	50.00	ppb	100
33)	2,4-Dichlorophenol	5.291	162	362807	50.00	ppb	100
34)	2,6-Dichlorophenol	5.441	162	353904	50.00	ppb	100
35)	1,3,5-Trichlorobenzene	5.109	180	486108	50.00	ppb	100
36)	1,2,4-Trichlorobenzene	5.334	180	442570	50.00	ppb	100
37)	1,2,3-Trichlorobenzene	5.495	180	431304	50.00	ppb	100
38)	Naphthalene	5.388	128	1058045	50.00	ppb	100
39)	4-Chloroaniline	5.436	127	474659	50.00	ppb	100
40)	2,3-Dichloroaniline	6.094	161	455913	50.00	ppb	100
41)	Caprolactam	5.698	113	109401	50.00	ppb	100
42)	Hexachlorobutadiene	5.479	225	283983	50.00	ppb	100
43)	4-Chloro-3-methylphenol	5.799	107	321456	50.00	ppb	100
44)	2-Methylnaphthalene	5.885	141	676611	50.00	ppb	100
45)	1-Methylnaphthalene	5.955	141	672639	50.00	ppb	100
46)	Dimethylnaphthalene	6.356	156	736912	50.00	ppb	100
48)	Hexachlorocyclopentadiene	5.997	237	438364	100.00	ppb	100
49)	2,4,6-Trichlorophenol	6.104	196	290749	50.00	ppb	100
50)	2,4,5-Trichlorophenol	6.142	196	327721	49.13	ppb	100
52)	2-Chloronaphthalene	6.249	162	793962	50.00	ppb	100
53)	Biphenyl	6.227	154	963473	50.00	ppb	100
54)	2-Nitroaniline	6.334	65	227623	50.00	ppb	100
55)	Dimethylphthalate	6.473	163	878908	50.00	ppb	100
56)	Acenaphthylene	6.591	152	1213917	50.00	ppb	100
57)	2,6-Dinitrotoluene	6.532	165	204679	50.00	ppb	100
58)	3-Nitroaniline	6.687	138	212673	50.00	ppb	100
59)	Acenaphthene	6.746	153	735956	50.00	ppb	100
60)	2,4-Dinitrophenol	6.800	184	249542	100.00	ppb	100
61)	4-Nitrophenol	6.891	109	108458	50.00	ppb	100
62)	Dibenzofuran	6.912	168	1142225	50.00	ppb	100
63)	2,4-Dinitrotoluene	6.917	165	292829	50.00	ppb	100
64)	2,3,4,6-Tetrachlorophenol	7.051	232	269851	50.00	ppb	100
65)	Diethylphthalate	7.147	149	868185	50.00	ppb	100
66)	Fluorene	7.270	166	921848	50.00	ppb	100
67)	4-Chlorophenyl-phenyle...	7.265	204	497414	50.00	ppb	100
68)	4-Nitroaniline	7.313	138	201984	50.00	ppb	100
70)	4,6-Dinitro-2-methylph...	7.356	198	178203	50.00	ppb	100
71)	n-Nitrosodiphenylamine	7.409	169	601460	50.00	ppb	100
72)	1,2-Diphenylhydrazine	7.452	77	825175	50.00	ppb	100
74)	4-Bromophenyl-phenylether	7.859	248	333825	50.00	ppb	100
75)	Hexachlorobenzene	7.955	284	387075	50.00	ppb	100
76)	Pentachlorophenol	8.244	266	415979	100.00	ppb	100
77)	Phenanthrene	8.522	178	1311026	50.00	ppb	100
78)	Anthracene	8.597	178	1370512	50.00	ppb	100
79)	Carbazole	8.870	167	1267722	50.00	ppb	100
80)	Di-n-butylphthalate	9.538	149	1600184	50.00	ppb	100
81)	Fluoranthene	10.592	202	1709005	50.00	ppb	100
82)	Octadecane	8.388	57	455480	50.00	ppb	100
84)	Pyrene	11.025	202	1723445	50.00	ppb	100
86)	Butylbenzylphthalate	12.603	149	728457	50.00	ppb	100
87)	Benzo[a]anthracene	13.630	228	1701627	50.00	ppb	100
88)	3,3'-Dichlorobenzidine	13.673	252	639163	50.00	ppb	100
89)	Chrysene	13.705	228	1454709	50.00	ppb	100
90)	bis(2-Ethylhexyl)phtha...	14.010	149	926444	50.00	ppb	100
92)	Di-n-octylphthalate	15.448	149	1659965	50.00	ppb	100
93)	Benzo[b]fluoranthene	15.946	252	1696621	50.00	ppb	100
94)	Benzo[k]fluoranthene	15.994	252	1524431	50.00	ppb	100
95)	Benzo[a]pyrene	16.572	252	1457950	50.00	ppb	100
96)	Indeno[1,2,3-cd]pyrene	18.642	276	1299018	50.00	ppb	100

Quantitation Report (QT Reviewed)

Data Path : C:\msdchem\1\DATA\E3P1417\
Data File : 3P33176.D
Acq On : 26 Jun 2014 9:46 am
Operator : samtap
Sample : icc1417-50
Misc : op75725,e3p1417
ALS Vial : 2 Sample Multiplier: 1

Quant Time: Jun 26 11:05:44 2014
Quant Method : C:\msdchem\1\METHODS\M3P1417.M
Quant Title : Semi Volatile Extractables by GC/MS
QLast Update : Thu Jun 26 11:03:23 2014
Response via : Initial Calibration

	Compound	R.T.	QIon	Response	Conc	Units	Dev(Min)
97)	Dibenz(a,h)acridine	18.272	279	1278697	50.00	ppb	100
98)	Dibenz[a,h]anthracene	18.690	278	1333092	50.00	ppb	100
99)	7,12-Dimethylbenz(a)an...	15.946	256	816568	50.00	ppb	100
100)	Benzo[g,h,i]perylene	19.069	276	1267991	50.00	ppb	100

(#) = qualifier out of range (m) = manual integration (+) = signals summed

9.6.61

6

ACCUTEST LABORATORIES JB69078

Quantitation Report (QT Reviewed)

Data Path : C:\msdchem\1\DATA\E3P1417\
Data File : 3P33176.D
Acq On : 26 Jun 2014 9:46 am
Operator : samtap
Sample : icc1417-50
Misc : op75725,e3p1417
ALS Vial : 2 Sample Multiplier: 1

Quant Time: Jun 26 11:05:44 2014
Quant Method : C:\msdchem\1\METHODS\M3P1417.M
Quant Title : Semi Volatile Extractables by GC/MS
QLast Update : Thu Jun 26 11:03:23 2014
Response via : Initial Calibration

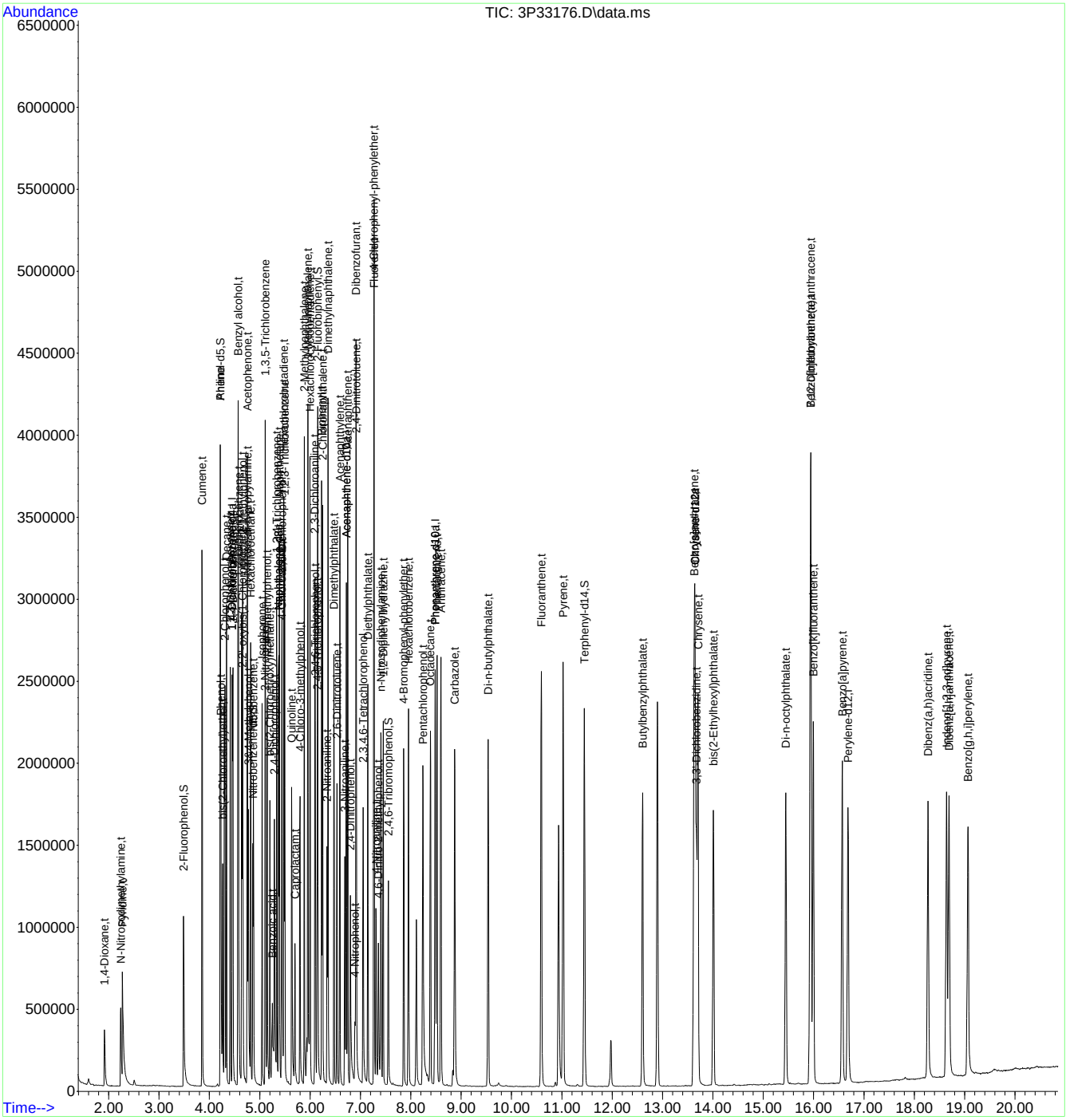

Manual Integrations APPROVED (compounds with "m" flag)
Nina Pandya
06/27/14 15:17

Quantitation Report (QT Reviewed)

Data Path : C:\msdchem\1\DATA\E3P1417\
Data File : 3P33177.D
Acq On : 26 Jun 2014 10:20 am
Operator : samtap
Sample : ic1417-100
Misc : op75725,e3p1417
ALS Vial : 3 Sample Multiplier: 1

Quant Time: Jun 26 11:09:24 2014
Quant Method : C:\msdchem\1\METHODS\M3P1417.M
Quant Title : Semi Volatile Extractables by GC/MS
QLast Update : Thu Jun 26 11:03:23 2014
Response via : Initial Calibration

Compound	R.T.	QIon	Response	Conc	Units	Dev(Min)
Internal Standards						
1) 1,4-Dichlorobenzene-d4	4.452	152	268351	40.00	ppb	0.00
24) Naphthalene-d8	5.377	136	886140	40.00	ppb	0.00
47) Acenaphthene-d10	6.720	164	586464	40.00	ppb	0.00
69) Phenanthrene-d10	8.485	188	1150329	40.00	ppb	0.00
83) Chrysene-d12	13.657	240	1398606	40.00	ppb	0.01
91) Perylene-d12	16.689	264	1079800	40.00	ppb	0.00
101) 1,4-Dichlorobenzene-d4a	4.452	152	268351	40.00	ppb	0.00
103) Acenaphthene-d10a	6.720	164	586464	40.00	ppb	0.00
107) Chrysene-d12a	13.657	240	1398606	40.00	ppb	0.01
109) Naphthalene-d8a	5.377	136	886140	40.00	ppb	0.00
111) Phenanthrene-d10a	8.485	188	1150329	40.00	ppb	0.00
System Monitoring Compounds						
5) 2-Fluorophenol	3.484	112	925166	126.19	ppb	0.00
Spiked Amount 50.000			Recovery =	252.38%		
8) Phenol-d5	4.216	99	1153242	125.15	ppb	0.00
Spiked Amount 50.000			Recovery =	250.30%		
25) Nitrobenzene-d5	4.864	82	841196	112.76	ppb	0.00
Spiked Amount 50.000			Recovery =	225.52%		
51) 2-Fluorobiphenyl	6.153	172	1946945	113.16	ppb	0.00
Spiked Amount 50.000			Recovery =	226.32%		
73) 2,4,6-Tribromophenol	7.559	330	410732	123.91	ppb	0.00
Spiked Amount 50.000			Recovery =	247.82%		
85) Terphenyl-d14	11.453	244	3070118	120.61	ppb	0.00
Spiked Amount 50.000			Recovery =	241.22%		
112) o-Terphenyl	0.000	230	0d	0.00	ppb	
Spiked Amount 50.000			Recovery =	0.00%		
113) 1-Chlorooctadecane	0.000	57	0	0.00	ppb	
Spiked Amount 50.000			Recovery =	0.00%		
Target Compounds						Qvalue
2) 1,4-Dioxane	1.906	88	352678	111.53	ppb	98
3) Pyridine	2.259	79	900939	111.51	ppb	98
4) N-Nitrosodimethylamine	2.227	42	499224	115.72	ppb	99
6) Indene	4.639	116	1391468	117.54	ppb	100
7) Cumene	3.853	105	2268442	117.42	ppb	98
9) Phenol	4.227	94	1258666	120.72	ppb	94
10) Aniline	4.216	93	1138553	100.50	ppb	99
11) bis(2-Chloroethyl)ether	4.265	93	744260	115.65	ppb	99
12) 2-Chlorophenol	4.307	128	946234	119.51	ppb	99
13) Decane	4.339	43	691429	108.71	ppb	99
14) 1,3-Dichlorobenzene	4.414	146	1075368	114.53	ppb	99
15) 1,4-Dichlorobenzene	4.468	146	1075875	116.42	ppb	98
16) Benzyl alcohol	4.569	108	572978	125.80	ppb	96
17) 1,2-Dichlorobenzene	4.580	146	1006172	115.38	ppb	100
18) Acetophenone	4.757	105	1195743	119.16	ppb	96
19) 2-Methylphenol	4.660	108	694907	111.56	ppb	96
20) 2,2'-oxybis(1-Chloropr...	4.655	45	793767	111.72	ppb	92
21) 3&4-Methylphenol	4.773	108	761107	116.69	ppb	97
22) n-Nitroso-di-n-propyla...	4.762	70	561346	117.63	ppb	98
23) Hexachloroethane	4.821	201	461030	115.80	ppb	98
26) Nitrobenzene	4.880	77	862563	112.08	ppb	94
27) Quinoline	5.639	129	1642708	121.61	ppb	98
28) Isophorone	5.051	82	1485323	116.86	ppb	98
29) 2-Nitrophenol	5.110	139	535090	121.95	ppb	81
30) 2,4-Dimethylphenol	5.147	107	808786	116.60	ppb	95
31) Benzoic acid	5.281	105	670317m	131.70	ppb	

Quantitation Report (QT Reviewed)

Data Path : C:\msdchem\1\DATA\E3P1417\
Data File : 3P33177.D
Acq On : 26 Jun 2014 10:20 am
Operator : samtap
Sample : ic1417-100
Misc : op75725,e3p1417
ALS Vial : 3 Sample Multiplier: 1

Quant Time: Jun 26 11:09:24 2014
Quant Method : C:\msdchem\1\METHODS\M3P1417.M
Quant Title : Semi Volatile Extractables by GC/MS
QLast Update : Thu Jun 26 11:03:23 2014
Response via : Initial Calibration

	Compound	R.T.	QIon	Response	Conc	Units		Dev(Min)
32)	bis(2-Chloroethoxy)met...	5.201	93	831923	114.02	ppb		99
33)	2,4-Dichlorophenol	5.291	162	812569	119.16	ppb		98
34)	2,6-Dichlorophenol	5.447	162	803866	120.85	ppb		98
35)	1,3,5-Trichlorobenzene	5.115	180	1083535	118.59	ppb		98
36)	1,2,4-Trichlorobenzene	5.340	180	966803	116.23	ppb		98
37)	1,2,3-Trichlorobenzene	5.500	180	953032	117.56	ppb		98
38)	Naphthalene	5.393	128	2341990	117.77	ppb		99
39)	4-Chloroaniline	5.436	127	1007774	112.96	ppb		97
40)	2,3-Dichloroaniline	6.094	161	1041531	121.55	ppb		99
41)	Caprolactam	5.725	113	247487	120.36	ppb		96
42)	Hexachlorobutadiene	5.479	225	621675	116.47	ppb		99
43)	4-Chloro-3-methylphenol	5.805	107	739160	122.34	ppb	#	99
44)	2-Methylnaphthalene	5.885	141	1537535	120.90	ppb		99
45)	1-Methylnaphthalene	5.955	141	1530375	121.05	ppb		100
46)	Dimethylnaphthalene	6.361	156	1644603	118.74	ppb		99
48)	Hexachlorocyclopentadiene	6.003	237	1169745	278.38	ppb		98
49)	2,4,6-Trichlorophenol	6.104	196	675264	121.14	ppb		99
50)	2,4,5-Trichlorophenol	6.142	196	725314	113.43	ppb		100
52)	2-Chloronaphthalene	6.254	162	1757568	115.47	ppb		98
53)	Biphenyl	6.233	154	2237925	121.16	ppb		100
54)	2-Nitroaniline	6.340	65	490480	112.40	ppb		96
55)	Dimethylphthalate	6.479	163	1957432	116.17	ppb		99
56)	Acenaphthylene	6.596	152	2766850	118.89	ppb		99
57)	2,6-Dinitrotoluene	6.538	165	491019	125.13	ppb		99
58)	3-Nitroaniline	6.698	138	496323	121.73	ppb		88
59)	Acenaphthene	6.752	153	1697450	120.31	ppb		97
60)	2,4-Dinitrophenol	6.805	184	666102	278.47	ppb		96
61)	4-Nitrophenol	6.885	109	274224	131.88	ppb		99
62)	Dibenzofuran	6.917	168	2597793	118.63	ppb		95
63)	2,4-Dinitrotoluene	6.923	165	687338	122.43	ppb		88
64)	2,3,4,6-Tetrachlorophenol	7.056	232	667440	129.01	ppb		98
65)	Diethylphthalate	7.153	149	1989735	119.54	ppb		99
66)	Fluorene	7.276	166	2139703	121.07	ppb		98
67)	4-Chlorophenyl-phenyle...	7.270	204	1145941	120.17	ppb		97
68)	4-Nitroaniline	7.324	138	475588	122.82	ppb		99
70)	4,6-Dinitro-2-methylph...	7.367	198	470128	136.08	ppb		95
71)	n-Nitrosodiphenylamine	7.415	169	1374298	117.86	ppb		99
72)	1,2-Diphenylhydrazine	7.458	77	1841671	115.12	ppb		97
74)	4-Bromophenyl-phenylether	7.864	248	780290	120.57	ppb		97
75)	Hexachlorobenzene	7.960	284	926331	123.45	ppb		95
76)	Pentachlorophenol	8.244	266	1105694	274.22	ppb		99
77)	Phenanthrene	8.527	178	3104742	122.16	ppb		99
78)	Anthracene	8.602	178	3134161	117.96	ppb		99
79)	Carbazole	8.880	167	3051267	124.15	ppb		100
80)	Di-n-butylphthalate	9.544	149	3745881	120.75	ppb		100
81)	Fluoranthene	10.603	202	4185755	126.34	ppb		99
82)	Octadecane	8.394	57	1038402	117.60	ppb		99
84)	Pyrene	11.036	202	4155501	119.86	ppb		99
86)	Butylbenzylphthalate	12.608	149	1763348	120.34	ppb		99
87)	Benzo[a]anthracene	13.635	228	4139401	120.93	ppb		99
88)	3,3'-Dichlorobenzidine	13.683	252	1544721	120.14	ppb		98
89)	Chrysene	13.721	228	3453093	118.00	ppb		99
90)	bis(2-Ethylhexyl)phtha...	14.015	149	2240299	120.21	ppb		98
92)	Di-n-octylphthalate	15.459	149	4141904	135.22	ppb		99
93)	Benzo[b]fluoranthene	15.967	252	4172159	133.26	ppb		100
94)	Benzo[k]fluoranthene	16.015	252	3447378	122.55	ppb		99
95)	Benzo[a]pyrene	16.582	252	3484833	129.53	ppb		99
96)	Indeno[1,2,3-cd]pyrene	18.658	276	3248580	135.52	ppb		99

Quantitation Report (QT Reviewed)

Data Path : C:\msdchem\1\DATA\E3P1417\
Data File : 3P33177.D
Acq On : 26 Jun 2014 10:20 am
Operator : samtap
Sample : ic1417-100
Misc : op75725,e3p1417
ALS Vial : 3 Sample Multiplier: 1

Quant Time: Jun 26 11:09:24 2014
Quant Method : C:\msdchem\1\METHODS\M3P1417.M
Quant Title : Semi Volatile Extractables by GC/MS
QLast Update : Thu Jun 26 11:03:23 2014
Response via : Initial Calibration

	Compound	R.T.	QIon	Response	Conc	Units	Dev(Min)
97)	Dibenz(a,h)acridine	18.289	279	3146983	133.37	ppb	100
98)	Dibenz[a,h]anthracene	18.706	278	3161449	128.52	ppb	99
99)	7,12-Dimethylbenz(a)an...	15.962	256	1947452	129.24	ppb	99
100)	Benzo[g,h,i]perylene	19.086	276	3012666	128.76	ppb	100

(#) = qualifier out of range (m) = manual integration (+) = signals summed

9.6.62

9

Quantitation Report (QT Reviewed)

Data Path : C:\msdchem\1\DATA\E3P1417\
Data File : 3P33177.D
Acq On : 26 Jun 2014 10:20 am
Operator : samtap
Sample : ic1417-100
Misc : op75725,e3p1417
ALS Vial : 3 Sample Multiplier: 1

Quant Time: Jun 26 11:09:24 2014
Quant Method : C:\msdchem\1\METHODS\M3P1417.M
Quant Title : Semi Volatile Extractables by GC/MS
QLast Update : Thu Jun 26 11:03:23 2014
Response via : Initial Calibration

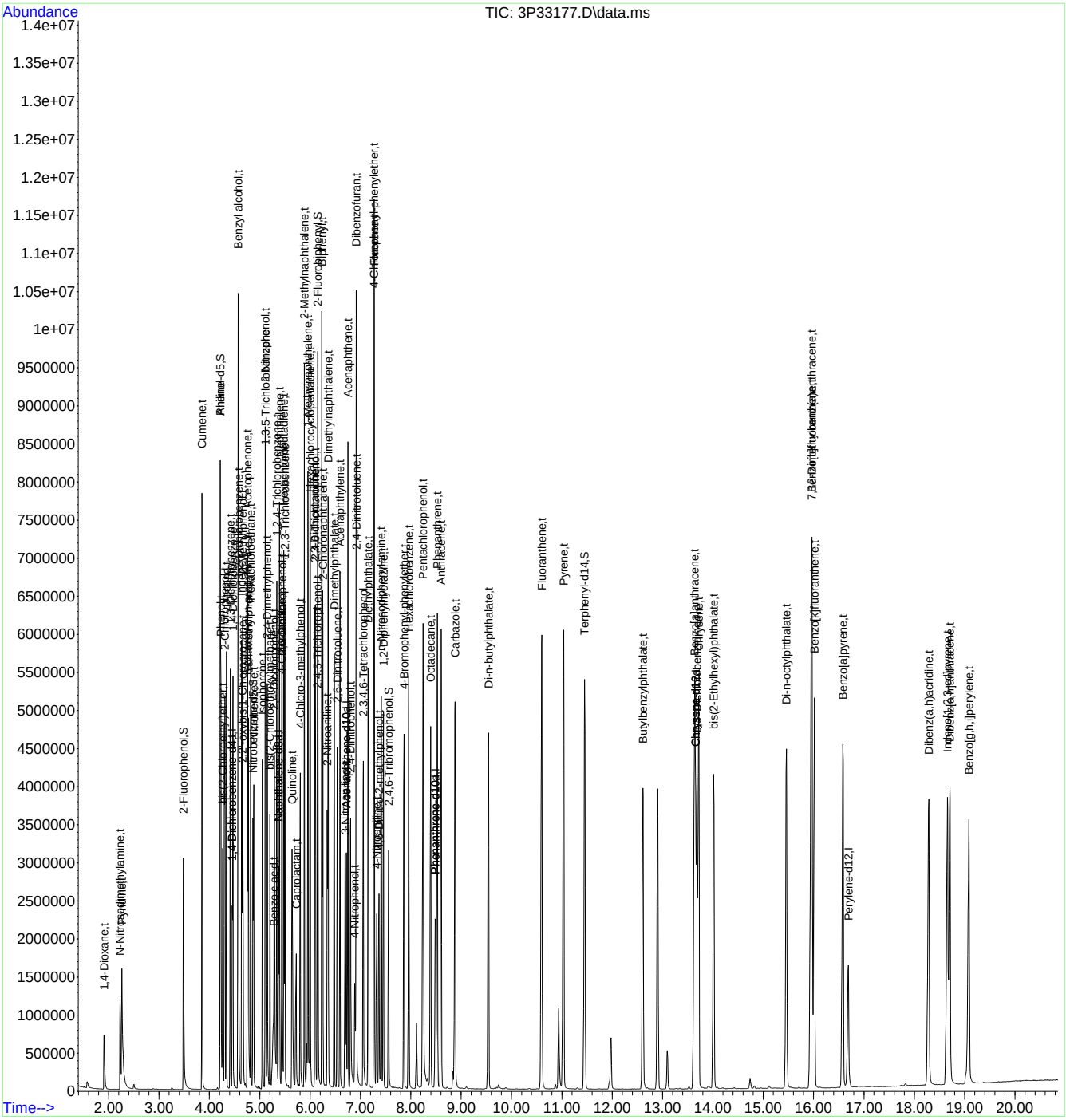

ACCUTEST LABORATORIES JB69078

Manual Integration Approval Summary

Sample Number:	E3P1417-IC1417	**Method:**	SW846 8270D
Lab FileID:	3P33177.D	**Analyst approved:**	06/27/14 07:07 Samta Patel
Injection Time:	06/26/14 10:20	**Supervisor approved:**	06/27/14 15:17 Nina Pandya

Parameter	CAS	Sig#	R.T. (min.)	Reason
Benzoic acid	65-85-0		5.28	Split peak

Quantitation Report (Qedit)

Data Path : C:\msdchem\1\DATA\E3P1417\
Data File : 3P33177.D
Acq On : 26 Jun 2014 10:20 am
Operator : samtap
Sample : ic1417-100
Misc : op75725,e3p1417
ALS Vial : 3 Sample Multiplier: 1

Quant Time: Jun 26 11:07:12 2014
Quant Method : C:\msdchem\1\METHODS\M3P1417.M
Quant Title : Semi Volatile Extractables by GC/MS
QLast Update : Thu Jun 26 11:03:23 2014
Response via : Initial Calibration

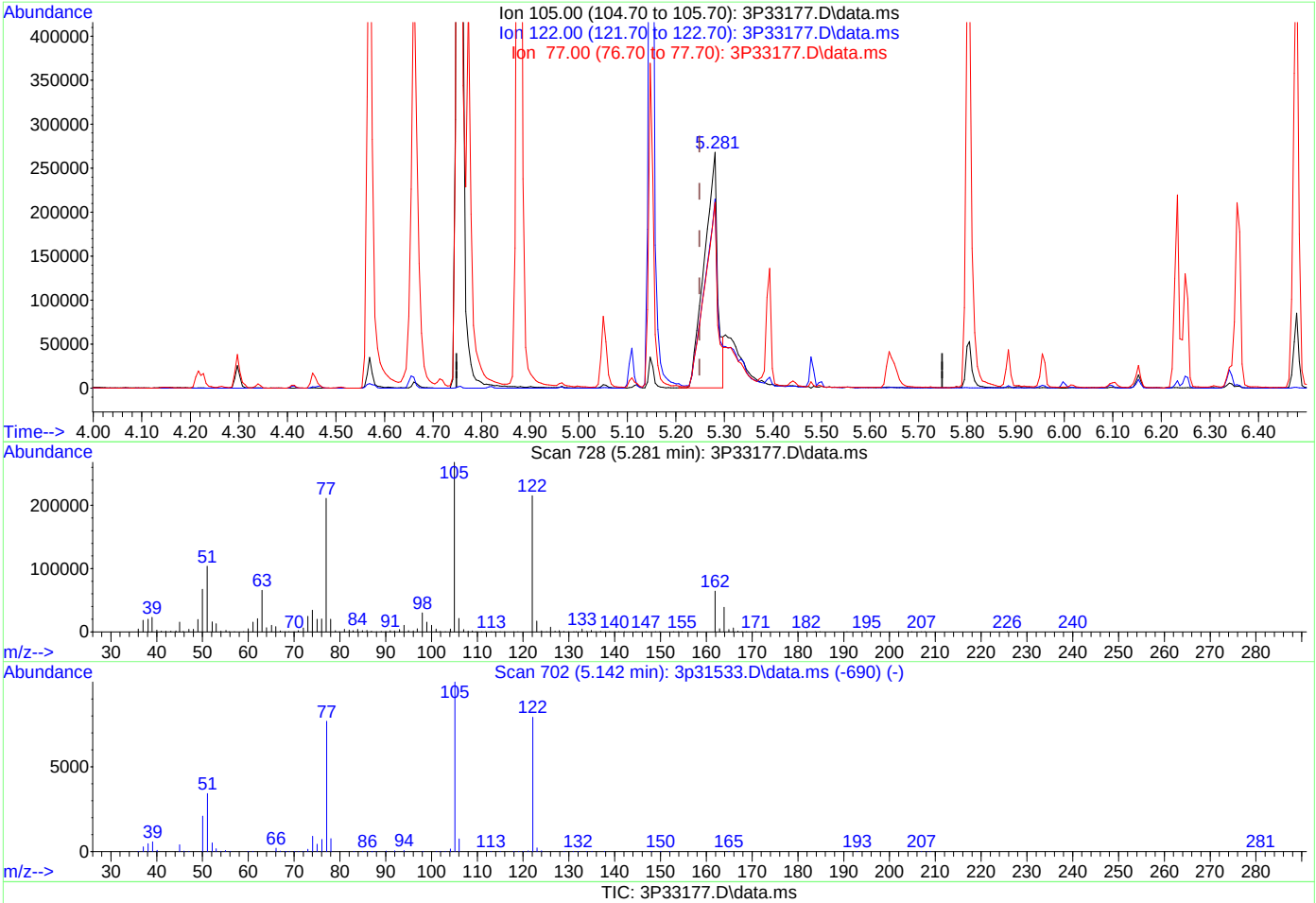

TIC: 3P33177.D\data.ms

(31) Benzoic acid (t)

5.281min (+0.032) 100.13ppb

response 509634

Ion	Exp%	Act%
105.00	100	100
122.00	76.90	78.95
77.00	78.00	78.16
0.00	0.00	0.00

ACCUTEST LABORATORIES JB69078

Quantitation Report (Qedit)

Data Path : C:\msdchem\1\DATA\E3P1417\
Data File : 3P33177.D
Acq On : 26 Jun 2014 10:20 am
Operator : samtap
Sample : ic1417-100
Misc : op75725,e3p1417
ALS Vial : 3 Sample Multiplier: 1

Quant Time: Jun 26 11:09:24 2014
Quant Method : C:\msdchem\1\METHODS\M3P1417.M
Quant Title : Semi Volatile Extractables by GC/MS
QLast Update : Thu Jun 26 11:03:23 2014
Response via : Initial Calibration

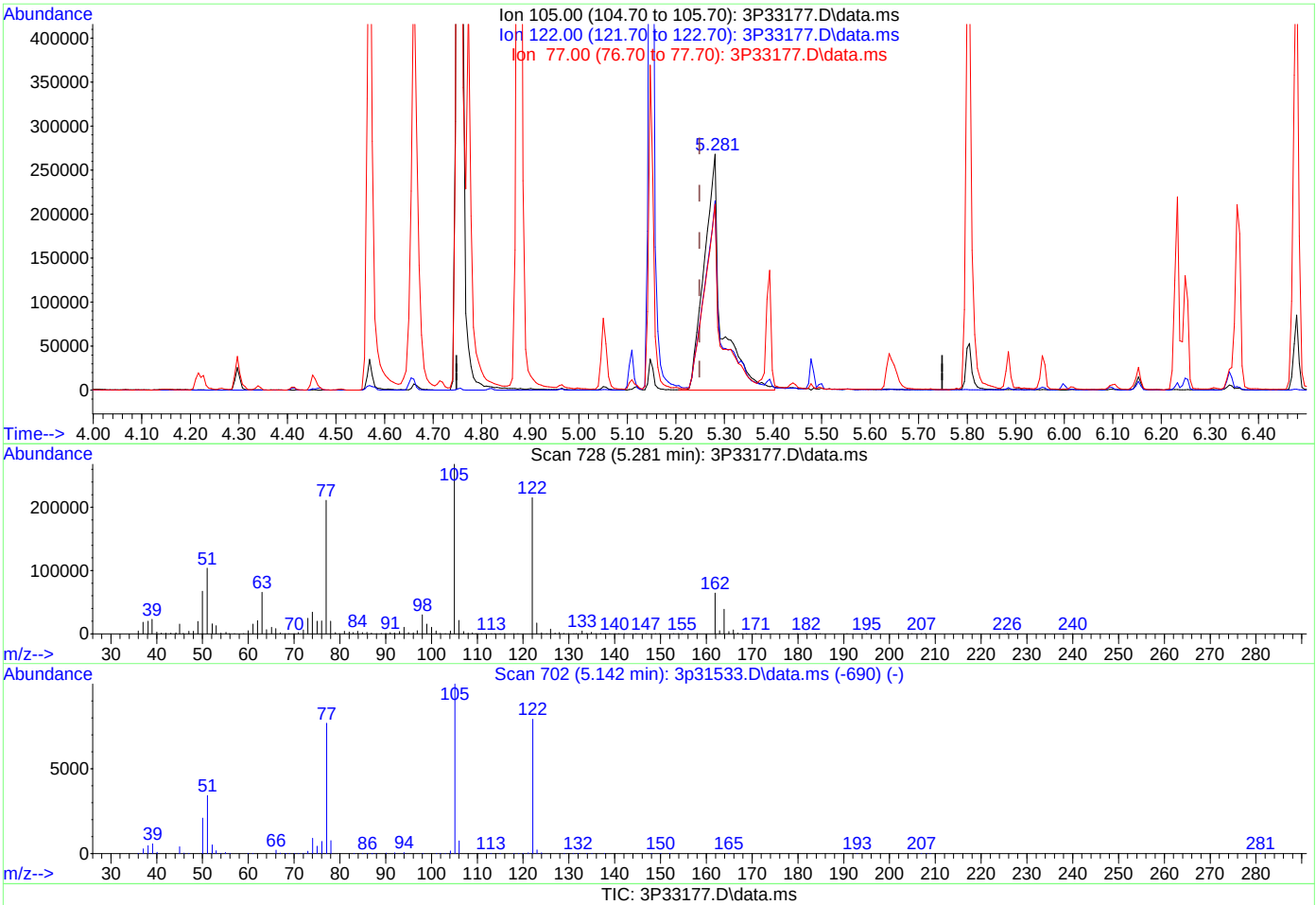

TIC: 3P33177.D\data.ms

(31) Benzoic acid (t)

5.281min (+0.032) 131.70ppb m

response 670317

Ion	Exp%	Act%
105.00	100	100
122.00	76.90	80.20
77.00	78.00	78.75
0.00	0.00	0.00

ACCUTEST LABORATORIES JB69078

Manual Integrations APPROVED (compounds with "m" flag)
Nina Pandya
06/27/14 15:17

Quantitation Report (QT Reviewed)

Data Path : C:\msdchem\1\DATA\E3P1417\
Data File : 3P33178.D
Acq On : 26 Jun 2014 10:45 am
Operator : samtap
Sample : ic1417-1
Misc : op75725,e3p1417
ALS Vial : 4 Sample Multiplier: 1

Quant Time: Jun 26 16:46:50 2014
Quant Method : C:\msdchem\1\METHODS\M3P1417.M
Quant Title : Semi Volatile Extractables by GC/MS
QLast Update : Thu Jun 26 11:12:01 2014
Response via : Initial Calibration

Compound	R.T.	QIon	Response	Conc	Units		Dev(Min)
Internal Standards							
1) 1,4-Dichlorobenzene-d4	4.452	152	362632	40.00	ppb		0.00
24) Naphthalene-d8	5.372	136	1337132	40.00	ppb		0.00
47) Acenaphthene-d10	6.714	164	870229	40.00	ppb		0.00
69) Phenanthrene-d10	8.479	188	1625592	40.00	ppb		0.00
83) Chrysene-d12	13.640	240	1963871	40.00	ppb		0.00
91) Perylene-d12	16.684	264	1705296	40.00	ppb		0.00
101) 1,4-Dichlorobenzene-d4a	4.452	152	362632	40.00	ppb		0.00
103) Acenaphthene-d10a	6.714	164	870229	40.00	ppb		0.00
107) Chrysene-d12a	13.640	240	1963871	40.00	ppb		0.00
109) Naphthalene-d8a	5.372	136	1337132	40.00	ppb		0.00
111) Phenanthrene-d10a	8.479	188	1625592	40.00	ppb		0.00
System Monitoring Compounds							
5) 2-Fluorophenol	3.521	112	7783m	0.69	ppb		0.03
Spiked Amount 50.000			Recovery	=	1.38%		
8) Phenol-d5	4.238	99	10319	0.74	ppb		0.02
Spiked Amount 50.000			Recovery	=	1.48%		
25) Nitrobenzene-d5	4.869	82	12984	1.08	ppb		0.00
Spiked Amount 50.000			Recovery	=	2.16%		
51) 2-Fluorobiphenyl	6.152	172	31169	1.15	ppb		0.00
Spiked Amount 50.000			Recovery	=	2.30%		
73) 2,4,6-Tribromophenol	7.559	330	4986	0.95	ppb		0.00
Spiked Amount 50.000			Recovery	=	1.90%		
85) Terphenyl-d14	11.448	244	42582	1.08	ppb		0.00
Spiked Amount 50.000			Recovery	=	2.16%		
112) o-Terphenyl	0.000	230	0	0.00	ppb		
Spiked Amount 50.000			Recovery	=	0.00%		
113) 1-Chlorooctadecane	0.000	57	0	0.00	ppb		
Spiked Amount 50.000			Recovery	=	0.00%		
Target Compounds							Qvalue
2) 1,4-Dioxane	1.927	88	4181	0.93	ppb		92
3) Pyridine	2.366	79	8485m	0.73	ppb		
4) N-Nitrosodimethylamine	2.280	42	4226m	0.67	ppb		
6) Indene	4.644	116	19641	1.13	ppb		95
7) Cumene	3.852	105	29427	1.04	ppb		96
9) Phenol	4.254	94	13688	0.88	ppb		79
10) Aniline	4.227	93	15284	1.00	ppb		85
11) bis(2-Chloroethyl)ether	4.270	93	8206	0.88	ppb	#	73
12) 2-Chlorophenol	4.318	128	11066	0.94	ppb		97
13) Decane	4.339	43	9464	1.06	ppb		93
14) 1,3-Dichlorobenzene	4.414	146	15174	1.11	ppb		96
15) 1,4-Dichlorobenzene	4.468	146	13657	1.01	ppb		95
16) Benzyl alcohol	4.601	108	4901	0.71	ppb	#	64
17) 1,2-Dichlorobenzene	4.580	146	14054	1.11	ppb		97
18) Acetophenone	4.767	105	13962	0.94	ppb		97
19) 2-Methylphenol	4.676	108	10223	1.15	ppb		97
20) 2,2'-oxybis(1-Chloropr...	4.660	45	12391	1.22	ppb		80
21) 3&4-Methylphenol	4.799	108	8151	0.85	ppb		96
22) n-Nitroso-di-n-propyla...	4.756	70	6868	0.98	ppb		95
23) Hexachloroethane	4.821	201	7325	1.26	ppb		99
26) Nitrobenzene	4.885	77	12366	1.00	ppb		82
27) Quinoline	5.644	129	28157	1.25	ppb		96
28) Isophorone	5.045	82	21855	1.05	ppb		96
29) 2-Nitrophenol	5.115	139	5953	0.81	ppb	#	37
30) 2,4-Dimethylphenol	5.163	107	7364	0.65	ppb		82
31) Benzoic acid	5.265	105	954	0.11	ppb	#	20

Quantitation Report (QT Reviewed)

Data Path : C:\msdchem\1\DATA\E3P1417\
Data File : 3P33178.D
Acq On : 26 Jun 2014 10:45 am
Operator : samtap
Sample : ic1417-1
Misc : op75725,e3p1417
ALS Vial : 4 Sample Multiplier: 1

Quant Time: Jun 26 16:46:50 2014
Quant Method : C:\msdchem\1\METHODS\M3P1417.M
Quant Title : Semi Volatile Extractables by GC/MS
QLast Update : Thu Jun 26 11:12:01 2014
Response via : Initial Calibration

Compound	R.T.	QIon	Response	Conc	Units		Dev(Min)
32) bis(2-Chloroethoxy)met...	5.206	93	11051	0.94	ppb		97
33) 2,4-Dichlorophenol	5.329	162	9963	0.88	ppb		91
34) 2,6-Dichlorophenol	5.452	162	10287	0.93	ppb		90
35) 1,3,5-Trichlorobenzene	5.115	180	15151	1.01	ppb		96
36) 1,2,4-Trichlorobenzene	5.339	180	14475	1.07	ppb		96
37) 1,2,3-Trichlorobenzene	5.500	180	14368	1.08	ppb		97
38) Naphthalene	5.388	128	35155	1.08	ppb		99
39) 4-Chloroaniline	5.452	127	14256	0.99	ppb		91
40) 2,3-Dichloroaniline	6.099	161	15244	1.06	ppb		92
41) Caprolactam	5.687	113	3679	1.08	ppb	#	70
42) Hexachlorobutadiene	5.478	225	9465	1.09	ppb		93
43) 4-Chloro-3-methylphenol	5.810	107	10763	1.06	ppb		99
44) 2-Methylnaphthalene	5.885	141	22275	1.05	ppb		95
45) 1-Methylnaphthalene	5.955	141	24400	1.16	ppb		96
46) Dimethylnaphthalene	6.356	156	25035	1.10	ppb		99
48) Hexachlorocyclopentadiene	5.997	237	1150	0.15	ppb		88
49) 2,4,6-Trichlorophenol	6.110	196	9222	1.01	ppb		93
50) 2,4,5-Trichlorophenol	6.163	196	11031	1.09	ppb		90
52) 2-Chloronaphthalene	6.249	162	27744	1.14	ppb		98
53) Biphenyl	6.233	154	33805	1.12	ppb		97
54) 2-Nitroaniline	6.350	65	7198	1.05	ppb		84
55) Dimethylphthalate	6.473	163	29453	1.09	ppb		99
56) Acenaphthylene	6.591	152	40320	1.07	ppb		97
57) 2,6-Dinitrotoluene	6.532	165	6465	0.99	ppb		96
58) 3-Nitroaniline	6.714	138	7272	1.08	ppb	#	1
59) Acenaphthene	6.746	153	26014	1.13	ppb		99
62) Dibenzofuran	6.917	168	39629	1.12	ppb		96
63) 2,4-Dinitrotoluene	6.928	165	7505	0.81	ppb		86
64) 2,3,4,6-Tetrachlorophenol	7.062	232	9002	1.02	ppb		92
65) Diethylphthalate	7.142	149	30658	1.13	ppb		98
66) Fluorene	7.270	166	32255	1.11	ppb		94
67) 4-Chlorophenyl-phenyle...	7.265	204	16268	1.04	ppb		90
68) 4-Nitroaniline	7.340	138	7058	1.10	ppb		77
70) 4,6-Dinitro-2-methylph...	7.388	198	2130	0.37	ppb		75
71) n-Nitrosodiphenylamine	7.409	169	20517	1.14	ppb		97
72) 1,2-Diphenylhydrazine	7.452	77	28741	1.18	ppb		96
74) 4-Bromophenyl-phenylether	7.859	248	11295	1.12	ppb		96
75) Hexachlorobenzene	7.950	284	13094	1.11	ppb		96
76) Pentachlorophenol	8.270	266	6591	0.98	ppb		90
77) Phenanthrene	8.517	178	48545	1.22	ppb		97
78) Anthracene	8.597	178	44980	1.10	ppb		98
79) Carbazole	8.886	167	43311	1.11	ppb		99
80) Di-n-butylphthalate	9.533	149	50388	1.04	ppb		99
81) Fluoranthene	10.592	202	55319	1.04	ppb		98
82) Octadecane	8.388	57	14320	1.05	ppb		98
84) Pyrene	11.025	202	60013	1.12	ppb		96
86) Butylbenzylphthalate	12.598	149	22718	1.00	ppb		95
87) Benzo[a]anthracene	13.619	228	64477	1.21	ppb		96
88) 3,3'-Dichlorobenzidine	13.689	252	21996	1.11	ppb		84
89) Chrysene	13.694	228	55348	1.24	ppb		99
90) bis(2-Ethylhexyl)phtha...	14.004	149	29806	1.03	ppb		95
92) Di-n-octylphthalate	15.443	149	51050	0.90	ppb		98
93) Benzo[b]fluoranthene	15.935	252	56849	0.99	ppb		94
94) Benzo[k]fluoranthene	15.989	252	60096	1.22	ppb		96
95) Benzo[a]pyrene	16.566	252	52762	1.08	ppb		98
96) Indeno[1,2,3-cd]pyrene	18.641	276	47711m	1.07	ppb		
97) Dibenz(a,h)acridine	18.278	279	46344	1.07	ppb		97
98) Dibenz[a,h]anthracene	18.695	278	50179	1.13	ppb		88

Quantitation Report (QT Reviewed)

Data Path : C:\msdchem\1\DATA\E3P1417\
Data File : 3P33178.D
Acq On : 26 Jun 2014 10:45 am
Operator : samtap
Sample : ic1417-1
Misc : op75725,e3p1417
ALS Vial : 4 Sample Multiplier: 1

Quant Time: Jun 26 16:46:50 2014
Quant Method : C:\msdchem\1\METHODS\M3P1417.M
Quant Title : Semi Volatile Extractables by GC/MS
QLast Update : Thu Jun 26 11:12:01 2014
Response via : Initial Calibration

	Compound	R.T.	QIon	Response	Conc	Units	Dev(Min)
99)	7,12-Dimethylbenz(a)an...	15.930	256	10848	0.40	ppb	86
100)	Benzo[g,h,i]perylene	19.069	276	50875	1.20	ppb	93

(#) = qualifier out of range (m) = manual integration (+) = signals summed

9.6.93

6

Quantitation Report (QT Reviewed)

Data Path : C:\msdchem\1\DATA\E3P1417\
Data File : 3P33178.D
Acq On : 26 Jun 2014 10:45 am
Operator : samtap
Sample : ic1417-1
Misc : op75725,e3p1417
ALS Vial : 4 Sample Multiplier: 1

Quant Time: Jun 26 16:46:50 2014
Quant Method : C:\msdchem\1\METHODS\M3P1417.M
Quant Title : Semi Volatile Extractables by GC/MS
QLast Update : Thu Jun 26 11:12:01 2014
Response via : Initial Calibration

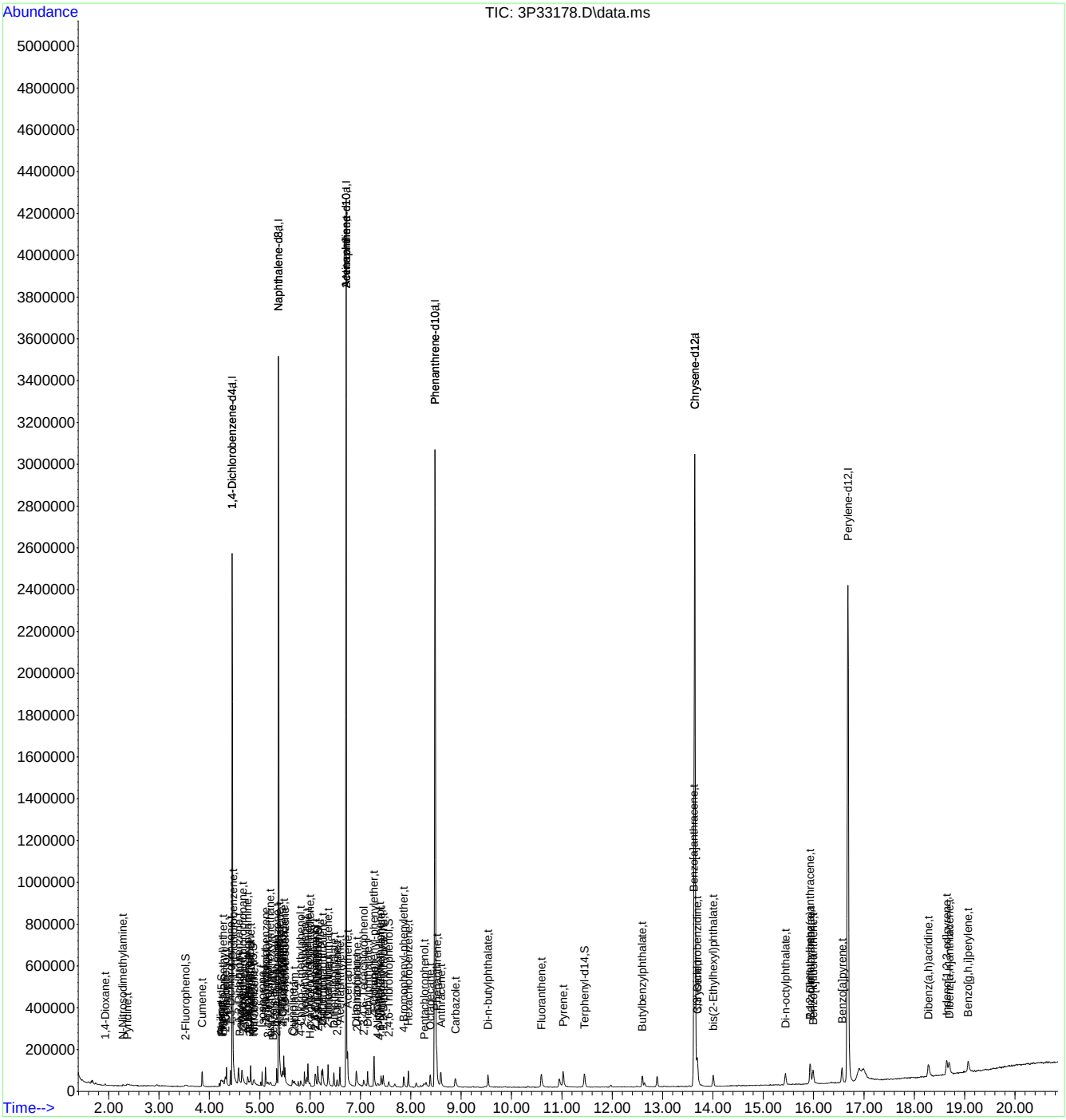

ACCUTEST LABORATORIES JB69078

Manual Integration Approval Summary

Sample Number: E3P1417-IC1417 **Method:** SW846 8270D
Lab FileID: 3P33178.D **Analyst approved:** 06/27/14 07:07 Samta Patel
Injection Time: 06/26/14 10:45 **Supervisor approved:** 06/27/14 15:17 Nina Pandya

Parameter	CAS	Sig#	R.T. (min.)	Reason
n-Nitrosodimethylamine	62-75-9		2.28	Poor instrument integration
Pyridine	110-86-1		2.37	Poor instrument integration
2-Fluorophenol	367-12-4		3.52	Poor instrument integration
Indeno(1,2,3-cd)pyrene	193-39-5		18.64	Poor instrument integration

Quantitation Report (Qedit)

Data Path : C:\msdchem\1\DATA\E3P1417\
Data File : 3P33178.D
Acq On : 26 Jun 2014 10:45 am
Operator : samtap
Sample : ic1417-1
Misc : op75725,e3p1417
ALS Vial : 4 Sample Multiplier: 1

Quant Time: Jun 26 11:18:21 2014
Quant Method : C:\msdchem\1\METHODS\M3P1417.M
Quant Title : Semi Volatile Extractables by GC/MS
QLast Update : Thu Jun 26 11:12:01 2014
Response via : Initial Calibration

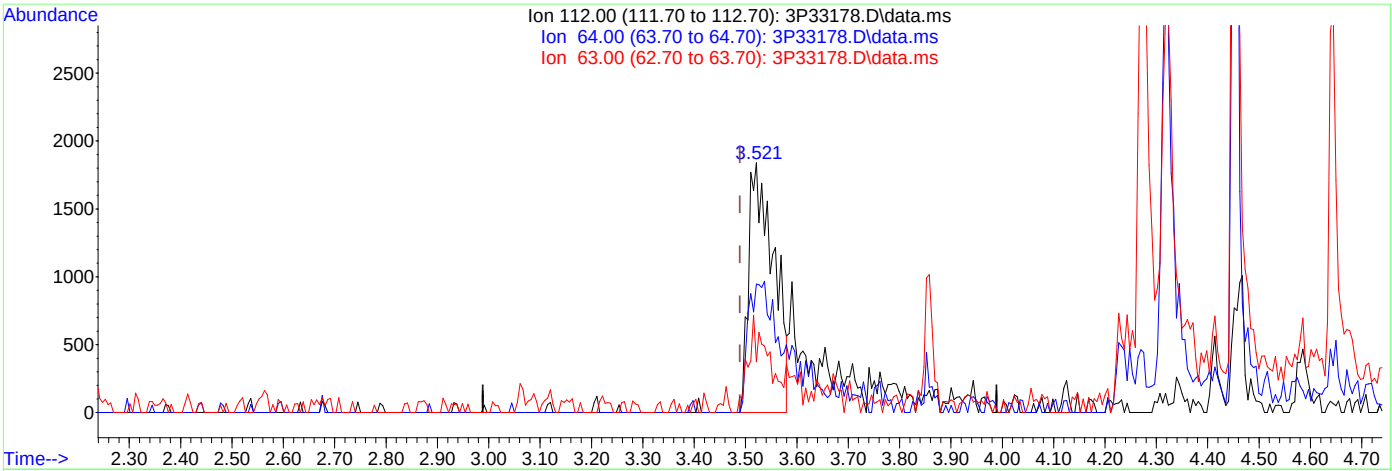

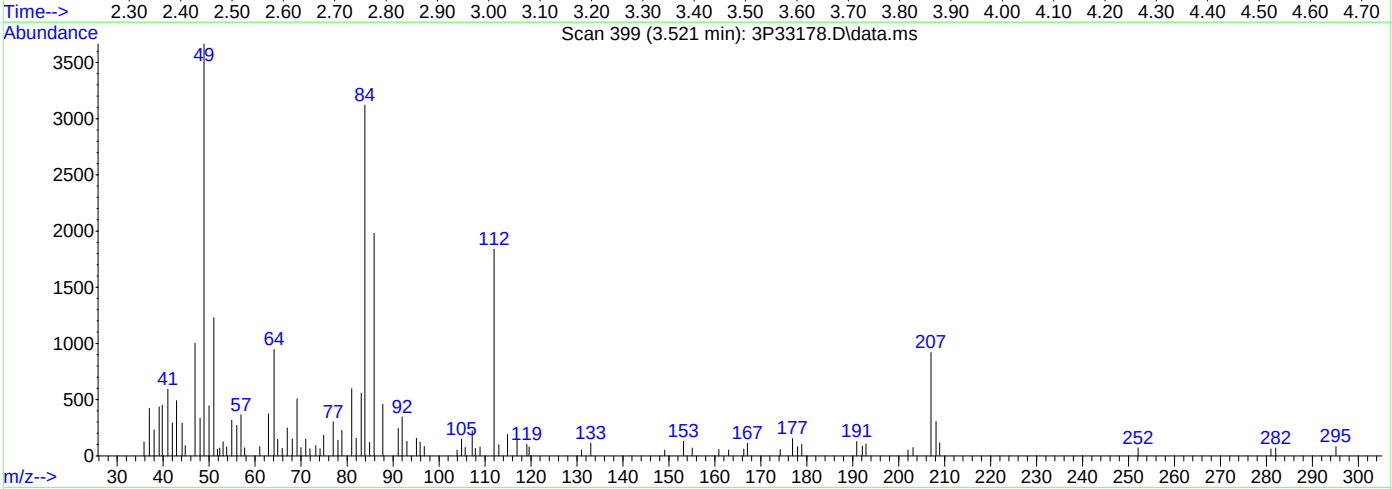

TIC: 3P33178.D\data.ms

(5) 2-Fluorophenol (S)

3.521min (+0.032) 0.55ppb

response 6185

Ion	Exp%	Act%
112.00	100	100
64.00	52.60	45.87
63.00	30.70	12.84
0.00	0.00	0.00

ACCUTEST LABORATORIES JB69078

Quantitation Report (Qedit)

Data Path : C:\msdchem\1\DATA\E3P1417\
Data File : 3P33178.D
Acq On : 26 Jun 2014 10:45 am
Operator : samtap
Sample : ic1417-1
Misc : op75725,e3p1417
ALS Vial : 4 Sample Multiplier: 1

Quant Time: Jun 26 11:23:18 2014
Quant Method : C:\msdchem\1\METHODS\M3P1417.M
Quant Title : Semi Volatile Extractables by GC/MS
QLast Update : Thu Jun 26 11:12:01 2014
Response via : Initial Calibration

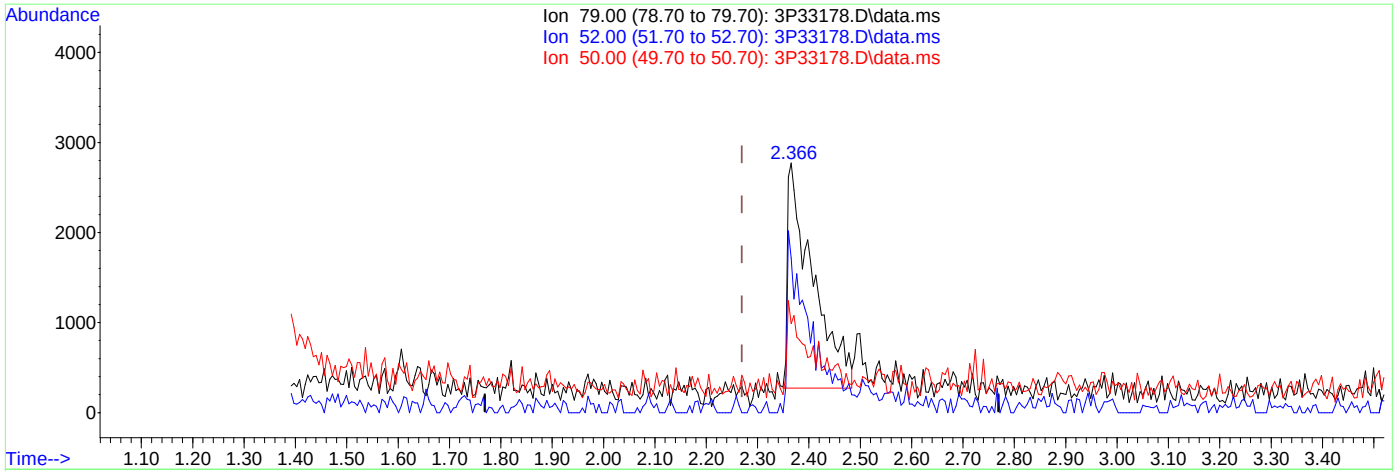

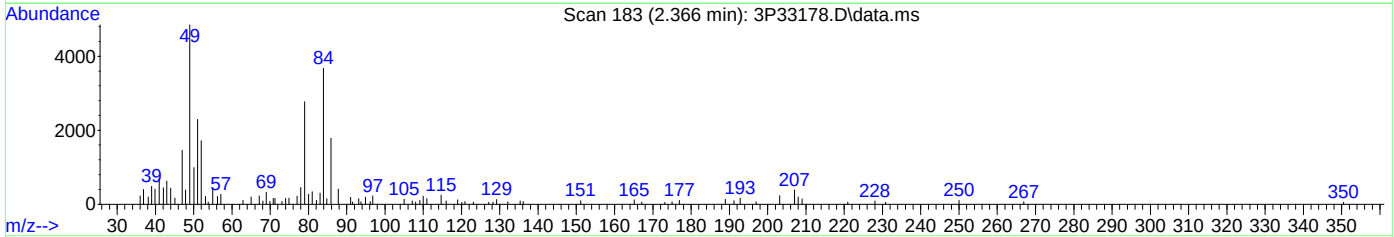

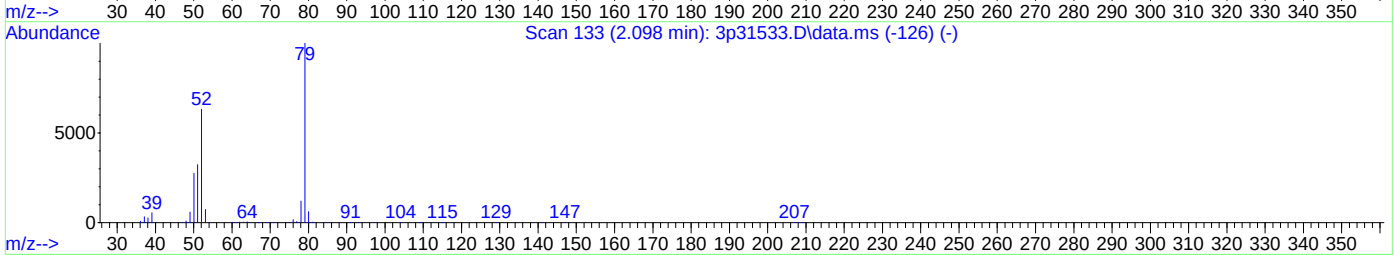

TIC: 3P33178.D\data.ms

(3) Pyridine (t)

2.366min (+0.096) 0.73ppb m

response 8485

Ion	Exp%	Act%
79.00	100	100
52.00	58.10	61.88
50.00	30.40	35.67
0.00	0.00	0.00

ACCUTEST LABORATORIES JB69078

Quantitation Report (Qedit)

Data Path : C:\msdchem\1\DATA\E3P1417\
Data File : 3P33178.D
Acq On : 26 Jun 2014 10:45 am
Operator : samtap
Sample : ic1417-1
Misc : op75725,e3p1417
ALS Vial : 4 Sample Multiplier: 1

Quant Time: Jun 26 11:23:18 2014
Quant Method : C:\msdchem\1\METHODS\M3P1417.M
Quant Title : Semi Volatile Extractables by GC/MS
QLast Update : Thu Jun 26 11:12:01 2014
Response via : Initial Calibration

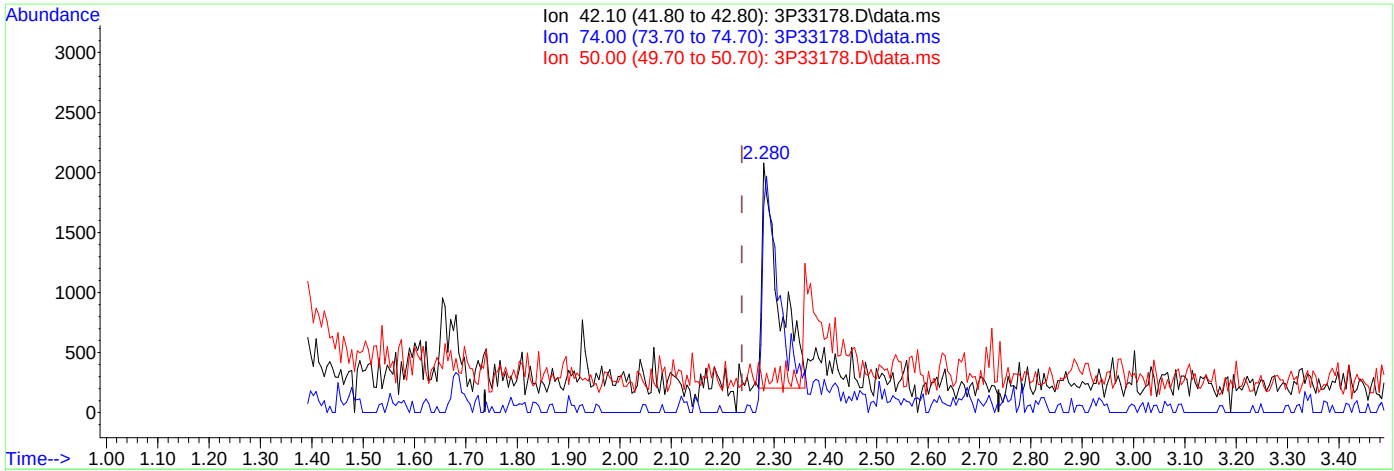

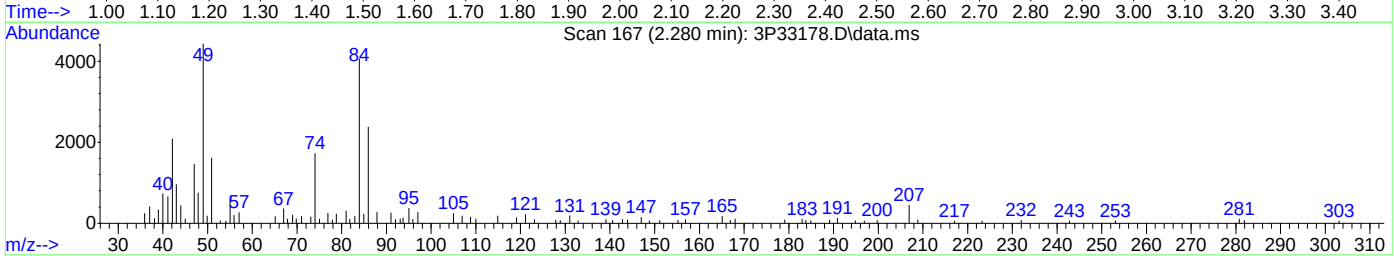

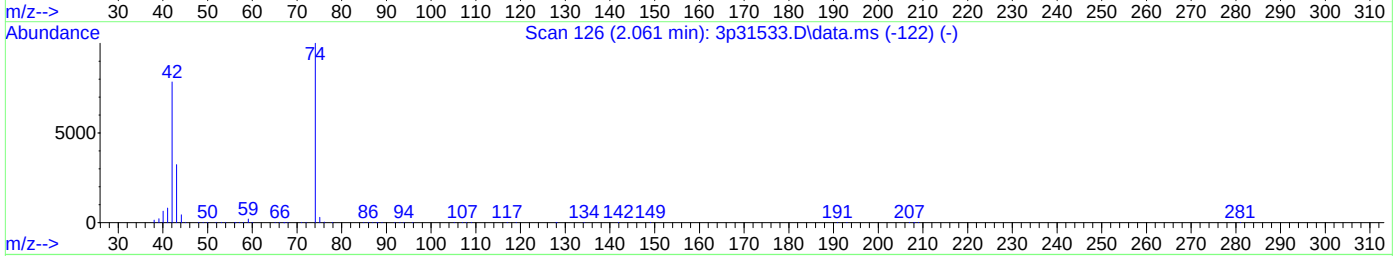

TIC: 3P33178.D\data.ms

(4) N-Nitrosodimethylamine (t)

2.280min (+0.043) 0.67ppb m

response 4226

Ion	Exp%	Act%
42.10	100	100
74.00	107.90	82.60
50.00	0.00	8.65
0.00	0.00	0.00

ACCUTEST LABORATORIES JB69078

Quantitation Report (Qedit)

Data Path : C:\msdchem\1\DATA\E3P1417\
Data File : 3P33178.D
Acq On : 26 Jun 2014 10:45 am
Operator : samtap
Sample : ic1417-1
Misc : op75725,e3p1417
ALS Vial : 4 Sample Multiplier: 1

Quant Time: Jun 26 11:23:18 2014
Quant Method : C:\msdchem\1\METHODS\M3P1417.M
Quant Title : Semi Volatile Extractables by GC/MS
QLast Update : Thu Jun 26 11:12:01 2014
Response via : Initial Calibration

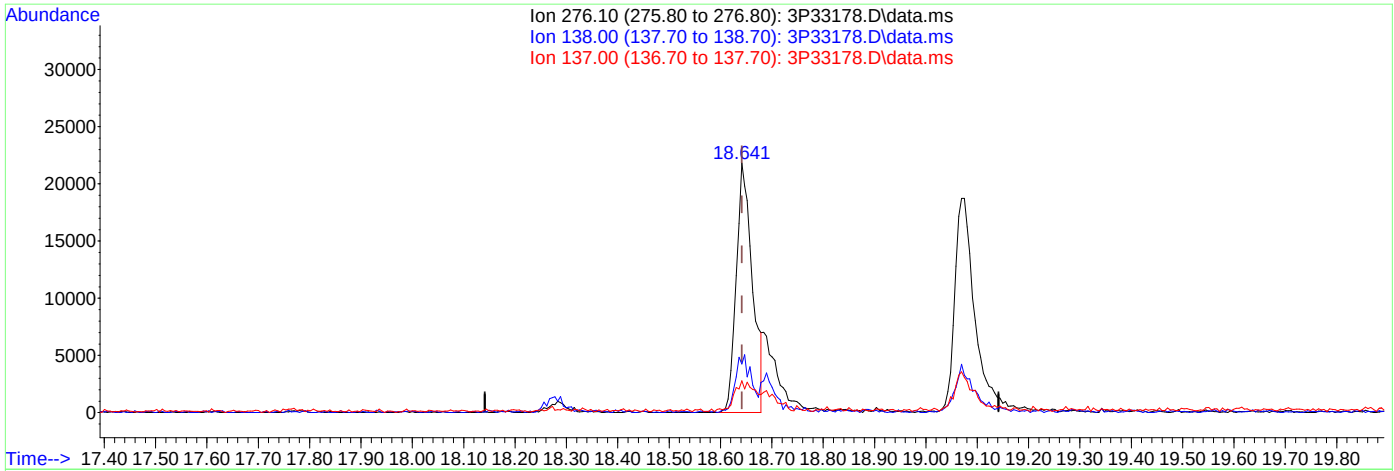

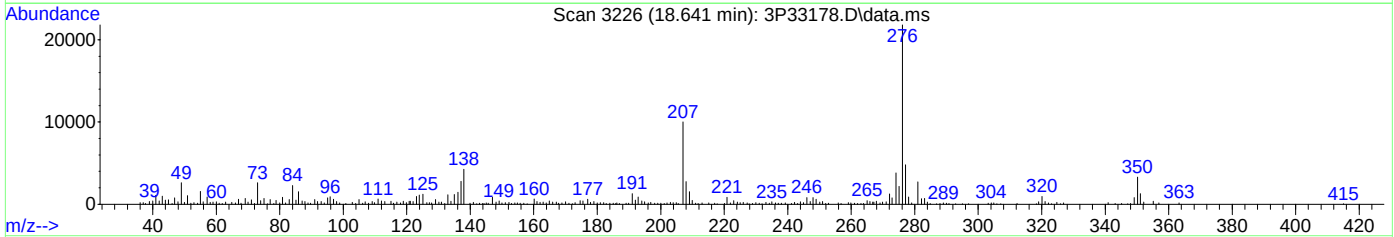

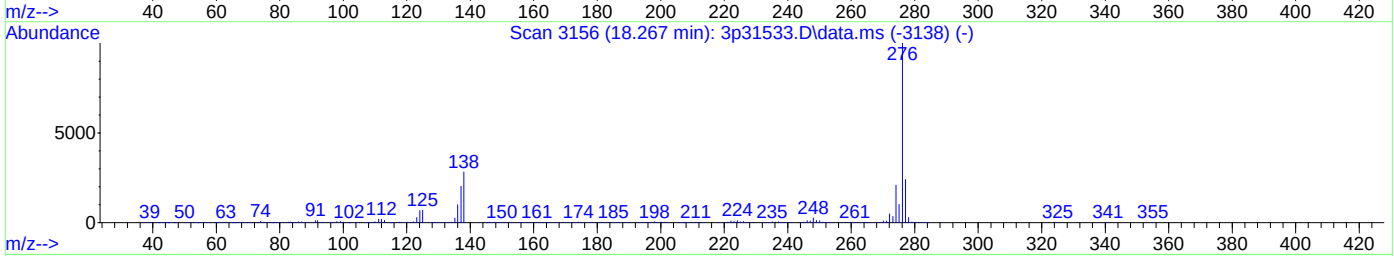

TIC: 3P33178.D\data.ms

(96) Indeno[1,2,3-cd]pyrene (t)

18.641min (-0.000) 1.07ppb m

response 47711

Ion	Exp%	Act%
276.10	100	100
138.00	17.50	19.48
137.00	12.70	12.69
0.00	0.00	0.00

ACCUTEST LABORATORIES JB69078

Quantitation Report (QT Reviewed)

Data Path : C:\msdchem\1\DATA\E3P1417\
Data File : 3P33179.D
Acq On : 26 Jun 2014 11:11 am
Operator : samtap
Sample : ic1417-80
Misc : op75725,e3p1417
ALS Vial : 5 Sample Multiplier: 1

Quant Time: Jun 26 11:35:32 2014
Quant Method : C:\msdchem\1\METHODS\M3P1417.M
Quant Title : Semi Volatile Extractables by GC/MS
QLast Update : Thu Jun 26 11:23:36 2014
Response via : Initial Calibration

Compound	R.T.	QIon	Response	Conc	Units	Dev(Min)
Internal Standards						
1) 1,4-Dichlorobenzene-d4	4.452	152	271245	40.00	ppb	0.00
24) Naphthalene-d8	5.377	136	912365	40.00	ppb	0.00
47) Acenaphthene-d10	6.719	164	602681	40.00	ppb	0.00
69) Phenanthrene-d10	8.484	188	1208457	40.00	ppb	0.00
83) Chrysene-d12	13.651	240	1520066	40.00	ppb	0.00
91) Perylene-d12	16.684	264	1234195	40.00	ppb	0.00
101) 1,4-Dichlorobenzene-d4a	4.452	152	271245	40.00	ppb	0.00
103) Acenaphthene-d10a	6.719	164	602681	40.00	ppb	0.00
107) Chrysene-d12a	13.651	240	1520066	40.00	ppb	0.00
109) Naphthalene-d8a	5.377	136	912365	40.00	ppb	0.00
111) Phenanthrene-d10a	8.484	188	1208457	40.00	ppb	0.00
System Monitoring Compounds						
5) 2-Fluorophenol	3.483	112	729155	96.86	ppb	0.00
Spiked Amount 50.000			Recovery = 193.72%			
8) Phenol-d5	4.216	99	919700	96.17	ppb	0.00
Spiked Amount 50.000			Recovery = 192.34%			
25) Nitrobenzene-d5	4.863	82	705125	83.94	ppb	0.00
Spiked Amount 50.000			Recovery = 167.88%			
51) 2-Fluorobiphenyl	6.152	172	1652620	83.64	ppb	0.00
Spiked Amount 50.000			Recovery = 167.28%			
73) 2,4,6-Tribromophenol	7.559	330	352712	91.98	ppb	0.00
Spiked Amount 50.000			Recovery = 183.96%			
85) Terphenyl-d14	11.453	244	2683570	85.65	ppb	0.00
Spiked Amount 50.000			Recovery = 171.30%			
112) o-Terphenyl	0.000	230	0	0.00	ppb	
Spiked Amount 50.000			Recovery = 0.00%			
113) 1-Chlorooctadecane	0.000	57	0	0.00	ppb	
Spiked Amount 50.000			Recovery = 0.00%			
Target Compounds						Qvalue
2) 1,4-Dioxane	1.911	88	268337	81.41	ppb	98
3) Pyridine	2.264	79	672648	85.43	ppb	100
4) N-Nitrosodimethylamine	2.232	42	386635	92.29	ppb	99
6) Indene	4.644	116	1161736	85.59	ppb	98
7) Cumene	3.852	105	1857815	86.45	ppb	99
9) Phenol	4.227	94	1008330	90.30	ppb	96
10) Aniline	4.216	93	928682	81.01	ppb	98
11) bis(2-Chloroethyl)ether	4.264	93	597629	88.91	ppb	97
12) 2-Chlorophenol	4.307	128	762901	88.56	ppb	98
13) Decane	4.339	43	578518	84.67	ppb	99
14) 1,3-Dichlorobenzene	4.414	146	901076	85.25	ppb	99
15) 1,4-Dichlorobenzene	4.468	146	912090	89.92	ppb	97
16) Benzyl alcohol	4.569	108	467465	99.74	ppb	96
17) 1,2-Dichlorobenzene	4.580	146	838769	85.31	ppb	99
18) Acetophenone	4.756	105	1008481	92.60	ppb #	60
19) 2-Methylphenol	4.660	108	586878	83.97	ppb	97
20) 2,2'-oxybis(1-Chloropr...	4.655	45	664483	81.45	ppb	92
21) 3&4-Methylphenol	4.772	108	636460	93.68	ppb	99
22) n-Nitroso-di-n-propyla...	4.756	70	468350	89.87	ppb	94
23) Hexachloroethane	4.821	201	382628	81.05	ppb	96
26) Nitrobenzene	4.879	77	720167	85.59	ppb	94
27) Quinoline	5.639	129	1393109	83.53	ppb	98
28) Isophorone	5.051	82	1230230	85.25	ppb	96
29) 2-Nitrophenol	5.109	139	434688	92.56	ppb	75
30) 2,4-Dimethylphenol	5.147	107	647237	94.75	ppb	99
31) Benzoic acid	5.270	105	561827	131.75	ppb	98

Quantitation Report (QT Reviewed)

Data Path : C:\msdchem\1\DATA\E3P1417\
Data File : 3P33179.D
Acq On : 26 Jun 2014 11:11 am
Operator : samtap
Sample : ic1417-80
Misc : op75725,e3p1417
ALS Vial : 5 Sample Multiplier: 1

Quant Time: Jun 26 11:35:32 2014
Quant Method : C:\msdchem\1\METHODS\M3P1417.M
Quant Title : Semi Volatile Extractables by GC/MS
QLast Update : Thu Jun 26 11:23:36 2014
Response via : Initial Calibration

	Compound	R.T.	QIon	Response	Conc	Units		Dev(Min)
32)	bis(2-Chloroethoxy)met...	5.200	93	694383	88.20	ppb		99
33)	2,4-Dichlorophenol	5.291	162	686873	92.88	ppb		99
34)	2,6-Dichlorophenol	5.446	162	657555	89.08	ppb		97
35)	1,3,5-Trichlorobenzene	5.115	180	897435	87.13	ppb		96
36)	1,2,4-Trichlorobenzene	5.339	180	822726	86.92	ppb		97
37)	1,2,3-Trichlorobenzene	5.500	180	794150	85.20	ppb		97
38)	Naphthalene	5.393	128	1975781	86.44	ppb		99
39)	4-Chloroaniline	5.436	127	849975	87.06	ppb		98
40)	2,3-Dichloroaniline	6.094	161	893488	89.50	ppb		99
41)	Caprolactam	5.719	113	209746	87.69	ppb		92
42)	Hexachlorobutadiene	5.478	225	531917	86.94	ppb		98
43)	4-Chloro-3-methylphenol	5.799	107	630775	89.37	ppb	#	94
44)	2-Methylnaphthalene	5.885	141	1293604	87.95	ppb		99
45)	1-Methylnaphthalene	5.954	141	1297109	85.67	ppb		99
46)	Dimethylnaphthalene	6.356	156	1414093	87.88	ppb		99
48)	Hexachlorocyclopentadiene	5.997	237	908964	254.21	ppb		99
49)	2,4,6-Trichlorophenol	6.104	196	573779	90.34	ppb		99
50)	2,4,5-Trichlorophenol	6.142	196	612848	84.86	ppb		99
52)	2-Chloronaphthalene	6.249	162	1481469	83.99	ppb		100
53)	Biphenyl	6.233	154	1863056	85.47	ppb		99
54)	2-Nitroaniline	6.340	65	422980	87.45	ppb		88
55)	Dimethylphthalate	6.479	163	1670514	86.66	ppb		100
56)	Acenaphthylene	6.591	152	2364362	88.36	ppb		99
57)	2,6-Dinitrotoluene	6.537	165	419457	92.83	ppb		94
58)	3-Nitroaniline	6.693	138	423882	88.76	ppb		95
59)	Acenaphthene	6.751	153	1430130	85.88	ppb		99
60)	2,4-Dinitrophenol	6.800	184	573043	194.89	ppb		96
61)	4-Nitrophenol	6.885	109	224815	125.88	ppb		98
62)	Dibenzofuran	6.917	168	2206564	86.37	ppb		95
63)	2,4-Dinitrotoluene	6.917	165	590884	98.32	ppb		98
64)	2,3,4,6-Tetrachlorophenol	7.051	232	573324	93.43	ppb		98
65)	Diethylphthalate	7.153	149	1707793	87.16	ppb		99
66)	Fluorene	7.276	166	1846717	88.66	ppb		98
67)	4-Chlorophenyl-phenyle...	7.270	204	980775	89.59	ppb		95
68)	4-Nitroaniline	7.318	138	412449	89.96	ppb		99
70)	4,6-Dinitro-2-methylph...	7.361	198	393975	116.43	ppb		97
71)	n-Nitrosodiphenylamine	7.409	169	1179367	84.36	ppb		99
72)	1,2-Diphenylhydrazine	7.452	77	1583936	82.61	ppb		98
74)	4-Bromophenyl-phenylether	7.864	248	670300	85.96	ppb		96
75)	Hexachlorobenzene	7.955	284	798360	87.58	ppb		98
76)	Pentachlorophenol	8.244	266	923251	221.69	ppb		99
77)	Phenanthrene	8.522	178	2700549	84.92	ppb		99
78)	Anthracene	8.602	178	2695036	85.76	ppb		99
79)	Carbazole	8.875	167	2639633	87.92	ppb		100
80)	Di-n-butylphthalate	9.538	149	3247666	89.06	ppb		100
81)	Fluoranthene	10.597	202	3643698	91.17	ppb		100
82)	Octadecane	8.393	57	886253	86.24	ppb		99
84)	Pyrene	11.030	202	3683669	85.47	ppb		99
86)	Butylbenzylphthalate	12.608	149	1564690	89.11	ppb		98
87)	Benzo[a]anthracene	13.635	228	3724869	84.59	ppb		99
88)	3,3'-Dichlorobenzidine	13.678	252	1424836	89.45	ppb		97
89)	Chrysene	13.715	228	3156244	84.41	ppb		98
90)	bis(2-Ethylhexyl)phtha...	14.015	149	1982926	87.90	ppb		98
92)	Di-n-octylphthalate	15.454	149	3735018	93.92	ppb		100
93)	Benzo[b]fluoranthene	15.962	252	3848913	92.66	ppb		98
94)	Benzo[k]fluoranthene	16.015	252	3343599	87.19	ppb		99
95)	Benzo[a]pyrene	16.582	252	3271375	90.23	ppb		99
96)	Indeno[1,2,3-cd]pyrene	18.657	276	3132002	85.90	ppb		99

Quantitation Report (QT Reviewed)

Data Path : C:\msdchem\1\DATA\E3P1417\
Data File : 3P33179.D
Acq On : 26 Jun 2014 11:11 am
Operator : samtap
Sample : ic1417-80
Misc : op75725,e3p1417
ALS Vial : 5 Sample Multiplier: 1

Quant Time: Jun 26 11:35:32 2014
Quant Method : C:\msdchem\1\METHODS\M3P1417.M
Quant Title : Semi Volatile Extractables by GC/MS
QLast Update : Thu Jun 26 11:23:36 2014
Response via : Initial Calibration

	Compound	R.T.	QIon	Response	Conc	Units	Dev(Min)
97)	Dibenz(a,h)acridine	18.283	279	3085514	95.94	ppb	99
98)	Dibenz[a,h]anthracene	18.706	278	3085926	92.05	ppb	99
99)	7,12-Dimethylbenz(a)an...	15.962	256	1767883	112.05	ppb	100
100)	Benzo[g,h,i]perylene	19.085	276	2977564	91.15	ppb	100

(#) = qualifier out of range (m) = manual integration (+) = signals summed

9.6.64

9

ACCUTEST LABORATORIES JB69078

Quantitation Report (QT Reviewed)

Data Path : C:\msdchem\1\DATA\E3P1417\
Data File : 3P33179.D
Acq On : 26 Jun 2014 11:11 am
Operator : samtap
Sample : ic1417-80
Misc : op75725,e3p1417
ALS Vial : 5 Sample Multiplier: 1

Quant Time: Jun 26 11:35:32 2014
Quant Method : C:\msdchem\1\METHODS\M3P1417.M
Quant Title : Semi Volatile Extractables by GC/MS
QLast Update : Thu Jun 26 11:23:36 2014
Response via : Initial Calibration

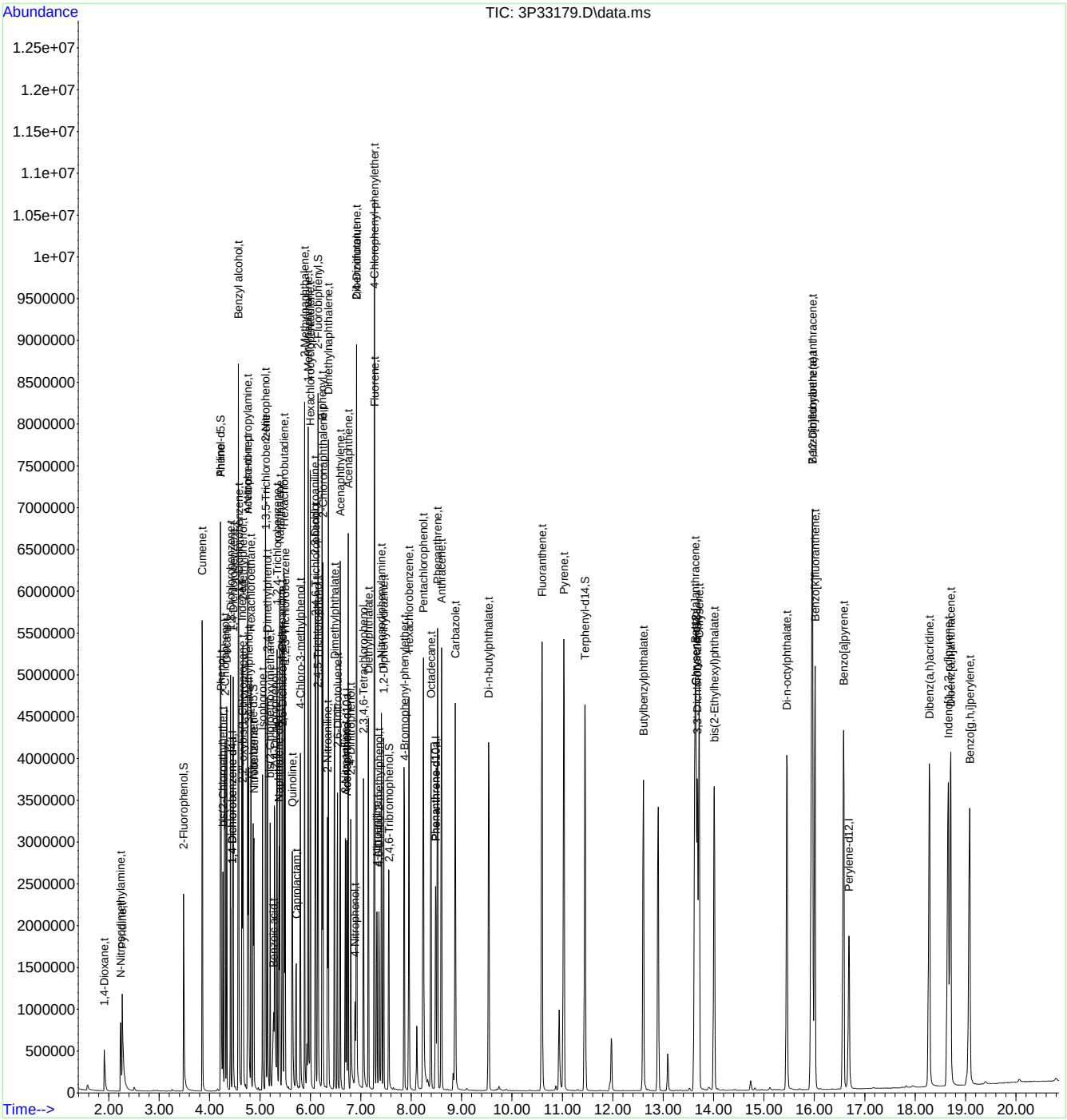

Manual Integrations APPROVED (compounds with "m" flag)
Nina Pandya
06/27/14 15:17

Quantitation Report (QT Reviewed)

Data Path : C:\msdchem\1\DATA\E3P1417\
Data File : 3P33180.D
Acq On : 26 Jun 2014 11:36 am
Operator : samtap
Sample : ic1417-2
Misc : op75725,e3p1417
ALS Vial : 6 Sample Multiplier: 1

Quant Time: Jun 26 14:35:21 2014
Quant Method : C:\msdchem\1\METHODS\M3P1417.M
Quant Title : Semi Volatile Extractables by GC/MS
QLast Update : Thu Jun 26 14:30:49 2014
Response via : Initial Calibration

Compound	R.T.	QIon	Response	Conc	Units	Dev(Min)
Internal Standards						
1) 1,4-Dichlorobenzene-d4	4.452	152	295888	40.00	ppb	0.00
24) Naphthalene-d8	5.372	136	1069117	40.00	ppb	0.00
47) Acenaphthene-d10	6.714	164	702349	40.00	ppb	0.00
69) Phenanthrene-d10	8.479	188	1350094	40.00	ppb	0.00
83) Chrysene-d12	13.641	240	1692024	40.00	ppb	0.00
91) Perylene-d12	16.684	264	1506538	40.00	ppb	0.00
101) 1,4-Dichlorobenzene-d4a	4.452	152	295888	40.00	ppb	0.00
103) Acenaphthene-d10a	6.714	164	702349	40.00	ppb	0.00
107) Chrysene-d12a	13.641	240	1692024	40.00	ppb	0.00
109) Naphthalene-d8a	5.372	136	1069117	40.00	ppb	0.00
111) Phenanthrene-d10a	8.479	188	1350094	40.00	ppb	0.00
System Monitoring Compounds						
5) 2-Fluorophenol	3.510	112	11825	1.50	ppb	0.02
Spiked Amount 50.000			Recovery	=	3.00%	
8) Phenol-d5	4.232	99	16829	1.66	ppb	0.02
Spiked Amount 50.000			Recovery	=	3.32%	
25) Nitrobenzene-d5	4.869	82	18490	1.87	ppb	0.00
Spiked Amount 50.000			Recovery	=	3.74%	
51) 2-Fluorobiphenyl	6.152	172	47429	2.01	ppb	0.00
Spiked Amount 50.000			Recovery	=	4.02%	
73) 2,4,6-Tribromophenol	7.559	330	8637	1.98	ppb	0.00
Spiked Amount 50.000			Recovery	=	3.96%	
85) Terphenyl-d14	11.448	244	68788	1.97	ppb	0.00
Spiked Amount 50.000			Recovery	=	3.94%	
112) o-Terphenyl	0.000	230	0	0.00	ppb	
Spiked Amount 50.000			Recovery	=	0.00%	
113) 1-Chlorooctadecane	0.000	57	0	0.00	ppb	
Spiked Amount 50.000			Recovery	=	0.00%	
Target Compounds						Qvalue
2) 1,4-Dioxane	1.927	88	6534	1.90	ppb	89
3) Pyridine	2.350	79	14379	1.70	ppb	93
4) N-Nitrosodimethylamine	2.280	42	8484	1.83	ppb #	62
6) Indene	4.644	116	30210	1.99	ppb	97
7) Cumene	3.853	105	43932	1.89	ppb	99
9) Phenol	4.243	94	23396	1.92	ppb	73
10) Aniline	4.227	93	24915	2.02	ppb	86
11) bis(2-Chloroethyl)ether	4.270	93	17419	2.26	ppb	98
12) 2-Chlorophenol	4.318	128	18110	1.88	ppb	97
13) Decane	4.339	43	16726	2.15	ppb	96
14) 1,3-Dichlorobenzene	4.414	146	22666	1.94	ppb	95
15) 1,4-Dichlorobenzene	4.468	146	23610	2.00	ppb	98
16) Benzyl alcohol	4.591	108	8741	1.68	ppb	86
17) 1,2-Dichlorobenzene	4.580	146	22940	2.07	ppb	91
18) Acetophenone	4.762	105	23067	1.87	ppb	89
19) 2-Methylphenol	4.671	108	12185	1.63	ppb	89
20) 2,2'-oxybis(1-Chloropr...	4.655	45	19664	2.14	ppb	84
21) 3&4-Methylphenol	4.794	108	10803	1.42	ppb	93
22) n-Nitroso-di-n-propyla...	4.756	70	12143	2.03	ppb	97
23) Hexachloroethane	4.821	201	11772	2.22	ppb	98
26) Nitrobenzene	4.885	77	20374	2.00	ppb	96
27) Quinoline	5.644	129	40574	2.08	ppb	94
28) Isophorone	5.045	82	35573	2.06	ppb	98
29) 2-Nitrophenol	5.115	139	10064	1.80	ppb #	57
30) 2,4-Dimethylphenol	5.158	107	15207	1.84	ppb	89
31) Benzoic acid	5.275	105	4565	2.23	ppb #	73

ACCUTEST LABORATORIES JB69078

Quantitation Report (QT Reviewed)

Data Path : C:\msdchem\1\DATA\E3P1417\
Data File : 3P33180.D
Acq On : 26 Jun 2014 11:36 am
Operator : samtap
Sample : ic1417-2
Misc : op75725,e3p1417
ALS Vial : 6 Sample Multiplier: 1

Quant Time: Jun 26 14:35:21 2014
Quant Method : C:\msdchem\1\METHODS\M3P1417.M
Quant Title : Semi Volatile Extractables by GC/MS
QLast Update : Thu Jun 26 14:30:49 2014
Response via : Initial Calibration

Compound	R.T.	QIon	Response	Conc	Units		Dev(Min)
32) bis(2-Chloroethoxy)met...	5.206	93	19077	2.01	ppb		99
33) 2,4-Dichlorophenol	5.318	162	14346	1.63	ppb		85
34) 2,6-Dichlorophenol	5.452	162	16824	1.92	ppb		95
35) 1,3,5-Trichlorobenzene	5.115	180	23836	1.95	ppb		98
36) 1,2,4-Trichlorobenzene	5.339	180	23839	2.08	ppb		93
37) 1,2,3-Trichlorobenzene	5.500	180	22980	2.05	ppb		96
38) Naphthalene	5.388	128	54321	2.00	ppb		98
39) 4-Chloroaniline	5.446	127	23661	2.02	ppb		98
40) 2,3-Dichloroaniline	6.099	161	22730	1.90	ppb		96
41) Caprolactam	5.682	113	6037	2.14	ppb		88
42) Hexachlorobutadiene	5.479	225	16237	2.17	ppb		97
43) 4-Chloro-3-methylphenol	5.805	107	16274	1.95	ppb		91
44) 2-Methylnaphthalene	5.885	141	34799	2.01	ppb		92
45) 1-Methylnaphthalene	5.955	141	37242	2.09	ppb		96
46) Dimethylnaphthalene	6.356	156	38544	1.99	ppb		96
48) Hexachlorocyclopentadiene	5.997	237	3442	8.64	ppb		86
49) 2,4,6-Trichlorophenol	6.110	196	13900	1.87	ppb		95
50) 2,4,5-Trichlorophenol	6.158	196	14760	1.76	ppb		88
52) 2-Chloronaphthalene	6.249	162	44778	2.11	ppb		97
53) Biphenyl	6.227	154	53013	2.03	ppb		98
54) 2-Nitroaniline	6.345	65	12579	2.12	ppb		84
55) Dimethylphthalate	6.473	163	48605	2.08	ppb		98
56) Acenaphthylene	6.591	152	64677	2.00	ppb		97
57) 2,6-Dinitrotoluene	6.532	165	10629	1.95	ppb		97
58) 3-Nitroaniline	6.709	138	11304	1.99	ppb	#	24
59) Acenaphthene	6.746	153	40543	2.04	ppb		99
60) 2,4-Dinitrophenol	6.869	184	1891	0.66	ppb	#	50
61) 4-Nitrophenol	6.965	109	2334	0.81	ppb	#	1
62) Dibenzofuran	6.917	168	61570	2.02	ppb		97
63) 2,4-Dinitrotoluene	6.923	165	13090	1.77	ppb		80
64) 2,3,4,6-Tetrachlorophenol	7.062	232	12767	1.78	ppb		89
65) Diethylphthalate	7.142	149	47077	2.00	ppb		96
66) Fluorene	7.270	166	47921	1.93	ppb		92
67) 4-Chlorophenyl-phenyle...	7.265	204	26114	2.00	ppb		98
68) 4-Nitroaniline	7.335	138	8428	1.60	ppb		90
70) 4,6-Dinitro-2-methylph...	7.383	198	3598	0.79	ppb		88
71) n-Nitrosodiphenylamine	7.409	169	33234	2.07	ppb		95
72) 1,2-Diphenylhydrazine	7.452	77	41683	1.93	ppb		91
74) 4-Bromophenyl-phenylether	7.859	248	17219	1.97	ppb		94
75) Hexachlorobenzene	7.950	284	21141	2.03	ppb		96
76) Pentachlorophenol	8.254	266	9349	2.36	ppb		83
77) Phenanthrene	8.511	178	74652	2.05	ppb		98
78) Anthracene	8.597	178	69714	1.93	ppb		97
79) Carbazole	8.880	167	69342	2.00	ppb		95
80) Di-n-butylphthalate	9.533	149	79392	1.92	ppb		98
81) Fluoranthene	10.592	202	88066	1.91	ppb		99
82) Octadecane	8.383	57	21922	1.89	ppb		96
84) Pyrene	11.025	202	95629	1.98	ppb		97
86) Butylbenzylphthalate	12.598	149	35377	1.82	ppb		92
87) Benzo[a]anthracene	13.619	228	101238	2.04	ppb		97
88) 3,3'-Dichlorobenzidine	13.678	252	34314	1.89	ppb		91
89) Chrysene	13.689	228	89180	2.06	ppb		95
90) bis(2-Ethylhexyl)phtha...	14.004	149	49468	1.94	ppb		97
92) Di-n-octylphthalate	15.443	149	85843	1.80	ppb		97
93) Benzo[b]fluoranthene	15.935	252	97413	1.89	ppb		92
94) Benzo[k]fluoranthene	15.989	252	96885	1.99	ppb		97
95) Benzo[a]pyrene	16.566	252	89134	1.98	ppb		99
96) Indeno[1,2,3-cd]pyrene	18.642	276	81965m	1.83	ppb		

ACCUTEST LABORATORIES JB69078

Quantitation Report (QT Reviewed)

Data Path : C:\msdchem\1\DATA\E3P1417\
Data File : 3P33180.D
Acq On : 26 Jun 2014 11:36 am
Operator : samtap
Sample : ic1417-2
Misc : op75725,e3p1417
ALS Vial : 6 Sample Multiplier: 1

Quant Time: Jun 26 14:35:21 2014
Quant Method : C:\msdchem\1\METHODS\M3P1417.M
Quant Title : Semi Volatile Extractables by GC/MS
QLast Update : Thu Jun 26 14:30:49 2014
Response via : Initial Calibration

	Compound	R.T.	QIon	Response	Conc	Units	Dev(Min)
97)	Dibenz(a,h)acridine	18.272	279	77157	1.92	ppb	97
98)	Dibenz[a,h]anthracene	18.690	278	81093	1.91	ppb	96
99)	7,12-Dimethylbenz(a)an...	15.930	256	21684	4.80	ppb	99
100)	Benzo[g,h,i]perylene	19.064	276	85143	2.04	ppb	97

(#) = qualifier out of range (m) = manual integration (+) = signals summed

9.6.65

6

Quantitation Report (QT Reviewed)

Data Path : C:\msdchem\1\DATA\E3P1417\
Data File : 3P33180.D
Acq On : 26 Jun 2014 11:36 am
Operator : samtap
Sample : ic1417-2
Misc : op75725,e3p1417
ALS Vial : 6 Sample Multiplier: 1

Quant Time: Jun 26 14:35:21 2014
Quant Method : C:\msdchem\1\METHODS\M3P1417.M
Quant Title : Semi Volatile Extractables by GC/MS
QLast Update : Thu Jun 26 14:30:49 2014
Response via : Initial Calibration

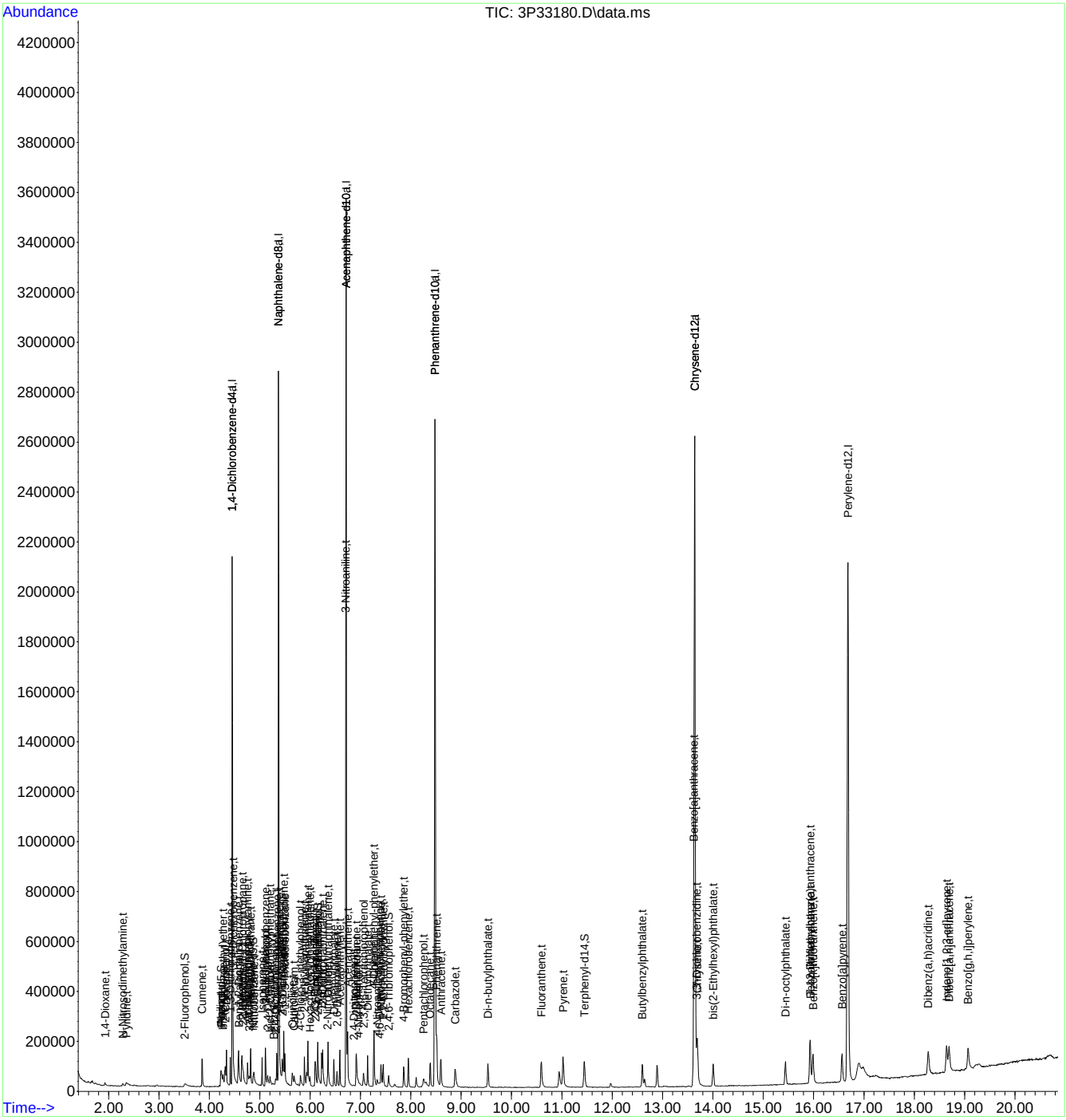

ACCUTEST LABORATORIES JB69078

Manual Integration Approval Summary

Sample Number:	E3P1417-IC1417	**Method:**	SW846 8270D
Lab FileID:	3P33180.D	**Analyst approved:**	06/27/14 07:07 Samta Patel
Injection Time:	06/26/14 11:36	**Supervisor approved:**	06/27/14 15:17 Nina Pandya

Parameter	CAS	Sig#	R.T. (min.)	Reason
Indeno(1,2,3-cd)pyrene	193-39-5		18.64	Poor instrument integration

Quantitation Report (Qedit)

Data Path : C:\msdchem\1\DATA\E3P1417\
Data File : 3P33180.D
Acq On : 26 Jun 2014 11:36 am
Operator : samtap
Sample : ic1417-2
Misc : op75725,e3p1417
ALS Vial : 6 Sample Multiplier: 1

Quant Time: Jun 26 14:35:21 2014
Quant Method : C:\msdchem\1\METHODS\M3P1417.M
Quant Title : Semi Volatile Extractables by GC/MS
QLast Update : Thu Jun 26 14:30:49 2014
Response via : Initial Calibration

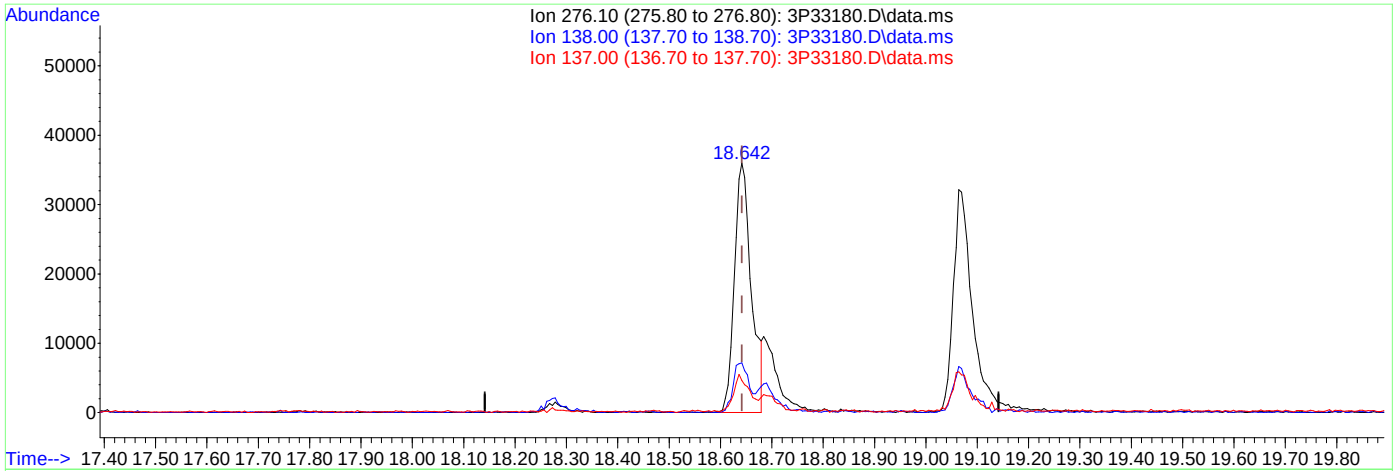

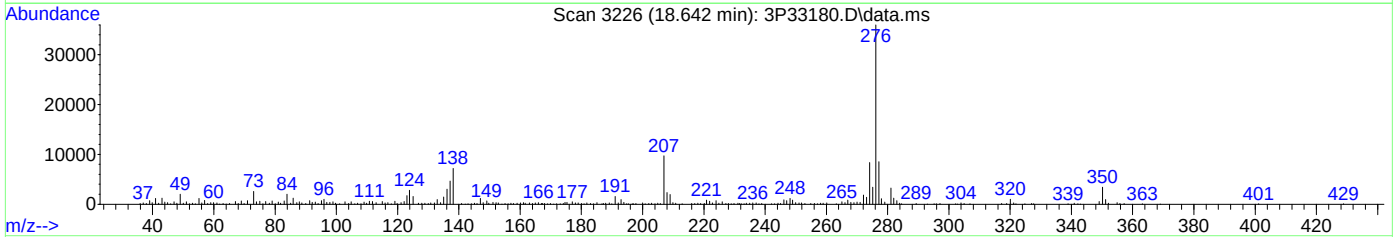

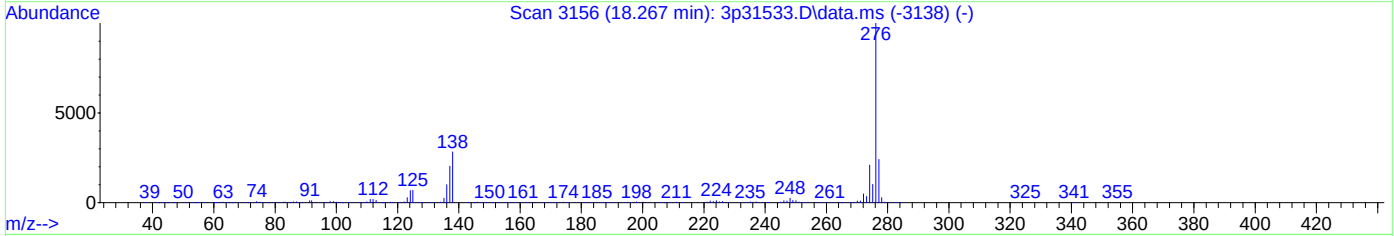

TIC: 3P33180.D\data.ms

(96) Indeno[1,2,3-cd]pyrene (t)

18.642min (+0.000) 1.83ppb m

response 81965

Ion	Exp%	Act%
276.10	100	100
138.00	17.50	19.96
137.00	12.70	12.86
0.00	0.00	0.00

ACCUTEST LABORATORIES JB69078

Manual Integrations APPROVED (compounds with "m" flag)
Nina Pandya
06/27/14 15:17

Quantitation Report (QT Reviewed)

Data Path : C:\msdchem\1\DATA\E3P1417\
Data File : 3P33181.D
Acq On : 26 Jun 2014 12:02 pm
Operator : samtap
Sample : ic1417-5
Misc : op75725,e3p1417
ALS Vial : 7 Sample Multiplier: 1

Quant Time: Jun 26 14:34:07 2014
Quant Method : C:\msdchem\1\METHODS\M3P1417.M
Quant Title : Semi Volatile Extractables by GC/MS
QLast Update : Thu Jun 26 14:30:49 2014
Response via : Initial Calibration

Compound	R.T.	QIon	Response	Conc	Units		Dev(Min)
Internal Standards							
1) 1,4-Dichlorobenzene-d4	4.452	152	255738	40.00	ppb		0.00
24) Naphthalene-d8	5.372	136	914468	40.00	ppb		0.00
47) Acenaphthene-d10	6.714	164	595970	40.00	ppb		0.00
69) Phenanthrene-d10	8.479	188	1158558	40.00	ppb		0.00
83) Chrysene-d12	13.641	240	1463862	40.00	ppb		0.00
91) Perylene-d12	16.679	264	1278957	40.00	ppb		0.00
101) 1,4-Dichlorobenzene-d4a	4.452	152	255738	40.00	ppb		0.00
103) Acenaphthene-d10a	6.714	164	595970	40.00	ppb		0.00
107) Chrysene-d12a	13.641	240	1463862	40.00	ppb		0.00
109) Naphthalene-d8a	5.372	136	914468	40.00	ppb		0.00
111) Phenanthrene-d10a	8.479	188	1158558	40.00	ppb		0.00
System Monitoring Compounds							
5) 2-Fluorophenol	3.500	112	29174	4.27	ppb		0.01
Spiked Amount 50.000			Recovery	=	8.54%		
8) Phenol-d5	4.222	99	41429	4.71	ppb		0.00
Spiked Amount 50.000			Recovery	=	9.42%		
25) Nitrobenzene-d5	4.863	82	45137	5.34	ppb		0.00
Spiked Amount 50.000			Recovery	=	10.68%		
51) 2-Fluorobiphenyl	6.152	172	109842	5.47	ppb		0.00
Spiked Amount 50.000			Recovery	=	10.94%		
73) 2,4,6-Tribromophenol	7.559	330	18510	4.95	ppb		0.00
Spiked Amount 50.000			Recovery	=	9.90%		
85) Terphenyl-d14	11.442	244	157066	5.20	ppb		0.00
Spiked Amount 50.000			Recovery	=	10.40%		
112) o-Terphenyl	0.000	230	0	0.00	ppb		
Spiked Amount 50.000			Recovery	=	0.00%		
113) 1-Chlorooctadecane	0.000	57	0	0.00	ppb		
Spiked Amount 50.000			Recovery	=	0.00%		
Target Compounds							Qvalue
2) 1,4-Dioxane	1.922	88	15687	5.29	ppb		96
3) Pyridine	2.317	79	36756	5.04	ppb		96
4) N-Nitrosodimethylamine	2.259	42	20401	5.10	ppb		93
6) Indene	4.644	116	73198	5.57	ppb		99
7) Cumene	3.853	105	103148	5.13	ppb		99
9) Phenol	4.238	94	52393	4.97	ppb		91
10) Aniline	4.222	93	53268	5.00	ppb		89
11) bis(2-Chloroethyl)ether	4.264	93	34498	5.19	ppb		97
12) 2-Chlorophenol	4.313	128	44587	5.36	ppb		95
13) Decane	4.339	43	36041	5.37	ppb		98
14) 1,3-Dichlorobenzene	4.414	146	53057	5.26	ppb		96
15) 1,4-Dichlorobenzene	4.468	146	57670	5.65	ppb		98
16) Benzyl alcohol	4.580	108	23092	5.13	ppb		89
17) 1,2-Dichlorobenzene	4.580	146	52010	5.42	ppb		97
18) Acetophenone	4.756	105	56610	5.30	ppb		99
19) 2-Methylphenol	4.666	108	33726	5.22	ppb		95
20) 2,2'-oxybis(1-Chloropr...	4.655	45	44064	5.55	ppb		86
21) 3&4-Methylphenol	4.783	108	33097	5.03	ppb		98
22) n-Nitroso-di-n-propyla...	4.751	70	28338	5.47	ppb		91
23) Hexachloroethane	4.821	201	25100	5.47	ppb		97
26) Nitrobenzene	4.879	77	53645	6.14	ppb		98
27) Quinoline	5.639	129	86075	5.17	ppb		94
28) Isophorone	5.045	82	78155	5.29	ppb		98
29) 2-Nitrophenol	5.109	139	22636	4.73	ppb	#	42
30) 2,4-Dimethylphenol	5.152	107	34405	4.88	ppb		97
31) Benzoic acid	5.249	105	20504m	5.71	ppb		

Quantitation Report (QT Reviewed)

Data Path : C:\msdchem\1\DATA\E3P1417\
Data File : 3P33181.D
Acq On : 26 Jun 2014 12:02 pm
Operator : samtap
Sample : ic1417-5
Misc : op75725,e3p1417
ALS Vial : 7 Sample Multiplier: 1

Quant Time: Jun 26 14:34:07 2014
Quant Method : C:\msdchem\1\METHODS\M3P1417.M
Quant Title : Semi Volatile Extractables by GC/MS
QLast Update : Thu Jun 26 14:30:49 2014
Response via : Initial Calibration

	Compound	R.T.	QIon	Response	Conc	Units		Dev(Min)
32)	bis(2-Chloroethoxy)met...	5.200	93	42566	5.23	ppb		100
33)	2,4-Dichlorophenol	5.302	162	40983	5.45	ppb		96
34)	2,6-Dichlorophenol	5.446	162	38465	5.12	ppb		96
35)	1,3,5-Trichlorobenzene	5.109	180	55508	5.30	ppb		99
36)	1,2,4-Trichlorobenzene	5.334	180	53778	5.48	ppb		97
37)	1,2,3-Trichlorobenzene	5.495	180	51868	5.40	ppb		99
38)	Naphthalene	5.388	128	122942	5.28	ppb		99
39)	4-Chloroaniline	5.441	127	53167	5.31	ppb		95
40)	2,3-Dichloroaniline	6.094	161	54706	5.34	ppb		96
41)	Caprolactam	5.682	113	11426	4.73	ppb		87
42)	Hexachlorobutadiene	5.479	225	34437	5.37	ppb		99
43)	4-Chloro-3-methylphenol	5.799	107	37455	5.24	ppb		95
44)	2-Methylnaphthalene	5.885	141	73560	4.96	ppb		97
45)	1-Methylnaphthalene	5.955	141	74769	4.91	ppb		98
46)	Dimethylnaphthalene	6.356	156	89999	5.43	ppb		99
48)	Hexachlorocyclopentadiene	5.997	237	15011	12.14	ppb		99
49)	2,4,6-Trichlorophenol	6.104	196	32748	5.18	ppb		96
50)	2,4,5-Trichlorophenol	6.152	196	35486	4.97	ppb		99
52)	2-Chloronaphthalene	6.249	162	97213	5.40	ppb		97
53)	Biphenyl	6.227	154	118495	5.35	ppb		99
54)	2-Nitroaniline	6.340	65	27167	5.39	ppb		96
55)	Dimethylphthalate	6.473	163	106488	5.38	ppb		97
56)	Acenaphthylene	6.591	152	149368	5.43	ppb		99
57)	2,6-Dinitrotoluene	6.532	165	23943	5.18	ppb		88
58)	3-Nitroaniline	6.698	138	24540	5.10	ppb		96
59)	Acenaphthene	6.746	153	91577	5.42	ppb		99
60)	2,4-Dinitrophenol	6.832	184	9843	4.03	ppb		85
61)	4-Nitrophenol	6.928	109	11963	4.89	ppb	#	19
62)	Dibenzofuran	6.912	168	137344	5.32	ppb		98
63)	2,4-Dinitrotoluene	6.917	165	33605	5.36	ppb		82
64)	2,3,4,6-Tetrachlorophenol	7.056	232	31043	5.09	ppb		98
65)	Diethylphthalate	7.142	149	104057	5.22	ppb		99
66)	Fluorene	7.270	166	111216	5.29	ppb		98
67)	4-Chlorophenyl-phenyle...	7.265	204	57258	5.16	ppb		96
68)	4-Nitroaniline	7.318	138	22549	5.04	ppb		100
70)	4,6-Dinitro-2-methylph...	7.367	198	14284	3.65	ppb		92
71)	n-Nitrosodiphenylamine	7.404	169	73820	5.36	ppb		99
72)	1,2-Diphenylhydrazine	7.447	77	100414	5.41	ppb		95
74)	4-Bromophenyl-phenylether	7.859	248	39037	5.21	ppb		96
75)	Hexachlorobenzene	7.950	284	48790	5.45	ppb		96
76)	Pentachlorophenol	8.249	266	34971	10.51	ppb		96
77)	Phenanthrene	8.511	178	166313	5.32	ppb		97
78)	Anthracene	8.591	178	167295	5.40	ppb		99
79)	Carbazole	8.875	167	159167	5.36	ppb		97
80)	Di-n-butylphthalate	9.533	149	181201	5.10	ppb		98
81)	Fluoranthene	10.592	202	209026	5.29	ppb		100
82)	Octadecane	8.383	57	53319	5.34	ppb		97
84)	Pyrene	11.020	202	221947	5.30	ppb		97
86)	Butylbenzylphthalate	12.598	149	87512	5.20	ppb		99
87)	Benzo[a]anthracene	13.619	228	229900	5.36	ppb		98
88)	3,3'-Dichlorobenzidine	13.673	252	83563	5.31	ppb		92
89)	Chrysene	13.689	228	206294	5.52	ppb		99
90)	bis(2-Ethylhexyl)phtha...	14.004	149	114470	5.20	ppb		98
92)	Di-n-octylphthalate	15.443	149	202717	5.00	ppb		98
93)	Benzo[b]fluoranthene	15.930	252	227798	5.21	ppb		97
94)	Benzo[k]fluoranthene	15.983	252	234478	5.67	ppb		99
95)	Benzo[a]pyrene	16.561	252	200573	5.24	ppb		97
96)	Indeno[1,2,3-cd]pyrene	18.636	276	188430	4.96	ppb		97

ACCUTEST LABORATORIES JB69078

Quantitation Report (QT Reviewed)

Data Path : C:\msdchem\1\DATA\E3P1417\
Data File : 3P33181.D
Acq On : 26 Jun 2014 12:02 pm
Operator : samtap
Sample : ic1417-5
Misc : op75725,e3p1417
ALS Vial : 7 Sample Multiplier: 1

Quant Time: Jun 26 14:34:07 2014
Quant Method : C:\msdchem\1\METHODS\M3P1417.M
Quant Title : Semi Volatile Extractables by GC/MS
QLast Update : Thu Jun 26 14:30:49 2014
Response via : Initial Calibration

Compound	R.T.	QIon	Response	Conc	Units	Dev(Min)
97) Dibenz(a,h)acridine	18.272	279	180261	5.27	ppb	96
98) Dibenz[a,h]anthracene	18.684	278	198885	5.53	ppb	98
99) 7,12-Dimethylbenz(a)an...	15.930	256	62227	6.67	ppb	95
100) Benzo[g,h,i]perylene	19.064	276	195485	5.52	ppb	98

(#) = qualifier out of range (m) = manual integration (+) = signals summed

Quantitation Report (QT Reviewed)

Data Path : C:\msdchem\1\DATA\E3P1417\
Data File : 3P33181.D
Acq On : 26 Jun 2014 12:02 pm
Operator : samtap
Sample : ic1417-5
Misc : op75725,e3p1417
ALS Vial : 7 Sample Multiplier: 1

Quant Time: Jun 26 14:34:07 2014
Quant Method : C:\msdchem\1\METHODS\M3P1417.M
Quant Title : Semi Volatile Extractables by GC/MS
QLast Update : Thu Jun 26 14:30:49 2014
Response via : Initial Calibration

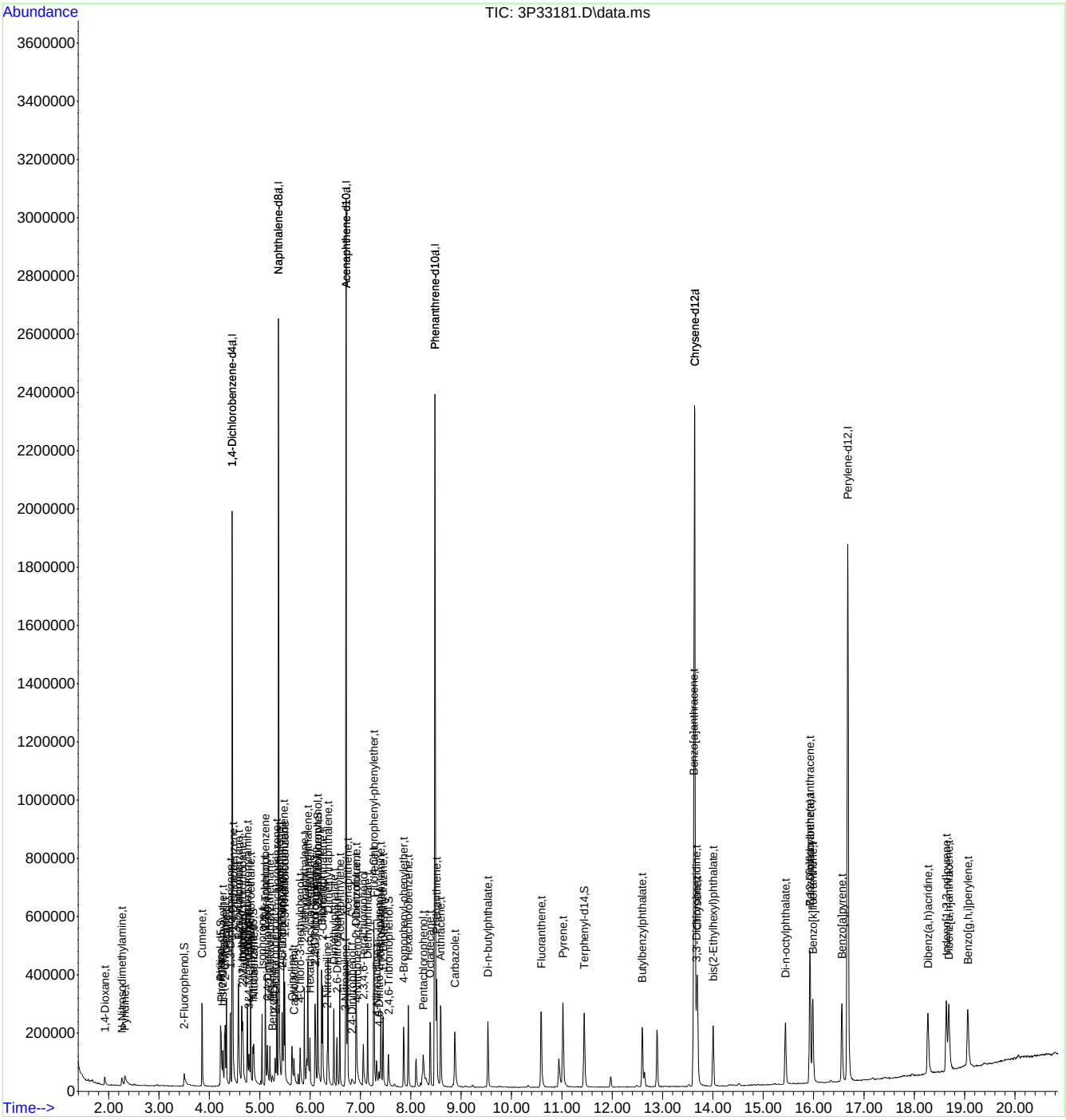

Manual Integration Approval Summary

Sample Number:	E3P1417-IC1417	**Method:**	SW846 8270D
Lab FileID:	3P33181.D	**Analyst approved:**	06/27/14 07:07 Samta Patel
Injection Time:	06/26/14 12:02	**Supervisor approved:**	06/27/14 15:17 Nina Pandya

Parameter	CAS	Sig#	R.T. (min.)	Reason
Benzoic acid	65-85-0		5.25	Split peak

Quantitation Report (Qedit)

Data Path : C:\msdchem\1\DATA\E3P1417\
Data File : 3P33181.D
Acq On : 26 Jun 2014 12:02 pm
Operator : samtap
Sample : ic1417-5
Misc : op75725,e3p1417
ALS Vial : 7 Sample Multiplier: 1

Quant Time: Jun 26 13:08:13 2014
Quant Method : C:\msdchem\1\METHODS\M3P1417.M
Quant Title : Semi Volatile Extractables by GC/MS
QLast Update : Thu Jun 26 13:04:23 2014
Response via : Initial Calibration

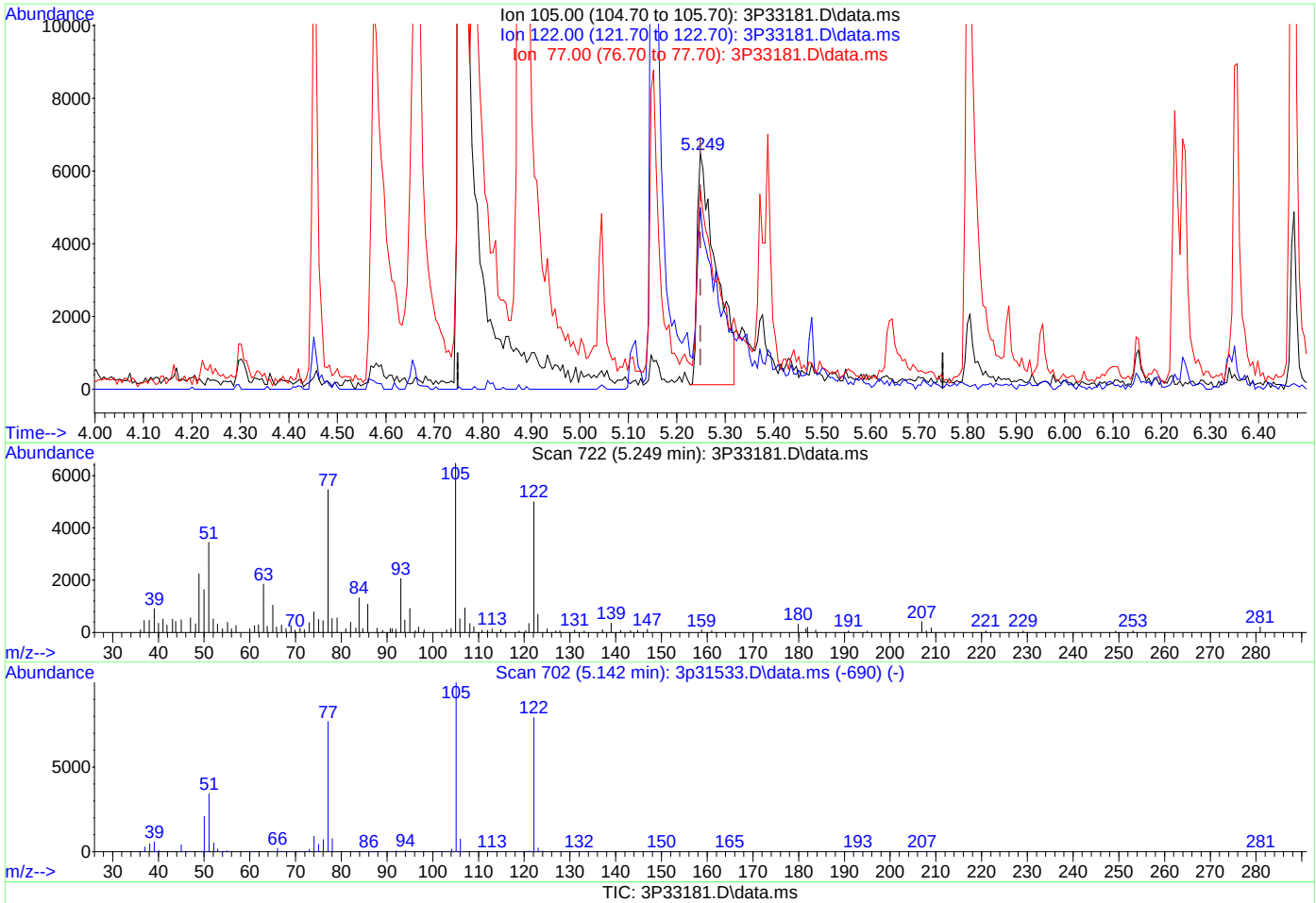

TIC: 3P33181.D\data.ms

(31) Benzoic acid (t)

5.249min (-0.000) 3.94ppb

response 17179

Ion	Exp%	Act%
105.00	100	100
122.00	76.90	68.62
77.00	78.00	74.17
0.00	0.00	0.00

ACCUTEST LABORATORIES JB69078

Quantitation Report (Qedit)

Data Path : C:\msdchem\1\DATA\E3P1417\
Data File : 3P33181.D
Acq On : 26 Jun 2014 12:02 pm
Operator : samtap
Sample : ic1417-5
Misc : op75725,e3p1417
ALS Vial : 7 Sample Multiplier: 1

Quant Time: Jun 26 14:34:07 2014
Quant Method : C:\msdchem\1\METHODS\M3P1417.M
Quant Title : Semi Volatile Extractables by GC/MS
QLast Update : Thu Jun 26 14:30:49 2014
Response via : Initial Calibration

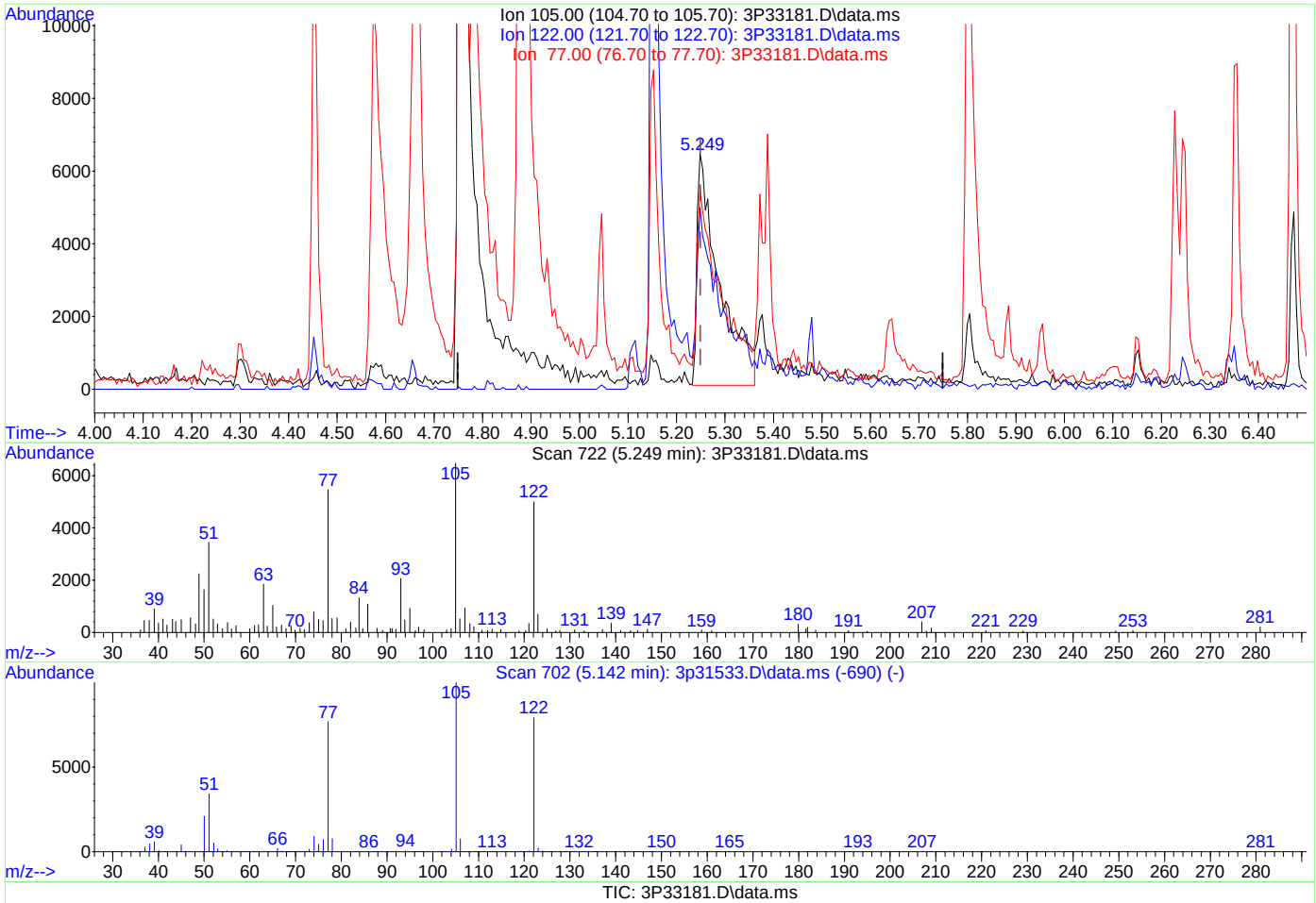

TIC: 3P33181.D\data.ms

(31) Benzoic acid (t)

5.249min (-0.000) 5.71ppb m

response 20504

Ion	Exp%	Act%
105.00	100	100
122.00	76.90	77.19
77.00	78.00	84.32
0.00	0.00	0.00

ACCUTEST LABORATORIES JB69078

Quantitation Report (QT Reviewed)

Data Path : C:\msdchem\1\DATA\E3P1417\
Data File : 3P33182.D
Acq On : 26 Jun 2014 12:27 pm
Operator : samtap
Sample : ic1417-25
Misc : op75725,e3p1417
ALS Vial : 8 Sample Multiplier: 1

Quant Time: Jun 26 13:10:51 2014
Quant Method : C:\msdchem\1\METHODS\M3P1417.M
Quant Title : Semi Volatile Extractables by GC/MS
QLast Update : Thu Jun 26 13:08:34 2014
Response via : Initial Calibration

Compound	R.T.	QIon	Response	Conc	Units	Dev(Min)
Internal Standards						
1) 1,4-Dichlorobenzene-d4	4.452	152	246752	40.00	ppb	0.00
24) Naphthalene-d8	5.372	136	856508	40.00	ppb	0.00
47) Acenaphthene-d10	6.714	164	570844	40.00	ppb	0.00
69) Phenanthrene-d10	8.479	188	1136308	40.00	ppb	0.00
83) Chrysene-d12	13.641	240	1496329	40.00	ppb	0.00
91) Perylene-d12	16.684	264	1365593	40.00	ppb	0.00
101) 1,4-Dichlorobenzene-d4a	4.452	152	246752	40.00	ppb	0.00
103) Acenaphthene-d10a	6.714	164	570844	40.00	ppb	0.00
107) Chrysene-d12a	13.641	240	1496329	40.00	ppb	0.00
109) Naphthalene-d8a	5.372	136	856508	40.00	ppb	0.00
111) Phenanthrene-d10a	8.479	188	1136308	40.00	ppb	0.00
System Monitoring Compounds						
5) 2-Fluorophenol	3.489	112	158366	23.51	ppb	0.00
Spiked Amount 50.000			Recovery = 47.02%			
8) Phenol-d5	4.216	99	203243	23.65	ppb	0.00
Spiked Amount 50.000			Recovery = 47.30%			
25) Nitrobenzene-d5	4.858	82	190290	23.89	ppb	0.00
Spiked Amount 50.000			Recovery = 47.78%			
51) 2-Fluorobiphenyl	6.147	172	437358	22.62	ppb	0.00
Spiked Amount 50.000			Recovery = 45.24%			
73) 2,4,6-Tribromophenol	7.554	330	82565	22.29	ppb	0.00
Spiked Amount 50.000			Recovery = 44.58%			
85) Terphenyl-d14	11.442	244	687006	21.92	ppb	0.00
Spiked Amount 50.000			Recovery = 43.84%			
112) o-Terphenyl	0.000	230	0	0.00	ppb	
Spiked Amount 50.000			Recovery = 0.00%			
113) 1-Chlorooctadecane	0.000	57	0	0.00	ppb	
Spiked Amount 50.000			Recovery = 0.00%			
Target Compounds						Qvalue
2) 1,4-Dioxane	1.911	88	59389	20.02	ppb	95
3) Pyridine	2.280	79	154691	21.36	ppb	97
4) N-Nitrosodimethylamine	2.237	42	85767	21.68	ppb	97
6) Indene	4.639	116	283242	22.08	ppb	100
7) Cumene	3.853	105	437971	22.27	ppb	100
9) Phenol	4.227	94	235628	22.87	ppb	92
10) Aniline	4.216	93	252449	24.23	ppb	96
11) bis(2-Chloroethyl)ether	4.264	93	150495	23.69	ppb	99
12) 2-Chlorophenol	4.307	128	187828	23.31	ppb	99
13) Decane	4.339	43	146912	22.51	ppb	98
14) 1,3-Dichlorobenzene	4.414	146	224430	22.91	ppb	99
15) 1,4-Dichlorobenzene	4.468	146	227735	23.15	ppb	100
16) Benzyl alcohol	4.569	108	105735	24.21	ppb	99
17) 1,2-Dichlorobenzene	4.580	146	210022	22.51	ppb	98
18) Acetophenone	4.751	105	247272	24.03	ppb	98
19) 2-Methylphenol	4.660	108	150559	24.20	ppb	99
20) 2,2'-oxybis(1-Chloropr...	4.655	45	175443	22.63	ppb	95
21) 3&4-Methylphenol	4.773	108	152957	24.00	ppb	99
22) n-Nitroso-di-n-propyla...	4.751	70	118754	23.69	ppb	95
23) Hexachloroethane	4.821	201	97614	21.70	ppb	99
26) Nitrobenzene	4.874	77	187585	23.01	ppb	99
27) Quinoline	5.634	129	343642	21.55	ppb	99
28) Isophorone	5.045	82	315736	22.56	ppb	98
29) 2-Nitrophenol	5.104	139	103200	22.82	ppb	95
30) 2,4-Dimethylphenol	5.147	107	173591	26.46	ppb	94
31) Benzoic acid	5.254	105	113946	28.91	ppb	98

ACCUTEST LABORATORIES JB69078

Quantitation Report (QT Reviewed)

Data Path : C:\msdchem\1\DATA\E3P1417\
Data File : 3P33182.D
Acq On : 26 Jun 2014 12:27 pm
Operator : samtap
Sample : ic1417-25
Misc : op75725,e3p1417
ALS Vial : 8 Sample Multiplier: 1

Quant Time: Jun 26 13:10:51 2014
Quant Method : C:\msdchem\1\METHODS\M3P1417.M
Quant Title : Semi Volatile Extractables by GC/MS
QLast Update : Thu Jun 26 13:08:34 2014
Response via : Initial Calibration

Compound	R.T.	QIon	Response	Conc	Units		Dev(Min)
32) bis(2-Chloroethoxy)met...	5.200	93	180635	23.59	ppb		99
33) 2,4-Dichlorophenol	5.291	162	163688	23.21	ppb		95
34) 2,6-Dichlorophenol	5.441	162	167539	23.68	ppb		99
35) 1,3,5-Trichlorobenzene	5.109	180	220406	22.23	ppb		98
36) 1,2,4-Trichlorobenzene	5.334	180	206491	22.15	ppb		98
37) 1,2,3-Trichlorobenzene	5.495	180	205366	22.61	ppb		99
38) Naphthalene	5.388	128	490738	22.25	ppb		99
39) 4-Chloroaniline	5.436	127	218711	23.06	ppb		98
40) 2,3-Dichloroaniline	6.094	161	219265	22.70	ppb		98
41) Caprolactam	5.687	113	52778	23.02	ppb		98
42) Hexachlorobutadiene	5.479	225	135805	22.37	ppb		99
43) 4-Chloro-3-methylphenol	5.794	107	152263	22.38	ppb		92
44) 2-Methylnaphthalene	5.885	141	315935	22.48	ppb		99
45) 1-Methylnaphthalene	5.955	141	320060	22.13	ppb		99
46) Dimethylnaphthalene	6.356	156	346276	22.05	ppb		98
48) Hexachlorocyclopentadiene	5.997	237	145963	49.54	ppb		98
49) 2,4,6-Trichlorophenol	6.099	196	134676	21.98	ppb		98
50) 2,4,5-Trichlorophenol	6.142	196	162700	24.06	ppb		99
52) 2-Chloronaphthalene	6.249	162	384586	22.09	ppb		97
53) Biphenyl	6.227	154	473431	22.15	ppb		98
54) 2-Nitroaniline	6.334	65	106404	21.96	ppb		98
55) Dimethylphthalate	6.473	163	429919	22.49	ppb		100
56) Acenaphthylene	6.591	152	592956	22.39	ppb		99
57) 2,6-Dinitrotoluene	6.532	165	100339	22.54	ppb		98
58) 3-Nitroaniline	6.687	138	104089	22.40	ppb		100
59) Acenaphthene	6.746	153	361070	22.05	ppb		99
60) 2,4-Dinitrophenol	6.805	184	102484	49.80	ppb		95
61) 4-Nitrophenol	6.907	109	53420	29.20	ppb	#	1
62) Dibenzofuran	6.912	168	546287	21.84	ppb		97
63) 2,4-Dinitrotoluene	6.912	165	142670	23.89	ppb		76
64) 2,3,4,6-Tetrachlorophenol	7.051	232	133138	22.59	ppb		99
65) Diethylphthalate	7.142	149	440937	23.01	ppb		100
66) Fluorene	7.270	166	452054	22.26	ppb		98
67) 4-Chlorophenyl-phenyle...	7.265	204	242180	22.60	ppb		99
68) 4-Nitroaniline	7.308	138	101162	23.66	ppb		100
70) 4,6-Dinitro-2-methylph...	7.356	198	82005	26.61	ppb		94
71) n-Nitrosodiphenylamine	7.404	169	305556	22.42	ppb		100
72) 1,2-Diphenylhydrazine	7.447	77	407693	22.25	ppb		98
74) 4-Bromophenyl-phenylether	7.859	248	164431	22.03	ppb		98
75) Hexachlorobenzene	7.950	284	191553	21.46	ppb		96
76) Pentachlorophenol	8.238	266	182635	48.55	ppb		97
77) Phenanthrene	8.517	178	685423	22.17	ppb		99
78) Anthracene	8.591	178	702328	23.09	ppb		99
79) Carbazole	8.870	167	657914	22.41	ppb		100
80) Di-n-butylphthalate	9.533	149	805220	23.01	ppb		99
81) Fluoranthene	10.586	202	888444	22.82	ppb		99
82) Octadecane	8.388	57	216430	21.98	ppb		99
84) Pyrene	11.020	202	929096	21.42	ppb		99
86) Butylbenzylphthalate	12.598	149	385445	22.10	ppb		99
87) Benzo[a]anthracene	13.624	228	947635	21.24	ppb		99
88) 3,3'-Dichlorobenzidine	13.667	252	364589	22.59	ppb		98
89) Chrysene	13.694	228	836009	21.73	ppb		99
90) bis(2-Ethylhexyl)phtha...	14.004	149	501794	22.09	ppb		99
92) Di-n-octylphthalate	15.443	149	916048	20.67	ppb		100
93) Benzo[b]fluoranthene	15.935	252	983630	20.79	ppb		98
94) Benzo[k]fluoranthene	15.989	252	941539	21.12	ppb		99
95) Benzo[a]pyrene	16.566	252	878834	21.19	ppb		98
96) Indeno[1,2,3-cd]pyrene	18.636	276	794862	18.95	ppb		99

Quantitation Report (QT Reviewed)

Data Path : C:\msdchem\1\DATA\E3P1417\
Data File : 3P33182.D
Acq On : 26 Jun 2014 12:27 pm
Operator : samtap
Sample : ic1417-25
Misc : op75725,e3p1417
ALS Vial : 8 Sample Multiplier: 1

Quant Time: Jun 26 13:10:51 2014
Quant Method : C:\msdchem\1\METHODS\M3P1417.M
Quant Title : Semi Volatile Extractables by GC/MS
QLast Update : Thu Jun 26 13:08:34 2014
Response via : Initial Calibration

	Compound	R.T.	QIon	Response	Conc	Units	Dev(Min)
97)	Dibenz(a,h)acridine	18.267	279	770316	20.74	ppb	100
98)	Dibenz[a,h]anthracene	18.684	278	808226	20.80	ppb	99
99)	7,12-Dimethylbenz(a)an...	15.935	256	464541	27.89	ppb	99
100)	Benzo[g,h,i]perylene	19.064	276	811151	21.17	ppb	98

(#) = qualifier out of range (m) = manual integration (+) = signals summed

9.6.97

6

Quantitation Report (QT Reviewed)

Data Path : C:\msdchem\1\DATA\E3P1417\
Data File : 3P33182.D
Acq On : 26 Jun 2014 12:27 pm
Operator : samtap
Sample : ic1417-25
Misc : op75725,e3p1417
ALS Vial : 8 Sample Multiplier: 1

Quant Time: Jun 26 13:10:51 2014
Quant Method : C:\msdchem\1\METHODS\M3P1417.M
Quant Title : Semi Volatile Extractables by GC/MS
QLast Update : Thu Jun 26 13:08:34 2014
Response via : Initial Calibration

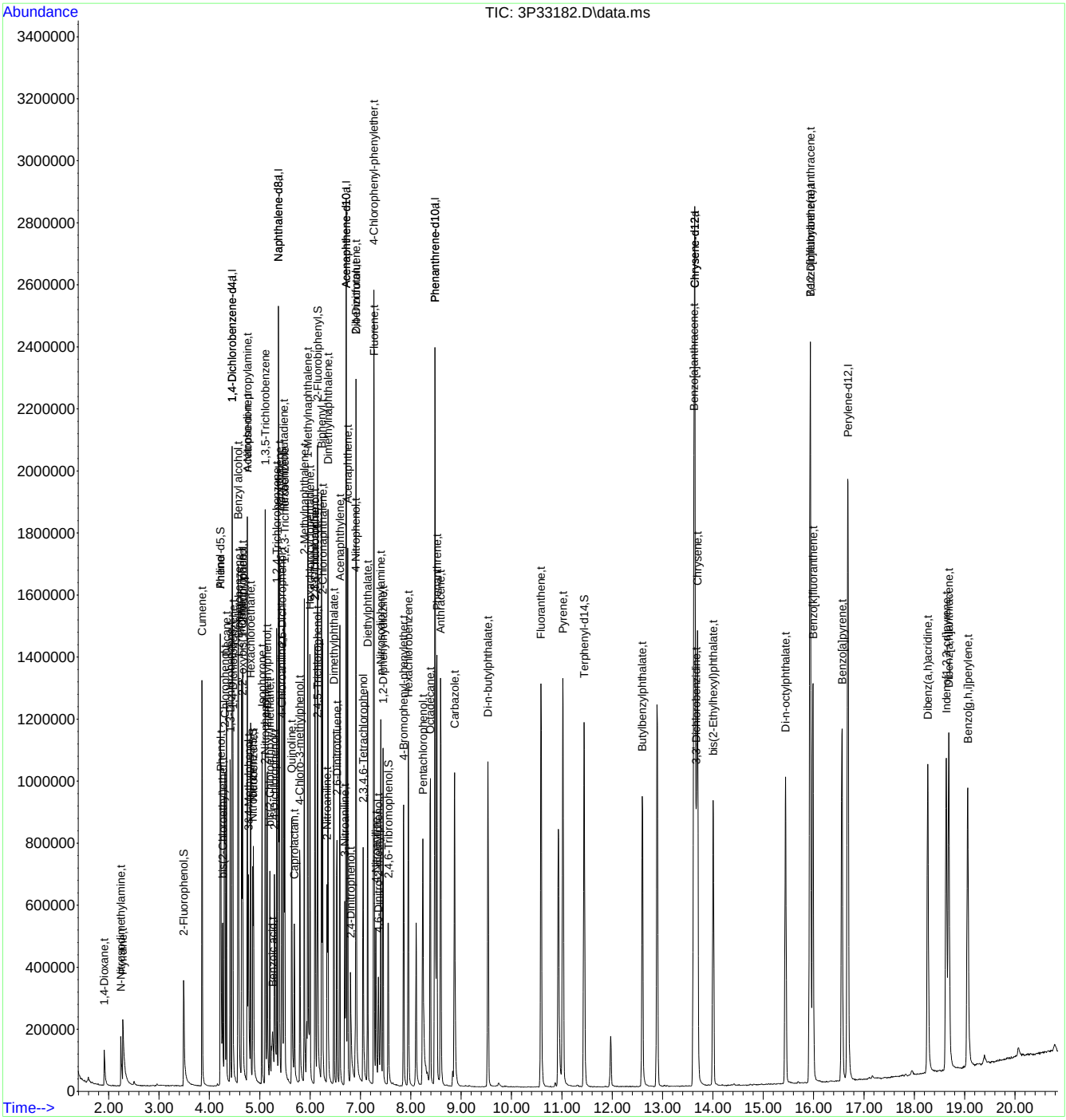

Quantitation Report (QT Reviewed)

Data Path : C:\msdchem\1\DATA\E3P1417\
Data File : 3P33183.D
Acq On : 26 Jun 2014 12:52 pm
Operator : samtap
Sample : ic1417-10
Misc : op75725,e3p1417
ALS Vial : 9 Sample Multiplier: 1

Quant Time: Jun 26 13:15:46 2014
Quant Method : C:\msdchem\1\METHODS\M3P1417.M
Quant Title : Semi Volatile Extractables by GC/MS
QLast Update : Thu Jun 26 13:11:09 2014
Response via : Initial Calibration

Compound	R.T.	QIon	Response	Conc	Units		Dev(Min)
Internal Standards							
1) 1,4-Dichlorobenzene-d4	4.452	152	281119	40.00	ppb		0.00
24) Naphthalene-d8	5.372	136	956049	40.00	ppb		0.00
47) Acenaphthene-d10	6.714	164	606448	40.00	ppb		0.00
69) Phenanthrene-d10	8.479	188	1192945	40.00	ppb		0.00
83) Chrysene-d12	13.641	240	1538814	40.00	ppb		0.00
91) Perylene-d12	16.679	264	1318675	40.00	ppb		0.00
101) 1,4-Dichlorobenzene-d4a	4.452	152	281119	40.00	ppb		0.00
103) Acenaphthene-d10a	6.714	164	606448	40.00	ppb		0.00
107) Chrysene-d12a	13.641	240	1538814	40.00	ppb		0.00
109) Naphthalene-d8a	5.372	136	956049	40.00	ppb		0.00
111) Phenanthrene-d10a	8.479	188	1192945	40.00	ppb		0.00
System Monitoring Compounds							
5) 2-Fluorophenol	3.494	112	67563	8.88	ppb		0.00
Spiked Amount 50.000			Recovery = 17.76%				
8) Phenol-d5	4.216	99	92603	9.53	ppb		0.00
Spiked Amount 50.000			Recovery = 19.06%				
25) Nitrobenzene-d5	4.863	82	88249	9.99	ppb		0.00
Spiked Amount 50.000			Recovery = 19.98%				
51) 2-Fluorobiphenyl	6.147	172	215137	10.62	ppb		0.00
Spiked Amount 50.000			Recovery = 21.24%				
73) 2,4,6-Tribromophenol	7.554	330	39907	10.42	ppb		0.00
Spiked Amount 50.000			Recovery = 20.84%				
85) Terphenyl-d14	11.442	244	325416	10.28	ppb		0.00
Spiked Amount 50.000			Recovery = 20.56%				
112) o-Terphenyl	0.000	230	0	0.00	ppb		
Spiked Amount 50.000			Recovery = 0.00%				
113) 1-Chlorooctadecane	0.000	57	0	0.00	ppb		
Spiked Amount 50.000			Recovery = 0.00%				
Target Compounds							Qvalue
2) 1,4-Dioxane	1.916	88	30862	9.40	ppb		96
3) Pyridine	2.296	79	75806	9.38	ppb		96
4) N-Nitrosodimethylamine	2.248	42	42149	9.53	ppb		97
6) Indene	4.639	116	149928	10.43	ppb		98
7) Cumene	3.853	105	223196	10.12	ppb		98
9) Phenol	4.227	94	116223	10.03	ppb		81
10) Aniline	4.216	93	109756	9.29	ppb		94
11) bis(2-Chloroethyl)ether	4.264	93	82018	11.42	ppb		96
12) 2-Chlorophenol	4.313	128	94797	10.43	ppb		95
13) Decane	4.339	43	77194	10.53	ppb		99
14) 1,3-Dichlorobenzene	4.414	146	114508	10.38	ppb		99
15) 1,4-Dichlorobenzene	4.468	146	120998	10.91	ppb		98
16) Benzyl alcohol	4.569	108	49272	9.95	ppb		96
17) 1,2-Dichlorobenzene	4.580	146	109929	10.49	ppb		97
18) Acetophenone	4.751	105	122972	10.55	ppb		98
19) 2-Methylphenol	4.660	108	74601	10.57	ppb		95
20) 2,2'-oxybis(1-Chloropr...	4.655	45	87683	10.06	ppb		93
21) 3&4-Methylphenol	4.778	108	72892	10.10	ppb		100
22) n-Nitroso-di-n-propyla...	4.751	70	58945	10.40	ppb		96
23) Hexachloroethane	4.821	201	51376	10.22	ppb		98
26) Nitrobenzene	4.874	77	100699	11.19	ppb		97
27) Quinoline	5.634	129	170848	9.79	ppb		95
28) Isophorone	5.045	82	157201	10.21	ppb		97
29) 2-Nitrophenol	5.110	139	51296	10.29	ppb	#	50
30) 2,4-Dimethylphenol	5.147	107	72737	9.85	ppb		89
31) Benzoic acid	5.249	105	47214	10.50	ppb		93

Quantitation Report (QT Reviewed)

Data Path : C:\msdchem\1\DATA\E3P1417\
Data File : 3P33183.D
Acq On : 26 Jun 2014 12:52 pm
Operator : samtap
Sample : ic1417-10
Misc : op75725,e3p1417
ALS Vial : 9 Sample Multiplier: 1

Quant Time: Jun 26 13:15:46 2014
Quant Method : C:\msdchem\1\METHODS\M3P1417.M
Quant Title : Semi Volatile Extractables by GC/MS
QLast Update : Thu Jun 26 13:11:09 2014
Response via : Initial Calibration

	Compound	R.T.	QIon	Response	Conc	Units		Dev(Min)
32)	bis(2-Chloroethoxy)met...	5.200	93	86902	10.25	ppb		98
33)	2,4-Dichlorophenol	5.297	162	83681	10.74	ppb		94
34)	2,6-Dichlorophenol	5.441	162	79496	10.14	ppb		98
35)	1,3,5-Trichlorobenzene	5.110	180	113718	10.44	ppb		99
36)	1,2,4-Trichlorobenzene	5.334	180	104333	10.19	ppb		97
37)	1,2,3-Trichlorobenzene	5.495	180	103672	10.37	ppb		97
38)	Naphthalene	5.388	128	250166	10.32	ppb		98
39)	4-Chloroaniline	5.436	127	104447	9.98	ppb		96
40)	2,3-Dichloroaniline	6.094	161	112533	10.58	ppb		99
41)	Caprolactam	5.682	113	25081	9.91	ppb		99
42)	Hexachlorobutadiene	5.479	225	69156	10.36	ppb		98
43)	4-Chloro-3-methylphenol	5.799	107	74770	10.00	ppb	#	95
44)	2-Methylnaphthalene	5.885	141	157070	10.16	ppb		99
45)	1-Methylnaphthalene	5.955	141	162041	10.20	ppb		99
46)	Dimethylnaphthalene	6.356	156	180053	10.45	ppb		99
48)	Hexachlorocyclopentadiene	5.997	237	50393	16.12	ppb		99
49)	2,4,6-Trichlorophenol	6.104	196	66610	10.41	ppb		99
50)	2,4,5-Trichlorophenol	6.147	196	80765	11.30	ppb		100
52)	2-Chloronaphthalene	6.249	162	192486	10.58	ppb		99
53)	Biphenyl	6.227	154	239292	10.71	ppb		99
54)	2-Nitroaniline	6.334	65	55939	11.06	ppb		94
55)	Dimethylphthalate	6.473	163	211103	10.55	ppb		99
56)	Acenaphthylene	6.591	152	297306	10.73	ppb		99
57)	2,6-Dinitrotoluene	6.532	165	50074	10.74	ppb		94
58)	3-Nitroaniline	6.693	138	51206	10.53	ppb		91
59)	Acenaphthene	6.746	153	177893	10.40	ppb		99
60)	2,4-Dinitrophenol	6.810	184	37721	17.27	ppb		76
61)	4-Nitrophenol	6.912	109	24324	12.22	ppb	#	1
62)	Dibenzofuran	6.912	168	274613	10.53	ppb		96
63)	2,4-Dinitrotoluene	6.912	165	69008	10.95	ppb		70
64)	2,3,4,6-Tetrachlorophenol	7.051	232	64092	10.38	ppb		98
65)	Diethylphthalate	7.142	149	213695	10.62	ppb		99
66)	Fluorene	7.270	166	225382	10.61	ppb		99
67)	4-Chlorophenyl-phenyle...	7.265	204	117715	10.48	ppb		97
68)	4-Nitroaniline	7.313	138	48602	10.78	ppb		98
70)	4,6-Dinitro-2-methylph...	7.361	198	33694	10.32	ppb		89
71)	n-Nitrosodiphenylamine	7.404	169	147724	10.48	ppb		97
72)	1,2-Diphenylhydrazine	7.447	77	202159	10.68	ppb		95
74)	4-Bromophenyl-phenylether	7.859	248	78637	10.21	ppb		99
75)	Hexachlorobenzene	7.950	284	94482	10.29	ppb		98
76)	Pentachlorophenol	8.244	266	79602	20.24	ppb		98
77)	Phenanthrene	8.511	178	341451	10.69	ppb		99
78)	Anthracene	8.591	178	341172	10.80	ppb		99
79)	Carbazole	8.870	167	319865	10.54	ppb		100
80)	Di-n-butylphthalate	9.533	149	381467	10.50	ppb		100
81)	Fluoranthene	10.587	202	430060	10.65	ppb		99
82)	Octadecane	8.383	57	110805	10.91	ppb		99
84)	Pyrene	11.020	202	460312	10.53	ppb		99
86)	Butylbenzylphthalate	12.598	149	181436	10.29	ppb		99
87)	Benzo[a]anthracene	13.619	228	464628	10.35	ppb		100
88)	3,3'-Dichlorobenzidine	13.667	252	176409	10.78	ppb		97
89)	Chrysene	13.694	228	424300	10.93	ppb		99
90)	bis(2-Ethylhexyl)phtha...	14.004	149	243205	10.59	ppb		98
92)	Di-n-octylphthalate	15.438	149	425027	10.19	ppb		99
93)	Benzo[b]fluoranthene	15.930	252	484726	10.87	ppb		96
94)	Benzo[k]fluoranthene	15.983	252	464695	11.04	ppb		97
95)	Benzo[a]pyrene	16.561	252	412874	10.54	ppb		100
96)	Indeno[1,2,3-cd]pyrene	18.631	276	393302	10.06	ppb		97

Quantitation Report (QT Reviewed)

Data Path : C:\msdchem\1\DATA\E3P1417\
Data File : 3P33183.D
Acq On : 26 Jun 2014 12:52 pm
Operator : samtap
Sample : ic1417-10
Misc : op75725,e3p1417
ALS Vial : 9 Sample Multiplier: 1

Quant Time: Jun 26 13:15:46 2014
Quant Method : C:\msdchem\1\METHODS\M3P1417.M
Quant Title : Semi Volatile Extractables by GC/MS
QLast Update : Thu Jun 26 13:11:09 2014
Response via : Initial Calibration

	Compound	R.T.	QIon	Response	Conc	Units	Dev(Min)
97)	Dibenz(a,h)acridine	18.267	279	370494	10.59	ppb	98
98)	Dibenz[a,h]anthracene	18.684	278	403502	11.02	ppb	97
99)	7,12-Dimethylbenz(a)an...	15.930	256	170777	10.45	ppb	97
100)	Benzo[g,h,i]perylene	19.059	276	389786	10.77	ppb	97

(#) = qualifier out of range (m) = manual integration (+) = signals summed

9.6.68

6

Quantitation Report (QT Reviewed)

Data Path : C:\msdchem\1\DATA\E3P1417\
Data File : 3P33183.D
Acq On : 26 Jun 2014 12:52 pm
Operator : samtap
Sample : ic1417-10
Misc : op75725,e3p1417
ALS Vial : 9 Sample Multiplier: 1

Quant Time: Jun 26 13:15:46 2014
Quant Method : C:\msdchem\1\METHODS\M3P1417.M
Quant Title : Semi Volatile Extractables by GC/MS
QLast Update : Thu Jun 26 13:11:09 2014
Response via : Initial Calibration

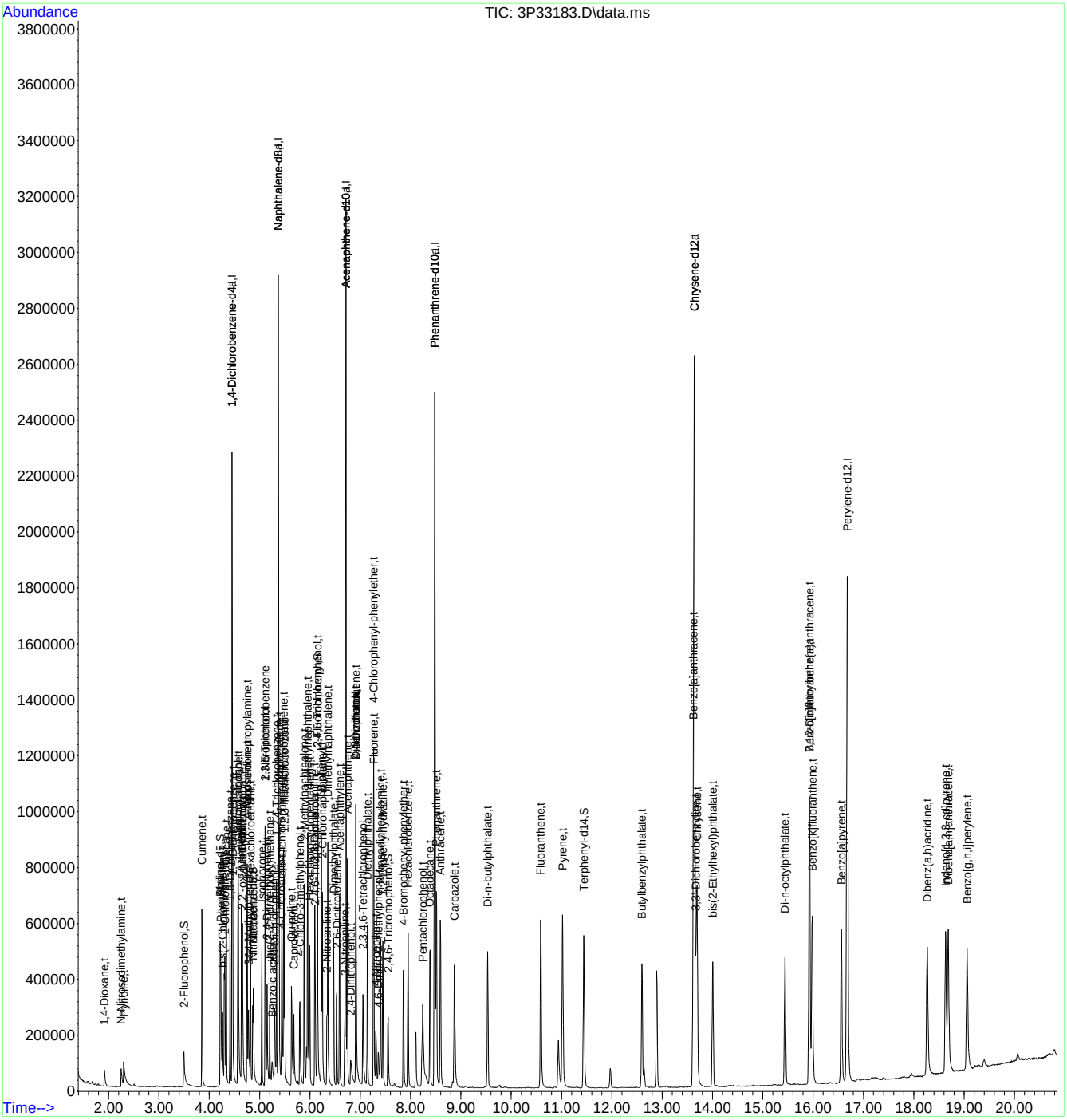

Quantitation Report (QT Reviewed)

Data Path : C:\msdchem\1\DATA\E3P1417\
Data File : 3P33184.D
Acq On : 26 Jun 2014 1:30 pm
Operator : samtap
Sample : icv1417-50
Misc : op75725,e3p1417
ALS Vial : 10 Sample Multiplier: 1

Quant Time: Jun 27 10:27:29 2014
Quant Method : C:\msdchem\1\METHODS\M3P1417.M
Quant Title : Semi Volatile Extractables by GC/MS
QLast Update : Thu Jun 26 17:56:05 2014
Response via : Initial Calibration

Compound	R.T.	QIon	Response	Conc	Units	Dev(Min)
Internal Standards						
1) 1,4-Dichlorobenzene-d4	4.452	152	274457	40.00	ppb	0.00
24) Naphthalene-d8	5.372	136	918990	40.00	ppb	0.00
47) Acenaphthene-d10	6.714	164	605108	40.00	ppb	0.00
69) Phenanthrene-d10	8.479	188	1153564	40.00	ppb	0.00
83) Chrysene-d12	13.641	240	1467250	40.00	ppb	0.00
91) Perylene-d12	16.684	264	1352891	40.00	ppb	0.00
101) 1,4-Dichlorobenzene-d4a	4.452	152	274457	40.00	ppb	0.00
103) Acenaphthene-d10a	6.714	164	605108	40.00	ppb	0.00
107) Chrysene-d12a	13.641	240	1467250	40.00	ppb	0.00
109) Naphthalene-d8a	5.372	136	918990	40.00	ppb	0.00
111) Phenanthrene-d10a	8.479	188	1153564	40.00	ppb	0.00
System Monitoring Compounds						
5) 2-Fluorophenol	0.000	112	0	0.00	ppb	
Spiked Amount 50.000			Recovery =	0.00%		
8) Phenol-d5	0.000	99	0d	0.00	ppb	
Spiked Amount 50.000			Recovery =	0.00%		
25) Nitrobenzene-d5	0.000	82	0d	0.00	ppb	
Spiked Amount 50.000			Recovery =	0.00%		
51) 2-Fluorobiphenyl	0.000	172	0	0.00	ppb	
Spiked Amount 50.000			Recovery =	0.00%		
73) 2,4,6-Tribromophenol	0.000	330	0	0.00	ppb	
Spiked Amount 50.000			Recovery =	0.00%		
85) Terphenyl-d14	0.000	244	0	0.00	ppb	
Spiked Amount 50.000			Recovery =	0.00%		
112) o-Terphenyl	0.000	230	0	0.00	ppb	
Spiked Amount 50.000			Recovery =	0.00%		
113) 1-Chlorooctadecane	0.000	57	0	0.00	ppb	
Spiked Amount 50.000			Recovery =	0.00%		
Target Compounds						Qvalue
9) Phenol	4.222	94	513461	45.35	ppb	93
12) 2-Chlorophenol	4.307	128	453305	50.80	ppb	94
19) 2-Methylphenol	4.655	108	380000	54.76	ppb	98
21) 3&4-Methylphenol	4.767	108	400243	58.53	ppb	98
29) 2-Nitrophenol	5.104	139	239967	50.65	ppb	89
30) 2,4-Dimethylphenol	5.142	107	428967	60.54	ppb	96
31) Benzoic acid	5.254	105	262264	46.32	ppb	99
33) 2,4-Dichlorophenol	5.286	162	403017	53.32	ppb	98
34) 2,6-Dichlorophenol	5.441	162	394109	52.22	ppb	99
43) 4-Chloro-3-methylphenol	5.789	107	358730	49.90	ppb #	90
49) 2,4,6-Trichlorophenol	6.099	196	321398	50.09	ppb	99
50) 2,4,5-Trichlorophenol	6.136	196	376348	51.94	ppb	99
60) 2,4-Dinitrophenol	6.800	184	111195	45.84	ppb	91
61) 4-Nitrophenol	6.891	109	127781	51.39	ppb	96
64) 2,3,4,6-Tetrachlorophenol	7.051	232	309038	49.92	ppb	99
70) 4,6-Dinitro-2-methylph...	7.351	198	192172	49.36	ppb	98
76) Pentachlorophenol	8.238	266	228133	58.74	ppb	97

(#) = qualifier out of range (m) = manual integration (+) = signals summed

Quantitation Report (QT Reviewed)

Data Path : C:\msdchem\1\DATA\E3P1417\
Data File : 3P33184.D
Acq On : 26 Jun 2014 1:30 pm
Operator : samtap
Sample : icv1417-50
Misc : op75725,e3p1417
ALS Vial : 10 Sample Multiplier: 1

Quant Time: Jun 27 10:27:29 2014
Quant Method : C:\msdchem\1\METHODS\M3P1417.M
Quant Title : Semi Volatile Extractables by GC/MS
QLast Update : Thu Jun 26 17:56:05 2014
Response via : Initial Calibration

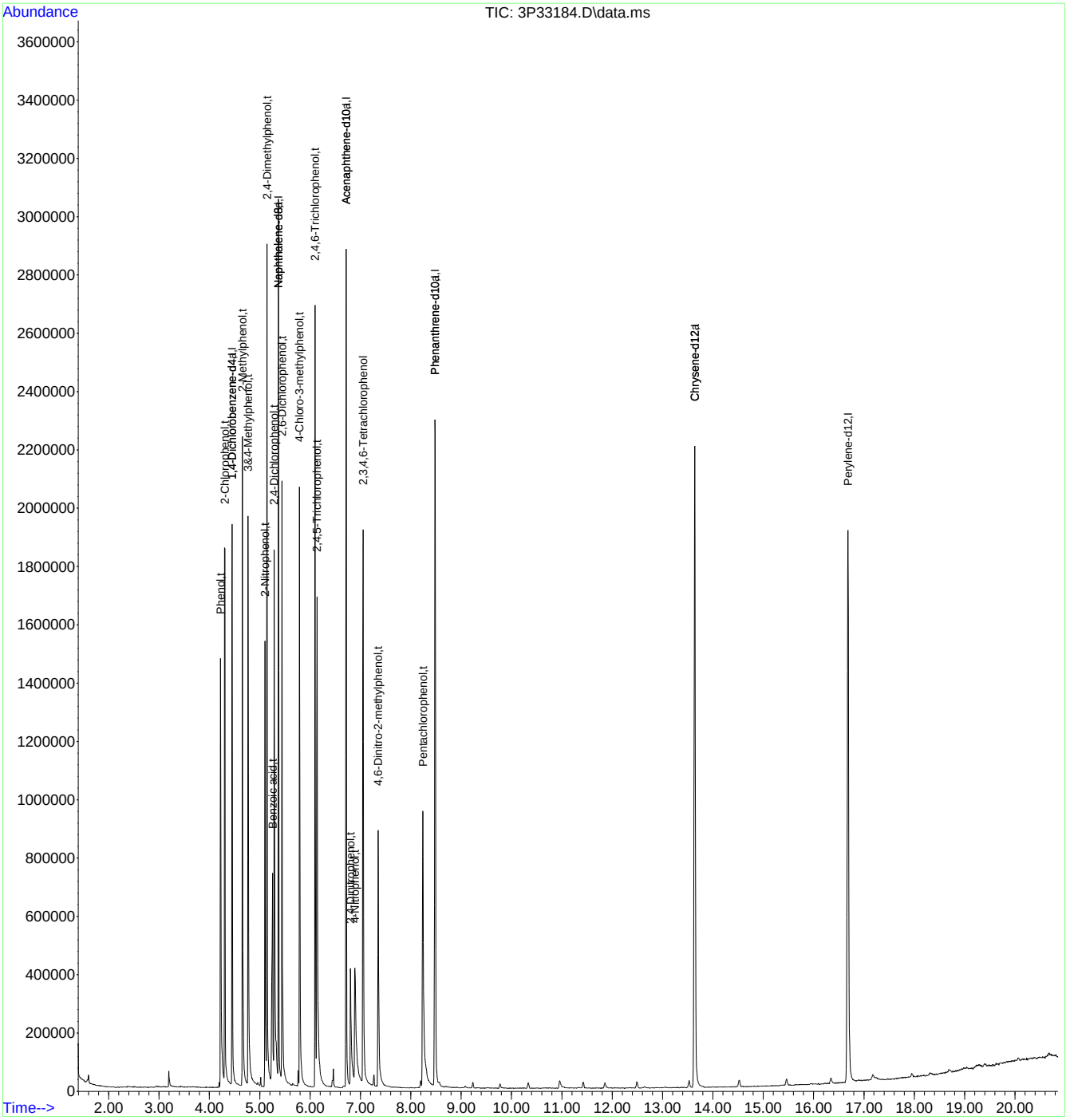

Quantitation Report (QT Reviewed)

Data Path : C:\msdchem\1\DATA\E3P1417\
Data File : 3P33185.D
Acq On : 26 Jun 2014 1:55 pm
Operator : samtap
Sample : icv1417-50
Misc : op75725,e3p1417
ALS Vial : 11 Sample Multiplier: 1

Quant Time: Jun 27 15:25:37 2014
Quant Method : C:\msdchem\1\METHODS\M3P1417.M
Quant Title : Semi Volatile Extractables by GC/MS
QLast Update : Thu Jun 26 17:56:05 2014
Response via : Initial Calibration

Compound	R.T.	QIon	Response	Conc	Units	Dev(Min)
Internal Standards						
1) 1,4-Dichlorobenzene-d4	4.451	152	274875	40.00	ppb	0.00
24) Naphthalene-d8	5.371	136	965263	40.00	ppb	0.00
47) Acenaphthene-d10	6.714	164	645314	40.00	ppb	0.00
69) Phenanthrene-d10	8.479	188	1282855	40.00	ppb	0.00
83) Chrysene-d12	13.646	240	1654002	40.00	ppb	0.00
91) Perylene-d12	16.684	264	1413590	40.00	ppb	0.00
101) 1,4-Dichlorobenzene-d4a	4.451	152	274875	40.00	ppb	0.00
103) Acenaphthene-d10a	6.714	164	645314	40.00	ppb	0.00
107) Chrysene-d12a	13.646	240	1654002	40.00	ppb	0.00
109) Naphthalene-d8a	5.371	136	965263	40.00	ppb	0.00
111) Phenanthrene-d10a	8.479	188	1282855	40.00	ppb	0.00
System Monitoring Compounds						
5) 2-Fluorophenol	0.000	112	0	0.00	ppb	
Spiked Amount 50.000			Recovery =	0.00%		
8) Phenol-d5	0.000	99	0d	0.00	ppb	
Spiked Amount 50.000			Recovery =	0.00%		
25) Nitrobenzene-d5	0.000	82	0d	0.00	ppb	
Spiked Amount 50.000			Recovery =	0.00%		
51) 2-Fluorobiphenyl	0.000	172	0	0.00	ppb	
Spiked Amount 50.000			Recovery =	0.00%		
73) 2,4,6-Tribromophenol	0.000	330	0	0.00	ppb	
Spiked Amount 50.000			Recovery =	0.00%		
85) Terphenyl-d14	0.000	244	0d	0.00	ppb	
Spiked Amount 50.000			Recovery =	0.00%		
112) o-Terphenyl	0.000	230	0	0.00	ppb	
Spiked Amount 50.000			Recovery =	0.00%		
113) 1-Chlorooctadecane	0.000	57	0d	0.00	ppb	
Spiked Amount 50.000			Recovery =	0.00%		
Target Compounds						Qvalue
4) N-Nitrosodimethylamine	2.226	42	157118	37.08	ppb	94
11) bis(2-Chloroethyl)ether	4.259	93	316091	43.42	ppb	96
14) 1,3-Dichlorobenzene	4.409	146	448585	41.40	ppb	97
15) 1,4-Dichlorobenzene	4.462	146	452621	41.27	ppb	98
17) 1,2-Dichlorobenzene	4.574	146	430434	41.76	ppb	98
20) 2,2'-oxybis(1-Chloropr...	4.655	45	365867	42.91	ppb	84
22) n-Nitroso-di-n-propyla...	4.751	70	254541	45.69	ppb	98
23) Hexachloroethane	4.821	201	200873	40.75	ppb	99
26) Nitrobenzene	4.874	77	384925	40.85	ppb	98
28) Isophorone	5.040	82	636557	40.83	ppb	98
32) bis(2-Chloroethoxy)met...	5.200	93	403362	46.98	ppb	99
36) 1,2,4-Trichlorobenzene	5.334	180	431624	41.66	ppb	99
38) Naphthalene	5.387	128	1038265	42.26	ppb	99
42) Hexachlorobutadiene	5.478	225	271484	40.10	ppb	99
48) Hexachlorocyclopentadiene	5.997	237	143321	41.78	ppb	98
52) 2-Chloronaphthalene	6.249	162	824871	42.30	ppb	99
55) Dimethylphthalate	6.473	163	966744	45.08	ppb	99
56) Acenaphthylene	6.591	152	1075823	36.15	ppb	100
57) 2,6-Dinitrotoluene	6.532	165	213590	42.65	ppb	97
59) Acenaphthene	6.746	153	814504	44.52	ppb	97
63) 2,4-Dinitrotoluene	6.912	165	289804	42.70	ppb	90
65) Diethylphthalate	7.142	149	945649	43.82	ppb	99
66) Fluorene	7.270	166	989144	43.44	ppb	100
67) 4-Chlorophenyl-phenyle...	7.265	204	537677	44.73	ppb	100
71) n-Nitrosodiphenylamine	7.404	169	649570	42.60	ppb	98
72) 1,2-Diphenylhydrazine	7.447	77	855669	41.67	ppb	98

Quantitation Report (QT Reviewed)

Data Path : C:\msdchem\1\DATA\E3P1417\
Data File : 3P33185.D
Acq On : 26 Jun 2014 1:55 pm
Operator : samtap
Sample : icv1417-50
Misc : op75725,e3p1417
ALS Vial : 11 Sample Multiplier: 1

Quant Time: Jun 27 15:25:37 2014
Quant Method : C:\msdchem\1\METHODS\M3P1417.M
Quant Title : Semi Volatile Extractables by GC/MS
QLast Update : Thu Jun 26 17:56:05 2014
Response via : Initial Calibration

Compound	R.T.	QIon	Response	Conc	Units	Dev(Min)
74) 4-Bromophenyl-phenylether	7.859	248	354555	42.70	ppb	98
75) Hexachlorobenzene	7.949	284	406398	41.01	ppb	97
77) Phenanthrene	8.516	178	1472489	42.51	ppb	99
78) Anthracene	8.591	178	1452078	42.33	ppb	100
80) Di-n-butylphthalate	9.533	149	1777523	45.22	ppb	99
81) Fluoranthene	10.592	202	1935040	44.21	ppb	99
84) Pyrene	11.025	202	1969576	41.66	ppb	100
86) Butylbenzylphthalate	12.603	149	860858	45.25	ppb	99
87) Benzo[a]anthracene	13.624	228	2052254	42.35	ppb	99
89) Chrysene	13.705	228	1823446	43.19	ppb	98
90) bis(2-Ethylhexyl)phtha...	14.009	149	1101155	44.27	ppb	98
92) Di-n-octylphthalate	15.448	149	1999492	44.60	ppb	100
93) Benzo[b]fluoranthene	15.935	252	2018532	41.77	ppb	95
94) Benzo[k]fluoranthene	15.994	252	1938328	42.40	ppb	100
95) Benzo[a]pyrene	16.571	252	1869522	44.22	ppb	100
96) Indeno[1,2,3-cd]pyrene	18.641	276	1751082	44.69	ppb	98
98) Dibenz[a,h]anthracene	18.690	278	1775819	44.66	ppb	99
100) Benzo[g,h,i]perylene	19.069	276	1741587	44.46	ppb	99

(#) = qualifier out of range (m) = manual integration (+) = signals summed

9.6.70

6

Quantitation Report (QT Reviewed)

Data Path : C:\msdchem\1\DATA\E3P1417\
Data File : 3P33185.D
Acq On : 26 Jun 2014 1:55 pm
Operator : samtap
Sample : icv1417-50
Misc : op75725,e3p1417
ALS Vial : 11 Sample Multiplier: 1

Quant Time: Jun 27 15:25:37 2014
Quant Method : C:\msdchem\1\METHODS\M3P1417.M
Quant Title : Semi Volatile Extractables by GC/MS
QLast Update : Thu Jun 26 17:56:05 2014
Response via : Initial Calibration

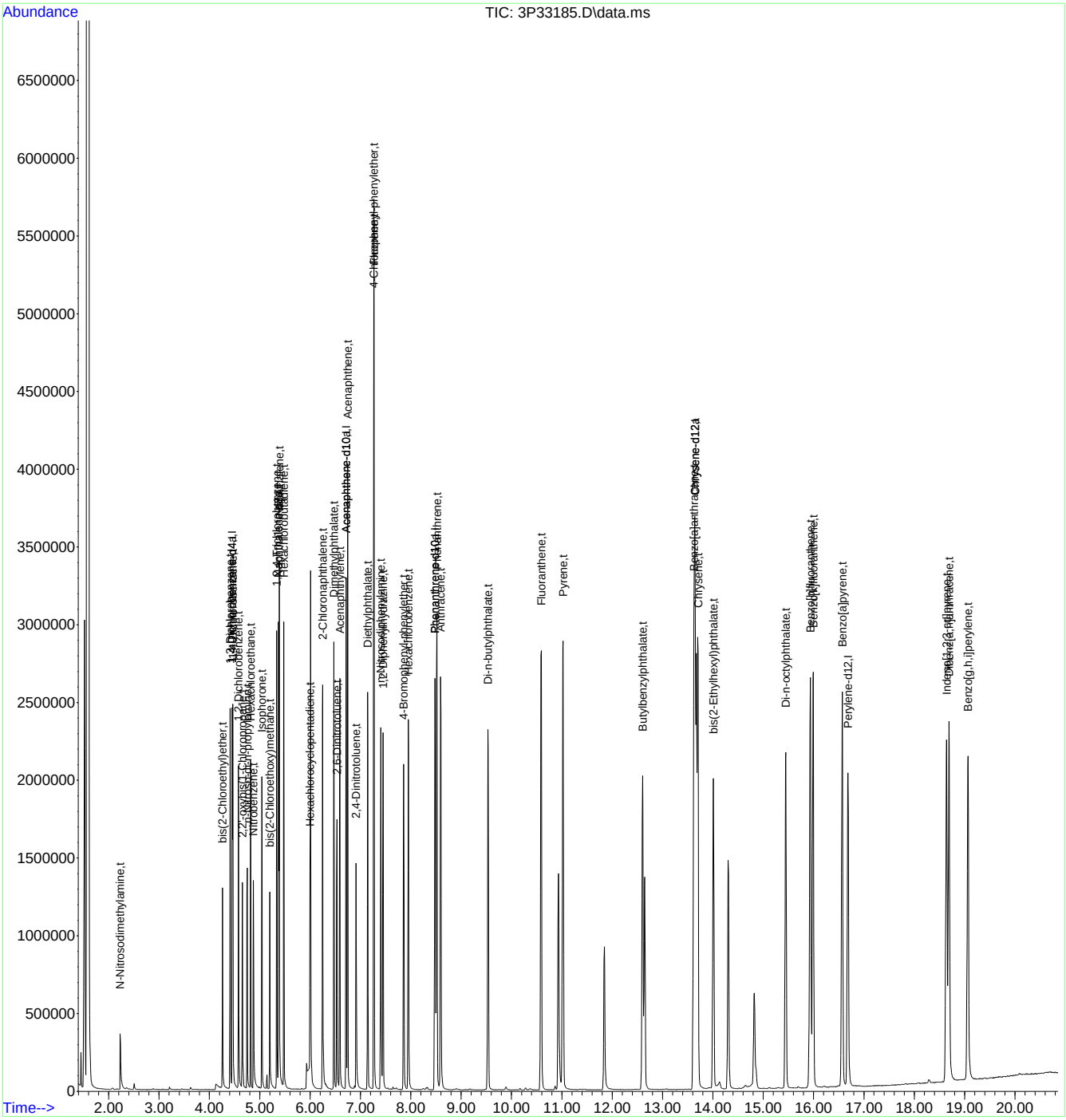

ACCUTEST LABORATORIES JB69078

Quantitation Report (QT Reviewed)

Data Path : C:\msdchem\1\DATA\E3P1417\
Data File : 3P33186.D
Acq On : 26 Jun 2014 2:20 pm
Operator : samtap
Sample : icv1417-50
Misc : op75725,e3p1417
ALS Vial : 12 Sample Multiplier: 1

Quant Time: Jun 27 15:23:08 2014
Quant Method : C:\msdchem\1\METHODS\M3P1417.M
Quant Title : Semi Volatile Extractables by GC/MS
QLast Update : Thu Jun 26 17:56:05 2014
Response via : Initial Calibration

Compound	R.T.	QIon	Response	Conc	Units	Dev(Min)
Internal Standards						
1) 1,4-Dichlorobenzene-d4	4.451	152	288618	40.00	ppb	0.00
24) Naphthalene-d8	5.371	136	960741	40.00	ppb	0.00
47) Acenaphthene-d10	6.714	164	647012	40.00	ppb	0.00
69) Phenanthrene-d10	8.479	188	1273019	40.00	ppb	0.00
83) Chrysene-d12	13.635	240	1633693	40.00	ppb	-0.01
91) Perylene-d12	16.678	264	1319770	40.00	ppb	0.00
101) 1,4-Dichlorobenzene-d4a	4.451	152	288618	40.00	ppb	0.00
103) Acenaphthene-d10a	6.714	164	647012	40.00	ppb	0.00
107) Chrysene-d12a	13.635	240	1633693	40.00	ppb	-0.01
109) Naphthalene-d8a	5.371	136	960741	40.00	ppb	0.00
111) Phenanthrene-d10a	8.479	188	1273019	40.00	ppb	0.00
System Monitoring Compounds						
5) 2-Fluorophenol	0.000	112	0	0.00	ppb	
Spiked Amount 50.000			Recovery =	0.00%		
8) Phenol-d5	0.000	99	0d	0.00	ppb	
Spiked Amount 50.000			Recovery =	0.00%		
25) Nitrobenzene-d5	0.000	82	0	0.00	ppb	
Spiked Amount 50.000			Recovery =	0.00%		
51) 2-Fluorobiphenyl	0.000	172	0	0.00	ppb	
Spiked Amount 50.000			Recovery =	0.00%		
73) 2,4,6-Tribromophenol	0.000	330	0	0.00	ppb	
Spiked Amount 50.000			Recovery =	0.00%		
85) Terphenyl-d14	0.000	244	0	0.00	ppb	
Spiked Amount 50.000			Recovery =	0.00%		
112) o-Terphenyl	0.000	230	0	0.00	ppb	
Spiked Amount 50.000			Recovery =	0.00%		
113) 1-Chlorooctadecane	0.000	57	0	0.00	ppb	
Spiked Amount 50.000			Recovery =	0.00%		
Target Compounds						Qvalue
2) 1,4-Dioxane	1.906	88	142060	42.46	ppb	95
6) Indene	4.639	116	798031	53.79	ppb	100
7) Cumene	3.852	105	1122964	49.52	ppb	99
13) Decane	4.339	43	364092	48.07	ppb	99
18) Acetophenone	4.751	105	648049	53.78	ppb	100
27) Quinoline	5.628	129	940767	53.79	ppb	98
40) 2,3-Dichloroaniline	6.093	161	519018	48.20	ppb	99
41) Caprolactam	5.676	113	135505	53.35	ppb	99
45) 1-Methylnaphthalene	5.954	141	863999	54.00	ppb	99
46) Dimethylnaphthalene	6.356	156	916776	52.65	ppb	99
53) Biphenyl	6.227	154	1241882	51.65	ppb	99
82) Octadecane	8.388	57	602288	54.93	ppb	99
99) 7,12-Dimethylbenz(a)an...	15.930	256	801971	37.20	ppb	99

(#) = qualifier out of range (m) = manual integration (+) = signals summed

Quantitation Report (QT Reviewed)

Data Path : C:\msdchem\1\DATA\E3P1417\
Data File : 3P33186.D
Acq On : 26 Jun 2014 2:20 pm
Operator : samtap
Sample : icv1417-50
Misc : op75725,e3p1417
ALS Vial : 12 Sample Multiplier: 1

Quant Time: Jun 27 15:23:08 2014
Quant Method : C:\msdchem\1\METHODS\M3P1417.M
Quant Title : Semi Volatile Extractables by GC/MS
QLast Update : Thu Jun 26 17:56:05 2014
Response via : Initial Calibration

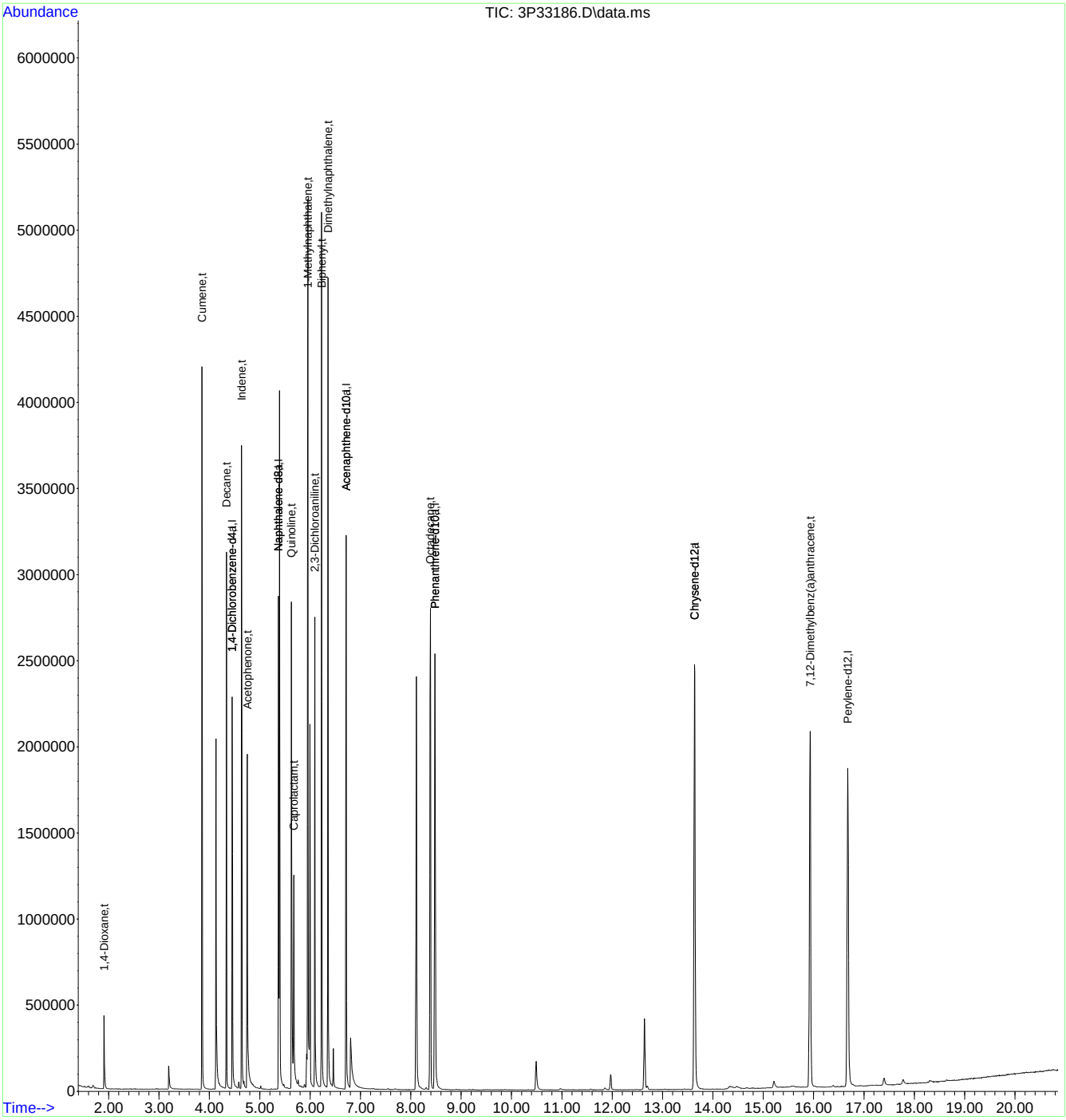

ACCUTEST LABORATORIES JB69078

Quantitation Report (QT Reviewed)

Data Path : C:\msdchem\1\DATA\E3P1417\
Data File : 3P33187.D
Acq On : 26 Jun 2014 2:46 pm
Operator : samtap
Sample : icv1417-50
Misc : op75725,e3p1417
ALS Vial : 13 Sample Multiplier: 1

Quant Time: Jun 27 09:11:57 2014
Quant Method : C:\msdchem\1\METHODS\M3P1417.M
Quant Title : Semi Volatile Extractables by GC/MS
QLast Update : Thu Jun 26 17:56:05 2014
Response via : Initial Calibration

Compound	R.T.	QIon	Response	Conc	Units	Dev(Min)
Internal Standards						
1) 1,4-Dichlorobenzene-d4	4.452	152	302822	40.00	ppb	0.00
24) Naphthalene-d8	5.372	136	1091033	40.00	ppb	0.00
47) Acenaphthene-d10	6.714	164	707449	40.00	ppb	0.00
69) Phenanthrene-d10	8.479	188	1350980	40.00	ppb	0.00
83) Chrysene-d12	13.641	240	1690145	40.00	ppb	0.00
91) Perylene-d12	16.679	264	1512898	40.00	ppb	0.00
101) 1,4-Dichlorobenzene-d4a	4.452	152	302822	40.00	ppb	0.00
103) Acenaphthene-d10a	6.714	164	707449	40.00	ppb	0.00
107) Chrysene-d12a	13.641	240	1690145	40.00	ppb	0.00
109) Naphthalene-d8a	5.372	136	1091033	40.00	ppb	0.00
111) Phenanthrene-d10a	8.479	188	1350980	40.00	ppb	0.00
System Monitoring Compounds						
5) 2-Fluorophenol	3.484	112	375209	44.27	ppb	0.00
Spiked Amount 50.000			Recovery = 88.54%			
8) Phenol-d5	4.216	99	460182	44.23	ppb	0.00
Spiked Amount 50.000			Recovery = 88.46%			
25) Nitrobenzene-d5	4.858	82	434241	43.08	ppb	0.00
Spiked Amount 50.000			Recovery = 86.16%			
51) 2-Fluorobiphenyl	6.152	172	1024312	43.00	ppb	0.00
Spiked Amount 50.000			Recovery = 86.00%			
73) 2,4,6-Tribromophenol	7.554	330	199984	45.88	ppb	0.00
Spiked Amount 50.000			Recovery = 91.76%			
85) Terphenyl-d14	11.448	244	1570707	45.00	ppb	0.00
Spiked Amount 50.000			Recovery = 90.00%			
112) o-Terphenyl	0.000	230	0	0.00	ppb	
Spiked Amount 50.000			Recovery = 0.00%			
113) 1-Chlorooctadecane	0.000	57	0	0.00	ppb	
Spiked Amount 50.000			Recovery = 0.00%			
Target Compounds						Qvalue

(#) = qualifier out of range (m) = manual integration (+) = signals summed

Quantitation Report (QT Reviewed)

Data Path : C:\msdchem\1\DATA\E3P1417\
Data File : 3P33187.D
Acq On : 26 Jun 2014 2:46 pm
Operator : samtap
Sample : icv1417-50
Misc : op75725,e3p1417
ALS Vial : 13 Sample Multiplier: 1

Quant Time: Jun 27 09:11:57 2014
Quant Method : C:\msdchem\1\METHODS\M3P1417.M
Quant Title : Semi Volatile Extractables by GC/MS
QLast Update : Thu Jun 26 17:56:05 2014
Response via : Initial Calibration



Quantitation Report (QT Reviewed)

Data Path : C:\msdchem\1\DATA\E3P1417\
Data File : 3P33188.D
Acq On : 26 Jun 2014 3:11 pm
Operator : samtap
Sample : icv1417-50
Misc : op75725,e3p1417
ALS Vial : 14 Sample Multiplier: 1

Quant Time: Jun 27 15:23:27 2014
Quant Method : C:\msdchem\1\METHODS\M3P1417.M
Quant Title : Semi Volatile Extractables by GC/MS
QLast Update : Thu Jun 26 17:56:05 2014
Response via : Initial Calibration

Compound	R.T.	QIon	Response	Conc	Units	Dev(Min)
Internal Standards						
1) 1,4-Dichlorobenzene-d4	4.452	152	193437	40.00	ppb	0.00
24) Naphthalene-d8	5.372	136	764322	40.00	ppb	0.00
47) Acenaphthene-d10	6.714	164	515340	40.00	ppb	0.00
69) Phenanthrene-d10	8.479	188	972578	40.00	ppb	0.00
83) Chrysene-d12	13.635	240	1283826	40.00	ppb	-0.01
91) Perylene-d12	16.679	264	1219633	40.00	ppb	0.00
101) 1,4-Dichlorobenzene-d4a	4.452	152	193437	40.00	ppb	0.00
103) Acenaphthene-d10a	6.714	164	515340	40.00	ppb	0.00
107) Chrysene-d12a	13.635	240	1283826	40.00	ppb	-0.01
109) Naphthalene-d8a	5.372	136	764322	40.00	ppb	0.00
111) Phenanthrene-d10a	8.479	188	972578	40.00	ppb	0.00
System Monitoring Compounds						
5) 2-Fluorophenol	0.000	112	0	0.00	ppb	
Spiked Amount 50.000			Recovery =	0.00%		
8) Phenol-d5	0.000	99	0d	0.00	ppb	
Spiked Amount 50.000			Recovery =	0.00%		
25) Nitrobenzene-d5	0.000	82	0	0.00	ppb	
Spiked Amount 50.000			Recovery =	0.00%		
51) 2-Fluorobiphenyl	0.000	172	0	0.00	ppb	
Spiked Amount 50.000			Recovery =	0.00%		
73) 2,4,6-Tribromophenol	0.000	330	0	0.00	ppb	
Spiked Amount 50.000			Recovery =	0.00%		
85) Terphenyl-d14	0.000	244	0	0.00	ppb	
Spiked Amount 50.000			Recovery =	0.00%		
112) o-Terphenyl	0.000	230	0	0.00	ppb	
Spiked Amount 50.000			Recovery =	0.00%		
113) 1-Chlorooctadecane	0.000	57	0	0.00	ppb	
Spiked Amount 50.000			Recovery =	0.00%		
Target Compounds						Qvalue
88) 3,3'-Dichlorobenzidine	13.667	252	634909	46.05	ppb	98

(#) = qualifier out of range (m) = manual integration (+) = signals summed

Quantitation Report (QT Reviewed)

Data Path : C:\msdchem\1\DATA\E3P1417\
Data File : 3P33188.D
Acq On : 26 Jun 2014 3:11 pm
Operator : samtap
Sample : icv1417-50
Misc : op75725,e3p1417
ALS Vial : 14 Sample Multiplier: 1

Quant Time: Jun 27 15:23:27 2014
Quant Method : C:\msdchem\1\METHODS\M3P1417.M
Quant Title : Semi Volatile Extractables by GC/MS
QLast Update : Thu Jun 26 17:56:05 2014
Response via : Initial Calibration



Quantitation Report (QT Reviewed)

Data Path : C:\msdchem\1\DATA\E3P1417\
Data File : 3P33189.D
Acq On : 26 Jun 2014 3:36 pm
Operator : samtap
Sample : icv1417-50
Misc : op75725,e3p1417
ALS Vial : 15 Sample Multiplier: 1

Quant Time: Jun 27 09:25:28 2014
Quant Method : C:\msdchem\1\METHODS\M3P1417.M
Quant Title : Semi Volatile Extractables by GC/MS
QLast Update : Thu Jun 26 17:56:05 2014
Response via : Initial Calibration

Compound	R.T.	QIon	Response	Conc	Units	Dev(Min)
Internal Standards						
1) 1,4-Dichlorobenzene-d4	4.457	152	345341	40.00	ppb	0.00
24) Naphthalene-d8	5.372	136	1324276	40.00	ppb	0.00
47) Acenaphthene-d10	6.714	164	839323	40.00	ppb	0.00
69) Phenanthrene-d10	8.479	188	1636697	40.00	ppb	0.00
83) Chrysene-d12	13.641	240	1863761	40.00	ppb	0.00
91) Perylene-d12	16.679	264	1512529	40.00	ppb	0.00
101) 1,4-Dichlorobenzene-d4a	4.457	152	345341	40.00	ppb	0.00
103) Acenaphthene-d10a	6.714	164	839323	40.00	ppb	0.00
107) Chrysene-d12a	13.641	240	1863761	40.00	ppb	0.00
109) Naphthalene-d8a	5.372	136	1324276	40.00	ppb	0.00
111) Phenanthrene-d10a	8.479	188	1636675	40.00	ppb	0.00
System Monitoring Compounds						
5) 2-Fluorophenol	0.000	112	0	0.00	ppb	
Spiked Amount 50.000			Recovery =	0.00%		
8) Phenol-d5	0.000	99	0d	0.00	ppb	
Spiked Amount 50.000			Recovery =	0.00%		
25) Nitrobenzene-d5	0.000	82	0	0.00	ppb	
Spiked Amount 50.000			Recovery =	0.00%		
51) 2-Fluorobiphenyl	0.000	172	0	0.00	ppb	
Spiked Amount 50.000			Recovery =	0.00%		
73) 2,4,6-Tribromophenol	0.000	330	0	0.00	ppb	
Spiked Amount 50.000			Recovery =	0.00%		
85) Terphenyl-d14	0.000	244	0	0.00	ppb	
Spiked Amount 50.000			Recovery =	0.00%		
112) o-Terphenyl	0.000	230	0	0.00	ppb	
Spiked Amount 50.000			Recovery =	0.00%		
113) 1-Chlorooctadecane	0.000	57	0	0.00	ppb	
Spiked Amount 50.000			Recovery =	0.00%		
Target Compounds						Qvalue
3) Pyridine	2.371	79	543111	56.38	ppb	98
10) Aniline	4.216	93	890755	61.91	ppb	94
16) Benzyl alcohol	4.569	108	390173	64.16	ppb	100
39) 4-Chloroaniline	5.436	127	756251	52.16	ppb	99
44) 2-Methylnaphthalene	5.885	141	1046427	48.77	ppb	100
54) 2-Nitroaniline	6.334	65	357740	50.44	ppb	94
58) 3-Nitroaniline	6.687	138	346119	51.08	ppb	96
62) Dibenzofuran	6.912	168	1781732	49.02	ppb	99
68) 4-Nitroaniline	7.308	138	333086	52.87	ppb	94
79) Carbazole	8.870	167	2011159	47.96	ppb	100

(#) = qualifier out of range (m) = manual integration (+) = signals summed

Quantitation Report (QT Reviewed)

Data Path : C:\msdchem\1\DATA\E3P1417\
Data File : 3P33189.D
Acq On : 26 Jun 2014 3:36 pm
Operator : samtap
Sample : icv1417-50
Misc : op75725,e3p1417
ALS Vial : 15 Sample Multiplier: 1

Quant Time: Jun 27 09:25:28 2014
Quant Method : C:\msdchem\1\METHODS\M3P1417.M
Quant Title : Semi Volatile Extractables by GC/MS
QLast Update : Thu Jun 26 17:56:05 2014
Response via : Initial Calibration



ACCUTEST LABORATORIES JB69078

Quantitation Report (QT Reviewed)

Data Path : C:\msdchem\1\DATA\E3P1419\
Data File : 3P33223.D
Acq On : 27 Jun 2014 9:39 am
Operator : samtap
Sample : cc1417-25
Misc : op75725,e3p1419
ALS Vial : 2 Sample Multiplier: 1

Quant Time: Jun 27 10:05:04 2014
Quant Method : C:\MSDCHEM\1\METHODS\M3P1417.M
Quant Title : Semi Volatile Extractables by GC/MS
QLast Update : Thu Jun 26 14:35:54 2014
Response via : Initial Calibration

Compound	R.T.	QIon	Response	Conc	Units	Dev(Min)
Internal Standards						
1) 1,4-Dichlorobenzene-d4	4.457	152	302918	40.00	ppb	0.00
24) Naphthalene-d8	5.377	136	1006444	40.00	ppb	0.00
47) Acenaphthene-d10	6.719	164	638114	40.00	ppb	0.00
69) Phenanthrene-d10	8.490	188	1148938	40.00	ppb	0.00
83) Chrysene-d12	13.662	240	1347345	40.00	ppb	0.02
91) Perylene-d12	16.705	264	1177608	40.00	ppb	0.02
101) 1,4-Dichlorobenzene-d4a	4.457	152	302918	40.00	ppb	0.00
103) Acenaphthene-d10a	6.719	164	638114	40.00	ppb	0.00
107) Chrysene-d12a	13.662	240	1347345	40.00	ppb	0.02
109) Naphthalene-d8a	5.377	136	1006444	40.00	ppb	0.00
111) Phenanthrene-d10a	8.490	188	1148938	40.00	ppb	0.00
System Monitoring Compounds						
5) 2-Fluorophenol	3.494	112	195275	23.03	ppb	0.00
Spiked Amount 50.000			Recovery = 46.06%			
8) Phenol-d5	4.222	99	249662	23.99	ppb	0.00
Spiked Amount 50.000			Recovery = 47.98%			
25) Nitrobenzene-d5	4.863	82	213384	22.95	ppb	0.00
Spiked Amount 50.000			Recovery = 45.90%			
51) 2-Fluorobiphenyl	6.152	172	490405	22.82	ppb	0.00
Spiked Amount 50.000			Recovery = 45.64%			
73) 2,4,6-Tribromophenol	7.564	330	84576	22.81	ppb	0.01
Spiked Amount 50.000			Recovery = 45.62%			
85) Terphenyl-d14	11.458	244	656631	23.60	ppb	0.01
Spiked Amount 50.000			Recovery = 47.20%			
112) o-Terphenyl	0.000	230	0	0.00	ppb	
Spiked Amount 50.000			Recovery = 0.00%			
113) 1-Chlorooctadecane	0.000	57	0	0.00	ppb	
Spiked Amount 50.000			Recovery = 0.00%			
Target Compounds						Qvalue
2) 1,4-Dioxane	1.932	88	85602	24.38	ppb	98
3) Pyridine	2.291	79	199891	23.66	ppb	97
4) N-Nitrosodimethylamine	2.253	42	112178	24.02	ppb	96
6) Indene	4.644	116	360687	23.17	ppb	99
7) Cumene	3.858	105	554169	23.28	ppb	98
9) Phenol	4.232	94	294737	23.59	ppb	93
10) Aniline	4.216	93	293960	23.29	ppb	88
11) bis(2-Chloroethyl)ether	4.264	93	190671	23.77	ppb	99
12) 2-Chlorophenol	4.313	128	233130	23.67	ppb	98
13) Decane	4.339	43	188126	23.66	ppb	99
14) 1,3-Dichlorobenzene	4.414	146	277195	23.22	ppb	99
15) 1,4-Dichlorobenzene	4.468	146	286475	23.70	ppb	98
16) Benzyl alcohol	4.569	108	127945	23.99	ppb	96
17) 1,2-Dichlorobenzene	4.580	146	266009	23.42	ppb	100
18) Acetophenone	4.751	105	295162	23.34	ppb	98
19) 2-Methylphenol	4.666	108	186824	24.39	ppb	95
20) 2,2'-oxybis(1-Chloropr...	4.655	45	206498	21.98	ppb	83
21) 3&4-Methylphenol	4.783	108	199614	26.45	ppb	99
22) n-Nitroso-di-n-propyla...	4.751	70	138714	22.60	ppb	93
23) Hexachloroethane	4.821	201	118285	21.77	ppb	96
26) Nitrobenzene	4.874	77	224222	22.82	ppb	99
27) Quinoline	5.634	129	394425	21.53	ppb	97
28) Isophorone	5.045	82	356866	21.95	ppb	99
29) 2-Nitrophenol	5.109	139	121344	23.39	ppb	74
30) 2,4-Dimethylphenol	5.152	107	194249	25.03	ppb	97
31) Benzoic acid	5.259	105	134302	24.66	ppb	97

Quantitation Report (QT Reviewed)

Data Path : C:\msdchem\1\DATA\E3P1419\
Data File : 3P33223.D
Acq On : 27 Jun 2014 9:39 am
Operator : samtap
Sample : cc1417-25
Misc : op75725,e3p1419
ALS Vial : 2 Sample Multiplier: 1

Quant Time: Jun 27 10:05:04 2014
Quant Method : C:\MSDCHEM\1\METHODS\M3P1417.M
Quant Title : Semi Volatile Extractables by GC/MS
QLast Update : Thu Jun 26 14:35:54 2014
Response via : Initial Calibration

Compound	R.T.	QIon	Response	Conc	Units		Dev(Min)
32) bis(2-Chloroethoxy)met...	5.200	93	205984	23.01	ppb		99
33) 2,4-Dichlorophenol	5.302	162	195418	23.61	ppb		97
34) 2,6-Dichlorophenol	5.446	162	189497	22.93	ppb		97
35) 1,3,5-Trichlorobenzene	5.115	180	267343	23.19	ppb		99
36) 1,2,4-Trichlorobenzene	5.339	180	242262	22.43	ppb		98
37) 1,2,3-Trichlorobenzene	5.500	180	237633	22.47	ppb		97
38) Naphthalene	5.393	128	569580	22.24	ppb		99
39) 4-Chloroaniline	5.436	127	251893	22.86	ppb		97
40) 2,3-Dichloroaniline	6.099	161	245146	21.73	ppb		98
41) Caprolactam	5.698	113	57972	21.79	ppb		93
42) Hexachlorobutadiene	5.479	225	155097	21.97	ppb		99
43) 4-Chloro-3-methylphenol	5.805	107	169627	21.54	ppb	#	93
44) 2-Methylnaphthalene	5.885	141	365758	22.43	ppb		100
45) 1-Methylnaphthalene	5.955	141	365660	21.82	ppb		100
46) Dimethylnaphthalene	6.361	156	393382	21.56	ppb		100
48) Hexachlorocyclopentadiene	5.997	237	134122	40.16	ppb		97
49) 2,4,6-Trichlorophenol	6.110	196	151478	22.39	ppb		98
50) 2,4,5-Trichlorophenol	6.152	196	171309	22.42	ppb		98
52) 2-Chloronaphthalene	6.249	162	434406	22.53	ppb		99
53) Biphenyl	6.233	154	522982	22.06	ppb		99
54) 2-Nitroaniline	6.340	65	116606	21.63	ppb		99
55) Dimethylphthalate	6.479	163	461512	21.76	ppb		99
56) Acenaphthylene	6.596	152	658079	22.36	ppb		99
57) 2,6-Dinitrotoluene	6.538	165	109720	22.16	ppb		97
58) 3-Nitroaniline	6.698	138	112491	21.84	ppb		97
59) Acenaphthene	6.751	153	398837	22.05	ppb		99
60) 2,4-Dinitrophenol	6.816	184	112992	44.17	ppb		98
61) 4-Nitrophenol	6.933	109	50033	19.08	ppb	#	54
62) Dibenzofuran	6.917	168	596182	21.58	ppb		96
63) 2,4-Dinitrotoluene	6.923	165	150678	22.45	ppb		95
64) 2,3,4,6-Tetrachlorophenol	7.062	232	132626	20.32	ppb		95
65) Diethylphthalate	7.147	149	451996	21.18	ppb		98
66) Fluorene	7.276	166	489261	21.73	ppb		99
67) 4-Chlorophenyl-phenyle...	7.270	204	257980	21.70	ppb		99
68) 4-Nitroaniline	7.329	138	106946	22.33	ppb		94
70) 4,6-Dinitro-2-methylph...	7.372	198	81017	20.89	ppb		91
71) n-Nitrosodiphenylamine	7.415	169	318756	23.34	ppb		98
72) 1,2-Diphenylhydrazine	7.457	77	417613	22.71	ppb		99
74) 4-Bromophenyl-phenylether	7.864	248	171615	23.07	ppb		98
75) Hexachlorobenzene	7.960	284	196410	22.13	ppb		98
76) Pentachlorophenol	8.260	266	166125	44.95	ppb		99
77) Phenanthrene	8.527	178	699232	22.54	ppb		99
78) Anthracene	8.602	178	709515	23.10	ppb		99
79) Carbazole	8.880	167	664145	22.56	ppb		99
80) Di-n-butylphthalate	9.543	149	782149	22.22	ppb		99
81) Fluoranthene	10.602	202	850605	21.70	ppb		100
82) Octadecane	8.394	57	230097	23.25	ppb		99
84) Pyrene	11.036	202	890149	23.11	ppb		99
86) Butylbenzylphthalate	12.614	149	351296	22.67	ppb		98
87) Benzo[a]anthracene	13.641	228	862450	21.85	ppb		99
88) 3,3'-Dichlorobenzidine	13.689	252	328014	22.67	ppb		99
89) Chrysene	13.715	228	772429	22.46	ppb		99
90) bis(2-Ethylhexyl)phtha...	14.020	149	464669	22.93	ppb		99
92) Di-n-octylphthalate	15.459	149	819194	21.93	ppb		99
93) Benzo[b]fluoranthene	15.962	252	864480	21.47	ppb		99
94) Benzo[k]fluoranthene	16.010	252	811102	21.30	ppb		99
95) Benzo[a]pyrene	16.593	252	761951	21.63	ppb		99
96) Indeno[1,2,3-cd]pyrene	18.668	276	671942	20.58	ppb		96

Quantitation Report (QT Reviewed)

Data Path : C:\msdchem\1\DATA\E3P1419\
Data File : 3P33223.D
Acq On : 27 Jun 2014 9:39 am
Operator : samtap
Sample : cc1417-25
Misc : op75725,e3p1419
ALS Vial : 2 Sample Multiplier: 1

Quant Time: Jun 27 10:05:04 2014
Quant Method : C:\MSDCHEM\1\METHODS\M3P1417.M
Quant Title : Semi Volatile Extractables by GC/MS
QLast Update : Thu Jun 26 14:35:54 2014
Response via : Initial Calibration

	Compound	R.T.	QIon	Response	Conc	Units	Dev(Min)
97)	Dibenz(a,h)acridine	18.299	279	640963	20.36	ppb	98
98)	Dibenz[a,h]anthracene	18.716	278	702073	21.20	ppb	99
99)	7,12-Dimethylbenz(a)an...	15.956	256	404226	22.76	ppb	98
100)	Benzo[g,h,i]perylene	19.096	276	670916	20.56	ppb	99

(#) = qualifier out of range (m) = manual integration (+) = signals summed

9.6.75

9

Quantitation Report (QT Reviewed)

Data Path : C:\msdchem\1\DATA\E3P1419\
Data File : 3P33223.D
Acq On : 27 Jun 2014 9:39 am
Operator : samtap
Sample : cc1417-25
Misc : op75725,e3p1419
ALS Vial : 2 Sample Multiplier: 1

Quant Time: Jun 27 10:05:04 2014
Quant Method : C:\MSDCHEM\1\METHODS\M3P1417.M
Quant Title : Semi Volatile Extractables by GC/MS
QLast Update : Thu Jun 26 14:35:54 2014
Response via : Initial Calibration

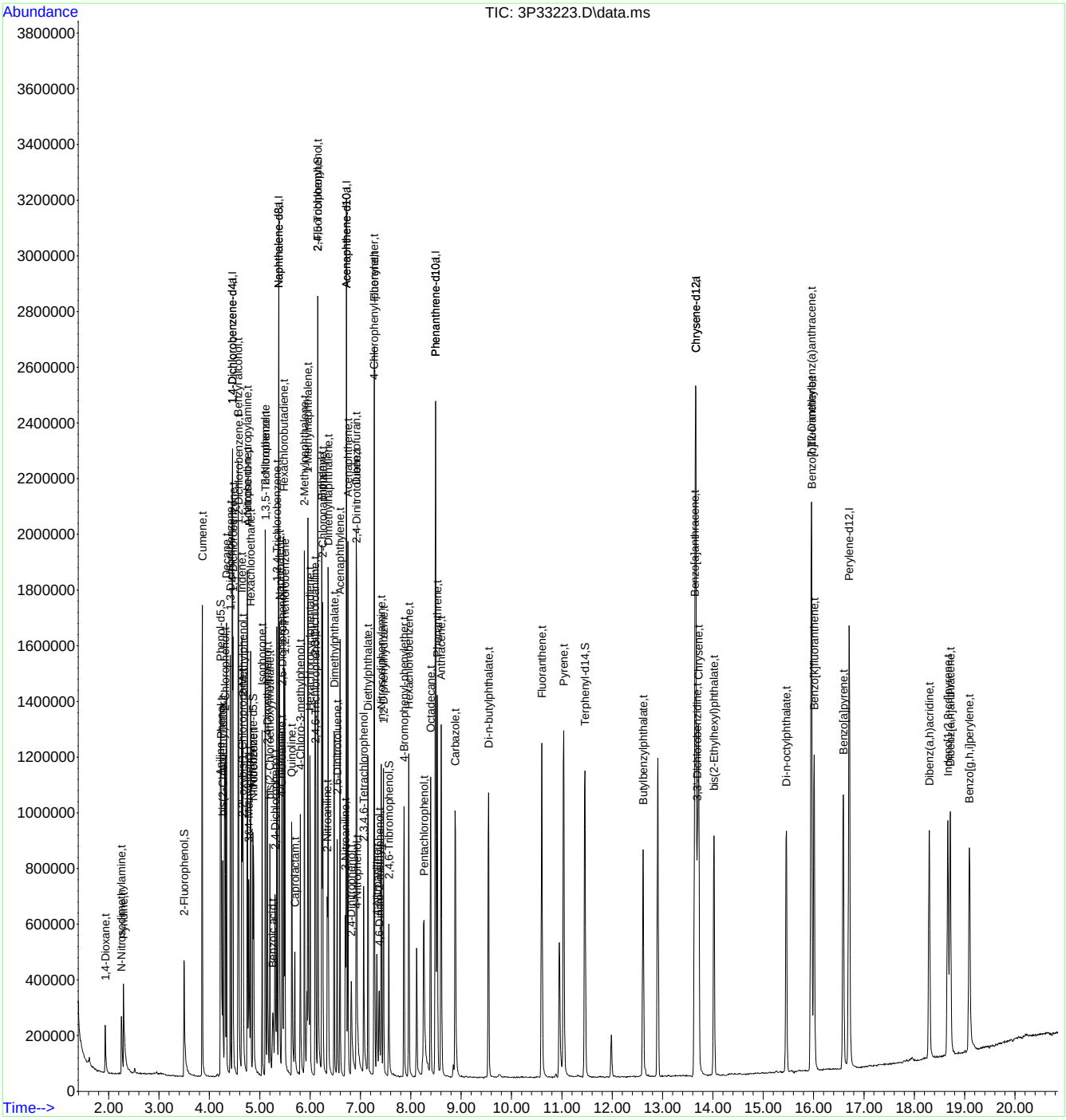

ACCUTEST LABORATORIES JB69078

Quantitation Report (QT Reviewed)

Data Path : C:\msdchem\1\DATA\E3P1419\
Data File : 3P33224.D
Acq On : 27 Jun 2014 10:07 am
Operator : samtap
Sample : cc1390-25
Misc : op75725,e3p1419
ALS Vial : 3 Sample Multiplier: 1

Quant Time: Jun 27 10:34:28 2014
Quant Method : C:\MSDCHEM\1\METHODS\M3P1417.M
Quant Title : Semi Volatile Extractables by GC/MS
QLast Update : Thu Jun 26 14:35:54 2014
Response via : Initial Calibration

Compound	R.T.	QIon	Response	Conc	Units	Dev(Min)
Internal Standards						
1) 1,4-Dichlorobenzene-d4	4.452	152	308878	40.00	ppb	0.00
24) Naphthalene-d8	5.377	136	1106854	40.00	ppb	0.00
47) Acenaphthene-d10	6.719	164	685530	40.00	ppb	0.00
69) Phenanthrene-d10	8.490	188	1181159	40.00	ppb	0.00
83) Chrysene-d12	13.662	240	1353722	40.00	ppb	0.02
91) Perylene-d12	16.711	264	1252418	40.00	ppb	0.03
101) 1,4-Dichlorobenzene-d4a	4.452	152	308878	40.00	ppb	0.00
103) Acenaphthene-d10a	6.719	164	685530	40.00	ppb	0.00
107) Chrysene-d12a	13.662	240	1353722	40.00	ppb	0.02
109) Naphthalene-d8a	5.377	136	1106854	40.00	ppb	0.00
111) Phenanthrene-d10a	8.490	188	1181159	40.00	ppb	0.00
System Monitoring Compounds						
5) 2-Fluorophenol	0.000	112	0	0.00	ppb	
Spiked Amount 50.000			Recovery =	0.00%		
8) Phenol-d5	0.000	99	0d	0.00	ppb	
Spiked Amount 50.000			Recovery =	0.00%		
25) Nitrobenzene-d5	0.000	82	0	0.00	ppb	
Spiked Amount 50.000			Recovery =	0.00%		
51) 2-Fluorobiphenyl	0.000	172	0d	0.00	ppb	
Spiked Amount 50.000			Recovery =	0.00%		
73) 2,4,6-Tribromophenol	0.000	330	0	0.00	ppb	
Spiked Amount 50.000			Recovery =	0.00%		
85) Terphenyl-d14	0.000	244	0	0.00	ppb	
Spiked Amount 50.000			Recovery =	0.00%		
112) o-Terphenyl	9.126	230	433524	0.00	ppb	-0.21
Spiked Amount 50.000			Recovery =	0.00%		
113) 1-Chlorooctadecane	10.565	57	156887	0.00	ppb	-0.22
Spiked Amount 50.000			Recovery =	0.00%		
Target Compounds						Qvalue
102) Benzaldehyde	4.136	105	145876	22.32	ppb	94
105) Atrazine	8.121	215	77270	29.37	ppb	93
106) 1,2,4,5-Tetrachloroben...	6.013	216	280191	28.37	ppb	98
108) Benzidine	10.955	184	241707	13.99	ppb	99
110) Hydroquinone	5.730	110	200329	25.78	ppb	97

(#) = qualifier out of range (m) = manual integration (+) = signals summed

Quantitation Report (QT Reviewed)

Data Path : C:\msdchem\1\DATA\E3P1419\
Data File : 3P33224.D
Acq On : 27 Jun 2014 10:07 am
Operator : samtap
Sample : cc1390-25
Misc : op75725,e3p1419
ALS Vial : 3 Sample Multiplier: 1

Quant Time: Jun 27 10:34:28 2014
Quant Method : C:\MSDCHEM\1\METHODS\M3P1417.M
Quant Title : Semi Volatile Extractables by GC/MS
QLast Update : Thu Jun 26 14:35:54 2014
Response via : Initial Calibration

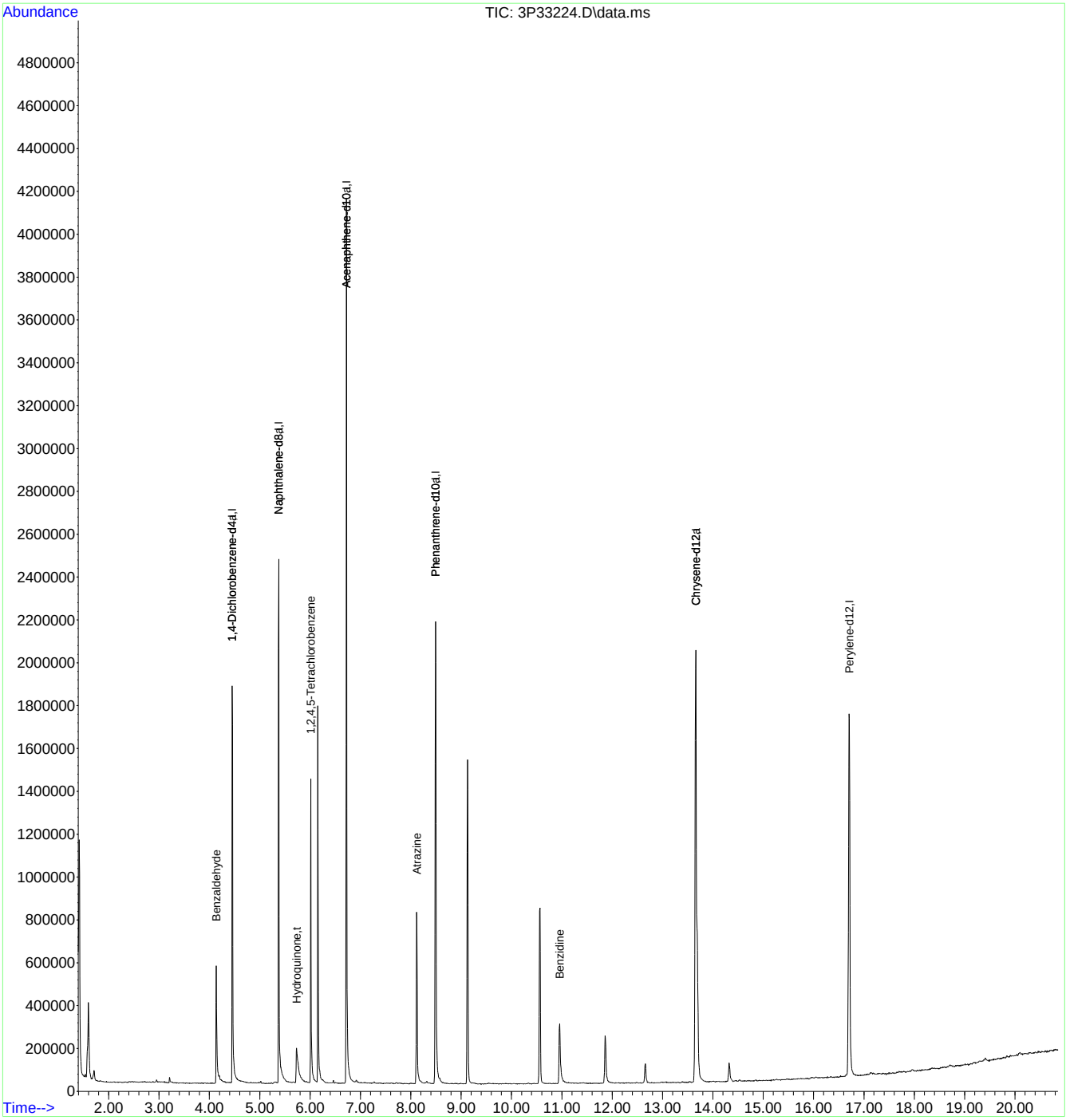

Quantitation Report (QT Reviewed)

Data File : C:\MSDCHEM\1\DATA\EF5692\F35906.D Vial: 2
Acq On : 11 Jun 2014 8:36 pm Operator: ashleyd
Sample : icc5692-50 Inst : MSF
Misc : op74333,ef5692 Multiplr: 1.00
MS Integration Params: LSCINT.P
Quant Time: Jun 12 08:19:06 2014 Quant Results File: MF5692.RES

Quant Method : C:\MSDCHEM\1\METHODS\MF5692.M (RTE Integrator)
Title : Semi Volatile Extractables by GC/MS
Last Update : Thu Jun 12 08:18:51 2014
Response via : Initial Calibration
DataAcq Meth : MF5692

Internal Standards	R.T.	QIon	Response	Conc	Units	Dev(Min)
1) 1,4-Dichlorobenzene-d4	4.93	152	161124	40.00	ppb	-0.03
24) Naphthalene-d8	5.86	136	586129	40.00	ppb	-0.03
47) Acenaphthene-d10	7.35	164	332995	40.00	ppb	-0.03
69) Phenanthrene-d10	9.32	188	541802	40.00	ppb	-0.04
83) Chrysene-d12	14.68	240	514719	40.00	ppb	-0.06
92) Perylene-d12	17.74	264	421531	40.00	ppb	-0.07
102) 1,4-Dichlorobenzene-d4A	4.93	152	161124	40.00	ppb	-0.03
112) Naphthalene-d8A	5.86	136	586129	40.00	ppb	-0.03
121) Acenaphthene-d10A	7.35	164	332995	40.00	ppb	-0.03
132) Phenanthrene-d10A	9.32	188	541802	40.00	ppb	-0.04
147) Chrysene-d12A	14.68	240	514719	40.00	ppb	-0.06
155) Perylene-d12A	17.74	264	421531	40.00	ppb	-0.07
159) 1,4-Dichlorobenzene-d4b	4.93	152	161124	40.00	ppb	-0.03
161) Naphthalene-d8b	5.86	136	586129	40.00	ppb	-0.03
163) Acenaphthene-d10b	7.35	164	332995	40.00	ppb	-0.03
165) Phenanthrene-d10b	9.32	188	541802	40.00	ppb	-0.04
167) Chrysene-d12b	14.68	240	514719	40.00	ppb	-0.06
169) 1,4-Dichlorobenzene-d4c	4.93	152	161124	40.00	ppb	-0.03
171) Naphthalene-d8c	5.86	136	586129	40.00	ppb	-0.03
176) Chrysene-d12c	14.68	240	514719	40.00	ppb	-0.06
178) Naphthalene-d8a	5.86	136	586129	40.00	ppb	0.05
System Monitoring Compounds						
5) 2-Fluorophenol	3.95	112	294666	50.00	ppb	-0.02
Spiked Amount 50.000			Recovery =	100.00%		
8) Phenol-d5	4.65	99	371948	50.00	ppb	-0.03
Spiked Amount 50.000			Recovery =	100.00%		
25) Nitrobenzene-d5	5.33	82	295006	50.00	ppb	-0.03
Spiked Amount 50.000			Recovery =	100.00%		
51) 2-Fluorobiphenyl	6.69	172	565355	50.00	ppb	-0.03
Spiked Amount 50.000			Recovery =	100.00%		
73) 2,4,6-Tribromophenol	8.28	330	70623	50.00	ppb	-0.04
Spiked Amount 50.000			Recovery =	100.00%		
85) Terphenyl-d14	12.43	244	600118	50.00	ppb	-0.06
Spiked Amount 50.000			Recovery =	100.00%		
Target Compounds						Qvalue
2) 1,4-Dioxane	2.54	88	137324	50.00	ppb	100
3) Pyridine	2.84	79	344147	50.00	ppb	100
4) N-Nitrosodimethylamine	2.81	42	137616	50.00	ppb	100
6) Indene	5.12	116	500015	50.00	ppb	100
7) Cumene	4.34	105	697857	50.00	ppb	100
9) Phenol	4.66	94	386361	50.00	ppb	100
10) Aniline	4.69	93	481146	50.00	ppb	100
11) bis(2-Chloroethyl)ether	4.73	93	270940	50.00	ppb	100
12) 2-Chlorophenol	4.78	128	314727	50.00	ppb	100
13) Decane	4.81	43	297652	50.00	ppb	100
14) 1,3-Dichlorobenzene	4.89	146	339909	50.00	ppb	100
15) 1,4-Dichlorobenzene	4.94	146	335719	50.00	ppb	100
16) Benzyl alcohol	5.03	108	215129	50.00	ppb	100

(#) = qualifier out of range (m) = manual integration

Quantitation Report (QT Reviewed)

Data File : C:\MSDCHEM\1\DATA\EF5692\F35906.D Vial: 2
Acq On : 11 Jun 2014 8:36 pm Operator: ashleyd
Sample : icc5692-50 Inst : MSF
Misc : op74333,ef5692 Multiplr: 1.00
MS Integration Params: LSCINT.P
Quant Time: Jun 12 08:19:06 2014 Quant Results File: MF5692.RES

Quant Method : C:\MSDCHEM\1\METHODS\MF5692.M (RTE Integrator)
Title : Semi Volatile Extractables by GC/MS
Last Update : Thu Jun 12 08:18:51 2014
Response via : Initial Calibration
DataAcq Meth : MF5692

	Compound	R.T.	QIon	Response	Conc	Unit	Qvalue
17)	1,2-Dichlorobenzene	5.06	146	309962	50.00	ppb	100
18)	Acetophenone	5.22	105	390997	50.00	ppb	100
19)	2-Methylphenol	5.11	108	285247	50.00	ppb	100
20)	2,2'-oxybis(1-Chloropropan	5.12	121	93159	50.00	ppb	100
21)	3&4-Methylphenol	5.21	108	292860	50.00	ppb	100
22)	n-Nitroso-di-n-propylamine	5.22	70	192319	50.00	ppb	100
23)	Hexachloroethane	5.31	201	111174	50.00	ppb	100
26)	Nitrobenzene	5.35	77	309855	50.00	ppb	100
27)	Quinoline	6.11	129	609095	50.00	ppb	100
28)	Isophorone	5.51	82	541063	50.00	ppb	100
29)	2-Nitrophenol	5.58	139	164434	50.00	ppb	100
30)	2,4-Dimethylphenol	5.60	107	280496	50.00	ppb	100
31)	Benzoic acid	5.67	105	195433	50.00	ppb	100
32)	bis(2-Chloroethoxy)methane	5.66	93	311792	50.00	ppb	100
33)	2,4-Dichlorophenol	5.75	162	241160	50.00	ppb	100
34)	2,6-Dichlorophenol	5.91	162	233363	50.00	ppb	100
35)	1,3,5-Trichlorobenzene	5.59	180	267022	50.00	ppb	100
36)	1,2,4-Trichlorobenzene	5.81	180	255210	50.00	ppb	100
37)	1,2,3-Trichlorobenzene	5.97	180	250141	50.00	ppb	100
38)	Naphthalene	5.87	128	825749	50.00	ppb	100
39)	4-Chloroaniline	5.90	127	376191	50.00	ppb	100
40)	2,3-Dichloroaniline	6.62	161	287603	50.00	ppb	100
41)	Caprolactam	6.17	55	145186	50.00	ppb	100
42)	Hexachlorobutadiene	5.96	225	133913	50.00	ppb	100
43)	4-Chloro-3-methylphenol	6.26	107	247793	50.00	ppb	100
44)	2-Methylnaphthalene	6.39	141	484146	50.00	ppb	100
45)	1-Methylnaphthalene	6.47	142	563571	50.00	ppb	100
46)	Dimethylnaphthalene	6.92	156	508039	50.00	ppb	100
48)	Hexachlorocyclopentadiene	6.52	237	280379	100.00	ppb	100
49)	2,4,6-Trichlorophenol	6.62	196	161909	50.00	ppb	100
50)	2,4,5-Trichlorophenol	6.65	196	173619	50.00	ppb	100
52)	2-Chloronaphthalene	6.80	162	508917	50.00	ppb	100
53)	Biphenyl	6.78	154	685274	50.00	ppb	100
54)	2-Nitroaniline	6.89	65	159661	50.00	ppb	100
55)	Dimethylphthalate	7.05	163	542239	50.00	ppb	100
56)	Acenaphthylene	7.20	152	835715	50.00	ppb	100
57)	2,6-Dinitrotoluene	7.11	165	135337	50.00	ppb	100
58)	3-Nitroaniline	7.28	138	166453	50.00	ppb	100
59)	Acenaphthene	7.38	153	514029	50.00	ppb	100
60)	2,4-Dinitrophenol	7.39	184	142740	100.00	ppb	100
61)	4-Nitrophenol	7.45	109	78301	50.00	ppb	100
62)	Dibenzofuran	7.57	168	713743	50.00	ppb	100
63)	2,4-Dinitrotoluene	7.53	165	181926	50.00	ppb	100
64)	2,3,4,6-Tetrachlorophenol	7.70	232	142634	50.00	ppb	100
65)	Diethylphthalate	7.82	149	545600	50.00	ppb	100
66)	Fluorene	7.97	166	568828	50.00	ppb	100
67)	4-Chlorophenyl-phenylether	7.97	204	259630	50.00	ppb	100
68)	4-Nitroaniline	7.99	138	162730	50.00	ppb	100
70)	4,6-Dinitro-2-methylphenol	8.02	198	103308	50.00	ppb	100

(#) = qualifier out of range (m) = manual integration

Quantitation Report (QT Reviewed)

Data File : C:\MSDCHEM\1\DATA\EF5692\F35906.D Vial: 2
Acq On : 11 Jun 2014 8:36 pm Operator: ashleyd
Sample : icc5692-50 Inst : MSF
Misc : op74333,ef5692 Multiplr: 1.00
MS Integration Params: LSCINT.P
Quant Time: Jun 12 08:19:06 2014 Quant Results File: MF5692.RES

Quant Method : C:\MSDCHEM\1\METHODS\MF5692.M (RTE Integrator)
Title : Semi Volatile Extractables by GC/MS
Last Update : Thu Jun 12 08:18:51 2014
Response via : Initial Calibration
DataAcq Meth : MF5692

	Compound	R.T.	QIon	Response	Conc	Unit	Qvalue
71)	n-Nitrosodiphenylamine	8.12	169	393671	50.00	ppb	100
72)	1,2-Diphenylhydrazine	8.17	77	599475	50.00	ppb	100
74)	4-Bromophenyl-phenylether	8.63	248	150105	50.00	ppb	100
75)	Hexachlorobenzene	8.74	284	160498	50.00	ppb	100
76)	Pentachlorophenol	9.02	266	206220	100.00	ppb	100
77)	Phenanthrene	9.36	178	807808	50.00	ppb	100
78)	Anthracene	9.44	178	834825	50.00	ppb	100
79)	Carbazole	9.72	167	808116	50.00	ppb	100
80)	Di-n-butylphthalate	10.42	149	922911	50.00	ppb	100
81)	Fluoranthene	11.56	202	884105	50.00	ppb	100
82)	Octadecane	9.19	57	405451	50.00	ppb	100
84)	Pyrene	12.02	202	923526	50.00	ppb	100
86)	Butylbenzylphthalate	13.59	149	412912	50.00	ppb	100
87)	Butyl stearate	13.86	56	289281	50.00	ppb	100
88)	Benzo[a]anthracene	14.66	228	788500	50.00	ppb	100
89)	3,3'-Dichlorobenzidine	14.69	252	294821	50.00	ppb	100
90)	Chrysene	14.74	228	736255	50.00	ppb	100
91)	bis(2-Ethylhexyl)phthalate	15.00	149	565823	50.00	ppb	100
93)	Di-n-octylphthalate	16.44	149	925562	50.00	ppb	100
94)	Benzo[b]fluoranthene	16.98	252	812148	50.00	ppb	100
95)	Benzo[k]fluoranthene	17.05	252	762225	50.00	ppb	100
96)	Benzo[a]pyrene	17.62	252	714477	50.00	ppb	100
97)	Indeno[1,2,3-cd]pyrene	19.69	276	673933	50.00	ppb	100
98)	Dibenz(a,h)acridine	19.32	279	617189	50.00	ppb	100
99)	Dibenz[a,h]anthracene	19.74	278	671234	50.00	ppb	100
100)	7,12-Dimethylbenz(a)anthra	17.00	256	386362	50.00	ppb	100
101)	Benzo[g,h,i]perylene	20.12	276	676927	50.00	ppb	100

(#) = qualifier out of range (m) = manual integration (+) = signals summed

Quantitation Report (QT Reviewed)

Data File : C:\MSDCHEM\1\DATA\EF5692\F35906.D Vial: 2
Acq On : 11 Jun 2014 8:36 pm Operator: ashleyd
Sample : icc5692-50 Inst : MSF
Misc : op74333,ef5692 Multiplr: 1.00
MS Integration Params: LSCINT.P
Quant Time: Jun 12 8:20 2014 Quant Results File: MF5692.RES

Method : C:\MSDCHEM\1\METHODS\MF5692.M (RTE Integrator)
Title : Semi Volatile Extractables by GC/MS
Last Update : Thu Jun 12 08:49:00 2014
Response via : Initial Calibration

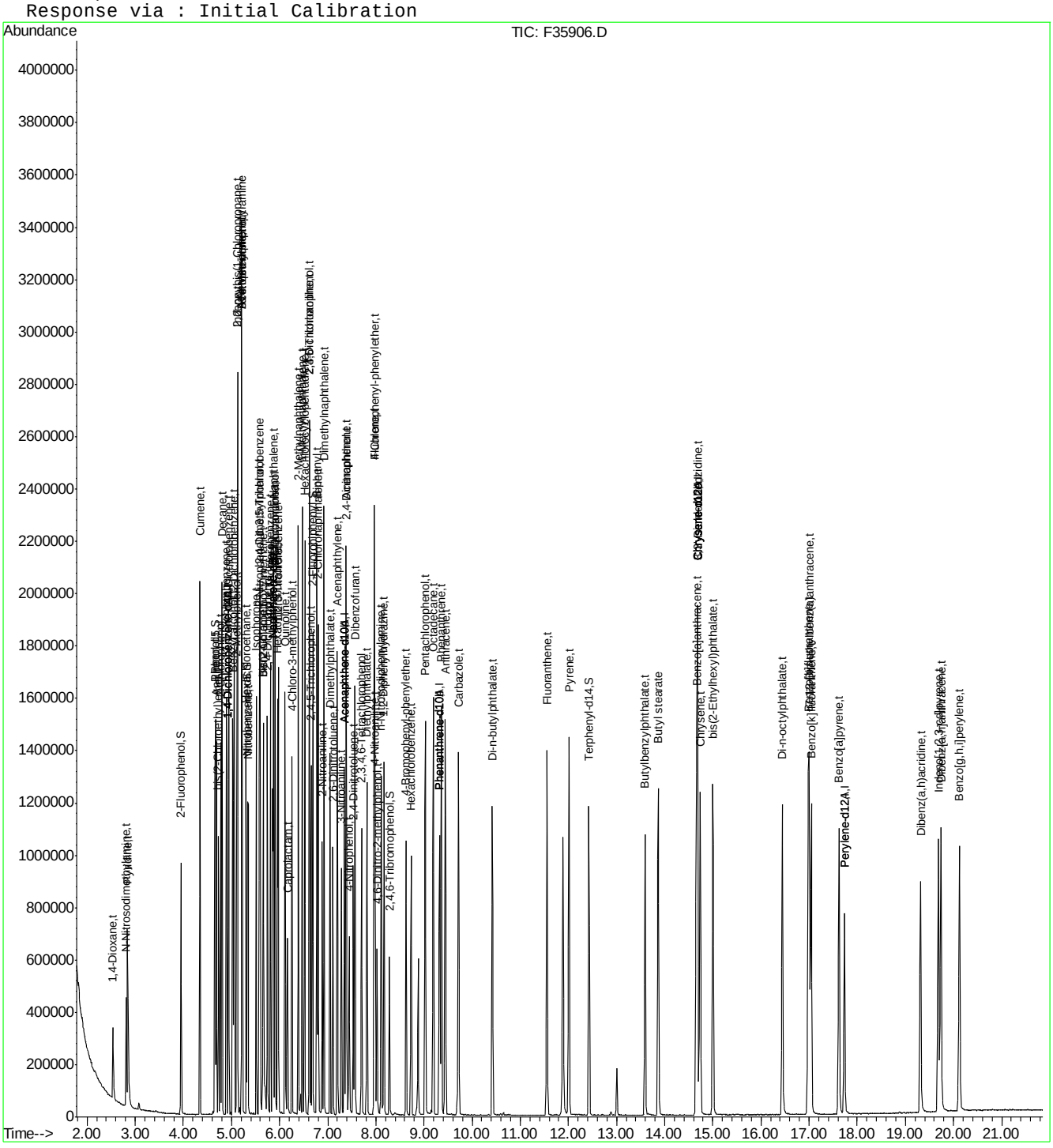

ACCUTEST LABORATORIES
JB69078

Quantitation Report (QT Reviewed)

Data File : C:\MSDCHEM\1\DATA\EF5692\F35907.D Vial: 3
Acq On : 11 Jun 2014 9:05 pm Operator: ashleyd
Sample : ic5692-25 Inst : MSF
Misc : op74333,ef5692 Multiplr: 1.00
MS Integration Params: LSCINT.P
Quant Time: Jun 12 08:20:44 2014 Quant Results File: MF5692.RES

Quant Method : C:\MSDCHEM\1\METHODS\MF5692.M (RTE Integrator)
Title : Semi Volatile Extractables by GC/MS
Last Update : Thu Jun 12 08:18:51 2014
Response via : Initial Calibration
DataAcq Meth : MF5692

Internal Standards	R.T.	QIon	Response	Conc	Units	Dev(Min)
1) 1,4-Dichlorobenzene-d4	4.93	152	188494	40.00	ppb	-0.03
24) Naphthalene-d8	5.85	136	682434	40.00	ppb	-0.03
47) Acenaphthene-d10	7.34	164	398533	40.00	ppb	-0.04
69) Phenanthrene-d10	9.32	188	639939	40.00	ppb	-0.05
83) Chrysene-d12	14.68	240	578687	40.00	ppb	-0.07
92) Perylene-d12	17.73	264	452056	40.00	ppb	-0.08
102) 1,4-Dichlorobenzene-d4A	4.93	152	188494	40.00	ppb	-0.03
112) Naphthalene-d8A	5.85	136	682434	40.00	ppb	-0.03
121) Acenaphthene-d10A	7.34	164	398533	40.00	ppb	-0.04
132) Phenanthrene-d10A	9.32	188	639939	40.00	ppb	-0.05
147) Chrysene-d12A	14.68	240	578687	40.00	ppb	-0.07
155) Perylene-d12A	17.73	264	452056	40.00	ppb	-0.08
159) 1,4-Dichlorobenzene-d4b	4.93	152	188494	40.00	ppb	-0.03
161) Naphthalene-d8b	5.85	136	682434	40.00	ppb	-0.03
163) Acenaphthene-d10b	7.34	164	398533	40.00	ppb	-0.04
165) Phenanthrene-d10b	9.32	188	639939	40.00	ppb	-0.05
167) Chrysene-d12b	14.68	240	578687	40.00	ppb	-0.07
169) 1,4-Dichlorobenzene-d4c	4.93	152	188494	40.00	ppb	-0.03
171) Naphthalene-d8c	5.85	136	682434	40.00	ppb	-0.03
176) Chrysene-d12c	14.68	240	578687	40.00	ppb	-0.07
178) Naphthalene-d8a	5.85	136	682434	40.00	ppb	0.04
System Monitoring Compounds						
5) 2-Fluorophenol	3.95	112	174449	25.30	ppb	-0.03
Spiked Amount 50.000			Recovery = 50.60%			
8) Phenol-d5	4.65	99	222178	25.53	ppb	-0.03
Spiked Amount 50.000			Recovery = 51.06%			
25) Nitrobenzene-d5	5.33	82	176759	25.73	ppb	-0.03
Spiked Amount 50.000			Recovery = 51.46%			
51) 2-Fluorobiphenyl	6.68	172	343149	25.36	ppb	-0.03
Spiked Amount 50.000			Recovery = 50.72%			
73) 2,4,6-Tribromophenol	8.28	330	38952	23.35	ppb	-0.05
Spiked Amount 50.000			Recovery = 46.70%			
85) Terphenyl-d14	12.42	244	340129	25.21	ppb	-0.06
Spiked Amount 50.000			Recovery = 50.42%			
Target Compounds						Qvalue
2) 1,4-Dioxane	2.54	88	86123	26.80	ppb	95
3) Pyridine	2.85	79	197788	24.56	ppb	97
4) N-Nitrosodimethylamine	2.82	42	85852	26.66	ppb	94
6) Indene	5.12	116	312666	26.73	ppb	98
7) Cumene	4.34	105	429812	26.32	ppb	98
9) Phenol	4.66	94	234660	25.96	ppb	97
10) Aniline	4.69	93	293469	26.07	ppb	99
11) bis(2-Chloroethyl)ether	4.73	93	165522	26.11	ppb	99
12) 2-Chlorophenol	4.78	128	187929	25.52	ppb	95
13) Decane	4.81	43	192524	27.64	ppb	97
14) 1,3-Dichlorobenzene	4.89	146	205493	25.84	ppb	98
15) 1,4-Dichlorobenzene	4.94	146	202043	25.72	ppb	100
16) Benzyl alcohol	5.02	108	128067	25.44	ppb	94

(#) = qualifier out of range (m) = manual integration

ACCUTEST LABORATORIES JB69078

Quantitation Report (QT Reviewed)

Data File : C:\MSDCHEM\1\DATA\EF5692\F35907.D Vial: 3
Acq On : 11 Jun 2014 9:05 pm Operator: ashleyd
Sample : ic5692-25 Inst : MSF
Misc : op74333,ef5692 Multiplr: 1.00
MS Integration Params: LSCINT.P
Quant Time: Jun 12 08:20:44 2014 Quant Results File: MF5692.RES

Quant Method : C:\MSDCHEM\1\METHODS\MF5692.M (RTE Integrator)
Title : Semi Volatile Extractables by GC/MS
Last Update : Thu Jun 12 08:18:51 2014
Response via : Initial Calibration
DataAcq Meth : MF5692

	Compound	R.T.	QIon	Response	Conc	Unit		Qvalue
17)	1,2-Dichlorobenzene	5.05	146	191593	26.42	ppb		97
18)	Acetophenone	5.22	105	242888	26.55	ppb		95
19)	2-Methylphenol	5.10	108	170712	25.58	ppb		100
20)	2,2'-oxybis(1-Chloropropan	5.12	121	57175	26.23	ppb		88
21)	3&4-Methylphenol	5.21	108	179233	26.16	ppb		96
22)	n-Nitroso-di-n-propylamine	5.21	70	120298	26.73	ppb		94
23)	Hexachloroethane	5.31	201	65018	25.00	ppb		97
26)	Nitrobenzene	5.34	77	188922	26.18	ppb		94
27)	Quinoline	6.11	129	363736	25.65	ppb		99
28)	Isophorone	5.51	82	333254	26.45	ppb		97
29)	2-Nitrophenol	5.57	139	95783	25.01	ppb		81
30)	2,4-Dimethylphenol	5.59	107	169062	25.88	ppb		99
31)	Benzoic acid	5.65	105	87809	19.29	ppb		96
32)	bis(2-Chloroethoxy)methane	5.66	93	189625	26.12	ppb		98
33)	2,4-Dichlorophenol	5.74	162	144090	25.66	ppb		97
34)	2,6-Dichlorophenol	5.91	162	138752	25.53	ppb		99
35)	1,3,5-Trichlorobenzene	5.58	180	162133	26.08	ppb		98
36)	1,2,4-Trichlorobenzene	5.81	180	154797	26.05	ppb		97
37)	1,2,3-Trichlorobenzene	5.97	180	150517	25.84	ppb		98
38)	Naphthalene	5.87	128	515681	26.82	ppb		96
39)	4-Chloroaniline	5.90	127	227672	25.99	ppb		98
40)	2,3-Dichloroaniline	6.61	161	175948	26.27	ppb		98
41)	Caprolactam	6.15	55	83919	24.82	ppb		97
42)	Hexachlorobutadiene	5.96	225	78925	25.31	ppb		99
43)	4-Chloro-3-methylphenol	6.25	107	149396	25.89	ppb	#	27
44)	2-Methylnaphthalene	6.38	141	300489	26.65	ppb		98
45)	1-Methylnaphthalene	6.47	142	343348	26.16	ppb		99
46)	Dimethylnaphthalene	6.92	156	309249	26.14	ppb		99
48)	Hexachlorocyclopentadiene	6.52	237	159924	47.66	ppb		99
49)	2,4,6-Trichlorophenol	6.61	196	96169	24.81	ppb		98
50)	2,4,5-Trichlorophenol	6.65	196	99920	24.04	ppb		98
52)	2-Chloronaphthalene	6.80	162	309514	25.41	ppb		97
53)	Biphenyl	6.77	154	421683	25.71	ppb		99
54)	2-Nitroaniline	6.88	65	93212	24.39	ppb		98
55)	Dimethylphthalate	7.04	163	326483	25.15	ppb		99
56)	Acenaphthylene	7.20	152	509758	25.48	ppb		100
57)	2,6-Dinitrotoluene	7.11	165	77775	24.01	ppb		92
58)	3-Nitroaniline	7.28	138	95218	23.90	ppb		97
59)	Acenaphthene	7.37	153	316691	25.74	ppb		98
60)	2,4-Dinitrophenol	7.38	184	68869	40.31	ppb	#	36
61)	4-Nitrophenol	7.44	109	41684	22.24	ppb		92
62)	Dibenzofuran	7.56	168	437540	25.61	ppb		99
63)	2,4-Dinitrotoluene	7.53	165	104596	24.02	ppb		89
64)	2,3,4,6-Tetrachlorophenol	7.70	232	79561	23.30	ppb		99
65)	Diethylphthalate	7.81	149	325338	24.91	ppb		100
66)	Fluorene	7.97	166	348012	25.56	ppb		98
67)	4-Chlorophenyl-phenylether	7.96	204	155161	24.97	ppb		99
68)	4-Nitroaniline	7.98	138	93279	23.95	ppb		100
70)	4,6-Dinitro-2-methylphenol	8.02	198	51507	21.11	ppb		96

(#) = qualifier out of range (m) = manual integration

ACCUTEST LABORATORIES JB69078

Quantitation Report (QT Reviewed)

Data File : C:\MSDCHEM\1\DATA\EF5692\F35907.D Vial: 3
Acq On : 11 Jun 2014 9:05 pm Operator: ashleyd
Sample : ic5692-25 Inst : MSF
Misc : op74333,ef5692 Multiplr: 1.00
MS Integration Params: LSCINT.P
Quant Time: Jun 12 08:20:44 2014 Quant Results File: MF5692.RES

Quant Method : C:\MSDCHEM\1\METHODS\MF5692.M (RTE Integrator)
Title : Semi Volatile Extractables by GC/MS
Last Update : Thu Jun 12 08:18:51 2014
Response via : Initial Calibration
DataAcq Meth : MF5692

	Compound	R.T.	QIon	Response	Conc Unit	Qvalue
71)	n-Nitrosodiphenylamine	8.11	169	233147	25.07 ppb	97
72)	1,2-Diphenylhydrazine	8.16	77	364645	25.75 ppb	99
74)	4-Bromophenyl-phenylether	8.62	248	86667	24.44 ppb	99
75)	Hexachlorobenzene	8.73	284	93188	24.58 ppb	99
76)	Pentachlorophenol	9.02	266	108037	44.36 ppb	99
77)	Phenanthrene	9.36	178	488834	25.62 ppb	99
78)	Anthracene	9.44	178	501874	25.45 ppb	99
79)	Carbazole	9.71	167	467713	24.50 ppb	99
80)	Di-n-butylphthalate	10.42	149	540292	24.78 ppb	99
81)	Fluoranthene	11.55	202	505513	24.20 ppb	99
82)	Octadecane	9.18	57	246095	25.69 ppb	98
84)	Pyrene	12.00	202	538033	25.91 ppb	99
86)	Butylbenzylphthalate	13.59	149	223882	24.11 ppb	99
87)	Butyl stearate	13.86	56	159668	24.55 ppb	98
88)	Benzo[a]anthracene	14.65	228	439412	24.78 ppb	100
89)	3,3'-Dichlorobenzidine	14.68	252	155766	23.50 ppb	99
90)	Chrysene	14.73	228	417379	25.21 ppb	99
91)	bis(2-Ethylhexyl)phthalate	15.00	149	304227	23.91 ppb	99
93)	Di-n-octylphthalate	16.44	149	490437	24.71 ppb	99
94)	Benzo[b]fluoranthene	16.97	252	438294	25.16 ppb	99
95)	Benzo[k]fluoranthene	17.03	252	415013	25.39 ppb	98
96)	Benzo[a]pyrene	17.61	252	372023	24.28 ppb	98
97)	Indeno[1,2,3-cd]pyrene	19.68	276	335877	23.24 ppb	100
98)	Dibenz(a,h)acridine	19.30	279	311895	23.56 ppb	99
99)	Dibenz[a,h]anthracene	19.73	278	348815	24.23 ppb	99
100)	7,12-Dimethylbenz(a)anthra	16.99	256	207255	25.01 ppb	99
101)	Benzo[g,h,i]perylene	20.11	276	354208	24.40 ppb	99

(#) = qualifier out of range (m) = manual integration (+) = signals summed

Quantitation Report (QT Reviewed)

Data File : C:\MSDCHEM\1\DATA\EF5692\F35907.D Vial: 3
Acq On : 11 Jun 2014 9:05 pm Operator: ashleyd
Sample : ic5692-25 Inst : MSF
Misc : op74333,ef5692 Multiplr: 1.00
MS Integration Params: LSCINT.P
Quant Time: Jun 12 8:22 2014 Quant Results File: MF5692.RES

Method : C:\MSDCHEM\1\METHODS\MF5692.M (RTE Integrator)
Title : Semi Volatile Extractables by GC/MS
Last Update : Thu Jun 12 08:49:00 2014
Response via : Initial Calibration

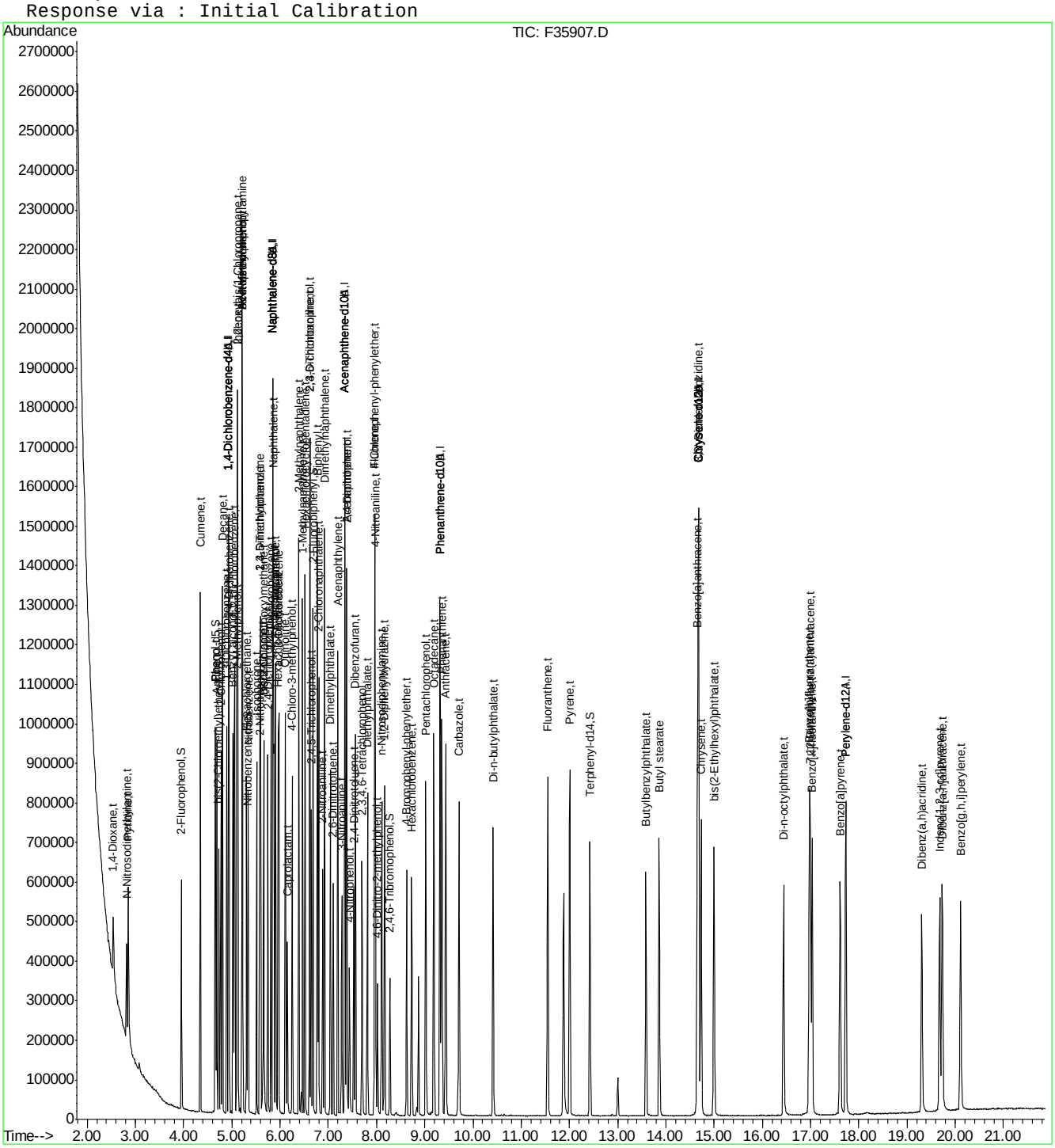

ACCUTEST LABORATORIES JB69078

Quantitation Report (QT Reviewed)

Data File : C:\MSDCHEM\1\DATA\EF5692\F35908.D Vial: 4
Acq On : 11 Jun 2014 9:35 pm Operator: ashleyd
Sample : ic5692-100 Inst : MSF
Misc : op74333,ef5692 Multiplr: 1.00
MS Integration Params: LSCINT.P
Quant Time: Jun 12 08:22:33 2014 Quant Results File: MF5692.RES

Quant Method : C:\MSDCHEM\1\METHODS\MF5692.M (RTE Integrator)
Title : Semi Volatile Extractables by GC/MS
Last Update : Thu Jun 12 08:18:51 2014
Response via : Initial Calibration
DataAcq Meth : MF5692

Internal Standards	R.T.	QIon	Response	Conc	Units	Dev(Min)
1) 1,4-Dichlorobenzene-d4	4.93	152	157675	40.00	ppb	-0.03
24) Naphthalene-d8	5.86	136	568421	40.00	ppb	-0.03
47) Acenaphthene-d10	7.35	164	320504	40.00	ppb	-0.03
69) Phenanthrene-d10	9.32	188	521946	40.00	ppb	-0.05
83) Chrysene-d12	14.69	240	493517	40.00	ppb	-0.06
92) Perylene-d12	17.74	264	413996	40.00	ppb	-0.07
102) 1,4-Dichlorobenzene-d4A	4.93	152	157675	40.00	ppb	-0.03
112) Naphthalene-d8A	5.86	136	568421	40.00	ppb	-0.03
121) Acenaphthene-d10A	7.35	164	320504	40.00	ppb	-0.03
132) Phenanthrene-d10A	9.32	188	521946	40.00	ppb	-0.05
147) Chrysene-d12A	14.69	240	493517	40.00	ppb	-0.06
155) Perylene-d12A	17.74	264	413996	40.00	ppb	-0.07
159) 1,4-Dichlorobenzene-d4b	4.93	152	157675	40.00	ppb	-0.03
161) Naphthalene-d8b	5.86	136	568421	40.00	ppb	-0.03
163) Acenaphthene-d10b	7.35	164	320504	40.00	ppb	-0.03
165) Phenanthrene-d10b	9.32	188	521946	40.00	ppb	-0.05
167) Chrysene-d12b	14.69	240	493517	40.00	ppb	-0.06
169) 1,4-Dichlorobenzene-d4c	4.93	152	157675	40.00	ppb	-0.03
171) Naphthalene-d8c	5.86	136	568421	40.00	ppb	-0.03
176) Chrysene-d12c	14.69	240	493517	40.00	ppb	-0.06
178) Naphthalene-d8a	5.86	136	568421	40.00	ppb	0.05
System Monitoring Compounds						
5) 2-Fluorophenol	3.95	112	535789	92.90	ppb	-0.02
Spiked Amount 50.000			Recovery = 185.80%			
8) Phenol-d5	4.66	99	667014	91.63	ppb	-0.02
Spiked Amount 50.000			Recovery = 183.26%			
25) Nitrobenzene-d5	5.33	82	525997	91.93	ppb	-0.03
Spiked Amount 50.000			Recovery = 183.86%			
51) 2-Fluorobiphenyl	6.69	172	968359	88.98	ppb	-0.03
Spiked Amount 50.000			Recovery = 177.96%			
73) 2,4,6-Tribromophenol	8.29	330	121432	89.24	ppb	-0.04
Spiked Amount 50.000			Recovery = 178.48%			
85) Terphenyl-d14	12.43	244	1055470	91.72	ppb	-0.06
Spiked Amount 50.000			Recovery = 183.44%			
Target Compounds						Qvalue
2) 1,4-Dioxane	2.53	88	248222	92.36	ppb	99
3) Pyridine	2.84	79	626563	93.02	ppb	99
4) N-Nitrosodimethylamine	2.81	42	246348	91.46	ppb	99
6) Indene	5.12	116	862196	88.10	ppb	99
7) Cumene	4.34	105	1201289	87.95	ppb	99
9) Phenol	4.67	94	735859	97.31	ppb	86
10) Aniline	4.69	93	850744	90.34	ppb	99
11) bis(2-Chloroethyl)ether	4.73	93	492150	92.81	ppb	96
12) 2-Chlorophenol	4.78	128	557466	90.50	ppb	97
13) Decane	4.81	43	500989	86.00	ppb	98
14) 1,3-Dichlorobenzene	4.89	146	599759	90.15	ppb	99
15) 1,4-Dichlorobenzene	4.94	146	591934	90.09	ppb	98
16) Benzyl alcohol	5.03	108	390316	92.70	ppb	97

(#) = qualifier out of range (m) = manual integration
F35908.D MF5692.M Thu Jun 12 08:51:13 2014 RT1

Quantitation Report (QT Reviewed)

Data File : C:\MSDCHEM\1\DATA\EF5692\F35908.D Vial: 4
Acq On : 11 Jun 2014 9:35 pm Operator: ashleyd
Sample : ic5692-100 Inst : MSF
Misc : op74333,ef5692 Multiplr: 1.00
MS Integration Params: LSCINT.P
Quant Time: Jun 12 08:22:33 2014 Quant Results File: MF5692.RES

Quant Method : C:\MSDCHEM\1\METHODS\MF5692.M (RTE Integrator)
Title : Semi Volatile Extractables by GC/MS
Last Update : Thu Jun 12 08:18:51 2014
Response via : Initial Calibration
DataAcq Meth : MF5692

	Compound	R.T.	QIon	Response	Conc	Unit		Qvalue
17)	1,2-Dichlorobenzene	5.06	146	542464	89.42	ppb		98
18)	Acetophenone	5.23	105	667552	87.23	ppb		95
19)	2-Methylphenol	5.11	108	507552	90.91	ppb		98
20)	2,2'-oxybis(1-Chloropropan	5.12	121	165794	90.93	ppb	#	80
21)	3&4-Methylphenol	5.21	108	511631	89.26	ppb		100
22)	n-Nitroso-di-n-propylamine	5.22	70	323611	85.97	ppb		99
23)	Hexachloroethane	5.31	201	196796	90.44	ppb		99
26)	Nitrobenzene	5.35	77	546349	90.91	ppb		97
27)	Quinoline	6.12	129	1087837	92.08	ppb		99
28)	Isophorone	5.52	82	949739	90.50	ppb		98
29)	2-Nitrophenol	5.58	139	292366	91.67	ppb		84
30)	2,4-Dimethylphenol	5.60	107	498574	91.64	ppb		98
31)	Benzoic acid	5.69	105	409384	108.00	ppb		99
32)	bis(2-Chloroethoxy)methane	5.66	93	554761	91.73	ppb		99
33)	2,4-Dichlorophenol	5.75	162	427165	91.32	ppb		98
34)	2,6-Dichlorophenol	5.91	162	407654	90.06	ppb		98
35)	1,3,5-Trichlorobenzene	5.59	180	457413	88.32	ppb		98
36)	1,2,4-Trichlorobenzene	5.81	180	448692	90.64	ppb		99
37)	1,2,3-Trichlorobenzene	5.97	180	433846	89.42	ppb		98
38)	Naphthalene	5.87	128	1407715	87.89	ppb		96
39)	4-Chloroaniline	5.90	127	656853	90.02	ppb		98
40)	2,3-Dichloroaniline	6.62	161	494577	88.66	ppb		97
41)	Caprolactam	6.18	55	269109	95.56	ppb		99
42)	Hexachlorobutadiene	5.96	225	233523	89.91	ppb		98
43)	4-Chloro-3-methylphenol	6.26	107	449673	93.56	ppb		94
44)	2-Methylnaphthalene	6.39	141	838722	89.32	ppb		98
45)	1-Methylnaphthalene	6.47	142	974530	89.15	ppb		98
46)	Dimethylnaphthalene	6.92	156	882529	89.56	ppb		99
48)	Hexachlorocyclopentadiene	6.52	237	501840	185.96	ppb		100
49)	2,4,6-Trichlorophenol	6.62	196	280023	89.85	ppb		98
50)	2,4,5-Trichlorophenol	6.66	196	304954	91.25	ppb		98
52)	2-Chloronaphthalene	6.81	162	879700	89.80	ppb		98
53)	Biphenyl	6.78	154	1173254	88.94	ppb		99
54)	2-Nitroaniline	6.89	65	294878	95.94	ppb		95
55)	Dimethylphthalate	7.05	163	949233	90.94	ppb		99
56)	Acenaphthylene	7.20	152	1440910	89.57	ppb		99
57)	2,6-Dinitrotoluene	7.11	165	246784	94.73	ppb		97
58)	3-Nitroaniline	7.29	138	298279	93.09	ppb		99
59)	Acenaphthene	7.38	153	902287	91.19	ppb		99
60)	2,4-Dinitrophenol	7.39	184	283821	206.59	ppb	#	59
61)	4-Nitrophenol	7.45	109	146839	97.42	ppb		97
62)	Dibenzofuran	7.57	168	1225067	89.16	ppb		100
63)	2,4-Dinitrotoluene	7.54	165	328202	93.72	ppb		100
64)	2,3,4,6-Tetrachlorophenol	7.70	232	248766	90.60	ppb		95
65)	Diethylphthalate	7.82	149	956901	91.11	ppb		99
66)	Fluorene	7.98	166	998568	91.19	ppb		100
67)	4-Chlorophenyl-phenylether	7.97	204	452513	90.54	ppb		98
68)	4-Nitroaniline	8.00	138	306237	97.76	ppb		99
70)	4,6-Dinitro-2-methylphenol	8.04	198	196735	98.84	ppb		93

(#) = qualifier out of range (m) = manual integration

Quantitation Report (QT Reviewed)

Data File : C:\MSDCHEM\1\DATA\EF5692\F35908.D Vial: 4
Acq On : 11 Jun 2014 9:35 pm Operator: ashleyd
Sample : ic5692-100 Inst : MSF
Misc : op74333,ef5692 Multiplr: 1.00
MS Integration Params: LSCINT.P
Quant Time: Jun 12 08:22:33 2014 Quant Results File: MF5692.RES

Quant Method : C:\MSDCHEM\1\METHODS\MF5692.M (RTE Integrator)
Title : Semi Volatile Extractables by GC/MS
Last Update : Thu Jun 12 08:18:51 2014
Response via : Initial Calibration
DataAcq Meth : MF5692

	Compound	R.T.	QIon	Response	Conc	Unit	Qvalue
71)	n-Nitrosodiphenylamine	8.12	169	696378	91.81	ppb	99
72)	1,2-Diphenylhydrazine	8.17	77	1057422	91.55	ppb	95
74)	4-Bromophenyl-phenylether	8.63	248	263898	91.25	ppb	99
75)	Hexachlorobenzene	8.74	284	276555	89.43	ppb	98
76)	Pentachlorophenol	9.03	266	367539	185.01	ppb	99
77)	Phenanthrene	9.36	178	1424136	91.50	ppb	98
78)	Anthracene	9.45	178	1437489	89.37	ppb	98
79)	Carbazole	9.72	167	1437470	92.32	ppb	100
80)	Di-n-butylphthalate	10.42	149	1652891	92.95	ppb	98
81)	Fluoranthene	11.56	202	1564786	91.86	ppb	99
82)	Octadecane	9.19	57	718537	91.98	ppb	97
84)	Pyrene	12.02	202	1633557	92.24	ppb	98
86)	Butylbenzylphthalate	13.60	149	764437	96.54	ppb	98
87)	Butyl stearate	13.87	56	529532	95.46	ppb	96
88)	Benzo[a]anthracene	14.67	228	1412457	93.41	ppb	99
89)	3,3'-Dichlorobenzidine	14.69	252	522916	92.49	ppb	97
90)	Chrysene	14.75	228	1293188	91.59	ppb	99
91)	bis(2-Ethylhexyl)phthalate	15.00	149	1032781	95.18	ppb	99
93)	Di-n-octylphthalate	16.45	149	1723939	94.82	ppb	99
94)	Benzo[b]fluoranthene	16.99	252	1453855	91.14	ppb	99
95)	Benzo[k]fluoranthene	17.06	252	1369375	91.46	ppb	99
96)	Benzo[a]pyrene	17.63	252	1300760	92.69	ppb	98
97)	Indeno[1,2,3-cd]pyrene	19.70	276	1263808	95.47	ppb	97
98)	Dibenz(a,h)acridine	19.32	279	1148210	94.71	ppb	99
99)	Dibenz[a,h]anthracene	19.75	278	1263697	95.85	ppb	99
100)	7,12-Dimethylbenz(a)anthra	17.02	256	699697	92.20	ppb	100
101)	Benzo[g,h,i]perylene	20.14	276	1258202	94.63	ppb	98

(#) = qualifier out of range (m) = manual integration (+) = signals summed

Quantitation Report (QT Reviewed)

Data File : C:\MSDCHEM\1\DATA\EF5692\F35908.D Vial: 4
Acq On : 11 Jun 2014 9:35 pm Operator: ashleyd
Sample : ic5692-100 Inst : MSF
Misc : op74333,ef5692 Multiplr: 1.00
MS Integration Params: LSCINT.P
Quant Time: Jun 12 8:23 2014 Quant Results File: MF5692.RES

Method : C:\MSDCHEM\1\METHODS\MF5692.M (RTE Integrator)
Title : Semi Volatile Extractables by GC/MS
Last Update : Thu Jun 12 08:49:00 2014
Response via : Initial Calibration

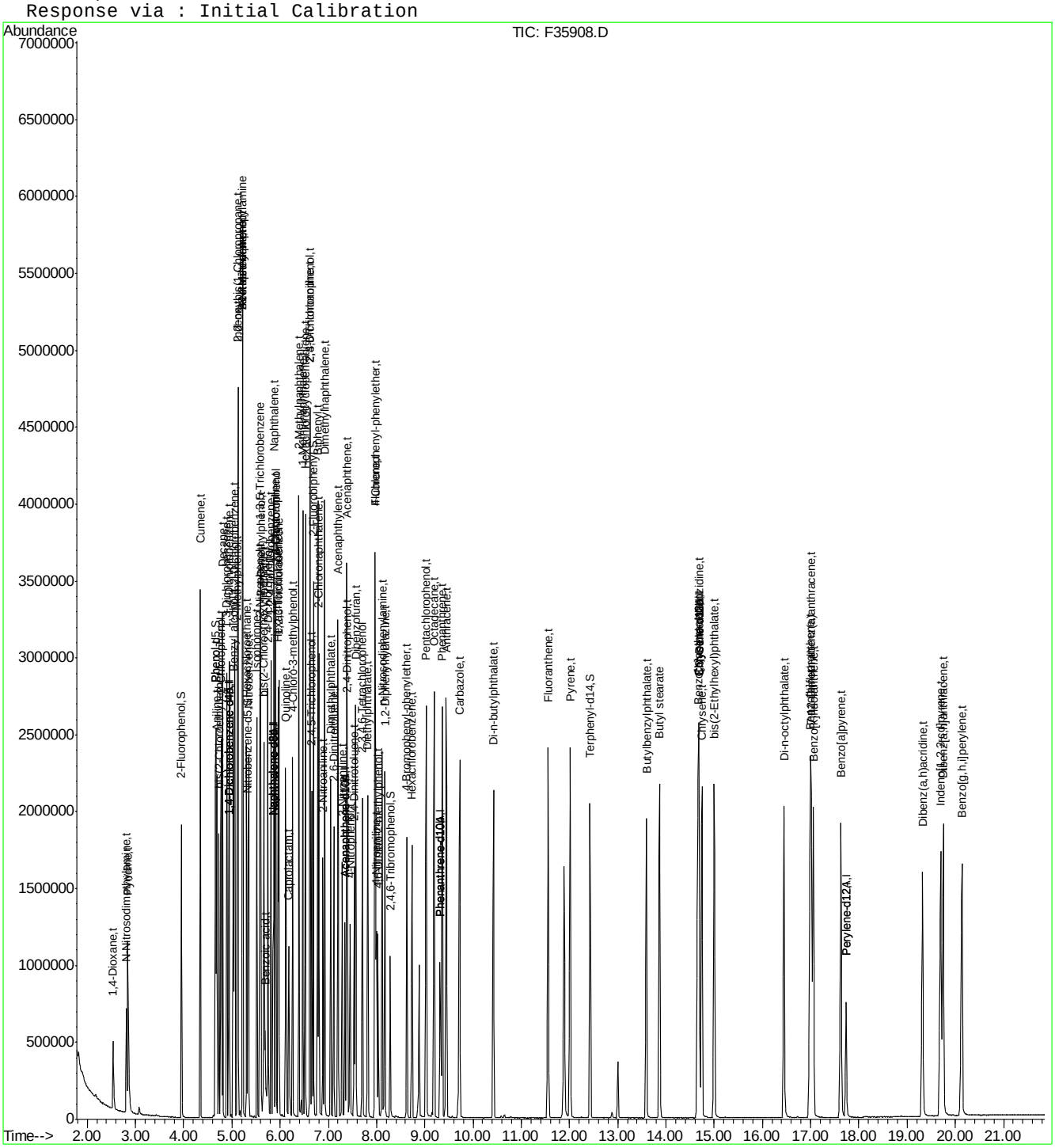

ACCUTEST LABORATORIES JB69078

Quantitation Report (QT Reviewed)

Data File : C:\MSDCHEM\1\DATA\EF5692\F35909.D Vial: 5
Acq On : 11 Jun 2014 10:04 pm Operator: ashleyd
Sample : ic5692-80 Inst : MSF
Misc : op74333,ef5692 Multiplr: 1.00
MS Integration Params: LSCINT.P
Quant Time: Jun 12 08:24:14 2014 Quant Results File: MF5692.RES

Quant Method : C:\MSDCHEM\1\METHODS\MF5692.M (RTE Integrator)
Title : Semi Volatile Extractables by GC/MS
Last Update : Thu Jun 12 08:18:51 2014
Response via : Initial Calibration
DataAcq Meth : MF5692

Internal Standards	R.T.	QIon	Response	Conc	Units	Dev(Min)
1) 1,4-Dichlorobenzene-d4	4.93	152	183501	40.00	ppb	-0.03
24) Naphthalene-d8	5.86	136	656201	40.00	ppb	-0.03
47) Acenaphthene-d10	7.35	164	369423	40.00	ppb	-0.03
69) Phenanthrene-d10	9.32	188	595800	40.00	ppb	-0.05
83) Chrysene-d12	14.68	240	495225	40.00	ppb	-0.06
92) Perylene-d12	17.73	264	407040	40.00	ppb	-0.08
102) 1,4-Dichlorobenzene-d4A	4.93	152	183501	40.00	ppb	-0.03
112) Naphthalene-d8A	5.86	136	656201	40.00	ppb	-0.03
121) Acenaphthene-d10A	7.35	164	369423	40.00	ppb	-0.03
132) Phenanthrene-d10A	9.32	188	595800	40.00	ppb	-0.05
147) Chrysene-d12A	14.68	240	495225	40.00	ppb	-0.06
155) Perylene-d12A	17.73	264	407040	40.00	ppb	-0.08
159) 1,4-Dichlorobenzene-d4b	4.93	152	183501	40.00	ppb	-0.03
161) Naphthalene-d8b	5.86	136	656201	40.00	ppb	-0.03
163) Acenaphthene-d10b	7.35	164	369423	40.00	ppb	-0.03
165) Phenanthrene-d10b	9.32	188	595800	40.00	ppb	-0.05
167) Chrysene-d12b	14.68	240	495225	40.00	ppb	-0.06
169) 1,4-Dichlorobenzene-d4c	4.93	152	183501	40.00	ppb	-0.03
171) Naphthalene-d8c	5.86	136	656201	40.00	ppb	-0.03
176) Chrysene-d12c	14.68	240	495225	40.00	ppb	-0.06
178) Naphthalene-d8a	5.86	136	656201	40.00	ppb	0.05
System Monitoring Compounds						
5) 2-Fluorophenol	3.95	112	525120	78.24	ppb	-0.02
Spiked Amount 50.000			Recovery = 156.48%			
8) Phenol-d5	4.66	99	654482	77.25	ppb	-0.02
Spiked Amount 50.000			Recovery = 154.50%			
25) Nitrobenzene-d5	5.33	82	513611	77.76	ppb	-0.03
Spiked Amount 50.000			Recovery = 155.52%			
51) 2-Fluorobiphenyl	6.69	172	943806	75.24	ppb	-0.03
Spiked Amount 50.000			Recovery = 150.48%			
73) 2,4,6-Tribromophenol	8.29	330	113741	73.23	ppb	-0.04
Spiked Amount 50.000			Recovery = 146.46%			
85) Terphenyl-d14	12.43	244	928252	80.38	ppb	-0.06
Spiked Amount 50.000			Recovery = 160.76%			
Target Compounds						Qvalue
2) 1,4-Dioxane	2.54	88	237083	75.80	ppb	97
3) Pyridine	2.85	79	602980	76.92	ppb	99
4) N-Nitrosodimethylamine	2.82	42	248075	79.14	ppb	95
6) Indene	5.12	116	852305	74.83	ppb	99
7) Cumene	4.34	105	1182606	74.40	ppb	99
9) Phenol	4.67	94	731927	83.17	ppb	85
10) Aniline	4.69	93	835479	76.23	ppb	99
11) bis(2-Chloroethyl)ether	4.73	93	481198	77.97	ppb	97
12) 2-Chlorophenol	4.78	128	541134	75.49	ppb	95
13) Decane	4.81	43	508295	74.97	ppb	98
14) 1,3-Dichlorobenzene	4.89	146	579507	74.85	ppb	98
15) 1,4-Dichlorobenzene	4.94	146	569697	74.50	ppb	98
16) Benzyl alcohol	5.03	108	381395	77.83	ppb	95

(#) = qualifier out of range (m) = manual integration

Quantitation Report (QT Reviewed)

Data File : C:\MSDCHEM\1\DATA\EF5692\F35909.D Vial: 5
Acq On : 11 Jun 2014 10:04 pm Operator: ashleyd
Sample : ic5692-80 Inst : MSF
Misc : op74333,ef5692 Multiplr: 1.00
MS Integration Params: LSCINT.P
Quant Time: Jun 12 08:24:14 2014 Quant Results File: MF5692.RES

Quant Method : C:\MSDCHEM\1\METHODS\MF5692.M (RTE Integrator)
Title : Semi Volatile Extractables by GC/MS
Last Update : Thu Jun 12 08:18:51 2014
Response via : Initial Calibration
DataAcq Meth : MF5692

	Compound	R.T.	QIon	Response	Conc	Unit		Qvalue
17)	1,2-Dichlorobenzene	5.06	146	528937	74.92	ppb		99
18)	Acetophenone	5.23	105	668106	75.02	ppb		94
19)	2-Methylphenol	5.11	108	497389	76.55	ppb		98
20)	2,2'-oxybis(1-Chloropropan	5.12	121	163278	76.95	ppb	#	83
21)	3&4-Methylphenol	5.21	108	504090	75.57	ppb		100
22)	n-Nitroso-di-n-propylamine	5.22	70	322686	73.66	ppb		98
23)	Hexachloroethane	5.31	201	186705	73.73	ppb		100
26)	Nitrobenzene	5.35	77	539756	77.80	ppb		96
27)	Quinoline	6.12	129	1039547	76.22	ppb		99
28)	Isophorone	5.52	82	940185	77.61	ppb		99
29)	2-Nitrophenol	5.58	139	288185	78.27	ppb		92
30)	2,4-Dimethylphenol	5.60	107	486938	77.53	ppb		99
31)	Benzoic acid	5.69	105	356790	81.53	ppb		95
32)	bis(2-Chloroethoxy)methane	5.66	93	542591	77.72	ppb		100
33)	2,4-Dichlorophenol	5.75	162	415409	76.93	ppb		99
34)	2,6-Dichlorophenol	5.91	162	392425	75.10	ppb		99
35)	1,3,5-Trichlorobenzene	5.59	180	443952	74.25	ppb		99
36)	1,2,4-Trichlorobenzene	5.81	180	430521	75.34	ppb		99
37)	1,2,3-Trichlorobenzene	5.97	180	420850	75.14	ppb		99
38)	Naphthalene	5.87	128	1384720	74.89	ppb		97
39)	4-Chloroaniline	5.90	127	629037	74.68	ppb		97
40)	2,3-Dichloroaniline	6.62	161	479165	74.41	ppb		97
41)	Caprolactam	6.18	55	244734	75.28	ppb		96
42)	Hexachlorobutadiene	5.96	225	221208	73.77	ppb		98
43)	4-Chloro-3-methylphenol	6.26	107	433122	78.06	ppb		93
44)	2-Methylnaphthalene	6.39	141	822982	75.92	ppb		99
45)	1-Methylnaphthalene	6.47	142	950781	75.35	ppb		98
46)	Dimethylnaphthalene	6.92	156	851574	74.86	ppb		99
48)	Hexachlorocyclopentadiene	6.52	237	483751	155.52	ppb		99
49)	2,4,6-Trichlorophenol	6.62	196	271762	75.65	ppb		98
50)	2,4,5-Trichlorophenol	6.66	196	279633	72.59	ppb		96
52)	2-Chloronaphthalene	6.80	162	851030	75.37	ppb		98
53)	Biphenyl	6.78	154	1141062	75.05	ppb		98
54)	2-Nitroaniline	6.89	65	283853	80.13	ppb		94
55)	Dimethylphthalate	7.05	163	913677	75.94	ppb		99
56)	Acenaphthylene	7.20	152	1389434	74.93	ppb		98
57)	2,6-Dinitrotoluene	7.11	165	230560	76.78	ppb		97
58)	3-Nitroaniline	7.29	138	283440	76.75	ppb		99
59)	Acenaphthene	7.38	153	863419	75.70	ppb		98
60)	2,4-Dinitrophenol	7.39	184	250866	158.42	ppb	#	57
61)	4-Nitrophenol	7.45	109	135207	77.82	ppb		96
62)	Dibenzofuran	7.57	168	1178261	74.40	ppb		97
63)	2,4-Dinitrotoluene	7.54	165	308110	76.33	ppb		97
64)	2,3,4,6-Tetrachlorophenol	7.70	232	231067	73.01	ppb		96
65)	Diethylphthalate	7.82	149	909459	75.13	ppb		98
66)	Fluorene	7.98	166	960261	76.08	ppb		100
67)	4-Chlorophenyl-phenylether	7.97	204	429873	74.62	ppb		98
68)	4-Nitroaniline	8.00	138	277833	76.95	ppb		99
70)	4,6-Dinitro-2-methylphenol	8.03	198	173340	76.29	ppb		99

(#) = qualifier out of range (m) = manual integration

Quantitation Report (QT Reviewed)

Data File : C:\MSDCHEM\1\DATA\EF5692\F35909.D Vial: 5
Acq On : 11 Jun 2014 10:04 pm Operator: ashleyd
Sample : ic5692-80 Inst : MSF
Misc : op74333,ef5692 Multiplr: 1.00
MS Integration Params: LSCINT.P
Quant Time: Jun 12 08:24:14 2014 Quant Results File: MF5692.RES

Quant Method : C:\MSDCHEM\1\METHODS\MF5692.M (RTE Integrator)
Title : Semi Volatile Extractables by GC/MS
Last Update : Thu Jun 12 08:18:51 2014
Response via : Initial Calibration
DataAcq Meth : MF5692

	Compound	R.T.	QIon	Response	Conc	Unit	Qvalue
71)	n-Nitrosodiphenylamine	8.12	169	661900	76.45	ppb	98
72)	1,2-Diphenylhydrazine	8.17	77	1027139	77.91	ppb	99
74)	4-Bromophenyl-phenylether	8.63	248	245516	74.37	ppb	97
75)	Hexachlorobenzene	8.74	284	259686	73.57	ppb	98
76)	Pentachlorophenol	9.03	266	329986	145.51	ppb	98
77)	Phenanthrene	9.36	178	1337683	75.29	ppb	99
78)	Anthracene	9.45	178	1372285	74.74	ppb	99
79)	Carbazole	9.72	167	1311948	73.82	ppb	99
80)	Di-n-butylphthalate	10.42	149	1541020	75.92	ppb	99
81)	Fluoranthene	11.56	202	1408709	72.45	ppb	100
82)	Octadecane	9.19	57	695633	78.01	ppb	98
84)	Pyrene	12.02	202	1457359	82.01	ppb	99
86)	Butylbenzylphthalate	13.59	149	651236	81.96	ppb	99
87)	Butyl stearate	13.86	56	483279	86.82	ppb	98
88)	Benzo[a]anthracene	14.66	228	1193468	78.66	ppb	99
89)	3,3'-Dichlorobenzidine	14.68	252	430326	75.85	ppb	97
90)	Chrysene	14.74	228	1078685	76.14	ppb	99
91)	bis(2-Ethylhexyl)phthalate	15.00	149	888937	81.64	ppb	100
93)	Di-n-octylphthalate	16.44	149	1464325	81.92	ppb	100
94)	Benzo[b]fluoranthene	16.99	252	1287467	82.08	ppb	99
95)	Benzo[k]fluoranthene	17.05	252	1062754	72.20	ppb	99
96)	Benzo[a]pyrene	17.62	252	1077982	78.12	ppb	98
97)	Indeno[1,2,3-cd]pyrene	19.69	276	1055183	81.07	ppb	99
98)	Dibenz(a,h)acridine	19.32	279	948365	79.56	ppb	100
99)	Dibenz[a,h]anthracene	19.75	278	1058218	81.63	ppb	99
100)	7,12-Dimethylbenz(a)anthra	17.01	256	580441	77.79	ppb	99
101)	Benzo[g,h,i]perylene	20.13	276	1048831	80.23	ppb	98

(#) = qualifier out of range (m) = manual integration (+) = signals summed

Quantitation Report (QT Reviewed)

Data File : C:\MSDCHEM\1\DATA\EF5692\F35909.D Vial: 5
Acq On : 11 Jun 2014 10:04 pm Operator: ashleyd
Sample : ic5692-80 Inst : MSF
Misc : op74333,ef5692 Multiplr: 1.00
MS Integration Params: LSCINT.P
Quant Time: Jun 12 8:25 2014 Quant Results File: MF5692.RES

Method : C:\MSDCHEM\1\METHODS\MF5692.M (RTE Integrator)
Title : Semi Volatile Extractables by GC/MS
Last Update : Thu Jun 12 08:49:00 2014
Response via : Initial Calibration

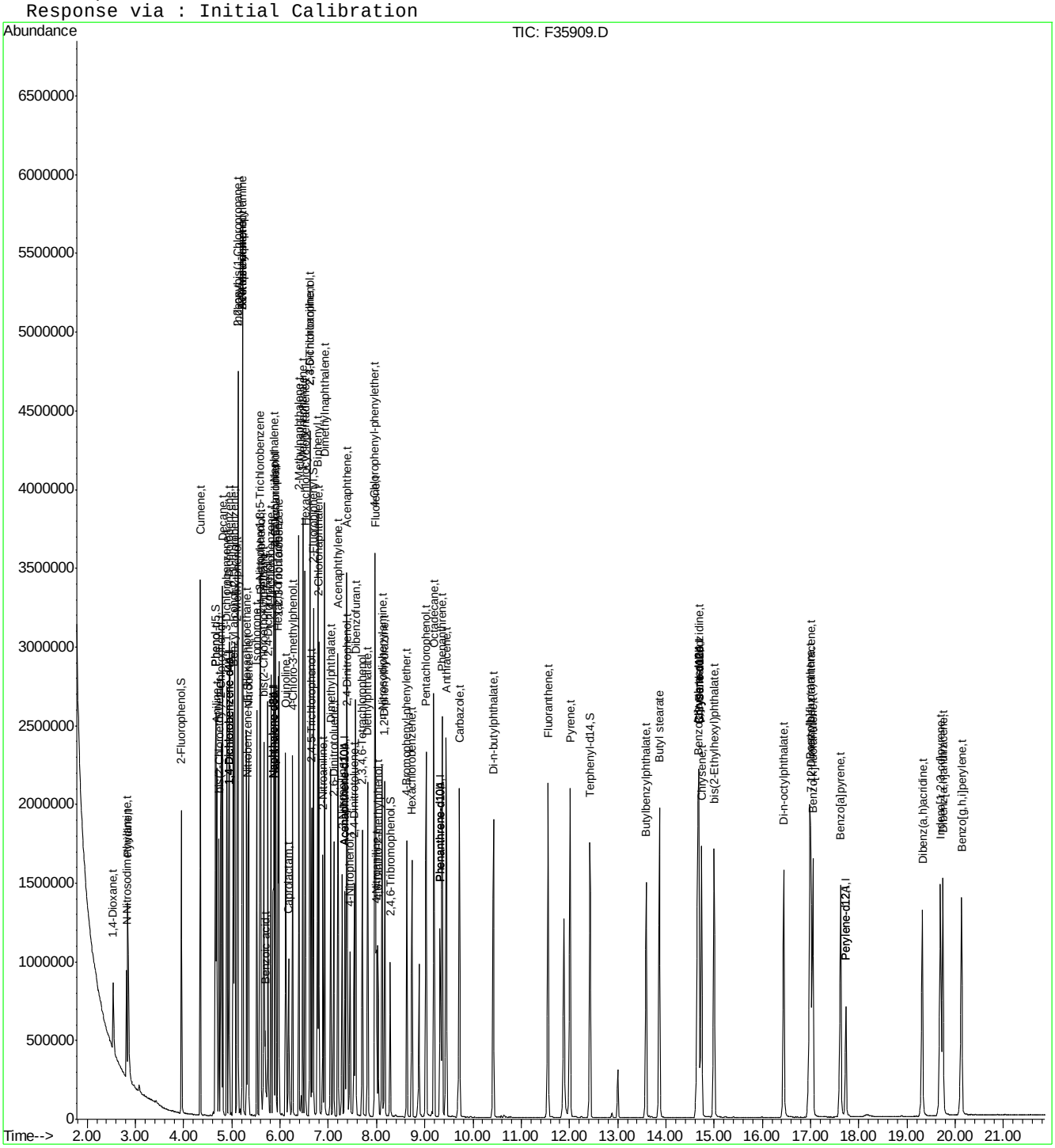

F35909.D MF5692.M Thu Jun 12 08:51:21 2014 RT1 Page 4

Quantitation Report (QT Reviewed)

Data File : C:\MSDCHEM\1\DATA\EF5692\F35910.D Vial: 6
Acq On : 11 Jun 2014 10:33 pm Operator: ashleyd
Sample : ic5692-10 Inst : MSF
Misc : op74333,ef5692 Multiplr: 1.00
MS Integration Params: LSCINT.P
Quant Time: Jun 12 08:25:59 2014 Quant Results File: MF5692.RES

Quant Method : C:\MSDCHEM\1\METHODS\MF5692.M (RTE Integrator)
Title : Semi Volatile Extractables by GC/MS
Last Update : Thu Jun 12 08:18:51 2014
Response via : Initial Calibration
DataAcq Meth : MF5692

Internal Standards	R.T.	QIon	Response	Conc	Units	Dev(Min)
1) 1,4-Dichlorobenzene-d4	4.93	152	166671	40.00	ppb	-0.03
24) Naphthalene-d8	5.85	136	608656	40.00	ppb	-0.03
47) Acenaphthene-d10	7.34	164	350911	40.00	ppb	-0.04
69) Phenanthrene-d10	9.31	188	574074	40.00	ppb	-0.05
83) Chrysene-d12	14.67	240	576371	40.00	ppb	-0.07
92) Perylene-d12	17.73	264	454616	40.00	ppb	-0.09
102) 1,4-Dichlorobenzene-d4A	4.93	152	166671	40.00	ppb	-0.03
112) Naphthalene-d8A	5.85	136	608656	40.00	ppb	-0.03
121) Acenaphthene-d10A	7.34	164	350911	40.00	ppb	-0.04
132) Phenanthrene-d10A	9.31	188	574074	40.00	ppb	-0.05
147) Chrysene-d12A	14.67	240	576371	40.00	ppb	-0.07
155) Perylene-d12A	17.73	264	454616	40.00	ppb	-0.09
159) 1,4-Dichlorobenzene-d4b	4.93	152	166671	40.00	ppb	-0.03
161) Naphthalene-d8b	5.85	136	608656	40.00	ppb	-0.03
163) Acenaphthene-d10b	7.34	164	350911	40.00	ppb	-0.04
165) Phenanthrene-d10b	9.31	188	574074	40.00	ppb	-0.05
167) Chrysene-d12b	14.67	240	576371	40.00	ppb	-0.07
169) 1,4-Dichlorobenzene-d4c	4.93	152	166671	40.00	ppb	-0.03
171) Naphthalene-d8c	5.85	136	608656	40.00	ppb	-0.03
176) Chrysene-d12c	14.67	240	576371	40.00	ppb	-0.07
178) Naphthalene-d8a	5.85	136	608656	40.00	ppb	0.04
System Monitoring Compounds						
5) 2-Fluorophenol	3.95	112	62496	10.25	ppb	-0.03
Spiked Amount 50.000			Recovery =	20.50%		
8) Phenol-d5	4.65	99	78226	10.17	ppb	-0.03
Spiked Amount 50.000			Recovery =	20.34%		
25) Nitrobenzene-d5	5.33	82	68954	11.25	ppb	-0.03
Spiked Amount 50.000			Recovery =	22.50%		
51) 2-Fluorobiphenyl	6.68	172	127509	10.70	ppb	-0.03
Spiked Amount 50.000			Recovery =	21.40%		
73) 2,4,6-Tribromophenol	8.28	330	14556	9.73	ppb	-0.05
Spiked Amount 50.000			Recovery =	19.46%		
85) Terphenyl-d14	12.42	244	134866	10.03	ppb	-0.06
Spiked Amount 50.000			Recovery =	20.06%		
Target Compounds						Qvalue
2) 1,4-Dioxane	2.54	88	30414	10.71	ppb	99
3) Pyridine	2.85	79	71673	10.07	ppb	96
4) N-Nitrosodimethylamine	2.82	42	29493	10.36	ppb	95
6) Indene	5.12	116	114160	11.04	ppb	97
7) Cumene	4.34	105	156429	10.83	ppb	98
9) Phenol	4.66	94	82651	10.34	ppb	90
10) Aniline	4.69	93	104949	10.54	ppb	99
11) bis(2-Chloroethyl)ether	4.73	93	58893	10.51	ppb	98
12) 2-Chlorophenol	4.78	128	68954	10.59	ppb	97
13) Decane	4.81	43	70398	11.43	ppb	97
14) 1,3-Dichlorobenzene	4.89	146	75184	10.69	ppb	97
15) 1,4-Dichlorobenzene	4.94	146	74532	10.73	ppb	98
16) Benzyl alcohol	5.02	108	45891	10.31	ppb	97

(#) = qualifier out of range (m) = manual integration
F35910.D MF5692.M Thu Jun 12 08:51:27 2014 RT1

Quantitation Report (QT Reviewed)

Data File : C:\MSDCHEM\1\DATA\EF5692\F35910.D Vial: 6
Acq On : 11 Jun 2014 10:33 pm Operator: ashleyd
Sample : ic5692-10 Inst : MSF
Misc : op74333,ef5692 Multiplr: 1.00
MS Integration Params: LSCINT.P
Quant Time: Jun 12 08:25:59 2014 Quant Results File: MF5692.RES

Quant Method : C:\MSDCHEM\1\METHODS\MF5692.M (RTE Integrator)
Title : Semi Volatile Extractables by GC/MS
Last Update : Thu Jun 12 08:18:51 2014
Response via : Initial Calibration
DataAcq Meth : MF5692

	Compound	R.T.	QIon	Response	Conc	Unit		Qvalue
17)	1,2-Dichlorobenzene	5.05	146	70927	11.06	ppb		98
18)	Acetophenone	5.21	105	90644	11.21	ppb		97
19)	2-Methylphenol	5.10	108	60361	10.23	ppb		100
20)	2,2'-oxybis(1-Chloropropan	5.12	121	20403	10.59	ppb	#	69
21)	3&4-Methylphenol	5.21	108	63334	10.45	ppb		96
22)	n-Nitroso-di-n-propylamine	5.21	70	44717	11.24	ppb		97
23)	Hexachloroethane	5.31	201	23388	10.17	ppb		95
26)	Nitrobenzene	5.34	77	67176	10.44	ppb		96
27)	Quinoline	6.11	129	133242	10.53	ppb		99
28)	Isophorone	5.51	82	116678	10.38	ppb		99
29)	2-Nitrophenol	5.57	139	33553	9.82	ppb		91
30)	2,4-Dimethylphenol	5.59	107	62747	10.77	ppb		98
31)	Benzoic acid	5.64	105	25307	6.23	ppb		96
32)	bis(2-Chloroethoxy)methane	5.66	93	69641	10.75	ppb		97
33)	2,4-Dichlorophenol	5.74	162	52076	10.40	ppb		98
34)	2,6-Dichlorophenol	5.91	162	51851	10.70	ppb		97
35)	1,3,5-Trichlorobenzene	5.58	180	61323	11.06	ppb		99
36)	1,2,4-Trichlorobenzene	5.81	180	56933	10.74	ppb		98
37)	1,2,3-Trichlorobenzene	5.97	180	56120	10.80	ppb		98
38)	Naphthalene	5.87	128	191646	11.17	ppb		95
39)	4-Chloroaniline	5.90	127	84350	10.80	ppb		97
40)	2,3-Dichloroaniline	6.61	161	66891	11.20	ppb		99
41)	Caprolactam	6.13	55	28914	9.59	ppb		97
42)	Hexachlorobutadiene	5.96	225	28714	10.32	ppb		97
43)	4-Chloro-3-methylphenol	6.25	107	52055	10.11	ppb		94
44)	2-Methylnaphthalene	6.38	141	109933	10.93	ppb		99
45)	1-Methylnaphthalene	6.46	142	125572	10.73	ppb		99
46)	Dimethylnaphthalene	6.92	156	114132	10.82	ppb		99
48)	Hexachlorocyclopentadiene	6.52	237	55665	18.84	ppb		100
49)	2,4,6-Trichlorophenol	6.61	196	36151	10.59	ppb		96
50)	2,4,5-Trichlorophenol	6.65	196	37615	10.28	ppb		98
52)	2-Chloronaphthalene	6.80	162	118210	11.02	ppb		96
53)	Biphenyl	6.77	154	157061	10.87	ppb		99
54)	2-Nitroaniline	6.88	65	31716	9.43	ppb		95
55)	Dimethylphthalate	7.04	163	120652	10.56	ppb		99
56)	Acenaphthylene	7.20	152	186688	10.60	ppb		98
57)	2,6-Dinitrotoluene	7.10	165	27754	9.73	ppb		97
58)	3-Nitroaniline	7.28	138	33714	9.61	ppb		95
59)	Acenaphthene	7.37	153	117563	10.85	ppb		98
60)	2,4-Dinitrophenol	7.38	184	19122	12.71	ppb	#	79
61)	4-Nitrophenol	7.44	109	15650	9.48	ppb		96
62)	Dibenzofuran	7.56	168	164247	10.92	ppb		97
63)	2,4-Dinitrotoluene	7.53	165	37283	9.72	ppb		80
64)	2,3,4,6-Tetrachlorophenol	7.70	232	28937	9.63	ppb		99
65)	Diethylphthalate	7.81	149	119794	10.42	ppb		99
66)	Fluorene	7.97	166	129982	10.84	ppb		97
67)	4-Chlorophenyl-phenylether	7.96	204	58431	10.68	ppb		100
68)	4-Nitroaniline	7.97	138	35680	10.40	ppb		96
70)	4,6-Dinitro-2-methylphenol	8.01	198	16816	7.68	ppb		98

(#) = qualifier out of range (m) = manual integration

Quantitation Report (QT Reviewed)

Data File : C:\MSDCHEM\1\DATA\EF5692\F35910.D Vial: 6
Acq On : 11 Jun 2014 10:33 pm Operator: ashleyd
Sample : ic5692-10 Inst : MSF
Misc : op74333,ef5692 Multiplr: 1.00
MS Integration Params: LSCINT.P
Quant Time: Jun 12 08:25:59 2014 Quant Results File: MF5692.RES

Quant Method : C:\MSDCHEM\1\METHODS\MF5692.M (RTE Integrator)
Title : Semi Volatile Extractables by GC/MS
Last Update : Thu Jun 12 08:18:51 2014
Response via : Initial Calibration
DataAcq Meth : MF5692

	Compound	R.T.	QIon	Response	Conc	Unit	Qvalue
71)	n-Nitrosodiphenylamine	8.10	169	87105	10.44	ppb	99
72)	1,2-Diphenylhydrazine	8.16	77	131398	10.34	ppb	98
74)	4-Bromophenyl-phenylether	8.62	248	31922	10.04	ppb	97
75)	Hexachlorobenzene	8.72	284	36097	10.61	ppb	98
76)	Pentachlorophenol	9.02	266	40759	18.65	ppb	99
77)	Phenanthrene	9.35	178	183499	10.72	ppb	99
78)	Anthracene	9.44	178	184468	10.43	ppb	100
79)	Carbazole	9.71	167	184121	10.75	ppb	99
80)	Di-n-butylphthalate	10.41	149	195250	9.98	ppb	99
81)	Fluoranthene	11.55	202	196387	10.48	ppb	99
82)	Octadecane	9.18	57	85890	10.00	ppb	98
84)	Pyrene	12.00	202	212371	10.27	ppb	99
86)	Butylbenzylphthalate	13.59	149	85697	9.27	ppb	97
87)	Butyl stearate	13.86	56	55928	8.63	ppb	99
88)	Benzo[a]anthracene	14.65	228	184209	10.43	ppb	100
89)	3,3'-Dichlorobenzidine	14.67	252	63648	9.64	ppb	99
90)	Chrysene	14.72	228	176575	10.71	ppb	98
91)	bis(2-Ethylhexyl)phthalate	15.00	149	115511	9.12	ppb	99
93)	Di-n-octylphthalate	16.44	149	176869	8.86	ppb	99
94)	Benzo[b]fluoranthene	16.97	252	180221	10.29	ppb	99
95)	Benzo[k]fluoranthene	17.03	252	182503	11.10	ppb	98
96)	Benzo[a]pyrene	17.61	252	154581	10.03	ppb	99
97)	Indeno[1,2,3-cd]pyrene	19.67	276	136267	9.37	ppb	97
98)	Dibenz(a,h)acridine	19.30	279	125380	9.42	ppb	99
99)	Dibenz[a,h]anthracene	19.72	278	139590	9.64	ppb	98
100)	7,12-Dimethylbenz(a)anthra	16.98	256	85562	10.27	ppb	98
101)	Benzo[g,h,i]perylene	20.10	276	143236	9.81	ppb	99

(#) = qualifier out of range (m) = manual integration (+) = signals summed

Quantitation Report (QT Reviewed)

Data File : C:\MSDCHEM\1\DATA\EF5692\F35910.D Vial: 6
Acq On : 11 Jun 2014 10:33 pm Operator: ashleyd
Sample : ic5692-10 Inst : MSF
Misc : op74333,ef5692 Multiplr: 1.00
MS Integration Params: LSCINT.P
Quant Time: Jun 12 8:28 2014 Quant Results File: MF5692.RES

Method : C:\MSDCHEM\1\METHODS\MF5692.M (RTE Integrator)
Title : Semi Volatile Extractables by GC/MS
Last Update : Thu Jun 12 08:49:00 2014
Response via : Initial Calibration

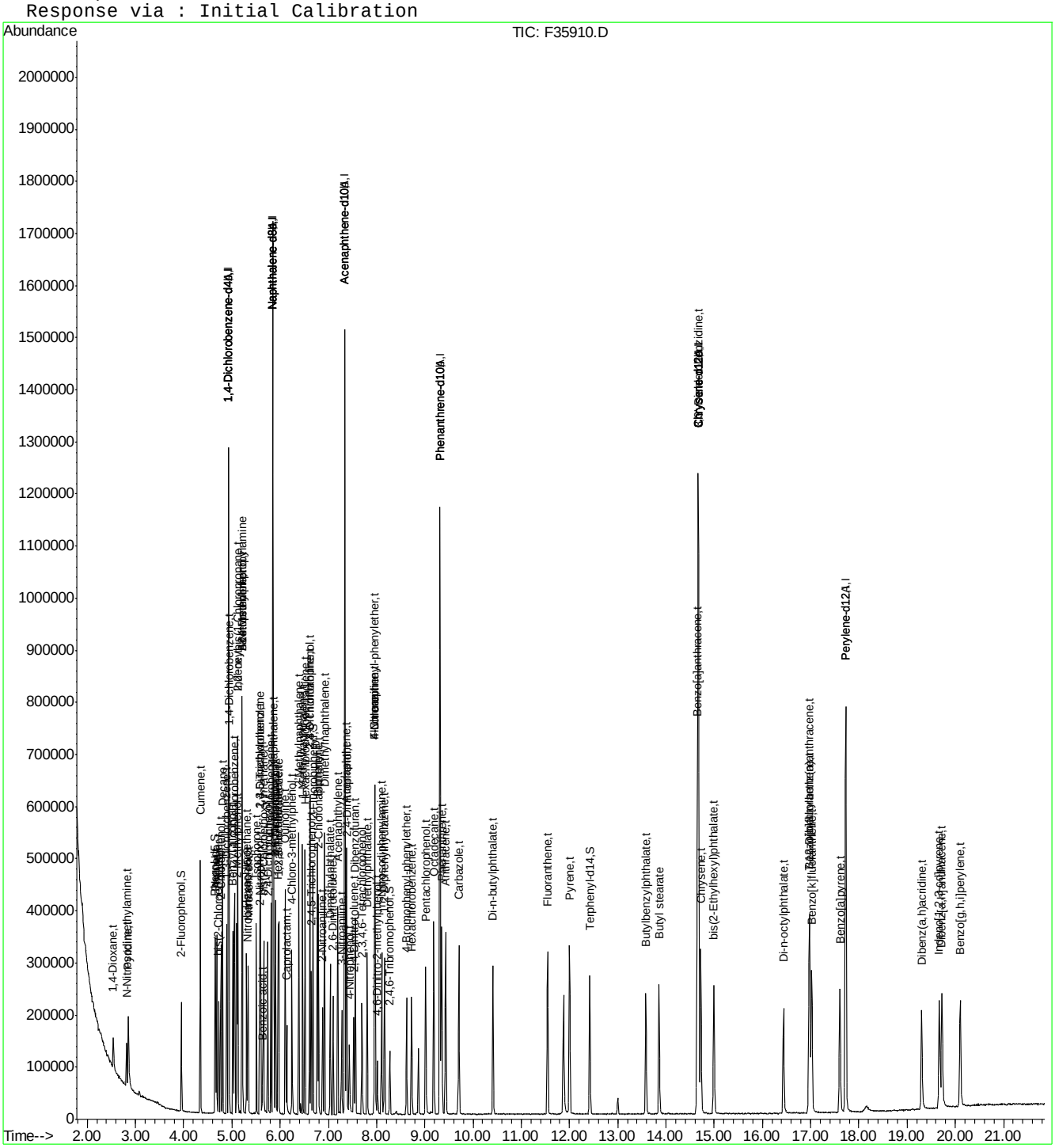

F35910.D MF5692.M Thu Jun 12 08:51:27 2014 RT1 Page 4

Manual Integrations APPROVED (compounds with "m" flag)
Olga Azarihn 06/12/14 13:56

Quantitation Report (QT Reviewed)

Data File : C:\MSDCHEM\1\DATA\EF5692\F35911.D Vial: 7
Acq On : 11 Jun 2014 11:02 pm Operator: ashleyd
Sample : ic5692-5 Inst : MSF
Misc : op74333,ef5692 Multiplr: 1.00
MS Integration Params: LSCINT.P
Quant Time: Jun 12 08:42:03 2014 Quant Results File: MF5692.RES

Quant Method : C:\MSDCHEM\1\METHODS\MF5692.M (RTE Integrator)
Title : Semi Volatile Extractables by GC/MS
Last Update : Thu Jun 12 08:42:00 2014
Response via : Initial Calibration
DataAcq Meth : MF5692

Internal Standards	R.T.	QIon	Response	Conc	Units	Dev(Min)
1) 1,4-Dichlorobenzene-d4	4.93	152	184575	40.00	ppb	0.00
24) Naphthalene-d8	5.85	136	670411	40.00	ppb	0.00
47) Acenaphthene-d10	7.34	164	383948	40.00	ppb	0.00
69) Phenanthrene-d10	9.31	188	619445	40.00	ppb	-0.01
83) Chrysene-d12	14.67	240	591793	40.00	ppb	-0.01
92) Perylene-d12	17.73	264	472188	40.00	ppb	0.00
102) 1,4-Dichlorobenzene-d4A	4.93	152	184575	40.00	ppb	0.00
112) Naphthalene-d8A	5.85	136	670411	40.00	ppb	0.00
121) Acenaphthene-d10A	7.34	164	383948	40.00	ppb	0.00
132) Phenanthrene-d10A	9.31	188	619445	40.00	ppb	-0.01
147) Chrysene-d12A	14.67	240	591793	40.00	ppb	-0.01
155) Perylene-d12A	17.73	264	472188	40.00	ppb	0.00
159) 1,4-Dichlorobenzene-d4b	4.93	152	184575	40.00	ppb	0.00
161) Naphthalene-d8b	5.85	136	670411	40.00	ppb	0.00
163) Acenaphthene-d10b	7.34	164	383948	40.00	ppb	0.00
165) Phenanthrene-d10b	9.31	188	619445	40.00	ppb	-0.01
167) Chrysene-d12b	14.67	240	591793	40.00	ppb	-0.01
169) 1,4-Dichlorobenzene-d4c	4.93	152	184575	40.00	ppb	0.00
171) Naphthalene-d8c	5.85	136	670411	40.00	ppb	0.00
176) Chrysene-d12c	14.67	240	591793	40.00	ppb	-0.01
178) Naphthalene-d8a	5.85	136	670411	40.00	ppb	0.04
System Monitoring Compounds						
5) 2-Fluorophenol	3.95	112	34606	5.20	ppb	0.00
Spiked Amount 50.000			Recovery = 10.40%			
8) Phenol-d5	4.65	99	44464	5.33	ppb	0.00
Spiked Amount 50.000			Recovery = 10.66%			
25) Nitrobenzene-d5	5.33	82	40323	5.70	ppb	0.00
Spiked Amount 50.000			Recovery = 11.40%			
51) 2-Fluorobiphenyl	6.68	172	72650	5.43	ppb	0.00
Spiked Amount 50.000			Recovery = 10.86%			
73) 2,4,6-Tribromophenol	8.28	330	6816	4.90	ppb	0.00
Spiked Amount 50.000			Recovery = 9.80%			
85) Terphenyl-d14	12.42	244	70202	5.22	ppb	-0.01
Spiked Amount 50.000			Recovery = 10.44%			
Target Compounds						Qvalue
2) 1,4-Dioxane	2.54	88	14654m	4.46	ppb	
3) Pyridine	2.85	79	39934	5.14	ppb	98
4) N-Nitrosodimethylamine	2.82	42	17372	5.23	ppb	95
6) Indene	5.12	116	68022	5.65	ppb	95
7) Cumene	4.34	105	91847	5.54	ppb	95
9) Phenol	4.66	94	49052	5.36	ppb	94
10) Aniline	4.69	93	61461	5.48	ppb	97
11) bis(2-Chloroethyl)ether	4.73	93	35404	5.45	ppb	98
12) 2-Chlorophenol	4.78	128	38945	5.38	ppb	95
13) Decane	4.81	43	42722	5.73	ppb	94
14) 1,3-Dichlorobenzene	4.89	146	43721	5.48	ppb	97
15) 1,4-Dichlorobenzene	4.94	146	42880	5.41	ppb	98
16) Benzyl alcohol	5.02	108	24822	5.15	ppb	92

(#) = qualifier out of range (m) = manual integration
F35911.D MF5692.M Thu Jun 12 08:51:33 2014 RT1

Quantitation Report (QT Reviewed)

Data File : C:\MSDCHEM\1\DATA\EF5692\F35911.D Vial: 7
Acq On : 11 Jun 2014 11:02 pm Operator: ashleyd
Sample : ic5692-5 Inst : MSF
Misc : op74333,ef5692 Multiplr: 1.00
MS Integration Params: LSCINT.P
Quant Time: Jun 12 08:42:03 2014 Quant Results File: MF5692.RES

Quant Method : C:\MSDCHEM\1\METHODS\MF5692.M (RTE Integrator)
Title : Semi Volatile Extractables by GC/MS
Last Update : Thu Jun 12 08:42:00 2014
Response via : Initial Calibration
DataAcq Meth : MF5692

	Compound	R.T.	QIon	Response	Conc	Unit		Qvalue
17)	1,2-Dichlorobenzene	5.05	146	41437	5.56	ppb		94
18)	Acetophenone	5.21	105	52673	5.56	ppb		97
19)	2-Methylphenol	5.10	108	34733	5.30	ppb		98
20)	2,2'-oxybis(1-Chloropropan	5.12	121	12138	5.52	ppb	#	75
21)	3&4-Methylphenol	5.21	108	37363	5.55	ppb		97
22)	n-Nitroso-di-n-propylamine	5.21	70	25901	5.65	ppb		92
23)	Hexachloroethane	5.31	201	13202	5.29	ppb		96
26)	Nitrobenzene	5.34	77	38997	5.41	ppb		92
27)	Quinoline	6.11	129	76769	5.42	ppb		99
28)	Isophorone	5.51	82	67786	5.42	ppb		95
29)	2-Nitrophenol	5.57	139	17402	5.05	ppb		88
30)	2,4-Dimethylphenol	5.59	107	35383	5.41	ppb		98
31)	Benzoic acid	5.63	105	9386	5.72	ppb		97
32)	bis(2-Chloroethoxy)methane	5.66	93	40548	5.51	ppb		96
33)	2,4-Dichlorophenol	5.74	162	27678	5.20	ppb		99
34)	2,6-Dichlorophenol	5.91	162	28932	5.78	ppb		97
35)	1,3,5-Trichlorobenzene	5.58	180	34520	5.42	ppb		98
36)	1,2,4-Trichlorobenzene	5.81	180	33027	5.42	ppb		96
37)	1,2,3-Trichlorobenzene	5.97	180	32275	5.44	ppb		95
38)	Naphthalene	5.87	128	110942	5.54	ppb		95
39)	4-Chloroaniline	5.90	127	46148	5.36	ppb		97
40)	2,3-Dichloroaniline	6.61	161	37604	5.52	ppb		95
41)	Caprolactam	6.13	55	16576	5.25	ppb		95
42)	Hexachlorobutadiene	5.96	225	16605	5.37	ppb		99
43)	4-Chloro-3-methylphenol	6.25	107	28726	5.17	ppb		91
44)	2-Methylnaphthalene	6.38	141	64456	5.53	ppb		94
45)	1-Methylnaphthalene	6.46	142	72574	5.40	ppb		100
46)	Dimethylnaphthalene	6.92	156	65486	5.47	ppb		100
48)	Hexachlorocyclopentadiene	6.52	237	27114	9.62	ppb		98
49)	2,4,6-Trichlorophenol	6.61	196	18969	5.27	ppb		96
50)	2,4,5-Trichlorophenol	6.65	196	18624	5.01	ppb		98
52)	2-Chloronaphthalene	6.80	162	66885	5.47	ppb		96
53)	Biphenyl	6.77	154	88586	5.40	ppb		97
54)	2-Nitroaniline	6.88	65	17308	5.12	ppb		98
55)	Dimethylphthalate	7.04	163	67920	5.38	ppb		98
56)	Acenaphthylene	7.20	152	107106	5.49	ppb		98
57)	2,6-Dinitrotoluene	7.10	165	14295	5.09	ppb		98
58)	3-Nitroaniline	7.28	138	17761	5.19	ppb		99
59)	Acenaphthene	7.37	153	68192	5.52	ppb		98
60)	2,4-Dinitrophenol	7.38	184	6212	12.03	ppb	#	24
61)	4-Nitrophenol	7.44	109	7384	4.64	ppb	#	85
62)	Dibenzofuran	7.56	168	93366	5.47	ppb		96
63)	2,4-Dinitrotoluene	7.53	165	19485	5.24	ppb		84
64)	2,3,4,6-Tetrachlorophenol	7.70	232	14367	5.03	ppb		93
65)	Diethylphthalate	7.81	149	67180	5.37	ppb		97
66)	Fluorene	7.97	166	74146	5.46	ppb		95
67)	4-Chlorophenyl-phenylether	7.96	204	32467	5.38	ppb		97
68)	4-Nitroaniline	7.97	138	17757	5.15	ppb		95
70)	4,6-Dinitro-2-methylphenol	8.01	198	6057	5.15	ppb		96

(#) = qualifier out of range (m) = manual integration

Quantitation Report (QT Reviewed)

Data File : C:\MSDCHEM\1\DATA\EF5692\F35911.D Vial: 7
Acq On : 11 Jun 2014 11:02 pm Operator: ashleyd
Sample : ic5692-5 Inst : MSF
Misc : op74333,ef5692 Multiplr: 1.00
MS Integration Params: LSCINT.P
Quant Time: Jun 12 08:42:03 2014 Quant Results File: MF5692.RES

Quant Method : C:\MSDCHEM\1\METHODS\MF5692.M (RTE Integrator)
Title : Semi Volatile Extractables by GC/MS
Last Update : Thu Jun 12 08:42:00 2014
Response via : Initial Calibration
DataAcq Meth : MF5692

	Compound	R.T.	QIon	Response	Conc	Unit	Qvalue
71)	n-Nitrosodiphenylamine	8.10	169	47362	5.31	ppb	97
72)	1,2-Diphenylhydrazine	8.16	77	74890	5.42	ppb	98
74)	4-Bromophenyl-phenylether	8.62	248	18052	5.40	ppb	95
75)	Hexachlorobenzene	8.72	284	19959	5.38	ppb	95
76)	Pentachlorophenol	9.02	266	17955	8.96	ppb	98
77)	Phenanthrene	9.35	178	103499	5.40	ppb	99
78)	Anthracene	9.43	178	102044	5.36	ppb	98
79)	Carbazole	9.71	167	97448	5.35	ppb	97
80)	Di-n-butylphthalate	10.41	149	100979	5.17	ppb	99
81)	Fluoranthene	11.55	202	101169	5.20	ppb	99
82)	Octadecane	9.18	57	47137	5.35	ppb	97
84)	Pyrene	12.00	202	112743	5.33	ppb	100
86)	Butylbenzylphthalate	13.59	149	42505	5.00	ppb	95
87)	Butyl stearate	13.86	56	26224	4.43	ppb	98
88)	Benzo[a]anthracene	14.65	228	98028	5.22	ppb	99
89)	3,3'-Dichlorobenzidine	14.68	252	30501	5.07	ppb	97
90)	Chrysene	14.72	228	96145	5.33	ppb	98
91)	bis(2-Ethylhexyl)phthalate	15.00	149	55784	4.95	ppb	97
93)	Di-n-octylphthalate	16.44	149	81838	4.46	ppb	98
94)	Benzo[b]fluoranthene	16.97	252	96687	5.25	ppb	95
95)	Benzo[k]fluoranthene	17.02	252	99795	5.51	ppb	97
96)	Benzo[a]pyrene	17.61	252	82176	5.28	ppb	98
97)	Indeno[1,2,3-cd]pyrene	19.67	276	67483	4.89	ppb	98
98)	Dibenz(a,h)acridine	19.30	279	61353	4.94	ppb	98
99)	Dibenz[a,h]anthracene	19.72	278	70241	4.94	ppb	95
100)	7,12-Dimethylbenz(a)anthra	16.98	256	42928	5.14	ppb	99
101)	Benzo[g,h,i]perylene	20.10	276	73704	5.02	ppb	98

(#) = qualifier out of range (m) = manual integration (+) = signals summed

Quantitation Report (QT Reviewed)

Data File : C:\MSDCHEM\1\DATA\EF5692\F35911.D Vial: 7
Acq On : 11 Jun 2014 11:02 pm Operator: ashleyd
Sample : ic5692-5 Inst : MSF
Misc : op74333,ef5692 Multiplr: 1.00
MS Integration Params: LSCINT.P
Quant Time: Jun 12 8:43 2014 Quant Results File: MF5692.RES

Method : C:\MSDCHEM\1\METHODS\MF5692.M (RTE Integrator)
Title : Semi Volatile Extractables by GC/MS
Last Update : Thu Jun 12 08:49:00 2014
Response via : Initial Calibration

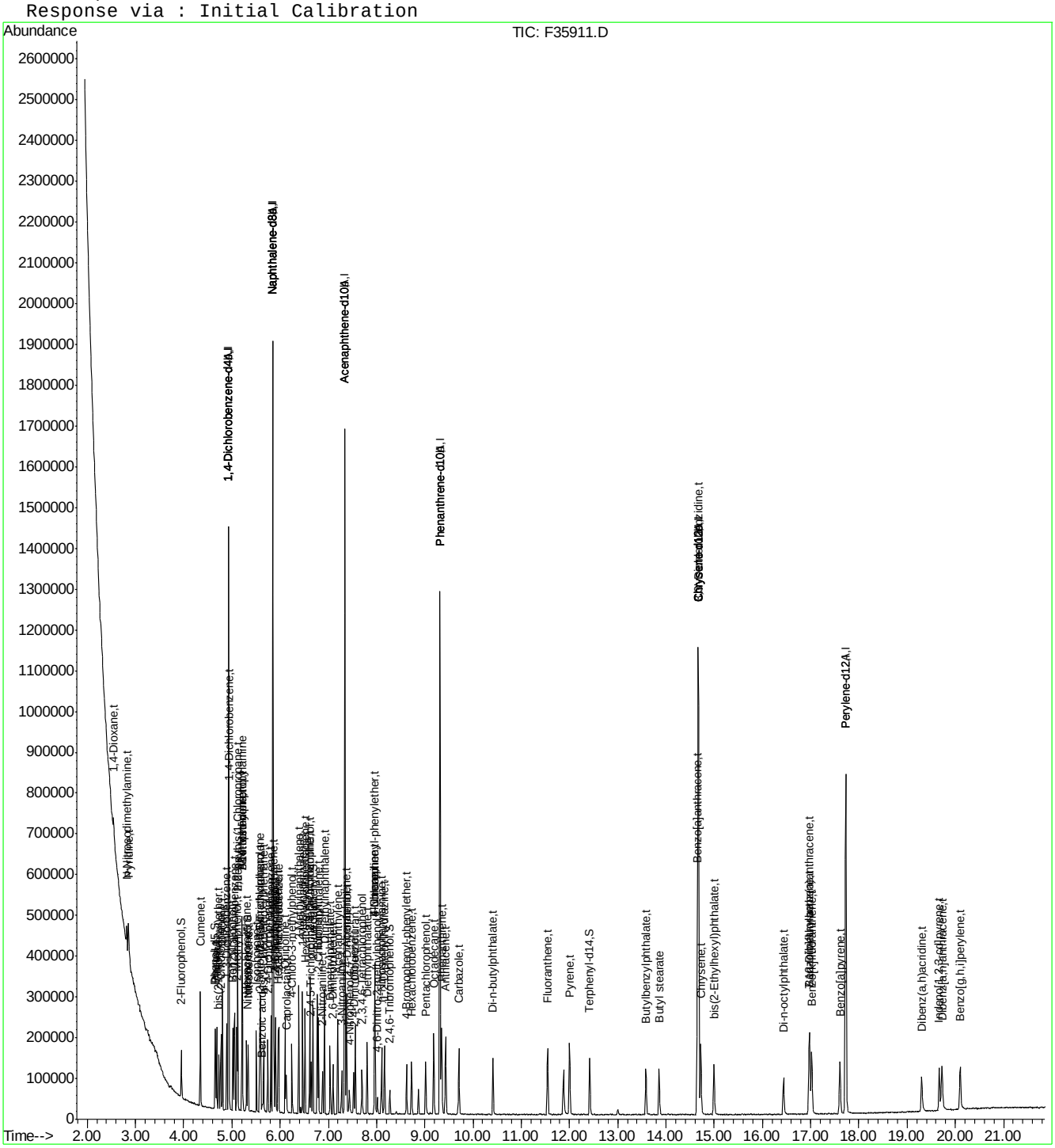

ACCUTEST LABORATORIES JB69078

Manual Integration Approval Summary

Sample Number:	EF5692-IC5692	**Method:**	SW846 8270D
Lab FileID:	F35911.D	**Analyst approved:**	06/12/14 09:15 Nina Pandya
Injection Time:	06/11/14 23:02	**Supervisor approved:**	06/12/14 13:56 Olga Azarihn

Parameter	CAS	Sig#	R.T. (min.)	Reason
1,4-Dioxane	123-91-1		2.54	Poor instrument integration

Quantitation Report (Qedit)

Data File : C:\MSDCHEM\1\DATA\EF5692\F35911.D Vial: 7
Acq On : 11 Jun 2014 11:02 pm Operator: ashleyd
Sample : ic5692-5 Inst : MSF
Misc : op74333,ef5692 Multiplr: 1.00
MS Integration Params: LSCINT.P
Quant Time: Jun 12 8:28 2014 Quant Results File: temp.res

Method : C:\MSDCHEM\1\METHODS\MF5692.M (RTE Integrator)
Title : Semi Volatile Extractables by GC/MS
Last Update : Thu Jun 12 08:28:47 2014
Response via : Multiple Level Calibration

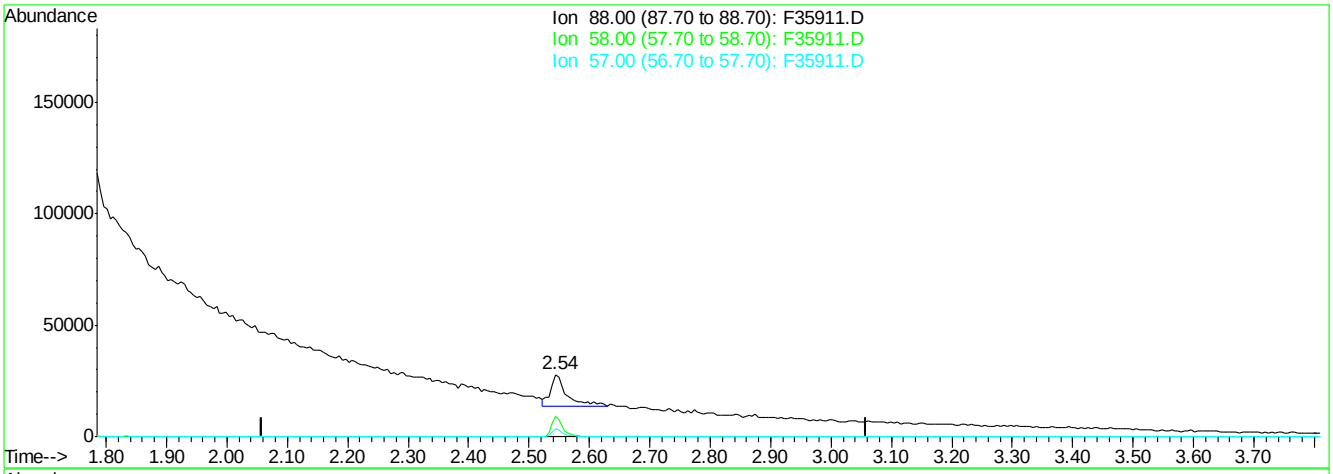

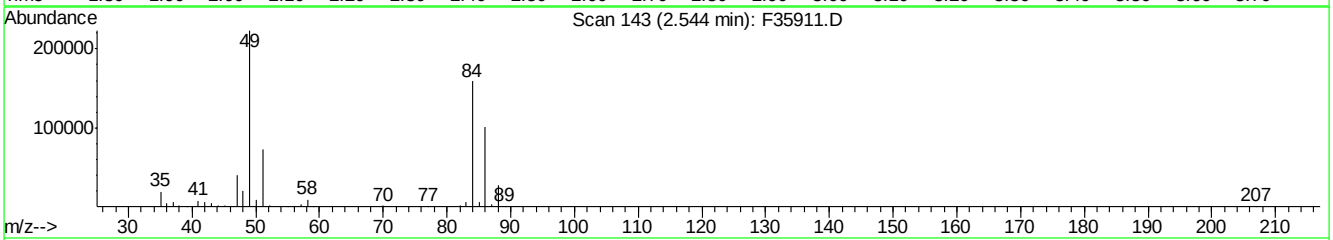

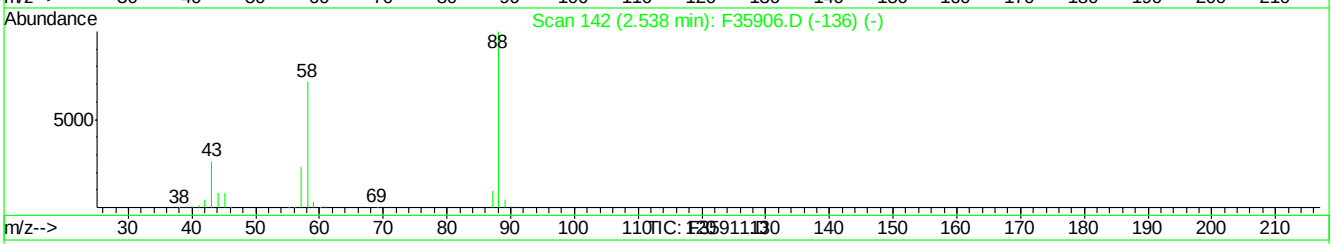

(2) 1,4-Dioxane (t)

2.54min 8.73ppb

response 27473

Ion	Exp%	Act%
88.00	100	100
58.00	71.10	70.84
57.00	22.80	27.41
0.00	0.00	0.00

F35911.D MF5692.M Thu Jun 12 08:29:03 2014 RT1

Quantitation Report (Qedit)

Data File : C:\MSDCHEM\1\DATA\EF5692\F35911.D Vial: 7
Acq On : 11 Jun 2014 11:02 pm Operator: ashleyd
Sample : ic5692-5 Inst : MSF
Misc : op74333,ef5692 Multiplr: 1.00
MS Integration Params: LSCINT.P
Quant Time: Jun 12 8:42 2014 Quant Results File: temp.res

Method : C:\MSDCHEM\1\METHODS\MF5692.M (RTE Integrator)
Title : Semi Volatile Extractables by GC/MS
Last Update : Thu Jun 12 08:42:00 2014
Response via : Multiple Level Calibration

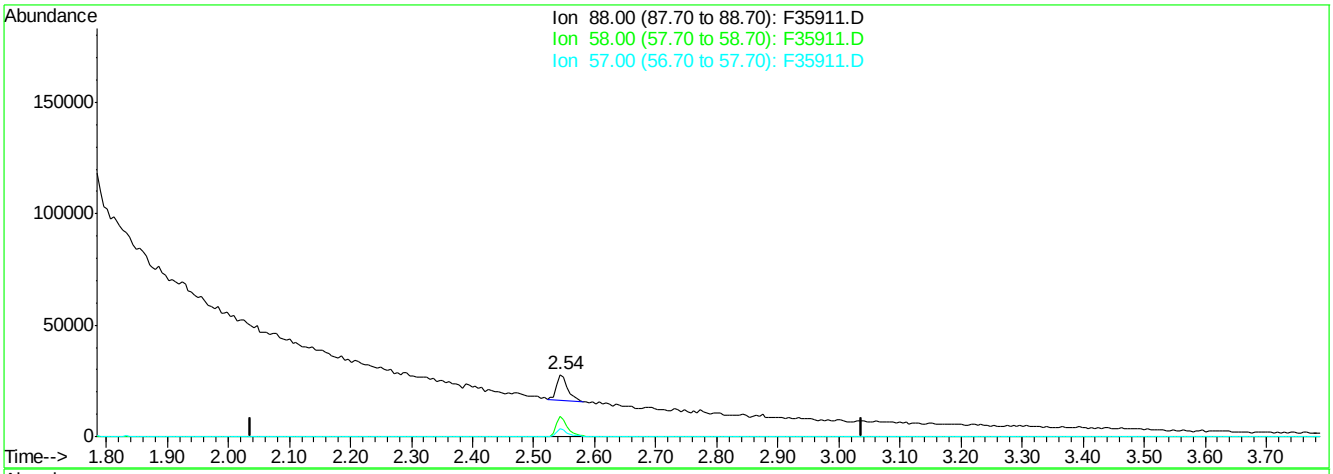

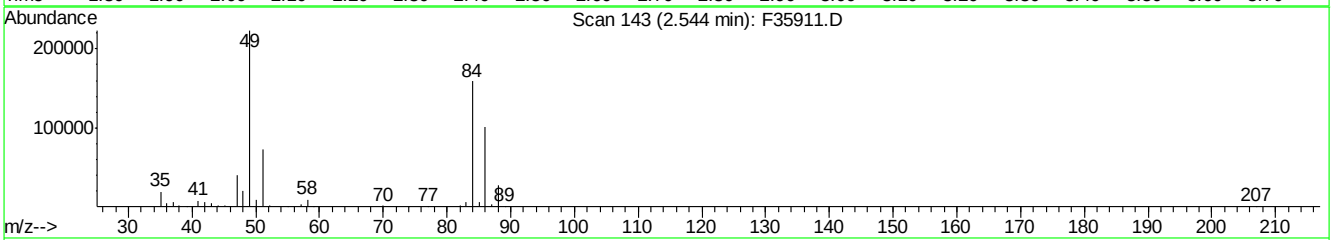

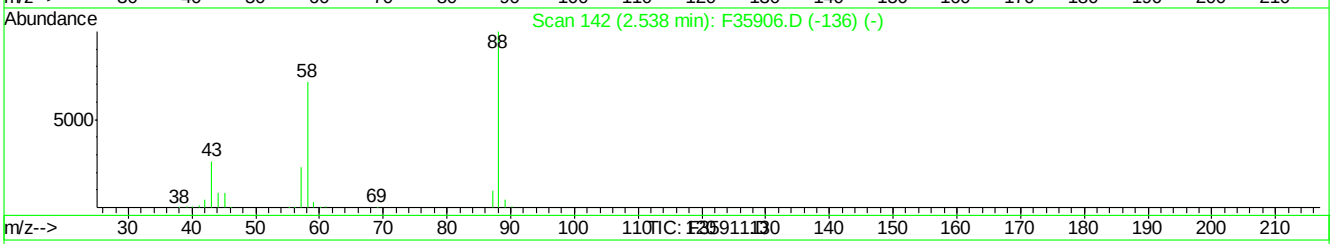

(2) 1,4-Dioxane (t)

2.54min 4.46ppb m

response 14654

Ion	Exp%	Act%
88.00	100	100
58.00	71.10	31.95#
57.00	22.80	12.37
0.00	0.00	0.00

F35911.D MF5692.M Thu Jun 12 08:42:28 2014 RT1

F35911.D edits: 1,4-Dioxane

F35912.D

Manual Integrations APPROVED (compounds with "m" flag)

Olga Azarihn 06/12/14 13:56

Quantitation Report (QT Reviewed)

Data File : C:\MSDCHEM\1\DATA\EF5692\F35912.D Vial: 8
Acq On : 11 Jun 2014 11:32 pm Operator: ashleyd
Sample : ic5692-2 Inst : MSF
Misc : op74333,ef5692 Multiplr: 1.00
MS Integration Params: LSCINT.P
Quant Time: Jun 12 08:30:20 2014 Quant Results File: MF5692.RES

Quant Method : C:\MSDCHEM\1\METHODS\MF5692.M (RTE Integrator)
Title : Semi Volatile Extractables by GC/MS
Last Update : Thu Jun 12 08:28:47 2014
Response via : Initial Calibration
DataAcq Meth : MF5692

Internal Standards	R.T.	QIon	Response	Conc	Units	Dev(Min)
1) 1,4-Dichlorobenzene-d4	4.93	152	180327	40.00	ppb	-0.03
24) Naphthalene-d8	5.85	136	660097	40.00	ppb	-0.03
47) Acenaphthene-d10	7.34	164	379907	40.00	ppb	-0.04
69) Phenanthrene-d10	9.31	188	609626	40.00	ppb	-0.05
83) Chrysene-d12	14.67	240	596998	40.00	ppb	-0.07
92) Perylene-d12	17.73	264	476869	40.00	ppb	-0.08
102) 1,4-Dichlorobenzene-d4A	4.93	152	180327	40.00	ppb	-0.03
112) Naphthalene-d8A	5.85	136	660097	40.00	ppb	-0.03
121) Acenaphthene-d10A	7.34	164	379907	40.00	ppb	-0.04
132) Phenanthrene-d10A	9.31	188	609626	40.00	ppb	-0.05
147) Chrysene-d12A	14.67	240	596998	40.00	ppb	-0.07
155) Perylene-d12A	17.73	264	476869	40.00	ppb	-0.08
159) 1,4-Dichlorobenzene-d4b	4.93	152	180327	40.00	ppb	-0.03
161) Naphthalene-d8b	5.85	136	660097	40.00	ppb	-0.03
163) Acenaphthene-d10b	7.34	164	379907	40.00	ppb	-0.04
165) Phenanthrene-d10b	9.31	188	609626	40.00	ppb	0.00
167) Chrysene-d12b	14.67	240	596998	40.00	ppb	-0.07
169) 1,4-Dichlorobenzene-d4c	4.93	152	180327	40.00	ppb	-0.03
171) Naphthalene-d8c	5.85	136	660097	40.00	ppb	-0.03
176) Chrysene-d12c	14.67	240	596998	40.00	ppb	-0.07
178) Naphthalene-d8a	5.85	136	660097	40.00	ppb	0.04
System Monitoring Compounds						
5) 2-Fluorophenol	3.95	112	12524	1.90	ppb	-0.02
Spiked Amount 50.000			Recovery =	3.80%		
8) Phenol-d5	4.65	99	15692	1.88	ppb	-0.03
Spiked Amount 50.000			Recovery =	3.76%		
25) Nitrobenzene-d5	5.33	82	13353	2.01	ppb	-0.03
Spiked Amount 50.000			Recovery =	4.02%		
51) 2-Fluorobiphenyl	6.68	172	27575	2.14	ppb	-0.03
Spiked Amount 50.000			Recovery =	4.28%		
73) 2,4,6-Tribromophenol	8.28	330	2223	1.40	ppb	-0.05
Spiked Amount 50.000			Recovery =	2.80%		
85) Terphenyl-d14	12.42	244	25407	1.83	ppb	-0.07
Spiked Amount 50.000			Recovery =	3.66%		
Target Compounds						Qvalue
2) 1,4-Dioxane	2.55	88	5859m	1.91	ppb	
3) Pyridine	2.86	79	14965	1.94	ppb	91
4) N-Nitrosodimethylamine	2.82	42	8572	2.78	ppb	78
6) Indene	5.12	116	24691	2.21	ppb	93
7) Cumene	4.34	105	34485	2.21	ppb	98
9) Phenol	4.66	94	17853	2.06	ppb	97
10) Aniline	4.69	93	22208	2.06	ppb	91
11) bis(2-Chloroethyl)ether	4.73	93	13449	2.22	ppb	99
12) 2-Chlorophenol	4.78	128	14263	2.02	ppb	93
13) Decane	4.81	43	15656	2.35	ppb	96
14) 1,3-Dichlorobenzene	4.89	146	16429	2.16	ppb	95
15) 1,4-Dichlorobenzene	4.94	146	15357	2.04	ppb	96
16) Benzyl alcohol	5.02	108	9057	1.88	ppb	93

(#) = qualifier out of range (m) = manual integration

Quantitation Report (QT Reviewed)

Data File : C:\MSDCHEM\1\DATA\EF5692\F35912.D Vial: 8
Acq On : 11 Jun 2014 11:32 pm Operator: ashleyd
Sample : ic5692-2 Inst : MSF
Misc : op74333,ef5692 Multiplr: 1.00
MS Integration Params: LSCINT.P
Quant Time: Jun 12 08:30:20 2014 Quant Results File: MF5692.RES

Quant Method : C:\MSDCHEM\1\METHODS\MF5692.M (RTE Integrator)
Title : Semi Volatile Extractables by GC/MS
Last Update : Thu Jun 12 08:28:47 2014
Response via : Initial Calibration
DataAcq Meth : MF5692

	Compound	R.T.	QIon	Response	Conc	Unit		Qvalue
17)	1,2-Dichlorobenzene	5.05	146	15185	2.19	ppb		94
18)	Acetophenone	5.21	105	20530	2.35	ppb		97
19)	2-Methylphenol	5.10	108	12914	2.02	ppb		98
20)	2,2'-oxybis(1-Chloropropan	5.12	121	4484	2.15	ppb	#	64
21)	3&4-Methylphenol	5.21	108	13111	2.00	ppb		91
22)	n-Nitroso-di-n-propylamine	5.21	70	9438	2.19	ppb		91
23)	Hexachloroethane	5.31	201	4662	1.87	ppb		94
26)	Nitrobenzene	5.34	77	14386	2.06	ppb		92
27)	Quinoline	6.11	129	27766	2.02	ppb		99
28)	Isophorone	5.51	82	24230	1.99	ppb		98
29)	2-Nitrophenol	5.57	139	5740	1.55	ppb		95
30)	2,4-Dimethylphenol	5.59	107	12932	2.05	ppb		97
31)	Benzoic acid	5.63	105	2152	0.49	ppb	#	30
32)	bis(2-Chloroethoxy)methane	5.66	93	14574	2.08	ppb		97
33)	2,4-Dichlorophenol	5.74	162	9656	1.78	ppb		99
34)	2,6-Dichlorophenol	5.90	162	10316	1.96	ppb		97
35)	1,3,5-Trichlorobenzene	5.58	180	13351	2.22	ppb		94
36)	1,2,4-Trichlorobenzene	5.81	180	12304	2.14	ppb		92
37)	1,2,3-Trichlorobenzene	5.97	180	12431	2.21	ppb		96
38)	Naphthalene	5.87	128	41940	2.25	ppb		94
39)	4-Chloroaniline	5.90	127	15941	1.88	ppb		97
40)	2,3-Dichloroaniline	6.61	161	13526	2.09	ppb		93
41)	Caprolactam	6.13	55	5972	1.83	ppb		96
42)	Hexachlorobutadiene	5.96	225	6248	2.07	ppb		94
43)	4-Chloro-3-methylphenol	6.25	107	10496	1.88	ppb		93
44)	2-Methylnaphthalene	6.38	141	24444	2.24	ppb		98
45)	1-Methylnaphthalene	6.46	142	27882	2.20	ppb		94
46)	Dimethylnaphthalene	6.92	156	24521	2.14	ppb		99
48)	Hexachlorocyclopentadiene	6.52	237	8686	2.72	ppb		98
49)	2,4,6-Trichlorophenol	6.61	196	6637	1.80	ppb		91
50)	2,4,5-Trichlorophenol	6.65	196	6937	1.75	ppb		98
52)	2-Chloronaphthalene	6.80	162	25432	2.19	ppb		97
53)	Biphenyl	6.77	154	34549	2.21	ppb		97
54)	2-Nitroaniline	6.88	65	5539	1.52	ppb		97
55)	Dimethylphthalate	7.04	163	25137	2.03	ppb		97
56)	Acenaphthylene	7.20	152	39502	2.07	ppb		97
57)	2,6-Dinitrotoluene	7.10	165	4737	1.53	ppb		93
58)	3-Nitroaniline	7.28	138	5811	1.53	ppb		88
59)	Acenaphthene	7.37	153	25679	2.19	ppb		94
60)	2,4-Dinitrophenol	7.39	184	1103	0.68	ppb	#	1
61)	4-Nitrophenol	7.44	109	2025	1.13	ppb	#	79
62)	Dibenzofuran	7.56	168	35517	2.18	ppb		100
63)	2,4-Dinitrotoluene	7.53	165	5890	1.42	ppb		80
64)	2,3,4,6-Tetrachlorophenol	7.70	232	4529	1.39	ppb		94
65)	Diethylphthalate	7.81	149	24485	1.97	ppb		98
66)	Fluorene	7.97	166	27902	2.15	ppb		98
67)	4-Chlorophenyl-phenylether	7.96	204	12222	2.06	ppb		97
68)	4-Nitroaniline	7.97	138	5899	1.59	ppb		97
70)	4,6-Dinitro-2-methylphenol	8.01	198	1350	0.58	ppb		87

(#) = qualifier out of range (m) = manual integration

Quantitation Report (QT Reviewed)

Data File : C:\MSDCHEM\1\DATA\EF5692\F35912.D Vial: 8
Acq On : 11 Jun 2014 11:32 pm Operator: ashleyd
Sample : ic5692-2 Inst : MSF
Misc : op74333,ef5692 Multiplr: 1.00
MS Integration Params: LSCINT.P
Quant Time: Jun 12 08:30:20 2014 Quant Results File: MF5692.RES

Quant Method : C:\MSDCHEM\1\METHODS\MF5692.M (RTE Integrator)
Title : Semi Volatile Extractables by GC/MS
Last Update : Thu Jun 12 08:28:47 2014
Response via : Initial Calibration
DataAcq Meth : MF5692

	Compound	R.T.	QIon	Response	Conc	Unit	Qvalue
71)	n-Nitrosodiphenylamine	8.10	169	16921	1.91	ppb	98
72)	1,2-Diphenylhydrazine	8.16	77	27284	2.02	ppb	98
74)	4-Bromophenyl-phenylether	8.62	248	6379	1.89	ppb	92
75)	Hexachlorobenzene	8.72	284	7542	2.09	ppb	92
76)	Pentachlorophenol	9.02	266	4962	2.14	ppb	96
77)	Phenanthrene	9.35	178	39195	2.16	ppb	97
78)	Anthracene	9.44	178	37305	1.99	ppb	96
79)	Carbazole	9.71	167	35880	1.97	ppb	99
80)	Di-n-butylphthalate	10.41	149	33788	1.63	ppb	99
81)	Fluoranthene	11.55	202	37587	1.89	ppb	100
82)	Octadecane	9.18	57	15691	1.72	ppb	97
84)	Pyrene	12.00	202	40893	1.91	ppb	98
86)	Butylbenzylphthalate	13.59	149	13800	1.44	ppb	96
87)	Butyl stearate	13.86	56	7467	1.11	ppb	95
88)	Benzo[a]anthracene	14.65	228	39532	2.16	ppb	96
89)	3,3'-Dichlorobenzidine	14.67	252	10114	1.48	ppb	91
90)	Chrysene	14.72	228	38649	2.26	ppb	98
91)	bis(2-Ethylhexyl)phthalate	15.00	149	17498	1.33	ppb	94
93)	Di-n-octylphthalate	16.43	149	23530	1.12	ppb	100
94)	Benzo[b]fluoranthene	16.97	252	36789	2.00	ppb	97
95)	Benzo[k]fluoranthene	17.02	252	38941	2.26	ppb	98
96)	Benzo[a]pyrene	17.61	252	29802	1.84	ppb	92
97)	Indeno[1,2,3-cd]pyrene	19.67	276	23089	1.51	ppb	95
98)	Dibenz(a,h)acridine	19.30	279	21166	1.52	ppb	94
99)	Dibenz[a,h]anthracene	19.72	278	24452	1.61	ppb	99
100)	7,12-Dimethylbenz(a)anthra	16.98	256	15499	1.77	ppb	99
101)	Benzo[g,h,i]perylene	20.10	276	27537	1.80	ppb	97

(#) = qualifier out of range (m) = manual integration (+) = signals summed

Quantitation Report (QT Reviewed)

Data File : C:\MSDCHEM\1\DATA\EF5692\F35912.D Vial: 8
Acq On : 11 Jun 2014 11:32 pm Operator: ashleyd
Sample : ic5692-2 Inst : MSF
Misc : op74333,ef5692 Multiplr: 1.00
MS Integration Params: LSCINT.P
Quant Time: Jun 12 8:31 2014 Quant Results File: MF5692.RES

Method : C:\MSDCHEM\1\METHODS\MF5692.M (RTE Integrator)
Title : Semi Volatile Extractables by GC/MS
Last Update : Thu Jun 12 08:49:00 2014
Response via : Initial Calibration

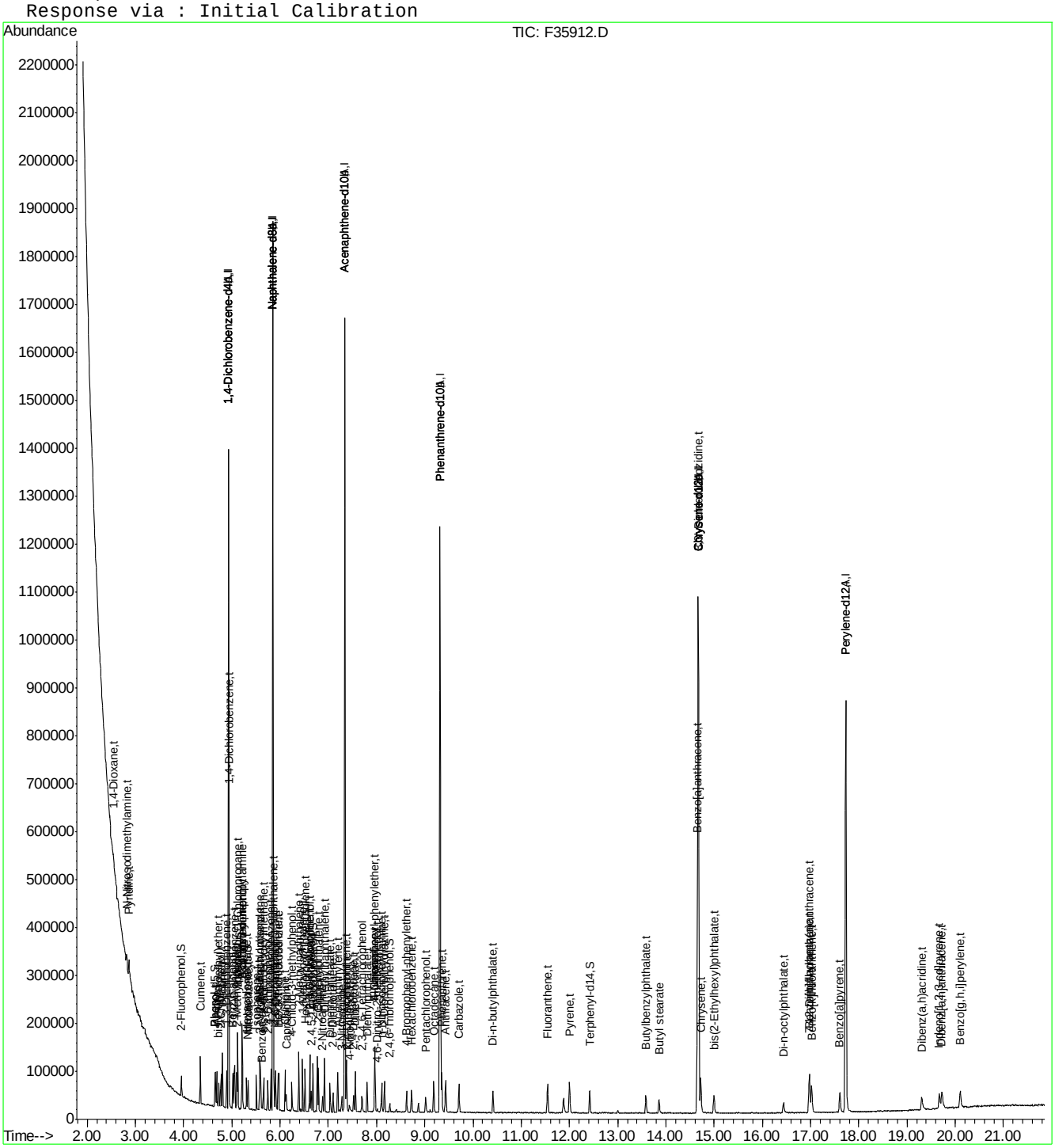

ACCUTEST LABORATORIES JB69078

Manual Integration Approval Summary

Sample Number:	EF5692-IC5692	**Method:**	SW846 8270D
Lab FileID:	F35912.D	**Analyst approved:**	06/12/14 09:15 Nina Pandya
Injection Time:	06/11/14 23:32	**Supervisor approved:**	06/12/14 13:56 Olga Azarihn

Parameter	CAS	Sig#	R.T. (min.)	Reason
1,4-Dioxane	123-91-1		2.55	Poor instrument integration

Quantitation Report (Qedit)

Data File : C:\MSDCHEM\1\DATA\EF5692\F35912.D Vial: 8
Acq On : 11 Jun 2014 11:32 pm Operator: ashleyd
Sample : ic5692-2 Inst : MSF
Misc : op74333,ef5692 Multiplr: 1.00
MS Integration Params: LSCINT.P
Quant Time: Jun 12 8:30 2014 Quant Results File: temp.res

Method : C:\MSDCHEM\1\METHODS\MF5692.M (RTE Integrator)
Title : Semi Volatile Extractables by GC/MS
Last Update : Thu Jun 12 08:28:47 2014
Response via : Multiple Level Calibration

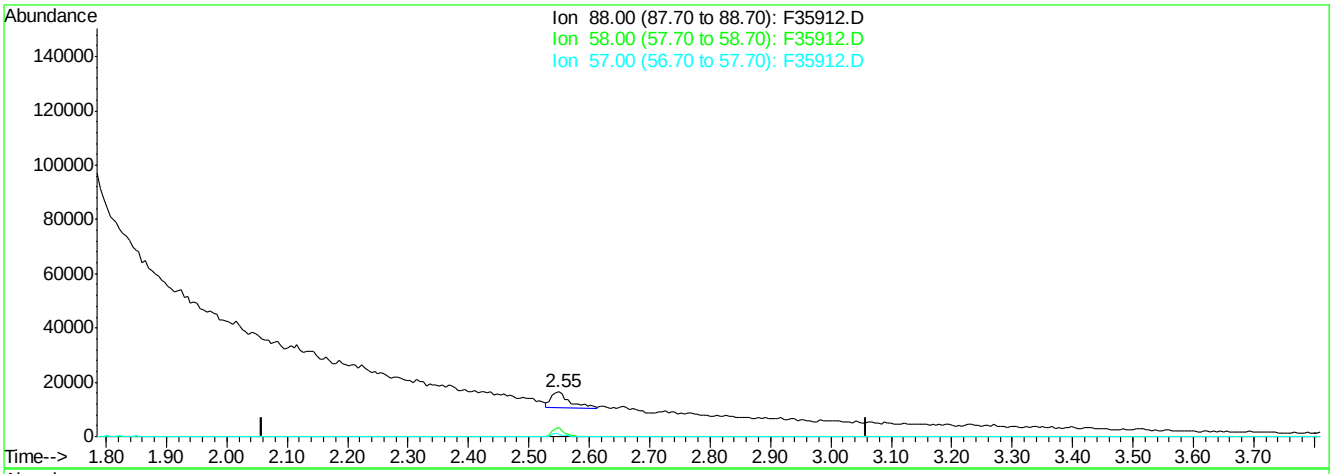

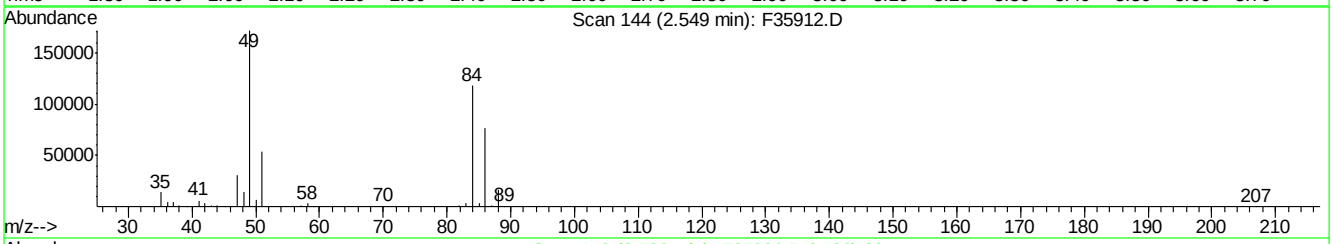

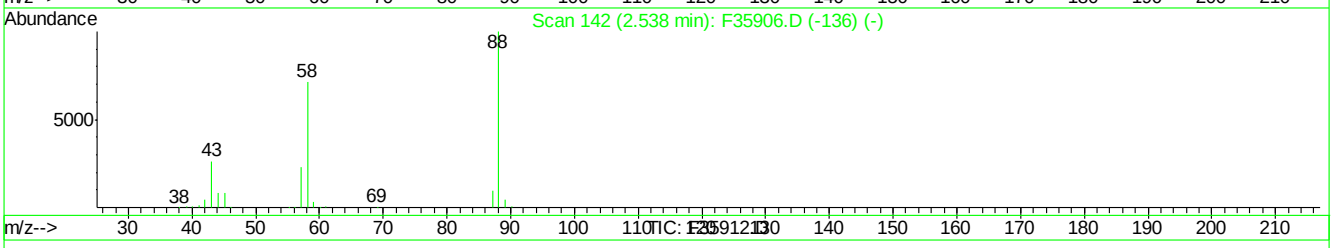

(2) 1,4-Dioxane (t)

2.55min 4.06ppb

response 12474

Ion	Exp%	Act%
88.00	100	100
58.00	71.10	67.55
57.00	22.80	18.62
0.00	0.00	0.00

F35912.D MF5692.M Thu Jun 12 08:30:39 2014 RT1

Quantitation Report (Qedit)

Data File : C:\MSDCHEM\1\DATA\EF5692\F35912.D Vial: 8
Acq On : 11 Jun 2014 11:32 pm Operator: ashleyd
Sample : ic5692-2 Inst : MSF
Misc : op74333,ef5692 Multiplr: 1.00
MS Integration Params: LSCINT.P
Quant Time: Jun 12 8:31 2014 Quant Results File: temp.res

Method : C:\MSDCHEM\1\METHODS\MF5692.M (RTE Integrator)
Title : Semi Volatile Extractables by GC/MS
Last Update : Thu Jun 12 08:49:00 2014
Response via : Multiple Level Calibration

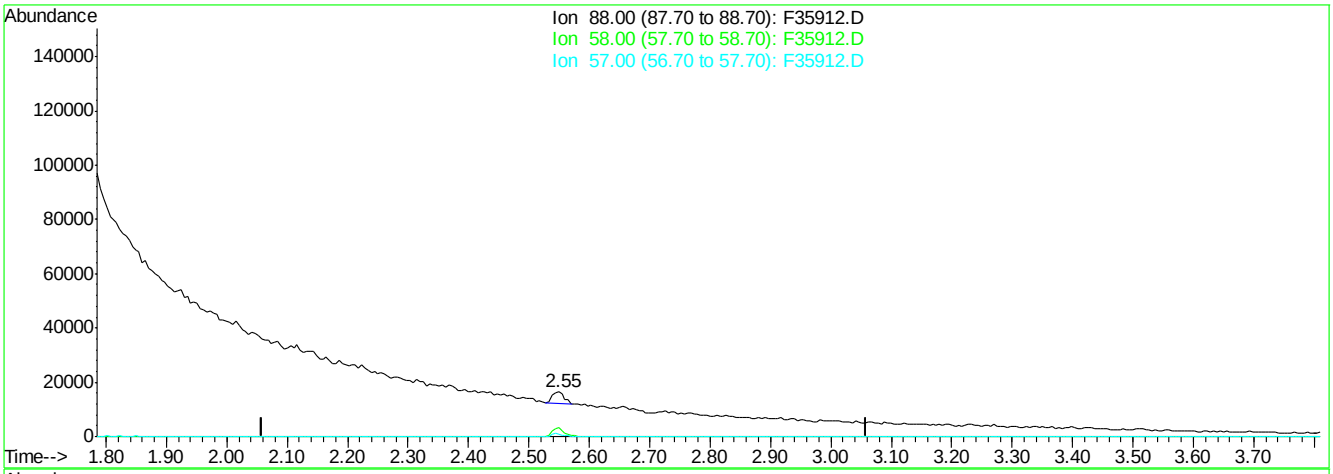

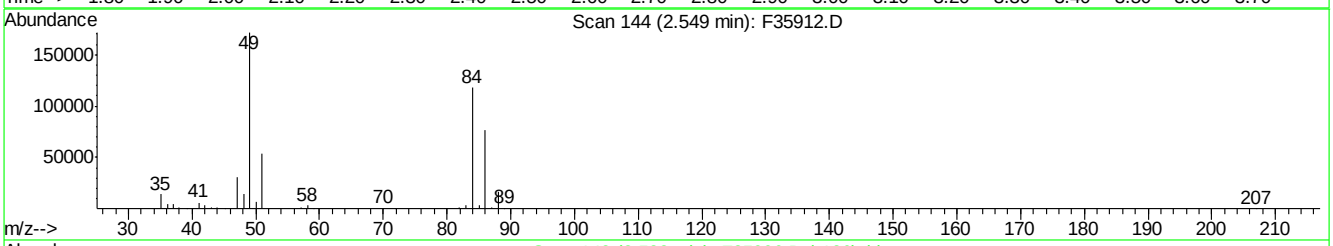

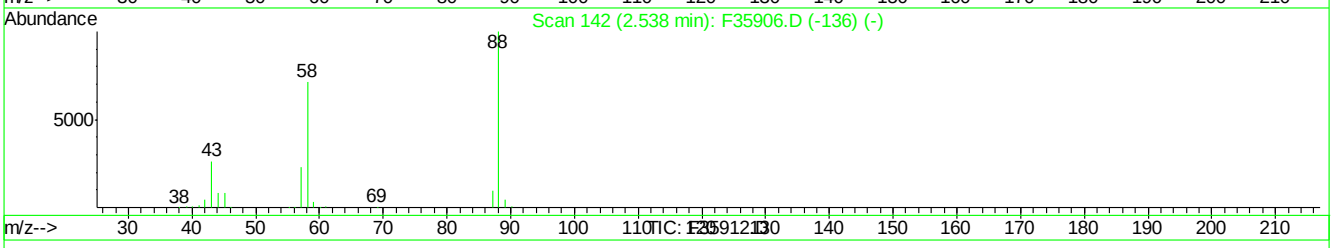

(2) 1,4-Dioxane (t)

2.55min 1.91ppb m

response 5859

Ion	Exp%	Act%
88.00	100	100
58.00	71.10	19.81#
57.00	22.80	5.46
0.00	0.00	0.00

F35912.D MF5692.M Thu Jun 12 08:55:38 2014 RT1

Quantitation Report (QT Reviewed)

Data File : C:\MSDCHEM\1\DATA\EF5692\F35913.D Vial: 9
Acq On : 12 Jun 2014 12:01 am Operator: ashleyd
Sample : ic5692-1 Inst : MSF
Misc : op74333,ef5692 Multiplr: 1.00
MS Integration Params: LSCINT.P
Quant Time: Jun 12 08:33:05 2014 Quant Results File: MF5692.RES

Quant Method : C:\MSDCHEM\1\METHODS\MF5692.M (RTE Integrator)
Title : Semi Volatile Extractables by GC/MS
Last Update : Thu Jun 12 08:28:47 2014
Response via : Initial Calibration
DataAcq Meth : MF5692

Internal Standards	R.T.	QIon	Response	Conc	Units	Dev(Min)
1) 1,4-Dichlorobenzene-d4	4.93	152	196588	40.00	ppb	-0.03
24) Naphthalene-d8	5.85	136	705792	40.00	ppb	-0.03
47) Acenaphthene-d10	7.34	164	409528	40.00	ppb	-0.04
69) Phenanthrene-d10	9.31	188	654379	40.00	ppb	-0.05
83) Chrysene-d12	14.67	240	621642	40.00	ppb	-0.07
92) Perylene-d12	17.73	264	499715	40.00	ppb	-0.08
102) 1,4-Dichlorobenzene-d4A	4.93	152	196588	40.00	ppb	-0.03
112) Naphthalene-d8A	5.85	136	705792	40.00	ppb	-0.03
121) Acenaphthene-d10A	7.34	164	409528	40.00	ppb	-0.04
132) Phenanthrene-d10A	9.31	188	654379	40.00	ppb	-0.05
147) Chrysene-d12A	14.67	240	621642	40.00	ppb	-0.07
155) Perylene-d12A	17.73	264	499715	40.00	ppb	-0.08
159) 1,4-Dichlorobenzene-d4b	4.93	152	196588	40.00	ppb	-0.03
161) Naphthalene-d8b	5.85	136	705792	40.00	ppb	-0.03
163) Acenaphthene-d10b	7.34	164	409528	40.00	ppb	-0.04
165) Phenanthrene-d10b	9.31	188	654379	40.00	ppb	0.00
167) Chrysene-d12b	14.67	240	621642	40.00	ppb	-0.07
169) 1,4-Dichlorobenzene-d4c	4.93	152	196588	40.00	ppb	-0.03
171) Naphthalene-d8c	5.85	136	705792	40.00	ppb	-0.03
176) Chrysene-d12c	14.67	240	621642	40.00	ppb	-0.07
178) Naphthalene-d8a	5.85	136	705792	40.00	ppb	0.04
System Monitoring Compounds						
5) 2-Fluorophenol	3.95	112	6997	0.97	ppb	-0.02
Spiked Amount 50.000			Recovery = 1.94%			
8) Phenol-d5	4.65	99	8387	0.92	ppb	-0.03
Spiked Amount 50.000			Recovery = 1.84%			
25) Nitrobenzene-d5	5.33	82	8088	1.14	ppb	-0.03
Spiked Amount 50.000			Recovery = 2.28%			
51) 2-Fluorobiphenyl	6.68	172	15416	1.11	ppb	-0.03
Spiked Amount 50.000			Recovery = 2.22%			
73) 2,4,6-Tribromophenol	8.28	330	1081	0.63	ppb	-0.05
Spiked Amount 50.000			Recovery = 1.26%			
85) Terphenyl-d14	12.42	244	13570	0.94	ppb	-0.07
Spiked Amount 50.000			Recovery = 1.88%			
Target Compounds						Qvalue
2) 1,4-Dioxane	2.54	88	4963	1.48	ppb	96
3) Pyridine	2.87	79	8585	1.02	ppb	94
4) N-Nitrosodimethylamine	2.82	42	3116	0.93	ppb	98
6) Indene	5.12	116	13716	1.12	ppb	99
7) Cumene	4.34	105	18702	1.10	ppb	94
9) Phenol	4.66	94	9851	1.04	ppb	94
10) Aniline	4.69	93	12143	1.03	ppb	91
11) bis(2-Chloroethyl)ether	4.73	93	7435	1.12	ppb	93
12) 2-Chlorophenol	4.78	128	7769	1.01	ppb	94
13) Decane	4.81	43	9246	1.27	ppb	93
14) 1,3-Dichlorobenzene	4.89	146	8754	1.06	ppb	98
15) 1,4-Dichlorobenzene	4.94	146	9571	1.17	ppb	91
16) Benzyl alcohol	5.02	108	4879	0.93	ppb	92

(#) = qualifier out of range (m) = manual integration
F35913.D MF5692.M Thu Jun 12 08:51:51 2014 RT1

Quantitation Report (QT Reviewed)

Data File : C:\MSDCHEM\1\DATA\EF5692\F35913.D Vial: 9
Acq On : 12 Jun 2014 12:01 am Operator: ashleyd
Sample : ic5692-1 Inst : MSF
Misc : op74333,ef5692 Multiplr: 1.00
MS Integration Params: LSCINT.P
Quant Time: Jun 12 08:33:05 2014 Quant Results File: MF5692.RES

Quant Method : C:\MSDCHEM\1\METHODS\MF5692.M (RTE Integrator)
Title : Semi Volatile Extractables by GC/MS
Last Update : Thu Jun 12 08:28:47 2014
Response via : Initial Calibration
DataAcq Meth : MF5692

	Compound	R.T.	QIon	Response	Conc	Unit		Qvalue
17)	1,2-Dichlorobenzene	5.05	146	8676	1.15	ppb		97
18)	Acetophenone	5.21	105	10634	1.11	ppb		98
19)	2-Methylphenol	5.10	108	7194	1.03	ppb		89
20)	2,2'-oxybis(1-Chloropropan	5.12	121	2393	1.05	ppb	#	78
21)	3&4-Methylphenol	5.21	108	7019	0.98	ppb		95
22)	n-Nitroso-di-n-propylamine	5.21	70	5034	1.07	ppb		96
23)	Hexachloroethane	5.31	201	2788	1.03	ppb		91
26)	Nitrobenzene	5.34	77	7665	1.03	ppb		99
27)	Quinoline	6.11	129	15709	1.07	ppb		99
28)	Isophorone	5.51	82	13327	1.02	ppb		95
29)	2-Nitrophenol	5.57	139	2973	0.75	ppb		92
30)	2,4-Dimethylphenol	5.59	107	6993	1.04	ppb		98
32)	bis(2-Chloroethoxy)methane	5.66	93	8004	1.07	ppb		97
33)	2,4-Dichlorophenol	5.74	162	5115	0.88	ppb		94
34)	2,6-Dichlorophenol	5.90	162	5666	1.01	ppb		92
35)	1,3,5-Trichlorobenzene	5.58	180	7329	1.14	ppb		96
36)	1,2,4-Trichlorobenzene	5.81	180	7289	1.19	ppb		97
37)	1,2,3-Trichlorobenzene	5.97	180	6694	1.11	ppb		98
38)	Naphthalene	5.87	128	23343	1.17	ppb		97
39)	4-Chloroaniline	5.90	127	9432	1.04	ppb		99
40)	2,3-Dichloroaniline	6.61	161	7727	1.12	ppb		95
41)	Caprolactam	6.13	55	2969	0.85	ppb		90
42)	Hexachlorobutadiene	5.96	225	3516	1.09	ppb		98
43)	4-Chloro-3-methylphenol	6.25	107	5532	0.93	ppb		95
44)	2-Methylnaphthalene	6.38	141	13277	1.14	ppb		96
45)	1-Methylnaphthalene	6.46	142	15882	1.17	ppb		96
46)	Dimethylnaphthalene	6.92	156	13278	1.09	ppb		96
48)	Hexachlorocyclopentadiene	6.52	237	4534	1.31	ppb		99
49)	2,4,6-Trichlorophenol	6.61	196	3589	0.90	ppb		98
50)	2,4,5-Trichlorophenol	6.65	196	3454	0.81	ppb		90
52)	2-Chloronaphthalene	6.80	162	14260	1.14	ppb		97
53)	Biphenyl	6.77	154	19056	1.13	ppb		99
54)	2-Nitroaniline	6.88	65	2982	0.76	ppb		81
55)	Dimethylphthalate	7.04	163	13977	1.05	ppb		96
56)	Acenaphthylene	7.20	152	21342	1.04	ppb		95
57)	2,6-Dinitrotoluene	7.10	165	2256	0.68	ppb		83
58)	3-Nitroaniline	7.28	138	2588	0.63	ppb		74
59)	Acenaphthene	7.37	153	14086	1.11	ppb		96
62)	Dibenzofuran	7.56	168	20002	1.14	ppb		98
63)	2,4-Dinitrotoluene	7.53	165	2796	0.62	ppb		80
64)	2,3,4,6-Tetrachlorophenol	7.70	232	2353	0.67	ppb		91
65)	Diethylphthalate	7.81	149	13699	1.02	ppb		99
66)	Fluorene	7.97	166	15520	1.11	ppb		94
67)	4-Chlorophenyl-phenylether	7.96	204	6667	1.04	ppb		99
68)	4-Nitroaniline	7.97	138	2682	0.67	ppb		89
71)	n-Nitrosodiphenylamine	8.11	169	9456	0.99	ppb		92
72)	1,2-Diphenylhydrazine	8.16	77	14628	1.01	ppb		97
74)	4-Bromophenyl-phenylether	8.62	248	3540	0.98	ppb		94
75)	Hexachlorobenzene	8.72	284	4239	1.09	ppb		96

(#) = qualifier out of range (m) = manual integration

Quantitation Report (QT Reviewed)

Data File : C:\MSDCHEM\1\DATA\EF5692\F35913.D Vial: 9
Acq On : 12 Jun 2014 12:01 am Operator: ashleyd
Sample : ic5692-1 Inst : MSF
Misc : op74333,ef5692 Multiplr: 1.00
MS Integration Params: LSCINT.P
Quant Time: Jun 12 08:33:05 2014 Quant Results File: MF5692.RES

Quant Method : C:\MSDCHEM\1\METHODS\MF5692.M (RTE Integrator)
Title : Semi Volatile Extractables by GC/MS
Last Update : Thu Jun 12 08:28:47 2014
Response via : Initial Calibration
DataAcq Meth : MF5692

	Compound	R.T.	QIon	Response	Conc	Unit	Qvalue
76)	Pentachlorophenol	9.02	266	2078	0.83	ppb	86
77)	Phenanthrene	9.35	178	22532	1.15	ppb	99
78)	Anthracene	9.44	178	20585	1.02	ppb	98
79)	Carbazole	9.71	167	18465	0.95	ppb	99
80)	Di-n-butylphthalate	10.41	149	17190	0.77	ppb	97
81)	Fluoranthene	11.55	202	19505	0.91	ppb	97
82)	Octadecane	9.18	57	7939	0.81	ppb	98
84)	Pyrene	12.00	202	20956	0.94	ppb	97
86)	Butylbenzylphthalate	13.59	149	6708	0.67	ppb	95
87)	Butyl stearate	13.86	56	3398	0.49	ppb	100
88)	Benzo[a]anthracene	14.65	228	22388	1.18	ppb	98
89)	3,3'-Dichlorobenzidine	14.68	252	4855	0.68	ppb	80
90)	Chrysene	14.72	228	23359	1.31	ppb	98
91)	bis(2-Ethylhexyl)phthalate	15.00	149	7793	0.57	ppb	93
93)	Di-n-octylphthalate	16.43	149	11459	0.52	ppb	97
94)	Benzo[b]fluoranthene	16.97	252	20371	1.06	ppb	91
95)	Benzo[k]fluoranthene	17.03	252	22520	1.25	ppb	97
96)	Benzo[a]pyrene	17.61	252	16048	0.95	ppb	97
97)	Indeno[1,2,3-cd]pyrene	19.67	276	13228	0.83	ppb	97
98)	Dibenz(a,h)acridine	19.30	279	10506	0.72	ppb	98
99)	Dibenz[a,h]anthracene	19.72	278	14471	0.91	ppb	95
100)	7,12-Dimethylbenz(a)anthra	16.98	256	8458	0.92	ppb	97
101)	Benzo[g,h,i]perylene	20.10	276	15634	0.97	ppb	90

(#) = qualifier out of range (m) = manual integration (+) = signals summed
F35913.D MF5692.M Thu Jun 12 08:51:51 2014 RT1

Quantitation Report (QT Reviewed)

Data File : C:\MSDCHEM\1\DATA\EF5692\F35913.D Vial: 9
Acq On : 12 Jun 2014 12:01 am Operator: ashleyd
Sample : ic5692-1 Inst : MSF
Misc : op74333,ef5692 Multiplr: 1.00
MS Integration Params: LSCINT.P
Quant Time: Jun 12 8:34 2014 Quant Results File: MF5692.RES

Method : C:\MSDCHEM\1\METHODS\MF5692.M (RTE Integrator)
Title : Semi Volatile Extractables by GC/MS
Last Update : Thu Jun 12 08:49:00 2014
Response via : Initial Calibration



892 of 1397
ACCUTEST LABORATORIES
JB69078

9.6.84
9

Quantitation Report (QT Reviewed)

Data File : C:\MSDCHEM\1\DATA\EF5693\F35924.D Vial: 11
Acq On : 12 Jun 2014 1:22 pm Operator: ashleyd
Sample : icv5692-50 Inst : MSF
Misc : op74333,ef5693,bn1 Multiplr: 1.00
MS Integration Params: LSCINT.P
Quant Time: Jun 12 15:41:58 2014 Quant Results File: MF5692.RES

Quant Method : C:\MSDCHEM\1\METHODS\MF5692.M (RTE Integrator)
Title : Semi Volatile Extractables by GC/MS
Last Update : Thu Jun 12 15:41:26 2014
Response via : Initial Calibration
DataAcq Meth : MF5692

Internal Standards	R.T.	QIon	Response	Conc	Units	Dev(Min)
1) 1,4-Dichlorobenzene-d4	4.93	152	214464	40.00	ppb	0.00
24) Naphthalene-d8	5.86	136	745452	40.00	ppb	0.00
47) Acenaphthene-d10	7.35	164	425570	40.00	ppb	0.00
69) Phenanthrene-d10	9.32	188	661133	40.00	ppb	0.00
83) Chrysene-d12	14.68	240	614708	40.00	ppb	0.00
92) Perylene-d12	17.74	264	581544	40.00	ppb	0.00
102) 1,4-Dichlorobenzene-d4A	4.93	152	214464	40.00	ppb	0.00
112) Naphthalene-d8A	5.86	136	745452	40.00	ppb	0.00
121) Acenaphthene-d10A	7.35	164	425570	40.00	ppb	0.00
132) Phenanthrene-d10A	9.32	188	661133	40.00	ppb	0.00
147) Chrysene-d12A	14.68	240	614708	40.00	ppb	0.00
155) Perylene-d12A	17.74	264	581544	40.00	ppb	0.00
159) 1,4-Dichlorobenzene-d4b	4.93	152	214464	40.00	ppb	0.00
161) Naphthalene-d8b	5.86	136	745452	40.00	ppb	0.00
163) Acenaphthene-d10b	7.35	164	425570	40.00	ppb	0.00
165) Phenanthrene-d10b	9.32	188	661133	40.00	ppb	0.00
167) Chrysene-d12b	14.68	240	614708	40.00	ppb	0.00
169) 1,4-Dichlorobenzene-d4c	4.93	152	214464	40.00	ppb	0.00
171) Naphthalene-d8c	5.86	136	745452	40.00	ppb	0.00
176) Chrysene-d12c	14.68	240	614708	40.00	ppb	0.00
178) Naphthalene-d8a	5.86	136	745452	40.00	ppb	0.05
System Monitoring Compounds						
5) 2-Fluorophenol	0.00	112	0	0.00	ppb	
Spiked Amount 50.000			Recovery =	0.00%		
8) Phenol-d5	0.00	99	0d	0.00	ppb	
Spiked Amount 50.000			Recovery =	0.00%		
25) Nitrobenzene-d5	0.00	82	0d	0.00	ppb	
Spiked Amount 50.000			Recovery =	0.00%		
51) 2-Fluorobiphenyl	0.00	172	0	0.00	ppb	
Spiked Amount 50.000			Recovery =	0.00%		
73) 2,4,6-Tribromophenol	0.00	330	0	0.00	ppb	
Spiked Amount 50.000			Recovery =	0.00%		
85) Terphenyl-d14	0.00	244	0	0.00	ppb	
Spiked Amount 50.000			Recovery =	0.00%		
Target Compounds						Qvalue
3) Pyridine	2.85	79	392504	43.45	ppb	98
4) N-Nitrosodimethylamine	2.82	42	152118	39.42	ppb	98
11) bis(2-Chloroethyl)ether	4.73	93	331472	43.92	ppb	97
14) 1,3-Dichlorobenzene	4.89	146	382818	41.29	ppb	100
15) 1,4-Dichlorobenzene	4.94	146	373857	40.62	ppb	99
16) Benzyl alcohol	5.03	108	236605	42.23	ppb	99
17) 1,2-Dichlorobenzene	5.06	146	361375	41.70	ppb	100
20) 2,2'-oxybis(1-Chloropropan	5.12	121	115730	45.28	ppb	98
22) n-Nitroso-di-n-propylamine	5.21	70	236519	44.43	ppb	97
23) Hexachloroethane	5.31	201	126706	43.67	ppb	97
26) Nitrobenzene	5.34	77	336899	42.06	ppb	93
28) Isophorone	5.51	82	566770	40.76	ppb	96
32) bis(2-Chloroethoxy)methane	5.66	93	371825	45.46	ppb	100

(#) = qualifier out of range (m) = manual integration

Quantitation Report (QT Reviewed)

Data File : C:\MSDCHEM\1\DATA\EF5693\F35924.D Vial: 11
Acq On : 12 Jun 2014 1:22 pm Operator: ashleyd
Sample : icv5692-50 Inst : MSF
Misc : op74333,ef5693,bn1 Multiplr: 1.00
MS Integration Params: LSCINT.P
Quant Time: Jun 12 15:41:58 2014 Quant Results File: MF5692.RES

Quant Method : C:\MSDCHEM\1\METHODS\MF5692.M (RTE Integrator)
Title : Semi Volatile Extractables by GC/MS
Last Update : Thu Jun 12 15:41:26 2014
Response via : Initial Calibration
DataAcq Meth : MF5692

	Compound	R.T.	QIon	Response	Conc	Unit	Qvalue
36)	1,2,4-Trichlorobenzene	5.81	180	288838	42.62	ppb	99
38)	Naphthalene	5.87	128	914008	41.05	ppb	100
42)	Hexachlorobutadiene	5.96	225	150765	43.84	ppb	99
44)	2-Methylnaphthalene	6.39	141	521577	40.22	ppb	99
48)	Hexachlorocyclopentadiene	6.52	237	131517	42.11	ppb	99
52)	2-Chloronaphthalene	6.80	162	557217	41.13	ppb	96
54)	2-Nitroaniline	6.89	65	161448	43.13	ppb	96
55)	Dimethylphthalate	7.05	163	592485	42.37	ppb	99
56)	Acenaphthylene	7.20	152	785818	36.35	ppb	99
57)	2,6-Dinitrotoluene	7.11	165	134520	43.20	ppb	91
58)	3-Nitroaniline	7.28	138	151499	39.96	ppb	98
59)	Acenaphthene	7.38	153	584714	42.73	ppb	99
62)	Dibenzofuran	7.57	168	784609	41.44	ppb	100
63)	2,4-Dinitrotoluene	7.53	165	172606	41.90	ppb	95
65)	Diethylphthalate	7.82	149	583587	42.05	ppb	98
66)	Fluorene	7.97	166	620182	41.19	ppb	99
67)	4-Chlorophenyl-phenylether	7.97	204	289362	43.25	ppb	99
68)	4-Nitroaniline	7.99	138	158447	41.47	ppb	97
71)	n-Nitrosodiphenylamine	8.12	169	435041	45.72	ppb	99
72)	1,2-Diphenylhydrazine	8.17	77	632088	42.84	ppb	98
74)	4-Bromophenyl-phenylether	8.63	248	164109	45.97	ppb	98
75)	Hexachlorobenzene	8.74	284	163626	41.34	ppb	100
77)	Phenanthrene	9.36	178	848858	41.47	ppb	99
78)	Anthracene	9.44	178	874612	43.08	ppb	100
79)	Carbazole	9.72	167	824101	42.38	ppb	99
80)	Di-n-butylphthalate	10.42	149	962152	46.12	ppb	100
81)	Fluoranthene	11.56	202	897434	43.22	ppb	97
84)	Pyrene	12.02	202	931945	42.43	ppb	99
86)	Butylbenzylphthalate	13.60	149	412586	46.68	ppb	98
88)	Benzo[a]anthracene	14.66	228	795327	40.76	ppb	100
90)	Chrysene	14.74	228	791569	42.23	ppb	100
91)	bis(2-Ethylhexyl)phthalate	15.00	149	562234	47.99	ppb	99
93)	Di-n-octylphthalate	16.44	149	975156	43.13	ppb	99
94)	Benzo[b]fluoranthene	16.98	252	837373	36.93	ppb	100
95)	Benzo[k]fluoranthene	17.04	252	858544	38.48	ppb	99
96)	Benzo[a]pyrene	17.62	252	776383	40.53	ppb	100
97)	Indeno[1,2,3-cd]pyrene	19.69	276	717897	42.23	ppb	98
99)	Dibenz[a,h]anthracene	19.74	278	740446	42.30	ppb	99
101)	Benzo[g,h,i]perylene	20.13	276	769538	42.52	ppb	100

(#) = qualifier out of range (m) = manual integration (+) = signals summed

Quantitation Report (QT Reviewed)

Data File : C:\MSDCHEM\1\DATA\EF5693\F35924.D Vial: 11
Acq On : 12 Jun 2014 1:22 pm Operator: ashleyd
Sample : icv5692-50 Inst : MSF
Misc : op74333,ef5693,bn1 Multiplr: 1.00
MS Integration Params: LSCINT.P
Quant Time: Jun 12 15:58 2014 Quant Results File: MF5692.RES

Method : C:\MSDCHEM\1\METHODS\MF5692.M (RTE Integrator)
Title : Semi Volatile Extractables by GC/MS
Last Update : Thu Jun 12 15:41:26 2014
Response via : Initial Calibration

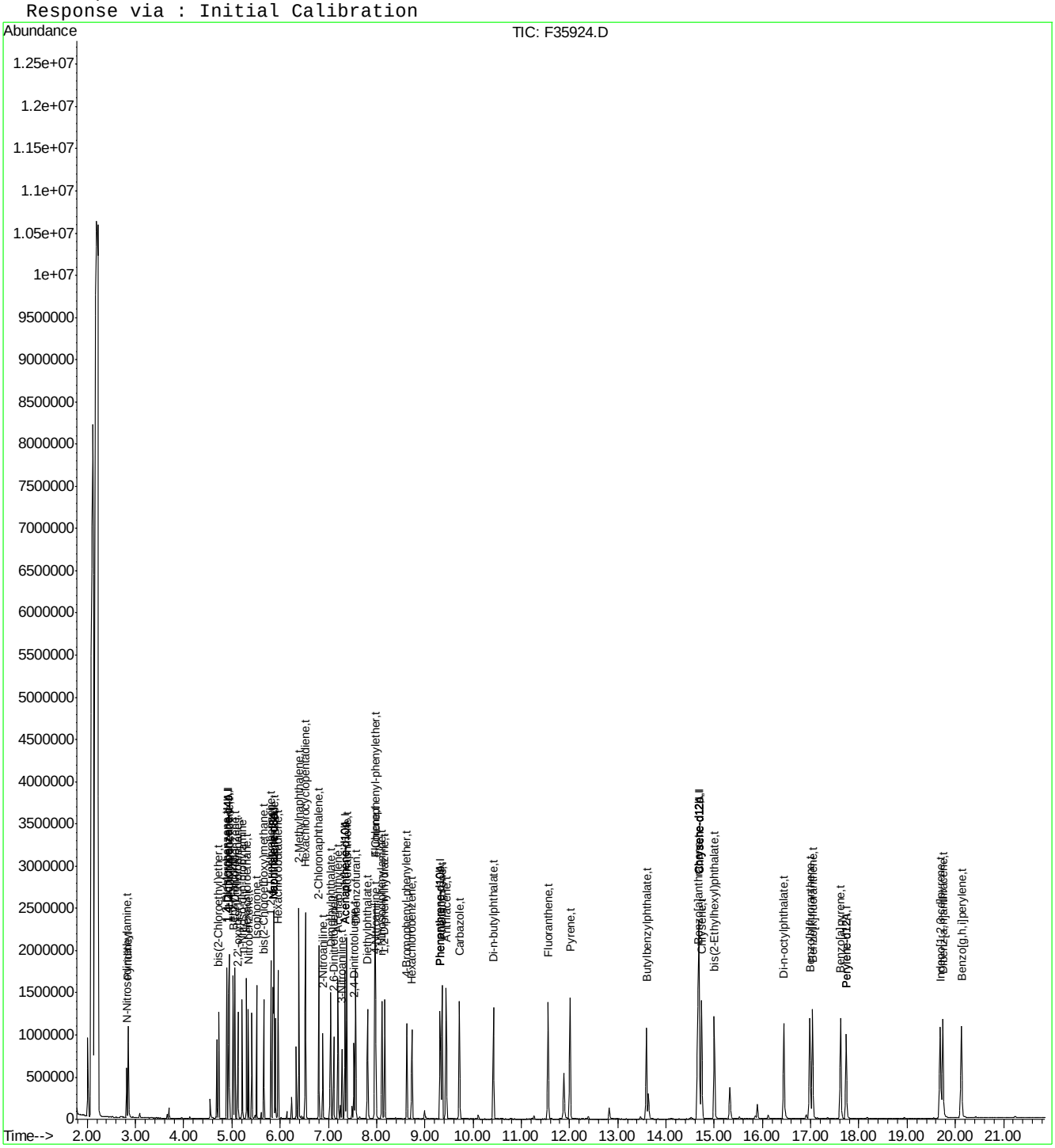

Quantitation Report (QT Reviewed)

Data File : C:\MSDCHEM\1\DATA\EF5693\F35925.D Vial: 12
Acq On : 12 Jun 2014 1:51 pm Operator: ashleyd
Sample : icv5692-50 Inst : MSF
Misc : op74333,ef5693,bn2 Multiplr: 1.00
MS Integration Params: LSCINT.P
Quant Time: Jun 12 15:45:51 2014 Quant Results File: MF5692.RES

Quant Method : C:\MSDCHEM\1\METHODS\MF5692.M (RTE Integrator)
Title : Semi Volatile Extractables by GC/MS
Last Update : Thu Jun 12 15:41:26 2014
Response via : Initial Calibration
DataAcq Meth : MF5692

Internal Standards	R.T.	QIon	Response	Conc	Units	Dev(Min)
1) 1,4-Dichlorobenzene-d4	4.93	152	192210	40.00	ppb	0.00
24) Naphthalene-d8	5.85	136	767529	40.00	ppb	0.00
47) Acenaphthene-d10	7.34	164	397128	40.00	ppb	0.00
69) Phenanthrene-d10	9.32	188	616359	40.00	ppb	0.00
83) Chrysene-d12	14.68	240	575951	40.00	ppb	0.00
92) Perylene-d12	17.74	264	500747	40.00	ppb	0.00
102) 1,4-Dichlorobenzene-d4A	4.93	152	192210	40.00	ppb	0.00
112) Naphthalene-d8A	5.85	136	767529	40.00	ppb	0.00
121) Acenaphthene-d10A	7.34	164	397128	40.00	ppb	0.00
132) Phenanthrene-d10A	9.32	188	616359	40.00	ppb	0.00
147) Chrysene-d12A	14.68	240	575951	40.00	ppb	0.00
155) Perylene-d12A	17.74	264	500747	40.00	ppb	0.00
159) 1,4-Dichlorobenzene-d4b	4.93	152	192210	40.00	ppb	0.00
161) Naphthalene-d8b	5.85	136	767529	40.00	ppb	0.00
163) Acenaphthene-d10b	7.34	164	397128	40.00	ppb	0.00
165) Phenanthrene-d10b	9.32	188	616359	40.00	ppb	0.00
167) Chrysene-d12b	14.68	240	575951	40.00	ppb	0.00
169) 1,4-Dichlorobenzene-d4c	4.93	152	192210	40.00	ppb	0.00
171) Naphthalene-d8c	5.85	136	767529	40.00	ppb	0.00
176) Chrysene-d12c	14.68	240	575951	40.00	ppb	0.00
178) Naphthalene-d8a	5.85	136	767529	40.00	ppb	0.04
System Monitoring Compounds						
5) 2-Fluorophenol	0.00	112	0	0.00	ppb	
Spiked Amount 50.000			Recovery =	0.00%		
8) Phenol-d5	0.00	99	0d	0.00	ppb	
Spiked Amount 50.000			Recovery =	0.00%		
25) Nitrobenzene-d5	0.00	82	0	0.00	ppb	
Spiked Amount 50.000			Recovery =	0.00%		
51) 2-Fluorobiphenyl	0.00	172	0	0.00	ppb	
Spiked Amount 50.000			Recovery =	0.00%		
73) 2,4,6-Tribromophenol	0.00	330	0	0.00	ppb	
Spiked Amount 50.000			Recovery =	0.00%		
85) Terphenyl-d14	0.00	244	0	0.00	ppb	
Spiked Amount 50.000			Recovery =	0.00%		
Target Compounds						Qvalue
2) 1,4-Dioxane	2.54	88	139410	40.62	ppb	98
6) Indene	5.12	116	557922	44.52	ppb	99
7) Cumene	4.35	105	719058	41.64	ppb	98
13) Decane	4.81	43	291234	37.51	ppb	97
18) Acetophenone	5.21	105	419976	42.59	ppb	95
27) Quinoline	6.11	129	610790	37.64	ppb	99
40) 2,3-Dichloroaniline	6.62	161	273805	35.08	ppb	97
41) Caprolactam	6.14	55	128340	35.49	ppb	98
45) 1-Methylnaphthalene	6.47	142	577235	37.48	ppb	99
46) Dimethylnaphthalene	6.92	156	522590	38.12	ppb	99
53) Biphenyl	6.77	154	698140	41.17	ppb	99

(#) = qualifier out of range (m) = manual integration (+) = signals summed

Quantitation Report (QT Reviewed)

Data File : C:\MSDCHEM\1\DATA\EF5693\F35925.D Vial: 12
Acq On : 12 Jun 2014 1:51 pm Operator: ashleyd
Sample : icv5692-50 Inst : MSF
Misc : op74333,ef5693,bn2 Multiplr: 1.00
MS Integration Params: LSCINT.P
Quant Time: Jun 12 15:59 2014 Quant Results File: MF5692.RES

Method : C:\MSDCHEM\1\METHODS\MF5692.M (RTE Integrator)
Title : Semi Volatile Extractables by GC/MS
Last Update : Thu Jun 12 15:41:26 2014
Response via : Initial Calibration

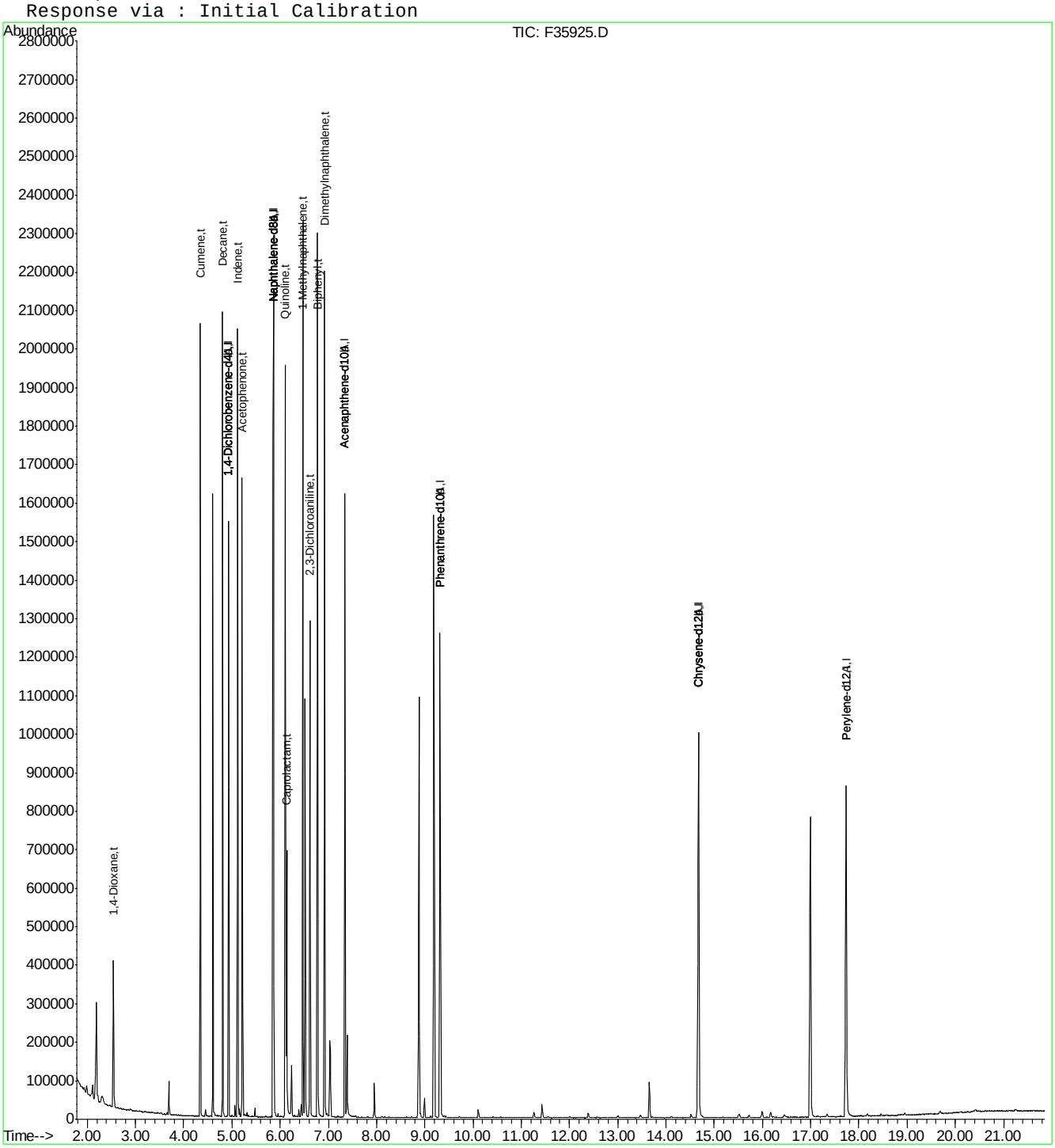

ACCUTEST LABORATORIES JB69078

Quantitation Report (QT Reviewed)

Data File : C:\MSDCHEM\1\DATA\EF5693\F35926.D Vial: 13
Acq On : 12 Jun 2014 2:20 pm Operator: ashleyd
Sample : icv5692-50 Inst : MSF
Misc : op74333,ef5693,surr Multiplr: 1.00
MS Integration Params: LSCINT.P
Quant Time: Jun 12 15:48:13 2014 Quant Results File: MF5692.RES

Quant Method : C:\MSDCHEM\1\METHODS\MF5692.M (RTE Integrator)
Title : Semi Volatile Extractables by GC/MS
Last Update : Thu Jun 12 15:41:26 2014
Response via : Initial Calibration
DataAcq Meth : MF5692

Internal Standards	R.T.	QIon	Response	Conc	Units	Dev(Min)
1) 1,4-Dichlorobenzene-d4	4.93	152	235832	40.00	ppb	0.00
24) Naphthalene-d8	5.85	136	809165	40.00	ppb	0.00
47) Acenaphthene-d10	7.34	164	463402	40.00	ppb	0.00
69) Phenanthrene-d10	9.32	188	697564	40.00	ppb	0.00
83) Chrysene-d12	14.68	240	641557	40.00	ppb	0.00
92) Perylene-d12	17.74	264	579476	40.00	ppb	0.00
102) 1,4-Dichlorobenzene-d4A	4.93	152	235832	40.00	ppb	0.00
112) Naphthalene-d8A	5.85	136	809165	40.00	ppb	0.00
121) Acenaphthene-d10A	7.34	164	463402	40.00	ppb	0.00
132) Phenanthrene-d10A	9.32	188	697564	40.00	ppb	0.00
147) Chrysene-d12A	14.68	240	641557	40.00	ppb	0.00
155) Perylene-d12A	17.74	264	579476	40.00	ppb	0.00
159) 1,4-Dichlorobenzene-d4b	4.93	152	235832	40.00	ppb	0.00
161) Naphthalene-d8b	5.85	136	809165	40.00	ppb	0.00
163) Acenaphthene-d10b	7.34	164	463402	40.00	ppb	0.00
165) Phenanthrene-d10b	9.32	188	697564	40.00	ppb	0.00
167) Chrysene-d12b	14.68	240	641557	40.00	ppb	0.00
169) 1,4-Dichlorobenzene-d4c	4.93	152	235832	40.00	ppb	0.00
171) Naphthalene-d8c	5.85	136	809165	40.00	ppb	0.00
176) Chrysene-d12c	14.68	240	641557	40.00	ppb	0.00
178) Naphthalene-d8a	5.85	136	809165	40.00	ppb	0.04
System Monitoring Compounds						
5) 2-Fluorophenol	3.95	112	339162	39.86	ppb	0.00
Spiked Amount 50.000			Recovery = 79.72%			
8) Phenol-d5	4.65	99	409706	38.45	ppb	0.00
Spiked Amount 50.000			Recovery = 76.90%			
25) Nitrobenzene-d5	5.33	82	343111	40.19	ppb	0.00
Spiked Amount 50.000			Recovery = 80.38%			
51) 2-Fluorobiphenyl	6.68	172	672982	41.69	ppb	0.00
Spiked Amount 50.000			Recovery = 83.38%			
73) 2,4,6-Tribromophenol	8.28	330	70096	44.75	ppb	0.00
Spiked Amount 50.000			Recovery = 89.50%			
85) Terphenyl-d14	12.43	244	636071	43.61	ppb	0.00
Spiked Amount 50.000			Recovery = 87.22%			
Target Compounds						Qvalue

(#) = qualifier out of range (m) = manual integration (+) = signals summed

Quantitation Report (QT Reviewed)

Data File : C:\MSDCHEM\1\DATA\EF5693\F35926.D Vial: 13
Acq On : 12 Jun 2014 2:20 pm Operator: ashleyd
Sample : icv5692-50 Inst : MSF
Misc : op74333,ef5693,surr Multiplr: 1.00
MS Integration Params: LSCINT.P
Quant Time: Jun 12 15:48 2014 Quant Results File: MF5692.RES

Method : C:\MSDCHEM\1\METHODS\MF5692.M (RTE Integrator)
Title : Semi Volatile Extractables by GC/MS
Last Update : Thu Jun 12 15:41:26 2014
Response via : Initial Calibration



ACCUTEST LABORATORIES JB69078

Quantitation Report (QT Reviewed)

```
Data File : C:\MSDCHEM\1\DATA\EF5693\F35927.D          Vial: 14
Acq On    : 12 Jun 2014   2:49 pm                   Operator: ashleyd
Sample    : icv5692-50                              Inst    : MSF
Misc      : op74333,ef5693,aniline                  Multiplr: 1.00
MS Integration Params: LSCINT.P
Quant Time: Jun 12 15:49:04 2014          Quant Results File: MF5692.RES

Quant Method : C:\MSDCHEM\1\METHODS\MF5692.M (RTE Integrator)
Title        : Semi Volatile Extractables by GC/MS
Last Update  : Thu Jun 12 15:41:26 2014
Response via : Initial Calibration
DataAcq Meth : MF5692
```

Internal Standards	R.T.	QIon	Response	Conc Units	Dev(Min)
1) 1,4-Dichlorobenzene-d4	4.93	152	289719	40.00 ppb	0.00
24) Naphthalene-d8	5.86	136	1029544	40.00 ppb	0.00
47) Acenaphthene-d10	7.35	164	634060	40.00 ppb	0.00
69) Phenanthrene-d10	9.32	188	1020142	40.00 ppb	0.00
83) Chrysene-d12	14.68	240	1031978	40.00 ppb	0.00
92) Perylene-d12	17.74	264	886681	40.00 ppb	0.00
102) 1,4-Dichlorobenzene-d4A	4.93	152	289719	40.00 ppb	0.00
112) Naphthalene-d8A	5.86	136	1029544	40.00 ppb	0.00
121) Acenaphthene-d10A	7.35	164	634060	40.00 ppb	0.00
132) Phenanthrene-d10A	9.32	188	1020142	40.00 ppb	0.00
147) Chrysene-d12A	14.68	240	1031978	40.00 ppb	0.00
155) Perylene-d12A	17.74	264	886681	40.00 ppb	0.00
159) 1,4-Dichlorobenzene-d4b	4.93	152	289719	40.00 ppb	0.00
161) Naphthalene-d8b	5.86	136	1029544	40.00 ppb	0.00
163) Acenaphthene-d10b	7.35	164	634060	40.00 ppb	0.00
165) Phenanthrene-d10b	9.32	188	1020142	40.00 ppb	0.00
167) Chrysene-d12b	14.68	240	1031978	40.00 ppb	0.00
169) 1,4-Dichlorobenzene-d4c	4.93	152	289719	40.00 ppb	0.00
171) Naphthalene-d8c	5.86	136	1029544	40.00 ppb	0.00
176) Chrysene-d12c	14.68	240	1031978	40.00 ppb	0.00
178) Naphthalene-d8a	5.86	136	1029544	40.00 ppb	0.05

System Monitoring Compounds					
5) 2-Fluorophenol	0.00	112	0	0.00 ppb	
Spiked Amount 50.000			Recovery	=	0.00%
8) Phenol-d5	0.00	99	0	0.00 ppb	
Spiked Amount 50.000			Recovery	=	0.00%
25) Nitrobenzene-d5	0.00	82	0	0.00 ppb	
Spiked Amount 50.000			Recovery	=	0.00%
51) 2-Fluorobiphenyl	0.00	172	0d	0.00 ppb	
Spiked Amount 50.000			Recovery	=	0.00%
73) 2,4,6-Tribromophenol	0.00	330	0	0.00 ppb	
Spiked Amount 50.000			Recovery	=	0.00%
85) Terphenyl-d14	0.00	244	0d	0.00 ppb	
Spiked Amount 50.000			Recovery	=	0.00%

Target Compounds					Qvalue
10) Aniline	4.69	93	796170	45.26 ppb	99
39) 4-Chloroaniline	5.90	127	620684	46.92 ppb	99

(#) = qualifier out of range (m) = manual integration (+) = signals summed

Quantitation Report (QT Reviewed)

Data File : C:\MSDCHEM\1\DATA\EF5693\F35927.D Vial: 14
Acq On : 12 Jun 2014 2:49 pm Operator: ashleyd
Sample : icv5692-50 Inst : MSF
Misc : op74333,ef5693,aniline Multiplr: 1.00
MS Integration Params: LSCINT.P
Quant Time: Jun 12 15:49 2014 Quant Results File: MF5692.RES

Method : C:\MSDCHEM\1\METHODS\MF5692.M (RTE Integrator)
Title : Semi Volatile Extractables by GC/MS
Last Update : Thu Jun 12 15:41:26 2014
Response via : Initial Calibration

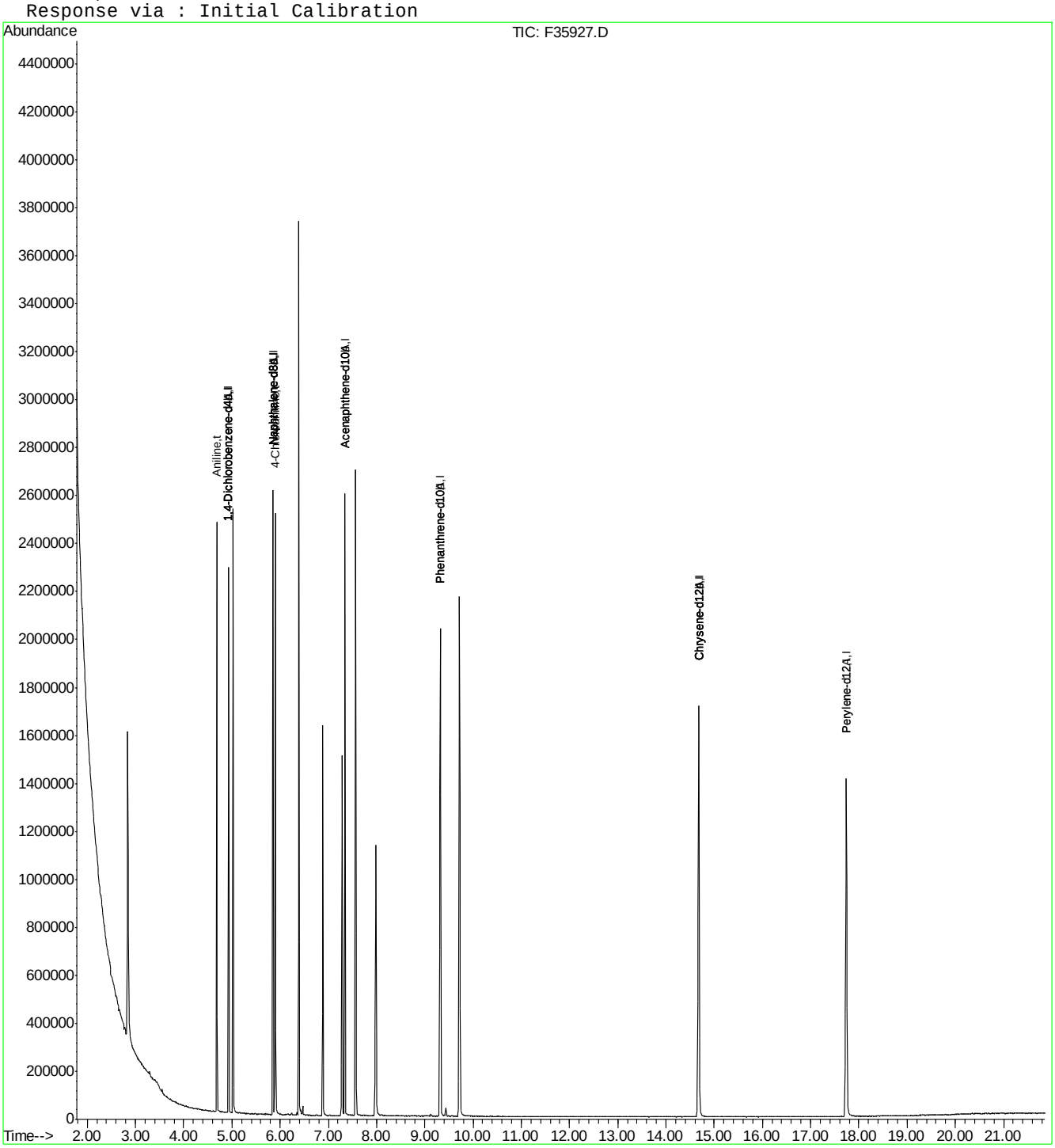

ACCUTEST LABORATORIES JB69078

Quantitation Report (QT Reviewed)

Data File : C:\MSDCHEM\1\DATA\EF5693\F35928.D Vial: 15
Acq On : 12 Jun 2014 3:18 pm Operator: ashleyd
Sample : icv5692-50 Inst : MSF
Misc : op74333,ef5693,benzedine Multiplr: 1.00
MS Integration Params: LSCINT.P
Quant Time: Jun 12 15:49:58 2014 Quant Results File: MF5692.RES

Quant Method : C:\MSDCHEM\1\METHODS\MF5692.M (RTE Integrator)
Title : Semi Volatile Extractables by GC/MS
Last Update : Thu Jun 12 15:41:26 2014
Response via : Initial Calibration
DataAcq Meth : MF5692

Internal Standards	R.T.	QIon	Response	Conc	Units	Dev(Min)
1) 1,4-Dichlorobenzene-d4	4.93	152	290141	40.00	ppb	0.00
24) Naphthalene-d8	5.85	136	1020490	40.00	ppb	0.00
47) Acenaphthene-d10	7.35	164	615968	40.00	ppb	0.00
69) Phenanthrene-d10	9.32	188	984273	40.00	ppb	0.00
83) Chrysene-d12	14.68	240	964145	40.00	ppb	0.00
92) Perylene-d12	17.74	264	872816	40.00	ppb	0.00
102) 1,4-Dichlorobenzene-d4A	4.93	152	290141	40.00	ppb	0.00
112) Naphthalene-d8A	5.85	136	1020490	40.00	ppb	0.00
121) Acenaphthene-d10A	7.35	164	615968	40.00	ppb	0.00
132) Phenanthrene-d10A	9.32	188	984273	40.00	ppb	0.00
147) Chrysene-d12A	14.68	240	964145	40.00	ppb	0.00
155) Perylene-d12A	17.74	264	872816	40.00	ppb	0.00
159) 1,4-Dichlorobenzene-d4b	4.93	152	290141	40.00	ppb	0.00
161) Naphthalene-d8b	5.85	136	1020490	40.00	ppb	0.00
163) Acenaphthene-d10b	7.35	164	615968	40.00	ppb	0.00
165) Phenanthrene-d10b	9.32	188	984273	40.00	ppb	0.00
167) Chrysene-d12b	14.68	240	964145	40.00	ppb	0.00
169) 1,4-Dichlorobenzene-d4c	4.93	152	290141	40.00	ppb	0.00
171) Naphthalene-d8c	5.85	136	1020490	40.00	ppb	0.00
176) Chrysene-d12c	14.68	240	964145	40.00	ppb	0.00
178) Naphthalene-d8a	5.85	136	1020490	40.00	ppb	0.04
System Monitoring Compounds						
5) 2-Fluorophenol	0.00	112	0	0.00	ppb	
Spiked Amount 50.000			Recovery =	0.00%		
8) Phenol-d5	0.00	99	0	0.00	ppb	
Spiked Amount 50.000			Recovery =	0.00%		
25) Nitrobenzene-d5	0.00	82	0	0.00	ppb	
Spiked Amount 50.000			Recovery =	0.00%		
51) 2-Fluorobiphenyl	0.00	172	0	0.00	ppb	
Spiked Amount 50.000			Recovery =	0.00%		
73) 2,4,6-Tribromophenol	0.00	330	0	0.00	ppb	
Spiked Amount 50.000			Recovery =	0.00%		
85) Terphenyl-d14	0.00	244	0	0.00	ppb	
Spiked Amount 50.000			Recovery =	0.00%		
Target Compounds						Qvalue
89) 3,3'-Dichlorobenzidine	14.69	252	438572	44.75	ppb	99

(#) = qualifier out of range (m) = manual integration (+) = signals summed
F35928.D MF5692.M Thu Jun 12 16:02:27 2014 RT1

ACCUTEST LABORATORIES
JB69078

Quantitation Report (QT Reviewed)

Data File : C:\MSDCHEM\1\DATA\EF5693\F35928.D Vial: 15
Acq On : 12 Jun 2014 3:18 pm Operator: ashleyd
Sample : icv5692-50 Inst : MSF
Misc : op74333,ef5693,benzedine Multiplr: 1.00
MS Integration Params: LSCINT.P
Quant Time: Jun 12 16:02 2014 Quant Results File: MF5692.RES

Method : C:\MSDCHEM\1\METHODS\MF5692.M (RTE Integrator)
Title : Semi Volatile Extractables by GC/MS
Last Update : Thu Jun 12 15:41:26 2014
Response via : Initial Calibration



ACCUTEST LABORATORIES
JB69078

Quantitation Report (QT Reviewed)

Data File : C:\MSDCHEM\1\DATA\EF5695\F35957.D Vial: 2
Acq On : 13 Jun 2014 8:24 am Operator: kristis
Sample : icv5692-50 Inst : MSF
Misc : op74333,ef5695,1000,,,1,1 Multiplr: 1.00
MS Integration Params: LSCINT.P
Quant Time: Jun 13 08:46:53 2014 Quant Results File: MF5692.RES

Quant Method : C:\MSDCHEM\1\METHODS\MF5692.M (RTE Integrator)
Title : Semi Volatile Extractables by GC/MS
Last Update : Thu Jun 12 15:41:26 2014
Response via : Initial Calibration
DataAcq Meth : MF5692

Internal Standards	R.T.	QIon	Response	Conc	Units	Dev(Min)
1) 1,4-Dichlorobenzene-d4	4.93	152	166423	40.00	ppb	0.00
24) Naphthalene-d8	5.85	136	600391	40.00	ppb	-0.01
47) Acenaphthene-d10	7.34	164	351870	40.00	ppb	-0.01
69) Phenanthrene-d10	9.31	188	561782	40.00	ppb	-0.02
83) Chrysene-d12	14.66	240	553683	40.00	ppb	-0.02
92) Perylene-d12	17.72	264	510267	40.00	ppb	-0.02
102) 1,4-Dichlorobenzene-d4A	4.93	152	166423	40.00	ppb	0.00
112) Naphthalene-d8A	5.85	136	600391	40.00	ppb	-0.01
121) Acenaphthene-d10A	7.34	164	351870	40.00	ppb	-0.01
132) Phenanthrene-d10A	9.31	188	561782	40.00	ppb	-0.02
147) Chrysene-d12A	14.66	240	553683	40.00	ppb	-0.02
155) Perylene-d12A	17.72	264	510267	40.00	ppb	-0.02
159) 1,4-Dichlorobenzene-d4b	4.93	152	166423	40.00	ppb	0.00
161) Naphthalene-d8b	5.85	136	600391	40.00	ppb	-0.01
163) Acenaphthene-d10b	7.34	164	351870	40.00	ppb	-0.01
165) Phenanthrene-d10b	9.31	188	561782	40.00	ppb	-0.02
167) Chrysene-d12b	14.66	240	553683	40.00	ppb	-0.02
169) 1,4-Dichlorobenzene-d4c	4.93	152	166423	40.00	ppb	0.00
171) Naphthalene-d8c	5.85	136	600391	40.00	ppb	-0.01
176) Chrysene-d12c	14.66	240	553683	40.00	ppb	-0.02
178) Naphthalene-d8a	5.85	136	600391	40.00	ppb	0.04
System Monitoring Compounds						
5) 2-Fluorophenol	0.00	112	0	0.00	ppb	
Spiked Amount 50.000			Recovery =	0.00%		
8) Phenol-d5	0.00	99	0d	0.00	ppb	
Spiked Amount 50.000			Recovery =	0.00%		
25) Nitrobenzene-d5	0.00	82	0d	0.00	ppb	
Spiked Amount 50.000			Recovery =	0.00%		
51) 2-Fluorobiphenyl	0.00	172	0	0.00	ppb	
Spiked Amount 50.000			Recovery =	0.00%		
73) 2,4,6-Tribromophenol	0.00	330	0	0.00	ppb	
Spiked Amount 50.000			Recovery =	0.00%		
85) Terphenyl-d14	0.00	244	0	0.00	ppb	
Spiked Amount 50.000			Recovery =	0.00%		
Target Compounds						Qvalue
9) Phenol	4.65	94	379748	46.02	ppb	85
12) 2-Chlorophenol	4.77	128	312901	47.93	ppb	98
19) 2-Methylphenol	5.10	108	282413	47.81	ppb	99
21) 3&4-Methylphenol	5.20	108	292422	48.19	ppb	98
29) 2-Nitrophenol	5.57	139	163835	53.09	ppb	90
30) 2,4-Dimethylphenol	5.59	107	274343	46.81	ppb	99
31) Benzoic acid	5.66	105	202580	52.41	ppb	97
33) 2,4-Dichlorophenol	5.74	162	241166	50.62	ppb	97
34) 2,6-Dichlorophenol	5.90	162	235491	52.54	ppb	99
43) 4-Chloro-3-methylphenol	6.24	107	242504	48.75	ppb	96
49) 2,4,6-Trichlorophenol	6.61	196	168806	51.18	ppb	99
50) 2,4,5-Trichlorophenol	6.64	196	172247	50.58	ppb	98
60) 2,4-Dinitrophenol	7.38	184	73319	54.05	ppb #	46

(#) = qualifier out of range (m) = manual integration

Quantitation Report (QT Reviewed)

Data File : C:\MSDCHEM\1\DATA\EF5695\F35957.D Vial: 2
Acq On : 13 Jun 2014 8:24 am Operator: kristis
Sample : icv5692-50 Inst : MSF
Misc : op74333,ef5695,1000,,,1,1 Multiplr: 1.00
MS Integration Params: LSCINT.P
Quant Time: Jun 13 08:46:53 2014 Quant Results File: MF5692.RES

Quant Method : C:\MSDCHEM\1\METHODS\MF5692.M (RTE Integrator)
Title : Semi Volatile Extractables by GC/MS
Last Update : Thu Jun 12 15:41:26 2014
Response via : Initial Calibration
DataAcq Meth : MF5692

	Compound	R.T.	QIon	Response	Conc	Unit	Qvalue
61)	4-Nitrophenol	7.44	109	77318	53.01	ppb	98
64)	2,3,4,6-Tetrachlorophenol	7.69	232	138797	52.97	ppb	99
70)	4,6-Dinitro-2-methylphenol	8.01	198	105946	51.65	ppb	99
76)	Pentachlorophenol	9.01	266	110849	60.98	ppb	98

(#) = qualifier out of range (m) = manual integration (+) = signals summed
F35957.D MF5692.M Fri Jun 13 13:29:54 2014 RT1

ACCUTEST LABORATORIES JB69078

Quantitation Report (QT Reviewed)

Data File : C:\MSDCHEM\1\DATA\EF5695\F35957.D Vial: 2
Acq On : 13 Jun 2014 8:24 am Operator: kristis
Sample : icv5692-50 Inst : MSF
Misc : op74333,ef5695,1000,,,1,1 Multiplr: 1.00
MS Integration Params: LSCINT.P
Quant Time: Jun 13 13:29 2014 Quant Results File: MF5692.RES

Method : C:\MSDCHEM\1\METHODS\MF5692.M (RTE Integrator)
Title : Semi Volatile Extractables by GC/MS
Last Update : Thu Jun 12 15:41:26 2014
Response via : Initial Calibration

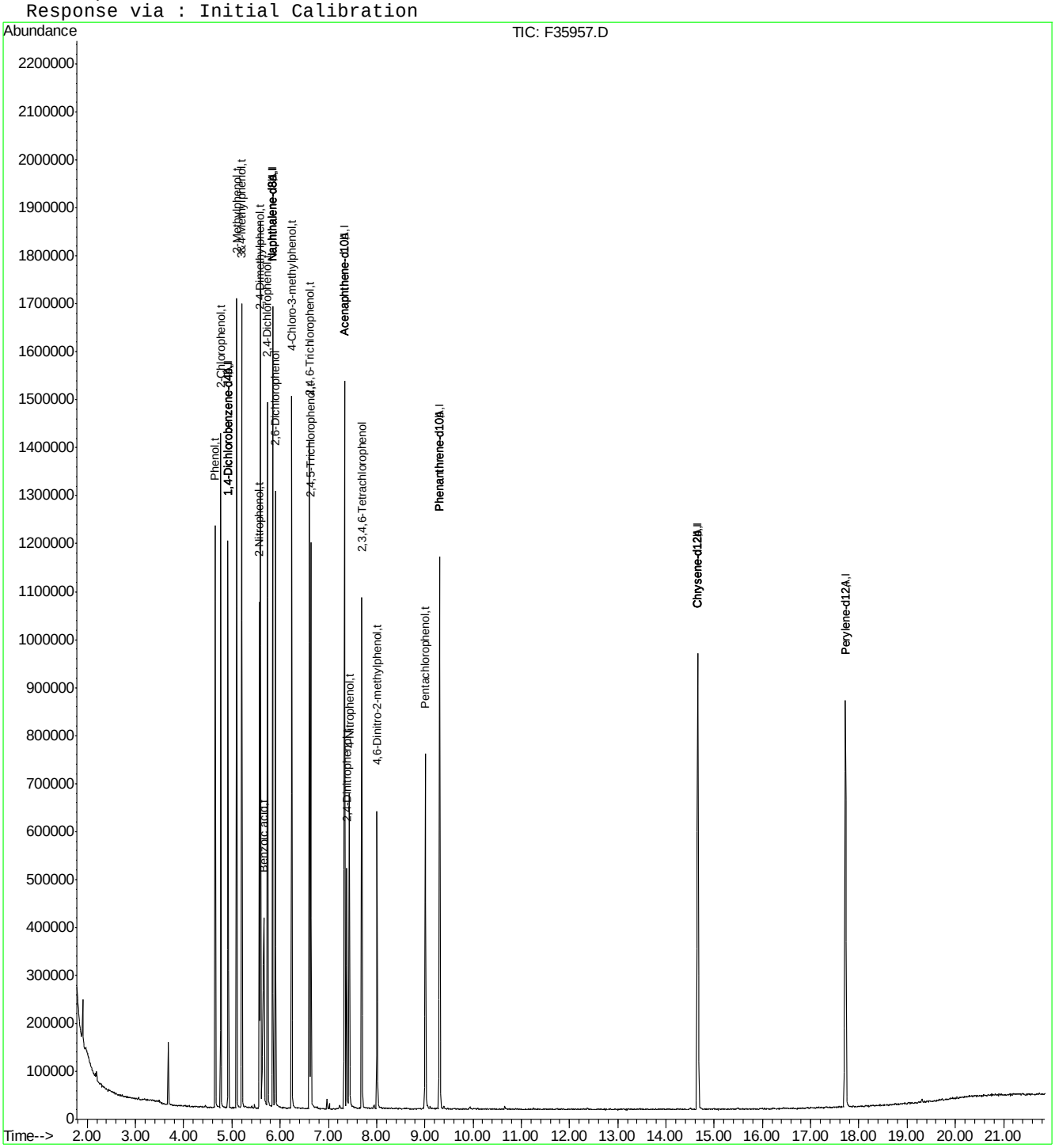

ACCUTEST LABORATORIES JB69078

Manual Integrations APPROVED (compounds with "m" flag)
Nina Pandya
06/24/14 11:57

Quantitation Report (QT Reviewed)

Data File : C:\MSDCHEM\1\DATA\EF5702\F36118.D Vial: 2
Acq On : 18 Jun 2014 8:25 pm Operator: ashleyd
Sample : ic5702-100 Inst : MSF
Misc : op74333,ef5702 Multiplr: 1.00
MS Integration Params: LSCINT.P
Quant Time: Jun 19 09:29:59 2014 Quant Results File: MFAP5692.RES

Quant Method : C:\MSDCHEM\1\METHODS\MFAP5692.M (RTE Integrator)
Title : Semi Volatile Extractables by GC/MS
Last Update : Thu Jun 19 09:04:43 2014
Response via : Initial Calibration
DataAcq Meth : MF5692

Internal Standards	R.T.	QIon	Response	Conc	Units	Dev(Min)
1) 1,4-Dichlorobenzene-d4	4.87	152	131260	40.00	ppb	0.00
24) Naphthalene-d8	5.79	136	467477	40.00	ppb	0.00
47) Acenaphthene-d10	7.26	164	274409	40.00	ppb	0.00
69) Phenanthrene-d10	9.22	188	428680	40.00	ppb	0.00
83) Chrysene-d12	14.56	240	402759	40.00	ppb	0.00
92) Perylene-d12	17.63	264	349481	40.00	ppb	0.00
102) 1,4-Dichlorobenzene-d4A	4.87	152	131260	40.00	ppb	0.00
112) Naphthalene-d8A	5.79	136	467477	40.00	ppb	0.00
121) Acenaphthene-d10A	7.26	164	274409	40.00	ppb	0.00
132) Phenanthrene-d10A	9.22	188	428680	40.00	ppb	0.00
147) Chrysene-d12A	14.56	240	402759	40.00	ppb	0.00
155) Perylene-d12A	17.63	264	349481	40.00	ppb	0.00
159) 1,4-Dichlorobenzene-d4b	4.87	152	131260	40.00	ppb	0.00
161) Naphthalene-d8b	5.79	136	467477	40.00	ppb	0.00
163) Acenaphthene-d10b	7.26	164	274409	40.00	ppb	0.00
165) Phenanthrene-d10b	9.22	188	428680	40.00	ppb	0.00
167) Chrysene-d12b	14.56	240	402759	40.00	ppb	0.00
169) 1,4-Dichlorobenzene-d4c	4.87	152	131260	40.00	ppb	0.00
171) Naphthalene-d8c	5.79	136	467477	40.00	ppb	0.00
176) Chrysene-d12c	14.56	240	402759	40.00	ppb	0.00
178) Naphthalene-d8a	5.79	136	467477	40.00	ppb	-0.02
System Monitoring Compounds						
5) 2-Fluorophenol	0.00	112	0	0.00	ppb	
Spiked Amount 50.000			Recovery =	0.00%		
8) Phenol-d5	0.00	99	0d	0.00	ppb	
Spiked Amount 50.000			Recovery =	0.00%		
25) Nitrobenzene-d5	0.00	82	0d	0.00	ppb	
Spiked Amount 50.000			Recovery =	0.00%		
51) 2-Fluorobiphenyl	0.00	172	0	0.00	ppb	
Spiked Amount 50.000			Recovery =	0.00%		
73) 2,4,6-Tribromophenol	0.00	330	0	0.00	ppb	
Spiked Amount 50.000			Recovery =	0.00%		
85) Terphenyl-d14	0.00	244	0	0.00	ppb	
Spiked Amount 50.000			Recovery =	0.00%		
Target Compounds						Qvalue
103) 2-Picoline	3.40	93	478782	100.00	ppb	100
104) Pentachloroethane	4.66	167	173007	100.00	ppb	100
105) Methyl methanesulfonate	3.75	80	225021	100.00	ppb	100
106) N-Nitrosodiethylamine	4.06	102	210883	100.00	ppb	100
107) N-Nitrosomethylethylamine	3.50	42	194677	100.00	ppb	100
108) Ethyl methanesulfonate	4.29	79	310678	100.00	ppb	100
109) N-Nitrosopyrrolidine	5.16	41	162454m	62.95	ppb	
110) N-Nitrosomorpholine	5.17	56	207472	100.00	ppb	100
111) o-Toluidine	5.19	106	556495	100.00	ppb #	37
113) O,O,O-Triethyl phosphoroth	5.58	198	187616	100.00	ppb	100
114) N-Nitrosopiperidine	5.39	42	231567	100.00	ppb	100
115) A,A-Dimethylphenethylamine	5.80	58	994437m	99.93	ppb	
116) Hexachloropropene	5.87	213	246299	100.00	ppb	100

(#) = qualifier out of range (m) = manual integration

Quantitation Report (QT Reviewed)

Data File : C:\MSDCHEM\1\DATA\EF5702\F36118.D Vial: 2
Acq On : 18 Jun 2014 8:25 pm Operator: ashleyd
Sample : ic5702-100 Inst : MSF
Misc : op74333,ef5702 Multiplr: 1.00
MS Integration Params: LSCINT.P
Quant Time: Jun 19 09:29:59 2014 Quant Results File: MFAP5692.RES

Quant Method : C:\MSDCHEM\1\METHODS\MFAP5692.M (RTE Integrator)
Title : Semi Volatile Extractables by GC/MS
Last Update : Thu Jun 19 09:04:43 2014
Response via : Initial Calibration
DataAcq Meth : MF5692

Compound	R.T.	QIon	Response	Conc	Unit	Qvalue
118) N-Nitrosodi-n-butylamine	6.07	84	258199	100.00	ppb	100
119) Safrole	6.24	162	293256	100.00	ppb	100
120) Isosafrole	6.66	162	196472	100.00	ppb	100
122) Thionazin	7.83	143	101757	100.00	ppb	100
123) Tetraethyl dithiopyrophosp	8.23	322	99458	100.00	ppb	100
124) Phorate	8.43	75	452942	70.91	ppb	100
125) Phenacetin	8.46	108	408086	100.00	ppb	100
126) 1,4-Naphthoquinone	6.88	158	229338	100.00	ppb	100
127) m-Dinitrobenzene	7.00	168	127467	100.00	ppb	100
128) Pentachlorobenzene	7.44	250	280036	100.00	ppb	100
129) 1-Naphthylamine	7.57	143	552023	100.00	ppb	100
130) 2-Naphthylamine	7.66	143	659717	99.72	ppb	99
131) 5-Nitro-o-toluidine	7.90	152	238362	100.00	ppb	100
133) Disulfoton	9.24	88	371927	100.00	ppb	100
134) Dinoseb	9.24	211	201927	100.00	ppb	100
135) Dimethoate	8.68	87	289329	100.00	ppb	100
136) 4-Aminobiphenyl	8.93	169	740574	200.00	ppb	100
137) Methyl parathion	9.88	125	210580	100.00	ppb	100
138) Parathion	10.64	109	165488	100.00	ppb	100
139) Diphenylamine	8.02	169	1134373	100.00	ppb	100
140) Isodrin	11.14	193	126408	100.00	ppb	100
141) Diallate	8.42	86	313683	100.00	ppb	100
142) Pentachloronitrobenzene	8.96	295	72509	200.00	ppb	100
143) Pronamide	9.05	173	356745	100.00	ppb	100
144) 4-Nitroquinoline 1-oxide	10.66	190	390131	400.00	ppb	100
145) Methapyriline	10.88	58	306867m	100.15	ppb	
146) sym-Trinitrobenzene	8.39	213	77229	100.00	ppb	100
148) Aramite	12.35	185	66702	200.00	ppb	100
149) p-(Dimethylamine)azobenzen	12.64	120	369555	100.00	ppb	100
151) Famphur	13.33	218	1158720	600.00	ppb	100
152) 2-Acetylaminofluorene	13.94	181	518330	100.00	ppb	100
153) 3,3'-Dimethylbenzidine	13.39	212	75040	100.00	ppb	100
154) Chlorobenzilate	12.77	251	325233	100.00	ppb	100
156) 4,4-Methylene-bis-(2-chlor	14.60	266	79901	100.00	ppb	100
157) 3-Methylcholanthrene	18.24	268	489281	100.00	ppb	100
158) Hexachlorophene	17.37	196	206435	600.00	ppb	100

(#) = qualifier out of range (m) = manual integration (+) = signals summed

Quantitation Report (QT Reviewed)

Data File : C:\MSDCHEM\1\DATA\EF5702\F36118.D Vial: 2
Acq On : 18 Jun 2014 8:25 pm Operator: ashleyd
Sample : ic5702-100 Inst : MSF
Misc : op74333,ef5702 Multiplr: 1.00
MS Integration Params: LSCINT.P
Quant Time: Jun 19 10:04 2014 Quant Results File: MFAP5692.RES

Method : C:\MSDCHEM\1\METHODS\MFAP5692.M (RTE Integrator)
Title : Semi Volatile Extractables by GC/MS
Last Update : Thu Jun 19 11:07:55 2014
Response via : Initial Calibration

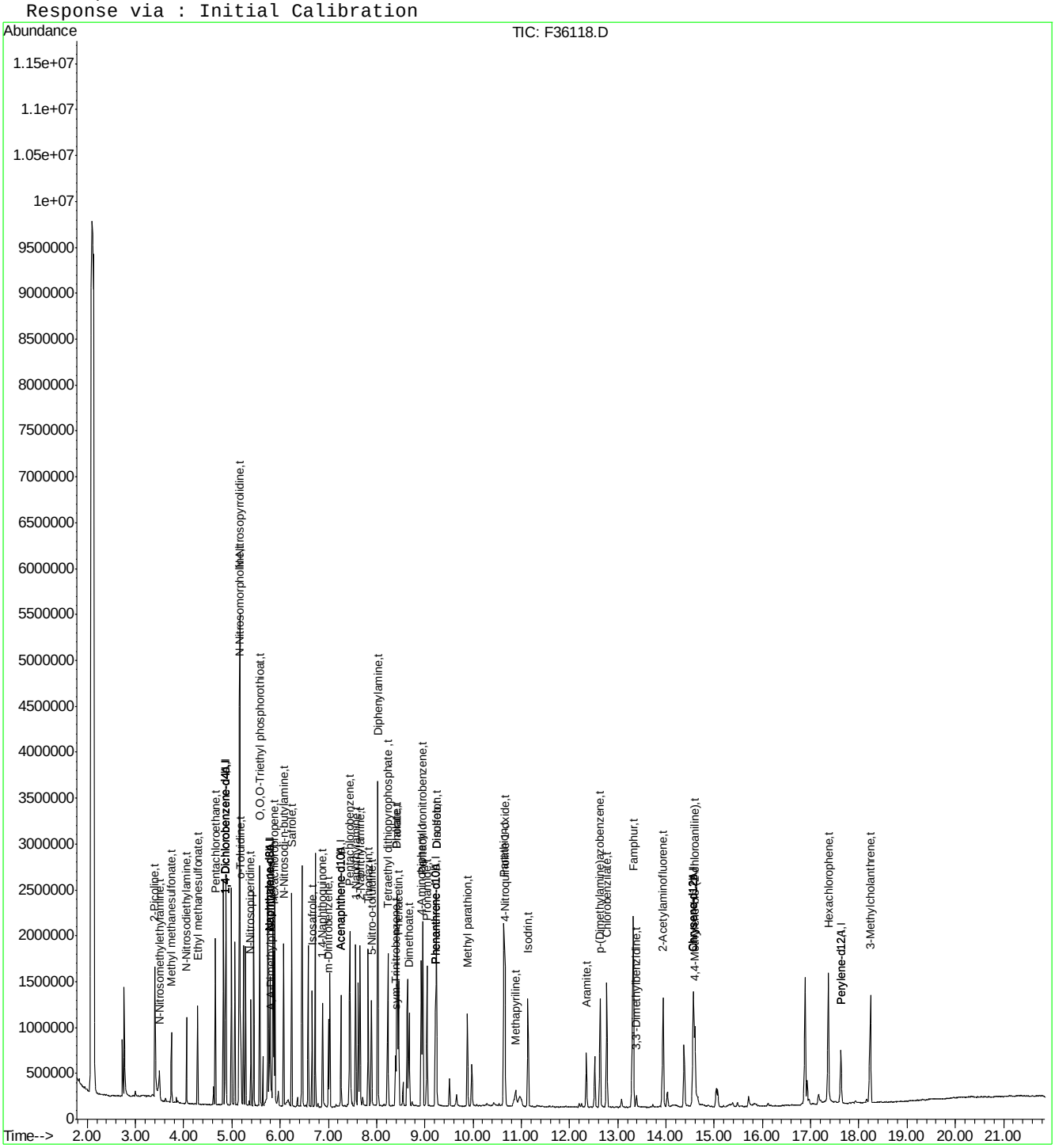

ACCUTEST LABORATORIES JB69078

Manual Integration Approval Summary

Sample Number:	EF5702-IC5702	**Method:**	SW846 8270D
Lab FileID:	F36118.D	**Analyst approved:**	06/20/14 12:57 Kristi Schollenberger
Injection Time:	06/18/14 20:25	**Supervisor approved:**	06/24/14 11:57 Nina Pandya

Parameter	CAS	Sig#	R.T. (min.)	Reason
N-Nitrosopyrrolidine	930-55-2		5.16	Overlapping peak
A,A-Dimethylphenethylamine	122-09-8		5.80	Split peak
Methapyrilene	91-80-5		10.88	Split peak

Quantitation Report (Qedit)

Data File : C:\MSDCHEM\1\DATA\EF5702\F36118.D Vial: 2
Acq On : 18 Jun 2014 8:25 pm Operator: ashleyd
Sample : ic5702-100 Inst : MSF
Misc : op74333,ef5702 Multiplr: 1.00
MS Integration Params: LSCINT.P
Quant Time: Jun 19 9:05 2014 Quant Results File: temp.res

Method : C:\MSDCHEM\1\METHODS\MFAP5692.M (RTE Integrator)
Title : Semi Volatile Extractables by GC/MS
Last Update : Thu Jun 19 09:04:43 2014
Response via : Multiple Level Calibration

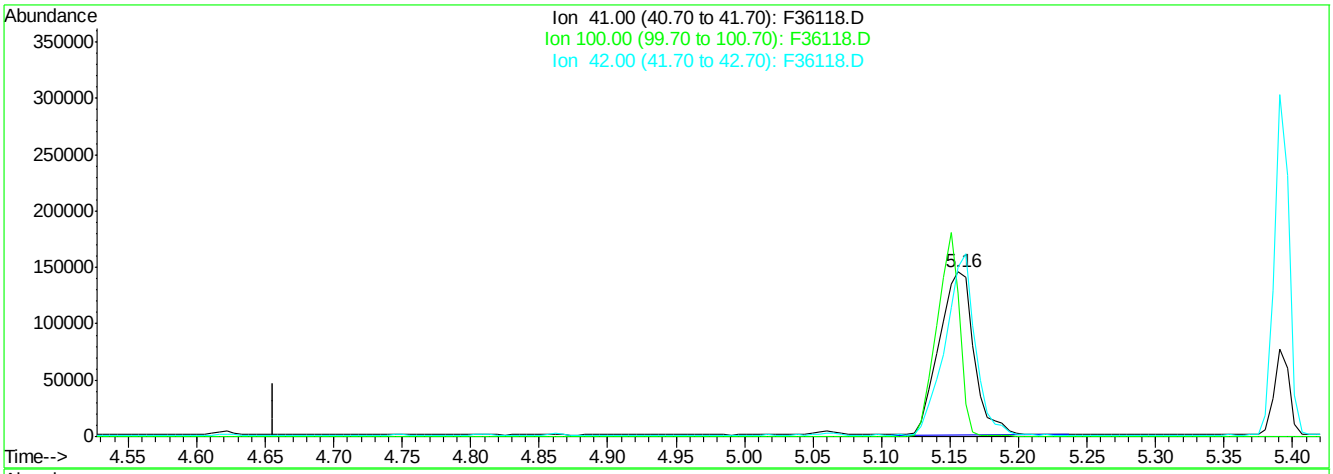

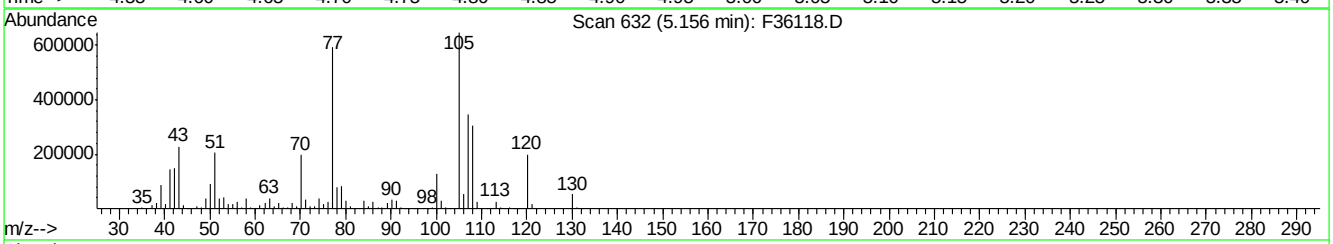

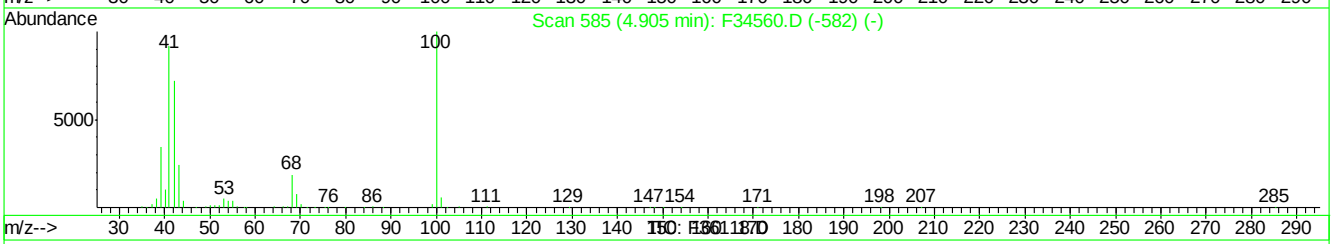

(109) N-Nitrosopyrrolidine (t)

5.16min 100.00ppb

response 258081

Ion	Exp%	Act%
41.00	100	100
100.00	87.50	88.38
42.00	102.50	102.83
0.00	0.00	0.00

F36118.D MFAP5692.M Thu Jun 19 09:05:36 2014 RT1

Quantitation Report (Qedit)

Data File : C:\MSDCHEM\1\DATA\EF5702\F36118.D Vial: 2
Acq On : 18 Jun 2014 8:25 pm Operator: ashleyd
Sample : ic5702-100 Inst : MSF
Misc : op74333,ef5702 Multiplr: 1.00
MS Integration Params: LSCINT.P
Quant Time: Jun 19 9:06 2014 Quant Results File: temp.res

Method : C:\MSDCHEM\1\METHODS\MFAP5692.M (RTE Integrator)
Title : Semi Volatile Extractables by GC/MS
Last Update : Thu Jun 19 09:04:43 2014
Response via : Multiple Level Calibration

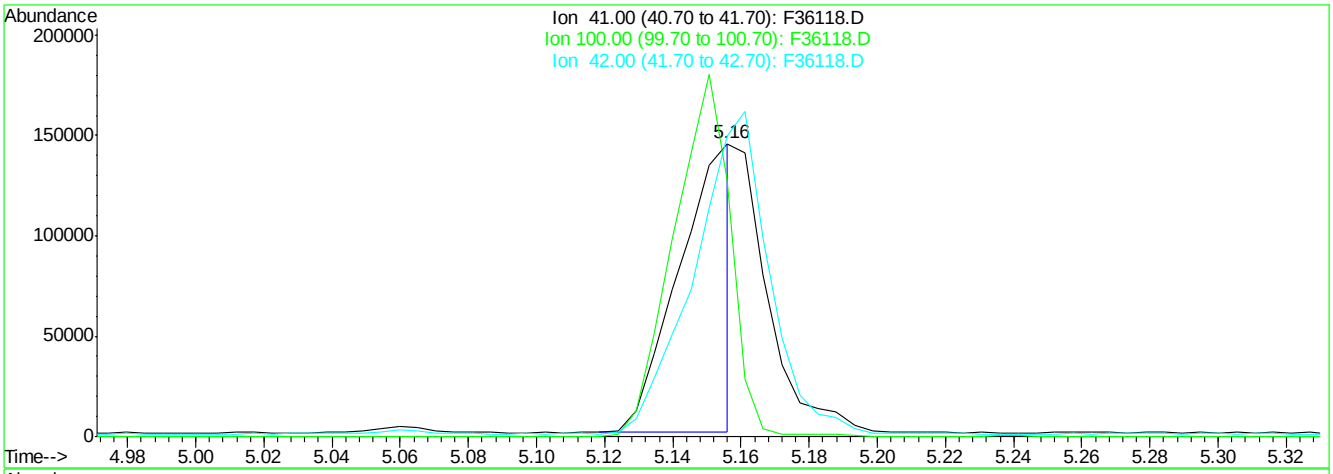

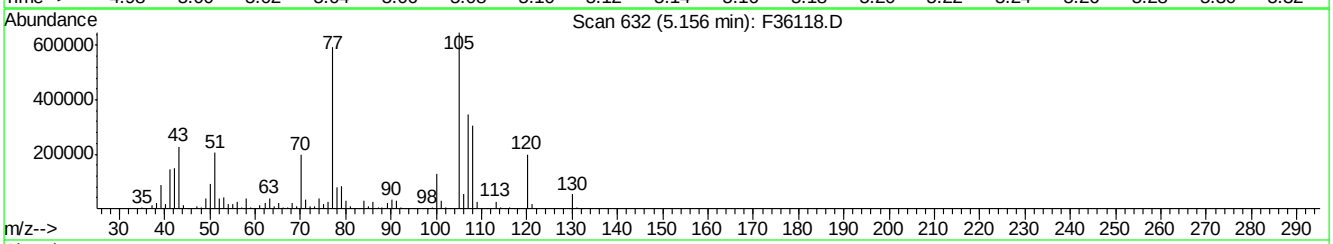

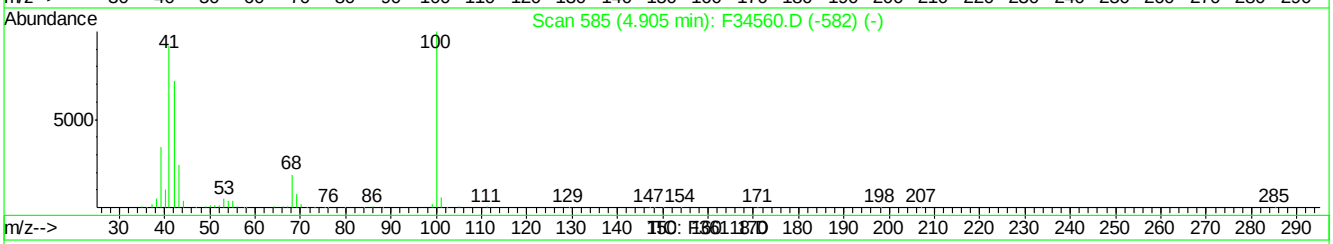

(109) N-Nitrosopyrrolidine (t)

5.16min 62.02ppb m

response 160067

Ion	Exp%	Act%
41.00	100	100
100.00	87.50	87.50
42.00	102.50	102.54
0.00	0.00	0.00

F36118.D MFAP5692.M Thu Jun 19 09:06:10 2014 RT1

Quantitation Report (Qedit)

Data File : C:\MSDCHEM\1\DATA\EF5702\F36118.D Vial: 2
Acq On : 18 Jun 2014 8:25 pm Operator: ashleyd
Sample : ic5702-100 Inst : MSF
Misc : op74333,ef5702 Multiplr: 1.00
MS Integration Params: LSCINT.P
Quant Time: Jun 19 9:06 2014 Quant Results File: temp.res

Method : C:\MSDCHEM\1\METHODS\MFAP5692.M (RTE Integrator)
Title : Semi Volatile Extractables by GC/MS
Last Update : Thu Jun 19 09:04:43 2014
Response via : Multiple Level Calibration

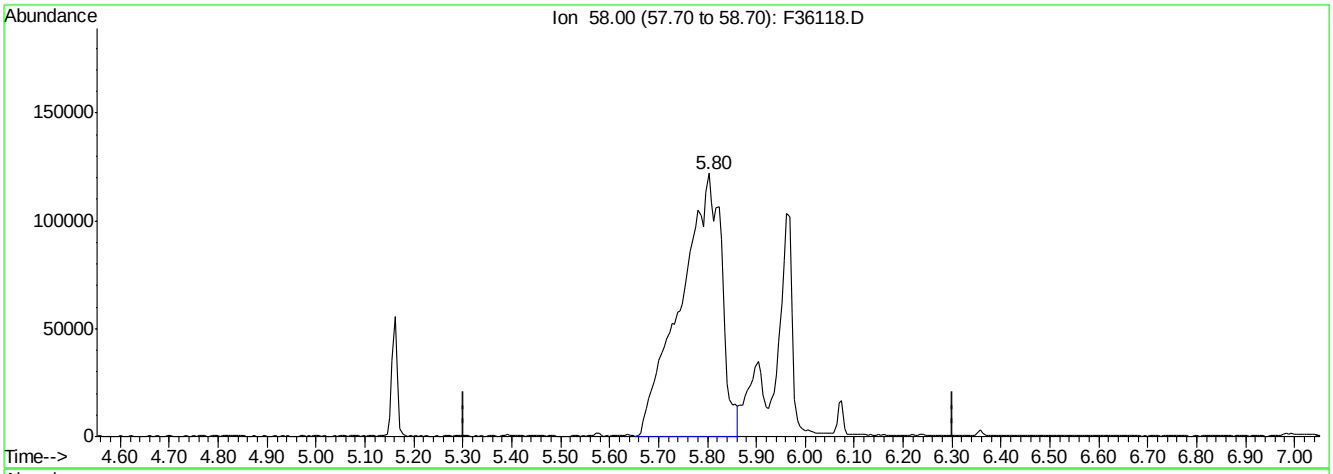

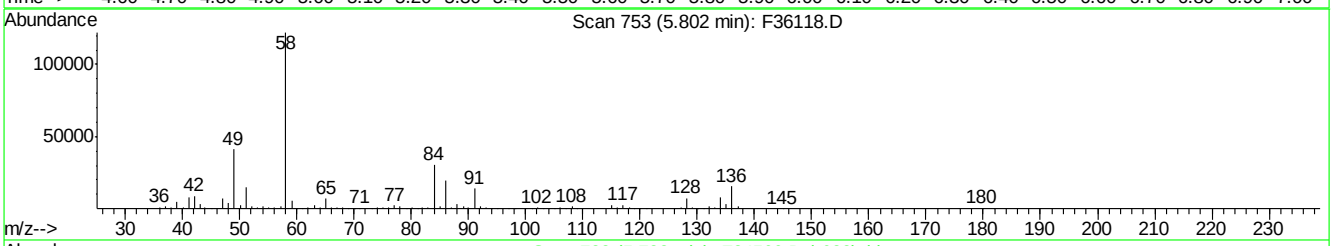

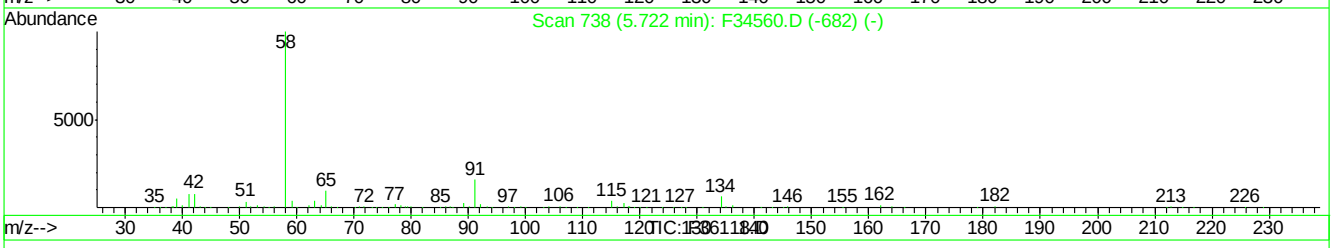

(115) A,A-Dimethylphenethylamine (t)

5.80min 71.20ppb

response 708533

Ion	Exp%	Act%
58.00	100	100
0.00	0.00	0.00
0.00	0.00	0.00
0.00	0.00	0.00

F36118.D MFAP5692.M Thu Jun 19 09:06:24 2014 RT1

Quantitation Report (Qedit)

Data File : C:\MSDCHEM\1\DATA\EF5702\F36118.D Vial: 2
Acq On : 18 Jun 2014 8:25 pm Operator: ashleyd
Sample : ic5702-100 Inst : MSF
Misc : op74333,ef5702 Multiplr: 1.00
MS Integration Params: LSCINT.P
Quant Time: Jun 19 9:06 2014 Quant Results File: temp.res

Method : C:\MSDCHEM\1\METHODS\MFAP5692.M (RTE Integrator)
Title : Semi Volatile Extractables by GC/MS
Last Update : Thu Jun 19 09:04:43 2014
Response via : Multiple Level Calibration

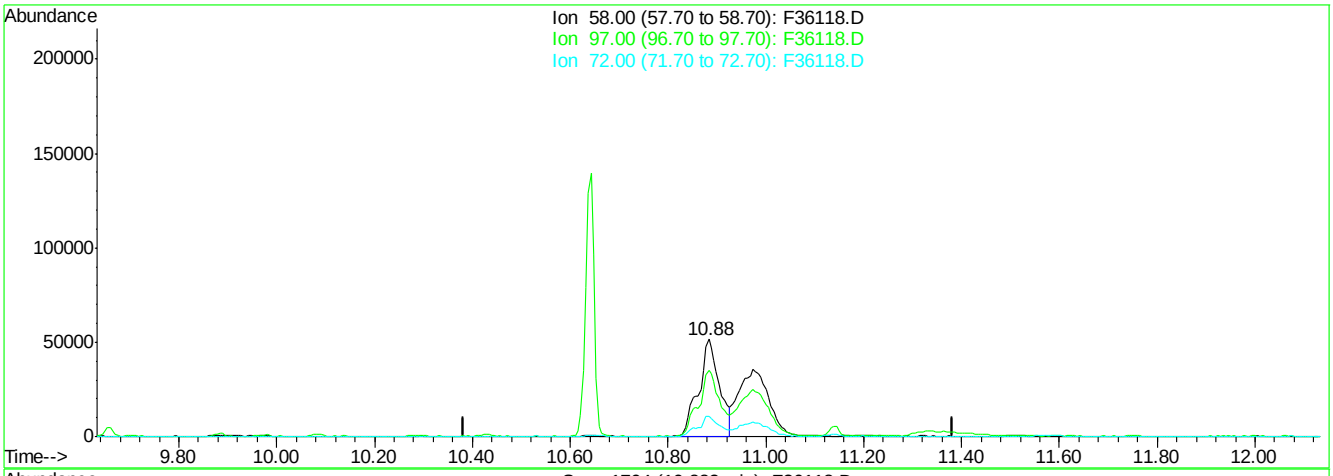

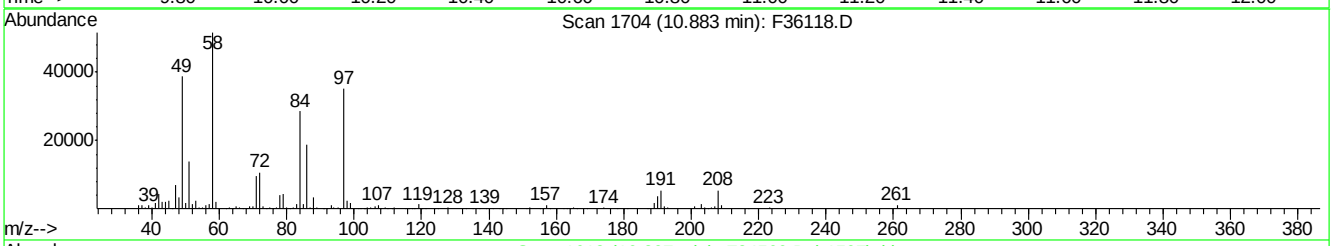



(145) Methapyriline (t)

10.88min 50.16ppb

response 153698

Ion	Exp%	Act%
58.00	100	100
97.00	68.00	67.01
72.00	20.80	20.32
0.00	0.00	0.00

F36118.D MFAP5692.M Thu Jun 19 09:07:06 2014 RT1

Quantitation Report (Qedit)

Data File : C:\MSDCHEM\1\DATA\EF5702\F36118.D Vial: 2
Acq On : 18 Jun 2014 8:25 pm Operator: ashleyd
Sample : ic5702-100 Inst : MSF
Misc : op74333,ef5702 Multiplr: 1.00
MS Integration Params: LSCINT.P
Quant Time: Jun 19 10:04 2014 Quant Results File: temp.res

Method : C:\MSDCHEM\1\METHODS\MFAP5692.M (RTE Integrator)
Title : Semi Volatile Extractables by GC/MS
Last Update : Thu Jun 19 11:07:55 2014
Response via : Multiple Level Calibration

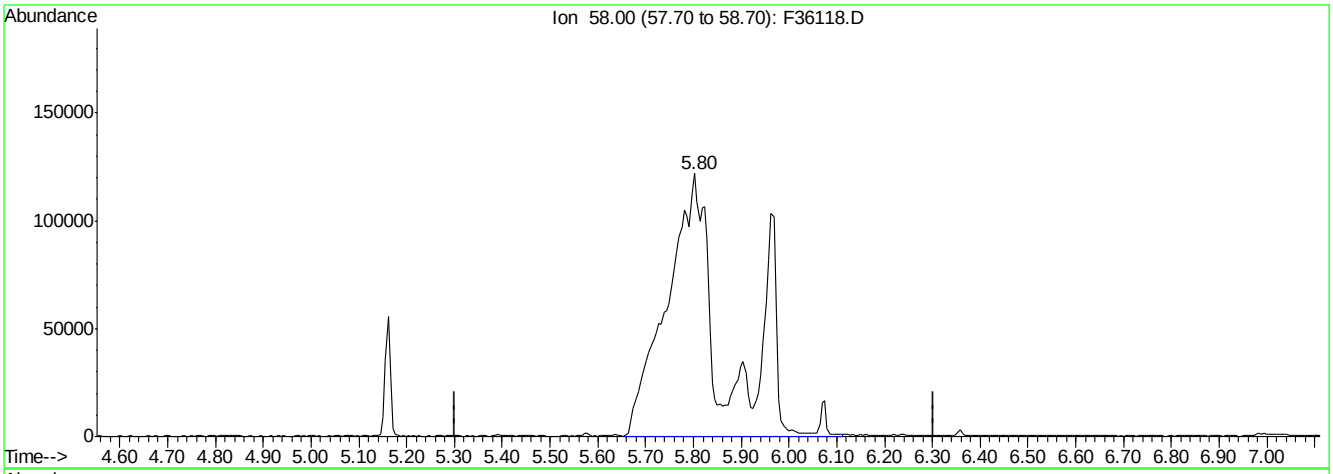

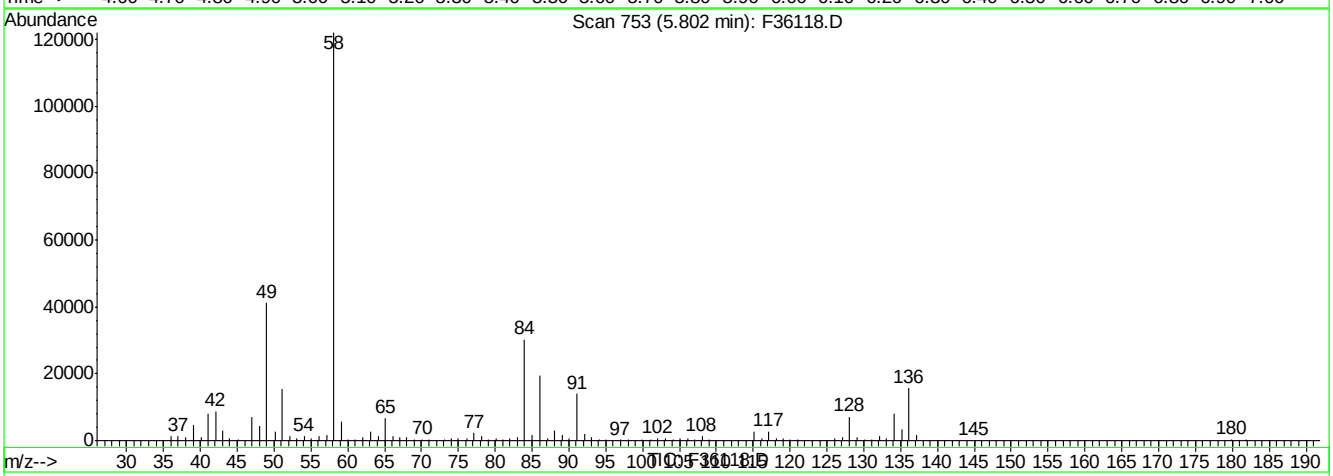

(115) A,A-Dimethylphenethylamine (t)

5.80min 99.93ppb m

response 994437

Ion	Exp%	Act%
58.00	100	100
0.00	0.00	0.00
0.00	0.00	0.00
0.00	0.00	0.00

F36118.D MFAP5692.M Thu Jun 19 11:12:03 2014 RT1

Quantitation Report (Qedit)

Data File : C:\MSDCHEM\1\DATA\EF5702\F36118.D Vial: 2
Acq On : 18 Jun 2014 8:25 pm Operator: ashleyd
Sample : ic5702-100 Inst : MSF
Misc : op74333,ef5702 Multiplr: 1.00
MS Integration Params: LSCINT.P
Quant Time: Jun 19 10:04 2014 Quant Results File: temp.res

Method : C:\MSDCHEM\1\METHODS\MFAP5692.M (RTE Integrator)
Title : Semi Volatile Extractables by GC/MS
Last Update : Thu Jun 19 11:07:55 2014
Response via : Multiple Level Calibration

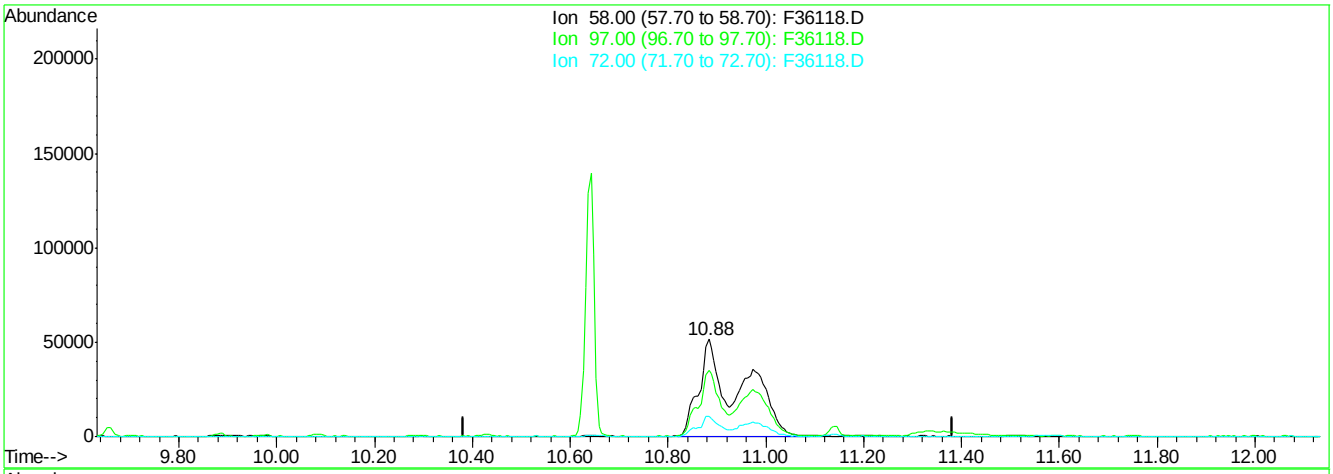

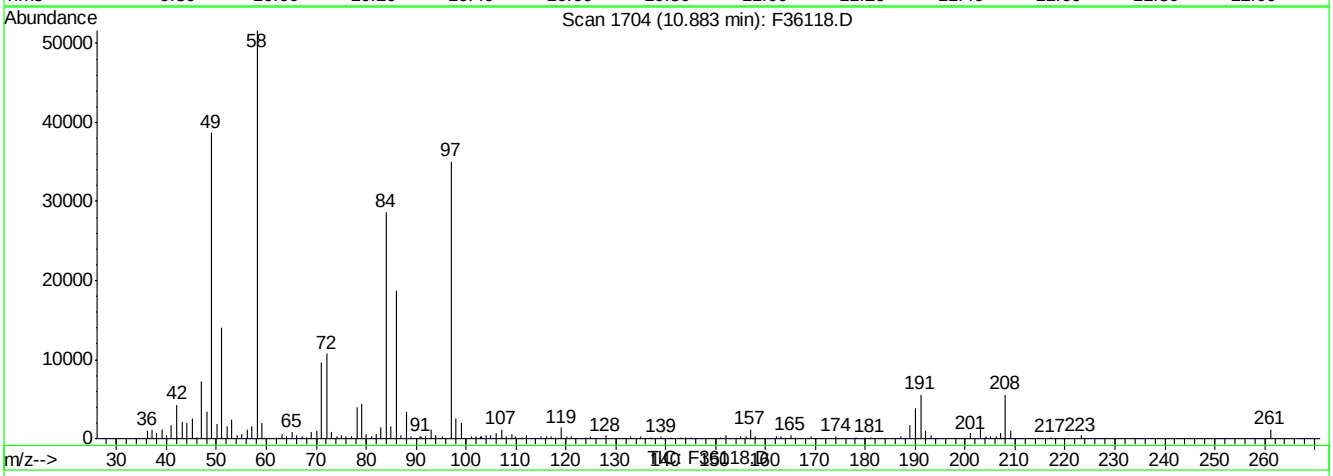

(145) Methapyriline (t)

10.88min 100.15ppb m

response 306867

Ion	Exp%	Act%
58.00	100	100
97.00	68.00	67.99
72.00	20.80	20.76
0.00	0.00	0.00

F36118.D MFAP5692.M Thu Jun 19 11:12:09 2014 RT1

Manual Integrations APPROVED (compounds with "m" flag)
Nina Pandya
06/24/14 11:57

Quantitation Report (QT Reviewed)

Data File : C:\MSDCHEM\1\DATA\EF5702\F36119.D Vial: 3
Acq On : 18 Jun 2014 8:53 pm Operator: ashleyd
Sample : ic5702-80 Inst : MSF
Misc : op74333,ef5702 Multiplr: 1.00
MS Integration Params: LSCINT.P
Quant Time: Jun 19 09:32:05 2014 Quant Results File: MFAP5692.RES

Quant Method : C:\MSDCHEM\1\METHODS\MFAP5692.M (RTE Integrator)
Title : Semi Volatile Extractables by GC/MS
Last Update : Thu Jun 19 09:04:43 2014
Response via : Initial Calibration
DataAcq Meth : MF5692

Internal Standards	R.T.	QIon	Response	Conc	Units	Dev(Min)
1) 1,4-Dichlorobenzene-d4	4.86	152	127394	40.00	ppb	0.00
24) Naphthalene-d8	5.79	136	452718	40.00	ppb	0.00
47) Acenaphthene-d10	7.26	164	267896	40.00	ppb	0.00
69) Phenanthrene-d10	9.21	188	423239	40.00	ppb	-0.01
83) Chrysene-d12	14.55	240	403407	40.00	ppb	0.00
92) Perylene-d12	17.62	264	347270	40.00	ppb	-0.01
102) 1,4-Dichlorobenzene-d4A	4.86	152	127394	40.00	ppb	0.00
112) Naphthalene-d8A	5.79	136	452718	40.00	ppb	0.00
121) Acenaphthene-d10A	7.26	164	267896	40.00	ppb	0.00
132) Phenanthrene-d10A	9.21	188	423239	40.00	ppb	-0.01
147) Chrysene-d12A	14.55	240	403407	40.00	ppb	0.00
155) Perylene-d12A	17.62	264	347270	40.00	ppb	-0.01
159) 1,4-Dichlorobenzene-d4b	4.86	152	127394	40.00	ppb	0.00
161) Naphthalene-d8b	5.79	136	452718	40.00	ppb	0.00
163) Acenaphthene-d10b	7.26	164	267896	40.00	ppb	0.00
165) Phenanthrene-d10b	9.21	188	423239	40.00	ppb	-0.01
167) Chrysene-d12b	14.55	240	403407	40.00	ppb	0.00
169) 1,4-Dichlorobenzene-d4c	4.86	152	127394	40.00	ppb	0.00
171) Naphthalene-d8c	5.79	136	452718	40.00	ppb	0.00
176) Chrysene-d12c	14.55	240	403407	40.00	ppb	0.00
178) Naphthalene-d8a	5.79	136	452718	40.00	ppb	-0.02
System Monitoring Compounds						
5) 2-Fluorophenol	0.00	112	0	0.00	ppb	
Spiked Amount 50.000			Recovery =	0.00%		
8) Phenol-d5	0.00	99	0d	0.00	ppb	
Spiked Amount 50.000			Recovery =	0.00%		
25) Nitrobenzene-d5	0.00	82	0d	0.00	ppb	
Spiked Amount 50.000			Recovery =	0.00%		
51) 2-Fluorobiphenyl	0.00	172	0	0.00	ppb	
Spiked Amount 50.000			Recovery =	0.00%		
73) 2,4,6-Tribromophenol	0.00	330	0	0.00	ppb	
Spiked Amount 50.000			Recovery =	0.00%		
85) Terphenyl-d14	0.00	244	0	0.00	ppb	
Spiked Amount 50.000			Recovery =	0.00%		
Target Compounds						Qvalue
103) 2-Picoline	3.40	93	375988	80.91	ppb	99
104) Pentachloroethane	4.65	167	136415	81.24	ppb	93
105) Methyl methanesulfonate	3.74	80	179124	82.02	ppb	100
106) N-Nitrosodiethylamine	4.06	102	165370	80.80	ppb	96
107) N-Nitrosomethylethylamine	3.49	42	151799	80.34	ppb	97
108) Ethyl methanesulfonate	4.29	79	246486	81.75	ppb	97
109) N-Nitrosopyrrolidine	5.15	41	133209m	53.18	ppb	
110) N-Nitrosomorpholine	5.17	56	168189	83.53	ppb	98
111) o-Toluidine	5.18	106	445633	82.51	ppb	78
113) O,O,O-Triethyl phosphoroth	5.57	198	148655	81.82	ppb	94
114) N-Nitrosopiperidine	5.39	42	184050	82.07	ppb	99
115) A,A-Dimethylphenethylamine	5.96	58	804245m	83.46	ppb	
116) Hexachloropropene	5.87	213	199001	83.43	ppb	100

(#) = qualifier out of range (m) = manual integration
F36119.D MFAP5692.M Thu Jun 19 11:14:02 2014 RT1

9.6.92
9

Quantitation Report (QT Reviewed)

Data File : C:\MSDCHEM\1\DATA\EF5702\F36119.D Vial: 3
Acq On : 18 Jun 2014 8:53 pm Operator: ashleyd
Sample : ic5702-80 Inst : MSF
Misc : op74333,ef5702 Multiplr: 1.00
MS Integration Params: LSCINT.P
Quant Time: Jun 19 09:32:05 2014 Quant Results File: MFAP5692.RES

Quant Method : C:\MSDCHEM\1\METHODS\MFAP5692.M (RTE Integrator)
Title : Semi Volatile Extractables by GC/MS
Last Update : Thu Jun 19 09:04:43 2014
Response via : Initial Calibration
DataAcq Meth : MF5692

Compound	R.T.	QIon	Response	Conc	Unit	Qvalue
118) N-Nitrosodi-n-butylamine	6.07	84	207642	83.04	ppb	96
119) Safrole	6.24	162	233892	82.36	ppb	97
120) Isosafrole	6.66	162	155318	81.63	ppb	99
122) Thionazin	7.82	143	83371	83.92	ppb	99
123) Tetraethyl dithiopyrophosp	8.23	322	81205	83.63	ppb	100
124) Phorate	8.43	75	376147	60.32	ppb	100
125) Phenacetin	8.45	108	334306	83.91	ppb	99
126) 1,4-Naphthoquinone	6.88	158	196346	87.70	ppb	99
127) m-Dinitrobenzene	7.00	168	101221	81.34	ppb	98
128) Pentachlorobenzene	7.44	250	226359	82.80	ppb	100
129) 1-Naphthylamine	7.56	143	446193	82.79	ppb	99
130) 2-Naphthylamine	7.65	143	542970	84.07	ppb	99
131) 5-Nitro-o-toluidine	7.89	152	189900	81.61	ppb	98
133) Disulfoton	9.24	88	305613	83.23	ppb	98
134) Dinoseb	9.24	211	159752	80.13	ppb	99
135) Dimethoate	8.67	87	240352	84.14	ppb	97
136) 4-Aminobiphenyl	8.92	169	619359	169.41	ppb	99
137) Methyl parathion	9.88	125	175563	84.44	ppb	98
138) Parathion	10.63	109	135295	82.81	ppb	99
139) Diphenylamine	8.02	169	929087	82.96	ppb	99
140) Isodrin	11.13	193	101715	81.50	ppb	99
141) Diallate	8.41	86	255038	82.35	ppb	96
142) Pentachloronitrobenzene	8.95	295	58271	162.79	ppb	99
143) Pronamide	9.04	173	290693	82.53	ppb	99
144) 4-Nitroquinoline 1-oxide	10.65	190	333552	346.39	ppb	100
145) Methapyriline	10.87	58	268282m	88.68	ppb	
146) sym-Trinitrobenzene	8.39	213	62508	81.98	ppb	84
148) Aramite	12.34	185	55539	166.26	ppb	96
149) p-(Dimethylamine)azobenzen	12.63	120	305920	82.65	ppb	99
151) Famphur	13.32	218	1114962	576.41	ppb	98
152) 2-Acetylaminofluorene	13.93	181	423830	81.64	ppb	98
153) 3,3'-Dimethylbenzidine	13.38	212	100782	134.09	ppb	99
154) Chlorobenzilate	12.77	251	272028	83.51	ppb	94
156) 4,4-Methylene-bis-(2-chlor	14.59	266	69798	87.91	ppb	94
157) 3-Methylcholanthrene	18.23	268	400434	82.36	ppb	100
158) Hexachlorophene	17.36	196	141325	413.37	ppb	100

(#) = qualifier out of range (m) = manual integration (+) = signals summed

Quantitation Report (QT Reviewed)

Data File : C:\MSDCHEM\1\DATA\EF5702\F36119.D Vial: 3
Acq On : 18 Jun 2014 8:53 pm Operator: ashleyd
Sample : ic5702-80 Inst : MSF
Misc : op74333,ef5702 Multiplr: 1.00
MS Integration Params: LSCINT.P
Quant Time: Jun 19 10:05 2014 Quant Results File: MFAP5692.RES

Method : C:\MSDCHEM\1\METHODS\MFAP5692.M (RTE Integrator)
Title : Semi Volatile Extractables by GC/MS
Last Update : Thu Jun 19 11:07:55 2014
Response via : Initial Calibration

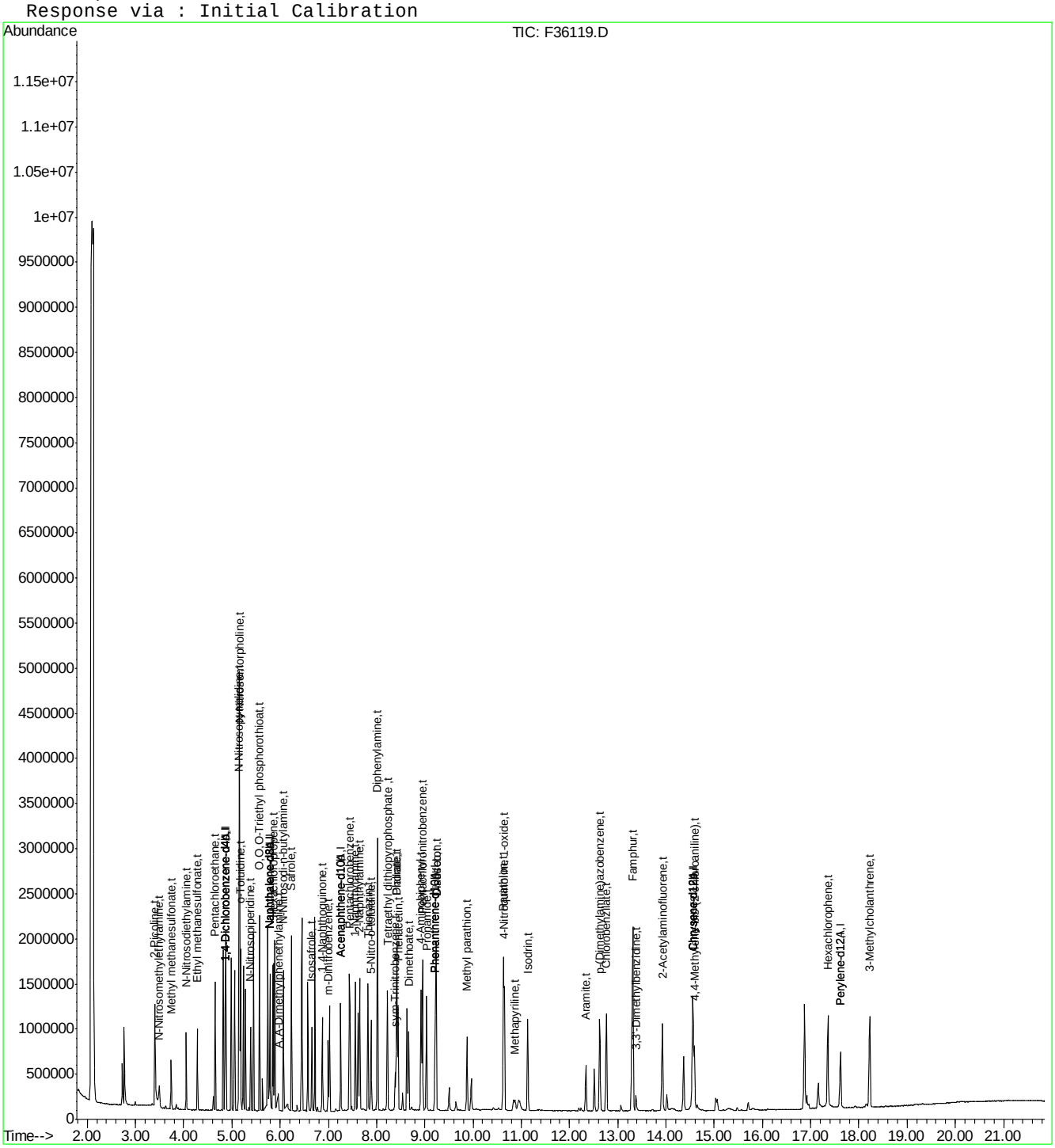

ACCUTEST LABORATORIES JB69078

Manual Integration Approval Summary

Sample Number:	EF5702-IC5702	**Method:**	SW846 8270D
Lab FileID:	F36119.D	**Analyst approved:**	06/20/14 12:57 Kristi Schollenberger
Injection Time:	06/18/14 20:53	**Supervisor approved:**	06/24/14 11:57 Nina Pandya

Parameter	CAS	Sig#	R.T. (min.)	Reason
N-Nitrosopyrrolidine	930-55-2		5.15	Overlapping peak
A,A-Dimethylphenethylamine	122-09-8		5.96	Split peak
Methapyrilene	91-80-5		10.87	Split peak

Quantitation Report (Qedit)

Data File : C:\MSDCHEM\1\DATA\EF5702\F36119.D Vial: 3
Acq On : 18 Jun 2014 8:53 pm Operator: ashleyd
Sample : ic5702-80 Inst : MSF
Misc : op74333,ef5702 Multiplr: 1.00
MS Integration Params: LSCINT.P
Quant Time: Jun 19 9:08 2014 Quant Results File: temp.res

Method : C:\MSDCHEM\1\METHODS\MFAP5692.M (RTE Integrator)
Title : Semi Volatile Extractables by GC/MS
Last Update : Thu Jun 19 09:04:43 2014
Response via : Multiple Level Calibration

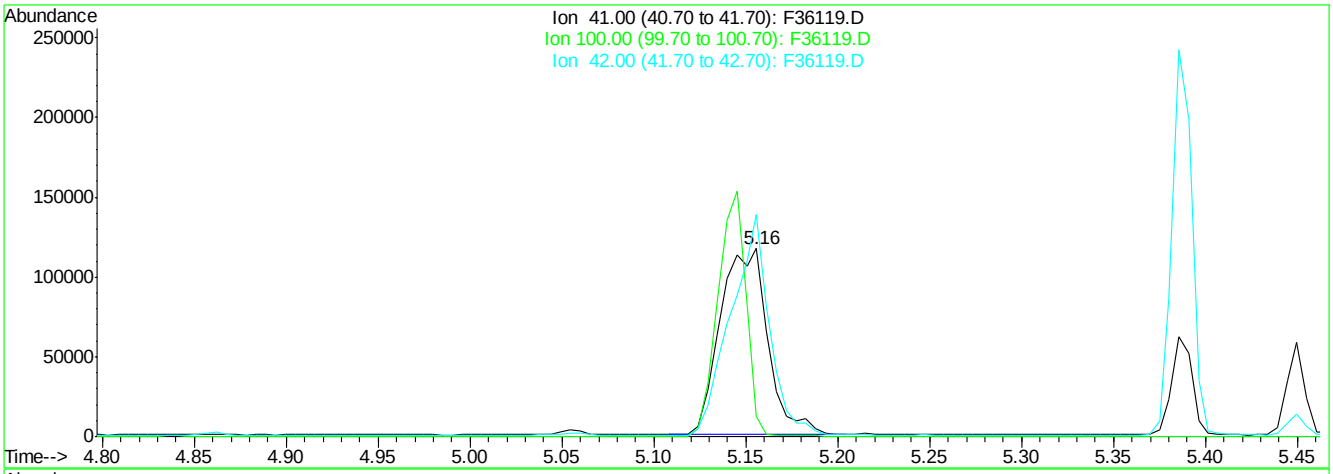

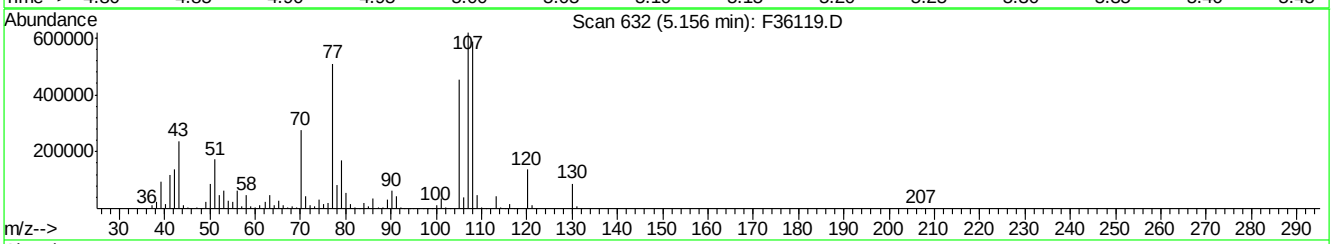

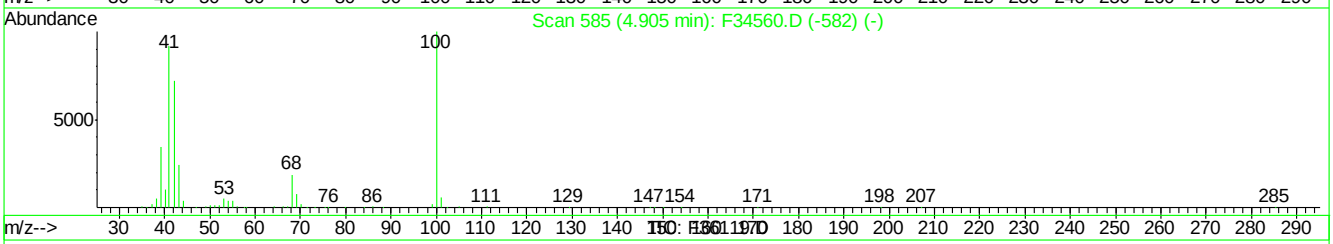

(109) N-Nitrosopyrrolidine (t)

5.16min 83.74ppb

response 209761

Ion	Exp%	Act%
41.00	100	100
100.00	87.50	11.15#
42.00	102.50	118.77
0.00	0.00	0.00

F36119.D MFAP5692.M Thu Jun 19 09:10:51 2014 RT1

Quantitation Report (Qedit)

Data File : C:\MSDCHEM\1\DATA\EF5702\F36119.D Vial: 3
Acq On : 18 Jun 2014 8:53 pm Operator: ashleyd
Sample : ic5702-80 Inst : MSF
Misc : op74333,ef5702 Multiplr: 1.00
MS Integration Params: LSCINT.P
Quant Time: Jun 19 9:10 2014 Quant Results File: temp.res

Method : C:\MSDCHEM\1\METHODS\MFAP5692.M (RTE Integrator)
Title : Semi Volatile Extractables by GC/MS
Last Update : Thu Jun 19 09:04:43 2014
Response via : Multiple Level Calibration

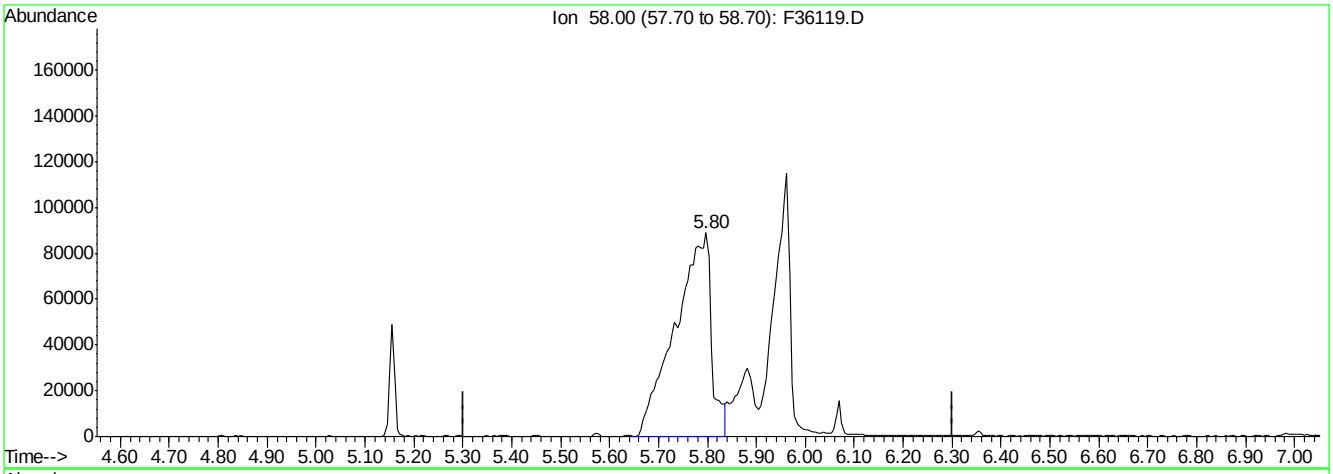

(115) A,A-Dimethylphenethylamine (t)

5.80min 46.82ppb

response 451187

Ion	Exp%	Act%
58.00	100	100
0.00	0.00	0.00
0.00	0.00	0.00
0.00	0.00	0.00

F36119.D MFAP5692.M Thu Jun 19 09:11:04 2014 RT1

Quantitation Report (Qedit)

Data File : C:\MSDCHEM\1\DATA\EF5702\F36119.D Vial: 3
Acq On : 18 Jun 2014 8:53 pm Operator: ashleyd
Sample : ic5702-80 Inst : MSF
Misc : op74333,ef5702 Multiplr: 1.00
MS Integration Params: LSCINT.P
Quant Time: Jun 19 9:11 2014 Quant Results File: temp.res

Method : C:\MSDCHEM\1\METHODS\MFAP5692.M (RTE Integrator)
Title : Semi Volatile Extractables by GC/MS
Last Update : Thu Jun 19 09:04:43 2014
Response via : Multiple Level Calibration

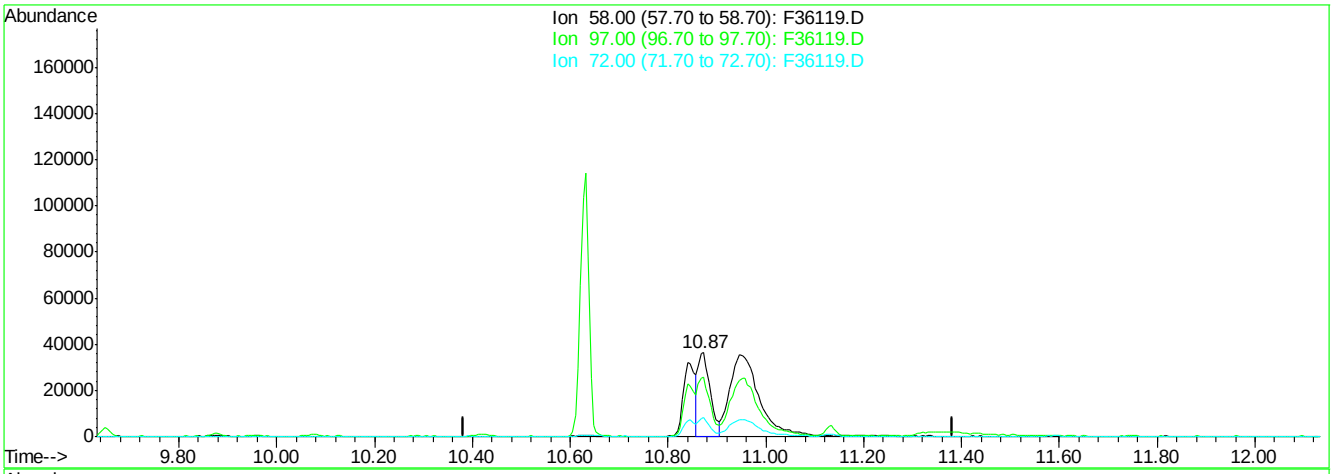

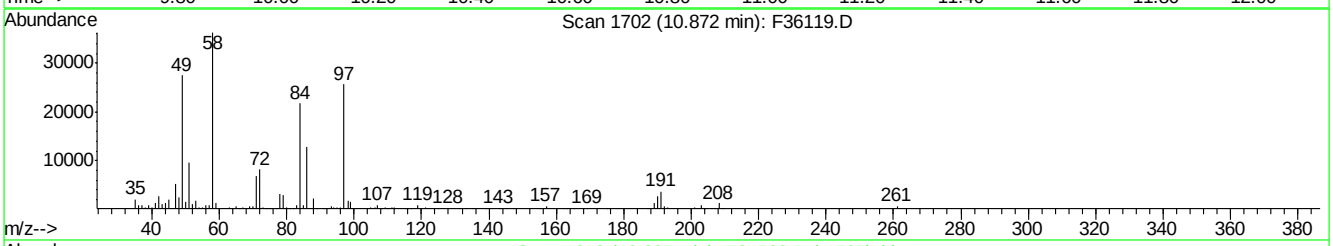



(145) Methapyriline (t)

10.87min 20.98ppb

response 63480

Ion	Exp%	Act%
58.00	100	100
97.00	68.00	71.81
72.00	20.80	24.56
0.00	0.00	0.00

F36119.D MFAP5692.M Thu Jun 19 09:11:29 2014 RT1

Quantitation Report (Qedit)

Data File : C:\MSDCHEM\1\DATA\EF5702\F36119.D Vial: 3
Acq On : 18 Jun 2014 8:53 pm Operator: ashleyd
Sample : ic5702-80 Inst : MSF
Misc : op74333,ef5702 Multiplr: 1.00
MS Integration Params: LSCINT.P
Quant Time: Jun 19 10:05 2014 Quant Results File: temp.res

Method : C:\MSDCHEM\1\METHODS\MFAP5692.M (RTE Integrator)
Title : Semi Volatile Extractables by GC/MS
Last Update : Thu Jun 19 11:07:55 2014
Response via : Multiple Level Calibration

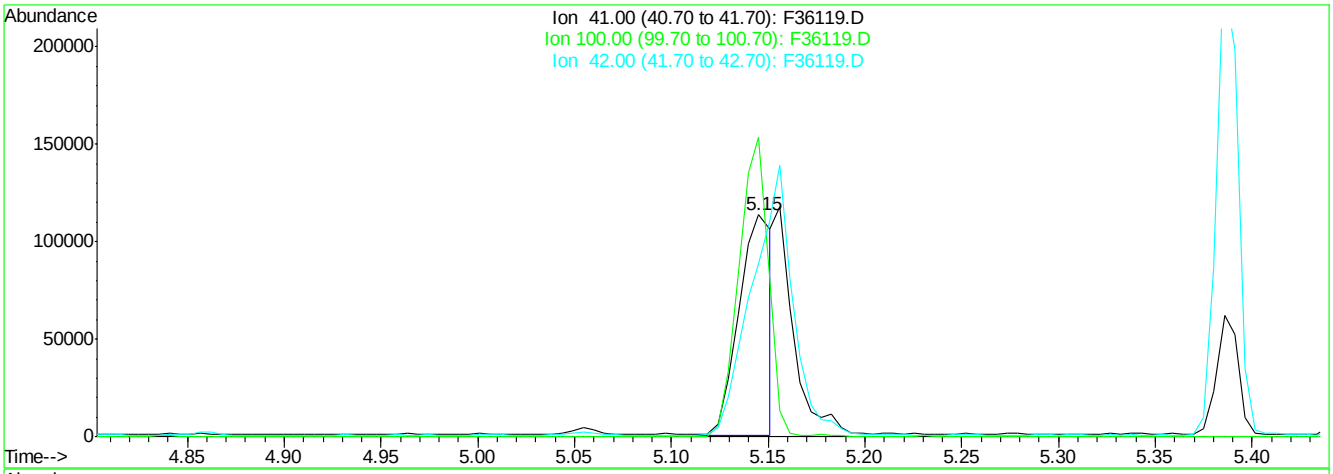

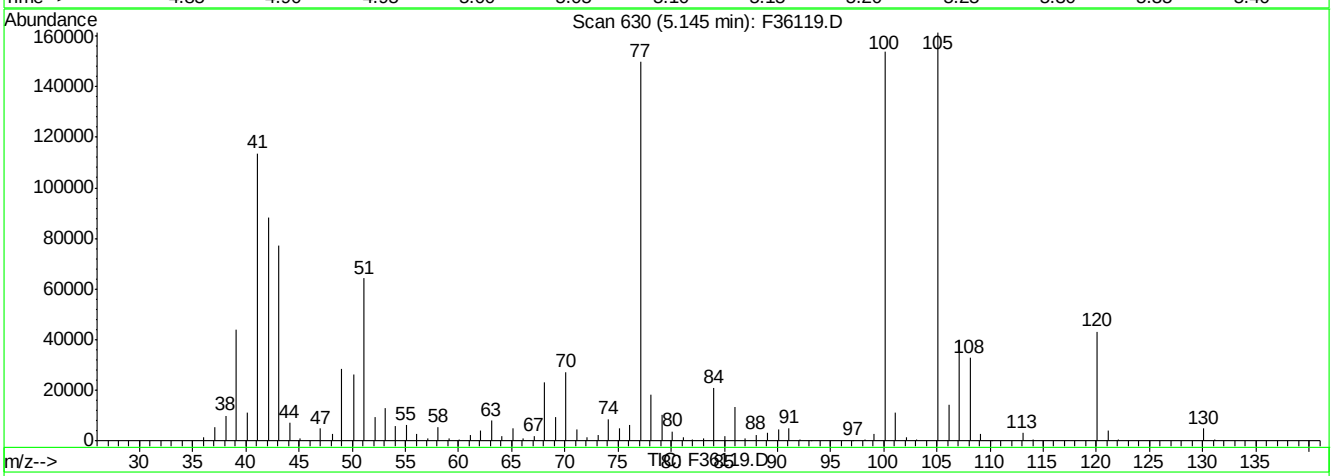

(109) N-Nitrosopyrrolidine (t)

5.15min 53.18ppb m

response 133209

Ion	Exp%	Act%
41.00	100	100
100.00	87.50	135.28#
42.00	102.50	77.71
0.00	0.00	0.00

F36119.D MFAP5692.M Thu Jun 19 11:12:30 2014 RT1

Quantitation Report (Qedit)

Data File : C:\MSDCHEM\1\DATA\EF5702\F36119.D Vial: 3
Acq On : 18 Jun 2014 8:53 pm Operator: ashleyd
Sample : ic5702-80 Inst : MSF
Misc : op74333,ef5702 Multiplr: 1.00
MS Integration Params: LSCINT.P
Quant Time: Jun 19 10:05 2014 Quant Results File: temp.res

Method : C:\MSDCHEM\1\METHODS\MFAP5692.M (RTE Integrator)
Title : Semi Volatile Extractables by GC/MS
Last Update : Thu Jun 19 11:07:55 2014
Response via : Multiple Level Calibration

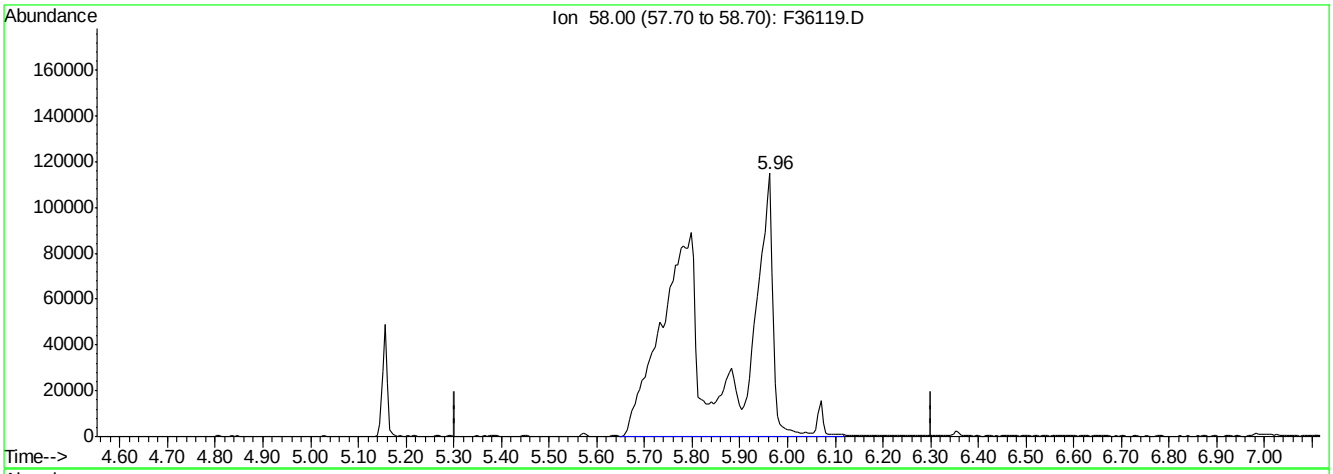

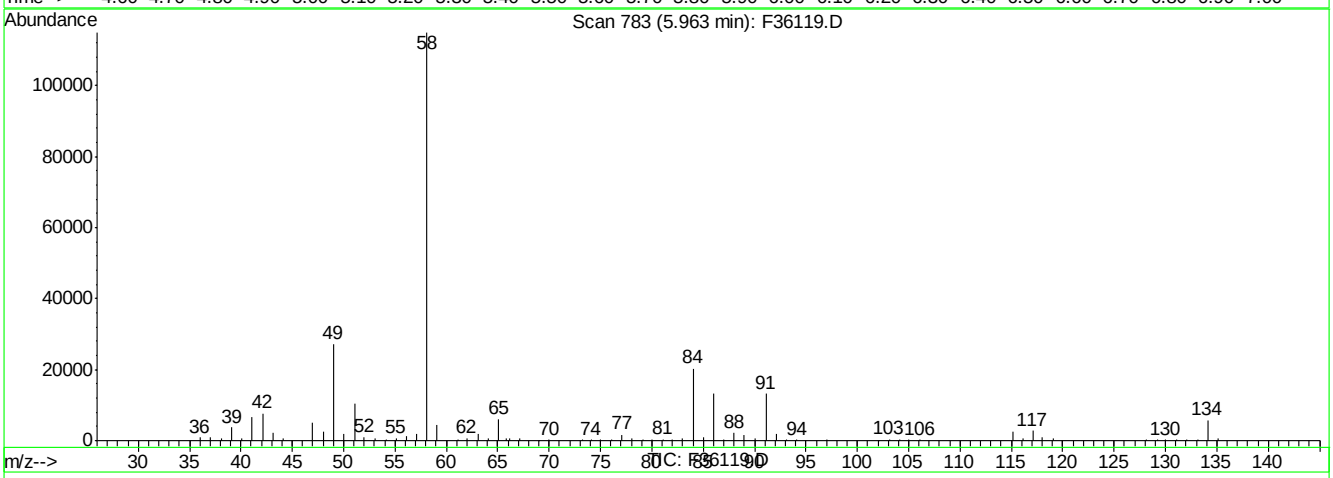

(115) A,A-Dimethylphenethylamine (t)

5.96min 83.46ppb m

response 804245

Ion	Exp%	Act%
58.00	100	100
0.00	0.00	0.00
0.00	0.00	0.00
0.00	0.00	0.00

F36119.D MFAP5692.M Thu Jun 19 11:12:37 2014 RT1

Quantitation Report (Qedit)

Data File : C:\MSDCHEM\1\DATA\EF5702\F36119.D Vial: 3
Acq On : 18 Jun 2014 8:53 pm Operator: ashleyd
Sample : ic5702-80 Inst : MSF
Misc : op74333,ef5702 Multiplr: 1.00
MS Integration Params: LSCINT.P
Quant Time: Jun 19 10:05 2014 Quant Results File: temp.res

Method : C:\MSDCHEM\1\METHODS\MFAP5692.M (RTE Integrator)
Title : Semi Volatile Extractables by GC/MS
Last Update : Thu Jun 19 11:07:55 2014
Response via : Multiple Level Calibration

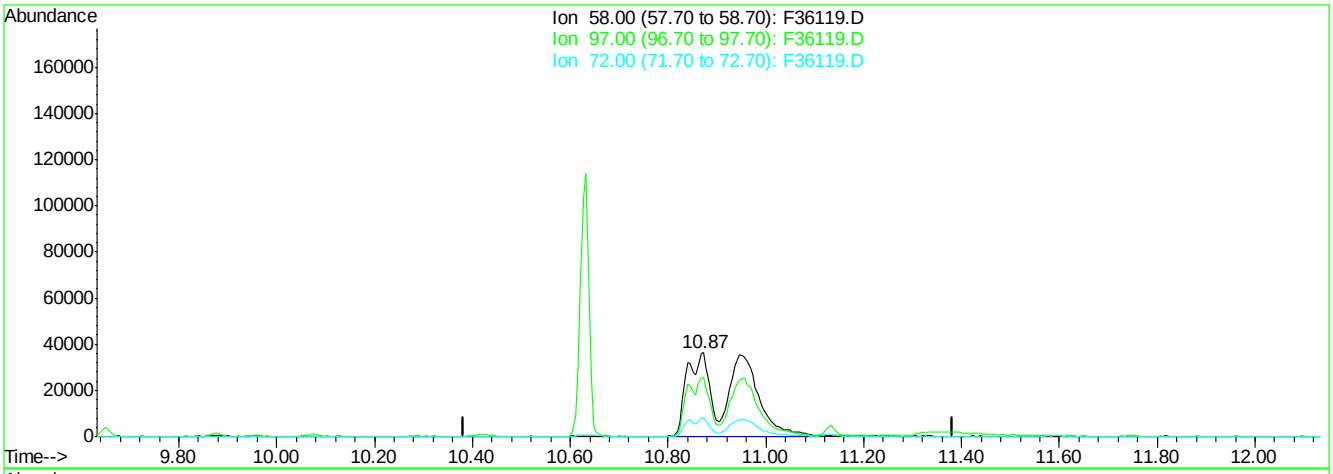

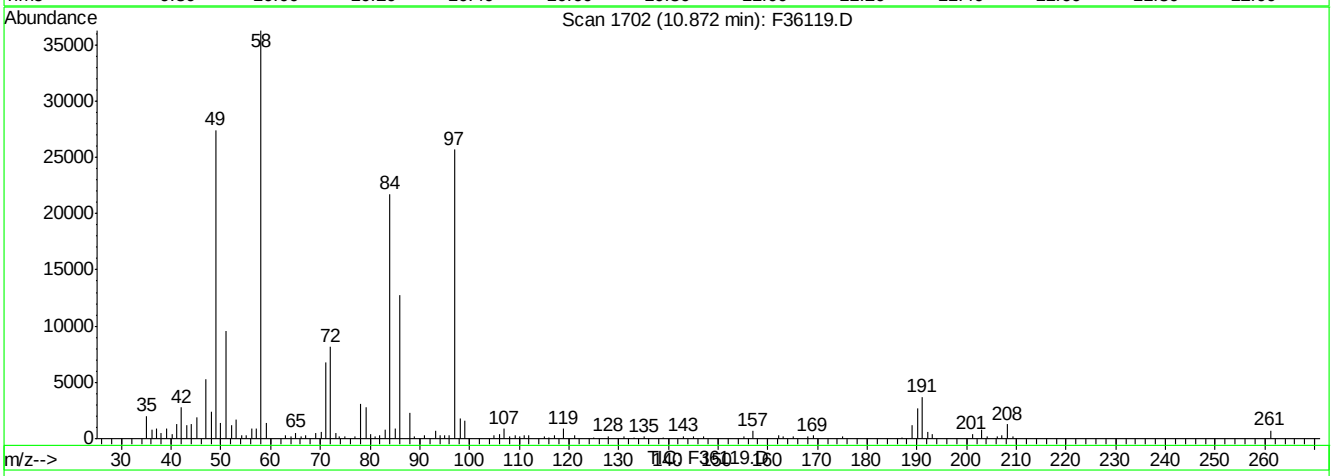

(145) Methapyriline (t)

10.87min 88.68ppb m

response 268282

Ion	Exp%	Act%
58.00	100	100
97.00	68.00	70.81
72.00	20.80	22.45
0.00	0.00	0.00

F36119.D MFAP5692.M Thu Jun 19 11:12:42 2014 RT1

Manual Integrations APPROVED (compounds with "m" flag)
Nina Pandya 06/24/14 11:57

Quantitation Report (QT Reviewed)

Data File : C:\MSDCHEM\1\DATA\EF5702\F36120.D Vial: 4
Acq On : 18 Jun 2014 9:22 pm Operator: ashleyd
Sample : icc5702-50 Inst : MSF
Misc : op74333,ef5702 Multiplr: 1.00
MS Integration Params: LSCINT.P
Quant Time: Jun 19 09:33:40 2014 Quant Results File: MFAP5692.RES

Quant Method : C:\MSDCHEM\1\METHODS\MFAP5692.M (RTE Integrator)
Title : Semi Volatile Extractables by GC/MS
Last Update : Thu Jun 19 09:04:43 2014
Response via : Initial Calibration
DataAcq Meth : MF5692

Internal Standards	R.T.	QIon	Response	Conc	Units		Dev(Min)
1) 1,4-Dichlorobenzene-d4	4.86	152	167917	40.00	ppb		0.00
24) Naphthalene-d8	5.79	136	592897	40.00	ppb		0.00
47) Acenaphthene-d10	7.26	164	353229	40.00	ppb		0.00
69) Phenanthrene-d10	9.21	188	562135	40.00	ppb		-0.01
83) Chrysene-d12	14.55	240	534523	40.00	ppb		0.00
92) Perylene-d12	17.62	264	471896	40.00	ppb		-0.01
102) 1,4-Dichlorobenzene-d4A	4.86	152	167917	40.00	ppb		0.00
112) Naphthalene-d8A	5.79	136	592897	40.00	ppb		0.00
121) Acenaphthene-d10A	7.26	164	353229	40.00	ppb		0.00
132) Phenanthrene-d10A	9.21	188	562135	40.00	ppb		-0.01
147) Chrysene-d12A	14.55	240	534523	40.00	ppb		0.00
155) Perylene-d12A	17.62	264	471896	40.00	ppb		-0.01
159) 1,4-Dichlorobenzene-d4b	4.86	152	167917	40.00	ppb		0.00
161) Naphthalene-d8b	5.79	136	592897	40.00	ppb		0.00
163) Acenaphthene-d10b	7.26	164	353229	40.00	ppb		0.00
165) Phenanthrene-d10b	9.21	188	562135	40.00	ppb		-0.01
167) Chrysene-d12b	14.55	240	534523	40.00	ppb		0.00
169) 1,4-Dichlorobenzene-d4c	4.86	152	167917	40.00	ppb		0.00
171) Naphthalene-d8c	5.79	136	592897	40.00	ppb		0.00
176) Chrysene-d12c	14.55	240	534523	40.00	ppb		0.00
178) Naphthalene-d8a	5.79	136	592897	40.00	ppb		-0.02
System Monitoring Compounds							
5) 2-Fluorophenol	0.00	112	0	0.00	ppb		
Spiked Amount 50.000			Recovery =	0.00%			
8) Phenol-d5	0.00	99	0d	0.00	ppb		
Spiked Amount 50.000			Recovery =	0.00%			
25) Nitrobenzene-d5	0.00	82	0d	0.00	ppb		
Spiked Amount 50.000			Recovery =	0.00%			
51) 2-Fluorobiphenyl	0.00	172	0	0.00	ppb		
Spiked Amount 50.000			Recovery =	0.00%			
73) 2,4,6-Tribromophenol	0.00	330	0	0.00	ppb		
Spiked Amount 50.000			Recovery =	0.00%			
85) Terphenyl-d14	0.00	244	0	0.00	ppb		
Spiked Amount 50.000			Recovery =	0.00%			
Target Compounds							Qvalue
103) 2-Picoline	3.40	93	296378	48.39	ppb		99
104) Pentachloroethane	4.65	167	111503	50.38	ppb		94
105) Methyl methanesulfonate	3.74	80	134157	46.60	ppb		98
106) N-Nitrosodiethylamine	4.06	102	132892	49.26	ppb		96
107) N-Nitrosomethylethylamine	3.49	42	123112	49.43	ppb		97
108) Ethyl methanesulfonate	4.29	79	201576	50.72	ppb		97
109) N-Nitrosopyrrolidine	5.14	41	94726m	28.69	ppb		
110) N-Nitrosomorpholine	5.16	56	139040	52.39	ppb		97
111) o-Toluidine	5.18	106	351154	49.33	ppb	#	45
113) O,O,O-Triethyl phosphoroth	5.57	198	119771	50.33	ppb		98
114) N-Nitrosopiperidine	5.39	42	149866	51.03	ppb		97
115) A,A-Dimethylphenethylamine	5.97	58	575809m	45.62	ppb		
116) Hexachloropropene	5.87	213	163214	52.25	ppb		99

(#) = qualifier out of range (m) = manual integration

Quantitation Report (QT Reviewed)

Data File : C:\MSDCHEM\1\DATA\EF5702\F36120.D Vial: 4
Acq On : 18 Jun 2014 9:22 pm Operator: ashleyd
Sample : icc5702-50 Inst : MSF
Misc : op74333,ef5702 Multiplr: 1.00
MS Integration Params: LSCINT.P
Quant Time: Jun 19 09:33:40 2014 Quant Results File: MFAP5692.RES

Quant Method : C:\MSDCHEM\1\METHODS\MFAP5692.M (RTE Integrator)
Title : Semi Volatile Extractables by GC/MS
Last Update : Thu Jun 19 09:04:43 2014
Response via : Initial Calibration
DataAcq Meth : MF5692

Compound	R.T.	QIon	Response	Conc	Unit	Qvalue
118) N-Nitrosodi-n-butylamine	6.07	84	172076	52.55	ppb	99
119) Safrole	6.24	162	189866	51.05	ppb	99
120) Isosafrole	6.66	162	127055	50.99	ppb	99
122) Thionazin	7.82	143	68777	52.51	ppb	96
123) Tetraethyl dithiopyrophosp	8.23	322	65787	51.39	ppb	100
124) Phorate	8.42	75	303031	36.86	ppb	100
125) Phenacetin	8.45	108	272074	51.79	ppb	100
126) 1,4-Naphthoquinone	6.88	158	167402	56.71	ppb	97
127) m-Dinitrobenzene	7.00	168	81019	49.38	ppb	94
128) Pentachlorobenzene	7.44	250	183937	51.03	ppb	98
129) 1-Naphthylamine	7.55	143	322605	45.40	ppb	100
130) 2-Naphthylamine	7.65	143	378879	44.49	ppb	99
131) 5-Nitro-o-toluidine	7.88	152	152980	49.86	ppb	93
133) Disulfoton	9.23	88	231214	47.41	ppb	99
134) Dinoseb	9.23	211	129721	48.99	ppb	100
135) Dimethoate	8.67	87	199526	52.59	ppb	97
136) 4-Aminobiphenyl	8.92	169	470425	96.88	ppb	99
137) Methyl parathion	9.87	125	145987	52.87	ppb	99
138) Parathion	10.63	109	109648	50.53	ppb	96
139) Diphenylamine	8.02	169	772457	51.93	ppb	98
140) Isodrin	11.13	193	83942	50.64	ppb	99
141) Diallate	8.41	86	210333	51.13	ppb	98
142) Pentachloronitrobenzene	8.95	295	48199	101.38	ppb	97
143) Pronamide	9.03	173	238708	51.03	ppb	99
144) 4-Nitroquinoline 1-oxide	10.65	190	276681	216.33	ppb	97
145) Methapyriline	10.85	58	224107m	55.77	ppb	
146) sym-Trinitrobenzene	8.38	213	50453	49.82	ppb	95
148) Aramite	12.34	185	45358	102.48	ppb	97
149) p-(Dimethylamine)azobenzen	12.62	120	252316	51.45	ppb	97
151) Famphur	13.31	218	1064055	415.16	ppb	96
152) 2-Acetylaminofluorene	13.92	181	348445	50.65	ppb	99
153) 3,3'-Dimethylbenzidine	13.38	212	70821	71.11	ppb	98
154) Chlorobenzilate	12.76	251	224921	52.11	ppb	95
156) 4,4-Methylene-bis-(2-chlor	14.59	266	60521	56.10	ppb	98
157) 3-Methylcholanthrene	18.22	268	330431	50.01	ppb	99
158) Hexachlorophene	17.35	196	85241	183.48	ppb	96

(#) = qualifier out of range (m) = manual integration (+) = signals summed

Quantitation Report (QT Reviewed)

Data File : C:\MSDCHEM\1\DATA\EF5702\F36120.D Vial: 4
Acq On : 18 Jun 2014 9:22 pm Operator: ashleyd
Sample : icc5702-50 Inst : MSF
Misc : op74333,ef5702 Multiplr: 1.00
MS Integration Params: LSCINT.P
Quant Time: Jun 19 10:05 2014 Quant Results File: MFAP5692.RES

Method : C:\MSDCHEM\1\METHODS\MFAP5692.M (RTE Integrator)
Title : Semi Volatile Extractables by GC/MS
Last Update : Thu Jun 19 11:07:55 2014
Response via : Initial Calibration

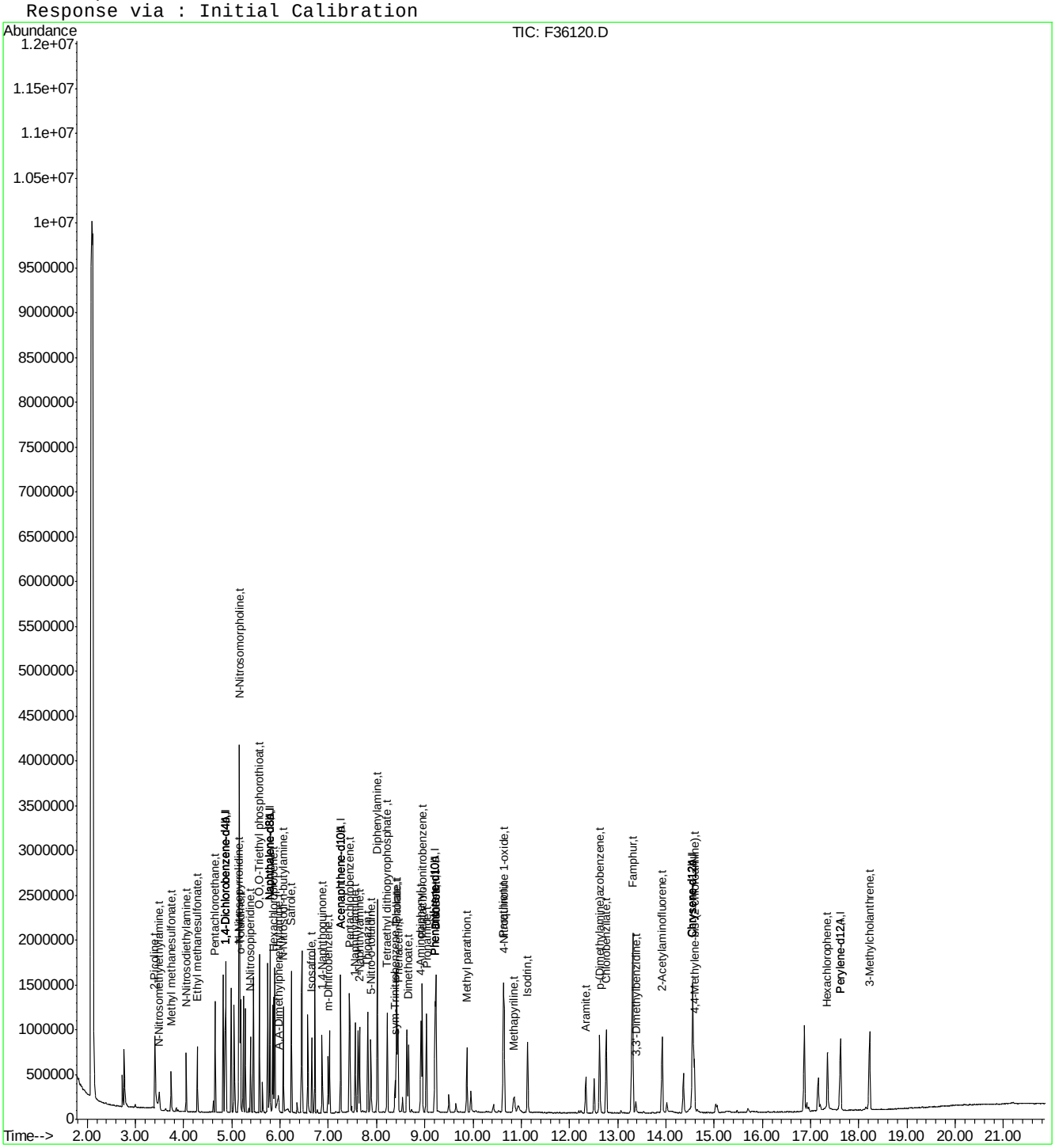

ACCUTEST LABORATORIES JB69078

Manual Integration Approval Summary

Sample Number:	EF5702-ICC5702	**Method:**	SW846 8270D
Lab FileID:	F36120.D	**Analyst approved:**	06/20/14 12:57 Kristi Schollenberger
Injection Time:	06/18/14 21:22	**Supervisor approved:**	06/24/14 11:57 Nina Pandya

Parameter	CAS	Sig#	R.T. (min.)	Reason
N-Nitrosopyrrolidine	930-55-2		5.14	Overlapping peak
A,A-Dimethylphenethylamine	122-09-8		5.97	Split peak
Methapyrilene	91-80-5		10.85	Split peak

Quantitation Report (Qedit)

Data File : C:\MSDCHEM\1\DATA\EF5702\F36120.D Vial: 4
Acq On : 18 Jun 2014 9:22 pm Operator: ashleyd
Sample : icc5702-50 Inst : MSF
Misc : op74333,ef5702 Multiplr: 1.00
MS Integration Params: LSCINT.P
Quant Time: Jun 19 9:12 2014 Quant Results File: temp.res

Method : C:\MSDCHEM\1\METHODS\MFAP5692.M (RTE Integrator)
Title : Semi Volatile Extractables by GC/MS
Last Update : Thu Jun 19 09:04:43 2014
Response via : Multiple Level Calibration

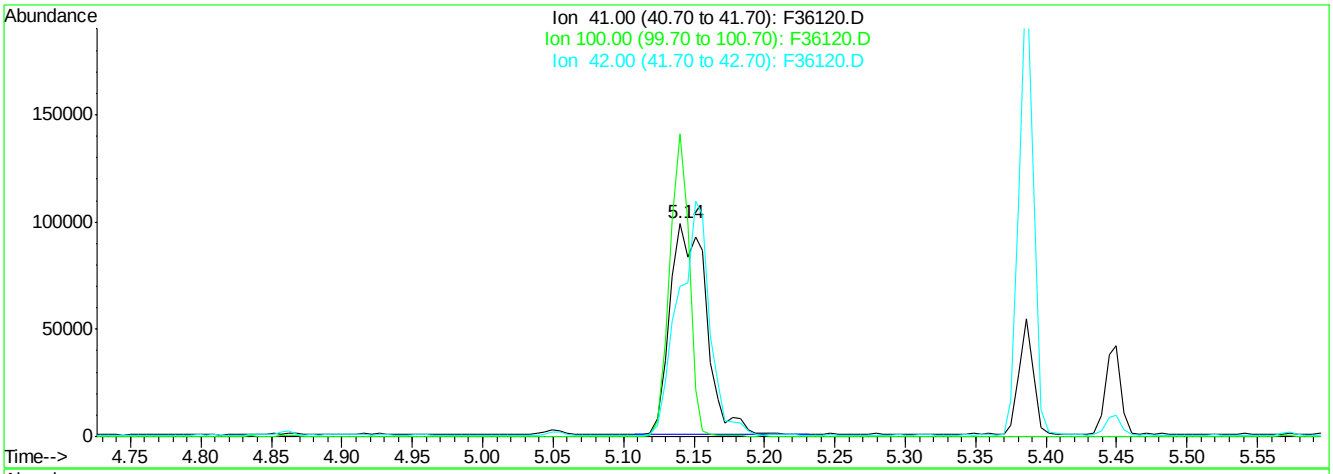

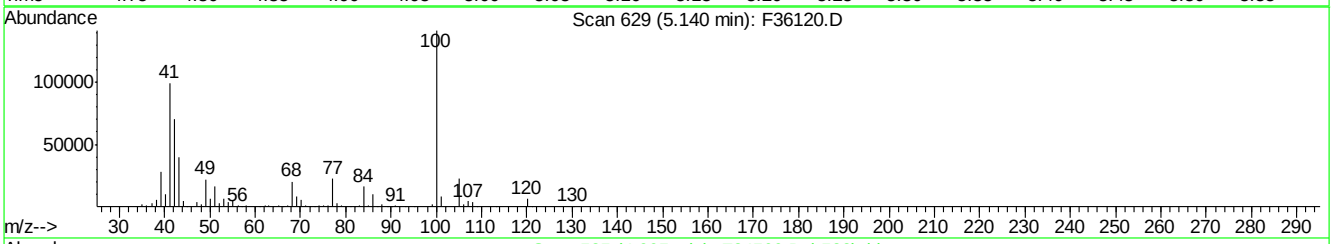

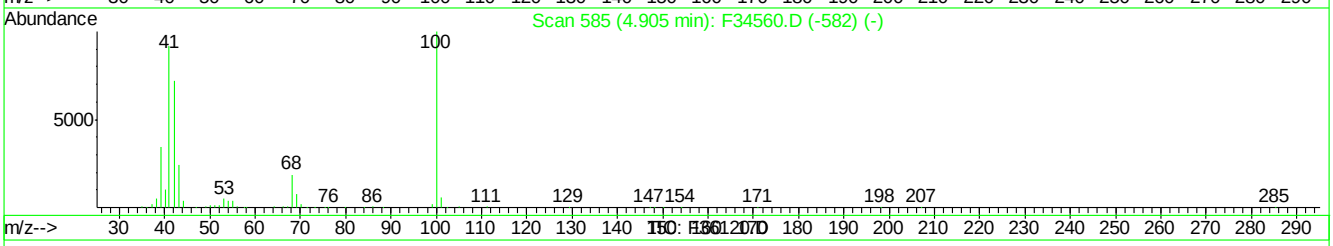

(109) N-Nitrosopyrrolidine (t)

5.14min 53.60ppb

response 176947

Ion	Exp%	Act%
41.00	100	100
100.00	87.50	143.55#
42.00	102.50	70.44#
0.00	0.00	0.00

F36120.D MFAP5692.M Thu Jun 19 09:12:50 2014 RT1

Quantitation Report (Qedit)

Data File : C:\MSDCHEM\1\DATA\EF5702\F36120.D Vial: 4
Acq On : 18 Jun 2014 9:22 pm Operator: ashleyd
Sample : icc5702-50 Inst : MSF
Misc : op74333,ef5702 Multiplr: 1.00
MS Integration Params: LSCINT.P
Quant Time: Jun 19 9:12 2014 Quant Results File: temp.res

Method : C:\MSDCHEM\1\METHODS\MFAP5692.M (RTE Integrator)
Title : Semi Volatile Extractables by GC/MS
Last Update : Thu Jun 19 09:04:43 2014
Response via : Multiple Level Calibration

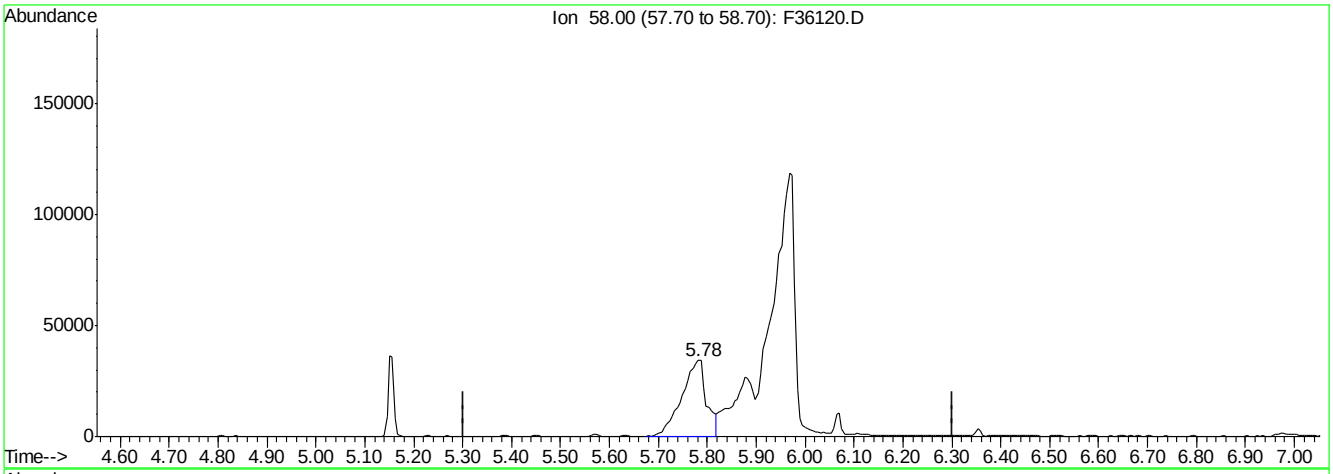

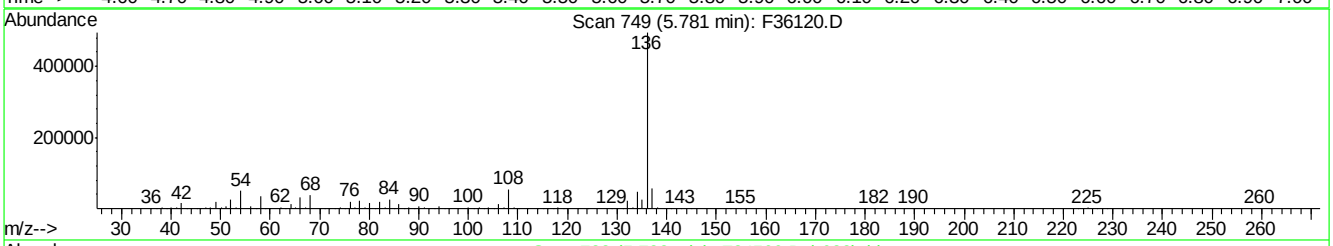

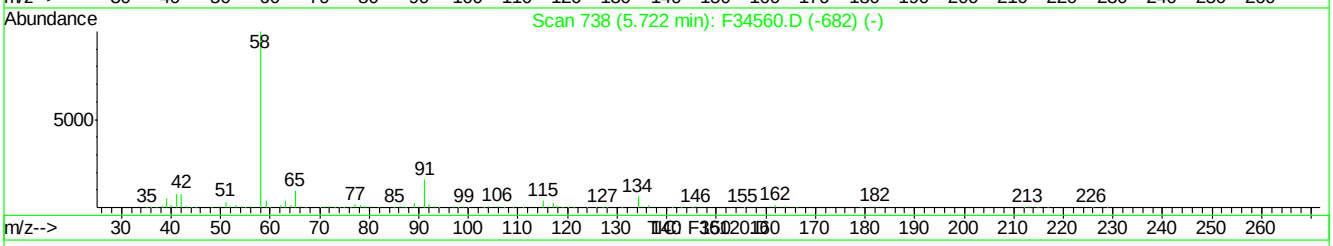

(115) A,A-Dimethylphenethylamine (t)

5.78min 9.53ppb

response 120267

Ion	Exp%	Act%
58.00	100	100
0.00	0.00	0.00
0.00	0.00	0.00
0.00	0.00	0.00

F36120.D MFAP5692.M Thu Jun 19 09:13:00 2014 RT1

Quantitation Report (Qedit)

Data File : C:\MSDCHEM\1\DATA\EF5702\F36120.D Vial: 4
Acq On : 18 Jun 2014 9:22 pm Operator: ashleyd
Sample : icc5702-50 Inst : MSF
Misc : op74333,ef5702 Multiplr: 1.00
MS Integration Params: LSCINT.P
Quant Time: Jun 19 9:13 2014 Quant Results File: temp.res

Method : C:\MSDCHEM\1\METHODS\MFAP5692.M (RTE Integrator)
Title : Semi Volatile Extractables by GC/MS
Last Update : Thu Jun 19 09:04:43 2014
Response via : Multiple Level Calibration

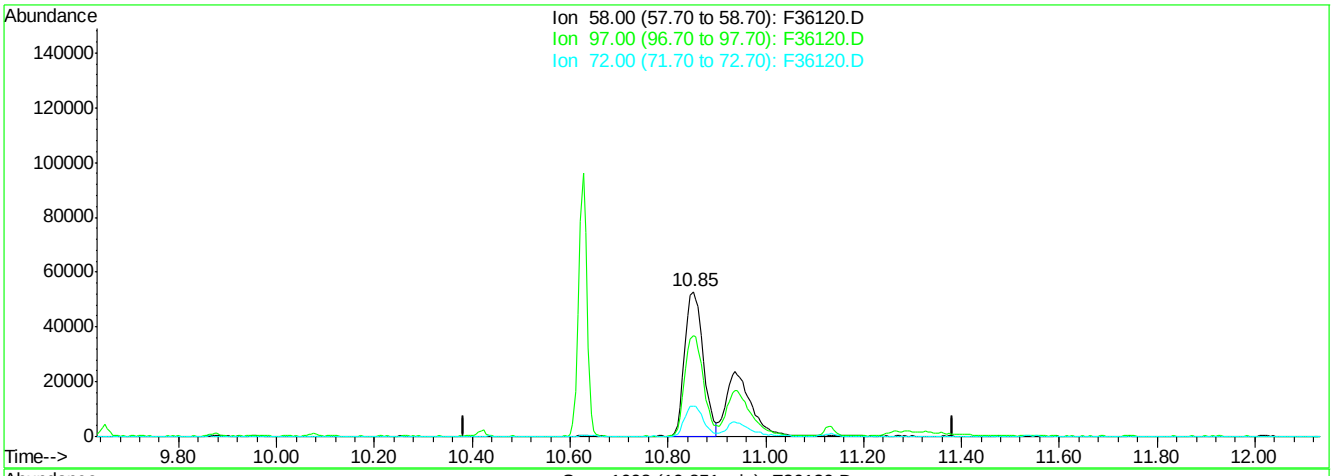

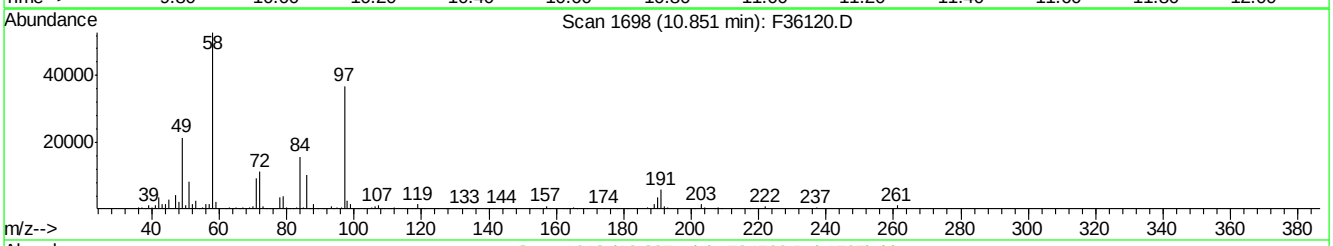



(145) Methapyriline (t)

10.85min 34.80ppb

response 139844

Ion	Exp%	Act%
58.00	100	100
97.00	68.00	68.81
72.00	20.80	20.93
0.00	0.00	0.00

F36120.D MFAP5692.M Thu Jun 19 09:13:25 2014 RT1

Quantitation Report (Qedit)

Data File : C:\MSDCHEM\1\DATA\EF5702\F36120.D Vial: 4
Acq On : 18 Jun 2014 9:22 pm Operator: ashleyd
Sample : icc5702-50 Inst : MSF
Misc : op74333,ef5702 Multiplr: 1.00
MS Integration Params: LSCINT.P
Quant Time: Jun 19 10:05 2014 Quant Results File: temp.res

Method : C:\MSDCHEM\1\METHODS\MFAP5692.M (RTE Integrator)
Title : Semi Volatile Extractables by GC/MS
Last Update : Thu Jun 19 11:07:55 2014
Response via : Multiple Level Calibration

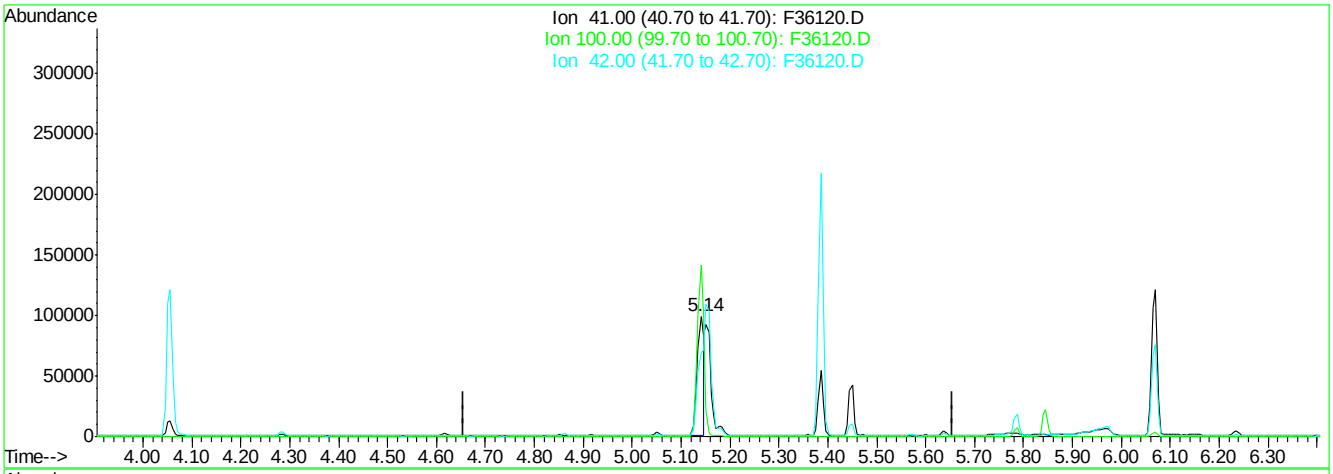

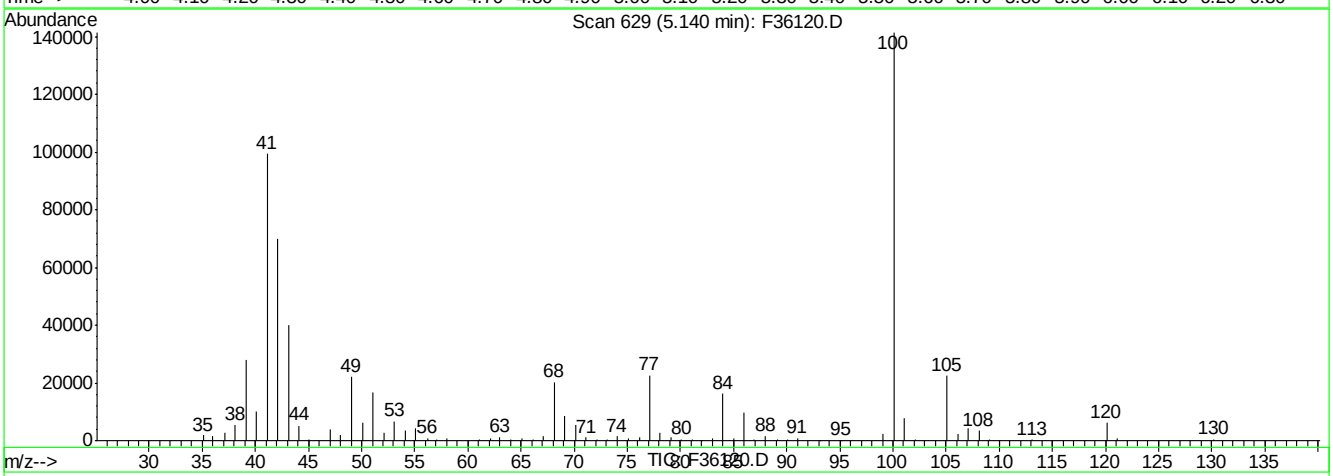

(109) N-Nitrosopyrrolidine (t)

5.14min 28.69ppb m

response 94726

Ion	Exp%	Act%
41.00	100	100
100.00	87.50	142.29#
42.00	102.50	70.44#
0.00	0.00	0.00

F36120.D MFAP5692.M Thu Jun 19 11:12:59 2014 RT1

Quantitation Report (Qedit)

Data File : C:\MSDCHEM\1\DATA\EF5702\F36120.D Vial: 4
Acq On : 18 Jun 2014 9:22 pm Operator: ashleyd
Sample : icc5702-50 Inst : MSF
Misc : op74333,ef5702 Multiplr: 1.00
MS Integration Params: LSCINT.P
Quant Time: Jun 19 10:05 2014 Quant Results File: temp.res

Method : C:\MSDCHEM\1\METHODS\MFAP5692.M (RTE Integrator)
Title : Semi Volatile Extractables by GC/MS
Last Update : Thu Jun 19 11:07:55 2014
Response via : Multiple Level Calibration

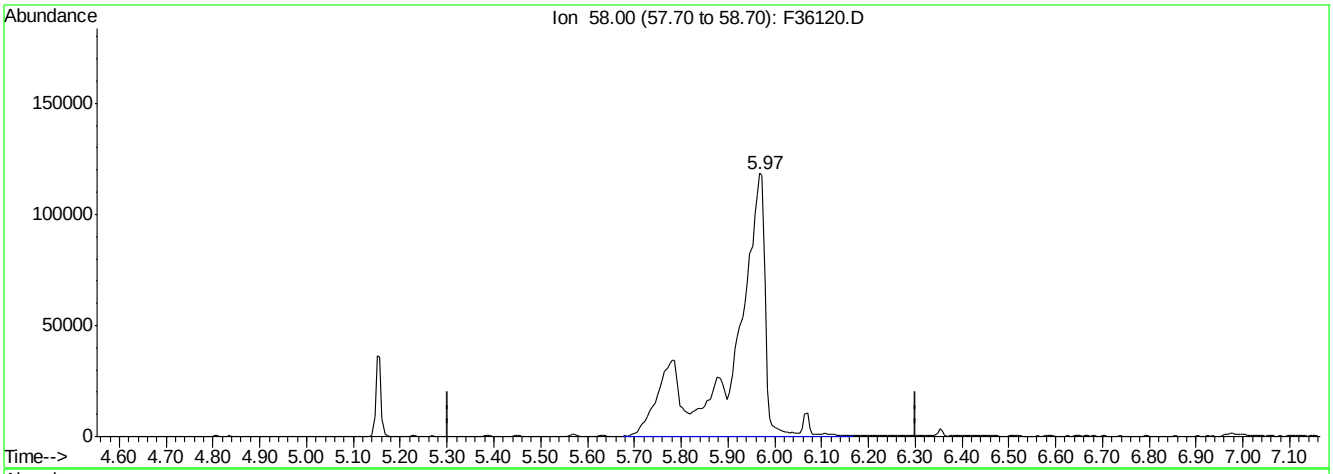

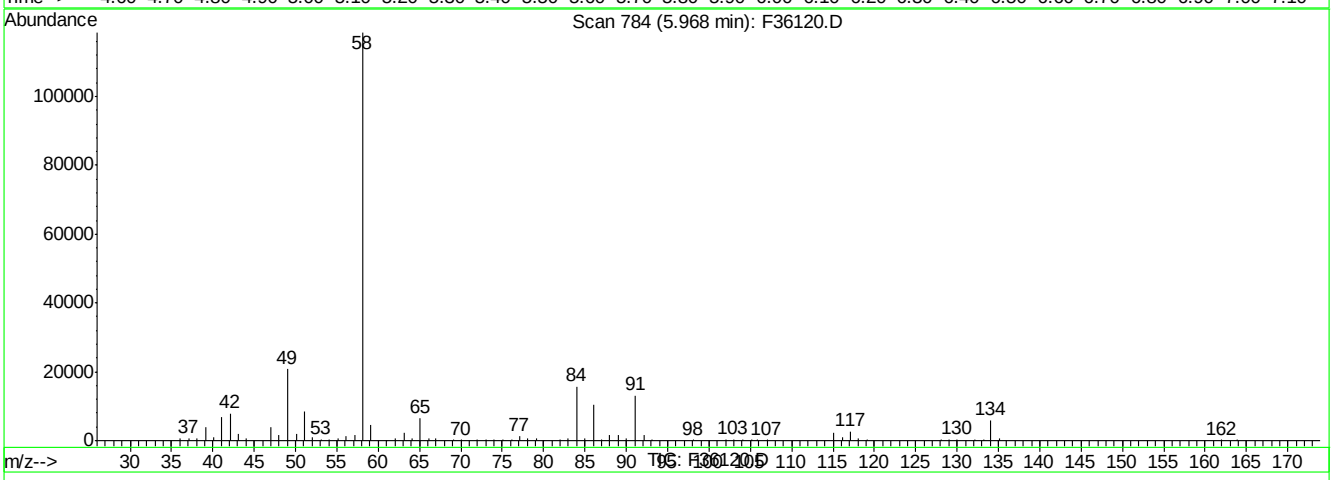

(115) A,A-Dimethylphenethylamine (t)

5.97min 45.62ppb m

response 575809

Ion	Exp%	Act%
58.00	100	100
0.00	0.00	0.00
0.00	0.00	0.00
0.00	0.00	0.00

F36120.D MFAP5692.M Thu Jun 19 11:13:03 2014 RT1

Quantitation Report (Qedit)

Data File : C:\MSDCHEM\1\DATA\EF5702\F36120.D Vial: 4
Acq On : 18 Jun 2014 9:22 pm Operator: ashleyd
Sample : icc5702-50 Inst : MSF
Misc : op74333,ef5702 Multiplr: 1.00
MS Integration Params: LSCINT.P
Quant Time: Jun 19 10:05 2014 Quant Results File: temp.res

Method : C:\MSDCHEM\1\METHODS\MFAP5692.M (RTE Integrator)
Title : Semi Volatile Extractables by GC/MS
Last Update : Thu Jun 19 11:07:55 2014
Response via : Multiple Level Calibration

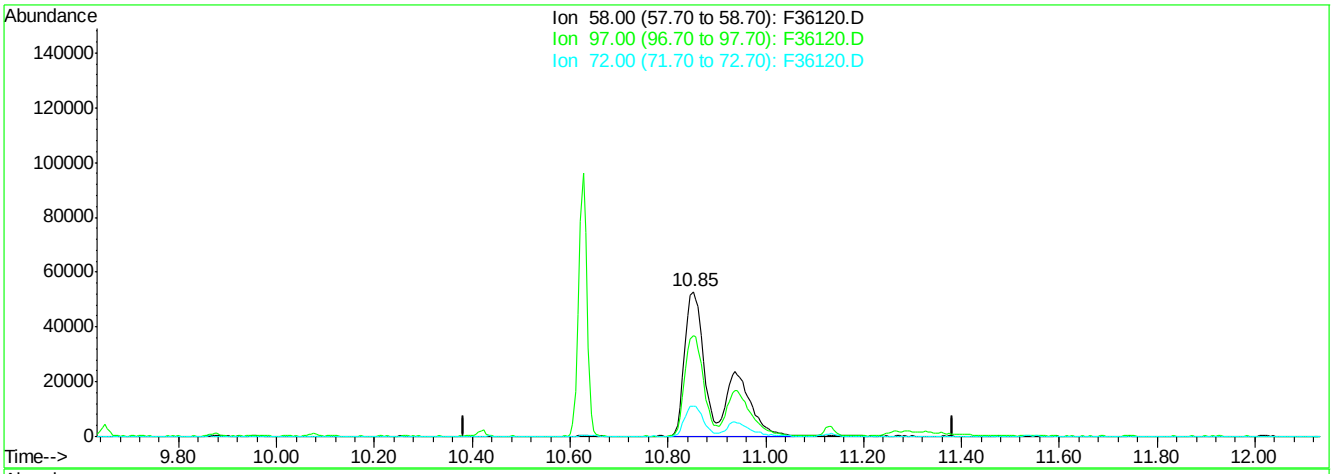

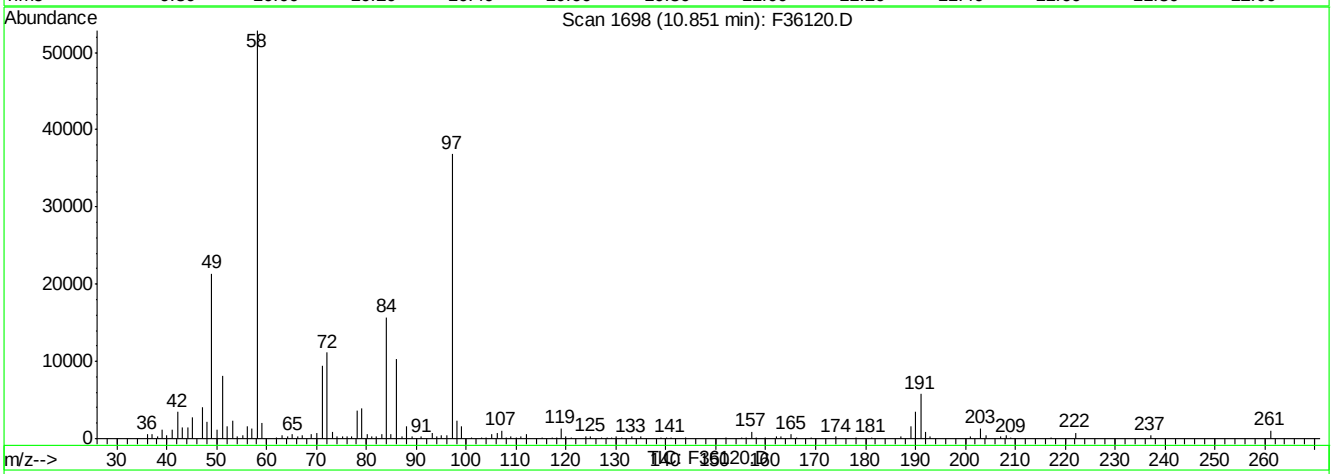

(145) Methapyriline (t)

10.85min 55.77ppb m

response 224107

Ion	Exp%	Act%
58.00	100	100
97.00	68.00	69.75
72.00	20.80	21.07
0.00	0.00	0.00

F36120.D MFAP5692.M Thu Jun 19 11:13:10 2014 RT1

Manual Integrations APPROVED (compounds with "m" flag)
Nina Pandya
06/24/14 11:57

Quantitation Report (QT Reviewed)

Data File : C:\MSDCHEM\1\DATA\EF5702\F36121.D Vial: 5
Acq On : 18 Jun 2014 9:50 pm Operator: ashleyd
Sample : ic5702-25 Inst : MSF
Misc : op74333,ef5702 Multiplr: 1.00
MS Integration Params: LSCINT.P
Quant Time: Jun 19 09:35:09 2014 Quant Results File: MFAP5692.RES

Quant Method : C:\MSDCHEM\1\METHODS\MFAP5692.M (RTE Integrator)
Title : Semi Volatile Extractables by GC/MS
Last Update : Thu Jun 19 09:04:43 2014
Response via : Initial Calibration
DataAcq Meth : MF5692

Internal Standards	R.T.	QIon	Response	Conc	Units	Dev(Min)
1) 1,4-Dichlorobenzene-d4	4.86	152	150402	40.00	ppb	0.00
24) Naphthalene-d8	5.79	136	545918	40.00	ppb	0.00
47) Acenaphthene-d10	7.26	164	324483	40.00	ppb	0.00
69) Phenanthrene-d10	9.21	188	522946	40.00	ppb	-0.02
83) Chrysene-d12	14.55	240	515039	40.00	ppb	-0.01
92) Perylene-d12	17.61	264	444881	40.00	ppb	-0.02
102) 1,4-Dichlorobenzene-d4A	4.86	152	150402	40.00	ppb	0.00
112) Naphthalene-d8A	5.79	136	545918	40.00	ppb	0.00
121) Acenaphthene-d10A	7.26	164	324483	40.00	ppb	0.00
132) Phenanthrene-d10A	9.21	188	522946	40.00	ppb	-0.02
147) Chrysene-d12A	14.55	240	515039	40.00	ppb	-0.01
155) Perylene-d12A	17.61	264	444881	40.00	ppb	-0.02
159) 1,4-Dichlorobenzene-d4b	4.86	152	150402	40.00	ppb	0.00
161) Naphthalene-d8b	5.79	136	545918	40.00	ppb	0.00
163) Acenaphthene-d10b	7.26	164	324483	40.00	ppb	0.00
165) Phenanthrene-d10b	9.21	188	522946	40.00	ppb	-0.02
167) Chrysene-d12b	14.55	240	515039	40.00	ppb	-0.01
169) 1,4-Dichlorobenzene-d4c	4.86	152	150402	40.00	ppb	0.00
171) Naphthalene-d8c	5.79	136	545918	40.00	ppb	0.00
176) Chrysene-d12c	14.55	240	515039	40.00	ppb	-0.01
178) Naphthalene-d8a	5.79	136	545918	40.00	ppb	-0.02
System Monitoring Compounds						
5) 2-Fluorophenol	0.00	112	0	0.00	ppb	
Spiked Amount 50.000			Recovery =	0.00%		
8) Phenol-d5	0.00	99	0d	0.00	ppb	
Spiked Amount 50.000			Recovery =	0.00%		
25) Nitrobenzene-d5	0.00	82	0d	0.00	ppb	
Spiked Amount 50.000			Recovery =	0.00%		
51) 2-Fluorobiphenyl	0.00	172	0	0.00	ppb	
Spiked Amount 50.000			Recovery =	0.00%		
73) 2,4,6-Tribromophenol	0.00	330	0	0.00	ppb	
Spiked Amount 50.000			Recovery =	0.00%		
85) Terphenyl-d14	0.00	244	0	0.00	ppb	
Spiked Amount 50.000			Recovery =	0.00%		
Target Compounds						Qvalue
103) 2-Picoline	3.41	93	140743	25.65	ppb	99
104) Pentachloroethane	4.65	167	51453	25.96	ppb	91
105) Methyl methanesulfonate	3.74	80	65103	25.25	ppb	96
106) N-Nitrosodiethylamine	4.06	102	62520	25.87	ppb	97
107) N-Nitrosomethylethylamine	3.50	42	56705	25.42	ppb	98
108) Ethyl methanesulfonate	4.29	79	94549	26.56	ppb	99
109) N-Nitrosopyrrolidine	5.13	41	44140m	14.93	ppb	
110) N-Nitrosomorpholine	5.16	56	67870	28.55	ppb	99
111) o-Toluidine	5.18	106	190337	29.85	ppb	78
113) O,O,O-Triethyl phosphoroth	5.57	198	57273	26.14	ppb	98
114) N-Nitrosopiperidine	5.38	42	69758	25.80	ppb	96
115) A,A-Dimethylphenethylamine	5.90	58	227850	19.61	ppb	100
116) Hexachloropropene	5.87	213	73977	25.72	ppb	98

(#) = qualifier out of range (m) = manual integration

Quantitation Report (QT Reviewed)

Data File : C:\MSDCHEM\1\DATA\EF5702\F36121.D Vial: 5
Acq On : 18 Jun 2014 9:50 pm Operator: ashleyd
Sample : ic5702-25 Inst : MSF
Misc : op74333,ef5702 Multiplr: 1.00
MS Integration Params: LSCINT.P
Quant Time: Jun 19 09:35:09 2014 Quant Results File: MFAP5692.RES

Quant Method : C:\MSDCHEM\1\METHODS\MFAP5692.M (RTE Integrator)
Title : Semi Volatile Extractables by GC/MS
Last Update : Thu Jun 19 09:04:43 2014
Response via : Initial Calibration
DataAcq Meth : MF5692

Compound	R.T.	QIon	Response	Conc	Unit		Qvalue
118) N-Nitrosodi-n-butylamine	6.06	84	80845	26.81	ppb		92
119) Safrole	6.24	162	90027	26.29	ppb		99
120) Isosafrole	6.66	162	60820	26.51	ppb		99
122) Thionazin	7.82	143	31921	26.53	ppb		99
123) Tetraethyl dithiopyrophosp	8.22	322	31768	27.01	ppb		100
124) Phorate	8.41	75	146037	19.34	ppb		100
125) Phenacetin	8.44	108	130149	26.97	ppb		98
126) 1,4-Naphthoquinone	6.87	158	81022	29.88	ppb		97
127) m-Dinitrobenzene	7.00	168	37825	25.10	ppb		91
128) Pentachlorobenzene	7.44	250	87922	26.55	ppb		100
129) 1-Naphthylamine	7.55	143	150914	23.12	ppb		97
130) 2-Naphthylamine	7.65	143	218832	27.97	ppb		98
131) 5-Nitro-o-toluidine	7.88	152	76512	27.15	ppb		98
133) Disulfoton	9.23	88	106604	23.50	ppb		98
134) Dinoseb	9.23	211	56888	23.09	ppb		99
135) Dimethoate	8.66	87	101658	28.80	ppb		100
136) 4-Aminobiphenyl	8.91	169	259662	57.48	ppb		99
137) Methyl parathion	9.87	125	74264	28.91	ppb		100
138) Parathion	10.62	109	52649	26.08	ppb		98
139) Diphenylamine	8.01	169	377152	27.25	ppb		100
140) Isodrin	11.13	193	40152	26.04	ppb		94
141) Diallate	8.41	86	99114	25.90	ppb		95
142) Pentachloronitrobenzene	8.94	295	23392	52.89	ppb		97
143) Pronamide	9.03	173	115214	26.47	ppb		98
144) 4-Nitroquinoline 1-oxide	10.63	190	126487	106.31	ppb		94
145) Methapyriline	10.83	58	109803	29.38	ppb		96
146) sym-Trinitrobenzene	8.38	213	22038	23.39	ppb	#	75
148) Aramite	12.34	185	21307	49.96	ppb		96
149) p-(Dimethylamine)azobenzen	12.62	120	120929	25.59	ppb		99
151) Famphur	13.30	218	686402	277.94	ppb		96
152) 2-Acetylaminofluorene	13.91	181	161924	24.43	ppb		99
153) 3,3'-Dimethylbenzidine	13.37	212	107929	112.47	ppb		100
154) Chlorobenzilate	12.76	251	107617	25.88	ppb		97
156) 4,4-Methylene-bis-(2-chlor	14.58	266	34345	33.77	ppb		99
157) 3-Methylcholanthrene	18.21	268	157349	25.26	ppb		99
158) Hexachlorophene	17.34	196	12275	28.03	ppb		97

(#) = qualifier out of range (m) = manual integration (+) = signals summed

Quantitation Report (QT Reviewed)

Data File : C:\MSDCHEM\1\DATA\EF5702\F36121.D Vial: 5
Acq On : 18 Jun 2014 9:50 pm Operator: ashleyd
Sample : ic5702-25 Inst : MSF
Misc : op74333,ef5702 Multiplr: 1.00
MS Integration Params: LSCINT.P
Quant Time: Jun 19 11:14 2014 Quant Results File: MFAP5692.RES

Method : C:\MSDCHEM\1\METHODS\MFAP5692.M (RTE Integrator)
Title : Semi Volatile Extractables by GC/MS
Last Update : Thu Jun 19 11:07:55 2014
Response via : Initial Calibration



ACCUTEST LABORATORIES JB69078

Manual Integration Approval Summary

Sample Number:	EF5702-IC5702	**Method:**	SW846 8270D
Lab FileID:	F36121.D	**Analyst approved:**	06/20/14 12:57 Kristi Schollenberger
Injection Time:	06/18/14 21:50	**Supervisor approved:**	06/24/14 11:57 Nina Pandya

Parameter	CAS	Sig#	R.T. (min.)	Reason
N-Nitrosopyrrolidine	930-55-2		5.13	Overlapping peak

Quantitation Report (Qedit)

Data File : C:\MSDCHEM\1\DATA\EF5702\F36121.D Vial: 5
Acq On : 18 Jun 2014 9:50 pm Operator: ashleyd
Sample : ic5702-25 Inst : MSF
Misc : op74333,ef5702 Multiplr: 1.00
MS Integration Params: LSCINT.P
Quant Time: Jun 19 9:36 2014 Quant Results File: temp.res

Method : C:\MSDCHEM\1\METHODS\MFAP5692.M (RTE Integrator)
Title : Semi Volatile Extractables by GC/MS
Last Update : Thu Jun 19 09:48:59 2014
Response via : Multiple Level Calibration

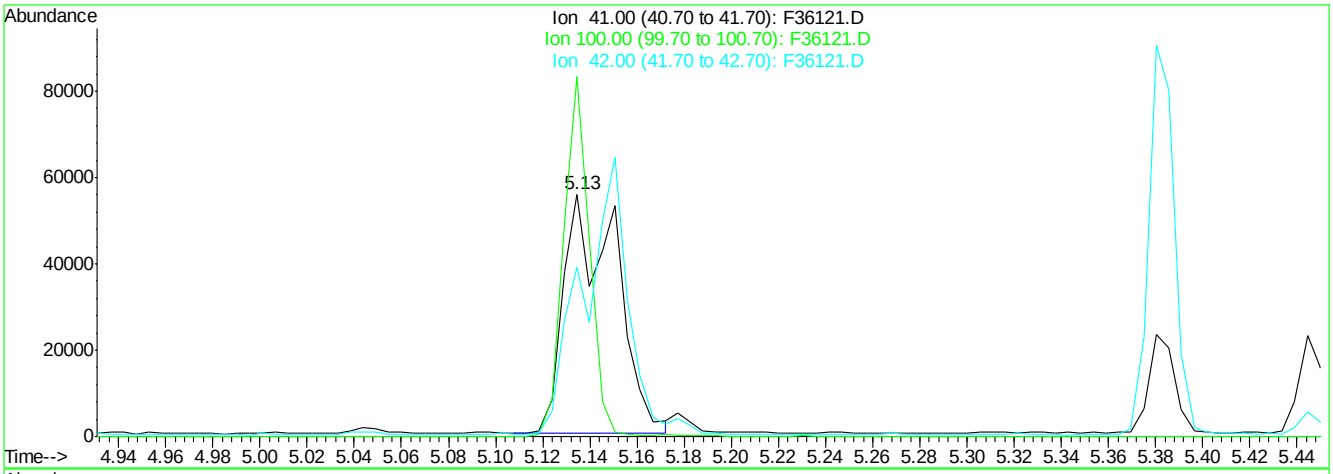

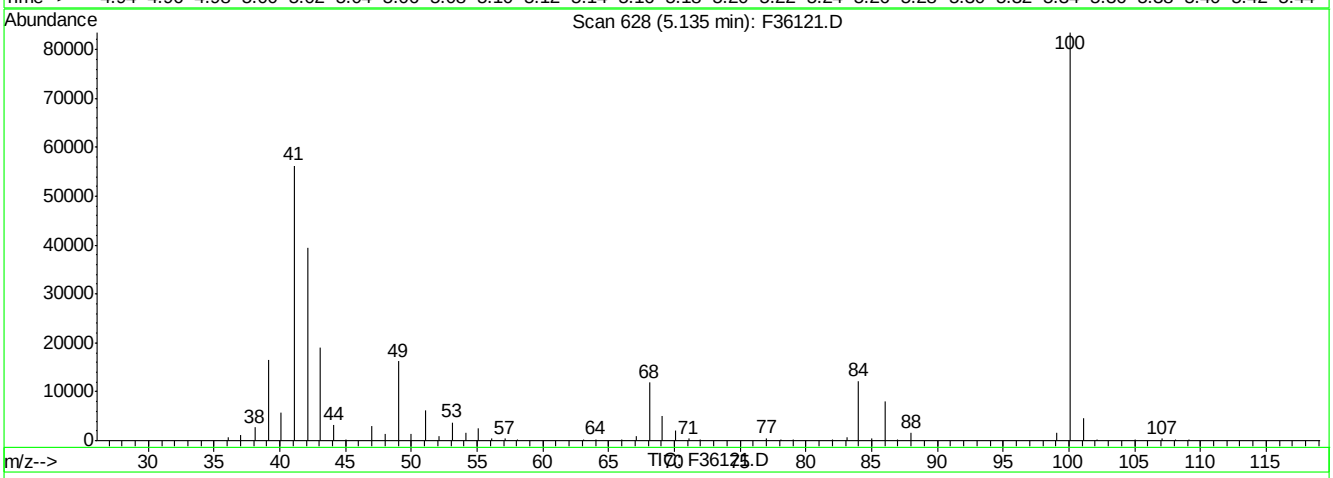

(109) N-Nitrosopyrrolidine (t)

5.13min 29.17ppb

response 86259

Ion	Exp%	Act%
41.00	100	100
100.00	87.50	154.13#
42.00	102.50	69.74#
0.00	0.00	0.00

F36121.D MFAP5692.M Thu Jun 19 10:03:26 2014 RT1

Quantitation Report (Qedit)

Data File : C:\MSDCHEM\1\DATA\EF5702\F36121.D Vial: 5
Acq On : 18 Jun 2014 9:50 pm Operator: ashleyd
Sample : ic5702-25 Inst : MSF
Misc : op74333,ef5702 Multiplr: 1.00
MS Integration Params: LSCINT.P
Quant Time: Jun 19 11:14 2014 Quant Results File: temp.res

Method : C:\MSDCHEM\1\METHODS\MFAP5692.M (RTE Integrator)
Title : Semi Volatile Extractables by GC/MS
Last Update : Thu Jun 19 11:07:55 2014
Response via : Multiple Level Calibration

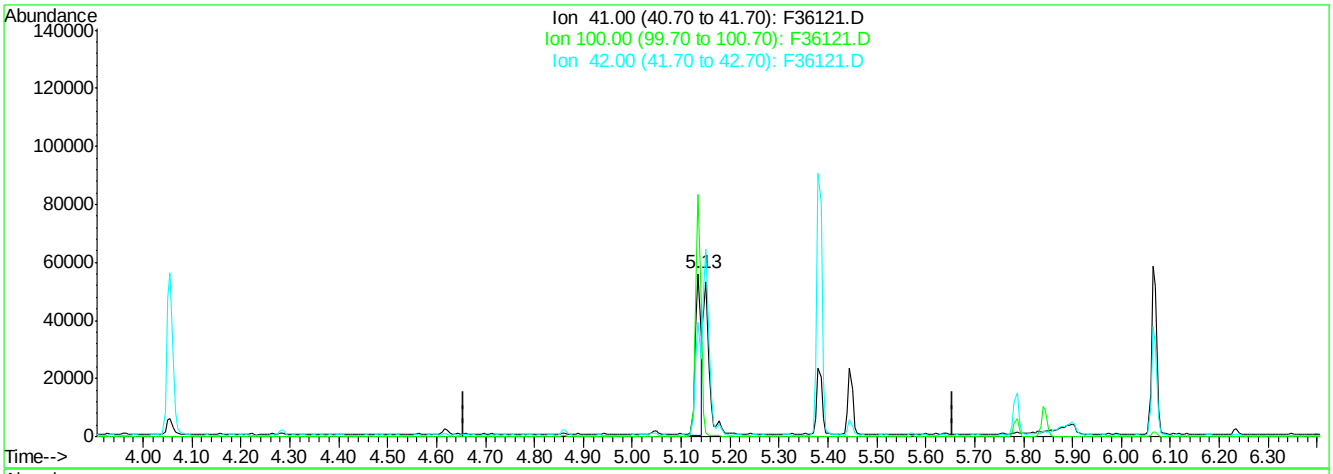

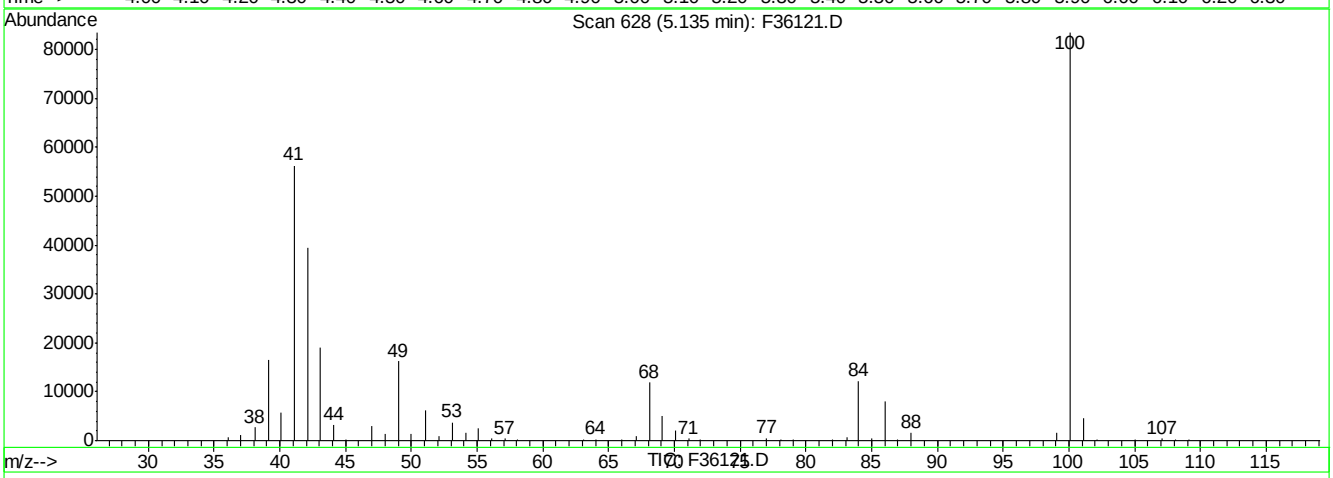

(109) N-Nitrosopyrrolidine (t)

5.13min 14.93ppb m

response 44140

Ion	Exp%	Act%
41.00	100	100
100.00	87.50	148.55#
42.00	102.50	70.04#
0.00	0.00	0.00

F36121.D MFAP5692.M Thu Jun 19 11:17:29 2014 RT1

Manual Integrations APPROVED (compounds with "m" flag)
Nina Pandya
06/24/14 11:57

Quantitation Report (QT Reviewed)

Data File : C:\MSDCHEM\1\DATA\EF5702\F36122.D Vial: 6
Acq On : 18 Jun 2014 10:19 pm Operator: ashleyd
Sample : ic5702-10 Inst : MSF
Misc : op74333,ef5702 Multiplr: 1.00
MS Integration Params: LSCINT.P
Quant Time: Jun 19 09:38:06 2014 Quant Results File: MFAP5692.RES

Quant Method : C:\MSDCHEM\1\METHODS\MFAP5692.M (RTE Integrator)
Title : Semi Volatile Extractables by GC/MS
Last Update : Thu Jun 19 09:04:43 2014
Response via : Initial Calibration
DataAcq Meth : MF5692

Internal Standards	R.T.	QIon	Response	Conc	Units	Dev(Min)
1) 1,4-Dichlorobenzene-d4	4.86	152	141550	40.00	ppb	0.00
24) Naphthalene-d8	5.79	136	518626	40.00	ppb	0.00
47) Acenaphthene-d10	7.26	164	308281	40.00	ppb	0.00
69) Phenanthrene-d10	9.21	188	501040	40.00	ppb	-0.02
83) Chrysene-d12	14.55	240	501736	40.00	ppb	-0.01
92) Perylene-d12	17.61	264	435391	40.00	ppb	-0.02
102) 1,4-Dichlorobenzene-d4A	4.86	152	141550	40.00	ppb	0.00
112) Naphthalene-d8A	5.79	136	518626	40.00	ppb	0.00
121) Acenaphthene-d10A	7.26	164	308281	40.00	ppb	0.00
132) Phenanthrene-d10A	9.21	188	501040	40.00	ppb	-0.02
147) Chrysene-d12A	14.55	240	501736	40.00	ppb	-0.01
155) Perylene-d12A	17.61	264	435391	40.00	ppb	-0.02
159) 1,4-Dichlorobenzene-d4b	4.86	152	141550	40.00	ppb	0.00
161) Naphthalene-d8b	5.79	136	518626	40.00	ppb	0.00
163) Acenaphthene-d10b	7.26	164	308281	40.00	ppb	0.00
165) Phenanthrene-d10b	9.21	188	501040	40.00	ppb	-0.02
167) Chrysene-d12b	14.55	240	501736	40.00	ppb	-0.01
169) 1,4-Dichlorobenzene-d4c	4.86	152	141550	40.00	ppb	0.00
171) Naphthalene-d8c	5.79	136	518626	40.00	ppb	0.00
176) Chrysene-d12c	14.55	240	501736	40.00	ppb	-0.01
178) Naphthalene-d8a	5.79	136	518626	40.00	ppb	-0.02
System Monitoring Compounds						
5) 2-Fluorophenol	0.00	112	0	0.00	ppb	
Spiked Amount 50.000			Recovery =	0.00%		
8) Phenol-d5	0.00	99	0d	0.00	ppb	
Spiked Amount 50.000			Recovery =	0.00%		
25) Nitrobenzene-d5	0.00	82	0d	0.00	ppb	
Spiked Amount 50.000			Recovery =	0.00%		
51) 2-Fluorobiphenyl	0.00	172	0	0.00	ppb	
Spiked Amount 50.000			Recovery =	0.00%		
73) 2,4,6-Tribromophenol	0.00	330	0	0.00	ppb	
Spiked Amount 50.000			Recovery =	0.00%		
85) Terphenyl-d14	0.00	244	0	0.00	ppb	
Spiked Amount 50.000			Recovery =	0.00%		
Target Compounds						Qvalue
103) 2-Picoline	3.42	93	59810	11.58	ppb	99
104) Pentachloroethane	4.65	167	21570	11.56	ppb	95
105) Methyl methanesulfonate	3.75	80	28740	11.84	ppb	98
106) N-Nitrosodiethylamine	4.06	102	25789	11.34	ppb	96
107) N-Nitrosomethylethylamine	3.50	42	24333	11.59	ppb	98
108) Ethyl methanesulfonate	4.29	79	39847	11.89	ppb	96
109) N-Nitrosopyrrolidine	5.13	41	20945m	7.53	ppb	
110) N-Nitrosomorpholine	5.16	56	30247	13.52	ppb	98
111) o-Toluidine	5.18	106	81846	13.64	ppb	90
113) O,O,O-Triethyl phosphoroth	5.57	198	24714	11.87	ppb	93
114) N-Nitrosopiperidine	5.38	42	29102	11.33	ppb	95
115) A,A-Dimethylphenethylamine	5.83	58	115547m	10.47	ppb	
116) Hexachloropropene	5.87	213	30790	11.27	ppb	98

(#) = qualifier out of range (m) = manual integration
F36122.D MFAP5692.M Thu Jun 19 11:17:52 2014 RT1 Page 1

9.6.95
6

Quantitation Report (QT Reviewed)

Data File : C:\MSDCHEM\1\DATA\EF5702\F36122.D Vial: 6
Acq On : 18 Jun 2014 10:19 pm Operator: ashleyd
Sample : ic5702-10 Inst : MSF
Misc : op74333,ef5702 Multiplr: 1.00
MS Integration Params: LSCINT.P
Quant Time: Jun 19 09:38:06 2014 Quant Results File: MFAP5692.RES

Quant Method : C:\MSDCHEM\1\METHODS\MFAP5692.M (RTE Integrator)
Title : Semi Volatile Extractables by GC/MS
Last Update : Thu Jun 19 09:04:43 2014
Response via : Initial Calibration
DataAcq Meth : MF5692

	Compound	R.T.	QIon	Response	Conc	Unit		Qvalue
118)	N-Nitrosodi-n-butylamine	6.06	84	35187	12.28	ppb		93
119)	Safrole	6.24	162	38410	11.81	ppb		97
120)	Isosafrole	6.66	162	25991	11.92	ppb		98
122)	Thionazin	7.81	143	14158	12.38	ppb		97
123)	Tetraethyl dithiopyrophosp	8.22	322	14153	12.67	ppb		100
124)	Phorate	8.41	75	65804	9.17	ppb		100
125)	Phenacetin	8.43	108	55879	12.19	ppb		98
126)	1,4-Naphthoquinone	6.87	158	33213	12.89	ppb		97
127)	m-Dinitrobenzene	6.99	168	15124	10.56	ppb		99
128)	Pentachlorobenzene	7.43	250	37653	11.97	ppb		99
129)	1-Naphthylamine	7.55	143	78254	12.62	ppb		95
130)	2-Naphthylamine	7.64	143	98191	13.21	ppb		99
131)	5-Nitro-o-toluidine	7.88	152	31853	11.90	ppb		98
133)	Disulfoton	9.22	88	57551	13.24	ppb		93
134)	Dinoseb	9.23	211	21284	9.02	ppb		98
135)	Dimethoate	8.65	87	43347	12.82	ppb		98
136)	4-Aminobiphenyl	8.91	169	112048	25.89	ppb		97
137)	Methyl parathion	9.87	125	30719	12.48	ppb		98
138)	Parathion	10.62	109	22147	11.45	ppb		98
139)	Diphenylamine	8.01	169	164016	12.37	ppb		99
140)	Isodrin	11.13	193	17274	11.69	ppb		96
141)	Diallate	8.40	86	41845	11.41	ppb		82
142)	Pentachloronitrobenzene	8.94	295	10131	23.91	ppb		95
143)	Pronamide	9.02	173	48615	11.66	ppb		100
144)	4-Nitroquinoline 1-oxide	10.62	190	44466	39.01	ppb		98
145)	Methapyriline	10.83	58	65382	18.26	ppb		98
146)	sym-Trinitrobenzene	8.38	213	8088	8.96	ppb	#	1
148)	Aramite	12.33	185	8899	21.42	ppb		96
149)	p-(Dimethylamine)azobenzen	12.61	120	49926	10.84	ppb		99
151)	Famphur	13.29	218	367057	152.57	ppb		97
152)	2-Acetylaminofluorene	13.90	181	68954	10.68	ppb		98
153)	3,3'-Dimethylbenzidine	13.36	212	74463	79.66	ppb		98
154)	Chlorobenzilate	12.76	251	46099	11.38	ppb		91
156)	4,4-Methylene-bis-(2-chlor	14.58	266	15660	15.73	ppb		93
157)	3-Methylcholanthrene	18.21	268	72054	11.82	ppb		99

(#) = qualifier out of range (m) = manual integration (+) = signals summed

Quantitation Report (QT Reviewed)

Data File : C:\MSDCHEM\1\DATA\EF5702\F36122.D Vial: 6
Acq On : 18 Jun 2014 10:19 pm Operator: ashleyd
Sample : ic5702-10 Inst : MSF
Misc : op74333,ef5702 Multiplr: 1.00
MS Integration Params: LSCINT.P
Quant Time: Jun 19 10:07 2014 Quant Results File: MFAP5692.RES

Method : C:\MSDCHEM\1\METHODS\MFAP5692.M (RTE Integrator)
Title : Semi Volatile Extractables by GC/MS
Last Update : Thu Jun 19 11:07:55 2014
Response via : Initial Calibration



ACCUTEST LABORATORIES JB69078

Manual Integration Approval Summary

Sample Number:	EF5702-IC5702	**Method:**	SW846 8270D
Lab FileID:	F36122.D	**Analyst approved:**	06/20/14 12:57 Kristi Schollenberger
Injection Time:	06/18/14 22:19	**Supervisor approved:**	06/24/14 11:57 Nina Pandya

Parameter	CAS	Sig#	R.T. (min.)	Reason
N-Nitrosopyrrolidine	930-55-2		5.13	Overlapping peak
A,A-Dimethylphenethylamine	122-09-8		5.83	Split peak

Quantitation Report (Qedit)

Data File : C:\MSDCHEM\1\DATA\EF5702\F36122.D Vial: 6
Acq On : 18 Jun 2014 10:19 pm Operator: ashleyd
Sample : ic5702-10 Inst : MSF
Misc : op74333,ef5702 Multiplr: 1.00
MS Integration Params: LSCINT.P
Quant Time: Jun 19 9:16 2014 Quant Results File: temp.res

Method : C:\MSDCHEM\1\METHODS\MFAP5692.M (RTE Integrator)
Title : Semi Volatile Extractables by GC/MS
Last Update : Thu Jun 19 09:04:43 2014
Response via : Multiple Level Calibration

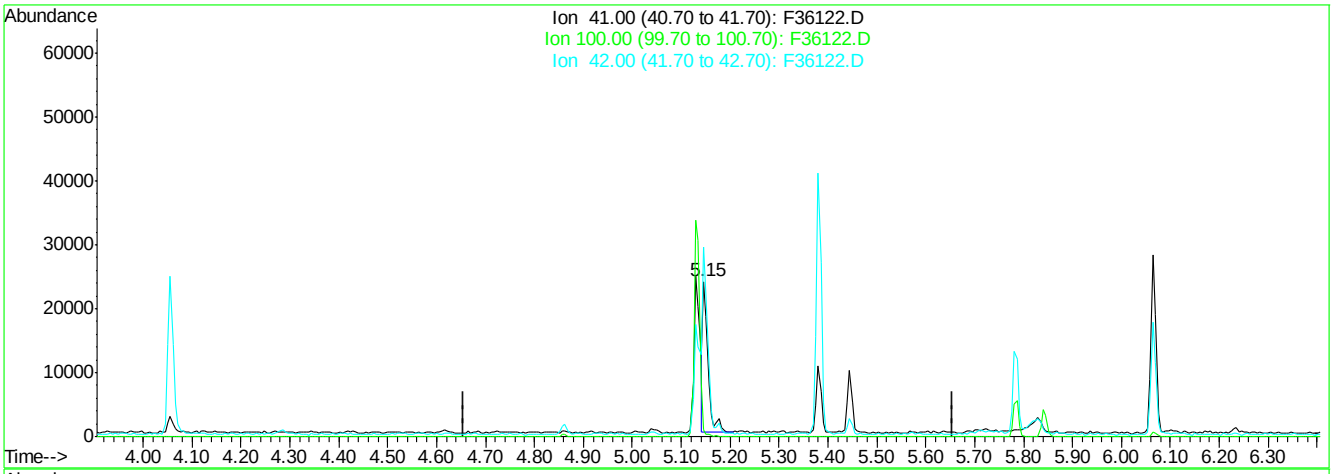

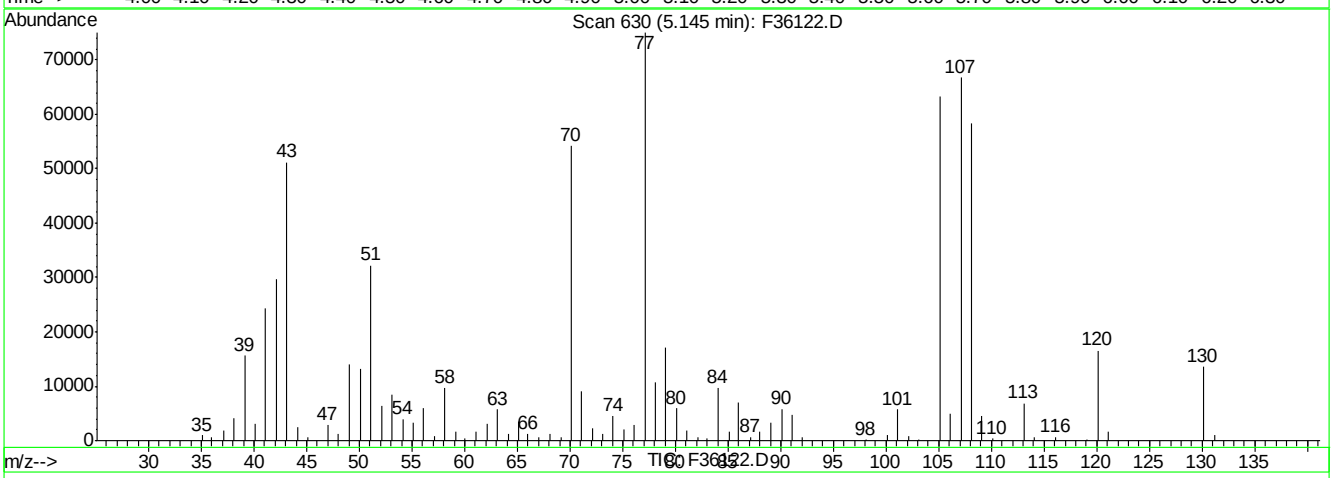

(109) N-Nitrosopyrrolidine (t)

5.15min 6.64ppb

response 18491

Ion	Exp%	Act%
41.00	100	100
100.00	87.50	0.00#
42.00	102.50	132.31
0.00	0.00	0.00

F36122.D MFAP5692.M Thu Jun 19 09:16:39 2014 RT1

Quantitation Report (Qedit)

Data File : C:\MSDCHEM\1\DATA\EF5702\F36122.D Vial: 6
Acq On : 18 Jun 2014 10:19 pm Operator: ashleyd
Sample : ic5702-10 Inst : MSF
Misc : op74333,ef5702 Multiplr: 1.00
MS Integration Params: LSCINT.P
Quant Time: Jun 19 9:16 2014 Quant Results File: temp.res

Method : C:\MSDCHEM\1\METHODS\MFAP5692.M (RTE Integrator)
Title : Semi Volatile Extractables by GC/MS
Last Update : Thu Jun 19 09:04:43 2014
Response via : Multiple Level Calibration

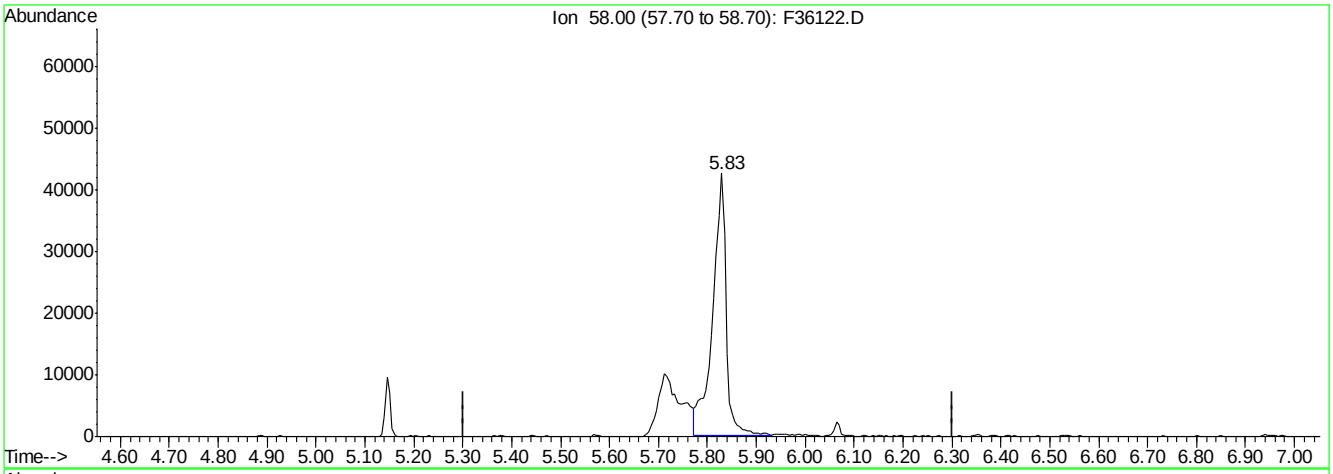

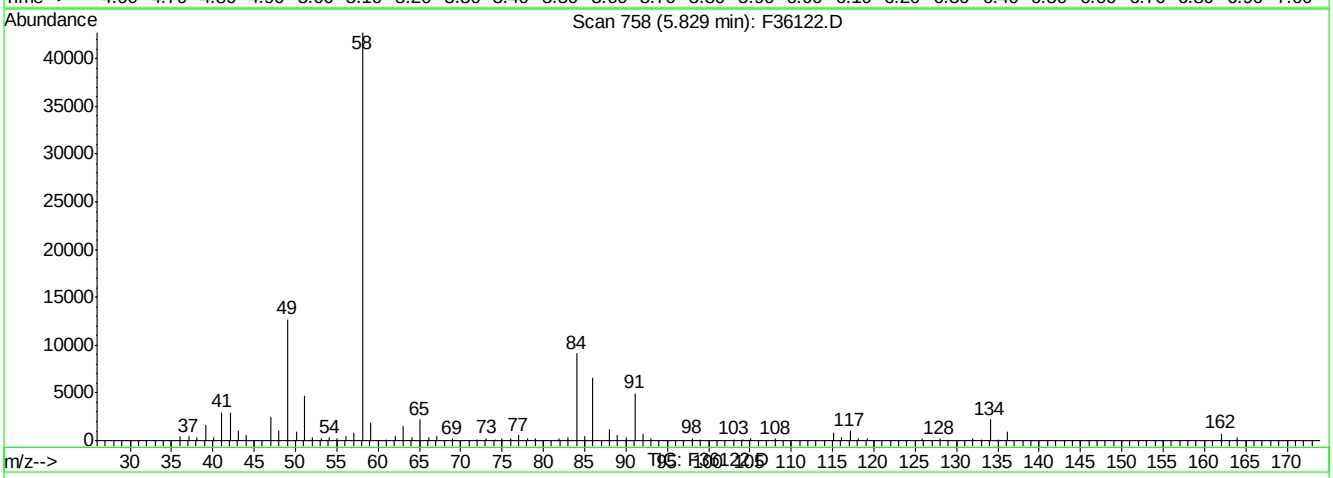

(115) A,A-Dimethylphenethylamine (t)

5.83min 7.31ppb

response 80683

Ion	Exp%	Act%
58.00	100	100
0.00	0.00	0.00
0.00	0.00	0.00
0.00	0.00	0.00

F36122.D MFAP5692.M Thu Jun 19 09:16:59 2014 RT1

Quantitation Report (Qedit)

Data File : C:\MSDCHEM\1\DATA\EF5702\F36122.D Vial: 6
Acq On : 18 Jun 2014 10:19 pm Operator: ashleyd
Sample : ic5702-10 Inst : MSF
Misc : op74333,ef5702 Multiplr: 1.00
MS Integration Params: LSCINT.P
Quant Time: Jun 19 10:07 2014 Quant Results File: temp.res

Method : C:\MSDCHEM\1\METHODS\MFAP5692.M (RTE Integrator)
Title : Semi Volatile Extractables by GC/MS
Last Update : Thu Jun 19 11:07:55 2014
Response via : Multiple Level Calibration

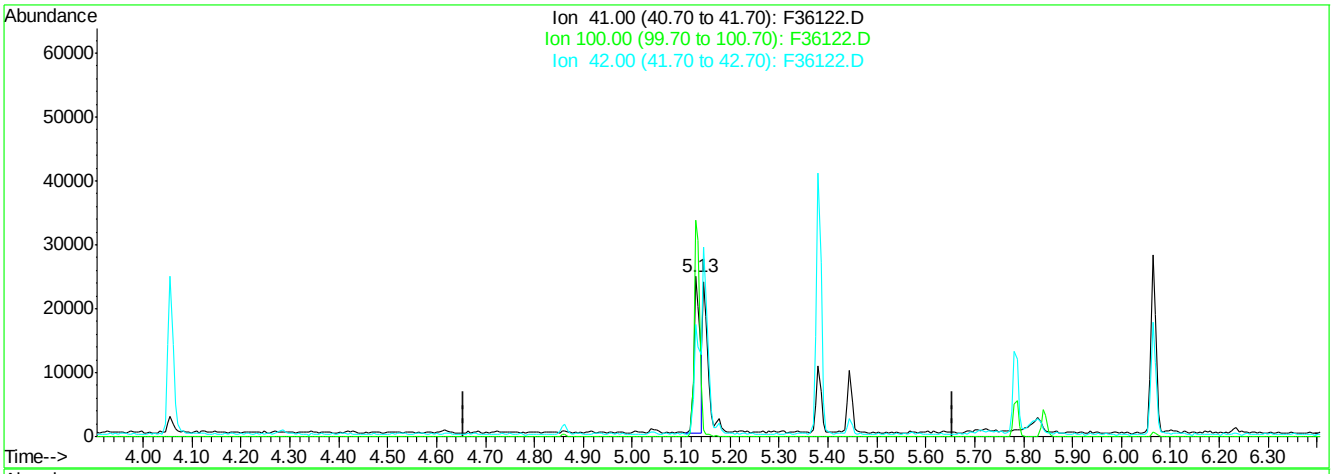

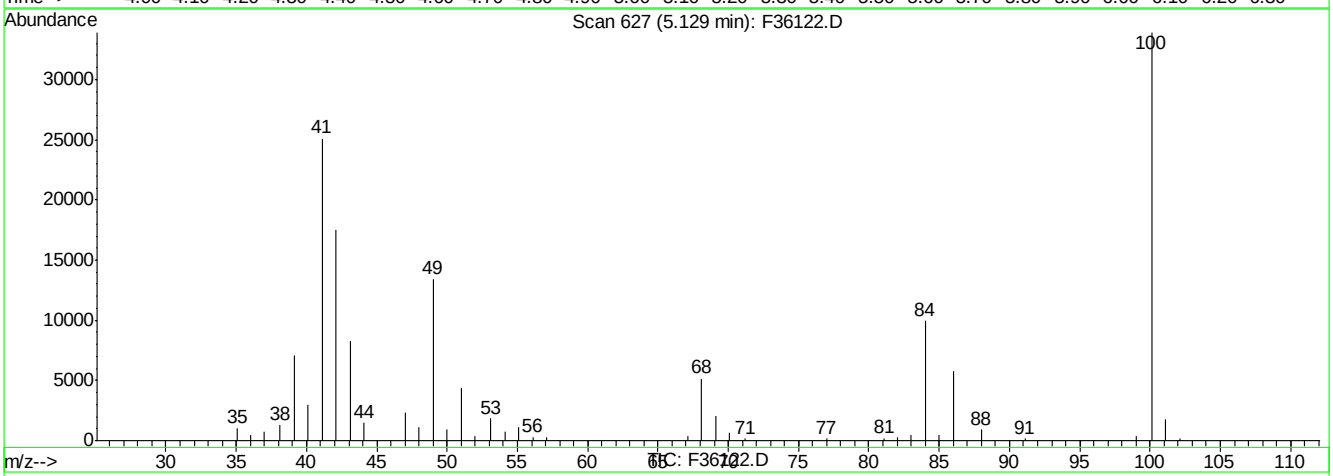

(109) N-Nitrosopyrrolidine (t)

5.13min 7.53ppb m

response 20945

Ion	Exp%	Act%
41.00	100	100
100.00	87.50	135.31#
42.00	102.50	69.80#
0.00	0.00	0.00

F36122.D MFAP5692.M Thu Jun 19 11:18:02 2014 RT1

Quantitation Report (Qedit)

Data File : C:\MSDCHEM\1\DATA\EF5702\F36122.D Vial: 6
Acq On : 18 Jun 2014 10:19 pm Operator: ashleyd
Sample : ic5702-10 Inst : MSF
Misc : op74333,ef5702 Multiplr: 1.00
MS Integration Params: LSCINT.P
Quant Time: Jun 19 10:07 2014 Quant Results File: temp.res

Method : C:\MSDCHEM\1\METHODS\MFAP5692.M (RTE Integrator)
Title : Semi Volatile Extractables by GC/MS
Last Update : Thu Jun 19 11:07:55 2014
Response via : Multiple Level Calibration

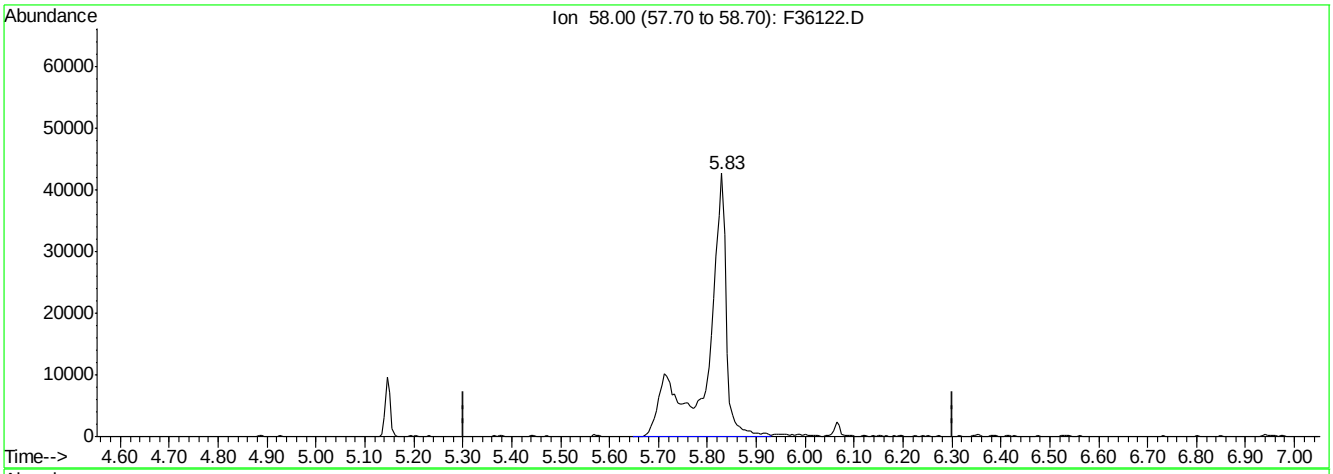

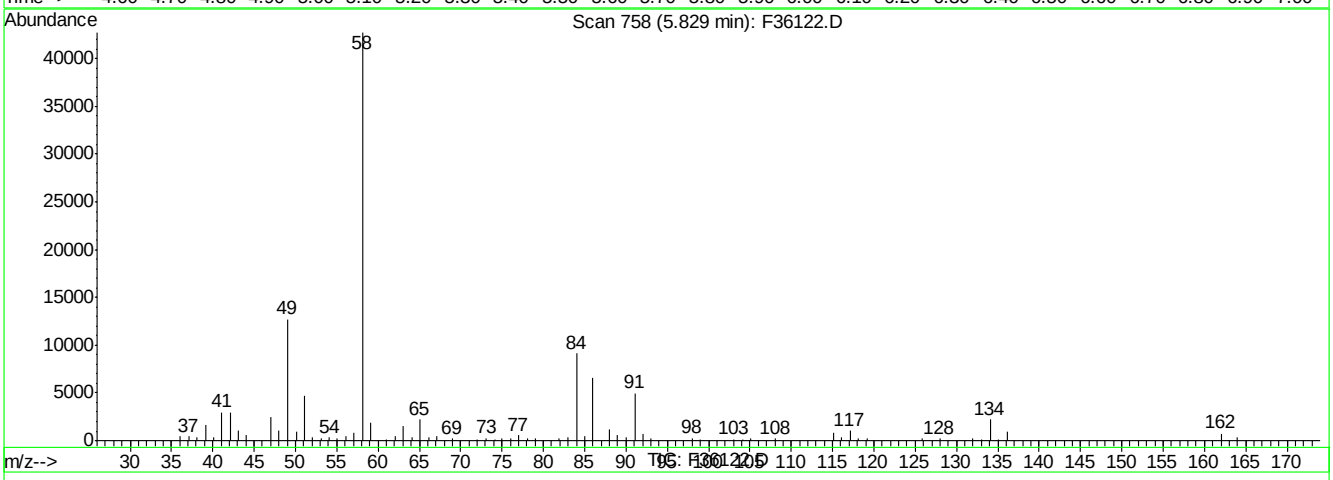

(115) A,A-Dimethylphenethylamine (t)

5.83min 10.47ppb m

response 115547

Ion	Exp%	Act%
58.00	100	100
0.00	0.00	0.00
0.00	0.00	0.00
0.00	0.00	0.00

F36122.D MFAP5692.M Thu Jun 19 11:18:05 2014 RT1

Manual Integrations APPROVED (compounds with "m" flag)
Nina Pandya
06/24/14 11:57

Quantitation Report (QT Reviewed)

Data File : C:\MSDCHEM\1\DATA\EF5702\F36123.D Vial: 7
Acq On : 18 Jun 2014 10:47 pm Operator: ashleyd
Sample : ic5702-5 Inst : MSF
Misc : op74333,ef5702 Multiplr: 1.00
MS Integration Params: LSCINT.P
Quant Time: Jun 19 09:39:39 2014 Quant Results File: MFAP5692.RES

Quant Method : C:\MSDCHEM\1\METHODS\MFAP5692.M (RTE Integrator)
Title : Semi Volatile Extractables by GC/MS
Last Update : Thu Jun 19 09:04:43 2014
Response via : Initial Calibration
DataAcq Meth : MF5692

Internal Standards	R.T.	QIon	Response	Conc	Units	Dev(Min)
1) 1,4-Dichlorobenzene-d4	4.86	152	133321	40.00	ppb	0.00
24) Naphthalene-d8	5.79	136	483967	40.00	ppb	0.00
47) Acenaphthene-d10	7.26	164	284698	40.00	ppb	0.00
69) Phenanthrene-d10	9.21	188	463584	40.00	ppb	-0.02
83) Chrysene-d12	14.55	240	471402	40.00	ppb	-0.01
92) Perylene-d12	17.61	264	422971	40.00	ppb	-0.02
102) 1,4-Dichlorobenzene-d4A	4.86	152	133321	40.00	ppb	0.00
112) Naphthalene-d8A	5.79	136	483967	40.00	ppb	0.00
121) Acenaphthene-d10A	7.26	164	284698	40.00	ppb	0.00
132) Phenanthrene-d10A	9.21	188	463584	40.00	ppb	-0.02
147) Chrysene-d12A	14.55	240	471402	40.00	ppb	-0.01
155) Perylene-d12A	17.61	264	422971	40.00	ppb	-0.02
159) 1,4-Dichlorobenzene-d4b	4.86	152	133321	40.00	ppb	0.00
161) Naphthalene-d8b	5.79	136	483967	40.00	ppb	0.00
163) Acenaphthene-d10b	7.26	164	284698	40.00	ppb	0.00
165) Phenanthrene-d10b	9.21	188	463584	40.00	ppb	-0.02
167) Chrysene-d12b	14.55	240	471402	40.00	ppb	-0.01
169) 1,4-Dichlorobenzene-d4c	4.86	152	133321	40.00	ppb	0.00
171) Naphthalene-d8c	5.79	136	483967	40.00	ppb	0.00
176) Chrysene-d12c	14.55	240	471402	40.00	ppb	-0.01
178) Naphthalene-d8a	5.79	136	483967	40.00	ppb	-0.02
System Monitoring Compounds						
5) 2-Fluorophenol	0.00	112	0	0.00	ppb	
Spiked Amount 50.000			Recovery =	0.00%		
8) Phenol-d5	0.00	99	0d	0.00	ppb	
Spiked Amount 50.000			Recovery =	0.00%		
25) Nitrobenzene-d5	0.00	82	0d	0.00	ppb	
Spiked Amount 50.000			Recovery =	0.00%		
51) 2-Fluorobiphenyl	0.00	172	0	0.00	ppb	
Spiked Amount 50.000			Recovery =	0.00%		
73) 2,4,6-Tribromophenol	0.00	330	0	0.00	ppb	
Spiked Amount 50.000			Recovery =	0.00%		
85) Terphenyl-d14	0.00	244	0	0.00	ppb	
Spiked Amount 50.000			Recovery =	0.00%		
Target Compounds						Qvalue
103) 2-Picoline	3.43	93	25751	5.30	ppb	94
104) Pentachloroethane	4.65	167	9216	5.24	ppb	91
105) Methyl methanesulfonate	3.75	80	12110	5.30	ppb	96
106) N-Nitrosodiethylamine	4.06	102	11265	5.26	ppb	85
107) N-Nitrosomethylethylamine	3.51	42	10297	5.21	ppb	97
108) Ethyl methanesulfonate	4.29	79	17406	5.52	ppb	94
109) N-Nitrosopyrrolidine	5.13	41	8665m	3.31	ppb	
110) N-Nitrosomorpholine	5.16	56	13888	6.59	ppb	92
111) o-Toluidine	5.18	106	36284	6.42	ppb	86
113) O,O,O-Triethyl phosphoroth	5.57	198	10773	5.55	ppb	86
114) N-Nitrosopiperidine	5.38	42	12354	5.15	ppb	95
115) A,A-Dimethylphenethylamine	5.79	58	46409m	4.50	ppb	
116) Hexachloropropene	5.87	213	13635	5.35	ppb	95

(#) = qualifier out of range (m) = manual integration
F36123.D MFAP5692.M Thu Jun 19 11:19:00 2014 RT1 Page 1

9.6.96
9

Quantitation Report (QT Reviewed)

Data File : C:\MSDCHEM\1\DATA\EF5702\F36123.D Vial: 7
Acq On : 18 Jun 2014 10:47 pm Operator: ashleyd
Sample : ic5702-5 Inst : MSF
Misc : op74333,ef5702 Multiplr: 1.00
MS Integration Params: LSCINT.P
Quant Time: Jun 19 09:39:39 2014 Quant Results File: MFAP5692.RES

Quant Method : C:\MSDCHEM\1\METHODS\MFAP5692.M (RTE Integrator)
Title : Semi Volatile Extractables by GC/MS
Last Update : Thu Jun 19 09:04:43 2014
Response via : Initial Calibration
DataAcq Meth : MF5692

	Compound	R.T.	QIon	Response	Conc	Unit		Qvalue
118)	N-Nitrosodi-n-butylamine	6.06	84	14816	5.54	ppb		95
119)	Safrole	6.24	162	16285	5.36	ppb		95
120)	Isosafrole	6.66	162	10422	5.12	ppb		98
122)	Thionazin	7.81	143	5640	5.34	ppb		94
123)	Tetraethyl dithiopyrophosp	8.22	322	6049	5.86	ppb		100
124)	Phorate	8.41	75	27278	4.12	ppb		100
125)	Phenacetin	8.43	108	23025	5.44	ppb		97
126)	1,4-Naphthoquinone	6.87	158	13096	5.50	ppb		94
127)	m-Dinitrobenzene	6.99	168	6119	4.63	ppb		96
128)	Pentachlorobenzene	7.43	250	16642	5.73	ppb		96
129)	1-Naphthylamine	7.55	143	33369	5.83	ppb		96
130)	2-Naphthylamine	7.64	143	39268	5.72	ppb		97
131)	5-Nitro-o-toluidine	7.88	152	13296	5.38	ppb		98
133)	Disulfoton	9.22	88	26041	6.47	ppb		93
134)	Dinoseb	9.22	211	7668	3.51	ppb		96
135)	Dimethoate	8.65	87	18721	5.98	ppb		95
136)	4-Aminobiphenyl	8.91	169	48148	12.02	ppb		99
137)	Methyl parathion	9.87	125	12797	5.62	ppb		99
138)	Parathion	10.62	109	9543	5.33	ppb		95
139)	Diphenylamine	8.01	169	70507	5.75	ppb		98
140)	Isodrin	11.13	193	7687	5.62	ppb		97
141)	Diallate	8.40	86	19137	5.64	ppb		86
142)	Pentachloronitrobenzene	8.94	295	4380	11.17	ppb		93
143)	Pronamide	9.02	173	20335	5.27	ppb		97
144)	4-Nitroquinoline 1-oxide	10.62	190	13921	13.20	ppb		93
145)	Methapyriline	10.83	58	28128	8.49	ppb		100
146)	sym-Trinitrobenzene	8.37	213	2568	3.07	ppb	#	62
148)	Aramite	12.34	185	3729	9.55	ppb		95
149)	p-(Dimethylamine)azobenzen	12.61	120	20113	4.65	ppb		91
151)	Famphur	13.29	218	164511	72.78	ppb		99
152)	2-Acetylaminofluorene	13.90	181	27688	4.56	ppb		100
153)	3,3'-Dimethylbenzidine	13.36	212	39864	45.39	ppb		99
154)	Chlorobenzilate	12.75	251	19678	5.17	ppb		94
156)	4,4-Methylene-bis-(2-chlor	14.58	266	6754	6.98	ppb		79
157)	3-Methylcholanthrene	18.20	268	32083	5.42	ppb		98

(#) = qualifier out of range (m) = manual integration (+) = signals summed

Quantitation Report (QT Reviewed)

Data File : C:\MSDCHEM\1\DATA\EF5702\F36123.D Vial: 7
Acq On : 18 Jun 2014 10:47 pm Operator: ashleyd
Sample : ic5702-5 Inst : MSF
Misc : op74333,ef5702 Multiplr: 1.00
MS Integration Params: LSCINT.P
Quant Time: Jun 19 10:07 2014 Quant Results File: MFAP5692.RES

Method : C:\MSDCHEM\1\METHODS\MFAP5692.M (RTE Integrator)
Title : Semi Volatile Extractables by GC/MS
Last Update : Thu Jun 19 11:07:55 2014
Response via : Initial Calibration



ACCUTEST LABORATORIES JB69078

Manual Integration Approval Summary

Sample Number:	EF5702-IC5702	**Method:**	SW846 8270D
Lab FileID:	F36123.D	**Analyst approved:**	06/20/14 12:57 Kristi Schollenberger
Injection Time:	06/18/14 22:47	**Supervisor approved:**	06/24/14 11:57 Nina Pandya

Parameter	CAS	Sig#	R.T. (min.)	Reason
N-Nitrosopyrrolidine	930-55-2		5.13	Overlapping peak
A,A-Dimethylphenethylamine	122-09-8		5.79	Split peak

Quantitation Report (Qedit)

Data File : C:\MSDCHEM\1\DATA\EF5702\F36123.D Vial: 7
Acq On : 18 Jun 2014 10:47 pm Operator: ashleyd
Sample : ic5702-5 Inst : MSF
Misc : op74333,ef5702 Multiplr: 1.00
MS Integration Params: LSCINT.P
Quant Time: Jun 19 9:22 2014 Quant Results File: temp.res

Method : C:\MSDCHEM\1\METHODS\MFAP5692.M (RTE Integrator)
Title : Semi Volatile Extractables by GC/MS
Last Update : Thu Jun 19 09:04:43 2014
Response via : Multiple Level Calibration

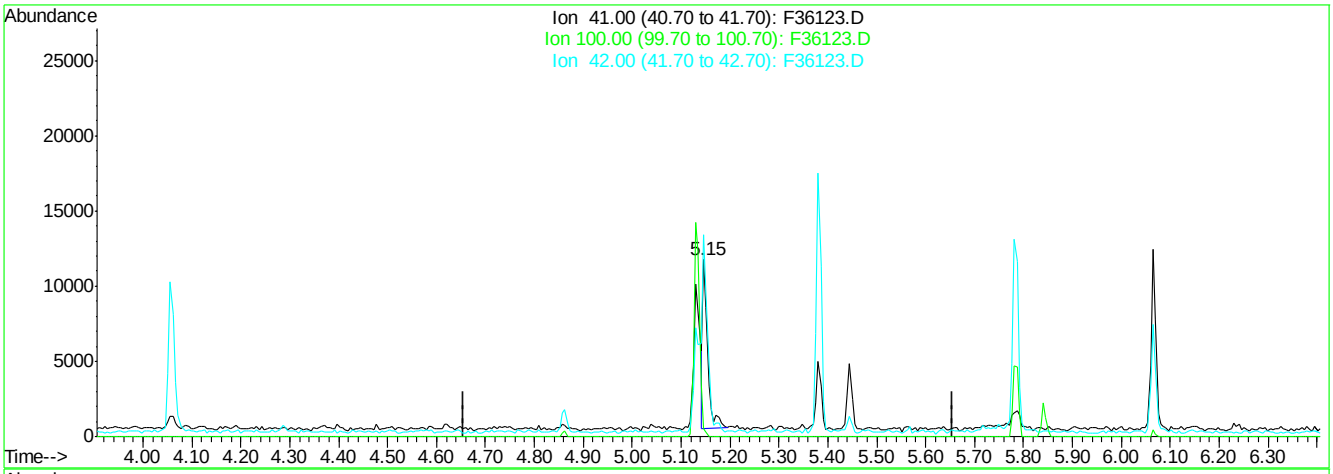

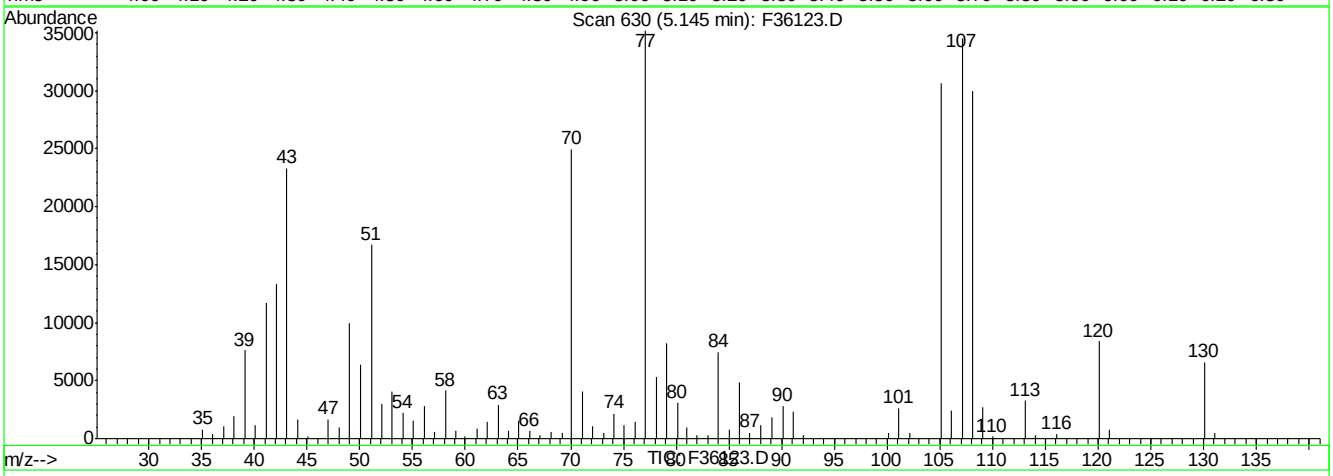

(109) N-Nitrosopyrrolidine (t)

5.15min 3.12ppb

response 8168

Ion	Exp%	Act%
41.00	100	100
100.00	87.50	0.00#
42.00	102.50	117.45
0.00	0.00	0.00

F36123.D MFAP5692.M Thu Jun 19 09:22:32 2014 RT1

Quantitation Report (Qedit)

Data File : C:\MSDCHEM\1\DATA\EF5702\F36123.D Vial: 7
Acq On : 18 Jun 2014 10:47 pm Operator: ashleyd
Sample : ic5702-5 Inst : MSF
Misc : op74333,ef5702 Multiplr: 1.00
MS Integration Params: LSCINT.P
Quant Time: Jun 19 9:22 2014 Quant Results File: temp.res

Method : C:\MSDCHEM\1\METHODS\MFAP5692.M (RTE Integrator)
Title : Semi Volatile Extractables by GC/MS
Last Update : Thu Jun 19 09:04:43 2014
Response via : Multiple Level Calibration

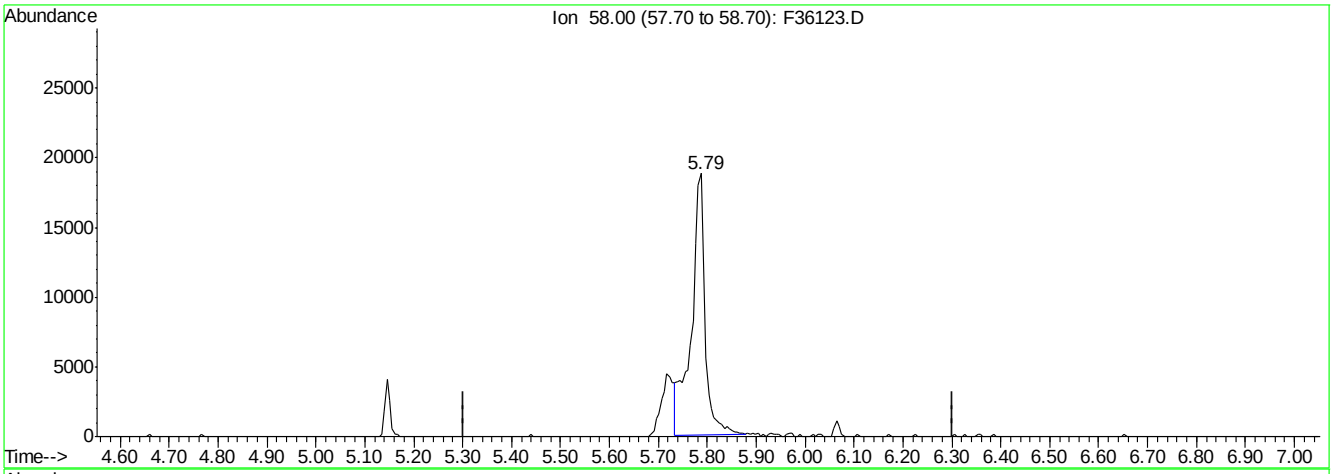

(115) A,A-Dimethylphenethylamine (t)

5.79min 3.56ppb

response 36725

Ion	Exp%	Act%
58.00	100	100
0.00	0.00	0.00
0.00	0.00	0.00
0.00	0.00	0.00

F36123.D MFAP5692.M Thu Jun 19 09:22:46 2014 RT1

Quantitation Report (Qedit)

Data File : C:\MSDCHEM\1\DATA\EF5702\F36123.D Vial: 7
Acq On : 18 Jun 2014 10:47 pm Operator: ashleyd
Sample : ic5702-5 Inst : MSF
Misc : op74333,ef5702 Multiplr: 1.00
MS Integration Params: LSCINT.P
Quant Time: Jun 19 10:07 2014 Quant Results File: temp.res

Method : C:\MSDCHEM\1\METHODS\MFAP5692.M (RTE Integrator)
Title : Semi Volatile Extractables by GC/MS
Last Update : Thu Jun 19 11:07:55 2014
Response via : Multiple Level Calibration

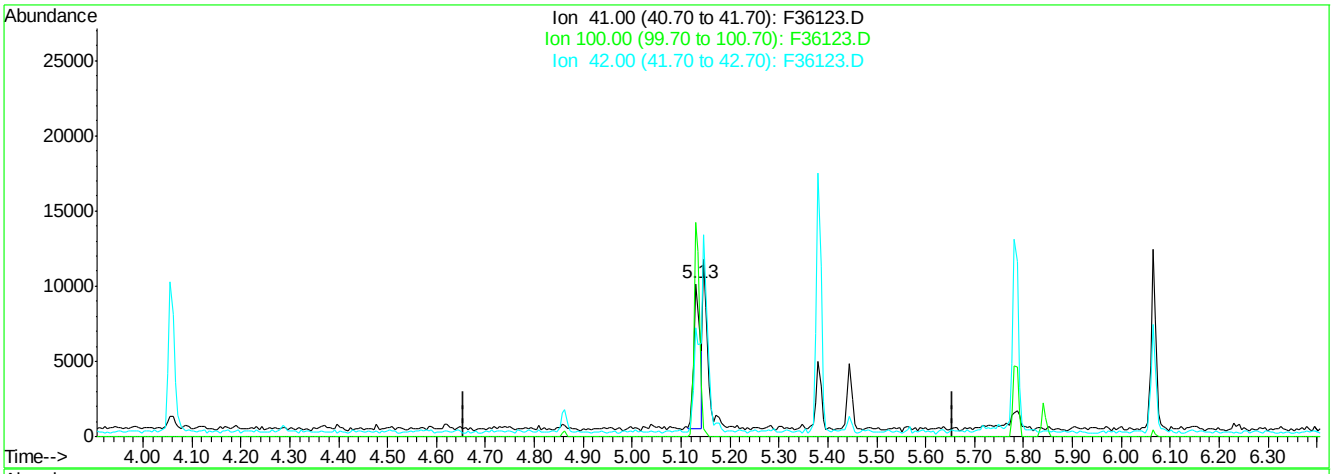

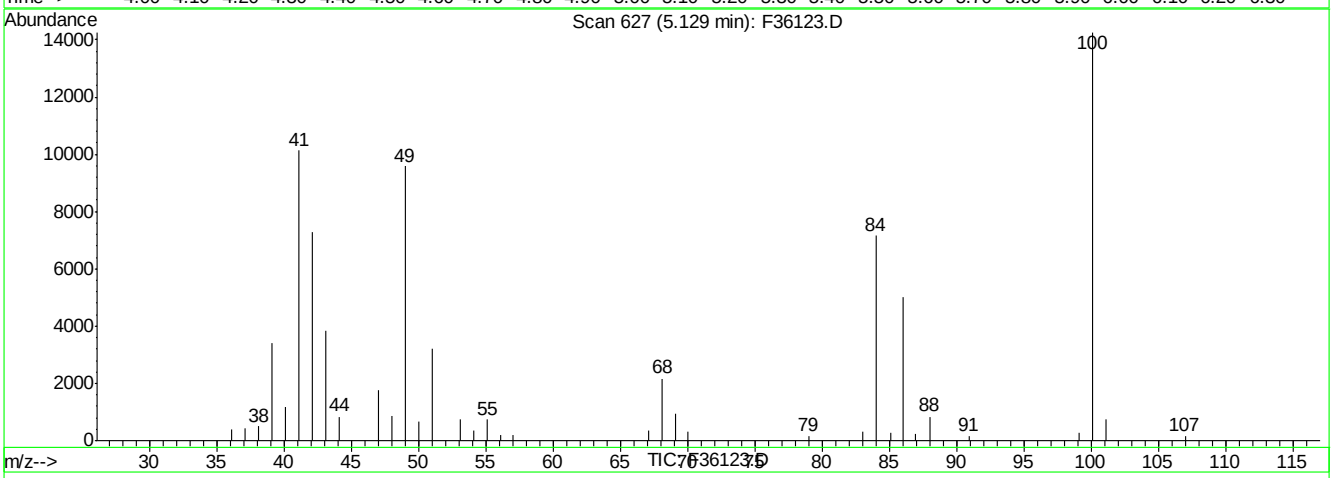

(109) N-Nitrosopyrrolidine (t)

5.13min 3.31ppb m

response 8665

Ion	Exp%	Act%
41.00	100	100
100.00	87.50	140.57#
42.00	102.50	71.66#
0.00	0.00	0.00

F36123.D MFAP5692.M Thu Jun 19 11:19:12 2014 RT1

Quantitation Report (Qedit)

Data File : C:\MSDCHEM\1\DATA\EF5702\F36123.D Vial: 7
Acq On : 18 Jun 2014 10:47 pm Operator: ashleyd
Sample : ic5702-5 Inst : MSF
Misc : op74333,ef5702 Multiplr: 1.00
MS Integration Params: LSCINT.P
Quant Time: Jun 19 10:07 2014 Quant Results File: temp.res

Method : C:\MSDCHEM\1\METHODS\MFAP5692.M (RTE Integrator)
Title : Semi Volatile Extractables by GC/MS
Last Update : Thu Jun 19 11:07:55 2014
Response via : Multiple Level Calibration

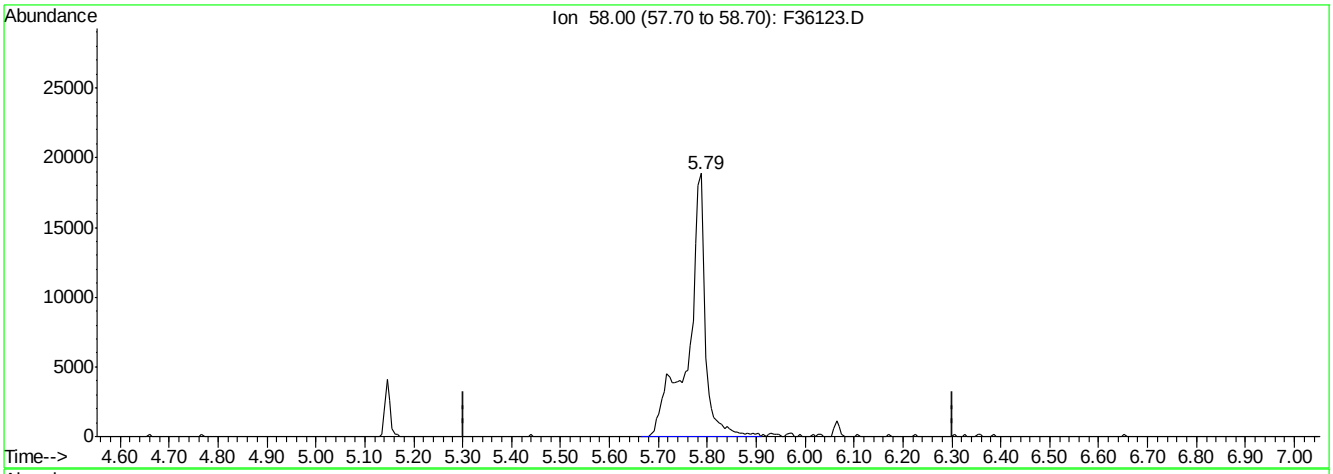

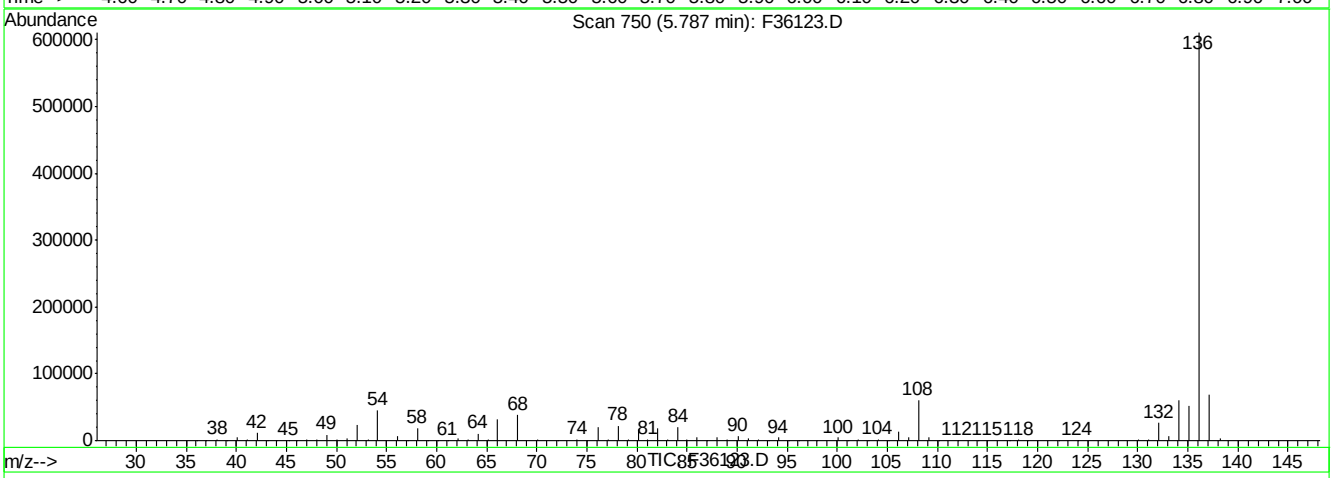

(115) A,A-Dimethylphenethylamine (t)

5.79min 4.50ppb m

response 46409

Ion	Exp%	Act%
58.00	100	100
0.00	0.00	0.00
0.00	0.00	0.00
0.00	0.00	0.00

F36123.D MFAP5692.M Thu Jun 19 11:19:15 2014 RT1

F36124.D

Manual Integrations APPROVED (compounds with "m" flag)

Nina Pandya 06/24/14 11:57

Quantitation Report (QT Reviewed)

Data File : C:\MSDCHEM\1\DATA\EF5702\F36124.D Vial: 8
Acq On : 18 Jun 2014 11:16 pm Operator: ashleyd
Sample : ic5702-2 Inst : MSF
Misc : op74333,ef5702 Multiplr: 1.00
MS Integration Params: LSCINT.P
Quant Time: Jun 19 09:41:12 2014 Quant Results File: MFAP5692.RES

Quant Method : C:\MSDCHEM\1\METHODS\MFAP5692.M (RTE Integrator)
Title : Semi Volatile Extractables by GC/MS
Last Update : Thu Jun 19 09:04:43 2014
Response via : Initial Calibration
DataAcq Meth : MF5692

Internal Standards	R.T.	QIon	Response	Conc	Units	Dev(Min)
1) 1,4-Dichlorobenzene-d4	4.86	152	135212	40.00	ppb	0.00
24) Naphthalene-d8	5.79	136	492054	40.00	ppb	0.00
47) Acenaphthene-d10	7.25	164	287704	40.00	ppb	-0.01
69) Phenanthrene-d10	9.21	188	469316	40.00	ppb	-0.02
83) Chrysene-d12	14.54	240	468710	40.00	ppb	-0.02
92) Perylene-d12	17.61	264	425858	40.00	ppb	-0.02
102) 1,4-Dichlorobenzene-d4A	4.86	152	135212	40.00	ppb	0.00
112) Naphthalene-d8A	5.79	136	492054	40.00	ppb	0.00
121) Acenaphthene-d10A	7.25	164	287704	40.00	ppb	-0.01
132) Phenanthrene-d10A	9.21	188	469316	40.00	ppb	-0.02
147) Chrysene-d12A	14.54	240	468710	40.00	ppb	-0.02
155) Perylene-d12A	17.61	264	425858	40.00	ppb	-0.02
159) 1,4-Dichlorobenzene-d4b	4.86	152	135212	40.00	ppb	0.00
161) Naphthalene-d8b	5.79	136	492054	40.00	ppb	0.00
163) Acenaphthene-d10b	7.25	164	287704	40.00	ppb	-0.01
165) Phenanthrene-d10b	9.21	188	469316	40.00	ppb	-0.02
167) Chrysene-d12b	14.54	240	468710	40.00	ppb	-0.02
169) 1,4-Dichlorobenzene-d4c	4.86	152	135212	40.00	ppb	0.00
171) Naphthalene-d8c	5.79	136	492054	40.00	ppb	0.00
176) Chrysene-d12c	14.54	240	468710	40.00	ppb	-0.02
178) Naphthalene-d8a	5.79	136	492054	40.00	ppb	-0.02
System Monitoring Compounds						
5) 2-Fluorophenol	0.00	112	0	0.00	ppb	
Spiked Amount 50.000			Recovery =	0.00%		
8) Phenol-d5	0.00	99	0d	0.00	ppb	
Spiked Amount 50.000			Recovery =	0.00%		
25) Nitrobenzene-d5	0.00	82	0d	0.00	ppb	
Spiked Amount 50.000			Recovery =	0.00%		
51) 2-Fluorobiphenyl	0.00	172	0	0.00	ppb	
Spiked Amount 50.000			Recovery =	0.00%		
73) 2,4,6-Tribromophenol	0.00	330	0	0.00	ppb	
Spiked Amount 50.000			Recovery =	0.00%		
85) Terphenyl-d14	0.00	244	0	0.00	ppb	
Spiked Amount 50.000			Recovery =	0.00%		
Target Compounds						Qvalue
103) 2-Picoline	3.45	93	11918	2.42	ppb	96
104) Pentachloroethane	4.65	167	4200	2.36	ppb	92
105) Methyl methanesulfonate	3.75	80	5546	2.39	ppb	91
106) N-Nitrosodiethylamine	4.06	102	5179	2.38	ppb	95
107) N-Nitrosomethylethylamine	3.51	42	4357	2.17	ppb	86
108) Ethyl methanesulfonate	4.29	79	7451	2.33	ppb	96
109) N-Nitrosopyrrolidine	5.13	41	3973m	1.49	ppb	
110) N-Nitrosomorpholine	5.16	56	6023	2.82	ppb	94
111) o-Toluidine	5.18	106	16592	2.89	ppb	93
113) O,O,O-Triethyl phosphoroth	5.57	198	4916	2.49	ppb	92
114) N-Nitrosopiperidine	5.38	42	5649	2.32	ppb	99
115) A,A-Dimethylphenethylamine	5.76	58	19546	1.87	ppb	100
116) Hexachloropropene	5.87	213	6186	2.39	ppb	93

(#) = qualifier out of range (m) = manual integration

Quantitation Report (QT Reviewed)

Data File : C:\MSDCHEM\1\DATA\EF5702\F36124.D Vial: 8
Acq On : 18 Jun 2014 11:16 pm Operator: ashleyd
Sample : ic5702-2 Inst : MSF
Misc : op74333,ef5702 Multiplr: 1.00
MS Integration Params: LSCINT.P
Quant Time: Jun 19 09:41:12 2014 Quant Results File: MFAP5692.RES

Quant Method : C:\MSDCHEM\1\METHODS\MFAP5692.M (RTE Integrator)
Title : Semi Volatile Extractables by GC/MS
Last Update : Thu Jun 19 09:04:43 2014
Response via : Initial Calibration
DataAcq Meth : MF5692

	Compound	R.T.	QIon	Response	Conc	Unit		Qvalue
118)	N-Nitrosodi-n-butylamine	6.06	84	6409	2.36	ppb		89
119)	Safrole	6.24	162	7215	2.34	ppb		93
120)	Isosafrole	6.66	162	4886	2.36	ppb		98
122)	Thionazin	7.81	143	2539	2.38	ppb		94
123)	Tetraethyl dithiopyrophosp	8.22	322	2884	2.77	ppb		100
124)	Phorate	8.41	75	11870	1.77	ppb		100
125)	Phenacetin	8.42	108	9636	2.25	ppb		100
126)	1,4-Naphthoquinone	6.87	158	5180	2.15	ppb		96
127)	m-Dinitrobenzene	6.99	168	2405	1.80	ppb		93
128)	Pentachlorobenzene	7.43	250	7537	2.57	ppb		99
129)	1-Naphthylamine	7.55	143	15001	2.59	ppb		96
130)	2-Naphthylamine	7.64	143	17508	2.52	ppb		92
131)	5-Nitro-o-toluidine	7.88	152	5257	2.10	ppb		96
133)	Disulfoton	9.22	88	14215	3.49	ppb		87
134)	Dinoseb	9.22	211	2469	1.12	ppb		91
135)	Dimethoate	8.64	87	8069	2.55	ppb		95
136)	4-Aminobiphenyl	8.91	169	21967	5.42	ppb		97
137)	Methyl parathion	9.86	125	5134	2.23	ppb		99
138)	Parathion	10.62	109	3618	2.00	ppb		91
139)	Diphenylamine	8.01	169	30710	2.47	ppb		98
140)	Isodrin	11.12	193	3354	2.42	ppb		92
141)	Diallate	8.40	86	7889	2.30	ppb		89
142)	Pentachloronitrobenzene	8.94	295	1935	4.88	ppb		88
143)	Pronamide	9.02	173	8573	2.20	ppb		94
144)	4-Nitroquinoline 1-oxide	10.62	190	4026	3.77	ppb		93
145)	Methapyriline	10.83	58	11743	3.50	ppb		98
146)	sym-Trinitrobenzene	8.37	213	1015	1.20	ppb	#	63
148)	Aramite	12.33	185	1487	3.83	ppb		91
149)	p-(Dimethylamine)azobenzen	12.61	120	8175	1.90	ppb		86
151)	Famphur	13.28	218	70719	31.47	ppb		98
152)	2-Acetylaminofluorene	13.90	181	11174	1.85	ppb		96
153)	3,3'-Dimethylbenzidine	13.36	212	17086	19.57	ppb		96
154)	Chlorobenzilate	12.75	251	8344	2.20	ppb		97
156)	4,4-Methylene-bis-(2-chlor	14.59	266	2762	2.84	ppb	#	45
157)	3-Methylcholanthrene	18.20	268	14464	2.43	ppb		92

(#) = qualifier out of range (m) = manual integration (+) = signals summed

Quantitation Report (QT Reviewed)

Data File : C:\MSDCHEM\1\DATA\EF5702\F36124.D Vial: 8
Acq On : 18 Jun 2014 11:16 pm Operator: ashleyd
Sample : ic5702-2 Inst : MSF
Misc : op74333,ef5702 Multiplr: 1.00
MS Integration Params: LSCINT.P
Quant Time: Jun 19 10:08 2014 Quant Results File: MFAP5692.RES

Method : C:\MSDCHEM\1\METHODS\MFAP5692.M (RTE Integrator)
Title : Semi Volatile Extractables by GC/MS
Last Update : Thu Jun 19 11:07:55 2014
Response via : Initial Calibration



ACCUTEST LABORATORIES JB69078

Manual Integration Approval Summary

Sample Number:	EF5702-IC5702	**Method:**	SW846 8270D
Lab FileID:	F36124.D	**Analyst approved:**	06/20/14 12:57 Kristi Schollenberger
Injection Time:	06/18/14 23:16	**Supervisor approved:**	06/24/14 11:57 Nina Pandya

Parameter	CAS	Sig#	R.T. (min.)	Reason
N-Nitrosopyrrolidine	930-55-2		5.13	Overlapping peak

Quantitation Report (Qedit)

Data File : C:\MSDCHEM\1\DATA\EF5702\F36124.D Vial: 8
Acq On : 18 Jun 2014 11:16 pm Operator: ashleyd
Sample : ic5702-2 Inst : MSF
Misc : op74333,ef5702 Multiplr: 1.00
MS Integration Params: LSCINT.P
Quant Time: Jun 19 9:41 2014 Quant Results File: temp.res

Method : C:\MSDCHEM\1\METHODS\MFAP5692.M (RTE Integrator)
Title : Semi Volatile Extractables by GC/MS
Last Update : Thu Jun 19 09:04:43 2014
Response via : Multiple Level Calibration

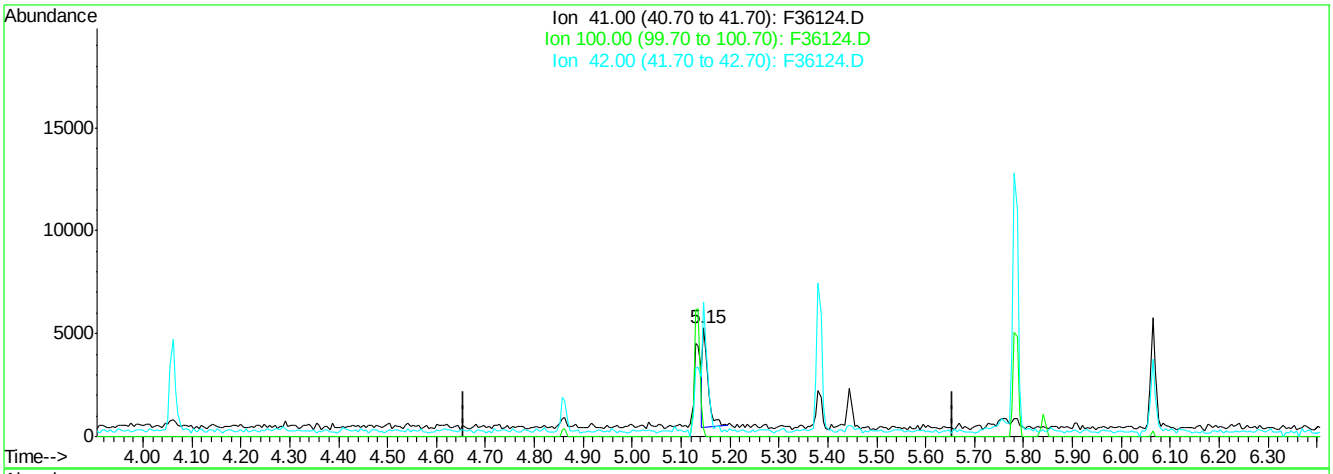

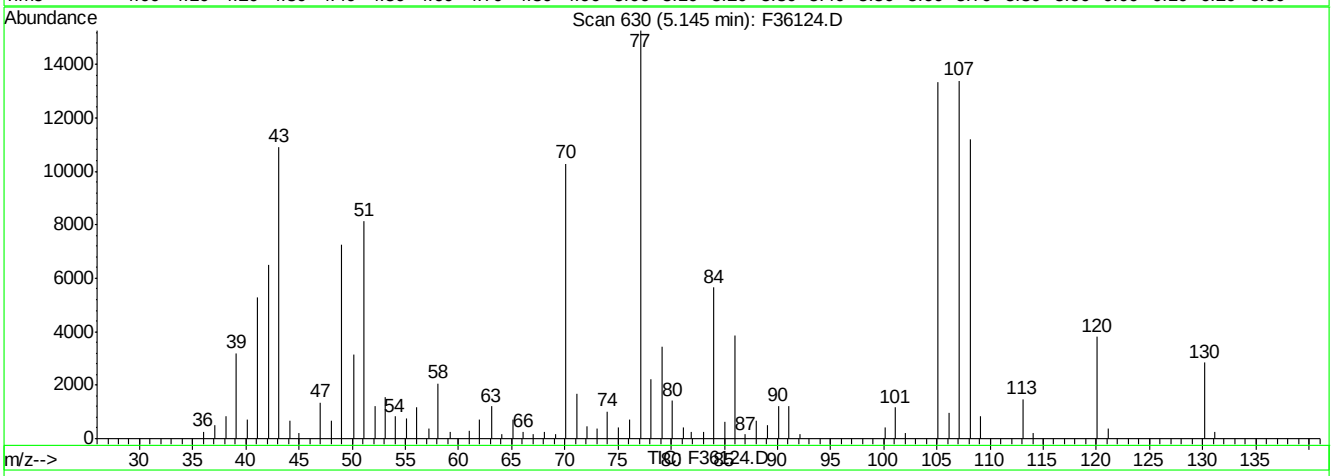

(109) N-Nitrosopyrrolidine (t)

5.15min 1.38ppb

response 3680

Ion	Exp%	Act%
41.00	100	100
100.00	87.50	0.00#
42.00	102.50	148.20#
0.00	0.00	0.00

F36124.D MFAP5692.M Thu Jun 19 09:41:48 2014 RT1

Quantitation Report (Qedit)

Data File : C:\MSDCHEM\1\DATA\EF5702\F36124.D Vial: 8
Acq On : 18 Jun 2014 11:16 pm Operator: ashleyd
Sample : ic5702-2 Inst : MSF
Misc : op74333,ef5702 Multiplr: 1.00
MS Integration Params: LSCINT.P
Quant Time: Jun 19 10:08 2014 Quant Results File: temp.res

Method : C:\MSDCHEM\1\METHODS\MFAP5692.M (RTE Integrator)
Title : Semi Volatile Extractables by GC/MS
Last Update : Thu Jun 19 11:07:55 2014
Response via : Multiple Level Calibration

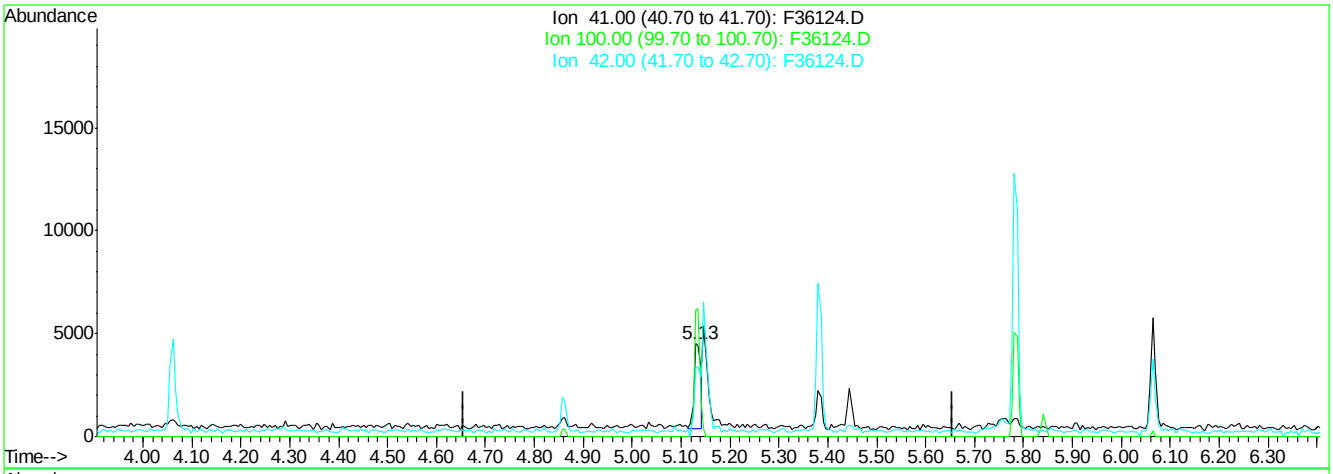

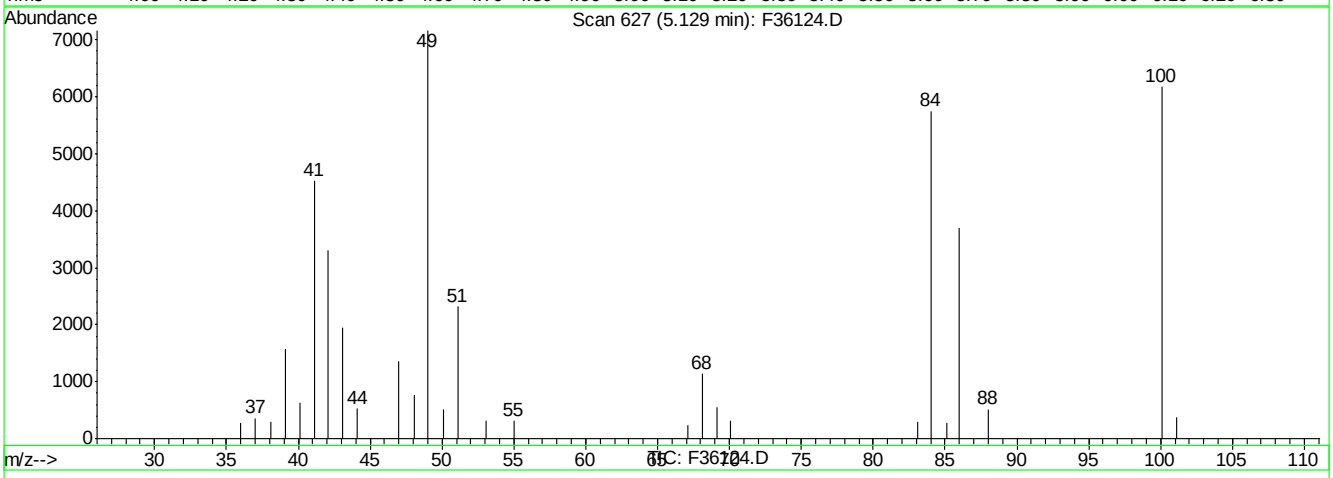

(109) N-Nitrosopyrrolidine (t)

5.13min 1.49ppb m

response 3973

Ion	Exp%	Act%
41.00	100	100
100.00	87.50	136.67#
42.00	102.50	73.25
0.00	0.00	0.00

F36124.D MFAP5692.M Thu Jun 19 11:19:37 2014 RT1

Manual Integrations APPROVED (compounds with "m" flag)
Nina Pandya 06/24/14 11:57

Quantitation Report (QT Reviewed)

Data File : C:\MSDCHEM\1\DATA\EF5702\F36125.D Vial: 9
Acq On : 18 Jun 2014 11:44 pm Operator: ashleyd
Sample : ic5702-1 Inst : MSF
Misc : op74333,ef5702 Multiplr: 1.00
MS Integration Params: LSCINT.P
Quant Time: Jun 19 09:42:38 2014 Quant Results File: MFAP5692.RES

Quant Method : C:\MSDCHEM\1\METHODS\MFAP5692.M (RTE Integrator)
Title : Semi Volatile Extractables by GC/MS
Last Update : Thu Jun 19 09:04:43 2014
Response via : Initial Calibration
DataAcq Meth : MF5692

Internal Standards	R.T.	QIon	Response	Conc	Units	Dev(Min)
1) 1,4-Dichlorobenzene-d4	4.86	152	131601	40.00	ppb	0.00
24) Naphthalene-d8	5.79	136	477462	40.00	ppb	0.00
47) Acenaphthene-d10	7.25	164	281718	40.00	ppb	-0.01
69) Phenanthrene-d10	9.20	188	455893	40.00	ppb	-0.02
83) Chrysene-d12	14.54	240	452179	40.00	ppb	-0.02
92) Perylene-d12	17.61	264	402407	40.00	ppb	-0.02
102) 1,4-Dichlorobenzene-d4A	4.86	152	131601	40.00	ppb	0.00
112) Naphthalene-d8A	5.79	136	477462	40.00	ppb	0.00
121) Acenaphthene-d10A	7.25	164	281718	40.00	ppb	-0.01
132) Phenanthrene-d10A	9.20	188	455893	40.00	ppb	-0.02
147) Chrysene-d12A	14.54	240	452179	40.00	ppb	-0.02
155) Perylene-d12A	17.61	264	402407	40.00	ppb	-0.02
159) 1,4-Dichlorobenzene-d4b	4.86	152	131601	40.00	ppb	0.00
161) Naphthalene-d8b	5.79	136	477462	40.00	ppb	0.00
163) Acenaphthene-d10b	7.25	164	281718	40.00	ppb	-0.01
165) Phenanthrene-d10b	9.20	188	455893	40.00	ppb	-0.02
167) Chrysene-d12b	14.54	240	452179	40.00	ppb	-0.02
169) 1,4-Dichlorobenzene-d4c	4.86	152	131601	40.00	ppb	0.00
171) Naphthalene-d8c	5.79	136	477462	40.00	ppb	0.00
176) Chrysene-d12c	14.54	240	452179	40.00	ppb	-0.02
178) Naphthalene-d8a	5.79	136	477462	40.00	ppb	-0.02
System Monitoring Compounds						
5) 2-Fluorophenol	0.00	112	0	0.00	ppb	
Spiked Amount 50.000			Recovery =	0.00%		
8) Phenol-d5	0.00	99	0d	0.00	ppb	
Spiked Amount 50.000			Recovery =	0.00%		
25) Nitrobenzene-d5	0.00	82	0d	0.00	ppb	
Spiked Amount 50.000			Recovery =	0.00%		
51) 2-Fluorobiphenyl	0.00	172	0	0.00	ppb	
Spiked Amount 50.000			Recovery =	0.00%		
73) 2,4,6-Tribromophenol	0.00	330	0	0.00	ppb	
Spiked Amount 50.000			Recovery =	0.00%		
85) Terphenyl-d14	0.00	244	0	0.00	ppb	
Spiked Amount 50.000			Recovery =	0.00%		
Target Compounds						Qvalue
103) 2-Picoline	3.46	93	5805	1.21	ppb	84
104) Pentachloroethane	4.65	167	2141	1.23	ppb	94
105) Methyl methanesulfonate	3.76	80	2655	1.18	ppb	98
106) N-Nitrosodiethylamine	4.06	102	2603	1.23	ppb	96
107) N-Nitrosomethylethylamine	3.51	42	3000	1.54	ppb	86
108) Ethyl methanesulfonate	4.29	79	4079	1.31	ppb	94
109) N-Nitrosopyrrolidine	5.13	41	1911m	0.74	ppb	
110) N-Nitrosomorpholine	5.16	56	3035	1.46	ppb	89
111) o-Toluidine	5.18	106	7826	1.40	ppb	87
113) O,O,O-Triethyl phosphoroth	5.57	198	2514	1.31	ppb	80
114) N-Nitrosopiperidine	5.39	42	2628	1.11	ppb	94
115) A,A-Dimethylphenethylamine	5.74	58	9312m	0.92	ppb	
116) Hexachloropropene	5.87	213	2825	1.12	ppb	94

(#) = qualifier out of range (m) = manual integration

Quantitation Report (QT Reviewed)

Data File : C:\MSDCHEM\1\DATA\EF5702\F36125.D Vial: 9
Acq On : 18 Jun 2014 11:44 pm Operator: ashleyd
Sample : ic5702-1 Inst : MSF
Misc : op74333,ef5702 Multiplr: 1.00
MS Integration Params: LSCINT.P
Quant Time: Jun 19 09:42:38 2014 Quant Results File: MFAP5692.RES

Quant Method : C:\MSDCHEM\1\METHODS\MFAP5692.M (RTE Integrator)
Title : Semi Volatile Extractables by GC/MS
Last Update : Thu Jun 19 09:04:43 2014
Response via : Initial Calibration
DataAcq Meth : MF5692

	Compound	R.T.	QIon	Response	Conc	Unit		Qvalue
118)	N-Nitrosodi-n-butylamine	6.06	84	3026	1.15	ppb		87
119)	Safrole	6.24	162	3399	1.13	ppb		97
120)	Isosafrole	6.66	162	2326	1.16	ppb	#	69
122)	Thionazin	7.81	143	1229	1.18	ppb		92
123)	Tetraethyl dithiopyrophosp	8.22	322	1320	1.29	ppb		100
124)	Phorate	8.41	75	5851	0.89	ppb		100
125)	Phenacetin	8.42	108	4404	1.05	ppb		91
126)	1,4-Naphthoquinone	6.87	158	2081	0.88	ppb		94
127)	m-Dinitrobenzene	6.99	168	1126	0.86	ppb		87
128)	Pentachlorobenzene	7.43	250	3606	1.25	ppb		90
129)	1-Naphthylamine	7.55	143	7010	1.24	ppb		94
130)	2-Naphthylamine	7.64	143	9454	1.39	ppb		97
131)	5-Nitro-o-toluidine	7.88	152	2424	0.99	ppb		93
133)	Disulfoton	9.22	88	9192	2.32	ppb		93
134)	Dinoseb	9.22	211	1008	0.47	ppb		77
135)	Dimethoate	8.64	87	3618	1.18	ppb		88
136)	4-Aminobiphenyl	8.91	169	10525	2.67	ppb		96
137)	Methyl parathion	9.87	125	2444	1.09	ppb		83
138)	Parathion	10.61	109	1599	0.91	ppb		95
139)	Diphenylamine	8.01	169	15119	1.25	ppb		97
140)	Isodrin	11.12	193	1512	1.12	ppb		91
141)	Diallate	8.40	86	4718	1.41	ppb		89
143)	Pronamide	9.02	173	4113	1.08	ppb		95
144)	4-Nitroquinoline 1-oxide	10.61	190	1468	1.42	ppb		78
145)	Methapyriline	10.83	58	5792	1.78	ppb		88
149)	p-(Dimethylamine)azobenzen	12.62	120	3965	0.96	ppb		85
151)	Famphur	13.28	218	33578	15.49	ppb		99
152)	2-Acetylaminofluorene	13.90	181	4872	0.84	ppb		97
153)	3,3'-Dimethylbenzidine	13.36	212	8026	9.53	ppb		90
154)	Chlorobenzilate	12.75	251	4029	1.10	ppb	#	77
156)	4,4-Methylene-bis-(2-chlor	14.58	266	1229	1.34	ppb	#	59
157)	3-Methylcholanthrene	18.20	268	6929	1.23	ppb		99

(#) = qualifier out of range (m) = manual integration (+) = signals summed

Quantitation Report (QT Reviewed)

Data File : C:\MSDCHEM\1\DATA\EF5702\F36125.D Vial: 9
Acq On : 18 Jun 2014 11:44 pm Operator: ashleyd
Sample : ic5702-1 Inst : MSF
Misc : op74333,ef5702 Multiplr: 1.00
MS Integration Params: LSCINT.P
Quant Time: Jun 19 10:09 2014 Quant Results File: MFAP5692.RES

Method : C:\MSDCHEM\1\METHODS\MFAP5692.M (RTE Integrator)
Title : Semi Volatile Extractables by GC/MS
Last Update : Thu Jun 19 11:07:55 2014
Response via : Initial Calibration



ACCUTEST LABORATORIES JB69078

9.6.98 6

Manual Integration Approval Summary

Sample Number:	EF5702-IC5702	**Method:**	SW846 8270D
Lab FileID:	F36125.D	**Analyst approved:**	06/20/14 12:57 Kristi Schollenberger
Injection Time:	06/18/14 23:44	**Supervisor approved:**	06/24/14 11:57 Nina Pandya

Parameter	CAS	Sig#	R.T. (min.)	Reason
N-Nitrosopyrrolidine	930-55-2		5.13	Overlapping peak
A,A-Dimethylphenethylamine	122-09-8		5.74	Split peak

Quantitation Report (Qedit)

Data File : C:\MSDCHEM\1\DATA\EF5702\F36125.D Vial: 9
Acq On : 18 Jun 2014 11:44 pm Operator: ashleyd
Sample : ic5702-1 Inst : MSF
Misc : op74333,ef5702 Multiplr: 1.00
MS Integration Params: LSCINT.P
Quant Time: Jun 19 9:43 2014 Quant Results File: temp.res

Method : C:\MSDCHEM\1\METHODS\MFAP5692.M (RTE Integrator)
Title : Semi Volatile Extractables by GC/MS
Last Update : Thu Jun 19 09:04:43 2014
Response via : Multiple Level Calibration

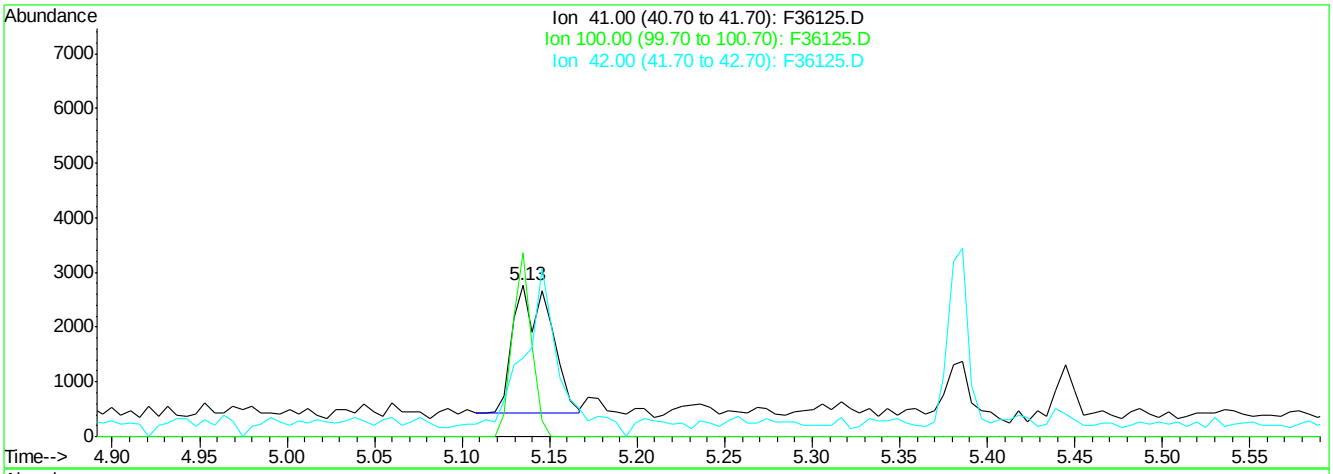

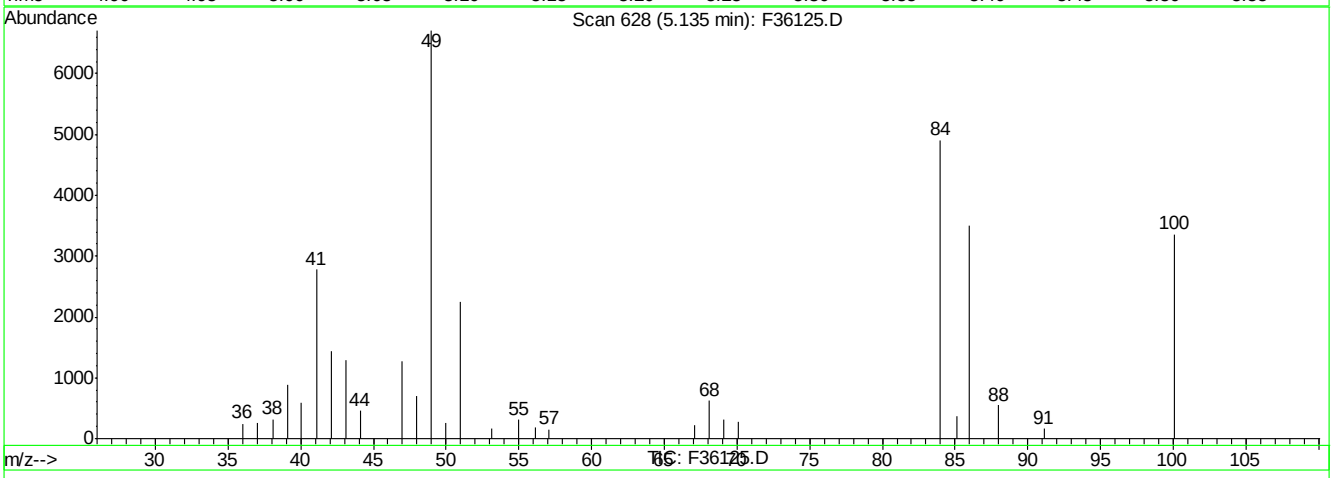

(109) N-Nitrosopyrrolidine (t)

5.13min 1.36ppb

response 3514

Ion	Exp%	Act%
41.00	100	100
100.00	87.50	145.03#
42.00	102.50	45.89#
0.00	0.00	0.00

F36125.D MFAP5692.M Thu Jun 19 09:43:36 2014 RT1

Quantitation Report (Qedit)

Data File : C:\MSDCHEM\1\DATA\EF5702\F36125.D Vial: 9
Acq On : 18 Jun 2014 11:44 pm Operator: ashleyd
Sample : ic5702-1 Inst : MSF
Misc : op74333,ef5702 Multiplr: 1.00
MS Integration Params: LSCINT.P
Quant Time: Jun 19 9:43 2014 Quant Results File: temp.res

Method : C:\MSDCHEM\1\METHODS\MFAP5692.M (RTE Integrator)
Title : Semi Volatile Extractables by GC/MS
Last Update : Thu Jun 19 09:04:43 2014
Response via : Multiple Level Calibration

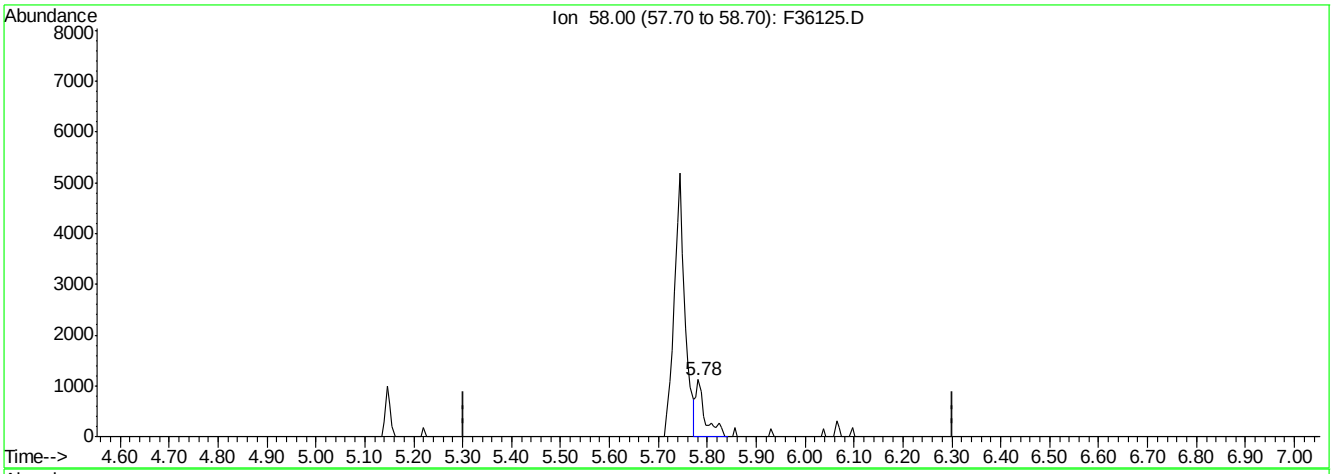

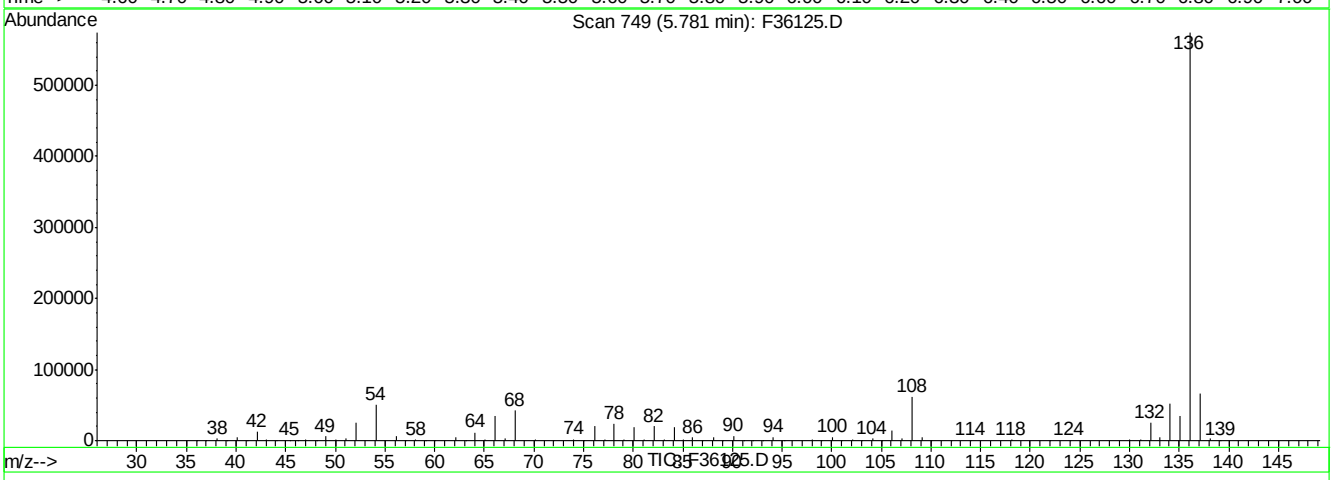

(115) A,A-Dimethylphenethylamine (t)

5.78min 0.15ppb

response 1502

Ion	Exp%	Act%
58.00	100	100
0.00	0.00	0.00
0.00	0.00	0.00
0.00	0.00	0.00

F36125.D MFAP5692.M Thu Jun 19 09:43:47 2014 RT1

Quantitation Report (Qedit)

Data File : C:\MSDCHEM\1\DATA\EF5702\F36125.D Vial: 9
Acq On : 18 Jun 2014 11:44 pm Operator: ashleyd
Sample : ic5702-1 Inst : MSF
Misc : op74333,ef5702 Multiplr: 1.00
MS Integration Params: LSCINT.P
Quant Time: Jun 19 10:09 2014 Quant Results File: temp.res

Method : C:\MSDCHEM\1\METHODS\MFAP5692.M (RTE Integrator)
Title : Semi Volatile Extractables by GC/MS
Last Update : Thu Jun 19 11:07:55 2014
Response via : Multiple Level Calibration

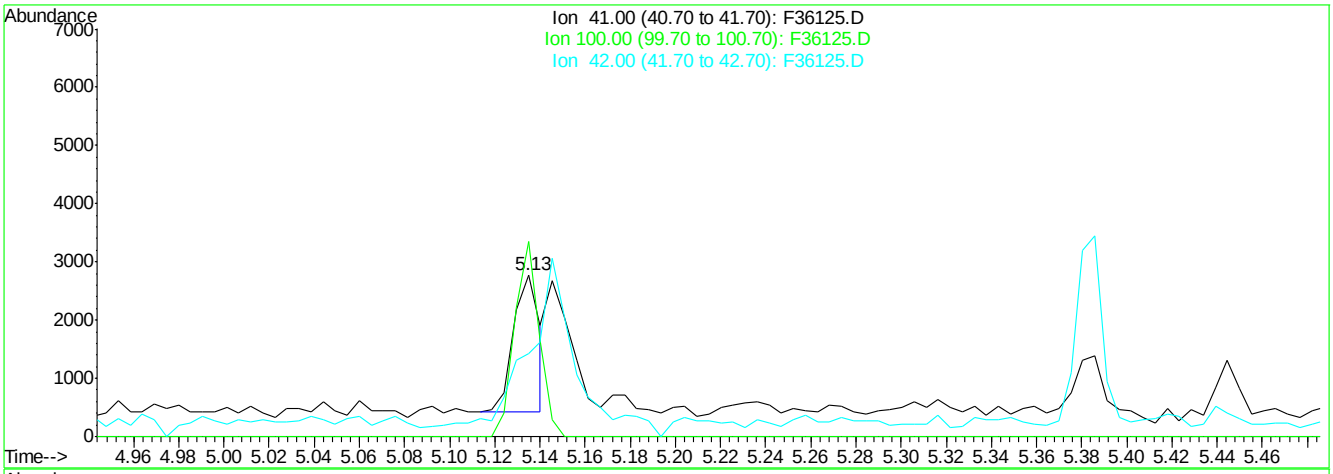

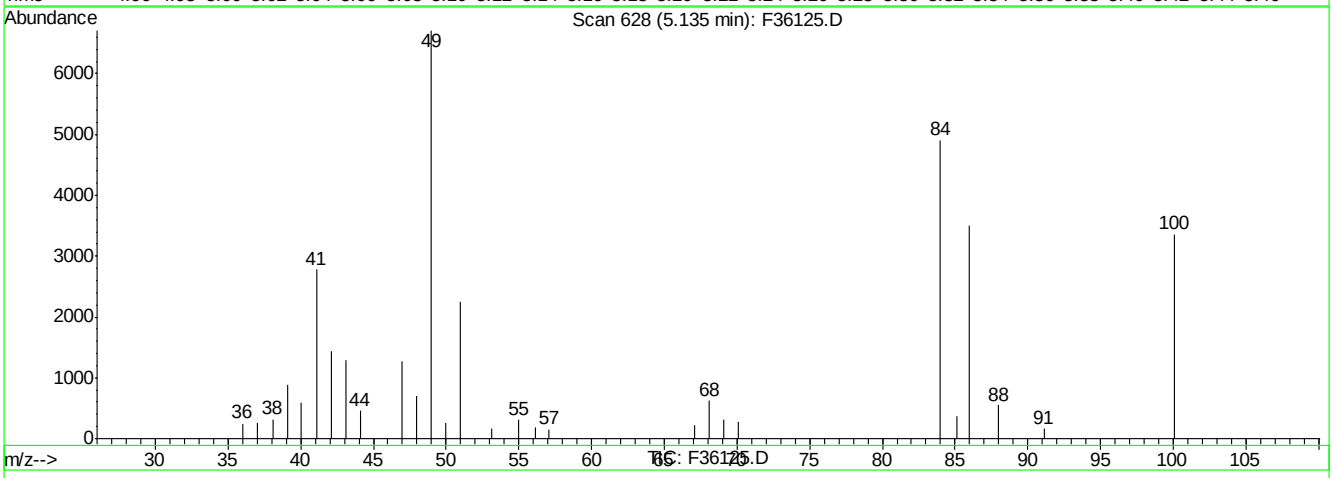

(109) N-Nitrosopyrrolidine (t)

5.13min 0.74ppb m

response 1911

Ion	Exp%	Act%
41.00	100	100
100.00	87.50	120.85#
42.00	102.50	51.60#
0.00	0.00	0.00

F36125.D MFAP5692.M Thu Jun 19 11:19:58 2014 RT1

F36125.D edits: N-Nitrosopyrrolidine

Quantitation Report (Qedit)

Data File : C:\MSDCHEM\1\DATA\EF5702\F36125.D Vial: 9
Acq On : 18 Jun 2014 11:44 pm Operator: ashleyd
Sample : ic5702-1 Inst : MSF
Misc : op74333,ef5702 Multiplr: 1.00
MS Integration Params: LSCINT.P
Quant Time: Jun 19 10:09 2014 Quant Results File: temp.res

Method : C:\MSDCHEM\1\METHODS\MFAP5692.M (RTE Integrator)
Title : Semi Volatile Extractables by GC/MS
Last Update : Thu Jun 19 11:07:55 2014
Response via : Multiple Level Calibration

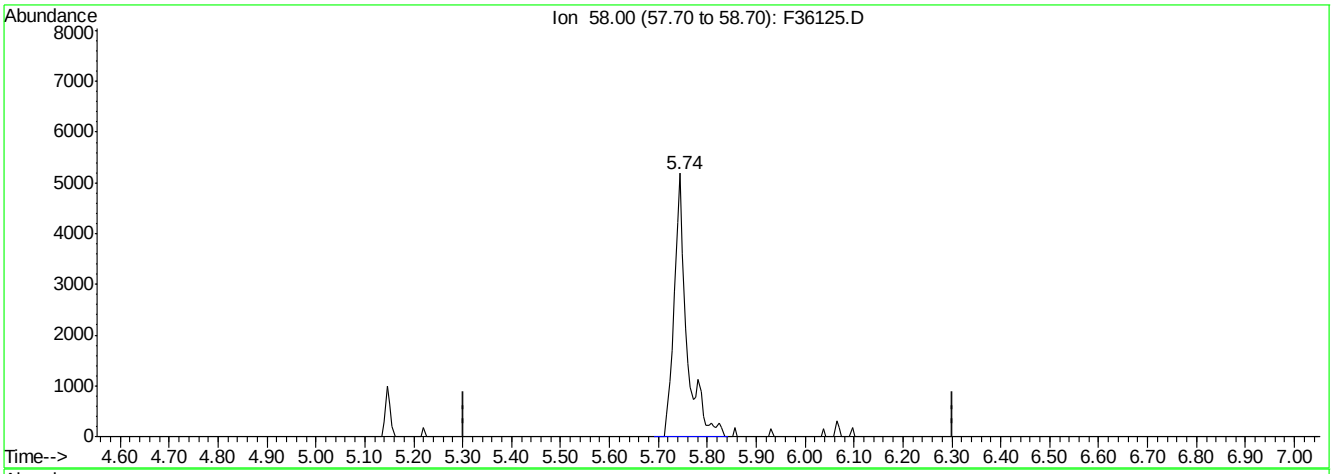

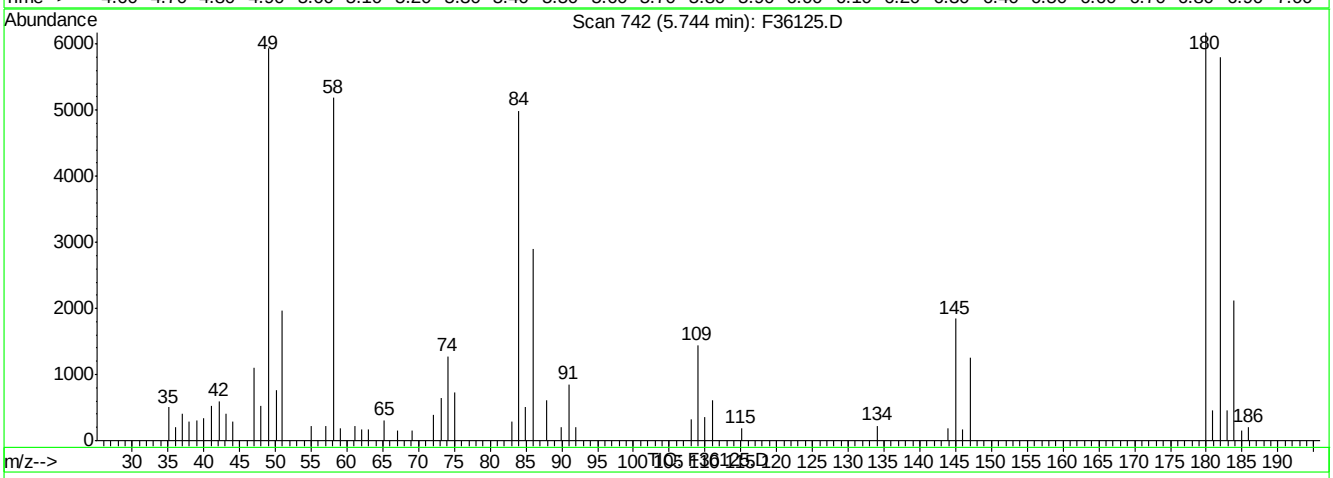

(115) A,A-Dimethylphenethylamine (t)

5.74min 0.92ppb m

response 9312

Ion	Exp%	Act%
58.00	100	100
0.00	0.00	0.00
0.00	0.00	0.00
0.00	0.00	0.00

F36125.D MFAP5692.M Thu Jun 19 11:20:07 2014 RT1

Quantitation Report (QT Reviewed)

Data File : C:\MSDCHEM\1\DATA\EF5702\F36126.D Vial: 10
Acq On : 19 Jun 2014 12:13 am Operator: ashleyd
Sample : ic5702-100 Inst : MSF
Misc : op74333,ef5702 Multiplr: 1.00
MS Integration Params: LSCINT.P
Quant Time: Jun 19 11:29:10 2014 Quant Results File: MFAP5692.RES

Quant Method : C:\MSDCHEM\1\METHODS\MFAP5692.M (RTE Integrator)
Title : Semi Volatile Extractables by GC/MS
Last Update : Thu Jun 19 11:29:00 2014
Response via : Initial Calibration
DataAcq Meth : MF5692

Internal Standards	R.T.	QIon	Response	Conc	Units	Dev(Min)
1) 1,4-Dichlorobenzene-d4	4.86	152	136279	40.00	ppb	0.00
24) Naphthalene-d8	5.79	136	497689	40.00	ppb	0.00
47) Acenaphthene-d10	7.26	164	296488	40.00	ppb	0.00
69) Phenanthrene-d10	9.20	188	480922	40.00	ppb	-0.02
83) Chrysene-d12	14.54	240	490730	40.00	ppb	-0.02
92) Perylene-d12	17.61	264	439375	40.00	ppb	-0.02
102) 1,4-Dichlorobenzene-d4A	4.86	152	136279	40.00	ppb	0.00
112) Naphthalene-d8A	5.79	136	497689	40.00	ppb	0.00
121) Acenaphthene-d10A	7.26	164	296488	40.00	ppb	0.00
132) Phenanthrene-d10A	9.20	188	480922	40.00	ppb	-0.01
147) Chrysene-d12A	14.54	240	490730	40.00	ppb	-0.01
155) Perylene-d12A	17.61	264	439375	40.00	ppb	-0.01
159) 1,4-Dichlorobenzene-d4b	4.86	152	136279	40.00	ppb	0.00
161) Naphthalene-d8b	5.79	136	497689	40.00	ppb	0.00
163) Acenaphthene-d10b	7.26	164	296488	40.00	ppb	0.00
165) Phenanthrene-d10b	9.20	188	480922	40.00	ppb	-0.02
167) Chrysene-d12b	14.54	240	490730	40.00	ppb	-0.02
169) 1,4-Dichlorobenzene-d4c	4.86	152	136279	40.00	ppb	0.00
171) Naphthalene-d8c	5.79	136	497689	40.00	ppb	0.00
176) Chrysene-d12c	14.54	240	490730	40.00	ppb	-0.02
178) Naphthalene-d8a	5.79	136	497689	40.00	ppb	-0.02
System Monitoring Compounds						
5) 2-Fluorophenol	0.00	112	0	0.00	ppb	
Spiked Amount 50.000			Recovery =	0.00%		
8) Phenol-d5	0.00	99	0d	0.00	ppb	
Spiked Amount 50.000			Recovery =	0.00%		
25) Nitrobenzene-d5	0.00	82	0	0.00	ppb	
Spiked Amount 50.000			Recovery =	0.00%		
51) 2-Fluorobiphenyl	0.00	172	0	0.00	ppb	
Spiked Amount 50.000			Recovery =	0.00%		
73) 2,4,6-Tribromophenol	0.00	330	0	0.00	ppb	
Spiked Amount 50.000			Recovery =	0.00%		
85) Terphenyl-d14	0.00	244	0	0.00	ppb	
Spiked Amount 50.000			Recovery =	0.00%		
Target Compounds						Qvalue
170) m-Toluidine	5.21	106	649902	100.00	ppb	98
172) 2-chloroaniline	5.48	127	559163	100.00	ppb	97
173) 3-chloroaniline	5.82	127	532542	100.00	ppb	96
174) Catechol	5.73	110	446527	100.00	ppb	93
175) 1-chloro-2-nitrobenzene	6.03	75	219533	100.00	ppb	96

(#) = qualifier out of range (m) = manual integration (+) = signals summed

ACCUTEST LABORATORIES JB69078

Quantitation Report (QT Reviewed)

Data File : C:\MSDCHEM\1\DATA\EF5702\F36126.D Vial: 10
Acq On : 19 Jun 2014 12:13 am Operator: ashleyd
Sample : ic5702-100 Inst : MSF
Misc : op74333,ef5702 Multiplr: 1.00
MS Integration Params: LSCINT.P
Quant Time: Jun 19 11:29 2014 Quant Results File: MFAP5692.RES

Method : C:\MSDCHEM\1\METHODS\MFAP5692.M (RTE Integrator)
Title : Semi Volatile Extractables by GC/MS
Last Update : Thu Jun 19 11:57:38 2014
Response via : Initial Calibration



ACCUTEST LABORATORIES
JB69078

Quantitation Report (QT Reviewed)

Data File : C:\MSDCHEM\1\DATA\EF5702\F36127.D Vial: 11
Acq On : 19 Jun 2014 12:41 am Operator: ashleyd
Sample : ic5702-80 Inst : MSF
Misc : op74333,ef5702 Multiplr: 1.00
MS Integration Params: LSCINT.P
Quant Time: Jun 19 11:30:10 2014 Quant Results File: MFAP5692.RES

Quant Method : C:\MSDCHEM\1\METHODS\MFAP5692.M (RTE Integrator)
Title : Semi Volatile Extractables by GC/MS
Last Update : Thu Jun 19 11:29:00 2014
Response via : Initial Calibration
DataAcq Meth : MF5692

Internal Standards	R.T.	QIon	Response	Conc	Units	Dev(Min)
1) 1,4-Dichlorobenzene-d4	4.86	152	142591	40.00	ppb	0.00
24) Naphthalene-d8	5.78	136	516592	40.00	ppb	-0.01
47) Acenaphthene-d10	7.26	164	306745	40.00	ppb	0.00
69) Phenanthrene-d10	9.21	188	501342	40.00	ppb	-0.02
83) Chrysene-d12	14.54	240	506640	40.00	ppb	-0.02
92) Perylene-d12	17.60	264	451668	40.00	ppb	-0.03
102) 1,4-Dichlorobenzene-d4A	4.86	152	142591	40.00	ppb	0.00
112) Naphthalene-d8A	5.78	136	516592	40.00	ppb	0.00
121) Acenaphthene-d10A	7.26	164	306745	40.00	ppb	0.00
132) Phenanthrene-d10A	9.21	188	501342	40.00	ppb	0.00
147) Chrysene-d12A	14.54	240	506640	40.00	ppb	-0.01
155) Perylene-d12A	17.60	264	451668	40.00	ppb	-0.02
159) 1,4-Dichlorobenzene-d4b	4.86	152	142591	40.00	ppb	0.00
161) Naphthalene-d8b	5.78	136	516592	40.00	ppb	-0.01
163) Acenaphthene-d10b	7.26	164	306745	40.00	ppb	0.00
165) Phenanthrene-d10b	9.21	188	501342	40.00	ppb	-0.02
167) Chrysene-d12b	14.54	240	506640	40.00	ppb	-0.02
169) 1,4-Dichlorobenzene-d4c	4.86	152	142591	40.00	ppb	0.00
171) Naphthalene-d8c	5.78	136	516592	40.00	ppb	-0.01
176) Chrysene-d12c	14.54	240	506640	40.00	ppb	-0.02
178) Naphthalene-d8a	5.78	136	516592	40.00	ppb	-0.03
System Monitoring Compounds						
5) 2-Fluorophenol	0.00	112	0	0.00	ppb	
Spiked Amount 50.000			Recovery =	0.00%		
8) Phenol-d5	0.00	99	0d	0.00	ppb	
Spiked Amount 50.000			Recovery =	0.00%		
25) Nitrobenzene-d5	0.00	82	0	0.00	ppb	
Spiked Amount 50.000			Recovery =	0.00%		
51) 2-Fluorobiphenyl	0.00	172	0	0.00	ppb	
Spiked Amount 50.000			Recovery =	0.00%		
73) 2,4,6-Tribromophenol	0.00	330	0	0.00	ppb	
Spiked Amount 50.000			Recovery =	0.00%		
85) Terphenyl-d14	0.00	244	0	0.00	ppb	
Spiked Amount 50.000			Recovery =	0.00%		
Target Compounds						Qvalue
170) m-Toluidine	5.21	106	551112	81.05	ppb	97
172) 2-chloroaniline	5.48	127	469498	80.89	ppb	98
173) 3-chloroaniline	5.82	127	446053	80.69	ppb	97
174) Catechol	5.73	110	368300	79.46	ppb	92
175) 1-chloro-2-nitrobenzene	6.03	75	183561	80.55	ppb	94

(#) = qualifier out of range (m) = manual integration (+) = signals summed

Quantitation Report (QT Reviewed)

Data File : C:\MSDCHEM\1\DATA\EF5702\F36127.D Vial: 11
Acq On : 19 Jun 2014 12:41 am Operator: ashleyd
Sample : ic5702-80 Inst : MSF
Misc : op74333,ef5702 Multiplr: 1.00
MS Integration Params: LSCINT.P
Quant Time: Jun 19 11:30 2014 Quant Results File: MFAP5692.RES

Method : C:\MSDCHEM\1\METHODS\MFAP5692.M (RTE Integrator)
Title : Semi Volatile Extractables by GC/MS
Last Update : Thu Jun 19 11:57:38 2014
Response via : Initial Calibration



ACCUTEST LABORATORIES JB69078

Quantitation Report (QT Reviewed)

Data File : C:\MSDCHEM\1\DATA\EF5702\F36128.D Vial: 12
Acq On : 19 Jun 2014 1:09 am Operator: ashleyd
Sample : ic5702-50 Inst : MSF
Misc : op74333,ef5702 Multiplr: 1.00
MS Integration Params: LSCINT.P
Quant Time: Jun 19 11:31:22 2014 Quant Results File: MFAP5692.RES

Quant Method : C:\MSDCHEM\1\METHODS\MFAP5692.M (RTE Integrator)
Title : Semi Volatile Extractables by GC/MS
Last Update : Thu Jun 19 11:29:00 2014
Response via : Initial Calibration
DataAcq Meth : MF5692

Internal Standards	R.T.	QIon	Response	Conc	Units	Dev(Min)
1) 1,4-Dichlorobenzene-d4	4.86	152	199189	40.00	ppb	0.00
24) Naphthalene-d8	5.79	136	692225	40.00	ppb	0.00
47) Acenaphthene-d10	7.26	164	413490	40.00	ppb	0.00
69) Phenanthrene-d10	9.21	188	659903	40.00	ppb	-0.02
83) Chrysene-d12	14.55	240	677913	40.00	ppb	-0.01
92) Perylene-d12	17.61	264	613918	40.00	ppb	-0.02
102) 1,4-Dichlorobenzene-d4A	4.86	152	199189	40.00	ppb	0.00
112) Naphthalene-d8A	5.79	136	692225	40.00	ppb	0.00
121) Acenaphthene-d10A	7.26	164	413490	40.00	ppb	0.00
132) Phenanthrene-d10A	9.21	188	659903	40.00	ppb	0.00
147) Chrysene-d12A	14.55	240	677913	40.00	ppb	0.00
155) Perylene-d12A	17.61	264	613918	40.00	ppb	-0.01
159) 1,4-Dichlorobenzene-d4b	4.86	152	199189	40.00	ppb	0.00
161) Naphthalene-d8b	5.79	136	692225	40.00	ppb	0.00
163) Acenaphthene-d10b	7.26	164	413490	40.00	ppb	0.00
165) Phenanthrene-d10b	9.21	188	659903	40.00	ppb	-0.02
167) Chrysene-d12b	14.55	240	677913	40.00	ppb	-0.01
169) 1,4-Dichlorobenzene-d4c	4.86	152	199189	40.00	ppb	0.00
171) Naphthalene-d8c	5.79	136	692225	40.00	ppb	0.00
176) Chrysene-d12c	14.55	240	677913	40.00	ppb	-0.01
178) Naphthalene-d8a	5.79	136	692225	40.00	ppb	-0.02
System Monitoring Compounds						
5) 2-Fluorophenol	0.00	112	0	0.00	ppb	
Spiked Amount 50.000			Recovery =	0.00%		
8) Phenol-d5	0.00	99	0d	0.00	ppb	
Spiked Amount 50.000			Recovery =	0.00%		
25) Nitrobenzene-d5	0.00	82	0	0.00	ppb	
Spiked Amount 50.000			Recovery =	0.00%		
51) 2-Fluorobiphenyl	0.00	172	0	0.00	ppb	
Spiked Amount 50.000			Recovery =	0.00%		
73) 2,4,6-Tribromophenol	0.00	330	0	0.00	ppb	
Spiked Amount 50.000			Recovery =	0.00%		
85) Terphenyl-d14	0.00	244	0	0.00	ppb	
Spiked Amount 50.000			Recovery =	0.00%		
Target Compounds						Qvalue
170) m-Toluidine	5.20	106	470505	49.53	ppb	98
172) 2-chloroaniline	5.48	127	416164	53.51	ppb	97
173) 3-chloroaniline	5.82	127	390347	52.70	ppb	97
174) Catechol	5.73	110	301476	48.54	ppb	97
175) 1-chloro-2-nitrobenzene	6.03	75	158442	51.89	ppb	91

(#) = qualifier out of range (m) = manual integration (+) = signals summed

Quantitation Report (QT Reviewed)

Data File : C:\MSDCHEM\1\DATA\EF5702\F36128.D Vial: 12
Acq On : 19 Jun 2014 1:09 am Operator: ashleyd
Sample : ic5702-50 Inst : MSF
Misc : op74333,ef5702 Multiplr: 1.00
MS Integration Params: LSCINT.P
Quant Time: Jun 19 11:32 2014 Quant Results File: MFAP5692.RES

Method : C:\MSDCHEM\1\METHODS\MFAP5692.M (RTE Integrator)
Title : Semi Volatile Extractables by GC/MS
Last Update : Tue Jun 24 08:08:18 2014
Response via : Initial Calibration



ACCUTEST LABORATORIES JB69078

Quantitation Report (QT Reviewed)

Data File : C:\MSDCHEM\1\DATA\EF5702\F36129.D Vial: 13
Acq On : 19 Jun 2014 1:38 am Operator: ashleyd
Sample : ic5702-25 Inst : MSF
Misc : op74333,ef5702 Multiplr: 1.00
MS Integration Params: LSCINT.P
Quant Time: Jun 19 11:32:48 2014 Quant Results File: MFAP5692.RES

Quant Method : C:\MSDCHEM\1\METHODS\MFAP5692.M (RTE Integrator)
Title : Semi Volatile Extractables by GC/MS
Last Update : Thu Jun 19 11:29:00 2014
Response via : Initial Calibration
DataAcq Meth : MF5692

Internal Standards	R.T.	QIon	Response	Conc	Units	Dev(Min)
1) 1,4-Dichlorobenzene-d4	4.86	152	197242	40.00	ppb	0.00
24) Naphthalene-d8	5.79	136	702029	40.00	ppb	0.00
47) Acenaphthene-d10	7.26	164	422598	40.00	ppb	0.00
69) Phenanthrene-d10	9.21	188	677229	40.00	ppb	-0.02
83) Chrysene-d12	14.54	240	696297	40.00	ppb	-0.02
92) Perylene-d12	17.61	264	630065	40.00	ppb	-0.02
102) 1,4-Dichlorobenzene-d4A	4.86	152	197242	40.00	ppb	0.00
112) Naphthalene-d8A	5.79	136	702029	40.00	ppb	0.00
121) Acenaphthene-d10A	7.26	164	422598	40.00	ppb	0.00
132) Phenanthrene-d10A	9.21	188	677229	40.00	ppb	0.00
147) Chrysene-d12A	14.54	240	696297	40.00	ppb	-0.01
155) Perylene-d12A	17.61	264	630065	40.00	ppb	-0.01
159) 1,4-Dichlorobenzene-d4b	4.86	152	197242	40.00	ppb	0.00
161) Naphthalene-d8b	5.79	136	702029	40.00	ppb	0.00
163) Acenaphthene-d10b	7.26	164	422598	40.00	ppb	0.00
165) Phenanthrene-d10b	9.21	188	677229	40.00	ppb	-0.02
167) Chrysene-d12b	14.54	240	696297	40.00	ppb	-0.02
169) 1,4-Dichlorobenzene-d4c	4.86	152	197242	40.00	ppb	0.00
171) Naphthalene-d8c	5.79	136	702029	40.00	ppb	0.00
176) Chrysene-d12c	14.54	240	696297	40.00	ppb	-0.02
178) Naphthalene-d8a	5.79	136	702029	40.00	ppb	-0.02
System Monitoring Compounds						
5) 2-Fluorophenol	0.00	112	0	0.00	ppb	
Spiked Amount 50.000			Recovery =	0.00%		
8) Phenol-d5	0.00	99	0d	0.00	ppb	
Spiked Amount 50.000			Recovery =	0.00%		
25) Nitrobenzene-d5	0.00	82	0	0.00	ppb	
Spiked Amount 50.000			Recovery =	0.00%		
51) 2-Fluorobiphenyl	0.00	172	0	0.00	ppb	
Spiked Amount 50.000			Recovery =	0.00%		
73) 2,4,6-Tribromophenol	0.00	330	0	0.00	ppb	
Spiked Amount 50.000			Recovery =	0.00%		
85) Terphenyl-d14	0.00	244	0	0.00	ppb	
Spiked Amount 50.000			Recovery =	0.00%		
Target Compounds						Qvalue
170) m-Toluidine	5.20	106	251997	26.79	ppb	99
172) 2-chloroaniline	5.48	127	217266	27.55	ppb	99
173) 3-chloroaniline	5.82	127	202634	26.97	ppb	98
174) Catechol	5.73	110	141768	22.51	ppb	93
175) 1-chloro-2-nitrobenzene	6.03	75	81623	26.36	ppb	88

(#) = qualifier out of range (m) = manual integration (+) = signals summed

Quantitation Report (QT Reviewed)

Data File : C:\MSDCHEM\1\DATA\EF5702\F36129.D Vial: 13
Acq On : 19 Jun 2014 1:38 am Operator: ashleyd
Sample : ic5702-25 Inst : MSF
Misc : op74333,ef5702 Multiplr: 1.00
MS Integration Params: LSCINT.P
Quant Time: Jun 19 11:33 2014 Quant Results File: MFAP5692.RES

Method : C:\MSDCHEM\1\METHODS\MFAP5692.M (RTE Integrator)
Title : Semi Volatile Extractables by GC/MS
Last Update : Thu Jun 19 11:57:38 2014
Response via : Initial Calibration

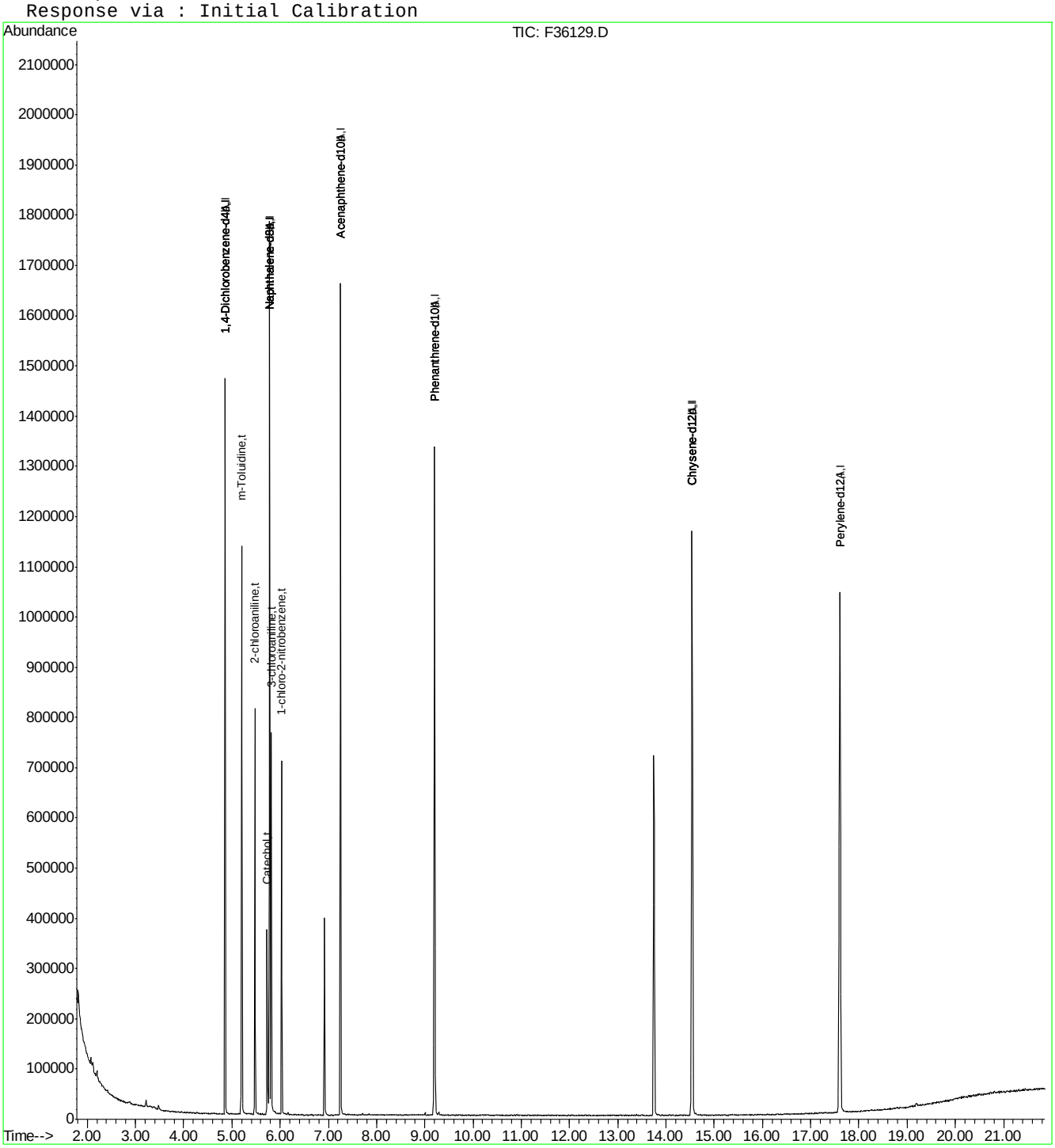

ACCUTEST LABORATORIES JB69078

Quantitation Report (QT Reviewed)

Data File : C:\MSDCHEM\1\DATA\EF5702\F36130.D Vial: 14
Acq On : 19 Jun 2014 2:06 am Operator: ashleyd
Sample : ic5702-10 Inst : MSF
Misc : op74333,ef5702 Multiplr: 1.00
MS Integration Params: LSCINT.P
Quant Time: Jun 19 11:33:44 2014 Quant Results File: MFAP5692.RES

Quant Method : C:\MSDCHEM\1\METHODS\MFAP5692.M (RTE Integrator)
Title : Semi Volatile Extractables by GC/MS
Last Update : Thu Jun 19 11:29:00 2014
Response via : Initial Calibration
DataAcq Meth : MF5692

Internal Standards	R.T.	QIon	Response	Conc	Units	Dev(Min)
1) 1,4-Dichlorobenzene-d4	4.86	152	144871	40.00	ppb	0.00
24) Naphthalene-d8	5.78	136	525034	40.00	ppb	-0.01
47) Acenaphthene-d10	7.25	164	307118	40.00	ppb	-0.01
69) Phenanthrene-d10	9.20	188	499028	40.00	ppb	-0.02
83) Chrysene-d12	14.54	240	522936	40.00	ppb	-0.02
92) Perylene-d12	17.60	264	471762	40.00	ppb	-0.03
102) 1,4-Dichlorobenzene-d4A	4.86	152	144871	40.00	ppb	0.00
112) Naphthalene-d8A	5.78	136	525034	40.00	ppb	0.00
121) Acenaphthene-d10A	7.25	164	307118	40.00	ppb	0.00
132) Phenanthrene-d10A	9.20	188	499028	40.00	ppb	-0.01
147) Chrysene-d12A	14.54	240	522936	40.00	ppb	-0.01
155) Perylene-d12A	17.60	264	471762	40.00	ppb	-0.02
159) 1,4-Dichlorobenzene-d4b	4.86	152	144871	40.00	ppb	0.00
161) Naphthalene-d8b	5.78	136	525034	40.00	ppb	-0.01
163) Acenaphthene-d10b	7.25	164	307118	40.00	ppb	-0.01
165) Phenanthrene-d10b	9.20	188	499028	40.00	ppb	-0.02
167) Chrysene-d12b	14.54	240	522936	40.00	ppb	-0.02
169) 1,4-Dichlorobenzene-d4c	4.86	152	144871	40.00	ppb	0.00
171) Naphthalene-d8c	5.78	136	525034	40.00	ppb	-0.01
176) Chrysene-d12c	14.54	240	522936	40.00	ppb	-0.02
178) Naphthalene-d8a	5.78	136	525034	40.00	ppb	-0.03
System Monitoring Compounds						
5) 2-Fluorophenol	0.00	112	0	0.00	ppb	
Spiked Amount 50.000			Recovery =	0.00%		
8) Phenol-d5	0.00	99	0d	0.00	ppb	
Spiked Amount 50.000			Recovery =	0.00%		
25) Nitrobenzene-d5	0.00	82	0	0.00	ppb	
Spiked Amount 50.000			Recovery =	0.00%		
51) 2-Fluorobiphenyl	0.00	172	0	0.00	ppb	
Spiked Amount 50.000			Recovery =	0.00%		
73) 2,4,6-Tribromophenol	0.00	330	0	0.00	ppb	
Spiked Amount 50.000			Recovery =	0.00%		
85) Terphenyl-d14	0.00	244	0	0.00	ppb	
Spiked Amount 50.000			Recovery =	0.00%		
Target Compounds						Qvalue
170) m-Toluidine	5.20	106	84378	12.21	ppb	99
172) 2-chloroaniline	5.48	127	69862	11.84	ppb	97
173) 3-chloroaniline	5.82	127	65459	11.65	ppb	99
174) Catechol	5.73	110	42516	9.03	ppb	94
175) 1-chloro-2-nitrobenzene	6.03	75	25672	11.08	ppb	94

(#) = qualifier out of range (m) = manual integration (+) = signals summed

Quantitation Report (QT Reviewed)

Data File : C:\MSDCHEM\1\DATA\EF5702\F36130.D Vial: 14
Acq On : 19 Jun 2014 2:06 am Operator: ashleyd
Sample : ic5702-10 Inst : MSF
Misc : op74333,ef5702 Multiplr: 1.00
MS Integration Params: LSCINT.P
Quant Time: Jun 19 11:34 2014 Quant Results File: MFAP5692.RES

Method : C:\MSDCHEM\1\METHODS\MFAP5692.M (RTE Integrator)
Title : Semi Volatile Extractables by GC/MS
Last Update : Thu Jun 19 11:57:38 2014
Response via : Initial Calibration

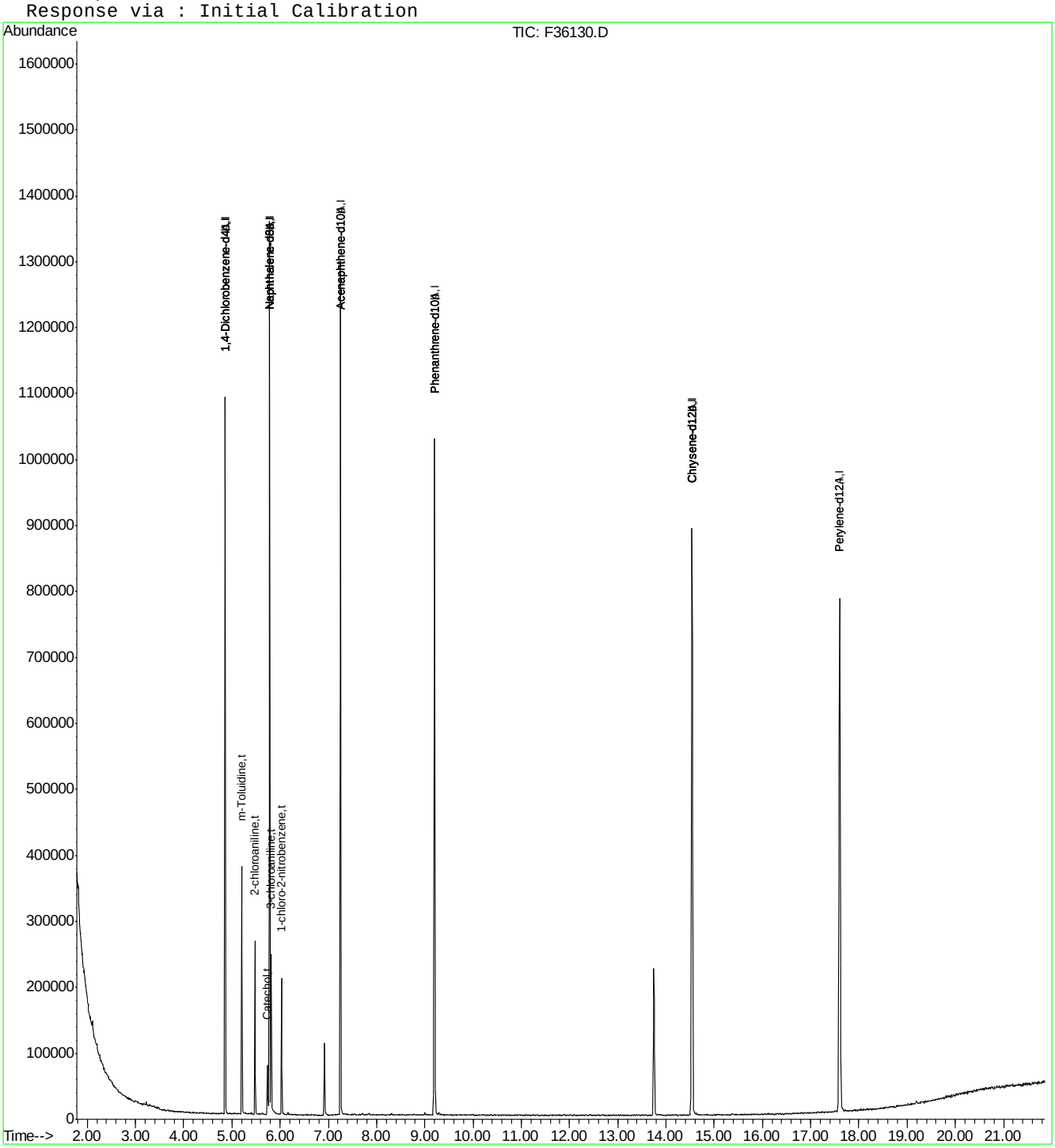

ACCUTEST LABORATORIES JB69078

Quantitation Report (QT Reviewed)

Data File : C:\MSDCHEM\1\DATA\EF5702\F36131.D Vial: 15
Acq On : 19 Jun 2014 2:34 am Operator: ashleyd
Sample : ic5702-5 Inst : MSF
Misc : op74333,ef5702 Multiplr: 1.00
MS Integration Params: LSCINT.P
Quant Time: Jun 19 11:34:38 2014 Quant Results File: MFAP5692.RES

Quant Method : C:\MSDCHEM\1\METHODS\MFAP5692.M (RTE Integrator)
Title : Semi Volatile Extractables by GC/MS
Last Update : Thu Jun 19 11:29:00 2014
Response via : Initial Calibration
DataAcq Meth : MF5692

Internal Standards	R.T.	QIon	Response	Conc	Units	Dev(Min)
1) 1,4-Dichlorobenzene-d4	4.86	152	142808	40.00	ppb	0.00
24) Naphthalene-d8	5.78	136	518457	40.00	ppb	-0.01
47) Acenaphthene-d10	7.25	164	306218	40.00	ppb	-0.01
69) Phenanthrene-d10	9.20	188	492632	40.00	ppb	-0.02
83) Chrysene-d12	14.54	240	506934	40.00	ppb	-0.02
92) Perylene-d12	17.60	264	453675	40.00	ppb	-0.03
102) 1,4-Dichlorobenzene-d4A	4.86	152	142808	40.00	ppb	0.00
112) Naphthalene-d8A	5.78	136	518457	40.00	ppb	0.00
121) Acenaphthene-d10A	7.25	164	306218	40.00	ppb	0.00
132) Phenanthrene-d10A	9.20	188	492632	40.00	ppb	-0.01
147) Chrysene-d12A	14.54	240	506934	40.00	ppb	-0.02
155) Perylene-d12A	17.60	264	453675	40.00	ppb	-0.02
159) 1,4-Dichlorobenzene-d4b	4.86	152	142808	40.00	ppb	0.00
161) Naphthalene-d8b	5.78	136	518457	40.00	ppb	-0.01
163) Acenaphthene-d10b	7.25	164	306218	40.00	ppb	-0.01
165) Phenanthrene-d10b	9.20	188	492632	40.00	ppb	-0.02
167) Chrysene-d12b	14.54	240	506934	40.00	ppb	-0.02
169) 1,4-Dichlorobenzene-d4c	4.86	152	142808	40.00	ppb	0.00
171) Naphthalene-d8c	5.78	136	518457	40.00	ppb	-0.01
176) Chrysene-d12c	14.54	240	506934	40.00	ppb	-0.02
178) Naphthalene-d8a	5.78	136	518457	40.00	ppb	-0.03
System Monitoring Compounds						
5) 2-Fluorophenol	0.00	112	0	0.00	ppb	
Spiked Amount 50.000			Recovery =	0.00%		
8) Phenol-d5	0.00	99	0d	0.00	ppb	
Spiked Amount 50.000			Recovery =	0.00%		
25) Nitrobenzene-d5	0.00	82	0	0.00	ppb	
Spiked Amount 50.000			Recovery =	0.00%		
51) 2-Fluorobiphenyl	0.00	172	0	0.00	ppb	
Spiked Amount 50.000			Recovery =	0.00%		
73) 2,4,6-Tribromophenol	0.00	330	0	0.00	ppb	
Spiked Amount 50.000			Recovery =	0.00%		
85) Terphenyl-d14	0.00	244	0	0.00	ppb	
Spiked Amount 50.000			Recovery =	0.00%		
Target Compounds						Qvalue
170) m-Toluidine	5.20	106	40989	6.02	ppb	99
172) 2-chloroaniline	5.48	127	33985	5.83	ppb	97
173) 3-chloroaniline	5.81	127	32074	5.78	ppb	96
174) Catechol	5.74	110	14462	3.11	ppb	87
175) 1-chloro-2-nitrobenzene	6.03	75	12033	5.26	ppb	90

(#) = qualifier out of range (m) = manual integration (+) = signals summed

ACCUTEST LABORATORIES JB69078

Quantitation Report (QT Reviewed)

Data File : C:\MSDCHEM\1\DATA\EF5702\F36131.D Vial: 15
Acq On : 19 Jun 2014 2:34 am Operator: ashleyd
Sample : ic5702-5 Inst : MSF
Misc : op74333,ef5702 Multiplr: 1.00
MS Integration Params: LSCINT.P
Quant Time: Jun 19 11:35 2014 Quant Results File: MFAP5692.RES

Method : C:\MSDCHEM\1\METHODS\MFAP5692.M (RTE Integrator)
Title : Semi Volatile Extractables by GC/MS
Last Update : Thu Jun 19 11:57:38 2014
Response via : Initial Calibration

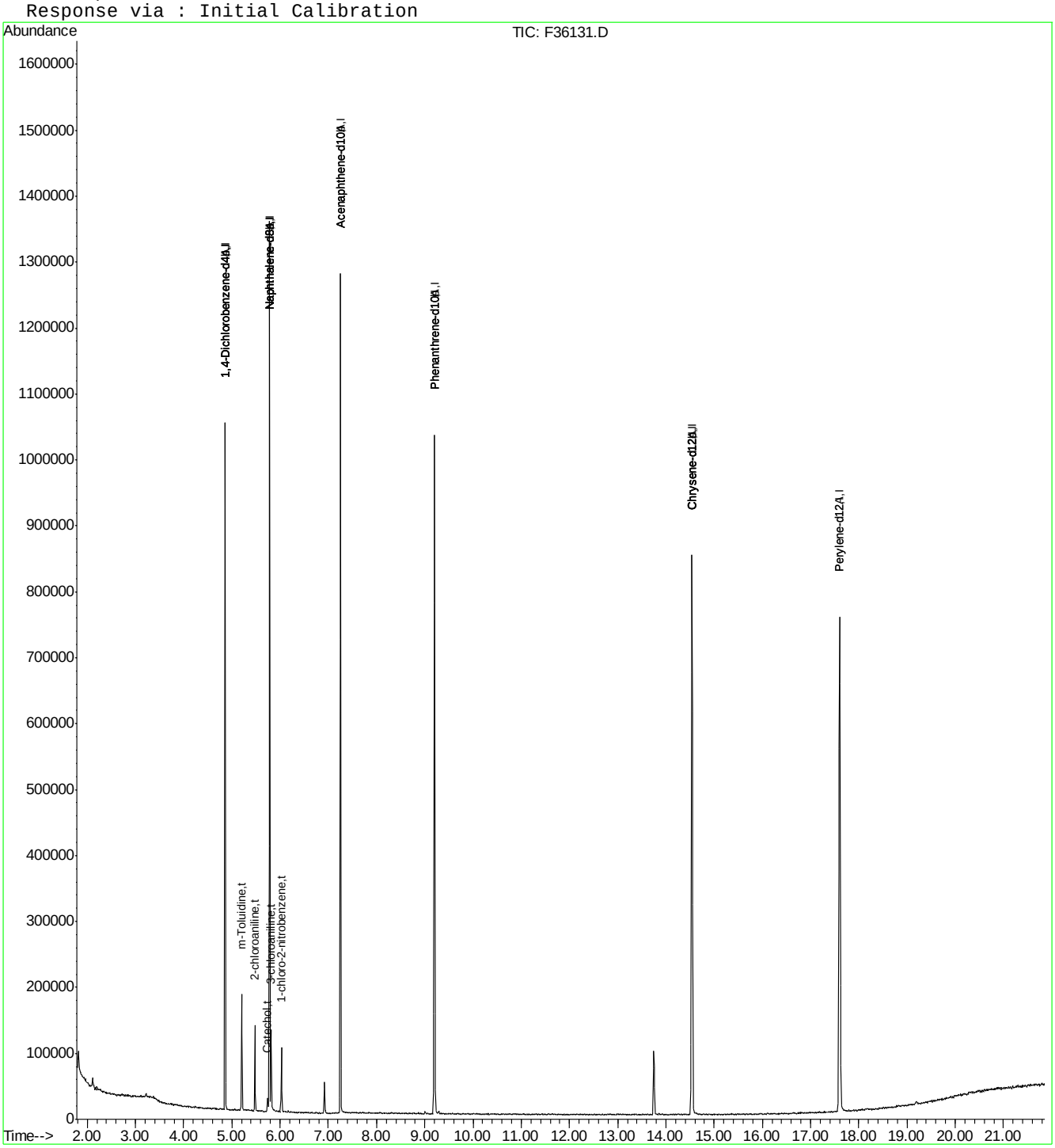

ACCUTEST LABORATORIES JB69078

Quantitation Report (QT Reviewed)

Data File : C:\MSDCHEM\1\DATA\EF5702\F36132.D Vial: 16
Acq On : 19 Jun 2014 3:03 am Operator: ashleyd
Sample : ic5702-2 Inst : MSF
Misc : op74333,ef5702 Multiplr: 1.00
MS Integration Params: LSCINT.P
Quant Time: Jun 19 11:35:31 2014 Quant Results File: MFAP5692.RES

Quant Method : C:\MSDCHEM\1\METHODS\MFAP5692.M (RTE Integrator)
Title : Semi Volatile Extractables by GC/MS
Last Update : Thu Jun 19 11:29:00 2014
Response via : Initial Calibration
DataAcq Meth : MF5692

Internal Standards	R.T.	QIon	Response	Conc	Units	Dev(Min)
1) 1,4-Dichlorobenzene-d4	4.86	152	145552	40.00	ppb	0.00
24) Naphthalene-d8	5.78	136	529913	40.00	ppb	-0.01
47) Acenaphthene-d10	7.25	164	310363	40.00	ppb	-0.01
69) Phenanthrene-d10	9.20	188	505703	40.00	ppb	-0.02
83) Chrysene-d12	14.54	240	513246	40.00	ppb	-0.02
92) Perylene-d12	17.60	264	463012	40.00	ppb	-0.03
102) 1,4-Dichlorobenzene-d4A	4.86	152	145552	40.00	ppb	0.00
112) Naphthalene-d8A	5.78	136	529913	40.00	ppb	0.00
121) Acenaphthene-d10A	7.25	164	310363	40.00	ppb	0.00
132) Phenanthrene-d10A	9.20	188	505703	40.00	ppb	-0.01
147) Chrysene-d12A	14.54	240	513246	40.00	ppb	-0.01
155) Perylene-d12A	17.60	264	463012	40.00	ppb	-0.02
159) 1,4-Dichlorobenzene-d4b	4.86	152	145552	40.00	ppb	0.00
161) Naphthalene-d8b	5.78	136	529913	40.00	ppb	-0.01
163) Acenaphthene-d10b	7.25	164	310363	40.00	ppb	-0.01
165) Phenanthrene-d10b	9.20	188	505703	40.00	ppb	-0.02
167) Chrysene-d12b	14.54	240	513246	40.00	ppb	-0.02
169) 1,4-Dichlorobenzene-d4c	4.86	152	145552	40.00	ppb	0.00
171) Naphthalene-d8c	5.78	136	529913	40.00	ppb	-0.01
176) Chrysene-d12c	14.54	240	513246	40.00	ppb	-0.02
178) Naphthalene-d8a	5.78	136	529913	40.00	ppb	-0.03
System Monitoring Compounds						
5) 2-Fluorophenol	0.00	112	0	0.00	ppb	
Spiked Amount 50.000			Recovery =	0.00%		
8) Phenol-d5	0.00	99	0d	0.00	ppb	
Spiked Amount 50.000			Recovery =	0.00%		
25) Nitrobenzene-d5	0.00	82	0	0.00	ppb	
Spiked Amount 50.000			Recovery =	0.00%		
51) 2-Fluorobiphenyl	0.00	172	0	0.00	ppb	
Spiked Amount 50.000			Recovery =	0.00%		
73) 2,4,6-Tribromophenol	0.00	330	0	0.00	ppb	
Spiked Amount 50.000			Recovery =	0.00%		
85) Terphenyl-d14	0.00	244	0	0.00	ppb	
Spiked Amount 50.000			Recovery =	0.00%		
Target Compounds						Qvalue
170) m-Toluidine	5.20	106	20592	2.97	ppb	98
172) 2-chloroaniline	5.48	127	17425	2.93	ppb	97
173) 3-chloroaniline	5.82	127	15199	2.68	ppb	96
174) Catechol	5.74	110	7236	1.52	ppb	97
175) 1-chloro-2-nitrobenzene	6.03	75	6138	2.63	ppb	87

(#) = qualifier out of range (m) = manual integration (+) = signals summed

Quantitation Report (QT Reviewed)

Data File : C:\MSDCHEM\1\DATA\EF5702\F36132.D Vial: 16
Acq On : 19 Jun 2014 3:03 am Operator: ashleyd
Sample : ic5702-2 Inst : MSF
Misc : op74333,ef5702 Multiplr: 1.00
MS Integration Params: LSCINT.P
Quant Time: Jun 19 11:36 2014 Quant Results File: MFAP5692.RES

Method : C:\MSDCHEM\1\METHODS\MFAP5692.M (RTE Integrator)
Title : Semi Volatile Extractables by GC/MS
Last Update : Thu Jun 19 11:57:38 2014
Response via : Initial Calibration

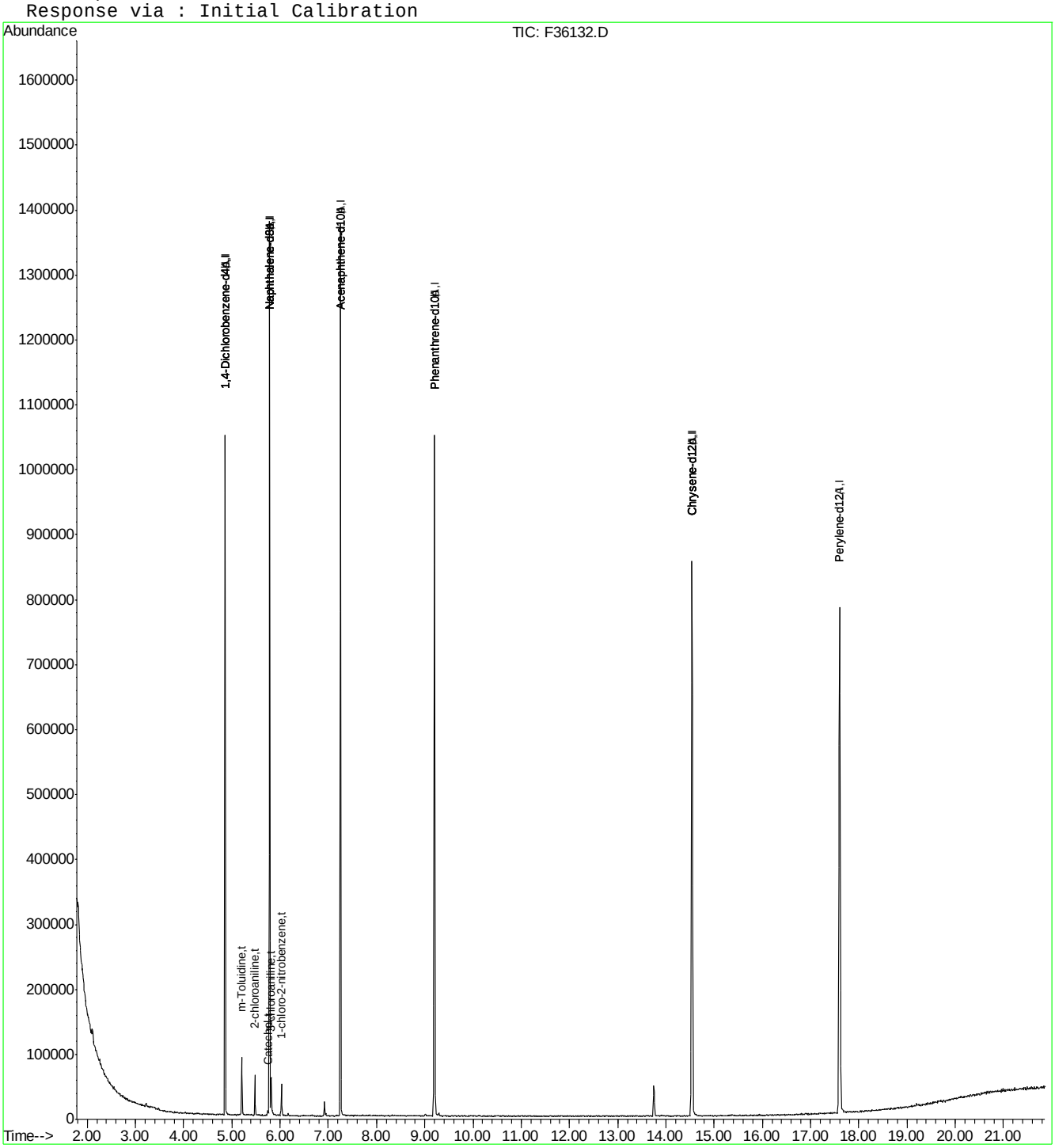

ACCUTEST LABORATORIES JB69078

Quantitation Report (QT Reviewed)

Data File : C:\MSDCHEM\1\DATA\EF5702\F36133.D Vial: 17
Acq On : 19 Jun 2014 3:31 am Operator: ashleyd
Sample : ic5702-1 Inst : MSF
Misc : op74333,ef5702 Multiplr: 1.00
MS Integration Params: LSCINT.P
Quant Time: Jun 19 11:36:14 2014 Quant Results File: MFAP5692.RES

Quant Method : C:\MSDCHEM\1\METHODS\MFAP5692.M (RTE Integrator)
Title : Semi Volatile Extractables by GC/MS
Last Update : Thu Jun 19 11:29:00 2014
Response via : Initial Calibration
DataAcq Meth : MF5692

Internal Standards	R.T.	QIon	Response	Conc	Units	Dev(Min)
1) 1,4-Dichlorobenzene-d4	4.86	152	135724	40.00	ppb	0.00
24) Naphthalene-d8	5.78	136	496612	40.00	ppb	-0.01
47) Acenaphthene-d10	7.25	164	291199	40.00	ppb	-0.01
69) Phenanthrene-d10	9.20	188	468225	40.00	ppb	-0.02
83) Chrysene-d12	14.54	240	475428	40.00	ppb	-0.02
92) Perylene-d12	17.60	264	427033	40.00	ppb	-0.03
102) 1,4-Dichlorobenzene-d4A	4.86	152	135724	40.00	ppb	0.00
112) Naphthalene-d8A	5.78	136	496612	40.00	ppb	0.00
121) Acenaphthene-d10A	7.25	164	291199	40.00	ppb	0.00
132) Phenanthrene-d10A	9.20	188	468225	40.00	ppb	-0.01
147) Chrysene-d12A	14.54	240	475428	40.00	ppb	-0.02
155) Perylene-d12A	17.60	264	427033	40.00	ppb	-0.02
159) 1,4-Dichlorobenzene-d4b	4.86	152	135724	40.00	ppb	0.00
161) Naphthalene-d8b	5.78	136	496612	40.00	ppb	-0.01
163) Acenaphthene-d10b	7.25	164	291199	40.00	ppb	-0.01
165) Phenanthrene-d10b	9.20	188	468225	40.00	ppb	-0.02
167) Chrysene-d12b	14.54	240	475428	40.00	ppb	-0.02
169) 1,4-Dichlorobenzene-d4c	4.86	152	135724	40.00	ppb	0.00
171) Naphthalene-d8c	5.78	136	496612	40.00	ppb	-0.01
176) Chrysene-d12c	14.54	240	475428	40.00	ppb	-0.02
178) Naphthalene-d8a	5.78	136	496612	40.00	ppb	-0.03
System Monitoring Compounds						
5) 2-Fluorophenol	0.00	112	0	0.00	ppb	
Spiked Amount 50.000			Recovery =	0.00%		
8) Phenol-d5	0.00	99	0d	0.00	ppb	
Spiked Amount 50.000			Recovery =	0.00%		
25) Nitrobenzene-d5	0.00	82	0	0.00	ppb	
Spiked Amount 50.000			Recovery =	0.00%		
51) 2-Fluorobiphenyl	0.00	172	0	0.00	ppb	
Spiked Amount 50.000			Recovery =	0.00%		
73) 2,4,6-Tribromophenol	0.00	330	0	0.00	ppb	
Spiked Amount 50.000			Recovery =	0.00%		
85) Terphenyl-d14	0.00	244	0	0.00	ppb	
Spiked Amount 50.000			Recovery =	0.00%		
Target Compounds						Qvalue
170) m-Toluidine	5.20	106	7829	1.21	ppb	98
172) 2-chloroaniline	5.48	127	6991	1.25	ppb	96
173) 3-chloroaniline	5.82	127	5881	1.11	ppb	97
175) 1-chloro-2-nitrobenzene	6.03	75	2070	0.94	ppb	83

(#) = qualifier out of range (m) = manual integration (+) = signals summed
F36133.D MFAP5692.M Thu Jun 19 11:59:22 2014 RT1

Quantitation Report (QT Reviewed)

Data File : C:\MSDCHEM\1\DATA\EF5702\F36133.D Vial: 17
Acq On : 19 Jun 2014 3:31 am Operator: ashleyd
Sample : ic5702-1 Inst : MSF
Misc : op74333,ef5702 Multiplr: 1.00
MS Integration Params: LSCINT.P
Quant Time: Jun 19 11:36 2014 Quant Results File: MFAP5692.RES

Method : C:\MSDCHEM\1\METHODS\MFAP5692.M (RTE Integrator)
Title : Semi Volatile Extractables by GC/MS
Last Update : Thu Jun 19 11:57:38 2014
Response via : Initial Calibration

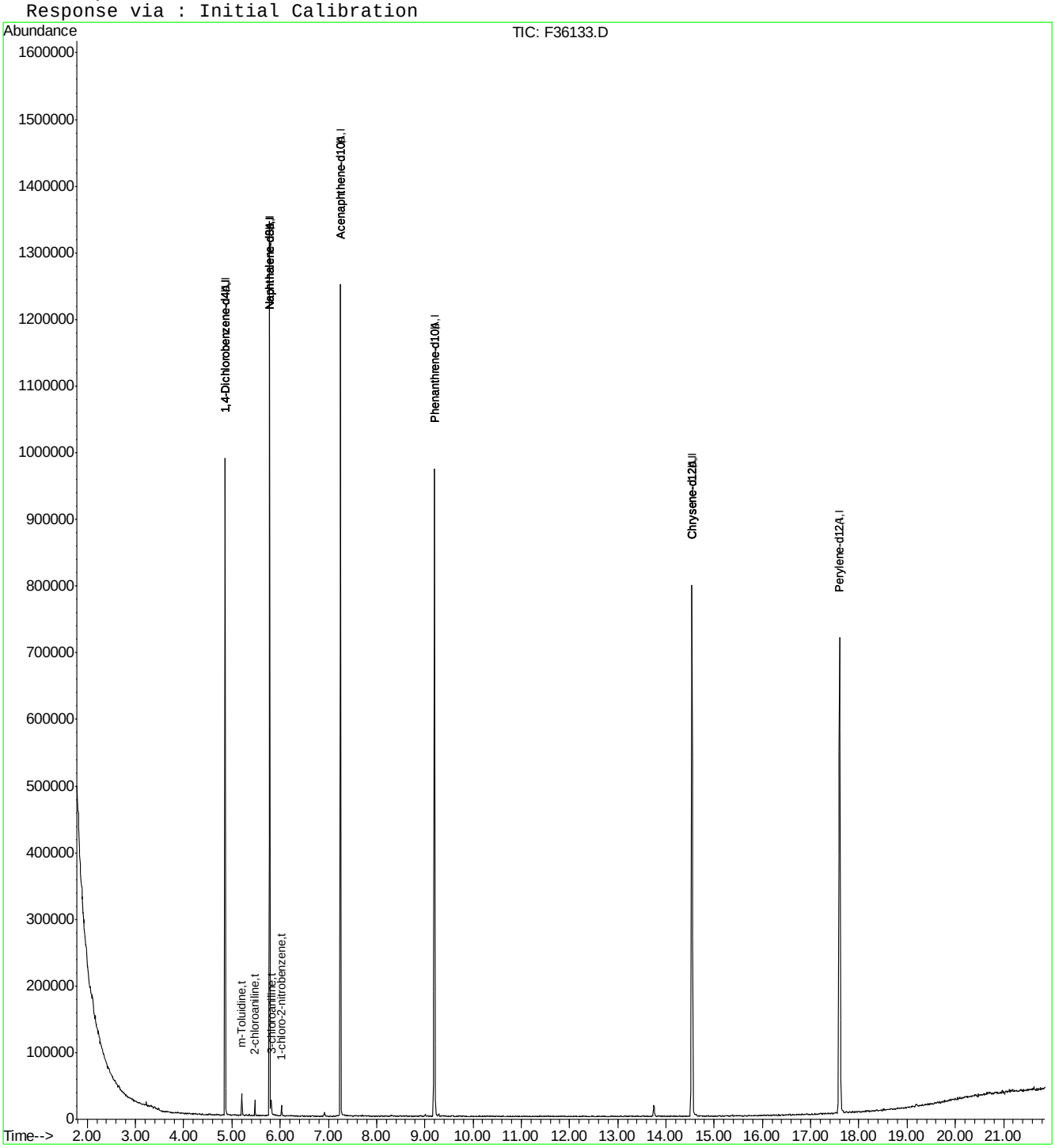

ACCUTEST LABORATORIES JB69078

Quantitation Report (QT Reviewed)

Data File : C:\MSDCHEM\1\DATA\EF5702\F36134.D Vial: 18
Acq On : 19 Jun 2014 3:59 am Operator: ashleyd
Sample : icv5702-50 Inst : MSF
Misc : op74333,ef5702 Multiplr: 1.00
MS Integration Params: LSCINT.P
Quant Time: Jun 19 12:03:23 2014 Quant Results File: MFAP5692.RES

Quant Method : C:\MSDCHEM\1\METHODS\MFAP5692.M (RTE Integrator)
Title : Semi Volatile Extractables by GC/MS
Last Update : Thu Jun 19 12:03:18 2014
Response via : Initial Calibration
DataAcq Meth : MF5692

Internal Standards	R.T.	QIon	Response	Conc	Units	Dev(Min)
1) 1,4-Dichlorobenzene-d4	4.86	152	164227	40.00	ppb	0.00
24) Naphthalene-d8	5.78	136	577709	40.00	ppb	0.00
47) Acenaphthene-d10	7.25	164	331284	40.00	ppb	0.00
69) Phenanthrene-d10	9.20	188	504294	40.00	ppb	0.00
83) Chrysene-d12	14.54	240	442478	40.00	ppb	0.00
92) Perylene-d12	17.60	264	419513	40.00	ppb	0.00
102) 1,4-Dichlorobenzene-d4A	4.86	152	164227	40.00	ppb	0.00
112) Naphthalene-d8A	5.78	136	577709	40.00	ppb	0.00
121) Acenaphthene-d10A	7.25	164	331284	40.00	ppb	0.00
132) Phenanthrene-d10A	9.20	188	504294	40.00	ppb	0.00
147) Chrysene-d12A	14.54	240	442478	40.00	ppb	0.00
155) Perylene-d12A	17.60	264	419513	40.00	ppb	0.00
159) 1,4-Dichlorobenzene-d4b	4.86	152	164227	40.00	ppb	0.00
161) Naphthalene-d8b	5.78	136	577709	40.00	ppb	0.00
163) Acenaphthene-d10b	7.25	164	331284	40.00	ppb	0.00
165) Phenanthrene-d10b	9.20	188	504294	40.00	ppb	0.00
167) Chrysene-d12b	14.54	240	442478	40.00	ppb	0.00
169) 1,4-Dichlorobenzene-d4c	4.86	152	164227	40.00	ppb	0.00
171) Naphthalene-d8c	5.78	136	577709	40.00	ppb	0.00
176) Chrysene-d12c	14.54	240	442478	40.00	ppb	0.00
178) Naphthalene-d8a	5.78	136	577709	40.00	ppb	-0.03
System Monitoring Compounds						
5) 2-Fluorophenol	0.00	112	0	0.00	ppb	
Spiked Amount 50.000			Recovery =	0.00%		
8) Phenol-d5	0.00	99	0d	0.00	ppb	
Spiked Amount 50.000			Recovery =	0.00%		
25) Nitrobenzene-d5	0.00	82	0d	0.00	ppb	
Spiked Amount 50.000			Recovery =	0.00%		
51) 2-Fluorobiphenyl	0.00	172	0d	0.00	ppb	
Spiked Amount 50.000			Recovery =	0.00%		
73) 2,4,6-Tribromophenol	0.00	330	0	0.00	ppb	
Spiked Amount 50.000			Recovery =	0.00%		
85) Terphenyl-d14	0.00	244	0	0.00	ppb	
Spiked Amount 50.000			Recovery =	0.00%		
Target Compounds						Qvalue
103) 2-Picoline	3.41	93	305799	47.27	ppb	99
104) Pentachloroethane	4.65	167	96881	41.26	ppb	99
105) Methyl methanesulfonate	3.75	80	121751	40.30	ppb	99
106) N-Nitrosodiethylamine	4.06	102	133831	46.97	ppb	98
107) N-Nitrosomethylethylamine	3.50	42	116769	43.42	ppb	94
108) Ethyl methanesulfonate	4.29	79	197733	45.91	ppb	99
109) N-Nitrosopyrrolidine	5.13	41	90526	41.81	ppb	98
110) N-Nitrosomorpholine	5.16	56	129730	40.91	ppb	99
114) N-Nitrosopiperidine	5.38	42	143142	47.01	ppb	97
115) A,A-Dimethylphenethylamine	5.67	58	563187	48.43	ppb	100
116) Hexachloropropene	5.87	213	155971	47.79	ppb	100
118) N-Nitrosodi-n-butylamine	6.07	84	209775	59.94	ppb	89
119) Safrole	6.24	162	201059	51.61	ppb	95

(#) = qualifier out of range (m) = manual integration
F36134.D MFAP5692.M Tue Jun 24 11:45:28 2014 RT1

Quantitation Report (QT Reviewed)

Data File : C:\MSDCHEM\1\DATA\EF5702\F36134.D Vial: 18
Acq On : 19 Jun 2014 3:59 am Operator: ashleyd
Sample : icv5702-50 Inst : MSF
Misc : op74333,ef5702 Multiplr: 1.00
MS Integration Params: LSCINT.P
Quant Time: Jun 19 12:03:23 2014 Quant Results File: MFAP5692.RES

Quant Method : C:\MSDCHEM\1\METHODS\MFAP5692.M (RTE Integrator)
Title : Semi Volatile Extractables by GC/MS
Last Update : Thu Jun 19 12:03:18 2014
Response via : Initial Calibration
DataAcq Meth : MF5692

Compound	R.T.	QIon	Response	Conc	Unit	Qvalue
120) Isosafrole	6.66	162	202984	78.04	ppb	98
125) Phenacetin	8.43	108	230655	43.42	ppb	99
126) 1,4-Naphthoquinone	6.87	158	134216	42.68	ppb	96
128) Pentachlorobenzene	7.43	250	186653	49.91	ppb	99
140) Isodrin	11.12	193	81516	50.63	ppb	97
141) Diallate	8.40	86	196176	49.58	ppb	97
143) Pronamide	9.02	173	214946	48.26	ppb	98
148) Aramite	12.33	185	40462	108.81	ppb	99
149) p-(Dimethylamine)azobenzen	12.61	120	207577	50.29	ppb	99
152) 2-Acetylaminofluorene	13.91	181	285407	50.19	ppb	97
154) Chlorobenzilate	12.75	251	188679	49.99	ppb	98
157) 3-Methylcholanthrene	18.21	268	317114	51.37	ppb	98

(#) = qualifier out of range (m) = manual integration (+) = signals summed

Quantitation Report (QT Reviewed)

Data File : C:\MSDCHEM\1\DATA\EF5702\F36134.D Vial: 18
Acq On : 19 Jun 2014 3:59 am Operator: ashleyd
Sample : icv5702-50 Inst : MSF
Misc : op74333,ef5702 Multiplr: 1.00
MS Integration Params: LSCINT.P
Quant Time: Jun 19 12:17 2014 Quant Results File: MFAP5692.RES

Method : C:\MSDCHEM\1\METHODS\MFAP5692.M (RTE Integrator)
Title : Semi Volatile Extractables by GC/MS
Last Update : Tue Jun 24 08:08:18 2014
Response via : Initial Calibration

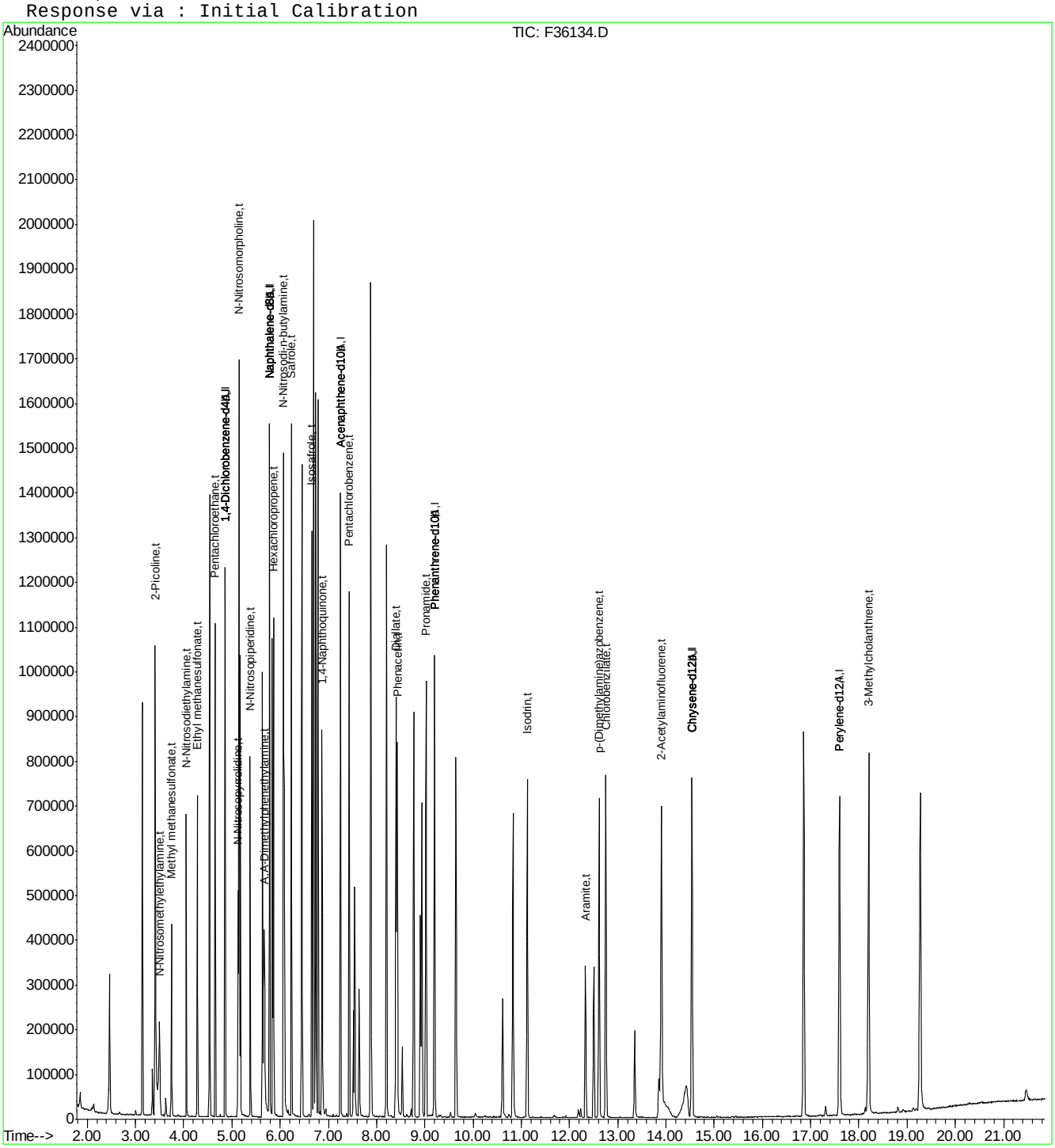

Quantitation Report (QT Reviewed)

Data File : C:\MSDCHEM\1\DATA\EF5702\F36136.D Vial: 20
Acq On : 19 Jun 2014 4:56 am Operator: ashleyd
Sample : icv5702-50 Inst : MSF
Misc : op74333,ef5702 Multiplr: 1.00
MS Integration Params: LSCINT.P
Quant Time: Jun 19 12:18:50 2014 Quant Results File: MFAP5692.RES

Quant Method : C:\MSDCHEM\1\METHODS\MFAP5692.M (RTE Integrator)
Title : Semi Volatile Extractables by GC/MS
Last Update : Thu Jun 19 12:03:18 2014
Response via : Initial Calibration
DataAcq Meth : MF5692

Internal Standards	R.T.	QIon	Response	Conc	Units	Dev(Min)
1) 1,4-Dichlorobenzene-d4	4.86	152	173652	40.00	ppb	0.00
24) Naphthalene-d8	5.78	136	667205	40.00	ppb	0.00
47) Acenaphthene-d10	7.25	164	407748	40.00	ppb	0.00
69) Phenanthrene-d10	9.20	188	667472	40.00	ppb	0.00
83) Chrysene-d12	14.54	240	609387	40.00	ppb	0.00
92) Perylene-d12	17.60	264	542302	40.00	ppb	0.00
102) 1,4-Dichlorobenzene-d4A	4.86	152	173652	40.00	ppb	0.00
112) Naphthalene-d8A	5.78	136	667205	40.00	ppb	0.00
121) Acenaphthene-d10A	7.25	164	407748	40.00	ppb	0.00
132) Phenanthrene-d10A	9.20	188	667472	40.00	ppb	0.00
147) Chrysene-d12A	14.54	240	609387	40.00	ppb	0.00
155) Perylene-d12A	17.60	264	542302	40.00	ppb	0.00
159) 1,4-Dichlorobenzene-d4b	4.86	152	173652	40.00	ppb	0.00
161) Naphthalene-d8b	5.78	136	667205	40.00	ppb	0.00
163) Acenaphthene-d10b	7.25	164	407748	40.00	ppb	0.00
165) Phenanthrene-d10b	9.20	188	667472	40.00	ppb	0.00
167) Chrysene-d12b	14.54	240	609387	40.00	ppb	0.00
169) 1,4-Dichlorobenzene-d4c	4.86	152	173652	40.00	ppb	0.00
171) Naphthalene-d8c	5.78	136	667205	40.00	ppb	0.00
176) Chrysene-d12c	14.54	240	609387	40.00	ppb	0.00
178) Naphthalene-d8a	5.78	136	667205	40.00	ppb	-0.03
System Monitoring Compounds						
5) 2-Fluorophenol	0.00	112	0	0.00	ppb	
Spiked Amount 50.000			Recovery =	0.00%		
8) Phenol-d5	0.00	99	0d	0.00	ppb	
Spiked Amount 50.000			Recovery =	0.00%		
25) Nitrobenzene-d5	0.00	82	0	0.00	ppb	
Spiked Amount 50.000			Recovery =	0.00%		
51) 2-Fluorobiphenyl	0.00	172	0	0.00	ppb	
Spiked Amount 50.000			Recovery =	0.00%		
73) 2,4,6-Tribromophenol	0.00	330	0	0.00	ppb	
Spiked Amount 50.000			Recovery =	0.00%		
85) Terphenyl-d14	0.00	244	0	0.00	ppb	
Spiked Amount 50.000			Recovery =	0.00%		
Target Compounds						Qvalue
172) 2-chloroaniline	5.48	127	380304	44.40	ppb	98
173) 3-chloroaniline	5.82	127	372287	48.41	ppb	99

(#) = qualifier out of range (m) = manual integration (+) = signals summed

Quantitation Report (QT Reviewed)

Data File : C:\MSDCHEM\1\DATA\EF5702\F36136.D Vial: 20
Acq On : 19 Jun 2014 4:56 am Operator: ashleyd
Sample : icv5702-50 Inst : MSF
Misc : op74333,ef5702 Multiplr: 1.00
MS Integration Params: LSCINT.P
Quant Time: Jun 19 12:19 2014 Quant Results File: MFAP5692.RES

Method : C:\MSDCHEM\1\METHODS\MFAP5692.M (RTE Integrator)
Title : Semi Volatile Extractables by GC/MS
Last Update : Tue Jun 24 08:08:18 2014
Response via : Initial Calibration



ACCUTEST LABORATORIES JB69078

Quantitation Report (QT Reviewed)

Data File : C:\MSDCHEM\1\DATA\EF5702\F36137.D Vial: 21
Acq On : 19 Jun 2014 5:24 am Operator: ashleyd
Sample : icv5702-50 Inst : MSF
Misc : op74333,ef5702 Multiplr: 1.00
MS Integration Params: LSCINT.P
Quant Time: Jun 24 11:59:34 2014 Quant Results File: MFAP5692.RES

Quant Method : C:\MSDCHEM\1\METHODS\MFAP5692.M (RTE Integrator)
Title : Semi Volatile Extractables by GC/MS
Last Update : Tue Jun 24 11:50:07 2014
Response via : Initial Calibration
DataAcq Meth : MF5692

Internal Standards	R.T.	QIon	Response	Conc	Units	Dev(Min)
1) 1,4-Dichlorobenzene-d4	4.86	152	145888	40.00	ppb	0.04
24) Naphthalene-d8	5.78	136	538325	40.00	ppb	0.04
47) Acenaphthene-d10	7.25	164	317502	40.00	ppb	0.05
69) Phenanthrene-d10	9.20	188	509855	40.00	ppb	0.07
83) Chrysene-d12	14.54	240	480370	40.00	ppb	0.09
92) Perylene-d12	17.60	264	432182	40.00	ppb	0.09
102) 1,4-Dichlorobenzene-d4A	4.86	152	145888	40.00	ppb	0.00
112) Naphthalene-d8A	5.78	136	538325	40.00	ppb	0.00
121) Acenaphthene-d10A	7.25	164	317502	40.00	ppb	0.00
132) Phenanthrene-d10A	9.20	188	509855	40.00	ppb	0.00
147) Chrysene-d12A	14.54	240	480370	40.00	ppb	0.00
155) Perylene-d12A	17.60	264	432182	40.00	ppb	0.00
159) 1,4-Dichlorobenzene-d4b	4.86	152	145888	40.00	ppb	0.04
161) Naphthalene-d8b	5.78	136	538325	40.00	ppb	0.04
163) Acenaphthene-d10b	7.25	164	317502	40.00	ppb	0.05
165) Phenanthrene-d10b	9.20	188	509855	40.00	ppb	0.07
167) Chrysene-d12b	14.54	240	480370	40.00	ppb	0.09
169) 1,4-Dichlorobenzene-d4c	4.86	152	145888	40.00	ppb	0.00
171) Naphthalene-d8c	5.78	136	538325	40.00	ppb	0.00
176) Chrysene-d12c	14.54	240	480370	40.00	ppb	0.00
178) Naphthalene-d8a	5.78	136	538325	40.00	ppb	-0.03
System Monitoring Compounds						
5) 2-Fluorophenol	0.00	112	0	0.00	ppb	
Spiked Amount 50.000			Recovery =	0.00%		
8) Phenol-d5	0.00	99	0	0.00	ppb	
Spiked Amount 50.000			Recovery =	0.00%		
25) Nitrobenzene-d5	0.00	82	0	0.00	ppb	
Spiked Amount 50.000			Recovery =	0.00%		
51) 2-Fluorobiphenyl	0.00	172	0	0.00	ppb	
Spiked Amount 50.000			Recovery =	0.00%		
73) 2,4,6-Tribromophenol	0.00	330	0	0.00	ppb	
Spiked Amount 50.000			Recovery =	0.00%		
85) Terphenyl-d14	0.00	244	0	0.00	ppb	
Spiked Amount 50.000			Recovery =	0.00%		
Target Compounds						Qvalue
111) o-Toluidine	5.17	106	368751	49.12	ppb	# 7

(#) = qualifier out of range (m) = manual integration (+) = signals summed

Quantitation Report (QT Reviewed)

Data File : C:\MSDCHEM\1\DATA\EF5702\F36137.D Vial: 21
Acq On : 19 Jun 2014 5:24 am Operator: ashleyd
Sample : icv5702-50 Inst : MSF
Misc : op74333,ef5702 Multiplr: 1.00
MS Integration Params: LSCINT.P
Quant Time: Jun 24 12:00 2014 Quant Results File: MFAP5692.RES

Method : C:\MSDCHEM\1\METHODS\MFAP5692.M (RTE Integrator)
Title : Semi Volatile Extractables by GC/MS
Last Update : Tue Jun 24 11:50:07 2014
Response via : Initial Calibration



ACCUTEST LABORATORIES JB69078

Quantitation Report (QT Reviewed)

Data File : C:\MSDCHEM\1\DATA\EF5702\F36138.D Vial: 22
Acq On : 19 Jun 2014 5:53 am Operator: ashleyd
Sample : icv5702-50 Inst : MSF
Misc : op74333,ef5702 Multiplr: 1.00
MS Integration Params: LSCINT.P
Quant Time: Jun 20 12:41:21 2014 Quant Results File: MFAP5692.RES

Quant Method : C:\MSDCHEM\1\METHODS\MFAP5692.M (RTE Integrator)
Title : Semi Volatile Extractables by GC/MS
Last Update : Thu Jun 19 12:03:18 2014
Response via : Initial Calibration
DataAcq Meth : MF5692

Internal Standards	R.T.	QIon	Response	Conc	Units	Dev(Min)
1) 1,4-Dichlorobenzene-d4	4.86	152	141440	40.00	ppb	0.00
24) Naphthalene-d8	5.78	136	516038	40.00	ppb	0.00
47) Acenaphthene-d10	7.25	164	303438	40.00	ppb	0.00
69) Phenanthrene-d10	9.20	188	482814	40.00	ppb	0.00
83) Chrysene-d12	14.54	240	472605	40.00	ppb	0.00
92) Perylene-d12	17.60	264	422755	40.00	ppb	0.00
102) 1,4-Dichlorobenzene-d4A	4.86	152	141440	40.00	ppb	0.00
112) Naphthalene-d8A	5.78	136	516038	40.00	ppb	0.00
121) Acenaphthene-d10A	7.25	164	303438	40.00	ppb	0.00
132) Phenanthrene-d10A	9.20	188	482814	40.00	ppb	0.00
147) Chrysene-d12A	14.54	240	472605	40.00	ppb	0.00
155) Perylene-d12A	17.60	264	422755	40.00	ppb	0.00
159) 1,4-Dichlorobenzene-d4b	4.86	152	141440	40.00	ppb	0.00
161) Naphthalene-d8b	5.78	136	516038	40.00	ppb	0.00
163) Acenaphthene-d10b	7.25	164	303438	40.00	ppb	0.00
165) Phenanthrene-d10b	9.20	188	482814	40.00	ppb	0.00
167) Chrysene-d12b	14.54	240	472605	40.00	ppb	0.00
169) 1,4-Dichlorobenzene-d4c	4.86	152	141440	40.00	ppb	0.00
171) Naphthalene-d8c	5.78	136	516038	40.00	ppb	0.00
176) Chrysene-d12c	14.54	240	472605	40.00	ppb	0.00
178) Naphthalene-d8a	5.78	136	516038	40.00	ppb	-0.03
System Monitoring Compounds						
5) 2-Fluorophenol	0.00	112	0	0.00	ppb	
Spiked Amount 50.000			Recovery =	0.00%		
8) Phenol-d5	0.00	99	0d	0.00	ppb	
Spiked Amount 50.000			Recovery =	0.00%		
25) Nitrobenzene-d5	0.00	82	0	0.00	ppb	
Spiked Amount 50.000			Recovery =	0.00%		
51) 2-Fluorobiphenyl	0.00	172	0	0.00	ppb	
Spiked Amount 50.000			Recovery =	0.00%		
73) 2,4,6-Tribromophenol	0.00	330	0	0.00	ppb	
Spiked Amount 50.000			Recovery =	0.00%		
85) Terphenyl-d14	0.00	244	0	0.00	ppb	
Spiked Amount 50.000			Recovery =	0.00%		
Target Compounds						Qvalue
170) m-Toluidine	5.20	106	277732	38.01	ppb	99

(#) = qualifier out of range (m) = manual integration (+) = signals summed

Quantitation Report (QT Reviewed)

Data File : C:\MSDCHEM\1\DATA\EF5702\F36138.D Vial: 22
Acq On : 19 Jun 2014 5:53 am Operator: ashleyd
Sample : icv5702-50 Inst : MSF
Misc : op74333,ef5702 Multiplr: 1.00
MS Integration Params: LSCINT.P
Quant Time: Jun 20 12:45 2014 Quant Results File: MFAP5692.RES

Method : C:\MSDCHEM\1\METHODS\MFAP5692.M (RTE Integrator)
Title : Semi Volatile Extractables by GC/MS
Last Update : Tue Jun 24 08:08:18 2014
Response via : Initial Calibration

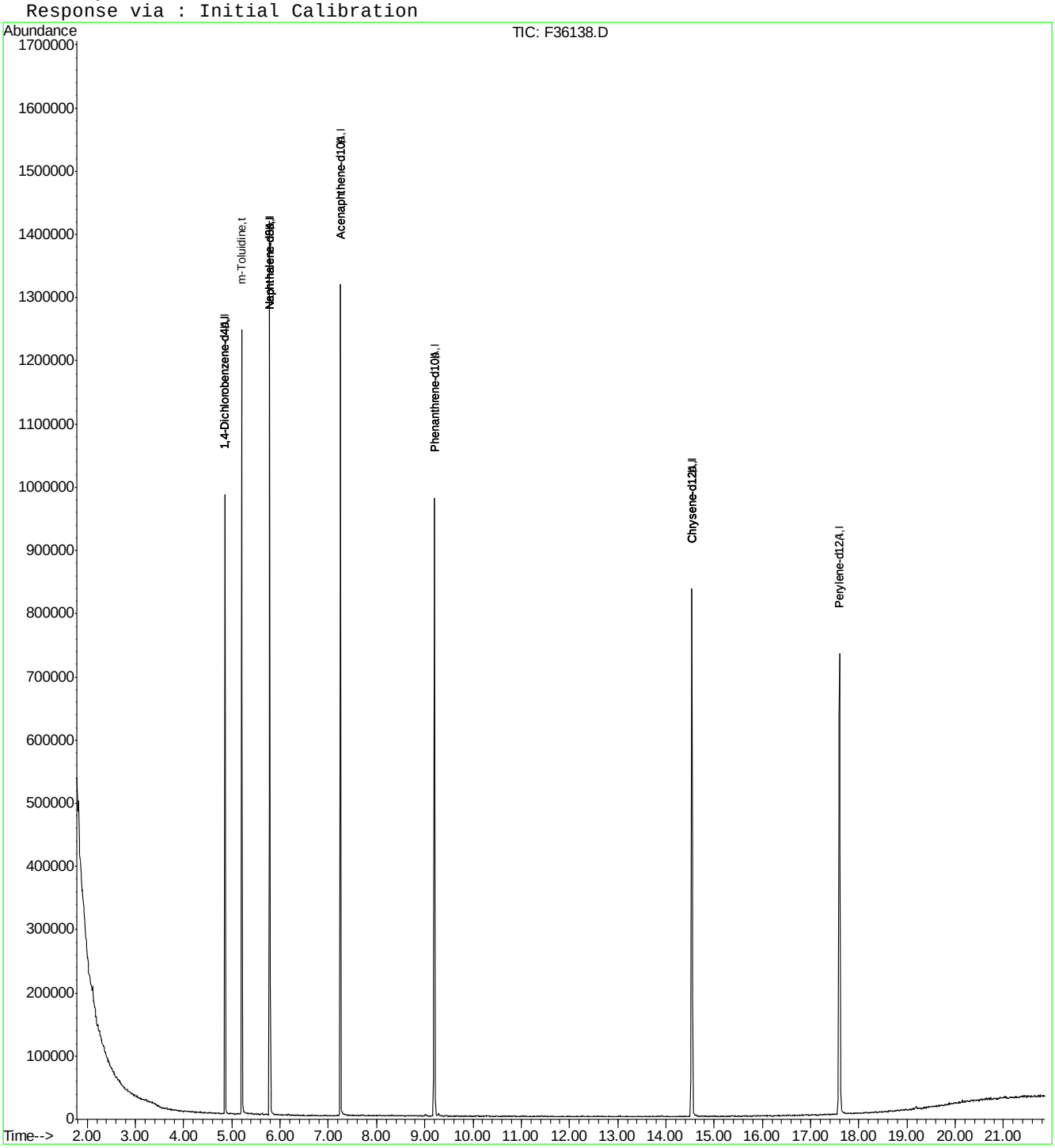

ACCUTEST LABORATORIES JB69078

Quantitation Report (QT Reviewed)

Data File : C:\MSDCHEM\1\DATA\EF5702\F36139.D Vial: 23
Acq On : 19 Jun 2014 6:21 am Operator: ashleyd
Sample : icv5702-50 Inst : MSF
Misc : op74333,ef5702 Multiplr: 1.00
MS Integration Params: LSCINT.P
Quant Time: Jun 20 12:46:11 2014 Quant Results File: MFAP5692.RES

Quant Method : C:\MSDCHEM\1\METHODS\MFAP5692.M (RTE Integrator)
Title : Semi Volatile Extractables by GC/MS
Last Update : Thu Jun 19 12:03:18 2014
Response via : Initial Calibration
DataAcq Meth : MF5692

Internal Standards	R.T.	QIon	Response	Conc	Units	Dev(Min)
1) 1,4-Dichlorobenzene-d4	4.86	152	130724	40.00	ppb	0.00
24) Naphthalene-d8	5.78	136	486879	40.00	ppb	0.00
47) Acenaphthene-d10	7.25	164	284211	40.00	ppb	0.00
69) Phenanthrene-d10	9.20	188	454119	40.00	ppb	0.00
83) Chrysene-d12	14.54	240	458943	40.00	ppb	0.00
92) Perylene-d12	17.60	264	407316	40.00	ppb	0.00
102) 1,4-Dichlorobenzene-d4A	4.86	152	130724	40.00	ppb	0.00
112) Naphthalene-d8A	5.78	136	486879	40.00	ppb	0.00
121) Acenaphthene-d10A	7.25	164	284211	40.00	ppb	0.00
132) Phenanthrene-d10A	9.20	188	454119	40.00	ppb	0.00
147) Chrysene-d12A	14.54	240	458943	40.00	ppb	0.00
155) Perylene-d12A	17.60	264	407316	40.00	ppb	0.00
159) 1,4-Dichlorobenzene-d4b	4.86	152	130724	40.00	ppb	0.00
161) Naphthalene-d8b	5.78	136	486879	40.00	ppb	0.00
163) Acenaphthene-d10b	7.25	164	284211	40.00	ppb	0.00
165) Phenanthrene-d10b	9.20	188	454119	40.00	ppb	0.00
167) Chrysene-d12b	14.54	240	458943	40.00	ppb	0.00
169) 1,4-Dichlorobenzene-d4c	4.86	152	130724	40.00	ppb	0.00
171) Naphthalene-d8c	5.78	136	486879	40.00	ppb	0.00
176) Chrysene-d12c	14.54	240	458943	40.00	ppb	0.00
178) Naphthalene-d8a	5.78	136	486879	40.00	ppb	-0.03
System Monitoring Compounds						
5) 2-Fluorophenol	0.00	112	0	0.00	ppb	
Spiked Amount 50.000			Recovery =	0.00%		
8) Phenol-d5	0.00	99	0d	0.00	ppb	
Spiked Amount 50.000			Recovery =	0.00%		
25) Nitrobenzene-d5	0.00	82	0	0.00	ppb	
Spiked Amount 50.000			Recovery =	0.00%		
51) 2-Fluorobiphenyl	0.00	172	0	0.00	ppb	
Spiked Amount 50.000			Recovery =	0.00%		
73) 2,4,6-Tribromophenol	0.00	330	0	0.00	ppb	
Spiked Amount 50.000			Recovery =	0.00%		
85) Terphenyl-d14	0.00	244	0	0.00	ppb	
Spiked Amount 50.000			Recovery =	0.00%		
Target Compounds						Qvalue
175) 1-chloro-2-nitrobenzene	6.03	75	118287	50.91	ppb	98

(#) = qualifier out of range (m) = manual integration (+) = signals summed
F36139.D MFAP5692.M Tue Jun 24 11:46:13 2014 RT1

Quantitation Report (QT Reviewed)

Data File : C:\MSDCHEM\1\DATA\EF5702\F36139.D Vial: 23
Acq On : 19 Jun 2014 6:21 am Operator: ashleyd
Sample : icv5702-50 Inst : MSF
Misc : op74333,ef5702 Multiplr: 1.00
MS Integration Params: LSCINT.P
Quant Time: Jun 20 12:47 2014 Quant Results File: MFAP5692.RES

Method : C:\MSDCHEM\1\METHODS\MFAP5692.M (RTE Integrator)
Title : Semi Volatile Extractables by GC/MS
Last Update : Tue Jun 24 08:08:18 2014
Response via : Initial Calibration

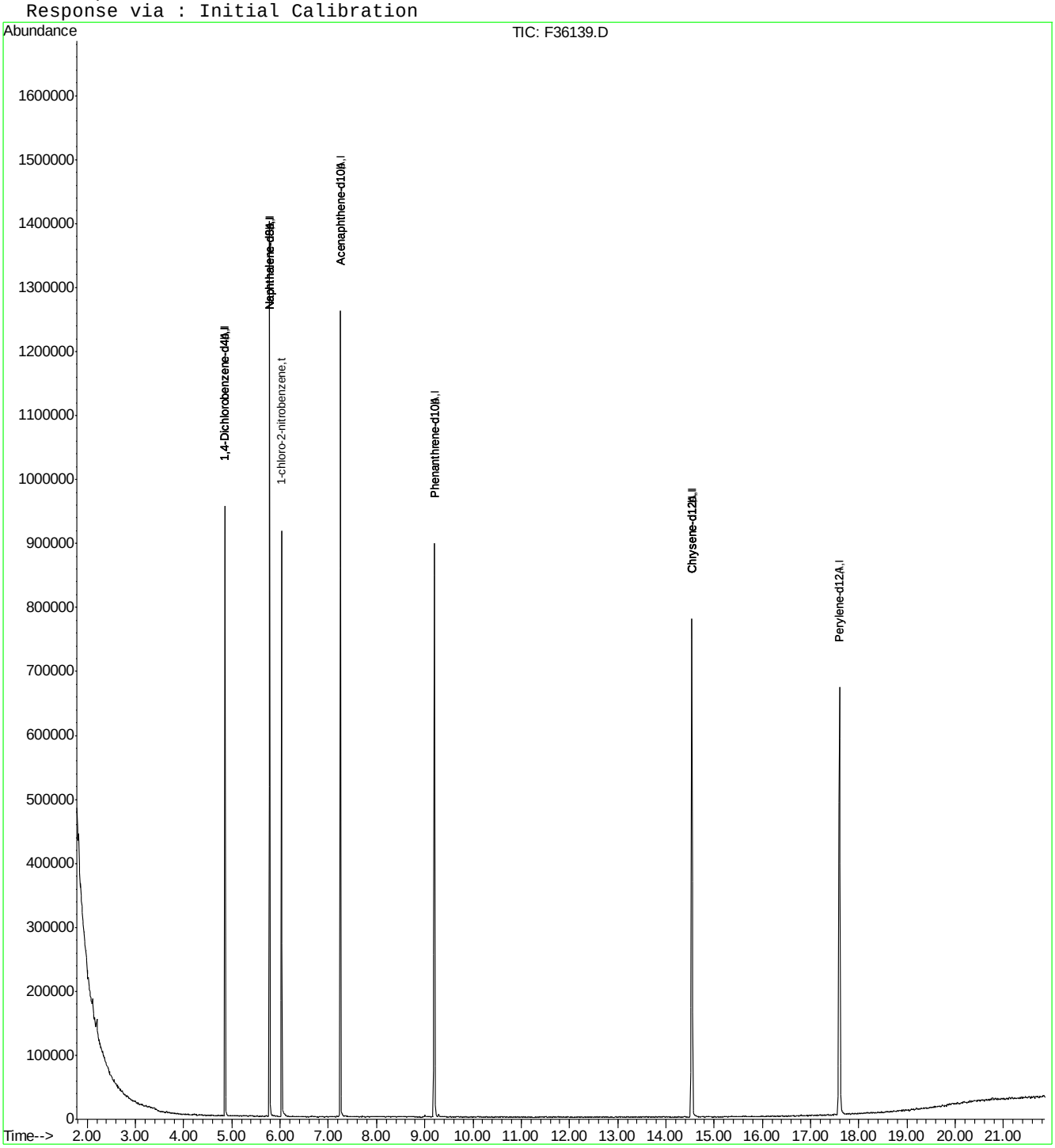

ACCUTEST LABORATORIES JB69078

Quantitation Report (QT Reviewed)

Data File : C:\MSDCHEM\1\DATA\EF5705\F36230.D Vial: 2
Acq On : 21 Jun 2014 1:28 pm Operator: kristis
Sample : cc5692-50 Inst : MSF
Misc : op74333,ef5705,1000,,,1,1 Multiplr: 1.00
MS Integration Params: LSCINT.P
Quant Time: Jun 24 10:31:53 2014 Quant Results File: MF5692.RES

Quant Method : C:\MSDCHEM\1\METHODS\MF5692.M (RTE Integrator)
Title : Semi Volatile Extractables by GC/MS
Last Update : Tue Jun 24 08:30:28 2014
Response via : Initial Calibration
DataAcq Meth : MF5692

Internal Standards	R.T.	QIon	Response	Conc	Units	Dev(Min)
1) 1,4-Dichlorobenzene-d4	4.81	152	149550	40.00	ppb	0.00
24) Naphthalene-d8	5.73	136	549154	40.00	ppb	0.00
47) Acenaphthene-d10	7.18	164	317977	40.00	ppb	0.00
69) Phenanthrene-d10	9.10	188	510149	40.00	ppb	0.00
83) Chrysene-d12	14.42	240	473088	40.00	ppb	0.01
92) Perylene-d12	17.47	264	425693	40.00	ppb	0.01
102) 1,4-Dichlorobenzene-d4b	4.81	152	149550	40.00	ppb	0.00
104) Naphthalene-d8b	5.73	136	549154	40.00	ppb	0.00
106) Acenaphthene-d10b	7.18	164	317977	40.00	ppb	0.00
108) Phenanthrene-d10b	9.10	188	510149	40.00	ppb	0.00
110) Chrysene-d12b	14.42	240	473088	40.00	ppb	0.01
System Monitoring Compounds						
5) 2-Fluorophenol	3.84	112	242560	44.95	ppb	0.00
Spiked Amount 50.000			Recovery = 89.90%			
8) Phenol-d5	4.55	99	308871	45.71	ppb	0.00
Spiked Amount 50.000			Recovery = 91.42%			
25) Nitrobenzene-d5	5.21	82	260708	45.00	ppb	0.01
Spiked Amount 50.000			Recovery = 90.00%			
51) 2-Fluorobiphenyl	6.55	172	459255	41.46	ppb	0.00
Spiked Amount 50.000			Recovery = 82.92%			
73) 2,4,6-Tribromophenol	8.09	330	57596	50.27	ppb	0.01
Spiked Amount 50.000			Recovery = 100.54%			
85) Terphenyl-d14	12.18	244	479424	44.57	ppb	0.02
Spiked Amount 50.000			Recovery = 89.14%			
Target Compounds						Qvalue
2) 1,4-Dioxane	2.40	88	112232	42.03	ppb	93
3) Pyridine	2.72	79	266583	42.32	ppb	92
4) N-Nitrosodimethylamine	2.68	42	122129	45.38	ppb	77
6) Indene	5.00	116	426161	43.71	ppb	98
7) Cumene	4.22	105	606639	45.15	ppb	98
9) Phenol	4.56	94	340113	45.87	ppb	77
10) Aniline	4.57	93	300544	33.10	ppb	91
11) bis(2-Chloroethyl)ether	4.61	93	227685	43.26	ppb	96
12) 2-Chlorophenol	4.66	128	263051	44.84	ppb	97
13) Decane	4.69	43	280207	46.38	ppb	98
14) 1,3-Dichlorobenzene	4.77	146	282683	43.72	ppb	100
15) 1,4-Dichlorobenzene	4.82	146	280702	43.73	ppb	99
16) Benzyl alcohol	4.91	108	178052	45.58	ppb	88
17) 1,2-Dichlorobenzene	4.94	146	259953	43.02	ppb	98
18) Acetophenone	5.10	105	335247	43.70	ppb	87
19) 2-Methylphenol	5.00	108	220329	41.51	ppb	98
20) 2,2'-oxybis(1-Chloropropan	5.01	121	78157	43.86	ppb #	78
21) 3&4-Methylphenol	5.10	108	239599	43.94	ppb	99
22) n-Nitroso-di-n-propylamine	5.10	70	166458	44.84	ppb	98
23) Hexachloroethane	5.18	201	92106	45.52	ppb	98
26) Nitrobenzene	5.23	77	270008	45.75	ppb	91
27) Quinoline	5.98	129	503303	43.35	ppb	98
28) Isophorone	5.40	82	459864	44.89	ppb	98

(#) = qualifier out of range (m) = manual integration
F36230.D MF5692.M Tue Jun 24 10:33:02 2014 RT1 Page 1

Quantitation Report (QT Reviewed)

Data File : C:\MSDCHEM\1\DATA\EF5705\F36230.D Vial: 2
Acq On : 21 Jun 2014 1:28 pm Operator: kristis
Sample : cc5692-50 Inst : MSF
Misc : op74333,ef5705,1000,,,1,1 Multiplr: 1.00
MS Integration Params: LSCINT.P
Quant Time: Jun 24 10:31:53 2014 Quant Results File: MF5692.RES

Quant Method : C:\MSDCHEM\1\METHODS\MF5692.M (RTE Integrator)
Title : Semi Volatile Extractables by GC/MS
Last Update : Tue Jun 24 08:30:28 2014
Response via : Initial Calibration
DataAcq Meth : MF5692

	Compound	R.T.	QIon	Response	Conc	Unit		Qvalue
29)	2-Nitrophenol	5.46	139	140460	49.76	ppb		90
30)	2,4-Dimethylphenol	5.48	107	225398	42.05	ppb		98
31)	Benzoic acid	5.58	105	42161	15.36	ppb		96
32)	bis(2-Chloroethoxy)methane	5.55	93	265238	44.03	ppb		99
33)	2,4-Dichlorophenol	5.63	162	201524	46.25	ppb		96
34)	2,6-Dichlorophenol	5.79	162	191215	46.64	ppb		99
35)	1,3,5-Trichlorobenzene	5.47	180	219352	42.05	ppb		96
36)	1,2,4-Trichlorobenzene	5.69	180	210902	42.24	ppb		99
37)	1,2,3-Trichlorobenzene	5.85	180	206769	42.57	ppb		98
38)	Naphthalene	5.75	128	707732	43.14	ppb		99
39)	4-Chloroaniline	5.78	127	283563	40.19	ppb		99
40)	2,3-Dichloroaniline	6.48	161	240522	43.07	ppb		97
41)	Caprolactam	6.04	55	132137	51.07	ppb		95
42)	Hexachlorobutadiene	5.83	225	109614	43.27	ppb		99
43)	4-Chloro-3-methylphenol	6.14	107	215500	47.36	ppb		96
44)	2-Methylnaphthalene	6.26	141	408609	42.77	ppb		98
45)	1-Methylnaphthalene	6.33	142	470787	42.73	ppb		98
46)	Dimethylnaphthalene	6.77	156	421994	43.02	ppb		98
48)	Hexachlorocyclopentadiene	6.38	237	226533	97.09	ppb		100
49)	2,4,6-Trichlorophenol	6.48	196	134046	44.97	ppb		100
50)	2,4,5-Trichlorophenol	6.52	196	145913	47.42	ppb		99
52)	2-Chloronaphthalene	6.66	162	420639	41.55	ppb		96
53)	Biphenyl	6.63	154	580548	42.76	ppb		99
54)	2-Nitroaniline	6.74	65	145462	52.00	ppb		96
55)	Dimethylphthalate	6.90	163	456639	43.71	ppb		100
56)	Acenaphthylene	7.04	152	697288	43.16	ppb		99
57)	2,6-Dinitrotoluene	6.96	165	112996	48.57	ppb		96
58)	3-Nitroaniline	7.13	138	136119	48.05	ppb		93
59)	Acenaphthene	7.21	153	436839	42.72	ppb		99
60)	2,4-Dinitrophenol	7.23	184	54818	46.19	ppb	#	13
61)	4-Nitrophenol	7.30	109	70615	53.58	ppb		87
62)	Dibenzofuran	7.39	168	590827	41.77	ppb		98
63)	2,4-Dinitrotoluene	7.37	165	156008	50.68	ppb		97
64)	2,3,4,6-Tetrachlorophenol	7.53	232	115844	48.93	ppb		95
65)	Diethylphthalate	7.64	149	472421	45.56	ppb		99
66)	Fluorene	7.79	166	480422	42.71	ppb		98
67)	4-Chlorophenyl-phenylether	7.78	204	213303	42.67	ppb		97
68)	4-Nitroaniline	7.81	138	134773	47.21	ppb		94
70)	4,6-Dinitro-2-methylphenol	7.85	198	63828	35.14	ppb		96
71)	n-Nitrosodiphenylamine	7.93	169	332029	45.23	ppb		99
72)	1,2-Diphenylhydrazine	7.98	77	528334	46.41	ppb		98
74)	4-Bromophenyl-phenylether	8.43	248	120953	43.91	ppb		95
75)	Hexachlorobenzene	8.53	284	129982	42.56	ppb		95
76)	Pentachlorophenol	8.83	266	161642	97.93	ppb		99
77)	Phenanthrene	9.15	178	676748	42.85	ppb		100
78)	Anthracene	9.23	178	691743	44.16	ppb		99
79)	Carbazole	9.50	167	679423	45.28	ppb		99
80)	Di-n-butylphthalate	10.20	149	810629	50.36	ppb		100
81)	Fluoranthene	11.32	202	737710	46.04	ppb		98

(#) = qualifier out of range (m) = manual integration

Quantitation Report (QT Reviewed)

Data File : C:\MSDCHEM\1\DATA\EF5705\F36230.D Vial: 2
Acq On : 21 Jun 2014 1:28 pm Operator: kristis
Sample : cc5692-50 Inst : MSF
Misc : op74333,ef5705,1000,,,1,1 Multiplr: 1.00
MS Integration Params: LSCINT.P
Quant Time: Jun 24 10:31:53 2014 Quant Results File: MF5692.RES

Quant Method : C:\MSDCHEM\1\METHODS\MF5692.M (RTE Integrator)
Title : Semi Volatile Extractables by GC/MS
Last Update : Tue Jun 24 08:30:28 2014
Response via : Initial Calibration
DataAcq Meth : MF5692

Compound	R.T.	QIon	Response	Conc	Unit	Qvalue
82) Octadecane	8.99	57	363106	50.00	ppb	98
84) Pyrene	11.76	202	764076	45.20	ppb	99
86) Butylbenzylphthalate	13.35	149	370763	54.51	ppb	97
87) Butyl stearate	13.62	56	263357	55.65	ppb	99
88) Benzo[a]anthracene	14.40	228	647924	43.14	ppb	100
89) 3,3'-Dichlorobenzidine	14.43	252	234926	48.86	ppb	99
90) Chrysene	14.48	228	596633	41.36	ppb	100
91) bis(2-Ethylhexyl)phthalate	14.75	149	500464	55.51	ppb	100
93) Di-n-octylphthalate	16.19	149	856869	51.77	ppb	99
94) Benzo[b]fluoranthene	16.72	252	676143	40.74	ppb	100
95) Benzo[k]fluoranthene	16.78	252	624978	38.27	ppb	100
96) Benzo[a]pyrene	17.35	252	586768	41.85	ppb	99
97) Indeno[1,2,3-cd]pyrene	19.42	276	579374	46.56	ppb	98
98) Dibenz(a,h)acridine	19.05	279	530911	47.39	ppb	100
99) Dibenz[a,h]anthracene	19.47	278	585564	45.70	ppb	98
100) 7,12-Dimethylbenz(a)anthra	16.74	256	303271	40.26	ppb	100
101) Benzo[g,h,i]perylene	19.85	276	571258	43.12	ppb	98

(#) = qualifier out of range (m) = manual integration (+) = signals summed

Quantitation Report (QT Reviewed)

Data File : C:\MSDCHEM\1\DATA\EF5705\F36230.D Vial: 2
Acq On : 21 Jun 2014 1:28 pm Operator: kristis
Sample : cc5692-50 Inst : MSF
Misc : op74333,ef5705,1000,,,1,1 Multiplr: 1.00
MS Integration Params: LSCINT.P
Quant Time: Jun 24 10:32 2014 Quant Results File: MF5692.RES

Method : C:\MSDCHEM\1\METHODS\MF5692.M (RTE Integrator)
Title : Semi Volatile Extractables by GC/MS
Last Update : Tue Jun 24 08:30:28 2014
Response via : Initial Calibration

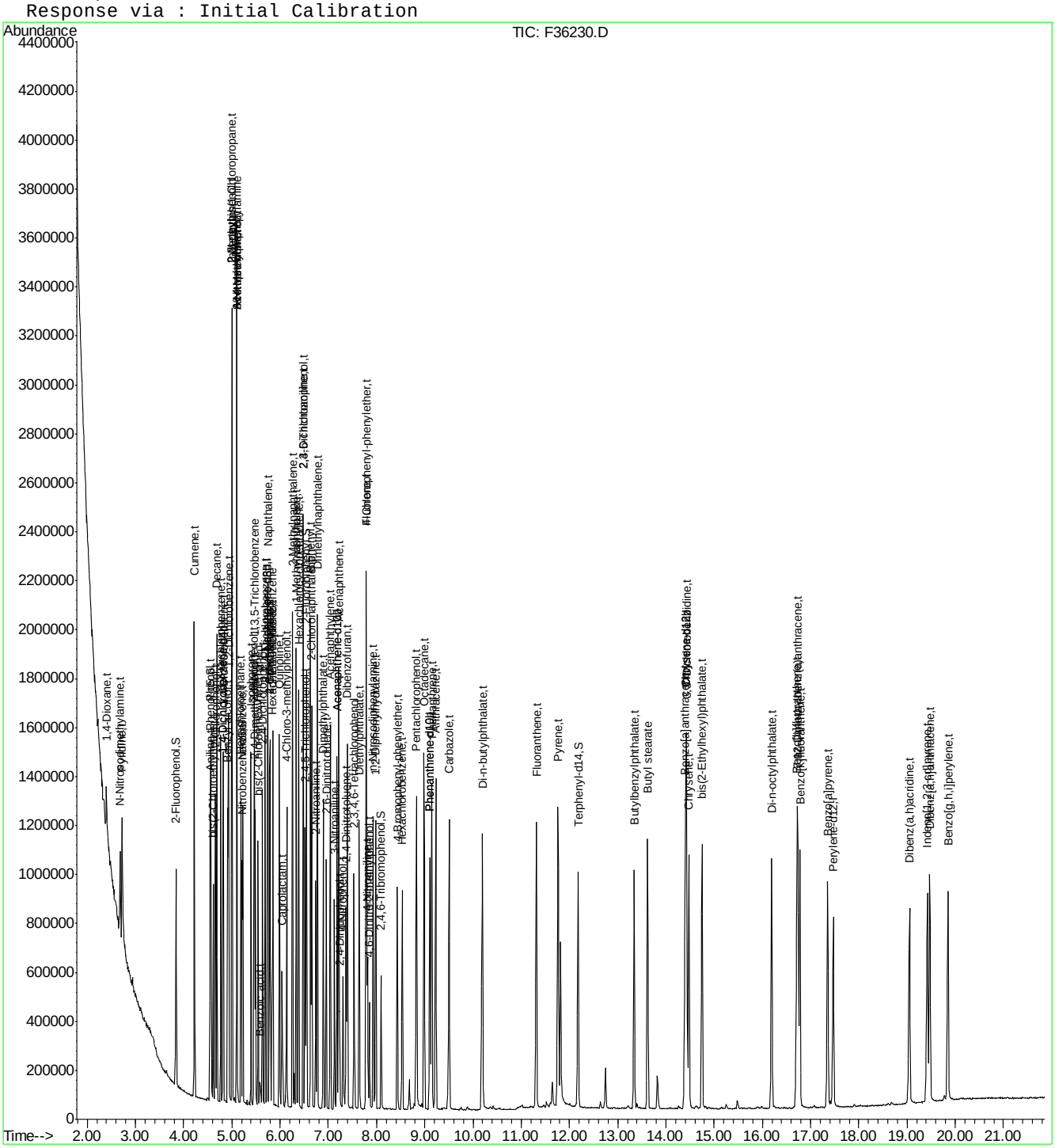

F36230.D MF5692.M Tue Jun 24 10:33:03 2014 RT1 Page 4

Quantitation Report (QT Reviewed)

Data File : C:\MSDCHEM\1\DATA\EF5705\F36231.D Vial: 3
Acq On : 21 Jun 2014 1:57 pm Operator: kristis
Sample : cc5703-50 Inst : MSF
Misc : op74333,ef5705,1000,,,1,1 Multiplr: 1.00
MS Integration Params: LSCINT.P
Quant Time: Jun 21 14:59:41 2014 Quant Results File: MFAP5692.RES

Quant Method : C:\MSDCHEM\1\METHODS\MFAP5692.M (RTE Integrator)
Title : Semi Volatile Extractables by GC/MS
Last Update : Fri Jun 20 17:10:56 2014
Response via : Initial Calibration
DataAcq Meth : MF5692

Internal Standards	R.T.	QIon	Response	Conc	Units	Dev(Min)
1) 1,4-Dichlorobenzene-d4	4.81	152	236435	40.00	ppb	-0.05
24) Naphthalene-d8	5.73	136	815685	40.00	ppb	-0.05
47) Acenaphthene-d10	7.18	164	481743	40.00	ppb	-0.07
69) Phenanthrene-d10	9.11	188	736538	40.00	ppb	-0.09
83) Chrysene-d12	14.41	240	616412	40.00	ppb	-0.12
92) Perylene-d12	17.47	264	547824	40.00	ppb	-0.13
102) 1,4-Dichlorobenzene-d4A	4.81	152	236435	40.00	ppb	-0.05
112) Naphthalene-d8A	5.73	136	815685	40.00	ppb	-0.05
121) Acenaphthene-d10A	7.18	164	481743	40.00	ppb	-0.07
132) Phenanthrene-d10A	9.11	188	736538	40.00	ppb	-0.09
147) Chrysene-d12A	14.41	240	616412	40.00	ppb	-0.12
155) Perylene-d12A	17.47	264	547824	40.00	ppb	-0.13
159) 1,4-Dichlorobenzene-d4b	4.81	152	236435	40.00	ppb	-0.05
161) Naphthalene-d8b	5.73	136	815685	40.00	ppb	-0.05
163) Acenaphthene-d10b	7.18	164	481743	40.00	ppb	-0.07
165) Phenanthrene-d10b	9.11	188	736538	40.00	ppb	0.00
167) Chrysene-d12b	14.41	240	616412	40.00	ppb	0.01
169) 1,4-Dichlorobenzene-d4c	4.81	152	236435	40.00	ppb	-0.05
171) Naphthalene-d8c	5.73	136	815685	40.00	ppb	-0.05
176) Chrysene-d12c	14.41	240	616412	40.00	ppb	-0.12
178) Naphthalene-d8a	5.73	136	815685	40.00	ppb	-0.08
System Monitoring Compounds						
5) 2-Fluorophenol	0.00	112	0	0.00	ppb	
Spiked Amount 50.000			Recovery =	0.00%		
8) Phenol-d5	0.00	99	0d	0.00	ppb	
Spiked Amount 50.000			Recovery =	0.00%		
25) Nitrobenzene-d5	0.00	82	0d	0.00	ppb	
Spiked Amount 50.000			Recovery =	0.00%		
51) 2-Fluorobiphenyl	0.00	172	0d	0.00	ppb	
Spiked Amount 50.000			Recovery =	0.00%		
73) 2,4,6-Tribromophenol	0.00	330	0	0.00	ppb	
Spiked Amount 50.000			Recovery =	0.00%		
85) Terphenyl-d14	0.00	244	0	0.00	ppb	
Spiked Amount 50.000			Recovery =	0.00%		
Target Compounds						Qvalue
103) 2-Picoline	3.36	93	446578	47.94	ppb	99
104) Pentachloroethane	4.61	167	157438	46.57	ppb	96
105) Methyl methanesulfonate	3.70	80	194412	44.70	ppb	100
106) N-Nitrosodiethylamine	4.01	102	200321	48.83	ppb	92
107) N-Nitrosomethylethylamine	3.45	42	210010	54.24	ppb	95
108) Ethyl methanesulfonate	4.24	79	300459	48.45	ppb	98
109) N-Nitrosopyrrolidine	5.10	41	272729	87.49	ppb #	30
110) N-Nitrosomorpholine	5.11	56	202989	44.47	ppb	98
111) o-Toluidine	5.13	106	491811	40.43	ppb	88
113) O,O,O-Triethyl phosphoroth	5.52	198	166182	45.49	ppb	96
114) N-Nitrosopiperidine	5.34	42	239723	55.76	ppb	95
116) Hexachloropropene	5.81	213	218348	47.38	ppb	100
118) N-Nitrosodi-n-butylamine	6.02	84	246963	49.98	ppb	95

(#) = qualifier out of range (m) = manual integration
F36231.D MFAP5692.M Mon Jun 23 17:47:17 2014 RT1

Quantitation Report (QT Reviewed)

Data File : C:\MSDCHEM\1\DATA\EF5705\F36231.D Vial: 3
Acq On : 21 Jun 2014 1:57 pm Operator: kristis
Sample : cc5703-50 Inst : MSF
Misc : op74333,ef5705,1000,,,1,1 Multiplr: 1.00
MS Integration Params: LSCINT.P
Quant Time: Jun 21 14:59:41 2014 Quant Results File: MFAP5692.RES

Quant Method : C:\MSDCHEM\1\METHODS\MFAP5692.M (RTE Integrator)
Title : Semi Volatile Extractables by GC/MS
Last Update : Fri Jun 20 17:10:56 2014
Response via : Initial Calibration
DataAcq Meth : MF5692

Compound	R.T.	QIon	Response	Conc	Unit	Qvalue
119) Safrole	6.18	162	265115	48.20	ppb	96
120) Isosafrole	6.59	162	176104	47.95	ppb	99
122) Thionazin	7.74	143	94160	48.19	ppb	99
123) Tetraethyl dithiopyrophosp	8.14	322	87811	44.14	ppb	100
124) Phorate	8.33	75	431759	48.13	ppb	100
125) Phenacetin	8.36	108	352892	45.68	ppb	100
126) 1,4-Naphthoquinone	6.81	158	218936	47.87	ppb	95
127) m-Dinitrobenzene	6.93	168	113709	50.90	ppb	98
128) Pentachlorobenzene	7.36	250	245249	45.10	ppb	98
129) 1-Naphthylamine	7.48	143	423376	40.29	ppb	94
130) 2-Naphthylamine	7.57	143	453138	35.08	ppb	100
131) 5-Nitro-o-toluidine	7.80	152	199250	44.92	ppb	98
133) Disulfoton	9.13	88	318879	45.73	ppb	100
134) Dinoseb	9.13	211	152862	47.98	ppb	99
135) Dimethoate	8.58	87	248722	43.74	ppb	99
136) 4-Aminobiphenyl	8.82	169	545268	74.72	ppb	100
137) Methyl parathion	9.77	125	182504	45.57	ppb	99
138) Parathion	10.51	109	143583	48.09	ppb	97
139) Diphenylamine	7.93	169	1034382	47.70	ppb	99
140) Isodrin	11.01	193	112229	47.73	ppb	98
141) Diallate	8.32	86	290704	50.30	ppb	93
142) Pentachloronitrobenzene	8.85	295	63892	94.22	ppb	97
143) Pronamide	8.94	173	311376	47.87	ppb	98
144) 4-Nitroquinoline 1-oxide	10.54	190	311264	190.11	ppb	99
145) Methapyriline	10.72	58	256093	35.20	ppb	95
146) sym-Trinitrobenzene	8.29	213	59717	49.38	ppb	87
148) Aramite	12.22	185	56763	109.58	ppb	98
149) p-(Dimethylamine)azobenzen	12.50	120	313416	54.50	ppb	99
152) 2-Acetylaminofluorene	13.80	181	399344	50.41	ppb	98
154) Chlorobenzilate	12.64	251	269553	51.26	ppb	96
156) 4,4-Methylene-bis-(2-chlor	14.46	266	62088	38.73	ppb	98
157) 3-Methylcholanthrene	18.07	268	387420	48.06	ppb	97

(#) = qualifier out of range (m) = manual integration (+) = signals summed

Quantitation Report (QT Reviewed)

Data File : C:\MSDCHEM\1\DATA\EF5705\F36231.D Vial: 3
Acq On : 21 Jun 2014 1:57 pm Operator: kristis
Sample : cc5703-50 Inst : MSF
Misc : op74333,ef5705,1000,,,1,1 Multiplr: 1.00
MS Integration Params: LSCINT.P
Quant Time: Jun 23 17:47 2014 Quant Results File: MFAP5692.RES

Method : C:\MSDCHEM\1\METHODS\MFAP5692.M (RTE Integrator)
Title : Semi Volatile Extractables by GC/MS
Last Update : Mon Jun 23 16:51:44 2014
Response via : Initial Calibration

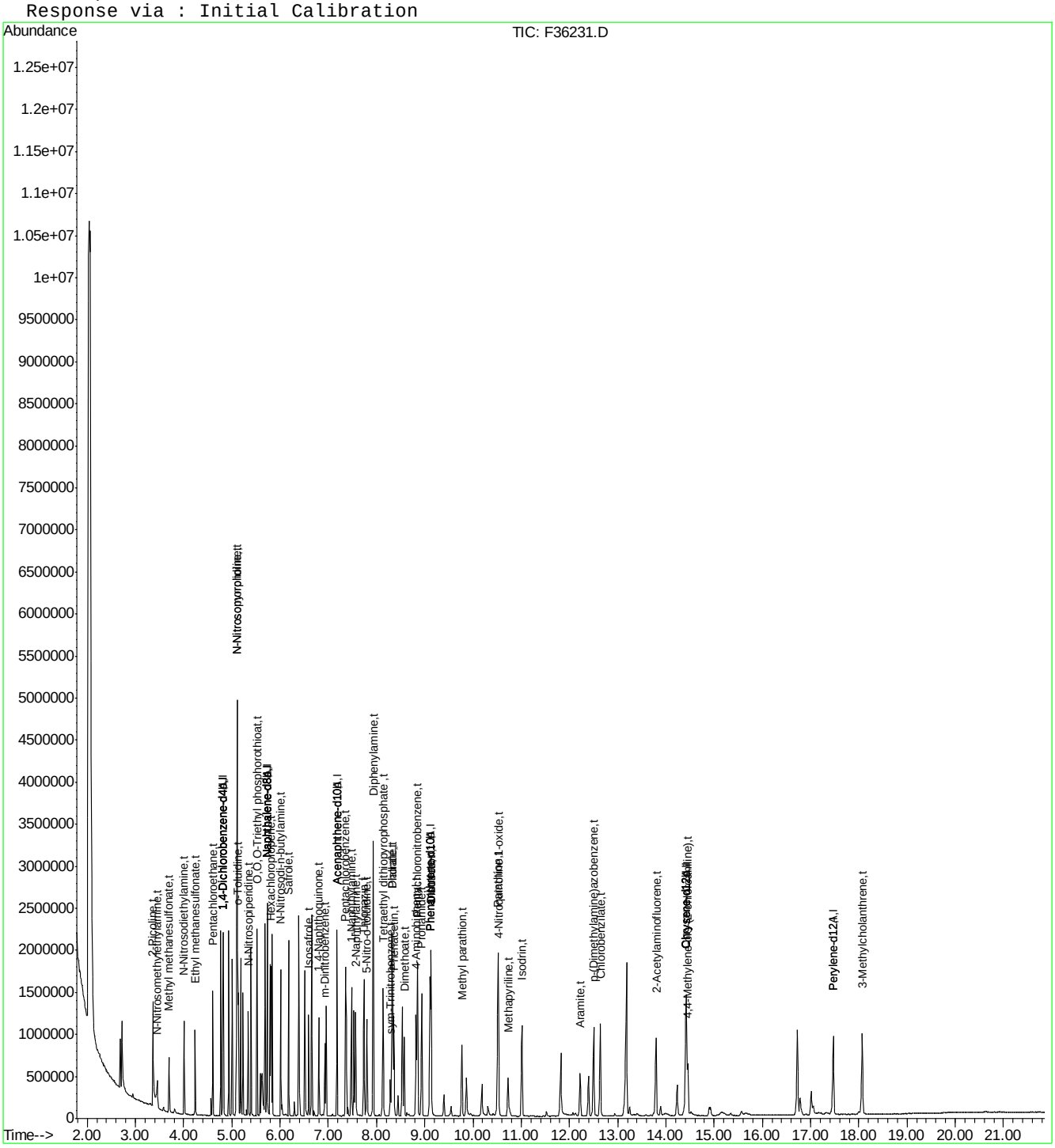

ACCUTEST LABORATORIES
JB69078

ACCUTEST

SEMI-VOLATILE by GCMS ANALYSIS LOG

Batch ID: E3E2646

Date: 6-4-14

Analyst Signature: OA

Standard Data

Lot #	Description	Conc.
SU14136	116 BUA	50
	↓ ↓	25
		10
CN2933	IS	40
DK5A	Surr	—

Standard Data

Lot #	Description	Conc.
SU14136	119 DFTPP	50
	116 BUA	100
		80
	↓ ↓	50
		25
		10

Columns: RTX-5MS 30m x0.25m

Method 8270/625

Initial Cal. Method E3E2646

Injection Volume: 1 µl

Manually integrated chromatographic peaks in the following reportable files have been reviewed and verified to comp with the criteria of Accutest SOP EQA044.

Supervisor Signature: AS Date: 6-6-14

R	Data File	Sample ID	Ext. Batch	Test	MTX	ALS #	Dilution	L+	IS	SU	Status (Data)	Comments
	3E61393	DFTPP			W	1					OK	5:31 pm
	61394	IC2646-100		BUA		2					OK	
	61395	IC2646-80				3					OK	
	61396	IC2646-50				4					OK	
	61397	IC2646-25				5					OK	
	61398	IC2646-10				6					OK	
	61399	IC2646-5				7					OK	
	61400	IC2646-2				8					OK	
	61401	IC2646-1				9					OK	

MTX = Matrix. Designate W for water, S for soil, O for oil. L+ =Library Search. IS = Internal Standard Area. SU = Surrogate.

Sample volume/weight used and final volumes refer to extraction log.

93

All strikeouts must be initialed, dated and reason code applied as follows:
1 = reviewer correction error; 2 = transcription error; 3 = computer miscalculation; 4 = analyst's correction error

Form: OR015-05
Rev. Date: 1/16/2006

9.7.1

9

ACCUTEST

SEMI-VOLATILE by GCMS ANALYSIS LOG

Batch ID: E3E2647

Date: 6-4-14

Analyst Signature: QA

Standard Data

Lot #	Description	Conc.
SV141362	136 ABN TC42	50/5
	↓ ↓	20/5
		10/5
CN2933	IS	40/5
SHL847	Surr Mix	—

Standard Data

Lot #	Description	Conc.
SV141362	119 8PAH	50/5
	136 ABN TC42	100/5
		80/5
		50/5
		25/5
	↓ ↓	10/5

Columns: RTX-5MS 30M x 0.25mm ID

Method 8270/625

Initial Cal. Method E3E2646

Injection Volume: 1 µl

Manually integrated chromatographic peaks in the following reportable files have been reviewed and verified to comply with the criteria of Accutest SOP EQA044.

Supervisor Signature: A

Date: 6-6-14

R	Data File	Sample ID	Ext. Batch	Test	MTX	ALS #	Dilution	L+	IS	SU	Status (Data)	Comments
	3E61402	8PAH			W	1					OK	9:24 PM
	61403	IC2647-100		TC42		10					OK	
	61404	IC2647-80				11					OK	
	61405	IC2647-50				12					OK	
	61406	IC2647-25				13					OK	
	61407	IC2647-10				14					OK	
	61408	IC2647-5				15					OK	
	61409	IC2647-2				16					OK	
	61410	IC2647-1				17					OK	
	61411	ICV2646-50		acids		18					RR	#31,60↓ OP141177-88
	61412	ICV2646-10		BN1		19					OK	-17
	61413	ICV2646-10		BN2		20					RR	#40,41↓ -57
	61414	ICV2646-50		ABN Surr		21					OK	-33
	61415	ICV2646-50		anilines		22					OK	-61
	61416	ICV2646-10		benzdn		23					OK	SV141362-72B
	61417	ICV2647-50		HQ		24					OK	OP141130-191

MTX = Matrix. Designate W for water, S for soil, O for oil. L+ =Library Search. IS = Internal Standard Area. SU = Surrogate.

Sample volume/weight used and final volumes refer to extraction log.

95

All strikeouts must be initialed, dated and reason code applied as follows:
1 = reviewer correction error; 2 = transcription error; 3 = computer miscalculation; 4 = analyst's correction error

Form: OR015-05
Rev. Date: 1/16/2006

ACCUTEST

SEMI-VOLATILE by GCMS ANALYSIS LOG

Batch ID: E3E2648

Analyst Signature: OA

Date: 6-5-14

Standard Data

Lot #	Description	Conc.

Standard Data

Lot #	Description	Conc.
SV141362-119	DFTPP	50
OK2933	IS	40
OK547	[illegible]	—

Columns: MTX-SMS30mx0.25mmx0.15

Method 8170/625

Initial Cal. Method M 3E2646

Injection Volume: 1 µl

Manually integrated chromatographic peaks in the following reportable files have been reviewed and verified to comply with the criteria of Accutest SOP EQA044.

Supervisor Signature: AS

Date: 6-6-14

R	Data File	Sample ID	Ext. Batch	Test	MTX	ALS #	Dilution	L+	IS	SU	Status (Data)	Comments
	3E61418	DFTPP			W	1					NG	PCP↑, reinstall
	61419	DFTPP				1					failed	68↑, reinject
	61420	DFTPP				1					OK	12:24 pm
	61421	ICV2646-50		acids		2					OK	OP141177-88
	61422	ICV2646-50		BN2		3					OK	-63

MTX = Matrix. Designate W for water, S for soil, O for oil. L+ =Library Search. IS = Internal Standard Area. SU = Surrogate.

Sample volume/weight used and final volumes refer to extraction log.

97

All strikeouts must be initialed, dated and reason code applied as follows:
1 = reviewer correction error; 2 = transcription error; 3 = computer miscalculation; 4 = analyst's correction error

Form: OR015-05
Rev. Date: 1/16/2006

9.7.3

9

ACCUTEST

SEMI-VOLATILE by GCMS ANALYSIS LOG

Batch ID: E3E2667

Date: 6-18-14

Analyst Signature: [signature]

Standard Data		
Lot #	Description	Conc.

Standard Data		
Lot #	Description	Conc.
SV141362-119	DFTPP	50 µg
-110	BNA	50 µg
SV141419-5	TCL 42	50 µg
CC2933	IS	4000 µg
CDK547	Dem Lew	

Columns: MTX-5MS 30m X 0.5m X 0

Method 8120/625

Initial Cal. Method M3E2646

Injection Volume: 1 µl

Manually integrated chromatographic peaks in the following reportable files have been reviewed and verified to compl with the criteria of Accutest SOP EQA044.

Supervisor Signature: [signature]

Date: 6-19-14

R	Data File	Sample ID	Ext. Batch	Test	MTX	ALS #	Dilution	L+	IS	SU	Status (Data)	Comments
	3E62229	DFTPP			W	1					OK	8:59 am
	62230	CC2646-50				2					OK	1,4 Dioxane, PYR, nnd ma
	62231	CC2647-50		TCL 42		3					OK	Benzaldh ↓
	62232	TCL 42 VER - 1ppm				4					OK	SV141362-1364
	62233	BNA - 1 ppm				5					OK	SV141419-28B
	62234	OP75468-MB1	75468-1	ABN	S	6			/	/	OK	
	62235	OP75684-MB1	75684-1	ABN		7		+	/	/	OK	
	62236	OP75684-BS1				8			/	/	OK	
	62237	JB69187-48A TX		ABTCL20+		9		+	/	/	OK	
	62238	JB69432-2		PAH		10			/	/	OK	VF = [illegible] HR 1:10
R	62239	JB69026-3	75640-1	PAHMO		11			/	/	OK	
	62240	OP75639-MB1	75639-1	ABN		12		+	/	/	OK	
	62241	JB ~~69306~~ 69326-1	OA61814	~~ABTCL20+~~ ABPPL+		13		+	/	/	OK	
	62242	JB ~~69326~~ 69306-1	OA61814	~~ABPPL+~~ ABTCL20+		14		+	/	/	OK	HR 1:4
R	62243	JB68579-5CFI	75467-1	PALO		15			4.5 ↓	/	OK	
R	62244	-2CFI				16			5 ↓	/	OK	
R	62245	-3CFI				17	2		/	/	OK	

MTX = Matrix. Designate W for water, S for soil, O for oil. L+ = Library Search. IS = Internal Standard Area. SU = Surrogate.

Sample volume/weight used and final volumes refer to extraction log.

171

All strikeouts must be initialed, dated and reason code applied as follows:
1 = reviewer correction error; 2 = transcription error; 3 = computer miscalculation; 4 = analyst's correction error

Form: OR015-05
Rev. Date: 1/16/2006

9.7.4

9

ACCUTEST.

SEMI-VOLATILE by GCMS ANALYSIS LOG

Batch ID: E3E2667

Date: 6-18-14

Analyst Signature: OA

Standard Data

Lot #	Description	Conc.

Standard Data

Lot #	Description	Conc.
	Same as page # 171	

Columns: RTX-5ms 30m 0.25mm

Method 8270/625

Initial Cal. Method E3E2646

Injection Volume: 1 µl

Manually integrated chromatographic peaks in the following reportable files have been reviewed and verified to comply with the criteria of Accutest SOP EQA044.

Supervisor Signature: [signature] Date: 6-19-14

R	Data File	Sample ID	Ext. Batch	Test	MTX	ALS #	Dilution	L+	IS	SU	Status (Data)	Comments
A	E62246	JB69157-2	75640-1	PAHMO	S	18			/	/	ma	VF=5ml c/o
R	62247	-3				19			/	/	Ok	
R	62248	-4				20			/	/	Ok	
R	62249	JB69368-1CFI		ABPPL+		21	2		S ↓	/	Ok	
	62250	OP75639-MS	75639-1	ABN		22			/	/	Ok	
	62251	-MSD				23			/	/	Ok	
	62252	JB68753-4R	75684-1	PAH		24			/	/	Ok	ma 1:20
	62253	OP75684-MS				25			4,5 ↓	/	Ok	8:52 pm
	62254	-MSD				26					not ran	out of 12hr
	62255	JB69061-1		ABPPL+		27					not ran	↓
A	62256	JB69306-1	75639-1	ABTCN0+		28	4		/	/	ma	c/o redo after E62246
R	62257	JB69432-2	75684-1	PAH		29	10				not ran	VF=5ml out 12hr

TX = Matrix. Designate W for water, S for soil, O for oil. L+ =Library Search. IS = Internal Standard Area. SU = Surrogate.

Sample volume/weight used and final volumes refer to extraction log.

173

All strikeouts must be initialed, dated and reason code applied as follows:
1 = reviewer correction error; 2 = transcription error; 3 = computer miscalculation; 4 = analyst's correction error

Form: OR015-05
Rev. Date: 1/16/2006

9.7.4

ACCUTEST

SEMI-VOLATILE by GCMS ANALYSIS LOG

Batch ID: E3E 2669

Date: 6-19-14

Analyst Signature: OA

Standard Data

Lot #	Description	Conc.

Standard Data

Lot #	Description	Conc.
SV141362-119	DFTPP	50ppm
-110	BNA	25ppm
SV141419-5	TCL42	25ppm
DK774	DCM Lew	—
CK2933	IS	4000ppm

Columns: MTX-5ms 30m X0.25m X0.

Method 8270/625

Initial Cal. Method M3E 2646

Injection Volume: 1 µl

Manually integrated chromatographic peaks in the following reportable files have been reviewed and verified to comply with the criteria of Accutest SOP EQA044.

Supervisor Signature: [signature]

Date: 6/23/14

R	Data File	Sample ID	Ext. Batch	Test	MTX	ALS #	Dilution	L+	IS	SU	Status (Data)	Comments
	3E62284	DFTPP			W	1					ok	11:26 am
	62285	CC2646-25				2					ok	#937 1,4 Diox, Pyr, nomad, HCC
	62286	CC2647-25		TCL42		3					ok	benzdn ↓
	62287	BNA ver - 1ppm				4					ok	SV14-1419-14
	62288	OP75766-MB1	75766-1	ABN	S	5		+	/	/	ok	
	62289	-BS1				6			/	/	ok	
	62290	OP75676-MB1	75676-1	ABN	W	7		+	/	/	ok	batch was sent to MX → BS failed
	62291	-BS1				8			/	/	ok	↓
R	62292	JB69157-2	75640-1	PAH MO	S	9			5 ↓	/	not ring	VF=sml report fro
R	62293	JB69306-1	75639-1	ABTCL20+		10	4		2-6 ↓	/	↓	E3E 2668 run
	62294	JB69032-1	75676-1	ABNJTCM+	W	11			/	/	ok	
	62295	JB69360-20		ABTCL20+		12		x	/	/	ok	
R	62296	JB69432-2	75684-1	PAH		13	10		4-6 ↓	/	ok/RR	VF=sml
	62297	JB68685-8	75676-1	PADF	W	14			/	/	ok	
	62298	-12				15			4,5 ↓	/	ok	RR for IS 1:2
R	62299	JB68753-4	75684-1	PAH	S	16	20		6-7 ↓	/	RR	RR for Int-Std
	62300	JB69597-7A	75766-1	PALO		17			4,5 ↓	/	ok	RR 1:2 for IS

MTX = Matrix . Designate W for water, S for soil, O for oil. L+ =Library Search. IS = Internal Standard Area. SU = Surrogate.

Sample volume/weight used and final volumes refer to extraction log.

177

All strikeouts must be initialed, dated and reason code applied as follows:
1 = reviewer correction error; 2 = transcription error; 3 = computer miscalculation; 4 = analyst's correction error

Form: OR015-05
Rev. Date: 1/16/2006

9.7.5 9

ACCUTEST

SEMI-VOLATILE by GCMS ANALYSIS LOG

Batch ID: E3E2669

Date: 6-19-14

Analyst Signature: OA

Standard Data

Lot #	Description	Conc.

Standard Data

Lot #	Description	Conc.
Same	as page#	177

Columns: MTX-MS 30m x 0.25mm x 0.25

Method 8270/625

Initial Cal. Method M3E2646

Injection Volume: 1 µl

Manually integrated chromatographic peaks in the following reportable files have been reviewed and verified to comply with the criteria of Accutest SOP EQA044.

Supervisor Signature: [signature]

Date: 6/23/14

R	Data File	Sample ID	Ext. Batch	Test	MTX	ALS #	Dilution.	L+	IS	SU	Status (Data)	Comments
	3E62301	JB69597-8A	75766-1	PaCO	S	18			5E ↓	/	OK	RR 1:2 for IS
	62302	-11A				19			4,5 ↓	/	OK	RR 1:2 for IS
	62303	OP75676-MS	75676-1	ABV	W	20			1,3-6 ↓	/	OK	
	62304	-MSD				21			1,4-6 ↓	/	OK	
	62305	JB69131-1		ABVJ(CM+		22			/	/	OK	RR 1:10, 1:100
	62306	JB69061-1	75684-1	ABPPL+	S	23			4-6 ↓	/	OK	RR 1:10 for bis2E
	62307	OP75684-MSD				24			3-6 ↓	/	OK	11:19 pm
	62308	OP75727-MS	75727-1	ABV	W	25			5 ↓	/	RR	C/O ran after 3E6229
	62309	JB69141-2		ABTCLO+		26			5 ↓	/	RR	IS low
	62310	JB69141-2		ABTCLO+		26			✓	✓	OK	ran after 3E62295

MTX = Matrix . Designate W for water, S for soil, O for oil. L+ =Library Search. IS = Internal Standard Area. SU = Surrogate.

Sample volume/weight used and final volumes refer to extraction log.

179

All strikeouts must be initialed, dated and reason code applied as follows:
1 = reviewer correction error; 2 = transcription error; 3 = computer miscalculation; 4 = analyst's correction error

Form: OR015-05
Rev. Date: 1/16/2006

9.7.5

9

ACCUTEST

SEMI-VOLATILE by GCMS ANALYSIS LOG

Batch ID: E3E2675

Date: 6/24/14

Analyst Signature: [signature]

Standard Data

Lot #	Description	Conc.

Standard Data

Lot #	Description	Conc.
SV141362119	DFTPP	50ppm
SV141362110B	BNA	25ppm
SV141419 5B	TCL42	25ppm
CK2933	Internal Standard	4000ppm
DK774	DCM (HW)	—

Columns: RTX5msi 30m x .25mm x .25

Method 8270/625

Initial Cal. Method M3E2646

Injection Volume: 1 µL

Manually integrated chromatographic peaks in the following reportable files have been reviewed and verified to comply with the criteria of Accutest SOP EQA044.

Supervisor Signature: [signature] Date: 6-25-14

R	Data File	Sample ID	Ext. Batch	Test	MTX	ALS #	Dilution.	L+	IS	SU	Status (Data)	Comments
	3E62451	DFTPP			W	1					not using	Ion #127 failed-Reinject
	452	DFTPP			W	1					not using	↑PCP tailing-baked-Rein
	453	DFTPP			W	1					OK	9:43 AM
	454	CC2646-25		BNA	W	2					not using	Instrument not responding
	sp 6/24/14 454A ~~455~~	CC2646-25		BNA	W	2					OK	
	455	CC2647-25		TCL42	W	3					OK	
	456	bna verf		verification	W	4					ok	SV141419 28B
	457	OP75862-MB1	75862-1	AB8270+	S ~~W~~	5	sp 6/24/14	-	/	/	OK	
	458	-BS1			S	6			/	/	OK	
	459	JB67929-2		ABTCL20+	S	7		+	/	/	OK	
	460	JB69564-3		B isophorone	S	8			\	\	ok	
	461	-5			S	9			\	\	ok	
	462	-7R			S	10			\	\	ok	
	463	JB69895-1		ABPPL+	S	11			\	\	ok	
	464	~~-8~~ 8			S	12			\	\	ok	
	465	JB69955-1		B SL	S	13		28 [illegible]	S,6 ↓	\	ok	
	466	OP75862-MS		AB8270	S	14			S,6 ↓	\	ok	

MTX = Matrix. Designate W for water, S for soil, O for oil. L+ = Library Search. IS = Internal Standard Area. SU = Surrogate.

Sample volume/weight used and final volumes refer to extraction log.

1

All strikeouts must be initialed, dated and reason code applied as follows:
1 = reviewer correction error; 2 = transcription error; 3 = computer miscalculation; 4 = analyst's correction error

Form: OR015-05
Rev. Date: 1/16/2006

9.7.6

9

ACCUTEST

SEMI-VOLATILE by GCMS ANALYSIS LOG

Batch ID: E3E2675

Date: 6/24/14

Analyst Signature: Samir Patel

Standard Data

Lot #	Description	Conc.

Standard Data

Lot #	Description	Conc.
	Reg pg 1	

Columns: RTXSMS1 30m x .25mm x .25 µm

Method 8270/625

Initial Cal. Method M3E2646

Injection Volume: 1 µL

Manually integrated chromatographic peaks in the following reportable files have been reviewed and verified to comply with the criteria of Accutest SOP EQA044.

Supervisor Signature: [signature] Date: 6-25-14

R	Data File	Sample ID	Ext. Batch	Test	MTX	ALS #	Dilution	L+	IS	SU	Status (Data)	Comments
	3E62467	DP75862-MSD	75862-1	ABS270	S	15			5,6 ↓	/	OK	
	468	JB69078-1	75687-1	ABTCL20	S	16			/	/	OK	
	469	-2			S	17			/	/	OK	
	470	JB69045-20		ABTCL20	S	18			/	/	OK	
	471	-22			S	19			/	/	OK	
	472	-24			S	20			/	/	OK	
	473	JB69650-3	75798-1	ABTCL20+	S	21			/	↓	OK	
	474	-4			S	22			/	↓	OK	
	475	JB69066-10	75684-1	ABTCL11+	S	23			5,6 ↓	/	OK	RR for CCC
	476	-13			S	24			4,5 ↓	/	OK	↓
	477	-14			S	25			5 ↓	/	OK	
	478	JB69912-1	75858-1	ABTCL20+	S	26	20		/		out of clock	rerun, 943pm

[TX = Matrix. Designate W for water, S for soil, O for oil. L+ =Library Search. IS = Internal Standard Area. SU = Surrogate.

Sample volume/weight used and final volumes refer to extraction log.

3

All strikeouts must be initialed, dated and reason code applied as follows:
1 = reviewer correction error; 2 = transcription error; 3 = computer miscalculation; 4 = analyst's correction error

Form: OR015-05
Rev. Date: 1/16/2006

9.7.6

ACCUTEST

SEMI-VOLATILE by GCMS ANALYSIS LOG

Batch ID: E3P1389

Date: 6/6/14

Analyst Signature: Samit B Patel

Standard Data

Lot #	Description	Conc.

Standard Data

Lot #	Description	Conc.
SV141362119	DFTPP	50ppm
SV141362115A	BNA	100 ppm
SV141362116B	BNA	1ppm
CK2933	Internal Standard	4000ppm
DK547	DCM(HW)	✓

Columns: RTX5msi 30m x .25mm x .25 µm

Method 8270/625

Initial Cal. Method MSP1389

Injection Volume: 1 µL

Manually integrated chromatographic peaks in the following reportable files have been reviewed and verified to comply with the criteria of Accutest SOP EQA044.

Supervisor Signature: QA

Date: 6-10-14

R	Data File	Sample ID	Ext. Batch	Test	MTX	ALS #	Dilution.	L+	IS	SU	Status (Data)	Comments
	3P32431	DFTPP			W	1					not using	↑PCP tailing – Reinstall
	432	DFTPP			W	1					not using	↑PCP tailing – Reinstall
	433	DFTPP			W	1					OK	2:00 PM
	434	ic ~~10~~ 1389 – 100		BNA	W	2					ok	SV141362115A
	435	ic 1389-1.0			W	3					ok	SV141362116B
	436	ic 1389-80			W	4					ok	SV141362115B
	437	icc1389-50			W	5					ok	SV141419 12A
	438	ic1389-25			W	6					ok	SV141419 12B
	439	ic 1389-10			W	7					ok	SV141362115E
	440	ic 1389-2			W	8					ok	SV141362116C
	441	ic 1389-5			W	9					ok	SV141362115F

MTX = Matrix. Designate W for water, S for soil, O for oil. L+ =Library Search. IS = Internal Standard Area. SU = Surrogate.

Sample volume/weight used and final volumes refer to extraction log.

159

All strikeouts must be initialed, dated and reason code applied as follows:
1 = reviewer correction error; 2 = transcription error; 3 = computer miscalculation; 4 = analyst's correction error

Form: OR015-05
Rev. Date: 1/16/2006

9.7.7

9

SEMI-VOLATILE by GCMS ANALYSIS LOG

Batch ID: E3P1390

Date: 6/6/14

Analyst Signature: Samtik Patel

Standard Data

Lot #	Description	Conc.

Standard Data

Lot #	Description	Conc.
SV141362119	DFTPP	50ppm
CK2933	Internal Standard	4000ppm
DK547	DCM (HW)	

Columns: RTX5msi 30m x .25mm x .25 µm

Method 8270/625

Initial Cal. Method M3P1389

Injection Volume: 1 µL

Manually integrated chromatographic peaks in the following reportable files have been reviewed and verified to comply with the criteria of Accutest SOP EQA044.

Supervisor Signature: [signature]

Date: 6/10/14

R	Data File	Sample ID	Ext. Batch	Test	MTX	ALS #	Dilution	L+	IS	SU	Status (Data)	Comments
	3P32442	DFTPP			W	1					[initials]	6:28pm
	443	IC1390-100		TCL42	W	~~7~~ 10					[initials]	SV14 1362 136A sp 6/6/14
	444	IC1390-80			W	~~8~~ 11					[initials]	SV141362 136B
	445	ICC1390-50			W	12					[initials]	SV141362 80C
	446	IC1390-25			W	13					[initials]	SV141362 80D
	447	IC1390-10			W	14					[initials]	SV141362 136E
	448	IC1390-5			W	15					[initials]	SV141362 136F
	449	IC1390-2			W	16					[initials]	SV141362 136G
	450	IC1390-1			W	17					[initials]	SV141362 136H
sp 6/6/14	451	ICV ~~1390~~ 1389-50	Acid		W	18					[initials]	OP ~~SV~~14 117788 sp 6/9/14
	452	ICV ~~1390~~ 1389-50	BN1		W	19					[initials]	~~SV~~ OP141177-17
	453	ICV ~~1390~~ 1389-50	BN2		W	20					[initials]	OP141177-63
	454	ICV ~~1390~~ 1389-50	Surrogate		W	21					[initials]	OP1411 7733
	455	ICV ~~1390~~ 1389-50	Aniline		W	22					[initials]	OP 14117761
	456	ICV ~~1390~~ 1389-50	Benzidine 3rd Source		W	23					[initials]	SV14 1362 72B
	457	ICV 1390-50	HQ 2nd Source		W	24					[initials]	OP 1411 30141

MTX = Matrix. Designate W for water, S for soil, O for oil. L+ = Library Search. IS = Internal Standard Area. SU = Surrogate.

Sample volume/weight used and final volumes refer to extraction log.

161

All strikeouts must be initialed, dated and reason code applied as follows:
1 = reviewer correction error; 2 = transcription error; 3 = computer miscalculation; 4 = analyst's correction error

Form: OR015-05
Rev. Date: 1/16/2006

9.7.8

9

ACCUTEST

SEMI-VOLATILE by GCMS ANALYSIS LOG

Batch ID: E3P1392

Date: 6/9/14

Analyst Signature: Samir Patel

Columns: RTXSmSi 30mx.25mm x.25µm

Method 8270/625

Initial Cal. Method M3P1389

Injection Volume: 1µL

Standard Data

Lot #	Description	Conc.

Standard Data

Lot #	Description	Conc.
SVH1362119	DFTPP	50ppm
UC2933	Internal Standard	4000 ppm
DK547	DCM (HW)	

Manually integrated chromatographic peaks in the following reportable files have been reviewed and verified to comply with the criteria of Accutest SOP EQA044.

Supervisor Signature: [signature] Date: 6.9.14

R	Data File	Sample ID	Ext. Batch	Test	MTX	ALS #	Dilution	L+	IS	SU	Status (Data)	Comments
	3P32485	DFTPP			W	1					not using	↑ PCP tailing – Reinject
	486	DFTPP			W	1					not using	↑ PCP tailing – Reinstall
	487	DFTPP			W	1					not using	↑ PCP tailing – Reinstall
	488	DFTPP			W	1					OK	10:49 AM
	489	ICV1389-50		Acid Spike	W	2			-		OK	OP 14 117788
	490	ICV1389-50		BN2	W	3					not using	OP SP6/9/14 SVH 117743 – Not needed

MTX = Matrix . Designate W for water, S for soil, O for oil. L+ =Library Search. IS = Internal Standard Area. SU = Surrogate.

Sample volume/weight used and final volumes refer to extraction log.

All strikeouts must be initialed, dated and reason code applied as follows:
1 = reviewer correction error; 2 = transcription error; 3 = computer miscalculation; 4 = analyst's correction error

Form: OR015-05
Rev. Date: 1/16/2006

167

9.7.9

6

ACCUTEST

SEMI-VOLATILE by GCMS ANALYSIS LOG

Batch ID: E3P1411

Date: 6/21/14

Analyst Signature:

Columns: 2755451 30m x .25mm x .25u

Method: 8270D/625

Initial Cal. Method: MSP1555

Injection Volume: 1ul

Standard Data

Lot #	Description	Conc.

Standard Data

Lot #	Description	Conc.
SVP-B2111	DFTPP	50ppm
SVM-A151R	BNA	80ppm
SVMH-11	Mix	80ppm
CC2533	Decafluorobiphenyl	—
DS17	1,4-Dichlorobenzene-d4	40ppm

Manually integrated chromatographic peaks in the following reportable files have been reviewed and verified to comply with the criteria of Accutest SOP EQA044.

Supervisor Signature: Date: 6/23/14

R	Data File	Sample ID	Ext. Batch	Test	MTX	ALS #	Dilution.	L+	IS	SU	Status (Data)	Comments
	E3P32560	DFTPP			W	1					Not Orig	PQA not passing - Reinject
	32561	DFTPP			W	1					Not Orig	PQA not passing - Reinject
	32562	DFTPP			W	1					Not Orig	PQA not passing - Reinject
	32563	DFTPP			W	1					OK	Signed by Additional Ana. Needed
	32564	CC1555-25			W	2					OK	
	32565	CC1550-25			W	3					OK	Remained
	32566	BNA Continuity			W	4					OK	SVM-A151-2668
	32567	CP55263-1151	55263-1	Accutest	S	5			/	/	all	
	32568	CP55263-2551				6			/	/	all	
	32569	BL650103	55261	Blank	W	7			/	/	all	
	32570	BL5181		Blank		8		+	/	/	all	RR 1:100, RR 1:20
	32571	BL5255 13		Blank		9			/	/	all	RR 1:10
	32572	CP55263-5		Blank		10			/	/	all	
	32573	CP55263-5D				11			/	/	all	
	32574	BL55314.2	55263-1	Blank	S	12			/	/	all	
	32575	-3				13			/	/	all	
	32576	-4				14			/	/	all	

MTX = Matrix . Designate W for water, S for soil, O for oil. L+ =Library Search. IS = Internal Standard Area. SU = Surrogate.

Sample volume/weight used and final volumes refer to extraction log.

41

All strikeouts must be initialed, dated and reason code applied as follows:
1 = reviewer correction error; 2 = transcription error; 3 = computer miscalculation; 4 = analyst's correction error

Form: OR015-05
Rev. Date: 1/16/2006

9.7.10

9

ACCUTEST

SEMI-VOLATILE by GCMS ANALYSIS LOG

Batch ID: E3P1411

Date: 6-21-14

Analyst Signature: [signature]

Standard Data		
Lot #	Description	Conc.

Standard Data		
Lot #	Description	Conc.
CL2533	DCM Honeywell	—
DC547	ht SH	400mm

Columns: P7x5MPI 30MX.25MMX.25m

Method: 8270 / 1625

Initial Cal. Method: 13P1389

Injection Volume: 1ul

Manually integrated chromatographic peaks in the following reportable files have been reviewed and verified to comply with the criteria of Accutest SOP EQA044.

Supervisor Signature: [signature] Date: 6/23/14

R	Data File	Sample ID	Ext. Batch	Test	MTX	ALS #	Dilution	L+	IS	SU	Status (Data)	Comments
	3P32557	3B65374-5	35263-1	ABK020	S	15			/	/	all	
	32558	-7				16			4	/	all	RR cfi
	32559	-10				17			/	/	all	
	33000	3B65446-1A		Abkcut		18			/	/	all	RR 1:20
	33001	-2A				19			5	/	all	RR 1:4 RR cfi
	33002	3B65468-9		Abkcut		20		+	/	/	OK	Vf=10ml
	33003	-8				21		+	/	/	OK	Vf=10ml
	33004	-10				22		+	/	/	OK	Vf=10ml
	33005	-11				23		+	/	/	OK	
	33006	3B68725-4R		Abkcut		24			5	/	all	Vf=10ml RR cfi
	33007	-7R				25			/	/	all	RR 1:5
	33008	-10R				26			/	/	all	8:14 PM
	33009	condition			W	27						
	33014	condition			W	27						

MTX = Matrix . Designate W for water, S for soil, O for oil. L+ =Library Search. IS = Internal Standard Area. SU = Surrogate.

Sample volume/weight used and final volumes refer to extraction log.

43

All strikeouts must be initialed, dated and reason code applied as follows:
1 = reviewer correction error; 2 = transcription error; 3 = computer miscalculation; 4 = analyst's correction error

Form: OR015-05
Rev. Date: 1/16/2006

9.7.10

9

ACCUTEST

SEMI-VOLATILE by GCMS ANALYSIS LOG

Batch ID: E3P1417

Date: 6/26/14

Analyst Signature: [signature]

Standard Data

Lot #	Description	Conc.

Standard Data

Lot #	Description	Conc.
SV141362119	DFTPP	50ppm
SV141419 46A	BNA	50ppm
CK2933	Internal Standard	4000ppm
DK774	DCM(HW)	—

Columns: RTX5msi 30m x.25mm x.2

Method 8270/625

Initial Cal. Method M3P1~~389~~ 417 sp6/2

Injection Volume: 1 µL

Manually integrated chromatographic peaks in the following reportable files have been reviewed and verified to comply with the criteria of Accutest SOP EQA044.

Supervisor Signature: [signature] Date: 6/27/14

R	Data File	Sample ID	Ext. Batch	Test	MTX	ALS #	Dilution.	L+	IS	SU	Status (Data)	Comments
	3P33170	DFTPP			W	1					OK	8:11AM
	171	CC1389-50		BNA	W	2					not using ~~OK~~	Area ↓ compounds sp6/26
	172	DFTPP			W	1					not using	442 ↑, Retuned
	173	DFTPP				1					↓	PCPT, Retune.
	174	DFTPP				1					↓	687, RR
	175	DFTPP				1					OK	9:36AM
	sp6/26/14 176	ICC~~1389~~ 1417-50		BNA		2					OK	SV141419 46A
	177	IC1417-100				3					OK	SV141419 23A
	178	IC1417-1				4					OK	SV141419 23E
	179	IC1417-80				5					OK	SV141419 23B
	180	IC1417-25	sp6/26/14			6					OK	SV141419 23D
	181	IC1417-5				7					OK	SV141419 23F
	182	IC1417-25				8					OK	SV141419 46B
	183	IC1417-10				9					OK	SV141419 23C
	184	ICV1417-50		Acid Spike		10					OK	OP141177-125
	185	ICV1417-~~BN1~~ 50	sp6/26/14	BN1		11					OK	OP141177-118
	186	ICV1417-50		BN2		12					OK	OP141177-110

MTX = Matrix. Designate W for water, S for soil, O for oil. L+ =Library Search. IS = Internal Standard Area. SU = Surrogate.

Sample volume/weight used and final volumes refer to extraction log.

69

All strikeouts must be initialed, dated and reason code applied as follows:
1 = reviewer correction error; 2 = transcription error; 3 = computer miscalculation; 4 = analyst's correction error

Form: OR015-05
Rev. Date: 1/16/2006

9.7.11

9

ACCUTEST.

SEMI-VOLATILE by GCMS ANALYSIS LOG

Batch ID: E3P1417

Date: 6/26/14

Analyst Signature: [signature]

Columns: RTX5MS 30m x .25mm x .25

Method 8270/625

Initial Cal. Method MS3P1417

Injection Volume: 1 µL

Standard Data

Lot #	Description	Conc.

Standard Data

Lot #	Description	Conc.
	see PS 69	

Manually integrated chromatographic peaks in the following reportable files have been reviewed and verified to comply with the criteria of Accutest SOP EQA044.

Supervisor Signature: [signature] Date: 6/27/14

R	Data File	Sample ID	Ext. Batch	Test	MTX	ALS #	Dilution.	L+	IS	SU	Status (Data)	Comments
	3P33 187	ICV1417-50		ABN Surrogate		13					OK	OP14177-117
	188	ICV1417-50		Benzidine 2nd		14					OK	SV141419 44A
	189	ICV1417-50		Aniline		15					OK	OP14177111

SP

MTX = Matrix . Designate W for water, S for soil, O for oil. L+ =Library Search. IS = Internal Standard Area. SU = Surrogate.

Sample volume/weight used and final volumes refer to extraction log.

71

All strikeouts must be initialed, dated and reason code applied as follows:
1 = reviewer correction error; 2 = transcription error; 3 = computer miscalculation; 4 = analyst's correction error

Form: OR015-05
Rev. Date: 1/16/2006

9.7.11

9

ACCUTEST

SEMI-VOLATILE by GCMS ANALYSIS LOG

Batch ID: E3P1419

Date: 6/27/14

Analyst Signature: [signature]

Standard Data

Lot #	Description	Conc.

Standard Data

Lot #	Description	Conc.
SV1413621119	DFTPP	50ppm
SV1414194GB	BNA	25ppm
SV1414191 9B	TCL42	25ppm
CK2933	Internal Standard	4000ppm
DK774	DCM(HW)	—

Columns: RTX5MSi 30m x .25mm x .25µm

Method 8270/625

Initial Cal. Method M3P1417

Injection Volume: 1µl

Manually integrated chromatographic peaks in the following reportable files have been reviewed and verified to comply with the criteria of Accutest SOP EQA044.

Supervisor Signature: [signature] Date: 6/27/14

R	Data File	Sample ID	Ext. Batch	Test	MTX	ALS #	Dilution.	L+	IS	SU	Status (Data)	Comments
	E3P33219	DFTPP			W	1					not using	Ion #68 failed - Reinject
	220	DFTPP			W	1					not using	↑ PCP tailing - Reinstall
	221	DFTPP			W	1					not using	Ion # 51 failed - Reinject
	222	DFTPP			W	1					OK	9:30 AM
	223	CC1417-25		BNA	W	2					OK	
	224	CC1390-25		TCL42	W	3					OK	
	225	tcl 42 verf		verification	W	4					OK	SV1414191 35
	226	OP75953-MB1	75953-1	ABB270	W	5			✓	✓	OK	
	227	JB70072-1		ABSL+Comp.	W	6			✓		not OK	Samples Reextracted
	228	-2			W	7			✓		OK	
	229	JB70083-2		ABSL+Compounds	W	8			✓			
	230	-2			W	9			✓		↓	
	231	OP75676-MB1	75676-1	ABB270	W	10			✓	✓	OK	
	232	OP75839-MB1	75839-1	ABB270	S	11			✓	✓	OK	
	233	JB69791-1A	75823-1	ABPP TCL II-DCB+BNS+Benzyl Alcohol	S	12			✓	✓	all	
	234	-6A	75823-1	ABPP TCL II-DCB+BNS+Benzyl Alcohol	S	13			✓	✓	all	
	235	JB69793-6A			S	14			✓	✓	all	

MTX = Matrix. Designate W for water, S for soil, O for oil. L+ = Library Search. IS = Internal Standard Area. SU = Surrogate.

Sample volume/weight used and final volumes refer to extraction log.

77

All strikeouts must be initialed, dated and reason code applied as follows:
1 = reviewer correction error; 2 = transcription error; 3 = computer miscalculation; 4 = analyst's correction error

Form: OR015-05
Rev. Date: 1/16/2006

9.7.12

ACCUTEST

SEMI-VOLATILE by GCMS ANALYSIS LOG

Batch ID: E3P1419

Date: 6/27/14

Analyst Signature: [signature]

Standard Data

Lot #	Description	Conc.

Standard Data

Lot #	Description	Conc.
	see pg 77	

Columns: RTX5msi 30mx.25mmx.25

Method 8270/625

Initial Cal. Method M3P1417

Injection Volume: 1 µL

Manually integrated chromatographic peaks in the following reportable files have been reviewed and verified to comply with the criteria of Accutest SOP EQA044.

Supervisor Signature: [signature] Date: 6/27/14

R	Data File	Sample ID	Ext. Batch	Test	MTX	ALS #	Dilution	L+	IS	SU	Status (Data)	Comments
	3P33236	JB69613-1arx	75823-1	ABPP TCL11-DCB+ BYS Barry Alcohol	S	15			✓	✓	ok	
	237	JB69656-6A	75799-1		S	16			✓	✓	ok	
	238	JB69648-2A			S	17			✓	✓	OK	
	239	JB69078-3	75676-1	ABTCL20	W	18			✓	✓	OK	
	240	JB69763-8	75839-1	ABTCL11+	S	19		+	✓	✓	OK	
	241	-9			S	20		+	✓	✓	OK	
	242	JB69111-1rx	75780-1	BNJTCL 20+	W	21		+	✓	✓	OK	
	243	-2rx			W	22		+	✓	✓	OK	
	244	JB69295-14		ABNJTCL 20+	W	23		+	✓	✓	OK	
	245	-15			W	24		+	✓	✓	OK	RR1:10
	246	JB69309-9		ABTCL20+	W	25					not run	Sequence cut due rush samples
	247	JB69358-1		Bis2E	W	26					not ~~not~~ run	Sequence cut due rush s
	248	-2			W	27					↓	↓
	249	-3			W	28					↓	↓
	250	OP75724-MB1	75724-1	AB8270	S	29			✓	✓	OK	
	251	JB69266-1		PAH+2MNAP	S	30	10		✓	✓	OK	
	252	-3			S	31	20		✓	✓	OK	

MTX = Matrix. Designate W for water, S for soil, O for oil. L+ =Library Search. IS = Internal Standard Area. SU = Surrogate.

Sample volume/weight used and final volumes refer to extraction log.

79

All strikeouts must be initialed, dated and reason code applied as follows:
1 = reviewer correction error; 2 = transcription error; 3 = computer miscalculation; 4 = analyst's correction error

Form: OR015-05
Rev. Date: 1/16/2006

9.7.12

9

ACCUTEST.

SEMI-VOLATILE by GCMS ANALYSIS LOG

Batch ID: E3P1419

Date: 6/27/14

Analyst Signature: [signature]

Standard Data

Lot #	Description	Conc.

Standard Data

Lot #	Description	Conc.
	See pg 77	

Columns: RTX5MS1 30mx.25mmx.25

Method 8270/625

Initial Cal. Method M3P1417

Injection Volume: 1 uL

Manually integrated chromatographic peaks in the following reportable files have been reviewed and verified to comply with the criteria of Accutest SOP EQA044.

Supervisor Signature: [signature] Date: 6/30/14

R	Data File	Sample ID	Ext. Batch	Test	MTX	ALS #	Dilution	L+	IS	SU	Status (Data)	Comments
	3P33253	JB69266-1	75724-1	PAH+2MNAP	S	32	100		✓	✓	OK	

MTX = Matrix . Designate W for water, S for soil, O for oil. L+ =Library Search. IS = Internal Standard Area. SU = Surrogate.

Sample volume/weight used and final volumes refer to extraction log.

81

All strikeouts must be initialed, dated and reason code applied as follows:
1 = reviewer correction error; 2 = transcription error; 3 = computer miscalculation; 4 = analyst's correction error

Form: OR015-05
Rev. Date: 1/16/2006

9.7.12

9

ACCUTEST

SEMI-VOLATILE by GCMS ANALYSIS LOG

Batch ID: EF5692

Analyst Signature: AMD

Date: 6/11/14

Columns: RTV5 MS30m x25mm x25µm

Method 8270/625

Initial Cal. Method MF5692X2 AMD 6/11 ④

Injection Volume: µL

Standard Data

Lot #	Description	Conc.
SV141362133A	Bal A	50ppm
-133B		25ppm
SV14-141923A	Bal A	100ppm
1414192 3 B		80ppm
1411492 3C	D 6/12/14	10ppm
1414923E		5ppm

Standard Data

Lot #	Description	Conc.
SV141362119	DFTPP	50ppm
SV1414923D	Bal A	2ppm
E	↓	1ppm
CK2933	Internal Std.	4000ppm
DK547	DCM(HW)	—

Manually integrated chromatographic peaks in the following reportable files have been reviewed and verified to comply with the criteria of Accutest SOP EQA044.

Supervisor Signature: [signature]

Date: 6/12/14

R	Data File	Sample ID	Ext. Batch	Test	MTX	ALS #	Dilution	L+	IS	SU	Status (Data)	Comments
						1					OK	8.23pm
	F35905	DFTPP										
	35906	iCC5692-50		BNA	W	2					OK	
	35907	iC5692-25				3					OK	
	35908 ~~35090~~ AMD 6/11 ④	-100				4					OK	
	35909	-80				5					OK	
	35910	-10				6					OK	
	35911	-5				7					OK	
	35912	-2				8					OK	
	35913	-1				9					OK	
	~~35914~~ AMD 6/11 ④											

[signature] 6/12/14

MTX = Matrix. Designate W for water, S for soil, O for oil. L+ = Library Search. IS = Internal Standard Area. SU = Surrogate.

73

Sample volume/weight used and final volumes refer to extraction log.

All strikeouts must be initialed, dated and reason code applied as follows:
1 = reviewer correction error; 2 = transcription error; 3 = computer miscalculation; 4 = analyst's correction error

Form: OR015-05
Rev. Date: 1/16/2006

9.7.13

9

ACCUTEST.

SEMI-VOLATILE by GCMS ANALYSIS LOG

Batch ID: EF5693

Date: 6/12/14

Analyst Signature:

Standard Data

Lot #	Description	Conc.

Standard Data

Lot #	Description	Conc.
SV141362119	DFTPP	50ppm
CK2933	Int. Std.	40ppm
DK547	DCM(HW)	

Columns: RTX5ms 30mx.25mmx.25um

Method 8270/625

Initial Cal. Method MF5692

Injection Volume: 1.0ul

Manually integrated chromatographic peaks in the following reportable files have been reviewed and verified to comply with the criteria of Accutest SOP EQA044.

Supervisor Signature: Date: 6/13/14

R	Data File	Sample ID	Ext. Batch	Test	MTX	ALS #	Dilution	L+	IS	SU	Status (Data)	Comments
	F359714	DFTPP				1						50ppm
	359 15	ICC5693-50		TCL42		2						SV141362 38-A
	359 16	ICS693-25				3						SV141362-80D
	359 17	ICS693-100				4						SV141362-136A
	359 18	-80				5						136B
	359 19	-10				6						-136E
	359 20	-5				7						-136F
	359 21	-2				8						-136H
	359 22	-1				9						-136G
	359 23	ICV5692-50		Acid		10					Not Using	Reject 160* OP114-1177-88
	359 24	-50		Ball		11						OP114-1177-17
	359 25	-50		B2/2		12						OP114-1177-42
	359 26	-50		Surr		13						OP14-1177-33
	359 27	-50		Anilne		14						OP14-1177-61
	359 28	-50		3rd Benzidine		15						SV114-1362-72R
	359 29	ICV5693-50		HQ		16					Not Run	OP14-1130141

MTX = Matrix. Designate W for water, S for soil, O for oil. L+ = Library Search. IS = Internal Standard Area. SU = Surrogate.

Sample volume/weight used and final volumes refer to extraction log.

75

All strikeouts must be initialed, dated and reason code applied as follows:
1 = reviewer correction error; 2 = transcription error; 3 = computer miscalculation; 4 = analyst's correction error

Form: OR015-05
Rev. Date: 1/16/2006

9.7.14

9

ACCUTEST

SEMI-VOLATILE by GCMS ANALYSIS LOG

Batch ID: EF5695

Date: 06/13/2014

Analyst Signature: [signature]

Standard Data

Lot #	Description	Conc.

Standard Data

Lot #	Description	Conc.
SV141362119	DFTPP	50ppm
SV141419	12A 3014	50ppm
CK2933	Internal Std	4000ppm
DK547	DCM (HW)	—

Columns: RTX5msi30mx.25mmx.25µm

Method 8270/625

Initial Cal. Method MF5693 2 EH4

Injection Volume: 1 µl

Manually integrated chromatographic peaks in the following reportable files have been reviewed and verified to comply with the criteria of Accutest SOP EQA044.

Supervisor Signature: [signature]

Date: 6/13/14

R	Data File	Sample ID	Ext. Batch	Test	MTX	ALS #	Dilution.	L+	IS	SU	Status (Data)	Comments
	F35955 ~~F35954~~	DFTPP			W	1					dl	7:31am
	35956	CC5692-50			W	2					Not using	Over Shot - off - Run stopped
	35957	ICU5692-50	Acid		W	2					dl	OP114-1177-88
	35958	ICU5693-50	Hg		W	3					dl	OP14-1130-141

MTX = Matrix . Designate W for water, S for soil, O for oil. L+ =Library Search. IS = Internal Standard Area. SU = Surrogate.

Sample volume/weight used and final volumes refer to extraction log.

81

All strikeouts must be initialed, dated and reason code applied as follows:
1 = reviewer correction error; 2 = transcription error; 3 = computer miscalculation; 4 = analyst's correction error

Form: OR015-05
Rev. Date: 1/16/2006

9.7.15

9

ACCUTEST

SEMI-VOLATILE by GCMS ANALYSIS LOG

Batch ID: EF5702

Date: 6/18/14

Analyst Signature: AMD

Standard Data

Lot #	Description	Conc.

Standard Data

Lot #	Description	Conc.
SV14136219	DFTPP	50ppm
CK2933	Internal Std.	4000ppm
DK547	DCM(HW)	–

Columns: RTX 5Si 30m x 25mm x 25µm

Method 8270/625

Initial Cal. Method MF5692

Injection Volume: 1µL

Manually integrated chromatographic peaks in the following reportable files have been reviewed and verified to comply with the criteria of Accutest SOP EQA044.

Supervisor Signature: [signature] Date: 6-20-14

R	Data File	Sample ID	Ext. Batch	Test	MTX	ALS #	Dilution.	L+	IS	SU	Status (Data)	Comments
	F36117	DFTPP				1					dl	8:02pm
	18	IC5702-100 AMD 6/18		AP9	W	2					dl	SV14136291A
	19	-80				3					dl	↓ B
	20	ICC5702-50				4					dl	SV14136276A
	21	IC5702-25				5					dl	↓ B
	22	-10				6					dl	SV14136291C
	23	-5				7					dl	D
	24	-2				8					dl	E
	25	-1				9					dl	~~not using~~ F ~~not needed~~ AMD 6/25/14
	26	IC5702-100		AP9SL	W	10					dl	SV14136292A
	27	-80				11					dl	↓ B
	28	ICC5702-50 AMD 6/18				12					dl	SV14136264A
	29	IC5702-25				13					dl	↓ B
	30	-10				14					dl	SV14136292C
	31	-5				15					dl	D
	32	-2				16					dl	E
	33	-1				17					dl	F ~~not using/not needed~~ AMD 6/25/14

ITX = Matrix . Designate W for water, S for soil, O for oil. L+ =Library Search. IS = Internal Standard Area. SU = Surrogate.

Sample volume/weight used and final volumes refer to extraction log.

107

All strikeouts must be initialed, dated and reason code applied as follows:
1 = reviewer correction error; 2 = transcription error; 3 = computer miscalculation; 4 = analyst's correction error

Form: OR015-05
Rev. Date: 1/16/2006

9.7.16

9

ACCUTEST.

SEMI-VOLATILE by GCMS ANALYSIS LOG

Batch ID: EF5702

Date: 6/18/14

Analyst Signature: AMD

Standard Data

Lot #	Description	Conc.

Standard Data

Lot #	Description	Conc.
	See page 107	

Columns: RTX 5Sil 30m x 25 mm x .25 µm

Method 8270/625

Initial Cal. Method MF5692

Injection Volume: 1 µL

Manually integrated chromatographic peaks in the following reportable files have been reviewed and verified to comply with the criteria of Accutest SOP EQA044.

Supervisor Signature: [signature] Date: 6/20/14

R	Data File	Sample ID	Ext. Batch	Test	MTX	ALS #	Dilution	L+	IS	SU	Status (Data)	Comments
	F36134	ICV5702-50		AP92nd		18					✓	OP14117710 50ppm
	35	-50		catechol		19					not signed 6/18	OP13 OP13108357 50ppm expired
	36	-50		2,3chloroaniline		20					✓	SV14136239 50ppm
	37	-50		o-toludine		21					✓	SV14136239 50ppm
	38	-50		m-toludine		22					✓	SV14136297 50ppm
	39	-50		1-chloro-2-nitrobenzene		23					✓	SV14141929 50ppm

MTX = Matrix . Designate W for water, S for soil, O for oil. L+ =Library Search. IS = Internal Standard Area. SU = Surrogate.

Sample volume/weight used and final volumes refer to extraction log.

All strikeouts must be initialed, dated and reason code applied as follows:
1 = reviewer correction error; 2 = transcription error; 3 = computer miscalculation; 4 = analyst's correction error

Form: OR015-05
Rev. Date: 1/16/2006

9.7.16

9

ACCUTEST

SEMI-VOLATILE by GCMS ANALYSIS LOG

Batch ID: EF5705

Date: 6-21-17

Analyst Signature:

Columns: RTX 5ms, 30m x .25mm x .25u

Method: EPA 8270/625

Initial Cal. Method: MS52

Injection Volume: 1uL

Standard Data		
Lot #	Description	Conc.

Standard Data		
Lot #	Description	Conc.
[illegible]	DFTPP	50ppm
[illegible]	BNA	80ppm
[illegible]	TCMX	50ppm
[illegible]	609	50ppm
CC2525	Ht-Std	40ug/ml
[illegible]	[illegible]	

Manually integrated chromatographic peaks in the following reportable files have been reviewed and verified to comply with the criteria of Accutest SOP EQA044.

Supervisor Signature: [signature] Date: 6-23-17

R	Data File	Sample ID	Ext. Batch	Test	MTX	ALS #	Dilution	L+	IS	SU	Status (Data)	Comments
	F36225	DFTPP			W	1					Ext Only	PC Post passing - Restek drop/smoke
	36226	DFTPP			W	1					Ext Only	PC Post passing - Restek
	36227	DFTPP			W	1					Ext Only	PC Post passing Dirty Liner
	36228	DFTPP			W	1					Ext Only	PC Post passing Restek
	36229	DFTPP			W	1					d	BN only 1:06pm
	36230	CC252-50			W	2					d	BNA's
	36231	CC5202-50			W	3					d	
	36232	BNA Lcs/Lcsd			W	4					d	
	36233	OP35202-1MS	35202	BNA's	S	5		X	/	/	d	
	36234	OP35202-MSD				6			/	/	d	
	36235	F36535436		DMF/Acid BCS's		7		X	/	/	d	
	36236	OP35616-1MS	36161	BNA's	W	8		X	/	/	d	
	36237	OP35616-MSD				9			/	/	d	24 hold
	36238	F36501A		Lcs/Lcsd		10			/	/	d	
	36239	OP35363-1MS	35361	BNA's	S	11		X	/	/	d	
	36240	OP35363-MSD				12			/	/	d	
	36241	F36535436		BCS's DMF/Acid		13		X	/	/	d	

TX = Matrix . Designate W for water, S for soil, O for oil. L+ =Library Search. IS = Internal Standard Area. SU = Surrogate.

Sample volume/weight used and final volumes refer to extraction log.

123

All strikeouts must be initialed, dated and reason code applied as follows:
1 = reviewer correction error; 2 = transcription error; 3 = computer miscalculation; 4 = analyst's correction error

Form: OR015-05
Rev. Date: 1/16/2006

9.7.17

ACCUTEST

SEMI-VOLATILE by GCMS ANALYSIS LOG

Batch ID: EF5705

Date: 6-21-14

Analyst Signature: [signature]

Lot #	Description	Conc.

Standard Data

Lot #	Description	Conc.
0/2533	Int Std	4ug/ml
N547	Decafluoro	

Standard Data

Columns: Rxi 5Sil 30m x 0.25mm x 0.25

Method: E8270/625

Initial Cal. Method: eh8052

Injection Volume: 1ul

Manually integrated chromatographic peaks in the following reportable files have been reviewed and verified to comply with the criteria of Accutest SOP EQA044.

Supervisor Signature: [signature]   Date: 6-23-14

R	Data File	Sample ID	Ext. Batch	Test	MTX	ALS #	Dilution.	L +	IS	SU	Status (Data)	Comments
	F36242	JB68943-104	35263	PAH+chlor BNSSL	S	14		X	/	/	ok	
	36243	-105				15		X	/	/	ok	
	36244	-106				16		X	/	/	ok	
	36245	JB68543-54	35264	PAH+chlor BNSSL	S	17		X	/	X	ok	Rx
	36246	-55				18		X	/	/	ok	
	36247	-56				19		X	/	/	ok	9:52pm
												AK

MTX = Matrix . Designate W for water, S for soil, O for oil. L+ =Library Search. IS = Internal Standard Area. SU = Surrogate.

Sample volume/weight used and final volumes refer to extraction log.

125

All strikeouts must be initialed, dated and reason code applied as follows:
1 = reviewer correction error; 2 = transcription error; 3 = computer miscalculation; 4 = analyst's correction error

Form: OR015-05
Rev. Date: 1/16/2006

9.7.17

9

Accutest Laboratories

EXT-AQ

Date Started: 6/17/14 Time Started: _____

Date Finished: 6/17/14 Time Finished: _____

Acid Base/Neutrals Extraction Log - Liquid

BATCH # MS75676 RACK# A-6

EXTRACT METHOD (check one): Sep Funnel SW 3510C / EPA 625 ✓ Cont Liq-Liq SW3520C_____

	Sample #	Analysis Type	Sample Bottle #	pH	Sample Description	Sample Volume (ml) Oil Wt (g)	pH Adjust (ml) <2 H2SO4	pH Adjust (ml) >11 NaOH	Final Extract Color	Final Extract Vol(ml)	Misc. GPC Cleanup	Misc.	Comments
	MB 1	ABN			DI H2O	1000	1	4	clear	1			
	BS 1				DI H2O	1000	1	4	yellow	1			
	JB69131-1 MS		1		Brown	440	1	4	yellow	1			
	MSD		1		Brown	440	1	4	yellow	1			
	BS 12	SIM			DI H2O	1000	1	4	P.yellow	1			
	JB69092-2 MS		55		clear	500	1	4	yellow	1			
	MSD		55		clear	500	1	4	yellow	1			
1	JB68176-22 5x	BN	1		yellow	1000		1	yellow	1			
2	~~JB68341-11~~	~~ABN~~	~~6~~										
3	JB68685-8	BN	1		yellow	1000		1	yellow	1			
4	12	BN	2		yellow	1000		1	yellow	1			
5	JB69032-1	ABN	2		brown	100	1	4	yellow	1			*
6	JB69071-1	BN	1		Clear	1000		1	clear	1			
7	2		1		green	900		1	yellow	1			
8	JB69078-3	ABN	2		Clear	890	1	4	clear	1			
9	JB69360-20		1		Clear	1000	1	4	clear	1			
10	JB68943-66	BN	2		brown	1000		1	clear	1			
11	67		2		yellow	1000		1	clear	1			
12	JB69092-1	ABN	51		clear	970	1	4	clear	1			
13	2		54		yellow	1000	1	4	yellow	1			
14	3		51		yellow	1000	1	4	yellow	1			
15	JB69097-1	BN	1		yellow	1000		1	clear	1			
16	2		1		Clear	1000		1	clear	1			
17	JB69111-1		1		clear	1000		1	clear	1			
18	2		2		clear	1000		1	clear	1			
19	JB69131-1	ABN	4		brown	1000	1	4	orange	1			
20	BS13	stolen			DI H2O	1000	1	4	yellow	1			

COMMENTS: * volume reduced due to bad matrix

See back for instructions

Ext By:	BJ/NL/VP
Conc by:	MS/A
Vialed by:	RD/TM
Relinquished by:	
Accepted by:	
Supervisor review:	[signature] 6/26/14

Equipment	ID	Temp	Pres
Waterbath	2, 3	80	N/A
NEVAP			
Turbo vap			
PowerVap			

Surrogate	Lot #	Conc	Amt
ABN	14117796	50	1
Witness Sign:	VP		

Matrix Spike	Lot #	Conc	Amt
Acid	14117788	50	1
Base #1	14117100	50	1
Base #2	14117110	50	1
Witness Sign:	VP		
BSIM	14117796	1	1

SOLVENT	Lot #	Brand	Amt
1:1 MC/Acetone			
McCL2	DK547	HW	6/60

Reagent	Lot #	Brand
Sodium Sulfate	136683	Fisher
~~Filter Paper~~ glass wool	7483	Fisher
Hydromatrix		
NaOH	311211	BDH
H2SO4	240227	BDH

47

9.8.1 6

Accutest Laboratories

EXT-SO

ABN Extraction Log - Solids

BATCH # MS75684 | RACK# C3 PC

Date started: 06/17/14 Time started: 10:30 am

Date finished: 06/17/14 Time finished: 11:40 am

EXTRACTION METHOD: (Check one): Microwave SW3546 _____ Sonication SW3550C ✓

Waste Dil. SW3580A _____ Soxhlet SW3540C _____

	Sample #	Analysis Type	Sample Bottle #	Sample Description	Sample Wet Wt. (g)	Microwave ID	Decant Y	Decant N	Final Extract Color	Final Extract Vol(ml)	GPC Cleanup		Comments
	BS	ABN		Na2SO4	35.0				Yellow	1			
	JB69061-1 MS		1	clay	32.9				brown	1			
	L MSD		1	clay	31.7				brown	1			
	MB1 BS			Na2SO4	35.0				clear	1			
	MS												
	MSD												
1	JB68753-4RX	ABN	1	Soil	31.6				Black	1			
2	JB69045-20		1	Sand	31.2				Yellow	1			
3	-22		1	Sand	34.8				Yellow	1			
4	-24		1	Sand	32.1				Clear	1			
5	JB69061-1		1	clay	31.3				Brown	1			
6	-2		1	Soil	34.0				Yellow	1			
7	-3		1	Soil	31.4				Yellow	1			
8	-4		1	Soil	32.1				Green	1			
9	-5		1	Soil	34.7		/		Brwn	1			
10	-6		1	Soil	30.4				Brown	1			
11	-7		1	Soil	31.5				Brown	1			
12	JB69066-1		1	clay	32.3				Cream	1			
13	-9		1	clay	32.8				Cream	1			
14	-10		1	Soil	31.4				Brown	1			
15	-13		1	clay	32.5				Brown	1			
16	-14		1	clay	31.6				Yellow	1			
17	JB69078-1		1	mud/Ch	34.3				Green	1			
18	-2		1	mud/Soil	31.8				Green	1			
19	JB69432-2		1	cloth	5.2				brown	5			*
20	JB69187-48A RX		1	sand	33.0				Brown	5			

Comments: * Low density sample: Only 5g weighed out

* Sample final volume raised to 5ml because of poor matrix

49

Ext By:	AQ9/FN
Conc By:	MS/AS
Vialed By:	JM/AQ9/M
Relinquished by:	JM
Accepted by:	
Supervisor Review:	-BB

Equipment	ID	Temp	Pr
WaterBath	5	80°C	
TurboVAP			
NEVAp	2	35°C	
Balance	B-49	N/A	N/

SURROGATE	Lot #	Conc	Amt
ABN	141177998	50	1

WITNESS SIGN: AQ9

MATRIX SPIKE	LOT #	Conc	An
Acid BP	141177112	50	1
Base #1 w/out Anilines BP	141177100	50	1
Base #2 BP	141177110	50	1
Anilines BP	141177111	50	1

WITNESS SIGN: AQ9

SOLVENT	LOT #	BRAND
1:1 MC/ACE	DK756	DK520 Hw
METH CHLOR	DK754	HW

REAGENTS	LOT #	BRAND
SODIUM SULF.	136683	Fisher
FILTER PAPER	Fc 007891	Fisher
HYDROMATRIX		

Accutest Laboratories

EXT-AQ

Date Started: 6/19/14 Time Started: 12:30pm
Date Finished: 6/19/14 Time Finished: 5:00pm

Acid Base/Neutrals Extraction Log - Liquid

BATCH # HS75780 RACK# A21

EXTRACT METHOD (check one): Sep Funnel SW 3510C / EPA 625 ✓ Cont Liq-Liq SW3520C_____

Ext By:	NG/RM/VP
Conc by:	RM/VP/NG
Vialed by:	NG
Relinquished by:	
Accepted by:	
Supervisor review:	[signature] 6/19/14

	Sample #	Analysis Type	Sample Bottle #	pH	Sample Description	Sample Volume (ml) Oil Wt (g)	pH Adjust (ml) <2 H2SO4	pH Adjust (ml) >11 NaOH	Final Extract Color	Final Extract Vol(ml)	Misc. GPC Cleanup	Misc.	Comments
	MB 1	ABN			Di H_2O	1000	1	4	Clear	1			
	BS 1				Di H_2O	1000	1	4	Yellow	1			
	~~JB69[illegible]-13~~ MS		1		yellow	500	1	4	Yellow	1			
	JB69295-13 MSD		1		yellow	500	1	4	Yellow	1			
	BS 12	Sim			Di H_2O	1000	1	4	1 Yellow	1			
	JB69092-2 MS A		52		yellow	500	1	4	Yellow	1			
	MSD A		52		yellow	500	1	4	Yellow	1			
1	~~JB68176-22~~ RX	BN						~~AW~~		~~AW~~			
2	JB69032-1	ABN	2		brown	100	1	4	Lt Brown	1			*
3	JB69078-3		1		Clear	870	1	4	Clear	1			
4	~~JB69360-20~~												
5	JB69092-1		52		Clear	1000	1	4	Clear	1			
6	2		56		Yellow	1000	1	4	Yellow	1			
7	3		52		yellow	1000	1	4	Yellow	1			
8	JB69097-1	BN	2		yellow	1000		1	Lt yellow	1			
9	2		2		Clear	1000		1	Clear	1			
10	JB69111-1		2		Clear	1000		1	Clear	1			
11	2		1		clear	1000		1	Clear	1			
12	JB69131-1	ABN	3		yellow	1000	1	4	Red	1			
13	JB69295-13		2		yellow	900	1	4	Yellow	1			
14	14		2		yellow	1000	1	4	Yellow	1			
15	15		1		yellow	1000	1	4	Yellow	1			
16	JB69309-9		3		yellow	1000	1	4	1 Yellow	1			
17	JB69420-1	BN	1		yellow	800		1	1 Yellow	1			
18	JB69358-1		1		yellow	1000		1	yellow	1			
19	2		1		yellow	1000		1	Clear	1			
20	3		1		clear	1000		1	Clear	1			

Equipment	ID	Temp	Pres
Waterbath	2,3	80	N/A
NEVAP			
Turbo vap			
PowerVap			

Surrogate	Lot #	Conc	Amt
ABN	141177117	50	1
Anilines	141177111	50	1
Witness Sign:	RM		

Matrix Spike	Lot #	Conc	Amt
Acid	141177114	50	1
Base #1	141177100	50	1
Base #2	141177120	50	1
Witness Sign:	RM		
BSim	141177796	50	1

SOLVENT	Lot #	Brand	Amt
1:1 MC/Acetone			
McCL2	D1758	HW	6/60

Reagent	Lot #	Brand
Sodium Sulfate	136683	Fisher
Filter Paper	7483	Fisher
Hydromatrix		
H_2SO_4	410227	BDH
NaOH	311211	BDH

COMMENTS: * Sample reduced due to poor matrix

See back for instructions

63

Prep Log OP75780 page 1 of 1
1035 of 1397
ACCUTEST LABORATORIES
JB69078
6 9.8.3

New Jersey ACCUTEST LABORATORIES

Metals Analysis

QC Data Summaries

Includes the following where applicable:

- Instrument Runlogs
- Initial and Continuing Calibration Blanks
- Initial and Continuing Calibration Checks
- High and Low Check Standards
- Interfering Element Check Standards
- Method Blank Summaries
- Matrix Spike and Duplicate Summaries
- Blank Spike and Lab Control Sample Summaries
- Serial Dilution Summaries
- IDL and Linear Range Summaries

Accutest Laboratories Instrument Runlog
Inorganics Analyses

Login Number: JB69078
Account: LANGAN - Langan Engineering & Environmental
Project: Carroll Gardens, 363-365 Bond Street, Brooklyn, NY

File ID: SB061614M1.ICP Date Analyzed: 06/16/14 Methods: EPA 200.7, SW846 6010C
Analyst: RR Run ID: MA34245
Parameters: Al,Sb,As,Ba,Be,Cd,Ca,Cr,Co,Cu,Fe,Pb,Mg,Mn,Ni,K,Se,Ag,Na,Tl,V,Zn

Time	Sample Description	Dilution Factor	PS Recov	Comments
12:34	MA34245-STD1	1		STDA
12:40	MA34245-STD2	1		STDB
12:47	ZZZZZZ	1		
12:53	ZZZZZZ	1		
12:59	MA34245-ICV1	1		
13:14	MA34245-ICB1	1		
13:20	MA34245-ICCV1	1		
13:38	MA34245-CCB1	1		
13:47	MA34245-CRI1	1		
13:53	MA34245-CRID1	1		See rerun.
13:59	MA34245-CRIA1	1		
14:06	MA34245-CRID2	1		See rerun.
14:12	MA34245-ICSA1	1		
14:18	MA34245-ICSAB1	1		
14:25	ZZZZZZ	1		
14:31	ZZZZZZ	1		
14:37	MA34245-CCV1	1		
14:43	MA34245-CCB2	1		
14:50	ZZZZZZ	1		
14:58	MA34245-CRID3	1		
15:11	MA34245-CRI2	1		
15:17	ZZZZZZ	10		
15:24	ZZZZZZ	1		
15:30	ZZZZZZ	1		
15:36	ZZZZZZ	5		
15:43	ZZZZZZ	10		
15:49	ZZZZZZ	5		
15:55	MA34245-CCV2	1		
16:01	MA34245-CCB3	1		
16:08	ZZZZZZ	10		
16:14	ZZZZZZ	1		
16:20	MP80012-S1	1		
16:26	MP80012-S2	1		

Accutest Laboratories Instrument Runlog
Inorganics Analyses

Login Number: JB69078
Account: LANGAN - Langan Engineering & Environmental
Project: Carroll Gardens, 363-365 Bond Street, Brooklyn, NY

File ID: SB061614M1.ICP Date Analyzed: 06/16/14 Methods: EPA 200.7, SW846 6010C
Analyst: RR Run ID: MA34245
Parameters: Al,Sb,As,Ba,Be,Cd,Ca,Cr,Co,Cu,Fe,Pb,Mg,Mn,Ni,K,Se,Ag,Na,Tl,V,Zn

Time	Sample Description	Dilution Factor	PS Recov	Comments
16:32	JB68754-3F	1		(sample used for QC only; not part of login JB69078)
16:39	MP80012-SD1	5		
16:45	ZZZZZZ	1		
16:51	ZZZZZZ	1		
16:57	ZZZZZZ	1		
17:04	MA34245-CCV3	1		
17:10	MA34245-CCB4	1		
17:16	MP80043-MB1	1		
17:22	MP80043-LC1	1		
17:28	MP80043-S1	1		
17:34	MP80043-S2	1		
17:40	JB68282-6	1		(sample used for QC only; not part of login JB69078)
17:47	MP80043-SD1	5		
17:53	MP80043-S3	1		
17:59	ZZZZZZ	1		
18:05	ZZZZZZ	1		
18:11	MA34245-CCV4	1		
18:17	MA34245-CCB5	1		
18:24	ZZZZZZ	1		
18:30	ZZZZZZ	1		
18:36	ZZZZZZ	1		
18:42	ZZZZZZ	1		
18:49	ZZZZZZ	1		
18:55	ZZZZZZ	1		
19:01	JB68870-3	1		(sample used for QC only; not part of login JB69078)
19:07	ZZZZZZ	1		
19:14	ZZZZZZ	1		
19:20	MA34245-CCV5	1		
19:26	MA34245-CCB6	1		
19:32	ZZZZZZ	1		
19:38	ZZZZZZ	1		
19:45	ZZZZZZ	1		
19:51	ZZZZZZ	1		

Accutest Laboratories Instrument Runlog
Inorganics Analyses

Login Number: JB69078
Account: LANGAN - Langan Engineering & Environmental
Project: Carroll Gardens, 363-365 Bond Street, Brooklyn, NY

File ID: SB061614M1.ICP Date Analyzed: 06/16/14 Methods: EPA 200.7, SW846 6010C
Analyst: RR Run ID: MA34245
Parameters: Al,Sb,As,Ba,Be,Cd,Ca,Cr,Co,Cu,Fe,Pb,Mg,Mn,Ni,K,Se,Ag,Na,Tl,V,Zn

Time	Sample Description	Dilution Factor	PS Recov	Comments
19:57	ZZZZZZ	1		
20:03	ZZZZZZ	1		
20:09	ZZZZZZ	1		
20:16	MP80044-MB1	1		
20:22	MP80044-LC1	1		
20:28	MA34245-CCV6	1		
20:34	MA34245-CCB7	1		
20:40	MA34245-CRI3	1		
20:47	MA34245-CRID4	1		
20:53	MA34245-CRIA2	1		
20:59	MA34245-ICSA2	1		
21:06	MA34245-ICSAB2	1		
21:12	ZZZZZZ	1		
21:18	ZZZZZZ	1		
21:25	ZZZZZZ	1		
21:31	MA34245-CCV7	1		
21:37	MA34245-CCB8	1		
21:43	ZZZZZZ	1		
21:49	ZZZZZZ	1		
21:56	MP80045-MB1	1		
22:02	MP80045-LC1	1		
22:08	MP80045-S1	1		
22:14	MP80045-S2	1		
22:20	JB69211-5	1		(sample used for QC only; not part of login JB69078)
22:26	MP80045-SD1	5		
22:33	ZZZZZZ	1		
22:39	MA34245-CCV8	1		
22:45	MA34245-CCB9	1		
22:51	ZZZZZZ	1		
22:57	ZZZZZZ	1		
23:04	ZZZZZZ	1		
23:10	ZZZZZZ	1		
23:16	ZZZZZZ	1		

Accutest Laboratories Instrument Runlog
Inorganics Analyses

Login Number: JB69078
Account: LANGAN - Langan Engineering & Environmental
Project: Carroll Gardens, 363-365 Bond Street, Brooklyn, NY

File ID: SB061614M1.ICP Date Analyzed: 06/16/14 Methods: EPA 200.7, SW846 6010C
Analyst: RR Run ID: MA34245
Parameters: Al,Sb,As,Ba,Be,Cd,Ca,Cr,Co,Cu,Fe,Pb,Mg,Mn,Ni,K,Se,Ag,Na,Tl,V,Zn

Time	Sample Description	Dilution Factor	PS Recov	Comments
23:22	ZZZZZZ	1		
23:28	ZZZZZZ	1		
23:35	ZZZZZZ	1		
23:41	ZZZZZZ	1		
23:47	MA34245-CCV9	1		
23:53	MA34245-CCB10	1		
23:59	ZZZZZZ	1		
00:06	ZZZZZZ	1		
00:12	ZZZZZZ	1		
00:18	ZZZZZZ	1		
00:24	ZZZZZZ	1		
00:31	ZZZZZZ	1		
00:37	ZZZZZZ	1		
00:43	ZZZZZZ	1		
00:49	ZZZZZZ	1		
00:55	ZZZZZZ	1		
01:02	MA34245-CCV10	1		
01:08	MA34245-CCB11	1		
01:14	ZZZZZZ	1		
01:20	ZZZZZZ	1		
01:27	JB69078-3	1		
---------->	Last reportable sample/prep for job JB69078			
01:33	MP80047-MB1	1		
01:39	MP80047-B1	1		
01:45	MP80047-S1	1		
01:51	MP80047-S2	1		
01:57	JB69018-1	1		(sample used for QC only; not part of login JB69078)
02:03	MP80047-SD1	5		
02:10	ZZZZZZ	1		
02:16	MA34245-CCV11	1		
02:22	MA34245-CCB12	1		
02:28	ZZZZZZ	1		
02:34	ZZZZZZ	1		
02:40	ZZZZZZ	1		

Accutest Laboratories Instrument Runlog
Inorganics Analyses

Login Number: JB69078
Account: LANGAN - Langan Engineering & Environmental
Project: Carroll Gardens, 363-365 Bond Street, Brooklyn, NY

File ID: SB061614M1.ICP Date Analyzed: 06/16/14 Methods: EPA 200.7, SW846 6010C
Analyst: RR Run ID: MA34245
Parameters: Al,Sb,As,Ba,Be,Cd,Ca,Cr,Co,Cu,Fe,Pb,Mg,Mn,Ni,K,Se,Ag,Na,Tl,V,Zn

Time	Sample Description	Dilution Factor	PS Recov	Comments
02:47	ZZZZZZ	1		
02:53	ZZZZZZ	1		
02:59	ZZZZZZ	1		
03:05	ZZZZZZ	1		
03:12	ZZZZZZ	1		
03:18	ZZZZZZ	1		
03:24	ZZZZZZ	1		
03:30	MA34245-CCV12	1		
03:36	MA34245-CCB13	1		
03:42	ZZZZZZ	1		
03:49	ZZZZZZ	1		
03:55	ZZZZZZ	1		
04:01	ZZZZZZ	1		
04:07	ZZZZZZ	1		
04:13	ZZZZZZ	1		
04:20	ZZZZZZ	1		
04:26	ZZZZZZ	1		
04:32	MA34245-CCV13	1		
04:38	MA34245-CCB14	1		
04:44	MA34245-CRI4	1		
04:51	MA34245-CRID5	1		
04:57	MA34245-CRIA3	1		
05:03	ZZZZZZ	1		
05:10	ZZZZZZ	1		
05:16	ZZZZZZ	1		
05:22	ZZZZZZ	1		
05:28	MA34245-CCV14	1		
05:35	MA34245-CCB15	1		
---------->	Last reportable CCB for job JB69078			
05:41	ZZZZZZ	1		
05:47	ZZZZZZ	1		
05:54	ZZZZZZ	1		

Refer to raw data for calibration curve and standards.

INTERNAL STANDARD SUMMARY

Login Number: JB69078
Account: LANGAN - Langan Engineering & Environmental
Project: Carroll Gardens, 363-365 Bond Street, Brooklyn, NY

File ID: SB061614M1.ICP Date Analyzed: 06/16/14 Methods: EPA 200.7, SW846 6010C
Analyst: RR Run ID: MA34245
Parameters: Al,Sb,As,Ba,Be,Cd,Ca,Cr,Co,Cu,Fe,Pb,Mg,Mn,Ni,K,Se,Ag,Na,Tl,V,Zn

Time	Sample Description	Istd#1	Istd#2	Istd#3	Istd#4
12:34	MA34245-STD1	2121 R	94783 R	15363 R	6714 R
12:40	MA34245-STD2	1976	86515	14987	5933
12:47	ZZZZZZ	2036	89600	15187	6142
12:53	ZZZZZZ	2097	92838	14998	6649
12:59	MA34245-ICV1	2034	90167	15260	6123
13:14	MA34245-ICB1	2108	93967	15125	6675
13:20	MA34245-ICCV1	2023	89508	15086	6093
13:38	MA34245-CCB1	2115	94200	15223	6716
13:47	MA34245-CRI1	2094	93502	15199	6576
13:53	MA34245-CRID1	No results reported for the elements associated with this internal standard.			
13:59	MA34245-CRIA1	2106	94274	15129	6636
14:06	MA34245-CRID2	No results reported for the elements associated with this internal standard.			
14:12	MA34245-ICSA1	1879	82240	14685	5519
14:18	MA34245-ICSAB1	1880	82537	14651	5527
14:25	ZZZZZZ	2081	93685	15078	6727
14:31	ZZZZZZ	2047	94873	15067	6584
14:37	MA34245-CCV1	2035	90534	15022	6118
14:43	MA34245-CCB2	2109	94467	15063	6689
14:50	ZZZZZZ	2045	91583	14831	6536
14:58	MA34245-CRID3	2102	94394	15091	6635
15:11	MA34245-CRI2	2072	93257	14938	6482
15:17	ZZZZZZ	2057	92196	14825	6448
15:24	ZZZZZZ	2107	95379	15267	6677
15:30	ZZZZZZ	1999	88656	14987	5953
15:36	ZZZZZZ	1989	88764	14865	5874
15:43	ZZZZZZ	2011	90012	14821	6069
15:49	ZZZZZZ	1963	87526	14854	5826
15:55	MA34245-CCV2	1999	88542	14880	6022
16:01	MA34245-CCB3	2098	95487	15015	6615
16:08	ZZZZZZ	1993	88748	14880	6028
16:14	ZZZZZZ	2096	94054	15183	6655
16:20	MP80012-S1	1956	87410	15087	5862
16:26	MP80012-S2	1958	87128	14911	5881

INTERNAL STANDARD SUMMARY

Login Number: JB69078
Account: LANGAN - Langan Engineering & Environmental
Project: Carroll Gardens, 363-365 Bond Street, Brooklyn, NY

File ID: SB061614M1.ICP Date Analyzed: 06/16/14 Methods: EPA 200.7, SW846 6010C
Analyst: RR Run ID: MA34245
Parameters: Al,Sb,As,Ba,Be,Cd,Ca,Cr,Co,Cu,Fe,Pb,Mg,Mn,Ni,K,Se,Ag,Na,Tl,V,Zn

Time	Sample Description	Istd#1	Istd#2	Istd#3	Istd#4
16:32	JB68754-3F	2002	88968	14932	6055
16:39	MP80012-SD1	2066	92273	14946	6407
16:45	ZZZZZZ	1873	82281	14574	5500
16:51	ZZZZZZ	1879	82712	14593	5519
16:57	ZZZZZZ	2106	94220	14908	6674
17:04	MA34245-CCV3	2033	89683	14841	6112
17:10	MA34245-CCB4	2110	95711	14921	6643
17:16	MP80043-MB1	2029	91178	14665	6482
17:22	MP80043-LC1	2038	91269	14774	6338
17:28	MP80043-S1	1953	88307	14404	5967
17:34	MP80043-S2	1953	88374	14416	5961
17:40	JB68282-6	1999	90024	14544	6312
17:47	MP80043-SD1	2077	93774	14836	6571
17:53	MP80043-S3	1972	87864	14505	6020
17:59	ZZZZZZ	1994	89213	14473	6218
18:05	ZZZZZZ	1998	89843	14398	6222
18:11	MA34245-CCV4	2023	90526	14755	6074
18:17	MA34245-CCB5	2099	95226	15010	6637
18:24	ZZZZZZ	1997	89434	14453	6233
18:30	ZZZZZZ	2016	91118	14583	6292
18:36	ZZZZZZ	1992	89599	14386	6224
18:42	ZZZZZZ	1997	90109	14541	6293
18:49	ZZZZZZ	1999	90274	14430	6206
18:55	ZZZZZZ	2003	89638	14533	6241
19:01	JB68870-3	1998	89904	14513	6270
19:07	ZZZZZZ	1999	88753	14489	6282
19:14	ZZZZZZ	2006	90112	14466	6335
19:20	MA34245-CCV5	2006	89126	14947	6044
19:26	MA34245-CCB6	2100	94691	14929	6638
19:32	ZZZZZZ	2007	89708	14455	6288
19:38	ZZZZZZ	1988	89107	14421	6190
19:45	ZZZZZZ	1983	88718	14456	6154
19:51	ZZZZZZ	2009	90462	14540	6292

INTERNAL STANDARD SUMMARY

Login Number: JB69078
Account: LANGAN - Langan Engineering & Environmental
Project: Carroll Gardens, 363-365 Bond Street, Brooklyn, NY

File ID: SB061614M1.ICP Date Analyzed: 06/16/14 Methods: EPA 200.7, SW846 6010C
Analyst: RR Run ID: MA34245
Parameters: Al,Sb,As,Ba,Be,Cd,Ca,Cr,Co,Cu,Fe,Pb,Mg,Mn,Ni,K,Se,Ag,Na,Tl,V,Zn

Time	Sample Description	Istd#1	Istd#2	Istd#3	Istd#4
19:57	ZZZZZZ	1981	88808	14301	6148
20:03	ZZZZZZ	1982	88675	14376	6160
20:09	ZZZZZZ	2000	90439	14475	6265
20:16	MP80044-MB1	2095	94609	15072	6650
20:22	MP80044-LC1	2056	92965	15117	6418
20:28	MA34245-CCV6	2033	90453	14808	6106
20:34	MA34245-CCB7	2111	95624	14831	6668
20:40	MA34245-CRI3	2066	92864	14630	6460
20:47	MA34245-CRID4	2098	94739	14779	6606
20:53	MA34245-CRIA2	2119	95242	14884	6672
20:59	MA34245-ICSA2	1895	82612	14467	5556
21:06	MA34245-ICSAB2	1886	83032	14392	5539
21:12	ZZZZZZ	2131	88530	15244	6097
21:18	ZZZZZZ	2108	94399	14774	6646
21:25	ZZZZZZ	2100	94232	14546	6614
21:31	MA34245-CCV7	2046	90508	14686	6142
21:37	MA34245-CCB8	2131	95684	14791	6720
21:43	ZZZZZZ	2118	95970	14983	6705
21:49	ZZZZZZ	2119	95752	14946	6711
21:56	MP80045-MB1	2120	96192	15036	6723
22:02	MP80045-LC1	2090	94472	14925	6509
22:08	MP80045-S1	2007	91241	14762	6109
22:14	MP80045-S2	2001	90364	14553	6078
22:20	JB69211-5	2099	94863	14932	6528
22:26	MP80045-SD1	2125	95436	14841	6702
22:33	ZZZZZZ	2093	94905	14847	6519
22:39	MA34245-CCV8	2044	90398	14525	6141
22:45	MA34245-CCB9	2123	95131	14677	6692
22:51	ZZZZZZ	2089	94235	14971	6461
22:57	ZZZZZZ	2079	93270	14890	6439
23:04	ZZZZZZ	2093	94242	14887	6527
23:10	ZZZZZZ	2053	92000	14740	6382
23:16	ZZZZZZ	2097	93823	14881	6500

INTERNAL STANDARD SUMMARY

Login Number: JB69078
Account: LANGAN - Langan Engineering & Environmental
Project: Carroll Gardens, 363-365 Bond Street, Brooklyn, NY

File ID: SB061614M1.ICP Date Analyzed: 06/16/14 Methods: EPA 200.7, SW846 6010C
Analyst: RR Run ID: MA34245
Parameters: Al,Sb,As,Ba,Be,Cd,Ca,Cr,Co,Cu,Fe,Pb,Mg,Mn,Ni,K,Se,Ag,Na,Tl,V,Zn

Time	Sample Description	Istd#1	Istd#2	Istd#3	Istd#4
23:22	ZZZZZZ	2069	91914	14762	6382
23:28	ZZZZZZ	2043	91381	14536	6341
23:35	ZZZZZZ	2130	96498	14928	6729
23:41	ZZZZZZ	2047	92350	14563	6403
23:47	MA34245-CCV9	2024	89435	14438	6083
23:53	MA34245-CCB10	2113	94377	14628	6688
23:59	ZZZZZZ	2084	93566	14897	6443
00:06	ZZZZZZ	2072	93124	14676	6469
00:12	ZZZZZZ	2061	92921	14776	6379
00:18	ZZZZZZ	2081	93901	14812	6491
00:24	ZZZZZZ	2062	92836	14753	6384
00:31	ZZZZZZ	2060	92772	14657	6368
00:37	ZZZZZZ	2069	93023	14880	6362
00:43	ZZZZZZ	2086	93814	14841	6466
00:49	ZZZZZZ	2116	96138	14796	6691
00:55	ZZZZZZ	2118	95936	14820	6699
01:02	MA34245-CCV10	2037	90740	14604	6114
01:08	MA34245-CCB11	2097	94950	14717	6620
01:14	ZZZZZZ	2107	96069	14810	6661
01:20	ZZZZZZ	2115	96010	14944	6692
01:27	JB69078-3	2113	95971	14920	6684
01:33	MP80047-MB1	2095	94902	14730	6626
01:39	MP80047-B1	2076	93218	14818	6354
01:45	MP80047-S1	2103	94030	15193	6322
01:51	MP80047-S2	2097	93111	15108	6314
01:57	JB69018-1	2111	94141	14706	6466
02:03	MP80047-SD1	2136	96018	15019	6689
02:10	ZZZZZZ	2091	92701	15036	6175
02:16	MA34245-CCV11	2036	90568	14587	6108
02:22	MA34245-CCB12	2113	95103	14632	6676
02:28	ZZZZZZ	2189	96279	15682	6282
02:34	ZZZZZZ	2241	98878	16391	6238
02:40	ZZZZZZ	2092	93550	14917	6653

INTERNAL STANDARD SUMMARY

Login Number: JB69078
Account: LANGAN - Langan Engineering & Environmental
Project: Carroll Gardens, 363-365 Bond Street, Brooklyn, NY

File ID: SB061614M1.ICP Date Analyzed: 06/16/14 Methods: EPA 200.7, SW846 6010C
Analyst: RR Run ID: MA34245
Parameters: Al,Sb,As,Ba,Be,Cd,Ca,Cr,Co,Cu,Fe,Pb,Mg,Mn,Ni,K,Se,Ag,Na,Tl,V,Zn

Time	Sample Description	Istd#1	Istd#2	Istd#3	Istd#4
02:47	ZZZZZZ	2127	95640	14780	6559
02:53	ZZZZZZ	2130	95215	14884	6524
02:59	ZZZZZZ	2036	90282	14963	5973
03:05	ZZZZZZ	2146	94806	15927	5834
03:12	ZZZZZZ	2066	91057	15048	6069
03:18	ZZZZZZ	2105	92921	15011	6235
03:24	ZZZZZZ	2070	91128	15175	6086
03:30	MA34245-CCV12	2031	90161	14360	6108
03:36	MA34245-CCB13	2127	95755	14541	6705
03:42	ZZZZZZ	2046	90636	15095	5972
03:49	ZZZZZZ	2071	91926	14987	6091
03:55	ZZZZZZ	2031	90326	14855	5955
04:01	ZZZZZZ	2057	91127	14754	6050
04:07	ZZZZZZ	2098	93703	14796	6366
04:13	ZZZZZZ	2113	93910	14839	6369
04:20	ZZZZZZ	1908	91895	14399	6252
04:26	ZZZZZZ	1914	92272	14326	6261
04:32	MA34245-CCV13	2025	89715	14211	6080
04:38	MA34245-CCB14	2105	95432	14338	6633
04:44	MA34245-CRI4	2093	94728	14456	6531
04:51	MA34245-CRID5	2106	94918	14301	6624
04:57	MA34245-CRIA3	2112	94937	14329	6660
05:03	ZZZZZZ	2112	94921	14421	6664
05:10	ZZZZZZ	2116	95903	14408	6676
05:16	ZZZZZZ	2108	94536	14267	6647
05:22	ZZZZZZ	2096	93637	14244	6616
05:28	MA34245-CCV14	2037	90553	14380	6101
05:35	MA34245-CCB15	2097	95238	14358	6609
05:41	ZZZZZZ	1949	86968	13984	5807
05:47	ZZZZZZ	1935	86948	13981	5799
05:54	ZZZZZZ	2128	88322	14805	6083

R = Reference for ISTD limits. ! = Outside limits.

LEGEND:

Istd#	Parameter	Limits
Istd#1	Yttrium (2243)	70-130 %

INTERNAL STANDARD SUMMARY

Login Number: JB69078
Account: LANGAN - Langan Engineering & Environmental
Project: Carroll Gardens, 363-365 Bond Street, Brooklyn, NY

File ID: SB061614M1.ICP Date Analyzed: 06/16/14 Methods: EPA 200.7, SW846 6010C
Analyst: RR Run ID: MA34245
Parameters: Al,Sb,As,Ba,Be,Cd,Ca,Cr,Co,Cu,Fe,Pb,Mg,Mn,Ni,K,Se,Ag,Na,Tl,V,Zn

Time	Sample Description	Istd#1	Istd#2	Istd#3	Istd#4

Istd#4	Yttrium (3600)	70-130 %
Istd#3	Yttrium (3710)	70-130 %
Istd#4	Indium	70-130 %

BLANK RESULTS SUMMARY
Part 1 - Initial and Continuing Calibration Blanks

Login Number: JB69078
Account: LANGAN - Langan Engineering & Environmental
Project: Carroll Gardens, 363-365 Bond Street, Brooklyn, NY

File ID: SB061614M1.ICP Date Analyzed: 06/16/14 Methods: EPA 200.7, SW846 6010C
QC Limits: result < RL Run ID: MA34245 Units: ug/l

Time: / Sample ID:			13:14 ICB1		13:38 CCB1		14:43 CCB2		16:01 CCB3	
Metal	RL	IDL	raw	final	raw	final	raw	final	raw	final
Aluminum	200	5.9	-4.4	<200	-7.2	<200	4.0	<200	1.2	<200
Antimony	6.0	.8	0.40	<6.0	-0.40	<6.0	0.20	<6.0	0.70	<6.0
Arsenic	3.0	.8	1.1	<3.0	0.70	<3.0	0.60	<3.0	0.0	<3.0
Barium	200	.3	0.20	<200	0.30	<200	0.40	<200	0.40	<200
Beryllium	1.0	.09	0.0	<1.0	0.0	<1.0	0.20	<1.0	0.10	<1.0
Bismuth	20	1.4								
Boron	100	.7								
Cadmium	3.0	.2	0.10	<3.0	-0.10	<3.0	0.40	<3.0	0.40	<3.0
Calcium	5000	8.7	-0.90	<5000	-2.7	<5000	4.9	<5000	3.9	<5000
Chromium	10	.3	-0.20	<10	-0.20	<10	0.20	<10	0.10	<10
Cobalt	50	.3	0.0	<50	-0.10	<50	0.20	<50	0.20	<50
Copper	10	2.2	-0.20	<10	-0.10	<10	0.50	<10	-0.40	<10
Iron	100	5.5	-0.90	<100	1.4	<100	5.3	<100	4.0	<100
Lead	3.0	.9	-0.50	<3.0	-1.2	<3.0	-0.80	<3.0	-0.60	<3.0
Lithium	20	1								
Magnesium	5000	19	-7.5	<5000	-3.8	<5000	8.0	<5000	19.6	<5000
Manganese	15	.2	0.0	<15	0.10	<15	0.40	<15	0.40	<15
Molybdenum	20	.4								
Nickel	10	.4	0.0	<10	0.40	<10	0.20	<10	0.40	<10
Palladium	50	1.7								
Potassium	10000	37	11.5	<10000	5.9	<10000	-12	<10000	12.8	<10000
Selenium	10	1.7	-4.0	<10	-1.9	<10	-0.60	<10	0.40	<10
Silicon	200	5.4								
Silver	10	.3	-0.30	<10	-0.40	<10	-0.30	<10	-0.20	<10
Sodium	10000	6.1	-0.90	<10000	17.2	<10000	12.2	<10000	24.6	<10000
Sulfur	50	4.3								
Strontium	10	.1								
Thallium	2.0	1.3	-1.9	<2.0	-1.5	<2.0	-0.70	<2.0	-1.1	<2.0
Tin	10	.6								
Titanium	10	.3								
Tungsten	50	5.8								
Vanadium	50	.3	0.0	<50	-0.10	<50	0.40	<50	0.30	<50
Zinc	20	.4	0.10	<20	0.20	<20	0.30	<20	0.90	<20

BLANK RESULTS SUMMARY
Part 1 - Initial and Continuing Calibration Blanks

Login Number: JB69078
Account: LANGAN - Langan Engineering & Environmental
Project: Carroll Gardens, 363-365 Bond Street, Brooklyn, NY

File ID: SB061614M1.ICP Date Analyzed: 06/16/14 Methods: EPA 200.7, SW846 6010C
QC Limits: result < RL Run ID: MA34245 Units: ug/l

Time:			13:14		13:38		14:43		16:01	
Sample ID:			ICB1		CCB1		CCB2		CCB3	
Metal	RL	IDL	raw	final	raw	final	raw	final	raw	final
Zirconium	10	.3								

(*) Outside of QC limits
(anr) Analyte not requested

BLANK RESULTS SUMMARY
Part 1 - Initial and Continuing Calibration Blanks

Login Number: JB69078
Account: LANGAN - Langan Engineering & Environmental
Project: Carroll Gardens, 363-365 Bond Street, Brooklyn, NY

File ID: SB061614M1.ICP Date Analyzed: 06/16/14 Methods: EPA 200.7, SW846 6010C
QC Limits: result < RL Run ID: MA34245 Units: ug/l

Time:			17:10		18:17		19:26		20:34	
Sample ID:			CCB4		CCB5		CCB6		CCB7	
Metal	RL	IDL	raw	final	raw	final	raw	final	raw	final
Aluminum	200	5.9	0.90	<200	-0.50	<200	4.9	<200	2.8	<200
Antimony	6.0	.8	0.30	<6.0	0.40	<6.0	0.30	<6.0	0.50	<6.0
Arsenic	3.0	.8	0.0	<3.0	0.30	<3.0	1.0	<3.0	0.60	<3.0
Barium	200	.3	0.60	<200	0.30	<200	0.60	<200	0.60	<200
Beryllium	1.0	.09	0.30	<1.0	0.10	<1.0	0.30	<1.0	0.20	<1.0
Bismuth	20	1.4								
Boron	100	.7								
Cadmium	3.0	.2	0.30	<3.0	0.40	<3.0	0.40	<3.0	0.50	<3.0
Calcium	5000	8.7	4.5	<5000	1.6	<5000	5.8	<5000	5.2	<5000
Chromium	10	.3	0.40	<10	0.10	<10	-0.10	<10	0.20	<10
Cobalt	50	.3	0.30	<50	0.50	<50	0.40	<50	0.40	<50
Copper	10	2.2	-0.20	<10	-0.10	<10	-0.20	<10	-0.30	<10
Iron	100	5.5	6.4	<100	5.6	<100	5.2	<100	4.3	<100
Lead	3.0	.9	0.0	<3.0	-0.10	<3.0	-0.20	<3.0	0.10	<3.0
Lithium	20	1								
Magnesium	5000	19	0.90	<5000	-1.0	<5000	8.6	<5000	3.8	<5000
Manganese	15	.2	0.50	<15	0.40	<15	0.40	<15	0.40	<15
Molybdenum	20	.4								
Nickel	10	.4	0.10	<10	0.30	<10	0.50	<10	0.60	<10
Palladium	50	1.7								
Potassium	10000	37	-1.2	<10000	-7.9	<10000	2.3	<10000	3.6	<10000
Selenium	10	1.7	-0.10	<10	0.20	<10	-1.7	<10	-0.30	<10
Silicon	200	5.4								
Silver	10	.3	-0.20	<10	-0.40	<10	0.0	<10	0.0	<10
Sodium	10000	6.1	17.8	<10000	4.6	<10000	12.0	<10000	19.3	<10000
Sulfur	50	4.3								
Strontium	10	.1								
Thallium	2.0	1.3	-0.20	<2.0	-0.90	<2.0	-0.90	<2.0	-1.0	<2.0
Tin	10	.6								
Titanium	10	.3								
Tungsten	50	5.8								
Vanadium	50	.3	0.40	<50	0.40	<50	0.30	<50	0.40	<50
Zinc	20	.4	1.0	<20	0.90	<20	1.1	<20	1.3	<20

BLANK RESULTS SUMMARY
Part 1 - Initial and Continuing Calibration Blanks

Login Number: JB69078
Account: LANGAN - Langan Engineering & Environmental
Project: Carroll Gardens, 363-365 Bond Street, Brooklyn, NY

File ID: SB061614M1.ICP Date Analyzed: 06/16/14 Methods: EPA 200.7, SW846 6010C
QC Limits: result < RL Run ID: MA34245 Units: ug/l

Time:			17:10		18:17		19:26		20:34	
Sample ID:			CCB4		CCB5		CCB6		CCB7	
Metal	RL	IDL	raw	final	raw	final	raw	final	raw	final
Zirconium	10	.3								

(*) Outside of QC limits
(anr) Analyte not requested

BLANK RESULTS SUMMARY
Part 1 - Initial and Continuing Calibration Blanks

Login Number: JB69078
Account: LANGAN - Langan Engineering & Environmental
Project: Carroll Gardens, 363-365 Bond Street, Brooklyn, NY

File ID: SB061614M1.ICP Date Analyzed: 06/16/14 Methods: EPA 200.7, SW846 6010C
QC Limits: result < RL Run ID: MA34245 Units: ug/l

Time: / Sample ID:			21:37 CCB8		22:45 CCB9		23:53 CCB10		01:08 CCB11	
Metal	RL	IDL	raw	final	raw	final	raw	final	raw	final
Aluminum	200	5.9	7.0	<200	-4.7	<200	5.3	<200	2.8	<200
Antimony	6.0	.8	0.60	<6.0	0.70	<6.0	0.60	<6.0	0.60	<6.0
Arsenic	3.0	.8	0.50	<3.0	0.0	<3.0	0.40	<3.0	0.70	<3.0
Barium	200	.3	0.50	<200	0.60	<200	0.50	<200	0.40	<200
Beryllium	1.0	.09	0.30	<1.0	0.10	<1.0	0.30	<1.0	0.10	<1.0
Bismuth	20	1.4								
Boron	100	.7								
Cadmium	3.0	.2	0.20	<3.0	0.20	<3.0	0.30	<3.0	0.40	<3.0
Calcium	5000	8.7	6.8	<5000	8.0	<5000	6.4	<5000	3.4	<5000
Chromium	10	.3	0.10	<10	0.40	<10	0.0	<10	0.40	<10
Cobalt	50	.3	0.30	<50	0.20	<50	0.0	<50	0.30	<50
Copper	10	2.2	0.0	<10	-0.20	<10	0.20	<10	-0.20	<10
Iron	100	5.5	6.8	<100	4.7	<100	6.0	<100	5.1	<100
Lead	3.0	.9	0.10	<3.0	-1.1	<3.0	-0.50	<3.0	-0.90	<3.0
Lithium	20	1								
Magnesium	5000	19	18.8	<5000	6.6	<5000	9.2	<5000	2.2	<5000
Manganese	15	.2	0.50	<15	0.30	<15	0.60	<15	0.50	<15
Molybdenum	20	.4								
Nickel	10	.4	0.40	<10	0.10	<10	0.30	<10	0.40	<10
Palladium	50	1.7								
Potassium	10000	37	3.5	<10000	17.8	<10000	28.4	<10000	-2.3	<10000
Selenium	10	1.7	0.20	<10	-2.6	<10	-1.5	<10	-1.4	<10
Silicon	200	5.4								
Silver	10	.3	-0.10	<10	-0.10	<10	-0.20	<10	0.0	<10
Sodium	10000	6.1	11.3	<10000	5.7	<10000	9.4	<10000	5.8	<10000
Sulfur	50	4.3								
Strontium	10	.1								
Thallium	2.0	1.3	-1.2	<2.0	-1.0	<2.0	-0.80	<2.0	-1.1	<2.0
Tin	10	.6								
Titanium	10	.3								
Tungsten	50	5.8								
Vanadium	50	.3	0.50	<50	0.20	<50	0.60	<50	0.20	<50
Zinc	20	.4	1.3	<20	0.80	<20	1.2	<20	1.0	<20

BLANK RESULTS SUMMARY
Part 1 - Initial and Continuing Calibration Blanks

Login Number: JB69078
Account: LANGAN - Langan Engineering & Environmental
Project: Carroll Gardens, 363-365 Bond Street, Brooklyn, NY

File ID: SB061614M1.ICP Date Analyzed: 06/16/14 Methods: EPA 200.7, SW846 6010C
QC Limits: result < RL Run ID: MA34245 Units: ug/l

Time:			21:37		22:45		23:53		01:08	
Sample ID:			CCB8		CCB9		CCB10		CCB11	
Metal	RL	IDL	raw	final	raw	final	raw	final	raw	final
Zirconium	10	.3								

(*) Outside of QC limits
(anr) Analyte not requested

BLANK RESULTS SUMMARY
Part 1 - Initial and Continuing Calibration Blanks

Login Number: JB69078
Account: LANGAN - Langan Engineering & Environmental
Project: Carroll Gardens, 363-365 Bond Street, Brooklyn, NY

File ID: SB061614M1.ICP Date Analyzed: 06/16/14 Methods: EPA 200.7, SW846 6010C
QC Limits: result < RL Run ID: MA34245 Units: ug/l

Time:			02:22		03:36		04:38		05:35	
Sample ID:			CCB12		CCB13		CCB14		CCB15	
Metal	RL	IDL	raw	final	raw	final	raw	final	raw	final
Aluminum	200	5.9	3.2	<200	6.4	<200	5.7	<200	2.1	<200
Antimony	6.0	.8	0.40	<6.0	0.80	<6.0	-0.10	<6.0	0.60	<6.0
Arsenic	3.0	.8	0.60	<3.0	0.0	<3.0	0.10	<3.0	0.60	<3.0
Barium	200	.3	0.50	<200	0.60	<200	0.50	<200	0.50	<200
Beryllium	1.0	.09	0.20	<1.0	0.20	<1.0	0.10	<1.0	0.0	<1.0
Bismuth	20	1.4								
Boron	100	.7								
Cadmium	3.0	.2	0.40	<3.0	0.40	<3.0	0.40	<3.0	0.30	<3.0
Calcium	5000	8.7	1.8	<5000	4.7	<5000	7.2	<5000	6.4	<5000
Chromium	10	.3	0.20	<10	0.20	<10	0.10	<10	0.20	<10
Cobalt	50	.3	0.30	<50	0.30	<50	0.20	<50	0.10	<50
Copper	10	2.2	-0.40	<10	-0.20	<10	-0.40	<10	-0.40	<10
Iron	100	5.5	4.2	<100	7.1	<100	6.7	<100	3.7	<100
Lead	3.0	.9	0.0	<3.0	0.50	<3.0	-0.30	<3.0	-0.10	<3.0
Lithium	20	1								
Magnesium	5000	19	4.4	<5000	0.10	<5000	18.5	<5000	5.6	<5000
Manganese	15	.2	0.20	<15	0.30	<15	0.40	<15	0.50	<15
Molybdenum	20	.4								
Nickel	10	.4	0.20	<10	0.30	<10	0.40	<10	0.20	<10
Palladium	50	1.7								
Potassium	10000	37	1.0	<10000	15.3	<10000	22.6	<10000	19.6	<10000
Selenium	10	1.7	-0.50	<10	-0.90	<10	-0.10	<10	-1.0	<10
Silicon	200	5.4								
Silver	10	.3	-0.20	<10	0.0	<10	-0.20	<10	-0.20	<10
Sodium	10000	6.1	-1.3	<10000	-0.70	<10000	0.10	<10000	-11	<10000
Sulfur	50	4.3								
Strontium	10	.1								
Thallium	2.0	1.3	0.10	<2.0	-0.20	<2.0	-1.3	<2.0	-0.50	<2.0
Tin	10	.6								
Titanium	10	.3								
Tungsten	50	5.8								
Vanadium	50	.3	0.0	<50	0.30	<50	0.30	<50	0.40	<50
Zinc	20	.4	1.1	<20	1.1	<20	0.90	<20	1.1	<20

BLANK RESULTS SUMMARY
Part 1 - Initial and Continuing Calibration Blanks

Login Number: JB69078
Account: LANGAN - Langan Engineering & Environmental
Project: Carroll Gardens, 363-365 Bond Street, Brooklyn, NY

File ID: SB061614M1.ICP Date Analyzed: 06/16/14 Methods: EPA 200.7, SW846 6010C
QC Limits: result < RL Run ID: MA34245 Units: ug/l

Time:			02:22		03:36		04:38		05:35	
Sample ID:			CCB12		CCB13		CCB14		CCB15	
Metal	RL	IDL	raw	final	raw	final	raw	final	raw	final
Zirconium	10	.3								

(*) Outside of QC limits
(anr) Analyte not requested

CALIBRATION CHECK STANDARDS SUMMARY
Initial Continuing Calibration Check

Login Number: JB69078
Account: LANGAN - Langan Engineering & Environmental
Project: Carroll Gardens, 363-365 Bond Street, Brooklyn, NY

File ID: SB061614M1.ICP Date Analyzed: 06/16/14 Methods: EPA 200.7, SW846 6010C
QC Limits: 95 to 105 % Recovery Run ID: MA34245 Units: ug/l

Time:		13:20	
Sample ID:	ICCV	ICCV1	
Metal	True	Results	% Rec
Aluminum	40000	40000	100.0
Antimony	2000	2020	101.0
Arsenic	2000	2020	101.0
Barium	2000	2030	101.5
Beryllium	2000	2040	102.0
Bismuth			
Boron			
Cadmium	2000	2030	101.5
Calcium	40000	40500	101.3
Chromium	2000	2040	102.0
Cobalt	2000	2040	102.0
Copper	2000	1990	99.5
Iron	40000	40100	100.3
Lead	2000	2060	103.0
Lithium			
Magnesium	40000	39600	99.0
Manganese	2000	2050	102.5
Molybdenum			
Nickel	2000	2060	103.0
Palladium			
Potassium	40000	39900	99.8
Selenium	2000	2020	101.0
Silicon			
Silver	250	244	97.6
Sodium	40000	40200	100.5
Sulfur			
Strontium			
Thallium	2000	2090	104.5
Tin			
Titanium			
Tungsten			
Vanadium	2000	1990	99.5
Zinc	2000	2060	103.0

CALIBRATION CHECK STANDARDS SUMMARY
Initial Continuing Calibration Check

Login Number: JB69078
Account: LANGAN - Langan Engineering & Environmental
Project: Carroll Gardens, 363-365 Bond Street, Brooklyn, NY

File ID: SB061614M1.ICP Date Analyzed: 06/16/14 Methods: EPA 200.7, SW846 6010C
QC Limits: 95 to 105 % Recovery Run ID: MA34245 Units: ug/l

Time:		13:20	
Sample ID:	ICCV	ICCV1	
Metal	True	Results	% Rec
Zirconium			

(*) Outside of QC limits
(anr) Analyte not requested

CALIBRATION CHECK STANDARDS SUMMARY
Initial and Continuing Calibration Checks

Login Number: JB69078
Account: LANGAN - Langan Engineering & Environmental
Project: Carroll Gardens, 363-365 Bond Street, Brooklyn, NY

File ID: SB061614M1.ICP Date Analyzed: 06/16/14 Methods: EPA 200.7, SW846 6010C
QC Limits: 95 to 105 % Recovery Run ID: MA34245 Units: ug/l

Time:		12:59			14:37			15:55	
Sample ID:	ICV	ICV1		CCV	CCV1		CCV	CCV2	
Metal	True	Results	% Rec	True	Results	% Rec	True	Results	% Rec
Aluminum	40000	39900	99.8	40000	40200	100.5	40000	40400	101.0
Antimony	2000	2010	100.5	2000	2020	101.0	2000	2040	102.0
Arsenic	2000	2010	100.5	2000	2020	101.0	2000	2050	102.5
Barium	2000	2030	101.5	2000	2030	101.5	2000	2060	103.0
Beryllium	2000	2040	102.0	2000	2040	102.0	2000	2060	103.0
Bismuth									
Boron									
Cadmium	2000	2020	101.0	2000	2020	101.0	2000	2040	102.0
Calcium	40000	40400	101.0	40000	40700	101.8	40000	40700	101.8
Chromium	2000	2030	101.5	2000	2030	101.5	2000	2060	103.0
Cobalt	2000	2030	101.5	2000	2040	102.0	2000	2050	102.5
Copper	2000	1980	99.0	2000	1980	99.0	2000	2000	100.0
Iron	40000	40000	100.0	40000	39900	99.8	40000	40500	101.3
Lead	2000	2050	102.5	2000	2060	103.0	2000	2090	104.5
Lithium									
Magnesium	40000	39400	98.5	40000	39400	98.5	40000	40100	100.3
Manganese	2000	2030	101.5	2000	2030	101.5	2000	2070	103.5
Molybdenum									
Nickel	2000	2050	102.5	2000	2070	103.5	2000	2080	104.0
Palladium									
Potassium	40000	39800	99.5	40000	40100	100.3	40000	40600	101.5
Selenium	2000	2020	101.0	2000	2030	101.5	2000	2060	103.0
Silicon									
Silver	250	243	97.2	250	242	96.8	250	246	98.4
Sodium	40000	40100	100.3	40000	40600	101.5	40000	41000	102.5
Sulfur									
Strontium									
Thallium	2000	2110	105.5*(a	2000	2090	104.5	2000	2150	107.5
Tin									
Titanium									
Tungsten									
Vanadium	2000	1980	99.0	2000	1980	99.0	2000	2000	100.0
Zinc	2000	2050	102.5	2000	2060	103.0	2000	2070	103.5

CALIBRATION CHECK STANDARDS SUMMARY
Initial and Continuing Calibration Checks

Login Number: JB69078
Account: LANGAN - Langan Engineering & Environmental
Project: Carroll Gardens, 363-365 Bond Street, Brooklyn, NY

File ID: SB061614M1.ICP Date Analyzed: 06/16/14 Methods: EPA 200.7, SW846 6010C
QC Limits: 95 to 105 % Recovery Run ID: MA34245 Units: ug/l

Time:		12:59			14:37			15:55	
Sample ID:	ICV	ICV1		CCV	CCV1		CCV	CCV2	
Metal	True	Results	% Rec	True	Results	% Rec	True	Results	% Rec
Zirconium									

(*) Outside of QC limits
(anr) Analyte not requested
(a) Within 90 to 110 percent limits required for SW846 6010. No EPA 200.7 samples reported for this element in the area bracketed by this QC.

CALIBRATION CHECK STANDARDS SUMMARY
Initial and Continuing Calibration Checks

Login Number: JB69078
Account: LANGAN - Langan Engineering & Environmental
Project: Carroll Gardens, 363-365 Bond Street, Brooklyn, NY

File ID: SB061614M1.ICP Date Analyzed: 06/16/14 Methods: EPA 200.7, SW846 6010C
QC Limits: 95 to 105 % Recovery Run ID: MA34245 Units: ug/l

Time:		17:04			18:11			19:20	
Sample ID:	CCV	CCV3		CCV	CCV4		CCV	CCV5	
Metal	True	Results	% Rec	True	Results	% Rec	True	Results	% Rec
Aluminum	40000	40000	100.0	40000	40400	101.0	40000	40200	100.5
Antimony	2000	2030	101.5	2000	2030	101.5	2000	2040	102.0
Arsenic	2000	2030	101.5	2000	2030	101.5	2000	2040	102.0
Barium	2000	2040	102.0	2000	2030	101.5	2000	2050	102.5
Beryllium	2000	2050	102.5	2000	2050	102.5	2000	2050	102.5
Bismuth									
Boron									
Cadmium	2000	2030	101.5	2000	2020	101.0	2000	2040	102.0
Calcium	40000	40400	101.0	40000	40800	102.0	40000	40400	101.0
Chromium	2000	2050	102.5	2000	2050	102.5	2000	2040	102.0
Cobalt	2000	2040	102.0	2000	2040	102.0	2000	2040	102.0
Copper	2000	1980	99.0	2000	1960	98.0	2000	1990	99.5
Iron	40000	40300	100.8	40000	39900	99.8	40000	40000	100.0
Lead	2000	2080	104.0	2000	2090	104.5	2000	2080	104.0
Lithium									
Magnesium	40000	40000	100.0	40000	39600	99.0	40000	39500	98.8
Manganese	2000	2060	103.0	2000	2030	101.5	2000	2050	102.5
Molybdenum									
Nickel	2000	2070	103.5	2000	2070	103.5	2000	2080	104.0
Palladium									
Potassium	40000	40400	101.0	40000	40500	101.3	40000	40500	101.3
Selenium	2000	2040	102.0	2000	2040	102.0	2000	2050	102.5
Silicon									
Silver	250	245	98.0	250	239	95.6	250	243	97.2
Sodium	40000	40600	101.5	40000	41100	102.8	40000	40900	102.3
Sulfur									
Strontium									
Thallium	2000	2100	105.0	2000	2070	103.5	2000	2080	104.0
Tin									
Titanium									
Tungsten									
Vanadium	2000	1990	99.5	2000	1980	99.0	2000	1990	99.5
Zinc	2000	2060	103.0	2000	2070	103.5	2000	2070	103.5

CALIBRATION CHECK STANDARDS SUMMARY
Initial and Continuing Calibration Checks

Login Number: JB69078
Account: LANGAN - Langan Engineering & Environmental
Project: Carroll Gardens, 363-365 Bond Street, Brooklyn, NY

File ID: SB061614M1.ICP Date Analyzed: 06/16/14 Methods: EPA 200.7, SW846 6010C
QC Limits: 95 to 105 % Recovery Run ID: MA34245 Units: ug/l

Time:		17:04			18:11			19:20	
Sample ID:	CCV	CCV3		CCV	CCV4		CCV	CCV5	
Metal	True	Results	% Rec	True	Results	% Rec	True	Results	% Rec
Zirconium									

(*) Outside of QC limits
(anr) Analyte not requested

CALIBRATION CHECK STANDARDS SUMMARY
Initial and Continuing Calibration Checks

Login Number: JB69078
Account: LANGAN - Langan Engineering & Environmental
Project: Carroll Gardens, 363-365 Bond Street, Brooklyn, NY

File ID: SB061614M1.ICP Date Analyzed: 06/16/14 Methods: EPA 200.7, SW846 6010C
QC Limits: 95 to 105 % Recovery Run ID: MA34245 Units: ug/l

Time:		20:28			21:31			22:39	
Sample ID:	CCV	CCV6		CCV	CCV7		CCV	CCV8	
Metal	True	Results	% Rec	True	Results	% Rec	True	Results	% Rec
Aluminum	40000	40400	101.0	40000	40100	100.3	40000	40500	101.3
Antimony	2000	2040	102.0	2000	2030	101.5	2000	2030	101.5
Arsenic	2000	2030	101.5	2000	2020	101.0	2000	2030	101.5
Barium	2000	2050	102.5	2000	2040	102.0	2000	2050	102.5
Beryllium	2000	2050	102.5	2000	2050	102.5	2000	2060	103.0
Bismuth									
Boron									
Cadmium	2000	2030	101.5	2000	2030	101.5	2000	2040	102.0
Calcium	40000	40800	102.0	40000	40700	101.8	40000	41100	102.8
Chromium	2000	2060	103.0	2000	2050	102.5	2000	2060	103.0
Cobalt	2000	2050	102.5	2000	2050	102.5	2000	2050	102.5
Copper	2000	1980	99.0	2000	1980	99.0	2000	1990	99.5
Iron	40000	40000	100.0	40000	40100	100.3	40000	40300	100.8
Lead	2000	2090	104.5	2000	2080	104.0	2000	2090	104.5
Lithium									
Magnesium	40000	39700	99.3	40000	39800	99.5	40000	40000	100.0
Manganese	2000	2050	102.5	2000	2050	102.5	2000	2060	103.0
Molybdenum									
Nickel	2000	2080	104.0	2000	2070	103.5	2000	2080	104.0
Palladium									
Potassium	40000	40700	101.8	40000	40800	102.0	40000	41100	102.8
Selenium	2000	2050	102.5	2000	2030	101.5	2000	2040	102.0
Silicon									
Silver	250	243	97.2	250	243	97.2	250	243	97.2
Sodium	40000	41000	102.5	40000	40900	102.3	40000	41300	103.3
Sulfur									
Strontium									
Thallium	2000	2090	104.5	2000	2080	104.0	2000	2080	104.0
Tin									
Titanium									
Tungsten									
Vanadium	2000	1990	99.5	2000	1990	99.5	2000	2000	100.0
Zinc	2000	2080	104.0	2000	2070	103.5	2000	2080	104.0

CALIBRATION CHECK STANDARDS SUMMARY
Initial and Continuing Calibration Checks

Login Number: JB69078
Account: LANGAN - Langan Engineering & Environmental
Project: Carroll Gardens, 363-365 Bond Street, Brooklyn, NY

File ID: SB061614M1.ICP Date Analyzed: 06/16/14 Methods: EPA 200.7, SW846 6010C
QC Limits: 95 to 105 % Recovery Run ID: MA34245 Units: ug/l

Time:		20:28			21:31			22:39	
Sample ID:	CCV	CCV6		CCV	CCV7		CCV	CCV8	
Metal	True	Results	% Rec	True	Results	% Rec	True	Results	% Rec
Zirconium									

(*) Outside of QC limits
(anr) Analyte not requested

CALIBRATION CHECK STANDARDS SUMMARY
Initial and Continuing Calibration Checks

Login Number: JB69078
Account: LANGAN - Langan Engineering & Environmental
Project: Carroll Gardens, 363-365 Bond Street, Brooklyn, NY

File ID: SB061614M1.ICP Date Analyzed: 06/16/14 Methods: EPA 200.7, SW846 6010C
QC Limits: 95 to 105 % Recovery Run ID: MA34245 Units: ug/l

Time:		23:47			01:02			02:16	
Sample ID:	CCV	CCV9		CCV	CCV10		CCV	CCV11	
Metal	True	Results	% Rec	True	Results	% Rec	True	Results	% Rec
Aluminum	40000	40900	102.3	40000	40500	101.3	40000	40700	101.8
Antimony	2000	2050	102.5	2000	2040	102.0	2000	2040	102.0
Arsenic	2000	2060	103.0	2000	2040	102.0	2000	2030	101.5
Barium	2000	2070	103.5	2000	2050	102.5	2000	2050	102.5
Beryllium	2000	2080	104.0	2000	2050	102.5	2000	2050	102.5
Bismuth									
Boron									
Cadmium	2000	2060	103.0	2000	2030	101.5	2000	2030	101.5
Calcium	40000	41400	103.5	40000	40900	102.3	40000	41000	102.5
Chromium	2000	2090	104.5	2000	2060	103.0	2000	2070	103.5
Cobalt	2000	2080	104.0	2000	2050	102.5	2000	2050	102.5
Copper	2000	2010	100.5	2000	1980	99.0	2000	1970	98.5
Iron	40000	40600	101.5	40000	40100	100.3	40000	39900	99.8
Lead	2000	2110	105.5	2000	2090	104.5	2000	2100	105.0
Lithium									
Magnesium	40000	40600	101.5	40000	39900	99.8	40000	39800	99.5
Manganese	2000	2090	104.5	2000	2050	102.5	2000	2050	102.5
Molybdenum									
Nickel	2000	2110	105.5	2000	2090	104.5	2000	2080	104.0
Palladium									
Potassium	40000	41500	103.8	40000	41100	102.8	40000	41300	103.3
Selenium	2000	2070	103.5	2000	2050	102.5	2000	2050	102.5
Silicon									
Silver	250	247	98.8	250	242	96.8	250	242	96.8
Sodium	40000	41600	104.0	40000	41400	103.5	40000	41600	104.0
Sulfur									
Strontium									
Thallium	2000	2150	107.5	2000	2110	105.5	2000	2100	105.0
Tin									
Titanium									
Tungsten									
Vanadium	2000	2030	101.5	2000	1990	99.5	2000	1990	99.5
Zinc	2000	2110	105.5	2000	2080	104.0	2000	2070	103.5

CALIBRATION CHECK STANDARDS SUMMARY
Initial and Continuing Calibration Checks

Login Number: JB69078
Account: LANGAN - Langan Engineering & Environmental
Project: Carroll Gardens, 363-365 Bond Street, Brooklyn, NY

File ID: SB061614M1.ICP Date Analyzed: 06/16/14 Methods: EPA 200.7, SW846 6010C
QC Limits: 95 to 105 % Recovery Run ID: MA34245 Units: ug/l

Time:		23:47			01:02			02:16	
Sample ID:	CCV	CCV9		CCV	CCV10		CCV	CCV11	
Metal	True	Results	% Rec	True	Results	% Rec	True	Results	% Rec
Zirconium									

(*) Outside of QC limits
(anr) Analyte not requested

CALIBRATION CHECK STANDARDS SUMMARY
Initial and Continuing Calibration Checks

Login Number: JB69078
Account: LANGAN - Langan Engineering & Environmental
Project: Carroll Gardens, 363-365 Bond Street, Brooklyn, NY

File ID: SB061614M1.ICP Date Analyzed: 06/16/14 Methods: EPA 200.7, SW846 6010C
QC Limits: 95 to 105 % Recovery Run ID: MA34245 Units: ug/l

Time:		03:30			04:32			05:28	
Sample ID:	CCV	CCV12		CCV	CCV13		CCV	CCV14	
Metal	True	Results	% Rec	True	Results	% Rec	True	Results	% Rec
Aluminum	40000	40400	101.0	40000	40800	102.0	40000	40600	101.5
Antimony	2000	2040	102.0	2000	2050	102.5	2000	2040	102.0
Arsenic	2000	2040	102.0	2000	2050	102.5	2000	2040	102.0
Barium	2000	2050	102.5	2000	2070	103.5	2000	2070	103.5
Beryllium	2000	2050	102.5	2000	2060	103.0	2000	2050	102.5
Bismuth									
Boron									
Cadmium	2000	2040	102.0	2000	2050	102.5	2000	2040	102.0
Calcium	40000	40800	102.0	40000	41200	103.0	40000	40900	102.3
Chromium	2000	2060	103.0	2000	2080	104.0	2000	2070	103.5
Cobalt	2000	2050	102.5	2000	2060	103.0	2000	2060	103.0
Copper	2000	1990	99.5	2000	2000	100.0	2000	1980	99.0
Iron	40000	40100	100.3	40000	40300	100.8	40000	40000	100.0
Lead	2000	2090	104.5	2000	2110	105.5	2000	2100	105.0
Lithium									
Magnesium	40000	40100	100.3	40000	40200	100.5	40000	39900	99.8
Manganese	2000	2060	103.0	2000	2080	104.0	2000	2060	103.0
Molybdenum									
Nickel	2000	2080	104.0	2000	2100	105.0	2000	2090	104.5
Palladium									
Potassium	40000	41400	103.5	40000	41900	104.8	40000	41700	104.3
Selenium	2000	2050	102.5	2000	2070	103.5	2000	2060	103.0
Silicon									
Silver	250	244	97.6	250	247	98.8	250	244	97.6
Sodium	40000	41400	103.5	40000	41900	104.8	40000	41700	104.3
Sulfur									
Strontium									
Thallium	2000	2110	105.5	2000	2120	106.0	2000	2130	106.5
Tin									
Titanium									
Tungsten									
Vanadium	2000	2000	100.0	2000	2010	100.5	2000	2000	100.0
Zinc	2000	2080	104.0	2000	2090	104.5	2000	2090	104.5

CALIBRATION CHECK STANDARDS SUMMARY
Initial and Continuing Calibration Checks

Login Number: JB69078
Account: LANGAN - Langan Engineering & Environmental
Project: Carroll Gardens, 363-365 Bond Street, Brooklyn, NY

File ID: SB061614M1.ICP Date Analyzed: 06/16/14 Methods: EPA 200.7, SW846 6010C
QC Limits: 95 to 105 % Recovery Run ID: MA34245 Units: ug/l

Time:		03:30			04:32			05:28	
Sample ID:	CCV	CCV12		CCV	CCV13		CCV	CCV14	
Metal	True	Results	% Rec	True	Results	% Rec	True	Results	% Rec
Zirconium									

(*) Outside of QC limits
(anr) Analyte not requested

LOW CALIBRATION CHECK STANDARDS SUMMARY

Login Number: JB69078
Account: LANGAN - Langan Engineering & Environmental
Project: Carroll Gardens, 363-365 Bond Street, Brooklyn, NY

File ID: SB061614M1.ICP Date Analyzed: 06/16/14 Methods: EPA 200.7, SW846 6010C
QC Limits: 70 to 130 % Recovery Run ID: MA34245 Units: ug/l

Time:				13:47		13:59		14:58	
Sample ID:	CRI	CRIA	CRID	CRI1		CRIA1		CRID3	
Metal	True	True	True	Results	% Rec	Results	% Rec	Results	% Rec
Aluminum	200	500	100	195	97.5	493	98.6	95.8	95.8
Antimony	6.0	20	3.0	5.7	95.0	20.6	103.0	2.3	76.7
Arsenic	8.0	20	3.0	8.0	100.0	20.6	103.0	3.3	110.0
Barium	200		4.0	206	103.0			4.3	107.5
Beryllium	2.0		1.0	2.2	110.0			1.0	100.0
Bismuth	20								
Boron	100		10						
Cadmium	3.0		1.0	3.1	103.3			1.2	120.0
Calcium	5000		1000	5000	100.0			1040	104.0
Chromium	10		2.0	11.1	111.0			1.7	85.0
Cobalt	50		3.0	51.2	102.4			3.0	100.0
Copper	10		2.0	10.0	100.0			1.7U	0.0* (a)
Iron	100	500		103	103.0	521	104.2		
Lead	3.0	20	2.5	3.0	100.0	20.9	104.5	2.3	92.0
Lithium	20								
Magnesium	5000		100	5240	104.8			123	123.0
Manganese	15		3.0	16.3	108.7			3.3	110.0
Molybdenum	20								
Nickel	10		4.0	10.6	106.0			4.2	105.0
Palladium	50								
Potassium	5000		2000	4980	99.6			2080	104.0
Selenium	10	20	5.0	10.5	105.0	20.8	104.0	5.6	112.0
Silicon	200								
Silver	5.0		1.0	4.5	90.0			0.80	80.0
Sodium	5000		1000	4970	99.4			1030	103.0
Sulfur	50								
Strontium	10								
Thallium	10		2.0	9.5	95.0			1.5	75.0
Tin	10								
Titanium	10								
Tungsten	50								
Vanadium	50		2.0	50.3	100.6			2.0	100.0
Zinc	20		10	23.1	115.5			12.3	123.0

LOW CALIBRATION CHECK STANDARDS SUMMARY

Login Number: JB69078
Account: LANGAN - Langan Engineering & Environmental
Project: Carroll Gardens, 363-365 Bond Street, Brooklyn, NY

File ID: SB061614M1.ICP Date Analyzed: 06/16/14 Methods: EPA 200.7, SW846 6010C
QC Limits: 70 to 130 % Recovery Run ID: MA34245 Units: ug/l

Time:				13:47		13:59		14:58	
Sample ID:	CRI	CRIA	CRID	CRI1		CRIA1		CRID3	
Metal	True	True	True	Results	% Rec	Results	% Rec	Results	% Rec
Zirconium	10								

(*) Outside of QC limits
(anr) Analyte not requested
(a) No samples reported for this element at this RL in the area bracketed by this QC.

LOW CALIBRATION CHECK STANDARDS SUMMARY

Login Number: JB69078
Account: LANGAN - Langan Engineering & Environmental
Project: Carroll Gardens, 363-365 Bond Street, Brooklyn, NY

File ID: SB061614M1.ICP Date Analyzed: 06/16/14 Methods: EPA 200.7, SW846 6010C
QC Limits: 70 to 130 % Recovery Run ID: MA34245 Units: ug/l

Time:				15:11		20:40		20:47	
Sample ID:	CRI	CRIA	CRID	CRI2		CRI3		CRID4	
Metal	True	True	True	Results	% Rec	Results	% Rec	Results	% Rec
Aluminum	200	500	100	201	100.5	206	103.0	102	102.0
Antimony	6.0	20	3.0	6.7	111.7	6.6	110.0	3.5	116.7
Arsenic	8.0	20	3.0	8.1	101.3	9.3	116.3	3.3	110.0
Barium	200		4.0	210	105.0	213	106.5	4.5	112.5
Beryllium	2.0		1.0	2.3	115.0	2.3	115.0	1.1	110.0
Bismuth	20								
Boron	100		10						
Cadmium	3.0		1.0	3.4	113.3	3.4	113.3	1.2	120.0
Calcium	5000		1000	5150	103.0	5230	104.6	1050	105.0
Chromium	10		2.0	11.1	111.0	11.0	110.0	1.9	95.0
Cobalt	50		3.0	52.3	104.6	52.5	105.0	3.2	106.7
Copper	10		2.0	9.8	98.0	10.0	100.0	1.5U	0.0* (a)
Iron	100	500		108	108.0	108	108.0		
Lead	3.0	20	2.5	3.0	100.0	2.3	76.7	2.3	92.0
Lithium	20								
Magnesium	5000		100	5240	104.8	5310	106.2	112	112.0
Manganese	15		3.0	16.4	109.3	16.6	110.7	3.3	110.0
Molybdenum	20								
Nickel	10		4.0	10.9	109.0	10.8	108.0	4.1	102.5
Palladium	50								
Potassium	5000		2000	5050	101.0	5190	103.8	2130	106.5
Selenium	10	20	5.0	11.6	116.0	11.1	111.0	5.7	114.0
Silicon	200								
Silver	5.0		1.0	4.4	88.0	5.0	100.0	0.80	80.0
Sodium	5000		1000	5120	102.4	5250	105.0	1050	105.0
Sulfur	50								
Strontium	10								
Thallium	10		2.0	10.9	109.0	9.9	99.0	1.7	85.0
Tin	10								
Titanium	10								
Tungsten	50								
Vanadium	50		2.0	50.7	101.4	51.4	102.8	2.0	100.0
Zinc	20		10	23.2	116.0	23.5	117.5	12.6	126.0

LOW CALIBRATION CHECK STANDARDS SUMMARY

Login Number: JB69078
Account: LANGAN - Langan Engineering & Environmental
Project: Carroll Gardens, 363-365 Bond Street, Brooklyn, NY

File ID: SB061614M1.ICP Date Analyzed: 06/16/14 Methods: EPA 200.7, SW846 6010C
QC Limits: 70 to 130 % Recovery Run ID: MA34245 Units: ug/l

Time:				15:11		20:40		20:47	
Sample ID:	CRI	CRIA	CRID	CRI2		CRI3		CRID4	
Metal	True	True	True	Results	% Rec	Results	% Rec	Results	% Rec
Zirconium	10								

(*) Outside of QC limits
(anr) Analyte not requested
(a) No samples reported for this element at this RL in the area bracketed by this QC.

LOW CALIBRATION CHECK STANDARDS SUMMARY

Login Number: JB69078
Account: LANGAN - Langan Engineering & Environmental
Project: Carroll Gardens, 363-365 Bond Street, Brooklyn, NY

File ID: SB061614M1.ICP Date Analyzed: 06/16/14 Methods: EPA 200.7, SW846 6010C
QC Limits: 70 to 130 % Recovery Run ID: MA34245 Units: ug/l

Time:				20:53		04:44		04:51	
Sample ID:	CRI	CRIA	CRID	CRIA2		CRI4		CRID5	
Metal	True	True	True	Results	% Rec	Results	% Rec	Results	% Rec
Aluminum	200	500	100	504	100.8	198	99.0	99.7	99.7
Antimony	6.0	20	3.0	19.7	98.5	6.6	110.0	2.5	83.3
Arsenic	8.0	20	3.0	20.4	102.0	7.6	95.0	3.1	103.3
Barium	200		4.0			211	105.5	4.6	115.0
Beryllium	2.0		1.0			2.3	115.0	1.1	110.0
Bismuth	20								
Boron	100		10						
Cadmium	3.0		1.0			3.3	110.0	1.1	110.0
Calcium	5000		1000			5180	103.6	1050	105.0
Chromium	10		2.0			11.3	113.0	1.9	95.0
Cobalt	50		3.0			52.0	104.0	3.3	110.0
Copper	10		2.0			9.5	95.0	1.6U	0.0* (a)
Iron	100	500		520	104.0	107	107.0		
Lead	3.0	20	2.5	20.6	103.0	2.8	93.3	2.4	96.0
Lithium	20								
Magnesium	5000		100			5200	104.0	115	115.0
Manganese	15		3.0			16.2	108.0	3.3	110.0
Molybdenum	20								
Nickel	10		4.0			10.6	106.0	4.1	102.5
Palladium	50								
Potassium	5000		2000			5220	104.4	2160	108.0
Selenium	10	20	5.0	20.3	101.5	12.9	129.0	7.4	148.0*(a
Silicon	200								
Silver	5.0		1.0			4.6	92.0	1.0	100.0
Sodium	5000		1000			5250	105.0	1060	106.0
Sulfur	50								
Strontium	10								
Thallium	10		2.0			10.1	101.0	2.5	125.0
Tin	10								
Titanium	10								
Tungsten	50								
Vanadium	50		2.0			50.6	101.2	1.8	90.0
Zinc	20		10			23.4	117.0	12.5	125.0

LOW CALIBRATION CHECK STANDARDS SUMMARY

Login Number: JB69078
Account: LANGAN - Langan Engineering & Environmental
Project: Carroll Gardens, 363-365 Bond Street, Brooklyn, NY

File ID: SB061614M1.ICP Date Analyzed: 06/16/14 Methods: EPA 200.7, SW846 6010C
QC Limits: 70 to 130 % Recovery Run ID: MA34245 Units: ug/l

Time:				20:53		04:44		04:51	
Sample ID:	CRI	CRIA	CRID	CRIA2		CRI4		CRID5	
Metal	True	True	True	Results	% Rec	Results	% Rec	Results	% Rec
Zirconium	10								

(*) Outside of QC limits
(anr) Analyte not requested
(a) No samples reported for this element at this RL in the area bracketed by this QC.

LOW CALIBRATION CHECK STANDARDS SUMMARY

Login Number: JB69078
Account: LANGAN - Langan Engineering & Environmental
Project: Carroll Gardens, 363-365 Bond Street, Brooklyn, NY

File ID: SB061614M1.ICP Date Analyzed: 06/16/14 Methods: EPA 200.7, SW846 6010C
QC Limits: 70 to 130 % Recovery Run ID: MA34245 Units: ug/l

Time:				04:57	
Sample ID:	CRI	CRIA	CRID	CRIA3	
Metal	True	True	True	Results	% Rec
Aluminum	200	500	100	508	101.6
Antimony	6.0	20	3.0	20.7	103.5
Arsenic	8.0	20	3.0	21.3	106.5
Barium	200		4.0		
Beryllium	2.0		1.0		
Bismuth	20				
Boron	100		10		
Cadmium	3.0		1.0		
Calcium	5000		1000		
Chromium	10		2.0		
Cobalt	50		3.0		
Copper	10		2.0		
Iron	100	500		521	104.2
Lead	3.0	20	2.5	20.4	102.0
Lithium	20				
Magnesium	5000		100		
Manganese	15		3.0		
Molybdenum	20				
Nickel	10		4.0		
Palladium	50				
Potassium	5000		2000		
Selenium	10	20	5.0	21.3	106.5
Silicon	200				
Silver	5.0		1.0		
Sodium	5000		1000		
Sulfur	50				
Strontium	10				
Thallium	10		2.0		
Tin	10				
Titanium	10				
Tungsten	50				
Vanadium	50		2.0		
Zinc	20		10		

LOW CALIBRATION CHECK STANDARDS SUMMARY

Login Number: JB69078
Account: LANGAN - Langan Engineering & Environmental
Project: Carroll Gardens, 363-365 Bond Street, Brooklyn, NY

File ID: SB061614M1.ICP Date Analyzed: 06/16/14 Methods: EPA 200.7, SW846 6010C
QC Limits: 70 to 130 % Recovery Run ID: MA34245 Units: ug/l

Time:				04:57	
Sample ID:	CRI	CRIA	CRID	CRIA3	
Metal	True	True	True	Results	% Rec
Zirconium	10				

(*) Outside of QC limits
(anr) Analyte not requested

INTERFERING ELEMENT CHECK STANDARDS SUMMARY
Part 1 - ICSA and ICSAB Standards

Login Number: JB69078
Account: LANGAN - Langan Engineering & Environmental
Project: Carroll Gardens, 363-365 Bond Street, Brooklyn, NY

File ID: SB061614M1.ICP Date Analyzed: 06/16/14 Methods: EPA 200.7, SW846 6010C
QC Limits: 80 to 120 % Recovery Run ID: MA34245 Units: ug/l

Time:			14:12		14:18		20:59		21:06	
Sample ID:	ICSA	ICSAB	ICSA1		ICSAB1		ICSA2		ICSAB2	
Metal	True	True	Results	% Rec	Results	% Rec	Results	% Rec	Results	% Rec
Aluminum	500000	500000	498000	99.6	487000	97.4	502000	100.4	498000	99.6
Antimony		1000	3.3		1030	103.0	2.6		1030	103.0
Arsenic		1000	2.7		1090	109.0	1.0		1090	109.0
Barium		500	-0.60		484	96.8	-0.80		488	97.6
Beryllium		500	-0.10		481	96.2	0.0		482	96.4
Bismuth		500	5.1		505	101.0	6.1		505	101.0
Boron			-14		-14		-15		-13	
Cadmium		1000	0.60		990	99.0	0.80		992	99.2
Calcium	400000	400000	371000	92.8	369000	92.3	374000	93.5	372000	93.0
Chromium		500	-0.10		466	93.2	-0.20		468	93.6
Cobalt		500	1.7		469	93.8	1.9		468	93.6
Copper		500	0.40		506	101.2	0.70		506	101.2
Iron	200000	200000	183000	91.5	185000	92.5	182000	91.0	184000	92.0
Lead		1000	2.9		934	93.4	4.3		936	93.6
Lithium		500	5.0		571	114.2	4.5		576	115.2
Magnesium	500000	500000	514000	102.8	514000	102.8	513000	102.6	511000	102.2
Manganese		500	1.5		485	97.0	1.1		485	97.0
Molybdenum		500	8.0		506	101.2	7.6		506	101.2
Nickel		1000	-0.40		941	94.1	0.20		945	94.5
Palladium		500	-15		524	104.8	-16		522	104.4
Potassium			30.4		-2.5		-8.0		-31	
Selenium		1000	-1.2		1080	108.0	-5.0		1080	108.0
Silicon			-0.90		-4.8		-3.8		-5.5	
Silver		1000	2.1		1040	104.0	1.8		1040	104.0
Sodium			13.8		33.0		7.4		1.4	
Sulfur		500	-8.7		476	95.2	-14		453	90.6
Strontium			-0.20		-0.30		-0.40		-0.10	
Thallium		1000	0.80		973	97.3	2.0		945	94.5
Tin			8.3		7.4		9.6		9.5	
Titanium			2.4		5.7		2.5		5.9	
Tungsten		500	12.0		540	108.0	5.4		531	106.2
Vanadium		500	-1.2		437	87.4	-1.3		438	87.6
Zinc		1000	-1.7		925	92.5	-1.4		928	92.8

INTERFERING ELEMENT CHECK STANDARDS SUMMARY
Part 1 - ICSA and ICSAB Standards

Login Number: JB69078
Account: LANGAN - Langan Engineering & Environmental
Project: Carroll Gardens, 363-365 Bond Street, Brooklyn, NY

File ID: SB061614M1.ICP Date Analyzed: 06/16/14 Methods: EPA 200.7, SW846 6010C
QC Limits: 80 to 120 % Recovery Run ID: MA34245 Units: ug/l

Time:			14:12		14:18		20:59		21:06	
Sample ID:	ICSA	ICSAB	ICSA1		ICSAB1		ICSA2		ICSAB2	
Metal	True	True	Results	% Rec	Results	% Rec	Results	% Rec	Results	% Rec
Zirconium		500	9.0		494	98.8	9.2		493	98.6

(*) Outside of QC limits
(anr) Analyte not requested

Accutest Laboratories Instrument Runlog
Inorganics Analyses

Login Number: JB69078
Account: LANGAN - Langan Engineering & Environmental
Project: Carroll Gardens, 363-365 Bond Street, Brooklyn, NY

File ID: SD061914M1.ICP Date Analyzed: 06/19/14 Methods: EPA 200.7, SW846 6010C
Analyst: TG Run ID: MA34279
Parameters: Al,Sb,As,Ba,Be,Cd,Ca,Cr,Co,Cu,Fe,Pb,Mg,Mn,Ni,K,Se,Ag,Na,Tl,V,Zn

Time	Sample Description	Dilution Factor	PS Recov	Comments
10:03	MA34279-STD1	1		STDA
10:09	MA34279-STD2	1		STDB
10:15	ZZZZZZ	1		
10:21	ZZZZZZ	1		
10:27	ZZZZZZ	1		
10:37	MA34279-ICV1	1		
10:51	MA34279-ICB1	1		
10:57	MA34279-ICCV1	1		
11:24	MA34279-CCB1	1		
11:31	MA34279-CRID1	1		
11:40	MA34279-CRI1	1		
11:46	MA34279-CRIA1	1		
11:52	MA34279-CRID2	1		
11:58	MA34279-ICSA1	1		
12:04	MA34279-ICSAB1	1		
12:10	ZZZZZZ	1		
12:16	ZZZZZZ	1		
12:22	MA34279-CCV1	1		
12:28	MA34279-CCB2	1		
12:35	MA34279-CRI2	1		
12:46	MP80145-MB1	1		
12:52	MP80145-LC1	1		
12:58	MP80145-S1	1		
13:04	MP80145-S2	1		
13:10	JB69504-4	1		(sample used for QC only; not part of login JB69078)
13:16	MP80145-SD1	5		
13:22	ZZZZZZ	1		
13:28	ZZZZZZ	1		
13:34	MA34279-CCV2	1		
13:40	MA34279-CCB3	1		
13:46	MP80145-S2	1		
13:52	ZZZZZZ	1		
13:58	MP80126-SD1	5		

Accutest Laboratories Instrument Runlog
Inorganics Analyses

Login Number: JB69078
Account: LANGAN - Langan Engineering & Environmental
Project: Carroll Gardens, 363-365 Bond Street, Brooklyn, NY

File ID: SD061914M1.ICP Date Analyzed: 06/19/14 Methods: EPA 200.7, SW846 6010C
Analyst: TG Run ID: MA34279
Parameters: Al,Sb,As,Ba,Be,Cd,Ca,Cr,Co,Cu,Fe,Pb,Mg,Mn,Ni,K,Se,Ag,Na,Tl,V,Zn

Time	Sample Description	Dilution Factor	PS Recov	Comments
14:04	MP80099-MB2	1		
14:11	MP80099-B2	1		
14:16	MP80099-LC2	1		
14:22	MP80099-S1	1		
14:28	MP80099-S2	1		
14:34	JB69023-2	1		(sample used for QC only; not part of login JB69078)
14:40	MA34279-CCV3	1		
14:46	MA34279-CCB4	1		
14:52	MP80099-SD1	5		
14:59	MP80099-PS1	1		
15:04	ZZZZZZ	3		
15:11	ZZZZZZ	3		
15:17	ZZZZZZ	1		
15:23	ZZZZZZ	1		
15:29	MP80114-MB1	1		
15:35	MP80114-MB2	1		
15:41	MP80114-LC1	1		
15:47	MA34279-CCV4	1		
15:53	MA34279-CCB5	1		
15:59	MP80114-LC2	1		
16:05	MP80114-S1	1		
16:11	MP80114-S2	1		
16:17	JB69030-9F	1		(sample used for QC only; not part of login JB69078)
16:23	MP80114-SD1	5		
16:29	ZZZZZZ	1		
16:35	ZZZZZZ	1		
16:41	ZZZZZZ	1		
16:48	ZZZZZZ	1		
16:54	MA34279-CCV5	1		
17:00	MA34279-CCB6	1		
17:06	ZZZZZZ	1		
17:12	ZZZZZZ	1		
17:18	ZZZZZZ	1		

Accutest Laboratories Instrument Runlog
Inorganics Analyses

Login Number: JB69078
Account: LANGAN - Langan Engineering & Environmental
Project: Carroll Gardens, 363-365 Bond Street, Brooklyn, NY

File ID: SD061914M1.ICP Date Analyzed: 06/19/14 Methods: EPA 200.7, SW846 6010C
Analyst: TG Run ID: MA34279
Parameters: Al,Sb,As,Ba,Be,Cd,Ca,Cr,Co,Cu,Fe,Pb,Mg,Mn,Ni,K,Se,Ag,Na,Tl,V,Zn

Time	Sample Description	Dilution Factor	PS Recov	Comments
17:24	ZZZZZZ	1		
17:30	ZZZZZZ	1		
17:36	ZZZZZZ	1		
17:42	ZZZZZZ	1		
17:48	ZZZZZZ	1		
17:55	ZZZZZZ	1		
18:01	MA34279-CCV6	1		
18:07	MA34279-CCB7	1		
18:13	ZZZZZZ	1		
18:19	ZZZZZZ	1		
18:25	ZZZZZZ	1		
18:31	ZZZZZZ	1		
18:37	ZZZZZZ	1		
18:43	ZZZZZZ	1		
18:49	ZZZZZZ	1		
18:55	ZZZZZZ	1		
19:01	ZZZZZZ	1		
19:07	MA34279-CCV7	1		
19:13	MA34279-CCB8	1		
19:20	MA34279-CRI3	1		
19:26	MA34279-CRID3	1		
19:32	MA34279-CRIA2	1		
19:38	MA34279-ICSA2	1		
19:44	MA34279-ICSAB2	1		
19:50	MA34279-CCV8	1		
19:56	MA34279-CCB9	1		
20:02	ZZZZZZ	1		
20:08	ZZZZZZ	1		
20:14	ZZZZZZ	1		
20:20	ZZZZZZ	1		
20:26	ZZZZZZ	1		
20:32	ZZZZZZ	1		
20:38	ZZZZZZ	1		

Accutest Laboratories Instrument Runlog
Inorganics Analyses

Login Number: JB69078
Account: LANGAN - Langan Engineering & Environmental
Project: Carroll Gardens, 363-365 Bond Street, Brooklyn, NY

File ID: SD061914M1.ICP Date Analyzed: 06/19/14 Methods: EPA 200.7, SW846 6010C
Analyst: TG Run ID: MA34279
Parameters: Al,Sb,As,Ba,Be,Cd,Ca,Cr,Co,Cu,Fe,Pb,Mg,Mn,Ni,K,Se,Ag,Na,Tl,V,Zn

Time	Sample Description	Dilution Factor	PS Recov	Comments
20:44	ZZZZZZ	1		
20:51	ZZZZZZ	1		
20:57	MA34279-CCV9	1		
21:02	MA34279-CCB10	1		
21:09	ZZZZZZ	1		
21:15	ZZZZZZ	1		
21:21	JB69078-1	1		fe=390PPM
21:27	JB69078-2	1		
---------->	Last reportable sample/prep for job JB69078			
21:33	ZZZZZZ	1		
21:39	ZZZZZZ	1		
21:45	MP80155-MB1	1		
21:51	MP80155-LC1	1		
21:57	MP80155-S1	1		
22:03	MA34279-CCV10	1		
22:09	MA34279-CCB11	1		
22:16	MP80155-S2	1		
22:22	JB69295-1	1		(sample used for QC only; not part of login JB69078)
22:28	MP80155-SD1	5		
22:34	ZZZZZZ	1		
22:40	ZZZZZZ	1		
22:46	ZZZZZZ	1		
22:52	ZZZZZZ	1		
22:59	ZZZZZZ	1		
23:05	ZZZZZZ	1		
23:11	MA34279-CCV11	1		
23:17	MA34279-CCB12	1		
23:23	ZZZZZZ	1		
23:29	ZZZZZZ	1		
23:35	ZZZZZZ	1		
23:41	ZZZZZZ	1		
23:48	ZZZZZZ	1		
23:54	ZZZZZZ	1		
00:00	ZZZZZZ	1		

Accutest Laboratories Instrument Runlog
Inorganics Analyses

Login Number: JB69078
Account: LANGAN - Langan Engineering & Environmental
Project: Carroll Gardens, 363-365 Bond Street, Brooklyn, NY

File ID: SD061914M1.ICP Date Analyzed: 06/19/14 Methods: EPA 200.7, SW846 6010C
Analyst: TG Run ID: MA34279
Parameters: Al,Sb,As,Ba,Be,Cd,Ca,Cr,Co,Cu,Fe,Pb,Mg,Mn,Ni,K,Se,Ag,Na,Tl,V,Zn

Time	Sample Description	Dilution Factor	PS Recov	Comments
00:06	ZZZZZZ	1		
00:12	ZZZZZZ	1		
00:18	MA34279-CCV12	1		
00:24	MA34279-CCB13	1		
00:31	MA34279-CRI4	1		
00:37	MA34279-CRID4	1		
00:43	MA34279-CRIA3	1		
00:49	MA34279-CCV13	1		
00:55	MA34279-CCB14	1		
---------->	Last reportable CCB for job JB69078			
01:01	ZZZZZZ	1		
01:07	ZZZZZZ	1		
01:14	ZZZZZZ	1		
01:20	MP80150-MB1	1		
01:26	MP80150-B1	1		
01:32	MP80150-S1	1		
01:38	MP80150-S2	1		
01:44	JB69569-16	1		(sample used for QC only; not part of login JB69078)
01:50	MP80150-SD1	5		
01:56	MA34279-CCV14	1		
02:02	MA34279-CCB15	1		
02:08	ZZZZZZ	1		
02:14	ZZZZZZ	1		
02:20	ZZZZZZ	1		
02:26	ZZZZZZ	1		
02:32	ZZZZZZ	1		
02:38	ZZZZZZ	1		
02:44	ZZZZZZ	1		
02:50	ZZZZZZ	1		
02:56	ZZZZZZ	1		
03:02	MA34279-CCV15	1		
03:08	MA34279-CCB16	1		
03:14	ZZZZZZ	1		
03:20	ZZZZZZ	1		

Accutest Laboratories Instrument Runlog
Inorganics Analyses

Login Number: JB69078
Account: LANGAN - Langan Engineering & Environmental
Project: Carroll Gardens, 363-365 Bond Street, Brooklyn, NY

File ID: SD061914M1.ICP Date Analyzed: 06/19/14 Methods: EPA 200.7, SW846 6010C
Analyst: TG Run ID: MA34279
Parameters: Al,Sb,As,Ba,Be,Cd,Ca,Cr,Co,Cu,Fe,Pb,Mg,Mn,Ni,K,Se,Ag,Na,Tl,V,Zn

Time	Sample Description	Dilution Factor	PS Recov	Comments
03:26	ZZZZZZ	1		
03:32	ZZZZZZ	1		
03:38	ZZZZZZ	1		
03:44	ZZZZZZ	1		
03:50	ZZZZZZ	1		
03:56	ZZZZZZ	1		
04:02	ZZZZZZ	1		
04:09	ZZZZZZ	1		
04:15	MA34279-CCV16	1		
04:21	MA34279-CCB17	1		
04:27	MA34279-CRI5	1		
04:33	MA34279-CRID5	1		
04:39	MA34279-CRIA4	1		
04:45	MA34279-CCV17	1		
04:51	MA34279-CCB18	1		
04:58	MA34279-CCV18	1		
05:04	MA34279-CCB19	1		
05:10	ZZZZZZ	1		
05:16	ZZZZZZ	1		
05:22	ZZZZZZ	1		
05:28	ZZZZZZ	1		
05:34	ZZZZZZ	1		
05:41	ZZZZZZ	1		
05:47	ZZZZZZ	1		
05:53	ZZZZZZ	1		

Refer to raw data for calibration curve and standards.

INTERNAL STANDARD SUMMARY

Login Number: JB69078
Account: LANGAN - Langan Engineering & Environmental
Project: Carroll Gardens, 363-365 Bond Street, Brooklyn, NY

File ID: SD061914M1.ICP Date Analyzed: 06/19/14 Methods: EPA 200.7, SW846 6010C
Analyst: TG Run ID: MA34279
Parameters: Al,Sb,As,Ba,Be,Cd,Ca,Cr,Co,Cu,Fe,Pb,Mg,Mn,Ni,K,Se,Ag,Na,Tl,V,Zn

Time	Sample Description	Istd#1	Istd#2	Istd#3	Istd#4
10:03	MA34279-STD1	1983 R	61550 R	9073 R	4324 R
10:09	MA34279-STD2	1796	54858	9232	3591
10:15	ZZZZZZ	1864	56885	9321	3772
10:21	ZZZZZZ	1994	61752	9609	4345
10:27	ZZZZZZ	1987	60793	9468	4264
10:37	MA34279-ICV1	1871	57385	9348	3787
10:51	MA34279-ICB1	1998	61527	9634	4352
10:57	MA34279-ICCV1	1911	57613	9452	3866
11:24	MA34279-CCB1	2034	60079	9380	4417
11:31	MA34279-CRID1	No results reported for the elements associated with this internal standard.			
11:40	MA34279-CRI1	No results reported for the elements associated with this internal standard.			
11:46	MA34279-CRIA1	2018	59939	9628	4370
11:52	MA34279-CRID2	1982	61961	9250	4289
11:58	MA34279-ICSA1	1698	50691	8768	3262
12:04	MA34279-ICSAB1	1710	52198	8852	3287
12:10	ZZZZZZ	1932	59711	9400	4193
12:16	ZZZZZZ	1937	60655	9411	4271
12:22	MA34279-CCV1	1878	57293	9382	3789
12:28	MA34279-CCB2	2016	61547	9483	4372
12:35	MA34279-CRI2	1965	60514	9508	4196
12:46	MP80145-MB1	2038	62538	9740	4460
12:52	MP80145-LC1	1967	60509	9588	4163
12:58	MP80145-S1	1883	57901	9437	3886
13:04	MP80145-S2	No results reported for the elements associated with this internal standard.			
13:10	JB69504-4	1928	59510	9627	4084
13:16	MP80145-SD1	1988	60992	9449	4283
13:22	ZZZZZZ	1900	58862	9792	3726
13:28	ZZZZZZ	1792	55234	9304	3613
13:34	MA34279-CCV2	1865	56432	9057	3758
13:40	MA34279-CCB3	1996	62011	9114	4311
13:46	MP80145-S2	1899	58166	9462	3905
13:52	ZZZZZZ	1999	61873	9699	4369
13:58	MP80126-SD1	1965	60138	9177	4091

INTERNAL STANDARD SUMMARY

Login Number: JB69078
Account: LANGAN - Langan Engineering & Environmental
Project: Carroll Gardens, 363-365 Bond Street, Brooklyn, NY

File ID: SD061914M1.ICP Date Analyzed: 06/19/14 Methods: EPA 200.7, SW846 6010C
Analyst: TG Run ID: MA34279
Parameters: Al,Sb,As,Ba,Be,Cd,Ca,Cr,Co,Cu,Fe,Pb,Mg,Mn,Ni,K,Se,Ag,Na,Tl,V,Zn

Time	Sample Description	Istd#1	Istd#2	Istd#3	Istd#4
14:04	MP80099-MB2	1989	61530	9584	4321
14:11	MP80099-B2	1972	59763	9518	4069
14:16	MP80099-LC2	1945	59953	9428	3935
14:22	MP80099-S1	1957	59213	9472	3968
14:28	MP80099-S2	1934	58601	9345	3930
14:34	JB69023-2	2000	61354	9614	4194
14:40	MA34279-CCV3	1875	56799	9189	3787
14:46	MA34279-CCB4	2015	62448	9636	4365
14:52	MP80099-SD1	1989	60952	9439	4276
14:59	MP80099-PS1	1827	56402	9167	3594
15:04	ZZZZZZ	1955	59751	9471	4021
15:11	ZZZZZZ	1910	58492	9219	3959
15:17	ZZZZZZ	1991	60732	9568	4140
15:23	ZZZZZZ	1990	59611	9375	4141
15:29	MP80114-MB1	2016	62327	9535	4373
15:35	MP80114-MB2	2008	62094	9517	4353
15:41	MP80114-LC1	1972	60391	9384	4155
15:47	MA34279-CCV4	1892	56887	9149	3811
15:53	MA34279-CCB5	2012	61451	9425	4346
15:59	MP80114-LC2	1976	60510	9455	4176
16:05	MP80114-S1	1854	57512	9248	3787
16:11	MP80114-S2	1852	57326	9273	3784
16:17	JB69030-9F	1902	58508	9357	3973
16:23	MP80114-SD1	1991	60515	9322	4262
16:29	ZZZZZZ	1942	61112	9308	4180
16:35	ZZZZZZ	1876	57820	9302	3880
16:41	ZZZZZZ	1909	58845	9315	3987
16:48	ZZZZZZ	1909	58971	9416	3971
16:54	MA34279-CCV5	1890	57843	9180	3806
17:00	MA34279-CCB6	2035	61158	9288	4381
17:06	ZZZZZZ	1865	56275	9182	3774
17:12	ZZZZZZ	1894	58141	9233	3958
17:18	ZZZZZZ	1874	57277	9276	3901

INTERNAL STANDARD SUMMARY

Login Number: JB69078
Account: LANGAN - Langan Engineering & Environmental
Project: Carroll Gardens, 363-365 Bond Street, Brooklyn, NY

File ID: SD061914M1.ICP Date Analyzed: 06/19/14 Methods: EPA 200.7, SW846 6010C
Analyst: TG Run ID: MA34279
Parameters: Al,Sb,As,Ba,Be,Cd,Ca,Cr,Co,Cu,Fe,Pb,Mg,Mn,Ni,K,Se,Ag,Na,Tl,V,Zn

Time	Sample Description	Istd#1	Istd#2	Istd#3	Istd#4
17:24	ZZZZZZ	1915	57773	9129	3934
17:30	ZZZZZZ	1906	58496	9300	3982
17:36	ZZZZZZ	2054	63330	9620	4446
17:42	ZZZZZZ	1969	60390	9338	4206
17:48	ZZZZZZ	1857	56756	9077	3829
17:55	ZZZZZZ	1896	58531	9372	3970
18:01	MA34279-CCV6	1910	57122	9093	3843
18:07	MA34279-CCB7	2035	61976	9346	4375
18:13	ZZZZZZ	1897	57867	8941	3946
18:19	ZZZZZZ	1904	57284	9272	3846
18:25	ZZZZZZ	1911	58475	9263	3986
18:31	ZZZZZZ	1921	59495	9436	3998
18:37	ZZZZZZ	1917	58476	9205	3968
18:43	ZZZZZZ	2026	60091	9488	4036
18:49	ZZZZZZ	1979	59385	9318	4008
18:55	ZZZZZZ	2277	68116	10970	3744
19:01	ZZZZZZ	2136	63866	10403	3660
19:07	MA34279-CCV7	1960	56829	9058	3931
19:13	MA34279-CCB8	2055	62014	9351	4417
19:20	MA34279-CRI3	2008	60685	9287	4254
19:26	MA34279-CRID3	2055	62331	9427	4402
19:32	MA34279-CRIA2	2065	62377	9465	4434
19:38	MA34279-ICSA2	1758	52629	8794	3367
19:44	MA34279-ICSAB2	1766	52023	8598	3387
19:50	MA34279-CCV8	1916	58219	9190	3848
19:56	MA34279-CCB9	2048	62333	9307	4402
20:02	ZZZZZZ	1784	53672	9079	3173
20:08	ZZZZZZ	2377	70411	11419	3743
20:14	ZZZZZZ	1924	57799	9526	3435
20:20	ZZZZZZ	2210	65426	10638	3663
20:26	ZZZZZZ	2318	69955	11244	3576
20:32	ZZZZZZ	2033	60864	9532	3975
20:38	ZZZZZZ	2034	60856	9538	4022

INTERNAL STANDARD SUMMARY

Login Number: JB69078
Account: LANGAN - Langan Engineering & Environmental
Project: Carroll Gardens, 363-365 Bond Street, Brooklyn, NY

File ID: SD061914M1.ICP Date Analyzed: 06/19/14 Methods: EPA 200.7, SW846 6010C
Analyst: TG Run ID: MA34279
Parameters: Al,Sb,As,Ba,Be,Cd,Ca,Cr,Co,Cu,Fe,Pb,Mg,Mn,Ni,K,Se,Ag,Na,Tl,V,Zn

Time	Sample Description	Istd#1	Istd#2	Istd#3	Istd#4
20:44	ZZZZZZ	2096	63218	9863	3903
20:51	ZZZZZZ	2003	60252	9434	4032
20:57	MA34279-CCV9	1921	57319	9025	3854
21:02	MA34279-CCB10	2061	60968	9405	4421
21:09	ZZZZZZ	1994	61350	9623	4024
21:15	ZZZZZZ	1989	60210	9368	4096
21:21	JB69078-1	2053	61994	9821	3866
21:27	JB69078-2	2018	60815	9762	3890
21:33	ZZZZZZ	1938	58039	9309	3893
21:39	ZZZZZZ	1951	58187	9283	3914
21:45	MP80155-MB1	2031	62903	9452	4379
21:51	MP80155-LC1	1973	60787	9308	4153
21:57	MP80155-S1	1793	54219	8959	3511
22:03	MA34279-CCV10	1937	57980	9180	3885
22:09	MA34279-CCB11	2084	62564	9532	4472
22:16	MP80155-S2	1780	55396	9060	3498
22:22	JB69295-1	1795	54521	9012	3545
22:28	MP80155-SD1	1957	59209	9379	4036
22:34	ZZZZZZ	1817	55738	9137	3644
22:40	ZZZZZZ	1777	54457	9081	3514
22:46	ZZZZZZ	1804	54876	9402	3583
22:52	ZZZZZZ	1918	60713	9585	4050
22:59	ZZZZZZ	1860	57866	9309	3824
23:05	ZZZZZZ	2009	62614	9587	4373
23:11	MA34279-CCV11	1899	57675	9213	3852
23:17	MA34279-CCB12	2044	62788	9394	4428
23:23	ZZZZZZ	1821	56462	8675	3694
23:29	ZZZZZZ	1856	58970	9719	3835
23:35	ZZZZZZ	1864	58242	9337	3834
23:41	ZZZZZZ	1789	55223	9292	3557
23:48	ZZZZZZ	1804	58702	9118	3637
23:54	ZZZZZZ	1780	54645	9145	3527
00:00	ZZZZZZ	1767	54309	8972	3518

INTERNAL STANDARD SUMMARY

Login Number: JB69078
Account: LANGAN - Langan Engineering & Environmental
Project: Carroll Gardens, 363-365 Bond Street, Brooklyn, NY

File ID: SD061914M1.ICP Date Analyzed: 06/19/14 Methods: EPA 200.7, SW846 6010C
Analyst: TG Run ID: MA34279
Parameters: Al,Sb,As,Ba,Be,Cd,Ca,Cr,Co,Cu,Fe,Pb,Mg,Mn,Ni,K,Se,Ag,Na,Tl,V,Zn

Time	Sample Description	Istd#1	Istd#2	Istd#3	Istd#4
00:06	ZZZZZZ	1919	60024	9478	4052
00:12	ZZZZZZ	1871	58723	9285	3862
00:18	MA34279-CCV12	1901	58375	9248	3853
00:24	MA34279-CCB13	2007	63277	9609	4353
00:31	MA34279-CRI4	2004	61934	9461	4284
00:37	MA34279-CRID4	2036	62882	9541	4390
00:43	MA34279-CRIA3	2041	62978	9531	4418
00:49	MA34279-CCV13	1891	57950	9229	3837
00:55	MA34279-CCB14	2006	62000	9464	4354
01:01	ZZZZZZ	1823	57841	9089	3715
01:07	ZZZZZZ	1887	59006	9371	3919
01:14	ZZZZZZ	1848	57903	9372	3812
01:20	MP80150-MB1	1996	63169	9654	4359
01:26	MP80150-B1	1962	60591	9506	4088
01:32	MP80150-S1	1902	59568	9681	3766
01:38	MP80150-S2	1898	59109	9592	3766
01:44	JB69569-16	1944	59811	9654	3839
01:50	MP80150-SD1	1990	61165	9405	4151
01:56	MA34279-CCV14	1907	58048	9224	3869
02:02	MA34279-CCB15	2030	62468	9445	4398
02:08	ZZZZZZ	1997	61433	9909	3763
02:14	ZZZZZZ	1974	60870	9821	3840
02:20	ZZZZZZ	1950	60326	9658	3903
02:26	ZZZZZZ	2029	62542	9895	4028
02:32	ZZZZZZ	2019	61382	9687	3982
02:38	ZZZZZZ	2007	60910	9672	3979
02:44	ZZZZZZ	1968	60051	9531	3943
02:50	ZZZZZZ	1925	59101	9441	3900
02:56	ZZZZZZ	1891	58608	9461	3780
03:02	MA34279-CCV15	1877	57818	9198	3817
03:08	MA34279-CCB16	2026	62711	9492	4379
03:14	ZZZZZZ	1910	59683	9673	3776
03:20	ZZZZZZ	1904	59654	9637	3779

INTERNAL STANDARD SUMMARY

Login Number: JB69078
Account: LANGAN - Langan Engineering & Environmental
Project: Carroll Gardens, 363-365 Bond Street, Brooklyn, NY

File ID: SD061914M1.ICP Date Analyzed: 06/19/14 Methods: EPA 200.7, SW846 6010C
Analyst: TG Run ID: MA34279
Parameters: Al,Sb,As,Ba,Be,Cd,Ca,Cr,Co,Cu,Fe,Pb,Mg,Mn,Ni,K,Se,Ag,Na,Tl,V,Zn

Time	Sample Description	Istd#1	Istd#2	Istd#3	Istd#4
03:26	ZZZZZZ	1924	62901	9822	3816
03:32	ZZZZZZ	1939	60320	9752	3864
03:38	ZZZZZZ	1944	60774	9910	3907
03:44	ZZZZZZ	1881	58685	9592	3701
03:50	ZZZZZZ	1902	59721	9745	3786
03:56	ZZZZZZ	1851	58748	9644	3875
04:02	ZZZZZZ	1844	59892	9785	4322
04:09	ZZZZZZ	No results reported for the elements associated with this internal standard.			
04:15	MA34279-CCV16	1833	58307	9490	3744
04:21	MA34279-CCB17	1956	62059	9687	4259
04:27	MA34279-CRI5	1948	61730	9596	4193
04:33	MA34279-CRID5	1979	63024	9848	4302
04:39	MA34279-CRIA4	1966	63021	9907	4287
04:45	MA34279-CCV17	1812	57463	9449	3719
04:51	MA34279-CCB18	1946	62431	9837	4259
04:58	MA34279-CCV18	1837	57332	9489	3771
05:04	MA34279-CCB19	2000	63170	9976	4364
05:10	ZZZZZZ	1937	57835	9625	3751
05:16	ZZZZZZ	1953	62374	9780	4264
05:22	ZZZZZZ	1936	62430	9804	4227
05:28	ZZZZZZ	1951	63918	9972	4254
05:34	ZZZZZZ	1952	63596	9899	4263
05:41	ZZZZZZ	1962	63314	9936	4298
05:47	ZZZZZZ	1993	63068	9900	4366
05:53	ZZZZZZ	1729	55639	9357	3553

R = Reference for ISTD limits. ! = Outside limits.

LEGEND:

Istd#	Parameter	Limits
Istd#1	Yttrium (2243)	70-130 %
Istd#2	Yttrium (3600)	70-130 %
Istd#3	Yttrium (3710)	70-130 %
Istd#4	Indium	70-130 %

BLANK RESULTS SUMMARY
Part 1 - Initial and Continuing Calibration Blanks

Login Number: JB69078
Account: LANGAN - Langan Engineering & Environmental
Project: Carroll Gardens, 363-365 Bond Street, Brooklyn, NY

File ID: SD061914M1.ICP Date Analyzed: 06/19/14 Methods: EPA 200.7, SW846 6010C
QC Limits: result < RL Run ID: MA34279 Units: ug/l

Time: / Sample ID:			10:51 ICB1		11:24 CCB1		12:28 CCB2		13:40 CCB3	
Metal	RL	IDL	raw	final	raw	final	raw	final	raw	final
Aluminum	200	6.3	2.4	<200	13.8	<200	3.5	<200	3.8	<200
Antimony	6.0	1.6	0.60	<6.0	0.0	<6.0	0.50	<6.0	-0.40	<6.0
Arsenic	3.0	1.1	0.0	<3.0	0.0	<3.0	1.1	<3.0	1.9	<3.0
Barium	200	.2	0.0	<200	0.20	<200	0.0	<200	0.10	<200
Beryllium	1.0	.2	0.20	<1.0	0.20	<1.0	0.10	<1.0	0.10	<1.0
Bismuth	20	1.1								
Boron	100	1								
Cadmium	3.0	.2	0.20	<3.0	0.20	<3.0	0.10	<3.0	0.0	<3.0
Calcium	5000	8.7	2.1	<5000	3.9	<5000	-0.30	<5000	3.5	<5000
Chromium	10	.4	0.30	<10	0.50	<10	0.20	<10	0.70	<10
Cobalt	50	.2	0.0	<50	0.0	<50	0.0	<50	0.10	<50
Copper	10	.7	0.20	<10	0.30	<10	0.10	<10	-0.10	<10
Iron	100	5.1	-1.6	<100	2.6	<100	-1.2	<100	3.9	<100
Lead	3.0	1.5	-0.60	<3.0	-0.90	<3.0	-0.80	<3.0	-1.0	<3.0
Lithium	20	.9								
Magnesium	5000	37	7.7	<5000	22.1	<5000	-1.2	<5000	7.6	<5000
Manganese	15	.2	0.10	<15	0.30	<15	0.10	<15	0.10	<15
Molybdenum	20	.3								
Nickel	10	.4	0.20	<10	-0.10	<10	-0.20	<10	0.20	<10
Palladium	50	2.1								
Potassium	10000	32	35.1	<10000	13.0	<10000	10.8	<10000	28.7	<10000
Selenium	10	2.6	0.90	<10	-0.60	<10	-0.80	<10	0.50	<10
Silicon	200	12								
Silver	10	.7	-0.10	<10	-0.20	<10	-0.40	<10	-0.60	<10
Sodium	10000	61	-2.1	<10000	-5.2	<10000	-10	<10000	10.2	<10000
Sulfur	50	4.1								
Strontium	10	.1								
Thallium	2.0	1.2	0.20	<2.0	0.10	<2.0	-0.60	<2.0	-0.70	<2.0
Tin	10	1.1								
Titanium	10	.6								
Tungsten	50	4.3								
Vanadium	50	.3	-0.10	<50	0.30	<50	0.0	<50	-0.20	<50
Zinc	20	.5	0.20	<20	0.10	<20	0.0	<20	0.20	<20

BLANK RESULTS SUMMARY
Part 1 - Initial and Continuing Calibration Blanks

Login Number: JB69078
Account: LANGAN - Langan Engineering & Environmental
Project: Carroll Gardens, 363-365 Bond Street, Brooklyn, NY

File ID: SD061914M1.ICP Date Analyzed: 06/19/14 Methods: EPA 200.7, SW846 6010C
QC Limits: result < RL Run ID: MA34279 Units: ug/l

Time:			10:51		11:24		12:28		13:40	
Sample ID:			ICB1		CCB1		CCB2		CCB3	
Metal	RL	IDL	raw	final	raw	final	raw	final	raw	final
Zirconium	10	.3								

(*) Outside of QC limits
(anr) Analyte not requested

BLANK RESULTS SUMMARY
Part 1 - Initial and Continuing Calibration Blanks

Login Number: JB69078
Account: LANGAN - Langan Engineering & Environmental
Project: Carroll Gardens, 363-365 Bond Street, Brooklyn, NY

File ID: SD061914M1.ICP Date Analyzed: 06/19/14 Methods: EPA 200.7, SW846 6010C
QC Limits: result < RL Run ID: MA34279 Units: ug/l

Time:			14:46		15:53		17:00		18:07	
Sample ID:			CCB4		CCB5		CCB6		CCB7	
Metal	RL	IDL	raw	final	raw	final	raw	final	raw	final
Aluminum	200	6.3	5.4	<200	5.9	<200	14.0	<200	1.0	<200
Antimony	6.0	1.6	0.90	<6.0	0.20	<6.0	0.80	<6.0	-0.20	<6.0
Arsenic	3.0	1.1	0.80	<3.0	1.6	<3.0	1.1	<3.0	0.80	<3.0
Barium	200	.2	0.20	<200	0.30	<200	0.10	<200	0.20	<200
Beryllium	1.0	.2	0.20	<1.0	0.20	<1.0	0.20	<1.0	0.20	<1.0
Bismuth	20	1.1								
Boron	100	1								
Cadmium	3.0	.2	0.30	<3.0	0.30	<3.0	0.20	<3.0	0.40	<3.0
Calcium	5000	8.7	2.2	<5000	4.1	<5000	0.50	<5000	0.0	<5000
Chromium	10	.4	0.80	<10	0.10	<10	0.20	<10	0.30	<10
Cobalt	50	.2	0.0	<50	0.20	<50	0.20	<50	0.10	<50
Copper	10	.7	0.0	<10	-0.20	<10	0.30	<10	-0.20	<10
Iron	100	5.1	3.1	<100	6.4	<100	1.0	<100	0.50	<100
Lead	3.0	1.5	-0.90	<3.0	-0.40	<3.0	-0.80	<3.0	-1.1	<3.0
Lithium	20	.9								
Magnesium	5000	37	7.6	<5000	11.2	<5000	14.3	<5000	20.4	<5000
Manganese	15	.2	0.20	<15	0.10	<15	0.20	<15	0.20	<15
Molybdenum	20	.3								
Nickel	10	.4	0.20	<10	0.10	<10	0.20	<10	0.10	<10
Palladium	50	2.1								
Potassium	10000	32	33.7	<10000	8.1	<10000	25.2	<10000	19.5	<10000
Selenium	10	2.6	-1.7	<10	-1.0	<10	0.30	<10	0.10	<10
Silicon	200	12								
Silver	10	.7	0.0	<10	-0.10	<10	-0.40	<10	-0.40	<10
Sodium	10000	61	-7.8	<10000	-4.3	<10000	-6.8	<10000	-4.7	<10000
Sulfur	50	4.1								
Strontium	10	.1								
Thallium	2.0	1.2	0.20	<2.0	-1.3	<2.0	0.0	<2.0	-0.50	<2.0
Tin	10	1.1								
Titanium	10	.6								
Tungsten	50	4.3								
Vanadium	50	.3	0.0	<50	0.10	<50	0.0	<50	0.10	<50
Zinc	20	.5	0.10	<20	0.20	<20	0.20	<20	0.20	<20

BLANK RESULTS SUMMARY
Part 1 - Initial and Continuing Calibration Blanks

Login Number: JB69078
Account: LANGAN - Langan Engineering & Environmental
Project: Carroll Gardens, 363-365 Bond Street, Brooklyn, NY

File ID: SD061914M1.ICP Date Analyzed: 06/19/14 Methods: EPA 200.7, SW846 6010C
QC Limits: result < RL Run ID: MA34279 Units: ug/l

Time:			14:46		15:53		17:00		18:07	
Sample ID:			CCB4		CCB5		CCB6		CCB7	
Metal	RL	IDL	raw	final	raw	final	raw	final	raw	final
Zirconium	10	.3								

(*) Outside of QC limits
(anr) Analyte not requested

BLANK RESULTS SUMMARY
Part 1 - Initial and Continuing Calibration Blanks

Login Number: JB69078
Account: LANGAN - Langan Engineering & Environmental
Project: Carroll Gardens, 363-365 Bond Street, Brooklyn, NY

File ID: SD061914M1.ICP Date Analyzed: 06/19/14 Methods: EPA 200.7, SW846 6010C
QC Limits: result < RL Run ID: MA34279 Units: ug/l

Time:			19:13		19:56		21:02		22:09	
Sample ID:			CCB8		CCB9		CCB10		CCB11	
Metal	RL	IDL	raw	final	raw	final	raw	final	raw	final
Aluminum	200	6.3	7.4	<200	6.8	<200	8.8	<200	14.5	<200
Antimony	6.0	1.6	0.40	<6.0	1.1	<6.0	0.20	<6.0	1.7	<6.0
Arsenic	3.0	1.1	0.0	<3.0	0.60	<3.0	-0.20	<3.0	-0.10	<3.0
Barium	200	.2	0.20	<200	0.40	<200	0.40	<200	0.40	<200
Beryllium	1.0	.2	0.20	<1.0	0.30	<1.0	0.30	<1.0	0.40	<1.0
Bismuth	20	1.1								
Boron	100	1								
Cadmium	3.0	.2	0.20	<3.0	0.30	<3.0	0.20	<3.0	0.20	<3.0
Calcium	5000	8.7	7.3	<5000	6.8	<5000	6.8	<5000	6.5	<5000
Chromium	10	.4	0.50	<10	0.30	<10	0.50	<10	0.20	<10
Cobalt	50	.2	0.30	<50	0.30	<50	0.30	<50	0.10	<50
Copper	10	.7	-0.30	<10	0.0	<10	0.20	<10	-0.20	<10
Iron	100	5.1	3.9	<100	8.2	<100	10.5	<100	8.0	<100
Lead	3.0	1.5	-0.10	<3.0	-0.10	<3.0	-0.30	<3.0	-1.1	<3.0
Lithium	20	.9								
Magnesium	5000	37	14.9	<5000	18.8	<5000	16.5	<5000	12.5	<5000
Manganese	15	.2	0.30	<15	0.40	<15	0.50	<15	0.40	<15
Molybdenum	20	.3								
Nickel	10	.4	0.0	<10	0.10	<10	0.30	<10	0.20	<10
Palladium	50	2.1								
Potassium	10000	32	22.9	<10000	14.0	<10000	29.3	<10000	33.3	<10000
Selenium	10	2.6	-1.1	<10	0.80	<10	-0.80	<10	-1.0	<10
Silicon	200	12								
Silver	10	.7	-0.30	<10	-0.40	<10	-0.20	<10	0.0	<10
Sodium	10000	61	-1.8	<10000	-5.1	<10000	-7.2	<10000	27.0	<10000
Sulfur	50	4.1								
Strontium	10	.1								
Thallium	2.0	1.2	0.0	<2.0	0.10	<2.0	0.80	<2.0	0.70	<2.0
Tin	10	1.1								
Titanium	10	.6								
Tungsten	50	4.3								
Vanadium	50	.3	0.20	<50	0.20	<50	0.40	<50	0.60	<50
Zinc	20	.5	0.40	<20	0.40	<20	0.20	<20	0.0	<20

BLANK RESULTS SUMMARY
Part 1 - Initial and Continuing Calibration Blanks

Login Number: JB69078
Account: LANGAN - Langan Engineering & Environmental
Project: Carroll Gardens, 363-365 Bond Street, Brooklyn, NY

File ID: SD061914M1.ICP Date Analyzed: 06/19/14 Methods: EPA 200.7, SW846 6010C
QC Limits: result < RL Run ID: MA34279 Units: ug/l

Time:			19:13		19:56		21:02		22:09	
Sample ID:			CCB8		CCB9		CCB10		CCB11	
Metal	RL	IDL	raw	final	raw	final	raw	final	raw	final
Zirconium	10	.3								

(*) Outside of QC limits
(anr) Analyte not requested

BLANK RESULTS SUMMARY
Part 1 - Initial and Continuing Calibration Blanks

Login Number: JB69078
Account: LANGAN - Langan Engineering & Environmental
Project: Carroll Gardens, 363-365 Bond Street, Brooklyn, NY

File ID: SD061914M1.ICP Date Analyzed: 06/19/14 Methods: EPA 200.7, SW846 6010C
QC Limits: result < RL Run ID: MA34279 Units: ug/l

Time:			23:17		00:24		00:55	
Sample ID:			CCB12		CCB13		CCB14	
Metal	RL	IDL	raw	final	raw	final	raw	final
Aluminum	200	6.3	8.9	<200	17.1	<200	17.9	<200
Antimony	6.0	1.6	-0.10	<6.0	0.80	<6.0	-0.10	<6.0
Arsenic	3.0	1.1	0.70	<3.0	0.90	<3.0	1.0	<3.0
Barium	200	.2	0.40	<200	0.40	<200	0.20	<200
Beryllium	1.0	.2	0.40	<1.0	0.40	<1.0	0.40	<1.0
Bismuth	20	1.1						
Boron	100	1						
Cadmium	3.0	.2	0.30	<3.0	0.30	<3.0	0.20	<3.0
Calcium	5000	8.7	12.2	<5000	7.7	<5000	10.1	<5000
Chromium	10	.4	0.60	<10	0.40	<10	0.40	<10
Cobalt	50	.2	0.30	<50	0.60	<50	0.20	<50
Copper	10	.7	0.30	<10	0.20	<10	0.20	<10
Iron	100	5.1	6.4	<100	9.0	<100	5.1	<100
Lead	3.0	1.5	-0.40	<3.0	-0.40	<3.0	-1.0	<3.0
Lithium	20	.9						
Magnesium	5000	37	31.6	<5000	24.9	<5000	12.2	<5000
Manganese	15	.2	0.40	<15	0.50	<15	0.30	<15
Molybdenum	20	.3						
Nickel	10	.4	0.30	<10	0.20	<10	0.20	<10
Palladium	50	2.1						
Potassium	10000	32	-5.4	<10000	2.8	<10000	-2.1	<10000
Selenium	10	2.6	-0.20	<10	-0.70	<10	-1.2	<10
Silicon	200	12						
Silver	10	.7	-0.20	<10	-0.20	<10	-0.20	<10
Sodium	10000	61	20.2	<10000	28.7	<10000	11.6	<10000
Sulfur	50	4.1						
Strontium	10	.1						
Thallium	2.0	1.2	1.2	<2.0	-0.70	<2.0	0.0	<2.0
Tin	10	1.1						
Titanium	10	.6						
Tungsten	50	4.3						
Vanadium	50	.3	0.10	<50	0.50	<50	0.60	<50
Zinc	20	.5	0.20	<20	0.10	<20	0.20	<20

BLANK RESULTS SUMMARY
Part 1 - Initial and Continuing Calibration Blanks

Login Number: JB69078
Account: LANGAN - Langan Engineering & Environmental
Project: Carroll Gardens, 363-365 Bond Street, Brooklyn, NY

File ID: SD061914M1.ICP Date Analyzed: 06/19/14 Methods: EPA 200.7, SW846 6010C
QC Limits: result < RL Run ID: MA34279 Units: ug/l

Time:			23:17		00:24		00:55	
Sample ID:			CCB12		CCB13		CCB14	
Metal	RL	IDL	raw	final	raw	final	raw	final
Zirconium	10	.3						

(*) Outside of QC limits
(anr) Analyte not requested

CALIBRATION CHECK STANDARDS SUMMARY
Initial Continuing Calibration Check

Login Number: JB69078
Account: LANGAN - Langan Engineering & Environmental
Project: Carroll Gardens, 363-365 Bond Street, Brooklyn, NY

File ID: SD061914M1.ICP Date Analyzed: 06/19/14 Methods: EPA 200.7, SW846 6010C
QC Limits: 95 to 105 % Recovery Run ID: MA34279 Units: ug/l

Time:		10:57	
Sample ID:	ICCV	ICCV1	
Metal	True	Results	% Rec
Aluminum	40000	39800	99.5
Antimony	2000	1980	99.0
Arsenic	2000	1970	98.5
Barium	2000	2030	101.5
Beryllium	2000	2050	102.5
Bismuth			
Boron			
Cadmium	2000	1980	99.0
Calcium	40000	40400	101.0
Chromium	2000	2050	102.5
Cobalt	2000	1980	99.0
Copper	2000	1970	98.5
Iron	40000	40600	101.5
Lead	2000	2030	101.5
Lithium			
Magnesium	40000	39600	99.0
Manganese	2000	2060	103.0
Molybdenum			
Nickel	2000	2020	101.0
Palladium			
Potassium	40000	39500	98.8
Selenium	2000	1970	98.5
Silicon			
Silver	250	242	96.8
Sodium	40000	39800	99.5
Sulfur			
Strontium			
Thallium	2000	2060	103.0
Tin			
Titanium			
Tungsten			
Vanadium	2000	2010	100.5
Zinc	2000	2020	101.0

CALIBRATION CHECK STANDARDS SUMMARY
Initial Continuing Calibration Check

Login Number: JB69078
Account: LANGAN - Langan Engineering & Environmental
Project: Carroll Gardens, 363-365 Bond Street, Brooklyn, NY

File ID: SD061914M1.ICP Date Analyzed: 06/19/14 Methods: EPA 200.7, SW846 6010C
QC Limits: 95 to 105 % Recovery Run ID: MA34279 Units: ug/l

Time:		10:57	
Sample ID:	ICCV	ICCV1	
Metal	True	Results	% Rec

Zirconium

(*) Outside of QC limits
(anr) Analyte not requested

CALIBRATION CHECK STANDARDS SUMMARY
Initial and Continuing Calibration Checks

Login Number: JB69078
Account: LANGAN - Langan Engineering & Environmental
Project: Carroll Gardens, 363-365 Bond Street, Brooklyn, NY

File ID: SD061914M1.ICP Date Analyzed: 06/19/14 Methods: EPA 200.7, SW846 6010C
QC Limits: 95 to 105 % Recovery Run ID: MA34279 Units: ug/l

Time:		10:37			12:22			13:34	
Sample ID:	ICV	ICV1		CCV	CCV1		CCV	CCV2	
Metal	True	Results	% Rec	True	Results	% Rec	True	Results	% Rec
Aluminum	40000	39200	98.0	40000	39800	99.5	40000	40500	101.3
Antimony	2000	1980	99.0	2000	2030	101.5	2000	2040	102.0
Arsenic	2000	2020	101.0	2000	2020	101.0	2000	2040	102.0
Barium	2000	2030	101.5	2000	2030	101.5	2000	2050	102.5
Beryllium	2000	2040	102.0	2000	2050	102.5	2000	2090	104.5
Bismuth									
Boron									
Cadmium	2000	2000	100.0	2000	2040	102.0	2000	2050	102.5
Calcium	40000	40500	101.3	40000	40500	101.3	40000	41300	103.3
Chromium	2000	2030	101.5	2000	2080	104.0	2000	2100	105.0
Cobalt	2000	1980	99.0	2000	2050	102.5	2000	2060	103.0
Copper	2000	1940	97.0	2000	1970	98.5	2000	1990	99.5
Iron	40000	40900	102.3	40000	40300	100.8	40000	41100	102.8
Lead	2000	2040	102.0	2000	2100	105.0	2000	2110	105.5
Lithium									
Magnesium	40000	40000	100.0	40000	39600	99.0	40000	40700	101.8
Manganese	2000	2030	101.5	2000	2090	104.5	2000	2110	105.5
Molybdenum									
Nickel	2000	2030	101.5	2000	2090	104.5	2000	2100	105.0
Palladium									
Potassium	40000	40300	100.8	40000	39700	99.3	40000	40200	100.5
Selenium	2000	1990	99.5	2000	2030	101.5	2000	2040	102.0
Silicon									
Silver	250	239	95.6	250	242	96.8	250	246	98.4
Sodium	40000	39900	99.8	40000	39900	99.8	40000	40300	100.8
Sulfur									
Strontium									
Thallium	2000	2080	104.0	2000	2120	106.0	2000	2130	106.5
Tin									
Titanium									
Tungsten									
Vanadium	2000	1860	93.0*(a)	2000	2030	101.5	2000	2040	102.0
Zinc	2000	2050	102.5	2000	2100	105.0	2000	2110	105.5

CALIBRATION CHECK STANDARDS SUMMARY
Initial and Continuing Calibration Checks

Login Number: JB69078
Account: LANGAN - Langan Engineering & Environmental
Project: Carroll Gardens, 363-365 Bond Street, Brooklyn, NY

File ID: SD061914M1.ICP Date Analyzed: 06/19/14 Methods: EPA 200.7, SW846 6010C
QC Limits: 95 to 105 % Recovery Run ID: MA34279 Units: ug/l

Time:		10:37			12:22			13:34	
Sample ID:	ICV	ICV1		CCV	CCV1		CCV	CCV2	
Metal	True	Results	% Rec	True	Results	% Rec	True	Results	% Rec
Zirconium									

(*) Outside of QC limits
(anr) Analyte not requested
(a) Within 90 to 110 percent limits required for SW846 6010. No EPA 200.7 samples reported for this element in the area bracketed by this QC.

CALIBRATION CHECK STANDARDS SUMMARY
Initial and Continuing Calibration Checks

Login Number: JB69078
Account: LANGAN - Langan Engineering & Environmental
Project: Carroll Gardens, 363-365 Bond Street, Brooklyn, NY

File ID: SD061914M1.ICP Date Analyzed: 06/19/14 Methods: EPA 200.7, SW846 6010C
QC Limits: 95 to 105 % Recovery Run ID: MA34279 Units: ug/l

Time:		14:40			15:47			16:54	
Sample ID:	CCV	CCV3		CCV	CCV4		CCV	CCV5	
Metal	True	Results	% Rec	True	Results	% Rec	True	Results	% Rec
Aluminum	40000	40500	101.3	40000	40500	101.3	40000	40000	100.0
Antimony	2000	2040	102.0	2000	2020	101.0	2000	2020	101.0
Arsenic	2000	2030	101.5	2000	2020	101.0	2000	2020	101.0
Barium	2000	2060	103.0	2000	2050	102.5	2000	2020	101.0
Beryllium	2000	2080	104.0	2000	2070	103.5	2000	2040	102.0
Bismuth									
Boron									
Cadmium	2000	2040	102.0	2000	2030	101.5	2000	2030	101.5
Calcium	40000	41100	102.8	40000	41100	102.8	40000	40500	101.3
Chromium	2000	2090	104.5	2000	2100	105.0	2000	2050	102.5
Cobalt	2000	2050	102.5	2000	2050	102.5	2000	2040	102.0
Copper	2000	2000	100.0	2000	1980	99.0	2000	1950	97.5
Iron	40000	40800	102.0	40000	40700	101.8	40000	40000	100.0
Lead	2000	2110	105.5	2000	2100	105.0	2000	2100	105.0
Lithium									
Magnesium	40000	40200	100.5	40000	40300	100.8	40000	39700	99.3
Manganese	2000	2100	105.0	2000	2100	105.0	2000	2060	103.0
Molybdenum									
Nickel	2000	2090	104.5	2000	2090	104.5	2000	2080	104.0
Palladium									
Potassium	40000	40500	101.3	40000	40300	100.8	40000	39700	99.3
Selenium	2000	2040	102.0	2000	2020	101.0	2000	2020	101.0
Silicon									
Silver	250	245	98.0	250	245	98.0	250	240	96.0
Sodium	40000	40600	101.5	40000	40500	101.3	40000	39900	99.8
Sulfur									
Strontium									
Thallium	2000	2130	106.5	2000	2120	106.0	2000	2110	105.5
Tin									
Titanium									
Tungsten									
Vanadium	2000	2040	102.0	2000	2040	102.0	2000	2000	100.0
Zinc	2000	2100	105.0	2000	2110	105.5	2000	2090	104.5

CALIBRATION CHECK STANDARDS SUMMARY
Initial and Continuing Calibration Checks

Login Number: JB69078
Account: LANGAN - Langan Engineering & Environmental
Project: Carroll Gardens, 363-365 Bond Street, Brooklyn, NY

File ID: SD061914M1.ICP Date Analyzed: 06/19/14 Methods: EPA 200.7, SW846 6010C
QC Limits: 95 to 105 % Recovery Run ID: MA34279 Units: ug/l

Time:		14:40			15:47			16:54	
Sample ID:	CCV	CCV3		CCV	CCV4		CCV	CCV5	
Metal	True	Results	% Rec	True	Results	% Rec	True	Results	% Rec
Zirconium									

(*) Outside of QC limits
(anr) Analyte not requested

CALIBRATION CHECK STANDARDS SUMMARY
Initial and Continuing Calibration Checks

Login Number: JB69078
Account: LANGAN - Langan Engineering & Environmental
Project: Carroll Gardens, 363-365 Bond Street, Brooklyn, NY

File ID: SD061914M1.ICP Date Analyzed: 06/19/14 Methods: EPA 200.7, SW846 6010C
QC Limits: 95 to 105 % Recovery Run ID: MA34279 Units: ug/l

Time:		18:01			19:07			19:50	
Sample ID:	CCV	CCV6		CCV	CCV7		CCV	CCV8	
Metal	True	Results	% Rec	True	Results	% Rec	True	Results	% Rec
Aluminum	40000	40300	100.8	40000	40300	100.8	40000	39300	98.3
Antimony	2000	2000	100.0	2000	1950	97.5	2000	2000	100.0
Arsenic	2000	1990	99.5	2000	1950	97.5	2000	2000	100.0
Barium	2000	2040	102.0	2000	2040	102.0	2000	1980	99.0
Beryllium	2000	2070	103.5	2000	2060	103.0	2000	2000	100.0
Bismuth									
Boron									
Cadmium	2000	2000	100.0	2000	1950	97.5	2000	2010	100.5
Calcium	40000	40700	101.8	40000	40700	101.8	40000	39700	99.3
Chromium	2000	2080	104.0	2000	2110	105.5	2000	2040	102.0
Cobalt	2000	2020	101.0	2000	1970	98.5	2000	2030	101.5
Copper	2000	1970	98.5	2000	1980	99.0	2000	1930	96.5
Iron	40000	40100	100.3	40000	39900	99.8	40000	38800	97.0
Lead	2000	2090	104.5	2000	2040	102.0	2000	2100	105.0
Lithium									
Magnesium	40000	40000	100.0	40000	39900	99.8	40000	39000	97.5
Manganese	2000	2100	105.0	2000	2120	106.0	2000	2060	103.0
Molybdenum									
Nickel	2000	2060	103.0	2000	2020	101.0	2000	2070	103.5
Palladium									
Potassium	40000	39900	99.8	40000	40100	100.3	40000	39000	97.5
Selenium	2000	2000	100.0	2000	1950	97.5	2000	2010	100.5
Silicon									
Silver	250	241	96.4	250	244	97.6	250	237	94.8
Sodium	40000	40200	100.5	40000	40200	100.5	40000	39000	97.5
Sulfur									
Strontium									
Thallium	2000	2090	104.5	2000	2040	102.0	2000	2080	104.0
Tin									
Titanium									
Tungsten									
Vanadium	2000	2030	101.5	2000	2040	102.0	2000	1980	99.0
Zinc	2000	2080	104.0	2000	2020	101.0	2000	2080	104.0

CALIBRATION CHECK STANDARDS SUMMARY
Initial and Continuing Calibration Checks

Login Number: JB69078
Account: LANGAN - Langan Engineering & Environmental
Project: Carroll Gardens, 363-365 Bond Street, Brooklyn, NY

File ID: SD061914M1.ICP Date Analyzed: 06/19/14 Methods: EPA 200.7, SW846 6010C
QC Limits: 95 to 105 % Recovery Run ID: MA34279 Units: ug/l

Time:		18:01			19:07			19:50	
Sample ID:	CCV	CCV6		CCV	CCV7		CCV	CCV8	
Metal	True	Results	% Rec	True	Results	% Rec	True	Results	% Rec
Zirconium									

(*) Outside of QC limits
(anr) Analyte not requested

CALIBRATION CHECK STANDARDS SUMMARY
Initial and Continuing Calibration Checks

Login Number: JB69078
Account: LANGAN - Langan Engineering & Environmental
Project: Carroll Gardens, 363-365 Bond Street, Brooklyn, NY

File ID: SD061914M1.ICP Date Analyzed: 06/19/14 Methods: EPA 200.7, SW846 6010C
QC Limits: 95 to 105 % Recovery Run ID: MA34279 Units: ug/l

Time:		20:57			22:03			23:11	
Sample ID:	CCV	CCV9		CCV	CCV10		CCV	CCV11	
Metal	True	Results	% Rec	True	Results	% Rec	True	Results	% Rec
Aluminum	40000	40200	100.5	40000	39300	98.3	40000	39400	98.5
Antimony	2000	2000	100.0	2000	1980	99.0	2000	1990	99.5
Arsenic	2000	2000	100.0	2000	1990	99.5	2000	1980	99.0
Barium	2000	2030	101.5	2000	1980	99.0	2000	2000	100.0
Beryllium	2000	2030	101.5	2000	1990	99.5	2000	1970	98.5
Bismuth									
Boron									
Cadmium	2000	2010	100.5	2000	2000	100.0	2000	2010	100.5
Calcium	40000	40300	100.8	40000	39800	99.5	40000	40000	100.0
Chromium	2000	2090	104.5	2000	2080	104.0	2000	2060	103.0
Cobalt	2000	2030	101.5	2000	2020	101.0	2000	2020	101.0
Copper	2000	1960	98.0	2000	1940	97.0	2000	1950	97.5
Iron	40000	39500	98.8	40000	38800	97.0	40000	38900	97.3
Lead	2000	2100	105.0	2000	2090	104.5	2000	2040	102.0
Lithium									
Magnesium	40000	39700	99.3	40000	39000	97.5	40000	38500	96.3
Manganese	2000	2100	105.0	2000	2090	104.5	2000	2050	102.5
Molybdenum									
Nickel	2000	2080	104.0	2000	2070	103.5	2000	2030	101.5
Palladium									
Potassium	40000	39900	99.8	40000	39300	98.3	40000	40000	100.0
Selenium	2000	2000	100.0	2000	1980	99.0	2000	1970	98.5
Silicon									
Silver	250	241	96.4	250	240	96.0	250	242	96.8
Sodium	40000	39800	99.5	40000	38800	97.0	40000	39300	98.3
Sulfur									
Strontium									
Thallium	2000	2090	104.5	2000	2080	104.0	2000	2100	105.0
Tin									
Titanium									
Tungsten									
Vanadium	2000	2030	101.5	2000	2020	101.0	2000	2020	101.0
Zinc	2000	2090	104.5	2000	2080	104.0	2000	2070	103.5

CALIBRATION CHECK STANDARDS SUMMARY
Initial and Continuing Calibration Checks

Login Number: JB69078
Account: LANGAN - Langan Engineering & Environmental
Project: Carroll Gardens, 363-365 Bond Street, Brooklyn, NY

File ID: SD061914M1.ICP Date Analyzed: 06/19/14 Methods: EPA 200.7, SW846 6010C
QC Limits: 95 to 105 % Recovery Run ID: MA34279 Units: ug/l

Time:		20:57			22:03			23:11	
Sample ID:	CCV	CCV9		CCV	CCV10		CCV	CCV11	
Metal	True	Results	% Rec	True	Results	% Rec	True	Results	% Rec
Zirconium									

(*) Outside of QC limits
(anr) Analyte not requested

CALIBRATION CHECK STANDARDS SUMMARY
Initial and Continuing Calibration Checks

Login Number: JB69078
Account: LANGAN - Langan Engineering & Environmental
Project: Carroll Gardens, 363-365 Bond Street, Brooklyn, NY

File ID: SD061914M1.ICP Date Analyzed: 06/19/14 Methods: EPA 200.7, SW846 6010C
QC Limits: 95 to 105 % Recovery Run ID: MA34279 Units: ug/l

Time:		00:18			00:49	
Sample ID:	CCV	CCV12		CCV	CCV13	
Metal	True	Results	% Rec	True	Results	% Rec
Aluminum	40000	39300	98.3	40000	39300	98.3
Antimony	2000	1990	99.5	2000	2000	100.0
Arsenic	2000	1970	98.5	2000	1990	99.5
Barium	2000	2000	100.0	2000	1990	99.5
Beryllium	2000	1960	98.0	2000	1960	98.0
Bismuth						
Boron						
Cadmium	2000	2010	100.5	2000	2020	101.0
Calcium	40000	39800	99.5	40000	39800	99.5
Chromium	2000	2040	102.0	2000	2060	103.0
Cobalt	2000	2020	101.0	2000	2030	101.5
Copper	2000	1930	96.5	2000	1940	97.0
Iron	40000	38600	96.5	40000	38500	96.3
Lead	2000	2050	102.5	2000	2050	102.5
Lithium						
Magnesium	40000	38100	95.3	40000	38300	95.8
Manganese	2000	2020	101.0	2000	2040	102.0
Molybdenum						
Nickel	2000	2040	102.0	2000	2050	102.5
Palladium						
Potassium	40000	40000	100.0	40000	39900	99.8
Selenium	2000	1980	99.0	2000	1980	99.0
Silicon						
Silver	250	238	95.2	250	241	96.4
Sodium	40000	39200	98.0	40000	39200	98.0
Sulfur						
Strontium						
Thallium	2000	2110	105.5	2000	2120	106.0
Tin						
Titanium						
Tungsten						
Vanadium	2000	1990	99.5	2000	2010	100.5
Zinc	2000	2080	104.0	2000	2090	104.5

CALIBRATION CHECK STANDARDS SUMMARY
Initial and Continuing Calibration Checks

Login Number: JB69078
Account: LANGAN - Langan Engineering & Environmental
Project: Carroll Gardens, 363-365 Bond Street, Brooklyn, NY

File ID: SD061914M1.ICP Date Analyzed: 06/19/14 Methods: EPA 200.7, SW846 6010C
QC Limits: 95 to 105 % Recovery Run ID: MA34279 Units: ug/l

Time:		00:18			00:49	
Sample ID:	CCV	CCV12		CCV	CCV13	
Metal	True	Results	% Rec	True	Results	% Rec
Zirconium						

(*) Outside of QC limits
(anr) Analyte not requested

LOW CALIBRATION CHECK STANDARDS SUMMARY

Login Number: JB69078
Account: LANGAN - Langan Engineering & Environmental
Project: Carroll Gardens, 363-365 Bond Street, Brooklyn, NY

File ID: SD061914M1.ICP Date Analyzed: 06/19/14 Methods: EPA 200.7, SW846 6010C
QC Limits: 70 to 130 % Recovery Run ID: MA34279 Units: ug/l

Time:				11:46		11:52		12:35	
Sample ID:	CRI	CRIA	CRID	CRIA1		CRID2		CRI2	
Metal	True	True	True	Results	% Rec	Results	% Rec	Results	% Rec
Aluminum	200	500	100	493	98.6	109	109.0	210	105.0
Antimony	6.0	20	3.0	19.5	97.5			6.7	111.7
Arsenic	8.0	20	3.0	19.1	95.5	3.2	106.7	9.7	121.3
Barium	200		4.0			4.3	107.5	208	104.0
Beryllium	2.0		1.0			1.1	110.0	2.2	110.0
Bismuth	20								
Boron	100		10						
Cadmium	3.0		1.0			1.1	110.0	3.5	116.7
Calcium	5000		1000			1070	107.0	5020	100.4
Chromium	10		2.0			2.4	120.0	11.2	112.0
Cobalt	50		3.0			3.1	103.3	51.8	103.6
Copper	10		2.0			2.0	100.0	10.2	102.0
Iron	100	500		517	103.4			107	107.0
Lead	3.0	20	2.5	19.6	98.0	1.9	76.0	3.5	116.7
Lithium	20								
Magnesium	5000		100					4990	99.8
Manganese	15		3.0			3.3	110.0	16.4	109.3
Molybdenum	20								
Nickel	10		4.0			4.5	112.5	10.4	104.0
Palladium	50								
Potassium	5000		2000			2050	102.5	4860	97.2
Selenium	10	20	5.0	20.5	102.5	4.1	82.0	12.8	128.0
Silicon	200								
Silver	5.0		1.0					4.8	96.0
Sodium	5000		1000			1030	103.0	4980	99.6
Sulfur	50								
Strontium	10								
Thallium	10		2.0			2.0	100.0	10.9	109.0
Tin	10								
Titanium	10								
Tungsten	50								
Vanadium	50		2.0			1.5	75.0	51.4	102.8
Zinc	20		10			11.9	119.0	24.2	121.0

LOW CALIBRATION CHECK STANDARDS SUMMARY

Login Number: JB69078
Account: LANGAN - Langan Engineering & Environmental
Project: Carroll Gardens, 363-365 Bond Street, Brooklyn, NY

File ID: SD061914M1.ICP Date Analyzed: 06/19/14 Methods: EPA 200.7, SW846 6010C
QC Limits: 70 to 130 % Recovery Run ID: MA34279 Units: ug/l

Time:				11:46		11:52		12:35	
Sample ID:	CRI	CRIA	CRID	CRIA1		CRID2		CRI2	
Metal	True	True	True	Results	% Rec	Results	% Rec	Results	% Rec
Zirconium	10								

(*) Outside of QC limits
(anr) Analyte not requested

LOW CALIBRATION CHECK STANDARDS SUMMARY

Login Number: JB69078
Account: LANGAN - Langan Engineering & Environmental
Project: Carroll Gardens, 363-365 Bond Street, Brooklyn, NY

File ID: SD061914M1.ICP Date Analyzed: 06/19/14 Methods: EPA 200.7, SW846 6010C
QC Limits: 70 to 130 % Recovery Run ID: MA34279 Units: ug/l

Time:				19:20		19:26		19:32	
Sample ID:	CRI	CRIA	CRID	CRI3		CRID3		CRIA2	
Metal	True	True	True	Results	% Rec	Results	% Rec	Results	% Rec
Aluminum	200	500	100	204	102.0	98.1	98.1	496	99.2
Antimony	6.0	20	3.0	6.2	103.3	3.5	116.7	19.6	98.0
Arsenic	8.0	20	3.0	8.8	110.0	3.5	116.7	19.6	98.0
Barium	200		4.0	208	104.0	4.0	100.0		
Beryllium	2.0		1.0	2.2	110.0	1.1	110.0		
Bismuth	20								
Boron	100		10						
Cadmium	3.0		1.0	3.6	120.0	1.2	120.0		
Calcium	5000		1000	5020	100.4	1020	102.0		
Chromium	10		2.0	11.0	110.0	2.2	110.0		
Cobalt	50		3.0	51.3	102.6	2.9	96.7		
Copper	10		2.0	10.1	101.0	1.8	90.0		
Iron	100	500		105	105.0			508	101.6
Lead	3.0	20	2.5	2.5	83.3	1.9	76.0	20.6	103.0
Lithium	20								
Magnesium	5000		100	4950	99.0	113	113.0		
Manganese	15		3.0	16.5	110.0	3.3	110.0		
Molybdenum	20								
Nickel	10		4.0	10.6	106.0	4.6	115.0		
Palladium	50								
Potassium	5000		2000	4880	97.6	1950	97.5		
Selenium	10	20	5.0	10.9	109.0	5.4	108.0	18.5	92.5
Silicon	200								
Silver	5.0		1.0	4.4	88.0	0.70	70.0		
Sodium	5000		1000	4970	99.4	978	97.8		
Sulfur	50								
Strontium	10								
Thallium	10		2.0	11.1	111.0	1.6	80.0		
Tin	10								
Titanium	10								
Tungsten	50								
Vanadium	50		2.0	50.9	101.8	2.0	100.0		
Zinc	20		10	23.9	119.5	11.7	117.0		

LOW CALIBRATION CHECK STANDARDS SUMMARY

Login Number: JB69078
Account: LANGAN - Langan Engineering & Environmental
Project: Carroll Gardens, 363-365 Bond Street, Brooklyn, NY

File ID: SD061914M1.ICP Date Analyzed: 06/19/14 Methods: EPA 200.7, SW846 6010C
QC Limits: 70 to 130 % Recovery Run ID: MA34279 Units: ug/l

Time:				19:20		19:26		19:32	
Sample ID:	CRI	CRIA	CRID	CRI3		CRID3		CRIA2	
Metal	True	True	True	Results	% Rec	Results	% Rec	Results	% Rec
Zirconium	10								

(*) Outside of QC limits
(anr) Analyte not requested

LOW CALIBRATION CHECK STANDARDS SUMMARY

Login Number: JB69078
Account: LANGAN - Langan Engineering & Environmental
Project: Carroll Gardens, 363-365 Bond Street, Brooklyn, NY

File ID: SD061914M1.ICP Date Analyzed: 06/19/14 Methods: EPA 200.7, SW846 6010C
QC Limits: 70 to 130 % Recovery Run ID: MA34279 Units: ug/l

Time:				00:31		00:37		00:43	
Sample ID:	CRI	CRIA	CRID	CRI4		CRID4		CRIA3	
Metal	True	True	True	Results	% Rec	Results	% Rec	Results	% Rec
Aluminum	200	500	100	201	100.5	103	103.0	489	97.8
Antimony	6.0	20	3.0	6.7	111.7	3.4	113.3	18.8	94.0
Arsenic	8.0	20	3.0	10.2	127.5	2.6	86.7	19.9	99.5
Barium	200		4.0	201	100.5	4.1	102.5		
Beryllium	2.0		1.0	2.1	105.0	1.1	110.0		
Bismuth	20								
Boron	100		10						
Cadmium	3.0		1.0	3.3	110.0	1.0	100.0		
Calcium	5000		1000	4850	97.0	1000	100.0		
Chromium	10		2.0	11.3	113.0	2.3	115.0		
Cobalt	50		3.0	50.6	101.2	3.0	100.0		
Copper	10		2.0	10.3	103.0	2.1	105.0		
Iron	100	500		97.4	97.4			495	99.0
Lead	3.0	20	2.5	3.3	110.0	2.8	112.0	19.8	99.0
Lithium	20								
Magnesium	5000		100	4760	95.2	122	122.0		
Manganese	15		3.0	15.8	105.3	3.2	106.7		
Molybdenum	20								
Nickel	10		4.0	10.3	103.0	4.6	115.0		
Palladium	50								
Potassium	5000		2000	4820	96.4	1970	98.5		
Selenium	10	20	5.0	12.7	127.0			20.0	100.0
Silicon	200								
Silver	5.0		1.0	4.9	98.0				
Sodium	5000		1000	4840	96.8	988	98.8		
Sulfur	50								
Strontium	10								
Thallium	10		2.0	10.8	108.0	1.8	90.0		
Tin	10								
Titanium	10								
Tungsten	50								
Vanadium	50		2.0	49.8	99.6	1.6	80.0		
Zinc	20		10	23.6	118.0	12.0	120.0		

LOW CALIBRATION CHECK STANDARDS SUMMARY

Login Number: JB69078
Account: LANGAN - Langan Engineering & Environmental
Project: Carroll Gardens, 363-365 Bond Street, Brooklyn, NY

File ID: SD061914M1.ICP Date Analyzed: 06/19/14 Methods: EPA 200.7, SW846 6010C
QC Limits: 70 to 130 % Recovery Run ID: MA34279 Units: ug/l

Time:				00:31		00:37		00:43	
Sample ID:	CRI	CRIA	CRID	CRI4		CRID4		CRIA3	
Metal	True	True	True	Results	% Rec	Results	% Rec	Results	% Rec
Zirconium	10								

(*) Outside of QC limits
(anr) Analyte not requested

INTERFERING ELEMENT CHECK STANDARDS SUMMARY
Part 1 - ICSA and ICSAB Standards

Login Number: JB69078
Account: LANGAN - Langan Engineering & Environmental
Project: Carroll Gardens, 363-365 Bond Street, Brooklyn, NY

File ID: SD061914M1.ICP Date Analyzed: 06/19/14 Methods: EPA 200.7, SW846 6010C
QC Limits: 80 to 120 % Recovery Run ID: MA34279 Units: ug/l

Time:			11:58		12:04		19:38		19:44	
Sample ID:	ICSA	ICSAB	ICSA1		ICSAB1		ICSA2		ICSAB2	
Metal	True	True	Results	% Rec	Results	% Rec	Results	% Rec	Results	% Rec
Aluminum	500000	500000	515000	103.0	506000	101.2	508000	101.6	512000	102.4
Antimony		1000	5.1		1060	106.0	4.5		1030	103.0
Arsenic		1000	4.8		1080	108.0	0.90		1060	106.0
Barium		500	-1.4		519	103.8	-1.4		522	104.4
Beryllium		500	0.0		511	102.2	-0.10		512	102.4
Bismuth		500	-14		526	105.2	-11		509	101.8
Boron			-0.80		2.3		-0.10		3.0	
Cadmium		1000	1.1		1030	103.0	1.1		1000	100.0
Calcium	400000	400000	387000	96.8	377000	94.3	377000	94.3	379000	94.8
Chromium		500	1.1		485	97.0	1.4		490	98.0
Cobalt		500	0.60		491	98.2	0.50		482	96.4
Copper		500	-6.0		521	104.2	-5.9		522	104.4
Iron	200000	200000	187000	93.5	187000	93.5	179000	89.5	184000	92.0
Lead		1000	3.0		975	97.5	5.5		967	96.7
Lithium		500	22.6		570	114.0	20.8		573	114.6
Magnesium	500000	500000	527000	105.4	520000	104.0	512000	102.4	521000	104.2
Manganese		500	-0.80		497	99.4	-1.6		502	100.4
Molybdenum		500	-3.2		507	101.4	-2.7		496	99.2
Nickel		1000	-0.50		990	99.0	-1.4		974	97.4
Palladium		500	0.10		549	109.8	0.50		548	109.6
Potassium			187		178		177		162	
Selenium		1000	-1.6		1080	108.0	-1.7		1050	105.0
Silicon			-4.2		-1.3		-2.7		-1.4	
Silver		1000	5.1		985	98.5	3.6		985	98.5
Sodium			-1.1		8.5		-22		-19	
Sulfur		500	-34		439	87.8	-37		428	85.6
Strontium			-4.8		-4.6		-4.5		-4.6	
Thallium		1000	0.70		967	96.7	-0.30		943	94.3
Tin			-3.2		-3.0		-3.8		-3.6	
Titanium			-0.20		0.40		-0.50		0.20	
Tungsten		500	6.2		516	103.2	3.2		505	101.0
Vanadium		500	0.90		455	91.0	1.7		458	91.6
Zinc		1000	-0.30		969	96.9	-0.50		954	95.4

INTERFERING ELEMENT CHECK STANDARDS SUMMARY
Part 1 - ICSA and ICSAB Standards

Login Number: JB69078
Account: LANGAN - Langan Engineering & Environmental
Project: Carroll Gardens, 363-365 Bond Street, Brooklyn, NY

File ID: SD061914M1.ICP Date Analyzed: 06/19/14 Methods: EPA 200.7, SW846 6010C
QC Limits: 80 to 120 % Recovery Run ID: MA34279 Units: ug/l

Time:			11:58		12:04		19:38		19:44	
Sample ID:	ICSA	ICSAB	ICSA1		ICSAB1		ICSA2		ICSAB2	
Metal	True	True	Results	% Rec	Results	% Rec	Results	% Rec	Results	% Rec
Zirconium		500	0.50		570	114.0	0.20		569	113.8

(*) Outside of QC limits
(anr) Analyte not requested

Accutest Laboratories Instrument Runlog
Inorganics Analyses

Login Number: JB69078
Account: LANGAN - Langan Engineering & Environmental
Project: Carroll Gardens, 363-365 Bond Street, Brooklyn, NY

File ID: H8062014S2.CSV Date Analyzed: 06/20/14 Methods: SW846 7471B
Analyst: DP Run ID: MA34284
Parameters: Hg

Time	Sample Description	Dilution Factor	PS Recov	Comments
11:52	MA34284-STD1	1		STDA
11:54	MA34284-STD2	1		STDB
11:55	MA34284-STD3	1		STDC
11:56	MA34284-STD4	1		STDD
11:58	MA34284-STD5	1		STDE
11:59	MA34284-STD6	1		STDF
12:02	MA34284-ICV1	1		
12:03	MA34284-ICB1	1		
12:05	MA34284-CCV1	1		
12:06	MA34284-CCB1	1		
12:08	MA34284-CRI1	1		
12:30	MP80192-MB1	1		
12:32	MP80192-LC1	2		
12:33	MP80192-S1	1		
12:34	MP80192-S2	1		
12:36	JB69657-1	1		(sample used for QC only; not part of login JB69078)
12:38	ZZZZZZ	1		
12:39	ZZZZZZ	1		
12:40	ZZZZZZ	1		
12:42	MA34284-CCV2	1		
12:43	MA34284-CCB2	1		
12:44	ZZZZZZ	1		
12:46	ZZZZZZ	1		
12:47	ZZZZZZ	1		
12:48	ZZZZZZ	1		
12:50	ZZZZZZ	1		
12:51	ZZZZZZ	1		
12:52	ZZZZZZ	1		
12:54	ZZZZZZ	1		
12:55	ZZZZZZ	1		
12:57	MA34284-CCV3	1		
12:58	MA34284-CCB3	1		
12:59	ZZZZZZ	1		

Accutest Laboratories Instrument Runlog
Inorganics Analyses

Login Number: JB69078
Account: LANGAN - Langan Engineering & Environmental
Project: Carroll Gardens, 363-365 Bond Street, Brooklyn, NY

File ID: H8062014S2.CSV Date Analyzed: 06/20/14 Methods: SW846 7471B
Analyst: DP Run ID: MA34284
Parameters: Hg

Time	Sample Description	Dilution Factor	PS Recov	Comments
13:06	ZZZZZZ	1		
13:07	ZZZZZZ	1		
13:09	ZZZZZZ	1		
13:10	ZZZZZZ	1		
13:12	ZZZZZZ	1		
13:13	ZZZZZZ	1		
13:16	MP80193-MB1	1		
13:17	MP80193-LC1	2		
13:19	MA34284-CCV4	1		
13:20	MA34284-CCB4	1		
13:22	MP80193-S1	1		
13:23	MP80193-S2	1		
13:25	JB68955-4	1		(sample used for QC only; not part of login JB69078)
13:26	ZZZZZZ	1		
13:28	ZZZZZZ	1		
13:29	ZZZZZZ	1		
13:30	ZZZZZZ	1		
13:32	ZZZZZZ	1		
13:33	ZZZZZZ	1		
13:35	MA34284-CCV5	1		
13:36	MA34284-CCB5	1		
13:37	ZZZZZZ	1		
13:53	ZZZZZZ	1		
13:55	ZZZZZZ	1		
13:56	ZZZZZZ	1		
13:57	ZZZZZZ	1		
13:59	ZZZZZZ	1		
14:00	ZZZZZZ	1		
14:02	ZZZZZZ	1		
14:04	ZZZZZZ	1		
14:06	MA34284-CCV6	1		
14:07	MA34284-CCB6	1		
14:09	ZZZZZZ	1		

Accutest Laboratories Instrument Runlog
Inorganics Analyses

Login Number: JB69078
Account: LANGAN - Langan Engineering & Environmental
Project: Carroll Gardens, 363-365 Bond Street, Brooklyn, NY

File ID: H8062014S2.CSV Date Analyzed: 06/20/14 Methods: SW846 7471B
Analyst: DP Run ID: MA34284
Parameters: Hg

Time	Sample Description	Dilution Factor	PS Recov	Comments
14:10	ZZZZZZ	1		
14:11	JB69078-1	1		
14:13	JB69078-2	1		
---------->	Last reportable sample/prep for job JB69078			
14:14	MP80194-MB1	1		
14:16	MP80194-LC1	2		
14:17	MP80194-S1	1		
14:18	MP80194-S2	1		
14:20	JB69045-1	1		(sample used for QC only; not part of login JB69078)
14:22	MA34284-CCV7	1		
14:23	MA34284-CCB7	1		
14:58	ZZZZZZ	1		
14:59	ZZZZZZ	1		
15:01	ZZZZZZ	1		
15:02	ZZZZZZ	1		
15:03	ZZZZZZ	1		
15:05	ZZZZZZ	1		
15:06	ZZZZZZ	1		
15:07	ZZZZZZ	1		
15:09	ZZZZZZ	1		
15:10	MA34284-CCV8	1		
15:11	MA34284-CCB8	1		
15:13	ZZZZZZ	1		
15:14	ZZZZZZ	1		
15:15	ZZZZZZ	1		
15:17	ZZZZZZ	1		
15:18	ZZZZZZ	1		
15:19	ZZZZZZ	1		
15:21	ZZZZZZ	1		
15:22	ZZZZZZ	1		
15:24	ZZZZZZ	1		
15:25	MA34284-CCV9	1		
15:26	MA34284-CCB9	1		
15:28	ZZZZZZ	1		

Accutest Laboratories Instrument Runlog
Inorganics Analyses

Login Number: JB69078
Account: LANGAN - Langan Engineering & Environmental
Project: Carroll Gardens, 363-365 Bond Street, Brooklyn, NY

File ID: H8062014S2.CSV Date Analyzed: 06/20/14 Methods: SW846 7471B
Analyst: DP Run ID: MA34284
Parameters: Hg

Time	Sample Description	Dilution Factor	PS Recov	Comments
15:38	ZZZZZZ	1		
15:39	ZZZZZZ	1		
15:41	ZZZZZZ	1		
15:47	ZZZZZZ	2		
15:48	ZZZZZZ	10		
15:49	ZZZZZZ	10		
15:51	ZZZZZZ	5		
15:59	ZZZZZZ	10		
16:00	MA34284-CCV10	1		
16:02	MA34284-CCB10	1		
16:03	ZZZZZZ	10		
16:05	ZZZZZZ	1		
16:06	MA34284-CRI2	1		
16:07	MP80209-MB1	1		
16:09	MP80209-B1	1		
16:10	MP80209-B2	1		
16:12	MA34284-CCV11	1		
16:13	MA34284-CCB11	1		
---------->	Last reportable CCB for job JB69078			
16:15	ZZZZZZ	1		
16:16	ZZZZZZ	1		
16:18	ZZZZZZ	1		
16:19	MA34284-CRI3	1		
16:20	MA34284-CCV12	1		
16:22	MA34284-CCB12	1		

Refer to raw data for calibration curve and standards.

BLANK RESULTS SUMMARY
Part 1 - Initial and Continuing Calibration Blanks

Login Number: JB69078
Account: LANGAN - Langan Engineering & Environmental
Project: Carroll Gardens, 363-365 Bond Street, Brooklyn, NY

File ID: H8062014S2.CSV Date Analyzed: 06/20/14 Methods: SW846 7471B
QC Limits: result < RL Run ID: MA34284 Units: ug/l

Time: / Sample ID:			12:03 ICB1		12:06 CCB1		12:43 CCB2		12:58 CCB3	
Metal	RL	IDL	raw	final	raw	final	raw	final	raw	final
Mercury	0.20	.031	-0.0051	<0.20	0.0096	<0.20	0.012	<0.20	0.0026	<0.20

(*) Outside of QC limits
(anr) Analyte not requested

BLANK RESULTS SUMMARY
Part 1 - Initial and Continuing Calibration Blanks

Login Number: JB69078
Account: LANGAN - Langan Engineering & Environmental
Project: Carroll Gardens, 363-365 Bond Street, Brooklyn, NY

File ID: H8062014S2.CSV Date Analyzed: 06/20/14 Methods: SW846 7471B
QC Limits: result < RL Run ID: MA34284 Units: ug/l

Time: / Sample ID:			13:20 CCB4		13:36 CCB5		14:07 CCB6		14:23 CCB7	
Metal	RL	IDL	raw	final	raw	final	raw	final	raw	final
Mercury	0.20	.031	-0.0028	<0.20	-0.00090	<0.20	-0.038	<0.20	-0.011	<0.20

(*) Outside of QC limits
(anr) Analyte not requested

BLANK RESULTS SUMMARY
Part 1 - Initial and Continuing Calibration Blanks

Login Number: JB69078
Account: LANGAN - Langan Engineering & Environmental
Project: Carroll Gardens, 363-365 Bond Street, Brooklyn, NY

File ID: H8062014S2.CSV Date Analyzed: 06/20/14 Methods: SW846 7471B
QC Limits: result < RL Run ID: MA34284 Units: ug/l

Time: / Sample ID:			15:11 CCB8		15:26 CCB9		16:02 CCB10		16:13 CCB11	
Metal	RL	IDL	raw	final	raw	final	raw	final	raw	final
Mercury	0.20	.031	-0.0079	<0.20	-0.0039	<0.20	0.0020	<0.20	0.0027	<0.20

(*) Outside of QC limits
(anr) Analyte not requested

CALIBRATION CHECK STANDARDS SUMMARY
Initial and Continuing Calibration Checks

Login Number: JB69078
Account: LANGAN - Langan Engineering & Environmental
Project: Carroll Gardens, 363-365 Bond Street, Brooklyn, NY

File ID: H8062014S2.CSV Date Analyzed: 06/20/14 Methods: SW846 7471B
QC Limits: 90 to 110 % Recovery Run ID: MA34284 Units: ug/l

Time:		12:02			12:05			12:42	
Sample ID:	ICV	ICV1		CCV	CCV1		CCV	CCV2	
Metal	True	Results	% Rec	True	Results	% Rec	True	Results	% Rec
Mercury	3	2.8	93.3	2.5	2.5	100.0	2.5	2.5	100.0

(*) Outside of QC limits
(anr) Analyte not requested

CALIBRATION CHECK STANDARDS SUMMARY
Initial and Continuing Calibration Checks

Login Number: JB69078
Account: LANGAN - Langan Engineering & Environmental
Project: Carroll Gardens, 363-365 Bond Street, Brooklyn, NY

File ID: H8062014S2.CSV Date Analyzed: 06/20/14 Methods: SW846 7471B
QC Limits: 90 to 110 % Recovery Run ID: MA34284 Units: ug/l

Time:		12:57			13:19			13:35	
Sample ID:	CCV	CCV3		CCV	CCV4		CCV	CCV5	
Metal	True	Results	% Rec	True	Results	% Rec	True	Results	% Rec
Mercury	2.5	2.6	104.0	2.5	2.6	104.0	2.5	2.7	108.0

(*) Outside of QC limits
(anr) Analyte not requested

CALIBRATION CHECK STANDARDS SUMMARY
Initial and Continuing Calibration Checks

Login Number: JB69078
Account: LANGAN - Langan Engineering & Environmental
Project: Carroll Gardens, 363-365 Bond Street, Brooklyn, NY

File ID: H8062014S2.CSV Date Analyzed: 06/20/14 Methods: SW846 7471B
QC Limits: 90 to 110 % Recovery Run ID: MA34284 Units: ug/l

Time:		14:06			14:22			15:10	
Sample ID:	CCV	CCV6		CCV	CCV7		CCV	CCV8	
Metal	True	Results	% Rec	True	Results	% Rec	True	Results	% Rec
Mercury	2.5	2.6	104.0	2.5	2.7	108.0	2.5	2.5	100.0

(*) Outside of QC limits
(anr) Analyte not requested

CALIBRATION CHECK STANDARDS SUMMARY
Initial and Continuing Calibration Checks

Login Number: JB69078
Account: LANGAN - Langan Engineering & Environmental
Project: Carroll Gardens, 363-365 Bond Street, Brooklyn, NY

File ID: H8062014S2.CSV Date Analyzed: 06/20/14 Methods: SW846 7471B
QC Limits: 90 to 110 % Recovery Run ID: MA34284 Units: ug/l

Time:		15:25			16:00			16:12	
Sample ID:	CCV	CCV9		CCV	CCV10		CCV	CCV11	
Metal	True	Results	% Rec	True	Results	% Rec	True	Results	% Rec
Mercury	2.5	2.5	100.0	2.5	2.4	96.0	2.5	2.5	100.0

(*) Outside of QC limits
(anr) Analyte not requested

LOW CALIBRATION CHECK STANDARDS SUMMARY

Login Number: JB69078
Account: LANGAN - Langan Engineering & Environmental
Project: Carroll Gardens, 363-365 Bond Street, Brooklyn, NY

File ID: H8062014S2.CSV Date Analyzed: 06/20/14 Methods: SW846 7471B
QC Limits: 70 to 130 % Recovery Run ID: MA34284 Units: ug/l

Time:			12:08		16:06	
Sample ID:	CRI	CRIA	CRI1		CRI2	
Metal	True	True	Results	% Rec	Results	% Rec
Mercury	0.20		0.20	100.0	0.22	110.0

(*) Outside of QC limits
(anr) Analyte not requested

Accutest Laboratories Instrument Runlog
Inorganics Analyses

Login Number: JB69078
Account: LANGAN - Langan Engineering & Environmental
Project: Carroll Gardens, 363-365 Bond Street, Brooklyn, NY

File ID: SD062014M1.ICP Date Analyzed: 06/20/14 Methods: EPA 200.7, SW846 6010C
Analyst: TG Run ID: MA34289
Parameters: Fe

Time	Sample Description	Dilution Factor	PS Recov	Comments
11:22	MA34289-STD1	1		STDA
11:28	MA34289-STD2	1		STDB
11:34	ZZZZZZ	1		
11:40	ZZZZZZ	1		
11:46	ZZZZZZ	1		
11:54	MA34289-ICV1	1		
12:04	MA34289-ICB1	1		
12:10	MA34289-ICCV1	1		
12:24	MA34289-CCB1	1		
12:30	ZZZZZZ	1		
12:36	MA34289-CRI1	1		
12:42	MA34289-CRID1	1		
12:49	MA34289-CRIA1	1		
12:55	ZZZZZZ	1		
13:01	MA34289-ICSA1	1		
13:07	MA34289-ICSAB1	1		
13:13	ZZZZZZ	1		
13:19	ZZZZZZ	1		
13:26	MA34289-CCV1	1		
13:31	MA34289-CCB2	1		
13:38	ZZZZZZ	1		
13:44	ZZZZZZ	5		
13:50	ZZZZZZ	10		
13:56	ZZZZZZ	5		
14:02	ZZZZZZ	1		
14:08	ZZZZZZ	1		
14:14	ZZZZZZ	1		
14:20	JB69078-1	2		
---------->	Last reportable sample/prep for job JB69078			
14:26	ZZZZZZ	1		
14:32	MA34289-CCV2	1		
14:38	MA34289-CCB3	1		
14:44	ZZZZZZ	1		
14:51	ZZZZZZ	1		

Accutest Laboratories Instrument Runlog
Inorganics Analyses

Login Number: JB69078
Account: LANGAN - Langan Engineering & Environmental
Project: Carroll Gardens, 363-365 Bond Street, Brooklyn, NY

File ID: SD062014M1.ICP Date Analyzed: 06/20/14 Methods: EPA 200.7, SW846 6010C
Analyst: TG Run ID: MA34289
Parameters: Fe

Time	Sample Description	Dilution Factor	PS Recov	Comments
14:57	ZZZZZZ	1		
15:03	MP80163-MB1	1		
15:09	MP80163-B1	1		
15:15	MP80163-LC1	1		
15:21	MP80163-S1	1		
15:27	MP80163-S2	1		
15:33	JB69425-1	1		(sample used for QC only; not part of login JB69078)
15:39	MA34289-CCV3	1		
15:45	MA34289-CCB4	1		
15:51	MP80163-SD1	5		
15:57	ZZZZZZ	1		
16:03	ZZZZZZ	1		
16:09	ZZZZZZ	1		
16:15	ZZZZZZ	1		
16:22	ZZZZZZ	1		
16:28	ZZZZZZ	1		
16:34	ZZZZZZ	1		
16:40	ZZZZZZ	1		
16:46	MA34289-CCV4	1		
16:52	MA34289-CCB5	1		
16:58	ZZZZZZ	1		
17:05	ZZZZZZ	1		
17:11	ZZZZZZ	1		
17:17	ZZZZZZ	1		
17:23	ZZZZZZ	1		
17:29	ZZZZZZ	1		
17:35	ZZZZZZ	1		
17:42	ZZZZZZ	1		
17:48	ZZZZZZ	1		
17:54	MA34289-CCV5	1		
18:00	MA34289-CCB6	1		
18:06	ZZZZZZ	1		
18:12	ZZZZZZ	1		

Accutest Laboratories Instrument Runlog
Inorganics Analyses

Login Number: JB69078
Account: LANGAN - Langan Engineering & Environmental
Project: Carroll Gardens, 363-365 Bond Street, Brooklyn, NY

File ID: SD062014M1.ICP Date Analyzed: 06/20/14 Methods: EPA 200.7, SW846 6010C
Analyst: TG Run ID: MA34289
Parameters: Fe

Time	Sample Description	Dilution Factor	PS Recov	Comments
18:18	MP80160-MB1	1		
18:24	MP80160-LC1	1		
18:30	MP80160-S1	1		
18:36	MP80160-S2	1		
18:42	JB68950-2	1		(sample used for QC only; not part of login JB69078)
18:48	MP80160-SD1	5		JB68950-2 used
18:54	ZZZZZZ	1		
19:00	MA34289-CCV6	1		
19:06	MA34289-CCB7	1		
19:12	ZZZZZZ	1		
19:18	ZZZZZZ	1		
19:25	ZZZZZZ	1		
19:31	ZZZZZZ	1		
19:37	ZZZZZZ	1		
19:43	ZZZZZZ	1		
19:49	JB69520-2	1		(sample used for QC only; not part of login JB69078)
19:55	ZZZZZZ	1		
20:01	MP80167-MB1	1		
20:07	MA34289-CCV7	1		
20:13	MA34289-CCB8	1		
20:19	MA34289-CRI2	1		
20:26	MA34289-CRID2	1		
20:32	MA34289-CRIA2	1		
20:38	MA34289-ICSA2	1		
20:44	MA34289-ICSAB2	1		
20:50	MA34289-CCV8	1		
20:56	MA34289-CCB9	1		
---------->	Last reportable CCB for job JB69078			
21:02	MP80167-B1	1		High rsd-s on CCV
21:08	MP80167-S1	1		High rsd-s on CCV
21:14	MP80167-S2	1		High rsd-s on CCV
21:20	JB69184-1	1		(sample used for QC only; not part of login JB69078)
21:26	MP80167-SD1	5		High rsd-s on CCV
21:32	ZZZZZZ	1		

Accutest Laboratories Instrument Runlog
Inorganics Analyses

Login Number: JB69078
Account: LANGAN - Langan Engineering & Environmental
Project: Carroll Gardens, 363-365 Bond Street, Brooklyn, NY

File ID: SD062014M1.ICP Date Analyzed: 06/20/14 Methods: EPA 200.7, SW846 6010C
Analyst: TG Run ID: MA34289
Parameters: Fe

Time	Sample Description	Dilution Factor	PS Recov	Comments
21:38	ZZZZZZ	1		
21:44	ZZZZZZ	1		
21:50	ZZZZZZ	1		
21:56	MA34289-CCV9	1		
22:02	MA34289-CCB10	1		
22:08	ZZZZZZ	1		
22:14	ZZZZZZ	1		
22:20	ZZZZZZ	1		
22:26	ZZZZZZ	1		
22:32	ZZZZZZ	1		
22:38	ZZZZZZ	1		
22:44	ZZZZZZ	1		
22:50	ZZZZZZ	1		
22:56	ZZZZZZ	1		
23:03	MA34289-CCV10	1		
23:08	MA34289-CCB11	1		
23:15	ZZZZZZ	1		
23:21	ZZZZZZ	1		
23:27	ZZZZZZ	1		
23:33	ZZZZZZ	1		
23:39	ZZZZZZ	1		
23:45	MP80187-MB1	1		
23:51	MP80187-B1	1		
23:57	MP80187-LC1	1		
00:03	MP80187-S1	1		S high
00:09	MA34289-CCV11	1		
00:15	MA34289-CCB12	1		
00:21	MP80187-S2	1		S high
00:27	JB69451-6F	1		(sample used for QC only; not part of login JB69078)
00:33	MP80187-SD1	5		S high
00:39	ZZZZZZ	1		
00:46	ZZZZZZ	1		
00:52	ZZZZZZ	1		

Accutest Laboratories Instrument Runlog
Inorganics Analyses

Login Number: JB69078
Account: LANGAN - Langan Engineering & Environmental
Project: Carroll Gardens, 363-365 Bond Street, Brooklyn, NY

File ID: SD062014M1.ICP Date Analyzed: 06/20/14 Methods: EPA 200.7, SW846 6010C
Analyst: TG Run ID: MA34289
Parameters: Fe

Time	Sample Description	Dilution Factor	PS Recov	Comments
00:58	ZZZZZZ	1		
01:04	ZZZZZZ	1		
01:10	ZZZZZZ	1		
01:16	MA34289-CCV12	1		
01:22	MA34289-CCB13	1		
01:28	ZZZZZZ	1		
01:35	ZZZZZZ	1		
01:41	ZZZZZZ	1		
01:47	ZZZZZZ	1		
01:53	ZZZZZZ	1		
01:59	ZZZZZZ	1		
02:05	ZZZZZZ	1		
02:11	ZZZZZZ	1		
02:17	ZZZZZZ	1		
02:24	MA34289-CCV13	1		
02:30	MA34289-CCB14	1		
02:36	MA34289-CRI3	1		
02:42	MA34289-CRID3	1		
02:48	MA34289-CRIA3	1		
02:54	MA34289-CCV14	1		
03:00	MA34289-CCB15	1		
03:06	ZZZZZZ	1		
03:13	ZZZZZZ	1		
03:19	MP80186-MB1	1		
03:25	MP80186-B1	1		
03:31	MP80186-S1	1		
03:37	MP80186-S2	1		
03:43	JB69171-5	1		(sample used for QC only; not part of login JB69078)
03:49	MP80186-SD1	5		empty
03:55	ZZZZZZ	1		
04:01	MA34289-CCV15	1		
04:07	MA34289-CCB16	1		
04:13	ZZZZZZ	1		

Accutest Laboratories Instrument Runlog
Inorganics Analyses

Login Number: JB69078
Account: LANGAN - Langan Engineering & Environmental
Project: Carroll Gardens, 363-365 Bond Street, Brooklyn, NY

File ID: SD062014M1.ICP Date Analyzed: 06/20/14 Methods: EPA 200.7, SW846 6010C
Analyst: TG Run ID: MA34289
Parameters: Fe

Time	Sample Description	Dilution Factor	PS Recov	Comments
04:19	ZZZZZZ	1		
04:25	ZZZZZZ	1		
04:31	ZZZZZZ	1		
04:37	ZZZZZZ	1		
04:43	ZZZZZZ	1		
04:49	ZZZZZZ	1		
04:55	ZZZZZZ	1		
05:01	ZZZZZZ	1		
05:07	MA34289-CCV16	1		
05:13	MA34289-CCB17	1		
05:19	ZZZZZZ	1		
05:25	ZZZZZZ	1		
05:31	ZZZZZZ	1		
05:37	ZZZZZZ	1		
05:43	ZZZZZZ	1		
05:49	ZZZZZZ	1		
05:55	ZZZZZZ	1		
06:01	ZZZZZZ	1		
06:08	ZZZZZZ	1		
06:14	MA34289-CCV17	1		
06:20	MA34289-CCB18	1		
06:26	MA34289-CRI4	1		
06:32	MA34289-CRID4	1		
06:38	MA34289-CRIA4	1		
06:44	MA34289-CCV18	1		
06:50	MA34289-CCB19	1		
06:56	ZZZZZZ	1		
07:03	ZZZZZZ	1		
07:09	ZZZZZZ	1		
07:15	ZZZZZZ	1		
07:21	ZZZZZZ	1		
07:27	ZZZZZZ	1		
07:34	ZZZZZZ	1		

Refer to raw data for calibration curve and standards.

INTERNAL STANDARD SUMMARY

Login Number: JB69078
Account: LANGAN - Langan Engineering & Environmental
Project: Carroll Gardens, 363-365 Bond Street, Brooklyn, NY

File ID: SD062014M1.ICP Date Analyzed: 06/20/14 Methods: EPA 200.7, SW846 6010C
Analyst: TG Run ID: MA34289
Parameters: Fe

Time	Sample Description	Istd#1	Istd#2	Istd#3	Istd#4
11:22	MA34289-STD1	1908 R	59854 R	8801 R	4100 R
11:28	MA34289-STD2	1725	52912	8433	3442
11:34	ZZZZZZ	1806	55523	8650	3641
11:40	ZZZZZZ	1888	58257	8654	4059
11:46	ZZZZZZ	1904	58587	8783	4029
11:54	MA34289-ICV1	1803	55374	8655	3632
12:04	MA34289-ICB1	1892	58346	8592	4065
12:10	MA34289-ICCV1	1792	54637	8506	3609
12:24	MA34289-CCB1	1919	58556	8694	4114
12:30	ZZZZZZ	1887	999999 !	8751	3993
12:36	MA34289-CRI1	1884	57711	8638	3980
12:42	MA34289-CRID1	1911	58246	8690	4081
12:49	MA34289-CRIA1	1919	58253	8822	4113
12:55	ZZZZZZ	1922	58798	8698	4099
13:01	MA34289-ICSA1	1620	49594	8055	3123
13:07	MA34289-ICSAB1	1667	50122	8239	3217
13:13	ZZZZZZ	1885	58057	8759	4046
13:19	ZZZZZZ	1874	58685	8755	4093
13:26	MA34289-CCV1	1813	54676	8464	3637
13:31	MA34289-CCB2	1936	59089	8561	4144
13:38	ZZZZZZ	1905	59105	8728	4099
13:44	ZZZZZZ	1895	57771	8791	3932
13:50	ZZZZZZ	1919	58080	8695	4062
13:56	ZZZZZZ	1696	52795	8006	3339
14:02	ZZZZZZ	1944	60386	8978	4189
14:08	ZZZZZZ	1797	55568	8610	3739
14:14	ZZZZZZ	1901	59086	8886	4089
14:20	JB69078-1	1906	56662	8930	3728
14:26	ZZZZZZ	1885	58423	8760	4067
14:32	MA34289-CCV2	1822	55064	8493	3652
14:38	MA34289-CCB3	1948	58859	8771	4167
14:44	ZZZZZZ	1734	53387	8421	3481
14:51	ZZZZZZ	1816	54645	8706	3710

INTERNAL STANDARD SUMMARY

Login Number: JB69078
Account: LANGAN - Langan Engineering & Environmental
Project: Carroll Gardens, 363-365 Bond Street, Brooklyn, NY

File ID: SD062014M1.ICP Date Analyzed: 06/20/14 Methods: EPA 200.7, SW846 6010C
Analyst: TG Run ID: MA34289
Parameters: Fe

Time	Sample Description	Istd#1	Istd#2	Istd#3	Istd#4	
14:57	ZZZZZZ	1782	55068	8609	3623	
15:03	MP80163-MB1	1935	59821	8901	4168	
15:09	MP80163-B1	1840	56284	8670	3795	
15:15	MP80163-LC1	1878	57087	8750	3941	
15:21	MP80163-S1	1778	53442	8408	3582	
15:27	MP80163-S2	1752	54172	8517	3539	
15:33	JB69425-1	1773	54230	8535	3635	
15:39	MA34289-CCV3	1840	55153	8474	3673	
15:45	MA34289-CCB4	1944	58805	8690	4144	
15:51	MP80163-SD1	1914	56618	8504	4020	
15:57	ZZZZZZ	2348	72113	11408	3617	
16:03	ZZZZZZ	1781	54267	8305	3638	
16:09	ZZZZZZ	1831	56228	8595	3823	
16:15	ZZZZZZ	1816	55591	8585	3766	
16:22	ZZZZZZ	1766	53910	8408	3591	
16:28	ZZZZZZ	1858	56485	8479	3829	
16:34	ZZZZZZ	1791	55320	8705	3676	
16:40	ZZZZZZ	1857	56660	8668	3882	
16:46	MA34289-CCV4	1821	54743	8423	3650	
16:52	MA34289-CCB5	1939	58931	8656	4147	
16:58	ZZZZZZ	1821	55821	8646	3783	
17:05	ZZZZZZ	1768	53998	8442	3618	
17:11	ZZZZZZ	1855	56423	8614	3828	
17:17	ZZZZZZ	1940	59939	8846	4172	
17:23	ZZZZZZ	1744	49837	8461	3443	
17:29	ZZZZZZ	1767	55839	8072	3614	
17:35	ZZZZZZ	1880	57103	8730	3812	
17:42	ZZZZZZ	1913	58353	8416	4104	
17:48	ZZZZZZ	1736	52513	8201	5526	!a
17:54	MA34289-CCV5	1809	54441	8282	3627	
18:00	MA34289-CCB6	1912	57615	8348	4070	
18:06	ZZZZZZ	1831	54942	8543	3668	
18:12	ZZZZZZ	1780	53413	8248	3588	

INTERNAL STANDARD SUMMARY

Login Number: JB69078
Account: LANGAN - Langan Engineering & Environmental
Project: Carroll Gardens, 363-365 Bond Street, Brooklyn, NY

File ID: SD062014M1.ICP Date Analyzed: 06/20/14 Methods: EPA 200.7, SW846 6010C
Analyst: TG Run ID: MA34289
Parameters: Fe

Time	Sample Description	Istd#1	Istd#2	Istd#3	Istd#4
18:18	MP80160-MB1	1966	59901	8294	4230
18:24	MP80160-LC1	1915	57454	8511	3991
18:30	MP80160-S1	1883	55682	8599	3849
18:36	MP80160-S2	1867	56225	8564	3811
18:42	JB68950-2	1891	55600	8546	3908
18:48	MP80160-SD1	No results reported for the elements associated with this internal standard.			
18:54	ZZZZZZ	1981	56668	8662	4202
19:00	MA34289-CCV6	1844	53976	8212	3679
19:06	MA34289-CCB7	1970	57773	8922	4167
19:12	ZZZZZZ	1954	58375	8673	4159
19:18	ZZZZZZ	1954	57607	8607	4153
19:25	ZZZZZZ	1951	58392	8785	4116
19:31	ZZZZZZ	1953	57629	8768	4045
19:37	ZZZZZZ	1909	56604	8460	3931
19:43	ZZZZZZ	1945	57765	8509	4068
19:49	JB69520-2	1970	58429	8631	4157
19:55	ZZZZZZ	1971	58828	8635	4162
20:01	MP80167-MB1	1978	59255	8485	4197
20:07	MA34289-CCV7	1825	53675	8144	3635
20:13	MA34289-CCB8	2015	59220	8497	4251
20:19	MA34289-CRI2	1965	57477	8436	4086
20:26	MA34289-CRID2	1980	58291	8339	4164
20:32	MA34289-CRIA2	1988	58665	8488	4188
20:38	MA34289-ICSA2	1666	49763	7802	3200
20:44	MA34289-ICSAB2	1671	49380	7823	3221
20:50	MA34289-CCV8	1858	54743	8567	3708
20:56	MA34289-CCB9	1970	59020	8394	4167
21:02	MP80167-B1	1900	56429	8410	3875
21:08	MP80167-S1	1856	55156	8565	3625
21:14	MP80167-S2	1869	56035	8726	3654
21:20	JB69184-1	1907	57389	8906	3751
21:26	MP80167-SD1	1906	57316	8481	3917
21:32	ZZZZZZ	1893	57310	8890	3707

INTERNAL STANDARD SUMMARY

Login Number: JB69078
Account: LANGAN - Langan Engineering & Environmental
Project: Carroll Gardens, 363-365 Bond Street, Brooklyn, NY

File ID: SD062014M1.ICP Date Analyzed: 06/20/14 Methods: EPA 200.7, SW846 6010C
Analyst: TG Run ID: MA34289
Parameters: Fe

Time	Sample Description	Istd#1	Istd#2	Istd#3	Istd#4
21:38	ZZZZZZ	1790	54639	8742	3339
21:44	ZZZZZZ	1762	54986	8649	3549
21:50	ZZZZZZ	1789	56131	8842	3559
21:56	MA34289-CCV9	1771	54529	8620	3582
22:02	MA34289-CCB10	1864	58097	8634	4007
22:08	ZZZZZZ	1807	56119	8885	3623
22:14	ZZZZZZ	1825	57367	9206	3577
22:20	ZZZZZZ	1783	56093	8955	3574
22:26	ZZZZZZ	1764	57144	9215	3465
22:32	ZZZZZZ	1820	58654	9364	3573
22:38	ZZZZZZ	1796	57345	9314	3565
22:44	ZZZZZZ	1795	57513	9092	3716
22:50	ZZZZZZ	1797	57392	9182	3649
22:56	ZZZZZZ	1757	56867	9284	3605
23:03	MA34289-CCV10	1693	54011	8798	3458
23:08	MA34289-CCB11	1774	57946	8919	3851
23:15	ZZZZZZ	1673	54773	9032	3333
23:21	ZZZZZZ	1690	56178	9421	3459
23:27	ZZZZZZ	1680	55579	9335	3392
23:33	ZZZZZZ	1671	55231	9231	3360
23:39	ZZZZZZ	1693	55740	9270	3402
23:45	MP80187-MB1	1778	58805	9287	3895
23:51	MP80187-B1	1721	55162	9250	3611
23:57	MP80187-LC1	1797	57023	9204	3828
00:03	MP80187-S1	1552	50582	8561	3139
00:09	MA34289-CCV11	1744	55018	8827	3550
00:15	MA34289-CCB12	1850	58941	8985	3989
00:21	MP80187-S2	1554	50374	8571	3138
00:27	JB69451-6F	1602	51149	8390	3243
00:33	MP80187-SD1	1776	55972	8742	3703
00:39	ZZZZZZ	1884	59395	8943	4067
00:46	ZZZZZZ	1881	59150	8868	4065
00:52	ZZZZZZ	1861	57859	8876	4016

INTERNAL STANDARD SUMMARY

Login Number: JB69078
Account: LANGAN - Langan Engineering & Environmental
Project: Carroll Gardens, 363-365 Bond Street, Brooklyn, NY

File ID: SD062014M1.ICP Date Analyzed: 06/20/14 Methods: EPA 200.7, SW846 6010C
Analyst: TG Run ID: MA34289
Parameters: Fe

Time	Sample Description	Istd#1	Istd#2	Istd#3	Istd#4
00:58	ZZZZZZ	1680	53335	8446	3447
01:04	ZZZZZZ	1708	53630	8582	3473
01:10	ZZZZZZ	1591	50651	8546	3207
01:16	MA34289-CCV12	1754	54737	8776	3556
01:22	MA34289-CCB13	1859	58017	8676	4005
01:28	ZZZZZZ	1727	53805	8509	3529
01:35	ZZZZZZ	1796	56602	8752	3833
01:41	ZZZZZZ	1766	56431	8966	3753
01:47	ZZZZZZ	1807	56542	8895	3819
01:53	ZZZZZZ	1822	58357	8824	3940
01:59	ZZZZZZ	1717	54996	8830	3604
02:05	ZZZZZZ	1819	60113	8915	3964
02:11	ZZZZZZ	1774	56659	9099	3754
02:17	ZZZZZZ	1746	56445	9018	3710
02:24	MA34289-CCV13	1706	54536	9018	3491
02:30	MA34289-CCB14	1822	58437	8957	3962
02:36	MA34289-CRI3	1755	56874	8956	3778
02:42	MA34289-CRID3	1821	58678	9007	3948
02:48	MA34289-CRIA3	1810	57477	9067	3940
02:54	MA34289-CCV14	1696	54591	8878	3494
03:00	MA34289-CCB15	1811	58470	9103	3957
03:06	ZZZZZZ	1654	54522	9002	3508
03:13	ZZZZZZ	1617	53331	8785	3341
03:19	MP80186-MB1	1757	58374	9136	3881
03:25	MP80186-B1	1701	55776	8874	3596
03:31	MP80186-S1	1697	55625	9260	3376
03:37	MP80186-S2	1694	55794	9320	3349
03:43	JB69171-5	1692	55483	9487	3363
03:49	MP80186-SD1	No results reported for the elements associated with this internal standard.			
03:55	ZZZZZZ	1703	56138	9426	3328
04:01	MA34289-CCV15	1678	54036	8901	3459
04:07	MA34289-CCB16	1755	58784	9265	3841
04:13	ZZZZZZ	1766	58374	9522	3463

INTERNAL STANDARD SUMMARY

Login Number: JB69078
Account: LANGAN - Langan Engineering & Environmental
Project: Carroll Gardens, 363-365 Bond Street, Brooklyn, NY

File ID: SD062014M1.ICP Date Analyzed: 06/20/14 Methods: EPA 200.7, SW846 6010C
Analyst: TG Run ID: MA34289
Parameters: Fe

Time	Sample Description	Istd#1	Istd#2	Istd#3	Istd#4
04:19	ZZZZZZ	1644	57436	9183	3294
04:25	ZZZZZZ	1688	56569	9509	3321
04:31	ZZZZZZ	1718	57539	9526	3441
04:37	ZZZZZZ	1614	54112	9141	3288
04:43	ZZZZZZ	1636	55713	9228	3458
04:49	ZZZZZZ	1737	57624	9446	3535
04:55	ZZZZZZ	1631	56376	9458	3285
05:01	ZZZZZZ	1707	57053	9194	3504
05:07	MA34289-CCV16	1640	54677	9048	3387
05:13	MA34289-CCB17	1769	59029	9308	3874
05:19	ZZZZZZ	1654	56451	9054	3610
05:25	ZZZZZZ	1576	54302	9003	3504
05:31	ZZZZZZ	1608	56071	9185	3472
05:37	ZZZZZZ	1425	52697	8934	3083
05:43	ZZZZZZ	1718	58144	9531	3370
05:49	ZZZZZZ	1611	54473	9022	3515
05:55	ZZZZZZ	1722	57343	9564	3492
06:01	ZZZZZZ	1550	54052	8968	3241
06:08	ZZZZZZ	1656	56545	9037	3545
06:14	MA34289-CCV17	1667	54225	8925	3432
06:20	MA34289-CCB18	1796	59209	9318	3924
06:26	MA34289-CRI4	1745	58506	8746	3762
06:32	MA34289-CRID4	1779	59501	9394	3865
06:38	MA34289-CRIA4	1810	59911	9346	3946
06:44	MA34289-CCV18	1632	54597	9082	3372
06:50	MA34289-CCB19	1772	59193	9244	3876
06:56	ZZZZZZ	1753	58685	9108	3837
07:03	ZZZZZZ	1583	52973	8836	3261
07:09	ZZZZZZ	1571	52742	8844	3243
07:15	ZZZZZZ	1760	58906	8978	3851
07:21	ZZZZZZ	1741	54380	8994	3416
07:27	ZZZZZZ	1750	58661	9248	3834
07:34	ZZZZZZ	1768	58847	9169	3862

R = Reference for ISTD limits. ! = Outside limits.

INTERNAL STANDARD SUMMARY

Login Number: JB69078
Account: LANGAN - Langan Engineering & Environmental
Project: Carroll Gardens, 363-365 Bond Street, Brooklyn, NY

File ID: SD062014M1.ICP Date Analyzed: 06/20/14 Methods: EPA 200.7, SW846 6010C
Analyst: TG Run ID: MA34289
Parameters: Fe

Time	Sample Description	Istd#1	Istd#2	Istd#3	Istd#4

LEGEND:

Istd#	Parameter	Limits
Istd#1	Yttrium (2243)	70-130 %
Istd#2	Yttrium (3600)	70-130 %
Istd#3	Yttrium (3710)	70-130 %
Istd#4	Indium	70-130 %

(a) No samples reported for the elements associated with this internal standard.

BLANK RESULTS SUMMARY
Part 1 - Initial and Continuing Calibration Blanks

Login Number: JB69078
Account: LANGAN - Langan Engineering & Environmental
Project: Carroll Gardens, 363-365 Bond Street, Brooklyn, NY

File ID: SD062014M1.ICP Date Analyzed: 06/20/14 Methods: EPA 200.7, SW846 6010C
QC Limits: result < RL Run ID: MA34289 Units: ug/l

Time: / Sample ID:			12:04 ICB1		12:24 CCB1		13:31 CCB2		14:38 CCB3	
Metal	RL	IDL	raw	final	raw	final	raw	final	raw	final
Aluminum	200	6.3	anr							
Antimony	6.0	1.6	anr							
Arsenic	3.0	1.1	anr							
Barium	200	.2	anr							
Beryllium	1.0	.2	anr							
Bismuth	20	1.1								
Boron	100	1	anr							
Cadmium	3.0	.2	anr							
Calcium	5000	8.7	anr							
Chromium	10	.4	anr							
Cobalt	50	.2	anr							
Copper	10	.7	anr							
Iron	100	5.1	0.80	<100	2.3	<100	4.4	<100	0.20	<100
Lead	3.0	1.5	anr							
Lithium	20	.9								
Magnesium	5000	37	anr							
Manganese	15	.2	anr							
Molybdenum	20	.3	anr							
Nickel	10	.4	anr							
Palladium	50	2.1								
Potassium	10000	32	anr							
Selenium	10	2.6	anr							
Silicon	200	12								
Silver	10	.7	anr							
Sodium	10000	61	anr							
Sulfur	50	4.1								
Strontium	10	.1								
Thallium	2.0	1.2	anr							
Tin	10	1.1								
Titanium	10	.6								
Tungsten	50	4.3								
Vanadium	50	.3	anr							
Zinc	20	.5	anr							

BLANK RESULTS SUMMARY
Part 1 - Initial and Continuing Calibration Blanks

Login Number: JB69078
Account: LANGAN - Langan Engineering & Environmental
Project: Carroll Gardens, 363-365 Bond Street, Brooklyn, NY

File ID: SD062014M1.ICP Date Analyzed: 06/20/14 Methods: EPA 200.7, SW846 6010C
QC Limits: result < RL Run ID: MA34289 Units: ug/l

Time:			12:04		12:24		13:31		14:38	
Sample ID:			ICB1		CCB1		CCB2		CCB3	
Metal	RL	IDL	raw	final	raw	final	raw	final	raw	final
Zirconium	10	.3								

(*) Outside of QC limits
(anr) Analyte not requested

BLANK RESULTS SUMMARY
Part 1 - Initial and Continuing Calibration Blanks

Login Number: JB69078
Account: LANGAN - Langan Engineering & Environmental
Project: Carroll Gardens, 363-365 Bond Street, Brooklyn, NY

File ID: SD062014M1.ICP Date Analyzed: 06/20/14 Methods: EPA 200.7, SW846 6010C
QC Limits: result < RL Run ID: MA34289 Units: ug/l

Time:			15:45		16:52		18:00		19:06	
Sample ID:			CCB4		CCB5		CCB6		CCB7	
Metal	RL	IDL	raw	final	raw	final	raw	final	raw	final
Aluminum	200	6.3	anr							
Antimony	6.0	1.6	anr							
Arsenic	3.0	1.1	anr							
Barium	200	.2	anr							
Beryllium	1.0	.2	anr							
Bismuth	20	1.1								
Boron	100	1	anr							
Cadmium	3.0	.2	anr							
Calcium	5000	8.7	anr							
Chromium	10	.4	anr							
Cobalt	50	.2	anr							
Copper	10	.7	anr							
Iron	100	5.1	1.0	<100	4.0	<100	2.1	<100	-1.0	<100
Lead	3.0	1.5	anr							
Lithium	20	.9								
Magnesium	5000	37	anr							
Manganese	15	.2	anr							
Molybdenum	20	.3	anr							
Nickel	10	.4	anr							
Palladium	50	2.1								
Potassium	10000	32	anr							
Selenium	10	2.6	anr							
Silicon	200	12								
Silver	10	.7	anr							
Sodium	10000	61	anr							
Sulfur	50	4.1								
Strontium	10	.1								
Thallium	2.0	1.2	anr							
Tin	10	1.1								
Titanium	10	.6								
Tungsten	50	4.3								
Vanadium	50	.3	anr							
Zinc	20	.5	anr							

BLANK RESULTS SUMMARY
Part 1 - Initial and Continuing Calibration Blanks

Login Number: JB69078
Account: LANGAN - Langan Engineering & Environmental
Project: Carroll Gardens, 363-365 Bond Street, Brooklyn, NY

File ID: SD062014M1.ICP Date Analyzed: 06/20/14 Methods: EPA 200.7, SW846 6010C
QC Limits: result < RL Run ID: MA34289 Units: ug/l

Time: / Sample ID:			15:45 CCB4		16:52 CCB5		18:00 CCB6		19:06 CCB7	
Metal	RL	IDL	raw	final	raw	final	raw	final	raw	final
Zirconium	10	.3								

(*) Outside of QC limits
(anr) Analyte not requested

BLANK RESULTS SUMMARY
Part 1 - Initial and Continuing Calibration Blanks

Login Number: JB69078
Account: LANGAN - Langan Engineering & Environmental
Project: Carroll Gardens, 363-365 Bond Street, Brooklyn, NY

File ID: SD062014M1.ICP Date Analyzed: 06/20/14 Methods: EPA 200.7, SW846 6010C
QC Limits: result < RL Run ID: MA34289 Units: ug/l

Time:			20:13		20:56	
Sample ID:			CCB8		CCB9	
Metal	RL	IDL	raw	final	raw	final
Aluminum	200	6.3	anr			
Antimony	6.0	1.6	anr			
Arsenic	3.0	1.1	anr			
Barium	200	.2	anr			
Beryllium	1.0	.2	anr			
Bismuth	20	1.1				
Boron	100	1	anr			
Cadmium	3.0	.2	anr			
Calcium	5000	8.7	anr			
Chromium	10	.4	anr			
Cobalt	50	.2	anr			
Copper	10	.7	anr			
Iron	100	5.1	0.90	<100	8.7	<100
Lead	3.0	1.5	anr			
Lithium	20	.9				
Magnesium	5000	37	anr			
Manganese	15	.2	anr			
Molybdenum	20	.3	anr			
Nickel	10	.4	anr			
Palladium	50	2.1				
Potassium	10000	32	anr			
Selenium	10	2.6	anr			
Silicon	200	12				
Silver	10	.7	anr			
Sodium	10000	61	anr			
Sulfur	50	4.1				
Strontium	10	.1				
Thallium	2.0	1.2	anr			
Tin	10	1.1				
Titanium	10	.6				
Tungsten	50	4.3				
Vanadium	50	.3	anr			
Zinc	20	.5	anr			

BLANK RESULTS SUMMARY
Part 1 - Initial and Continuing Calibration Blanks

Login Number: JB69078
Account: LANGAN - Langan Engineering & Environmental
Project: Carroll Gardens, 363-365 Bond Street, Brooklyn, NY

File ID: SD062014M1.ICP Date Analyzed: 06/20/14 Methods: EPA 200.7, SW846 6010C
QC Limits: result < RL Run ID: MA34289 Units: ug/l

Time:			20:13		20:56	
Sample ID:			CCB8		CCB9	
Metal	RL	IDL	raw	final	raw	final
Zirconium	10	.3				

(*) Outside of QC limits
(anr) Analyte not requested

CALIBRATION CHECK STANDARDS SUMMARY
Initial Continuing Calibration Check

Login Number: JB69078
Account: LANGAN - Langan Engineering & Environmental
Project: Carroll Gardens, 363-365 Bond Street, Brooklyn, NY

File ID: SD062014M1.ICP Date Analyzed: 06/20/14 Methods: EPA 200.7, SW846 6010C
QC Limits: 95 to 105 % Recovery Run ID: MA34289 Units: ug/l

Time:		12:10	
Sample ID:	ICCV	ICCV1	
Metal	True	Results	% Rec
Aluminum	anr		
Antimony	anr		
Arsenic	anr		
Barium	anr		
Beryllium	anr		
Bismuth			
Boron	anr		
Cadmium	anr		
Calcium	anr		
Chromium	anr		
Cobalt	anr		
Copper	anr		
Iron	40000	40800	102.0
Lead	anr		
Lithium			
Magnesium	anr		
Manganese	anr		
Molybdenum	anr		
Nickel	anr		
Palladium			
Potassium	anr		
Selenium	anr		
Silicon			
Silver	anr		
Sodium	anr		
Sulfur			
Strontium			
Thallium	anr		
Tin			
Titanium			
Tungsten			
Vanadium	anr		
Zinc	anr		

CALIBRATION CHECK STANDARDS SUMMARY
Initial Continuing Calibration Check

Login Number: JB69078
Account: LANGAN - Langan Engineering & Environmental
Project: Carroll Gardens, 363-365 Bond Street, Brooklyn, NY

File ID: SD062014M1.ICP Date Analyzed: 06/20/14 Methods: EPA 200.7, SW846 6010C
QC Limits: 95 to 105 % Recovery Run ID: MA34289 Units: ug/l

Time:		12:10	
Sample ID:	ICCV	ICCV1	
Metal	True	Results	% Rec
Zirconium			

(*) Outside of QC limits
(anr) Analyte not requested

CALIBRATION CHECK STANDARDS SUMMARY
Initial and Continuing Calibration Checks

Login Number: JB69078
Account: LANGAN - Langan Engineering & Environmental
Project: Carroll Gardens, 363-365 Bond Street, Brooklyn, NY

File ID: SD062014M1.ICP Date Analyzed: 06/20/14 Methods: EPA 200.7, SW846 6010C
QC Limits: 95 to 105 % Recovery Run ID: MA34289 Units: ug/l

Time:		11:54			13:26			14:32	
Sample ID:	ICV	ICV1		CCV	CCV1		CCV	CCV2	
Metal	True	Results	% Rec	True	Results	% Rec	True	Results	% Rec
Aluminum	anr								
Antimony	anr								
Arsenic	anr								
Barium	anr								
Beryllium	anr								
Bismuth									
Boron	anr								
Cadmium	anr								
Calcium	anr								
Chromium	anr								
Cobalt	anr								
Copper	anr								
Iron	40000	40300	100.8	40000	40700	101.8	40000	40500	101.3
Lead	anr								
Lithium									
Magnesium	anr								
Manganese	anr								
Molybdenum	anr								
Nickel	anr								
Palladium									
Potassium	anr								
Selenium	anr								
Silicon									
Silver	anr								
Sodium	anr								
Sulfur									
Strontium									
Thallium	anr								
Tin									
Titanium									
Tungsten									
Vanadium	anr								
Zinc	anr								

CALIBRATION CHECK STANDARDS SUMMARY
Initial and Continuing Calibration Checks

Login Number: JB69078
Account: LANGAN - Langan Engineering & Environmental
Project: Carroll Gardens, 363-365 Bond Street, Brooklyn, NY

File ID: SD062014M1.ICP Date Analyzed: 06/20/14 Methods: EPA 200.7, SW846 6010C
QC Limits: 95 to 105 % Recovery Run ID: MA34289 Units: ug/l

Time:		11:54			13:26			14:32	
Sample ID:	ICV	ICV1		CCV	CCV1		CCV	CCV2	
Metal	True	Results	% Rec	True	Results	% Rec	True	Results	% Rec
Zirconium									

(*) Outside of QC limits
(anr) Analyte not requested

CALIBRATION CHECK STANDARDS SUMMARY
Initial and Continuing Calibration Checks

Login Number: JB69078
Account: LANGAN - Langan Engineering & Environmental
Project: Carroll Gardens, 363-365 Bond Street, Brooklyn, NY

File ID: SD062014M1.ICP Date Analyzed: 06/20/14 Methods: EPA 200.7, SW846 6010C
QC Limits: 95 to 105 % Recovery Run ID: MA34289 Units: ug/l

Time:		15:39			16:46			17:54	
Sample ID:	CCV	CCV3		CCV	CCV4		CCV	CCV5	
Metal	True	Results	% Rec	True	Results	% Rec	True	Results	% Rec
Aluminum	anr								
Antimony	anr								
Arsenic	anr								
Barium	anr								
Beryllium	anr								
Bismuth									
Boron	anr								
Cadmium	anr								
Calcium	anr								
Chromium	anr								
Cobalt	anr								
Copper	anr								
Iron	40000	40100	100.3	40000	40400	101.0	40000	40800	102.0
Lead	anr								
Lithium									
Magnesium	anr								
Manganese	anr								
Molybdenum	anr								
Nickel	anr								
Palladium									
Potassium	anr								
Selenium	anr								
Silicon									
Silver	anr								
Sodium	anr								
Sulfur									
Strontium									
Thallium	anr								
Tin									
Titanium									
Tungsten									
Vanadium	anr								
Zinc	anr								

CALIBRATION CHECK STANDARDS SUMMARY
Initial and Continuing Calibration Checks

Login Number: JB69078
Account: LANGAN - Langan Engineering & Environmental
Project: Carroll Gardens, 363-365 Bond Street, Brooklyn, NY

File ID: SD062014M1.ICP Date Analyzed: 06/20/14 Methods: EPA 200.7, SW846 6010C
QC Limits: 95 to 105 % Recovery Run ID: MA34289 Units: ug/l

Time:		15:39			16:46			17:54	
Sample ID:	CCV	CCV3		CCV	CCV4		CCV	CCV5	
Metal	True	Results	% Rec	True	Results	% Rec	True	Results	% Rec
Zirconium									

(*) Outside of QC limits
(anr) Analyte not requested

CALIBRATION CHECK STANDARDS SUMMARY
Initial and Continuing Calibration Checks

Login Number: JB69078
Account: LANGAN - Langan Engineering & Environmental
Project: Carroll Gardens, 363-365 Bond Street, Brooklyn, NY

File ID: SD062014M1.ICP Date Analyzed: 06/20/14 Methods: EPA 200.7, SW846 6010C
QC Limits: 95 to 105 % Recovery Run ID: MA34289 Units: ug/l

Time:		19:00			20:07			20:50	
Sample ID:	CCV	CCV6		CCV	CCV7		CCV	CCV8	
Metal	True	Results	% Rec	True	Results	% Rec	True	Results	% Rec
Aluminum	anr								
Antimony	anr								
Arsenic	anr								
Barium	anr								
Beryllium	anr								
Bismuth									
Boron	anr								
Cadmium	anr								
Calcium	anr								
Chromium	anr								
Cobalt	anr								
Copper	anr								
Iron	40000	40700	101.8	40000	40800	102.0	40000	38700	96.8
Lead	anr								
Lithium									
Magnesium	anr								
Manganese	anr								
Molybdenum	anr								
Nickel	anr								
Palladium									
Potassium	anr								
Selenium	anr								
Silicon									
Silver	anr								
Sodium	anr								
Sulfur									
Strontium									
Thallium	anr								
Tin									
Titanium									
Tungsten									
Vanadium	anr								
Zinc	anr								

CALIBRATION CHECK STANDARDS SUMMARY
Initial and Continuing Calibration Checks

Login Number: JB69078
Account: LANGAN - Langan Engineering & Environmental
Project: Carroll Gardens, 363-365 Bond Street, Brooklyn, NY

File ID: SD062014M1.ICP Date Analyzed: 06/20/14 Methods: EPA 200.7, SW846 6010C
QC Limits: 95 to 105 % Recovery Run ID: MA34289 Units: ug/l

Time:		19:00			20:07			20:50	
Sample ID:	CCV	CCV6		CCV	CCV7		CCV	CCV8	
Metal	True	Results	% Rec	True	Results	% Rec	True	Results	% Rec
Zirconium									

(*) Outside of QC limits
(anr) Analyte not requested

LOW CALIBRATION CHECK STANDARDS SUMMARY

Login Number: JB69078
Account: LANGAN - Langan Engineering & Environmental
Project: Carroll Gardens, 363-365 Bond Street, Brooklyn, NY

File ID: SD062014M1.ICP Date Analyzed: 06/20/14 Methods: EPA 200.7, SW846 6010C
QC Limits: 70 to 130 % Recovery Run ID: MA34289 Units: ug/l

Time:				12:36		12:42		12:49	
Sample ID:	CRI	CRIA	CRID	CRI1		CRID1		CRIA1	
Metal	True	True	True	Results	% Rec	Results	% Rec	Results	% Rec
Aluminum	200	500	100	anr					
Antimony	6.0	20	3.0	anr					
Arsenic	8.0	20	3.0	anr					
Barium	200		4.0	anr					
Beryllium	2.0		1.0	anr					
Bismuth	20								
Boron	100		10	anr					
Cadmium	3.0		1.0	anr					
Calcium	5000		1000	anr					
Chromium	10		2.0	anr					
Cobalt	50		3.0	anr					
Copper	10		2.0	anr					
Iron	100	500		111	111.0			529	105.8
Lead	3.0	20	2.5	anr					
Lithium	20								
Magnesium	5000		100	anr					
Manganese	15		3.0	anr					
Molybdenum	20			anr					
Nickel	10		4.0	anr					
Palladium	50								
Potassium	5000		2000	anr					
Selenium	10	20	5.0	anr					
Silicon	200								
Silver	5.0		1.0	anr					
Sodium	5000		1000	anr					
Sulfur	50								
Strontium	10								
Thallium	10		2.0	anr					
Tin	10								
Titanium	10								
Tungsten	50								
Vanadium	50		2.0	anr					
Zinc	20		10	anr					

LOW CALIBRATION CHECK STANDARDS SUMMARY

Login Number: JB69078
Account: LANGAN - Langan Engineering & Environmental
Project: Carroll Gardens, 363-365 Bond Street, Brooklyn, NY

File ID: SD062014M1.ICP Date Analyzed: 06/20/14 Methods: EPA 200.7, SW846 6010C
QC Limits: 70 to 130 % Recovery Run ID: MA34289 Units: ug/l

Time:				12:36		12:42		12:49	
Sample ID:	CRI	CRIA	CRID	CRI1		CRID1		CRIA1	
Metal	True	True	True	Results	% Rec	Results	% Rec	Results	% Rec
Zirconium	10								

(*) Outside of QC limits
(anr) Analyte not requested

LOW CALIBRATION CHECK STANDARDS SUMMARY

Login Number: JB69078
Account: LANGAN - Langan Engineering & Environmental
Project: Carroll Gardens, 363-365 Bond Street, Brooklyn, NY

File ID: SD062014M1.ICP Date Analyzed: 06/20/14 Methods: EPA 200.7, SW846 6010C
QC Limits: 70 to 130 % Recovery Run ID: MA34289 Units: ug/l

Time:				20:19		20:26		20:32	
Sample ID:	CRI	CRIA	CRID	CRI2		CRID2		CRIA2	
Metal	True	True	True	Results	% Rec	Results	% Rec	Results	% Rec
Aluminum	200	500	100	anr					
Antimony	6.0	20	3.0	anr					
Arsenic	8.0	20	3.0	anr					
Barium	200		4.0	anr					
Beryllium	2.0		1.0	anr					
Bismuth	20								
Boron	100		10	anr					
Cadmium	3.0		1.0	anr					
Calcium	5000		1000	anr					
Chromium	10		2.0	anr					
Cobalt	50		3.0	anr					
Copper	10		2.0	anr					
Iron	100	500		108	108.0			524	104.8
Lead	3.0	20	2.5	anr					
Lithium	20								
Magnesium	5000		100	anr					
Manganese	15		3.0	anr					
Molybdenum	20			anr					
Nickel	10		4.0	anr					
Palladium	50								
Potassium	5000		2000	anr					
Selenium	10	20	5.0	anr					
Silicon	200								
Silver	5.0		1.0	anr					
Sodium	5000		1000	anr					
Sulfur	50								
Strontium	10								
Thallium	10		2.0	anr					
Tin	10								
Titanium	10								
Tungsten	50								
Vanadium	50		2.0	anr					
Zinc	20		10	anr					

LOW CALIBRATION CHECK STANDARDS SUMMARY

Login Number: JB69078
Account: LANGAN - Langan Engineering & Environmental
Project: Carroll Gardens, 363-365 Bond Street, Brooklyn, NY

File ID: SD062014M1.ICP Date Analyzed: 06/20/14 Methods: EPA 200.7, SW846 6010C
QC Limits: 70 to 130 % Recovery Run ID: MA34289 Units: ug/l

Time:				20:19		20:26		20:32	
Sample ID:	CRI	CRIA	CRID	CRI2		CRID2		CRIA2	
Metal	True	True	True	Results	% Rec	Results	% Rec	Results	% Rec
Zirconium	10								

(*) Outside of QC limits
(anr) Analyte not requested

INTERFERING ELEMENT CHECK STANDARDS SUMMARY
Part 1 - ICSA and ICSAB Standards

Login Number: JB69078
Account: LANGAN - Langan Engineering & Environmental
Project: Carroll Gardens, 363-365 Bond Street, Brooklyn, NY

File ID: SD062014M1.ICP Date Analyzed: 06/20/14 Methods: EPA 200.7, SW846 6010C
QC Limits: 80 to 120 % Recovery Run ID: MA34289 Units: ug/l

Time:			13:01		13:07		20:38		20:44	
Sample ID:	ICSA	ICSAB	ICSA1		ICSAB1		ICSA2		ICSAB2	
Metal	True	True	Results	% Rec	Results	% Rec	Results	% Rec	Results	% Rec
Aluminum	500000	500000	521000	104.2	505000	101.0	523000	104.6	515000	103.0
Antimony		1000	5.0		1040	104.0	4.3		1050	105.0
Arsenic		1000	0.80		1050	105.0	2.3		1060	106.0
Barium		500	-1.0		503	100.6	-0.90		509	101.8
Beryllium		500	-0.10		492	98.4	-0.10		501	100.2
Bismuth		500	-14		518	103.6	-13		519	103.8
Boron			-0.50		1.1		0.40		3.4	
Cadmium		1000	0.90		1000	100.0	0.60		1010	101.0
Calcium	400000	400000	388000	97.0	372000	93.0	390000	97.5	382000	95.5
Chromium		500	1.2		482	96.4	1.7		495	99.0
Cobalt		500	0.60		476	95.2	0.90		486	97.2
Copper		500	-5.5		520	104.0	-6.0		525	105.0
Iron	200000	200000	188000	94.0	186000	93.0	186000	93.0	187000	93.5
Lead		1000	-2.6		956	95.6	-2.7		988	98.8
Lithium		500	4.8		530	106.0	5.9		532	106.4
Magnesium	500000	500000	525000	105.0	509000	101.8	520000	104.0	516000	103.2
Manganese		500	0.20		490	98.0	0.10		499	99.8
Molybdenum		500	-1.6		488	97.6	-1.6		494	98.8
Nickel		1000	-1.0		963	96.3	-1.1		991	99.1
Palladium		500	-0.60		543	108.6	-0.20		548	109.6
Potassium			154		156		174		155	
Selenium		1000	-0.30		1040	104.0	-1.5		1050	105.0
Silicon			-3.2		-1.6		-4.2		0.30	
Silver		1000	3.4		997	99.7	1.4		1010	101.0
Sodium			-9.3		0.60		-0.90		4.3	
Sulfur		500	-36		428	85.6	-39		442	88.4
Strontium			-4.8		-4.5		-4.9		-4.7	
Thallium		1000	-3.7		934	93.4	-3.4		945	94.5
Tin			-2.0		-1.2		-3.0		-1.7	
Titanium			0.90		1.2		0.60		0.80	
Tungsten		500	1.5		513	102.6	7.0		523	104.6
Vanadium		500	0.20		486	97.2	1.8		501	100.2
Zinc		1000	-0.30		943	94.3	-0.20		979	97.9

INTERFERING ELEMENT CHECK STANDARDS SUMMARY
Part 1 - ICSA and ICSAB Standards

Login Number: JB69078
Account: LANGAN - Langan Engineering & Environmental
Project: Carroll Gardens, 363-365 Bond Street, Brooklyn, NY

File ID: SD062014M1.ICP Date Analyzed: 06/20/14 Methods: EPA 200.7, SW846 6010C
QC Limits: 80 to 120 % Recovery Run ID: MA34289 Units: ug/l

Time:			13:01		13:07		20:38		20:44	
Sample ID:	ICSA	ICSAB	ICSA1		ICSAB1		ICSA2		ICSAB2	
Metal	True	True	Results	% Rec	Results	% Rec	Results	% Rec	Results	% Rec
Zirconium		500	0.90		578	115.6	1.0		591	118.2

(*) Outside of QC limits
(anr) Analyte not requested

Accutest Laboratories Instrument Runlog
Inorganics Analyses

Login Number: JB69078
Account: LANGAN - Langan Engineering & Environmental
Project: Carroll Gardens, 363-365 Bond Street, Brooklyn, NY

File ID: H7062314W1.CSV Date Analyzed: 06/23/14 Methods: EPA 245.1, SW846 7470A
Analyst: DP Run ID: MA34295
Parameters: Hg

Time	Sample Description	Dilution Factor	PS Recov	Comments
14:12	MA34295-STD1	1		B=2.2441e-004,C=1.5528e-003,R=0.9999879
14:14	MA34295-STD2	1		STDB
14:15	MA34295-STD3	1		STDC
14:16	MA34295-STD4	1		STDD
14:18	MA34295-STD5	1		STDE
14:19	MA34295-STD6	1		STDF
14:33	MA34295-ICV1	1		
14:34	MA34295-ICB1	1		
14:36	MA34295-ICCV1	1		
14:37	MA34295-CCB1	1		
14:39	MA34295-CRI1	1		
14:40	MP80234-MB1	1		
14:41	MP80234-B1	1		
14:43	MP80234-S1	1		
14:44	MP80234-S2	1		
14:46	JB67476-26T	1		(sample used for QC only; not part of login JB69078)
14:47	MP80235-MB1	1		
14:48	MP80235-B1	1		
14:50	MP80235-S1	1		
14:51	MA34295-CCV1	1		
14:53	MA34295-CCB2	1		
14:54	MP80235-S2	1		
14:56	JB69793-1B	1		(sample used for QC only; not part of login JB69078)
14:57	ZZZZZZ	1		
14:58	ZZZZZZ	1		
15:00	ZZZZZZ	1		
15:01	ZZZZZZ	1		
15:02	ZZZZZZ	1		
15:03	ZZZZZZ	1		
15:05	ZZZZZZ	1		
15:06	MA34295-CCV2	1		
15:07	MA34295-CCB3	1		
15:09	ZZZZZZ	1		

Accutest Laboratories Instrument Runlog
Inorganics Analyses

Login Number: JB69078
Account: LANGAN - Langan Engineering & Environmental
Project: Carroll Gardens, 363-365 Bond Street, Brooklyn, NY

File ID: H7062314W1.CSV Date Analyzed: 06/23/14 Methods: EPA 245.1, SW846 7470A
Analyst: DP Run ID: MA34295
Parameters: Hg

Time	Sample Description	Dilution Factor	PS Recov	Comments
15:10	ZZZZZZ	1		
15:11	ZZZZZZ	1		
15:13	MP80236-MB1	1		
15:14	MP80236-B1	1		
15:15	MP80236-S1	1		
15:17	MP80236-S2	1		
15:18	JB69647-2	1		(sample used for QC only; not part of login JB69078)
15:20	MP80237-MB1	1		
15:21	MA34295-CCV3	1		
15:22	MA34295-CCB4	1		
15:24	MP80237-LC1	1		
15:25	MP80237-S1	1		
15:27	MP80237-S2	1		
15:28	JB69115-3	1		(sample used for QC only; not part of login JB69078)
15:30	MP80237-S3	1		
15:31	MP80237-S4	1		
15:32	JB69115-3F	1		(sample used for QC only; not part of login JB69078)
15:34	ZZZZZZ	1		
15:35	ZZZZZZ	1		
15:37	MA34295-CCV4	1		
15:38	MA34295-CCB5	1		
15:39	ZZZZZZ	1		
15:41	ZZZZZZ	1		
15:42	ZZZZZZ	1		
15:43	ZZZZZZ	1		
15:45	ZZZZZZ	1		
15:46	ZZZZZZ	1		
15:47	ZZZZZZ	1		
15:48	ZZZZZZ	1		
15:50	ZZZZZZ	1		
15:51	MA34295-CCV5	1		
15:52	MA34295-CCB6	1		
15:54	ZZZZZZ	1		

Accutest Laboratories Instrument Runlog
Inorganics Analyses

Login Number: JB69078
Account: LANGAN - Langan Engineering & Environmental
Project: Carroll Gardens, 363-365 Bond Street, Brooklyn, NY

File ID: H7062314W1.CSV Date Analyzed: 06/23/14 Methods: EPA 245.1, SW846 7470A
Analyst: DP Run ID: MA34295
Parameters: Hg

	Time	Sample Description	Dilution Factor	PS Recov	Comments
	15:55	ZZZZZZ	1		
	15:56	ZZZZZZ	1		
	15:58	JB69078-3	1		
---------->		Last reportable sample/prep for job JB69078			
	15:59	ZZZZZZ	1		
	16:00	ZZZZZZ	1		
	16:02	ZZZZZZ	1		
	16:03	MP80238-MB1	1		
	16:04	MP80238-LC1	1		
	16:06	MP80238-S1	1		
	16:07	MA34295-CCV6	1		
	16:08	MA34295-CCB7	1		
	16:10	MP80238-S2	1		
	16:11	JB69115-5	1		(sample used for QC only; not part of login JB69078)
	16:13	MP80238-S3	1		
	16:14	MP80238-S4	1		
	16:16	JB69115-5F	1		(sample used for QC only; not part of login JB69078)
	16:17	ZZZZZZ	1		
	16:18	ZZZZZZ	1		
	16:20	ZZZZZZ	1		
	16:21	ZZZZZZ	1		
	16:22	ZZZZZZ	1		
	16:24	MA34295-CCV7	1		
	16:25	MA34295-CCB8	1		
	16:27	ZZZZZZ	1		
	16:28	ZZZZZZ	1		
	16:29	ZZZZZZ	1		
	16:30	ZZZZZZ	1		
	16:32	ZZZZZZ	1		
	16:33	ZZZZZZ	1		
	16:34	ZZZZZZ	1		
	16:36	ZZZZZZ	1		
	16:37	ZZZZZZ	1		
	16:38	ZZZZZZ	1		

Accutest Laboratories Instrument Runlog
Inorganics Analyses

Login Number: JB69078
Account: LANGAN - Langan Engineering & Environmental
Project: Carroll Gardens, 363-365 Bond Street, Brooklyn, NY

File ID: H7062314W1.CSV Date Analyzed: 06/23/14 Methods: EPA 245.1, SW846 7470A
Analyst: DP Run ID: MA34295
Parameters: Hg

	Time	Sample Description	Dilution Factor	PS Recov	Comments
	16:39	MA34295-CCV8	1		
	16:41	MA34295-CCB9	1		
	16:42	ZZZZZZ	1		
	16:44	ZZZZZZ	1		
	16:45	ZZZZZZ	1		
	16:46	ZZZZZZ	1		
	16:48	ZZZZZZ	1		
	16:51	ZZZZZZ	1		
	16:52	MA34295-CRI2	1		
	16:54	MP80239-MB1	1		
	16:55	MP80239-LC1	1		
	16:57	MA34295-CCV9	1		
	16:58	MA34295-CCB10	1		
---------->		Last reportable CCB for job JB69078			
	17:00	MP80239-S1	1		
	17:01	MP80239-S2	1		
	17:03	ZZZZZZ	1		
	17:04	JB69102-1	1		(sample used for QC only; not part of login JB69078)
	17:05	ZZZZZZ	1		
	17:07	ZZZZZZ	1		
	17:08	ZZZZZZ	1		
	17:09	ZZZZZZ	1		
	17:11	ZZZZZZ	1		
	17:12	MA34295-CCV10	1		
	17:13	MA34295-CCB11	1		

Refer to raw data for calibration curve and standards.

BLANK RESULTS SUMMARY
Part 1 - Initial and Continuing Calibration Blanks

Login Number: JB69078
Account: LANGAN - Langan Engineering & Environmental
Project: Carroll Gardens, 363-365 Bond Street, Brooklyn, NY

File ID: H7062314W1.CSV Date Analyzed: 06/23/14 Methods: EPA 245.1, SW846 7470A
QC Limits: result < RL Run ID: MA34295 Units: ug/l

Time: / Sample ID:			14:34 ICB1		14:37 CCB1		14:53 CCB2		15:07 CCB3	
Metal	RL	IDL	raw	final	raw	final	raw	final	raw	final
Mercury	0.20	.024	-0.078	<0.20	-0.046	<0.20	-0.053	<0.20	-0.048	<0.20

(*) Outside of QC limits
(anr) Analyte not requested

BLANK RESULTS SUMMARY
Part 1 - Initial and Continuing Calibration Blanks

Login Number: JB69078
Account: LANGAN - Langan Engineering & Environmental
Project: Carroll Gardens, 363-365 Bond Street, Brooklyn, NY

File ID: H7062314W1.CSV Date Analyzed: 06/23/14 Methods: EPA 245.1, SW846 7470A
QC Limits: result < RL Run ID: MA34295 Units: ug/l

Time: / Sample ID:			15:22 CCB4		15:38 CCB5		15:52 CCB6		16:08 CCB7	
Metal	RL	IDL	raw	final	raw	final	raw	final	raw	final
Mercury	0.20	.024	-0.046	<0.20	-0.042	<0.20	-0.041	<0.20	-0.040	<0.20

(*) Outside of QC limits
(anr) Analyte not requested

BLANK RESULTS SUMMARY
Part 1 - Initial and Continuing Calibration Blanks

Login Number: JB69078
Account: LANGAN - Langan Engineering & Environmental
Project: Carroll Gardens, 363-365 Bond Street, Brooklyn, NY

File ID: H7062314W1.CSV Date Analyzed: 06/23/14 Methods: EPA 245.1, SW846 7470A
QC Limits: result < RL Run ID: MA34295 Units: ug/l

Time:			16:25		16:41		16:58	
Sample ID:			CCB8		CCB9		CCB10	
Metal	RL	IDL	raw	final	raw	final	raw	final
Mercury	0.20	.024	-0.039	<0.20	-0.047	<0.20	-0.041	<0.20

(*) Outside of QC limits
(anr) Analyte not requested

CALIBRATION CHECK STANDARDS SUMMARY
Initial Continuing Calibration Check

Login Number: JB69078
Account: LANGAN - Langan Engineering & Environmental
Project: Carroll Gardens, 363-365 Bond Street, Brooklyn, NY

File ID: H7062314W1.CSV Date Analyzed: 06/23/14 Methods: EPA 245.1, SW846 7470A
QC Limits: 95 to 105 % Recovery Run ID: MA34295 Units: ug/l

Time:		14:36	
Sample ID:	ICCV	ICCV1	
Metal	True	Results	% Rec
Mercury	2.5	2.4	96.0

(*) Outside of QC limits
(anr) Analyte not requested

10.5.2 10

CALIBRATION CHECK STANDARDS SUMMARY
Initial and Continuing Calibration Checks

Login Number: JB69078
Account: LANGAN - Langan Engineering & Environmental
Project: Carroll Gardens, 363-365 Bond Street, Brooklyn, NY

File ID: H7062314W1.CSV Date Analyzed: 06/23/14 Methods: EPA 245.1, SW846 7470A
QC Limits: 90 to 110 % Recovery Run ID: MA34295 Units: ug/l

Time:		14:33			14:51			15:06	
Sample ID:	ICV	ICV1		CCV	CCV1		CCV	CCV2	
Metal	True	Results	% Rec	True	Results	% Rec	True	Results	% Rec
Mercury	3	2.8	93.3	2.5	2.4	96.0	2.5	2.4	96.0

(*) Outside of QC limits
(anr) Analyte not requested

CALIBRATION CHECK STANDARDS SUMMARY
Initial and Continuing Calibration Checks

Login Number: JB69078
Account: LANGAN - Langan Engineering & Environmental
Project: Carroll Gardens, 363-365 Bond Street, Brooklyn, NY

File ID: H7062314W1.CSV Date Analyzed: 06/23/14 Methods: EPA 245.1, SW846 7470A
QC Limits: 90 to 110 % Recovery Run ID: MA34295 Units: ug/l

Time:		15:21			15:37			15:51	
Sample ID:	CCV	CCV3		CCV	CCV4		CCV	CCV5	
Metal	True	Results	% Rec	True	Results	% Rec	True	Results	% Rec
Mercury	2.5	2.4	96.0	2.5	2.4	96.0	2.5	2.4	96.0

(*) Outside of QC limits
(anr) Analyte not requested

CALIBRATION CHECK STANDARDS SUMMARY
Initial and Continuing Calibration Checks

Login Number: JB69078
Account: LANGAN - Langan Engineering & Environmental
Project: Carroll Gardens, 363-365 Bond Street, Brooklyn, NY

File ID: H7062314W1.CSV Date Analyzed: 06/23/14 Methods: EPA 245.1, SW846 7470A
QC Limits: 90 to 110 % Recovery Run ID: MA34295 Units: ug/l

Time:		16:07			16:24			16:39	
Sample ID:	CCV	CCV6		CCV	CCV7		CCV	CCV8	
Metal	True	Results	% Rec	True	Results	% Rec	True	Results	% Rec
Mercury	2.5	2.4	96.0	2.5	2.4	96.0	2.5	2.4	96.0

(*) Outside of QC limits
(anr) Analyte not requested

CALIBRATION CHECK STANDARDS SUMMARY
Initial and Continuing Calibration Checks

Login Number: JB69078
Account: LANGAN - Langan Engineering & Environmental
Project: Carroll Gardens, 363-365 Bond Street, Brooklyn, NY

File ID: H7062314W1.CSV Date Analyzed: 06/23/14 Methods: EPA 245.1, SW846 7470A
QC Limits: 90 to 110 % Recovery Run ID: MA34295 Units: ug/l

Time:		16:57	
Sample ID:	CCV	CCV9	
Metal	True	Results	% Rec
Mercury	2.5	2.3	92.0

(*) Outside of QC limits
(anr) Analyte not requested

LOW CALIBRATION CHECK STANDARDS SUMMARY

Login Number: JB69078
Account: LANGAN - Langan Engineering & Environmental
Project: Carroll Gardens, 363-365 Bond Street, Brooklyn, NY

File ID: H7062314W1.CSV Date Analyzed: 06/23/14 Methods: EPA 245.1, SW846 7470A
QC Limits: 70 to 130 % Recovery Run ID: MA34295 Units: ug/l

Time:			14:39		16:52	
Sample ID:	CRI	CRIA	CRI1		CRI2	
Metal	True	True	Results	% Rec	Results	% Rec
Mercury	0.20		0.20	100.0	0.20	100.0

(*) Outside of QC limits
(anr) Analyte not requested

BLANK RESULTS SUMMARY
Part 2 - Method Blanks

Login Number: JB69078
Account: LANGAN - Langan Engineering & Environmental
Project: Carroll Gardens, 363-365 Bond Street, Brooklyn, NY

QC Batch ID: MP80044
Matrix Type: AQUEOUS

Methods: SW846 6010C
Units: ug/l

Prep Date: 06/14/14

Metal	RL	IDL	MDL	MB raw	final
Aluminum	200	5.9	11	-2.3	<200
Antimony	6.0	.8	2.6	-0.60	<6.0
Arsenic	3.0	.8	2.6	-0.40	<3.0
Barium	200	.3	1	0.20	<200
Beryllium	1.0	.09	.4	0.0	<1.0
Bismuth	20	1.4	2.4		
Boron	100	.7	4.9		
Cadmium	3.0	.2	.7	0.0	<3.0
Calcium	5000	8.7	19	5.1	<5000
Chromium	10	.3	.89	0.0	<10
Cobalt	50	.3	.83	-0.10	<50
Copper	10	2.2	1.2	-0.50	<10
Iron	100	5.5	12	-0.90	<100
Lead	3.0	.9	1.3	-0.90	<3.0
Lithium	20	1	2.8		
Magnesium	5000	19	41	6.7	<5000
Manganese	15	.2	.48	0.10	<15
Molybdenum	20	.4	1.1		
Nickel	10	.4	.75	-0.10	<10
Palladium	50	1.7	3.2		
Potassium	10000	37	50	2.4	<10000
Selenium	10	1.7	3.6	0.40	<10
Silicon	200	5.4	24		
Silver	10	.3	1.2	-0.30	<10
Sodium	10000	6.1	19	1.8	<10000
Sulfur	50	4.3	10		
Strontium	10	.1	.76		
Thallium	10	1.3	1.8	-2.1	<10
Tin	10	.6	3.6		
Titanium	10	.3	.93		
Tungsten	50	5.8	14		
Vanadium	50	.3	.87	0.0	<50
Zinc	20	.4	7.6	1.2	<20

BLANK RESULTS SUMMARY
Part 2 - Method Blanks

Login Number: JB69078
Account: LANGAN - Langan Engineering & Environmental
Project: Carroll Gardens, 363-365 Bond Street, Brooklyn, NY

QC Batch ID: MP80044
Matrix Type: AQUEOUS

Methods: SW846 6010C
Units: ug/l

Prep Date: 06/14/14

Metal	RL	IDL	MDL	MB raw	final
Zirconium	10	.3	1.9		

Associated samples MP80044: JB69078-3

Results < IDL are shown as zero for calculation purposes
(*) Outside of QC limits
(anr) Analyte not requested

SPIKE BLANK AND LAB CONTROL SAMPLE SUMMARY

Login Number: JB69078
Account: LANGAN - Langan Engineering & Environmental
Project: Carroll Gardens, 363-365 Bond Street, Brooklyn, NY

QC Batch ID: MP80044
Matrix Type: AQUEOUS

Methods: SW846 6010C
Units: ug/l

Prep Date: 06/14/14

Metal	LCS Result	Spikelot MPLCW3	% Rec	QC Limits
Aluminum	4960	5000	99.2	80-120
Antimony	495	500	99.0	80-120
Arsenic	509	500	101.8	80-120
Barium	515	500	103.0	80-120
Beryllium	505	500	101.0	80-120
Bismuth				
Boron				
Cadmium	500	500	100.0	80-120
Calcium	5530	5500	100.5	80-120
Chromium	508	500	101.6	80-120
Cobalt	488	500	97.6	80-120
Copper	472	500	94.4	80-120
Iron	5570	5500	101.3	80-120
Lead	511	500	102.2	80-120
Lithium				
Magnesium	5380	5500	97.8	80-120
Manganese	512	500	102.4	80-120
Molybdenum				
Nickel	508	500	101.6	80-120
Palladium				
Potassium	10100	10000	101.0	80-120
Selenium	527	500	105.4	80-120
Silicon				
Silver	200	200	100.0	80-120
Sodium	10200	10000	102.0	80-120
Sulfur				
Strontium				
Thallium	538	500	107.6	80-120
Tin				
Titanium				
Tungsten				
Vanadium	462	500	92.4	80-120
Zinc	520	500	104.0	80-120

SPIKE BLANK AND LAB CONTROL SAMPLE SUMMARY

Login Number: JB69078
Account: LANGAN - Langan Engineering & Environmental
Project: Carroll Gardens, 363-365 Bond Street, Brooklyn, NY

QC Batch ID: MP80044
Matrix Type: AQUEOUS

Methods: SW846 6010C
Units: ug/l

Prep Date: 06/14/14

Metal	LCS Result	Spikelot MPLCW3	% Rec	QC Limits
Zirconium				

Associated samples MP80044: JB69078-3

Results < IDL are shown as zero for calculation purposes
(*) Outside of QC limits
(anr) Analyte not requested

BLANK RESULTS SUMMARY
Part 2 - Method Blanks

Login Number: JB69078
Account: LANGAN - Langan Engineering & Environmental
Project: Carroll Gardens, 363-365 Bond Street, Brooklyn, NY

QC Batch ID: MP80099
Matrix Type: SOLID

Methods: SW846 6010C
Units: mg/kg

Prep Date: 06/18/14

Metal	RL	IDL	MDL	MB raw	final
Aluminum	49	.61	1.3	4.5	<49
Antimony	1.9	.16	.26	0.029	<1.9
Arsenic	1.9	.11	.28	0.13	<1.9
Barium	19	.019	.078	0.13	<19
Beryllium	0.19	.019	.019	0.0097	<0.19
Bismuth	1.9	.11	.22		
Boron	9.7	.097	.17		
Cadmium	0.49	.019	.049	0.019	<0.49
Calcium	490	.84	2.9	14.2	<490
Chromium	0.97	.039	.068	0.12	<0.97
Cobalt	4.9	.019	.058	0.029	<4.9
Copper	2.4	.068	.15	0.11	<2.4
Iron	49	.5	.93	9.2	<49
Lead	1.9	.15	.2	0.039	<1.9
Lithium	1.9	.087	.19		
Magnesium	490	3.6	3.3	5.9	<490
Manganese	1.5	.019	.058	0.13	<1.5
Molybdenum	1.9	.029	.068		
Nickel	3.9	.039	.097	0.058	<3.9
Palladium	4.9	.2	.25		
Potassium	970	3.1	3.9	4.2	<970
Selenium	1.9	.25	.32	0.12	<1.9
Silicon	19	1.2	3.8		
Silver	0.49	.068	.14	-0.068	<0.49
Sodium	970	6	1.8	3.6	<970
Strontium	0.97	.0097	.029		
Sulfur	4.9	.4	1		
Thallium	0.97	.12	.4	-0.019	<0.97
Tin	4.9	.11	1.2		
Titanium	0.97	.058	.097		
Tungsten	4.9	.42	4.3		
Vanadium	4.9	.029	.087	0.039	<4.9
Zinc	1.9	.049	.37	0.57	<1.9

BLANK RESULTS SUMMARY
Part 2 - Method Blanks

Login Number: JB69078
Account: LANGAN - Langan Engineering & Environmental
Project: Carroll Gardens, 363-365 Bond Street, Brooklyn, NY

QC Batch ID: MP80099
Matrix Type: SOLID

Methods: SW846 6010C
Units: mg/kg

Prep Date: 06/18/14

Metal	RL	IDL	MDL	MB raw	final
Zirconium	1.9	.029	.25		

Associated samples MP80099: JB69078-1, JB69078-2

Results < IDL are shown as zero for calculation purposes
(*) Outside of QC limits
(anr) Analyte not requested

MATRIX SPIKE AND DUPLICATE RESULTS SUMMARY

Login Number: JB69078
Account: LANGAN - Langan Engineering & Environmental
Project: Carroll Gardens, 363-365 Bond Street, Brooklyn, NY

QC Batch ID: MP80099
Matrix Type: SOLID

Methods: SW846 6010C
Units: mg/kg

Prep Date: 06/18/14

Metal	JB69023-2 Original	MS	Spikelot MPIRS1	% Rec	QC Limits
Aluminum	1810	8430	7280	91.0	75-125
Antimony	0.0	102	135	75.7	75-125
Arsenic	1.6	490	539	90.6	75-125
Barium	4.1	501	539	92.2	75-125
Beryllium	0.053	12.8	13.5	94.6	75-125
Bismuth					
Boron					
Cadmium	0.079	12.3	13.5	90.7	75-125
Calcium	924	2580	1680	98.3	75-125
Chromium	4.8	56.2	53.9	95.3	75-125
Cobalt	1.2	123	135	90.4	75-125
Copper	0.77	60.7	67.4	88.9	75-125
Iron	3040	9480	7010	91.9	75-125
Lead	1.4	130	135	95.4	75-125
Lithium					
Magnesium	696	2300	1680	95.2	75-125
Manganese	33.2	161	135	94.8	75-125
Molybdenum					
Nickel	3.0	130	135	94.2	75-125
Palladium					
Potassium	333	1890	1680	92.4	75-125
Selenium	0.0	492	539	91.3	75-125
Silicon					
Silver	0.38	13.1	13.5	94.4	75-125
Sodium	116	1690	1680	93.4	75-125
Strontium					
Sulfur					
Thallium	0.25	524	539	97.2	75-125
Tin					
Titanium					
Tungsten					
Vanadium	4.7	119	135	84.8	75-125
Zinc	7.7	134	135	93.7	75-125

MATRIX SPIKE AND DUPLICATE RESULTS SUMMARY

Login Number: JB69078
Account: LANGAN - Langan Engineering & Environmental
Project: Carroll Gardens, 363-365 Bond Street, Brooklyn, NY

QC Batch ID: MP80099
Matrix Type: SOLID

Methods: SW846 6010C
Units: mg/kg

Prep Date: 06/18/14

Metal	JB69023-2 Original MS	Spikelot MPIRS1	% Rec	QC Limits
Zirconium				

Associated samples MP80099: JB69078-1, JB69078-2

Results < IDL are shown as zero for calculation purposes
(*) Outside of QC limits
(N) Matrix Spike Rec. outside of QC limits
(anr) Analyte not requested

10.7.2 10

1183 of 1397
ACCUTEST LABORATORIES
JB69078

MATRIX SPIKE AND DUPLICATE RESULTS SUMMARY

Login Number: JB69078
Account: LANGAN - Langan Engineering & Environmental
Project: Carroll Gardens, 363-365 Bond Street, Brooklyn, NY

QC Batch ID: MP80099
Matrix Type: SOLID

Methods: SW846 6010C
Units: mg/kg

Prep Date: 06/18/14

Metal	JB69023-2 Original	MSD	Spikelot MPIRS1	% Rec	MSD RPD	QC Limit
Aluminum	1810	8360	7280	90.0	0.8	20
Antimony	0.0	102	135	75.7	0.0	20
Arsenic	1.6	489	539	90.4	0.2	20
Barium	4.1	499	539	91.8	0.4	20
Beryllium	0.053	12.9	13.5	95.3	0.8	20
Bismuth						
Boron						
Cadmium	0.079	12.4	13.5	91.4	0.8	20
Calcium	924	2580	1680	98.3	0.0	20
Chromium	4.8	55.4	53.9	93.9	1.4	20
Cobalt	1.2	123	135	90.4	0.0	20
Copper	0.77	60.8	67.4	89.1	0.2	20
Iron	3040	9310	7010	89.5	1.8	20
Lead	1.4	130	135	95.4	0.0	20
Lithium						
Magnesium	696	2280	1680	94.0	0.9	20
Manganese	33.2	159	135	93.3	1.3	20
Molybdenum						
Nickel	3.0	128	135	92.7	1.6	20
Palladium						
Potassium	333	1870	1680	91.2	1.1	20
Selenium	0.0	489	539	90.7	0.6	20
Silicon						
Silver	0.38	13.2	13.5	95.1	0.8	20
Sodium	116	1690	1680	93.4	0.0	20
Strontium						
Sulfur						
Thallium	0.25	524	539	97.2	0.0	20
Tin						
Titanium						
Tungsten						
Vanadium	4.7	118	135	84.1	0.8	20
Zinc	7.7	133	135	93.0	0.7	20

MATRIX SPIKE AND DUPLICATE RESULTS SUMMARY

Login Number: JB69078
Account: LANGAN - Langan Engineering & Environmental
Project: Carroll Gardens, 363-365 Bond Street, Brooklyn, NY

QC Batch ID: MP80099
Matrix Type: SOLID

Methods: SW846 6010C
Units: mg/kg

Prep Date: 06/18/14

Metal	JB69023-2 Original MSD	Spikelot MPIRS1	% Rec	MSD RPD	QC Limit
Zirconium					

Associated samples MP80099: JB69078-1, JB69078-2

Results < IDL are shown as zero for calculation purposes
(*) Outside of QC limits
(N) Matrix Spike Rec. outside of QC limits
(anr) Analyte not requested

SPIKE BLANK AND LAB CONTROL SAMPLE SUMMARY

Login Number: JB69078
Account: LANGAN - Langan Engineering & Environmental
Project: Carroll Gardens, 363-365 Bond Street, Brooklyn, NY

QC Batch ID: MP80099
Matrix Type: SOLID

Methods: SW846 6010C
Units: mg/kg

Prep Date:			06/18/14				06/18/14	
Metal	BSP Result	Spikelot MPIRS1	% Rec	QC Limits	LCS Result	Spikelot MPLC54082	% Rec	QC Limits
Aluminum	4750	5400	88.0	80-120	9990	8740	114.3	54-146
Antimony	89.7	100	89.7	80-120	84.7	108	78.4	2-215
Arsenic	360	400	90.0	80-120	151	151	100.0	81-120
Barium	362	400	90.5	80-120	268	262	102.3	83-117
Beryllium	9.4	10	94.0	80-120	133	133	100.0	82-118
Bismuth								
Boron								
Cadmium	8.9	10	89.0	80-120	147	152	96.7	82-118
Calcium	1170	1250	93.6	80-120	6410	6400	100.2	82-118
Chromium	37.5	40	93.8	80-120	119	117	101.7	79-121
Cobalt	88.7	100	88.7	80-120	69.2	68.7	100.7	83-117
Copper	44.0	50	88.0	80-120	64.5	68.6	94.0	81-119
Iron	4720	5200	90.8	80-120	13000	12300	105.7	40-160
Lead	93.5	100	93.5	80-120	262	254	103.1	81-119
Lithium								
Magnesium	1170	1250	93.6	80-120	3750	3600	104.2	77-123
Manganese	93.3	100	93.3	80-120	568	563	100.9	81-118
Molybdenum								
Nickel	91.4	100	91.4	80-120	318	315	101.0	82-118
Palladium								
Potassium	1160	1250	92.8	80-120	3250	3040	106.9	70-130
Selenium	361	400	90.3	80-120	162	162	100.0	77-122
Silicon								
Silver	9.3	10	93.0	80-120	41.5	44.3	93.7	74-126
Sodium	1150	1250	92.0	80-120	728	746	97.6	72-128
Strontium								
Sulfur								
Thallium	383	400	95.8	80-120	283	259	109.3	79-122
Tin								
Titanium								
Tungsten								
Vanadium	83.9	100	83.9	80-120	110	116	94.8	77-122
Zinc	95.8	100	95.8	80-120	312	306	102.0	80-120

SPIKE BLANK AND LAB CONTROL SAMPLE SUMMARY

Login Number: JB69078
Account: LANGAN - Langan Engineering & Environmental
Project: Carroll Gardens, 363-365 Bond Street, Brooklyn, NY

QC Batch ID: MP80099
Matrix Type: SOLID

Methods: SW846 6010C
Units: mg/kg

Prep Date:				06/18/14				06/18/14
Metal	BSP Result	Spikelot MPIRS1	% Rec	QC Limits	LCS Result	Spikelot MPLC54082	% Rec	QC Limits
Zirconium								

Associated samples MP80099: JB69078-1, JB69078-2

Results < IDL are shown as zero for calculation purposes
(*) Outside of QC limits
(anr) Analyte not requested

SERIAL DILUTION RESULTS SUMMARY

Login Number: JB69078
Account: LANGAN - Langan Engineering & Environmental
Project: Carroll Gardens, 363-365 Bond Street, Brooklyn, NY

QC Batch ID: MP80099
Matrix Type: SOLID

Methods: SW846 6010C
Units: ug/l

Prep Date: 06/18/14

Metal	JB69023-2 Original	SDL 1:5	%DIF	QC Limits
Aluminum	13700	14200	3.3	0-10
Antimony	0.00	0.00	NC	0-10
Arsenic	12.3	13.8	12.2 (a)	0-10
Barium	31.0	31.5	1.6	0-10
Beryllium	0.400	0.00	100.0(a)	0-10
Bismuth				
Boron				
Cadmium	0.600	1.10	83.3 (a)	0-10
Calcium	6990	7210	3.2	0-10
Chromium	36.6	36.4	0.5	0-10
Cobalt	9.30	8.40	9.7	0-10
Copper	5.80	6.50	12.1 (a)	0-10
Iron	23000	23800	3.3	0-10
Lead	10.5	8.70	17.1 (a)	0-10
Lithium				
Magnesium	5270	5460	3.7	0-10
Manganese	251	258	3.0	0-10
Molybdenum				
Nickel	22.8	22.3	2.2	0-10
Palladium				
Potassium	2520	2660	5.5	0-10
Selenium	0.00	0.00	NC	0-10
Silicon				
Silver	2.90	0.00	100.0(a)	0-10
Sodium	875	844	3.6	0-10
Strontium				
Sulfur				
Thallium	1.90	0.00	100.0(a)	0-10
Tin				
Titanium				
Tungsten				
Vanadium	35.4	37.0	4.5	0-10
Zinc	58.1	64.4	10.8*(b)	0-10

SERIAL DILUTION RESULTS SUMMARY

Login Number: JB69078
Account: LANGAN - Langan Engineering & Environmental
Project: Carroll Gardens, 363-365 Bond Street, Brooklyn, NY

QC Batch ID: MP80099
Matrix Type: SOLID

Methods: SW846 6010C
Units: ug/l

Prep Date: 06/18/14

Metal	JB69023-2 Original SDL 1:5	%DIF	QC Limits
Zirconium			

Associated samples MP80099: JB69078-1, JB69078-2

Results < IDL are shown as zero for calculation purposes
(*) Outside of QC limits
(anr) Analyte not requested
(a) Percent difference acceptable due to low initial sample concentration (< 50 times IDL).
(b) Serial dilution indicates possible matrix interference.

POST DIGESTATE SPIKE SUMMARY

Login Number: JB69078
Account: LANGAN - Langan Engineering & Environmental
Project: Carroll Gardens, 363-365 Bond Street, Brooklyn, NY

QC Batch ID: MP80099
Matrix Type: SOLID

Methods: SW846 6010C
Units: ug/l

Prep Date: 06/17/14

Metal	Sample ml	Final ml	JB69023-2 Raw	JB69023-2 Corr.**	PS ug/l	Spike ml	Spike ug/ml	Spike ug/l	% Rec	QC Limits
Aluminum	9.1	10	13720	12485.2	17640	0.5	100	5000	103.1	80-120
Antimony	9.1	10			517	0.5	10	500	103.4	80-120
Arsenic	9.1	10	12.3	11.193	534	0.5	2	500	105.0	80-120
Barium	9.1	10	31	28.21	5045	0.5	100	5000	100.3	80-120
Beryllium	9.1	10	.4	.364	102.3	0.5	2	100	101.9	80-120
Bismuth										
Boron										
Cadmium	9.1	10	.6	.546	108.5	0.5	2	100	108.0	80-120
Calcium	9.1	10	6991	6361.81	100400	0.1	10000	100000	94.0	80-120
Chromium	9.1	10	36.6	33.306	540.8	0.5	10	500	101.5	80-120
Cobalt	9.1	10	9.3	8.463	547.8	0.5	10	500	107.9	80-120
Copper	9.1	10	5.8	5.278	499.6	0.5	10	500	98.9	80-120
Iron	9.1	10	23000	20930	25770	0.5	100	5000	96.8	80-120
Lead	9.1	10	10.5	11.193	539.6	0.5	2	500	106.0	80-120
Lithium										
Magnesium	9.1	10	5265	4791.15	102700	0.1	10000	100000	97.9	80-120
Manganese	9.1	10	250.9	228.319	721.5	0.5	10	500	98.6	80-120
Molybdenum										
Nickel	9.1	10	22.8	20.748	547.7	0.5	10	500	105.4	80-120
Palladium										
Potassium	9.1	10	2523	2295.93	102200	0.1	10000	100000	99.9	80-120
Selenium	9.1	10			530.2	0.5	10	500	106.0	80-120
Silicon										
Silver	9.1	10	2.9	2.639	101.8	0.5	2	100	99.2	80-120
Sodium	9.1	10	875.4	796.614	97190	0.1	10000	100000	96.4	80-120
Strontium										
Sulfur										
Thallium	9.1	10	1.9	1.729	129	0.5	2	100	127.3*(a	80-120
Tin										
Titanium										
Tungsten										
Vanadium	9.1	10	35.4	32.214	501.1	0.5	10	500	93.8	80-120
Zinc	9.1	10	58.1	52.871	603.7	0.5	10	500	110.2	80-120

POST DIGESTATE SPIKE SUMMARY

Login Number: JB69078
Account: LANGAN - Langan Engineering & Environmental
Project: Carroll Gardens, 363-365 Bond Street, Brooklyn, NY

QC Batch ID: MP80099
Matrix Type: SOLID

Methods: SW846 6010C
Units: ug/l

Prep Date: 06/17/14

Metal	Sample ml	Final ml	JB69023-2 Raw	Corr.**	PS ug/l	Spike ml	Spike ug/ml	Spike ug/l	% Rec	QC Limits
Zirconium										

Associated samples MP80099: JB69078-1, JB69078-2

Results < IDL are shown as zero for calculation purposes
(*) Outside of QC limits
(**) Corr. sample result = Raw * (sample volume / final volume)
(anr) Analyte not requested
(a) Spike recovery indicates possible matrix interference.

BLANK RESULTS SUMMARY
Part 2 - Method Blanks

Login Number: JB69078
Account: LANGAN - Langan Engineering & Environmental
Project: Carroll Gardens, 363-365 Bond Street, Brooklyn, NY

QC Batch ID: MP80193 Methods: SW846 7471B
Matrix Type: SOLID Units: mg/kg

Prep Date: 06/20/14

Metal	RL	IDL	MDL	MB raw	final
Mercury	0.033	.0052	.0075	0.0089	<0.033

Associated samples MP80193: JB69078-1, JB69078-2

Results < IDL are shown as zero for calculation purposes
(*) Outside of QC limits
(anr) Analyte not requested

MATRIX SPIKE AND DUPLICATE RESULTS SUMMARY

Login Number: JB69078
Account: LANGAN - Langan Engineering & Environmental
Project: Carroll Gardens, 363-365 Bond Street, Brooklyn, NY

QC Batch ID: MP80193
Matrix Type: SOLID

Methods: SW846 7471B
Units: mg/kg

Prep Date: 06/20/14

Metal	JB68955-4 Original	MS	Spikelot HGPWS1	% Rec	QC Limits
Mercury	0.0072	0.37	0.356	101.9	75-125

Associated samples MP80193: JB69078-1, JB69078-2

Results < IDL are shown as zero for calculation purposes
(*) Outside of QC limits
(N) Matrix Spike Rec. outside of QC limits
(anr) Analyte not requested

MATRIX SPIKE AND DUPLICATE RESULTS SUMMARY

Login Number: JB69078
Account: LANGAN - Langan Engineering & Environmental
Project: Carroll Gardens, 363-365 Bond Street, Brooklyn, NY

QC Batch ID: MP80193 Methods: SW846 7471B
Matrix Type: SOLID Units: mg/kg

Prep Date: 06/20/14

Metal	JB68955-4 Original	MSD	Spikelot HGPWS1	% Rec	MSD RPD	QC Limit
Mercury	0.0072	0.34	0.351	94.7	8.5	20

Associated samples MP80193: JB69078-1, JB69078-2

Results < IDL are shown as zero for calculation purposes
(*) Outside of QC limits
(N) Matrix Spike Rec. outside of QC limits
(anr) Analyte not requested

SPIKE BLANK AND LAB CONTROL SAMPLE SUMMARY

Login Number: JB69078
Account: LANGAN - Langan Engineering & Environmental
Project: Carroll Gardens, 363-365 Bond Street, Brooklyn, NY

QC Batch ID: MP80193
Matrix Type: SOLID

Methods: SW846 7471B
Units: mg/kg

Prep Date: 06/20/14

Metal	LCS Result	Spikelot HGLCS54082	% Rec	QC Limits
Mercury	5.5	5.76	95.5	71-129

Associated samples MP80193: JB69078-1, JB69078-2

Results < IDL are shown as zero for calculation purposes
(*) Outside of QC limits
(anr) Analyte not requested

BLANK RESULTS SUMMARY
Part 2 - Method Blanks

Login Number: JB69078
Account: LANGAN - Langan Engineering & Environmental
Project: Carroll Gardens, 363-365 Bond Street, Brooklyn, NY

QC Batch ID: MP80237
Matrix Type: AQUEOUS

Methods: SW846 7470A
Units: ug/l

Prep Date: 06/23/14

Metal	RL	IDL	MDL	MB raw	final
Mercury	0.20	.024	.064	0.012	<0.20

Associated samples MP80237: JB69078-3

Results < IDL are shown as zero for calculation purposes
(*) Outside of QC limits
(anr) Analyte not requested

MATRIX SPIKE AND DUPLICATE RESULTS SUMMARY

Login Number: JB69078
Account: LANGAN - Langan Engineering & Environmental
Project: Carroll Gardens, 363-365 Bond Street, Brooklyn, NY

QC Batch ID: MP80237
Matrix Type: AQUEOUS

Methods: SW846 7470A
Units: ug/l

Prep Date: 06/23/14

Metal	JB69115-3 Original	MS	Spikelot HGPW3	% Rec	QC Limits
Mercury	0.0	2.0	2	100.0	75-125

Associated samples MP80237: JB69078-3

Results < IDL are shown as zero for calculation purposes
(*) Outside of QC limits
(N) Matrix Spike Rec. outside of QC limits
(anr) Analyte not requested

MATRIX SPIKE AND DUPLICATE RESULTS SUMMARY

Login Number: JB69078
Account: LANGAN - Langan Engineering & Environmental
Project: Carroll Gardens, 363-365 Bond Street, Brooklyn, NY

QC Batch ID: MP80237 Methods: SW846 7470A
Matrix Type: AQUEOUS Units: ug/l

Prep Date: 06/23/14

Metal	JB69115-3 Original	MSD	Spikelot HGPW3	% Rec	MSD RPD	QC Limit
Mercury	0.0	2.0	2	100.0	0.0	20

Associated samples MP80237: JB69078-3

Results < IDL are shown as zero for calculation purposes
(*) Outside of QC limits
(N) Matrix Spike Rec. outside of QC limits
(anr) Analyte not requested

SPIKE BLANK AND LAB CONTROL SAMPLE SUMMARY

Login Number: JB69078
Account: LANGAN - Langan Engineering & Environmental
Project: Carroll Gardens, 363-365 Bond Street, Brooklyn, NY

QC Batch ID: MP80237
Matrix Type: AQUEOUS

Methods: SW846 7470A
Units: ug/l

Prep Date: 06/23/14

Metal	LCS Result	Spikelot HGPW3	% Rec	QC Limits
Mercury	1.9	2	95.0	80-120

Associated samples MP80237: JB69078-3

Results < IDL are shown as zero for calculation purposes
(*) Outside of QC limits
(anr) Analyte not requested

Instrument Detection Limits

Job Number: JB69078
Account: LANGAN Langan Engineering & Environmental
Project: Carroll Gardens, 363-365 Bond Street, Brooklyn, NY

Instrument ID: LEEMANHG7 **Effective Date:** 05/20/14

Analyte	IDL ug/l
Mercury	.02387

The above applies to the following instrument runs:
MA34295

Instrument Detection Limits

Job Number: JB69078
Account: LANGAN Langan Engineering & Environmental
Project: Carroll Gardens, 363-365 Bond Street, Brooklyn, NY

Instrument ID: LEEMANHG8 **Effective Date:** 05/19/14

Analyte	IDL ug/l
Mercury	.0314

The above applies to the following instrument runs:
MA34284

Instrument Detection Limits

Job Number: JB69078
Account: LANGAN Langan Engineering & Environmental
Project: Carroll Gardens, 363-365 Bond Street, Brooklyn, NY

Instrument ID: SSTRACE2 **Effective Date:** 03/13/14

Analyte	IDL ug/l
Aluminum	5.9
Antimony	.8
Arsenic	.8
Barium	.3
Beryllium	.09
Bismuth	1.4
Boron	.7
Cadmium	.2
Calcium	8.7
Chromium	.3
Cobalt	.3
Copper	2.2
Iron	5.5
Lead	.9
Lithium	1
Magnesium	18.5
Manganese	.2
Molybdenum	.4
Nickel	.4
Palladium	1.7
Potassium	36.9
Selenium	1.7
Silicon	5.4
Silver	.3
Sodium	6.1
Sulfur	4.3
Strontium	.1
Thallium	1.3
Tin	.6
Titanium	.3
Tungsten	5.8
Vanadium	.3
Zinc	.4
Zirconium	.3

The above applies to the following instrument runs:
MA34245

Instrument Detection Limits

Job Number: JB69078
Account: LANGAN Langan Engineering & Environmental
Project: Carroll Gardens, 363-365 Bond Street, Brooklyn, NY

Instrument ID: SSTRACE4 **Effective Date:** 06/19/14

Analyte	IDL ug/l
Aluminum	6.3
Antimony	1.6
Arsenic	1.1
Barium	.2
Beryllium	.2
Bismuth	1.1
Boron	1
Cadmium	.2
Calcium	8.7
Chromium	.4
Cobalt	.2
Copper	.7
Iron	5.1
Lead	1.5
Lithium	.9
Magnesium	37
Manganese	.2
Molybdenum	.3
Nickel	.4
Palladium	2.1
Potassium	32.3
Selenium	2.6
Silicon	12.2
Silver	.7
Sodium	61.3
Sulfur	4.1
Strontium	.1
Thallium	1.2
Tin	1.1
Titanium	.6
Tungsten	4.3
Vanadium	.3
Zinc	.5
Zirconium	.3

The above applies to the following instrument runs:
MA34279,MA34289

Instrument Linear Ranges

Job Number: JB69078
Account: LANGAN Langan Engineering & Environmental
Project: Carroll Gardens, 363-365 Bond Street, Brooklyn, NY

Instrument ID: LEEMANHG7 **Effective Date:** 05/13/13

Analyte	Linear Range ug/l
Mercury	5

The above applies to the following instrument runs:
MA34295

Instrument Linear Ranges

Job Number: JB69078
Account: LANGAN Langan Engineering & Environmental
Project: Carroll Gardens, 363-365 Bond Street, Brooklyn, NY

Instrument ID: LEEMANHG8 **Effective Date:** 05/13/13

Analyte	Linear Range ug/l
Mercury	5

The above applies to the following instrument runs:
MA34284

Instrument Linear Ranges

Job Number: JB69078
Account: LANGAN Langan Engineering & Environmental
Project: Carroll Gardens, 363-365 Bond Street, Brooklyn, NY

Instrument ID: SSTRACE2 **Effective Date:** 01/29/14

Analyte	Linear Range ug/l
Aluminum	1000000
Antimony	25000
Arsenic	10000
Barium	50000
Beryllium	10000
Bismuth	50000
Boron	50000
Cadmium	10000
Calcium	1000000
Chromium	50000
Cobalt	25000
Copper	50000
Iron	500000
Lead	25000
Lithium	50000
Magnesium	500000
Manganese	10000
Molybdenum	50000
Nickel	50000
Palladium	50000
Potassium	500000
Selenium	50000
Silicon	50000
Silver	2000
Sodium	500000
Sulfur	100000
Strontium	25000
Thallium	25000
Tin	50000
Titanium	50000
Tungsten	10000
Vanadium	50000
Zinc	50000
Zirconium	25000

The above applies to the following instrument runs:
MA34245

Instrument Linear Ranges

Job Number: JB69078
Account: LANGAN Langan Engineering & Environmental
Project: Carroll Gardens, 363-365 Bond Street, Brooklyn, NY

Instrument ID: SSTRACE4 **Effective Date:** 02/26/14

Analyte	Linear Range ug/l
Aluminum	1000000
Antimony	50000
Arsenic	10000
Barium	50000
Beryllium	25000
Bismuth	50000
Boron	50000
Cadmium	10000
Calcium	1000000
Chromium	50000
Cobalt	50000
Copper	50000
Iron	400000
Lead	50000
Lithium	50000
Magnesium	500000
Manganese	10000
Molybdenum	50000
Nickel	50000
Palladium	50000
Potassium	1000000
Selenium	50000
Silicon	50000
Silver	2000
Sodium	500000
Sulfur	100000
Strontium	50000
Thallium	50000
Tin	50000
Titanium	50000
Tungsten	25000
Vanadium	50000
Zinc	50000
Zirconium	25000

The above applies to the following instrument runs:
MA34279,MA34289

New Jersey ACCUTEST LABORATORIES

Metals Analysis

Raw Data

Zoom In ▶ Zoom Out

Sample Name: STDA Acquired: 6/16/2014 12:34:44 Type: Cal
Method: Accutest1(v161) Mode: IR Corr. Factor: 1.000000
User: admin Custom ID1: Custom ID2: Custom ID3:
Comment:

Elem	Ba4554	Be3130	Cd2288	Co2286	Cr2677	Cu3247	Mn2576	Ni2316	Ag3280
Units	Cts/S	Cts/S	Cts/S	Cts/S	Cts/S	Cts/S	Cts/S	Cts/S	Cts/S
Avg	**.0048**	**.0000**	**.0005**	**-.0001**	**.0000**	**.0022**	**.0000**	**-.0009**	**.0001**
Stddev	.0001	.0000	.0000	.0000	.0000	.0000	.0000	.0000	.0001
%RSD	2.169	242.9	6.718	31.18	407.5	.1397	30.92	3.581	132.1
#1	.0048	.0000	.0005	-.0001	.0000	.0022	.0000	-.0009	.0001
#2	.0049	.0000	.0005	-.0002	.0000	.0022	.0000	-.0009	.0000

Elem	V_2924	Zn2062	As1890	Tl1908	Pb2203	Se1960	Sb2068	Al3961	Ca3179
Units	Cts/S	Cts/S	Cts/S	Cts/S	Cts/S	Cts/S	Cts/S	Cts/S	Cts/S
Avg	**.0000**	**.0002**	**.0007**	**-.0001**	**-.0001**	**.0005**	**.0012**	**.0011**	**.0044**
Stddev	.0000	.0001	.0000	.0000	.0000	.0001	.0002	.0000	.0001
%RSD	36.11	33.07	4.734	9.964	29.82	17.94	16.40	2.662	2.212
#1	.0000	.0002	.0007	-.0001	-.0001	.0004	.0013	.0011	.0045
#2	.0000	.0003	.0006	-.0001	-.0001	.0005	.0010	.0011	.0043

Elem	Fe2599	Mg2790	K_7664	Na5895	B_2089	Mo2020	Pd3404	Si2124	Sn1899
Units	Cts/S	Cts/S	Cts/S	Cts/S	Cts/S	Cts/S	Cts/S	Cts/S	Cts/S
Avg	**.0000**	**.0000**	**.0023**	**.0043**	**.0010**	**.0017**	**.0000**	**.0063**	**.0006**
Stddev	.000	.000	.0005	.0000	.0000	.0000	.000	.0002	.0001
%RSD	161.9	253.3	22.53	.0169	.1565	2.028	204.6	2.741	9.220
#1	.0000	-.0001	.0020	.0043	.0010	.0018	.0000	.0064	.0006
#2	-.0001	.0000	.0027	.0043	.0010	.0017	-.0001	.0061	.0006

Elem	Sr4077	Ti3349	W_2079	Zr3391	S_1820	Bi2230	Li6707
Units	Cts/S	Cts/S	Cts/S	Cts/S	Cts/S	Cts/S	Cts/S
Avg	**-.0012**	**-.0002**	**.0132**	**.0000**	**.0007**	**-.0011**	**-.0015**
Stddev	.0000	.0001	.0003	.000	.0000	.0002	.0008
%RSD	2.882	24.92	2.323	146.6	.2892	15.94	50.23
#1	-.0012	-.0003	.0134	-.0001	.0007	-.0010	-.0020
#2	-.0011	-.0002	.0129	.0000	.0007	-.0012	-.0010

Int. Std.	Y_3600	Y_3710	Y_2243	In2306
Units	Cts/S	Cts/S	Cts/S	Cts/S
Avg	**94783.**	**15363.**	**2121.2**	**6714.0**
Stddev	25.	2.	4.7	.9
%RSD	.02667	.01601	.22052	.01277
#1	94801.	15361.	2124.5	6714.6
#2	94765.	15364.	2117.9	6713.4

◀ Zoom In ▶ Zoom Out

Sample Name: STDB Acquired: 6/16/2014 12:40:59 Type: Cal
Method: Accutest1(v161) Mode: IR Corr. Factor: 1.000000
User: admin Custom ID1: Custom ID2: Custom ID3:
Comment:

Elem	Ba4554	Be3130	Cd2288	Co2286	Cr2677	Cu3247	Mn2576	Ni2316	Ag3280
Units	Cts/S	Cts/S	Cts/S	Cts/S	Cts/S	Cts/S	Cts/S	Cts/S	Cts/S
Avg	**11.54**	**11.89**	**4.454**	**1.583**	**.3530**	**1.129**	**.9353**	**1.189**	**.0753**
Stddev	.02	.01	.007	.001	.0001	.001	.0022	.003	.0002
%RSD	.1805	.0518	.1667	.0913	.0156	.0443	.2358	.2494	.2562
#1	11.56	11.90	4.448	1.582	.3531	1.128	.9368	1.187	.0755
#2	11.53	11.89	4.459	1.584	.3530	1.129	.9337	1.191	.0752

Elem	V_2924	Zn2062	As1890	Tl1908	Pb2203	Se1960	Sb2068	Al3961	Ca3179
Units	Cts/S	Cts/S	Cts/S	Cts/S	Cts/S	Cts/S	Cts/S	Cts/S	Cts/S
Avg	**.7136**	**4.161**	**.7763**	**.1361**	**.5393**	**.4452**	**.9885**	**3.904**	**5.905**
Stddev	.0009	.015	.0012	.0004	.0013	.0018	.0007	.003	.003
%RSD	.1205	.3680	.1504	.2861	.2431	.3956	.0755	.0826	.0483
#1	.7142	4.151	.7755	.1358	.5384	.4440	.9880	3.907	5.903
#2	.7130	4.172	.7772	.1364	.5403	.4465	.9890	3.902	5.907

Elem	Fe2599	Mg2790	K_7664	Na5895	B_2089	Mo2020	Pd3404	Si2124	Sn1899
Units	Cts/S	Cts/S	Cts/S	Cts/S	Cts/S	Cts/S	Cts/S	Cts/S	Cts/S
Avg	**3.531**	**.4769**	**2.209**	**7.787**	**1.022**	**4.328**	**.2523**	**2.933**	**.7082**
Stddev	.003	.0002	.005	.004	.002	.007	.0002	.002	.0026
%RSD	.0815	.0380	.2069	.0584	.1608	.1742	.0680	.0542	.3686
#1	3.533	.4767	2.213	7.791	1.020	4.322	.2524	2.932	.7063
#2	3.529	.4770	2.206	7.784	1.023	4.333	.2522	2.934	.7100

Elem	Sr4077	Ti3349	W_2079	Zr3391	S_1820	Bi2230	Li6707
Units	Cts/S	Cts/S	Cts/S	Cts/S	Cts/S	Cts/S	Cts/S
Avg	**13.70**	**.7102**	**2.133**	**1.614**	**.2996**	**1.426**	**2.941**
Stddev	.05	.0014	.013	.001	.0011	.001	.004
%RSD	.3746	.2031	.5997	.0569	.3595	.0521	.1392
#1	13.66	.7112	2.124	1.613	.2989	1.427	2.944
#2	13.73	.7092	2.142	1.614	.3004	1.426	2.938

Int. Std.	Y_3600	Y_3710	Y_2243	In2306
Units	Cts/S	Cts/S	Cts/S	Cts/S
Avg	**86515.**	**14987.**	**1976.0**	**5932.9**
Stddev	231.	48.	.8	2.5
%RSD	.26725	.31812	.03825	.04216
#1	86352.	15020.	1976.5	5934.6
#2	86679.	14953.	1975.4	5931.1

◀ Zoom In ▶ Zoom Out

Sample Name: ccvconf Acquired: 6/16/2014 12:47:06 Type: QC
Method: Accutest1(v161) Mode: CONC Corr. Factor: 1.000000
User: admin Custom ID1: Custom ID2: Custom ID3:
Comment:

Elem	Ba4554	Be3130	Cd2288	Co2286	Cr2677	Cu3247	Mn2576	Ni2316	Ag3280
Units	ppm	ppm	ppm	ppm	ppm	ppm	ppm	ppm	ppm
Avg	**2.032**	**2.051**	**2.031**	**2.037**	**2.041**	**1.990**	**2.066**	**2.063**	**.2464**
Stddev	.000	.001	.002	.004	.000	.007	.003	.003	.0010
%RSD	.0038	.0592	.0915	.1865	.0078	.3448	.1243	.1467	.4041
#1	2.032	2.052	2.030	2.034	2.041	1.995	2.068	2.061	.2471
#2	2.032	2.050	2.033	2.040	2.040	1.985	2.064	2.065	.2457
Check ?	Chk Pass	Chk Pass	Chk Pass	Chk Pass	Chk Pass	Chk Pass	Chk Pass	Chk Pass	Chk Pass
Value									
Range									

Elem	V_2924	Zn2062	As1890	Tl1908	Pb2203	Se1960	Sb2068	Al3961	Ca3179
Units	ppm	ppm	ppm	ppm	ppm	ppm	ppm	ppm	ppm
Avg	**1.998**	**2.061**	**2.029**	F **2.140**	**2.052**	**2.032**	**2.020**	**39.84**	**40.43**
Stddev	.002	.006	.001	.007	.000	.001	.006	.07	.05
%RSD	.0933	.2952	.0612	.3256	.0162	.0404	.2783	.1681	.1283
#1	1.999	2.056	2.028	2.135	2.052	2.031	2.016	39.89	40.46
#2	1.996	2.065	2.030	2.144	2.051	2.033	2.024	39.79	40.39
Check ?	Chk Pass	Chk Pass	Chk Pass	Chk Fail	Chk Pass	Chk Pass	Chk Pass	Chk Pass	Chk Pass
Value				2.000					
Range				5.000%					

Elem	Fe2599	Mg2790	K_7664	Na5895	B_2089	Mo2020	Pd3404	Si2124	Sn1899
Units	ppm	ppm	ppm	ppm	ppm	ppm	ppm	ppm	ppm
Avg	**40.42**	**39.86**	**39.84**	**40.06**	**2.044**	**2.055**	**1.989**	**4.981**	**2.079**
Stddev	.06	.02	.03	.06	.001	.004	.004	.001	.002
%RSD	.1418	.0379	.0726	.1486	.0533	.2030	.2138	.0102	.1005
#1	40.38	39.87	39.82	40.11	2.043	2.052	1.992	4.982	2.078
#2	40.46	39.85	39.86	40.02	2.045	2.058	1.986	4.981	2.081
Check ?	Chk Pass	Chk Pass	Chk Pass	Chk Pass	Chk Pass	Chk Pass	Chk Pass	Chk Pass	Chk Pass
Value									
Range									

◀ Zoom In ▶ Zoom Out

Sample Name: ccvconf Acquired: 6/16/2014 12:47:06 Type: QC
Method: Accutest1(v161) Mode: CONC Corr. Factor: 1.000000
User: admin Custom ID1: Custom ID2: Custom ID3:
Comment:

Elem	Sr4077	Ti3349	W_2079	Zr3391	S_1820	Bi2230	Li6707
Units	ppm	ppm	ppm	ppm	ppm	ppm	ppm
Avg	**2.093**	**2.029**	**2.009**	**2.017**	**2.013**	**2.007**	**1.984**
Stddev	.003	.004	.010	.000	.003	.001	.000
%RSD	.1602	.2169	.4896	.0005	.1266	.0718	.0196
#1	2.095	2.033	2.002	2.017	2.012	2.006	1.983
#2	2.090	2.026	2.016	2.017	2.015	2.008	1.984
Check ?	Chk Pass	Chk Pass	Chk Pass	Chk Pass	Chk Pass	Chk Pass	Chk Pass
Value							
Range							

Int. Std.	Y_3600	Y_3710	Y_2243	In2306
Units	Cts/S	Cts/S	Cts/S	Cts/S
Avg	**89600.**	**15187.**	**2036.3**	**6141.5**
Stddev	91.	45.	4.6	14.9
%RSD	.10134	.29682	.22725	.24241
#1	89536.	15219.	2039.6	6152.0
#2	89665.	15155.	2033.0	6130.9

Zoom In Zoom Out

Sample Name: ccbconf Acquired: 6/16/2014 12:53:10 Type: QC
Method: Accutest1(v161) Mode: CONC Corr. Factor: 1.000000
User: admin Custom ID1: Custom ID2: Custom ID3:
Comment:

Elem	Ba4554	Be3130	Cd2288	Co2286	Cr2677	Cu3247	Mn2576	Ni2316	Ag3280
Units	ppm	ppm	ppm	ppm	ppm	ppm	ppm	ppm	ppm
Avg	**.0002**	**.0000**	**.0000**	**-.0002**	**.0001**	**.0000**	**.0001**	**.0000**	**-.0005**
Stddev	.0002	.0001	.0001	.0001	.0001	.000	.0000	.000	.0001
%RSD	110.0	2650.	437.6	33.10	82.59	278.2	19.73	374.5	18.78
#1	.0003	.0000	.0001	-.0003	.0000	.0000	.0002	-.0002	-.0004
#2	.0000	.0000	.0000	-.0002	.0002	-.0001	.0001	.0001	-.0006
Check ?	Chk Pass	Chk Pass	Chk Pass	Chk Pass	Chk Pass	Chk Pass	Chk Pass	Chk Pass	Chk Pass
High Limit									
Low Limit									

Elem	V_2924	Zn2062	As1890	Tl1908	Pb2203	Se1960	Sb2068	Al3961	Ca3179
Units	ppm	ppm	ppm	ppm	ppm	ppm	ppm	ppm	ppm
Avg	**.0001**	**.0002**	**.0009**	**-.0017**	**-.0009**	**-.0035**	**-.0001**	**.0046**	**-.0044**
Stddev	.0001	.0000	.0006	.0000	.0002	.0009	.0004	.0032	.0007
%RSD	64.07	9.046	62.45	1.871	24.50	25.62	481.2	68.80	15.08
#1	.0002	.0002	.0014	-.0016	-.0008	-.0029	.0002	.0068	-.0048
#2	.0001	.0002	.0005	-.0017	-.0011	-.0042	-.0004	.0024	-.0039
Check ?	Chk Pass	Chk Pass	Chk Pass	Chk Pass	Chk Pass	Chk Pass	Chk Pass	Chk Pass	Chk Pass
High Limit									
Low Limit									

Elem	Fe2599	Mg2790	K_7664	Na5895	B_2089	Mo2020	Pd3404	Si2124	Sn1899
Units	ppm	ppm	ppm	ppm	ppm	ppm	ppm	ppm	ppm
Avg	**.0005**	**-.0020**	**.0100**	**.0101**	**.0031**	F **.0031**	**.0001**	**.0017**	**-.0005**
Stddev	.0014	.0095	.0007	.0021	.0000	.0004	.0002	.0006	.0008
%RSD	276.8	474.6	6.544	20.81	.2847	11.44	194.9	38.03	165.7
#1	.0015	.0047	.0096	.0116	.0031	.0033	.0003	.0012	-.0011
#2	-.0005	-.0087	.0105	.0086	.0031	.0028	.0000	.0021	.0001
Check ?	Chk Pass	Chk Pass	Chk Pass	Chk Pass	Chk Pass	Chk Fail	Chk Pass	Chk Pass	Chk Pass
High Limit						.0020			
Low Limit						-.0020			

Zoom In Zoom Out

Sample Name: ccbconf Acquired: 6/16/2014 12:53:10 Type: QC
Method: Accutest1(v161) Mode: CONC Corr. Factor: 1.000000
User: admin Custom ID1: Custom ID2: Custom ID3:
Comment:

Elem	Sr4077	Ti3349	W_2079	Zr3391	S_1820	Bi2230	Li6707
Units	ppm	ppm	ppm	ppm	ppm	ppm	ppm
Avg	**.0001**	**.0007**	F **.0298**	F **.0013**	**.0001**	**.0003**	**-.0008**
Stddev	.0001	.0002	.0029	.0001	.0016	.0003	.0002
%RSD	59.39	27.99	9.697	4.947	2796.	91.27	21.10
#1	.0001	.0005	.0318	.0013	.0012	.0001	-.0007
#2	.0001	.0008	.0277	.0012	-.0011	.0005	-.0009
Check ?	Chk Pass	Chk Pass	Chk Fail	Chk Fail	Chk Pass	Chk Pass	Chk Pass
High Limit			.0123	.0010			
Low Limit			-.0123	-.0010			

Int. Std.	Y_3600	Y_3710	Y_2243	In2306
Units	Cts/S	Cts/S	Cts/S	Cts/S
Avg	**92838.**	**14998.**	**2096.5**	**6649.2**
Stddev	345.	161.	13.9	43.8
%RSD	.37136	1.0753	.66353	.65803
#1	92594.	14884.	2106.4	6680.1
#2	93082.	15112.	2086.7	6618.3

Zoom In Zoom Out

Sample Name: icv Acquired: 6/16/2014 12:59:59 Type: QC
Method: Accutest1(v161) Mode: CONC Corr. Factor: 1.000000
User: admin Custom ID1: Custom ID2: Custom ID3:
Comment:

Elem	Ba4554	Be3130	Cd2288	Co2286	Cr2677	Cu3247	Mn2576	Ni2316	Ag3280
Units	ppm	ppm	ppm	ppm	ppm	ppm	ppm	ppm	ppm
Avg	**2.025**	**2.037**	**2.020**	**2.029**	**2.031**	**1.975**	**2.034**	**2.054**	**.2425**
Stddev	.001	.002	.003	.001	.004	.003	.003	.001	.0006
%RSD	.0255	.0921	.1622	.0365	.1814	.1275	.1683	.0691	.2654
#1	2.025	2.035	2.018	2.029	2.034	1.972	2.038	2.052	.2432
#2	2.024	2.039	2.024	2.029	2.030	1.976	2.033	2.054	.2420
#3	2.025	2.037	2.018	2.028	2.027	1.976	2.032	2.055	.2423
Check ?	Chk Pass	Chk Pass	Chk Pass	Chk Pass	Chk Pass	Chk Pass	Chk Pass	Chk Pass	Chk Pass
Value									
Range									

Elem	V_2924	Zn2062	As1890	Tl1908	Pb2203	Se1960	Sb2068	Al3961	Ca3179
Units	ppm	ppm	ppm	ppm	ppm	ppm	ppm	ppm	ppm
Avg	**1.981**	**2.049**	**2.012**	F **2.110**	**2.048**	**2.016**	**2.011**	**39.94**	**40.41**
Stddev	.003	.004	.003	.019	.004	.005	.003	.06	.09
%RSD	.1593	.1904	.1654	.8982	.1899	.2356	.1402	.1564	.2345
#1	1.985	2.046	2.009	2.124	2.048	2.016	2.009	39.91	40.35
#2	1.979	2.053	2.016	2.118	2.051	2.021	2.014	40.02	40.52
#3	1.980	2.049	2.011	2.088	2.044	2.011	2.010	39.90	40.37
Check ?	Chk Pass	Chk Pass	Chk Pass	Chk Fail	Chk Pass	Chk Pass	Chk Pass	Chk Pass	Chk Pass
Value				2.000					
Range				5.000%					

Elem	Fe2599	Mg2790	K_7664	Na5895	B_2089	Mo2020	Pd3404	Si2124	Sn1899
Units	ppm	ppm	ppm	ppm	ppm	ppm	ppm	ppm	ppm
Avg	**39.96**	**39.44**	**39.76**	**40.14**	**2.030**	**2.042**	**1.962**	**4.956**	**2.061**
Stddev	.04	.07	.03	.03	.002	.002	.002	.004	.004
%RSD	.1099	.1815	.0738	.0707	.1038	.1195	.1205	.0740	.1921
#1	39.91	39.37	39.74	40.12	2.029	2.040	1.961	4.957	2.057
#2	39.99	39.52	39.75	40.17	2.028	2.045	1.964	4.959	2.065
#3	39.97	39.44	39.80	40.14	2.032	2.041	1.960	4.952	2.062
Check ?	Chk Pass	Chk Pass	Chk Pass	Chk Pass	Chk Pass	Chk Pass	Chk Pass	Chk Pass	Chk Pass
Value									
Range									

Zoom In Zoom Out

Sample Name: icv Acquired: 6/16/2014 12:59:59 Type: QC
Method: Accutest1(v161) Mode: CONC Corr. Factor: 1.000000
User: admin Custom ID1: Custom ID2: Custom ID3:
Comment:

Elem	Sr4077	Ti3349	W_2079	Zr3391	S_1820	Bi2230	Li6707
Units	ppm	ppm	ppm	ppm	ppm	ppm	ppm
Avg	F **2.101**	**1.996**	**1.979**	**2.010**	**1.990**	**1.996**	**1.975**
Stddev	.003	.003	.012	.000	.017	.001	.003
%RSD	.1226	.1418	.6247	.0034	.8575	.0502	.1367
#1	2.101	1.999	1.965	2.010	2.004	1.996	1.978
#2	2.103	1.996	1.983	2.010	1.995	1.997	1.974
#3	2.098	1.994	1.989	2.010	1.971	1.996	1.974
Check ?	Chk Fail	Chk Pass	Chk Pass	Chk Pass	Chk Pass	Chk Pass	Chk Pass
Value	2.000						
Range	5.000%						

Int. Std.	Y_3600	Y_3710	Y_2243	In2306
Units	Cts/S	Cts/S	Cts/S	Cts/S
Avg	**90167.**	**15260.**	**2033.7**	**6122.5**
Stddev	226.	59.	2.1	1.6
%RSD	.25098	.38544	.10570	.02548
#1	89910.	15319.	2036.0	6124.1
#2	90338.	15202.	2031.7	6122.3
#3	90252.	15258.	2033.4	6121.0

Zoom In Zoom Out

Sample Name: icb Acquired: 6/16/2014 13:14:59 Type: QC
Method: Accutest1(v161) Mode: CONC Corr. Factor: 1.000000
User: admin Custom ID1: Custom ID2: Custom ID3:
Comment:

Elem	Ba4554	Be3130	Cd2288	Co2286	Cr2677	Cu3247	Mn2576	Ni2316	Ag3280
Units	ppm	ppm	ppm	ppm	ppm	ppm	ppm	ppm	ppm
Avg	**.0002**	**.0000**	**.0001**	**.0000**	**-.0002**	**-.0002**	**.0000**	**.0000**	**-.0003**
Stddev	.0001	.000	.0001	.0000	.0004	.0003	.0000	.000	.0007
%RSD	89.64	425.8	55.56	417.1	144.8	180.3	94.66	184.2	234.6
#1	.0001	.0000	.0001	.0000	.0000	.0000	.0000	.0000	.0002
#2	.0003	.0000	.0001	.0000	-.0005	-.0004	.0000	-.0001	-.0007
Check ?	Chk Pass	Chk Pass	Chk Pass	Chk Pass	Chk Pass	Chk Pass	Chk Pass	Chk Pass	Chk Pass
High Limit									
Low Limit									

Elem	V_2924	Zn2062	As1890	Tl1908	Pb2203	Se1960	Sb2068	Al3961	Ca3179
Units	ppm	ppm	ppm	ppm	ppm	ppm	ppm	ppm	ppm
Avg	**.0000**	**.0001**	**.0011**	**-.0019**	**-.0005**	**-.0040**	**.0004**	**-.0044**	**-.0009**
Stddev	.000	.0001	.0001	.0009	.0002	.0005	.0003	.0050	.0036
%RSD	538.5	141.3	11.68	45.88	32.77	13.66	73.32	113.3	384.3
#1	.0000	.0000	.0012	-.0025	-.0006	-.0044	.0002	-.0009	.0016
#2	.0000	.0001	.0010	-.0013	-.0004	-.0036	.0006	-.0080	-.0035
Check ?	Chk Pass	Chk Pass	Chk Pass	Chk Pass	Chk Pass	Chk Pass	Chk Pass	Chk Pass	Chk Pass
High Limit									
Low Limit									

Elem	Fe2599	Mg2790	K_7664	Na5895	B_2089	Mo2020	Pd3404	Si2124	Sn1899
Units	ppm	ppm	ppm	ppm	ppm	ppm	ppm	ppm	ppm
Avg	**-.0009**	**-.0075**	**.0115**	**-.0009**	**.0020**	**.0018**	**.0005**	**.0009**	**.0003**
Stddev	.0000	.0121	.0343	.0015	.0005	.0002	.0002	.0005	.0006
%RSD	1.012	161.1	299.0	172.9	26.48	9.683	36.63	51.91	205.0
#1	-.0009	.0010	.0357	.0002	.0016	.0019	.0004	.0006	.0007
#2	-.0009	-.0160	-.0128	-.0019	.0023	.0017	.0006	.0012	-.0001
Check ?	Chk Pass	Chk Pass	Chk Pass	Chk Pass	Chk Pass	Chk Pass	Chk Pass	Chk Pass	Chk Pass
High Limit									
Low Limit									

Zoom In Zoom Out

Sample Name: icb Acquired: 6/16/2014 13:14:59 Type: QC
Method: Accutest1(v161) Mode: CONC Corr. Factor: 1.000000
User: admin Custom ID1: Custom ID2: Custom ID3:
Comment:

Elem	Sr4077	Ti3349	W_2079	Zr3391	S_1820	Bi2230	Li6707
Units	ppm	ppm	ppm	ppm	ppm	ppm	ppm
Avg	**.0000**	**.0005**	F **.0221**	**.0008**	**.0015**	**.0001**	**-.0012**
Stddev	.0001	.0002	.0029	.0001	.0006	.0007	.0002
%RSD	3619.	30.93	12.97	9.357	40.00	784.6	14.58
#1	-.0001	.0006	.0241	.0009	.0010	.0006	-.0010
#2	.0001	.0004	.0200	.0008	.0019	-.0004	-.0013
Check ?	Chk Pass	Chk Pass	Chk Fail	Chk Pass	Chk Pass	Chk Pass	Chk Pass
High Limit			.0123				
Low Limit			-.0123				

Int. Std.	Y_3600	Y_3710	Y_2243	In2306
Units	Cts/S	Cts/S	Cts/S	Cts/S
Avg	**93967.**	**15125.**	**2107.7**	**6674.5**
Stddev	385.	38.	.1	4.5
%RSD	.41012	.24869	.00485	.06805
#1	93695.	15099.	2107.8	6671.3
#2	94240.	15152.	2107.7	6677.8

Zoom In Zoom Out

Sample Name: iccv Acquired: 6/16/2014 13:20:31 Type: QC
Method: Accutest1(v161) Mode: CONC Corr. Factor: 1.000000
User: admin Custom ID1: Custom ID2: Custom ID3:
Comment:

Elem	Ba4554	Be3130	Cd2288	Co2286	Cr2677	Cu3247	Mn2576	Ni2316	Ag3280
Units	ppm	ppm	ppm	ppm	ppm	ppm	ppm	ppm	ppm
Avg	**2.030**	**2.042**	**2.030**	**2.040**	**2.035**	**1.989**	**2.049**	**2.063**	**.2439**
Stddev	.001	.003	.001	.001	.004	.003	.002	.002	.0009
%RSD	.0695	.1526	.0566	.0289	.2230	.1524	.0845	.0703	.3630
#1	2.029	2.041	2.030	2.039	2.035	1.989	2.047	2.062	.2445
#2	2.030	2.041	2.031	2.041	2.031	1.993	2.050	2.064	.2439
#3	2.030	2.047	2.030	2.040	2.033	1.990	2.050	2.064	.2446
#4	2.032	2.040	2.028	2.039	2.042	1.986	2.048	2.061	.2427
Check ?	Chk Pass	Chk Pass	Chk Pass	Chk Pass	Chk Pass	Chk Pass	Chk Pass	Chk Pass	Chk Pass
Value									
Range									

Elem	V_2924	Zn2062	As1890	Tl1908	Pb2203	Se1960	Sb2068	Al3961	Ca3179
Units	ppm	ppm	ppm	ppm	ppm	ppm	ppm	ppm	ppm
Avg	**1.993**	**2.059**	**2.019**	**2.093**	**2.057**	**2.020**	**2.022**	**40.00**	**40.54**
Stddev	.001	.003	.003	.008	.001	.004	.004	.09	.14
%RSD	.0372	.1460	.1616	.3873	.0619	.2070	.1868	.2205	.3568
#1	1.992	2.058	2.015	2.083	2.058	2.015	2.022	39.95	40.49
#2	1.994	2.063	2.021	2.100	2.058	2.019	2.019	40.04	40.61
#3	1.992	2.060	2.023	2.100	2.056	2.025	2.021	40.10	40.70
#4	1.993	2.056	2.019	2.090	2.058	2.020	2.028	39.91	40.37
Check ?	Chk Pass	Chk Pass	Chk Pass	Chk Pass	Chk Pass	Chk Pass	Chk Pass	Chk Pass	Chk Pass
Value									
Range									

Elem	Fe2599	Mg2790	K_7664	Na5895	B_2089	Mo2020	Pd3404	Si2124	Sn1899
Units	ppm	ppm	ppm	ppm	ppm	ppm	ppm	ppm	ppm
Avg	**40.11**	**39.57**	**39.94**	**40.15**	**2.041**	**2.053**	**1.980**	**4.991**	**2.067**
Stddev	.03	.17	.03	.03	.003	.002	.004	.005	.003
%RSD	.0669	.4324	.0838	.0832	.1430	.1001	.2281	.1072	.1559
#1	40.08	39.47	39.95	40.13	2.039	2.050	1.978	4.987	2.064
#2	40.12	39.70	39.96	40.15	2.037	2.054	1.985	4.987	2.070
#3	40.14	39.74	39.95	40.20	2.043	2.055	1.983	4.994	2.068
#4	40.10	39.39	39.89	40.13	2.043	2.054	1.975	4.997	2.064
Check ?	Chk Pass	Chk Pass	Chk Pass	Chk Pass	Chk Pass	Chk Pass	Chk Pass	Chk Pass	Chk Pass
Value									
Range									

Zoom In Zoom Out

Sample Name: iccv Acquired: 6/16/2014 13:20:31 Type: QC
Method: Accutest1(v161) Mode: CONC Corr. Factor: 1.000000
User: admin Custom ID1: Custom ID2: Custom ID3:
Comment:

Elem	Sr4077	Ti3349	W_2079	Zr3391	S_1820	Bi2230	Li6707
Units	ppm	ppm	ppm	ppm	ppm	ppm	ppm
Avg	F **2.104**	**2.013**	**2.009**	**2.019**	**1.984**	**2.010**	**1.982**
Stddev	.002	.003	.010	.002	.005	.003	.003
%RSD	.0789	.1233	.5090	.1146	.2322	.1615	.1393
#1	2.104	2.010	1.995	2.019	1.977	2.008	1.983
#2	2.105	2.015	2.007	2.019	1.988	2.009	1.981
#3	2.106	2.015	2.015	2.016	1.984	2.007	1.978
#4	2.102	2.012	2.017	2.022	1.985	2.014	1.984
Check ?	Chk Fail	Chk Pass	Chk Pass	Chk Pass	Chk Pass	Chk Pass	Chk Pass
Value	2.000						
Range	5.000%						

Int. Std.	Y_3600	Y_3710	Y_2243	In2306
Units	Cts/S	Cts/S	Cts/S	Cts/S
Avg	**89508.**	**15086.**	**2022.6**	**6093.1**
Stddev	173.	72.	.8	3.9
%RSD	.19361	.47512	.03870	.06463
#1	89724.	15149.	2023.1	6095.3
#2	89302.	15026.	2023.4	6097.0
#3	89523.	15022.	2021.7	6091.9
#4	89483.	15147.	2022.3	6088.1

Zoom In Zoom Out

Sample Name: ccb Acquired: 6/16/2014 13:38:29 Type: QC
Method: Accutest1(v161) Mode: CONC Corr. Factor: 1.000000
User: admin Custom ID1: Custom ID2: Custom ID3:
Comment:

Elem	Ba4554	Be3130	Cd2288	Co2286	Cr2677	Cu3247	Mn2576	Ni2316	Ag3280
Units	ppm	ppm	ppm	ppm	ppm	ppm	ppm	ppm	ppm
Avg	**.0003**	**.0000**	**-.0001**	**-.0001**	**-.0002**	**-.0001**	**.0001**	**.0004**	**-.0004**
Stddev	.0000	.000	.0000	.0001	.0000	.0003	.0000	.0000	.0004
%RSD	16.17	236.1	50.01	148.7	.9033	209.3	61.33	.5033	110.2
#1	.0002	.0000	-.0001	.0000	-.0002	.0001	.0000	.0004	-.0007
#2	.0003	-.0001	.0000	-.0002	-.0002	-.0003	.0001	.0004	-.0001
Check ?	Chk Pass	Chk Pass	Chk Pass	Chk Pass	Chk Pass	Chk Pass	Chk Pass	Chk Pass	Chk Pass
High Limit									
Low Limit									

Elem	V_2924	Zn2062	As1890	Tl1908	Pb2203	Se1960	Sb2068	Al3961	Ca3179
Units	ppm	ppm	ppm	ppm	ppm	ppm	ppm	ppm	ppm
Avg	**-.0001**	**.0002**	**.0007**	**-.0015**	**-.0012**	**-.0019**	**-.0004**	**-.0072**	**-.0027**
Stddev	.0000	.0000	.0010	.0003	.0003	.0008	.0004	.0000	.0001
%RSD	26.58	22.57	152.9	19.58	22.11	42.21	89.49	.4708	4.910
#1	-.0001	.0002	-.0001	-.0018	-.0014	-.0013	-.0001	-.0072	-.0028
#2	-.0001	.0002	.0014	-.0013	-.0010	-.0025	-.0007	-.0071	-.0026
Check ?	Chk Pass	Chk Pass	Chk Pass	Chk Pass	Chk Pass	Chk Pass	Chk Pass	Chk Pass	Chk Pass
High Limit									
Low Limit									

Elem	Fe2599	Mg2790	K_7664	Na5895	B_2089	Mo2020	Pd3404	Si2124	Sn1899
Units	ppm	ppm	ppm	ppm	ppm	ppm	ppm	ppm	ppm
Avg	**.0014**	**-.0038**	**.0059**	**.0172**	**.0014**	**.0015**	**-.0002**	**.0006**	**-.0002**
Stddev	.0010	.0079	.0059	.0033	.0004	.0001	.0000	.0000	.0003
%RSD	71.15	206.2	98.95	19.25	31.00	7.087	11.23	3.046	146.6
#1	.0007	-.0095	.0101	.0149	.0011	.0014	-.0001	.0006	.0000
#2	.0020	.0018	.0018	.0195	.0017	.0015	-.0002	.0006	-.0005
Check ?	Chk Pass	Chk Pass	Chk Pass	Chk Pass	Chk Pass	Chk Pass	Chk Pass	Chk Pass	Chk Pass
High Limit									
Low Limit									

Zoom In Zoom Out

Sample Name: ccb Acquired: 6/16/2014 13:38:29 Type: QC
Method: Accutest1(v161) Mode: CONC Corr. Factor: 1.000000
User: admin Custom ID1: Custom ID2: Custom ID3:
Comment:

Elem	Sr4077	Ti3349	W_2079	Zr3391	S_1820	Bi2230	Li6707
Units	ppm	ppm	ppm	ppm	ppm	ppm	ppm
Avg	**.0000**	**.0003**	F **.0172**	**.0006**	**-.0019**	**.0008**	**.0000**
Stddev	.0001	.0001	.0013	.0000	.0005	.0003	.001
%RSD	343.3	41.67	7.651	5.629	27.64	34.92	2097.
#1	.0000	.0002	.0181	.0006	-.0016	.0006	-.0004
#2	.0001	.0004	.0162	.0007	-.0023	.0010	.0004
Check ?	Chk Pass	Chk Pass	Chk Fail	Chk Pass	Chk Pass	Chk Pass	Chk Pass
High Limit			.0123				
Low Limit			-.0123				

Int. Std.	Y_3600	Y_3710	Y_2243	In2306
Units	Cts/S	Cts/S	Cts/S	Cts/S
Avg	**94200.**	**15223.**	**2115.1**	**6716.2**
Stddev	181.	1.	4.2	10.8
%RSD	.19223	.00467	.19663	.16138
#1	94328.	15223.	2118.1	6723.9
#2	94072.	15222.	2112.2	6708.5

Zoom In Zoom Out

Sample Name: cri Acquired: 6/16/2014 13:47:22 Type: QC
Method: Accutest1(v161) Mode: CONC Corr. Factor: 1.000000
User: admin Custom ID1: Custom ID2: Custom ID3:
Comment:

Elem	Ba4554	Be3130	Cd2288	Co2286	Cr2677	Cu3247	Mn2576	Ni2316	Ag3280
Units	ppm	ppm	ppm	ppm	ppm	ppm	ppm	ppm	ppm
Avg	**.2060**	**.0022**	**.0031**	**.0512**	**.0111**	**.0100**	**.0163**	**.0106**	**.0045**
Stddev	.0004	.0001	.0001	.0002	.0002	.0000	.0000	.0001	.0006
%RSD	.1964	3.932	4.409	.3033	1.415	.1320	.2808	1.185	14.28
#1	.2063	.0022	.0030	.0511	.0110	.0099	.0163	.0107	.0041
#2	.2057	.0023	.0032	.0513	.0112	.0100	.0163	.0105	.0050
Check ?	Chk Pass	Chk Pass	Chk Pass	Chk Pass	Chk Pass	Chk Pass	Chk Pass	Chk Pass	Chk Pass
Value									
Range									

Elem	V_2924	Zn2062	As1890	Tl1908	Pb2203	Se1960	Sb2068	Al3961	Ca3179
Units	ppm	ppm	ppm	ppm	ppm	ppm	ppm	ppm	ppm
Avg	**.0503**	**.0231**	**.0080**	**.0095**	**.0030**	**.0105**	**.0057**	**.1945**	**4.996**
Stddev	.0005	.0002	.0002	.0014	.0000	.0008	.0007	.0057	.005
%RSD	.9179	.8630	1.975	14.34	.4422	7.979	12.19	2.920	.1079
#1	.0499	.0232	.0079	.0085	.0030	.0111	.0052	.1905	4.992
#2	.0506	.0229	.0082	.0104	.0030	.0099	.0062	.1985	4.999
Check ?	Chk Pass	Chk Pass	Chk Pass	Chk Pass	Chk Pass	Chk Pass	Chk Pass	Chk Pass	Chk Pass
Value									
Range									

Elem	Fe2599	Mg2790	K_7664	Na5895	B_2089	Mo2020	Pd3404	Si2124	Sn1899
Units	ppm	ppm	ppm	ppm	ppm	ppm	ppm	ppm	ppm
Avg	**.1033**	**5.240**	**4.975**	**4.973**	**.1060**	**.0219**	**.0565**	**.2094**	**.0109**
Stddev	.0004	.000	.005	.009	.0004	.0000	.0005	.0077	.0005
%RSD	.4094	.0023	.1084	.1752	.4078	.1027	.8195	3.682	4.462
#1	.1036	5.240	4.979	4.967	.1057	.0219	.0562	.2149	.0113
#2	.1030	5.240	4.972	4.979	.1063	.0219	.0568	.2040	.0106
Check ?	Chk Pass	Chk Pass	Chk Pass	Chk Pass	Chk Pass	Chk Pass	Chk Pass	Chk Pass	Chk Pass
Value									
Range									

Zoom In Zoom Out

Sample Name: cri Acquired: 6/16/2014 13:47:22 Type: QC
Method: Accutest1(v161) Mode: CONC Corr. Factor: 1.000000
User: admin Custom ID1: Custom ID2: Custom ID3:
Comment:

Elem	Sr4077	Ti3349	W_2079	Zr3391	S_1820	Bi2230	Li6707
Units	ppm	ppm	ppm	ppm	ppm	ppm	ppm
Avg	**.0108**	**.0115**	**.0590**	**.0109**	**.0489**	**.0216**	**.0211**
Stddev	.0001	.0000	.0010	.0001	.0012	.0001	.0004
%RSD	.6870	.1502	1.769	1.202	2.461	.4733	1.934
#1	.0108	.0115	.0598	.0108	.0481	.0215	.0214
#2	.0107	.0115	.0583	.0110	.0498	.0217	.0208
Check ?	Chk Pass	Chk Pass	Chk Pass	Chk Pass	Chk Pass	Chk Pass	Chk Pass
Value							
Range							

Int. Std.	Y_3600	Y_3710	Y_2243	In2306
Units	Cts/S	Cts/S	Cts/S	Cts/S
Avg	**93502.**	**15199.**	**2094.1**	**6575.5**
Stddev	370.	143.	4.2	9.5
%RSD	.39578	.94078	.20015	.14470
#1	93764.	15300.	2097.1	6582.3
#2	93241.	15098.	2091.1	6568.8

Zoom In Zoom Out

Sample Name: crid Acquired: 6/16/2014 13:53:36 Type: QC
Method: Accutest1(v161) Mode: CONC Corr. Factor: 1.000000
User: admin Custom ID1: Custom ID2: Custom ID3:
Comment:

Elem	Ba4554	Be3130	Cd2288	Co2286	Cr2677	Cu3247	Mn2576	Ni2316
Units	ppm	ppm	ppm	ppm	ppm	ppm	ppm	ppm
Avg	**.0043**	**.0010**	**.0012**	**.0032**	**.0019**	**.0019**	**.0033**	**.0044**
Stddev	.0003	.0001	.0000	.0001	.0002	.0004	.0000	.0001
%RSD	6.460	5.657	2.986	4.429	11.09	20.99	.1054	3.369
#1	.0045	.0011	.0012	.0031	.0021	.0022	.0033	.0043
#2	.0041	.0010	.0012	.0033	.0018	.0016	.0033	.0045
Check ?	Chk Pass	Chk Pass	Chk Pass	Chk Pass	Chk Pass	Chk Pass	Chk Pass	Chk Pass
Value								
Range								

Elem	Ag3280	V_2924	Zn2062	As1890	Tl1908	Pb2203	Se1960	Sb2068
Units	ppm	ppm	ppm	ppm	ppm	ppm	ppm	ppm
Avg	**.0009**	**.0019**	**.0125**	**.0026**	F **-.0006**	F **.0013**	**.0054**	**.0023**
Stddev	.0001	.0003	.0000	.0002	.0000	.0004	.0016	.0005
%RSD	12.71	14.72	.0159	8.680	1.423	26.24	29.95	23.88
#1	.0008	.0021	.0125	.0027	-.0006	.0016	.0043	.0019
#2	.0010	.0017	.0125	.0024	-.0006	.0011	.0066	.0027
Check ?	Chk Pass	Chk Pass	Chk Pass	Chk Pass	Chk Fail	Chk Fail	Chk Pass	Chk Pass
Value					.0020	.0025		
Range					-30.00%	-30.00%		

Elem	Al3961	Ca3179	Fe2599	Mg2790	K_7664	Na5895	B_2089	Mo2020
Units	ppm	ppm	ppm	ppm	ppm	ppm	ppm	ppm
Avg	**.1014**	**1.030**	**.0010**	**.1244**	**2.065**	**1.017**	**.0106**	**.0001**
Stddev	.0037	.006	.0002	.0018	.007	.008	.0003	.0001
%RSD	3.608	.6136	21.60	1.420	.3636	.7764	2.536	98.37
#1	.0988	1.025	.0011	.1256	2.060	1.012	.0108	.0001
#2	.1040	1.034	.0008	.1231	2.071	1.023	.0104	.0000
Check ?	Chk Pass	Chk Pass	None	Chk Pass	Chk Pass	Chk Pass	Chk Pass	None
Value								
Range								

Zoom In Zoom Out

Sample Name: crid Acquired: 6/16/2014 13:53:36 Type: QC
Method: Accutest1(v161) Mode: CONC Corr. Factor: 1.000000
User: admin Custom ID1: Custom ID2: Custom ID3:
Comment:

Elem	Pd3404	Si2124	Sn1899	Sr4077	Ti3349	W_2079	Zr3391	S_1820
Units	ppm	ppm	ppm	ppm	ppm	ppm	ppm	ppm
Avg	**-.0005**	**.0009**	**.0003**	**.0000**	**.0003**	**-.0013**	**.0000**	**-.0014**
Stddev	.0010	.0001	.0005	.000	.0002	.0001	.000	.0012
%RSD	192.7	9.130	180.1	617.8	62.25	8.338	39960.	84.13
#1	.0002	.0010	-.0001	-.0001	.0001	-.0014	.0001	-.0006
#2	-.0012	.0008	.0007	.0001	.0004	-.0012	-.0001	-.0022
Check ?	None	None	None	None	None	None	None	None
Value								
Range								

Elem	Bi2230	Li6707
Units	ppm	ppm
Avg	**.0005**	**-.0009**
Stddev	.0009	.0010
%RSD	174.7	110.6
#1	-.0001	-.0016
#2	.0012	-.0002
Check ?	None	None
Value		
Range		

Int. Std.	Y_3600	Y_3710	Y_2243	In2306
Units	Cts/S	Cts/S	Cts/S	Cts/S
Avg	**94227.**	**15303.**	**2118.2**	**6695.5**
Stddev	145.	32.	1.5	1.1
%RSD	.15339	.20924	.07310	.01699
#1	94329.	15280.	2119.3	6694.7
#2	94125.	15326.	2117.1	6696.3

Zoom In Zoom Out

Sample Name: cria Acquired: 6/16/2014 13:59:54 Type: QC
Method: Accutest1(v161) Mode: CONC Corr. Factor: 1.000000
User: admin Custom ID1: Custom ID2: Custom ID3:
Comment:

Elem	Ba4554	Be3130	Cd2288	Co2286	Cr2677	Cu3247	Mn2576	Ni2316	Ag3280
Units	ppm	ppm	ppm	ppm	ppm	ppm	ppm	ppm	ppm
Avg	**.0001**	**.0000**	**.0002**	**.0000**	**-.0001**	**-.0002**	**.0000**	**-.0001**	**-.0001**
Stddev	.0001	.000	.0003	.000	.0004	.0002	.0000	.0001	.0003
%RSD	229.5	36.98	191.1	657.7	530.7	91.29	.5577	75.90	258.4
#1	.0000	.0000	.0004	-.0002	-.0004	-.0001	.0000	.0000	-.0003
#2	.0002	-.0001	-.0001	.0001	.0002	-.0004	.0000	-.0001	.0001
Check ?	None	None	None	None	None	None	None	None	None
Value									
Range									

Elem	V_2924	Zn2062	As1890	Tl1908	Pb2203	Se1960	Sb2068	Al3961	Ca3179
Units	ppm	ppm	ppm	ppm	ppm	ppm	ppm	ppm	ppm
Avg	**.0000**	**.0005**	**.0206**	**-.0015**	**.0209**	**.0208**	**.0206**	**.4931**	**-.0004**
Stddev	.0001	.0000	.0003	.0004	.0008	.0003	.0005	.0084	.0027
%RSD	1802.	4.664	1.450	29.04	3.809	1.529	2.519	1.708	648.5
#1	.0001	.0005	.0204	-.0018	.0215	.0210	.0202	.4871	-.0024
#2	-.0001	.0005	.0208	-.0012	.0204	.0205	.0209	.4990	.0015
Check ?	None	None	Chk Pass	None	Chk Pass	Chk Pass	Chk Pass	Chk Pass	None
Value									
Range									

Elem	Fe2599	Mg2790	K_7664	Na5895	B_2089	Mo2020	Pd3404	Si2124	Sn1899
Units	ppm	ppm	ppm	ppm	ppm	ppm	ppm	ppm	ppm
Avg	**.5209**	**-.0068**	**.0178**	**-.0023**	**-.0008**	**-.0003**	**.0002**	**.0012**	**-.0001**
Stddev	.0010	.0018	.0034	.0003	.0004	.0002	.0008	.0008	.0000
%RSD	.1958	27.31	19.28	14.40	52.79	52.93	373.8	67.77	12.26
#1	.5201	-.0055	.0203	-.0020	-.0005	-.0004	.0008	.0006	-.0001
#2	.5216	-.0081	.0154	-.0025	-.0011	-.0002	-.0003	.0017	-.0001
Check ?	Chk Pass	None	None	None	None	None	None	None	None
Value									
Range									

Zoom In Zoom Out

Sample Name: cria Acquired: 6/16/2014 13:59:54 Type: QC
Method: Accutest1(v161) Mode: CONC Corr. Factor: 1.000000
User: admin Custom ID1: Custom ID2: Custom ID3:
Comment:

Elem	Sr4077	Ti3349	W_2079	Zr3391	S_1820	Bi2230	Li6707
Units	ppm	ppm	ppm	ppm	ppm	ppm	ppm
Avg	**.0000**	**.0005**	**-.0059**	**-.0002**	**-.0010**	**.0006**	**.0005**
Stddev	.000	.0001	.0008	.0001	.0019	.0008	.0002
%RSD	370.0	16.42	13.09	56.62	193.1	137.0	38.87
#1	.0000	.0004	-.0053	-.0002	.0004	.0011	.0007
#2	.0000	.0005	-.0064	-.0001	-.0023	.0000	.0004
Check ?	None	None	None	None	None	None	None
Value							
Range							

Int. Std.	Y_3600	Y_3710	Y_2243	In2306
Units	Cts/S	Cts/S	Cts/S	Cts/S
Avg	**94274.**	**15129.**	**2106.3**	**6635.5**
Stddev	131.	225.	.8	4.8
%RSD	.13861	1.4878	.03844	.07283
#1	94182.	15288.	2106.8	6638.9
#2	94367.	14969.	2105.7	6632.1

Zoom In Zoom Out

Sample Name: crid Acquired: 6/16/2014 14:06:11 Type: QC
Method: Accutest1(v161) Mode: CONC Corr. Factor: 1.000000
User: admin Custom ID1: Custom ID2: Custom ID3:
Comment:

Elem	Ba4554	Be3130	Cd2288	Co2286	Cr2677	Cu3247	Mn2576	Ni2316	Ag3280
Units	ppm	ppm	ppm	ppm	ppm	ppm	ppm	ppm	ppm
Avg	**.0043**	**.0010**	**.0012**	**.0029**	**.0020**	**.0016**	**.0033**	**.0043**	F **.0004**
Stddev	.0001	.0001	.0000	.0001	.0000	.0001	.0000	.0002	.0001
%RSD	1.723	5.760	1.265	2.764	2.189	3.667	.5831	5.366	33.82
#1	.0043	.0011	.0012	.0029	.0020	.0016	.0033	.0041	.0003
#2	.0042	.0010	.0012	.0028	.0021	.0016	.0033	.0045	.0005
Check ?	Chk Pass	Chk Pass	Chk Pass	Chk Pass	Chk Pass	Chk Pass	Chk Pass	Chk Pass	Chk Fail
Value									.0010
Range									-30.00%

Elem	V_2924	Zn2062	As1890	Tl1908	Pb2203	Se1960	Sb2068	Al3961	Ca3179
Units	ppm	ppm	ppm	ppm	ppm	ppm	ppm	ppm	ppm
Avg	**.0021**	**.0124**	**.0037**	F **.0013**	**.0018**	**.0055**	**.0025**	**.1058**	**1.029**
Stddev	.0003	.0001	.0000	.0008	.0001	.0021	.0002	.0052	.008
%RSD	15.21	.9653	.9545	58.59	4.850	37.27	9.335	4.909	.8113
#1	.0024	.0123	.0037	.0008	.0018	.0070	.0023	.1095	1.035
#2	.0019	.0125	.0037	.0019	.0019	.0041	.0026	.1021	1.023
Check ?	Chk Pass	Chk Pass	Chk Pass	Chk Fail	Chk Pass	Chk Pass	Chk Pass	Chk Pass	Chk Pass
Value				.0020					
Range				-30.00%					

Elem	Fe2599	Mg2790	K_7664	Na5895	B_2089	Mo2020	Pd3404	Si2124	Sn1899
Units	ppm	ppm	ppm	ppm	ppm	ppm	ppm	ppm	ppm
Avg	**.0007**	**.1262**	**2.048**	**1.029**	**.0097**	**-.0002**	**-.0009**	**.0007**	**.0003**
Stddev	.0002	.0352	.030	.004	.0001	.0001	.0008	.0005	.0004
%RSD	28.56	27.90	1.485	.4107	.9937	53.77	92.25	69.36	106.8
#1	.0005	.1511	2.026	1.032	.0098	-.0002	-.0003	.0010	.0006
#2	.0008	.1013	2.069	1.026	.0096	-.0003	-.0015	.0003	.0001
Check ?	None	Chk Pass	Chk Pass	Chk Pass	Chk Pass	None	None	None	None
Value									
Range									

Zoom In Zoom Out

Sample Name: crid Acquired: 6/16/2014 14:06:11 Type: QC
Method: Accutest1(v161) Mode: CONC Corr. Factor: 1.000000
User: admin Custom ID1: Custom ID2: Custom ID3:
Comment:

Elem	Sr4077	Ti3349	W_2079	Zr3391	S_1820	Bi2230	Li6707
Units	ppm	ppm	ppm	ppm	ppm	ppm	ppm
Avg	**.0000**	**.0005**	**-.0063**	**-.0002**	**.0021**	**.0006**	**.0001**
Stddev	.0001	.0003	.0002	.0001	.0008	.0000	.0005
%RSD	170.6	50.89	2.460	27.99	35.97	8.333	521.5
#1	.0000	.0007	-.0064	-.0002	.0016	.0006	-.0002
#2	.0001	.0003	-.0062	-.0003	.0026	.0005	.0004
Check ?	None	None	None	None	None	None	None
Value							
Range							

Int. Std.	Y_3600	Y_3710	Y_2243	In2306
Units	Cts/S	Cts/S	Cts/S	Cts/S
Avg	**94820.**	**15183.**	**2120.4**	**6684.2**
Stddev	21.	133.	4.5	16.7
%RSD	.02168	.87819	.21326	.24954
#1	94806.	15089.	2123.6	6696.0
#2	94835.	15278.	2117.2	6672.4

Zoom In Zoom Out

Sample Name: icsa Acquired: 6/16/2014 14:12:27 Type: QC
Method: Accutest1(v161) Mode: CONC Corr. Factor: 1.000000
User: admin Custom ID1: Custom ID2: Custom ID3:
Comment:

Elem	Ba4554	Be3130	Cd2288	Co2286	Cr2677	Cu3247	Mn2576	Ni2316	Ag3280
Units	ppm	ppm	ppm	ppm	ppm	ppm	ppm	ppm	ppm
Avg	**-.0006**	**-.0001**	**.0006**	**.0017**	**-.0001**	**.0004**	**.0015**	**-.0004**	**.0021**
Stddev	.0000	.0001	.0002	.0003	.0000	.0000	.0000	.0001	.0003
%RSD	3.864	111.3	42.71	20.02	81.07	8.622	.9432	20.75	15.15
#1	-.0006	-.0001	.0004	.0015	.0000	.0004	.0015	-.0004	.0024
#2	-.0006	.0000	.0008	.0020	-.0001	.0005	.0015	-.0003	.0019
Check ?	Chk Pass	Chk Pass	Chk Pass	Chk Pass	Chk Pass	Chk Pass	Chk Pass	Chk Pass	Chk Pass
High Limit									
Low Limit									

Elem	V_2924	Zn2062	As1890	Tl1908	Pb2203	Se1960	Sb2068	Al3961	Ca3179
Units	ppm	ppm	ppm	ppm	ppm	ppm	ppm	ppm	ppm
Avg	**-.0012**	**-.0017**	**.0027**	**.0008**	**.0029**	**-.0012**	**.0033**	**498.1**	**371.0**
Stddev	.0004	.0003	.0022	.0015	.0016	.0042	.0012	3.7	.1
%RSD	34.95	17.04	82.17	173.2	54.36	364.4	36.22	.7346	.0399
#1	-.0015	-.0019	.0011	-.0002	.0040	-.0041	.0042	500.7	371.1
#2	-.0009	-.0015	.0042	.0019	.0018	.0018	.0025	495.5	370.9
Check ?	Chk Pass	Chk Pass	Chk Pass	Chk Pass	Chk Pass	Chk Pass	Chk Pass	Chk Pass	Chk Pass
High Limit									
Low Limit									

Elem	Fe2599	Mg2790	K_7664	Na5895	B_2089	Mo2020	Pd3404	Si2124	Sn1899
Units	ppm	ppm	ppm	ppm	ppm	ppm	ppm	ppm	ppm
Avg	**183.3**	**513.7**	**.0304**	**.0138**	**-.0140**	**.0080**	**-.0149**	**-.0009**	**.0083**
Stddev	.4	1.0	.0072	.0077	.0014	.0002	.0015	.0030	.0002
%RSD	.2409	.2012	23.85	55.83	9.701	2.682	9.787	319.7	2.521
#1	183.6	514.5	.0253	.0084	-.0131	.0082	-.0159	.0012	.0085
#2	183.0	513.0	.0355	.0193	-.0150	.0079	-.0139	-.0031	.0082
Check ?	Chk Pass	Chk Pass	Chk Pass	Chk Pass	Chk Pass	Chk Pass	Chk Pass	Chk Pass	Chk Pass
High Limit									
Low Limit									

Zoom In Zoom Out

Sample Name: icsa Acquired: 6/16/2014 14:12:27 Type: QC
Method: Accutest1(v161) Mode: CONC Corr. Factor: 1.000000
User: admin Custom ID1: Custom ID2: Custom ID3:
Comment:

Elem	Sr4077	Ti3349	W_2079	Zr3391	S_1820	Bi2230	Li6707
Units	ppm	ppm	ppm	ppm	ppm	ppm	ppm
Avg	**-.0002**	**.0024**	**.0120**	**.0090**	**-.0087**	**.0051**	**.0050**
Stddev	.0001	.0001	.0003	.0001	.0040	.0001	.0004
%RSD	41.66	2.840	2.725	1.427	46.02	1.362	8.580
#1	-.0003	.0024	.0122	.0089	-.0059	.0051	.0053
#2	-.0001	.0025	.0118	.0091	-.0115	.0052	.0047
Check ?	Chk Pass	Chk Pass	Chk Pass	Chk Pass	Chk Pass	Chk Pass	Chk Pass
High Limit							
Low Limit							

Int. Std.	Y_3600	Y_3710	Y_2243	In2306
Units	Cts/S	Cts/S	Cts/S	Cts/S
Avg	**82240.**	**14685.**	**1879.3**	**5519.3**
Stddev	75.	63.	3.1	4.4
%RSD	.09070	.42685	.16469	.07907
#1	82188.	14641.	1881.5	5522.3
#2	82293.	14730.	1877.1	5516.2

Zoom In Zoom Out

Sample Name: ICSAB Acquired: 6/16/2014 14:18:50 Type: QC
Method: Accutest1(v161) Mode: CONC Corr. Factor: 1.000000
User: admin Custom ID1: Custom ID2: Custom ID3:
Comment:

Elem	Ba4554	Be3130	Cd2288	Co2286	Cr2677	Cu3247	Mn2576	Ni2316	Ag3280
Units	ppm	ppm	ppm	ppm	ppm	ppm	ppm	ppm	ppm
Avg	**.4839**	**.4808**	**.9904**	**.4685**	**.4664**	**.5059**	**.4853**	**.9413**	**1.037**
Stddev	.0001	.0002	.0017	.0002	.0003	.0003	.0008	.0011	.001
%RSD	.0251	.0382	.1718	.0481	.0662	.0527	.1647	.1127	.0935
#1	.4840	.4807	.9892	.4683	.4662	.5057	.4859	.9405	1.038
#2	.4839	.4810	.9916	.4687	.4666	.5061	.4847	.9420	1.037
Check ?	Chk Pass	Chk Pass	Chk Pass	Chk Pass	Chk Pass	Chk Pass	Chk Pass	Chk Pass	Chk Pass
Value									
Range									

Elem	V_2924	Zn2062	As1890	Tl1908	Pb2203	Se1960	Sb2068	Al3961	Ca3179
Units	ppm	ppm	ppm	ppm	ppm	ppm	ppm	ppm	ppm
Avg	**.4365**	**.9253**	**1.089**	**.9730**	**.9335**	**1.080**	**1.029**	**487.3**	**369.1**
Stddev	.0005	.0003	.001	.0010	.0015	.004	.001	3.0	2.5
%RSD	.1077	.0301	.0984	.1032	.1570	.4201	.0925	.6254	.6884
#1	.4362	.9251	1.089	.9723	.9345	1.083	1.029	485.2	370.9
#2	.4369	.9255	1.088	.9737	.9324	1.076	1.030	489.5	367.3
Check ?	Chk Pass	Chk Pass	Chk Pass	Chk Pass	Chk Pass	Chk Pass	Chk Pass	Chk Pass	Chk Pass
Value									
Range									

Elem	Fe2599	Mg2790	K_7664	Na5895	B_2089	Mo2020	Pd3404	Si2124	Sn1899
Units	ppm	ppm	ppm	ppm	ppm	ppm	ppm	ppm	ppm
Avg	**185.3**	**513.6**	**-.0025**	**.0330**	**-.0141**	**.5064**	**.5235**	**-.0048**	**.0074**
Stddev	.2	.7	.0143	.0037	.0022	.0004	.0013	.0003	.0008
%RSD	.0889	.1268	571.5	11.29	15.43	.0838	.2514	7.204	11.34
#1	185.4	514.0	.0076	.0304	-.0156	.5061	.5244	-.0051	.0080
#2	185.2	513.1	-.0126	.0356	-.0125	.5067	.5225	-.0046	.0068
Check ?	Chk Pass	Chk Pass	None	None	None	Chk Pass	Chk Pass	None	None
Value									
Range									

Zoom In Zoom Out

Sample Name: ICSAB Acquired: 6/16/2014 14:18:50 Type: QC
Method: Accutest1(v161) Mode: CONC Corr. Factor: 1.000000
User: admin Custom ID1: Custom ID2: Custom ID3:
Comment:

Elem	Sr4077	Ti3349	W_2079	Zr3391	S_1820	Bi2230	Li6707
Units	ppm	ppm	ppm	ppm	ppm	ppm	ppm
Avg	**-.0003**	**.0057**	**.5399**	**.4937**	**.4756**	**.5047**	**.5705**
Stddev	.0001	.0000	.0021	.0006	.0051	.0010	.0014
%RSD	28.87	.5030	.3882	.1130	1.075	.1978	.2456
#1	-.0003	.0057	.5384	.4933	.4792	.5054	.5695
#2	-.0002	.0057	.5414	.4941	.4719	.5040	.5715
Check ?	None	None	Chk Pass	Chk Pass	Chk Pass	Chk Pass	Chk Pass
Value							
Range							

Int. Std.	Y_3600	Y_3710	Y_2243	In2306
Units	Cts/S	Cts/S	Cts/S	Cts/S
Avg	**82537.**	**14651.**	**1879.7**	**5527.3**
Stddev	159.	9.	2.9	10.8
%RSD	.19294	.06276	.15175	.19523
#1	82425.	14645.	1881.7	5535.0
#2	82650.	14658.	1877.7	5519.7

Zoom In Zoom Out

Sample Name: Feconf Acquired: 6/16/2014 14:25:05 Type: Unk
Method: Accutest1(v161) Mode: CONC Corr. Factor: 1.000000
User: admin Custom ID1: Custom ID2: Custom ID3:
Comment:

Elem	Ba4554	Be3130	Cd2288	Co2286	Cr2677	Cu3247	Mn2576	Ni2316	Ag3280
Avg	**.0004**	**.0001**	**.0003**	**.0008**	**-.0007**	**-.0019**	**.0030**	**.0004**	**.0047**
Stddev	.0001	.0000	.0001	.0000	.0002	.0003	.0000	.0000	.0003
%RSD	24.67	60.43	16.18	4.431	31.23	16.41	1.099	7.076	7.296
#1	.0003	.0001	.0004	.0008	-.0006	-.0017	.0030	.0004	.0045
#2	.0004	.0000	.0003	.0009	-.0009	-.0021	.0030	.0004	.0049

Elem	V_2924	Zn2062	As1890	Tl1908	Pb2203	Se1960	Sb2068	Al3961	Ca3179
Avg	**-.0014**	**.0027**	**-.0007**	**.0019**	**-.0006**	**-.0010**	**.0030**	**.0863**	**.0747**
Stddev	.0004	.0001	.0012	.0017	.0008	.0023	.0009	.0186	.0130
%RSD	24.66	5.431	174.9	92.88	139.4	246.7	28.92	21.61	17.37
#1	-.0017	.0026	.0002	.0006	-.0011	.0007	.0037	.0995	.0839
#2	-.0012	.0028	-.0016	.0031	.0000	-.0026	.0024	.0731	.0655

Elem	Fe2599	Mg2790	K_7664	Na5895	B_2089	Mo2020	Pd3404	Si2124	Sn1899
Avg	**199.4**	**.1488**	**-.0175**	**.0120**	**-.0034**	**-.0002**	**-.0004**	**.0095**	**.0008**
Stddev	.6	.0038	.0036	.0024	.0008	.0004	.0002	.0006	.0001
%RSD	.3063	2.536	20.77	20.37	22.94	188.9	52.14	6.459	15.16
#1	199.0	.1461	-.0150	.0138	-.0028	.0001	-.0003	.0091	.0009
#2	199.9	.1514	-.0201	.0103	-.0039	-.0005	-.0005	.0100	.0007

Elem	Sr4077	Ti3349	W_2079	Zr3391	S_1820	Bi2230	Li6707
Avg	**.0000**	**.0004**	**.0012**	**-.0012**	**.0005**	**.0078**	**-.0009**
Stddev	.0000	.0004	.0005	.0000	.0005	.0003	.0009
%RSD	67.13	86.42	46.28	3.281	86.19	4.166	105.0
#1	.0001	.0007	.0016	-.0011	.0008	.0076	-.0016
#2	.0000	.0002	.0008	-.0012	.0002	.0081	-.0002

Int. Std.	Y_3600	Y_3710	Y_2243	In2306
Avg	**93685.**	**15078.**	**2081.1**	**6726.8**
Stddev	44.	46.	2.6	6.0
%RSD	.04647	.30274	.12547	.08891
#1	93716.	15110.	2082.9	6731.0
#2	93654.	15046.	2079.2	6722.6

Zoom In Zoom Out

Sample Name: Crconf Acquired: 6/16/2014 14:31:22 Type: Unk
Method: Accutest1(v161) Mode: CONC Corr. Factor: 1.000000
User: admin Custom ID1: Custom ID2: Custom ID3:
Comment:

Elem	Ba4554	Be3130	Cd2288	Co2286	Cr2677	Cu3247	Mn2576	Ni2316	Ag3280
Avg	**.0006**	**.0001**	**.0002**	**-.0019**	**10.67**	**.0002**	**-.0011**	**.0005**	**.0000**
Stddev	.0001	.0000	.0001	.0000	.00	.0001	.0000	.0002	.000
%RSD	11.83	29.13	41.78	.2864	.0425	24.99	.0495	34.59	53.20
#1	.0006	.0001	.0002	-.0019	10.67	.0002	-.0011	.0004	.0000
#2	.0005	.0001	.0001	-.0019	10.67	.0003	-.0011	.0006	.0000

Elem	V_2924	Zn2062	As1890	Tl1908	Pb2203	Se1960	Sb2068	Al3961	Ca3179
Avg	**.0000**	**.0014**	**.0017**	**.0008**	**.0002**	**-.0009**	**-.0008**	**.0320**	**.0556**
Stddev	.000	.0002	.0003	.0002	.0009	.0002	.0000	.0026	.0011
%RSD	874.5	16.60	16.79	18.49	401.6	23.24	4.495	8.230	2.050
#1	-.0002	.0012	.0020	.0007	.0009	-.0007	-.0008	.0339	.0564
#2	.0002	.0016	.0015	.0009	-.0004	-.0010	-.0008	.0301	.0548

Elem	Fe2599	Mg2790	K_7664	Na5895	B_2089	Mo2020	Pd3404	Si2124	Sn1899
Avg	**.0226**	**.0443**	**.0074**	**.0081**	**-.0008**	**.0002**	**.0002**	**.0101**	**-.0008**
Stddev	.0010	.0312	.0096	.0072	.0005	.0002	.0003	.0000	.0000
%RSD	4.271	70.37	129.8	89.48	63.42	121.8	185.3	.2971	2.447
#1	.0233	.0664	.0006	.0132	-.0012	.0003	.0004	.0101	-.0008
#2	.0219	.0223	.0142	.0030	-.0004	.0000	-.0001	.0101	-.0008

Elem	Sr4077	Ti3349	W_2079	Zr3391	S_1820	Bi2230	Li6707
Avg	**.0000**	**.0002**	**-.0117**	**-.0023**	**.0055**	**.0141**	**-.0004**
Stddev	.0001	.0000	.0004	.0001	.0012	.0004	.0011
%RSD	306.9	18.34	3.318	3.388	20.77	2.578	260.9
#1	-.0001	.0002	-.0114	-.0022	.0064	.0144	-.0011
#2	.0001	.0002	-.0120	-.0023	.0047	.0139	.0003

Int. Std.	Y_3600	Y_3710	Y_2243	In2306
Avg	**94873.**	**15067.**	**2046.8**	**6584.4**
Stddev	217.	74.	3.7	8.4
%RSD	.22855	.48966	.17922	.12764
#1	94720.	15015.	2049.4	6590.4
#2	95026.	15120.	2044.3	6578.5

Zoom In Zoom Out

Sample Name: ccv Acquired: 6/16/2014 14:37:40 Type: QC
Method: Accutest1(v161) Mode: CONC Corr. Factor: 1.000000
User: admin Custom ID1: Custom ID2: Custom ID3:
Comment:

Elem	Ba4554	Be3130	Cd2288	Co2286	Cr2677	Cu3247	Mn2576	Ni2316	Ag3280
Units	ppm	ppm	ppm	ppm	ppm	ppm	ppm	ppm	ppm
Avg	**2.034**	**2.041**	**2.023**	**2.039**	**2.032**	**1.977**	**2.032**	**2.065**	**.2416**
Stddev	.003	.002	.005	.001	.003	.004	.003	.002	.0010
%RSD	.1288	.0962	.2298	.0365	.1651	.1794	.1546	.0844	.4156
#1	2.036	2.043	2.020	2.039	2.035	1.975	2.029	2.064	.2409
#2	2.033	2.040	2.026	2.040	2.030	1.980	2.034	2.066	.2423
Check ?	Chk Pass	Chk Pass	Chk Pass	Chk Pass	Chk Pass	Chk Pass	Chk Pass	Chk Pass	Chk Pass
Value									
Range									

Elem	V_2924	Zn2062	As1890	Tl1908	Pb2203	Se1960	Sb2068	Al3961	Ca3179
Units	ppm	ppm	ppm	ppm	ppm	ppm	ppm	ppm	ppm
Avg	**1.980**	**2.063**	**2.018**	**2.093**	**2.061**	**2.026**	**2.015**	**40.19**	**40.68**
Stddev	.003	.002	.003	.009	.002	.001	.001	.00	.07
%RSD	.1526	.0871	.1419	.4088	.1104	.0442	.0553	.0031	.1671
#1	1.978	2.064	2.016	2.087	2.062	2.027	2.014	40.19	40.63
#2	1.983	2.062	2.020	2.099	2.059	2.026	2.015	40.19	40.73
Check ?	Chk Pass	Chk Pass	Chk Pass	Chk Pass	Chk Pass	Chk Pass	Chk Pass	Chk Pass	Chk Pass
Value									
Range									

Elem	Fe2599	Mg2790	K_7664	Na5895	B_2089	Mo2020	Pd3404	Si2124	Sn1899
Units	ppm	ppm	ppm	ppm	ppm	ppm	ppm	ppm	ppm
Avg	**39.92**	**39.39**	**40.13**	**40.57**	**2.030**	**2.043**	**1.958**	**4.975**	**2.062**
Stddev	.05	.14	.01	.01	.006	.004	.007	.004	.007
%RSD	.1214	.3499	.0231	.0176	.3211	.1935	.3650	.0714	.3418
#1	39.95	39.49	40.13	40.58	2.025	2.040	1.953	4.972	2.057
#2	39.88	39.30	40.14	40.57	2.034	2.046	1.963	4.977	2.067
Check ?	Chk Pass	Chk Pass	Chk Pass	Chk Pass	Chk Pass	Chk Pass	Chk Pass	Chk Pass	Chk Pass
Value									
Range									

Zoom In Zoom Out

Sample Name: ccv Acquired: 6/16/2014 14:37:40 Type: QC
Method: Accutest1(v161) Mode: CONC Corr. Factor: 1.000000
User: admin Custom ID1: Custom ID2: Custom ID3:
Comment:

Elem	Sr4077	Ti3349	W_2079	Zr3391	S_1820	Bi2230	Li6707
Units	ppm	ppm	ppm	ppm	ppm	ppm	ppm
Avg	**2.115**	**1.993**	**1.924**	**2.013**	**1.989**	**2.001**	**1.987**
Stddev	.001	.005	.014	.002	.002	.004	.003
%RSD	.0222	.2733	.7202	.0723	.1061	.1833	.1276
#1	2.116	1.989	1.914	2.012	1.988	1.998	1.988
#2	2.115	1.997	1.933	2.014	1.991	2.004	1.985
Check ?	Chk Pass	Chk Pass	Chk Pass	Chk Pass	Chk Pass	Chk Pass	Chk Pass
Value							
Range							

Int. Std.	Y_3600	Y_3710	Y_2243	In2306
Units	Cts/S	Cts/S	Cts/S	Cts/S
Avg	**90534.**	**15022.**	**2035.2**	**6118.4**
Stddev	106.	66.	3.8	4.9
%RSD	.11744	.43635	.18530	.07987
#1	90610.	15068.	2037.9	6121.8
#2	90459.	14976.	2032.6	6114.9

Zoom In Zoom Out

Sample Name: ccb Acquired: 6/16/2014 14:43:44 Type: QC
Method: Accutest1(v161) Mode: CONC Corr. Factor: 1.000000
User: admin Custom ID1: Custom ID2: Custom ID3:
Comment:

Elem	Ba4554	Be3130	Cd2288	Co2286	Cr2677	Cu3247	Mn2576	Ni2316	Ag3280
Units	ppm	ppm	ppm	ppm	ppm	ppm	ppm	ppm	ppm
Avg	**.0004**	**.0002**	**.0004**	**.0002**	**.0002**	**.0005**	**.0004**	**.0002**	**-.0003**
Stddev	.0004	.0001	.0002	.0002	.0001	.0002	.0000	.0003	.0002
%RSD	100.6	67.72	46.28	122.4	36.54	32.79	9.661	101.9	58.07
#1	.0001	.0001	.0006	.0003	.0003	.0004	.0004	.0004	-.0002
#2	.0007	.0003	.0003	.0000	.0002	.0007	.0004	.0001	-.0004
Check ?	Chk Pass	Chk Pass	Chk Pass	Chk Pass	Chk Pass	Chk Pass	Chk Pass	Chk Pass	Chk Pass
High Limit									
Low Limit									

Elem	V_2924	Zn2062	As1890	Tl1908	Pb2203	Se1960	Sb2068	Al3961	Ca3179
Units	ppm	ppm	ppm	ppm	ppm	ppm	ppm	ppm	ppm
Avg	**.0004**	**.0003**	**.0006**	**-.0007**	**-.0008**	**-.0006**	**.0002**	**.0040**	**.0049**
Stddev	.0001	.0001	.0002	.0011	.0002	.0012	.0001	.0067	.0065
%RSD	13.56	29.05	28.67	161.3	28.99	193.9	35.99	170.0	134.2
#1	.0003	.0002	.0005	-.0014	-.0010	.0002	.0002	-.0008	.0002
#2	.0004	.0004	.0007	.0001	-.0006	-.0015	.0003	.0087	.0095
Check ?	Chk Pass	Chk Pass	Chk Pass	Chk Pass	Chk Pass	Chk Pass	Chk Pass	Chk Pass	Chk Pass
High Limit									
Low Limit									

Elem	Fe2599	Mg2790	K_7664	Na5895	B_2089	Mo2020	Pd3404	Si2124	Sn1899
Units	ppm	ppm	ppm	ppm	ppm	ppm	ppm	ppm	ppm
Avg	**.0053**	**.0080**	**-.0115**	**.0122**	**.0012**	**.0016**	**-.0003**	**.0021**	**.0005**
Stddev	.0009	.0100	.0233	.0048	.0009	.0006	.0001	.0006	.0003
%RSD	16.84	124.7	201.9	38.89	70.72	34.47	54.71	27.63	59.43
#1	.0046	.0009	-.0280	.0089	.0019	.0020	-.0004	.0025	.0006
#2	.0059	.0151	.0049	.0156	.0006	.0012	-.0002	.0017	.0003
Check ?	Chk Pass	Chk Pass	Chk Pass	Chk Pass	Chk Pass	Chk Pass	Chk Pass	Chk Pass	Chk Pass
High Limit									
Low Limit									

Zoom In Zoom Out

Sample Name: ccb Acquired: 6/16/2014 14:43:44 Type: QC
Method: Accutest1(v161) Mode: CONC Corr. Factor: 1.000000
User: admin Custom ID1: Custom ID2: Custom ID3:
Comment:

Elem	Sr4077	Ti3349	W_2079	Zr3391	S_1820	Bi2230	Li6707
Units	ppm	ppm	ppm	ppm	ppm	ppm	ppm
Avg	**.0003**	**.0006**	**.0081**	**.0007**	**.0039**	**.0008**	**.0000**
Stddev	.0000	.0001	.0026	.0001	.0006	.0001	.000
%RSD	12.16	22.30	31.93	13.74	16.05	9.011	1309.
#1	.0003	.0005	.0100	.0008	.0035	.0009	-.0003
#2	.0003	.0007	.0063	.0006	.0043	.0008	.0003
Check ?	Chk Pass	Chk Pass	Chk Pass	Chk Pass	Chk Pass	Chk Pass	Chk Pass
High Limit							
Low Limit							

Int. Std.	Y_3600	Y_3710	Y_2243	In2306
Units	Cts/S	Cts/S	Cts/S	Cts/S
Avg	**94467.**	**15063.**	**2108.9**	**6688.7**
Stddev	368.	47.	5.2	10.1
%RSD	.38949	.31112	.24872	.15049
#1	94728.	15096.	2112.6	6695.8
#2	94207.	15030.	2105.2	6681.6

Zoom In Zoom Out

Sample Name: mp79971-mb1conf Acquired: 6/16/2014 14:50:01 Type: Unk
Method: Accutest1(v161) Mode: CONC Corr. Factor: 1.000000
User: admin Custom ID1: Custom ID2: Custom ID3:
Comment: epa rerun 19th

Elem	Ba4554	Be3130	Cd2288	Co2286	Cr2677	Cu3247	Mn2576	Ni2316	Ag3280
Avg	**.0004**	**.0001**	**-.0001**	**.0000**	**-.0002**	**.0004**	**.0001**	**.0002**	**-.0002**
Stddev	.0000	.0001	.0001	.000	.0001	.0002	.0000	.0000	.0001
%RSD	8.153	97.33	108.9	134.1	27.24	63.91	31.09	7.401	32.44
#1	.0004	.0001	-.0002	-.0001	-.0003	.0005	.0001	.0003	-.0002
#2	.0004	.0000	.0000	.0000	-.0002	.0002	.0001	.0002	-.0001

Elem	V_2924	Zn2062	As1890	Tl1908	Pb2203	Se1960	Sb2068	Al3961	Ca3179
Avg	**.0000**	**.0051**	**.0003**	**.0001**	**-.0008**	**-.0013**	**-.0010**	**.0051**	**.0222**
Stddev	.0001	.0001	.0002	.0002	.0009	.0002	.0006	.0015	.0020
%RSD	735.3	1.646	61.10	169.9	111.6	13.10	60.99	30.37	9.195
#1	.0001	.0052	.0005	.0002	-.0002	-.0014	-.0015	.0040	.0236
#2	-.0001	.0050	.0002	.0000	-.0015	-.0011	-.0006	.0061	.0207

Elem	Fe2599	Mg2790	K_7664	Na5895	B_2089	Mo2020	Pd3404	Si2124	Sn1899
Avg	**.0049**	**.0197**	**-.0230**	**-.0025**	**.0000**	**.0000**	**.0002**	**.0202**	**-.0004**
Stddev	.0006	.0096	.0119	.0018	.001	.0001	.0001	.0010	.0003
%RSD	11.34	48.57	51.53	72.09	3777.	201.7	63.85	4.726	64.23
#1	.0053	.0265	-.0314	-.0012	.0004	.0001	.0003	.0195	-.0006
#2	.0045	.0130	-.0146	-.0037	-.0005	.0000	.0001	.0208	-.0002

Elem	Sr4077	Ti3349	W_2079	Zr3391	S_1820	Bi2230	Li6707
Avg	**.0001**	**.0004**	**-.0064**	**-.0005**	**.0024**	**.0004**	**-.0008**
Stddev	.0001	.0001	.0009	.0001	.0007	.0001	.0004
%RSD	82.16	13.47	14.72	17.57	30.79	27.36	51.26
#1	.0002	.0005	-.0058	-.0004	.0029	.0005	-.0012
#2	.0000	.0004	-.0071	-.0006	.0018	.0003	-.0005

Int. Std.	Y_3600	Y_3710	Y_2243	In2306
Avg	**91583.**	**14831.**	**2044.6**	**6536.3**
Stddev	302.	28.	11.3	31.4
%RSD	.32935	.19030	.55357	.48075
#1	91796.	14851.	2052.6	6558.5
#2	91370.	14811.	2036.6	6514.1

Zoom In Zoom Out

Sample Name: crid Acquired: 6/16/2014 14:58:01 Type: QC
Method: Accutest1(v161) Mode: CONC Corr. Factor: 1.000000
User: admin Custom ID1: Custom ID2: Custom ID3:
Comment:

Elem	Ba4554	Be3130	Cd2288	Co2286	Cr2677	Cu3247	Mn2576	Ni2316	Ag3280
Units	ppm	ppm	ppm	ppm	ppm	ppm	ppm	ppm	ppm
Avg	**.0043**	**.0010**	**.0012**	**.0030**	**.0017**	**.0017**	**.0033**	**.0042**	**.0008**
Stddev	.0000	.0000	.0002	.0003	.0004	.0000	.0000	.0001	.0005
%RSD	1.113	1.760	16.59	10.08	26.48	1.732	.3680	2.245	64.48
#1	.0043	.0011	.0013	.0032	.0014	.0018	.0033	.0041	.0012
#2	.0043	.0010	.0010	.0028	.0020	.0017	.0033	.0043	.0005
Check ?	Chk Pass	Chk Pass	Chk Pass	Chk Pass	Chk Pass	Chk Pass	Chk Pass	Chk Pass	Chk Pass
Value									
Range									

Elem	V_2924	Zn2062	As1890	Tl1908	Pb2203	Se1960	Sb2068	Al3961	Ca3179
Units	ppm	ppm	ppm	ppm	ppm	ppm	ppm	ppm	ppm
Avg	**.0020**	**.0123**	**.0033**	**.0015**	**.0023**	**.0056**	**.0023**	**.0958**	**1.036**
Stddev	.0001	.0001	.0005	.0012	.0001	.0005	.0004	.0064	.003
%RSD	6.110	.4053	15.68	82.52	4.200	8.465	17.33	6.670	.2420
#1	.0020	.0123	.0037	.0006	.0023	.0060	.0026	.1003	1.034
#2	.0019	.0124	.0030	.0023	.0022	.0053	.0021	.0913	1.038
Check ?	Chk Pass	Chk Pass	Chk Pass	Chk Pass	Chk Pass	Chk Pass	Chk Pass	Chk Pass	Chk Pass
Value									
Range									

Elem	Fe2599	Mg2790	K_7664	Na5895	B_2089	Mo2020	Pd3404	Si2124	Sn1899
Units	ppm	ppm	ppm	ppm	ppm	ppm	ppm	ppm	ppm
Avg	**-.0001**	**.1228**	**2.075**	**1.030**	**.0096**	**.0000**	**.0005**	**.0010**	**-.0006**
Stddev	.0016	.0175	.022	.006	.0004	.000	.0003	.0004	.0003
%RSD	2355.	14.28	1.053	.6023	3.746	438.4	52.84	38.81	60.53
#1	-.0012	.1104	2.090	1.035	.0098	.0001	.0003	.0013	-.0003
#2	.0011	.1352	2.059	1.026	.0093	-.0002	.0007	.0007	-.0008
Check ?	None	Chk Pass	Chk Pass	Chk Pass	Chk Pass	None	None	None	None
Value									
Range									

Zoom In Zoom Out

Sample Name: crid Acquired: 6/16/2014 14:58:01 Type: QC
Method: Accutest1(v161) Mode: CONC Corr. Factor: 1.000000
User: admin Custom ID1: Custom ID2: Custom ID3:
Comment:

Elem	Sr4077	Ti3349	W_2079	Zr3391	S_1820	Bi2230	Li6707
Units	ppm	ppm	ppm	ppm	ppm	ppm	ppm
Avg	**.0001**	**.0000**	**-.0082**	**-.0002**	**-.0003**	**.0002**	**-.0010**
Stddev	.0000	.0002	.0014	.0001	.0023	.0015	.0004
%RSD	35.33	34530.	16.84	53.30	817.1	621.2	39.68
#1	.0001	-.0002	-.0072	-.0002	-.0019	.0013	-.0007
#2	.0001	.0002	-.0091	-.0001	.0014	-.0008	-.0012
Check ?	None	None	None	None	None	None	None
Value							
Range							

Int. Std.	Y_3600	Y_3710	Y_2243	In2306
Units	Cts/S	Cts/S	Cts/S	Cts/S
Avg	**94394.**	**15091.**	**2102.4**	**6635.0**
Stddev	30.	10.	4.4	3.3
%RSD	.03134	.06834	.20987	.05000
#1	94415.	15084.	2105.5	6637.3
#2	94373.	15099.	2099.3	6632.6

Zoom In Zoom Out

Sample Name: cri Acquired: 6/16/2014 15:11:46 Type: QC
Method: Accutest1(v161) Mode: CONC Corr. Factor: 1.000000
User: admin Custom ID1: Custom ID2: Custom ID3:
Comment:

Elem	Ba4554	Be3130	Cd2288	Co2286	Cr2677	Cu3247	Mn2576	Ni2316	Ag3280
Units	ppm	ppm	ppm	ppm	ppm	ppm	ppm	ppm	ppm
Avg	**.2101**	**.0023**	**.0034**	**.0523**	**.0111**	**.0098**	**.0164**	**.0109**	**.0044**
Stddev	.0005	.0000	.0001	.0001	.0003	.0000	.0000	.0001	.0003
%RSD	.2578	.3255	3.599	.2329	2.576	.4168	.1347	.7605	7.533
#1	.2097	.0023	.0035	.0522	.0113	.0098	.0163	.0110	.0046
#2	.2105	.0023	.0033	.0523	.0109	.0098	.0164	.0109	.0041
Check ?	Chk Pass	Chk Pass	Chk Pass	Chk Pass	Chk Pass	Chk Pass	Chk Pass	Chk Pass	Chk Pass
Value									
Range									

Elem	V_2924	Zn2062	As1890	Tl1908	Pb2203	Se1960	Sb2068	Al3961	Ca3179
Units	ppm	ppm	ppm	ppm	ppm	ppm	ppm	ppm	ppm
Avg	**.0507**	**.0232**	**.0081**	**.0109**	**.0030**	**.0116**	**.0067**	**.2007**	**5.151**
Stddev	.0003	.0000	.0000	.0002	.0005	.0014	.0003	.0036	.021
%RSD	.6242	.1459	.5475	1.958	17.39	12.50	4.929	1.802	.4036
#1	.0505	.0231	.0082	.0108	.0033	.0126	.0065	.2032	5.166
#2	.0509	.0232	.0081	.0111	.0026	.0106	.0070	.1981	5.137
Check ?	Chk Pass	Chk Pass	Chk Pass	Chk Pass	Chk Pass	Chk Pass	Chk Pass	Chk Pass	Chk Pass
Value									
Range									

Elem	Fe2599	Mg2790	K_7664	Na5895	B_2089	Mo2020	Pd3404	Si2124	Sn1899
Units	ppm	ppm	ppm	ppm	ppm	ppm	ppm	ppm	ppm
Avg	**.1075**	**5.238**	**5.051**	**5.122**	**.1070**	**.0213**	**.0561**	**.2081**	**.0110**
Stddev	.0023	.049	.025	.000	.0005	.0001	.0003	.0008	.0001
%RSD	2.103	.9290	.4979	.0009	.4503	.7043	.5146	.3917	1.041
#1	.1091	5.204	5.069	5.122	.1073	.0211	.0559	.2086	.0109
#2	.1059	5.272	5.034	5.122	.1066	.0214	.0563	.2075	.0111
Check ?	Chk Pass	Chk Pass	Chk Pass	Chk Pass	Chk Pass	Chk Pass	Chk Pass	Chk Pass	Chk Pass
Value									
Range									

Zoom In Zoom Out

Sample Name: cri Acquired: 6/16/2014 15:11:46 Type: QC
Method: Accutest1(v161) Mode: CONC Corr. Factor: 1.000000
User: admin Custom ID1: Custom ID2: Custom ID3:
Comment:

Elem	Sr4077	Ti3349	W_2079	Zr3391	S_1820	Bi2230	Li6707
Units	ppm	ppm	ppm	ppm	ppm	ppm	ppm
Avg	**.0112**	**.0113**	**.0445**	**.0104**	**.0484**	**.0214**	**.0204**
Stddev	.0001	.0003	.0007	.0000	.0001	.0005	.0009
%RSD	.8822	2.759	1.615	.3430	.2847	2.498	4.649
#1	.0113	.0115	.0440	.0104	.0483	.0218	.0197
#2	.0111	.0110	.0450	.0104	.0485	.0210	.0210
Check ?	Chk Pass	Chk Pass	Chk Pass	Chk Pass	Chk Pass	Chk Pass	Chk Pass
Value							
Range							

Int. Std.	Y_3600	Y_3710	Y_2243	In2306
Units	Cts/S	Cts/S	Cts/S	Cts/S
Avg	**93257.**	**14938.**	**2071.7**	**6482.4**
Stddev	60.	89.	1.3	6.6
%RSD	.06453	.59259	.06446	.10160
#1	93215.	14875.	2072.6	6487.0
#2	93300.	15001.	2070.7	6477.7

Zoom In Zoom Out

Sample Name: jb68500-1 1 Acquired: 6/16/2014 15:17:58 Type: Unk
Method: Accutest1(v161) Mode: CONC Corr. Factor: 10.000000
User: admin Custom ID1: Custom ID2: Custom ID3:
Comment: epa rerun 19th

Elem	Ba4554	Be3130	Cd2288	Co2286	Cr2677	Cu3247	Mn2576	Ni2316	Ag3280
Avg	**.5138**	**.0001**	**-.0164**	**.0213**	**.0893**	**.1618**	**10.76**	**.0698**	**.0037**
Stddev	.0060	.0002	.0024	.0058	.0017	.0025	.22	.0053	.0015
%RSD	1.173	199.4	14.54	27.16	1.960	1.564	2.050	7.620	39.66
#1	.5096	.0002	-.0147	.0172	.0880	.1601	10.61	.0661	.0047
#2	.5181	.0000	-.0181	.0253	.0905	.1636	10.92	.0736	.0026

Elem	V_2924	Zn2062	As1890	Tl1908	Pb2203	Se1960	Sb2068	Al3961	Ca3179
Avg	**.0148**	**.9708**	**40.59**	**.0159**	**.0034**	**.0046**	**.0735**	**.3469**	**64.41**
Stddev	.0017	.0771	3.33	.0207	.0042	.0098	.0120	.0190	.54
%RSD	11.39	7.944	8.201	130.7	121.8	213.8	16.27	5.464	.8408
#1	.0136	.9163	38.23	.0012	.0064	.0115	.0651	.3335	64.03
#2	.0159	1.025	42.94	.0305	.0005	-.0023	.0820	.3603	64.79

Elem	Fe2599	Mg2790	K_7664	Na5895	B_2089	Mo2020	Pd3404	Si2124	Sn1899
Avg	**156.4**	**17.32**	**3.133**	**75.41**	**.2381**	**.0001**	**-.0034**	**20.13**	**.0089**
Stddev	1.3	.09	.262	.83	.0206	.0001	.0065	1.63	.0076
%RSD	.8069	.5401	8.369	1.099	8.644	73.56	193.4	8.107	85.02
#1	155.5	17.25	3.319	74.82	.2235	.0002	-.0079	18.98	.0035
#2	157.3	17.39	2.948	75.99	.2526	.0001	.0012	21.29	.0142

Elem	Sr4077	Ti3349	W_2079	Zr3391	S_1820	Bi2230	Li6707
Avg	**.3634**	**.0179**	**-.1297**	**-.0077**	**15.60**	**.0153**	**-.0083**
Stddev	.0049	.0002	.0070	.0021	1.35	.0085	.0034
%RSD	1.344	1.336	5.394	26.63	8.619	55.39	41.10
#1	.3599	.0177	-.1247	-.0063	14.65	.0093	-.0107
#2	.3668	.0180	-.1346	-.0092	16.55	.0213	-.0059

Int. Std.	Y_3600	Y_3710	Y_2243	In2306
Avg	**92196.**	**14825.**	**2056.5**	**6448.1**
Stddev	107.	17.	1.5	9.9
%RSD	.11618	.11131	.07094	.15290
#1	92271.	14814.	2057.5	6455.0
#2	92120.	14837.	2055.5	6441.1

Zoom In Zoom Out

Sample Name: mp79987-mb1conf Acquired: 6/16/2014 15:24:08 Type: Unk
Method: Accutest1(v161) Mode: CONC Corr. Factor: 1.000000
User: admin Custom ID1: Custom ID2: Custom ID3:
Comment: water rerun 20th

Elem	Ba4554	Be3130	Cd2288	Co2286	Cr2677	Cu3247	Mn2576	Ni2316	Ag3280
Avg	**.0016**	**.0000**	**.0001**	**-.0003**	**-.0003**	**-.0003**	**.0001**	**.0000**	**-.0003**
Stddev	.0000	.000	.0000	.0001	.0004	.0002	.0000	.000	.0003
%RSD	.4078	239.2	52.01	32.61	152.3	64.28	79.79	696.5	80.58
#1	.0016	.0000	.0000	-.0002	-.0006	-.0002	.0000	-.0002	-.0005
#2	.0016	-.0001	.0001	-.0004	.0000	-.0004	.0001	.0001	-.0001

Elem	V_2924	Zn2062	As1890	Tl1908	Pb2203	Se1960	Sb2068	Al3961	Ca3179
Avg	**.0000**	**.0022**	**-.0003**	**-.0007**	**.0000**	**.0004**	**.0003**	**.0003**	**.0166**
Stddev	.0001	.0001	.0005	.0016	.0011	.0003	.0006	.0030	.0029
%RSD	1166.	6.703	164.6	234.3	7938.	78.50	249.8	1156.	17.57
#1	.0001	.0021	.0000	-.0018	.0008	.0006	.0007	-.0018	.0146
#2	-.0001	.0023	-.0006	.0004	-.0008	.0002	-.0002	.0024	.0187

Elem	Fe2599	Mg2790	K_7664	Na5895	B_2089	Mo2020	Pd3404	Si2124	Sn1899
Avg	**.0039**	**-.0126**	**-.0086**	**-.0025**	**-.0003**	**-.0006**	**.0001**	**.0176**	**.0000**
Stddev	.0022	.0116	.0278	.0025	.0001	.0000	.0010	.0000	.0000
%RSD	56.23	91.96	324.2	103.3	48.71	2.866	1361.	.0183	24.06
#1	.0024	-.0207	-.0282	-.0042	-.0002	-.0006	-.0006	.0176	.0000
#2	.0055	-.0044	.0111	-.0007	-.0004	-.0006	.0007	.0176	.0000

Elem	Sr4077	Ti3349	W_2079	Zr3391	S_1820	Bi2230	Li6707
Avg	**.0001**	**.0004**	**-.0110**	**-.0001**	**.0012**	**.0002**	**.0004**
Stddev	.0000	.0002	.0002	.0000	.0003	.0006	.0003
%RSD	91.04	40.94	1.951	8.326	27.12	395.9	92.35
#1	.0000	.0003	-.0109	-.0002	.0010	.0006	.0001
#2	.0001	.0006	-.0112	-.0001	.0015	-.0003	.0006

Int. Std.	Y_3600	Y_3710	Y_2243	In2306
Avg	**95379.**	**15267.**	**2106.5**	**6676.8**
Stddev	363.	91.	1.6	4.8
%RSD	.38096	.59623	.07500	.07132
#1	95122.	15203.	2107.6	6680.1
#2	95636.	15332.	2105.3	6673.4

Zoom In Zoom Out

Sample Name: jb68724-1 2 Acquired: 6/16/2014 15:30:22 Type: Unk
Method: Accutest1(v161) Mode: CONC Corr. Factor: 1.000000
User: admin Custom ID1: Custom ID2: Custom ID3:
Comment: water rerun 20th

Elem	Ba4554	Be3130	Cd2288	Co2286	Cr2677	Cu3247	Mn2576	Ni2316	Ag3280
Avg	**.1837**	**.0001**	**.0000**	**.0001**	**.0020**	**.0027**	**.0351**	**.0022**	**-.0001**
Stddev	.0001	.0000	.0001	.0003	.0001	.0003	.0000	.0001	.0001
%RSD	.0639	2.473	633.0	219.8	3.049	10.70	.0290	2.802	155.2
#1	.1838	.0001	.0001	.0003	.0021	.0025	.0351	.0022	-.0001
#2	.1837	.0001	.0000	-.0001	.0020	.0029	.0351	.0021	.0000

Elem	V_2924	Zn2062	As1890	Tl1908	Pb2203	Se1960	Sb2068	Al3961	Ca3179
Avg	**.0014**	**.0023**	**.0010**	**.0014**	**.0011**	**.0055**	**-.0003**	**.6852**	**57.38**
Stddev	.0002	.0000	.0008	.0005	.0004	.0018	.0015	.0058	.21
%RSD	11.88	.6320	78.81	34.23	35.09	31.69	530.8	.8491	.3690
#1	.0015	.0023	.0016	.0011	.0014	.0068	-.0014	.6893	57.53
#2	.0013	.0023	.0005	.0018	.0008	.0043	.0008	.6811	57.23

Elem	Fe2599	Mg2790	K_7664	Na5895	B_2089	Mo2020	Pd3404	Si2124	Sn1899
Avg	**.9063**	**13.45**	**3.311**	**161.8**	**.0553**	**.0007**	**-.0025**	**5.870**	**.0030**
Stddev	.0006	.05	.001	1.0	.0005	.0001	.0000	.003	.0007
%RSD	.0671	.3757	.0225	.6398	.9242	12.83	.6502	.0526	22.42
#1	.9059	13.48	3.311	161.1	.0549	.0007	-.0024	5.868	.0035
#2	.9067	13.41	3.310	162.5	.0556	.0006	-.0025	5.872	.0025

Elem	Sr4077	Ti3349	W_2079	Zr3391	S_1820	Bi2230	Li6707
Avg	**.1765**	**.0213**	**-.0125**	**.0009**	**14.61**	**.0018**	**.0022**
Stddev	.0004	.0006	.0010	.0001	.00	.0003	.0003
%RSD	.2318	2.666	8.035	8.046	.0192	18.83	12.62
#1	.1768	.0217	-.0118	.0009	14.61	.0015	.0024
#2	.1762	.0209	-.0132	.0010	14.61	.0020	.0020

Int. Std.	Y_3600	Y_3710	Y_2243	In2306
Avg	**88656.**	**14987.**	**1999.2**	**5953.1**
Stddev	267.	87.	.6	6.8
%RSD	.30120	.58302	.03043	.11375
#1	88845.	14925.	1998.8	5957.9
#2	88467.	15049.	1999.6	5948.3

Zoom In Zoom Out

Sample Name: jb68724-5 Acquired: 6/16/2014 15:36:38 Type: Unk
Method: Accutest1(v161) Mode: CONC Corr. Factor: 5.000000
User: admin Custom ID1: Custom ID2: Custom ID3:
Comment: water rerun 20th

Elem	Ba4554	Be3130	Cd2288	Co2286	Cr2677	Cu3247	Mn2576	Ni2316	Ag3280
Avg	**.3079**	**.0001**	**.0281**	**.0088**	**.0077**	**.0039**	**45.31**	**.1335**	**.0042**
Stddev	.0024	.0002	.0015	.0008	.0008	.0010	.04	.0032	.0001
%RSD	.7777	199.9	5.363	8.894	10.51	26.46	.0861	2.361	1.908
#1	.3096	.0003	.0292	.0094	.0071	.0032	45.29	.1357	.0043
#2	.3062	.0000	.0271	.0083	.0083	.0046	45.34	.1313	.0042

Elem	V_2924	Zn2062	As1890	Tl1908	Pb2203	Se1960	Sb2068	Al3961	Ca3179
Avg	**.0060**	**.1249**	**.0086**	**.0130**	**.0021**	**.0088**	**-.0041**	**.3434**	**455.9**
Stddev	.0003	.0036	.0014	.0023	.0025	.0030	.0007	.0048	4.7
%RSD	4.221	2.845	16.35	17.49	122.2	33.64	17.38	1.404	1.035
#1	.0062	.1274	.0076	.0146	.0003	.0109	-.0036	.3468	459.2
#2	.0058	.1224	.0095	.0114	.0039	.0067	-.0046	.3400	452.6

Elem	Fe2599	Mg2790	K_7664	Na5895	B_2089	Mo2020	Pd3404	Si2124	Sn1899
Avg	**-.0033**	**94.58**	**16.21**	**672.2**	**.1763**	**.0012**	**-.0147**	**9.390**	**.0115**
Stddev	.0070	1.34	.08	17.4	.0016	.0007	.0002	.172	.0013
%RSD	211.6	1.411	.5153	2.582	.9318	54.80	1.087	1.834	11.75
#1	.0016	95.53	16.15	684.4	.1752	.0017	-.0148	9.512	.0124
#2	-.0083	93.64	16.27	659.9	.1775	.0007	-.0146	9.268	.0105

Elem	Sr4077	Ti3349	W_2079	Zr3391	S_1820	Bi2230	Li6707
Avg	**1.284**	**.0041**	**-.0855**	**-.0039**	**16.21**	**.0102**	**.0072**
Stddev	.011	.0000	.0003	.0002	.34	.0085	.0002
%RSD	.8480	1.204	.3188	5.284	2.095	82.71	3.012
#1	1.291	.0041	-.0857	-.0038	16.45	.0162	.0074
#2	1.276	.0041	-.0853	-.0041	15.97	.0042	.0071

Int. Std.	Y_3600	Y_3710	Y_2243	In2306
Avg	**88764.**	**14865.**	**1988.7**	**5873.5**
Stddev	317.	49.	6.3	9.6
%RSD	.35728	.32680	.31628	.16292
#1	88989.	14831.	1993.1	5880.3
#2	88540.	14899.	1984.2	5866.7

Zoom In Zoom Out

Sample Name: jb68724-5 Acquired: 6/16/2014 15:43:03 Type: Unk
Method: Accutest1(v161) Mode: CONC Corr. Factor: 10.000000
User: admin Custom ID1: Custom ID2: Custom ID3:
Comment: water rerun 20th

Elem	Ba4554	Be3130	Cd2288	Co2286	Cr2677	Cu3247	Mn2576	Ni2316	Ag3280
Avg	**.2999**	**.0001**	**.0282**	**.0056**	**.0052**	**.0030**	**45.97**	**.1339**	**.0018**
Stddev	.0005	.0003	.0021	.0044	.0007	.0013	.08	.0011	.0010
%RSD	.1511	249.3	7.304	78.45	13.29	43.35	.1838	.8376	55.75
#1	.3002	-.0001	.0296	.0025	.0057	.0040	46.03	.1331	.0025
#2	.2996	.0003	.0267	.0087	.0047	.0021	45.91	.1347	.0011

Elem	V_2924	Zn2062	As1890	Tl1908	Pb2203	Se1960	Sb2068	Al3961	Ca3179
Avg	**.0070**	**.1304**	**.0071**	**.0184**	**.0030**	**.0097**	**-.0100**	**.3036**	**441.9**
Stddev	.0019	.0002	.0022	.0325	.0055	.0091	.0078	.0554	.4
%RSD	27.21	.1583	31.01	176.4	186.2	93.74	78.11	18.25	.0826
#1	.0084	.1302	.0055	.0413	.0069	.0161	-.0156	.3428	442.2
#2	.0057	.1305	.0086	-.0045	-.0009	.0033	-.0045	.2644	441.7

Elem	Fe2599	Mg2790	K_7664	Na5895	B_2089	Mo2020	Pd3404	Si2124	Sn1899
Avg	**-.0016**	**92.41**	**15.65**	**652.5**	**.1557**	**-.0005**	**-.0164**	**9.422**	**.0191**
Stddev	.0073	.14	.02	.6	.0052	.0001	.0024	.028	.0020
%RSD	470.3	.1557	.1231	.0873	3.356	14.06	14.63	.2976	10.23
#1	.0036	92.51	15.64	652.9	.1520	-.0004	-.0181	9.403	.0205
#2	-.0067	92.31	15.67	652.1	.1594	-.0005	-.0147	9.442	.0177

Elem	Sr4077	Ti3349	W_2079	Zr3391	S_1820	Bi2230	Li6707
Avg	**1.239**	**.0038**	**-.1699**	**-.0071**	**16.10**	**.0198**	**-.0061**
Stddev	.002	.0011	.0036	.0016	.04	.0081	.0057
%RSD	.1917	28.99	2.105	22.03	.2644	40.76	92.59
#1	1.240	.0046	-.1724	-.0060	16.13	.0255	-.0021
#2	1.237	.0030	-.1673	-.0083	16.07	.0141	-.0102

Int. Std.	Y_3600	Y_3710	Y_2243	In2306
Avg	**90012.**	**14821.**	**2010.9**	**6068.6**
Stddev	63.	40.	3.8	6.0
%RSD	.06953	.27095	.18979	.09826
#1	90056.	14793.	2013.6	6072.8
#2	89968.	14850.	2008.2	6064.4

Zoom In Zoom Out

Sample Name: jb68724-5f Acquired: 6/16/2014 15:49:20 Type: Unk
Method: Accutest1(v161) Mode: CONC Corr. Factor: 5.000000
User: admin Custom ID1: Custom ID2: Custom ID3:
Comment: water rerun 20th

Elem	Ba4554	Be3130	Cd2288	Co2286	Cr2677	Cu3247	Mn2576	Ni2316	Ag3280
Avg	**.2975**	**.0003**	**.0269**	**.0088**	**.0053**	**.0053**	**43.94**	**.1263**	**.0030**
Stddev	.0005	.0003	.0007	.0012	.0007	.0011	.44	.0000	.0004
%RSD	.1551	102.6	2.584	13.84	13.66	20.09	1.011	.0100	12.18
#1	.2978	.0001	.0264	.0096	.0048	.0046	44.25	.1263	.0028
#2	.2972	.0005	.0274	.0079	.0058	.0061	43.63	.1263	.0033

Elem	V_2924	Zn2062	As1890	Tl1908	Pb2203	Se1960	Sb2068	Al3961	Ca3179
Avg	**.0059**	**.1210**	**.0061**	**.0095**	**.0004**	**.0040**	**.0017**	**.3460**	**431.6**
Stddev	.0004	.0017	.0028	.0043	.0034	.0041	.0011	.0528	1.8
%RSD	6.036	1.377	45.97	44.92	943.2	102.1	64.97	15.27	.4283
#1	.0062	.1221	.0041	.0125	.0028	.0069	.0009	.3834	432.9
#2	.0057	.1198	.0081	.0065	-.0020	.0011	.0025	.3087	430.3

Elem	Fe2599	Mg2790	K_7664	Na5895	B_2089	Mo2020	Pd3404	Si2124	Sn1899
Avg	**-.0073**	**90.83**	**15.49**	**640.9**	**.1686**	**.0020**	**-.0148**	**9.090**	**.0104**
Stddev	.0075	1.01	.00	2.2	.0011	.0011	.0017	.040	.0035
%RSD	102.7	1.108	.0136	.3478	.6421	54.01	11.40	.4424	33.88
#1	-.0020	91.54	15.50	642.5	.1693	.0012	-.0160	9.118	.0129
#2	-.0127	90.11	15.49	639.4	.1678	.0027	-.0136	9.062	.0079

Elem	Sr4077	Ti3349	W_2079	Zr3391	S_1820	Bi2230	Li6707
Avg	**1.222**	**.0031**	**-.0825**	**-.0042**	**15.89**	**.0052**	**.0067**
Stddev	.002	.0007	.0051	.0001	.06	.0052	.0018
%RSD	.1600	21.38	6.163	1.468	.3848	100.1	26.54
#1	1.223	.0036	-.0789	-.0042	15.93	.0015	.0079
#2	1.220	.0026	-.0861	-.0043	15.84	.0089	.0054

Int. Std.	Y_3600	Y_3710	Y_2243	In2306
Avg	**87526.**	**14854.**	**1963.4**	**5825.8**
Stddev	118.	3.	2.9	9.2
%RSD	.13441	.01697	.14610	.15736
#1	87443.	14855.	1965.4	5832.3
#2	87609.	14852.	1961.4	5819.3

Zoom In Zoom Out

Sample Name: ccv Acquired: 6/16/2014 15:55:40 Type: QC
Method: Accutest1(v161) Mode: CONC Corr. Factor: 1.000000
User: admin Custom ID1: Custom ID2: Custom ID3:
Comment:

Elem	Ba4554	Be3130	Cd2288	Co2286	Cr2677	Cu3247	Mn2576	Ni2316	Ag3280
Units	ppm	ppm	ppm	ppm	ppm	ppm	ppm	ppm	ppm
Avg	**2.055**	**2.058**	**2.042**	**2.048**	**2.060**	**1.995**	**2.069**	**2.083**	**.2456**
Stddev	.003	.004	.002	.005	.007	.004	.006	.007	.0010
%RSD	.1532	.2125	.0797	.2648	.3436	.1738	.2735	.3288	.4158
#1	2.057	2.061	2.041	2.044	2.055	1.992	2.065	2.078	.2449
#2	2.053	2.055	2.043	2.052	2.065	1.997	2.073	2.088	.2464
Check ?	Chk Pass	Chk Pass	Chk Pass	Chk Pass	Chk Pass	Chk Pass	Chk Pass	Chk Pass	Chk Pass
Value									
Range									

Elem	V_2924	Zn2062	As1890	Tl1908	Pb2203	Se1960	Sb2068	Al3961	Ca3179
Units	ppm	ppm	ppm	ppm	ppm	ppm	ppm	ppm	ppm
Avg	**2.001**	**2.074**	**2.049**	**2.149**	**2.086**	**2.059**	**2.044**	**40.42**	**40.74**
Stddev	.005	.005	.002	.005	.006	.000	.000	.15	.14
%RSD	.2353	.2461	.0711	.2389	.2828	.0095	.0119	.3700	.3557
#1	1.998	2.070	2.048	2.152	2.082	2.059	2.044	40.53	40.84
#2	2.004	2.077	2.050	2.145	2.090	2.059	2.044	40.32	40.64
Check ?	Chk Pass	Chk Pass	Chk Pass	Chk Pass	Chk Pass	Chk Pass	Chk Pass	Chk Pass	Chk Pass
Value									
Range									

Elem	Fe2599	Mg2790	K_7664	Na5895	B_2089	Mo2020	Pd3404	Si2124	Sn1899
Units	ppm	ppm	ppm	ppm	ppm	ppm	ppm	ppm	ppm
Avg	**40.47**	**40.05**	**40.55**	**41.00**	**2.061**	**2.065**	**1.986**	**5.063**	**2.092**
Stddev	.04	.04	.06	.16	.003	.006	.004	.003	.001
%RSD	.0919	.1066	.1400	.3815	.1280	.2777	.2254	.0576	.0397
#1	40.45	40.08	40.59	41.11	2.059	2.061	1.982	5.061	2.091
#2	40.50	40.02	40.51	40.89	2.062	2.069	1.989	5.065	2.092
Check ?	Chk Pass	Chk Pass	Chk Pass	Chk Pass	Chk Pass	Chk Pass	Chk Pass	Chk Pass	Chk Pass
Value									
Range									

Zoom In Zoom Out

Sample Name: ccv Acquired: 6/16/2014 15:55:40 Type: QC
Method: Accutest1(v161) Mode: CONC Corr. Factor: 1.000000
User: admin Custom ID1: Custom ID2: Custom ID3:
Comment:

Elem	Sr4077	Ti3349	W_2079	Zr3391	S_1820	Bi2230	Li6707
Units	ppm	ppm	ppm	ppm	ppm	ppm	ppm
Avg	**2.129**	**2.027**	**1.930**	**2.030**	**2.050**	**2.031**	**2.017**
Stddev	.004	.005	.019	.005	.002	.004	.003
%RSD	.2052	.2540	1.002	.2281	.1182	.1826	.1505
#1	2.132	2.023	1.916	2.027	2.048	2.029	2.015
#2	2.126	2.030	1.943	2.033	2.051	2.034	2.019
Check ?	Chk Pass	Chk Pass	Chk Pass	Chk Pass	Chk Pass	Chk Pass	Chk Pass
Value							
Range							

Int. Std.	Y_3600	Y_3710	Y_2243	In2306
Units	Cts/S	Cts/S	Cts/S	Cts/S
Avg	**88542.**	**14880.**	**1999.2**	**6022.4**
Stddev	413.	82.	1.6	14.3
%RSD	.46602	.54951	.08190	.23699
#1	88834.	14823.	2000.4	6032.5
#2	88251.	14938.	1998.0	6012.3

Zoom In Zoom Out

Sample Name: ccb Acquired: 6/16/2014 16:01:42 Type: QC
Method: Accutest1(v161) Mode: CONC Corr. Factor: 1.000000
User: admin Custom ID1: Custom ID2: Custom ID3:
Comment:

Elem	Ba4554	Be3130	Cd2288	Co2286	Cr2677	Cu3247	Mn2576	Ni2316	Ag3280
Units	ppm	ppm	ppm	ppm	ppm	ppm	ppm	ppm	ppm
Avg	**.0004**	**.0001**	**.0004**	**.0002**	**.0001**	**-.0004**	**.0004**	**.0004**	**-.0002**
Stddev	.0001	.0000	.0003	.0001	.0001	.0001	.0000	.0000	.0001
%RSD	17.75	31.35	65.96	52.22	48.42	18.79	3.348	1.550	34.24
#1	.0004	.0001	.0002	.0002	.0001	-.0004	.0004	.0004	-.0002
#2	.0003	.0001	.0006	.0003	.0002	-.0003	.0004	.0004	-.0003
Check ?	Chk Pass	Chk Pass	Chk Pass	Chk Pass	Chk Pass	Chk Pass	Chk Pass	Chk Pass	Chk Pass
High Limit									
Low Limit									

Elem	V_2924	Zn2062	As1890	Tl1908	Pb2203	Se1960	Sb2068	Al3961	Ca3179
Units	ppm	ppm	ppm	ppm	ppm	ppm	ppm	ppm	ppm
Avg	**.0003**	**.0009**	**.0000**	**-.0011**	**-.0006**	**.0004**	**.0007**	**.0012**	**.0039**
Stddev	.0000	.0000	.0002	.0001	.0009	.0006	.0002	.0027	.0005
%RSD	.0687	4.596	714.9	4.822	136.4	161.0	37.04	225.3	12.89
#1	.0003	.0008	-.0001	-.0011	.0000	.0008	.0008	.0031	.0043
#2	.0003	.0009	.0002	-.0011	-.0013	-.0001	.0005	-.0007	.0036
Check ?	Chk Pass	Chk Pass	Chk Pass	Chk Pass	Chk Pass	Chk Pass	Chk Pass	Chk Pass	Chk Pass
High Limit									
Low Limit									

Elem	Fe2599	Mg2790	K_7664	Na5895	B_2089	Mo2020	Pd3404	Si2124	Sn1899
Units	ppm	ppm	ppm	ppm	ppm	ppm	ppm	ppm	ppm
Avg	**.0040**	**.0196**	**.0128**	**.0246**	**.0014**	**.0013**	**.0001**	**.0039**	**.0003**
Stddev	.0002	.0073	.0032	.0026	.0004	.0001	.0003	.0003	.0003
%RSD	5.390	37.35	24.64	10.58	27.69	10.21	225.7	6.939	91.64
#1	.0038	.0144	.0151	.0227	.0017	.0014	.0004	.0037	.0005
#2	.0041	.0248	.0106	.0264	.0011	.0012	-.0001	.0041	.0001
Check ?	Chk Pass	Chk Pass	Chk Pass	Chk Pass	Chk Pass	Chk Pass	Chk Pass	Chk Pass	Chk Pass
High Limit									
Low Limit									

Zoom In Zoom Out

Sample Name: ccb Acquired: 6/16/2014 16:01:42 Type: QC
Method: Accutest1(v161) Mode: CONC Corr. Factor: 1.000000
User: admin Custom ID1: Custom ID2: Custom ID3:
Comment:

Elem	Sr4077	Ti3349	W_2079	Zr3391	S_1820	Bi2230	Li6707
Units	ppm	ppm	ppm	ppm	ppm	ppm	ppm
Avg	**.0002**	**.0006**	**.0009**	**.0005**	**-.0009**	**.0004**	**-.0004**
Stddev	.0000	.0003	.0017	.0000	.0005	.0006	.0003
%RSD	8.161	42.21	204.3	.5653	56.12	170.5	62.62
#1	.0002	.0004	.0021	.0005	-.0012	.0008	-.0006
#2	.0002	.0008	-.0004	.0005	-.0005	-.0001	-.0002
Check ?	Chk Pass	Chk Pass	Chk Pass	Chk Pass	Chk Pass	Chk Pass	Chk Pass
High Limit							
Low Limit							

Int. Std.	Y_3600	Y_3710	Y_2243	In2306
Units	Cts/S	Cts/S	Cts/S	Cts/S
Avg	**95487.**	**15015.**	**2098.2**	**6614.6**
Stddev	44.	34.	2.7	.6
%RSD	.04608	.22733	.12904	.00966
#1	95456.	14991.	2100.2	6614.1
#2	95518.	15039.	2096.3	6615.0

Zoom In Zoom Out

Sample Name: jb68724-5f Acquired: 6/16/2014 16:08:00 Type: Unk
Method: Accutest1(v161) Mode: CONC Corr. Factor: 10.000000
User: admin Custom ID1: Custom ID2: Custom ID3:
Comment: water rerun 20th

Elem	Ba4554	Be3130	Cd2288	Co2286	Cr2677	Cu3247	Mn2576	Ni2316	Ag3280
Avg	**.3097**	**.0014**	**.0284**	**.0047**	**.0067**	**.0082**	**47.27**	**.1321**	**.0010**
Stddev	.0003	.0001	.0027	.0014	.0000	.0011	.28	.0038	.0016
%RSD	.0930	4.293	9.595	30.15	.3488	13.70	.5887	2.846	161.4
#1	.3095	.0013	.0303	.0057	.0067	.0090	47.47	.1348	-.0001
#2	.3099	.0014	.0264	.0037	.0067	.0074	47.08	.1295	.0022

Elem	V_2924	Zn2062	As1890	Tl1908	Pb2203	Se1960	Sb2068	Al3961	Ca3179
Avg	**.0098**	**.1290**	**.0162**	**.0233**	**.0051**	**.0131**	**-.0028**	**.3933**	**450.4**
Stddev	.0009	.0017	.0002	.0219	.0043	.0165	.0077	.0061	.2
%RSD	8.858	1.352	1.211	93.97	83.41	126.3	271.5	1.540	.0498
#1	.0105	.1302	.0164	.0078	.0081	.0014	-.0083	.3890	450.5
#2	.0092	.1278	.0161	.0388	.0021	.0248	.0026	.3976	450.2

Elem	Fe2599	Mg2790	K_7664	Na5895	B_2089	Mo2020	Pd3404	Si2124	Sn1899
Avg	**.0247**	**93.92**	**15.87**	**667.9**	**.1572**	**.0095**	**-.0150**	**9.294**	**.0245**
Stddev	.0167	.30	.09	1.7	.0043	.0023	.0088	.148	.0035
%RSD	67.62	.3147	.5784	.2618	2.745	24.14	58.74	1.593	14.28
#1	.0365	94.13	15.93	669.1	.1603	.0079	-.0088	9.399	.0270
#2	.0129	93.71	15.80	666.6	.1542	.0111	-.0213	9.190	.0220

Elem	Sr4077	Ti3349	W_2079	Zr3391	S_1820	Bi2230	Li6707
Avg	**1.273**	**.0072**	**-.0851**	**-.0030**	**15.79**	**.0179**	**.0135**
Stddev	.004	.0009	.0074	.0006	.24	.0024	.0042
%RSD	.2975	12.27	8.730	19.97	1.530	13.40	30.94
#1	1.275	.0078	-.0903	-.0034	15.96	.0162	.0106
#2	1.270	.0065	-.0798	-.0026	15.62	.0196	.0165

Int. Std.	Y_3600	Y_3710	Y_2243	In2306
Avg	**88748.**	**14880.**	**1992.9**	**6028.1**
Stddev	145.	11.	1.9	4.1
%RSD	.16368	.07264	.09457	.06727
#1	88645.	14872.	1994.2	6031.0
#2	88850.	14888.	1991.5	6025.2

Zoom In Zoom Out

Sample Name: mp80012-mb1conf Acquired: 6/16/2014 16:14:19 Type: Unk
Method: Accutest1(v161) Mode: CONC Corr. Factor: 1.000000
User: admin Custom ID1: Custom ID2: Custom ID3:
Comment: water rerun 20th

Elem	Ba4554	Be3130	Cd2288	Co2286	Cr2677	Cu3247	Mn2576	Ni2316	Ag3280
Avg	**.0002**	**.0000**	**.0002**	**-.0003**	**.0002**	**-.0002**	**.0001**	**-.0002**	**-.0001**
Stddev	.0001	.000	.0000	.0001	.0001	.0001	.0000	.0001	.0003
%RSD	38.56	390.2	16.12	43.05	74.98	28.42	4.304	58.38	490.6
#1	.0003	.0000	.0002	-.0004	.0001	-.0001	.0001	-.0001	-.0003
#2	.0002	.0000	.0002	-.0002	.0003	-.0002	.0001	-.0003	.0002

Elem	V_2924	Zn2062	As1890	Tl1908	Pb2203	Se1960	Sb2068	Al3961	Ca3179
Avg	**-.0001**	**.0010**	**-.0006**	**-.0018**	**-.0013**	**-.0008**	**.0000**	**.0090**	**.0051**
Stddev	.0000	.0000	.0009	.0014	.0010	.0010	.0007	.0048	.0018
%RSD	31.04	3.296	144.9	76.84	74.54	126.1	3076.	53.93	35.65
#1	-.0001	.0010	.0000	-.0028	-.0006	-.0016	.0005	.0055	.0038
#2	-.0001	.0011	-.0012	-.0008	-.0020	-.0001	-.0005	.0124	.0064

Elem	Fe2599	Mg2790	K_7664	Na5895	B_2089	Mo2020	Pd3404	Si2124	Sn1899
Avg	**.0145**	**.0037**	**.0186**	**.0325**	**-.0004**	**-.0002**	**-.0001**	**.0222**	**.0000**
Stddev	.0008	.0047	.0068	.0045	.0004	.0002	.0003	.0006	.000
%RSD	5.414	126.1	36.62	13.78	122.6	85.83	261.9	2.648	1421.
#1	.0151	.0071	.0138	.0294	.0000	-.0001	-.0003	.0218	-.0003
#2	.0139	.0004	.0235	.0357	-.0007	-.0004	.0001	.0226	.0002

Elem	Sr4077	Ti3349	W_2079	Zr3391	S_1820	Bi2230	Li6707
Avg	**.0000**	**.0005**	**-.0066**	**.0001**	**.0001**	**-.0001**	**-.0005**
Stddev	.0001	.0003	.0009	.0001	.0008	.0002	.0000
%RSD	158.9	50.57	13.25	58.09	840.3	140.6	1.046
#1	.0000	.0007	-.0072	.0002	.0006	-.0002	-.0005
#2	.0001	.0003	-.0060	.0001	-.0005	.0000	-.0005

Int. Std.	Y_3600	Y_3710	Y_2243	In2306
Avg	**94054.**	**15183.**	**2095.9**	**6654.5**
Stddev	177.	20.	.1	3.9
%RSD	.18782	.13495	.00253	.05888
#1	93929.	15198.	2095.9	6651.7
#2	94179.	15169.	2095.9	6657.3

Zoom In Zoom Out

Sample Name: mp80012-s1 2 Acquired: 6/16/2014 16:20:36 Type: Unk
Method: Accutest1(v161) Mode: CONC Corr. Factor: 1.000000
User: admin Custom ID1: Custom ID2: Custom ID3:
Comment: water rerun 20th

Elem	Ba4554	Be3130	Cd2288	Co2286	Cr2677	Cu3247	Mn2576	Ni2316	Ag3280
Avg	**2.226**	**.0534**	**.0532**	**.5182**	**.2101**	**.2502**	**3.834**	**.5360**	**.0528**
Stddev	.004	.0002	.0002	.0024	.0001	.0001	.000	.0009	.0005
%RSD	.1570	.3873	.2981	.4685	.0270	.0487	.0115	.1659	.8691
#1	2.229	.0536	.0533	.5165	.2101	.2503	3.833	.5354	.0532
#2	2.224	.0533	.0531	.5199	.2101	.2502	3.834	.5367	.0525

Elem	V_2924	Zn2062	As1890	Tl1908	Pb2203	Se1960	Sb2068	Al3961	Ca3179
Avg	**.4811**	**.5269**	**2.182**	**2.212**	**.5315**	**2.259**	**.5306**	**2.026**	**76.35**
Stddev	.0000	.0013	.007	.015	.0005	.005	.0030	.009	.00
%RSD	.0051	.2447	.3417	.6721	.1023	.2027	.5648	.4198	.0010
#1	.4811	.5260	2.177	2.202	.5311	2.256	.5285	2.020	76.35
#2	.4811	.5278	2.187	2.223	.5319	2.262	.5327	2.032	76.35

Elem	Fe2599	Mg2790	K_7664	Na5895	B_2089	Mo2020	Pd3404	Si2124	Sn1899
Avg	**1.063**	**48.23**	**28.09**	**135.1**	**2.128**	**2.112**	**2.136**	**8.156**	**2.079**
Stddev	.007	.04	.01	3.7	.003	.006	.002	.016	.000
%RSD	.6290	.0777	.0215	2.731	.1498	.2958	.0884	.1970	.0151
#1	1.068	48.21	28.09	132.5	2.126	2.108	2.135	8.144	2.079
#2	1.058	48.26	28.10	137.7	2.130	2.117	2.137	8.167	2.079

Elem	Sr4077	Ti3349	W_2079	Zr3391	S_1820	Bi2230	Li6707
Avg	**2.483**	**2.023**	**-.0054**	**.0136**	**20.69**	**.0017**	**.0025**
Stddev	.003	.001	.0002	.0007	.10	.0005	.0004
%RSD	.1059	.0636	3.309	5.106	.4754	32.75	17.79
#1	2.485	2.024	-.0052	.0141	20.62	.0021	.0028
#2	2.481	2.022	-.0055	.0131	20.76	.0013	.0022

Int. Std.	Y_3600	Y_3710	Y_2243	In2306
Avg	**87410.**	**15087.**	**1955.8**	**5862.1**
Stddev	52.	89.	4.0	7.2
%RSD	.05946	.59005	.20645	.12351
#1	87446.	15150.	1952.9	5857.0
#2	87373.	15024.	1958.6	5867.2

Zoom In Zoom Out

Sample Name: mp80012-s2 Acquired: 6/16/2014 16:26:44 Type: Unk
Method: Accutest1(v161) Mode: CONC Corr. Factor: 1.000000
User: admin Custom ID1: Custom ID2: Custom ID3:
Comment: water rerun 20th

Elem	Ba4554	Be3130	Cd2288	Co2286	Cr2677	Cu3247	Mn2576	Ni2316	Ag3280
Avg	**2.216**	**.0533**	**.0531**	**.5148**	**.2109**	**.2492**	**3.801**	**.5344**	**.0530**
Stddev	.002	.0001	.0000	.0005	.0002	.0015	.001	.0017	.0003
%RSD	.0902	.2014	.0060	.1068	.1132	.6080	.0181	.3124	.5485
#1	2.217	.0532	.0531	.5144	.2111	.2482	3.801	.5332	.0528
#2	2.215	.0534	.0531	.5152	.2108	.2503	3.802	.5356	.0532

Elem	V_2924	Zn2062	As1890	Tl1908	Pb2203	Se1960	Sb2068	Al3961	Ca3179
Avg	**.4808**	**.5240**	**2.177**	**2.184**	**.5260**	**2.244**	**.5279**	**2.017**	**75.80**
Stddev	.0002	.0023	.002	.017	.0009	.001	.0004	.006	.12
%RSD	.0418	.4414	.0700	.7800	.1788	.0439	.0755	.2994	.1589
#1	.4806	.5223	2.178	2.172	.5253	2.244	.5277	2.013	75.89
#2	.4809	.5256	2.176	2.196	.5267	2.245	.5282	2.021	75.72

Elem	Fe2599	Mg2790	K_7664	Na5895	B_2089	Mo2020	Pd3404	Si2124	Sn1899
Avg	**1.052**	**47.78**	**27.93**	**134.4**	**2.125**	**2.106**	**2.139**	**8.051**	**2.083**
Stddev	.003	.10	.02	.6	.000	.002	.008	.011	.005
%RSD	.2951	.2033	.0600	.4452	.0023	.1052	.3676	.1403	.2318
#1	1.054	47.84	27.94	134.9	2.125	2.104	2.133	8.059	2.079
#2	1.050	47.71	27.92	134.0	2.125	2.107	2.144	8.043	2.086

Elem	Sr4077	Ti3349	W_2079	Zr3391	S_1820	Bi2230	Li6707
Avg	**2.480**	**2.022**	**-.0073**	**.0078**	**20.30**	**.0016**	**.0033**
Stddev	.000	.005	.0004	.0003	.06	.0001	.0001
%RSD	.0082	.2273	5.348	3.511	.3150	5.568	2.338
#1	2.480	2.019	-.0070	.0080	20.26	.0015	.0033
#2	2.480	2.025	-.0075	.0076	20.35	.0017	.0032

Int. Std.	Y_3600	Y_3710	Y_2243	In2306
Avg	**87128.**	**14911.**	**1957.8**	**5880.8**
Stddev	148.	16.	7.2	9.2
%RSD	.16989	.10594	.36871	.15617
#1	87023.	14900.	1952.7	5874.3
#2	87232.	14922.	1962.9	5887.3

Zoom In Zoom Out

Sample Name: jb68754-3f Acquired: 6/16/2014 16:32:52 Type: Unk
Method: Accutest1(v161) Mode: CONC Corr. Factor: 1.000000
User: admin Custom ID1: Custom ID2: Custom ID3:
Comment: water rerun 20th

Elem	Ba4554	Be3130	Cd2288	Co2286	Cr2677	Cu3247	Mn2576	Ni2316	Ag3280
Avg	**.1499**	**.0000**	**.0007**	**.0018**	**.0008**	**.0005**	**3.315**	**.0041**	**-.0002**
Stddev	.0001	.000	.0001	.0001	.0003	.0005	.004	.0001	.0002
%RSD	.0861	92.04	15.72	7.394	37.65	106.1	.1183	2.670	90.64
#1	.1498	.0000	.0006	.0019	.0010	.0001	3.318	.0042	-.0001
#2	.1500	.0000	.0008	.0017	.0006	.0008	3.312	.0040	-.0003

Elem	V_2924	Zn2062	As1890	Tl1908	Pb2203	Se1960	Sb2068	Al3961	Ca3179
Avg	**.0006**	**.0001**	**.0003**	**-.0006**	**.0005**	**.0025**	**-.0001**	**.0019**	**51.26**
Stddev	.0001	.0000	.0011	.0007	.0009	.0021	.0005	.0057	.16
%RSD	13.98	68.94	397.8	114.3	169.7	82.65	425.3	308.5	.3168
#1	.0007	.0001	-.0005	-.0001	.0012	.0040	-.0005	.0059	51.37
#2	.0005	.0000	.0011	-.0011	-.0001	.0010	.0002	-.0022	51.14

Elem	Fe2599	Mg2790	K_7664	Na5895	B_2089	Mo2020	Pd3404	Si2124	Sn1899
Avg	**.0107**	**22.46**	**2.159**	**110.7**	**.0098**	**.0021**	**-.0028**	**5.951**	**.0030**
Stddev	.0002	.02	.049	.2	.0001	.0002	.0001	.001	.0002
%RSD	1.504	.0923	2.280	.1525	.7780	7.660	3.319	.0088	7.965
#1	.0106	22.45	2.194	110.8	.0098	.0022	-.0028	5.951	.0032
#2	.0108	22.48	2.124	110.6	.0097	.0020	-.0027	5.951	.0028

Elem	Sr4077	Ti3349	W_2079	Zr3391	S_1820	Bi2230	Li6707
Avg	**.3482**	**.0005**	**-.0118**	**.0009**	**20.36**	**.0009**	**.0019**
Stddev	.0003	.0002	.0006	.0000	.01	.0003	.0004
%RSD	.0751	31.84	4.690	.4673	.0355	38.91	19.08
#1	.3484	.0006	-.0114	.0009	20.36	.0011	.0021
#2	.3480	.0004	-.0122	.0009	20.35	.0006	.0016

Int. Std.	Y_3600	Y_3710	Y_2243	In2306
Avg	**88968.**	**14932.**	**2001.9**	**6054.7**
Stddev	141.	19.	2.1	8.7
%RSD	.15830	.12995	.10313	.14341
#1	88869.	14919.	2003.4	6060.8
#2	89068.	14946.	2000.4	6048.5

Zoom In Zoom Out

Sample Name: mp80012-sd1 Acquired: 6/16/2014 16:39:04 Type: Unk
Method: Accutest1(v161) Mode: CONC Corr. Factor: 5.000000
User: admin Custom ID1: Custom ID2: Custom ID3:
Comment: water rerun 20th

Elem	Ba4554	Be3130	Cd2288	Co2286	Cr2677	Cu3247	Mn2576	Ni2316	Ag3280
Avg	**.1529**	**.0001**	**-.0004**	**.0001**	**-.0001**	**.0005**	**3.422**	**.0041**	**.0000**
Stddev	.0006	.0002	.0002	.0007	.0006	.0004	.004	.0002	.0006
%RSD	.3701	118.2	47.15	540.2	459.4	75.32	.1085	5.879	6500.
#1	.1525	.0003	-.0003	-.0004	.0003	.0007	3.425	.0039	-.0004
#2	.1533	.0000	-.0005	.0006	-.0006	.0002	3.420	.0043	.0004

Elem	V_2924	Zn2062	As1890	Tl1908	Pb2203	Se1960	Sb2068	Al3961	Ca3179
Avg	**.0007**	**.0051**	**.0008**	**.0014**	**.0007**	**.0028**	**-.0033**	**-.0240**	**52.51**
Stddev	.0008	.0001	.0002	.0013	.0003	.0047	.0018	.0308	.08
%RSD	106.6	2.222	29.32	92.44	51.93	171.7	54.84	128.5	.1532
#1	.0013	.0052	.0006	.0005	.0004	.0061	-.0046	-.0458	52.45
#2	.0002	.0050	.0009	.0024	.0009	-.0006	-.0020	-.0022	52.56

Elem	Fe2599	Mg2790	K_7664	Na5895	B_2089	Mo2020	Pd3404	Si2124	Sn1899
Avg	**.0157**	**22.84**	**2.173**	**112.5**	**.0012**	**.0010**	**-.0024**	**6.026**	**.0033**
Stddev	.0000	.09	.082	.0	.0011	.0003	.0008	.003	.0038
%RSD	.0679	.3942	3.791	.0339	89.78	32.42	33.51	.0511	115.4
#1	.0157	22.77	2.231	112.5	.0019	.0013	-.0029	6.028	.0060
#2	.0157	22.90	2.114	112.5	.0004	.0008	-.0018	6.024	.0006

Elem	Sr4077	Ti3349	W_2079	Zr3391	S_1820	Bi2230	Li6707
Avg	**.3525**	**.0003**	**-.0826**	**-.0014**	**20.31**	**.0035**	**.0011**
Stddev	.0001	.0007	.0053	.0001	.04	.0013	.0022
%RSD	.0328	216.0	6.394	5.713	.2190	37.83	203.9
#1	.3526	.0008	-.0863	-.0013	20.28	.0025	.0026
#2	.3524	-.0002	-.0788	-.0014	20.34	.0044	-.0005

Int. Std.	Y_3600	Y_3710	Y_2243	In2306
Avg	92273.	14946.	2065.6	6407.1
Stddev	146.	90.	3.8	10.3
%RSD	.15791	.60352	.18388	.16008
#1	92170.	15009.	2068.3	6414.4
#2	92376.	14882.	2063.0	6399.9

Zoom In Zoom Out

Sample Name: icsabxconf Acquired: 6/16/2014 16:45:16 Type: QC
Method: Accutest1(v161) Mode: CONC Corr. Factor: 1.000000
User: admin Custom ID1: Custom ID2: Custom ID3:
Comment: testing

Elem	Ba4554	Be3130	Cd2288	Co2286	Cr2677	Cu3247	Mn2576	Ni2316	Ag3280
Units	ppm	ppm	ppm	ppm	ppm	ppm	ppm	ppm	ppm
Avg	**.5067**	**.4991**	**1.031**	**.4874**	**.4875**	**.5274**	**.5052**	**.9817**	**1.089**
Stddev	.0003	.0007	.003	.0010	.0003	.0011	.0006	.0022	.003
%RSD	.0556	.1362	.2638	.1998	.0696	.2049	.1264	.2266	.2517
#1	.5065	.4986	1.029	.4867	.4878	.5266	.5056	.9801	1.087
#2	.5069	.4996	1.033	.4881	.4873	.5282	.5047	.9833	1.091
Check ?	Chk Pass	Chk Pass	Chk Pass	Chk Pass	Chk Pass	Chk Pass	Chk Pass	Chk Pass	Chk Pass
Value									
Range									

Elem	V_2924	Zn2062	As1890	Tl1908	Pb2203	Se1960	Sb2068	Al3961	Ca3179
Units	ppm	ppm	ppm	ppm	ppm	ppm	ppm	ppm	ppm
Avg	**.4550**	**.9650**	**1.100**	**.9717**	**.9775**	**1.108**	**1.067**	**493.7**	**364.7**
Stddev	.0020	.0026	.006	.0140	.0048	.005	.000	1.3	3.7
%RSD	.4451	.2715	.5069	1.444	.4904	.4220	.0208	.2555	1.006
#1	.4564	.9631	1.096	.9618	.9741	1.105	1.067	492.9	367.3
#2	.4536	.9668	1.104	.9817	.9809	1.111	1.067	494.6	362.1
Check ?	Chk Pass	Chk Pass	Chk Pass	Chk Pass	Chk Pass	Chk Pass	Chk Pass	Chk Pass	Chk Pass
Value									
Range									

Elem	Fe2599	Mg2790	K_7664	Na5895	B_2089	Mo2020	Pd3404	Si2124	Sn1899
Units	ppm	ppm	ppm	ppm	ppm	ppm	ppm	ppm	ppm
Avg	**183.4**	**504.7**	**-.0182**	**.0444**	**-.0135**	**.5108**	**.5238**	**-.0044**	**.0081**
Stddev	.1	.2	.0303	.0055	.0011	.0022	.0008	.0022	.0011
%RSD	.0370	.0364	166.5	12.43	7.943	.4344	.1560	49.81	13.16
#1	183.3	504.6	-.0396	.0483	-.0142	.5092	.5232	-.0029	.0073
#2	183.4	504.8	.0032	.0405	-.0127	.5123	.5244	-.0060	.0088
Check ?	Chk Pass	Chk Pass	None	None	None	Chk Pass	Chk Pass	None	None
Value									
Range									

Zoom In Zoom Out

Sample Name: icsabxconf Acquired: 6/16/2014 16:45:16 Type: QC
Method: Accutest1(v161) Mode: CONC Corr. Factor: 1.000000
User: admin Custom ID1: Custom ID2: Custom ID3:
Comment: testing

Elem	Sr4077	Ti3349	W_2079	Zr3391	S_1820	Bi2230	Li6707
Units	ppm	ppm	ppm	ppm	ppm	ppm	ppm
Avg	**-.0002**	**.0056**	**.5206**	**.5787**	**.4837**	**.5637**	**.5348**
Stddev	.0002	.0000	.0021	.0002	.0022	.0006	.0010
%RSD	93.26	.8525	.4117	.0317	.4514	.1095	.1803
#1	-.0003	.0055	.5191	.5785	.4821	.5641	.5342
#2	-.0001	.0056	.5221	.5788	.4852	.5632	.5355
Check ?	None	None	Chk Pass	Chk Pass	Chk Pass	Chk Pass	Chk Pass
Value							
Range							

Int. Std.	Y_3600	Y_3710	Y_2243	In2306
Units	Cts/S	Cts/S	Cts/S	Cts/S
Avg	82281.	14574.	1872.5	5499.6
Stddev	84.	23.	3.6	8.2
%RSD	.10228	.15868	.19336	.14863
#1	82222.	14557.	1875.1	5505.4
#2	82341.	14590.	1869.9	5493.8

Zoom In Zoom Out

Sample Name: icsab1conf Acquired: 6/16/2014 16:51:30 Type: QC
Method: Accutest1(v161) Mode: CONC Corr. Factor: 1.000000
User: admin Custom ID1: Custom ID2: Custom ID3:
Comment: testing

Elem	Ba4554	Be3130	Cd2288	Co2286	Cr2677	Cu3247	Mn2576	Ni2316	Ag3280
Units	ppm	ppm	ppm	ppm	ppm	ppm	ppm	ppm	ppm
Avg	**.4872**	**.4803**	**.9902**	**.4680**	**.4668**	**.5070**	**.4863**	**.9431**	**1.039**
Stddev	.0009	.0009	.0001	.0017	.0024	.0011	.0012	.0034	.001
%RSD	.1924	.1817	.0128	.3563	.5059	.2074	.2510	.3609	.0490
#1	.4878	.4809	.9901	.4668	.4651	.5077	.4855	.9407	1.039
#2	.4865	.4796	.9903	.4692	.4685	.5062	.4872	.9455	1.039
Check ?	Chk Pass	Chk Pass	Chk Pass	Chk Pass	Chk Pass	Chk Pass	Chk Pass	Chk Pass	Chk Pass
Value									
Range									

Elem	V_2924	Zn2062	As1890	Tl1908	Pb2203	Se1960	Sb2068	Al3961	Ca3179
Units	ppm	ppm	ppm	ppm	ppm	ppm	ppm	ppm	ppm
Avg	**.4364**	**.9277**	**1.047**	**.9789**	**.9413**	**1.097**	**1.039**	**495.0**	**372.1**
Stddev	.0008	.0034	.006	.0082	.0004	.002	.002	5.3	4.1
%RSD	.1846	.3664	.6088	.8353	.0378	.1500	.1719	1.061	1.100
#1	.4358	.9253	1.042	.9731	.9410	1.095	1.040	498.7	375.0
#2	.4370	.9301	1.051	.9846	.9415	1.098	1.037	491.3	369.2
Check ?	Chk Pass	Chk Pass	Chk Pass	Chk Pass	Chk Pass	Chk Pass	Chk Pass	Chk Pass	Chk Pass
Value									
Range									

Elem	Fe2599	Mg2790	K_7664	Na5895	B_2089	Mo2020	Pd3404	Si2124	Sn1899
Units	ppm	ppm	ppm	ppm	ppm	ppm	ppm	ppm	ppm
Avg	**183.4**	**506.8**	**-.0302**	**.0287**	**-.0136**	**.5060**	**.5254**	**-.0022**	**.0084**
Stddev	.1	.7	.0374	.0040	.0001	.0009	.0014	.0011	.0008
%RSD	.0651	.1424	123.5	14.08	.5140	.1805	.2660	50.35	9.834
#1	183.5	507.3	-.0038	.0316	-.0136	.5053	.5264	-.0014	.0090
#2	183.3	506.3	-.0567	.0258	-.0137	.5066	.5244	-.0030	.0078
Check ?	Chk Pass	Chk Pass	None	None	None	Chk Pass	Chk Pass	None	None
Value									
Range									

Zoom In Zoom Out

Sample Name: icsab1conf Acquired: 6/16/2014 16:51:30 Type: QC
Method: Accutest1(v161) Mode: CONC Corr. Factor: 1.000000
User: admin Custom ID1: Custom ID2: Custom ID3:
Comment: testing

Elem	Sr4077	Ti3349	W_2079	Zr3391	S_1820	Bi2230	Li6707
Units	ppm	ppm	ppm	ppm	ppm	ppm	ppm
Avg	**-.0002**	**.0051**	**.4659**	**.5014**	**.4737**	**.5164**	**.5864**
Stddev	.0000	.0005	.0027	.0010	.0013	.0005	.0001
%RSD	18.10	9.055	.5786	.1954	.2741	.0878	.0121
#1	-.0002	.0047	.4640	.5007	.4728	.5167	.5864
#2	-.0002	.0054	.4678	.5021	.4746	.5161	.5865
Check ?	None	None	Chk Pass	Chk Pass	Chk Pass	Chk Pass	Chk Pass
Value							
Range							

Int. Std.	Y_3600	Y_3710	Y_2243	In2306
Units	Cts/S	Cts/S	Cts/S	Cts/S
Avg	**82712.**	**14593.**	**1879.1**	**5518.9**
Stddev	167.	122.	5.1	13.8
%RSD	.20134	.83782	.27183	.24950
#1	82595.	14507.	1875.5	5509.2
#2	82830.	14680.	1882.7	5528.7

Zoom In Zoom Out

Sample Name: rinseconf Acquired: 6/16/2014 16:57:47 Type: QC
Method: Accutest1(v161) Mode: CONC Corr. Factor: 1.000000
User: admin Custom ID1: Custom ID2: Custom ID3:
Comment:

Elem	Ba4554	Be3130	Cd2288	Co2286	Cr2677	Cu3247	Mn2576	Ni2316	Ag3280
Units	ppm	ppm	ppm	ppm	ppm	ppm	ppm	ppm	ppm
Avg	**.0003**	**.0000**	**.0000**	**.0000**	**.0002**	**-.0004**	**.0000**	**.0000**	**.0000**
Stddev	.0000	.000	.0001	.0001	.0001	.0002	.0000	.000	.000
%RSD	14.33	85.89	243.0	213.0	83.22	41.62	19.40	606.9	517.7
#1	.0003	.0000	.0000	.0001	.0003	-.0003	.0000	.0000	-.0002
#2	.0004	.0000	.0001	.0000	.0001	-.0005	.0000	-.0001	.0001
Check ?	Chk Pass	Chk Pass	Chk Pass	Chk Pass	Chk Pass	Chk Pass	Chk Pass	Chk Pass	Chk Pass
High Limit									
Low Limit									

Elem	V_2924	Zn2062	As1890	Tl1908	Pb2203	Se1960	Sb2068	Al3961	Ca3179
Units	ppm	ppm	ppm	ppm	ppm	ppm	ppm	ppm	ppm
Avg	**-.0001**	**.0008**	**.0008**	**-.0014**	**-.0001**	**.0006**	**.0011**	**.0099**	**.0178**
Stddev	.0001	.0000	.0000	.0018	.0001	.0010	.0008	.0175	.0052
%RSD	49.23	.8224	6.053	128.1	117.9	169.0	80.10	176.5	29.12
#1	-.0001	.0008	.0007	-.0026	-.0002	.0013	.0005	-.0025	.0141
#2	-.0001	.0008	.0008	-.0001	.0000	-.0001	.0016	.0223	.0214
Check ?	Chk Pass	Chk Pass	Chk Pass	Chk Pass	Chk Pass	Chk Pass	Chk Pass	Chk Pass	Chk Pass
High Limit									
Low Limit									

Elem	Fe2599	Mg2790	K_7664	Na5895	B_2089	Mo2020	Pd3404	Si2124	Sn1899
Units	ppm	ppm	ppm	ppm	ppm	ppm	ppm	ppm	ppm
Avg	**.0084**	**.0251**	**-.0254**	**.0133**	**-.0015**	**.0002**	**-.0005**	**.0018**	**-.0007**
Stddev	.0058	.0149	.0182	.0083	.0000	.0003	.0000	.0004	.0007
%RSD	69.72	59.47	71.58	62.61	3.006	156.3	8.549	24.53	96.44
#1	.0042	.0145	-.0125	.0192	-.0015	.0004	-.0006	.0015	-.0011
#2	.0125	.0356	-.0382	.0074	-.0016	.0000	-.0005	.0021	-.0002
Check ?	Chk Pass	Chk Pass	Chk Pass	Chk Pass	Chk Pass	Chk Pass	Chk Pass	Chk Pass	Chk Pass
High Limit									
Low Limit									

Zoom In Zoom Out

Sample Name: rinseconf Acquired: 6/16/2014 16:57:47 Type: QC
Method: Accutest1(v161) Mode: CONC Corr. Factor: 1.000000
User: admin Custom ID1: Custom ID2: Custom ID3:
Comment:

Elem	Sr4077	Ti3349	W_2079	Zr3391	S_1820	Bi2230	Li6707
Units	ppm	ppm	ppm	ppm	ppm	ppm	ppm
Avg	**.0000**	**.0006**	**-.0116**	F **.0019**	**-.0007**	**-.0003**	**-.0010**
Stddev	.0000	.0002	.0011	.0001	.0002	.0001	.0005
%RSD	114.2	35.63	9.329	4.592	28.35	47.26	47.67
#1	.0000	.0008	-.0109	.0018	-.0008	-.0002	-.0013
#2	.0000	.0005	-.0124	.0019	-.0006	-.0004	-.0006
Check ?	Chk Pass	Chk Pass	Chk Pass	Chk Fail	Chk Pass	Chk Pass	Chk Pass
High Limit				.0010			
Low Limit				-.0010			

Int. Std.	Y_3600	Y_3710	Y_2243	In2306
Units	Cts/S	Cts/S	Cts/S	Cts/S
Avg	**94220.**	**14908.**	**2106.2**	**6674.1**
Stddev	205.	25.	1.7	4.5
%RSD	.21732	.16921	.08158	.06780
#1	94365.	14926.	2107.4	6677.3
#2	94076.	14890.	2105.0	6670.9

Zoom In Zoom Out

Sample Name: ccv Acquired: 6/16/2014 17:04:06 Type: QC
Method: Accutest1(v161) Mode: CONC Corr. Factor: 1.000000
User: admin Custom ID1: Custom ID2: Custom ID3:
Comment: 2

Elem	Ba4554	Be3130	Cd2288	Co2286	Cr2677	Cu3247	Mn2576	Ni2316	Ag3280
Units	ppm	ppm	ppm	ppm	ppm	ppm	ppm	ppm	ppm
Avg	**2.036**	**2.045**	**2.025**	**2.036**	**2.047**	**1.979**	**2.062**	**2.072**	**.2446**
Stddev	.002	.000	.001	.003	.000	.000	.002	.002	.0005
%RSD	.1073	.0037	.0666	.1498	.0071	.0060	.0937	.0992	.2045
#1	2.034	2.045	2.024	2.034	2.047	1.979	2.061	2.071	.2443
#2	2.037	2.045	2.026	2.038	2.047	1.979	2.064	2.074	.2450
Check ?	Chk Pass	Chk Pass	Chk Pass	Chk Pass	Chk Pass	Chk Pass	Chk Pass	Chk Pass	Chk Pass
Value									
Range									

Elem	V_2924	Zn2062	As1890	Tl1908	Pb2203	Se1960	Sb2068	Al3961	Ca3179
Units	ppm	ppm	ppm	ppm	ppm	ppm	ppm	ppm	ppm
Avg	**1.988**	**2.061**	**2.029**	**2.101**	**2.076**	**2.036**	**2.026**	**39.95**	**40.38**
Stddev	.002	.003	.002	.014	.002	.002	.002	.00	.03
%RSD	.0758	.1317	.1074	.6435	.0975	.0749	.0992	.0037	.0658
#1	1.987	2.059	2.030	2.091	2.074	2.035	2.024	39.95	40.40
#2	1.989	2.063	2.027	2.110	2.077	2.037	2.027	39.95	40.36
Check ?	Chk Pass	Chk Pass	Chk Pass	Chk Pass	Chk Pass	Chk Pass	Chk Pass	Chk Pass	Chk Pass
Value									
Range									

Elem	Fe2599	Mg2790	K_7664	Na5895	B_2089	Mo2020	Pd3404	Si2124	Sn1899
Units	ppm	ppm	ppm	ppm	ppm	ppm	ppm	ppm	ppm
Avg	**40.29**	**39.98**	**40.37**	**40.62**	**2.041**	**2.044**	**1.975**	**5.015**	**2.071**
Stddev	.04	.00	.03	.02	.000	.006	.003	.007	.001
%RSD	.0990	.0062	.0628	.0447	.0164	.2847	.1247	.1471	.0525
#1	40.31	39.97	40.35	40.63	2.041	2.040	1.974	5.009	2.070
#2	40.26	39.98	40.39	40.61	2.041	2.048	1.977	5.020	2.072
Check ?	Chk Pass	Chk Pass	Chk Pass	Chk Pass	Chk Pass	Chk Pass	Chk Pass	Chk Pass	Chk Pass
Value									
Range									

Zoom In Zoom Out

Sample Name: ccv Acquired: 6/16/2014 17:04:06 Type: QC
Method: Accutest1(v161) Mode: CONC Corr. Factor: 1.000000
User: admin Custom ID1: Custom ID2: Custom ID3:
Comment: 2

Elem	Sr4077	Ti3349	W_2079	Zr3391	S_1820	Bi2230	Li6707
Units	ppm	ppm	ppm	ppm	ppm	ppm	ppm
Avg	**2.102**	**2.020**	**1.910**	**2.011**	**2.015**	**2.009**	**2.004**
Stddev	.002	.004	.015	.003	.009	.001	.003
%RSD	.0891	.1924	.7683	.1283	.4297	.0450	.1385
#1	2.100	2.017	1.900	2.009	2.009	2.009	2.002
#2	2.103	2.023	1.920	2.013	2.021	2.010	2.006
Check ?	Chk Pass	Chk Pass	Chk Pass	Chk Pass	Chk Pass	Chk Pass	Chk Pass
Value							
Range							

Int. Std.	Y_3600	Y_3710	Y_2243	In2306
Units	Cts/S	Cts/S	Cts/S	Cts/S
Avg	**89683.**	**14841.**	**2032.9**	**6111.9**
Stddev	40.	62.	4.9	19.2
%RSD	.04465	.41837	.24298	.31482
#1	89655.	14797.	2036.4	6125.5
#2	89711.	14885.	2029.4	6098.3

Zoom In Zoom Out

Sample Name: ccb Acquired: 6/16/2014 17:10:09 Type: QC
Method: Accutest1(v161) Mode: CONC Corr. Factor: 1.000000
User: admin Custom ID1: Custom ID2: Custom ID3:
Comment:

Elem	Ba4554	Be3130	Cd2288	Co2286	Cr2677	Cu3247	Mn2576	Ni2316	Ag3280
Units	ppm	ppm	ppm	ppm	ppm	ppm	ppm	ppm	ppm
Avg	**.0006**	**.0003**	**.0003**	**.0003**	**.0004**	**-.0002**	**.0005**	**.0001**	**-.0002**
Stddev	.0000	.0001	.0000	.0001	.0002	.0000	.0001	.0000	.0001
%RSD	5.548	34.53	4.848	20.32	56.29	17.09	11.82	32.57	62.28
#1	.0007	.0002	.0004	.0002	.0005	-.0002	.0004	.0001	-.0001
#2	.0006	.0003	.0003	.0003	.0002	-.0003	.0005	.0001	-.0003
Check ?	Chk Pass	Chk Pass	Chk Pass	Chk Pass	Chk Pass	Chk Pass	Chk Pass	Chk Pass	Chk Pass
High Limit									
Low Limit									

Elem	V_2924	Zn2062	As1890	Tl1908	Pb2203	Se1960	Sb2068	Al3961	Ca3179
Units	ppm	ppm	ppm	ppm	ppm	ppm	ppm	ppm	ppm
Avg	**.0004**	**.0010**	**.0000**	**-.0002**	**.0000**	**-.0001**	**.0003**	**.0009**	**.0045**
Stddev	.0002	.0001	.0010	.0008	.000	.0013	.0012	.0061	.0005
%RSD	36.86	7.310	2148.	503.7	55.26	1564.	397.1	661.2	11.55
#1	.0003	.0011	-.0007	.0004	.0000	.0008	.0012	.0052	.0042
#2	.0006	.0010	.0008	-.0007	-.0001	-.0010	-.0006	-.0034	.0049
Check ?	Chk Pass	Chk Pass	Chk Pass	Chk Pass	Chk Pass	Chk Pass	Chk Pass	Chk Pass	Chk Pass
High Limit									
Low Limit									

Elem	Fe2599	Mg2790	K_7664	Na5895	B_2089	Mo2020	Pd3404	Si2124	Sn1899
Units	ppm	ppm	ppm	ppm	ppm	ppm	ppm	ppm	ppm
Avg	**.0064**	**.0009**	**-.0012**	**.0178**	**.0011**	**.0017**	**.0006**	**.0043**	**.0003**
Stddev	.0019	.0128	.0151	.0057	.0003	.0003	.0004	.0008	.0005
%RSD	30.33	1476.	1308.	31.72	22.74	18.69	78.11	19.29	176.3
#1	.0050	.0100	.0095	.0219	.0013	.0020	.0003	.0037	.0006
#2	.0077	-.0082	-.0119	.0138	.0009	.0015	.0009	.0049	-.0001
Check ?	Chk Pass	Chk Pass	Chk Pass	Chk Pass	Chk Pass	Chk Pass	Chk Pass	Chk Pass	Chk Pass
High Limit									
Low Limit									

Zoom In Zoom Out

Sample Name: ccb Acquired: 6/16/2014 17:10:09 Type: QC
Method: Accutest1(v161) Mode: CONC Corr. Factor: 1.000000
User: admin Custom ID1: Custom ID2: Custom ID3:
Comment:

Elem	Sr4077	Ti3349	W_2079	Zr3391	S_1820	Bi2230	Li6707
Units	ppm	ppm	ppm	ppm	ppm	ppm	ppm
Avg	**.0004**	**.0009**	**.0016**	**.0006**	**-.0020**	**.0001**	**-.0004**
Stddev	.0000	.0004	.0023	.0001	.0000	.0001	.0003
%RSD	6.495	50.04	148.6	9.631	.7228	132.2	89.48
#1	.0004	.0006	.0032	.0006	-.0020	.0002	-.0001
#2	.0004	.0012	-.0001	.0007	-.0020	.0000	-.0006
Check ?	Chk Pass	Chk Pass	Chk Pass	Chk Pass	Chk Pass	Chk Pass	Chk Pass
High Limit							
Low Limit							

Int. Std.	Y_3600	Y_3710	Y_2243	In2306
Units	Cts/S	Cts/S	Cts/S	Cts/S
Avg	**95711.**	**14921.**	**2110.2**	**6643.2**
Stddev	54.	61.	5.9	11.7
%RSD	.05615	.40595	.27839	.17602
#1	95673.	14964.	2114.3	6651.5
#2	95749.	14878.	2106.0	6635.0

Zoom In Zoom Out

Sample Name: mp80043-mb1 1 Acquired: 6/16/2014 17:16:25 Type: Unk
Method: Accutest1(v161) Mode: CONC Corr. Factor: 1.000000
User: admin Custom ID1: Custom ID2: Custom ID3:
Comment: epa 17th

Elem	Ba4554	Be3130	Cd2288	Co2286	Cr2677	Cu3247	Mn2576	Ni2316	Ag3280
Avg	**.0005**	**.0001**	**.0001**	**.0000**	**.0002**	**-.0001**	**.0002**	**.0003**	**-.0003**
Stddev	.0001	.0001	.0001	.0000	.0001	.0001	.0000	.0000	.0000
%RSD	11.70	37.27	54.48	83.15	86.34	68.61	13.90	5.568	9.357
#1	.0005	.0001	.0001	.0000	.0003	.0000	.0001	.0003	-.0002
#2	.0004	.0002	.0001	.0000	.0001	-.0001	.0002	.0003	-.0003

Elem	V_2924	Zn2062	As1890	Tl1908	Pb2203	Se1960	Sb2068	Al3961	Ca3179
Avg	**.0001**	**.0015**	**.0007**	**.0010**	**-.0007**	**-.0010**	**-.0005**	**.0012**	**.0051**
Stddev	.0000	.0001	.0001	.0006	.0001	.0013	.0003	.0077	.0001
%RSD	22.16	7.642	16.66	56.10	16.79	127.9	59.70	662.1	2.840
#1	.0001	.0015	.0008	.0006	-.0008	-.0001	-.0003	-.0043	.0050
#2	.0001	.0014	.0006	.0014	-.0007	-.0020	-.0007	.0066	.0052

Elem	Fe2599	Mg2790	K_7664	Na5895	B_2089	Mo2020	Pd3404	Si2124	Sn1899
Avg	**.0069**	**.0014**	**-.0188**	**.0030**	**.0001**	**.0002**	**-.0004**	**.0168**	**-.0009**
Stddev	.0012	.0211	.0191	.0089	.0000	.0003	.0018	.0007	.0005
%RSD	17.96	1523.	101.8	292.7	9.623	135.5	423.7	4.304	50.13
#1	.0077	.0163	-.0323	-.0033	.0001	.0004	.0008	.0163	-.0006
#2	.0060	-.0135	-.0053	.0094	.0001	.0000	-.0017	.0173	-.0012

Elem	Sr4077	Ti3349	W_2079	Zr3391	S_1820	Bi2230	Li6707
Avg	**.0002**	**.0001**	**-.0095**	**-.0004**	**.0005**	**.0014**	**-.0008**
Stddev	.0001	.0001	.0002	.0001	.0024	.0002	.0007
%RSD	63.90	176.3	2.621	32.54	483.5	11.31	90.50
#1	.0003	.0000	-.0093	-.0003	.0022	.0015	-.0013
#2	.0001	.0002	-.0097	-.0005	-.0012	.0012	-.0003

Int. Std.	Y_3600	Y_3710	Y_2243	In2306
Avg	**91178.**	**14665.**	**2029.2**	**6482.4**
Stddev	51.	199.	6.5	14.7
%RSD	.05561	1.3580	.32177	.22690
#1	91214.	14805.	2033.8	6492.8
#2	91142.	14524.	2024.6	6472.0

Zoom In Zoom Out

Sample Name: mp80043-lc1 Acquired: 6/16/2014 17:22:41 Type: Unk
Method: Accutest1(v161) Mode: CONC Corr. Factor: 1.000000
User: admin Custom ID1: Custom ID2: Custom ID3:
Comment: epa 17th

Elem	Ba4554	Be3130	Cd2288	Co2286	Cr2677	Cu3247	Mn2576	Ni2316	Ag3280
Avg	**.5312**	**.5218**	**.5290**	**.5093**	**.5306**	**.4943**	**.5366**	**.5343**	**.2150**
Stddev	.0001	.0008	.0012	.0007	.0024	.0002	.0004	.0012	.0002
%RSD	.0198	.1461	.2339	.1423	.4538	.0454	.0828	.2295	.1097
#1	.5313	.5224	.5282	.5088	.5323	.4945	.5369	.5335	.2152
#2	.5312	.5213	.5299	.5098	.5289	.4942	.5362	.5352	.2148

Elem	V_2924	Zn2062	As1890	Tl1908	Pb2203	Se1960	Sb2068	Al3961	Ca3179
Avg	**.4779**	**.5513**	**.5412**	**.5850**	**.5446**	**.5680**	**.5216**	**5.169**	**5.765**
Stddev	.0002	.0015	.0009	.0026	.0003	.0021	.0018	.006	.018
%RSD	.0445	.2698	.1643	.4385	.0587	.3742	.3447	.1191	.3047
#1	.4781	.5503	.5406	.5832	.5448	.5665	.5203	5.174	5.778
#2	.4778	.5524	.5419	.5868	.5444	.5695	.5229	5.165	5.753

Elem	Fe2599	Mg2790	K_7664	Na5895	B_2089	Mo2020	Pd3404	Si2124	Sn1899
Avg	**5.807**	**5.690**	**10.52**	**10.55**	**.0087**	**.5102**	**-.0006**	**.0546**	**.0003**
Stddev	.007	.049	.03	.01	.0009	.0015	.0009	.0002	.0001
%RSD	.1152	.8601	.2802	.1341	10.73	.2855	155.8	.3770	14.99
#1	5.811	5.725	10.50	10.56	.0094	.5092	-.0012	.0548	.0004
#2	5.802	5.655	10.54	10.54	.0081	.5112	.0001	.0545	.0003

Elem	Sr4077	Ti3349	W_2079	Zr3391	S_1820	Bi2230	Li6707
Avg	**-.0001**	**.5207**	**-.0105**	**.0005**	**.0001**	**.0011**	**-.0005**
Stddev	.0000	.0007	.0009	.0001	.0003	.0002	.0006
%RSD	26.18	.1308	8.327	21.87	251.1	19.57	111.3
#1	-.0001	.5212	-.0099	.0006	-.0001	.0009	-.0010
#2	-.0001	.5202	-.0111	.0004	.0003	.0012	-.0001

Int. Std.	Y_3600	Y_3710	Y_2243	In2306
Avg	**91269.**	**14774.**	**2037.7**	**6337.6**
Stddev	136.	82.	4.6	7.5
%RSD	.14949	.55522	.22489	.11852
#1	91365.	14716.	2040.9	6342.9
#2	91172.	14832.	2034.5	6332.2

Zoom In Zoom Out

Sample Name: mp80043-s1 Acquired: 6/16/2014 17:28:44 Type: Unk
Method: Accutest1(v161) Mode: CONC Corr. Factor: 1.000000
User: admin Custom ID1: Custom ID2: Custom ID3:
Comment: epa 17th

Elem	Ba4554	Be3130	Cd2288	Co2286	Cr2677	Cu3247	Mn2576	Ni2316	Ag3280
Avg	**2.181**	**.0560**	**.0556**	**.5433**	**.2252**	**.3292**	**.5530**	**.5632**	**.0549**
Stddev	.002	.0000	.0002	.0005	.0000	.0005	.0014	.0001	.0003
%RSD	.0849	.0664	.3965	.0921	.0102	.1628	.2618	.0216	.5170
#1	2.183	.0561	.0555	.5436	.2252	.3288	.5540	.5631	.0551
#2	2.180	.0560	.0558	.5429	.2252	.3296	.5520	.5633	.0547

Elem	V_2924	Zn2062	As1890	Tl1908	Pb2203	Se1960	Sb2068	Al3961	Ca3179
Avg	**.5027**	**.7808**	**2.322**	**2.419**	**.5768**	**2.452**	**.5626**	**2.142**	**38.84**
Stddev	.0007	.0020	.001	.017	.0007	.000	.0010	.006	.12
%RSD	.1443	.2537	.0275	.7079	.1162	.0166	.1837	.2868	.3097
#1	.5022	.7794	2.322	2.432	.5773	2.452	.5619	2.138	38.75
#2	.5032	.7822	2.321	2.407	.5763	2.452	.5633	2.146	38.92

Elem	Fe2599	Mg2790	K_7664	Na5895	B_2089	Mo2020	Pd3404	Si2124	Sn1899
Avg	**1.124**	**28.74**	**28.54**	**35.24**	**.0034**	**.0010**	**-.0018**	**3.648**	**.0017**
Stddev	.007	.11	.02	.06	.0005	.0001	.0012	.000	.0005
%RSD	.6220	.3722	.0688	.1731	13.74	11.37	67.55	.0035	29.81
#1	1.129	28.82	28.53	35.19	.0037	.0009	-.0009	3.648	.0013
#2	1.119	28.67	28.55	35.28	.0030	.0011	-.0027	3.648	.0020

Elem	Sr4077	Ti3349	W_2079	Zr3391	S_1820	Bi2230	Li6707
Avg	**.0603**	**.0004**	**-.0130**	**-.0004**	**2.796**	**.0004**	**.0040**
Stddev	.0001	.0002	.0005	.0001	.019	.0011	.0003
%RSD	.0959	48.82	3.742	35.38	.6732	275.3	8.368
#1	.0603	.0002	-.0126	-.0003	2.810	-.0004	.0042
#2	.0603	.0005	-.0133	-.0005	2.783	.0012	.0037

Int. Std.	Y_3600	Y_3710	Y_2243	In2306
Avg	**88307.**	**14404.**	**1953.0**	**5967.1**
Stddev	126.	70.	6.1	17.5
%RSD	.14291	.48344	.31348	.29304
#1	88218.	14453.	1957.3	5979.5
#2	88396.	14355.	1948.6	5954.8

Zoom In Zoom Out

Sample Name: mp80043-s2 Acquired: 6/16/2014 17:34:49 Type: Unk
Method: Accutest1(v161) Mode: CONC Corr. Factor: 1.000000
User: admin Custom ID1: Custom ID2: Custom ID3:
Comment: epa 17th

Elem	Ba4554	Be3130	Cd2288	Co2286	Cr2677	Cu3247	Mn2576	Ni2316	Ag3280
Avg	**2.203**	**.0564**	**.0560**	**.5451**	**.2256**	**.3295**	**.5512**	**.5659**	**.0547**
Stddev	.000	.0001	.0000	.0001	.0007	.0002	.0039	.0014	.0005
%RSD	.0092	.1441	.0882	.0153	.3206	.0590	.7085	.2408	.9673
#1	2.204	.0564	.0560	.5451	.2250	.3293	.5485	.5649	.0544
#2	2.203	.0565	.0561	.5450	.2261	.3296	.5540	.5669	.0551

Elem	V_2924	Zn2062	As1890	Tl1908	Pb2203	Se1960	Sb2068	Al3961	Ca3179
Avg	**.5033**	**.7973**	**2.331**	**2.420**	**.5781**	**2.468**	**.5644**	**2.174**	**39.17**
Stddev	.0016	.0021	.005	.011	.0009	.006	.0018	.004	.09
%RSD	.3081	.2645	.2379	.4335	.1504	.2420	.3247	.2014	.2254
#1	.5022	.7958	2.327	2.412	.5775	2.464	.5631	2.177	39.11
#2	.5044	.7988	2.335	2.427	.5787	2.472	.5657	2.171	39.23

Elem	Fe2599	Mg2790	K_7664	Na5895	B_2089	Mo2020	Pd3404	Si2124	Sn1899
Avg	**1.119**	**28.39**	**28.75**	**35.70**	**.0022**	**.0004**	**-.0017**	**3.643**	**.0024**
Stddev	.008	.03	.05	.06	.0000	.0000	.0005	.002	.0005
%RSD	.7358	.1147	.1862	.1761	1.147	3.756	27.06	.0657	23.12
#1	1.125	28.37	28.71	35.66	.0022	.0004	-.0021	3.644	.0020
#2	1.113	28.42	28.79	35.75	.0022	.0004	-.0014	3.641	.0028

Elem	Sr4077	Ti3349	W_2079	Zr3391	S_1820	Bi2230	Li6707
Avg	**.0611**	**.0005**	**-.0144**	**.0000**	**2.797**	**.0003**	**.0045**
Stddev	.0001	.0001	.0011	.000	.003	.0012	.0002
%RSD	.2223	31.14	7.353	86.72	.0981	336.4	4.500
#1	.0610	.0006	-.0136	.0000	2.795	.0012	.0047
#2	.0612	.0004	-.0151	.0000	2.799	-.0005	.0044

Int. Std.	Y_3600	Y_3710	Y_2243	In2306
Avg	**88374.**	**14416.**	**1953.1**	**5961.0**
Stddev	614.	65.	5.1	12.4
%RSD	.69447	.45028	.26181	.20839
#1	88808.	14462.	1956.7	5969.7
#2	87940.	14370.	1949.5	5952.2

Zoom In Zoom Out

Sample Name: jb68282-6 Acquired: 6/16/2014 17:40:53 Type: Unk
Method: Accutest1(v161) Mode: CONC Corr. Factor: 1.000000
User: admin Custom ID1: Custom ID2: Custom ID3:
Comment: epa 17th

Elem	Ba4554	Be3130	Cd2288	Co2286	Cr2677	Cu3247	Mn2576	Ni2316	Ag3280
Avg	**.0324**	**.0000**	**.0002**	**-.0002**	**.0001**	**.0715**	**.0001**	**.0007**	**-.0004**
Stddev	.0001	.000	.0002	.0001	.0004	.0003	.0000	.0001	.0001
%RSD	.3631	11130.	126.1	29.27	293.9	.3558	19.63	15.64	39.03
#1	.0324	.0000	.0000	-.0001	.0004	.0713	.0001	.0006	-.0005
#2	.0323	.0000	.0003	-.0002	-.0001	.0717	.0001	.0008	-.0003

Elem	V_2924	Zn2062	As1890	Tl1908	Pb2203	Se1960	Sb2068	Al3961	Ca3179
Avg	**.0002**	**.2068**	**.0012**	**.0029**	**.0002**	**.0028**	**-.0002**	**.0082**	**11.68**
Stddev	.0000	.0002	.0008	.0018	.0002	.0002	.0003	.0012	.03
%RSD	17.21	.1096	70.21	62.22	91.67	7.235	131.4	14.14	.2636
#1	.0002	.2067	.0006	.0042	.0004	.0029	-.0004	.0091	11.66
#2	.0003	.2070	.0018	.0016	.0001	.0026	.0000	.0074	11.70

Elem	Fe2599	Mg2790	K_7664	Na5895	B_2089	Mo2020	Pd3404	Si2124	Sn1899
Avg	**.0222**	**1.525**	**1.464**	**7.956**	**.0043**	**-.0003**	**-.0010**	**3.565**	**.0009**
Stddev	.0017	.014	.010	.017	.0016	.0000	.0002	.005	.0006
%RSD	7.779	.8996	.6839	.2133	37.35	2.864	17.04	.1439	61.03
#1	.0210	1.535	1.457	7.944	.0054	-.0003	-.0009	3.561	.0013
#2	.0235	1.516	1.471	7.968	.0032	-.0003	-.0011	3.568	.0005

Elem	Sr4077	Ti3349	W_2079	Zr3391	S_1820	Bi2230	Li6707
Avg	**.0600**	**.0003**	**-.0160**	**-.0007**	**2.724**	**.0008**	**.0037**
Stddev	.0000	.0005	.0003	.0002	.015	.0005	.0010
%RSD	.0676	132.6	1.715	29.41	.5511	64.20	26.01
#1	.0600	.0000	-.0161	-.0006	2.713	.0012	.0030
#2	.0600	.0007	-.0158	-.0009	2.734	.0004	.0044

Int. Std.	Y_3600	Y_3710	Y_2243	In2306
Avg	**90024.**	**14544.**	**1998.9**	**6311.9**
Stddev	215.	154.	6.8	15.5
%RSD	.23855	1.0556	.34054	.24600
#1	90176.	14653.	2003.7	6322.9
#2	89872.	14436.	1994.1	6300.9

Zoom In Zoom Out

Sample Name: mp80043-sd1 Acquired: 6/16/2014 17:47:06 Type: Unk
Method: Accutest1(v161) Mode: CONC Corr. Factor: 5.000000
User: admin Custom ID1: Custom ID2: Custom ID3:
Comment: epa 17th

Elem	Ba4554	Be3130	Cd2288	Co2286	Cr2677	Cu3247	Mn2576	Ni2316	Ag3280
Avg	**.0317**	**-.0001**	**.0011**	**-.0006**	**-.0018**	**.0671**	**.0003**	**.0003**	**-.0003**
Stddev	.0001	.0002	.0004	.0009	.0012	.0006	.0002	.0012	.0002
%RSD	.4282	174.9	34.54	150.0	66.73	.8940	81.05	447.9	74.35
#1	.0316	.0000	.0008	.0000	-.0026	.0667	.0004	-.0006	-.0001
#2	.0318	-.0002	.0013	-.0013	-.0009	.0676	.0001	.0011	-.0004

Elem	V_2924	Zn2062	As1890	Tl1908	Pb2203	Se1960	Sb2068	Al3961	Ca3179
Avg	**-.0001**	**.1945**	**.0015**	**-.0046**	**.0003**	**.0097**	**-.0022**	**-.0160**	**11.14**
Stddev	.0010	.0008	.0090	.0103	.0007	.0006	.0021	.0412	.02
%RSD	651.8	.4214	585.5	222.8	259.7	6.386	95.05	257.8	.1727
#1	-.0008	.1939	.0079	.0027	-.0002	.0093	-.0037	-.0451	11.15
#2	.0005	.1951	-.0048	-.0119	.0008	.0101	-.0007	.0132	11.12

Elem	Fe2599	Mg2790	K_7664	Na5895	B_2089	Mo2020	Pd3404	Si2124	Sn1899
Avg	**.0249**	**1.505**	**1.374**	**7.564**	**-.0008**	**-.0003**	**-.0005**	**3.346**	**.0020**
Stddev	.0026	.056	.066	.054	.0025	.0003	.0028	.001	.0010
%RSD	10.50	3.734	4.830	.7173	300.5	118.5	624.4	.0317	49.83
#1	.0231	1.545	1.421	7.526	-.0026	-.0005	-.0024	3.346	.0013
#2	.0268	1.465	1.327	7.603	.0009	.0000	.0015	3.347	.0027

Elem	Sr4077	Ti3349	W_2079	Zr3391	S_1820	Bi2230	Li6707
Avg	**.0571**	**-.0002**	**-.0715**	**-.0015**	**2.497**	**.0017**	**.0002**
Stddev	.0008	.0008	.0014	.0000	.017	.0064	.0005
%RSD	1.464	321.5	1.909	3.210	.6855	379.6	260.0
#1	.0577	-.0008	-.0706	-.0016	2.485	.0062	.0006
#2	.0565	.0003	-.0725	-.0015	2.510	-.0028	-.0002

Int. Std.	Y_3600	Y_3710	Y_2243	In2306
Avg	**93774.**	**14836.**	**2076.5**	**6571.0**
Stddev	444.	28.	.3	.5
%RSD	.47383	.19112	.01459	.00709
#1	94088.	14816.	2076.7	6571.4
#2	93460.	14856.	2076.3	6570.7

Zoom In Zoom Out

Sample Name: mp80043-s3 Acquired: 6/16/2014 17:53:20 Type: Unk
Method: Accutest1(v161) Mode: CONC Corr. Factor: 1.000000
User: admin Custom ID1: Custom ID2: Custom ID3:
Comment: epa 17th

Elem	Ba4554	Be3130	Cd2288	Co2286	Cr2677	Cu3247	Mn2576	Ni2316	Ag3280
Avg	**2.152**	**.0553**	**.0549**	**.5359**	**.2212**	**.2715**	**.5574**	**.5594**	**.0551**
Stddev	.001	.0002	.0004	.0018	.0002	.0006	.0003	.0008	.0003
%RSD	.0387	.2764	.7383	.3401	.1077	.2213	.0560	.1443	.4638
#1	2.152	.0554	.0547	.5346	.2210	.2720	.5572	.5588	.0553
#2	2.153	.0552	.0552	.5372	.2213	.2711	.5576	.5599	.0549

Elem	V_2924	Zn2062	As1890	Tl1908	Pb2203	Se1960	Sb2068	Al3961	Ca3179
Avg	**.4990**	**.6051**	**2.313**	**2.423**	**.5711**	**2.435**	**.5545**	**2.125**	**39.23**
Stddev	.0001	.0009	.007	.005	.0007	.009	.0035	.006	.17
%RSD	.0245	.1415	.3225	.2207	.1156	.3800	.6267	.3035	.4277
#1	.4989	.6057	2.307	2.419	.5707	2.429	.5521	2.121	39.11
#2	.4991	.6045	2.318	2.427	.5716	2.442	.5570	2.130	39.35

Elem	Fe2599	Mg2790	K_7664	Na5895	B_2089	Mo2020	Pd3404	Si2124	Sn1899
Avg	**1.185**	**28.50**	**28.07**	**43.16**	**.0061**	**.0003**	**-.0019**	**3.841**	**.0025**
Stddev	.002	.06	.07	.09	.0007	.0001	.0008	.010	.0001
%RSD	.1361	.2267	.2488	.1980	10.94	32.04	43.46	.2487	4.526
#1	1.186	28.45	28.02	43.10	.0065	.0004	-.0025	3.834	.0026
#2	1.184	28.54	28.12	43.22	.0056	.0003	-.0013	3.848	.0024

Elem	Sr4077	Ti3349	W_2079	Zr3391	S_1820	Bi2230	Li6707
Avg	**.0561**	**.0011**	**-.0158**	**.0001**	**3.223**	**.0014**	**.0038**
Stddev	.0001	.0001	.0000	.0000	.009	.0001	.0003
%RSD	.0904	7.158	.1856	11.58	.2679	6.623	7.860
#1	.0560	.0010	-.0158	.0001	3.217	.0013	.0040
#2	.0561	.0012	-.0158	.0002	3.229	.0014	.0036

Int. Std.	Y_3600	Y_3710	Y_2243	In2306
Avg	**87864.**	**14505.**	**1971.9**	**6020.0**
Stddev	199.	101.	10.5	26.1
%RSD	.22684	.69534	.53010	.43328
#1	87724.	14577.	1979.3	6038.5
#2	88005.	14434.	1964.5	6001.6

Zoom In Zoom Out

Sample Name: jb68282-1 Acquired: 6/16/2014 17:59:25 Type: Unk
Method: Accutest1(v161) Mode: CONC Corr. Factor: 1.000000
User: admin Custom ID1: Custom ID2: Custom ID3:
Comment: epa 17th

Elem	Ba4554	Be3130	Cd2288	Co2286	Cr2677	Cu3247	Mn2576	Ni2316	Ag3280
Avg	**.0205**	**.0000**	**.0000**	**-.0005**	**.0000**	**.0089**	**-.0003**	**.0002**	**-.0004**
Stddev	.0001	.0000	.0000	.0003	.0001	.0001	.0000	.0003	.0003
%RSD	.3054	35.82	19.09	52.74	491.4	.8558	5.132	138.1	81.33
#1	.0205	.0001	.0000	-.0003	.0001	.0090	-.0003	.0005	-.0006
#2	.0204	.0000	.0000	-.0007	.0000	.0089	-.0003	.0000	-.0002

Elem	V_2924	Zn2062	As1890	Tl1908	Pb2203	Se1960	Sb2068	Al3961	Ca3179
Avg	**.0000**	**.1463**	**.0000**	**-.0013**	**.0002**	**.0007**	**-.0003**	**-.0053**	**5.254**
Stddev	.000	.0000	.000	.0001	.0007	.0007	.0000	.0021	.011
%RSD	1569.	.0256	1849.	5.422	404.5	104.2	18.16	38.84	.2053
#1	.0001	.1464	-.0001	-.0014	-.0003	.0002	-.0002	-.0039	5.246
#2	-.0001	.1463	.0001	-.0013	.0007	.0012	-.0003	-.0068	5.262

Elem	Fe2599	Mg2790	K_7664	Na5895	B_2089	Mo2020	Pd3404	Si2124	Sn1899
Avg	**.0115**	**1.554**	**1.411**	**28.14**	**.0042**	**-.0007**	**.0009**	**3.713**	**.0004**
Stddev	.0019	.021	.007	.02	.0002	.0000	.0004	.003	.0010
%RSD	16.60	1.317	.4945	.0687	5.037	1.805	49.37	.0902	277.4
#1	.0129	1.540	1.416	28.12	.0040	-.0007	.0012	3.710	-.0004
#2	.0102	1.569	1.406	28.15	.0043	-.0007	.0006	3.715	.0011

Elem	Sr4077	Ti3349	W_2079	Zr3391	S_1820	Bi2230	Li6707
Avg	**.0343**	**.0003**	**-.0170**	**-.0008**	**3.105**	**.0009**	**.0059**
Stddev	.0002	.0001	.0003	.0001	.004	.0007	.0010
%RSD	.5189	27.87	1.478	14.88	.1182	78.56	17.55
#1	.0342	.0003	-.0168	-.0007	3.108	.0014	.0067
#2	.0345	.0002	-.0172	-.0009	3.102	.0004	.0052

Int. Std.	Y_3600	Y_3710	Y_2243	In2306
Avg	**89213.**	**14473.**	**1993.8**	**6218.4**
Stddev	143.	15.	5.5	14.2
%RSD	.16044	.10661	.27819	.22903
#1	89112.	14484.	1997.8	6228.4
#2	89314.	14462.	1989.9	6208.3

Zoom In Zoom Out

Sample Name: jb68282-2 Acquired: 6/16/2014 18:05:38 Type: Unk
Method: Accutest1(v161) Mode: CONC Corr. Factor: 1.000000
User: admin Custom ID1: Custom ID2: Custom ID3:
Comment: epa 17th

Elem	Ba4554	Be3130	Cd2288	Co2286	Cr2677	Cu3247	Mn2576	Ni2316	Ag3280
Avg	**.0281**	**.0000**	**.0001**	**-.0003**	**.0003**	**.0137**	**.0053**	**.0011**	**-.0004**
Stddev	.0001	.0000	.0000	.0000	.0002	.0003	.0001	.0000	.0001
%RSD	.2384	49.38	9.773	4.923	56.92	2.005	1.583	3.885	23.62
#1	.0282	.0000	.0001	-.0003	.0004	.0135	.0052	.0011	-.0003
#2	.0281	.0000	.0001	-.0003	.0002	.0139	.0053	.0011	-.0004

Elem	V_2924	Zn2062	As1890	Tl1908	Pb2203	Se1960	Sb2068	Al3961	Ca3179
Avg	**.0000**	**.1832**	**-.0005**	**.0016**	**.0006**	**.0016**	**.0001**	**.0300**	**14.96**
Stddev	.000	.0008	.0010	.0012	.0005	.0008	.0004	.0009	.04
%RSD	38.96	.4479	203.2	74.89	77.13	52.56	408.8	3.157	.2497
#1	.0000	.1827	.0002	.0025	.0009	.0021	.0004	.0293	14.93
#2	.0000	.1838	-.0013	.0008	.0003	.0010	-.0002	.0307	14.98

Elem	Fe2599	Mg2790	K_7664	Na5895	B_2089	Mo2020	Pd3404	Si2124	Sn1899
Avg	**.0189**	**2.360**	**2.066**	**24.91**	**.0167**	**-.0003**	**.0001**	**3.179**	**.0011**
Stddev	.0032	.019	.004	.00	.0005	.0001	.0006	.009	.0000
%RSD	17.08	.8081	.2072	.0059	3.280	51.91	509.2	.2983	4.300
#1	.0166	2.346	2.069	24.91	.0171	-.0002	.0005	3.172	.0011
#2	.0211	2.373	2.063	24.91	.0163	-.0004	-.0003	3.186	.0011

Elem	Sr4077	Ti3349	W_2079	Zr3391	S_1820	Bi2230	Li6707
Avg	**.0752**	**.0006**	**-.0163**	**-.0003**	**4.766**	**.0010**	**.0031**
Stddev	.0001	.0003	.0001	.0000	.006	.0001	.0003
%RSD	.1695	42.94	.5975	4.159	.1278	9.829	10.16
#1	.0751	.0004	-.0162	-.0003	4.761	.0011	.0029
#2	.0753	.0008	-.0164	-.0004	4.770	.0009	.0033

Int. Std.	Y_3600	Y_3710	Y_2243	In2306
Avg	**89843.**	**14398.**	**1997.7**	**6221.7**
Stddev	352.	8.	4.9	9.4
%RSD	.39162	.05844	.24776	.15057
#1	90091.	14404.	2001.2	6228.3
#2	89594.	14392.	1994.2	6215.1

Zoom In Zoom Out

Sample Name: ccv Acquired: 6/16/2014 18:11:53 Type: QC
Method: Accutest1(v161) Mode: CONC Corr. Factor: 1.000000
User: admin Custom ID1: Custom ID2: Custom ID3:
Comment: 3

Elem	Ba4554	Be3130	Cd2288	Co2286	Cr2677	Cu3247	Mn2576	Ni2316	Ag3280
Units	ppm	ppm	ppm	ppm	ppm	ppm	ppm	ppm	ppm
Avg	**2.032**	**2.046**	**2.019**	**2.037**	**2.052**	**1.955**	**2.030**	**2.074**	**.2394**
Stddev	.002	.004	.005	.001	.001	.003	.000	.004	.0001
%RSD	.1061	.1693	.2684	.0251	.0269	.1617	.0148	.1895	.0294
#1	2.031	2.044	2.015	2.037	2.052	1.957	2.030	2.071	.2394
#2	2.034	2.049	2.023	2.038	2.053	1.952	2.030	2.077	.2393
Check ?	Chk Pass	Chk Pass	Chk Pass	Chk Pass	Chk Pass	Chk Pass	Chk Pass	Chk Pass	Chk Pass
Value									
Range									

Elem	V_2924	Zn2062	As1890	Tl1908	Pb2203	Se1960	Sb2068	Al3961	Ca3179
Units	ppm	ppm	ppm	ppm	ppm	ppm	ppm	ppm	ppm
Avg	**1.976**	**2.068**	**2.027**	**2.071**	**2.087**	**2.038**	**2.031**	**40.40**	**40.81**
Stddev	.001	.002	.007	.011	.001	.009	.005	.07	.11
%RSD	.0267	.1003	.3341	.5414	.0267	.4493	.2709	.1681	.2774
#1	1.976	2.067	2.022	2.063	2.087	2.032	2.027	40.35	40.73
#2	1.976	2.070	2.032	2.079	2.088	2.045	2.035	40.44	40.89
Check ?	Chk Pass	Chk Pass	Chk Pass	Chk Pass	Chk Pass	Chk Pass	Chk Pass	Chk Pass	Chk Pass
Value									
Range									

Elem	Fe2599	Mg2790	K_7664	Na5895	B_2089	Mo2020	Pd3404	Si2124	Sn1899
Units	ppm	ppm	ppm	ppm	ppm	ppm	ppm	ppm	ppm
Avg	**39.86**	**39.56**	**40.50**	**41.05**	**2.039**	**2.043**	**1.930**	**5.020**	**2.060**
Stddev	.02	.09	.05	.06	.003	.006	.006	.013	.005
%RSD	.0492	.2226	.1356	.1476	.1622	.2910	.3297	.2676	.2653
#1	39.84	39.62	40.46	41.01	2.037	2.039	1.934	5.011	2.056
#2	39.87	39.50	40.54	41.10	2.041	2.047	1.925	5.030	2.064
Check ?	Chk Pass	Chk Pass	Chk Pass	Chk Pass	Chk Pass	Chk Pass	Chk Pass	Chk Pass	Chk Pass
Value									
Range									

Zoom In Zoom Out

Sample Name: ccv Acquired: 6/16/2014 18:11:53 Type: QC
Method: Accutest1(v161) Mode: CONC Corr. Factor: 1.000000
User: admin Custom ID1: Custom ID2: Custom ID3:
Comment: 3

Elem	Sr4077	Ti3349	W_2079	Zr3391	S_1820	Bi2230	Li6707
Units	ppm	ppm	ppm	ppm	ppm	ppm	ppm
Avg	**2.123**	**1.979**	**1.894**	**2.014**	**1.989**	**2.013**	**1.999**
Stddev	.006	.002	.026	.003	.012	.008	.003
%RSD	.2998	.1169	1.371	.1460	.5802	.3807	.1284
#1	2.119	1.981	1.875	2.016	1.981	2.008	2.001
#2	2.128	1.978	1.912	2.012	1.997	2.019	1.998
Check ?	Chk Pass	Chk Pass	Chk Pass	Chk Pass	Chk Pass	Chk Pass	Chk Pass
Value							
Range							

Int. Std.	Y_3600	Y_3710	Y_2243	In2306
Units	Cts/S	Cts/S	Cts/S	Cts/S
Avg	**90526.**	**14755.**	**2023.3**	**6074.2**
Stddev	68.	1.	3.5	5.2
%RSD	.07501	.00957	.17226	.08636
#1	90574.	14756.	2025.8	6077.9
#2	90478.	14754.	2020.8	6070.5

Zoom In Zoom Out

Sample Name: ccb Acquired: 6/16/2014 18:17:57 Type: QC
Method: Accutest1(v161) Mode: CONC Corr. Factor: 1.000000
User: admin Custom ID1: Custom ID2: Custom ID3:
Comment:

Elem	Ba4554	Be3130	Cd2288	Co2286	Cr2677	Cu3247	Mn2576	Ni2316	Ag3280
Units	ppm	ppm	ppm	ppm	ppm	ppm	ppm	ppm	ppm
Avg	**.0003**	**.0001**	**.0004**	**.0005**	**.0001**	**-.0001**	**.0004**	**.0003**	**-.0004**
Stddev	.0001	.0000	.0001	.0000	.0002	.0002	.0000	.0000	.0001
%RSD	48.98	1.322	13.73	3.402	137.1	326.8	.9751	3.657	37.47
#1	.0004	.0001	.0004	.0005	.0000	-.0003	.0004	.0003	-.0003
#2	.0002	.0001	.0004	.0005	.0002	.0001	.0004	.0003	-.0005
Check ?	Chk Pass	Chk Pass	Chk Pass	Chk Pass	Chk Pass	Chk Pass	Chk Pass	Chk Pass	Chk Pass
High Limit									
Low Limit									

Elem	V_2924	Zn2062	As1890	Tl1908	Pb2203	Se1960	Sb2068	Al3961	Ca3179
Units	ppm	ppm	ppm	ppm	ppm	ppm	ppm	ppm	ppm
Avg	**.0004**	**.0009**	**.0003**	**-.0009**	**-.0001**	**.0002**	**.0004**	**-.0005**	**.0016**
Stddev	.0001	.0001	.0004	.0003	.0006	.0003	.0009	.0001	.0002
%RSD	19.80	7.234	107.7	34.11	820.5	131.9	217.3	24.96	13.28
#1	.0004	.0009	.0006	-.0007	-.0005	.0004	-.0002	-.0004	.0018
#2	.0005	.0010	.0001	-.0011	.0004	.0000	.0011	-.0005	.0015
Check ?	Chk Pass	Chk Pass	Chk Pass	Chk Pass	Chk Pass	Chk Pass	Chk Pass	Chk Pass	Chk Pass
High Limit									
Low Limit									

Elem	Fe2599	Mg2790	K_7664	Na5895	B_2089	Mo2020	Pd3404	Si2124	Sn1899
Units	ppm	ppm	ppm	ppm	ppm	ppm	ppm	ppm	ppm
Avg	**.0056**	**-.0010**	**-.0079**	**.0046**	**.0010**	**.0016**	**.0006**	**.0034**	**-.0002**
Stddev	.0027	.0052	.0061	.0045	.0001	.0004	.0009	.0002	.0001
%RSD	48.73	511.9	77.92	98.95	10.70	27.14	137.8	5.136	80.97
#1	.0075	-.0047	-.0122	.0014	.0011	.0019	.0000	.0033	-.0001
#2	.0037	.0027	-.0035	.0078	.0009	.0013	.0013	.0035	-.0003
Check ?	Chk Pass	Chk Pass	Chk Pass	Chk Pass	Chk Pass	Chk Pass	Chk Pass	Chk Pass	Chk Pass
High Limit									
Low Limit									

Zoom In Zoom Out

Sample Name: ccb Acquired: 6/16/2014 18:17:57 Type: QC
Method: Accutest1(v161) Mode: CONC Corr. Factor: 1.000000
User: admin Custom ID1: Custom ID2: Custom ID3:
Comment:

Elem	Sr4077	Ti3349	W_2079	Zr3391	S_1820	Bi2230	Li6707
Units	ppm	ppm	ppm	ppm	ppm	ppm	ppm
Avg	**.0002**	**.0008**	**.0015**	**.0006**	**-.0017**	**.0010**	**-.0002**
Stddev	.0001	.0001	.0015	.0001	.0006	.0005	.0001
%RSD	30.79	15.69	97.94	13.31	38.55	47.05	37.38
#1	.0001	.0008	.0026	.0006	-.0012	.0013	-.0001
#2	.0002	.0007	.0005	.0007	-.0021	.0007	-.0003
Check ?	Chk Pass	Chk Pass	Chk Pass	Chk Pass	Chk Pass	Chk Pass	Chk Pass
High Limit							
Low Limit							

Int. Std.	Y_3600	Y_3710	Y_2243	In2306
Units	Cts/S	Cts/S	Cts/S	Cts/S
Avg	**95226.**	**15010.**	**2099.3**	**6636.8**
Stddev	30.	106.	1.0	13.5
%RSD	.03165	.70603	.04688	.20283
#1	95247.	14935.	2100.0	6646.4
#2	95205.	15085.	2098.6	6627.3

Zoom In Zoom Out

Sample Name: jb68282-3 Acquired: 6/16/2014 18:24:16 Type: Unk
Method: Accutest1(v161) Mode: CONC Corr. Factor: 1.000000
User: admin Custom ID1: Custom ID2: Custom ID3:
Comment: epa 17th

Elem	Ba4554	Be3130	Cd2288	Co2286	Cr2677	Cu3247	Mn2576	Ni2316	Ag3280
Avg	**.0285**	**.0002**	**.0000**	**-.0002**	**.0006**	**.0155**	**.0048**	**.0013**	**-.0004**
Stddev	.0003	.0001	.0002	.0000	.0003	.0000	.0001	.0003	.0000
%RSD	1.086	52.93	402.5	25.83	54.60	.0999	1.040	22.70	7.546
#1	.0287	.0003	.0002	-.0002	.0004	.0155	.0049	.0015	-.0004
#2	.0283	.0001	-.0001	-.0001	.0009	.0155	.0048	.0011	-.0004

Elem	V_2924	Zn2062	As1890	Tl1908	Pb2203	Se1960	Sb2068	Al3961	Ca3179
Avg	**.0002**	**.1943**	**.0007**	**-.0007**	**-.0008**	**.0015**	**-.0003**	**.0238**	**14.60**
Stddev	.0001	.0001	.0005	.0014	.0004	.0010	.0006	.0100	.01
%RSD	74.07	.0505	70.29	204.6	51.95	63.11	230.7	41.92	.0881
#1	.0002	.1944	.0004	-.0017	-.0012	.0022	-.0007	.0168	14.61
#2	.0001	.1943	.0011	.0003	-.0005	.0008	.0002	.0309	14.59

Elem	Fe2599	Mg2790	K_7664	Na5895	B_2089	Mo2020	Pd3404	Si2124	Sn1899
Avg	**.0251**	**2.265**	**1.985**	**22.47**	**.0161**	**.0004**	**.0005**	**3.240**	**.0011**
Stddev	.0007	.015	.003	.04	.0000	.0001	.0014	.004	.0002
%RSD	2.851	.6464	.1726	.1960	.1577	23.23	281.9	.1362	16.36
#1	.0246	2.254	1.983	22.44	.0161	.0005	.0015	3.237	.0012
#2	.0256	2.275	1.987	22.50	.0161	.0003	-.0005	3.243	.0010

Elem	Sr4077	Ti3349	W_2079	Zr3391	S_1820	Bi2230	Li6707
Avg	**.0741**	**.0007**	**-.0083**	**.0001**	**4.470**	**.0014**	**.0034**
Stddev	.0004	.0002	.0010	.0001	.012	.0003	.0008
%RSD	.4987	27.47	11.74	52.71	.2712	23.36	22.41
#1	.0738	.0006	-.0090	.0001	4.461	.0016	.0039
#2	.0743	.0009	-.0076	.0002	4.478	.0011	.0028

Int. Std.	Y_3600	Y_3710	Y_2243	In2306
Avg	**89434.**	**14453.**	**1997.4**	**6233.3**
Stddev	204.	16.	4.7	18.0
%RSD	.22762	.11204	.23532	.28902
#1	89290.	14465.	2000.7	6246.0
#2	89578.	14442.	1994.1	6220.6

Zoom In Zoom Out

Sample Name: jb68282-4 Acquired: 6/16/2014 18:30:31 Type: Unk
Method: Accutest1(v161) Mode: CONC Corr. Factor: 1.000000
User: admin Custom ID1: Custom ID2: Custom ID3:
Comment: epa 17th

Elem	Ba4554	Be3130	Cd2288	Co2286	Cr2677	Cu3247	Mn2576	Ni2316	Ag3280
Avg	**.0265**	**.0000**	**.0000**	**-.0002**	**.0001**	**.0681**	**.0044**	**.0003**	**-.0003**
Stddev	.0002	.0000	.0002	.0001	.0004	.0002	.0000	.0000	.0003
%RSD	.7983	74.28	891.1	42.44	741.7	.2732	.4347	4.349	123.2
#1	.0264	.0000	.0002	-.0003	-.0003	.0679	.0043	.0003	-.0005
#2	.0267	.0000	-.0001	-.0002	.0004	.0682	.0044	.0003	.0000

Elem	V_2924	Zn2062	As1890	Tl1908	Pb2203	Se1960	Sb2068	Al3961	Ca3179
Avg	**.0000**	**.2467**	**.0003**	**.0001**	**.0009**	**.0012**	**-.0004**	**.0155**	**6.363**
Stddev	.000	.0005	.0015	.0010	.0003	.0029	.0008	.0080	.005
%RSD	164.1	.1984	466.6	1286.	31.23	236.3	195.2	51.91	.0755
#1	-.0001	.2470	.0014	-.0006	.0011	-.0008	-.0009	.0211	6.366
#2	.0000	.2463	-.0008	.0008	.0007	.0033	.0001	.0098	6.359

Elem	Fe2599	Mg2790	K_7664	Na5895	B_2089	Mo2020	Pd3404	Si2124	Sn1899
Avg	**.2275**	**1.526**	**1.412**	**24.57**	**.0043**	**-.0005**	**-.0004**	**3.681**	**.0000**
Stddev	.0004	.026	.008	.02	.0005	.0001	.0003	.009	.0007
%RSD	.1595	1.729	.5456	.0968	10.45	13.73	79.23	.2448	1494.
#1	.2272	1.545	1.406	24.55	.0040	-.0005	-.0007	3.675	.0005
#2	.2278	1.508	1.417	24.58	.0046	-.0006	-.0002	3.688	-.0004

Elem	Sr4077	Ti3349	W_2079	Zr3391	S_1820	Bi2230	Li6707
Avg	**.0397**	**.0003**	**-.0112**	**-.0007**	**3.056**	**.0009**	**.0046**
Stddev	.0001	.0001	.0009	.0000	.004	.0003	.0011
%RSD	.1412	48.01	8.001	6.518	.1134	35.69	24.83
#1	.0397	.0004	-.0105	-.0007	3.059	.0006	.0054
#2	.0397	.0002	-.0118	-.0007	3.054	.0011	.0038

Int. Std.	Y_3600	Y_3710	Y_2243	In2306
Avg	**91118.**	**14583.**	**2016.2**	**6291.8**
Stddev	122.	62.	6.4	9.2
%RSD	.13434	.42537	.31799	.14673
#1	91204.	14539.	2020.7	6298.4
#2	91031.	14627.	2011.7	6285.3

Zoom In Zoom Out

Sample Name: jb68282-5 Acquired: 6/16/2014 18:36:44 Type: Unk
Method: Accutest1(v161) Mode: CONC Corr. Factor: 1.000000
User: admin Custom ID1: Custom ID2: Custom ID3:
Comment: epa 17th

Elem	Ba4554	Be3130	Cd2288	Co2286	Cr2677	Cu3247	Mn2576	Ni2316	Ag3280
Avg	**.0266**	**.0000**	**.0000**	**-.0004**	**.0000**	**.0755**	**.0048**	**.0001**	**.0001**
Stddev	.0001	.0000	.0001	.0001	.0001	.0002	.0001	.0001	.0001
%RSD	.5585	105.9	782.0	14.11	162.7	.2879	1.152	81.90	87.39
#1	.0265	.0001	.0001	-.0005	.0000	.0753	.0047	.0001	.0000
#2	.0267	.0000	-.0001	-.0004	.0001	.0756	.0048	.0002	.0001

Elem	V_2924	Zn2062	As1890	Tl1908	Pb2203	Se1960	Sb2068	Al3961	Ca3179
Avg	**-.0001**	**.2496**	**.0003**	**.0001**	**.0001**	**.0008**	**-.0003**	**.0157**	**6.509**
Stddev	.0002	.0001	.0000	.0007	.0014	.0017	.0001	.0004	.009
%RSD	355.0	.0473	16.94	641.7	2698.	199.3	33.16	2.585	.1379
#1	.0001	.2495	.0002	-.0004	-.0010	.0020	-.0002	.0154	6.516
#2	-.0002	.2497	.0003	.0006	.0011	-.0003	-.0004	.0160	6.503

Elem	Fe2599	Mg2790	K_7664	Na5895	B_2089	Mo2020	Pd3404	Si2124	Sn1899
Avg	**.2741**	**1.503**	**1.377**	**23.45**	**.0041**	**-.0005**	**-.0006**	**3.638**	**.0001**
Stddev	.0020	.028	.021	.01	.0000	.0002	.0011	.012	.0004
%RSD	.7421	1.866	1.523	.0367	1.010	41.12	177.4	.3321	427.9
#1	.2755	1.483	1.362	23.46	.0042	-.0003	.0002	3.629	-.0002
#2	.2727	1.523	1.391	23.44	.0041	-.0006	-.0014	3.646	.0004

Elem	Sr4077	Ti3349	W_2079	Zr3391	S_1820	Bi2230	Li6707
Avg	**.0400**	**.0005**	**-.0130**	**-.0005**	**2.977**	**.0009**	**.0049**
Stddev	.0001	.0004	.0003	.0000	.007	.0003	.0008
%RSD	.1811	72.91	1.951	.9305	.2275	37.49	16.34
#1	.0401	.0002	-.0128	-.0005	2.981	.0011	.0055
#2	.0400	.0008	-.0132	-.0005	2.972	.0006	.0044

Int. Std.	Y_3600	Y_3710	Y_2243	In2306
Avg	**89599.**	**14386.**	**1991.9**	**6223.7**
Stddev	220.	57.	9.1	17.2
%RSD	.24508	.39447	.45566	.27702
#1	89754.	14426.	1998.3	6235.9
#2	89444.	14346.	1985.4	6211.5

Zoom In Zoom Out

Sample Name: jb68282-7 Acquired: 6/16/2014 18:42:57 Type: Unk
Method: Accutest1(v161) Mode: CONC Corr. Factor: 1.000000
User: admin Custom ID1: Custom ID2: Custom ID3:
Comment: epa 17th

Elem	Ba4554	Be3130	Cd2288	Co2286	Cr2677	Cu3247	Mn2576	Ni2316	Ag3280
Avg	**.0323**	**.0000**	**.0001**	**-.0005**	**.0004**	**.0131**	**.0004**	**.0012**	**.0001**
Stddev	.0002	.0000	.0001	.0003	.0001	.0002	.0000	.0000	.0003
%RSD	.6022	6.011	90.77	65.38	25.23	1.710	1.050	3.432	352.1
#1	.0324	.0000	.0000	-.0008	.0004	.0132	.0004	.0012	-.0001
#2	.0321	.0000	.0001	-.0003	.0003	.0129	.0004	.0012	.0003

Elem	V_2924	Zn2062	As1890	Tl1908	Pb2203	Se1960	Sb2068	Al3961	Ca3179
Avg	**.0001**	**.2035**	**.0004**	**.0008**	**.0003**	**.0016**	**-.0013**	**.0083**	**12.62**
Stddev	.0001	.0005	.0003	.0007	.0004	.0008	.0004	.0057	.05
%RSD	115.9	.2465	86.69	82.49	122.4	51.40	30.32	68.67	.4113
#1	.0000	.2031	.0002	.0013	.0000	.0022	-.0015	.0123	12.66
#2	.0002	.2039	.0006	.0003	.0005	.0010	-.0010	.0043	12.59

Elem	Fe2599	Mg2790	K_7664	Na5895	B_2089	Mo2020	Pd3404	Si2124	Sn1899
Avg	**.0411**	**1.538**	**1.475**	**8.019**	**.0044**	**-.0005**	**-.0008**	**3.407**	**.0008**
Stddev	.0006	.009	.018	.009	.0002	.0001	.0001	.004	.0003
%RSD	1.537	.5672	1.203	.1081	4.015	27.08	7.054	.1052	36.16
#1	.0415	1.544	1.487	8.025	.0043	-.0004	-.0008	3.405	.0010
#2	.0406	1.532	1.462	8.013	.0045	-.0006	-.0009	3.410	.0006

Elem	Sr4077	Ti3349	W_2079	Zr3391	S_1820	Bi2230	Li6707
Avg	**.0628**	**.0004**	**-.0145**	**-.0006**	**2.763**	**.0007**	**.0034**
Stddev	.0000	.0002	.0006	.0001	.011	.0001	.0001
%RSD	.0228	58.33	4.045	9.354	.3963	10.19	1.626
#1	.0628	.0005	-.0141	-.0006	2.755	.0008	.0034
#2	.0627	.0002	-.0149	-.0006	2.770	.0007	.0033

Int. Std.	Y_3600	Y_3710	Y_2243	In2306
Avg	**90109.**	**14541.**	**1996.5**	**6293.0**
Stddev	234.	120.	5.5	17.5
%RSD	.25998	.82841	.27525	.27754
#1	90275.	14455.	2000.4	6305.3
#2	89943.	14626.	1992.6	6280.6

Zoom In Zoom Out

Sample Name: jb68870-1 Acquired: 6/16/2014 18:49:09 Type: Unk
Method: Accutest1(v161) Mode: CONC Corr. Factor: 1.000000
User: admin Custom ID1: Custom ID2: Custom ID3:
Comment: epa 17th

Elem	Ba4554	Be3130	Cd2288	Co2286	Cr2677	Cu3247	Mn2576	Ni2316	Ag3280
Avg	**.0276**	**.0000**	**.0001**	**-.0003**	**.0006**	**.0023**	**.0038**	**.0015**	**-.0001**
Stddev	.0002	.0000	.0000	.0000	.0003	.0001	.0000	.0001	.0001
%RSD	.7422	31.21	7.790	12.91	55.92	6.319	.1379	4.424	178.7
#1	.0274	.0000	.0001	-.0004	.0003	.0022	.0038	.0015	.0000
#2	.0277	.0000	.0001	-.0003	.0008	.0025	.0038	.0014	-.0001

Elem	V_2924	Zn2062	As1890	Tl1908	Pb2203	Se1960	Sb2068	Al3961	Ca3179
Avg	**.0000**	**.1585**	**.0003**	**.0029**	**.0003**	**.0020**	**-.0002**	**.0188**	**16.67**
Stddev	.000	.0004	.0002	.0003	.0002	.0000	.0013	.0027	.03
%RSD	66730.	.2521	82.49	10.71	73.46	2.377	663.1	14.49	.1691
#1	-.0003	.1588	.0001	.0027	.0002	.0020	.0007	.0169	16.69
#2	.0003	.1582	.0005	.0031	.0005	.0020	-.0011	.0208	16.65

Elem	Fe2599	Mg2790	K_7664	Na5895	B_2089	Mo2020	Pd3404	Si2124	Sn1899
Avg	**.0208**	**2.645**	**2.230**	**26.31**	**.0187**	**-.0002**	**-.0005**	**2.299**	**.0014**
Stddev	.0018	.001	.010	.04	.0008	.0001	.0000	.002	.0002
%RSD	8.713	.0545	.4463	.1407	4.525	40.64	5.085	.0994	16.12
#1	.0196	2.644	2.223	26.34	.0181	-.0003	-.0005	2.298	.0012
#2	.0221	2.646	2.237	26.29	.0193	-.0001	-.0006	2.301	.0015

Elem	Sr4077	Ti3349	W_2079	Zr3391	S_1820	Bi2230	Li6707
Avg	**.0845**	**.0004**	**-.0154**	**-.0002**	**5.081**	**.0005**	**.0038**
Stddev	.0001	.0000	.0009	.0001	.013	.0001	.0006
%RSD	.1218	2.708	5.939	35.34	.2566	10.10	14.37
#1	.0846	.0004	-.0148	-.0001	5.090	.0005	.0034
#2	.0844	.0003	-.0161	-.0002	5.072	.0006	.0042

Int. Std.	Y_3600	Y_3710	Y_2243	In2306
Avg	**90274.**	**14430.**	**1999.2**	**6205.9**
Stddev	79.	23.	4.7	10.4
%RSD	.08801	.15829	.23319	.16808
#1	90218.	14446.	2002.5	6213.2
#2	90331.	14414.	1995.9	6198.5

Zoom In Zoom Out

Sample Name: jb68870-2 Acquired: 6/16/2014 18:55:22 Type: Unk
Method: Accutest1(v161) Mode: CONC Corr. Factor: 1.000000
User: admin Custom ID1: Custom ID2: Custom ID3:
Comment: epa 17th

Elem	Ba4554	Be3130	Cd2288	Co2286	Cr2677	Cu3247	Mn2576	Ni2316	Ag3280
Avg	**.0268**	**.0000**	**.0001**	**-.0004**	**.0004**	**.0026**	**.0038**	**.0014**	**-.0001**
Stddev	.0003	.000	.0001	.0002	.0001	.0002	.0000	.0001	.0003
%RSD	1.280	711.6	115.7	60.70	22.43	8.525	.8564	4.565	491.6
#1	.0266	.0000	.0002	-.0002	.0005	.0028	.0038	.0014	.0001
#2	.0271	.0000	.0000	-.0005	.0003	.0025	.0038	.0015	-.0002

Elem	V_2924	Zn2062	As1890	Tl1908	Pb2203	Se1960	Sb2068	Al3961	Ca3179
Avg	**.0002**	**.1561**	**.0004**	**.0016**	**.0007**	**.0019**	**-.0015**	**.0174**	**16.16**
Stddev	.0001	.0002	.0009	.0012	.0002	.0015	.0001	.0057	.07
%RSD	63.60	.1387	232.8	72.51	37.06	78.41	8.557	32.46	.4605
#1	.0003	.1559	.0010	.0024	.0005	.0008	-.0014	.0134	16.21
#2	.0001	.1562	-.0002	.0008	.0008	.0029	-.0016	.0214	16.11

Elem	Fe2599	Mg2790	K_7664	Na5895	B_2089	Mo2020	Pd3404	Si2124	Sn1899
Avg	**.0250**	**2.598**	**2.136**	**25.50**	**.0187**	**-.0003**	**-.0021**	**2.262**	**.0006**
Stddev	.0003	.014	.002	.01	.0002	.0001	.0003	.007	.0001
%RSD	1.341	.5523	.1067	.0481	1.071	18.27	12.07	.2948	22.76
#1	.0253	2.608	2.135	25.49	.0185	-.0003	-.0019	2.257	.0005
#2	.0248	2.588	2.138	25.51	.0188	-.0002	-.0023	2.267	.0007

Elem	Sr4077	Ti3349	W_2079	Zr3391	S_1820	Bi2230	Li6707
Avg	**.0821**	**.0001**	**-.0163**	**-.0003**	**4.989**	**.0012**	**.0036**
Stddev	.0003	.0000	.0007	.0000	.013	.0006	.0001
%RSD	.3081	39.29	4.421	5.665	.2681	46.26	3.642
#1	.0819	.0001	-.0168	-.0003	4.980	.0008	.0035
#2	.0823	.0001	-.0158	-.0003	4.999	.0016	.0036

Int. Std.	Y_3600	Y_3710	Y_2243	In2306
Avg	**89638.**	**14533.**	**2003.0**	**6241.1**
Stddev	56.	151.	8.3	14.3
%RSD	.06256	1.0357	.41638	.22989
#1	89599.	14427.	2008.9	6251.3
#2	89678.	14640.	1997.1	6231.0

Zoom In Zoom Out

Sample Name: jb68870-3 Acquired: 6/16/2014 19:01:34 Type: Unk
Method: Accutest1(v161) Mode: CONC Corr. Factor: 1.000000
User: admin Custom ID1: Custom ID2: Custom ID3:
Comment: epa 17th

Elem	Ba4554	Be3130	Cd2288	Co2286	Cr2677	Cu3247	Mn2576	Ni2316	Ag3280
Avg	**.0176**	**.0000**	**.0001**	**-.0005**	**.0004**	**.0142**	**.0047**	**.0010**	**.0000**
Stddev	.0001	.000	.0002	.0000	.0000	.0001	.0000	.0002	.000
%RSD	.7647	190.2	149.5	6.348	6.423	.7030	.9443	22.19	95510.
#1	.0175	.0000	.0000	-.0005	.0004	.0142	.0046	.0008	-.0001
#2	.0177	.0000	.0003	-.0005	.0004	.0141	.0047	.0011	.0001

Elem	V_2924	Zn2062	As1890	Tl1908	Pb2203	Se1960	Sb2068	Al3961	Ca3179
Avg	**-.0001**	**.0349**	**.0001**	**.0006**	**.0000**	**.0014**	**-.0007**	**.0326**	**12.16**
Stddev	.0003	.0002	.0001	.0008	.000	.0003	.0015	.0012	.08
%RSD	316.4	.6733	134.7	137.3	365.1	20.45	200.7	3.811	.6210
#1	.0001	.0347	.0002	.0000	.0000	.0016	.0003	.0317	12.10
#2	-.0003	.0351	.0000	.0011	-.0001	.0012	-.0018	.0334	12.21

Elem	Fe2599	Mg2790	K_7664	Na5895	B_2089	Mo2020	Pd3404	Si2124	Sn1899
Avg	**.1104**	**1.449**	**1.176**	**15.39**	**.0073**	**-.0005**	**.0000**	**3.547**	**.0004**
Stddev	.0003	.011	.004	.02	.0004	.0000	.0008	.012	.0002
%RSD	.2999	.7388	.3609	.1358	5.010	3.172	3404.	.3483	47.43
#1	.1106	1.441	1.173	15.38	.0070	-.0005	.0006	3.539	.0003
#2	.1102	1.457	1.179	15.41	.0076	-.0005	-.0006	3.556	.0006

Elem	Sr4077	Ti3349	W_2079	Zr3391	S_1820	Bi2230	Li6707
Avg	**.0534**	**.0006**	**-.0167**	**-.0008**	**2.930**	**.0005**	**.0034**
Stddev	.0002	.0001	.0002	.0000	.000	.0006	.0006
%RSD	.4277	12.76	1.458	4.603	.0042	108.4	17.69
#1	.0533	.0005	-.0165	-.0008	2.930	.0001	.0038
#2	.0536	.0006	-.0168	-.0008	2.929	.0010	.0030

Int. Std.	Y_3600	Y_3710	Y_2243	In2306
Avg	**89904.**	**14513.**	**1998.0**	**6270.3**
Stddev	464.	89.	4.3	6.5
%RSD	.51576	.61505	.21277	.10350
#1	90232.	14576.	2001.0	6274.9
#2	89576.	14450.	1995.0	6265.7

Zoom In Zoom Out

Sample Name: jb68870-4 Acquired: 6/16/2014 19:07:47 Type: Unk
Method: Accutest1(v161) Mode: CONC Corr. Factor: 1.000000
User: admin Custom ID1: Custom ID2: Custom ID3:
Comment: epa 17th

Elem	Ba4554	Be3130	Cd2288	Co2286	Cr2677	Cu3247	Mn2576	Ni2316	Ag3280
Avg	**.0179**	**.0000**	**.0000**	**-.0005**	**.0004**	**.0147**	**.0048**	**.0008**	**-.0003**
Stddev	.0001	.0001	.000	.0005	.0002	.0004	.0000	.0002	.0004
%RSD	.3510	248.8	246.3	102.5	59.07	2.599	.2539	22.30	128.3
#1	.0179	.0000	-.0001	-.0009	.0002	.0150	.0048	.0009	.0000
#2	.0178	.0001	.0000	-.0001	.0006	.0144	.0048	.0006	-.0006

Elem	V_2924	Zn2062	As1890	Tl1908	Pb2203	Se1960	Sb2068	Al3961	Ca3179
Avg	**.0000**	**.0362**	**.0005**	**-.0001**	**.0007**	**.0016**	**-.0006**	**.0318**	**12.32**
Stddev	.000	.0000	.0003	.0001	.0011	.0004	.0002	.0029	.04
%RSD	888.1	.0797	48.84	241.9	176.2	22.30	27.57	9.199	.3553
#1	.0001	.0362	.0004	.0000	-.0002	.0018	-.0008	.0339	12.29
#2	-.0001	.0362	.0007	-.0001	.0015	.0013	-.0005	.0298	12.35

Elem	Fe2599	Mg2790	K_7664	Na5895	B_2089	Mo2020	Pd3404	Si2124	Sn1899
Avg	**.0935**	**1.475**	**1.205**	**15.59**	**.0077**	**-.0008**	**-.0009**	**3.651**	**.0008**
Stddev	.0014	.019	.004	.01	.0005	.0000	.0003	.003	.0005
%RSD	1.488	1.272	.2953	.0364	6.948	2.904	28.77	.0767	59.80
#1	.0945	1.488	1.207	15.59	.0081	-.0008	-.0007	3.649	.0004
#2	.0925	1.462	1.202	15.60	.0073	-.0008	-.0011	3.653	.0011

Elem	Sr4077	Ti3349	W_2079	Zr3391	S_1820	Bi2230	Li6707
Avg	**.0541**	**.0007**	**-.0172**	**-.0007**	**2.987**	**.0016**	**.0039**
Stddev	.0000	.0000	.0005	.0000	.000	.0003	.0001
%RSD	.0173	7.253	2.938	2.638	.0052	19.99	2.073
#1	.0541	.0006	-.0176	-.0007	2.987	.0014	.0039
#2	.0541	.0007	-.0169	-.0007	2.987	.0018	.0040

Int. Std.	Y_3600	Y_3710	Y_2243	In2306
Avg	**88753.**	**14489.**	**1999.4**	**6281.5**
Stddev	186.	6.	3.7	15.5
%RSD	.20976	.03896	.18290	.24599
#1	88885.	14493.	2002.0	6292.4
#2	88622.	14485.	1996.8	6270.5

Zoom In Zoom Out

Sample Name: jb68870-5 Acquired: 6/16/2014 19:14:01 Type: Unk
Method: Accutest1(v161) Mode: CONC Corr. Factor: 1.000000
User: admin Custom ID1: Custom ID2: Custom ID3:
Comment: epa 17th

Elem	Ba4554	Be3130	Cd2288	Co2286	Cr2677	Cu3247	Mn2576	Ni2316	Ag3280
Avg	**.0362**	**.0000**	**.0001**	**-.0003**	**.0006**	**.0170**	**.0003**	**.0006**	**.0001**
Stddev	.0002	.000	.0000	.0003	.0002	.0002	.0000	.0003	.0003
%RSD	.5936	5817.	4.114	100.3	26.32	.9360	15.16	41.51	254.8
#1	.0360	.0000	.0001	-.0006	.0005	.0171	.0003	.0005	-.0001
#2	.0363	.0000	.0002	-.0001	.0007	.0169	.0003	.0008	.0003

Elem	V_2924	Zn2062	As1890	Tl1908	Pb2203	Se1960	Sb2068	Al3961	Ca3179
Avg	**.0002**	**.2581**	**.0007**	**.0010**	**.0004**	**.0011**	**-.0009**	**.0058**	**11.38**
Stddev	.0002	.0004	.0003	.0008	.0005	.0004	.0006	.0020	.05
%RSD	127.4	.1509	39.44	87.50	123.9	41.05	65.02	34.45	.4237
#1	.0000	.2578	.0005	.0004	.0001	.0014	-.0005	.0044	11.35
#2	.0003	.2584	.0008	.0016	.0008	.0008	-.0014	.0072	11.42

Elem	Fe2599	Mg2790	K_7664	Na5895	B_2089	Mo2020	Pd3404	Si2124	Sn1899
Avg	**.0377**	**1.499**	**1.466**	**7.802**	**.0042**	**-.0005**	**-.0006**	**3.475**	**.0008**
Stddev	.0004	.002	.011	.010	.0002	.0000	.0010	.012	.0000
%RSD	1.160	.1467	.7609	.1293	5.407	7.190	184.3	.3422	5.326
#1	.0380	1.498	1.458	7.795	.0040	-.0005	-.0013	3.466	.0007
#2	.0374	1.501	1.473	7.809	.0043	-.0004	.0002	3.483	.0008

Elem	Sr4077	Ti3349	W_2079	Zr3391	S_1820	Bi2230	Li6707
Avg	**.0630**	**.0002**	**-.0175**	**-.0008**	**2.727**	**.0012**	**.0028**
Stddev	.0002	.0001	.0007	.0002	.009	.0001	.0002
%RSD	.2700	44.69	3.997	28.17	.3498	9.550	5.892
#1	.0629	.0001	-.0170	-.0009	2.720	.0012	.0026
#2	.0632	.0002	-.0180	-.0006	2.734	.0011	.0029

Int. Std.	Y_3600	Y_3710	Y_2243	In2306
Avg	**90112.**	**14466.**	**2005.9**	**6334.5**
Stddev	194.	74.	7.9	18.0
%RSD	.21531	.51172	.39309	.28439
#1	90249.	14518.	2011.5	6347.3
#2	89975.	14414.	2000.3	6321.8

Zoom In Zoom Out

Sample Name: ccv Acquired: 6/16/2014 19:20:16 Type: QC
Method: Accutest1(v161) Mode: CONC Corr. Factor: 1.000000
User: admin Custom ID1: Custom ID2: Custom ID3:
Comment: 4

Elem	Ba4554	Be3130	Cd2288	Co2286	Cr2677	Cu3247	Mn2576	Ni2316	Ag3280
Units	ppm	ppm	ppm	ppm	ppm	ppm	ppm	ppm	ppm
Avg	**2.050**	**2.049**	**2.039**	**2.044**	**2.044**	**1.987**	**2.048**	**2.078**	**.2431**
Stddev	.000	.001	.000	.003	.003	.000	.007	.005	.0012
%RSD	.0021	.0316	.0096	.1362	.1532	.0054	.3469	.2244	.4755
#1	2.050	2.048	2.039	2.042	2.042	1.987	2.043	2.075	.2423
#2	2.050	2.049	2.039	2.046	2.047	1.987	2.053	2.081	.2439
Check ?	Chk Pass	Chk Pass	Chk Pass	Chk Pass	Chk Pass	Chk Pass	Chk Pass	Chk Pass	Chk Pass
Value									
Range									

Elem	V_2924	Zn2062	As1890	Tl1908	Pb2203	Se1960	Sb2068	Al3961	Ca3179
Units	ppm	ppm	ppm	ppm	ppm	ppm	ppm	ppm	ppm
Avg	**1.985**	**2.065**	**2.043**	**2.081**	**2.082**	**2.053**	**2.043**	**40.16**	**40.36**
Stddev	.002	.005	.001	.012	.002	.005	.004	.06	.15
%RSD	.0985	.2424	.0472	.5526	.0767	.2645	.1741	.1387	.3763
#1	1.983	2.062	2.043	2.089	2.081	2.057	2.046	40.20	40.46
#2	1.986	2.069	2.044	2.072	2.083	2.049	2.041	40.12	40.25
Check ?	Chk Pass	Chk Pass	Chk Pass	Chk Pass	Chk Pass	Chk Pass	Chk Pass	Chk Pass	Chk Pass
Value									
Range									

Elem	Fe2599	Mg2790	K_7664	Na5895	B_2089	Mo2020	Pd3404	Si2124	Sn1899
Units	ppm	ppm	ppm	ppm	ppm	ppm	ppm	ppm	ppm
Avg	**39.98**	**39.51**	**40.48**	**40.89**	**2.062**	**2.054**	**1.972**	**5.067**	**2.071**
Stddev	.07	.08	.01	.02	.000	.002	.011	.006	.004
%RSD	.1870	.1973	.0333	.0593	.0197	.0728	.5378	.1114	.1948
#1	40.03	39.57	40.47	40.91	2.062	2.053	1.965	5.071	2.068
#2	39.93	39.46	40.49	40.87	2.063	2.055	1.980	5.063	2.074
Check ?	Chk Pass	Chk Pass	Chk Pass	Chk Pass	Chk Pass	Chk Pass	Chk Pass	Chk Pass	Chk Pass
Value									
Range									

Zoom In Zoom Out

Sample Name: ccv Acquired: 6/16/2014 19:20:16 Type: QC
Method: Accutest1(v161) Mode: CONC Corr. Factor: 1.000000
User: admin Custom ID1: Custom ID2: Custom ID3:
Comment: 4

Elem	Sr4077	Ti3349	W_2079	Zr3391	S_1820	Bi2230	Li6707
Units	ppm	ppm	ppm	ppm	ppm	ppm	ppm
Avg	**2.127**	**2.007**	**1.900**	**2.019**	**1.995**	**2.029**	**2.018**
Stddev	.004	.005	.018	.003	.004	.002	.007
%RSD	.1680	.2399	.9206	.1299	.1986	.1186	.3392
#1	2.129	2.004	1.888	2.021	1.998	2.031	2.013
#2	2.124	2.011	1.912	2.017	1.992	2.027	2.023
Check ?	Chk Pass	Chk Pass	Chk Pass	Chk Pass	Chk Pass	Chk Pass	Chk Pass
Value							
Range							

Int. Std.	Y_3600	Y_3710	Y_2243	In2306
Units	Cts/S	Cts/S	Cts/S	Cts/S
Avg	**89126.**	**14947.**	**2005.9**	**6043.9**
Stddev	181.	48.	2.7	1.4
%RSD	.20279	.32403	.13425	.02289
#1	89254.	14981.	2004.0	6044.9
#2	88999.	14913.	2007.8	6042.9

Zoom In Zoom Out

Sample Name: ccb Acquired: 6/16/2014 19:26:20 Type: QC
Method: Accutest1(v161) Mode: CONC Corr. Factor: 1.000000
User: admin Custom ID1: Custom ID2: Custom ID3:
Comment:

Elem	Ba4554	Be3130	Cd2288	Co2286	Cr2677	Cu3247	Mn2576	Ni2316	Ag3280
Units	ppm	ppm	ppm	ppm	ppm	ppm	ppm	ppm	ppm
Avg	**.0006**	**.0003**	**.0004**	**.0004**	**-.0001**	**-.0002**	**.0004**	**.0005**	**.0000**
Stddev	.0000	.0001	.0002	.0000	.0002	.0002	.0001	.0001	.000
%RSD	8.552	35.10	37.64	7.194	153.9	109.5	21.89	11.90	849.0
#1	.0005	.0002	.0005	.0003	.0000	.0000	.0004	.0005	.0001
#2	.0006	.0004	.0003	.0004	-.0003	-.0003	.0003	.0006	-.0002
Check ?	Chk Pass	Chk Pass	Chk Pass	Chk Pass	Chk Pass	Chk Pass	Chk Pass	Chk Pass	Chk Pass
High Limit									
Low Limit									

Elem	V_2924	Zn2062	As1890	Tl1908	Pb2203	Se1960	Sb2068	Al3961	Ca3179
Units	ppm	ppm	ppm	ppm	ppm	ppm	ppm	ppm	ppm
Avg	**.0003**	**.0011**	**.0010**	**-.0009**	**-.0002**	**-.0017**	**.0003**	**.0049**	**.0058**
Stddev	.0000	.0000	.0003	.0007	.0000	.0007	.0005	.0080	.0030
%RSD	2.984	1.833	29.32	81.22	9.157	42.44	149.7	164.1	51.27
#1	.0003	.0011	.0012	-.0014	-.0002	-.0023	.0007	.0105	.0037
#2	.0003	.0011	.0008	-.0004	-.0002	-.0012	.0000	-.0008	.0079
Check ?	Chk Pass	Chk Pass	Chk Pass	Chk Pass	Chk Pass	Chk Pass	Chk Pass	Chk Pass	Chk Pass
High Limit									
Low Limit									

Elem	Fe2599	Mg2790	K_7664	Na5895	B_2089	Mo2020	Pd3404	Si2124	Sn1899
Units	ppm	ppm	ppm	ppm	ppm	ppm	ppm	ppm	ppm
Avg	**.0052**	**.0086**	**.0023**	**.0120**	**.0010**	**.0014**	**.0004**	**.0039**	**-.0002**
Stddev	.0015	.0068	.0046	.0044	.0004	.0007	.0002	.0003	.0006
%RSD	28.09	79.42	196.0	36.87	44.26	46.21	54.93	6.716	278.4
#1	.0062	.0038	.0056	.0089	.0013	.0019	.0006	.0041	-.0007
#2	.0042	.0134	-.0009	.0152	.0007	.0010	.0003	.0037	.0002
Check ?	Chk Pass	Chk Pass	Chk Pass	Chk Pass	Chk Pass	Chk Pass	Chk Pass	Chk Pass	Chk Pass
High Limit									
Low Limit									

Zoom In Zoom Out

Sample Name: ccb Acquired: 6/16/2014 19:26:20 Type: QC
Method: Accutest1(v161) Mode: CONC Corr. Factor: 1.000000
User: admin Custom ID1: Custom ID2: Custom ID3:
Comment:

Elem	Sr4077	Ti3349	W_2079	Zr3391	S_1820	Bi2230	Li6707
Units	ppm	ppm	ppm	ppm	ppm	ppm	ppm
Avg	**.0004**	**.0010**	**.0033**	**.0006**	**-.0004**	**.0013**	**.0000**
Stddev	.0002	.0002	.0025	.0001	.0001	.0004	.001
%RSD	48.15	25.22	77.27	19.95	25.70	31.57	1592.
#1	.0002	.0008	.0050	.0007	-.0003	.0010	-.0004
#2	.0005	.0012	.0015	.0005	-.0004	.0016	.0004

Check ?	Chk Pass	Chk Pass	Chk Pass	Chk Pass	Chk Pass	Chk Pass	Chk Pass
High Limit							
Low Limit							

Int. Std.	Y_3600	Y_3710	Y_2243	In2306
Units	Cts/S	Cts/S	Cts/S	Cts/S
Avg	**94691.**	**14929.**	**2100.1**	**6637.7**
Stddev	91.	65.	3.5	14.8
%RSD	.09660	.43539	.16479	.22222
#1	94626.	14883.	2102.5	6648.1
#2	94755.	14975.	2097.6	6627.2

Zoom In Zoom Out

Sample Name: jb68870-6 Acquired: 6/16/2014 19:32:37 Type: Unk
Method: Accutest1(v161) Mode: CONC Corr. Factor: 1.000000
User: admin Custom ID1: Custom ID2: Custom ID3:
Comment: epa 17th

Elem	Ba4554	Be3130	Cd2288	Co2286	Cr2677	Cu3247	Mn2576	Ni2316	Ag3280
Avg	**.0320**	**.0002**	**.0001**	**-.0004**	**.0005**	**.0195**	**.0004**	**.0009**	**-.0001**
Stddev	.0002	.0000	.0001	.0000	.0002	.0005	.0000	.0003	.0004
%RSD	.6775	11.39	92.35	3.443	39.87	2.415	6.647	32.70	271.7
#1	.0319	.0002	.0000	-.0004	.0007	.0198	.0004	.0007	-.0004
#2	.0322	.0002	.0002	-.0004	.0004	.0191	.0004	.0011	.0001

Elem	V_2924	Zn2062	As1890	Tl1908	Pb2203	Se1960	Sb2068	Al3961	Ca3179
Avg	**.0001**	**.2022**	**.0003**	**.0001**	**.0005**	**.0011**	**-.0001**	**.0037**	**9.173**
Stddev	.0002	.0007	.0001	.0007	.0012	.0020	.0009	.0036	.022
%RSD	274.5	.3499	22.41	604.5	247.9	182.4	1161.	97.88	.2454
#1	.0002	.2017	.0003	.0006	.0014	.0026	-.0007	.0011	9.157
#2	-.0001	.2027	.0004	-.0004	-.0004	-.0003	.0006	.0062	9.188

Elem	Fe2599	Mg2790	K_7664	Na5895	B_2089	Mo2020	Pd3404	Si2124	Sn1899
Avg	**.0388**	**1.688**	**1.532**	**18.90**	**.0047**	**.0001**	**.0006**	**3.557**	**.0003**
Stddev	.0005	.032	.032	.00	.0004	.0001	.0001	.001	.0003
%RSD	1.200	1.907	2.064	.0246	7.709	143.2	14.78	.0281	88.92
#1	.0385	1.711	1.510	18.89	.0050	.0001	.0005	3.556	.0001
#2	.0392	1.666	1.554	18.90	.0045	.0000	.0006	3.557	.0006

Elem	Sr4077	Ti3349	W_2079	Zr3391	S_1820	Bi2230	Li6707
Avg	**.0545**	**.0002**	**-.0085**	**-.0004**	**2.919**	**.0005**	**.0046**
Stddev	.0001	.0001	.0003	.0001	.018	.0003	.0001
%RSD	.2055	32.15	3.212	16.65	.6170	53.29	3.235
#1	.0544	.0001	-.0086	-.0004	2.906	.0007	.0045
#2	.0546	.0002	-.0083	-.0005	2.932	.0003	.0047

Int. Std.	Y_3600	Y_3710	Y_2243	In2306
Avg	**89708.**	**14455.**	**2007.2**	**6288.3**
Stddev	158.	9.	5.4	21.9
%RSD	.17633	.06480	.26936	.34750
#1	89596.	14461.	2011.0	6303.8
#2	89820.	14448.	2003.3	6272.9

Zoom In Zoom Out

Sample Name: jb68872-1 Acquired: 6/16/2014 19:38:50 Type: Unk
Method: Accutest1(v161) Mode: CONC Corr. Factor: 1.000000
User: admin Custom ID1: Custom ID2: Custom ID3:
Comment: epa 17th

Elem	Ba4554	Be3130	Cd2288	Co2286	Cr2677	Cu3247	Mn2576	Ni2316	Ag3280
Avg	**.0222**	**.0001**	**.0001**	**-.0006**	**.0000**	**.0016**	**.0046**	**.0016**	**.0002**
Stddev	.0001	.0000	.0001	.0000	.0003	.0000	.0000	.0001	.0003
%RSD	.3026	11.80	269.8	8.042	2084.	2.208	.6428	9.268	153.0
#1	.0222	.0001	.0002	-.0006	-.0002	.0016	.0045	.0015	.0000
#2	.0223	.0001	.0000	-.0005	.0002	.0016	.0046	.0017	.0004

Elem	V_2924	Zn2062	As1890	Tl1908	Pb2203	Se1960	Sb2068	Al3961	Ca3179
Avg	**.0002**	**.0383**	**.0011**	**.0006**	**.0007**	**.0021**	**-.0008**	**.0158**	**16.95**
Stddev	.0002	.0002	.0005	.0002	.0004	.0008	.0004	.0171	.05
%RSD	110.5	.6437	49.05	36.89	54.13	38.15	56.39	108.3	.2931
#1	.0000	.0384	.0007	.0004	.0010	.0027	-.0011	.0037	16.92
#2	.0003	.0381	.0015	.0007	.0004	.0016	-.0005	.0279	16.99

Elem	Fe2599	Mg2790	K_7664	Na5895	B_2089	Mo2020	Pd3404	Si2124	Sn1899
Avg	**.0147**	**2.676**	**2.078**	**29.08**	**.0212**	**-.0001**	**-.0005**	**2.006**	**.0011**
Stddev	.0010	.010	.013	.06	.0005	.0001	.0007	.003	.0000
%RSD	6.502	.3767	.6185	.2013	2.232	99.20	145.9	.1687	3.028
#1	.0140	2.684	2.069	29.04	.0215	-.0002	.0000	2.003	.0012
#2	.0154	2.669	2.087	29.12	.0209	.0000	-.0009	2.008	.0011

Elem	Sr4077	Ti3349	W_2079	Zr3391	S_1820	Bi2230	Li6707
Avg	**.0764**	**.0005**	**-.0107**	**.0001**	**5.391**	**.0015**	**.0034**
Stddev	.0003	.0001	.0004	.0001	.001	.0001	.0003
%RSD	.3318	23.36	4.027	68.50	.0172	6.728	9.877
#1	.0762	.0006	-.0104	.0002	5.390	.0015	.0036
#2	.0766	.0005	-.0110	.0001	5.392	.0016	.0031

Int. Std.	Y_3600	Y_3710	Y_2243	In2306
Avg	**89107.**	**14421.**	**1988.1**	**6190.1**
Stddev	444.	71.	4.4	18.8
%RSD	.49806	.48930	.22203	.30326
#1	89421.	14470.	1991.2	6203.4
#2	88793.	14371.	1985.0	6176.9

Zoom In Zoom Out

Sample Name: jb68872-2 Acquired: 6/16/2014 19:45:05 Type: Unk
Method: Accutest1(v161) Mode: CONC Corr. Factor: 1.000000
User: admin Custom ID1: Custom ID2: Custom ID3:
Comment: epa 17th

Elem	Ba4554	Be3130	Cd2288	Co2286	Cr2677	Cu3247	Mn2576	Ni2316	Ag3280
Avg	**.0267**	**.0001**	**.0000**	**-.0004**	**.0004**	**.0015**	**.0053**	**.0022**	**.0001**
Stddev	.0001	.0000	.000	.0000	.0002	.0004	.0000	.0003	.0002
%RSD	.2640	27.80	531.4	1.310	52.83	25.05	.7927	14.43	186.4
#1	.0268	.0000	-.0002	-.0004	.0006	.0018	.0052	.0024	.0003
#2	.0267	.0001	.0001	-.0004	.0003	.0012	.0053	.0020	.0000

Elem	V_2924	Zn2062	As1890	Tl1908	Pb2203	Se1960	Sb2068	Al3961	Ca3179
Avg	**.0000**	**.0141**	**.0012**	**.0011**	**.0006**	**.0027**	**-.0011**	**.0281**	**18.36**
Stddev	.000	.0002	.0007	.0007	.0005	.0017	.0004	.0049	.02
%RSD	518.8	1.340	59.48	58.89	81.12	61.13	32.23	17.33	.1141
#1	-.0001	.0140	.0007	.0016	.0003	.0039	-.0014	.0246	18.34
#2	.0001	.0143	.0018	.0007	.0009	.0016	-.0009	.0315	18.37

Elem	Fe2599	Mg2790	K_7664	Na5895	B_2089	Mo2020	Pd3404	Si2124	Sn1899
Avg	**.0104**	**3.258**	**2.536**	**33.68**	**.0267**	**-.0001**	**-.0009**	**1.780**	**.0011**
Stddev	.0030	.049	.032	.01	.0002	.0001	.0009	.004	.0005
%RSD	28.53	1.490	1.275	.0248	.7974	55.50	104.2	.2410	50.91
#1	.0083	3.292	2.513	33.68	.0269	-.0001	-.0002	1.777	.0007
#2	.0125	3.224	2.559	33.69	.0266	-.0002	-.0015	1.783	.0015

Elem	Sr4077	Ti3349	W_2079	Zr3391	S_1820	Bi2230	Li6707
Avg	**.0906**	**.0002**	**-.0140**	**.0000**	**6.134**	**.0006**	**.0026**
Stddev	.0002	.0006	.0004	.0001	.018	.0005	.0004
%RSD	.2300	251.0	2.835	352.1	.2963	79.54	17.16
#1	.0904	.0007	-.0138	.0001	6.121	.0003	.0023
#2	.0907	-.0002	-.0143	-.0001	6.147	.0010	.0029

Int. Std.	Y_3600	Y_3710	Y_2243	In2306
Avg	**88718.**	**14456.**	**1982.6**	**6154.4**
Stddev	394.	69.	6.6	12.6
%RSD	.44421	.47402	.33176	.20473
#1	88997.	14407.	1987.3	6163.3
#2	88440.	14504.	1978.0	6145.5

Zoom In Zoom Out

Sample Name: jb68872-3 Acquired: 6/16/2014 19:51:19 Type: Unk
Method: Accutest1(v161) Mode: CONC Corr. Factor: 1.000000
User: admin Custom ID1: Custom ID2: Custom ID3:
Comment: epa 17th

Elem	Ba4554	Be3130	Cd2288	Co2286	Cr2677	Cu3247	Mn2576	Ni2316	Ag3280
Avg	**.0318**	**.0000**	**.0000**	**-.0004**	**.0001**	**.0040**	**.0007**	**.0018**	**.0003**
Stddev	.0001	.0000	.000	.0000	.0002	.0000	.0000	.0000	.0003
%RSD	.3046	110.6	454.8	11.05	225.5	1.178	1.734	.1593	80.77
#1	.0318	.0000	-.0001	-.0004	.0003	.0040	.0007	.0018	.0001
#2	.0319	.0000	.0001	-.0004	-.0001	.0040	.0007	.0018	.0005

Elem	V_2924	Zn2062	As1890	Tl1908	Pb2203	Se1960	Sb2068	Al3961	Ca3179
Avg	**.0001**	**.2025**	**.0008**	**.0012**	**-.0002**	**-.0004**	**-.0015**	**.0009**	**8.825**
Stddev	.0001	.0008	.0013	.0013	.0005	.0000	.0002	.0032	.040
%RSD	111.9	.4015	158.4	106.0	225.8	9.409	12.06	371.0	.4539
#1	.0002	.2019	.0018	.0021	-.0006	-.0004	-.0013	.0031	8.854
#2	.0000	.2031	-.0001	.0003	.0001	-.0004	-.0016	-.0014	8.797

Elem	Fe2599	Mg2790	K_7664	Na5895	B_2089	Mo2020	Pd3404	Si2124	Sn1899
Avg	**.0308**	**1.649**	**1.457**	**17.64**	**.0052**	**-.0004**	**-.0005**	**3.408**	**.0012**
Stddev	.0005	.010	.005	.05	.0004	.0000	.0013	.012	.0004
%RSD	1.646	.6118	.3535	.2874	7.063	10.12	275.8	.3577	32.16
#1	.0312	1.656	1.454	17.67	.0049	-.0005	.0004	3.399	.0014
#2	.0305	1.642	1.461	17.60	.0054	-.0004	-.0014	3.416	.0009

Elem	Sr4077	Ti3349	W_2079	Zr3391	S_1820	Bi2230	Li6707
Avg	**.0538**	**.0007**	**-.0142**	**-.0008**	**2.837**	**.0016**	**.0041**
Stddev	.0001	.0001	.0008	.0000	.015	.0003	.0004
%RSD	.2673	14.20	5.526	1.928	.5267	19.04	9.377
#1	.0539	.0008	-.0137	-.0008	2.826	.0013	.0038
#2	.0537	.0007	-.0148	-.0007	2.847	.0018	.0044

Int. Std.	Y_3600	Y_3710	Y_2243	In2306
Avg	**90462.**	**14540.**	**2009.4**	**6292.1**
Stddev	141.	81.	8.3	12.7
%RSD	.15581	.55667	.41209	.20190
#1	90561.	14483.	2015.3	6301.1
#2	90362.	14597.	2003.6	6283.1

Zoom In Zoom Out

Sample Name: jb68874-1 Acquired: 6/16/2014 19:57:33 Type: Unk
Method: Accutest1(v161) Mode: CONC Corr. Factor: 1.000000
User: admin Custom ID1: Custom ID2: Custom ID3:
Comment: epa 17th

Elem	Ba4554	Be3130	Cd2288	Co2286	Cr2677	Cu3247	Mn2576	Ni2316	Ag3280
Avg	**.0261**	**.0000**	**.0000**	**-.0005**	**.0003**	**.0015**	**.0052**	**.0019**	**-.0005**
Stddev	.0000	.0000	.000	.0001	.0000	.0004	.0000	.0001	.0000
%RSD	.0991	297.8	211.8	22.29	9.850	27.42	.7494	3.391	3.569
#1	.0261	.0000	-.0001	-.0006	.0003	.0018	.0053	.0019	-.0005
#2	.0261	.0000	.0000	-.0004	.0003	.0012	.0052	.0020	-.0005

Elem	V_2924	Zn2062	As1890	Tl1908	Pb2203	Se1960	Sb2068	Al3961	Ca3179
Avg	**-.0001**	**.0130**	**.0010**	**.0003**	**.0002**	**.0008**	**-.0002**	**.0178**	**17.98**
Stddev	.0002	.0001	.0003	.0003	.0001	.0010	.0002	.0003	.06
%RSD	216.2	.9968	27.08	91.87	56.30	116.3	82.87	1.678	.3280
#1	.0000	.0131	.0012	.0001	.0001	.0001	-.0004	.0176	18.02
#2	-.0002	.0129	.0008	.0005	.0003	.0015	-.0001	.0181	17.94

Elem	Fe2599	Mg2790	K_7664	Na5895	B_2089	Mo2020	Pd3404	Si2124	Sn1899
Avg	**.0131**	**3.199**	**2.488**	**32.92**	**.0251**	**-.0003**	**-.0008**	**1.742**	**.0008**
Stddev	.0016	.014	.005	.02	.0004	.0001	.0006	.001	.0001
%RSD	12.42	.4294	.1919	.0727	1.432	20.95	65.39	.0504	7.608
#1	.0142	3.209	2.491	32.94	.0254	-.0004	-.0012	1.742	.0008
#2	.0119	3.189	2.485	32.91	.0249	-.0003	-.0005	1.741	.0009

Elem	Sr4077	Ti3349	W_2079	Zr3391	S_1820	Bi2230	Li6707
Avg	**.0884**	**.0004**	**-.0156**	**.0000**	**5.998**	**.0024**	**.0019**
Stddev	.0001	.0003	.0000	.0000	.000	.0004	.0005
%RSD	.1507	73.07	.2214	16.06	.0046	15.05	28.81
#1	.0885	.0002	-.0156	.0000	5.998	.0021	.0023
#2	.0883	.0007	-.0155	.0000	5.999	.0026	.0015

Int. Std.	Y_3600	Y_3710	Y_2243	In2306
Avg	**88808.**	**14301.**	**1980.6**	**6148.3**
Stddev	175.	47.	3.8	11.6
%RSD	.19734	.32892	.19041	.18925
#1	88932.	14268.	1983.3	6156.5
#2	88684.	14335.	1977.9	6140.1

Zoom In Zoom Out

Sample Name: jb68874-2 Acquired: 6/16/2014 20:03:47 Type: Unk
Method: Accutest1(v161) Mode: CONC Corr. Factor: 1.000000
User: admin Custom ID1: Custom ID2: Custom ID3:
Comment: epa 17th

Elem	Ba4554	Be3130	Cd2288	Co2286	Cr2677	Cu3247	Mn2576	Ni2316	Ag3280
Avg	**.0232**	**.0000**	**.0000**	**-.0004**	**.0000**	**.0017**	**.0047**	**.0016**	**-.0004**
Stddev	.0000	.000	.0001	.0001	.0002	.0001	.0001	.0002	.0001
%RSD	.1922	84.51	449.0	19.76	667.8	8.914	1.417	11.91	37.75
#1	.0232	.0000	-.0001	-.0004	-.0001	.0016	.0048	.0018	-.0004
#2	.0233	.0000	.0001	-.0003	.0002	.0018	.0047	.0015	-.0003

Elem	V_2924	Zn2062	As1890	Tl1908	Pb2203	Se1960	Sb2068	Al3961	Ca3179
Avg	**.0001**	**.0399**	**.0002**	**.0008**	**.0003**	**.0018**	**-.0004**	**.0144**	**17.76**
Stddev	.0002	.0002	.0002	.0028	.0015	.0001	.0006	.0077	.05
%RSD	147.8	.5730	88.65	342.3	471.6	4.075	140.3	53.21	.2823
#1	.0000	.0400	.0001	.0028	-.0008	.0018	.0000	.0198	17.72
#2	.0003	.0397	.0003	-.0012	.0014	.0017	-.0008	.0090	17.79

Elem	Fe2599	Mg2790	K_7664	Na5895	B_2089	Mo2020	Pd3404	Si2124	Sn1899
Avg	**.0167**	**2.790**	**2.166**	**30.41**	**.0217**	**-.0003**	**-.0006**	**2.089**	**.0005**
Stddev	.0001	.046	.012	.09	.0006	.0001	.0010	.005	.0003
%RSD	.3448	1.643	.5349	.2945	2.764	33.99	148.1	.2389	49.97
#1	.0167	2.757	2.158	30.34	.0213	-.0004	.0000	2.085	.0007
#2	.0168	2.822	2.175	30.47	.0222	-.0002	-.0013	2.092	.0003

Elem	Sr4077	Ti3349	W_2079	Zr3391	S_1820	Bi2230	Li6707
Avg	**.0801**	**.0003**	**-.0172**	**-.0002**	**5.642**	**.0021**	**.0036**
Stddev	.0001	.0001	.0001	.0001	.010	.0007	.0000
%RSD	.1573	29.91	.5007	33.66	.1812	33.97	.5784
#1	.0800	.0004	-.0172	-.0003	5.635	.0016	.0036
#2	.0801	.0003	-.0171	-.0002	5.650	.0026	.0036

Int. Std.	Y_3600	Y_3710	Y_2243	In2306
Avg	**88675.**	**14376.**	**1982.3**	**6160.1**
Stddev	2.	23.	3.9	15.6
%RSD	.00259	.16290	.19565	.25262
#1	88677.	14392.	1985.0	6171.1
#2	88673.	14359.	1979.5	6149.1

Zoom In Zoom Out

Sample Name: jb68874-3 Acquired: 6/16/2014 20:09:59 Type: Unk
Method: Accutest1(v161) Mode: CONC Corr. Factor: 1.000000
User: admin Custom ID1: Custom ID2: Custom ID3:
Comment: epa 17th

Elem	Ba4554	Be3130	Cd2288	Co2286	Cr2677	Cu3247	Mn2576	Ni2316	Ag3280
Avg	**.0325**	**.0000**	**.0000**	**-.0004**	**.0001**	**.0034**	**.0006**	**.0019**	**.0001**
Stddev	.0002	.0000	.0001	.0002	.0000	.0004	.0000	.0000	.0004
%RSD	.5381	50.02	345.0	38.70	70.53	10.48	2.240	1.560	518.7
#1	.0324	.0000	.0001	-.0005	.0001	.0032	.0006	.0019	-.0002
#2	.0326	.0000	.0000	-.0003	.0000	.0037	.0006	.0018	.0003

Elem	V_2924	Zn2062	As1890	Tl1908	Pb2203	Se1960	Sb2068	Al3961	Ca3179
Avg	**.0001**	**.2103**	**.0003**	**.0000**	**.0000**	**.0028**	**-.0004**	**.0041**	**9.116**
Stddev	.0001	.0001	.0005	.0004	.0015	.0016	.0014	.0021	.029
%RSD	155.9	.0658	136.3	1383.	27760.	55.30	392.7	49.69	.3224
#1	.0000	.2104	.0000	-.0002	.0010	.0017	.0006	.0027	9.095
#2	.0001	.2102	.0007	.0003	-.0010	.0040	-.0014	.0056	9.137

Elem	Fe2599	Mg2790	K_7664	Na5895	B_2089	Mo2020	Pd3404	Si2124	Sn1899
Avg	**.0279**	**1.713**	**1.492**	**18.11**	**.0040**	**-.0007**	**-.0001**	**3.496**	**.0004**
Stddev	.0011	.021	.019	.03	.0002	.0001	.0001	.002	.0001
%RSD	3.877	1.244	1.296	.1815	4.585	8.878	220.3	.0661	17.69
#1	.0287	1.728	1.478	18.08	.0042	-.0006	.0000	3.495	.0005
#2	.0271	1.698	1.505	18.13	.0039	-.0007	-.0002	3.498	.0004

Elem	Sr4077	Ti3349	W_2079	Zr3391	S_1820	Bi2230	Li6707
Avg	**.0554**	**.0000**	**-.0164**	**-.0008**	**2.913**	**.0007**	**.0047**
Stddev	.0001	.0001	.0009	.0001	.013	.0002	.0001
%RSD	.1361	11380.	5.484	9.977	.4601	24.45	3.066
#1	.0554	.0001	-.0158	-.0008	2.903	.0005	.0046
#2	.0555	-.0001	-.0171	-.0009	2.922	.0008	.0048

Int. Std.	Y_3600	Y_3710	Y_2243	In2306
Avg	**90439.**	**14475.**	**1999.5**	**6265.4**
Stddev	386.	94.	4.8	8.1
%RSD	.42681	.65188	.23928	.12859
#1	90712.	14542.	2002.9	6271.1
#2	90166.	14408.	1996.1	6259.7

Zoom In Zoom Out

Sample Name: mp80044-mb1 2 Acquired: 6/16/2014 20:16:13 Type: Unk
Method: Accutest1(v161) Mode: CONC Corr. Factor: 1.000000
User: admin Custom ID1: Custom ID2: Custom ID3:
Comment: fb 17th

Elem	Ba4554	Be3130	Cd2288	Co2286	Cr2677	Cu3247	Mn2576	Ni2316	Ag3280
Avg	**.0002**	**.0000**	**.0000**	**-.0001**	**.0000**	**-.0005**	**.0001**	**-.0001**	**-.0003**
Stddev	.0001	.000	.0000	.0002	.000	.0000	.0000	.0001	.0002
%RSD	33.01	99.00	130.1	387.7	273.4	3.218	86.73	208.8	62.62
#1	.0002	.0000	.0000	-.0002	.0000	-.0005	.0001	-.0001	-.0004
#2	.0002	-.0001	.0000	.0001	.0000	-.0005	.0000	.0000	-.0002

Elem	V_2924	Zn2062	As1890	Tl1908	Pb2203	Se1960	Sb2068	Al3961	Ca3179
Avg	**.0000**	**.0012**	**-.0004**	**-.0021**	**-.0009**	**.0004**	**-.0006**	**-.0023**	**.0051**
Stddev	.000	.0002	.0000	.0019	.0005	.0014	.0003	.0003	.0005
%RSD	353.8	14.02	5.204	91.23	55.71	358.1	47.36	11.80	10.76
#1	-.0001	.0011	-.0004	-.0034	-.0006	-.0006	-.0008	-.0025	.0047
#2	.0001	.0013	-.0004	-.0007	-.0013	.0013	-.0004	-.0021	.0054

Elem	Fe2599	Mg2790	K_7664	Na5895	B_2089	Mo2020	Pd3404	Si2124	Sn1899
Avg	**-.0009**	**.0067**	**.0024**	**.0018**	**.0001**	**-.0006**	**.0001**	**.0146**	**-.0002**
Stddev	.0013	.0196	.0146	.0039	.0001	.0001	.0009	.0003	.0002
%RSD	143.2	292.4	598.8	217.7	166.3	8.347	898.0	2.306	103.8
#1	.0000	.0205	-.0079	.0046	.0002	-.0006	.0007	.0149	-.0003
#2	-.0019	-.0071	.0127	-.0010	.0000	-.0006	-.0005	.0144	-.0001

Elem	Sr4077	Ti3349	W_2079	Zr3391	S_1820	Bi2230	Li6707
Avg	**.0000**	**.0001**	**-.0136**	**-.0004**	**-.0003**	**.0000**	**-.0003**
Stddev	.0000	.0001	.0001	.0000	.0006	.0002	.0011
%RSD	18.50	108.0	.7332	8.964	236.4	418.7	367.0
#1	.0000	.0001	-.0135	-.0005	.0002	.0001	.0005
#2	.0000	.0000	-.0136	-.0004	-.0007	-.0001	-.0010

Int. Std.	Y_3600	Y_3710	Y_2243	In2306
Avg	**94609.**	**15072.**	**2094.7**	**6650.0**
Stddev	154.	120.	2.4	7.7
%RSD	.16254	.79434	.11272	.11516
#1	94501.	15156.	2093.1	6655.4
#2	94718.	14987.	2096.4	6644.6

Zoom In Zoom Out

Sample Name: mp80044-lc1 Acquired: 6/16/2014 20:22:28 Type: Unk
Method: Accutest1(v161) Mode: CONC Corr. Factor: 1.000000
User: admin Custom ID1: Custom ID2: Custom ID3:
Comment: fb 17th

Elem	Ba4554	Be3130	Cd2288	Co2286	Cr2677	Cu3247	Mn2576	Ni2316	Ag3280
Avg	**.5151**	**.5052**	**.5001**	**.4881**	**.5083**	**.4718**	**.5116**	**.5081**	**.1997**
Stddev	.0000	.0002	.0017	.0004	.0003	.0001	.0006	.0016	.0002
%RSD	.0081	.0344	.3472	.0746	.0617	.0121	.1161	.3122	.1042
#1	.5151	.5053	.4989	.4883	.5086	.4718	.5120	.5070	.1999
#2	.5151	.5051	.5013	.4878	.5081	.4719	.5112	.5092	.1996

Elem	V_2924	Zn2062	As1890	Tl1908	Pb2203	Se1960	Sb2068	Al3961	Ca3179
Avg	**.4624**	**.5201**	**.5086**	**.5375**	**.5109**	**.5269**	**.4949**	**4.957**	**5.532**
Stddev	.0007	.0014	.0009	.0048	.0015	.0025	.0009	.002	.013
%RSD	.1596	.2753	.1702	.8905	.2983	.4715	.1856	.0421	.2338
#1	.4629	.5191	.5092	.5341	.5098	.5287	.4956	4.958	5.523
#2	.4619	.5211	.5080	.5409	.5120	.5252	.4943	4.955	5.541

Elem	Fe2599	Mg2790	K_7664	Na5895	B_2089	Mo2020	Pd3404	Si2124	Sn1899
Avg	**5.567**	**5.380**	**10.13**	**10.17**	**.0059**	**.4970**	**-.0007**	**.0495**	**.0011**
Stddev	.008	.036	.00	.01	.0001	.0010	.0003	.0001	.0001
%RSD	.1429	.6631	.0316	.0638	1.562	.2085	40.64	.1746	6.014
#1	5.573	5.405	10.13	10.16	.0059	.4962	-.0005	.0494	.0010
#2	5.561	5.355	10.13	10.17	.0060	.4977	-.0009	.0496	.0011

Elem	Sr4077	Ti3349	W_2079	Zr3391	S_1820	Bi2230	Li6707
Avg	**-.0001**	**.4995**	**-.0099**	**.0020**	**-.0014**	**.0004**	**.0007**
Stddev	.0001	.0011	.0009	.0001	.0019	.0000	.0005
%RSD	59.14	.2174	8.969	4.534	140.0	.6011	72.58
#1	-.0002	.5002	-.0093	.0021	.0000	.0004	.0011
#2	-.0001	.4987	-.0106	.0019	-.0027	.0004	.0003

Int. Std.	Y_3600	Y_3710	Y_2243	In2306
Avg	**92965.**	**15117.**	**2055.8**	**6418.1**
Stddev	266.	14.	2.4	10.5
%RSD	.28656	.09554	.11848	.16345
#1	92776.	15128.	2054.0	6410.6
#2	93153.	15107.	2057.5	6425.5

Zoom In Zoom Out

Sample Name: ccv Acquired: 6/16/2014 20:28:34 Type: QC
Method: Accutest1(v161) Mode: CONC Corr. Factor: 1.000000
User: admin Custom ID1: Custom ID2: Custom ID3:
Comment: 5

Elem	Ba4554	Be3130	Cd2288	Co2286	Cr2677	Cu3247	Mn2576	Ni2316	Ag3280
Units	ppm	ppm	ppm	ppm	ppm	ppm	ppm	ppm	ppm
Avg	**2.045**	**2.051**	**2.032**	**2.050**	**2.055**	**1.978**	**2.049**	**2.081**	**.2425**
Stddev	.006	.001	.001	.003	.002	.001	.003	.001	.0003
%RSD	.2807	.0368	.0618	.1508	.1104	.0608	.1314	.0484	.1235
#1	2.041	2.051	2.032	2.048	2.057	1.978	2.047	2.080	.2427
#2	2.049	2.052	2.033	2.053	2.053	1.979	2.051	2.081	.2423
Check ?	Chk Pass	Chk Pass	Chk Pass	Chk Pass	Chk Pass	Chk Pass	Chk Pass	Chk Pass	Chk Pass
Value									
Range									

Elem	V_2924	Zn2062	As1890	Tl1908	Pb2203	Se1960	Sb2068	Al3961	Ca3179
Units	ppm	ppm	ppm	ppm	ppm	ppm	ppm	ppm	ppm
Avg	**1.986**	**2.076**	**2.033**	**2.094**	**2.088**	**2.045**	**2.037**	**40.39**	**40.83**
Stddev	.001	.000	.000	.001	.000	.002	.003	.08	.03
%RSD	.0229	.0015	.0127	.0253	.0008	.1093	.1242	.1972	.0815
#1	1.986	2.076	2.033	2.095	2.088	2.047	2.036	40.33	40.81
#2	1.987	2.076	2.033	2.094	2.088	2.043	2.039	40.44	40.85
Check ?	Chk Pass	Chk Pass	Chk Pass	Chk Pass	Chk Pass	Chk Pass	Chk Pass	Chk Pass	Chk Pass
Value									
Range									

Elem	Fe2599	Mg2790	K_7664	Na5895	B_2089	Mo2020	Pd3404	Si2124	Sn1899
Units	ppm	ppm	ppm	ppm	ppm	ppm	ppm	ppm	ppm
Avg	**39.98**	**39.70**	**40.66**	**41.01**	**2.051**	**2.050**	**1.963**	**5.034**	**2.072**
Stddev	.06	.23	.08	.05	.000	.003	.006	.013	.002
%RSD	.1455	.5900	.1916	.1267	.0091	.1532	.3194	.2645	.1177
#1	40.02	39.87	40.60	40.97	2.051	2.048	1.958	5.024	2.073
#2	39.94	39.54	40.71	41.04	2.052	2.052	1.967	5.043	2.070
Check ?	Chk Pass	Chk Pass	Chk Pass	Chk Pass	Chk Pass	Chk Pass	Chk Pass	Chk Pass	Chk Pass
Value									
Range									

Zoom In Zoom Out

Sample Name: ccv Acquired: 6/16/2014 20:28:34 Type: QC
Method: Accutest1(v161) Mode: CONC Corr. Factor: 1.000000
User: admin Custom ID1: Custom ID2: Custom ID3:
Comment: 5

Elem	Sr4077	Ti3349	W_2079	Zr3391	S_1820	Bi2230	Li6707
Units	ppm	ppm	ppm	ppm	ppm	ppm	ppm
Avg	**2.128**	**2.001**	**1.888**	**2.017**	**2.000**	**2.015**	**2.005**
Stddev	.010	.004	.019	.002	.003	.003	.005
%RSD	.4517	.1820	1.015	.0722	.1359	.1344	.2666
#1	2.121	1.998	1.875	2.018	2.002	2.013	2.001
#2	2.134	2.003	1.902	2.016	1.998	2.017	2.008
Check ?	Chk Pass	Chk Pass	Chk Pass	Chk Pass	Chk Pass	Chk Pass	Chk Pass
Value							
Range							

Int. Std.	Y_3600	Y_3710	Y_2243	In2306
Units	Cts/S	Cts/S	Cts/S	Cts/S
Avg	**90453.**	**14808.**	**2033.1**	**6105.7**
Stddev	126.	128.	2.5	11.4
%RSD	.13880	.86719	.12266	.18725
#1	90542.	14717.	2034.9	6113.8
#2	90364.	14899.	2031.3	6097.6

Zoom In Zoom Out

Sample Name: ccb Acquired: 6/16/2014 20:34:37 Type: QC
Method: Accutest1(v161) Mode: CONC Corr. Factor: 1.000000
User: admin Custom ID1: Custom ID2: Custom ID3:
Comment:

Elem	Ba4554	Be3130	Cd2288	Co2286	Cr2677	Cu3247	Mn2576	Ni2316	Ag3280
Units	ppm	ppm	ppm	ppm	ppm	ppm	ppm	ppm	ppm
Avg	**.0006**	**.0002**	**.0005**	**.0004**	**.0002**	**-.0003**	**.0004**	**.0006**	**.0000**
Stddev	.0001	.0000	.0002	.0001	.0000	.0001	.0000	.0000	.000
%RSD	14.57	.7868	46.08	15.03	30.71	47.03	8.244	7.417	360.0
#1	.0007	.0002	.0003	.0004	.0002	-.0002	.0004	.0006	-.0001
#2	.0005	.0002	.0006	.0005	.0001	-.0004	.0004	.0006	.0001
Check ?	Chk Pass	Chk Pass	Chk Pass	Chk Pass	Chk Pass	Chk Pass	Chk Pass	Chk Pass	Chk Pass
High Limit									
Low Limit									

Elem	V_2924	Zn2062	As1890	Tl1908	Pb2203	Se1960	Sb2068	Al3961	Ca3179
Units	ppm	ppm	ppm	ppm	ppm	ppm	ppm	ppm	ppm
Avg	**.0004**	**.0013**	**.0006**	**-.0010**	**.0001**	**-.0003**	**.0005**	**.0028**	**.0052**
Stddev	.0001	.0000	.0007	.0001	.0007	.0003	.0001	.0026	.0014
%RSD	19.69	.3101	116.1	5.749	779.6	131.7	11.18	91.93	26.38
#1	.0005	.0013	.0011	-.0009	.0006	.0000	.0004	.0010	.0042
#2	.0003	.0013	.0001	-.0010	-.0004	-.0005	.0005	.0047	.0061
Check ?	Chk Pass	Chk Pass	Chk Pass	Chk Pass	Chk Pass	Chk Pass	Chk Pass	Chk Pass	Chk Pass
High Limit									
Low Limit									

Elem	Fe2599	Mg2790	K_7664	Na5895	B_2089	Mo2020	Pd3404	Si2124	Sn1899
Units	ppm	ppm	ppm	ppm	ppm	ppm	ppm	ppm	ppm
Avg	**.0043**	**.0038**	**.0036**	**.0193**	**.0009**	**.0017**	**.0007**	**.0042**	**.0006**
Stddev	.0004	.0017	.0269	.0068	.0007	.0005	.0002	.0001	.0002
%RSD	9.994	43.38	746.4	35.09	69.48	26.73	24.23	1.565	34.26	
#1	.0046	.0027	.0226	.0145	.0005	.0020	.0008	.0042	.0005
#2	.0040	.0050	-.0154	.0242	.0014	.0014	.0006	.0043	.0007
Check ?	Chk Pass	Chk Pass	Chk Pass	Chk Pass	Chk Pass	Chk Pass	Chk Pass	Chk Pass	Chk Pass
High Limit									
Low Limit									

Zoom In Zoom Out

Sample Name: ccb Acquired: 6/16/2014 20:34:37 Type: QC
Method: Accutest1(v161) Mode: CONC Corr. Factor: 1.000000
User: admin Custom ID1: Custom ID2: Custom ID3:
Comment:

Elem	Sr4077	Ti3349	W_2079	Zr3391	S_1820	Bi2230	Li6707
Units	ppm	ppm	ppm	ppm	ppm	ppm	ppm
Avg	**.0003**	**.0006**	**.0026**	**.0006**	**-.0012**	**.0004**	**-.0001**
Stddev	.0001	.0002	.0025	.0000	.0006	.0001	.0007
%RSD	26.40	25.85	96.11	7.614	45.84	12.31	1098.
#1	.0002	.0005	.0043	.0006	-.0008	.0005	-.0006
#2	.0003	.0007	.0008	.0006	-.0016	.0004	.0004
Check ?	Chk Pass	Chk Pass	Chk Pass	Chk Pass	Chk Pass	Chk Pass	Chk Pass
High Limit							
Low Limit							

Int. Std.	Y_3600	Y_3710	Y_2243	In2306
Units	Cts/S	Cts/S	Cts/S	Cts/S
Avg	**95624.**	**14831.**	**2111.1**	**6667.5**
Stddev	362.	41.	3.2	3.9
%RSD	.37814	.27432	.15287	.05898
#1	95369.	14860.	2113.4	6670.3
#2	95880.	14802.	2108.8	6664.8

Zoom In Zoom Out

Sample Name: cri Acquired: 6/16/2014 20:40:54 Type: QC
Method: Accutest1(v161) Mode: CONC Corr. Factor: 1.000000
User: admin Custom ID1: Custom ID2: Custom ID3:
Comment:

Elem	Ba4554	Be3130	Cd2288	Co2286	Cr2677	Cu3247	Mn2576	Ni2316	Ag3280
Units	ppm	ppm	ppm	ppm	ppm	ppm	ppm	ppm	ppm
Avg	**.2130**	**.0023**	**.0034**	**.0525**	**.0110**	**.0100**	**.0166**	**.0108**	**.0050**
Stddev	.0012	.0000	.0000	.0003	.0001	.0001	.0000	.0000	.0001
%RSD	.5454	1.962	1.012	.4892	.5856	.5398	.1554	.0156	1.362
#1	.2122	.0023	.0035	.0527	.0111	.0100	.0165	.0108	.0050
#2	.2138	.0023	.0034	.0523	.0110	.0100	.0166	.0108	.0051
Check ?	Chk Pass	Chk Pass	Chk Pass	Chk Pass	Chk Pass	Chk Pass	Chk Pass	Chk Pass	Chk Pass
Value									
Range									

Elem	V_2924	Zn2062	As1890	Tl1908	Pb2203	Se1960	Sb2068	Al3961	Ca3179
Units	ppm	ppm	ppm	ppm	ppm	ppm	ppm	ppm	ppm
Avg	**.0514**	**.0235**	**.0093**	**.0099**	**.0023**	**.0111**	**.0066**	**.2063**	**5.230**
Stddev	.0002	.0000	.0006	.0023	.0005	.0015	.0010	.0022	.020
%RSD	.3327	.2061	6.032	23.36	23.06	13.33	15.36	1.062	.3866
#1	.0513	.0235	.0097	.0082	.0019	.0101	.0073	.2079	5.215
#2	.0516	.0236	.0089	.0115	.0027	.0122	.0059	.2048	5.244
Check ?	Chk Pass	Chk Pass	Chk Pass	Chk Pass	Chk Pass	Chk Pass	Chk Pass	Chk Pass	Chk Pass
Value									
Range									

Elem	Fe2599	Mg2790	K_7664	Na5895	B_2089	Mo2020	Pd3404	Si2124	Sn1899
Units	ppm	ppm	ppm	ppm	ppm	ppm	ppm	ppm	ppm
Avg	**.1079**	**5.311**	**5.188**	**5.246**	**.1074**	**.0220**	**.0568**	**.2110**	**.0114**
Stddev	.0003	.004	.013	.034	.0004	.0002	.0000	.0001	.0000
%RSD	.3065	.0722	.2569	.6510	.4025	.8759	.0783	.0323	.1374
#1	.1077	5.314	5.179	5.221	.1077	.0221	.0568	.2110	.0114
#2	.1081	5.309	5.198	5.270	.1071	.0218	.0569	.2111	.0114
Check ?	Chk Pass	Chk Pass	Chk Pass	Chk Pass	Chk Pass	Chk Pass	Chk Pass	Chk Pass	Chk Pass
Value									
Range									

Zoom In Zoom Out

Sample Name: cri Acquired: 6/16/2014 20:40:54 Type: QC
Method: Accutest1(v161) Mode: CONC Corr. Factor: 1.000000
User: admin Custom ID1: Custom ID2: Custom ID3:
Comment:

Elem	Sr4077	Ti3349	W_2079	Zr3391	S_1820	Bi2230	Li6707
Units	ppm	ppm	ppm	ppm	ppm	ppm	ppm
Avg	**.0114**	**.0114**	**.0491**	**.0110**	**.0467**	**.0215**	**.0213**
Stddev	.0001	.0001	.0015	.0000	.0003	.0001	.0012
%RSD	.9454	.9401	3.036	.0606	.7274	.5845	5.456
#1	.0113	.0113	.0502	.0110	.0464	.0214	.0205
#2	.0114	.0115	.0481	.0110	.0469	.0216	.0221
Check ?	Chk Pass	Chk Pass	Chk Pass	Chk Pass	Chk Pass	Chk Pass	Chk Pass
Value							
Range							

Int. Std.	Y_3600	Y_3710	Y_2243	In2306
Units	Cts/S	Cts/S	Cts/S	Cts/S
Avg	**92864.**	**14630.**	**2066.1**	**6459.5**
Stddev	478.	48.	8.8	22.9
%RSD	.51520	.33082	.42755	.35461
#1	93203.	14664.	2059.9	6443.3
#2	92526.	14596.	2072.4	6475.7

Zoom In Zoom Out

Sample Name: crid Acquired: 6/16/2014 20:47:06 Type: QC
Method: Accutest1(v161) Mode: CONC Corr. Factor: 1.000000
User: admin Custom ID1: Custom ID2: Custom ID3:
Comment:

Elem	Ba4554	Be3130	Cd2288	Co2286	Cr2677	Cu3247	Mn2576	Ni2316	Ag3280
Units	ppm	ppm	ppm	ppm	ppm	ppm	ppm	ppm	ppm
Avg	**.0045**	**.0011**	**.0012**	**.0032**	**.0019**	**.0015**	**.0033**	**.0041**	**.0008**
Stddev	.0000	.0000	.0001	.0000	.0002	.0001	.0001	.0002	.0002
%RSD	.6021	2.732	5.636	.6778	9.201	10.09	1.648	4.032	20.00
#1	.0045	.0010	.0012	.0032	.0020	.0014	.0034	.0040	.0009
#2	.0045	.0011	.0012	.0032	.0018	.0016	.0033	.0042	.0007
Check ?	Chk Pass	Chk Pass	Chk Pass	Chk Pass	Chk Pass	Chk Pass	Chk Pass	Chk Pass	Chk Pass
Value									
Range									

Elem	V_2924	Zn2062	As1890	Tl1908	Pb2203	Se1960	Sb2068	Al3961	Ca3179
Units	ppm	ppm	ppm	ppm	ppm	ppm	ppm	ppm	ppm
Avg	**.0020**	**.0126**	**.0033**	**.0017**	**.0023**	**.0057**	**.0035**	**.1023**	**1.050**
Stddev	.0001	.0000	.0002	.0017	.0001	.0006	.0019	.0031	.004
%RSD	3.154	.0994	5.441	102.1	4.887	10.85	54.56	3.028	.3579
#1	.0020	.0126	.0034	.0005	.0023	.0061	.0021	.1001	1.052
#2	.0019	.0126	.0032	.0029	.0022	.0053	.0048	.1044	1.047
Check ?	Chk Pass	Chk Pass	Chk Pass	Chk Pass	Chk Pass	Chk Pass	Chk Pass	Chk Pass	Chk Pass
Value									
Range									

Elem	Fe2599	Mg2790	K_7664	Na5895	B_2089	Mo2020	Pd3404	Si2124	Sn1899
Units	ppm	ppm	ppm	ppm	ppm	ppm	ppm	ppm	ppm
Avg	**.0016**	**.1123**	**2.129**	**1.052**	**.0096**	**-.0003**	**-.0008**	**.0012**	**-.0001**
Stddev	.0013	.0077	.026	.004	.0002	.0001	.0001	.0003	.0007
%RSD	79.69	6.893	1.203	.3336	1.744	32.74	10.52	26.27	1290.
#1	.0025	.1178	2.111	1.050	.0097	-.0004	-.0008	.0014	.0005
#2	.0007	.1068	2.147	1.055	.0095	-.0002	-.0009	.0010	-.0006
Check ?	None	Chk Pass	Chk Pass	Chk Pass	Chk Pass	None	None	None	None
Value									
Range									

Zoom In Zoom Out

Sample Name: crid Acquired: 6/16/2014 20:47:06 Type: QC
Method: Accutest1(v161) Mode: CONC Corr. Factor: 1.000000
User: admin Custom ID1: Custom ID2: Custom ID3:
Comment:

Elem	Sr4077	Ti3349	W_2079	Zr3391	S_1820	Bi2230	Li6707
Units	ppm	ppm	ppm	ppm	ppm	ppm	ppm
Avg	**.0000**	**.0000**	**-.0112**	**-.0002**	**-.0010**	**.0006**	**-.0010**
Stddev	.000	.0003	.0004	.0002	.0001	.0000	.0002
%RSD	96.21	1583.	3.588	89.66	8.134	3.894	22.68
#1	.0000	-.0002	-.0109	-.0001	-.0011	.0006	-.0009
#2	.0000	.0002	-.0115	-.0004	-.0009	.0006	-.0012
Check ?	None	None	None	None	None	None	None
Value							
Range							

Int. Std.	Y_3600	Y_3710	Y_2243	In2306
Units	Cts/S	Cts/S	Cts/S	Cts/S
Avg	**94739.**	**14779.**	**2098.4**	**6605.5**
Stddev	229.	54.	5.0	7.6
%RSD	.24145	.36508	.23655	.11465
#1	94578.	14741.	2101.9	6610.8
#2	94901.	14817.	2094.9	6600.1

Zoom In Zoom Out

Sample Name: cria Acquired: 6/16/2014 20:53:24 Type: QC
Method: Accutest1(v161) Mode: CONC Corr. Factor: 1.000000
User: admin Custom ID1: Custom ID2: Custom ID3:
Comment:

Elem	Ba4554	Be3130	Cd2288	Co2286	Cr2677	Cu3247	Mn2576	Ni2316	Ag3280
Units	ppm	ppm	ppm	ppm	ppm	ppm	ppm	ppm	ppm
Avg	**.0002**	**-.0001**	**.0000**	**-.0001**	**.0001**	**-.0007**	**.0001**	**.0000**	**-.0002**
Stddev	.0002	.0001	.000	.0000	.0003	.0000	.0000	.000	.0001
%RSD	87.36	131.4	195.9	29.03	330.2	3.088	6.284	306.0	32.33
#1	.0003	-.0001	-.0001	-.0001	-.0001	-.0007	.0001	-.0001	-.0002
#2	.0001	.0000	.0000	-.0002	.0003	-.0007	.0001	.0000	-.0003
Check ?	None	None	None	None	None	None	None	None	None
Value									
Range									

Elem	V_2924	Zn2062	As1890	Tl1908	Pb2203	Se1960	Sb2068	Al3961	Ca3179
Units	ppm	ppm	ppm	ppm	ppm	ppm	ppm	ppm	ppm
Avg	**-.0002**	**.0007**	**.0204**	**.0007**	**.0206**	**.0203**	**.0197**	**.5038**	**.0004**
Stddev	.0002	.0001	.0011	.0003	.0008	.0005	.0006	.0051	.0009
%RSD	139.8	8.294	5.443	39.23	4.082	2.424	3.104	1.007	245.5
#1	.0000	.0006	.0212	.0005	.0200	.0199	.0202	.5002	.0010
#2	-.0003	.0007	.0196	.0009	.0212	.0206	.0193	.5074	-.0003
Check ?	None	None	Chk Pass	None	Chk Pass	Chk Pass	Chk Pass	Chk Pass	None
Value									
Range									

Elem	Fe2599	Mg2790	K_7664	Na5895	B_2089	Mo2020	Pd3404	Si2124	Sn1899
Units	ppm	ppm	ppm	ppm	ppm	ppm	ppm	ppm	ppm
Avg	**.5200**	**.0031**	**-.0130**	**-.0032**	**-.0007**	**-.0006**	**-.0001**	**.0014**	**-.0008**
Stddev	.0011	.0224	.0121	.0005	.0010	.0001	.0002	.0003	.0002
%RSD	.2204	713.3	93.23	14.38	134.0	13.41	176.5	24.01	24.95
#1	.5208	.0190	-.0215	-.0029	.0000	-.0006	-.0003	.0016	-.0007
#2	.5192	-.0127	-.0044	-.0036	-.0014	-.0007	.0000	.0011	-.0009
Check ?	Chk Pass	None	None	None	None	None	None	None	None
Value									
Range									

Zoom In Zoom Out

Sample Name: cria Acquired: 6/16/2014 20:53:24 Type: QC
Method: Accutest1(v161) Mode: CONC Corr. Factor: 1.000000
User: admin Custom ID1: Custom ID2: Custom ID3:
Comment:

Elem	Sr4077	Ti3349	W_2079	Zr3391	S_1820	Bi2230	Li6707
Units	ppm	ppm	ppm	ppm	ppm	ppm	ppm
Avg	**.0000**	**.0002**	**-.0143**	**-.0006**	**-.0011**	**.0002**	**-.0001**
Stddev	.000	.0002	.0004	.0000	.0012	.0001	.0004
%RSD	145.0	99.36	3.089	.5468	117.0	69.48	291.2
#1	.0000	.0004	-.0146	-.0006	-.0019	.0003	-.0004
#2	.0000	.0001	-.0140	-.0006	-.0002	.0001	.0001
Check ?	None	None	None	None	None	None	None
Value							
Range							

Int. Std.	Y_3600	Y_3710	Y_2243	In2306
Units	Cts/S	Cts/S	Cts/S	Cts/S
Avg	**95242.**	**14884.**	**2119.0**	**6672.3**
Stddev	599.	18.	2.2	6.5
%RSD	.62925	.12209	.10339	.09738
#1	94818.	14897.	2120.6	6676.9
#2	95666.	14871.	2117.5	6667.7

Zoom In Zoom Out

Sample Name: icsa Acquired: 6/16/2014 20:59:42 Type: QC
Method: Accutest1(v161) Mode: CONC Corr. Factor: 1.000000
User: admin Custom ID1: Custom ID2: Custom ID3:
Comment:

Elem	Ba4554	Be3130	Cd2288	Co2286	Cr2677	Cu3247	Mn2576	Ni2316	Ag3280
Units	ppm	ppm	ppm	ppm	ppm	ppm	ppm	ppm	ppm
Avg	**-.0008**	**.0000**	**.0008**	**.0019**	**-.0002**	**.0007**	**.0011**	**.0002**	**.0018**
Stddev	.0002	.000	.0001	.0002	.0007	.0000	.0000	.0002	.0000
%RSD	20.11	74.23	16.89	10.40	448.7	4.817	2.591	104.5	1.234
#1	-.0007	.0000	.0007	.0017	-.0007	.0008	.0011	.0003	.0018
#2	-.0009	-.0001	.0009	.0020	.0003	.0007	.0011	.0000	.0018
Check ?	Chk Pass	Chk Pass	Chk Pass	Chk Pass	Chk Pass	Chk Pass	Chk Pass	Chk Pass	Chk Pass
High Limit									
Low Limit									

Elem	V_2924	Zn2062	As1890	Tl1908	Pb2203	Se1960	Sb2068	Al3961	Ca3179
Units	ppm	ppm	ppm	ppm	ppm	ppm	ppm	ppm	ppm
Avg	**-.0013**	**-.0014**	**.0010**	**.0020**	**.0043**	**-.0050**	**.0026**	**502.0**	**374.4**
Stddev	.0001	.0002	.0005	.0016	.0002	.0024	.0008	2.5	.5
%RSD	9.257	14.82	47.12	78.96	4.784	47.71	31.17	.5072	.1340
#1	-.0014	-.0013	.0006	.0009	.0045	-.0033	.0031	503.8	374.0
#2	-.0012	-.0016	.0013	.0032	.0042	-.0067	.0020	500.2	374.8
Check ?	Chk Pass	Chk Pass	Chk Pass	Chk Pass	Chk Pass	Chk Pass	Chk Pass	Chk Pass	Chk Pass
High Limit									
Low Limit									

Elem	Fe2599	Mg2790	K_7664	Na5895	B_2089	Mo2020	Pd3404	Si2124	Sn1899
Units	ppm	ppm	ppm	ppm	ppm	ppm	ppm	ppm	ppm
Avg	**182.3**	**512.8**	**-.0080**	**.0074**	**-.0153**	**.0076**	**-.0155**	**-.0038**	**.0096**
Stddev	.0	.1	.0024	.0148	.0000	.0004	.0011	.0010	.0008
%RSD	.0224	.0101	30.21	199.8	.2360	5.169	6.912	26.66	8.355
#1	182.3	512.7	-.0063	-.0031	-.0153	.0079	-.0147	-.0045	.0090
#2	182.2	512.8	-.0097	.0179	-.0152	.0073	-.0162	-.0031	.0102
Check ?	Chk Pass	Chk Pass	Chk Pass	Chk Pass	Chk Pass	Chk Pass	Chk Pass	Chk Pass	Chk Pass
High Limit									
Low Limit									

Zoom In Zoom Out

Sample Name: icsa Acquired: 6/16/2014 20:59:42 Type: QC
Method: Accutest1(v161) Mode: CONC Corr. Factor: 1.000000
User: admin Custom ID1: Custom ID2: Custom ID3:
Comment:

Elem	Sr4077	Ti3349	W_2079	Zr3391	S_1820	Bi2230	Li6707
Units	ppm	ppm	ppm	ppm	ppm	ppm	ppm
Avg	**-.0004**	**.0025**	**.0054**	**.0092**	**-.0139**	**.0061**	**.0045**
Stddev	.0001	.0003	.0000	.0003	.0014	.0011	.0004
%RSD	30.04	13.52	.0907	3.030	10.01	18.62	8.893
#1	-.0003	.0023	.0054	.0093	-.0129	.0069	.0048
#2	-.0005	.0028	.0054	.0090	-.0149	.0053	.0043
Check ?	Chk Pass	Chk Pass	Chk Pass	Chk Pass	Chk Pass	Chk Pass	Chk Pass
High Limit							
Low Limit							

Int. Std.	Y_3600	Y_3710	Y_2243	In2306
Units	Cts/S	Cts/S	Cts/S	Cts/S
Avg	**82612.**	**14467.**	**1894.6**	**5555.7**
Stddev	7.	7.	.2	4.5
%RSD	.00830	.04706	.01125	.08150
#1	82607.	14471.	1894.7	5558.9
#2	82617.	14462.	1894.4	5552.5

Zoom In Zoom Out

Sample Name: ICSAB Acquired: 6/16/2014 21:06:05 Type: QC
Method: Accutest1(v161) Mode: CONC Corr. Factor: 1.000000
User: admin Custom ID1: Custom ID2: Custom ID3:
Comment:

Elem	Ba4554	Be3130	Cd2288	Co2286	Cr2677	Cu3247	Mn2576	Ni2316	Ag3280
Units	ppm	ppm	ppm	ppm	ppm	ppm	ppm	ppm	ppm
Avg	**.4884**	**.4819**	**.9916**	**.4683**	**.4681**	**.5059**	**.4852**	**.9450**	**1.035**
Stddev	.0007	.0004	.0014	.0002	.0001	.0009	.0010	.0005	.000
%RSD	.1373	.0927	.1432	.0472	.0204	.1745	.2033	.0554	.0323
#1	.4889	.4822	.9906	.4684	.4682	.5066	.4859	.9446	1.035
#2	.4879	.4815	.9926	.4681	.4681	.5053	.4845	.9453	1.034
Check ?	Chk Pass	Chk Pass	Chk Pass	Chk Pass	Chk Pass	Chk Pass	Chk Pass	Chk Pass	Chk Pass
Value									
Range									

Elem	V_2924	Zn2062	As1890	Tl1908	Pb2203	Se1960	Sb2068	Al3961	Ca3179
Units	ppm	ppm	ppm	ppm	ppm	ppm	ppm	ppm	ppm
Avg	**.4377**	**.9281**	**1.089**	**.9448**	**.9356**	**1.075**	**1.031**	**497.7**	**371.5**
Stddev	.0006	.0012	.004	.0031	.0008	.002	.000	2.6	.1
%RSD	.1263	.1244	.3698	.3238	.0889	.1708	.0127	.5282	.0220
#1	.4381	.9273	1.086	.9426	.9350	1.074	1.031	499.5	371.5
#2	.4373	.9289	1.092	.9469	.9361	1.076	1.031	495.8	371.6
Check ?	Chk Pass	Chk Pass	Chk Pass	Chk Pass	Chk Pass	Chk Pass	Chk Pass	Chk Pass	Chk Pass
Value									
Range									

Elem	Fe2599	Mg2790	K_7664	Na5895	B_2089	Mo2020	Pd3404	Si2124	Sn1899
Units	ppm	ppm	ppm	ppm	ppm	ppm	ppm	ppm	ppm
Avg	**184.2**	**510.7**	**-.0306**	**.0014**	**-.0134**	**.5062**	**.5218**	**-.0055**	**.0095**
Stddev	.3	.1	.0015	.0026	.0016	.0002	.0010	.0005	.0005
%RSD	.1718	.0258	4.753	181.0	11.61	.0382	.1890	9.430	5.260
#1	184.4	510.8	-.0296	.0033	-.0123	.5061	.5225	-.0059	.0098
#2	184.0	510.6	-.0316	-.0004	-.0145	.5064	.5211	-.0052	.0091
Check ?	Chk Pass	Chk Pass	None	None	None	Chk Pass	Chk Pass	None	None
Value									
Range									

Zoom In Zoom Out

Sample Name: ICSAB Acquired: 6/16/2014 21:06:05 Type: QC
Method: Accutest1(v161) Mode: CONC Corr. Factor: 1.000000
User: admin Custom ID1: Custom ID2: Custom ID3:
Comment:

Elem	Sr4077	Ti3349	W_2079	Zr3391	S_1820	Bi2230	Li6707
Units	ppm	ppm	ppm	ppm	ppm	ppm	ppm
Avg	**-.0001**	**.0059**	**.5306**	**.4926**	**.4533**	**.5052**	**.5756**
Stddev	.0002	.0002	.0005	.0007	.0040	.0014	.0004
%RSD	177.0	2.709	.0923	.1513	.8850	.2674	.0762
#1	.0000	.0060	.5309	.4931	.4504	.5062	.5759
#2	-.0002	.0058	.5302	.4921	.4561	.5043	.5753
Check ?	None	None	Chk Pass	Chk Pass	Chk Pass	Chk Pass	Chk Pass
Value							
Range							

Int. Std.	Y_3600	Y_3710	Y_2243	In2306
Units	Cts/S	Cts/S	Cts/S	Cts/S
Avg	**83032.**	**14392.**	**1886.0**	**5538.7**
Stddev	288.	16.	3.7	5.1
%RSD	.34638	.10988	.19566	.09149
#1	82828.	14403.	1888.6	5542.3
#2	83235.	14380.	1883.4	5535.1

Zoom In Zoom Out

Sample Name: Alconf Acquired: 6/16/2014 21:12:21 Type: Unk
Method: Accutest1(v161) Mode: CONC Corr. Factor: 1.000000
User: admin Custom ID1: Custom ID2: Custom ID3:
Comment:

Elem	Ba4554	Be3130	Cd2288	Co2286	Cr2677	Cu3247	Mn2576	Ni2316	Ag3280
Avg	**-.0007**	**.0000**	**.0002**	**.0000**	**-.0002**	**.0003**	**-.0008**	**-.0012**	**.0011**
Stddev	.0000	.000	.0000	.0001	.0003	.0003	.0000	.0001	.0002
%RSD	4.536	97.61	15.87	276.1	117.3	137.9	4.572	9.613	14.29
#1	-.0007	-.0001	.0002	.0001	.0000	.0000	-.0006	-.0012	.0010
#2	-.0006	.0000	.0003	.0000	-.0004	.0005	-.0006	-.0011	.0012

Elem	V_2924	Zn2062	As1890	Tl1908	Pb2203	Se1960	Sb2068	Al3961	Ca3179
Avg	**-.0002**	**.0008**	**.0033**	**.0049**	**-.0007**	**-.0041**	**.0031**	**480.6**	**.0381**
Stddev	.0000	.0001	.0004	.0018	.0007	.0017	.0002	1.3	.0112
%RSD	23.32	12.92	12.89	35.94	105.9	42.57	5.251	.2786	29.35
#1	-.0001	.0007	.0030	.0062	-.0002	-.0053	.0032	479.7	.0302
#2	-.0002	.0008	.0036	.0037	-.0012	-.0029	.0030	481.6	.0460

Elem	Fe2599	Mg2790	K_7664	Na5895	B_2089	Mo2020	Pd3404	Si2124	Sn1899
Avg	**.0118**	**.0519**	**-.0079**	**-.0142**	**-.0037**	**.0041**	**-.0008**	**-.0030**	**.0058**
Stddev	.0024	.0137	.0126	.0034	.0002	.0000	.0011	.0012	.0010
%RSD	20.20	26.47	159.6	24.24	6.175	.5784	129.6	38.61	17.97
#1	.0101	.0422	.0010	-.0118	-.0038	.0041	-.0016	-.0022	.0065
#2	.0135	.0616	-.0167	-.0166	-.0035	.0041	-.0001	-.0038	.0050

Elem	Sr4077	Ti3349	W_2079	Zr3391	S_1820	Bi2230	Li6707
Avg	**.0000**	**-.0001**	**-.0065**	**.0141**	**-.0026**	**-.0026**	**-.0009**
Stddev	.0001	.0001	.0020	.0002	.0002	.0003	.0004
%RSD	283.1	129.3	30.20	1.148	8.907	12.93	48.75
#1	.0001	-.0002	-.0079	.0142	-.0024	-.0023	-.0012
#2	.0000	.0000	-.0051	.0140	-.0028	-.0028	-.0006

Int. Std.	Y_3600	Y_3710	Y_2243	In2306
Avg	**88530.**	**15244.**	**2130.8**	**6096.5**
Stddev	412.	99.	4.1	4.8
%RSD	.46493	.64938	.19182	.07910
#1	88821.	15314.	2133.7	6099.9
#2	88239.	15174.	2127.9	6093.1

Zoom In Zoom Out

Sample Name: Ticonf Acquired: 6/16/2014 21:18:43 Type: Unk
Method: Accutest1(v161) Mode: CONC Corr. Factor: 1.000000
User: admin Custom ID1: Custom ID2: Custom ID3:
Comment:

Elem	Ba4554	Be3130	Cd2288	Co2286	Cr2677	Cu3247	Mn2576	Ni2316	Ag3280
Avg	**.0001**	**.0005**	**.0004**	**-.0047**	**.0011**	**.0002**	**-.0010**	**-.0009**	**.0007**
Stddev	.0003	.0000	.0001	.0001	.0002	.0002	.0001	.0000	.0001
%RSD	282.7	7.908	24.62	1.274	16.84	79.37	6.928	.8374	8.404
#1	-.0001	.0005	.0003	-.0047	.0013	.0001	-.0010	-.0009	.0006
#2	.0003	.0005	.0005	-.0046	.0010	.0003	-.0009	-.0009	.0007

Elem	V_2924	Zn2062	As1890	Tl1908	Pb2203	Se1960	Sb2068	Al3961	Ca3179
Avg	**.0027**	**.0010**	**.0021**	**.0060**	**-.0002**	**-.0015**	**.0007**	**.0757**	**.0209**
Stddev	.0002	.0001	.0004	.0013	.0005	.0002	.0000	.0019	.0036
%RSD	9.123	7.948	17.14	20.82	363.7	16.96	3.059	2.538	17.21
#1	.0025	.0010	.0023	.0051	.0002	-.0013	.0007	.0744	.0183
#2	.0029	.0011	.0018	.0069	-.0005	-.0016	.0008	.0771	.0234

Elem	Fe2599	Mg2790	K_7664	Na5895	B_2089	Mo2020	Pd3404	Si2124	Sn1899
Avg	**.0117**	**-.0196**	**-.0086**	**-.0073**	**.0000**	**-.0037**	**.0000**	**.0204**	**.0052**
Stddev	.0044	.0341	.0193	.0060	.0000	.0000	.001	.0004	.0006
%RSD	37.80	174.1	225.8	81.68	45.33	.4460	2091.	1.967	11.50
#1	.0086	.0045	.0051	-.0031	.0000	-.0037	-.0008	.0201	.0056
#2	.0148	-.0437	-.0222	-.0115	.0000	-.0037	.0007	.0206	.0048

Elem	Sr4077	Ti3349	W_2079	Zr3391	S_1820	Bi2230	Li6707
Avg	**.0000**	**10.15**	**-.0134**	**.0153**	**-.0019**	**.0004**	**.0002**
Stddev	.0001	.02	.0000	.0014	.0031	.0003	.0009
%RSD	725.2	.1531	.0193	9.044	166.7	68.92	399.1
#1	-.0001	10.13	-.0134	.0163	-.0040	.0002	-.0004
#2	.0001	10.16	-.0134	.0144	.0003	.0007	.0009

Int. Std.	Y_3600	Y_3710	Y_2243	In2306
Avg	**94399.**	**14774.**	**2107.9**	**6646.0**
Stddev	217.	30.	3.0	7.2
%RSD	.23026	.20465	.14111	.10907
#1	94552.	14752.	2110.0	6651.1
#2	94245.	14795.	2105.8	6640.9

Zoom In Zoom Out

Sample Name: Vconf Acquired: 6/16/2014 21:25:00 Type: Unk
Method: Accutest1(v161) Mode: CONC Corr. Factor: 1.000000
User: admin Custom ID1: Custom ID2: Custom ID3:
Comment:

Elem	Ba4554	Be3130	Cd2288	Co2286	Cr2677	Cu3247	Mn2576	Ni2316	Ag3280
Avg	**.0005**	**-.0015**	**.0006**	**.0001**	**-.0002**	**-.0017**	**.0000**	**-.0002**	**-.0030**
Stddev	.0000	.0000	.0001	.0001	.0001	.0004	.000	.0003	.0002
%RSD	9.173	.4546	10.82	106.1	57.21	22.53	118.9	159.8	5.428
#1	.0005	-.0015	.0006	.0000	-.0003	-.0014	.0000	.0000	-.0031
#2	.0004	-.0015	.0007	.0002	-.0001	-.0019	-.0001	-.0004	-.0028

Elem	V_2924	Zn2062	As1890	Tl1908	Pb2203	Se1960	Sb2068	Al3961	Ca3179
Avg	**9.589**	**.0055**	**.0004**	**-.0025**	**-.0014**	**-.0052**	**.0018**	**.0108**	**.0130**
Stddev	.012	.0000	.0008	.0058	.0005	.0004	.0019	.0040	.0007
%RSD	.1221	.1224	208.0	235.8	32.91	7.856	108.9	36.71	5.135
#1	9.597	.0055	.0009	.0017	-.0017	-.0049	.0004	.0136	.0125
#2	9.580	.0055	-.0002	-.0066	-.0011	-.0055	.0031	.0080	.0135

Elem	Fe2599	Mg2790	K_7664	Na5895	B_2089	Mo2020	Pd3404	Si2124	Sn1899
Avg	**.0076**	**.0234**	**.0055**	**-.0033**	**-.0007**	**-.0003**	**-.0009**	**.0057**	**-.0004**
Stddev	.0014	.0316	.0094	.0065	.0000	.0001	.0001	.0012	.0001
%RSD	18.11	135.1	169.4	195.4	.8154	48.69	14.93	20.61	29.82
#1	.0086	.0010	-.0011	.0013	-.0007	-.0002	-.0008	.0065	-.0004
#2	.0067	.0458	.0122	-.0079	-.0007	-.0003	-.0010	.0049	-.0003

Elem	Sr4077	Ti3349	W_2079	Zr3391	S_1820	Bi2230	Li6707
Avg	**.0000**	**.0006**	**-.0270**	**-.0007**	**-.0047**	**-.0054**	**-.0009**
Stddev	.000	.0001	.0012	.0000	.0019	.0004	.0001
%RSD	117.9	15.09	4.476	5.996	39.80	7.796	10.99
#1	-.0001	.0007	-.0261	-.0007	-.0061	-.0056	-.0009
#2	.0000	.0006	-.0279	-.0007	-.0034	-.0051	-.0008

Int. Std.	Y_3600	Y_3710	Y_2243	In2306
Avg	**94232.**	**14546.**	**2099.8**	**6613.7**
Stddev	13.	46.	1.5	13.5
%RSD	.01363	.31571	.07146	.20372
#1	94223.	14578.	2100.9	6623.2
#2	94241.	14513.	2098.8	6604.1

Zoom In Zoom Out

Sample Name: ccv Acquired: 6/16/2014 21:31:18 Type: QC
Method: Accutest1(v161) Mode: CONC Corr. Factor: 1.000000
User: admin Custom ID1: Custom ID2: Custom ID3:
Comment: 6

Elem	Ba4554	Be3130	Cd2288	Co2286	Cr2677	Cu3247	Mn2576	Ni2316	Ag3280
Units	ppm	ppm	ppm	ppm	ppm	ppm	ppm	ppm	ppm
Avg	**2.044**	**2.048**	**2.027**	**2.048**	**2.054**	**1.978**	**2.054**	**2.074**	**.2433**
Stddev	.000	.002	.005	.002	.004	.002	.003	.003	.0000
%RSD	.0051	.0962	.2340	.1187	.2095	.1143	.1261	.1333	.0019
#1	2.044	2.046	2.024	2.046	2.051	1.979	2.052	2.072	.2433
#2	2.044	2.049	2.030	2.050	2.057	1.976	2.056	2.076	.2433
Check ?	Chk Pass	Chk Pass	Chk Pass	Chk Pass	Chk Pass	Chk Pass	Chk Pass	Chk Pass	Chk Pass
Value									
Range									

Elem	V_2924	Zn2062	As1890	Tl1908	Pb2203	Se1960	Sb2068	Al3961	Ca3179
Units	ppm	ppm	ppm	ppm	ppm	ppm	ppm	ppm	ppm
Avg	**1.991**	**2.071**	**2.020**	**2.078**	**2.081**	**2.032**	**2.025**	**40.14**	**40.65**
Stddev	.001	.005	.006	.014	.004	.005	.005	.12	.13
%RSD	.0444	.2332	.3133	.6845	.1840	.2445	.2532	.3063	.3294
#1	1.990	2.067	2.016	2.068	2.078	2.028	2.022	40.05	40.56
#2	1.992	2.074	2.025	2.088	2.084	2.036	2.029	40.23	40.75
Check ?	Chk Pass	Chk Pass	Chk Pass	Chk Pass	Chk Pass	Chk Pass	Chk Pass	Chk Pass	Chk Pass
Value									
Range									

Elem	Fe2599	Mg2790	K_7664	Na5895	B_2089	Mo2020	Pd3404	Si2124	Sn1899
Units	ppm	ppm	ppm	ppm	ppm	ppm	ppm	ppm	ppm
Avg	**40.11**	**39.78**	**40.78**	**40.90**	**2.039**	**2.045**	**1.968**	**5.003**	**2.067**
Stddev	.04	.06	.05	.05	.006	.005	.003	.011	.007
%RSD	.1114	.1520	.1146	.1151	.2768	.2227	.1276	.2159	.3269
#1	40.08	39.74	40.75	40.86	2.035	2.042	1.970	4.995	2.063
#2	40.14	39.83	40.82	40.93	2.043	2.048	1.967	5.011	2.072
Check ?	Chk Pass	Chk Pass	Chk Pass	Chk Pass	Chk Pass	Chk Pass	Chk Pass	Chk Pass	Chk Pass
Value									
Range									

Zoom In Zoom Out

Sample Name: ccv Acquired: 6/16/2014 21:31:18 Type: QC
Method: Accutest1(v161) Mode: CONC Corr. Factor: 1.000000
User: admin Custom ID1: Custom ID2: Custom ID3:
Comment: 6

Elem	Sr4077	Ti3349	W_2079	Zr3391	S_1820	Bi2230	Li6707
Units	ppm	ppm	ppm	ppm	ppm	ppm	ppm
Avg	**2.115**	**2.008**	**1.884**	**2.006**	**1.980**	**2.003**	**2.008**
Stddev	.001	.001	.024	.001	.010	.004	.003
%RSD	.0650	.0229	1.256	.0541	.4868	.1985	.1497
#1	2.114	2.007	1.867	2.006	1.973	2.000	2.010
#2	2.116	2.008	1.900	2.007	1.987	2.006	2.006
Check ?	Chk Pass	Chk Pass	Chk Pass	Chk Pass	Chk Pass	Chk Pass	Chk Pass
Value							
Range							

Int. Std.	Y_3600	Y_3710	Y_2243	In2306
Units	Cts/S	Cts/S	Cts/S	Cts/S
Avg	**90508.**	**14686.**	**2046.4**	**6141.7**
Stddev	129.	69.	5.3	13.9
%RSD	.14251	.46760	.25852	.22579
#1	90599.	14735.	2050.1	6151.5
#2	90417.	14638.	2042.6	6131.9

Zoom In Zoom Out

Sample Name: ccb Acquired: 6/16/2014 21:37:23 Type: QC
Method: Accutest1(v161) Mode: CONC Corr. Factor: 1.000000
User: admin Custom ID1: Custom ID2: Custom ID3:
Comment:

Elem	Ba4554	Be3130	Cd2288	Co2286	Cr2677	Cu3247	Mn2576	Ni2316	Ag3280
Units	ppm	ppm	ppm	ppm	ppm	ppm	ppm	ppm	ppm
Avg	**.0005**	**.0003**	**.0002**	**.0003**	**.0001**	**.0000**	**.0005**	**.0004**	**-.0001**
Stddev	.0001	.0000	.0000	.0001	.0001	.000	.0000	.0002	.0001
%RSD	23.96	7.305	16.44	23.37	95.30	1775.	2.320	42.41	216.8
#1	.0004	.0003	.0002	.0004	.0000	.0001	.0005	.0005	.0000
#2	.0006	.0004	.0002	.0003	.0002	-.0002	.0005	.0003	-.0002
Check ?	Chk Pass	Chk Pass	Chk Pass	Chk Pass	Chk Pass	Chk Pass	Chk Pass	Chk Pass	Chk Pass
High Limit									
Low Limit									

Elem	V_2924	Zn2062	As1890	Tl1908	Pb2203	Se1960	Sb2068	Al3961	Ca3179
Units	ppm	ppm	ppm	ppm	ppm	ppm	ppm	ppm	ppm
Avg	**.0005**	**.0013**	**.0005**	**-.0012**	**.0001**	**.0002**	**.0006**	**.0070**	**.0068**
Stddev	.0001	.0001	.0002	.0006	.0007	.0005	.0015	.0051	.0009
%RSD	17.40	4.525	32.64	44.46	1009.	264.7	249.5	73.30	12.93
#1	.0004	.0014	.0004	-.0009	.0005	.0005	.0017	.0034	.0075
#2	.0005	.0013	.0006	-.0016	-.0004	-.0002	-.0005	.0106	.0062
Check ?	Chk Pass	Chk Pass	Chk Pass	Chk Pass	Chk Pass	Chk Pass	Chk Pass	Chk Pass	Chk Pass
High Limit									
Low Limit									

Elem	Fe2599	Mg2790	K_7664	Na5895	B_2089	Mo2020	Pd3404	Si2124	Sn1899
Units	ppm	ppm	ppm	ppm	ppm	ppm	ppm	ppm	ppm
Avg	**.0068**	**.0188**	**.0035**	**.0113**	**.0012**	**.0014**	**.0003**	**.0028**	**.0001**
Stddev	.0025	.0084	.0002	.0040	.0002	.0004	.0008	.0000	.0003
%RSD	36.19	44.41	6.875	35.58	21.61	25.11	298.0	1.296	325.9
#1	.0086	.0129	.0037	.0084	.0010	.0017	.0009	.0028	.0003
#2	.0051	.0248	.0034	.0141	.0013	.0012	-.0003	.0029	-.0001
Check ?	Chk Pass	Chk Pass	Chk Pass	Chk Pass	Chk Pass	Chk Pass	Chk Pass	Chk Pass	Chk Pass
High Limit									
Low Limit									

Zoom In Zoom Out

Sample Name: ccb Acquired: 6/16/2014 21:37:23 Type: QC
Method: Accutest1(v161) Mode: CONC Corr. Factor: 1.000000
User: admin Custom ID1: Custom ID2: Custom ID3:
Comment:

Elem	Sr4077	Ti3349	W_2079	Zr3391	S_1820	Bi2230	Li6707
Units	ppm	ppm	ppm	ppm	ppm	ppm	ppm
Avg	**.0005**	**.0006**	**.0024**	**.0006**	**-.0012**	**.0014**	**.0002**
Stddev	.0001	.0001	.0017	.0001	.0001	.0014	.0007
%RSD	11.06	10.65	73.22	9.628	4.171	100.5	399.9
#1	.0004	.0006	.0036	.0006	-.0012	.0023	-.0003
#2	.0005	.0005	.0011	.0005	-.0012	.0004	.0007
Check ?	Chk Pass	Chk Pass	Chk Pass	Chk Pass	Chk Pass	Chk Pass	Chk Pass
High Limit							
Low Limit							

Int. Std.	Y_3600	Y_3710	Y_2243	In2306
Units	Cts/S	Cts/S	Cts/S	Cts/S
Avg	**95684.**	**14791.**	**2130.5**	**6719.5**
Stddev	199.	17.	4.6	7.1
%RSD	.20805	.11500	.21563	.10560
#1	95543.	14803.	2133.7	6724.5
#2	95825.	14779.	2127.2	6714.5

Zoom In Zoom Out

Sample Name: jb69140-2 Acquired: 6/16/2014 21:43:42 Type: Unk
Method: Accutest1(v161) Mode: CONC Corr. Factor: 1.000000
User: admin Custom ID1: Custom ID2: Custom ID3:
Comment: fb 17th

Elem	Ba4554	Be3130	Cd2288	Co2286	Cr2677	Cu3247	Mn2576	Ni2316	Ag3280
Avg	**.0003**	**-.0001**	**.0000**	**-.0001**	**.0004**	**-.0003**	**.0003**	**.0001**	**-.0001**
Stddev	.0001	.0001	.0001	.0000	.0003	.0001	.0000	.0003	.0000
%RSD	43.60	70.04	195.5	44.92	78.68	36.12	4.205	234.1	32.74
#1	.0002	.0000	.0000	-.0001	.0002	-.0002	.0003	-.0001	-.0001
#2	.0004	-.0001	.0001	-.0001	.0006	-.0004	.0003	.0004	-.0001

Elem	V_2924	Zn2062	As1890	Tl1908	Pb2203	Se1960	Sb2068	Al3961	Ca3179
Avg	**.0001**	**.0010**	**.0005**	**-.0013**	**-.0009**	**.0002**	**.0007**	**-.0035**	**.0420**
Stddev	.0002	.0001	.0006	.0014	.0008	.0003	.0002	.0060	.0034
%RSD	144.2	9.958	117.7	111.7	86.05	141.6	28.93	172.0	8.189
#1	.0002	.0009	.0001	-.0003	-.0015	.0004	.0005	.0008	.0396
#2	.0000	.0011	.0010	-.0023	-.0004	.0000	.0008	-.0078	.0445

Elem	Fe2599	Mg2790	K_7664	Na5895	B_2089	Mo2020	Pd3404	Si2124	Sn1899
Avg	**.0025**	**.0372**	**-.0210**	**.1934**	**.0008**	**-.0001**	**-.0001**	**.0821**	**.0004**
Stddev	.0001	.0275	.0199	.0054	.0004	.0001	.0007	.0009	.0003
%RSD	4.033	73.94	94.65	2.787	47.69	112.3	994.5	1.089	64.57
#1	.0025	.0567	-.0350	.1972	.0011	-.0002	-.0006	.0815	.0006
#2	.0024	.0178	-.0069	.1896	.0006	.0000	.0004	.0828	.0002

Elem	Sr4077	Ti3349	W_2079	Zr3391	S_1820	Bi2230	Li6707
Avg	**-.0001**	**.0003**	**-.0046**	**.0003**	**.0040**	**.0002**	**-.0006**
Stddev	.0000	.0002	.0007	.0000	.0027	.0001	.0002
%RSD	72.23	68.88	15.07	9.380	66.60	30.83	36.83
#1	.0000	.0005	-.0041	.0003	.0021	.0002	-.0008
#2	-.0001	.0002	-.0051	.0003	.0059	.0001	-.0005

Int. Std.	Y_3600	Y_3710	Y_2243	In2306
Avg	**95970.**	**14983.**	**2117.7**	**6704.9**
Stddev	11.	59.	3.2	6.9
%RSD	.01178	.39340	.15041	.10322
#1	95962.	15024.	2119.9	6709.8
#2	95978.	14941.	2115.4	6700.0

Zoom In Zoom Out

Sample Name: jb69141-2 Acquired: 6/16/2014 21:49:59 Type: Unk
Method: Accutest1(v161) Mode: CONC Corr. Factor: 1.000000
User: admin Custom ID1: Custom ID2: Custom ID3:
Comment: fb 17th

Elem	Ba4554	Be3130	Cd2288	Co2286	Cr2677	Cu3247	Mn2576	Ni2316	Ag3280
Avg	**.0004**	**.0000**	**.0001**	**-.0001**	**.0003**	**-.0001**	**.0004**	**.0001**	**-.0003**
Stddev	.0001	.000	.0001	.0000	.0002	.0003	.0000	.0001	.0003
%RSD	35.86	355.8	86.27	32.60	90.31	533.1	8.926	94.75	87.62
#1	.0003	.0000	.0002	-.0001	.0001	.0001	.0005	.0002	-.0001
#2	.0005	-.0001	.0000	.0000	.0004	-.0003	.0004	.0000	-.0005

Elem	V_2924	Zn2062	As1890	Tl1908	Pb2203	Se1960	Sb2068	Al3961	Ca3179
Avg	**.0000**	**.0013**	**-.0004**	**.0001**	**-.0006**	**-.0014**	**.0006**	**-.0032**	**.0424**
Stddev	.0002	.0001	.0006	.0013	.0002	.0008	.0007	.0055	.0017
%RSD	7565.	10.23	177.3	1814.	34.49	54.26	110.8	171.1	3.928
#1	.0002	.0014	-.0008	.0010	-.0004	-.0009	.0011	-.0071	.0436
#2	-.0002	.0012	.0001	-.0008	-.0007	-.0020	.0001	.0007	.0413

Elem	Fe2599	Mg2790	K_7664	Na5895	B_2089	Mo2020	Pd3404	Si2124	Sn1899
Avg	**.0033**	**.0166**	**-.0093**	**.2032**	**.0005**	**-.0004**	**.0008**	**.0334**	**.0003**
Stddev	.0010	.0260	.0114	.0005	.0002	.0001	.0008	.0001	.0001
%RSD	29.52	156.8	122.4	.2373	49.50	29.90	106.7	.3924	32.41
#1	.0026	.0349	-.0013	.2028	.0003	-.0003	.0014	.0335	.0004
#2	.0040	-.0018	-.0174	.2035	.0006	-.0005	.0002	.0333	.0003

Elem	Sr4077	Ti3349	W_2079	Zr3391	S_1820	Bi2230	Li6707
Avg	**.0001**	**.0001**	**-.0091**	**-.0001**	**.0020**	**.0005**	**-.0005**
Stddev	.0000	.0001	.0008	.0000	.0004	.0000	.0001
%RSD	12.22	77.50	8.848	75.09	22.85	.0890	20.14
#1	.0001	.0000	-.0086	-.0001	.0016	.0005	-.0005
#2	.0001	.0001	-.0097	.0000	.0023	.0005	-.0004

Int. Std.	Y_3600	Y_3710	Y_2243	In2306
Avg	**95752.**	**14946.**	**2119.3**	**6710.5**
Stddev	223.	39.	2.7	2.7
%RSD	.23245	.25900	.12931	.04054
#1	95594.	14973.	2121.2	6712.4
#2	95909.	14918.	2117.3	6708.6

Zoom In Zoom Out

Sample Name: mp80045-mb1 2 Acquired: 6/16/2014 21:56:15 Type: Unk
Method: Accutest1(v161) Mode: CONC Corr. Factor: 1.000000
User: admin Custom ID1: Custom ID2: Custom ID3:
Comment: water 17th

Elem	Ba4554	Be3130	Cd2288	Co2286	Cr2677	Cu3247	Mn2576	Ni2316	Ag3280
Avg	**.0002**	**-.0001**	**.0000**	**-.0002**	**-.0003**	**-.0002**	**.0000**	**-.0001**	**-.0004**
Stddev	.0001	.0000	.0001	.0001	.0002	.0003	.0000	.0003	.0001
%RSD	38.20	10.03	226.0	22.69	56.78	129.9	113.3	169.5	23.30
#1	.0002	-.0001	.0001	-.0002	-.0004	-.0004	.0000	-.0003	-.0003
#2	.0003	-.0001	.0000	-.0003	-.0002	.0000	.0000	.0000	-.0005

Elem	V_2924	Zn2062	As1890	Tl1908	Pb2203	Se1960	Sb2068	Al3961	Ca3179
Avg	**.0001**	**.0020**	**.0002**	**-.0015**	**-.0012**	**.0003**	**.0002**	**.0006**	**.0117**
Stddev	.0001	.0000	.0002	.0008	.0010	.0024	.0003	.0069	.0000
%RSD	194.4	.1354	117.4	50.43	86.26	756.6	187.1	1158.	.2436
#1	.0001	.0020	.0004	-.0010	-.0005	.0021	-.0001	.0055	.0117
#2	.0000	.0020	.0000	-.0020	-.0019	-.0014	.0004	-.0043	.0117

Elem	Fe2599	Mg2790	K_7664	Na5895	B_2089	Mo2020	Pd3404	Si2124	Sn1899
Avg	**.0021**	**-.0010**	**-.0205**	**.0019**	**-.0001**	**-.0004**	**-.0007**	**.0233**	**-.0002**
Stddev	.0006	.0063	.0058	.0014	.0003	.0000	.0006	.0001	.0002
%RSD	28.68	652.7	28.29	71.61	316.4	6.255	86.32	.4830	136.4
#1	.0017	-.0054	-.0164	.0010	-.0003	-.0005	-.0010	.0233	.0000
#2	.0025	.0035	-.0246	.0029	.0001	-.0004	-.0003	.0232	-.0003

Elem	Sr4077	Ti3349	W_2079	Zr3391	S_1820	Bi2230	Li6707
Avg	**.0001**	**.0003**	**-.0095**	**-.0001**	**-.0011**	**.0011**	**-.0017**
Stddev	.0000	.0002	.0005	.0001	.0004	.0000	.0008
%RSD	9.466	66.01	5.622	108.7	35.60	1.721	44.32
#1	.0001	.0002	-.0091	-.0002	-.0008	.0011	-.0012
#2	.0001	.0005	-.0099	.0000	-.0014	.0011	-.0023

Int. Std.	Y_3600	Y_3710	Y_2243	In2306
Avg	**96192.**	**15036.**	**2120.4**	**6722.6**
Stddev	137.	5.	3.1	3.3
%RSD	.14206	.03439	.14496	.04922
#1	96288.	15039.	2122.6	6724.9
#2	96095.	15032.	2118.2	6720.2

Zoom In Zoom Out

Sample Name: mp80045-lc1 Acquired: 6/16/2014 22:02:31 Type: Unk
Method: Accutest1(v161) Mode: CONC Corr. Factor: 1.000000
User: admin Custom ID1: Custom ID2: Custom ID3:
Comment: water 17th

Elem	Ba4554	Be3130	Cd2288	Co2286	Cr2677	Cu3247	Mn2576	Ni2316	Ag3280
Avg	**.4801**	**.4700**	**.4630**	**.4554**	**.4742**	**.4406**	**.4746**	**.4716**	**.1848**
Stddev	.0005	.0011	.0008	.0010	.0003	.0004	.0001	.0012	.0002
%RSD	.0983	.2362	.1649	.2304	.0564	.0986	.0134	.2459	.1054
#1	.4804	.4708	.4624	.4546	.4740	.4403	.4746	.4708	.1847
#2	.4797	.4692	.4635	.4561	.4744	.4409	.4747	.4724	.1850

Elem	V_2924	Zn2062	As1890	Tl1908	Pb2203	Se1960	Sb2068	Al3961	Ca3179
Avg	**.4298**	**.4876**	**.4691**	**.4946**	**.4763**	**.4874**	**.4562**	**4.666**	**5.267**
Stddev	.0006	.0009	.0008	.0015	.0005	.0013	.0007	.004	.003
%RSD	.1342	.1843	.1724	.3041	.1111	.2724	.1598	.0743	.0557
#1	.4302	.4869	.4697	.4935	.4759	.4883	.4567	4.663	5.265
#2	.4294	.4882	.4686	.4957	.4766	.4864	.4557	4.668	5.269

Elem	Fe2599	Mg2790	K_7664	Na5895	B_2089	Mo2020	Pd3404	Si2124	Sn1899
Avg	**5.172**	**4.986**	**9.517**	**9.501**	**.0068**	**.4620**	**.0003**	**.0756**	**.0008**
Stddev	.006	.005	.021	.008	.0007	.0005	.0008	.0014	.0003
%RSD	.1250	.0944	.2212	.0823	10.01	.0979	268.2	1.790	36.57
#1	5.176	4.983	9.532	9.506	.0073	.4617	.0008	.0766	.0011
#2	5.167	4.990	9.502	9.495	.0063	.4623	-.0003	.0746	.0006

Elem	Sr4077	Ti3349	W_2079	Zr3391	S_1820	Bi2230	Li6707
Avg	**.0001**	**.4638**	**-.0077**	**.0023**	**.0040**	**.0002**	**.0002**
Stddev	.0000	.0005	.0007	.0000	.0018	.0004	.0007
%RSD	5.842	.1120	8.769	.0145	43.81	200.1	367.3
#1	.0001	.4635	-.0073	.0023	.0028	.0005	.0007
#2	.0001	.4642	-.0082	.0023	.0053	-.0001	-.0003

Int. Std.	Y_3600	Y_3710	Y_2243	In2306
Avg	**94472.**	**14925.**	**2089.5**	**6509.1**
Stddev	70.	14.	2.5	2.6
%RSD	.07416	.09607	.12029	.03941
#1	94423.	14915.	2087.7	6507.3
#2	94522.	14935.	2091.2	6510.9

Zoom In Zoom Out

Sample Name: mp80045-s1 Acquired: 6/16/2014 22:08:36 Type: Unk
Method: Accutest1(v161) Mode: CONC Corr. Factor: 1.000000
User: admin Custom ID1: Custom ID2: Custom ID3:
Comment: water 17th

Elem	Ba4554	Be3130	Cd2288	Co2286	Cr2677	Cu3247	Mn2576	Ni2316	Ag3280
Avg	**2.133**	**.0544**	**.0529**	**.5641**	**.2122**	**.2512**	**1.924**	**.5450**	**.0523**
Stddev	.000	.0001	.0002	.0053	.0001	.0007	.004	.0059	.0007
%RSD	.0150	.2157	.4692	.9454	.0446	.2756	.2337	1.087	1.407
#1	2.133	.0544	.0528	.5603	.2123	.2517	1.927	.5408	.0518
#2	2.133	.0545	.0531	.5679	.2121	.2508	1.921	.5492	.0528

Elem	V_2924	Zn2062	As1890	Tl1908	Pb2203	Se1960	Sb2068	Al3961	Ca3179
Avg	**.4825**	**.5797**	**2.183**	**2.214**	**.5407**	**2.235**	**.5293**	**2.131**	**39.83**
Stddev	.0011	.0055	.018	.019	.0072	.010	.0026	.002	.12
%RSD	.2350	.9539	.7995	.8694	1.340	.4633	.4934	.0908	.2958
#1	.4833	.5758	2.171	2.200	.5356	2.227	.5275	2.130	39.75
#2	.4817	.5836	2.196	2.228	.5458	2.242	.5312	2.132	39.92

Elem	Fe2599	Mg2790	K_7664	Na5895	B_2089	Mo2020	Pd3404	Si2124	Sn1899
Avg	**30.30**	**29.53**	**29.39**	**39.60**	**.0292**	**.0011**	**-.0029**	**3.824**	**.0030**
Stddev	.04	.02	.04	.04	.0004	.0002	.0006	.025	.0009
%RSD	.1324	.0714	.1505	.0922	1.350	13.90	21.40	.6402	31.22
#1	30.32	29.55	29.42	39.58	.0295	.0012	-.0024	3.806	.0024
#2	30.27	29.52	29.36	39.63	.0289	.0010	-.0033	3.841	.0037

Elem	Sr4077	Ti3349	W_2079	Zr3391	S_1820	Bi2230	Li6707
Avg	**.1493**	**.0014**	**-.0101**	**.0010**	**8.076**	**.0018**	**.0025**
Stddev	.0005	.0003	.0008	.0001	.065	.0015	.0001
%RSD	.3660	25.08	7.759	13.62	.8073	82.57	5.846
#1	.1489	.0011	-.0096	.0009	8.030	.0028	.0024
#2	.1497	.0016	-.0107	.0011	8.122	.0007	.0026

Int. Std.	Y_3600	Y_3710	Y_2243	In2306
Avg	**91241.**	**14762.**	**2007.2**	**6108.9**
Stddev	266.	1.	12.3	37.3
%RSD	.29134	.00578	.61501	.61107
#1	91053.	14763.	2016.0	6135.3
#2	91429.	14761.	1998.5	6082.5

Zoom In Zoom Out

Sample Name: mp80045-s2 Acquired: 6/16/2014 22:14:39 Type: Unk
Method: Accutest1(v161) Mode: CONC Corr. Factor: 1.000000
User: admin Custom ID1: Custom ID2: Custom ID3:
Comment: water 17th

Elem	Ba4554	Be3130	Cd2288	Co2286	Cr2677	Cu3247	Mn2576	Ni2316	Ag3280
Avg	**2.090**	**.0534**	**.0518**	**.5513**	**.2089**	**.2467**	**1.912**	**.5315**	**.0510**
Stddev	.002	.0003	.0001	.0004	.0012	.0006	.007	.0007	.0002
%RSD	.1146	.5155	.2076	.0766	.5736	.2514	.3735	.1280	.4381
#1	2.091	.0536	.0519	.5510	.2081	.2463	1.907	.5310	.0508
#2	2.088	.0532	.0517	.5516	.2098	.2472	1.917	.5320	.0511

Elem	V_2924	Zn2062	As1890	Tl1908	Pb2203	Se1960	Sb2068	Al3961	Ca3179
Avg	**.4735**	**.5645**	**2.133**	**2.175**	**.5291**	**2.189**	**.5167**	**2.088**	**39.66**
Stddev	.0022	.0017	.000	.001	.0004	.000	.0007	.021	.13
%RSD	.4609	.3064	.0143	.0293	.0822	.0059	.1315	.9928	.3376
#1	.4719	.5658	2.133	2.175	.5294	2.189	.5162	2.103	39.76
#2	.4750	.5633	2.133	2.174	.5288	2.189	.5172	2.073	39.57

Elem	Fe2599	Mg2790	K_7664	Na5895	B_2089	Mo2020	Pd3404	Si2124	Sn1899
Avg	**28.74**	**29.25**	**29.12**	**39.37**	**.0283**	**.0004**	**-.0024**	**3.752**	**.0021**
Stddev	.05	.08	.06	.13	.0002	.0000	.0000	.001	.0004
%RSD	.1621	.2757	.2218	.3326	.5499	6.763	1.919	.0195	19.04
#1	28.77	29.31	29.17	39.46	.0284	.0005	-.0023	3.752	.0018
#2	28.71	29.20	29.08	39.27	.0282	.0004	-.0024	3.753	.0024

Elem	Sr4077	Ti3349	W_2079	Zr3391	S_1820	Bi2230	Li6707
Avg	**.1493**	**.0009**	**-.0136**	**.0004**	**8.050**	**.0002**	**.0019**
Stddev	.0001	.0001	.0005	.0000	.006	.0003	.0005
%RSD	.0445	8.295	3.834	.9993	.0748	115.6	26.87
#1	.1494	.0010	-.0139	.0004	8.055	.0004	.0016
#2	.1493	.0008	-.0132	.0004	8.046	.0000	.0023

Int. Std.	Y_3600	Y_3710	Y_2243	In2306
Avg	**90364.**	**14553.**	**2000.6**	**6078.1**
Stddev	202.	49.	3.0	2.3
%RSD	.22366	.33653	.14761	.03813
#1	90507.	14519.	1998.5	6076.4
#2	90221.	14588.	2002.7	6079.7

Zoom In Zoom Out

Sample Name: jb69211-5 Acquired: 6/16/2014 22:20:43 Type: Unk
Method: Accutest1(v161) Mode: CONC Corr. Factor: 1.000000
User: admin Custom ID1: Custom ID2: Custom ID3:
Comment: water 17th

Elem	Ba4554	Be3130	Cd2288	Co2286	Cr2677	Cu3247	Mn2576	Ni2316	Ag3280
Avg	**.0474**	**.0006**	**.0005**	**.0398**	**.0005**	**.0035**	**1.413**	**.0068**	**.0010**
Stddev	.0000	.0000	.0000	.0002	.0003	.0000	.000	.0000	.0003
%RSD	.1012	5.051	2.341	.3891	57.85	1.002	.0128	.0737	30.92
#1	.0474	.0006	.0005	.0396	.0007	.0035	1.413	.0068	.0012
#2	.0474	.0006	.0005	.0399	.0003	.0035	1.413	.0068	.0008

Elem	V_2924	Zn2062	As1890	Tl1908	Pb2203	Se1960	Sb2068	Al3961	Ca3179
Avg	**.0003**	**.0389**	**.0047**	**-.0005**	**.0012**	**.0045**	**.0011**	**.1008**	**14.54**
Stddev	.0001	.0002	.0012	.0010	.0011	.0006	.0016	.0115	.06
%RSD	37.19	.4179	24.87	191.2	85.28	12.68	146.6	11.45	.4101
#1	.0002	.0388	.0039	.0002	.0020	.0041	.0000	.1090	14.58
#2	.0004	.0390	.0056	-.0013	.0005	.0050	.0022	.0927	14.50

Elem	Fe2599	Mg2790	K_7664	Na5895	B_2089	Mo2020	Pd3404	Si2124	Sn1899
Avg	**29.56**	**4.218**	**3.480**	**13.70**	**.0295**	**-.0002**	**-.0009**	**3.707**	**.0018**
Stddev	.08	.026	.025	.02	.0004	.0001	.0010	.007	.0003
%RSD	.2667	.6083	.7213	.1784	1.519	86.00	105.2	.1821	16.86
#1	29.50	4.200	3.498	13.72	.0291	-.0002	-.0016	3.703	.0020
#2	29.61	4.236	3.463	13.68	.0298	-.0001	-.0002	3.712	.0016

Elem	Sr4077	Ti3349	W_2079	Zr3391	S_1820	Bi2230	Li6707
Avg	**.1502**	**.0006**	**-.0129**	**-.0003**	**7.888**	**.0014**	**.0028**
Stddev	.0006	.0002	.0005	.0001	.030	.0006	.0010
%RSD	.3702	29.34	3.734	46.99	.3831	43.64	36.24
#1	.1506	.0005	-.0125	-.0002	7.866	.0010	.0035
#2	.1498	.0007	-.0132	-.0004	7.909	.0019	.0021

Int. Std.	Y_3600	Y_3710	Y_2243	In2306
Avg	**94863.**	**14932.**	**2099.1**	**6528.0**
Stddev	196.	4.	4.3	.2
%RSD	.20610	.02533	.20608	.00257
#1	94725.	14929.	2102.2	6527.8
#2	95002.	14935.	2096.1	6528.1

Zoom In Zoom Out

Sample Name: mp80045-sd1 Acquired: 6/16/2014 22:26:55 Type: Unk
Method: Accutest1(v161) Mode: CONC Corr. Factor: 5.000000
User: admin Custom ID1: Custom ID2: Custom ID3:
Comment: water 17th

Elem	Ba4554	Be3130	Cd2288	Co2286	Cr2677	Cu3247	Mn2576	Ni2316	Ag3280
Avg	**.0481**	**.0003**	**.0002**	**.0393**	**-.0002**	**.0018**	**1.455**	**.0079**	**-.0011**
Stddev	.0004	.0003	.0000	.0012	.0004	.0009	.001	.0021	.0000
%RSD	.8858	105.9	5.747	3.090	230.2	48.14	.0706	26.48	4.167
#1	.0478	.0001	.0002	.0385	-.0005	.0024	1.456	.0064	-.0011
#2	.0484	.0005	.0002	.0402	.0001	.0012	1.454	.0094	-.0010

Elem	V_2924	Zn2062	As1890	Tl1908	Pb2203	Se1960	Sb2068	Al3961	Ca3179
Avg	**-.0002**	**.0446**	**.0059**	**.0066**	**-.0021**	**.0108**	**-.0037**	**.0984**	**14.73**
Stddev	.0016	.0002	.0024	.0094	.0040	.0048	.0020	.0088	.03
%RSD	750.0	.5294	39.79	142.0	188.1	44.64	55.78	8.911	.2262
#1	-.0013	.0445	.0043	.0000	-.0050	.0142	-.0051	.1046	14.71
#2	.0009	.0448	.0076	.0132	.0007	.0074	-.0022	.0922	14.75

Elem	Fe2599	Mg2790	K_7664	Na5895	B_2089	Mo2020	Pd3404	Si2124	Sn1899
Avg	**30.22**	**4.307**	**3.511**	**13.70**	**.0237**	**-.0039**	**-.0020**	**3.717**	**.0013**
Stddev	.17	.128	.091	.00	.0019	.0001	.0005	.005	.0005
%RSD	.5627	2.964	2.583	.0197	7.840	1.633	22.76	.1367	36.00
#1	30.10	4.216	3.446	13.70	.0224	-.0038	-.0023	3.713	.0010
#2	30.34	4.397	3.575	13.70	.0250	-.0039	-.0017	3.720	.0017

Elem	Sr4077	Ti3349	W_2079	Zr3391	S_1820	Bi2230	Li6707
Avg	**.1502**	**.0018**	**-.0816**	**-.0024**	**7.798**	**.0030**	**-.0023**
Stddev	.0002	.0007	.0005	.0010	.034	.0029	.0007
%RSD	.1023	40.26	.5695	41.30	.4360	95.43	29.04
#1	.1501	.0023	-.0813	-.0017	7.822	.0050	-.0019
#2	.1503	.0013	-.0819	-.0030	7.774	.0010	-.0028

Int. Std.	Y_3600	Y_3710	Y_2243	In2306
Avg	**95436.**	**14841.**	**2125.3**	**6701.9**
Stddev	74.	37.	6.8	10.0
%RSD	.07755	.25068	.31885	.14883
#1	95383.	14867.	2130.1	6709.0
#2	95488.	14815.	2120.5	6694.9

Zoom In Zoom Out

Sample Name: jb69211-1 Acquired: 6/16/2014 22:33:07 Type: Unk
Method: Accutest1(v161) Mode: CONC Corr. Factor: 1.000000
User: admin Custom ID1: Custom ID2: Custom ID3:
Comment: water 17th

Elem	Ba4554	Be3130	Cd2288	Co2286	Cr2677	Cu3247	Mn2576	Ni2316	Ag3280
Avg	**.0158**	**.0005**	**.0003**	**.0134**	**.0009**	**.0019**	**.1496**	**.0113**	**-.0002**
Stddev	.0000	.0000	.0000	.0001	.0002	.0002	.0001	.0002	.0003
%RSD	.2913	4.747	3.473	.7906	18.10	10.90	.0978	1.356	180.1
#1	.0158	.0006	.0003	.0135	.0008	.0020	.1495	.0112	-.0004
#2	.0158	.0005	.0003	.0134	.0010	.0017	.1497	.0114	.0000

Elem	V_2924	Zn2062	As1890	Tl1908	Pb2203	Se1960	Sb2068	Al3961	Ca3179
Avg	**.0001**	**.0830**	**.0005**	**-.0011**	**-.0007**	**.0040**	**.0005**	**.5320**	**11.98**
Stddev	.0002	.0000	.0005	.0006	.0003	.0003	.0009	.0036	.02
%RSD	307.0	.0006	99.64	59.19	46.25	8.310	180.3	.6817	.2029
#1	-.0001	.0830	.0009	-.0015	-.0010	.0037	.0012	.5295	11.99
#2	.0002	.0830	.0002	-.0006	-.0005	.0042	-.0001	.5346	11.96

Elem	Fe2599	Mg2790	K_7664	Na5895	B_2089	Mo2020	Pd3404	Si2124	Sn1899
Avg	**.0389**	**4.216**	**2.212**	**10.26**	**.0518**	**-.0004**	**-.0014**	**3.462**	**.0017**
Stddev	.0016	.030	.004	.01	.0001	.0002	.0009	.006	.0008
%RSD	4.032	.7059	.2016	.0631	.1597	59.58	67.25	.1808	47.54
#1	.0400	4.237	2.215	10.26	.0517	-.0002	-.0021	3.458	.0011
#2	.0378	4.195	2.209	10.26	.0518	-.0005	-.0007	3.467	.0023

Elem	Sr4077	Ti3349	W_2079	Zr3391	S_1820	Bi2230	Li6707
Avg	**.0919**	**.0004**	**-.0161**	**.0002**	**8.887**	**.0006**	**.0037**
Stddev	.0001	.0001	.0007	.0000	.026	.0004	.0001
%RSD	.0588	11.33	4.169	5.881	.2925	58.26	1.510
#1	.0919	.0004	-.0157	.0002	8.869	.0009	.0038
#2	.0919	.0005	-.0166	.0002	8.906	.0004	.0037

Int. Std.	Y_3600	Y_3710	Y_2243	In2306
Avg	**94905.**	**14847.**	**2092.8**	**6519.1**
Stddev	50.	34.	.3	1.1
%RSD	.05233	.22996	.01220	.01724
#1	94940.	14823.	2093.0	6518.3
#2	94870.	14871.	2092.7	6519.8

Zoom In Zoom Out

Sample Name: ccv Acquired: 6/16/2014 22:39:20 Type: QC
Method: Accutest1(v161) Mode: CONC Corr. Factor: 1.000000
User: admin Custom ID1: Custom ID2: Custom ID3:
Comment: 1

Elem	Ba4554	Be3130	Cd2288	Co2286	Cr2677	Cu3247	Mn2576	Ni2316	Ag3280
Units	ppm	ppm	ppm	ppm	ppm	ppm	ppm	ppm	ppm
Avg	**2.052**	**2.057**	**2.035**	**2.052**	**2.061**	**1.986**	**2.063**	**2.082**	**.2431**
Stddev	.004	.001	.003	.003	.007	.007	.001	.004	.0014
%RSD	.2148	.0353	.1509	.1386	.3409	.3347	.0567	.1774	.5733
#1	2.055	2.058	2.032	2.050	2.066	1.981	2.064	2.080	.2421
#2	2.049	2.057	2.037	2.054	2.056	1.990	2.062	2.085	.2441
Check ?	Chk Pass	Chk Pass	Chk Pass	Chk Pass	Chk Pass	Chk Pass	Chk Pass	Chk Pass	Chk Pass
Value									
Range									

Elem	V_2924	Zn2062	As1890	Tl1908	Pb2203	Se1960	Sb2068	Al3961	Ca3179
Units	ppm	ppm	ppm	ppm	ppm	ppm	ppm	ppm	ppm
Avg	**1.999**	**2.081**	**2.031**	**2.076**	**2.087**	**2.036**	**2.031**	**40.51**	**41.09**
Stddev	.001	.004	.002	.002	.001	.001	.002	.03	.06
%RSD	.0479	.1774	.0946	.1135	.0496	.0571	.0809	.0727	.1378
#1	1.999	2.078	2.029	2.078	2.086	2.037	2.030	40.53	41.05
#2	1.998	2.083	2.032	2.075	2.087	2.035	2.032	40.48	41.13
Check ?	Chk Pass	Chk Pass	Chk Pass	Chk Pass	Chk Pass	Chk Pass	Chk Pass	Chk Pass	Chk Pass
Value									
Range									

Elem	Fe2599	Mg2790	K_7664	Na5895	B_2089	Mo2020	Pd3404	Si2124	Sn1899
Units	ppm	ppm	ppm	ppm	ppm	ppm	ppm	ppm	ppm
Avg	**40.30**	**40.04**	**41.09**	**41.26**	**2.045**	**2.054**	**1.975**	**5.026**	**2.078**
Stddev	.03	.25	.01	.03	.001	.006	.006	.007	.000
%RSD	.0722	.6183	.0153	.0763	.0376	.2846	.3010	.1398	.0127
#1	40.28	39.86	41.09	41.28	2.045	2.049	1.971	5.021	2.078
#2	40.32	40.21	41.09	41.23	2.046	2.058	1.979	5.031	2.078
Check ?	Chk Pass	Chk Pass	Chk Pass	Chk Pass	Chk Pass	Chk Pass	Chk Pass	Chk Pass	Chk Pass
Value									
Range									

Zoom In Zoom Out

Sample Name: ccv Acquired: 6/16/2014 22:39:20 Type: QC
Method: Accutest1(v161) Mode: CONC Corr. Factor: 1.000000
User: admin Custom ID1: Custom ID2: Custom ID3:
Comment: 1

Elem	Sr4077	Ti3349	W_2079	Zr3391	S_1820	Bi2230	Li6707
Units	ppm	ppm	ppm	ppm	ppm	ppm	ppm
Avg	**2.127**	**2.016**	**1.904**	**2.021**	**1.990**	**2.014**	**2.023**
Stddev	.005	.001	.020	.000	.003	.004	.002
%RSD	.2383	.0712	1.041	.0067	.1320	.2223	.0934
#1	2.130	2.015	1.890	2.021	1.992	2.010	2.024
#2	2.123	2.017	1.918	2.021	1.988	2.017	2.022
Check ?	Chk Pass	Chk Pass	Chk Pass	Chk Pass	Chk Pass	Chk Pass	Chk Pass
Value							
Range							

Int. Std.	Y_3600	Y_3710	Y_2243	In2306
Units	Cts/S	Cts/S	Cts/S	Cts/S
Avg	**90398.**	**14525.**	**2044.3**	**6140.5**
Stddev	107.	94.	2.6	9.4
%RSD	.11886	.64923	.12594	.15350
#1	90474.	14592.	2046.1	6147.1
#2	90322.	14458.	2042.5	6133.8

Zoom In Zoom Out

Sample Name: ccb Acquired: 6/16/2014 22:45:23 Type: QC
Method: Accutest1(v161) Mode: CONC Corr. Factor: 1.000000
User: admin Custom ID1: Custom ID2: Custom ID3:
Comment:

Elem	Ba4554	Be3130	Cd2288	Co2286	Cr2677	Cu3247	Mn2576	Ni2316	Ag3280
Units	ppm	ppm	ppm	ppm	ppm	ppm	ppm	ppm	ppm
Avg	**.0006**	**.0001**	**.0002**	**.0002**	**.0004**	**-.0002**	**.0003**	**.0001**	**-.0001**
Stddev	.0002	.0001	.0001	.0001	.0002	.0003	.0001	.0000	.0003
%RSD	32.04	64.69	38.71	73.39	45.08	197.4	21.34	13.53	475.8
#1	.0005	.0001	.0002	.0003	.0002	.0001	.0004	.0001	.0002
#2	.0008	.0002	.0001	.0001	.0005	-.0004	.0003	.0001	-.0003
Check ?	Chk Pass	Chk Pass	Chk Pass	Chk Pass	Chk Pass	Chk Pass	Chk Pass	Chk Pass	Chk Pass
High Limit									
Low Limit									

Elem	V_2924	Zn2062	As1890	Tl1908	Pb2203	Se1960	Sb2068	Al3961	Ca3179
Units	ppm	ppm	ppm	ppm	ppm	ppm	ppm	ppm	ppm
Avg	**.0002**	**.0008**	**.0000**	**-.0010**	**-.0011**	**-.0026**	**.0007**	**-.0047**	**.0080**
Stddev	.0001	.0000	.000	.0002	.0008	.0012	.0002	.0022	.0014
%RSD	23.61	.8158	2747.	14.99	69.80	45.34	36.66	47.52	18.04
#1	.0002	.0008	-.0002	-.0009	-.0017	-.0035	.0005	-.0063	.0070
#2	.0003	.0008	.0002	-.0012	-.0006	-.0018	.0008	-.0031	.0090
Check ?	Chk Pass	Chk Pass	Chk Pass	Chk Pass	Chk Pass	Chk Pass	Chk Pass	Chk Pass	Chk Pass
High Limit									
Low Limit									

Elem	Fe2599	Mg2790	K_7664	Na5895	B_2089	Mo2020	Pd3404	Si2124	Sn1899
Units	ppm	ppm	ppm	ppm	ppm	ppm	ppm	ppm	ppm
Avg	**.0047**	**.0066**	**.0178**	**.0057**	**.0004**	**.0011**	**.0008**	**.0033**	**-.0006**
Stddev	.0016	.0235	.0006	.0037	.0002	.0002	.0004	.0007	.0007
%RSD	34.13	357.9	3.219	65.62	47.52	14.61	48.12	20.48	114.4
#1	.0036	-.0100	.0182	.0084	.0005	.0012	.0005	.0037	-.0001
#2	.0058	.0232	.0174	.0031	.0003	.0010	.0010	.0028	-.0011
Check ?	Chk Pass	Chk Pass	Chk Pass	Chk Pass	Chk Pass	Chk Pass	Chk Pass	Chk Pass	Chk Pass
High Limit									
Low Limit									

Zoom In Zoom Out

Sample Name: ccb Acquired: 6/16/2014 22:45:23 Type: QC
Method: Accutest1(v161) Mode: CONC Corr. Factor: 1.000000
User: admin Custom ID1: Custom ID2: Custom ID3:
Comment:

Elem	Sr4077	Ti3349	W_2079	Zr3391	S_1820	Bi2230	Li6707
Units	ppm	ppm	ppm	ppm	ppm	ppm	ppm
Avg	**.0003**	**.0007**	**.0000**	**.0004**	**-.0018**	**.0007**	**.0003**
Stddev	.0001	.0004	.002	.0003	.0006	.0007	.0003
%RSD	24.56	54.00	11000.	83.76	33.25	102.6	113.8
#1	.0002	.0009	.0011	.0006	-.0023	.0013	.0005
#2	.0003	.0004	-.0011	.0002	-.0014	.0002	.0001
Check ?	Chk Pass	Chk Pass	Chk Pass	Chk Pass	Chk Pass	Chk Pass	Chk Pass
High Limit							
Low Limit							

Int. Std.	Y_3600	Y_3710	Y_2243	In2306
Units	Cts/S	Cts/S	Cts/S	Cts/S
Avg	**95131.**	**14677.**	**2122.8**	**6691.8**
Stddev	98.	60.	3.6	.0
%RSD	.10333	.40654	.17140	.00052
#1	95200.	14719.	2125.4	6691.8
#2	95061.	14635.	2120.2	6691.8

Zoom In Zoom Out

Sample Name: jb69211-3 Acquired: 6/16/2014 22:51:41 Type: Unk
Method: Accutest1(v161) Mode: CONC Corr. Factor: 1.000000
User: admin Custom ID1: Custom ID2: Custom ID3:
Comment: water 17th

Elem	Ba4554	Be3130	Cd2288	Co2286	Cr2677	Cu3247	Mn2576	Ni2316	Ag3280
Avg	**.2341**	**.0000**	**.0002**	**.0006**	**.0004**	**.0001**	**.0017**	**.0005**	**.0000**
Stddev	.0004	.0000	.0001	.0000	.0001	.0002	.0000	.0001	.000
%RSD	.1663	137.4	30.36	2.071	14.87	153.5	.4983	18.10	772.8
#1	.2344	.0000	.0002	.0006	.0003	.0000	.0017	.0006	.0002
#2	.2338	.0001	.0003	.0006	.0004	.0002	.0017	.0005	-.0003

Elem	V_2924	Zn2062	As1890	Tl1908	Pb2203	Se1960	Sb2068	Al3961	Ca3179
Avg	**.0001**	**.0058**	**.0004**	**-.0001**	**.0011**	**.0035**	**.0007**	**.0057**	**17.06**
Stddev	.0002	.0002	.0005	.0013	.0002	.0010	.0003	.0010	.03
%RSD	317.8	3.311	150.2	1025.	20.14	29.35	48.81	17.81	.1873
#1	-.0001	.0057	.0000	.0008	.0013	.0042	.0009	.0050	17.04
#2	.0002	.0060	.0008	-.0010	.0010	.0027	.0004	.0064	17.08

Elem	Fe2599	Mg2790	K_7664	Na5895	B_2089	Mo2020	Pd3404	Si2124	Sn1899
Avg	**.0244**	**3.058**	**2.372**	**23.07**	**.0247**	**.0006**	**-.0001**	**1.683**	**.0014**
Stddev	.0002	.015	.019	.02	.0003	.0001	.0003	.000	.0005
%RSD	.6548	.4803	.8124	.0715	1.387	12.41	433.0	.0125	35.75
#1	.0245	3.068	2.358	23.08	.0250	.0006	-.0003	1.683	.0018
#2	.0243	3.047	2.385	23.06	.0245	.0005	.0001	1.683	.0011

Elem	Sr4077	Ti3349	W_2079	Zr3391	S_1820	Bi2230	Li6707
Avg	**.1803**	**.0005**	**-.0050**	**.0005**	**2.441**	**.0006**	**.0007**
Stddev	.0002	.0006	.0012	.0001	.018	.0013	.0004
%RSD	.1136	117.8	24.05	22.45	.7343	200.0	60.43
#1	.1804	.0001	-.0042	.0004	2.453	-.0003	.0010
#2	.1801	.0010	-.0059	.0005	2.428	.0015	.0004

Int. Std.	Y_3600	Y_3710	Y_2243	In2306
Avg	**94235.**	**14971.**	**2089.2**	**6460.5**
Stddev	73.	81.	.9	.5
%RSD	.07746	.54046	.04140	.00790
#1	94286.	15029.	2089.8	6460.9
#2	94183.	14914.	2088.6	6460.1

Zoom In Zoom Out

Sample Name: jb69211-7 Acquired: 6/16/2014 22:57:55 Type: Unk
Method: Accutest1(v161) Mode: CONC Corr. Factor: 1.000000
User: admin Custom ID1: Custom ID2: Custom ID3:
Comment: water 17th

Elem	Ba4554	Be3130	Cd2288	Co2286	Cr2677	Cu3247	Mn2576	Ni2316	Ag3280
Avg	**.0655**	**.0000**	**.0002**	**-.0007**	**.0009**	**.0006**	**.9719**	**.0002**	**.0000**
Stddev	.0002	.0000	.0001	.0002	.0002	.0001	.0006	.0001	.000
%RSD	.2814	4.967	24.72	27.43	17.69	19.87	.0651	43.63	7.601
#1	.0653	.0000	.0002	-.0008	.0008	.0007	.9723	.0001	.0000
#2	.0656	.0000	.0003	-.0005	.0010	.0005	.9714	.0002	.0000

Elem	V_2924	Zn2062	As1890	Tl1908	Pb2203	Se1960	Sb2068	Al3961	Ca3179
Avg	**.0011**	**-.0010**	**.0008**	**-.0017**	**.0003**	**.0037**	**-.0012**	**.0050**	**25.51**
Stddev	.0002	.0001	.0001	.0024	.0007	.0021	.0004	.0036	.03
%RSD	14.16	6.219	17.75	141.6	218.7	56.42	36.74	72.78	.1098
#1	.0010	-.0011	.0010	.0000	-.0002	.0052	-.0015	.0076	25.49
#2	.0012	-.0010	.0007	-.0034	.0009	.0022	-.0009	.0024	25.53

Elem	Fe2599	Mg2790	K_7664	Na5895	B_2089	Mo2020	Pd3404	Si2124	Sn1899
Avg	**7.658**	**6.892**	**2.415**	**24.67**	**.0130**	**.0007**	**-.0003**	**3.759**	**.0022**
Stddev	.009	.001	.000	.01	.0003	.0002	.0004	.002	.0004
%RSD	.1190	.0069	.0139	.0511	2.601	31.42	131.8	.0491	16.29
#1	7.652	6.892	2.415	24.67	.0127	.0005	-.0005	3.760	.0020
#2	7.665	6.892	2.416	24.68	.0132	.0008	.0000	3.757	.0025

Elem	Sr4077	Ti3349	W_2079	Zr3391	S_1820	Bi2230	Li6707
Avg	**.1298**	**.0008**	**-.0079**	**.0000**	**5.207**	**.0008**	**.0007**
Stddev	.0004	.0002	.0007	.0001	.002	.0002	.0002
%RSD	.3106	19.39	8.837	158.9	.0296	21.21	24.07
#1	.1301	.0007	-.0074	.0001	5.209	.0007	.0006
#2	.1295	.0010	-.0084	.0000	5.206	.0009	.0008

Int. Std.	Y_3600	Y_3710	Y_2243	In2306
Avg	**93270.**	**14890.**	**2078.8**	**6439.0**
Stddev	41.	36.	.9	5.9
%RSD	.04384	.24402	.04187	.09171
#1	93299.	14916.	2078.2	6443.2
#2	93241.	14864.	2079.4	6434.9

Zoom In Zoom Out

Sample Name: jb69211-9 Acquired: 6/16/2014 23:04:08 Type: Unk
Method: Accutest1(v161) Mode: CONC Corr. Factor: 1.000000
User: admin Custom ID1: Custom ID2: Custom ID3:
Comment: water 17th

Elem	Ba4554	Be3130	Cd2288	Co2286	Cr2677	Cu3247	Mn2576	Ni2316	Ag3280
Avg	**.1278**	**.0000**	**.0005**	**.0001**	**.0009**	**.0049**	**.4131**	**.0029**	**.0001**
Stddev	.0002	.000	.0002	.0002	.0003	.0003	.0013	.0001	.0006
%RSD	.1249	104.2	47.63	214.3	33.33	5.722	.3071	2.553	439.2
#1	.1276	-.0001	.0003	.0002	.0007	.0051	.4122	.0029	-.0003
#2	.1279	.0000	.0007	.0000	.0012	.0047	.4140	.0028	.0005

Elem	V_2924	Zn2062	As1890	Tl1908	Pb2203	Se1960	Sb2068	Al3961	Ca3179
Avg	**.0010**	**.0684**	**.0028**	**-.0021**	**.0027**	**.0033**	**.0004**	**.0651**	**16.62**
Stddev	.0001	.0002	.0000	.0017	.0006	.0023	.0001	.0094	.07
%RSD	5.582	.3516	1.723	81.78	22.56	69.70	31.70	14.45	.3988
#1	.0010	.0682	.0028	-.0009	.0023	.0016	.0005	.0584	16.58
#2	.0011	.0686	.0027	-.0033	.0032	.0049	.0003	.0717	16.67

Elem	Fe2599	Mg2790	K_7664	Na5895	B_2089	Mo2020	Pd3404	Si2124	Sn1899
Avg	**8.736**	**4.487**	**1.719**	**13.10**	**.0153**	**.0001**	**-.0001**	**5.529**	**.0012**
Stddev	.015	.017	.018	.00	.0004	.0002	.0004	.008	.0006
%RSD	.1708	.3774	1.065	.0000	2.679	301.4	668.4	.1411	49.89
#1	8.726	4.499	1.732	13.10	.0156	.0002	-.0003	5.523	.0008
#2	8.747	4.475	1.706	13.10	.0150	-.0001	.0002	5.534	.0016

Elem	Sr4077	Ti3349	W_2079	Zr3391	S_1820	Bi2230	Li6707
Avg	**.0889**	**.0026**	**-.0107**	**-.0005**	**1.544**	**-.0004**	**.0015**
Stddev	.0001	.0004	.0004	.0002	.012	.0002	.0009
%RSD	.1621	16.66	4.105	32.09	.7783	55.24	56.73
#1	.0890	.0023	-.0104	-.0006	1.536	-.0002	.0021
#2	.0888	.0029	-.0110	-.0004	1.553	-.0006	.0009

Int. Std.	Y_3600	Y_3710	Y_2243	In2306
Avg	**94242.**	**14887.**	**2092.8**	**6527.0**
Stddev	267.	65.	.6	3.1
%RSD	.28336	.43610	.02931	.04741
#1	94431.	14933.	2093.2	6529.1
#2	94053.	14841.	2092.4	6524.8

Zoom In Zoom Out

Sample Name: jb69211-11 Acquired: 6/16/2014 23:10:20 Type: Unk
Method: Accutest1(v161) Mode: CONC Corr. Factor: 1.000000
User: admin Custom ID1: Custom ID2: Custom ID3:
Comment: water 17th

Elem	Ba4554	Be3130	Cd2288	Co2286	Cr2677	Cu3247	Mn2576	Ni2316	Ag3280
Avg	**.2018**	**.0000**	**.0002**	**-.0005**	**.0015**	**-.0003**	**1.889**	**.0002**	**.0010**
Stddev	.0001	.0000	.0001	.0000	.0000	.0003	.011	.0002	.0001
%RSD	.0563	55.31	39.57	9.098	2.150	94.48	.5588	98.70	8.034
#1	.2017	.0000	.0001	-.0005	.0015	-.0005	1.882	.0004	.0011
#2	.2019	.0000	.0002	-.0006	.0015	-.0001	1.897	.0001	.0010

Elem	V_2924	Zn2062	As1890	Tl1908	Pb2203	Se1960	Sb2068	Al3961	Ca3179
Avg	**.0006**	**-.0030**	**.0044**	**-.0048**	**.0022**	**.0062**	**-.0003**	**-.0043**	**38.27**
Stddev	.0002	.0000	.0007	.0012	.0004	.0026	.0002	.0064	.02
%RSD	31.28	.0153	15.62	24.91	16.03	41.28	60.35	148.9	.0553
#1	.0008	-.0030	.0048	-.0040	.0020	.0081	-.0002	-.0088	38.26
#2	.0005	-.0030	.0039	-.0057	.0025	.0044	-.0004	.0002	38.29

Elem	Fe2599	Mg2790	K_7664	Na5895	B_2089	Mo2020	Pd3404	Si2124	Sn1899
Avg	**41.72**	**9.039**	**3.908**	**16.55**	**.0395**	**.0003**	**-.0024**	**11.18**	**.0020**
Stddev	.00	.007	.037	.04	.0005	.0003	.0004	.02	.0002
%RSD	.0034	.0821	.9394	.2582	1.335	113.2	16.99	.1551	8.051
#1	41.72	9.034	3.934	16.58	.0399	.0005	-.0021	11.17	.0021
#2	41.72	9.044	3.882	16.52	.0392	.0001	-.0027	11.20	.0019

Elem	Sr4077	Ti3349	W_2079	Zr3391	S_1820	Bi2230	Li6707
Avg	**.2139**	**.0005**	**-.0126**	**-.0017**	**.1275**	**.0029**	**.0020**
Stddev	.0000	.0001	.0003	.0000	.0007	.0006	.0013
%RSD	.0092	18.15	2.665	1.269	.5126	21.16	66.96
#1	.2139	.0006	-.0124	-.0017	.1280	.0025	.0010
#2	.2139	.0004	-.0128	-.0017	.1270	.0033	.0029

Int. Std.	Y_3600	Y_3710	Y_2243	In2306
Avg	**92000.**	**14740.**	**2052.9**	**6381.8**
Stddev	585.	35.	2.8	6.9
%RSD	.63541	.23596	.13681	.10813
#1	92413.	14765.	2054.9	6386.7
#2	91586.	14716.	2050.9	6377.0

Zoom In Zoom Out

Sample Name: jb69211-13 Acquired: 6/16/2014 23:16:32 Type: Unk
Method: Accutest1(v161) Mode: CONC Corr. Factor: 1.000000
User: admin Custom ID1: Custom ID2: Custom ID3:
Comment: water 17th

Elem	Ba4554	Be3130	Cd2288	Co2286	Cr2677	Cu3247	Mn2576	Ni2316	Ag3280
Avg	**.1006**	**.0004**	**.0004**	**.0136**	**.0016**	**.0075**	**.1146**	**.0199**	**.0000**
Stddev	.0002	.0000	.0001	.0003	.0002	.0002	.0002	.0006	.000
%RSD	.2423	1.538	21.52	2.101	12.67	2.758	.2066	3.011	480.6
#1	.1007	.0004	.0003	.0138	.0015	.0076	.1144	.0194	-.0001
#2	.1004	.0004	.0005	.0134	.0018	.0073	.1148	.0203	.0000

Elem	V_2924	Zn2062	As1890	Tl1908	Pb2203	Se1960	Sb2068	Al3961	Ca3179
Avg	**.0017**	**.0715**	**.0000**	**-.0020**	**.0006**	**.0020**	**.0005**	**.2529**	**9.333**
Stddev	.0001	.0001	.001	.0003	.0009	.0014	.0002	.0040	.011
%RSD	7.378	.1906	2974.	12.89	142.8	69.53	43.04	1.595	.1124
#1	.0016	.0716	.0006	-.0018	.0012	.0010	.0003	.2558	9.340
#2	.0018	.0714	-.0007	-.0022	.0000	.0031	.0006	.2500	9.326

Elem	Fe2599	Mg2790	K_7664	Na5895	B_2089	Mo2020	Pd3404	Si2124	Sn1899
Avg	**.5794**	**7.974**	**4.112**	**19.13**	**.0256**	**-.0003**	**.0002**	**3.725**	**.0009**
Stddev	.0001	.010	.025	.02	.0001	.0002	.0004	.006	.0001
%RSD	.0125	.1207	.6093	.1115	.3203	60.04	151.2	.1616	12.14
#1	.5793	7.980	4.130	19.14	.0256	-.0002	.0005	3.721	.0010
#2	.5794	7.967	4.095	19.11	.0257	-.0004	.0000	3.730	.0008

Elem	Sr4077	Ti3349	W_2079	Zr3391	S_1820	Bi2230	Li6707
Avg	**.0700**	**.0059**	**-.0158**	**.0006**	**10.37**	**.0006**	**.0041**
Stddev	.0000	.0003	.0003	.0001	.04	.0014	.0000
%RSD	.0338	5.354	2.066	11.81	.3727	228.8	1.161
#1	.0700	.0057	-.0155	.0007	10.34	.0016	.0041
#2	.0701	.0061	-.0160	.0006	10.40	-.0004	.0041

Int. Std.	Y_3600	Y_3710	Y_2243	In2306
Avg	**93823.**	**14881.**	**2096.5**	**6500.3**
Stddev	67.	70.	2.6	1.1
%RSD	.07176	.47266	.12184	.01738
#1	93871.	14831.	2098.3	6499.5
#2	93776.	14930.	2094.7	6501.1

Zoom In Zoom Out

Sample Name: jb69211-15 Acquired: 6/16/2014 23:22:44 Type: Unk
Method: Accutest1(v161) Mode: CONC Corr. Factor: 1.000000
User: admin Custom ID1: Custom ID2: Custom ID3:
Comment: water 17th

Elem	Ba4554	Be3130	Cd2288	Co2286	Cr2677	Cu3247	Mn2576	Ni2316	Ag3280
Avg	**.0475**	**.0001**	**.0002**	**.0002**	**.0011**	**.0051**	**.0683**	**.0020**	**.0000**
Stddev	.0000	.0000	.0000	.0002	.0001	.0001	.0002	.0000	.000
%RSD	.0502	80.14	24.92	111.5	4.830	2.061	.2470	.2458	337.4
#1	.0474	.0000	.0002	.0000	.0011	.0050	.0684	.0020	.0000
#2	.0475	.0001	.0001	.0003	.0011	.0052	.0682	.0020	.0000

Elem	V_2924	Zn2062	As1890	Tl1908	Pb2203	Se1960	Sb2068	Al3961	Ca3179
Avg	**.0029**	**.0218**	**.0007**	**-.0024**	**.0086**	**.0009**	**.0011**	**.1132**	**9.853**
Stddev	.0001	.0001	.0006	.0005	.0002	.0009	.0007	.0052	.001
%RSD	5.012	.2828	81.74	18.89	2.740	102.9	61.62	4.615	.0063
#1	.0028	.0217	.0012	-.0021	.0084	.0002	.0015	.1169	9.852
#2	.0030	.0218	.0003	-.0028	.0087	.0015	.0006	.1095	9.853

Elem	Fe2599	Mg2790	K_7664	Na5895	B_2089	Mo2020	Pd3404	Si2124	Sn1899
Avg	**.6625**	**3.121**	**1.754**	**47.29**	**.0123**	**.0009**	**-.0007**	**.2983**	**.0019**
Stddev	.0020	.027	.017	.00	.0003	.0001	.0004	.0002	.0003
%RSD	.2944	.8770	.9663	.0004	2.740	15.29	50.73	.0801	15.18
#1	.6611	3.102	1.766	47.29	.0120	.0008	-.0005	.2985	.0021
#2	.6638	3.140	1.742	47.29	.0125	.0010	-.0010	.2981	.0017

Elem	Sr4077	Ti3349	W_2079	Zr3391	S_1820	Bi2230	Li6707
Avg	**.0998**	**.0030**	**-.0140**	**.0003**	**4.899**	**.0006**	**.0067**
Stddev	.0000	.0002	.0007	.0001	.008	.0006	.0002
%RSD	.0219	6.181	5.295	33.39	.1660	95.52	3.497
#1	.0998	.0029	-.0145	.0002	4.905	.0010	.0069
#2	.0998	.0031	-.0135	.0004	4.893	.0002	.0065

Int. Std.	Y_3600	Y_3710	Y_2243	In2306
Avg	**91914.**	**14762.**	**2069.0**	**6381.9**
Stddev	474.	46.	2.5	6.5
%RSD	.51524	.31205	.11890	.10167
#1	91579.	14794.	2070.7	6386.5
#2	92249.	14729.	2067.3	6377.4

Zoom In Zoom Out

Sample Name: jb69211-16 Acquired: 6/16/2014 23:28:56 Type: Unk
Method: Accutest1(v161) Mode: CONC Corr. Factor: 1.000000
User: admin Custom ID1: Custom ID2: Custom ID3:
Comment: water 17th

Elem	Ba4554	Be3130	Cd2288	Co2286	Cr2677	Cu3247	Mn2576	Ni2316	Ag3280
Avg	**.0573**	**.0001**	**.0003**	**.0001**	**.0009**	**.0027**	**.0485**	**.0011**	**-.0001**
Stddev	.0000	.0000	.0002	.0000	.0002	.0001	.0000	.0001	.0000
%RSD	.0025	38.10	72.30	11.17	26.02	4.504	.0313	11.10	2.686
#1	.0573	.0000	.0001	.0001	.0011	.0028	.0485	.0012	-.0001
#2	.0573	.0001	.0004	.0001	.0008	.0027	.0485	.0010	-.0001

Elem	V_2924	Zn2062	As1890	Tl1908	Pb2203	Se1960	Sb2068	Al3961	Ca3179
Avg	**.0013**	**.0067**	**.0007**	**-.0008**	**.0027**	**.0021**	**.0058**	**.0361**	**7.650**
Stddev	.0000	.0004	.0002	.0004	.0001	.0018	.0001	.0129	.021
%RSD	.9861	5.277	22.55	48.60	4.593	86.29	1.604	35.61	.2746
#1	.0013	.0065	.0009	-.0011	.0026	.0008	.0057	.0270	7.665
#2	.0013	.0070	.0006	-.0005	.0028	.0034	.0058	.0452	7.635

Elem	Fe2599	Mg2790	K_7664	Na5895	B_2089	Mo2020	Pd3404	Si2124	Sn1899
Avg	**.8550**	**2.691**	**1.837**	**30.44**	**.0171**	**.0010**	**-.0006**	**1.615**	**.0007**
Stddev	.0027	.033	.002	.08	.0010	.0002	.0014	.004	.0004
%RSD	.3178	1.211	.1107	.2583	5.997	21.18	231.8	.2414	60.16
#1	.8569	2.668	1.838	30.50	.0164	.0012	-.0015	1.618	.0010
#2	.8531	2.714	1.835	30.39	.0178	.0009	.0004	1.612	.0004

Elem	Sr4077	Ti3349	W_2079	Zr3391	S_1820	Bi2230	Li6707
Avg	**.0774**	**.0008**	**-.0158**	**-.0001**	**3.696**	**.0002**	**.0035**
Stddev	.0000	.0003	.0007	.0000	.001	.0002	.0011
%RSD	.0343	33.32	4.464	40.83	.0277	99.23	30.47
#1	.0774	.0010	-.0153	-.0001	3.696	.0001	.0042
#2	.0774	.0006	-.0163	-.0001	3.695	.0004	.0027

Int. Std.	Y_3600	Y_3710	Y_2243	In2306
Avg	**91381.**	**14536.**	**2042.8**	**6340.9**
Stddev	45.	70.	3.9	17.5
%RSD	.04962	.48447	.18908	.27677
#1	91349.	14486.	2040.0	6328.5
#2	91413.	14585.	2045.5	6353.3

Zoom In Zoom Out

Sample Name: jb69211-17 Acquired: 6/16/2014 23:35:07 Type: Unk
Method: Accutest1(v161) Mode: CONC Corr. Factor: 1.000000
User: admin Custom ID1: Custom ID2: Custom ID3:
Comment: water 17th

Elem	Ba4554	Be3130	Cd2288	Co2286	Cr2677	Cu3247	Mn2576	Ni2316	Ag3280
Avg	**.0004**	**.0000**	**.0000**	**.0000**	**-.0001**	**-.0004**	**.0001**	**-.0001**	**-.0003**
Stddev	.0002	.000	.0000	.0001	.0003	.0001	.0001	.0002	.0002
%RSD	56.48	77.44	623.7	241.1	201.0	22.75	42.87	128.4	49.74
#1	.0006	.0000	.0000	.0000	.0001	-.0004	.0002	-.0002	-.0002
#2	.0002	-.0001	.0000	.0001	-.0004	-.0003	.0001	.0000	-.0004

Elem	V_2924	Zn2062	As1890	Tl1908	Pb2203	Se1960	Sb2068	Al3961	Ca3179
Avg	**.0000**	**.0018**	**-.0008**	**-.0013**	**-.0007**	**.0002**	**.0007**	**-.0007**	**.0175**
Stddev	.000	.0001	.0007	.0006	.0002	.0002	.0004	.0045	.0006
%RSD	269.5	6.929	92.25	42.89	26.82	82.83	63.34	642.5	3.595
#1	.0000	.0017	-.0013	-.0017	-.0008	.0003	.0010	.0025	.0171
#2	-.0001	.0019	-.0003	-.0009	-.0005	.0001	.0004	-.0039	.0180

Elem	Fe2599	Mg2790	K_7664	Na5895	B_2089	Mo2020	Pd3404	Si2124	Sn1899
Avg	**.0042**	**.0065**	**.0207**	**.0129**	**-.0009**	**-.0007**	**.0006**	**.0217**	**-.0001**
Stddev	.0022	.0114	.0048	.0037	.0002	.0001	.0006	.0006	.0001
%RSD	51.13	175.3	22.99	28.67	28.08	6.909	98.63	2.637	85.13
#1	.0027	.0146	.0173	.0103	-.0010	-.0007	.0002	.0213	-.0001
#2	.0057	-.0016	.0240	.0155	-.0007	-.0008	.0011	.0221	-.0002

Elem	Sr4077	Ti3349	W_2079	Zr3391	S_1820	Bi2230	Li6707
Avg	**.0001**	**.0002**	**-.0161**	**-.0004**	**.0027**	**.0008**	**-.0003**
Stddev	.0000	.0003	.0003	.0001	.0024	.0005	.0009
%RSD	49.21	158.7	1.749	37.22	89.21	58.48	265.9
#1	.0001	.0000	-.0159	-.0005	.0010	.0005	.0003
#2	.0001	.0003	-.0163	-.0003	.0044	.0011	-.0010

Int. Std.	Y_3600	Y_3710	Y_2243	In2306
Avg	**96498.**	**14928.**	**2130.1**	**6728.9**
Stddev	53.	28.	5.4	8.8
%RSD	.05523	.18502	.25223	.13115
#1	96460.	14947.	2133.9	6735.1
#2	96536.	14908.	2126.3	6722.6

Zoom In Zoom Out

Sample Name: jb69211-1f Acquired: 6/16/2014 23:41:22 Type: Unk
Method: Accutest1(v161) Mode: CONC Corr. Factor: 1.000000
User: admin Custom ID1: Custom ID2: Custom ID3:
Comment: water 17th

Elem	Ba4554	Be3130	Cd2288	Co2286	Cr2677	Cu3247	Mn2576	Ni2316	Ag3280
Avg	**.0161**	**.0005**	**.0005**	**.0131**	**.0007**	**.0021**	**.1465**	**.0115**	**.0000**
Stddev	.0001	.0000	.0001	.0001	.0004	.0001	.0005	.0002	.000
%RSD	.5056	9.854	25.87	.9322	63.20	5.623	.3629	2.160	326.0
#1	.0162	.0005	.0006	.0132	.0004	.0020	.1468	.0117	-.0001
#2	.0161	.0005	.0004	.0130	.0010	.0022	.1461	.0114	.0001

Elem	V_2924	Zn2062	As1890	Tl1908	Pb2203	Se1960	Sb2068	Al3961	Ca3179
Avg	**.0000**	**.0855**	**-.0004**	**-.0012**	**.0001**	**.0013**	**.0004**	**.3727**	**12.10**
Stddev	.0004	.0003	.0000	.0005	.0004	.0000	.0005	.0034	.05
%RSD	3853.	.3910	11.69	37.63	438.3	3.322	135.2	.9178	.4258
#1	.0003	.0853	-.0003	-.0015	-.0002	.0013	.0000	.3702	12.14
#2	-.0003	.0857	-.0004	-.0009	.0004	.0013	.0008	.3751	12.06

Elem	Fe2599	Mg2790	K_7664	Na5895	B_2089	Mo2020	Pd3404	Si2124	Sn1899
Avg	**.0332**	**4.279**	**2.210**	**10.22**	**.0526**	**-.0003**	**-.0008**	**3.438**	**.0013**
Stddev	.0000	.033	.034	.04	.0002	.0001	.0009	.008	.0002
%RSD	.0506	.7792	1.548	.4247	.4508	39.25	102.3	.2258	18.26
#1	.0331	4.302	2.235	10.26	.0527	-.0004	-.0002	3.432	.0014
#2	.0332	4.255	2.186	10.19	.0524	-.0002	-.0014	3.443	.0011

Elem	Sr4077	Ti3349	W_2079	Zr3391	S_1820	Bi2230	Li6707
Avg	**.0928**	**.0002**	**-.0157**	**.0003**	**9.074**	**-.0002**	**.0035**
Stddev	.0004	.0001	.0008	.0000	.002	.0008	.0006
%RSD	.4774	38.12	4.936	14.22	.0223	384.8	17.29
#1	.0931	.0002	-.0152	.0003	9.073	.0004	.0031
#2	.0925	.0001	-.0163	.0004	9.075	-.0008	.0039

Int. Std.	Y_3600	Y_3710	Y_2243	In2306
Avg	**92350.**	**14563.**	**2046.6**	**6402.8**
Stddev	420.	45.	5.7	23.4
%RSD	.45515	.30581	.27647	.36613
#1	92052.	14532.	2050.6	6419.4
#2	92647.	14595.	2042.6	6386.2

Zoom In Zoom Out

Sample Name: ccv Acquired: 6/16/2014 23:47:35 Type: QC
Method: Accutest1(v161) Mode: CONC Corr. Factor: 1.000000
User: admin Custom ID1: Custom ID2: Custom ID3:
Comment: 2

Elem	Ba4554	Be3130	Cd2288	Co2286	Cr2677	Cu3247	Mn2576	Ni2316	Ag3280
Units	ppm	ppm	ppm	ppm	ppm	ppm	ppm	ppm	ppm
Avg	**2.069**	**2.075**	**2.058**	**2.075**	**2.089**	**2.005**	**2.091**	**2.105**	**.2470**
Stddev	.002	.008	.004	.005	.003	.005	.003	.003	.0015
%RSD	.0885	.3666	.1874	.2261	.1278	.2579	.1517	.1380	.6047
#1	2.070	2.080	2.056	2.072	2.091	2.009	2.094	2.103	.2481
#2	2.067	2.069	2.061	2.079	2.087	2.002	2.089	2.108	.2460
Check ?	Chk Pass	Chk Pass	Chk Pass	Chk Pass	Chk Pass	Chk Pass	Chk Pass	Chk Pass	Chk Pass
Value									
Range									

Elem	V_2924	Zn2062	As1890	Tl1908	Pb2203	Se1960	Sb2068	Al3961	Ca3179
Units	ppm	ppm	ppm	ppm	ppm	ppm	ppm	ppm	ppm
Avg	**2.025**	**2.107**	**2.061**	**2.148**	**2.111**	**2.067**	**2.054**	**40.90**	**41.43**
Stddev	.000	.007	.006	.007	.002	.008	.002	.12	.23
%RSD	.0154	.3582	.2947	.3250	.0901	.3732	.0909	.2833	.5485
#1	2.025	2.102	2.057	2.143	2.109	2.062	2.053	40.98	41.59
#2	2.025	2.112	2.065	2.153	2.112	2.073	2.056	40.82	41.27
Check ?	Chk Pass	Chk Pass	Chk Pass	Chk Pass	Chk Pass	Chk Pass	Chk Pass	Chk Pass	Chk Pass
Value									
Range									

Elem	Fe2599	Mg2790	K_7664	Na5895	B_2089	Mo2020	Pd3404	Si2124	Sn1899
Units	ppm	ppm	ppm	ppm	ppm	ppm	ppm	ppm	ppm
Avg	**40.61**	**40.56**	**41.50**	**41.63**	**2.067**	**2.080**	**1.996**	**5.088**	**2.107**
Stddev	.10	.13	.14	.14	.005	.005	.002	.001	.011
%RSD	.2567	.3083	.3428	.3446	.2308	.2542	.1085	.0102	.5038
#1	40.69	40.65	41.60	41.74	2.063	2.076	1.997	5.088	2.099
#2	40.54	40.48	41.40	41.53	2.070	2.083	1.994	5.088	2.114
Check ?	Chk Pass	Chk Pass	Chk Pass	Chk Pass	Chk Pass	Chk Pass	Chk Pass	Chk Pass	Chk Pass
Value									
Range									

Zoom In Zoom Out

Sample Name: ccv Acquired: 6/16/2014 23:47:35 Type: QC
Method: Accutest1(v161) Mode: CONC Corr. Factor: 1.000000
User: admin Custom ID1: Custom ID2: Custom ID3:
Comment: 2

Elem	Sr4077	Ti3349	W_2079	Zr3391	S_1820	Bi2230	Li6707
Units	ppm	ppm	ppm	ppm	ppm	ppm	ppm
Avg	**2.148**	**2.044**	**1.925**	**2.049**	**2.046**	**2.037**	**2.048**
Stddev	.007	.002	.022	.000	.007	.001	.004
%RSD	.3153	.1132	1.154	.0104	.3304	.0338	.1765
#1	2.153	2.046	1.910	2.049	2.041	2.037	2.046
#2	2.144	2.042	1.941	2.049	2.051	2.038	2.051
Check ?	Chk Pass	Chk Pass	Chk Pass	Chk Pass	Chk Pass	Chk Pass	Chk Pass
Value							
Range							

Int. Std.	Y_3600	Y_3710	Y_2243	In2306
Units	Cts/S	Cts/S	Cts/S	Cts/S
Avg	**89435.**	**14438.**	**2024.3**	**6083.4**
Stddev	268.	107.	2.0	3.3
%RSD	.29993	.73816	.10040	.05386
#1	89245.	14363.	2025.8	6085.8
#2	89625.	14514.	2022.9	6081.1

Zoom In Zoom Out

Sample Name: ccb Acquired: 6/16/2014 23:53:39 Type: QC
Method: Accutest1(v161) Mode: CONC Corr. Factor: 1.000000
User: admin Custom ID1: Custom ID2: Custom ID3:
Comment:

Elem	Ba4554	Be3130	Cd2288	Co2286	Cr2677	Cu3247	Mn2576	Ni2316	Ag3280
Units	ppm	ppm	ppm	ppm	ppm	ppm	ppm	ppm	ppm
Avg	**.0005**	**.0003**	**.0003**	**.0000**	**.0000**	**.0002**	**.0006**	**.0003**	**-.0002**
Stddev	.0002	.0001	.0002	.0000	.000	.0001	.0000	.0001	.0001
%RSD	43.52	27.42	60.74	47.63	276.5	58.79	3.577	55.44	62.59
#1	.0003	.0002	.0004	.0001	.0000	.0001	.0006	.0002	-.0001
#2	.0006	.0003	.0002	.0000	-.0001	.0003	.0006	.0004	-.0003
Check ?	Chk Pass	Chk Pass	Chk Pass	Chk Pass	Chk Pass	Chk Pass	Chk Pass	Chk Pass	Chk Pass
High Limit									
Low Limit									

Elem	V_2924	Zn2062	As1890	Tl1908	Pb2203	Se1960	Sb2068	Al3961	Ca3179
Units	ppm	ppm	ppm	ppm	ppm	ppm	ppm	ppm	ppm
Avg	**.0006**	**.0012**	**.0004**	**-.0008**	**-.0005**	**-.0015**	**.0006**	**.0053**	**.0064**
Stddev	.0001	.0002	.0001	.0008	.0003	.0006	.0014	.0023	.0012
%RSD	12.73	18.33	13.97	94.57	61.36	42.54	217.9	42.75	19.27
#1	.0006	.0013	.0004	-.0003	-.0008	-.0019	.0016	.0069	.0056
#2	.0005	.0010	.0005	-.0014	-.0003	-.0010	-.0003	.0037	.0073
Check ?	Chk Pass	Chk Pass	Chk Pass	Chk Pass	Chk Pass	Chk Pass	Chk Pass	Chk Pass	Chk Pass
High Limit									
Low Limit									

Elem	Fe2599	Mg2790	K_7664	Na5895	B_2089	Mo2020	Pd3404	Si2124	Sn1899
Units	ppm	ppm	ppm	ppm	ppm	ppm	ppm	ppm	ppm
Avg	**.0060**	**.0092**	**.0284**	**.0094**	**.0009**	**.0013**	**.0007**	**.0035**	**.0005**
Stddev	.0005	.0130	.0148	.0006	.0005	.0003	.0009	.0009	.0006
%RSD	8.579	140.7	52.15	6.277	58.51	23.63	130.4	26.77	119.9
#1	.0056	.0000	.0179	.0099	.0012	.0015	.0001	.0041	.0009
#2	.0064	.0184	.0388	.0090	.0005	.0011	.0014	.0028	.0001
Check ?	Chk Pass	Chk Pass	Chk Pass	Chk Pass	Chk Pass	Chk Pass	Chk Pass	Chk Pass	Chk Pass
High Limit									
Low Limit									

Zoom In Zoom Out

Sample Name: ccb Acquired: 6/16/2014 23:53:39 Type: QC
Method: Accutest1(v161) Mode: CONC Corr. Factor: 1.000000
User: admin Custom ID1: Custom ID2: Custom ID3:
Comment:

Elem	Sr4077	Ti3349	W_2079	Zr3391	S_1820	Bi2230	Li6707
Units	ppm	ppm	ppm	ppm	ppm	ppm	ppm
Avg	**.0004**	**.0006**	**-.0005**	**.0005**	**-.0011**	**.0005**	**.0004**
Stddev	.0002	.0004	.0018	.0000	.0001	.0001	.0003
%RSD	48.13	66.68	349.8	2.327	4.953	22.91	77.46
#1	.0003	.0003	.0007	.0005	-.0010	.0004	.0007
#2	.0005	.0009	-.0018	.0005	-.0011	.0006	.0002

Check ?	Chk Pass	Chk Pass	Chk Pass	Chk Pass	Chk Pass	Chk Pass	Chk Pass
High Limit							
Low Limit							

Int. Std.	Y_3600	Y_3710	Y_2243	In2306
Units	Cts/S	Cts/S	Cts/S	Cts/S
Avg	**94377.**	**14628.**	**2112.7**	**6688.0**
Stddev	25.	39.	.5	12.1
%RSD	.02682	.26419	.02225	.18035
#1	94359.	14601.	2112.4	6696.6
#2	94395.	14656.	2113.0	6679.5

Zoom In Zoom Out

Sample Name: jb69211-3f Acquired: 6/16/2014 23:59:57 Type: Unk
Method: Accutest1(v161) Mode: CONC Corr. Factor: 1.000000
User: admin Custom ID1: Custom ID2: Custom ID3:
Comment: water 17th

Elem	Ba4554	Be3130	Cd2288	Co2286	Cr2677	Cu3247	Mn2576	Ni2316	Ag3280
Avg	**.2313**	**.0000**	**.0001**	**.0004**	**.0002**	**.0003**	**.0017**	**.0008**	**-.0002**
Stddev	.0001	.0000	.0002	.0000	.0003	.0000	.0001	.0001	.0002
%RSD	.0527	79.80	355.8	8.737	144.6	.8861	3.376	10.23	106.7
#1	.2314	.0000	-.0001	.0003	.0005	.0003	.0016	.0009	-.0001
#2	.2313	.0001	.0002	.0004	.0000	.0003	.0017	.0008	-.0004

Elem	V_2924	Zn2062	As1890	Tl1908	Pb2203	Se1960	Sb2068	Al3961	Ca3179
Avg	**.0002**	**.0072**	**.0008**	**-.0005**	**-.0002**	**.0024**	**-.0003**	**-.0039**	**16.87**
Stddev	.0002	.0001	.0003	.0004	.0004	.0004	.0016	.0012	.05
%RSD	71.46	1.812	38.02	80.45	200.1	15.87	544.2	29.37	.3207
#1	.0001	.0071	.0006	-.0008	.0001	.0021	-.0014	-.0047	16.83
#2	.0003	.0073	.0010	-.0002	-.0004	.0026	.0008	-.0031	16.90

Elem	Fe2599	Mg2790	K_7664	Na5895	B_2089	Mo2020	Pd3404	Si2124	Sn1899
Avg	**.0053**	**3.085**	**2.378**	**23.00**	**.0243**	**.0006**	**-.0003**	**1.698**	**.0018**
Stddev	.0003	.004	.010	.06	.0002	.0000	.0011	.002	.0005
%RSD	5.550	.1412	.4378	.2619	.6933	5.547	435.5	.0955	27.47
#1	.0055	3.088	2.371	22.96	.0244	.0006	.0005	1.699	.0022
#2	.0051	3.082	2.386	23.04	.0242	.0007	-.0010	1.697	.0015

Elem	Sr4077	Ti3349	W_2079	Zr3391	S_1820	Bi2230	Li6707
Avg	**.1788**	**.0003**	**-.0061**	**.0003**	**2.489**	**.0003**	**.0009**
Stddev	.0002	.0002	.0004	.0000	.006	.0001	.0002
%RSD	.1392	69.88	6.235	5.189	.2387	52.63	16.15
#1	.1786	.0004	-.0059	.0003	2.485	.0002	.0010
#2	.1790	.0002	-.0064	.0003	2.493	.0004	.0008

Int. Std.	Y_3600	Y_3710	Y_2243	In2306
Avg	**93566.**	**14897.**	**2084.1**	**6443.1**
Stddev	144.	12.	.7	.9
%RSD	.15358	.07940	.03161	.01355
#1	93667.	14905.	2083.6	6443.7
#2	93464.	14888.	2084.6	6442.4

Zoom In Zoom Out

Sample Name: jb69211-5f Acquired: 6/17/2014 0:06:10 Type: Unk
Method: Accutest1(v161) Mode: CONC Corr. Factor: 1.000000
User: admin Custom ID1: Custom ID2: Custom ID3:
Comment: water 17th

Elem	Ba4554	Be3130	Cd2288	Co2286	Cr2677	Cu3247	Mn2576	Ni2316	Ag3280
Avg	**.0450**	**.0004**	**.0004**	**.0373**	**.0002**	**.0002**	**1.363**	**.0066**	**-.0001**
Stddev	.0002	.0001	.0000	.0002	.0005	.0000	.016	.0001	.0001
%RSD	.3393	21.77	7.340	.6653	226.9	12.99	1.204	1.696	89.46
#1	.0451	.0004	.0004	.0371	-.0001	.0002	1.351	.0065	.0000
#2	.0449	.0003	.0004	.0375	.0006	.0002	1.374	.0067	-.0002

Elem	V_2924	Zn2062	As1890	Tl1908	Pb2203	Se1960	Sb2068	Al3961	Ca3179
Avg	**.0003**	**.0309**	**.0004**	**-.0022**	**-.0006**	**.0031**	**-.0001**	**.0064**	**13.95**
Stddev	.0001	.0004	.0003	.0007	.0002	.0006	.0005	.0053	.05
%RSD	45.07	1.183	88.68	31.28	32.51	20.72	938.7	83.48	.3494
#1	.0002	.0306	.0001	-.0017	-.0005	.0036	-.0004	.0101	13.99
#2	.0004	.0311	.0006	-.0026	-.0008	.0026	.0003	.0026	13.92

Elem	Fe2599	Mg2790	K_7664	Na5895	B_2089	Mo2020	Pd3404	Si2124	Sn1899
Avg	**.2361**	**4.126**	**3.384**	**13.23**	**.0290**	**.0001**	**-.0006**	**2.954**	**.0017**
Stddev	.0010	.002	.016	.05	.0009	.0000	.0002	.021	.0009
%RSD	.4222	.0446	.4570	.3651	3.005	17.13	29.22	.6979	51.81
#1	.2354	4.125	3.395	13.26	.0284	.0001	-.0007	2.940	.0024
#2	.2368	4.128	3.374	13.20	.0296	.0001	-.0004	2.969	.0011

Elem	Sr4077	Ti3349	W_2079	Zr3391	S_1820	Bi2230	Li6707
Avg	**.1444**	**.0005**	**-.0085**	**.0004**	**7.568**	**.0009**	**.0017**
Stddev	.0009	.0004	.0002	.0002	.016	.0002	.0003
%RSD	.5915	82.40	2.037	34.19	.2111	22.95	18.43
#1	.1450	.0002	-.0083	.0005	7.579	.0011	.0015
#2	.1438	.0008	-.0086	.0003	7.556	.0008	.0019

Int. Std.	Y_3600	Y_3710	Y_2243	In2306
Avg	**93124.**	**14676.**	**2072.1**	**6468.6**
Stddev	943.	46.	13.7	38.4
%RSD	1.0126	.31636	.66056	.59409
#1	93791.	14709.	2081.7	6495.7
#2	92457.	14644.	2062.4	6441.4

Zoom In Zoom Out

Sample Name: jb69211-7f Acquired: 6/17/2014 0:12:23 Type: Unk
Method: Accutest1(v161) Mode: CONC Corr. Factor: 1.000000
User: admin Custom ID1: Custom ID2: Custom ID3:
Comment: water 17th

Elem	Ba4554	Be3130	Cd2288	Co2286	Cr2677	Cu3247	Mn2576	Ni2316	Ag3280
Avg	**.0542**	**.0000**	**.0001**	**-.0008**	**.0006**	**-.0003**	**.9822**	**.0002**	**.0000**
Stddev	.0001	.0001	.0001	.0001	.0000	.0003	.0025	.0002	.000
%RSD	.2315	154.7	53.64	7.753	5.334	93.81	.2510	86.66	687.7
#1	.0541	.0000	.0001	-.0008	.0005	-.0001	.9840	.0001	-.0002
#2	.0543	.0001	.0002	-.0008	.0006	-.0005	.9805	.0003	.0001

Elem	V_2924	Zn2062	As1890	Tl1908	Pb2203	Se1960	Sb2068	Al3961	Ca3179
Avg	**.0005**	**-.0003**	**-.0003**	**-.0002**	**.0000**	**.0038**	**.0004**	**.0041**	**26.30**
Stddev	.0001	.0000	.0002	.0021	.001	.0006	.0003	.0026	.04
%RSD	13.77	11.82	60.44	999.0	143900.	15.28	76.08	63.23	.1697
#1	.0005	-.0004	-.0002	.0013	-.0009	.0042	.0006	.0023	26.33
#2	.0004	-.0003	-.0004	-.0017	.0009	.0034	.0002	.0059	26.26

Elem	Fe2599	Mg2790	K_7664	Na5895	B_2089	Mo2020	Pd3404	Si2124	Sn1899
Avg	**.4596**	**7.097**	**2.520**	**25.65**	**.0135**	**.0003**	**-.0014**	**3.760**	**.0017**
Stddev	.0015	.040	.015	.01	.0001	.0001	.0002	.010	.0004
%RSD	.3203	.5696	.5950	.0500	.9349	33.45	10.70	.2543	23.26
#1	.4585	7.069	2.509	25.66	.0136	.0003	-.0013	3.753	.0015
#2	.4606	7.126	2.531	25.64	.0134	.0004	-.0015	3.767	.0020

Elem	Sr4077	Ti3349	W_2079	Zr3391	S_1820	Bi2230	Li6707
Avg	**.1330**	**.0005**	**-.0113**	**.0001**	**5.444**	**.0014**	**.0002**
Stddev	.0001	.0001	.0001	.0003	.010	.0002	.0013
%RSD	.0399	14.07	.9152	494.7	.1835	14.15	792.9
#1	.1331	.0005	-.0112	.0003	5.451	.0016	-.0008
#2	.1330	.0006	-.0114	-.0002	5.437	.0013	.0011

Int. Std.	Y_3600	Y_3710	Y_2243	In2306
Avg	**92921.**	**14776.**	**2061.3**	**6378.9**
Stddev	274.	39.	2.0	1.0
%RSD	.29489	.26607	.09939	.01555
#1	92727.	14748.	2062.7	6379.6
#2	93115.	14803.	2059.8	6378.2

Zoom In Zoom Out

Sample Name: jb69211-9f Acquired: 6/17/2014 0:18:36 Type: Unk
Method: Accutest1(v161) Mode: CONC Corr. Factor: 1.000000
User: admin Custom ID1: Custom ID2: Custom ID3:
Comment: water 17th

Elem	Ba4554	Be3130	Cd2288	Co2286	Cr2677	Cu3247	Mn2576	Ni2316	Ag3280
Avg	**.1096**	**-.0001**	**.0002**	**.0001**	**.0001**	**.0001**	**.4319**	**.0031**	**-.0003**
Stddev	.0001	.0000	.0000	.0000	.0003	.0000	.0023	.0001	.0003
%RSD	.0520	5.212	16.00	65.21	389.1	38.82	.5312	3.414	101.8
#1	.1096	.0000	.0002	.0001	-.0001	.0001	.4335	.0030	-.0005
#2	.1096	-.0001	.0002	.0000	.0003	.0001	.4302	.0031	-.0001

Elem	V_2924	Zn2062	As1890	Tl1908	Pb2203	Se1960	Sb2068	Al3961	Ca3179
Avg	**.0002**	**.0534**	**.0008**	**-.0012**	**.0006**	**.0045**	**.0000**	**-.0032**	**17.48**
Stddev	.0001	.0003	.0005	.0005	.0013	.0011	.000	.0033	.04
%RSD	65.39	.4950	63.97	41.42	242.3	25.21	670.6	102.3	.2535
#1	.0003	.0532	.0012	-.0016	-.0004	.0037	.0002	-.0055	17.44
#2	.0001	.0536	.0004	-.0009	.0015	.0053	-.0002	-.0009	17.51

Elem	Fe2599	Mg2790	K_7664	Na5895	B_2089	Mo2020	Pd3404	Si2124	Sn1899
Avg	**4.691**	**4.761**	**1.829**	**13.79**	**.0178**	**-.0001**	**-.0010**	**5.718**	**.0018**
Stddev	.011	.002	.018	.00	.0009	.0000	.0011	.003	.0006
%RSD	.2403	.0436	.9650	.0331	5.225	12.05	105.1	.0488	34.10
#1	4.683	4.763	1.817	13.79	.0184	-.0001	-.0003	5.720	.0022
#2	4.699	4.760	1.842	13.80	.0171	-.0001	-.0018	5.716	.0014

Elem	Sr4077	Ti3349	W_2079	Zr3391	S_1820	Bi2230	Li6707
Avg	**.0931**	**.0002**	**-.0127**	**-.0005**	**1.625**	**.0009**	**.0011**
Stddev	.0001	.0000	.0008	.0000	.005	.0006	.0003
%RSD	.0624	1.784	5.922	9.277	.2932	60.92	23.01
#1	.0932	.0002	-.0122	-.0004	1.622	.0005	.0013
#2	.0931	.0002	-.0132	-.0005	1.629	.0013	.0009

Int. Std.	Y_3600	Y_3710	Y_2243	In2306
Avg	**93901.**	**14812.**	**2080.5**	**6491.2**
Stddev	435.	123.	1.9	1.2
%RSD	.46326	.83107	.09322	.01880
#1	93593.	14899.	2079.1	6492.0
#2	94209.	14725.	2081.9	6490.3

Zoom In Zoom Out

Sample Name: jb69211-11f Acquired: 6/17/2014 0:24:48 Type: Unk
Method: Accutest1(v161) Mode: CONC Corr. Factor: 1.000000
User: admin Custom ID1: Custom ID2: Custom ID3:
Comment: water 17th

Elem	Ba4554	Be3130	Cd2288	Co2286	Cr2677	Cu3247	Mn2576	Ni2316	Ag3280
Avg	**.1048**	**.0000**	**.0002**	**-.0006**	**.0006**	**.0001**	**1.780**	**.0000**	**.0003**
Stddev	.0005	.0000	.0003	.0000	.0004	.0001	.006	.0006	.0002
%RSD	.4468	38.40	146.4	.5030	67.53	159.7	.3313	1873.	69.08
#1	.1051	.0000	.0004	-.0006	.0008	.0001	1.784	.0004	.0002
#2	.1044	.0000	.0000	-.0006	.0003	.0000	1.775	-.0004	.0004

Elem	V_2924	Zn2062	As1890	Tl1908	Pb2203	Se1960	Sb2068	Al3961	Ca3179
Avg	**.0003**	**-.0049**	**.0008**	**-.0037**	**.0005**	**.0048**	**.0003**	**-.0101**	**35.85**
Stddev	.0004	.0001	.0024	.0005	.0003	.0014	.0012	.0017	.13
%RSD	137.3	2.018	289.1	13.66	73.98	29.35	420.5	16.74	.3710
#1	.0005	-.0050	-.0009	-.0033	.0002	.0058	-.0006	-.0089	35.94
#2	.0000	-.0048	.0025	-.0040	.0007	.0038	.0011	-.0113	35.76

Elem	Fe2599	Mg2790	K_7664	Na5895	B_2089	Mo2020	Pd3404	Si2124	Sn1899
Avg	**19.94**	**8.669**	**3.927**	**15.06**	**.0394**	**.0001**	**-.0009**	**10.64**	**.0026**
Stddev	.03	.039	.018	.07	.0006	.0000	.0008	.00	.0018
%RSD	.1328	.4452	.4576	.4760	1.571	39.34	84.00	.0094	67.59
#1	19.96	8.696	3.940	15.11	.0398	.0000	-.0004	10.64	.0014
#2	19.92	8.642	3.915	15.01	.0389	.0001	-.0015	10.64	.0038

Elem	Sr4077	Ti3349	W_2079	Zr3391	S_1820	Bi2230	Li6707
Avg	**.2009**	**.0005**	**-.0153**	**-.0014**	**.0926**	**.0006**	**.0005**
Stddev	.0011	.0005	.0008	.0001	.0019	.0010	.0007
%RSD	.5585	100.2	5.372	6.276	2.036	167.4	140.5
#1	.2017	.0001	-.0147	-.0015	.0912	-.0001	.0010
#2	.2001	.0008	-.0159	-.0014	.0939	.0013	.0000

Int. Std.	Y_3600	Y_3710	Y_2243	In2306
Avg	**92836.**	**14753.**	**2062.1**	**6383.9**
Stddev	341.	49.	1.8	7.1
%RSD	.36749	.33143	.08702	.11154
#1	92595.	14787.	2063.4	6388.9
#2	93077.	14718.	2060.9	6378.8

Zoom In Zoom Out

Sample Name: jb69211-13f Acquired: 6/17/2014 0:31:01 Type: Unk
Method: Accutest1(v161) Mode: CONC Corr. Factor: 1.000000
User: admin Custom ID1: Custom ID2: Custom ID3:
Comment: water 17th

Elem	Ba4554	Be3130	Cd2288	Co2286	Cr2677	Cu3247	Mn2576	Ni2316	Ag3280
Avg	**.1068**	**.0004**	**.0004**	**.0150**	**.0009**	**.0104**	**.1261**	**.0211**	**-.0001**
Stddev	.0000	.0000	.0001	.0002	.0001	.0002	.0000	.0002	.0001
%RSD	.0140	11.18	25.75	1.251	5.806	1.823	.0297	.8644	110.1
#1	.1069	.0004	.0005	.0151	.0009	.0102	.1261	.0212	-.0001
#2	.1068	.0004	.0003	.0148	.0010	.0105	.1261	.0209	.0000

Elem	V_2924	Zn2062	As1890	Tl1908	Pb2203	Se1960	Sb2068	Al3961	Ca3179
Avg	**.0002**	**.0268**	**.0022**	**-.0022**	**-.0008**	**.0034**	**.0010**	**.0447**	**10.16**
Stddev	.0002	.0001	.0001	.0005	.0007	.0006	.0004	.0031	.02
%RSD	85.96	.4123	2.917	21.78	79.06	16.91	41.38	6.880	.2269
#1	.0001	.0268	.0022	-.0019	-.0013	.0038	.0013	.0425	10.18
#2	.0004	.0267	.0023	-.0026	-.0004	.0030	.0007	.0468	10.15

Elem	Fe2599	Mg2790	K_7664	Na5895	B_2089	Mo2020	Pd3404	Si2124	Sn1899
Avg	**.0135**	**8.543**	**4.428**	**21.08**	**.0281**	**-.0003**	**-.0009**	**3.842**	**.0013**
Stddev	.0014	.015	.012	.01	.0005	.0001	.0006	.007	.0013
%RSD	10.63	.1801	.2596	.0361	1.937	24.64	72.94	.1746	99.28
#1	.0146	8.532	4.420	21.09	.0285	-.0004	-.0013	3.846	.0022
#2	.0125	8.554	4.436	21.08	.0278	-.0003	-.0004	3.837	.0004

Elem	Sr4077	Ti3349	W_2079	Zr3391	S_1820	Bi2230	Li6707
Avg	**.0771**	**.0005**	**-.0161**	**.0003**	**11.34**	**.0009**	**.0050**
Stddev	.0000	.0002	.0001	.0000	.02	.0014	.0007
%RSD	.0626	50.40	.6255	8.120	.1608	164.1	14.64
#1	.0771	.0003	-.0160	.0003	11.33	-.0001	.0055
#2	.0771	.0006	-.0162	.0002	11.36	.0019	.0045

Int. Std.	Y_3600	Y_3710	Y_2243	In2306
Avg	**92772.**	**14657.**	**2060.4**	**6368.0**
Stddev	175.	16.	2.9	9.0
%RSD	.18818	.10590	.13932	.14169
#1	92895.	14646.	2058.4	6361.7
#2	92649.	14668.	2062.5	6374.4

Zoom In Zoom Out

Sample Name: jb69211-15f Acquired: 6/17/2014 0:37:14 Type: Unk
Method: Accutest1(v161) Mode: CONC Corr. Factor: 1.000000
User: admin Custom ID1: Custom ID2: Custom ID3:
Comment: water 17th

Elem	Ba4554	Be3130	Cd2288	Co2286	Cr2677	Cu3247	Mn2576	Ni2316	Ag3280
Avg	**.0439**	**-.0001**	**.0000**	**-.0005**	**.0002**	**.0020**	**.0304**	**.0012**	**-.0005**
Stddev	.0001	.0000	.000	.0001	.0000	.0002	.0000	.0001	.0001
%RSD	.1964	11.42	71.46	11.39	15.84	12.40	.0917	9.085	15.46
#1	.0438	-.0001	.0000	-.0005	.0002	.0018	.0304	.0011	-.0004
#2	.0440	.0000	.0000	-.0005	.0001	.0021	.0305	.0013	-.0005

Elem	V_2924	Zn2062	As1890	Tl1908	Pb2203	Se1960	Sb2068	Al3961	Ca3179
Avg	**.0009**	**.0091**	**.0008**	**.0016**	**.0012**	**.0012**	**.0012**	**.0104**	**9.742**
Stddev	.0001	.0001	.0004	.0005	.0004	.0003	.0001	.0103	.019
%RSD	5.871	1.304	52.44	32.78	30.95	22.50	11.17	98.72	.1975
#1	.0009	.0092	.0011	.0012	.0009	.0010	.0011	.0177	9.756
#2	.0008	.0090	.0005	.0020	.0015	.0014	.0013	.0031	9.728

Elem	Fe2599	Mg2790	K_7664	Na5895	B_2089	Mo2020	Pd3404	Si2124	Sn1899
Avg	**.0935**	**3.046**	**1.695**	**46.97**	**.0125**	**.0006**	**-.0008**	**.1586**	**.0006**
Stddev	.0000	.022	.031	.06	.0004	.0000	.0006	.0006	.0006
%RSD	.0417	.7218	1.850	.1227	3.123	6.709	80.97	.3584	109.7
#1	.0935	3.061	1.673	47.01	.0122	.0006	-.0012	.1582	.0010
#2	.0935	3.030	1.717	46.93	.0128	.0007	-.0003	.1590	.0001

Elem	Sr4077	Ti3349	W_2079	Zr3391	S_1820	Bi2230	Li6707
Avg	**.0987**	**.0001**	**-.0174**	**-.0001**	**4.884**	**.0011**	**.0070**
Stddev	.0003	.0000	.0009	.0000	.019	.0000	.0005
%RSD	.3007	58.33	5.245	18.18	.3944	2.423	7.691
#1	.0985	.0000	-.0180	-.0001	4.871	.0011	.0074
#2	.0989	.0001	-.0167	-.0001	4.898	.0012	.0066

Int. Std.	Y_3600	Y_3710	Y_2243	In2306
Avg	**93023.**	**14880.**	**2069.3**	**6361.7**
Stddev	294.	33.	2.6	16.9
%RSD	.31551	.21894	.12688	.26563
#1	93231.	14857.	2071.1	6373.7
#2	92816.	14903.	2067.4	6349.8

Zoom In Zoom Out

Sample Name: jb69211-16f Acquired: 6/17/2014 0:43:26 Type: Unk
Method: Accutest1(v161) Mode: CONC Corr. Factor: 1.000000
User: admin Custom ID1: Custom ID2: Custom ID3:
Comment: water 17th

Elem	Ba4554	Be3130	Cd2288	Co2286	Cr2677	Cu3247	Mn2576	Ni2316	Ag3280
Avg	**.0502**	**.0000**	**.0001**	**.0001**	**.0005**	**.0018**	**.0378**	**.0010**	**-.0001**
Stddev	.0002	.0001	.0002	.0002	.0000	.0001	.0001	.0000	.0001
%RSD	.4602	361.9	412.6	168.4	8.557	5.565	.2507	3.962	70.07
#1	.0500	.0001	.0002	.0003	.0005	.0018	.0379	.0010	.0000
#2	.0504	.0000	-.0001	.0000	.0005	.0019	.0378	.0010	-.0001

Elem	V_2924	Zn2062	As1890	Tl1908	Pb2203	Se1960	Sb2068	Al3961	Ca3179
Avg	**.0009**	**.0053**	**.0010**	**-.0001**	**.0009**	**.0008**	**.0053**	**.0089**	**6.887**
Stddev	.0001	.0000	.0003	.0011	.0005	.0003	.0005	.0009	.006
%RSD	10.89	.5807	34.63	806.7	60.23	39.39	9.159	10.25	.0908
#1	.0009	.0053	.0012	.0007	.0005	.0010	.0049	.0083	6.882
#2	.0010	.0054	.0007	-.0009	.0012	.0006	.0056	.0096	6.891

Elem	Fe2599	Mg2790	K_7664	Na5895	B_2089	Mo2020	Pd3404	Si2124	Sn1899
Avg	**.4779**	**2.454**	**1.645**	**27.65**	**.0151**	**.0007**	**-.0010**	**1.436**	**.0002**
Stddev	.0026	.011	.009	.03	.0006	.0000	.0004	.001	.0000
%RSD	.5372	.4555	.5173	.1159	4.258	.4356	43.81	.0407	16.60
#1	.4761	2.446	1.651	27.67	.0146	.0007	-.0007	1.435	.0002
#2	.4797	2.462	1.639	27.63	.0155	.0007	-.0013	1.436	.0002

Elem	Sr4077	Ti3349	W_2079	Zr3391	S_1820	Bi2230	Li6707
Avg	**.0697**	**.0004**	**-.0171**	**-.0002**	**3.352**	**-.0008**	**.0038**
Stddev	.0001	.0002	.0004	.0000	.002	.0008	.0008
%RSD	.1143	45.10	2.536	3.311	.0462	99.46	21.49
#1	.0697	.0003	-.0174	-.0002	3.351	-.0002	.0043
#2	.0696	.0005	-.0168	-.0002	3.354	-.0014	.0032

Int. Std.	Y_3600	Y_3710	Y_2243	In2306
Avg	**93814.**	**14841.**	**2085.5**	**6466.3**
Stddev	126.	1.	.2	2.2
%RSD	.13457	.00343	.01117	.03477
#1	93724.	14840.	2085.7	6464.7
#2	93903.	14841.	2085.4	6467.9

Zoom In Zoom Out

Sample Name: jb69211-17f Acquired: 6/17/2014 0:49:38 Type: Unk
Method: Accutest1(v161) Mode: CONC Corr. Factor: 1.000000
User: admin Custom ID1: Custom ID2: Custom ID3:
Comment: water 17th

Elem	Ba4554	Be3130	Cd2288	Co2286	Cr2677	Cu3247	Mn2576	Ni2316	Ag3280
Avg	**.0003**	**.0000**	**-.0001**	**-.0001**	**-.0002**	**-.0005**	**.0001**	**-.0001**	**.0000**
Stddev	.0001	.000	.0000	.0001	.0003	.0001	.0000	.0004	.001
%RSD	46.92	211.1	28.45	87.34	189.7	17.11	13.04	379.0	2291.
#1	.0003	.0000	-.0001	.0000	.0001	-.0006	.0001	-.0003	.0005
#2	.0002	.0000	-.0001	-.0002	-.0004	-.0005	.0001	.0002	-.0006

Elem	V_2924	Zn2062	As1890	Tl1908	Pb2203	Se1960	Sb2068	Al3961	Ca3179
Avg	**-.0002**	**.0028**	**-.0004**	**.0001**	**-.0007**	**.0007**	**.0002**	**.0022**	**.0206**
Stddev	.0002	.0000	.0003	.0025	.0003	.0007	.0008	.0014	.0011
%RSD	154.4	.2291	71.23	2163.	40.12	101.4	433.2	61.68	5.124
#1	.0000	.0028	-.0002	.0019	-.0009	.0012	-.0004	.0032	.0213
#2	-.0003	.0028	-.0006	-.0017	-.0005	.0002	.0007	.0012	.0198

Elem	Fe2599	Mg2790	K_7664	Na5895	B_2089	Mo2020	Pd3404	Si2124	Sn1899
Avg	**.0023**	**.0075**	**.0033**	**.0045**	**-.0004**	**-.0007**	**-.0002**	**.0510**	**-.0005**
Stddev	.0033	.0116	.0128	.0075	.0009	.0000	.0002	.0002	.0000
%RSD	140.1	154.7	394.3	165.8	230.9	6.471	84.05	.3231	6.040
#1	.0046	.0158	-.0058	.0098	-.0011	-.0008	-.0003	.0509	-.0005
#2	.0000	-.0007	.0123	-.0008	.0003	-.0007	-.0001	.0511	-.0004

Elem	Sr4077	Ti3349	W_2079	Zr3391	S_1820	Bi2230	Li6707
Avg	**.0002**	**.0004**	**-.0171**	**-.0004**	**.0032**	**.0004**	**-.0007**
Stddev	.0000	.0002	.0010	.0002	.0005	.0006	.0000
%RSD	25.07	61.17	6.048	38.56	15.10	145.5	2.411
#1	.0002	.0005	-.0179	-.0005	.0035	.0000	-.0007
#2	.0001	.0002	-.0164	-.0003	.0029	.0009	-.0007

Int. Std.	Y_3600	Y_3710	Y_2243	In2306
Avg	**96138.**	**14796.**	**2116.1**	**6691.4**
Stddev	197.	122.	2.4	8.4
%RSD	.20459	.82168	.11441	.12514
#1	95999.	14882.	2117.8	6697.3
#2	96277.	14710.	2114.4	6685.5

Zoom In Zoom Out

Sample Name: jb68977-11 2 Acquired: 6/17/2014 0:55:55 Type: Unk
Method: Accutest1(v161) Mode: CONC Corr. Factor: 1.000000
User: admin Custom ID1: Custom ID2: Custom ID3:
Comment: fb 25th

Elem	Ba4554	Be3130	Cd2288	Co2286	Cr2677	Cu3247	Mn2576	Ni2316	Ag3280
Avg	**.0002**	**-.0001**	**.0000**	**.0001**	**.0007**	**-.0003**	**.0006**	**.0003**	**-.0001**
Stddev	.0002	.0000	.000	.0001	.0002	.0004	.0000	.0001	.0002
%RSD	76.44	32.54	109.7	105.5	34.27	129.6	6.202	17.88	152.1
#1	.0001	-.0001	-.0001	.0001	.0008	-.0005	.0006	.0004	-.0003
#2	.0004	.0000	.0000	.0000	.0005	.0000	.0007	.0003	.0000

Elem	V_2924	Zn2062	As1890	Tl1908	Pb2203	Se1960	Sb2068	Al3961	Ca3179
Avg	**.0000**	**.0012**	**-.0004**	**-.0006**	**-.0003**	**-.0001**	**.0003**	**.0001**	**.0122**
Stddev	.000	.0000	.0005	.0005	.0003	.0006	.0003	.0039	.0004
%RSD	18.74	3.677	123.0	74.92	97.58	434.7	109.4	3032.	3.132
#1	.0000	.0012	-.0001	-.0003	-.0005	.0003	.0001	-.0026	.0119
#2	.0000	.0013	-.0007	-.0010	-.0001	-.0006	.0005	.0029	.0124

Elem	Fe2599	Mg2790	K_7664	Na5895	B_2089	Mo2020	Pd3404	Si2124	Sn1899
Avg	**.0420**	**-.0071**	**-.0300**	**.0047**	**-.0010**	**-.0008**	**-.0001**	**.0373**	**.0006**
Stddev	.0016	.0095	.0196	.0020	.0001	.0001	.0007	.0005	.0002
%RSD	3.790	133.0	65.30	41.45	9.825	19.54	737.8	1.276	35.28
#1	.0409	-.0138	-.0438	.0061	-.0011	-.0007	.0004	.0370	.0004
#2	.0431	-.0004	-.0161	.0034	-.0009	-.0009	-.0006	.0376	.0007

Elem	Sr4077	Ti3349	W_2079	Zr3391	S_1820	Bi2230	Li6707
Avg	**.0001**	**.0003**	**-.0174**	**-.0004**	**-.0014**	**.0003**	**-.0001**
Stddev	.0000	.0004	.0007	.0000	.0008	.0002	.0001
%RSD	70.47	142.6	3.930	10.61	58.08	48.73	121.2
#1	.0001	.0006	-.0179	-.0004	-.0008	.0002	.0000
#2	.0000	.0000	-.0169	-.0004	-.0019	.0004	-.0001

Int. Std.	Y_3600	Y_3710	Y_2243	In2306
Avg	**95936.**	**14820.**	**2118.2**	**6698.6**
Stddev	162.	42.	2.5	.1
%RSD	.16921	.28531	.12000	.00194
#1	96051.	14790.	2120.0	6698.5
#2	95821.	14850.	2116.4	6698.7

Zoom In Zoom Out

Sample Name: ccv Acquired: 6/17/2014 1:02:13 Type: QC
Method: Accutest1(v161) Mode: CONC Corr. Factor: 1.000000
User: admin Custom ID1: Custom ID2: Custom ID3:
Comment: 3

Elem	Ba4554	Be3130	Cd2288	Co2286	Cr2677	Cu3247	Mn2576	Ni2316	Ag3280
Units	ppm	ppm	ppm	ppm	ppm	ppm	ppm	ppm	ppm
Avg	**2.049**	**2.053**	**2.032**	**2.049**	**2.060**	**1.977**	**2.051**	**2.085**	**.2419**
Stddev	.000	.000	.002	.002	.000	.000	.006	.004	.0010
%RSD	.0013	.0019	.1081	.0915	.0020	.0213	.2873	.1698	.4099
#1	2.049	2.053	2.031	2.048	2.060	1.977	2.047	2.082	.2412
#2	2.049	2.053	2.034	2.050	2.060	1.978	2.055	2.087	.2426
Check ?	Chk Pass	Chk Pass	Chk Pass	Chk Pass	Chk Pass	Chk Pass	Chk Pass	Chk Pass	Chk Pass
Value									
Range									

Elem	V_2924	Zn2062	As1890	Tl1908	Pb2203	Se1960	Sb2068	Al3961	Ca3179
Units	ppm	ppm	ppm	ppm	ppm	ppm	ppm	ppm	ppm
Avg	**1.990**	**2.079**	**2.039**	**2.107**	**2.094**	**2.049**	**2.039**	**40.52**	**40.93**
Stddev	.004	.001	.001	.017	.001	.003	.002	.00	.06
%RSD	.1859	.0541	.0289	.8196	.0690	.1421	.1019	.0066	.1554
#1	1.988	2.079	2.038	2.095	2.093	2.047	2.041	40.53	40.97
#2	1.993	2.080	2.039	2.119	2.095	2.051	2.038	40.52	40.88
Check ?	Chk Pass	Chk Pass	Chk Pass	Chk Pass	Chk Pass	Chk Pass	Chk Pass	Chk Pass	Chk Pass
Value									
Range									

Elem	Fe2599	Mg2790	K_7664	Na5895	B_2089	Mo2020	Pd3404	Si2124	Sn1899
Units	ppm	ppm	ppm	ppm	ppm	ppm	ppm	ppm	ppm
Avg	**40.13**	**39.94**	**41.10**	**41.36**	**2.046**	**2.055**	**1.961**	**5.044**	**2.078**
Stddev	.00	.13	.02	.03	.001	.005	.001	.003	.006
%RSD	.0093	.3258	.0590	.0830	.0586	.2344	.0247	.0491	.2828
#1	40.13	40.03	41.11	41.38	2.045	2.052	1.961	5.042	2.074
#2	40.13	39.85	41.08	41.34	2.047	2.058	1.962	5.046	2.082
Check ?	Chk Pass	Chk Pass	Chk Pass	Chk Pass	Chk Pass	Chk Pass	Chk Pass	Chk Pass	Chk Pass
Value									
Range									

Zoom In Zoom Out

Sample Name: ccv Acquired: 6/17/2014 1:02:13 Type: QC
Method: Accutest1(v161) Mode: CONC Corr. Factor: 1.000000
User: admin Custom ID1: Custom ID2: Custom ID3:
Comment: 3

Elem	Sr4077	Ti3349	W_2079	Zr3391	S_1820	Bi2230	Li6707
Units	ppm	ppm	ppm	ppm	ppm	ppm	ppm
Avg	**2.131**	**2.004**	**1.897**	**2.022**	**2.021**	**2.019**	**2.030**
Stddev	.000	.006	.017	.002	.008	.003	.001
%RSD	.0150	.2924	.9036	.1053	.3739	.1227	.0449
#1	2.132	2.000	1.885	2.020	2.016	2.018	2.030
#2	2.131	2.008	1.909	2.023	2.027	2.021	2.029
Check ?	Chk Pass	Chk Pass	Chk Pass	Chk Pass	Chk Pass	Chk Pass	Chk Pass
Value							
Range							

Int. Std.	Y_3600	Y_3710	Y_2243	In2306
Units	Cts/S	Cts/S	Cts/S	Cts/S
Avg	**90740.**	**14604.**	**2036.5**	**6113.9**
Stddev	338.	41.	.9	7.4
%RSD	.37230	.28128	.04415	.12079
#1	90979.	14575.	2037.1	6119.1
#2	90502.	14633.	2035.9	6108.6

Zoom In Zoom Out

Sample Name: ccb Acquired: 6/17/2014 1:08:15 Type: QC
Method: Accutest1(v161) Mode: CONC Corr. Factor: 1.000000
User: admin Custom ID1: Custom ID2: Custom ID3:
Comment:

Elem	Ba4554	Be3130	Cd2288	Co2286	Cr2677	Cu3247	Mn2576	Ni2316	Ag3280
Units	ppm	ppm	ppm	ppm	ppm	ppm	ppm	ppm	ppm
Avg	**.0004**	**.0001**	**.0004**	**.0003**	**.0004**	**-.0002**	**.0005**	**.0004**	**.0000**
Stddev	.0001	.0001	.0001	.0001	.0001	.0001	.0001	.0000	.0002
%RSD	33.85	45.29	14.58	22.52	15.16	57.71	14.72	2.302	613.3
#1	.0005	.0001	.0005	.0003	.0004	-.0001	.0005	.0004	.0002
#2	.0003	.0002	.0004	.0004	.0004	-.0002	.0004	.0004	-.0001
Check ?	Chk Pass	Chk Pass	Chk Pass	Chk Pass	Chk Pass	Chk Pass	Chk Pass	Chk Pass	Chk Pass
High Limit									
Low Limit									

Elem	V_2924	Zn2062	As1890	Tl1908	Pb2203	Se1960	Sb2068	Al3961	Ca3179
Units	ppm	ppm	ppm	ppm	ppm	ppm	ppm	ppm	ppm
Avg	**.0002**	**.0010**	**.0007**	**-.0011**	**-.0009**	**-.0014**	**.0006**	**.0028**	**.0034**
Stddev	.0001	.0001	.0002	.0007	.0007	.0006	.0001	.0072	.0015
%RSD	37.55	12.77	28.51	62.10	73.65	39.24	17.03	254.0	44.46
#1	.0001	.0011	.0009	-.0015	-.0014	-.0010	.0006	-.0023	.0024
#2	.0002	.0009	.0006	-.0006	-.0004	-.0018	.0007	.0079	.0045
Check ?	Chk Pass	Chk Pass	Chk Pass	Chk Pass	Chk Pass	Chk Pass	Chk Pass	Chk Pass	Chk Pass
High Limit									
Low Limit									

Elem	Fe2599	Mg2790	K_7664	Na5895	B_2089	Mo2020	Pd3404	Si2124	Sn1899
Units	ppm	ppm	ppm	ppm	ppm	ppm	ppm	ppm	ppm
Avg	**.0051**	**.0022**	**-.0023**	**.0058**	**.0011**	**.0012**	**.0006**	**.0048**	**.0000**
Stddev	.0002	.0137	.0193	.0107	.0001	.0005	.0004	.0005	.000
%RSD	3.425	624.4	822.5	182.3	10.94	43.31	63.11	11.07	1095.
#1	.0052	-.0075	.0113	-.0017	.0011	.0016	.0003	.0044	.0000
#2	.0050	.0119	-.0160	.0134	.0012	.0009	.0008	.0052	.0000
Check ?	Chk Pass	Chk Pass	Chk Pass	Chk Pass	Chk Pass	Chk Pass	Chk Pass	Chk Pass	Chk Pass
High Limit									
Low Limit									

Zoom In Zoom Out

Sample Name: ccb Acquired: 6/17/2014 1:08:15 Type: QC
Method: Accutest1(v161) Mode: CONC Corr. Factor: 1.000000
User: admin Custom ID1: Custom ID2: Custom ID3:
Comment:

Elem	Sr4077	Ti3349	W_2079	Zr3391	S_1820	Bi2230	Li6707
Units	ppm	ppm	ppm	ppm	ppm	ppm	ppm
Avg	**.0002**	**.0005**	**.0010**	**.0005**	**-.0006**	**.0007**	**.0004**
Stddev	.0000	.0002	.0015	.0001	.0004	.0001	.0009
%RSD	14.30	49.57	155.2	15.85	68.33	16.01	209.9
#1	.0002	.0007	.0021	.0005	-.0003	.0008	-.0002
#2	.0002	.0003	-.0001	.0006	-.0008	.0006	.0011
Check ?	Chk Pass	Chk Pass	Chk Pass	Chk Pass	Chk Pass	Chk Pass	Chk Pass
High Limit							
Low Limit							

Int. Std.	Y_3600	Y_3710	Y_2243	In2306
Units	Cts/S	Cts/S	Cts/S	Cts/S
Avg	**94950.**	**14717.**	**2096.8**	**6619.7**
Stddev	170.	51.	7.5	20.9
%RSD	.17944	.34457	.35713	.31567
#1	94830.	14681.	2102.1	6634.5
#2	95070.	14753.	2091.5	6605.0

Zoom In Zoom Out

Sample Name: jb69008-38 Acquired: 6/17/2014 1:14:34 Type: Unk
Method: Accutest1(v161) Mode: CONC Corr. Factor: 1.000000
User: admin Custom ID1: Custom ID2: Custom ID3:
Comment: fb 25th

Elem	Ba4554	Be3130	Cd2288	Co2286	Cr2677	Cu3247	Mn2576	Ni2316	Ag3280
Avg	**.0002**	**.0000**	**.0000**	**.0000**	**.0001**	**-.0003**	**.0000**	**-.0001**	**-.0001**
Stddev	.0000	.000	.000	.000	.0000	.0000	.0000	.0004	.0001
%RSD	19.24	59.18	814.7	355.1	56.38	12.71	46.09	277.2	226.8
#1	.0001	-.0001	.0001	-.0001	.0000	-.0003	.0001	.0001	-.0001
#2	.0002	.0000	-.0001	.0001	.0001	-.0002	.0000	-.0004	.0000

Elem	V_2924	Zn2062	As1890	Tl1908	Pb2203	Se1960	Sb2068	Al3961	Ca3179
Avg	**-.0001**	**.0009**	**.0003**	**.0001**	**-.0005**	**.0014**	**-.0002**	**-.0026**	**.0031**
Stddev	.0001	.0001	.0007	.0000	.0003	.0010	.0002	.0028	.0017
%RSD	121.3	6.866	285.3	39.79	53.78	73.38	78.52	106.5	53.86
#1	.0000	.0008	.0008	.0001	-.0007	.0021	-.0004	-.0006	.0019
#2	-.0001	.0009	-.0003	.0002	-.0003	.0007	-.0001	-.0046	.0043

Elem	Fe2599	Mg2790	K_7664	Na5895	B_2089	Mo2020	Pd3404	Si2124	Sn1899
Avg	**.0016**	**.0076**	**-.0183**	**-.0064**	**-.0005**	**-.0002**	**-.0001**	**.0173**	**-.0001**
Stddev	.0018	.0034	.0116	.0022	.0002	.0000	.0007	.0005	.0010
%RSD	110.3	44.47	63.62	34.32	47.18	2.761	635.1	3.038	1384.
#1	.0004	.0100	-.0265	-.0080	-.0004	-.0002	.0004	.0170	-.0008
#2	.0029	.0052	-.0101	-.0049	-.0007	-.0002	-.0006	.0177	.0006

Elem	Sr4077	Ti3349	W_2079	Zr3391	S_1820	Bi2230	Li6707
Avg	**.0001**	**.0006**	**-.0067**	**.0003**	**-.0015**	**-.0001**	**.0004**
Stddev	.0000	.0001	.0003	.0001	.0014	.0008	.0003
%RSD	26.92	21.02	4.845	27.91	91.88	1045.	83.65
#1	.0001	.0007	-.0064	.0003	-.0025	.0005	.0006
#2	.0001	.0005	-.0069	.0002	-.0005	-.0006	.0001

Int. Std.	Y_3600	Y_3710	Y_2243	In2306
Avg	**96069.**	**14810.**	**2106.8**	**6660.5**
Stddev	210.	49.	5.3	12.9
%RSD	.21885	.33342	.25112	.19406
#1	96217.	14776.	2110.5	6669.6
#2	95920.	14845.	2103.0	6651.3

Zoom In Zoom Out

Sample Name: jb69009-32 Acquired: 6/17/2014 1:20:50 Type: Unk
Method: Accutest1(v161) Mode: CONC Corr. Factor: 1.000000
User: admin Custom ID1: Custom ID2: Custom ID3:
Comment: fb 25th

Elem	Ba4554	Be3130	Cd2288	Co2286	Cr2677	Cu3247	Mn2576	Ni2316	Ag3280
Avg	**.0002**	**-.0001**	**.0000**	**-.0001**	**.0000**	**-.0004**	**.0000**	**.0002**	**-.0002**
Stddev	.0000	.0000	.0000	.0002	.0001	.0000	.0000	.0000	.0000
%RSD	1.371	54.83	277.9	133.7	212.6	5.160	31.36	14.50	14.00
#1	.0002	-.0001	.0000	.0000	.0001	-.0005	.0000	.0002	-.0002
#2	.0002	.0000	.0000	-.0002	.0000	-.0004	.0000	.0002	-.0002

Elem	V_2924	Zn2062	As1890	Tl1908	Pb2203	Se1960	Sb2068	Al3961	Ca3179
Avg	**-.0001**	**.0010**	**-.0004**	**-.0018**	**.0000**	**.0007**	**.0007**	**.0008**	**.0060**
Stddev	.0001	.0000	.0001	.0009	.000	.0003	.0005	.0045	.0008
%RSD	172.8	2.764	18.43	51.49	537.7	37.64	73.84	539.6	13.14
#1	-.0001	.0011	-.0003	-.0024	.0001	.0005	.0003	-.0023	.0054
#2	.0000	.0010	-.0004	-.0011	-.0002	.0009	.0011	.0040	.0065

Elem	Fe2599	Mg2790	K_7664	Na5895	B_2089	Mo2020	Pd3404	Si2124	Sn1899
Avg	**.0067**	**.0031**	**-.0087**	**-.0035**	**-.0007**	**-.0006**	**.0000**	**.0143**	**-.0002**
Stddev	.0008	.0156	.0137	.0049	.0000	.0000	.001	.0005	.0002
%RSD	11.50	505.4	157.3	140.9	4.409	.1105	2787.	3.577	79.79
#1	.0061	-.0079	-.0183	.0000	-.0007	-.0006	.0007	.0147	-.0003
#2	.0072	.0141	.0010	-.0069	-.0007	-.0006	-.0008	.0139	-.0001

Elem	Sr4077	Ti3349	W_2079	Zr3391	S_1820	Bi2230	Li6707
Avg	**.0001**	**-.0002**	**-.0107**	**-.0002**	**.0007**	**.0007**	**-.0003**
Stddev	.0001	.0003	.0007	.0001	.0028	.0005	.0002
%RSD	84.93	198.9	6.592	32.28	402.1	65.76	95.83
#1	.0000	.0001	-.0102	-.0001	.0027	.0004	-.0001
#2	.0001	-.0004	-.0112	-.0002	-.0013	.0010	-.0004

Int. Std.	Y_3600	Y_3710	Y_2243	In2306
Avg	**96010.**	**14944.**	**2115.3**	**6691.5**
Stddev	78.	14.	4.9	7.4
%RSD	.08160	.09190	.22975	.11011
#1	96066.	14954.	2118.7	6696.7
#2	95955.	14934.	2111.8	6686.3

Zoom In Zoom Out

Sample Name: jb69078-3 Acquired: 6/17/2014 1:27:06 Type: Unk
Method: Accutest1(v161) Mode: CONC Corr. Factor: 1.000000
User: admin Custom ID1: Custom ID2: Custom ID3:
Comment: fb 25th

Elem	Ba4554	Be3130	Cd2288	Co2286	Cr2677	Cu3247	Mn2576	Ni2316	Ag3280
Avg	**.0005**	**-.0001**	**.0001**	**-.0002**	**-.0001**	**-.0004**	**.0003**	**-.0001**	**-.0001**
Stddev	.0003	.0000	.0000	.0000	.0003	.0003	.0000	.0003	.0003
%RSD	53.31	49.56	18.03	.0904	313.4	72.92	2.705	556.9	238.0
#1	.0003	-.0001	.0001	-.0002	.0001	-.0005	.0003	-.0003	.0001
#2	.0007	-.0001	.0001	-.0002	-.0003	-.0002	.0003	.0002	-.0003

Elem	V_2924	Zn2062	As1890	Tl1908	Pb2203	Se1960	Sb2068	Al3961	Ca3179
Avg	**.0000**	**.0009**	**-.0002**	**-.0007**	**.0000**	**.0009**	**.0000**	**-.0030**	**.0401**
Stddev	.0001	.0001	.0000	.0012	.0001	.0011	.000	.0020	.0047
%RSD	343.8	14.97	12.31	185.5	688.6	124.2	755.7	66.94	11.76
#1	.0001	.0010	-.0002	-.0015	.0001	.0017	.0002	-.0044	.0434
#2	-.0001	.0008	-.0002	.0002	.0000	.0001	-.0002	-.0016	.0367

Elem	Fe2599	Mg2790	K_7664	Na5895	B_2089	Mo2020	Pd3404	Si2124	Sn1899
Avg	**.0012**	**.0232**	**-.0117**	**.1876**	**-.0002**	**-.0007**	**-.0001**	**.0404**	**.0002**
Stddev	.0014	.0054	.0262	.0061	.0002	.0000	.0005	.0001	.0000
%RSD	110.2	23.18	224.9	3.235	85.86	6.778	678.1	.1767	17.24
#1	.0003	.0270	.0069	.1833	-.0004	-.0007	.0003	.0404	.0002
#2	.0022	.0194	-.0302	.1919	-.0001	-.0007	-.0004	.0405	.0002

Elem	Sr4077	Ti3349	W_2079	Zr3391	S_1820	Bi2230	Li6707
Avg	**.0001**	**.0004**	**-.0131**	**-.0003**	**.0013**	**.0003**	**-.0003**
Stddev	.0001	.0002	.0012	.0000	.0018	.0005	.0015
%RSD	117.1	42.16	9.275	11.47	138.0	211.7	415.4
#1	.0000	.0006	-.0122	-.0003	.0000	.0006	.0007
#2	.0001	.0003	-.0139	-.0003	.0025	-.0001	-.0014

Int. Std.	Y_3600	Y_3710	Y_2243	In2306
Avg	**95971.**	**14920.**	**2113.4**	**6683.6**
Stddev	119.	53.	.9	5.9
%RSD	.12438	.35484	.04302	.08808
#1	96055.	14883.	2114.0	6687.7
#2	95886.	14958.	2112.7	6679.4

Zoom In Zoom Out

Sample Name: mp80047-mb1 2 Acquired: 6/17/2014 1:33:23 Type: Unk
Method: Accutest1(v161) Mode: CONC Corr. Factor: 1.000000
User: admin Custom ID1: Custom ID2: Custom ID3:
Comment: soil 18th few

Elem	Ba4554	Be3130	Cd2288	Co2286	Cr2677	Cu3247	Mn2576	Ni2316	Ag3280
Avg	**.0014**	**.0000**	**-.0001**	**.0001**	**.0004**	**.0002**	**.0031**	**.0002**	**-.0004**
Stddev	.0002	.0000	.0000	.0003	.0002	.0001	.0000	.0002	.0001
%RSD	11.25	61.63	40.59	223.1	53.04	20.42	1.046	89.06	13.38
#1	.0013	.0000	.0000	-.0001	.0003	.0002	.0031	.0001	-.0003
#2	.0015	.0000	-.0001	.0003	.0006	.0003	.0031	.0004	-.0004

Elem	V_2924	Zn2062	As1890	Tl1908	Pb2203	Se1960	Sb2068	Al3961	Ca3179
Avg	**.0000**	**.0023**	**-.0002**	**.0005**	**-.0001**	**-.0005**	**.0001**	**.0510**	**.0316**
Stddev	.0002	.0001	.0006	.0011	.0005	.0017	.0005	.0035	.0008
%RSD	475.4	2.604	310.0	214.6	459.9	340.2	505.0	6.834	2.463
#1	-.0001	.0024	.0002	.0013	.0003	-.0017	-.0003	.0535	.0321
#2	.0002	.0023	-.0006	-.0003	-.0005	.0007	.0005	.0485	.0310

Elem	Fe2599	Mg2790	K_7664	Na5895	B_2089	Mo2020	Pd3404	Si2124	Sn1899
Avg	**.1105**	**.0135**	**.0009**	**-.0043**	**-.0010**	**-.0008**	**.0004**	**.0136**	**.0074**
Stddev	.0019	.0127	.0255	.0019	.0001	.0001	.0006	.0002	.0005
%RSD	1.682	94.09	2915.	43.58	11.23	18.72	139.1	1.582	6.521
#1	.1092	.0045	.0189	-.0056	-.0009	-.0009	.0008	.0135	.0070
#2	.1118	.0225	-.0172	-.0030	-.0011	-.0007	.0000	.0138	.0077

Elem	Sr4077	Ti3349	W_2079	Zr3391	S_1820	Bi2230	Li6707
Avg	**.0002**	**.0021**	**-.0163**	**-.0003**	**.0044**	**.0002**	**-.0008**
Stddev	.0000	.0003	.0003	.0001	.0002	.0011	.0009
%RSD	30.74	14.68	1.743	28.55	4.789	588.4	113.5
#1	.0001	.0024	-.0165	-.0003	.0043	.0010	-.0002
#2	.0002	.0019	-.0161	-.0004	.0046	-.0006	-.0015

Int. Std.	Y_3600	Y_3710	Y_2243	In2306
Avg	**94902.**	**14730.**	**2095.1**	**6625.6**
Stddev	39.	14.	6.2	8.8
%RSD	.04130	.09426	.29584	.13354
#1	94875.	14721.	2099.5	6631.9
#2	94930.	14740.	2090.7	6619.4

Zoom In Zoom Out

Sample Name: mp80047-b1 Acquired: 6/17/2014 1:39:39 Type: Unk
Method: Accutest1(v161) Mode: CONC Corr. Factor: 1.000000
User: admin Custom ID1: Custom ID2: Custom ID3:
Comment: soil 18th few

Elem	Ba4554	Be3130	Cd2288	Co2286	Cr2677	Cu3247	Mn2576	Ni2316	Ag3280
Avg	**4.001**	**.1023**	**.0973**	**.9810**	**.4073**	**.4729**	**1.009**	**1.011**	**.0991**
Stddev	.005	.0004	.0001	.0004	.0008	.0009	.002	.001	.0007
%RSD	.1360	.3522	.0895	.0422	.2086	.1860	.1873	.0928	.6793
#1	3.998	.1026	.0974	.9808	.4067	.4723	1.007	1.010	.0986
#2	4.005	.1021	.0973	.9813	.4079	.4735	1.010	1.012	.0995

Elem	V_2924	Zn2062	As1890	Tl1908	Pb2203	Se1960	Sb2068	Al3961	Ca3179
Avg	**.9074**	**1.024**	**4.070**	**4.257**	**1.025**	**4.200**	**.9930**	**52.52**	**12.50**
Stddev	.0021	.001	.002	.020	.001	.008	.0010	.08	.04
%RSD	.2273	.0946	.0436	.4597	.1059	.1900	.1053	.1434	.3579
#1	.9059	1.024	4.069	4.271	1.024	4.194	.9922	52.57	12.53
#2	.9088	1.025	4.072	4.243	1.026	4.205	.9937	52.46	12.47

Elem	Fe2599	Mg2790	K_7664	Na5895	B_2089	Mo2020	Pd3404	Si2124	Sn1899
Avg	**50.88**	**12.27**	**12.47**	**12.90**	**-.0037**	**.0004**	**-.0016**	**.0283**	**.0093**
Stddev	.04	.05	.04	.01	.0001	.0001	.0005	.0001	.0012
%RSD	.0867	.4234	.3334	.0760	3.543	23.56	28.08	.3573	12.51
#1	50.92	12.31	12.44	12.91	-.0038	.0003	-.0020	.0284	.0085
#2	50.85	12.23	12.50	12.89	-.0036	.0004	-.0013	.0282	.0101

Elem	Sr4077	Ti3349	W_2079	Zr3391	S_1820	Bi2230	Li6707
Avg	**.0002**	**.0032**	**-.0105**	**.0028**	**.0095**	**.0000**	**-.0007**
Stddev	.0000	.0003	.0001	.0002	.0031	.0001	.0009
%RSD	5.677	9.443	.5563	7.610	32.15	934.5	136.1
#1	.0001	.0030	-.0105	.0030	.0074	.0001	.0000
#2	.0002	.0035	-.0105	.0027	.0117	-.0001	-.0013

Int. Std.	Y_3600	Y_3710	Y_2243	In2306
Avg	**93218.**	**14818.**	**2076.3**	**6354.1**
Stddev	126.	105.	3.3	.6
%RSD	.13550	.70651	.15886	.00953
#1	93308.	14744.	2078.6	6353.6
#2	93129.	14892.	2073.9	6354.5

Zoom In Zoom Out

Sample Name: mp80047-s1 Acquired: 6/17/2014 1:45:44 Type: Unk
Method: Accutest1(v161) Mode: CONC Corr. Factor: 1.000000
User: admin Custom ID1: Custom ID2: Custom ID3:
Comment: soil 18th few

Elem	Ba4554	Be3130	Cd2288	Co2286	Cr2677	Cu3247	Mn2576	Ni2316	Ag3280
Avg	**3.923**	**.0980**	**.0973**	**.9548**	**.4413**	**.5843**	**1.235**	**1.004**	**.0956**
Stddev	.010	.0001	.0003	.0010	.0006	.0008	.001	.001	.0002
%RSD	.2459	.0604	.3421	.1019	.1281	.1338	.0555	.1152	.1697
#1	3.916	.0980	.0971	.9541	.4409	.5848	1.234	1.003	.0957
#2	3.930	.0979	.0975	.9555	.4417	.5837	1.235	1.005	.0955

Elem	V_2924	Zn2062	As1890	Tl1908	Pb2203	Se1960	Sb2068	Al3961	Ca3179
Avg	**.9193**	**1.726**	**3.883**	**4.058**	**1.091**	**4.001**	**.7572**	**72.04**	**21.50**
Stddev	.0002	.002	.001	.011	.005	.001	.0009	.17	.02
%RSD	.0169	.1345	.0133	.2784	.4226	.0169	.1251	.2308	.0702
#1	.9194	1.724	3.883	4.066	1.088	4.001	.7579	71.93	21.49
#2	.9192	1.728	3.883	4.050	1.095	4.000	.7565	72.16	21.51

Elem	Fe2599	Mg2790	K_7664	Na5895	B_2089	Mo2020	Pd3404	Si2124	Sn1899
Avg	**73.57**	**18.37**	**15.39**	**12.88**	**.0149**	**.0566**	**-.0063**	**5.105**	**.0182**
Stddev	.04	.08	.01	.05	.0005	.0001	.0002	.001	.0005
%RSD	.0482	.4559	.0599	.3754	3.094	.1006	3.775	.0150	2.913
#1	73.59	18.43	15.39	12.85	.0152	.0565	-.0065	5.104	.0185
#2	73.54	18.31	15.40	12.91	.0145	.0566	-.0061	5.105	.0178

Elem	Sr4077	Ti3349	W_2079	Zr3391	S_1820	Bi2230	Li6707
Avg	**.0520**	**1.894**	**-.0083**	**.0303**	**3.269**	**-.0003**	**.0309**
Stddev	.0002	.002	.0005	.0001	.007	.0011	.0000
%RSD	.3521	.0923	5.566	.3412	.2120	374.5	.1147
#1	.0518	1.893	-.0080	.0303	3.274	-.0010	.0309
#2	.0521	1.895	-.0086	.0304	3.264	.0005	.0309

Int. Std.	Y_3600	Y_3710	Y_2243	In2306
Avg	**94030.**	**15193.**	**2103.4**	**6321.9**
Stddev	81.	16.	.7	2.3
%RSD	.08666	.10345	.03481	.03704
#1	94087.	15182.	2102.9	6323.6
#2	93972.	15204.	2103.9	6320.2

Zoom In Zoom Out

Sample Name: mp80047-s2 Acquired: 6/17/2014 1:51:45 Type: Unk
Method: Accutest1(v161) Mode: CONC Corr. Factor: 1.000000
User: admin Custom ID1: Custom ID2: Custom ID3:
Comment: soil 18th few

Elem	Ba4554	Be3130	Cd2288	Co2286	Cr2677	Cu3247	Mn2576	Ni2316	Ag3280
Avg	**4.110**	**.1026**	**.1017**	**.9948**	**.4690**	**.6069**	**1.263**	**1.048**	**.1000**
Stddev	.001	.0000	.0002	.0018	.0000	.0017	.001	.002	.0004
%RSD	.0322	.0213	.2190	.1793	.0065	.2827	.0477	.2192	.4457
#1	4.109	.1026	.1018	.9935	.4690	.6081	1.263	1.046	.0997
#2	4.111	.1026	.1015	.9960	.4690	.6057	1.262	1.050	.1003

Elem	V_2924	Zn2062	As1890	Tl1908	Pb2203	Se1960	Sb2068	Al3961	Ca3179
Avg	**.9655**	**1.777**	**4.048**	**4.219**	**1.154**	**4.170**	**.7632**	**81.02**	**21.14**
Stddev	.0001	.002	.008	.012	.003	.009	.0014	.13	.04
%RSD	.0099	.0879	.1898	.2882	.2641	.2108	.1873	.1574	.1938
#1	.9655	1.776	4.043	4.210	1.152	4.164	.7622	81.11	21.17
#2	.9656	1.778	4.054	4.227	1.156	4.176	.7642	80.93	21.11

Elem	Fe2599	Mg2790	K_7664	Na5895	B_2089	Mo2020	Pd3404	Si2124	Sn1899
Avg	**78.53**	**20.31**	**16.32**	**13.36**	**.0160**	**.0522**	**-.0073**	**4.879**	**.0203**
Stddev	.11	.06	.01	.01	.0009	.0001	.0004	.004	.0004
%RSD	.1339	.2865	.0452	.0410	5.642	.1745	5.371	.0921	1.944
#1	78.45	20.27	16.32	13.36	.0153	.0523	-.0076	4.882	.0200
#2	78.60	20.35	16.31	13.36	.0166	.0522	-.0070	4.876	.0206

Elem	Sr4077	Ti3349	W_2079	Zr3391	S_1820	Bi2230	Li6707
Avg	**.0499**	**1.740**	**-.0083**	**.0336**	**3.260**	**.0002**	**.0392**
Stddev	.0003	.003	.0013	.0001	.007	.0001	.0008
%RSD	.5024	.1825	16.16	.3915	.2108	72.20	2.105
#1	.0501	1.743	-.0093	.0337	3.255	.0001	.0398
#2	.0498	1.738	-.0074	.0335	3.265	.0003	.0386

Int. Std.	Y_3600	Y_3710	Y_2243	In2306
Avg	**93111.**	**15108.**	**2097.0**	**6313.9**
Stddev	62.	32.	1.1	1.1
%RSD	.06619	.21048	.05082	.01712
#1	93068.	15086.	2096.2	6314.7
#2	93155.	15131.	2097.7	6313.2

Zoom In Zoom Out

Sample Name: jb69018-1 Acquired: 6/17/2014 1:57:47 Type: Unk
Method: Accutest1(v161) Mode: CONC Corr. Factor: 1.000000
User: admin Custom ID1: Custom ID2: Custom ID3:
Comment: soil 18th few

Elem	Ba4554	Be3130	Cd2288	Co2286	Cr2677	Cu3247	Mn2576	Ni2316	Ag3280
Avg	**.1589**	**.0010**	**.0034**	**.0152**	**.0622**	**.1356**	**.2816**	**.0379**	**.0004**
Stddev	.0002	.0000	.0000	.0001	.0006	.0030	.0048	.0004	.0001
%RSD	.1372	.0408	.8892	.5954	1.018	2.207	1.697	1.176	25.79
#1	.1591	.0010	.0034	.0153	.0627	.1377	.2850	.0383	.0005
#2	.1587	.0010	.0033	.0151	.0618	.1335	.2782	.0376	.0003

Elem	V_2924	Zn2062	As1890	Tl1908	Pb2203	Se1960	Sb2068	Al3961	Ca3179
Avg	**.0624**	**.7563**	**.0200**	**-.0004**	**.1194**	**.0034**	**.0019**	**24.49**	**7.589**
Stddev	.0007	.0020	.0006	.0007	.0014	.0025	.0006	.05	.020
%RSD	1.124	.2694	2.824	158.0	1.196	71.92	30.40	.2123	.2653
#1	.0629	.7549	.0204	-.0009	.1204	.0052	.0023	24.53	7.603
#2	.0619	.7577	.0196	.0000	.1184	.0017	.0015	24.45	7.575

Elem	Fe2599	Mg2790	K_7664	Na5895	B_2089	Mo2020	Pd3404	Si2124	Sn1899
Avg	**29.17**	**7.793**	**4.433**	**.6415**	**.0180**	**.0608**	**-.0045**	**4.905**	**.0197**
Stddev	.01	.030	.031	.0165	.0002	.0001	.0001	.002	.0012
%RSD	.0498	.3918	.6894	2.576	.9217	.1689	2.706	.0412	6.164
#1	29.16	7.772	4.412	.6298	.0181	.0608	-.0046	4.903	.0205
#2	29.18	7.815	4.455	.6532	.0179	.0609	-.0045	4.906	.0188

Elem	Sr4077	Ti3349	W_2079	Zr3391	S_1820	Bi2230	Li6707
Avg	**.0459**	**2.075**	**-.0145**	**.0250**	**3.846**	**.0000**	**.0401**
Stddev	.0000	.040	.0006	.0004	.003	.0002	.0002
%RSD	.0094	1.929	3.919	1.677	.0737	492.4	.3751
#1	.0459	2.104	-.0149	.0253	3.844	.0002	.0399
#2	.0459	2.047	-.0141	.0247	3.848	-.0001	.0402

Int. Std.	Y_3600	Y_3710	Y_2243	In2306
Avg	**94141.**	**14706.**	**2111.4**	**6465.7**
Stddev	1662.	25.	2.5	2.8
%RSD	1.7654	.17224	.11795	.04283
#1	92966.	14688.	2113.2	6463.7
#2	95317.	14724.	2109.6	6467.7

Zoom In Zoom Out

Sample Name: mp80047-sd1 Acquired: 6/17/2014 2:03:55 Type: Unk
Method: Accutest1(v161) Mode: CONC Corr. Factor: 5.000000
User: admin Custom ID1: Custom ID2: Custom ID3:
Comment: soil 18th few

Elem	Ba4554	Be3130	Cd2288	Co2286	Cr2677	Cu3247	Mn2576	Ni2316	Ag3280
Avg	**.1538**	**.0008**	**.0031**	**.0156**	**.0597**	**.1278**	**.2799**	**.0382**	**.0000**
Stddev	.0003	.0001	.0009	.0007	.0015	.0011	.0013	.0005	.001
%RSD	.1683	8.688	30.37	4.314	2.546	.8689	.4739	1.267	22900.
#1	.1536	.0007	.0037	.0152	.0608	.1286	.2809	.0378	.0010
#2	.1540	.0008	.0024	.0161	.0586	.1270	.2790	.0385	-.0010

Elem	V_2924	Zn2062	As1890	Tl1908	Pb2203	Se1960	Sb2068	Al3961	Ca3179
Avg	**.0607**	**.7628**	**.0211**	**.0039**	**.1159**	**.0075**	**.0008**	**23.49**	**7.326**
Stddev	.0010	.0012	.0011	.0044	.0009	.0025	.0020	.09	.014
%RSD	1.701	.1619	5.310	113.4	.7347	33.66	240.5	.3903	.1909
#1	.0615	.7620	.0204	.0070	.1153	.0092	-.0006	23.56	7.336
#2	.0600	.7637	.0219	.0008	.1165	.0057	.0023	23.43	7.316

Elem	Fe2599	Mg2790	K_7664	Na5895	B_2089	Mo2020	Pd3404	Si2124	Sn1899
Avg	**28.36**	**7.658**	**4.147**	**.5813**	**.0102**	**.0556**	**-.0037**	**4.883**	**.0234**
Stddev	.07	.026	.024	.0062	.0001	.0009	.0004	.003	.0033
%RSD	.2413	.3375	.5786	1.062	.9638	1.605	10.49	.0625	14.11
#1	28.41	7.676	4.130	.5769	.0101	.0550	-.0040	4.885	.0211
#2	28.31	7.639	4.164	.5857	.0103	.0562	-.0034	4.881	.0257

Elem	Sr4077	Ti3349	W_2079	Zr3391	S_1820	Bi2230	Li6707
Avg	**.0439**	**2.031**	**-.0929**	**.0205**	**3.778**	**.0018**	**.0351**
Stddev	.0003	.008	.0041	.0006	.011	.0033	.0037
%RSD	.6248	.3720	4.460	3.154	.2931	183.5	10.68
#1	.0437	2.036	-.0958	.0201	3.786	-.0005	.0378
#2	.0441	2.025	-.0900	.0210	3.771	.0041	.0325

Int. Std.	Y_3600	Y_3710	Y_2243	In2306
Avg	**96018.**	**15019.**	**2136.0**	**6688.6**
Stddev	601.	63.	.2	9.5
%RSD	.62622	.42064	.00930	.14136
#1	95593.	14974.	2135.8	6695.3
#2	96443.	15063.	2136.1	6682.0

Zoom In Zoom Out

Sample Name: jb68920-1 Acquired: 6/17/2014 2:10:06 Type: Unk
Method: Accutest1(v161) Mode: CONC Corr. Factor: 1.000000
User: admin Custom ID1: Custom ID2: Custom ID3:
Comment: soil 18th few

Elem	Ba4554	Be3130	Cd2288	Co2286	Cr2677	Cu3247	Mn2576	Ni2316	Ag3280
Avg	**.5693**	**.0067**	**.0012**	**.0452**	**.2910**	**.3139**	**1.302**	**.1332**	**.0016**
Stddev	.0002	.0000	.0000	.0000	.0001	.0005	.002	.0004	.0005
%RSD	.0396	.4369	1.443	.1022	.0373	.1595	.1581	.3105	31.05
#1	.5695	.0066	.0012	.0452	.2911	.3142	1.304	.1329	.0012
#2	.5692	.0067	.0013	.0452	.2909	.3135	1.301	.1335	.0019

Elem	V_2924	Zn2062	As1890	Tl1908	Pb2203	Se1960	Sb2068	Al3961	Ca3179
Avg	**.4818**	**.3931**	**.1155**	**.0045**	**.3868**	**.0011**	**.0030**	**126.2**	**33.03**
Stddev	.0003	.0001	.0006	.0014	.0030	.0038	.0010	.0	.03
%RSD	.0696	.0337	.4787	30.71	.7867	351.3	33.28	.0027	.0812
#1	.4815	.3932	.1151	.0054	.3846	-.0016	.0023	126.2	33.01
#2	.4820	.3930	.1159	.0035	.3889	.0037	.0037	126.2	33.05

Elem	Fe2599	Mg2790	K_7664	Na5895	B_2089	Mo2020	Pd3404	Si2124	Sn1899
Avg	**178.5**	**38.47**	**19.88**	**3.148**	**.0503**	**.0235**	**-.0089**	**4.297**	**.0760**
Stddev	.4	.07	.01	.001	.0010	.0001	.0009	.003	.0009
%RSD	.1970	.1855	.0623	.0402	1.939	.2946	10.18	.0605	1.217
#1	178.8	38.52	19.89	3.149	.0510	.0234	-.0083	4.295	.0767
#2	178.3	38.42	19.87	3.148	.0497	.0235	-.0096	4.299	.0754

Elem	Sr4077	Ti3349	W_2079	Zr3391	S_1820	Bi2230	Li6707
Avg	**.2073**	**3.853**	**-.0072**	**.0399**	**1.717**	**.0029**	**.1169**
Stddev	.0000	.005	.0002	.0001	.001	.0001	.0006
%RSD	.0225	.1301	2.181	.3158	.0551	4.486	.4878
#1	.2074	3.857	-.0073	.0398	1.716	.0030	.1173
#2	.2073	3.850	-.0071	.0400	1.717	.0028	.1164

Int. Std.	Y_3600	Y_3710	Y_2243	In2306
Avg	**92701.**	**15036.**	**2090.9**	**6174.5**
Stddev	36.	5.	4.8	19.0
%RSD	.03842	.03143	.23012	.30836
#1	92676.	15033.	2094.3	6188.0
#2	92726.	15040.	2087.5	6161.1

Zoom In Zoom Out

Sample Name: ccv Acquired: 6/17/2014 2:16:13 Type: QC
Method: Accutest1(v161) Mode: CONC Corr. Factor: 1.000000
User: admin Custom ID1: Custom ID2: Custom ID3:
Comment: 4

Elem	Ba4554	Be3130	Cd2288	Co2286	Cr2677	Cu3247	Mn2576	Ni2316	Ag3280
Units	ppm	ppm	ppm	ppm	ppm	ppm	ppm	ppm	ppm
Avg	**2.049**	**2.048**	**2.028**	**2.046**	**2.067**	**1.972**	**2.052**	**2.083**	**.2416**
Stddev	.001	.000	.006	.001	.003	.000	.009	.002	.0002
%RSD	.0513	.0109	.2786	.0457	.1333	.0214	.4526	.0823	.0971
#1	2.050	2.048	2.024	2.047	2.065	1.972	2.045	2.084	.2414
#2	2.048	2.048	2.032	2.045	2.069	1.971	2.058	2.082	.2418
Check ?	Chk Pass	Chk Pass	Chk Pass	Chk Pass	Chk Pass	Chk Pass	Chk Pass	Chk Pass	Chk Pass
Value									
Range									

Elem	V_2924	Zn2062	As1890	Tl1908	Pb2203	Se1960	Sb2068	Al3961	Ca3179
Units	ppm	ppm	ppm	ppm	ppm	ppm	ppm	ppm	ppm
Avg	**1.991**	**2.074**	**2.032**	**2.102**	**2.097**	**2.048**	**2.035**	**40.66**	**41.01**
Stddev	.001	.004	.006	.003	.007	.004	.006	.07	.09
%RSD	.0612	.1907	.2958	.1321	.3425	.2109	.2979	.1773	.2152
#1	1.990	2.077	2.028	2.100	2.102	2.051	2.031	40.61	40.94
#2	1.992	2.071	2.037	2.104	2.091	2.045	2.040	40.71	41.07
Check ?	Chk Pass	Chk Pass	Chk Pass	Chk Pass	Chk Pass	Chk Pass	Chk Pass	Chk Pass	Chk Pass
Value									
Range									

Elem	Fe2599	Mg2790	K_7664	Na5895	B_2089	Mo2020	Pd3404	Si2124	Sn1899
Units	ppm	ppm	ppm	ppm	ppm	ppm	ppm	ppm	ppm
Avg	**39.92**	**39.83**	**41.25**	**41.61**	**2.046**	**2.051**	**1.953**	**5.047**	**2.071**
Stddev	.10	.02	.01	.03	.004	.006	.004	.016	.004
%RSD	.2491	.0511	.0283	.0657	.1806	.3109	.1875	.3077	.2077
#1	39.99	39.82	41.26	41.59	2.044	2.047	1.951	5.036	2.068
#2	39.85	39.85	41.24	41.63	2.049	2.056	1.956	5.058	2.074
Check ?	Chk Pass	Chk Pass	Chk Pass	Chk Pass	Chk Pass	Chk Pass	Chk Pass	Chk Pass	Chk Pass
Value									
Range									

Zoom In Zoom Out

Sample Name: ccv Acquired: 6/17/2014 2:16:13 Type: QC
Method: Accutest1(v161) Mode: CONC Corr. Factor: 1.000000
User: admin Custom ID1: Custom ID2: Custom ID3:
Comment: 4

Elem	Sr4077	Ti3349	W_2079	Zr3391	S_1820	Bi2230	Li6707
Units	ppm	ppm	ppm	ppm	ppm	ppm	ppm
Avg	**2.139**	**2.001**	**1.896**	**2.024**	**2.028**	**2.018**	**2.031**
Stddev	.002	.010	.020	.002	.004	.005	.003
%RSD	.0913	.5057	1.054	.1038	.1818	.2564	.1463
#1	2.138	1.994	1.882	2.025	2.025	2.014	2.033
#2	2.141	2.008	1.911	2.022	2.031	2.021	2.029
Check ?	Chk Pass	Chk Pass	Chk Pass	Chk Pass	Chk Pass	Chk Pass	Chk Pass
Value							
Range							

Int. Std.	Y_3600	Y_3710	Y_2243	In2306
Units	Cts/S	Cts/S	Cts/S	Cts/S
Avg	**90568.**	**14587.**	**2036.1**	**6107.6**
Stddev	405.	19.	4.0	2.7
%RSD	.44684	.12929	.19417	.04394
#1	90854.	14574.	2038.9	6109.5
#2	90282.	14600.	2033.3	6105.7

Zoom In Zoom Out

Sample Name: ccb Acquired: 6/17/2014 2:22:17 Type: QC
Method: Accutest1(v161) Mode: CONC Corr. Factor: 1.000000
User: admin Custom ID1: Custom ID2: Custom ID3:
Comment:

Elem	Ba4554	Be3130	Cd2288	Co2286	Cr2677	Cu3247	Mn2576	Ni2316	Ag3280
Units	ppm	ppm	ppm	ppm	ppm	ppm	ppm	ppm	ppm
Avg	**.0005**	**.0002**	**.0004**	**.0003**	**.0002**	**-.0004**	**.0002**	**.0002**	**-.0002**
Stddev	.0002	.0000	.0002	.0003	.0002	.0002	.0001	.0000	.0003
%RSD	36.68	13.84	49.36	95.95	89.40	52.60	42.34	13.02	134.3
#1	.0006	.0002	.0003	.0005	.0001	-.0003	.0002	.0002	.0000
#2	.0003	.0002	.0005	.0001	.0003	-.0006	.0003	.0002	-.0004
Check ?	Chk Pass	Chk Pass	Chk Pass	Chk Pass	Chk Pass	Chk Pass	Chk Pass	Chk Pass	Chk Pass
High Limit									
Low Limit									

Elem	V_2924	Zn2062	As1890	Tl1908	Pb2203	Se1960	Sb2068	Al3961	Ca3179
Units	ppm	ppm	ppm	ppm	ppm	ppm	ppm	ppm	ppm
Avg	**.0000**	**.0011**	**.0006**	**.0001**	**.0000**	**-.0005**	**.0004**	**.0032**	**.0018**
Stddev	.0000	.0001	.0005	.0002	.001	.0003	.0012	.0019	.0008
%RSD	3.730	6.145	88.94	334.6	1130.	64.61	303.0	59.86	43.71
#1	.0000	.0010	.0010	-.0001	.0003	-.0008	.0012	.0045	.0023
#2	.0000	.0011	.0002	.0002	-.0004	-.0003	-.0005	.0018	.0012
Check ?	Chk Pass	Chk Pass	Chk Pass	Chk Pass	Chk Pass	Chk Pass	Chk Pass	Chk Pass	Chk Pass
High Limit									
Low Limit									

Elem	Fe2599	Mg2790	K_7664	Na5895	B_2089	Mo2020	Pd3404	Si2124	Sn1899
Units	ppm	ppm	ppm	ppm	ppm	ppm	ppm	ppm	ppm
Avg	**.0042**	**.0044**	**.0010**	**-.0013**	**.0010**	**.0014**	**.0006**	**.0042**	**.0002**
Stddev	.0026	.0069	.0224	.0074	.0004	.0006	.0002	.0000	.0004
%RSD	60.17	155.0	2286.	563.4	44.79	42.70	32.36	.7958	145.7
#1	.0024	-.0004	.0168	.0039	.0013	.0019	.0005	.0042	.0000
#2	.0060	.0093	-.0148	-.0066	.0007	.0010	.0008	.0042	.0005
Check ?	Chk Pass	Chk Pass	Chk Pass	Chk Pass	Chk Pass	Chk Pass	Chk Pass	Chk Pass	Chk Pass
High Limit									
Low Limit									

Zoom In Zoom Out

Sample Name: ccb Acquired: 6/17/2014 2:22:17 Type: QC
Method: Accutest1(v161) Mode: CONC Corr. Factor: 1.000000
User: admin Custom ID1: Custom ID2: Custom ID3:
Comment:

Elem	Sr4077	Ti3349	W_2079	Zr3391	S_1820	Bi2230	Li6707
Units	ppm	ppm	ppm	ppm	ppm	ppm	ppm
Avg	**.0002**	**.0006**	**-.0006**	**.0005**	**-.0018**	**.0006**	**.0006**
Stddev	.0000	.0001	.0028	.0001	.0002	.0002	.0003
%RSD	1.100	15.40	488.8	19.97	11.47	31.10	50.39
#1	.0002	.0006	.0014	.0005	-.0020	.0005	.0009
#2	.0002	.0005	-.0026	.0004	-.0017	.0007	.0004
Check ?	Chk Pass	Chk Pass	Chk Pass	Chk Pass	Chk Pass	Chk Pass	Chk Pass
High Limit							
Low Limit							

Int. Std.	Y_3600	Y_3710	Y_2243	In2306
Units	Cts/S	Cts/S	Cts/S	Cts/S
Avg	**95103.**	**14632.**	**2113.1**	**6676.1**
Stddev	21.	9.	2.4	5.3
%RSD	.02221	.05988	.11428	.07899
#1	95118.	14638.	2114.8	6679.8
#2	95088.	14626.	2111.4	6672.3

Zoom In Zoom Out

Sample Name: jb68920-2 Acquired: 6/17/2014 2:28:36 Type: Unk
Method: Accutest1(v161) Mode: CONC Corr. Factor: 1.000000
User: admin Custom ID1: Custom ID2: Custom ID3:
Comment: soil 18th few

Elem	Ba4554	Be3130	Cd2288	Co2286	Cr2677	Cu3247	Mn2576	Ni2316	Ag3280
Avg	**.7436**	**.0081**	**.0014**	**.0297**	**.3045**	**.2110**	**.5740**	**.0822**	**.0009**
Stddev	.0032	.0001	.0003	.0000	.0006	.0010	.0023	.0002	.0002
%RSD	.4339	.9101	19.32	.1017	.1833	.4814	.4008	.2179	23.27
#1	.7459	.0081	.0012	.0297	.3041	.2103	.5723	.0823	.0011
#2	.7413	.0080	.0016	.0297	.3049	.2118	.5756	.0821	.0008

Elem	V_2924	Zn2062	As1890	Tl1908	Pb2203	Se1960	Sb2068	Al3961	Ca3179
Avg	**.6190**	**.5576**	**.1283**	**.0003**	**1.033**	**.0014**	**.0045**	**143.2**	**24.45**
Stddev	.0016	.0012	.0001	.0005	.001	.0041	.0004	.2	.02
%RSD	.2645	.2185	.1045	176.1	.0727	295.5	8.821	.1383	.0837
#1	.6178	.5567	.1284	.0007	1.033	.0043	.0048	143.4	24.47
#2	.6201	.5584	.1282	-.0001	1.032	-.0015	.0042	143.1	24.44

Elem	Fe2599	Mg2790	K_7664	Na5895	B_2089	Mo2020	Pd3404	Si2124	Sn1899
Avg	**162.9**	**18.56**	**13.75**	**.6937**	**.0195**	**.0161**	**-.0134**	**3.700**	**.0432**
Stddev	.6	.09	.06	.0100	.0006	.0001	.0000	.008	.0005
%RSD	.3921	.5078	.4166	1.439	2.930	.8732	.0240	.2154	1.149
#1	163.3	18.63	13.79	.7007	.0199	.0160	-.0134	3.705	.0429
#2	162.4	18.49	13.71	.6866	.0191	.0162	-.0134	3.694	.0436

Elem	Sr4077	Ti3349	W_2079	Zr3391	S_1820	Bi2230	Li6707
Avg	**.4215**	**2.077**	**.0002**	**.0410**	**1.659**	**-.0075**	**.1021**
Stddev	.0009	.008	.0009	.0001	.006	.0001	.0009
%RSD	.2168	.3738	431.6	.1555	.3547	1.687	.9169
#1	.4222	2.072	.0008	.0410	1.663	-.0076	.1028
#2	.4209	2.083	-.0004	.0409	1.655	-.0074	.1015

Int. Std.	Y_3600	Y_3710	Y_2243	In2306
Avg	**96279.**	**15682.**	**2188.7**	**6282.2**
Stddev	215.	8.	1.2	4.4
%RSD	.22281	.04948	.05687	.06980
#1	96431.	15687.	2187.9	6279.1
#2	96128.	15676.	2189.6	6285.3

Zoom In Zoom Out

Sample Name: jb68920-3 Acquired: 6/17/2014 2:34:43 Type: Unk
Method: Accutest1(v161) Mode: CONC Corr. Factor: 1.000000
User: admin Custom ID1: Custom ID2: Custom ID3:
Comment: soil 18th few

Elem	Ba4554	Be3130	Cd2288	Co2286	Cr2677	Cu3247	Mn2576	Ni2316	Ag3280
Avg	**1.820**	**.0209**	**.0019**	**.0976**	**.6246**	**.3560**	**2.489**	**.2495**	**-.0031**
Stddev	.003	.0000	.0001	.0005	.0018	.0003	.007	.0001	.0000
%RSD	.1469	.1871	6.179	.4645	.2851	.0862	.2754	.0286	.2518
#1	1.819	.0209	.0020	.0973	.6259	.3557	2.494	.2495	-.0031
#2	1.822	.0209	.0018	.0979	.6234	.3562	2.484	.2496	-.0031

Elem	V_2924	Zn2062	As1890	Tl1908	Pb2203	Se1960	Sb2068	Al3961	Ca3179
Avg	**1.141**	**.8093**	**.1475**	**.0001**	**.7347**	**-.0092**	**.0075**	**327.7**	**19.99**
Stddev	.001	.0009	.0010	.0025	.0012	.0031	.0003	1.5	.04
%RSD	.1224	.1135	.7035	2883.	.1570	33.89	4.168	.4644	.1907
#1	1.142	.8086	.1482	.0018	.7339	-.0114	.0073	326.6	20.01
#2	1.140	.8099	.1467	-.0017	.7355	-.0070	.0077	328.7	19.96

Elem	Fe2599	Mg2790	K_7664	Na5895	B_2089	Mo2020	Pd3404	Si2124	Sn1899
Avg	**393.1**	**110.6**	**85.30**	**3.147**	**.0402**	**.0098**	**-.0189**	**6.069**	**.0509**
Stddev	.1	.1	.02	.003	.0005	.0005	.0011	.002	.0007
%RSD	.0196	.0767	.0201	.1084	1.119	5.419	5.612	.0276	1.285
#1	393.1	110.6	85.31	3.145	.0406	.0102	-.0181	6.070	.0514
#2	393.2	110.7	85.29	3.150	.0399	.0095	-.0196	6.068	.0505

Elem	Sr4077	Ti3349	W_2079	Zr3391	S_1820	Bi2230	Li6707
Avg	**.2188**	**9.331**	**.0137**	**.0427**	**1.651**	**.0102**	**.4241**
Stddev	.0003	.021	.0007	.0003	.011	.0017	.0012
%RSD	.1356	.2265	5.046	.7466	.6901	16.41	.2849
#1	.2190	9.346	.0142	.0425	1.643	.0091	.4233
#2	.2185	9.316	.0132	.0429	1.659	.0114	.4250

Int. Std.	Y_3600	Y_3710	Y_2243	In2306
Avg	**98878.**	**16391.**	**2241.4**	**6238.2**
Stddev	422.	35.	3.0	1.7
%RSD	.42695	.21549	.13587	.02660
#1	98580.	16366.	2239.2	6237.1
#2	99177.	16416.	2243.5	6239.4

Zoom In Zoom Out

Sample Name: jb68920-4 Acquired: 6/17/2014 2:40:58 Type: Unk
Method: Accutest1(v161) Mode: CONC Corr. Factor: 1.000000
User: admin Custom ID1: Custom ID2: Custom ID3:
Comment: soil 18th few

Elem	Ba4554	Be3130	Cd2288	Co2286	Cr2677	Cu3247	Mn2576	Ni2316	Ag3280
Avg	**.2310**	**.0018**	**.0029**	**.0569**	**.5640**	**1.851**	**16.55**	**.4186**	**.0021**
Stddev	.0003	.0000	.0000	.0001	.0009	.002	.05	.0009	.0003
%RSD	.1276	2.255	1.715	.1865	.1602	.0963	.3030	.2247	15.49
#1	.2312	.0018	.0029	.0570	.5646	1.853	16.52	.4192	.0023
#2	.2308	.0017	.0028	.0568	.5633	1.850	16.59	.4179	.0019

Elem	V_2924	Zn2062	As1890	Tl1908	Pb2203	Se1960	Sb2068	Al3961	Ca3179
Avg	**.2076**	**.3716**	**.0524**	**.0021**	**1.308**	**-.0094**	**.0122**	**44.21**	**17.14**
Stddev	.0007	.0001	.0002	.0005	.000	.0001	.0004	.19	.10
%RSD	.3495	.0203	.4373	25.34	.0266	.8155	3.550	.4219	.5942
#1	.2071	.3716	.0526	.0025	1.308	-.0095	.0125	44.08	17.07
#2	.2081	.3715	.0522	.0017	1.307	-.0093	.0119	44.34	17.22

Elem	Fe2599	Mg2790	K_7664	Na5895	B_2089	Mo2020	Pd3404	Si2124	Sn1899
Avg	**340.7**	**6.573**	**3.686**	**1.301**	**.0346**	**.0547**	**-.0070**	**4.339**	**.0591**
Stddev	2.3	.088	.009	.001	.0002	.0005	.0000	.006	.0011
%RSD	.6818	1.347	.2341	.1026	.6379	.8366	.3591	.1482	1.800
#1	342.3	6.511	3.679	1.302	.0348	.0550	-.0070	4.334	.0583
#2	339.0	6.636	3.692	1.300	.0345	.0543	-.0070	4.343	.0598

Elem	Sr4077	Ti3349	W_2079	Zr3391	S_1820	Bi2230	Li6707
Avg	**.0742**	**1.278**	**.0094**	**.0473**	**19.95**	**.0123**	**.0235**
Stddev	.0002	.002	.0002	.0000	.00	.0015	.0007
%RSD	.2061	.1231	1.632	.0114	.0092	12.20	3.018
#1	.0741	1.276	.0093	.0473	19.95	.0133	.0240
#2	.0743	1.279	.0095	.0473	19.95	.0112	.0230

Int. Std.	Y_3600	Y_3710	Y_2243	In2306
Avg	**93550.**	**14917.**	**2091.5**	**6653.2**
Stddev	43.	102.	.9	2.8
%RSD	.04551	.68375	.04320	.04176
#1	93580.	14989.	2092.1	6651.2
#2	93520.	14845.	2090.8	6655.1

Zoom In Zoom Out

Sample Name: jb69018-2 Acquired: 6/17/2014 2:47:16 Type: Unk
Method: Accutest1(v161) Mode: CONC Corr. Factor: 1.000000
User: admin Custom ID1: Custom ID2: Custom ID3:
Comment: soil 18th few

Elem	Ba4554	Be3130	Cd2288	Co2286	Cr2677	Cu3247	Mn2576	Ni2316	Ag3280
Avg	**.0284**	**.0007**	**.0002**	**.0083**	**.0327**	**.0048**	**.2155**	**.0205**	**.0001**
Stddev	.0002	.0000	.0001	.0002	.0003	.0003	.0006	.0003	.0000
%RSD	.7932	4.005	25.83	1.875	.8382	6.630	.2787	1.300	26.88
#1	.0283	.0007	.0002	.0084	.0329	.0046	.2159	.0207	.0001
#2	.0286	.0007	.0002	.0082	.0325	.0051	.2151	.0203	.0001

Elem	V_2924	Zn2062	As1890	Tl1908	Pb2203	Se1960	Sb2068	Al3961	Ca3179
Avg	**.0303**	**.1033**	**.0130**	**-.0001**	**.0120**	**-.0003**	**.0001**	**13.14**	**5.172**
Stddev	.0002	.0000	.0008	.0025	.0005	.0010	.0008	.02	.002
%RSD	.8169	.0131	6.440	3811.	4.310	342.2	776.6	.1541	.0389
#1	.0302	.1033	.0136	.0017	.0116	.0004	-.0005	13.16	5.171
#2	.0305	.1033	.0124	-.0018	.0123	-.0010	.0007	13.13	5.174

Elem	Fe2599	Mg2790	K_7664	Na5895	B_2089	Mo2020	Pd3404	Si2124	Sn1899
Avg	**21.14**	**4.891**	**2.554**	**.9077**	**.0108**	**.0011**	**-.0023**	**2.063**	**.0132**
Stddev	.02	.037	.014	.0047	.0002	.0000	.0002	.000	.0004
%RSD	.0766	.7533	.5489	.5196	2.264	3.442	9.703	.0215	3.401
#1	21.13	4.865	2.544	.9110	.0110	.0011	-.0025	2.063	.0135
#2	21.15	4.917	2.564	.9044	.0106	.0010	-.0022	2.062	.0129

Elem	Sr4077	Ti3349	W_2079	Zr3391	S_1820	Bi2230	Li6707
Avg	**.0252**	**1.288**	**-.0150**	**.0135**	**6.083**	**-.0005**	**.0242**
Stddev	.0000	.002	.0001	.0001	.024	.0004	.0003
%RSD	.1936	.1727	.6214	.8023	.3958	80.95	1.428
#1	.0252	1.286	-.0149	.0136	6.066	-.0007	.0239
#2	.0252	1.289	-.0151	.0134	6.100	-.0002	.0244

Int. Std.	Y_3600	Y_3710	Y_2243	In2306
Avg	**95640.**	**14780.**	**2127.1**	**6558.8**
Stddev	233.	68.	.4	.4
%RSD	.24361	.45877	.01746	.00655
#1	95475.	14828.	2127.3	6558.5
#2	95805.	14732.	2126.8	6559.1

Zoom In Zoom Out

Sample Name: jb69018-3 Acquired: 6/17/2014 2:53:27 Type: Unk
Method: Accutest1(v161) Mode: CONC Corr. Factor: 1.000000
User: admin Custom ID1: Custom ID2: Custom ID3:
Comment: soil 18th few

Elem	Ba4554	Be3130	Cd2288	Co2286	Cr2677	Cu3247	Mn2576	Ni2316	Ag3280
Avg	**.0592**	**.0011**	**.0003**	**.0130**	**.0599**	**.0107**	**.3610**	**.0331**	**.0002**
Stddev	.0002	.0000	.0000	.0003	.0003	.0002	.0006	.0001	.0000
%RSD	.2705	2.072	18.57	2.078	.4862	1.734	.1638	.1567	9.767
#1	.0594	.0011	.0002	.0128	.0601	.0108	.3614	.0331	.0002
#2	.0591	.0010	.0003	.0132	.0597	.0105	.3606	.0332	.0002

Elem	V_2924	Zn2062	As1890	Tl1908	Pb2203	Se1960	Sb2068	Al3961	Ca3179
Avg	**.0553**	**.0951**	**.0179**	**.0007**	**.0102**	**.0004**	**.0009**	**20.34**	**5.832**
Stddev	.0004	.0000	.0002	.0023	.0012	.0024	.0015	.02	.014
%RSD	.6872	.0347	1.121	309.7	11.61	548.4	168.3	.0909	.2319
#1	.0556	.0952	.0180	-.0009	.0110	-.0013	-.0002	20.35	5.841
#2	.0550	.0951	.0177	.0024	.0093	.0021	.0019	20.33	5.822

Elem	Fe2599	Mg2790	K_7664	Na5895	B_2089	Mo2020	Pd3404	Si2124	Sn1899
Avg	**36.84**	**8.874**	**4.401**	**1.026**	**.0147**	**.0019**	**-.0027**	**2.211**	**.0102**
Stddev	.14	.058	.001	.003	.0001	.0002	.0002	.002	.0001
%RSD	.3878	.6546	.0132	.2930	.9067	8.605	7.367	.1028	1.164
#1	36.94	8.915	4.401	1.029	.0148	.0020	-.0029	2.209	.0103
#2	36.73	8.833	4.402	1.024	.0146	.0018	-.0026	2.212	.0102

Elem	Sr4077	Ti3349	W_2079	Zr3391	S_1820	Bi2230	Li6707
Avg	**.0356**	**1.859**	**-.0142**	**.0198**	**13.07**	**.0008**	**.0425**
Stddev	.0000	.004	.0000	.0001	.01	.0008	.0012
%RSD	.0333	.2031	.1834	.3771	.0459	91.13	2.850
#1	.0356	1.862	-.0142	.0199	13.07	.0003	.0417
#2	.0356	1.857	-.0143	.0197	13.06	.0014	.0434

Int. Std.	Y_3600	Y_3710	Y_2243	In2306
Avg	**95215.**	**14884.**	**2130.2**	**6523.5**
Stddev	255.	118.	1.2	4.9
%RSD	.26813	.79069	.05476	.07531
#1	95034.	14801.	2131.0	6520.0
#2	95395.	14967.	2129.3	6527.0

Zoom In Zoom Out

Sample Name: jb69057-4 Acquired: 6/17/2014 2:59:37 Type: Unk
Method: Accutest1(v161) Mode: CONC Corr. Factor: 1.000000
User: admin Custom ID1: Custom ID2: Custom ID3:
Comment: soil 18th few

Elem	Ba4554	Be3130	Cd2288	Co2286	Cr2677	Cu3247	Mn2576	Ni2316	Ag3280
Avg	**.9483**	**.0046**	**.0029**	**.0543**	**1.015**	**.2959**	**5.201**	**.1775**	**.0016**
Stddev	.0004	.0000	.0004	.0008	.004	.0006	.012	.0005	.0001
%RSD	.0437	.1412	13.04	1.488	.4121	.1881	.2329	.2610	7.820
#1	.9480	.0046	.0027	.0549	1.018	.2955	5.209	.1772	.0017
#2	.9486	.0046	.0032	.0538	1.012	.2963	5.192	.1778	.0015

Elem	V_2924	Zn2062	As1890	Tl1908	Pb2203	Se1960	Sb2068	Al3961	Ca3179
Avg	**.3855**	**1.138**	**.1800**	**.0030**	**.6494**	**-.0016**	**.0070**	**94.99**	**217.8**
Stddev	.0003	.000	.0001	.0027	.0003	.0000	.0020	.22	1.0
%RSD	.0825	.0146	.0352	90.74	.0508	.9904	28.56	.2295	.4542
#1	.3857	1.138	.1799	.0011	.6496	-.0016	.0085	95.14	217.1
#2	.3853	1.137	.1800	.0049	.6491	-.0016	.0056	94.83	218.5

Elem	Fe2599	Mg2790	K_7664	Na5895	B_2089	Mo2020	Pd3404	Si2124	Sn1899
Avg	**162.3**	**50.12**	**18.86**	**4.926**	**.0533**	**.0331**	**-.0189**	**4.657**	**.0425**
Stddev	.2	.11	.01	.013	.0003	.0002	.0001	.002	.0016
%RSD	.1395	.2285	.0335	.2729	.5607	.6414	.7904	.0327	3.719
#1	162.4	50.20	18.86	4.935	.0531	.0332	-.0191	4.656	.0414
#2	162.1	50.04	18.87	4.916	.0535	.0329	-.0188	4.658	.0436

Elem	Sr4077	Ti3349	W_2079	Zr3391	S_1820	Bi2230	Li6707
Avg	**.9131**	**5.719**	**.0059**	**.1068**	**18.25**	**.0100**	**.0957**
Stddev	.0016	.003	.0005	.0002	.01	.0007	.0001
%RSD	.1789	.0600	9.095	.1714	.0558	6.722	.0912
#1	.9143	5.717	.0055	.1067	18.26	.0104	.0958
#2	.9119	5.722	.0063	.1069	18.24	.0095	.0957

Int. Std.	Y_3600	Y_3710	Y_2243	In2306
Avg	**90282.**	**14963.**	**2035.9**	**5973.3**
Stddev	216.	37.	1.5	2.4
%RSD	.23913	.24598	.07331	.03967
#1	90130.	14937.	2036.9	5971.6
#2	90435.	14989.	2034.8	5974.9

Zoom In Zoom Out

Sample Name: jb69057-5 Acquired: 6/17/2014 3:05:54 Type: Unk
Method: Accutest1(v161) Mode: CONC Corr. Factor: 1.000000
User: admin Custom ID1: Custom ID2: Custom ID3:
Comment: soil 18th few

Elem	Ba4554	Be3130	Cd2288	Co2286	Cr2677	Cu3247	Mn2576	Ni2316	Ag3280
Avg	**1.478**	**.0089**	**.0025**	**.0548**	**.2552**	**.4336**	**4.824**	**.1484**	**.0002**
Stddev	.003	.0000	.0001	.0001	.0004	.0001	.003	.0002	.0002
%RSD	.2192	.1093	4.252	.2729	.1636	.0305	.0595	.1647	80.54
#1	1.480	.0089	.0025	.0547	.2549	.4335	4.826	.1483	.0001
#2	1.476	.0089	.0024	.0549	.2555	.4337	4.822	.1486	.0004

Elem	V_2924	Zn2062	As1890	Tl1908	Pb2203	Se1960	Sb2068	Al3961	Ca3179
Avg	**.2304**	**.7096**	**.1286**	**.0016**	**.3811**	**.0039**	**.0050**	**113.2**	**303.3**
Stddev	.0003	.0003	.0005	.0013	.0007	.0011	.0008	.2	2.1
%RSD	.1406	.0407	.3785	82.38	.1813	27.21	16.12	.1775	.7050
#1	.2302	.7094	.1290	.0007	.3806	.0032	.0056	113.3	304.9
#2	.2307	.7098	.1283	.0026	.3816	.0047	.0044	113.1	301.8

Elem	Fe2599	Mg2790	K_7664	Na5895	B_2089	Mo2020	Pd3404	Si2124	Sn1899
Avg	**147.5**	**72.95**	**18.00**	**5.333**	**.0770**	**.0125**	**-.0284**	**4.061**	**.0299**
Stddev	.1	.01	.01	.014	.0009	.0005	.0014	.005	.0013
%RSD	.0434	.0108	.0575	.2574	1.216	4.259	4.796	.1352	4.309
#1	147.6	72.96	18.00	5.343	.0764	.0129	-.0274	4.065	.0290
#2	147.5	72.95	17.99	5.324	.0777	.0121	-.0293	4.057	.0308

Elem	Sr4077	Ti3349	W_2079	Zr3391	S_1820	Bi2230	Li6707
Avg	**1.030**	**5.919**	**-.0021**	**.1291**	**23.78**	**.0027**	**.1101**
Stddev	.002	.001	.0011	.0001	.04	.0002	.0004
%RSD	.1738	.0164	53.42	.0618	.1849	6.334	.3846
#1	1.031	5.918	-.0013	.1292	23.75	.0026	.1103
#2	1.029	5.919	-.0028	.1291	23.81	.0028	.1098

Int. Std.	Y_3600	Y_3710	Y_2243	In2306
Avg	**94806.**	**15927.**	**2145.7**	**5833.9**
Stddev	102.	26.	.1	6.6
%RSD	.10804	.16577	.00629	.11327
#1	94878.	15908.	2145.8	5838.6
#2	94733.	15945.	2145.6	5829.2

Zoom In Zoom Out

Sample Name: jb69057-6 Acquired: 6/17/2014 3:12:11 Type: Unk
Method: Accutest1(v161) Mode: CONC Corr. Factor: 1.000000
User: admin Custom ID1: Custom ID2: Custom ID3:
Comment: soil 18th few

Elem	Ba4554	Be3130	Cd2288	Co2286	Cr2677	Cu3247	Mn2576	Ni2316	Ag3280
Avg	**.9014**	**.0061**	**.0029**	**.0608**	**.2875**	**.2790**	**2.944**	**.1569**	**.0015**
Stddev	.0012	.0001	.0003	.0003	.0006	.0009	.003	.0002	.0007
%RSD	.1349	.8543	9.793	.4135	.1993	.3328	.1049	.1481	44.29
#1	.9023	.0060	.0031	.0606	.2871	.2784	2.942	.1567	.0011
#2	.9006	.0061	.0027	.0610	.2879	.2797	2.946	.1570	.0020

Elem	V_2924	Zn2062	As1890	Tl1908	Pb2203	Se1960	Sb2068	Al3961	Ca3179
Avg	**.3020**	**1.072**	**.1228**	**.0044**	**.5508**	**-.0034**	**.0065**	**131.1**	**143.0**
Stddev	.0003	.002	.0005	.0008	.0004	.0025	.0009	.1	.2
%RSD	.0907	.1963	.4180	18.14	.0671	71.60	13.32	.0984	.1339
#1	.3022	1.071	.1224	.0038	.5506	-.0052	.0059	131.0	142.9
#2	.3018	1.074	.1231	.0049	.5511	-.0017	.0071	131.2	143.1

Elem	Fe2599	Mg2790	K_7664	Na5895	B_2089	Mo2020	Pd3404	Si2124	Sn1899
Avg	**194.4**	**46.86**	**18.18**	**3.745**	**.0560**	**.0103**	**-.0178**	**4.020**	**.0339**
Stddev	.2	.21	.00	.002	.0019	.0000	.0007	.008	.0011
%RSD	.1147	.4409	.0061	.0528	3.346	.1721	4.008	.1996	3.372
#1	194.2	46.71	18.18	3.746	.0573	.0103	-.0173	4.026	.0331
#2	194.5	47.00	18.18	3.743	.0547	.0103	-.0183	4.014	.0347

Elem	Sr4077	Ti3349	W_2079	Zr3391	S_1820	Bi2230	Li6707
Avg	**.6263**	**5.437**	**-.0020**	**.0993**	**13.64**	**.0068**	**.1253**
Stddev	.0007	.010	.0007	.0001	.00	.0007	.0006
%RSD	.1085	.1770	33.22	.0793	.0141	9.660	.4811
#1	.6267	5.430	-.0015	.0993	13.63	.0073	.1257
#2	.6258	5.443	-.0025	.0992	13.64	.0063	.1248

Int. Std.	Y_3600	Y_3710	Y_2243	In2306
Avg	**91057.**	**15048.**	**2065.6**	**6068.6**
Stddev	130.	125.	3.9	5.5
%RSD	.14319	.82959	.18694	.09118
#1	91149.	15136.	2068.4	6072.5
#2	90964.	14959.	2062.9	6064.7

Zoom In Zoom Out

Sample Name: jb69057-10 Acquired: 6/17/2014 3:18:17 Type: Unk
Method: Accutest1(v161) Mode: CONC Corr. Factor: 1.000000
User: admin Custom ID1: Custom ID2: Custom ID3:
Comment: soil 18th few

Elem	Ba4554	Be3130	Cd2288	Co2286	Cr2677	Cu3247	Mn2576	Ni2316	Ag3280
Avg	**.7377**	**.0049**	**.0017**	**.0426**	**.1781**	**.1925**	**2.318**	**.1075**	**.0016**
Stddev	.0004	.0000	.0002	.0003	.0002	.0003	.003	.0002	.0002
%RSD	.0541	1.007	9.319	.6293	.1244	.1661	.1424	.1735	9.984
#1	.7380	.0048	.0018	.0424	.1783	.1923	2.315	.1074	.0015
#2	.7374	.0049	.0016	.0428	.1779	.1928	2.320	.1077	.0017

Elem	V_2924	Zn2062	As1890	Tl1908	Pb2203	Se1960	Sb2068	Al3961	Ca3179
Avg	**.2005**	**.7175**	**.0684**	**.0021**	**.4172**	**-.0002**	**.0026**	**92.82**	**69.21**
Stddev	.0000	.0002	.0009	.0009	.0024	.0004	.0003	.16	.22
%RSD	.0242	.0237	1.362	44.91	.5774	203.9	12.26	.1741	.3242
#1	.2004	.7176	.0691	.0028	.4189	-.0005	.0024	92.71	69.05
#2	.2005	.7173	.0678	.0014	.4155	.0001	.0029	92.93	69.37

Elem	Fe2599	Mg2790	K_7664	Na5895	B_2089	Mo2020	Pd3404	Si2124	Sn1899
Avg	**133.5**	**29.12**	**11.22**	**2.606**	**.0266**	**.0061**	**-.0125**	**3.545**	**.0232**
Stddev	.1	.01	.02	.001	.0000	.0001	.0003	.001	.0005
%RSD	.0588	.0476	.1894	.0499	.1482	2.411	2.438	.0162	2.125
#1	133.5	29.13	11.24	2.605	.0266	.0060	-.0128	3.544	.0236
#2	133.6	29.11	11.21	2.607	.0266	.0062	-.0123	3.545	.0229

Elem	Sr4077	Ti3349	W_2079	Zr3391	S_1820	Bi2230	Li6707
Avg	**.3658**	**3.653**	**-.0060**	**.0840**	**7.745**	**.0026**	**.0933**
Stddev	.0003	.002	.0006	.0001	.035	.0002	.0001
%RSD	.0748	.0597	9.769	.1407	.4569	6.654	.1518
#1	.3656	3.651	-.0065	.0841	7.720	.0025	.0934
#2	.3660	3.654	-.0056	.0839	7.770	.0028	.0932

Int. Std.	Y_3600	Y_3710	Y_2243	In2306
Avg	**92921.**	**15011.**	**2104.5**	**6234.9**
Stddev	396.	78.	3.1	.3
%RSD	.42582	.51661	.14724	.00521
#1	93201.	15066.	2106.7	6234.7
#2	92641.	14956.	2102.3	6235.1

Zoom In Zoom Out

Sample Name: jb69057-11 Acquired: 6/17/2014 3:24:24 Type: Unk
Method: Accutest1(v161) Mode: CONC Corr. Factor: 1.000000
User: admin Custom ID1: Custom ID2: Custom ID3:
Comment: soil 18th few

Elem	Ba4554	Be3130	Cd2288	Co2286	Cr2677	Cu3247	Mn2576	Ni2316	Ag3280
Avg	**.8229**	**.0052**	**.0026**	**.0554**	**.3452**	**.2654**	**4.605**	**.1476**	**.0011**
Stddev	.0002	.0001	.0002	.0002	.0041	.0030	.044	.0001	.0008
%RSD	.0241	1.025	8.641	.2962	1.176	1.126	.9627	.0379	69.30
#1	.8227	.0051	.0025	.0555	.3481	.2675	4.637	.1476	.0006
#2	.8230	.0052	.0028	.0553	.3424	.2632	4.574	.1475	.0016

Elem	V_2924	Zn2062	As1890	Tl1908	Pb2203	Se1960	Sb2068	Al3961	Ca3179
Avg	**.2916**	**.9137**	**.0934**	**.0061**	**.6369**	**-.0006**	**.0141**	**109.0**	**166.5**
Stddev	.0034	.0011	.0017	.0038	.0026	.0009	.0012	.2	.8
%RSD	1.168	.1181	1.802	62.89	.4121	147.3	8.684	.2200	.4625
#1	.2940	.9145	.0946	.0034	.6387	.0000	.0150	109.2	167.1
#2	.2892	.9130	.0922	.0088	.6350	-.0013	.0132	108.8	166.0

Elem	Fe2599	Mg2790	K_7664	Na5895	B_2089	Mo2020	Pd3404	Si2124	Sn1899
Avg	**178.8**	**64.49**	**17.51**	**3.798**	**.0418**	**.0095**	**-.0174**	**3.919**	**.0316**
Stddev	.7	.42	.03	.012	.0010	.0003	.0013	.000	.0002
%RSD	.3864	.6584	.1524	.3035	2.411	3.157	7.395	.0017	.6280
#1	179.2	64.79	17.53	3.806	.0425	.0097	-.0183	3.919	.0317
#2	178.3	64.19	17.49	3.790	.0411	.0093	-.0165	3.919	.0315

Elem	Sr4077	Ti3349	W_2079	Zr3391	S_1820	Bi2230	Li6707
Avg	**.5884**	**5.481**	**.0016**	**.0907**	**12.66**	**.0054**	**.1033**
Stddev	.0003	.055	.0006	.0008	.00	.0003	.0005
%RSD	.0558	1.006	37.41	.8359	.0222	5.882	.5290
#1	.5882	5.520	.0020	.0912	12.66	.0052	.1029
#2	.5887	5.442	.0012	.0902	12.66	.0056	.1037

Int. Std.	Y_3600	Y_3710	Y_2243	In2306
Avg	**91128.**	**15175.**	**2069.7**	**6086.4**
Stddev	729.	156.	2.1	3.7
%RSD	.80010	1.0283	.10110	.06135
#1	90612.	15065.	2068.3	6083.8
#2	91643.	15286.	2071.2	6089.1

Zoom In Zoom Out

Sample Name: ccv Acquired: 6/17/2014 3:30:38 Type: QC
Method: Accutest1(v161) Mode: CONC Corr. Factor: 1.000000
User: admin Custom ID1: Custom ID2: Custom ID3:
Comment: 5

Elem	Ba4554	Be3130	Cd2288	Co2286	Cr2677	Cu3247	Mn2576	Ni2316	Ag3280
Units	ppm	ppm	ppm	ppm	ppm	ppm	ppm	ppm	ppm
Avg	**2.054**	**2.046**	**2.035**	**2.050**	**2.059**	**1.993**	**2.062**	**2.084**	**.2436**
Stddev	.002	.001	.001	.001	.000	.001	.000	.001	.0006
%RSD	.0784	.0523	.0457	.0341	.0113	.0629	.0060	.0498	.2366
#1	2.053	2.045	2.035	2.049	2.059	1.994	2.062	2.085	.2440
#2	2.055	2.047	2.036	2.050	2.060	1.992	2.062	2.083	.2432
Check ?	Chk Pass	Chk Pass	Chk Pass	Chk Pass	Chk Pass	Chk Pass	Chk Pass	Chk Pass	Chk Pass
Value									
Range									

Elem	V_2924	Zn2062	As1890	Tl1908	Pb2203	Se1960	Sb2068	Al3961	Ca3179
Units	ppm	ppm	ppm	ppm	ppm	ppm	ppm	ppm	ppm
Avg	**1.999**	**2.078**	**2.038**	**2.111**	**2.088**	**2.047**	**2.040**	**40.40**	**40.82**
Stddev	.001	.004	.001	.025	.002	.008	.004	.02	.05
%RSD	.0544	.1785	.0450	1.178	.1071	.3975	.2213	.0534	.1205
#1	2.000	2.075	2.037	2.128	2.090	2.053	2.037	40.38	40.85
#2	1.998	2.080	2.039	2.093	2.087	2.042	2.044	40.41	40.78
Check ?	Chk Pass	Chk Pass	Chk Pass	Chk Pass	Chk Pass	Chk Pass	Chk Pass	Chk Pass	Chk Pass
Value									
Range									

Elem	Fe2599	Mg2790	K_7664	Na5895	B_2089	Mo2020	Pd3404	Si2124	Sn1899
Units	ppm	ppm	ppm	ppm	ppm	ppm	ppm	ppm	ppm
Avg	**40.10**	**40.07**	**41.40**	**41.43**	**2.050**	**2.056**	**1.980**	**5.051**	**2.082**
Stddev	.03	.21	.01	.06	.003	.000	.002	.007	.002
%RSD	.0777	.5212	.0255	.1403	.1584	.0097	.0908	.1488	.0832
#1	40.12	40.22	41.39	41.39	2.048	2.056	1.981	5.046	2.083
#2	40.08	39.92	41.41	41.47	2.053	2.056	1.979	5.056	2.081
Check ?	Chk Pass	Chk Pass	Chk Pass	Chk Pass	Chk Pass	Chk Pass	Chk Pass	Chk Pass	Chk Pass
Value									
Range									

Zoom In Zoom Out

Sample Name: ccv Acquired: 6/17/2014 3:30:38 Type: QC
Method: Accutest1(v161) Mode: CONC Corr. Factor: 1.000000
User: admin Custom ID1: Custom ID2: Custom ID3:
Comment: 5

Elem	Sr4077	Ti3349	W_2079	Zr3391	S_1820	Bi2230	Li6707
Units	ppm	ppm	ppm	ppm	ppm	ppm	ppm
Avg	**2.128**	**2.021**	**1.907**	**2.027**	**2.024**	**2.020**	**2.043**
Stddev	.004	.001	.017	.000	.012	.003	.004
%RSD	.1669	.0251	.8712	.0113	.5807	.1352	.2122
#1	2.126	2.021	1.895	2.027	2.032	2.018	2.040
#2	2.131	2.020	1.918	2.027	2.015	2.022	2.046
Check ?	Chk Pass	Chk Pass	Chk Pass	Chk Pass	Chk Pass	Chk Pass	Chk Pass
Value							
Range							

Int. Std.	Y_3600	Y_3710	Y_2243	In2306
Units	Cts/S	Cts/S	Cts/S	Cts/S
Avg	**90161.**	**14360.**	**2031.2**	**6108.1**
Stddev	101.	56.	2.0	1.6
%RSD	.11192	.38821	.09934	.02610
#1	90233.	14321.	2032.6	6109.2
#2	90090.	14400.	2029.7	6106.9

Zoom In Zoom Out

Sample Name: ccb Acquired: 6/17/2014 3:36:41 Type: QC
Method: Accutest1(v161) Mode: CONC Corr. Factor: 1.000000
User: admin Custom ID1: Custom ID2: Custom ID3:
Comment:

Elem	Ba4554	Be3130	Cd2288	Co2286	Cr2677	Cu3247	Mn2576	Ni2316	Ag3280
Units	ppm	ppm	ppm	ppm	ppm	ppm	ppm	ppm	ppm
Avg	**.0006**	**.0002**	**.0004**	**.0003**	**.0002**	**-.0002**	**.0003**	**.0003**	**.0000**
Stddev	.0002	.0000	.0001	.0002	.0002	.0004	.0001	.0003	.0002
%RSD	29.64	13.52	21.07	50.46	147.5	272.8	39.07	109.4	611.6
#1	.0007	.0002	.0003	.0002	.0000	.0001	.0004	.0005	-.0001
#2	.0004	.0002	.0005	.0004	.0003	-.0005	.0002	.0001	.0002
Check ?	Chk Pass	Chk Pass	Chk Pass	Chk Pass	Chk Pass	Chk Pass	Chk Pass	Chk Pass	Chk Pass
High Limit									
Low Limit									

Elem	V_2924	Zn2062	As1890	Tl1908	Pb2203	Se1960	Sb2068	Al3961	Ca3179
Units	ppm	ppm	ppm	ppm	ppm	ppm	ppm	ppm	ppm
Avg	**.0003**	**.0011**	**.0000**	**-.0002**	**.0005**	**-.0009**	**.0008**	**.0064**	**.0047**
Stddev	.0000	.0001	.001	.0019	.0008	.0023	.0002	.0004	.0009
%RSD	19.25	6.816	2763.	839.4	163.0	249.6	19.50	5.477	18.66
#1	.0003	.0011	-.0007	.0011	.0010	.0007	.0009	.0062	.0053
#2	.0002	.0010	.0006	-.0016	-.0001	-.0026	.0007	.0067	.0041
Check ?	Chk Pass	Chk Pass	Chk Pass	Chk Pass	Chk Pass	Chk Pass	Chk Pass	Chk Pass	Chk Pass
High Limit									
Low Limit									

Elem	Fe2599	Mg2790	K_7664	Na5895	B_2089	Mo2020	Pd3404	Si2124	Sn1899
Units	ppm	ppm	ppm	ppm	ppm	ppm	ppm	ppm	ppm
Avg	**.0071**	**.0001**	**.0153**	**-.0007**	**.0007**	**.0013**	**.0009**	**.0053**	**.0000**
Stddev	.0016	.0140	.0151	.0032	.0004	.0005	.0008	.0005	.0001
%RSD	22.53	13590.	98.47	434.2	60.98	40.03	88.54	10.20	107.7
#1	.0060	-.0098	.0259	-.0030	.0004	.0016	.0003	.0049	.0000
#2	.0082	.0100	.0046	.0015	.0011	.0009	.0015	.0056	.0001
Check ?	Chk Pass	Chk Pass	Chk Pass	Chk Pass	Chk Pass	Chk Pass	Chk Pass	Chk Pass	Chk Pass
High Limit									
Low Limit									

Zoom In Zoom Out

Sample Name: ccb Acquired: 6/17/2014 3:36:41 Type: QC
Method: Accutest1(v161) Mode: CONC Corr. Factor: 1.000000
User: admin Custom ID1: Custom ID2: Custom ID3:
Comment:

Elem	Sr4077	Ti3349	W_2079	Zr3391	S_1820	Bi2230	Li6707
Units	ppm	ppm	ppm	ppm	ppm	ppm	ppm
Avg	**.0002**	**.0010**	**-.0006**	**.0005**	**-.0006**	**.0002**	**.0007**
Stddev	.0000	.0000	.0022	.0003	.0006	.0004	.0011
%RSD	2.840	.6606	380.0	58.36	99.43	180.8	152.5
#1	.0003	.0010	.0010	.0007	-.0002	.0005	.0015
#2	.0002	.0010	-.0022	.0003	-.0010	-.0001	-.0001
Check ?	Chk Pass	Chk Pass	Chk Pass	Chk Pass	Chk Pass	Chk Pass	Chk Pass
High Limit							
Low Limit							

Int. Std.	Y_3600	Y_3710	Y_2243	In2306
Units	Cts/S	Cts/S	Cts/S	Cts/S
Avg	**95755.**	**14541.**	**2127.3**	**6705.4**
Stddev	93.	29.	6.0	16.0
%RSD	.09680	.19762	.28345	.23841
#1	95690.	14561.	2131.6	6716.7
#2	95821.	14521.	2123.1	6694.1

Zoom In Zoom Out

Sample Name: jb69057-12 Acquired: 6/17/2014 3:42:59 Type: Unk
Method: Accutest1(v161) Mode: CONC Corr. Factor: 1.000000
User: admin Custom ID1: Custom ID2: Custom ID3:
Comment: soil 18th few

Elem	Ba4554	Be3130	Cd2288	Co2286	Cr2677	Cu3247	Mn2576	Ni2316	Ag3280
Avg	**.9108**	**.0053**	**.0032**	**.0648**	**.2933**	**.3118**	**2.446**	**.1755**	**.0007**
Stddev	.0022	.0000	.0000	.0002	.0007	.0002	.000	.0005	.0000
%RSD	.2362	.6703	.8581	.3604	.2506	.0549	.0107	.3036	.1233
#1	.9123	.0053	.0032	.0650	.2938	.3120	2.446	.1751	.0007
#2	.9093	.0053	.0032	.0647	.2928	.3117	2.447	.1758	.0007

Elem	V_2924	Zn2062	As1890	Tl1908	Pb2203	Se1960	Sb2068	Al3961	Ca3179
Avg	**.2816**	**1.343**	**.1090**	**.0023**	**.5963**	**.0018**	**.0082**	**123.1**	**222.5**
Stddev	.0000	.004	.0007	.0007	.0036	.0015	.0005	.4	5.6
%RSD	.0075	.3029	.6720	29.54	.6032	85.84	6.508	.2977	2.539
#1	.2816	1.340	.1085	.0018	.5938	.0028	.0078	123.4	226.5
#2	.2816	1.346	.1096	.0028	.5989	.0007	.0085	122.8	218.5

Elem	Fe2599	Mg2790	K_7664	Na5895	B_2089	Mo2020	Pd3404	Si2124	Sn1899
Avg	**192.4**	**79.14**	**19.79**	**4.217**	**.0553**	**.0098**	**-.0216**	**5.365**	**.0363**
Stddev	.5	.22	.07	.014	.0010	.0001	.0005	.007	.0008
%RSD	.2857	.2840	.3606	.3227	1.789	.6786	2.330	.1231	2.135
#1	192.8	79.30	19.84	4.227	.0560	.0099	-.0213	5.370	.0357
#2	192.0	78.98	19.74	4.208	.0546	.0098	-.0220	5.360	.0368

Elem	Sr4077	Ti3349	W_2079	Zr3391	S_1820	Bi2230	Li6707
Avg	**.7987**	**6.014**	**.0078**	**.1034**	**18.31**	**.0074**	**.1243**
Stddev	.0024	.003	.0001	.0001	.05	.0002	.0003
%RSD	.3031	.0529	1.634	.0604	.2846	2.104	.2778
#1	.8004	6.012	.0079	.1034	18.34	.0073	.1241
#2	.7970	6.016	.0077	.1033	18.27	.0075	.1246

Int. Std.	Y_3600	Y_3710	Y_2243	In2306
Avg	**90636.**	**15095.**	**2046.2**	**5972.4**
Stddev	51.	88.	1.9	1.7
%RSD	.05600	.58615	.09208	.02906
#1	90672.	15032.	2044.8	5971.1
#2	90600.	15157.	2047.5	5973.6

Zoom In Zoom Out

Sample Name: jb69057-16 Acquired: 6/17/2014 3:49:12 Type: Unk
Method: Accutest1(v161) Mode: CONC Corr. Factor: 1.000000
User: admin Custom ID1: Custom ID2: Custom ID3:
Comment: soil 18th few

Elem	Ba4554	Be3130	Cd2288	Co2286	Cr2677	Cu3247	Mn2576	Ni2316	Ag3280
Avg	**.8661**	**.0054**	**.0026**	**.0649**	**.3299**	**.2524**	**2.726**	**.1962**	**.0016**
Stddev	.0005	.0000	.0001	.0002	.0013	.0001	.001	.0001	.0007
%RSD	.0572	.6563	5.084	.3528	.4026	.0482	.0455	.0629	43.67
#1	.8658	.0055	.0025	.0647	.3308	.2523	2.725	.1961	.0021
#2	.8665	.0054	.0027	.0650	.3290	.2525	2.727	.1963	.0011

Elem	V_2924	Zn2062	As1890	Tl1908	Pb2203	Se1960	Sb2068	Al3961	Ca3179
Avg	**.2877**	**1.063**	**.1226**	**.0046**	**.6085**	**-.0001**	**.0063**	**120.8**	**125.5**
Stddev	.0002	.000	.0011	.0007	.0012	.0010	.0019	.2	.7
%RSD	.0603	.0029	.9065	14.40	.1986	1408.	29.73	.2047	.5450
#1	.2878	1.063	.1218	.0050	.6076	.0006	.0076	120.9	126.0
#2	.2875	1.063	.1234	.0041	.6093	-.0008	.0049	120.6	125.0

Elem	Fe2599	Mg2790	K_7664	Na5895	B_2089	Mo2020	Pd3404	Si2124	Sn1899
Avg	**185.5**	**46.29**	**20.05**	**3.631**	**.0417**	**.0150**	**-.0163**	**3.923**	**.0331**
Stddev	.6	.38	.02	.015	.0008	.0002	.0005	.004	.0010
%RSD	.3347	.8172	.0790	.4108	1.801	1.425	3.055	.1117	3.044
#1	185.9	46.56	20.06	3.642	.0423	.0152	-.0159	3.920	.0338
#2	185.0	46.03	20.04	3.621	.0412	.0149	-.0166	3.926	.0324

Elem	Sr4077	Ti3349	W_2079	Zr3391	S_1820	Bi2230	Li6707
Avg	**.5394**	**5.966**	**.0030**	**.0945**	**15.92**	**.0065**	**.1164**
Stddev	.0002	.006	.0002	.0002	.01	.0002	.0010
%RSD	.0460	.0983	7.350	.1782	.0722	2.661	.8558
#1	.5396	5.962	.0032	.0946	15.93	.0066	.1157
#2	.5392	5.970	.0029	.0943	15.91	.0063	.1171

Int. Std.	Y_3600	Y_3710	Y_2243	In2306
Avg	**91926.**	**14987.**	**2070.8**	**6091.4**
Stddev	157.	158.	3.6	11.8
%RSD	.17102	1.0544	.17592	.19377
#1	92038.	14875.	2073.3	6099.7
#2	91815.	15098.	2068.2	6083.0

Zoom In Zoom Out

Sample Name: jb69057-17 Acquired: 6/17/2014 3:55:20 Type: Unk
Method: Accutest1(v161) Mode: CONC Corr. Factor: 1.000000
User: admin Custom ID1: Custom ID2: Custom ID3:
Comment: soil 18th few

Elem	Ba4554	Be3130	Cd2288	Co2286	Cr2677	Cu3247	Mn2576	Ni2316	Ag3280
Avg	**.8285**	**.0047**	**.0024**	**.0511**	**.2266**	**.2445**	**2.311**	**.1325**	**.0008**
Stddev	.0004	.0001	.0002	.0002	.0014	.0001	.003	.0000	.0001
%RSD	.0449	1.721	6.758	.3011	.6187	.0403	.1228	.0106	10.33
#1	.8282	.0047	.0023	.0512	.2256	.2446	2.309	.1325	.0009
#2	.8288	.0046	.0025	.0510	.2276	.2444	2.313	.1325	.0008

Elem	V_2924	Zn2062	As1890	Tl1908	Pb2203	Se1960	Sb2068	Al3961	Ca3179
Avg	**.2372**	**.9130**	**.1477**	**.0047**	**.7317**	**.0020**	**.0073**	**101.3**	**167.5**
Stddev	.0003	.0000	.0014	.0018	.0029	.0010	.0000	.1	.1
%RSD	.1085	.0003	.9373	38.24	.3971	52.77	.3324	.1078	.0527
#1	.2371	.9130	.1467	.0060	.7338	.0027	.0073	101.3	167.5
#2	.2374	.9130	.1487	.0035	.7297	.0012	.0073	101.4	167.4

Elem	Fe2599	Mg2790	K_7664	Na5895	B_2089	Mo2020	Pd3404	Si2124	Sn1899
Avg	**148.4**	**75.60**	**17.37**	**3.710**	**.0373**	**.0068**	**-.0162**	**3.676**	**.0304**
Stddev	.3	.17	.01	.008	.0006	.0002	.0004	.011	.0001
%RSD	.1928	.2310	.0642	.2129	1.680	3.221	2.550	.2909	.4653
#1	148.6	75.73	17.37	3.704	.0378	.0069	-.0164	3.683	.0305
#2	148.2	75.48	17.36	3.715	.0369	.0066	-.0159	3.668	.0303

Elem	Sr4077	Ti3349	W_2079	Zr3391	S_1820	Bi2230	Li6707
Avg	**.5236**	**5.188**	**-.0033**	**.0816**	**13.85**	**.0068**	**.0993**
Stddev	.0017	.002	.0006	.0002	.02	.0002	.0001
%RSD	.3304	.0417	18.80	.2840	.1675	2.699	.0615
#1	.5224	5.186	-.0037	.0818	13.84	.0069	.0993
#2	.5248	5.189	-.0029	.0815	13.87	.0067	.0992

Int. Std.	Y_3600	Y_3710	Y_2243	In2306
Avg	**90326.**	**14855.**	**2031.4**	**5955.1**
Stddev	42.	20.	3.7	2.9
%RSD	.04607	.13228	.18359	.04790
#1	90296.	14841.	2034.0	5957.1
#2	90355.	14869.	2028.7	5953.1

Zoom In Zoom Out

Sample Name: jb69057-18 Acquired: 6/17/2014 4:01:28 Type: Unk
Method: Accutest1(v161) Mode: CONC Corr. Factor: 1.000000
User: admin Custom ID1: Custom ID2: Custom ID3:
Comment: soil 18th few

Elem	Ba4554	Be3130	Cd2288	Co2286	Cr2677	Cu3247	Mn2576	Ni2316	Ag3280
Avg	**.7543**	**.0050**	**.0028**	**.0559**	**.2330**	**.2995**	**2.205**	**.1789**	**.0019**
Stddev	.0018	.0001	.0001	.0000	.0004	.0006	.000	.0002	.0001
%RSD	.2355	1.342	3.057	.0494	.1752	.2002	.0066	.1397	8.033
#1	.7556	.0051	.0029	.0559	.2327	.2999	2.205	.1787	.0017
#2	.7531	.0050	.0027	.0559	.2333	.2991	2.205	.1791	.0020

Elem	V_2924	Zn2062	As1890	Tl1908	Pb2203	Se1960	Sb2068	Al3961	Ca3179
Avg	**.2496**	**1.141**	**.1148**	**.0054**	**.5439**	**.0004**	**.0051**	**107.7**	**141.5**
Stddev	.0004	.000	.0015	.0013	.0022	.0039	.0007	.1	.2
%RSD	.1429	.0090	1.337	23.08	.4107	869.0	14.22	.0654	.1313
#1	.2499	1.141	.1137	.0063	.5455	.0032	.0056	107.8	141.3
#2	.2494	1.141	.1159	.0046	.5423	-.0023	.0046	107.7	141.6

Elem	Fe2599	Mg2790	K_7664	Na5895	B_2089	Mo2020	Pd3404	Si2124	Sn1899
Avg	**165.7**	**54.86**	**17.03**	**4.062**	**.0398**	**.0100**	**-.0170**	**3.382**	**.0339**
Stddev	.2	.18	.04	.003	.0012	.0003	.0007	.003	.0012
%RSD	.1299	.3229	.2484	.0809	2.978	2.978	4.064	.0850	3.596
#1	165.6	54.73	17.00	4.065	.0406	.0098	-.0175	3.380	.0348
#2	165.9	54.98	17.06	4.060	.0390	.0102	-.0165	3.384	.0331

Elem	Sr4077	Ti3349	W_2079	Zr3391	S_1820	Bi2230	Li6707
Avg	**.6256**	**4.918**	**-.0007**	**.0846**	**14.37**	**.0061**	**.1187**
Stddev	.0013	.005	.0003	.0000	.09	.0019	.0005
%RSD	.2056	.1032	45.89	.0341	.6238	30.60	.3879
#1	.6265	4.921	-.0005	.0846	14.30	.0074	.1184
#2	.6246	4.914	-.0009	.0846	14.43	.0048	.1191

Int. Std.	Y_3600	Y_3710	Y_2243	In2306
Avg	**91127.**	**14754.**	**2056.6**	**6050.2**
Stddev	30.	78.	2.0	3.9
%RSD	.03258	.53005	.09729	.06423
#1	91106.	14809.	2058.0	6047.4
#2	91148.	14698.	2055.2	6052.9

Zoom In Zoom Out

Sample Name: jb69216-1 Acquired: 6/17/2014 4:07:36 Type: Unk
Method: Accutest1(v161) Mode: CONC Corr. Factor: 1.000000
User: admin Custom ID1: Custom ID2: Custom ID3:
Comment: soil 18th few

Elem	Ba4554	Be3130	Cd2288	Co2286	Cr2677	Cu3247	Mn2576	Ni2316	Ag3280
Avg	**1.038**	**.0041**	**.6824**	**.0863**	**.1632**	**2.633**	**4.798**	**.3344**	**.0458**
Stddev	.000	.0001	.0005	.0003	.0001	.007	.013	.0006	.0003
%RSD	.0201	2.176	.0784	.3652	.0365	.2614	.2803	.1921	.6543
#1	1.038	.0042	.6828	.0865	.1632	2.629	4.789	.3349	.0456
#2	1.038	.0041	.6820	.0861	.1632	2.638	4.808	.3340	.0460

Elem	V_2924	Zn2062	As1890	Tl1908	Pb2203	Se1960	Sb2068	Al3961	Ca3179
Avg	**.1951**	**104.3**	**.1150**	**.0106**	**4.909**	**-.0616**	**.0323**	**102.8**	**17.17**
Stddev	.0000	.6	.0005	.0026	.014	.0017	.0011	.1	.01
%RSD	.0206	.5356	.4511	24.39	.2903	2.741	3.294	.0999	.0340
#1	.1950	104.0	.1147	.0125	4.920	-.0604	.0330	102.7	17.16
#2	.1951	104.7	.1154	.0088	4.899	-.0627	.0315	102.9	17.17

Elem	Fe2599	Mg2790	K_7664	Na5895	B_2089	Mo2020	Pd3404	Si2124	Sn1899
Avg	**206.1**	**16.82**	**9.463**	**2.083**	**.0257**	**.0181**	**-.0067**	**5.227**	**.0930**
Stddev	.2	.05	.007	.005	.0010	.0001	.0000	.001	.0003
%RSD	.1012	.2729	.0759	.2227	3.850	.4250	.2967	.0124	.3347
#1	206.2	16.85	9.468	2.079	.0250	.0180	-.0067	5.228	.0928
#2	205.9	16.79	9.458	2.086	.0264	.0181	-.0067	5.227	.0933

Elem	Sr4077	Ti3349	W_2079	Zr3391	S_1820	Bi2230	Li6707
Avg	**.1454**	**1.065**	**.8381**	**.0254**	**39.94**	**.0230**	**.1216**
Stddev	.0002	.001	.0149	.0002	.18	.0006	.0001
%RSD	.1477	.0675	1.773	.9068	.4479	2.687	.1037
#1	.1452	1.065	.8486	.0253	40.06	.0234	.1215
#2	.1455	1.066	.8276	.0256	39.81	.0225	.1216

Int. Std.	Y_3600	Y_3710	Y_2243	In2306
Avg	**93703.**	**14796.**	**2098.2**	**6366.3**
Stddev	167.	12.	2.9	16.4
%RSD	.17846	.08246	.14054	.25701
#1	93822.	14804.	2096.1	6354.7
#2	93585.	14787.	2100.3	6377.8

Zoom In Zoom Out

Sample Name: jb69216-2 Acquired: 6/17/2014 4:13:54 Type: Unk
Method: Accutest1(v161) Mode: CONC Corr. Factor: 1.000000
User: admin Custom ID1: Custom ID2: Custom ID3:
Comment: soil 18th few

Elem	Ba4554	Be3130	Cd2288	Co2286	Cr2677	Cu3247	Mn2576	Ni2316	Ag3280
Avg	**.6706**	**.0044**	**.0064**	**.0628**	**.1793**	**.1869**	**2.439**	**.1389**	**.0029**
Stddev	.0016	.0000	.0002	.0001	.0000	.0000	.004	.0001	.0005
%RSD	.2406	.8734	2.996	.1914	.0160	.0142	.1452	.0543	16.41
#1	.6717	.0043	.0063	.0627	.1793	.1869	2.442	.1389	.0026
#2	.6695	.0044	.0065	.0629	.1793	.1869	2.437	.1390	.0033

Elem	V_2924	Zn2062	As1890	Tl1908	Pb2203	Se1960	Sb2068	Al3961	Ca3179
Avg	**.2245**	**2.182**	**.0585**	**-.0012**	**.1431**	**-.0022**	**.0040**	**117.4**	**3.327**
Stddev	.0007	.002	.0004	.0013	.0003	.0014	.0023	.2	.002
%RSD	.3278	.0669	.6958	109.6	.1888	66.79	56.77	.1526	.0546
#1	.2250	2.181	.0582	-.0003	.1429	-.0032	.0057	117.5	3.328
#2	.2239	2.183	.0588	-.0021	.1433	-.0011	.0024	117.2	3.326

Elem	Fe2599	Mg2790	K_7664	Na5895	B_2089	Mo2020	Pd3404	Si2124	Sn1899
Avg	**189.9**	**20.64**	**10.88**	**1.511**	**.0124**	**.0056**	**-.0100**	**4.199**	**.0183**
Stddev	.1	.05	.01	.009	.0005	.0002	.0005	.007	.0003
%RSD	.0593	.2557	.0901	.5808	4.088	3.980	4.823	.1616	1.676
#1	189.8	20.60	10.87	1.505	.0120	.0058	-.0096	4.204	.0181
#2	190.0	20.68	10.88	1.518	.0127	.0055	-.0103	4.194	.0185

Elem	Sr4077	Ti3349	W_2079	Zr3391	S_1820	Bi2230	Li6707
Avg	**.1270**	**.9167**	**.0002**	**.0610**	**1.864**	**.0009**	**.1558**
Stddev	.0002	.0030	.0012	.0000	.007	.0006	.0004
%RSD	.1893	.3316	604.7	.0075	.3744	71.65	.2281
#1	.1271	.9189	.0010	.0610	1.859	.0013	.1556
#2	.1268	.9146	-.0006	.0610	1.869	.0004	.1561

Int. Std.	Y_3600	Y_3710	Y_2243	In2306
Avg	**93910.**	**14839.**	**2112.7**	**6369.4**
Stddev	142.	114.	.2	5.6
%RSD	.15167	.77048	.01122	.08765
#1	93809.	14919.	2112.8	6365.4
#2	94010.	14758.	2112.5	6373.3

Zoom In Zoom Out

Sample Name: jb69037-1a Acquired: 6/17/2014 4:20:01 Type: Unk
Method: Accutest1(v161) Mode: CONC Corr. Factor: 1.000000
User: admin Custom ID1: Custom ID2: Custom ID3:
Comment: soil 18th few

Elem	Ba4554	Be3130	Cd2288	Co2286	Cr2677	Cu3247	Mn2576	Ni2316	Ag3280
Avg	**.0231**	**.0001**	**.0006**	**.0024**	**34.81**	**.0248**	**1.106**	**.0212**	**.0003**
Stddev	.0000	.0000	.0001	.0000	.01	.0004	.002	.0001	.0006
%RSD	.0279	11.42	10.63	1.776	.0391	1.448	.1568	.6891	216.3
#1	.0231	.0001	.0007	.0025	34.82	.0246	1.105	.0213	-.0001
#2	.0231	.0001	.0006	.0024	34.80	.0251	1.107	.0211	.0007

Elem	V_2924	Zn2062	As1890	Tl1908	Pb2203	Se1960	Sb2068	Al3961	Ca3179
Avg	**.0432**	**.0371**	**.0107**	**.0046**	**.0116**	**-.0013**	**.0347**	**20.92**	**17.33**
Stddev	.0004	.0004	.0013	.0043	.0010	.0011	.0031	.07	.05
%RSD	.9199	1.127	12.20	93.23	8.952	83.91	8.855	.3110	.3117
#1	.0429	.0374	.0117	.0016	.0123	-.0005	.0325	20.88	17.30
#2	.0434	.0368	.0098	.0077	.0109	-.0021	.0368	20.97	17.37

Elem	Fe2599	Mg2790	K_7664	Na5895	B_2089	Mo2020	Pd3404	Si2124	Sn1899
Avg	**6.261**	**2.490**	**.6398**	**24.31**	**.0088**	**.0047**	**-.0010**	**1.224**	**.0108**
Stddev	.006	.006	.0087	.06	.0010	.0001	.0004	.002	.0004
%RSD	.0980	.2603	1.364	.2656	11.23	1.304	41.92	.1513	3.566
#1	6.266	2.494	.6459	24.27	.0095	.0047	-.0007	1.223	.0111
#2	6.257	2.485	.6336	24.36	.0081	.0048	-.0013	1.225	.0105

Elem	Sr4077	Ti3349	W_2079	Zr3391	S_1820	Bi2230	Li6707
Avg	**.0644**	**.0623**	**-.0180**	**-.0047**	**25.81**	**.0481**	**.0009**
Stddev	.0000	.0000	.0009	.0000	.16	.0001	.0001
%RSD	.0166	.0515	4.848	.5019	.6127	.2111	15.30
#1	.0644	.0623	-.0186	-.0047	25.92	.0480	.0008
#2	.0644	.0623	-.0174	-.0048	25.70	.0482	.0010

Int. Std.	Y_3600	Y_3710	Y_2243	In2306
Avg	**91895.**	**14399.**	**1907.6**	**6252.3**
Stddev	258.	83.	.7	1.9
%RSD	.28053	.57523	.03634	.03000
#1	92077.	14457.	1908.0	6253.6
#2	91713.	14340.	1907.1	6251.0

Zoom In Zoom Out

Sample Name: jb69037-2a Acquired: 6/17/2014 4:26:17 Type: Unk
Method: Accutest1(v161) Mode: CONC Corr. Factor: 1.000000
User: admin Custom ID1: Custom ID2: Custom ID3:
Comment: soil 18th few

Elem	Ba4554	Be3130	Cd2288	Co2286	Cr2677	Cu3247	Mn2576	Ni2316	Ag3280
Avg	**.0217**	**.0001**	**.0008**	**.0020**	**33.85**	**.0244**	**1.036**	**.0204**	**.0004**
Stddev	.0001	.0000	.0000	.0000	.10	.0004	.001	.0002	.0001
%RSD	.5456	21.30	6.261	2.181	.2946	1.825	.0958	.8254	34.02
#1	.0218	.0001	.0007	.0020	33.92	.0241	1.036	.0205	.0003
#2	.0216	.0001	.0008	.0021	33.77	.0248	1.035	.0202	.0005

Elem	V_2924	Zn2062	As1890	Tl1908	Pb2203	Se1960	Sb2068	Al3961	Ca3179
Avg	**.0433**	**.0337**	**.0101**	**.0048**	**.0114**	**-.0004**	**.0302**	**19.89**	**16.59**
Stddev	.0004	.0004	.0001	.0006	.0002	.0017	.0008	.04	.03
%RSD	.9118	1.202	1.454	12.08	1.396	481.0	2.570	.2213	.1545
#1	.0436	.0334	.0102	.0044	.0115	.0008	.0297	19.92	16.61
#2	.0430	.0339	.0100	.0052	.0113	-.0016	.0308	19.86	16.58

Elem	Fe2599	Mg2790	K_7664	Na5895	B_2089	Mo2020	Pd3404	Si2124	Sn1899
Avg	**5.912**	**2.490**	**.5720**	**23.34**	**.0104**	**.0043**	**-.0008**	**1.212**	**.0098**
Stddev	.004	.022	.0361	.02	.0002	.0000	.0018	.005	.0001
%RSD	.0617	.8826	6.313	.0795	2.289	.1002	227.5	.4574	.7361
#1	5.910	2.506	.5465	23.35	.0103	.0043	-.0020	1.208	.0098
#2	5.915	2.475	.5976	23.33	.0106	.0043	.0005	1.216	.0099

Elem	Sr4077	Ti3349	W_2079	Zr3391	S_1820	Bi2230	Li6707
Avg	**.0624**	**.0636**	**-.0185**	**-.0046**	**25.56**	**.0476**	**.0015**
Stddev	.0001	.0002	.0010	.0002	.04	.0003	.0014
%RSD	.1203	.2652	5.272	3.862	.1699	.5572	96.70
#1	.0623	.0635	-.0178	-.0047	25.59	.0474	.0005
#2	.0624	.0637	-.0192	-.0045	25.53	.0478	.0025

Int. Std.	Y_3600	Y_3710	Y_2243	In2306
Avg	**92272.**	**14326.**	**1913.5**	**6261.3**
Stddev	187.	53.	2.8	5.1
%RSD	.20284	.37161	.14485	.08206
#1	92139.	14288.	1915.5	6257.6
#2	92404.	14363.	1911.6	6264.9

Zoom In Zoom Out

Sample Name: ccv Acquired: 6/17/2014 4:32:34 Type: QC
Method: Accutest1(v161) Mode: CONC Corr. Factor: 1.000000
User: admin Custom ID1: Custom ID2: Custom ID3:
Comment: 6

Elem	Ba4554	Be3130	Cd2288	Co2286	Cr2677	Cu3247	Mn2576	Ni2316	Ag3280
Units	ppm	ppm	ppm	ppm	ppm	ppm	ppm	ppm	ppm
Avg	**2.071**	**2.057**	**2.049**	**2.062**	**2.078**	**2.002**	**2.079**	**2.099**	**.2469**
Stddev	.005	.003	.001	.003	.002	.001	.004	.000	.0011
%RSD	.2228	.1429	.0230	.1229	.0738	.0257	.1914	.0143	.4476
#1	2.074	2.059	2.050	2.061	2.079	2.002	2.082	2.099	.2477
#2	2.068	2.055	2.049	2.064	2.077	2.001	2.076	2.099	.2461
Check ?	Chk Pass	Chk Pass	Chk Pass	Chk Pass	Chk Pass	Chk Pass	Chk Pass	Chk Pass	Chk Pass
Value									
Range									

Elem	V_2924	Zn2062	As1890	Tl1908	Pb2203	Se1960	Sb2068	Al3961	Ca3179
Units	ppm	ppm	ppm	ppm	ppm	ppm	ppm	ppm	ppm
Avg	**2.010**	**2.090**	**2.051**	**2.123**	**2.109**	**2.065**	**2.047**	**40.79**	**41.21**
Stddev	.004	.002	.004	.003	.002	.004	.002	.02	.01
%RSD	.1850	.0812	.1835	.1242	.1068	.1934	.1116	.0501	.0121
#1	2.012	2.089	2.054	2.125	2.107	2.068	2.048	40.78	41.20
#2	2.007	2.092	2.049	2.121	2.110	2.062	2.045	40.81	41.21
Check ?	Chk Pass	Chk Pass	Chk Pass	Chk Pass	Chk Pass	Chk Pass	Chk Pass	Chk Pass	Chk Pass
Value									
Range									

Elem	Fe2599	Mg2790	K_7664	Na5895	B_2089	Mo2020	Pd3404	Si2124	Sn1899
Units	ppm	ppm	ppm	ppm	ppm	ppm	ppm	ppm	ppm
Avg	**40.26**	**40.21**	**41.89**	**41.89**	**2.066**	**2.066**	**1.986**	**5.094**	**2.094**
Stddev	.04	.09	.05	.10	.001	.000	.003	.009	.005
%RSD	.1057	.2175	.1277	.2459	.0275	.0087	.1708	.1759	.2563
#1	40.29	40.27	41.93	41.96	2.067	2.066	1.989	5.100	2.090
#2	40.23	40.15	41.85	41.81	2.066	2.066	1.984	5.088	2.097
Check ?	Chk Pass	Chk Pass	Chk Pass	Chk Pass	Chk Pass	Chk Pass	Chk Pass	Chk Pass	Chk Pass
Value									
Range									

Zoom In Zoom Out

Sample Name: ccv Acquired: 6/17/2014 4:32:34 Type: QC
Method: Accutest1(v161) Mode: CONC Corr. Factor: 1.000000
User: admin Custom ID1: Custom ID2: Custom ID3:
Comment: 6

Elem	Sr4077	Ti3349	W_2079	Zr3391	S_1820	Bi2230	Li6707
Units	ppm	ppm	ppm	ppm	ppm	ppm	ppm
Avg	**2.153**	**2.032**	**1.926**	**2.042**	**2.040**	**2.034**	**2.061**
Stddev	.002	.002	.016	.003	.006	.003	.005
%RSD	.0888	.0928	.8360	.1398	.2750	.1289	.2215
#1	2.154	2.033	1.915	2.044	2.044	2.035	2.064
#2	2.151	2.031	1.938	2.040	2.036	2.032	2.058
Check ?	Chk Pass	Chk Pass	Chk Pass	Chk Pass	Chk Pass	Chk Pass	Chk Pass
Value							
Range							

Int. Std.	Y_3600	Y_3710	Y_2243	In2306
Units	Cts/S	Cts/S	Cts/S	Cts/S
Avg	**89715.**	**14211.**	**2024.9**	**6080.2**
Stddev	65.	10.	3.5	6.4
%RSD	.07193	.07259	.17230	.10456
#1	89670.	14204.	2022.5	6075.7
#2	89761.	14219.	2027.4	6084.7

Zoom In Zoom Out

Sample Name: ccb Acquired: 6/17/2014 4:38:38 Type: QC
Method: Accutest1(v161) Mode: CONC Corr. Factor: 1.000000
User: admin Custom ID1: Custom ID2: Custom ID3:
Comment:

Elem	Ba4554	Be3130	Cd2288	Co2286	Cr2677	Cu3247	Mn2576	Ni2316	Ag3280
Units	ppm	ppm	ppm	ppm	ppm	ppm	ppm	ppm	ppm
Avg	**.0005**	**.0001**	**.0004**	**.0002**	**.0001**	**-.0004**	**.0004**	**.0004**	**-.0002**
Stddev	.0001	.0000	.0000	.0001	.0002	.0003	.0001	.0001	.0002
%RSD	14.76	57.30	12.03	68.44	163.3	71.48	19.00	32.13	89.16
#1	.0005	.0000	.0004	.0003	.0000	-.0006	.0003	.0005	-.0004
#2	.0004	.0001	.0004	.0001	.0003	-.0002	.0004	.0003	-.0001
Check ?	Chk Pass	Chk Pass	Chk Pass	Chk Pass	Chk Pass	Chk Pass	Chk Pass	Chk Pass	Chk Pass
High Limit									
Low Limit									

Elem	V_2924	Zn2062	As1890	Tl1908	Pb2203	Se1960	Sb2068	Al3961	Ca3179
Units	ppm	ppm	ppm	ppm	ppm	ppm	ppm	ppm	ppm
Avg	**.0003**	**.0009**	**.0001**	**-.0013**	**-.0003**	**-.0001**	**-.0001**	**.0057**	**.0072**
Stddev	.0002	.0001	.0002	.0003	.0017	.0012	.0012	.0042	.0022
%RSD	52.85	13.30	376.1	22.85	552.4	2193.	890.6	74.76	30.74
#1	.0002	.0010	-.0001	-.0011	-.0015	.0008	-.0010	.0087	.0057
#2	.0004	.0008	.0002	-.0015	.0009	-.0009	.0007	.0027	.0088
Check ?	Chk Pass	Chk Pass	Chk Pass	Chk Pass	Chk Pass	Chk Pass	Chk Pass	Chk Pass	Chk Pass
High Limit									
Low Limit									

Elem	Fe2599	Mg2790	K_7664	Na5895	B_2089	Mo2020	Pd3404	Si2124	Sn1899
Units	ppm	ppm	ppm	ppm	ppm	ppm	ppm	ppm	ppm
Avg	**.0067**	**.0185**	**.0226**	**.0001**	**.0009**	**.0014**	**.0003**	**.0058**	**.0003**
Stddev	.0009	.0140	.0100	.0028	.0007	.0004	.0021	.0003	.0006
%RSD	13.20	75.30	44.10	2149.	78.65	32.74	706.4	4.904	180.6
#1	.0061	.0087	.0296	-.0018	.0004	.0017	.0018	.0056	.0007
#2	.0074	.0284	.0155	.0021	.0014	.0010	-.0012	.0060	-.0001
Check ?	Chk Pass	Chk Pass	Chk Pass	Chk Pass	Chk Pass	Chk Pass	Chk Pass	Chk Pass	Chk Pass
High Limit									
Low Limit									

Zoom In Zoom Out

Sample Name: ccb Acquired: 6/17/2014 4:38:38 Type: QC
Method: Accutest1(v161) Mode: CONC Corr. Factor: 1.000000
User: admin Custom ID1: Custom ID2: Custom ID3:
Comment:

Elem	Sr4077	Ti3349	W_2079	Zr3391	S_1820	Bi2230	Li6707
Units	ppm	ppm	ppm	ppm	ppm	ppm	ppm
Avg	**.0002**	**.0004**	**.0016**	**.0005**	**-.0012**	**.0008**	**.0003**
Stddev	.0000	.0000	.0023	.0001	.0008	.0005	.0004
%RSD	16.37	4.910	144.6	14.65	69.90	60.98	143.9
#1	.0002	.0004	.0033	.0005	-.0006	.0012	.0006
#2	.0002	.0004	.0000	.0006	-.0018	.0005	.0000
Check ?	Chk Pass	Chk Pass	Chk Pass	Chk Pass	Chk Pass	Chk Pass	Chk Pass
High Limit							
Low Limit							

Int. Std.	Y_3600	Y_3710	Y_2243	In2306
Units	Cts/S	Cts/S	Cts/S	Cts/S
Avg	**95432.**	**14338.**	**2104.6**	**6633.4**
Stddev	13.	38.	.7	2.8
%RSD	.01314	.26415	.03145	.04234
#1	95423.	14365.	2104.1	6631.5
#2	95441.	14312.	2105.0	6635.4

Zoom In Zoom Out

Sample Name: cri Acquired: 6/17/2014 4:44:56 Type: QC
Method: Accutest1(v161) Mode: CONC Corr. Factor: 1.000000
User: admin Custom ID1: Custom ID2: Custom ID3:
Comment:

Elem	Ba4554	Be3130	Cd2288	Co2286	Cr2677	Cu3247	Mn2576	Ni2316	Ag3280
Units	ppm	ppm	ppm	ppm	ppm	ppm	ppm	ppm	ppm
Avg	**.2106**	**.0023**	**.0033**	**.0520**	**.0113**	**.0095**	**.0162**	**.0106**	**.0046**
Stddev	.0002	.0000	.0000	.0001	.0001	.0001	.0000	.0002	.0005
%RSD	.1141	.5205	1.405	.2550	1.074	1.046	.0893	1.421	11.84
#1	.2108	.0023	.0033	.0521	.0114	.0094	.0162	.0105	.0050
#2	.2105	.0023	.0032	.0519	.0113	.0096	.0162	.0108	.0042
Check ?	Chk Pass	Chk Pass	Chk Pass	Chk Pass	Chk Pass	Chk Pass	Chk Pass	Chk Pass	Chk Pass
Value									
Range									

Elem	V_2924	Zn2062	As1890	Tl1908	Pb2203	Se1960	Sb2068	Al3961	Ca3179
Units	ppm	ppm	ppm	ppm	ppm	ppm	ppm	ppm	ppm
Avg	**.0506**	**.0234**	**.0076**	**.0101**	**.0028**	**.0129**	**.0066**	**.1983**	**5.182**
Stddev	.0002	.0002	.0004	.0001	.0006	.0004	.0002	.0030	.018
%RSD	.3018	.7638	4.735	.8777	22.09	3.386	3.107	1.533	.3488
#1	.0507	.0235	.0073	.0100	.0033	.0126	.0068	.2005	5.170
#2	.0504	.0233	.0078	.0102	.0024	.0132	.0065	.1962	5.195
Check ?	Chk Pass	Chk Pass	Chk Pass	Chk Pass	Chk Pass	Chk Pass	Chk Pass	Chk Pass	Chk Pass
Value									
Range									

Elem	Fe2599	Mg2790	K_7664	Na5895	B_2089	Mo2020	Pd3404	Si2124	Sn1899
Units	ppm	ppm	ppm	ppm	ppm	ppm	ppm	ppm	ppm
Avg	**.1067**	**5.201**	**5.221**	**5.245**	**.1070**	**.0215**	**.0558**	**.2092**	**.0107**
Stddev	.0027	.005	.011	.004	.0011	.0001	.0008	.0006	.0000
%RSD	2.566	.0902	.2040	.0825	1.033	.2330	1.507	.3100	.3750
#1	.1047	5.198	5.214	5.242	.1062	.0215	.0564	.2096	.0107
#2	.1086	5.205	5.229	5.248	.1077	.0215	.0552	.2087	.0107
Check ?	Chk Pass	Chk Pass	Chk Pass	Chk Pass	Chk Pass	Chk Pass	Chk Pass	Chk Pass	Chk Pass
Value									
Range									

Zoom In Zoom Out

Sample Name: cri Acquired: 6/17/2014 4:44:56 Type: QC
Method: Accutest1(v161) Mode: CONC Corr. Factor: 1.000000
User: admin Custom ID1: Custom ID2: Custom ID3:
Comment:

Elem	Sr4077	Ti3349	W_2079	Zr3391	S_1820	Bi2230	Li6707
Units	ppm	ppm	ppm	ppm	ppm	ppm	ppm
Avg	**.0113**	**.0110**	**.0469**	**.0110**	**.0477**	**.0213**	**.0214**
Stddev	.0000	.0000	.0007	.0001	.0026	.0006	.0001
%RSD	.1303	.0096	1.414	.7872	5.377	2.661	.4601
#1	.0112	.0110	.0474	.0111	.0495	.0217	.0215
#2	.0113	.0110	.0464	.0109	.0459	.0209	.0214
Check ?	Chk Pass	Chk Pass	Chk Pass	Chk Pass	Chk Pass	Chk Pass	Chk Pass
Value							
Range							

Int. Std.	Y_3600	Y_3710	Y_2243	In2306
Units	Cts/S	Cts/S	Cts/S	Cts/S
Avg	**94728.**	**14456.**	**2092.6**	**6530.5**
Stddev	98.	114.	3.1	.7
%RSD	.10375	.78806	.14651	.01127
#1	94658.	14536.	2094.7	6529.9
#2	94797.	14375.	2090.4	6531.0

Zoom In Zoom Out

Sample Name: crid Acquired: 6/17/2014 4:51:09 Type: QC
Method: Accutest1(v161) Mode: CONC Corr. Factor: 1.000000
User: admin Custom ID1: Custom ID2: Custom ID3:
Comment:

Elem	Ba4554	Be3130	Cd2288	Co2286	Cr2677	Cu3247	Mn2576	Ni2316	Ag3280
Units	ppm	ppm	ppm	ppm	ppm	ppm	ppm	ppm	ppm
Avg	**.0046**	**.0011**	**.0011**	**.0033**	**.0019**	**.0016**	**.0033**	**.0041**	**.0010**
Stddev	.0000	.0000	.0000	.0002	.0001	.0002	.0001	.0001	.0001
%RSD	.0128	2.391	2.358	4.793	7.660	15.12	1.566	3.285	9.062
#1	.0046	.0010	.0011	.0034	.0018	.0018	.0033	.0040	.0010
#2	.0046	.0011	.0011	.0032	.0020	.0015	.0034	.0042	.0011
Check ?	Chk Pass	Chk Pass	Chk Pass	Chk Pass	Chk Pass	Chk Pass	Chk Pass	Chk Pass	Chk Pass
Value									
Range									

Elem	V_2924	Zn2062	As1890	Tl1908	Pb2203	Se1960	Sb2068	Al3961	Ca3179
Units	ppm	ppm	ppm	ppm	ppm	ppm	ppm	ppm	ppm
Avg	**.0018**	**.0125**	**.0031**	**.0025**	**.0024**	F **.0074**	**.0025**	**.0997**	**1.052**
Stddev	.0001	.0000	.0001	.0004	.0001	.0006	.0008	.0005	.002
%RSD	3.486	.1386	1.969	17.04	2.870	7.643	32.82	.4942	.1394
#1	.0018	.0125	.0032	.0028	.0024	.0078	.0019	.1000	1.051
#2	.0017	.0126	.0031	.0022	.0024	.0070	.0031	.0993	1.053
Check ?	Chk Pass	Chk Pass	Chk Pass	Chk Pass	Chk Pass	Chk Fail	Chk Pass	Chk Pass	Chk Pass
Value						.0050			
Range						30.00%			

Elem	Fe2599	Mg2790	K_7664	Na5895	B_2089	Mo2020	Pd3404	Si2124	Sn1899
Units	ppm	ppm	ppm	ppm	ppm	ppm	ppm	ppm	ppm
Avg	**.0013**	**.1150**	**2.156**	**1.063**	**.0101**	**-.0005**	**-.0008**	**.0022**	**-.0002**
Stddev	.0009	.0039	.019	.003	.0001	.0001	.0004	.0001	.0006
%RSD	66.85	3.359	.8625	.2803	1.058	15.69	54.29	5.873	359.8
#1	.0007	.1123	2.143	1.065	.0102	-.0004	-.0010	.0021	.0003
#2	.0019	.1177	2.169	1.061	.0100	-.0006	-.0005	.0022	-.0006
Check ?	None	Chk Pass	Chk Pass	Chk Pass	Chk Pass	None	None	None	None
Value									
Range									

Zoom In Zoom Out

Sample Name: crid Acquired: 6/17/2014 4:51:09 Type: QC
Method: Accutest1(v161) Mode: CONC Corr. Factor: 1.000000
User: admin Custom ID1: Custom ID2: Custom ID3:
Comment:

Elem	Sr4077	Ti3349	W_2079	Zr3391	S_1820	Bi2230	Li6707
Units	ppm	ppm	ppm	ppm	ppm	ppm	ppm
Avg	**.0000**	**.0002**	**-.0115**	**-.0003**	**-.0022**	**-.0002**	**.0003**
Stddev	.0000	.0002	.0002	.0001	.0005	.0001	.0003
%RSD	18.14	71.85	2.003	28.63	24.23	41.48	91.34
#1	.0001	.0001	-.0114	-.0003	-.0026	-.0002	.0001
#2	.0000	.0004	-.0117	-.0002	-.0019	-.0003	.0005
Check ?	None	None	None	None	None	None	None
Value							
Range							

Int. Std.	Y_3600	Y_3710	Y_2243	In2306
Units	Cts/S	Cts/S	Cts/S	Cts/S
Avg	**94918.**	**14301.**	**2105.5**	**6624.0**
Stddev	75.	83.	2.6	1.8
%RSD	.07937	.57912	.12348	.02643
#1	94971.	14360.	2107.4	6625.3
#2	94865.	14242.	2103.7	6622.8

Zoom In Zoom Out

Sample Name: cria Acquired: 6/17/2014 4:57:27 Type: QC
Method: Accutest1(v161) Mode: CONC Corr. Factor: 1.000000
User: admin Custom ID1: Custom ID2: Custom ID3:
Comment:

Elem	Ba4554	Be3130	Cd2288	Co2286	Cr2677	Cu3247	Mn2576	Ni2316	Ag3280
Units	ppm	ppm	ppm	ppm	ppm	ppm	ppm	ppm	ppm
Avg	**.0002**	**.0000**	**.0000**	**.0000**	**-.0002**	**-.0006**	**.0000**	**.0002**	**.0000**
Stddev	.0000	.000	.000	.0003	.0000	.0001	.0000	.0001	.0002
%RSD	11.83	329.2	180.8	699.9	24.89	18.65	123.1	67.72	686.8
#1	.0003	.0000	.0000	.0003	-.0001	-.0005	.0001	.0003	-.0001
#2	.0002	.0000	.0000	-.0002	-.0002	-.0006	.0000	.0001	.0001
Check ?	None	None	None	None	None	None	None	None	None
Value									
Range									

Elem	V_2924	Zn2062	As1890	Tl1908	Pb2203	Se1960	Sb2068	Al3961	Ca3179
Units	ppm	ppm	ppm	ppm	ppm	ppm	ppm	ppm	ppm
Avg	**.0000**	**.0006**	**.0213**	**.0013**	**.0204**	**.0213**	**.0207**	**.5078**	**-.0030**
Stddev	.0003	.0000	.0012	.0010	.0001	.0003	.0007	.0011	.0023
%RSD	1996.	4.619	5.467	75.59	.6404	1.324	3.536	.2161	75.74
#1	-.0002	.0006	.0205	.0006	.0203	.0211	.0202	.5070	-.0047
#2	.0002	.0006	.0221	.0021	.0205	.0215	.0212	.5086	-.0014
Check ?	None	None	Chk Pass	None	Chk Pass	Chk Pass	Chk Pass	Chk Pass	None
Value									
Range									

Elem	Fe2599	Mg2790	K_7664	Na5895	B_2089	Mo2020	Pd3404	Si2124	Sn1899
Units	ppm	ppm	ppm	ppm	ppm	ppm	ppm	ppm	ppm
Avg	**.5205**	**.0056**	**.0066**	**-.0152**	**-.0009**	**-.0007**	**.0004**	**.0021**	**-.0015**
Stddev	.0029	.0114	.0052	.0051	.0002	.0002	.0001	.0002	.0004
%RSD	.5665	203.4	79.37	33.24	19.97	23.83	25.66	9.658	29.89
#1	.5226	.0137	.0029	-.0116	-.0008	-.0006	.0004	.0020	-.0018
#2	.5184	-.0025	.0103	-.0188	-.0011	-.0008	.0005	.0023	-.0012
Check ?	Chk Pass	None	None	None	None	None	None	None	None
Value									
Range									

Zoom In Zoom Out

Sample Name: cria Acquired: 6/17/2014 4:57:27 Type: QC
Method: Accutest1(v161) Mode: CONC Corr. Factor: 1.000000
User: admin Custom ID1: Custom ID2: Custom ID3:
Comment:

Elem	Sr4077	Ti3349	W_2079	Zr3391	S_1820	Bi2230	Li6707
Units	ppm	ppm	ppm	ppm	ppm	ppm	ppm
Avg	**.0000**	**.0002**	**-.0143**	**-.0006**	**-.0017**	**.0012**	**.0001**
Stddev	.0000	.0003	.0001	.0002	.0005	.0002	.0001
%RSD	35.88	221.0	1.030	33.89	31.75	14.98	172.9
#1	.0000	.0004	-.0144	-.0004	-.0013	.0010	.0000
#2	.0000	-.0001	-.0142	-.0007	-.0021	.0013	.0002
Check ?	None	None	None	None	None	None	None
Value							
Range							

Int. Std.	Y_3600	Y_3710	Y_2243	In2306
Units	Cts/S	Cts/S	Cts/S	Cts/S
Avg	**94937.**	**14329.**	**2111.5**	**6659.5**
Stddev	362.	11.	5.6	2.0
%RSD	.38081	.07937	.26296	.03024
#1	95193.	14321.	2115.5	6660.9
#2	94682.	14337.	2107.6	6658.1

Zoom In Zoom Out

Sample Name: Mnconf Acquired: 6/17/2014 5:03:45 Type: Unk
Method: Accutest1(v161) Mode: CONC Corr. Factor: 1.000000
User: admin Custom ID1: Custom ID2: Custom ID3:
Comment:

Elem	Ba4554	Be3130	Cd2288	Co2286	Cr2677	Cu3247	Mn2576	Ni2316	Ag3280
Avg	**.0004**	**-.0001**	**.0002**	**.0000**	**.0006**	**-.0011**	**10.01**	**.0001**	**.0000**
Stddev	.0003	.0000	.0001	.000	.0003	.0002	.05	.0001	.0002
%RSD	96.54	11.88	46.01	3589.	42.47	14.12	.5325	242.2	600.3
#1	.0001	-.0001	.0003	.0001	.0004	-.0010	10.05	.0002	.0001
#2	.0006	-.0002	.0001	-.0001	.0008	-.0012	9.972	.0000	-.0001

Elem	V_2924	Zn2062	As1890	Tl1908	Pb2203	Se1960	Sb2068	Al3961	Ca3179
Avg	**.0010**	**.0027**	**.0014**	**-.0012**	**-.0005**	**-.0042**	**.0007**	**-.0029**	**.0154**
Stddev	.0000	.0000	.0001	.0010	.0009	.0006	.0003	.0053	.0022
%RSD	4.697	.4997	10.06	83.20	184.4	15.19	42.74	182.2	14.23
#1	.0010	.0027	.0013	-.0018	-.0011	-.0047	.0008	-.0066	.0169
#2	.0011	.0027	.0015	-.0005	.0002	-.0038	.0005	.0008	.0138

Elem	Fe2599	Mg2790	K_7664	Na5895	B_2089	Mo2020	Pd3404	Si2124	Sn1899
Avg	**-.0005**	**-.0568**	**-.0120**	**-.0022**	**-.0011**	**-.0010**	**-.0003**	**-.0020**	**-.0005**
Stddev	.0017	.0124	.0241	.0048	.0007	.0002	.0005	.0011	.0007
%RSD	323.5	21.80	201.3	218.0	64.14	16.01	167.3	54.84	139.1
#1	-.0017	-.0481	-.0290	.0012	-.0006	-.0009	.0000	-.0028	.0000
#2	.0007	-.0656	.0051	-.0056	-.0016	-.0011	-.0006	-.0012	-.0009

Elem	Sr4077	Ti3349	W_2079	Zr3391	S_1820	Bi2230	Li6707
Avg	**.0001**	**.0004**	**-.0146**	**-.0010**	**-.0010**	**.0013**	**.0002**
Stddev	.0000	.0000	.0003	.0000	.0027	.0014	.0003
%RSD	16.09	7.668	1.996	2.955	268.9	111.5	144.0
#1	.0001	.0004	-.0149	-.0010	-.0029	.0003	.0000
#2	.0001	.0004	-.0144	-.0011	.0009	.0023	.0004

Int. Std.	Y_3600	Y_3710	Y_2243	In2306
Avg	**94921.**	**14421.**	**2112.3**	**6663.8**
Stddev	211.	55.	.3	.6
%RSD	.22248	.38031	.01639	.00828
#1	94772.	14460.	2112.6	6664.2
#2	95071.	14382.	2112.1	6663.4

Zoom In Zoom Out

Sample Name: Moconf Acquired: 6/17/2014 5:10:08 Type: Unk
Method: Accutest1(v161) Mode: CONC Corr. Factor: 1.000000
User: admin Custom ID1: Custom ID2: Custom ID3:
Comment:

Elem	Ba4554	Be3130	Cd2288	Co2286	Cr2677	Cu3247	Mn2576	Ni2316	Ag3280
Avg	**.0002**	**.0001**	**.0004**	**-.0002**	**-.0003**	**-.0001**	**.0013**	**.0010**	**-.0006**
Stddev	.0001	.0001	.0001	.0002	.0000	.0002	.0000	.0002	.0003
%RSD	57.51	54.69	33.43	82.86	9.220	136.7	3.463	15.47	41.76
#1	.0003	.0001	.0003	-.0003	-.0003	-.0002	.0014	.0009	-.0008
#2	.0001	.0002	.0005	-.0001	-.0004	.0000	.0013	.0012	-.0004

Elem	V_2924	Zn2062	As1890	Tl1908	Pb2203	Se1960	Sb2068	Al3961	Ca3179
Avg	**.0013**	**.0014**	**-.0001**	**.0014**	**-.0026**	**.0026**	**-.0010**	**.0284**	**.0170**
Stddev	.0005	.0000	.0002	.0031	.0005	.0001	.0008	.0001	.0004
%RSD	38.34	.7860	165.8	225.6	17.89	4.302	82.98	.2301	2.627
#1	.0016	.0014	-.0002	-.0008	-.0029	.0026	-.0004	.0284	.0167
#2	.0009	.0014	.0000	.0036	-.0023	.0025	-.0016	.0283	.0174

Elem	Fe2599	Mg2790	K_7664	Na5895	B_2089	Mo2020	Pd3404	Si2124	Sn1899
Avg	**.0018**	**.0923**	**-.0266**	**.0240**	**.0146**	**11.27**	**.0008**	**-.0027**	**-.0008**
Stddev	.0011	.0132	.0034	.0078	.0009	.02	.0015	.0011	.0003
%RSD	61.16	14.28	12.86	32.48	6.384	.1779	180.4	41.36	36.11
#1	.0026	.0829	-.0242	.0295	.0153	11.26	-.0002	-.0019	-.0006
#2	.0010	.1016	-.0290	.0185	.0139	11.28	.0019	-.0035	-.0010

Elem	Sr4077	Ti3349	W_2079	Zr3391	S_1820	Bi2230	Li6707
Avg	**.0000**	**-.0011**	**-.0127**	**.0084**	**-.0041**	**-.0001**	**-.0002**
Stddev	.0000	.0003	.0008	.0001	.0005	.0003	.0012
%RSD	398.6	28.52	6.055	1.107	13.43	202.6	608.7
#1	.0000	-.0013	-.0133	.0085	-.0037	-.0003	-.0010
#2	.0000	-.0008	-.0122	.0083	-.0045	.0001	.0006

Int. Std.	Y_3600	Y_3710	Y_2243	In2306
Avg	**95903.**	**14408.**	**2115.6**	**6675.5**
Stddev	213.	1.	.7	2.3
%RSD	.22184	.00892	.03541	.03387
#1	96053.	14409.	2116.1	6673.9
#2	95752.	14407.	2115.0	6677.1

Zoom In Zoom Out

Sample Name: Znconf Acquired: 6/17/2014 5:16:24 Type: Unk
Method: Accutest1(v161) Mode: CONC Corr. Factor: 1.000000
User: admin Custom ID1: Custom ID2: Custom ID3:
Comment:

Elem	Ba4554	Be3130	Cd2288	Co2286	Cr2677	Cu3247	Mn2576	Ni2316	Ag3280
Avg	**.0004**	**-.0002**	**.0002**	**-.0001**	**-.0002**	**-.0010**	**.0002**	**-.0003**	**-.0002**
Stddev	.0000	.0000	.0000	.0000	.0002	.0001	.0000	.0005	.0003
%RSD	.9926	25.33	19.40	2.892	91.23	8.360	13.24	148.1	143.5
#1	.0003	-.0001	.0002	-.0001	-.0001	-.0009	.0002	-.0006	-.0004
#2	.0004	-.0002	.0001	-.0001	-.0004	-.0010	.0002	.0000	.0000

Elem	V_2924	Zn2062	As1890	Tl1908	Pb2203	Se1960	Sb2068	Al3961	Ca3179
Avg	**-.0001**	**11.51**	**.0004**	**.0001**	**-.0011**	**-.0015**	**.0012**	**.0006**	**.0104**
Stddev	.0001	.02	.0002	.0005	.0019	.0006	.0002	.0024	.0008
%RSD	84.45	.1435	51.80	943.9	178.0	40.85	16.88	398.2	8.014
#1	-.0001	11.50	.0006	.0004	-.0024	-.0011	.0010	.0023	.0098
#2	.0000	11.52	.0003	-.0003	.0003	-.0019	.0013	-.0011	.0109

Elem	Fe2599	Mg2790	K_7664	Na5895	B_2089	Mo2020	Pd3404	Si2124	Sn1899
Avg	**-.0013**	**.0157**	**-.0199**	**-.0165**	**-.0013**	**.0061**	**-.0003**	**.0006**	**-.0003**
Stddev	.0034	.0225	.0038	.0036	.0004	.0011	.0013	.0003	.0000
%RSD	261.1	143.6	19.25	21.60	29.00	18.62	383.1	43.86	18.33
#1	.0011	.0316	-.0171	-.0190	-.0010	.0069	-.0012	.0008	-.0002
#2	-.0037	-.0002	-.0226	-.0140	-.0015	.0053	.0006	.0004	-.0003

Elem	Sr4077	Ti3349	W_2079	Zr3391	S_1820	Bi2230	Li6707
Avg	**.0000**	**.0001**	**.0128**	**-.0005**	**-.0029**	**.0002**	**-.0010**
Stddev	.000	.0002	.0002	.0001	.0002	.0005	.0008
%RSD	500.8	119.5	1.319	18.36	5.948	226.0	80.19
#1	.0000	.0000	.0127	-.0004	-.0030	-.0001	-.0015
#2	.0000	.0003	.0130	-.0005	-.0028	.0006	-.0004

Int. Std.	Y_3600	Y_3710	Y_2243	In2306
Avg	**94536.**	**14267.**	**2107.9**	**6647.4**
Stddev	319.	23.	2.8	1.7
%RSD	.33794	.15933	.13394	.02611
#1	94310.	14251.	2109.9	6648.7
#2	94762.	14283.	2105.9	6646.2

Zoom In Zoom Out

Sample Name: Siconf Acquired: 6/17/2014 5:22:41 Type: Unk
Method: Accutest1(v161) Mode: CONC Corr. Factor: 1.000000
User: admin Custom ID1: Custom ID2: Custom ID3:
Comment:

Elem	Ba4554	Be3130	Cd2288	Co2286	Cr2677	Cu3247	Mn2576	Ni2316	Ag3280
Avg	**.0005**	**-.0001**	**.0000**	**-.0003**	**-.0001**	**-.0003**	**-.0014**	**.0001**	**-.0002**
Stddev	.0000	.0000	.0000	.0001	.0000	.0001	.0000	.0001	.0001
%RSD	9.069	8.558	115.7	32.79	68.50	31.98	.5042	155.2	50.54
#1	.0005	-.0001	.0000	-.0004	.0000	-.0003	-.0014	.0002	-.0001
#2	.0006	-.0001	.0001	-.0002	-.0001	-.0002	-.0014	.0000	-.0002

Elem	V_2924	Zn2062	As1890	Tl1908	Pb2203	Se1960	Sb2068	Al3961	Ca3179
Avg	**.0003**	**.0004**	**-.0004**	**-.0046**	**-.0012**	**.0045**	**.0008**	**.0056**	**.0297**
Stddev	.0002	.0002	.0005	.0031	.0006	.0011	.0007	.0030	.0005
%RSD	82.62	51.47	130.3	68.38	52.61	25.65	82.07	53.78	1.736
#1	.0004	.0003	.0000	-.0024	-.0007	.0037	.0004	.0035	.0301
#2	.0001	.0006	-.0008	-.0068	-.0016	.0053	.0013	.0078	.0293

Elem	Fe2599	Mg2790	K_7664	Na5895	B_2089	Mo2020	Pd3404	Si2124	Sn1899
Avg	**.0108**	**.0095**	**-.0083**	**-.0043**	**.0042**	**.0017**	**-.0012**	**10.80**	**.0000**
Stddev	.0001	.0164	.0215	.0016	.0005	.0002	.0003	.00	.000
%RSD	.6411	172.2	258.7	38.64	11.04	9.963	28.39	.0251	673.4
#1	.0109	.0211	-.0235	-.0054	.0039	.0018	-.0015	10.80	.0001
#2	.0108	-.0021	.0069	-.0031	.0046	.0016	-.0010	10.80	-.0001

Elem	Sr4077	Ti3349	W_2079	Zr3391	S_1820	Bi2230	Li6707
Avg	**.0000**	**.0009**	**-.0128**	**.0161**	**.0013**	**-.0002**	**.0002**
Stddev	.0001	.0006	.0000	.0012	.0012	.0000	.0002
%RSD	454.3	75.80	.2837	7.307	93.14	11.73	92.17
#1	.0001	.0013	-.0128	.0170	.0022	-.0002	.0001
#2	-.0001	.0004	-.0128	.0153	.0005	-.0002	.0003

Int. Std.	Y_3600	Y_3710	Y_2243	In2306
Avg	**93637.**	**14244.**	**2096.1**	**6616.2**
Stddev	69.	85.	.5	.5
%RSD	.07414	.59876	.02219	.00706
#1	93588.	14183.	2095.8	6615.9
#2	93686.	14304.	2096.4	6616.5

Zoom In Zoom Out

Sample Name: ccv Acquired: 6/17/2014 5:28:59 Type: QC
Method: Accutest1(v161) Mode: CONC Corr. Factor: 1.000000
User: admin Custom ID1: Custom ID2: Custom ID3:
Comment: 1

Elem	Ba4554	Be3130	Cd2288	Co2286	Cr2677	Cu3247	Mn2576	Ni2316	Ag3280
Units	ppm	ppm	ppm	ppm	ppm	ppm	ppm	ppm	ppm
Avg	**2.065**	**2.047**	**2.038**	**2.059**	**2.072**	**1.983**	**2.061**	**2.094**	**.2436**
Stddev	.001	.001	.001	.004	.002	.003	.004	.003	.0004
%RSD	.0315	.0350	.0261	.1872	.1023	.1295	.1812	.1463	.1559
#1	2.064	2.047	2.038	2.056	2.073	1.981	2.064	2.092	.2433
#2	2.065	2.048	2.039	2.062	2.070	1.984	2.058	2.096	.2438
Check ?	Chk Pass	Chk Pass	Chk Pass	Chk Pass	Chk Pass	Chk Pass	Chk Pass	Chk Pass	Chk Pass
Value									
Range									

Elem	V_2924	Zn2062	As1890	Tl1908	Pb2203	Se1960	Sb2068	Al3961	Ca3179
Units	ppm	ppm	ppm	ppm	ppm	ppm	ppm	ppm	ppm
Avg	**1.999**	**2.085**	**2.042**	**2.126**	**2.103**	**2.057**	**2.043**	**40.57**	**40.90**
Stddev	.002	.002	.001	.009	.003	.003	.000	.01	.02
%RSD	.0950	.0807	.0325	.4278	.1387	.1414	.0170	.0216	.0514
#1	2.000	2.084	2.041	2.120	2.101	2.055	2.043	40.57	40.88
#2	1.997	2.087	2.042	2.133	2.105	2.059	2.043	40.58	40.91
Check ?	Chk Pass	Chk Pass	Chk Pass	Chk Pass	Chk Pass	Chk Pass	Chk Pass	Chk Pass	Chk Pass
Value									
Range									

Elem	Fe2599	Mg2790	K_7664	Na5895	B_2089	Mo2020	Pd3404	Si2124	Sn1899
Units	ppm	ppm	ppm	ppm	ppm	ppm	ppm	ppm	ppm
Avg	**40.02**	**39.87**	**41.66**	**41.67**	**2.055**	**2.061**	**1.969**	**5.074**	**2.081**
Stddev	.04	.05	.06	.01	.002	.004	.003	.004	.003
%RSD	.0984	.1254	.1340	.0141	.1046	.1714	.1327	.0740	.1587
#1	40.05	39.91	41.62	41.66	2.054	2.058	1.970	5.071	2.079
#2	39.99	39.84	41.70	41.67	2.057	2.063	1.967	5.077	2.084
Check ?	Chk Pass	Chk Pass	Chk Pass	Chk Pass	Chk Pass	Chk Pass	Chk Pass	Chk Pass	Chk Pass
Value									
Range									

Zoom In Zoom Out

Sample Name: ccv Acquired: 6/17/2014 5:28:59 Type: QC
Method: Accutest1(v161) Mode: CONC Corr. Factor: 1.000000
User: admin Custom ID1: Custom ID2: Custom ID3:
Comment: 1

Elem	Sr4077	Ti3349	W_2079	Zr3391	S_1820	Bi2230	Li6707
Units	ppm	ppm	ppm	ppm	ppm	ppm	ppm
Avg	**2.143**	**2.012**	**1.908**	**2.022**	**2.039**	**2.027**	**2.051**
Stddev	.003	.002	.017	.003	.003	.001	.002
%RSD	.1452	.1183	.8890	.1377	.1216	.0370	.0917
#1	2.141	2.014	1.896	2.020	2.037	2.026	2.049
#2	2.145	2.011	1.920	2.024	2.041	2.027	2.052
Check ?	Chk Pass	Chk Pass	Chk Pass	Chk Pass	Chk Pass	Chk Pass	Chk Pass
Value							
Range							

Int. Std.	Y_3600	Y_3710	Y_2243	In2306
Units	Cts/S	Cts/S	Cts/S	Cts/S
Avg	**90553.**	**14380.**	**2037.4**	**6100.6**
Stddev	346.	20.	2.0	10.7
%RSD	.38257	.13731	.09978	.17551
#1	90308.	14366.	2038.9	6108.2
#2	90798.	14394.	2036.0	6093.1

Zoom In Zoom Out

Sample Name: ccb Acquired: 6/17/2014 5:35:03 Type: QC
Method: Accutest1(v161) Mode: CONC Corr. Factor: 1.000000
User: admin Custom ID1: Custom ID2: Custom ID3:
Comment:

Elem	Ba4554	Be3130	Cd2288	Co2286	Cr2677	Cu3247	Mn2576	Ni2316	Ag3280
Units	ppm	ppm	ppm	ppm	ppm	ppm	ppm	ppm	ppm
Avg	**.0005**	**.0000**	**.0003**	**.0001**	**.0002**	**-.0004**	**.0005**	**.0002**	**-.0002**
Stddev	.0002	.0001	.0002	.0002	.0002	.0002	.0000	.0001	.0002
%RSD	34.53	244.0	66.93	211.3	115.4	67.32	7.167	31.73	74.54
#1	.0003	.0000	.0005	.0002	.0003	-.0002	.0005	.0003	-.0004
#2	.0006	.0001	.0002	.0000	.0000	-.0005	.0005	.0002	-.0001
Check ?	Chk Pass	Chk Pass	Chk Pass	Chk Pass	Chk Pass	Chk Pass	Chk Pass	Chk Pass	Chk Pass
High Limit									
Low Limit									

Elem	V_2924	Zn2062	As1890	Tl1908	Pb2203	Se1960	Sb2068	Al3961	Ca3179
Units	ppm	ppm	ppm	ppm	ppm	ppm	ppm	ppm	ppm
Avg	**.0004**	**.0011**	**.0006**	**-.0005**	**-.0001**	**-.0010**	**.0006**	**.0021**	**.0064**
Stddev	.0000	.0000	.0007	.0005	.0003	.0004	.0006	.0003	.0049
%RSD	12.72	.1312	117.8	98.52	565.0	35.11	109.8	14.45	75.84
#1	.0004	.0011	.0001	-.0008	-.0003	-.0007	.0010	.0019	.0030
#2	.0003	.0011	.0011	-.0001	.0002	-.0012	.0001	.0024	.0098
Check ?	Chk Pass	Chk Pass	Chk Pass	Chk Pass	Chk Pass	Chk Pass	Chk Pass	Chk Pass	Chk Pass
High Limit									
Low Limit									

Elem	Fe2599	Mg2790	K_7664	Na5895	B_2089	Mo2020	Pd3404	Si2124	Sn1899
Units	ppm	ppm	ppm	ppm	ppm	ppm	ppm	ppm	ppm
Avg	**.0037**	**.0056**	**.0196**	**-.0109**	**.0012**	**.0019**	**.0009**	**.0045**	**.0000**
Stddev	.0014	.0108	.0138	.0089	.0011	.0005	.0009	.0012	.0003
%RSD	37.20	192.7	70.65	82.19	86.70	28.63	94.29	26.34	707.0
#1	.0027	.0132	.0294	-.0172	.0020	.0023	.0016	.0053	.0003
#2	.0046	-.0020	.0098	-.0045	.0005	.0015	.0003	.0036	-.0002
Check ?	Chk Pass	Chk Pass	Chk Pass	Chk Pass	Chk Pass	Chk Pass	Chk Pass	Chk Pass	Chk Pass
High Limit									
Low Limit									

Zoom In
Zoom Out

Sample Name: ccb Acquired: 6/17/2014 5:35:03 Type: QC
Method: Accutest1(v161) Mode: CONC Corr. Factor: 1.000000
User: admin Custom ID1: Custom ID2: Custom ID3:
Comment:

Elem	Sr4077	Ti3349	W_2079	Zr3391	S_1820	Bi2230	Li6707
Units	ppm	ppm	ppm	ppm	ppm	ppm	ppm
Avg	**.0001**	**.0005**	**.0024**	**.0006**	**-.0001**	**.0005**	**-.0006**
Stddev	.0001	.0000	.0028	.0000	.0000	.0008	.0007
%RSD	71.26	.1093	118.3	7.033	6.112	162.8	124.0
#1	.0001	.0005	.0043	.0006	-.0001	.0011	-.0010
#2	.0002	.0005	.0004	.0006	-.0001	-.0001	-.0001
Check ?	Chk Pass	Chk Pass	Chk Pass	Chk Pass	Chk Pass	Chk Pass	Chk Pass
High Limit							
Low Limit							

Int. Std.	Y_3600	Y_3710	Y_2243	In2306
Units	Cts/S	Cts/S	Cts/S	Cts/S
Avg	**95238.**	**14358.**	**2096.8**	**6609.2**
Stddev	139.	64.	26.1	83.9
%RSD	.14571	.44797	1.2429	1.2693
#1	95140.	14313.	2078.4	6549.9
#2	95336.	14404.	2115.2	6668.6

NOTE: The remaining raw data for this batch is not relevant to this job. As such it has been omitted.

	Element, Wavelength and Order	Use?	# IECs	IEC	k1	k2	Calc-in-fit?
	Ba 455.403 { 74}	☒	3	Mg	0.000000	0.000000	No
				Al	0.000002	0.000000	No
				Zr	0.001000	0.000000	No
	Be 313.042 {108}	☒	12	V	0.000835	0.000000	No
				Mo	-0.000040	0.000000	No
				Ti	-0.000252	0.000000	No
				Mn	0.000016	0.000000	No
				Ba	-0.000013	0.000000	No
				Zn	0.000010	0.000000	No
				Sb	0.000079	0.000000	No
				Ag	0.000060	0.000000	No
				Sn	0.000010	0.000000	No
				Cu	0.000005	0.000000	No
				W	0.000000	0.000000	No
				K	-0.000020	0.000000	No
	Cd 228.802 {448}	☒	16	As	0.003636	0.000000	No
				Ni	-0.000550	0.000000	No
				Fe	0.000017	0.000000	No
				Ba	0.000150	0.000000	No
				Co	-0.000224	0.000000	No
				Zn	0.000000	0.000000	No
				Al	0.000000	0.000000	No
				Mg	0.000000	0.000000	No
				Ca	0.000002	0.000000	No
				Mn	-0.000014	0.000000	No
				Mo	0.000002	0.000000	No
				Ti	-0.000049	0.000000	No
				Cu	-0.000010	0.000000	No
				Sr	-0.000050	0.000000	No
				Zr	0.000000	0.000000	No
				W	0.000000	0.000000	No
	Co 228.616 {448}	☒	7	Fe	-0.000001	0.000000	No
				Cr	0.000000	0.000000	No
				Ba	0.000006	0.000000	No
				Ca	-0.000002	0.000000	No
				Mg	-0.000002	0.000000	No
				Ti	0.002270	0.000000	No
				Mo	-0.000500	0.000000	No
	Cr 267.716 {126}	☒	9	Mn	0.000330	0.000000	No
				Mo	-0.000053	0.000000	No
				Fe	-0.000009	0.000000	No
				Co	0.000160	0.000000	No
				Al	0.000000	0.000000	No
				Sn	-0.000070	0.000000	No
				Ti	-0.000058	0.000000	No
				Ca	0.000001	0.000000	No
				W	0.001783	0.000000	No
	Cu 324.754 {104}2	☒	12	Cr	-0.000025	0.000000	No
				Mo	0.000302	0.000000	No
				Ti	-0.000143	0.000000	No
				Mn	0.000086	0.000000	No
				Co	-0.000957	0.000000	No
				Zn	0.000037	0.000000	No
				Fe	-0.000039	0.000000	No
				Zr	0.000100	0.000000	No
				V	-0.000050	0.000000	No
				Ca	-0.000005	0.000000	No
				Ni	-0.000020	0.000000	No
				W	0.000000	0.000000	No
	Mn 257.610 {131}	☒	6	Fe	-0.000056	0.000000	No
				Ti	0.000095	0.000000	No

	Element, Wavelength and Order	Use?	# IECs	IEC	k1	k2	Calc-in-fit?
				Si	0.000150	0.000000	No
				Mo	-0.000160	0.000000	No
				As	0.000400	0.000000	No
				W	0.000000	0.000000	No
	Ni 231.604 {446}	☒	8	Cr	-0.000028	0.000000	No
				Mo	-0.000065	0.000000	No
				Fe	0.000020	0.000000	No
				Zn	0.000017	0.000000	No
				Co	-0.000423	0.000000	No
				Cu	0.000152	0.000000	No
				Ti	0.000120	0.000000	No
				W	-0.000260	0.000000	No
	Ag 328.068 {103}	☒	17	Mn	0.000142	0.000000	No
				Mo	-0.000012	0.000000	No
				Ti	-0.000070	0.000000	No
				V	-0.001200	0.000000	No
				Zr	0.007600	0.000000	No
				Sb	-0.000013	0.000000	No
				Mg	0.000000	0.000000	No
				Ca	-0.000000	0.000000	No
				Fe	-0.000235	0.000000	No
				Al	-0.000002	0.000000	No
				Zn	0.000000	0.000000	No
				Ba	0.000090	0.000000	No
				Ni	-0.000021	0.000000	No
				Cr	0.000005	0.000000	No
				As	-0.000089	0.000000	No
				B	0.000001	0.000000	No
				W	0.005000	0.000000	No
	V 292.402 {115}	☒	6	Fe	0.000032	0.000000	No
				Ti	0.000320	0.000000	No
				Mo	-0.010850	0.000000	No
				Co	0.000139	0.000000	No
				Cr	-0.001529	0.000000	No
				Mn	-0.000700	0.000000	No
	Zn 206.200 {464}	☒	15	Cr	-0.000400	0.000000	No
				Mo	-0.000350	0.000000	No
				Fe	-0.000005	0.000000	No
				Co	0.000122	0.000000	No
				Ni	0.000058	0.000000	No
				Se	0.000141	0.000000	No
				Ba	-0.000005	0.000000	No
				Ca	0.000003	0.000000	No
				Ti	-0.000085	0.000000	No
				Sn	0.000068	0.000000	No
				V	-0.000470	0.000000	No
				Sr	0.000000	0.000000	No
				Al	0.000004	0.000000	No
				Bi	-0.001125	0.000000	No
				Si	0.000600	0.000000	No
	As 189.042 {478}	☒	21	Al	0.000015	0.000000	No
				Fe	-0.000002	0.000000	No
				Ca	0.000002	0.000000	No
				Mn	-0.000070	0.000000	No
				Mo	0.002310	0.000000	No
				Cr	0.000600	0.000000	No
				Co	0.000010	0.000000	No
				Si	-0.000009	0.000000	No
				Cu	-0.000074	0.000000	No
				Pd	0.033140	0.000000	No
				K	0.000000	0.000000	No

Element, Wavelength and Order	Use?	# IECs	IEC	k1	k2	Calc-in-fit?
			Mg	0.000004	0.000000	No
			Cd	-0.000016	0.000000	No
			Sn	0.000067	0.000000	No
			Zn	-0.000115	0.000000	No
			Zr	0.000000	0.000000	No
			Sb	0.000022	0.000000	No
			Ti	-0.000203	0.000000	No
			B	0.000001	0.000000	No
			S	-0.000001	0.000000	No
			W	0.013000	0.000000	No
Tl 190.856 {477}	☒	27	Cr	0.000283	0.000000	No
			Mo	-0.012500	0.000000	No
			Al	0.000010	0.000000	No
			V	-0.040000	0.000000	No
			Mn	0.001660	0.000000	No
			Si	0.000452	0.000000	No
			Ca	0.000008	0.000000	No
			Ti	-0.001500	0.000000	No
			Cu	-0.000095	0.000000	No
			Co	0.012300	0.000000	No
			Sr	-0.001000	0.000000	No
			Zn	-0.000080	0.000000	No
			Pb	-0.000090	0.000000	No
			Mg	-0.000001	0.000000	No
			Ba	-0.000100	0.000000	No
			Sb	0.000004	0.000000	No
			W	0.000000	0.000000	No
			B	0.000567	0.000000	No
			Pd	-0.000032	0.000000	No
			Ni	0.000030	0.000000	No
			Sn	0.000100	0.000000	No
			Fe	-0.000098	0.000000	No
			Li	0.000009	0.000000	No
			S	-0.000010	0.000000	No
			Na	-0.000001	0.000000	No
			K	0.000030	0.000000	No
			As	0.000200	0.000000	No
Pb 220.353 {453}	☒	22	Al	-0.000114	0.000000	No
			Ca	0.000005	0.000000	No
			Mn	0.000140	0.000000	No
			Zn	0.000027	0.000000	No
			Mo	-0.000550	0.000000	No
			Ni	0.000129	0.000000	No
			Cu	0.000370	0.000000	No
			V	-0.000006	0.000000	No
			Co	0.000016	0.000000	No
			Ti	0.000000	0.000000	No
			Si	0.000060	0.000000	No
			Mg	0.000000	0.000000	No
			K	0.000000	0.000000	No
			Pd	0.000500	0.000000	No
			Sb	0.000109	0.000000	No
			Cr	-0.000066	0.000000	No
			Sn	0.000070	0.000000	No
			Fe	0.000043	0.000000	No
			W	0.000000	0.000000	No
			Zr	0.000000	0.000000	No
			S	0.000010	0.000000	No
			Sr	-0.000035	0.000000	No
Se 196.090 {472}	☒	18	Al	0.000010	0.000000	No
			Ca	-0.000011	0.000000	No

Element, Wavelength and Order	Use?	# IECs	IEC	k1	k2	Calc-in-fit?
			Mn	0.000945	0.000000	No
			Mo	-0.000038	0.000000	No
			Co	-0.000140	0.000000	No
			Cu	-0.000107	0.000000	No
			Mg	-0.000001	0.000000	No
			Ti	0.000100	0.000000	No
			Sb	-0.000010	0.000000	No
			Zn	-0.000010	0.000000	No
			Fe	-0.000126	0.000000	No
			Si	-0.000317	0.000000	No
			B	-0.000043	0.000000	No
			Ba	0.000050	0.000000	No
			S	0.000010	0.000000	No
			W	0.080000	0.000000	No
			Zr	-0.000833	0.000000	No
			V	0.000600	0.000000	No
Sb 206.833 {463}	☒	19	Fe	0.000010	0.000000	No
			Al	0.000021	0.000000	No
			Ca	-0.000003	0.000000	No
			Ni	-0.000078	0.000000	No
			Cr	0.014600	0.000000	No
			V	-0.002240	0.000000	No
			Zn	-0.000104	0.000000	No
			Mo	0.000420	0.000000	No
			Ti	0.000160	0.000000	No
			Sn	-0.015034	0.000000	No
			Mn	-0.000060	0.000000	No
			Co	-0.000121	0.000000	No
			Se	-0.000252	0.000000	No
			Zr	-0.000300	0.000000	No
			W	0.000000	0.000000	No
			Sr	0.000000	0.000000	No
			Si	0.000000	0.000000	No
			Mg	0.000006	0.000000	No
			S	-0.000016	0.000000	No
Al 396.152 { 85}	☒	8	Ca	0.000100	0.000000	No
			Mo	0.036700	0.000000	No
			Ti	-0.006610	0.000000	No
			Si	0.001149	0.000000	No
			Co	-0.000115	0.000000	No
			Li	-0.001000	0.000000	No
			W	0.000000	0.000000	No
			Ba	0.004500	0.000000	No
Ca 317.933 {106}	☒	5	Al	0.000043	0.000000	No
			Fe	0.000078	0.000000	No
			Mg	0.000071	0.000000	No
			Ti	-0.000042	0.000000	No
			Co	0.001850	0.000000	No
Fe 259.940 {130}	☒	11	Cr	0.000237	0.000000	No
			Zn	0.000466	0.000000	No
			Al	0.000017	0.000000	No
			Co	0.002732	0.000000	No
			Cd	0.000700	0.000000	No
			Sn	-0.000019	0.000000	No
			Ti	-0.000710	0.000000	No
			Si	0.000053	0.000000	No
			Ca	0.000012	0.000000	No
			Ba	0.000400	0.000000	No
			V	0.000000	0.000000	No
Mg 279.079 {121}	☒	4	Al	0.000000	0.000000	No
			Mo	-0.018810	0.000000	No

Element, Wavelength and Order	Use?	# IECs	IEC	k1	k2	Calc-in-fit?
			Pb	0.000002	0.000000	No
			Fe	0.000000	0.000000	No
K 766.490 { 44}	☒	1	Mg	0.000000	0.000000	No
Na 589.592 { 57}	☒	1	Al	0.000039	0.000000	No
B 208.959 {462}	☒	4	Mo	0.040650	0.000000	No
			Al	0.000008	0.000000	No
			Ti	-0.000001	0.000000	No
			Pd	0.000630	0.000000	No
Mo 202.030 {467}	☒	8	Ti	0.000300	0.000000	No
			Pd	0.000018	0.000000	No
			Al	-0.000011	0.000000	No
			Mg	-0.000005	0.000000	No
			Ca	0.000000	0.000000	No
			Fe	-0.000006	0.000000	No
			V	-0.000100	0.000000	No
			W	-0.004932	0.000000	No
Pd 340.458 { 99}	☒	8	Ti	-0.000950	0.000000	No
			Co	-0.001657	0.000000	No
			Sn	-0.000700	0.000000	No
			Sb	0.000160	0.000000	No
			Si	0.000010	0.000000	No
			Fe	-0.000025	0.000000	No
			Mo	-0.000260	0.000000	No
			Zr	0.003000	0.000000	No
Si 212.412 {459}	☒	11	Mn	0.003820	0.000000	No
			Fe	-0.000005	0.000000	No
			Ca	0.000003	0.000000	No
			Ni	0.000391	0.000000	No
			Cd	0.001794	0.000000	No
			Cr	-0.000450	0.000000	No
			Mo	0.025500	0.000000	No
			Ti	0.004200	0.000000	No
			Ba	0.000825	0.000000	No
			Sn	0.003490	0.000000	No
			W	0.000000	0.000000	No
Sn 189.989 {478}	☒	4	Ti	-0.001660	0.000000	No
			Fe	0.000007	0.000000	No
			Mn	0.000006	0.000000	No
			Mo	0.000058	0.000000	No
Sr 407.771 { 83}	☒	3	Ca	0.000032	0.000000	No
			Pd	0.000168	0.000000	No
			Ti	0.000000	0.000000	No
Ti 334.904 {101}	☒	4	Cr	0.000189	0.000000	No
			Mo	0.001620	0.000000	No
			Zr	0.000002	0.000000	No
			W	-0.005996	0.000000	No
Y 360.073 { 94}*	☒	None				
Y 371.030 { 91}*	☒	None				
Y 224.306 {451}*	☒	None				
In 230.606 {446}*	☒	None				
W 207.911 {462}	☒	4	Al	-0.000024	0.000000	No
			V	0.001000	0.000000	No
			Zn	0.010800	0.000000	No
			Fe	-0.000050	0.000000	No
Zr 339.198 { 99}	☒	16	Fe	-0.000058	0.000000	No
			Si	0.000088	0.000000	No
			Ba	-0.000049	0.000000	No
			Sn	0.000047	0.000000	No
			Sb	-0.000067	0.000000	No
			V	0.000030	0.000000	No
			W	0.000500	0.000000	No

	Element, Wavelength and Order	Use?	# IECs	IEC	k1	k2	Calc-in-fit?
				S	-0.000097	0.000000	No
				Ti	0.000032	0.000000	No
				Mg	0.000000	0.000000	No
				Al	-0.000027	0.000000	No
				Ca	-0.000000	0.000000	No
				Li	0.000038	0.000000	No
				Bi	0.000163	0.000000	No
				Ag	0.004400	0.000000	No
				Mn	0.000059	0.000000	No
	S 182.034 {485}	☒	6	Ca	0.000065	0.000000	No
				Mo	0.001000	0.000000	No
				Al	-0.000022	0.000000	No
				Fe	0.000021	0.000000	No
				Mn	0.003600	0.000000	No
				W	-0.038955	0.000000	No
	Bi 223.061 {451}	☒	2	Fe	0.000038	0.000000	No
				Ti	-0.003722	0.000000	No
	Li 670.784 { 50}	☒	None				

Element, Wavelength and Order	Date of Fit	Date of Cal.	Type of Fit	Weighting	A0	A1	A2	n (Exponent)
Ba 455.403 { 74}	6/17/2014 10:12:54	6/16/2014 12:47:00	Linear	1/Conc	0.004827	2.881780	0.000000	1.000000
Be 313.042 {108}	6/17/2014 10:12:54	6/16/2014 12:47:00	Linear	1/Conc	0.000016	2.972573	0.000000	1.000000
Cd 228.802 {448}	6/17/2014 10:12:54	6/16/2014 12:47:00	Linear	1/Conc	0.000505	1.109690	0.000000	1.000000
Co 228.616 {448}	6/17/2014 10:12:54	6/16/2014 12:47:00	Linear	1/Conc	-0.000132	0.395131	0.000000	1.000000
Cr 267.716 {126}	6/17/2014 10:12:54	6/16/2014 12:47:00	Linear	1/Conc	0.000005	0.088088	0.000000	1.000000
Cu 324.754 {104}2	6/17/2014 10:12:54	6/16/2014 12:47:00	Linear	1/Conc	0.002184	0.282050	0.000000	1.000000
Mn 257.610 {131}	6/17/2014 10:12:54	6/16/2014 12:47:00	Linear	1/Conc	0.000026	0.233904	0.000000	1.000000
Ni 231.604 {446}	6/17/2014 10:12:54	6/16/2014 12:47:00	Linear	1/Conc	-0.000875	0.297541	0.000000	1.000000
Ag 328.068 {103}	6/17/2014 10:12:54	6/16/2014 12:47:00	Linear	1/Conc	0.000069	0.142860	0.000000	1.000000
V 292.402 {115}	6/17/2014 10:12:54	6/16/2014 12:47:00	Linear	1/Conc	0.000021	0.180549	0.000000	1.000000
Zn 206.200 {464}	6/17/2014 10:12:54	6/16/2014 12:47:00	Linear	1/Conc	0.000240	1.040833	0.000000	1.000000
As 189.042 {478}	6/17/2014 10:12:54	6/16/2014 12:47:00	Linear	1/Conc	0.000662	0.184855	0.000000	1.000000
Tl 190.856 {477}	6/17/2014 10:12:54	6/16/2014 12:47:00	Linear	1/Conc	-0.000112	0.035473	0.000000	1.000000
Pb 220.353 {453}	6/17/2014 10:12:54	6/16/2014 12:47:00	Linear	1/Conc	-0.000091	0.134917	0.000000	1.000000
Se 196.090 {472}	6/17/2014 10:12:54	6/16/2014 12:47:00	Linear	1/Conc	0.000467	0.103223	0.000000	1.000000
Sb 206.833 {463}	6/17/2014 10:12:54	6/16/2014 12:47:00	Linear	1/Conc	0.001155	0.247410	0.000000	1.000000
Al 396.152 { 85}	6/17/2014 10:12:54	6/16/2014 12:47:00	Linear	1/Conc	0.001114	0.048698	0.000000	1.000000
Ca 317.933 {106}	6/17/2014 10:12:54	6/16/2014 12:47:00	Linear	1/Conc	0.004388	0.073736	0.000000	1.000000
Fe 259.940 {130}	6/17/2014 10:12:54	6/16/2014 12:47:00	Linear	1/Conc	-0.000027	0.044123	0.000000	1.000000
Mg 279.079 {121}	6/17/2014 10:12:54	6/16/2014 12:47:00	Linear	1/Conc	-0.000039	0.005967	0.000000	1.000000
K 766.490 { 44}	6/17/2014 10:12:54	6/16/2014 12:47:00	Linear	1/Conc	0.002327	0.027589	0.000000	1.000000
Na 589.592 { 57}	6/17/2014 10:12:54	6/16/2014 12:47:00	Linear	1/Conc	0.004294	0.097286	0.000000	1.000000
B 208.959 {462}	6/17/2014 10:12:54	6/16/2014 12:47:00	Linear	1/Conc	0.001028	0.244989	0.000000	1.000000
Mo 202.030 {467}	6/17/2014 10:12:54	6/16/2014 12:47:00	Linear	1/Conc	0.001750	1.087089	0.000000	1.000000
Pd 340.458 { 99}	6/17/2014 10:12:54	6/16/2014 12:47:00	Linear	1/Conc	-0.000026	0.063134	0.000000	1.000000
Si 212.412 {459}	6/17/2014 10:12:54	6/16/2014 12:47:00	Linear	1/Conc	0.006254	0.288128	0.000000	1.000000
Sn 189.989 {478}	6/17/2014 10:12:54	6/16/2014 12:47:00	Linear	1/Conc	0.000600	0.177157	0.000000	1.000000
Sr 407.771 { 83}	6/17/2014 10:12:54	6/16/2014 12:47:00	Linear	1/Conc	-0.001159	3.422045	0.000000	1.000000
Ti 334.904 {101}	6/17/2014 10:12:54	6/16/2014 12:47:00	Linear	1/Conc	-0.000235	0.178356	0.000000	1.000000
Y 360.073 { 94}*	6/17/2014 10:12:54	5/1/2013 13:59:18	Linear	1/Conc	0.000000	0.000000	0.000000	1.000000
Y 371.030 { 91}*	6/17/2014 10:12:54	5/1/2013 13:59:18	Linear	1/Conc	0.000000	0.000000	0.000000	1.000000
Y 224.306 {451}*	6/17/2014 10:12:54	5/1/2013 13:59:18	Linear	1/Conc	0.000000	0.000000	0.000000	1.000000
In 230.606 {446}*	6/17/2014 10:12:54	5/1/2013 13:59:18	Linear	1/Conc	0.000000	0.000000	0.000000	1.000000
W 207.911 {462}	6/17/2014 10:12:54	6/16/2014 12:47:00	Linear	1/Conc	0.013152	0.524511	0.000000	1.000000
Zr 339.198 { 99}	6/17/2014 10:12:54	6/16/2014 12:47:00	Linear	1/Conc	-0.000047	0.403523	0.000000	1.000000
S 182.034 {485}	6/17/2014 10:12:54	6/16/2014 12:47:00	Linear	1/Conc	0.000703	0.077293	0.000000	1.000000
Bi 223.061 {451}	6/17/2014 10:12:54	6/16/2014 12:47:00	Linear	1/Conc	-0.001078	0.357949	0.000000	1.000000
Li 670.784 { 50}	6/17/2014 10:12:54	6/16/2014 12:47:00	Linear	1/Conc	-0.001501	0.735711	0.000000	1.000000

	Element, Wavelength and Order	Correlation	Std Error of Est	Predicted MDL	Predicted MQL	Status	Reslope		QC Norm	
							Slope	Y-int	Slope factor	Offset
	Ba 455.403 { 74}	1.000000	0.000000	0.000208	0.000692	OK.	1.000000	0.000000	1	0
	Be 313.042 {108}	1.000000	0.000000	0.000072	0.000239	OK.	1.000000	0.000000	1	0
	Cd 228.802 {448}	1.000000	0.000000	0.000202	0.000673	OK.	1.000000	0.000000	1	0
	Co 228.616 {448}	1.000000	0.000000	0.000283	0.000945	OK.	1.000000	0.000000	1	0
	Cr 267.716 {126}	1.000000	0.000000	0.000430	0.001434	OK.	1.000000	0.000000	1	0
	Cu 324.754 {104}2	1.000000	0.000000	0.000342	0.001141	OK.	1.000000	0.000000	1	0
	Mn 257.610 {131}	1.000000	0.000000	0.000059	0.000196	OK.	1.000000	0.000000	1	0
	Ni 231.604 {446}	1.000000	0.000000	0.000342	0.001141	OK.	1.000000	0.000000	1	0
	Ag 328.068 {103}	1.000000	0.000000	0.000441	0.001471	OK.	1.000000	0.000000	1	0
	V 292.402 {115}	1.000000	0.000000	0.000295	0.000984	OK.	1.000000	0.000000	1	0
	Zn 206.200 {464}	1.000000	0.000000	0.000185	0.000618	OK.	1.000000	0.000000	1	0
	As 189.042 {478}	1.000000	0.000000	0.000956	0.003186	OK.	1.000000	0.000000	1	0
	Tl 190.856 {477}	1.000000	0.000000	0.002041	0.006804	OK.	1.000000	0.000000	1	0
	Pb 220.353 {453}	1.000000	0.000000	0.001130	0.003767	OK.	1.000000	0.000000	1	0
	Se 196.090 {472}	1.000000	0.000000	0.002136	0.007118	OK.	1.000000	0.000000	1	0
	Sb 206.833 {463}	1.000000	0.000000	0.001125	0.003749	OK.	1.000000	0.000000	1	0
	Al 396.152 { 85}	1.000000	0.000000	0.009214	0.030712	OK.	1.000000	0.000000	1	0
	Ca 317.933 {106}	1.000000	0.000000	0.003304	0.011012	OK.	1.000000	0.000000	1	0
	Fe 259.940 {130}	1.000000	0.000000	0.002664	0.008879	OK.	1.000000	0.000000	1	0
	Mg 279.079 {121}	1.000000	0.000000	0.024933	0.083111	OK.	1.000000	0.000000	1	0
	K 766.490 { 44}	1.000000	0.000000	0.030188	0.100628	OK.	1.000000	0.000000	1	0
	Na 589.592 { 57}	1.000000	0.000000	0.008295	0.027650	OK.	1.000000	0.000000	1	0
	B 208.959 {462}	1.000000	0.000000	0.000712	0.002374	OK.	1.000000	0.000000	1	0
	Mo 202.030 {467}	1.000000	0.000000	0.000218	0.000728	OK.	1.000000	0.000000	1	0
	Pd 340.458 { 99}	1.000000	0.000000	0.001246	0.004153	OK.	1.000000	0.000000	1	0
	Si 212.412 {459}	1.000000	0.000000	0.000913	0.003044	OK.	1.000000	0.000000	1	0
	Sn 189.989 {478}	1.000000	0.000000	0.000813	0.002710	OK.	1.000000	0.000000	1	0
	Sr 407.771 { 83}	1.000000	0.000000	0.000106	0.000353	OK.	1.000000	0.000000	1	0
	Ti 334.904 {101}	1.000000	0.000000	0.000425	0.001418	OK.	1.000000	0.000000	1	0
	Y 360.073 { 94}*	0.000000	0.000000	0.000796	0.002654	Warnin	1.000000	0.000000	1	0
	Y 371.030 { 91}*	0.000000	0.000000	0.002186	0.007287	Warnin	1.000000	0.000000	1	0
	Y 224.306 {451}*	0.000000	0.000000	0.004215	0.014050	Warnin	1.000000	0.000000	1	0
	In 230.606 {446}*	0.000000	0.000000	-1.000000	-1.000000	Warnin	1.000000	0.000000	1	0
	W 207.911 {462}	1.000000	0.000000	0.000955	0.003183	OK.	1.000000	0.000000	1	0
	Zr 339.198 { 99}	1.000000	0.000000	0.000182	0.000607	OK.	1.000000	0.000000	1	0
	S 182.034 {485}	1.000000	0.000000	0.002229	0.007429	OK.	1.000000	0.000000	1	0
	Bi 223.061 {451}	1.000000	0.000000	0.001068	0.003559	OK.	1.000000	0.000000	1	0
	Li 670.784 { 50}	1.000000	0.000000	0.001120	0.003734	OK.	1.000000	0.000000	1	0

Zoom In ▶ Zoom Out

Sample Name: STDA Acquired: 6/19/2014 10:03:47 Type: Cal
Method: Accutest1(v273) Mode: IR Corr. Factor: 1.000000
User: admin Custom ID1: Custom ID2: Custom ID3:
Comment:

Elem	Ba4554	Be3130	Cd2288	Co2286	Cr2677	Cu3247	Mn2576	Ni2316	Ag3280
Units	Cts/S	Cts/S	Cts/S	Cts/S	Cts/S	Cts/S	Cts/S	Cts/S	Cts/S
Avg	**.0036**	**.0002**	**.0004**	**-.0000**	**-.0000**	**.0023**	**-.0000**	**.0000**	**-.0001**
Stddev	.0001	.0001	.0000	.0000	.0000	.0000	.0000	.0001	.0001
%RSD	4.037	54.22	4.038	114.4	2080.	.6639	128.1	768.2	85.53
#1	.0035	.0002	.0005	-.0001	.0000	.0023	-.0000	-.0001	-.0000
#2	.0037	.0001	.0004	-.0000	-.0000	.0023	-.0000	.0001	-.0002

Elem	V_2924	Zn2062	As1890	Tl1908	Pb2203	Se1960	Sb2068	Al3961	Ca3179
Units	Cts/S	Cts/S	Cts/S	Cts/S	Cts/S	Cts/S	Cts/S	Cts/S	Cts/S
Avg	**.0000**	**.0003**	**-.0001**	**-.0001**	**.0002**	**.0005**	**-.0003**	**.0001**	**.0029**
Stddev	.0000	.0000	.0000	.0001	.0000	.0001	.0000	.0001	.0001
%RSD	47.39	10.54	15.78	192.0	20.23	25.93	15.61	130.1	4.883
#1	.0000	.0003	-.0001	-.0001	.0002	.0006	-.0003	.0000	.0030
#2	.0000	.0003	-.0002	.0000	.0002	.0004	-.0003	.0001	.0028

Elem	Fe2599	Mg2790	K_7664	Na5895	B_2089	Mo2020	Pd3404	Si2124	Sn1899
Units	Cts/S	Cts/S	Cts/S	Cts/S	Cts/S	Cts/S	Cts/S	Cts/S	Cts/S
Avg	**.0000**	**-.0001**	**-.0013**	**.0054**	**.0006**	**.0004**	**-.0002**	**.0038**	**.0002**
Stddev	.0000	.0000	.0011	.0006	.0002	.0001	.0000	.0001	.0000
%RSD	8.518	20.95	83.96	10.70	25.91	28.36	1.049	3.001	16.31
#1	.0000	-.0001	-.0020	.0058	.0007	.0003	-.0002	.0037	.0002
#2	.0000	-.0001	-.0005	.0049	.0005	.0005	-.0002	.0039	.0001

Elem	Sr4077	Ti3349	W_2079	Zr3391	S_1820	Bi2230	Li6707
Units	Cts/S	Cts/S	Cts/S	Cts/S	Cts/S	Cts/S	Cts/S
Avg	**-.0008**	**-.0002**	**.0038**	**-.0001**	**.0016**	**-.0006**	**.0001**
Stddev	.0000	.0000	.0006	.0001	.0000	.0000	.0010
%RSD	5.793	6.925	14.39	99.35	.3563	5.582	1467.
#1	-.0008	-.0003	.0042	-.0000	.0016	-.0006	.0008
#2	-.0008	-.0002	.0034	-.0001	.0016	-.0006	-.0007

◀ Zoom In ▶ Zoom Out

Sample Name: STDA Acquired: 6/19/2014 10:03:47 Type: Cal
Method: Accutest1(v273) Mode: IR Corr. Factor: 1.000000
User: admin Custom ID1: Custom ID2: Custom ID3:
Comment:

Int. Std.	Y_3600	Y_3710	Y_2243	In2306
Units	Cts/S	Cts/S	Cts/S	Cts/S
Avg	61550.	9072.5	1983.2	4323.9
Stddev	745.	120.4	13.3	28.6
%RSD	1.2104	1.3275	.66833	.66256
#1	62076.	8987.3	1992.6	4344.1
#2	61023.	9157.6	1973.9	4303.6

◀ Zoom In ▶ Zoom Out

Sample Name: STDB Acquired: 6/19/2014 10:09:55 Type: Cal
Method: Accutest1(v273) Mode: IR Corr. Factor: 1.000000
User: admin Custom ID1: Custom ID2: Custom ID3:
Comment:

Elem	Ba4554	Be3130	Cd2288	Co2286	Cr2677	Cu3247	Mn2576	Ni2316	Ag3280
Units	Cts/S	Cts/S	Cts/S	Cts/S	Cts/S	Cts/S	Cts/S	Cts/S	Cts/S
Avg	**10.81**	**6.594**	**4.068**	**1.991**	**.3094**	**.8592**	**1.699**	**1.418**	**.0531**
Stddev	.01	.002	.014	.006	.0005	.0037	.004	.006	.0001
%RSD	.1187	.0246	.3489	.3035	.1582	.4346	.2044	.3944	.1751
#1	10.80	6.593	4.058	1.987	.3091	.8566	1.696	1.414	.0530
#2	10.82	6.595	4.078	1.996	.3098	.8619	1.701	1.422	.0532

Elem	V_2924	Zn2062	As1890	Tl1908	Pb2203	Se1960	Sb2068	Al3961	Ca3179
Units	Cts/S	Cts/S	Cts/S	Cts/S	Cts/S	Cts/S	Cts/S	Cts/S	Cts/S
Avg	**.4146**	**3.548**	**.4132**	**.1984**	**.5727**	**.3115**	**.7788**	**3.242**	**3.239**
Stddev	.0009	.009	.0024	.0002	.0020	.0008	.0022	.005	.000
%RSD	.2060	.2481	.5820	.1193	.3528	.2452	.2804	.1405	.0118
#1	.4140	3.542	.4115	.1982	.5713	.3110	.7772	3.239	3.239
#2	.4152	3.555	.4149	.1986	.5741	.3121	.7803	3.245	3.239

Elem	Fe2599	Mg2790	K_7664	Na5895	B_2089	Mo2020	Pd3404	Si2124	Sn1899
Units	Cts/S	Cts/S	Cts/S	Cts/S	Cts/S	Cts/S	Cts/S	Cts/S	Cts/S
Avg	**2.221**	**.2853**	**5.139**	**16.80**	**1.009**	**3.119**	**.1648**	**2.764**	**.6108**
Stddev	.001	.0005	.001	.00	.004	.013	.0006	.009	.0032
%RSD	.0253	.1618	.0163	.0269	.3808	.4203	.3552	.3105	.5257
#1	2.221	.2849	5.138	16.80	1.006	3.110	.1644	2.757	.6085
#2	2.222	.2856	5.139	16.81	1.011	3.128	.1652	2.770	.6131

Elem	Sr4077	Ti3349	W_2079	Zr3391	S_1820	Bi2230	Li6707
Units	Cts/S	Cts/S	Cts/S	Cts/S	Cts/S	Cts/S	Cts/S
Avg	**20.02**	**.4059**	**1.357**	**1.086**	**.2084**	**1.060**	**5.402**
Stddev	.00	.0011	.010	.003	.0006	.003	.002
%RSD	.0171	.2691	.7692	.2621	.3013	.2761	.0377
#1	20.02	.4051	1.349	1.084	.2080	1.058	5.400
#2	20.02	.4066	1.364	1.088	.2089	1.062	5.403

◀ Zoom In ▶ Zoom Out

Sample Name: STDB Acquired: 6/19/2014 10:09:55 Type: Cal
Method: Accutest1(v273) Mode: IR Corr. Factor: 1.000000
User: admin Custom ID1: Custom ID2: Custom ID3:
Comment:

Int. Std.	Y_3600	Y_3710	Y_2243	In2306
Units	Cts/S	Cts/S	Cts/S	Cts/S
Avg	**54858.**	**9231.6**	**1796.0**	**3591.3**
Stddev	57.	1.1	5.3	11.3
%RSD	.10311	.01170	.29372	.31456
#1	54898.	9232.3	1799.7	3599.3
#2	54818.	9230.8	1792.3	3583.3

Zoom In Zoom Out

Sample Name: ccvconf Acquired: 6/19/2014 10:15:46 Type: QC
Method: Accutest1(v273) Mode: CONC Corr. Factor: 1.000000
User: admin Custom ID1: Custom ID2: Custom ID3:
Comment:

Elem	Ba4554	Be3130	Cd2288	Co2286	Cr2677	Cu3247	Mn2576	Ni2316	Ag3280
Units	ppm	ppm	ppm	ppm	ppm	ppm	ppm	ppm	ppm
Avg	**2.059**	**2.075**	**2.043**	**2.042**	**2.080**	**1.999**	**2.097**	**2.075**	**.2446**
Stddev	.010	.011	.004	.001	.005	.001	.008	.002	.0007
%RSD	.4652	.5195	.1928	.0355	.2298	.0555	.3926	.0905	.2845
#1	2.066	2.083	2.040	2.041	2.083	2.000	2.103	2.074	.2451
#2	2.052	2.067	2.046	2.042	2.076	1.999	2.092	2.077	.2441
Check ?	Chk Pass	Chk Pass	Chk Pass	Chk Pass	Chk Pass	Chk Pass	Chk Pass	Chk Pass	Chk Pass
Value									
Range									

Elem	V_2924	Zn2062	As1890	Tl1908	Pb2203	Se1960	Sb2068	Al3961	Ca3179
Units	ppm	ppm	ppm	ppm	ppm	ppm	ppm	ppm	ppm
Avg	**2.036**	**2.082**	**2.026**	**2.118**	**2.088**	**2.033**	**2.037**	**40.26**	**41.02**
Stddev	.002	.001	.001	.003	.002	.002	.003	.14	.03
%RSD	.1064	.0417	.0304	.1275	.0957	.0808	.1274	.3411	.0657
#1	2.037	2.082	2.027	2.116	2.089	2.031	2.035	40.36	41.04
#2	2.034	2.081	2.026	2.120	2.087	2.034	2.039	40.17	41.00
Check ?	Chk Pass	Chk Pass	Chk Pass	Chk Pass	Chk Pass	Chk Pass	Chk Pass	Chk Pass	Chk Pass
Value									
Range									

Elem	Fe2599	Mg2790	K_7664	Na5895	B_2089	Mo2020	Pd3404	Si2124	Sn1899
Units	ppm	ppm	ppm	ppm	ppm	ppm	ppm	ppm	ppm
Avg	**41.25**	**40.15**	**40.00**	**40.27**	**2.071**	**2.081**	**2.029**	**5.068**	**2.098**
Stddev	.07	.21	.11	.16	.002	.001	.005	.010	.001
%RSD	.1803	.5270	.2870	.3898	.1101	.0376	.2706	.2010	.0647
#1	41.31	40.30	40.08	40.38	2.070	2.080	2.025	5.060	2.097
#2	41.20	40.00	39.92	40.16	2.073	2.081	2.033	5.075	2.098
Check ?	Chk Pass	Chk Pass	Chk Pass	Chk Pass	Chk Pass	Chk Pass	Chk Pass	Chk Pass	Chk Pass
Value									
Range									

Zoom In Zoom Out

Sample Name: ccvconf Acquired: 6/19/2014 10:15:46 Type: QC
Method: Accutest1(v273) Mode: CONC Corr. Factor: 1.000000
User: admin Custom ID1: Custom ID2: Custom ID3:
Comment:

Elem	Sr4077	Ti3349	W_2079	Zr3391	S_1820	Bi2230	Li6707
Units	ppm	ppm	ppm	ppm	ppm	ppm	ppm
Avg	**2.064**	**2.044**	**2.046**	**2.039**	**2.007**	**2.023**	**1.993**
Stddev	.008	.004	.006	.001	.001	.002	.012
%RSD	.3756	.2155	.2716	.0584	.0507	.0889	.6240
#1	2.069	2.047	2.042	2.040	2.007	2.022	2.002
#2	2.058	2.040	2.050	2.038	2.008	2.025	1.985
Check ?	Chk Pass	Chk Pass	Chk Pass	Chk Pass	Chk Pass	Chk Pass	Chk Pass
Value							
Range							

Int. Std.	Y_3600	Y_3710	Y_2243	In2306
Units	Cts/S	Cts/S	Cts/S	Cts/S
Avg	**56885.**	**9321.3**	**1863.8**	**3771.5**
Stddev	38.	14.3	1.4	3.8
%RSD	.06759	.15347	.07771	.09962
#1	56858.	9311.2	1864.8	3774.2
#2	56912.	9331.5	1862.8	3768.9

Zoom In Zoom Out

Sample Name: ccbconf Acquired: 6/19/2014 10:21:41 Type: QC
Method: Accutest1(v273) Mode: CONC Corr. Factor: 1.000000
User: admin Custom ID1: Custom ID2: Custom ID3:
Comment:

Elem	Ba4554	Be3130	Cd2288	Co2286	Cr2677	Cu3247	Mn2576	Ni2316	Ag3280
Units	ppm	ppm	ppm	ppm	ppm	ppm	ppm	ppm	ppm
Avg	**.0001**	**.0001**	**.0002**	**.0001**	**.0004**	**-.0000**	**.0001**	**.0002**	**-.0002**
Stddev	.0001	.0000	.0001	.0000	.0003	.0001	.0000	.0000	.0001
%RSD	41.26	1.705	66.05	35.81	79.31	1800.	24.30	7.789	41.06
#1	.0002	.0001	.0001	.0001	.0007	-.0001	.0001	.0002	-.0002
#2	.0001	.0001	.0003	.0001	.0002	.0001	.0001	.0002	-.0003
Check ?	Chk Pass	Chk Pass	Chk Pass	Chk Pass	Chk Pass	Chk Pass	Chk Pass	Chk Pass	Chk Pass
High Limit									
Low Limit									

Elem	V_2924	Zn2062	As1890	Tl1908	Pb2203	Se1960	Sb2068	Al3961	Ca3179
Units	ppm	ppm	ppm	ppm	ppm	ppm	ppm	ppm	ppm
Avg	**.0002**	**-.0001**	**.0002**	**-.0001**	**-.0008**	**-.0005**	**.0006**	**.0015**	**-.0014**
Stddev	.0004	.0001	.0003	.0012	.0002	.0012	.0006	.0025	.0019
%RSD	257.9	211.1	173.2	1061.	27.98	246.4	105.1	165.7	142.4
#1	.0004	.0000	.0004	-.0009	-.0007	.0004	.0011	-.0003	-.0027
#2	-.0001	-.0001	-.0000	.0007	-.0010	-.0013	.0002	.0032	.0000
Check ?	Chk Pass	Chk Pass	Chk Pass	Chk Pass	Chk Pass	Chk Pass	Chk Pass	Chk Pass	Chk Pass
High Limit									
Low Limit									

Elem	Fe2599	Mg2790	K_7664	Na5895	B_2089	Mo2020	Pd3404	Si2124	Sn1899
Units	ppm	ppm	ppm	ppm	ppm	ppm	ppm	ppm	ppm
Avg	**-.0004**	**.0500**	**.0222**	**.0075**	**.0010**	**.0007**	**.0005**	**.0004**	**.0005**
Stddev	.0056	.0065	.0013	.0012	.0005	.0002	.0011	.0005	.0008
%RSD	1493.	12.96	5.912	15.99	48.13	27.54	243.3	121.3	161.3
#1	.0036	.0546	.0232	.0084	.0013	.0008	.0013	.0008	-.0001
#2	-.0044	.0454	.0213	.0067	.0006	.0005	-.0003	.0001	.0010
Check ?	Chk Pass	Chk Pass	Chk Pass	Chk Pass	Chk Pass	Chk Pass	Chk Pass	Chk Pass	Chk Pass
High Limit									
Low Limit									

Zoom In Zoom Out

Sample Name: ccbconf Acquired: 6/19/2014 10:21:41 Type: QC
Method: Accutest1(v273) Mode: CONC Corr. Factor: 1.000000
User: admin Custom ID1: Custom ID2: Custom ID3:
Comment:

Elem	Sr4077	Ti3349	W_2079	Zr3391	S_1820	Bi2230	Li6707
Units	ppm	ppm	ppm	ppm	ppm	ppm	ppm
Avg	**.0001**	**.0004**	**.0108**	**.0002**	**-.0008**	**.0008**	**.0000**
Stddev	.0001	.0001	.0003	.0001	.0020	.0007	.0004
%RSD	130.2	31.82	3.077	23.18	243.7	93.07	8637.
#1	.0001	.0003	.0111	.0003	.0006	.0013	-.0003
#2	.0000	.0005	.0106	.0002	-.0023	.0003	.0003
Check ?	Chk Pass	Chk Pass	Chk Pass	Chk Pass	Chk Pass	Chk Pass	Chk Pass
High Limit							
Low Limit							

Int. Std.	Y_3600	Y_3710	Y_2243	In2306
Units	Cts/S	Cts/S	Cts/S	Cts/S
Avg	**61752.**	**9608.8**	**1994.3**	**4345.4**
Stddev	156.	24.9	1.8	1.7
%RSD	.25244	.25916	.08852	.03951
#1	61642.	9626.4	1993.0	4346.6
#2	61863.	9591.2	1995.5	4344.2

Zoom In Zoom Out

Sample Name: sampleconf Acquired: 6/19/2014 10:27:52 Type: Unk
Method: Accutest1(v273) Mode: CONC Corr. Factor: 1.000000
User: admin Custom ID1: Custom ID2: Custom ID3:
Comment:

Elem	Ba4554	Be3130	Cd2288	Co2286	Cr2677	Cu3247	Mn2576	Ni2316	Ag3280
Avg	**.2092**	**.0022**	**.0033**	**.0502**	**.0114**	**.0103**	**.0162**	**.0102**	**.0046**
Stddev	.0014	.0000	.0000	.0004	.0002	.0001	.0001	.0000	.0000
%RSD	.6825	.6251	.9017	.7160	1.495	.6557	.6230	.2092	.3986
#1	.2102	.0022	.0033	.0505	.0115	.0103	.0161	.0102	.0046
#2	.2082	.0022	.0033	.0500	.0113	.0104	.0163	.0102	.0046

Elem	V_2924	Zn2062	As1890	Tl1908	Pb2203	Se1960	Sb2068	Al3961	Ca3179
Avg	**.0506**	**.0232**	**.0087**	**.0115**	**.0022**	**.0143**	**.0066**	**.2036**	**5.063**
Stddev	.0001	.0003	.0000	.0005	.0001	.0002	.0004	.0075	.023
%RSD	.2580	1.411	.2715	4.546	2.826	1.381	5.634	3.694	.4573
#1	.0505	.0234	.0087	.0111	.0023	.0142	.0063	.2089	5.079
#2	.0507	.0229	.0087	.0119	.0022	.0144	.0069	.1982	5.046

Elem	Fe2599	Mg2790	K_7664	Na5895	B_2089	Mo2020	Pd3404	Si2124	Sn1899
Avg	**.1082**	**4.995**	**4.927**	**5.008**	**.1047**	**.0212**	**.0558**	**.2026**	**.0102**
Stddev	.0045	.020	.010	.022	.0014	.0003	.0000	.0039	.0003
%RSD	4.192	.4038	.1984	.4375	1.308	1.383	.0015	1.926	3.176
#1	.1114	4.981	4.934	5.023	.1057	.0214	.0558	.2053	.0104
#2	.1050	5.009	4.920	4.992	.1038	.0210	.0558	.1998	.0100

Elem	Sr4077	Ti3349	W_2079	Zr3391	S_1820	Bi2230	Li6707
Avg	**.0108**	**.0106**	**.0523**	**.0099**	**.0456**	**.0214**	**.0201**
Stddev	.0001	.0000	.0009	.0002	.0020	.0001	.0005
%RSD	1.022	.1974	1.734	2.430	4.305	.4648	2.624
#1	.0109	.0106	.0529	.0101	.0470	.0215	.0197
#2	.0107	.0106	.0516	.0098	.0442	.0214	.0205

Int. Std.	Y_3600	Y_3710	Y_2243	In2306
Avg	**60793.**	**9468.1**	**1986.6**	**4264.4**
Stddev	375.	32.8	19.5	45.4
%RSD	.61764	.34677	.98302	1.0636
#1	61059.	9444.9	1972.8	4232.3
#2	60528.	9491.3	2000.4	4296.5

Zoom In Zoom Out

Sample Name: icv Acquired: 6/19/2014 10:37:52 Type: QC
Method: Accutest1(v273) Mode: CONC Corr. Factor: 1.000000
User: admin Custom ID1: Custom ID2: Custom ID3:
Comment:

Elem	Ba4554	Be3130	Cd2288	Co2286	Cr2677	Cu3247	Mn2576	Ni2316	Ag3280
Units	ppm	ppm	ppm	ppm	ppm	ppm	ppm	ppm	ppm
Avg	**2.026**	**2.037**	**1.999**	**1.978**	**2.032**	**1.939**	**2.026**	**2.031**	**.2392**
Stddev	.005	.009	.008	.009	.010	.001	.007	.008	.0004
%RSD	.2520	.4659	.3846	.4500	.4974	.0268	.3725	.4101	.1694
#1	2.031	2.038	1.992	1.969	2.039	1.940	2.028	2.022	.2396
#2	2.024	2.046	2.007	1.986	2.036	1.939	2.033	2.038	.2392
#3	2.021	2.027	1.999	1.979	2.020	1.939	2.018	2.033	.2388
Check ?	Chk Pass	Chk Pass	Chk Pass	Chk Pass	Chk Pass	Chk Pass	Chk Pass	Chk Pass	Chk Pass
Value									
Range									

Elem	V_2924	Zn2062	As1890	Tl1908	Pb2203	Se1960	Sb2068	Al3961	Ca3179
Units	ppm	ppm	ppm	ppm	ppm	ppm	ppm	ppm	ppm
Avg	F **1.857**	**2.047**	**2.015**	**2.075**	**2.042**	**1.989**	**1.982**	**39.20**	**40.52**
Stddev	.007	.011	.010	.010	.009	.007	.010	.12	.20
%RSD	.3793	.5448	.5038	.4702	.4211	.3341	.4880	.2980	.4840
#1	1.862	2.035	2.005	2.063	2.032	1.988	1.973	39.32	40.55
#2	1.860	2.057	2.025	2.079	2.048	1.996	1.992	39.20	40.69
#3	1.849	2.049	2.014	2.081	2.045	1.983	1.980	39.08	40.31
Check ?	Chk Fail	Chk Pass	Chk Pass	Chk Pass	Chk Pass	Chk Pass	Chk Pass	Chk Pass	Chk Pass
Value	2.000								
Range	-5.000%								

Elem	Fe2599	Mg2790	K_7664	Na5895	B_2089	Mo2020	Pd3404	Si2124	Sn1899
Units	ppm	ppm	ppm	ppm	ppm	ppm	ppm	ppm	ppm
Avg	**40.88**	**40.03**	**40.25**	**39.93**	**2.064**	**1.966**	**1.975**	**4.988**	**2.038**
Stddev	.21	.40	.10	.10	.007	.009	.006	.017	.010
%RSD	.5146	.9877	.2590	.2511	.3335	.4504	.3027	.3494	.5023
#1	40.97	40.26	40.25	39.99	2.057	1.958	1.980	4.973	2.027
#2	41.03	40.26	40.35	39.97	2.071	1.976	1.976	5.007	2.048
#3	40.64	39.57	40.14	39.81	2.064	1.966	1.968	4.984	2.039
Check ?	Chk Pass	Chk Pass	Chk Pass	Chk Pass	Chk Pass	Chk Pass	Chk Pass	Chk Pass	Chk Pass
Value									
Range									

Zoom In Zoom Out

Sample Name: icv Acquired: 6/19/2014 10:37:52 Type: QC
Method: Accutest1(v273) Mode: CONC Corr. Factor: 1.000000
User: admin Custom ID1: Custom ID2: Custom ID3:
Comment:

Elem	Sr4077	Ti3349	W_2079	Zr3391	S_1820	Bi2230	Li6707
Units	ppm	ppm	ppm	ppm	ppm	ppm	ppm
Avg	**2.044**	**2.020**	**2.057**	**2.007**	F **1.898**	**1.938**	**2.068**
Stddev	.004	.005	.010	.002	.007	.007	.005
%RSD	.2126	.2738	.4773	.1012	.3689	.3796	.2550
#1	2.048	2.019	2.046	2.007	1.891	1.932	2.071
#2	2.045	2.026	2.065	2.008	1.905	1.946	2.071
#3	2.040	2.015	2.060	2.005	1.898	1.936	2.062
Check ?	Chk Pass	Chk Pass	Chk Pass	Chk Pass	Chk Fail	Chk Pass	Chk Pass
Value					2.000		
Range					-5.000%		

Int. Std.	Y_3600	Y_3710	Y_2243	In2306
Units	Cts/S	Cts/S	Cts/S	Cts/S
Avg	**57385.**	**9347.8**	**1870.6**	**3787.0**
Stddev	86.	37.9	5.9	9.8
%RSD	.15001	.40510	.31351	.25814
#1	57405.	9324.5	1874.0	3794.0
#2	57291.	9327.4	1863.9	3775.8
#3	57459.	9391.5	1874.0	3791.1

Zoom In Zoom Out

Sample Name: icb Acquired: 6/19/2014 10:51:48 Type: QC
Method: Accutest1(v273) Mode: CONC Corr. Factor: 1.000000
User: admin Custom ID1: Custom ID2: Custom ID3:
Comment:

Elem	Ba4554	Be3130	Cd2288	Co2286	Cr2677	Cu3247	Mn2576	Ni2316	Ag3280
Units	ppm	ppm	ppm	ppm	ppm	ppm	ppm	ppm	ppm
Avg	**-.0000**	**.0002**	**.0002**	**-.0000**	**.0003**	**.0002**	**.0001**	**.0002**	**-.0001**
Stddev	.0000	.0000	.0001	.0000	.0001	.0002	.0000	.0001	.0000
%RSD	794.9	22.72	34.27	61.96	17.35	102.6	22.05	52.34	17.97
#1	-.0000	.0002	.0002	-.0000	.0003	.0001	.0001	.0002	-.0001
#2	.0000	.0001	.0003	-.0000	.0004	.0004	.0001	.0001	-.0001
Check ?	Chk Pass	Chk Pass	Chk Pass	Chk Pass	Chk Pass	Chk Pass	Chk Pass	Chk Pass	Chk Pass
High Limit									
Low Limit									

Elem	V_2924	Zn2062	As1890	Tl1908	Pb2203	Se1960	Sb2068	Al3961	Ca3179
Units	ppm	ppm	ppm	ppm	ppm	ppm	ppm	ppm	ppm
Avg	**-.0001**	**.0002**	**.0000**	**.0002**	**-.0006**	**.0009**	**.0006**	**.0024**	**.0021**
Stddev	.0002	.0000	.0007	.0006	.0009	.0004	.0006	.0092	.0006
%RSD	242.5	13.85	4112.	343.6	144.3	41.30	106.7	377.8	26.60
#1	-.0002	.0002	.0005	.0006	.0000	.0011	.0010	-.0041	.0025
#2	.0001	.0001	-.0005	-.0003	-.0012	.0006	.0001	.0090	.0017
Check ?	Chk Pass	Chk Pass	Chk Pass	Chk Pass	Chk Pass	Chk Pass	Chk Pass	Chk Pass	Chk Pass
High Limit									
Low Limit									

Elem	Fe2599	Mg2790	K_7664	Na5895	B_2089	Mo2020	Pd3404	Si2124	Sn1899
Units	ppm	ppm	ppm	ppm	ppm	ppm	ppm	ppm	ppm
Avg	**-.0016**	**.0077**	**.0351**	**-.0021**	**.0004**	**-.0000**	**-.0001**	**-.0001**	**-.0005**
Stddev	.0070	.0128	.0100	.0008	.0006	.0001	.0008	.0012	.0010
%RSD	440.3	167.0	28.49	36.17	153.3	431.3	737.8	1482.	218.9
#1	.0034	-.0014	.0280	-.0016	.0008	-.0001	-.0007	.0008	-.0012
#2	-.0066	.0167	.0422	-.0026	-.0000	.0000	.0005	-.0009	.0003
Check ?	Chk Pass	Chk Pass	Chk Pass	Chk Pass	Chk Pass	Chk Pass	Chk Pass	Chk Pass	Chk Pass
High Limit									
Low Limit									

Sample Name: icb Acquired: 6/19/2014 10:51:48 Type: QC
Method: Accutest1(v273) Mode: CONC Corr. Factor: 1.000000
User: admin Custom ID1: Custom ID2: Custom ID3:
Comment:

Elem	Sr4077	Ti3349	W_2079	Zr3391	S_1820	Bi2230	Li6707
Units	ppm	ppm	ppm	ppm	ppm	ppm	ppm
Avg	**.0001**	**.0000**	**.0002**	**-.0002**	**-.0004**	**.0003**	**.0002**
Stddev	.0000	.0005	.0007	.0001	.0015	.0007	.0004
%RSD	22.60	2093.	430.1	51.00	369.5	222.0	249.3
#1	.0001	-.0003	-.0004	-.0002	-.0015	.0009	.0004
#2	.0001	.0004	.0007	-.0001	.0007	-.0002	-.0001
Check ?	Chk Pass	Chk Pass	Chk Pass	Chk Pass	Chk Pass	Chk Pass	Chk Pass
High Limit							
Low Limit							

Int. Std.	Y_3600	Y_3710	Y_2243	In2306
Units	Cts/S	Cts/S	Cts/S	Cts/S
Avg	**61527.**	**9633.5**	**1998.3**	**4351.9**
Stddev	90.	23.5	6.2	13.2
%RSD	.14673	.24431	.30964	.30242
#1	61590.	9616.9	1993.9	4342.6
#2	61463.	9650.2	2002.7	4361.2

Sample Name: iccv Acquired: 6/19/2014 10:57:53 Type: QC
Method: Accutest1(v273) Mode: CONC Corr. Factor: 1.000000
User: admin Custom ID1: Custom ID2: Custom ID3:
Comment:

Elem	Ba4554	Be3130	Cd2288	Co2286	Cr2677	Cu3247	Mn2576	Ni2316	Ag3280
Units	ppm	ppm	ppm	ppm	ppm	ppm	ppm	ppm	ppm
Avg	**2.031**	**2.046**	**1.982**	**1.983**	**2.052**	**1.967**	**2.061**	**2.017**	**.2416**
Stddev	.007	.007	.034	.032	.001	.004	.004	.032	.0004
%RSD	.3256	.3558	1.690	1.592	.0612	.2278	.2015	1.602	.1644
#1	2.033	2.052	2.005	2.006	2.050	1.968	2.061	2.041	.2420
#2	2.030	2.047	2.003	1.998	2.052	1.971	2.059	2.033	.2415
#3	2.038	2.049	1.986	1.990	2.051	1.961	2.058	2.025	.2418
#4	2.023	2.036	1.933	1.936	2.053	1.968	2.067	1.970	.2411
Check ?	Chk Pass	Chk Pass	Chk Pass	Chk Pass	Chk Pass	Chk Pass	Chk Pass	Chk Pass	Chk Pass
Value									
Range									

Elem	V_2924	Zn2062	As1890	Tl1908	Pb2203	Se1960	Sb2068	Al3961	Ca3179
Units	ppm	ppm	ppm	ppm	ppm	ppm	ppm	ppm	ppm
Avg	**2.009**	**2.022**	**1.969**	**2.060**	**2.029**	**1.971**	**1.979**	**39.75**	**40.38**
Stddev	.001	.034	.033	.033	.029	.034	.034	.13	.12
%RSD	.0708	1.697	1.678	1.576	1.430	1.734	1.692	.3343	.2976
#1	2.009	2.048	1.990	2.086	2.046	1.996	2.004	39.86	40.45
#2	2.009	2.038	1.990	2.075	2.045	1.993	1.999	39.75	40.51
#3	2.008	2.029	1.975	2.067	2.039	1.973	1.982	39.84	40.33
#4	2.011	1.972	1.921	2.013	1.986	1.922	1.931	39.57	40.24
Check ?	Chk Pass	Chk Pass	Chk Pass	Chk Pass	Chk Pass	Chk Pass	Chk Pass	Chk Pass	Chk Pass
Value									
Range									

Sample Name: iccv Acquired: 6/19/2014 10:57:53 Type: QC
Method: Accutest1(v273) Mode: CONC Corr. Factor: 1.000000
User: admin Custom ID1: Custom ID2: Custom ID3:
Comment:

Elem	Fe2599	Mg2790	K_7664	Na5895	B_2089	Mo2020	Pd3404	Si2124	Sn1899
Units	ppm	ppm	ppm	ppm	ppm	ppm	ppm	ppm	ppm
Avg	**40.59**	**39.59**	**39.53**	**39.83**	**2.013**	**2.018**	**1.997**	**4.916**	**2.037**
Stddev	.15	.11	.12	.14	.034	.034	.007	.088	.033
%RSD	.3786	.2687	.3101	.3537	1.698	1.674	.3300	1.788	1.613
#1	40.60	39.65	39.61	39.93	2.039	2.042	1.996	4.972	2.063
#2	40.76	39.71	39.59	39.82	2.033	2.038	2.004	4.973	2.053
#3	40.62	39.47	39.55	39.93	2.016	2.022	1.988	4.931	2.044
#4	40.39	39.53	39.35	39.63	1.964	1.969	1.999	4.787	1.989
Check ?	Chk Pass	Chk Pass	Chk Pass	Chk Pass	Chk Pass	Chk Pass	Chk Pass	Chk Pass	Chk Pass
Value									
Range									

Elem	Sr4077	Ti3349	W_2079	Zr3391	S_1820	Bi2230	Li6707
Units	ppm	ppm	ppm	ppm	ppm	ppm	ppm
Avg	**2.036**	**2.013**	**1.975**	**2.006**	**1.951**	**1.963**	**1.968**
Stddev	.005	.003	.033	.004	.033	.037	.008
%RSD	.2428	.1535	1.667	.1935	1.705	1.868	.4240
#1	2.039	2.014	1.995	2.004	1.975	1.989	1.971
#2	2.036	2.009	1.995	2.005	1.971	1.985	1.967
#3	2.041	2.013	1.984	2.003	1.955	1.967	1.977
#4	2.030	2.017	1.926	2.011	1.903	1.910	1.957
Check ?	Chk Pass	Chk Pass	Chk Pass	Chk Pass	Chk Pass	Chk Pass	Chk Pass
Value							
Range							

Sample Name: iccv Acquired: 6/19/2014 10:57:53 Type: QC
Method: Accutest1(v273) Mode: CONC Corr. Factor: 1.000000
User: admin Custom ID1: Custom ID2: Custom ID3:
Comment:

Int. Std.	Y_3600	Y_3710	Y_2243	In2306
Units	Cts/S	Cts/S	Cts/S	Cts/S
Avg	**57613.**	**9451.9**	**1911.1**	**3865.9**
Stddev	87.	42.5	29.3	53.9
%RSD	.15116	.44914	1.5347	1.3934
#1	57717.	9428.0	1891.5	3829.1
#2	57590.	9425.9	1889.7	3830.9
#3	57509.	9438.8	1910.3	3859.8
#4	57637.	9515.0	1952.8	3943.9

Zoom In Zoom Out

Sample Name: ccb Acquired: 6/19/2014 11:24:56 Type: QC
Method: Accutest1(v273) Mode: CONC Corr. Factor: 1.000000
User: admin Custom ID1: Custom ID2: Custom ID3:
Comment:

Elem	Ba4554	Be3130	Cd2288	Co2286	Cr2677	Cu3247	Mn2576	Ni2316	Ag3280
Units	ppm	ppm	ppm	ppm	ppm	ppm	ppm	ppm	ppm
Avg	**.0002**	**.0002**	**.0002**	**.0000**	**.0005**	**.0003**	**.0003**	**-.0001**	**-.0002**
Stddev	.0001	.0000	.0000	.0002	.0001	.0004	.0000	.0002	.0002
%RSD	70.01	6.703	29.26	1449.	17.63	112.1	10.02	194.3	115.4
#1	.0001	.0002	.0002	-.0001	.0004	.0006	.0002	.0000	-.0003
#2	.0002	.0002	.0001	.0001	.0005	.0001	.0003	-.0003	-.0000
Check ?	Chk Pass	Chk Pass	Chk Pass	Chk Pass	Chk Pass	Chk Pass	Chk Pass	Chk Pass	Chk Pass
High Limit									
Low Limit									

Elem	V_2924	Zn2062	As1890	Tl1908	Pb2203	Se1960	Sb2068	Al3961	Ca3179
Units	ppm	ppm	ppm	ppm	ppm	ppm	ppm	ppm	ppm
Avg	**.0003**	**.0001**	**.0000**	**.0001**	**-.0009**	**-.0006**	**.0000**	**.0138**	**.0039**
Stddev	.0002	.0001	.0006	.0004	.0004	.0001	.0003	.0036	.0011
%RSD	91.17	79.98	4308.	455.9	47.53	11.66	812.4	26.50	28.34
#1	.0001	.0000	-.0004	-.0002	-.0012	-.0005	.0003	.0163	.0031
#2	.0004	.0002	.0004	.0003	-.0006	-.0006	-.0002	.0112	.0047
Check ?	Chk Pass	Chk Pass	Chk Pass	Chk Pass	Chk Pass	Chk Pass	Chk Pass	Chk Pass	Chk Pass
High Limit									
Low Limit									

Elem	Fe2599	Mg2790	K_7664	Na5895	B_2089	Mo2020	Pd3404	Si2124	Sn1899
Units	ppm	ppm	ppm	ppm	ppm	ppm	ppm	ppm	ppm
Avg	**.0026**	**.0221**	**.0130**	**-.0052**	**.0001**	**-.0000**	**-.0008**	**.0004**	**-.0001**
Stddev	.0019	.0240	.0078	.0005	.0001	.0002	.0003	.0004	.0001
%RSD	73.81	108.5	60.39	10.46	123.7	2879.	38.95	109.2	80.08
#1	.0039	.0391	.0185	-.0048	.0002	.0001	-.0010	.0001	-.0001
#2	.0012	.0051	.0074	-.0056	.0000	-.0001	-.0005	.0007	-.0000
Check ?	Chk Pass	Chk Pass	Chk Pass	Chk Pass	Chk Pass	Chk Pass	Chk Pass	Chk Pass	Chk Pass
High Limit									
Low Limit									

Zoom In Zoom Out

Sample Name: ccb Acquired: 6/19/2014 11:24:56 Type: QC
Method: Accutest1(v273) Mode: CONC Corr. Factor: 1.000000
User: admin Custom ID1: Custom ID2: Custom ID3:
Comment:

Elem	Sr4077	Ti3349	W_2079	Zr3391	S_1820	Bi2230	Li6707
Units	ppm	ppm	ppm	ppm	ppm	ppm	ppm
Avg	**.0002**	**.0001**	**-.0027**	**-.0001**	**-.0030**	**.0017**	**-.0002**
Stddev	.0000	.0000	.0004	.0000	.0000	.0008	.0007
%RSD	4.144	30.11	14.11	16.14	1.437	44.77	355.0
#1	.0002	.0001	-.0024	-.0001	-.0029	.0023	.0003
#2	.0002	.0001	-.0030	-.0001	-.0030	.0012	-.0007
Check ?	Chk Pass	Chk Pass	Chk Pass	Chk Pass	Chk Pass	Chk Pass	Chk Pass
High Limit							
Low Limit							

Int. Std.	Y_3600	Y_3710	Y_2243	In2306
Units	Cts/S	Cts/S	Cts/S	Cts/S
Avg	**60079.**	**9380.0**	**2033.9**	**4416.5**
Stddev	3071.	612.9	6.3	11.8
%RSD	5.1120	6.5338	.31012	.26786
#1	57908.	8946.6	2038.3	4424.9
#2	62251.	9813.4	2029.4	4408.2

Zoom In Zoom Out

Sample Name: crid Acquired: 6/19/2014 11:31:08 Type: QC
Method: Accutest1(v273) Mode: CONC Corr. Factor: 1.000000
User: admin Custom ID1: Custom ID2: Custom ID3:
Comment:

Elem	Ba4554	Be3130	Cd2288	Co2286	Cr2677	Cu3247	Mn2576	Ni2316
Units	ppm	ppm	ppm	ppm	ppm	ppm	ppm	ppm
Avg	**.0044**	**.0012**	**.0013**	**.0031**	**.0025**	**.0024**	**.0034**	**.0045**
Stddev	.0000	.0001	.0000	.0002	.0002	.0001	.0001	.0002
%RSD	.3815	9.581	2.338	5.158	7.963	5.257	1.592	4.708
#1	.0043	.0011	.0013	.0029	.0024	.0025	.0035	.0043
#2	.0044	.0013	.0012	.0032	.0026	.0024	.0034	.0046
Check ?	Chk Pass	Chk Pass	Chk Pass	Chk Pass	Chk Pass	Chk Pass	Chk Pass	Chk Pass
Value								
Range								

Elem	Ag3280	V_2924	Zn2062	As1890	Tl1908	Pb2203	Se1960	Sb2068
Units	ppm	ppm	ppm	ppm	ppm	ppm	ppm	ppm
Avg	F **.0005**	**.0019**	**.0120**	**.0037**	**.0022**	**.0026**	**.0047**	**.0032**
Stddev	.0002	.0002	.0002	.0008	.0000	.0004	.0004	.0008
%RSD	46.60	12.16	1.866	23.11	2.016	16.59	9.257	23.53
#1	.0004	.0018	.0118	.0043	.0022	.0029	.0051	.0027
#2	.0007	.0021	.0121	.0031	.0022	.0023	.0044	.0038
Check ?	Chk Fail	Chk Pass	Chk Pass	Chk Pass	Chk Pass	Chk Pass	Chk Pass	Chk Pass
Value	.0010							
Range	-30.00%							

Elem	Al3961	Ca3179	Fe2599	Mg2790	K_7664	Na5895	B_2089	Mo2020
Units	ppm	ppm	ppm	ppm	ppm	ppm	ppm	ppm
Avg	**.1050**	**1.042**	**.0014**	F **.1337**	**2.014**	**1.005**	**.0107**	**-.0001**
Stddev	.0014	.007	.0008	.0047	.025	.004	.0002	.0002
%RSD	1.331	.6385	57.56	3.508	1.244	.4281	2.287	187.9
#1	.1060	1.038	.0019	.1304	2.032	1.002	.0106	.0000
#2	.1040	1.047	.0008	.1370	1.996	1.008	.0109	-.0002
Check ?	Chk Pass	Chk Pass	None	Chk Fail	Chk Pass	Chk Pass	Chk Pass	None
Value				.1000				
Range				30.00%				

Zoom In Zoom Out

Sample Name: crid Acquired: 6/19/2014 11:31:08 Type: QC
Method: Accutest1(v273) Mode: CONC Corr. Factor: 1.000000
User: admin Custom ID1: Custom ID2: Custom ID3:
Comment:

Elem	Pd3404	Si2124	Sn1899	Sr4077	Ti3349	W_2079	Zr3391	S_1820
Units	ppm	ppm	ppm	ppm	ppm	ppm	ppm	ppm
Avg	**-.0009**	**-.0008**	**-.0001**	**.0002**	**.0002**	F **-.0028**	F **-.0002**	F **-.0003**
Stddev	.0004	.0009	.0002	.0001	.0005	.0009	.0000	.0006
%RSD	46.76	122.8	328.4	59.41	315.9	31.86	3.535	244.9
#1	-.0006	-.0001	.0001	.0001	.0005	-.0022	-.0002	.0002
#2	-.0012	-.0014	-.0002	.0003	-.0002	-.0035	-.0002	-.0007
Check ?	None	None	None	None	None	Chk Fail	Chk Fail	Chk Fail
Value						.0040	.0040	.0040
Range						-30.00%	-30.00%	-30.00%

Elem	Bi2230	Li6707
Units	ppm	ppm
Avg	F **.0010**	F **-.0006**
Stddev	.0000	.0003
%RSD	3.386	47.03
#1	.0010	-.0004
#2	.0010	-.0008
Check ?	Chk Fail	Chk Fail
Value	.0040	.0040
Range	-30.00%	-30.00%

Int. Std.	Y_3600	Y_3710	Y_2243	In2306
Units	Cts/S	Cts/S	Cts/S	Cts/S
Avg	**61011.**	**9495.6**	**1980.3**	**4275.9**
Stddev	9.	15.6	5.7	4.6
%RSD	.01397	.16385	.28892	.10694
#1	61005.	9484.6	1976.3	4272.6
#2	61017.	9506.6	1984.4	4279.1

Zoom In Zoom Out

Sample Name: cri Acquired: 6/19/2014 11:40:01 Type: QC
Method: Accutest1(v273) Mode: CONC Corr. Factor: 1.000000
User: admin Custom ID1: Custom ID2: Custom ID3:
Comment:

Elem	Ba4554	Be3130	Cd2288	Co2286	Cr2677	Cu3247	Mn2576	Ni2316	Ag3280
Units	ppm	ppm	ppm	ppm	ppm	ppm	ppm	ppm	ppm
Avg	**.2093**	**.0023**	**.0036**	**.0516**	**.0110**	**.0104**	**.0165**	**.0106**	**.0045**
Stddev	.0007	.0001	.0001	.0001	.0005	.0001	.0001	.0002	.0004
%RSD	.3248	4.484	1.751	.1860	4.578	1.278	.7656	1.994	9.070
#1	.2088	.0022	.0035	.0517	.0114	.0105	.0164	.0105	.0042
#2	.2098	.0023	.0036	.0515	.0107	.0103	.0166	.0108	.0048
Check ?	Chk Pass	Chk Pass	Chk Pass	Chk Pass	Chk Pass	Chk Pass	Chk Pass	Chk Pass	Chk Pass
Value									
Range									

Elem	V_2924	Zn2062	As1890	Tl1908	Pb2203	Se1960	Sb2068	Al3961	Ca3179
Units	ppm	ppm	ppm	ppm	ppm	ppm	ppm	ppm	ppm
Avg	**.0512**	**.0241**	**.0095**	**.0106**	**.0032**	F **.0132**	**.0064**	**.2086**	**5.074**
Stddev	.0003	.0001	.0001	.0008	.0003	.0006	.0001	.0087	.012
%RSD	.5374	.2831	.7738	7.437	10.39	4.862	1.486	4.165	.2273
#1	.0510	.0241	.0095	.0112	.0034	.0137	.0064	.2147	5.082
#2	.0514	.0240	.0094	.0101	.0030	.0127	.0065	.2024	5.066
Check ?	Chk Pass	Chk Pass	Chk Pass	Chk Pass	Chk Pass	Chk Fail	Chk Pass	Chk Pass	Chk Pass
Value						.0100			
Range						30.00%			

Elem	Fe2599	Mg2790	K_7664	Na5895	B_2089	Mo2020	Pd3404	Si2124	Sn1899
Units	ppm	ppm	ppm	ppm	ppm	ppm	ppm	ppm	ppm
Avg	**.1064**	**5.041**	**4.884**	**5.000**	**.1069**	**.0214**	**.0561**	**.2058**	**.0110**
Stddev	.0018	.002	.013	.012	.0004	.0001	.0011	.0003	.0010
%RSD	1.690	.0367	.2573	.2417	.3365	.3166	1.901	.1632	8.830
#1	.1051	5.040	4.875	4.992	.1066	.0215	.0553	.2056	.0103
#2	.1077	5.043	4.893	5.009	.1071	.0214	.0568	.2061	.0117
Check ?	Chk Pass	Chk Pass	Chk Pass	Chk Pass	Chk Pass	Chk Pass	Chk Pass	Chk Pass	Chk Pass
Value									
Range									

Zoom In Zoom Out

Sample Name: cri Acquired: 6/19/2014 11:40:01 Type: QC
Method: Accutest1(v273) Mode: CONC Corr. Factor: 1.000000
User: admin Custom ID1: Custom ID2: Custom ID3:
Comment:

Elem	Sr4077	Ti3349	W_2079	Zr3391	S_1820	Bi2230	Li6707
Units	ppm	ppm	ppm	ppm	ppm	ppm	ppm
Avg	**.0108**	**.0101**	**.0475**	**.0099**	**.0486**	**.0209**	**.0191**
Stddev	.0000	.0001	.0000	.0000	.0010	.0017	.0003
%RSD	.0783	.8972	.0861	.4374	2.136	7.923	1.412
#1	.0108	.0102	.0475	.0099	.0479	.0198	.0189
#2	.0108	.0101	.0475	.0099	.0494	.0221	.0192
Check ?	Chk Pass	Chk Pass	Chk Pass	Chk Pass	Chk Pass	Chk Pass	Chk Pass
Value							
Range							

Int. Std.	Y_3600	Y_3710	Y_2243	In2306
Units	Cts/S	Cts/S	Cts/S	Cts/S
Avg	**60202.**	**9419.1**	**1958.0**	**4187.1**
Stddev	.	25.2	12.5	17.8
%RSD	.00058	.26780	.63633	.42515
#1	60202.	9401.3	1966.8	4199.7
#2	60202.	9437.0	1949.2	4174.6

Zoom In Zoom Out

Sample Name: cria Acquired: 6/19/2014 11:46:11 Type: QC
Method: Accutest1(v273) Mode: CONC Corr. Factor: 1.000000
User: admin Custom ID1: Custom ID2: Custom ID3:
Comment:

Elem	Ba4554	Be3130	Cd2288	Co2286	Cr2677	Cu3247	Mn2576	Ni2316	Ag3280
Units	ppm	ppm	ppm	ppm	ppm	ppm	ppm	ppm	ppm
Avg	**-.0001**	**-.0000**	**.0000**	**.0001**	**.0004**	**-.0001**	**-.0000**	**-.0001**	**-.0002**
Stddev	.0003	.0001	.0002	.0000	.0006	.0003	.0001	.0000	.0000
%RSD	471.2	190.8	695.1	44.36	163.4	211.4	279.2	3.954	25.64
#1	.0001	-.0001	-.0001	.0001	-.0001	.0001	.0000	-.0001	-.0001
#2	-.0003	.0000	.0002	.0001	.0008	-.0003	-.0001	-.0001	-.0002
Check ?	None	None	None	None	None	None	None	None	None
Value									
Range									

Elem	V_2924	Zn2062	As1890	Tl1908	Pb2203	Se1960	Sb2068	Al3961	Ca3179
Units	ppm	ppm	ppm	ppm	ppm	ppm	ppm	ppm	ppm
Avg	**.0000**	**.0001**	**.0191**	**-.0000**	**.0196**	**.0205**	**.0195**	**.4927**	**.0004**
Stddev	.0004	.0001	.0001	.0005	.0004	.0030	.0007	.0066	.0005
%RSD	28000.	116.2	.3065	1770.	1.956	14.80	3.773	1.330	147.6
#1	-.0003	.0000	.0192	-.0004	.0194	.0184	.0190	.4973	.0007
#2	.0003	.0002	.0191	.0003	.0199	.0227	.0200	.4881	-.0000
Check ?	None	None	Chk Pass	None	Chk Pass	Chk Pass	Chk Pass	Chk Pass	None
Value									
Range									

Elem	Fe2599	Mg2790	K_7664	Na5895	B_2089	Mo2020	Pd3404	Si2124	Sn1899
Units	ppm	ppm	ppm	ppm	ppm	ppm	ppm	ppm	ppm
Avg	**.5172**	**.0212**	**.0080**	**-.0152**	**-.0003**	**-.0002**	**-.0003**	**-.0020**	**-.0003**
Stddev	.0125	.0203	.0025	.0056	.0006	.0001	.0001	.0016	.0003
%RSD	2.414	95.57	30.95	36.89	179.3	48.05	43.60	80.93	103.9
#1	.5260	.0069	.0097	-.0192	-.0007	-.0001	-.0002	-.0032	-.0001
#2	.5083	.0356	.0062	-.0113	.0001	-.0003	-.0004	-.0009	-.0005
Check ?	Chk Pass	None	None	None	None	None	None	None	None
Value									
Range									

Zoom In Zoom Out

Sample Name: cria Acquired: 6/19/2014 11:46:11 Type: QC
Method: Accutest1(v273) Mode: CONC Corr. Factor: 1.000000
User: admin Custom ID1: Custom ID2: Custom ID3:
Comment:

Elem	Sr4077	Ti3349	W_2079	Zr3391	S_1820	Bi2230	Li6707
Units	ppm	ppm	ppm	ppm	ppm	ppm	ppm
Avg	**-.0000**	**.0001**	**-.0052**	**-.0004**	**-.0005**	**.0007**	**-.0007**
Stddev	.0000	.0002	.0003	.0001	.0015	.0001	.0005
%RSD	27.41	149.9	5.894	27.35	318.4	11.10	67.64
#1	-.0000	-.0000	-.0055	-.0003	-.0015	.0008	-.0004
#2	-.0000	.0002	-.0050	-.0004	.0006	.0006	-.0010
Check ?	None	None	None	None	None	None	None
Value							
Range							

Int. Std.	Y_3600	Y_3710	Y_2243	In2306
Units	Cts/S	Cts/S	Cts/S	Cts/S
Avg	**59939.**	**9627.5**	**2018.3**	**4370.4**
Stddev	2759.	112.0	55.0	115.4
%RSD	4.6028	1.1635	2.7244	2.6398
#1	61890.	9548.3	2057.2	4451.9
#2	57988.	9706.7	1979.4	4288.8

Zoom In Zoom Out

Sample Name: crid Acquired: 6/19/2014 11:52:23 Type: QC
Method: Accutest1(v273) Mode: CONC Corr. Factor: 1.000000
User: admin Custom ID1: Custom ID2: Custom ID3:
Comment:

Elem	Ba4554	Be3130	Cd2288	Co2286	Cr2677	Cu3247	Mn2576	Ni2316
Units	ppm	ppm	ppm	ppm	ppm	ppm	ppm	ppm
Avg	**.0043**	**.0011**	**.0011**	**.0031**	**.0024**	**.0020**	**.0033**	**.0045**
Stddev	.0002	.0001	.0000	.0000	.0004	.0002	.0001	.0002
%RSD	4.215	7.936	3.699	1.608	15.38	9.185	2.002	3.405
#1	.0044	.0012	.0011	.0031	.0021	.0021	.0032	.0046
#2	.0042	.0011	.0011	.0030	.0026	.0018	.0033	.0044
Check ?	Chk Pass	Chk Pass	Chk Pass	Chk Pass	Chk Pass	Chk Pass	Chk Pass	Chk Pass
Value								
Range								

Elem	Ag3280	V_2924	Zn2062	As1890	Tl1908	Pb2203	Se1960	Sb2068
Units	ppm	ppm	ppm	ppm	ppm	ppm	ppm	ppm
Avg	F **.0004**	**.0015**	**.0119**	**.0032**	**.0020**	**.0019**	**.0041**	F **.0040**
Stddev	.0003	.0000	.0003	.0005	.0003	.0006	.0001	.0006
%RSD	76.51	.6718	2.444	16.37	15.46	31.24	1.519	15.15
#1	.0002	.0015	.0117	.0028	.0018	.0015	.0041	.0036
#2	.0007	.0016	.0121	.0035	.0022	.0023	.0042	.0044
Check ?	Chk Fail	Chk Pass	Chk Pass	Chk Pass	Chk Pass	Chk Pass	Chk Pass	Chk Fail
Value	.0010							.0030
Range	-30.00%							30.00%

Elem	Al3961	Ca3179	Fe2599	Mg2790	K_7664	Na5895	B_2089	Mo2020
Units	ppm	ppm	ppm	ppm	ppm	ppm	ppm	ppm
Avg	**.1090**	**1.068**	**-.0017**	F **.1365**	**2.047**	**1.034**	**.0099**	**-.0002**
Stddev	.0126	.079	.0037	.0333	.145	.073	.0002	.0002
%RSD	11.52	7.349	219.3	24.42	7.098	7.016	1.707	120.6
#1	.1179	1.123	-.0043	.1129	2.150	1.085	.0098	-.0000
#2	.1001	1.012	.0009	.1600	1.945	.9828	.0101	-.0003
Check ?	Chk Pass	Chk Pass	None	Chk Fail	Chk Pass	Chk Pass	Chk Pass	None
Value				.1000				
Range				30.00%				

Zoom In Zoom Out

Sample Name: crid Acquired: 6/19/2014 11:52:23 Type: QC
Method: Accutest1(v273) Mode: CONC Corr. Factor: 1.000000
User: admin Custom ID1: Custom ID2: Custom ID3:
Comment:

Elem	Pd3404	Si2124	Sn1899	Sr4077	Ti3349	W_2079	Zr3391	S_1820
Units	ppm	ppm	ppm	ppm	ppm	ppm	ppm	ppm
Avg	**.0003**	**-.0021**	**-.0009**	**.0001**	**.0000**	F **-.0048**	F **-.0003**	F **.0012**
Stddev	.0005	.0005	.0003	.0000	.0006	.0001	.0000	.0010
%RSD	161.9	25.45	39.62	1.863	1300.	1.651	9.541	81.97
#1	.0007	-.0025	-.0011	.0001	-.0004	-.0048	-.0003	.0019
#2	-.0000	-.0018	-.0006	.0001	.0005	-.0049	-.0004	.0005
Check ?	None	None	None	None	None	Chk Fail	Chk Fail	Chk Fail
Value						.0040	.0040	.0040
Range						-30.00%	-30.00%	-30.00%

Elem	Bi2230	Li6707
Units	ppm	ppm
Avg	F **.0001**	F **-.0003**
Stddev	.0002	.0003
%RSD	108.1	110.7
#1	.0000	-.0005
#2	.0003	-.0001
Check ?	Chk Fail	Chk Fail
Value	.0040	.0040
Range	-30.00%	-30.00%

Int. Std.	Y_3600	Y_3710	Y_2243	In2306
Units	Cts/S	Cts/S	Cts/S	Cts/S
Avg	**61961.**	**9249.7**	**1982.1**	**4288.7**
Stddev	701.	531.9	2.8	6.0
%RSD	1.1309	5.7505	.13981	.14080
#1	61466.	8873.6	1984.1	4293.0
#2	62457.	9625.8	1980.1	4284.5

Zoom In Zoom Out

Sample Name: icsa Acquired: 6/19/2014 11:58:33 Type: QC
Method: Accutest1(v273) Mode: CONC Corr. Factor: 1.000000
User: admin Custom ID1: Custom ID2: Custom ID3:
Comment:

Elem	Ba4554	Be3130	Cd2288	Co2286	Cr2677	Cu3247	Mn2576	Ni2316	Ag3280
Units	ppm	ppm	ppm	ppm	ppm	ppm	ppm	ppm	ppm
Avg	**-.0014**	**-.0000**	**.0011**	**.0006**	**.0011**	**-.0060**	**-.0008**	**-.0005**	**.0051**
Stddev	.0000	.0000	.0002	.0003	.0006	.0008	.0007	.0001	.0064
%RSD	2.014	23.20	17.26	54.60	53.82	12.93	84.79	25.31	125.8
#1	-.0013	-.0001	.0010	.0008	.0016	-.0066	-.0014	-.0004	.0006
#2	-.0014	-.0000	.0012	.0004	.0007	-.0055	-.0003	-.0006	.0097
Check ?	Chk Pass	Chk Pass	Chk Pass	Chk Pass	Chk Pass	Chk Pass	Chk Pass	Chk Pass	Chk Pass
High Limit									
Low Limit									

Elem	V_2924	Zn2062	As1890	Tl1908	Pb2203	Se1960	Sb2068	Al3961	Ca3179
Units	ppm	ppm	ppm	ppm	ppm	ppm	ppm	ppm	ppm
Avg	**.0009**	**-.0003**	**.0048**	**.0007**	**.0030**	**-.0016**	**.0051**	**514.6**	**387.0**
Stddev	.0004	.0000	.0002	.0002	.0025	.0021	.0007	.9	.4
%RSD	44.97	13.36	4.440	26.87	81.35	127.8	13.56	.1728	.0957
#1	.0012	-.0004	.0049	.0006	.0047	-.0031	.0046	515.2	387.3
#2	.0006	-.0003	.0046	.0008	.0013	-.0002	.0055	513.9	386.8
Check ?	Chk Pass	Chk Pass	Chk Pass	Chk Pass	Chk Pass	Chk Pass	Chk Pass	Chk Pass	Chk Pass
High Limit									
Low Limit									

Elem	Fe2599	Mg2790	K_7664	Na5895	B_2089	Mo2020	Pd3404	Si2124	Sn1899
Units	ppm	ppm	ppm	ppm	ppm	ppm	ppm	ppm	ppm
Avg	**187.1**	**526.5**	**.1865**	**-.0011**	**-.0008**	**-.0032**	**.0001**	**-.0042**	**-.0032**
Stddev	.4	1.3	.0003	.0031	.0000	.0003	.0007	.0008	.0022
%RSD	.2170	.2408	.1662	281.8	2.631	8.206	573.7	19.62	70.36
#1	187.3	527.4	.1863	.0011	-.0008	-.0030	.0006	-.0047	-.0016
#2	186.8	525.6	.1867	-.0033	-.0008	-.0034	-.0004	-.0036	-.0048
Check ?	Chk Pass	Chk Pass	Chk Pass	Chk Pass	Chk Pass	Chk Pass	Chk Pass	Chk Pass	Chk Pass
High Limit									
Low Limit									

Zoom In Zoom Out

Sample Name: icsa Acquired: 6/19/2014 11:58:33 Type: QC
Method: Accutest1(v273) Mode: CONC Corr. Factor: 1.000000
User: admin Custom ID1: Custom ID2: Custom ID3:
Comment:

Elem	Sr4077	Ti3349	W_2079	Zr3391	S_1820	Bi2230	Li6707
Units	ppm	ppm	ppm	ppm	ppm	ppm	ppm
Avg	**-.0048**	**-.0002**	**.0062**	**.0005**	**-.0335**	**-.0139**	**.0226**
Stddev	.0000	.0006	.0018	.0005	.0048	.0011	.0007
%RSD	.5356	302.1	29.68	94.56	14.34	7.800	2.985
#1	-.0047	.0002	.0049	.0002	-.0301	-.0147	.0231
#2	-.0048	-.0006	.0075	.0009	-.0369	-.0131	.0221
Check ?	Chk Pass	Chk Pass	Chk Pass	Chk Pass	Chk Pass	Chk Pass	Chk Pass
High Limit							
Low Limit							

Int. Std.	Y_3600	Y_3710	Y_2243	In2306
Units	Cts/S	Cts/S	Cts/S	Cts/S
Avg	**50691.**	**8768.0**	**1697.5**	**3261.9**
Stddev	2725.	39.5	20.4	35.8
%RSD	5.3761	.45044	1.2045	1.0977
#1	48764.	8740.1	1711.9	3287.3
#2	52618.	8795.9	1683.0	3236.6

Zoom In Zoom Out

Sample Name: ICSAB Acquired: 6/19/2014 12:04:39 Type: QC
Method: Accutest1(v273) Mode: CONC Corr. Factor: 1.000000
User: admin Custom ID1: Custom ID2: Custom ID3:
Comment:

Elem	Ba4554	Be3130	Cd2288	Co2286	Cr2677	Cu3247	Mn2576	Ni2316	Ag3280
Units	ppm	ppm	ppm	ppm	ppm	ppm	ppm	ppm	ppm
Avg	**.5187**	**.5107**	**1.028**	**.4911**	**.4848**	**.5214**	**.4971**	**.9904**	**.9853**
Stddev	.0014	.0012	.008	.0036	.0002	.0009	.0021	.0055	.0006
%RSD	.2676	.2317	.7538	.7424	.0414	.1820	.4191	.5581	.0572
#1	.5197	.5099	1.023	.4885	.4849	.5208	.4986	.9865	.9857
#2	.5177	.5116	1.034	.4937	.4847	.5221	.4957	.9943	.9849
Check ?	Chk Pass	Chk Pass	Chk Pass	Chk Pass	Chk Pass	Chk Pass	Chk Pass	Chk Pass	Chk Pass
Value									
Range									

Elem	V_2924	Zn2062	As1890	Tl1908	Pb2203	Se1960	Sb2068	Al3961	Ca3179
Units	ppm	ppm	ppm	ppm	ppm	ppm	ppm	ppm	ppm
Avg	**.4554**	**.9691**	**1.084**	**.9665**	**.9752**	**1.077**	**1.060**	**506.4**	**377.2**
Stddev	.0009	.0078	.009	.0101	.0042	.009	.007	.7	.9
%RSD	.1998	.8069	.8407	1.044	.4273	.8762	.6592	.1413	.2377
#1	.4560	.9636	1.077	.9593	.9722	1.070	1.055	506.9	376.6
#2	.4547	.9747	1.090	.9736	.9781	1.084	1.065	505.8	377.8
Check ?	Chk Pass	Chk Pass	Chk Pass	Chk Pass	Chk Pass	Chk Pass	Chk Pass	Chk Pass	Chk Pass
Value									
Range									

Elem	Fe2599	Mg2790	K_7664	Na5895	B_2089	Mo2020	Pd3404	Si2124	Sn1899
Units	ppm	ppm	ppm	ppm	ppm	ppm	ppm	ppm	ppm
Avg	**187.3**	**519.6**	**.1783**	**.0085**	**.0023**	**.5065**	**.5485**	**-.0013**	**-.0030**
Stddev	.2	.5	.0131	.0033	.0007	.0034	.0005	.0018	.0011
%RSD	.1218	.0924	7.344	38.99	31.73	.6647	.0979	134.2	37.33
#1	187.1	519.2	.1876	.0108	.0028	.5041	.5489	-.0026	-.0022
#2	187.4	519.9	.1691	.0062	.0018	.5089	.5481	-.0001	-.0038
Check ?	Chk Pass	Chk Pass	None	None	None	Chk Pass	Chk Pass	None	None
Value									
Range									

Zoom In Zoom Out

Sample Name: ICSAB Acquired: 6/19/2014 12:04:39 Type: QC
Method: Accutest1(v273) Mode: CONC Corr. Factor: 1.000000
User: admin Custom ID1: Custom ID2: Custom ID3:
Comment:

Elem	Sr4077	Ti3349	W_2079	Zr3391	S_1820	Bi2230	Li6707
Units	ppm	ppm	ppm	ppm	ppm	ppm	ppm
Avg	**-.0046**	**.0004**	**.5155**	**.5698**	**.4393**	**.5264**	**.5698**
Stddev	.0000	.0002	.0027	.0004	.0037	.0043	.0009
%RSD	1.067	47.85	.5281	.0683	.8364	.8189	.1609
#1	-.0045	.0006	.5136	.5700	.4367	.5233	.5691
#2	-.0046	.0003	.5175	.5695	.4419	.5294	.5704
Check ?	None	None	Chk Pass	Chk Pass	Chk Pass	Chk Pass	Chk Pass
Value							
Range							

Int. Std.	Y_3600	Y_3710	Y_2243	In2306
Units	Cts/S	Cts/S	Cts/S	Cts/S
Avg	**52198.**	**8852.0**	**1709.8**	**3287.2**
Stddev	.	26.8	9.8	13.8
%RSD	.00087	.30244	.57602	.42117
#1	52198.	8871.0	1716.8	3297.0
#2	52198.	8833.1	1702.9	3277.4

Zoom In Zoom Out

Sample Name: FeConf Acquired: 6/19/2014 12:10:36 Type: Unk
Method: Accutest1(v273) Mode: CONC Corr. Factor: 1.000000
User: admin Custom ID1: Custom ID2: Custom ID3:
Comment:

Elem	Ba4554	Be3130	Cd2288	Co2286	Cr2677	Cu3247	Mn2576	Ni2316	Ag3280
Avg	**-.0000**	**-.0000**	**-.0002**	**-.0006**	**.0018**	**.0002**	**-.0018**	**.0001**	**.0088**
Stddev	.0003	.0000	.0000	.0003	.0003	.0001	.0001	.0000	.0011
%RSD	693.5	22.84	25.01	53.21	16.26	60.51	7.147	2.033	12.95
#1	.0002	-.0000	-.0001	-.0008	.0016	.0001	-.0019	.0001	.0096
#2	-.0002	-.0000	-.0002	-.0004	.0020	.0003	-.0018	.0001	.0080

Elem	V_2924	Zn2062	As1890	Tl1908	Pb2203	Se1960	Sb2068	Al3961	Ca3179
Avg	**.0014**	**-.0004**	**.0026**	**.0007**	**-.0002**	**.0027**	**-.0016**	**.0010**	**-.0190**
Stddev	.0002	.0002	.0017	.0003	.0006	.0013	.0001	.0021	.0003
%RSD	17.25	49.74	64.61	48.04	264.9	47.48	4.587	205.8	1.400
#1	.0012	-.0003	.0014	.0005	.0002	.0018	-.0016	.0025	-.0188
#2	.0016	-.0006	.0038	.0010	-.0007	.0036	-.0017	-.0005	-.0192

Elem	Fe2599	Mg2790	K_7664	Na5895	B_2089	Mo2020	Pd3404	Si2124	Sn1899
Avg	**199.7**	**.0303**	**.0381**	**-.0118**	**-.0025**	**-.0001**	**.0059**	**.0087**	**-.0027**
Stddev	.7	.0249	.0093	.0016	.0001	.0000	.0004	.0009	.0007
%RSD	.3533	82.30	24.53	13.16	2.078	14.99	7.474	10.23	26.04
#1	199.2	.0479	.0447	-.0107	-.0025	-.0001	.0055	.0080	-.0032
#2	200.2	.0127	.0315	-.0129	-.0025	-.0001	.0062	.0093	-.0022

Elem	Sr4077	Ti3349	W_2079	Zr3391	S_1820	Bi2230	Li6707
Avg	**.0000**	**-.0002**	**-.0024**	**.0017**	**-.0048**	**.0001**	**-.0005**
Stddev	.0000	.0001	.0013	.0002	.0026	.0001	.0001
%RSD	148.8	54.65	54.94	12.50	54.83	59.86	15.30
#1	.0001	-.0001	-.0033	.0018	-.0029	.0001	-.0005
#2	-.0000	-.0003	-.0014	.0015	-.0066	.0002	-.0004

Int. Std.	Y_3600	Y_3710	Y_2243	In2306
Avg	**59711.**	**9400.0**	**1931.8**	**4192.6**
Stddev	91.	41.1	6.0	9.9
%RSD	.15206	.43674	.30867	.23692
#1	59647.	9429.0	1936.0	4199.7
#2	59775.	9370.9	1927.6	4185.6

Zoom In Zoom Out

Sample Name: CrConf Acquired: 6/19/2014 12:16:46 Type: Unk
Method: Accutest1(v273) Mode: CONC Corr. Factor: 1.000000
User: admin Custom ID1: Custom ID2: Custom ID3:
Comment:

Elem	Ba4554	Be3130	Cd2288	Co2286	Cr2677	Cu3247	Mn2576	Ni2316	Ag3280
Avg	**.0005**	**.0001**	**.0002**	**-.0008**	**12.40**	**-.0002**	**.0003**	**-.0002**	**.0002**
Stddev	.0001	.0000	.0001	.0002	.03	.0001	.0001	.0001	.0003
%RSD	14.98	41.57	76.49	23.04	.2384	29.02	23.88	75.01	127.1
#1	.0005	.0001	.0001	-.0009	12.37	-.0002	.0004	-.0001	.0004
#2	.0006	.0001	.0003	-.0007	12.42	-.0002	.0003	-.0002	.0000

Elem	V_2924	Zn2062	As1890	Tl1908	Pb2203	Se1960	Sb2068	Al3961	Ca3179
Avg	**.0053**	**-.0003**	**-.0012**	**-.0011**	**-.0001**	**-.0031**	**.0058**	**.0065**	**.0237**
Stddev	.0004	.0001	.0003	.0032	.0002	.0014	.0002	.0009	.0013
%RSD	6.675	37.65	28.80	284.4	137.3	43.28	2.969	13.62	5.357
#1	.0051	-.0002	-.0010	-.0034	-.0002	-.0041	.0057	.0058	.0228
#2	.0056	-.0003	-.0014	.0011	-.0000	-.0022	.0059	.0071	.0246

Elem	Fe2599	Mg2790	K_7664	Na5895	B_2089	Mo2020	Pd3404	Si2124	Sn1899
Avg	**.0128**	**.0280**	**.0011**	**-.0043**	**-.0006**	**.0003**	**-.0009**	**.0055**	**-.0010**
Stddev	.0029	.0325	.0109	.0025	.0001	.0002	.0001	.0003	.0006
%RSD	22.34	116.0	950.3	57.40	15.47	77.52	5.899	6.058	57.33
#1	.0108	.0050	.0088	-.0026	-.0005	.0001	-.0010	.0053	-.0006
#2	.0148	.0509	-.0065	-.0061	-.0006	.0004	-.0009	.0058	-.0014

Elem	Sr4077	Ti3349	W_2079	Zr3391	S_1820	Bi2230	Li6707
Avg	**.0001**	**.0002**	**-.0011**	**-.0024**	**.0042**	**-.0044**	**-.0013**
Stddev	.0000	.0003	.0003	.0002	.0006	.0003	.0007
%RSD	13.42	198.2	29.34	6.606	14.09	6.968	52.78
#1	.0001	-.0001	-.0009	-.0023	.0046	-.0042	-.0018
#2	.0001	.0004	-.0013	-.0025	.0038	-.0046	-.0008

Int. Std.	Y_3600	Y_3710	Y_2243	In2306
Avg	**60655.**	**9410.7**	**1936.9**	**4271.0**
Stddev	37.	19.6	2.7	7.1
%RSD	.06179	.20844	.13900	.16623
#1	60629.	9424.6	1938.8	4276.0
#2	60682.	9396.9	1935.0	4265.9

Zoom In Zoom Out

Sample Name: ccv Acquired: 6/19/2014 12:22:58 Type: QC
Method: Accutest1(v273) Mode: CONC Corr. Factor: 1.000000
User: admin Custom ID1: Custom ID2: Custom ID3:
Comment: 306/307

Elem	Ba4554	Be3130	Cd2288	Co2286	Cr2677	Cu3247	Mn2576	Ni2316	Ag3280
Units	ppm	ppm	ppm	ppm	ppm	ppm	ppm	ppm	ppm
Avg	**2.025**	**2.047**	**2.041**	**2.049**	**2.076**	**1.971**	**2.086**	**2.085**	**.2420**
Stddev	.001	.007	.003	.006	.022	.012	.019	.003	.0012
%RSD	.0492	.3362	.1575	.2731	1.059	.6240	.9052	.1464	.4875
#1	2.024	2.042	2.039	2.045	2.061	1.962	2.072	2.082	.2411
#2	2.025	2.052	2.043	2.053	2.092	1.979	2.099	2.087	.2428
Check ?	Chk Pass	Chk Pass	Chk Pass	Chk Pass	Chk Pass	Chk Pass	Chk Pass	Chk Pass	Chk Pass
Value									
Range									

Elem	V_2924	Zn2062	As1890	Tl1908	Pb2203	Se1960	Sb2068	Al3961	Ca3179
Units	ppm	ppm	ppm	ppm	ppm	ppm	ppm	ppm	ppm
Avg	**2.025**	**2.098**	**2.024**	**2.119**	**2.102**	**2.026**	**2.034**	**39.79**	**40.48**
Stddev	.020	.009	.004	.005	.006	.002	.004	.02	.04
%RSD	.9610	.4403	.2142	.2584	.2974	.1154	.2180	.0493	.1094
#1	2.011	2.092	2.021	2.116	2.098	2.028	2.037	39.81	40.51
#2	2.039	2.105	2.027	2.123	2.107	2.025	2.031	39.78	40.45
Check ?	Chk Pass	Chk Pass	Chk Pass	Chk Pass	Chk Pass	Chk Pass	Chk Pass	Chk Pass	Chk Pass
Value									
Range									

Elem	Fe2599	Mg2790	K_7664	Na5895	B_2089	Mo2020	Pd3404	Si2124	Sn1899
Units	ppm	ppm	ppm	ppm	ppm	ppm	ppm	ppm	ppm
Avg	**40.25**	**39.64**	**39.66**	**39.85**	**2.069**	**2.079**	**1.999**	**5.064**	**2.103**
Stddev	.00	.13	.08	.04	.005	.002	.016	.003	.005
%RSD	.0099	.3182	.1903	.1085	.2264	.1128	.8188	.0675	.2463
#1	40.24	39.72	39.60	39.82	2.072	2.078	1.988	5.067	2.100
#2	40.25	39.55	39.71	39.88	2.066	2.081	2.011	5.062	2.107
Check ?	Chk Pass	Chk Pass	Chk Pass	Chk Pass	Chk Pass	Chk Pass	Chk Pass	Chk Pass	Chk Pass
Value									
Range									

Zoom In Zoom Out

Sample Name: ccv Acquired: 6/19/2014 12:22:58 Type: QC
Method: Accutest1(v273) Mode: CONC Corr. Factor: 1.000000
User: admin Custom ID1: Custom ID2: Custom ID3:
Comment: 306/307

Elem	Sr4077	Ti3349	W_2079	Zr3391	S_1820	Bi2230	Li6707
Units	ppm	ppm	ppm	ppm	ppm	ppm	ppm
Avg	**2.029**	**2.025**	**2.019**	**2.018**	**2.014**	**2.009**	**1.969**
Stddev	.001	.017	.008	.015	.001	.004	.005
%RSD	.0692	.8607	.4011	.7466	.0443	.1955	.2766
#1	2.028	2.013	2.013	2.008	2.015	2.012	1.965
#2	2.030	2.038	2.025	2.029	2.014	2.007	1.973
Check ?	Chk Pass	Chk Pass	Chk Pass	Chk Pass	Chk Pass	Chk Pass	Chk Pass
Value							
Range							

Int. Std.	Y_3600	Y_3710	Y_2243	In2306
Units	Cts/S	Cts/S	Cts/S	Cts/S
Avg	**57293.**	**9381.9**	**1878.1**	**3789.3**
Stddev	406.	10.1	.0	2.8
%RSD	.70903	.10754	.00062	.07456
#1	57581.	9374.7	1878.1	3791.3
#2	57006.	9389.0	1878.1	3787.3

Zoom In Zoom Out

Sample Name: ccb Acquired: 6/19/2014 12:28:53 Type: QC
Method: Accutest1(v273) Mode: CONC Corr. Factor: 1.000000
User: admin Custom ID1: Custom ID2: Custom ID3:
Comment: 306/307

Elem	Ba4554	Be3130	Cd2288	Co2286	Cr2677	Cu3247	Mn2576	Ni2316	Ag3280
Units	ppm	ppm	ppm	ppm	ppm	ppm	ppm	ppm	ppm
Avg	**-.0000**	**.0001**	**.0001**	**-.0000**	**.0002**	**.0001**	**.0001**	**-.0002**	**-.0004**
Stddev	.0002	.0001	.0000	.0000	.0002	.0001	.0001	.0003	.0003
%RSD	1706.	101.3	13.17	21.50	102.0	151.1	72.02	187.7	61.54
#1	.0002	.0001	.0001	-.0000	.0001	.0002	.0000	.0001	-.0002
#2	-.0002	.0000	.0001	-.0000	.0003	-.0000	.0001	-.0004	-.0006
Check ?	Chk Pass	Chk Pass	Chk Pass	Chk Pass	Chk Pass	Chk Pass	Chk Pass	Chk Pass	Chk Pass
High Limit									
Low Limit									

Elem	V_2924	Zn2062	As1890	Tl1908	Pb2203	Se1960	Sb2068	Al3961	Ca3179
Units	ppm	ppm	ppm	ppm	ppm	ppm	ppm	ppm	ppm
Avg	**-.0000**	**.0000**	**.0011**	**-.0006**	**-.0008**	**-.0008**	**.0005**	**.0035**	**-.0003**
Stddev	.0001	.0001	.0002	.0007	.0002	.0014	.0001	.0056	.0020
%RSD	347.6	438.6	19.43	103.1	20.90	186.0	24.36	160.9	633.4
#1	-.0001	.0001	.0013	-.0002	-.0007	.0002	.0005	-.0005	.0011
#2	.0001	-.0001	.0010	-.0011	-.0009	-.0018	.0004	.0074	-.0017
Check ?	Chk Pass	Chk Pass	Chk Pass	Chk Pass	Chk Pass	Chk Pass	Chk Pass	Chk Pass	Chk Pass
High Limit									
Low Limit									

Elem	Fe2599	Mg2790	K_7664	Na5895	B_2089	Mo2020	Pd3404	Si2124	Sn1899
Units	ppm	ppm	ppm	ppm	ppm	ppm	ppm	ppm	ppm
Avg	**-.0012**	**-.0012**	**.0108**	**-.0101**	**.0001**	**.0005**	**-.0014**	**.0008**	**-.0003**
Stddev	.0014	.0093	.0007	.0001	.0005	.0001	.0005	.0008	.0006
%RSD	113.2	808.6	6.462	.7012	595.5	18.65	35.56	100.0	232.5
#1	-.0002	-.0078	.0113	-.0101	.0005	.0006	-.0011	.0014	-.0007
#2	-.0022	.0054	.0104	-.0100	-.0003	.0005	-.0018	.0002	.0002
Check ?	Chk Pass	Chk Pass	Chk Pass	Chk Pass	Chk Pass	Chk Pass	Chk Pass	Chk Pass	Chk Pass
High Limit									
Low Limit									

Zoom In Zoom Out

Sample Name: ccb Acquired: 6/19/2014 12:28:53 Type: QC
Method: Accutest1(v273) Mode: CONC Corr. Factor: 1.000000
User: admin Custom ID1: Custom ID2: Custom ID3:
Comment: 306/307

Elem	Sr4077	Ti3349	W_2079	Zr3391	S_1820	Bi2230	Li6707
Units	ppm	ppm	ppm	ppm	ppm	ppm	ppm
Avg	**.0000**	**.0002**	**.0057**	**.0004**	**-.0010**	**.0005**	**-.0006**
Stddev	.0000	.0003	.0019	.0001	.0023	.0002	.0001
%RSD	36.50	155.3	33.81	28.39	222.6	40.76	16.33
#1	.0000	-.0000	.0070	.0004	.0006	.0004	-.0005
#2	.0000	.0004	.0043	.0003	-.0027	.0007	-.0006
Check ?	Chk Pass	Chk Pass	Chk Pass	Chk Pass	Chk Pass	Chk Pass	Chk Pass
High Limit							
Low Limit							

Int. Std.	Y_3600	Y_3710	Y_2243	In2306
Units	Cts/S	Cts/S	Cts/S	Cts/S
Avg	**61547.**	**9482.5**	**2016.1**	**4372.1**
Stddev	92.	1.6	2.0	4.3
%RSD	.15015	.01734	.10095	.09750
#1	61481.	9483.7	2014.7	4369.1
#2	61612.	9481.4	2017.5	4375.1

Zoom In Zoom Out

Sample Name: cri Acquired: 6/19/2014 12:35:04 Type: QC
Method: Accutest1(v273) Mode: CONC Corr. Factor: 1.000000
User: admin Custom ID1: Custom ID2: Custom ID3:
Comment:

Elem	Ba4554	Be3130	Cd2288	Co2286	Cr2677	Cu3247	Mn2576	Ni2316	Ag3280
Units	ppm	ppm	ppm	ppm	ppm	ppm	ppm	ppm	ppm
Avg	**.2083**	**.0022**	**.0035**	**.0518**	**.0112**	**.0102**	**.0164**	**.0104**	**.0048**
Stddev	.0002	.0000	.0001	.0002	.0003	.0006	.0001	.0003	.0001
%RSD	.0724	.2462	1.788	.3741	2.427	6.013	.6118	3.178	1.959
#1	.2082	.0022	.0035	.0519	.0114	.0097	.0164	.0102	.0047
#2	.2084	.0022	.0035	.0516	.0110	.0106	.0165	.0106	.0049
Check ?	Chk Pass	Chk Pass	Chk Pass	Chk Pass	Chk Pass	Chk Pass	Chk Pass	Chk Pass	Chk Pass
Value									
Range									

Elem	V_2924	Zn2062	As1890	Tl1908	Pb2203	Se1960	Sb2068	Al3961	Ca3179
Units	ppm	ppm	ppm	ppm	ppm	ppm	ppm	ppm	ppm
Avg	**.0514**	**.0242**	**.0097**	**.0109**	**.0035**	**.0128**	**.0067**	**.2101**	**5.022**
Stddev	.0003	.0000	.0005	.0007	.0008	.0015	.0009	.0126	.013
%RSD	.5333	.1295	4.987	6.489	23.90	11.40	13.82	6.017	.2622
#1	.0512	.0241	.0094	.0114	.0041	.0139	.0073	.2190	5.031
#2	.0516	.0242	.0101	.0104	.0029	.0118	.0060	.2011	5.012
Check ?	Chk Pass	Chk Pass	Chk Pass	Chk Pass	Chk Pass	Chk Pass	Chk Pass	Chk Pass	Chk Pass
Value									
Range									

Elem	Fe2599	Mg2790	K_7664	Na5895	B_2089	Mo2020	Pd3404	Si2124	Sn1899
Units	ppm	ppm	ppm	ppm	ppm	ppm	ppm	ppm	ppm
Avg	**.1068**	**4.989**	**4.864**	**4.976**	**.1071**	**.0217**	**.0561**	**.2052**	**.0112**
Stddev	.0049	.027	.033	.008	.0004	.0000	.0018	.0001	.0005
%RSD	4.546	.5449	.6849	.1625	.3831	.1507	3.168	.0683	4.115
#1	.1102	5.008	4.888	4.982	.1074	.0217	.0548	.2053	.0116
#2	.1033	4.970	4.841	4.970	.1068	.0218	.0573	.2051	.0109
Check ?	Chk Pass	Chk Pass	Chk Pass	Chk Pass	Chk Pass	Chk Pass	Chk Pass	Chk Pass	Chk Pass
Value									
Range									

Zoom In Zoom Out

Sample Name: cri Acquired: 6/19/2014 12:35:04 Type: QC
Method: Accutest1(v273) Mode: CONC Corr. Factor: 1.000000
User: admin Custom ID1: Custom ID2: Custom ID3:
Comment:

Elem	Sr4077	Ti3349	W_2079	Zr3391	S_1820	Bi2230	Li6707
Units	ppm	ppm	ppm	ppm	ppm	ppm	ppm
Avg	**.0107**	**.0113**	**.0498**	**.0102**	**.0480**	**.0213**	**.0198**
Stddev	.0001	.0005	.0005	.0001	.0014	.0003	.0007
%RSD	.8966	4.460	1.023	.8126	2.827	1.254	3.354
#1	.0108	.0109	.0502	.0103	.0470	.0215	.0194
#2	.0106	.0117	.0495	.0102	.0489	.0212	.0203
Check ?	Chk Pass	Chk Pass	Chk Pass	Chk Pass	Chk Pass	Chk Pass	Chk Pass
Value							
Range							

Int. Std.	Y_3600	Y_3710	Y_2243	In2306
Units	Cts/S	Cts/S	Cts/S	Cts/S
Avg	**60514.**	**9508.4**	**1964.6**	**4195.7**
Stddev	505.	28.0	3.4	5.8
%RSD	.83375	.29419	.17267	.13752
#1	60871.	9488.6	1962.2	4191.6
#2	60157.	9528.2	1967.0	4199.8

Zoom In Zoom Out

Sample Name: mp80145-mb1 1 Acquired: 6/19/2014 12:46:15 Type: Unk
Method: Accutest1(v273) Mode: CONC Corr. Factor: 1.000000
User: admin Custom ID1: Custom ID2: Custom ID3:
Comment:

Elem	Ba4554	Be3130	Cd2288	Co2286	Cr2677	Cu3247	Mn2576	Ni2316	Ag3280
Avg	**.0001**	**.0001**	**-.0000**	**.0002**	**.0001**	**.0004**	**-.0000**	**-.0001**	**-.0006**
Stddev	.0001	.0000	.0000	.0000	.0001	.0001	.0001	.0003	.0005
%RSD	202.2	22.79	58.97	4.383	106.0	38.10	300.7	392.1	95.32
#1	.0001	.0001	-.0000	.0002	.0000	.0005	-.0001	.0002	-.0002
#2	-.0000	.0001	-.0000	.0002	.0001	.0003	.0000	-.0003	-.0009

Elem	V_2924	Zn2062	As1890	Tl1908	Pb2203	Se1960	Sb2068	Al3961	Ca3179
Avg	**.0002**	**.0006**	**.0009**	**.0006**	**-.0003**	**-.0022**	**.0005**	**.0095**	**.0062**
Stddev	.0002	.0000	.0010	.0003	.0004	.0002	.0002	.0030	.0007
%RSD	94.50	6.962	108.3	56.60	143.4	7.566	37.83	31.03	11.06
#1	.0003	.0007	.0016	.0004	-.0006	-.0023	.0006	.0116	.0058
#2	.0001	.0006	.0002	.0008	.0000	-.0021	.0004	.0075	.0067

Elem	Fe2599	Mg2790	K_7664	Na5895	B_2089	Mo2020	Pd3404	Si2124	Sn1899
Avg	**.0009**	**.0110**	**-.0198**	**-.0180**	**-.0003**	**-.0005**	**-.0005**	**.0072**	**-.0007**
Stddev	.0016	.0052	.0079	.0004	.0001	.0000	.0015	.0003	.0000
%RSD	166.7	47.14	40.22	2.183	40.26	7.346	303.3	3.843	2.117
#1	-.0002	.0073	-.0254	-.0183	-.0002	-.0004	.0005	.0074	-.0007
#2	.0021	.0147	-.0141	-.0177	-.0004	-.0005	-.0015	.0070	-.0006

Elem	Sr4077	Ti3349	W_2079	Zr3391	S_1820	Bi2230	Li6707
Avg	**.0000**	**-.0000**	**-.0061**	**-.0004**	**-.0012**	**.0014**	**-.0010**
Stddev	.0000	.0003	.0010	.0001	.0022	.0003	.0004
%RSD	96.60	1162.	16.95	14.55	181.6	17.91	37.59
#1	.0001	.0002	-.0053	-.0003	.0003	.0016	-.0007
#2	.0000	-.0003	-.0068	-.0004	-.0028	.0012	-.0012

Int. Std.	Y_3600	Y_3710	Y_2243	In2306
Avg	**62538.**	**9739.8**	**2037.7**	**4459.9**
Stddev	33.	35.7	9.8	18.3
%RSD	.05305	.36693	.48023	.41121
#1	62515.	9765.0	2044.6	4472.9
#2	62562.	9714.5	2030.8	4447.0

Zoom In Zoom Out

Sample Name: mp80145-lc1 Acquired: 6/19/2014 12:52:24 Type: Unk
Method: Accutest1(v273) Mode: CONC Corr. Factor: 1.000000
User: admin Custom ID1: Custom ID2: Custom ID3:
Comment:

Elem	Ba4554	Be3130	Cd2288	Co2286	Cr2677	Cu3247	Mn2576	Ni2316	Ag3280
Avg	**.5215**	**.5140**	**.5169**	**.4969**	**.5235**	**.4937**	**.5223**	**.5190**	**.1914**
Stddev	.0021	.0022	.0009	.0004	.0004	.0004	.0018	.0011	.0005
%RSD	.3985	.4208	.1799	.0774	.0729	.0790	.3422	.2119	.2681
#1	.5229	.5155	.5162	.4966	.5232	.4934	.5211	.5182	.1910
#2	.5200	.5124	.5175	.4972	.5237	.4939	.5236	.5198	.1918

Elem	V_2924	Zn2062	As1890	Tl1908	Pb2203	Se1960	Sb2068	Al3961	Ca3179
Avg	**.4746**	**.5346**	**.5094**	**.5672**	**.5344**	**.5187**	**.5125**	**5.104**	**5.776**
Stddev	.0004	.0019	.0003	.0016	.0018	.0022	.0010	.019	.011
%RSD	.0753	.3636	.0555	.2878	.3343	.4279	.1893	.3687	.1819
#1	.4749	.5332	.5092	.5683	.5331	.5171	.5118	5.118	5.783
#2	.4744	.5359	.5096	.5660	.5356	.5202	.5132	5.091	5.768

Elem	Fe2599	Mg2790	K_7664	Na5895	B_2089	Mo2020	Pd3404	Si2124	Sn1899
Avg	**5.805**	**5.521**	**10.03**	**10.23**	**.0092**	**.5107**	**.0020**	**.0421**	**.0003**
Stddev	.004	.018	.00	.04	.0002	.0020	.0012	.0006	.0005
%RSD	.0681	.3244	.0389	.4399	1.734	.3859	59.13	1.483	167.1
#1	5.803	5.534	10.03	10.26	.0091	.5093	.0028	.0417	.0007
#2	5.808	5.508	10.03	10.20	.0093	.5121	.0012	.0426	-.0001

Elem	Sr4077	Ti3349	W_2079	Zr3391	S_1820	Bi2230	Li6707
Avg	**-.0001**	**.5150**	**-.0014**	**-.0002**	**.0043**	**.0016**	**-.0008**
Stddev	.0001	.0017	.0004	.0000	.0051	.0002	.0005
%RSD	39.71	.3280	29.60	6.380	116.9	11.63	56.76
#1	-.0001	.5139	-.0017	-.0002	.0008	.0015	-.0012
#2	-.0002	.5162	-.0011	-.0002	.0079	.0017	-.0005

Int. Std.	Y_3600	Y_3710	Y_2243	In2306
Avg	**60509.**	**9588.1**	**1966.9**	**4163.2**
Stddev	120.	28.3	1.6	5.9
%RSD	.19910	.29476	.07953	.14053
#1	60594.	9568.1	1968.0	4167.4
#2	60424.	9608.1	1965.8	4159.1

Zoom In Zoom Out

Sample Name: mp80145-s1 Acquired: 6/19/2014 12:58:23 Type: Unk
Method: Accutest1(v273) Mode: CONC Corr. Factor: 1.000000
User: admin Custom ID1: Custom ID2: Custom ID3:
Comment:

Elem	Ba4554	Be3130	Cd2288	Co2286	Cr2677	Cu3247	Mn2576	Ni2316	Ag3280
Avg	**2.084**	**.0510**	**.0532**	**.5004**	**.2071**	**.2601**	**.6721**	**.5176**	**.0540**
Stddev	.000	.0001	.0003	.0003	.0002	.0005	.0008	.0007	.0007
%RSD	.0111	.2283	.5672	.0542	.0739	.1894	.1234	.1429	1.315
#1	2.084	.0509	.0534	.5006	.2069	.2605	.6727	.5182	.0545
#2	2.084	.0511	.0530	.5002	.2072	.2598	.6716	.5171	.0535

Elem	V_2924	Zn2062	As1890	Tl1908	Pb2203	Se1960	Sb2068	Al3961	Ca3179
Avg	**.4671**	**1.172**	**2.128**	**2.223**	**.5376**	**2.185**	**.5358**	**2.060**	**50.54**
Stddev	.0003	.004	.000	.002	.0009	.004	.0007	.011	.15
%RSD	.0642	.3513	.0026	.1034	.1666	.1927	.1250	.5172	.3061
#1	.4673	1.175	2.129	2.225	.5382	2.182	.5363	2.068	50.64
#2	.4668	1.169	2.128	2.222	.5370	2.188	.5353	2.053	50.43

Elem	Fe2599	Mg2790	K_7664	Na5895	B_2089	Mo2020	Pd3404	Si2124	Sn1899
Avg	**2.310**	**28.16**	**27.96**	**60.43**	**.0094**	**.0023**	**.0012**	**.9095**	**-.0010**
Stddev	.011	.10	.07	.03	.0005	.0000	.0001	.0008	.0007
%RSD	.4897	.3550	.2359	.0532	5.142	.2815	11.27	.0896	71.86
#1	2.318	28.23	27.91	60.41	.0090	.0023	.0011	.9101	-.0015
#2	2.302	28.09	28.00	60.45	.0097	.0023	.0012	.9089	-.0005

Elem	Sr4077	Ti3349	W_2079	Zr3391	S_1820	Bi2230	Li6707
Avg	**.1321**	**.0028**	**-.0061**	**-.0002**	**31.81**	**.0006**	**.0026**
Stddev	.0000	.0002	.0002	.0000	.01	.0011	.0009
%RSD	.0164	7.168	3.813	19.46	.0408	201.0	36.07
#1	.1321	.0026	.0063	-.0002	31.81	-.0002	.0032
#2	.1320	.0029	.0059	-.0002	31.82	.0013	.0019

Int. Std.	Y_3600	Y_3710	Y_2243	In2306
Avg	**57901.**	**9437.2**	**1882.5**	**3885.5**
Stddev	1.	15.6	4.8	8.5
%RSD	.00235	.16575	.25688	.21970
#1	57902.	9426.1	1885.9	3891.5
#2	57900.	9448.2	1879.1	3879.5

Zoom In Zoom Out

Sample Name: mp80145-s2 Acquired: 6/19/2014 13:04:21 Type: Unk
Method: Accutest1(v273) Mode: CONC Corr. Factor: 1.000000
User: admin Custom ID1: Custom ID2: Custom ID3:
Comment:

Elem	Ba4554	Be3130	Cd2288	Co2286	Cr2677	Cu3247	Mn2576	Ni2316	Ag3280
Avg	**2.154**	**.0525**	**.0527**	**.4949**	**.2046**	**.2592**	**.6643**	**.5141**	**.0533**
Stddev	.110	.0029	.0001	.0003	.0007	.0003	.0004	.0015	.0004
%RSD	5.115	5.436	.2844	.0604	.3563	.1247	.0657	.2934	.7960
#1	2.232	.0546	.0526	.4947	.2051	.2594	.6640	.5130	.0536
#2	2.076	.0505	.0528	.4951	.2041	.2590	.6646	.5151	.0530

Elem	V_2924	Zn2062	As1890	Tl1908	Pb2203	Se1960	Sb2068	Al3961	Ca3179
Avg	**.4622**	**1.160**	**2.125**	**2.212**	**.5327**	**2.190**	**.5349**	**2.127**	**52.26**
Stddev	.0011	.001	.009	.006	.0037	.015	.0021	.117	2.65
%RSD	.2312	.0666	.4356	.2541	.6950	.6824	.3975	5.493	5.078
#1	.4615	1.159	2.118	2.208	.5301	2.179	.5334	2.209	54.13
#2	.4630	1.160	2.131	2.216	.5353	2.200	.5364	2.044	50.38

Elem	Fe2599	Mg2790	K_7664	Na5895	B_2089	Mo2020	Pd3404	Si2124	Sn1899
Avg	**2.395**	**29.18**	**28.90**	**62.45**	**.0088**	**.0021**	**.0018**	**.9108**	**-.0014**
Stddev	.127	1.36	1.45	3.20	.0006	.0001	.0003	.0062	.0004
%RSD	5.313	4.652	5.011	5.129	7.103	6.716	17.72	.6772	31.26
#1	2.484	30.14	29.93	64.71	.0084	.0022	.0020	.9064	-.0017
#2	2.305	28.22	27.88	60.18	.0093	.0020	.0016	.9152	-.0011

Elem	Sr4077	Ti3349	W_2079	Zr3391	S_1820	Bi2230	Li6707
Avg	**.1370**	**.0030**	**.0067**	**.0000**	**31.74**	**.0016**	**.0026**
Stddev	.0072	.0002	.0002	.0000	.12	.0002	.0002
%RSD	5.226	5.236	3.267	1022.	.3894	15.16	8.752
#1	.1421	.0029	.0065	.0000	31.65	.0018	.0027
#2	.1320	.0031	.0068	-.0000	31.83	.0014	.0024

Int. Std.	Y_3600	Y_3710	Y_2243	In2306
Avg	**58140.**	**9184.6**	**1882.4**	**3890.8**
Stddev	41.	412.5	4.7	5.9
%RSD	.07030	4.4910	.25146	.15113
#1	58169.	8893.0	1885.7	3895.0
#2	58111.	9476.3	1879.0	3886.7

Zoom In Zoom Out

Sample Name: jb69504-4 Acquired: 6/19/2014 13:10:19 Type: Unk
Method: Accutest1(v273) Mode: CONC Corr. Factor: 1.000000
User: admin Custom ID1: Custom ID2: Custom ID3:
Comment: QC (145)

Elem	Ba4554	Be3130	Cd2288	Co2286	Cr2677	Cu3247	Mn2576	Ni2316	Ag3280
Avg	**.1055**	**.0000**	**.0001**	**.0004**	**.0019**	**.0146**	**.1657**	**.0031**	**.0013**
Stddev	.0069	.0000	.0001	.0001	.0001	.0002	.0001	.0001	.0002
%RSD	6.573	28.38	94.32	27.87	6.547	1.417	.0545	2.563	15.55
#1	.1006	.0000	.0001	.0003	.0019	.0147	.1656	.0031	.0012
#2	.1104	.0000	.0000	.0005	.0018	.0145	.1658	.0030	.0015

Elem	V_2924	Zn2062	As1890	Tl1908	Pb2203	Se1960	Sb2068	Al3961	Ca3179
Avg	**.0006**	**.6544**	**.0039**	**.0014**	**.0034**	**-.0033**	**.0024**	**.1088**	**26.55**
Stddev	.0001	.0015	.0006	.0006	.0004	.0017	.0000	.0046	1.62
%RSD	20.60	.2274	15.19	45.48	10.32	51.19	.3500	4.257	6.099
#1	.0007	.6554	.0035	.0009	.0037	-.0021	.0024	.1121	25.40
#2	.0005	.6533	.0044	.0018	.0032	-.0045	.0024	.1055	27.69

Elem	Fe2599	Mg2790	K_7664	Na5895	B_2089	Mo2020	Pd3404	Si2124	Sn1899
Avg	**1.291**	**3.312**	**3.317**	**35.81**	**.0080**	**.0009**	**.0011**	**.9047**	**-.0014**
Stddev	.079	.215	.193	2.21	.0003	.0001	.0001	.0115	.0002
%RSD	6.120	6.487	5.825	6.184	3.453	11.18	10.69	1.276	11.95
#1	1.235	3.160	3.181	34.25	.0078	.0010	.0012	.8965	-.0015
#2	1.347	3.464	3.454	37.38	.0082	.0009	.0010	.9128	-.0013

Elem	Sr4077	Ti3349	W_2079	Zr3391	S_1820	Bi2230	Li6707
Avg	**.1339**	**.0012**	**-.0055**	**-.0004**	**31.56**	**.0018**	**.0017**
Stddev	.0084	.0004	.0013	.0001	.03	.0002	.0008
%RSD	6.250	31.64	23.52	12.59	.1055	11.54	47.84
#1	.1280	.0009	-.0065	-.0004	31.54	.0019	.0012
#2	.1398	.0014	-.0046	-.0004	31.58	.0016	.0023

Int. Std.	Y_3600	Y_3710	Y_2243	In2306
Avg	**59510.**	**9626.7**	**1928.2**	**4083.9**
Stddev	28.	486.3	4.4	8.7
%RSD	.04679	5.0511	.22992	.21313
#1	59490.	9970.5	1931.4	4090.1
#2	59529.	9282.8	1925.1	4077.8

Zoom In Zoom Out

Sample Name: mp80145-sd1 Acquired: 6/19/2014 13:16:26 Type: Unk
Method: Accutest1(v273) Mode: CONC Corr. Factor: 5.000000
User: admin Custom ID1: Custom ID2: Custom ID3:
Comment: Dil 504-4

Elem	Ba4554	Be3130	Cd2288	Co2286	Cr2677	Cu3247	Mn2576	Ni2316	Ag3280
Avg	**.1038**	**-.0000**	**.0009**	**-.0008**	**.0027**	**.0153**	**.1638**	**.0032**	**-.0002**
Stddev	.0013	.0002	.0010	.0004	.0029	.0012	.0017	.0002	.0023
%RSD	1.208	477.2	102.2	45.61	105.9	7.849	1.044	4.774	1343.
#1	.1047	.0001	.0003	-.0010	.0007	.0145	.1650	.0033	.0014
#2	.1029	-.0002	.0016	-.0005	.0047	.0162	.1626	.0031	-.0018

Elem	V_2924	Zn2062	As1890	Tl1908	Pb2203	Se1960	Sb2068	Al3961	Ca3179
Avg	**.0012**	**.6368**	**.0029**	**.0030**	**.0030**	**.0012**	**.0031**	**.1471**	**26.84**
Stddev	.0010	.0002	.0031	.0001	.0045	.0126	.0020	.0192	.68
%RSD	84.76	.0257	106.3	1.934	148.5	1084.	62.60	13.03	2.533
#1	.0019	.6367	.0007	.0031	-.0002	.0101	.0017	.1335	27.32
#2	.0005	.6369	.0052	.0030	.0062	-.0077	.0045	.1607	26.36

Elem	Fe2599	Mg2790	K_7664	Na5895	B_2089	Mo2020	Pd3404	Si2124	Sn1899
Avg	**1.289**	**3.316**	**3.284**	**35.02**	**.0093**	**-.0000**	**-.0034**	**.8716**	**-.0029**
Stddev	.022	.169	.057	.70	.0038	.0002	.0039	.0035	.0001
%RSD	1.724	5.108	1.723	2.008	41.28	1516.	114.1	.3978	4.457
#1	1.305	3.436	3.324	35.52	.0066	-.0002	-.0007	.8691	-.0030
#2	1.274	3.196	3.244	34.52	.0120	.0001	-.0062	.8740	-.0028

Elem	Sr4077	Ti3349	W_2079	Zr3391	S_1820	Bi2230	Li6707
Avg	**.1336**	**.0017**	**-.0279**	**-.0015**	**28.66**	**.0042**	**-.0045**
Stddev	.0026	.0031	.0004	.0003	.09	.0046	.0033
%RSD	1.939	184.8	1.446	22.68	.3066	109.5	74.29
#1	.1354	-.0005	-.0282	-.0013	28.60	.0009	-.0021
#2	.1318	.0038	-.0276	-.0017	28.72	.0074	-.0068

Int. Std.	Y_3600	Y_3710	Y_2243	In2306
Avg	**60992.**	**9449.4**	**1987.9**	**4282.6**
Stddev	87.	162.0	8.3	9.2
%RSD	.14240	1.7141	.41861	.21597
#1	60931.	9334.9	1993.8	4289.1
#2	61054.	9563.9	1982.0	4276.0

Zoom In Zoom Out

Sample Name: jb69484-1 Acquired: 6/19/2014 13:22:31 Type: Unk
Method: Accutest1(v273) Mode: CONC Corr. Factor: 1.000000
User: admin Custom ID1: Custom ID2: Custom ID3:
Comment:

Elem	Ba4554	Be3130	Cd2288	Co2286	Cr2677	Cu3247	Mn2576	Ni2316	Ag3280
Avg	**.0172**	**.0063**	**.0012**	**.0677**	**.0116**	**.0142**	**7.285**	**.2031**	**.0104**
Stddev	.0001	.0002	.0001	.0007	.0000	.0006	.028	.0011	.0000
%RSD	.3800	2.538	8.973	1.103	.4242	4.001	.3835	.5242	.4392
#1	.0172	.0064	.0013	.0671	.0117	.0138	7.265	.2024	.0105
#2	.0173	.0062	.0012	.0682	.0116	.0146	7.305	.2039	.0104

Elem	V_2924	Zn2062	As1890	Tl1908	Pb2203	Se1960	Sb2068	Al3961	Ca3179
Avg	**.0231**	**.4032**	**.0093**	**.0027**	**.0058**	**.0039**	**-.0015**	**33.21**	**103.5**
Stddev	.0007	.0005	.0007	.0001	.0004	.0015	.0004	.03	.3
%RSD	3.007	.1283	7.064	2.889	6.595	39.35	26.18	.0808	.2713
#1	.0226	.4028	.0098	.0026	.0060	.0028	-.0013	33.22	103.3
#2	.0235	.4036	.0089	.0027	.0055	.0050	-.0018	33.19	103.7

Elem	Fe2599	Mg2790	K_7664	Na5895	B_2089	Mo2020	Pd3404	Si2124	Sn1899
Avg	**70.73**	**45.95**	**23.35**	**86.39**	**.3447**	**-.0011**	**.0256**	**21.07**	**-.0056**
Stddev	.05	.02	.04	.04	.0017	.0001	.0001	.06	.0011
%RSD	.0652	.0381	.1676	.0492	.5029	9.087	.5309	.3010	20.34
#1	70.70	45.96	23.32	86.42	.3435	-.0011	.0257	21.03	-.0065
#2	70.76	45.94	23.37	86.36	.3460	-.0010	.0255	21.12	-.0048

Elem	Sr4077	Ti3349	W_2079	Zr3391	S_1820	Bi2230	Li6707
Avg	**.3411**	**.0026**	**-.0135**	**.0014**	**289.7**	**-.0013**	**.1413**
Stddev	.0002	.0005	.0003	.0001	.7	.0005	.0000
%RSD	.0519	19.12	1.875	6.333	.2243	37.45	.0062
#1	.3412	.0029	.0137	.0014	289.3	-.0010	.1413
#2	.3410	.0022	.0133	.0015	290.2	-.0017	.1413

Int. Std.	Y_3600	Y_3710	Y_2243	In2306
Avg	**58862.**	**9792.2**	**1900.2**	**3726.0**
Stddev	118.	35.7	7.9	16.4
%RSD	.20095	.36426	.41500	.44115
#1	58945.	9817.4	1905.7	3737.6
#2	58778.	9766.9	1894.6	3714.4

Zoom In Zoom Out

Sample Name: jb69484-2 Acquired: 6/19/2014 13:28:32 Type: Unk
Method: Accutest1(v273) Mode: CONC Corr. Factor: 1.000000
User: admin Custom ID1: Custom ID2: Custom ID3:
Comment:

Elem	Ba4554	Be3130	Cd2288	Co2286	Cr2677	Cu3247	Mn2576	Ni2316	Ag3280
Avg	**.0055**	**-.0000**	**-.0000**	**.0010**	**.0001**	**-.0001**	**.2322**	**.0027**	**.0019**
Stddev	.0000	.0001	.0001	.0004	.0002	.0000	.0008	.0002	.0000
%RSD	.7683	379.6	395.0	42.57	300.4	39.83	.3290	8.375	1.678
#1	.0055	-.0001	-.0001	.0007	-.0001	-.0001	.2328	.0025	.0019
#2	.0055	.0000	.0000	.0013	.0002	-.0001	.2317	.0028	.0019

Elem	V_2924	Zn2062	As1890	Tl1908	Pb2203	Se1960	Sb2068	Al3961	Ca3179
Avg	**-.0001**	**.0025**	**.0002**	**.0023**	**.0016**	**-.0009**	**.0009**	**.1177**	**256.6**
Stddev	.0000	.0001	.0009	.0000	.0005	.0006	.0018	.0109	1.4
%RSD	25.25	6.001	554.8	1.032	33.78	63.41	204.7	9.244	.5390
#1	-.0001	.0026	-.0005	.0023	.0020	-.0005	.0022	.1254	257.6
#2	-.0001	.0024	.0008	.0023	.0012	-.0013	-.0004	.1100	255.6

Elem	Fe2599	Mg2790	K_7664	Na5895	B_2089	Mo2020	Pd3404	Si2124	Sn1899
Avg	**.0014**	**17.64**	**24.80**	**112.7**	**.3350**	**-.0005**	**.0036**	**.6809**	**-.0011**
Stddev	.0005	.01	.08	.2	.0021	.0001	.0004	.0038	.0001
%RSD	36.11	.0285	.3224	.1875	.6128	17.76	11.12	.5548	5.090
#1	.0010	17.65	24.85	112.8	.3336	-.0006	.0033	.6783	-.0011
#2	.0017	17.64	24.74	112.5	.3365	-.0005	.0039	.6836	-.0010

Elem	Sr4077	Ti3349	W_2079	Zr3391	S_1820	Bi2230	Li6707
Avg	**.3736**	**.0002**	**-.0050**	**-.0005**	**298.5**	**.0006**	**.1513**
Stddev	.0002	.0004	.0011	.0000	.4	.0006	.0014
%RSD	.0656	209.6	22.52	7.005	.1252	111.8	.9258
#1	.3734	-.0001	-.0058	-.0005	298.2	.0001	.1503
#2	.3738	.0005	-.0042	-.0005	298.7	.0010	.1523

Int. Std.	Y_3600	Y_3710	Y_2243	In2306
Avg	**55234.**	**9303.5**	**1791.8**	**3612.8**
Stddev	39.	38.7	6.7	11.5
%RSD	.06989	.41640	.37316	.31770
#1	55206.	9276.1	1796.5	3621.0
#2	55261.	9330.8	1787.1	3604.7

Zoom In Zoom Out

Sample Name: ccv Acquired: 6/19/2014 13:34:39 Type: QC
Method: Accutest1(v273) Mode: CONC Corr. Factor: 1.000000
User: admin Custom ID1: Custom ID2: Custom ID3:
Comment: 306/307

Elem	Ba4554	Be3130	Cd2288	Co2286	Cr2677	Cu3247	Mn2576	Ni2316	Ag3280
Units	ppm	ppm	ppm	ppm	ppm	ppm	ppm	ppm	ppm
Avg	**2.053**	**2.088**	**2.047**	**2.061**	**2.101**	**1.994**	**2.107**	**2.099**	**.2460**
Stddev	.020	.025	.004	.003	.004	.004	.006	.004	.0002
%RSD	.9587	1.172	.1727	.1584	.1777	.2146	.2697	.2122	.0668
#1	2.039	2.070	2.049	2.064	2.103	1.997	2.103	2.102	.2462
#2	2.067	2.105	2.044	2.059	2.098	1.991	2.111	2.096	.2459
Check ?	Chk Pass	Chk Pass	Chk Pass	Chk Pass	Chk Pass	Chk Pass	Chk Pass	Chk Pass	Chk Pass
Value									
Range									

Elem	V_2924	Zn2062	As1890	Tl1908	Pb2203	Se1960	Sb2068	Al3961	Ca3179
Units	ppm	ppm	ppm	ppm	ppm	ppm	ppm	ppm	ppm
Avg	**2.044**	**2.111**	**2.035**	**2.129**	**2.114**	**2.035**	**2.039**	**40.51**	**41.32**
Stddev	.002	.000	.002	.004	.005	.003	.007	.28	.37
%RSD	.1016	.0111	.1067	.1631	.2483	.1432	.3305	.6825	.8911
#1	2.043	2.111	2.033	2.132	2.118	2.037	2.044	40.31	41.06
#2	2.046	2.111	2.037	2.127	2.111	2.033	2.034	40.70	41.58
Check ?	Chk Pass	Chk Pass	Chk Pass	Chk Pass	Chk Pass	Chk Pass	Chk Pass	Chk Pass	Chk Pass
Value									
Range									

Elem	Fe2599	Mg2790	K_7664	Na5895	B_2089	Mo2020	Pd3404	Si2124	Sn1899
Units	ppm	ppm	ppm	ppm	ppm	ppm	ppm	ppm	ppm
Avg	**41.13**	**40.70**	**40.18**	**40.34**	**2.075**	**2.087**	**2.025**	**5.077**	**2.120**
Stddev	.38	.29	.44	.40	.006	.007	.008	.010	.002
%RSD	.9270	.7191	1.083	1.003	.2909	.3339	.3871	.1883	.1100
#1	40.86	40.49	39.87	40.05	2.079	2.092	2.030	5.084	2.121
#2	41.40	40.90	40.48	40.62	2.070	2.082	2.019	5.070	2.118
Check ?	Chk Pass	Chk Pass	Chk Pass	Chk Pass	Chk Pass	Chk Pass	Chk Pass	Chk Pass	Chk Pass
Value									
Range									

Zoom In Zoom Out

Sample Name: ccv Acquired: 6/19/2014 13:34:39 Type: QC
Method: Accutest1(v273) Mode: CONC Corr. Factor: 1.000000
User: admin Custom ID1: Custom ID2: Custom ID3:
Comment: 306/307

Elem	Sr4077	Ti3349	W_2079	Zr3391	S_1820	Bi2230	Li6707
Units	ppm	ppm	ppm	ppm	ppm	ppm	ppm
Avg	**2.058**	**2.043**	**2.035**	**2.037**	**2.041**	**2.017**	**1.995**
Stddev	.020	.004	.004	.001	.009	.003	.026
%RSD	.9707	.2131	.2020	.0507	.4601	.1527	1.288
#1	2.044	2.039	2.032	2.036	2.047	2.020	1.977
#2	2.072	2.046	2.038	2.038	2.034	2.015	2.013
Check ?	Chk Pass	Chk Pass	Chk Pass	Chk Pass	Chk Pass	Chk Pass	Chk Pass
Value							
Range							

Int. Std.	Y_3600	Y_3710	Y_2243	In2306
Units	Cts/S	Cts/S	Cts/S	Cts/S
Avg	**56432.**	**9056.8**	**1864.6**	**3758.3**
Stddev	4.	80.3	3.1	7.5
%RSD	.00684	.88703	.16752	.20075
#1	56435.	9113.6	1862.4	3752.9
#2	56429.	9000.0	1866.8	3763.6

Zoom In Zoom Out

Sample Name: ccb Acquired: 6/19/2014 13:40:34 Type: QC
Method: Accutest1(v273) Mode: CONC Corr. Factor: 1.000000
User: admin Custom ID1: Custom ID2: Custom ID3:
Comment: 306/307

Elem	Ba4554	Be3130	Cd2288	Co2286	Cr2677	Cu3247	Mn2576	Ni2316	Ag3280
Units	ppm	ppm	ppm	ppm	ppm	ppm	ppm	ppm	ppm
Avg	**.0001**	**.0001**	**.0000**	**.0001**	**.0007**	**-.0001**	**.0001**	**.0002**	**-.0006**
Stddev	.0002	.0001	.0003	.0001	.0000	.0002	.0000	.0000	.0002
%RSD	141.8	39.35	1178.	79.43	2.899	283.7	41.01	18.63	27.48
#1	-.0000	.0002	.0003	.0000	.0006	-.0003	.0001	.0002	-.0005
#2	.0003	.0001	-.0002	.0001	.0007	.0001	.0001	.0002	-.0007
Check ?	Chk Pass	Chk Pass	Chk Pass	Chk Pass	Chk Pass	Chk Pass	Chk Pass	Chk Pass	Chk Pass
High Limit									
Low Limit									

Elem	V_2924	Zn2062	As1890	Tl1908	Pb2203	Se1960	Sb2068	Al3961	Ca3179
Units	ppm	ppm	ppm	ppm	ppm	ppm	ppm	ppm	ppm
Avg	**-.0002**	**.0002**	**.0019**	**-.0007**	**-.0010**	**.0005**	**-.0004**	**.0038**	**.0035**
Stddev	.0001	.0000	.0016	.0007	.0006	.0010	.0000	.0007	.0005
%RSD	45.06	11.92	85.06	110.1	59.91	185.4	1.147	17.68	13.63
#1	-.0002	.0002	.0008	-.0012	-.0014	-.0002	-.0005	.0043	.0031
#2	-.0001	.0002	.0030	-.0001	-.0006	.0013	-.0004	.0033	.0038
Check ?	Chk Pass	Chk Pass	Chk Pass	Chk Pass	Chk Pass	Chk Pass	Chk Pass	Chk Pass	Chk Pass
High Limit									
Low Limit									

Elem	Fe2599	Mg2790	K_7664	Na5895	B_2089	Mo2020	Pd3404	Si2124	Sn1899
Units	ppm	ppm	ppm	ppm	ppm	ppm	ppm	ppm	ppm
Avg	**.0039**	**.0076**	**.0287**	**.0102**	**.0003**	**.0004**	**-.0002**	**.0008**	**-.0005**
Stddev	.0023	.0040	.0055	.0021	.0002	.0000	.0002	.0006	.0009
%RSD	60.37	53.30	19.19	20.39	65.80	9.743	102.6	73.32	207.7
#1	.0055	.0047	.0248	.0088	.0004	.0004	-.0004	.0012	-.0011
#2	.0022	.0104	.0326	.0117	.0002	.0004	-.0001	.0004	.0002
Check ?	Chk Pass	Chk Pass	Chk Pass	Chk Pass	Chk Pass	Chk Pass	Chk Pass	Chk Pass	Chk Pass
High Limit									
Low Limit									

Zoom In Zoom Out

Sample Name: ccb Acquired: 6/19/2014 13:40:34 Type: QC
Method: Accutest1(v273) Mode: CONC Corr. Factor: 1.000000
User: admin Custom ID1: Custom ID2: Custom ID3:
Comment: 306/307

Elem	Sr4077	Ti3349	W_2079	Zr3391	S_1820	Bi2230	Li6707
Units	ppm	ppm	ppm	ppm	ppm	ppm	ppm
Avg	**.0001**	**.0003**	**.0040**	**.0002**	**.0067**	**.0009**	**-.0003**
Stddev	.0000	.0004	.0005	.0001	.0005	.0003	.0005
%RSD	58.21	119.8	11.74	68.34	7.438	29.66	196.7
#1	.0001	.0000	.0043	.0003	.0063	.0007	-.0006
#2	.0000	.0006	.0036	.0001	.0070	.0011	.0001
Check ?	Chk Pass	Chk Pass	Chk Pass	Chk Pass	Chk Pass	Chk Pass	Chk Pass
High Limit							
Low Limit							

Int. Std.	Y_3600	Y_3710	Y_2243	In2306
Units	Cts/S	Cts/S	Cts/S	Cts/S
Avg	**62011.**	**9114.3**	**1995.9**	**4310.5**
Stddev	450.	537.4	2.9	10.7
%RSD	.72566	5.8960	.14514	.24917
#1	62329.	8734.4	1997.9	4318.1
#2	61692.	9494.3	1993.8	4302.9

Zoom In Zoom Out

Sample Name: mp80145-s2 Acquired: 6/19/2014 13:46:45 Type: Unk
Method: Accutest1(v273) Mode: CONC Corr. Factor: 1.000000
User: admin Custom ID1: Custom ID2: Custom ID3:
Comment: RERUN (RSD)

Elem	Ba4554	Be3130	Cd2288	Co2286	Cr2677	Cu3247	Mn2576	Ni2316	Ag3280
Avg	**2.071**	**.0511**	**.0525**	**.4976**	**.2059**	**.2591**	**.6723**	**.5176**	**.0532**
Stddev	.001	.0001	.0001	.0004	.0004	.0015	.0001	.0024	.0006
%RSD	.0526	.2116	.1677	.0887	.1820	.5835	.0215	.4550	1.071
#1	2.071	.0511	.0526	.4972	.2056	.2580	.6722	.5160	.0528
#2	2.072	.0512	.0525	.4979	.2061	.2602	.6724	.5193	.0536

Elem	V_2924	Zn2062	As1890	Tl1908	Pb2203	Se1960	Sb2068	Al3961	Ca3179
Avg	**.4663**	**1.166**	**2.120**	**2.214**	**.5373**	**2.181**	**.5346**	**2.056**	**50.37**
Stddev	.0001	.001	.003	.007	.0027	.002	.0005	.002	.18
%RSD	.0122	.0396	.1175	.3040	.4963	.1015	.0937	.1054	.3623
#1	.4663	1.166	2.118	2.209	.5354	2.179	.5342	2.054	50.25
#2	.4662	1.166	2.122	2.219	.5392	2.182	.5350	2.057	50.50

Elem	Fe2599	Mg2790	K_7664	Na5895	B_2089	Mo2020	Pd3404	Si2124	Sn1899
Avg	**2.301**	**28.17**	**27.89**	**60.21**	**.0091**	**.0020**	**.0012**	**.9037**	**-.0011**
Stddev	.024	.08	.03	.10	.0004	.0001	.0008	.0019	.0003
%RSD	1.057	.2690	.1168	.1634	4.301	5.859	66.96	.2096	30.78
#1	2.283	28.12	27.87	60.14	.0088	.0019	.0006	.9023	-.0013
#2	2.318	28.23	27.91	60.28	.0094	.0021	.0017	.9050	-.0008

Elem	Sr4077	Ti3349	W_2079	Zr3391	S_1820	Bi2230	Li6707
Avg	**.1319**	**.0030**	**.0075**	**.0006**	**31.61**	**.0013**	**.0036**
Stddev	.0001	.0002	.0008	.0002	.04	.0001	.0001
%RSD	.1066	7.434	10.70	26.75	.1358	10.25	3.311
#1	.1318	.0029	.0080	.0007	31.58	.0012	.0037
#2	.1320	.0032	.0069	.0005	31.64	.0014	.0035

Int. Std.	Y_3600	Y_3710	Y_2243	In2306
Avg	**58166.**	**9462.2**	**1899.2**	**3904.5**
Stddev	228.	33.4	3.3	6.9
%RSD	.39270	.35277	.17241	.17545
#1	58327.	9485.8	1901.5	3909.4
#2	58004.	9438.6	1896.8	3899.7

Zoom In Zoom Out

Sample Name: mp80126-mb1conf Acquired: 6/19/2014 13:52:42 Type: Unk
Method: Accutest1(v273) Mode: CONC Corr. Factor: 1.000000
User: admin Custom ID1: ReRun 126 Custom ID2: Custom ID3:
Comment:

Elem	Ba4554	Be3130	Cd2288	Co2286	Cr2677	Cu3247	Mn2576	Ni2316	Ag3280
Avg	**.0010**	**.0000**	**.0000**	**.0002**	**.0004**	**.0012**	**.0007**	**.0024**	**-.0005**
Stddev	.0001	.0000	.0000	.0002	.0006	.0004	.0000	.0001	.0002
%RSD	10.36	40.81	117.0	96.42	137.9	28.80	1.679	2.594	39.82
#1	.0009	.0001	.0000	.0001	.0008	.0015	.0007	.0023	-.0006
#2	.0010	.0000	.0001	.0003	.0000	.0010	.0006	.0024	-.0004

Elem	V_2924	Zn2062	As1890	Tl1908	Pb2203	Se1960	Sb2068	Al3961	Ca3179
Avg	**-.0000**	**.0035**	**-.0002**	**.0013**	**-.0008**	**.0001**	**.0001**	**.0178**	**.0847**
Stddev	.0001	.0001	.0003	.0007	.0008	.0007	.0005	.0014	.0022
%RSD	1213.	2.251	141.7	58.72	100.7	513.2	397.3	7.603	2.546
#1	-.0001	.0036	-.0004	.0007	-.0014	-.0004	.0005	.0188	.0832
#2	.0001	.0035	.0000	.0018	-.0002	.0006	-.0002	.0168	.0862

Elem	Fe2599	Mg2790	K_7664	Na5895	B_2089	Mo2020	Pd3404	Si2124	Sn1899
Avg	**.0349**	**.0383**	**.0313**	**.0313**	**.0029**	**.0000**	**.0009**	**.0242**	**.0082**
Stddev	.0001	.0021	.0184	.0000	.0008	.0001	.0006	.0005	.0005
%RSD	.2994	5.537	58.67	.1236	29.08	397.0	69.28	1.912	5.841
#1	.0348	.0368	.0183	.0313	.0034	-.0001	.0005	.0245	.0078
#2	.0349	.0398	.0443	.0314	.0023	.0001	.0013	.0238	.0085

Elem	Sr4077	Ti3349	W_2079	Zr3391	S_1820	Bi2230	Li6707
Avg	**.0003**	**.0012**	**-.0038**	**-.0002**	**.0144**	**.0005**	**-.0009**
Stddev	.0001	.0001	.0003	.0000	.0012	.0001	.0003
%RSD	19.62	4.223	7.396	21.40	8.391	11.89	30.41
#1	.0002	.0012	-.0036	-.0001	.0136	.0005	-.0007
#2	.0003	.0012	-.0040	-.0002	.0153	.0005	-.0012

Int. Std.	Y_3600	Y_3710	Y_2243	In2306
Avg	**61873.**	**9698.9**	**1999.2**	**4369.4**
Stddev	8.	71.6	10.6	24.6
%RSD	.01289	.73835	.52997	.56250
#1	61879.	9648.3	1991.7	4352.0
#2	61867.	9749.6	2006.7	4386.8

Zoom In Zoom Out

Sample Name: mp80126-sd1 2 Acquired: 6/19/2014 13:58:50 Type: Unk
Method: Accutest1(v273) Mode: CONC Corr. Factor: 5.000000
User: admin Custom ID1: Custom ID2: Custom ID3:
Comment: Dil 289-2 (126)

Elem	Ba4554	Be3130	Cd2288	Co2286	Cr2677	Cu3247	Mn2576	Ni2316	Ag3280
Avg	**.9513**	**.0087**	**.0041**	**.1298**	**.3180**	**.5555**	**5.794**	**.2809**	**.0346**
Stddev	.0580	.0003	.0003	.0019	.0057	.0135	.116	.0023	.0099
%RSD	6.097	3.638	7.775	1.495	1.783	2.439	2.008	.8094	28.61
#1	.9103	.0084	.0039	.1312	.3140	.5459	5.711	.2825	.0276
#2	.9923	.0089	.0043	.1284	.3220	.5651	5.876	.2793	.0416

Elem	V_2924	Zn2062	As1890	Tl1908	Pb2203	Se1960	Sb2068	Al3961	Ca3179
Avg	**.5232**	**.9798**	**.1181**	**.0121**	**.5825**	**.0118**	**.0122**	**180.5**	**15.80**
Stddev	.0111	.0065	.0038	.0085	.0053	.0058	.0002	10.9	.92
%RSD	2.121	.6630	3.233	70.52	.9178	48.57	1.314	6.051	5.832
#1	.5154	.9844	.1208	.0060	.5863	.0078	.0123	172.8	15.15
#2	.5311	.9752	.1154	.0181	.5787	.0159	.0121	188.2	16.45

Elem	Fe2599	Mg2790	K_7664	Na5895	B_2089	Mo2020	Pd3404	Si2124	Sn1899
Avg	**338.2**	**50.51**	**18.32**	**3.061**	**.0796**	**.0082**	**.0036**	**2.347**	**.0369**
Stddev	20.2	2.61	1.15	.197	.0023	.0007	.0083	.031	.0024
%RSD	5.982	5.172	6.251	6.440	2.894	8.411	232.2	1.331	6.403
#1	323.9	48.67	17.51	2.922	.0812	.0077	-.0023	2.369	.0385
#2	352.5	52.36	19.13	3.201	.0780	.0087	.0094	2.325	.0352

Elem	Sr4077	Ti3349	W_2079	Zr3391	S_1820	Bi2230	Li6707
Avg	**.1246**	**3.902**	**-.0142**	**.0692**	**1.510**	**.0013**	**.2717**
Stddev	.0073	.085	.0057	.0022	.022	.0021	.0169
%RSD	5.855	2.180	40.21	3.198	1.440	158.2	6.224
#1	.1194	3.841	-.0102	.0676	1.525	.0029	.2597
#2	.1297	3.962	-.0182	.0707	1.494	-.0002	.2837

Int. Std.	Y_3600	Y_3710	Y_2243	In2306
Avg	**60138.**	**9177.0**	**1965.0**	**4090.6**
Stddev	1015.	432.1	15.1	27.9
%RSD	1.6882	4.7081	.76921	.68214
#1	60856.	9482.5	1954.3	4070.8
#2	59420.	8871.5	1975.7	4110.3

Zoom In Zoom Out

Sample Name: mp80099-mb2 2 Acquired: 6/19/2014 14:04:52 Type: Unk
Method: Accutest1(v273) Mode: CONC Corr. Factor: 1.000000
User: admin Custom ID1: 1/10 Custom ID2: Custom ID3:
Comment:

Elem	Ba4554	Be3130	Cd2288	Co2286	Cr2677	Cu3247	Mn2576	Ni2316	Ag3280
Avg	**.0013**	**.0001**	**.0002**	**.0003**	**.0012**	**.0011**	**.0013**	**.0006**	**-.0007**
Stddev	.0001	.0001	.0000	.0002	.0001	.0004	.0000	.0001	.0001
%RSD	4.252	66.26	3.266	82.96	7.322	31.56	.3360	24.42	11.83
#1	.0013	.0002	.0002	.0004	.0013	.0014	.0013	.0005	-.0007
#2	.0014	.0001	.0001	.0001	.0012	.0009	.0013	.0007	-.0006

Elem	V_2924	Zn2062	As1890	Tl1908	Pb2203	Se1960	Sb2068	Al3961	Ca3179
Avg	**.0004**	**.0059**	**.0013**	**-.0002**	**.0004**	**.0012**	**.0003**	**.0459**	**.1461**
Stddev	.0000	.0002	.0014	.0000	.0001	.0018	.0003	.0056	.0011
%RSD	8.771	3.881	106.3	3.562	38.35	148.8	94.53	12.27	.7540
#1	.0004	.0061	.0022	-.0002	.0003	.0025	.0005	.0420	.1453
#2	.0004	.0057	.0003	-.0002	.0005	-.0001	.0001	.0499	.1469

Elem	Fe2599	Mg2790	K_7664	Na5895	B_2089	Mo2020	Pd3404	Si2124	Sn1899
Avg	**.0946**	**.0603**	**.0429**	**.0374**	**.0003**	**-.0001**	**-.0000**	**.0320**	**.0308**
Stddev	.0028	.0058	.0011	.0026	.0003	.0002	.0005	.0006	.0003
%RSD	2.925	9.582	2.474	7.080	106.0	178.2	2405.	1.956	.8356
#1	.0966	.0562	.0422	.0355	.0005	.0000	-.0004	.0316	.0306
#2	.0927	.0644	.0437	.0392	.0001	-.0002	.0003	.0325	.0310

Elem	Sr4077	Ti3349	W_2079	Zr3391	S_1820	Bi2230	Li6707
Avg	**.0005**	**.0011**	**-.0061**	**-.0000**	**.0089**	**-.0001**	**-.0006**
Stddev	.0000	.0003	.0004	.0000	.0046	.0010	.0003
%RSD	4.378	27.63	6.250	126.5	51.39	1460.	56.00
#1	.0005	.0009	-.0058	-.0000	.0121	.0006	-.0003
#2	.0005	.0013	-.0063	-.0000	.0057	-.0008	-.0008

Int. Std.	Y_3600	Y_3710	Y_2243	In2306
Avg	**61530.**	**9584.0**	**1989.0**	**4320.8**
Stddev	29.	21.6	20.0	49.8
%RSD	.04792	.22527	1.0075	1.1527
#1	61551.	9599.2	2003.2	4356.0
#2	61509.	9568.7	1974.9	4285.6

Zoom In Zoom Out

Sample Name: mp80099-b2 Acquired: 6/19/2014 14:11:00 Type: Unk
Method: Accutest1(v273) Mode: CONC Corr. Factor: 1.000000
User: admin Custom ID1: 2/10 Custom ID2: Custom ID3:
Comment:

Elem	Ba4554	Be3130	Cd2288	Co2286	Cr2677	Cu3247	Mn2576	Ni2316	Ag3280
Avg	**3.624**	**.0937**	**.0893**	**.8873**	**.3749**	**.4401**	**.9331**	**.9143**	**.0930**
Stddev	.001	.0004	.0001	.0008	.0016	.0001	.0005	.0009	.0001
%RSD	.0347	.4013	.0643	.0872	.4344	.0274	.0493	.1020	.1398
#1	3.624	.0934	.0893	.8867	.3738	.4402	.9327	.9149	.0929
#2	3.625	.0939	.0892	.8878	.3761	.4400	.9334	.9136	.0931

Elem	V_2924	Zn2062	As1890	Tl1908	Pb2203	Se1960	Sb2068	Al3961	Ca3179
Avg	**.8391**	**.9576**	**3.599**	**3.832**	**.9352**	**3.612**	**.8965**	**47.53**	**11.68**
Stddev	.0002	.0005	.006	.007	.0013	.002	.0011	.03	.02
%RSD	.0258	.0516	.1562	.1880	.1435	.0635	.1186	.0733	.1406
#1	.8393	.9580	3.595	3.837	.9342	3.613	.8957	47.51	11.69
#2	.8390	.9573	3.603	3.827	.9361	3.610	.8972	47.56	11.67

Elem	Fe2599	Mg2790	K_7664	Na5895	B_2089	Mo2020	Pd3404	Si2124	Sn1899
Avg	**47.16**	**11.71**	**11.55**	**11.49**	**.0012**	**.0018**	**.0029**	**.0753**	**.0293**
Stddev	.04	.05	.02	.01	.0001	.0002	.0001	.0002	.0004
%RSD	.0764	.4486	.1828	.1237	8.958	8.646	4.887	.2834	1.345
#1	47.19	11.75	11.53	11.48	.0013	.0017	.0030	.0751	.0290
#2	47.13	11.68	11.56	11.50	.0012	.0019	.0028	.0754	.0295

Elem	Sr4077	Ti3349	W_2079	Zr3391	S_1820	Bi2230	Li6707
Avg	**.0004**	**.0034**	**.0152**	**.0007**	**.0246**	**-.0017**	**-.0002**
Stddev	.0000	.0002	.0009	.0000	.0015	.0000	.0003
%RSD	3.076	6.037	6.076	3.929	5.918	2.226	221.5
#1	.0004	.0036	.0158	.0006	.0236	-.0017	-.0004
#2	.0004	.0033	.0145	.0007	.0256	-.0017	.0001

Int. Std.	Y_3600	Y_3710	Y_2243	In2306
Avg	**59763.**	**9517.5**	**1972.3**	**4069.0**
Stddev	70.	2.4	1.2	1.6
%RSD	.11766	.02491	.06192	.03842
#1	59813.	9519.2	1973.2	4070.1
#2	59714.	9515.8	1971.4	4067.9

Zoom In Zoom Out

Sample Name: mp80099-lc2 Acquired: 6/19/2014 14:16:57 Type: Unk
Method: Accutest1(v273) Mode: CONC Corr. Factor: 1.000000
User: admin Custom ID1: 3/10 Custom ID2: Custom ID3:
Comment:

Elem	Ba4554	Be3130	Cd2288	Co2286	Cr2677	Cu3247	Mn2576	Ni2316	Ag3280
Avg	**1.395**	**.6934**	**.7658**	**.3598**	**.6164**	**.3355**	**2.952**	**1.651**	**.2160**
Stddev	.012	.0026	.0131	.0066	.0105	.0053	.036	.031	.0028
%RSD	.8259	.3813	1.717	1.848	1.700	1.584	1.208	1.873	1.301
#1	1.387	.6916	.7565	.3551	.6238	.3393	2.978	1.629	.2180
#2	1.404	.6953	.7751	.3645	.6090	.3318	2.927	1.673	.2140

Elem	V_2924	Zn2062	As1890	Tl1908	Pb2203	Se1960	Sb2068	Al3961	Ca3179
Avg	**.5696**	**1.623**	**.7834**	**1.474**	**1.363**	**.8424**	**.4402**	**51.96**	**33.33**
Stddev	.0075	.034	.0141	.028	.024	.0152	.0074	.42	.22
%RSD	1.323	2.070	1.806	1.923	1.740	1.800	1.671	.8147	.6699
#1	.5749	1.600	.7734	1.454	1.346	.8317	.4350	51.66	33.17
#2	.5643	1.647	.7934	1.494	1.380	.8531	.4454	52.26	33.48

Elem	Fe2599	Mg2790	K_7664	Na5895	B_2089	Mo2020	Pd3404	Si2124	Sn1899
Avg	**67.75**	**19.49**	**16.89**	**3.786**	**.6463**	**.4151**	**.0027**	**4.043**	**.6412**
Stddev	.35	.10	.08	.026	.0103	.0069	.0004	.060	.0103
%RSD	.5183	.5084	.4815	.6760	1.596	1.673	15.62	1.484	1.600
#1	67.50	19.42	16.83	3.768	.6390	.4102	.0024	4.001	.6339
#2	68.00	19.56	16.95	3.804	.6536	.4201	.0030	4.085	.6484

Elem	Sr4077	Ti3349	W_2079	Zr3391	S_1820	Bi2230	Li6707
Avg	**.5887**	**1.734**	**.0033**	**.0521**	**1.162**	**-.0012**	**.0437**
Stddev	.0027	.022	.0007	.0008	.021	.0007	.0004
%RSD	.4545	1.257	21.94	1.478	1.802	52.60	.8579
#1	.5868	1.750	.0028	.0526	1.147	-.0017	.0439
#2	.5906	1.719	.0038	.0515	1.177	-.0008	.0434

Int. Std.	Y_3600	Y_3710	Y_2243	In2306
Avg	**59953.**	**9428.3**	**1944.9**	**3934.6**
Stddev	671.	33.4	22.8	47.1
%RSD	1.1187	.35450	1.1734	1.1970
#1	59479.	9451.9	1961.0	3967.9
#2	60427.	9404.7	1928.8	3901.3

Zoom In Zoom Out

Sample Name: mp80099-s1 Acquired: 6/19/2014 14:22:52 Type: Unk
Method: Accutest1(v273) Mode: CONC Corr. Factor: 1.000000
User: admin Custom ID1: 4/10 Custom ID2: Custom ID3:
Comment:

Elem	Ba4554	Be3130	Cd2288	Co2286	Cr2677	Cu3247	Mn2576	Ni2316	Ag3280
Avg	**3.715**	**.0953**	**.0910**	**.9153**	**.4168**	**.4502**	**1.193**	**.9614**	**.0970**
Stddev	.002	.0005	.0004	.0025	.0003	.0009	.001	.0014	.0000
%RSD	.0502	.5070	.4692	.2716	.0756	.2100	.0863	.1498	.0304
#1	3.716	.0956	.0907	.9136	.4166	.4509	1.193	.9604	.0970
#2	3.714	.0949	.0913	.9171	.4170	.4495	1.194	.9624	.0970

Elem	V_2924	Zn2062	As1890	Tl1908	Pb2203	Se1960	Sb2068	Al3961	Ca3179
Avg	**.8817**	**.9955**	**3.639**	**3.890**	**.9658**	**3.648**	**.7605**	**62.58**	**19.12**
Stddev	.0003	.0018	.009	.011	.0033	.001	.0007	.02	.07
%RSD	.0361	.1849	.2531	.2790	.3415	.0226	.0966	.0302	.3463
#1	.8815	.9942	3.632	3.882	.9635	3.647	.7600	62.59	19.17
#2	.8819	.9968	3.645	3.898	.9682	3.649	.7610	62.57	19.07

Elem	Fe2599	Mg2790	K_7664	Na5895	B_2089	Mo2020	Pd3404	Si2124	Sn1899
Avg	**70.34**	**17.07**	**14.04**	**12.57**	**.0144**	**.0039**	**.0057**	**4.003**	**.0321**
Stddev	.28	.04	.04	.03	.0005	.0001	.0003	.003	.0007
%RSD	.4042	.2532	.3115	.2406	3.300	1.523	5.595	.0711	2.029
#1	70.54	17.10	14.07	12.59	.0147	.0039	.0055	4.001	.0317
#2	70.14	17.04	14.01	12.55	.0140	.0039	.0059	4.005	.0326

Elem	Sr4077	Ti3349	W_2079	Zr3391	S_1820	Bi2230	Li6707
Avg	**.0364**	**1.334**	**.0184**	**.0204**	**6.590**	**.0004**	**.0263**
Stddev	.0000	.001	.0007	.0001	.003	.0011	.0001
%RSD	.0900	.0769	3.817	.6983	.0486	282.9	.4371
#1	.0365	1.333	.0189	.0205	6.587	.0011	.0262
#2	.0364	1.335	.0179	.0203	6.592	-.0004	.0264

Int. Std.	Y_3600	Y_3710	Y_2243	In2306
Avg	**59213.**	**9471.5**	**1957.0**	**3968.1**
Stddev	129.	37.8	3.9	8.6
%RSD	.21800	.39921	.19879	.21734
#1	59121.	9444.7	1959.8	3974.2
#2	59304.	9498.2	1954.3	3962.0

Zoom In Zoom Out

Sample Name: mp80099-s2 Acquired: 6/19/2014 14:28:47 Type: Unk
Method: Accutest1(v273) Mode: CONC Corr. Factor: 1.000000
User: admin Custom ID1: 5/10 Custom ID2: Custom ID3:
Comment:

Elem	Ba4554	Be3130	Cd2288	Co2286	Cr2677	Cu3247	Mn2576	Ni2316	Ag3280
Avg	**3.703**	**.0954**	**.0919**	**.9124**	**.4112**	**.4508**	**1.178**	**.9526**	**.0976**
Stddev	.014	.0003	.0004	.0013	.0025	.0013	.005	.0037	.0004
%RSD	.3774	.3255	.4496	.1399	.5961	.2943	.4612	.3840	.4218
#1	3.713	.0952	.0922	.9133	.4130	.4518	1.182	.9552	.0978
#2	3.693	.0956	.0916	.9115	.4095	.4499	1.174	.9500	.0973

Elem	V_2924	Zn2062	As1890	Tl1908	Pb2203	Se1960	Sb2068	Al3961	Ca3179
Avg	**.8764**	**.9886**	**3.626**	**3.891**	**.9634**	**3.630**	**.7587**	**62.04**	**19.17**
Stddev	.0021	.0029	.014	.014	.0004	.016	.0024	.11	.13
%RSD	.2437	.2910	.3976	.3472	.0387	.4360	.3223	.1703	.6899
#1	.8779	.9906	3.636	3.900	.9632	3.641	.7604	62.12	19.07
#2	.8749	.9865	3.615	3.881	.9637	3.619	.7569	61.97	19.26

Elem	Fe2599	Mg2790	K_7664	Na5895	B_2089	Mo2020	Pd3404	Si2124	Sn1899
Avg	**69.11**	**16.90**	**13.89**	**12.57**	**.0128**	**.0042**	**.0059**	**3.664**	**.0322**
Stddev	.27	.12	.01	.02	.0003	.0003	.0008	.014	.0001
%RSD	.3906	.7002	.0372	.1941	2.398	6.247	13.21	.3928	.2937
#1	68.92	16.81	13.89	12.59	.0126	.0044	.0053	3.674	.0321
#2	69.30	16.98	13.88	12.55	.0130	.0040	.0064	3.653	.0322

Elem	Sr4077	Ti3349	W_2079	Zr3391	S_1820	Bi2230	Li6707
Avg	**.0339**	**1.314**	**.0171**	**.0208**	**6.081**	**-.0003**	**.0252**
Stddev	.0000	.001	.0006	.0002	.028	.0005	.0008
%RSD	.0094	.0484	3.623	1.116	.4613	204.2	3.092
#1	.0339	1.314	.0175	.0206	6.101	-.0006	.0257
#2	.0339	1.313	.0167	.0209	6.061	.0001	.0246

Int. Std.	Y_3600	Y_3710	Y_2243	In2306
Avg	**58601.**	**9344.8**	**1934.4**	**3930.2**
Stddev	81.	39.4	7.0	9.6
%RSD	.13866	.42161	.36089	.24475
#1	58544.	9372.7	1929.5	3923.4
#2	58658.	9317.0	1939.3	3937.0

Zoom In Zoom Out

Sample Name: jb69023-2 Acquired: 6/19/2014 14:34:43 Type: Unk
Method: Accutest1(v273) Mode: CONC Corr. Factor: 1.000000
User: admin Custom ID1: 6/10 Custom ID2: Custom ID3:
Comment: QC (099 PREP 2)

Elem	Ba4554	Be3130	Cd2288	Co2286	Cr2677	Cu3247	Mn2576	Ni2316	Ag3280
Avg	**.0310**	**.0004**	**.0006**	**.0093**	**.0366**	**.0058**	**.2509**	**.0228**	**.0029**
Stddev	.0002	.0000	.0001	.0001	.0000	.0004	.0002	.0004	.0002
%RSD	.5454	4.746	18.39	1.062	.0632	6.876	.0618	1.617	6.560
#1	.0311	.0004	.0007	.0093	.0366	.0055	.2510	.0226	.0031
#2	.0309	.0004	.0005	.0094	.0366	.0060	.2508	.0231	.0028

Elem	V_2924	Zn2062	As1890	Tl1908	Pb2203	Se1960	Sb2068	Al3961	Ca3179
Avg	**.0354**	**.0581**	**.0123**	**.0019**	**.0105**	**.0017**	**.0011**	**13.72**	**6.991**
Stddev	.0001	.0000	.0002	.0004	.0013	.0001	.0012	.01	.003
%RSD	.2940	.0449	1.740	19.97	12.17	7.529	107.6	.0656	.0442
#1	.0355	.0580	.0122	.0016	.0115	.0016	.0020	13.71	6.988
#2	.0353	.0581	.0125	.0021	.0096	.0018	.0003	13.72	6.993

Elem	Fe2599	Mg2790	K_7664	Na5895	B_2089	Mo2020	Pd3404	Si2124	Sn1899
Avg	**23.00**	**5.265**	**2.523**	**.8754**	**.0133**	**.0024**	**.0019**	**2.889**	**.0350**
Stddev	.02	.012	.019	.0051	.0010	.0001	.0000	.012	.0008
%RSD	.0775	.2278	.7702	.5832	7.282	2.779	1.669	.4278	2.413
#1	22.99	5.257	2.510	.8718	.0140	.0023	.0019	2.881	.0356
#2	23.01	5.274	2.537	.8790	.0126	.0024	.0019	2.898	.0344

Elem	Sr4077	Ti3349	W_2079	Zr3391	S_1820	Bi2230	Li6707
Avg	**.0303**	**1.638**	**-.0037**	**.0161**	**6.821**	**.0011**	**.0228**
Stddev	.0002	.002	.0002	.0002	.009	.0001	.0010
%RSD	.5638	.1123	4.476	.9699	.1297	10.61	4.389
#1	.0302	1.640	-.0036	.0160	6.814	.0012	.0235
#2	.0305	1.637	-.0038	.0162	6.827	.0010	.0221

Int. Std.	Y_3600	Y_3710	Y_2243	In2306
Avg	**61354.**	**9613.5**	**1999.7**	**4193.9**
Stddev	23.	24.2	11.5	17.4
%RSD	.03679	.25150	.57521	.41496
#1	61338.	9630.6	2007.8	4206.2
#2	61370.	9596.4	1991.5	4181.6

Zoom In Zoom Out

Sample Name: ccv Acquired: 6/19/2014 14:40:49 Type: QC
Method: Accutest1(v273) Mode: CONC Corr. Factor: 1.000000
User: admin Custom ID1: Custom ID2: Custom ID3:
Comment: 306/307

Elem	Ba4554	Be3130	Cd2288	Co2286	Cr2677	Cu3247	Mn2576	Ni2316	Ag3280
Units	ppm	ppm	ppm	ppm	ppm	ppm	ppm	ppm	ppm
Avg	**2.056**	**2.079**	**2.044**	**2.052**	**2.090**	**1.995**	**2.101**	**2.091**	**.2447**
Stddev	.007	.004	.004	.005	.010	.004	.012	.006	.0009
%RSD	.3355	.2131	.2097	.2228	.4844	.1815	.5701	.2837	.3758
#1	2.051	2.075	2.041	2.049	2.083	1.998	2.092	2.086	.2453
#2	2.061	2.082	2.047	2.055	2.098	1.993	2.109	2.095	.2440
Check ?	Chk Pass	Chk Pass	Chk Pass	Chk Pass	Chk Pass	Chk Pass	Chk Pass	Chk Pass	Chk Pass
Value									
Range									

Elem	V_2924	Zn2062	As1890	Tl1908	Pb2203	Se1960	Sb2068	Al3961	Ca3179
Units	ppm	ppm	ppm	ppm	ppm	ppm	ppm	ppm	ppm
Avg	**2.041**	**2.104**	**2.029**	**2.126**	**2.108**	**2.037**	**2.038**	**40.51**	**41.14**
Stddev	.007	.004	.001	.010	.005	.001	.004	.11	.02
%RSD	.3532	.1939	.0515	.4585	.2625	.0520	.1708	.2611	.0427
#1	2.036	2.101	2.030	2.119	2.104	2.038	2.036	40.43	41.13
#2	2.046	2.107	2.028	2.133	2.111	2.036	2.041	40.58	41.15
Check ?	Chk Pass	Chk Pass	Chk Pass	Chk Pass	Chk Pass	Chk Pass	Chk Pass	Chk Pass	Chk Pass
Value									
Range									

Elem	Fe2599	Mg2790	K_7664	Na5895	B_2089	Mo2020	Pd3404	Si2124	Sn1899
Units	ppm	ppm	ppm	ppm	ppm	ppm	ppm	ppm	ppm
Avg	**40.75**	**40.24**	**40.45**	**40.57**	**2.076**	**2.083**	**2.028**	**5.078**	**2.111**
Stddev	.02	.15	.07	.10	.005	.001	.005	.004	.003
%RSD	.0466	.3708	.1785	.2503	.2568	.0441	.2424	.0890	.1176
#1	40.74	40.14	40.40	40.50	2.072	2.082	2.031	5.075	2.109
#2	40.77	40.35	40.50	40.64	2.080	2.084	2.024	5.081	2.112
Check ?	Chk Pass	Chk Pass	Chk Pass	Chk Pass	Chk Pass	Chk Pass	Chk Pass	Chk Pass	Chk Pass
Value									
Range									

Zoom In Zoom Out

Sample Name: ccv Acquired: 6/19/2014 14:40:49 Type: QC
Method: Accutest1(v273) Mode: CONC Corr. Factor: 1.000000
User: admin Custom ID1: Custom ID2: Custom ID3:
Comment: 306/307

Elem	Sr4077	Ti3349	W_2079	Zr3391	S_1820	Bi2230	Li6707
Units	ppm	ppm	ppm	ppm	ppm	ppm	ppm
Avg	**2.061**	**2.048**	**2.024**	**2.037**	**2.025**	**2.016**	**2.007**
Stddev	.005	.004	.011	.006	.004	.000	.008
%RSD	.2231	.1910	.5599	.2801	.1805	.0085	.3948
#1	2.057	2.045	2.016	2.033	2.028	2.016	2.002
#2	2.064	2.051	2.032	2.041	2.023	2.016	2.013
Check ?	Chk Pass	Chk Pass	Chk Pass	Chk Pass	Chk Pass	Chk Pass	Chk Pass
Value							
Range							

Int. Std.	Y_3600	Y_3710	Y_2243	In2306
Units	Cts/S	Cts/S	Cts/S	Cts/S
Avg	**56799.**	**9188.9**	**1874.8**	**3786.5**
Stddev	51.	12.4	3.4	11.2
%RSD	.08956	.13520	.18093	.29665
#1	56835.	9197.7	1877.2	3794.5
#2	56763.	9180.1	1872.4	3778.6

Zoom In Zoom Out

Sample Name: ccb Acquired: 6/19/2014 14:46:44 Type: QC
Method: Accutest1(v273) Mode: CONC Corr. Factor: 1.000000
User: admin Custom ID1: Custom ID2: Custom ID3:
Comment: 306/307

Elem	Ba4554	Be3130	Cd2288	Co2286	Cr2677	Cu3247	Mn2576	Ni2316	Ag3280
Units	ppm	ppm	ppm	ppm	ppm	ppm	ppm	ppm	ppm
Avg	**.0002**	**.0002**	**.0003**	**-.0000**	**.0008**	**.0000**	**.0002**	**.0002**	**-.0000**
Stddev	.0001	.0000	.0000	.0000	.0002	.0004	.0000	.0001	.0002
%RSD	29.21	13.33	4.770	593.7	25.80	1249.	12.34	47.35	1294.
#1	.0001	.0001	.0003	.0000	.0009	-.0002	.0001	.0003	.0001
#2	.0002	.0002	.0003	-.0000	.0007	.0003	.0002	.0002	-.0002
Check ?	Chk Pass	Chk Pass	Chk Pass	Chk Pass	Chk Pass	Chk Pass	Chk Pass	Chk Pass	Chk Pass
High Limit									
Low Limit									

Elem	V_2924	Zn2062	As1890	Tl1908	Pb2203	Se1960	Sb2068	Al3961	Ca3179
Units	ppm	ppm	ppm	ppm	ppm	ppm	ppm	ppm	ppm
Avg	**.0000**	**.0001**	**.0008**	**.0002**	**-.0009**	**-.0017**	**.0009**	**.0054**	**.0022**
Stddev	.0003	.0002	.0002	.0006	.0001	.0000	.0004	.0029	.0016
%RSD	1517.	254.8	27.54	261.4	12.87	.5848	48.40	52.91	72.40
#1	-.0002	-.0000	.0009	-.0002	-.0008	-.0017	.0012	.0034	.0011
#2	.0002	.0002	.0006	.0006	-.0010	-.0017	.0006	.0074	.0034
Check ?	Chk Pass	Chk Pass	Chk Pass	Chk Pass	Chk Pass	Chk Pass	Chk Pass	Chk Pass	Chk Pass
High Limit									
Low Limit									

Elem	Fe2599	Mg2790	K_7664	Na5895	B_2089	Mo2020	Pd3404	Si2124	Sn1899
Units	ppm	ppm	ppm	ppm	ppm	ppm	ppm	ppm	ppm
Avg	**.0031**	**.0076**	**.0337**	**-.0078**	**.0002**	**.0007**	**-.0001**	**.0023**	**.0002**
Stddev	.0000	.0155	.0252	.0034	.0005	.0001	.0011	.0001	.0009
%RSD	.0468	204.3	74.74	43.14	215.1	10.63	921.9	4.827	488.4
#1	.0031	-.0034	.0159	-.0102	.0006	.0008	.0007	.0023	.0009
#2	.0031	.0186	.0516	-.0054	-.0001	.0007	-.0009	.0022	-.0005
Check ?	Chk Pass	Chk Pass	Chk Pass	Chk Pass	Chk Pass	Chk Pass	Chk Pass	Chk Pass	Chk Pass
High Limit									
Low Limit									

Zoom In Zoom Out

Sample Name: ccb Acquired: 6/19/2014 14:46:44 Type: QC
Method: Accutest1(v273) Mode: CONC Corr. Factor: 1.000000
User: admin Custom ID1: Custom ID2: Custom ID3:
Comment: 306/307

Elem	Sr4077	Ti3349	W_2079	Zr3391	S_1820	Bi2230	Li6707
Units	ppm	ppm	ppm	ppm	ppm	ppm	ppm
Avg	**.0002**	**.0003**	**.0051**	**.0004**	**.0004**	**.0008**	**-.0006**
Stddev	.0000	.0001	.0010	.0000	.0001	.0000	.0006
%RSD	8.858	37.51	19.55	1.766	29.35	2.287	117.2
#1	.0002	.0002	.0058	.0004	.0005	.0008	-.0001
#2	.0002	.0004	.0044	.0004	.0003	.0008	-.0010
Check ?	Chk Pass	Chk Pass	Chk Pass	Chk Pass	Chk Pass	Chk Pass	Chk Pass
High Limit							
Low Limit							

Int. Std.	Y_3600	Y_3710	Y_2243	In2306
Units	Cts/S	Cts/S	Cts/S	Cts/S
Avg	**62448.**	**9635.8**	**2015.1**	**4364.7**
Stddev	73.	31.3	10.6	21.1
%RSD	.11652	.32458	.52375	.48327
#1	62500.	9613.7	2007.7	4349.7
#2	62397.	9657.9	2022.6	4379.6

Zoom In Zoom Out

Sample Name: mp80099-sd1 Acquired: 6/19/2014 14:52:55 Type: Unk
Method: Accutest1(v273) Mode: CONC Corr. Factor: 5.000000
User: admin Custom ID1: 7/10 Custom ID2: Custom ID3:
Comment: Dil 023-2

Elem	Ba4554	Be3130	Cd2288	Co2286	Cr2677	Cu3247	Mn2576	Ni2316	Ag3280
Avg	**.0315**	**.0006**	**.0011**	**.0084**	**.0364**	**.0065**	**.2584**	**.0223**	**.0023**
Stddev	.0005	.0005	.0004	.0000	.0013	.0000	.0006	.0008	.0003
%RSD	1.684	75.63	40.09	.0812	3.435	.3775	.2193	3.742	13.39
#1	.0319	.0010	.0014	.0084	.0373	.0065	.2580	.0217	.0021
#2	.0311	.0003	.0008	.0084	.0355	.0065	.2588	.0229	.0025

Elem	V_2924	Zn2062	As1890	Tl1908	Pb2203	Se1960	Sb2068	Al3961	Ca3179
Avg	**.0370**	**.0644**	**.0138**	**-.0007**	**.0087**	**-.0012**	**.0048**	**14.17**	**7.212**
Stddev	.0008	.0005	.0012	.0044	.0015	.0008	.0054	.06	.091
%RSD	2.204	.7886	8.545	581.7	16.76	65.46	112.0	.4252	1.268
#1	.0364	.0648	.0146	.0023	.0077	-.0006	.0086	14.21	7.277
#2	.0376	.0640	.0129	-.0038	.0098	-.0018	.0010	14.13	7.148

Elem	Fe2599	Mg2790	K_7664	Na5895	B_2089	Mo2020	Pd3404	Si2124	Sn1899
Avg	**23.76**	**5.460**	**2.663**	**.8440**	**.0156**	**.0034**	**.0054**	**2.939**	**.0357**
Stddev	.13	.006	.030	.0031	.0028	.0002	.0020	.014	.0001
%RSD	.5521	.1124	1.124	.3635	18.20	5.977	37.17	.4606	.1659
#1	23.85	5.455	2.642	.8462	.0136	.0035	.0040	2.930	.0358
#2	23.67	5.464	2.684	.8419	.0177	.0032	.0068	2.949	.0357

Elem	Sr4077	Ti3349	W_2079	Zr3391	S_1820	Bi2230	Li6707
Avg	**.0309**	**1.682**	**-.0057**	**.0162**	**6.899**	**.0054**	**.0234**
Stddev	.0001	.001	.0020	.0000	.031	.0001	.0005
%RSD	.3197	.0716	33.95	.3064	.4448	2.486	1.951
#1	.0309	1.683	-.0044	.0162	6.877	.0053	.0231
#2	.0310	1.681	-.0071	.0161	6.921	.0055	.0237

Int. Std.	Y_3600	Y_3710	Y_2243	In2306
Avg	**60952.**	**9439.2**	**1989.2**	**4276.3**
Stddev	16.	77.5	.9	9.9
%RSD	.02552	.82119	.04695	.23210
#1	60941.	9384.4	1989.8	4283.3
#2	60963.	9494.0	1988.5	4269.3

Zoom In Zoom Out

Sample Name: mp80099-ps1 Acquired: 6/19/2014 14:59:02 Type: Unk
Method: Accutest1(v273) Mode: CONC Corr. Factor: 1.000000
User: admin Custom ID1: 8/10 Custom ID2: Custom ID3:
Comment: PS 023-2

Elem	Ba4554	Be3130	Cd2288	Co2286	Cr2677	Cu3247	Mn2576	Ni2316	Ag3280
Avg	**5.045**	**.1023**	**.1085**	**.5478**	**.5408**	**.4996**	**.7215**	**.5477**	**.1018**
Stddev	.016	.0008	.0003	.0007	.0067	.0049	.0067	.0008	.0015
%RSD	.3251	.7383	.2450	.1351	1.244	.9866	.9273	.1409	1.504
#1	5.057	.1029	.1087	.5483	.5361	.4961	.7168	.5471	.1007
#2	5.034	.1018	.1083	.5473	.5456	.5031	.7262	.5482	.1029

Elem	V_2924	Zn2062	As1890	Tl1908	Pb2203	Se1960	Sb2068	Al3961	Ca3179
Avg	**.5011**	**.6037**	**.5340**	**.1290**	**.5396**	**.5302**	**.5170**	**17.64**	**100.4**
Stddev	.0052	.0009	.0012	.0002	.0009	.0014	.0006	.03	.4
%RSD	1.029	.1462	.2235	.1204	.1695	.2679	.1172	.1865	.3515
#1	.4975	.6044	.5331	.1291	.5390	.5312	.5166	17.66	100.7
#2	.5047	.6031	.5348	.1289	.5403	.5292	.5175	17.61	100.2

Elem	Fe2599	Mg2790	K_7664	Na5895	B_2089	Mo2020	Pd3404	Si2124	Sn1899
Avg	**25.77**	**102.7**	**102.2**	**97.19**	**1.054**	**.5333**	**.0017**	**2.746**	**.5421**
Stddev	.14	.2	.6	.44	.000	.0008	.0006	.004	.0022
%RSD	.5499	.1974	.5456	.4513	.0039	.1573	38.31	.1553	.4115
#1	25.87	102.9	102.6	97.50	1.054	.5327	.0012	2.743	.5406
#2	25.67	102.6	101.8	96.88	1.054	.5339	.0021	2.749	.5437

Elem	Sr4077	Ti3349	W_2079	Zr3391	S_1820	Bi2230	Li6707
Avg	**.5259**	**1.985**	**.0058**	**.0146**	**6.676**	**.0005**	**.0270**
Stddev	.0022	.018	.0005	.0000	.004	.0000	.0004
%RSD	.4093	.9301	8.499	.3378	.0542	7.111	1.422
#1	.5274	1.971	.0062	.0146	6.679	.0006	.0267
#2	.5244	1.998	.0055	.0146	6.674	.0005	.0272

Int. Std.	Y_3600	Y_3710	Y_2243	In2306
Avg	**56402.**	**9167.0**	**1826.9**	**3594.2**
Stddev	550.	16.9	2.5	3.6
%RSD	.97469	.18406	.13442	.10026
#1	56791.	9155.1	1828.7	3596.7
#2	56014.	9179.0	1825.2	3591.6

Zoom In Zoom Out

Sample Name: jb69484-1 1 Acquired: 6/19/2014 15:04:59 Type: Unk
Method: Accutest1(v273) Mode: CONC Corr. Factor: 3.000000
User: admin Custom ID1: Custom ID2: Custom ID3:
Comment: rerun S High

Elem	Ba4554	Be3130	Cd2288	Co2286	Cr2677	Cu3247	Mn2576	Ni2316	Ag3280
Avg	**.0165**	**.0061**	**.0012**	**.0613**	**.0116**	**.0145**	**7.139**	**.1854**	**.0122**
Stddev	.0006	.0001	.0001	.0008	.0002	.0012	.007	.0005	.0005
%RSD	3.791	1.228	7.500	1.242	1.942	8.081	.1012	.2689	4.167
#1	.0169	.0062	.0012	.0608	.0114	.0153	7.144	.1858	.0126
#2	.0160	.0061	.0011	.0619	.0117	.0136	7.133	.1851	.0118

Elem	V_2924	Zn2062	As1890	Tl1908	Pb2203	Se1960	Sb2068	Al3961	Ca3179
Avg	**.0217**	**.3860**	**.0105**	**.0028**	**.0054**	**.0015**	**-.0008**	**30.71**	**98.89**
Stddev	.0003	.0005	.0027	.0063	.0018	.0018	.0004	.06	.35
%RSD	1.576	.1332	25.78	227.8	33.14	118.1	48.86	.1944	.3572
#1	.0214	.3856	.0086	.0073	.0042	.0027	-.0010	30.75	99.14
#2	.0219	.3863	.0124	-.0017	.0067	.0002	-.0005	30.67	98.64

Elem	Fe2599	Mg2790	K_7664	Na5895	B_2089	Mo2020	Pd3404	Si2124	Sn1899
Avg	**67.84**	**42.96**	**21.38**	**79.31**	**.3114**	**-.0009**	**.0234**	**18.97**	**-.0047**
Stddev	.29	.21	.16	.27	.0016	.0005	.0006	.04	.0026
%RSD	.4243	.4862	.7567	.3441	.5103	55.52	2.719	.2326	56.26
#1	68.05	43.11	21.49	79.50	.3125	-.0006	.0230	18.94	-.0066
#2	67.64	42.81	21.26	79.11	.3103	-.0013	.0239	19.00	-.0028

Elem	Sr4077	Ti3349	W_2079	Zr3391	S_1820	Bi2230	Li6707
Avg	**.3180**	**.0016**	**.0009**	**.0009**	**267.2**	**.0026**	**.1241**
Stddev	.0006	.0005	.0036	.0002	.5	.0000	.0014
%RSD	.1954	31.49	401.1	23.43	.1724	.5884	1.095
#1	.3184	.0019	-.0016	.0008	266.9	.0026	.1251
#2	.3176	.0012	.0034	.0011	267.5	.0026	.1232

Int. Std.	Y_3600	Y_3710	Y_2243	In2306
Avg	**59751.**	**9471.0**	**1955.4**	**4021.2**
Stddev	118.	31.9	3.0	7.9
%RSD	.19709	.33668	.15551	.19746
#1	59667.	9448.4	1957.6	4026.8
#2	59834.	9493.5	1953.3	4015.6

Zoom In Zoom Out

Sample Name: jb69484-2 Acquired: 6/19/2014 15:11:02 Type: Unk
Method: Accutest1(v273) Mode: CONC Corr. Factor: 3.000000
User: admin Custom ID1: Custom ID2: Custom ID3:
Comment: S High

Elem	Ba4554	Be3130	Cd2288	Co2286	Cr2677	Cu3247	Mn2576	Ni2316	Ag3280
Avg	**.0059**	**.0001**	**.0005**	**-.0002**	**.0013**	**.0005**	**.2139**	**.0025**	**.0011**
Stddev	.0004	.0002	.0003	.0003	.0007	.0002	.0025	.0003	.0002
%RSD	6.706	197.6	63.81	149.1	53.46	42.56	1.167	11.39	21.76
#1	.0062	.0003	.0007	-.0004	.0008	.0006	.2157	.0023	.0012
#2	.0056	-.0000	.0003	.0000	.0019	.0003	.2121	.0027	.0009

Elem	V_2924	Zn2062	As1890	Tl1908	Pb2203	Se1960	Sb2068	Al3961	Ca3179
Avg	**.0001**	**.0063**	**.0009**	**.0053**	**-.0024**	**.0000**	**.0006**	**.1114**	**240.8**
Stddev	.0006	.0009	.0047	.0011	.0009	.0021	.0004	.0064	6.1
%RSD	438.9	14.23	504.8	21.35	36.88	4209.	69.60	5.784	2.520
#1	.0006	.0069	-.0024	.0045	-.0030	.0015	.0009	.1069	245.1
#2	-.0003	.0056	.0042	.0061	-.0017	-.0014	.0003	.1160	236.5

Elem	Fe2599	Mg2790	K_7664	Na5895	B_2089	Mo2020	Pd3404	Si2124	Sn1899
Avg	**.0061**	**16.31**	**22.36**	**103.1**	**.2928**	**-.0008**	**.0046**	**.5907**	**-.0014**
Stddev	.0019	.27	.56	2.6	.0003	.0003	.0033	.0028	.0017
%RSD	31.36	1.628	2.506	2.534	.1057	34.15	71.82	.4790	121.0
#1	.0047	16.50	22.76	105.0	.2930	-.0006	.0069	.5887	-.0025
#2	.0074	16.12	21.97	101.3	.2926	-.0010	.0023	.5927	-.0002

Elem	Sr4077	Ti3349	W_2079	Zr3391	S_1820	Bi2230	Li6707
Avg	**.3444**	**-.0001**	**-.0176**	**-.0008**	**263.6**	**.0036**	**.1332**
Stddev	.0081	.0003	.0004	.0002	.6	.0005	.0041
%RSD	2.360	226.7	2.410	19.80	.2133	14.31	3.096
#1	.3502	-.0003	-.0173	-.0009	263.2	.0032	.1361
#2	.3387	.0001	-.0179	-.0007	264.0	.0040	.1303

Int. Std.	Y_3600	Y_3710	Y_2243	In2306
Avg	**58492.**	**9219.1**	**1909.8**	**3959.3**
Stddev	582.	222.1	5.9	10.8
%RSD	.99480	2.4093	.30680	.27356
#1	58080.	9062.1	1913.9	3967.0
#2	58903.	9376.2	1905.6	3951.7

Zoom In Zoom Out

Sample Name: jb69023-1 2 Acquired: 6/19/2014 15:17:09 Type: Unk
Method: Accutest1(v273) Mode: CONC Corr. Factor: 1.000000
User: admin Custom ID1: 9/10 Custom ID2: Custom ID3:
Comment:

Elem	Ba4554	Be3130	Cd2288	Co2286	Cr2677	Cu3247	Mn2576	Ni2316	Ag3280
Avg	**.1752**	**.0008**	**.0052**	**.0135**	**.0697**	**.1362**	**.2009**	**.0348**	**.0054**
Stddev	.0026	.0001	.0000	.0002	.0003	.0000	.0006	.0002	.0002
%RSD	1.485	6.504	.0537	1.478	.4616	.0130	.2876	.6346	4.171
#1	.1770	.0008	.0052	.0134	.0695	.1362	.2005	.0347	.0055
#2	.1733	.0008	.0052	.0137	.0700	.1362	.2013	.0350	.0052

Elem	V_2924	Zn2062	As1890	Tl1908	Pb2203	Se1960	Sb2068	Al3961	Ca3179
Avg	**.0745**	**.6929**	**.0238**	**.0026**	**.4115**	**.0027**	**.0003**	**32.41**	**7.509**
Stddev	.0005	.0003	.0000	.0011	.0012	.0011	.0003	.44	.059
%RSD	.6139	.0380	.0264	40.88	.2999	41.11	89.75	1.367	.7914
#1	.0741	.6927	.0238	.0034	.4123	.0019	.0005	32.72	7.551
#2	.0748	.6931	.0238	.0019	.4106	.0034	.0001	32.10	7.467

Elem	Fe2599	Mg2790	K_7664	Na5895	B_2089	Mo2020	Pd3404	Si2124	Sn1899
Avg	**29.53**	**5.558**	**3.483**	**.7460**	**.0206**	**.0428**	**.0026**	**4.237**	**.0478**
Stddev	.40	.039	.061	.0136	.0004	.0001	.0016	.017	.0005
%RSD	1.354	.6980	1.739	1.825	2.040	.1884	59.68	.3922	1.016
#1	29.82	5.585	3.526	.7557	.0209	.0428	.0037	4.225	.0474
#2	29.25	5.530	3.441	.7364	.0203	.0429	.0015	4.249	.0481

Elem	Sr4077	Ti3349	W_2079	Zr3391	S_1820	Bi2230	Li6707
Avg	**.0458**	**1.696**	**-.0027**	**.0280**	**3.614**	**.0009**	**.0347**
Stddev	.0008	.005	.0009	.0001	.004	.0003	.0006
%RSD	1.799	.2819	33.45	.3777	.1140	29.35	1.813
#1	.0464	1.692	-.0020	.0281	3.612	.0007	.0351
#2	.0452	1.699	-.0033	.0279	3.617	.0011	.0342

Int. Std.	Y_3600	Y_3710	Y_2243	In2306
Avg	**60732.**	**9568.0**	**1990.7**	**4139.7**
Stddev	19.	89.4	6.0	7.8
%RSD	.03099	.93392	.30166	.18802
#1	60718.	9504.8	1994.9	4145.2
#2	60745.	9631.2	1986.5	4134.2

Zoom In Zoom Out

Sample Name: jb69023-3 Acquired: 6/19/2014 15:23:13 Type: Unk
Method: Accutest1(v273) Mode: CONC Corr. Factor: 1.000000
User: admin Custom ID1: 10/10 Custom ID2: Custom ID3:
Comment:

Elem	Ba4554	Be3130	Cd2288	Co2286	Cr2677	Cu3247	Mn2576	Ni2316	Ag3280
Avg	**.0516**	**.0007**	**.0006**	**.0123**	**.0517**	**.0095**	**.3184**	**.0282**	**.0035**
Stddev	.0005	.0000	.0001	.0000	.0021	.0003	.0156	.0003	.0008
%RSD	.9064	5.092	22.90	.0162	4.049	3.603	4.891	.8905	23.30
#1	.0513	.0006	.0007	.0123	.0502	.0093	.3074	.0281	.0041
#2	.0520	.0007	.0005	.0123	.0532	.0098	.3294	.0284	.0029

Elem	V_2924	Zn2062	As1890	Tl1908	Pb2203	Se1960	Sb2068	Al3961	Ca3179
Avg	**.0477**	**.0813**	**.0148**	**.0020**	**.0117**	**.0007**	**.0001**	**17.87**	**7.110**
Stddev	.0020	.0000	.0005	.0015	.0001	.0014	.0006	.06	.023
%RSD	4.155	.0501	3.496	73.13	.9755	206.5	746.6	.3303	.3198
#1	.0463	.0813	.0145	.0031	.0117	-.0003	.0005	17.83	7.094
#2	.0491	.0813	.0152	.0010	.0116	.0017	-.0004	17.91	7.126

Elem	Fe2599	Mg2790	K_7664	Na5895	B_2089	Mo2020	Pd3404	Si2124	Sn1899
Avg	**30.72**	**7.555**	**3.586**	**.8918**	**.0159**	**.0025**	**.0041**	**2.981**	**.0365**
Stddev	.04	.055	.032	.0027	.0002	.0001	.0012	.001	.0006
%RSD	.1363	.7225	.8959	.3074	1.226	3.120	29.20	.0380	1.569
#1	30.69	7.516	3.563	.8899	.0160	.0025	.0033	2.981	.0361
#2	30.75	7.593	3.609	.8937	.0158	.0026	.0050	2.980	.0369

Elem	Sr4077	Ti3349	W_2079	Zr3391	S_1820	Bi2230	Li6707
Avg	**.0362**	**1.934**	**-.0042**	**.0189**	**9.556**	**.0023**	**.0332**
Stddev	.0000	.094	.0013	.0004	.009	.0004	.0001
%RSD	.1021	4.852	30.44	2.038	.0921	19.60	.2141
#1	.0362	1.867	-.0051	.0186	9.550	.0020	.0332
#2	.0363	2.000	-.0033	.0192	9.562	.0026	.0331

Int. Std.	Y_3600	Y_3710	Y_2243	In2306
Avg	**59611.**	**9374.5**	**1989.5**	**4141.0**
Stddev	2413.	3.3	2.2	.5
%RSD	4.0484	.03566	.10817	.01311
#1	61317.	9372.1	1987.9	4141.4
#2	57904.	9376.8	1991.0	4140.7

Zoom In Zoom Out

Sample Name: mp80114-mb1 2 Acquired: 6/19/2014 15:29:16 Type: Unk
Method: Accutest1(v273) Mode: CONC Corr. Factor: 1.000000
User: admin Custom ID1: Custom ID2: Custom ID3:
Comment:

Elem	Ba4554	Be3130	Cd2288	Co2286	Cr2677	Cu3247	Mn2576	Ni2316	Ag3280
Avg	**.0000**	**.0000**	**.0000**	**-.0002**	**.0002**	**.0001**	**.0001**	**-.0000**	**-.0005**
Stddev	.0000	.0000	.0002	.0002	.0002	.0003	.0000	.0002	.0002
%RSD	71.50	47.57	351.5	148.6	80.09	273.2	6.156	404.3	47.37
#1	.0000	.0000	-.0001	-.0003	.0003	-.0001	.0001	.0001	-.0007
#2	.0000	.0000	.0002	.0000	.0001	.0003	.0001	-.0002	-.0003

Elem	V_2924	Zn2062	As1890	Tl1908	Pb2203	Se1960	Sb2068	Al3961	Ca3179
Avg	**.0001**	**.0013**	**-.0004**	**-.0010**	**-.0013**	**-.0000**	**.0001**	**.0025**	**.0056**
Stddev	.0004	.0001	.0010	.0001	.0007	.0014	.0002	.0025	.0029
%RSD	308.9	7.977	230.5	11.14	49.33	3260.	296.6	100.9	50.81
#1	.0004	.0012	.0003	-.0009	-.0018	-.0011	-.0001	.0042	.0036
#2	-.0001	.0014	-.0012	-.0011	-.0009	.0010	.0002	.0007	.0076

Elem	Fe2599	Mg2790	K_7664	Na5895	B_2089	Mo2020	Pd3404	Si2124	Sn1899
Avg	**.0096**	**-.0071**	**-.0192**	**-.0144**	**.0001**	**-.0003**	**.0003**	**.0097**	**.0004**
Stddev	.0009	.0191	.0085	.0022	.0003	.0001	.0009	.0001	.0000
%RSD	9.155	268.3	44.10	15.51	316.4	19.25	289.8	1.373	9.863
#1	.0090	-.0207	-.0132	-.0160	.0003	-.0003	-.0003	.0096	.0004
#2	.0103	.0064	-.0252	-.0128	-.0001	-.0004	.0009	.0098	.0003

Elem	Sr4077	Ti3349	W_2079	Zr3391	S_1820	Bi2230	Li6707
Avg	**.0001**	**-.0000**	**-.0070**	**-.0002**	**.0020**	**-.0003**	**-.0010**
Stddev	.0000	.0002	.0002	.0002	.0004	.0007	.0002
%RSD	42.60	3182.	2.855	68.26	19.68	257.9	17.46
#1	.0001	-.0002	-.0069	-.0001	.0017	.0002	-.0009
#2	.0001	.0001	-.0071	-.0003	.0022	-.0008	-.0011

Int. Std.	Y_3600	Y_3710	Y_2243	In2306
Avg	**62327.**	**9534.5**	**2015.7**	**4373.2**
Stddev	63.	38.6	2.6	.2
%RSD	.10132	.40532	.12890	.00384
#1	62371.	9507.2	2013.9	4373.0
#2	62282.	9561.9	2017.5	4373.3

Zoom In Zoom Out

Sample Name: mp80114-mb2 Acquired: 6/19/2014 15:35:24 Type: Unk
Method: Accutest1(v273) Mode: CONC Corr. Factor: 1.000000
User: admin Custom ID1: Custom ID2: Custom ID3:
Comment:

Elem	Ba4554	Be3130	Cd2288	Co2286	Cr2677	Cu3247	Mn2576	Ni2316	Ag3280
Avg	**.0002**	**-.0000**	**.0001**	**-.0000**	**.0004**	**.0003**	**.0001**	**.0001**	**-.0005**
Stddev	.0000	.0000	.0001	.0000	.0000	.0000	.0000	.0003	.0004
%RSD	25.62	77.20	108.5	36.95	9.386	.7485	3.780	194.9	90.75
#1	.0001	-.0001	.0000	-.0000	.0004	.0003	.0001	-.0000	-.0008
#2	.0002	-.0000	.0002	-.0000	.0004	.0003	.0001	.0003	-.0002

Elem	V_2924	Zn2062	As1890	Tl1908	Pb2203	Se1960	Sb2068	Al3961	Ca3179
Avg	**-.0002**	**.0013**	**.0004**	**-.0004**	**-.0008**	**.0012**	**.0002**	**-.0001**	**.0134**
Stddev	.0005	.0002	.0008	.0005	.0003	.0029	.0001	.0021	.0014
%RSD	229.4	15.54	204.4	137.7	39.50	234.4	63.70	2459.	10.30
#1	-.0005	.0015	.0009	-.0007	-.0010	.0033	.0003	.0014	.0124
#2	.0001	.0012	-.0002	-.0000	-.0006	-.0008	.0001	-.0016	.0144

Elem	Fe2599	Mg2790	K_7664	Na5895	B_2089	Mo2020	Pd3404	Si2124	Sn1899
Avg	**.0025**	**.0187**	**-.0121**	**-.0091**	**-.0000**	**-.0001**	**.0001**	**.0110**	**-.0006**
Stddev	.0014	.0007	.0116	.0034	.0004	.0001	.0012	.0012	.0007
%RSD	54.49	3.789	96.05	37.58	1996.	97.58	1279.	10.59	112.8
#1	.0035	.0182	-.0039	-.0115	-.0003	-.0000	.0009	.0118	-.0001
#2	.0016	.0192	-.0203	-.0067	.0003	-.0003	-.0007	.0102	-.0011

Elem	Sr4077	Ti3349	W_2079	Zr3391	S_1820	Bi2230	Li6707
Avg	**.0000**	**.0003**	**-.0065**	**-.0003**	**.0030**	**-.0002**	**-.0011**
Stddev	.0000	.0002	.0001	.0001	.0030	.0003	.0002
%RSD	544.8	63.41	1.548	32.88	99.52	162.9	16.52
#1	-.0000	.0005	-.0065	-.0003	.0009	.0000	-.0010
#2	.0000	.0002	-.0064	-.0004	.0051	-.0003	-.0012

Int. Std.	Y_3600	Y_3710	Y_2243	In2306
Avg	**62094.**	**9516.9**	**2007.9**	**4352.8**
Stddev	569.	10.7	1.2	5.1
%RSD	.91663	.11272	.05968	.11712
#1	61692.	9509.3	2007.0	4349.2
#2	62497.	9524.4	2008.7	4356.4

Zoom In Zoom Out

Sample Name: mp80114-lc1 Acquired: 6/19/2014 15:41:31 Type: Unk
Method: Accutest1(v273) Mode: CONC Corr. Factor: 1.000000
User: admin Custom ID1: Custom ID2: Custom ID3:
Comment:

Elem	Ba4554	Be3130	Cd2288	Co2286	Cr2677	Cu3247	Mn2576	Ni2316	Ag3280
Avg	**.4998**	**.4939**	**.4807**	**.4743**	**.5036**	**.4674**	**.5017**	**.4927**	**.1781**
Stddev	.0009	.0015	.0010	.0010	.0022	.0012	.0055	.0021	.0012
%RSD	.1865	.3099	.2145	.2022	.4330	.2545	1.098	.4344	.6668
#1	.4992	.4928	.4800	.4736	.5051	.4682	.5056	.4912	.1789
#2	.5005	.4950	.4814	.4749	.5020	.4666	.4978	.4942	.1773

Elem	V_2924	Zn2062	As1890	Tl1908	Pb2203	Se1960	Sb2068	Al3961	Ca3179
Avg	**.4571**	**.5050**	**.4764**	**.5211**	**.4990**	**.4767**	**.4771**	**4.893**	**5.528**
Stddev	.0031	.0017	.0003	.0018	.0034	.0034	.0018	.010	.009
%RSD	.6776	.3458	.0660	.3536	.6809	.7109	.3819	.2045	.1580
#1	.4593	.5038	.4762	.5198	.4966	.4743	.4758	4.886	5.522
#2	.4549	.5062	.4767	.5224	.5014	.4791	.4784	4.900	5.534

Elem	Fe2599	Mg2790	K_7664	Na5895	B_2089	Mo2020	Pd3404	Si2124	Sn1899
Avg	**5.529**	**5.269**	**9.587**	**9.779**	**.0085**	**.4924**	**.0019**	**.0766**	**.0009**
Stddev	.013	.012	.009	.000	.0000	.0012	.0019	.0008	.0000
%RSD	.2409	.2278	.0992	.0037	.1595	.2524	98.74	1.008	4.084
#1	5.520	5.277	9.594	9.780	.0085	.4915	.0006	.0760	.0010
#2	5.538	5.260	9.580	9.779	.0085	.4933	.0033	.0771	.0009

Elem	Sr4077	Ti3349	W_2079	Zr3391	S_1820	Bi2230	Li6707
Avg	**-.0002**	**.4960**	**-.0023**	**.0007**	**.0030**	**.0000**	**.0002**
Stddev	.0000	.0053	.0005	.0000	.0032	.0002	.0003
%RSD	18.14	1.063	21.06	2.955	107.4	1343.	122.0
#1	-.0002	.4997	-.0027	.0007	.0053	-.0001	.0004
#2	-.0002	.4922	-.0020	.0006	.0007	.0002	.0000

Int. Std.	Y_3600	Y_3710	Y_2243	In2306
Avg	**60391.**	**9383.6**	**1972.0**	**4154.8**
Stddev	469.	5.1	.6	2.3
%RSD	.77641	.05441	.03164	.05541
#1	60059.	9380.0	1972.4	4156.4
#2	60722.	9387.2	1971.6	4153.2

Zoom In Zoom Out

Sample Name: ccv Acquired: 6/19/2014 15:47:32 Type: QC
Method: Accutest1(v273) Mode: CONC Corr. Factor: 1.000000
User: admin Custom ID1: Custom ID2: Custom ID3:
Comment: 306/307

Elem	Ba4554	Be3130	Cd2288	Co2286	Cr2677	Cu3247	Mn2576	Ni2316	Ag3280
Units	ppm	ppm	ppm	ppm	ppm	ppm	ppm	ppm	ppm
Avg	**2.049**	**2.074**	**2.034**	**2.050**	**2.099**	**1.983**	**2.104**	**2.086**	**.2446**
Stddev	.008	.004	.005	.003	.007	.002	.006	.003	.0017
%RSD	.4112	.2047	.2385	.1682	.3369	.0985	.3016	.1543	.7004
#1	2.043	2.071	2.031	2.048	2.094	1.984	2.100	2.083	.2434
#2	2.055	2.077	2.038	2.053	2.104	1.981	2.109	2.088	.2458
Check ?	Chk Pass	Chk Pass	Chk Pass	Chk Pass	Chk Pass	Chk Pass	Chk Pass	Chk Pass	Chk Pass
Value									
Range									

Elem	V_2924	Zn2062	As1890	Tl1908	Pb2203	Se1960	Sb2068	Al3961	Ca3179
Units	ppm	ppm	ppm	ppm	ppm	ppm	ppm	ppm	ppm
Avg	**2.042**	**2.105**	**2.021**	**2.120**	**2.103**	**2.020**	**2.021**	**40.45**	**41.11**
Stddev	.004	.000	.001	.003	.000	.003	.006	.17	.05
%RSD	.1920	.0131	.0229	.1609	.0021	.1557	.3013	.4087	.1210
#1	2.039	2.105	2.021	2.118	2.103	2.018	2.017	40.33	41.08
#2	2.045	2.104	2.022	2.123	2.103	2.023	2.025	40.56	41.15
Check ?	Chk Pass	Chk Pass	Chk Pass	Chk Pass	Chk Pass	Chk Pass	Chk Pass	Chk Pass	Chk Pass
Value									
Range									

Elem	Fe2599	Mg2790	K_7664	Na5895	B_2089	Mo2020	Pd3404	Si2124	Sn1899
Units	ppm	ppm	ppm	ppm	ppm	ppm	ppm	ppm	ppm
Avg	**40.67**	**40.30**	**40.29**	**40.46**	**2.056**	**2.069**	**2.015**	**5.034**	**2.103**
Stddev	.07	.18	.08	.15	.003	.006	.001	.010	.003
%RSD	.1600	.4367	.1886	.3811	.1623	.2897	.0667	.2029	.1256
#1	40.62	40.42	40.23	40.35	2.054	2.065	2.014	5.027	2.101
#2	40.72	40.17	40.34	40.56	2.059	2.073	2.015	5.041	2.105
Check ?	Chk Pass	Chk Pass	Chk Pass	Chk Pass	Chk Pass	Chk Pass	Chk Pass	Chk Pass	Chk Pass
Value									
Range									

Zoom In Zoom Out

Sample Name: ccv Acquired: 6/19/2014 15:47:32 Type: QC
Method: Accutest1(v273) Mode: CONC Corr. Factor: 1.000000
User: admin Custom ID1: Custom ID2: Custom ID3:
Comment: 306/307

Elem	Sr4077	Ti3349	W_2079	Zr3391	S_1820	Bi2230	Li6707
Units	ppm	ppm	ppm	ppm	ppm	ppm	ppm
Avg	**2.055**	**2.039**	**2.012**	**2.029**	**2.014**	**1.996**	**1.995**
Stddev	.006	.006	.015	.001	.003	.004	.011
%RSD	.2930	.3148	.7358	.0511	.1689	.1823	.5316
#1	2.050	2.035	2.001	2.030	2.012	1.993	1.988
#2	2.059	2.044	2.022	2.029	2.016	1.998	2.003
Check ?	Chk Pass	Chk Pass	Chk Pass	Chk Pass	Chk Pass	Chk Pass	Chk Pass
Value							
Range							

Int. Std.	Y_3600	Y_3710	Y_2243	In2306
Units	Cts/S	Cts/S	Cts/S	Cts/S
Avg	**56887.**	**9148.8**	**1892.1**	**3810.8**
Stddev	47.	8.6	7.1	15.1
%RSD	.08195	.09363	.37713	.39745
#1	56920.	9154.9	1897.2	3821.5
#2	56854.	9142.8	1887.1	3800.1

Zoom In Zoom Out

Sample Name: ccb Acquired: 6/19/2014 15:53:27 Type: QC
Method: Accutest1(v273) Mode: CONC Corr. Factor: 1.000000
User: admin Custom ID1: Custom ID2: Custom ID3:
Comment: 306/307

Elem	Ba4554	Be3130	Cd2288	Co2286	Cr2677	Cu3247	Mn2576	Ni2316	Ag3280
Units	ppm	ppm	ppm	ppm	ppm	ppm	ppm	ppm	ppm
Avg	**.0003**	**.0002**	**.0003**	**.0002**	**.0001**	**-.0002**	**.0001**	**.0001**	**-.0001**
Stddev	.0000	.0000	.0000	.0001	.0002	.0002	.0000	.0002	.0003
%RSD	11.77	.3624	15.26	37.96	154.3	108.3	21.84	172.8	225.0
#1	.0003	.0002	.0003	.0003	.0003	-.0003	.0001	-.0000	.0001
#2	.0003	.0002	.0003	.0002	-.0000	-.0000	.0001	.0002	-.0004
Check ?	Chk Pass	Chk Pass	Chk Pass	Chk Pass	Chk Pass	Chk Pass	Chk Pass	Chk Pass	Chk Pass
High Limit									
Low Limit									

Elem	V_2924	Zn2062	As1890	Tl1908	Pb2203	Se1960	Sb2068	Al3961	Ca3179
Units	ppm	ppm	ppm	ppm	ppm	ppm	ppm	ppm	ppm
Avg	**.0001**	**.0002**	**.0016**	**-.0013**	**-.0004**	**-.0010**	**.0002**	**.0059**	**.0041**
Stddev	.0002	.0002	.0006	.0008	.0006	.0020	.0003	.0077	.0002
%RSD	280.6	111.1	40.79	63.27	145.3	200.7	159.8	131.2	4.361
#1	.0002	.0000	.0011	-.0007	-.0008	-.0024	-.0000	.0004	.0042
#2	-.0001	.0003	.0020	-.0019	.0000	.0004	.0003	.0114	.0039
Check ?	Chk Pass	Chk Pass	Chk Pass	Chk Pass	Chk Pass	Chk Pass	Chk Pass	Chk Pass	Chk Pass
High Limit									
Low Limit									

Elem	Fe2599	Mg2790	K_7664	Na5895	B_2089	Mo2020	Pd3404	Si2124	Sn1899
Units	ppm	ppm	ppm	ppm	ppm	ppm	ppm	ppm	ppm
Avg	**.0064**	**.0112**	**.0081**	**-.0043**	**.0001**	**.0006**	**.0005**	**.0015**	**-.0004**
Stddev	.0012	.0305	.0084	.0021	.0001	.0001	.0013	.0002	.0006
%RSD	18.16	271.9	104.1	47.76	56.68	21.84	254.9	11.93	130.2
#1	.0072	.0327	.0140	-.0058	.0002	.0007	-.0004	.0014	-.0000
#2	.0055	-.0103	.0021	-.0028	.0001	.0005	.0014	.0017	-.0008
Check ?	Chk Pass	Chk Pass	Chk Pass	Chk Pass	Chk Pass	Chk Pass	Chk Pass	Chk Pass	Chk Pass
High Limit									
Low Limit									

Zoom In Zoom Out

Sample Name: ccb Acquired: 6/19/2014 15:53:27 Type: QC
Method: Accutest1(v273) Mode: CONC Corr. Factor: 1.000000
User: admin Custom ID1: Custom ID2: Custom ID3:
Comment: 306/307

Elem	Sr4077	Ti3349	W_2079	Zr3391	S_1820	Bi2230	Li6707
Units	ppm	ppm	ppm	ppm	ppm	ppm	ppm
Avg	**.0002**	**.0002**	**.0051**	**.0004**	**-.0008**	**.0013**	**-.0008**
Stddev	.0000	.0004	.0029	.0002	.0016	.0012	.0001
%RSD	23.06	156.3	57.13	42.63	193.6	93.57	15.60
#1	.0002	-.0000	.0072	.0003	-.0020	.0004	-.0009
#2	.0002	.0005	.0030	.0005	.0003	.0021	-.0007
Check ?	Chk Pass	Chk Pass	Chk Pass	Chk Pass	Chk Pass	Chk Pass	Chk Pass
High Limit							
Low Limit							

Int. Std.	Y_3600	Y_3710	Y_2243	In2306
Units	Cts/S	Cts/S	Cts/S	Cts/S
Avg	**61451.**	**9425.3**	**2011.8**	**4345.6**
Stddev	152.	30.5	6.5	17.9
%RSD	.24691	.32337	.32445	.41131
#1	61344.	9446.9	2016.4	4358.2
#2	61558.	9403.8	2007.2	4333.0

Zoom In Zoom Out

Sample Name: mp80114-lc2 Acquired: 6/19/2014 15:59:37 Type: Unk
Method: Accutest1(v273) Mode: CONC Corr. Factor: 1.000000
User: admin Custom ID1: Custom ID2: Custom ID3:
Comment:

Elem	Ba4554	Be3130	Cd2288	Co2286	Cr2677	Cu3247	Mn2576	Ni2316	Ag3280
Avg	**.4835**	**.4774**	**.4643**	**.4569**	**.4861**	**.4522**	**.4854**	**.4745**	**.1723**
Stddev	.0007	.0023	.0007	.0002	.0017	.0026	.0015	.0001	.0003
%RSD	.1425	.4855	.1437	.0349	.3459	.5709	.3135	.0135	.1999
#1	.4840	.4790	.4648	.4568	.4849	.4540	.4865	.4744	.1726
#2	.4830	.4757	.4638	.4571	.4873	.4504	.4843	.4745	.1721

Elem	V_2924	Zn2062	As1890	Tl1908	Pb2203	Se1960	Sb2068	Al3961	Ca3179
Avg	**.4423**	**.4882**	**.4598**	**.5018**	**.4824**	**.4630**	**.4609**	**4.719**	**5.322**
Stddev	.0002	.0001	.0008	.0025	.0001	.0018	.0009	.001	.001
%RSD	.0344	.0229	.1642	.5051	.0288	.3846	.1930	.0100	.0123
#1	.4424	.4881	.4592	.5035	.4823	.4642	.4615	4.719	5.322
#2	.4422	.4883	.4603	.5000	.4825	.4617	.4603	4.719	5.323

Elem	Fe2599	Mg2790	K_7664	Na5895	B_2089	Mo2020	Pd3404	Si2124	Sn1899
Avg	**5.342**	**5.120**	**9.279**	**9.449**	**.0077**	**.4776**	**.0009**	**.0317**	**.0014**
Stddev	.002	.009	.025	.030	.0005	.0012	.0003	.0002	.0002
%RSD	.0277	.1831	.2736	.3147	6.507	.2584	27.25	.6382	18.06
#1	5.343	5.127	9.261	9.470	.0073	.4768	.0011	.0315	.0012
#2	5.341	5.113	9.297	9.428	.0080	.4785	.0008	.0318	.0015

Elem	Sr4077	Ti3349	W_2079	Zr3391	S_1820	Bi2230	Li6707
Avg	**-.0001**	**.4821**	**.0038**	**.0003**	**.0025**	**.0005**	**-.0005**
Stddev	.0000	.0003	.0009	.0000	.0010	.0010	.0000
%RSD	25.96	.0707	24.16	2.782	38.30	213.3	6.354
#1	-.0002	.4824	.0045	.0003	.0018	-.0002	-.0006
#2	-.0001	.4819	.0032	.0003	.0032	.0011	-.0005

Int. Std.	Y_3600	Y_3710	Y_2243	In2306
Avg	60510.	9455.4	1975.8	4176.4
Stddev	114.	1.7	.6	2.8
%RSD	.18796	.01778	.03054	.06802
#1	60430.	9456.6	1976.2	4174.4
#2	60591.	9454.3	1975.4	4178.4

Zoom In Zoom Out

Sample Name: mp80114-s1 Acquired: 6/19/2014 16:05:37 Type: Unk
Method: Accutest1(v273) Mode: CONC Corr. Factor: 1.000000
User: admin Custom ID1: Custom ID2: Custom ID3:
Comment:

Elem	Ba4554	Be3130	Cd2288	Co2286	Cr2677	Cu3247	Mn2576	Ni2316	Ag3280
Avg	**2.249**	**.0545**	**.0548**	**.5351**	**.2169**	**.2592**	**7.541**	**.5594**	**.0602**
Stddev	.005	.0001	.0010	.0088	.0012	.0016	.009	.0093	.0004
%RSD	.2387	.2138	1.760	1.647	.5339	.6315	.1191	1.670	.6009
#1	2.253	.0546	.0541	.5288	.2177	.2603	7.547	.5528	.0605
#2	2.246	.0544	.0555	.5413	.2161	.2580	7.535	.5660	.0600

Elem	V_2924	Zn2062	As1890	Tl1908	Pb2203	Se1960	Sb2068	Al3961	Ca3179
Avg	**.5002**	**.5520**	**2.225**	**2.272**	**.5556**	**2.213**	**.5528**	**2.119**	**101.7**
Stddev	.0016	.0083	.033	.036	.0115	.030	.0054	.001	.5
%RSD	.3298	1.505	1.484	1.566	2.075	1.342	.9846	.0234	.5397
#1	.5014	.5461	2.201	2.247	.5475	2.192	.5489	2.119	101.3
#2	.4990	.5579	2.248	2.297	.5638	2.234	.5566	2.119	102.1

Elem	Fe2599	Mg2790	K_7664	Na5895	B_2089	Mo2020	Pd3404	Si2124	Sn1899
Avg	**20.34**	**39.40**	**29.65**	**34.11**	**.0214**	**.0013**	**.0046**	**4.786**	**-.0015**
Stddev	.02	.15	.03	.01	.0003	.0001	.0008	.074	.0005
%RSD	.1138	.3722	.1084	.0422	1.391	10.73	16.50	1.556	30.47
#1	20.33	39.30	29.63	34.10	.0212	.0012	.0051	4.733	-.0012
#2	20.36	39.51	29.67	34.12	.0216	.0014	.0041	4.838	-.0018

Elem	Sr4077	Ti3349	W_2079	Zr3391	S_1820	Bi2230	Li6707
Avg	**.3991**	**.0010**	**.0148**	**.0001**	**5.510**	**-.0009**	**.0066**
Stddev	.0009	.0005	.0001	.0000	.083	.0006	.0002
%RSD	.2197	49.59	.6089	24.11	1.512	70.28	3.487
#1	.3997	.0013	.0148	.0001	5.451	-.0004	.0064
#2	.3984	.0006	.0147	.0001	5.568	-.0013	.0068

Int. Std.	Y_3600	Y_3710	Y_2243	In2306
Avg	57512.	9248.3	1853.7	3787.2
Stddev	42.	62.5	21.1	49.3
%RSD	.07224	.67602	1.1359	1.3015
#1	57541.	9292.5	1868.6	3822.0
#2	57482.	9204.1	1838.8	3752.3

Zoom In Zoom Out

Sample Name: mp80114-s2 Acquired: 6/19/2014 16:11:34 Type: Unk
Method: Accutest1(v273) Mode: CONC Corr. Factor: 1.000000
User: admin Custom ID1: Custom ID2: Custom ID3:
Comment:

Elem	Ba4554	Be3130	Cd2288	Co2286	Cr2677	Cu3247	Mn2576	Ni2316	Ag3280
Avg	**2.221**	**.0542**	**.0541**	**.5271**	**.2143**	**.2585**	**7.487**	**.5518**	**.0588**
Stddev	.081	.0023	.0003	.0006	.0013	.0011	.032	.0008	.0006
%RSD	3.659	4.333	.5870	.1174	.6237	.4191	.4317	.1367	1.036
#1	2.278	.0559	.0539	.5266	.2134	.2577	7.464	.5512	.0593
#2	2.163	.0526	.0543	.5275	.2152	.2592	7.510	.5523	.0584

Elem	V_2924	Zn2062	As1890	Tl1908	Pb2203	Se1960	Sb2068	Al3961	Ca3179
Avg	**.4935**	**.5405**	**2.192**	**2.240**	**.5477**	**2.185**	**.5461**	**2.097**	**100.6**
Stddev	.0036	.0001	.005	.002	.0004	.008	.0026	.079	4.0
%RSD	.7328	.0216	.2439	.1024	.0651	.3683	.4805	3.766	3.948
#1	.4910	.5404	2.188	2.238	.5480	2.180	.5442	2.153	103.4
#2	.4961	.5406	2.195	2.241	.5475	2.191	.5479	2.041	97.81

Elem	Fe2599	Mg2790	K_7664	Na5895	B_2089	Mo2020	Pd3404	Si2124	Sn1899
Avg	**20.22**	**38.87**	**29.24**	**33.67**	**.0211**	**.0013**	**.0041**	**4.743**	**-.0023**
Stddev	.77	1.39	1.19	1.31	.0001	.0003	.0001	.020	.0011
%RSD	3.821	3.574	4.078	3.887	.3394	20.08	1.272	.4116	47.01
#1	20.77	39.85	30.08	34.60	.0212	.0011	.0040	4.729	-.0030
#2	19.67	37.88	28.40	32.75	.0211	.0015	.0041	4.757	-.0015

Elem	Sr4077	Ti3349	W_2079	Zr3391	S_1820	Bi2230	Li6707
Avg	**.3962**	**.0010**	**.0137**	**-.0001**	**5.456**	**.0000**	**.0057**
Stddev	.0149	.0004	.0002	.0001	.021	.0002	.0008
%RSD	3.770	46.60	1.565	75.20	.3845	526.0	14.79
#1	.4067	.0013	.0139	-.0002	5.441	-.0001	.0063
#2	.3856	.0006	.0136	-.0001	5.471	.0002	.0051

Int. Std.	Y_3600	Y_3710	Y_2243	In2306
Avg	57326.	9272.8	1852.0	3784.1
Stddev	199.	321.0	8.3	16.2
%RSD	.34743	3.4620	.44824	.42932
#1	57467.	9045.8	1857.9	3795.6
#2	57185.	9499.8	1846.1	3772.6

Zoom In Zoom Out

Sample Name: jb69030-9f Acquired: 6/19/2014 16:17:32 Type: Unk
Method: Accutest1(v273) Mode: CONC Corr. Factor: 1.000000
User: admin Custom ID1: Custom ID2: Custom ID3:
Comment: QC (114)

Elem	Ba4554	Be3130	Cd2288	Co2286	Cr2677	Cu3247	Mn2576	Ni2316	Ag3280
Avg	**.1394**	**-.0002**	**.0002**	**.0031**	**-.0000**	**.0005**	**7.128**	**.0132**	**.0065**
Stddev	.0088	.0001	.0000	.0000	.0004	.0001	.041	.0002	.0003
%RSD	6.312	35.40	17.84	.7733	1227.	28.93	.5813	1.508	3.968
#1	.1331	-.0001	.0002	.0031	-.0003	.0006	7.157	.0134	.0063
#2	.1456	-.0002	.0002	.0031	.0003	.0004	7.099	.0131	.0067

Elem	V_2924	Zn2062	As1890	Tl1908	Pb2203	Se1960	Sb2068	Al3961	Ca3179
Avg	**.0004**	**.0016**	**.0180**	**.0004**	**-.0005**	**.0027**	**-.0004**	**.0297**	**76.30**
Stddev	.0003	.0001	.0008	.0011	.0007	.0002	.0000	.0014	4.57
%RSD	77.22	5.424	4.378	241.9	124.8	5.667	5.820	4.751	5.994
#1	.0002	.0015	.0185	.0012	-.0010	.0026	-.0004	.0307	73.07
#2	.0006	.0016	.0174	-.0003	-.0001	.0028	-.0004	.0287	79.53

Elem	Fe2599	Mg2790	K_7664	Na5895	B_2089	Mo2020	Pd3404	Si2124	Sn1899
Avg	**19.38**	**12.95**	**3.241**	**7.400**	**.0203**	**.0000**	**.0045**	**4.737**	**-.0016**
Stddev	1.20	.85	.191	.466	.0004	.0001	.0000	.004	.0000
%RSD	6.205	6.553	5.882	6.299	1.737	24200.	.3455	.0856	1.297
#1	18.53	12.35	3.106	7.070	.0201	.0001	.0045	4.740	-.0016
#2	20.23	13.55	3.376	7.729	.0206	-.0001	.0045	4.734	-.0016

Elem	Sr4077	Ti3349	W_2079	Zr3391	S_1820	Bi2230	Li6707
Avg	**.4017**	**-.0002**	**.0001**	**.0005**	**5.396**	**.0002**	**.0037**
Stddev	.0250	.0002	.0005	.0000	.008	.0001	.0002
%RSD	6.228	101.5	384.9	3.918	.1553	48.69	6.071
#1	.3840	-.0001	.0005	.0005	5.390	.0001	.0035
#2	.4194	-.0003	-.0002	.0006	5.402	.0002	.0038

Int. Std.	Y_3600	Y_3710	Y_2243	In2306
Avg	58508.	9356.7	1901.8	3972.6
Stddev	99.	500.3	.2	.3
%RSD	.16842	5.3468	.01250	.00834
#1	58438.	9710.5	1902.0	3972.9
#2	58578.	9003.0	1901.6	3972.4

Zoom In Zoom Out

Sample Name: mp80114-sd1 Acquired: 6/19/2014 16:23:37 Type: Unk
Method: Accutest1(v273) Mode: CONC Corr. Factor: 5.000000
User: admin Custom ID1: Custom ID2: Custom ID3:
Comment: Dil 030-9f

Elem	Ba4554	Be3130	Cd2288	Co2286	Cr2677	Cu3247	Mn2576	Ni2316	Ag3280
Avg	**.1365**	**-.0000**	**.0009**	**.0032**	**.0000**	**.0025**	**7.196**	**.0129**	**.0044**
Stddev	.0014	.0001	.0005	.0001	.0006	.0006	.001	.0006	.0041
%RSD	1.021	657.5	57.01	1.864	4705.	23.20	.0093	4.706	93.82
#1	.1355	.0001	.0013	.0032	.0005	.0021	7.196	.0125	.0015
#2	.1374	-.0001	.0006	.0032	-.0004	.0029	7.195	.0133	.0073

Elem	V_2924	Zn2062	As1890	Tl1908	Pb2203	Se1960	Sb2068	Al3961	Ca3179
Avg	**-.0001**	**.0064**	**.0251**	**-.0015**	**.0004**	**-.0019**	**.0017**	**.0718**	**75.97**
Stddev	.0006	.0002	.0038	.0043	.0039	.0037	.0014	.0420	.35
%RSD	824.6	2.796	14.99	281.6	956.8	194.2	84.05	58.48	.4608
#1	.0003	.0063	.0277	-.0046	-.0023	.0007	.0007	.0421	76.22
#2	-.0005	.0066	.0224	.0015	.0031	-.0045	.0027	.1015	75.72

Elem	Fe2599	Mg2790	K_7664	Na5895	B_2089	Mo2020	Pd3404	Si2124	Sn1899
Avg	**19.26**	**13.02**	**3.066**	**7.589**	**.0199**	**.0024**	**.0023**	**4.497**	**-.0013**
Stddev	.03	.17	.073	.023	.0025	.0010	.0067	.001	.0009
%RSD	.1795	1.296	2.376	.3023	12.36	43.29	292.1	.0190	65.77
#1	19.28	13.14	3.118	7.573	.0216	.0031	-.0024	4.497	-.0020
#2	19.23	12.90	3.015	7.605	.0181	.0016	.0070	4.496	-.0007

Elem	Sr4077	Ti3349	W_2079	Zr3391	S_1820	Bi2230	Li6707
Avg	**.3949**	**-.0021**	**-.0259**	**-.0016**	**5.080**	**.0020**	**.0031**
Stddev	.0002	.0023	.0077	.0004	.017	.0049	.0032
%RSD	.0544	111.1	29.71	24.18	.3328	241.1	102.3
#1	.3951	-.0004	-.0205	-.0019	5.092	-.0014	.0053
#2	.3947	-.0037	-.0314	-.0014	5.068	.0055	.0009

Int. Std.	Y_3600	Y_3710	Y_2243	In2306
Avg	**60515.**	**9322.4**	**1991.0**	**4262.4**
Stddev	111.	23.8	5.0	8.4
%RSD	.18309	.25511	.25303	.19805
#1	60437.	9305.6	1987.4	4256.4
#2	60593.	9339.2	1994.5	4268.4

Zoom In Zoom Out

Sample Name: jb69030-1 Acquired: 6/19/2014 16:29:44 Type: Unk
Method: Accutest1(v273) Mode: CONC Corr. Factor: 1.000000
User: admin Custom ID1: Custom ID2: Custom ID3:
Comment:

Elem	Ba4554	Be3130	Cd2288	Co2286	Cr2677	Cu3247	Mn2576	Ni2316	Ag3280
Avg	**.0508**	**.0000**	**.0177**	**.0001**	**.0008**	**.0093**	**.0105**	**.0043**	**.0013**
Stddev	.0020	.0000	.0000	.0001	.0003	.0004	.0001	.0003	.0001
%RSD	4.019	645.1	.2628	69.54	42.42	4.125	1.170	6.572	4.659
#1	.0523	.0000	.0177	.0001	.0010	.0090	.0104	.0045	.0012
#2	.0494	-.0000	.0177	.0000	.0006	.0095	.0105	.0041	.0013

Elem	V_2924	Zn2062	As1890	Tl1908	Pb2203	Se1960	Sb2068	Al3961	Ca3179
Avg	**.0001**	**.5719**	**.0000**	**.0006**	**.0002**	**-.0003**	**.0010**	**.0149**	**17.49**
Stddev	.0002	.0015	.0004	.0004	.0001	.0010	.0011	.0031	.74
%RSD	275.4	.2658	824.4	79.86	37.26	306.0	111.0	20.57	4.235
#1	.0002	.5708	.0003	.0002	.0002	.0004	.0002	.0171	18.01
#2	-.0001	.5729	-.0002	.0009	.0001	-.0010	.0018	.0128	16.97

Elem	Fe2599	Mg2790	K_7664	Na5895	B_2089	Mo2020	Pd3404	Si2124	Sn1899
Avg	**.0509**	**1.387**	**5.687**	**3.096**	**.0056**	**.0004**	**.0013**	**1.207**	**-.0006**
Stddev	.0010	.083	.246	.139	.0001	.0001	.0017	.002	.0007
%RSD	1.995	5.957	4.318	4.472	1.057	21.61	134.9	.1434	125.5
#1	.0516	1.446	5.861	3.194	.0057	.0004	.0025	1.206	-.0001
#2	.0501	1.329	5.514	2.998	.0056	.0003	.0001	1.209	-.0011

Elem	Sr4077	Ti3349	W_2079	Zr3391	S_1820	Bi2230	Li6707
Avg	**.3612**	**-.0001**	**-.0067**	**-.0003**	**1.849**	**.0002**	**.0055**
Stddev	.0169	.0004	.0018	.0003	.003	.0007	.0006
%RSD	4.680	703.8	27.73	113.0	.1852	382.2	11.30
#1	.3732	.0002	-.0054	-.0001	1.847	.0007	.0060
#2	.3493	-.0003	-.0080	-.0005	1.852	-.0003	.0051

Int. Std.	Y_3600	Y_3710	Y_2243	In2306
Avg	**61112.**	**9308.2**	**1941.5**	**4180.0**
Stddev	537.	345.8	.9	2.7
%RSD	.87916	3.7156	.04420	.06369
#1	61492.	9063.6	1940.9	4181.9
#2	60732.	9552.7	1942.1	4178.1

Zoom In Zoom Out

Sample Name: jb69030-2 Acquired: 6/19/2014 16:35:50 Type: Unk
Method: Accutest1(v273) Mode: CONC Corr. Factor: 1.000000
User: admin Custom ID1: Custom ID2: Custom ID3:
Comment:

Elem	Ba4554	Be3130	Cd2288	Co2286	Cr2677	Cu3247	Mn2576	Ni2316	Ag3280
Avg	**.0862**	**-.0000**	**.0019**	**.0003**	**.0016**	**.0039**	**.0782**	**.0017**	**.0015**
Stddev	.0001	.0000	.0002	.0000	.0002	.0001	.0002	.0002	.0001
%RSD	.1638	271.2	8.445	2.672	13.80	3.389	.2274	14.20	8.861
#1	.0861	-.0000	.0018	.0003	.0018	.0038	.0780	.0015	.0014
#2	.0863	.0000	.0020	.0003	.0015	.0039	.0783	.0018	.0015

Elem	V_2924	Zn2062	As1890	Tl1908	Pb2203	Se1960	Sb2068	Al3961	Ca3179
Avg	**.0002**	**.0375**	**.0015**	**-.0000**	**.0028**	**.0016**	**.0017**	**.1012**	**99.77**
Stddev	.0002	.0003	.0010	.0001	.0001	.0021	.0004	.0002	.20
%RSD	78.06	.7177	64.13	148.4	4.951	127.5	25.36	.2091	.1991
#1	.0001	.0373	.0008	-.0001	.0029	.0031	.0014	.1010	99.91
#2	.0003	.0377	.0022	.0000	.0027	.0002	.0020	.1013	99.63

Elem	Fe2599	Mg2790	K_7664	Na5895	B_2089	Mo2020	Pd3404	Si2124	Sn1899
Avg	**.1717**	**11.04**	**6.674**	**49.10**	**.0177**	**.0008**	**.0025**	**2.473**	**-.0001**
Stddev	.0015	.01	.028	.06	.0004	.0001	.0006	.010	.0001
%RSD	.8475	.1043	.4215	.1198	2.450	12.44	24.78	.3898	45.75
#1	.1728	11.04	6.694	49.14	.0174	.0008	.0030	2.466	-.0001
#2	.1707	11.03	6.654	49.06	.0180	.0007	.0021	2.480	-.0002

Elem	Sr4077	Ti3349	W_2079	Zr3391	S_1820	Bi2230	Li6707
Avg	**.6355**	**.0016**	**-.0018**	**-.0004**	**26.24**	**.0005**	**.0077**
Stddev	.0004	.0002	.0005	.0000	.07	.0006	.0003
%RSD	.0574	14.77	28.67	11.92	.2681	122.2	3.646
#1	.6352	.0018	-.0021	-.0004	26.19	.0001	.0079
#2	.6358	.0015	-.0014	-.0004	26.29	.0010	.0075

Int. Std.	Y_3600	Y_3710	Y_2243	In2306
Avg	**57820.**	**9302.4**	**1876.0**	**3879.6**
Stddev	103.	1.8	4.2	7.9
%RSD	.17733	.01934	.22122	.20308
#1	57893.	9303.7	1879.0	3885.1
#2	57748.	9301.1	1873.1	3874.0

Zoom In Zoom Out

Sample Name: jb69030-3 Acquired: 6/19/2014 16:41:57 Type: Unk
Method: Accutest1(v273) Mode: CONC Corr. Factor: 1.000000
User: admin Custom ID1: Custom ID2: Custom ID3:
Comment:

Elem	Ba4554	Be3130	Cd2288	Co2286	Cr2677	Cu3247	Mn2576	Ni2316	Ag3280
Avg	**.0800**	**-.0001**	**.0005**	**.0012**	**.0045**	**.0028**	**4.701**	**.0058**	**.0040**
Stddev	.0001	.0001	.0002	.0003	.0003	.0003	.010	.0001	.0002
%RSD	.1622	102.8	40.08	23.25	6.491	9.036	.2078	1.413	5.376
#1	.0799	-.0000	.0006	.0014	.0047	.0030	4.694	.0058	.0039
#2	.0801	-.0001	.0004	.0010	.0043	.0026	4.708	.0059	.0042

Elem	V_2924	Zn2062	As1890	Tl1908	Pb2203	Se1960	Sb2068	Al3961	Ca3179
Avg	**.0007**	**.0012**	**.0043**	**-.0009**	**.0005**	**.0018**	**.0007**	**.0504**	**54.65**
Stddev	.0001	.0002	.0002	.0006	.0006	.0020	.0009	.0068	.11
%RSD	17.19	12.17	3.722	66.99	111.3	111.9	141.0	13.57	.2036
#1	.0007	.0011	.0041	-.0014	.0009	.0032	.0013	.0553	54.57
#2	.0006	.0014	.0044	-.0005	.0001	.0004	.0000	.0456	54.73

Elem	Fe2599	Mg2790	K_7664	Na5895	B_2089	Mo2020	Pd3404	Si2124	Sn1899
Avg	**9.934**	**8.943**	**1.918**	**26.97**	**.0197**	**-.0005**	**.0032**	**4.588**	**-.0014**
Stddev	.026	.006	.012	.03	.0001	.0000	.0000	.024	.0005
%RSD	.2624	.0664	.6464	.1135	.2820	10.15	.3735	.5156	34.63
#1	9.915	8.939	1.909	26.95	.0197	-.0005	.0032	4.571	-.0011
#2	9.952	8.947	1.926	26.99	.0198	-.0005	.0032	4.605	-.0018

Elem	Sr4077	Ti3349	W_2079	Zr3391	S_1820	Bi2230	Li6707
Avg	**.2479**	**.0002**	**-.0019**	**-.0002**	**7.455**	**.0011**	**.0035**
Stddev	.0000	.0003	.0005	.0001	.027	.0003	.0000
%RSD	.0022	116.3	29.51	67.74	.3658	25.54	.6644
#1	.2479	.0004	-.0022	-.0001	7.436	.0012	.0035
#2	.2479	.0000	-.0015	-.0003	7.474	.0009	.0035

Int. Std.	Y_3600	Y_3710	Y_2243	In2306
Avg	**58845.**	**9315.4**	**1909.1**	**3986.6**
Stddev	69.	.8	6.1	8.8
%RSD	.11689	.00863	.32176	.22129
#1	58796.	9314.8	1913.4	3992.8
#2	58893.	9316.0	1904.7	3980.3

Zoom In Zoom Out

Sample Name: jb69030-4 Acquired: 6/19/2014 16:48:04 Type: Unk
Method: Accutest1(v273) Mode: CONC Corr. Factor: 1.000000
User: admin Custom ID1: Custom ID2: Custom ID3:
Comment:

Elem	Ba4554	Be3130	Cd2288	Co2286	Cr2677	Cu3247	Mn2576	Ni2316	Ag3280
Avg	**.0833**	**-.0001**	**.0014**	**.0016**	**.0006**	**.0026**	**4.029**	**.0143**	**.0035**
Stddev	.0001	.0001	.0000	.0001	.0001	.0002	.003	.0001	.0002
%RSD	.0748	145.4	2.458	9.289	17.42	9.622	.0819	.4606	4.930
#1	.0834	-.0002	.0014	.0015	.0006	.0028	4.032	.0143	.0034
#2	.0833	.0000	.0014	.0017	.0007	.0024	4.027	.0144	.0036

Elem	V_2924	Zn2062	As1890	Tl1908	Pb2203	Se1960	Sb2068	Al3961	Ca3179
Avg	**.0009**	**.0063**	**.0097**	**.0003**	**.0026**	**.0016**	**.0004**	**.1342**	**58.83**
Stddev	.0003	.0000	.0001	.0009	.0016	.0021	.0001	.0050	.19
%RSD	37.70	.1449	1.332	265.0	61.34	134.3	34.55	3.741	.3301
#1	.0011	.0063	.0096	-.0003	.0037	.0001	.0005	.1377	58.69
#2	.0006	.0063	.0098	.0009	.0015	.0031	.0003	.1306	58.96

Elem	Fe2599	Mg2790	K_7664	Na5895	B_2089	Mo2020	Pd3404	Si2124	Sn1899
Avg	**11.47**	**13.80**	**5.397**	**36.29**	**.0126**	**-.0001**	**.0038**	**4.556**	**-.0007**
Stddev	.03	.05	.026	.07	.0001	.0001	.0004	.042	.0003
%RSD	.3039	.3426	.4736	.1840	1.074	172.7	10.30	.9248	39.80
#1	11.44	13.77	5.378	36.24	.0127	-.0001	.0041	4.526	-.0005
#2	11.49	13.84	5.415	36.33	.0125	.0000	.0036	4.586	-.0009

Elem	Sr4077	Ti3349	W_2079	Zr3391	S_1820	Bi2230	Li6707
Avg	**.3632**	**.0031**	**-.0011**	**-.0000**	**22.93**	**-.0001**	**.0142**
Stddev	.0006	.0004	.0006	.0004	.22	.0006	.0002
%RSD	.1732	12.75	53.13	1084.	.9553	386.4	1.607
#1	.3627	.0034	-.0007	-.0003	22.77	.0002	.0143
#2	.3636	.0029	-.0015	.0002	23.08	-.0005	.0140

Int. Std.	Y_3600	Y_3710	Y_2243	In2306
Avg	**58971.**	**9415.5**	**1908.8**	**3970.6**
Stddev	67.	16.5	16.9	32.0
%RSD	.11433	.17541	.88358	.80607
#1	58923.	9427.2	1920.8	3993.2
#2	59018.	9403.8	1896.9	3947.9

Zoom In Zoom Out

Sample Name: ccv Acquired: 6/19/2014 16:54:11 Type: QC
Method: Accutest1(v273) Mode: CONC Corr. Factor: 1.000000
User: admin Custom ID1: Custom ID2: Custom ID3:
Comment: 306/307

Elem	Ba4554	Be3130	Cd2288	Co2286	Cr2677	Cu3247	Mn2576	Ni2316	Ag3280
Units	ppm	ppm	ppm	ppm	ppm	ppm	ppm	ppm	ppm
Avg	**2.024**	**2.042**	**2.027**	**2.042**	**2.052**	**1.945**	**2.064**	**2.083**	**.2401**
Stddev	.070	.072	.013	.014	.117	.110	.114	.014	.0115
%RSD	3.459	3.505	.6146	.6887	5.707	5.679	5.505	.6678	4.807
#1	2.074	2.093	2.019	2.032	2.135	2.023	2.144	2.074	.2483
#2	1.975	1.992	2.036	2.052	1.969	1.867	1.983	2.093	.2319
Check ?	Chk Pass	Chk Pass	Chk Pass	Chk Pass	Chk Pass	Chk Pass	Chk Pass	Chk Pass	Chk Pass
Value									
Range									

Elem	V_2924	Zn2062	As1890	Tl1908	Pb2203	Se1960	Sb2068	Al3961	Ca3179
Units	ppm	ppm	ppm	ppm	ppm	ppm	ppm	ppm	ppm
Avg	**1.999**	**2.094**	**2.018**	**2.108**	**2.104**	**2.020**	**2.021**	**39.95**	**40.53**
Stddev	.111	.017	.017	.007	.018	.016	.014	1.39	1.26
%RSD	5.527	.7869	.8163	.3234	.8364	.8052	.7142	3.471	3.102
#1	2.078	2.083	2.006	2.103	2.092	2.009	2.011	40.93	41.42
#2	1.921	2.106	2.030	2.113	2.116	2.032	2.032	38.97	39.64
Check ?	Chk Pass	Chk Pass	Chk Pass	Chk Pass	Chk Pass	Chk Pass	Chk Pass	Chk Pass	Chk Pass
Value									
Range									

Elem	Fe2599	Mg2790	K_7664	Na5895	B_2089	Mo2020	Pd3404	Si2124	Sn1899
Units	ppm	ppm	ppm	ppm	ppm	ppm	ppm	ppm	ppm
Avg	**40.04**	**39.70**	**39.73**	**39.91**	**2.056**	**2.069**	**1.976**	**5.029**	**2.098**
Stddev	1.27	1.07	1.16	1.28	.010	.011	.112	.021	.015
%RSD	3.182	2.694	2.909	3.211	.4781	.5120	5.645	.4159	.7239
#1	40.94	40.45	40.55	40.81	2.049	2.062	2.055	5.014	2.087
#2	39.14	38.94	38.91	39.00	2.063	2.077	1.897	5.043	2.109
Check ?	Chk Pass	Chk Pass	Chk Pass	Chk Pass	Chk Pass	Chk Pass	Chk Pass	Chk Pass	Chk Pass
Value									
Range									

Zoom In Zoom Out

Sample Name: ccv Acquired: 6/19/2014 16:54:11 Type: QC
Method: Accutest1(v273) Mode: CONC Corr. Factor: 1.000000
User: admin Custom ID1: Custom ID2: Custom ID3:
Comment: 306/307

Elem	Sr4077	Ti3349	W_2079	Zr3391	S_1820	Bi2230	Li6707
Units	ppm	ppm	ppm	ppm	ppm	ppm	ppm
Avg	**2.028**	**2.001**	**2.005**	**1.991**	**2.008**	**1.990**	**1.968**
Stddev	.070	.111	.027	.110	.011	.012	.071
%RSD	3.461	5.528	1.325	5.542	.5321	.5901	3.586
#1	2.077	2.079	1.986	2.069	2.000	1.982	2.018
#2	1.978	1.922	2.024	1.913	2.015	1.999	1.918
Check ?	Chk Pass	Chk Pass	Chk Pass	Chk Pass	Chk Pass	Chk Pass	Chk Pass
Value							
Range							

Int. Std.	Y_3600	Y_3710	Y_2243	In2306
Units	Cts/S	Cts/S	Cts/S	Cts/S
Avg	**57843.**	**9180.3**	**1890.1**	**3806.4**
Stddev	2698.	205.1	8.0	16.8
%RSD	4.6639	2.2336	.42472	.44175
#1	55935.	9035.3	1895.8	3818.3
#2	59750.	9325.3	1884.4	3794.5

Zoom In Zoom Out

Sample Name: ccb Acquired: 6/19/2014 17:00:06 Type: QC
Method: Accutest1(v273) Mode: CONC Corr. Factor: 1.000000
User: admin Custom ID1: Custom ID2: Custom ID3:
Comment: 306/307

Elem	Ba4554	Be3130	Cd2288	Co2286	Cr2677	Cu3247	Mn2576	Ni2316	Ag3280
Units	ppm	ppm	ppm	ppm	ppm	ppm	ppm	ppm	ppm
Avg	**.0001**	**.0002**	**.0002**	**.0002**	**.0002**	**.0003**	**.0002**	**.0002**	**-.0004**
Stddev	.0003	.0000	.0001	.0000	.0002	.0003	.0000	.0000	.0005
%RSD	243.6	27.04	38.74	23.76	77.58	97.27	20.11	4.158	136.0
#1	.0003	.0002	.0001	.0001	.0003	.0005	.0002	.0002	-.0008
#2	-.0001	.0001	.0002	.0002	.0001	.0001	.0002	.0002	-.0000
Check ?	Chk Pass	Chk Pass	Chk Pass	Chk Pass	Chk Pass	Chk Pass	Chk Pass	Chk Pass	Chk Pass
High Limit									
Low Limit									

Elem	V_2924	Zn2062	As1890	Tl1908	Pb2203	Se1960	Sb2068	Al3961	Ca3179
Units	ppm	ppm	ppm	ppm	ppm	ppm	ppm	ppm	ppm
Avg	**-.0000**	**.0002**	**.0011**	**.0000**	**-.0008**	**.0003**	**.0008**	**.0140**	**.0005**
Stddev	.0001	.0001	.0001	.0001	.0005	.0005	.0009	.0051	.0024
%RSD	233.8	45.33	10.85	13080.	61.41	189.9	120.9	36.35	506.2
#1	.0000	.0001	.0011	.0000	-.0012	.0006	.0014	.0104	.0022
#2	-.0001	.0002	.0010	-.0000	-.0005	-.0001	.0001	.0176	-.0012
Check ?	Chk Pass	Chk Pass	Chk Pass	Chk Pass	Chk Pass	Chk Pass	Chk Pass	Chk Pass	Chk Pass
High Limit									
Low Limit									

Elem	Fe2599	Mg2790	K_7664	Na5895	B_2089	Mo2020	Pd3404	Si2124	Sn1899
Units	ppm	ppm	ppm	ppm	ppm	ppm	ppm	ppm	ppm
Avg	**.0010**	**.0143**	**.0252**	**-.0068**	**.0003**	**.0006**	**.0009**	**-.0002**	**-.0008**
Stddev	.0015	.0138	.0185	.0001	.0001	.0000	.0011	.0000	.0003
%RSD	148.5	96.65	73.60	1.285	21.77	5.611	124.7	12.01	36.19
#1	-.0000	.0241	.0383	-.0069	.0002	.0006	.0016	-.0002	-.0011
#2	.0020	.0045	.0121	-.0068	.0003	.0006	.0001	-.0002	-.0006
Check ?	Chk Pass	Chk Pass	Chk Pass	Chk Pass	Chk Pass	Chk Pass	Chk Pass	Chk Pass	Chk Pass
High Limit									
Low Limit									

Zoom In Zoom Out

Sample Name: ccb Acquired: 6/19/2014 17:00:06 Type: QC
Method: Accutest1(v273) Mode: CONC Corr. Factor: 1.000000
User: admin Custom ID1: Custom ID2: Custom ID3:
Comment: 306/307

Elem	Sr4077	Ti3349	W_2079	Zr3391	S_1820	Bi2230	Li6707
Units	ppm	ppm	ppm	ppm	ppm	ppm	ppm
Avg	**.0001**	**-.0001**	**.0050**	**.0004**	**-.0015**	**.0007**	**-.0002**
Stddev	.0000	.0006	.0013	.0000	.0031	.0003	.0002
%RSD	15.80	804.2	25.69	1.844	212.4	40.07	87.12
#1	.0001	.0003	.0059	.0004	-.0037	.0005	-.0004
#2	.0001	-.0005	.0041	.0004	.0007	.0009	-.0001
Check ?	Chk Pass	Chk Pass	Chk Pass	Chk Pass	Chk Pass	Chk Pass	Chk Pass
High Limit							
Low Limit							

Int. Std.	Y_3600	Y_3710	Y_2243	In2306
Units	Cts/S	Cts/S	Cts/S	Cts/S
Avg	**61158.**	**9287.8**	**2035.2**	**4380.9**
Stddev	52.	7.4	37.7	80.7
%RSD	.08542	.07982	1.8515	1.8409
#1	61122.	9282.6	2061.8	4438.0
#2	61195.	9293.1	2008.5	4323.9

Zoom In Zoom Out

Sample Name: jb69030-5 Acquired: 6/19/2014 17:06:16 Type: Unk
Method: Accutest1(v273) Mode: CONC Corr. Factor: 1.000000
User: admin Custom ID1: Custom ID2: Custom ID3:
Comment:

Elem	Ba4554	Be3130	Cd2288	Co2286	Cr2677	Cu3247	Mn2576	Ni2316	Ag3280
Avg	**.0203**	**.0001**	**.0005**	**.0009**	**.0024**	**.0031**	**.2567**	**.0021**	**.0002**
Stddev	.0005	.0000	.0000	.0001	.0003	.0008	.0073	.0003	.0004
%RSD	2.372	55.13	6.278	11.87	11.18	23.98	2.858	13.68	211.4
#1	.0200	.0000	.0005	.0008	.0026	.0037	.2619	.0019	-.0001
#2	.0206	.0001	.0005	.0010	.0022	.0026	.2515	.0024	.0005

Elem	V_2924	Zn2062	As1890	Tl1908	Pb2203	Se1960	Sb2068	Al3961	Ca3179
Avg	**.0003**	**.0078**	**.0001**	**-.0028**	**.0004**	**.0021**	**.0004**	**.2248**	**21.39**
Stddev	.0002	.0001	.0003	.0004	.0005	.0013	.0003	.0019	.06
%RSD	58.56	1.155	223.6	14.89	109.6	60.85	87.14	.8645	.2918
#1	.0004	.0079	.0003	-.0030	.0001	.0012	.0002	.2235	21.34
#2	.0002	.0078	-.0001	-.0025	.0008	.0030	.0006	.2262	21.43

Elem	Fe2599	Mg2790	K_7664	Na5895	B_2089	Mo2020	Pd3404	Si2124	Sn1899
Avg	**.3736**	**4.006**	**1.561**	**182.2**	**.0231**	**.0011**	**.0019**	**2.404**	**-.0006**
Stddev	.0029	.048	.010	.7	.0004	.0001	.0007	.026	.0008
%RSD	.7723	1.197	.6451	.3669	1.567	13.34	33.77	1.093	138.8
#1	.3716	3.973	1.554	181.7	.0228	.0010	.0015	2.386	-.0012
#2	.3757	4.040	1.568	182.7	.0233	.0012	.0024	2.423	-.0000

Elem	Sr4077	Ti3349	W_2079	Zr3391	S_1820	Bi2230	Li6707
Avg	**.0646**	**.0043**	**.0101**	**.0004**	**42.07**	**-.0000**	**.0012**
Stddev	.0005	.0006	.0016	.0003	.43	.0006	.0005
%RSD	.7398	13.82	16.22	65.60	1.014	1639.	40.44
#1	.0643	.0047	.0113	.0007	41.77	-.0004	.0015
#2	.0650	.0039	.0090	.0002	42.37	.0004	.0009

Int. Std.	Y_3600	Y_3710	Y_2243	In2306
Avg	**56275.**	**9181.6**	**1865.1**	**3774.0**
Stddev	1324.	11.5	18.5	35.4
%RSD	2.3530	.12496	.99167	.93874
#1	55339.	9189.7	1878.2	3799.1
#2	57211.	9173.4	1852.0	3749.0

Zoom In Zoom Out

Sample Name: jb69030-6 Acquired: 6/19/2014 17:12:26 Type: Unk
Method: Accutest1(v273) Mode: CONC Corr. Factor: 1.000000
User: admin Custom ID1: Custom ID2: Custom ID3:
Comment:

Elem	Ba4554	Be3130	Cd2288	Co2286	Cr2677	Cu3247	Mn2576	Ni2316	Ag3280
Avg	**.1584**	**-.0002**	**-.0000**	**.0033**	**.0005**	**.0022**	**7.181**	**.0133**	**.0066**
Stddev	.0000	.0001	.0001	.0004	.0000	.0001	.014	.0002	.0003
%RSD	.0124	59.70	1085.	12.40	.0044	2.835	.1962	1.287	4.495
#1	.1584	-.0001	.0000	.0030	.0005	.0023	7.171	.0134	.0064
#2	.1584	-.0002	-.0000	.0035	.0005	.0022	7.191	.0132	.0068

Elem	V_2924	Zn2062	As1890	Tl1908	Pb2203	Se1960	Sb2068	Al3961	Ca3179
Avg	**.0008**	**.0047**	**.0306**	**-.0005**	**.0014**	**.0021**	**.0003**	**.0619**	**77.79**
Stddev	.0000	.0001	.0019	.0011	.0008	.0008	.0003	.0004	.08
%RSD	5.567	2.390	6.153	236.6	55.26	39.45	130.4	.5796	.1020
#1	.0009	.0048	.0319	-.0012	.0009	.0027	.0000	.0616	77.73
#2	.0008	.0047	.0293	.0003	.0020	.0015	.0005	.0621	77.84

Elem	Fe2599	Mg2790	K_7664	Na5895	B_2089	Mo2020	Pd3404	Si2124	Sn1899
Avg	**25.26**	**13.14**	**3.363**	**7.621**	**.0213**	**.0002**	**.0046**	**4.875**	**-.0014**
Stddev	.04	.04	.001	.007	.0001	.0003	.0012	.004	.0001
%RSD	.1771	.3047	.0229	.0873	.6948	193.2	25.11	.0723	4.029
#1	25.23	13.11	3.362	7.616	.0214	-.0001	.0054	4.877	-.0013
#2	25.29	13.17	3.363	7.626	.0212	.0004	.0038	4.872	-.0014

Elem	Sr4077	Ti3349	W_2079	Zr3391	S_1820	Bi2230	Li6707
Avg	**.4125**	**-.0001**	**.0025**	**.0002**	**5.582**	**-.0001**	**.0048**
Stddev	.0006	.0002	.0002	.0001	.001	.0000	.0005
%RSD	.1533	338.5	7.203	26.21	.0235	80.97	10.80
#1	.4129	.0001	.0024	.0002	5.581	-.0001	.0052
#2	.4120	-.0002	.0026	.0002	5.583	-.0000	.0044

Int. Std.	Y_3600	Y_3710	Y_2243	In2306
Avg	**58141.**	**9232.5**	**1893.7**	**3957.6**
Stddev	52.	7.7	3.6	13.8
%RSD	.08881	.08331	.18761	.34787
#1	58178.	9227.1	1891.1	3947.8
#2	58105.	9238.0	1896.2	3967.3

Zoom In Zoom Out

Sample Name: jb69030-7 Acquired: 6/19/2014 17:18:30 Type: Unk
Method: Accutest1(v273) Mode: CONC Corr. Factor: 1.000000
User: admin Custom ID1: Custom ID2: Custom ID3:
Comment:

Elem	Ba4554	Be3130	Cd2288	Co2286	Cr2677	Cu3247	Mn2576	Ni2316	Ag3280
Avg	**.1262**	**-.0001**	**.0004**	**.0035**	**-.0000**	**.0170**	**7.836**	**.0032**	**.0057**
Stddev	.0030	.0000	.0001	.0004	.0002	.0003	.083	.0002	.0001
%RSD	2.393	18.95	16.65	10.65	4808.	1.610	1.054	5.495	1.780
#1	.1283	-.0001	.0005	.0037	-.0001	.0172	7.777	.0033	.0057
#2	.1241	-.0001	.0004	.0032	.0001	.0168	7.894	.0031	.0058

Elem	V_2924	Zn2062	As1890	Tl1908	Pb2203	Se1960	Sb2068	Al3961	Ca3179
Avg	**.0005**	**.0386**	**.0116**	**-.0010**	**.0002**	**.0036**	**.0007**	**.0347**	**93.94**
Stddev	.0002	.0009	.0005	.0006	.0004	.0001	.0001	.0071	1.89
%RSD	30.38	2.303	4.115	60.32	272.3	2.839	8.634	20.42	2.016
#1	.0004	.0392	.0119	-.0006	-.0001	.0035	.0007	.0297	95.28
#2	.0006	.0379	.0112	-.0014	.0005	.0036	.0007	.0397	92.60

Elem	Fe2599	Mg2790	K_7664	Na5895	B_2089	Mo2020	Pd3404	Si2124	Sn1899
Avg	**1.603**	**13.16**	**5.108**	**11.19**	**.0150**	**.0001**	**.0016**	**4.667**	**-.0011**
Stddev	.032	.34	.087	.26	.0009	.0001	.0008	.100	.0006
%RSD	1.969	2.570	1.707	2.339	5.679	264.5	48.85	2.134	55.39
#1	1.625	13.40	5.170	11.38	.0156	.0001	.0011	4.737	-.0007
#2	1.580	12.92	5.047	11.01	.0144	-.0000	.0022	4.596	-.0015

Elem	Sr4077	Ti3349	W_2079	Zr3391	S_1820	Bi2230	Li6707
Avg	**.5995**	**-.0000**	**.0007**	**-.0002**	**3.017**	**.0001**	**.0042**
Stddev	.0141	.0003	.0009	.0003	.067	.0003	.0002
%RSD	2.354	1048.	131.5	122.2	2.206	207.5	4.731
#1	.6095	-.0002	.0000	-.0000	3.064	.0003	.0043
#2	.5895	.0002	.0013	-.0004	2.970	-.0001	.0041

Int. Std.	Y_3600	Y_3710	Y_2243	In2306
Avg	**57277.**	**9276.4**	**1874.2**	**3901.4**
Stddev	432.	173.7	36.1	71.0
%RSD	.75405	1.8726	1.9246	1.8211
#1	57583.	9153.6	1848.7	3851.2
#2	56972.	9399.3	1899.7	3951.6

Zoom In Zoom Out

Sample Name: jb69030-8 Acquired: 6/19/2014 17:24:35 Type: Unk
Method: Accutest1(v273) Mode: CONC Corr. Factor: 1.000000
User: admin Custom ID1: Custom ID2: Custom ID3:
Comment:

Elem	Ba4554	Be3130	Cd2288	Co2286	Cr2677	Cu3247	Mn2576	Ni2316	Ag3280
Avg	**.2922**	**.0002**	**.0045**	**.0047**	**.3271**	**.1075**	**.4404**	**.1660**	**.0033**
Stddev	.0042	.0000	.0000	.0000	.0066	.0024	.0085	.0014	.0003
%RSD	1.444	19.80	.4219	.4207	2.027	2.212	1.920	.8210	10.07
#1	.2952	.0001	.0045	.0047	.3318	.1092	.4464	.1651	.0035
#2	.2893	.0002	.0045	.0047	.3224	.1058	.4344	.1670	.0031

Elem	V_2924	Zn2062	As1890	Tl1908	Pb2203	Se1960	Sb2068	Al3961	Ca3179
Avg	**.0099**	**.3400**	**.0042**	**.0013**	**.1115**	**.0016**	**.0021**	**3.117**	**55.61**
Stddev	.0003	.0024	.0001	.0014	.0013	.0002	.0008	.014	.50
%RSD	3.504	.6975	3.415	110.9	1.209	11.73	38.55	.4401	.9001
#1	.0102	.3383	.0043	.0023	.1105	.0015	.0015	3.127	55.96
#2	.0097	.3417	.0041	.0003	.1124	.0017	.0027	3.108	55.25

Elem	Fe2599	Mg2790	K_7664	Na5895	B_2089	Mo2020	Pd3404	Si2124	Sn1899
Avg	**6.493**	**6.351**	**5.482**	**50.13**	**.0394**	**.0032**	**.0066**	**7.960**	**.0023**
Stddev	.071	.063	.075	.62	.0000	.0003	.0010	.046	.0006
%RSD	1.090	.9990	1.373	1.229	.0387	9.469	14.41	.5776	26.89
#1	6.543	6.396	5.535	50.57	.0394	.0030	.0060	7.928	.0018
#2	6.443	6.306	5.429	49.69	.0394	.0035	.0073	7.993	.0027

Elem	Sr4077	Ti3349	W_2079	Zr3391	S_1820	Bi2230	Li6707
Avg	**.3890**	**.1730**	**.0016**	**.0014**	**7.412**	**-.0004**	**.0072**
Stddev	.0055	.0039	.0001	.0002	.046	.0001	.0008
%RSD	1.424	2.249	6.511	15.73	.6176	29.73	11.51
#1	.3930	.1758	.0016	.0015	7.380	-.0003	.0078
#2	.3851	.1703	.0017	.0012	7.445	-.0004	.0066

Int. Std.	Y_3600	Y_3710	Y_2243	In2306
Avg	**57773.**	**9128.5**	**1914.8**	**3934.1**
Stddev	1065.	51.0	8.0	12.7
%RSD	1.8430	.55827	.41613	.32209
#1	57020.	9092.5	1920.4	3943.1
#2	58526.	9164.5	1909.1	3925.2

Zoom In Zoom Out

Sample Name: jb69030-9 Acquired: 6/19/2014 17:30:37 Type: Unk
Method: Accutest1(v273) Mode: CONC Corr. Factor: 1.000000
User: admin Custom ID1: Custom ID2: Custom ID3:
Comment:

Elem	Ba4554	Be3130	Cd2288	Co2286	Cr2677	Cu3247	Mn2576	Ni2316	Ag3280
Avg	**.1544**	**-.0001**	**.0001**	**.0031**	**.0002**	**.0025**	**7.165**	**.0125**	**.0064**
Stddev	.0005	.0001	.0000	.0002	.0001	.0002	.026	.0000	.0002
%RSD	.3557	57.57	45.04	7.427	69.17	9.427	.3566	.3050	3.176
#1	.1540	-.0001	.0001	.0032	.0001	.0027	7.147	.0126	.0062
#2	.1547	-.0002	.0001	.0029	.0002	.0023	7.183	.0125	.0065

Elem	V_2924	Zn2062	As1890	Tl1908	Pb2203	Se1960	Sb2068	Al3961	Ca3179
Avg	**.0009**	**.0016**	**.0315**	**-.0015**	**.0015**	**.0046**	**.0007**	**.0514**	**75.84**
Stddev	.0003	.0001	.0005	.0009	.0004	.0007	.0009	.0132	.10
%RSD	35.14	3.192	1.461	60.75	23.70	15.81	126.0	25.76	.1268
#1	.0006	.0016	.0311	-.0009	.0013	.0051	.0014	.0421	75.77
#2	.0011	.0016	.0318	-.0021	.0018	.0041	.0001	.0608	75.91

Elem	Fe2599	Mg2790	K_7664	Na5895	B_2089	Mo2020	Pd3404	Si2124	Sn1899
Avg	**24.68**	**12.80**	**3.178**	**7.289**	**.0195**	**.0002**	**.0034**	**4.737**	**-.0020**
Stddev	.05	.05	.005	.000	.0003	.0000	.0004	.002	.0001
%RSD	.1848	.3771	.1486	.0039	1.772	10.72	11.72	.0324	7.313
#1	24.65	12.77	3.181	7.289	.0192	.0002	.0037	4.736	-.0021
#2	24.72	12.84	3.174	7.289	.0197	.0002	.0031	4.738	-.0019

Elem	Sr4077	Ti3349	W_2079	Zr3391	S_1820	Bi2230	Li6707
Avg	**.4009**	**.0005**	**-.0002**	**.0000**	**4.942**	**.0007**	**.0040**
Stddev	.0007	.0005	.0006	.0002	.005	.0001	.0000
%RSD	.1724	105.5	329.1	7320.	.1096	16.44	.6390
#1	.4014	.0001	-.0006	-.0001	4.946	.0008	.0039
#2	.4004	.0008	.0002	.0001	4.939	.0006	.0040

Int. Std.	Y_3600	Y_3710	Y_2243	In2306
Avg	**58496.**	**9299.8**	**1906.4**	**3982.1**
Stddev	16.	19.1	.0	.5
%RSD	.02746	.20582	.00172	.01306
#1	58507.	9313.3	1906.4	3982.5
#2	58484.	9286.2	1906.4	3981.7

Zoom In Zoom Out

Sample Name: jb69030-10 Acquired: 6/19/2014 17:36:43 Type: Unk
Method: Accutest1(v273) Mode: CONC Corr. Factor: 1.000000
User: admin Custom ID1: Custom ID2: Custom ID3:
Comment:

Elem	Ba4554	Be3130	Cd2288	Co2286	Cr2677	Cu3247	Mn2576	Ni2316	Ag3280
Avg	**.0001**	**-.0000**	**.0001**	**-.0003**	**.0003**	**.0000**	**.0002**	**-.0001**	**-.0003**
Stddev	.0001	.0001	.0000	.0001	.0002	.0002	.0001	.0002	.0000
%RSD	98.04	1474.	32.74	28.62	72.48	613.7	23.40	274.9	3.886
#1	.0000	-.0001	.0001	-.0002	.0002	-.0001	.0002	.0001	-.0003
#2	.0001	.0000	.0002	-.0003	.0005	.0002	.0003	-.0002	-.0003

Elem	V_2924	Zn2062	As1890	Tl1908	Pb2203	Se1960	Sb2068	Al3961	Ca3179
Avg	**.0000**	**.0011**	**.0001**	**-.0008**	**-.0012**	**-.0008**	**-.0000**	**.0034**	**.0084**
Stddev	.0002	.0000	.0006	.0009	.0003	.0012	.0000	.0012	.0004
%RSD	416.7	.0818	624.3	110.8	25.64	153.8	1680.	33.71	4.650
#1	.0002	.0011	-.0003	-.0002	-.0010	.0001	-.0000	.0026	.0081
#2	-.0001	.0011	.0005	-.0015	-.0015	-.0017	.0000	.0042	.0087

Elem	Fe2599	Mg2790	K_7664	Na5895	B_2089	Mo2020	Pd3404	Si2124	Sn1899
Avg	**.0030**	**.0237**	**.0039**	**.0035**	**-.0002**	**-.0005**	**.0005**	**.0130**	**-.0000**
Stddev	.0034	.0089	.0028	.0031	.0005	.0001	.0008	.0002	.0010
%RSD	113.9	37.65	71.97	89.79	279.1	29.07	155.7	1.790	2727.
#1	.0006	.0301	.0019	.0057	.0002	-.0004	.0011	.0132	.0007
#2	.0053	.0174	.0060	.0013	-.0005	-.0005	-.0001	.0129	-.0008

Elem	Sr4077	Ti3349	W_2079	Zr3391	S_1820	Bi2230	Li6707
Avg	**.0000**	**.0005**	**-.0072**	**-.0003**	**.0042**	**-.0005**	**-.0008**
Stddev	.0000	.0000	.0004	.0001	.0011	.0001	.0002
%RSD	97.94	8.623	5.427	31.53	25.61	15.08	22.56
#1	.0000	.0005	-.0075	-.0004	.0035	-.0005	-.0010
#2	.0001	.0004	-.0069	-.0002	.0050	-.0004	-.0007

Int. Std.	Y_3600	Y_3710	Y_2243	In2306
Avg	**63330.**	**9620.2**	**2054.3**	**4445.9**
Stddev	300.	24.7	1.5	3.6
%RSD	.47430	.25699	.07113	.07988
#1	63117.	9602.7	2053.3	4448.4
#2	63542.	9637.7	2055.3	4443.4

Zoom In Zoom Out

Sample Name: jb69030-1f Acquired: 6/19/2014 17:42:52 Type: Unk
Method: Accutest1(v273) Mode: CONC Corr. Factor: 1.000000
User: admin Custom ID1: Custom ID2: Custom ID3:
Comment:

Elem	Ba4554	Be3130	Cd2288	Co2286	Cr2677	Cu3247	Mn2576	Ni2316	Ag3280
Avg	**.0489**	**-.0000**	**.0169**	**-.0001**	**.0005**	**.0088**	**.0064**	**.0043**	**.0007**
Stddev	.0001	.0001	.0000	.0000	.0002	.0002	.0001	.0002	.0001
%RSD	.2440	808.3	.0577	.6415	43.67	2.596	.9153	5.103	19.66
#1	.0490	.0000	.0169	-.0001	.0007	.0087	.0064	.0044	.0006
#2	.0488	-.0001	.0169	-.0001	.0004	.0090	.0063	.0041	.0008

Elem	V_2924	Zn2062	As1890	Tl1908	Pb2203	Se1960	Sb2068	Al3961	Ca3179
Avg	**.0000**	**.5490**	**.0002**	**.0001**	**-.0005**	**-.0013**	**.0023**	**.0122**	**17.37**
Stddev	.0003	.0004	.0001	.0008	.0008	.0009	.0003	.0032	.04
%RSD	1096.	.0657	60.58	1623.	167.8	64.13	12.27	26.10	.2067
#1	.0002	.5488	.0001	.0006	.0001	-.0007	.0025	.0100	17.39
#2	-.0002	.5493	.0003	-.0005	-.0010	-.0019	.0021	.0145	17.34

Elem	Fe2599	Mg2790	K_7664	Na5895	B_2089	Mo2020	Pd3404	Si2124	Sn1899
Avg	**.0334**	**1.363**	**5.620**	**3.078**	**.0052**	**.0002**	**.0013**	**1.211**	**-.0001**
Stddev	.0014	.023	.015	.015	.0002	.0002	.0006	.001	.0006
%RSD	4.243	1.659	.2585	.4736	4.550	77.88	47.18	.0940	830.7
#1	.0324	1.347	5.610	3.088	.0054	.0001	.0009	1.210	-.0005
#2	.0344	1.379	5.630	3.068	.0050	.0004	.0018	1.211	.0003

Elem	Sr4077	Ti3349	W_2079	Zr3391	S_1820	Bi2230	Li6707
Avg	**.3554**	**.0000**	**-.0058**	**-.0003**	**1.865**	**-.0005**	**.0046**
Stddev	.0016	.0002	.0008	.0000	.002	.0002	.0003
%RSD	.4494	356.9	14.46	13.30	.1142	49.02	5.961
#1	.3565	.0002	-.0064	-.0003	1.864	-.0003	.0044
#2	.3543	-.0001	-.0052	-.0002	1.867	-.0007	.0048

Int. Std.	Y_3600	Y_3710	Y_2243	In2306
Avg	**60390.**	**9337.6**	**1968.9**	**4205.6**
Stddev	5.	10.4	2.0	3.4
%RSD	.00820	.11086	.10115	.08133
#1	60386.	9344.9	1970.3	4208.0
#2	60393.	9330.3	1967.5	4203.1

Zoom In Zoom Out

Sample Name: jb69030-2f Acquired: 6/19/2014 17:48:57 Type: Unk
Method: Accutest1(v273) Mode: CONC Corr. Factor: 1.000000
User: admin Custom ID1: Custom ID2: Custom ID3:
Comment:

Elem	Ba4554	Be3130	Cd2288	Co2286	Cr2677	Cu3247	Mn2576	Ni2316	Ag3280
Avg	**.0844**	**.0000**	**.0015**	**.0002**	**.0013**	**.0022**	**.0118**	**.0037**	**.0016**
Stddev	.0004	.0000	.0000	.0004	.0002	.0001	.0001	.0040	.0001
%RSD	.4363	151.1	3.070	183.1	18.64	6.359	.9956	108.4	8.290
#1	.0846	-.0000	.0015	-.0001	.0014	.0021	.0117	.0009	.0017
#2	.0841	.0000	.0015	.0005	.0011	.0023	.0118	.0066	.0015

Elem	V_2924	Zn2062	As1890	Tl1908	Pb2203	Se1960	Sb2068	Al3961	Ca3179
Avg	**.0001**	**.2262**	**.0019**	**-.0000**	**.0009**	**.0013**	**.0006**	**.0327**	**100.9**
Stddev	.0000	.2771	.0013	.0017	.0018	.0008	.0002	.0058	.4
%RSD	24.09	122.5	66.76	13790.	214.2	64.68	33.82	17.62	.4394
#1	.0000	.0303	.0010	-.0012	-.0004	.0007	.0005	.0287	100.6
#2	.0001	.4221	.0029	.0012	.0021	.0018	.0008	.0368	101.2

Elem	Fe2599	Mg2790	K_7664	Na5895	B_2089	Mo2020	Pd3404	Si2124	Sn1899
Avg	**.0058**	**11.15**	**6.805**	**49.50**	**.0181**	**.0003**	**.0011**	**2.430**	**-.0005**
Stddev	.0027	.12	.020	.00	.0003	.0003	.0009	.005	.0013
%RSD	47.13	1.045	.2967	.0069	1.438	82.95	82.23	.2163	239.8
#1	.0039	11.07	6.820	49.51	.0179	.0005	.0018	2.426	.0004
#2	.0078	11.23	6.791	49.50	.0183	.0001	.0005	2.433	-.0015

Elem	Sr4077	Ti3349	W_2079	Zr3391	S_1820	Bi2230	Li6707
Avg	**.6475**	**-.0002**	**-.0036**	**-.0002**	**26.58**	**-.0005**	**.0059**
Stddev	.0015	.0002	.0005	.0001	.19	.0015	.0003
%RSD	.2296	91.92	13.66	41.70	.7229	325.6	4.748
#1	.6486	-.0004	-.0032	-.0001	26.44	-.0015	.0060
#2	.6465	-.0001	-.0039	-.0003	26.71	.0006	.0057

Int. Std.	Y_3600	Y_3710	Y_2243	In2306
Avg	**56756.**	**9076.9**	**1857.2**	**3829.2**
Stddev	85.	48.8	6.8	4.7
%RSD	.14984	.53817	.36703	.12214
#1	56816.	9111.4	1852.4	3825.9
#2	56696.	9042.4	1862.0	3832.5

Zoom In Zoom Out

Sample Name: jb69030-3f Acquired: 6/19/2014 17:55:03 Type: Unk
Method: Accutest1(v273) Mode: CONC Corr. Factor: 1.000000
User: admin Custom ID1: Custom ID2: Custom ID3:
Comment:

Elem	Ba4554	Be3130	Cd2288	Co2286	Cr2677	Cu3247	Mn2576	Ni2316	Ag3280
Avg	**.0728**	**-.0001**	**.0001**	**.0010**	**.0004**	**.0004**	**4.471**	**.0037**	**.0040**
Stddev	.0003	.0001	.0000	.0001	.0002	.0002	.014	.0001	.0004
%RSD	.4161	90.36	74.78	12.96	33.58	46.34	.3164	2.406	10.88
#1	.0726	-.0000	.0001	.0009	.0003	.0003	4.461	.0036	.0043
#2	.0730	-.0001	.0000	.0011	.0006	.0005	4.481	.0037	.0037

Elem	V_2924	Zn2062	As1890	Tl1908	Pb2203	Se1960	Sb2068	Al3961	Ca3179
Avg	**.0000**	**.0017**	**.0031**	**-.0010**	**.0005**	**.0030**	**-.0000**	**.0274**	**51.36**
Stddev	.0004	.0001	.0001	.0006	.0002	.0014	.0001	.0014	.21
%RSD	3041.	4.952	2.074	56.74	30.87	46.18	535.6	5.172	.4081
#1	-.0003	.0017	.0030	-.0006	.0004	.0020	-.0001	.0264	51.21
#2	.0003	.0016	.0031	-.0014	.0006	.0040	.0001	.0284	51.50

Elem	Fe2599	Mg2790	K_7664	Na5895	B_2089	Mo2020	Pd3404	Si2124	Sn1899
Avg	**7.593**	**8.403**	**1.811**	**25.58**	**.0179**	**-.0002**	**.0042**	**4.328**	**-.0011**
Stddev	.010	.025	.019	.12	.0000	.0000	.0001	.019	.0002
%RSD	.1266	.3013	1.033	.4791	.0410	13.61	2.232	.4468	17.54
#1	7.586	8.386	1.798	25.50	.0179	-.0002	.0043	4.315	-.0010
#2	7.600	8.421	1.825	25.67	.0179	-.0003	.0041	4.342	-.0012

Elem	Sr4077	Ti3349	W_2079	Zr3391	S_1820	Bi2230	Li6707
Avg	**.2347**	**.0001**	**-.0028**	**-.0002**	**7.072**	**-.0001**	**.0030**
Stddev	.0015	.0001	.0003	.0001	.021	.0004	.0001
%RSD	.6463	51.95	11.57	63.28	.2946	320.0	4.274
#1	.2336	.0001	-.0031	-.0003	7.057	-.0004	.0029
#2	.2358	.0002	-.0026	-.0001	7.087	.0001	.0031

Int. Std.	Y_3600	Y_3710	Y_2243	In2306
Avg	**58531.**	**9371.8**	**1895.6**	**3970.1**
Stddev	73.	46.0	7.2	16.9
%RSD	.12479	.49060	.37862	.42600
#1	58582.	9404.3	1900.7	3982.0
#2	58479.	9339.3	1890.6	3958.1

Zoom In Zoom Out

Sample Name: ccv Acquired: 6/19/2014 18:01:11 Type: QC
Method: Accutest1(v273) Mode: CONC Corr. Factor: 1.000000
User: admin Custom ID1: Custom ID2: Custom ID3:
Comment: 306/307

Elem	Ba4554	Be3130	Cd2288	Co2286	Cr2677	Cu3247	Mn2576	Ni2316	Ag3280
Units	ppm	ppm	ppm	ppm	ppm	ppm	ppm	ppm	ppm
Avg	**2.036**	**2.066**	**2.002**	**2.017**	**2.075**	**1.965**	**2.099**	**2.063**	**.2414**
Stddev	.003	.003	.001	.002	.003	.003	.002	.002	.0011
%RSD	.1688	.1197	.0413	.1182	.1549	.1305	.1107	.0906	.4382
#1	2.033	2.065	2.003	2.019	2.077	1.963	2.100	2.065	.2407
#2	2.038	2.068	2.002	2.016	2.073	1.967	2.097	2.062	.2421
Check ?	Chk Pass	Chk Pass	Chk Pass	Chk Pass	Chk Pass	Chk Pass	Chk Pass	Chk Pass	Chk Pass
Value									
Range									

Elem	V_2924	Zn2062	As1890	Tl1908	Pb2203	Se1960	Sb2068	Al3961	Ca3179
Units	ppm	ppm	ppm	ppm	ppm	ppm	ppm	ppm	ppm
Avg	**2.026**	**2.076**	**1.992**	**2.087**	**2.087**	**1.997**	**1.996**	**40.25**	**40.69**
Stddev	.003	.001	.002	.002	.002	.001	.002	.01	.04
%RSD	.1524	.0241	.1143	.1166	.0860	.0640	.0846	.0139	.0997
#1	2.028	2.076	1.990	2.086	2.086	1.998	1.995	40.25	40.66
#2	2.024	2.076	1.993	2.089	2.088	1.997	1.997	40.25	40.71
Check ?	Chk Pass	Chk Pass	Chk Pass	Chk Pass	Chk Pass	Chk Pass	Chk Pass	Chk Pass	Chk Pass
Value									
Range									

Elem	Fe2599	Mg2790	K_7664	Na5895	B_2089	Mo2020	Pd3404	Si2124	Sn1899
Units	ppm	ppm	ppm	ppm	ppm	ppm	ppm	ppm	ppm
Avg	**40.08**	**40.01**	**39.86**	**40.16**	**2.037**	**2.046**	**1.993**	**5.007**	**2.080**
Stddev	.03	.03	.16	.12	.003	.002	.001	.002	.002
%RSD	.0658	.0806	.4066	.2932	.1462	.0987	.0446	.0425	.0852
#1	40.06	40.04	39.75	40.07	2.035	2.044	1.993	5.005	2.078
#2	40.10	39.99	39.98	40.24	2.039	2.047	1.994	5.008	2.081
Check ?	Chk Pass	Chk Pass	Chk Pass	Chk Pass	Chk Pass	Chk Pass	Chk Pass	Chk Pass	Chk Pass
Value									
Range									

Zoom In Zoom Out

Sample Name: ccv Acquired: 6/19/2014 18:01:11 Type: QC
Method: Accutest1(v273) Mode: CONC Corr. Factor: 1.000000
User: admin Custom ID1: Custom ID2: Custom ID3:
Comment: 306/307

Elem	Sr4077	Ti3349	W_2079	Zr3391	S_1820	Bi2230	Li6707
Units	ppm	ppm	ppm	ppm	ppm	ppm	ppm
Avg	**2.038**	**2.028**	**1.993**	**2.015**	**1.972**	**1.965**	**1.996**
Stddev	.005	.005	.015	.001	.007	.001	.011
%RSD	.2383	.2625	.7713	.0309	.3625	.0442	.5249
#1	2.035	2.032	1.982	2.015	1.967	1.964	1.988
#2	2.042	2.025	2.004	2.016	1.977	1.966	2.003
Check ?	Chk Pass	Chk Pass	Chk Pass	Chk Pass	Chk Pass	Chk Pass	Chk Pass
Value							
Range							

Int. Std.	Y_3600	Y_3710	Y_2243	In2306
Units	Cts/S	Cts/S	Cts/S	Cts/S
Avg	**57122.**	**9093.2**	**1910.0**	**3843.0**
Stddev	29.	19.7	2.8	3.0
%RSD	.05058	.21710	.14885	.07737
#1	57143.	9107.1	1912.0	3845.1
#2	57102.	9079.2	1908.0	3840.9

Zoom In Zoom Out

Sample Name: ccb Acquired: 6/19/2014 18:07:06 Type: QC
Method: Accutest1(v273) Mode: CONC Corr. Factor: 1.000000
User: admin Custom ID1: Custom ID2: Custom ID3:
Comment: 306/307

Elem	Ba4554	Be3130	Cd2288	Co2286	Cr2677	Cu3247	Mn2576	Ni2316	Ag3280
Units	ppm	ppm	ppm	ppm	ppm	ppm	ppm	ppm	ppm
Avg	**.0002**	**.0002**	**.0004**	**.0001**	**.0003**	**-.0002**	**.0002**	**.0001**	**-.0004**
Stddev	.0002	.0000	.0000	.0001	.0002	.0004	.0001	.0001	.0003
%RSD	69.41	12.87	10.04	84.16	62.00	216.0	23.55	96.35	69.42
#1	.0004	.0002	.0004	.0001	.0004	.0001	.0003	.0001	-.0006
#2	.0001	.0002	.0004	.0002	.0002	-.0005	.0002	.0000	-.0002
Check ?	Chk Pass	Chk Pass	Chk Pass	Chk Pass	Chk Pass	Chk Pass	Chk Pass	Chk Pass	Chk Pass
High Limit									
Low Limit									

Elem	V_2924	Zn2062	As1890	Tl1908	Pb2203	Se1960	Sb2068	Al3961	Ca3179
Units	ppm	ppm	ppm	ppm	ppm	ppm	ppm	ppm	ppm
Avg	**.0001**	**.0002**	**.0008**	**-.0005**	**-.0011**	**.0001**	**-.0002**	**.0010**	**.0000**
Stddev	.0001	.0001	.0010	.0006	.0001	.0013	.0001	.0060	.0020
%RSD	84.49	27.34	125.8	116.2	13.87	1190.	67.68	627.0	112300.
#1	.0002	.0003	.0001	-.0009	-.0010	-.0008	-.0001	.0052	-.0014
#2	.0000	.0002	.0014	-.0001	-.0012	.0010	-.0003	-.0033	.0014
Check ?	Chk Pass	Chk Pass	Chk Pass	Chk Pass	Chk Pass	Chk Pass	Chk Pass	Chk Pass	Chk Pass
High Limit									
Low Limit									

Elem	Fe2599	Mg2790	K_7664	Na5895	B_2089	Mo2020	Pd3404	Si2124	Sn1899
Units	ppm	ppm	ppm	ppm	ppm	ppm	ppm	ppm	ppm
Avg	**.0005**	**.0204**	**.0195**	**-.0047**	**.0001**	**.0007**	**-.0005**	**.0003**	**-.0001**
Stddev	.0022	.0256	.0089	.0056	.0002	.0002	.0010	.0001	.0003
%RSD	439.9	125.4	45.62	118.4	135.7	28.82	195.8	25.73	528.5
#1	-.0010	.0386	.0258	-.0008	.0003	.0008	.0002	.0002	-.0002
#2	.0020	.0023	.0132	-.0086	.0000	.0006	-.0012	.0003	.0001
Check ?	Chk Pass	Chk Pass	Chk Pass	Chk Pass	Chk Pass	Chk Pass	Chk Pass	Chk Pass	Chk Pass
High Limit									
Low Limit									

Zoom In Zoom Out

Sample Name: ccb Acquired: 6/19/2014 18:07:06 Type: QC
Method: Accutest1(v273) Mode: CONC Corr. Factor: 1.000000
User: admin Custom ID1: Custom ID2: Custom ID3:
Comment: 306/307

Elem	Sr4077	Ti3349	W_2079	Zr3391	S_1820	Bi2230	Li6707
Units	ppm	ppm	ppm	ppm	ppm	ppm	ppm
Avg	**.0002**	**.0003**	**.0060**	**.0004**	**-.0013**	**.0005**	**-.0006**
Stddev	.0000	.0002	.0017	.0002	.0001	.0006	.0004
%RSD	22.49	86.11	28.62	39.16	5.308	108.2	70.28
#1	.0001	.0004	.0072	.0003	-.0013	.0009	-.0009
#2	.0002	.0001	.0048	.0006	-.0014	.0001	-.0003
Check ?	Chk Pass	Chk Pass	Chk Pass	Chk Pass	Chk Pass	Chk Pass	Chk Pass
High Limit							
Low Limit							

Int. Std.	Y_3600	Y_3710	Y_2243	In2306
Units	Cts/S	Cts/S	Cts/S	Cts/S
Avg	**61976.**	**9345.8**	**2034.8**	**4374.8**
Stddev	34.	43.2	1.5	8.0
%RSD	.05509	.46213	.07339	.18347
#1	62001.	9315.3	2035.9	4380.5
#2	61952.	9376.4	2033.8	4369.1

Zoom In Zoom Out

Sample Name: jb69030-4f Acquired: 6/19/2014 18:13:17 Type: Unk
Method: Accutest1(v273) Mode: CONC Corr. Factor: 1.000000
User: admin Custom ID1: Custom ID2: Custom ID3:
Comment:

Elem	Ba4554	Be3130	Cd2288	Co2286	Cr2677	Cu3247	Mn2576	Ni2316	Ag3280
Avg	**.0676**	**-.0001**	**.0006**	**.0015**	**.0003**	**.0010**	**4.087**	**.0139**	**.0031**
Stddev	.0018	.0000	.0000	.0001	.0004	.0001	.012	.0005	.0003
%RSD	2.600	24.33	5.087	8.515	168.8	12.69	.2804	3.653	10.90
#1	.0689	-.0001	.0006	.0014	.0006	.0009	4.095	.0142	.0029
#2	.0664	-.0001	.0006	.0016	-.0000	.0011	4.079	.0135	.0034

Elem	V_2924	Zn2062	As1890	Tl1908	Pb2203	Se1960	Sb2068	Al3961	Ca3179
Avg	**-.0001**	**.0023**	**.0029**	**-.0015**	**.0003**	**.0024**	**-.0008**	**.0182**	**61.16**
Stddev	.0001	.0001	.0001	.0012	.0013	.0004	.0006	.0036	1.99
%RSD	55.21	5.566	1.944	77.85	418.7	18.61	78.48	19.86	3.255
#1	-.0001	.0022	.0030	-.0024	-.0006	.0021	-.0012	.0157	62.57
#2	-.0002	.0023	.0029	-.0007	.0013	.0027	-.0003	.0208	59.75

Elem	Fe2599	Mg2790	K_7664	Na5895	B_2089	Mo2020	Pd3404	Si2124	Sn1899
Avg	**.3245**	**14.57**	**5.159**	**37.54**	**.0126**	**.0001**	**.0026**	**4.046**	**-.0010**
Stddev	.0131	.56	.162	1.17	.0003	.0001	.0002	.001	.0007
%RSD	4.045	3.825	3.147	3.109	2.654	60.58	7.346	.0262	74.90
#1	.3338	14.96	5.273	38.37	.0128	.0002	.0027	4.047	-.0015
#2	.3152	14.17	5.044	36.72	.0123	.0001	.0024	4.046	-.0005

Elem	Sr4077	Ti3349	W_2079	Zr3391	S_1820	Bi2230	Li6707
Avg	**.3534**	**-.0001**	**.0046**	**.0001**	**22.87**	**.0001**	**.0148**
Stddev	.0111	.0008	.0006	.0002	.01	.0001	.0004
%RSD	3.130	595.2	12.36	240.8	.0368	128.7	2.629
#1	.3612	-.0007	.0050	.0002	22.87	.0000	.0146
#2	.3456	.0004	.0042	-.0001	22.88	.0002	.0151

Int. Std.	Y_3600	Y_3710	Y_2243	In2306
Avg	**57867.**	**8941.3**	**1897.3**	**3946.4**
Stddev	55.	267.8	.9	1.2
%RSD	.09579	2.9957	.04703	.03153
#1	57827.	8751.9	1896.6	3947.3
#2	57906.	9130.7	1897.9	3945.6

Zoom In Zoom Out

Sample Name: jb69030-5f Acquired: 6/19/2014 18:19:24 Type: Unk
Method: Accutest1(v273) Mode: CONC Corr. Factor: 1.000000
User: admin Custom ID1: Custom ID2: Custom ID3:
Comment:

Elem	Ba4554	Be3130	Cd2288	Co2286	Cr2677	Cu3247	Mn2576	Ni2316	Ag3280
Avg	**.0139**	**-.0000**	**.0004**	**.0002**	**.0018**	**.0020**	**.0056**	**.0004**	**-.0000**
Stddev	.0001	.0000	.0001	.0000	.0001	.0004	.0000	.0000	.0001
%RSD	.7128	486.3	12.73	9.015	4.702	18.13	.1840	5.787	745.8
#1	.0139	.0000	.0005	.0002	.0019	.0017	.0056	.0004	-.0001
#2	.0140	-.0000	.0004	.0002	.0018	.0022	.0056	.0004	.0001

Elem	V_2924	Zn2062	As1890	Tl1908	Pb2203	Se1960	Sb2068	Al3961	Ca3179
Avg	**-.0004**	**.0026**	**-.0011**	**-.0015**	**-.0000**	**-.0005**	**.0010**	**.0197**	**20.83**
Stddev	.0003	.0001	.0005	.0002	.0003	.0016	.0006	.0020	.15
%RSD	67.80	4.421	49.58	11.74	1203.	338.6	60.36	10.24	.7237
#1	-.0006	.0027	-.0014	-.0014	.0002	-.0016	.0006	.0183	20.73
#2	-.0002	.0026	-.0007	-.0017	-.0002	.0007	.0014	.0211	20.94

Elem	Fe2599	Mg2790	K_7664	Na5895	B_2089	Mo2020	Pd3404	Si2124	Sn1899
Avg	**.0046**	**3.838**	**1.475**	**180.5**	**.0224**	**.0010**	**.0015**	**2.057**	**-.0005**
Stddev	.0005	.018	.016	3.7	.0004	.0001	.0002	.006	.0001
%RSD	10.73	.4683	1.104	2.059	1.636	8.494	11.84	.2972	25.10
#1	.0043	3.825	1.463	177.8	.0221	.0010	.0016	2.052	-.0004
#2	.0049	3.851	1.486	183.1	.0226	.0011	.0014	2.061	-.0006

Elem	Sr4077	Ti3349	W_2079	Zr3391	S_1820	Bi2230	Li6707
Avg	**.0623**	**.0001**	**.0044**	**-.0003**	**41.60**	**-.0000**	**.0021**
Stddev	.0008	.0003	.0001	.0001	.06	.0007	.0001
%RSD	1.312	302.1	2.468	31.17	.1467	21860.	2.822
#1	.0618	.0004	.0044	-.0003	41.55	.0005	.0021
#2	.0629	-.0001	.0043	-.0004	41.64	-.0005	.0022

Int. Std.	Y_3600	Y_3710	Y_2243	In2306
Avg	**57284.**	**9271.9**	**1903.9**	**3846.4**
Stddev	28.	36.7	6.2	5.0
%RSD	.04826	.39622	.32340	.13129
#1	57265.	9297.9	1908.3	3849.9
#2	57304.	9246.0	1899.6	3842.8

Zoom In Zoom Out

Sample Name: jb69030-6f Acquired: 6/19/2014 18:25:38 Type: Unk
Method: Accutest1(v273) Mode: CONC Corr. Factor: 1.000000
User: admin Custom ID1: Custom ID2: Custom ID3:
Comment:

Elem	Ba4554	Be3130	Cd2288	Co2286	Cr2677	Cu3247	Mn2576	Ni2316	Ag3280
Avg	**.1378**	**-.0001**	**.0002**	**.0030**	**-.0000**	**.0002**	**7.195**	**.0123**	**.0059**
Stddev	.0000	.0000	.0001	.0001	.0001	.0001	.003	.0004	.0004
%RSD	.0042	27.00	35.41	3.355	779.5	53.60	.0370	3.147	5.944
#1	.1378	-.0001	.0002	.0031	.0001	.0001	7.197	.0121	.0062
#2	.1378	-.0001	.0001	.0029	-.0001	.0003	7.193	.0126	.0057

Elem	V_2924	Zn2062	As1890	Tl1908	Pb2203	Se1960	Sb2068	Al3961	Ca3179
Avg	**.0005**	**.0018**	**.0154**	**-.0003**	**.0011**	**-.0005**	**-.0005**	**.0284**	**75.38**
Stddev	.0002	.0002	.0001	.0003	.0003	.0031	.0001	.0056	.16
%RSD	48.19	13.39	.4876	101.1	23.91	651.6	17.78	19.67	.2136
#1	.0006	.0020	.0153	-.0001	.0009	.0017	-.0004	.0245	75.26
#2	.0003	.0017	.0154	-.0005	.0013	-.0027	-.0005	.0324	75.49

Elem	Fe2599	Mg2790	K_7664	Na5895	B_2089	Mo2020	Pd3404	Si2124	Sn1899
Avg	**17.38**	**12.81**	**3.127**	**7.262**	**.0203**	**.0002**	**.0031**	**4.626**	**-.0008**
Stddev	.06	.00	.018	.002	.0000	.0000	.0008	.002	.0001
%RSD	.3425	.0047	.5835	.0221	.1675	10.17	25.98	.0529	14.71
#1	17.34	12.81	3.140	7.260	.0203	.0002	.0025	4.624	-.0009
#2	17.42	12.81	3.114	7.263	.0202	.0002	.0037	4.628	-.0007

Elem	Sr4077	Ti3349	W_2079	Zr3391	S_1820	Bi2230	Li6707
Avg	**.3971**	**-.0002**	**.0010**	**-.0001**	**4.961**	**-.0008**	**.0051**
Stddev	.0000	.0001	.0009	.0000	.004	.0004	.0015
%RSD	.0072	47.87	93.01	56.11	.0816	54.70	29.43
#1	.3971	-.0003	.0016	-.0000	4.964	-.0005	.0062
#2	.3971	-.0002	.0003	-.0001	4.958	-.0011	.0040

Int. Std.	Y_3600	Y_3710	Y_2243	In2306
Avg	**58475.**	**9262.8**	**1910.7**	**3985.6**
Stddev	45.	11.0	3.9	10.0
%RSD	.07666	.11923	.20491	.25033
#1	58443.	9270.6	1913.5	3992.6
#2	58507.	9254.9	1908.0	3978.5

Zoom In Zoom Out

Sample Name: jb69030-7f Acquired: 6/19/2014 18:31:43 Type: Unk
Method: Accutest1(v273) Mode: CONC Corr. Factor: 1.000000
User: admin Custom ID1: Custom ID2: Custom ID3:
Comment:

Elem	Ba4554	Be3130	Cd2288	Co2286	Cr2677	Cu3247	Mn2576	Ni2316	Ag3280
Avg	**.1106**	**-.0001**	**.0001**	**.0033**	**-.0001**	**.0029**	**7.005**	**.0030**	**.0049**
Stddev	.0013	.0001	.0002	.0000	.0003	.0001	.033	.0000	.0003
%RSD	1.209	46.03	132.2	.4581	287.4	3.060	.4730	.2596	5.883
#1	.1097	-.0002	.0002	.0033	-.0003	.0030	7.029	.0030	.0051
#2	.1116	-.0001	.0000	.0033	.0001	.0029	6.982	.0030	.0047

Elem	V_2924	Zn2062	As1890	Tl1908	Pb2203	Se1960	Sb2068	Al3961	Ca3179
Avg	**-.0001**	**.0329**	**.0054**	**.0004**	**.0013**	**.0022**	**.0004**	**.0332**	**84.58**
Stddev	.0002	.0007	.0010	.0008	.0001	.0008	.0014	.0020	.91
%RSD	380.5	2.121	18.15	213.6	8.660	36.40	311.0	5.929	1.081
#1	-.0002	.0324	.0047	-.0002	.0014	.0016	.0014	.0318	83.93
#2	.0001	.0334	.0061	.0009	.0012	.0027	-.0005	.0346	85.22

Elem	Fe2599	Mg2790	K_7664	Na5895	B_2089	Mo2020	Pd3404	Si2124	Sn1899
Avg	**.4498**	**11.93**	**4.563**	**10.12**	**.0137**	**-.0001**	**.0029**	**4.229**	**-.0011**
Stddev	.0048	.13	.030	.11	.0001	.0001	.0009	.112	.0002
%RSD	1.070	1.067	.6659	1.046	.6944	64.27	29.80	2.656	18.85
#1	.4464	11.84	4.541	10.05	.0136	-.0001	.0035	4.150	-.0010
#2	.4532	12.02	4.584	10.20	.0138	-.0001	.0023	4.309	-.0012

Elem	Sr4077	Ti3349	W_2079	Zr3391	S_1820	Bi2230	Li6707
Avg	**.5402**	**-.0001**	**-.0005**	**-.0002**	**2.680**	**.0003**	**.0032**
Stddev	.0059	.0002	.0008	.0001	.069	.0007	.0003
%RSD	1.088	268.1	154.0	54.08	2.572	268.0	9.314
#1	.5361	.0001	.0000	-.0001	2.631	-.0002	.0030
#2	.5444	-.0002	-.0011	-.0003	2.729	.0008	.0034

Int. Std.	Y_3600	Y_3710	Y_2243	In2306
Avg	**59495.**	**9435.8**	**1921.0**	**3998.1**
Stddev	323.	111.3	46.3	87.0
%RSD	.54345	1.1797	2.4106	2.1755
#1	59266.	9514.5	1953.8	4059.6
#2	59724.	9357.1	1888.3	3936.6

Zoom In Zoom Out

Sample Name: jb69030-8f Acquired: 6/19/2014 18:37:48 Type: Unk
Method: Accutest1(v273) Mode: CONC Corr. Factor: 1.000000
User: admin Custom ID1: Custom ID2: Custom ID3:
Comment:

Elem	Ba4554	Be3130	Cd2288	Co2286	Cr2677	Cu3247	Mn2576	Ni2316	Ag3280
Avg	**.0877**	**.0000**	**.0021**	**.0007**	**.0050**	**.0277**	**.3235**	**.0140**	**.0005**
Stddev	.0002	.0000	.0000	.0002	.0003	.0001	.0004	.0001	.0004
%RSD	.2103	26.81	1.205	25.43	6.678	.4082	.1306	.8490	65.27
#1	.0879	.0000	.0021	.0006	.0047	.0278	.3232	.0141	.0008
#2	.0876	.0000	.0021	.0008	.0052	.0276	.3238	.0139	.0003

Elem	V_2924	Zn2062	As1890	Tl1908	Pb2203	Se1960	Sb2068	Al3961	Ca3179
Avg	**.0008**	**.0416**	**.0013**	**.0002**	**.0024**	**-.0008**	**.0009**	**.0474**	**46.10**
Stddev	.0002	.0003	.0006	.0017	.0006	.0007	.0002	.0002	.09
%RSD	19.69	.6289	43.17	967.6	23.40	93.13	23.98	.3397	.1888
#1	.0007	.0415	.0017	.0013	.0028	-.0013	.0007	.0475	46.16
#2	.0009	.0418	.0009	-.0010	.0020	-.0003	.0010	.0472	46.04

Elem	Fe2599	Mg2790	K_7664	Na5895	B_2089	Mo2020	Pd3404	Si2124	Sn1899
Avg	**.0776**	**4.079**	**4.994**	**54.60**	**.0380**	**.0025**	**.0028**	**3.269**	**-.0014**
Stddev	.0029	.018	.020	.31	.0001	.0001	.0002	.004	.0005
%RSD	3.676	.4448	.3904	.5621	.2671	5.534	8.783	.1186	38.65
#1	.0756	4.091	5.007	54.81	.0379	.0024	.0030	3.272	-.0017
#2	.0797	4.066	4.980	54.38	.0381	.0026	.0026	3.267	-.0010

Elem	Sr4077	Ti3349	W_2079	Zr3391	S_1820	Bi2230	Li6707
Avg	**.3531**	**.0007**	**-.0021**	**-.0000**	**7.378**	**-.0001**	**.0020**
Stddev	.0016	.0001	.0007	.0001	.004	.0006	.0007
%RSD	.4509	8.274	31.40	116.5	.0470	432.0	35.30
#1	.3542	.0007	-.0017	-.0000	7.376	.0003	.0015
#2	.3520	.0007	-.0026	-.0001	7.380	-.0006	.0025

Int. Std.	Y_3600	Y_3710	Y_2243	In2306
Avg	**58476.**	**9205.4**	**1916.7**	**3967.6**
Stddev	23.	12.5	2.3	3.9
%RSD	.03956	.13547	.11807	.09941
#1	58493.	9196.5	1915.1	3970.4
#2	58460.	9214.2	1918.3	3964.8

Zoom In Zoom Out

Sample Name: jb68928-1 Acquired: 6/19/2014 18:43:53 Type: Unk
Method: Accutest1(v273) Mode: CONC Corr. Factor: 1.000000
User: admin Custom ID1: Custom ID2: Custom ID3:
Comment:

Elem	Ba4554	Be3130	Cd2288	Co2286	Cr2677	Cu3247	Mn2576	Ni2316	Ag3280
Avg	**.4972**	**.0042**	**.0014**	**.0673**	**.1316**	**.3386**	**5.677**	**.1238**	**.0113**
Stddev	.0010	.0001	.0001	.0011	.0000	.0006	.016	.0022	.0012
%RSD	.2002	1.583	5.597	1.589	.0348	.1681	.2748	1.775	10.57
#1	.4965	.0042	.0013	.0681	.1317	.3382	5.666	.1254	.0122
#2	.4979	.0041	.0014	.0666	.1316	.3390	5.688	.1223	.0105

Elem	V_2924	Zn2062	As1890	Tl1908	Pb2203	Se1960	Sb2068	Al3961	Ca3179
Avg	**.1818**	**.5032**	**.0220**	**.0052**	**.3396**	**.0049**	**.0033**	**89.52**	**13.54**
Stddev	.0009	.0105	.0002	.0000	.0039	.0004	.0011	.16	.02
%RSD	.5191	2.083	.9861	.9361	1.162	7.248	32.08	.1810	.1473
#1	.1811	.5106	.0218	.0051	.3424	.0052	.0041	89.63	13.55
#2	.1825	.4958	.0221	.0052	.3368	.0047	.0026	89.40	13.53

Elem	Fe2599	Mg2790	K_7664	Na5895	B_2089	Mo2020	Pd3404	Si2124	Sn1899
Avg	**134.5**	**27.17**	**11.24**	**.7033**	**.0604**	**.0021**	**.0033**	**3.443**	**.0509**
Stddev	.3	.22	.01	.0025	.0010	.0003	.0002	.080	.0012
%RSD	.2237	.7988	.0545	.3557	1.724	13.27	6.811	2.326	2.402
#1	134.7	27.32	11.23	.7015	.0612	.0019	.0035	3.500	.0518
#2	134.3	27.02	11.24	.7050	.0597	.0023	.0031	3.387	.0500

Elem	Sr4077	Ti3349	W_2079	Zr3391	S_1820	Bi2230	Li6707
Avg	**.1534**	**2.027**	**-.0013**	**.0548**	**.1644**	**.0015**	**.1280**
Stddev	.0003	.003	.0016	.0001	.0003	.0001	.0005
%RSD	.2092	.1578	126.2	.2338	.2111	8.746	.3791
#1	.1532	2.025	-.0024	.0547	.1642	.0014	.1277
#2	.1536	2.029	-.0001	.0549	.1647	.0016	.1284

Int. Std.	Y_3600	Y_3710	Y_2243	In2306
Avg	**60091.**	**9487.6**	**2026.3**	**4036.2**
Stddev	49.	58.5	38.1	71.9
%RSD	.08149	.61609	1.8815	1.7815
#1	60126.	9446.3	1999.3	3985.3
#2	60057.	9529.0	2053.2	4087.0

Zoom In Zoom Out

Sample Name: jb68928-2 Acquired: 6/19/2014 18:49:54 Type: Unk
Method: Accutest1(v273) Mode: CONC Corr. Factor: 1.000000
User: admin Custom ID1: Custom ID2: Custom ID3:
Comment:

Elem	Ba4554	Be3130	Cd2288	Co2286	Cr2677	Cu3247	Mn2576	Ni2316	Ag3280
Avg	**.3460**	**.0032**	**.0009**	**.0487**	**.1038**	**.1137**	**1.736**	**.0917**	**.0090**
Stddev	.0010	.0001	.0002	.0002	.0004	.0008	.004	.0002	.0005
%RSD	.2850	2.909	15.96	.4080	.3936	.7068	.2266	.2084	5.138
#1	.3467	.0032	.0008	.0485	.1040	.1143	1.733	.0918	.0093
#2	.3453	.0031	.0010	.0488	.1035	.1132	1.739	.0915	.0087

Elem	V_2924	Zn2062	As1890	Tl1908	Pb2203	Se1960	Sb2068	Al3961	Ca3179
Avg	**.1692**	**.3060**	**.0226**	**.0037**	**.1452**	**.0043**	**-.0009**	**82.61**	**7.965**
Stddev	.0004	.0015	.0003	.0010	.0014	.0001	.0009	.12	.004
%RSD	.2235	.4827	1.300	28.34	.9925	2.061	99.02	.1424	.0518
#1	.1689	.3050	.0224	.0044	.1442	.0043	-.0016	82.70	7.968
#2	.1695	.3071	.0228	.0029	.1462	.0044	-.0003	82.53	7.962

Elem	Fe2599	Mg2790	K_7664	Na5895	B_2089	Mo2020	Pd3404	Si2124	Sn1899
Avg	**123.9**	**20.51**	**11.99**	**1.786**	**.1005**	**.0029**	**.0039**	**4.293**	**.0342**
Stddev	.1	.00	.06	.002	.0005	.0004	.0004	.005	.0013
%RSD	.0810	.0211	.4995	.1177	.5416	12.04	9.614	.1099	3.781
#1	123.9	20.52	12.04	1.784	.1001	.0027	.0042	4.290	.0333
#2	123.8	20.51	11.95	1.787	.1009	.0032	.0036	4.297	.0352

Elem	Sr4077	Ti3349	W_2079	Zr3391	S_1820	Bi2230	Li6707
Avg	**.0987**	**1.942**	**-.0002**	**.0489**	**.4090**	**-.0001**	**.1002**
Stddev	.0006	.010	.0019	.0001	.0005	.0016	.0008
%RSD	.5644	.5067	980.2	.3025	.1138	1668.	.7817
#1	.0991	1.935	-.0015	.0490	.4087	.0010	.1008
#2	.0983	1.949	.0011	.0488	.4094	-.0012	.0997

Int. Std.	Y_3600	Y_3710	Y_2243	In2306
Avg	**59385.**	**9317.8**	**1979.1**	**4008.0**
Stddev	63.	43.2	1.6	5.3
%RSD	.10602	.46323	.07959	.13284
#1	59341.	9287.3	1980.2	4011.8
#2	59430.	9348.3	1978.0	4004.2

Zoom In Zoom Out

Sample Name: jb68955-2 Acquired: 6/19/2014 18:55:54 Type: Unk
Method: Accutest1(v273) Mode: CONC Corr. Factor: 1.000000
User: admin Custom ID1: Custom ID2: Custom ID3:
Comment:

Elem	Ba4554	Be3130	Cd2288	Co2286	Cr2677	Cu3247	Mn2576	Ni2316	Ag3280
Avg	**.3930**	**.0221**	**.0012**	**.0657**	**.2617**	**.2076**	**2.753**	**.2554**	**.0059**
Stddev	.0050	.0002	.0002	.0017	.0002	.0011	.017	.0062	.0026
%RSD	1.264	.9023	15.16	2.521	.0742	.5381	.6315	2.412	43.68
#1	.3895	.0220	.0013	.0669	.2616	.2084	2.765	.2597	.0041
#2	.3965	.0223	.0010	.0646	.2619	.2068	2.741	.2510	.0078

Elem	V_2924	Zn2062	As1890	Tl1908	Pb2203	Se1960	Sb2068	Al3961	Ca3179
Avg	**.3817**	**.5388**	**.0352**	**.0109**	**.0459**	**.0048**	**-.0020**	**221.2**	**7.604**
Stddev	.0036	.0122	.0002	.0035	.0005	.0019	.0007	2.8	.062
%RSD	.9458	2.264	.6523	31.97	1.062	38.77	33.70	1.279	.8129
#1	.3843	.5475	.0353	.0084	.0463	.0035	-.0016	219.2	7.560
#2	.3792	.5302	.0350	.0133	.0456	.0061	-.0025	223.2	7.647

Elem	Fe2599	Mg2790	K_7664	Na5895	B_2089	Mo2020	Pd3404	Si2124	Sn1899
Avg	**243.5**	**213.4**	**66.52**	**.4036**	**.0142**	**.0034**	**.0039**	**9.585**	**.0285**
Stddev	2.9	3.0	.80	.0060	.0001	.0000	.0010	.207	.0003
%RSD	1.188	1.406	1.205	1.497	.3852	.4356	26.99	2.156	1.006
#1	241.4	211.2	65.95	.3993	.0141	.0034	.0031	9.731	.0287
#2	245.5	215.5	67.09	.4078	.0142	.0034	.0046	9.439	.0283

Elem	Sr4077	Ti3349	W_2079	Zr3391	S_1820	Bi2230	Li6707
Avg	**.0445**	**2.300**	**.0078**	**.1435**	**.1028**	**-.0098**	**2.386**
Stddev	.0004	.012	.0009	.0002	.0078	.0007	.034
%RSD	.9029	.5388	11.44	.1480	7.612	7.427	1.409
#1	.0442	2.309	.0085	.1436	.1083	-.0093	2.362
#2	.0448	2.291	.0072	.1433	.0973	-.0103	2.410

Int. Std.	Y_3600	Y_3710	Y_2243	In2306
Avg	**68116.**	**10970.**	**2277.1**	**3744.0**
Stddev	255.	113.	41.3	81.8
%RSD	.37494	1.0266	1.8149	2.1851
#1	67935.	11050.	2247.8	3686.2
#2	68297.	10891.	2306.3	3801.9

Zoom In Zoom Out

Sample Name: jb68955-3 Acquired: 6/19/2014 19:01:54 Type: Unk
Method: Accutest1(v273) Mode: CONC Corr. Factor: 1.000000
User: admin Custom ID1: Custom ID2: Custom ID3:
Comment:

Elem	Ba4554	Be3130	Cd2288	Co2286	Cr2677	Cu3247	Mn2576	Ni2316	Ag3280
Avg	**.3797**	**.0130**	**.0031**	**.0916**	**.2237**	**.1372**	**2.747**	**.2036**	**.0096**
Stddev	.0004	.0001	.0002	.0000	.0005	.0014	.001	.0003	.0003
%RSD	.0922	1.077	7.315	.0011	.2220	1.022	.0443	.1393	3.215
#1	.3795	.0131	.0033	.0916	.2234	.1382	2.746	.2038	.0098
#2	.3800	.0129	.0029	.0916	.2241	.1362	2.748	.2034	.0094

Elem	V_2924	Zn2062	As1890	Tl1908	Pb2203	Se1960	Sb2068	Al3961	Ca3179
Avg	**.3756**	**2.727**	**.0485**	**.0134**	**.1493**	**.0062**	**-.0022**	**203.4**	**34.13**
Stddev	.0016	.005	.0030	.0000	.0018	.0002	.0006	.1	.08
%RSD	.4246	.1933	6.093	.2468	1.181	3.960	25.00	.0496	.2338
#1	.3744	2.724	.0506	.0135	.1505	.0063	-.0018	203.5	34.07
#2	.3767	2.731	.0464	.0134	.1480	.0060	-.0026	203.3	34.18

Elem	Fe2599	Mg2790	K_7664	Na5895	B_2089	Mo2020	Pd3404	Si2124	Sn1899
Avg	**246.7**	**283.5**	**64.47**	**.7100**	**.0247**	**.0198**	**.0045**	**9.845**	**.0334**
Stddev	.0	.1	.06	.0010	.0003	.0000	.0016	.001	.0005
%RSD	.0096	.0337	.0960	.1341	1.293	.2015	36.02	.0103	1.640
#1	246.7	283.5	64.43	.7093	.0245	.0198	.0056	9.844	.0331
#2	246.7	283.4	64.52	.7107	.0249	.0198	.0033	9.845	.0338

Elem	Sr4077	Ti3349	W_2079	Zr3391	S_1820	Bi2230	Li6707
Avg	**.0786**	**1.926**	**.0077**	**.1232**	**.4592**	**-.0087**	**2.492**
Stddev	.0002	.001	.0008	.0004	.0024	.0013	.001
%RSD	.2815	.0397	9.774	.3551	.5272	15.18	.0285
#1	.0784	1.925	.0072	.1235	.4610	-.0078	2.491
#2	.0788	1.926	.0082	.1228	.4575	-.0096	2.492

Int. Std.	Y_3600	Y_3710	Y_2243	In2306
Avg	**63866.**	**10403.**	**2136.2**	**3660.3**
Stddev	56.	14.	1.6	5.0
%RSD	.08760	.13745	.07450	.13719
#1	63826.	10413.	2135.1	3656.7
#2	63905.	10392.	2137.3	3663.8

Zoom In Zoom Out

Sample Name: ccv Acquired: 6/19/2014 19:07:55 Type: QC
Method: Accutest1(v273) Mode: CONC Corr. Factor: 1.000000
User: admin Custom ID1: Custom ID2: Custom ID3:
Comment: 310/311(1)

Elem	Ba4554	Be3130	Cd2288	Co2286	Cr2677	Cu3247	Mn2576	Ni2316	Ag3280
Units	ppm	ppm	ppm	ppm	ppm	ppm	ppm	ppm	ppm
Avg	**2.043**	**2.061**	**1.953**	**1.974**	**2.105**	**1.978**	**2.121**	**2.022**	**.2440**
Stddev	.007	.008	.035	.035	.003	.002	.009	.035	.0008
%RSD	.3597	.3731	1.769	1.798	.1577	.1183	.4209	1.705	.3214
#1	2.038	2.055	1.929	1.949	2.108	1.976	2.127	1.998	.2445
#2	2.048	2.066	1.978	2.000	2.103	1.979	2.114	2.046	.2434
Check ?	Chk Pass	Chk Pass	Chk Pass	Chk Pass	Chk Pass	Chk Pass	Chk Pass	Chk Pass	Chk Pass
Value									
Range									

Elem	V_2924	Zn2062	As1890	Tl1908	Pb2203	Se1960	Sb2068	Al3961	Ca3179
Units	ppm	ppm	ppm	ppm	ppm	ppm	ppm	ppm	ppm
Avg	**2.044**	**2.024**	**1.946**	**2.038**	**2.041**	**1.951**	**1.945**	**40.33**	**40.65**
Stddev	.004	.034	.035	.036	.030	.031	.035	.11	.12
%RSD	.2056	1.679	1.804	1.776	1.493	1.606	1.799	.2833	.2983
#1	2.047	2.000	1.921	2.013	2.020	1.929	1.921	40.25	40.56
#2	2.041	2.048	1.971	2.064	2.063	1.973	1.970	40.41	40.73
Check ?	Chk Pass	Chk Pass	Chk Pass	Chk Pass	Chk Pass	Chk Pass	Chk Pass	Chk Pass	Chk Pass
Value									
Range									

Elem	Fe2599	Mg2790	K_7664	Na5895	B_2089	Mo2020	Pd3404	Si2124	Sn1899
Units	ppm	ppm	ppm	ppm	ppm	ppm	ppm	ppm	ppm
Avg	**39.90**	**39.86**	**40.06**	**40.22**	**1.989**	**2.002**	**2.005**	**4.881**	**2.030**
Stddev	.10	.17	.15	.15	.036	.034	.004	.083	.036
%RSD	.2571	.4322	.3681	.3661	1.811	1.703	.1854	1.698	1.791
#1	39.83	39.74	39.95	40.12	1.963	1.978	2.008	4.822	2.004
#2	39.97	39.98	40.16	40.33	2.014	2.026	2.002	4.939	2.055
Check ?	Chk Pass	Chk Pass	Chk Pass	Chk Pass	Chk Pass	Chk Pass	Chk Pass	Chk Pass	Chk Pass
Value									
Range									

Zoom In Zoom Out

Sample Name: ccv Acquired: 6/19/2014 19:07:55 Type: QC
Method: Accutest1(v273) Mode: CONC Corr. Factor: 1.000000
User: admin Custom ID1: Custom ID2: Custom ID3:
Comment: 310/311(1)

Elem	Sr4077	Ti3349	W_2079	Zr3391	S_1820	Bi2230	Li6707
Units	ppm	ppm	ppm	ppm	ppm	ppm	ppm
Avg	**2.048**	**2.042**	**1.947**	**2.040**	**1.921**	**1.913**	**1.993**
Stddev	.006	.003	.039	.002	.030	.030	.006
%RSD	.3070	.1367	1.992	.0890	1.584	1.583	.3206
#1	2.043	2.044	1.919	2.042	1.900	1.892	1.988
#2	2.052	2.040	1.974	2.039	1.943	1.935	1.997
Check ?	Chk Pass	Chk Pass	Chk Pass	Chk Pass	Chk Pass	Chk Pass	Chk Pass
Value							
Range							

Int. Std.	Y_3600	Y_3710	Y_2243	In2306
Units	Cts/S	Cts/S	Cts/S	Cts/S
Avg	**56829.**	**9057.9**	**1959.8**	**3930.8**
Stddev	47.	11.4	26.0	55.2
%RSD	.08270	.12596	1.3282	1.4051
#1	56795.	9066.0	1978.2	3969.9
#2	56862.	9049.8	1941.4	3891.8

Zoom In Zoom Out

Sample Name: ccb Acquired: 6/19/2014 19:13:51 Type: QC
Method: Accutest1(v273) Mode: CONC Corr. Factor: 1.000000
User: admin Custom ID1: Custom ID2: Custom ID3:
Comment: 310/311(1)

Elem	Ba4554	Be3130	Cd2288	Co2286	Cr2677	Cu3247	Mn2576	Ni2316	Ag3280
Units	ppm	ppm	ppm	ppm	ppm	ppm	ppm	ppm	ppm
Avg	**.0002**	**.0002**	**.0002**	**.0003**	**.0005**	**-.0003**	**.0003**	**-.0000**	**-.0003**
Stddev	.0001	.0000	.0001	.0001	.0004	.0001	.0000	.0001	.0000
%RSD	69.05	22.56	53.63	20.62	75.91	44.70	12.04	332.1	10.40
#1	.0002	.0002	.0001	.0003	.0007	-.0004	.0003	.0000	-.0003
#2	.0001	.0003	.0003	.0002	.0002	-.0002	.0003	-.0001	-.0004
Check ?	Chk Pass	Chk Pass	Chk Pass	Chk Pass	Chk Pass	Chk Pass	Chk Pass	Chk Pass	Chk Pass
High Limit									
Low Limit									

Elem	V_2924	Zn2062	As1890	Tl1908	Pb2203	Se1960	Sb2068	Al3961	Ca3179
Units	ppm	ppm	ppm	ppm	ppm	ppm	ppm	ppm	ppm
Avg	**.0002**	**.0004**	**-.0000**	**.0000**	**-.0001**	**-.0011**	**.0004**	**.0074**	**.0073**
Stddev	.0002	.0000	.0003	.0010	.0005	.0009	.0007	.0012	.0006
%RSD	113.5	10.30	718.1	12280.	385.2	79.78	169.6	16.89	8.003
#1	.0003	.0005	-.0002	.0007	-.0005	-.0017	-.0001	.0082	.0077
#2	.0000	.0004	.0002	-.0007	.0002	-.0005	.0010	.0065	.0068
Check ?	Chk Pass	Chk Pass	Chk Pass	Chk Pass	Chk Pass	Chk Pass	Chk Pass	Chk Pass	Chk Pass
High Limit									
Low Limit									

Elem	Fe2599	Mg2790	K_7664	Na5895	B_2089	Mo2020	Pd3404	Si2124	Sn1899
Units	ppm	ppm	ppm	ppm	ppm	ppm	ppm	ppm	ppm
Avg	**.0039**	**.0149**	**.0229**	**-.0018**	**-.0002**	**.0006**	**.0007**	**.0022**	**-.0003**
Stddev	.0012	.0276	.0073	.0020	.0001	.0003	.0001	.0009	.0002
%RSD	29.74	184.9	31.79	106.1	48.54	44.47	15.70	43.19	47.64
#1	.0031	-.0046	.0280	-.0032	-.0001	.0008	.0007	.0015	-.0005
#2	.0047	.0345	.0177	-.0005	-.0002	.0004	.0008	.0028	-.0002
Check ?	Chk Pass	Chk Pass	Chk Pass	Chk Pass	Chk Pass	Chk Pass	Chk Pass	Chk Pass	Chk Pass
High Limit									
Low Limit									

Zoom In Zoom Out

Sample Name: ccb Acquired: 6/19/2014 19:13:51 Type: QC
Method: Accutest1(v273) Mode: CONC Corr. Factor: 1.000000
User: admin Custom ID1: Custom ID2: Custom ID3:
Comment: 310/311(1)

Elem	Sr4077	Ti3349	W_2079	Zr3391	S_1820	Bi2230	Li6707
Units	ppm	ppm	ppm	ppm	ppm	ppm	ppm
Avg	**.0002**	**.0004**	**.0060**	**.0007**	**-.0006**	**.0010**	**-.0005**
Stddev	.0000	.0004	.0027	.0003	.0018	.0002	.0004
%RSD	8.772	95.39	44.22	43.39	301.7	23.26	84.41
#1	.0002	.0001	.0079	.0009	-.0019	.0012	-.0002
#2	.0002	.0006	.0041	.0005	.0007	.0008	-.0008
Check ?	Chk Pass	Chk Pass	Chk Pass	Chk Pass	Chk Pass	Chk Pass	Chk Pass
High Limit							
Low Limit							

Int. Std.	Y_3600	Y_3710	Y_2243	In2306
Units	Cts/S	Cts/S	Cts/S	Cts/S
Avg	**62014.**	**9351.3**	**2054.7**	**4417.4**
Stddev	88.	72.2	7.8	11.4
%RSD	.14186	.77176	.37745	.25913
#1	62076.	9402.3	2049.2	4409.3
#2	61952.	9300.2	2060.1	4425.4

Zoom In Zoom Out

Sample Name: cri Acquired: 6/19/2014 19:20:03 Type: QC
Method: Accutest1(v273) Mode: CONC Corr. Factor: 1.000000
User: admin Custom ID1: Custom ID2: Custom ID3:
Comment: I

Elem	Ba4554	Be3130	Cd2288	Co2286	Cr2677	Cu3247	Mn2576	Ni2316	Ag3280
Units	ppm	ppm	ppm	ppm	ppm	ppm	ppm	ppm	ppm
Avg	**.2075**	**.0022**	**.0036**	**.0513**	**.0110**	**.0101**	**.0165**	**.0106**	**.0044**
Stddev	.0002	.0000	.0001	.0003	.0000	.0000	.0000	.0001	.0006
%RSD	.0765	.7948	3.816	.6593	.4528	.1168	.2141	.7651	13.88
#1	.2074	.0022	.0035	.0511	.0110	.0101	.0165	.0107	.0048
#2	.2076	.0022	.0037	.0516	.0111	.0101	.0165	.0106	.0040
Check ?	Chk Pass	Chk Pass	Chk Pass	Chk Pass	Chk Pass	Chk Pass	Chk Pass	Chk Pass	Chk Pass
Value									
Range									

Elem	V_2924	Zn2062	As1890	Tl1908	Pb2203	Se1960	Sb2068	Al3961	Ca3179
Units	ppm	ppm	ppm	ppm	ppm	ppm	ppm	ppm	ppm
Avg	**.0509**	**.0239**	**.0088**	**.0111**	**.0025**	**.0109**	**.0062**	**.2042**	**5.018**
Stddev	.0001	.0000	.0004	.0009	.0002	.0001	.0002	.0069	.004
%RSD	.1146	.0294	4.863	8.235	7.060	1.359	3.057	3.382	.0858
#1	.0508	.0239	.0091	.0118	.0024	.0110	.0063	.2090	5.021
#2	.0509	.0239	.0085	.0105	.0027	.0108	.0060	.1993	5.015
Check ?	Chk Pass	Chk Pass	Chk Pass	Chk Pass	Chk Pass	Chk Pass	Chk Pass	Chk Pass	Chk Pass
Value									
Range									

Elem	Fe2599	Mg2790	K_7664	Na5895	B_2089	Mo2020	Pd3404	Si2124	Sn1899
Units	ppm	ppm	ppm	ppm	ppm	ppm	ppm	ppm	ppm
Avg	**.1053**	**4.950**	**4.882**	**4.968**	**.1047**	**.0214**	**.0563**	**.2037**	**.0110**
Stddev	.0040	.016	.013	.006	.0012	.0001	.0006	.0005	.0006
%RSD	3.833	.3157	.2555	.1219	1.126	.6437	1.119	.2211	5.692
#1	.1082	4.939	4.873	4.973	.1039	.0213	.0559	.2040	.0106
#2	.1025	4.961	4.891	4.964	.1055	.0215	.0568	.2033	.0115
Check ?	Chk Pass	Chk Pass	Chk Pass	Chk Pass	Chk Pass	Chk Pass	Chk Pass	Chk Pass	Chk Pass
Value									
Range									

Zoom In Zoom Out

Sample Name: cri Acquired: 6/19/2014 19:20:03 Type: QC
Method: Accutest1(v273) Mode: CONC Corr. Factor: 1.000000
User: admin Custom ID1: Custom ID2: Custom ID3:
Comment: I

Elem	Sr4077	Ti3349	W_2079	Zr3391	S_1820	Bi2230	Li6707
Units	ppm	ppm	ppm	ppm	ppm	ppm	ppm
Avg	**.0108**	**.0104**	**.0491**	**.0101**	**.0450**	**.0209**	**.0200**
Stddev	.0001	.0000	.0006	.0002	.0003	.0006	.0005
%RSD	.6480	.1673	1.234	1.969	.5846	3.086	2.404
#1	.0108	.0104	.0495	.0102	.0449	.0204	.0197
#2	.0107	.0104	.0487	.0099	.0452	.0213	.0203
Check ?	Chk Pass	Chk Pass	Chk Pass	Chk Pass	Chk Pass	Chk Pass	Chk Pass
Value							
Range							

Int. Std.	Y_3600	Y_3710	Y_2243	In2306
Units	Cts/S	Cts/S	Cts/S	Cts/S
Avg	**60685.**	**9287.3**	**2007.9**	**4254.2**
Stddev	55.	22.9	3.4	4.2
%RSD	.09115	.24706	.16959	.09870
#1	60646.	9271.1	2010.3	4257.2
#2	60724.	9303.5	2005.5	4251.2

Zoom In Zoom Out

Sample Name: crid Acquired: 6/19/2014 19:26:12 Type: QC
Method: Accutest1(v273) Mode: CONC Corr. Factor: 1.000000
User: admin Custom ID1: Custom ID2: Custom ID3:
Comment: I

Elem	Ba4554	Be3130	Cd2288	Co2286	Cr2677	Cu3247	Mn2576	Ni2316
Units	ppm	ppm	ppm	ppm	ppm	ppm	ppm	ppm
Avg	**.0040**	**.0011**	**.0012**	**.0029**	**.0022**	**.0018**	**.0033**	**.0046**
Stddev	.0001	.0000	.0001	.0004	.0000	.0000	.0000	.0001
%RSD	1.253	4.492	8.157	14.83	1.545	2.009	.8414	1.572
#1	.0040	.0011	.0013	.0026	.0022	.0018	.0033	.0045
#2	.0040	.0010	.0011	.0033	.0022	.0017	.0033	.0046
Check ?	Chk Pass	Chk Pass	Chk Pass	Chk Pass	Chk Pass	Chk Pass	Chk Pass	Chk Pass
Value								
Range								

Elem	Ag3280	V_2924	Zn2062	As1890	Tl1908	Pb2203	Se1960	Sb2068
Units	ppm	ppm	ppm	ppm	ppm	ppm	ppm	ppm
Avg	**.0007**	**.0020**	**.0117**	**.0035**	**.0016**	**.0019**	**.0054**	**.0035**
Stddev	.0005	.0001	.0001	.0000	.0010	.0001	.0015	.0009
%RSD	71.48	5.563	.6345	.3452	64.44	3.858	27.01	26.66
#1	.0011	.0020	.0117	.0036	.0009	.0020	.0044	.0041
#2	.0003	.0019	.0116	.0035	.0023	.0019	.0065	.0028
Check ?	Chk Pass	Chk Pass	Chk Pass	Chk Pass	Chk Pass	Chk Pass	Chk Pass	Chk Pass
Value								
Range								

Elem	Al3961	Ca3179	Fe2599	Mg2790	K_7664	Na5895	B_2089	Mo2020
Units	ppm	ppm	ppm	ppm	ppm	ppm	ppm	ppm
Avg	**.0981**	**1.016**	**-.0010**	**.1132**	**1.949**	**.9777**	**.0103**	**-.0003**
Stddev	.0033	.001	.0025	.0254	.009	.0053	.0003	.0000
%RSD	3.346	.1343	257.0	22.41	.4461	.5376	2.465	6.678
#1	.0957	1.015	-.0027	.1312	1.943	.9740	.0105	-.0003
#2	.1004	1.017	.0008	.0953	1.955	.9814	.0101	-.0002
Check ?	Chk Pass	Chk Pass	None	Chk Pass	Chk Pass	Chk Pass	Chk Pass	None
Value								
Range								

Zoom In Zoom Out

Sample Name: crid Acquired: 6/19/2014 19:26:12 Type: QC
Method: Accutest1(v273) Mode: CONC Corr. Factor: 1.000000
User: admin Custom ID1: Custom ID2: Custom ID3:
Comment: I

Elem	Pd3404	Si2124	Sn1899	Sr4077	Ti3349	W_2079	Zr3391	S_1820
Units	ppm	ppm	ppm	ppm	ppm	ppm	ppm	ppm
Avg	**.0000**	**-.0011**	**-.0001**	**.0001**	**-.0000**	F **-.0044**	F **-.0004**	F **-.0010**
Stddev	.0016	.0005	.0006	.0000	.0000	.0002	.0001	.0013
%RSD	16660.	42.01	507.9	6.527	10.66	4.768	21.22	134.2
#1	.0011	-.0014	.0003	.0001	-.0000	-.0043	-.0004	-.0019
#2	-.0011	-.0008	-.0006	.0001	-.0000	-.0046	-.0003	-.0000
Check ?	None	None	None	None	None	Chk Fail	Chk Fail	Chk Fail
Value						.0040	.0040	.0040
Range						-30.00%	-30.00%	-30.00%

Elem	Bi2230	Li6707
Units	ppm	ppm
Avg	F **.0007**	F **-.0012**
Stddev	.0002	.0002
%RSD	36.98	17.63
#1	.0008	-.0010
#2	.0005	-.0013
Check ?	Chk Fail	Chk Fail
Value	.0040	.0040
Range	-30.00%	-30.00%

Int. Std.	Y_3600	Y_3710	Y_2243	In2306
Units	Cts/S	Cts/S	Cts/S	Cts/S
Avg	**62331.**	**9427.3**	**2055.3**	**4402.0**
Stddev	37.	12.5	3.4	5.9
%RSD	.05865	.13208	.16362	.13398
#1	62306.	9436.1	2057.6	4406.2
#2	62357.	9418.5	2052.9	4397.9

Zoom In Zoom Out

Sample Name: cria Acquired: 6/19/2014 19:32:23 Type: QC
Method: Accutest1(v273) Mode: CONC Corr. Factor: 1.000000
User: admin Custom ID1: Custom ID2: Custom ID3:
Comment: I

Elem	Ba4554	Be3130	Cd2288	Co2286	Cr2677	Cu3247	Mn2576	Ni2316	Ag3280
Units	ppm	ppm	ppm	ppm	ppm	ppm	ppm	ppm	ppm
Avg	**-.0000**	**.0001**	**-.0000**	**.0001**	**.0002**	**-.0001**	**.0000**	**.0000**	**-.0007**
Stddev	.0000	.0000	.0000	.0000	.0001	.0004	.0000	.0000	.0001
%RSD	191.0	33.55	76.59	50.05	66.20	468.6	534.5	198.3	18.58
#1	.0000	.0001	-.0001	.0001	.0001	-.0004	.0000	.0000	-.0006
#2	-.0000	.0001	-.0000	.0001	.0003	.0002	-.0000	-.0000	-.0007
Check ?	None	None	None	None	None	None	None	None	None
Value									
Range									

Elem	V_2924	Zn2062	As1890	Tl1908	Pb2203	Se1960	Sb2068	Al3961	Ca3179
Units	ppm	ppm	ppm	ppm	ppm	ppm	ppm	ppm	ppm
Avg	**-.0001**	**.0002**	**.0196**	**-.0001**	**.0206**	**.0185**	**.0196**	**.4963**	**-.0059**
Stddev	.0000	.0001	.0010	.0011	.0009	.0000	.0009	.0181	.0013
%RSD	25.86	51.37	5.214	1951.	4.548	.2297	4.545	3.647	21.31
#1	-.0001	.0002	.0188	-.0008	.0212	.0185	.0202	.5091	-.0068
#2	-.0001	.0003	.0203	.0007	.0199	.0185	.0190	.4835	-.0050
Check ?	None	None	Chk Pass	None	Chk Pass	Chk Pass	Chk Pass	Chk Pass	None
Value									
Range									

Elem	Fe2599	Mg2790	K_7664	Na5895	B_2089	Mo2020	Pd3404	Si2124	Sn1899
Units	ppm	ppm	ppm	ppm	ppm	ppm	ppm	ppm	ppm
Avg	**.5079**	**.0510**	**-.0050**	**-.0120**	**-.0007**	**-.0003**	**-.0000**	**-.0012**	**-.0010**
Stddev	.0115	.0091	.0027	.0012	.0002	.0001	.0006	.0004	.0001
%RSD	2.274	17.79	54.90	10.18	26.19	17.36	1284.	30.27	7.391
#1	.5160	.0446	-.0030	-.0111	-.0005	-.0003	.0004	-.0014	-.0009
#2	.4997	.0574	-.0069	-.0128	-.0008	-.0003	-.0005	-.0009	-.0011
Check ?	Chk Pass	None	None	None	None	None	None	None	None
Value									
Range									

Zoom In Zoom Out

Sample Name: cria Acquired: 6/19/2014 19:32:23 Type: QC
Method: Accutest1(v273) Mode: CONC Corr. Factor: 1.000000
User: admin Custom ID1: Custom ID2: Custom ID3:
Comment: I

Elem	Sr4077	Ti3349	W_2079	Zr3391	S_1820	Bi2230	Li6707
Units	ppm	ppm	ppm	ppm	ppm	ppm	ppm
Avg	**.0001**	**.0002**	**-.0056**	**-.0003**	**-.0013**	**.0004**	**-.0005**
Stddev	.0000	.0002	.0008	.0001	.0005	.0007	.0003
%RSD	65.95	107.7	14.13	29.41	36.94	194.7	56.23
#1	.0001	.0004	-.0062	-.0002	-.0010	-.0001	-.0003
#2	.0000	.0000	-.0051	-.0003	-.0016	.0009	-.0007
Check ?	None	None	None	None	None	None	None
Value							
Range							

Int. Std.	Y_3600	Y_3710	Y_2243	In2306
Units	Cts/S	Cts/S	Cts/S	Cts/S
Avg	**62377.**	**9465.4**	**2065.3**	**4433.6**
Stddev	111.	140.8	11.3	27.5
%RSD	.17815	1.4878	.54637	.61941
#1	62298.	9365.8	2057.3	4414.2
#2	62456.	9564.9	2073.3	4453.0

Zoom In Zoom Out

Sample Name: ICSA Acquired: 6/19/2014 19:38:34 Type: QC
Method: Accutest1(v273) Mode: CONC Corr. Factor: 1.000000
User: admin Custom ID1: Custom ID2: Custom ID3:
Comment:

Elem	Ba4554	Be3130	Cd2288	Co2286	Cr2677	Cu3247	Mn2576	Ni2316	Ag3280
Units	ppm	ppm	ppm	ppm	ppm	ppm	ppm	ppm	ppm
Avg	**-.0014**	**-.0001**	**.0011**	**.0005**	**.0014**	**-.0059**	**-.0016**	**-.0014**	**.0036**
Stddev	.0001	.0000	.0004	.0000	.0003	.0001	.0000	.0001	.0013
%RSD	4.713	39.87	41.45	4.906	18.61	1.164	2.680	4.306	36.30
#1	-.0015	-.0001	.0014	.0005	.0016	-.0058	-.0015	-.0015	.0045
#2	-.0014	-.0000	.0008	.0005	.0012	-.0059	-.0016	-.0014	.0026
Check ?	Chk Pass	Chk Pass	Chk Pass	Chk Pass	Chk Pass	Chk Pass	Chk Pass	Chk Pass	Chk Pass
High Limit									
Low Limit									

Elem	V_2924	Zn2062	As1890	Tl1908	Pb2203	Se1960	Sb2068	Al3961	Ca3179
Units	ppm	ppm	ppm	ppm	ppm	ppm	ppm	ppm	ppm
Avg	**.0017**	**-.0005**	**.0009**	**-.0003**	**.0055**	**-.0017**	**.0045**	**508.4**	**376.5**
Stddev	.0006	.0004	.0000	.0015	.0022	.0019	.0004	.1	1.3
%RSD	33.72	70.30	3.274	464.2	40.22	113.7	8.451	.0116	.3425
#1	.0013	-.0003	.0009	-.0014	.0071	-.0003	.0042	508.4	377.4
#2	.0021	-.0008	.0009	.0008	.0040	-.0030	.0048	508.3	375.6
Check ?	Chk Pass	Chk Pass	Chk Pass	Chk Pass	Chk Pass	Chk Pass	Chk Pass	Chk Pass	Chk Pass
High Limit									
Low Limit									

Elem	Fe2599	Mg2790	K_7664	Na5895	B_2089	Mo2020	Pd3404	Si2124	Sn1899
Units	ppm	ppm	ppm	ppm	ppm	ppm	ppm	ppm	ppm
Avg	**178.8**	**511.7**	**.1768**	**-.0221**	**-.0001**	**-.0027**	**.0005**	**-.0027**	**-.0038**
Stddev	.7	1.8	.0020	.0029	.0001	.0001	.0015	.0006	.0002
%RSD	.3660	.3441	1.141	13.33	125.0	4.550	280.5	24.09	6.177
#1	179.2	513.0	.1782	-.0242	-.0000	-.0026	.0016	-.0031	-.0036
#2	178.3	510.5	.1754	-.0200	-.0001	-.0028	-.0005	-.0022	-.0039
Check ?	Chk Pass	Chk Pass	Chk Pass	Chk Pass	Chk Pass	Chk Pass	Chk Pass	Chk Pass	Chk Pass
High Limit									
Low Limit									

Zoom In Zoom Out

Sample Name: ICSA Acquired: 6/19/2014 19:38:34 Type: QC
Method: Accutest1(v273) Mode: CONC Corr. Factor: 1.000000
User: admin Custom ID1: Custom ID2: Custom ID3:
Comment:

Elem	Sr4077	Ti3349	W_2079	Zr3391	S_1820	Bi2230	Li6707
Units	ppm	ppm	ppm	ppm	ppm	ppm	ppm
Avg	**-.0045**	**-.0005**	**.0032**	**.0002**	**-.0367**	**-.0114**	**.0208**
Stddev	.0001	.0009	.0001	.0004	.0031	.0011	.0007
%RSD	2.388	191.9	2.755	189.0	8.346	9.310	3.142
#1	-.0046	.0002	.0032	-.0001	-.0389	-.0122	.0213
#2	-.0044	-.0011	.0031	.0005	-.0345	-.0107	.0203
Check ?	Chk Pass	Chk Pass	Chk Pass	Chk Pass	Chk Pass	Chk Pass	Chk Pass
High Limit							
Low Limit							

Int. Std.	Y_3600	Y_3710	Y_2243	In2306
Units	Cts/S	Cts/S	Cts/S	Cts/S
Avg	**52629.**	**8794.3**	**1757.8**	**3366.5**
Stddev	56.	44.6	.9	2.0
%RSD	.10639	.50674	.05327	.05912
#1	52668.	8762.7	1757.1	3365.1
#2	52589.	8825.8	1758.4	3367.9

Zoom In Zoom Out

Sample Name: icsab Acquired: 6/19/2014 19:44:42 Type: QC
Method: Accutest1(v273) Mode: CONC Corr. Factor: 1.000000
User: admin Custom ID1: Custom ID2: Custom ID3:
Comment:

Elem	Ba4554	Be3130	Cd2288	Co2286	Cr2677	Cu3247	Mn2576	Ni2316	Ag3280
Units	ppm	ppm	ppm	ppm	ppm	ppm	ppm	ppm	ppm
Avg	**.5219**	**.5119**	**1.0000**	**.4815**	**.4899**	**.5215**	**.5017**	**.9744**	**.9847**
Stddev	.0020	.0006	.0073	.0026	.0048	.0072	.0054	.0062	.0104
%RSD	.3755	.1172	.7309	.5478	.9744	1.373	1.072	.6385	1.052
#1	.5205	.5123	.9948	.4796	.4932	.5266	.5055	.9700	.9920
#2	.5232	.5115	1.005	.4834	.4865	.5165	.4979	.9788	.9774
Check ?	Chk Pass	Chk Pass	Chk Pass	Chk Pass	Chk Pass	Chk Pass	Chk Pass	Chk Pass	Chk Pass
Value									
Range									

Elem	V_2924	Zn2062	As1890	Tl1908	Pb2203	Se1960	Sb2068	Al3961	Ca3179
Units	ppm	ppm	ppm	ppm	ppm	ppm	ppm	ppm	ppm
Avg	**.4580**	**.9536**	**1.057**	**.9430**	**.9672**	**1.046**	**1.034**	**512.4**	**379.2**
Stddev	.0069	.0070	.000	.0055	.0088	.004	.004	1.8	1.4
%RSD	1.500	.7351	.0289	.5793	.9097	.4004	.3640	.3460	.3611
#1	.4628	.9486	1.057	.9392	.9610	1.043	1.031	511.1	378.2
#2	.4531	.9585	1.057	.9469	.9734	1.049	1.037	513.6	380.2
Check ?	Chk Pass	Chk Pass	Chk Pass	Chk Pass	Chk Pass	Chk Pass	Chk Pass	Chk Pass	Chk Pass
Value									
Range									

Elem	Fe2599	Mg2790	K_7664	Na5895	B_2089	Mo2020	Pd3404	Si2124	Sn1899
Units	ppm	ppm	ppm	ppm	ppm	ppm	ppm	ppm	ppm
Avg	**184.2**	**521.1**	**.1623**	**-.0187**	**.0030**	**.4958**	**.5477**	**-.0014**	**-.0036**
Stddev	.7	1.9	.0223	.0015	.0003	.0032	.0098	.0006	.0020
%RSD	.3666	.3626	13.76	8.247	11.09	.6499	1.788	43.86	56.58
#1	183.7	519.8	.1465	-.0176	.0032	.4935	.5547	-.0010	-.0021
#2	184.7	522.5	.1781	-.0198	.0028	.4981	.5408	-.0019	-.0050
Check ?	Chk Pass	Chk Pass	None	None	None	Chk Pass	Chk Pass	None	None
Value									
Range									

Zoom In Zoom Out

Sample Name: icsab Acquired: 6/19/2014 19:44:42 Type: QC
Method: Accutest1(v273) Mode: CONC Corr. Factor: 1.000000
User: admin Custom ID1: Custom ID2: Custom ID3:
Comment:

Elem	Sr4077	Ti3349	W_2079	Zr3391	S_1820	Bi2230	Li6707
Units	ppm	ppm	ppm	ppm	ppm	ppm	ppm
Avg	**-.0046**	**.0002**	**.5051**	**.5692**	**.4278**	**.5088**	**.5730**
Stddev	.0000	.0003	.0071	.0070	.0093	.0029	.0000
%RSD	.8520	147.7	1.398	1.223	2.173	.5664	.0060
#1	-.0046	-.0000	.5001	.5741	.4212	.5068	.5730
#2	-.0046	.0004	.5101	.5643	.4344	.5109	.5730
Check ?	None	None	Chk Pass	Chk Pass	Chk Pass	Chk Pass	Chk Pass
Value							
Range							

Int. Std.	Y_3600	Y_3710	Y_2243	In2306
Units	Cts/S	Cts/S	Cts/S	Cts/S
Avg	**52023.**	**8597.6**	**1765.8**	**3387.1**
Stddev	579.	13.9	10.3	18.0
%RSD	1.1138	.16135	.58357	.53222
#1	51613.	8607.4	1773.1	3399.9
#2	52433.	8587.8	1758.5	3374.4

Zoom In Zoom Out

Sample Name: ccv Acquired: 6/19/2014 19:50:39 Type: QC
Method: Accutest1(v273) Mode: CONC Corr. Factor: 1.000000
User: admin Custom ID1: Custom ID2: Custom ID3:
Comment: 310/311(2)

Elem	Ba4554	Be3130	Cd2288	Co2286	Cr2677	Cu3247	Mn2576	Ni2316	Ag3280
Units	ppm	ppm	ppm	ppm	ppm	ppm	ppm	ppm	ppm
Avg	**1.976**	**2.004**	**2.007**	**2.025**	**2.042**	**1.925**	**2.055**	**2.074**	**.2366**
Stddev	.004	.004	.018	.017	.011	.005	.002	.019	.0009
%RSD	.1855	.2207	.9175	.8591	.5581	.2649	.1148	.9210	.3755
#1	1.974	2.001	1.994	2.013	2.050	1.929	2.056	2.060	.2372
#2	1.979	2.007	2.020	2.037	2.034	1.922	2.053	2.087	.2360
Check ?	Chk Pass	Chk Pass	Chk Pass	Chk Pass	Chk Pass	Chk Pass	Chk Pass	Chk Pass	Chk Pass
Value									
Range									

Elem	V_2924	Zn2062	As1890	Tl1908	Pb2203	Se1960	Sb2068	Al3961	Ca3179
Units	ppm	ppm	ppm	ppm	ppm	ppm	ppm	ppm	ppm
Avg	**1.981**	**2.080**	**2.004**	**2.079**	**2.099**	**2.005**	**1.999**	**39.27**	**39.66**
Stddev	.003	.023	.025	.018	.022	.023	.020	.01	.04
%RSD	.1547	1.122	1.265	.8745	1.055	1.167	.9843	.0306	.0910
#1	1.983	2.064	1.986	2.067	2.083	1.988	1.985	39.26	39.69
#2	1.978	2.097	2.022	2.092	2.114	2.022	2.013	39.27	39.63
Check ?	Chk Pass	Chk Pass	Chk Pass	Chk Pass	Chk Pass	Chk Pass	Chk Pass	Chk Pass	Chk Pass
Value									
Range									

Elem	Fe2599	Mg2790	K_7664	Na5895	B_2089	Mo2020	Pd3404	Si2124	Sn1899
Units	ppm	ppm	ppm	ppm	ppm	ppm	ppm	ppm	ppm
Avg	**38.75**	**38.97**	**38.97**	**38.96**	**2.040**	**2.054**	**1.954**	**5.013**	**2.088**
Stddev	.04	.10	.10	.10	.021	.020	.007	.051	.020
%RSD	.1118	.2596	.2656	.2558	1.007	.9710	.3571	1.018	.9371
#1	38.78	39.05	38.89	38.89	2.025	2.040	1.959	4.977	2.074
#2	38.72	38.90	39.04	39.03	2.054	2.068	1.949	5.049	2.102
Check ?	Chk Pass	Chk Pass	Chk Pass	Chk Pass	Chk Pass	Chk Pass	Chk Pass	Chk Pass	Chk Pass
Value									
Range									

Zoom In Zoom Out

Sample Name: ccv Acquired: 6/19/2014 19:50:39 Type: QC
Method: Accutest1(v273) Mode: CONC Corr. Factor: 1.000000
User: admin Custom ID1: Custom ID2: Custom ID3:
Comment: 310/311(2)

Elem	Sr4077	Ti3349	W_2079	Zr3391	S_1820	Bi2230	Li6707
Units	ppm	ppm	ppm	ppm	ppm	ppm	ppm
Avg	**1.982**	**1.974**	**2.006**	**1.977**	**1.974**	**1.962**	**1.926**
Stddev	.004	.005	.031	.002	.023	.018	.013
%RSD	.2094	.2317	1.536	.0994	1.150	.9110	.6865
#1	1.979	1.977	1.984	1.979	1.958	1.950	1.917
#2	1.985	1.971	2.028	1.976	1.990	1.975	1.936
Check ?	Chk Pass	Chk Pass	Chk Pass	Chk Pass	Chk Pass	Chk Pass	Chk Pass
Value							
Range							

Int. Std.	Y_3600	Y_3710	Y_2243	In2306
Units	Cts/S	Cts/S	Cts/S	Cts/S
Avg	**58219.**	**9190.1**	**1916.1**	**3848.3**
Stddev	159.	5.2	15.0	25.2
%RSD	.27308	.05654	.78131	.65506
#1	58106.	9186.4	1926.7	3866.1
#2	58331.	9193.8	1905.6	3830.5

Zoom In Zoom Out

Sample Name: ccb Acquired: 6/19/2014 19:56:34 Type: QC
Method: Accutest1(v273) Mode: CONC Corr. Factor: 1.000000
User: admin Custom ID1: Custom ID2: Custom ID3:
Comment: 310/311(2)

Elem	Ba4554	Be3130	Cd2288	Co2286	Cr2677	Cu3247	Mn2576	Ni2316	Ag3280
Units	ppm	ppm	ppm	ppm	ppm	ppm	ppm	ppm	ppm
Avg	**.0004**	**.0003**	**.0003**	**.0003**	**.0003**	**.0000**	**.0004**	**.0001**	**-.0004**
Stddev	.0001	.0000	.0001	.0003	.0002	.0001	.0001	.0001	.0004
%RSD	14.40	2.647	26.65	81.85	53.22	177.7	14.16	110.0	103.0
#1	.0004	.0003	.0003	.0005	.0004	.0001	.0003	.0000	-.0001
#2	.0005	.0003	.0002	.0001	.0002	-.0000	.0004	.0001	-.0007
Check ?	Chk Pass	Chk Pass	Chk Pass	Chk Pass	Chk Pass	Chk Pass	Chk Pass	Chk Pass	Chk Pass
High Limit									
Low Limit									

Elem	V_2924	Zn2062	As1890	Tl1908	Pb2203	Se1960	Sb2068	Al3961	Ca3179
Units	ppm	ppm	ppm	ppm	ppm	ppm	ppm	ppm	ppm
Avg	**.0002**	**.0004**	**.0006**	**.0001**	**-.0001**	**.0008**	**.0011**	**.0068**	**.0068**
Stddev	.0001	.0001	.0005	.0006	.0007	.0003	.0002	.0029	.0004
%RSD	70.57	21.20	73.98	674.2	508.2	36.39	20.19	42.52	5.933
#1	.0001	.0003	.0010	.0005	.0004	.0010	.0012	.0048	.0065
#2	.0003	.0004	.0003	-.0003	-.0006	.0006	.0009	.0089	.0070
Check ?	Chk Pass	Chk Pass	Chk Pass	Chk Pass	Chk Pass	Chk Pass	Chk Pass	Chk Pass	Chk Pass
High Limit									
Low Limit									

Elem	Fe2599	Mg2790	K_7664	Na5895	B_2089	Mo2020	Pd3404	Si2124	Sn1899
Units	ppm	ppm	ppm	ppm	ppm	ppm	ppm	ppm	ppm
Avg	**.0082**	**.0188**	**.0140**	**-.0051**	**.0002**	**.0009**	**-.0001**	**.0014**	**-.0004**
Stddev	.0015	.0229	.0145	.0019	.0004	.0000	.0012	.0005	.0003
%RSD	17.97	121.7	103.1	37.00	161.9	.9209	1388.	37.19	73.26
#1	.0092	.0350	.0243	-.0037	-.0000	.0009	-.0010	.0017	-.0007
#2	.0072	.0026	.0038	-.0064	.0005	.0009	.0008	.0010	-.0002
Check ?	Chk Pass	Chk Pass	Chk Pass	Chk Pass	Chk Pass	Chk Pass	Chk Pass	Chk Pass	Chk Pass
High Limit									
Low Limit									

Zoom In Zoom Out

Sample Name: ccb Acquired: 6/19/2014 19:56:34 Type: QC
Method: Accutest1(v273) Mode: CONC Corr. Factor: 1.000000
User: admin Custom ID1: Custom ID2: Custom ID3:
Comment: 310/311(2)

Elem	Sr4077	Ti3349	W_2079	Zr3391	S_1820	Bi2230	Li6707
Units	ppm	ppm	ppm	ppm	ppm	ppm	ppm
Avg	**.0003**	**.0005**	**.0072**	**.0007**	**-.0003**	**.0010**	**-.0005**
Stddev	.0001	.0003	.0011	.0000	.0005	.0002	.0004
%RSD	24.15	59.71	14.70	.9213	173.9	20.14	73.52
#1	.0004	.0003	.0079	.0007	.0001	.0012	-.0002
#2	.0003	.0006	.0064	.0007	-.0007	.0009	-.0008
Check ?	Chk Pass	Chk Pass	Chk Pass	Chk Pass	Chk Pass	Chk Pass	Chk Pass
High Limit							
Low Limit							

Int. Std.	Y_3600	Y_3710	Y_2243	In2306
Units	Cts/S	Cts/S	Cts/S	Cts/S
Avg	**62333.**	**9307.1**	**2047.8**	**4401.9**
Stddev	597.	28.3	12.2	22.4
%RSD	.95717	.30440	.59468	.50989
#1	62755.	9287.1	2056.4	4417.8
#2	61911.	9327.1	2039.2	4386.0

Zoom In Zoom Out

Sample Name: jb68955-4 Acquired: 6/19/2014 20:02:45 Type: Unk
Method: Accutest1(v273) Mode: CONC Corr. Factor: 1.000000
User: admin Custom ID1: Custom ID2: Custom ID3:
Comment:

Elem	Ba4554	Be3130	Cd2288	Co2286	Cr2677	Cu3247	Mn2576	Ni2316	Ag3280
Avg	**.1793**	**.0083**	**.0009**	**.0575**	**.2077**	**.0772**	**1.094**	**.1237**	**.0101**
Stddev	.0002	.0001	.0001	.0006	.0004	.0001	.002	.0004	.0006
%RSD	.1064	.6480	14.40	.9971	.2157	.1834	.1621	.2950	5.480
#1	.1792	.0083	.0010	.0571	.2080	.0773	1.095	.1234	.0097
#2	.1795	.0083	.0008	.0579	.2074	.0771	1.092	.1239	.0104

Elem	V_2924	Zn2062	As1890	Tl1908	Pb2203	Se1960	Sb2068	Al3961	Ca3179
Avg	**.3270**	**.3156**	**.0253**	**.0089**	**.0383**	**-.0001**	**.0025**	**211.3**	**973.2**
Stddev	.0000	.0008	.0007	.0024	.0001	.0027	.0020	.3	4.0
%RSD	.0047	.2603	2.807	27.29	.1670	3956.	80.33	.1533	.4098
#1	.3270	.3150	.0258	.0072	.0382	.0019	.0011	211.5	976.0
#2	.3270	.3161	.0248	.0107	.0383	-.0020	.0039	211.0	970.4

Elem	Fe2599	Mg2790	K_7664	Na5895	B_2089	Mo2020	Pd3404	Si2124	Sn1899
Avg	**153.6**	**457.0**	**53.61**	**.3026**	**.0052**	**-.0003**	**.0017**	**8.073**	**.0273**
Stddev	.5	1.7	.07	.0032	.0007	.0002	.0007	.003	.0001
%RSD	.2932	.3633	.1354	1.067	12.99	62.89	42.22	.0391	.4692
#1	153.9	458.2	53.56	.3003	.0057	-.0004	.0023	8.075	.0274
#2	153.2	455.8	53.66	.3049	.0047	-.0001	.0012	8.070	.0272

Elem	Sr4077	Ti3349	W_2079	Zr3391	S_1820	Bi2230	Li6707
Avg	**1.314**	**.9205**	**.0131**	**.0768**	**.1227**	**-.0164**	**2.097**
Stddev	.001	.0009	.0011	.0005	.0045	.0004	.009
%RSD	.0525	.0981	8.617	.6509	3.659	2.668	.4082
#1	1.313	.9198	.0139	.0772	.1195	-.0161	2.091
#2	1.314	.9211	.0123	.0765	.1258	-.0167	2.103

Int. Std.	Y_3600	Y_3710	Y_2243	In2306
Avg	**53672.**	**9078.9**	**1783.9**	**3173.0**
Stddev	113.	26.8	3.0	4.1
%RSD	.21105	.29534	.16548	.12896
#1	53592.	9059.9	1781.8	3170.1
#2	53752.	9097.9	1786.0	3175.9

Zoom In Zoom Out

Sample Name: jb68955-7 Acquired: 6/19/2014 20:08:51 Type: Unk
Method: Accutest1(v273) Mode: CONC Corr. Factor: 1.000000
User: admin Custom ID1: Custom ID2: Custom ID3:
Comment:

Elem	Ba4554	Be3130	Cd2288	Co2286	Cr2677	Cu3247	Mn2576	Ni2316	Ag3280
Avg	**.6613**	**.0218**	**.0020**	**.1209**	**.3125**	**.2651**	**6.963**	**.3901**	**.0053**
Stddev	.0015	.0000	.0002	.0001	.0004	.0009	.006	.0017	.0009
%RSD	.2282	.1183	8.656	.1168	.1251	.3287	.0933	.4376	17.25
#1	.6623	.0218	.0021	.1210	.3122	.2657	6.958	.3889	.0046
#2	.6602	.0217	.0019	.1208	.3127	.2645	6.968	.3913	.0059

Elem	V_2924	Zn2062	As1890	Tl1908	Pb2203	Se1960	Sb2068	Al3961	Ca3179
Avg	**.5466**	**1.301**	**.1086**	**.0090**	**.2182**	**.0040**	**-.0034**	**333.5**	**17.07**
Stddev	.0023	.005	.0007	.0010	.0029	.0006	.0005	.6	.01
%RSD	.4197	.4222	.6643	11.14	1.327	15.85	14.27	.1688	.0567
#1	.5482	1.298	.1092	.0097	.2203	.0035	-.0037	333.9	17.07
#2	.5450	1.305	.1081	.0083	.2162	.0044	-.0030	333.1	17.08

Elem	Fe2599	Mg2790	K_7664	Na5895	B_2089	Mo2020	Pd3404	Si2124	Sn1899
Avg	**325.4**	**162.0**	**61.13**	**.7690**	**.0350**	**.0223**	**.0055**	**13.60**	**.0314**
Stddev	.1	.5	.09	.0010	.0001	.0002	.0003	.01	.0003
%RSD	.0427	.2866	.1412	.1362	.2452	1.032	5.151	.0575	.9232
#1	325.5	161.7	61.19	.7683	.0351	.0225	.0058	13.61	.0316
#2	325.3	162.4	61.07	.7698	.0350	.0222	.0053	13.60	.0312

Elem	Sr4077	Ti3349	W_2079	Zr3391	S_1820	Bi2230	Li6707
Avg	**.0722**	**2.687**	**.0134**	**.1946**	**.4302**	**-.0085**	**2.628**
Stddev	.0003	.016	.0007	.0002	.0012	.0016	.009
%RSD	.3962	.5785	5.321	.1222	.2685	18.86	.3440
#1	.0724	2.698	.0129	.1948	.4294	-.0074	2.634
#2	.0720	2.676	.0139	.1944	.4310	-.0096	2.621

Int. Std.	Y_3600	Y_3710	Y_2243	In2306
Avg	**70411.**	**11419.**	**2377.2**	**3742.7**
Stddev	99.	15.	5.8	5.7
%RSD	.13995	.12931	.24580	.15230
#1	70341.	11430.	2373.1	3738.7
#2	70481.	11409.	2381.4	3746.8

Zoom In Zoom Out

Sample Name: jb68955-8 Acquired: 6/19/2014 20:14:56 Type: Unk
Method: Accutest1(v273) Mode: CONC Corr. Factor: 1.000000
User: admin Custom ID1: Custom ID2: Custom ID3:
Comment:

Elem	Ba4554	Be3130	Cd2288	Co2286	Cr2677	Cu3247	Mn2576	Ni2316	Ag3280
Avg	**.2446**	**.0124**	**.0011**	**.0696**	**.2603**	**.1423**	**2.216**	**.1821**	**.0041**
Stddev	.0008	.0001	.0000	.0003	.0003	.0002	.002	.0000	.0008
%RSD	.3110	.7762	2.588	.3973	.1083	.1665	.0953	.0170	19.26
#1	.2452	.0125	.0011	.0698	.2605	.1421	2.218	.1821	.0035
#2	.2441	.0124	.0011	.0694	.2601	.1424	2.215	.1821	.0046

Elem	V_2924	Zn2062	As1890	Tl1908	Pb2203	Se1960	Sb2068	Al3961	Ca3179
Avg	**.4084**	**.4853**	**.0389**	**.0112**	**.0690**	**-.0009**	**.0001**	**250.8**	**288.8**
Stddev	.0013	.0009	.0003	.0010	.0005	.0008	.0007	.3	.4
%RSD	.3123	.1834	.7310	8.752	.7357	89.44	626.7	.1065	.1319
#1	.4093	.4859	.0387	.0119	.0694	-.0003	.0006	251.0	288.5
#2	.4075	.4847	.0391	.0105	.0686	-.0014	-.0004	250.6	289.0

Elem	Fe2599	Mg2790	K_7664	Na5895	B_2089	Mo2020	Pd3404	Si2124	Sn1899
Avg	**207.1**	**490.9**	**51.70**	**.6203**	**.0140**	**.0102**	**.0003**	**7.866**	**.0272**
Stddev	.1	.3	.03	.0003	.0001	.0003	.0020	.024	.0010
%RSD	.0671	.0674	.0585	.0422	.4935	2.668	582.9	.2987	3.750
#1	207.2	491.1	51.72	.6201	.0139	.0104	.0018	7.883	.0279
#2	207.0	490.7	51.68	.6205	.0140	.0100	-.0011	7.849	.0265

Elem	Sr4077	Ti3349	W_2079	Zr3391	S_1820	Bi2230	Li6707
Avg	**.3416**	**1.277**	**.0115**	**.1083**	**.2846**	**-.0142**	**2.239**
Stddev	.0004	.000	.0007	.0001	.0010	.0016	.001
%RSD	.1130	.0091	6.483	.1323	.3485	10.98	.0293
#1	.3419	1.277	.0120	.1082	.2853	-.0153	2.240
#2	.3413	1.277	.0110	.1084	.2839	-.0131	2.239

Int. Std.	Y_3600	Y_3710	Y_2243	In2306
Avg	**57799.**	**9526.1**	**1923.6**	**3434.5**
Stddev	92.	9.2	2.3	1.5
%RSD	.15873	.09610	.11771	.04422
#1	57734.	9519.7	1922.0	3433.4
#2	57864.	9532.6	1925.2	3435.6

Zoom In Zoom Out

Sample Name: jb68955-9 Acquired: 6/19/2014 20:20:55 Type: Unk
Method: Accutest1(v273) Mode: CONC Corr. Factor: 1.000000
User: admin Custom ID1: Custom ID2: Custom ID3:
Comment:

Elem	Ba4554	Be3130	Cd2288	Co2286	Cr2677	Cu3247	Mn2576	Ni2316	Ag3280
Avg	**.5706**	**.0191**	**.0015**	**.0930**	**.3653**	**.2240**	**2.301**	**.3081**	**.0018**
Stddev	.0023	.0002	.0001	.0003	.0024	.0007	.003	.0009	.0007
%RSD	.3959	.9416	4.447	.3103	.6445	.3286	.1367	.3033	37.18
#1	.5690	.0190	.0016	.0928	.3670	.2245	2.299	.3088	.0013
#2	.5722	.0192	.0015	.0932	.3637	.2235	2.303	.3074	.0023

Elem	V_2924	Zn2062	As1890	Tl1908	Pb2203	Se1960	Sb2068	Al3961	Ca3179
Avg	**.5374**	**.6307**	**.0535**	**.0058**	**.0901**	**.0042**	**-.0010**	**340.7**	**17.91**
Stddev	.0002	.0007	.0006	.0002	.0004	.0008	.0012	.4	.00
%RSD	.0320	.1105	1.134	4.114	.4132	19.35	114.5	.1303	.0237
#1	.5375	.6312	.0540	.0057	.0898	.0048	-.0018	340.4	17.91
#2	.5373	.6302	.0531	.0060	.0904	.0036	-.0002	341.0	17.90

Elem	Fe2599	Mg2790	K_7664	Na5895	B_2089	Mo2020	Pd3404	Si2124	Sn1899
Avg	**284.9**	**263.5**	**52.37**	**.3823**	**.0395**	**.0070**	**.0037**	**5.703**	**.0287**
Stddev	.8	.4	.01	.0007	.0001	.0006	.0008	.011	.0002
%RSD	.2800	.1491	.0174	.1831	.2428	8.613	20.23	.1847	.5290
#1	284.3	263.2	52.36	.3828	.0396	.0065	.0032	5.696	.0286
#2	285.5	263.8	52.38	.3818	.0394	.0074	.0043	5.711	.0288

Elem	Sr4077	Ti3349	W_2079	Zr3391	S_1820	Bi2230	Li6707
Avg	**.0727**	**2.480**	**.0043**	**.1483**	**.4708**	**-.0067**	**2.133**
Stddev	.0005	.002	.0007	.0002	.0019	.0001	.006
%RSD	.6541	.0725	16.04	.1287	.3955	.9785	.2872
#1	.0723	2.481	.0047	.1484	.4694	-.0067	2.129
#2	.0730	2.479	.0038	.1482	.4721	-.0068	2.137

Int. Std.	Y_3600	Y_3710	Y_2243	In2306
Avg	**65426.**	**10638.**	**2209.6**	**3663.1**
Stddev	86.	15.	3.8	2.1
%RSD	.13177	.14365	.16990	.05651
#1	65487.	10627.	2212.2	3661.6
#2	65365.	10649.	2206.9	3664.6

Zoom In Zoom Out

Sample Name: jb68955-10 Acquired: 6/19/2014 20:26:56 Type: Unk
Method: Accutest1(v273) Mode: CONC Corr. Factor: 1.000000
User: admin Custom ID1: Custom ID2: Custom ID3:
Comment:

Elem	Ba4554	Be3130	Cd2288	Co2286	Cr2677	Cu3247	Mn2576	Ni2316	Ag3280
Avg	**.5070**	**.0223**	**.0018**	**.1589**	**.3696**	**.1840**	**3.588**	**.3582**	**.0021**
Stddev	.0024	.0003	.0002	.0010	.0039	.0027	.045	.0008	.0035
%RSD	.4791	1.141	10.31	.6127	1.062	1.465	1.266	.2308	169.5
#1	.5053	.0221	.0019	.1596	.3669	.1821	3.556	.3587	.0046
#2	.5087	.0224	.0017	.1582	.3724	.1859	3.620	.3576	-.0004

Elem	V_2924	Zn2062	As1890	Tl1908	Pb2203	Se1960	Sb2068	Al3961	Ca3179
Avg	**.6048**	**.6624**	**.0903**	**.0024**	**.1292**	**.0030**	**-.0008**	**387.8**	**13.69**
Stddev	.0078	.0007	.0005	.0002	.0013	.0023	.0011	2.3	.03
%RSD	1.287	.1100	.5222	6.481	1.011	78.06	131.4	.5949	.2134
#1	.5993	.6629	.0906	.0023	.1283	.0013	-.0016	386.2	13.67
#2	.6103	.6619	.0900	.0025	.1302	.0046	-.0001	389.4	13.71

Elem	Fe2599	Mg2790	K_7664	Na5895	B_2089	Mo2020	Pd3404	Si2124	Sn1899
Avg	**356.8**	**393.8**	**60.90**	**.6922**	**.0229**	**.0049**	**.0052**	**7.520**	**.0237**
Stddev	1.7	1.0	.19	.0005	.0010	.0002	.0004	.036	.0010
%RSD	.4667	.2656	.3169	.0788	4.387	3.665	8.577	.4831	4.335
#1	355.6	393.0	60.77	.6918	.0222	.0051	.0055	7.546	.0230
#2	357.9	394.5	61.04	.6926	.0236	.0048	.0049	7.494	.0244

Elem	Sr4077	Ti3349	W_2079	Zr3391	S_1820	Bi2230	Li6707
Avg	**.0596**	**2.536**	**.0084**	**.1552**	**.1870**	**-.0094**	**2.814**
Stddev	.0004	.031	.0009	.0016	.0013	.0004	.024
%RSD	.6713	1.239	10.57	1.054	.6859	4.204	.8393
#1	.0593	2.514	.0077	.1540	.1879	-.0091	2.797
#2	.0598	2.559	.0090	.1563	.1861	-.0097	2.831

Int. Std.	Y_3600	Y_3710	Y_2243	In2306
Avg	**69955.**	**11244.**	**2318.3**	**3575.5**
Stddev	835.	7.	13.7	21.8
%RSD	1.1935	.06162	.58913	.60864
#1	70545.	11249.	2308.7	3560.1
#2	69364.	11240.	2328.0	3590.9

Zoom In Zoom Out

Sample Name: jb68977-2a Acquired: 6/19/2014 20:32:56 Type: Unk
Method: Accutest1(v273) Mode: CONC Corr. Factor: 1.000000
User: admin Custom ID1: Custom ID2: Custom ID3:
Comment:

Elem	Ba4554	Be3130	Cd2288	Co2286	Cr2677	Cu3247	Mn2576	Ni2316	Ag3280
Avg	**.5081**	**.0062**	**.0014**	**.1066**	**.2010**	**.2431**	**1.869**	**.1795**	**.0118**
Stddev	.0001	.0000	.0003	.0005	.0005	.0014	.006	.0015	.0006
%RSD	.0271	.5662	20.16	.5076	.2305	.5555	.3386	.8207	5.358
#1	.5080	.0062	.0012	.1062	.2013	.2440	1.873	.1784	.0113
#2	.5081	.0062	.0015	.1070	.2007	.2421	1.864	.1805	.0122

Elem	V_2924	Zn2062	As1890	Tl1908	Pb2203	Se1960	Sb2068	Al3961	Ca3179
Avg	**.2319**	**.5093**	**.0695**	**.0062**	**.5775**	**.0059**	**.0000**	**124.4**	**18.46**
Stddev	.0009	.0024	.0035	.0023	.0019	.0012	.0005	.3	.08
%RSD	.3763	.4763	5.092	36.13	.3329	20.15	14790.	.2651	.4429
#1	.2325	.5076	.0720	.0046	.5761	.0068	.0004	124.7	18.51
#2	.2313	.5111	.0670	.0078	.5789	.0051	-.0004	124.2	18.40

Elem	Fe2599	Mg2790	K_7664	Na5895	B_2089	Mo2020	Pd3404	Si2124	Sn1899
Avg	**184.5**	**47.33**	**20.96**	**2.841**	**.1136**	**.0085**	**.0050**	**4.507**	**.0642**
Stddev	.7	.31	.00	.006	.0003	.0003	.0012	.004	.0003
%RSD	.3579	.6528	.0055	.2142	.2912	3.448	24.25	.0796	.4232
#1	185.0	47.55	20.96	2.846	.1134	.0083	.0041	4.510	.0640
#2	184.0	47.11	20.96	2.837	.1138	.0087	.0058	4.505	.0644

Elem	Sr4077	Ti3349	W_2079	Zr3391	S_1820	Bi2230	Li6707
Avg	**.1397**	**3.153**	**.0012**	**.0627**	**34.28**	**.0016**	**.2169**
Stddev	.0003	.007	.0002	.0000	.06	.0004	.0011
%RSD	.2418	.2293	13.36	.0662	.1649	26.95	.5102
#1	.1395	3.158	.0013	.0626	34.24	.0013	.2161
#2	.1400	3.147	.0011	.0627	34.32	.0019	.2177

Int. Std.	Y_3600	Y_3710	Y_2243	In2306
Avg	**60864.**	**9532.1**	**2032.9**	**3974.8**
Stddev	164.	45.2	.8	6.9
%RSD	.26902	.47453	.04018	.17372
#1	60749.	9500.1	2033.5	3979.7
#2	60980.	9564.1	2032.4	3969.9

Zoom In Zoom Out

Sample Name: jb68977-3a Acquired: 6/19/2014 20:38:56 Type: Unk
Method: Accutest1(v273) Mode: CONC Corr. Factor: 1.000000
User: admin Custom ID1: Custom ID2: Custom ID3:
Comment:

Elem	Ba4554	Be3130	Cd2288	Co2286	Cr2677	Cu3247	Mn2576	Ni2316	Ag3280
Avg	**.3731**	**.0039**	**.0008**	**.0380**	**.2404**	**.0742**	**1.522**	**.0954**	**.0059**
Stddev	.0007	.0000	.0001	.0004	.0007	.0008	.001	.0005	.0001
%RSD	.1810	.1770	15.62	1.151	.2932	1.040	.0623	.5444	2.149
#1	.3736	.0039	.0007	.0383	.2409	.0747	1.523	.0958	.0058
#2	.3726	.0039	.0009	.0377	.2399	.0736	1.521	.0950	.0060

Elem	V_2924	Zn2062	As1890	Tl1908	Pb2203	Se1960	Sb2068	Al3961	Ca3179
Avg	**.1431**	**.3470**	**.0150**	**.0032**	**.0802**	**.0083**	**-.0016**	**74.13**	**19.72**
Stddev	.0001	.0030	.0009	.0011	.0002	.0028	.0005	.27	.06
%RSD	.0999	.8622	5.673	34.50	.2294	34.22	31.57	.3627	.2870
#1	.1432	.3491	.0156	.0024	.0800	.0103	-.0020	74.32	19.76
#2	.1430	.3449	.0144	.0040	.0803	.0063	-.0013	73.94	19.68

Elem	Fe2599	Mg2790	K_7664	Na5895	B_2089	Mo2020	Pd3404	Si2124	Sn1899
Avg	**97.20**	**27.97**	**11.59**	**2.667**	**.0867**	**.0016**	**.0015**	**3.139**	**.0332**
Stddev	.25	.19	.01	.006	.0009	.0002	.0009	.018	.0002
%RSD	.2585	.6650	.0916	.2260	1.068	11.86	63.65	.5821	.7103
#1	97.38	28.11	11.59	2.671	.0873	.0015	.0022	3.152	.0330
#2	97.03	27.84	11.58	2.662	.0860	.0017	.0008	3.127	.0333

Elem	Sr4077	Ti3349	W_2079	Zr3391	S_1820	Bi2230	Li6707
Avg	**.0980**	**1.826**	**-.0023**	**.0501**	**13.28**	**.0003**	**.1238**
Stddev	.0002	.005	.0011	.0001	.10	.0009	.0007
%RSD	.2221	.2746	46.90	.1585	.7455	355.8	.5524
#1	.0981	1.830	-.0015	.0501	13.35	-.0004	.1233
#2	.0978	1.823	-.0031	.0500	13.21	.0009	.1242

Int. Std.	Y_3600	Y_3710	Y_2243	In2306
Avg	**60856.**	**9538.2**	**2034.4**	**4022.3**
Stddev	38.	51.9	12.0	21.6
%RSD	.06238	.54445	.58886	.53707
#1	60829.	9501.4	2025.9	4007.1
#2	60883.	9574.9	2042.9	4037.6

Zoom In Zoom Out

Sample Name: jb68977-6a Acquired: 6/19/2014 20:44:59 Type: Unk
Method: Accutest1(v273) Mode: CONC Corr. Factor: 1.000000
User: admin Custom ID1: Custom ID2: Custom ID3:
Comment:

Elem	Ba4554	Be3130	Cd2288	Co2286	Cr2677	Cu3247	Mn2576	Ni2316	Ag3280
Avg	**.5941**	**.0073**	**.0022**	**.0821**	**.2616**	**.1410**	**2.503**	**.2104**	**.0101**
Stddev	.0017	.0000	.0003	.0001	.0004	.0003	.001	.0002	.0004
%RSD	.2916	.1885	12.15	.0658	.1674	.2026	.0356	.1147	4.375
#1	.5929	.0073	.0020	.0820	.2619	.1412	2.503	.2102	.0104
#2	.5953	.0073	.0024	.0821	.2613	.1408	2.502	.2106	.0097

Elem	V_2924	Zn2062	As1890	Tl1908	Pb2203	Se1960	Sb2068	Al3961	Ca3179
Avg	**.3108**	**.7470**	**.0361**	**.0036**	**.0929**	**.0122**	**-.0006**	**127.7**	**58.27**
Stddev	.0003	.0013	.0006	.0010	.0022	.0040	.0006	.0	.13
%RSD	.0808	.1781	1.772	26.54	2.337	33.17	109.9	.0335	.2261
#1	.3106	.7460	.0357	.0043	.0914	.0150	-.0001	127.7	58.36
#2	.3110	.7479	.0366	.0029	.0944	.0093	-.0010	127.8	58.18

Elem	Fe2599	Mg2790	K_7664	Na5895	B_2089	Mo2020	Pd3404	Si2124	Sn1899
Avg	**139.8**	**41.01**	**19.68**	**3.961**	**.1091**	**.0095**	**.0016**	**5.038**	**.0359**
Stddev	.2	.22	.03	.012	.0016	.0004	.0014	.018	.0004
%RSD	.1595	.5391	.1600	.3067	1.453	3.730	84.68	.3612	1.106
#1	139.9	41.16	19.65	3.952	.1080	.0093	.0026	5.025	.0356
#2	139.6	40.85	19.70	3.969	.1102	.0098	.0006	5.051	.0362

Elem	Sr4077	Ti3349	W_2079	Zr3391	S_1820	Bi2230	Li6707
Avg	**.2523**	**2.854**	**.0008**	**.0832**	**52.65**	**-.0011**	**.2105**
Stddev	.0006	.002	.0008	.0001	.17	.0016	.0008
%RSD	.2520	.0778	89.90	.1635	.3214	139.3	.3997
#1	.2519	2.855	.0014	.0831	52.53	-.0022	.2099
#2	.2528	2.852	.0003	.0833	52.77	-.0000	.2110

Int. Std.	Y_3600	Y_3710	Y_2243	In2306
Avg	63218.	9863.4	2096.1	3902.6
Stddev	194.	57.6	6.8	9.4
%RSD	.30671	.58421	.32554	.24169
#1	63081.	9822.6	2100.9	3909.3
#2	63355.	9904.1	2091.3	3896.0

Zoom In Zoom Out

Sample Name: jb68977-9a Acquired: 6/19/2014 20:51:00 Type: Unk
Method: Accutest1(v273) Mode: CONC Corr. Factor: 1.000000
User: admin Custom ID1: Custom ID2: Custom ID3:
Comment:

Elem	Ba4554	Be3130	Cd2288	Co2286	Cr2677	Cu3247	Mn2576	Ni2316	Ag3280
Avg	**.2903**	**.0049**	**.0008**	**.0593**	**.1525**	**.0940**	**1.411**	**.1578**	**.0075**
Stddev	.0034	.0002	.0002	.0001	.0005	.0009	.003	.0002	.0013
%RSD	1.162	4.271	19.44	.0944	.3388	.9488	.1873	.1082	17.86
#1	.2879	.0048	.0007	.0593	.1529	.0933	1.410	.1577	.0065
#2	.2927	.0050	.0009	.0592	.1521	.0946	1.413	.1579	.0084

Elem	V_2924	Zn2062	As1890	Tl1908	Pb2203	Se1960	Sb2068	Al3961	Ca3179
Avg	**.1507**	**.3891**	**.0138**	**.0055**	**.0776**	**.0034**	**.0001**	**83.58**	**8.447**
Stddev	.0001	.0005	.0003	.0005	.0001	.0027	.0014	1.04	.057
%RSD	.0859	.1287	2.317	8.502	.0696	78.74	1090.	1.247	.6760
#1	.1508	.3888	.0136	.0052	.0775	.0015	-.0009	82.85	8.407
#2	.1506	.3895	.0141	.0058	.0776	.0053	.0011	84.32	8.488

Elem	Fe2599	Mg2790	K_7664	Na5895	B_2089	Mo2020	Pd3404	Si2124	Sn1899
Avg	**144.3**	**44.72**	**19.52**	**1.855**	**.1080**	**.0022**	**.0026**	**2.949**	**.0371**
Stddev	1.7	.44	.22	.015	.0004	.0001	.0000	.011	.0004
%RSD	1.190	.9755	1.125	.8273	.3275	3.861	1.252	.3881	1.123
#1	143.1	44.41	19.36	1.844	.1077	.0021	.0026	2.941	.0374
#2	145.6	45.03	19.67	1.866	.1082	.0022	.0026	2.957	.0368

Elem	Sr4077	Ti3349	W_2079	Zr3391	S_1820	Bi2230	Li6707
Avg	**.0783**	**2.054**	**-.0017**	**.0444**	**2.304**	**-.0005**	**.2022**
Stddev	.0008	.002	.0004	.0008	.001	.0008	.0028
%RSD	1.067	.1048	22.64	1.724	.0489	152.3	1.381
#1	.0777	2.052	-.0019	.0439	2.305	.0000	.2003
#2	.0789	2.055	-.0014	.0450	2.303	-.0010	.2042

Int. Std.	Y_3600	Y_3710	Y_2243	In2306
Avg	60252.	9434.2	2002.5	4031.9
Stddev	19.	103.5	3.1	4.0
%RSD	.03075	1.0967	.15476	.09812
#1	60265.	9507.4	2004.7	4034.7
#2	60239.	9361.1	2000.3	4029.1

Zoom In Zoom Out

Sample Name: ccv Acquired: 6/19/2014 20:57:03 Type: QC
Method: Accutest1(v273) Mode: CONC Corr. Factor: 1.000000
User: admin Custom ID1: Custom ID2: Custom ID3:
Comment: 310/311(3)

Elem	Ba4554	Be3130	Cd2288	Co2286	Cr2677	Cu3247	Mn2576	Ni2316	Ag3280
Units	ppm	ppm	ppm	ppm	ppm	ppm	ppm	ppm	ppm
Avg	**2.025**	**2.031**	**2.006**	**2.028**	**2.086**	**1.955**	**2.104**	**2.076**	**.2407**
Stddev	.002	.001	.006	.009	.003	.003	.001	.007	.0007
%RSD	.0874	.0500	.2811	.4224	.1642	.1532	.0554	.3344	.2849
#1	2.024	2.031	2.002	2.022	2.084	1.957	2.105	2.071	.2402
#2	2.026	2.032	2.010	2.034	2.089	1.953	2.103	2.081	.2412
Check ?	Chk Pass	Chk Pass	Chk Pass	Chk Pass	Chk Pass	Chk Pass	Chk Pass	Chk Pass	Chk Pass
Value									
Range									

Elem	V_2924	Zn2062	As1890	Tl1908	Pb2203	Se1960	Sb2068	Al3961	Ca3179
Units	ppm	ppm	ppm	ppm	ppm	ppm	ppm	ppm	ppm
Avg	**2.026**	**2.086**	**1.996**	**2.087**	**2.097**	**1.997**	**1.995**	**40.17**	**40.33**
Stddev	.001	.005	.007	.006	.006	.001	.006	.05	.02
%RSD	.0677	.2631	.3702	.3080	.2787	.0422	.3039	.1306	.0475
#1	2.026	2.082	1.991	2.083	2.093	1.997	1.991	40.14	40.32
#2	2.027	2.090	2.001	2.092	2.101	1.998	2.000	40.21	40.34
Check ?	Chk Pass	Chk Pass	Chk Pass	Chk Pass	Chk Pass	Chk Pass	Chk Pass	Chk Pass	Chk Pass
Value									
Range									

Elem	Fe2599	Mg2790	K_7664	Na5895	B_2089	Mo2020	Pd3404	Si2124	Sn1899
Units	ppm	ppm	ppm	ppm	ppm	ppm	ppm	ppm	ppm
Avg	**39.51**	**39.74**	**39.91**	**39.81**	**2.032**	**2.048**	**1.981**	**4.987**	**2.090**
Stddev	.11	.09	.09	.01	.006	.006	.000	.020	.004
%RSD	.2841	.2173	.2230	.0193	.2750	.3020	.0205	.4081	.2029
#1	39.43	39.68	39.97	39.81	2.028	2.044	1.981	4.973	2.087
#2	39.59	39.80	39.84	39.82	2.036	2.053	1.981	5.001	2.093
Check ?	Chk Pass	Chk Pass	Chk Pass	Chk Pass	Chk Pass	Chk Pass	Chk Pass	Chk Pass	Chk Pass
Value									
Range									

Zoom In Zoom Out

Sample Name: ccv Acquired: 6/19/2014 20:57:03 Type: QC
Method: Accutest1(v273) Mode: CONC Corr. Factor: 1.000000
User: admin Custom ID1: Custom ID2: Custom ID3:
Comment: 310/311(3)

Elem	Sr4077	Ti3349	W_2079	Zr3391	S_1820	Bi2230	Li6707
Units	ppm	ppm	ppm	ppm	ppm	ppm	ppm
Avg	**2.032**	**2.020**	**2.009**	**2.028**	**1.972**	**1.964**	**1.967**
Stddev	.002	.002	.015	.001	.005	.007	.003
%RSD	.0835	.0956	.7434	.0496	.2469	.3842	.1569
#1	2.031	2.019	1.999	2.029	1.969	1.958	1.969
#2	2.033	2.022	2.020	2.027	1.976	1.969	1.965
Check ?	Chk Pass	Chk Pass	Chk Pass	Chk Pass	Chk Pass	Chk Pass	Chk Pass
Value							
Range							

Int. Std.	Y_3600	Y_3710	Y_2243	In2306
Units	Cts/S	Cts/S	Cts/S	Cts/S
Avg	57319.	9024.9	1921.3	3854.4
Stddev	38.	12.0	6.0	13.5
%RSD	.06577	.13339	.31417	.34912
#1	57345.	9016.4	1925.5	3863.9
#2	57292.	9033.4	1917.0	3844.9

Zoom In Zoom Out

Sample Name: ccb Acquired: 6/19/2014 21:02:58 Type: QC
Method: Accutest1(v273) Mode: CONC Corr. Factor: 1.000000
User: admin Custom ID1: Custom ID2: Custom ID3:
Comment: 310/311(3)

Elem	Ba4554	Be3130	Cd2288	Co2286	Cr2677	Cu3247	Mn2576	Ni2316
Units	ppm	ppm	ppm	ppm	ppm	ppm	ppm	ppm
Avg	**.0004**	**.0003**	**.0002**	**.0003**	**.0005**	**.0002**	**.0005**	**.0003**
Stddev	.0003	.0002	.0001	.0000	.0000	.0000	.0000	.0001
%RSD	66.58	51.26	59.43	10.22	5.495	17.59	.5043	17.84
#1	.0006	.0004	.0003	.0003	.0004	.0002	.0005	.0003
#2	.0002	.0002	.0001	.0003	.0005	.0002	.0005	.0004
Check ?	Chk Pass	Chk Pass	Chk Pass	Chk Pass	Chk Pass	Chk Pass	Chk Pass	Chk Pass
High Limit								
Low Limit								

Elem	Ag3280	V_2924	Zn2062	As1890	Tl1908	Pb2203	Se1960	Sb2068
Units	ppm	ppm	ppm	ppm	ppm	ppm	ppm	ppm
Avg	**-.0002**	**.0004**	**.0002**	**-.0002**	**.0008**	**-.0003**	**-.0008**	**.0002**
Stddev	.0004	.0002	.0000	.0006	.0010	.0001	.0007	.0002
%RSD	209.1	50.15	.1380	272.6	126.0	16.40	89.98	123.8
#1	-.0005	.0003	.0002	.0002	.0015	-.0003	-.0013	.0003
#2	.0001	.0006	.0002	-.0007	.0001	-.0003	-.0003	.0000
Check ?	Chk Pass	Chk Pass	Chk Pass	Chk Pass	Chk Pass	Chk Pass	Chk Pass	Chk Pass
High Limit								
Low Limit								

Elem	Al3961	Ca3179	Fe2599	Mg2790	K_7664	Na5895	B_2089	Mo2020
Units	ppm	ppm	ppm	ppm	ppm	ppm	ppm	ppm
Avg	**.0088**	**.0068**	W **.0105**	**.0165**	**.0293**	**-.0072**	**-.0000**	**.0004**
Stddev	.0017	.0062	.0061	.0187	.0096	.0027	.0001	.0004
%RSD	19.75	91.57	57.87	113.1	32.88	37.36	299.4	83.12
#1	.0101	.0111	.0148	.0033	.0361	-.0053	.0000	.0007
#2	.0076	.0024	.0062	.0297	.0225	-.0092	-.0001	.0002
Check ?	Chk Pass	Chk Pass	Chk Warn	Chk Pass	Chk Pass	Chk Pass	Chk Pass	Chk Pass
High Limit			.0100					
Low Limit			-.0100					

Zoom In Zoom Out

Sample Name: ccb Acquired: 6/19/2014 21:02:58 Type: QC
Method: Accutest1(v273) Mode: CONC Corr. Factor: 1.000000
User: admin Custom ID1: Custom ID2: Custom ID3:
Comment: 310/311(3)

Elem	Pd3404	Si2124	Sn1899	Sr4077	Ti3349	W_2079	Zr3391	S_1820
Units	ppm	ppm	ppm	ppm	ppm	ppm	ppm	ppm
Avg	**.0002**	**.0019**	**.0000**	**.0004**	**.0005**	**.0035**	**.0005**	**.0005**
Stddev	.0006	.0006	.0009	.0001	.0002	.0014	.0000	.0005
%RSD	324.0	31.91	1872.	14.72	38.34	41.23	3.355	96.52
#1	.0006	.0015	.0007	.0005	.0006	.0045	.0005	.0009
#2	-.0002	.0024	-.0006	.0004	.0004	.0025	.0005	.0002
Check ?	Chk Pass	Chk Pass	Chk Pass	Chk Pass	Chk Pass	Chk Pass	Chk Pass	Chk Pass
High Limit								
Low Limit								

Elem	Bi2230	Li6707
Units	ppm	ppm
Avg	**.0010**	**-.0002**
Stddev	.0005	.0001
%RSD	48.85	79.27
#1	.0007	-.0001
#2	.0014	-.0003
Check ?	Chk Pass	Chk Pass
High Limit		
Low Limit		

Int. Std.	Y_3600	Y_3710	Y_2243	In2306
Units	Cts/S	Cts/S	Cts/S	Cts/S
Avg	**60968.**	**9404.7**	**2061.0**	**4421.3**
Stddev	1310.	176.8	1.7	7.1
%RSD	2.1486	1.8796	.08410	.15980
#1	60042.	9279.8	2059.8	4416.3
#2	61894.	9529.7	2062.2	4426.3

Zoom In Zoom Out

Sample Name: jb68999-1 Acquired: 6/19/2014 21:09:08 Type: Unk
Method: Accutest1(v273) Mode: CONC Corr. Factor: 1.000000
User: admin Custom ID1: Custom ID2: Custom ID3:
Comment:

Elem	Ba4554	Be3130	Cd2288	Co2286	Cr2677	Cu3247	Mn2576	Ni2316	Ag3280
Avg	**.2810**	**.0040**	**.0004**	**.0237**	**.2035**	**.0501**	**.2681**	**.0440**	**.0071**
Stddev	.0001	.0000	.0001	.0009	.0013	.0013	.0026	.0026	.0011
%RSD	.0282	1.236	24.90	3.900	.6282	2.584	.9710	5.917	14.92
#1	.2810	.0040	.0005	.0243	.2026	.0492	.2663	.0459	.0078
#2	.2811	.0040	.0004	.0230	.2044	.0510	.2700	.0422	.0063

Elem	V_2924	Zn2062	As1890	Tl1908	Pb2203	Se1960	Sb2068	Al3961	Ca3179
Avg	**.2837**	**.1770**	**.0901**	**.0034**	**.0750**	**.0087**	**-.0010**	**101.5**	**9.258**
Stddev	.0030	.0071	.0018	.0013	.0016	.0019	.0007	.2	.032
%RSD	1.052	3.997	2.018	39.30	2.173	21.45	69.75	.2438	.3442
#1	.2815	.1820	.0914	.0025	.0762	.0100	-.0005	101.7	9.280
#2	.2858	.1720	.0889	.0043	.0739	.0074	-.0014	101.3	9.235

Elem	Fe2599	Mg2790	K_7664	Na5895	B_2089	Mo2020	Pd3404	Si2124	Sn1899
Avg	**161.6**	**9.598**	**7.923**	**.2264**	**.0439**	**.0034**	**.0030**	**4.936**	**.0342**
Stddev	.4	.055	.009	.0024	.0021	.0000	.0010	.211	.0012
%RSD	.2254	.5691	.1170	1.051	4.790	.4627	32.34	4.266	3.547
#1	161.8	9.637	7.930	.2280	.0454	.0034	.0037	5.085	.0351
#2	161.3	9.559	7.917	.2247	.0424	.0034	.0023	4.787	.0334

Elem	Sr4077	Ti3349	W_2079	Zr3391	S_1820	Bi2230	Li6707
Avg	**.0579**	**1.551**	**.0041**	**.0460**	**.3046**	**-.0034**	**.0749**
Stddev	.0003	.022	.0022	.0005	.0166	.0001	.0007
%RSD	.5569	1.437	54.16	1.123	5.440	3.757	.9813
#1	.0581	1.535	.0057	.0457	.3164	-.0035	.0754
#2	.0577	1.567	.0026	.0464	.2929	-.0033	.0744

Int. Std.	Y_3600	Y_3710	Y_2243	In2306
Avg	**61350.**	**9623.4**	**1993.5**	**4024.0**
Stddev	587.	6.5	70.2	140.7
%RSD	.95622	.06743	3.5204	3.4964
#1	61765.	9628.0	1943.9	3924.5
#2	60935.	9618.8	2043.1	4123.5

Zoom In Zoom Out

Sample Name: jb68999-2 Acquired: 6/19/2014 21:15:12 Type: Unk
Method: Accutest1(v273) Mode: CONC Corr. Factor: 1.000000
User: admin Custom ID1: Custom ID2: Custom ID3:
Comment:

Elem	Ba4554	Be3130	Cd2288	Co2286	Cr2677	Cu3247	Mn2576	Ni2316	Ag3280
Avg	**.3066**	**.0250**	**.0007**	**.0327**	**.1176**	**.0317**	**.4255**	**.0611**	**.0064**
Stddev	.0001	.0001	.0001	.0002	.0006	.0007	.0012	.0000	.0011
%RSD	.0247	.5880	11.06	.6098	.4770	2.114	.2803	.0256	16.72
#1	.3067	.0251	.0007	.0326	.1172	.0312	.4246	.0611	.0071
#2	.3066	.0249	.0008	.0329	.1180	.0322	.4263	.0611	.0056

Elem	V_2924	Zn2062	As1890	Tl1908	Pb2203	Se1960	Sb2068	Al3961	Ca3179
Avg	**.1497**	**.3473**	**.0738**	**.0014**	**.0314**	**.0072**	**-.0038**	**85.85**	**3.148**
Stddev	.0010	.0024	.0000	.0020	.0008	.0010	.0009	.15	.004
%RSD	.6643	.6828	.0474	136.1	2.399	13.67	24.76	.1749	.1186
#1	.1490	.3456	.0738	.0028	.0319	.0079	-.0031	85.95	3.151
#2	.1504	.3490	.0738	.0001	.0309	.0065	-.0044	85.74	3.145

Elem	Fe2599	Mg2790	K_7664	Na5895	B_2089	Mo2020	Pd3404	Si2124	Sn1899
Avg	**318.1**	**1.789**	**2.448**	**.1028**	**.0078**	**.0035**	**.0118**	**4.928**	**.0324**
Stddev	.7	.007	.005	.0099	.0004	.0003	.0006	.014	.0002
%RSD	.2308	.4104	.2227	9.606	5.073	9.705	4.960	.2806	.6748
#1	318.6	1.795	2.452	.1098	.0081	.0037	.0122	4.919	.0325
#2	317.6	1.784	2.445	.0959	.0075	.0032	.0114	4.938	.0322

Elem	Sr4077	Ti3349	W_2079	Zr3391	S_1820	Bi2230	Li6707
Avg	**.0317**	**1.747**	**.0017**	**.0576**	**.3484**	**.0020**	**.0301**
Stddev	.0000	.004	.0015	.0003	.0016	.0002	.0021
%RSD	.0972	.2177	85.60	.4715	.4729	12.47	7.044
#1	.0318	1.744	.0007	.0578	.3496	.0021	.0316
#2	.0317	1.749	.0028	.0575	.3473	.0018	.0286

Int. Std.	Y_3600	Y_3710	Y_2243	In2306
Avg	**60210.**	**9367.9**	**1988.7**	**4095.8**
Stddev	7.	23.7	6.8	10.0
%RSD	.01169	.25327	.34354	.24503
#1	60215.	9351.1	1993.5	4102.9
#2	60205.	9384.7	1983.9	4088.7

Zoom In Zoom Out

Sample Name: jb69078-1 Acquired: 6/19/2014 21:21:13 Type: Unk
Method: Accutest1(v273) Mode: CONC Corr. Factor: 1.000000
User: admin Custom ID1: Custom ID2: Custom ID3:
Comment:

Elem	Ba4554	Be3130	Cd2288	Co2286	Cr2677	Cu3247	Mn2576	Ni2316	Ag3280
Avg	**.5039**	**.0107**	**.0026**	**.1516**	**.3586**	**.2003**	**4.078**	**.3593**	**.0063**
Stddev	.0004	.0000	.0002	.0011	.0011	.0004	.006	.0014	.0003
%RSD	.0729	.4508	7.201	.7005	.2983	.1945	.1475	.3964	5.309
#1	.5042	.0107	.0028	.1508	.3579	.2006	4.074	.3583	.0065
#2	.5036	.0108	.0025	.1523	.3594	.2000	4.083	.3603	.0060

Elem	V_2924	Zn2062	As1890	Tl1908	Pb2203	Se1960	Sb2068	Al3961	Ca3179
Avg	**.4639**	**.8708**	**.1732**	**.0048**	**.2854**	**.0110**	**-.0023**	**220.1**	**26.22**
Stddev	.0005	.0016	.0016	.0005	.0001	.0040	.0020	.1	.00
%RSD	.1033	.1865	.9067	9.508	.0303	36.09	86.61	.0387	.0034
#1	.4635	.8697	.1721	.0051	.2855	.0138	-.0009	220.1	26.22
#2	.4642	.8720	.1743	.0045	.2853	.0082	-.0036	220.0	26.22

Elem	Fe2599	Mg2790	K_7664	Na5895	B_2089	Mo2020	Pd3404	Si2124	Sn1899
Avg	**386.6**	**80.17**	**44.21**	**25.82**	**.2818**	**.1032**	**.0139**	**5.989**	**.0404**
Stddev	.4	.22	.05	.00	.0004	.0002	.0002	.014	.0009
%RSD	.1037	.2735	.1103	.0065	.1464	.2031	1.717	.2374	2.120
#1	386.4	80.32	44.18	25.82	.2816	.1031	.0138	5.979	.0397
#2	386.9	80.01	44.25	25.81	.2821	.1034	.0141	5.999	.0410

Elem	Sr4077	Ti3349	W_2079	Zr3391	S_1820	Bi2230	Li6707
Avg	**.3444**	**3.622**	**.0059**	**.1191**	**261.6**	**.0000**	**.4831**
Stddev	.0003	.003	.0019	.0002	.6	.0005	.0006
%RSD	.0823	.0736	31.56	.1282	.2156	29320.	.1321
#1	.3442	3.624	.0072	.1192	261.2	-.0004	.4835
#2	.3446	3.620	.0046	.1189	262.0	.0004	.4826

Int. Std.	Y_3600	Y_3710	Y_2243	In2306
Avg	**61994.**	**9820.8**	**2053.3**	**3866.2**
Stddev	.	22.4	5.5	9.8
%RSD	.00050	.22844	.27022	.25373
#1	61994.	9836.7	2057.3	3873.2
#2	61994.	9805.0	2049.4	3859.3

Zoom In Zoom Out

Sample Name: jb69078-2 Acquired: 6/19/2014 21:27:11 Type: Unk
Method: Accutest1(v273) Mode: CONC Corr. Factor: 1.000000
User: admin Custom ID1: Custom ID2: Custom ID3:
Comment:

Elem	Ba4554	Be3130	Cd2288	Co2286	Cr2677	Cu3247	Mn2576	Ni2316	Ag3280
Avg	**.3524**	**.0071**	**.0026**	**.0852**	**.2899**	**.1367**	**3.307**	**.2638**	**.0074**
Stddev	.0154	.0000	.0003	.0005	.0004	.0008	.007	.0003	.0066
%RSD	4.357	.4033	9.803	.6198	.1362	.5606	.2189	.0955	89.10
#1	.3415	.0071	.0028	.0849	.2896	.1361	3.302	.2640	.0027
#2	.3632	.0071	.0024	.0856	.2902	.1372	3.313	.2637	.0121

Elem	V_2924	Zn2062	As1890	Tl1908	Pb2203	Se1960	Sb2068	Al3961	Ca3179
Avg	**.3197**	**.6511**	**.0933**	**.0042**	**.2879**	**.0083**	**-.0022**	**139.7**	**26.19**
Stddev	.0011	.0007	.0006	.0023	.0005	.0024	.0006	6.2	1.12
%RSD	.3325	.1043	.6372	54.06	.1678	28.54	26.12	4.451	4.278
#1	.3189	.6515	.0928	.0026	.2875	.0066	-.0026	135.3	25.39
#2	.3204	.6506	.0937	.0058	.2882	.0100	-.0018	144.1	26.98

Elem	Fe2599	Mg2790	K_7664	Na5895	B_2089	Mo2020	Pd3404	Si2124	Sn1899
Avg	**261.6**	**54.89**	**29.65**	**6.140**	**.1580**	**.0145**	**.0059**	**3.763**	**.0430**
Stddev	11.6	2.47	1.39	.278	.0003	.0001	.0027	.005	.0001
%RSD	4.424	4.500	4.697	4.534	.1693	.6382	46.63	.1437	.2578
#1	253.4	53.14	28.67	5.943	.1578	.0144	.0039	3.760	.0431
#2	269.7	56.64	30.64	6.337	.1582	.0146	.0078	3.767	.0430

Elem	Sr4077	Ti3349	W_2079	Zr3391	S_1820	Bi2230	Li6707
Avg	**.2386**	**3.720**	**.0018**	**.1061**	**153.6**	**.0037**	**.2800**
Stddev	.0107	.015	.0011	.0010	.2	.0010	.0127
%RSD	4.504	.3891	61.87	.8982	.1122	27.91	4.548
#1	.2310	3.710	.0026	.1054	153.5	.0044	.2710
#2	.2462	3.731	.0010	.1067	153.7	.0030	.2891

Int. Std.	Y_3600	Y_3710	Y_2243	In2306
Avg	**60815.**	**9761.5**	**2018.2**	**3889.5**
Stddev	2.	333.8	5.7	6.1
%RSD	.00295	3.4193	.28179	.15636
#1	60814.	9997.5	2022.3	3893.8
#2	60816.	9525.4	2014.2	3885.2

Zoom In Zoom Out

Sample Name: jb69428-3 1 Acquired: 6/19/2014 21:33:12 Type: Unk
Method: Accutest1(v273) Mode: CONC Corr. Factor: 1.000000
User: admin Custom ID1: Custom ID2: Custom ID3:
Comment:

Elem	Ba4554	Be3130	Cd2288	Co2286	Cr2677	Cu3247	Mn2576	Ni2316	Ag3280
Avg	**.0368**	**-.0001**	**.0000**	**.0002**	**.0009**	**.0016**	**.0496**	**.0035**	**.0011**
Stddev	.0001	.0001	.0001	.0001	.0005	.0001	.0000	.0001	.0002
%RSD	.2211	99.68	225.9	35.12	48.01	9.034	.0274	2.008	16.16
#1	.0368	-.0000	-.0000	.0002	.0013	.0015	.0496	.0034	.0009
#2	.0367	-.0001	.0001	.0003	.0006	.0017	.0496	.0035	.0012

Elem	V_2924	Zn2062	As1890	Tl1908	Pb2203	Se1960	Sb2068	Al3961	Ca3179
Avg	**.0003**	**.0318**	**.0042**	**.0024**	**.0010**	**-.0015**	**.0095**	**.0641**	**44.36**
Stddev	.0003	.0003	.0007	.0004	.0008	.0029	.0003	.0047	.05
%RSD	105.0	.9502	16.25	16.90	86.95	192.5	3.400	7.390	.1036
#1	.0001	.0316	.0047	.0021	.0004	-.0035	.0097	.0607	44.40
#2	.0006	.0320	.0037	.0027	.0016	.0005	.0092	.0674	44.33

Elem	Fe2599	Mg2790	K_7664	Na5895	B_2089	Mo2020	Pd3404	Si2124	Sn1899
Avg	**.3458**	**18.28**	**7.114**	**153.4**	**.1190**	**.0050**	**.0056**	**6.265**	**-.0020**
Stddev	.0076	.02	.009	1.7	.0004	.0001	.0008	.017	.0007
%RSD	2.207	.1020	.1339	1.123	.3235	1.559	14.40	.2718	37.08
#1	.3512	18.29	7.121	154.6	.1187	.0049	.0062	6.253	-.0015
#2	.3404	18.26	7.107	152.2	.1193	.0050	.0050	6.277	-.0025

Elem	Sr4077	Ti3349	W_2079	Zr3391	S_1820	Bi2230	Li6707
Avg	**.2959**	**.0001**	**-.0017**	**-.0008**	**20.18**	**.0009**	**.0122**
Stddev	.0002	.0003	.0004	.0000	.07	.0004	.0007
%RSD	.0726	618.8	23.21	3.430	.3420	47.32	5.613
#1	.2961	.0003	-.0014	-.0008	20.13	.0012	.0127
#2	.2958	-.0002	-.0019	-.0009	20.23	.0006	.0117

Int. Std.	Y_3600	Y_3710	Y_2243	In2306
Avg	**58039.**	**9308.7**	**1937.7**	**3893.2**
Stddev	42.	5.3	9.4	20.3
%RSD	.07293	.05712	.48428	.52270
#1	58069.	9305.0	1944.4	3907.6
#2	58009.	9312.5	1931.1	3878.8

Zoom In Zoom Out

Sample Name: jb69430-3 Acquired: 6/19/2014 21:39:25 Type: Unk
Method: Accutest1(v273) Mode: CONC Corr. Factor: 1.000000
User: admin Custom ID1: Custom ID2: Custom ID3:
Comment:

Elem	Ba4554	Be3130	Cd2288	Co2286	Cr2677	Cu3247	Mn2576	Ni2316	Ag3280
Avg	**.0376**	**.0000**	**.0000**	**.0005**	**.0020**	**.0023**	**.0694**	**.0037**	**.0009**
Stddev	.0003	.0001	.0002	.0002	.0003	.0005	.0002	.0002	.0002
%RSD	.8399	141.4	790.4	35.06	14.65	20.25	.2947	4.102	25.59
#1	.0374	-.0000	.0002	.0006	.0022	.0019	.0696	.0036	.0007
#2	.0378	.0001	-.0001	.0004	.0018	.0026	.0693	.0038	.0010

Elem	V_2924	Zn2062	As1890	Tl1908	Pb2203	Se1960	Sb2068	Al3961	Ca3179
Avg	**.0003**	**.0414**	**.0024**	**.0019**	**.0020**	**-.0023**	**.0083**	**.0566**	**44.66**
Stddev	.0003	.0000	.0007	.0014	.0011	.0007	.0003	.0024	.06
%RSD	95.86	.0016	28.38	73.47	54.10	28.73	3.588	4.310	.1415
#1	.0001	.0414	.0028	.0009	.0012	-.0019	.0081	.0549	44.70
#2	.0005	.0414	.0019	.0029	.0027	-.0028	.0086	.0583	44.62

Elem	Fe2599	Mg2790	K_7664	Na5895	B_2089	Mo2020	Pd3404	Si2124	Sn1899
Avg	**.5697**	**18.27**	**7.170**	**152.5**	**.1183**	**.0052**	**.0066**	**6.194**	**-.0017**
Stddev	.0036	.03	.037	.3	.0014	.0000	.0011	.018	.0008
%RSD	.6395	.1417	.5110	.2043	1.161	.6897	15.85	.2992	46.35
#1	.5722	18.25	7.144	152.8	.1173	.0052	.0059	6.180	-.0022
#2	.5671	18.28	7.196	152.3	.1192	.0052	.0074	6.207	-.0011

Elem	Sr4077	Ti3349	W_2079	Zr3391	S_1820	Bi2230	Li6707
Avg	**.2987**	**.0004**	**-.0016**	**-.0005**	**20.12**	**.0013**	**.0128**
Stddev	.0003	.0001	.0003	.0001	.06	.0000	.0000
%RSD	.0935	19.91	18.09	26.67	.2815	.1999	.0777
#1	.2985	.0003	-.0014	-.0006	20.08	.0013	.0128
#2	.2989	.0005	-.0018	-.0004	20.16	.0013	.0128

Int. Std.	Y_3600	Y_3710	Y_2243	In2306
Avg	**58187.**	**9283.3**	**1950.5**	**3913.8**
Stddev	75.	3.8	10.8	19.2
%RSD	.12904	.04057	.55464	.49031
#1	58134.	9286.0	1958.2	3927.3
#2	58240.	9280.7	1942.9	3900.2

Zoom In Zoom Out

Sample Name: mp80155-mb1 2 Acquired: 6/19/2014 21:45:38 Type: Unk
Method: Accutest1(v273) Mode: CONC Corr. Factor: 1.000000
User: admin Custom ID1: Custom ID2: Custom ID3:
Comment:

Elem	Ba4554	Be3130	Cd2288	Co2286	Cr2677	Cu3247	Mn2576	Ni2316	Ag3280
Avg	**.0000**	**.0000**	**.0001**	**-.0001**	**.0006**	**-.0001**	**.0001**	**-.0001**	**-.0003**
Stddev	.0001	.0001	.0002	.0000	.0002	.0001	.0001	.0001	.0003
%RSD	289.8	644.5	278.4	35.19	37.25	74.47	78.56	76.96	105.4
#1	-.0000	-.0000	-.0001	-.0001	.0004	-.0002	.0000	-.0001	-.0005
#2	.0001	.0001	.0002	-.0002	.0007	-.0001	.0001	-.0002	-.0001

Elem	V_2924	Zn2062	As1890	Tl1908	Pb2203	Se1960	Sb2068	Al3961	Ca3179
Avg	**-.0003**	**.0017**	**.0000**	**-.0016**	**-.0011**	**.0010**	**.0004**	**.0068**	**.0258**
Stddev	.0000	.0000	.0003	.0000	.0001	.0007	.0002	.0046	.0029
%RSD	1.038	1.970	1841.	1.569	10.53	67.85	39.58	67.95	11.16
#1	-.0003	.0017	.0002	-.0015	-.0012	.0015	.0003	.0101	.0279
#2	-.0003	.0018	-.0002	-.0016	-.0010	.0005	.0005	.0035	.0238

Elem	Fe2599	Mg2790	K_7664	Na5895	B_2089	Mo2020	Pd3404	Si2124	Sn1899
Avg	**.0066**	**.0092**	**.0464**	**.0427**	**.0008**	**-.0001**	**-.0002**	**.0285**	**.0004**
Stddev	.0039	.0309	.0158	.0047	.0008	.0001	.0014	.0011	.0001
%RSD	59.62	334.4	34.01	10.94	101.9	109.1	648.1	3.841	29.19
#1	.0038	.0311	.0575	.0460	.0002	-.0001	-.0012	.0293	.0005
#2	.0094	-.0126	.0352	.0394	.0014	-.0000	.0008	.0277	.0004

Elem	Sr4077	Ti3349	W_2079	Zr3391	S_1820	Bi2230	Li6707
Avg	**.0001**	**.0013**	**-.0063**	**.0000**	**.0069**	**.0005**	**-.0006**
Stddev	.0001	.0006	.0001	.0002	.0022	.0000	.0007
%RSD	142.7	50.73	1.293	4384.	31.85	7.695	110.9
#1	.0001	.0008	-.0064	.0002	.0054	.0005	-.0001
#2	-.0000	.0017	-.0062	-.0001	.0085	.0005	-.0011

Int. Std.	Y_3600	Y_3710	Y_2243	In2306
Avg	**62903.**	**9451.7**	**2030.9**	**4379.3**
Stddev	157.	.4	1.3	6.8
%RSD	.25019	.00376	.06195	.15543
#1	63014.	9451.9	2031.8	4384.1
#2	62792.	9451.4	2030.0	4374.5

Zoom In Zoom Out

Sample Name: mp80155-lc1 Acquired: 6/19/2014 21:51:47 Type: Unk
Method: Accutest1(v273) Mode: CONC Corr. Factor: 1.000000
User: admin Custom ID1: Custom ID2: Custom ID3:
Comment:

Elem	Ba4554	Be3130	Cd2288	Co2286	Cr2677	Cu3247	Mn2576	Ni2316	Ag3280
Avg	**.5121**	**.5026**	**.4951**	**.4894**	**.5173**	**.4759**	**.5179**	**.5096**	**.1807**
Stddev	.0009	.0030	.0083	.0073	.0022	.0005	.0019	.0090	.0001
%RSD	.1834	.5880	1.679	1.500	.4320	.1135	.3691	1.763	.0295
#1	.5115	.5005	.4892	.4842	.5157	.4756	.5165	.5032	.1806
#2	.5128	.5047	.5010	.4946	.5189	.4763	.5192	.5159	.1807

Elem	V_2924	Zn2062	As1890	Tl1908	Pb2203	Se1960	Sb2068	Al3961	Ca3179
Avg	**.4699**	**.5259**	**.4901**	**.5353**	**.5181**	**.4935**	**.4910**	**5.020**	**5.637**
Stddev	.0010	.0087	.0092	.0108	.0078	.0090	.0082	.027	.028
%RSD	.2191	1.646	1.871	2.025	1.512	1.817	1.673	.5417	.4979
#1	.4691	.5198	.4836	.5276	.5125	.4872	.4852	5.001	5.617
#2	.4706	.5320	.4965	.5430	.5236	.4998	.4968	5.039	5.657

Elem	Fe2599	Mg2790	K_7664	Na5895	B_2089	Mo2020	Pd3404	Si2124	Sn1899
Avg	**5.521**	**5.341**	**9.874**	**9.963**	**.0101**	**.5099**	**.0012**	**.0446**	**.0014**
Stddev	.034	.017	.016	.021	.0002	.0094	.0001	.0014	.0003
%RSD	.6179	.3193	.1653	.2088	1.659	1.836	9.146	3.031	25.50
#1	5.497	5.353	9.862	9.949	.0102	.5033	.0013	.0437	.0011
#2	5.545	5.329	9.886	9.978	.0100	.5165	.0011	.0456	.0016

Elem	Sr4077	Ti3349	W_2079	Zr3391	S_1820	Bi2230	Li6707
Avg	**-.0002**	**.5085**	**-.0016**	**-.0001**	**.0067**	**.0011**	**.0007**
Stddev	.0000	.0021	.0007	.0001	.0029	.0008	.0001
%RSD	15.51	.4177	42.16	68.99	43.39	73.37	15.11
#1	-.0001	.5070	-.0020	-.0001	.0046	.0016	.0008
#2	-.0002	.5100	-.0011	-.0001	.0087	.0005	.0006

Int. Std.	Y_3600	Y_3710	Y_2243	In2306
Avg	**60787.**	**9308.4**	**1973.3**	**4152.7**
Stddev	51.	23.4	30.3	59.2
%RSD	.08440	.25125	1.5368	1.4262
#1	60823.	9324.9	1994.8	4194.6
#2	60751.	9291.8	1951.9	4110.9

Zoom In Zoom Out

Sample Name: mp80155-s1 Acquired: 6/19/2014 21:57:48 Type: Unk
Method: Accutest1(v273) Mode: CONC Corr. Factor: 1.000000
User: admin Custom ID1: Custom ID2: Custom ID3:
Comment:

Elem	Ba4554	Be3130	Cd2288	Co2286	Cr2677	Cu3247	Mn2576	Ni2316	Ag3280
Avg	**1.976**	**.0467**	**.0486**	**.4736**	**.1945**	**.2324**	**3.366**	**.4935**	**.0530**
Stddev	.004	.0004	.0004	.0015	.0006	.0009	.006	.0013	.0009
%RSD	.2193	.7899	.7304	.3185	.3301	.3902	.1681	.2659	1.712
#1	1.973	.0465	.0483	.4725	.1950	.2330	3.362	.4925	.0536
#2	1.979	.0470	.0488	.4746	.1941	.2318	3.370	.4944	.0524

Elem	V_2924	Zn2062	As1890	Tl1908	Pb2203	Se1960	Sb2068	Al3961	Ca3179
Avg	**.4398**	**.5204**	**1.986**	**1.918**	**.4946**	**1.976**	**.4799**	**2.938**	**161.4**
Stddev	.0010	.0030	.008	.008	.0036	.004	.0027	.002	.6
%RSD	.2238	.5735	.4192	.4146	.7345	.2112	.5711	.0689	.3569
#1	.4405	.5183	1.980	1.912	.4920	1.973	.4780	2.937	161.0
#2	.4391	.5225	1.992	1.923	.4972	1.979	.4819	2.940	161.8

Elem	Fe2599	Mg2790	K_7664	Na5895	B_2089	Mo2020	Pd3404	Si2124	Sn1899
Avg	**1.968**	**44.06**	**26.26**	**316.0**	**.0612**	**.0009**	**.0076**	**8.446**	**-.0009**
Stddev	.004	.09	.09	3.5	.0009	.0002	.0003	.031	.0002
%RSD	.1953	.2020	.3325	1.103	1.446	20.50	4.496	.3621	24.60
#1	1.966	44.12	26.20	313.5	.0606	.0007	.0074	8.425	-.0007
#2	1.971	43.99	26.32	318.5	.0618	.0010	.0078	8.468	-.0010

Elem	Sr4077	Ti3349	W_2079	Zr3391	S_1820	Bi2230	Li6707
Avg	**.1867**	**.0265**	**.0126**	**.0002**	**18.50**	**-.0009**	**.0146**
Stddev	.0008	.0004	.0004	.0000	.08	.0002	.0010
%RSD	.4449	1.543	2.856	15.10	.4162	19.41	6.923
#1	.1861	.0268	.0124	.0002	18.44	-.0011	.0153
#2	.1873	.0262	.0129	.0002	18.55	-.0008	.0139

Int. Std.	Y_3600	Y_3710	Y_2243	In2306
Avg	**54219.**	**8958.6**	**1793.2**	**3511.3**
Stddev	42.	25.2	4.7	7.3
%RSD	.07829	.28085	.26205	.20821
#1	54249.	8976.4	1796.5	3516.5
#2	54189.	8940.8	1789.9	3506.2

Zoom In Zoom Out

Sample Name: ccv Acquired: 6/19/2014 22:03:54 Type: QC
Method: Accutest1(v273) Mode: CONC Corr. Factor: 1.000000
User: admin Custom ID1: Custom ID2: Custom ID3:
Comment: 310/311(4)

Elem	Ba4554	Be3130	Cd2288	Co2286	Cr2677	Cu3247	Mn2576	Ni2316	Ag3280
Units	ppm	ppm	ppm	ppm	ppm	ppm	ppm	ppm	ppm
Avg	**1.980**	**1.988**	**1.998**	**2.020**	**2.083**	**1.942**	**2.090**	**2.067**	**.2404**
Stddev	.041	.045	.004	.000	.074	.059	.071	.002	.0065
%RSD	2.047	2.271	.1893	.0154	3.557	3.017	3.397	.1104	2.717
#1	2.009	2.020	2.001	2.020	2.135	1.983	2.140	2.069	.2450
#2	1.952	1.956	1.996	2.019	2.030	1.900	2.040	2.066	.2358
Check ?	Chk Pass	Chk Pass	Chk Pass	Chk Pass	Chk Pass	Chk Pass	Chk Pass	Chk Pass	Chk Pass
Value									
Range									

Elem	V_2924	Zn2062	As1890	Tl1908	Pb2203	Se1960	Sb2068	Al3961	Ca3179
Units	ppm	ppm	ppm	ppm	ppm	ppm	ppm	ppm	ppm
Avg	**2.021**	**2.084**	**1.986**	**2.084**	**2.091**	**1.983**	**1.983**	**39.28**	**39.76**
Stddev	.068	.003	.001	.008	.007	.010	.001	.84	.92
%RSD	3.367	.1414	.0275	.3702	.3367	.5076	.0487	2.146	2.303
#1	2.069	2.086	1.985	2.090	2.096	1.991	1.984	39.88	40.41
#2	1.973	2.082	1.986	2.079	2.086	1.976	1.983	38.69	39.11
Check ?	Chk Pass	Chk Pass	Chk Pass	Chk Pass	Chk Pass	Chk Pass	Chk Pass	Chk Pass	Chk Pass
Value									
Range									

Elem	Fe2599	Mg2790	K_7664	Na5895	B_2089	Mo2020	Pd3404	Si2124	Sn1899
Units	ppm	ppm	ppm	ppm	ppm	ppm	ppm	ppm	ppm
Avg	**38.75**	**38.95**	**39.25**	**38.83**	**2.020**	**2.038**	**1.972**	**4.959**	**2.078**
Stddev	.91	.88	.87	.85	.002	.001	.061	.001	.001
%RSD	2.353	2.257	2.223	2.177	.0889	.0499	3.107	.0209	.0617
#1	39.40	39.57	39.87	39.43	2.021	2.037	2.016	4.958	2.077
#2	38.11	38.33	38.63	38.23	2.018	2.039	1.929	4.959	2.079
Check ?	Chk Pass	Chk Pass	Chk Pass	Chk Pass	Chk Pass	Chk Pass	Chk Pass	Chk Pass	Chk Pass
Value									
Range									

Zoom In Zoom Out

Sample Name: ccv Acquired: 6/19/2014 22:03:54 Type: QC
Method: Accutest1(v273) Mode: CONC Corr. Factor: 1.000000
User: admin Custom ID1: Custom ID2: Custom ID3:
Comment: 310/311(4)

Elem	Sr4077	Ti3349	W_2079	Zr3391	S_1820	Bi2230	Li6707
Units	ppm	ppm	ppm	ppm	ppm	ppm	ppm
Avg	**1.991**	**2.014**	**1.985**	**2.010**	**1.968**	**1.957**	**1.923**
Stddev	.041	.070	.010	.065	.003	.001	.044
%RSD	2.050	3.483	.4876	3.249	.1720	.0648	2.286
#1	2.020	2.064	1.978	2.056	1.966	1.957	1.954
#2	1.962	1.964	1.992	1.964	1.971	1.956	1.892
Check ?	Chk Pass	Chk Pass	Chk Pass	Chk Pass	Chk Pass	Chk Pass	Chk Pass
Value							
Range							

Int. Std.	Y_3600	Y_3710	Y_2243	In2306
Units	Cts/S	Cts/S	Cts/S	Cts/S
Avg	**57980.**	**9180.0**	**1936.9**	**3885.0**
Stddev	1576.	169.1	2.3	5.0
%RSD	2.7184	1.8420	.11759	.12970
#1	56866.	9060.4	1935.3	3881.5
#2	59095.	9299.6	1938.5	3888.6

Zoom In Zoom Out

Sample Name: ccb Acquired: 6/19/2014 22:09:49 Type: QC
Method: Accutest1(v273) Mode: CONC Corr. Factor: 1.000000
User: admin Custom ID1: Custom ID2: Custom ID3:
Comment: 310/311(4)

Elem	Ba4554	Be3130	Cd2288	Co2286	Cr2677	Cu3247	Mn2576	Ni2316	Ag3280
Units	ppm	ppm	ppm	ppm	ppm	ppm	ppm	ppm	ppm
Avg	**.0004**	**.0004**	**.0002**	**.0001**	**.0002**	**-.0002**	**.0004**	**.0002**	**.0000**
Stddev	.0000	.0001	.0000	.0002	.0000	.0000	.0000	.0003	.0003
%RSD	.4796	16.65	5.794	179.0	16.69	11.62	4.763	163.7	1883.
#1	.0004	.0005	.0002	.0003	.0002	-.0002	.0004	-.0000	.0003
#2	.0004	.0004	.0002	-.0000	.0002	-.0002	.0004	.0004	-.0002
Check ?	Chk Pass	Chk Pass	Chk Pass	Chk Pass	Chk Pass	Chk Pass	Chk Pass	Chk Pass	Chk Pass
High Limit									
Low Limit									

Elem	V_2924	Zn2062	As1890	Tl1908	Pb2203	Se1960	Sb2068	Al3961	Ca3179
Units	ppm	ppm	ppm	ppm	ppm	ppm	ppm	ppm	ppm
Avg	**.0006**	**.0000**	**-.0001**	**.0007**	**-.0011**	**-.0010**	**.0017**	**.0145**	**.0065**
Stddev	.0001	.0001	.0013	.0006	.0004	.0004	.0002	.0046	.0026
%RSD	10.38	288.0	892.9	87.35	40.68	36.02	9.389	31.88	40.37
#1	.0006	-.0000	.0008	.0003	-.0008	-.0007	.0016	.0177	.0084
#2	.0005	.0001	-.0011	.0011	-.0014	-.0012	.0018	.0112	.0047
Check ?	Chk Pass	Chk Pass	Chk Pass	Chk Pass	Chk Pass	Chk Pass	Chk Pass	Chk Pass	Chk Pass
High Limit									
Low Limit									

Elem	Fe2599	Mg2790	K_7664	Na5895	B_2089	Mo2020	Pd3404	Si2124	Sn1899
Units	ppm	ppm	ppm	ppm	ppm	ppm	ppm	ppm	ppm
Avg	**.0080**	**.0125**	**.0333**	**.0270**	**.0001**	**.0005**	**.0001**	**.0009**	**.0001**
Stddev	.0003	.0001	.0082	.0001	.0006	.0001	.0011	.0004	.0002
%RSD	3.255	1.063	24.74	.4467	416.2	13.18	775.8	39.47	196.0
#1	.0081	.0126	.0391	.0269	.0005	.0005	-.0007	.0007	-.0000
#2	.0078	.0124	.0275	.0271	-.0003	.0004	.0009	.0012	.0003
Check ?	Chk Pass	Chk Pass	Chk Pass	Chk Pass	Chk Pass	Chk Pass	Chk Pass	Chk Pass	Chk Pass
High Limit									
Low Limit									

Zoom In Zoom Out

Sample Name: ccb Acquired: 6/19/2014 22:09:49 Type: QC
Method: Accutest1(v273) Mode: CONC Corr. Factor: 1.000000
User: admin Custom ID1: Custom ID2: Custom ID3:
Comment: 310/311(4)

Elem	Sr4077	Ti3349	W_2079	Zr3391	S_1820	Bi2230	Li6707
Units	ppm	ppm	ppm	ppm	ppm	ppm	ppm
Avg	**.0004**	**.0005**	**.0030**	**.0004**	**-.0014**	**.0013**	**-.0008**
Stddev	.0001	.0002	.0014	.0000	.0009	.0001	.0004
%RSD	14.41	40.03	45.19	10.57	66.19	7.467	54.83
#1	.0004	.0004	.0040	.0004	-.0020	.0013	-.0010
#2	.0004	.0006	.0021	.0005	-.0007	.0014	-.0005
Check ?	Chk Pass	Chk Pass	Chk Pass	Chk Pass	Chk Pass	Chk Pass	Chk Pass
High Limit							
Low Limit							

Int. Std.	Y_3600	Y_3710	Y_2243	In2306
Units	Cts/S	Cts/S	Cts/S	Cts/S
Avg	**62564.**	**9532.4**	**2084.4**	**4471.6**
Stddev	68.	249.4	5.9	20.0
%RSD	.10794	2.6159	.28457	.44834
#1	62611.	9356.0	2080.2	4457.5
#2	62516.	9708.7	2088.6	4485.8

Zoom In Zoom Out

Sample Name: mp80155-s2 Acquired: 6/19/2014 22:16:01 Type: Unk
Method: Accutest1(v273) Mode: CONC Corr. Factor: 1.000000
User: admin Custom ID1: Custom ID2: Custom ID3:
Comment:

Elem	Ba4554	Be3130	Cd2288	Co2286	Cr2677	Cu3247	Mn2576	Ni2316	Ag3280
Avg	**1.975**	**.0472**	**.0492**	**.4735**	**.1886**	**.2270**	**3.285**	**.4928**	**.0522**
Stddev	.013	.0001	.0004	.0024	.0052	.0043	.074	.0026	.0000
%RSD	.6751	.2811	.7362	.5045	2.735	1.896	2.266	.5199	.0558
#1	1.966	.0471	.0489	.4718	.1849	.2239	3.233	.4910	.0522
#2	1.985	.0473	.0494	.4751	.1922	.2300	3.338	.4946	.0522

Elem	V_2924	Zn2062	As1890	Tl1908	Pb2203	Se1960	Sb2068	Al3961	Ca3179
Avg	**.4280**	**.5001**	**2.002**	**1.920**	**.4920**	**1.996**	**.4845**	**2.902**	**161.5**
Stddev	.0093	.0025	.015	.006	.0028	.012	.0027	.016	1.0
%RSD	2.166	.5077	.7572	.3288	.5603	.6139	.5650	.5511	.6379
#1	.4215	.4983	1.992	1.916	.4900	1.987	.4826	2.891	160.8
#2	.4346	.5019	2.013	1.924	.4939	2.005	.4864	2.914	162.2

Elem	Fe2599	Mg2790	K_7664	Na5895	B_2089	Mo2020	Pd3404	Si2124	Sn1899
Avg	**1.933**	**43.98**	**26.28**	**314.0**	**.0621**	**.0011**	**.0078**	**8.395**	**-.0006**
Stddev	.013	.29	.14	5.9	.0006	.0001	.0011	.030	.0001
%RSD	.6856	.6613	.5249	1.876	.8928	12.78	13.55	.3631	10.78
#1	1.924	43.77	26.18	309.8	.0617	.0010	.0070	8.374	-.0006
#2	1.943	44.18	26.38	318.2	.0625	.0012	.0085	8.417	-.0005

Elem	Sr4077	Ti3349	W_2079	Zr3391	S_1820	Bi2230	Li6707
Avg	**.1883**	**.0227**	**.0173**	**.0006**	**18.77**	**-.0014**	**.0159**
Stddev	.0012	.0013	.0000	.0002	.08	.0000	.0001
%RSD	.6547	5.620	.0545	27.01	.4429	.1979	.6524
#1	.1874	.0236	.0173	.0007	18.71	-.0014	.0160
#2	.1892	.0218	.0173	.0005	18.83	-.0014	.0158

Int. Std.	Y_3600	Y_3710	Y_2243	In2306
Avg	**55396.**	**9059.9**	**1780.0**	**3497.8**
Stddev	1132.	50.9	8.9	18.0
%RSD	2.0433	.56128	.49823	.51474
#1	56196.	9095.9	1786.3	3510.5
#2	54595.	9024.0	1773.7	3485.1

Zoom In Zoom Out

Sample Name: jb69295-1 Acquired: 6/19/2014 22:22:05 Type: Unk
Method: Accutest1(v273) Mode: CONC Corr. Factor: 1.000000
User: admin Custom ID1: Custom ID2: Custom ID3:
Comment: QC (155)

Elem	Ba4554	Be3130	Cd2288	Co2286	Cr2677	Cu3247	Mn2576	Ni2316	Ag3280
Avg	**.1344**	**-.0000**	**.0004**	**.0026**	**.0039**	**.0044**	**2.832**	**.0082**	**.0035**
Stddev	.0002	.0000	.0000	.0000	.0004	.0002	.001	.0003	.0003
%RSD	.1183	94.43	5.609	.5742	11.11	4.206	.0174	3.877	7.218
#1	.1345	-.0000	.0004	.0026	.0036	.0045	2.832	.0080	.0033
#2	.1343	-.0001	.0004	.0026	.0042	.0043	2.832	.0084	.0037

Elem	V_2924	Zn2062	As1890	Tl1908	Pb2203	Se1960	Sb2068	Al3961	Ca3179
Avg	**.0007**	**.0109**	**.0047**	**.0004**	**.0065**	**.0021**	**-.0006**	**.6175**	**136.8**
Stddev	.0001	.0000	.0005	.0000	.0017	.0008	.0005	.0077	.4
%RSD	18.06	.1572	10.70	9.351	26.75	40.25	79.72	1.242	.2665
#1	.0008	.0109	.0051	.0004	.0077	.0027	-.0009	.6120	136.6
#2	.0006	.0109	.0044	.0004	.0053	.0015	-.0003	.6229	137.1

Elem	Fe2599	Mg2790	K_7664	Na5895	B_2089	Mo2020	Pd3404	Si2124	Sn1899
Avg	**1.068**	**20.66**	**2.345**	**288.3**	**.0588**	**.0000**	**.0056**	**7.199**	**-.0010**
Stddev	.005	.02	.002	.1	.0002	.0001	.0006	.011	.0001
%RSD	.4950	.1015	.0984	.0243	.3683	673.4	10.73	.1475	7.564
#1	1.064	20.65	2.347	288.3	.0586	-.0000	.0061	7.192	-.0011
#2	1.072	20.68	2.343	288.4	.0589	.0001	.0052	7.207	-.0010

Elem	Sr4077	Ti3349	W_2079	Zr3391	S_1820	Bi2230	Li6707
Avg	**.1833**	**.0190**	**.0034**	**-.0001**	**18.23**	**.0008**	**.0135**
Stddev	.0002	.0020	.0003	.0001	.04	.0013	.0001
%RSD	.1341	10.61	9.477	86.82	.2249	155.9	.9305
#1	.1831	.0204	.0037	-.0000	18.20	.0017	.0136
#2	.1835	.0176	.0032	-.0001	18.26	-.0001	.0134

Int. Std.	Y_3600	Y_3710	Y_2243	In2306
Avg	**54521.**	**9012.0**	**1794.7**	**3544.6**
Stddev	47.	34.7	7.3	18.3
%RSD	.08547	.38504	.40951	.51490
#1	54488.	9036.6	1799.9	3557.5
#2	54554.	8987.5	1789.5	3531.7

Zoom In Zoom Out

Sample Name: mp80155-sd1 Acquired: 6/19/2014 22:28:17 Type: Unk
Method: Accutest1(v273) Mode: CONC Corr. Factor: 5.000000
User: admin Custom ID1: Custom ID2: Custom ID3:
Comment: Dil 295-1

Elem	Ba4554	Be3130	Cd2288	Co2286	Cr2677	Cu3247	Mn2576	Ni2316	Ag3280
Avg	**.1355**	**.0001**	**.0010**	**.0027**	**.0049**	**.0055**	**2.921**	**.0079**	**.0031**
Stddev	.0016	.0000	.0002	.0005	.0002	.0026	.060	.0017	.0017
%RSD	1.196	.7923	16.08	19.17	4.208	48.38	2.064	21.67	52.98
#1	.1344	.0001	.0009	.0023	.0048	.0073	2.963	.0091	.0043
#2	.1367	.0001	.0011	.0030	.0051	.0036	2.878	.0067	.0020

Elem	V_2924	Zn2062	As1890	Tl1908	Pb2203	Se1960	Sb2068	Al3961	Ca3179
Avg	**.0001**	**.0174**	**.0090**	**-.0052**	**.0050**	**.0012**	**.0001**	**.6341**	**140.3**
Stddev	.0007	.0000	.0020	.0008	.0008	.0021	.0026	.0163	2.6
%RSD	1088.	.0354	21.97	14.76	15.74	174.2	1750.	2.578	1.869
#1	-.0005	.0174	.0076	-.0057	.0056	-.0003	-.0017	.6456	138.5
#2	.0006	.0174	.0104	-.0047	.0045	.0027	.0020	.6225	142.2

Elem	Fe2599	Mg2790	K_7664	Na5895	B_2089	Mo2020	Pd3404	Si2124	Sn1899
Avg	**1.086**	**21.04**	**2.310**	**304.8**	**.0543**	**-.0009**	**.0047**	**6.810**	**-.0057**
Stddev	.023	.19	.038	3.6	.0019	.0005	.0004	.073	.0037
%RSD	2.154	.9120	1.651	1.181	3.582	57.95	8.368	1.068	65.68
#1	1.070	20.91	2.283	302.3	.0557	-.0013	.0050	6.862	-.0030
#2	1.103	21.18	2.337	307.4	.0529	-.0005	.0044	6.759	-.0083

Elem	Sr4077	Ti3349	W_2079	Zr3391	S_1820	Bi2230	Li6707
Avg	**.1863**	**.0178**	**-.0230**	**-.0006**	**16.86**	**.0053**	**.0142**
Stddev	.0023	.0012	.0001	.0002	.13	.0030	.0018
%RSD	1.251	6.887	.3441	38.72	.7892	55.85	12.78
#1	.1846	.0186	-.0230	-.0007	16.96	.0074	.0155
#2	.1879	.0169	-.0229	-.0004	16.77	.0032	.0129

Int. Std.	Y_3600	Y_3710	Y_2243	In2306
Avg	**59209.**	**9379.4**	**1957.0**	**4036.1**
Stddev	111.	38.2	.6	3.8
%RSD	.18700	.40691	.03277	.09323
#1	59287.	9406.4	1956.5	4033.5
#2	59130.	9352.4	1957.4	4038.8

Zoom In Zoom Out

Sample Name: jb69295-2 Acquired: 6/19/2014 22:34:24 Type: Unk
Method: Accutest1(v273) Mode: CONC Corr. Factor: 1.000000
User: admin Custom ID1: Custom ID2: Custom ID3:
Comment:

Elem	Ba4554	Be3130	Cd2288	Co2286	Cr2677	Cu3247	Mn2576	Ni2316	Ag3280
Avg	**.1514**	**.0001**	**.0006**	**.0036**	**.0329**	**.0039**	**.1476**	**.0228**	**.0046**
Stddev	.0003	.0000	.0000	.0003	.0000	.0000	.0010	.0001	.0001
%RSD	.2200	20.95	.6548	7.592	.1398	.6359	.7066	.6156	2.223
#1	.1517	.0001	.0006	.0034	.0330	.0040	.1469	.0229	.0047
#2	.1512	.0001	.0006	.0038	.0329	.0039	.1483	.0227	.0046

Elem	V_2924	Zn2062	As1890	Tl1908	Pb2203	Se1960	Sb2068	Al3961	Ca3179
Avg	**.0072**	**.2043**	**.0046**	**.0035**	**.0079**	**.0092**	**.0514**	**2.426**	**127.8**
Stddev	.0001	.0003	.0002	.0027	.0001	.0013	.0007	.021	.1
%RSD	1.443	.1450	3.958	78.85	1.110	14.08	1.447	.8739	.0727
#1	.0072	.2041	.0048	.0015	.0078	.0083	.0509	2.441	127.9
#2	.0071	.2045	.0045	.0054	.0080	.0101	.0520	2.411	127.7

Elem	Fe2599	Mg2790	K_7664	Na5895	B_2089	Mo2020	Pd3404	Si2124	Sn1899
Avg	**3.638**	**10.12**	**12.37**	**166.0**	**.0642**	**.0066**	**.0182**	**17.42**	**-.0011**
Stddev	.000	.06	.01	.7	.0001	.0001	.0006	.07	.0004
%RSD	.0003	.6228	.0691	.4076	.1926	2.072	3.074	.3808	32.91
#1	3.638	10.08	12.37	165.5	.0641	.0065	.0179	17.38	-.0014
#2	3.638	10.17	12.38	166.5	.0643	.0067	.0186	17.47	-.0009

Elem	Sr4077	Ti3349	W_2079	Zr3391	S_1820	Bi2230	Li6707
Avg	**.8071**	**.0768**	**.0153**	**.0021**	**16.44**	**-.0008**	**.0626**
Stddev	.0002	.0055	.0003	.0002	.04	.0015	.0004
%RSD	.0218	7.221	2.185	11.89	.2715	187.2	.6822
#1	.8070	.0729	.0151	.0023	16.41	.0003	.0629
#2	.8073	.0807	.0155	.0019	16.47	-.0018	.0623

Int. Std.	Y_3600	Y_3710	Y_2243	In2306
Avg	**55738.**	**9136.9**	**1817.3**	**3644.0**
Stddev	224.	10.1	7.2	9.7
%RSD	.40140	.11090	.39584	.26589
#1	55896.	9129.8	1822.4	3650.8
#2	55580.	9144.1	1812.2	3637.1

Zoom In Zoom Out

Sample Name: jb69295-3 Acquired: 6/19/2014 22:40:33 Type: Unk
Method: Accutest1(v273) Mode: CONC Corr. Factor: 1.000000
User: admin Custom ID1: Custom ID2: Custom ID3:
Comment:

Elem	Ba4554	Be3130	Cd2288	Co2286	Cr2677	Cu3247	Mn2576	Ni2316	Ag3280
Avg	**.2711**	**.0001**	**.0003**	**.0005**	**.0009**	**.0014**	**.1038**	**.0005**	**.0021**
Stddev	.0064	.0000	.0002	.0001	.0002	.0002	.0003	.0003	.0003
%RSD	2.376	20.81	49.13	28.10	17.18	15.25	.2850	49.19	12.14
#1	.2756	.0001	.0002	.0006	.0010	.0015	.1041	.0007	.0023
#2	.2665	.0001	.0004	.0004	.0008	.0012	.1036	.0004	.0019

Elem	V_2924	Zn2062	As1890	Tl1908	Pb2203	Se1960	Sb2068	Al3961	Ca3179
Avg	**.0002**	**.0065**	**.0013**	**.0006**	**.0011**	**.0021**	**-.0001**	**.0866**	**136.7**
Stddev	.0003	.0001	.0013	.0013	.0008	.0005	.0004	.0074	3.2
%RSD	174.7	1.959	101.5	228.0	76.66	24.73	465.2	8.500	2.351
#1	.0004	.0066	.0022	-.0003	.0017	.0024	.0002	.0814	139.0
#2	-.0000	.0064	.0004	.0015	.0005	.0017	-.0003	.0918	134.4

Elem	Fe2599	Mg2790	K_7664	Na5895	B_2089	Mo2020	Pd3404	Si2124	Sn1899
Avg	**.0382**	**26.14**	**4.637**	**331.9**	**.0470**	**.0003**	**.0024**	**4.876**	**-.0010**
Stddev	.0010	.60	.113	3.7	.0004	.0001	.0006	.009	.0005
%RSD	2.596	2.297	2.430	1.117	.7544	36.17	23.27	.1810	48.43
#1	.0389	26.57	4.717	334.5	.0467	.0004	.0020	4.883	-.0007
#2	.0375	25.72	4.557	329.3	.0472	.0002	.0028	4.870	-.0014

Elem	Sr4077	Ti3349	W_2079	Zr3391	S_1820	Bi2230	Li6707
Avg	**.5817**	**.0007**	**.0005**	**-.0008**	**11.19**	**-.0012**	**.0103**
Stddev	.0138	.0002	.0008	.0001	.02	.0002	.0001
%RSD	2.367	29.78	183.4	15.46	.2179	18.98	1.318
#1	.5914	.0005	-.0001	-.0007	11.21	-.0013	.0104
#2	.5720	.0008	.0010	-.0009	11.17	-.0010	.0103

Int. Std.	Y_3600	Y_3710	Y_2243	In2306
Avg	**54457.**	**9081.1**	**1777.3**	**3514.2**
Stddev	106.	174.3	4.3	9.7
%RSD	.19399	1.9192	.24228	.27706
#1	54532.	8957.8	1774.2	3507.3
#2	54382.	9204.3	1780.3	3521.1

Zoom In Zoom Out

Sample Name: jb69295-4 Acquired: 6/19/2014 22:46:45 Type: Unk
Method: Accutest1(v273) Mode: CONC Corr. Factor: 1.000000
User: admin Custom ID1: Custom ID2: Custom ID3:
Comment:

Elem	Ba4554	Be3130	Cd2288	Co2286	Cr2677	Cu3247	Mn2576	Ni2316	Ag3280
Avg	**.1275**	**.0001**	**.0004**	**.0028**	**.0046**	**.0029**	**2.958**	**.0093**	**.0038**
Stddev	.0019	.0000	.0000	.0002	.0000	.0001	.032	.0001	.0001
%RSD	1.473	74.49	2.049	7.753	.0867	4.467	1.091	1.406	1.845
#1	.1288	.0001	.0004	.0030	.0046	.0028	2.981	.0094	.0039
#2	.1262	.0000	.0004	.0027	.0046	.0030	2.935	.0092	.0038

Elem	V_2924	Zn2062	As1890	Tl1908	Pb2203	Se1960	Sb2068	Al3961	Ca3179
Avg	**.0014**	**.0091**	**.0038**	**-.0014**	**.0064**	**.0026**	**.0004**	**.7909**	**129.1**
Stddev	.0002	.0001	.0001	.0013	.0000	.0004	.0008	.0059	1.9
%RSD	16.58	.7134	1.879	89.10	.2062	15.33	192.3	.7449	1.499
#1	.0016	.0091	.0039	-.0023	.0064	.0023	-.0002	.7951	130.5
#2	.0013	.0090	.0038	-.0005	.0064	.0029	.0010	.7868	127.8

Elem	Fe2599	Mg2790	K_7664	Na5895	B_2089	Mo2020	Pd3404	Si2124	Sn1899
Avg	**1.398**	**19.61**	**2.295**	**279.2**	**.0596**	**-.0000**	**.0051**	**7.381**	**-.0014**
Stddev	.021	.23	.005	2.1	.0003	.0003	.0009	.015	.0002
%RSD	1.484	1.188	.2071	.7392	.5156	1053.	17.69	.2063	17.78
#1	1.413	19.78	2.298	280.7	.0599	-.0002	.0057	7.391	-.0012
#2	1.383	19.45	2.291	277.8	.0594	.0002	.0045	7.370	-.0016

Elem	Sr4077	Ti3349	W_2079	Zr3391	S_1820	Bi2230	Li6707
Avg	**.1765**	**.0277**	**.0017**	**.0002**	**19.55**	**.0004**	**.0130**
Stddev	.0022	.0005	.0002	.0001	.05	.0003	.0001
%RSD	1.226	1.905	13.44	62.06	.2466	66.15	.7013
#1	.1780	.0273	.0019	.0001	19.58	.0006	.0130
#2	.1750	.0281	.0015	.0003	19.51	.0002	.0131

Int. Std.	Y_3600	Y_3710	Y_2243	In2306
Avg	**54876.**	**9402.3**	**1803.9**	**3582.9**
Stddev	589.	133.6	1.3	5.5
%RSD	1.0735	1.4210	.07255	.15260
#1	54459.	9307.8	1803.0	3579.1
#2	55292.	9496.7	1804.8	3586.8

Zoom In Zoom Out

Sample Name: jb69295-5 Acquired: 6/19/2014 22:52:56 Type: Unk
Method: Accutest1(v273) Mode: CONC Corr. Factor: 1.000000
User: admin Custom ID1: Custom ID2: Custom ID3:
Comment:

Elem	Ba4554	Be3130	Cd2288	Co2286	Cr2677	Cu3247	Mn2576	Ni2316	Ag3280
Avg	**.1857**	**-.0000**	**.0001**	**.0030**	**.0018**	**.0169**	**4.066**	**.0037**	**.0038**
Stddev	.0014	.0000	.0001	.0001	.0003	.0004	.033	.0001	.0002
%RSD	.7344	23.05	81.37	2.057	17.14	2.570	.8218	3.226	6.032
#1	.1848	-.0000	.0001	.0031	.0020	.0172	4.042	.0038	.0037
#2	.1867	-.0000	.0002	.0030	.0016	.0166	4.089	.0037	.0040

Elem	V_2924	Zn2062	As1890	Tl1908	Pb2203	Se1960	Sb2068	Al3961	Ca3179
Avg	**.0024**	**.0361**	**.0066**	**.0012**	**.0470**	**.0001**	**.0006**	**.3324**	**41.33**
Stddev	.0000	.0003	.0008	.0010	.0000	.0012	.0009	.0104	.36
%RSD	1.139	.8104	12.10	84.16	.0356	1381.	146.5	3.141	.8623
#1	.0024	.0363	.0072	.0005	.0470	.0009	.0012	.3251	41.08
#2	.0024	.0359	.0061	.0019	.0469	-.0008	-.0000	.3398	41.58

Elem	Fe2599	Mg2790	K_7664	Na5895	B_2089	Mo2020	Pd3404	Si2124	Sn1899
Avg	**12.58**	**5.169**	**5.881**	**12.19**	**.0597**	**.0013**	**.0035**	**4.241**	**-.0009**
Stddev	.09	.052	.040	.07	.0003	.0002	.0004	.041	.0001
%RSD	.7093	1.007	.6716	.6014	.5211	12.97	11.66	.9677	12.43
#1	12.52	5.133	5.853	12.14	.0600	.0011	.0032	4.270	-.0009
#2	12.64	5.206	5.909	12.24	.0595	.0014	.0038	4.212	-.0010

Elem	Sr4077	Ti3349	W_2079	Zr3391	S_1820	Bi2230	Li6707
Avg	**.2406**	**.0103**	**-.0019**	**.0001**	**1.447**	**.0004**	**.0029**
Stddev	.0014	.0002	.0004	.0000	.015	.0007	.0005
%RSD	.5916	2.067	20.44	45.43	1.049	205.7	18.69
#1	.2396	.0105	-.0016	.0001	1.458	-.0002	.0033
#2	.2416	.0102	-.0022	.0001	1.437	.0009	.0025

Int. Std.	Y_3600	Y_3710	Y_2243	In2306
Avg	**60713.**	**9584.9**	**1917.9**	**4050.3**
Stddev	504.	80.3	15.0	34.3
%RSD	.83018	.83788	.78075	.84685
#1	61069.	9641.7	1907.3	4026.1
#2	60356.	9528.1	1928.5	4074.6

Zoom In Zoom Out

Sample Name: jb69295-6 Acquired: 6/19/2014 22:59:02 Type: Unk
Method: Accutest1(v273) Mode: CONC Corr. Factor: 1.000000
User: admin Custom ID1: Custom ID2: Custom ID3:
Comment:

Elem	Ba4554	Be3130	Cd2288	Co2286	Cr2677	Cu3247	Mn2576	Ni2316	Ag3280
Avg	**.2360**	**-.0001**	**.0005**	**.0089**	**.0039**	**.0015**	**7.573**	**.0093**	**.0054**
Stddev	.0001	.0000	.0000	.0003	.0000	.0000	.003	.0000	.0002
%RSD	.0373	18.65	8.114	3.319	1.077	3.397	.0378	.3196	4.427
#1	.2361	-.0001	.0005	.0091	.0038	.0014	7.571	.0094	.0052
#2	.2360	-.0001	.0005	.0087	.0039	.0015	7.575	.0093	.0056

Elem	V_2924	Zn2062	As1890	Tl1908	Pb2203	Se1960	Sb2068	Al3961	Ca3179
Avg	**.0008**	**.0046**	**.0030**	**-.0005**	**-.0002**	**-.0004**	**-.0004**	**.0446**	**101.7**
Stddev	.0003	.0000	.0006	.0009	.0005	.0016	.0011	.0034	.1
%RSD	40.31	1.063	21.02	178.5	227.1	415.9	305.6	7.720	.0638
#1	.0010	.0046	.0035	-.0011	.0001	-.0016	.0004	.0470	101.8
#2	.0006	.0046	.0026	.0001	-.0006	.0008	-.0011	.0422	101.7

Elem	Fe2599	Mg2790	K_7664	Na5895	B_2089	Mo2020	Pd3404	Si2124	Sn1899
Avg	**.6048**	**9.311**	**5.083**	**72.10**	**.1159**	**-.0005**	**.0011**	**2.885**	**-.0020**
Stddev	.0019	.006	.021	.06	.0004	.0003	.0003	.002	.0015
%RSD	.3185	.0615	.4191	.0767	.3285	50.93	31.35	.0527	75.36
#1	.6062	9.307	5.098	72.07	.1156	-.0007	.0008	2.884	-.0031
#2	.6034	9.315	5.068	72.14	.1162	-.0003	.0013	2.886	-.0009

Elem	Sr4077	Ti3349	W_2079	Zr3391	S_1820	Bi2230	Li6707
Avg	**.5625**	**.0006**	**-.0022**	**-.0004**	**7.241**	**.0009**	**.0051**
Stddev	.0000	.0001	.0002	.0000	.015	.0004	.0010
%RSD	.0013	15.67	8.779	1.917	.2045	46.58	20.14
#1	.5625	.0006	-.0024	-.0004	7.231	.0006	.0058
#2	.5625	.0005	-.0021	-.0004	7.252	.0012	.0044

Int. Std.	Y_3600	Y_3710	Y_2243	In2306
Avg	**57866.**	**9309.2**	**1859.9**	**3824.0**
Stddev	107.	23.6	4.8	7.2
%RSD	.18518	.25336	.25545	.18781
#1	57942.	9292.5	1863.2	3829.0
#2	57791.	9325.9	1856.5	3818.9

Zoom In Zoom Out

Sample Name: jb69295-7 Acquired: 6/19/2014 23:05:08 Type: Unk
Method: Accutest1(v273) Mode: CONC Corr. Factor: 1.000000
User: admin Custom ID1: Custom ID2: Custom ID3:
Comment:

Elem	Ba4554	Be3130	Cd2288	Co2286	Cr2677	Cu3247	Mn2576	Ni2316	Ag3280
Avg	**-.0001**	**.0000**	**.0002**	**-.0000**	**.0006**	**.0002**	**.0009**	**-.0002**	**.0003**
Stddev	.0001	.0000	.0002	.0001	.0003	.0002	.0000	.0001	.0000
%RSD	53.53	54.83	97.08	1099.	55.05	118.5	2.122	41.97	11.61
#1	-.0002	.0000	.0001	-.0001	.0008	.0000	.0009	-.0002	.0003
#2	-.0001	.0001	.0003	.0001	.0004	.0003	.0009	-.0001	.0002

Elem	V_2924	Zn2062	As1890	Tl1908	Pb2203	Se1960	Sb2068	Al3961	Ca3179
Avg	**.0001**	**.0021**	**.0001**	**.0001**	**-.0006**	**-.0007**	**.0001**	**.0050**	**.0336**
Stddev	.0004	.0001	.0000	.0004	.0001	.0022	.0012	.0035	.0067
%RSD	470.0	2.895	14.36	273.3	21.93	305.6	1275.	68.82	19.80
#1	-.0002	.0022	.0001	-.0001	-.0007	.0008	.0009	.0075	.0383
#2	.0004	.0021	.0001	.0004	-.0005	-.0023	-.0007	.0026	.0289

Elem	Fe2599	Mg2790	K_7664	Na5895	B_2089	Mo2020	Pd3404	Si2124	Sn1899
Avg	**.0023**	**.0483**	**.0152**	**.0450**	**.0006**	**-.0002**	**-.0006**	**.0202**	**.0001**
Stddev	.0013	.0085	.0067	.0015	.0008	.0003	.0007	.0006	.0009
%RSD	55.91	17.64	44.32	3.400	131.9	125.9	117.8	2.899	765.0
#1	.0032	.0543	.0104	.0461	.0000	-.0000	-.0001	.0198	-.0005
#2	.0014	.0423	.0200	.0439	.0012	-.0004	-.0011	.0206	.0007

Elem	Sr4077	Ti3349	W_2079	Zr3391	S_1820	Bi2230	Li6707
Avg	**.0001**	**.0004**	**-.0075**	**-.0002**	**.0072**	**.0005**	**-.0002**
Stddev	.0000	.0003	.0007	.0002	.0006	.0004	.0007
%RSD	24.73	84.32	9.227	88.34	7.802	78.50	470.6
#1	.0001	.0006	-.0080	-.0003	.0076	.0008	-.0007
#2	.0001	.0002	-.0070	-.0001	.0068	.0002	.0004

Int. Std.	Y_3600	Y_3710	Y_2243	In2306
Avg	**62614.**	**9586.8**	**2008.6**	**4373.4**
Stddev	50.	.0	5.7	10.9
%RSD	.08003	.00032	.28307	.24890
#1	62578.	9586.8	2012.7	4381.1
#2	62649.	9586.8	2004.6	4365.7

Zoom In Zoom Out

Sample Name: ccv Acquired: 6/19/2014 23:11:19 Type: QC
Method: Accutest1(v273) Mode: CONC Corr. Factor: 1.000000
User: admin Custom ID1: Custom ID2: Custom ID3:
Comment: 310/311(5)

Elem	Ba4554	Be3130	Cd2288	Co2286	Cr2677	Cu3247	Mn2576	Ni2316	Ag3280
Units	ppm	ppm	ppm	ppm	ppm	ppm	ppm	ppm	ppm
Avg	**2.003**	**1.974**	**2.008**	**2.017**	**2.064**	**1.954**	**2.047**	**2.033**	**.2419**
Stddev	.000	.006	.025	.022	.003	.003	.002	.018	.0005
%RSD	.0071	.2997	1.220	1.073	.1657	.1702	.0960	.8935	.2184
#1	2.003	1.969	2.025	2.032	2.066	1.951	2.048	2.046	.2423
#2	2.003	1.978	1.991	2.002	2.061	1.956	2.045	2.020	.2415
Check ?	Chk Pass	Chk Pass	Chk Pass	Chk Pass	Chk Pass	Chk Pass	Chk Pass	Chk Pass	Chk Pass
Value									
Range									

Elem	V_2924	Zn2062	As1890	Tl1908	Pb2203	Se1960	Sb2068	Al3961	Ca3179
Units	ppm	ppm	ppm	ppm	ppm	ppm	ppm	ppm	ppm
Avg	**2.019**	**2.073**	**1.978**	**2.096**	**2.041**	**1.973**	**1.989**	**39.37**	**40.01**
Stddev	.004	.020	.024	.020	.020	.021	.023	.11	.17
%RSD	.1864	.9842	1.214	.9498	.9913	1.069	1.161	.2919	.4234
#1	2.021	2.088	1.995	2.110	2.055	1.988	2.005	39.28	39.90
#2	2.016	2.059	1.961	2.082	2.027	1.959	1.972	39.45	40.13
Check ?	Chk Pass	Chk Pass	Chk Pass	Chk Pass	Chk Pass	Chk Pass	Chk Pass	Chk Pass	Chk Pass
Value									
Range									

Elem	Fe2599	Mg2790	K_7664	Na5895	B_2089	Mo2020	Pd3404	Si2124	Sn1899
Units	ppm	ppm	ppm	ppm	ppm	ppm	ppm	ppm	ppm
Avg	**38.89**	**38.51**	**40.04**	**39.33**	**2.032**	**2.018**	**1.991**	**4.986**	**2.060**
Stddev	.12	.37	.12	.03	.025	.025	.002	.065	.021
%RSD	.3164	.9691	.2987	.0790	1.229	1.257	.0985	1.297	1.008
#1	38.80	38.24	39.95	39.31	2.050	2.036	1.990	5.031	2.074
#2	38.97	38.77	40.12	39.36	2.015	2.000	1.993	4.940	2.045
Check ?	Chk Pass	Chk Pass	Chk Pass	Chk Pass	Chk Pass	Chk Pass	Chk Pass	Chk Pass	Chk Pass
Value									
Range									

Zoom In Zoom Out

Sample Name: ccv Acquired: 6/19/2014 23:11:19 Type: QC
Method: Accutest1(v273) Mode: CONC Corr. Factor: 1.000000
User: admin Custom ID1: Custom ID2: Custom ID3:
Comment: 310/311(5)

Elem	Sr4077	Ti3349	W_2079	Zr3391	S_1820	Bi2230	Li6707
Units	ppm	ppm	ppm	ppm	ppm	ppm	ppm
Avg	**2.028**	**2.017**	**1.945**	**1.990**	**1.992**	**1.985**	**1.934**
Stddev	.002	.001	.015	.000	.019	.024	.001
%RSD	.1003	.0315	.7883	.0205	.9658	1.208	.0262
#1	2.026	2.016	1.956	1.989	2.005	2.002	1.933
#2	2.029	2.017	1.934	1.990	1.978	1.968	1.934
Check ?	Chk Pass	Chk Pass	Chk Pass	Chk Pass	Chk Pass	Chk Pass	Chk Pass
Value							
Range							

Int. Std.	Y_3600	Y_3710	Y_2243	In2306
Units	Cts/S	Cts/S	Cts/S	Cts/S
Avg	**57675.**	**9212.9**	**1899.2**	**3852.4**
Stddev	52.	48.3	20.9	33.2
%RSD	.09064	.52405	1.1030	.86126
#1	57712.	9247.1	1884.4	3828.9
#2	57638.	9178.8	1914.0	3875.8

Zoom In Zoom Out

Sample Name: ccb Acquired: 6/19/2014 23:17:15 Type: QC
Method: Accutest1(v273) Mode: CONC Corr. Factor: 1.000000
User: admin Custom ID1: Custom ID2: Custom ID3:
Comment: 310/311(5)

Elem	Ba4554	Be3130	Cd2288	Co2286	Cr2677	Cu3247	Mn2576	Ni2316	Ag3280
Units	ppm	ppm	ppm	ppm	ppm	ppm	ppm	ppm	ppm
Avg	**.0004**	**.0004**	**.0003**	**.0003**	**.0006**	**.0003**	**.0004**	**.0003**	**-.0002**
Stddev	.0000	.0000	.0001	.0000	.0002	.0000	.0000	.0000	.0000
%RSD	1.927	9.923	21.47	.0540	34.33	5.947	.5854	12.02	20.35
#1	.0004	.0005	.0004	.0003	.0008	.0003	.0005	.0004	-.0002
#2	.0004	.0004	.0003	.0003	.0005	.0003	.0004	.0003	-.0001
Check ?	Chk Pass	Chk Pass	Chk Pass	Chk Pass	Chk Pass	Chk Pass	Chk Pass	Chk Pass	Chk Pass
High Limit									
Low Limit									

Elem	V_2924	Zn2062	As1890	Tl1908	Pb2203	Se1960	Sb2068	Al3961	Ca3179
Units	ppm	ppm	ppm	ppm	ppm	ppm	ppm	ppm	ppm
Avg	**.0001**	**.0002**	**.0007**	**.0012**	**-.0004**	**-.0002**	**-.0001**	**.0089**	**.0122**
Stddev	.0004	.0002	.0012	.0001	.0003	.0017	.0000	.0002	.0034
%RSD	289.8	141.1	176.7	10.42	80.38	809.2	2.091	1.875	27.74
#1	-.0001	.0003	-.0002	.0011	-.0007	-.0014	-.0001	.0088	.0146
#2	.0004	.0000	.0016	.0013	-.0002	.0010	-.0001	.0090	.0098
Check ?	Chk Pass	Chk Pass	Chk Pass	Chk Pass	Chk Pass	Chk Pass	Chk Pass	Chk Pass	Chk Pass
High Limit									
Low Limit									

Elem	Fe2599	Mg2790	K_7664	Na5895	B_2089	Mo2020	Pd3404	Si2124	Sn1899
Units	ppm	ppm	ppm	ppm	ppm	ppm	ppm	ppm	ppm
Avg	**.0064**	**.0316**	**-.0054**	**.0202**	**.0005**	**.0006**	**-.0006**	**.0000**	**.0000**
Stddev	.0032	.0066	.0145	.0040	.0004	.0000	.0009	.0002	.0005
%RSD	50.01	20.77	269.7	19.93	91.17	6.898	140.4	2568.	2391.
#1	.0041	.0270	-.0156	.0174	.0008	.0006	-.0000	-.0001	-.0004
#2	.0087	.0363	.0049	.0231	.0002	.0005	-.0013	.0001	.0004
Check ?	Chk Pass	Chk Pass	Chk Pass	Chk Pass	Chk Pass	Chk Pass	Chk Pass	Chk Pass	Chk Pass
High Limit									
Low Limit									

Zoom In Zoom Out

Sample Name: ccb Acquired: 6/19/2014 23:17:15 Type: QC
Method: Accutest1(v273) Mode: CONC Corr. Factor: 1.000000
User: admin Custom ID1: Custom ID2: Custom ID3:
Comment: 310/311(5)

Elem	Sr4077	Ti3349	W_2079	Zr3391	S_1820	Bi2230	Li6707
Units	ppm	ppm	ppm	ppm	ppm	ppm	ppm
Avg	**.0004**	**.0005**	**.0034**	**.0003**	**-.0003**	**.0006**	**.0004**
Stddev	.0000	.0002	.0025	.0001	.0001	.0008	.0001
%RSD	5.564	50.03	73.53	20.11	35.75	130.9	30.83
#1	.0004	.0007	.0052	.0003	-.0004	.0000	.0003
#2	.0004	.0003	.0016	.0002	-.0002	.0012	.0005
Check ?	Chk Pass	Chk Pass	Chk Pass	Chk Pass	Chk Pass	Chk Pass	Chk Pass
High Limit							
Low Limit							

Int. Std.	Y_3600	Y_3710	Y_2243	In2306
Units	Cts/S	Cts/S	Cts/S	Cts/S
Avg	**62788.**	**9394.1**	**2044.0**	**4428.4**
Stddev	752.	18.7	29.7	59.5
%RSD	1.1973	.19900	1.4516	1.3440
#1	62256.	9407.4	2065.0	4470.5
#2	63319.	9380.9	2023.0	4386.3

Zoom In Zoom Out

Sample Name: jb69295-8 Acquired: 6/19/2014 23:23:25 Type: Unk
Method: Accutest1(v273) Mode: CONC Corr. Factor: 1.000000
User: admin Custom ID1: Custom ID2: Custom ID3:
Comment:

Elem	Ba4554	Be3130	Cd2288	Co2286	Cr2677	Cu3247	Mn2576	Ni2316	Ag3280
Avg	**.1928**	**.0002**	**.0003**	**.0004**	**.0009**	**.0006**	**.1929**	**.0028**	**.0019**
Stddev	.0199	.0000	.0002	.0000	.0003	.0001	.0001	.0004	.0007
%RSD	10.32	22.09	74.39	2.169	35.49	21.99	.0651	13.20	37.07
#1	.1787	.0001	.0004	.0004	.0006	.0005	.1929	.0026	.0014
#2	.2069	.0002	.0001	.0004	.0011	.0007	.1930	.0031	.0025

Elem	V_2924	Zn2062	As1890	Tl1908	Pb2203	Se1960	Sb2068	Al3961	Ca3179
Avg	**.0003**	**.0037**	**.0020**	**.0010**	**.0003**	**.0015**	**.0003**	**.0841**	**95.97**
Stddev	.0004	.0001	.0017	.0009	.0005	.0002	.0000	.0117	10.07
%RSD	137.4	1.452	87.20	92.23	184.0	11.88	7.732	13.96	10.49
#1	.0005	.0038	.0008	.0003	-.0001	.0014	.0003	.0758	88.85
#2	.0000	.0037	.0032	.0016	.0006	.0016	.0003	.0924	103.1

Elem	Fe2599	Mg2790	K_7664	Na5895	B_2089	Mo2020	Pd3404	Si2124	Sn1899
Avg	**.0594**	**24.58**	**7.111**	**166.1**	**.0424**	**.0003**	**.0054**	**5.547**	**-.0012**
Stddev	.0078	2.67	.729	16.8	.0009	.0002	.0003	.022	.0007
%RSD	13.18	10.86	10.26	10.12	2.159	59.43	4.913	.4005	59.30
#1	.0538	22.69	6.595	154.3	.0431	.0002	.0056	5.563	-.0017
#2	.0649	26.47	7.627	178.0	.0418	.0005	.0052	5.531	-.0007

Elem	Sr4077	Ti3349	W_2079	Zr3391	S_1820	Bi2230	Li6707
Avg	**.2438**	**.0011**	**.0038**	**-.0001**	**12.52**	**-.0000**	**.0055**
Stddev	.0249	.0003	.0010	.0001	.06	.0002	.0002
%RSD	10.20	27.04	25.81	58.37	.4818	744.4	4.522
#1	.2262	.0013	.0045	-.0001	12.56	.0001	.0053
#2	.2613	.0009	.0031	-.0002	12.47	-.0002	.0056

Int. Std.	Y_3600	Y_3710	Y_2243	In2306
Avg	**56462.**	**8675.1**	**1821.4**	**3693.5**
Stddev	23.	792.6	6.6	9.0
%RSD	.04056	9.1370	.36345	.24493
#1	56446.	9235.6	1816.7	3687.1
#2	56478.	8114.6	1826.1	3699.9

Zoom In Zoom Out

Sample Name: jb69295-9 Acquired: 6/19/2014 23:29:37 Type: Unk
Method: Accutest1(v273) Mode: CONC Corr. Factor: 1.000000
User: admin Custom ID1: Custom ID2: Custom ID3:
Comment:

Elem	Ba4554	Be3130	Cd2288	Co2286	Cr2677	Cu3247	Mn2576	Ni2316	Ag3280
Avg	**.3658**	**-.0002**	**.0001**	**.0005**	**.0000**	**.0014**	**10.68**	**.0012**	**.0085**
Stddev	.0072	.0000	.0001	.0001	.0002	.0003	.22	.0003	.0001
%RSD	1.981	21.08	151.7	13.76	877.6	19.25	2.019	25.61	.7135
#1	.3607	-.0002	.0001	.0005	.0001	.0012	10.53	.0010	.0084
#2	.3709	-.0002	-.0000	.0006	-.0001	.0016	10.83	.0015	.0085

Elem	V_2924	Zn2062	As1890	Tl1908	Pb2203	Se1960	Sb2068	Al3961	Ca3179
Avg	**.0006**	**-.0013**	**.0052**	**-.0005**	**.0095**	**.0029**	**.0001**	**.0671**	**93.43**
Stddev	.0000	.0000	.0013	.0016	.0007	.0006	.0003	.0026	1.65
%RSD	3.942	.4462	25.68	358.5	7.309	22.26	319.3	3.931	1.766
#1	.0006	-.0014	.0043	.0007	.0090	.0024	.0003	.0652	92.26
#2	.0006	-.0013	.0062	-.0016	.0100	.0033	-.0001	.0689	94.60

Elem	Fe2599	Mg2790	K_7664	Na5895	B_2089	Mo2020	Pd3404	Si2124	Sn1899
Avg	**9.986**	**16.01**	**4.748**	**40.26**	**.0638**	**-.0003**	**.0038**	**6.454**	**-.0018**
Stddev	.212	.26	.069	.78	.0012	.0000	.0001	.058	.0001
%RSD	2.121	1.623	1.449	1.940	1.844	5.551	3.691	.9034	6.638
#1	9.837	15.83	4.699	39.71	.0630	-.0004	.0037	6.413	-.0017
#2	10.14	16.19	4.797	40.81	.0647	-.0003	.0039	6.495	-.0019

Elem	Sr4077	Ti3349	W_2079	Zr3391	S_1820	Bi2230	Li6707
Avg	**.4881**	**.0010**	**.0043**	**.0001**	**.3307**	**.0009**	**.0089**
Stddev	.0089	.0001	.0004	.0001	.0011	.0008	.0010
%RSD	1.819	7.434	8.910	173.4	.3312	92.32	11.27
#1	.4818	.0009	.0040	-.0000	.3299	.0003	.0082
#2	.4944	.0010	.0046	.0002	.3314	.0014	.0096

Int. Std.	Y_3600	Y_3710	Y_2243	In2306
Avg	**58970.**	**9719.1**	**1856.3**	**3835.3**
Stddev	1235.	117.6	16.5	29.0
%RSD	2.0945	1.2097	.88904	.75512
#1	59843.	9802.2	1867.9	3855.8
#2	58097.	9635.9	1844.6	3814.9

Zoom In Zoom Out

Sample Name: jb69295-10 Acquired: 6/19/2014 23:35:51 Type: Unk
Method: Accutest1(v273) Mode: CONC Corr. Factor: 1.000000
User: admin Custom ID1: Custom ID2: Custom ID3:
Comment:

Elem	Ba4554	Be3130	Cd2288	Co2286	Cr2677	Cu3247	Mn2576	Ni2316	Ag3280
Avg	**1.055**	**-.0001**	**.0005**	**.0043**	**.0015**	**.0020**	**6.344**	**.0045**	**.0074**
Stddev	.001	.0001	.0002	.0001	.0003	.0002	.025	.0000	.0000
%RSD	.0858	89.61	44.49	1.552	17.99	9.976	.4010	.6707	.1421
#1	1.055	-.0001	.0006	.0044	.0017	.0021	6.362	.0045	.0074
#2	1.054	-.0000	.0003	.0043	.0013	.0019	6.326	.0046	.0074

Elem	V_2924	Zn2062	As1890	Tl1908	Pb2203	Se1960	Sb2068	Al3961	Ca3179
Avg	**.0009**	**.0026**	**.0035**	**.0004**	**.0019**	**.0002**	**-.0002**	**.1885**	**115.7**
Stddev	.0002	.0001	.0015	.0000	.0001	.0032	.0009	.0006	.4
%RSD	22.59	2.179	43.15	5.057	4.759	1638.	556.5	.3415	.3291
#1	.0010	.0026	.0046	.0004	.0019	.0024	-.0008	.1880	115.9
#2	.0007	.0025	.0025	.0004	.0018	-.0020	.0005	.1890	115.4

Elem	Fe2599	Mg2790	K_7664	Na5895	B_2089	Mo2020	Pd3404	Si2124	Sn1899
Avg	**4.001**	**13.16**	**5.049**	**66.62**	**.1061**	**.0001**	**.0062**	**8.956**	**-.0015**
Stddev	.019	.13	.004	.13	.0001	.0001	.0009	.004	.0001
%RSD	.4816	.9699	.0810	.1890	.1153	49.45	15.35	.0475	9.274
#1	4.015	13.25	5.052	66.71	.1060	.0001	.0055	8.959	-.0014
#2	3.988	13.07	5.047	66.53	.1062	.0002	.0068	8.953	-.0015

Elem	Sr4077	Ti3349	W_2079	Zr3391	S_1820	Bi2230	Li6707
Avg	**.3048**	**.0059**	**.0046**	**.0001**	**.1303**	**-.0002**	**.0249**
Stddev	.0002	.0002	.0000	.0001	.0049	.0008	.0001
%RSD	.0533	3.150	1.017	144.3	3.785	419.4	.4414
#1	.3049	.0057	.0047	-.0000	.1268	.0004	.0250
#2	.3046	.0060	.0046	.0002	.1338	-.0008	.0248

Int. Std.	Y_3600	Y_3710	Y_2243	In2306
Avg	**58242.**	**9337.2**	**1864.1**	**3834.0**
Stddev	122.	27.6	4.2	.5
%RSD	.20991	.29573	.22403	.01359
#1	58155.	9317.7	1861.1	3833.6
#2	58328.	9356.8	1867.0	3834.3

Zoom In Zoom Out

Sample Name: jb69295-1f Acquired: 6/19/2014 23:41:59 Type: Unk
Method: Accutest1(v273) Mode: CONC Corr. Factor: 1.000000
User: admin Custom ID1: Custom ID2: Custom ID3:
Comment:

Elem	Ba4554	Be3130	Cd2288	Co2286	Cr2677	Cu3247	Mn2576	Ni2316	Ag3280
Avg	**.1344**	**-.0000**	**.0002**	**.0027**	**.0002**	**-.0002**	**3.134**	**.0055**	**.0042**
Stddev	.0042	.0001	.0001	.0000	.0005	.0001	.009	.0000	.0001
%RSD	3.099	306.2	62.52	.4136	258.5	44.59	.2952	.2332	2.118
#1	.1373	-.0001	.0003	.0027	.0005	-.0003	3.127	.0055	.0042
#2	.1314	.0000	.0001	.0027	-.0002	-.0002	3.141	.0055	.0041

Elem	V_2924	Zn2062	As1890	Tl1908	Pb2203	Se1960	Sb2068	Al3961	Ca3179
Avg	**.0001**	**.0041**	**.0033**	**-.0001**	**.0029**	**.0026**	**-.0003**	**.0462**	**149.8**
Stddev	.0001	.0001	.0010	.0012	.0005	.0020	.0003	.0034	5.2
%RSD	106.1	2.369	29.58	1730.	16.31	77.62	94.18	7.465	3.441
#1	.0002	.0041	.0039	.0008	.0026	.0012	-.0001	.0438	153.4
#2	.0000	.0042	.0026	-.0010	.0033	.0040	-.0005	.0486	146.1

Elem	Fe2599	Mg2790	K_7664	Na5895	B_2089	Mo2020	Pd3404	Si2124	Sn1899
Avg	**.4412**	**21.52**	**2.298**	**298.6**	**.0608**	**-.0000**	**.0056**	**6.585**	**-.0013**
Stddev	.0194	.71	.058	6.6	.0012	.0002	.0010	.007	.0000
%RSD	4.396	3.285	2.538	2.201	1.974	438.0	17.14	.1119	3.600
#1	.4549	22.02	2.339	303.3	.0600	.0001	.0063	6.579	-.0013
#2	.4275	21.02	2.257	294.0	.0617	-.0002	.0050	6.590	-.0013

Elem	Sr4077	Ti3349	W_2079	Zr3391	S_1820	Bi2230	Li6707
Avg	**.1954**	**-.0000**	**.0024**	**-.0007**	**16.79**	**.0009**	**.0132**
Stddev	.0062	.0003	.0003	.0001	.03	.0005	.0002
%RSD	3.159	5570.	12.50	10.31	.1663	52.79	1.618
#1	.1997	.0002	.0027	-.0006	16.77	.0013	.0133
#2	.1910	-.0002	.0022	-.0007	16.81	.0006	.0130

Int. Std.	Y_3600	Y_3710	Y_2243	In2306
Avg	**55223.**	**9292.3**	**1788.8**	**3557.3**
Stddev	87.	247.1	.3	1.3
%RSD	.15807	2.6594	.01720	.03537
#1	55284.	9117.5	1788.6	3558.2
#2	55161.	9467.0	1789.0	3556.4

Zoom In Zoom Out

Sample Name: jb69295-2f Acquired: 6/19/2014 23:48:10 Type: Unk
Method: Accutest1(v273) Mode: CONC Corr. Factor: 1.000000
User: admin Custom ID1: Custom ID2: Custom ID3:
Comment:

Elem	Ba4554	Be3130	Cd2288	Co2286	Cr2677	Cu3247	Mn2576	Ni2316	Ag3280
Avg	**.1435**	**.0000**	**.0006**	**.0006**	**.0005**	**.0007**	**.0902**	**.0075**	**.0040**
Stddev	.0006	.0001	.0001	.0003	.0005	.0002	.0010	.0000	.0002
%RSD	.4190	353.9	23.63	45.62	101.0	26.13	1.113	.2062	3.830
#1	.1431	.0001	.0007	.0004	.0001	.0005	.0909	.0075	.0039
#2	.1440	-.0000	.0005	.0008	.0009	.0008	.0895	.0076	.0041

Elem	V_2924	Zn2062	As1890	Tl1908	Pb2203	Se1960	Sb2068	Al3961	Ca3179
Avg	**.0022**	**.2110**	**.0022**	**.0032**	**.0016**	**.0079**	**.0619**	**.0581**	**140.7**
Stddev	.0004	.0031	.0002	.0007	.0006	.0039	.0002	.0026	.3
%RSD	16.69	1.447	6.766	21.60	39.07	49.74	.3482	4.554	.1941
#1	.0019	.2088	.0021	.0037	.0011	.0051	.0617	.0599	140.5
#2	.0024	.2131	.0023	.0027	.0020	.0107	.0620	.0562	140.9

Elem	Fe2599	Mg2790	K_7664	Na5895	B_2089	Mo2020	Pd3404	Si2124	Sn1899
Avg	**-.0044**	**10.54**	**13.11**	**183.0**	**.0676**	**.0064**	**.0141**	**14.56**	**-.0027**
Stddev	.0011	.05	.01	1.4	.0017	.0000	.0009	.21	.0003
%RSD	24.88	.4713	.0945	.7401	2.532	.7000	6.563	1.426	12.73
#1	-.0037	10.51	13.10	184.0	.0664	.0064	.0135	14.41	-.0029
#2	-.0052	10.58	13.12	182.1	.0688	.0065	.0148	14.70	-.0025

Elem	Sr4077	Ti3349	W_2079	Zr3391	S_1820	Bi2230	Li6707
Avg	**.8925**	**-.0004**	**.0084**	**-.0002**	**18.04**	**-.0011**	**.0660**
Stddev	.0021	.0000	.0007	.0001	.29	.0010	.0004
%RSD	.2314	9.222	7.923	28.64	1.621	90.51	.5613
#1	.8911	-.0004	.0089	-.0003	17.83	-.0004	.0663
#2	.8940	-.0005	.0080	-.0002	18.24	-.0018	.0658

Int. Std.	Y_3600	Y_3710	Y_2243	In2306
Avg	**58702.**	**9117.7**	**1804.0**	**3636.8**
Stddev	341.	13.4	21.3	34.5
%RSD	.58150	.14707	1.1823	.94805
#1	58461.	9108.2	1819.1	3661.2
#2	58944.	9127.1	1788.9	3612.4

Zoom In Zoom Out

Sample Name: jb69295-3f Acquired: 6/19/2014 23:54:21 Type: Unk
Method: Accutest1(v273) Mode: CONC Corr. Factor: 1.000000
User: admin Custom ID1: Custom ID2: Custom ID3:
Comment:

Elem	Ba4554	Be3130	Cd2288	Co2286	Cr2677	Cu3247	Mn2576	Ni2316	Ag3280
Avg	**.2530**	**-.0001**	**.0005**	**.0002**	**.0009**	**.0010**	**.0016**	**.0003**	**.0018**
Stddev	.0000	.0001	.0001	.0002	.0003	.0001	.0001	.0001	.0003
%RSD	.0034	125.2	16.51	109.5	38.38	8.806	5.435	39.27	13.98
#1	.2530	-.0001	.0004	.0000	.0007	.0009	.0016	.0002	.0020
#2	.2530	-.0000	.0005	.0003	.0011	.0011	.0017	.0004	.0016

Elem	V_2924	Zn2062	As1890	Tl1908	Pb2203	Se1960	Sb2068	Al3961	Ca3179
Avg	**.0002**	**.0034**	**.0011**	**.0014**	**.0006**	**.0015**	**.0004**	**.0398**	**132.4**
Stddev	.0001	.0000	.0005	.0028	.0005	.0015	.0006	.0093	.2
%RSD	53.25	.6560	49.55	190.3	91.87	96.19	157.5	23.29	.1166
#1	.0003	.0034	.0014	-.0005	.0009	.0005	.0009	.0464	132.5
#2	.0001	.0034	.0007	.0034	.0002	.0026	-.0000	.0333	132.3

Elem	Fe2599	Mg2790	K_7664	Na5895	B_2089	Mo2020	Pd3404	Si2124	Sn1899
Avg	**-.0041**	**25.04**	**4.534**	**313.9**	**.0465**	**.0002**	**.0018**	**4.898**	**-.0012**
Stddev	.0033	.09	.002	.6	.0001	.0001	.0001	.029	.0006
%RSD	81.86	.3785	.0516	.1857	.1139	29.93	5.164	.5955	47.16
#1	-.0017	25.11	4.536	314.3	.0465	.0002	.0019	4.877	-.0008
#2	-.0064	24.98	4.532	313.5	.0466	.0003	.0018	4.919	-.0016

Elem	Sr4077	Ti3349	W_2079	Zr3391	S_1820	Bi2230	Li6707
Avg	**.5708**	**-.0006**	**-.0011**	**-.0008**	**10.99**	**-.0004**	**.0093**
Stddev	.0002	.0000	.0007	.0000	.08	.0001	.0007
%RSD	.0292	3.715	58.73	5.221	.7063	31.48	7.382
#1	.5709	-.0006	-.0007	-.0009	10.94	-.0003	.0097
#2	.5707	-.0006	-.0016	-.0008	11.05	-.0005	.0088

Int. Std.	Y_3600	Y_3710	Y_2243	In2306
Avg	**54645.**	**9144.7**	**1779.9**	**3527.3**
Stddev	72.	6.7	9.1	18.2
%RSD	.13231	.07331	.51077	.51712
#1	54696.	9140.0	1786.3	3540.2
#2	54593.	9149.5	1773.4	3514.4

Zoom In Zoom Out

Sample Name: jb69295-4f Acquired: 6/20/2014 0:00:34 Type: Unk
Method: Accutest1(v273) Mode: CONC Corr. Factor: 1.000000
User: admin Custom ID1: Custom ID2: Custom ID3:
Comment:

Elem	Ba4554	Be3130	Cd2288	Co2286	Cr2677	Cu3247	Mn2576	Ni2316	Ag3280
Avg	**.1386**	**-.0001**	**.0002**	**.0024**	**.0002**	**.0001**	**3.232**	**.0071**	**.0038**
Stddev	.0002	.0000	.0001	.0005	.0002	.0004	.010	.0001	.0002
%RSD	.1656	23.86	61.91	21.11	95.83	271.0	.3097	.7813	4.576
#1	.1384	-.0001	.0003	.0020	.0001	.0004	3.239	.0072	.0037
#2	.1388	-.0001	.0001	.0027	.0003	-.0001	3.225	.0071	.0039

Elem	V_2924	Zn2062	As1890	Tl1908	Pb2203	Se1960	Sb2068	Al3961	Ca3179
Avg	**.0003**	**.0054**	**.0019**	**-.0017**	**.0032**	**.0008**	**-.0001**	**.0599**	**153.0**
Stddev	.0001	.0001	.0005	.0006	.0005	.0008	.0012	.0008	.0
%RSD	36.67	2.586	28.66	36.11	16.50	104.8	1844.	1.412	.0188
#1	.0003	.0053	.0022	-.0021	.0035	.0002	-.0009	.0605	153.0
#2	.0002	.0055	.0015	-.0013	.0028	.0014	.0008	.0593	152.9

Elem	Fe2599	Mg2790	K_7664	Na5895	B_2089	Mo2020	Pd3404	Si2124	Sn1899
Avg	**.4282**	**22.28**	**2.397**	**305.6**	**.0622**	**.0000**	**.0039**	**6.615**	**-.0013**
Stddev	.0017	.01	.008	2.2	.0008	.0000	.0007	.000	.0000
%RSD	.4030	.0451	.3277	.7200	1.305	38.87	17.19	.0029	.3698
#1	.4294	22.28	2.391	307.2	.0616	.0000	.0044	6.615	-.0013
#2	.4270	22.27	2.402	304.1	.0628	.0000	.0035	6.615	-.0013

Elem	Sr4077	Ti3349	W_2079	Zr3391	S_1820	Bi2230	Li6707
Avg	**.2014**	**-.0002**	**.0044**	**-.0008**	**18.16**	**.0000**	**.0134**
Stddev	.0000	.0001	.0001	.0000	.02	.0017	.0009
%RSD	.0218	52.37	3.285	3.434	.0858	16280.	6.398
#1	.2014	-.0002	.0042	-.0007	18.17	-.0012	.0140
#2	.2015	-.0001	.0045	-.0008	18.15	.0012	.0127

Int. Std.	Y_3600	Y_3710	Y_2243	In2306
Avg	**54309.**	**8971.7**	**1766.7**	**3517.5**
Stddev	95.	13.9	2.8	3.3
%RSD	.17457	.15529	.15983	.09425
#1	54242.	8981.5	1764.7	3515.2
#2	54376.	8961.8	1768.7	3519.9

Zoom In Zoom Out

Sample Name: jb69295-5f Acquired: 6/20/2014 0:06:45 Type: Unk
Method: Accutest1(v273) Mode: CONC Corr. Factor: 1.000000
User: admin Custom ID1: Custom ID2: Custom ID3:
Comment:

Elem	Ba4554	Be3130	Cd2288	Co2286	Cr2677	Cu3247	Mn2576	Ni2316	Ag3280
Avg	**.2020**	**-.0001**	**.0002**	**.0028**	**.0010**	**.0019**	**4.641**	**.0026**	**.0045**
Stddev	.0003	.0000	.0002	.0001	.0001	.0002	.006	.0000	.0003
%RSD	.1549	9.034	107.3	1.887	14.78	9.984	.1297	1.847	6.890
#1	.2018	-.0001	.0000	.0028	.0011	.0020	4.637	.0027	.0043
#2	.2023	-.0001	.0003	.0028	.0009	.0017	4.646	.0026	.0048

Elem	V_2924	Zn2062	As1890	Tl1908	Pb2203	Se1960	Sb2068	Al3961	Ca3179
Avg	**.0019**	**.0040**	**.0044**	**.0017**	**.0137**	**.0003**	**-.0004**	**.0403**	**46.54**
Stddev	.0002	.0001	.0004	.0001	.0002	.0002	.0002	.0018	.03
%RSD	9.029	2.831	8.637	3.016	1.185	60.73	44.64	4.421	.0661
#1	.0018	.0039	.0046	.0017	.0139	.0002	-.0005	.0416	46.52
#2	.0020	.0041	.0041	.0016	.0136	.0004	-.0003	.0391	46.56

Elem	Fe2599	Mg2790	K_7664	Na5895	B_2089	Mo2020	Pd3404	Si2124	Sn1899
Avg	**13.41**	**5.871**	**6.262**	**15.34**	**.0667**	**.0005**	**.0036**	**4.186**	**-.0008**
Stddev	.02	.048	.008	.03	.0004	.0001	.0003	.014	.0010
%RSD	.1643	.8244	.1268	.1671	.6320	14.13	7.044	.3345	116.3
#1	13.39	5.905	6.257	15.32	.0670	.0006	.0038	4.176	-.0001
#2	13.42	5.837	6.268	15.36	.0664	.0005	.0035	4.196	-.0015

Elem	Sr4077	Ti3349	W_2079	Zr3391	S_1820	Bi2230	Li6707
Avg	**.2687**	**.0009**	**.0051**	**.0004**	**1.298**	**.0006**	**.0045**
Stddev	.0001	.0002	.0008	.0001	.011	.0003	.0004
%RSD	.0490	25.19	16.41	14.76	.8397	48.73	7.877
#1	.2686	.0011	.0045	.0004	1.290	.0004	.0042
#2	.2688	.0008	.0057	.0004	1.306	.0008	.0047

Int. Std.	Y_3600	Y_3710	Y_2243	In2306
Avg	**60024.**	**9478.0**	**1918.7**	**4051.9**
Stddev	26.	3.1	10.9	18.3
%RSD	.04335	.03235	.57059	.45131
#1	60006.	9480.2	1926.4	4064.8
#2	60043.	9475.9	1910.9	4039.0

Zoom In Zoom Out

Sample Name: jb69295-6f Acquired: 6/20/2014 0:12:51 Type: Unk
Method: Accutest1(v273) Mode: CONC Corr. Factor: 1.000000
User: admin Custom ID1: Custom ID2: Custom ID3:
Comment:

Elem	Ba4554	Be3130	Cd2288	Co2286	Cr2677	Cu3247	Mn2576	Ni2316	Ag3280
Avg	**.2303**	**-.0001**	**.0004**	**.0086**	**.0022**	**.0008**	**7.423**	**.0090**	**.0054**
Stddev	.0083	.0001	.0001	.0002	.0003	.0004	.015	.0002	.0005
%RSD	3.588	89.22	29.81	2.362	12.25	59.09	.2059	2.342	8.429
#1	.2362	-.0000	.0004	.0087	.0020	.0004	7.434	.0091	.0058
#2	.2245	-.0001	.0003	.0084	.0024	.0011	7.412	.0088	.0051

Elem	V_2924	Zn2062	As1890	Tl1908	Pb2203	Se1960	Sb2068	Al3961	Ca3179
Avg	**.0005**	**.0041**	**.0026**	**.0004**	**-.0005**	**.0006**	**.0003**	**.0283**	**98.83**
Stddev	.0004	.0000	.0003	.0016	.0016	.0012	.0001	.0022	3.90
%RSD	95.82	.5231	11.24	408.2	352.7	189.8	39.70	7.664	3.942
#1	.0001	.0042	.0028	.0016	.0007	-.0002	.0004	.0298	101.6
#2	.0008	.0041	.0024	-.0008	-.0016	.0014	.0002	.0268	96.07

Elem	Fe2599	Mg2790	K_7664	Na5895	B_2089	Mo2020	Pd3404	Si2124	Sn1899
Avg	**.5107**	**9.060**	**4.980**	**70.39**	**.1128**	**-.0006**	**.0018**	**2.796**	**-.0013**
Stddev	.0202	.295	.179	2.60	.0012	.0000	.0008	.021	.0002
%RSD	3.958	3.251	3.595	3.698	1.104	2.110	43.84	.7526	12.49
#1	.5250	9.269	5.106	72.23	.1137	-.0006	.0024	2.811	-.0014
#2	.4964	8.852	4.853	68.55	.1120	-.0006	.0012	2.781	-.0012

Elem	Sr4077	Ti3349	W_2079	Zr3391	S_1820	Bi2230	Li6707
Avg	**.5497**	**-.0006**	**-.0018**	**-.0005**	**7.033**	**.0010**	**.0046**
Stddev	.0211	.0001	.0004	.0001	.041	.0011	.0002
%RSD	3.837	9.495	24.10	22.09	.5840	116.1	4.771
#1	.5646	-.0007	-.0015	-.0004	7.062	.0002	.0048
#2	.5347	-.0006	-.0021	-.0006	7.004	.0018	.0045

Int. Std.	Y_3600	Y_3710	Y_2243	In2306
Avg	**58723.**	**9284.5**	**1871.4**	**3862.0**
Stddev	53.	296.8	8.2	16.4
%RSD	.09027	3.1962	.43911	.42351
#1	58685.	9074.6	1865.6	3850.5
#2	58760.	9494.3	1877.2	3873.6

Zoom In Zoom Out

Sample Name: ccv Acquired: 6/20/2014 0:18:59 Type: QC
Method: Accutest1(v273) Mode: CONC Corr. Factor: 1.000000
User: admin Custom ID1: Custom ID2: Custom ID3:
Comment: 310/311(6)

Elem	Ba4554	Be3130	Cd2288	Co2286	Cr2677	Cu3247	Mn2576	Ni2316	Ag3280
Units	ppm	ppm	ppm	ppm	ppm	ppm	ppm	ppm	ppm
Avg	**1.999**	**1.963**	**2.005**	**2.019**	**2.038**	**1.928**	**2.024**	**2.039**	**.2379**
Stddev	.006	.009	.026	.027	.002	.006	.004	.030	.0011
%RSD	.3178	.4454	1.319	1.349	.0916	.3206	.1805	1.452	.4486
#1	2.003	1.969	1.987	2.000	2.039	1.933	2.027	2.018	.2386
#2	1.994	1.957	2.024	2.038	2.037	1.924	2.021	2.060	.2371
Check ?	Chk Pass	Chk Pass	Chk Pass	Chk Pass	Chk Pass	Chk Pass	Chk Pass	Chk Pass	Chk Pass
Value									
Range									

Elem	V_2924	Zn2062	As1890	Tl1908	Pb2203	Se1960	Sb2068	Al3961	Ca3179
Units	ppm	ppm	ppm	ppm	ppm	ppm	ppm	ppm	ppm
Avg	**1.992**	**2.076**	**1.974**	**2.108**	**2.049**	**1.978**	**1.988**	**39.29**	**39.77**
Stddev	.002	.030	.027	.028	.029	.026	.028	.21	.18
%RSD	.0854	1.449	1.352	1.313	1.396	1.316	1.391	.5461	.4415
#1	1.994	2.054	1.955	2.088	2.029	1.960	1.968	39.44	39.89
#2	1.991	2.097	1.993	2.127	2.069	1.996	2.007	39.14	39.64
Check ?	Chk Pass	Chk Pass	Chk Pass	Chk Pass	Chk Pass	Chk Pass	Chk Pass	Chk Pass	Chk Pass
Value									
Range									

Elem	Fe2599	Mg2790	K_7664	Na5895	B_2089	Mo2020	Pd3404	Si2124	Sn1899
Units	ppm	ppm	ppm	ppm	ppm	ppm	ppm	ppm	ppm
Avg	**38.63**	**38.11**	**40.00**	**39.22**	**2.032**	**2.018**	**1.975**	**4.986**	**2.058**
Stddev	.15	.04	.11	.14	.023	.026	.007	.064	.026
%RSD	.3808	.1138	.2748	.3535	1.118	1.290	.3635	1.291	1.244
#1	38.73	38.08	40.07	39.31	2.016	1.999	1.980	4.940	2.040
#2	38.52	38.14	39.92	39.12	2.048	2.036	1.969	5.031	2.076
Check ?	Chk Pass	Chk Pass	Chk Pass	Chk Pass	Chk Pass	Chk Pass	Chk Pass	Chk Pass	Chk Pass
Value									
Range									

Zoom In Zoom Out

Sample Name: ccv Acquired: 6/20/2014 0:18:59 Type: QC
Method: Accutest1(v273) Mode: CONC Corr. Factor: 1.000000
User: admin Custom ID1: Custom ID2: Custom ID3:
Comment: 310/311(6)

Elem	Sr4077	Ti3349	W_2079	Zr3391	S_1820	Bi2230	Li6707
Units	ppm	ppm	ppm	ppm	ppm	ppm	ppm
Avg	**2.021**	**1.993**	F **1.756**	**1.960**	**2.002**	**1.981**	**1.935**
Stddev	.006	.005	.031	.001	.032	.027	.008
%RSD	.3153	.2560	1.743	.0693	1.613	1.376	.4055
#1	2.026	1.997	1.734	1.961	1.979	1.962	1.940
#2	2.017	1.990	1.778	1.959	2.025	2.001	1.929
Check ?	Chk Pass	Chk Pass	Chk Fail	Chk Pass	Chk Pass	Chk Pass	Chk Pass
Value			2.000				
Range			-10.00%				

Int. Std.	Y_3600	Y_3710	Y_2243	In2306
Units	Cts/S	Cts/S	Cts/S	Cts/S
Avg	**58375.**	**9248.2**	**1901.4**	**3852.5**
Stddev	12.	43.9	20.9	45.5
%RSD	.01987	.47438	1.0997	1.1799
#1	58367.	9217.2	1916.2	3884.6
#2	58383.	9279.3	1886.6	3820.3

Zoom In Zoom Out

Sample Name: ccb Acquired: 6/20/2014 0:24:56 Type: QC
Method: Accutest1(v273) Mode: CONC Corr. Factor: 1.000000
User: admin Custom ID1: Custom ID2: Custom ID3:
Comment: 310/311(6)

Elem	Ba4554	Be3130	Cd2288	Co2286	Cr2677	Cu3247	Mn2576	Ni2316	Ag3280
Units	ppm	ppm	ppm	ppm	ppm	ppm	ppm	ppm	ppm
Avg	**.0004**	**.0004**	**.0003**	**.0006**	**.0004**	**.0002**	**.0005**	**.0002**	**-.0002**
Stddev	.0001	.0002	.0000	.0001	.0001	.0002	.0000	.0002	.0001
%RSD	14.01	35.80	11.92	19.70	16.93	83.90	9.611	104.4	70.85
#1	.0003	.0006	.0003	.0006	.0004	.0001	.0005	.0003	-.0001
#2	.0004	.0003	.0003	.0005	.0005	.0004	.0004	.0000	-.0003
Check ?	Chk Pass	Chk Pass	Chk Pass	Chk Pass	Chk Pass	Chk Pass	Chk Pass	Chk Pass	Chk Pass
High Limit									
Low Limit									

Elem	V_2924	Zn2062	As1890	Tl1908	Pb2203	Se1960	Sb2068	Al3961	Ca3179
Units	ppm	ppm	ppm	ppm	ppm	ppm	ppm	ppm	ppm
Avg	**.0005**	**.0001**	**.0009**	**-.0007**	**-.0004**	**-.0007**	**.0008**	**.0171**	**.0077**
Stddev	.0002	.0000	.0020	.0007	.0008	.0020	.0004	.0006	.0008
%RSD	35.78	31.43	238.4	101.1	186.9	291.6	48.88	3.256	10.76
#1	.0003	.0001	.0023	-.0002	-.0009	.0007	.0011	.0175	.0071
#2	.0006	.0001	-.0006	-.0012	.0001	-.0021	.0006	.0167	.0083
Check ?	Chk Pass	Chk Pass	Chk Pass	Chk Pass	Chk Pass	Chk Pass	Chk Pass	Chk Pass	Chk Pass
High Limit									
Low Limit									

Elem	Fe2599	Mg2790	K_7664	Na5895	B_2089	Mo2020	Pd3404	Si2124	Sn1899
Units	ppm	ppm	ppm	ppm	ppm	ppm	ppm	ppm	ppm
Avg	**.0090**	**.0249**	**.0028**	**.0287**	**.0005**	**.0004**	**-.0007**	**-.0004**	**-.0002**
Stddev	.0019	.0318	.0220	.0011	.0003	.0001	.0008	.0003	.0001
%RSD	21.61	127.6	797.0	3.950	61.54	18.79	118.6	89.94	45.06
#1	.0076	.0474	-.0128	.0279	.0007	.0004	-.0001	-.0001	-.0003
#2	.0104	.0024	.0183	.0295	.0003	.0003	-.0013	-.0006	-.0001
Check ?	Chk Pass	Chk Pass	Chk Pass	Chk Pass	Chk Pass	Chk Pass	Chk Pass	Chk Pass	Chk Pass
High Limit									
Low Limit									

Zoom In Zoom Out

Sample Name: ccb Acquired: 6/20/2014 0:24:56 Type: QC
Method: Accutest1(v273) Mode: CONC Corr. Factor: 1.000000
User: admin Custom ID1: Custom ID2: Custom ID3:
Comment: 310/311(6)

Elem	Sr4077	Ti3349	W_2079	Zr3391	S_1820	Bi2230	Li6707
Units	ppm	ppm	ppm	ppm	ppm	ppm	ppm
Avg	**.0005**	**.0007**	**.0014**	**.0002**	**.0006**	**.0014**	**-.0007**
Stddev	.0000	.0003	.0010	.0003	.0024	.0006	.0006
%RSD	2.050	47.53	70.31	139.1	431.5	41.58	93.67
#1	.0005	.0009	.0022	.0004	-.0012	.0018	-.0002
#2	.0004	.0004	.0007	.0000	.0023	.0010	-.0011
Check ?	Chk Pass	Chk Pass	Chk Pass	Chk Pass	Chk Pass	Chk Pass	Chk Pass
High Limit							
Low Limit							

Int. Std.	Y_3600	Y_3710	Y_2243	In2306
Units	Cts/S	Cts/S	Cts/S	Cts/S
Avg	**63277.**	**9609.4**	**2006.6**	**4353.2**
Stddev	193.	37.6	28.5	54.5
%RSD	.30557	.39077	1.4206	1.2529
#1	63414.	9582.9	1986.4	4314.7
#2	63140.	9636.0	2026.7	4391.8

Zoom In Zoom Out

Sample Name: cri Acquired: 6/20/2014 0:31:07 Type: QC
Method: Accutest1(v273) Mode: CONC Corr. Factor: 1.000000
User: admin Custom ID1: Custom ID2: Custom ID3:
Comment: III

Elem	Ba4554	Be3130	Cd2288	Co2286	Cr2677	Cu3247	Mn2576	Ni2316	Ag3280
Units	ppm	ppm	ppm	ppm	ppm	ppm	ppm	ppm	ppm
Avg	**.2014**	**.0021**	**.0033**	**.0506**	**.0113**	**.0103**	**.0158**	**.0103**	**.0049**
Stddev	.0004	.0000	.0001	.0001	.0004	.0000	.0000	.0002	.0006
%RSD	.2004	1.097	3.014	.1172	3.559	.0206	.0677	2.261	11.64
#1	.2016	.0021	.0032	.0506	.0110	.0103	.0158	.0105	.0054
#2	.2011	.0021	.0033	.0505	.0116	.0103	.0158	.0101	.0045
Check ?	Chk Pass	Chk Pass	Chk Pass	Chk Pass	Chk Pass	Chk Pass	Chk Pass	Chk Pass	Chk Pass
Value									
Range									

Elem	V_2924	Zn2062	As1890	Tl1908	Pb2203	Se1960	Sb2068	Al3961	Ca3179
Units	ppm	ppm	ppm	ppm	ppm	ppm	ppm	ppm	ppm
Avg	**.0498**	**.0236**	**.0102**	**.0108**	**.0033**	**.0127**	**.0067**	**.2011**	**4.850**
Stddev	.0001	.0002	.0005	.0000	.0009	.0001	.0004	.0038	.014
%RSD	.2845	.7474	4.714	.0639	27.80	1.140	6.563	1.892	.2892
#1	.0499	.0235	.0105	.0109	.0027	.0126	.0070	.1984	4.860
#2	.0497	.0237	.0098	.0108	.0040	.0128	.0064	.2038	4.840
Check ?	Chk Pass	Chk Pass	Chk Pass	Chk Pass	Chk Pass	Chk Pass	Chk Pass	Chk Pass	Chk Pass
Value									
Range									

Elem	Fe2599	Mg2790	K_7664	Na5895	B_2089	Mo2020	Pd3404	Si2124	Sn1899
Units	ppm	ppm	ppm	ppm	ppm	ppm	ppm	ppm	ppm
Avg	**.0974**	**4.760**	**4.819**	**4.840**	**.1045**	**.0208**	**.0547**	**.1991**	**.0103**
Stddev	.0002	.014	.015	.008	.0003	.0003	.0011	.0008	.0001
%RSD	.1631	.2833	.3070	.1635	.2589	1.241	2.088	.3791	1.006
#1	.0975	4.751	4.809	4.845	.1047	.0206	.0555	.1986	.0102
#2	.0972	4.770	4.830	4.834	.1043	.0209	.0539	.1997	.0104
Check ?	Chk Pass	Chk Pass	Chk Pass	Chk Pass	Chk Pass	Chk Pass	Chk Pass	Chk Pass	Chk Pass
Value									
Range									

Zoom In Zoom Out

Sample Name: cri Acquired: 6/20/2014 0:31:07 Type: QC
Method: Accutest1(v273) Mode: CONC Corr. Factor: 1.000000
User: admin Custom ID1: Custom ID2: Custom ID3:
Comment: III

Elem	Sr4077	Ti3349	W_2079	Zr3391	S_1820	Bi2230	Li6707
Units	ppm	ppm	ppm	ppm	ppm	ppm	ppm
Avg	**.0105**	**.0104**	**.0459**	**.0096**	**.0460**	**.0212**	**.0197**
Stddev	.0000	.0001	.0004	.0001	.0003	.0005	.0004
%RSD	.0941	.7618	.9658	1.152	.7540	2.551	2.271
#1	.0105	.0104	.0462	.0096	.0457	.0216	.0200
#2	.0105	.0105	.0455	.0097	.0462	.0208	.0194
Check ?	Chk Pass	Chk Pass	Chk Pass	Chk Pass	Chk Pass	Chk Pass	Chk Pass
Value							
Range							

Int. Std.	Y_3600	Y_3710	Y_2243	In2306
Units	Cts/S	Cts/S	Cts/S	Cts/S
Avg	**61934.**	**9461.4**	**2003.8**	**4283.6**
Stddev	75.	19.6	2.5	6.9
%RSD	.12123	.20697	.12360	.16178
#1	61881.	9447.6	2005.5	4288.5
#2	61987.	9475.3	2002.0	4278.7

Zoom In Zoom Out

Sample Name: crid Acquired: 6/20/2014 0:37:17 Type: QC
Method: Accutest1(v273) Mode: CONC Corr. Factor: 1.000000
User: admin Custom ID1: Custom ID2: Custom ID3:
Comment: III

Elem	Ba4554	Be3130	Cd2288	Co2286	Cr2677	Cu3247	Mn2576	Ni2316
Units	ppm	ppm	ppm	ppm	ppm	ppm	ppm	ppm
Avg	**.0041**	**.0011**	**.0010**	**.0030**	**.0023**	**.0021**	**.0032**	**.0046**
Stddev	.0002	.0000	.0000	.0002	.0001	.0001	.0000	.0001
%RSD	4.656	2.987	4.806	6.478	4.092	5.093	.6385	2.328
#1	.0039	.0011	.0011	.0032	.0024	.0021	.0032	.0046
#2	.0042	.0011	.0010	.0029	.0022	.0020	.0033	.0045
Check ?	Chk Pass	Chk Pass	Chk Pass	Chk Pass	Chk Pass	Chk Pass	Chk Pass	Chk Pass
Value								
Range								

Elem	Ag3280	V_2924	Zn2062	As1890	Tl1908	Pb2203	Se1960	Sb2068
Units	ppm	ppm	ppm	ppm	ppm	ppm	ppm	ppm
Avg	F **.0001**	**.0016**	**.0120**	**.0026**	**.0018**	**.0028**	F **.0028**	**.0034**
Stddev	.0000	.0006	.0000	.0002	.0005	.0001	.0007	.0005
%RSD	5.272	34.32	.2023	6.983	29.86	2.810	25.36	16.18
#1	.0001	.0012	.0120	.0028	.0014	.0027	.0023	.0030
#2	.0001	.0020	.0120	.0025	.0021	.0028	.0032	.0038
Check ?	Chk Fail	Chk Pass	Chk Pass	Chk Pass	Chk Pass	Chk Pass	Chk Fail	Chk Pass
Value	.0010						.0050	
Range	-30.00%						-30.00%	

Elem	Al3961	Ca3179	Fe2599	Mg2790	K_7664	Na5895	B_2089	Mo2020
Units	ppm	ppm	ppm	ppm	ppm	ppm	ppm	ppm
Avg	**.1033**	**1.002**	**.0031**	**.1224**	**1.973**	**.9880**	**.0099**	**-.0000**
Stddev	.0071	.002	.0026	.0174	.008	.0099	.0002	.0001
%RSD	6.885	.2084	82.04	14.24	.4036	1.001	1.575	220.0
#1	.0983	1.003	.0013	.1348	1.967	.9811	.0100	.0000
#2	.1084	1.000	.0050	.1101	1.979	.9950	.0098	-.0001
Check ?	Chk Pass	Chk Pass	None	Chk Pass	Chk Pass	Chk Pass	Chk Pass	None
Value								
Range								

Zoom In Zoom Out

Sample Name: crid Acquired: 6/20/2014 0:37:17 Type: QC
Method: Accutest1(v273) Mode: CONC Corr. Factor: 1.000000
User: admin Custom ID1: Custom ID2: Custom ID3:
Comment: III

Elem	Pd3404	Si2124	Sn1899	Sr4077	Ti3349	W_2079	Zr3391	S_1820
Units	ppm	ppm	ppm	ppm	ppm	ppm	ppm	ppm
Avg	**.0001**	**-.0018**	**.0001**	**.0000**	**.0001**	F **-.0039**	F **-.0001**	F **-.0024**
Stddev	.0011	.0002	.0006	.0000	.0000	.0004	.0001	.0011
%RSD	733.4	13.62	527.5	16.62	15.69	10.71	94.23	47.19
#1	.0009	-.0020	.0006	.0000	.0001	-.0036	-.0002	-.0016
#2	-.0006	-.0017	-.0003	.0000	.0001	-.0042	-.0000	-.0032
Check ?	None	None	None	None	None	Chk Fail	Chk Fail	Chk Fail
Value						.0040	.0040	.0040
Range						-30.00%	-30.00%	-30.00%

Elem	Bi2230	Li6707
Units	ppm	ppm
Avg	F **.0012**	F **.0000**
Stddev	.0012	.0002
%RSD	99.48	589.5
#1	.0004	.0002
#2	.0020	-.0001
Check ?	Chk Fail	Chk Fail
Value	.0040	.0040
Range	-30.00%	-30.00%

Int. Std.	Y_3600	Y_3710	Y_2243	In2306
Units	Cts/S	Cts/S	Cts/S	Cts/S
Avg	**62882.**	**9541.1**	**2035.8**	**4389.5**
Stddev	230.	4.6	2.4	12.8
%RSD	.36615	.04779	.11943	.29065
#1	63045.	9537.9	2037.5	4398.5
#2	62719.	9544.3	2034.1	4380.5

Zoom In Zoom Out

Sample Name: cria Acquired: 6/20/2014 0:43:28 Type: QC
Method: Accutest1(v273) Mode: CONC Corr. Factor: 1.000000
User: admin Custom ID1: Custom ID2: Custom ID3:
Comment: III

Elem	Ba4554	Be3130	Cd2288	Co2286	Cr2677	Cu3247	Mn2576	Ni2316	Ag3280
Units	ppm	ppm	ppm	ppm	ppm	ppm	ppm	ppm	ppm
Avg	**-.0001**	**-.0000**	**.0000**	**.0002**	**.0002**	**-.0002**	**.0000**	**.0002**	**.0002**
Stddev	.0001	.0000	.0000	.0001	.0000	.0000	.0001	.0000	.0003
%RSD	143.1	78.56	8.187	42.59	3.830	19.52	1556.	26.77	171.3
#1	-.0001	-.0000	.0000	.0003	.0002	-.0002	-.0000	.0001	.0004
#2	.0000	-.0000	.0000	.0002	.0002	-.0003	.0001	.0002	-.0000
Check ?	None	None	None	None	None	None	None	None	None
Value									
Range									

Elem	V_2924	Zn2062	As1890	Tl1908	Pb2203	Se1960	Sb2068	Al3961	Ca3179
Units	ppm	ppm	ppm	ppm	ppm	ppm	ppm	ppm	ppm
Avg	**-.0002**	**.0003**	**.0199**	**-.0008**	**.0198**	**.0200**	**.0188**	**.4887**	**.0020**
Stddev	.0001	.0001	.0005	.0006	.0009	.0022	.0004	.0041	.0006
%RSD	50.56	29.48	2.409	72.25	4.319	10.75	2.388	.8427	28.08
#1	-.0001	.0003	.0202	-.0012	.0204	.0216	.0184	.4916	.0016
#2	-.0002	.0004	.0196	-.0004	.0192	.0185	.0191	.4858	.0024
Check ?	None	None	Chk Pass	None	Chk Pass	Chk Pass	Chk Pass	Chk Pass	None
Value									
Range									

Elem	Fe2599	Mg2790	K_7664	Na5895	B_2089	Mo2020	Pd3404	Si2124	Sn1899
Units	ppm	ppm	ppm	ppm	ppm	ppm	ppm	ppm	ppm
Avg	**.4951**	**-.0052**	**-.0154**	**.0045**	**-.0000**	**-.0002**	**-.0001**	**-.0024**	**-.0001**
Stddev	.0043	.0048	.0043	.0032	.0004	.0002	.0006	.0001	.0001
%RSD	.8705	90.95	28.11	71.93	1085.	114.1	595.9	3.787	85.60
#1	.4981	-.0086	-.0124	.0022	.0002	-.0003	-.0005	-.0025	-.0000
#2	.4920	-.0019	-.0185	.0068	-.0003	-.0000	.0003	-.0024	-.0002
Check ?	Chk Pass	None	None	None	None	None	None	None	None
Value									
Range									

Zoom In Zoom Out

Sample Name: cria Acquired: 6/20/2014 0:43:28 Type: QC
Method: Accutest1(v273) Mode: CONC Corr. Factor: 1.000000
User: admin Custom ID1: Custom ID2: Custom ID3:
Comment: III

Elem	Sr4077	Ti3349	W_2079	Zr3391	S_1820	Bi2230	Li6707
Units	ppm	ppm	ppm	ppm	ppm	ppm	ppm
Avg	**.0000**	**-.0006**	**-.0052**	**-.0001**	**.0001**	**.0009**	**-.0017**
Stddev	.0000	.0001	.0003	.0000	.0006	.0001	.0002
%RSD	36.95	19.77	4.912	31.39	765.1	9.605	12.03
#1	.0000	-.0006	-.0054	-.0002	.0005	.0008	-.0015
#2	.0000	-.0005	-.0050	-.0001	-.0003	.0010	-.0018
Check ?	None	None	None	None	None	None	None
Value							
Range							

Int. Std.	Y_3600	Y_3710	Y_2243	In2306
Units	Cts/S	Cts/S	Cts/S	Cts/S
Avg	**62978.**	**9531.3**	**2041.0**	**4417.6**
Stddev	106.	4.2	3.5	11.2
%RSD	.16909	.04379	.17387	.25259
#1	63053.	9534.2	2038.5	4409.7
#2	62903.	9528.3	2043.5	4425.5

Zoom In Zoom Out

Sample Name: ccv Acquired: 6/20/2014 0:49:41 Type: QC
Method: Accutest1(v273) Mode: CONC Corr. Factor: 1.000000
User: admin Custom ID1: Custom ID2: Custom ID3:
Comment: 308/309 (1)

Elem	Ba4554	Be3130	Cd2288	Co2286	Cr2677	Cu3247	Mn2576	Ni2316	Ag3280
Units	ppm	ppm	ppm	ppm	ppm	ppm	ppm	ppm	ppm
Avg	**1.994**	**1.958**	**2.020**	**2.029**	**2.059**	**1.944**	**2.035**	**2.047**	**.2410**
Stddev	.000	.000	.004	.001	.006	.004	.002	.002	.0005
%RSD	.0189	.0143	.2227	.0429	.2926	.2020	.1202	.1115	.1898
#1	1.994	1.958	2.017	2.028	2.055	1.947	2.037	2.046	.2414
#2	1.995	1.959	2.024	2.030	2.063	1.942	2.033	2.049	.2407
Check ?	Chk Pass	Chk Pass	Chk Pass	Chk Pass	Chk Pass	Chk Pass	Chk Pass	Chk Pass	Chk Pass
Value									
Range									

Elem	V_2924	Zn2062	As1890	Tl1908	Pb2203	Se1960	Sb2068	Al3961	Ca3179
Units	ppm	ppm	ppm	ppm	ppm	ppm	ppm	ppm	ppm
Avg	**2.010**	**2.089**	**1.986**	**2.122**	**2.049**	**1.984**	**1.996**	**39.27**	**39.76**
Stddev	.002	.002	.003	.002	.004	.007	.007	.00	.08
%RSD	.1129	.0738	.1426	.1142	.2019	.3536	.3758	.0032	.1954
#1	2.008	2.090	1.984	2.123	2.052	1.979	1.991	39.27	39.81
#2	2.011	2.087	1.988	2.120	2.046	1.989	2.002	39.27	39.70
Check ?	Chk Pass	Chk Pass	Chk Pass	Chk Pass	Chk Pass	Chk Pass	Chk Pass	Chk Pass	Chk Pass
Value									
Range									

Elem	Fe2599	Mg2790	K_7664	Na5895	B_2089	Mo2020	Pd3404	Si2124	Sn1899
Units	ppm	ppm	ppm	ppm	ppm	ppm	ppm	ppm	ppm
Avg	**38.50**	**38.28**	**39.91**	**39.20**	**2.046**	**2.024**	**1.986**	**5.007**	**2.069**
Stddev	.00	.06	.00	.04	.007	.006	.004	.017	.004
%RSD	.0091	.1535	.0109	.1055	.3573	.3195	.2245	.3287	.2046
#1	38.49	38.32	39.91	39.22	2.041	2.019	1.989	4.996	2.066
#2	38.50	38.23	39.91	39.17	2.051	2.029	1.983	5.019	2.072
Check ?	Chk Pass	Chk Pass	Chk Pass	Chk Pass	Chk Pass	Chk Pass	Chk Pass	Chk Pass	Chk Pass
Value									
Range									

Zoom In Zoom Out

Sample Name: ccv Acquired: 6/20/2014 0:49:41 Type: QC
Method: Accutest1(v273) Mode: CONC Corr. Factor: 1.000000
User: admin Custom ID1: Custom ID2: Custom ID3:
Comment: 308/309 (1)

Elem	Sr4077	Ti3349	W_2079	Zr3391	S_1820	Bi2230	Li6707
Units	ppm	ppm	ppm	ppm	ppm	ppm	ppm
Avg	**2.015**	**2.004**	**1.804**	**1.974**	**2.012**	**1.994**	**1.924**
Stddev	.001	.000	.018	.002	.002	.009	.003
%RSD	.0405	.0158	1.025	.0854	.0932	.4427	.1736
#1	2.016	2.004	1.791	1.975	2.010	1.987	1.921
#2	2.014	2.004	1.817	1.973	2.013	2.000	1.926
Check ?	Chk Pass	Chk Pass	Chk Pass	Chk Pass	Chk Pass	Chk Pass	Chk Pass
Value							
Range							

Int. Std.	Y_3600	Y_3710	Y_2243	In2306
Units	Cts/S	Cts/S	Cts/S	Cts/S
Avg	**57950.**	**9229.2**	**1891.3**	**3836.5**
Stddev	56.	10.5	6.5	9.5
%RSD	.09733	.11340	.34580	.24746
#1	57910.	9221.8	1895.9	3843.2
#2	57990.	9236.6	1886.7	3829.8

Zoom In Zoom Out

Sample Name: ccb Acquired: 6/20/2014 0:55:35 Type: QC
Method: Accutest1(v273) Mode: CONC Corr. Factor: 1.000000
User: admin Custom ID1: Custom ID2: Custom ID3:
Comment: 308/309 (1)

Elem	Ba4554	Be3130	Cd2288	Co2286	Cr2677	Cu3247	Mn2576	Ni2316	Ag3280
Units	ppm	ppm	ppm	ppm	ppm	ppm	ppm	ppm	ppm
Avg	**.0002**	**.0004**	**.0002**	**.0002**	**.0004**	**.0002**	**.0003**	**.0002**	**-.0002**
Stddev	.0002	.0001	.0002	.0001	.0004	.0001	.0000	.0002	.0001
%RSD	97.01	16.01	96.07	28.88	97.24	73.46	3.123	84.20	45.14
#1	.0001	.0004	.0001	.0002	.0007	.0002	.0003	.0001	-.0003
#2	.0003	.0003	.0003	.0001	.0001	.0001	.0003	.0003	-.0002
Check ?	Chk Pass	Chk Pass	Chk Pass	Chk Pass	Chk Pass	Chk Pass	Chk Pass	Chk Pass	Chk Pass
High Limit									
Low Limit									

Elem	V_2924	Zn2062	As1890	Tl1908	Pb2203	Se1960	Sb2068	Al3961	Ca3179
Units	ppm	ppm	ppm	ppm	ppm	ppm	ppm	ppm	ppm
Avg	**.0006**	**.0002**	**.0010**	**-.0000**	**-.0010**	**-.0012**	**-.0001**	**.0179**	**.0101**
Stddev	.0004	.0000	.0002	.0002	.0000	.0000	.0015	.0017	.0001
%RSD	66.92	17.73	20.87	2769.	1.470	3.820	2768.	9.568	.8094
#1	.0009	.0002	.0012	-.0002	-.0010	-.0011	.0010	.0167	.0100
#2	.0003	.0002	.0009	.0002	-.0010	-.0012	-.0011	.0191	.0102
Check ?	Chk Pass	Chk Pass	Chk Pass	Chk Pass	Chk Pass	Chk Pass	Chk Pass	Chk Pass	Chk Pass
High Limit									
Low Limit									

Elem	Fe2599	Mg2790	K_7664	Na5895	B_2089	Mo2020	Pd3404	Si2124	Sn1899
Units	ppm	ppm	ppm	ppm	ppm	ppm	ppm	ppm	ppm
Avg	**.0051**	**.0122**	**-.0021**	**.0116**	**.0008**	**.0005**	**-.0002**	**-.0006**	**-.0001**
Stddev	.0037	.0144	.0022	.0029	.0001	.0000	.0000	.0003	.0006
%RSD	72.80	118.4	106.6	25.15	17.32	7.490	2.748	46.44	694.3
#1	.0078	.0020	-.0037	.0096	.0009	.0005	-.0002	-.0004	.0004
#2	.0025	.0223	-.0005	.0137	.0007	.0006	-.0002	-.0009	-.0005
Check ?	Chk Pass	Chk Pass	Chk Pass	Chk Pass	Chk Pass	Chk Pass	Chk Pass	Chk Pass	Chk Pass
High Limit									
Low Limit									

Zoom In Zoom Out

Sample Name: ccb Acquired: 6/20/2014 0:55:35 Type: QC
Method: Accutest1(v273) Mode: CONC Corr. Factor: 1.000000
User: admin Custom ID1: Custom ID2: Custom ID3:
Comment: 308/309 (1)

Elem	Sr4077	Ti3349	W_2079	Zr3391	S_1820	Bi2230	Li6707
Units	ppm	ppm	ppm	ppm	ppm	ppm	ppm
Avg	**.0003**	**-.0001**	**.0105**	**.0009**	**.0007**	**.0009**	**-.0008**
Stddev	.0000	.0003	.0002	.0000	.0002	.0003	.0004
%RSD	10.49	317.3	1.493	3.195	26.53	38.40	44.09
#1	.0003	-.0003	.0106	.0009	.0006	.0011	-.0011
#2	.0004	.0001	.0104	.0009	.0008	.0007	-.0006
Check ?	Chk Pass	Chk Pass	Chk Pass	Chk Pass	Chk Pass	Chk Pass	Chk Pass
High Limit							
Low Limit							

Int. Std.	Y_3600	Y_3710	Y_2243	In2306
Units	Cts/S	Cts/S	Cts/S	Cts/S
Avg	**62000.**	**9464.4**	**2006.3**	**4353.6**
Stddev	2045.	70.7	21.1	37.7
%RSD	3.2983	.74716	1.0503	.86501
#1	63446.	9514.4	2021.2	4380.2
#2	60554.	9414.4	1991.4	4327.0

NOTE: The remaining raw data for this batch is not relevant to this job. As such it has been omitted.

Element, Wavelength and Order	Use?	# IECs	IEC	k1	k2	Calc-in-fit?
Ba 455.403 { 74}	☒	3	Mg	0.000001	0.000000	No
			Al	0.000002	0.000000	No
			Zr	0.002000	0.000000	No
Be 313.042 {108}	☒	12	V	0.000200	0.000000	No
			Mo	-0.000017	0.000000	No
			Ti	-0.000800	0.000000	No
			Mn	0.000022	0.000000	No
			Ba	-0.000000	0.000000	No
			Co	-0.000004	0.000000	No
			Ni	-0.000050	0.000000	No
			Ca	-0.000000	0.000000	No
			Cu	0.000014	0.000000	No
			Zn	-0.000010	0.000000	No
			Fe	0.000000	0.000000	No
			Cr	0.000008	0.000000	No
Cd 228.802 {448}	☒	14	As	0.011250	0.000000	No
			Ni	0.000116	0.000000	No
			Fe	0.000010	0.000000	No
			V	0.000161	0.000000	No
			Ba	0.000046	0.000000	No
			Co	-0.004524	0.000000	No
			Sr	-0.000006	0.000000	No
			Ca	-0.000000	0.000000	No
			Mn	0.000013	0.000000	No
			Cr	-0.000010	0.000000	No
			Si	-0.000005	0.000000	No
			Cu	-0.000276	0.000000	No
			Al	-0.000002	0.000000	No
			Ti	-0.000200	0.000000	No
Co 228.616 {448}	☒	10	Fe	0.000005	0.000000	No
			Cr	-0.000049	0.000000	No
			Mo	-0.001100	0.000000	No
			Ni	0.000256	0.000000	No
			Ti	0.001659	0.000000	No
			Ba	-0.000009	0.000000	No
			W	0.000160	0.000000	No
			Cd	0.000012	0.000000	No
			Si	0.000000	0.000000	No
			Ca	-0.000003	0.000000	No
Cr 267.716 {126}	☒	14	Mn	0.000202	0.000000	No
			V	-0.000022	0.000000	No
			Mo	-0.000130	0.000000	No
			Fe	-0.000012	0.000000	No
			W	0.000000	0.000000	No
			Cd	-0.000050	0.000000	No
			Al	-0.000002	0.000000	No
			Ca	0.000002	0.000000	No
			Mg	0.000003	0.000000	No
			Ti	0.000000	0.000000	No
			Sn	0.000000	0.000000	No
			Ba	0.000013	0.000000	No
			Cu	0.000100	0.000000	No
			Sr	-0.000100	0.000000	No
Cu 324.754 {104}2	☒	20	Cr	0.000040	0.000000	No
			V	-0.000353	0.000000	No
			Mo	0.000456	0.000000	No
			Ti	-0.000121	0.000000	No

	Element, Wavelength and Order	Use?	# IECs	IEC	k1	k2	Calc-in-fit?
				Fe	-0.000095	0.000000	No
				Al	0.000003	0.000000	No
				Sn	-0.000497	0.000000	No
				Zn	-0.000004	0.000000	No
				Co	-0.000858	0.000000	No
				Zr	-0.000330	0.000000	No
				Si	0.000080	0.000000	No
				Mn	-0.000080	0.000000	No
				Se	0.000050	0.000000	No
				Ba	0.000008	0.000000	No
				Ag	-0.000077	0.000000	No
				Pb	0.000002	0.000000	No
				Sb	0.000370	0.000000	No
				Mg	0.000006	0.000000	No
				Ca	0.000007	0.000000	No
				W	0.000000	0.000000	No
	Mn 257.610 {131}	☒	9	Fe	-0.000034	0.000000	No
				Si	0.000050	0.000000	No
				Ba	0.000012	0.000000	No
				As	0.000001	0.000000	No
				Ca	-0.000005	0.000000	No
				Al	-0.000001	0.000000	No
				Ni	0.000028	0.000000	No
				Mo	-0.000100	0.000000	No
				Cr	-0.000110	0.000000	No
	Ni 231.604 {446}	☒	17	Fe	0.000028	0.000000	No
				Zn	-0.000021	0.000000	No
				Be	-0.000112	0.000000	No
				Co	-0.000278	0.000000	No
				Tl	0.000209	0.000000	No
				Mg	0.000004	0.000000	No
				Mo	-0.000030	0.000000	No
				V	-0.000032	0.000000	No
				Cu	0.000100	0.000000	No
				Se	0.000286	0.000000	No
				Al	-0.000003	0.000000	No
				Cr	0.000006	0.000000	No
				Si	-0.000030	0.000000	No
				Sn	0.000079	0.000000	No
				Ba	0.000000	0.000000	No
				Ca	0.000001	0.000000	No
				W	0.000000	0.000000	No
	Ag 328.068 {103}	☒	15	Mn	-0.000400	0.000000	No
				Mo	-0.000136	0.000000	No
				Ti	-0.000986	0.000000	No
				Fe	-0.000625	0.000000	No
				V	0.000000	0.000000	No
				Zn	-0.001680	0.000000	No
				Ca	-0.000015	0.000000	No
				Al	-0.000003	0.000000	No
				Sr	-0.000008	0.000000	No
				Mg	0.000004	0.000000	No
				Ba	-0.001848	0.000000	No
				Cr	-0.000057	0.000000	No
				Si	-0.000176	0.000000	No
				Zr	0.005200	0.000000	No
				W	0.000000	0.000000	No

Element, Wavelength and Order	Use?	# IECs	IEC	k1	k2	Calc-in-fit?
V 292.402 {115}	☒	6	Ti	0.000530	0.000000	No
			Mo	-0.011200	0.000000	No
			Fe	0.000026	0.000000	No
			Sr	-0.000100	0.000000	No
			Cr	-0.002120	0.000000	No
			Mn	-0.000513	0.000000	No
Zn 206.200 {464}	☒	17	Cr	-0.000597	0.000000	No
			Mo	0.000444	0.000000	No
			Fe	0.000009	0.000000	No
			Al	0.000006	0.000000	No
			Si	-0.000035	0.000000	No
			Ba	0.000108	0.000000	No
			Na	0.000003	0.000000	No
			Ca	-0.000008	0.000000	No
			Sr	-0.000033	0.000000	No
			Sn	0.000069	0.000000	No
			Cu	0.000456	0.000000	No
			As	0.000200	0.000000	No
			Be	0.000071	0.000000	No
			Pd	0.000280	0.000000	No
			Bi	-0.001400	0.000000	No
			W	0.000000	0.000000	No
			Mn	0.000400	0.000000	No
As 189.042 {478}	☒	24	Al	0.000006	0.000000	No
			Fe	-0.000024	0.000000	No
			Ca	-0.000008	0.000000	No
			Mn	-0.000205	0.000000	No
			Mo	0.002030	0.000000	No
			Cr	0.001000	0.000000	No
			V	-0.000094	0.000000	No
			Co	-0.000905	0.000000	No
			Ba	0.000001	0.000000	No
			W	0.000000	0.000000	No
			Sn	-0.000037	0.000000	No
			Cd	-0.000194	0.000000	No
			Tl	-0.000370	0.000000	No
			Be	0.000173	0.000000	No
			Mg	0.000004	0.000000	No
			Si	-0.000147	0.000000	No
			Zn	0.000100	0.000000	No
			Sr	-0.000300	0.000000	No
			Pd	0.025000	0.000000	No
			Zr	-0.001900	0.000000	No
			Ti	-0.000100	0.000000	No
			S	0.000008	0.000000	No
			Cu	0.000200	0.000000	No
			K	0.000000	0.000000	No
Tl 190.856 {477}	☒	26	Cr	0.000450	0.000000	No
			Mo	-0.008120	0.000000	No
			Al	0.000006	0.000000	No
			Fe	-0.000114	0.000000	No
			V	-0.023800	0.000000	No
			Mn	0.001290	0.000000	No
			Si	-0.000073	0.000000	No
			Ca	0.000003	0.000000	No
			Ti	-0.002190	0.000000	No
			Mg	-0.000004	0.000000	No

	Element, Wavelength and Order	Use?	# IECs	IEC	k1	k2	Calc-in-fit?
				Co	0.002336	0.000000	No
				Sr	-0.000730	0.000000	No
				B	-0.000200	0.000000	No
				Ba	0.000000	0.000000	No
				Zn	-0.000120	0.000000	No
				As	-0.000045	0.000000	No
				Ni	0.000000	0.000000	No
				Cu	0.000097	0.000000	No
				Zr	-0.000200	0.000000	No
				Pd	0.000051	0.000000	No
				Pb	0.000035	0.000000	No
				S	0.000015	0.000000	No
				W	0.000000	0.000000	No
				Na	0.000000	0.000000	No
				K	-0.000200	0.000000	No
				Sn	0.000000	0.000000	No
	Pb 220.353 {453}	☒	24	Al	-0.000093	0.000000	No
				Fe	0.000036	0.000000	No
				Ca	0.000001	0.000000	No
				Mn	0.000047	0.000000	No
				Zn	-0.000036	0.000000	No
				Mo	-0.002020	0.000000	No
				Cu	0.000304	0.000000	No
				V	-0.000238	0.000000	No
				Co	-0.000447	0.000000	No
				Ti	-0.000350	0.000000	No
				Si	-0.000060	0.000000	No
				Ba	-0.000012	0.000000	No
				Sb	-0.000200	0.000000	No
				Sr	-0.000043	0.000000	No
				W	0.000000	0.000000	No
				Mg	0.000000	0.000000	No
				Cd	-0.000018	0.000000	No
				Cr	-0.000166	0.000000	No
				Pd	0.000560	0.000000	No
				Zr	-0.000435	0.000000	No
				Ni	0.000299	0.000000	No
				S	-0.000006	0.000000	No
				Se	0.000096	0.000000	No
				K	0.000000	0.000000	No
	Se 196.090 {472}	☒	24	Al	0.000001	0.000000	No
				Ca	0.000003	0.000000	No
				Mn	0.000265	0.000000	No
				Mo	0.000287	0.000000	No
				Fe	-0.000145	0.000000	No
				Co	0.000055	0.000000	No
				V	0.000470	0.000000	No
				Sr	-0.000258	0.000000	No
				Cu	-0.000007	0.000000	No
				Si	-0.000190	0.000000	No
				Tl	0.000180	0.000000	No
				Be	-0.000143	0.000000	No
				Zn	-0.000250	0.000000	No
				B	0.000000	0.000000	No
				Pd	0.000300	0.000000	No
				Ti	-0.000429	0.000000	No
				Cd	0.000090	0.000000	No

Element, Wavelength and Order	Use?	# IECs	IEC	k1	k2	Calc-in-fit?
			Zr	0.000000	0.000000	No
			Ba	-0.000119	0.000000	No
			Mg	0.000002	0.000000	No
			Pb	0.000000	0.000000	No
			Cr	0.000200	0.000000	No
			W	0.020000	0.000000	No
			K	0.000000	0.000000	No
Sb 206.833 {463}	☒	14	Fe	0.000025	0.000000	No
			Al	-0.000000	0.000000	No
			Ca	-0.000003	0.000000	No
			Ni	-0.001557	0.000000	No
			Cr	0.013700	0.000000	No
			V	-0.001800	0.000000	No
			Zn	0.000028	0.000000	No
			Mo	-0.000200	0.000000	No
			Ti	0.000854	0.000000	No
			Sn	-0.012177	0.000000	No
			W	0.000000	0.000000	No
			Mg	-0.000001	0.000000	No
			Zr	-0.000260	0.000000	No
			Sr	0.000151	0.000000	No
Al 396.152 { 85}	☒	5	Si	-0.002348	0.000000	No
			Ca	-0.000172	0.000000	No
			Mo	0.032500	0.000000	No
			Zr	-0.000018	0.000000	No
			Ti	-0.000017	0.000000	No
Ca 317.933 {106}	☒	16	Fe	0.000130	0.000000	No
			Ti	0.000000	0.000000	No
			W	0.003960	0.000000	No
			Tl	0.004950	0.000000	No
			Be	0.001840	0.000000	No
			Ba	0.003500	0.000000	No
			Cu	-0.001800	0.000000	No
			Cd	0.003700	0.000000	No
			Ni	0.001513	0.000000	No
			Pd	-0.000871	0.000000	No
			B	-0.000210	0.000000	No
			Se	0.002000	0.000000	No
			Co	0.000540	0.000000	No
			Cr	0.000640	0.000000	No
			Al	0.000026	0.000000	No
			As	0.010000	0.000000	No
Fe 259.940 {130}	☒	14	Co	0.000004	0.000000	No
			Si	0.001320	0.000000	No
			Tl	-0.002580	0.000000	No
			Se	0.000000	0.000000	No
			Cr	-0.000566	0.000000	No
			Mn	-0.000025	0.000000	No
			V	-0.000064	0.000000	No
			Cu	0.000953	0.000000	No
			K	-0.000200	0.000000	No
			Zn	0.000046	0.000000	No
			Ti	-0.000631	0.000000	No
			Ca	0.000020	0.000000	No
			Ba	0.001000	0.000000	No
			Pd	-0.000714	0.000000	No
Mg 279.079 {121}	☒	3	Mo	-0.045250	0.000000	No

Element, Wavelength and Order	Use?	# IECs	IEC	k1	k2	Calc-in-fit?
			W	0.000000	0.000000	No
			Mn	0.000000	0.000000	No
K 766.490 { 44}	☒	13	Fe	-0.000340	0.000000	No
			Al	-0.000123	0.000000	No
			Ca	-0.000071	0.000000	No
			Mn	0.001430	0.000000	No
			Si	-0.003000	0.000000	No
			V	-0.002000	0.000000	No
			Pd	0.004000	0.000000	No
			Sn	-0.004700	0.000000	No
			Na	0.002000	0.000000	No
			Ba	-0.002700	0.000000	No
			Mo	-0.000850	0.000000	No
			Cu	-0.010000	0.000000	No
			Ni	-0.010000	0.000000	No
Na 589.592 { 57}	☒	5	K	-0.000560	0.000000	No
			Ba	0.000900	0.000000	No
			Ca	0.000055	0.000000	No
			Al	0.000040	0.000000	No
			V	-0.005000	0.000000	No
B 208.959 {462}	☒	1	Mo	0.027000	0.000000	No
Mo 202.030 {467}	☒	5	Co	0.000000	0.000000	No
			Al	0.000000	0.000000	No
			Fe	-0.000010	0.000000	No
			Mg	-0.000001	0.000000	No
			Ca	0.000003	0.000000	No
Pd 340.458 { 99}	☒	10	Ti	-0.001014	0.000000	No
			V	0.000262	0.000000	No
			Sn	-0.000006	0.000000	No
			Fe	-0.000067	0.000000	No
			Mo	-0.000220	0.000000	No
			Zr	-0.019800	0.000000	No
			Co	-0.007151	0.000000	No
			Ca	-0.000021	0.000000	No
			S	-0.000022	0.000000	No
			Si	-0.001040	0.000000	No
Si 212.412 {459}	☒	14	Sr	0.000366	0.000000	No
			Ni	0.000106	0.000000	No
			Mo	0.021300	0.000000	No
			V	0.000600	0.000000	No
			Ti	0.009000	0.000000	No
			Al	-0.000016	0.000000	No
			Cd	0.001043	0.000000	No
			Ba	0.000170	0.000000	No
			Fe	0.000001	0.000000	No
			Sn	0.003217	0.000000	No
			Zn	0.000385	0.000000	No
			As	-0.002660	0.000000	No
			Ca	-0.000005	0.000000	No
			Pb	0.000471	0.000000	No
Sn 189.989 {478}	☒	5	Ti	-0.003073	0.000000	No
			Mo	0.000011	0.000000	No
			Fe	0.000018	0.000000	No
			Mn	0.000001	0.000000	No
			Si	0.000131	0.000000	No
Sr 407.771 { 83}	☒	2	Fe	-0.000000	0.000000	No
			Ca	0.000043	0.000000	No

	Element, Wavelength and Order	Use?	# IECs	IEC	k1	k2	Calc-in-fit?
	Ti 334.904 {101}	☒	4	Cr	0.000189	0.000000	No
				Mo	0.000870	0.000000	No
				Si	0.000035	0.000000	No
				Ca	0.000005	0.000000	No
	Y 360.073 { 94}*	☒	None				
	Y 371.030 { 91}*	☒	None				
	Y 224.306 {451}*	☒	None				
	In 230.606 {446}*	☒	None				
	W 207.911 {462}	☒	26	Al	0.000002	0.000000	No
				Si	-0.000900	0.000000	No
				Ca	0.000000	0.000000	No
				Fe	-0.000007	0.000000	No
				As	-0.002300	0.000000	No
				Mg	-0.000006	0.000000	No
				Mn	-0.000110	0.000000	No
				Mo	-0.000300	0.000000	No
				Ti	0.000080	0.000000	No
				Sr	-0.000850	0.000000	No
				V	-0.000140	0.000000	No
				Cd	-0.000650	0.000000	No
				Cr	-0.000390	0.000000	No
				Zn	0.009921	0.000000	No
				Pd	-0.002900	0.000000	No
				Sn	0.001300	0.000000	No
				Zr	-0.002570	0.000000	No
				B	-0.001000	0.000000	No
				Sb	-0.003000	0.000000	No
				Co	0.000041	0.000000	No
				Ni	-0.000263	0.000000	No
				Be	-0.000130	0.000000	No
				Se	-0.002600	0.000000	No
				Cu	-0.000118	0.000000	No
				Ba	-0.000090	0.000000	No
				Tl	-0.000110	0.000000	No
	Zr 339.198 { 99}	☒	7	Mo	0.000250	0.000000	No
				Ti	0.000090	0.000000	No
				Fe	-0.000060	0.000000	No
				Si	0.000000	0.000000	No
				S	-0.000001	0.000000	No
				Pd	0.000200	0.000000	No
				W	0.000000	0.000000	No
	S 182.034 {485}	☒	6	Ca	0.000085	0.000000	No
				Mo	0.000114	0.000000	No
				Al	-0.000005	0.000000	No
				Fe	0.000012	0.000000	No
				Mn	0.002300	0.000000	No
				Zn	-0.001538	0.000000	No
	Bi 223.061 {451}	☒	9	V	-0.000680	0.000000	No
				Co	-0.002200	0.000000	No
				Ca	0.000007	0.000000	No
				Mg	0.000018	0.000000	No
				W	-0.003914	0.000000	No
				Cu	-0.000858	0.000000	No
				Fe	0.000065	0.000000	No
				Cr	0.001500	0.000000	No
				Ti	-0.006467	0.000000	No

	Element, Wavelength and Order	Use?	# IECs	IEC	k1	k2	Calc-in-fit?
	Li 670.784 { 50}	☒	None				

	Element, Wavelength and Order	Date of Fit	Date of Cal.	Type of Fit	Weighting	A0	A1	A2	n (Exponent)
	Ba 455.403 { 74}	6/20/2014 8:23:23	6/19/2014 10:15:41	Linear	1/Conc	0.003612	2.695264	0.000000	1.000000
	Be 313.042 {108}	6/20/2014 8:23:23	6/19/2014 10:15:41	Linear	1/Conc	0.000172	1.649519	0.000000	1.000000
	Cd 228.802 {448}	6/20/2014 8:23:23	6/19/2014 10:15:41	Linear	1/Conc	0.000445	1.010047	0.000000	1.000000
	Co 228.616 {448}	6/20/2014 8:23:23	6/19/2014 10:15:41	Linear	1/Conc	-0.000036	0.497365	0.000000	1.000000
	Cr 267.716 {126}	6/20/2014 8:23:23	6/19/2014 10:15:41	Linear	1/Conc	-0.000001	0.077367	0.000000	1.000000
	Cu 324.754 {104}2	6/20/2014 8:23:23	6/19/2014 10:15:41	Linear	1/Conc	0.002293	0.214814	0.000000	1.000000
	Mn 257.610 {131}	6/20/2014 8:23:23	6/19/2014 10:15:41	Linear	1/Conc	-0.000013	0.425019	0.000000	1.000000
	Ni 231.604 {446}	6/20/2014 8:23:23	6/19/2014 10:15:41	Linear	1/Conc	0.000014	0.354143	0.000000	1.000000
	Ag 328.068 {103}	6/20/2014 8:23:23	6/19/2014 10:15:41	Linear	1/Conc	-0.000102	0.118920	0.000000	1.000000
	V 292.402 {115}	6/20/2014 8:23:23	6/19/2014 10:15:41	Linear	1/Conc	0.000028	0.105005	0.000000	1.000000
	Zn 206.200 {464}	6/20/2014 8:23:23	6/19/2014 10:15:41	Linear	1/Conc	0.000303	0.886925	0.000000	1.000000
	As 189.042 {478}	6/20/2014 8:23:23	6/19/2014 10:15:41	Linear	1/Conc	-0.000142	0.100963	0.000000	1.000000
	Tl 190.856 {477}	6/20/2014 8:23:23	6/19/2014 10:15:41	Linear	1/Conc	-0.000050	0.051543	0.000000	1.000000
	Pb 220.353 {453}	6/20/2014 8:23:23	6/19/2014 10:15:41	Linear	1/Conc	0.000201	0.143689	0.000000	1.000000
	Se 196.090 {472}	6/20/2014 8:23:23	6/19/2014 10:15:41	Linear	1/Conc	0.000465	0.076438	0.000000	1.000000
	Sb 206.833 {463}	6/20/2014 8:23:23	6/19/2014 10:15:41	Linear	1/Conc	-0.000285	0.194924	0.000000	1.000000
	Al 396.152 { 85}	6/20/2014 8:23:23	6/19/2014 10:15:41	Linear	1/Conc	0.000074	0.040480	0.000000	1.000000
	Ca 317.933 {106}	6/20/2014 8:23:23	6/19/2014 10:15:41	Linear	1/Conc	0.002859	0.040387	0.000000	1.000000
	Fe 259.940 {130}	6/20/2014 8:23:23	6/19/2014 10:15:41	Linear	1/Conc	0.000046	0.027769	0.000000	1.000000
	Mg 279.079 {121}	6/20/2014 8:23:23	6/19/2014 10:15:41	Linear	1/Conc	-0.000113	0.003575	0.000000	1.000000
	K 766.490 { 44}	6/20/2014 8:23:23	6/19/2014 10:15:41	Linear	1/Conc	-0.001264	0.064260	0.000000	1.000000
	Na 589.592 { 57}	6/20/2014 8:23:23	6/19/2014 10:15:41	Linear	1/Conc	0.005350	0.210117	0.000000	1.000000
	B 208.959 {462}	6/20/2014 8:23:23	6/19/2014 10:15:41	Linear	1/Conc	0.000592	0.245362	0.000000	1.000000
	Mo 202.030 {467}	6/20/2014 8:23:23	6/19/2014 10:15:41	Linear	1/Conc	0.000432	0.779783	0.000000	1.000000
	Pd 340.458 { 99}	6/20/2014 8:23:23	6/19/2014 10:15:41	Linear	1/Conc	-0.000164	0.042620	0.000000	1.000000
	Si 212.412 {459}	6/20/2014 8:23:23	6/19/2014 10:15:41	Linear	1/Conc	0.003809	0.272315	0.000000	1.000000
	Sn 189.989 {478}	6/20/2014 8:23:23	6/19/2014 10:15:41	Linear	1/Conc	0.000162	0.153026	0.000000	1.000000
	Sr 407.771 { 83}	6/20/2014 8:23:23	6/19/2014 10:15:41	Linear	1/Conc	-0.000800	5.000424	0.000000	1.000000
	Ti 334.904 {101}	6/20/2014 8:23:23	6/19/2014 10:15:41	Linear	1/Conc	-0.000241	0.101400	0.000000	1.000000
	Y 360.073 { 94}*	6/20/2014 8:23:23	12/23/2009 10:44:16	Linear	1/Conc	0.000000	0.000000	0.000000	1.000000
	Y 371.030 { 91}*	6/20/2014 8:23:23	12/23/2009 10:44:16	Linear	1/Conc	0.000000	0.000000	0.000000	1.000000
	Y 224.306 {451}*	6/20/2014 8:23:23	12/23/2009 10:44:16	Linear	1/Conc	0.000000	0.000000	0.000000	1.000000
	In 230.606 {446}*	6/20/2014 8:23:23	12/23/2009 10:44:16	Linear	1/Conc	0.000000	0.000000	0.000000	1.000000
	W 207.911 {462}	6/20/2014 8:23:23	6/19/2014 10:15:41	Linear	1/Conc	0.003826	0.341154	0.000000	1.000000
	Zr 339.198 { 99}	6/20/2014 8:23:23	6/19/2014 10:15:41	Linear	1/Conc	-0.000051	0.271786	0.000000	1.000000
	S 182.034 {485}	6/20/2014 8:23:23	6/19/2014 10:15:41	Linear	1/Conc	0.001642	0.051560	0.000000	1.000000
	Bi 223.061 {451}	6/20/2014 8:23:23	6/19/2014 10:15:41	Linear	1/Conc	-0.000581	0.268028	0.000000	1.000000
	Li 670.784 { 50}	6/20/2014 8:23:23	6/19/2014 10:15:41	Linear	1/Conc	0.000071	1.350411	0.000000	1.000000

	Element, Wavelength and Order	Correlation	Std Error of Est	Predicted MDL	Predicted MQL	Status	Reslope		QC Norm	
							Slope	Y-int	Slope factor	Offset
	Ba 455.403 { 74}	1.000000	0.000000	0.000203	0.000678	OK.	1.000000	0.000000	1	0
	Be 313.042 {108}	1.000000	0.000000	0.000108	0.000359	OK.	1.000000	0.000000	1	0
	Cd 228.802 {448}	1.000000	0.000000	0.000188	0.000628	OK.	1.000000	0.000000	1	0
	Co 228.616 {448}	1.000000	0.000000	0.000271	0.000903	OK.	1.000000	0.000000	1	0
	Cr 267.716 {126}	1.000000	0.000000	0.000501	0.001669	OK.	1.000000	0.000000	1	0
	Cu 324.754 {104}2	1.000000	0.000000	0.000406	0.001353	OK.	1.000000	0.000000	1	0
	Mn 257.610 {131}	1.000000	0.000000	0.000081	0.000268	OK.	1.000000	0.000000	1	0
	Ni 231.604 {446}	1.000000	0.000000	0.000330	0.001098	OK.	1.000000	0.000000	1	0
	Ag 328.068 {103}	1.000000	0.000000	0.000611	0.002038	OK.	1.000000	0.000000	1	0
	V 292.402 {115}	1.000000	0.000000	0.000423	0.001410	OK.	1.000000	0.000000	1	0
	Zn 206.200 {464}	1.000000	0.000000	0.000197	0.000656	OK.	1.000000	0.000000	1	0
	As 189.042 {478}	1.000000	0.000000	0.001362	0.004541	OK.	1.000000	0.000000	1	0
	Tl 190.856 {477}	1.000000	0.000000	0.001428	0.004761	OK.	1.000000	0.000000	1	0
	Pb 220.353 {453}	1.000000	0.000000	0.001182	0.003941	OK.	1.000000	0.000000	1	0
	Se 196.090 {472}	1.000000	0.000000	0.002326	0.007753	OK.	1.000000	0.000000	1	0
	Sb 206.833 {463}	1.000000	0.000000	0.001179	0.003931	OK.	1.000000	0.000000	1	0
	Al 396.152 { 85}	1.000000	0.000000	0.010545	0.035151	OK.	1.000000	0.000000	1	0
	Ca 317.933 {106}	1.000000	0.000000	0.004908	0.016359	OK.	1.000000	0.000000	1	0
	Fe 259.940 {130}	1.000000	0.000000	0.004107	0.013689	OK.	1.000000	0.000000	1	0
	Mg 279.079 {121}	1.000000	0.000000	0.037971	0.126571	OK.	1.000000	0.000000	1	0
	K 766.490 { 44}	1.000000	0.000000	0.021948	0.073159	OK.	1.000000	0.000000	1	0
	Na 589.592 { 57}	1.000000	0.000000	0.005827	0.019423	OK.	1.000000	0.000000	1	0
	B 208.959 {462}	1.000000	0.000000	0.000652	0.002172	OK.	1.000000	0.000000	1	0
	Mo 202.030 {467}	1.000000	0.000000	0.000257	0.000856	OK.	1.000000	0.000000	1	0
	Pd 340.458 { 99}	1.000000	0.000000	0.001538	0.005127	OK.	1.000000	0.000000	1	0
	Si 212.412 {459}	1.000000	0.000000	0.000838	0.002793	OK.	1.000000	0.000000	1	0
	Sn 189.989 {478}	1.000000	0.000000	0.000906	0.003021	OK.	1.000000	0.000000	1	0
	Sr 407.771 { 83}	1.000000	0.000000	0.000081	0.000271	OK.	1.000000	0.000000	1	0
	Ti 334.904 {101}	1.000000	0.000000	0.000631	0.002102	OK.	1.000000	0.000000	1	0
	Y 360.073 { 94}*	0.000000	0.000000	-1.000000	-1.000000	Warnin	1.000000	0.000000	1	0
	Y 371.030 { 91}*	0.000000	0.000000	-1.000000	-1.000000	Warnin	1.000000	0.000000	1	0
	Y 224.306 {451}*	0.000000	0.000000	-1.000000	-1.000000	Warnin	1.000000	0.000000	1	0
	In 230.606 {446}*	0.000000	0.000000	-1.000000	-1.000000	Warnin	1.000000	0.000000	1	0
	W 207.911 {462}	1.000000	0.000000	0.001127	0.003755	OK.	1.000000	0.000000	1	0
	Zr 339.198 { 99}	1.000000	0.000000	0.000232	0.000772	OK.	1.000000	0.000000	1	0
	S 182.034 {485}	1.000000	0.000000	0.002958	0.009859	OK.	1.000000	0.000000	1	0
	Bi 223.061 {451}	1.000000	0.000000	0.001076	0.003588	OK.	1.000000	0.000000	1	0
	Li 670.784 { 50}	1.000000	0.000000	0.001016	0.003386	OK.	1.000000	0.000000	1	0

MA34284

Method: ACCUTEST Operator: Admin Date of Analysis: 20 Jun 2014 11:51:35

Sample ID	Date	Type	Units	Conc.	µ Abs.	Wt.	Vol.
STDA - 1	20 Jun 2014 11:52:54	Std	ug/l	-	-70	1.000	1.000
STDB - 1	20 Jun 2014 11:54:12	Std	ug/l	-	1124	1.000	1.000
STDC - 1	20 Jun 2014 11:55:32	Std	ug/l	-	2985	1.000	1.000
STDD - 1	20 Jun 2014 11:56:55	Std	ug/l	-	6151	1.000	1.000
STDE - 1	20 Jun 2014 11:58:22	Std	ug/l	-	16378	1.000	1.000
STDF - 1	20 Jun 2014 11:59:51	Std	ug/l	-	33097	1.000	1.000
ICV - 1	20 Jun 2014 12:02:29	SMPL	ug/l	2.8247	18549	1.000	1.000
ICB - 1	20 Jun 2014 12:03:47	SMPL	ug/l	-0.0051	-307	1.000	1.000
CCV - 1	20 Jun 2014 12:05:25	CK STND	ug/l	101.5% 2.5385	16642	1.000	1.000
CCB - 1	20 Jun 2014 12:06:43	CK STND	ug/l	0.0096	-209	1.000	1.000
CRI - 1	20 Jun 2014 12:08:18	SMPL	ug/l	0.1993	1055	1.000	1.000
MP80192-MB1 - 1	20 Jun 2014 12:30:45	SMPL	ug/l	0.0755	230	1.000	1.000
MP80192-LC1 - 1	20 Jun 2014 12:32:01	SMPL	ug/l	5.0269	16475	1.000	2.000
MP80192-S1 - 1	20 Jun 2014 12:33:20	SMPL	ug/l	1.9621	12801	1.000	1.000
MP80192-S2 - 1	20 Jun 2014 12:34:54	SMPL	ug/l	1.9265	12564	1.000	1.000
JB69657-1 - 1	20 Jun 2014 12:36:27	SMPL	ug/l	0.0318	-61	1.000	1.000
JB69657-2 - 1	20 Jun 2014 12:38:01	SMPL	ug/l	0.0423	9	1.000	1.000
JB69657-3 - 1	20 Jun 2014 12:39:20	SMPL	ug/l	0.0539	86	1.000	1.000
JB69657-4 - 1	20 Jun 2014 12:40:41	SMPL	ug/l	0.0636	151	1.000	1.000
CCV - 1	20 Jun 2014 12:42:01	CK STND	ug/l	101.8% 2.5462	16693	1.000	1.000
CCB - 1	20 Jun 2014 12:43:19	CK STND	ug/l	0.0117	-195	1.000	1.000
JB69657-5 - 1	20 Jun 2014 12:44:53	SMPL	ug/l	0.1942	1021	1.000	1.000
JB69657-6 - 1	20 Jun 2014 12:46:14	SMPL	ug/l	0.3438	2018	1.000	1.000
JB69657-7 - 1	20 Jun 2014 12:47:34	SMPL	ug/l	0.0741	221	1.000	1.000
JB69657-8 - 1	20 Jun 2014 12:48:59	SMPL	ug/l	0.0612	135	1.000	1.000
JB68305-2R - 1	20 Jun 2014 12:50:18	SMPL	ug/l	0.0828	279	1.000	1.000
JB68869-2 - 1	20 Jun 2014 12:51:36	SMPL	ug/l	0.1820	940	1.000	1.000
JB68943-103 - 1	20 Jun 2014 12:52:55	SMPL	ug/l	0.4444	2688	1.000	1.000
JB68943-104 - 1	20 Jun 2014 12:54:15	SMPL	ug/l	0.3258	1898	1.000	1.000
JB68943-105 - 1	20 Jun 2014 12:55:38	SMPL	ug/l	0.2758	1565	1.000	1.000
CCV - 1	20 Jun 2014 12:57:00	CK STND	ug/l	106.0% 2.6497	17383	1.000	1.000
CCB - 1	20 Jun 2014 12:58:19	CK STND	ug/l	0.0026	-256	1.000	1.000
JB68943-106 - 1	20 Jun 2014 12:59:54	SMPL	ug/l	0.4393	2654	1.000	1.000
JB69549-1 - 1	20 Jun 2014 13:06:23	SMPL	ug/l	2.3075	15103	1.000	1.000
JB69549-2 - 1	20 Jun 2014 13:07:40	SMPL	ug/l	2.7765	18228	1.000	1.000
JB69549-3 - 1	20 Jun 2014 13:09:14	SMPL	ug/l	0.3902	2327	1.000	1.000
JB69549-4 - 1	20 Jun 2014 13:10:52	SMPL	ug/l	0.4474	2708	1.000	1.000
JB69549-5 - 1	20 Jun 2014 13:12:14	SMPL	ug/l	0.1381	647	1.000	1.000
JB69549-6 - 1	20 Jun 2014 13:13:37	SMPL	ug/l	0.1051	427	1.000	1.000
MP80193-MB1 - 1	20 Jun 2014 13:16:43	SMPL	ug/l	0.0533	82	1.000	1.000
MP80193-LC1 - 1	20 Jun 2014 13:17:59	SMPL	ug/l	5.5873	18342	1.000	2.000
CCV - 1	20 Jun 2014 13:19:18	CK STND	ug/l	104.3% 2.6063	17094	1.000	1.000
CCB - 1	20 Jun 2014 13:20:51	CK STND	ug/l	-0.0028	-292	1.000	1.000
MP80193-S1 - 1	20 Jun 2014 13:22:26	SMPL	ug/l	2.0569	13433	1.000	1.000
MP80193-S2 - 1	20 Jun 2014 13:23:45	SMPL	ug/l	1.9628	12806	1.000	1.000
JB68955-4 - 1	20 Jun 2014 13:25:18	SMPL	ug/l	0.0420	7	1.000	1.000
JB68955-2 - 1	20 Jun 2014 13:26:50	SMPL	ug/l	0.2574	1442	1.000	1.000
JB68955-3 - 1	20 Jun 2014 13:28:10	SMPL	ug/l	0.4894	2988	1.000	1.000
JB68955-7 - 1	20 Jun 2014 13:29:31	SMPL	ug/l	0.3827	2277	1.000	1.000
JB68955-8 - 1	20 Jun 2014 13:30:56	SMPL	ug/l	0.0974	376	1.000	1.000
JB68955-9 - 1	20 Jun 2014 13:32:20	SMPL	ug/l	0.3333	1948	1.000	1.000
JB68955-10 - 1	20 Jun 2014 13:33:39	SMPL	ug/l	0.2904	1662	1.000	1.000
CCV - 1	20 Jun 2014 13:35:00	CK STND	ug/l	106.6% 2.6655	17488	1.000	1.000
CCB - 1	20 Jun 2014 13:36:19	CK STND	ug/l	-0.0009	-279	1.000	1.000
JB69578-3 - 1	20 Jun 2014 13:37:55	SMPL	ug/l	4.7087	31103	1.000	1.000
JB69578-6 - 1	20 Jun 2014 13:53:47	SMPL	ug/l	0.6776	4242	1.000	1.000
JB69578-7 - 1	20 Jun 2014 13:55:04	SMPL	ug/l	0.4682	2847	1.000	1.000
RINSECONF - 1	20 Jun 2014 13:56:27	SMPL	ug/l	0.0108	-201	1.000	1.000
JB68977-1 - 1	20 Jun 2014 13:57:50	SMPL	ug/l	6.4625	42789	1.000	1.000
JB68977-5 - 1	20 Jun 2014 13:59:09	SMPL	ug/l	25.5076	169694	1.000	1.000
JB68977-8 - 1	20 Jun 2014 14:00:50	SMPL	ug/l	19.2723	128146	1.000	1.000
JB68977-2A - 1	20 Jun 2014 14:02:50	SMPL	ug/l	0.7166	4502	1.000	1.000
JB68977-3A - 1	20 Jun 2014 14:04:51	SMPL	ug/l	0.0141	-179	1.000	1.000
CCV - 1	20 Jun 2014 14:06:24	CK STND	ug/l	104.4% 2.6111	17126	1.000	1.000
CCB - 1	20 Jun 2014 14:07:43	CK STND	ug/l	-0.0378	-525	1.000	1.000
JB68977-6A - 1	20 Jun 2014 14:09:18	SMPL	ug/l	0.1415	670	1.000	1.000
JB68977-9A - 1	20 Jun 2014 14:10:39	SMPL	ug/l	0.0444	23	1.000	1.000
JB69078-1 - 1	20 Jun 2014 14:11:59	SMPL	ug/l	0.4977	3043	1.000	1.000
JB69078-2 - 1	20 Jun 2014 14:13:18	SMPL	ug/l	0.2074	1109	1.000	1.000

MA34284

Method: ACCUTEST Operator: Admin Date of Analysis: 20 Jun 2014 11:51:35

Sample ID	Date	Type	Units	Conc.	µ Abs.	Wt.	Vol.
MP80194-MB1 - 1	20 Jun 2014 14:14:41	SMPL	ug/l	0.0317	-62	1.000	1.000
MP80194-LC1 - 1	20 Jun 2014 14:16:01	SMPL	ug/l	5.8082	19078	1.000	2.000
MP80194-S1 - 1	20 Jun 2014 14:17:20	SMPL	ug/l	2.0475	13370	1.000	1.000
MP80194-S2 - 1	20 Jun 2014 14:18:55	SMPL	ug/l	2.0895	13650	1.000	1.000
JB69045-1 - 1	20 Jun 2014 14:20:29	SMPL	ug/l	0.0593	122	1.000	1.000
CCV - 1	20 Jun 2014 14:22:02	CK STND	ug/l	108.6% 2.7150	17818	1.000	1.000
CCB - 1	20 Jun 2014 14:23:20	CK STND	ug/l	-0.0106	-344	1.000	1.000
JB69045-3 - 1	20 Jun 2014 14:58:38	SMPL	ug/l	0.1393	655	1.000	1.000
JB69045-5 - 1	20 Jun 2014 14:59:55	SMPL	ug/l	0.1063	435	1.000	1.000
JB69045-8 - 1	20 Jun 2014 15:01:15	SMPL	ug/l	0.1288	585	1.000	1.000
JB69045-10 - 1	20 Jun 2014 15:02:34	SMPL	ug/l	0.0998	392	1.000	1.000
JB69045-12 - 1	20 Jun 2014 15:03:55	SMPL	ug/l	0.0527	78	1.000	1.000
JB69045-14 - 1	20 Jun 2014 15:05:14	SMPL	ug/l	0.0674	176	1.000	1.000
JB69045-16 - 1	20 Jun 2014 15:06:31	SMPL	ug/l	0.0755	230	1.000	1.000
JB69045-18 - 1	20 Jun 2014 15:07:49	SMPL	ug/l	0.0648	159	1.000	1.000
JB69045-20 - 1	20 Jun 2014 15:09:07	SMPL	ug/l	0.0807	265	1.000	1.000
CCV - 1	20 Jun 2014 15:10:24	CK STND	ug/l	100.8% 2.5196	16516	1.000	1.000
CCB - 1	20 Jun 2014 15:11:42	CK STND	ug/l	-0.0079	-326	1.000	1.000
JB69045-22 - 1	20 Jun 2014 15:13:15	SMPL	ug/l	0.0470	40	1.000	1.000
JB69045-24 - 1	20 Jun 2014 15:14:32	SMPL	ug/l	0.0362	-32	1.000	1.000
JB69701-1 - 1	20 Jun 2014 15:15:52	SMPL	ug/l	0.2238	1218	1.000	1.000
JB69701-2 - 1	20 Jun 2014 15:17:10	SMPL	ug/l	0.1321	607	1.000	1.000
JB69701-3 - 1	20 Jun 2014 15:18:30	SMPL	ug/l	7.3994	49032	1.000	1.000
JB69701-4 - 1	20 Jun 2014 15:19:50	SMPL	ug/l	0.0398	-8	1.000	1.000
JB69701-5 - 1	20 Jun 2014 15:21:33	SMPL	ug/l	0.1027	411	1.000	1.000
JB69701-6 - 1	20 Jun 2014 15:22:54	SMPL	ug/l	0.1078	445	1.000	1.000
JB69701-7 - 1	20 Jun 2014 15:24:14	SMPL	ug/l	0.1324	609	1.000	1.000
CCV - 1	20 Jun 2014 15:25:34	CK STND	ug/l	100.9% 2.5232	16540	1.000	1.000
CCB - 1	20 Jun 2014 15:26:52	CK STND	ug/l	-0.0039	-299	1.000	1.000
JB69701-8 - 1	20 Jun 2014 15:28:26	SMPL	ug/l	0.1709	866	1.000	1.000
JB69578-8 - 1	20 Jun 2014 15:38:31	SMPL	ug/l	3.8366	25292	1.000	1.000
22CONF - 1	20 Jun 2014 15:39:49	SMPL	ug/l	2.1515	14063	1.000	1.000
23CONF - 1	20 Jun 2014 15:41:27	SMPL	ug/l	2.6643	17480	1.000	1.000
JB68977-1 - 1	20 Jun 2014 15:47:03	SMPL	ug/l	6.3775	20975	1.000	2.000
JB68977-5 - 1	20 Jun 2014 15:48:21	SMPL	ug/l	24.0344	15742	1.000	10.000
JB68977-8 - 1	20 Jun 2014 15:49:57	SMPL	ug/l	18.0914	11782	1.000	10.000
JB69701-3 - 1	20 Jun 2014 15:51:32	SMPL	ug/l	7.9742	10354	1.000	5.000
JB68977-5 - 1	20 Jun 2014 15:59:16	SMPL	ug/l	24.3150	15929	1.000	10.000
CCV - 1	20 Jun 2014 16:00:33	CK STND	ug/l	97.6% 2.4401	15986	1.000	1.000
CCB - 1	20 Jun 2014 16:02:05	CK STND	ug/l	0.0020	-260	1.000	1.000
JB68977-8 - 1	20 Jun 2014 16:03:41	SMPL	ug/l	18.1575	11826	1.000	10.000
RINSECONF - 1	20 Jun 2014 16:05:01	SMPL	ug/l	-0.0025	-290	1.000	1.000
CRI - 1	20 Jun 2014 16:06:33	SMPL	ug/l	0.2182	1181	1.000	1.000
MP80209-MB1 - 1	20 Jun 2014 16:07:53	SMPL	ug/l	0.0354	-37	1.000	1.000
MP80209-B1 - 1	20 Jun 2014 16:09:16	SMPL	ug/l	1.7896	11652	1.000	1.000
MP80209-B2 - 1	20 Jun 2014 16:10:35	SMPL	ug/l	1.8010	11728	1.000	1.000
CCV - 1	20 Jun 2014 16:12:35	CK STND	ug/l	99.8% 2.4954	16355	1.000	1.000
CCB - 1	20 Jun 2014 16:13:54	CK STND	ug/l	0.0027	-255	1.000	1.000
JB69662-16 - 1	20 Jun 2014 16:15:29	SMPL	ug/l	0.0465	37	1.000	1.000
JB69662-17 - 1	20 Jun 2014 16:16:49	SMPL	ug/l	0.0317	-62	1.000	1.000
RINSECONF - 1	20 Jun 2014 16:18:09	SMPL	ug/l	0.0392	-12	1.000	1.000
CRI - 1	20 Jun 2014 16:19:29	SMPL	ug/l	0.2232	1214	1.000	1.000
CCV - 1	20 Jun 2014 16:20:48	CK STND	ug/l	97.4% 2.4356	15956	1.000	1.000
CCB - 1	20 Jun 2014 16:22:07	CK STND	ug/l	0.0164	-164	1.000	1.000

ACCUTEST

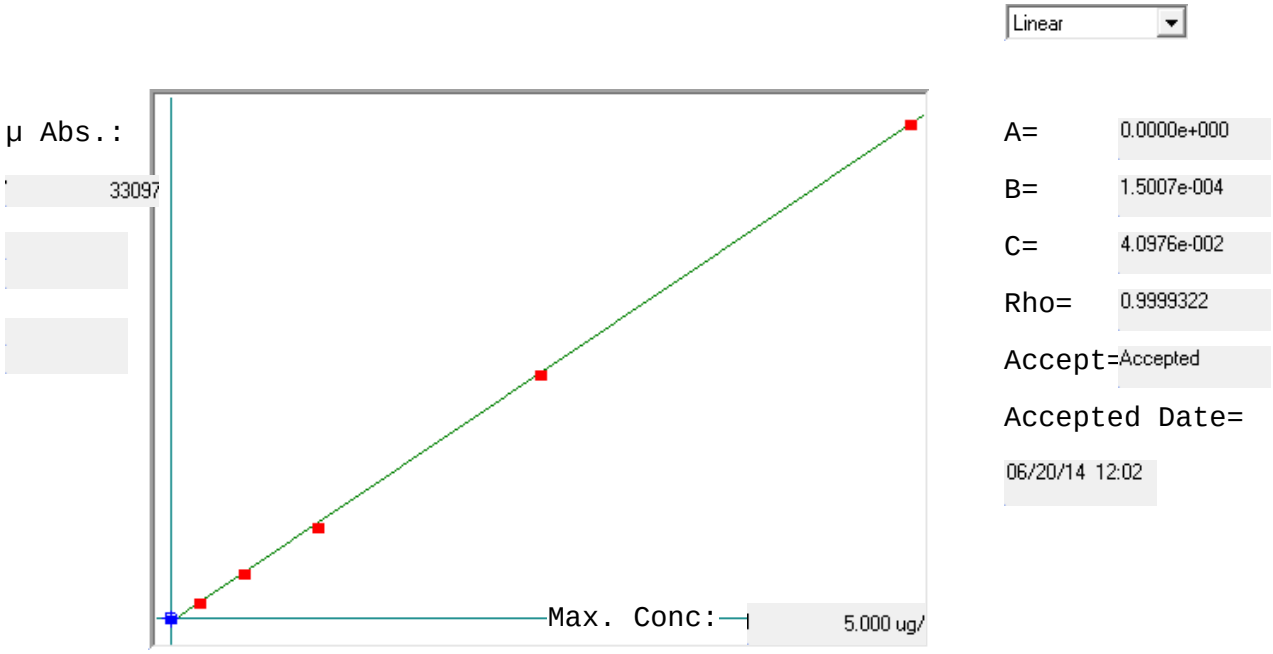

Std ID	Conc.	Calc.	Dev.	Mean	SD or %RSD	Rep 1	Rep 2	Rep 3	Rep 4	Rep 5
STDA	0.000	0.030	0.030	-70	0.000	-70				
STDB	0.200	0.210	0.010	1124	0.0 %	1124				
STDC	0.500	0.489	-0.011	2985	0.0 %	2985				
STDD	1.000	0.964	-0.036	6151	0.0 %	6151				
STDE	2.500	2.499	-0.001	16378	0.0 %	16378				
STDF	5.000	5.008	0.008	33097	0.0 %	33097				

Zoom In ▶ Zoom Out

Sample Name: STDA Acquired: 6/20/2014 11:22:43 Type: Cal
Method: Accutest1(v281) Mode: IR Corr. Factor: 1.000000
User: admin Custom ID1: Custom ID2: Custom ID3:
Comment:

Elem	Ba4554	Be3130	Cd2288	Co2286	Cr2677	Cu3247	Mn2576	Ni2316	Ag3280
Units	Cts/S	Cts/S	Cts/S	Cts/S	Cts/S	Cts/S	Cts/S	Cts/S	Cts/S
Avg	**.0072**	**-.0002**	**.0005**	**-.0000**	**-.0000**	**.0023**	**-.0000**	**.0001**	**-.0001**
Stddev	.0006	.0001	.0000	.0000	.0000	.0001	.0000	.0002	.0000
%RSD	8.118	38.53	6.475	171.2	625.3	3.844	139.5	192.8	34.25
#1	.0067	-.0003	.0005	.0000	-.0000	.0024	-.0000	-.0000	-.0001
#2	.0076	-.0001	.0005	-.0000	.0000	.0023	-.0000	.0002	-.0002

Elem	V_2924	Zn2062	As1890	Tl1908	Pb2203	Se1960	Sb2068	Al3961	Ca3179
Units	Cts/S	Cts/S	Cts/S	Cts/S	Cts/S	Cts/S	Cts/S	Cts/S	Cts/S
Avg	**.0001**	**.0005**	**-.0002**	**-.0001**	**.0001**	**.0005**	**-.0002**	**.0002**	**.0027**
Stddev	.0000	.0000	.0002	.0000	.0001	.0000	.0001	.0002	.0002
%RSD	52.73	2.538	73.15	88.62	113.4	5.421	26.20	146.6	7.593
#1	.0000	.0005	-.0004	-.0001	.0000	.0005	-.0002	.0003	.0026
#2	.0001	.0005	-.0001	-.0000	.0002	.0005	-.0003	-.0000	.0029

Elem	Fe2599	Mg2790	K_7664	Na5895	B_2089	Mo2020	Pd3404	Si2124	Sn1899
Units	Cts/S	Cts/S	Cts/S	Cts/S	Cts/S	Cts/S	Cts/S	Cts/S	Cts/S
Avg	**.0000**	**-.0000**	**-.0008**	**.0021**	**.0006**	**.0003**	**-.0002**	**.0038**	**.0001**
Stddev	.0000	.0001	.0004	.0006	.0000	.0000	.0000	.0002	.0000
%RSD	59.98	182.5	55.40	29.62	.4679	14.97	5.147	6.099	28.54
#1	.0000	-.0001	-.0010	.0016	.0006	.0003	-.0002	.0040	.0001
#2	.0001	.0000	-.0005	.0025	.0006	.0004	-.0002	.0036	.0000

Elem	Sr4077	Ti3349	W_2079	Zr3391	S_1820	Bi2230	Li6707
Units	Cts/S	Cts/S	Cts/S	Cts/S	Cts/S	Cts/S	Cts/S
Avg	**-.0011**	**-.0001**	**.0048**	**-.0001**	**.0019**	**-.0003**	**.0017**
Stddev	.0003	.0000	.0002	.0000	.0000	.0002	.0006
%RSD	26.77	38.99	4.203	5.873	.9008	63.80	34.37
#1	-.0009	-.0001	.0046	-.0002	.0019	-.0005	.0013
#2	-.0013	-.0001	.0049	-.0001	.0019	-.0002	.0021

◀ Zoom In ▶ Zoom Out

Sample Name: STDA Acquired: 6/20/2014 11:22:43 Type: Cal
Method: Accutest1(v281) Mode: IR Corr. Factor: 1.000000
User: admin Custom ID1: Custom ID2: Custom ID3:
Comment:

Int. Std.	Y_3600	Y_3710	Y_2243	In2306
Units	Cts/S	Cts/S	Cts/S	Cts/S
Avg	**59854.**	**8801.3**	**1907.6**	**4099.8**
Stddev	3082.	219.7	27.3	48.9
%RSD	5.1486	2.4959	1.4304	1.1919
#1	57675.	8956.7	1888.3	4065.3
#2	62033.	8646.0	1926.9	4134.4

◀ Zoom In ▶ Zoom Out

Sample Name: STDB Acquired: 6/20/2014 11:28:50 Type: Cal
Method: Accutest1(v281) Mode: IR Corr. Factor: 1.000000
User: admin Custom ID1: Custom ID2: Custom ID3:
Comment:

Elem	Ba4554	Be3130	Cd2288	Co2286	Cr2677	Cu3247	Mn2576	Ni2316	Ag3280
Units	Cts/S	Cts/S	Cts/S	Cts/S	Cts/S	Cts/S	Cts/S	Cts/S	Cts/S
Avg	**11.51**	**6.512**	**4.303**	**2.119**	**.3267**	**.8987**	**1.745**	**1.502**	**.0552**
Stddev	.01	.002	.014	.006	.0005	.0007	.002	.004	.0002
%RSD	.1207	.0228	.3269	.2960	.1607	.0812	.0921	.2679	.2738
#1	11.52	6.513	4.293	2.114	.3270	.8982	1.746	1.499	.0551
#2	11.50	6.511	4.313	2.123	.3263	.8992	1.744	1.504	.0553

Elem	V_2924	Zn2062	As1890	Tl1908	Pb2203	Se1960	Sb2068	Al3961	Ca3179
Units	Cts/S	Cts/S	Cts/S	Cts/S	Cts/S	Cts/S	Cts/S	Cts/S	Cts/S
Avg	**.4058**	**3.769**	**.4446**	**.2230**	**.6071**	**.3372**	**.8209**	**3.383**	**3.297**
Stddev	.0007	.004	.0007	.0008	.0013	.0012	.0028	.007	.010
%RSD	.1620	.1018	.1527	.3658	.2153	.3452	.3367	.1938	.2917
#1	.4062	3.766	.4441	.2225	.6062	.3364	.8190	3.379	3.290
#2	.4053	3.772	.4451	.2236	.6080	.3380	.8229	3.388	3.303

Elem	Fe2599	Mg2790	K_7664	Na5895	B_2089	Mo2020	Pd3404	Si2124	Sn1899
Units	Cts/S	Cts/S	Cts/S	Cts/S	Cts/S	Cts/S	Cts/S	Cts/S	Cts/S
Avg	**2.141**	**.2596**	**5.449**	**17.43**	**1.074**	**3.559**	**.1730**	**2.884**	**.6498**
Stddev	.007	.0006	.006	.01	.004	.008	.0002	.009	.0022
%RSD	.3146	.2222	.1045	.0391	.3553	.2231	.1422	.3018	.3321
#1	2.136	.2592	5.453	17.42	1.071	3.553	.1728	2.878	.6483
#2	2.145	.2600	5.445	17.43	1.076	3.564	.1731	2.890	.6514

Elem	Sr4077	Ti3349	W_2079	Zr3391	S_1820	Bi2230	Li6707
Units	Cts/S	Cts/S	Cts/S	Cts/S	Cts/S	Cts/S	Cts/S
Avg	**21.38**	**.4750**	**1.569**	**1.103**	**.2212**	**1.103**	**6.007**
Stddev	.01	.0002	.013	.001	.0010	.005	.005
%RSD	.0604	.0369	.8319	.0735	.4656	.5001	.0850
#1	21.39	.4751	1.560	1.104	.2204	1.100	6.011
#2	21.37	.4749	1.578	1.103	.2219	1.107	6.004

◀ Zoom In ▶ Zoom Out

Sample Name: STDB Acquired: 6/20/2014 11:28:50 Type: Cal
Method: Accutest1(v281) Mode: IR Corr. Factor: 1.000000
User: admin Custom ID1: Custom ID2: Custom ID3:
Comment:

Int. Std.	Y_3600	Y_3710	Y_2243	In2306
Units	Cts/S	Cts/S	Cts/S	Cts/S
Avg	**52912.**	**8432.5**	**1724.7**	**3441.5**
Stddev	81.	12.7	4.4	10.2
%RSD	.15333	.15001	.25235	.29700
#1	52855.	8441.5	1727.8	3448.8
#2	52969.	8423.6	1721.7	3434.3

Zoom In Zoom Out

Sample Name: ccvconf Acquired: 6/20/2014 11:34:43 Type: QC
Method: Accutest1(v281) Mode: CONC Corr. Factor: 1.000000
User: admin Custom ID1: Custom ID2: Custom ID3:
Comment:

Elem	Ba4554	Be3130	Cd2288	Co2286	Cr2677	Cu3247	Mn2576	Ni2316	Ag3280
Units	ppm	ppm	ppm	ppm	ppm	ppm	ppm	ppm	ppm
Avg	**1.999**	**2.008**	**2.018**	**2.017**	**2.038**	**1.958**	**2.047**	**2.057**	**.2409**
Stddev	.001	.000	.010	.012	.013	.002	.002	.012	.0010
%RSD	.0339	.0153	.4880	.5949	.6399	.0865	.0840	.5800	.4343
#1	1.999	2.008	2.011	2.009	2.028	1.957	2.046	2.048	.2402
#2	1.998	2.007	2.025	2.026	2.047	1.959	2.049	2.065	.2417
Check ?	Chk Pass	Chk Pass	Chk Pass	Chk Pass	Chk Pass	Chk Pass	Chk Pass	Chk Pass	Chk Pass
Value									
Range									

Elem	V_2924	Zn2062	As1890	Tl1908	Pb2203	Se1960	Sb2068	Al3961	Ca3179
Units	ppm	ppm	ppm	ppm	ppm	ppm	ppm	ppm	ppm
Avg	**1.991**	**2.059**	**1.997**	**2.096**	**2.077**	**1.997**	**2.015**	**39.25**	**39.88**
Stddev	.011	.011	.010	.012	.012	.009	.009	.05	.12
%RSD	.5412	.5371	.4837	.5849	.5704	.4713	.4607	.1232	.2904
#1	1.984	2.052	1.990	2.088	2.069	1.990	2.008	39.22	39.96
#2	1.999	2.067	2.004	2.105	2.085	2.004	2.021	39.29	39.79
Check ?	Chk Pass	Chk Pass	Chk Pass	Chk Pass	Chk Pass	Chk Pass	Chk Pass	Chk Pass	Chk Pass
Value									
Range									

Elem	Fe2599	Mg2790	K_7664	Na5895	B_2089	Mo2020	Pd3404	Si2124	Sn1899
Units	ppm	ppm	ppm	ppm	ppm	ppm	ppm	ppm	ppm
Avg	**40.09**	**39.08**	**38.76**	**39.20**	**2.048**	**2.042**	**1.991**	**4.939**	**2.075**
Stddev	.02	.10	.05	.02	.013	.012	.005	.039	.012
%RSD	.0423	.2460	.1183	.0470	.6248	.5857	.2740	.7833	.5971
#1	40.10	39.14	38.73	39.19	2.039	2.034	1.987	4.912	2.066
#2	40.08	39.01	38.79	39.22	2.057	2.051	1.995	4.967	2.083
Check ?	Chk Pass	Chk Pass	Chk Pass	Chk Pass	Chk Pass	Chk Pass	Chk Pass	Chk Pass	Chk Pass
Value									
Range									

Zoom In Zoom Out

Sample Name: ccvconf Acquired: 6/20/2014 11:34:43 Type: QC
Method: Accutest1(v281) Mode: CONC Corr. Factor: 1.000000
User: admin Custom ID1: Custom ID2: Custom ID3:
Comment:

Elem	Sr4077	Ti3349	W_2079	Zr3391	S_1820	Bi2230	Li6707
Units	ppm	ppm	ppm	ppm	ppm	ppm	ppm
Avg	**2.010**	**2.017**	**2.001**	**2.005**	**1.944**	**1.993**	**1.942**
Stddev	.000	.002	.018	.008	.014	.011	.001
%RSD	.0091	.1024	.9212	.4012	.7120	.5281	.0356
#1	2.010	2.016	1.988	1.999	1.934	1.985	1.942
#2	2.010	2.019	2.014	2.010	1.954	2.000	1.941
Check ?	Chk Pass	Chk Pass	Chk Pass	Chk Pass	Chk Pass	Chk Pass	Chk Pass
Value							
Range							

Int. Std.	Y_3600	Y_3710	Y_2243	In2306
Units	Cts/S	Cts/S	Cts/S	Cts/S
Avg	**55523.**	**8649.5**	**1806.4**	**3641.0**
Stddev	231.	31.1	8.6	17.1
%RSD	.41574	.35975	.47672	.46932
#1	55686.	8627.5	1812.5	3653.1
#2	55359.	8671.5	1800.3	3628.9

Zoom In Zoom Out

Sample Name: ccbconf Acquired: 6/20/2014 11:40:38 Type: QC
Method: Accutest1(v281) Mode: CONC Corr. Factor: 1.000000
User: admin Custom ID1: Custom ID2: Custom ID3:
Comment:

Elem	Ba4554	Be3130	Cd2288	Co2286	Cr2677	Cu3247	Mn2576	Ni2316
Units	ppm	ppm	ppm	ppm	ppm	ppm	ppm	ppm
Avg	**.0000**	**-.0000**	**-.0001**	**.0001**	**.0001**	**.0001**	**-.0000**	**-.0001**
Stddev	.0000	.0001	.0001	.0001	.0001	.0002	.0000	.0002
%RSD	51.05	193.8	197.5	106.2	90.86	233.0	113.1	160.9
#1	.0001	.0000	.0000	.0002	.0001	-.0000	-.0000	-.0002
#2	.0000	-.0001	-.0002	.0000	.0002	.0002	-.0000	.0000
Check ?	Chk Pass	Chk Pass	Chk Pass	Chk Pass	Chk Pass	Chk Pass	Chk Pass	Chk Pass
High Limit								
Low Limit								

Elem	Ag3280	V_2924	Zn2062	As1890	Tl1908	Pb2203	Se1960	Sb2068
Units	ppm	ppm	ppm	ppm	ppm	ppm	ppm	ppm
Avg	**-.0000**	**-.0001**	**.0001**	**-.0002**	**-.0011**	**-.0006**	**-.0000**	**-.0002**
Stddev	.0007	.0001	.0001	.0004	.0008	.0002	.0001	.0001
%RSD	12960.	76.88	49.63	148.9	77.05	33.05	226.8	63.52
#1	.0005	-.0000	.0002	.0000	-.0017	-.0007	-.0001	-.0003
#2	-.0005	-.0002	.0001	-.0005	-.0005	-.0004	.0000	-.0001
Check ?	Chk Pass	Chk Pass	Chk Pass	Chk Pass	Chk Pass	Chk Pass	Chk Pass	Chk Pass
High Limit								
Low Limit								

Elem	Al3961	Ca3179	Fe2599	Mg2790	K_7664	Na5895	B_2089	Mo2020
Units	ppm	ppm	ppm	ppm	ppm	ppm	ppm	ppm
Avg	**-.0023**	**-.0045**	**.0010**	**.0340**	**.0650**	**.0164**	**.0005**	**.0008**
Stddev	.0014	.0021	.0000	.0301	.0052	.0009	.0000	.0002
%RSD	61.86	47.29	4.921	88.61	8.065	5.469	3.629	27.79
#1	-.0013	-.0060	.0009	.0127	.0687	.0157	.0005	.0007
#2	-.0033	-.0030	.0010	.0553	.0613	.0170	.0005	.0010
Check ?	Chk Pass	Chk Pass	Chk Pass	Chk Pass	Chk Pass	Chk Pass	Chk Pass	Chk Pass
High Limit								
Low Limit								

Zoom In Zoom Out

Sample Name: ccbconf Acquired: 6/20/2014 11:40:38 Type: QC
Method: Accutest1(v281) Mode: CONC Corr. Factor: 1.000000
User: admin Custom ID1: Custom ID2: Custom ID3:
Comment:

Elem	Pd3404	Si2124	Sn1899	Sr4077	Ti3349	W_2079	Zr3391	S_1820
Units	ppm	ppm	ppm	ppm	ppm	ppm	ppm	ppm
Avg	**.0006**	**.0002**	**.0009**	**.0001**	**-.0001**	W **.0249**	**.0008**	**-.0018**
Stddev	.0010	.0001	.0000	.0001	.0007	.0027	.0003	.0011
%RSD	175.9	58.11	4.621	77.25	1200.	10.80	30.66	61.54
#1	.0013	.0001	.0008	.0001	.0004	.0268	.0006	-.0010
#2	-.0001	.0002	.0009	.0000	-.0005	.0230	.0010	-.0025
Check ?	Chk Pass	Chk Pass	Chk Pass	Chk Pass	Chk Pass	Chk Warn	Chk Pass	Chk Pass
High Limit						.0159		
Low Limit						-.0159		

Elem	Bi2230	Li6707
Units	ppm	ppm
Avg	**-.0002**	**.0011**
Stddev	.0004	.0003
%RSD	238.7	24.28
#1	-.0005	.0009
#2	.0001	.0013
Check ?	Chk Pass	Chk Pass
High Limit		
Low Limit		

Int. Std.	Y_3600	Y_3710	Y_2243	In2306
Units	Cts/S	Cts/S	Cts/S	Cts/S
Avg	**58257.**	**8653.8**	**1887.5**	**4059.4**
Stddev	851.	40.6	10.5	23.7
%RSD	1.4616	.46911	.55570	.58316
#1	58859.	8625.1	1895.0	4076.2
#2	57654.	8682.5	1880.1	4042.7

Zoom In Zoom Out

Sample Name: criconf Acquired: 6/20/2014 11:46:49 Type: QC
Method: Accutest1(v281) Mode: CONC Corr. Factor: 1.000000
User: admin Custom ID1: Custom ID2: Custom ID3:
Comment:

Elem	Ba4554	Be3130	Cd2288	Co2286	Cr2677	Cu3247	Mn2576	Ni2316	Ag3280
Units	ppm	ppm	ppm	ppm	ppm	ppm	ppm	ppm	ppm
Avg	**.2028**	**.0020**	**.0034**	**.0507**	**.0114**	**.0106**	**.0160**	**.0102**	**.0051**
Stddev	.0003	.0000	.0001	.0002	.0001	.0004	.0001	.0003	.0000
%RSD	.1266	.6524	2.697	.3859	1.009	3.889	.5929	3.266	.7711
#1	.2030	.0020	.0035	.0506	.0115	.0103	.0160	.0105	.0051
#2	.2026	.0020	.0034	.0509	.0113	.0109	.0159	.0100	.0052
Check ?	Chk Pass	Chk Pass	Chk Pass	Chk Pass	Chk Pass	Chk Pass	Chk Pass	Chk Pass	Chk Pass
Value									
Range									

Elem	V_2924	Zn2062	As1890	Tl1908	Pb2203	Se1960	Sb2068	Al3961	Ca3179
Units	ppm	ppm	ppm	ppm	ppm	ppm	ppm	ppm	ppm
Avg	**.0535**	**.0239**	**.0080**	**.0104**	F **.0020**	**.0109**	**.0053**	**.2074**	**4.995**
Stddev	.0006	.0000	.0004	.0016	.0005	.0004	.0005	.0022	.006
%RSD	1.150	.0528	4.621	15.79	26.33	3.603	10.28	1.067	.1233
#1	.0540	.0239	.0083	.0115	.0016	.0106	.0049	.2090	5.000
#2	.0531	.0240	.0077	.0092	.0024	.0111	.0057	.2059	4.991
Check ?	Chk Pass	Chk Pass	Chk Pass	Chk Pass	Chk Fail	Chk Pass	Chk Pass	Chk Pass	Chk Pass
Value					.0030				
Range					-30.00%				

Elem	Fe2599	Mg2790	K_7664	Na5895	B_2089	Mo2020	Pd3404	Si2124	Sn1899
Units	ppm	ppm	ppm	ppm	ppm	ppm	ppm	ppm	ppm
Avg	**.1100**	**4.908**	**4.832**	**4.973**	**.1055**	**.0211**	**.0555**	**.2082**	**.0109**
Stddev	.0026	.014	.005	.010	.0002	.0000	.0003	.0007	.0000
%RSD	2.341	.2839	.1085	.1960	.2012	.0723	.5275	.3552	.2684
#1	.1118	4.898	4.828	4.980	.1054	.0211	.0553	.2077	.0109
#2	.1082	4.918	4.835	4.966	.1057	.0211	.0557	.2087	.0109
Check ?	Chk Pass	Chk Pass	Chk Pass	Chk Pass	Chk Pass	Chk Pass	Chk Pass	Chk Pass	Chk Pass
Value									
Range									

Zoom In Zoom Out

Sample Name: criconf Acquired: 6/20/2014 11:46:49 Type: QC
Method: Accutest1(v281) Mode: CONC Corr. Factor: 1.000000
User: admin Custom ID1: Custom ID2: Custom ID3:
Comment:

Elem	Sr4077	Ti3349	W_2079	Zr3391	S_1820	Bi2230	Li6707
Units	ppm	ppm	ppm	ppm	ppm	ppm	ppm
Avg	**.0106**	**.0105**	**.0600**	**.0106**	**.0423**	**.0211**	**.0209**
Stddev	.0000	.0003	.0010	.0001	.0006	.0004	.0002
%RSD	.2408	2.615	1.717	.9559	1.482	1.839	.7258
#1	.0106	.0103	.0608	.0106	.0419	.0209	.0210
#2	.0106	.0107	.0593	.0105	.0427	.0214	.0208
Check ?	Chk Pass	Chk Pass	Chk Pass	Chk Pass	Chk Pass	Chk Pass	Chk Pass
Value							
Range							

Int. Std.	Y_3600	Y_3710	Y_2243	In2306
Units	Cts/S	Cts/S	Cts/S	Cts/S
Avg	**58587.**	**8783.0**	**1904.0**	**4028.9**
Stddev	180.	42.4	3.0	2.6
%RSD	.30709	.48291	.15752	.06373
#1	58714.	8753.0	1906.1	4030.7
#2	58460.	8813.0	1901.9	4027.1

Zoom In Zoom Out

Sample Name: icv Acquired: 6/20/2014 11:54:18 Type: QC
Method: Accutest1(v281) Mode: CONC Corr. Factor: 1.000000
User: admin Custom ID1: Custom ID2: Custom ID3:
Comment:

Elem	Ba4554	Be3130	Cd2288	Co2286	Cr2677	Cu3247	Mn2576	Ni2316	Ag3280
Units	ppm	ppm	ppm	ppm	ppm	ppm	ppm	ppm	ppm
Avg	**2.000**	**2.010**	**2.023**	**2.021**	**2.042**	**1.963**	**2.045**	**2.067**	**.2402**
Stddev	.010	.008	.022	.020	.005	.004	.009	.021	.0011
%RSD	.4978	.3860	1.097	.9936	.2422	.2021	.4158	1.004	.4457
#1	2.012	2.018	2.000	2.001	2.044	1.959	2.047	2.045	.2394
#2	1.994	2.004	2.044	2.041	2.046	1.965	2.052	2.086	.2398
#3	1.994	2.007	2.024	2.022	2.036	1.967	2.036	2.070	.2414
Check ?	Chk Pass	Chk Pass	Chk Pass	Chk Pass	Chk Pass	Chk Pass	Chk Pass	Chk Pass	Chk Pass
Value									
Range									

Elem	V_2924	Zn2062	As1890	Tl1908	Pb2203	Se1960	Sb2068	Al3961	Ca3179
Units	ppm	ppm	ppm	ppm	ppm	ppm	ppm	ppm	ppm
Avg	**1.996**	**2.059**	**1.991**	**2.098**	**2.083**	**1.993**	**2.026**	**39.60**	**39.97**
Stddev	.004	.022	.024	.022	.026	.026	.022	.13	.10
%RSD	.2187	1.064	1.197	1.065	1.266	1.301	1.080	.3339	.2492
#1	1.993	2.037	1.967	2.076	2.056	1.968	2.002	39.75	40.08
#2	2.001	2.081	2.015	2.121	2.109	2.019	2.045	39.55	39.94
#3	1.994	2.061	1.991	2.097	2.083	1.992	2.031	39.50	39.88
Check ?	Chk Pass	Chk Pass	Chk Pass	Chk Pass	Chk Pass	Chk Pass	Chk Pass	Chk Pass	Chk Pass
Value									
Range									

Elem	Fe2599	Mg2790	K_7664	Na5895	B_2089	Mo2020	Pd3404	Si2124	Sn1899
Units	ppm	ppm	ppm	ppm	ppm	ppm	ppm	ppm	ppm
Avg	**40.28**	**39.01**	**38.88**	**39.45**	**2.059**	**2.045**	**1.991**	**4.972**	**2.087**
Stddev	.20	.16	.14	.16	.020	.023	.003	.058	.024
%RSD	.4847	.4079	.3592	.4046	.9764	1.124	.1608	1.159	1.168
#1	40.49	39.04	39.04	39.63	2.037	2.022	1.993	4.914	2.061
#2	40.26	39.15	38.78	39.33	2.077	2.068	1.992	5.029	2.110
#3	40.10	38.83	38.81	39.38	2.062	2.045	1.987	4.974	2.089
Check ?	Chk Pass	Chk Pass	Chk Pass	Chk Pass	Chk Pass	Chk Pass	Chk Pass	Chk Pass	Chk Pass
Value									
Range									

Zoom In Zoom Out

Sample Name: icv Acquired: 6/20/2014 11:54:18 Type: QC
Method: Accutest1(v281) Mode: CONC Corr. Factor: 1.000000
User: admin Custom ID1: Custom ID2: Custom ID3:
Comment:

Elem	Sr4077	Ti3349	W_2079	Zr3391	S_1820	Bi2230	Li6707
Units	ppm	ppm	ppm	ppm	ppm	ppm	ppm
Avg	**2.021**	**2.017**	**2.001**	**2.011**	**1.945**	**1.995**	**1.938**
Stddev	.009	.006	.027	.002	.013	.023	.010
%RSD	.4431	.2761	1.343	.1147	.6632	1.160	.5064
#1	2.031	2.017	1.970	2.008	1.932	1.972	1.949
#2	2.017	2.023	2.015	2.013	1.958	2.018	1.931
#3	2.014	2.012	2.018	2.010	1.945	1.996	1.934
Check ?	Chk Pass	Chk Pass	Chk Pass	Chk Pass	Chk Pass	Chk Pass	Chk Pass
Value							
Range							

Int. Std.	Y_3600	Y_3710	Y_2243	In2306
Units	Cts/S	Cts/S	Cts/S	Cts/S
Avg	**55374.**	**8655.1**	**1803.1**	**3631.9**
Stddev	43.	5.3	17.0	31.1
%RSD	.07737	.06145	.94084	.85550
#1	55423.	8653.9	1820.5	3663.2
#2	55343.	8650.5	1786.6	3601.1
#3	55357.	8660.9	1802.3	3631.5

Zoom In Zoom Out

Sample Name: icb Acquired: 6/20/2014 12:04:45 Type: QC
Method: Accutest1(v281) Mode: CONC Corr. Factor: 1.000000
User: admin Custom ID1: Custom ID2: Custom ID3:
Comment:

Elem	Ba4554	Be3130	Cd2288	Co2286	Cr2677	Cu3247	Mn2576	Ni2316	Ag3280
Units	ppm	ppm	ppm	ppm	ppm	ppm	ppm	ppm	ppm
Avg	**.0002**	**-.0001**	**.0000**	**-.0001**	**.0003**	**.0002**	**.0000**	**-.0001**	**.0001**
Stddev	.0002	.0001	.0000	.0001	.0004	.0002	.0000	.0000	.0003
%RSD	95.52	41.16	3.717	107.1	141.1	66.75	216.4	19.55	393.6
#1	.0003	-.0001	.0000	-.0001	.0000	.0001	-.0000	-.0001	.0003
#2	.0001	-.0002	.0000	-.0000	.0006	.0004	.0000	-.0001	-.0001
Check ?	Chk Pass	Chk Pass	Chk Pass	Chk Pass	Chk Pass	Chk Pass	Chk Pass	Chk Pass	Chk Pass
High Limit									
Low Limit									

Elem	V_2924	Zn2062	As1890	Tl1908	Pb2203	Se1960	Sb2068	Al3961	Ca3179
Units	ppm	ppm	ppm	ppm	ppm	ppm	ppm	ppm	ppm
Avg	**-.0002**	**.0000**	**.0005**	**-.0012**	**-.0002**	**.0003**	**-.0001**	**-.0034**	**-.0007**
Stddev	.0000	.0000	.0004	.0002	.0003	.0007	.0008	.0040	.0024
%RSD	23.01	134.7	87.41	16.89	141.5	216.5	767.3	115.9	357.5
#1	-.0002	.0000	.0008	-.0010	.0000	-.0002	-.0007	-.0062	.0010
#2	-.0001	.0000	.0002	-.0013	-.0005	.0009	.0005	-.0006	-.0024
Check ?	Chk Pass	Chk Pass	Chk Pass	Chk Pass	Chk Pass	Chk Pass	Chk Pass	Chk Pass	Chk Pass
High Limit									
Low Limit									

Elem	Fe2599	Mg2790	K_7664	Na5895	B_2089	Mo2020	Pd3404	Si2124	Sn1899
Units	ppm	ppm	ppm	ppm	ppm	ppm	ppm	ppm	ppm
Avg	**.0008**	**-.0190**	**.0373**	**.0110**	**.0005**	**.0005**	**-.0004**	**.0002**	**.0006**
Stddev	.0001	.0336	.0086	.0012	.0004	.0001	.0000	.0003	.0004
%RSD	7.517	177.1	22.94	10.98	83.03	20.10	1.245	123.5	60.87
#1	.0008	.0048	.0434	.0101	.0007	.0004	-.0004	.0000	.0003
#2	.0007	-.0427	.0313	.0118	.0002	.0005	-.0004	.0004	.0008
Check ?	Chk Pass	Chk Pass	Chk Pass	Chk Pass	Chk Pass	Chk Pass	Chk Pass	Chk Pass	Chk Pass
High Limit									
Low Limit									

Zoom In Zoom Out

Sample Name: icb Acquired: 6/20/2014 12:04:45 Type: QC
Method: Accutest1(v281) Mode: CONC Corr. Factor: 1.000000
User: admin Custom ID1: Custom ID2: Custom ID3:
Comment:

Elem	Sr4077	Ti3349	W_2079	Zr3391	S_1820	Bi2230	Li6707
Units	ppm	ppm	ppm	ppm	ppm	ppm	ppm
Avg	**.0001**	**-.0001**	**.0166**	**.0005**	**-.0039**	**-.0005**	**.0011**
Stddev	.0001	.0005	.0008	.0001	.0013	.0005	.0004
%RSD	90.82	945.6	4.937	21.11	32.45	94.05	37.29
#1	.0001	-.0004	.0171	.0006	-.0048	-.0009	.0008
#2	.0000	.0003	.0160	.0005	-.0030	-.0002	.0014
Check ?	Chk Pass	Chk Pass	Chk Pass	Chk Pass	Chk Pass	Chk Pass	Chk Pass
High Limit							
Low Limit							

Int. Std.	Y_3600	Y_3710	Y_2243	In2306
Units	Cts/S	Cts/S	Cts/S	Cts/S
Avg	**58346.**	**8592.0**	**1892.1**	**4064.6**
Stddev	422.	70.7	9.1	13.7
%RSD	.72244	.82318	.48188	.33582
#1	58048.	8542.0	1898.5	4074.2
#2	58644.	8642.1	1885.6	4054.9

Zoom In Zoom Out

Sample Name: iccv Acquired: 6/20/2014 12:10:31 Type: QC
Method: Accutest1(v281) Mode: CONC Corr. Factor: 1.000000
User: admin Custom ID1: Custom ID2: Custom ID3:
Comment:

Elem	Ba4554	Be3130	Cd2288	Co2286	Cr2677	Cu3247	Mn2576	Ni2316	Ag3280
Units	ppm	ppm	ppm	ppm	ppm	ppm	ppm	ppm	ppm
Avg	**2.020**	**2.032**	**2.041**	**2.043**	**2.079**	**2.002**	**2.081**	**2.089**	**.2451**
Stddev	.003	.002	.003	.001	.003	.003	.002	.002	.0007
%RSD	.1398	.1054	.1605	.0703	.1658	.1304	.1061	.0770	.2877
#1	2.017	2.029	2.043	2.042	2.083	2.000	2.080	2.086	.2452
#2	2.017	2.033	2.039	2.042	2.077	2.000	2.084	2.089	.2443
#3	2.022	2.031	2.045	2.045	2.076	2.002	2.081	2.090	.2449
#4	2.022	2.034	2.038	2.042	2.080	2.006	2.079	2.090	.2460
Check ?	Chk Pass	Chk Pass	Chk Pass	Chk Pass	Chk Pass	Chk Pass	Chk Pass	Chk Pass	Chk Pass
Value									
Range									

Elem	V_2924	Zn2062	As1890	Tl1908	Pb2203	Se1960	Sb2068	Al3961	Ca3179
Units	ppm	ppm	ppm	ppm	ppm	ppm	ppm	ppm	ppm
Avg	**2.026**	**2.084**	**2.013**	F **2.120**	F **2.104**	**2.017**	**2.048**	**40.01**	**40.56**
Stddev	.003	.004	.002	.001	.002	.004	.004	.11	.11
%RSD	.1510	.1997	.1184	.0362	.0870	.1969	.1799	.2693	.2764
#1	2.031	2.087	2.010	2.119	2.107	2.015	2.046	39.86	40.40
#2	2.025	2.088	2.016	2.120	2.103	2.012	2.044	40.01	40.65
#3	2.024	2.082	2.014	2.120	2.103	2.019	2.052	40.09	40.56
#4	2.025	2.079	2.012	2.120	2.104	2.021	2.050	40.09	40.63
Check ?	Chk Pass	Chk Pass	Chk Pass	Chk Fail	Chk Fail	Chk Pass	Chk Pass	Chk Pass	Chk Pass
Value				2.000	2.000				
Range				5.000%	5.000%				

Zoom In Zoom Out

Sample Name: iccv Acquired: 6/20/2014 12:10:31 Type: QC
Method: Accutest1(v281) Mode: CONC Corr. Factor: 1.000000
User: admin Custom ID1: Custom ID2: Custom ID3:
Comment:

Elem	Fe2599	Mg2790	K_7664	Na5895	B_2089	Mo2020	Pd3404	Si2124	Sn1899
Units	ppm	ppm	ppm	ppm	ppm	ppm	ppm	ppm	ppm
Avg	**40.77**	**39.72**	**39.26**	**39.82**	**2.078**	**2.065**	**2.031**	**5.020**	F **2.106**
Stddev	.12	.18	.08	.10	.005	.001	.005	.003	.003
%RSD	.2853	.4626	.1987	.2604	.2391	.0531	.2249	.0669	.1286
#1	40.63	39.55	39.17	39.70	2.076	2.066	2.033	5.020	2.107
#2	40.88	39.98	39.22	39.78	2.074	2.064	2.028	5.016	2.102
#3	40.72	39.71	39.27	39.91	2.085	2.064	2.027	5.024	2.109
#4	40.85	39.65	39.36	39.90	2.078	2.064	2.037	5.020	2.105
Check ?	Chk Pass	Chk Pass	Chk Pass	Chk Pass	Chk Pass	Chk Pass	Chk Pass	Chk Pass	Chk Fail
Value									2.000
Range									5.000%

Elem	Sr4077	Ti3349	W_2079	Zr3391	S_1820	Bi2230	Li6707
Units	ppm	ppm	ppm	ppm	ppm	ppm	ppm
Avg	**2.042**	**2.055**	**2.028**	**2.049**	**1.965**	**2.016**	**1.962**
Stddev	.004	.001	.007	.003	.001	.001	.004
%RSD	.1882	.0536	.3696	.1533	.0466	.0517	.2213
#1	2.039	2.054	2.018	2.051	1.965	2.015	1.961
#2	2.040	2.056	2.027	2.046	1.965	2.015	1.956
#3	2.047	2.056	2.034	2.046	1.963	2.015	1.966
#4	2.043	2.054	2.034	2.051	1.965	2.017	1.964
Check ?	Chk Pass	Chk Pass	Chk Pass	Chk Pass	Chk Pass	Chk Pass	Chk Pass
Value							
Range							

Zoom In Zoom Out

Sample Name: iccv Acquired: 6/20/2014 12:10:31 Type: QC
Method: Accutest1(v281) Mode: CONC Corr. Factor: 1.000000
User: admin Custom ID1: Custom ID2: Custom ID3:
Comment:

Int. Std.	Y_3600	Y_3710	Y_2243	In2306
Units	Cts/S	Cts/S	Cts/S	Cts/S
Avg	**54637.**	**8505.8**	**1791.7**	**3608.5**
Stddev	46.	24.6	2.9	6.4
%RSD	.08505	.28883	.15931	.17637
#1	54577.	8539.9	1791.6	3611.1
#2	54659.	8483.4	1795.2	3615.6
#3	54625.	8505.9	1788.2	3600.8
#4	54684.	8493.8	1791.9	3606.3

Zoom In Zoom Out

Sample Name: ccb Acquired: 6/20/2014 12:24:40 Type: QC
Method: Accutest1(v281) Mode: CONC Corr. Factor: 1.000000
User: admin Custom ID1: Custom ID2: Custom ID3:
Comment:

Elem	Ba4554	Be3130	Cd2288	Co2286	Cr2677	Cu3247	Mn2576	Ni2316	Ag3280
Units	ppm	ppm	ppm	ppm	ppm	ppm	ppm	ppm	ppm
Avg	**.0001**	**-.0000**	**.0000**	**.0000**	**.0003**	**.0005**	**.0000**	**-.0002**	**.0005**
Stddev	.0001	.0000	.0001	.0002	.0000	.0000	.0000	.0001	.0010
%RSD	64.34	26.36	245.0	17080.	2.268	4.677	52.15	72.48	191.2
#1	.0001	-.0000	-.0000	.0001	.0003	.0005	.0000	-.0001	-.0002
#2	.0001	-.0000	.0001	-.0001	.0003	.0005	.0000	-.0003	.0012
Check ?	Chk Pass	Chk Pass	Chk Pass	Chk Pass	Chk Pass	Chk Pass	Chk Pass	Chk Pass	Chk Pass
High Limit									
Low Limit									

Elem	V_2924	Zn2062	As1890	Tl1908	Pb2203	Se1960	Sb2068	Al3961	Ca3179
Units	ppm	ppm	ppm	ppm	ppm	ppm	ppm	ppm	ppm
Avg	**-.0003**	**.0001**	**.0006**	**-.0013**	**-.0004**	**-.0008**	**.0004**	**.0022**	**.0030**
Stddev	.0002	.0002	.0016	.0009	.0002	.0004	.0001	.0025	.0026
%RSD	60.14	161.9	276.7	71.91	60.64	51.86	21.01	116.6	86.70
#1	-.0004	.0003	.0017	-.0019	-.0002	-.0011	.0005	.0004	.0012
#2	-.0002	-.0000	-.0005	-.0006	-.0005	-.0005	.0004	.0040	.0049
Check ?	Chk Pass	Chk Pass	Chk Pass	Chk Pass	Chk Pass	Chk Pass	Chk Pass	Chk Pass	Chk Pass
High Limit									
Low Limit									

Elem	Fe2599	Mg2790	K_7664	Na5895	B_2089	Mo2020	Pd3404	Si2124	Sn1899
Units	ppm	ppm	ppm	ppm	ppm	ppm	ppm	ppm	ppm
Avg	**.0023**	**-.0236**	**.0544**	**.0126**	**.0007**	**.0004**	**-.0006**	**.0003**	**.0001**
Stddev	.0020	.0107	.0009	.0034	.0004	.0000	.0002	.0008	.0005
%RSD	86.52	45.48	1.681	27.14	55.47	8.832	43.60	261.1	383.8
#1	.0009	-.0160	.0538	.0150	.0004	.0003	-.0004	-.0003	.0005
#2	.0037	-.0312	.0551	.0102	.0010	.0004	-.0007	.0009	-.0002
Check ?	Chk Pass	Chk Pass	Chk Pass	Chk Pass	Chk Pass	Chk Pass	Chk Pass	Chk Pass	Chk Pass
High Limit									
Low Limit									

Zoom In Zoom Out

Sample Name: ccb Acquired: 6/20/2014 12:24:40 Type: QC
Method: Accutest1(v281) Mode: CONC Corr. Factor: 1.000000
User: admin Custom ID1: Custom ID2: Custom ID3:
Comment:

Elem	Sr4077	Ti3349	W_2079	Zr3391	S_1820	Bi2230	Li6707
Units	ppm	ppm	ppm	ppm	ppm	ppm	ppm
Avg	**.0002**	**.0003**	**.0147**	**.0004**	**-.0042**	**.0007**	**.0005**
Stddev	.0000	.0000	.0009	.0001	.0033	.0003	.0003
%RSD	10.20	11.27	6.174	20.46	78.05	34.04	52.21
#1	.0001	.0003	.0154	.0005	-.0019	.0006	.0003
#2	.0002	.0003	.0141	.0004	-.0066	.0009	.0007
Check ?	Chk Pass	Chk Pass	Chk Pass	Chk Pass	Chk Pass	Chk Pass	Chk Pass
High Limit							
Low Limit							

Int. Std.	Y_3600	Y_3710	Y_2243	In2306
Units	Cts/S	Cts/S	Cts/S	Cts/S
Avg	**58556.**	**8693.8**	**1919.4**	**4114.3**
Stddev	119.	29.1	14.7	33.3
%RSD	.20371	.33422	.76426	.80848
#1	58472.	8673.2	1929.7	4137.8
#2	58640.	8714.3	1909.0	4090.8

Zoom In Zoom Out

Sample Name: sampleconf Acquired: 6/20/2014 12:30:42 Type: Unk
Method: Accutest1(v281) Mode: CONC Corr. Factor: 1.000000
User: admin Custom ID1: Custom ID2: Custom ID3:
Comment:

Elem	Ba4554	Be3130	Cd2288	Co2286	Cr2677	Cu3247	Mn2576	Ni2316	Ag3280
Avg	**.2035**	**.0022**	**.0035**	**.0518**	**.0093**	**.0069**	**.0134**	**.0104**	**.0045**
Stddev	.0014	.0002	.0002	.0020	.0026	.0050	.0039	.0001	.0011
%RSD	.6666	8.280	4.511	3.814	28.24	73.29	28.86	.5287	24.10
#1	.2025	.0021	.0036	.0504	.0112	.0104	.0162	.0105	.0052
#2	.2044	.0023	.0034	.0532	.0075	.0033	.0107	.0104	.0037

Elem	V_2924	Zn2062	As1890	Tl1908	Pb2203	Se1960	Sb2068	Al3961	Ca3179
Avg	**.0446**	**.0244**	**.0095**	**.0108**	**.0032**	**.0138**	**.0058**	**.2044**	**5.003**
Stddev	.0137	.0009	.0020	.0010	.0007	.0036	.0019	.0051	.028
%RSD	30.78	3.535	20.71	8.871	22.56	25.82	32.42	2.507	.5602
#1	.0543	.0238	.0081	.0101	.0027	.0113	.0045	.2007	4.983
#2	.0349	.0250	.0109	.0115	.0037	.0164	.0071	.2080	5.023

Elem	Fe2599	Mg2790	K_7664	Na5895	B_2089	Mo2020	Pd3404	Si2124	Sn1899
Avg	**.1126**	**4.909**	**4.853**	**4.993**	**.1065**	**.0214**	**.0462**	**.2110**	**.0112**
Stddev	.0023	.002	.018	.026	.0041	.0007	.0137	.0088	.0004
%RSD	2.067	.0409	.3739	.5221	3.874	3.108	29.66	4.181	3.459
#1	.1143	4.907	4.840	4.975	.1036	.0209	.0559	.2048	.0110
#2	.1110	4.910	4.866	5.012	.1094	.0219	.0365	.2173	.0115

Elem	Sr4077	Ti3349	W_2079	Zr3391	S_1820	Bi2230	Li6707
Avg	**.0109**	**.0088**	**.0600**	**.0090**	**.0472**	**.0213**	**.0204**
Stddev	.0002	.0022	.0021	.0024	.0033	.0007	.0008
%RSD	1.472	25.36	3.547	26.58	6.912	3.496	3.938
#1	.0108	.0104	.0585	.0107	.0449	.0207	.0198
#2	.0110	.0072	.0615	.0073	.0496	.0218	.0209

Int. Std.	Y_3600	Y_3710	Y_2243	In2306
Avg	*****	**8750.9**	**1886.9**	**3993.0**
Stddev	-----	8.3	54.2	112.8
%RSD	-----	.09454	2.8702	2.8250
#1	58137.	8745.0	1925.2	4072.7
#2	-----	8756.7	1848.6	3913.2

Sample Name: cri Acquired: 6/20/2014 12:36:50 Type: QC
Method: Accutest1(v281) Mode: CONC Corr. Factor: 1.000000
User: admin Custom ID1: Custom ID2: Custom ID3:
Comment:

Elem	Ba4554	Be3130	Cd2288	Co2286	Cr2677	Cu3247	Mn2576	Ni2316	Ag3280
Units	ppm	ppm	ppm	ppm	ppm	ppm	ppm	ppm	ppm
Avg	**.2074**	**.0021**	**.0035**	**.0513**	**.0114**	**.0107**	**.0163**	**.0104**	**.0054**
Stddev	.0009	.0002	.0001	.0000	.0004	.0000	.0000	.0001	.0001
%RSD	.4387	10.11	2.612	.0786	3.537	.3292	.0827	.7034	2.567
#1	.2080	.0019	.0034	.0514	.0116	.0107	.0163	.0103	.0055
#2	.2068	.0022	.0035	.0513	.0111	.0106	.0163	.0104	.0053
Check ?	Chk Pass	Chk Pass	Chk Pass	Chk Pass	Chk Pass	Chk Pass	Chk Pass	Chk Pass	Chk Pass
Value									
Range									

Elem	V_2924	Zn2062	As1890	Tl1908	Pb2203	Se1960	Sb2068	Al3961	Ca3179
Units	ppm	ppm	ppm	ppm	ppm	ppm	ppm	ppm	ppm
Avg	**.0540**	**.0245**	**.0088**	**.0108**	**.0026**	**.0110**	**.0052**	**.2088**	**5.101**
Stddev	.0003	.0000	.0000	.0011	.0012	.0024	.0008	.0064	.030
%RSD	.5897	.1172	.4325	9.964	48.14	21.61	14.56	3.058	.5858
#1	.0543	.0245	.0089	.0115	.0017	.0094	.0057	.2134	5.122
#2	.0538	.0245	.0088	.0100	.0035	.0127	.0046	.2043	5.080
Check ?	Chk Pass	Chk Pass	Chk Pass	Chk Pass	Chk Pass	Chk Pass	Chk Pass	Chk Pass	Chk Pass
Value									
Range									

Elem	Fe2599	Mg2790	K_7664	Na5895	B_2089	Mo2020	Pd3404	Si2124	Sn1899
Units	ppm	ppm	ppm	ppm	ppm	ppm	ppm	ppm	ppm
Avg	**.1108**	**5.012**	**4.918**	**5.087**	**.1068**	**.0212**	**.0568**	**.2118**	**.0111**
Stddev	.0029	.096	.018	.002	.0001	.0003	.0010	.0015	.0004
%RSD	2.603	1.911	.3565	.0472	.1231	1.430	1.747	.6913	3.676
#1	.1129	5.080	4.930	5.088	.1067	.0214	.0561	.2128	.0108
#2	.1088	4.945	4.906	5.085	.1069	.0209	.0575	.2107	.0114
Check ?	Chk Pass	Chk Pass	Chk Pass	Chk Pass	Chk Pass	Chk Pass	Chk Pass	Chk Pass	Chk Pass
Value									
Range									

Sample Name: cri Acquired: 6/20/2014 12:36:50 Type: QC
Method: Accutest1(v281) Mode: CONC Corr. Factor: 1.000000
User: admin Custom ID1: Custom ID2: Custom ID3:
Comment:

Elem	Sr4077	Ti3349	W_2079	Zr3391	S_1820	Bi2230	Li6707
Units	ppm	ppm	ppm	ppm	ppm	ppm	ppm
Avg	**.0109**	**.0111**	**.0552**	**.0107**	**.0453**	**.0207**	**.0216**
Stddev	.0001	.0006	.0012	.0002	.0017	.0007	.0006
%RSD	.7782	5.315	2.206	1.701	3.862	3.382	2.915
#1	.0108	.0107	.0543	.0108	.0440	.0212	.0220
#2	.0110	.0115	.0561	.0106	.0465	.0202	.0211
Check ?	Chk Pass	Chk Pass	Chk Pass	Chk Pass	Chk Pass	Chk Pass	Chk Pass
Value							
Range							

Int. Std.	Y_3600	Y_3710	Y_2243	In2306
Units	Cts/S	Cts/S	Cts/S	Cts/S
Avg	**57711.**	**8638.4**	**1883.6**	**3979.8**
Stddev	137.	47.3	5.6	7.2
%RSD	.23680	.54722	.29716	.18216
#1	57808.	8605.0	1879.7	3974.7
#2	57615.	8671.8	1887.6	3985.0

Sample Name: crid Acquired: 6/20/2014 12:42:59 Type: QC
Method: Accutest1(v281) Mode: CONC Corr. Factor: 1.000000
User: admin Custom ID1: Custom ID2: Custom ID3:
Comment:

Elem	Ba4554	Be3130	Cd2288	Co2286	Cr2677	Cu3247	Mn2576	Ni2316
Units	ppm	ppm	ppm	ppm	ppm	ppm	ppm	ppm
Avg	**.0042**	**.0009**	**.0011**	**.0033**	**.0022**	**.0023**	**.0032**	**.0044**
Stddev	.0001	.0000	.0001	.0000	.0000	.0001	.0000	.0002
%RSD	2.235	1.713	5.089	1.480	1.155	5.600	1.441	5.337
#1	.0041	.0009	.0011	.0033	.0023	.0024	.0033	.0046
#2	.0042	.0009	.0010	.0032	.0022	.0023	.0032	.0042
Check ?	Chk Pass	Chk Pass	Chk Pass	Chk Pass	Chk Pass	Chk Pass	Chk Pass	Chk Pass
Value								
Range								

Elem	Ag3280	V_2924	Zn2062	As1890	Tl1908	Pb2203	Se1960	Sb2068
Units	ppm	ppm	ppm	ppm	ppm	ppm	ppm	ppm
Avg	**.0009**	**.0018**	**.0119**	**.0028**	**.0019**	**.0020**	F **.0032**	**.0023**
Stddev	.0001	.0003	.0000	.0000	.0004	.0015	.0001	.0007
%RSD	12.88	14.44	.0936	.8992	23.32	75.59	4.077	30.35
#1	.0009	.0016	.0120	.0028	.0022	.0031	.0032	.0028
#2	.0010	.0019	.0119	.0028	.0016	.0010	.0031	.0018
Check ?	Chk Pass	Chk Pass	Chk Pass	Chk Pass	Chk Pass	Chk Pass	Chk Fail	Chk Pass
Value							.0050	
Range							-30.00%	

Elem	Al3961	Ca3179	Fe2599	Mg2790	K_7664	Na5895	B_2089	Mo2020
Units	ppm	ppm	ppm	ppm	ppm	ppm	ppm	ppm
Avg	**.1080**	**1.048**	**.0014**	**.1024**	**2.030**	**1.034**	**.0109**	**-.0002**
Stddev	.0012	.002	.0009	.0640	.006	.001	.0000	.0001
%RSD	1.069	.1854	68.27	62.49	.2756	.0522	.3196	50.48
#1	.1072	1.049	.0020	.1476	2.034	1.033	.0109	-.0003
#2	.1088	1.047	.0007	.0572	2.026	1.034	.0109	-.0001
Check ?	Chk Pass	Chk Pass	None	Chk Pass	Chk Pass	Chk Pass	Chk Pass	None
Value								
Range								

Sample Name: crid Acquired: 6/20/2014 12:42:59 Type: QC
Method: Accutest1(v281) Mode: CONC Corr. Factor: 1.000000
User: admin Custom ID1: Custom ID2: Custom ID3:
Comment:

Elem	Pd3404	Si2124	Sn1899	Sr4077	Ti3349	W_2079	Zr3391	S_1820
Units	ppm	ppm	ppm	ppm	ppm	ppm	ppm	ppm
Avg	**-.0005**	**-.0016**	**.0001**	**.0000**	**-.0001**	F **-.0001**	F **.0001**	F **-.0038**
Stddev	.0003	.0005	.0002	.0000	.0001	.0006	.0001	.0031
%RSD	59.94	29.25	152.0	7.791	65.01	901.4	76.75	83.32
#1	-.0003	-.0019	.0003	.0000	-.0000	.0004	.0001	-.0060
#2	-.0007	-.0012	-.0000	.0000	-.0001	-.0005	.0002	-.0015
Check ?	None	None	None	None	None	Chk Fail	Chk Fail	Chk Fail
Value						.0040	.0040	.0040
Range						-30.00%	-30.00%	-30.00%

Elem	Bi2230	Li6707
Units	ppm	ppm
Avg	F **-.0000**	F **-.0006**
Stddev	.0011	.0010
%RSD	23810.	175.9
#1	.0008	.0001
#2	-.0008	-.0012
Check ?	Chk Fail	Chk Fail
Value	.0040	.0040
Range	-30.00%	-30.00%

Int. Std.	Y_3600	Y_3710	Y_2243	In2306
Units	Cts/S	Cts/S	Cts/S	Cts/S
Avg	**58246.**	**8689.8**	**1911.4**	**4081.0**
Stddev	327.	13.3	10.6	19.0
%RSD	.56097	.15341	.55600	.46546
#1	58015.	8699.2	1903.9	4067.6
#2	58477.	8680.4	1918.9	4094.5

Zoom In Zoom Out

Sample Name: cria Acquired: 6/20/2014 12:49:10 Type: QC
Method: Accutest1(v281) Mode: CONC Corr. Factor: 1.000000
User: admin Custom ID1: Custom ID2: Custom ID3:
Comment:

Elem	Ba4554	Be3130	Cd2288	Co2286	Cr2677	Cu3247	Mn2576	Ni2316	Ag3280
Units	ppm	ppm	ppm	ppm	ppm	ppm	ppm	ppm	ppm
Avg	**.0002**	**-.0001**	**-.0001**	**-.0000**	**.0004**	**.0001**	**-.0001**	**-.0001**	**-.0002**
Stddev	.0001	.0001	.0003	.0000	.0001	.0001	.0000	.0001	.0002
%RSD	62.61	67.12	445.8	367.2	12.97	64.19	19.01	58.47	91.17
#1	.0002	-.0002	.0001	-.0000	.0004	.0001	-.0001	-.0001	-.0003
#2	.0001	-.0001	-.0002	.0000	.0005	.0002	-.0001	-.0002	-.0001
Check ?	None	None	None	None	None	None	None	None	None
Value									
Range									

Elem	V_2924	Zn2062	As1890	Tl1908	Pb2203	Se1960	Sb2068	Al3961	Ca3179
Units	ppm	ppm	ppm	ppm	ppm	ppm	ppm	ppm	ppm
Avg	**-.0002**	**.0001**	**.0207**	**-.0001**	**.0214**	**.0205**	**.0193**	**.5029**	**-.0047**
Stddev	.0003	.0001	.0006	.0003	.0012	.0006	.0010	.0067	.0009
%RSD	122.7	76.13	2.762	224.0	5.450	2.991	4.997	1.337	19.38
#1	-.0000	.0000	.0211	.0001	.0206	.0201	.0200	.5077	-.0054
#2	-.0004	.0001	.0203	-.0004	.0222	.0209	.0187	.4982	-.0041
Check ?	None	None	Chk Pass	None	Chk Pass	Chk Pass	Chk Pass	Chk Pass	None
Value									
Range									

Elem	Fe2599	Mg2790	K_7664	Na5895	B_2089	Mo2020	Pd3404	Si2124	Sn1899
Units	ppm	ppm	ppm	ppm	ppm	ppm	ppm	ppm	ppm
Avg	**.5292**	**.0177**	**.0095**	**.0006**	**-.0006**	**-.0001**	**-.0004**	**-.0012**	**-.0003**
Stddev	.0002	.0355	.0038	.0006	.0001	.0000	.0009	.0006	.0002
%RSD	.0458	201.3	40.32	94.15	21.87	9.887	233.5	55.96	74.68
#1	.5293	.0428	.0068	.0011	-.0007	-.0001	-.0010	-.0016	-.0001
#2	.5290	-.0075	.0123	.0002	-.0005	-.0001	.0003	-.0007	-.0005
Check ?	Chk Pass	None	None	None	None	None	None	None	None
Value									
Range									

Zoom In Zoom Out

Sample Name: cria Acquired: 6/20/2014 12:49:10 Type: QC
Method: Accutest1(v281) Mode: CONC Corr. Factor: 1.000000
User: admin Custom ID1: Custom ID2: Custom ID3:
Comment:

Elem	Sr4077	Ti3349	W_2079	Zr3391	S_1820	Bi2230	Li6707
Units	ppm	ppm	ppm	ppm	ppm	ppm	ppm
Avg	**.0000**	**-.0003**	**-.0014**	**.0000**	**-.0034**	**-.0001**	**-.0001**
Stddev	.0000	.0002	.0014	.0002	.0021	.0005	.0007
%RSD	42.35	61.93	95.17	479.7	62.18	388.6	478.6
#1	.0000	-.0004	-.0005	-.0001	-.0049	-.0005	.0003
#2	.0001	-.0002	-.0024	.0002	-.0019	.0002	-.0006
Check ?	None	None	None	None	None	None	None
Value							
Range							

Int. Std.	Y_3600	Y_3710	Y_2243	In2306
Units	Cts/S	Cts/S	Cts/S	Cts/S
Avg	**58253.**	**8821.9**	**1918.9**	**4112.5**
Stddev	228.	76.0	3.8	3.8
%RSD	.39056	.86164	.19677	.09220
#1	58092.	8768.1	1916.2	4109.8
#2	58414.	8875.6	1921.6	4115.1

Zoom In Zoom Out

Sample Name: sampleconf Acquired: 6/20/2014 12:55:22 Type: Unk
Method: Accutest1(v281) Mode: CONC Corr. Factor: 1.000000
User: admin Custom ID1: Custom ID2: Custom ID3:
Comment:

Elem	Ba4554	Be3130	Cd2288	Co2286	Cr2677	Cu3247	Mn2576	Ni2316	Ag3280
Avg	**.0043**	**.0009**	**.0010**	**.0029**	**.0024**	**.0026**	**.0032**	**.0043**	**.0008**
Stddev	.0002	.0000	.0001	.0003	.0003	.0002	.0000	.0001	.0002
%RSD	4.174	.6646	12.10	10.34	14.09	6.215	.2868	2.736	28.20
#1	.0044	.0009	.0011	.0027	.0022	.0028	.0032	.0043	.0010
#2	.0042	.0009	.0009	.0032	.0027	.0025	.0032	.0044	.0007

Elem	V_2924	Zn2062	As1890	Tl1908	Pb2203	Se1960	Sb2068	Al3961	Ca3179
Avg	**.0017**	**.0119**	**.0043**	**.0021**	**.0024**	**.0053**	**.0023**	**.1054**	**1.041**
Stddev	.0003	.0001	.0005	.0009	.0007	.0010	.0005	.0036	.010
%RSD	19.93	.4495	10.71	42.79	28.73	19.77	19.68	3.456	.9186
#1	.0020	.0120	.0046	.0015	.0019	.0060	.0027	.1029	1.035
#2	.0015	.0119	.0040	.0028	.0029	.0045	.0020	.1080	1.048

Elem	Fe2599	Mg2790	K_7664	Na5895	B_2089	Mo2020	Pd3404	Si2124	Sn1899
Avg	**.0015**	**.0832**	**2.014**	**1.028**	**.0102**	**-.0001**	**-.0007**	**-.0014**	**.0012**
Stddev	.0033	.0461	.005	.002	.0006	.0000	.0003	.0004	.0005
%RSD	214.1	55.45	.2474	.1936	6.226	21.15	41.86	27.40	45.16
#1	-.0008	.0506	2.011	1.027	.0106	-.0001	-.0005	-.0017	.0016
#2	.0039	.1158	2.018	1.030	.0097	-.0001	-.0009	-.0012	.0008

Elem	Sr4077	Ti3349	W_2079	Zr3391	S_1820	Bi2230	Li6707
Avg	**.0000**	**.0000**	**-.0020**	**.0001**	**-.0043**	**-.0006**	**.0003**
Stddev	.0000	.0000	.0001	.0001	.0026	.0001	.0002
%RSD	83.00	111.7	4.329	95.36	61.47	23.64	81.16
#1	.0000	.0000	-.0019	.0002	-.0062	-.0005	.0005
#2	.0001	.0001	-.0021	.0000	-.0024	-.0007	.0001

Int. Std.	Y_3600	Y_3710	Y_2243	In2306
Avg	**58798.**	**8697.8**	**1921.7**	**4098.6**
Stddev	61.	21.9	1.9	6.8
%RSD	.10347	.25234	.09727	.16574
#1	58841.	8682.3	1920.4	4093.8
#2	58755.	8713.3	1923.0	4103.4

Zoom In Zoom Out

Sample Name: icsa Acquired: 6/20/2014 13:01:33 Type: QC
Method: Accutest1(v281) Mode: CONC Corr. Factor: 1.000000
User: admin Custom ID1: Custom ID2: Custom ID3:
Comment:

Elem	Ba4554	Be3130	Cd2288	Co2286	Cr2677	Cu3247	Mn2576	Ni2316	Ag3280
Units	ppm	ppm	ppm	ppm	ppm	ppm	ppm	ppm	ppm
Avg	**-.0010**	**-.0001**	**.0009**	**.0006**	**.0012**	**-.0055**	**.0002**	**-.0010**	**.0034**
Stddev	.0002	.0001	.0003	.0000	.0000	.0001	.0001	.0003	.0002
%RSD	19.30	104.6	28.02	4.191	3.774	2.033	34.67	29.36	6.216
#1	-.0012	-.0001	.0011	.0006	.0013	-.0055	.0003	-.0013	.0035
#2	-.0009	-.0000	.0007	.0006	.0012	-.0054	.0002	-.0008	.0032
Check ?	Chk Pass	Chk Pass	Chk Pass	Chk Pass	Chk Pass	Chk Pass	Chk Pass	Chk Pass	Chk Pass
High Limit									
Low Limit									

Elem	V_2924	Zn2062	As1890	Tl1908	Pb2203	Se1960	Sb2068	Al3961	Ca3179
Units	ppm	ppm	ppm	ppm	ppm	ppm	ppm	ppm	ppm
Avg	**.0002**	**-.0003**	**.0008**	**-.0037**	**-.0026**	**-.0003**	**.0050**	**521.2**	**388.0**
Stddev	.0004	.0001	.0001	.0004	.0010	.0075	.0005	.6	.7
%RSD	177.2	36.91	12.25	9.651	38.71	2692.	9.107	.1234	.1838
#1	.0005	-.0004	.0008	-.0035	-.0019	.0050	.0053	521.7	388.5
#2	-.0001	-.0002	.0007	-.0040	-.0033	-.0056	.0047	520.8	387.5
Check ?	Chk Pass	Chk Pass	Chk Pass	Chk Pass	Chk Pass	Chk Pass	Chk Pass	Chk Pass	Chk Pass
High Limit									
Low Limit									

Elem	Fe2599	Mg2790	K_7664	Na5895	B_2089	Mo2020	Pd3404	Si2124	Sn1899
Units	ppm	ppm	ppm	ppm	ppm	ppm	ppm	ppm	ppm
Avg	**188.2**	**524.6**	**.1536**	**-.0093**	**-.0005**	**-.0016**	**-.0006**	**-.0032**	**-.0020**
Stddev	.3	1.3	.0022	.0039	.0007	.0002	.0003	.0002	.0005
%RSD	.1437	.2502	1.464	41.96	132.6	11.97	55.34	4.877	23.03
#1	188.3	525.5	.1520	-.0121	-.0010	-.0015	-.0009	-.0031	-.0024
#2	188.0	523.6	.1552	-.0066	-.0000	-.0017	-.0004	-.0033	-.0017
Check ?	Chk Pass	Chk Pass	Chk Pass	Chk Pass	Chk Pass	Chk Pass	Chk Pass	Chk Pass	Chk Pass
High Limit									
Low Limit									

Zoom In Zoom Out

Sample Name: icsa Acquired: 6/20/2014 13:01:33 Type: QC
Method: Accutest1(v281) Mode: CONC Corr. Factor: 1.000000
User: admin Custom ID1: Custom ID2: Custom ID3:
Comment:

Elem	Sr4077	Ti3349	W_2079	Zr3391	S_1820	Bi2230	Li6707
Units	ppm	ppm	ppm	ppm	ppm	ppm	ppm
Avg	**-.0048**	**.0009**	**.0015**	**.0009**	**-.0359**	**-.0135**	**.0048**
Stddev	.0000	.0005	.0021	.0001	.0019	.0005	.0006
%RSD	.4404	56.54	142.3	11.61	5.324	4.024	12.84
#1	-.0048	.0005	.0029	.0009	-.0373	-.0131	.0052
#2	-.0048	.0012	-.0000	.0008	-.0346	-.0139	.0043
Check ?	Chk Pass	Chk Pass	Chk Pass	Chk Pass	Chk Pass	Chk Pass	Chk Pass
High Limit							
Low Limit							

Int. Std.	Y_3600	Y_3710	Y_2243	In2306
Units	Cts/S	Cts/S	Cts/S	Cts/S
Avg	**49594.**	**8055.2**	**1619.9**	**3122.7**
Stddev	85.	13.1	6.0	12.9
%RSD	.17160	.16209	.37341	.41417
#1	49533.	8046.0	1615.6	3113.5
#2	49654.	8064.5	1624.1	3131.8

Zoom In Zoom Out

Sample Name: ICSAB Acquired: 6/20/2014 13:07:39 Type: QC
Method: Accutest1(v281) Mode: CONC Corr. Factor: 1.000000
User: admin Custom ID1: Custom ID2: Custom ID3:
Comment:

Elem	Ba4554	Be3130	Cd2288	Co2286	Cr2677	Cu3247	Mn2576	Ni2316	Ag3280
Units	ppm	ppm	ppm	ppm	ppm	ppm	ppm	ppm	ppm
Avg	**.5026**	**.4919**	**1.001**	**.4756**	**.4815**	**.5200**	**.4898**	**.9627**	**.9970**
Stddev	.0004	.0024	.002	.0004	.0035	.0050	.0027	.0004	.0071
%RSD	.0747	.4910	.2263	.0751	.7333	.9520	.5569	.0365	.7160
#1	.5023	.4901	1.003	.4753	.4790	.5165	.4879	.9625	.9919
#2	.5029	.4936	.9996	.4758	.4840	.5235	.4918	.9629	1.002
Check ?	Chk Pass	Chk Pass	Chk Pass	Chk Pass	Chk Pass	Chk Pass	Chk Pass	Chk Pass	Chk Pass
Value									
Range									

Elem	V_2924	Zn2062	As1890	Tl1908	Pb2203	Se1960	Sb2068	Al3961	Ca3179
Units	ppm	ppm	ppm	ppm	ppm	ppm	ppm	ppm	ppm
Avg	**.4857**	**.9429**	**1.054**	**.9341**	**.9557**	**1.042**	**1.036**	**504.6**	**372.3**
Stddev	.0049	.0006	.004	.0039	.0005	.004	.003	.6	1.1
%RSD	1.003	.0668	.3815	.4136	.0551	.4216	.2766	.1120	.2928
#1	.4823	.9433	1.051	.9314	.9553	1.045	1.034	504.2	371.5
#2	.4892	.9424	1.057	.9369	.9561	1.039	1.038	505.0	373.0
Check ?	Chk Pass	Chk Pass	Chk Pass	Chk Pass	Chk Pass	Chk Pass	Chk Pass	Chk Pass	Chk Pass
Value									
Range									

Elem	Fe2599	Mg2790	K_7664	Na5895	B_2089	Mo2020	Pd3404	Si2124	Sn1899
Units	ppm	ppm	ppm	ppm	ppm	ppm	ppm	ppm	ppm
Avg	**185.8**	**509.4**	**.1559**	**.0006**	**.0011**	**.4881**	**.5426**	**-.0016**	**-.0012**
Stddev	.3	2.0	.0021	.0004	.0002	.0015	.0065	.0010	.0004
%RSD	.1802	.3961	1.375	69.20	14.24	.3125	1.193	63.66	29.43
#1	185.6	508.0	.1544	.0009	.0012	.4892	.5380	-.0023	-.0010
#2	186.1	510.8	.1575	.0003	.0010	.4870	.5471	-.0009	-.0015
Check ?	Chk Pass	Chk Pass	None	None	None	Chk Pass	Chk Pass	None	None
Value									
Range									

Zoom In Zoom Out

Sample Name: ICSAB Acquired: 6/20/2014 13:07:39 Type: QC
Method: Accutest1(v281) Mode: CONC Corr. Factor: 1.000000
User: admin Custom ID1: Custom ID2: Custom ID3:
Comment:

Elem	Sr4077	Ti3349	W_2079	Zr3391	S_1820	Bi2230	Li6707
Units	ppm	ppm	ppm	ppm	ppm	ppm	ppm
Avg	**-.0045**	**.0012**	**.5130**	**.5784**	**.4281**	**.5184**	**.5295**
Stddev	.0001	.0001	.0008	.0061	.0025	.0000	.0007
%RSD	2.953	8.047	.1469	1.057	.5874	.0040	.1306
#1	-.0044	.0011	.5135	.5741	.4264	.5183	.5300
#2	-.0046	.0013	.5124	.5827	.4299	.5184	.5290
Check ?	None	None	Chk Pass	Chk Pass	Chk Pass	Chk Pass	Chk Pass
Value							
Range							

Int. Std.	Y_3600	Y_3710	Y_2243	In2306
Units	Cts/S	Cts/S	Cts/S	Cts/S
Avg	**50122.**	**8239.0**	**1666.5**	**3216.5**
Stddev	508.	37.0	2.8	.5
%RSD	1.0134	.44872	.16773	.01625
#1	50481.	8265.1	1664.5	3216.2
#2	49763.	8212.8	1668.5	3216.9

Zoom In Zoom Out

Sample Name: FeConf Acquired: 6/20/2014 13:13:36 Type: Unk
Method: Accutest1(v281) Mode: CONC Corr. Factor: 1.000000
User: admin Custom ID1: Custom ID2: Custom ID3:
Comment:

Elem	Ba4554	Be3130	Cd2288	Co2286	Cr2677	Cu3247	Mn2576	Ni2316	Ag3280
Avg	**.0000**	**-.0001**	**-.0002**	**-.0008**	**.0024**	**.0002**	**-.0005**	**-.0000**	**.0027**
Stddev	.0001	.0000	.0001	.0002	.0004	.0007	.0001	.0006	.0011
%RSD	421.3	20.89	26.80	26.61	16.25	284.9	15.01	3206.	39.48
#1	.0001	-.0001	-.0003	-.0010	.0021	.0007	-.0005	-.0004	.0020
#2	-.0001	-.0001	-.0002	-.0007	.0026	-.0002	-.0004	.0004	.0035

Elem	V_2924	Zn2062	As1890	Tl1908	Pb2203	Se1960	Sb2068	Al3961	Ca3179
Avg	**.0016**	**.0004**	**.0027**	**.0001**	**.0008**	**-.0004**	**-.0022**	**-.0034**	**-.0237**
Stddev	.0003	.0002	.0012	.0002	.0000	.0026	.0002	.0022	.0002
%RSD	17.34	70.12	42.92	277.3	2.133	732.6	9.182	66.01	.8921
#1	.0014	.0002	.0019	-.0001	.0008	-.0022	-.0024	-.0050	-.0235
#2	.0018	.0005	.0036	.0002	.0009	.0015	-.0021	-.0018	-.0238

Elem	Fe2599	Mg2790	K_7664	Na5895	B_2089	Mo2020	Pd3404	Si2124	Sn1899
Avg	**197.6**	**-.0013**	**.0236**	**.0078**	**-.0023**	**.0007**	**.0055**	**.0124**	**-.0012**
Stddev	3.1	.0169	.0220	.0001	.0001	.0001	.0020	.0008	.0001
%RSD	1.562	1282.	93.29	1.278	4.438	18.15	35.52	6.491	8.507
#1	199.8	-.0133	.0080	.0078	-.0024	.0008	.0042	.0118	-.0012
#2	195.4	.0106	.0392	.0077	-.0023	.0006	.0069	.0130	-.0013

Elem	Sr4077	Ti3349	W_2079	Zr3391	S_1820	Bi2230	Li6707
Avg	**.0001**	**.0001**	**-.0025**	**.0015**	**-.0092**	**-.0000**	**-.0007**
Stddev	.0000	.0008	.0003	.0002	.0007	.0003	.0002
%RSD	58.17	789.2	12.92	13.82	7.267	7788.	27.39
#1	.0000	-.0004	-.0023	.0016	-.0087	.0002	-.0006
#2	.0001	.0006	-.0027	.0013	-.0097	-.0002	-.0009

Int. Std.	Y_3600	Y_3710	Y_2243	In2306
Avg	**58057.**	**8759.2**	**1884.7**	**4046.0**
Stddev	979.	108.5	4.7	15.8
%RSD	1.6857	1.2391	.24930	.39091
#1	57365.	8682.4	1888.0	4057.2
#2	58749.	8835.9	1881.4	4034.9

Zoom In Zoom Out

Sample Name: CrConf Acquired: 6/20/2014 13:19:48 Type: Unk
Method: Accutest1(v281) Mode: CONC Corr. Factor: 1.000000
User: admin Custom ID1: Custom ID2: Custom ID3:
Comment:

Elem	Ba4554	Be3130	Cd2288	Co2286	Cr2677	Cu3247	Mn2576	Ni2316	Ag3280
Avg	**.0006**	**-.0001**	**.0005**	**-.0006**	**12.12**	**-.0002**	**.0006**	**-.0004**	**.0011**
Stddev	.0002	.0001	.0001	.0000	.07	.0000	.0001	.0002	.0003
%RSD	31.88	46.33	12.11	8.286	.5540	14.27	8.230	40.49	25.40
#1	.0005	-.0002	.0006	-.0006	12.17	-.0002	.0007	-.0006	.0009
#2	.0007	-.0001	.0005	-.0006	12.07	-.0001	.0006	-.0003	.0013

Elem	V_2924	Zn2062	As1890	Tl1908	Pb2203	Se1960	Sb2068	Al3961	Ca3179
Avg	**.0036**	**-.0021**	**-.0119**	**-.0018**	**.0011**	**-.0038**	**.0059**	**.0044**	**.0102**
Stddev	.0000	.0003	.0013	.0005	.0003	.0013	.0006	.0032	.0028
%RSD	1.008	13.33	11.24	28.90	23.51	34.18	9.858	72.46	27.21
#1	.0036	-.0019	-.0128	-.0015	.0013	-.0047	.0055	.0067	.0082
#2	.0036	-.0023	-.0109	-.0022	.0009	-.0029	.0064	.0022	.0121

Elem	Fe2599	Mg2790	K_7664	Na5895	B_2089	Mo2020	Pd3404	Si2124	Sn1899
Avg	**.0183**	**-.0294**	**.0245**	**.0092**	**.0004**	**.0006**	**-.0010**	**.0151**	**-.0000**
Stddev	.0006	.0064	.0070	.0035	.0001	.0000	.0004	.0007	.0007
%RSD	3.110	21.80	28.69	38.07	13.87	6.194	42.44	4.821	2165.
#1	.0187	-.0339	.0295	.0068	.0005	.0006	-.0013	.0146	.0005
#2	.0179	-.0249	.0195	.0117	.0004	.0006	-.0007	.0156	-.0005

Elem	Sr4077	Ti3349	W_2079	Zr3391	S_1820	Bi2230	Li6707
Avg	**.0001**	**.0005**	**-.0010**	**-.0021**	**-.0001**	**-.0053**	**.0006**
Stddev	.0000	.0000	.0007	.0001	.0005	.0003	.0004
%RSD	32.64	9.659	63.16	5.457	579.9	5.156	74.47
#1	.0001	.0005	-.0015	-.0021	.0002	-.0055	.0003
#2	.0001	.0005	-.0006	-.0022	-.0004	-.0051	.0009

Int. Std.	Y_3600	Y_3710	Y_2243	In2306
Avg	**58685.**	**8754.7**	**1874.3**	**4093.4**
Stddev	150.	35.5	5.8	10.1
%RSD	.25569	.40523	.30976	.24711
#1	58578.	8729.6	1878.4	4100.6
#2	58791.	8779.8	1870.2	4086.3

Zoom In Zoom Out

Sample Name: ccv Acquired: 6/20/2014 13:26:00 Type: QC
Method: Accutest1(v281) Mode: CONC Corr. Factor: 1.000000
User: admin Custom ID1: Custom ID2: Custom ID3:
Comment: 306/307

Elem	Ba4554	Be3130	Cd2288	Co2286	Cr2677	Cu3247	Mn2576	Ni2316	Ag3280
Units	ppm	ppm	ppm	ppm	ppm	ppm	ppm	ppm	ppm
Avg	**2.015**	**2.029**	**2.025**	**2.034**	**2.083**	**1.985**	**2.082**	**2.083**	**.2453**
Stddev	.002	.001	.000	.005	.005	.000	.005	.006	.0000
%RSD	.0953	.0313	.0034	.2314	.2606	.0031	.2307	.3072	.0133
#1	2.014	2.029	2.025	2.031	2.079	1.985	2.079	2.079	.2452
#2	2.016	2.030	2.025	2.038	2.087	1.985	2.086	2.088	.2453
Check ?	Chk Pass	Chk Pass	Chk Pass	Chk Pass	Chk Pass	Chk Pass	Chk Pass	Chk Pass	Chk Pass
Value									
Range									

Elem	V_2924	Zn2062	As1890	Tl1908	Pb2203	Se1960	Sb2068	Al3961	Ca3179
Units	ppm	ppm	ppm	ppm	ppm	ppm	ppm	ppm	ppm
Avg	**2.025**	**2.085**	**1.981**	**2.110**	**2.104**	**1.975**	**2.019**	**40.09**	**40.63**
Stddev	.004	.006	.007	.004	.008	.002	.004	.12	.12
%RSD	.1944	.2920	.3576	.2038	.3786	.1187	.2009	.3093	.2993
#1	2.022	2.080	1.986	2.107	2.099	1.976	2.022	40.00	40.54
#2	2.028	2.089	1.976	2.113	2.110	1.973	2.016	40.18	40.71
Check ?	Chk Pass	Chk Pass	Chk Pass	Chk Pass	Chk Pass	Chk Pass	Chk Pass	Chk Pass	Chk Pass
Value									
Range									

Elem	Fe2599	Mg2790	K_7664	Na5895	B_2089	Mo2020	Pd3404	Si2124	Sn1899
Units	ppm	ppm	ppm	ppm	ppm	ppm	ppm	ppm	ppm
Avg	**40.69**	**39.54**	**39.19**	**39.83**	**2.050**	**2.041**	**2.015**	**4.952**	**2.099**
Stddev	.11	.08	.05	.11	.003	.004	.000	.011	.003
%RSD	.2790	.2015	.1274	.2853	.1261	.1829	.0073	.2172	.1200
#1	40.61	39.49	39.16	39.75	2.052	2.044	2.015	4.959	2.097
#2	40.77	39.60	39.23	39.91	2.048	2.039	2.015	4.944	2.101
Check ?	Chk Pass	Chk Pass	Chk Pass	Chk Pass	Chk Pass	Chk Pass	Chk Pass	Chk Pass	Chk Pass
Value									
Range									

Zoom In Zoom Out

Sample Name: ccv Acquired: 6/20/2014 13:26:00 Type: QC
Method: Accutest1(v281) Mode: CONC Corr. Factor: 1.000000
User: admin Custom ID1: Custom ID2: Custom ID3:
Comment: 306/307

Elem	Sr4077	Ti3349	W_2079	Zr3391	S_1820	Bi2230	Li6707
Units	ppm	ppm	ppm	ppm	ppm	ppm	ppm
Avg	**2.039**	**2.053**	**1.954**	**2.039**	**1.940**	**1.986**	**1.946**
Stddev	.002	.000	.018	.002	.001	.003	.003
%RSD	.1164	.0081	.9360	.0794	.0316	.1622	.1645
#1	2.037	2.053	1.941	2.038	1.940	1.989	1.943
#2	2.041	2.053	1.967	2.040	1.940	1.984	1.948
Check ?	Chk Pass	Chk Pass	Chk Pass	Chk Pass	Chk Pass	Chk Pass	Chk Pass
Value							
Range							

Int. Std.	Y_3600	Y_3710	Y_2243	In2306
Units	Cts/S	Cts/S	Cts/S	Cts/S
Avg	**54676.**	**8464.3**	**1813.3**	**3637.1**
Stddev	42.	23.5	5.1	1.5
%RSD	.07746	.27812	.28093	.04126
#1	54646.	8481.0	1809.7	3636.1
#2	54706.	8447.7	1816.9	3638.2

Zoom In Zoom Out

Sample Name: ccb Acquired: 6/20/2014 13:31:54 Type: QC
Method: Accutest1(v281) Mode: CONC Corr. Factor: 1.000000
User: admin Custom ID1: Custom ID2: Custom ID3:
Comment: 306/307

Elem	Ba4554	Be3130	Cd2288	Co2286	Cr2677	Cu3247	Mn2576	Ni2316	Ag3280
Units	ppm	ppm	ppm	ppm	ppm	ppm	ppm	ppm	ppm
Avg	**.0003**	**-.0001**	**.0000**	**.0001**	**.0009**	**-.0000**	**.0001**	**-.0002**	**-.0002**
Stddev	.0001	.0001	.0001	.0001	.0004	.0001	.0000	.0001	.0004
%RSD	16.73	86.07	260.7	106.4	44.33	5518.	5.591	53.75	194.4
#1	.0003	-.0001	.0001	.0000	.0012	.0001	.0001	-.0003	-.0004
#2	.0004	-.0000	-.0000	.0002	.0006	-.0001	.0001	-.0002	.0001
Check ?	Chk Pass	Chk Pass	Chk Pass	Chk Pass	Chk Pass	Chk Pass	Chk Pass	Chk Pass	Chk Pass
High Limit									
Low Limit									

Elem	V_2924	Zn2062	As1890	Tl1908	Pb2203	Se1960	Sb2068	Al3961	Ca3179
Units	ppm	ppm	ppm	ppm	ppm	ppm	ppm	ppm	ppm
Avg	**.0001**	**.0000**	**.0007**	**-.0011**	**-.0005**	**-.0003**	**.0001**	**.0061**	**-.0018**
Stddev	.0001	.0000	.0000	.0006	.0005	.0010	.0004	.0031	.0023
%RSD	97.03	13.38	.4427	57.48	98.16	336.4	569.1	50.87	123.4
#1	.0000	.0000	.0007	-.0016	-.0008	-.0010	.0003	.0039	-.0034
#2	.0002	.0000	.0007	-.0007	-.0001	.0004	-.0002	.0084	-.0002
Check ?	Chk Pass	Chk Pass	Chk Pass	Chk Pass	Chk Pass	Chk Pass	Chk Pass	Chk Pass	Chk Pass
High Limit									
Low Limit									

Elem	Fe2599	Mg2790	K_7664	Na5895	B_2089	Mo2020	Pd3404	Si2124	Sn1899
Units	ppm	ppm	ppm	ppm	ppm	ppm	ppm	ppm	ppm
Avg	**.0044**	**-.0158**	**.0302**	**.0074**	**.0003**	**.0005**	**-.0011**	**.0007**	**.0005**
Stddev	.0034	.0158	.0057	.0085	.0004	.0002	.0012	.0008	.0006
%RSD	77.07	99.98	18.75	114.9	110.6	34.05	106.7	107.5	114.8
#1	.0068	-.0046	.0262	.0014	.0001	.0006	-.0019	.0002	.0009
#2	.0020	-.0269	.0341	.0134	.0006	.0004	-.0003	.0013	.0001
Check ?	Chk Pass	Chk Pass	Chk Pass	Chk Pass	Chk Pass	Chk Pass	Chk Pass	Chk Pass	Chk Pass
High Limit									
Low Limit									

Zoom In Zoom Out

Sample Name: ccb Acquired: 6/20/2014 13:31:54 Type: QC
Method: Accutest1(v281) Mode: CONC Corr. Factor: 1.000000
User: admin Custom ID1: Custom ID2: Custom ID3:
Comment: 306/307

Elem	Sr4077	Ti3349	W_2079	Zr3391	S_1820	Bi2230	Li6707
Units	ppm	ppm	ppm	ppm	ppm	ppm	ppm
Avg	**.0001**	**.0000**	**.0140**	**.0008**	**-.0034**	**-.0004**	**-.0002**
Stddev	.0000	.0001	.0032	.0000	.0010	.0008	.0009
%RSD	17.70	197.0	22.74	4.934	28.46	195.9	586.5
#1	.0002	.0001	.0163	.0008	-.0027	.0002	.0005
#2	.0001	-.0000	.0118	.0009	-.0041	-.0010	-.0008
Check ?	Chk Pass	Chk Pass	Chk Pass	Chk Pass	Chk Pass	Chk Pass	Chk Pass
High Limit							
Low Limit							

Int. Std.	Y_3600	Y_3710	Y_2243	In2306
Units	Cts/S	Cts/S	Cts/S	Cts/S
Avg	**59089.**	**8561.2**	**1936.1**	**4143.7**
Stddev	116.	180.4	15.5	33.4
%RSD	.19616	2.1070	.79830	.80624
#1	59171.	8688.7	1947.0	4167.3
#2	59007.	8433.6	1925.2	4120.1

Zoom In Zoom Out

Sample Name: mp80150-mb1conf Acquired: 6/20/2014 13:38:03 Type: Unk
Method: Accutest1(v281) Mode: CONC Corr. Factor: 1.000000
User: admin Custom ID1: Custom ID2: Custom ID3:
Comment:

Elem	Ba4554	Be3130	Cd2288	Co2286	Cr2677	Cu3247	Mn2576	Ni2316	Ag3280
Avg	**.0012**	**-.0002**	**.0002**	**-.0001**	**.0011**	**.0012**	**.0011**	**.0004**	**-.0002**
Stddev	.0001	.0001	.0000	.0001	.0002	.0003	.0000	.0000	.0001
%RSD	7.573	47.10	2.292	147.5	16.21	26.72	4.196	4.826	57.91
#1	.0013	-.0002	.0002	-.0002	.0010	.0010	.0012	.0004	-.0004
#2	.0011	-.0001	.0002	.0000	.0013	.0014	.0011	.0004	-.0001

Elem	V_2924	Zn2062	As1890	Tl1908	Pb2203	Se1960	Sb2068	Al3961	Ca3179
Avg	**-.0003**	**.0091**	**-.0000**	**-.0007**	**.0017**	**.0001**	**-.0005**	**.0356**	**.1550**
Stddev	.0002	.0002	.0002	.0008	.0003	.0010	.0003	.0020	.0018
%RSD	66.56	2.541	1107.	117.0	19.32	885.0	65.80	5.739	1.172
#1	-.0002	.0089	.0001	-.0001	.0020	-.0006	-.0003	.0370	.1537
#2	-.0005	.0092	-.0001	-.0013	.0015	.0008	-.0007	.0341	.1563

Elem	Fe2599	Mg2790	K_7664	Na5895	B_2089	Mo2020	Pd3404	Si2124	Sn1899
Avg	**.0720**	**.0581**	**.0297**	**.0567**	**.0010**	**.0003**	**-.0013**	**.0331**	**.0228**
Stddev	.0033	.0215	.0065	.0040	.0004	.0001	.0002	.0008	.0002
%RSD	4.573	37.02	21.83	6.989	42.69	21.81	16.65	2.347	.6974
#1	.0744	.0734	.0343	.0595	.0013	.0003	-.0015	.0325	.0227
#2	.0697	.0429	.0251	.0539	.0007	.0002	-.0012	.0336	.0229

Elem	Sr4077	Ti3349	W_2079	Zr3391	S_1820	Bi2230	Li6707
Avg	**.0005**	**.0011**	**.0046**	**.0004**	**.0041**	**-.0006**	**.0011**
Stddev	.0000	.0000	.0009	.0001	.0002	.0004	.0001
%RSD	10.03	2.644	19.19	29.96	5.386	60.89	8.972
#1	.0005	.0011	.0052	.0005	.0042	-.0004	.0010
#2	.0005	.0011	.0040	.0004	.0039	-.0009	.0011

Int. Std.	Y_3600	Y_3710	Y_2243	In2306
Avg	**59105.**	**8728.3**	**1905.3**	**4098.6**
Stddev	51.	30.3	11.3	18.0
%RSD	.08713	.34685	.59520	.43943
#1	59141.	8706.9	1913.3	4111.3
#2	59068.	8749.7	1897.3	4085.9

Zoom In Zoom Out

Sample Name: jb69597-5 2 Acquired: 6/20/2014 13:44:12 Type: Unk
Method: Accutest1(v281) Mode: CONC Corr. Factor: 5.000000
User: admin Custom ID1: Custom ID2: Custom ID3:
Comment:

Elem	Ba4554	Be3130	Cd2288	Co2286	Cr2677	Cu3247	Mn2576	Ni2316	Ag3280
Avg	**2.271**	**.0180**	**.9433**	**.3495**	**.3990**	**12.26**	**13.33**	**3.767**	**.8867**
Stddev	.005	.0009	.0062	.0017	.0036	.00	.01	.031	.0010
%RSD	.2184	5.158	.6601	.4992	.9008	.0352	.0921	.8122	.1145
#1	2.267	.0174	.9389	.3483	.4015	12.26	13.33	3.745	.8874
#2	2.274	.0187	.9477	.3508	.3964	12.27	13.34	3.789	.8860

Elem	V_2924	Zn2062	As1890	Tl1908	Pb2203	Se1960	Sb2068	Al3961	Ca3179
Avg	**.2156**	**386.4**	**.8102**	**.0591**	**29.78**	**.0853**	**.3125**	**108.8**	**69.62**
Stddev	.0004	1.4	.0016	.0067	.17	.0025	.0060	.2	.32
%RSD	.2042	.3603	.1964	11.41	.5705	2.905	1.921	.1960	.4586
#1	.2160	385.4	.8091	.0638	29.66	.0836	.3082	108.7	69.39
#2	.2153	387.4	.8113	.0543	29.90	.0871	.3167	109.0	69.85

Elem	Fe2599	Mg2790	K_7664	Na5895	B_2089	Mo2020	Pd3404	Si2124	Sn1899
Avg	**620.8**	**35.09**	**16.21**	**10.46**	**.2393**	**.0759**	**.0181**	**5.070**	**1.197**
Stddev	1.3	.02	.16	.03	.0054	.0006	.0029	.012	.006
%RSD	.2081	.0489	1.003	.3054	2.264	.7849	16.13	.2326	.4784
#1	619.9	35.10	16.10	10.44	.2355	.0755	.0201	5.062	1.193
#2	621.7	35.08	16.33	10.49	.2432	.0764	.0160	5.078	1.201

Elem	Sr4077	Ti3349	W_2079	Zr3391	S_1820	Bi2230	Li6707
Avg	**.4515**	**3.557**	**2.431**	**.2123**	**104.1**	**.0975**	**.1241**
Stddev	.0005	.002	.023	.0002	.5	.0005	.0008
%RSD	.1065	.0435	.9564	.0848	.4801	.4866	.6251
#1	.4512	3.556	2.415	.2124	103.7	.0979	.1247
#2	.4519	3.558	2.448	.2122	104.5	.0972	.1236

Int. Std.	Y_3600	Y_3710	Y_2243	In2306
Avg	**57771.**	**8790.8**	**1894.5**	**3932.4**
Stddev	31.	13.8	9.8	22.2
%RSD	.05380	.15702	.51480	.56575
#1	57793.	8800.6	1901.4	3948.2
#2	57749.	8781.0	1887.6	3916.7

Zoom In Zoom Out

Sample Name: jb69597-6 Acquired: 6/20/2014 13:50:11 Type: Unk
Method: Accutest1(v281) Mode: CONC Corr. Factor: 10.000000
User: admin Custom ID1: Custom ID2: Custom ID3:
Comment:

Elem	Ba4554	Be3130	Cd2288	Co2286	Cr2677	Cu3247	Mn2576	Ni2316	Ag3280
Avg	**3.325**	**.0193**	**3.944**	**.2894**	**.8090**	**34.48**	**17.57**	**6.325**	**2.582**
Stddev	.007	.0001	.016	.0017	.0099	.02	.15	.015	.015
%RSD	.2085	.2986	.4154	.5785	1.220	.0595	.8478	.2372	.5759
#1	3.330	.0194	3.933	.2906	.8160	34.47	17.68	6.314	2.592
#2	3.320	.0193	3.956	.2882	.8020	34.50	17.47	6.335	2.571

Elem	V_2924	Zn2062	As1890	Tl1908	Pb2203	Se1960	Sb2068	Al3961	Ca3179
Avg	**.2363**	**818.2**	**4.692**	**.0930**	**182.6**	**.8491**	**.4849**	**130.9**	**52.04**
Stddev	.0015	.7	.021	.0021	.2	.0050	.0162	.1	.17
%RSD	.6325	.0835	.4475	2.228	.1241	.5873	3.347	.1025	.3188
#1	.2353	817.7	4.677	.0945	182.4	.8526	.4734	131.0	52.16
#2	.2374	818.7	4.707	.0916	182.8	.8456	.4964	130.8	51.92

Elem	Fe2599	Mg2790	K_7664	Na5895	B_2089	Mo2020	Pd3404	Si2124	Sn1899
Avg	**818.1**	**38.71**	**15.83**	**8.427**	**.2078**	**.1564**	**.0260**	**4.163**	**2.961**
Stddev	3.5	.04	.13	.048	.0043	.0021	.0094	.018	.011
%RSD	.4250	.1064	.8297	.5638	2.078	1.370	36.14	.4379	.3754
#1	820.6	38.74	15.93	8.460	.2048	.1548	.0327	4.150	2.953
#2	815.6	38.68	15.74	8.393	.2109	.1579	.0194	4.176	2.969

Elem	Sr4077	Ti3349	W_2079	Zr3391	S_1820	Bi2230	Li6707
Avg	**.4371**	**3.778**	**5.384**	**.1639**	**186.5**	**.5513**	**.1180**
Stddev	.0022	.023	.044	.0008	.5	.0152	.0022
%RSD	.5081	.5994	.8250	.4869	.2754	2.751	1.904
#1	.4387	3.794	5.352	.1633	186.1	.5620	.1196
#2	.4355	3.762	5.415	.1645	186.8	.5406	.1165

Int. Std.	Y_3600	Y_3710	Y_2243	In2306
Avg	**58080.**	**8695.1**	**1919.0**	**4061.9**
Stddev	208.	58.8	6.9	12.3
%RSD	.35898	.67613	.36183	.30259
#1	57933.	8653.5	1924.0	4070.6
#2	58228.	8736.7	1914.1	4053.2

Zoom In Zoom Out

Sample Name: jb69597-11 Acquired: 6/20/2014 13:56:11 Type: Unk
Method: Accutest1(v281) Mode: CONC Corr. Factor: 5.000000
User: admin Custom ID1: Custom ID2: Custom ID3:
Comment:

Elem	Ba4554	Be3130	Cd2288	Co2286	Cr2677	Cu3247	Mn2576	Ni2316	Ag3280
Avg	**1.017**	**.0082**	**1.223**	**.0417**	**.1916**	**2.158**	**8.634**	**.6199**	**.2720**
Stddev	.030	.0005	.003	.0010	.0215	.197	.814	.0020	.0152
%RSD	2.968	6.393	.2296	2.469	11.20	9.134	9.432	.3150	5.591
#1	.9955	.0078	1.221	.0410	.2068	2.297	9.209	.6186	.2612
#2	1.038	.0086	1.225	.0424	.1764	2.018	8.058	.6213	.2827

Elem	V_2924	Zn2062	As1890	Tl1908	Pb2203	Se1960	Sb2068	Al3961	Ca3179
Avg	**.0726**	**126.6**	**.1443**	**.0105**	**8.738**	**.0355**	**.0359**	**40.53**	**2908.**
Stddev	.0062	.3	.0039	.0030	.021	.0072	.0018	1.31	94.
%RSD	8.563	.2352	2.725	28.80	.2349	20.39	5.099	3.237	3.221
#1	.0770	126.4	.1415	.0127	8.724	.0304	.0372	39.60	2841.
#2	.0682	126.8	.1471	.0084	8.753	.0406	.0346	41.46	2974.

Elem	Fe2599	Mg2790	K_7664	Na5895	B_2089	Mo2020	Pd3404	Si2124	Sn1899
Avg	**124.3**	**43.33**	**5.349**	**3.650**	**.0835**	**.0237**	**-.0033**	**5.599**	**.3221**
Stddev	4.1	1.66	.113	.107	.0015	.0019	.0064	.033	.0051
%RSD	3.312	3.828	2.117	2.923	1.829	8.023	191.4	.5913	1.577
#1	121.4	42.15	5.269	3.575	.0824	.0250	-.0079	5.623	.3257
#2	127.2	44.50	5.429	3.726	.0846	.0223	.0012	5.576	.3185

Elem	Sr4077	Ti3349	W_2079	Zr3391	S_1820	Bi2230	Li6707
Avg	**8.718**	**1.017**	**.4625**	**.0894**	**22.89**	**.1356**	**.0620**
Stddev	.265	.101	.0010	.0080	.01	.0107	.0030
%RSD	3.038	9.896	.2158	8.912	.0618	7.922	4.888
#1	8.531	1.088	.4632	.0951	22.88	.1432	.0599
#2	8.905	.9458	.4617	.0838	22.90	.1280	.0642

Int. Std.	Y_3600	Y_3710	Y_2243	In2306
Avg	52795.	8006.2	1696.0	3338.7
Stddev	4183.	250.0	3.6	4.7
%RSD	7.9230	3.1229	.21237	.14008
#1	49837.	8183.0	1698.6	3342.0
#2	55753.	7829.4	1693.5	3335.4

Zoom In Zoom Out

Sample Name: mp80114-mb1conf Acquired: 6/20/2014 14:02:11 Type: Unk
Method: Accutest1(v281) Mode: CONC Corr. Factor: 1.000000
User: admin Custom ID1: Custom ID2: Custom ID3:
Comment:

Elem	Ba4554	Be3130	Cd2288	Co2286	Cr2677	Cu3247	Mn2576	Ni2316	Ag3280
Avg	**.0000**	**-.0002**	**.0002**	**-.0001**	**.0003**	**.0004**	**.0000**	**-.0003**	**.0003**
Stddev	.0001	.0000	.0002	.0001	.0002	.0002	.0000	.0003	.0004
%RSD	218.5	1.133	90.01	39.56	54.50	56.73	69.89	97.27	104.2
#1	.0001	-.0002	.0001	-.0002	.0004	.0003	.0000	-.0004	.0006
#2	-.0000	-.0002	.0003	-.0001	.0002	.0006	.0000	-.0001	.0001

Elem	V_2924	Zn2062	As1890	Tl1908	Pb2203	Se1960	Sb2068	Al3961	Ca3179
Avg	**-.0004**	**.0016**	**-.0002**	**-.0007**	**-.0000**	**.0015**	**.0006**	**-.0012**	**.0052**
Stddev	.0001	.0001	.0003	.0004	.0002	.0004	.0003	.0045	.0008
%RSD	22.23	3.531	124.9	55.75	477.3	28.39	46.06	381.0	15.01
#1	-.0004	.0015	-.0005	-.0009	-.0002	.0018	.0004	-.0044	.0046
#2	-.0003	.0016	-.0000	-.0004	.0001	.0012	.0008	.0020	.0057

Elem	Fe2599	Mg2790	K_7664	Na5895	B_2089	Mo2020	Pd3404	Si2124	Sn1899
Avg	**.0136**	**-.0073**	**-.0063**	**.0060**	**.0003**	**.0001**	**.0008**	**.0135**	**.0010**
Stddev	.0018	.0317	.0133	.0001	.0001	.0002	.0003	.0001	.0000
%RSD	12.95	436.7	211.1	.9349	31.29	349.7	36.81	.7977	4.458
#1	.0148	.0151	-.0157	.0060	.0004	.0002	.0006	.0136	.0009
#2	.0123	-.0296	.0031	.0060	.0003	-.0001	.0010	.0134	.0010

Elem	Sr4077	Ti3349	W_2079	Zr3391	S_1820	Bi2230	Li6707
Avg	**.0001**	**.0003**	**-.0041**	**.0001**	**-.0045**	**-.0002**	**-.0009**
Stddev	.0000	.0003	.0001	.0002	.0024	.0004	.0002
%RSD	23.03	101.3	2.364	135.8	52.78	211.0	25.47
#1	.0001	.0005	-.0042	.0002	-.0028	.0001	-.0010
#2	.0001	.0001	-.0041	.0000	-.0062	-.0004	-.0007

Int. Std.	Y_3600	Y_3710	Y_2243	In2306
Avg	60386.	8977.8	1944.4	4188.7
Stddev	92.	24.3	.2	2.2
%RSD	.15182	.27046	.01262	.05234
#1	60321.	8995.0	1944.3	4190.3
#2	60450.	8960.6	1944.6	4187.2

Zoom In Zoom Out

Sample Name: jb69030-6 2 Acquired: 6/20/2014 14:08:21 Type: Unk
Method: Accutest1(v281) Mode: CONC Corr. Factor: 1.000000
User: admin Custom ID1: Custom ID2: Custom ID3:
Comment:

Elem	Ba4554	Be3130	Cd2288	Co2286	Cr2677	Cu3247	Mn2576	Ni2316	Ag3280
Avg	**.1576**	**-.0002**	**.0001**	**.0032**	**.0006**	**.0025**	**7.076**	**.0133**	**.0024**
Stddev	.0009	.0000	.0000	.0001	.0001	.0001	.012	.0003	.0003
%RSD	.5677	25.83	22.25	3.687	18.65	3.345	.1715	2.432	13.10
#1	.1582	-.0001	.0001	.0031	.0006	.0024	7.067	.0130	.0026
#2	.1569	-.0002	.0001	.0033	.0005	.0025	7.084	.0135	.0021

Elem	V_2924	Zn2062	As1890	Tl1908	Pb2203	Se1960	Sb2068	Al3961	Ca3179
Avg	**.0003**	**.0047**	**.0301**	**.0015**	**.0022**	**.0021**	**-.0006**	**.0603**	**78.47**
Stddev	.0001	.0002	.0005	.0012	.0000	.0018	.0005	.0028	.45
%RSD	30.10	4.667	1.551	81.89	.6724	87.07	94.07	4.582	.5714
#1	.0002	.0048	.0304	.0006	.0022	.0008	-.0002	.0584	78.78
#2	.0003	.0045	.0298	.0023	.0021	.0034	-.0009	.0623	78.15

Elem	Fe2599	Mg2790	K_7664	Na5895	B_2089	Mo2020	Pd3404	Si2124	Sn1899
Avg	**25.84**	**13.20**	**3.344**	**7.711**	**.0211**	**.0007**	**.0049**	**5.084**	**-.0008**
Stddev	.16	.01	.010	.042	.0002	.0000	.0004	.009	.0003
%RSD	.6011	.0901	.3028	.5439	.8129	.4239	7.692	.1688	32.70
#1	25.95	13.19	3.351	7.741	.0210	.0007	.0051	5.078	-.0006
#2	25.73	13.21	3.337	7.682	.0212	.0007	.0046	5.090	-.0010

Elem	Sr4077	Ti3349	W_2079	Zr3391	S_1820	Bi2230	Li6707
Avg	**.4134**	**.0001**	**.0028**	**.0005**	**5.671**	**-.0016**	**.0024**
Stddev	.0016	.0005	.0002	.0003	.014	.0001	.0002
%RSD	.3966	377.9	7.515	53.01	.2408	6.699	10.46
#1	.4146	-.0002	.0030	.0007	5.661	-.0016	.0025
#2	.4122	.0004	.0027	.0003	5.681	-.0015	.0022

Int. Std.	Y_3600	Y_3710	Y_2243	In2306
Avg	55568.	8610.2	1796.7	3738.7
Stddev	71.	43.8	.1	4.9
%RSD	.12728	.50818	.00292	.13215
#1	55618.	8579.2	1796.7	3742.2
#2	55518.	8641.1	1796.7	3735.3

Zoom In Zoom Out

Sample Name: mp80099-mb2conf Acquired: 6/20/2014 14:14:25 Type: Unk
Method: Accutest1(v281) Mode: CONC Corr. Factor: 1.000000
User: admin Custom ID1: Custom ID2: Custom ID3:
Comment:

Elem	Ba4554	Be3130	Cd2288	Co2286	Cr2677	Cu3247	Mn2576	Ni2316	Ag3280
Avg	**.0016**	**-.0001**	**.0000**	**.0000**	**.0013**	**.0009**	**.0012**	**.0004**	**.0002**
Stddev	.0004	.0001	.0002	.0003	.0008	.0006	.0000	.0005	.0005
%RSD	27.26	59.72	3392.	1655.	61.81	68.26	3.976	146.9	296.9
#1	.0019	-.0001	.0001	-.0002	.0018	.0013	.0013	.0007	.0005
#2	.0013	-.0001	-.0001	.0002	.0007	.0004	.0012	-.0000	-.0002

Elem	V_2924	Zn2062	As1890	Tl1908	Pb2203	Se1960	Sb2068	Al3961	Ca3179
Avg	**.0000**	**.0042**	**-.0001**	**.0008**	**.0008**	**.0016**	**.0002**	**.0529**	**.1432**
Stddev	.0003	.0000	.0005	.0003	.0005	.0006	.0001	.0014	.0104
%RSD	1206.	.1851	935.6	36.19	58.09	37.77	48.25	2.705	7.246
#1	-.0002	.0042	.0003	.0010	.0012	.0020	.0002	.0518	.1505
#2	.0002	.0042	-.0004	.0006	.0005	.0012	.0001	.0539	.1358

Elem	Fe2599	Mg2790	K_7664	Na5895	B_2089	Mo2020	Pd3404	Si2124	Sn1899
Avg	**.0898**	**.0550**	**.0715**	**.0446**	**.0011**	**.0000**	**.0008**	**.0316**	**.0307**
Stddev	.0086	.0168	.0033	.0040	.0005	.0001	.0016	.0005	.0004
%RSD	9.602	30.66	4.649	8.984	48.15	193.8	196.8	1.645	1.355
#1	.0959	.0430	.0692	.0475	.0007	.0001	.0019	.0320	.0310
#2	.0837	.0669	.0739	.0418	.0015	-.0000	-.0003	.0312	.0304

Elem	Sr4077	Ti3349	W_2079	Zr3391	S_1820	Bi2230	Li6707
Avg	**.0005**	**.0010**	**-.0055**	**.0001**	**.0016**	**-.0006**	**-.0008**
Stddev	.0000	.0002	.0007	.0001	.0008	.0002	.0005
%RSD	4.629	17.07	12.16	85.09	47.52	33.29	68.05
#1	.0005	.0009	-.0059	.0000	.0021	-.0005	-.0011
#2	.0005	.0012	-.0050	.0001	.0011	-.0008	-.0004

Int. Std.	Y_3600	Y_3710	Y_2243	In2306
Avg	59086.	8886.4	1901.4	4088.8
Stddev	4696.	488.4	11.8	22.3
%RSD	7.9469	5.4962	.61812	.54634
#1	55766.	8541.0	1893.1	4073.0
#2	62406.	9231.7	1909.7	4104.6

Zoom In Zoom Out

Sample Name: jb69078-1 2 Acquired: 6/20/2014 14:20:34 Type: Unk
Method: Accutest1(v281) Mode: CONC Corr. Factor: 2.000000
User: admin Custom ID1: Custom ID2: Custom ID3:
Comment:

Elem	Ba4554	Be3130	Cd2288	Co2286	Cr2677	Cu3247	Mn2576	Ni2316	Ag3280
Avg	**.5292**	**.0145**	**.0029**	**.1594**	**.3943**	**.2180**	**4.482**	**.3776**	**.0050**
Stddev	.0003	.0002	.0006	.0018	.0095	.0029	.131	.0046	.0049
%RSD	.0660	1.527	21.17	1.133	2.418	1.317	2.924	1.217	99.14
#1	.5289	.0143	.0025	.1581	.3876	.2159	4.389	.3743	.0084
#2	.5294	.0146	.0034	.1607	.4010	.2200	4.575	.3808	.0015

Elem	V_2924	Zn2062	As1890	Tl1908	Pb2203	Se1960	Sb2068	Al3961	Ca3179
Avg	**.5458**	**.9427**	**.1872**	**-.0092**	**.3040**	**.0054**	**-.0013**	**233.9**	**28.73**
Stddev	.0178	.0153	.0050	.0013	.0102	.0006	.0001	.2	.06
%RSD	3.258	1.628	2.695	13.64	3.347	10.72	5.514	.0667	.2252
#1	.5332	.9319	.1837	-.0083	.2968	.0058	-.0014	233.8	28.78
#2	.5584	.9536	.1908	-.0101	.3112	.0050	-.0013	234.0	28.69

Elem	Fe2599	Mg2790	K_7664	Na5895	B_2089	Mo2020	Pd3404	Si2124	Sn1899
Avg	**450.0**	**85.06**	**46.00**	**27.57**	**.3058**	**.1112**	**.0163**	**6.678**	**.0452**
Stddev	.0	.40	.03	.01	.0031	.0009	.0015	.100	.0010
%RSD	.0021	.4756	.0689	.0510	1.024	.8269	9.081	1.492	2.181
#1	450.0	85.35	46.02	27.56	.3036	.1105	.0173	6.607	.0459
#2	450.0	84.78	45.97	27.58	.3081	.1118	.0152	6.748	.0445

Elem	Sr4077	Ti3349	W_2079	Zr3391	S_1820	Bi2230	Li6707
Avg	**.3655**	**3.985**	**.0034**	**.1363**	**293.0**	**-.0026**	**.4941**
Stddev	.0004	.112	.0012	.0031	4.0	.0000	.0000
%RSD	.1141	2.819	36.29	2.296	1.379	1.680	.0005
#1	.3652	3.906	.0026	.1341	290.1	-.0026	.4941
#2	.3658	4.065	.0043	.1385	295.8	-.0026	.4941

Int. Std.	Y_3600	Y_3710	Y_2243	In2306
Avg	**56662.**	**8929.9**	**1905.5**	**3727.6**
Stddev	1294.	14.7	20.3	44.9
%RSD	2.2835	.16410	1.0677	1.2052
#1	57577.	8919.5	1919.9	3759.3
#2	55747.	8940.2	1891.1	3695.8

Zoom In Zoom Out

Sample Name: mp80155-mb1conf Acquired: 6/20/2014 14:26:36 Type: Unk
Method: Accutest1(v281) Mode: CONC Corr. Factor: 1.000000
User: admin Custom ID1: Custom ID2: Custom ID3:
Comment:

Elem	Ba4554	Be3130	Cd2288	Co2286	Cr2677	Cu3247	Mn2576	Ni2316	Ag3280
Avg	**.0001**	**-.0001**	**.0001**	**-.0000**	**-.0001**	**.0006**	**.0001**	**-.0003**	**.0000**
Stddev	.0000	.0000	.0001	.0001	.0002	.0007	.0000	.0002	.0001
%RSD	7.049	40.24	82.31	287.0	118.0	129.4	32.20	94.69	1299.
#1	.0001	-.0001	.0001	.0000	-.0000	.0011	.0001	-.0001	-.0001
#2	.0001	-.0001	.0002	-.0001	-.0003	.0000	.0001	-.0004	.0001

Elem	V_2924	Zn2062	As1890	Tl1908	Pb2203	Se1960	Sb2068	Al3961	Ca3179
Avg	**-.0000**	**.0012**	**-.0004**	**-.0010**	**-.0002**	**-.0004**	**-.0002**	**.0108**	**.0095**
Stddev	.0004	.0002	.0012	.0003	.0007	.0004	.0013	.0035	.0040
%RSD	4905.	18.19	300.2	30.34	342.5	101.4	654.6	32.27	42.26
#1	-.0003	.0010	.0004	-.0013	.0003	-.0001	.0007	.0132	.0123
#2	.0003	.0013	-.0012	-.0008	-.0007	-.0007	-.0011	.0083	.0067

Elem	Fe2599	Mg2790	K_7664	Na5895	B_2089	Mo2020	Pd3404	Si2124	Sn1899
Avg	**.0051**	**.0082**	**.0312**	**.0044**	**.0004**	**-.0001**	**-.0005**	**.0265**	**.0020**
Stddev	.0015	.0023	.0046	.0026	.0006	.0001	.0005	.0005	.0001
%RSD	29.58	27.90	14.75	59.35	127.0	131.9	90.92	1.973	3.714
#1	.0040	.0066	.0344	.0026	.0009	-.0001	-.0002	.0262	.0021
#2	.0062	.0098	.0279	.0063	.0000	-.0000	-.0009	.0269	.0020

Elem	Sr4077	Ti3349	W_2079	Zr3391	S_1820	Bi2230	Li6707
Avg	**.0001**	**.0000**	**-.0055**	**.0007**	**.0043**	**-.0012**	**-.0006**
Stddev	.0000	.0005	.0002	.0001	.0016	.0002	.0005
%RSD	31.36	1221.	3.704	14.27	37.46	15.50	82.85
#1	.0001	.0004	-.0053	.0006	.0055	-.0011	-.0002
#2	.0001	-.0003	-.0056	.0008	.0032	-.0014	-.0009

Int. Std.	Y_3600	Y_3710	Y_2243	In2306
Avg	**58423.**	**8760.0**	**1884.5**	**4066.6**
Stddev	86.	21.0	2.2	7.3
%RSD	.14704	.23924	.11515	.17978
#1	58362.	8774.8	1886.0	4071.7
#2	58483.	8745.2	1883.0	4061.4

Zoom In Zoom Out

Sample Name: ccv Acquired: 6/20/2014 14:32:46 Type: QC
Method: Accutest1(v281) Mode: CONC Corr. Factor: 1.000000
User: admin Custom ID1: Custom ID2: Custom ID3:
Comment: 306/307

Elem	Ba4554	Be3130	Cd2288	Co2286	Cr2677	Cu3247	Mn2576	Ni2316	Ag3280
Units	ppm	ppm	ppm	ppm	ppm	ppm	ppm	ppm	ppm
Avg	**1.999**	**2.021**	**2.020**	**2.031**	**2.067**	**1.975**	**2.061**	**2.081**	**.2428**
Stddev	.002	.007	.007	.009	.006	.000	.003	.014	.0007
%RSD	.0779	.3501	.3496	.4665	.2805	.0073	.1249	.6630	.2780
#1	1.998	2.016	2.015	2.025	2.071	1.975	2.063	2.072	.2423
#2	2.000	2.026	2.025	2.038	2.063	1.975	2.060	2.091	.2433
Check ?	Chk Pass	Chk Pass	Chk Pass	Chk Pass	Chk Pass	Chk Pass	Chk Pass	Chk Pass	Chk Pass
Value									
Range									

Elem	V_2924	Zn2062	As1890	Tl1908	Pb2203	Se1960	Sb2068	Al3961	Ca3179
Units	ppm	ppm	ppm	ppm	ppm	ppm	ppm	ppm	ppm
Avg	**2.017**	**2.081**	**1.976**	**2.104**	**2.104**	**1.973**	**2.011**	**39.77**	**40.48**
Stddev	.004	.011	.006	.010	.009	.001	.008	.07	.03
%RSD	.2048	.5387	.3005	.4549	.4488	.0451	.4104	.1761	.0621
#1	2.020	2.074	1.972	2.097	2.097	1.972	2.005	39.72	40.46
#2	2.014	2.089	1.980	2.111	2.110	1.973	2.017	39.82	40.49
Check ?	Chk Pass	Chk Pass	Chk Pass	Chk Pass	Chk Pass	Chk Pass	Chk Pass	Chk Pass	Chk Pass
Value									
Range									

Elem	Fe2599	Mg2790	K_7664	Na5895	B_2089	Mo2020	Pd3404	Si2124	Sn1899
Units	ppm	ppm	ppm	ppm	ppm	ppm	ppm	ppm	ppm
Avg	**40.54**	**39.43**	**38.95**	**39.57**	**2.048**	**2.036**	**2.001**	**4.957**	**2.094**
Stddev	.03	.10	.01	.13	.002	.008	.001	.015	.007
%RSD	.0781	.2583	.0235	.3198	.1171	.3994	.0620	.3064	.3417
#1	40.52	39.36	38.94	39.48	2.046	2.030	2.000	4.946	2.088
#2	40.56	39.50	38.96	39.65	2.050	2.042	2.001	4.967	2.099
Check ?	Chk Pass	Chk Pass	Chk Pass	Chk Pass	Chk Pass	Chk Pass	Chk Pass	Chk Pass	Chk Pass
Value									
Range									

Zoom In Zoom Out

Sample Name: ccv Acquired: 6/20/2014 14:32:46 Type: QC
Method: Accutest1(v281) Mode: CONC Corr. Factor: 1.000000
User: admin Custom ID1: Custom ID2: Custom ID3:
Comment: 306/307

Elem	Sr4077	Ti3349	W_2079	Zr3391	S_1820	Bi2230	Li6707
Units	ppm	ppm	ppm	ppm	ppm	ppm	ppm
Avg	**2.022**	**2.034**	**1.950**	**2.026**	**1.942**	**1.978**	**1.926**
Stddev	.004	.000	.021	.001	.016	.007	.003
%RSD	.1810	.0050	1.102	.0419	.8392	.3342	.1668
#1	2.020	2.034	1.935	2.027	1.931	1.973	1.924
#2	2.025	2.034	1.965	2.026	1.954	1.982	1.929
Check ?	Chk Pass	Chk Pass	Chk Pass	Chk Pass	Chk Pass	Chk Pass	Chk Pass
Value							
Range							

Int. Std.	Y_3600	Y_3710	Y_2243	In2306
Units	Cts/S	Cts/S	Cts/S	Cts/S
Avg	**55064.**	**8492.6**	**1821.8**	**3652.2**
Stddev	5.	11.1	4.1	13.1
%RSD	.00993	.13074	.22663	.35796
#1	55061.	8484.8	1824.7	3661.5
#2	55068.	8500.5	1818.9	3643.0

Zoom In Zoom Out

Sample Name: ccb Acquired: 6/20/2014 14:38:40 Type: QC
Method: Accutest1(v281) Mode: CONC Corr. Factor: 1.000000
User: admin Custom ID1: Custom ID2: Custom ID3:
Comment: 306/307

Elem	Ba4554	Be3130	Cd2288	Co2286	Cr2677	Cu3247	Mn2576	Ni2316	Ag3280
Units	ppm	ppm	ppm	ppm	ppm	ppm	ppm	ppm	ppm
Avg	**.0001**	**-.0002**	**.0000**	**-.0001**	**.0004**	**-.0000**	**-.0000**	**-.0003**	**-.0001**
Stddev	.0001	.0000	.0001	.0001	.0004	.0001	.0000	.0003	.0000
%RSD	34.00	18.49	10520.	116.1	121.3	365.6	1.194	100.3	39.38
#1	.0002	-.0002	-.0000	-.0000	.0000	-.0001	-.0000	-.0005	-.0001
#2	.0001	-.0002	.0000	-.0002	.0007	.0000	-.0000	-.0001	-.0001
Check ?	Chk Pass	Chk Pass	Chk Pass	Chk Pass	Chk Pass	Chk Pass	Chk Pass	Chk Pass	Chk Pass
High Limit									
Low Limit									

Elem	V_2924	Zn2062	As1890	Tl1908	Pb2203	Se1960	Sb2068	Al3961	Ca3179
Units	ppm	ppm	ppm	ppm	ppm	ppm	ppm	ppm	ppm
Avg	**-.0003**	**.0004**	**.0015**	**.0000**	**.0003**	**.0001**	**-.0003**	**-.0026**	**-.0019**
Stddev	.0004	.0001	.0007	.0004	.0005	.0008	.0001	.0104	.0005
%RSD	129.0	14.13	47.82	999.4	172.9	598.5	29.82	399.9	26.16
#1	-.0006	.0003	.0010	.0003	-.0001	-.0005	-.0004	.0047	-.0022
#2	-.0000	.0004	.0020	-.0002	.0006	.0007	-.0002	-.0099	-.0015
Check ?	Chk Pass	Chk Pass	Chk Pass	Chk Pass	Chk Pass	Chk Pass	Chk Pass	Chk Pass	Chk Pass
High Limit									
Low Limit									

Elem	Fe2599	Mg2790	K_7664	Na5895	B_2089	Mo2020	Pd3404	Si2124	Sn1899
Units	ppm	ppm	ppm	ppm	ppm	ppm	ppm	ppm	ppm
Avg	**.0002**	**-.0187**	**.0292**	**.0031**	**.0007**	**.0006**	**-.0001**	**.0025**	**.0007**
Stddev	.0003	.0141	.0168	.0054	.0002	.0001	.0007	.0001	.0004
%RSD	118.2	75.54	57.58	175.8	22.56	10.11	1068.	2.067	55.99
#1	.0000	-.0087	.0173	.0069	.0006	.0007	.0004	.0024	.0009
#2	.0004	-.0287	.0411	-.0008	.0008	.0006	-.0005	.0025	.0004
Check ?	Chk Pass	Chk Pass	Chk Pass	Chk Pass	Chk Pass	Chk Pass	Chk Pass	Chk Pass	Chk Pass
High Limit									
Low Limit									

Zoom In Zoom Out

Sample Name: ccb Acquired: 6/20/2014 14:38:40 Type: QC
Method: Accutest1(v281) Mode: CONC Corr. Factor: 1.000000
User: admin Custom ID1: Custom ID2: Custom ID3:
Comment: 306/307

Elem	Sr4077	Ti3349	W_2079	Zr3391	S_1820	Bi2230	Li6707
Units	ppm	ppm	ppm	ppm	ppm	ppm	ppm
Avg	**.0001**	**.0001**	**.0126**	**.0009**	**-.0038**	**-.0002**	**.0002**
Stddev	.0000	.0006	.0030	.0001	.0015	.0002	.0005
%RSD	37.59	736.8	23.54	5.679	39.18	74.39	211.3
#1	.0000	-.0003	.0147	.0010	-.0028	-.0004	.0006
#2	.0001	.0005	.0105	.0009	-.0049	-.0001	-.0001
Check ?	Chk Pass	Chk Pass	Chk Pass	Chk Pass	Chk Pass	Chk Pass	Chk Pass
High Limit							
Low Limit							

Int. Std.	Y_3600	Y_3710	Y_2243	In2306
Units	Cts/S	Cts/S	Cts/S	Cts/S
Avg	**58859.**	**8771.1**	**1947.9**	**4166.6**
Stddev	62.	6.1	3.6	11.7
%RSD	.10455	.06937	.18340	.28098
#1	58815.	8766.8	1950.5	4174.9
#2	58902.	8775.4	1945.4	4158.3

Zoom In Zoom Out

Sample Name: jb69295-8f Acquired: 6/20/2014 14:44:52 Type: Unk
Method: Accutest1(v281) Mode: CONC Corr. Factor: 1.000000
User: admin Custom ID1: Custom ID2: Custom ID3:
Comment:

Elem	Ba4554	Be3130	Cd2288	Co2286	Cr2677	Cu3247	Mn2576	Ni2316	Ag3280
Avg	**.1714**	**-.0001**	**.0002**	**.0006**	**.0006**	**.0005**	**.1726**	**.0030**	**.0010**
Stddev	.0003	.0000	.0000	.0000	.0002	.0003	.0003	.0001	.0005
%RSD	.1773	2.616	21.07	4.867	30.71	59.87	.1824	3.063	45.63
#1	.1716	-.0001	.0002	.0006	.0005	.0003	.1724	.0029	.0013
#2	.1712	-.0001	.0002	.0006	.0008	.0007	.1728	.0030	.0007

Elem	V_2924	Zn2062	As1890	Tl1908	Pb2203	Se1960	Sb2068	Al3961	Ca3179
Avg	**-.0002**	**.0052**	**.0006**	**-.0021**	**.0001**	**.0024**	**.0001**	**.0316**	**88.17**
Stddev	.0004	.0001	.0005	.0010	.0007	.0030	.0010	.0000	.04
%RSD	158.8	1.515	83.94	45.92	885.5	127.2	835.0	.0707	.0508
#1	.0000	.0053	.0010	-.0014	-.0004	.0045	.0008	.0316	88.20
#2	-.0005	.0051	.0003	-.0028	.0006	.0002	-.0006	.0316	88.14

Elem	Fe2599	Mg2790	K_7664	Na5895	B_2089	Mo2020	Pd3404	Si2124	Sn1899
Avg	**.0030**	**22.36**	**6.500**	**141.3**	**.0430**	**.0006**	**.0054**	**5.940**	**-.0006**
Stddev	.0019	.11	.003	.4	.0006	.0001	.0008	.068	.0003
%RSD	62.26	.4776	.0515	.2650	1.395	15.33	15.58	1.138	47.81
#1	.0017	22.44	6.498	141.1	.0425	.0006	.0059	5.892	-.0008
#2	.0043	22.29	6.503	141.6	.0434	.0007	.0048	5.988	-.0004

Elem	Sr4077	Ti3349	W_2079	Zr3391	S_1820	Bi2230	Li6707
Avg	**.2140**	**.0003**	**.0115**	**.0002**	**11.69**	**-.0007**	**.0024**
Stddev	.0001	.0006	.0003	.0000	.13	.0005	.0003
%RSD	.0671	190.0	2.212	6.582	1.078	69.09	11.49
#1	.2139	.0008	.0113	.0002	11.60	-.0003	.0022
#2	.2141	-.0001	.0117	.0002	11.78	-.0010	.0026

Int. Std.	Y_3600	Y_3710	Y_2243	In2306
Avg	**53387.**	**8420.6**	**1733.6**	**3480.9**
Stddev	25.	21.3	14.4	25.3
%RSD	.04734	.25270	.82877	.72747
#1	53369.	8435.7	1743.8	3498.8
#2	53405.	8405.6	1723.4	3463.0

Zoom In Zoom Out

Sample Name: jb69295-9f Acquired: 6/20/2014 14:51:04 Type: Unk
Method: Accutest1(v281) Mode: CONC Corr. Factor: 1.000000
User: admin Custom ID1: Custom ID2: Custom ID3:
Comment:

Elem	Ba4554	Be3130	Cd2288	Co2286	Cr2677	Cu3247	Mn2576	Ni2316	Ag3280
Avg	**.3758**	**-.0003**	**.0000**	**.0005**	**.0001**	**.0005**	**11.22**	**.0009**	**.0027**
Stddev	.0140	.0000	.0000	.0002	.0005	.0003	.13	.0001	.0003
%RSD	3.724	10.69	108.6	48.51	647.7	60.32	1.163	16.12	11.18
#1	.3857	-.0003	.0001	.0006	-.0003	.0007	11.31	.0008	.0029
#2	.3659	-.0003	.0000	.0003	.0005	.0003	11.13	.0010	.0025

Elem	V_2924	Zn2062	As1890	Tl1908	Pb2203	Se1960	Sb2068	Al3961	Ca3179
Avg	**-.0004**	**-.0016**	**.0044**	**.0001**	**.0077**	**.0066**	**-.0008**	**.0353**	**95.84**
Stddev	.0003	.0001	.0001	.0009	.0010	.0006	.0004	.0091	3.51
%RSD	72.67	5.330	2.144	718.7	13.06	9.754	53.04	25.77	3.666
#1	-.0006	-.0017	.0045	.0008	.0070	.0070	-.0011	.0418	98.32
#2	-.0002	-.0016	.0044	-.0005	.0084	.0061	-.0005	.0289	93.35

Elem	Fe2599	Mg2790	K_7664	Na5895	B_2089	Mo2020	Pd3404	Si2124	Sn1899
Avg	**10.47**	**16.92**	**4.604**	**41.39**	**.0603**	**.0003**	**.0046**	**6.355**	**-.0016**
Stddev	.40	.64	.157	1.45	.0005	.0001	.0003	.035	.0003
%RSD	3.816	3.789	3.406	3.507	.8284	25.66	5.572	.5515	18.90
#1	10.75	17.37	4.715	42.42	.0600	.0004	.0048	6.380	-.0014
#2	10.18	16.46	4.493	40.36	.0607	.0003	.0045	6.330	-.0018

Elem	Sr4077	Ti3349	W_2079	Zr3391	S_1820	Bi2230	Li6707
Avg	**.4812**	**.0000**	**.0252**	**.0003**	**.2561**	**-.0011**	**.0053**
Stddev	.0169	.0001	.0018	.0002	.0040	.0010	.0002
%RSD	3.519	766.1	7.080	58.18	1.574	95.41	4.155
#1	.4932	-.0001	.0240	.0004	.2532	-.0018	.0055
#2	.4692	.0001	.0265	.0002	.2589	-.0004	.0052

Int. Std.	Y_3600	Y_3710	Y_2243	In2306
Avg	**54645.**	**8705.8**	**1816.2**	**3709.9**
Stddev	208.	262.6	11.5	18.4
%RSD	.38153	3.0159	.63468	.49726
#1	54498.	8520.2	1808.0	3696.8
#2	54793.	8891.5	1824.3	3722.9

Zoom In Zoom Out

Sample Name: jb69295-10f Acquired: 6/20/2014 14:57:17 Type: Unk
Method: Accutest1(v281) Mode: CONC Corr. Factor: 1.000000
User: admin Custom ID1: Custom ID2: Custom ID3:
Comment:

Elem	Ba4554	Be3130	Cd2288	Co2286	Cr2677	Cu3247	Mn2576	Ni2316	Ag3280
Avg	**1.050**	**-.0002**	**.0001**	**.0042**	**-.0000**	**.0001**	**6.400**	**.0036**	**.0040**
Stddev	.009	.0001	.0002	.0003	.0006	.0001	.009	.0006	.0001
%RSD	.8862	57.65	316.8	6.191	4106.	107.0	.1417	16.69	1.624
#1	1.057	-.0003	-.0001	.0044	-.0004	.0002	6.394	.0032	.0041
#2	1.044	-.0001	.0002	.0040	.0004	.0000	6.407	.0041	.0040

Elem	V_2924	Zn2062	As1890	Tl1908	Pb2203	Se1960	Sb2068	Al3961	Ca3179
Avg	**-.0004**	**.0004**	**.0032**	**-.0001**	**.0005**	**.0057**	**-.0005**	**.0427**	**119.0**
Stddev	.0007	.0000	.0004	.0014	.0003	.0004	.0002	.0072	1.4
%RSD	181.0	10.34	11.84	1519.	50.57	6.402	33.64	16.81	1.199
#1	.0001	.0004	.0029	.0009	.0003	.0060	-.0004	.0376	120.0
#2	-.0009	.0004	.0035	-.0011	.0007	.0054	-.0006	.0478	118.0

Elem	Fe2599	Mg2790	K_7664	Na5895	B_2089	Mo2020	Pd3404	Si2124	Sn1899
Avg	**3.536**	**13.60**	**4.990**	**68.51**	**.1073**	**.0005**	**.0066**	**9.039**	**-.0019**
Stddev	.035	.18	.049	.58	.0002	.0002	.0003	.005	.0003
%RSD	.9787	1.324	.9724	.8478	.1721	43.70	4.873	.0568	15.76
#1	3.561	13.73	5.024	68.92	.1072	.0003	.0069	9.036	-.0021
#2	3.512	13.48	4.956	68.10	.1074	.0007	.0064	9.043	-.0017

Elem	Sr4077	Ti3349	W_2079	Zr3391	S_1820	Bi2230	Li6707
Avg	**.3070**	**-.0001**	**.0111**	**.0003**	**.0954**	**-.0002**	**.0210**
Stddev	.0022	.0002	.0001	.0002	.0002	.0002	.0001
%RSD	.7307	176.9	.7004	53.22	.1928	88.22	.5476
#1	.3086	-.0003	.0111	.0005	.0955	-.0001	.0210
#2	.3054	.0000	.0112	.0002	.0953	-.0003	.0211

Int. Std.	Y_3600	Y_3710	Y_2243	In2306
Avg	55068.	8608.5	1782.1	3623.2
Stddev	170.	126.1	1.5	1.1
%RSD	.30933	1.4652	.08468	.03114
#1	54948.	8519.3	1781.1	3622.4
#2	55189.	8697.7	1783.2	3624.0

Zoom In Zoom Out

Sample Name: mp80163-mb1 2 Acquired: 6/20/2014 15:03:24 Type: Unk
Method: Accutest1(v281) Mode: CONC Corr. Factor: 1.000000
User: admin Custom ID1: Custom ID2: Custom ID3:
Comment:

Elem	Ba4554	Be3130	Cd2288	Co2286	Cr2677	Cu3247	Mn2576	Ni2316	Ag3280
Avg	**-.0000**	**-.0001**	**.0001**	**.0002**	**-.0000**	**.0005**	**.0000**	**-.0002**	**-.0003**
Stddev	.0000	.0001	.0001	.0000	.0002	.0000	.0000	.0001	.0001
%RSD	95.32	51.10	116.0	30.97	1046.	8.401	127.4	38.02	36.77
#1	-.0001	-.0002	.0000	.0001	-.0002	.0006	.0001	-.0002	-.0002
#2	-.0000	-.0001	.0002	.0002	.0001	.0005	.0000	-.0003	-.0004

Elem	V_2924	Zn2062	As1890	Tl1908	Pb2203	Se1960	Sb2068	Al3961	Ca3179
Avg	**-.0003**	**.0005**	**.0005**	**-.0009**	**.0003**	**-.0001**	**-.0011**	**-.0031**	**.0028**
Stddev	.0001	.0000	.0006	.0003	.0011	.0016	.0002	.0069	.0013
%RSD	34.96	9.213	131.5	30.00	398.5	1286.	14.51	222.7	44.51
#1	-.0003	.0005	.0009	-.0007	-.0005	.0010	-.0010	.0018	.0037
#2	-.0002	.0006	.0000	-.0011	.0010	-.0013	-.0012	-.0080	.0019

Elem	Fe2599	Mg2790	K_7664	Na5895	B_2089	Mo2020	Pd3404	Si2124	Sn1899
Avg	**.0029**	**-.0039**	**.0216**	**.0187**	**-.0000**	**.0000**	**-.0002**	**.0088**	**.0009**
Stddev	.0015	.0443	.0009	.0056	.0005	.0001	.0012	.0005	.0000
%RSD	51.63	1139.	4.359	29.93	12480.	179.6	634.0	5.908	.6885
#1	.0039	.0275	.0209	.0147	-.0004	.0001	-.0010	.0084	.0009
#2	.0018	-.0352	.0223	.0226	.0004	-.0000	.0006	.0092	.0009

Elem	Sr4077	Ti3349	W_2079	Zr3391	S_1820	Bi2230	Li6707
Avg	**.0001**	**-.0002**	**-.0087**	**-.0000**	**-.0019**	**-.0007**	**.0004**
Stddev	.0000	.0003	.0019	.0001	.0027	.0005	.0003
%RSD	25.32	144.1	21.33	155.3	140.9	73.89	76.47
#1	.0000	.0000	-.0074	.0000	-.0000	-.0010	.0002
#2	.0001	-.0004	-.0100	-.0001	-.0039	-.0003	.0006

Int. Std.	Y_3600	Y_3710	Y_2243	In2306
Avg	59821.	8901.2	1935.2	4168.3
Stddev	139.	25.6	2.0	3.6
%RSD	.23188	.28753	.10145	.08738
#1	59919.	8919.2	1936.6	4170.8
#2	59723.	8883.1	1933.8	4165.7

Zoom In Zoom Out

Sample Name: mp80163-b1 Acquired: 6/20/2014 15:09:32 Type: Unk
Method: Accutest1(v281) Mode: CONC Corr. Factor: 1.000000
User: admin Custom ID1: Custom ID2: Custom ID3:
Comment:

Elem	Ba4554	Be3130	Cd2288	Co2286	Cr2677	Cu3247	Mn2576	Ni2316	Ag3280
Avg	**2.020**	**.0536**	**.0547**	**.5063**	**.2123**	**.2536**	**.5198**	**.5225**	**.0544**
Stddev	.003	.0002	.0003	.0003	.0000	.0004	.0003	.0022	.0005
%RSD	.1438	.4139	.5725	.0528	.0071	.1604	.0482	.4282	.8366
#1	2.018	.0538	.0549	.5065	.2124	.2533	.5196	.5241	.0540
#2	2.022	.0534	.0544	.5061	.2123	.2539	.5199	.5209	.0547

Elem	V_2924	Zn2062	As1890	Tl1908	Pb2203	Se1960	Sb2068	Al3961	Ca3179
Avg	**.5188**	**.5263**	**2.096**	**2.185**	**.5461**	**2.087**	**.5170**	**2.057**	**25.37**
Stddev	.0023	.0016	.003	.003	.0020	.009	.0016	.005	.01
%RSD	.4364	.3020	.1368	.1232	.3698	.4346	.3183	.2271	.0390
#1	.5172	.5274	2.098	2.187	.5476	2.093	.5182	2.054	25.37
#2	.5204	.5251	2.094	2.183	.5447	2.081	.5159	2.060	25.36

Elem	Fe2599	Mg2790	K_7664	Na5895	B_2089	Mo2020	Pd3404	Si2124	Sn1899
Avg	**1.092**	**25.60**	**25.02**	**25.74**	**2.127**	**2.043**	**2.080**	**2.103**	**2.111**
Stddev	.005	.18	.04	.03	.005	.005	.001	.011	.005
%RSD	.4931	.6861	.1563	.1332	.2451	.2576	.0510	.5236	.2384
#1	1.088	25.72	24.99	25.71	2.131	2.047	2.081	2.111	2.114
#2	1.096	25.47	25.05	25.76	2.124	2.040	2.080	2.096	2.107

Elem	Sr4077	Ti3349	W_2079	Zr3391	S_1820	Bi2230	Li6707
Avg	**2.079**	**2.135**	**.0140**	**.0001**	**.0011**	**.0025**	**-.0001**
Stddev	.006	.001	.0000	.0000	.0026	.0002	.0003
%RSD	.2678	.0470	.0904	57.62	235.0	8.079	198.9
#1	2.075	2.134	.0140	.0001	.0030	.0024	-.0004
#2	2.083	2.135	.0140	.0000	-.0007	.0027	.0001

Int. Std.	Y_3600	Y_3710	Y_2243	In2306
Avg	56284.	8669.5	1839.9	3794.5
Stddev	165.	2.1	2.3	5.8
%RSD	.29381	.02415	.12374	.15192
#1	56401.	8668.0	1838.3	3790.4
#2	56167.	8671.0	1841.6	3798.5

Zoom In Zoom Out

Sample Name: mp80163-lc1 Acquired: 6/20/2014 15:15:27 Type: Unk
Method: Accutest1(v281) Mode: CONC Corr. Factor: 1.000000
User: admin Custom ID1: Custom ID2: Custom ID3:
Comment:

Elem	Ba4554	Be3130	Cd2288	Co2286	Cr2677	Cu3247	Mn2576	Ni2316	Ag3280
Avg	**.5196**	**.5108**	**.4978**	**.4899**	**.5291**	**.4986**	**.5224**	**.5113**	**.1925**
Stddev	.0026	.0013	.0001	.0000	.0004	.0050	.0014	.0009	.0006
%RSD	.5074	.2494	.0219	.0066	.0824	1.005	.2647	.1738	.3165
#1	.5215	.5117	.4979	.4900	.5288	.4950	.5215	.5106	.1920
#2	.5177	.5099	.4977	.4899	.5295	.5021	.5234	.5119	.1929

Elem	V_2924	Zn2062	As1890	Tl1908	Pb2203	Se1960	Sb2068	Al3961	Ca3179
Avg	**.5169**	**.5192**	**.4957**	**.5355**	**.5287**	**.4965**	**.4965**	**5.184**	**5.779**
Stddev	.0016	.0004	.0026	.0024	.0013	.0022	.0011	.001	.008
%RSD	.3105	.0800	.5269	.4410	.2441	.4503	.2303	.0192	.1307
#1	.5157	.5189	.4939	.5339	.5278	.4981	.4973	5.184	5.774
#2	.5180	.5194	.4976	.5372	.5296	.4949	.4957	5.183	5.784

Elem	Fe2599	Mg2790	K_7664	Na5895	B_2089	Mo2020	Pd3404	Si2124	Sn1899
Avg	**5.850**	**5.501**	**10.04**	**10.38**	**.0115**	**.5038**	**.0014**	**.0320**	**.0023**
Stddev	.009	.029	.02	.03	.0004	.0003	.0006	.0001	.0008
%RSD	.1575	.5264	.2219	.3018	3.893	.0603	40.94	.4218	35.93
#1	5.857	5.481	10.06	10.41	.0118	.5040	.0018	.0321	.0017
#2	5.844	5.522	10.02	10.36	.0111	.5036	.0010	.0319	.0029

Elem	Sr4077	Ti3349	W_2079	Zr3391	S_1820	Bi2230	Li6707
Avg	**-.0001**	**.5285**	**-.0018**	**.0002**	**.0013**	**-.0005**	**.0009**
Stddev	.0000	.0001	.0005	.0003	.0003	.0006	.0004
%RSD	19.99	.0115	25.07	133.5	23.15	117.1	41.40
#1	-.0001	.5285	-.0021	.0000	.0015	-.0001	.0011
#2	-.0001	.5285	-.0015	.0004	.0010	-.0009	.0006

Int. Std.	Y_3600	Y_3710	Y_2243	In2306
Avg	57087.	8749.8	1877.6	3940.8
Stddev	84.	25.5	2.9	.3
%RSD	.14708	.29090	.15700	.00759
#1	57147.	8767.8	1875.5	3941.0
#2	57028.	8731.8	1879.7	3940.5

Zoom In Zoom Out

Sample Name: mp80163-s1 Acquired: 6/20/2014 15:21:25 Type: Unk
Method: Accutest1(v281) Mode: CONC Corr. Factor: 1.000000
User: admin Custom ID1: Custom ID2: Custom ID3:
Comment:

Elem	Ba4554	Be3130	Cd2288	Co2286	Cr2677	Cu3247	Mn2576	Ni2316	Ag3280
Avg	**2.095**	**.0520**	**.0539**	**.4908**	**.2066**	**.2516**	**.7704**	**.5059**	**.0550**
Stddev	.003	.0001	.0008	.0046	.0041	.0074	.0202	.0058	.0011
%RSD	.1214	.1397	1.500	.9411	1.985	2.937	2.623	1.149	2.053
#1	2.093	.0520	.0545	.4940	.2037	.2464	.7561	.5101	.0542
#2	2.097	.0521	.0533	.4875	.2095	.2568	.7847	.5018	.0558

Elem	V_2924	Zn2062	As1890	Tl1908	Pb2203	Se1960	Sb2068	Al3961	Ca3179
Avg	**.5112**	**.5123**	**2.046**	**2.085**	**.5306**	**2.038**	**.5040**	**2.047**	**111.6**
Stddev	.0115	.0067	.020	.021	.0062	.019	.0034	.002	.3
%RSD	2.244	1.305	.9537	.9858	1.159	.9187	.6845	.0902	.3103
#1	.5031	.5171	2.060	2.100	.5350	2.052	.5064	2.048	111.9
#2	.5193	.5076	2.032	2.071	.5263	2.025	.5015	2.045	111.4

Elem	Fe2599	Mg2790	K_7664	Na5895	B_2089	Mo2020	Pd3404	Si2124	Sn1899
Avg	**1.107**	**66.91**	**29.01**	**50.54**	**2.199**	**1.968**	**2.065**	**7.879**	**2.020**
Stddev	.001	.35	.02	.06	.015	.018	.055	.076	.025
%RSD	.0532	.5302	.0689	.1259	.6724	.9199	2.669	.9615	1.253
#1	1.107	67.17	29.02	50.59	2.210	1.980	2.026	7.933	2.038
#2	1.107	66.66	29.00	50.50	2.189	1.955	2.104	7.826	2.002

Elem	Sr4077	Ti3349	W_2079	Zr3391	S_1820	Bi2230	Li6707
Avg	**2.387**	**2.092**	**.0181**	**.0001**	**1.228**	**.0021**	**.0046**
Stddev	.001	.054	.0005	.0002	.012	.0005	.0005
%RSD	.0214	2.572	2.834	174.9	.9588	21.20	11.21
#1	2.388	2.054	.0177	-.0000	1.237	.0018	.0050
#2	2.387	2.130	.0184	.0002	1.220	.0024	.0043

Int. Std.	Y_3600	Y_3710	Y_2243	In2306
Avg	**53442.**	**8407.9**	**1778.4**	**3581.8**
Stddev	1276.	30.1	12.1	28.5
%RSD	2.3879	.35781	.67905	.79516
#1	54345.	8386.7	1769.8	3561.6
#2	52540.	8429.2	1786.9	3601.9

Zoom In Zoom Out

Sample Name: mp80163-s2 Acquired: 6/20/2014 15:27:19 Type: Unk
Method: Accutest1(v281) Mode: CONC Corr. Factor: 1.000000
User: admin Custom ID1: Custom ID2: Custom ID3:
Comment:

Elem	Ba4554	Be3130	Cd2288	Co2286	Cr2677	Cu3247	Mn2576	Ni2316	Ag3280
Avg	**2.151**	**.0530**	**.0548**	**.5030**	**.2083**	**.2542**	**.7788**	**.5205**	**.0559**
Stddev	.004	.0001	.0003	.0001	.0005	.0004	.0001	.0003	.0007
%RSD	.2047	.1148	.5197	.0138	.2190	.1725	.0189	.0606	1.170
#1	2.154	.0530	.0546	.5030	.2080	.2539	.7789	.5203	.0555
#2	2.148	.0529	.0550	.5029	.2086	.2545	.7787	.5207	.0564

Elem	V_2924	Zn2062	As1890	Tl1908	Pb2203	Se1960	Sb2068	Al3961	Ca3179
Avg	**.5128**	**.5222**	**2.123**	**2.139**	**.5428**	**2.113**	**.5278**	**2.093**	**114.9**
Stddev	.0005	.0006	.001	.002	.0016	.004	.0022	.016	.9
%RSD	.1072	.1203	.0362	.0767	.3006	.1690	.4176	.7644	.7497
#1	.5124	.5227	2.122	2.138	.5416	2.111	.5262	2.104	115.5
#2	.5131	.5218	2.124	2.140	.5439	2.116	.5293	2.081	114.3

Elem	Fe2599	Mg2790	K_7664	Na5895	B_2089	Mo2020	Pd3404	Si2124	Sn1899
Avg	**1.127**	**68.60**	**29.61**	**52.13**	**2.281**	**2.020**	**2.085**	**8.257**	**2.069**
Stddev	.004	.74	.06	.17	.006	.005	.002	.023	.006
%RSD	.3477	1.075	.2124	.3216	.2532	.2468	.1066	.2733	.2836
#1	1.129	69.12	29.65	52.25	2.277	2.017	2.083	8.242	2.064
#2	1.124	68.08	29.57	52.01	2.286	2.024	2.087	8.273	2.073

Elem	Sr4077	Ti3349	W_2079	Zr3391	S_1820	Bi2230	Li6707
Avg	**2.454**	**2.109**	**.0203**	**-.0003**	**1.300**	**.0017**	**.0043**
Stddev	.006	.001	.0002	.0001	.002	.0006	.0005
%RSD	.2605	.0433	.7862	50.03	.1524	33.22	11.96
#1	2.458	2.108	.0204	-.0002	1.298	.0021	.0039
#2	2.449	2.109	.0202	-.0004	1.301	.0013	.0046

Int. Std.	Y_3600	Y_3710	Y_2243	In2306
Avg	**54172.**	**8516.9**	**1752.2**	**3539.0**
Stddev	119.	68.4	5.4	5.3
%RSD	.21891	.80282	.30666	.15049
#1	54256.	8468.6	1756.0	3542.7
#2	54088.	8565.3	1748.4	3535.2

Zoom In Zoom Out

Sample Name: jb69425-1 Acquired: 6/20/2014 15:33:13 Type: Unk
Method: Accutest1(v281) Mode: CONC Corr. Factor: 1.000000
User: admin Custom ID1: Custom ID2: Custom ID3:
Comment: QC (163)

Elem	Ba4554	Be3130	Cd2288	Co2286	Cr2677	Cu3247	Mn2576	Ni2316	Ag3280
Avg	**.1529**	**-.0001**	**.0002**	**.0001**	**.0006**	**.0012**	**.2812**	**-.0001**	**.0019**
Stddev	.0004	.0000	.0000	.0001	.0003	.0001	.0042	.0000	.0004
%RSD	.2461	33.43	6.876	86.61	51.80	11.73	1.498	14.45	20.47
#1	.1526	-.0001	.0002	.0002	.0008	.0011	.2842	-.0000	.0021
#2	.1532	-.0001	.0002	.0001	.0004	.0013	.2782	-.0001	.0016

Elem	V_2924	Zn2062	As1890	Tl1908	Pb2203	Se1960	Sb2068	Al3961	Ca3179
Avg	**-.0005**	**.0104**	**.0006**	**.0007**	**.0015**	**.0020**	**.0004**	**.0396**	**92.93**
Stddev	.0001	.0001	.0001	.0003	.0003	.0010	.0008	.0137	.01
%RSD	20.24	1.262	14.02	51.52	19.59	49.65	189.7	34.55	.0132
#1	-.0005	.0103	.0005	.0009	.0013	.0013	-.0001	.0493	92.94
#2	-.0004	.0105	.0007	.0004	.0017	.0027	.0010	.0299	92.92

Elem	Fe2599	Mg2790	K_7664	Na5895	B_2089	Mo2020	Pd3404	Si2124	Sn1899
Avg	**.0694**	**43.56**	**4.515**	**27.06**	**.1339**	**-.0002**	**.0055**	**6.281**	**-.0005**
Stddev	.0004	.02	.002	.02	.0002	.0000	.0003	.029	.0003
%RSD	.5254	.0558	.0453	.0586	.1742	33.18	4.958	.4634	50.26
#1	.0692	43.57	4.514	27.07	.1341	-.0001	.0057	6.302	-.0003
#2	.0697	43.54	4.517	27.05	.1337	-.0002	.0053	6.261	-.0007

Elem	Sr4077	Ti3349	W_2079	Zr3391	S_1820	Bi2230	Li6707
Avg	**.4132**	**-.0000**	**-.0035**	**.0001**	**1.306**	**-.0013**	**.0042**
Stddev	.0001	.0002	.0010	.0000	.009	.0021	.0003
%RSD	.0160	1820.	27.64	17.04	.6646	163.3	6.564
#1	.4131	.0002	-.0028	.0001	1.312	.0002	.0040
#2	.4132	-.0002	-.0042	.0001	1.300	-.0028	.0044

Int. Std.	Y_3600	Y_3710	Y_2243	In2306
Avg	**54230.**	**8535.1**	**1773.1**	**3635.1**
Stddev	438.	4.8	7.4	10.8
%RSD	.80687	.05637	.41776	.29594
#1	53920.	8538.5	1767.9	3627.4
#2	54539.	8531.7	1778.3	3642.7

Zoom In Zoom Out

Sample Name: ccv Acquired: 6/20/2014 15:39:21 Type: QC
Method: Accutest1(v281) Mode: CONC Corr. Factor: 1.000000
User: admin Custom ID1: Custom ID2: Custom ID3:
Comment: 306/307

Elem	Ba4554	Be3130	Cd2288	Co2286	Cr2677	Cu3247	Mn2576	Ni2316	Ag3280
Units	ppm	ppm	ppm	ppm	ppm	ppm	ppm	ppm	ppm
Avg	**1.958**	**1.978**	**2.000**	**2.013**	**2.064**	**1.956**	**2.035**	**2.081**	**.2405**
Stddev	.001	.009	.001	.000	.003	.008	.001	.001	.0005
%RSD	.0569	.4417	.0395	.0165	.1310	.4145	.0609	.0293	.1878
#1	1.957	1.972	1.999	2.013	2.062	1.950	2.034	2.081	.2408
#2	1.959	1.984	2.000	2.012	2.066	1.961	2.036	2.081	.2401
Check ?	Chk Pass	Chk Pass	Chk Pass	Chk Pass	Chk Pass	Chk Pass	Chk Pass	Chk Pass	Chk Pass
Value									
Range									

Elem	V_2924	Zn2062	As1890	Tl1908	Pb2203	Se1960	Sb2068	Al3961	Ca3179
Units	ppm	ppm	ppm	ppm	ppm	ppm	ppm	ppm	ppm
Avg	**1.994**	**2.055**	**1.926**	**2.083**	**2.114**	**1.938**	**2.004**	**39.93**	**40.03**
Stddev	.006	.002	.008	.004	.004	.002	.002	.05	.26
%RSD	.2891	.0815	.4116	.1960	.1997	.0894	.0753	.1144	.6378
#1	1.990	2.057	1.921	2.080	2.111	1.937	2.002	39.89	39.85
#2	1.998	2.054	1.932	2.086	2.117	1.939	2.005	39.96	40.21
Check ?	Chk Pass	Chk Pass	Chk Pass	Chk Pass	Chk Pass	Chk Pass	Chk Pass	Chk Pass	Chk Pass
Value									
Range									

Elem	Fe2599	Mg2790	K_7664	Na5895	B_2089	Mo2020	Pd3404	Si2124	Sn1899
Units	ppm	ppm	ppm	ppm	ppm	ppm	ppm	ppm	ppm
Avg	**40.10**	**38.65**	**38.21**	**39.20**	**2.036**	**1.991**	**1.978**	**4.921**	**2.090**
Stddev	.20	.28	.12	.03	.002	.002	.007	.010	.002
%RSD	.4982	.7373	.3011	.0676	.0749	.0825	.3369	.2104	.1149
#1	39.96	38.45	38.13	39.18	2.035	1.989	1.973	4.914	2.088
#2	40.24	38.85	38.29	39.22	2.037	1.992	1.983	4.929	2.091
Check ?	Chk Pass	Chk Pass	Chk Pass	Chk Pass	Chk Pass	Chk Pass	Chk Pass	Chk Pass	Chk Pass
Value									
Range									

Zoom In Zoom Out

Sample Name: ccv Acquired: 6/20/2014 15:39:21 Type: QC
Method: Accutest1(v281) Mode: CONC Corr. Factor: 1.000000
User: admin Custom ID1: Custom ID2: Custom ID3:
Comment: 306/307

Elem	Sr4077	Ti3349	W_2079	Zr3391	S_1820	Bi2230	Li6707
Units	ppm	ppm	ppm	ppm	ppm	ppm	ppm
Avg	**2.007**	**2.018**	F **1.752**	**2.016**	**1.915**	**1.951**	**1.881**
Stddev	.002	.003	.013	.007	.002	.005	.002
%RSD	.0840	.1634	.7292	.3443	.1175	.2560	.1206
#1	2.005	2.016	1.743	2.011	1.913	1.948	1.883
#2	2.008	2.021	1.761	2.021	1.917	1.955	1.880
Check ?	Chk Pass	Chk Pass	Chk Fail	Chk Pass	Chk Pass	Chk Pass	Chk Pass
Value			2.000				
Range			-10.00%				

Int. Std.	Y_3600	Y_3710	Y_2243	In2306
Units	Cts/S	Cts/S	Cts/S	Cts/S
Avg	**55153.**	**8474.2**	**1839.8**	**3672.8**
Stddev	171.	67.5	5.0	8.2
%RSD	.31022	.79622	.27080	.22393
#1	55274.	8521.9	1843.3	3678.6
#2	55032.	8426.5	1836.3	3667.0

Zoom In Zoom Out

Sample Name: ccb Acquired: 6/20/2014 15:45:15 Type: QC
Method: Accutest1(v281) Mode: CONC Corr. Factor: 1.000000
User: admin Custom ID1: Custom ID2: Custom ID3:
Comment: 306/307

Elem	Ba4554	Be3130	Cd2288	Co2286	Cr2677	Cu3247	Mn2576	Ni2316	Ag3280
Units	ppm	ppm	ppm	ppm	ppm	ppm	ppm	ppm	ppm
Avg	**.0001**	**-.0001**	**.0000**	**-.0000**	**.0005**	**-.0003**	**-.0000**	**-.0002**	**-.0002**
Stddev	.0001	.0000	.0002	.0001	.0004	.0002	.0000	.0001	.0001
%RSD	46.20	27.89	802.0	652.9	88.53	92.40	729.4	52.77	48.99
#1	.0002	-.0002	-.0001	-.0001	.0007	-.0001	.0000	-.0001	-.0002
#2	.0001	-.0001	.0001	.0001	.0002	-.0004	-.0000	-.0002	-.0003
Check ?	Chk Pass	Chk Pass	Chk Pass	Chk Pass	Chk Pass	Chk Pass	Chk Pass	Chk Pass	Chk Pass
High Limit									
Low Limit									

Elem	V_2924	Zn2062	As1890	Tl1908	Pb2203	Se1960	Sb2068	Al3961	Ca3179
Units	ppm	ppm	ppm	ppm	ppm	ppm	ppm	ppm	ppm
Avg	**-.0003**	**.0002**	**.0013**	**-.0001**	**-.0001**	**-.0008**	**-.0004**	**.0059**	**-.0060**
Stddev	.0001	.0000	.0004	.0006	.0010	.0010	.0009	.0074	.0009
%RSD	38.18	21.58	29.19	587.5	1042.	121.4	213.9	125.2	14.64
#1	-.0004	.0002	.0016	-.0005	-.0008	-.0016	-.0010	.0007	-.0054
#2	-.0003	.0001	.0010	.0003	.0006	-.0001	.0002	.0111	-.0066
Check ?	Chk Pass	Chk Pass	Chk Pass	Chk Pass	Chk Pass	Chk Pass	Chk Pass	Chk Pass	Chk Pass
High Limit									
Low Limit									

Elem	Fe2599	Mg2790	K_7664	Na5895	B_2089	Mo2020	Pd3404	Si2124	Sn1899
Units	ppm	ppm	ppm	ppm	ppm	ppm	ppm	ppm	ppm
Avg	**.0010**	**-.0081**	**.0367**	**.0078**	**.0010**	**.0005**	**-.0006**	**.0021**	**.0001**
Stddev	.0020	.0243	.0092	.0056	.0001	.0000	.0002	.0003	.0007
%RSD	195.9	301.1	25.11	71.53	9.659	5.796	36.36	14.76	642.8
#1	.0025	-.0253	.0302	.0118	.0010	.0005	-.0008	.0023	.0006
#2	-.0004	.0091	.0432	.0039	.0011	.0006	-.0005	.0019	-.0004
Check ?	Chk Pass	Chk Pass	Chk Pass	Chk Pass	Chk Pass	Chk Pass	Chk Pass	Chk Pass	Chk Pass
High Limit									
Low Limit									

Zoom In Zoom Out

Sample Name: ccb Acquired: 6/20/2014 15:45:15 Type: QC
Method: Accutest1(v281) Mode: CONC Corr. Factor: 1.000000
User: admin Custom ID1: Custom ID2: Custom ID3:
Comment: 306/307

Elem	Sr4077	Ti3349	W_2079	Zr3391	S_1820	Bi2230	Li6707
Units	ppm	ppm	ppm	ppm	ppm	ppm	ppm
Avg	**.0001**	**.0001**	**.0084**	**.0010**	**-.0052**	**-.0006**	**.0010**
Stddev	.0000	.0000	.0010	.0001	.0007	.0001	.0005
%RSD	.7344	65.35	11.78	7.568	12.93	22.14	51.72
#1	.0001	.0000	.0091	.0010	-.0057	-.0005	.0006
#2	.0001	.0001	.0077	.0009	-.0047	-.0007	.0014
Check ?	Chk Pass	Chk Pass	Chk Pass	Chk Pass	Chk Pass	Chk Pass	Chk Pass
High Limit							
Low Limit							

Int. Std.	Y_3600	Y_3710	Y_2243	In2306
Units	Cts/S	Cts/S	Cts/S	Cts/S
Avg	**58805.**	**8690.2**	**1943.7**	**4143.9**
Stddev	60.	21.1	3.3	10.4
%RSD	.10183	.24325	.16906	.25028
#1	58762.	8675.3	1946.0	4151.2
#2	58847.	8705.2	1941.4	4136.6

Zoom In Zoom Out

Sample Name: mp80163-sd1 Acquired: 6/20/2014 15:51:26 Type: Unk
Method: Accutest1(v281) Mode: CONC Corr. Factor: 5.000000
User: admin Custom ID1: Custom ID2: Custom ID3:
Comment: Dil 425-1

Elem	Ba4554	Be3130	Cd2288	Co2286	Cr2677	Cu3247	Mn2576	Ni2316	Ag3280
Avg	**.1543**	**-.0005**	**.0000**	**-.0001**	**.0019**	**-.0000**	**.2874**	**-.0004**	**.0009**
Stddev	.0002	.0000	.0000	.0002	.0013	.0004	.0009	.0004	.0032
%RSD	.1041	9.255	597.5	171.2	67.16	1811.	.3283	103.3	359.8
#1	.1544	-.0005	-.0000	-.0003	.0028	.0002	.2867	-.0001	.0032
#2	.1542	-.0005	.0000	.0000	.0010	-.0003	.2881	-.0007	-.0014

Elem	V_2924	Zn2062	As1890	Tl1908	Pb2203	Se1960	Sb2068	Al3961	Ca3179
Avg	**-.0010**	**.0135**	**.0039**	**.0012**	**-.0002**	**-.0004**	**-.0022**	**.0221**	**95.82**
Stddev	.0026	.0012	.0040	.0041	.0001	.0096	.0024	.0208	.42
%RSD	271.3	8.586	103.0	334.6	44.91	2262.	108.5	94.28	.4349
#1	.0009	.0127	.0068	.0041	-.0003	-.0072	-.0039	.0368	96.12
#2	-.0028	.0143	.0011	-.0017	-.0002	.0064	-.0005	.0074	95.53

Elem	Fe2599	Mg2790	K_7664	Na5895	B_2089	Mo2020	Pd3404	Si2124	Sn1899
Avg	**.0953**	**44.19**	**4.574**	**26.89**	**.1273**	**.0013**	**.0032**	**6.059**	**.0006**
Stddev	.0051	.16	.029	.06	.0023	.0002	.0030	.060	.0001
%RSD	5.351	.3588	.6243	.2311	1.820	17.24	91.88	.9958	11.20
#1	.0989	44.31	4.594	26.93	.1257	.0011	.0053	6.016	.0006
#2	.0917	44.08	4.554	26.84	.1289	.0014	.0011	6.102	.0005

Elem	Sr4077	Ti3349	W_2079	Zr3391	S_1820	Bi2230	Li6707
Avg	**.4182**	**.0004**	**.0137**	**.0031**	**1.218**	**.0016**	**.0078**
Stddev	.0002	.0009	.0028	.0002	.033	.0016	.0018
%RSD	.0513	208.0	20.08	4.954	2.694	100.7	22.45
#1	.4184	.0010	.0157	.0030	1.195	.0005	.0066
#2	.4180	-.0002	.0118	.0032	1.242	.0028	.0090

Int. Std.	Y_3600	Y_3710	Y_2243	In2306
Avg	**56618.**	**8503.8**	**1914.3**	**4020.0**
Stddev	66.	62.6	17.4	40.7
%RSD	.11742	.73577	.90678	1.0118
#1	56571.	8459.6	1926.5	4048.7
#2	56665.	8548.0	1902.0	3991.2

Zoom In Zoom Out

Sample Name: jb68943-97 Acquired: 6/20/2014 15:57:32 Type: Unk
Method: Accutest1(v281) Mode: CONC Corr. Factor: 1.000000
User: admin Custom ID1: Custom ID2: Custom ID3:
Comment:

Elem	Ba4554	Be3130	Cd2288	Co2286	Cr2677	Cu3247	Mn2576	Ni2316	Ag3280
Avg	**.5307**	**.0350**	**.1698**	**.2360**	**.1294**	**.2009**	**10.94**	**.2786**	**.0093**
Stddev	.0002	.0000	.0002	.0003	.0008	.0007	.08	.0004	.0001
%RSD	.0300	.0145	.0974	.1476	.6197	.3501	.7444	.1600	.8135
#1	.5306	.0350	.1697	.2357	.1300	.2014	11.00	.2789	.0092
#2	.5308	.0350	.1699	.2362	.1288	.2004	10.88	.2782	.0093

Elem	V_2924	Zn2062	As1890	Tl1908	Pb2203	Se1960	Sb2068	Al3961	Ca3179
Avg	**.3373**	**9.998**	**.0720**	**-.0089**	**.0848**	**-.0044**	**-.0057**	**40.48**	**54.70**
Stddev	.0004	.009	.0008	.0034	.0026	.0029	.0013	.09	.06
%RSD	.1260	.0853	1.042	38.11	3.016	66.35	22.51	.2308	.1177
#1	.3376	9.992	.0725	-.0113	.0830	-.0065	-.0066	40.42	54.74
#2	.3370	10.00	.0715	-.0065	.0866	-.0023	-.0048	40.55	54.65

Elem	Fe2599	Mg2790	K_7664	Na5895	B_2089	Mo2020	Pd3404	Si2124	Sn1899
Avg	**349.9**	**30.85**	**9.645**	**67.81**	**.1021**	**.0139**	**.0405**	**43.60**	**-.0053**
Stddev	.3	.20	.013	.20	.0005	.0000	.0011	.09	.0004
%RSD	.0741	.6338	.1333	.2893	.5132	.3318	2.604	.2156	7.555
#1	350.1	30.99	9.635	67.67	.1025	.0139	.0412	43.67	-.0050
#2	349.7	30.71	9.654	67.94	.1018	.0138	.0397	43.53	-.0056

Elem	Sr4077	Ti3349	W_2079	Zr3391	S_1820	Bi2230	Li6707
Avg	**.1823**	**.5823**	**.0729**	**.0299**	**28.97**	**-.0088**	**.0498**
Stddev	.0006	.0016	.0003	.0001	.04	.0015	.0003
%RSD	.3356	.2818	.4300	.4522	.1290	16.55	.5370
#1	.1818	.5811	.0731	.0300	28.99	-.0077	.0496
#2	.1827	.5835	.0727	.0298	28.94	-.0098	.0500

Int. Std.	Y_3600	Y_3710	Y_2243	In2306
Avg	72113.	11408.	2347.6	3616.9
Stddev	72.	9.	3.6	.1
%RSD	.09971	.08031	.15124	.00315
#1	72062.	11414.	2345.1	3617.0
#2	72164.	11401.	2350.1	3616.8

Zoom In Zoom Out

Sample Name: jb69295-11 Acquired: 6/20/2014 16:03:37 Type: Unk
Method: Accutest1(v281) Mode: CONC Corr. Factor: 1.000000
User: admin Custom ID1: Custom ID2: Custom ID3:
Comment:

Elem	Ba4554	Be3130	Cd2288	Co2286	Cr2677	Cu3247	Mn2576	Ni2316	Ag3280
Avg	**.4100**	**-.0005**	**-.0000**	**.0002**	**.0005**	**.0014**	**11.36**	**.0011**	**.0026**
Stddev	.0002	.0000	.0002	.0002	.0001	.0000	.01	.0005	.0000
%RSD	.0586	8.691	350.0	84.37	16.22	3.100	.0671	43.29	.4338
#1	.4099	-.0005	.0001	.0001	.0005	.0014	11.37	.0008	.0026
#2	.4102	-.0005	-.0001	.0004	.0004	.0014	11.36	.0014	.0026

Elem	V_2924	Zn2062	As1890	Tl1908	Pb2203	Se1960	Sb2068	Al3961	Ca3179
Avg	**-.0007**	**.0115**	**.0047**	**.0021**	**.0104**	**.0036**	**-.0000**	**.1081**	**92.15**
Stddev	.0006	.0002	.0004	.0017	.0001	.0005	.0016	.0068	.04
%RSD	78.56	1.753	8.407	77.65	.5054	13.86	13500.	6.247	.0482
#1	-.0011	.0113	.0044	.0033	.0104	.0033	-.0011	.1128	92.18
#2	-.0003	.0116	.0050	.0010	.0103	.0040	.0011	.1033	92.12

Elem	Fe2599	Mg2790	K_7664	Na5895	B_2089	Mo2020	Pd3404	Si2124	Sn1899
Avg	**10.76**	**18.50**	**4.542**	**38.71**	**.1049**	**-.0001**	**.0033**	**6.467**	**-.0007**
Stddev	.02	.00	.021	.08	.0001	.0001	.0001	.048	.0004
%RSD	.1978	.0200	.4645	.2011	.1293	64.64	4.312	.7341	54.49
#1	10.78	18.50	4.557	38.77	.1050	-.0001	.0032	6.433	-.0009
#2	10.75	18.51	4.528	38.66	.1048	-.0002	.0034	6.501	-.0004

Elem	Sr4077	Ti3349	W_2079	Zr3391	S_1820	Bi2230	Li6707
Avg	**.4395**	**.0022**	**.0043**	**.0007**	**.3599**	**-.0001**	**.0060**
Stddev	.0007	.0003	.0000	.0000	.0037	.0008	.0007
%RSD	.1628	13.79	.3462	.4847	1.020	1431.	12.47
#1	.4401	.0020	.0043	.0007	.3573	-.0006	.0054
#2	.4390	.0024	.0043	.0007	.3625	.0005	.0065

Int. Std.	Y_3600	Y_3710	Y_2243	In2306
Avg	54267.	8305.4	1780.6	3638.1
Stddev	96.	8.5	12.3	20.1
%RSD	.17702	.10272	.68943	.55343
#1	54334.	8311.4	1789.2	3652.3
#2	54199.	8299.4	1771.9	3623.8

Zoom In Zoom Out

Sample Name: jb69295-12 Acquired: 6/20/2014 16:09:50 Type: Unk
Method: Accutest1(v281) Mode: CONC Corr. Factor: 1.000000
User: admin Custom ID1: Custom ID2: Custom ID3:
Comment:

Elem	Ba4554	Be3130	Cd2288	Co2286	Cr2677	Cu3247	Mn2576	Ni2316	Ag3280
Avg	**.1312**	**-.0002**	**.0000**	**.0025**	**.0007**	**.0036**	**6.291**	**.0012**	**.0014**
Stddev	.0004	.0000	.0001	.0001	.0003	.0003	.061	.0000	.0004
%RSD	.2953	7.762	182.8	2.755	47.85	9.649	.9754	1.240	33.15
#1	.1315	-.0002	-.0000	.0024	.0009	.0033	6.248	.0012	.0017
#2	.1310	-.0002	.0001	.0025	.0005	.0038	6.335	.0012	.0010

Elem	V_2924	Zn2062	As1890	Tl1908	Pb2203	Se1960	Sb2068	Al3961	Ca3179
Avg	**.0002**	**.0037**	**.0047**	**-.0002**	**.0074**	**.0017**	**-.0005**	**.0788**	**40.80**
Stddev	.0000	.0000	.0003	.0001	.0009	.0010	.0010	.0010	.16
%RSD	8.181	.5953	7.141	26.12	12.07	60.79	196.5	1.298	.3950
#1	.0002	.0037	.0045	-.0003	.0081	.0010	.0002	.0795	40.92
#2	.0002	.0037	.0050	-.0002	.0068	.0024	-.0013	.0780	40.69

Elem	Fe2599	Mg2790	K_7664	Na5895	B_2089	Mo2020	Pd3404	Si2124	Sn1899
Avg	**15.02**	**6.679**	**2.431**	**12.66**	**.0791**	**.0004**	**.0032**	**3.996**	**-.0003**
Stddev	.09	.097	.014	.04	.0000	.0000	.0002	.005	.0011
%RSD	.5835	1.458	.5929	.3066	.0494	7.222	6.514	.1335	352.5
#1	15.08	6.748	2.441	12.68	.0792	.0004	.0030	3.992	-.0010
#2	14.96	6.610	2.421	12.63	.0791	.0004	.0033	3.999	.0004

Elem	Sr4077	Ti3349	W_2079	Zr3391	S_1820	Bi2230	Li6707
Avg	**.1876**	**.0021**	**.0019**	**.0006**	**.4410**	**-.0010**	**.0008**
Stddev	.0007	.0001	.0011	.0002	.0028	.0005	.0003
%RSD	.3960	5.934	55.79	30.38	.6263	44.81	43.12
#1	.1881	.0020	.0027	.0007	.4391	-.0007	.0005
#2	.1871	.0022	.0012	.0005	.4430	-.0014	.0010

Int. Std.	Y_3600	Y_3710	Y_2243	In2306
Avg	56228.	8594.6	1830.5	3823.2
Stddev	360.	29.6	.2	1.0
%RSD	.64083	.34432	.01344	.02720
#1	56483.	8573.7	1830.3	3822.5
#2	55973.	8615.6	1830.7	3823.9

Zoom In Zoom Out

Sample Name: jb69295-13 Acquired: 6/20/2014 16:15:57 Type: Unk
Method: Accutest1(v281) Mode: CONC Corr. Factor: 1.000000
User: admin Custom ID1: Custom ID2: Custom ID3:
Comment:

Elem	Ba4554	Be3130	Cd2288	Co2286	Cr2677	Cu3247	Mn2576	Ni2316	Ag3280
Avg	**.3128**	**-.0004**	**-.0001**	**.0025**	**.0002**	**.0012**	**11.71**	**.0018**	**.0028**
Stddev	.0004	.0000	.0001	.0002	.0002	.0001	.01	.0004	.0011
%RSD	.1428	1.408	72.21	9.437	110.2	11.18	.0547	23.83	37.43
#1	.3131	-.0004	-.0001	.0023	.0004	.0013	11.70	.0021	.0021
#2	.3125	-.0004	-.0000	.0026	.0000	.0011	11.71	.0015	.0036

Elem	V_2924	Zn2062	As1890	Tl1908	Pb2203	Se1960	Sb2068	Al3961	Ca3179
Avg	**-.0010**	**-.0014**	**.0150**	**.0019**	**.0116**	**.0023**	**.0007**	**.1648**	**61.24**
Stddev	.0004	.0000	.0010	.0009	.0001	.0001	.0001	.0115	.30
%RSD	38.76	1.535	6.595	45.75	.9555	2.300	10.87	6.953	.4900
#1	-.0008	-.0013	.0157	.0013	.0116	.0022	.0008	.1729	61.03
#2	-.0013	-.0014	.0143	.0025	.0115	.0023	.0007	.1567	61.45

Elem	Fe2599	Mg2790	K_7664	Na5895	B_2089	Mo2020	Pd3404	Si2124	Sn1899
Avg	**31.15**	**18.22**	**1.931**	**15.76**	**.1073**	**.0003**	**.0043**	**5.955**	**-.0008**
Stddev	.17	.11	.001	.01	.0001	.0000	.0004	.017	.0002
%RSD	.5377	.5834	.0696	.0373	.1329	14.11	8.420	.2831	27.72
#1	31.03	18.15	1.932	15.76	.1072	.0003	.0045	5.943	-.0006
#2	31.27	18.30	1.930	15.77	.1074	.0004	.0040	5.967	-.0009

Elem	Sr4077	Ti3349	W_2079	Zr3391	S_1820	Bi2230	Li6707
Avg	**.2789**	**.0047**	**.0023**	**.0008**	**.5075**	**-.0000**	**.0027**
Stddev	.0002	.0003	.0003	.0001	.0003	.0004	.0002
%RSD	.0802	6.749	15.27	19.74	.0547	2181.	7.656
#1	.2787	.0049	.0020	.0006	.5073	-.0003	.0028
#2	.2790	.0045	.0025	.0009	.5077	.0002	.0026

Int. Std.	Y_3600	Y_3710	Y_2243	In2306
Avg	55591.	8584.5	1816.0	3766.2
Stddev	20.	55.4	7.4	19.4
%RSD	.03529	.64520	.40641	.51613
#1	55577.	8623.7	1821.2	3779.9
#2	55605.	8545.3	1810.8	3752.4

Zoom In Zoom Out

Sample Name: jb69295-14 Acquired: 6/20/2014 16:22:10 Type: Unk
Method: Accutest1(v281) Mode: CONC Corr. Factor: 1.000000
User: admin Custom ID1: Custom ID2: Custom ID3:
Comment:

Elem	Ba4554	Be3130	Cd2288	Co2286	Cr2677	Cu3247	Mn2576	Ni2316	Ag3280
Avg	**.2861**	**-.0002**	**.0002**	**.0044**	**.0005**	**.0012**	**8.754**	**.0063**	**.0023**
Stddev	.0002	.0001	.0001	.0002	.0010	.0003	.063	.0002	.0000
%RSD	.0731	26.74	43.17	4.093	201.3	22.41	.7218	3.262	.5723
#1	.2862	-.0002	.0001	.0043	-.0002	.0013	8.798	.0062	.0023
#2	.2859	-.0003	.0003	.0045	.0012	.0010	8.709	.0065	.0023

Elem	V_2924	Zn2062	As1890	Tl1908	Pb2203	Se1960	Sb2068	Al3961	Ca3179
Avg	**-.0005**	**.0279**	**.0057**	**-.0003**	**.0024**	**.0033**	**-.0002**	**.1463**	**141.0**
Stddev	.0003	.0001	.0003	.0008	.0004	.0004	.0001	.0039	.5
%RSD	69.58	.2128	5.951	317.8	15.04	13.63	35.58	2.666	.3408
#1	-.0002	.0279	.0059	-.0009	.0022	.0030	-.0003	.1435	140.6
#2	-.0007	.0280	.0054	.0003	.0027	.0036	-.0002	.1491	141.3

Elem	Fe2599	Mg2790	K_7664	Na5895	B_2089	Mo2020	Pd3404	Si2124	Sn1899
Avg	**1.616**	**21.78**	**12.30**	**35.39**	**.1898**	**.0011**	**.0020**	**5.729**	**-.0008**
Stddev	.002	.03	.02	.09	.0015	.0001	.0007	.006	.0005
%RSD	.1024	.1405	.1388	.2654	.8017	9.526	35.21	.1047	64.19
#1	1.614	21.80	12.29	35.33	.1908	.0010	.0015	5.733	-.0004
#2	1.617	21.76	12.31	35.46	.1887	.0011	.0025	5.724	-.0011

Elem	Sr4077	Ti3349	W_2079	Zr3391	S_1820	Bi2230	Li6707
Avg	**.6580**	**.0023**	**.0015**	**.0004**	**8.484**	**-.0010**	**.0054**
Stddev	.0021	.0005	.0002	.0002	.019	.0012	.0000
%RSD	.3154	23.16	14.41	58.56	.2217	117.5	.4435
#1	.6565	.0019	.0013	.0006	8.497	-.0019	.0055
#2	.6594	.0027	.0016	.0002	8.470	-.0002	.0054

Int. Std.	Y_3600	Y_3710	Y_2243	In2306
Avg	53910.	8408.4	1766.4	3591.3
Stddev	38.	24.7	.2	1.6
%RSD	.07053	.29421	.00991	.04408
#1	53883.	8425.9	1766.5	3590.1
#2	53937.	8390.9	1766.2	3592.4

Zoom In Zoom Out

Sample Name: jb69295-15 Acquired: 6/20/2014 16:28:20 Type: Unk
Method: Accutest1(v281) Mode: CONC Corr. Factor: 1.000000
User: admin Custom ID1: Custom ID2: Custom ID3:
Comment:

Elem	Ba4554	Be3130	Cd2288	Co2286	Cr2677	Cu3247	Mn2576	Ni2316	Ag3280
Avg	**.1882**	**-.0005**	**-.0001**	**.0072**	**.0000**	**.0038**	**18.43**	**.0042**	**.0028**
Stddev	.0002	.0000	.0001	.0001	.0000	.0003	.02	.0000	.0009
%RSD	.1255	2.332	174.4	1.470	971.5	7.882	.1275	.1270	31.34
#1	.1884	-.0005	.0000	.0073	-.0000	.0040	18.41	.0042	.0035
#2	.1881	-.0005	-.0002	.0071	.0000	.0036	18.44	.0042	.0022

Elem	V_2924	Zn2062	As1890	Tl1908	Pb2203	Se1960	Sb2068	Al3961	Ca3179
Avg	**-.0032**	**-.0014**	**.0069**	**.0034**	**.0171**	**.0078**	**-.0009**	**.0743**	**48.93**
Stddev	.0001	.0001	.0002	.0004	.0013	.0002	.0002	.0007	.04
%RSD	3.053	4.504	3.321	10.79	7.443	2.839	18.36	.9501	.0729
#1	-.0031	-.0014	.0070	.0037	.0180	.0079	-.0011	.0738	48.90
#2	-.0033	-.0015	.0067	.0032	.0162	.0076	-.0008	.0748	48.95

Elem	Fe2599	Mg2790	K_7664	Na5895	B_2089	Mo2020	Pd3404	Si2124	Sn1899
Avg	**15.47**	**14.74**	**1.563**	**24.75**	**.1044**	**.0001**	**.0030**	**5.179**	**-.0006**
Stddev	.00	.02	.003	.04	.0009	.0001	.0029	.029	.0006
%RSD	.0058	.1453	.2147	.1709	.8271	70.50	96.29	.5594	102.9
#1	15.47	14.72	1.565	24.78	.1051	.0001	.0050	5.199	-.0002
#2	15.47	14.75	1.561	24.72	.1038	.0002	.0009	5.158	-.0010

Elem	Sr4077	Ti3349	W_2079	Zr3391	S_1820	Bi2230	Li6707
Avg	**.1739**	**.0011**	**.0004**	**.0002**	**.7387**	**-.0003**	**.0018**
Stddev	.0000	.0003	.0004	.0001	.0058	.0002	.0010
%RSD	.0143	26.40	112.5	23.47	.7909	46.83	57.58
#1	.1739	.0013	.0007	.0002	.7428	-.0005	.0011
#2	.1738	.0009	.0001	.0003	.7346	-.0002	.0025

Int. Std.	Y_3600	Y_3710	Y_2243	In2306
Avg	56485.	8479.0	1858.1	3829.1
Stddev	230.	9.0	6.5	11.1
%RSD	.40643	.10564	.34979	.29075
#1	56648.	8472.7	1853.5	3821.3
#2	56323.	8485.4	1862.7	3837.0

Zoom In Zoom Out

Sample Name: jb69295-11f Acquired: 6/20/2014 16:34:31 Type: Unk
Method: Accutest1(v281) Mode: CONC Corr. Factor: 1.000000
User: admin Custom ID1: Custom ID2: Custom ID3:
Comment:

Elem	Ba4554	Be3130	Cd2288	Co2286	Cr2677	Cu3247	Mn2576	Ni2316	Ag3280
Avg	**.4129**	**-.0004**	**.0002**	**.0005**	**-.0002**	**.0005**	**11.13**	**.0003**	**.0025**
Stddev	.0002	.0001	.0001	.0000	.0001	.0005	.06	.0000	.0002
%RSD	.0587	29.89	37.78	5.685	75.45	106.5	.5062	3.971	7.622
#1	.4130	-.0004	.0002	.0006	-.0003	.0008	11.17	.0003	.0026
#2	.4127	-.0003	.0001	.0005	-.0001	.0001	11.10	.0003	.0023

Elem	V_2924	Zn2062	As1890	Tl1908	Pb2203	Se1960	Sb2068	Al3961	Ca3179
Avg	**-.0012**	**-.0007**	**.0049**	**-.0000**	**.0087**	**.0031**	**-.0002**	**.0432**	**91.82**
Stddev	.0002	.0000	.0003	.0007	.0002	.0020	.0012	.0033	.00
%RSD	19.58	6.003	5.940	1725.	2.771	62.61	579.4	7.554	.0031
#1	-.0010	-.0006	.0051	-.0005	.0089	.0045	-.0010	.0455	91.82
#2	-.0014	-.0007	.0047	.0005	.0085	.0017	.0006	.0408	91.82

Elem	Fe2599	Mg2790	K_7664	Na5895	B_2089	Mo2020	Pd3404	Si2124	Sn1899
Avg	**11.05**	**18.22**	**4.707**	**39.54**	**.1092**	**.0005**	**.0049**	**6.668**	**-.0009**
Stddev	.02	.05	.017	.03	.0006	.0001	.0003	.005	.0001
%RSD	.1459	.2772	.3569	.0655	.5813	20.52	6.796	.0796	10.12
#1	11.04	18.26	4.695	39.56	.1088	.0005	.0051	6.671	-.0009
#2	11.06	18.19	4.719	39.52	.1097	.0004	.0047	6.664	-.0008

Elem	Sr4077	Ti3349	W_2079	Zr3391	S_1820	Bi2230	Li6707
Avg	**.4495**	**.0005**	**.0340**	**.0005**	**.3682**	**-.0004**	**.0062**
Stddev	.0007	.0000	.0027	.0001	.0008	.0003	.0000
%RSD	.1519	8.692	8.072	11.50	.2186	81.89	.2042
#1	.4500	.0004	.0321	.0005	.3688	-.0006	.0062
#2	.4490	.0005	.0360	.0005	.3677	-.0002	.0062

Int. Std.	Y_3600	Y_3710	Y_2243	In2306
Avg	55320.	8704.8	1791.3	3675.7
Stddev	22.	1.7	1.4	2.1
%RSD	.03969	.02002	.07880	.05848
#1	55335.	8706.0	1790.3	3674.2
#2	55304.	8703.5	1792.3	3677.2

Zoom In Zoom Out

Sample Name: jb69295-12f Acquired: 6/20/2014 16:40:42 Type: Unk
Method: Accutest1(v281) Mode: CONC Corr. Factor: 1.000000
User: admin Custom ID1: Custom ID2: Custom ID3:
Comment:

Elem	Ba4554	Be3130	Cd2288	Co2286	Cr2677	Cu3247	Mn2576	Ni2316	Ag3280
Avg	**.1187**	**-.0002**	**-.0000**	**.0024**	**.0003**	**.0007**	**6.164**	**.0004**	**.0015**
Stddev	.0004	.0000	.0000	.0000	.0004	.0000	.020	.0002	.0001
%RSD	.3043	14.92	54.38	2.016	125.5	1.642	.3268	44.78	9.161
#1	.1190	-.0002	-.0000	.0023	.0006	.0007	6.179	.0005	.0014
#2	.1184	-.0002	-.0000	.0024	.0000	.0007	6.150	.0003	.0016

Elem	V_2924	Zn2062	As1890	Tl1908	Pb2203	Se1960	Sb2068	Al3961	Ca3179
Avg	**.0000**	**.0008**	**.0040**	**-.0006**	**.0039**	**.0027**	**-.0004**	**.0311**	**40.04**
Stddev	.0000	.0000	.0008	.0007	.0002	.0006	.0002	.0084	.15
%RSD	4.958	2.967	19.27	113.2	4.137	21.65	47.46	26.95	.3750
#1	.0000	.0008	.0046	-.0012	.0038	.0023	-.0005	.0370	39.94
#2	.0000	.0008	.0035	-.0001	.0041	.0031	-.0002	.0251	40.15

Elem	Fe2599	Mg2790	K_7664	Na5895	B_2089	Mo2020	Pd3404	Si2124	Sn1899
Avg	**14.76**	**6.474**	**2.383**	**12.47**	**.0775**	**.0003**	**.0032**	**3.818**	**-.0012**
Stddev	.10	.036	.009	.00	.0002	.0002	.0001	.015	.0002
%RSD	.6671	.5498	.3800	.0172	.3199	64.88	1.853	.4018	13.97
#1	14.69	6.449	2.377	12.47	.0773	.0002	.0033	3.829	-.0011
#2	14.83	6.499	2.390	12.48	.0776	.0005	.0032	3.807	-.0014

Elem	Sr4077	Ti3349	W_2079	Zr3391	S_1820	Bi2230	Li6707
Avg	**.1844**	**.0005**	**.0125**	**.0005**	**.3919**	**-.0007**	**.0007**
Stddev	.0004	.0001	.0007	.0001	.0049	.0008	.0005
%RSD	.2412	21.31	5.893	21.42	1.254	114.8	81.36
#1	.1847	.0006	.0120	.0004	.3954	-.0012	.0003
#2	.1841	.0004	.0131	.0005	.3884	-.0001	.0010

Int. Std.	Y_3600	Y_3710	Y_2243	In2306
Avg	56660.	8668.1	1856.5	3882.2
Stddev	144.	46.2	3.9	.3
%RSD	.25492	.53323	.21168	.00738
#1	56762.	8700.8	1853.7	3882.4
#2	56557.	8635.4	1859.3	3882.0

Zoom In Zoom Out

Sample Name: ccv Acquired: 6/20/2014 16:46:49 Type: QC
Method: Accutest1(v281) Mode: CONC Corr. Factor: 1.000000
User: admin Custom ID1: Custom ID2: Custom ID3:
Comment: 306/307

Elem	Ba4554	Be3130	Cd2288	Co2286	Cr2677	Cu3247	Mn2576	Ni2316	Ag3280
Units	ppm	ppm	ppm	ppm	ppm	ppm	ppm	ppm	ppm
Avg	**1.994**	**2.004**	**2.005**	**2.010**	**2.070**	**1.984**	**2.038**	**2.078**	**.2429**
Stddev	.002	.001	.002	.002	.005	.000	.001	.003	.0001
%RSD	.0992	.0318	.0752	.0885	.2552	.0176	.0349	.1209	.0243
#1	1.993	2.004	2.004	2.009	2.074	1.984	2.038	2.077	.2428
#2	1.995	2.003	2.006	2.011	2.066	1.983	2.037	2.080	.2429
Check ?	Chk Pass	Chk Pass	Chk Pass	Chk Pass	Chk Pass	Chk Pass	Chk Pass	Chk Pass	Chk Pass
Value									
Range									

Elem	V_2924	Zn2062	As1890	Tl1908	Pb2203	Se1960	Sb2068	Al3961	Ca3179
Units	ppm	ppm	ppm	ppm	ppm	ppm	ppm	ppm	ppm
Avg	**2.015**	**2.052**	**1.940**	**2.087**	**2.113**	**1.953**	**2.023**	**40.43**	**40.16**
Stddev	.002	.003	.006	.003	.005	.003	.004	.10	.22
%RSD	.0866	.1271	.3209	.1233	.2223	.1266	.1738	.2359	.5550
#1	2.016	2.054	1.935	2.085	2.110	1.951	2.020	40.50	40.32
#2	2.014	2.050	1.944	2.089	2.116	1.954	2.025	40.36	40.00
Check ?	Chk Pass	Chk Pass	Chk Pass	Chk Pass	Chk Pass	Chk Pass	Chk Pass	Chk Pass	Chk Pass
Value									
Range									

Elem	Fe2599	Mg2790	K_7664	Na5895	B_2089	Mo2020	Pd3404	Si2124	Sn1899
Units	ppm	ppm	ppm	ppm	ppm	ppm	ppm	ppm	ppm
Avg	**40.42**	**38.75**	**38.97**	**39.97**	**2.051**	**1.999**	**2.000**	**4.997**	**2.093**
Stddev	.01	.24	.02	.00	.008	.006	.000	.013	.005
%RSD	.0231	.6243	.0637	.0021	.3986	.3006	.0025	.2560	.2227
#1	40.42	38.92	38.98	39.97	2.045	1.995	2.000	4.988	2.090
#2	40.41	38.58	38.95	39.97	2.057	2.004	2.000	5.006	2.096
Check ?	Chk Pass	Chk Pass	Chk Pass	Chk Pass	Chk Pass	Chk Pass	Chk Pass	Chk Pass	Chk Pass
Value									
Range									

Zoom In Zoom Out

Sample Name: ccv Acquired: 6/20/2014 16:46:49 Type: QC
Method: Accutest1(v281) Mode: CONC Corr. Factor: 1.000000
User: admin Custom ID1: Custom ID2: Custom ID3:
Comment: 306/307

Elem	Sr4077	Ti3349	W_2079	Zr3391	S_1820	Bi2230	Li6707
Units	ppm	ppm	ppm	ppm	ppm	ppm	ppm
Avg	**2.043**	**2.029**	F **1.732**	**2.039**	**1.934**	**1.975**	**1.923**
Stddev	.003	.002	.012	.005	.003	.008	.001
%RSD	.1547	.0963	.7091	.2491	.1441	.4168	.0615
#1	2.040	2.030	1.724	2.042	1.932	1.970	1.922
#2	2.045	2.028	1.741	2.035	1.936	1.981	1.924
Check ?	Chk Pass	Chk Pass	Chk Fail	Chk Pass	Chk Pass	Chk Pass	Chk Pass
Value			2.000				
Range			-10.00%				

Int. Std.	Y_3600	Y_3710	Y_2243	In2306
Units	Cts/S	Cts/S	Cts/S	Cts/S
Avg	**54743.**	**8423.0**	**1821.2**	**3650.1**
Stddev	54.	51.3	5.1	10.1
%RSD	.09923	.60937	.28083	.27624
#1	54705.	8386.7	1824.8	3657.2
#2	54782.	8459.2	1817.6	3643.0

Zoom In Zoom Out

Sample Name: ccb Acquired: 6/20/2014 16:52:44 Type: QC
Method: Accutest1(v281) Mode: CONC Corr. Factor: 1.000000
User: admin Custom ID1: Custom ID2: Custom ID3:
Comment: 306/307

Elem	Ba4554	Be3130	Cd2288	Co2286	Cr2677	Cu3247	Mn2576	Ni2316	Ag3280
Units	ppm	ppm	ppm	ppm	ppm	ppm	ppm	ppm	ppm
Avg	**.0000**	**-.0001**	**.0000**	**.0001**	**.0004**	**-.0003**	**.0001**	**-.0002**	**.0001**
Stddev	.0001	.0001	.0000	.0001	.0001	.0003	.0000	.0001	.0004
%RSD	244.2	80.77	38.93	100.3	28.85	97.61	18.95	37.10	770.1
#1	-.0000	-.0001	.0000	.0000	.0003	-.0001	.0001	-.0002	.0004
#2	.0001	-.0002	.0001	.0002	.0005	-.0005	.0001	-.0001	-.0002
Check ?	Chk Pass	Chk Pass	Chk Pass	Chk Pass	Chk Pass	Chk Pass	Chk Pass	Chk Pass	Chk Pass
High Limit									
Low Limit									

Elem	V_2924	Zn2062	As1890	Tl1908	Pb2203	Se1960	Sb2068	Al3961	Ca3179
Units	ppm	ppm	ppm	ppm	ppm	ppm	ppm	ppm	ppm
Avg	**.0000**	**.0002**	**.0004**	**-.0007**	**-.0010**	**-.0005**	**.0008**	**.0072**	**-.0040**
Stddev	.0001	.0000	.0013	.0003	.0002	.0007	.0001	.0029	.0076
%RSD	300.8	.5205	357.8	38.15	14.91	123.3	8.101	40.59	189.1
#1	.0001	.0002	-.0006	-.0005	-.0009	-.0001	.0009	.0092	.0013
#2	-.0000	.0002	.0013	-.0009	-.0012	-.0010	.0008	.0051	-.0093
Check ?	Chk Pass	Chk Pass	Chk Pass	Chk Pass	Chk Pass	Chk Pass	Chk Pass	Chk Pass	Chk Pass
High Limit									
Low Limit									

Elem	Fe2599	Mg2790	K_7664	Na5895	B_2089	Mo2020	Pd3404	Si2124	Sn1899
Units	ppm	ppm	ppm	ppm	ppm	ppm	ppm	ppm	ppm
Avg	**.0040**	**-.0312**	**.0428**	**.0095**	**.0006**	**.0002**	**-.0004**	**.0025**	**.0007**
Stddev	.0019	.0218	.0056	.0013	.0000	.0001	.0000	.0011	.0006
%RSD	47.69	69.84	13.13	13.39	4.309	23.59	4.379	42.56	89.51
#1	.0053	-.0158	.0468	.0086	.0006	.0002	-.0004	.0018	.0011
#2	.0026	-.0466	.0388	.0104	.0006	.0003	-.0004	.0033	.0002
Check ?	Chk Pass	Chk Pass	Chk Pass	Chk Pass	Chk Pass	Chk Pass	Chk Pass	Chk Pass	Chk Pass
High Limit									
Low Limit									

Zoom In Zoom Out

Sample Name: ccb Acquired: 6/20/2014 16:52:44 Type: QC
Method: Accutest1(v281) Mode: CONC Corr. Factor: 1.000000
User: admin Custom ID1: Custom ID2: Custom ID3:
Comment: 306/307

Elem	Sr4077	Ti3349	W_2079	Zr3391	S_1820	Bi2230	Li6707
Units	ppm	ppm	ppm	ppm	ppm	ppm	ppm
Avg	**.0002**	**.0001**	**.0042**	**.0006**	**-.0035**	**-.0002**	**.0001**
Stddev	.0000	.0002	.0007	.0001	.0016	.0004	.0000
%RSD	5.712	152.2	15.94	9.752	44.19	152.4	24.73
#1	.0002	-.0000	.0047	.0006	-.0024	.0000	.0001
#2	.0002	.0003	.0037	.0005	-.0046	-.0005	.0001
Check ?	Chk Pass	Chk Pass	Chk Pass	Chk Pass	Chk Pass	Chk Pass	Chk Pass
High Limit							
Low Limit							

Int. Std.	Y_3600	Y_3710	Y_2243	In2306
Units	Cts/S	Cts/S	Cts/S	Cts/S
Avg	**58931.**	**8655.6**	**1938.6**	**4147.3**
Stddev	192.	84.0	10.6	19.8
%RSD	.32637	.97064	.54733	.47643
#1	59067.	8596.2	1931.0	4133.3
#2	58795.	8715.0	1946.1	4161.2

Zoom In Zoom Out

Sample Name: jb69295-13f Acquired: 6/20/2014 16:58:55 Type: Unk
Method: Accutest1(v281) Mode: CONC Corr. Factor: 1.000000
User: admin Custom ID1: Custom ID2: Custom ID3:
Comment:

Elem	Ba4554	Be3130	Cd2288	Co2286	Cr2677	Cu3247	Mn2576	Ni2316	Ag3280
Avg	**.3353**	**-.0004**	**-.0001**	**.0024**	**-.0001**	**.0010**	**12.33**	**.0015**	**.0024**
Stddev	.0005	.0001	.0002	.0002	.0001	.0001	.04	.0002	.0001
%RSD	.1580	25.09	187.4	8.977	52.65	8.913	.3359	15.81	4.248
#1	.3357	-.0003	-.0002	.0023	-.0002	.0009	12.30	.0017	.0023
#2	.3349	-.0004	.0000	.0026	-.0001	.0010	12.36	.0013	.0025

Elem	V_2924	Zn2062	As1890	Tl1908	Pb2203	Se1960	Sb2068	Al3961	Ca3179
Avg	**-.0011**	**-.0017**	**.0155**	**.0005**	**.0095**	**.0012**	**-.0001**	**.0225**	**65.91**
Stddev	.0003	.0001	.0001	.0005	.0012	.0004	.0004	.0064	.04
%RSD	24.63	6.862	.7551	113.1	12.32	31.57	312.2	28.61	.0657
#1	-.0013	-.0018	.0156	.0008	.0104	.0009	-.0004	.0270	65.94
#2	-.0009	-.0016	.0154	.0001	.0087	.0015	.0002	.0179	65.88

Elem	Fe2599	Mg2790	K_7664	Na5895	B_2089	Mo2020	Pd3404	Si2124	Sn1899
Avg	**32.71**	**19.70**	**2.006**	**17.16**	**.1174**	**.0018**	**.0050**	**6.138**	**-.0008**
Stddev	.02	.05	.004	.04	.0001	.0002	.0002	.011	.0004
%RSD	.0703	.2307	.1916	.2244	.0561	12.35	3.791	.1812	46.44
#1	32.70	19.67	2.003	17.19	.1173	.0017	.0051	6.130	-.0010
#2	32.73	19.73	2.008	17.14	.1174	.0020	.0049	6.146	-.0005

Elem	Sr4077	Ti3349	W_2079	Zr3391	S_1820	Bi2230	Li6707
Avg	**.2982**	**-.0002**	**.0768**	**.0018**	**.4787**	**-.0008**	**.0025**
Stddev	.0006	.0003	.0003	.0002	.0020	.0001	.0001
%RSD	.2029	161.7	.4127	10.25	.4165	12.39	3.262
#1	.2987	.0000	.0770	.0017	.4773	-.0009	.0025
#2	.2978	-.0004	.0766	.0019	.4801	-.0007	.0024

Int. Std.	Y_3600	Y_3710	Y_2243	In2306
Avg	55821.	8645.5	1821.2	3783.1
Stddev	228.	5.2	3.1	10.0
%RSD	.40799	.06049	.17281	.26390
#1	55660.	8641.8	1823.4	3790.2
#2	55982.	8649.2	1819.0	3776.0

Zoom In Zoom Out

Sample Name: jb69295-14f Acquired: 6/20/2014 17:05:06 Type: Unk
Method: Accutest1(v281) Mode: CONC Corr. Factor: 1.000000
User: admin Custom ID1: Custom ID2: Custom ID3:
Comment:

Elem	Ba4554	Be3130	Cd2288	Co2286	Cr2677	Cu3247	Mn2576	Ni2316	Ag3280
Avg	**.2788**	**-.0002**	**.0002**	**.0041**	**-.0002**	**.0004**	**8.634**	**.0049**	**.0019**
Stddev	.0024	.0000	.0000	.0000	.0001	.0003	.071	.0002	.0005
%RSD	.8752	16.58	20.32	.9824	62.67	67.70	.8257	3.860	23.49
#1	.2770	-.0002	.0003	.0041	-.0003	.0002	8.584	.0048	.0022
#2	.2805	-.0002	.0002	.0040	-.0001	.0006	8.684	.0050	.0016

Elem	V_2924	Zn2062	As1890	Tl1908	Pb2203	Se1960	Sb2068	Al3961	Ca3179
Avg	**.0001**	**.0006**	**.0050**	**-.0013**	**.0002**	**.0025**	**.0007**	**.0423**	**132.3**
Stddev	.0005	.0001	.0007	.0003	.0001	.0002	.0005	.0057	1.0
%RSD	364.4	20.74	14.30	20.54	64.64	6.165	67.31	13.41	.7683
#1	.0005	.0005	.0055	-.0011	.0003	.0027	.0004	.0383	131.6
#2	-.0002	.0007	.0045	-.0015	.0001	.0024	.0011	.0463	133.0

Elem	Fe2599	Mg2790	K_7664	Na5895	B_2089	Mo2020	Pd3404	Si2124	Sn1899
Avg	**1.442**	**20.56**	**11.45**	**34.89**	**.1772**	**.0017**	**.0030**	**5.262**	**-.0009**
Stddev	.016	.12	.11	.29	.0001	.0001	.0013	.016	.0011
%RSD	1.123	.5928	.9536	.8361	.0799	8.273	44.31	.3007	128.9
#1	1.431	20.48	11.38	34.68	.1773	.0016	.0021	5.273	-.0017
#2	1.454	20.65	11.53	35.09	.1771	.0017	.0039	5.251	-.0001

Elem	Sr4077	Ti3349	W_2079	Zr3391	S_1820	Bi2230	Li6707
Avg	**.6208**	**.0003**	**.0404**	**.0010**	**7.763**	**-.0006**	**.0038**
Stddev	.0056	.0001	.0007	.0002	.016	.0013	.0002
%RSD	.8989	43.26	1.740	20.21	.2092	228.3	5.562
#1	.6169	.0002	.0409	.0011	7.775	-.0015	.0039
#2	.6248	.0004	.0399	.0008	7.752	.0003	.0036

Int. Std.	Y_3600	Y_3710	Y_2243	In2306
Avg	53998.	8442.1	1768.3	3618.0
Stddev	71.	75.3	7.4	9.2
%RSD	.13151	.89173	.42112	.25329
#1	53948.	8495.3	1763.0	3611.5
#2	54048.	8388.9	1773.6	3624.5

Zoom In Zoom Out

Sample Name: jb69295-15f Acquired: 6/20/2014 17:11:18 Type: Unk
Method: Accutest1(v281) Mode: CONC Corr. Factor: 1.000000
User: admin Custom ID1: Custom ID2: Custom ID3:
Comment:

Elem	Ba4554	Be3130	Cd2288	Co2286	Cr2677	Cu3247	Mn2576	Ni2316	Ag3280
Avg	**.1934**	**-.0005**	**-.0001**	**.0074**	**-.0003**	**.0013**	**19.12**	**.0043**	**.0022**
Stddev	.0001	.0000	.0001	.0001	.0003	.0004	.03	.0002	.0001
%RSD	.0302	1.592	79.02	1.305	110.8	31.71	.1369	3.700	3.322
#1	.1934	-.0005	-.0001	.0073	-.0001	.0016	19.14	.0042	.0023
#2	.1933	-.0005	-.0002	.0074	-.0005	.0010	19.10	.0045	.0022

Elem	V_2924	Zn2062	As1890	Tl1908	Pb2203	Se1960	Sb2068	Al3961	Ca3179
Avg	**-.0034**	**-.0043**	**.0078**	**.0020**	**.0179**	**.0057**	**-.0009**	**.0325**	**49.81**
Stddev	.0000	.0001	.0012	.0007	.0008	.0013	.0012	.0004	.03
%RSD	.6139	3.072	14.79	33.67	4.481	23.60	130.8	1.218	.0697
#1	-.0034	-.0042	.0087	.0015	.0173	.0067	-.0017	.0322	49.83
#2	-.0034	-.0044	.0070	.0025	.0184	.0048	-.0001	.0327	49.78

Elem	Fe2599	Mg2790	K_7664	Na5895	B_2089	Mo2020	Pd3404	Si2124	Sn1899
Avg	**15.76**	**15.02**	**1.585**	**25.64**	**.1089**	**.0007**	**.0039**	**5.326**	**-.0010**
Stddev	.00	.05	.004	.04	.0012	.0000	.0005	.031	.0006
%RSD	.0204	.3382	.2844	.1590	1.100	6.802	11.84	.5855	55.96
#1	15.76	14.99	1.582	25.67	.1097	.0007	.0042	5.348	-.0015
#2	15.76	15.06	1.588	25.62	.1080	.0007	.0036	5.304	-.0006

Elem	Sr4077	Ti3349	W_2079	Zr3391	S_1820	Bi2230	Li6707
Avg	**.1794**	**.0003**	**.0391**	**.0009**	**.7313**	**.0007**	**.0022**
Stddev	.0007	.0000	.0000	.0001	.0037	.0005	.0006
%RSD	.3625	13.92	.0948	7.509	.5050	68.76	25.50
#1	.1798	.0004	.0392	.0009	.7339	.0010	.0018
#2	.1789	.0003	.0391	.0010	.7286	.0004	.0026

Int. Std.	Y_3600	Y_3710	Y_2243	In2306
Avg	56423.	8613.6	1855.2	3828.4
Stddev	137.	24.4	10.0	17.0
%RSD	.24316	.28307	.54150	.44468
#1	56520.	8596.3	1848.1	3816.4
#2	56326.	8630.8	1862.3	3840.5

Zoom In Zoom Out

Sample Name: jb69374-6 Acquired: 6/20/2014 17:17:30 Type: Unk
Method: Accutest1(v281) Mode: CONC Corr. Factor: 1.000000
User: admin Custom ID1: Custom ID2: Custom ID3:
Comment:

Elem	Ba4554	Be3130	Cd2288	Co2286	Cr2677	Cu3247	Mn2576	Ni2316	Ag3280
Avg	**.0003**	**-.0001**	**.0001**	**-.0001**	**.0002**	**.0001**	**.0003**	**-.0003**	**.0004**
Stddev	.0001	.0000	.0001	.0001	.0000	.0001	.0000	.0002	.0003
%RSD	18.41	.7295	82.46	235.7	17.46	176.8	3.857	66.60	88.54
#1	.0002	-.0001	.0002	.0000	.0002	.0001	.0003	-.0002	.0006
#2	.0003	-.0001	.0001	-.0002	.0002	-.0000	.0003	-.0005	.0001

Elem	V_2924	Zn2062	As1890	Tl1908	Pb2203	Se1960	Sb2068	Al3961	Ca3179
Avg	**-.0002**	**.0012**	**.0004**	**-.0002**	**.0004**	**.0004**	**-.0001**	**.0028**	**.0507**
Stddev	.0002	.0001	.0003	.0005	.0011	.0006	.0003	.0021	.0009
%RSD	84.69	8.919	80.76	251.3	265.8	155.9	176.7	75.60	1.713
#1	-.0004	.0011	.0007	.0002	.0012	.0009	-.0003	.0013	.0513
#2	-.0001	.0012	.0002	-.0005	-.0004	-.0000	.0000	.0043	.0501

Elem	Fe2599	Mg2790	K_7664	Na5895	B_2089	Mo2020	Pd3404	Si2124	Sn1899
Avg	**.0029**	**.0111**	**.0145**	**.2254**	**.0011**	**-.0000**	**-.0001**	**.1124**	**.0026**
Stddev	.0030	.0226	.0067	.0020	.0004	.0001	.0012	.0001	.0010
%RSD	103.0	203.2	46.13	.8879	33.05	317.7	2213.	.0490	40.35
#1	.0050	-.0049	.0098	.2240	.0008	.0000	.0008	.1124	.0018
#2	.0008	.0272	.0192	.2268	.0013	-.0001	-.0009	.1125	.0033

Elem	Sr4077	Ti3349	W_2079	Zr3391	S_1820	Bi2230	Li6707
Avg	**.0002**	**.0001**	**-.0054**	**.0001**	**-.0018**	**-.0004**	**-.0005**
Stddev	.0000	.0001	.0007	.0001	.0015	.0000	.0001
%RSD	25.76	128.2	12.88	136.0	83.59	6.026	15.06
#1	.0002	.0000	-.0049	.0002	-.0029	-.0004	-.0006
#2	.0001	.0002	-.0058	.0000	-.0007	-.0004	-.0005

Int. Std.	Y_3600	Y_3710	Y_2243	In2306
Avg	59939.	8846.1	1940.2	4172.3
Stddev	188.	13.3	1.5	.7
%RSD	.31316	.14990	.07917	.01651
#1	59807.	8855.5	1941.2	4172.8
#2	60072.	8836.7	1939.1	4171.8

Zoom In Zoom Out

Sample Name: jb69411-3 Acquired: 6/20/2014 17:23:40 Type: Unk
Method: Accutest1(v281) Mode: CONC Corr. Factor: 1.000000
User: admin Custom ID1: Custom ID2: Custom ID3:
Comment:

Elem	Ba4554	Be3130	Cd2288	Co2286	Cr2677	Cu3247	Mn2576	Ni2316	Ag3280
Avg	**.0755**	**-.0001**	**.0045**	**.0035**	**.0023**	**.0193**	**.6069**	**.0071**	**.0012**
Stddev	.0056	.0000	.0001	.0003	.0003	.0005	.0063	.0002	.0004
%RSD	7.370	25.82	2.160	7.331	15.03	2.456	1.030	2.487	36.80
#1	.0716	-.0001	.0045	.0037	.0020	.0190	.6025	.0072	.0015
#2	.0794	-.0001	.0046	.0033	.0025	.0196	.6113	.0070	.0009

Elem	V_2924	Zn2062	As1890	Tl1908	Pb2203	Se1960	Sb2068	Al3961	Ca3179
Avg	**.0005**	**.0370**	**.0041**	**-.0007**	**.0133**	**.0020**	**.0001**	**.1566**	**60.52**
Stddev	.0007	.0002	.0006	.0007	.0006	.0006	.0004	.0052	4.12
%RSD	134.1	.4075	14.38	91.15	4.540	28.17	411.9	3.347	6.802
#1	.0010	.0371	.0045	-.0003	.0137	.0024	-.0002	.1603	57.61
#2	.0000	.0369	.0037	-.0012	.0128	.0016	.0003	.1529	63.43

Elem	Fe2599	Mg2790	K_7664	Na5895	B_2089	Mo2020	Pd3404	Si2124	Sn1899
Avg	**1.849**	**5.324**	**10.59**	**261.7**	**.1782**	**.0137**	**.0063**	**7.746**	**-.0005**
Stddev	.121	.379	.68	18.0	.0011	.0002	.0001	.052	.0005
%RSD	6.549	7.124	6.422	6.886	.6176	1.350	2.323	.6709	93.58
#1	1.764	5.056	10.11	249.0	.1790	.0136	.0062	7.783	-.0002
#2	1.935	5.592	11.07	274.5	.1774	.0138	.0064	7.709	-.0008

Elem	Sr4077	Ti3349	W_2079	Zr3391	S_1820	Bi2230	Li6707
Avg	**.2348**	**.0058**	**-.0002**	**.0002**	**14.80**	**-.0013**	**.0036**
Stddev	.0154	.0001	.0007	.0002	.09	.0006	.0008
%RSD	6.580	1.614	381.4	70.86	.5833	49.02	22.47
#1	.2238	.0057	.0003	.0004	14.86	-.0018	.0031
#2	.2457	.0058	-.0007	.0001	14.74	-.0009	.0042

Int. Std.	Y_3600	Y_3710	Y_2243	In2306
Avg	**49837.**	**8461.1**	**1743.6**	**3443.3**
Stddev	712.	473.7	11.3	14.8
%RSD	1.4290	5.5981	.64657	.43071
#1	50341.	8796.0	1735.6	3432.9
#2	49334.	8126.2	1751.5	3453.8

Zoom In Zoom Out

Sample Name: jb69650-8 Acquired: 6/20/2014 17:29:52 Type: Unk
Method: Accutest1(v281) Mode: CONC Corr. Factor: 1.000000
User: admin Custom ID1: Custom ID2: Custom ID3:
Comment:

Elem	Ba4554	Be3130	Cd2288	Co2286	Cr2677	Cu3247	Mn2576	Ni2316	Ag3280
Avg	**.1269**	**.0001**	**.0003**	**.0290**	**.0042**	**.0046**	**3.001**	**.0101**	**.0033**
Stddev	.0042	.0001	.0000	.0000	.0006	.0006	.279	.0001	.0006
%RSD	3.333	141.1	10.64	.0697	15.15	13.13	9.312	1.096	17.86
#1	.1239	.0001	.0003	.0290	.0037	.0042	2.803	.0100	.0037
#2	.1299	.0000	.0003	.0290	.0046	.0050	3.198	.0102	.0029

Elem	V_2924	Zn2062	As1890	Tl1908	Pb2203	Se1960	Sb2068	Al3961	Ca3179
Avg	**.0054**	**.0224**	**.0249**	**-.0003**	**.0104**	**.0027**	**.0002**	**2.347**	**97.96**
Stddev	.0012	.0000	.0000	.0010	.0005	.0007	.0011	.091	3.79
%RSD	22.02	.2184	.0107	365.8	4.901	26.91	633.6	3.878	3.865
#1	.0046	.0224	.0249	.0005	.0108	.0022	.0009	2.282	95.28
#2	.0062	.0224	.0249	-.0010	.0101	.0032	-.0006	2.411	100.6

Elem	Fe2599	Mg2790	K_7664	Na5895	B_2089	Mo2020	Pd3404	Si2124	Sn1899
Avg	**5.233**	**16.71**	**8.232**	**48.07**	**.1481**	**.0109**	**.0123**	**13.38**	**-.0012**
Stddev	.223	.66	.278	1.71	.0014	.0002	.0003	.05	.0001
%RSD	4.266	3.963	3.373	3.549	.9499	1.721	2.699	.3943	11.62
#1	5.075	16.24	8.035	46.86	.1471	.0108	.0125	13.34	-.0011
#2	5.391	17.18	8.428	49.27	.1491	.0111	.0120	13.41	-.0013

Elem	Sr4077	Ti3349	W_2079	Zr3391	S_1820	Bi2230	Li6707
Avg	**.6636**	**.0550**	**.0045**	**.0029**	**27.22**	**-.0024**	**.0079**
Stddev	.0240	.0049	.0003	.0001	.08	.0007	.0003
%RSD	3.614	8.900	7.480	4.249	.2816	31.28	4.056
#1	.6466	.0516	.0043	.0028	27.16	-.0029	.0081
#2	.6805	.0585	.0048	.0030	27.27	-.0019	.0076

Int. Std.	Y_3600	Y_3710	Y_2243	In2306
Avg	**55839.**	**8071.6**	**1767.4**	**3613.7**
Stddev	4367.	276.3	7.5	5.7
%RSD	7.8199	3.4233	.42560	.15684
#1	58927.	8267.0	1772.7	3617.7
#2	52751.	7876.2	1762.1	3609.7

Zoom In Zoom Out

Sample Name: jb69650-9 Acquired: 6/20/2014 17:35:58 Type: Unk
Method: Accutest1(v281) Mode: CONC Corr. Factor: 1.000000
User: admin Custom ID1: Custom ID2: Custom ID3:
Comment:

Elem	Ba4554	Be3130	Cd2288	Co2286	Cr2677	Cu3247	Mn2576	Ni2316	Ag3280
Avg	**.0722**	**.0007**	**.0005**	**.0110**	**.0117**	**.0437**	**1.576**	**.0264**	**.0014**
Stddev	.0003	.0001	.0000	.0002	.0008	.0016	.064	.0001	.0002
%RSD	.4360	17.18	8.907	2.071	6.585	3.653	4.046	.4397	16.89
#1	.0720	.0008	.0005	.0108	.0123	.0449	1.621	.0265	.0012
#2	.0725	.0007	.0005	.0112	.0112	.0426	1.531	.0263	.0015

Elem	V_2924	Zn2062	As1890	Tl1908	Pb2203	Se1960	Sb2068	Al3961	Ca3179
Avg	**.0162**	**.0471**	**.0058**	**.0003**	**.0122**	**.0026**	**-.0007**	**3.825**	**32.23**
Stddev	.0004	.0001	.0010	.0011	.0008	.0029	.0008	.023	.15
%RSD	2.403	.1311	17.69	377.5	6.875	113.4	114.7	.5938	.4502
#1	.0165	.0471	.0050	-.0005	.0128	.0005	-.0013	3.809	32.33
#2	.0159	.0471	.0065	.0011	.0116	.0046	-.0001	3.841	32.13

Elem	Fe2599	Mg2790	K_7664	Na5895	B_2089	Mo2020	Pd3404	Si2124	Sn1899
Avg	**11.25**	**13.33**	**4.569**	**25.62**	**.0802**	**.0016**	**.0083**	**7.299**	**.0000**
Stddev	.00	.11	.013	.05	.0000	.0002	.0004	.033	.0002
%RSD	.0409	.8097	.2817	.2064	.0247	10.45	4.341	.4450	562.2
#1	11.24	13.41	4.579	25.66	.0802	.0017	.0081	7.322	-.0001
#2	11.25	13.26	4.560	25.58	.0802	.0015	.0086	7.277	.0002

Elem	Sr4077	Ti3349	W_2079	Zr3391	S_1820	Bi2230	Li6707
Avg	**.3318**	**.0828**	**-.0011**	**.0054**	**33.02**	**-.0016**	**.0082**
Stddev	.0003	.0029	.0010	.0001	.14	.0002	.0005
%RSD	.1000	3.508	90.89	.9782	.4203	10.79	6.387
#1	.3321	.0849	-.0018	.0055	33.12	-.0015	.0078
#2	.3316	.0807	-.0004	.0054	32.92	-.0017	.0086

Int. Std.	Y_3600	Y_3710	Y_2243	In2306
Avg	**57103.**	**8730.1**	**1879.6**	**3811.6**
Stddev	1919.	2.3	5.5	8.6
%RSD	3.3599	.02597	.29295	.22687
#1	55747.	8728.5	1875.7	3805.4
#2	58460.	8731.7	1883.5	3817.7

Zoom In Zoom Out

Sample Name: jb69650-10 Acquired: 6/20/2014 17:42:03 Type: Unk
Method: Accutest1(v281) Mode: CONC Corr. Factor: 1.000000
User: admin Custom ID1: Custom ID2: Custom ID3:
Comment:

Elem	Ba4554	Be3130	Cd2288	Co2286	Cr2677	Cu3247	Mn2576	Ni2316	Ag3280
Avg	**.0005**	**-.0001**	**.0002**	**-.0000**	**.0004**	**.0008**	**.0005**	**-.0003**	**.0003**
Stddev	.0001	.0000	.0002	.0003	.0002	.0001	.0000	.0000	.0001
%RSD	31.01	25.69	109.3	589.5	45.67	7.640	.0710	.8066	47.84
#1	.0004	-.0001	.0003	.0002	.0002	.0008	.0005	-.0003	.0003
#2	.0006	-.0001	.0000	-.0003	.0005	.0007	.0005	-.0003	.0002

Elem	V_2924	Zn2062	As1890	Tl1908	Pb2203	Se1960	Sb2068	Al3961	Ca3179
Avg	**-.0002**	**.0040**	**.0006**	**-.0004**	**-.0001**	**-.0006**	**-.0003**	**.0085**	**.0650**
Stddev	.0001	.0000	.0001	.0000	.0006	.0012	.0007	.0001	.0024
%RSD	32.78	.3125	14.67	7.607	951.2	208.9	271.6	1.381	3.734
#1	-.0003	.0040	.0005	-.0004	.0004	.0003	.0002	.0085	.0668
#2	-.0002	.0039	.0007	-.0003	-.0005	-.0015	-.0008	.0086	.0633

Elem	Fe2599	Mg2790	K_7664	Na5895	B_2089	Mo2020	Pd3404	Si2124	Sn1899
Avg	**.0127**	**.0027**	**.0320**	**.0359**	**.0008**	**-.0001**	**-.0011**	**.0257**	**.0010**
Stddev	.0023	.0179	.0136	.0051	.0004	.0001	.0006	.0010	.0006
%RSD	17.86	668.2	42.50	14.09	53.52	140.2	53.04	4.086	67.18
#1	.0111	-.0100	.0416	.0395	.0005	-.0002	-.0007	.0264	.0014
#2	.0143	.0154	.0224	.0324	.0011	-.0000	-.0015	.0249	.0005

Elem	Sr4077	Ti3349	W_2079	Zr3391	S_1820	Bi2230	Li6707
Avg	**.0004**	**.0001**	**-.0081**	**.0001**	**.0114**	**-.0013**	**.0002**
Stddev	.0000	.0004	.0009	.0000	.0003	.0003	.0005
%RSD	5.858	348.2	10.79	40.70	2.638	23.94	251.1
#1	.0003	-.0002	-.0087	.0001	.0112	-.0015	.0006
#2	.0004	.0004	-.0074	.0001	.0116	-.0011	-.0002

Int. Std.	Y_3600	Y_3710	Y_2243	In2306
Avg	**58353.**	**8415.6**	**1913.2**	**4104.1**
Stddev	299.	77.8	3.6	3.1
%RSD	.51323	.92460	.18902	.07583
#1	58565.	8470.6	1915.8	4106.3
#2	58141.	8360.6	1910.7	4101.9

Zoom In Zoom Out

Sample Name: jb69662-15 Acquired: 6/20/2014 17:48:13 Type: Unk
Method: Accutest1(v281) Mode: CONC Corr. Factor: 1.000000
User: admin Custom ID1: Custom ID2: Custom ID3:
Comment:

Elem	Ba4554	Be3130	Cd2288	Co2286	Cr2677	Cu3247	Mn2576	Ni2316	Ag3280
Avg	**.2233**	**.0006**	**.0381**	**.0233**	**1.297**	**1.897**	**.8663**	**.8632**	**.0673**
Stddev	.0005	.0000	.0010	.0004	.004	.002	.0022	.0143	.0016
%RSD	.2271	7.879	2.693	1.635	.3483	.1260	.2546	1.655	2.341
#1	.2229	.0006	.0388	.0236	1.294	1.896	.8648	.8733	.0684
#2	.2236	.0005	.0374	.0230	1.300	1.899	.8679	.8531	.0662

Elem	V_2924	Zn2062	As1890	Tl1908	Pb2203	Se1960	Sb2068	Al3961	Ca3179
Avg	**.0165**	**25.88**	**.7832**	**.0026**	**.0800**	**.0137**	**.0624**	**9.730**	**113.4**
Stddev	.0000	.70	.0177	.0006	.0015	.0015	.0021	.023	.2
%RSD	.2595	2.718	2.259	24.66	1.848	11.06	3.403	.2318	.2073
#1	.0165	26.37	.7957	.0030	.0810	.0127	.0639	9.746	113.5
#2	.0164	25.38	.7707	.0021	.0789	.0148	.0609	9.714	113.2

Elem	Fe2599	Mg2790	K_7664	Na5895	B_2089	Mo2020	Pd3404	Si2124	Sn1899
Avg	**22.56**	**23.95**	**24.90**	**124.1**	**6.070**	**.0546**	**.0299**	**15.09**	**.0611**
Stddev	.04	.08	.02	.0	.153	.0015	.0015	.37	.0015
%RSD	.1914	.3386	.0919	.0262	2.522	2.782	4.955	2.465	2.419
#1	22.59	24.01	24.89	124.1	6.178	.0557	.0288	15.36	.0621
#2	22.53	23.89	24.92	124.2	5.962	.0535	.0309	14.83	.0600

Elem	Sr4077	Ti3349	W_2079	Zr3391	S_1820	Bi2230	Li6707
Avg	**.4036**	**.1209**	**.1141**	**.0214**	**54.14**	**-.0003**	**.0324**
Stddev	.0009	.0007	.0012	.0005	1.33	.0005	.0001
%RSD	.2127	.5615	1.062	2.303	2.458	169.1	.3741
#1	.4030	.1214	.1149	.0210	55.08	-.0007	.0325
#2	.4043	.1204	.1132	.0217	53.20	.0001	.0323

Int. Std.	Y_3600	Y_3710	Y_2243	In2306
Avg	52513.	8201.1	1735.8	5526.0
Stddev	116.	19.8	35.4	59.2
%RSD	.22006	.24162	2.0410	1.0714
#1	52595.	8187.1	1710.8	5484.1
#2	52431.	8215.1	1760.9	5567.8

Zoom In Zoom Out

Sample Name: ccv Acquired: 6/20/2014 17:54:15 Type: QC
Method: Accutest1(v281) Mode: CONC Corr. Factor: 1.000000
User: admin Custom ID1: Custom ID2: Custom ID3:
Comment: 306/307

Elem	Ba4554	Be3130	Cd2288	Co2286	Cr2677	Cu3247	Mn2576	Ni2316	Ag3280
Units	ppm	ppm	ppm	ppm	ppm	ppm	ppm	ppm	ppm
Avg	**2.018**	**2.038**	**2.021**	**2.028**	**2.075**	**1.982**	**2.041**	**2.097**	**.2419**
Stddev	.028	.029	.020	.020	.019	.010	.016	.018	.0013
%RSD	1.377	1.443	.9719	.9907	.8940	.4944	.7797	.8763	.5466
#1	1.999	2.017	2.007	2.014	2.088	1.989	2.052	2.084	.2429
#2	2.038	2.059	2.035	2.043	2.062	1.975	2.029	2.110	.2410
Check ?	Chk Pass	Chk Pass	Chk Pass	Chk Pass	Chk Pass	Chk Pass	Chk Pass	Chk Pass	Chk Pass
Value									
Range									

Elem	V_2924	Zn2062	As1890	Tl1908	Pb2203	Se1960	Sb2068	Al3961	Ca3179
Units	ppm	ppm	ppm	ppm	ppm	ppm	ppm	ppm	ppm
Avg	**2.035**	**2.080**	**1.965**	**2.093**	**2.132**	**1.980**	**2.034**	**40.82**	**40.81**
Stddev	.003	.023	.019	.019	.015	.010	.016	.59	.54
%RSD	.1498	1.125	.9564	.8960	.6906	.4863	.7646	1.455	1.318
#1	2.037	2.064	1.951	2.080	2.121	1.973	2.023	40.40	40.43
#2	2.033	2.097	1.978	2.106	2.142	1.987	2.045	41.24	41.19
Check ?	Chk Pass	Chk Pass	Chk Pass	Chk Pass	Chk Pass	Chk Pass	Chk Pass	Chk Pass	Chk Pass
Value									
Range									

Elem	Fe2599	Mg2790	K_7664	Na5895	B_2089	Mo2020	Pd3404	Si2124	Sn1899
Units	ppm	ppm	ppm	ppm	ppm	ppm	ppm	ppm	ppm
Avg	**40.80**	**39.16**	**39.48**	**40.46**	**2.070**	**2.021**	**1.995**	**5.033**	**2.112**
Stddev	.58	.60	.59	.56	.018	.019	.016	.039	.020
%RSD	1.413	1.540	1.489	1.385	.8476	.9310	.8161	.7649	.9425
#1	40.39	38.74	39.06	40.06	2.057	2.008	2.006	5.006	2.098
#2	41.21	39.59	39.89	40.85	2.082	2.035	1.983	5.060	2.126
Check ?	Chk Pass	Chk Pass	Chk Pass	Chk Pass	Chk Pass	Chk Pass	Chk Pass	Chk Pass	Chk Pass
Value									
Range									

Zoom In Zoom Out

Sample Name: ccv Acquired: 6/20/2014 17:54:15 Type: QC
Method: Accutest1(v281) Mode: CONC Corr. Factor: 1.000000
User: admin Custom ID1: Custom ID2: Custom ID3:
Comment: 306/307

Elem	Sr4077	Ti3349	W_2079	Zr3391	S_1820	Bi2230	Li6707
Units	ppm	ppm	ppm	ppm	ppm	ppm	ppm
Avg	**2.066**	**2.026**	F **1.725**	**2.044**	**1.964**	**1.988**	**1.937**
Stddev	.028	.013	.021	.006	.021	.013	.027
%RSD	1.352	.6634	1.193	.3108	1.071	.6594	1.399
#1	2.046	2.036	1.710	2.049	1.949	1.979	1.918
#2	2.086	2.017	1.739	2.040	1.979	1.997	1.957
Check ?	Chk Pass	Chk Pass	Chk Fail	Chk Pass	Chk Pass	Chk Pass	Chk Pass
Value			2.000				
Range			-10.00%				

Int. Std.	Y_3600	Y_3710	Y_2243	In2306
Units	Cts/S	Cts/S	Cts/S	Cts/S
Avg	54441.	8281.9	1808.6	3627.2
Stddev	246.	121.5	14.2	25.7
%RSD	.45153	1.4669	.78652	.70955
#1	54268.	8367.8	1818.7	3645.4
#2	54615.	8196.0	1798.6	3609.0

Zoom In Zoom Out

Sample Name: ccb Acquired: 6/20/2014 18:00:10 Type: QC
Method: Accutest1(v281) Mode: CONC Corr. Factor: 1.000000
User: admin Custom ID1: Custom ID2: Custom ID3:
Comment: 306/307

Elem	Ba4554	Be3130	Cd2288	Co2286	Cr2677	Cu3247	Mn2576	Ni2316	Ag3280
Units	ppm	ppm	ppm	ppm	ppm	ppm	ppm	ppm	ppm
Avg	**.0003**	**.0000**	**.0002**	**.0003**	**.0003**	**.0004**	**.0001**	**-.0001**	**.0000**
Stddev	.0003	.0001	.0000	.0002	.0005	.0000	.0000	.0002	.0001
%RSD	85.33	2388.	24.34	79.84	134.3	7.554	6.671	187.9	205.0
#1	.0001	.0001	.0002	.0001	.0000	.0004	.0001	-.0002	.0001
#2	.0005	-.0001	.0001	.0004	.0007	.0003	.0001	.0000	-.0000
Check ?	Chk Pass	Chk Pass	Chk Pass	Chk Pass	Chk Pass	Chk Pass	Chk Pass	Chk Pass	Chk Pass
High Limit									
Low Limit									

Elem	V_2924	Zn2062	As1890	Tl1908	Pb2203	Se1960	Sb2068	Al3961	Ca3179
Units	ppm	ppm	ppm	ppm	ppm	ppm	ppm	ppm	ppm
Avg	**.0001**	**.0004**	**.0009**	F **.0034**	**-.0002**	**.0004**	**-.0003**	**.0029**	**-.0015**
Stddev	.0004	.0001	.0001	.0006	.0000	.0014	.0006	.0043	.0018
%RSD	373.6	30.03	13.61	16.21	22.52	337.3	178.8	147.9	118.0
#1	.0004	.0003	.0008	.0030	-.0002	-.0006	-.0007	.0060	-.0002
#2	-.0002	.0005	.0010	.0038	-.0002	.0014	.0001	-.0001	-.0027
Check ?	Chk Pass	Chk Pass	Chk Pass	Chk Fail	Chk Pass	Chk Pass	Chk Pass	Chk Pass	Chk Pass
High Limit				.0020					
Low Limit				-.0020					

Elem	Fe2599	Mg2790	K_7664	Na5895	B_2089	Mo2020	Pd3404	Si2124	Sn1899
Units	ppm	ppm	ppm	ppm	ppm	ppm	ppm	ppm	ppm
Avg	**.0021**	**-.0044**	**.0630**	**.0238**	**.0017**	**.0003**	**-.0006**	**.0027**	**-.0002**
Stddev	.0016	.0201	.0151	.0060	.0005	.0000	.0002	.0003	.0003
%RSD	79.27	457.3	24.02	25.04	30.75	5.502	30.72	12.71	173.0
#1	.0032	-.0186	.0737	.0280	.0014	.0003	-.0008	.0024	.0000
#2	.0009	.0098	.0523	.0196	.0021	.0003	-.0005	.0029	-.0004
Check ?	Chk Pass	Chk Pass	Chk Pass	Chk Pass	Chk Pass	Chk Pass	Chk Pass	Chk Pass	Chk Pass
High Limit									
Low Limit									

Zoom In Zoom Out

Sample Name: ccb Acquired: 6/20/2014 18:00:10 Type: QC
Method: Accutest1(v281) Mode: CONC Corr. Factor: 1.000000
User: admin Custom ID1: Custom ID2: Custom ID3:
Comment: 306/307

Elem	Sr4077	Ti3349	W_2079	Zr3391	S_1820	Bi2230	Li6707
Units	ppm	ppm	ppm	ppm	ppm	ppm	ppm
Avg	**.0002**	**-.0000**	**.0020**	**.0006**	**-.0027**	**-.0003**	**.0002**
Stddev	.0001	.0000	.0016	.0002	.0023	.0003	.0003
%RSD	53.59	93.02	77.50	26.72	84.67	74.38	181.8
#1	.0002	-.0000	.0031	.0007	-.0043	-.0002	.0004
#2	.0001	-.0001	.0009	.0005	-.0011	-.0005	-.0001
Check ?	Chk Pass	Chk Pass	Chk Pass	Chk Pass	Chk Pass	Chk Pass	Chk Pass
High Limit							
Low Limit							

Int. Std.	Y_3600	Y_3710	Y_2243	In2306
Units	Cts/S	Cts/S	Cts/S	Cts/S
Avg	**57615.**	**8347.9**	**1911.8**	**4070.1**
Stddev	123.	42.4	2.9	6.3
%RSD	.21406	.50733	.14932	.15601
#1	57703.	8318.0	1913.8	4074.6
#2	57528.	8377.9	1909.8	4065.6

Zoom In Zoom Out

Sample Name: jb69681-1 Acquired: 6/20/2014 18:06:20 Type: Unk
Method: Accutest1(v281) Mode: CONC Corr. Factor: 1.000000
User: admin Custom ID1: Custom ID2: Custom ID3:
Comment:

Elem	Ba4554	Be3130	Cd2288	Co2286	Cr2677	Cu3247	Mn2576	Ni2316	Ag3280
Avg	**.0720**	**.0003**	**.0006**	**.0023**	**.0157**	**.0243**	**.1070**	**.0115**	**.0031**
Stddev	.0002	.0001	.0002	.0003	.0011	.0004	.0003	.0001	.0007
%RSD	.2769	33.63	33.58	12.17	7.196	1.787	.3145	1.084	22.84
#1	.0718	.0004	.0007	.0025	.0165	.0246	.1067	.0115	.0026
#2	.0721	.0002	.0004	.0021	.0149	.0239	.1072	.0116	.0036

Elem	V_2924	Zn2062	As1890	Tl1908	Pb2203	Se1960	Sb2068	Al3961	Ca3179
Avg	**.0746**	**.0905**	**.0066**	**.0004**	**.0850**	**.0032**	**.0022**	**6.556**	**38.71**
Stddev	.0006	.0001	.0007	.0020	.0002	.0023	.0002	.019	.24
%RSD	.7455	.0935	10.64	484.6	.2378	71.77	8.166	.2898	.6133
#1	.0750	.0905	.0061	.0018	.0849	.0048	.0023	6.569	38.88
#2	.0742	.0904	.0070	-.0010	.0852	.0016	.0020	6.542	38.55

Elem	Fe2599	Mg2790	K_7664	Na5895	B_2089	Mo2020	Pd3404	Si2124	Sn1899
Avg	**5.878**	**1.749**	**18.12**	**112.2**	**.0942**	**.5193**	**.0146**	**15.43**	**.0011**
Stddev	.022	.036	.11	.5	.0003	.0000	.0006	.01	.0003
%RSD	.3721	2.053	.6034	.4622	.3422	.0088	4.220	.0955	23.57
#1	5.894	1.724	18.20	112.6	.0939	.5193	.0141	15.44	.0010
#2	5.863	1.775	18.04	111.8	.0944	.5193	.0150	15.42	.0013

Elem	Sr4077	Ti3349	W_2079	Zr3391	S_1820	Bi2230	Li6707
Avg	**1.038**	**.1744**	**.0602**	**.0035**	**12.09**	**-.0009**	**.0064**
Stddev	.003	.0025	.0002	.0001	.01	.0006	.0003
%RSD	.2499	1.423	.2610	3.030	.0493	72.67	5.165
#1	1.040	.1761	.0603	.0036	12.09	-.0004	.0066
#2	1.036	.1726	.0601	.0034	12.10	-.0013	.0061

Int. Std.	Y_3600	Y_3710	Y_2243	In2306
Avg	**54942.**	**8542.8**	**1830.8**	**3668.2**
Stddev	49.	67.1	3.2	6.8
%RSD	.08863	.78500	.17677	.18570
#1	54977.	8495.4	1833.1	3673.0
#2	54908.	8590.3	1828.5	3663.4

Zoom In Zoom Out

Sample Name: jb69681-1f Acquired: 6/20/2014 18:12:22 Type: Unk
Method: Accutest1(v281) Mode: CONC Corr. Factor: 1.000000
User: admin Custom ID1: Custom ID2: Custom ID3:
Comment:

Elem	Ba4554	Be3130	Cd2288	Co2286	Cr2677	Cu3247	Mn2576	Ni2316	Ag3280
Avg	**.0221**	**-.0000**	**.0002**	**.0004**	**.0017**	**.0080**	**.0006**	**.0040**	**.0017**
Stddev	.0002	.0001	.0000	.0003	.0005	.0001	.0000	.0000	.0002
%RSD	1.084	233.2	19.00	79.34	26.49	1.444	5.678	1.215	14.79
#1	.0223	-.0001	.0003	.0002	.0021	.0080	.0006	.0041	.0015
#2	.0220	.0000	.0002	.0006	.0014	.0079	.0006	.0040	.0018

Elem	V_2924	Zn2062	As1890	Tl1908	Pb2203	Se1960	Sb2068	Al3961	Ca3179
Avg	**.0713**	**.0018**	**.0040**	**.0005**	**.0018**	**.0016**	**.0021**	**.6806**	**35.82**
Stddev	.0003	.0001	.0001	.0013	.0010	.0004	.0002	.0044	.05
%RSD	.3695	8.239	1.623	248.6	55.65	24.50	10.58	.6447	.1496
#1	.0715	.0017	.0039	-.0004	.0011	.0019	.0023	.6775	35.86
#2	.0711	.0019	.0040	.0014	.0025	.0013	.0020	.6837	35.78

Elem	Fe2599	Mg2790	K_7664	Na5895	B_2089	Mo2020	Pd3404	Si2124	Sn1899
Avg	**.0202**	**.1063**	**18.69**	**120.2**	**.0998**	**.5707**	**.0063**	**7.450**	**.0010**
Stddev	.0013	.0125	.03	.2	.0003	.0001	.0004	.009	.0000
%RSD	6.619	11.78	.1340	.1792	.3222	.0098	7.017	.1218	2.269
#1	.0211	.1152	18.71	120.3	.1001	.5707	.0067	7.444	.0010
#2	.0192	.0975	18.68	120.0	.0996	.5707	.0060	7.456	.0010

Elem	Sr4077	Ti3349	W_2079	Zr3391	S_1820	Bi2230	Li6707
Avg	**1.015**	**.0012**	**.0575**	**.0003**	**13.00**	**-.0019**	**.0012**
Stddev	.001	.0004	.0007	.0000	.03	.0007	.0006
%RSD	.1200	29.97	1.150	4.199	.1965	37.79	50.18
#1	1.016	.0009	.0570	.0003	12.98	-.0025	.0016
#2	1.014	.0014	.0579	.0003	13.02	-.0014	.0008

Int. Std.	Y_3600	Y_3710	Y_2243	In2306
Avg	**53413.**	**8248.1**	**1779.8**	**3587.5**
Stddev	32.	6.1	.3	5.1
%RSD	.05937	.07448	.01612	.14156
#1	53390.	8243.7	1780.0	3591.1
#2	53435.	8252.4	1779.6	3583.9

Zoom In Zoom Out

Sample Name: mp80160-mb1 1 Acquired: 6/20/2014 18:18:26 Type: Unk
Method: Accutest1(v281) Mode: CONC Corr. Factor: 1.000000
User: admin Custom ID1: Custom ID2: Custom ID3:
Comment:

Elem	Ba4554	Be3130	Cd2288	Co2286	Cr2677	Cu3247	Mn2576	Ni2316	Ag3280
Avg	**.0003**	**-.0001**	**-.0001**	**.0001**	**-.0003**	**.0004**	**-.0000**	**.0002**	**-.0001**
Stddev	.0002	.0000	.0001	.0001	.0001	.0001	.0000	.0000	.0001
%RSD	61.71	6.985	54.56	124.6	49.55	25.54	154.1	.6978	48.70
#1	.0002	-.0001	-.0001	.0001	-.0002	.0005	.0000	.0002	-.0001
#2	.0004	-.0001	-.0001	.0000	-.0003	.0003	-.0001	.0002	-.0002

Elem	V_2924	Zn2062	As1890	Tl1908	Pb2203	Se1960	Sb2068	Al3961	Ca3179
Avg	**-.0000**	**.0022**	**.0007**	**.0006**	**.0016**	**-.0014**	**.0002**	**-.0020**	**.0278**
Stddev	.0001	.0002	.0005	.0013	.0003	.0011	.0000	.0036	.0054
%RSD	7802.	10.82	74.41	215.1	19.58	80.95	4.917	178.6	19.61
#1	.0000	.0021	.0010	.0015	.0014	-.0006	.0001	-.0046	.0316
#2	-.0000	.0024	.0003	-.0003	.0019	-.0022	.0002	.0005	.0239

Elem	Fe2599	Mg2790	K_7664	Na5895	B_2089	Mo2020	Pd3404	Si2124	Sn1899
Avg	**.0045**	**-.0254**	**.0384**	**.0382**	**.0010**	**-.0002**	**.0007**	**.0109**	**.0002**
Stddev	.0014	.0133	.0036	.0010	.0002	.0000	.0002	.0005	.0003
%RSD	31.56	52.43	9.345	2.542	18.92	12.37	31.89	4.815	123.7
#1	.0055	-.0348	.0358	.0389	.0011	-.0002	.0008	.0105	.0004
#2	.0035	-.0160	.0409	.0375	.0009	-.0002	.0005	.0113	.0000

Elem	Sr4077	Ti3349	W_2079	Zr3391	S_1820	Bi2230	Li6707
Avg	**.0002**	**-.0000**	**-.0096**	**-.0000**	**.0003**	**.0007**	**.0003**
Stddev	.0000	.0006	.0000	.0000	.0019	.0010	.0004
%RSD	10.87	3375.	.1723	179.7	706.0	138.1	134.0
#1	.0002	-.0004	-.0096	-.0001	.0016	.0014	.0006
#2	.0002	.0004	-.0096	.0000	-.0011	.0000	.0000

Int. Std.	Y_3600	Y_3710	Y_2243	In2306
Avg	**59901.**	**8294.4**	**1965.9**	**4230.0**
Stddev	126.	92.4	27.8	51.1
%RSD	.21048	1.1140	1.4161	1.2071
#1	59990.	8359.7	1985.6	4266.1
#2	59812.	8229.0	1946.2	4193.9

Zoom In Zoom Out

Sample Name: mp80160-lc1 Acquired: 6/20/2014 18:24:34 Type: Unk
Method: Accutest1(v281) Mode: CONC Corr. Factor: 1.000000
User: admin Custom ID1: Custom ID2: Custom ID3:
Comment:

Elem	Ba4554	Be3130	Cd2288	Co2286	Cr2677	Cu3247	Mn2576	Ni2316	Ag3280
Avg	**.5128**	**.5041**	**.5068**	**.4900**	**.5222**	**.4873**	**.5097**	**.5193**	**.1947**
Stddev	.0022	.0029	.0024	.0031	.0077	.0047	.0056	.0044	.0016
%RSD	.4205	.5825	.4718	.6250	1.467	.9582	1.095	.8398	.8408
#1	.5112	.5021	.5085	.4922	.5168	.4840	.5057	.5224	.1936
#2	.5143	.5062	.5051	.4878	.5276	.4906	.5136	.5162	.1959

Elem	V_2924	Zn2062	As1890	Tl1908	Pb2203	Se1960	Sb2068	Al3961	Ca3179
Avg	**.5061**	**.5291**	**.4968**	**.5467**	**.5473**	**.5047**	**.5036**	**5.237**	**5.860**
Stddev	.0060	.0047	.0007	.0045	.0026	.0060	.0011	.019	.013
%RSD	1.192	.8844	.1382	.8173	.4764	1.180	.2091	.3653	.2192
#1	.5018	.5324	.4973	.5499	.5491	.5089	.5044	5.223	5.851
#2	.5103	.5257	.4964	.5435	.5454	.5005	.5029	5.250	5.869

Elem	Fe2599	Mg2790	K_7664	Na5895	B_2089	Mo2020	Pd3404	Si2124	Sn1899
Avg	**5.859**	**5.428**	**10.07**	**10.47**	**.0137**	**.4876**	**.0013**	**.0251**	**.0013**
Stddev	.032	.004	.04	.04	.0010	.0035	.0016	.0014	.0007
%RSD	.5448	.0831	.4019	.3582	7.606	.7091	130.7	5.519	52.96
#1	5.836	5.425	10.04	10.45	.0144	.4901	.0024	.0261	.0018
#2	5.881	5.431	10.10	10.50	.0129	.4852	.0001	.0241	.0008

Elem	Sr4077	Ti3349	W_2079	Zr3391	S_1820	Bi2230	Li6707
Avg	**-.0001**	**.5136**	**-.0019**	**.0003**	**.0051**	**.0016**	**.0002**
Stddev	.0000	.0053	.0000	.0001	.0004	.0002	.0004
%RSD	17.50	1.040	1.674	50.66	7.092	12.98	193.1
#1	-.0001	.5099	-.0019	.0002	.0048	.0017	.0004
#2	-.0001	.5174	-.0019	.0004	.0053	.0014	-.0001

Int. Std.	Y_3600	Y_3710	Y_2243	In2306
Avg	**57454.**	**8511.2**	**1915.2**	**3991.1**
Stddev	664.	34.2	11.9	26.1
%RSD	1.1558	.40219	.62165	.65332
#1	57924.	8535.4	1906.8	3972.6
#2	56985.	8487.0	1923.6	4009.5

Zoom In Zoom Out

Sample Name: mp80160-s1 Acquired: 6/20/2014 18:30:33 Type: Unk
Method: Accutest1(v281) Mode: CONC Corr. Factor: 1.000000
User: admin Custom ID1: Custom ID2: Custom ID3:
Comment:

Elem	Ba4554	Be3130	Cd2288	Co2286	Cr2677	Cu3247	Mn2576	Ni2316	Ag3280
Avg	**1.994**	**.0507**	**.0533**	**.4947**	**.2085**	**.2493**	**.5115**	**.5195**	**.0541**
Stddev	.001	.0006	.0002	.0011	.0012	.0012	.0041	.0003	.0006
%RSD	.0625	1.096	.4024	.2178	.5756	.5006	.7919	.0603	1.126
#1	1.993	.0511	.0534	.4955	.2094	.2502	.5143	.5193	.0546
#2	1.994	.0504	.0531	.4940	.2077	.2485	.5086	.5198	.0537

Elem	V_2924	Zn2062	As1890	Tl1908	Pb2203	Se1960	Sb2068	Al3961	Ca3179
Avg	**.5126**	**.8180**	**2.059**	**2.201**	**.5514**	**2.117**	**.5231**	**2.046**	**35.63**
Stddev	.0056	.0012	.000	.004	.0031	.004	.0027	.008	.16
%RSD	1.090	.1442	.0157	.1638	.5582	.1780	.5116	.3903	.4520
#1	.5166	.8172	2.058	2.198	.5492	2.120	.5212	2.040	35.52
#2	.5087	.8188	2.059	2.203	.5536	2.114	.5250	2.051	35.75

Elem	Fe2599	Mg2790	K_7664	Na5895	B_2089	Mo2020	Pd3404	Si2124	Sn1899
Avg	**1.103**	**26.24**	**26.21**	**33.16**	**.0079**	**.0007**	**.0033**	**3.518**	**-.0011**
Stddev	.002	.17	.06	.09	.0002	.0002	.0010	.002	.0007
%RSD	.2059	.6518	.2099	.2771	2.450	23.06	28.58	.0593	64.20
#1	1.105	26.12	26.17	33.10	.0081	.0005	.0040	3.519	-.0015
#2	1.102	26.36	26.25	33.23	.0078	.0008	.0027	3.516	-.0006

Elem	Sr4077	Ti3349	W_2079	Zr3391	S_1820	Bi2230	Li6707
Avg	**.0514**	**.0014**	**.0083**	**.0001**	**2.692**	**-.0003**	**.0045**
Stddev	.0002	.0007	.0005	.0001	.001	.0012	.0001
%RSD	.4767	51.99	5.828	71.13	.0453	409.8	2.155
#1	.0512	.0009	.0080	.0001	2.693	-.0011	.0045
#2	.0516	.0019	.0087	.0000	2.691	.0005	.0044

Int. Std.	Y_3600	Y_3710	Y_2243	In2306
Avg	**55682.**	**8599.3**	**1883.3**	**3849.1**
Stddev	418.	25.3	1.7	4.9
%RSD	.75053	.29466	.09211	.12726
#1	55386.	8617.2	1884.5	3852.5
#2	55977.	8581.4	1882.0	3845.6

Zoom In Zoom Out

Sample Name: mp80160-s2 Acquired: 6/20/2014 18:36:29 Type: Unk
Method: Accutest1(v281) Mode: CONC Corr. Factor: 1.000000
User: admin Custom ID1: Custom ID2: Custom ID3:
Comment:

Elem	Ba4554	Be3130	Cd2288	Co2286	Cr2677	Cu3247	Mn2576	Ni2316	Ag3280
Avg	**2.002**	**.0511**	**.0541**	**.5044**	**.2104**	**.2471**	**.5099**	**.5294**	**.0548**
Stddev	.005	.0000	.0000	.0018	.0048	.0067	.0071	.0021	.0009
%RSD	.2747	.0022	.0005	.3488	2.277	2.710	1.399	.3891	1.571
#1	1.998	.0511	.0541	.5031	.2070	.2424	.5049	.5279	.0542
#2	2.006	.0511	.0541	.5056	.2137	.2518	.5150	.5308	.0554

Elem	V_2924	Zn2062	As1890	Tl1908	Pb2203	Se1960	Sb2068	Al3961	Ca3179
Avg	**.5113**	**.8380**	**2.094**	**2.243**	**.5614**	**2.150**	**.5305**	**2.053**	**36.20**
Stddev	.0108	.0029	.009	.012	.0015	.005	.0029	.000	.11
%RSD	2.120	.3414	.4451	.5212	.2691	.2179	.5522	.0165	.3111
#1	.5036	.8360	2.088	2.235	.5603	2.147	.5284	2.053	36.28
#2	.5190	.8401	2.101	2.251	.5624	2.153	.5326	2.052	36.12

Elem	Fe2599	Mg2790	K_7664	Na5895	B_2089	Mo2020	Pd3404	Si2124	Sn1899
Avg	**1.118**	**26.57**	**26.40**	**33.34**	**.0082**	**.0008**	**.0034**	**3.566**	**-.0005**
Stddev	.001	.12	.04	.06	.0001	.0001	.0007	.007	.0000
%RSD	.1153	.4438	.1378	.1838	.8412	12.30	19.43	.2096	1.706
#1	1.119	26.66	26.37	33.30	.0082	.0008	.0039	3.561	-.0005
#2	1.117	26.49	26.43	33.38	.0083	.0009	.0029	3.572	-.0005

Elem	Sr4077	Ti3349	W_2079	Zr3391	S_1820	Bi2230	Li6707
Avg	**.0517**	**.0013**	**.0080**	**-.0000**	**2.736**	**-.0002**	**.0037**
Stddev	.0000	.0005	.0002	.0001	.012	.0002	.0008
%RSD	.0843	38.55	2.814	407.3	.4308	90.42	21.47
#1	.0516	.0016	.0082	-.0001	2.728	-.0003	.0042
#2	.0517	.0009	.0079	.0001	2.744	-.0001	.0031

Int. Std.	Y_3600	Y_3710	Y_2243	In2306
Avg	**56225.**	**8564.3**	**1867.2**	**3811.0**
Stddev	971.	30.9	5.2	10.8
%RSD	1.7273	.36051	.28052	.28301
#1	56912.	8542.5	1870.9	3818.6
#2	55538.	8586.1	1863.5	3803.3

Zoom In Zoom Out

Sample Name: jb68950-2 Acquired: 6/20/2014 18:42:26 Type: Unk
Method: Accutest1(v281) Mode: CONC Corr. Factor: 1.000000
User: admin Custom ID1: Custom ID2: Custom ID3:
Comment: QC(160)

Elem	Ba4554	Be3130	Cd2288	Co2286	Cr2677	Cu3247	Mn2576	Ni2316	Ag3280
Avg	**.0353**	**-.0001**	**.0001**	**.0000**	**.0006**	**.2522**	**.0222**	**.0021**	**.0008**
Stddev	.0004	.0001	.0000	.0000	.0001	.0000	.0000	.0002	.0002
%RSD	1.190	71.40	3.680	86.60	15.15	.0089	.1575	8.503	24.84
#1	.0350	-.0001	.0001	.0000	.0005	.2522	.0222	.0022	.0006
#2	.0356	-.0000	.0001	.0001	.0006	.2522	.0222	.0020	.0009

Elem	V_2924	Zn2062	As1890	Tl1908	Pb2203	Se1960	Sb2068	Al3961	Ca3179
Avg	**-.0005**	**.0771**	**.0015**	**.0027**	**.0021**	**-.0026**	**.0003**	**.0222**	**18.34**
Stddev	.0003	.0014	.0009	.0000	.0008	.0022	.0005	.0037	.14
%RSD	56.50	1.786	60.55	.6094	36.06	87.14	195.2	16.52	.7557
#1	-.0007	.0781	.0022	.0027	.0016	-.0042	.0006	.0196	18.25
#2	-.0003	.0762	.0009	.0027	.0026	-.0010	-.0001	.0248	18.44

Elem	Fe2599	Mg2790	K_7664	Na5895	B_2089	Mo2020	Pd3404	Si2124	Sn1899
Avg	**.6086**	**2.546**	**2.451**	**43.00**	**.0235**	**-.0003**	**.0016**	**2.295**	**-.0006**
Stddev	.0032	.020	.001	.50	.0001	.0002	.0005	.038	.0003
%RSD	.5232	.7798	.0219	1.158	.3853	68.12	28.77	1.644	59.33
#1	.6064	2.560	2.451	42.65	.0234	-.0001	.0013	2.321	-.0003
#2	.6109	2.532	2.452	43.35	.0236	-.0004	.0019	2.268	-.0008

Elem	Sr4077	Ti3349	W_2079	Zr3391	S_1820	Bi2230	Li6707
Avg	**.0681**	**-.0002**	**-.0073**	**-.0002**	**8.189**	**.0001**	**.0029**
Stddev	.0007	.0002	.0003	.0001	.122	.0000	.0002
%RSD	1.083	78.41	3.813	58.12	1.491	25.50	6.704
#1	.0676	-.0001	-.0075	-.0001	8.276	.0001	.0027
#2	.0686	-.0003	-.0071	-.0002	8.103	.0002	.0030

Int. Std.	Y_3600	Y_3710	Y_2243	In2306
Avg	**55600.**	**8546.4**	**1891.0**	**3907.9**
Stddev	235.	36.2	21.6	44.4
%RSD	.42183	.42340	1.1402	1.1361
#1	55766.	8572.0	1875.8	3876.5
#2	55434.	8520.8	1906.3	3939.3

Zoom In Zoom Out

Sample Name: mp80160-sd1 Acquired: 6/20/2014 18:48:32 Type: Unk
Method: Accutest1(v281) Mode: CONC Corr. Factor: 5.000000
User: admin Custom ID1: Custom ID2: Custom ID3:
Comment: Dil 950-2

Elem	Ba4554	Be3130	Cd2288	Co2286	Cr2677	Cu3247	Mn2576	Ni2316	Ag3280
Avg	**.0377**	**-.0008**	**.0001**	**.0005**	**.0013**	**.2440**	**.0224**	**.0017**	**.0009**
Stddev	.0008	.0005	.0006	.0002	.0026	.0010	.0004	.0015	.0018
%RSD	2.160	56.38	593.5	38.59	207.0	.3975	1.600	90.88	193.1
#1	.0371	-.0005	.0006	.0006	.0031	.2447	.0226	.0027	-.0003
#2	.0383	-.0012	-.0003	.0004	-.0006	.2434	.0221	.0006	.0022

Elem	V_2924	Zn2062	As1890	Tl1908	Pb2203	Se1960	Sb2068	Al3961	Ca3179
Avg	**-.0024**	**.0829**	**.0070**	**.0075**	**.0022**	**-.0087**	**-.0024**	**.0084**	**18.63**
Stddev	.0005	.0007	.0018	.0021	.0007	.0003	.0023	.0040	.37
%RSD	20.54	.8027	25.67	28.18	33.50	3.789	92.45	47.35	2.012
#1	-.0027	.0824	.0057	.0060	.0027	-.0089	-.0040	.0112	18.37
#2	-.0020	.0834	.0082	.0090	.0017	-.0085	-.0008	.0056	18.90

Elem	Fe2599	Mg2790	K_7664	Na5895	B_2089	Mo2020	Pd3404	Si2124	Sn1899
Avg	**.6445**	**2.586**	**2.521**	**43.24**	**.0255**	**-.0006**	**.0018**	**2.249**	**.0014**
Stddev	.0272	.071	.111	.70	.0005	.0000	.0052	.005	.0070
%RSD	4.225	2.728	4.391	1.629	1.885	2.900	294.1	.2247	495.8
#1	.6252	2.537	2.600	42.74	.0252	-.0007	-.0019	2.245	.0063
#2	.6637	2.636	2.443	43.74	.0258	-.0006	.0054	2.253	-.0035

Elem	Sr4077	Ti3349	W_2079	Zr3391	S_1820	Bi2230	Li6707
Avg	**.0690**	**-.0003**	**-.0358**	**.0003**	**7.522**	**-.0037**	**.0048**
Stddev	.0009	.0027	.0008	.0004	.009	.0009	.0009
%RSD	1.327	1058.	2.267	107.0	.1251	24.78	18.87
#1	.0684	.0017	-.0364	.0006	7.529	-.0031	.0042
#2	.0697	-.0022	-.0352	.0001	7.516	-.0044	.0054

Int. Std.	Y_3600	Y_3710	Y_2243	In2306
Avg	**57504.**	**8366.3**	**1939.4**	**4075.7**
Stddev	127.	155.8	5.1	10.4
%RSD	.22089	1.8620	.26453	.25459
#1	57414.	8476.5	1935.8	4068.4
#2	57594.	8256.2	1943.1	4083.0

Zoom In Zoom Out

Sample Name: jb68875-1 Acquired: 6/20/2014 18:54:38 Type: Unk
Method: Accutest1(v281) Mode: CONC Corr. Factor: 1.000000
User: admin Custom ID1: Custom ID2: Custom ID3:
Comment:

Elem	Ba4554	Be3130	Cd2288	Co2286	Cr2677	Cu3247	Mn2576	Ni2316	Ag3280
Avg	**.0624**	**-.0001**	**.0000**	**-.0000**	**.0005**	**.0043**	**.1805**	**.0001**	**.0005**
Stddev	.0015	.0000	.0001	.0000	.0006	.0004	.0063	.0000	.0001
%RSD	2.475	30.72	734.5	265.9	117.3	9.867	3.484	33.93	20.30
#1	.0613	-.0001	-.0001	.0000	.0001	.0040	.1760	.0001	.0004
#2	.0635	-.0001	.0001	-.0001	.0001	.0046	.1849	.0001	.0006

Elem	V_2924	Zn2062	As1890	Tl1908	Pb2203	Se1960	Sb2068	Al3961	Ca3179
Avg	**-.0001**	**.0463**	**.0015**	**.0016**	**.0018**	**-.0020**	**-.0009**	**.0153**	**3.468**
Stddev	.0002	.0002	.0012	.0004	.0007	.0007	.0002	.0021	.084
%RSD	345.0	.4667	80.18	23.59	35.66	37.57	21.84	13.50	2.414
#1	.0001	.0465	.0007	.0019	.0023	-.0014	-.0008	.0138	3.409
#2	-.0002	.0462	.0024	.0014	.0014	-.0025	-.0010	.0167	3.527

Elem	Fe2599	Mg2790	K_7664	Na5895	B_2089	Mo2020	Pd3404	Si2124	Sn1899
Avg	**11.74**	**2.120**	**1.377**	**2.354**	**.0051**	**-.0004**	**.0037**	**4.257**	**-.0005**
Stddev	.32	.029	.038	.049	.0002	.0001	.0006	.025	.0004
%RSD	2.710	1.377	2.742	2.087	3.823	23.47	16.26	.5776	75.04
#1	11.51	2.100	1.350	2.319	.0053	-.0004	.0041	4.239	-.0003
#2	11.96	2.141	1.403	2.389	.0050	-.0003	.0032	4.274	-.0008

Elem	Sr4077	Ti3349	W_2079	Zr3391	S_1820	Bi2230	Li6707
Avg	**.0377**	**-.0007**	**-.0057**	**-.0001**	**2.920**	**.0006**	**.0067**
Stddev	.0009	.0000	.0006	.0000	.016	.0002	.0002
%RSD	2.393	6.564	10.56	34.82	.5479	27.59	2.318
#1	.0370	-.0007	-.0053	-.0001	2.909	.0007	.0066
#2	.0383	-.0007	-.0061	-.0001	2.931	.0005	.0068

Int. Std.	Y_3600	Y_3710	Y_2243	In2306
Avg	**56668.**	**8661.7**	**1980.6**	**4202.3**
Stddev	1621.	148.7	11.8	16.3
%RSD	2.8604	1.7168	.59640	.38758
#1	57815.	8766.9	1988.9	4213.8
#2	55522.	8556.6	1972.2	4190.8

Zoom In Zoom Out

Sample Name: ccv Acquired: 6/20/2014 19:00:45 Type: QC
Method: Accutest1(v281) Mode: CONC Corr. Factor: 1.000000
User: admin Custom ID1: Custom ID2: Custom ID3:
Comment: 310/311(1)

Elem	Ba4554	Be3130	Cd2288	Co2286	Cr2677	Cu3247	Mn2576	Ni2316	Ag3280
Units	ppm	ppm	ppm	ppm	ppm	ppm	ppm	ppm	ppm
Avg	**2.002**	**2.026**	**1.977**	**2.002**	**2.099**	**1.976**	**2.063**	**2.071**	**.2449**
Stddev	.003	.004	.003	.005	.012	.013	.013	.002	.0018
%RSD	.1651	.1816	.1479	.2649	.5760	.6618	.6047	.0904	.7272
#1	2.004	2.029	1.979	2.005	2.107	1.985	2.072	2.072	.2462
#2	1.999	2.023	1.975	1.998	2.090	1.967	2.054	2.070	.2437
Check ?	Chk Pass	Chk Pass	Chk Pass	Chk Pass	Chk Pass	Chk Pass	Chk Pass	Chk Pass	Chk Pass
Value									
Range									

Elem	V_2924	Zn2062	As1890	Tl1908	Pb2203	Se1960	Sb2068	Al3961	Ca3179
Units	ppm	ppm	ppm	ppm	ppm	ppm	ppm	ppm	ppm
Avg	**2.054**	**2.063**	**1.922**	**2.065**	**2.110**	**1.930**	**1.981**	**40.76**	**40.78**
Stddev	.018	.004	.006	.005	.000	.010	.002	.01	.10
%RSD	.8629	.2020	.3336	.2555	.0060	.5088	.1186	.0151	.2338
#1	2.066	2.066	1.927	2.069	2.110	1.937	1.982	40.76	40.85
#2	2.041	2.060	1.918	2.062	2.110	1.923	1.979	40.75	40.71
Check ?	Chk Pass	Chk Pass	Chk Pass	Chk Pass	Chk Pass	Chk Pass	Chk Pass	Chk Pass	Chk Pass
Value									
Range									

Elem	Fe2599	Mg2790	K_7664	Na5895	B_2089	Mo2020	Pd3404	Si2124	Sn1899
Units	ppm	ppm	ppm	ppm	ppm	ppm	ppm	ppm	ppm
Avg	**40.65**	**39.12**	**39.51**	**40.48**	**2.019**	**1.976**	**1.986**	**4.976**	**2.076**
Stddev	.05	.25	.04	.01	.002	.004	.011	.006	.002
%RSD	.1308	.6282	.1083	.0271	.0838	.1893	.5448	.1243	.0862
#1	40.68	39.29	39.54	40.47	2.020	1.978	1.993	4.981	2.078
#2	40.61	38.94	39.48	40.49	2.018	1.973	1.978	4.972	2.075
Check ?	Chk Pass	Chk Pass	Chk Pass	Chk Pass	Chk Pass	Chk Pass	Chk Pass	Chk Pass	Chk Pass
Value									
Range									

Zoom In Zoom Out

Sample Name: ccv Acquired: 6/20/2014 19:00:45 Type: QC
Method: Accutest1(v281) Mode: CONC Corr. Factor: 1.000000
User: admin Custom ID1: Custom ID2: Custom ID3:
Comment: 310/311(1)

Elem	Sr4077	Ti3349	W_2079	Zr3391	S_1820	Bi2230	Li6707
Units	ppm	ppm	ppm	ppm	ppm	ppm	ppm
Avg	**2.056**	**2.041**	**F 1.736**	**2.049**	**1.922**	**1.941**	**1.928**
Stddev	.000	.014	.008	.017	.016	.001	.003
%RSD	.0015	.6742	.4857	.8494	.8218	.0556	.1540
#1	2.056	2.051	1.730	2.061	1.933	1.942	1.930
#2	2.056	2.032	1.741	2.037	1.911	1.940	1.926
Check ?	Chk Pass	Chk Pass	Chk Fail	Chk Pass	Chk Pass	Chk Pass	Chk Pass
Value			2.000				
Range			-10.00%				

Int. Std.	Y_3600	Y_3710	Y_2243	In2306
Units	Cts/S	Cts/S	Cts/S	Cts/S
Avg	**53976.**	**8212.4**	**1843.9**	**3679.0**
Stddev	340.	4.5	2.0	5.2
%RSD	.63048	.05463	.10922	.14200
#1	53735.	8209.2	1842.5	3675.3
#2	54216.	8215.6	1845.4	3682.7

Zoom In Zoom Out

Sample Name: ccb Acquired: 6/20/2014 19:06:40 Type: QC
Method: Accutest1(v281) Mode: CONC Corr. Factor: 1.000000
User: admin Custom ID1: Custom ID2: Custom ID3:
Comment: 310/311(1)

Elem	Ba4554	Be3130	Cd2288	Co2286	Cr2677	Cu3247	Mn2576	Ni2316	Ag3280
Units	ppm	ppm	ppm	ppm	ppm	ppm	ppm	ppm	ppm
Avg	**.0001**	**-.0002**	**.0000**	**-.0001**	**.0001**	**-.0000**	**-.0001**	**-.0002**	**.0003**
Stddev	.0002	.0000	.0001	.0002	.0004	.0001	.0000	.0001	.0001
%RSD	154.3	18.09	468.3	438.0	327.5	196.6	38.24	46.84	21.83
#1	.0003	-.0001	.0001	.0001	-.0001	.0000	-.0001	-.0001	.0003
#2	-.0000	-.0002	-.0001	-.0002	.0004	-.0001	-.0000	-.0003	.0002
Check ?	Chk Pass	Chk Pass	Chk Pass	Chk Pass	Chk Pass	Chk Pass	Chk Pass	Chk Pass	Chk Pass
High Limit									
Low Limit									

Elem	V_2924	Zn2062	As1890	Tl1908	Pb2203	Se1960	Sb2068	Al3961	Ca3179
Units	ppm	ppm	ppm	ppm	ppm	ppm	ppm	ppm	ppm
Avg	**-.0001**	**-.0001**	**.0008**	**.0010**	**.0007**	**-.0007**	**-.0000**	**.0073**	**-.0064**
Stddev	.0001	.0000	.0003	.0006	.0012	.0018	.0005	.0131	.0001
%RSD	147.5	29.26	41.65	60.92	161.1	264.1	2745.	178.3	.8356
#1	-.0002	-.0001	.0005	.0006	-.0001	-.0019	.0003	-.0019	-.0065
#2	.0000	-.0001	.0010	.0014	.0015	.0006	-.0004	.0166	-.0064
Check ?	Chk Pass	Chk Pass	Chk Pass	Chk Pass	Chk Pass	Chk Pass	Chk Pass	Chk Pass	Chk Pass
High Limit									
Low Limit									

Elem	Fe2599	Mg2790	K_7664	Na5895	B_2089	Mo2020	Pd3404	Si2124	Sn1899
Units	ppm	ppm	ppm	ppm	ppm	ppm	ppm	ppm	ppm
Avg	**-.0010**	**-.0073**	**.0419**	**.0125**	**.0002**	**.0005**	**-.0006**	**-.0007**	**.0005**
Stddev	.0022	.0449	.0191	.0034	.0001	.0001	.0007	.0004	.0003
%RSD	215.6	619.4	45.47	27.17	66.89	19.80	117.2	62.48	62.28
#1	.0005	-.0390	.0554	.0101	.0001	.0006	-.0001	-.0010	.0003
#2	-.0025	.0245	.0284	.0149	.0003	.0005	-.0011	-.0004	.0007
Check ?	Chk Pass	Chk Pass	Chk Pass	Chk Pass	Chk Pass	Chk Pass	Chk Pass	Chk Pass	Chk Pass
High Limit									
Low Limit									

Zoom In Zoom Out

Sample Name: ccb Acquired: 6/20/2014 19:06:40 Type: QC
Method: Accutest1(v281) Mode: CONC Corr. Factor: 1.000000
User: admin Custom ID1: Custom ID2: Custom ID3:
Comment: 310/311(1)

Elem	Sr4077	Ti3349	W_2079	Zr3391	S_1820	Bi2230	Li6707
Units	ppm	ppm	ppm	ppm	ppm	ppm	ppm
Avg	**.0000**	**-.0000**	**.0110**	**.0010**	**-.0072**	**-.0007**	**.0006**
Stddev	.0000	.0002	.0021	.0001	.0002	.0000	.0001
%RSD	109.8	543.2	19.20	10.81	3.107	4.687	20.87
#1	.0000	-.0002	.0125	.0009	-.0071	-.0007	.0006
#2	.0001	.0001	.0095	.0010	-.0074	-.0006	.0005
Check ?	Chk Pass	Chk Pass	Chk Pass	Chk Pass	Chk Pass	Chk Pass	Chk Pass
High Limit							
Low Limit							

Int. Std.	Y_3600	Y_3710	Y_2243	In2306
Units	Cts/S	Cts/S	Cts/S	Cts/S
Avg	**57773.**	**8921.9**	**1970.0**	**4167.0**
Stddev	608.	571.0	10.7	19.8
%RSD	1.0529	6.4001	.54076	.47534
#1	57342.	8518.1	1977.5	4181.1
#2	58203.	9325.6	1962.4	4153.0

Zoom In Zoom Out

Sample Name: jb68875-2 Acquired: 6/20/2014 19:12:51 Type: Unk
Method: Accutest1(v281) Mode: CONC Corr. Factor: 1.000000
User: admin Custom ID1: Custom ID2: Custom ID3:
Comment:

Elem	Ba4554	Be3130	Cd2288	Co2286	Cr2677	Cu3247	Mn2576	Ni2316	Ag3280
Avg	**.0489**	**-.0001**	**.0000**	**.0001**	**.0003**	**.0097**	**.1397**	**.0011**	**.0005**
Stddev	.0011	.0000	.0002	.0003	.0000	.0001	.0007	.0001	.0001
%RSD	2.238	24.86	3346.	288.0	16.80	1.161	.5061	4.986	21.35
#1	.0497	-.0001	-.0001	.0003	.0003	.0097	.1402	.0011	.0004
#2	.0481	-.0000	.0001	-.0001	.0002	.0098	.1392	.0012	.0006

Elem	V_2924	Zn2062	As1890	Tl1908	Pb2203	Se1960	Sb2068	Al3961	Ca3179
Avg	**.0001**	**.0045**	**.0014**	**.0007**	**.0011**	**-.0010**	**-.0003**	**.0227**	**2.729**
Stddev	.0003	.0000	.0001	.0003	.0004	.0004	.0001	.0060	.054
%RSD	173.9	.2630	10.08	40.92	40.27	43.59	33.46	26.54	1.964
#1	.0003	.0046	.0015	.0010	.0008	-.0013	-.0003	.0185	2.767
#2	-.0000	.0045	.0013	.0005	.0014	-.0007	-.0002	.0270	2.692

Elem	Fe2599	Mg2790	K_7664	Na5895	B_2089	Mo2020	Pd3404	Si2124	Sn1899
Avg	**9.104**	**1.628**	**1.339**	**1.398**	**.0055**	**-.0001**	**.0048**	**4.349**	**-.0004**
Stddev	.204	.001	.024	.020	.0005	.0000	.0013	.023	.0002
%RSD	2.244	.0327	1.810	1.424	9.136	23.14	28.06	.5350	51.46
#1	9.249	1.627	1.356	1.412	.0058	-.0001	.0038	4.333	-.0002
#2	8.960	1.628	1.322	1.384	.0051	-.0001	.0057	4.365	-.0005

Elem	Sr4077	Ti3349	W_2079	Zr3391	S_1820	Bi2230	Li6707
Avg	**.0295**	**.0001**	**.0007**	**.0002**	**3.025**	**-.0002**	**.0065**
Stddev	.0007	.0000	.0009	.0003	.014	.0003	.0008
%RSD	2.403	65.88	124.8	125.6	.4502	118.4	12.17
#1	.0300	.0001	.0014	.0004	3.015	-.0004	.0071
#2	.0290	.0000	.0001	.0000	3.034	-.0000	.0059

Int. Std.	Y_3600	Y_3710	Y_2243	In2306
Avg	**58375.**	**8672.6**	**1954.2**	**4159.1**
Stddev	189.	179.3	10.1	24.1
%RSD	.32340	2.0670	.51772	.58026
#1	58242.	8545.9	1961.4	4176.2
#2	58509.	8799.4	1947.1	4142.0

Zoom In Zoom Out

Sample Name: jb68875-3 Acquired: 6/20/2014 19:18:58 Type: Unk
Method: Accutest1(v281) Mode: CONC Corr. Factor: 1.000000
User: admin Custom ID1: Custom ID2: Custom ID3:
Comment:

Elem	Ba4554	Be3130	Cd2288	Co2286	Cr2677	Cu3247	Mn2576	Ni2316	Ag3280
Avg	**.0509**	**-.0001**	**-.0001**	**-.0000**	**.0003**	**.0094**	**.1576**	**.0008**	**.0006**
Stddev	.0009	.0001	.0001	.0000	.0001	.0007	.0076	.0002	.0003
%RSD	1.838	92.48	160.2	152.0	44.84	7.715	4.851	23.91	41.33
#1	.0516	-.0000	.0000	-.0001	.0002	.0099	.1630	.0006	.0004
#2	.0502	-.0002	-.0002	.0000	.0004	.0089	.1522	.0009	.0008

Elem	V_2924	Zn2062	As1890	Tl1908	Pb2203	Se1960	Sb2068	Al3961	Ca3179
Avg	**.0002**	**.0103**	**.0024**	**.0011**	**.0014**	**-.0021**	**-.0012**	**.0168**	**4.901**
Stddev	.0001	.0002	.0001	.0010	.0003	.0012	.0014	.0035	.040
%RSD	57.48	1.721	4.755	92.37	23.87	58.18	119.5	20.74	.8083
#1	.0003	.0102	.0023	.0004	.0012	-.0029	-.0002	.0193	4.929
#2	.0001	.0104	.0024	.0019	.0017	-.0012	-.0022	.0144	4.873

Elem	Fe2599	Mg2790	K_7664	Na5895	B_2089	Mo2020	Pd3404	Si2124	Sn1899
Avg	**8.957**	**1.379**	**1.452**	**2.285**	**.0079**	**-.0001**	**.0044**	**4.190**	**-.0009**
Stddev	.059	.003	.025	.015	.0002	.0001	.0009	.106	.0001
%RSD	.6641	.2342	1.702	.6717	2.925	58.09	20.34	2.535	13.32
#1	8.999	1.377	1.470	2.296	.0077	-.0001	.0037	4.115	-.0008
#2	8.915	1.381	1.435	2.274	.0081	-.0002	.0050	4.265	-.0010

Elem	Sr4077	Ti3349	W_2079	Zr3391	S_1820	Bi2230	Li6707
Avg	**.0782**	**-.0003**	**-.0005**	**.0001**	**2.762**	**.0001**	**-.0001**
Stddev	.0005	.0002	.0003	.0002	.071	.0006	.0008
%RSD	.6253	51.16	62.41	321.1	2.589	539.1	751.7
#1	.0785	-.0005	-.0007	-.0001	2.711	-.0003	.0005
#2	.0778	-.0002	-.0003	.0002	2.812	.0006	-.0007

Int. Std.	Y_3600	Y_3710	Y_2243	In2306
Avg	**57607.**	**8606.9**	**1953.8**	**4152.5**
Stddev	2396.	90.6	43.9	93.7
%RSD	4.1588	1.0525	2.2452	2.2575
#1	55913.	8542.8	1984.8	4218.8
#2	59301.	8671.0	1922.8	4086.2

Zoom In Zoom Out

Sample Name: jb68876-2 Acquired: 6/20/2014 19:25:05 Type: Unk
Method: Accutest1(v281) Mode: CONC Corr. Factor: 1.000000
User: admin Custom ID1: Custom ID2: Custom ID3:
Comment:

Elem	Ba4554	Be3130	Cd2288	Co2286	Cr2677	Cu3247	Mn2576	Ni2316	Ag3280
Avg	**.0405**	**-.0001**	**-.0001**	**.0001**	**.0004**	**.0194**	**.0010**	**.0003**	**.0003**
Stddev	.0006	.0001	.0001	.0001	.0004	.0003	.0001	.0002	.0002
%RSD	1.360	49.58	73.10	146.0	95.58	1.622	5.444	63.54	50.74
#1	.0409	-.0001	-.0000	-.0000	.0007	.0196	.0010	.0002	.0004
#2	.0401	-.0002	-.0001	.0002	.0001	.0192	.0010	.0004	.0002

Elem	V_2924	Zn2062	As1890	Tl1908	Pb2203	Se1960	Sb2068	Al3961	Ca3179
Avg	**-.0003**	**.0043**	**.0015**	**.0011**	**.0015**	**-.0015**	**-.0000**	**.0241**	**12.52**
Stddev	.0004	.0000	.0005	.0002	.0001	.0012	.0002	.0021	.12
%RSD	105.7	.8128	29.75	21.85	6.266	78.85	631.3	8.528	.9608
#1	-.0006	.0043	.0019	.0013	.0016	-.0023	-.0002	.0227	12.61
#2	-.0001	.0043	.0012	.0009	.0014	-.0007	.0001	.0256	12.44

Elem	Fe2599	Mg2790	K_7664	Na5895	B_2089	Mo2020	Pd3404	Si2124	Sn1899
Avg	**.0855**	**1.409**	**1.422**	**7.881**	**.0080**	**-.0001**	**.0034**	**3.421**	**-.0001**
Stddev	.0065	.033	.010	.085	.0005	.0000	.0013	.004	.0001
%RSD	7.572	2.369	.7133	1.075	6.681	29.80	39.34	.1264	54.43
#1	.0901	1.433	1.430	7.941	.0077	-.0002	.0043	3.418	-.0002
#2	.0809	1.385	1.415	7.821	.0084	-.0001	.0025	3.424	-.0001

Elem	Sr4077	Ti3349	W_2079	Zr3391	S_1820	Bi2230	Li6707
Avg	**.0773**	**-.0000**	**-.0033**	**.0002**	**2.860**	**.0006**	**.0021**
Stddev	.0007	.0007	.0005	.0003	.004	.0008	.0009
%RSD	.9524	2494.	15.99	131.6	.1209	117.2	40.77
#1	.0778	-.0005	-.0036	.0004	2.858	.0012	.0028
#2	.0767	.0005	-.0029	.0000	2.863	.0001	.0015

Int. Std.	Y_3600	Y_3710	Y_2243	In2306
Avg	**58392.**	**8784.6**	**1951.0**	**4116.0**
Stddev	34.	82.7	3.4	10.7
%RSD	.05738	.94146	.17357	.25948
#1	58368.	8726.2	1953.4	4123.5
#2	58415.	8843.1	1948.6	4108.4

Zoom In Zoom Out

Sample Name: jb68876-1a Acquired: 6/20/2014 19:31:12 Type: Unk
Method: Accutest1(v281) Mode: CONC Corr. Factor: 1.000000
User: admin Custom ID1: Custom ID2: Custom ID3:
Comment:

Elem	Ba4554	Be3130	Cd2288	Co2286	Cr2677	Cu3247	Mn2576	Ni2316	Ag3280
Avg	**.0352**	**-.0001**	**-.0001**	**-.0001**	**.0001**	**.0170**	**.0004**	**.0003**	**.0009**
Stddev	.0031	.0000	.0001	.0001	.0001	.0004	.0000	.0002	.0005
%RSD	8.689	40.84	135.7	129.8	151.3	2.522	3.079	59.06	53.64
#1	.0330	-.0002	-.0000	-.0002	.0002	.0173	.0004	.0002	.0013
#2	.0373	-.0001	-.0001	-.0000	-.0000	.0167	.0004	.0004	.0006

Elem	V_2924	Zn2062	As1890	Tl1908	Pb2203	Se1960	Sb2068	Al3961	Ca3179
Avg	**-.0005**	**.2477**	**.0012**	**.0005**	**.0002**	**-.0013**	**-.0010**	**.0124**	**3.221**
Stddev	.0004	.0004	.0001	.0004	.0003	.0006	.0008	.0087	.282
%RSD	78.41	.1465	8.890	73.29	136.5	46.58	85.36	70.33	8.753
#1	-.0002	.2475	.0012	.0003	.0000	-.0018	-.0004	.0062	3.022
#2	-.0007	.2480	.0013	.0008	.0005	-.0009	-.0015	.0185	3.420

Elem	Fe2599	Mg2790	K_7664	Na5895	B_2089	Mo2020	Pd3404	Si2124	Sn1899
Avg	**.0063**	**1.964**	**1.293**	**32.02**	**.0060**	**-.0003**	**.0035**	**3.501**	**-.0008**
Stddev	.0010	.137	.093	2.38	.0005	.0001	.0008	.012	.0004
%RSD	15.40	6.992	7.198	7.434	8.057	29.82	22.57	.3543	52.23
#1	.0070	1.867	1.227	30.33	.0057	-.0003	.0041	3.493	-.0010
#2	.0056	2.061	1.359	33.70	.0063	-.0002	.0030	3.510	-.0005

Elem	Sr4077	Ti3349	W_2079	Zr3391	S_1820	Bi2230	Li6707
Avg	**.0334**	**-.0002**	**-.0036**	**.0001**	**2.955**	**.0002**	**.0061**
Stddev	.0026	.0000	.0007	.0001	.010	.0007	.0004
%RSD	7.768	5.127	19.45	62.85	.3365	365.4	5.804
#1	.0316	-.0002	-.0031	.0002	2.948	-.0003	.0063
#2	.0352	-.0002	-.0041	.0001	2.962	.0007	.0058

Int. Std.	Y_3600	Y_3710	Y_2243	In2306
Avg	**57629.**	**8768.4**	**1952.5**	**4045.4**
Stddev	51.	593.7	8.1	16.6
%RSD	.08820	6.7709	.41271	.41139
#1	57665.	9188.2	1958.2	4057.1
#2	57594.	8348.6	1946.9	4033.6

Zoom In Zoom Out

Sample Name: jb68950-1 Acquired: 6/20/2014 19:37:17 Type: Unk
Method: Accutest1(v281) Mode: CONC Corr. Factor: 1.000000
User: admin Custom ID1: Custom ID2: Custom ID3:
Comment:

Elem	Ba4554	Be3130	Cd2288	Co2286	Cr2677	Cu3247	Mn2576	Ni2316	Ag3280
Avg	**.0377**	**-.0002**	**.0001**	**.0001**	**.0000**	**.0547**	**.0158**	**.0022**	**.0003**
Stddev	.0003	.0001	.0002	.0001	.0002	.0002	.0000	.0003	.0003
%RSD	.9250	26.13	149.5	63.44	461.1	.2850	.0238	14.94	77.69
#1	.0375	-.0002	.0002	.0001	-.0001	.0546	.0158	.0024	.0001
#2	.0380	-.0003	-.0000	.0001	.0002	.0549	.0158	.0020	.0005

Elem	V_2924	Zn2062	As1890	Tl1908	Pb2203	Se1960	Sb2068	Al3961	Ca3179
Avg	**-.0001**	**.0297**	**.0020**	**.0010**	**.0001**	**-.0011**	**-.0009**	**.0176**	**18.52**
Stddev	.0003	.0001	.0008	.0001	.0003	.0001	.0010	.0013	.04
%RSD	446.1	.1804	37.46	12.31	410.0	11.73	108.6	7.178	.2053
#1	-.0003	.0297	.0015	.0011	-.0002	-.0010	-.0002	.0185	18.49
#2	.0002	.0298	.0026	.0009	.0003	-.0012	-.0016	.0167	18.55

Elem	Fe2599	Mg2790	K_7664	Na5895	B_2089	Mo2020	Pd3404	Si2124	Sn1899
Avg	**.1728**	**2.574**	**2.438**	**43.46**	**.0239**	**-.0003**	**.0013**	**2.333**	**-.0008**
Stddev	.0003	.010	.015	.01	.0000	.0001	.0010	.011	.0001
%RSD	.1681	.3908	.5955	.0284	.0497	50.90	75.52	.4746	14.10
#1	.1726	2.567	2.448	43.46	.0239	-.0004	.0020	2.325	-.0008
#2	.1731	2.581	2.428	43.45	.0238	-.0002	.0006	2.341	-.0007

Elem	Sr4077	Ti3349	W_2079	Zr3391	S_1820	Bi2230	Li6707
Avg	**.0687**	**.0006**	**-.0049**	**.0001**	**8.192**	**.0005**	**.0021**
Stddev	.0000	.0004	.0007	.0000	.035	.0014	.0006
%RSD	.0676	68.94	14.89	3.610	.4254	270.4	29.70
#1	.0688	.0010	-.0044	.0001	8.168	-.0005	.0025
#2	.0687	.0003	-.0054	.0001	8.217	.0015	.0016

Int. Std.	Y_3600	Y_3710	Y_2243	In2306
Avg	**56604.**	**8459.5**	**1909.0**	**3930.8**
Stddev	85.	1.8	8.3	15.6
%RSD	.15099	.02090	.43474	.39750
#1	56665.	8460.8	1914.9	3941.8
#2	56544.	8458.3	1903.2	3919.8

Zoom In Zoom Out

Sample Name: jb69520-1 Acquired: 6/20/2014 19:43:23 Type: Unk
Method: Accutest1(v281) Mode: CONC Corr. Factor: 1.000000
User: admin Custom ID1: Custom ID2: Custom ID3:
Comment:

Elem	Ba4554	Be3130	Cd2288	Co2286	Cr2677	Cu3247	Mn2576	Ni2316	Ag3280
Avg	**.0288**	**-.0002**	**-.0002**	**.0000**	**-.0001**	**.0037**	**.0014**	**.0019**	**.0014**
Stddev	.0001	.0000	.0000	.0001	.0001	.0005	.0001	.0001	.0005
%RSD	.4544	17.82	5.693	653.9	101.6	12.51	5.407	5.512	33.48
#1	.0289	-.0001	-.0002	-.0001	-.0001	.0034	.0013	.0019	.0017
#2	.0287	-.0002	-.0002	.0001	-.0000	.0041	.0014	.0020	.0010

Elem	V_2924	Zn2062	As1890	Tl1908	Pb2203	Se1960	Sb2068	Al3961	Ca3179
Avg	**-.0005**	**.2090**	**.0017**	**.0006**	**.0011**	**-.0012**	**-.0015**	**.0206**	**8.076**
Stddev	.0001	.0019	.0004	.0008	.0004	.0012	.0008	.0008	.007
%RSD	15.76	.9082	21.29	122.7	33.07	98.94	52.08	4.125	.0829
#1	-.0006	.2103	.0019	.0001	.0013	-.0004	-.0009	.0212	8.072
#2	-.0005	.2076	.0014	.0012	.0008	-.0020	-.0020	.0200	8.081

Elem	Fe2599	Mg2790	K_7664	Na5895	B_2089	Mo2020	Pd3404	Si2124	Sn1899
Avg	**.0265**	**1.497**	**1.350**	**17.56**	**.0058**	**-.0004**	**.0039**	**3.529**	**-.0006**
Stddev	.0004	.006	.006	.01	.0003	.0000	.0006	.034	.0006
%RSD	1.598	.4187	.4594	.0483	4.510	4.340	16.73	.9599	114.0
#1	.0262	1.501	1.355	17.57	.0060	-.0004	.0034	3.553	-.0010
#2	.0268	1.492	1.346	17.56	.0057	-.0003	.0043	3.505	-.0001

Elem	Sr4077	Ti3349	W_2079	Zr3391	S_1820	Bi2230	Li6707
Avg	**.0445**	**-.0001**	**-.0041**	**.0003**	**2.838**	**.0007**	**.0051**
Stddev	.0001	.0001	.0008	.0001	.025	.0008	.0004
%RSD	.2391	118.6	19.82	44.03	.8621	100.7	8.218
#1	.0446	-.0000	-.0035	.0004	2.855	.0002	.0054
#2	.0445	-.0002	-.0046	.0002	2.821	.0013	.0048

Int. Std.	Y_3600	Y_3710	Y_2243	In2306
Avg	**57765.**	**8508.9**	**1945.0**	**4068.4**
Stddev	77.	16.8	9.0	22.3
%RSD	.13361	.19721	.46391	.54891
#1	57710.	8497.0	1938.6	4052.6
#2	57819.	8520.8	1951.4	4084.2

Zoom In Zoom Out

Sample Name: jb69520-2 Acquired: 6/20/2014 19:49:28 Type: Unk
Method: Accutest1(v281) Mode: CONC Corr. Factor: 1.000000
User: admin Custom ID1: Custom ID2: Custom ID3:
Comment:

Elem	Ba4554	Be3130	Cd2288	Co2286	Cr2677	Cu3247	Mn2576	Ni2316	Ag3280
Avg	**.0347**	**-.0001**	**-.0001**	**-.0002**	**.0000**	**.0011**	**.0016**	**-.0001**	**.0013**
Stddev	.0001	.0000	.0001	.0001	.0003	.0000	.0000	.0001	.0005
%RSD	.2756	15.99	47.14	61.09	1449.	.7299	1.968	85.59	43.29
#1	.0347	-.0001	-.0002	-.0003	.0002	.0010	.0016	-.0002	.0009
#2	.0348	-.0001	-.0001	-.0001	-.0002	.0011	.0016	-.0001	.0016

Elem	V_2924	Zn2062	As1890	Tl1908	Pb2203	Se1960	Sb2068	Al3961	Ca3179
Avg	**.0000**	**.3034**	**.0016**	**.0013**	**.0014**	**-.0011**	**-.0010**	**.0120**	**11.24**
Stddev	.0002	.0011	.0006	.0003	.0010	.0016	.0004	.0012	.01
%RSD	2960.	.3666	40.71	22.67	74.74	148.4	44.87	10.35	.1072
#1	-.0001	.3042	.0020	.0015	.0021	.0001	-.0013	.0129	11.23
#2	.0002	.3026	.0011	.0011	.0006	-.0022	-.0007	.0111	11.25

Elem	Fe2599	Mg2790	K_7664	Na5895	B_2089	Mo2020	Pd3404	Si2124	Sn1899
Avg	**.0520**	**1.415**	**1.380**	**7.503**	**.0067**	**-.0004**	**.0032**	**3.412**	**-.0009**
Stddev	.0007	.031	.003	.024	.0002	.0002	.0012	.014	.0002
%RSD	1.328	2.189	.2236	.3134	2.768	52.02	38.34	.4208	26.22
#1	.0515	1.394	1.382	7.486	.0066	-.0002	.0041	3.423	-.0010
#2	.0525	1.437	1.377	7.519	.0068	-.0005	.0024	3.402	-.0007

Elem	Sr4077	Ti3349	W_2079	Zr3391	S_1820	Bi2230	Li6707
Avg	**.0521**	**.0001**	**-.0044**	**.0001**	**2.613**	**.0002**	**.0051**
Stddev	.0000	.0001	.0001	.0003	.007	.0002	.0010
%RSD	.0553	50.61	1.998	313.4	.2651	88.62	19.04
#1	.0521	.0002	-.0045	.0003	2.618	.0001	.0058
#2	.0521	.0001	-.0044	-.0001	2.609	.0004	.0044

Int. Std.	Y_3600	Y_3710	Y_2243	In2306
Avg	58429.	8630.9	1970.4	4156.6
Stddev	289.	22.0	4.9	14.4
%RSD	.49517	.25491	.25009	.34667
#1	58224.	8646.5	1966.9	4146.4
#2	58633.	8615.4	1973.9	4166.7

Zoom In Zoom Out

Sample Name: jb69520-3 Acquired: 6/20/2014 19:55:33 Type: Unk
Method: Accutest1(v281) Mode: CONC Corr. Factor: 1.000000
User: admin Custom ID1: Custom ID2: Custom ID3:
Comment:

Elem	Ba4554	Be3130	Cd2288	Co2286	Cr2677	Cu3247	Mn2576	Ni2316	Ag3280
Avg	**.0351**	**-.0002**	**-.0001**	**-.0001**	**.0007**	**.0117**	**.0058**	**.0006**	**.0015**
Stddev	.0008	.0001	.0001	.0003	.0000	.0006	.0003	.0001	.0002
%RSD	2.333	50.83	88.84	237.1	6.988	5.451	5.234	19.58	16.37
#1	.0345	-.0001	-.0002	-.0003	.0007	.0112	.0055	.0005	.0013
#2	.0357	-.0002	-.0000	.0001	.0007	.0121	.0060	.0007	.0016

Elem	V_2924	Zn2062	As1890	Tl1908	Pb2203	Se1960	Sb2068	Al3961	Ca3179
Avg	**-.0000**	**.3334**	**.0012**	**.0007**	**.0070**	**-.0020**	**-.0005**	**.0372**	**11.31**
Stddev	.0001	.0025	.0003	.0005	.0001	.0003	.0003	.0032	.24
%RSD	635.6	.7621	25.86	72.96	1.586	15.86	62.30	8.545	2.114
#1	-.0001	.3352	.0010	.0011	.0069	-.0022	-.0003	.0394	11.14
#2	.0001	.3316	.0014	.0004	.0071	-.0018	-.0007	.0349	11.48

Elem	Fe2599	Mg2790	K_7664	Na5895	B_2089	Mo2020	Pd3404	Si2124	Sn1899
Avg	**.2418**	**1.416**	**1.324**	**7.509**	**.0063**	**-.0004**	**.0034**	**3.422**	**-.0001**
Stddev	.0072	.045	.016	.147	.0005	.0001	.0016	.016	.0006
%RSD	2.979	3.176	1.239	1.964	7.747	15.21	48.04	.4520	448.9
#1	.2367	1.384	1.312	7.405	.0066	-.0004	.0045	3.433	-.0006
#2	.2469	1.447	1.335	7.614	.0059	-.0004	.0022	3.411	.0003

Elem	Sr4077	Ti3349	W_2079	Zr3391	S_1820	Bi2230	Li6707
Avg	**.0554**	**-.0002**	**-.0040**	**.0001**	**2.644**	**.0005**	**.0038**
Stddev	.0012	.0003	.0001	.0000	.006	.0001	.0004
%RSD	2.186	157.8	3.568	11.99	.2200	10.24	11.20
#1	.0545	-.0005	-.0041	.0001	2.648	.0006	.0035
#2	.0562	.0000	-.0039	.0002	2.640	.0005	.0041

Int. Std.	Y_3600	Y_3710	Y_2243	In2306
Avg	58828.	8635.1	1971.2	4162.1
Stddev	1770.	176.9	5.2	9.1
%RSD	3.0090	2.0483	.26530	.21765
#1	60079.	8760.2	1967.5	4155.7
#2	57576.	8510.0	1974.9	4168.5

Zoom In Zoom Out

Sample Name: mp80167-mb1 2 Acquired: 6/20/2014 20:01:38 Type: Unk
Method: Accutest1(v281) Mode: CONC Corr. Factor: 1.000000
User: admin Custom ID1: Custom ID2: Custom ID3:
Comment:

Elem	Ba4554	Be3130	Cd2288	Co2286	Cr2677	Cu3247	Mn2576	Ni2316	Ag3280
Avg	**.0007**	**-.0001**	**.0001**	**.0002**	**.0014**	**-.0001**	**.0009**	**.0001**	**.0001**
Stddev	.0001	.0001	.0001	.0001	.0002	.0001	.0001	.0001	.0002
%RSD	12.48	91.40	138.2	65.92	11.44	86.61	7.914	66.18	195.1
#1	.0006	-.0002	.0001	.0003	.0013	-.0001	.0009	.0002	.0003
#2	.0007	-.0000	.0000	.0001	.0015	-.0000	.0008	.0001	-.0000

Elem	V_2924	Zn2062	As1890	Tl1908	Pb2203	Se1960	Sb2068	Al3961	Ca3179
Avg	**-.0004**	**.0057**	**.0014**	**-.0007**	**.0009**	**.0003**	**.0006**	**.0120**	**.0582**
Stddev	.0002	.0001	.0005	.0014	.0004	.0010	.0005	.0021	.0032
%RSD	42.08	1.529	33.64	191.9	41.70	284.6	83.77	17.46	5.564
#1	-.0005	.0057	.0017	.0003	.0007	.0010	.0010	.0135	.0559
#2	-.0003	.0056	.0010	-.0018	.0012	-.0003	.0003	.0105	.0605

Elem	Fe2599	Mg2790	K_7664	Na5895	B_2089	Mo2020	Pd3404	Si2124	Sn1899
Avg	**.0385**	**-.0122**	**.0546**	**.0398**	**.0002**	**-.0000**	**.0003**	**.0387**	**.0233**
Stddev	.0052	.0183	.0132	.0037	.0005	.0000	.0015	.0005	.0001
%RSD	13.50	150.6	24.09	9.341	246.3	113.6	463.0	1.251	.5057
#1	.0349	-.0251	.0639	.0425	-.0002	-.0000	.0014	.0384	.0234
#2	.0422	.0008	.0453	.0372	.0006	-.0001	-.0007	.0391	.0232

Elem	Sr4077	Ti3349	W_2079	Zr3391	S_1820	Bi2230	Li6707
Avg	**.0002**	**.0004**	**-.0028**	**.0006**	**-.0006**	**-.0004**	**.0001**
Stddev	.0000	.0000	.0005	.0002	.0023	.0003	.0001
%RSD	18.07	5.103	16.59	27.69	399.7	71.76	153.6
#1	.0002	.0004	-.0032	.0005	-.0022	-.0005	-.0000
#2	.0002	.0003	-.0025	.0007	.0011	-.0002	.0001

Int. Std.	Y_3600	Y_3710	Y_2243	In2306
Avg	**59255.**	**8485.2**	**1977.8**	**4196.6**
Stddev	210.	77.3	7.9	11.6
%RSD	.35366	.91136	.40087	.27754
#1	59107.	8539.8	1983.4	4204.9
#2	59403.	8430.5	1972.2	4188.4

Zoom In Zoom Out

Sample Name: ccv Acquired: 6/20/2014 20:07:48 Type: QC
Method: Accutest1(v281) Mode: CONC Corr. Factor: 1.000000
User: admin Custom ID1: Custom ID2: Custom ID3:
Comment: 310/311(2)

Elem	Ba4554	Be3130	Cd2288	Co2286	Cr2677	Cu3247	Mn2576	Ni2316	Ag3280
Units	ppm	ppm	ppm	ppm	ppm	ppm	ppm	ppm	ppm
Avg	**2.006**	**2.032**	**2.020**	**2.053**	**2.134**	**1.992**	**2.097**	**2.124**	**.2472**
Stddev	.005	.002	.019	.019	.013	.009	.017	.018	.0015
%RSD	.2669	.0782	.9413	.9277	.6083	.4527	.8168	.8228	.5927
#1	2.002	2.031	2.006	2.039	2.125	1.986	2.085	2.112	.2462
#2	2.010	2.033	2.033	2.066	2.143	1.998	2.109	2.137	.2483
Check ?	Chk Pass	Chk Pass	Chk Pass	Chk Pass	Chk Pass	Chk Pass	Chk Pass	Chk Pass	Chk Pass
Value									
Range									

Elem	V_2924	Zn2062	As1890	Tl1908	Pb2203	Se1960	Sb2068	Al3961	Ca3179
Units	ppm	ppm	ppm	ppm	ppm	ppm	ppm	ppm	ppm
Avg	**2.075**	**2.127**	**1.967**	**2.113**	**2.157**	**1.970**	**2.016**	**40.93**	**41.21**
Stddev	.004	.021	.023	.017	.021	.027	.015	.03	.02
%RSD	.1749	.9652	1.186	.8202	.9540	1.383	.7346	.0664	.0520
#1	2.072	2.112	1.951	2.100	2.143	1.951	2.005	40.91	41.19
#2	2.077	2.141	1.984	2.125	2.172	1.989	2.026	40.95	41.22
Check ?	Chk Pass	Chk Pass	Chk Pass	Chk Pass	Chk Pass	Chk Pass	Chk Pass	Chk Pass	Chk Pass
Value									
Range									

Elem	Fe2599	Mg2790	K_7664	Na5895	B_2089	Mo2020	Pd3404	Si2124	Sn1899
Units	ppm	ppm	ppm	ppm	ppm	ppm	ppm	ppm	ppm
Avg	**40.77**	**39.59**	**39.72**	**40.61**	**2.058**	**2.021**	**2.010**	**5.063**	**2.129**
Stddev	.02	.02	.01	.04	.016	.021	.011	.042	.017
%RSD	.0418	.0485	.0156	.1010	.7902	1.021	.5383	.8345	.7974
#1	40.76	39.58	39.72	40.58	2.046	2.006	2.002	5.033	2.117
#2	40.78	39.61	39.71	40.64	2.069	2.036	2.017	5.093	2.141
Check ?	Chk Pass	Chk Pass	Chk Pass	Chk Pass	Chk Pass	Chk Pass	Chk Pass	Chk Pass	Chk Pass
Value									
Range									

Zoom In Zoom Out

Sample Name: ccv Acquired: 6/20/2014 20:07:48 Type: QC
Method: Accutest1(v281) Mode: CONC Corr. Factor: 1.000000
User: admin Custom ID1: Custom ID2: Custom ID3:
Comment: 310/311(2)

Elem	Sr4077	Ti3349	W_2079	Zr3391	S_1820	Bi2230	Li6707
Units	ppm	ppm	ppm	ppm	ppm	ppm	ppm
Avg	**2.054**	**2.069**	**1.805**	**2.068**	**1.969**	**1.973**	**1.939**
Stddev	.002	.018	.040	.004	.014	.018	.008
%RSD	.1010	.8609	2.215	.2148	.7041	.8956	.4216
#1	2.052	2.057	1.776	2.065	1.959	1.961	1.933
#2	2.055	2.082	1.833	2.071	1.979	1.986	1.945
Check ?	Chk Pass	Chk Pass	Chk Pass	Chk Pass	Chk Pass	Chk Pass	Chk Pass
Value							
Range							

Int. Std.	Y_3600	Y_3710	Y_2243	In2306
Units	Cts/S	Cts/S	Cts/S	Cts/S
Avg	**53675.**	**8144.0**	**1825.2**	**3634.8**
Stddev	139.	13.7	14.4	28.2
%RSD	.25860	.16876	.78808	.77612
#1	53774.	8134.3	1835.4	3654.7
#2	53577.	8153.7	1815.1	3614.8

Zoom In Zoom Out

Sample Name: ccb Acquired: 6/20/2014 20:13:42 Type: QC
Method: Accutest1(v281) Mode: CONC Corr. Factor: 1.000000
User: admin Custom ID1: Custom ID2: Custom ID3:
Comment: 310/311(2)

Elem	Ba4554	Be3130	Cd2288	Co2286	Cr2677	Cu3247	Mn2576	Ni2316
Units	ppm	ppm	ppm	ppm	ppm	ppm	ppm	ppm
Avg	**.0003**	**-.0001**	**.0000**	**.0001**	**.0007**	**-.0002**	**.0001**	**-.0001**
Stddev	.0001	.0001	.0001	.0004	.0006	.0003	.0000	.0002
%RSD	36.76	78.73	934.9	275.0	81.84	154.0	7.454	346.6
#1	.0002	-.0000	-.0001	-.0001	.0003	-.0004	.0001	-.0002
#2	.0004	-.0002	.0001	.0004	.0011	.0000	.0001	.0001
Check ?	Chk Pass	Chk Pass	Chk Pass	Chk Pass	Chk Pass	Chk Pass	Chk Pass	Chk Pass
High Limit								
Low Limit								

Elem	Ag3280	V_2924	Zn2062	As1890	Tl1908	Pb2203	Se1960	Sb2068
Units	ppm	ppm	ppm	ppm	ppm	ppm	ppm	ppm
Avg	**-.0002**	**-.0001**	**.0000**	**.0012**	**.0011**	**-.0003**	**-.0024**	**-.0006**
Stddev	.0004	.0002	.0001	.0000	.0010	.0008	.0004	.0007
%RSD	174.2	372.2	304.2	.5498	94.30	238.4	16.46	122.1
#1	-.0005	.0001	-.0000	.0012	.0004	-.0009	-.0022	-.0001
#2	.0001	-.0002	.0001	.0012	.0018	.0002	-.0027	-.0010
Check ?	Chk Pass	Chk Pass	Chk Pass	Chk Pass	Chk Pass	Chk Pass	Chk Pass	Chk Pass
High Limit								
Low Limit								

Elem	Al3961	Ca3179	Fe2599	Mg2790	K_7664	Na5895	B_2089	Mo2020
Units	ppm	ppm	ppm	ppm	ppm	ppm	ppm	ppm
Avg	**.0128**	**-.0059**	**.0009**	**-.0054**	**.0446**	**.0095**	**.0006**	**.0007**
Stddev	.0017	.0082	.0005	.0030	.0055	.0002	.0001	.0001
%RSD	13.18	138.0	58.25	54.84	12.44	2.170	10.94	17.64
#1	.0140	-.0001	.0012	-.0033	.0407	.0094	.0006	.0006
#2	.0116	-.0117	.0005	-.0075	.0485	.0096	.0007	.0008
Check ?	Chk Pass	Chk Pass	Chk Pass	Chk Pass	Chk Pass	Chk Pass	Chk Pass	Chk Pass
High Limit								
Low Limit								

Zoom In Zoom Out

Sample Name: ccb Acquired: 6/20/2014 20:13:42 Type: QC
Method: Accutest1(v281) Mode: CONC Corr. Factor: 1.000000
User: admin Custom ID1: Custom ID2: Custom ID3:
Comment: 310/311(2)

Elem	Pd3404	Si2124	Sn1899	Sr4077	Ti3349	W_2079	Zr3391	S_1820
Units	ppm	ppm	ppm	ppm	ppm	ppm	ppm	ppm
Avg	**-.0005**	**-.0008**	**.0006**	**.0001**	**.0000**	W **.0167**	**.0012**	**-.0066**
Stddev	.0012	.0000	.0005	.0000	.0001	.0011	.0000	.0030
%RSD	246.6	2.311	73.87	44.95	313.8	6.629	3.513	45.85
#1	.0004	-.0008	.0003	.0001	-.0001	.0175	.0012	-.0087
#2	-.0014	-.0008	.0010	.0001	.0001	.0159	.0012	-.0044
Check ?	Chk Pass	Chk Pass	Chk Pass	Chk Pass	Chk Pass	Chk Warn	Chk Pass	Chk Pass
High Limit						.0159		
Low Limit						-.0159		

Elem	Bi2230	Li6707
Units	ppm	ppm
Avg	**-.0004**	**.0008**
Stddev	.0007	.0010
%RSD	155.6	119.8
#1	-.0009	.0015
#2	.0000	.0001
Check ?	Chk Pass	Chk Pass
High Limit		
Low Limit		

Int. Std.	Y_3600	Y_3710	Y_2243	In2306
Units	Cts/S	Cts/S	Cts/S	Cts/S
Avg	**59220.**	**8497.3**	**2014.7**	**4250.5**
Stddev	113.	50.8	5.5	8.3
%RSD	.19071	.59790	.27122	.19429
#1	59140.	8533.3	2018.6	4256.3
#2	59300.	8461.4	2010.9	4244.7

Zoom In Zoom Out

Sample Name: cri Acquired: 6/20/2014 20:19:53 Type: QC
Method: Accutest1(v281) Mode: CONC Corr. Factor: 1.000000
User: admin Custom ID1: Custom ID2: Custom ID3:
Comment: I

Elem	Ba4554	Be3130	Cd2288	Co2286	Cr2677	Cu3247	Mn2576	Ni2316	Ag3280
Units	ppm	ppm	ppm	ppm	ppm	ppm	ppm	ppm	ppm
Avg	**.2014**	**.0021**	**.0032**	**.0510**	**.0114**	**.0101**	**.0162**	**.0104**	**.0051**
Stddev	.0001	.0001	.0000	.0001	.0006	.0002	.0002	.0002	.0006
%RSD	.0569	2.913	.7252	.2081	5.625	2.406	1.190	1.531	12.31
#1	.2014	.0020	.0032	.0509	.0110	.0100	.0161	.0102	.0046
#2	.2015	.0021	.0032	.0511	.0119	.0103	.0163	.0105	.0055
Check ?	Chk Pass	Chk Pass	Chk Pass	Chk Pass	Chk Pass	Chk Pass	Chk Pass	Chk Pass	Chk Pass
Value									
Range									

Elem	V_2924	Zn2062	As1890	Tl1908	Pb2203	Se1960	Sb2068	Al3961	Ca3179
Units	ppm	ppm	ppm	ppm	ppm	ppm	ppm	ppm	ppm
Avg	**.0548**	**.0241**	**.0079**	**.0110**	**.0032**	**.0112**	**.0051**	**.2154**	**5.032**
Stddev	.0002	.0001	.0008	.0005	.0010	.0013	.0004	.0141	.007
%RSD	.3503	.5972	10.44	4.225	30.50	11.62	7.914	6.530	.1313
#1	.0549	.0242	.0085	.0113	.0025	.0103	.0054	.2055	5.027
#2	.0547	.0240	.0074	.0107	.0039	.0122	.0048	.2254	5.036
Check ?	Chk Pass	Chk Pass	Chk Pass	Chk Pass	Chk Pass	Chk Pass	Chk Pass	Chk Pass	Chk Pass
Value									
Range									

Elem	Fe2599	Mg2790	K_7664	Na5895	B_2089	Mo2020	Pd3404	Si2124	Sn1899
Units	ppm	ppm	ppm	ppm	ppm	ppm	ppm	ppm	ppm
Avg	**.1080**	**4.940**	**4.856**	**5.047**	**.1025**	**.0209**	**.0549**	**.2032**	**.0111**
Stddev	.0087	.030	.003	.019	.0000	.0001	.0006	.0006	.0007
%RSD	8.040	.6060	.0567	.3842	.0472	.4102	1.002	.2954	6.124
#1	.1019	4.961	4.858	5.033	.1024	.0208	.0553	.2028	.0106
#2	.1142	4.919	4.854	5.060	.1025	.0209	.0545	.2036	.0116
Check ?	Chk Pass	Chk Pass	Chk Pass	Chk Pass	Chk Pass	Chk Pass	Chk Pass	Chk Pass	Chk Pass
Value									
Range									

Zoom In Zoom Out

Sample Name: cri Acquired: 6/20/2014 20:19:53 Type: QC
Method: Accutest1(v281) Mode: CONC Corr. Factor: 1.000000
User: admin Custom ID1: Custom ID2: Custom ID3:
Comment: I

Elem	Sr4077	Ti3349	W_2079	Zr3391	S_1820	Bi2230	Li6707
Units	ppm	ppm	ppm	ppm	ppm	ppm	ppm
Avg	**.0107**	**.0104**	**.0587**	**.0114**	**.0417**	**.0199**	**.0196**
Stddev	.0001	.0001	.0008	.0000	.0014	.0004	.0004
%RSD	1.228	1.295	1.347	.0404	3.311	2.079	2.291
#1	.0106	.0103	.0593	.0114	.0408	.0196	.0193
#2	.0108	.0105	.0582	.0114	.0427	.0202	.0199
Check ?	Chk Pass	Chk Pass	Chk Pass	Chk Pass	Chk Pass	Chk Pass	Chk Pass
Value							
Range							

Int. Std.	Y_3600	Y_3710	Y_2243	In2306
Units	Cts/S	Cts/S	Cts/S	Cts/S
Avg	**57477.**	**8436.1**	**1964.5**	**4086.4**
Stddev	147.	36.2	3.0	7.6
%RSD	.25640	.42915	.15352	.18489
#1	57373.	8461.7	1962.3	4081.1
#2	57581.	8410.5	1966.6	4091.8

Zoom In Zoom Out

Sample Name: crid Acquired: 6/20/2014 20:26:02 Type: QC
Method: Accutest1(v281) Mode: CONC Corr. Factor: 1.000000
User: admin Custom ID1: Custom ID2: Custom ID3:
Comment: I

Elem	Ba4554	Be3130	Cd2288	Co2286	Cr2677	Cu3247	Mn2576	Ni2316
Units	ppm	ppm	ppm	ppm	ppm	ppm	ppm	ppm
Avg	**.0045**	**.0008**	**.0010**	**.0030**	**.0022**	**.0019**	**.0032**	**.0043**
Stddev	.0000	.0000	.0002	.0000	.0002	.0002	.0000	.0000
%RSD	.3539	5.425	17.24	1.039	8.988	8.314	.0345	.5188
#1	.0045	.0008	.0011	.0030	.0020	.0020	.0032	.0044
#2	.0045	.0008	.0009	.0031	.0023	.0018	.0032	.0043
Check ?	Chk Pass	Chk Pass	Chk Pass	Chk Pass	Chk Pass	Chk Pass	Chk Pass	Chk Pass
Value								
Range								

Elem	Ag3280	V_2924	Zn2062	As1890	Tl1908	Pb2203	Se1960	Sb2068
Units	ppm	ppm	ppm	ppm	ppm	ppm	ppm	ppm
Avg	**.0008**	**.0019**	**.0121**	**.0037**	**.0017**	**.0031**	**.0038**	**.0027**
Stddev	.0003	.0003	.0002	.0005	.0003	.0007	.0008	.0003
%RSD	32.34	14.00	1.515	13.38	18.90	20.82	21.94	10.18
#1	.0010	.0017	.0123	.0041	.0015	.0027	.0033	.0029
#2	.0006	.0021	.0120	.0034	.0020	.0036	.0044	.0025
Check ?	Chk Pass	Chk Pass	Chk Pass	Chk Pass	Chk Pass	Chk Pass	Chk Pass	Chk Pass
Value								
Range								

Elem	Al3961	Ca3179	Fe2599	Mg2790	K_7664	Na5895	B_2089	Mo2020
Units	ppm	ppm	ppm	ppm	ppm	ppm	ppm	ppm
Avg	**.1116**	**1.053**	**.0018**	**.0904**	**2.042**	**1.046**	**.0100**	**.0002**
Stddev	.0000	.002	.0010	.0185	.016	.004	.0003	.0001
%RSD	.0331	.1539	54.62	20.40	.7958	.3387	2.507	44.00
#1	.1116	1.054	.0011	.1035	2.031	1.043	.0098	.0001
#2	.1116	1.052	.0025	.0774	2.053	1.048	.0102	.0002
Check ?	Chk Pass	Chk Pass	None	Chk Pass	Chk Pass	Chk Pass	Chk Pass	None
Value								
Range								

Zoom In Zoom Out

Sample Name: crid Acquired: 6/20/2014 20:26:02 Type: QC
Method: Accutest1(v281) Mode: CONC Corr. Factor: 1.000000
User: admin Custom ID1: Custom ID2: Custom ID3:
Comment: I

Elem	Pd3404	Si2124	Sn1899	Sr4077	Ti3349	W_2079	Zr3391	S_1820
Units	ppm	ppm	ppm	ppm	ppm	ppm	ppm	ppm
Avg	**.0001**	**-.0016**	**.0001**	**.0001**	**.0000**	**.0042**	F **.0004**	F **-.0047**
Stddev	.0005	.0007	.0007	.0000	.0000	.0006	.0000	.0005
%RSD	325.0	45.94	519.5	3.780	74.38	14.40	6.338	10.98
#1	.0005	-.0011	.0006	.0001	.0000	.0047	.0004	-.0051
#2	-.0002	-.0021	-.0004	.0001	.0001	.0038	.0004	-.0044
Check ?	None	None	None	None	None	Chk Pass	Chk Fail	Chk Fail
Value							.0040	.0040
Range							-30.00%	-30.00%

Elem	Bi2230	Li6707
Units	ppm	ppm
Avg	F **-.0004**	F **-.0005**
Stddev	.0001	.0004
%RSD	28.47	88.11
#1	-.0005	-.0002
#2	-.0003	-.0008
Check ?	Chk Fail	Chk Fail
Value	.0040	.0040
Range	-30.00%	-30.00%

Int. Std.	Y_3600	Y_3710	Y_2243	In2306
Units	Cts/S	Cts/S	Cts/S	Cts/S
Avg	**58291.**	**8339.4**	**1980.0**	**4164.1**
Stddev	299.	24.3	1.2	5.1
%RSD	.51318	.29164	.06260	.12346
#1	58502.	8322.2	1980.9	4167.8
#2	58079.	8356.6	1979.2	4160.5

Zoom In Zoom Out

Sample Name: cria Acquired: 6/20/2014 20:32:13 Type: QC
Method: Accutest1(v281) Mode: CONC Corr. Factor: 1.000000
User: admin Custom ID1: Custom ID2: Custom ID3:
Comment: I

Elem	Ba4554	Be3130	Cd2288	Co2286	Cr2677	Cu3247	Mn2576	Ni2316	Ag3280
Units	ppm	ppm	ppm	ppm	ppm	ppm	ppm	ppm	ppm
Avg	**.0004**	**-.0002**	**.0001**	**.0001**	**.0002**	**-.0000**	**-.0000**	**-.0001**	**-.0002**
Stddev	.0002	.0000	.0000	.0002	.0000	.0001	.0001	.0002	.0004
%RSD	42.16	13.31	16.62	148.1	10.29	201.0	651.4	140.0	218.9
#1	.0003	-.0002	.0001	.0003	.0002	-.0001	-.0001	-.0000	-.0005
#2	.0005	-.0001	.0002	-.0000	.0002	.0000	.0001	-.0002	.0001
Check ?	None	None	None	None	None	None	None	None	None
Value									
Range									

Elem	V_2924	Zn2062	As1890	Tl1908	Pb2203	Se1960	Sb2068	Al3961	Ca3179
Units	ppm	ppm	ppm	ppm	ppm	ppm	ppm	ppm	ppm
Avg	**.0001**	**.0001**	**.0199**	**-.0007**	**.0212**	**.0181**	**.0195**	**.4989**	**-.0060**
Stddev	.0004	.0000	.0008	.0001	.0006	.0002	.0000	.0059	.0005
%RSD	486.1	11.77	4.085	21.06	3.020	1.288	.2275	1.175	8.854
#1	.0004	.0001	.0205	-.0008	.0216	.0179	.0195	.4948	-.0063
#2	-.0002	.0001	.0193	-.0006	.0207	.0183	.0195	.5031	-.0056
Check ?	None	None	Chk Pass	None	Chk Pass	Chk Pass	Chk Pass	Chk Pass	None
Value									
Range									

Elem	Fe2599	Mg2790	K_7664	Na5895	B_2089	Mo2020	Pd3404	Si2124	Sn1899
Units	ppm	ppm	ppm	ppm	ppm	ppm	ppm	ppm	ppm
Avg	**.5244**	**-.0021**	**.0082**	**.0034**	**-.0004**	**.0001**	**.0002**	**-.0013**	**.0001**
Stddev	.0077	.0343	.0003	.0004	.0000	.0001	.0006	.0001	.0013
%RSD	1.472	1672.	3.979	12.38	2.591	92.74	236.4	6.177	1056.
#1	.5190	.0222	.0084	.0037	-.0004	.0002	-.0002	-.0014	-.0008
#2	.5299	-.0263	.0079	.0031	-.0004	.0000	.0007	-.0013	.0011
Check ?	Chk Pass	None	None	None	None	None	None	None	None
Value									
Range									

Zoom In Zoom Out

Sample Name: cria Acquired: 6/20/2014 20:32:13 Type: QC
Method: Accutest1(v281) Mode: CONC Corr. Factor: 1.000000
User: admin Custom ID1: Custom ID2: Custom ID3:
Comment: I

Elem	Sr4077	Ti3349	W_2079	Zr3391	S_1820	Bi2230	Li6707
Units	ppm	ppm	ppm	ppm	ppm	ppm	ppm
Avg	**.0000**	**.0001**	**.0013**	**.0005**	**-.0028**	**-.0004**	**.0008**
Stddev	.0000	.0002	.0005	.0000	.0006	.0005	.0001
%RSD	10.55	280.5	38.55	9.038	22.26	130.8	16.06
#1	.0000	.0002	.0010	.0005	-.0032	-.0007	.0008
#2	.0000	-.0001	.0017	.0006	-.0023	-.0000	.0007
Check ?	None	None	None	None	None	None	None
Value							
Range							

Int. Std.	Y_3600	Y_3710	Y_2243	In2306
Units	Cts/S	Cts/S	Cts/S	Cts/S
Avg	**58665.**	**8487.8**	**1988.2**	**4188.1**
Stddev	435.	45.0	4.2	6.9
%RSD	.74188	.53032	.21105	.16574
#1	58357.	8519.6	1991.1	4193.0
#2	58973.	8455.9	1985.2	4183.2

Zoom In Zoom Out

Sample Name: ICSA Acquired: 6/20/2014 20:38:25 Type: QC
Method: Accutest1(v281) Mode: CONC Corr. Factor: 1.000000
User: admin Custom ID1: Custom ID2: Custom ID3:
Comment:

Elem	Ba4554	Be3130	Cd2288	Co2286	Cr2677	Cu3247	Mn2576	Ni2316	Ag3280
Units	ppm	ppm	ppm	ppm	ppm	ppm	ppm	ppm	ppm
Avg	**-.0009**	**-.0001**	**.0006**	**.0009**	**.0017**	**-.0060**	**.0001**	**-.0011**	**.0014**
Stddev	.0001	.0000	.0003	.0001	.0003	.0005	.0014	.0001	.0078
%RSD	7.841	5.349	50.69	12.35	16.21	8.506	1125.	4.904	573.9
#1	-.0009	-.0001	.0004	.0009	.0015	-.0056	.0011	-.0011	.0069
#2	-.0010	-.0001	.0008	.0008	.0018	-.0064	-.0008	-.0010	-.0042
Check ?	Chk Pass	Chk Pass	Chk Pass	Chk Pass	Chk Pass	Chk Pass	Chk Pass	Chk Pass	Chk Pass
High Limit									
Low Limit									

Elem	V_2924	Zn2062	As1890	Tl1908	Pb2203	Se1960	Sb2068	Al3961	Ca3179
Units	ppm	ppm	ppm	ppm	ppm	ppm	ppm	ppm	ppm
Avg	**.0018**	**-.0002**	**.0023**	**-.0034**	**-.0027**	**-.0015**	**.0043**	**522.5**	**389.9**
Stddev	.0006	.0001	.0005	.0009	.0017	.0019	.0010	10.0	6.4
%RSD	34.58	44.40	23.89	27.61	62.64	124.6	22.29	1.910	1.645
#1	.0013	-.0001	.0027	-.0027	-.0015	-.0029	.0036	529.5	394.5
#2	.0022	-.0002	.0019	-.0040	-.0039	-.0002	.0049	515.4	385.4
Check ?	Chk Pass	Chk Pass	Chk Pass	Chk Pass	Chk Pass	Chk Pass	Chk Pass	Chk Pass	Chk Pass
High Limit									
Low Limit									

Elem	Fe2599	Mg2790	K_7664	Na5895	B_2089	Mo2020	Pd3404	Si2124	Sn1899
Units	ppm	ppm	ppm	ppm	ppm	ppm	ppm	ppm	ppm
Avg	**186.1**	**519.6**	**.1737**	**-.0009**	**.0004**	**-.0016**	**-.0002**	**-.0042**	**-.0030**
Stddev	3.4	8.1	.0161	.0002	.0002	.0000	.0037	.0002	.0014
%RSD	1.846	1.560	9.253	22.43	50.96	1.124	1767.	5.657	48.66
#1	188.5	525.3	.1850	-.0011	.0003	-.0016	.0024	-.0044	-.0019
#2	183.6	513.9	.1623	-.0008	.0006	-.0016	-.0028	-.0041	-.0040
Check ?	Chk Pass	Chk Pass	Chk Pass	Chk Pass	Chk Pass	Chk Pass	Chk Pass	Chk Pass	Chk Pass
High Limit									
Low Limit									

Zoom In Zoom Out

Sample Name: ICSA Acquired: 6/20/2014 20:38:25 Type: QC
Method: Accutest1(v281) Mode: CONC Corr. Factor: 1.000000
User: admin Custom ID1: Custom ID2: Custom ID3:
Comment:

Elem	Sr4077	Ti3349	W_2079	Zr3391	S_1820	Bi2230	Li6707
Units	ppm	ppm	ppm	ppm	ppm	ppm	ppm
Avg	**-.0049**	**.0006**	**.0070**	**.0010**	**-.0394**	**-.0127**	**.0059**
Stddev	.0000	.0001	.0010	.0006	.0054	.0002	.0001
%RSD	.3919	9.075	13.70	60.95	13.79	1.491	1.858
#1	-.0049	.0005	.0076	.0014	-.0432	-.0126	.0060
#2	-.0049	.0006	.0063	.0006	-.0355	-.0129	.0058
Check ?	Chk Pass	Chk Pass	Chk Pass	Chk Pass	Chk Pass	Chk Pass	Chk Pass
High Limit							
Low Limit							

Int. Std.	Y_3600	Y_3710	Y_2243	In2306
Units	Cts/S	Cts/S	Cts/S	Cts/S
Avg	**49763.**	**7802.4**	**1665.6**	**3199.5**
Stddev	1627.	83.2	2.5	3.7
%RSD	3.2696	1.0662	.15169	.11545
#1	50914.	7743.5	1663.8	3196.9
#2	48613.	7861.2	1667.4	3202.1

Zoom In Zoom Out

Sample Name: ICSAB Acquired: 6/20/2014 20:44:32 Type: QC
Method: Accutest1(v281) Mode: CONC Corr. Factor: 1.000000
User: admin Custom ID1: Custom ID2: Custom ID3:
Comment:

Elem	Ba4554	Be3130	Cd2288	Co2286	Cr2677	Cu3247	Mn2576	Ni2316	Ag3280
Units	ppm	ppm	ppm	ppm	ppm	ppm	ppm	ppm	ppm
Avg	**.5090**	**.5006**	**1.013**	**.4860**	**.4951**	**.5251**	**.4992**	**.9911**	**1.010**
Stddev	.0002	.0013	.002	.0002	.0029	.0006	.0008	.0002	.001
%RSD	.0446	.2654	.1813	.0464	.5787	.1124	.1691	.0241	.0882
#1	.5089	.5016	1.012	.4858	.4930	.5247	.4998	.9913	1.010
#2	.5092	.4997	1.014	.4861	.4971	.5255	.4986	.9910	1.011
Check ?	Chk Pass	Chk Pass	Chk Pass	Chk Pass	Chk Pass	Chk Pass	Chk Pass	Chk Pass	Chk Pass
Value									
Range									

Elem	V_2924	Zn2062	As1890	Tl1908	Pb2203	Se1960	Sb2068	Al3961	Ca3179
Units	ppm	ppm	ppm	ppm	ppm	ppm	ppm	ppm	ppm
Avg	**.5012**	**.9785**	**1.064**	**.9450**	**.9879**	**1.046**	**1.048**	**514.8**	**382.1**
Stddev	.0012	.0008	.000	.0034	.0026	.010	.002	1.1	1.7
%RSD	.2409	.0782	.0036	.3645	.2617	.9780	.2116	.2099	.4329
#1	.5020	.9780	1.064	.9425	.9860	1.053	1.046	515.5	383.3
#2	.5003	.9791	1.064	.9474	.9897	1.039	1.050	514.0	380.9
Check ?	Chk Pass	Chk Pass	Chk Pass	Chk Pass	Chk Pass	Chk Pass	Chk Pass	Chk Pass	Chk Pass
Value									
Range									

Elem	Fe2599	Mg2790	K_7664	Na5895	B_2089	Mo2020	Pd3404	Si2124	Sn1899
Units	ppm	ppm	ppm	ppm	ppm	ppm	ppm	ppm	ppm
Avg	**187.0**	**516.2**	**.1554**	**.0043**	**.0034**	**.4941**	**.5475**	**.0003**	**-.0017**
Stddev	.8	2.8	.0180	.0044	.0011	.0022	.0006	.0024	.0010
%RSD	.4278	.5379	11.59	100.5	32.45	.4406	.1187	735.6	61.40
#1	187.5	518.2	.1682	.0013	.0042	.4926	.5479	-.0013	-.0010
#2	186.4	514.2	.1427	.0074	.0026	.4957	.5470	.0020	-.0024
Check ?	Chk Pass	Chk Pass	None	None	None	Chk Pass	Chk Pass	None	None
Value									
Range									

Zoom In Zoom Out

Sample Name: ICSAB Acquired: 6/20/2014 20:44:32 Type: QC
Method: Accutest1(v281) Mode: CONC Corr. Factor: 1.000000
User: admin Custom ID1: Custom ID2: Custom ID3:
Comment:

Elem	Sr4077	Ti3349	W_2079	Zr3391	S_1820	Bi2230	Li6707
Units	ppm	ppm	ppm	ppm	ppm	ppm	ppm
Avg	**-.0047**	**.0008**	**.5227**	**.5906**	**.4416**	**.5187**	**.5315**
Stddev	.0000	.0001	.0039	.0004	.0013	.0012	.0004
%RSD	.3251	13.54	.7487	.0722	.2956	.2376	.0763
#1	-.0047	.0007	.5199	.5909	.4407	.5178	.5318
#2	-.0047	.0008	.5255	.5903	.4425	.5196	.5312
Check ?	None	None	Chk Pass	Chk Pass	Chk Pass	Chk Pass	Chk Pass
Value							
Range							

Int. Std.	Y_3600	Y_3710	Y_2243	In2306
Units	Cts/S	Cts/S	Cts/S	Cts/S
Avg	**49380.**	**7823.4**	**1670.7**	**3221.0**
Stddev	60.	42.0	4.0	3.4
%RSD	.12225	.53731	.24139	.10640
#1	49337.	7793.7	1673.6	3223.4
#2	49422.	7853.1	1667.9	3218.6

Zoom In Zoom Out

Sample Name: ccv Acquired: 6/20/2014 20:50:30 Type: QC
Method: Accutest1(v281) Mode: CONC Corr. Factor: 1.000000
User: admin Custom ID1: Custom ID2: Custom ID3:
Comment: 306/307

Elem	Ba4554	Be3130	Cd2288	Co2286	Cr2677	Cu3247	Mn2576	Ni2316	Ag3280
Units	ppm	ppm	ppm	ppm	ppm	ppm	ppm	ppm	ppm
Avg	**1.926**	**1.945**	**1.987**	**2.017**	**2.105**	**1.964**	**2.072**	**2.081**	**.2419**
Stddev	.141	.140	.035	.028	.004	.010	.004	.030	.0001
%RSD	7.294	7.218	1.769	1.378	.1724	.4994	.2041	1.447	.0282
#1	1.827	1.846	1.962	1.998	2.108	1.971	2.075	2.060	.2419
#2	2.026	2.045	2.011	2.037	2.102	1.957	2.069	2.102	.2420
Check ?	Chk Pass	Chk Pass	Chk Pass	Chk Pass	Chk Pass	Chk Pass	Chk Pass	Chk Pass	Chk Pass
Value									
Range									

Elem	V_2924	Zn2062	As1890	Tl1908	Pb2203	Se1960	Sb2068	Al3961	Ca3179
Units	ppm	ppm	ppm	ppm	ppm	ppm	ppm	ppm	ppm
Avg	**2.043**	**2.084**	**1.943**	**2.080**	**2.114**	**1.951**	**1.990**	**38.87**	**39.24**
Stddev	.004	.033	.034	.033	.020	.034	.040	2.89	2.78
%RSD	.1893	1.573	1.752	1.566	.9400	1.758	1.985	7.430	7.088
#1	2.040	2.061	1.919	2.057	2.100	1.926	1.962	36.82	37.27
#2	2.046	2.107	1.967	2.103	2.128	1.975	2.018	40.91	41.21
Check ?	Chk Pass	Chk Pass	Chk Pass	Chk Pass	Chk Pass	Chk Pass	Chk Pass	Chk Pass	Chk Pass
Value									
Range									

Elem	Fe2599	Mg2790	K_7664	Na5895	B_2089	Mo2020	Pd3404	Si2124	Sn1899
Units	ppm	ppm	ppm	ppm	ppm	ppm	ppm	ppm	ppm
Avg	**38.71**	**37.60**	**37.82**	**38.72**	**2.025**	**1.995**	**1.982**	**4.924**	**2.089**
Stddev	2.86	2.88	2.63	2.75	.041	.036	.008	.100	.037
%RSD	7.380	7.671	6.939	7.109	2.010	1.784	.3886	2.035	1.792
#1	36.69	35.56	35.96	36.77	1.996	1.969	1.987	4.853	2.063
#2	40.73	39.64	39.68	40.66	2.054	2.020	1.976	4.995	2.115
Check ?	Chk Pass	Chk Pass	Chk Pass	Chk Pass	Chk Pass	Chk Pass	Chk Pass	Chk Pass	Chk Pass
Value									
Range									

Zoom In Zoom Out

Sample Name: ccv Acquired: 6/20/2014 20:50:30 Type: QC
Method: Accutest1(v281) Mode: CONC Corr. Factor: 1.000000
User: admin Custom ID1: Custom ID2: Custom ID3:
Comment: 306/307

Elem	Sr4077	Ti3349	W_2079	Zr3391	S_1820	Bi2230	Li6707
Units	ppm	ppm	ppm	ppm	ppm	ppm	ppm
Avg	**1.964**	**2.042**	F **1.788**	**2.039**	**1.934**	**1.940**	**1.845**
Stddev	.142	.006	.048	.002	.040	.035	.133
%RSD	7.228	.3200	2.676	.1046	2.042	1.802	7.209
#1	1.864	2.046	1.754	2.041	1.906	1.915	1.751
#2	2.065	2.037	1.822	2.038	1.962	1.965	1.939
Check ?	Chk Pass	Chk Pass	Chk Fail	Chk Pass	Chk Pass	Chk Pass	Chk Pass
Value			2.000				
Range			-10.00%				

Int. Std.	Y_3600	Y_3710	Y_2243	In2306
Units	Cts/S	Cts/S	Cts/S	Cts/S
Avg	**54743.**	**8566.6**	**1857.6**	**3707.9**
Stddev	72.	529.9	31.3	52.8
%RSD	.13186	6.1861	1.6835	1.4233
#1	54692.	8941.3	1879.7	3745.2
#2	54794.	8191.9	1835.5	3670.6

Zoom In Zoom Out

Sample Name: ccb Acquired: 6/20/2014 20:56:25 Type: QC
Method: Accutest1(v281) Mode: CONC Corr. Factor: 1.000000
User: admin Custom ID1: Custom ID2: Custom ID3:
Comment: 306/307

Elem	Ba4554	Be3130	Cd2288	Co2286	Cr2677	Cu3247	Mn2576	Ni2316
Units	ppm	ppm	ppm	ppm	ppm	ppm	ppm	ppm
Avg	**.0006**	**.0000**	**.0003**	**.0001**	**.0005**	**.0004**	**.0003**	**-.0001**
Stddev	.0001	.0000	.0001	.0000	.0007	.0001	.0000	.0003
%RSD	14.18	89.08	38.16	20.22	141.6	21.74	12.79	421.1
#1	.0005	.0001	.0003	.0002	.0010	.0004	.0002	.0001
#2	.0006	.0000	.0002	.0001	-.0000	.0003	.0003	-.0003
Check ?	Chk Pass	Chk Pass	Chk Pass	Chk Pass	Chk Pass	Chk Pass	Chk Pass	Chk Pass
High Limit								
Low Limit								

Elem	Ag3280	V_2924	Zn2062	As1890	Tl1908	Pb2203	Se1960	Sb2068
Units	ppm	ppm	ppm	ppm	ppm	ppm	ppm	ppm
Avg	**.0001**	**-.0000**	**.0003**	**.0002**	**.0002**	**-.0004**	**-.0019**	**.0000**
Stddev	.0001	.0001	.0000	.0002	.0000	.0014	.0020	.0007
%RSD	106.2	295.2	7.650	71.38	28.74	344.4	108.7	7707.
#1	.0000	-.0001	.0003	.0004	.0002	-.0014	-.0004	-.0005
#2	.0002	.0000	.0003	.0001	.0001	.0006	-.0033	.0005
Check ?	Chk Pass	Chk Pass	Chk Pass	Chk Pass	Chk Pass	Chk Pass	Chk Pass	Chk Pass
High Limit								
Low Limit								

Elem	Al3961	Ca3179	Fe2599	Mg2790	K_7664	Na5895	B_2089	Mo2020
Units	ppm	ppm	ppm	ppm	ppm	ppm	ppm	ppm
Avg	**.0159**	**.0080**	**.0087**	**.0166**	**.0330**	**.0136**	**.0002**	**.0010**
Stddev	.0093	.0118	.0034	.0306	.0065	.0100	.0007	.0004
%RSD	58.51	147.9	39.32	184.3	19.59	73.15	320.6	42.80
#1	.0093	-.0004	.0063	-.0050	.0375	.0066	-.0003	.0013
#2	.0225	.0163	.0111	.0382	.0284	.0207	.0007	.0007
Check ?	Chk Pass	Chk Pass	Chk Pass	Chk Pass	Chk Pass	Chk Pass	Chk Pass	Chk Pass
High Limit								
Low Limit								

Zoom In
Zoom Out

Sample Name: ccb Acquired: 6/20/2014 20:56:25 Type: QC
Method: Accutest1(v281) Mode: CONC Corr. Factor: 1.000000
User: admin Custom ID1: Custom ID2: Custom ID3:
Comment: 306/307

Elem	Pd3404	Si2124	Sn1899	Sr4077	Ti3349	W_2079	Zr3391	S_1820
Units	ppm	ppm	ppm	ppm	ppm	ppm	ppm	ppm
Avg	**-.0003**	**-.0000**	**.0003**	**.0002**	**.0003**	W **.0221**	W **.0018**	**-.0055**
Stddev	.0009	.0004	.0009	.0000	.0001	.0027	.0001	.0029
%RSD	278.8	4163.	258.2	11.83	20.49	12.01	7.169	52.31
#1	.0003	-.0003	.0010	.0002	.0002	.0240	.0017	-.0035
#2	-.0009	.0003	-.0003	.0002	.0003	.0203	.0019	-.0075
Check ?	Chk Pass	Chk Pass	Chk Pass	Chk Pass	Chk Pass	Chk Warn	Chk Warn	Chk Pass
High Limit						.0159	.0012	
Low Limit						-.0159	-.0012	

Elem	Bi2230	Li6707
Units	ppm	ppm
Avg	**.0008**	**.0006**
Stddev	.0012	.0000
%RSD	138.3	4.432
#1	.0000	.0006
#2	.0017	.0006
Check ?	Chk Pass	Chk Pass
High Limit		
Low Limit		

Int. Std.	Y_3600	Y_3710	Y_2243	In2306
Units	Cts/S	Cts/S	Cts/S	Cts/S
Avg	**59020.**	**8394.2**	**1970.0**	**4167.4**
Stddev	716.	118.8	15.1	17.4
%RSD	1.2136	1.4151	.76504	.41855
#1	59527.	8310.2	1959.3	4155.0
#2	58514.	8478.2	1980.6	4179.7

NOTE: The remaining raw data for this batch is not relevant to this job. As such it has been omitted.

Element, Wavelength and Order	Use?	# IECs	IEC	k1	k2	Calc-in-fit?
Ba 455.403 { 74}	☒	3	Mg	0.000001	0.000000	No
			Al	0.000002	0.000000	No
			Zr	0.002000	0.000000	No
Be 313.042 {108}	☒	12	V	0.001600	0.000000	No
			Mo	-0.000017	0.000000	No
			Ti	-0.000800	0.000000	No
			Mn	0.000022	0.000000	No
			Ba	-0.000000	0.000000	No
			Co	-0.000004	0.000000	No
			Ni	-0.000050	0.000000	No
			Ca	-0.000000	0.000000	No
			Cu	0.000014	0.000000	No
			Zn	-0.000010	0.000000	No
			Fe	0.000000	0.000000	No
			Cr	0.000008	0.000000	No
Cd 228.802 {448}	☒	14	As	0.010000	0.000000	No
			Ni	0.000116	0.000000	No
			Fe	0.000010	0.000000	No
			V	0.000161	0.000000	No
			Ba	0.000046	0.000000	No
			Co	-0.004524	0.000000	No
			Sr	-0.000006	0.000000	No
			Ca	-0.000000	0.000000	No
			Mn	0.000013	0.000000	No
			Cr	-0.000010	0.000000	No
			Si	-0.000005	0.000000	No
			Cu	-0.000276	0.000000	No
			Al	-0.000002	0.000000	No
			Ti	-0.000200	0.000000	No
Co 228.616 {448}	☒	10	Fe	0.000005	0.000000	No
			Cr	-0.000049	0.000000	No
			Mo	-0.001100	0.000000	No
			Ni	0.000256	0.000000	No
			Ti	0.001659	0.000000	No
			Ba	-0.000009	0.000000	No
			W	0.000160	0.000000	No
			Cd	0.000012	0.000000	No
			Si	0.000000	0.000000	No
			Ca	-0.000003	0.000000	No
Cr 267.716 {126}	☒	14	Mn	0.000202	0.000000	No
			V	-0.000022	0.000000	No
			Mo	-0.000130	0.000000	No
			Fe	-0.000012	0.000000	No
			W	0.000000	0.000000	No
			Cd	-0.000050	0.000000	No
			Al	-0.000002	0.000000	No
			Ca	0.000002	0.000000	No
			Mg	0.000003	0.000000	No
			Ti	0.000000	0.000000	No
			Sn	0.000000	0.000000	No
			Ba	0.000013	0.000000	No
			Cu	0.000100	0.000000	No
			Sr	-0.000100	0.000000	No
Cu 324.754 {104}2	☒	20	Cr	0.000040	0.000000	No
			V	-0.000353	0.000000	No
			Mo	0.000456	0.000000	No
			Ti	-0.000121	0.000000	No

	Element, Wavelength and Order	Use?	# IECs	IEC	k1	k2	Calc-in-fit?
				Fe	-0.000095	0.000000	No
				Al	0.000003	0.000000	No
				Sn	-0.000497	0.000000	No
				Zn	-0.000004	0.000000	No
				Co	-0.000858	0.000000	No
				Zr	-0.000330	0.000000	No
				Si	0.000080	0.000000	No
				Mn	-0.000080	0.000000	No
				Se	0.000050	0.000000	No
				Ba	0.000008	0.000000	No
				Ag	-0.000077	0.000000	No
				Pb	0.000002	0.000000	No
				Sb	0.000370	0.000000	No
				Mg	0.000006	0.000000	No
				Ca	0.000007	0.000000	No
				W	0.000000	0.000000	No
	Mn 257.610 {131}	☒	9	Fe	-0.000134	0.000000	No
				Si	0.000050	0.000000	No
				Ba	0.000012	0.000000	No
				As	0.000001	0.000000	No
				Ca	-0.000005	0.000000	No
				Al	-0.000001	0.000000	No
				Ni	0.000028	0.000000	No
				Mo	-0.000100	0.000000	No
				Cr	-0.000110	0.000000	No
	Ni 231.604 {446}	☒	17	Fe	0.000028	0.000000	No
				Zn	-0.000021	0.000000	No
				Be	-0.000112	0.000000	No
				Co	-0.000278	0.000000	No
				Tl	0.000209	0.000000	No
				Mg	0.000004	0.000000	No
				Mo	-0.000030	0.000000	No
				V	-0.000032	0.000000	No
				Cu	0.000100	0.000000	No
				Se	0.000286	0.000000	No
				Al	-0.000003	0.000000	No
				Cr	0.000006	0.000000	No
				Si	-0.000030	0.000000	No
				Sn	0.000079	0.000000	No
				Ba	0.000000	0.000000	No
				Ca	0.000001	0.000000	No
				W	0.000000	0.000000	No
	Ag 328.068 {103}	☒	15	Mn	0.000100	0.000000	No
				Mo	-0.000136	0.000000	No
				Ti	-0.000486	0.000000	No
				Fe	-0.000605	0.000000	No
				V	0.000000	0.000000	No
				Zn	-0.001680	0.000000	No
				Ca	-0.000010	0.000000	No
				Al	-0.000003	0.000000	No
				Sr	-0.000008	0.000000	No
				Mg	-0.000002	0.000000	No
				Ba	-0.001848	0.000000	No
				Cr	-0.000057	0.000000	No
				Si	-0.000176	0.000000	No
				Zr	0.005200	0.000000	No
				W	0.000000	0.000000	No

	Element, Wavelength and Order	Use?	# IECs	IEC	k1	k2	Calc-in-fit?
	V 292.402 {115}	☒	6	Ti	0.000530	0.000000	No
				Mo	-0.011200	0.000000	No
				Fe	0.000026	0.000000	No
				Sr	-0.000100	0.000000	No
				Cr	-0.002120	0.000000	No
				Mn	-0.000513	0.000000	No
	Zn 206.200 {464}	☒	17	Cr	-0.000597	0.000000	No
				Mo	0.000444	0.000000	No
				Fe	0.000009	0.000000	No
				Al	0.000006	0.000000	No
				Si	-0.000035	0.000000	No
				Ba	0.000108	0.000000	No
				Na	0.000003	0.000000	No
				Ca	-0.000008	0.000000	No
				Sr	-0.000033	0.000000	No
				Sn	0.000069	0.000000	No
				Cu	0.000456	0.000000	No
				As	0.000200	0.000000	No
				Be	0.000071	0.000000	No
				Pd	0.000280	0.000000	No
				Bi	-0.001400	0.000000	No
				W	0.000000	0.000000	No
				Mn	0.000400	0.000000	No
	As 189.042 {478}	☒	24	Al	0.000006	0.000000	No
				Fe	-0.000024	0.000000	No
				Ca	-0.000008	0.000000	No
				Mn	-0.000205	0.000000	No
				Mo	0.002030	0.000000	No
				Cr	0.001000	0.000000	No
				V	-0.000094	0.000000	No
				Co	-0.000905	0.000000	No
				Ba	0.000001	0.000000	No
				W	0.020000	0.000000	No
				Sn	-0.000037	0.000000	No
				Cd	-0.000194	0.000000	No
				Tl	-0.000370	0.000000	No
				Be	0.000173	0.000000	No
				Mg	0.000004	0.000000	No
				Si	-0.000147	0.000000	No
				Zn	0.000100	0.000000	No
				Sr	-0.000300	0.000000	No
				Pd	0.025000	0.000000	No
				Zr	-0.001900	0.000000	No
				Ti	-0.000100	0.000000	No
				S	0.000008	0.000000	No
				Cu	0.000200	0.000000	No
				K	0.000000	0.000000	No
	Tl 190.856 {477}	☒	26	Cr	0.000450	0.000000	No
				Mo	-0.008120	0.000000	No
				Al	-0.000004	0.000000	No
				Fe	-0.000073	0.000000	No
				V	0.001600	0.000000	No
				Mn	0.000190	0.000000	No
				Si	-0.000073	0.000000	No
				Ca	0.000003	0.000000	No
				Ti	-0.000190	0.000000	No
				Mg	0.000000	0.000000	No

	Element, Wavelength and Order	Use?	# IECs	IEC	k1	k2	Calc-in-fit?
				Co	0.002336	0.000000	No
				Sr	-0.000030	0.000000	No
				B	-0.000200	0.000000	No
				Ba	0.000000	0.000000	No
				Zn	-0.000120	0.000000	No
				As	-0.000045	0.000000	No
				Ni	0.000000	0.000000	No
				Cu	0.000097	0.000000	No
				Zr	-0.000200	0.000000	No
				Pd	0.000051	0.000000	No
				Pb	0.000035	0.000000	No
				S	0.000015	0.000000	No
				W	0.000000	0.000000	No
				Na	0.000000	0.000000	No
				K	0.000000	0.000000	No
				Sn	0.000000	0.000000	No
	Pb 220.353 {453}	☒	24	Al	-0.000093	0.000000	No
				Fe	0.000051	0.000000	No
				Ca	0.000001	0.000000	No
				Mn	0.000047	0.000000	No
				Zn	-0.000036	0.000000	No
				Mo	-0.002020	0.000000	No
				Cu	0.000304	0.000000	No
				V	-0.000038	0.000000	No
				Co	-0.000447	0.000000	No
				Ti	-0.000050	0.000000	No
				Si	-0.000060	0.000000	No
				Ba	-0.000012	0.000000	No
				Sb	-0.000200	0.000000	No
				Sr	-0.000043	0.000000	No
				W	0.015000	0.000000	No
				Mg	0.000000	0.000000	No
				Cd	-0.000018	0.000000	No
				Cr	-0.000166	0.000000	No
				Pd	0.000560	0.000000	No
				Zr	-0.000435	0.000000	No
				Ni	0.000299	0.000000	No
				S	-0.000006	0.000000	No
				Se	0.000096	0.000000	No
				K	0.000000	0.000000	No
	Se 196.090 {472}	☒	24	Al	0.000001	0.000000	No
				Ca	0.000003	0.000000	No
				Mn	0.000265	0.000000	No
				Mo	0.000287	0.000000	No
				Fe	-0.000295	0.000000	No
				Co	0.000055	0.000000	No
				V	0.000470	0.000000	No
				Sr	-0.000258	0.000000	No
				Cu	-0.000007	0.000000	No
				Si	-0.000190	0.000000	No
				Tl	0.000180	0.000000	No
				Be	-0.000143	0.000000	No
				Zn	-0.000250	0.000000	No
				B	0.000000	0.000000	No
				Pd	0.000300	0.000000	No
				Ti	-0.000429	0.000000	No
				Cd	0.000090	0.000000	No

Element, Wavelength and Order	Use?	# IECs	IEC	k1	k2	Calc-in-fit?
			Zr	0.000000	0.000000	No
			Ba	-0.000119	0.000000	No
			Mg	0.000002	0.000000	No
			Pb	0.000000	0.000000	No
			Cr	0.000200	0.000000	No
			W	0.040000	0.000000	No
			K	0.000000	0.000000	No
Sb 206.833 {463}	☒	14	Fe	0.000025	0.000000	No
			Al	-0.000000	0.000000	No
			Ca	-0.000003	0.000000	No
			Ni	-0.001557	0.000000	No
			Cr	0.013700	0.000000	No
			V	-0.001800	0.000000	No
			Zn	0.000028	0.000000	No
			Mo	-0.000200	0.000000	No
			Ti	0.000854	0.000000	No
			Sn	-0.012177	0.000000	No
			W	0.000000	0.000000	No
			Mg	-0.000001	0.000000	No
			Zr	-0.000260	0.000000	No
			Sr	0.000151	0.000000	No
Al 396.152 { 85}	☒	5	Si	-0.002348	0.000000	No
			Ca	-0.000172	0.000000	No
			Mo	0.032500	0.000000	No
			Zr	-0.000018	0.000000	No
			Ti	-0.000017	0.000000	No
Ca 317.933 {106}	☒	16	Fe	0.000130	0.000000	No
			Ti	0.000000	0.000000	No
			W	0.003960	0.000000	No
			Tl	0.004950	0.000000	No
			Be	0.001840	0.000000	No
			Ba	0.003500	0.000000	No
			Cu	-0.001800	0.000000	No
			Cd	0.003700	0.000000	No
			Ni	0.001513	0.000000	No
			Pd	-0.000871	0.000000	No
			B	-0.000210	0.000000	No
			Se	0.002000	0.000000	No
			Co	0.000540	0.000000	No
			Cr	0.000640	0.000000	No
			Al	0.000026	0.000000	No
			As	0.010000	0.000000	No
Fe 259.940 {130}	☒	14	Co	0.000004	0.000000	No
			Si	0.001320	0.000000	No
			Tl	-0.002580	0.000000	No
			Se	0.000000	0.000000	No
			Cr	-0.000566	0.000000	No
			Mn	-0.000025	0.000000	No
			V	-0.000064	0.000000	No
			Cu	0.000953	0.000000	No
			K	-0.000200	0.000000	No
			Zn	0.000046	0.000000	No
			Ti	-0.000631	0.000000	No
			Ca	0.000020	0.000000	No
			Ba	0.001000	0.000000	No
			Pd	-0.000714	0.000000	No
Mg 279.079 {121}	☒	3	Mo	-0.045250	0.000000	No

Element, Wavelength and Order	Use?	# IECs	IEC	k1	k2	Calc-in-fit?
			W	0.000000	0.000000	No
			Mn	0.000000	0.000000	No
K 766.490 { 44}	☒	13	Fe	-0.000340	0.000000	No
			Al	-0.000123	0.000000	No
			Ca	-0.000071	0.000000	No
			Mn	0.001430	0.000000	No
			Si	-0.003000	0.000000	No
			V	-0.002000	0.000000	No
			Pd	0.004000	0.000000	No
			Sn	-0.004700	0.000000	No
			Na	0.002000	0.000000	No
			Ba	-0.002700	0.000000	No
			Mo	-0.000850	0.000000	No
			Cu	-0.010000	0.000000	No
			Ni	-0.010000	0.000000	No
Na 589.592 { 57}	☒	5	K	-0.000560	0.000000	No
			Ba	0.000900	0.000000	No
			Ca	0.000055	0.000000	No
			Al	0.000040	0.000000	No
			V	-0.005000	0.000000	No
B 208.959 {462}	☒	1	Mo	0.027000	0.000000	No
Mo 202.030 {467}	☒	5	Co	0.000000	0.000000	No
			Al	0.000000	0.000000	No
			Fe	-0.000010	0.000000	No
			Mg	-0.000001	0.000000	No
			Ca	0.000003	0.000000	No
Pd 340.458 { 99}	☒	10	Ti	-0.001014	0.000000	No
			V	0.000262	0.000000	No
			Sn	-0.000006	0.000000	No
			Fe	-0.000067	0.000000	No
			Mo	-0.000220	0.000000	No
			Zr	-0.019800	0.000000	No
			Co	-0.007151	0.000000	No
			Ca	-0.000021	0.000000	No
			S	-0.000022	0.000000	No
			Si	-0.001040	0.000000	No
Si 212.412 {459}	☒	14	Sr	0.000366	0.000000	No
			Ni	0.000106	0.000000	No
			Mo	0.021300	0.000000	No
			V	0.000600	0.000000	No
			Ti	0.059500	0.000000	No
			Al	-0.000016	0.000000	No
			Cd	0.001043	0.000000	No
			Ba	0.000170	0.000000	No
			Fe	0.000001	0.000000	No
			Sn	0.003217	0.000000	No
			Zn	0.000385	0.000000	No
			As	-0.002660	0.000000	No
			Ca	-0.000005	0.000000	No
			Pb	0.000471	0.000000	No
Sn 189.989 {478}	☒	5	Ti	-0.003073	0.000000	No
			Mo	0.000011	0.000000	No
			Fe	0.000018	0.000000	No
			Mn	0.000001	0.000000	No
			Si	0.000131	0.000000	No
Sr 407.771 { 83}	☒	2	Fe	-0.000000	0.000000	No
			Ca	0.000043	0.000000	No

	Element, Wavelength and Order	Use?	# IECs	IEC	k1	k2	Calc-in-fit?
	Ti 334.904 {101}	☒	4	Cr	0.000189	0.000000	No
				Mo	0.000870	0.000000	No
				Si	0.000035	0.000000	No
				Ca	0.000005	0.000000	No
	Y 360.073 { 94}*	☒	None				
	Y 371.030 { 91}*	☒	None				
	Y 224.306 {451}*	☒	None				
	In 230.606 {446}*	☒	None				
	W 207.911 {462}	☒	26	Al	0.000002	0.000000	No
				Si	-0.000900	0.000000	No
				Ca	0.000000	0.000000	No
				Fe	-0.000007	0.000000	No
				As	-0.002300	0.000000	No
				Mg	-0.000006	0.000000	No
				Mn	-0.000110	0.000000	No
				Mo	-0.000300	0.000000	No
				Ti	0.000080	0.000000	No
				Sr	-0.000850	0.000000	No
				V	-0.000140	0.000000	No
				Cd	-0.000650	0.000000	No
				Cr	-0.000390	0.000000	No
				Zn	0.009921	0.000000	No
				Pd	-0.002900	0.000000	No
				Sn	0.001300	0.000000	No
				Zr	-0.002570	0.000000	No
				B	-0.001000	0.000000	No
				Sb	-0.003000	0.000000	No
				Co	0.000041	0.000000	No
				Ni	-0.000263	0.000000	No
				Be	-0.000130	0.000000	No
				Se	-0.002600	0.000000	No
				Cu	-0.000118	0.000000	No
				Ba	-0.000090	0.000000	No
				Tl	-0.000110	0.000000	No
	Zr 339.198 { 99}	☒	7	Mo	0.000250	0.000000	No
				Ti	0.000090	0.000000	No
				Fe	-0.000060	0.000000	No
				Si	0.000000	0.000000	No
				S	-0.000001	0.000000	No
				Pd	0.000200	0.000000	No
				W	0.000000	0.000000	No
	S 182.034 {485}	☒	6	Ca	0.000085	0.000000	No
				Mo	0.000114	0.000000	No
				Al	-0.000005	0.000000	No
				Fe	0.000012	0.000000	No
				Mn	0.002300	0.000000	No
				Zn	-0.001538	0.000000	No
	Bi 223.061 {451}	☒	9	V	-0.000680	0.000000	No
				Co	-0.002200	0.000000	No
				Ca	0.000007	0.000000	No
				Mg	0.000018	0.000000	No
				W	-0.003914	0.000000	No
				Cu	-0.000858	0.000000	No
				Fe	0.000065	0.000000	No
				Cr	0.001500	0.000000	No
				Ti	-0.006467	0.000000	No

	Element, Wavelength and Order	Use?	# IECs	IEC	k1	k2	Calc-in-fit?
	Li 670.784 { 50}	☒	None				

	Element, Wavelength and Order	Date of Fit	Date of Cal.	Type of Fit	Weighting	A0	A1	A2	n (Exponent)
	Ba 455.403 { 74}	6/23/2014 9:55:17	6/20/2014 11:34:38	Linear	1/Conc	0.007158	2.869537	0.000000	1.000000
	Be 313.042 {108}	6/23/2014 9:55:17	6/20/2014 11:34:38	Linear	1/Conc	-0.000197	1.626857	0.000000	1.000000
	Cd 228.802 {448}	6/23/2014 9:55:17	6/20/2014 11:34:38	Linear	1/Conc	0.000513	1.069685	0.000000	1.000000
	Co 228.616 {448}	6/23/2014 9:55:17	6/20/2014 11:34:38	Linear	1/Conc	-0.000015	0.529212	0.000000	1.000000
	Cr 267.716 {126}	6/23/2014 9:55:17	6/20/2014 11:34:38	Linear	1/Conc	-0.000006	0.081685	0.000000	1.000000
	Cu 324.754 {104}2	6/23/2014 9:55:17	6/20/2014 11:34:38	Linear	1/Conc	0.002334	0.224704	0.000000	1.000000
	Mn 257.610 {131}	6/23/2014 9:55:17	6/20/2014 11:34:38	Linear	1/Conc	-0.000016	0.437498	0.000000	1.000000
	Ni 231.604 {446}	6/23/2014 9:55:17	6/20/2014 11:34:38	Linear	1/Conc	0.000087	0.375102	0.000000	1.000000
	Ag 328.068 {103}	6/23/2014 9:55:17	6/20/2014 11:34:38	Linear	1/Conc	-0.000141	0.122145	0.000000	1.000000
	V 292.402 {115}	6/23/2014 9:55:17	6/20/2014 11:34:38	Linear	1/Conc	0.000051	0.102752	0.000000	1.000000
	Zn 206.200 {464}	6/23/2014 9:55:17	6/20/2014 11:34:38	Linear	1/Conc	0.000460	0.942029	0.000000	1.000000
	As 189.042 {478}	6/23/2014 9:55:17	6/20/2014 11:34:38	Linear	1/Conc	-0.000248	0.106568	0.000000	1.000000
	Tl 190.856 {477}	6/23/2014 9:55:17	6/20/2014 11:34:38	Linear	1/Conc	-0.000051	0.056098	0.000000	1.000000
	Pb 220.353 {453}	6/23/2014 9:55:17	6/20/2014 11:34:38	Linear	1/Conc	0.000095	0.149977	0.000000	1.000000
	Se 196.090 {472}	6/23/2014 9:55:17	6/20/2014 11:34:38	Linear	1/Conc	0.000498	0.081381	0.000000	1.000000
	Sb 206.833 {463}	6/23/2014 9:55:17	6/20/2014 11:34:38	Linear	1/Conc	-0.000249	0.205465	0.000000	1.000000
	Al 396.152 { 85}	6/23/2014 9:55:17	6/20/2014 11:34:38	Linear	1/Conc	0.000162	0.042242	0.000000	1.000000
	Ca 317.933 {106}	6/23/2014 9:55:17	6/20/2014 11:34:38	Linear	1/Conc	0.002723	0.041107	0.000000	1.000000
	Fe 259.940 {130}	6/23/2014 9:55:17	6/20/2014 11:34:38	Linear	1/Conc	0.000048	0.026760	0.000000	1.000000
	Mg 279.079 {121}	6/23/2014 9:55:17	6/20/2014 11:34:38	Linear	1/Conc	-0.000028	0.003253	0.000000	1.000000
	K 766.490 { 44}	6/23/2014 9:55:17	6/20/2014 11:34:38	Linear	1/Conc	-0.000754	0.068133	0.000000	1.000000
	Na 589.592 { 57}	6/23/2014 9:55:17	6/20/2014 11:34:38	Linear	1/Conc	0.002086	0.217986	0.000000	1.000000
	B 208.959 {462}	6/23/2014 9:55:17	6/20/2014 11:34:38	Linear	1/Conc	0.000571	0.261227	0.000000	1.000000
	Mo 202.030 {467}	6/23/2014 9:55:17	6/20/2014 11:34:38	Linear	1/Conc	0.000321	0.889780	0.000000	1.000000
	Pd 340.458 { 99}	6/23/2014 9:55:17	6/20/2014 11:34:38	Linear	1/Conc	-0.000162	0.044727	0.000000	1.000000
	Si 212.412 {459}	6/23/2014 9:55:17	6/20/2014 11:34:38	Linear	1/Conc	0.003793	0.278627	0.000000	1.000000
	Sn 189.989 {478}	6/23/2014 9:55:17	6/20/2014 11:34:38	Linear	1/Conc	0.000052	0.162835	0.000000	1.000000
	Sr 407.771 { 83}	6/23/2014 9:55:17	6/20/2014 11:34:38	Linear	1/Conc	-0.001060	5.339692	0.000000	1.000000
	Ti 334.904 {101}	6/23/2014 9:55:17	6/20/2014 11:34:38	Linear	1/Conc	-0.000110	0.118634	0.000000	1.000000
	Y 360.073 { 94}*	6/23/2014 9:55:17	12/23/2009 10:44:16	Linear	1/Conc	0.000000	0.000000	0.000000	1.000000
	Y 371.030 { 91}*	6/23/2014 9:55:17	12/23/2009 10:44:16	Linear	1/Conc	0.000000	0.000000	0.000000	1.000000
	Y 224.306 {451}*	6/23/2014 9:55:17	12/23/2009 10:44:16	Linear	1/Conc	0.000000	0.000000	0.000000	1.000000
	In 230.606 {446}*	6/23/2014 9:55:17	12/23/2009 10:44:16	Linear	1/Conc	0.000000	0.000000	0.000000	1.000000
	W 207.911 {462}	6/23/2014 9:55:17	6/20/2014 11:34:38	Linear	1/Conc	0.004786	0.394399	0.000000	1.000000
	Zr 339.198 { 99}	6/23/2014 9:55:17	6/20/2014 11:34:38	Linear	1/Conc	-0.000150	0.276063	0.000000	1.000000
	S 182.034 {485}	6/23/2014 9:55:17	6/20/2014 11:34:38	Linear	1/Conc	0.001927	0.054662	0.000000	1.000000
	Bi 223.061 {451}	6/23/2014 9:55:17	6/20/2014 11:34:38	Linear	1/Conc	-0.000349	0.278980	0.000000	1.000000
	Li 670.784 { 50}	6/23/2014 9:55:17	6/20/2014 11:34:38	Linear	1/Conc	0.001722	1.501392	0.000000	1.000000

	Element, Wavelength and Order	Correlation	Std Error of Est	Predicted MDL	Predicted MQL	Status	Reslope		QC Norm	
							Slope	Y-int	Slope factor	Offset
	Ba 455.403 { 74}	1.000000	0.000000	0.000190	0.000632	OK.	1.000000	0.000000	1	0
	Be 313.042 {108}	1.000000	0.000000	0.000114	0.000379	OK.	1.000000	0.000000	1	0
	Cd 228.802 {448}	1.000000	0.000000	0.000186	0.000619	OK.	1.000000	0.000000	1	0
	Co 228.616 {448}	1.000000	0.000000	0.000269	0.000897	OK.	1.000000	0.000000	1	0
	Cr 267.716 {126}	1.000000	0.000000	0.000489	0.001629	OK.	1.000000	0.000000	1	0
	Cu 324.754 {104}2	1.000000	0.000000	0.000400	0.001335	OK.	1.000000	0.000000	1	0
	Mn 257.610 {131}	1.000000	0.000000	0.000080	0.000267	OK.	1.000000	0.000000	1	0
	Ni 231.604 {446}	1.000000	0.000000	0.000329	0.001097	OK.	1.000000	0.000000	1	0
	Ag 328.068 {103}	1.000000	0.000000	0.000616	0.002052	OK.	1.000000	0.000000	1	0
	V 292.402 {115}	1.000000	0.000000	0.000443	0.001478	OK.	1.000000	0.000000	1	0
	Zn 206.200 {464}	1.000000	0.000000	0.000193	0.000645	OK.	1.000000	0.000000	1	0
	As 189.042 {478}	1.000000	0.000000	0.001348	0.004494	OK.	1.000000	0.000000	1	0
	Tl 190.856 {477}	1.000000	0.000000	0.001388	0.004628	OK.	1.000000	0.000000	1	0
	Pb 220.353 {453}	1.000000	0.000000	0.001203	0.004009	OK.	1.000000	0.000000	1	0
	Se 196.090 {472}	1.000000	0.000000	0.002288	0.007626	OK.	1.000000	0.000000	1	0
	Sb 206.833 {463}	1.000000	0.000000	0.001165	0.003883	OK.	1.000000	0.000000	1	0
	Al 396.152 { 85}	1.000000	0.000000	0.010147	0.033823	OK.	1.000000	0.000000	1	0
	Ca 317.933 {106}	1.000000	0.000000	0.004831	0.016105	OK.	1.000000	0.000000	1	0
	Fe 259.940 {130}	1.000000	0.000000	0.004184	0.013946	OK.	1.000000	0.000000	1	0
	Mg 279.079 {121}	1.000000	0.000000	0.041276	0.137586	OK.	1.000000	0.000000	1	0
	K 766.490 { 44}	1.000000	0.000000	0.020833	0.069442	OK.	1.000000	0.000000	1	0
	Na 589.592 { 57}	1.000000	0.000000	0.005585	0.018616	OK.	1.000000	0.000000	1	0
	B 208.959 {462}	1.000000	0.000000	0.000638	0.002127	OK.	1.000000	0.000000	1	0
	Mo 202.030 {467}	1.000000	0.000000	0.000235	0.000783	OK.	1.000000	0.000000	1	0
	Pd 340.458 { 99}	1.000000	0.000000	0.001513	0.005043	OK.	1.000000	0.000000	1	0
	Si 212.412 {459}	1.000000	0.000000	0.000854	0.002846	OK.	1.000000	0.000000	1	0
	Sn 189.989 {478}	1.000000	0.000000	0.000894	0.002980	OK.	1.000000	0.000000	1	0
	Sr 407.771 { 83}	1.000000	0.000000	0.000077	0.000255	OK.	1.000000	0.000000	1	0
	Ti 334.904 {101}	1.000000	0.000000	0.000569	0.001897	OK.	1.000000	0.000000	1	0
	Y 360.073 { 94}*	0.000000	0.000000	-1.000000	-1.000000	Warnin	1.000000	0.000000	1	0
	Y 371.030 { 91}*	0.000000	0.000000	-1.000000	-1.000000	Warnin	1.000000	0.000000	1	0
	Y 224.306 {451}*	0.000000	0.000000	-1.000000	-1.000000	Warnin	1.000000	0.000000	1	0
	In 230.606 {446}*	0.000000	0.000000	-1.000000	-1.000000	Warnin	1.000000	0.000000	1	0
	W 207.911 {462}	1.000000	0.000000	0.001026	0.003421	OK.	1.000000	0.000000	1	0
	Zr 339.198 { 99}	1.000000	0.000000	0.000236	0.000787	OK.	1.000000	0.000000	1	0
	S 182.034 {485}	1.000000	0.000000	0.002907	0.009691	OK.	1.000000	0.000000	1	0
	Bi 223.061 {451}	1.000000	0.000000	0.001078	0.003595	OK.	1.000000	0.000000	1	0
	Li 670.784 { 50}	1.000000	0.000000	0.000870	0.002901	OK.	1.000000	0.000000	1	0

MA34295

Method: ACCUTEST Operator: Admin Date of Analysis: 23 Jun 2014 14:11:38

Sample ID	Date	Type	Units	Conc.	µ Abs.	Wt.	Vol.
STDA - 1	23 Jun 2014 14:12:45	Std	ug/l	-	-44	1.000	1.000
STDB - 1	23 Jun 2014 14:14:02	Std	ug/l	-	935	1.000	1.000
STDC - 1	23 Jun 2014 14:15:20	Std	ug/l	-	2245	1.000	1.000
STDD - 1	23 Jun 2014 14:16:41	Std	ug/l	-	4397	1.000	1.000
STDE - 1	23 Jun 2014 14:18:06	Std	ug/l	-	11151	1.000	1.000
STDF - 1	23 Jun 2014 14:19:35	Std	ug/l	-	22270	1.000	1.000
ICV - 1	23 Jun 2014 14:33:21	SMPL	ug/l	2.8379	12639	1.000	1.000
ICB - 1	23 Jun 2014 14:34:40	SMPL	ug/l	-0.0781	-355	1.000	1.000
CCV - 1	23 Jun 2014 14:36:16	CK STND	ug/l	96.9% 2.4230	10790	1.000	1.000
CCB - 1	23 Jun 2014 14:37:32	CK STND	ug/l	-0.0460	-212	1.000	1.000
CRI - 1	23 Jun 2014 14:39:08	SMPL	ug/l	0.1957	865	1.000	1.000
MP80234-MB1 - 1	23 Jun 2014 14:40:25	SMPL	ug/l	-0.0249	-118	1.000	1.000
MP80234-B1 - 1	23 Jun 2014 14:41:44	SMPL	ug/l	1.9896	8859	1.000	1.000
MP80234-S1 - 1	23 Jun 2014 14:43:01	SMPL	ug/l	1.7672	7868	1.000	1.000
MP80234-S2 - 1	23 Jun 2014 14:44:34	SMPL	ug/l	1.8889	8410	1.000	1.000
JB67476-26T - 1	23 Jun 2014 14:46:02	SMPL	ug/l	-0.0168	-82	1.000	1.000
MP80235-MB1 - 1	23 Jun 2014 14:47:32	SMPL	ug/l	0.0103	39	1.000	1.000
MP80235-B1 - 1	23 Jun 2014 14:48:49	SMPL	ug/l	1.9782	8808	1.000	1.000
MP80235-S1 - 1	23 Jun 2014 14:50:06	SMPL	ug/l	2.0790	9257	1.000	1.000
CCV - 1	23 Jun 2014 14:51:41	CK STND	ug/l	95.0% 2.3756	10579	1.000	1.000
CCB - 1	23 Jun 2014 14:53:07	CK STND	ug/l	-0.0534	-245	1.000	1.000
MP80235-S2 - 1	23 Jun 2014 14:54:43	SMPL	ug/l	2.1963	9780	1.000	1.000
JB69793-1B - 1	23 Jun 2014 14:56:01	SMPL	ug/l	-0.0303	-142	1.000	1.000
JB69793-5B - 1	23 Jun 2014 14:57:28	SMPL	ug/l	0.0072	25	1.000	1.000
JB69793-6B - 1	23 Jun 2014 14:58:45	SMPL	ug/l	0.0222	92	1.000	1.000
JB69791-1B - 1	23 Jun 2014 15:00:01	SMPL	ug/l	-0.0108	-55	1.000	1.000
JB69791-6B - 1	23 Jun 2014 15:01:18	SMPL	ug/l	0.0274	115	1.000	1.000
JB69792-1AB - 1	23 Jun 2014 15:02:34	SMPL	ug/l	0.0143	57	1.000	1.000
JB69817-5 - 1	23 Jun 2014 15:03:51	SMPL	ug/l	0.0213	88	1.000	1.000
JB69817-10 - 1	23 Jun 2014 15:05:07	SMPL	ug/l	0.0240	100	1.000	1.000
CCV - 1	23 Jun 2014 15:06:24	CK STND	ug/l	94.6% 2.3642	10528	1.000	1.000
CCB - 1	23 Jun 2014 15:07:40	CK STND	ug/l	-0.0483	-222	1.000	1.000
JB69817-15 - 1	23 Jun 2014 15:09:14	SMPL	ug/l	0.0094	35	1.000	1.000
JB69817-20 - 1	23 Jun 2014 15:10:31	SMPL	ug/l	0.0211	87	1.000	1.000
JB69817-25 - 1	23 Jun 2014 15:11:49	SMPL	ug/l	0.0206	85	1.000	1.000
MP80236-MB1 - 1	23 Jun 2014 15:13:06	SMPL	ug/l	0.0218	90	1.000	1.000
MP80236-B1 - 1	23 Jun 2014 15:14:24	SMPL	ug/l	1.9878	8851	1.000	1.000
MP80236-S1 - 1	23 Jun 2014 15:15:41	SMPL	ug/l	2.0749	9239	1.000	1.000
MP80236-S2 - 1	23 Jun 2014 15:17:12	SMPL	ug/l	2.0693	9214	1.000	1.000
JB69647-2 - 1	23 Jun 2014 15:18:41	SMPL	ug/l	0.0143	57	1.000	1.000
MP80237-MB1 - 1	23 Jun 2014 15:20:08	SMPL	ug/l	0.0123	48	1.000	1.000
CCV - 1	23 Jun 2014 15:21:26	CK STND	ug/l	95.1% 2.3763	10582	1.000	1.000
CCB - 1	23 Jun 2014 15:22:41	CK STND	ug/l	-0.0456	-210	1.000	1.000
MP80237-LC1 - 1	23 Jun 2014 15:24:16	SMPL	ug/l	1.8936	8431	1.000	1.000
MP80237-S1 - 1	23 Jun 2014 15:25:33	SMPL	ug/l	2.0217	9002	1.000	1.000
MP80237-S2 - 1	23 Jun 2014 15:27:06	SMPL	ug/l	2.0226	9006	1.000	1.000
JB69115-3 - 1	23 Jun 2014 15:28:35	SMPL	ug/l	-0.0438	-202	1.000	1.000
MP80237-S3 - 1	23 Jun 2014 15:30:05	SMPL	ug/l	1.9349	8615	1.000	1.000
MP80237-S4 - 1	23 Jun 2014 15:31:24	SMPL	ug/l	1.8761	8353	1.000	1.000
JB69115-3F - 1	23 Jun 2014 15:32:56	SMPL	ug/l	-0.0370	-172	1.000	1.000
JB69048-1 - 1	23 Jun 2014 15:34:27	SMPL	ug/l	0.0092	34	1.000	1.000
JB69048-2 - 1	23 Jun 2014 15:35:46	SMPL	ug/l	0.0137	54	1.000	1.000
CCV - 1	23 Jun 2014 15:37:03	CK STND	ug/l	97.4% 2.4353	10845	1.000	1.000
CCB - 1	23 Jun 2014 15:38:18	CK STND	ug/l	-0.0415	-192	1.000	1.000
JB69048-3 - 1	23 Jun 2014 15:39:53	SMPL	ug/l	0.0206	85	1.000	1.000
JB69048-4 - 1	23 Jun 2014 15:41:10	SMPL	ug/l	0.0251	105	1.000	1.000
JB69048-5 - 1	23 Jun 2014 15:42:27	SMPL	ug/l	0.0292	123	1.000	1.000
JB69048-6 - 1	23 Jun 2014 15:43:44	SMPL	ug/l	0.0204	84	1.000	1.000
JB69048-7 - 1	23 Jun 2014 15:45:01	SMPL	ug/l	0.0393	168	1.000	1.000
JB69048-8 - 1	23 Jun 2014 15:46:18	SMPL	ug/l	0.0285	120	1.000	1.000
JB69048-9 - 1	23 Jun 2014 15:47:35	SMPL	ug/l	0.0249	104	1.000	1.000
JB68943-37 - 1	23 Jun 2014 15:48:52	SMPL	ug/l	0.0678	295	1.000	1.000
JB68943-38 - 1	23 Jun 2014 15:50:10	SMPL	ug/l	0.0235	98	1.000	1.000
CCV - 1	23 Jun 2014 15:51:29	CK STND	ug/l	96.5% 2.4131	10746	1.000	1.000
CCB - 1	23 Jun 2014 15:52:44	CK STND	ug/l	-0.0409	-189	1.000	1.000
JB68977-11 - 1	23 Jun 2014 15:54:20	SMPL	ug/l	0.0215	89	1.000	1.000
JB68983-1 - 1	23 Jun 2014 15:55:37	SMPL	ug/l	0.0213	88	1.000	1.000
JB68983-2 - 1	23 Jun 2014 15:56:54	SMPL	ug/l	0.0206	85	1.000	1.000
JB69078-3 - 1	23 Jun 2014 15:58:12	SMPL	ug/l	0.0283	119	1.000	1.000

MA34295

Method: ACCUTEST Operator: Admin Date of Analysis: 23 Jun 2014 14:11:38

Sample ID	Date	Type	Units	Conc.	µ Abs.	Wt.	Vol.
JB69650-8 - 1	23 Jun 2014 15:59:29	SMPL	ug/l	0.0381	163	1.000	1.000
JB69650-9 - 1	23 Jun 2014 16:00:46	SMPL	ug/l	0.8972	3991	1.000	1.000
JB69650-10 - 1	23 Jun 2014 16:02:03	SMPL	ug/l	-0.0043	-26	1.000	1.000
MP80238-MB1 - 1	23 Jun 2014 16:03:27	SMPL	ug/l	0.0253	106	1.000	1.000
MP80238-LC1 - 1	23 Jun 2014 16:04:45	SMPL	ug/l	1.9109	8508	1.000	1.000
MP80238-S1 - 1	23 Jun 2014 16:06:02	SMPL	ug/l	2.2681	10100	1.000	1.000
CCV - 1	23 Jun 2014 16:07:30	CK STND	ug/l	95.6% 2.3907	10646	1.000	1.000
CCB - 1	23 Jun 2014 16:08:57	CK STND	ug/l	-0.0402	-186	1.000	1.000
MP80238-S2 - 1	23 Jun 2014 16:10:33	SMPL	ug/l	2.3249	10353	1.000	1.000
JB69115-5 - 1	23 Jun 2014 16:11:50	SMPL	ug/l	-0.0072	-39	1.000	1.000
MP80238-S3 - 1	23 Jun 2014 16:13:20	SMPL	ug/l	2.2776	10142	1.000	1.000
MP80238-S4 - 1	23 Jun 2014 16:14:39	SMPL	ug/l	2.2482	10011	1.000	1.000
JB69115-5F - 1	23 Jun 2014 16:16:08	SMPL	ug/l	0.0040	11	1.000	1.000
JB69115-2 - 1	23 Jun 2014 16:17:37	SMPL	ug/l	0.0301	127	1.000	1.000
JB69115-4 - 1	23 Jun 2014 16:18:56	SMPL	ug/l	0.0305	129	1.000	1.000
JB69115-6 - 1	23 Jun 2014 16:20:14	SMPL	ug/l	0.0332	141	1.000	1.000
JB69115-7 - 1	23 Jun 2014 16:21:32	SMPL	ug/l	0.0449	193	1.000	1.000
JB69115-8 - 1	23 Jun 2014 16:22:50	SMPL	ug/l	0.0258	108	1.000	1.000
CCV - 1	23 Jun 2014 16:24:09	CK STND	ug/l	94.1% 2.3532	10479	1.000	1.000
CCB - 1	23 Jun 2014 16:25:24	CK STND	ug/l	-0.0386	-179	1.000	1.000
JB69115-9 - 1	23 Jun 2014 16:27:00	SMPL	ug/l	0.0161	65	1.000	1.000
JB69115-2F - 1	23 Jun 2014 16:28:17	SMPL	ug/l	0.0209	86	1.000	1.000
JB69115-4F - 1	23 Jun 2014 16:29:34	SMPL	ug/l	0.0253	106	1.000	1.000
JB69115-6F - 1	23 Jun 2014 16:30:51	SMPL	ug/l	0.0386	165	1.000	1.000
JB69115-7F - 1	23 Jun 2014 16:32:09	SMPL	ug/l	0.0343	146	1.000	1.000
JB69115-8F - 1	23 Jun 2014 16:33:27	SMPL	ug/l	0.0336	143	1.000	1.000
JB69115-9F - 1	23 Jun 2014 16:34:45	SMPL	ug/l	0.0235	98	1.000	1.000
JB69681-1 - 1	23 Jun 2014 16:36:03	SMPL	ug/l	0.1064	467	1.000	1.000
JB69681-1F - 1	23 Jun 2014 16:37:20	SMPL	ug/l	0.0361	154	1.000	1.000
JB68943-66 - 1	23 Jun 2014 16:38:39	SMPL	ug/l	0.1582	698	1.000	1.000
CCV - 1	23 Jun 2014 16:39:57	CK STND	ug/l	96.3% 2.4066	10717	1.000	1.000
CCB - 1	23 Jun 2014 16:41:15	CK STND	ug/l	-0.0469	-216	1.000	1.000
JB68943-67 - 1	23 Jun 2014 16:42:49	SMPL	ug/l	0.1690	746	1.000	1.000
JB69912-2 - 1	23 Jun 2014 16:44:07	SMPL	ug/l	0.0152	61	1.000	1.000
JB69123-7 - 1	23 Jun 2014 16:45:27	SMPL	ug/l	0.0256	107	1.000	1.000
MP80248-FMBCONF - 1	23 Jun 2014 16:46:44	SMPL	ug/l	0.0242	101	1.000	1.000
MP80248-FLCCONF - 1	23 Jun 2014 16:48:02	SMPL	ug/l	2.1936	9768	1.000	1.000
RINSECONF - 1	23 Jun 2014 16:51:03	SMPL	ug/l	0.0155	62	1.000	1.000
CRI - 1	23 Jun 2014 16:52:20	SMPL	ug/l	0.1981	876	1.000	1.000
MP80239-MB1 - 1	23 Jun 2014 16:54:36	SMPL	ug/l	0.0417	179	1.000	1.000
MP80239-LC1 - 1	23 Jun 2014 16:55:53	SMPL	ug/l	2.0235	9010	1.000	1.000
CCV - 1	23 Jun 2014 16:57:11	CK STND	ug/l	92.1% 2.3018	10250	1.000	1.000
CCB - 1	23 Jun 2014 16:58:38	CK STND	ug/l	-0.0406	-188	1.000	1.000
MP80239-S1 - 1	23 Jun 2014 17:00:14	SMPL	ug/l	2.2859	10179	1.000	1.000
MP80239-S2 - 1	23 Jun 2014 17:01:32	SMPL	ug/l	2.2132	9855	1.000	1.000
JB69056-1 - 1	23 Jun 2014 17:03:02	SMPL	ug/l	-0.0189	-91	1.000	1.000
JB69102-1 - 1	23 Jun 2014 17:04:32	SMPL	ug/l	0.0258	108	1.000	1.000
JB69170-1 - 1	23 Jun 2014 17:05:50	SMPL	ug/l	0.0269	113	1.000	1.000
JB69379-1 - 1	23 Jun 2014 17:07:08	SMPL	ug/l	0.0547	237	1.000	1.000
JB69430-3 - 1	23 Jun 2014 17:08:27	SMPL	ug/l	0.0238	99	1.000	1.000
JB69896-1 - 1	23 Jun 2014 17:09:46	SMPL	ug/l	0.2738	1213	1.000	1.000
RINSECONF - 1	23 Jun 2014 17:11:03	SMPL	ug/l	-0.0097	-50	1.000	1.000
CCV - 1	23 Jun 2014 17:12:42	CK STND	ug/l	104.2% 2.6050	11601	1.000	1.000
CCB - 1	23 Jun 2014 17:13:57	CK STND	ug/l	-0.0402	-186	1.000	1.000

ACCUTEST

Linear

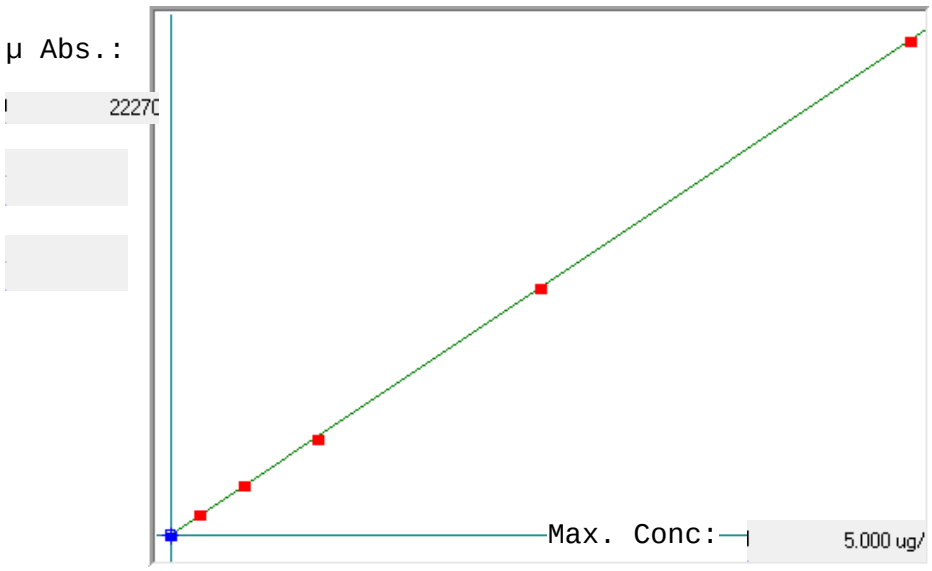

A= 0.0000e+000

B= 2.2441e-004

C= 1.5528e-003

Rho= 0.9999897

Accept=Accepted

Accepted Date=

06/23/14 14:28

Std ID	Conc.	Calc.	Dev.	Mean	SD or %RSD	Rep 1	Rep 2	Rep 3	Rep 4	Rep 5
STDA	0.000	-0.008	-0.008	-44	0.000	-44				
STDB	0.200	0.211	0.011	935	0.0 %	935				
STDC	0.500	0.505	0.005	2245	0.0 %	2245				
STDD	1.000	0.988	-0.012	4397	0.0 %	4397				
STDE	2.500	2.504	0.004	11151	0.0 %	11151				
STDF	5.000	4.999	-0.001	22270	0.0 %	22270				

11.5.1 11

ACCUTEST

Mercury Digestion Log

Product: **HG / HGCLP / HGLIQ**
Matrix: **Soil**

MA Batch #:	MA34284
Analyst:	DARSHAP
Date:	6/20/2014
Balance ID:	24
Reagents:	See attached shee
Thermometer ID:	420

Methods (Circle as appropriate)

SW846 7471B **EPA 245.5 CLP-M**

Type of Digestion: Hot:Block#: 7 Hot Block: Start Time: 10:15 Temp: 9570295 End Time: 10:45 Temp: 9570295 Tubes 4-27
Hot:Block#: ____ Hot:Block: Start Time: ____ Temp: ____ End Time: ____ T Temp: Tubes

Bot #	Sample ID	Initial Sample Wt. in g	Final Samp Vol ml	Spike Used Amount Spiked	Spike Used Added-Y or N	Spikelot and Conc (mg/L)	MP Number	Comments
1	ICV		100	3.0 ml	Y	0.1		
2	ICB							
	CCV			2.5 ml	Y	0.1		
	CCB							
3	CRI			2.0 ml	Y	0.01		
4	MP80192-MB1	0.6000					MP80192	
5	MP80192-LC1	0.1010						
6	MP80192-S1	0.6373		2.0ml	Y	0.1		JB69657-1
7	MP80192-S2	0.6207		2.0ml	Y	0.1		JB69657-1
8	JB69657-1	0.6224						
9	JB69657-2	0.6533						
10	JB69657-3	0.6640						
11	JB69657-4	0.6736						
12	JB69657-5	0.6156						
	CCV			2.5 ml	Y	0.1		
	CCB							
13	JB69657-6	0.6200						
14	JB69657-7	0.6312						
15	JB69657-8	0.6132						
16	JB68305-2R	0.6506						
17	JB68869-2	0.6705						
18	JB68943-103	0.6446						
19	JB68943-104	0.6268						
20	JB68943-105	0.6334						
21	JB68943-106	0.6590						
22	JB69549-1	0.6378						
	CCV			2.5 ml	Y	0.1		
	CCB							
23	JB69549-2	0.6650						
24	JB69549-3	0.6377						
25	JB69549-4	0.6524						
26	JB69549-5	0.6612						
27	JB69549-6	0.6339						
28	MP80193-MB1	0.6000					MP80193	
29	MP80193-LC1	0.1011						
30	MP80193-S1	0.6130		2.0ml	Y	0.1		JB68955-4
31	MP80193-S2	0.6215		2.0ml	Y	0.1		JB68955-4
32	JB68955-4	0.6384						
	CCV			2.5 ml	Y	0.1		
	CCB							

Form: GN-022F
Revision Date:06/09/08

ANALYST: Darsh
QC REVIEWER: ____

DATE: 6/20/14
DATE: ____

11.6.1 11

ACCUTEST

Mercury Digestion Log

Product: **HG / HGCLP / HGLIQ**
Matrix: **Soil**

MA Batch #:	MA34284
Analyst:	DARSHAP
Date:	6/20/2014
Balance ID:	24
Reagents:	See attached shee
Thermometer ID:	420

Methods (Circle as appropriate)

SW846 7471B **EPA 245.5 CLP-M**

Type of Digestion: Hot:Block#: 7 Hot Block: Start Time: 11:00 Temp: 95°C End Time: 11:30 Temp: 95°C Tubes 28.75
Hot:Block#: Hot:Block: Start Time: Temp: End Time: T Temp: Tubes

Bot #	Sample ID	Initial Sample Wt. in g	Final Samp Vol ml	Spike Used Amount Spiked	Spike Used Added- Y or N	Spikelot and Conc (mg/L)	MP Number	Comments
33	JB68955-2	0.6424	100					
34	JB68955-3	0.6325						
35	JB68955-7	0.6327						
36	JB68955-8	0.6101						
37	JB68955-9	0.6372						
38	JB68955-10	0.6622						
39	JB69578-3	0.6491						
40	JB69578-6	0.6602						
41	JB69578-7	0.6142						
42	JB69578-8	0.6527						
	CCV			**2.5 ml**	**Y**	**0.1**		
	CCB							
43	JB68977-1	0.6397						
44	JB68977-5	0.6235						
45	JB68977-8	0.6533						
46	JB68977-2A	0.6013						
47	JB68977-3A	0.6368						
48	JB68977-6A	0.6391						
49	JB68977-9A	0.6448						
50	JB69078-1	1.2361						
51	JB69078-2	0.6342						
52	MP80194-MB1	0.6000					MP80194	
	CCV			**2.5 ml**	**Y**	**0.1**		
	CCB							
53	MP80194-LC1	0.1008						
54	MP80194-S1	0.6452		**2.0ml**	**Y**	**0.1**		JB69045-1
55	MP80194-S2	0.6303		**2.0ml**	**Y**	**0.1**		JB69045-1
56	JB69045-1	0.6053						
57	JB69045-3	0.6184						
58	JB69045-5	0.6622						
59	JB69045-8	0.6317						
60	JB69045-10	0.6031						
61	JB69045-12	0.6623						
62	JB69045-14	0.6089						
	CCV			**2.5 ml**	**Y**	**0.1**		
	CCB							
63	JB69045-16	0.6349						
64	JB69045-18	0.6257						
65	JB69045-20	0.6717						
66	JB69045-22	0.6353						

Form: GN-022F
Revision Date:06/09/08

ANALYST: [signature]
QC REVIEWER:

DATE: 6/20/14
DATE:

11.6.1 11

ACCUTEST

Mercury Digestion Log

Product: **HG / HGCLP / HGLIQ**
Matrix: **Soil**

MA Batch #:	MA34284
Analyst:	DARSHAP
Date:	6/20/2014
Balance ID:	24
Reagents:	See attached shee
Thermometer ID:	420

Methods (Circle as appropriate)

SW846 7471B **EPA 245.5 CLP-M**

Type of Digestion: Hot:Block#:7 Hot Block: Start Time: 14:00 Temp: 95 95 95 End Time: 14:30 Temp: 95 95 95 Tubes 76-80
Hot:Block#:1 Hot:Block: Start Time: 11:00 Temp: 95 95 95 End Time: 11:30 T Temp: 95 95 Tubes 28-75

Bot #	Sample ID	Initial Sample Wt. in g	Final Samp Vol ml	Spike Used: Amount Spiked	Spike Used: Added- Y or N	Spikelot and Conc (mg/L)	MP Number	Comments
67	JB69045-24	0.6591	100					
68	JB69701-1	0.6330						
69	JB69701-2	0.6218						
70	JB69701-3	0.6231						
71	JB69701-4	0.6087						
72	JB69701-5	0.6499						
	CCV			2.5 ml	Y	0.1		
	CCB							
73	JB69701-6	0.6449						
74	JB69701-7	0.6835						
75	JB69701-8	0.6420						
76	MP80209-MB1	1.0000					MP80209	
77	MP80209-B1	1.0000		2.0ml	Y	0.1		
78	MP80209-B2	1.0000		2.0ml	Y	0.1		
79	JB69662-16	1.0000						
80	JB69662-17	1.0000						
81								
82								
	CCV			2.5 ml		0.1		
	CCB							
83								
84								
85								
86								
87								
88								
89								
90								
91								
92								
	CCV			2.5 ml		0.1		
	CCB							
93								
94								
95								
96								
97								
98								
99								
100								
101								
102								
	CCV			2.5 ml		0.1		
	CCB							
103								
104								
105								
106								
107	Form: GN-022F			ANALYST:			DATE:	6/20/14
108	Revision Date:06/09/08			QC REVIEWER:			DATE:	

11.6.1 11

ACCUTEST.

Mercury Digestion Log

Product: HG / HGCLP / HGLIQ
Matrix: Soil

Methods (Circle as appropriate)

SW846 7471B **EPA 245.5 CLP-M**

MA Batch #:	MA34284
Analyst:	DARSHAP
Date:	6/20/2014
Balance ID:	24
Reagents:	See attached sheet
Thermometer ID:	420

Type of Digestion: Hot Block#: 7 Hot:Block: Start Time: 10:15 Temp: 95+0-5 End Time: 10:45 Temp: 95-95 Tubes
Hot Block#: Hot:Block: Start Time: Temp: End Time: Temp: Tubes

Bot #	Sample ID	Initial Sample Vol in ml	Final Sample Vol in ml	Spiked Used Amount Spiked	Spiked Used Added-Y or N	Spikelot and Conc (mg/L)	MP Number	Comments
S-1	Calibration Blank	100 ml	100 ml	N/A	N	N/A	N/A	N/A
S-2	0.20 ug/l standard	100 ml	100 ml	2.0 ml	Y	0.0100	N/A	
S-3	0.50 ug/l standard	100 ml	100 ml	5.0 ml	Y	0.0100	N/A	
S-4	1.00 ug/l standard	100 ml	100 ml	1.0 ml	Y	0.1000	N/A	
S-5	2.50 ug/l standard	100 ml	100 ml	2.5 ml	Y	0.1000	N/A	
S-6	5.00 us/l standard	100 ml	100 ml	5.0 ml	Y	0.1000	N/A	

Analyst: DARSHAP **Date:** 6/20/14
QC Reviewer: **Date:**

Form: GN-022E
Rev. Date: 06/09/08

11.6.1 11

ACCUTEST

Reagent Information Log- Hg Soil

MA # 34284

Reagents	Exp. Date	Reagent # or manufacturer lot #
Conc. Sulfuric Acid	6/16	Fisher- 141489
Conc. Nitric Acid	6/16	Baker 0000074185
Sodium Chloride-Hydroxylamine Hydrochloride	12/20/14	HG--1492-- 112 --HGHCL
Potassium Permanganate	12/20/14	HG--1492-- 110 --HGKM2
Stannous Chloride	6/21/14	HG--1492-- 108 --HGS
STD Hg standard solution 1000 ppm	1/31/16	Ultra. J01211
STD Hg standard solution 100 ppb	6/21/14	HG--1492-- 105 --HGA1
STD Hg standard solution 10 ppb	6/21/14	HG--1492-- 106 --HGA2
ICV Hg standard solution 1000 ppm	2/1/15	In Org- venture. F2/Hg02105
ICV Hg standard solution 50 ppb	6/21/14	HG--1492-- 107 --HGB1
Solid Lab control	11/14/16	D0-82-540- ERA
Aqua Regia	6/21/14	HG--1492-- 109 --HGKAQ
Dilution acid	12/12/14	HG--1492-- 79 --HGD1
Digestion Tubes Lot	N/A	Envi Express- 131 2222
Teflon Chips	N/A	Saint gobain. F7182G022

Form: GN087A80-03
Rev. Date: 10/15/12

11.6.1

11

ACCUTEST

Mercury Digestion Log

Product HG / EHG
Matrix: Aq / Liq / DW

MA Batcl MA34295
Analyst: DP
Date: 6/23/14
Balance N/A
Reagents: See attached sheet
Thermometer ID: 425

Methods (Circle as appropriate)

EPA 245.1 SW846 7470A

Type of Digestion:

Hot Block ID 8 Start Time: 9:00 Temp: 94+1-95 End time: 11:00 Temp: 94+1-95 Tubes: 4 - 28

Hot Block ID___ Start Time _____ Temp: _____ End time: _____ Temp: _____ Tubes: _____

Bot #	Sample ID	pH <2 Y/N	Initial Samp Vol ml	Final Samp Vol ml	Spiked Used Amount Spiked	Spiked Used Added- Y or N	Spikelot and Conc (mg/L)	MP Number	Comments
1	ICV	N	30	30	3.0 ML	Y	0.03		0.030 ppm Hg std.(Ext)
2	ICB								
	CCV				2.5 ML	Y	0.03		0.030 ppm Hg std.
	CCB								
3	CRA				2.0 ML	Y	0.003		0.003 ppm Hg std.
4	~~[illegible]~~								
5	-B1				2.0 ml	Y	0.03		SPLP
6	-S1								
7	-S2								JB67476-26T
8	JB67476-26T								
9	~~[illegible]~~								
10	-B1				2.0 ml	Y	0.03		
11	-S1								
12	-S2								
	CCV				2.5 ML		0.03		0.03 ppm Hg std.
	CCB								
13	JB69793-1B								
14	-5B	Y							
15	-6B								
16	JB69791-1B								
17	-6B								
18	JB69792-1AB								
19	JB69817-5								
20	-10								
21	-15								
22	-20								
	CCV				2.5 ML		0.03		0.03 ppm Hg std.
	CCB								
23	JB69817-25								
24	~~[illegible]~~	N							
25	-B1								
26	-S1								
27	-S2								
28	JB69647-2								
29	~~[illegible]~~								
30	-LG				2.0 ml	Y	0.03		SW846
31	-S1	Y							
32	-S2								JB69115-3
	CCV				2.5 ML		0.03		0.03 ppm Hg std.
	CCB								

Form GN022A-02
Revision Date: 03/25/13

ANALYST: [signature]
QC REVIEWER: [signature]

DATE: 6/23/14
DATE: 6/23/14

11.6.2 11

ACCUTEST

Mercury Digestion Log

Product HG / EHG
Matrix: Aq / Liq / DW

MA Batch: MA 34295
Analyst: DP
Date: 6/23/14
Balance: N/A
Reagents: See attached sheet
Thermometer ID:

Methods (Circle as appropriate)

EPA 245.1 SW846 7470A

Type of Digestion:

Hot Block ID 8 Start Time: 11:00 Temp: 94°C End time: 13:00 Temp: 94°C Tubes: 29 – 80

Hot Block ID ___ Start Time ___ Temp: ___ End time: ___ Temp: ___ Tubes: ___

Bot #	Sample ID	pH <2 Y/N	Initial Sample Vol ml	Final Samp Vol ml	Spiked Used Amount Spiked	Spiked Used Added- Y or N	Spikelot and Conc (mg/L)	MP Number	Comments
33	JB69115-3	Y	30	30					
34	-53				2.0ml	Y	0.03		Y JB69115-3F
35	-54								
36	JB69115-3F								
37	JB69048-1								
38	-2								
39	-3								
40	-4								
41	-5								
42	-6								
	CCV				2.5 ML		0.03		0.03 ppm Hg std.
	CCB								
43	JB69-48-7								
44	-8								
45	-9								
46	JB68943-37		1 ml						Brown, mydg
47	-38		30						
48	JB68977-11								
49	JB68983-1								
50	-2								
51	JB69-78-3								
52	JB69650-8								
	CCV				2.5 ML		0.03		0.03 ppm Hg std.
	CCB								
53	JB69650-9								
54	-10								
55	[illegible]	N							
56	-49	N							
57	-51	Y*			2.0ml	Y	0.03		
58	-52								Y JB69115-5
59	JB69115-5								
60	-53								
61	-54				2.0ml	Y	0.03		Y JB69115-3F
62	-5F								
	CCV				2.5 ML		0.03		0.03 ppm Hg std.
	CCB								

Form GN022A-02
Revision Date: 03/25/13

ANALYST: Data
QC REVIEWER: ___

DATE: 6/23/14
DATE: ___

11.6.2 11

ACCUTEST.

Mercury Digestion Log

Product **HG / EHG**
Matrix: Aq / Liq / DW

MA Batch: MA34295
Analyst: DP
Date: 6/23/14
Balance: N/A
Reagents: See attached sheet
Thermometer ID: 425

Methods (Circle as appropriate)

EPA 245.1 **SW846 7470A**

Type of Digestion:

Hot Block ID___ Start Time: 13:00 Temp: 94+1-95 End time: 15:00 Temp: 94+1-95 Tubes: 76-92

Hot Block ID___ Start Time _____ Temp:____ End time:____ Temp:_____ Tubes: _____

Bot #	Sample ID	pH <2 Y/N	Initial Sample Vol ml	Final Samp Vol ml	Spiked Used: Amount Spiked	Spiked Used: Added- Y or N	Spikelot and Conc (mg/L)	MP Number	Comments
63	JB69115-3	Y	30	30					
64	-4								
65	-6								
66	-7								
67	-8								
68	-9								
69	-2F								
70	-4F								
71	-6F								
72	-7F								
	CCV				2.5 ML		0.03		0.03 ppm Hg std.
	CCB								
73	JB69115-8F								
74	-9F								
75	JB69681-1								
76	-1F								
77	JB68943-66		1 ml						Brown, muddy
78	-67		5 ml						Brown, muddy
79	JB69912-2		30						
80	JB69133-7								
81	MP80239-MB	N							
82	-4	N			2.0ml	Y	0.03		
	CCV				2.5 ML		0.03		0.03 ppm Hg std.
	CCB								
83	MP80239-S1	Y			2.0ml	Y	0.03		JB69102-1
84	-S2								
85	JB69056-1								
86	JB69102-1								
87	JB69170-1								
88	JB69379-1								
89	JB69430-3								
90	JB69896-1								
91	MP80248-DMB								
92	-DC				2.0ml	Y	0.03		
	CCV				2.5 ML		0.03		0.03 ppm Hg std.
	CCB								
93									
94									
95									
96									
97									
98									
99									
100									
	CCV				2.5 ML		0.03		0.03 ppm Hg std.
	CCB								

Form GN022A-02

ANALYST: [signature] DATE: 6/23/14

11.6.2 11

ACCUTEST LABORATORIES JB69078

ACCUTEST.

Mercury Digestion Log

Product HG / EHG / HGCLP
Matrix: Aq / Liq

MA Batch #: MA34295
Analyst: DP
Date: 6/23/14
Balance ID: N/A
Reagents: See attached sheet
Thermometer ID: 425

Methods (Circle as appropriate)

EPA 245.1 SW846 7470A EPA 245.1 CLP-M

Type of Digestion:

Hot Block: Start Time: 9:00 Temp: 94+/-95 End time: 11:00 Temp: 94+/-95

Water Bath Start Time: _____ Temp: _____ End time: _____ Temp: _____

Bot #	Sample ID	Initial Sample Vol ml	Final Samp Vol ml	Spiked Used Amount Spiked	Spiked Used Added-Y or N	Spikelot and Conc (mg/L)	MP Number	Comments
S-1	Calibration Blank	30 ml	30 ml	0.0 ml	N			
S-2	0.20 ug/l standard	30 ml	30 ml	2.0 ml	Y	0.0030		
S-3	0.50 ug/l standard	30 ml	30 ml	5.0 ml		0.0030		
S-4	1.00 ug/l standard	30 ml	30 ml	1.0 ml		0.0300		
S-5	2.50 ug/l standard	30 ml	30 ml	2.5 ml		0.0300		
S-6	5.00 ug/l standard	30 ml	30 ml	5.0 ml		0.0300		

Analyst: Daly Date: 6/23/14
QC Reviewer: _____ Date: _____

Form: GN-022A3
Rev. Date: 03/25/13

11.6.2 11

ACCUTEST.

Reagent Information Log- Hg Waters

MA # 34295

Reagents	Exp. Date	Reagent # or manufacturer lot #
Conc. Sulfuric Acid	6/16	Fisher 141489
Conc. Nitric Acid	6/16	Baker 0000074185
Sodium Chloride-Hydroxylamine Hydrochloride	12/20/14	HG-1492-112-HGHCL
Potassium Permanganate 5%	↓	HG-1492-110-HGKM1
Potassium Persulfate		HG-1492-111-HGKS
Stannous Chloride	6/24/14	HG-1496-98-HGS
STD Hg standard solution 1000 ppm	1/31/2016	ULTRA JO1211
STD Hg standard solu ion 30 ppb	6/24/14	HG-1496-95-HGA3
STD Hg standard solu ion 3 ppb	6/24/14	HG-1496-96-HGA4
ICV Hg standard solution 1000 ppm	2/1/2015	IN ORG VENTURE F2-HG0215
ICV Hg standard soluti on 30 ppb	6/24/14	HG-1496-97-HGB3
Dilution Acid		HG---HGD2(AQ)
Digestion Tubes Lot	N/A	Envi Express- 13/2222 HG---HGD2(AQ)
pH Paper	N/A	Hydrion Papers 1 to 12, Lot # 160/1-12.209510

Form: GN087A79-03
Rev. Date: 02/27/13

11.6.2 11

ACCUTEST LABORATORIES

Accutest Aqueous Metals Digestion Form

Batch Information

Batch ID	Start Date	Start Time	End Date	End time	QC Samp 1	QC Samp 2
MP80044	6/14/2014	10:00	6/14/2014	14:00	JB69078-3	

Temperature

		Block ID1	Therm. ID#	Temperature	Correction	Corrected Temp
1	Start	8	174	92	0	92
1	End	8	174	92	0	92
2	Start					
2	End					

Methods and Equipment

	Dig. Method	Heating Method		Auto Pipette #	Digestion Tube Lot #	
	SW846 3010A	Digestion Block		M-54	1312222	

Sample ID	Bottle Number	Pres (Y/N)	Initial Sample Volume	Final Volume in ML	Reagent Groups Added	Spike Groups Added	Comments
MP80044-MB1	N/A	N	50	50	A, B		
MP80044-S1	3	Y	50	50	A, B	A, B	
MP80044-S2	3	Y	50	50	A, B	A, B	
MP80044-SD1	3	Y	50	50	A, B		
JB68977-11	5	Y	50	50	A, B		
JB69008-38	1	Y	50	50	A, B		
JB69009-32	3	Y	50	50	A, B		
JB69078-3	3	Y	50	50	A, B		
JB69140-2	3	Y	50	50	A, B		
JB69141-2	3	Y	50	50	A, B		
JB69163-12	3	Y	50	50	A, B		
MP80044-LC1	N/A	Y	50	50	A, B		

Reagents Groups

Group	Description	MLs Used
A	CONC HNO3	3
B	1:1 HCL	5
C		
D		
E		
F		
G		
H		

Spike Groups

Group	Description	MLs Used
A	SP	0.5
B	MIN1	0.5
C		
D		
E		
F		
G		
H		

Comments: _____

Analyst MASOODAS **Approved by** Wendyz **Approved on** 6/16/2014

Note: Reagent traceability for batch Start Date can be seen on the reagent traceability page for this batch.
Serial Dilution samples shown for QC purposes only.
Acceptable Temperature range is 90-95 degrees C unless otherwise noted

ACCUTEST.

Aqueous Digestion Reagent Information Log

Digestion Reagents Information Log

Digestion Batch ID: MP 80044
Matrix: AQ

Standard/Reagent Type	Exp. Date	Standard/Reagent ID
Spiking Solution - Reg. Spike	12/9/14	MP-013-656 -SP
Spiking Solution - Min. Spike	11/29/14	MP-013-653 -MIN1
Spiking Solution - Odd Spike	10/29/14	MP-013-647 -ODD
Spiking Solution - Other		
Spiking Solution - Other		
Nitric Acid	6/2016	E 0000074185 JT Baker
Nitric Acid (1:1)	12/11/14	MP-013-20-195 -HNO3 (1:1)
Hydrochloric Acid	12/11/14	MP-013-20-196 -HCl (1:1)
Hydrogen Peroxide		Lot #: Mfg.
Lab Control	9/1/14	MP-~~0~~ 151 - 116 -LCW
Spike Blank		
Filter Lot (sample filtration)	N/A	Lot #: FC009746 Mfg. Fisher Scientific
Digestion Tubes Lot	N/A	Lot #: 1312222 Mfg. Environmental Express
pH Paper	N/A	Hydrion Paper 1 to 12, lot # 228713

11.6.3 11

Form: AA014B-01
Rev. Date: 5/12/08

ACCUTEST LABORATORIES

Solids/Soil Metals Digestion Form

Batch Information

Batch ID	Start Date	Start Time	End Date	End time	QC Samp 1	QC Samp 2
MP80099	6/17/2014	9:00	6/17/2014	1600	JB69023-2	

Temperature

		Block ID	Therm. ID#	Balance ID	Temperature	Correction	Corrected Temp
1	Start	5	431	B-41	92	0	92
1	End	5	431	NA	94	0	94
2	Start						
2	End			NA			

Methods and Equipment

	Dig. Method	Heating Method		Auto Pipette #	Digestion Tube Lot #	
	SW846 3050B	Digestion Block		M-54	1312222	

Sample ID	Bottle ID	Final Volume (ML)	Wet Weight (G)	Reagent Groups Added	Spike Groups Added	Comments
MP80099-MB1	N/A	100	1.01	A,B,C,D		
MP80099-B1	N/A	100	1.01	A,B,C,D	A & B	
MP80099-S1	1	100	0.97	A,B,C,D	A & B	
MP80099-S2	1	100	0.97	A,B,C,D	A & B	
MP80099-SD1	1	100	1.02	A,B,C,D		
JB68928-1	1	100	0.96	A,B,C,D		
JB68928-2	2	100	1.01	A,B,C,D		
JB68955-10	1	100	1.02	A,B,C,D		
JB68955-2	1	100	0.97	A,B,C,D		
JB68955-3	1	100	1.00	A,B,C,D		
JB68955-4	1	100	0.99	A,B,C,D		
JB68955-7	1	100	0.98	A,B,C,D		
JB68955-8	1	100	1.00	A,B,C,D		
JB68955-9	1	100	1.02	A,B,C,D		
JB68977-2A	1	100	1.34	A,B,C,D		
JB68977-3A	1	100	1.40	A,B,C,D		
JB68977-6A	1	100	2.36	A,B,C,D		
JB68977-9A	1	100	0.95	A,B,C,D		
JB68999-1	1	100	0.98	A,B,C,D		
JB68999-2	1	100	0.96	A,B,C,D		
JB69023-1	1	100	1.04	A,B,C,D		
JB69023-2	1	100	1.02	A,B,C,D		
JB69023-3	1	100	0.98	A,B,C,D		
JB69078-1	1	100	0.96	A,B,C,D		
JB69078-2	1	100	1.02	A,B,C,D		
MP80099-LC1	N/A	100	0.52	A,B,C,D		

Reagents Groups

Group	Description	MLs Used
A	CONC HNO3	5
B	1:1 HNO3	10
C	H2O2 30%	3
D	CONC HCL	10
E		
F		
G		
H		

Spike Groups

Group	Description	MLs Used
A	SP	2
B	MIN2	2
C		
D		
E		
F		
G		
H		

Comments:

Analyst AMIRAHH **Approved by** Wendyz **Approved on** 6/17/2014

Note: Reagent traceability for batch Start Date can be seen on the reagent traceability page for this batch.
Serial Dilution samples shown for QC purposes only.
Acceptable Temperature range is 90-95 degrees C unless otherwise noted

ACCUTEST.

Soil Digestion Reagents Information Log

Digestion Reagents Information Log

Digestion Batch ID: MP 80099
Matrix: SOIL

Standard/Reagent Type	Exp. Date	Standard/Reagent ID
Spiking Solution - Reg. Spike	12/9/14	MP-013-656 -SP
Spiking Solution - Min. Spike	11/29/14	MP-013-653 -MIN2
Spiking Solution - Odd Spike	10/29/14	MP-013-647 -ODD
Spiking Solution - Other		
Spiking Solution - Other		
Nitric Acid	6/2016	E 0000074185 JT Baker
Nitric Acid (1:1)	12/16/14	MP-013-20-197 -HNO3 (1:1)
Hydrochloric Acid	6/2016	E 0000060411 JT Baker
Hydrogen Peroxide	6/2016	Lot #: 142358 Mfg. Fisher Scientific
Lab Control	11/14/14	Lot #: D082-540 Mfg. ERA
Spike Blank		
Filter Lot (sample filtration)	N/A	Lot #: FC009746 Mfg. Fisher Scientific
Digestion Tubes Lot	N/A	Lot #: 1312222 Mfg. Environmental Express
Teflon Chips	N/A	Batch # F718-2G022 Saint-Gobain

Form: AA014A-02
Rev. Date: 10/15/12

11.6.4 11

ACCUTEST LABORATORIES

Solids/Soil Metals Digestion Form

Batch Information

Batch ID	Start Date	Start Time	End Date	End time	QC Samp 1	QC Samp 2
MP80099	6/18/2014	16:00	6/18/2014	22:00	JB69023-2	

Temperature

		Block ID	Therm. ID#	Balance ID	Temperature	Correction	Corrected Temp
1	Start	5	431	B41	93	0	93
1	End	5	431	NA	93	0	93
2	Start						
2	End			NA			

Methods and Equipment

	Dig. Method	Heating Method		Auto Pipette #	Digestion Tube Lot #	
	SW846 3050B	Digestion Block		M54	1312222	

Sample ID	Bottle ID	Final Volume (ML)	Wet Weight (G)	Reagent Groups Added	Spike Groups Added	Comments
MP80099-S1	1	100	1.00	ABCD	AB	
MP80099-S2	1	100	1.00	ABCD	AB	
MP80099-SD1	1	100	1.02	ABCD	AB	
JB68928-1	1	100	1.01	ABCD		
JB68928-2	1	100	0.95	ABCD		
JB68955-10	2	100	1.34	ABCD		
JB68955-2	2	100	1.40	ABCD		
JB68955-3	2	100	1.03	ABCD		
JB68955-4	2	100	0.95	ABCD		
JB68955-7	2	100	1.27	ABCD		
JB68955-8	2	100	1.02	ABCD		
JB68955-9	2	100	1.02	ABCD		
JB68977-2A	2	100	1.36	ABCD		
JB68977-3A	2	100	1.43	ABCD		
JB68977-6A	2	100	2.34	ABCD		
JB68977-9A	2	100	1.01	ABCD		
JB68999-1	1	100	1.05	ABCD		
JB68999-2	1	100	1.00	ABCD		
JB69023-1	1	100	1.02	ABCD		
JB69023-2	1	100	1.02	ABCD		
JB69023-3	1	100	0.98	ABCD		
JB69078-1	1	100	2.57	ABCD		
JB69078-2	1	100	1.59	ABCD		
MP80099-MB2		100	1.03	ABCD		
MP80099-B2		100	1.00	ABCD		
MP80099-LC2		100	0.52	ABCD		

Reagents Groups

Group	Description	MLs Used
A	CONC HNO3	5
B	1:1 HNO3	10
C	30% H2O2	5
D	CONC HCL	10
E		
F		
G		
H		

Spike Groups

Group	Description	MLs Used
A	SP	2
B	MIN2	2
C		
D		
E		
F		
G		
H		

Comments:

Analyst MICHAELB **Approved by** Wendyz **Approved on** 6/19/2014

Note: Reagent traceability for batch Start Date can be seen on the reagent traceability page for this batch.
Serial Dilution samples shown for QC purposes only.
Acceptable Temperature range is 90-95 degrees C unless otherwise noted

ACCUTEST.

Soil Digestion Reagents Information Log

Digestion Reagents Information Log

Digestion Batch ID: MP 80099A
Matrix: SOIL

Standard/Reagent Type	Exp. Date	Standard/Reagent ID
Spiking Solution - Reg. Spike	9/1/14	MP-013-1057 -SP
Spiking Solution - Min. Spike	12/14/14	MP-013-1059 -MIN2
Spiking Solution - Odd Spike	12/16/14	MP-013-1060 -ODD
Spiking Solution - Other		
Spiking Solution - Other		
Nitric Acid	6/2016	# Batch NO: 0000074185 J.T. Baker
Nitric Acid (1:1)	12/16/14	MP-013-20-197 -HNO3 (1:1)
Hydrochloric Acid	6/2016	# Batch NO: 0000060911 J.T. Baker
Hydrogen Peroxide	6/2016	Lot #: 142358 Mfg. Fisher Scientific
Lab Control	10/17/15	Lot #: D082-540 Mfg. ERA
Spike Blank		
Filter Lot (sample filtration)	N/A	Lot #: FC010444 Mfg. Fisher Sci.
Digestion Tubes Lot	N/A	Lot #: 1312222 Mfg. ENVIROM. Exp.
Teflon Chips	N/A	Batch # F718-2G1022 Saint-Gobain

Form: AA014A-02
Rev. Date: 10/15/12

11.6.4 11

New Jersey ACCUTEST LABORATORIES

General Chemistry

QC Data Summaries

Includes the following where applicable:

- Percent Solids Raw Data Summary

Percent Solids Raw Data Summary

Job Number: JB69078
Account: LANGAN Langan Engineering & Environmental
Project: Carroll Gardens, 363-365 Bond Street, Brooklyn, NY

Sample: JB69078-1 **Analyzed:** 16-JUN-14 by AA **Method:** SM2540 G-97
ClientID: 341-PE-4

Wet Weight (Total)	31.8	g
Tare Weight	28.29	g
Dry Weight (Total)	29.64	g
Solids, Percent	38.5	%

Sample: JB69078-2 **Analyzed:** 16-JUN-14 by AA **Method:** SM2540 G-97
ClientID: 342-PE-3

Wet Weight (Total)	32.59	g
Tare Weight	26.93	g
Dry Weight (Total)	30.54	g
Solids, Percent	63.8	%

New Jersey
ACCUTEST LABORATORIES

Misc. Raw Data

Raw Data

Methanol Prep Log

Vial Track #:	Lims ID:	Initial Tare Wt (g)	Total Wt (g)	Weight of Sample (g)	Date Prepared	Lot #:	Prep By	Vial Desc:	Comments
042114-3:12353	JB69078-1.3	36.7600	39.9900	3.2300				NAB	
042114-3:11773	JB69078-1.4	34.8700	38.9300	4.0600				NAB	
042114-3:11785	JB69078-1.5	34.9900	39.0700	4.0800				NAB	
042114-3:12166	JB69078-2.3	37.1400	42.3200	5.1800				NAB	
042114-3:12038	JB69078-2.4	35.1900	40.3200	5.1300				NAB	
042114-3:11998	JB69078-2.5	35.0000	40.2200	5.2200				NAB	